Pittsburgh Pirates - 2013

Batter	1	2	3	4	5	6	7	8	9	AB	R	H	RBI	BB	SO	LOB
6 Starling Marte, R (1, 7) OBP: 0.500, SLG: 0.500	G4-3			23 FC3-6 7 S 46 G3 1B		60 1B 3B 1-H	P4			2	1	1	0	0	0	0
26 Felix Pie, L (5, 7) OBP: 0.500, SLG: 1.500										2	1	1	1	0	0	0
7 Alex Presley, L (1, 8)	G3-1			23 FC3-6 1-2 BB		1B 3-H		17 G4-3 17 S 1B		1	0	0	0	1	0	0
60 Darren Ford, R (5, 8) OBP: 1.000, SLG: 1.000										2	0	2	1	0	0	0
23 Travis Snider, L (1, 9)	F9			FC3-6 1-2f 2-3		43 1B 25 WP 1B		G4-3 1-3		2	0	0	0	0	0	2
17 Jerry Sands, R (5, 9) OBP: 0.500, SLG: 0.500										2	0	1	0	0	0	1
46 Garrett Jones, L (1, 3)		K		G3 3-H		G5-3 1-2		K		2	0	0	1	0	1	1
25 Clint Robinson, L (5, 3)										2	0	0	0	0	1	2
24 Pedro Alvarez, L (1, 5)		G4-3		F7		2 BB 2-3 1B		G6-3		2	0	0	0	0	0	1
43 Jared Goedert, R (5, 5) OBP: 0.500, SLG: 0.500										2	0	1	0	0	0	1
2 Brad Hawpe, L (1, 10)		K2-3			G3-1	BB 1-2			F7	2	0	0	0	1	1	0
65 Matt Hague, R (9, PH) (9, 10)										1	0	0	0	0	0	0
19 Michael McKenry, R (1, 2)			K		G4-3	G5-3			F8	2	0	0	0	0	1	0
73 Lucas May, R (5, 2)										2	0	0	0	0	0	3
5 Josh Harrison, R (1, 4)		K			G5-3		66 CS 1B		2B	2	0	0	0	0	1	0
58 Anderson Hernandez, S (5, 4) OBP: 1.000, SLG: 1.500										2	0	2	0	0	0	0
15 Chase d'Arnaud, R (1, 6) OBP: 0.500, SLG: 0.500		K				26 3B 1B	F9 1-2			2	1	1	0	0	1	0
66 Iván De Jesús Jr., R (6, 6)										1	0	0	0	0	0	1
Inning Stats	R: 0 E: 0 K: 0 S: 4 H: 0 LOB: 0 BB: 0 P: 4	R: 0 E: 0 K: 2 S: 7 H: 0 LOB: 0 BB: 0 P: 7	R: 0 E: 0 K: 3 S: 9 H: 0 LOB: 0 BB: 0 P: 9	R: 1 E: 0 K: 0 S: 5 H: 1 LOB: 1 BB: 1 P: 9	R: 0 E: 0 K: 0 S: 3 H: 0 LOB: 0 BB: 0 P: 3	R: 2 E: 0 K: 0 S: 7 H: 5 LOB: 3 BB: 1 P: 12	R: 0 E: 0 K: 0 S: 3 H: 1 LOB: 0 BB: 0 P: 4	R: 0 E: 0 K: 1 S: 6 H: 1 LOB: 1 BB: 0 P: 7	R: 0 E: 0 K: 0 S: 3 H: 1 LOB: 1 BB: 0 P: 3	1B: 7 2B: 1 3B: 1 HR: 0	SF: 0 SAC: 0 DP: 0 HBP: 0						

TOP

Pittsburgh Pirates @ Tampa Bay Rays

Charlotte Sports Park, Port Charlotte, FL

Sat Feb 23 2013, 1:09 PM - 4:00 PM EST

Att. 4,436 - Sunny - 81 F

livebaseballscorecards.com

AB	33
R	3
H	9
RBI	3
BB	2
SO	6
LOB	12

WP: 1	PA: 35
PB: 0	
SB: 2	
CS: 1	

PITCHER		IP	WLS	BF	H	R	ER	SO	BB	IBB	HBP	BLK	WP	HR	S	P	ERA	WHIP
40 Roberto Hernandez, R ERA:	(1, 1)	1.0		3	0	0	0	0	0	0	0	0	0	0	4	4	0.00	0.000
34 Jeff Niemann, R ERA:	(2, 1)	1.0		3	0	0	0	2	0	0	0	0	0	0	7	7	0.00	0.000
56 Fernando Rodney, R ERA:	(3, 1)	1.0		3	0	0	0	3	0	0	0	0	0	0	9	9	0.00	0.000
73 J.D. Martin, R ERA: 4.5	(4, 1)	2.0	L	8	1	1	1	0	1	0	0	0	0	0	8	12	4.50	1.000
31 Mike Montgomery, L ERA: 18.0	(6, 1)	1.0		8	5	2	2	0	1	0	0	0	1	0	7	12	18.00	6.000

PITCHER		IP	WLS	BF	H	R	ER	SO	BB	IBB	HBP	BLK	WP	HR	S	P	ERA	WHIP
45 Enny Romero, L ERA:	(7, 1)	2.0		7	2	0	0	1	0	0	0	0	0	0	9	11	0.00	1.000
74 Adam Liberatore, L ERA:	(9, 1)	1.0		3	1	0	0	0	0	0	0	0	0	0	3	3	0.00	1.000

Batter	1	2	3	4	5	6	7	8	9	AB	R	H	RBI	BB	SO	LOB
5 Sam Fuld, L (1, 8)	G5-3		S 1 SAFE; CS; 1-2	CCC; K		F8		B X; 1-H 2-H; 2B		2	0	0	0	0	1	0
40 Kevin Kiermaier, L (5, 8) OBP: 0.500, SLG: 1.000										2	0	1	2	0	0	0
11 Yunel Escobar, R (1, 6) OBP: 0.500, SLG: 0.500	G6-3			2 1B; 1B		L6		G5-3		2	0	1	0	0	0	0
29 Tim Beckham, R (4, PR) (5, 6)										2	0	0	0	0	0	1
2 Kelly Johnson, L (1, 4) OBP: 0.500, SLG: 0.500	K			1-3; 1B			K		K	2	0	1	0	0	1	0
87 Cole Figueroa, L (4, PR) (5, 4)										2	0	0	0	0	2	0
28 José Molina, R (1, 2)		G4-3		P4			G6-3		K	2	0	0	0	0	0	2
7 Mike Fontenot, L (6, 5)										2	0	0	0	0	1	0
30 Luke Scott, L (1, 10)		G5-3		K			F8		F8	2	0	0	0	0	1	2
26 Stephen Vogt, L (7, PH) (8, 10)										2	0	0	0	0	0	0
21 James Loney, L (1, 3)		G4-3			G3-1			G6-3		2	0	0	0	0	0	0
38 Robinson Chirinos, R (6, 2)										1	0	0	0	0	0	0
60 Wil Myers, R (1, 9)			G4-3					G4-3		1	0	0	0	1	0	0
80 Taylor Motter, R (6, 9)					16 G5-4-3; BB					1	0	0	0	0	0	0
16 Chris Gimenez, R (1, 5)			BBBB; 24 FC6-4; BB		G5-4-3; 1-2f			BBBB; 40 BLK; 24 1B; 40 2B; BB		1	0	0	0	1	0	1
69 Nick Weglarz, L (6, 3)										0	1	0	0	1	0	0
24 Rich Thompson, L (1, 7) OBP: 0.333, SLG: 0.333			FC6-4; 5 CS; 1-2f			F8		40 BLK; 40 2B; 1-2; 1B		3	1	1	0	0	0	1

BOTTOM

Pittsburgh Pirates @ Tampa Bay Rays

Charlotte Sports Park, Port Charlotte, FL

Sat Feb 23 2013, 1:09 PM - 4:00 PM EST

Att. 4,436 - Sunny - 81 F

livebaseballscorecards.com

AB	29
R	2
H	4
RBI	2
BB	3
SO	6
LOB	7

Inning Stats	1	2	3	4	5	6	7	8	9
	R: 0 E: 0 K: 1 S: 5	H: 0 LOB: 0 BB: 0 P: 5	R: 0 E: 0 K: 0 S: 3	H: 0 LOB: 0 BB: 0 P: 3	R: 0 E: 0 K: 0 S: 3	H: 0 LOB: 0 BB: 0 P: 3	R: 0 E: 0 K: 2 S: 9	H: 2 LOB: 2 BB: 0 P: 9	R: 0 E: 0 K: 0 S: 2	H: 0 LOB: 0 BB: 1 P: 6
	R: 0 E: 0 K: 0 S: 3	H: 0 LOB: 0 BB: 0 P: 3	R: 0 E: 0 K: 1 S: 5	H: 0 LOB: 0 BB: 0 P: 5	R: 2 E: 0 K: 0 S: 5	H: 2 LOB: 1 BB: 1 P: 10	R: 0 E: 0 K: 2 S: 7	H: 0 LOB: 0 BB: 0 P: 7		

1B:	3
2B:	1
3B:	0
HR:	0
SF:	0
SAC:	0
DP:	1
HBP:	0

WP:	0
PB:	0
SB:	0
CS:	1
PA:	33

PITCHER		IP	WLS	BF	H	R	ER	SO	BB	IBB	HBP	BLK	WP	HR	S	P	ERA	WHIP
49 Jeff Locke, L ERA:	(1, 1)	3.0	W	9	0	0	0	1	1	0	0	0	0	0	11	15	0.00	0.333
63 Chris Leroux, R ERA:	(4, 1)	1.0	H	5	2	0	0	2	0	0	0	0	0	0	9	9	0.00	2.000
29 Bryan Morris, R ERA:	(5, 1)	1.0	H	3	0	0	0	0	1	0	0	0	0	0	2	6	0.00	1.000
52 Mike Zagurski, L ERA:	(6, 1)	1.0	H	3	0	0	0	0	0	0	0	0	0	0	3	3	0.00	0.000
61 Duke Welker, R ERA:	(7, 1)	1.0	H	3	0	0	0	1	0	0	0	0	0	0	5	5	0.00	0.000

PITCHER		IP	WLS	BF	H	R	ER	SO	BB	IBB	HBP	BLK	WP	HR	S	P	ERA	WHIP
32 Vin Mazzaro, R ERA: 18.0	(8, 1)	1.0	H	6	2	2	2	0	1	0	0	1	0	0	5	10	18.00	3.000
62 Brooks Brown, R ERA:	(9, 1)	1.0	S	3	0	0	0	2	0	0	0	0	0	0	7	7	0.00	0.000

Atlanta Braves @ Pittsburgh Pirates

McKechnie Field, Bradenton, FL

Sun Feb 24 2013, 1:08 PM - 4:16 PM EST

Att. 5,626 - Sunny - 80 F

TOP

livebaseballscorecards.com

Batter	1	2	3	4	5	6	7	8	9	AB	R	H	RBI	BB	SO	LOB
7 Reed Johnson, R (1, 8) OBP: 0.167, SLG: 0.167	G5-3		K		K		F9		K	3	0	0	0	0	2	2
68 Evan Gattis, R (6, 7) OBP: 0.500, SLG: 1.200										2	0	0	0	0	1	2
22 Jason Heyward, L (1, 9) OBP: 0.400, SLG: 1.000	8 S BB		F7			HR		BB		2	1	1	1	1	0	1
73 Joey Terdoslavich, S (6, 9) OBP: 0.667, SLG: 2.000										0	0	0	0	1	0	0
8 Justin Upton, R (1, 7)	K 1-2			F8		G6-3		K		3	0	0	0	0	1	1
77 Luis De La Cruz, R (6, 2)										1	0	0	0	0	1	1
25 Juan Francisco, L (1, 5)	F8			K		G5-3		P6		3	0	0	0	0	1	1
76 Joe Leonard, R (7, 5)										1	0	0	0	0	0	1
2 B.J. Upton, R (1, 10) OBP: 0.400, SLG: 0.600		G3		2B		1B		K		3	0	2	0	0	0	0
74 Jordan Parraz, R (8, PH) OBP: 0.250, SLG: 0.250										1	0	0	0	0	1	1
(8, 10)																
23 Blake DeWitt, L (1, 4)		L4		11 PO BB		G3			F9	3	0	0	0	1	0	1
11 Gerald Laird, R (1, 2)		F8	B 1 SAFE	PO 1-2	F9		14 CS 58 S 1B		58 F9 1 1B 2B	2	0	0	0	0	0	0
17 Jordan Schafer, L (6, 8) OBP: 0.333, SLG: 0.500										2	1	2	0	0	0	0
58 Ernesto Mejia, R (1, 3) OBP: 0.429, SLG: 0.200			14 WP HBP		BB		F9 1-2		F9 2-3	2	0	0	0	1	0	2
14 Ramiro Pena, S (1, 6) OBP: 0.143, SLG: 0.286			P2 1-2		K		2B 2-3		1B 3-H	3	0	1	0	0	1	2
1 Tyler Pastornicky, R (7, 6) OBP: 0.667, SLG: 0.500										1	0	1	1	0	0	0

Inning Stats	1	2	3	4	5	6	7	8	9
R	0	0	0	0	0	1	0	0	1
E	0	0	0	0	0	0	0	0	0
K	1	0	1	1	2	0	0	2	1
S	5	3	5	5	7	7	4	7	7
H	0	0	0	1	0	2	2	0	2
LOB	1	0	0	1	1	1	2	1	2
BB	1	0	0	1	1	0	0	1	0
P	9	3	7	10	11	8	5	11	7

1B	3
2B	3
3B	0
HR	1
SF	0
SAC	0
DP	0
HBP	1

WP	1
PB	0
SB	2
CS	1
PA	38

AB	32
R	2
H	7
RBI	2
BB	4
SO	8
LOB	15

PITCHER		IP	WLS	BF	H	R	ER	SO	BB	IBB	HBP	BLK	WP	HR	S	P	ERA	WHIP
53 James McDonald, R ERA:	(1, 1)	2.0		7	0	0	0	1	1	0	0	0	0	0	8	12	0.00	0.500
36 Jonathan Sánchez, L ERA:	(3, 1)	2.0		8	1	0	0	2	1	0	1	0	1	0	10	17	0.00	1.000
39 Jason Grilli, R ERA:	(5, 1)	1.0	W	4	0	0	0	2	1	0	0	0	0	0	7	11	0.00	1.000
35 Mark Melancon, R ERA: 9.0	(6, 1)	1.0	H	5	2	1	1	0	0	0	0	0	0	1	7	8	9.00	2.000
44 Tony Watson, L ERA:	(7, 1)	1.0		4	2	0	0	0	0	0	0	0	0	0	4	5	0.00	2.000

PITCHER		IP	WLS	BF	H	R	ER	SO	BB	IBB	HBP	BLK	WP	HR	S	P	ERA	WHIP
48 Jared Hughes, R ERA:	(8, 1)	1.0		4	0	0	0	2	1	0	0	0	0	0	7	11	0.00	1.000
37 Justin Wilson, L ERA: 9.0	(9, 1)	1.0		5	2	1	1	1	0	0	0	0	0	0	7	7	9.00	2.000

Atlanta Braves @ Pittsburgh Pirates

McKechnie Field, Bradenton, FL

Sun Feb 24 2013, 1:08 PM - 4:16 PM EST

Att. 5,626 - Sunny - 80 F

livebaseballscorecards.com

BOTTOM

Batter	1	2	3	4	5	6	7	8	9	AB	R	H	RBI	BB	SO	LOB
6 Starling Marte, R (1, 7) OBP: 0.250, SLG: 0.250	K		F7		1B	1B		G2-3		2	0	0	0	0	1	1
60 Darren Ford, R (5, PH) OBP: 0.800, SLG: 0.800 (6, 7)										3	0	2	2	0	0	2
55 Russell Martin, R (1, 2)	24 S BB		K		G5-3	K		26 BB		1	0	0	0	1	1	1
59 Tony Sanchez, R (5, 2)										2	0	0	0	1	1	2
22 Andrew McCutchen, R (1, 8)	F9			G1-3		65 HBP 66 1B 1B	G6-3	BB		2	0	0	0	0	0	1
26 Felix Pie, L (6, 8) OBP: 0.600, SLG: 1.000										2	1	1	1	1	0	0
24 Pedro Alvarez, L (1, 5)	G4-3			E4 14 CS		66 1B 25 2B HBP	G1-3	P3		2	0	0	0	0	0	1
65 Matt Hague, R (6, 5)										2	1	0	0	0	0	3
18 Neil Walker, S (1, 4)		K		K		25 2B 2 1B 1B	G4-3			2	0	0	0	0	2	1
66 Iván De Jesús Jr., R (6, 4) OBP: 0.333, SLG: 0.333										2	1	1	1	0	0	0
14 Gaby Sanchez, R (1, 3) OBP: 1.000, SLG: 2.000		78 L5-3 HBP		CS	12 HR 2B	2 2B		17 PB 2 BB 60 G2-3 1B		1	1	1	0	0	0	0
25 Clint Robinson, L (6, 3) OBP: 0.500, SLG: 0.750										2	2	2	1	0	0	0
78 Brandon Inge, R (1, 10)		L5-3			F7	17 F8 17 PB 60 1B 1B		60 G2-3 17 PB 26 BB BB		2	0	0	0	0	0	2
2 Brad Hawpe, L (6, PH) OBP: 0.600, SLG: 0.333 (7, 10)										1	2	1	2	1	0	0
31 Jose Tabata, R (1, 9)			L6		G5-3	F8		G5-3		2	0	0	0	0	0	1
17 Jerry Sands, R (6, 9) OBP: 0.250, SLG: 0.250										2	0	0	0	0	0	3
12 Clint Barmes, R (1, 6) OBP: 1.000, SLG: 2.500			1B		HR	G5-3		26 BB 60 G2-3 BB		2	1	2	2	0	0	0
10 Jordy Mercer, R (6, 6)										1	0	0	0	1	0	1
Inning Stats	R: 0 E: 0 K: 1 S: 5 H: 0 LOB: 1 BB: 1 P: 10	R: 0 E: 0 K: 1 S: 4 H: 0 LOB: 0 BB: 0 P: 5	R: 0 E: 0 K: 1 S: 6 H: 1 LOB: 1 BB: 0 P: 6	R: 0 E: 1 K: 1 S: 5 H: 0 LOB: 0 BB: 0 P: 6	R: 2 E: 0 K: 0 S: 8 H: 3 LOB: 1 BB: 0 P: 10	R: 5 E: 0 K: 1 S: 10 H: 5 LOB: 1 BB: 0 P: 12	R: 0 E: 0 K: 0 S: 3 H: 0 LOB: 0 BB: 0 P: 3	R: 2 E: 0 K: 0 S: 4 H: 1 LOB: 3 BB: 4 P: 21		1B: 7 2B: 3 3B: 0 HR: 1	SF: 0 SAC: 0 DP: 1 HBP: 2					

AB	**33**	WP: 0	PA: 41
R	**9**	PB: 2	
H	**10**	SB: 1	
RBI	**9**	CS: 1	
BB	**5**		
SO	**5**		
LOB	**19**		

PITCHER		IP	WLS	BF	H	R	ER	SO	BB	IBB	HBP	BLK	WP	HR	S	P	ERA	WHIP
49 Julio Teheran, R ERA:	(1, 1)	2.0		7	0	0	0	2	1	0	1	0	0	0	9	15	0.00	0.500
71 Sean Gilmartin, L ERA:	(3, 1)	2.0		7	1	0	0	2	0	0	0	0	0	0	11	12	0.00	0.500
39 Jonny Venters, L ERA: 18.0	(5, 1)	1.0	L	6	3	2	2	0	0	0	0	0	0	1	8	10	18.00	3.000
61 David Carpenter, R ERA: 67.5	(6, 1)	0.2		7	4	5	5	0	0	0	1	0	0	0	6	8	67.50	6.000
79 Wirfin Obispo, R ERA:	(6, 1)	0.1		2	1	0	0	1	0	0	0	0	0	0	4	4	0.00	3.000

PITCHER		IP	WLS	BF	H	R	ER	SO	BB	IBB	HBP	BLK	WP	HR	S	P	ERA	WHIP
62 David Hale, R ERA:	(7, 1)	1.0		3	0	0	0	0	0	0	0	0	0	0	3	3	0.00	0.000
64 Aaron Northcraft, R ERA: 27.0	(8, 1)	0.2		7	1	2	2	0	4	0	0	0	0	0	3	20	27.00	7.500
63 Juan Jaime, R ERA:	(8, 1)	0.1		1	0	0	0	0	0	0	0	0	0	0	1	1	0.00	0.000

Batter	1	2	3	4	5	6	7	8	9	AB	R	H	RBI	BB	SO	LOB
7 Alex Presley, L (1, 8) OBP: 0.400, SLG: 0.250 60 Darren Ford, R (6, 8) OBP: 0.571, SLG: 0.571	C C C 0-3 ① K		X 0-0 ① P3		X 0-0 10 1B 23 SF7 1B		X 0-0 ① F8		X 0-0 ①② G5-4-3 1-2f	3 1 1 0 0 1 1 2 0 0 0 0 0 1						
10 Jordy Mercer, R (1, 6) OBP: 0.600, SLG: 0.500 15 Chase d'Arnaud, R (6, 6) OBP: 0.500, SLG: 0.500	X 0-0 ② G6-3		X 0-0 1-3 1B		X 0-0 17 L5-3 1-3 1B		S S T 0-2 ② K		X 0-0 1B	3 0 2 0 0 0 0 2 0 1 0 0 1 0						
23 Travis Snider, L (1, 9) OBP: 0.200, SLG: 0.667 31 Jose Tabata, R (6, 9) OBP: 0.250, SLG: 1.000	X 0-0 2B		X 0-0 ② SF8 3-H		X 0-0 ① SF7 3-H		B C C X 1-2 HR		X 0-0 ③ F9	1 0 1 2 0 0 0 2 1 1 1 0 0 1						
17 Jerry Sands, R (1, 10) OBP: 0.143, SLG: 0.143 25 Clint Robinson, L (7, PH) OBP: 0.400, SLG: 0.600 (7, 10)	X 0-0 ③ P3		X 0-0 ③ G6-3		X 0-0 ②③ L5-3 1-1		X 0-0 ③ L7			3 0 0 0 0 0 3 1 0 0 0 0 0 0						
46 Garrett Jones, L (1, 3) OBP: 0.200, SLG: 0.200 43 Jared Goedert, R (6, 3) OBP: 0.333, SLG: 0.333		X 0-0 ① G3-1		X 0-0 59 G4-3 26 1B 1B		X 0-0 ① G6-3		X 0-0 ① L9		3 1 1 0 0 0 0 1 0 0 0 0 0 0						
65 Matt Hague, R (1, 5) OBP: 0.286, SLG: 0.167 5 Josh Harrison, R (6, PR) (6, 5)		X 0-0 ② G5-3		X 0-0 ① F9		X 0-0 73 HBP 1B		X 0-0 ② F9		3 0 1 0 0 0 1 1 0 0 0 0 0 0						
59 Tony Sanchez, R (1, 2) OBP: 0.400, SLG: 0.250 73 Lucas May, R (5, 2) OBP: 0.500, SLG: 0.667		X 0-0 1B		X 0-0 ② G4-3 1-2		H 1-0 1-2 HBP		F X 0-1 79 WP 2B		2 0 1 0 0 0 1 1 0 1 0 0 0 0						
26 Felix Pie, L (1, 7) OBP: 0.500, SLG: 0.714 79 Gregory Polanco, L (6, 7)		X 0-0 ③ P6		X 0-0 2-H 1B		X 0-0 ② F8		B X 1-0 ③ F7 2-3		3 0 1 1 0 0 3 1 0 0 0 0 0 1						
58 Anderson Hernandez, S (1, 4) OBP: 0.600, SLG: 0.800 66 Iván De Jesús Jr., R (6, 4) OBP: 0.500, SLG: 0.500			X 0-0 10 1B 23 SF8 1B	S S S 0-3 ③ K		X 0-0 ③ P5			X 0-0 60 G5-4-3 1B	3 1 1 0 0 1 3 1 0 1 0 0 0 0						
Inning Stats	R: 0 H: 1 E: 0 LOB: 1 K: 1 BB: 0 S: 6 P: 6	R: 0 H: 1 E: 0 LOB: 1 K: 0 BB: 0 S: 4 P: 4	R: 1 H: 2 E: 0 LOB: 1 K: 0 BB: 0 S: 5 P: 5	R: 1 H: 2 E: 0 LOB: 1 K: 1 BB: 0 S: 7 P: 7	R: 1 H: 2 E: 0 LOB: 0 K: 0 BB: 0 S: 4 P: 4	R: 0 H: 1 E: 0 LOB: 2 K: 0 BB: 0 S: 4 P: 5	R: 1 H: 1 E: 0 LOB: 0 K: 1 BB: 0 S: 8 P: 9	R: 0 H: 1 E: 0 LOB: 1 K: 0 BB: 0 S: 5 P: 6	R: 0 H: 2 E: 0 LOB: 1 K: 0 BB: 0 S: 4 P: 4	1B: 10 SF: 2 2B: 3 SAC: 0 3B: 0 DP: 2 HR: 1 HBP: 1						

PITCHER		IP	WLS	BF	H	R	ER	SO	BB	IBB	HBP	BLK	WP	HR	S	P	ERA	WHIP
49 Vance Worley, R ERA:	(1, 1)	2.0		8	2	0	0	1	0	0	0	0	0	0	10	10	0.00	1.000
31 Alex Burnett, R ERA: 9.0	(3, 1)	1.0		5	2	1	1	0	0	0	0	0	0	0	5	5	9.00	2.000
50 Casey Fien, R ERA: 9.0	(4, 1)	1.0		5	2	1	1	1	0	0	0	0	0	0	7	7	9.00	2.000
68 Bryan Augenstein, R ERA: 9.0	(5, 1)	1.0	H	4	2	1	1	0	0	0	0	0	0	0	4	4	9.00	2.000
21 Samuel Deduno, R ERA:	(6, 1)	1.0	H	5	1	0	0	0	0	0	1	0	0	0	4	5	0.00	1.000

PITCHER		IP	WLS	BF	H	R	ER	SO	BB	IBB	HBP	BLK	WP	HR	S	P	ERA	WHIP
59 Esmerling Vasquez, R ERA: 9.0	(7, 1)	1.0	B	4	1	1	1	1	0	0	0	0	0	1	8	9	9.00	1.000
38 Cole De Vries, R ERA:	(8, 1)	1.0	W	4	1	0	0	0	0	0	0	0	1	0	5	6	0.00	1.000
60 Pedro Hernandez, L ERA:	(9, 1)	1.0	S	4	2	0	0	0	0	0	0	0	0	0	4	4	0.00	2.000

TOP

Pittsburgh Pirates @ Minnesota Twins

Hammond Stadium, Fort Myers, FL

Mon Feb 25 2013, 1:04 PM - 3:50 PM EST

Att. 5,048 - Partly Cloudy - 82 F

livebaseballscorecards.com

AB	36
R	4
H	13
RBI	4
BB	0
SO	3
LOB	15

WP: 1 PA: 39
PB: 0
SB: 0
CS: 0

BOTTOM

Pittsburgh Pirates @ Minnesota Twins

Hammond Stadium, Fort Myers, FL

Mon Feb 25 2013, 1:04 PM - 3:50 PM EST

Att. 5,048 - Partly Cloudy - 82 F

Batter	1	2	3	4	5	6	7	8	9	AB	R	H	RBI	BB	SO	LOB
12 Joe Benson, R (1, 8) 19 Darin Mastroianni, R (6, 8) OBP: 0.250, SLG: 0.500	F7		G6-3	K			G5-3			3 1	0 0	0 0	0 0	0 0	1 0	3 0
8 Jamey Carroll, R (1, 5) OBP: 0.400, SLG: 0.600 80 Mark Sobolewski, R (6, 5)	F9			16 BB, 7 BB, 33 2B, 1B	K			G6-3		3 1	1 0	1 0	0 0	0 0	1 0	0 0
7 Joe Mauer, L (1, 10) 13 Jeff Clement, L (8, PH) (9, 10)	G6-3			16 BB, 33 2B, BB 1-2	G1-3			G6-3		2 1	1 0	0 0	0 0	1 0	0 0	0 0
16 Josh Willingham, R (1, 7) OBP: 0.571, SLG: 1.000 48 Brandon Boggs, S (6, 7) OBP: 0.429, SLG: 0.857		33 L3, 1B		33 2B, BB 1-2 2-3	K			55 2B, 1B		2 1	1 1	1 1	0 0	1 0	1 0	0 0
33 Justin Morneau, L (1, 3) OBP: 0.400, SLG: 0.600 55 Chris Colabello, R (6, 3) OBP: 0.429, SLG: 0.571		L3 1-1		9 G4-3, 2 1B, 2B 1-H 2-H 3-H		G3-1		1-H, 2B		2 2	1 0	1 1	3 1	0 0	0 0	1 0
9 Ryan Doumit, S (1, 2) 77 Eric Fryer, R (6, 2)		G3		G4-3 2-3		K		K		2 2	0 0	0 0	0 0	0 0	0 2	1 1
22 Wilkin Ramirez, R (1, 9) OBP: 0.200, SLG: 0.400 26 Brian Dinkelman, L (6, 9) OBP: 0.500, SLG: 0.333			1 G1-3, 2B	G6-3		G1-3				2 1	0 0	1 0	0 0	0 0	0 0	1 0
2 Brian Dozier, R (1, 4) OBP: 0.250, SLG: 0.250 Eddie Rosario, L (6, 4) OBP: 0.571, SLG: 0.500			K	1 1B, 1B 3-H			G4-3			2 1	0 0	1 0	1 0	0 0	1 0	1 0
1 Ray Olmedo, S (1, 6) OBP: 0.250, SLG: 0.250 5 Eduardo Escobar, S (6, 6) OBP: 0.500, SLG: 0.500			G1-3 2-3	1-3, 1B			G4-3			2 1	0 0	1 0	0 0	0 0	0 0	1 0
Inning Stats	R: 0 E: 0 K: 0 S: 3 H: 0 LOB: 0 BB: 0 P: 3	R: 0 E: 0 K: 0 S: 3 H: 1 LOB: 0 BB: 0 P: 3	R: 0 E: 0 K: 1 S: 6 H: 1 LOB: 1 BB: 0 P: 6	R: 4 E: 0 K: 1 S: 9 H: 4 LOB: 2 BB: 2 P: 17	R: 0 E: 0 K: 2 S: 7 H: 0 LOB: 0 BB: 0 P: 7	R: 0 E: 0 K: 1 S: 5 H: 0 LOB: 0 BB: 0 P: 5	R: 0 E: 0 K: 0 S: 3 H: 0 LOB: 0 BB: 0 P: 3	R: 1 E: 0 K: 1 S: 7 H: 2 LOB: 1 BB: 0 P: 7		1B: 5 2B: 4 3B: 0 HR: 0	SF: 0 SAC: 0 DP: 1 HBP: 0					

livebaseballscorecards.com

AB	31
R	5
H	8
RBI	5
BB	2
SO	6
LOB	9

WP: 0 PB: 0 SB: 0 CS: 0 PA: 33

PITCHER		IP	WLS	BF	H	R	ER	SO	BB	IBB	HBP	BLK	WP	HR	S	P	ERA	WHIP
38 Kyle McPherson, R ERA:	(1, 1)	2.0		6	1	0	0	0	0	0	0	0	0	0	6	6	0.00	0.500
30 Jeanmar Gómez, R ERA: 27.0	(3, 1)	1.1	B	9	3	4	4	1	2	0	0	0	0	0	9	17	27.00	3.750
62 Brooks Brown, R ERA:	(4, 1)	0.2		4	2	0	0	1	0	0	0	0	0	0	6	6	0.00	3.000
63 Chris Leroux, R ERA:	(5, 1)	1.0		3	0	0	0	2	0	0	0	0	0	0	7	7	0.00	0.000
57 Phil Irwin, R ERA:	(6, 1)	1.0		3	0	0	0	1	0	0	0	0	0	0	5	5	0.00	0.000
69 Ryan Reid, R ERA:	(7, 1)	1.0		3	0	0	0	0	0	0	0	0	0	0	3	3	0.00	0.000
71 Kris Johnson, L ERA: 9.0	(8, 1)	1.0	L	5	2	1	1	1	0	0	0	0	0	0	7	7	9.00	2.000

Batter	1	2	3	4	5	6	7	8	9	AB	R	H	RBI	BB	SO	LOB
Inning Stats										1B: 0 2B: 0 3B: 0 HR: 0		SF: 0 SAC: 0 DP: 0 HBP: 0			WP: 0 PB: 0 SB: 0 CS: 0		PA: 0

Baltimore Orioles @ Pittsburgh Pirates

McKechnie Field, Bradenton, FL

Tue Feb 26 2013, 1:05 PM EST

TOP

livebaseballscorecards.com

AB	0
R	0
H	0
RBI	0
BB	0
SO	0
LOB	0

PITCHER	IP	WLS	BF	H	R	ER	SO	BB	IBB	HBP	BLK	WP	HR	S	P	ERA	WHIP

PITCHER	IP	WLS	BF	H	R	ER	SO	BB	IBB	HBP	BLK	WP	HR	S	P	ERA	WHIP

Batter	1	2	3	4	5	6	7	8	9	AB	R	H	RBI	BB	SO	LOB
Inning Stats																

BOTTOM

Baltimore Orioles @ Pittsburgh Pirates

McKechnie Field, Bradenton, FL

Tue Feb 26 2013, 1:05 PM EST

livebaseballscorecards.com

AB	**0**
R	**0**
H	**0**
RBI	**0**
BB	**0**
SO	**0**
LOB	**0**

1B: 0
2B: 0
3B: 0
HR: 0

SF: 0
SAC: 0
DP: 0
HBP: 0

WP: 0
PB: 0
SB: 0
CS: 0

PA: 0

PITCHER	IP	WLS	BF	H	R	ER	SO	BB	IBB	HBP	BLK	WP	HR	S	P	ERA	WHIP

PITCHER	IP	WLS	BF	H	R	ER	SO	BB	IBB	HBP	BLK	WP	HR	S	P	ERA	WHIP

Tampa Bay Rays @ Pittsburgh Pirates

McKechnie Field, Bradenton, FL

Wed Feb 27 2013, 1:09 PM - 4:07 PM EST

Att. 4,266 - Sunny - 70 F

TOP

livebaseballscorecards.com

Batter	1	2	3	4	5	6	7	8	9	AB	R	H	RBI	BB	SO	LOB
18 Ben Zobrist, S (1, 4) OBP: 0.231, SLG: 0.273	E4 (8 P6)	G4-3 (3-H)		G4-3			2B (24 1B; 66 G4-3)		3B	3	0	0	0	0	0	0
29 Tim Beckham, R (5, 4) OBP: 0.286, SLG: 0.714										2	1	2	0	0	0	0
8 Desmond Jennings, R (1, 8) OBP: 0.500, SLG: 0.500	P6 (1-2)		P3		BB (20 S; 11 SF9)		1B (36 E; 66 G4-3; 36 1B) (2-3)		K	2	1	0	0	1	0	1
24 Rich Thompson, L (5, 8) OBP: 0.429, SLG: 0.429										2	1	1	0	0	1	1
20 Matt Joyce, L (1, 9) OBP: 0.750, SLG: 1.000	G6-3		1B (30 2B)		K (1-3)		G4-3 (1-2; 3-H)		1B	3	1	1	0	0	1	1
66 Jason Bourgeois, R (5, 9) OBP: 0.429, SLG: 0.333										2	0	1	1	0	0	1
11 Yunel Escobar, R (1, 6) OBP: 0.286, SLG: 0.500		K	P4		SF9 (3-H)		1B (2-H)		K	2	0	0	1	0	1	1
36 Hak-Ju Lee, L (5, 6) OBP: 0.250, SLG: 0.143										2	0	1	1	0	1	2
30 Luke Scott, L (1, 10) OBP: 0.375, SLG: 0.429	1B (2 1B; 28 1B)		2B (1-H)		F9		F7		K	3	1	2	1	0	0	0
26 Stephen Vogt, L (7, PH) OBP: 0.222, SLG: 0.333										2	0	0	0	0	1	3
(7, 10)																
2 Kelly Johnson, L (1, 7) OBP: 0.500, SLG: 0.400	1B (28 E; 21 G4-3; 28 1B) (1-2)	HBP			G3		P6			1	1	1	0	0	0	0
86 Leslie Anderson, L (3, 7) OBP: 0.500, SLG: 0.909										2	0	0	0	0	0	1
28 José Molina, R (1, 2) OBP: 0.429, SLG: 0.333	E9 (21 G4-3; 1 E) (1-3; 2-H)	G5-3			1B (21 WP)			1B (64 G6-4-3)		3	1	2	1	0	0	2
16 Chris Gimenez, R (6, PR) OBP: 0.429, SLG: 0.333										1	0	1	0	0	0	0
(6, 2)																
21 James Loney, L (1, 3) OBP: 0.286, SLG: 0.286	G4-3 (2-3; 3-H)		G6-3		G5-3 (1-2)			G6-4-3 (1-2f)		3	0	0	1	0	0	2
64 Shelley Duncan, R (6, 3) OBP: 0.222, SLG: 0.222										1	0	0	0	0	0	1
1 Sean Rodríguez, R (1, 5)	E5 (18 WP) (3-H)		F9		F7			G3-1		2	1	0	0	0	0	0
7 Mike Fontenot, L (5, 5) OBP: 0.444, SLG: 0.500										2	0	0	0	0	0	2

	AB	38
	R	8
	H	12
	RBI	6
	BB	1
	SO	5
	LOB	18

Inning Stats																																		
	R: 0	E: 1	K: 0	S: 3	H: 0	LOB: 0	BB: 0	P: 3	R: 4	E: 2	K: 1	S: 9	H: 3	LOB: 0	BB: 0	P: 10	R: 1	E: 0	K: 0	S: 5	H: 2	LOB: 2	BB: 0	P: 6	R: 0	E: 0	K: 0	S: 3	H: 0	LOB: 0	BB: 0	P: 3	R: 1	E: 0	K: 1	S: 5	H: 0	LOB: 0	BB: 1	P: 11
	R: 0	E: 0	K: 0	S: 4	H: 1	LOB: 2	BB: 0	P: 5	R: 2	E: 1	K: 0	S: 6	H: 3	LOB: 1	BB: 0	P: 6	R: 0	E: 0	K: 0	S: 3	H: 1	LOB: 0	BB: 0	P: 3	R: 0	E: 0	K: 3	S: 11	H: 2	LOB: 2	BB: 0	P: 11	1B: 9	2B: 2	3B: 1	HR: 0	SF: 1	SAC: 0	DP: 1	HBP: 1	WP: 2	PB: 0	SB: 2	CS: 0	PA: 41

PITCHER		IP	WLS	BF	H	R	ER	SO	BB	IBB	HBP	BLK	WP	HR	S	P	ERA	WHIP
34 A.J. Burnett, R	(1, 1)	2.0	L	10	3	4	1	1	0	0	0	0	1	0	12	13	4.50	1.500
ERA: 4.5																		
51 Wandy Rodriguez, L	(3, 1)	2.0		9	2	1	1	0	0	0	1	0	0	0	8	9	4.50	1.000
ERA: 4.5																		
75 Gerrit Cole, R	(5, 1)	2.0		8	1	1	1	1	1	0	0	0	1	0	9	16	4.50	1.000
ERA: 4.5																		
39 Jason Grilli, R	(7, 1)	1.0		6	3	2	2	0	0	0	0	0	0	0	6	6	18.00	3.000
ERA: 9.0																		
35 Mark Melancon, R	(8, 1)	1.0		3	1	0	0	0	0	0	0	0	0	0	3	3	0.00	1.000
ERA: 4.5																		

PITCHER		IP	WLS	BF	H	R	ER	SO	BB	IBB	HBP	BLK	WP	HR	S	P	ERA	WHIP
48 Jared Hughes, R	(9, 1)	1.0		5	2	0	0	3	0	0	0	0	0	0	11	11	0.00	2.000
ERA:																		

Batter	1	2	3	4	5	6	7	8	9	AB	R	H	RBI	BB	SO	LOB
6 Starling Marte, R (1, 7) OBP: 0.333, SLG: 0.333	G6-3		1B			66 F9 65 1B 2B		7 1B 2B		2	0	1	0	0	0	0
31 Jose Tabata, R (6, 7) OBP: 0.500, SLG: 1.333										2	2	2	0	0	0	0
18 Neil Walker, S (1, 4)	G3		F8			F9 2-3		K		2	0	0	0	0	0	1
66 Iván De Jesús Jr., R (6, 4) OBP: 0.333, SLG: 0.333										2	0	0	0	0	1	2
22 Andrew McCutchen, R (1, 8)	G6-3		G5-3			K		2-H 1B		2	0	0	0	0	0	1
7 Alex Presley, L (6, 8) OBP: 0.429, SLG: 0.333										2	0	1	1	0	1	1
24 Pedro Alvarez, L (1, 5) OBP: 0.167, SLG: 0.333		14 1B 2B		G3		43 E 3-H 1B		P4		2	0	1	0	0	0	0
65 Matt Hague, R (6, 5) OBP: 0.333, SLG: 0.250										2	0	1	1	0	0	1
46 Garrett Jones, L (1, 3) OBP: 0.143, SLG: 0.143		L3		P6		E6 1-2		F8		2	0	0	0	0	0	1
43 Jared Goedert, R (6, 3) OBP: 0.200, SLG: 0.200										2	0	0	0	0	0	2
14 Gaby Sanchez, R (1, 10) OBP: 0.750, SLG: 1.000		2-3 1B		K		K			BB	2	0	1	0	0	1	0
78 Brandon Inge, R (6, PH) (7, 10)										1	0	0	0	1	1	2
2 Brad Hawpe, L (1, 9) OBP: 0.429, SLG: 0.200	K				K		K	F8		2	0	0	0	0	2	2
17 Jerry Sands, R (6, 9) OBP: 0.111, SLG: 0.111										2	0	0	0	0	1	1
19 Michael McKenry, R (1, 2) OBP: 0.250, SLG: 0.250	K				12 G6-3 1B	F8		P4		2	0	1	0	0	1	2
73 Lucas May, R (6, 2) OBP: 0.333, SLG: 0.400										2	0	0	0	0	0	1
12 Clint Barmes, R (1, 6) OBP: 0.500, SLG: 1.250			F9		G6-3 1-2f	F8		F9		2	0	0	0	0	0	1
5 Josh Harrison, R (6, 6)										2	0	0	0	0	0	1
Inning Stats	R: 0 H: 0 E: 0 LOB: 0 K: 0 BB: 0 S: 3 P: 3	R: 0 H: 2 E: 0 LOB: 2 K: 2 BB: 0 S: 9 P: 9	R: 0 H: 1 E: 0 LOB: 1 K: 0 BB: 0 S: 4 P: 4	R: 0 H: 0 E: 0 LOB: 0 K: 1 BB: 0 S: 5 P: 5	R: 0 H: 1 E: 0 LOB: 0 K: 1 BB: 0 S: 5 P: 5	R: 1 H: 2 E: 1 LOB: 2 K: 2 BB: 0 S: 10 P: 10	R: 0 H: 0 E: 0 LOB: 0 K: 1 BB: 0 S: 5 P: 5	R: 1 H: 2 E: 0 LOB: 1 K: 1 BB: 0 S: 7 P: 7	R: 0 H: 0 E: 0 LOB: 1 K: 0 BB: 1 S: 3 P: 7	1B: 5 SF: 0 2B: 3 SAC: 0 3B: 0 DP: 1 HR: 0 HBP: 0						

PITCHER		IP	WLS	BF	H	R	ER	SO	BB	IBB	HBP	BLK	WP	HR	S	P	ERA	WHIP
34 Jeff Niemann, R ERA:	(1, 1)	1.0		3	0	0	0	0	0	0	0	0	0	0	3	3	0.00	0.000
58 Jeremy Hellickson, R ERA:	(2, 1)	1.2	W	8	3	0	0	2	0	0	0	0	0	0	12	12	0.00	1.800
85 Juan Sandoval, R ERA: 3.86	(3, 1)	1.1		4	0	0	0	1	0	0	0	0	0	0	6	6	0.00	0.000
73 J.D. Martin, R ERA: 3.0	(5, 1)	1.0		3	1	0	0	1	0	0	0	0	0	0	5	5	0.00	1.000
54 Alex Torres, L ERA: 3.38	(6, 1)	1.2		8	2	1	1	3	0	0	0	0	0	0	14	14	5.40	1.200

PITCHER		IP	WLS	BF	H	R	ER	SO	BB	IBB	HBP	BLK	WP	HR	S	P	ERA	WHIP
51 Felipe Vázquez, L ERA: 3.86	(7, 1)	1.1		6	2	1	1	1	0	0	0	0	0	0	8	8	6.75	1.500
45 Enny Romero, L ERA:	(9, 1)	1.0		4	0	0	0	0	1	0	0	0	0	0	3	7	0.00	1.000

BOTTOM

Tampa Bay Rays @ Pittsburgh Pirates

McKechnie Field, Bradenton, FL

Wed Feb 27 2013, 1:09 PM - 4:07 PM EST

Att. 4,266 - Sunny - 70 F

livebaseballscorecards.com

AB	35
R	2
H	8
RBI	2
BB	1
SO	8
LOB	19

WP: 0	PA: 36		
PB: 0			
SB: 0			
CS: 0			

Boston Red Sox @ Pittsburgh Pirates

McKechnie Field, Bradenton, FL

Thu Feb 28 2013, 1:07 PM - 4:40 PM EST

Att. 5,212 - Sunny - 71 F

TOP

livebaseballscorecards.com

Batter	1	2	3	4	5	6	7	8	9	AB	R	H	RBI	BB	SO	LOB
74 Jackie Bradley Jr., L (1, 8) OBP: 0.625, SLG: 0.643 43 Brandon Jacobs, R (7, 7) OBP: 0.500, SLG: 0.500	G4-3		20 BB, 26 1B, 25 E, 1B	44 BB, 26 S, 3 BB, 1B P5			26 1B, 20 FC5-4, 1B	K	13 1B, 1-2, 3-H, 1B	5 3 3 0 0 0 2 2 0 1 1 0 1 1						
26 Brock Holt, L (1, 4) OBP: 0.429, SLG: 0.385 13 Heiker Meneses, R (7, PR) OBP: 0.667, SLG: 0.500 (7, 4)	K		20 BB, 25 E, 1-2, 1B	3 BB, 44 BB, 35 BB, 1-2, BB	G6-3		20 FC5-4, 1-3, 1B	K	1-2, 2-H, 1B	4 2 2 0 1 1 0 2 0 1 1 0 1 1						
20 Ryan Lavarnway, R (1, 10) OBP: 0.273, SLG: 0.300 87 Matthew Marquis, R (7, PR) (7, 10)	K		3 BB, 25 E, 35 BB, 1-2, 2-3, BB	F8	G5-3		FC5-4, 44 BB, 80 BB, 61 SF9, 1-2f, 3-H	K	K	4 1 0 1 1 1 3 2 1 0 0 0 2 3						
25 Ryan Sweeney, L (1, 9) OBP: 0.267, SLG: 0.154 80 Jeremy Hazelbaker, L (5, 9) OBP: 0.625, SLG: 0.667		44 BB, 35 E, 1B	L6, 1-2, 2-H, 3-H	F5	G3-1		16 BB, 44 BB, 1-2, BB		G4-3	4 1 1 0 0 0 3 1 0 0 0 1 0 0						
44 Drew Sutton, S (1, 5) OBP: 0.636, SLG: 0.333 19 Ryan Dent, R (7, PR) OBP: 0.200, SLG: 0.200 (7, 5)		35 FC4-6, 1-2, BB	35 BB, 3 BB, 75 1B, BB	35 BB, 3 BB, 75 BB, 1-2, 2-3, BB		F8	16 BB, 1-2, 2-3, BB		61 HBP, 16 1B, 1B	1 2 0 0 4 0 0 1 1 1 0 0 0 0						
3 David Ross, R (1, 2) 61 Dan Butler, R (5, 2) OBP: 0.500, SLG: 0.333		F9	75 1B, 35 BB, 1-2, 2-3, BB	75 BB, 35 BB, 10 1B, 1-2, 2-3, 3-H, BB		75 1B, BB	SF9, 3-H		16 1B, 15 1B, 1-2, HBP	1 1 0 1 2 0 2 0 1 0 1 1 0 0						
35 Lyle Overbay, L (1, 3) OBP: 0.333, SLG: 0.333 16 David Renfroe, R (6, 3) OBP: 0.667, SLG: 0.500		FC4-6, 1-2f, 2-H	75 1B, 1-2, 2-3, 3-H, BB	75 BB, 10 1B, 1-2, 2-3, 3-H, BB		F8	1-2, 2-3, BB		15 1B, 43 1B, 1-3, 2-H, 1B	2 1 0 2 2 0 2 1 1 1 1 1 0 0						
75 J.C. Linares, R (1, 7) OBP: 0.500, SLG: 0.444 26 Shannon Wilkerson, R (6, 7) (7, 8)	K		1-2, 2-3, 3-H, 1B	10 1B, 1-2, 2-3, 3-H, BB		1-3, 1B	G4-3		K	3 0 2 2 1 1 1 2 0 0 0 0 1 5						
10 Jose Iglesias, R (1, 6) OBP: 0.308, SLG: 0.615 15 Derrik Gibson, R (7, 6) OBP: 0.667, SLG: 0.500	L9 K			1-2, 2-H, 3-H, 1B		K	13 PB, 13 WP, BB		43 1B, 13 1B, 1-3, 3-H, 1B	4 0 1 2 0 2 5 1 1 1 1 1 0 0						
Inning Stats	R: 0 H: 0 E: 0 LOB: 0 K: 2 BB: 0 S: 7 P: 7	R: 1 H: 1 E: 1 LOB: 1 K: 1 BB: 1 S: 6 P: 10	R: 4 H: 3 E: 1 LOB: 3 K: 1 BB: 4 S: 8 P: 24	R: 5 H: 2 E: 0 LOB: 2 K: 0 BB: 5 S: 5 P: 25	R: 0 H: 0 E: 0 LOB: 0 K: 0 BB: 0 S: 3 P: 3	R: 0 H: 1 E: 0 LOB: 2 K: 1 BB: 1 S: 6 P: 10	R: 2 H: 2 E: 0 LOB: 3 K: 0 BB: 3 S: 5 P: 17	R: 0 H: 0 E: 0 LOB: 1 K: 3 BB: 1 S: 9 P: 15	R: 4 H: 5 E: 0 LOB: 2 K: 2 BB: 0 S: 12 P: 13	1B: 14 SF: 1 2B: 0 SAC: 0 3B: 0 DP: 0 HR: 0 HBP: 1						

	AB	40
	R	16
	H	14
	RBI	13
	BB	15
	SO	10
	LOB	28

WP: 1 PA: 57
PB: 1
SB: 1
CS: 0

PITCHER		IP	WLS	BF	H	R	ER	SO	BB	IBB	HBP	BLK	WP	HR	S	P	ERA	WHIP
76 Jameson Taillon, R ERA:	(1, 1)	2.0		8	1	1	0	3	1	0	0	0	0	0	13	17	0.00	1.000
36 Jonathan Sánchez, L ERA: 13.5	(3, 1)	0.2	L	9	3	4	4	0	4	0	0	0	0	0	5	21	54.00	10.500
43 Zach Foster, R ERA: 45.0	(3, 1)	1.0		8	1	5	5	1	4	0	0	0	0	0	6	22	45.00	5.000
81 Roman Colon, R ERA:	(4, 1)	1.1		6	1	0	0	0	1	0	0	0	0	0	5	9	0.00	1.500
45 Andy Oliver, L ERA: 13.5	(6, 1)	1.1		10	3	2	2	1	3	0	0	0	0	0	9	21	13.50	4.500

PITCHER		IP	WLS	BF	H	R	ER	SO	BB	IBB	HBP	BLK	WP	HR	S	P	ERA	WHIP
37 Justin Wilson, L ERA: 3.38	(7, 1)	1.2		7	0	0	0	3	2	0	0	0	1	0	11	21	0.00	1.200
44 Tony Watson, L ERA: 21.6	(9, 1)	0.2		8	5	4	4	1	0	0	1	0	0	0	9	10	54.00	7.500
29 Bryan Morris, R ERA:	(9, 1)	0.1		1	0	0	0	1	0	0	0	0	0	0	3	3	0.00	0.000

Batter	1	2	3	4	5	6	7	8	9	AB	R	H	RBI	BB	SO	LOB
7 Alex Presley, L (1, 8) OBP: 0.400, SLG: 0.333	P6	FC6 1-2f			26 HR 1B		K		F8	3	1	1	0	0	0	1
60 Darren Ford, R (6, 8) OBP: 0.444, SLG: 0.444										2	0	0	0	0	1	1
31 Jose Tabata, R (1, 7) OBP: 0.500, SLG: 1.143	23 CS HBP		G1-3		1-H HR		F8			1	0	0	0	0	0	0
26 Felix Pie, L (4, 7) OBP: 0.500, SLG: 1.000										2	1	1	2	0	0	0
23 Travis Snider, L (1, 9) OBP: 0.125, SLG: 0.333	K 1-2		K		K			G6-3		3	0	0	0	0	3	1
17 Jerry Sands, R (6, 9) OBP: 0.100, SLG: 0.100										1	0	0	0	0	0	0
78 Brandon Inge, R (1, 10) OBP: 0.429, SLG: 0.333		25 1B 43 HR 1B	1B		K			65 G6-4-3 BB		3	1	2	0	0	1	0
74 Carlos Paulino, R (8, PH) (9, 10)										0	0	0	0	1	0	0
25 Clint Robinson, L (1, 3) OBP: 0.429, SLG: 0.571		43 HR 1-2 1B	G1			F7		G6-4-3 1-2f		2	1	1	0	0	0	1
65 Matt Hague, R (6, 3) OBP: 0.273, SLG: 0.200										2	0	0	0	0	0	1
43 Jared Goedert, R (1, 5) OBP: 0.429, SLG: 0.833	1-H 2-H HR		5 G6-4-3 BB			K			G6-3	1	1	1	3	1	0	0
14 Gaby Sanchez, R (6, 5) OBP: 0.500, SLG: 0.600										2	0	0	0	0	1	0
5 Josh Harrison, R (1, 6)		G5-3	G6-4-3 1-2f			1B			HR	2	0	0	0	0	0	1
10 Jordy Mercer, R (6, 6) OBP: 0.714, SLG: 1.167										2	1	2	1	0	0	0
59 Tony Sanchez, R (1, 2) OBP: 0.429, SLG: 0.200		7 FC6 BB	K			F7			1B	1	0	0	0	1	1	0
73 Lucas May, R (6, 2) OBP: 0.375, SLG: 0.429										2	0	1	0	0	0	1
15 Chase d'Arnaud, R (1, 4) OBP: 0.333, SLG: 0.333	L8				F8		G3-1		F8	2	0	0	0	0	0	1
58 Anderson Hernandez, S (6, 4) OBP: 0.429, SLG: 0.571										2	0	0	0	0	0	1
Inning Stats	R: 0 E: 0 K: 1 S: 4 H: 0 LOB: 0 BB: 0 P: 6	R: 3 E: 0 K: 0 S: 7 H: 3 LOB: 1 BB: 1 P: 11	R: 0 E: 0 K: 1 S: 6 H: 1 LOB: 1 BB: 0 P: 6	R: 0 E: 0 K: 1 S: 4 H: 0 LOB: 0 BB: 1 P: 8	R: 2 E: 0 K: 2 S: 9 H: 2 LOB: 0 BB: 0 P: 9	R: 0 E: 0 K: 1 S: 6 H: 1 LOB: 1 BB: 0 P: 6	R: 0 E: 0 K: 1 S: 5 H: 0 LOB: 0 BB: 0 P: 5	R: 0 E: 0 K: 0 S: 2 H: 0 LOB: 0 BB: 1 P: 6	R: 1 E: 0 K: 0 S: 6 H: 2 LOB: 1 BB: 0 P: 7	1B: 6 2B: 0 3B: 0 HR: 3 SF: 0 SAC: 0 DP: 2 HBP: 1						

PITCHER	IP	WLS	BF	H	R	ER	SO	BB	IBB	HBP	BLK	WP	HR	S	P	ERA	WHIP
41 John Lackey, R (1, 1) ERA: 12.0	2.0	W	10	3	3	3	1	1	0	1	0	0	1	11	17	13.50	2.000
37 Chris Carpenter, R (3, 1) ERA:	2.0	H	7	1	0	0	2	1	0	0	0	0	0	10	14	0.00	1.000
83 Chris Hernandez, L (5, 1) ERA: 15.0	1.0		5	2	2	2	2	0	0	0	0	0	1	9	9	18.00	2.000
79 Terry Doyle, R (6, 1) ERA: 2.25	2.0		7	1	0	0	2	0	0	0	0	0	0	11	11	0.00	0.500
31 J.D. Durbin, R (8, 1) ERA: 4.5	2.0		8	2	1	1	0	1	0	0	0	0	1	8	13	4.50	1.500

PITCHER	IP	WLS	BF	H	R	ER	SO	BB	IBB	HBP	BLK	WP	HR	S	P	ERA	WHIP

BOTTOM

Boston Red Sox @ Pittsburgh Pirates

McKechnie Field, Bradenton, FL

Thu Feb 28 2013, 1:07 PM - 4:40 PM EST

Att. 5,212 - Sunny - 71 F

livebaseballscorecards.com

AB	33
R	6
H	9
RBI	6
BB	3
SO	7
LOB	9

Batter	1	2	3	4	5	6	7	8	9	AB	R	H	RBI	BB	SO	LOB
6 Starling Marte, R (1, 7) OBP: 0.333, SLG: 0.556 71 Brett Carroll, R (6, 7)	C C C 0-3 ① K		S S S 0-3 ① K		X 0-0 15 SF8 3B		B B B B 4-0 7 SF9 5 SH1-3 BB		S S S 0-3 ① K	3 1 1 0 0 2 2 1 0 0 0 1 1 1						
15 Chase d'Arnaud, R (1, 6) OBP: 0.333, SLG: 0.500 5 Josh Harrison, R (6, 6)	X 0-0 2B		C C C 0-3 ② K		X 0-0 ② SF8 3-H		X 0-0 ① SH1-3 1-2 2-3		X 0-0 ② L1-3 1-2	2 0 1 1 0 1 2 1 0 0 0 0 0 1						
22 Andrew McCutchen, R (1, 8) OBP: 0.143, SLG: 0.143 7 Alex Presley, L (6, 8) OBP: 0.417, SLG: 0.400	X 0-0 ② P4		X 0-0 ③ 1-3 2-H 1B		X 0-0 ③ G4-3		X 0-0 ② SF9 2-3 3-H		X 0-0 ③ 2-H 1B	3 0 1 1 0 0 1 1 0 1 1 0 0 0						
14 Gaby Sanchez, R (1, 3) OBP: 0.556, SLG: 1.375 25 Clint Robinson, L (6, 3) OBP: 0.375, SLG: 0.500	X 0-0 ③ F8			S X 0-1 HR		B B S X 2-1 HR	X 0-0 ③ F8			3 2 2 2 0 0 1 1 0 0 0 0 0 1						
23 Travis Snider, L (1, 10) OBP: 0.333, SLG: 0.500		S S S 0-3 ① K		X 0-0 2 FC6-4 1B		X 0-0 19 CS 1B		X 0-0 79 1B 1B		4 0 3 0 0 1 0						
2 Brad Hawpe, L (1, 9) OBP: 0.300, SLG: 0.125 79 Gregory Polanco, L (6, 9) OBP: 0.500, SLG: 0.500		X 0-0 ② G4-3		X 0-0 ① FC6-4 19 1B 1-2f		S S S 0-3 ① K		D X 1-0 ① 64 FC5-4 1-2 1B		3 0 0 0 0 1 2 1 0 1 0 0 0 0						
19 Michael McKenry, R (1, 2) OBP: 0.429, SLG: 0.429 64 Ali Solis, R (7, 2)		X 0-0 ③ G5-3		X 0-0 43 G6-4-3 1-2 1B		1 SAFE X 0-0 ② 1-2 1B		X 0-0 ② FC5-4 1-2f		3 0 2 0 0 0 0 1 0 0 0 0 0 1						
43 Jared Goedert, R (1, 5) OBP: 0.400, SLG: 0.667 65 Matt Hague, R (6, 5) OBP: 0.250, SLG: 0.182			X 0-0 66 BB 22 1B 1B	X 0-0 ②③ G6-4-3 1-2f		X 0-0 ③ P3		C C C 0-3 ③ K		3 1 1 0 0 0 3 1 0 0 0 0 1 1						
66 Iván De Jesús Jr., R (1, 4) OBP: 0.444, SLG: 0.500 10 Jordy Mercer, R (7, 4) OBP: 0.750, SLG: 1.167			B B B B 4-0 22 1B 1-2 BB		X 0-0 ① F9		X 0-0 5 SH1-3 7 SF9 2B		B B B B 4-0 5 L1-3 7 1B BB	2 1 1 0 1 0 0 0 0 0 0 1 0 0						
Inning Stats	R: 0 H: 1 E: 0 LOB: 1 K: 1 BB: 0 S: 6 P: 6	R: 0 H: 0 E: 0 LOB: 0 K: 1 BB: 0 S: 5 P: 5	R: 1 H: 2 E: 0 LOB: 2 K: 2 BB: 1 S: 8 P: 12	R: 1 H: 3 E: 0 LOB: 1 K: 0 BB: 0 S: 6 P: 6	R: 1 H: 1 E: 0 LOB: 0 K: 0 BB: 0 S: 4 P: 4	R: 1 H: 3 E: 0 LOB: 1 K: 1 BB: 0 S: 8 P: 10	R: 1 H: 1 E: 0 LOB: 1 K: 0 BB: 1 S: 4 P: 8	R: 0 H: 2 E: 0 LOB: 1 K: 1 BB: 0 S: 6 P: 7	R: 0 H: 1 E: 0 LOB: 2 K: 1 BB: 1 S: 5 P: 9	1B: 9 SF: 2 2B: 2 SAC: 1 3B: 1 DP: 1 HR: 2 HBP: 0						

TOP

Pittsburgh Pirates @ Baltimore Orioles

Ed Smith Stadium, Sarasota, FL

Fri Mar 01 2013, 1:15 PM - 3:46 PM EST

Att. 4,256 - Cloudy - 59 F

livebaseballscorecards.com

AB	33
R	5
H	14
RBI	5
BB	3
SO	7
LOB	16

WP: 0 PA: 39
PB: 0
SB: 0
CS: 1

PITCHER		IP	WLS	BF	H	R	ER	SO	BB	IBB	HBP	BLK	WP	HR	S	P	ERA	WHIP
39 Jason Hammel, R ERA:	(1, 1)	2.0	W	7	1	0	0	2	0	0	0	0	0	0	11	11	0.00	0.500
85 Mike Wright Jr., R ERA: 5.4	(3, 1)	3.0	H	14	6	3	3	2	1	0	0	0	0	1	18	22	9.00	2.333
27 Mark Hendrickson, L ERA: 4.5	(6, 1)	1.0	H	5	3	1	1	1	0	0	0	0	0	1	8	10	9.00	3.000
66 T.J. McFarland, L ERA: 11.57	(7, 1)	1.0	H	5	1	1	1	0	1	0	0	0	0	0	4	8	9.00	2.000
91 Chris Petrini, L ERA:	(8, 1)	1.0	H	4	2	0	0	1	0	0	0	0	0	0	6	7	0.00	2.000

PITCHER		IP	WLS	BF	H	R	ER	SO	BB	IBB	HBP	BLK	WP	HR	S	P	ERA	WHIP
87 Branden Kline, R ERA:	(9, 1)	1.0	S	4	1	0	0	1	1	0	0	0	0	0	5	9	0.00	2.000

BOTTOM

Pittsburgh Pirates @ Baltimore Orioles

Ed Smith Stadium, Sarasota, FL

Fri Mar 01 2013, 1:15 PM - 3:46 PM EST

Att. 4,256 - Cloudy - 59 F

livebaseballscorecards.com

Batter	1	2	3	4	5	6	7	8	9	AB	R	H	RBI	BB	SO	LOB
1 Brian Roberts, S (1, 4) OBP: 0.545, SLG: 1.000 3 Ryan Flaherty, L (6, 4) OBP: 0.400, SLG: 0.250	HR	1B			10 FC6-4 1B		28 G5-4-3 1B			3 1	1 0	3 1	1 0	0 0	0 0	0 0
21 Nick Markakis, L (1, 9) OBP: 0.250, SLG: 0.250 28 Steve Pearce, R (6, 3) OBP: 0.625, SLG: 1.143	F8	F7			F7		G5-4-3 1-2f			3 1	0 0	0 0	0 0	0 0	0 0	2 1
10 Adam Jones, R (1, 8) OBP: 0.091, SLG: 0.182 70 Xavier Avery, L (6, 8)	F9		P3		FC6-4 32 PB 32 1B 1-2f		K			3 1	1 0	0 0	0 0	0 0	0 1	1 0
32 Matt Wieters, S (1, 2) OBP: 0.400, SLG: 0.500 71 L.J. Hoes, R (6, 7) OBP: 0.400, SLG: 0.400	G4-3		F9		1-H 1B			59 G6-3 1B		3 1	0 0	1 1	1 0	0 0	0 0	0 0
19 Chris Davis, L (1, 3) OBP: 0.500, SLG: 0.778 59 Luis Exposito, R (6, 2) OBP: 0.429, SLG: 0.500		K	1B		P6			1 SAFE G6-3 1-2		3 1	0 0	1 0	0 0	0 0	1 0	1 1
2 J.J. Hardy, R (1, 6) OBP: 0.200, SLG: 0.125 6 Russ Canzler, R (7, 5) OBP: 0.400, SLG: 0.250	F9	L5				F7	F9			3 1	0 0	0 0	0 0	0 0	0 0	1 0
9 Nate McLouth, L (1, 10) OBP: 0.364, SLG: 0.636	14 HR 1B			F7		K				3	1	1	0	0	1	0
14 Nolan Reimold, R (1, 7) OBP: 0.222, SLG: 0.500 72 Jason Pridie, L (3, 7) OBP: 0.429, SLG: 1.000 (6, 9)	1-H HR			F7		HR				1 2	1 1	1 1	2 1	0 0	0 0	0 0
24 Wilson Betemit, S (1, 5) OBP: 0.111, SLG: 0.444 69 Niuman Romero, S (7, 6)	HR			K		K				3 0	1 0	1 0	1 0	0 0	2 0	0 0
Inning Stats	R: 1 E: 0 K: 0 S: 5 H: 1 LOB: 0 BB: 0 P: 5	R: 3 E: 0 K: 1 S: 11 H: 4 LOB: 1 BB: 0 P: 14	R: 0 E: 0 K: 0 S: 4 H: 1 LOB: 1 BB: 0 P: 4	R: 0 E: 0 K: 1 S: 5 H: 0 LOB: 0 BB: 0 P: 5	R: 1 E: 0 K: 0 S: 5 H: 2 LOB: 1 BB: 0 P: 6	R: 1 E: 0 K: 2 S: 9 H: 1 LOB: 0 BB: 0 P: 11	R: 0 E: 0 K: 1 S: 5 H: 0 LOB: 0 BB: 0 P: 5	R: 0 E: 0 K: 0 S: 3 H: 1 LOB: 0 BB: 0 P: 3		1B: 7 2B: 0 3B: 0 HR: 4	SF: 0 SAC: 0 DP: 1 HBP: 0						

	AB	33
	R	6
	H	11
	RBI	6
	BB	0
	SO	5
	LOB	7

WP: 0 PB: 1 SB: 0 CS: 0 PA: 33

PITCHER	IP	WLS	BF	H	R	ER	SO	BB	IBB	HBP	BLK	WP	HR	S	P	ERA	WHIP
53 James McDonald, R (1, 1) ERA: 7.2	3.0	L	15	6	4	4	1	0	0	0	0	0	3	20	23	12.00	2.000
63 Chris Leroux, R (4, 1) ERA:	2.0		8	2	1	0	1	0	0	0	0	0	0	10	11	0.00	1.000
61 Duke Welker, R (6, 1) ERA: 4.5	1.0		4	1	1	1	2	0	0	0	0	0	1	9	11	9.00	1.000
68 Vic Black, R (7, 1) ERA:	1.0		3	1	0	0	1	0	0	0	0	0	0	5	5	0.00	1.000
77 Kyle Waldrop, R (8, 1) ERA:	1.0		3	1	0	0	0	0	0	0	0	0	0	3	3	0.00	1.000

PITCHER	IP	WLS	BF	H	R	ER	SO	BB	IBB	HBP	BLK	WP	HR	S	P	ERA	WHIP

Batter	1	2	3	4	5	6	7	8	9	AB	R	H	RBI	BB	SO	LOB
60 Darren Ford, R (1, 8) OBP: 0.333, SLG: 0.333	B3		G4-3 1-2			F9		F7		3	0	0	0	0	0	1
16 Mel Rojas Jr., S (6, 8)										1	0	0	0	0	0	2
31 Jose Tabata, R (1, 9) OBP: 0.364, SLG: 0.800	F8		G1-3			K		35 BB, 80 1B 1-2, 2-3, 1B		3	0	0	0	0	1	1
17 Jerry Sands, R (6, 9) OBP: 0.182, SLG: 0.182										1	0	1	0	0	0	0
46 Garrett Jones, L (1, 3) OBP: 0.200, SLG: 0.200	K			G6-3		1B		35 BB 1-2, 2-H, 3-H, 1B		3	0	1	0	0	1	0
80 Jeff Larish, L (6, 3) OBP: 1.000, SLG: 1.000										1	0	1	2	0	0	0
24 Pedro Alvarez, L (1, 5) OBP: 0.111, SLG: 0.222		G3-1		G6-3		G3		51 L1-3 1-2, 2-3, BB		3	0	0	0	0	0	1
35 Jeremy Farrell, R (6, 5)										0	0	0	0	1	0	0
18 Neil Walker, S (1, 4)		26 FC6-4 BB		G3-1			G4-3	L1-3 1-1		2	0	0	0	1	0	0
51 Oscar Tejeda, R (7, 4)										1	0	0	0	0	0	3
78 Brandon Inge, R (1, 10) OBP: 0.300, SLG: 0.222	P3				K		K		K	3	0	0	0	0	2	1
88 Raul Fortunato, R (9, PH)										1	0	0	0	0	1	0
26 Felix Pie, L (1, 7) OBP: 0.462, SLG: 0.917	FC6-4 1-2f				2B		G1-3		58 1B 2B	3	0	1	0	0	0	1
56 Andrew Lambo, L (7, 7) OBP: 1.000, SLG: 2.000										1	0	1	0	0	0	0
12 Clint Barmes, R (1, 6) OBP: 0.333, SLG: 0.833			K		P5			17 1B, 59 BB, 80 1B BB	59 G6-4-3 2-3, 1B	2	0	0	0	0	1	1
58 Anderson Hernandez, S (7, 6) OBP: 0.556, SLG: 0.625										1	1	1	0	1	0	0
73 Lucas May, R (1, 2) OBP: 0.400, SLG: 0.444			60 G4-3 1B		K			17 1B, 80 1B 1-2, BB	G6-4-3 1-2f	2	0	1	0	0	1	1
59 Tony Sanchez, R (6, 2) OBP: 0.444, SLG: 0.167										1	1	0	0	1	0	2
Inning Stats	R: 0 E: 0 K: 1 S: 5 H: 0 LOB: 0 BB: 0 P: 5	R: 0 E: 0 K: 0 S: 3 H: 0 LOB: 1 BB: 1 P: 7	R: 0 E: 0 K: 1 S: 6 H: 1 LOB: 1 BB: 0 P: 6	R: 0 E: 0 K: 0 S: 3 H: 0 LOB: 0 BB: 0 P: 3	R: 0 E: 0 K: 2 S: 8 H: 1 LOB: 1 BB: 0 P: 8	R: 0 E: 0 K: 1 S: 6 H: 1 LOB: 1 BB: 0 P: 6	R: 0 E: 0 K: 1 S: 5 H: 0 LOB: 0 BB: 0 P: 5	R: 2 E: 0 K: 0 S: 4 H: 2 LOB: 2 BB: 3 P: 16	R: 0 E: 0 K: 1 S: 6 H: 2 LOB: 1 BB: 0 P: 6	1B: 5 2B: 3 3B: 0 HR: 0 SF: 0 SAC: 0 DP: 2 HBP: 0						

TOP

Pittsburgh Pirates @ Boston Red Sox

JetBlue Park, Ft. Myers, FL

Fri Mar 01 2013, 7:08 PM - 9:57 PM EST

Att. 9,383 - Overcast - 55 F

livebaseballscorecards.com

AB	32
R	2
H	7
RBI	2
BB	4
SO	7
LOB	14

WP: 0 PB: 0 SB: 0 CS: 0 PA: 36

PITCHER		IP	WLS	BF	H	R	ER	SO	BB	IBB	HBP	BLK	WP	HR	S	P	ERA	WHIP
31 Jon Lester, L ERA:	(1, 1)	3.0	W	11	1	0	0	2	1	0	0	0	0	0	14	18	0.00	0.667
62 Rubby De La Rosa, R ERA:	(4, 1)	2.0	H	7	1	0	0	2	0	0	0	0	0	0	11	11	0.00	0.500
67 Steven Wright, R ERA: 4.15	(6, 1)	2.1		13	3	2	2	2	3	0	0	0	0	0	14	26	7.71	2.571
63 Alex Wilson, R ERA:	(8, 1)	1.2	S	5	2	0	0	1	0	0	0	0	0	0	7	7	0.00	1.200

PITCHER	IP	WLS	BF	H	R	ER	SO	BB	IBB	HBP	BLK	WP	HR	S	P	ERA	WHIP

Pittsburgh Pirates @ Boston Red Sox

JetBlue Park, Ft. Myers, FL

Fri Mar 01 2013, 7:08 PM - 9:57 PM EST

Att. 9,383 - Overcast - 55 F

livebaseballscorecards.com

BOTTOM

Batter	1	2	3	4	5	6	7	8	9	AB	R	H	RBI	BB	SO	LOB
2 Jacoby Ellsbury, L (1, 8) OBP: 0.385, SLG: 0.364 81 Justin Henry, L (5, PR) OBP: 0.167, SLG: 0.167 (6, 8)	0-0 1B	0-0 G4-3			4-0 15 PB 15 1B BB 1-2		0-3 K			2 1	0 1	1 0	0 0	1 0	0 1	0 1
15 Dustin Pedroia, R (1, 4) OBP: 0.538, SLG: 0.700 76 Jonathan Diaz, R (5, PR) (6, 4)	4-0 18 BB 12 1B BB		0-0 18 G6-3 1B		1-0 18 G4-6-3 1B 1-H 2-H			0-0 E4 26 FC4-6 37 1B		2 1	1 0	2 0	2 0	1 0	0 0	0 0
18 Shane Victorino, S (1, 9) 75 J.C. Linares, R (6, 9) OBP: 0.455, SLG: 0.400	4-0 12 1B 7 2B BB 1-2		0-0 G6-3 1-2f		0-0 G4-6-3 1-2f			0-0 F8		2 1	1 0	0 0	0 0	1 0	0 0	2 1
12 Mike Napoli, R (1, 3) OBP: 0.500, SLG: 0.500 37 Mike Carp, L (5, 3) OBP: 0.375, SLG: 0.500	0-0 7 2B 29 WP 1B 1-3 2-H		0-3 K			0-0 G6-3		0-0 26 FC4-6 1-2		2 2	1 0	1 1	1 0	0 0	1 0	0 0
7 Stephen Drew, L (1, 6) OBP: 0.182, SLG: 0.200 26 Brock Holt, L (7, 6) OBP: 0.400, SLG: 0.357	0-0 29 WP 2B 1-3 3-H			0-0 G4-3		0-0 F9		0-0 FC4-6 1-2f 2-3		3 1	0 0	1 0	1 0	0 0	0 0	0 2
29 Daniel Nava, S (1, 7) OBP: 0.357, SLG: 0.333 80 Jeremy Hazelbaker, L (7, 7) OBP: 0.556, SLG: 0.571	1-3 K 2-3 3-H			0-0 F7		0-0 F7		0-0 P5		3 1	0 0	0 0	0 0	0 0	1 0	1 2
20 Ryan Lavarnway, R (1, 2) OBP: 0.231, SLG: 0.250 70 Christian Vázquez, R (6, 2) OBP: 0.143, SLG: 0.143	0-3 K			0-0 F9			0-0 G6-3			2 1	0 0	0 0	0 0	0 0	1 0	1 0
71 Mark Hamilton, L (1, 10) OBP: 0.357, SLG: 0.333 50 Mauro Gomez, R (7, PH) OBP: 0.538, SLG: 0.500 (8, 10)		0-0 G4-3			0-0 F7		1-0 HBP			2 0	0 0	0 0	0 0	0 0	0 0	0 0
23 Pedro Ciriaco, R (1, 5) OBP: 0.308, SLG: 0.500 44 Drew Sutton, S (7, 5) OBP: 0.583, SLG: 0.286		0-0 F8			0-0 15 PB 2 S 15 1B 1B		0-0 F7			2 1	1 0	1 0	0 0	0 0	0 0	0 1
Inning Stats	R: 3 H: 3 E: 0 LOB: 1 K: 2 BB: 2 S: 9 P: 18	R: 0 H: 0 E: 0 LOB: 0 K: 0 BB: 0 S: 3 P: 3	R: 0 H: 1 E: 0 LOB: 0 K: 1 BB: 0 S: 5 P: 5	R: 0 H: 0 E: 0 LOB: 0 K: 0 BB: 0 S: 3 P: 3	R: 2 H: 2 E: 0 LOB: 1 K: 0 BB: 1 S: 4 P: 9	R: 0 H: 0 E: 0 LOB: 0 K: 0 BB: 0 S: 3 P: 3	R: 0 H: 0 E: 0 LOB: 1 K: 1 BB: 0 S: 5 P: 6	R: 0 H: 1 E: 1 LOB: 2 K: 0 BB: 0 S: 5 P: 5		1B: 6 SF: 0 2B: 1 SAC: 0 3B: 0 DP: 2 HR: 0 HBP: 1				WP: 1 PA: 33 PB: 1 SB: 1 CS: 0		

	AB	29
	R	5
	H	7
	RBI	4
	BB	3
	SO	4
	LOB	11

PITCHER		IP	WLS	BF	H	R	ER	SO	BB	IBB	HBP	BLK	WP	HR	S	P	ERA	WHIP
49 Jeff Locke, L ERA: 4.5	(1, 1)	3.0	L	13	4	3	3	3	2	0	0	0	1	0	17	26	9.00	2.000
57 Phil Irwin, R ERA: 3.0	(4, 1)	2.0		8	2	2	1	0	1	0	0	0	0	0	7	12	4.50	1.500
62 Brooks Brown, R ERA:	(6, 1)	1.0		3	0	0	0	0	0	0	0	0	0	0	3	3	0.00	0.000
72 Stolmy Pimentel, R ERA:	(7, 1)	1.0		4	0	0	0	1	0	0	1	0	0	0	5	6	0.00	0.000
67 Hunter Strickland, R ERA:	(8, 1)	1.0		5	1	0	0	0	0	0	0	0	0	0	5	5	0.00	1.000

PITCHER	IP	WLS	BF	H	R	ER	SO	BB	IBB	HBP	BLK	WP	HR	S	P	ERA	WHIP

Batter	1	2	3	4	5	6	7	8	9	AB	R	H	RBI	BB	SO	LOB
6 Starling Marte, R (1, 7) OBP: 0.417, SLG: 0.583	F8			7 L4-3 1B			14 BB 7 SH1-3 1B	K		3	0	2	0	0	0	0
60 Darren Ford, R (7, 7) OBP: 0.308, SLG: 0.308										1	0	0	0	0	1	2
7 Alex Presley, L (1, 8) OBP: 0.357, SLG: 0.333	G3			L4-3 1-1			SH1-3 1-2	P6		2	0	0	0	0	0	1
26 Felix Pie, L (7, 8) OBP: 0.429, SLG: 0.846										1	0	0	0	0	0	2
55 Russell Martin, R (1, 10)	F8			G5-3			BB 14 BB		F9	3	0	0	0	1	0	0
65 Matt Hague, R (1, 5) OBP: 0.214, SLG: 0.154		K			F9		BB 17 G6-3 1-2 2-3		E9 1B	2	0	0	0	0	1	0
14 Gaby Sanchez, R (6, 5) OBP: 0.636, SLG: 1.333										1	0	1	0	1	0	0
23 Travis Snider, L (1, 9) OBP: 0.286, SLG: 0.417		K			G4-3		G6-3 1-2f		P4	2	0	0	0	0	1	0
17 Jerry Sands, R (6, 9) OBP: 0.154, SLG: 0.154										2	0	0	0	0	0	4
5 Josh Harrison, R (1, 4)		G5-3			F7			74 FC6 43 1B 74 E 1B	F8	2	0	0	0	0	0	0
58 Anderson Hernandez, S (7, 4) OBP: 0.545, SLG: 0.600										2	1	1	0	0	0	1
25 Clint Robinson, L (1, 3) OBP: 0.300, SLG: 0.400			P4			G5-3		74 E 1-2		2	0	0	0	0	0	0
43 Jared Goedert, R (6, 3) OBP: 0.455, SLG: 0.700										1	0	1	0	0	0	0
19 Michael McKenry, R (1, 2) OBP: 0.333, SLG: 0.333			F8			K		FC6 1-2 2-H		2	0	0	0	0	1	0
74 Carlos Paulino, R (6, 2)										1	0	0	0	0	0	1
10 Jordy Mercer, R (1, 6) OBP: 0.600, SLG: 0.875			L5			G4-3		K		2	0	0	0	0	0	0
66 Iván De Jesús Jr., R (6, 6) OBP: 0.400, SLG: 0.444										1	0	0	0	0	1	2
Inning Stats	R: 0 E: 0 K: 0 S: 3 H: 0 LOB: 0 P: 3	R: 0 E: 0 K: 2 S: 7 H: 0 LOB: 0 BB: 0 P: 7	R: 0 E: 0 K: 0 S: 3 H: 0 LOB: 0 BB: 0 P: 3	R: 0 E: 0 K: 0 S: 3 H: 1 LOB: 0 BB: 0 P: 3	R: 0 E: 0 K: 0 S: 3 H: 0 LOB: 0 BB: 0 P: 3	R: 0 E: 0 K: 1 S: 5 H: 0 LOB: 0 BB: 0 P: 5	R: 0 E: 0 K: 0 S: 3 H: 1 LOB: 2 BB: 2 P: 11	R: 1 E: 1 K: 2 S: 10 H: 2 LOB: 2 BB: 0 P: 10	R: 0 E: 1 K: 0 S: 4 H: 1 LOB: 1 BB: 0 P: 4	1B: 5 2B: 1 3B: 0 HR: 0	SF: 0 SAC: 1 DP: 2 HBP: 0			WP: 0 PB: 0 SB: 0 CS: 0	PA: 33		

PITCHER	IP	WLS	BF	H	R	ER	SO	BB	IBB	HBP	BLK	WP	HR	S	P	ERA	WHIP
33 Drew Smyly, L (1, 1) ERA:	3.0	W	9	0	0	0	2	0	0	0	0	0	0	13	13	0.00	0.000
20 Octavio Dotel, R (4, 1) ERA:	1.0		3	1	0	0	0	0	0	0	0	0	0	3	3	0.00	1.000
53 Joaquín Benoit, R (5, 1) ERA: 3.0	1.0		3	0	0	0	0	0	0	0	0	0	0	3	3	0.00	0.000
40 Phil Coke, L (6, 1) ERA:	1.0		3	0	0	0	1	0	0	0	0	0	0	5	5	0.00	0.000
44 Melvin Mercedes, R (7, 1) ERA: 13.5	1.0		5	1	0	0	0	2	0	0	0	0	0	3	11	0.00	3.000

PITCHER	IP	WLS	BF	H	R	ER	SO	BB	IBB	HBP	BLK	WP	HR	S	P	ERA	WHIP
71 Jose Alvarez, L (8, 1) ERA: 2.7	1.0		6	2	1	0	2	0	0	0	0	0	0	10	10	0.00	2.000
49 Luis Marte, R (9, 1) ERA:	1.0	S	4	1	0	0	0	0	0	0	0	0	0	4	4	0.00	1.000

TOP

Pittsburgh Pirates @ Detroit Tigers

Joker Marchant Stadium, Lakeland, FL

Sat Mar 02 2013, 1:07 PM - 3:50 PM EST

Att. 6,032 - Cloudy - 57 F

livebaseballscorecards.com

AB	30
R	1
H	5
RBI	0
BB	2
SO	5
LOB	13

Batter	1	2	3	4	5	6	7	8	9	AB	R	H	RBI	BB	SO	LOB
14 Austin Jackson, R (1, 8) OBP: 0.421, SLG: 0.467 74 Daniel Fields, L (6, 8)	46 3B 1B		BBB 24 HR BB		X F9			X G6-3		2 1	2 0	1 0	0 0	1 0	0 0	0 0
46 Jeff Kobernus, R (1, 4) OBP: 0.348, SLG: 0.500 30 Marcus Lemon, L (7, 4)	1-H 24 G6-3 3B		CCC K		X G6-3			SSS K		3 1	1 0	1 0	1 0	0 0	1 1	1 0
24 Miguel Cabrera, R (1, 5) OBP: 0.318, SLG: 0.762 22 Wade Gaynor, R (6, 5)	3-H G6-3		1-H HR		X G5-3			X G6-3		3 1	1 0	1 0	3 0	0 0	0 0	0 0
28 Prince Fielder, L (1, 3) OBP: 0.444, SLG: 0.733 68 Matt Tuiasosopo, R (6, 3)	G5-3		P1			X G4-3				2 1	0 0	0 0	0 0	0 0	0 0	0 0
13 Alex Avila, L (1, 2) OBP: 0.429, SLG: 0.125 82 Curt Casali, R (7, 2) OBP: 0.286, SLG: 0.333	BB		BBBB 27 FC6-4 BB			X F8				1 0	0 0	0 0	0 0	2 0	0 0	0 0
27 Jhonny Peralta, R (1, 6) OBP: 0.214, SLG: 0.286 54 Dixon Machado, R (7, 6) OBP: 0.600, SLG: 1.000	F9		FC6-4 1-2f			G5-3				3 0	0 0	0 0	0 0	0 0	0 0	2 0
72 Tyler Collins, L (1, 7) OBP: 0.368, SLG: 0.667 17 Jeff McVaney, R (8, 7)		E4 34 G4-6-3		G3-1			P6			3 0	0 0	0 0	0 0	0 0	0 0	0 0
34 Avisaíl García, R (1, 9) OBP: 0.286, SLG: 0.421		G4-6-3 1-2f		SSS K			F9			3	0	0	0	0	1	1
50 Bryan Holaday, R (1, 10)		G5-3		SSS K			P4			3	0	0	0	0	1	0
Inning Stats	R: 2 E: 0 K: 0 S: 5 H: 2 LOB: 1 BB: 1 P: 9	R: 0 E: 1 K: 0 S: 3 H: 0 LOB: 0 BB: 0 P: 3	R: 2 E: 0 K: 1 S: 6 H: 1 LOB: 1 BB: 2 P: 14	R: 0 E: 0 K: 2 S: 7 H: 0 LOB: 0 BB: 0 P: 7	R: 0 E: 0 K: 0 S: 3 H: 0 LOB: 0 BB: 0 P: 3	R: 0 E: 0 K: 0 S: 3 H: 0 LOB: 0 BB: 0 P: 3	R: 0 E: 0 K: 0 S: 3 H: 0 LOB: 0 BB: 0 P: 3	R: 0 E: 0 K: 1 S: 5 H: 0 LOB: 0 BB: 0 P: 5		1B: 1 2B: 0 3B: 1 HR: 1 SF: 0 SAC: 0 DP: 1 HBP: 0						

BOTTOM

Pittsburgh Pirates @ Detroit Tigers

Joker Marchant Stadium, Lakeland, FL

Sat Mar 02 2013, 1:07 PM - 3:50 PM EST

Att. 6,032 - Cloudy - 57 F

livebaseballscorecards.com

AB	27
R	4
H	3
RBI	4
BB	3
SO	4
LOB	4

PITCHER		IP	WLS	BF	H	R	ER	SO	BB	IBB	HBP	BLK	WP	HR	S	P	ERA	WHIP
30 Jeanmar Gómez, R	(1, 1)	3.0	L	15	3	4	4	1	3	0	0	0	0	1	14	26	12.00	2.000
ERA: 16.62																		
52 Mike Zagurski, L	(4, 1)	1.0		3	0	0	0	2	0	0	0	0	0	0	7	7	0.00	0.000
ERA:																		
35 Mark Melancon, R	(5, 1)	1.0		3	0	0	0	0	0	0	0	0	0	0	3	3	0.00	0.000
ERA: 3.0																		
48 Jared Hughes, R	(6, 1)	1.0		3	0	0	0	0	0	0	0	0	0	0	3	3	0.00	0.000
ERA:																		
32 Vin Mazzaro, R	(7, 1)	1.0		3	0	0	0	0	0	0	0	0	0	0	3	3	0.00	0.000
ERA: 9.0																		

PITCHER		IP	WLS	BF	H	R	ER	SO	BB	IBB	HBP	BLK	WP	HR	S	P	ERA	WHIP
69 Ryan Reid, R	(8, 1)	1.0		3	0	0	0	1	0	0	0	0	0	0	5	5	0.00	0.000
ERA:																		

Batter	1	2	3	4	5	6	7	8	9	AB	R	H	RBI	BB	SO	LOB
23 Tyler Greene, R (1, 6) OBP: 0.400, SLG: 0.214 73 Jose Martinez, R (7, PR) OBP: 0.333, SLG: 0.556 (7, 5)	P3		FC6-4 (23 1B, 10 1B, 29 2B) 1-2f 2-3		BB (29 BB, 14 1B)		2 FC5-4 1B		F9	3 1	2 0	1 0	0 0	1 0	0 0	2 0
10 Jake Elmore, R (1, 4) OBP: 0.278, SLG: 0.294 (6, 5) (7, 6)	F9		23 1B, 29 2B 1-2 3-H 1B		K		F8		K	5	1	1	1	0	2	2
23 Chris Carter, R (1, 7) OBP: 0.278, SLG: 0.375 2 Brandon Barnes, R (5, 8) OBP: 0.333, SLG: 0.706	P5		29 2B 1-2 2-3 1B		P5		FC5-4 1-2f		L6	3 2	1 0	1 0	0 0	0 0	0 0	1 1
29 Brett Wallace, L (1, 3) OBP: 0.526, SLG: 0.813 56 Nate Freiman, R (7, PH) OBP: 0.278, SLG: 0.389 (7, 3)		F7	1-H 2-H 3-H 2B		BB (14 1B) 1-2		K			2 1	0 0	1 0	3 0	1 0	0 1	0 1
14 J.D. Martinez, R (1, 9) OBP: 0.421, SLG: 0.647 21 Fernando Martinez, L (5, 9) OBP: 0.333, SLG: 0.667 (6, 7)		BB	G6-3		1B 1-2 2-H			69 G1-3 38 2B 1B		2 1	0 1	1 1	1 0	1 0	0 0	1 0
22 Carlos Corporán, S (1, 2) OBP: 0.455, SLG: 0.636 69 René García, R (8, PH) OBP: 0.500, SLG: 0.333 (8, 2)		K		G3-1	F7			G1-3 1-2		3 1	0 0	0 0	0 0	1 0	3 1	3 1
4 Brandon Laird, R (1, 5) OBP: 0.556, SLG: 0.929 38 Jimmy Paredes, S (6, 9) OBP: 0.176, SLG: 0.200	CS 1-	K		G6-3	G6-3			79 G3-1 2-H 2B		3 1	0 0	0 1	0 1	1 0	0 0	0 0
78 Robbie Grossman, S (1, 8) OBP: 0.588, SLG: 0.692 (5, 7) 79 Delino DeShields, R (6, 4) OBP: 0.125, SLG: 0.125			23 FC6-4, 76 S, 10 1B BB	76 WP HBP	76 G5-4-3 1B			G3-1 2-3		1 1	1 0	1 0	0 0	1 0	0 0	0 1
76 Jonathan Villar, S (1, 10) OBP: 0.211, SLG: 0.063			23 FC6-4 1-2 BB	1-2	G5-4-3 1-2f			K		3	0	0	0	1	2	3
Inning Stats	R: 0 E: 0 K: 0 S: 3 H: 0 LOB: 0 BB: 0 P: 4	R: 0 E: 0 K: 1 S: 4 H: 0 LOB: 0 BB: 1 P: 9	R: 4 E: 0 K: 1 S: 8 H: 3 LOB: 1 BB: 2 P: 16	R: 0 E: 0 K: 1 S: 5 H: 0 LOB: 1 BB: 0 P: 7	R: 1 E: 0 K: 1 S: 6 H: 1 LOB: 2 BB: 2 P: 14	R: 0 E: 0 K: 0 S: 3 H: 1 LOB: 0 BB: 0 P: 3	R: 0 E: 0 K: 1 S: 6 H: 1 LOB: 1 BB: 0 P: 6	R: 1 E: 0 K: 1 S: 8 H: 2 LOB: 1 BB: 0 P: 8	R: 0 E: 0 K: 1 S: 5 H: 0 LOB: 0 BB: 0 P: 5	1B: 6 2B: 2 3B: 0 HR: 0	SF: 0 SAC: 0 DP: 1 HBP: 1						

PITCHER		IP	WLS	BF	H	R	ER	SO	BB	IBB	HBP	BLK	WP	HR	S	P	ERA	WHIP
38 Kyle McPherson, R ERA: 7.71	(1, 1)	2.2		12	2	4	4	2	3	0	0	0	0	0	13	27	13.50	1.875
77 Kyle Waldrop, R ERA:	(3, 1)	0.1	H	2	1	0	0	0	0	0	0	0	0	0	2	2	0.00	3.000
39 Jason Grilli, R ERA: 6.0	(4, 1)	1.0	H	4	0	0	0	1	0	0	1	0	1	0	5	7	0.00	0.000
29 Bryan Morris, R ERA: 3.86	(5, 1)	1.0	W	6	1	1	1	1	2	0	0	0	0	0	6	14	9.00	3.000
37 Justin Wilson, L ERA: 1.93	(6, 1)	2.0	H	7	2	0	0	1	0	0	0	0	0	0	9	9	0.00	1.000

PITCHER		IP	WLS	BF	H	R	ER	SO	BB	IBB	HBP	BLK	WP	HR	S	P	ERA	WHIP
62 Brooks Brown, R ERA: 1.93	(8, 1)	2.0	S	8	2	1	1	2	0	0	0	0	0	0	13	13	4.50	1.000

TOP

Houston Astros @ Pittsburgh Pirates

McKechnie Field, Bradenton, FL

Sun Mar 03 2013, 1:05 PM - 4:16 PM EST

Att. 4,112 - Partly Cloudy - 52 F

livebaseballscorecards.com

AB	33
R	6
H	8
RBI	6
BB	5
SO	7
LOB	16

BOTTOM

Batter	1	2	3	4	5	6	7	8	9	AB	R	H	RBI	BB	SO	LOB
31 Jose Tabata, R (1, 7) OBP: 0.357, SLG: 0.769	S S S 0-3 ① K	X 0-0 12 E 1-3 2-H 3-H 2B		X 0-0 ③ G1-3		X 0-0 ② SF8 3-H		H 1-0 HBP		3	1	1	2	0	1	0
5 Josh Harrison, R (6, 7)										0	0	0	1	0	0	0
12 Clint Barmes, R (1, 6) OBP: 0.222, SLG: 0.556	X 0-0 ② P4	X 0-0 E6 22 BB 2-H 3-H			X 0-0 ① G6-3	X 0-0 ③ F8		S S C 0-3 ③ K		3	0	0	0	0	0	0
15 Chase d'Arnaud, R (6, 6) OBP: 0.273, SLG: 0.400										2	0	0	0	0	1	3
22 Andrew McCutchen, R (1, 8) OBP: 0.400, SLG: 0.143	B B B B 4-0 24 CS BB	B B B 4-0 1-2 BB			B B B B 4-0 18 PB 18 1B BB		S S C 0-3 ① K			0	1	0	0	3	0	0
26 Felix Pie, L (6, 8) OBP: 0.400, SLG: 0.786										1	0	0	0	0	1	0
24 Pedro Alvarez, L (1, 5) OBP: 0.083, SLG: 0.167	B 1-0 ③ CS 1-2	0-0 G4-3			C C C 0-3 ② K		X 0-0 ② F7			3	0	0	0	0	1	3
14 Gaby Sanchez, R (6, 5) OBP: 0.583, SLG: 1.200		X 0-0 G1-3								1	0	0	0	0	0	0
18 Neil Walker, S (1, 4) OBP: 0.300, SLG: 0.222		X 0-0 46 1B 59 BB 1B	C C C 0-3 ① K		B X 1-0 1-H 1B		S S C 0-3 ③ K			3	1	2	1	0	1	0
66 Iván De Jesús Jr., R (6, 4) OBP: 0.364, SLG: 0.400										1	0	0	0	0	1	0
46 Garrett Jones, L (1, 3) OBP: 0.308, SLG: 0.250		X 0-0 59 BB 17 BB 31 2B 1-3 1B	B B B B 4-0 2 G4-6-3 BB		X 0-0 ③ F7			X 0-0 ① L8		2	1	1	0	1	0	1
65 Matt Haque, R (6, 3) OBP: 0.200, SLG: 0.143										1	0	0	0	0	0	0
2 Brad Hawpe, L (1, 10) OBP: 0.231, SLG: 0.091	C C C 0-3 ② K	X 0-0 ② ③ G4-6-3 1-2f				S S S 0-3 ① K		X 0-0 ② P6		3	0	0	0	0	2	3
25 Clint Robinson, L (8, PH) OBP: 0.273, SLG: 0.364										1	0	0	0	0	0	0
(9, 10)																
17 Jerry Sands, R (1, 9) OBP: 0.250, SLG: 0.200	B B B B 4-0 59 BB 31 2B 1-2 BB			X 0-0 ① G6-3		X 0-0 59 3B 1B		X 0-0 73 1B 2B		2	2	1	0	1	0	0
71 Brett Carroll, R (7, 9) OBP: 0.667, SLG: 1.000										1	0	1	0	0	0	0
59 Tony Sanchez, R (1, 2) OBP: 0.500, SLG: 0.500	B B B B 4-0 31 2B 12 E 1-2 2-3 3-H BB			X 0-0 ② G5-3		X 0-0 1-H 5 SF8 3B		X 0-0 2-3 1B		2	2	1	2	1	0	0
73 Lucas May, R (8, 2) OBP: 0.455, SLG: 0.500										1	0	1	0	0	0	0
Inning Stats	R: 0 H: 0 E: 0 LOB: 0 K: 1 BB: 1 S: 4 P: 9	R: 5 H: 3 E: 1 LOB: 2 K: 1 BB: 3 S: 9 P: 21	R: 0 H: 0 E: 0 LOB: 0 K: 1 BB: 1 S: 4 P: 8	R: 0 H: 0 E: 0 LOB: 0 K: 0 BB: 0 S: 3 P: 3	R: 1 H: 1 E: 0 LOB: 1 K: 1 BB: 1 S: 6 P: 11	R: 2 H: 2 E: 0 LOB: 0 K: 1 BB: 0 S: 7 P: 7	R: 0 H: 0 E: 0 LOB: 0 K: 2 BB: 0 S: 7 P: 7	R: 0 H: 2 E: 0 LOB: 3 K: 1 BB: 0 S: 7 P: 8		1B: 5 SF: 1 2B: 2 SAC: 0 3B: 1 DP: 1 HR: 0 HBP: 1						

PITCHER		IP	WLS	BF	H	R	ER	SO	BB	IBB	HBP	BLK	WP	HR	S	P	ERA	WHIP
39 John Ely, R ERA: 12.27	(1, 1)	1.2		10	3	5	3	2	3	0	0	0	0	0	11	24	16.20	3.600
19 Sam Demel, R ERA: 32.4	(2, 1)	0.1		3	0	0	0	0	1	0	0	0	0	0	2	6	0.00	3.000
88 Mike Foltynewicz, R ERA:	(3, 1)	1.0		3	0	0	0	1	1	0	0	0	0	0	4	8	0.00	1.000
18 Jordan Lyles, R ERA: 16.62	(4, 1)	2.1	L	11	3	3	2	2	1	0	0	0	0	0	14	19	7.71	1.714
80 Chia-Jen Lo, R ERA:	(6, 1)	0.2		2	0	0	0	0	0	0	0	0	0	0	2	2	0.00	0.000

PITCHER		IP	WLS	BF	H	R	ER	SO	BB	IBB	HBP	BLK	WP	HR	S	P	ERA	WHIP
31 Edgar Gonzalez, R ERA: 2.25	(7, 1)	2.0		9	2	0	0	3	0	0	1	0	0	0	14	15	0.00	1.000

Houston Astros @ Pittsburgh Pirates
McKechnie Field, Bradenton, FL
Sun Mar 03 2013, 1:05 PM - 4:16 PM EST
Att. 4,112 - Partly Cloudy - 52 F

livebaseballscorecards.com

AB	30
R	8
H	8
RBI	6
BB	6
SO	8
LOB	10

WP: 0 PA: 39
PB: 1
SB: 0
CS: 1

Philadelphia Phillies @ Pittsburgh Pirates

McKechnie Field, Bradenton, FL

Mon Mar 04 2013, 1:13 PM - 4:03 PM EST

Att. 6,281 - Sunny - 59 F

TOP

livebaseballscorecards.com

Batter	1	2	3	4	5	6	7	8	9	AB	R	H	RBI	BB	SO	LOB
2 Ben Revere, L (1, 8) OBP: 0.393, SLG: 0.385	C B B B F C 3-3 K	B B B C B 4-1 26 BB, 10 1B 1-2 2-3 3-H BB		X 0-0 10 E, 10 G4-3 1B		X 0-0 74 F9 E1 1B		B S B C C 2-3 K		3	1	2	1	1	1	0
43 Ender Inciarte, L (6, 8) OBP: 0.636, SLG: 0.429										1	0	0	0	0	1	0
10 Michael Young, R (1, 5) OBP: 0.320, SLG: 0.435	X 0-0 26 G4-3 1B	X 0-0 26 BB 1-2 2-3 3-H 1B		X 0-0 ① G4-3 1-H		X 0-0 ① G1-3		X 0-0 ③ G4-3		4	0	2	2	0	0	1
7 Michael Martinez, S (6, 5) OBP: 0.250, SLG: 0.375										1	0	0	0	0	0	0
26 Chase Utley, L (1, 4) OBP: 0.500, SLG: 0.417	X 0-0 ② G4-3 1-2	B B F S B B 4-2 BB 1-2 2-3 3-H		B C F C 1-3 ② K		X 0-0 ② F9 2-3			X 0-0 24 G6-4-3 1B	2	0	0	1	1	1	1
74 César Hernández, S (4, 4) OBP: 0.375, SLG: 0.286										2	0	1	0	0	0	1
6 Ryan Howard, L (1, 3) OBP: 0.400, SLG: 0.815	X 0-0 ③ F7	B C B F B T 3-2 ② K		X 0-0 ③ F7		B S B S C 2-3 ③ K			X 0-0 ①② G6-4-3 1-2f	3	0	0	0	0	1	4
24 Josh Fields, R (4, 3) OBP: 0.143, SLG: 0.143										2	0	0	0	0	1	2
18 Darin Ruf, R (1, 7) OBP: 0.286, SLG: 0.174		1-0 25 1B, 9 1B, 12 BB HBP 0-0 P2		H 1-0 9 PB HBP			B B B C B 4-1 22 G5-4-3 BB		X 0-0 ③ G5-3	2	1	0	0	1	0	3
9 Domonic Brown, L (1, 9) OBP: 0.500, SLG: 0.783	X 0-0 12 BB, 25 1B, 2 BB 1B 1-2	B B T S S 2-3 ① K		X 0-0 ① L9 1-2			X 0-0 ①② G5-4-3 1-2f			3	1	1	0	0	1	1
22 Joe Mather, R (6, 9)										1	0	0	0	0	0	1
15 John Mayberry Jr., R (1, 10) OBP: 0.321, SLG: 0.462	B B F S C 2-3 ① K	X 0-0 ② F9		X 0-0 ② G5-3			X 0-0 1B			4	0	1	0	0	1	3
25 Yuniesky Betancourt, R (1, 6) OBP: 0.444, SLG: 0.471	X 0-0 2 BB, 12 BB, 10 1B 1-2 2-3 1B	X 0-0 1B		B B B C B 4-1 BB			X 0-0 ③ F7			3	1	2	0	1	0	1
12 Humberto Quintero, R (1, 2)	B S B S B B 4-2 10 1B, 2 BB, 26 BB 1-2 2-3 3-H BB	B F S S 1-3 ③ K		F C S 0-3 ③ K				X 0-0 ① G6-3		2	1	0	1	1	2	3
73 Tommy Joseph, R (6, 2) OBP: 0.333, SLG: 0.778										1	0	0	0	0	0	0

	AB	34
	R	5
	H	9
	RBI	5
	BB	5
	SO	9
	LOB	21

Inning Stats	1	2	3	4	5	6	7	8	9
	R: 0 E: 0 K: 1 S: 6 H: 1 LOB: 1 BB: 0 P: 9	R: 4 E: 0 K: 2 S: 15 H: 3 LOB: 3 BB: 3 P: 33	R: 0 E: 0 K: 2 S: 8 H: 1 LOB: 1 BB: 0 P: 11	R: 1 E: 0 K: 1 S: 6 H: 1 LOB: 0 BB: 0 P: 7	R: 0 E: 0 K: 1 S: 6 H: 0 LOB: 2 BB: 1 P: 11	R: 0 E: 1 K: 1 S: 6 H: 1 LOB: 1 BB: 0 P: 8	R: 0 E: 0 K: 0 S: 4 H: 1 LOB: 1 BB: 1 P: 8	R: 0 E: 0 K: 1 S: 5 H: 0 LOB: 0 BB: 0 P: 7	R: 0 E: 0 K: 0 S: 3 H: 1 LOB: 0 BB: 0 P: 3

	1B: 9	SF: 0	WP: 0	PA: 41
	2B: 0	SAC: 0	PB: 1	
	3B: 0	DP: 2	SB: 0	
	HR: 0	HBP: 2	CS: 0	

PITCHER		IP	WLS	BF	H	R	ER	SO	BB	IBB	HBP	BLK	WP	HR	S	P	ERA	WHIP
34 A.J. Burnett, R ERA: 13.5	(1, 1)	1.1	L	11	4	4	4	2	2	0	1	0	0	0	15	29	27.00	4.500
71 Kris Johnson, L ERA: 3.38	(2, 1)	1.2		7	1	0	0	3	1	0	0	0	0	0	14	24	0.00	1.200
51 Wandy Rodriguez, L ERA: 1.8	(4, 1)	3.0		13	2	1	0	3	1	0	1	0	0	0	18	26	0.00	1.000
61 Duke Welker, R ERA: 3.0	(7, 1)	1.0		4	1	0	0	0	1	0	0	0	0	0	4	8	0.00	2.000
68 Vic Black, R ERA:	(8, 1)	1.0		3	0	0	0	1	0	0	0	0	0	0	5	7	0.00	0.000

PITCHER		IP	WLS	BF	H	R	ER	SO	BB	IBB	HBP	BLK	WP	HR	S	P	ERA	WHIP
67 Hunter Strickland, R ERA:	(9, 1)	1.0		3	1	0	0	0	0	0	0	0	0	0	3	3	0.00	1.000

Batter	1	2	3	4	5	6	7	8	9	AB	R	H	RBI	BB	SO	LOB
6 Starling Marte, R (1, 7) OBP: 0.333, SLG: 0.467	G4-3		G4-6-3 1-2f			F9			K	3	0	0	0	0	0	1
60 Darren Ford, R (7, 7) OBP: 0.286, SLG: 0.286										1	0	0	0	0	1	0
7 Alex Presley, L (1, 8) OBP: 0.313, SLG: 0.286	G3			F7			25 CS BB			2	0	0	0	0	0	0
26 Felix Pie, L (6, 8) OBP: 0.438, SLG: 0.786										0	0	0	0	1	0	0
23 Travis Snider, L (1, 9) OBP: 0.313, SLG: 0.500	2B			K			K			2	0	1	0	0	1	0
2 Brad Hawpe, L (6, 9) OBP: 0.214, SLG: 0.083										1	0	0	0	0	1	1
14 Gaby Sanchez, R (1, 3) OBP: 0.500, SLG: 1.000	G6-3			F9			K 1-2			2	0	0	0	0	0	1
25 Clint Robinson, L (6, 3) OBP: 0.250, SLG: 0.333										1	0	0	0	0	1	1
55 Russell Martin, R (1, 10)		19 G6-4-3 BB			G5-3			G4-3		2	0	0	0	1	0	0
19 Michael McKenry, R (1, 2) OBP: 0.364, SLG: 0.300		G6-4-3 1-2f			43 G5-4-3 BB			K2-3		1	0	0	0	1	0	1
74 Carlos Paulino, R (7, 2)										1	0	0	0	0	1	0
43 Jared Goedert, R (1, 5) OBP: 0.385, SLG: 0.583	F7				G5-4-3 1-2f			G1-3		2	0	0	0	0	0	1
5 Josh Harrison, R (6, 5)										1	0	0	0	0	0	0
10 Jordy Mercer, R (1, 4) OBP: 0.583, SLG: 0.778			6 G4-6-3 BB			G6-3			P4	1	0	0	0	1	0	0
58 Anderson Hernandez, S (7, 4) OBP: 0.500, SLG: 0.545										1	0	0	0	0	0	0
15 Chase d'Arnaud, R (1, 6) OBP: 0.231, SLG: 0.333			P3			F7			G5-3	2	0	0	0	0	0	1
66 Iván De Jesús Jr., R (7, 6) OBP: 0.333, SLG: 0.364										1	0	0	0	0	0	0
Inning Stats	R: 0 E: 0 K: 0 S: 4 H: 1 LOB: 1 BB: 0 P: 4	R: 0 E: 0 K: 0 S: 4 H: 0 LOB: 0 BB: 1 P: 8	R: 0 E: 0 K: 0 S: 4 H: 0 LOB: 0 BB: 1 P: 8	R: 0 E: 0 K: 1 S: 5 H: 0 LOB: 0 BB: 0 P: 6	R: 0 E: 0 K: 0 S: 2 H: 0 LOB: 0 BB: 1 P: 6	R: 0 E: 0 K: 0 S: 3 H: 0 LOB: 0 BB: 0 P: 3	R: 0 E: 0 K: 2 S: 6 H: 0 LOB: 1 BB: 1 P: 13	R: 0 E: 0 K: 1 S: 5 H: 0 LOB: 0 BB: 0 P: 7	R: 0 E: 0 K: 1 S: 5 H: 0 LOB: 0 BB: 0 P: 8	1B: 0 2B: 2 3B: 0 HR: 0 SF: 0 SAC: 0 DP: 4 HBP: 0	WP: 0 PB: 0 SB: 0 CS: 1 PA: 28					

PITCHER		IP	WLS	BF	H	R	ER	SO	BB	IBB	HBP	BLK	WP	HR	S	P	ERA	WHIP
27 John Lannan, L ERA: 1.8	(1, 1)	3.0	W	10	1	0	0	0	2	0	0	0	0	0	12	20	0.00	1.000
37 Mike Adams, R ERA:	(4, 1)	1.0		3	0	0	0	1	0	0	0	0	0	0	5	6	0.00	0.000
78 Adam Morgan, L ERA: 1.93	(5, 1)	3.0	H	9	0	0	0	2	2	0	0	0	0	0	11	22	0.00	0.667
46 Raul Valdes, L ERA: 6.0	(8, 1)	2.0		6	0	0	0	2	0	0	0	0	0	0	10	15	0.00	0.000

PITCHER	IP	WLS	BF	H	R	ER	SO	BB	IBB	HBP	BLK	WP	HR	S	P	ERA	WHIP

BOTTOM

Philadelphia Phillies @ Pittsburgh Pirates
McKechnie Field, Bradenton, FL
Mon Mar 04 2013, 1:13 PM - 4:03 PM EST
Att. 6,281 - Sunny - 59 F

livebaseballscorecards.com

AB	24
R	0
H	1
RBI	0
BB	4
SO	5
LOB	7

Batter	1	2	3	4	5	6	7	8	9	AB	R	H	RBI	BB	SO	LOB
10 Daniel Figueroa, R (1, 8)	C F B C 1-3 K ①		1 SAFE B B C B B 4-1 1-2 BB ②		C B S S 1-3 K ③			S S S 0-3 K ①		3	0	0	0	1	3	0
11 Paco Figueroa, R (1, 4) OBP: 0.250, SLG: 0.250	C F S 0-3 K ②		X 0-0 G4-3 ③			X 0-0 45 L4-3 1B		X 0-0 G5-3 ②		4	0	1	0	0	1	2
63 Rafael Alvarez, L (1, 10)	B C B S B S 3-3 K ③			C C C 0-3 K ①		B C C C 1-3 K ①		X 0-0 G6-3 ③		4	0	0	0	0	3	1
45 Barbaro Canizares, R (1, 3) OBP: 0.333, SLG: 0.333 6 Blake Ochoa, R (9, PH) OBP: 1.000, SLG: 1.000		C C B S 1-3 K ①		X 0-0 22 1B 1B		X 0-0 L4-3 1-1 ② ③			X 0-0 25 L9-3 1B	3 1	0 0	1 1	0 0	0 0	1 0	1 0
22 Yunesky Sanchez, R (1, 6) OBP: 0.667, SLG: 0.500 19 Jesus Golindano, R (7, 5)		C F C 0-3 K ②		X 0-0 1-3 1B			B B B B 4-0 42 G5-3 42 WP BB		C C C 0-3 K ①	2 1	0 0	1 0	0 0	1 0	1 1	0 1
32 Adrian Nieto, S (1, 2) 25 Salomon Manriquez, R (5, 2)		B B C S B S 3-3 K ③		C S C 0-3 K ②			B S S S 1-3 K ①		X 0-0 L9-3 1-1 ② ③	2 2	0 0	0 0	0 0	0 0	2 1	2 2
42 Jesus Merchan, R (1, 5) (7, 6)			X 0-0 G6-3 ① X 0-0 P4 ③				B X 1-0 G5-3 1-3 ②			3	0	0	0	0	0	3
5 Yasser Gomez, L (1, 9) OBP: 0.667, SLG: 0.500			X 0-0 20 1B 1B X 0-0 G1-4-3 ①				B B B C B 4-1 BB			2	0	1	0	1	0	0
20 Gabe Suarez, R (1, 7) OBP: 0.333, SLG: 0.333			X 0-0 10 BB 1-3 1B X 0-0 G1-3 ②				X 0-0 P4 ③			3	0	1	0	0	0	2
Inning Stats	R: 0 H: 0 E: 0 LOB: 0 K: 3 BB: 0 S: 9 P: 13	R: 0 H: 0 E: 0 LOB: 0 K: 3 BB: 0 S: 9 P: 13	R: 0 H: 2 E: 0 LOB: 2 K: 0 BB: 1 S: 5 P: 9	R: 0 H: 2 E: 0 LOB: 2 K: 2 BB: 0 S: 9 P: 9	R: 0 H: 0 E: 0 LOB: 0 K: 1 BB: 0 S: 5 P: 6	R: 0 H: 1 E: 0 LOB: 0 K: 1 BB: 0 S: 5 P: 6	R: 0 H: 0 E: 0 LOB: 2 K: 1 BB: 2 S: 6 P: 16	R: 0 H: 0 E: 0 LOB: 0 K: 1 BB: 0 S: 5 P: 5	R: 0 H: 1 E: 0 LOB: 0 K: 1 BB: 0 S: 5 P: 5	1B: 6 SF: 0 2B: 2 SAC: 0 3B: 0 DP: 2 HR: 0 HBP: 0						

TOP

Spain @ Pittsburgh Pirates

McKechnie Field, Bradenton, FL

Tue Mar 05 2013, 1:08 PM - 4:27 PM EST

Att. 2,500 - Sunny - 71 F

livebaseballscorecards.com

AB	30
R	0
H	6
RBI	0
BB	3
SO	13
LOB	14



PITCHER		IP	WLS	BF	H	R	ER	SO	BB	IBB	HBP	BLK	WP	HR	S	P	ERA	WHIP
75 Gerrit Cole, R ERA:	(1, 1)	3.0	W	11	2	0	0	6	1	0	0	0	0	0	23	35	0.00	1.000
72 Stolmy Pimentel, R ERA:	(4, 1)	2.0	H	8	2	0	0	3	0	0	0	0	0	0	14	15	0.00	1.000
45 Andy Oliver, L ERA:	(6, 1)	1.0		3	1	0	0	1	0	0	0	0	0	0	5	6	0.00	1.000
70 Erik Cordier, R ERA:	(7, 1)	1.0		5	0	0	0	1	2	0	0	0	1	0	6	16	0.00	2.000
69 Ryan Reid, R ERA:	(8, 1)	1.0		3	0	0	0	1	0	0	0	0	0	0	5	5	0.00	0.000

PITCHER		IP	WLS	BF	H	R	ER	SO	BB	IBB	HBP	BLK	WP	HR	S	P	ERA	WHIP
52 Mike Zagurski, L ERA:	(9, 1)	1.0		3	1	0	0	1	0	0	0	0	0	0	5	5	0.00	1.000

BOTTOM

Batter	1	2	3	4	5	6	7	8	9	AB	R	H	RBI	BB	SO	LOB
60 Darren Ford, R (1, 8) OBP: 0.667, SLG: 0.667 79 Gregory Polanco, L (5, PH) (6, 8)	B1-3		14 S 26 1B 14 WP 1B	26 S 1B	K		BB			3	1	2	0	0	0	0
										1	0	0	0	1	1	1
26 Felix Pie, L (1, 7) OBP: 0.333, SLG: 0.333 80 Jeff Larish, L (6, 7) OBP: 0.500, SLG: 2.000	G3		14 WP 14 S 14 2B 1B	P3		HR	K			3	1	1	1	0	0	1
										2	1	1	1	0	1	1
14 Gaby Sanchez, R (1, 5) OBP: 1.000, SLG: 2.333 35 Jeremy Farrell, R (6, 5) OBP: 0.500, SLG: 0.500	1B		2B		HR	HBP 24 1B	K			3	1	3	2	0	0	0
										2	1	1	0	0	1	1
25 Clint Robinson, L (1, 3) OBP: 0.333, SLG: 0.333 46 Matt Curry, L (6, 3)	F8		G5-3		17 BB 58 HR 1B	K		G3-1		3	1	1	0	0	0	2
										2	0	0	0	0	1	1
17 Jerry Sands, R (1, 9) 56 Andrew Lambo, L (6, 9) OBP: 0.500, SLG: 1.000		K	43 G5-4-3 BB		58 HR BB	K		2B		1	1	0	0	2	1	0
										2	0	1	0	0	1	1
43 Jared Goedert, R (1, 10) OBP: 0.333, SLG: 0.667 Adalberto Santos, R (6, PH) (7, 10)	2B	G5-4-3			F9	24 1B HBP		BB		3	0	1	0	0	0	4
										0	0	0	0	1	0	0
58 Anderson Hernandez, S (1, 4) OBP: 0.667, SLG: 2.000 24 Jarek Cunningham, R (6, 4) OBP: 0.500, SLG: 0.500	F7			66 F8 74 SF7 2B	HR	1B		F9		3	2	2	3	0	0	1
										2	0	1	1	0	0	2
66 Iván De Jesús Jr., R (1, 6) OBP: 0.333, SLG: 0.333 Alen Hanson, S (6, 6)	K			F8	1B	G6-3		P6		3	0	1	0	0	1	2
										2	0	0	0	0	0	4
74 Carlos Paulino, R (1, 2) OBP: 0.333, SLG: 1.000 73 Lucas May, R (7, 2)			60 1B 26 1B 2B	SF7	K		F8			2	1	1	1	0	1	1
										1	0	0	0	0	0	0
Inning Stats	R: 0 E: 0 K: 0 S: 4 H: 1 LOB: 1 BB: 0 P: 4	R: 0 E: 0 K: 2 S: 8 H: 1 LOB: 1 BB: 0 P: 12	R: 3 E: 0 K: 0 S: 7 H: 4 LOB: 1 BB: 1 P: 12	R: 1 E: 0 K: 0 S: 5 H: 2 LOB: 1 BB: 0 P: 6	R: 4 E: 0 K: 2 S: 15 H: 4 LOB: 1 BB: 1 P: 24	R: 2 E: 0 K: 2 S: 10 H: 3 LOB: 2 BB: 0 P: 12	R: 0 E: 0 K: 2 S: 7 H: 0 LOB: 1 BB: 1 P: 11	R: 0 E: 0 K: 0 S: 4 H: 1 LOB: 2 BB: 1 P: 8		1B: 8 2B: 5 3B: 0 HR: 3	SF: 1 SAC: 0 DP: 1 HBP: 1						

PITCHER		IP	WLS	BF	H	R	ER	SO	BB	IBB	HBP	BLK	WP	HR	S	P	ERA	WHIP
69 Yoanner Negrin, R ERA:	(1, 1)	2.0		8	2	0	0	2	0	0	0	0	0	0	12	16	0.00	1.000
55 Rhiner Cruz, R ERA: 27.0	(3, 1)	1.0	L	7	4	3	3	0	1	0	0	0	1	0	7	12	27.00	5.000
28 Chris Manno, L ERA: 9.0	(4, 1)	1.0		5	2	1	1	0	0	0	0	0	0	0	5	6	9.00	2.000
30 Eddie Morlan, R ERA: 108.0	(5, 1)	0.1		5	3	4	4	0	1	0	0	0	0	2	8	16	108.00	12.000
26 Eric Gonzalez, R ERA: 13.5	(5, 1)	1.1		9	4	2	2	4	0	0	1	0	0	1	16	19	13.50	3.000

PITCHER		IP	WLS	BF	H	R	ER	SO	BB	IBB	HBP	BLK	WP	HR	S	P	ERA	WHIP
15 Antonio Noguera, L ERA:	(6, 1)	1.1		5	1	0	0	2	1	0	0	0	0	0	8	12	0.00	0.750
16 Leslie Nacar, R ERA:	(8, 1)	1.0		5	1	0	0	0	1	0	0	0	0	0	4	8	0.00	2.000

Spain @ Pittsburgh Pirates

McKechnie Field, Bradenton, FL

Tue Mar 05 2013, 1:08 PM - 4:27 PM EST

Att. 2,500 - Sunny - 71 F

livebaseballscorecards.com

AB	38
R	10
H	16
RBI	9
BB	4
SO	8
LOB	22

1B: 8 2B: 5 3B: 0 HR: 3 SF: 1 SAC: 0 DP: 1 HBP: 1

WP: 1 PB: 0 SB: 3 CS: 0 PA: 44

Batter	1	2	3	4	5	6	7	8	9	AB	R	H	RBI	BB	SO	LOB
6 Starling Marte, R (1, 7) OBP: 0.389, SLG: 0.588	B X 1-0 22 G5-3 3B	X 0-0 ③ F9			B B B 4-0 22 1B 23 BB 24 SF7 1-2 BB	X 0-0 2 1B 3-H 2B		X 0-0 E1 7 G6-3		2	2	1	0	1	0	3
31 Jose Tabata, R (6, PH) OBP: 0.375, SLG: 0.800 (6, 7)										2	2	1	1	0	0	0
23 Travis Snider, L (1, 9) OBP: 0.316, SLG: 0.438	S S S 0-3 ① K		C C C 0-3 ① K		B B B B 4-0 22 1B 1-2 2-3 BB	X 0-0 2-H 1B		X 0-0 ① G3		2	0	0	0	1	2	1
2 Brad Hawpe, L (6, PH) OBP: 0.250, SLG: 0.143 (6, 9)										2	0	1	1	0	0	1
22 Andrew McCutchen, R (1, 8) OBP: 0.385, SLG: 0.200	X 0-0 ② G5-3 3-H	X 0-0 ② P4			X 0-0 1-2 2-3 3-H 1B	X 0-0 ③ G4-3		X 0-0 ② G6-3 3-H		3	0	1	2	0	0	0
7 Alex Presley, L (6, PH) OBP: 0.278, SLG: 0.250 (6, 8)										2	0	0	1	0	0	1
24 Pedro Alvarez, L (1, 5) OBP: 0.067, SLG: 0.143	S S S 0-3 ③ K		X 0-0 ③ P5		X 0-0 ② SF7 3-H		X 0-0 73 2B 2B	B B B B 4-0 BB		2	0	0	1	0	1	0
43 Jared Goedert, R (6, 5) OBP: 0.467, SLG: 0.692										1	1	1	0	1	0	0
18 Neil Walker, S (1, 4) OBP: 0.308, SLG: 0.182		X 0-0 ① P3		B B B B 4-0 46 G1-6-3 BB	X 0-0 ③ P3		S S S 0-3 ① K	X 0-0 ③ F7		2	0	0	0	1	0	2
5 Josh Harrison, R (6, 4)										2	0	0	0	0	1	2
46 Garrett Jones, L (1, 3) OBP: 0.313, SLG: 0.214		X 0-0 ② G4-3		X 0-0 ①② G1-6-3 1-2f		B B B B 4-0 78 FC6-4 BB	X 0-0 ② P3		X 0-0 73 F9 2B	2	0	0	0	1	0	1
65 Matt Hague, R (6, 3) OBP: 0.235, SLG: 0.250										2	0	1	0	0	0	1
78 Brandon Inge, R (1, 10) OBP: 0.308, SLG: 0.250	X 0-0 12 BB 19 BB 1B			X 0-0 ③ F9		X 0-0 ① FC6-4 19 2B 1-2f 12 SF8	X 0-0 74 E 2-H 2B		X 0-0 ① F9 2-3	3	1	1	0	0	0	1
73 Lucas May, R (7, PH) OBP: 0.462, SLG: 0.583 (7, 10)										2	1	1	1	0	0	1
19 Michael McKenry, R (1, 2) OBP: 0.500, SLG: 0.500	B B B B 4-0 12 BB 1-2 BB				X 0-0 12 FC5-4 1B	X 0-0 12 SF8 31 2B 1-3 2B	X 0-0 E8 2-H 1B		X 0-0 ② L6	2	1	2	0	1	0	0
74 Carlos Paulino, R (7, PH) OBP: 0.400, SLG: 0.250 (7, 2)										2	0	1	1	0	0	1
12 Clint Barmes, R (1, 6) OBP: 0.250, SLG: 0.500	B B B B 4-0 1-2 2-3 BB				X 0-0 ① FC5-4 23 BB 6 BB 22 1B 1-2f	X 0-0 ② SF8 2-3 3-H	C C C 0-3 ③ K		X 0-0 ③ F9	1	1	0	1	1	0	1
10 Jordy Mercer, R (6, 6) OBP: 0.500, SLG: 0.636										2	0	0	0	0	1	2
Inning Stats	R: 1 E: 0 K: 2 S: 8 H: 1 LOB: 0 BB: 0 P: 9	R: 0 E: 0 K: 0 S: 4 H: 1 LOB: 3 BB: 2 P: 12	R: 0 E: 0 K: 1 S: 5 H: 0 LOB: 0 BB: 0 P: 5	R: 0 E: 0 K: 0 S: 2 H: 0 LOB: 0 BB: 1 P: 6	R: 2 E: 0 K: 0 S: 5 H: 2 LOB: 2 BB: 2 P: 13	R: 3 E: 0 K: 0 S: 6 H: 3 LOB: 1 BB: 1 P: 10	R: 2 E: 1 K: 2 S: 10 H: 3 LOB: 1 BB: 0 P: 10	R: 1 E: 1 K: 0 S: 4 H: 0 LOB: 1 BB: 1 P: 8	R: 0 E: 0 K: 0 S: 4 H: 1 LOB: 1 BB: 0 P: 4	1B: 5 2B: 5 3B: 1 HR: 0 SF: 2 SAC: 0 DP: 1 HBP: 0						

PITCHER		IP	WLS	BF	H	R	ER	SO	BB	IBB	HBP	BLK	WP	HR	S	P	ERA	WHIP
31 Jon Lester, L ERA: 1.0	(1, 1)	4.0		16	2	1	1	3	3	0	0	0	0	0	19	32	2.25	1.250
67 Steven Wright, R ERA: 9.95	(5, 1)	2.0	L	14	5	5	5	0	3	0	0	0	0	0	11	23	22.50	4.000
62 Rubby De La Rosa, R ERA: 3.0	(7, 1)	2.0		11	3	3	2	2	1	0	0	0	0	0	14	18	9.00	2.000
36 Junichi Tazawa, R ERA: 4.15	(9, 1)	1.0		4	1	0	0	0	0	0	0	0	0	0	4	4	0.00	1.000

PITCHER	IP	WLS	BF	H	R	ER	SO	BB	IBB	HBP	BLK	WP	HR	S	P	ERA	WHIP

TOP

Pittsburgh Pirates @ Boston Red Sox

JetBlue Park, Ft. Myers, FL

Wed Mar 06 2013, 1:40 PM - 4:44 PM EST

Att. 9,716 - Sunny - 69 F

livebaseballscorecards.com

AB	36
R	9
H	11
RBI	9
BB	7
SO	5
LOB	18

WP: 0 PA: 45
PB: 0
SB: 0
CS: 0

Pittsburgh Pirates @ Boston Red Sox

JetBlue Park, Ft. Myers, FL

Wed Mar 06 2013, 1:40 PM - 4:44 PM EST

Att. 9,716 - Sunny - 69 F

livebaseballscorecards.com

BOTTOM

Batter	1	2	3	4	5	6	7	8	9	AB	R	H	RBI	BB	SO	LOB
26 Brock Holt, L (1, 5) OBP: 0.318, SLG: 0.250	F7		BBBB 4-0 5 2B 1-2 BB		G1-3		BBBB 4-0 35 G4-6-3 BB		G4-3 1-2 3-H	2	0	0	0	1	0	0
44 Drew Sutton, S (7, 5) OBP: 0.500, SLG: 0.182										1	0	0	1	1	0	1
5 Jonny Gomes, R (1, 7) OBP: 0.286, SLG: 0.571	F7		0-0 1-3 2-H 2B		P4		G4-6-3 1-2f		1B 2-3	3	0	1	1	0	0	0
35 Lyle Overbay, L (6, 7) OBP: 0.300, SLG: 0.412										2	0	1	0	0	0	1
39 Jarrod Saltalamacchia, S (6, 10) OBP: 0.467, SLG: 0.692	K		G3-1			70 1B 2B	K		F7	3	0	1	0	0	1	2
37 Mike Carp, L (6, PR) OBP: 0.333, SLG: 0.308 (7, 10)										2	1	0	0	0	1	2
50 Mauro Gomez, R (1, 3) OBP: 0.381, SLG: 0.294		F8		F8		G5-3		K	G6-3	5	0	0	0	0	1	3
75 J.C. Linares, R (1, 9) OBP: 0.400, SLG: 0.611		F8		2B		G5-3		13 1B 1B		3	0	1	0	0	0	1
80 Jeremy Hazelbaker, L (7, 9) OBP: 0.500, SLG: 0.500										1	0	1	0	0	0	0
74 Jackie Bradley Jr., L (1, 8) OBP: 0.565, SLG: 0.500	CCC K			BBBB 4-0 70 1B BB		BBBB 4-0 70 1B BB		0-0 70 G6-4-3 1-3 1B		1	0	0	0	2	1	0
13 Heiker Meneses, R (7, 4) OBP: 0.667, SLG: 0.600										1	0	1	0	0	0	0
3 David Ross, R (1, 2) OBP: 0.250, SLG: 0.182			L4	CCC K		10 BB 1-3 2-H 1B		G6-4-3 1-2f		2	0	0	0	0	1	2
70 Christian Vázquez, R (6, 2)										2	0	1	1	0	0	2
10 Jose Iglesias, R (1, 6) OBP: 0.333, SLG: 0.600			G5-3	F9		BBBB 4-0 1-2 BB			23 1B 44 G4-3 1B	2	0	0	0	1	0	2
76 Jonathan Diaz, R (6, PR) OBP: 0.357, SLG: 0.273 (7, 6)										1	1	1	0	0	0	0
23 Pedro Ciriaco, R (1, 4) OBP: 0.333, SLG: 0.450 (7, 8)			26 S 5 2B 1B		L5	F8			35 1B 44 G4-3 1-3 1B	4	1	2	0	0	0	3
26 Shannon Wilkerson, R (9, PR)										0	0	0	0	0	0	0
Inning Stats	R: 0 E: 0 K: 1 S: 5 H: 0 LOB: 0 BB: 0 P: 5	R: 0 E: 0 K: 1 S: 5 H: 0 LOB: 0 BB: 0 P: 5	R: 1 E: 0 K: 0 S: 5 H: 2 LOB: 2 BB: 1 P: 9	R: 0 E: 0 K: 1 S: 6 H: 1 LOB: 1 BB: 1 P: 10	R: 0 E: 0 K: 0 S: 3 H: 0 LOB: 0 BB: 0 P: 3	R: 1 E: 0 K: 0 S: 5 H: 2 LOB: 3 BB: 2 P: 13	R: 0 E: 0 K: 1 S: 4 H: 0 LOB: 0 BB: 1 P: 8	R: 0 E: 0 K: 1 S: 6 H: 2 LOB: 1 BB: 0 P: 6	R: 1 E: 0 K: 0 S: 6 H: 3 LOB: 2 BB: 0 P: 6	1B: 7 2B: 3 3B: 0 HR: 0 SF: 0 SAC: 0 DP: 2 HBP: 0							

AB	35
R	3
H	10
RBI	3
BB	5
SO	5
LOB	19

WP: 0 PB: 0 SB: 1 CS: 0 PA: 40

PITCHER

PITCHER		IP	WLS	BF	H	R	ER	SO	BB	IBB	HBP	BLK	WP	HR	S	P	ERA	WHIP
49 Jeff Locke, L ERA: 3.6	(1, 1)	4.0	W	17	3	1	1	3	2	0	0	0	0	0	21	29	2.25	1.250
48 Jared Hughes, R ERA:	(5, 1)	1.0	H	3	0	0	0	0	0	0	0	0	0	0	3	3	0.00	0.000
36 Jonathan Sánchez, L ERA: 13.5	(6, 1)	0.2		6	2	1	1	0	2	0	0	0	0	0	4	12	13.50	6.000
57 Phil Irwin, R ERA: 2.08	(6, 1)	1.1	H	4	0	0	0	1	1	0	0	0	0	0	5	9	0.00	0.750
32 Vin Mazzaro, R ERA: 6.0	(8, 1)	1.0		4	2	0	0	1	0	0	0	0	0	0	6	6	0.00	2.000

PITCHER		IP	WLS	BF	H	R	ER	SO	BB	IBB	HBP	BLK	WP	HR	S	P	ERA	WHIP
62 Brooks Brown, R ERA: 3.18	(9, 1)	1.0		6	3	1	1	0	0	0	0	0	0	0	6	6	9.00	3.000

Tampa Bay Rays @ Pittsburgh Pirates

McKechnie Field, Bradenton, FL

Thu Mar 07 2013, 1:10 PM - 4:48 PM EST

Att. 5,716 - Sunny - 58 F

TOP

livebaseballscorecards.com

Batter	1	2	3	4	5	6	7	8	9	AB	R	H	RBI	BB	SO	LOB
8 Desmond Jennings, R (1, 8) OBP: 0.579, SLG: 0.462 60 Wil Myers, R (6, 9) OBP: 0.333, SLG: 0.429 (7, 7)	2-1 7 L4 1B		1-0 7 E HBP		0-0 G5-3		0-0 E5 7 1B 3-H	0-0 1B		2 2	0 1	1 1	0 0	0 0	0 0	1 1
7 Mike Fontenot, L (1, 6) OBP: 0.417, SLG: 0.316 10 Brandon Guyer, R (7, PR) OBP: 0.400, SLG: 0.444 (7, 9)	1 SAFE 0-0 L4 1-2		0-0 E3 1-3		0-0 F8		0-0 29 2B 1B 2-H	SSS 0-3 K		4 1	0 1	1 1	1 0	0 0	0 1	3 1
19 Ryan Roberts, R (1, 4) OBP: 0.316, SLG: 0.765 29 Tim Beckham, R (6, 4) OBP: 0.235, SLG: 0.438	0-0 F9		0-0 F7			0-0 F7	0-0 86 S 86 1B 2B 1-H		0-0 F7	3 2	0 1	0 1	0 1	0 0	0 0	2 0
20 Matt Joyce, L (1, 9) OBP: 0.550, SLG: 0.600 86 Leslie Anderson, L (6, 3) OBP: 0.458, SLG: 0.739	BCBBB 4-1 15 G4-6-3 21 BB BB			0-0 F9		0-0 F8	SX 0-1 64 BB 66 BB 1B 2-H		0-0 64 G1-3 66 BB 1B	2 2	0 0	0 2	0 1	1 0	0 0	0 0
21 James Loney, L (1, 3) OBP: 0.300, SLG: 0.316 66 Jason Bourgeois, R (6, 8) OBP: 0.421, SLG: 0.333	BBBCB 4-1 15 G4-6-3 1-2 BB			0-0 G4-3		0-0 1B	BBBB 4-0 64 BB 1-2 BB		BBBB 4-0 64 G1-3 1-2 BB	2 0	0 0	1 0	0 0	1 2	0 0	0 0
15 Jack Cust, L (1, 10) OBP: 0.313, SLG: 0.286 64 Shelley Duncan, R (7, PH) OBP: 0.200, SLG: 0.316 (7, 10)	0-0 G4-6-3 1-2f 2-3			BBBB 4-0 BB		0-0 F7	BBBB 4-0 1-2 2-3 BB		0-0 G1-3 1-2 2-3	2 1	0 0	0 0	0 0	1 1	0 0	3 2
1 Sean Rodríguez, R (1, 7) OBP: 0.095, SLG: 0.300 26 Stephen Vogt, L (7, PH) OBP: 0.313, SLG: 0.438 (7, 2)	0-0 G4-3			0-0 F7			S 0-3 K 0-3 K		SSS 0-3 K	3 2	0 0	0 0	0 0	0 0	1 2	2 5
16 Chris Gimenez, R (1, 5) OBP: 0.500, SLG: 0.813 36 Hak-Ju Lee, L (7, PR) OBP: 0.286, SLG: 0.167 (7, 6)	SSS 0-3 K				0-0 59 G4-1 1B		0-0 59 G4-3 60 E 2B	0-0 F8		3 1	0 1	2 0	0 0	0 0	1 0	0 0
59 Jose Lobaton, S (1, 2) OBP: 0.313, SLG: 0.214 87 Cole Figueroa, L (7, 5) OBP: 0.467, SLG: 0.643	0-0 G4-3				0-0 G4-1 1-2		0-0 G4-3 2-3	0-0 G5-3		3 1	0 0	0 0	0 0	0 0	0 0	2 0
Inning Stats	R: 0 E: 0 K: 0 S: 4 H: 1 LOB: 0 BB: 0 P: 6	R: 0 E: 0 K: 0 S: 4 H: 0 LOB: 1 BB: 2 P: 12	R: 0 E: 1 K: 1 S: 6 H: 0 LOB: 2 BB: 0 P: 7	R: 0 E: 0 K: 0 S: 3 H: 0 LOB: 1 BB: 1 P: 7	R: 0 E: 0 K: 0 S: 4 H: 1 LOB: 1 BB: 0 P: 4	R: 0 E: 0 K: 0 S: 4 H: 1 LOB: 1 BB: 0 P: 4	R: 4 E: 1 K: 2 S: 13 H: 4 LOB: 3 BB: 2 P: 21	R: 0 E: 0 K: 1 S: 6 H: 1 LOB: 1 BB: 0 P: 6	R: 0 E: 0 K: 1 S: 6 H: 1 LOB: 2 BB: 1 P: 10	1B: 7 2B: 2 3B: 0 HR: 0 SF: 0 SAC: 0 DP: 1 HBP: 1						

	AB	36
	R	4
	H	9
	RBI	3
	BB	6
	SO	5
	LOB	22

WP: 0 PB: 0 SB: 1 CS: 0 PA: 43

PITCHER		IP	WLS	BF	H	R	ER	SO	BB	IBB	HBP	BLK	WP	HR	S	P	ERA	WHIP
53 James McDonald, R ERA: 4.0	(1, 1)	4.0		16	1	0	0	1	3	0	1	0	0	0	17	32	0.00	1.000
35 Mark Melancon, R ERA: 2.25	(5, 1)	1.0		4	1	0	0	0	0	0	0	0	0	0	4	4	0.00	1.000
30 Jeanmar Gómez, R ERA: 13.5	(6, 1)	1.2	L	10	4	4	1	1	0	0	0	0	0	0	12	12	5.40	2.400
37 Justin Wilson, L ERA: 1.5	(7, 1)	1.1		8	2	0	0	2	2	0	0	0	0	0	11	19	0.00	3.000
67 Hunter Strickland, R ERA:	(9, 1)	1.0		5	1	0	0	1	1	0	0	0	0	0	6	10	0.00	2.000

PITCHER	IP	WLS	BF	H	R	ER	SO	BB	IBB	HBP	BLK	WP	HR	S	P	ERA	WHIP

Tampa Bay Rays @ Pittsburgh Pirates

McKechnie Field, Bradenton, FL

Thu Mar 07 2013, 1:10 PM - 4:48 PM EST

Att. 5,716 - Sunny - 58 F

BOTTOM

livebaseballscorecards.com

Batter	1	2	3	4	5	6	7	8	9	AB	R	H	RBI	BB	SO	LOB
26 Felix Pie, L (1, 7) OBP: 0.368, SLG: 0.647	F7		G3 1-2			K		K		3	0	0	0	0	1	2
60 Darren Ford, R (7, 7) OBP: 0.267, SLG: 0.267										1	0	0	0	0	1	1
23 Travis Snider, L (1, 9) OBP: 0.318, SLG: 0.389	K			G4-3		22 FC6-4 1-2 BB			K	2	0	0	0	1	1	0
31 Jose Tabata, R (7, 9) OBP: 0.353, SLG: 0.750										1	0	0	0	0	1	0
22 Andrew McCutchen, R (1, 8) OBP: 0.313, SLG: 0.154	K			K		FC6-4 1-2f			F9	3	0	0	0	0	2	2
7 Alex Presley, L (7, 8) OBP: 0.263, SLG: 0.235										1	0	0	0	0	0	0
2 Brad Hawpe, L (1, 3) OBP: 0.211, SLG: 0.118		K		G1			K		43 BB 55 2B 1B	3	0	0	0	0	2	0
65 Matt Hague, R (8, 3) OBP: 0.278, SLG: 0.294										1	1	1	0	0	0	0
14 Gaby Sanchez, R (1, 5) OBP: 0.412, SLG: 0.800		G2-3			G5-3		F9		55 2B 1-2 BB	3	0	0	0	0	0	0
43 Jared Goedert, R (8, 5) OBP: 0.500, SLG: 0.692										0	1	0	0	1	0	0
55 Russell Martin, R (1, 10) OBP: 0.308, SLG: 0.200		G4-3			G4-3		G2-3		1-H 2-H 2B	4	0	1	2	0	0	0
26 Candon Myles, L (9, PR)										0	0	0	0	0	0	0
10 Jordy Mercer, R (1, 6) OBP: 0.438, SLG: 0.538			P4		K			K	P3	2	0	0	0	0	1	0
15 Chase d'Arnaud, R (8, 6) OBP: 0.200, SLG: 0.286										2	0	0	0	0	1	1
59 Tony Sanchez, R (1, 2) OBP: 0.429, SLG: 0.400			K			F7		G6-3		2	0	0	0	0	1	0
73 Lucas May, R (8, 2) OBP: 0.429, SLG: 0.538										1	0	0	0	0	0	0
5 Josh Harrison, R (1, 4) OBP: 0.176, SLG: 0.071			26 S 1B			23 BB BB		1B		1	0	1	0	1	0	0
66 Iván De Jesús Jr., R (8, 4) OBP: 0.385, SLG: 0.417										1	0	1	0	0	0	0
Inning Stats	R: 0 E: 0 K: 2 S: 7 H: 0 LOB: 0 BB: 0 P: 10	R: 0 E: 0 K: 1 S: 5 H: 0 LOB: 0 BB: 0 P: 6	R: 0 E: 0 K: 1 S: 7 H: 1 LOB: 1 BB: 0 P: 9	R: 0 E: 0 K: 1 S: 5 H: 0 LOB: 0 BB: 0 P: 7	R: 0 E: 0 K: 1 S: 5 H: 0 LOB: 0 BB: 0 P: 6	R: 0 E: 0 K: 1 S: 5 H: 0 LOB: 2 BB: 2 P: 13	R: 0 E: 0 K: 1 S: 5 H: 0 LOB: 0 BB: 0 P: 5	R: 0 E: 0 K: 2 S: 8 H: 1 LOB: 1 BB: 0 P: 8	R: 2 E: 0 K: 1 S: 7 H: 2 LOB: 1 BB: 1 P: 11	1B: 3 2B: 1 3B: 0 HR: 0	SF: 0 SAC: 0 DP: 0 HBP: 0						

AB	31
R	2
H	4
RBI	2
BB	3
SO	11
LOB	6

WP: 0 PB: 0 SB: 1 CS: 0 PA: 34

PITCHER		IP	WLS	BF	H	R	ER	SO	BB	IBB	HBP	BLK	WP	HR	S	P	ERA	WHIP
53 Alex Cobb, R ERA: 2.0	(1, 1)	4.0		13	1	0	0	5	0	0	0	0	0	0	24	32	0.00	0.250
22 Chris Archer, R ERA:	(5, 1)	3.0	W	11	0	0	0	3	2	0	0	0	0	0	15	24	0.00	0.667
23 Jake Odorizzi, R ERA: 9.0	(8, 1)	2.0		10	3	2	2	3	1	0	0	0	0	0	15	19	9.00	2.000

PITCHER	IP	WLS	BF	H	R	ER	SO	BB	IBB	HBP	BLK	WP	HR	S	P	ERA	WHIP

Baltimore Orioles @ Pittsburgh Pirates

McKechnie Field, Bradenton, FL

Fri Mar 08 2013, 7:05 PM - 10:26 PM EST

Att. 6,353 - Clear - 60 F

TOP

livebaseballscorecards.com

Batter	1	2	3	4	5	6	7	8	9	AB	R	H	RBI	BB	SO	LOB
12 Alexi Casilla, S (1, 6) OBP: 0.421, SLG: 0.412 51 Lew Ford, R (6, 7) OBP: 0.467, SLG: 0.643	0-0 3 2B 24 SF7 1B		1-0 3 S 72 1B HBP	0-0 ② G4-3			1 SAFE S B B B C X 2-2 ① 1-2 HR		C B B B B 4-1 ① 35 E 35 WP 1-2 BB	2 1	2 2	1 1	0 1	0 1	0 0	0 0
3 Ryan Flaherty, L (1, 4) OBP: 0.364, SLG: 0.526 35 Danny Valencia, R (6, 5) OBP: 0.278, SLG: 0.250	0-0 1-3 2B		B B B B 4-0 72 1B 45 2B 1-2 BB	0-0 ③ G5-3			0-0 ② G6-3		1 SAFE B B B B 4-0 59 1B 28 BB 1-H BB	2 1	1 0	1 0	0 0	1 1	0 0	0 0
24 Wilson Betemit, S (1, 5) OBP: 0.067, SLG: 0.286 28 Steve Pearce, R (6, 3) OBP: 0.588, SLG: 1.267	0-0 ① SF7 3-H		C C C 0-3 ① K		S S S 0-3 ① K		0-0 59 BB 1B		B B B B 4-0 59 1B 1-2 BB	2 1	0 0	0 1	1 0	0 1	2 0	2 0
72 Jason Pridie, L (1, 10) OBP: 0.333, SLG: 0.706 59 Luis Exposito, R (7, PH) OBP: 0.588, SLG: 0.857 (7, 10)	0-0 ② F7		0-0 45 2B 25 1B 1-2 2-H 1B		C C C 0-3 ② K		B B B 4-0 1-2 BB		0-0 1-2 2-3 1B	3 1	1 0	1 1	1 0	0 1	1 0	1 0
45 Travis Ishikawa, L (1, 3) OBP: 0.235, SLG: 0.250 6 Russ Canzler, R (6, 9) OBP: 0.278, SLG: 0.188	0-0 ③ G5-3		0-0 25 1B 60 FC5-2-5-1 1-3 2-H 2B		S S S 0-3 ③ K		0-0 G3		0-0 ② F9	3 2	0 0	1 0	1 0	0 0	1 0	1 5
25 Trayvon Robinson, S (1, 7) OBP: 0.273, SLG: 0.500 58 Yamaico Navarro, R (6, 4) OBP: 0.500, SLG: 0.364		C C C 0-3 ① K	0-0 60 FC5-2-5-1 2-3 3-H 1B	0-0 ① G4-3				0-0 ① G6-3	0-0 ③ P4	3 2	0 0	1 0	1 0	0 0	1 0	0 3
60 Chris Dickerson, L (1, 9) OBP: 0.529, SLG: 0.385 69 Niuman Romero, S (6, 6) OBP: 0.333, SLG: 0.250	0-0 74 S 1B	0-0 FC5-2-5-1 1-2 3-H	0-0 ② G4-3				0-0 G5-4-3 1B			3 1	0 0	1 1	0 0	0 0	0 0	2 0
74 Jose Gil, R (1, 2) Caleb Joseph, R (6, 2)	S X 0-1 ② P4 1-2	0-0 ③ P3	C C C 0-3 ③ K				0-0 ② G5-4-3 1-2f			3 1	0 0	0 0	0 0	0 0	1 0	3 1
70 Xavier Avery, L (1, 8) OBP: 0.333, SLG: 0.100 71 L.J. Hoes, R (7, 8) OBP: 0.364, SLG: 0.364	S S S 0-3 ③ K	C C C 0-3 ① K					B B B 4-0 51 HR BB		0-0 51 CS 1B	2 1	0 0	0 1	0 0	1 0	2 0	1 0

Inning Stats	1	2	3	4	5	6	7	8	9
	R: 1 E: 0 K: 0 S: 5	R: 0 E: 0 K: 2 S: 9	R: 3 E: 0 K: 1 S: 8	R: 0 E: 0 K: 1 S: 5	R: 0 E: 0 K: 3 S: 9	R: 0 E: 0 K: 1 S: 5	R: 1 E: 0 K: 0 S: 6	R: 0 E: 0 K: 0 S: 3	R: 1 E: 1 K: 0 S: 5
	H: 2 LOB: 1 BB: 0 P: 5	H: 1 LOB: 1 BB: 0 P: 9	H: 3 LOB: 2 BB: 1 P: 13	H: 0 LOB: 0 BB: 0 P: 5	H: 0 LOB: 0 BB: 0 P: 9	H: 0 LOB: 0 BB: 0 P: 5	H: 2 LOB: 2 BB: 2 P: 16	H: 1 LOB: 0 BB: 0 P: 3	H: 2 LOB: 3 BB: 3 P: 17

| | | | | |

BOTTOM

Baltimore Orioles @ Pittsburgh Pirates

McKechnie Field, Bradenton, FL

Fri Mar 08 2013, 7:05 PM - 10:26 PM EST

Att. 6,353 - Clear - 60 F

livebaseballscorecards.com

Batter	1	2	3	4	5	6	7	8	9	AB	R	H	RBI	BB	SO	LOB
6 Starling Marte, R (1, 8) OBP: 0.476, SLG: 0.632	0-0 31 E 31 SF9 1B		4-0 18 S 24 1B BB		0-0 31 CS 1B		1-3 K 1-2 3-H			2	2	2	0	1	0	0
60 Darren Ford, R (7, 8) OBP: 0.250, SLG: 0.250										1	0	0	0	0	1	1
31 Jose Tabata, R (1, 7) OBP: 0.350, SLG: 0.722	0-1 SF9 1-H		0-0 P3		1 SAFE 0-0 1-2 1B		0-0 P1			2	0	1	1	0	0	1
26 Felix Pie, L (7, 7) OBP: 0.350, SLG: 0.611										1	0	0	0	0	0	1
18 Neil Walker, S (1, 4) OBP: 0.250, SLG: 0.143	0-3 K		1-3 K 1-2		0-0 F9			0-0 G5-3		3	0	0	0	0	2	2
58 Anderson Hernandez, S (7, 4) OBP: 0.462, SLG: 0.500										1	0	0	0	0	0	0
24 Pedro Alvarez, L (1, 5) OBP: 0.111, SLG: 0.176	0-3 K		0-0 2-H 1B			0-3 K		0-0 25 G3-6-3 1B		3	0	1	1	0	2	0
65 Matt Hague, R (7, 5) OBP: 0.316, SLG: 0.333										1	0	1	0	0	0	0
14 Gaby Sanchez, R (1, 3) OBP: 0.400, SLG: 0.706		4-0 78 E BB	0-0 F9			0-0 F7		0-0 G3-6-3 1-2f		2	0	0	0	1	0	1
25 Clint Robinson, L (7, 3) OBP: 0.231, SLG: 0.308										1	0	0	0	0	0	1
78 Brandon Inge, R (1, 10) OBP: 0.235, SLG: 0.188		0-0 FC5 1-2		0-3 K		0-0 F9			0-0 F7	4	0	0	0	0	1	1
17 Jerry Sands, R (1, 9) OBP: 0.211, SLG: 0.167	0-3 K			0-0 L9			0-0 E5 12 1B 19 G5-3 60 PB		0-0 G3	3	1	0	0	0	1	2
56 Andrew Lambo, L (8, 9) OBP: 0.500, SLG: 1.000										1	0	0	0	0	0	0
19 Michael McKenry, R (1, 2) OBP: 0.412, SLG: 0.400	0-3 K			0-0 P5			0-0 G5-3 1-2		0-0 L6	3	0	0	0	0	1	3
74 Carlos Paulino, R (8, 2) OBP: 0.333, SLG: 0.200										1	0	0	0	0	0	0
12 Clint Barmes, R (1, 6) OBP: 0.267, SLG: 0.462	0-0 F8				0-3 K		0-0 60 PB 2-3 1B			3	0	1	0	0	1	2
66 Iván De Jesús Jr., R (8, 6) OBP: 0.385, SLG: 0.417										0	0	0	0	0	0	0
Inning Stats	R: 1 H: 1 E: 0 LOB: 0 K: 2 BB: 0 S: 9 P: 9	R: 0 H: 0 E: 1 LOB: 2 K: 2 BB: 1 S: 8 P: 12	R: 1 H: 1 E: 0 LOB: 1 K: 1 BB: 1 S: 6 P: 11	R: 0 H: 0 E: 0 LOB: 0 K: 1 BB: 0 S: 5 P: 5	R: 0 H: 2 E: 0 LOB: 1 K: 1 BB: 0 S: 6 P: 6	R: 0 H: 0 E: 0 LOB: 0 K: 1 BB: 0 S: 5 P: 5	R: 1 H: 1 E: 1 LOB: 1 K: 1 BB: 0 S: 7 P: 8	R: 0 H: 1 E: 0 LOB: 0 K: 0 BB: 0 S: 3 P: 3	R: 0 H: 0 E: 0 LOB: 0 K: 0 BB: 0 S: 3 P: 3	1B: 6 SF: 1 2B: 0 SAC: 0 3B: 0 DP: 1 HR: 0 HBP: 0							

	AB	32
	R	3
	H	6
	RBI	2
	BB	2
	SO	9
	LOB	15

WP: 0 PA: 35
PB: 1
SB: 1
CS: 1

PITCHER		IP	WLS	BF	H	R	ER	SO	BB	IBB	HBP	BLK	WP	HR	S	P	ERA	WHIP
16 Wei-Yin Chen, L ERA: 2.08	(1, 1)	2.1	W	11	1	2	1	4	2	0	0	0	0	0	18	26	3.86	1.286
29 Tommy Hunter, R ERA: 4.76	(3, 1)	1.2	H	6	1	0	0	2	0	0	0	0	0	0	10	11	0.00	0.600
17 Brian Matusz, L ERA: 4.5	(5, 1)	2.0	H	7	2	0	0	2	0	0	0	0	0	0	11	11	0.00	1.000
55 Daniel Schlereth, L ERA: 2.7	(7, 1)	1.0	H	5	1	1	0	1	0	0	0	0	0	0	7	8	0.00	1.000
40 Troy Patton, L ERA: 5.06	(8, 1)	2.0	S	6	1	0	0	0	0	0	0	0	0	0	6	6	0.00	0.500

PITCHER	IP	WLS	BF	H	R	ER	SO	BB	IBB	HBP	BLK	WP	HR	S	P	ERA	WHIP

Minnesota Twins @ Pittsburgh Pirates

McKechnie Field, Bradenton, FL

Sat Mar 09 2013, 1:13 PM - 4:21 PM EST

Att. 5,877 - Sunny - 75 F

TOP

livebaseballscorecards.com

Batter	1	2	3	4	5	6	7	8	9	AB	R	H	RBI	BB	SO	LOB
19 Darin Mastroianni, R (1, 9) OBP: 0.429, SLG: 0.643	8 BB 1B		F8		8 S 1B 1-2 2-H		P4		F4	3	0	2	1	0	0	0
84 Dan Rohlfing, R (5, 3) OBP: 0.438, SLG: 0.692										2	0	0	0	0	0	3
8 Jamey Carroll, R (1, 4) OBP: 0.400, SLG: 0.333	1 SAFE BBBB			G6-3	BB 1-2 2-3		FC6-4 1-2f		22 BB 11 1B 1-2 2-3 BB	2	0	0	0	2	0	1
83 Danny Santana, S (7, 6) OBP: 0.538, SLG: 0.444	1-2 BB									0	0	0	0	1	0	0
12 Joe Benson, R (1, 8) OBP: 0.222, SLG: 0.194	F9			L7	G1-3			F8	22 BB 1-2 2-3 3-H 1B	3	0	0	0	0	0	4
11 Clete Thomas, L (5, 8) OBP: 0.350, SLG: 0.368										2	0	1	1	0	0	0
22 Wilkin Ramirez, R (1, 7) OBP: 0.333, SLG: 0.423	CSC K			SSC K		CSS K		E6 1-2 2-3 3-H	BB	4	0	0	1	1	3	1
48 Brandon Boggs, S (1, 10) OBP: 0.176, SLG: 0.364		L4			26 G6-3 82 SF8 2B	SSC K		F7	FCS K	5	1	1	0	0	2	4
26 Brian Dinkelman, L (1, 3) OBP: 0.269, SLG: 0.136 (5, 9)		G6-3			G6-3 2-3	L8		L4		4	0	0	0	0	0	2
82 Josmil Pinto, R (1, 2) OBP: 0.231, SLG: 0.182		G6-3			SF8 3-H		P4		G5-3	3	0	0	1	0	0	0
5 Eduardo Escobar, S (1, 6) OBP: 0.385, SLG: 0.417 (7, 4)			CSS K		BBBB 1 1B 19 1B BB		1 1B 2B		83 WP 80 WP 11 1B 1B	3	3	2	0	1	1	0
1 Ray Olmedo, S (1, 5) OBP: 0.364, SLG: 0.500			G1-3		8 S 19 1B 1-2 1B		8 FC6-4 2-H 1B		B X 11 1B 83 WP 22 BB 1-2 1B	3	0	2	1	0	0	0
80 Mark Sobolewski, R (7, 5) OBP: 0.316, SLG: 0.444										1	1	1	0	0	0	0
Inning Stats	R: 0 E: 0 K: 1 S: 5 H: 1 LOB: 1 BB: 1 P: 9	R: 0 E: 0 K: 0 S: 3 H: 0 LOB: 0 BB: 0 P: 3	R: 0 E: 0 K: 1 S: 5 H: 0 LOB: 0 BB: 0 P: 5	R: 0 E: 0 K: 1 S: 5 H: 0 LOB: 0 BB: 0 P: 5	R: 2 E: 0 K: 0 S: 6 H: 3 LOB: 3 BB: 2 P: 14	R: 0 E: 0 K: 2 S: 7 H: 0 LOB: 0 BB: 0 P: 7	R: 1 E: 0 K: 0 S: 5 H: 2 LOB: 1 BB: 0 P: 5	R: 0 E: 1 K: 0 S: 4 H: 0 LOB: 1 BB: 0 P: 4	R: 2 E: 0 K: 1 S: 8 H: 3 LOB: 3 BB: 2 P: 17	1B: 7 2B: 2 3B: 0 HR: 0	SF: 1 SAC: 0 DP: 0 HBP: 0						

	AB	35
	R	5
	H	9
	RBI	5
	BB	5
	SO	6
	LOB	15

WP: 2 PB: 0 SB: 2 CS: 0 PA: 41

PITCHER		IP	WLS	BF	H	R	ER	SO	BB	IBB	HBP	BLK	WP	HR	S	P	ERA	WHIP
34 A.J. Burnett, R ERA: 7.88	(1, 1)	4.2		17	2	2	2	3	2	0	0	0	0	0	21	29	3.86	0.857
48 Jared Hughes, R ERA:	(5, 1)	1.1		7	2	0	0	2	1	0	0	0	0	0	10	14	0.00	2.250
32 Vin Mazzaro, R ERA: 5.4	(7, 1)	2.0	L	9	2	1	1	0	0	0	0	0	0	0	9	9	4.50	1.000
45 Andy Oliver, L ERA: 15.43	(9, 1)	1.0		8	3	2	2	1	2	0	0	0	2	0	8	17	18.00	5.000

PITCHER	IP	WLS	BF	H	R	ER	SO	BB	IBB	HBP	BLK	WP	HR	S	P	ERA	WHIP

BOTTOM

Batter	1	2	3	4	5	6	7	8	9	AB	R	H	RBI	BB	SO	LOB
7 Alex Presley, L (1, 7) OBP: 0.273, SLG: 0.250	0-0 22 FC5-4 23 E 25 SF7 1B		0-0 F7 ①		0-0 F8 ②		0-3 K ③		4-0 2 1B 1-2 2-3 BB	3	1	1	0	0	0	0
26 Felix Pie, L (7, 7) OBP: 0.364, SLG: 0.579										1	0	0	0	1	1	1
23 Travis Snider, L (1, 9) OBP: 0.320, SLG: 0.429	0-0 E8 22 FC5-4 1-2		0-0 P4 ②		0-0 2B			0-0 G3 ①	0-0 1-3 2-H 3-H 1B	3	0	1	0	0	0	1
2 Brad Hawpe, L (7, 9) OBP: 0.238, SLG: 0.158										2	0	1	2	0	0	0
22 Andrew McCutchen, R (1, 8) OBP: 0.263, SLG: 0.125	0-0 FC5-4 ① 55 S 1-2f 2-3		0-0 L9 ③		0-3 K ③			0-0 G4-3 ②	0-0 G5-3 ③	3	0	0	0	0	1	3
60 Darren Ford, R (7, 8) OBP: 0.222, SLG: 0.222										2	0	0	0	0	0	2
25 Clint Robinson, L (1, 3) OBP: 0.188, SLG: 0.267	0-0 SF7 ② 3-H			0-0 G4-3 ①		0-0 F7 ①		0-0 17 FC6-4 1B		2	0	0	1	0	0	0
46 Matt Curry, L (7, 3) OBP: 1.000, SLG: 1.000										1	0	1	0	0	0	0
55 Russell Martin, R (1, 10) OBP: 0.313, SLG: 0.308	1-0 F7 ③ 1-2			0-0 43 G4-3 2B		0-3 K ②		0-0 FC6-4 ③ 1-2f		3	0	1	0	0	1	1
17 Jerry Sands, R (8, PH) OBP: 0.200, SLG: 0.158 (9, 10)										1	0	0	0	0	0	1
43 Jared Goedert, R (1, 5) OBP: 0.474, SLG: 0.600		4-0 BB		0-0 G4-3 ② 2-3		0-3 K ③			0-0 P4 ①	2	0	0	0	1	1	1
65 Matt Hague, R (7, 5) OBP: 0.300, SLG: 0.316										1	0	0	0	0	0	0
59 Tony Sanchez, R (1, 2) OBP: 0.353, SLG: 0.308	0-0 P6 ①		0-0 F8 ③				0-0 G6-3 ①		0-0 26 BB 10 BB 2 1B 1B	3	0	0	0	0	0	2
73 Lucas May, R (8, 2) OBP: 0.467, SLG: 0.571										1	1	1	0	0	0	0
66 Iván De Jesús Jr., R (1, 6) OBP: 0.375, SLG: 0.600	0-3 K ②				3-2 HR		0-0 G3-1 ②		4-0 26 BB 2 1B 1-2 BB	3	1	1	1	0	1	1
10 Jordy Mercer, R (8, 6) OBP: 0.471, SLG: 0.538										0	1	0	0	1	0	0
5 Josh Harrison, R (1, 4) OBP: 0.200, SLG: 0.063	0-0 F9 ③				0-0 G6-3 ①		1-0 HBP		0-0 P3 ②	2	0	0	0	0	0	1
89 Drew Maggi, R (8, 4)										1	0	0	0	0	0	2
Inning Stats	R: 1 E: 1 K: 0 S: 5 H: 1 LOB: 1 BB: 0 P: 6	R: 0 E: 0 K: 1 S: 5 H: 0 LOB: 1 BB: 1 P: 9	R: 0 E: 0 K: 0 S: 3 H: 0 LOB: 0 BB: 0 P: 3	R: 0 E: 0 K: 0 S: 4 H: 1 LOB: 1 BB: 0 P: 4	R: 1 E: 0 K: 1 S: 9 H: 2 LOB: 1 BB: 0 P: 12	R: 0 E: 0 K: 2 S: 7 H: 0 LOB: 0 BB: 0 P: 7	R: 0 E: 0 K: 1 S: 5 H: 0 LOB: 1 BB: 0 P: 6	R: 0 E: 0 K: 0 S: 4 H: 1 LOB: 1 BB: 0 P: 4	R: 2 E: 0 K: 0 S: 5 H: 2 LOB: 2 BB: 2 P: 13	1B: 4 2B: 2 3B: 0 HR: 1	SF: 1 SAC: 0 DP: 0 HBP: 1						

PITCHER		IP	WLS	BF	H	R	ER	SO	BB	IBB	HBP	BLK	WP	HR	S	P	ERA	WHIP
38 Cole De Vries, R ERA:	(1, 1)	3.0		12	1	1	0	1	1	0	0	0	0	0	13	18	0.00	0.667
50 Casey Fien, R ERA: 5.4	(4, 1)	2.0		9	3	1	1	1	0	0	0	0	0	1	13	16	4.50	1.500
66 Alex Meyer, R ERA:	(6, 1)	3.0	W	11	1	0	0	3	0	0	1	0	0	0	16	17	0.00	0.333
54 Anthony Slama, R ERA: 11.57	(9, 1)	0.2	H	6	2	2	2	0	2	0	0	0	0	0	4	12	27.00	6.000
98 Virgil Vasquez, R ERA:	(9, 1)	0.1	S	1	0	0	0	0	0	0	0	0	0	0	1	1	0.00	0.000

PITCHER	IP	WLS	BF	H	R	ER	SO	BB	IBB	HBP	BLK	WP	HR	S	P	ERA	WHIP

Minnesota Twins @ Pittsburgh Pirates

McKechnie Field, Bradenton, FL

Sat Mar 09 2013, 1:13 PM - 4:21 PM EST

Att. 5,877 - Sunny - 75 F

livebaseballscorecards.com

AB	34
R	4
H	7
RBI	4
BB	3
SO	5
LOB	16

1B: 4 SF: 1
2B: 2 SAC: 0
3B: 0 DP: 0
HR: 1 HBP: 1

WP: 0 PA: 39
PB: 0
SB: 1
CS: 0

Batter	1	2	3	4	5	6	7	8	9	AB	R	H	RBI	BB	SO	LOB
55 Russell Martin, R (1, 2) OBP: 0.316, SLG: 0.267 73 Lucas May, R (5, 2) OBP: 0.412, SLG: 0.500	BBBB 4-0 7 FC3-6 BB	SSS 0-3 ② K		X 0-0 ② F8 2-3		X 0-0 ③ G4-3			SSS 0-3 ① K	2 2	0 0	0 0	0 0	1 0	1 1	3 2
7 Alex Presley, L (1, 8) OBP: 0.280, SLG: 0.261 60 Darren Ford, R (7, PH) OBP: 0.200, SLG: 0.200 (7, 8)	X 0-0 ① FC3-6 31 S 1-2f	X 0-0 31 1B 1-2 3-H 1B		SSS 0-3 ③ K			X 0-0 ① G6-3		X 0-0 ② F8	3 2	0 0	1 0	1 0	0 0	1 0	2 0
31 Jose Tabata, R (1, 7) OBP: 0.348, SLG: 0.667 26 Felix Pie, L (7, PH) OBP: 0.333, SLG: 0.524 (7, 7)	BSSS 1-3 ② K 1-2	X 0-0 ③ 1-3 2-H 1B			SSS 0-3 ① K		X 0-0 ② P4		X 0-0 ③ F8	3 2	0 0	1 0	1 0	0 0	2 0	1 0
24 Pedro Alvarez, L (1, 5) OBP: 0.095, SLG: 0.150 35 Jeremy Farrell, R (7, PH) (7, 5)	X 0-0 ③ G3-1		X 0-0 ① G3		X 0-0 ② F8		X 0-0 ③ F8			3 1	0 0	0 0	0 0	0 0	0 0	1 0
18 Neil Walker, S (1, 4) OBP: 0.263, SLG: 0.125 5 Josh Harrison, R (7, 4) OBP: 0.190, SLG: 0.059		BBBBB 4-0 2 E 65 2B BB	X 0-0 ② G3-1		CCC 0-3 ③			X 0-0 ① G6-3		2 1	1 0	0 0	0 0	1 0	1 0	0 0
17 Jerry Sands, R (1, 9) OBP: 0.217, SLG: 0.182 71 Brett Carroll, R (7, 9) OBP: 0.750, SLG: 1.333	X 0-0 ① F8	X 0-0 ① G6-3						X 0-0 2 G4-3 46 1B 2B		3 1	0 1	1 1	0 0	0 0	0 0	1 0
2 Brad Hawpe, L (1, 10) OBP: 0.200, SLG: 0.130	X 0-0 E7 65 2B 12 1B 1-2	X 0-0 ③ F7			CCC 0-3 ② K			X 0-0 ② G4-3 2-3		4	1	0	0	0	1	3
65 Matt Hague, R (1, 3) OBP: 0.391, SLG: 0.455 46 Matt Curry, L (7, 3) OBP: 1.000, SLG: 1.000	X 0-0 12 1B 7 1B 1-3 2-H 2B			X 0-0 55 F8 12 SH1-3 1B		X 0-0 12 1B 1B		X 0-0 FC6-4 3-H 1B		3 1	1 0	3 1	1 1	0 0	0 0	0 0
12 Clint Barmes, R (1, 6) OBP: 0.353, SLG: 0.533 Alen Hanson, S (7, 6)	X 0-0 7 1B 31 1B 2-3 3-H 1B			X 0-0 ① SH1-3 1-2		X 0-0 1-2 1B		X 0-0 ③ FC6-4 1-2f		2 1	1 0	2 0	1 0	0 0	0 0	0 1
Inning Stats	R: 0 E: 0 K: 1 S: 5 H: 0 LOB: 1 BB: 1 P: 10	R: 4 E: 1 K: 1 S: 9 H: 4 LOB: 2 BB: 1 P: 13	R: 0 E: 0 K: 0 S: 4 H: 1 LOB: 1 BB: 0 P: 4	R: 0 E: 0 K: 1 S: 6 H: 1 LOB: 1 BB: 0 P: 6	R: 0 E: 0 K: 2 S: 7 H: 0 LOB: 0 BB: 0 P: 7	R: 0 E: 0 K: 1 S: 7 H: 2 LOB: 2 BB: 0 P: 7	R: 0 E: 0 K: 0 S: 3 H: 0 LOB: 0 BB: 0 P: 3	R: 1 E: 0 K: 0 S: 5 H: 2 LOB: 1 BB: 0 P: 5	R: 0 E: 0 K: 1 S: 5 H: 0 LOB: 0 BB: 0 P: 5	1B: 8 2B: 2 3B: 0 HR: 0 SF: 0 SAC: 1 DP: 0 HBP: 0						

PITCHER		IP	WLS	BF	H	R	ER	SO	BB	IBB	HBP	BLK	WP	HR	S	P	ERA	WHIP
50 Miguel González, R ERA: 2.25	(1, 1)	2.0	L	12	4	4	1	2	2	0	0	0	0	0	14	23	4.50	3.000
43 Jim Johnson, R ERA:	(3, 1)	1.0		4	1	0	0	0	0	0	0	0	0	0	4	4	0.00	1.000
56 Darren O'Day, R ERA:	(4, 1)	1.0		4	1	0	0	1	0	0	0	0	0	0	6	6	0.00	1.000
27 Mark Hendrickson, L ERA: 2.45	(5, 1)	1.0		3	0	0	0	2	0	0	0	0	0	0	7	7	0.00	0.000
66 T.J. McFarland, L ERA: 6.35	(6, 1)	2.0		8	2	0	0	1	0	0	0	0	0	0	10	10	0.00	1.000

PITCHER		IP	WLS	BF	H	R	ER	SO	BB	IBB	HBP	BLK	WP	HR	S	P	ERA	WHIP
78 Todd Redmond, R ERA: 2.57	(8, 1)	2.0		8	2	1	1	1	0	0	0	0	0	0	10	10	4.50	1.000

TOP

Pittsburgh Pirates @ Baltimore Orioles

Ed Smith Stadium, Sarasota, FL

Sun Mar 10 2013, 1:08 PM - 3:41 PM EDT

Att. 6,410 - Sunny - 73 F

livebaseballscorecards.com

AB	36
R	5
H	10
RBI	5
BB	2
SO	7
LOB	14

WP: 0 PA: 39
PB: 0
SB: 1
CS: 0

Batter	1	2	3	4	5	6	7	8	9	AB	R	H	RBI	BB	SO	LOB
1 Brian Roberts, S (1, 4) OBP: 0.429, SLG: 0.650 71 L.J. Hoes, R (8, 7) OBP: 0.308, SLG: 0.308	C C C 0-3 K ①		x 0-0 L6 ②			x 0-0 9 L8-3 1B		x 0-0 G4-3 ③		3 0 1 0 0 1 0 1 0 0 0 0 0 2						
9 Nate McLouth, L (1, 7) OBP: 0.300, SLG: 0.421 45 Travis Ishikawa, L (8, 3) OBP: 0.250, SLG: 0.263	x 0-0 G1-3 ②		x 0-0 G4-3 ③			x 0-0 L8-3 ② ③ 1-1			S S S 0-3 K ①	3 0 0 0 0 0 1 1 0 0 0 0 1 0						
32 Matt Wieters, S (1, 2) OBP: 0.500, SLG: 0.765 31 Taylor Teagarden, R (7, 2) OBP: 0.286, SLG: 0.286	x 0-0 F7 ③			x 0-0 19 G4-6-3 1B			S S S 0-3 K ①		C C C 0-3 K ②	2 0 1 0 0 0 0 2 0 0 0 0 2 0						
19 Chris Davis, L (1, 3) OBP: 0.474, SLG: 0.667 58 Yamaico Navarro, R (8, 4) OBP: 0.400, SLG: 0.267		x 0-0 F7 ①		x 0-0 G4-6-3 ① ② 1-2f			x 0-0 G3-1 ②		C C C 0-3 K ③	3 0 0 0 0 0 1 1 0 0 0 0 1 0						
24 Wilson Betemit, S (1, 10) OBP: 0.056, SLG: 0.235		x 0-0 G3 ②		x 0-0 F7 ③			S S S 0-3 K ③			3 0 0 0 0 1 0						
2 J.J. Hardy, R (1, 6) OBP: 0.211, SLG: 0.067 69 Niuman Romero, S (9, 6) OBP: 0.400, SLG: 0.333		x 0-0 P3 ③			x 0-0 F7 ①			x 0-0 G4-3 ①		3 0 0 0 0 0 0 0 0 0 0 0 0 0						
60 Chris Dickerson, L (1, 8) OBP: 0.450, SLG: 0.313 70 Xavier Avery, L (9, 8) OBP: 0.375, SLG: 0.182			C C C 0-3 K ①		S S S 0-3 K ②			S S S 0-3 K ②		3 0 0 0 0 3 0 0 0 0 0 0 0 0						
13 Manny Machado, R (1, 5) OBP: 0.478, SLG: 0.412 35 Danny Valencia, R (9, 5) OBP: 0.238, SLG: 0.211			B B B B 4-0 3 HR BB		x 0-0 G6-3 ③			B B B B 4-0 51 BB BB		1 1 0 0 2 0 0 0 0 0 0 0 0 0						
3 Ryan Flaherty, L (1, 9) OBP: 0.375, SLG: 0.667 51 Lew Ford, R (8, PH) OBP: 0.579, SLG: 0.765 (9, 9)			B B X 2-0 1-H HR			x 0-0 G1-3 ①		B B B B 4-0 1-2 BB		2 1 1 2 0 0 0 0 0 0 0 1 0 0						
Inning Stats	R: 0 H: 0 E: 0 LOB: 0 K: 1 BB: 0 S: 5 P: 5	R: 0 H: 0 E: 0 LOB: 0 K: 0 BB: 0 S: 3 P: 3	R: 2 H: 1 E: 0 LOB: 0 K: 1 BB: 1 S: 6 P: 12	R: 0 H: 1 E: 0 LOB: 0 K: 0 BB: 0 S: 3 P: 3	R: 0 H: 0 E: 0 LOB: 0 K: 1 BB: 0 S: 5 P: 5	R: 0 H: 1 E: 0 LOB: 0 K: 0 BB: 0 S: 3 P: 3	R: 0 H: 0 E: 0 LOB: 0 K: 2 BB: 0 S: 7 P: 7	R: 0 H: 0 E: 0 LOB: 2 K: 1 BB: 2 S: 5 P: 13	R: 0 H: 0 E: 0 LOB: 0 K: 3 BB: 0 S: 9 P: 9	1B: 2 SF: 0 2B: 1 SAC: 0 3B: 0 DP: 2 HR: 1 HBP: 0							

PITCHER		IP	WLS	BF	H	R	ER	SO	BB	IBB	HBP	BLK	WP	HR	S	P	ERA	WHIP
75 Gerrit Cole, R ERA: 4.5	(1, 1)	4.0	W	14	2	2	2	2	1	0	0	0	0	1	17	23	4.50	0.750
35 Mark Melancon, R ERA: 1.8	(5, 1)	1.0	H	3	0	0	0	1	0	0	0	0	0	0	5	5	0.00	0.000
77 Kyle Waldrop, R ERA:	(6, 1)	1.0	H	3	1	0	0	0	0	0	0	0	0	0	3	3	0.00	1.000
67 Hunter Strickland, R ERA:	(7, 1)	1.0	H	3	0	0	0	2	0	0	0	0	0	0	7	7	0.00	0.000
37 Justin Wilson, L ERA: 1.29	(8, 1)	1.0	H	5	0	0	0	1	2	0	0	0	0	0	5	13	0.00	2.000

PITCHER		IP	WLS	BF	H	R	ER	SO	BB	IBB	HBP	BLK	WP	HR	S	P	ERA	WHIP
69 Ryan Reid, R ERA:	(9, 1)	1.0	S	3	0	0	0	3	0	0	0	0	0	0	9	9	0.00	0.000

BOTTOM

Pittsburgh Pirates @ Baltimore Orioles

Ed Smith Stadium, Sarasota, FL

Sun Mar 10 2013, 1:08 PM - 3:41 PM EDT

Att. 6,410 - Sunny - 73 F

livebaseballscorecards.com

AB	28
R	2
H	3
RBI	2
BB	3
SO	9
LOB	4

Batter	1	2	3	4	5	6	7	8	9	AB	R	H	RBI	BB	SO	LOB
6 Starling Marte, R (1, 7) OBP: 0.417, SLG: 0.545 14 Taylor Lewis, L (7, 7)	L4		K	P4			SH1-3 1-2 2-3	K		3 1	0 0	0 0	0 0	0 0	1 1	4 1
23 Travis Snider, L (1, 9) OBP: 0.286, SLG: 0.375 56 Andrew Lambo, L (6, 9) OBP: 0.500, SLG: 0.750	P5		F8		K		16 1B 80 1B 2-H 3-H 1B	G4-3		3 2	0 1	0 1	0 1	0 2	1 0	1 1
22 Andrew McCutchen, R (1, 8) OBP: 0.273, SLG: 0.316 16 Mel Rojas Jr., S (6, 8) OBP: 0.333, SLG: 0.333	G6-3		HR 1-H		P4		25 BB 80 1B 1-2 1B		G4-3	3 2	1 0	1 1	1 0	2 0	0 0	0 0
14 Gaby Sanchez, R (1, 3) OBP: 0.391, SLG: 0.800 80 Jeff Larish, L (6, 3) OBP: 0.667, SLG: 0.667		HR	G5-3		F7		25 BB 1-2 2-H 1B		E4	3 2	1 0	1 1	1 1	0 0	0 0	0 0
78 Brandon Inge, R (1, 5) OBP: 0.200, SLG: 0.158 43 Jared Goedert, R (6, 5) OBP: 0.429, SLG: 0.529	F9			K	K	K	P3		K	3 2	0 0	0 0	0 0	0 0	2 1	0 3
25 Clint Robinson, L (1, 10) OBP: 0.250, SLG: 0.278 79 Gregory Polanco, L (9, PH) OBP: 0.333, SLG: 0.333 (9, 10)	G5-3			10 HBP 66 1B 1B	F7		66 FC6-4 1-2 2-3 BB		G3	3 1	0 0	1 0	0 0	1 0	0 0	0 1
66 Iván De Jesús Jr., R (1, 4) OBP: 0.350, SLG: 0.526	K			10 HBP 1-2 1B	G6-3	FC6-4 1-2f				4	0	1	0	0	1	3
59 Tony Sanchez, R (1, 2) OBP: 0.400, SLG: 0.533 48 Andy Vasquez, L (7, PR) 74 Carlos Paulino, R (7, 2) OBP: 0.286, SLG: 0.167		HR	K		6 SH1-3 10 SH 56 1B BB	P3				2 0 1	1 1 0	1 0 0	1 0 0	1 0 0	1 0 0	2 0 0
10 Jordy Mercer, R (1, 6) OBP: 0.550, SLG: 0.571		BB 22 HR	HBP 1-2 2-3		SH 6 SH1-3 56 1B 1-2	1B				1	2	1	0	1	0	0
Inning Stats	R: 0 E: 0 K: 0 S: 3 H: 0 LOB: 0 BB: 0 P: 3	R: 1 E: 0 K: 1 S: 8 H: 1 LOB: 0 BB: 0 P: 11	R: 3 E: 0 K: 1 S: 9 H: 2 LOB: 0 BB: 1 P: 15	R: 0 E: 0 K: 2 S: 9 H: 2 LOB: 3 BB: 0 P: 10	R: 0 E: 0 K: 1 S: 5 H: 0 LOB: 0 BB: 0 P: 5	R: 0 E: 0 K: 1 S: 5 H: 0 LOB: 0 BB: 0 P: 5	R: 3 E: 1 K: 0 S: 7 H: 3 LOB: 3 BB: 2 P: 15	R: 0 E: 0 K: 1 S: 6 H: 1 LOB: 1 BB: 0 P: 6	R: 0 E: 1 K: 1 S: 6 H: 0 LOB: 1 BB: 0 P: 6	1B: 6 2B: 0 3B: 0 HR: 3 SF: 0 SAC: 2 DP: 0 HBP: 1						

PITCHER	IP	WLS	BF	H	R	ER	SO	BB	IBB	HBP	BLK	WP	HR	S	P	ERA	WHIP
62 Liam Hendriks, R (1, 1) ERA: 5.73	3.0		13	3	4	4	2	1	0	0	0	0	3	20	29	12.00	1.333
60 Pedro Hernandez, L (4, 1) ERA:	3.0		12	2	0	0	4	0	0	1	0	0	0	19	20	0.00	0.667
31 Alex Burnett, R (7, 1) ERA: 9.0	1.0	L	9	3	3	2	0	2	0	0	0	0	0	7	15	18.00	5.000
61 Jared Burton, R (8, 1) ERA: 7.36	1.0		4	1	0	0	1	0	0	0	0	0	0	6	6	0.00	1.000
43 Tim Wood, R (9, 1) ERA: 6.75	1.0		4	0	0	0	1	0	0	0	0	0	0	6	6	0.00	0.000

PITCHER	IP	WLS	BF	H	R	ER	SO	BB	IBB	HBP	BLK	WP	HR	S	P	ERA	WHIP

TOP

Pittsburgh Pirates @ Minnesota Twins

Hammond Stadium, Fort Myers, FL

Sun Mar 10 2013, 1:20 PM - 4:03 PM EDT

Att. 7,364 - Sunny - 75 F

livebaseballscorecards.com

AB	36
R	7
H	9
RBI	7
BB	3
SO	8
LOB	16

1B: 6	SF: 0	WP: 0	PA: 42
2B: 0	SAC: 2	PB: 0	
3B: 0	DP: 0	SB: 0	
HR: 3	HBP: 1	CS: 0	

BOTTOM

Pittsburgh Pirates @ Minnesota Twins

Hammond Stadium, Fort Myers, FL

Sun Mar 10 2013, 1:20 PM - 4:03 PM EDT

Att. 7,364 - Sunny - 75 F

livebaseballscorecards.com

Batter	1	2	3	4	5	6	7	8	9	AB	R	H	RBI	BB	SO	LOB
32 Aaron Hicks, S (1, 8) OBP: 0.412, SLG: 0.875	G4-3		BB		5 1B, 9 PB, 1B 2-H		K		G4-3	2	1	1	1	1	0	0
11 Clete Thomas, L (7, 8) OBP: 0.318, SLG: 0.333										2	0	0	0	0	1	0
5 Eduardo Escobar, S (1, 5) OBP: 0.379, SLG: 0.407	G6-3		F9		9 PB, 16 BB, 1B 1-3		F8		K	3	0	1	0	0	0	1
80 Mark Sobolewski, R (7, 5) OBP: 0.286, SLG: 0.400										2	0	0	0	0	1	0
16 Josh Willingham, R (1, 10) OBP: 0.484, SLG: 0.667	HR		F7		9 PB, BB 1-2			K		2	1	1	1	1	0	1
12 Joe Benson, R (5, PR) OBP: 0.216, SLG: 0.188 (6, 10)										1	0	0	0	0	1	0
9 Ryan Doumit, S (1, 2) OBP: 0.276, SLG: 0.333	G4-3		F9		K 1-2, 2-3, 3-H			26 FC4-6, HBP		3	0	0	0	0	1	3
81 Danny Lehmann, R (7, 2)										0	0	0	0	0	0	0
73 Kyle Knudson, R (9, 2) OBP: 0.333, SLG: 0.333										0	0	0	0	0	0	0
78 Oswaldo Arcia, L (1, 9)		K		L9	K			FC4-6, 84 1B, 19 WP 1-2f		3	0	0	0	0	2	2
26 Brian Dinkelman, L (7, 9) OBP: 0.259, SLG: 0.130										1	0	0	0	0	0	1
19 Darin Mastroianni, R (1, 7) OBP: 0.444, SLG: 0.563		2 S, 2 1B, BB		P3		K		84 1B 1-2		2	1	0	0	2	1	0
13 Jeff Clement, L (1, 3) OBP: 0.296, SLG: 0.250		F9		G6-3		G5-3		2 FC6-4, 1B 1-2, 2-3		3	0	0	0	0	0	1
84 Dan Rohlfing, R (7, 3) OBP: 0.471, SLG: 0.714										1	0	1	0	0	0	0
2 Brian Dozier, R (1, 4) OBP: 0.355, SLG: 0.370		1-H, 1B			32 1B, 2B	P4		FC6-4 1-2f		4	1	2	1	0	0	3
25 Pedro Florimón, S (1, 6) OBP: 0.276, SLG: 0.296		G1-3			F7		K		G4-3	3	0	0	0	0	1	2
85 James Beresford, L (8, 6)										1	0	0	0	0	0	0

	AB	33
	R	4
	H	6
	RBI	3
	BB	4
	SO	8
	LOB	14

Inning Stats	1	2	3	4	5	6	7	8	9
	R: 1 H: 1 E: 0 LOB: 0 K: 0 BB: 0 S: 5 P: 8	R: 1 H: 1 E: 0 LOB: 1 K: 1 BB: 1 S: 6 P: 11	R: 0 H: 0 E: 0 LOB: 1 K: 0 BB: 1 S: 3 P: 7	R: 0 H: 0 E: 0 LOB: 0 K: 0 BB: 0 S: 3 P: 3	R: 2 H: 3 E: 0 LOB: 2 K: 2 BB: 1 S: 10 P: 14	R: 0 H: 0 E: 0 LOB: 0 K: 1 BB: 0 S: 5 P: 5	R: 0 H: 0 E: 0 LOB: 0 K: 2 BB: 0 S: 7 P: 7	R: 0 H: 1 E: 0 LOB: 3 K: 1 BB: 1 S: 6 P: 11	R: 0 H: 0 E: 0 LOB: 0 K: 1 BB: 0 S: 5 P: 5

	1B: 4	SF: 0	WP: 1	PA: 38
	2B: 1	SAC: 0	PB: 1	
	3B: 0	DP: 0	SB: 1	
	HR: 1	HBP: 1	CS: 0	

PITCHER		IP	WLS	BF	H	R	ER	SO	BB	IBB	HBP	BLK	WP	HR	S	P	ERA	WHIP
36 Jonathan Sánchez, L ERA: 11.81	(1, 1)	2.0		9	2	2	2	1	1	0	0	0	0	1	11	19	9.00	1.500
72 Stolmy Pimentel, R ERA: 2.45	(3, 1)	2.2	B	13	3	2	1	1	2	0	0	0	0	0	13	21	3.38	1.875
81 Roman Colon, R ERA:	(5, 1)	1.1	W	4	0	0	0	2	0	0	0	0	0	0	8	8	0.00	0.000
52 Mike Zagurski, L ERA:	(7, 1)	1.0	H	3	0	0	0	2	0	0	0	0	0	0	7	7	0.00	0.000
62 Brooks Brown, R ERA: 2.7	(8, 1)	1.0	H	6	1	0	0	1	1	0	1	0	1	0	6	11	0.00	2.000

PITCHER		IP	WLS	BF	H	R	ER	SO	BB	IBB	HBP	BLK	WP	HR	S	P	ERA	WHIP
68 Vic Black, R ERA: 2.25	(9, 1)	1.0	S	3	0	0	0	1	0	0	0	0	0	0	5	5	0.00	0.000

Batter	1	2	3	4	5	6	7	8	9	AB	R	H	RBI	BB	SO	LOB
12 Alexi Casilla, S (1, 6) OBP: 0.360, SLG: 0.391 72 Jason Pridie, L (6, PH) OBP: 0.318, SLG: 0.667 (6, 9)	G6-3		G5-3	K		F7			K	3 2	0 0	0 0	0 0	0 0	1 1	2 1
51 Lew Ford, R (1, 8) OBP: 0.591, SLG: 0.900 3 Ryan Flaherty, L (6, PH) OBP: 0.346, SLG: 0.609 (6, 4)	28 CS 1B		HR	K		K			G4-6-3 1-2f	3 2	1 0	2 0	1 0	0 0	1 1	2 1
36 Conor Jackson, R (1, 3) OBP: 0.414, SLG: 0.778 25 Trayvon Robinson, S (6, 7) OBP: 0.240, SLG: 0.440	K		28 2B 1B		6 1B 6 S 35 1B 1B		K			3 1	1 0	2 0	0 0	0 0	1 1	1 0
28 Steve Pearce, R (1, 10) OBP: 0.478, SLG: 1.000 85 Brandon Waring, R (7, PH) (7, 10)	1 SAFE CS 1-2	G5-3	1-3 2B		F7		K			3 1	0 0	1 0	0 0	0 0	0 1	1 0
6 Russ Canzler, R (1, 9) OBP: 0.250, SLG: 0.182 60 Chris Dickerson, L (6, 8) OBP: 0.429, SLG: 0.294		G5-3	K		1-0 1-3 35 1B 1B		K			3 1	0 0	1 0	0 0	0 0	1 1	2 0
35 Danny Valencia, R (1, 5) OBP: 0.292, SLG: 0.273 45 Travis Ishikawa, L (6, 3) OBP: 0.238, SLG: 0.250		58 1B 71 1B 1B	K		0-0 1-2 3-H 1B			G4-3		3 1	1 0	2 0	1 0	0 0	1 0	2 0
58 Yamaico Navarro, R (1, 4) OBP: 0.435, SLG: 0.294 69 Niuman Romero, S (6, 6) OBP: 0.364, SLG: 0.300		71 1B 1-2 1B		71 2B BB	P6			G4-3		2 1	0 0	1 0	0 0	1 0	0 0	2 0
71 L.J. Hoes, R (1, 7) OBP: 0.375, SLG: 0.438 81 Buck Britton, L (6, 5) OBP: 0.200, SLG: 0.200		1-3 2-H 1B		1-3 2B	F9			G4-3		3 1	0 0	2 0	1 0	0 0	0 0	2 0
59 Luis Exposito, R (1, 2) OBP: 0.522, SLG: 0.684 74 Jose Gil, R (6, 2)		F8		G3		K			3 G4-6-3 BB	3 0	0 0	0 0	0 0	0 1	1 0	4 0
Inning Stats	R: 0 E: 0 K: 1 S: 5 H: 1 LOB: 0 BB: 0 P: 5	R: 1 E: 0 K: 0 S: 6 H: 3 LOB: 2 BB: 0 P: 6	R: 1 E: 0 K: 2 S: 11 H: 3 LOB: 2 BB: 0 P: 12	R: 0 E: 0 K: 2 S: 8 H: 1 LOB: 2 BB: 1 P: 12	R: 1 E: 0 K: 0 S: 6 H: 3 LOB: 2 BB: 0 P: 7	R: 0 E: 0 K: 2 S: 7 H: 0 LOB: 0 BB: 0 P: 7	R: 0 E: 0 K: 3 S: 9 H: 0 LOB: 0 BB: 0 P: 9	R: 0 E: 0 K: 0 S: 3 H: 0 LOB: 0 BB: 0 P: 3	R: 0 E: 0 K: 1 S: 4 H: 0 LOB: 0 BB: 1 P: 8	1B: 8 2B: 2 3B: 0 HR: 1 SF: 0 SAC: 0 DP: 1 HBP: 0						WP: 0 PB: 0 SB: 1 CS: 1 PA: 39	

PITCHER		IP	WLS	BF	H	R	ER	SO	BB	IBB	HBP	BLK	WP	HR	S	P	ERA	WHIP
49 Jeff Locke, L ERA: 4.05	(1, 1)	3.1		18	8	2	2	3	1	0	0	0	0	1	24	29	5.40	2.700
57 Phil Irwin, R ERA: 2.25	(4, 1)	3.2		14	3	1	1	7	0	0	0	0	0	0	28	29	2.46	0.818
29 Bryan Morris, R ERA: 2.08	(8, 1)	1.0		3	0	0	0	0	0	0	0	0	0	0	3	3	0.00	0.000
71 Kris Johnson, L ERA: 1.93	(9, 1)	1.0	W	3	0	0	0	1	1	0	0	0	0	0	4	8	0.00	1.000

PITCHER	IP	WLS	BF	H	R	ER	SO	BB	IBB	HBP	BLK	WP	HR	S	P	ERA	WHIP

TOP

Baltimore Orioles @ Pittsburgh Pirates

McKechnie Field, Bradenton, FL

Mon Mar 11 2013, 1:10 PM - 4:16 PM EDT

Att. 5,431 - Sunny - 76 F

livebaseballscorecards.com

AB	36
R	3
H	11
RBI	3
BB	2
SO	11
LOB	20

BOTTOM

Baltimore Orioles @ Pittsburgh Pirates

McKechnie Field, Bradenton, FL

Mon Mar 11 2013, 1:10 PM - 4:16 PM EDT

Att. 5,431 - Sunny - 76 F

livebaseballscorecards.com

Batter	1	2	3	4	5	6	7	8	9	AB	R	H	RBI	BB	SO	LOB
6 Starling Marte, R (1, 8) OBP: 0.423, SLG: 0.542	K		1B			K		G6-3		2	0	1	0	0	1	0
57 Phil Irwin, R (4, 1)										1	0	0	0	0	1	0
29 Bryan Morris, L (8, 1)										0	0	0	0	0	0	0
78 Brandon Inge, R (8, PH) OBP: 0.190, SLG: 0.150										1	0	0	0	0	0	0
71 Kris Johnson, L (9, 1)										0	0	0	0	0	0	0
31 Jose Tabata, R (1, 9) OBP: 0.308, SLG: 0.583	F9		K			F8		HR		3	0	0	0	0	1	1
2 Brad Hawpe, L (7, 9) OBP: 0.231, SLG: 0.292										1	1	1	1	0	0	0
18 Neil Walker, S (1, 4) OBP: 0.273, SLG: 0.211	2B			F7		K		G6-3		3	0	1	0	0	1	0
66 Iván De Jesús Jr., R (7, 4) OBP: 0.333, SLG: 0.500										1	0	0	0	0	0	0
24 Pedro Alvarez, L (1, 5) OBP: 0.087, SLG: 0.136	K			F7			F8		25 FC4-6 1B	2	0	0	0	0	1	1
43 Jared Goedert, R (7, 5) OBP: 0.435, SLG: 0.526										2	0	1	0	0	0	0
14 Gaby Sanchez, R (1, 3) OBP: 0.360, SLG: 0.727		G3		G5-3			G4-3		FC4-6 7 1B 5 1B 1-2f	2	0	0	0	0	0	0
25 Clint Robinson, L (7, 3) OBP: 0.227, SLG: 0.250										2	0	0	0	0	0	1
10 Jordy Mercer, R (9, PR) OBP: 0.550, SLG: 0.571										0	1	0	0	0	0	0
26 Felix Pie, L (1, 7) OBP: 0.308, SLG: 0.478		K			G6-3		5 2B HBP		5 1B 74 FC4 1-3 1B	2	0	0	0	0	1	0
7 Alex Presley, L (7, 7) OBP: 0.333, SLG: 0.292										1	2	1	0	0	0	0
12 Clint Barmes, R (1, 6) OBP: 0.316, SLG: 0.471	G5-3				P4		1-H 2B		74 FC4 1-3 3-H 1B	2	0	0	0	0	0	0
5 Josh Harrison, R (7, 6) OBP: 0.261, SLG: 0.211										2	0	2	2	0	0	0
19 Michael McKenry, R (1, 2) OBP: 0.421, SLG: 0.375			K		BB		F8		FC4 1-2 3-H	1	0	0	0	1	1	0
74 Carlos Paulino, R (7, 2) OBP: 0.222, SLG: 0.125										2	0	0	1	0	0	2
49 Jeff Locke, L (1, 1)			G6-3		F9			F8		1	0	0	0	0	0	0
60 Darren Ford, R (4, 8) OBP: 0.182, SLG: 0.182										2	0	0	0	0	0	1
Inning Stats	R: 0 E: 0 K: 2 S: 8 H: 1 LOB: 1 BB: 0 P: 8	R: 0 E: 0 K: 1 S: 5 H: 0 LOB: 0 BB: 0 P: 5	R: 0 E: 0 K: 2 S: 8 H: 1 LOB: 1 BB: 0 P: 8	R: 0 E: 0 K: 0 S: 3 H: 0 LOB: 0 BB: 0 P: 3	R: 0 E: 0 K: 0 S: 3 H: 0 LOB: 1 BB: 1 P: 7	R: 0 E: 0 K: 2 S: 7 H: 0 LOB: 0 BB: 0 P: 7	R: 1 E: 0 K: 0 S: 4 H: 1 LOB: 1 BB: 0 P: 5	R: 1 E: 0 K: 0 S: 6 H: 1 LOB: 0 BB: 0 P: 8	R: 2 E: 0 K: 0 S: 5 H: 3 LOB: 2 BB: 0 P: 5	1B: 4 2B: 2 3B: 0 HR: 1 SF: 0 SAC: 0 DP: 0 HBP: 1							

AB	33
R	4
H	7
RBI	4
BB	1
SO	7
LOB	6

WP: 0 PB: 0 SB: 0 CS: 0 PA: 35

PITCHER		IP	WLS	BF	H	R	ER	SO	BB	IBB	HBP	BLK	WP	HR	S	P	ERA	WHIP
34 Jake Arrieta, R ERA: 4.05	(1, 1)	4.0		14	2	0	0	5	0	0	0	0	0	0	24	24	0.00	0.500
38 Luis Ayala, R ERA:	(5, 1)	1.0	H	4	0	0	0	0	1	0	0	0	0	0	3	7	0.00	1.000
53 Zack Britton, L ERA: 3.6	(6, 1)	2.0	H	8	1	1	1	2	0	0	1	0	0	0	11	12	4.50	0.500
55 Daniel Schlereth, L ERA: 4.15	(8, 1)	1.0	H	4	1	1	1	0	0	0	0	0	0	1	6	8	9.00	1.000
61 Adam Russell, R ERA: 8.44	(9, 1)	0.1	L	5	3	2	2	0	0	0	0	0	0	0	5	5	54.00	9.000

PITCHER	IP	WLS	BF	H	R	ER	SO	BB	IBB	HBP	BLK	WP	HR	S	P	ERA	WHIP

Batter	1	2	3	4	5	6	7	8	9	10	AB	R	H	RBI	BB	SO	LOB
8 Anthony Gose, L (1, 8) OBP: 0.447, SLG: 0.531 18 Mike McCoy, R (6, 8) OBP: 0.231, SLG: 0.167	B B B B 4-0 1 1B 1 E BB	S S S 0-3 ③ K			S S S 0-3 ① K		X 0-0 85 FC5-4 69 E 59 S 1B		C C C 0-3 ① K	X 0-0 ③ G6-3	2 3	1 1	0 1	0 1	1 0	2 1	0 1
1 Emilio Bonifácio, S (1, 4) OBP: 0.343, SLG: 0.515 59 Jim Negrych, L (6, 4) OBP: 0.545, SLG: 0.833	X 0-0 E5 53 1B 53 S 26 1B 1-H 1B	B B B B 4-0 53 S BB			S S S 0-3 ② K	B B B 3-0 85 FC5-4 1-2 BB			B B B B 4-0 68 2B 85 FC6-2 BB		2 0	1 0	0 0	1 0	1 2	1 0	0 0
11 Rajai Davis, R (1, 9) OBP: 0.185, SLG: 0.296 68 Ryan Schimpf, L (6, 7) OBP: 0.316, SLG: 0.333	X 0-0 ① F7	X 0-0 ① F8			X 0-0 ③ G3		C C C 0-3 ① K		X 0-0 85 FC6-2 1-3 2B		3 2	0 0	0 1	0 0	0 1	0 1	2 2
53 Melky Cabrera, S (1, 7) OBP: 0.303, SLG: 0.424 85 Kevin Pillar, R (6, 9) OBP: 0.167, SLG: 0.167	B X 1-0 26 1B 1-3 1B	S S S 0-3 ② K 1-2				S S S 0-3 ① K	X 0-0 ② FC5-4 69 E 1-2f 2-3		X 0-0 ② FC6-2 69 BB 2-3 3-H		3 2	0 0	1 0	0 0	0 0	2 0	1 4
26 Adam Lind, L (1, 10) OBP: 0.500, SLG: 0.679 69 Sean Ochinko, R (6, PR) OBP: 0.308, SLG: 0.417 (6, 10)	X 0-0 1-2 3-H 1B	X 0-0 ③ F9				X 0-0 16 BB 15 1B 1B	X 0-0 E5 1-2 3-H		B B B B 4-0 1-2 BB		3 1	0 1	2 0	1 0	0 1	0 0	1 1
16 Mark DeRosa, R (1, 5) OBP: 0.500, SLG: 0.632 67 Eugenio Velez, S (6, PR) OBP: 0.389, SLG: 0.471 (6, 5)	X 0-0 ② F4	X 0-0 ① F8				B B B B 4-0 15 1B 1-2 BB	S S T 0-2 ③ K		X 0-0 ③ G3		2 2	0 0	0 0	0 0	1 0	0 1	2 5
70 Andy LaRoche, R (1, 3) OBP: 0.265, SLG: 0.588 Jon Talley, L (10, PR) (10, 3)	X 0-0 ③ G5-3	X 0-0 ② L5				S S T 0-2 ② K		S S S 0-3 ① K	X 0-0 2B		5 0	0 0	1 0	0 0	0 0	2 0	4 0
15 Mike Nickeas, R (1, 2) OBP: 0.346, SLG: 0.304 76 Jack Murphy, S (8, 2) OBP: 0.200, SLG: 0.400		X 0-0 ① G5-3		X 0-0 2B		X 0-0 1-2 2-H 1B		X 0-0 73 G4-3-6 1B	X 0-0 ① F7		4 1	0 0	3 0	1 0	0 0	0 1	0 1
3 Maicer Izturis, S (1, 6) OBP: 0.200, SLG: 0.179 73 Lance Zawadzki, L (6, 6) OBP: 0.385, SLG: 0.478		X 0-0 ② G1		X 0-0 ③ F9		X 0-0 ③ G4-3		X 0-0 ②③ G4-3-6 1-2f	S S S 0-3 ② K		3 2	0 0	0 0	0 0	0 0	0 1	3 2
Inning Stats	R: 2 H: 3 E: 1 LOB: 2 K: 0 BB: 1 S: 6 P: 11	R: 0 H: 0 E: 0 LOB: 0 K: 1 BB: 0 S: 5 P: 5	R: 0 H: 0 E: 0 LOB: 1 K: 1 BB: 1 S: 5 P: 9	R: 0 H: 1 E: 0 LOB: 1 K: 0 BB: 0 S: 4 P: 4	R: 0 H: 0 E: 0 LOB: 0 K: 2 BB: 0 S: 7 P: 7	R: 1 H: 2 E: 0 LOB: 2 K: 2 BB: 1 S: 9 P: 13	R: 1 H: 1 E: 1 LOB: 2 K: 2 BB: 1 S: 9 P: 12	R: 0 H: 1 E: 0 LOB: 0 K: 1 BB: 0 S: 5 P: 5	R: 0 H: 1 E: 0 LOB: 3 K: 1 BB: 2 S: 6 P: 14	R: 0 H: 1 E: 0 LOB: 1 K: 1 BB: 0 S: 6 P: 6	1B: 7 2B: 3 3B: 0 HR: 0	SF: 0 SAC: 0 DP: 1 HBP: 0						

PITCHER	IP	WLS	BF	H	R	ER	SO	BB	IBB	HBP	BLK	WP	HR	S	P	ERA	WHIP
53 James McDonald, R (1, 1) ERA: 4.4	5.1		23	5	3	3	5	2	0	0	0	0	0	31	40	5.06	1.312
35 Mark Melancon, R (6, 1) ERA: 1.5	1.0		7	2	1	0	2	2	0	0	0	0	0	9	16	0.00	4.000
32 Vin Mazzaro, R (7, 1) ERA: 4.05	1.2		6	1	0	0	2	0	0	0	0	0	0	10	10	0.00	0.600
48 Jared Hughes, R (9, 1) ERA:	1.0		6	1	0	0	1	2	0	0	0	0	0	6	14	0.00	3.000
77 Kyle Waldrop, R (10, 1) ERA:	1.0	W	4	1	0	0	1	0	0	0	0	0	0	6	6	0.00	1.000

PITCHER	IP	WLS	BF	H	R	ER	SO	BB	IBB	HBP	BLK	WP	HR	S	P	ERA	WHIP

TOP

Toronto Blue Jays @ Pittsburgh Pirates

McKechnie Field, Bradenton, FL

Wed Mar 13 2013, 1:13 PM - 4:40 PM EDT

Att. 8,439 - Sunny - 67 F

livebaseballscorecards.com

AB	40
R	4
H	10
RBI	2
BB	6
SO	11
LOB	29

1B: 7	SF: 0	WP: 0	PA: 46
2B: 3	SAC: 0	PB: 0	
3B: 0	DP: 1	SB: 3	
HR: 0	HBP: 0	CS: 0	

BOTTOM

Batter	1	2	3	4	5	6	7	8	9	10	AB	R	H	RBI	BB	SO	LOB
6 Starling Marte, R (1, 7) OBP: 0.448, SLG: 0.630 26 Felix Pie, L (7, 7) OBP: 0.345, SLG: 0.600	0-0 55 G1-6-3 1B		0-0 22 1B 3B		0-3 K		0-0 P2		1-1 HR	1-0 74 1B 1-2 HBP	3 2	1 1	2 1	0 1	0 0	1 0	0 0
55 Russell Martin, R (1, 2) OBP: 0.364, SLG: 0.294 35 Mark Melancon, R (6, 1) 32 Vin Mazzaro, R (7, 1) 48 Jared Hughes, R (9, 1) 73 Lucas May, R (9, PH) OBP: 0.444, SLG: 0.500 28 Dan Grovatt, L (9, PR) 77 Kyle Waldrop, R (10, 1) 74 Carlos Paulino, R (10, PH) OBP: 0.300, SLG: 0.222	0-0 G1-6-3 1-2		BBBB 4-0 22 1B 14 1B BB		0-0 1B		0-3 K		4-0 66 1B 7 G3 5 2B BB	0-0 1-2 2-H 1B	2 0 1 0 0 0 0 0 1	0 0 0 0 0 1 0 0 0	1 0 0 0 0 0 0 0 1	0 0 0 0 0 0 0 0 1	1 0 1 0 0 0 0 0 1	0 0 0 0 0 1 0 0 0	1 0 0 0 0 0 0 0 0
22 Andrew McCutchen, R (1, 8) OBP: 0.280, SLG: 0.318 7 Alex Presley, L (7, 8) OBP: 0.345, SLG: 0.308	0-0 F7		0-0 14 1B 1-2 3-H 1B		0-0 G5-3			0-0 43 E4 5 1B 1B	0-0 G3 1-2		3 2	0 1	1 1	1 0	0 0	0 0	2 1
14 Gaby Sanchez, R (1, 3) OBP: 0.393, SLG: 0.720 43 Jared Goedert, R (6, PR) OBP: 0.400, SLG: 0.476 (7, 3)	0-0 P3		0-0 1-2 2-H 1B			0-0 18 1B 1B		0-0 E8 5 1B 1-3	0-3 K		3 2	0 0	2 0	0 0	0 0	0 1	1 3
24 Pedro Alvarez, L (1, 5) OBP: 0.077, SLG: 0.120 66 Iván De Jesús Jr., R (7, 5) OBP: 0.348, SLG: 0.500		0-0 F7		0-0 L3		0-0 F8		0-3 K	0-0 5 2B 2-3 1B		3 2	0 0	0 1	0 0	0 0	0 1	1 2
18 Neil Walker, S (1, 4) OBP: 0.280, SLG: 0.227 5 Josh Harrison, R (7, 4) OBP: 0.320, SLG: 0.333		0-0 G6-3		0-0 F8		0-0 12 FC5-4 1-3 1B		0-0 1-3 3-H 1B	0-0 1-3 3-H 2B		3 2	0 0	1 2	0 2	0 0	0 0	0 0
23 Travis Snider, L (1, 9) OBP: 0.290, SLG: 0.346 31 Jose Tabata, R (7, 9) OBP: 0.286, SLG: 0.538		0-0 G5-3	BBBB 4-0 BB			0-3 K		0-2 K	0-0 G5-3		2 2	0 0	0 0	0 0	1 0	1 1	2 5
12 Clint Barmes, R (1, 6) OBP: 0.273, SLG: 0.400 10 Jordy Mercer, R (7, 6) OBP: 0.591, SLG: 0.571			0-0 P3		0-3 K	0-0 FC5-4 1-2f		BBBB 4-0 BB		1-0 59 FC2-6 HBP	3 0	0 0	0 0	0 0	0 1	1 0	3 0
53 James McDonald, L (1, 1) 59 Tony Sanchez, R (6, 2) OBP: 0.348, SLG: 0.444 Kelson Brown, R (10, PR)			0-0 G6-3		0-0 G6-3		0-0 G6-3	0-0 G4-3		0-0 FC2-6 26 HBP 74 1B 1-2f	2 3 0	0 0 1	0 0 0	0 0 0	0 0 0	0 0 0	0 4 0
Inning Stats	R: 0 H: 1 E: 0 LOB: 1 K: 0 BB: 0 S: 4 P: 4	R: 0 H: 0 E: 0 LOB: 0 K: 0 BB: 0 S: 3 P: 3	R: 1 H: 3 E: 0 LOB: 2 K: 0 BB: 1 S: 5 P: 9	R: 0 H: 0 E: 0 LOB: 1 K: 1 BB: 1 S: 5 P: 9	R: 0 H: 1 E: 0 LOB: 1 K: 1 BB: 0 S: 6 P: 6	R: 0 H: 2 E: 0 LOB: 2 K: 1 BB: 0 S: 7 P: 7	R: 0 H: 0 E: 0 LOB: 0 K: 1 BB: 0 S: 5 P: 5	R: 1 H: 2 E: 1 LOB: 3 K: 2 BB: 1 S: 10 P: 14	R: 2 H: 3 E: 0 LOB: 3 K: 1 BB: 1 S: 9 P: 14	R: 1 H: 1 E: 0 LOB: 2 K: 0 BB: 0 S: 2 P: 4	1B: 10 2B: 1 3B: 1 HR: 1	SF: 0 SAC: 0 DP: 0 HBP: 2	WP: 0 PB: 0 SB: 0 CS: 0	PA: 47			

PITCHER	IP	WLS	BF	H	R	ER	SO	BB	IBB	HBP	BLK	WP	HR	S	P	ERA	WHIP
56 Mark Buehrle, L (1, 1) ERA: 5.0	3.2		15	4	1	1	0	1	0	0	0	0	0	14	18	2.46	1.364
33 Jeremy Jeffress, R (4, 1) ERA: 3.38	1.2	H	8	2	0	0	2	1	0	0	0	0	0	11	15	0.00	1.800
50 Steve Delabar, R (6, 1) ERA: 5.06	0.2	H	3	1	0	0	1	0	0	0	0	0	0	5	5	0.00	1.500
62 Aaron Loup, L (7, 1) ERA: 1.5	1.0	H	3	0	0	0	1	0	0	0	0	0	0	5	5	0.00	0.000
37 Neil Wagner, R (8, 1) ERA: 4.76	0.2	H	5	2	1	0	2	0	0	0	0	0	0	9	9	0.00	3.000

PITCHER	IP	WLS	BF	H	R	ER	SO	BB	IBB	HBP	BLK	WP	HR	S	P	ERA	WHIP
78 Tyson Brummett, R (8, 1) ERA: 3.38	1.1	B	9	3	2	2	1	2	0	0	0	0	1	10	19	13.50	3.750
75 Tommy Hottovy, L (10, 1) ERA: 4.91	0.1	L	4	1	1	1	0	0	0	2	0	0	0	2	4	27.00	3.000

AB	41
R	5
H	13
RBI	5
BB	4
SO	7
LOB	25

Toronto Blue Jays @ Pittsburgh Pirates
McKechnie Field, Bradenton, FL
Wed Mar 13 2013, 1:13 PM - 4:40 PM EDT
Att. 8,439 - Sunny - 67 F

livebaseballscorecards.com

Batter	1	2	3	4	5	6	7	8	9	AB	R	H	RBI	BB	SO	LOB
7 Alex Presley, L (1, 7) OBP: 0.313, SLG: 0.276	S S S 0-3 ① K		X 0-0 ② G1 2-3		X 0-0 ③ P6			X 0-0 56 1B 1B		3	0	0	0	0	1	2
5 Josh Harrison, R (7, 7) OBP: 0.346, SLG: 0.364										1	0	1	0	0	0	0
31 Jose Tabata, R (1, 9) OBP: 0.258, SLG: 0.483	X 0-0 ② G4-3		X 0-0 ③ G4-3			S S S 0-3 ① K		X 0-0 80 G6-4-3 1-2 1B		3	0	0	0	0	1	1
56 Andrew Lambo, L (7, 9) OBP: 0.600, SLG: 0.800										1	0	1	0	0	0	0
22 Andrew McCutchen, R (1, 8) OBP: 0.286, SLG: 0.360	X 0-0 ③ G5-3			X 0-0 18 1B 2B		X 0-0 ② G1-3		S S S 0-3 ① K		3	0	1	0	0	0	0
74 Carlos Paulino, R (7, 2) OBP: 0.273, SLG: 0.200										1	0	0	0	0	1	2
2 Brad Hawpe, L (1, 3) OBP: 0.207, SLG: 0.259		X 0-0 E4 18 WP 12 1B		S S S 0-3 ① K		S S S 0-3 ③ K		X 0-0 ② ③ G6-4-3 1-2f		3	0	0	0	0	2	1
80 Jeff Larish, L (7, 3) OBP: 0.500, SLG: 0.500										1	0	0	0	0	0	2
18 Neil Walker, S (1, 4) OBP: 0.321, SLG: 0.280		B X 1-0 ① P6 1-2		X 0-0 78 G1-6-3 2-3 1B			X 0-0 12 F7 78 HBP 19 WP 1B		X 0-0 ① F8	3	1	2	0	0	0	1
10 Jordy Mercer, R (7, 4) OBP: 0.565, SLG: 0.533										1	0	0	0	0	0	0
78 Brandon Inge, R (1, 5) OBP: 0.208, SLG: 0.136		X 0-0 ② F9		X 0-0 ② ③ G1-6-3 1-2f			H 1-0 19 WP 1-2 HBP		S S S 0-3 ② K	2	0	0	0	0	0	3
43 Jared Goedert, R (7, 5) OBP: 0.385, SLG: 0.455										1	0	0	0	0	1	0
12 Clint Barmes, R (1, 6) OBP: 0.280, SLG: 0.391		X 0-0 ③ 2-H 1B			X 0-0 ① P6		X 0-0 ① F7 2-3		X 0-0 71 2B 1B	3	0	1	0	0	0	2
66 Iván De Jesús Jr., R (7, 6) OBP: 0.375, SLG: 0.522										1	0	1	0	0	0	0
19 Michael McKenry, R (1, 2) OBP: 0.455, SLG: 0.389			B B B B 4-0 7 G1 38 SH5-4 BB		X 0-0 38 SH3 1B		B X 1-0 ② F8 1-2 3-H		X 0-0 1-3 2B	2	0	1	0	1	0	1
69 Ryan Reid, L (7, 1)										0	0	0	0	0	0	0
52 Mike Zagurski, L (8, 1)										0	0	0	0	0	0	0
71 Brett Carroll, R (9, PH) OBP: 0.800, SLG: 1.500										1	0	1	0	0	0	0
38 Kyle McPherson, R (1, 1)			X 0-0 ① SH5-4 1-2		X 0-0 ② SH3 1-2		X 0-0 ③ G6-3		S S C 0-3 ③ K	0	0	0	0	0	0	0
45 Andy Oliver, L (6, 1)										0	0	0	0	0	0	0
26 Felix Pie, L (7, PH) OBP: 0.323, SLG: 0.556										2	0	0	0	0	1	3
(7, 8)																

TOP

Pittsburgh Pirates @ Philadelphia Phillies
Bright House Field, Clearwater, FL
Thu Mar 14 2013, 1:12 PM - 3:52 PM EDT
Att. 9,525 - Sunny - 59 F

livebaseballscorecards.com

	AB	R	H	RBI	BB	SO	LOB
	32	1	9	0	1	7	18

Inning Stats	1	2	3	4	5	6	7	8	9	1B: 7	SF: 0	WP: 2	PA: 36
R:	0	0	0	0	0	0	1	0	0	2B: 2	SAC: 2	PB: 0	
E:	0	0	0	0	0	0	0	0	0	3B: 0	DP: 2	SB: 0	
K:	1	0	0	1	0	2	0	1	2	HR: 0	HBP: 1	CS: 0	
S:	5	4	3	6	4	7	4	6	9				
H:	0	1	0	2	1	0	1	2	2				
LOB:	0	2	1	1	1	0	1	1	2				
BB:	0	0	1	0	0	0	0	0	0				
P:	5	5	7	6	4	7	6	6	9				

PITCHER		IP	WLS	BF	H	R	ER	SO	BB	IBB	HBP	BLK	WP	HR	S	P	ERA	WHIP
29 Aaron Cook, R ERA: 2.45	(1, 1)	3.0		11	1	0	0	1	1	0	0	0	1	0	12	17	0.00	0.667
16 Rodrigo Lopez, R ERA:	(4, 1)	2.0		8	3	0	0	1	0	0	0	0	0	0	10	10	0.00	1.500
58 Jonathan Papelbon, R ERA: 19.64	(6, 1)	1.0		3	0	0	0	2	0	0	0	0	0	0	7	7	0.00	0.000
48 Phillippe Aumont, R ERA: 3.0	(7, 1)	1.0	B	5	1	1	1	0	0	0	1	0	1	0	4	6	9.00	1.000
63 Jake Diekman, L ERA: 5.0	(8, 1)	1.0	W	4	2	0	0	1	0	0	0	0	0	0	6	6	0.00	2.000

PITCHER		IP	WLS	BF	H	R	ER	SO	BB	IBB	HBP	BLK	WP	HR	S	P	ERA	WHIP
76 Cesar Jimenez, L ERA:	(9, 1)	1.0	S	5	2	0	0	2	0	0	0	0	0	0	9	9	0.00	2.000

Batter	1	2	3	4	5	6	7	8	9	AB	R	H	RBI	BB	SO	LOB
13 Freddy Galvis, S (1, 6) OBP: 0.313, SLG: 0.500	P5		F9		G4-3			K		4	0	0	0	0	1	1
10 Michael Young, R (1, 5) OBP: 0.364, SLG: 0.439 4 Pete Orr, L (7, 5) OBP: 0.273, SLG: 0.818	F9		F7			BB: 26 1B 6 SF8		HR		2 1	1 1	0 1	0 1	1 0	0 0	0 0
26 Chase Utley, L (1, 4) OBP: 0.357, SLG: 0.353	G5-3			2B		1B: 18 S		F8		4	0	2	0	0	0	0
6 Ryan Howard, L (1, 3) OBP: 0.347, SLG: 0.689		1B: 9 FC4-6		F9		SF8		F9		3	0	1	1	0	0	1
9 Domonic Brown, L (1, 9) OBP: 0.453, SLG: 0.609 71 Jermaine Mitchell, L (8, 9) OBP: 0.583, SLG: 1.000		FC4-6: 19 G3-1 18 1B		P5		K				3 0	0 0	0 0	0 0	0 0	1 0	3 0
18 Darin Ruf, R (1, 10) OBP: 0.318, SLG: 0.368		1B: 19 G3-1		F8		P4				3	0	1	0	0	0	2
19 Laynce Nix, L (1, 7) OBP: 0.265, SLG: 0.313		G3-1			G5-3		G1-3			3	0	0	0	0	0	2
31 Erik Kratz, R (1, 2) OBP: 0.240, SLG: 0.417		G5-3			K		1B			3	0	1	0	0	1	2
43 Ender Inciarte, L (1, 8) OBP: 0.429, SLG: 0.353			F7		2B		F8			3	0	1	0	0	0	0
Inning Stats	R: 0 E: 0 K: 0 S: 3 H: 0 LOB: 0 BB: 0 P: 3	R: 0 E: 0 K: 0 S: 5 H: 2 LOB: 2 BB: 0 P: 5	R: 0 E: 0 K: 0 S: 3 H: 0 LOB: 0 BB: 0 P: 3	R: 0 E: 0 K: 0 S: 4 H: 1 LOB: 1 BB: 0 P: 4	R: 0 E: 0 K: 1 S: 6 H: 1 LOB: 1 BB: 0 P: 6	R: 1 E: 0 K: 1 S: 7 H: 1 LOB: 1 BB: 1 P: 11	R: 0 E: 0 K: 0 S: 3 H: 1 LOB: 0 BB: 0 P: 3	R: 1 E: 0 K: 1 S: 7 H: 1 LOB: 0 BB: 0 P: 8		1B: 4 2B: 2 3B: 0 HR: 1 SF: 1 SAC: 0 DP: 0 HBP: 0				WP: 0 PB: 0 SB: 1 CS: 0 PA: 31	

PITCHER		IP	WLS	BF	H	R	ER	SO	BB	IBB	HBP	BLK	WP	HR	S	P	ERA	WHIP
38 Kyle McPherson, R ERA: 5.68	(1, 1)	5.0		19	4	0	0	1	0	0	0	0	0	0	21	21	0.00	0.800
45 Andy Oliver, L ERA: 13.5	(6, 1)	1.0		5	1	1	1	1	1	0	0	0	0	0	7	11	9.00	2.000
69 Ryan Reid, R ERA:	(7, 1)	1.0		3	1	0	0	0	0	0	0	0	0	0	3	3	0.00	1.000
52 Mike Zagurski, L ERA: 1.8	(8, 1)	1.0	L	4	1	1	1	1	0	0	0	0	0	1	7	8	9.00	1.000

PITCHER	IP	WLS	BF	H	R	ER	SO	BB	IBB	HBP	BLK	WP	HR	S	P	ERA	WHIP

BOTTOM

Pittsburgh Pirates @ Philadelphia Phillies

Bright House Field, Clearwater, FL

Thu Mar 14 2013, 1:12 PM - 3:52 PM EDT

Att. 9,525 - Sunny - 59 F

livebaseballscorecards.com

AB	29
R	2
H	7
RBI	2
BB	1
SO	3
LOB	11

Batter	1	2	3	4	5	6	7	8	9	AB	R	H	RBI	BB	SO	LOB
6 Starling Marte, R (1, 7) OBP: 0.406, SLG: 0.567 56 Andrew Lambo, L (7, 7) OBP: 0.500, SLG: 0.667	S S S 0-3 ① K		X 0-0 ① F8			X 0-0 ① G6-3		X 0-0 ① P3		3 0 0 0 0 1 0 1 0 0 0 0 0 0						
7 Alex Presley, L (1, 8) OBP: 0.286, SLG: 0.250 26 Felix Pie, L (7, 8) OBP: 0.344, SLG: 0.607	X 0-0 ② P4		X 0-0 ② F8			S S C 0-3 ② K		X 0-0 73 F9 2B		3 0 0 0 0 1 0 1 0 1 0 0 0 0						
55 Russell Martin, R (1, 2) OBP: 0.360, SLG: 0.263 73 Lucas May, R (7, 2) OBP: 0.421, SLG: 0.471	X 0-0 ③ G3-1		S S S 0-3 ③ K			B B B B 4-0 BB		X 0-0 ② F9 2-3		2 0 0 0 1 1 0 1 0 0 0 0 0 1						
24 Pedro Alvarez, L (1, 5) OBP: 0.138, SLG: 0.185 43 Jared Goedert, R (7, 5) OBP: 0.370, SLG: 0.435		X 0-0 46 1B 2B		B B B B 4-0 23 FC4-6 BB		S S S 0-3 ③ K		X 0-0 ③ F7		2 1 1 0 1 1 1 1 0 0 0 0 0 1						
46 Garrett Jones, L (1, 3) OBP: 0.368, SLG: 0.294 5 Josh Harrison, R (7, PR) OBP: 0.370, SLG: 0.391 (7, 4)		X 0-0 66 1B 2-H 1B		X 0-0 ① F7			X 0-0 23 E 23 2B 1B		X 0-0 46 G3 16 G3 1B	3 0 2 1 0 0 1 1 1 1 0 0 0 0						
23 Travis Snider, L (1, 9) OBP: 0.294, SLG: 0.379 16 Mel Rojas Jr., S (7, 9) OBP: 0.250, SLG: 0.250		X 0-0 ① F8		X 0-0 ② FC4-6 66 CS 1-2f			B X 1-0 66 1B 10 SF8 1-H 2B		X 0-0 ① G3 1-2	3 1 1 1 0 0 2 1 0 0 0 0 0 1						
66 Iván De Jesús Jr., R (1, 4) OBP: 0.407, SLG: 0.538 46 Matt Curry, L (7, 3) OBP: 0.667, SLG: 0.667		X 0-0 1-2 1B	B 1 SAFE 1-0 ③ CS 1-2	S S S 0-3 ① K			X 0-0 19 CS 2-3 1B		X 0-0 ② G3 2-3	3 0 2 0 0 1 0 1 0 0 0 0 0 1						
10 Jordy Mercer, R (1, 6) OBP: 0.538, SLG: 0.529 64 Gift Ngoepe, R (7, 6)		X 0-0 ② F8		X 0-0 19 K 1B			X 0-0 ① SF8 3-H		X 0-0 ③ G5-3	2 0 1 1 0 0 2 1 0 0 0 0 0 1						
19 Michael McKenry, R (1, 10) OBP: 0.400, SLG: 0.333		X 0-0 ③ P4		B S S S 1-3 ② ③ K 1-2			S S S 0-3 ② ③ K 1-2			3 0 0 0 0 2 4						
Inning Stats	R: 0 H: 0 E: 0 LOB: 0 K: 1 BB: 0 S: 5 P: 5	R: 1 H: 3 E: 0 LOB: 2 K: 0 BB: 0 S: 6 P: 6	R: 0 H: 0 E: 0 LOB: 0 K: 1 BB: 0 S: 5 P: 5	R: 0 H: 0 E: 0 LOB: 0 K: 0 BB: 1 S: 2 P: 7	R: 0 H: 1 E: 0 LOB: 1 K: 2 BB: 0 S: 7 P: 8	R: 0 H: 0 E: 0 LOB: 1 K: 2 BB: 1 S: 7 P: 11	R: 2 H: 3 E: 0 LOB: 1 K: 1 BB: 0 S: 7 P: 8	R: 0 H: 1 E: 0 LOB: 1 K: 0 BB: 0 S: 4 P: 4	R: 0 H: 1 E: 0 LOB: 1 K: 0 BB: 0 S: 4 P: 4	1B: 6 SF: 1 2B: 4 SAC: 0 3B: 0 DP: 1 HR: 0 HBP: 0						

TOP

Pittsburgh Pirates @ Houston Astros

Osceola County Stadium, Kissimmee, FL

Fri Mar 15 2013, 1:09 PM - 4:21 PM EDT

Att. 3,091 - Sunny - 68 F

livebaseballscorecards.com

AB	32
R	3
H	9
RBI	3
BB	2
SO	7
LOB	15

WP: 0 PA: 36
PB: 0
SB: 0
CS: 2

PITCHER		IP	WLS	BF	H	R	ER	SO	BB	IBB	HBP	BLK	WP	HR	S	P	ERA	WHIP
43 Brad Peacock, R ERA: 4.63	(1, 1)	5.0	L	18	4	1	1	4	1	0	0	0	0	0	25	31	1.80	1.000
66 Kevin Chapman, L ERA: 6.23	(6, 1)	1.0		4	0	0	0	2	1	0	0	0	0	0	7	11	0.00	1.000
80 Chia-Jen Lo, R ERA: 2.7	(7, 1)	1.0		5	3	2	2	1	0	0	0	0	0	0	7	8	18.00	3.000
72 Paul Clemens, R ERA: 1.69	(8, 1)	1.0		4	1	0	0	0	0	0	0	0	0	0	4	4	0.00	1.000
28 C.J. Fick, R ERA:	(9, 1)	1.0		4	1	0	0	0	0	0	0	0	0	0	4	4	0.00	1.000

PITCHER	IP	WLS	BF	H	R	ER	SO	BB	IBB	HBP	BLK	WP	HR	S	P	ERA	WHIP

BOTTOM

Pittsburgh Pirates @ Houston Astros

Osceola County Stadium, Kissimmee, FL

Fri Mar 15 2013, 1:09 PM - 4:21 PM EDT

Att. 3,091 - Sunny - 68 F

livebaseballscorecards.com

Batter	1	2	3	4	5	6	7	8	9	AB	R	H	RBI	BB	SO	LOB
27 Jose Altuve, R (1, 4) OBP: 0.350, SLG: 0.421	0-0 1B		0-0 F8			0-0 SH1-3 1-2		0-0 G5-3		3	0	1	0	0	0	0
44 Justin Maxwell, R (1, 8) 78 Robbie Grossman, S (7, 8) OBP: 0.200, SLG: 0.364 OBP: 0.458, SLG: 0.474	0-3 K			0-0 F9		2-0 14 S 2-3 HBP			BBBB 4-0 4 WP, 6 G5-3, 73 1B, BB	2 0	0 1	0 0	0 0	0 1	1 0	1 0
23 Chris Carter, R (1, 10) 6 Jason Jaramillo, S (6, PH) (7, 10) OBP: 0.273, SLG: 0.385 OBP: 0.474, SLG: 0.357	0-0 F9			SSS 0-3 K		SSS 0-3 K			0-0 G5-3 1-2	2 2	0 0	0 0	0 0	0 0	1 1	1 3
14 J.D. Martinez, R (1, 9) 38 Jimmy Paredes, S (7, 9) OBP: 0.297, SLG: 0.382 OBP: 0.241, SLG: 0.167	0-0 F9			0-0 F9		BSSS 1-3 K 1-2			BBBB 4-0 4 WP, 73 1B, BB	3 0	0 1	0 0	0 0	0 1	1 0	3 0
4 Brandon Laird, R (1, 5) (6, 3) OBP: 0.447, SLG: 0.656		0-0 F9			0-0 G6-3		0-0 F8		BSSS 1-3 K 1-2 2-3	4	0	0	0	0	1	2
56 Nate Freiman, R (1, 3) 73 Jose Martinez, R (6, 5) OBP: 0.281, SLG: 0.438 OBP: 0.348, SLG: 0.500		0-0 G4-3			0-0 G6-3		0-0 G5-3		0-0 69 FC6-4, 2-H, 3-H, 1B	2 2	0 0	0 1	0 2	0 0	0 0	0 0
15 Jason Castro, L (1, 2) 69 René García, R (8, 2) OBP: 0.542, SLG: 0.950 OBP: 0.364, SLG: 0.222	SSS 0-3 K				BBBB 4-0 2 S, BB		0-0 L5		0-0 FC6-4 1-2f	2 1	0 0	0 0	0 0	1 0	1 0	0 1
2 Brandon Barnes, R (1, 7) 21 Fernando Martinez, L (7, 7) OBP: 0.385, SLG: 0.792 OBP: 0.400, SLG: 0.565			0-0 G4-3		BX 1-0 G5-3 1-2			0-0 F7		2 1	0 0	0 0	0 0	0 0	0 0	1 0
23 Tyler Greene, R (1, 6) 76 Jonathan Villar, S (7, 6) OBP: 0.333, SLG: 0.200 OBP: 0.226, SLG: 0.179			SSS 0-3 K			0-0 44 S, 27 SH1-3, 1B		0-0 G5-3		2 1	0 0	1 0	0 0	0 0	1 0	0 0
Inning Stats	R: 0 E: 0 K: 1 S: 6 H: 1 LOB: 1 BB: 0 P: 6	R: 0 E: 0 K: 1 S: 5 H: 0 LOB: 0 BB: 0 P: 5	R: 0 E: 0 K: 1 S: 5 H: 0 LOB: 0 BB: 0 P: 5	R: 0 E: 0 K: 1 S: 5 H: 0 LOB: 0 BB: 0 P: 5	R: 0 E: 0 K: 0 S: 3 H: 0 LOB: 1 BB: 1 P: 8	R: 0 E: 0 K: 2 S: 8 H: 1 LOB: 2 BB: 0 P: 11	R: 0 E: 0 K: 0 S: 3 H: 0 LOB: 0 BB: 0 P: 3	R: 0 E: 0 K: 0 S: 3 H: 0 LOB: 0 BB: 0 P: 3	R: 2 E: 0 K: 1 S: 6 H: 1 LOB: 1 BB: 2 P: 15	1B: 3 2B: 0 3B: 0 HR: 0	SF: 0 SAC: 1 DP: 0 HBP: 1						

	AB	29
	R	2
	H	3
	RBI	2
	BB	3
	SO	7
	LOB	12

WP: 1 PB: 0 SB: 3 CS: 0 PA: 34

PITCHER		IP	WLS	BF	H	R	ER	SO	BB	IBB	HBP	BLK	WP	HR	S	P	ERA	WHIP
36 Jonathan Sánchez, L ERA: 7.56	(1, 1)	3.0	W	10	1	0	0	3	0	0	0	0	0	0	16	16	0.00	0.333
30 Jeanmar Gómez, R ERA: 9.0	(4, 1)	3.0	H	12	1	0	0	3	1	0	1	0	0	0	16	24	0.00	0.667
63 Chris Leroux, R ERA:	(7, 1)	1.0	H	3	0	0	0	0	0	0	0	0	0	0	3	3	0.00	0.000
29 Bryan Morris, R ERA: 4.5	(8, 1)	1.2	H	7	0	2	2	1	2	0	0	0	1	0	7	16	10.80	1.200
62 Brooks Brown, R ERA: 2.57	(9, 1)	0.1	S	2	1	0	0	0	0	0	0	0	0	0	2	2	0.00	3.000

PITCHER	IP	WLS	BF	H	R	ER	SO	BB	IBB	HBP	BLK	WP	HR	S	P	ERA	WHIP

Batter	1	2	3	4	5	6	7	8	9	AB	R	H	RBI	BB	SO	LOB
7 Alex Presley, L (1, 7) OBP: 0.359, SLG: 0.353	0-0 22 WP 14 SF7 2B		0-0 2B		B B B B 4-0 31 G6-4-3 BB			B B B B 4-0 31 L4-3 BB		2	1	2	0	2	0	0
28 Dan Grovatt, L (8, 7)										0	0	0	0	0	0	0
31 Jose Tabata, R (1, 9) OBP: 0.229, SLG: 0.424	0-0 ① F8		0-0 ② F8		0-0 ②③ G6-4-3 1-2f			0-0 ②③ L4-3 1-1		4	0	0	0	0	0	4
37 Willy García, R (8, 9)										0	0	0	0	0	0	0
22 Andrew McCutchen, R (1, 8) OBP: 0.323, SLG: 0.346	B B B B 4-0 14 SF7 2-3 BB		B B B B 4-0 BB			0-0 ① G5-3			0-0 5 G5-3 1B	1	0	0	0	2	0	0
26 Felix Pie, L (7, 8) OBP: 0.364, SLG: 0.621										1	0	1	0	0	0	0
14 Gaby Sanchez, R (1, 5) OBP: 0.387, SLG: 0.692	0-0 ② SF7 1-2 3-H		0-0 ③ P3			B B B B 4-0 18 G4-6-3 BB			0-0 ① G5-3 1-2	1	0	0	1	1	0	2
5 Josh Harrison, R (7, 5) OBP: 0.357, SLG: 0.375										1	0	0	0	0	0	1
18 Neil Walker, S (1, 4) OBP: 0.290, SLG: 0.250	0-0 ③ L3			S S S 0-3 ① K		0-0 ②③ G4-6-3 1-2f			C C C 0-3 ② K	3	0	0	0	0	1	2
10 Jordy Mercer, R (7, 4) OBP: 0.519, SLG: 0.500										1	0	0	0	0	1	1
2 Brad Hawpe, L (1, 10) OBP: 0.242, SLG: 0.267		S S S 0-3 ① K		0-0 78 FC4-6 1B			0-0 ① G3-1		B B B B 4-0 BB	3	0	1	0	1	1	0
48 Andy Vasquez, L (9, PR)										0	0	0	0	0	0	0
78 Brandon Inge, R (1, 3) OBP: 0.185, SLG: 0.120		0-0 ② F9		0-0 ② FC4-6 1-2f			0-0 ② L6		C C C 0-3 ③ K	3	0	0	0	0	0	1
43 Jared Goedert, R (7, 3) OBP: 0.357, SLG: 0.417										1	0	0	0	0	1	2
12 Clint Barmes, R (1, 6) OBP: 0.250, SLG: 0.346		0-0 ③ F8		0-0 ③ L9			S S S 0-3 ③ K			3	0	0	0	0	1	1
66 Iván De Jesús Jr., R (7, 6) OBP: 0.407, SLG: 0.538										0	0	0	0	0	0	0
19 Michael McKenry, R (1, 2) OBP: 0.357, SLG: 0.292			0-0 ① P6		0-0 ① F9			0-0 ① G5-3		3	0	0	0	0	0	0
74 Carlos Paulino, R (8, 2) OBP: 0.273, SLG: 0.200										0	0	0	0	0	0	0
Inning Stats	R: 1 H: 1 E: 0 LOB: 1 K: 0 BB: 1 S: 4 P: 8	R: 0 H: 0 E: 0 LOB: 0 K: 1 BB: 0 S: 5 P: 5	R: 0 H: 1 E: 0 LOB: 2 K: 0 BB: 1 S: 4 P: 8	R: 0 H: 1 E: 0 LOB: 1 K: 1 BB: 0 S: 6 P: 6	R: 0 H: 0 E: 0 LOB: 0 K: 0 BB: 1 S: 2 P: 6	R: 0 H: 0 E: 0 LOB: 0 K: 0 BB: 1 S: 2 P: 6	R: 0 H: 0 E: 0 LOB: 0 K: 1 BB: 0 S: 5 P: 5	R: 0 H: 0 E: 0 LOB: 0 K: 0 BB: 1 S: 2 P: 6	R: 0 H: 1 E: 0 LOB: 2 K: 2 BB: 1 S: 8 P: 12	1B: 2 SF: 1 2B: 3 SAC: 0 3B: 0 DP: 3 HR: 0 HBP: 0						

TOP

Pittsburgh Pirates @ Minnesota Twins

Hammond Stadium, Fort Myers, FL

Sat Mar 16 2013, 1:12 PM - 3:57 PM EDT

Att. 6,012 - Sunny - 72 F

livebaseballscorecards.com

AB	27
R	1
H	4
RBI	1
BB	6
SO	5
LOB	14

WP: 1 PA: 34
PB: 0
SB: 0
CS: 0

PITCHER		IP	WLS	BF	H	R	ER	SO	BB	IBB	HBP	BLK	WP	HR	S	P	ERA	WHIP
38 Cole De Vries, R ERA: 0.9	(1, 1)	3.0		13	2	1	1	1	2	0	0	0	1	0	13	21	3.00	1.333
64 Tyler Robertson, L ERA: 4.32	(4, 1)	2.0		7	1	0	0	1	1	0	0	0	0	0	8	12	0.00	1.000
39 P.J. Walters, R ERA:	(6, 1)	3.0	W	9	0	0	0	1	2	0	0	0	0	0	9	17	0.00	0.667
67 Luis Perdomo, R ERA: 3.86	(9, 1)	1.0	S	5	1	0	0	2	1	0	0	0	0	0	8	12	0.00	2.000

PITCHER	IP	WLS	BF	H	R	ER	SO	BB	IBB	HBP	BLK	WP	HR	S	P	ERA	WHIP

BOTTOM

Pittsburgh Pirates @ Minnesota Twins

Hammond Stadium, Fort Myers, FL

Sat Mar 16 2013, 1:12 PM - 3:57 PM EDT

Att. 6,012 - Sunny - 72 F

Batter	1	2	3	4	5	6	7	8	9	AB	R	H	RBI	BB	SO	LOB
32 Aaron Hicks, S (1, 8) OBP: 0.354, SLG: 0.689 11 Clete Thomas, L (8, 8) OBP: 0.320, SLG: 0.375	0-0 2 G4-3 2 S 16 G6-3 1B		0-3 K ①		0-3 K ①		0-0 F8 ②			4 0	1 0	1 0	0 0	0 0	2 0	0 0
2 Brian Dozier, R (1, 4) OBP: 0.311, SLG: 0.341 80 Mark Sobolewski, R (7, 5) OBP: 0.231, SLG: 0.333	1-0 G4-3 ① 1-3		0-0 16 1B 1B		0-0 P4 ②		0-3 K ③			3 1	0 0	1 0	0 0	0 0	1 0	0 0
16 Josh Willingham, R (1, 7) OBP: 0.487, SLG: 0.606 22 Wilkin Ramirez, R (6, 7) OBP: 0.400, SLG: 0.464	0-0 G6-3 ② 3-H		0-0 1-2 1B		0-0 1B			4-0 55 WP 48 1B BB		3 0	0 1	2 0	1 0	0 1	0 0	0 0
33 Justin Morneau, L (1, 3) OBP: 0.346, SLG: 0.577 55 Chris Colabello, R (6, 3) OBP: 0.368, SLG: 0.412	0-0 1B		0-0 F7 ②		0-3 K ③			1-3 K ① 1-2		3 1	0 0	1 0	0 0	0 1	1 1	3 1
9 Ryan Doumit, S (1, 10) OBP: 0.289, SLG: 0.314 13 Jeff Clement, L (8, PH) OBP: 0.353, SLG: 0.276 (9, 10)	0-3 K ③		0-3 K ③			0-0 12 G6-4-3 1B		4-0 48 1B BB		3 0	0 0	1 0	0 0	0 1	2 0	3 0
12 Joe Benson, R (1, 9) OBP: 0.286, SLG: 0.313 48 Brandon Boggs, S (7, 9) OBP: 0.195, SLG: 0.350		0-0 F9 ①		0-0 E6 41 WP 1 G3		0-0 ① ② G6-4-3 1-2f		0-0 1-3 2-H 1B		3 1	0 0	0 1	0 1	0 0	0 0	1 0
1 Ray Olmedo, S (1, 5) OBP: 0.371, SLG: 0.576 (7, 4)		0-0 41 E 1B		0-0 ① G3 1-2		0-0 E6		0-3 K ②		4	0	1	0	0	1	3
41 Drew Butera, R (1, 2) OBP: 0.455, SLG: 0.333		1-0 G5-3 ② 1-3		1-0 F7 ② 2-3		0-3 ③		0-0 F7 ③		4	0	0	0	0	1	5
25 Pedro Florimón, S (1, 6) OBP: 0.263, SLG: 0.278		0-0 G4-3 ③		0-3 K ③			0-3 K ①			3	0	0	0	0	2	2
Inning Stats	R: 1 E: 0 K: 1 S: 7 H: 2 LOB: 1 BB: 0 P: 8	R: 0 E: 0 K: 0 S: 4 H: 1 LOB: 1 BB: 0 P: 5	R: 0 E: 0 K: 2 S: 9 H: 2 LOB: 2 BB: 0 P: 9	R: 0 E: 1 K: 1 S: 6 H: 0 LOB: 1 BB: 0 P: 7	R: 0 E: 0 K: 1 S: 8 H: 1 LOB: 1 BB: 0 P: 8	R: 0 E: 1 K: 1 S: 6 H: 1 LOB: 1 BB: 0 P: 6	R: 0 E: 0 K: 2 S: 7 H: 0 LOB: 0 BB: 0 P: 7	R: 1 E: 0 K: 2 S: 8 H: 1 LOB: 2 BB: 2 P: 17		1B: 8 2B: 0 3B: 0 HR: 0	SF: 0 SAC: 0 DP: 1 HBP: 0						

livebaseballscorecards.com

AB	33
R	2
H	8
RBI	2
BB	2
SO	11
LOB	19

WP: 2 PB: 0 SB: 1 CS: 0 PA: 35

PITCHER		IP	WLS	BF	H	R	ER	SO	BB	IBB	HBP	BLK	WP	HR	S	P	ERA	WHIP
75 Gerrit Cole, R ERA: 3.6	(1, 1)	4.0		18	5	1	1	4	0	0	0	0	1	0	26	29	2.25	1.250
37 Justin Wilson, L ERA: 0.9	(5, 1)	3.0		11	2	0	0	5	0	0	0	0	0	0	21	21	0.00	0.667
71 Kris Johnson, L ERA: 3.18	(8, 1)	1.0	L	6	1	1	1	2	2	0	0	0	1	0	8	17	9.00	3.000

PITCHER	IP	WLS	BF	H	R	ER	SO	BB	IBB	HBP	BLK	WP	HR	S	P	ERA	WHIP

New York Yankees @ Pittsburgh Pirates

McKechnie Field, Bradenton, FL

Sun Mar 17 2013, 1:12 PM - 4:33 PM EDT

Att. 8,541 - Cloudy - 74 F

TOP

livebaseballscorecards.com

Batter	1	2	3	4	5	6	7	8	9	AB	R	H	RBI	BB	SO	LOB
26 Eduardo Núñez, R (1, 6) OBP: 0.310, SLG: 0.270	S X	0-1 22 S 36 E 1B	X	0-0 22 1B 36 2B 1B	X	0-0 ② F9		S X	0-1 ① G4-3 1-3	C C C	0-3 ② K		4	2	2	0	0	0	1
93 Walter Ibarra, S (7, 6) OBP: 0.412, SLG: 0.412												1	0	0	0	0	1	2
22 Brennan Boesch, L (1, 9) OBP: 0.280, SLG: 0.273	B X	1-0 36 S 36 HR 1-2 1B	X	0-0 36 2B 1-3 1B	X	0-0 ③ G3		X	0-0 ② SF7 3-H	B S S S	1-3 ③ K 1-2 3-H		3	1	2	1	0	0	0
91 Neil Medchill, L (7, 9)												1	0	0	0	0	1	1
36 Kevin Youkilis, R (1, 5) OBP: 0.345, SLG: 0.885	S B B B X	3-1 1-H 2-H HR	X	0-0 1-3 3-H 2B	S S S	0-3 ① K		X	0-0 ③ P4	X	0-0 97 FC6-4 1B		4	1	2	3	0	1	0
85 Gil Velazquez, R (6, 5) OBP: 0.500, SLG: 0.389												1	0	1	0	0	0	0
54 Juan Rivera, R (1, 3) OBP: 0.302, SLG: 0.381	X	0-0 ① G6-3	X	0-0 ③ G4-3	X	0-0 ② G5-3		X	0-0 ① P4	S S S	0-3 ① K		4	0	0	0	0	0	2
45 Bobby Wilson, R (7, 2) OBP: 0.200, SLG: 0.158												1	0	0	0	0	1	1
17 Jayson Nix, R (1, 4) OBP: 0.268, SLG: 0.216	X	0-0 ② G6-3	B B B B	4-0 60 G3 19 BB 63 HR BB	B B B B	4-0 19 CS BB		X	0-0 ② F7	X	0-0 ② FC6-4 96 WP 96 2B 1-2f		2	1	0	0	2	0	0
97 José Pirela, R (7, 4) OBP: 0.345, SLG: 0.552												1	1	0	0	0	0	1
19 Chris Stewart, R (1, 2) OBP: 0.286, SLG: 0.385	X	0-0 60 FC6-4 1B	B B B B	4-0 60 G3 63 HR 1-2 BB	C	0-1 ③ CS 1-2	X	X	0-0 ① F7	X	0-0 ③ G3-1	D X	1-0 1-H 2B	3	1	1	0	1	0	0
96 Addison Maruszak, R (7, 3) OBP: 0.167, SLG: 0.292												1	0	1	1	0	0	0
60 Thomas Neal, R (1, 7) OBP: 0.343, SLG: 0.419	X	0-0 ③ FC6-4 1-2f	X	0-0 ① G3 1-2 2-3	X	0-0 ② F9		B B B B	4-0 12 F9 12 S 91 PB BB	S S S	0-3 ③ K		3	1	0	0	1	0	3
Shane Brown, R (8, 7)												1	0	0	0	0	1	1
12 Dan Johnson, L (1, 10) OBP: 0.270, SLG: 0.069		X	0-0 ① F8	B B B B	4-0 63 HR BB	X	0-0 ③ F9	B X	1-0 ① F9 1-3				3	1	0	0	1	0	1
63 Melky Mesa, R (1, 8) OBP: 0.239, SLG: 0.395		X	0-0 ② F8	B S X	1-1 1-H 2-H 3-H HR	X	0-0 E5 26 G4-3 26 S 22 SF7	H	1-0 91 PB HBP				3	2	1	4	0	0	0
Exicardo Cayones, L (8, PR) (8, 8)													0	0	0	0	0	0	0
Inning Stats	R: 3 E: 0 K: 0 S: 9 H: 4 LOB: 1 BB: 0 P: 13	R: 1 E: 0 K: 0 S: 6 H: 3 LOB: 2 BB: 0 P: 6	R: 4 E: 0 K: 0 S: 5 H: 1 LOB: 0 BB: 3 P: 18	R: 0 E: 0 K: 1 S: 5 H: 0 LOB: 0 BB: 1 P: 9	R: 0 E: 0 K: 0 S: 3 H: 0 LOB: 0 BB: 0 P: 3	R: 1 E: 1 K: 0 S: 5 H: 0 LOB: 0 BB: 0 P: 5	R: 0 E: 0 K: 0 S: 3 H: 0 LOB: 0 BB: 0 P: 3	R: 1 E: 0 K: 2 S: 7 H: 0 LOB: 2 BB: 1 P: 14	R: 1 E: 0 K: 2 S: 9 H: 2 LOB: 1 BB: 0 P: 10	1B: 6 2B: 2 3B: 0 HR: 2 SF: 1 SAC: 0 DP: 0 HBP: 1	WP: 1 PB: 1 SB: 5 CS: 1 PA: 44					

AB	36
R	11
H	10
RBI	9
BB	5
SO	5
LOB	13

PITCHER		IP	WLS	BF	H	R	ER	SO	BB	IBB	HBP	BLK	WP	HR	S	P	ERA	WHIP
57 Phil Irwin, R ERA: 6.97	(1, 1)	2.1	L	16	7	6	6	0	2	0	0	0	0	1	16	28	23.14	3.857
52 Mike Zagurski, L ERA: 4.05	(3, 1)	1.2		7	1	2	2	1	2	0	0	0	0	1	9	18	10.80	1.800
49 Jeff Locke, L ERA: 3.12	(5, 1)	4.0		15	0	2	0	2	1	0	1	0	0	0	18	25	0.00	0.250
48 Jared Hughes, R ERA: 1.23	(9, 1)	1.0		5	2	1	1	2	0	0	0	0	1	0	9	10	9.00	2.000

PITCHER	IP	WLS	BF	H	R	ER	SO	BB	IBB	HBP	BLK	WP	HR	S	P	ERA	WHIP

BOTTOM

Batter	1	2	3	4	5	6	7	8	9	AB	R	H	RBI	BB	SO	LOB
6 Starling Marte, R (1, 7) OBP: 0.400, SLG: 0.545 26 Felix Pie, L (7, 7) OBP: 0.400, SLG: 0.633	S S S 0-3 K ①		S S S 0-3 K ③		X 0-0 55 G6-3 1B		B B B 4-0 73 S 73 1B BB		D X 1-0 73 1B 7 2B 1-3 2-H 1B	3 0 1 0 0 2 1 1 2 1 1 1 0 0						
55 Russell Martin, R (1, 2) OBP: 0.357, SLG: 0.238 73 Lucas May, R (7, 2) OBP: 0.476, SLG: 0.526	X 0-0 G6-3 ②			B B B 4-0 24 2B BB	X 0-0 ① ② G6-3 1-2f		C X 0-1 1-H 1B		X 0-0 7 2B 43 G6-3 1-2 3-H 1B	2 1 0 0 1 0 1 2 1 2 2 0 0 0						
22 Andrew McCutchen, R (1, 8) OBP: 0.294, SLG: 0.310 7 Alex Presley, L (7, 8) OBP: 0.366, SLG: 0.389	X 0-0 G6-3 ③			S S S 0-3 K ①	X 0-0 F9 ③		X 0-0 G4-3 ③		X 0-0 46 L8 1-3 2-H 2B	3 0 0 0 0 1 1 2 0 1 1 0 0 1						
24 Pedro Alvarez, L (1, 5) OBP: 0.219, SLG: 0.310 43 Jared Goedert, R (7, 5) OBP: 0.333, SLG: 0.385		X 0-0 46 AM BB 2B		X 0-0 1-H 14 2B 2B		B B B 4-0 23 WP 14 PB BB		X 0-0 F9 ①	X 0-0 G6-3 ① 3-H	2 1 2 1 1 0 0 2 0 0 1 0 0 1						
46 Garrett Jones, L (1, 3) OBP: 0.364, SLG: 0.263 46 Matt Curry, L (7, 3) OBP: 0.600, SLG: 0.500		D C C C 1-3 K ① ② 2-3		H 1-0 14 2B 23 SF8 HBP	X 0-0 F7 ①		B B B B 4-0 BB	X 0-0 L8 ② 2-3		2 1 0 0 0 1 2 1 0 0 0 1 0 1						
14 Gaby Sanchez, R (1, 10) OBP: 0.382, SLG: 0.690 79 Gregory Polanco, L (8, PH) OBP: 0.200, SLG: 0.200 (9, 10)		X 0-0 G6-3 ③		X 0-0 1-3 2-H 2B		S S S 0-3 K ② 1-2		X 0-0 F8 ②	X 0-0 G4-3 ③	3 0 1 1 0 1 1 2 0 0 0 0 0 2						
23 Travis Snider, L (1, 9) OBP: 0.297, SLG: 0.387 31 Jose Tabata, R (7, 9) OBP: 0.222, SLG: 0.412		X 0-0 5 FC8-3-6 1B	X 0-0 SF8 ② 3-H			D X 1-0 P1 ③ 2-3		X 0-0 P4 ③		2 0 1 1 0 0 1 1 0 0 0 0 0 1						
5 Josh Harrison, R (1, 4) OBP: 0.323, SLG: 0.333 66 Iván De Jesús Jr., R (8, 4) OBP: 0.429, SLG: 0.556		X 0-0 FC8-3-6 ① 1-2f	X 0-0 G6-3 ③			X 0-0 P3 ①			X 0-0 26 WP 10 1B 26 1B 1B	3 0 0 0 0 0 2 1 1 1 0 0 0 0						
12 Clint Barmes, R (1, 6) OBP: 0.258, SLG: 0.448 10 Jordy Mercer, R (8, 6) OBP: 0.536, SLG: 0.526		X 0-0 P3 ②			C B S X 1-2 HR	X 0-0 F8 ②			X 0-0 26 1B 26 WP 73 1B 1-2 1B	3 1 1 1 0 0 1 1 1 1 0 0 0 0						
Inning Stats	R: 0 H: 0 E: 0 LOB: 0 K: 1 BB: 0 S: 5 P: 5	R: 0 H: 1 E: 0 LOB: 0 K: 1 BB: 0 S: 5 P: 6	R: 0 H: 1 E: 0 LOB: 1 K: 1 BB: 0 S: 6 P: 6	R: 3 H: 2 E: 0 LOB: 1 K: 1 BB: 1 S: 7 P: 12	R: 1 H: 2 E: 0 LOB: 0 K: 0 BB: 0 S: 6 P: 7	R: 0 H: 0 E: 0 LOB: 1 K: 1 BB: 1 S: 5 P: 10	R: 1 H: 1 E: 0 LOB: 1 K: 0 BB: 1 S: 5 P: 9	R: 0 H: 0 E: 0 LOB: 1 K: 0 BB: 1 S: 3 P: 7	R: 4 H: 5 E: 0 LOB: 1 K: 0 BB: 0 S: 8 P: 9	1B: 7 SF: 1 2B: 4 SAC: 0 3B: 0 DP: 1 HR: 1 HBP: 1						

PITCHER		IP	WLS	BF	H	R	ER	SO	BB	IBB	HBP	BLK	WP	HR	S	P	ERA	WHIP
47 Iván Nova, R ERA: 3.21	(1, 1)	5.0	W	21	6	4	4	4	1	0	1	0	0	1	29	36	7.20	1.400
30 David Robertson, R ERA:	(6, 1)	1.0		4	0	0	0	1	1	0	0	0	1	0	5	10	0.00	1.000
99 Branden Pinder, R ERA: 3.68	(7, 1)	1.0		5	1	1	1	0	1	0	0	0	0	0	5	9	9.00	2.000
84 Matt Tracy, L ERA: 12.0	(8, 1)	1.0		9	5	4	4	0	1	0	0	0	1	0	8	13	36.00	6.000
82 Chase Whitley, R ERA: 5.06	(9, 1)	1.0	S	3	0	0	0	0	0	0	0	0	0	0	3	3	0.00	0.000

PITCHER	IP	WLS	BF	H	R	ER	SO	BB	IBB	HBP	BLK	WP	HR	S	P	ERA	WHIP

New York Yankees @ Pittsburgh Pirates

McKechnie Field, Bradenton, FL

Sun Mar 17 2013, 1:12 PM - 4:33 PM EDT

Att. 8,541 - Cloudy - 74 F

livebaseballscorecards.com

AB	36
R	9
H	12
RBI	9
BB	4
SO	5
LOB	16

1B: 7 SF: 1 WP: 2 PA: 42
2B: 4 SAC: 0 PB: 1
3B: 0 DP: 1 SB: 1
HR: 1 HBP: 1 CS: 0

Boston Red Sox @ Pittsburgh Pirates

McKechnie Field, Bradenton, FL

Mon Mar 18 2013, 1:56 PM - 4:50 PM EDT

Att. 7,804 - Cloudy - 75 F

TOP

livebaseballscorecards.com

Batter	1	2	3	4	5	6	7	8	9	AB	R	H	RBI	BB	SO	LOB
18 Shane Victorino, S (1, 9) OBP: 0.304, SLG: 0.222	0-0 20 1B 3B	0-3 K		0-3 K			0-3 K		0-0 80 1B 2B	4	1	1	0	0	3	1
Keury De La Cruz, L (7, 9) OBP: 1.000, SLG: 2.000										1	1	1	0	0	0	0
29 Daniel Nava, S (1, 7) OBP: 0.425, SLG: 0.353	0-0 F8	1-0 HBP			0-0 74 FC4-6 1B		0-0 74 WP 1B		0-0 84 S 2-H 1B	3	0	2	0	0	0	1
80 Jeremy Hazelbaker, L (7, PR) OBP: 0.474, SLG: 0.500										1	0	1	1	0	0	0
(7, 7)																
74 Jackie Bradley Jr., L (1, 8) OBP: 0.551, SLG: 0.564	0-0 39 BB 20 1B 1B	0-0 G4-3			0-0 FC4-6 1-2f		4-0 1-2 BB		1-0 G6-3 1-2	3	1	1	0	1	0	3
84 Ronald Bermudez, R (7, PR) OBP: 0.667, SLG: 0.667										1	0	0	0	0	0	1
(7, 8)																
39 Jarrod Saltalamacchia, S (1, 2) OBP: 0.424, SLG: 0.621	4-0 20 1B 1-2 BB		0-0 G3		0-3 K		0-0 G4-3			3	0	0	0	1	1	3
Dan Butler, R (7, 2) OBP: 0.400, SLG: 0.400										0	0	0	0	0	0	0
20 Ryan Lavarnway, R (1, 10) OBP: 0.205, SLG: 0.194	0-0 1-2 2-H 3-H 1B		4-0 BB		0-0 F8			0-0 F7		3	0	1	2	1	0	1
97 Travis Shaw, L (1, 3)	0-3 K		0-2 K			0-3 K		0-3 K		4	0	0	0	0	4	3
13 Heiker Meneses, R (1, 6) OBP: 0.429, SLG: 0.462	0-0 F9		0-0 P6			0-0 P4		0-0 F9		4	0	0	0	0	0	3
19 Ryan Dent, R (1, 4) OBP: 0.308, SLG: 0.182		4-0 92 G4-3 BB		0-3 K		0-0 G1-3			0-0 G6-3	3	0	0	0	1	1	0
92 Jonathan Hee, R (1, 5) OBP: 0.167, SLG: 0.167		0-0 G4-3 1-2		0-0 P4			0-3 K		0-0 G4-3	4	0	0	0	0	1	1
Inning Stats	R: 2 E: 0 K: 1 S: 8 H: 3 LOB: 2 BB: 1 P: 12	R: 0 E: 0 K: 1 S: 5 H: 0 LOB: 2 BB: 1 P: 10	R: 0 E: 0 K: 1 S: 5 H: 0 LOB: 1 BB: 1 P: 9	R: 0 E: 0 K: 2 S: 7 H: 0 LOB: 0 BB: 0 P: 7	R: 0 E: 0 K: 1 S: 6 H: 1 LOB: 1 BB: 0 P: 6	R: 0 E: 0 K: 1 S: 5 H: 0 LOB: 0 BB: 0 P: 5	R: 0 E: 0 K: 2 S: 8 H: 1 LOB: 2 BB: 1 P: 12	R: 0 E: 0 K: 1 S: 5 H: 0 LOB: 0 BB: 0 P: 5	R: 1 E: 0 K: 0 S: 5 H: 2 LOB: 1 BB: 0 P: 6	1B: 5 2B: 1 3B: 1 HR: 0	SF: 0 SAC: 0 DP: 0 HBP: 1						

	AB	34
	R	3
	H	7
	RBI	3
	BB	4
	SO	10
	LOB	17

WP: 1 PB: 0 SB: 1 CS: 0 PA: 39

PITCHER	IP	WLS	BF	H	R	ER	SO	BB	IBB	HBP	BLK	WP	HR	S	P	ERA	WHIP
53 James McDonald, R (1, 1) ERA: 4.19	5.0		23	4	2	2	6	3	0	1	0	0	0	31	44	3.60	1.400
39 Jason Grilli, R (6, 1) ERA: 4.5	1.0		3	0	0	0	1	0	0	0	0	0	0	5	5	0.00	0.000
35 Mark Melancon, R (7, 1) ERA: 1.29	1.0	W	5	1	0	0	2	1	0	0	0	1	0	8	12	0.00	2.000
63 Chris Leroux, R (8, 1) ERA:	1.0	H	3	0	0	0	1	0	0	0	0	0	0	5	5	0.00	0.000
29 Bryan Morris, R (9, 1) ERA: 5.14	1.0	S	5	2	1	1	0	0	0	0	0	0	0	5	6	9.00	2.000

PITCHER	IP	WLS	BF	H	R	ER	SO	BB	IBB	HBP	BLK	WP	HR	S	P	ERA	WHIP

Batter	1	2	3	4	5	6	7	8	9	AB	R	H	RBI	BB	SO	LOB
6 Starling Marte, R (1, 8) OBP: 0.395, SLG: 0.556	G5-3		G6-3			26 F9 2B	F7			3	0	1	0	0	0	0
7 Alex Presley, L (7, 8) OBP: 0.357, SLG: 0.378										1	0	0	0	0	0	1
26 Felix Pie, L (1, 7) OBP: 0.395, SLG: 0.594	BB		F7			F9 2-3		HR		2	0	0	0	1	0	1
19 Michael McKenry, R (7, 2) OBP: 0.379, SLG: 0.440										1	1	1	1	0	0	0
55 Russell Martin, R (1, 2) OBP: 0.323, SLG: 0.208	K		K			P2		5 1B 31 1B BB		3	0	0	0	0	2	2
35 Mark Melancon, R (7, 1)										0	0	0	0	0	0	0
10 Jordy Mercer, R (8, 6) OBP: 0.552, SLG: 0.526										0	0	0	0	1	0	0
24 Pedro Alvarez, L (1, 5) OBP: 0.206, SLG: 0.290	G3			F9		K		5 1B 1-2 1B		2	0	0	0	0	0	1
39 Jason Grilli, R (6, 1)										0	0	0	0	0	0	0
31 Jose Tabata, R (6, PH) (7, 7) OBP: 0.237, SLG: 0.417										2	0	1	0	0	1	1
18 Neil Walker, S (1, 4) OBP: 0.303, SLG: 0.367		HR		G3-1			14 HR BB	74 FC6-4 1-2 2-3 1B		2	1	1	1	0	0	0
5 Josh Harrison, R (7, 4) OBP: 0.364, SLG: 0.357										1	1	1	0	1	0	0
14 Gaby Sanchez, R (1, 3) OBP: 0.378, SLG: 0.750		F7		G6-3			1-H HR	K		3	1	1	2	0	0	0
43 Jared Goedert, R (8, 3) OBP: 0.323, SLG: 0.370										1	0	0	0	0	1	3
2 Brad Hawpe, L (1, 9) OBP: 0.250, SLG: 0.250		BB			K		K	K		2	0	0	0	1	2	0
16 Mel Rojas Jr., S (8, 9) OBP: 0.200, SLG: 0.200										1	0	0	0	0	1	3
66 Iván De Jesús Jr., R (1, 6) OBP: 0.419, SLG: 0.533		P4			G5-3		1B	FC6-4 1-2f		3	0	1	0	0	0	1
63 Chris Leroux, L (8, 1)										0	0	0	0	0	0	0
74 Carlos Paulino, R (8, PH) OBP: 0.250, SLG: 0.182										1	0	0	0	0	0	3
29 Bryan Morris, L (9, 1)										0	0	0	0	0	0	0
53 James McDonald, L (1, 1)		K			F8		F9			1	0	0	0	0	1	1
78 Brandon Inge, R (5, PH) (6, 5) OBP: 0.172, SLG: 0.111										2	0	0	0	0	0	1
Inning Stats	R: 0 E: 0 K: 1 S: 5 H: 0 LOB: 1 BB: 1 P: 9	R: 1 E: 0 K: 1 S: 6 H: 1 LOB: 1 BB: 1 P: 10	R: 0 E: 0 K: 1 S: 5 H: 0 LOB: 0 BB: 0 P: 5	R: 0 E: 0 K: 0 S: 3 H: 0 LOB: 0 BB: 0 P: 3	R: 0 E: 0 K: 1 S: 5 H: 0 LOB: 0 BB: 0 P: 5	R: 0 E: 0 K: 1 S: 6 H: 1 LOB: 1 BB: 0 P: 6	R: 2 E: 0 K: 1 S: 9 H: 2 LOB: 1 BB: 1 P: 15	R: 1 E: 0 K: 2 S: 11 H: 3 LOB: 3 BB: 1 P: 16		1B: 3 2B: 1 3B: 0 HR: 3	SF: 0 SAC: 0 DP: 0 HBP: 0		WP: 0 PB: 0 SB: 0 CS: 0	PA: 35			

PITCHER		IP	WLS	BF	H	R	ER	SO	BB	IBB	HBP	BLK	WP	HR	S	P	ERA	WHIP
11 Clay Buchholz, R ERA: 0.68	(1, 1)	5.0		18	1	1	1	4	2	0	0	0	0	1	24	32	1.80	0.600
19 Koji Uehara, R ERA:	(6, 1)	1.0	H	4	1	0	0	1	0	0	0	0	0	0	6	6	0.00	1.000
37 Chris Carpenter, R ERA: 4.32	(7, 1)	1.0	L	6	2	2	2	1	1	0	0	0	0	1	9	15	18.00	3.000
60 Oscar Villarreal, R ERA: 9.0	(8, 1)	1.0		7	3	1	1	2	1	0	0	0	0	1	11	16	9.00	4.000

PITCHER	IP	WLS	BF	H	R	ER	SO	BB	IBB	HBP	BLK	WP	HR	S	P	ERA	WHIP

BOTTOM

Boston Red Sox @ Pittsburgh Pirates

McKechnie Field, Bradenton, FL

Mon Mar 18 2013, 1:56 PM - 4:50 PM EDT

Att. 7,804 - Cloudy - 75 F

livebaseballscorecards.com

AB	31
R	4
H	7
RBI	4
BB	4
SO	8
LOB	18

Pittsburgh Pirates @ Atlanta Braves

Champion Stadium, Lake Buena Vista, FL

Wed Mar 20 2013, 1:11 PM - 4:27 PM EDT

Att. 6,414 - Cloudy - 75 F

TOP

livebaseballscorecards.com

Batter	1	2	3	4	5	6	7	8	9	AB	R	H	RBI	BB	SO	LOB
6 Starling Marte, R (1, 7)	K2-3	K	K		1-H: 31 BB		E6: 5 BB; 1-3: 7 1B			4	0	1	1	0	3	4
OBP: 0.381, SLG: 0.525																
26 Felix Pie, L (6, 7)										2	1	2	0	0	0	0
OBP: 0.425, SLG: 0.618																
31 Jose Tabata, R (1, 9)	1B		1-2: 22 HR; BB	F9	1-2: 22 CS; BB		1-2: 7 1B; BB		F9	2	1	1	0	2	0	0
OBP: 0.286, SLG: 0.421																
32 Vin Mazzaro, R (5, 1)										0	0	0	0	0	0	0
5 Josh Harrison, R (6, 5)										1	0	0	0	1	0	1
OBP: 0.371, SLG: 0.345																
22 Andrew McCutchen, R (1, 8)	F7		1-H: HR	18 BB	CS; 1-2	E6: 46 G3-6-3	1-2; 2-H; 3-H: 1B			4	1	2	2	0	0	1
OBP: 0.316, SLG: 0.424																
7 Alex Presley, L (6, 8)										1	0	1	2	0	0	0
OBP: 0.372, SLG: 0.395																
46 Garrett Jones, L (1, 3)	L9		10 BB; 78 1B; 19 1B	K		1-2f: G3-6-3	G4-3			4	1	1	0	0	1	3
OBP: 0.346, SLG: 0.261																
2 Brad Hawpe, L (6, 3)										1	0	0	0	0	0	2
OBP: 0.243, SLG: 0.242																
18 Neil Walker, S (1, 4)		10 1B; 78 1B; 19 SF9	P4	1-2: BB		G4-3		K		3	1	1	0	1	0	1
OBP: 0.324, SLG: 0.364																
56 Tim Alderson, R (6, 1)										0	0	0	0	0	0	0
66 Iván De Jesús Jr., R (7, 6)										1	0	0	0	0	1	0
OBP: 0.406, SLG: 0.516																
78 Brandon Inge, R (1, 5)		19 SF9; 10 1B; 1-2: 38 FC1-2	19 1B; 10 BB; 1-2: 38 1B	K			F9	K		5	1	2	0	0	2	2
OBP: 0.206, SLG: 0.156																
(6, 4)																
10 Jordy Mercer, R (1, 6)		38 FC1-2; 1-2; 2-3: 1B	19 1B; 38 1B; 1-2; 2-3: BB		F9		19 SF7: 3B	L8		3	1	2	0	1	0	0
OBP: 0.576, SLG: 0.636																
74 Carlos Paulino, R (7, 2)										1	0	0	0	0	0	0
OBP: 0.231, SLG: 0.167																
19 Michael McKenry, R (1, 2)		SF9; 2-3; 3-H	38 1B; 1-2; 2-3; 3-H: 1B		6 WP; 6 S; 6 1B: BB		SF7; 3-H		G5-3	1	1	1	3	1	0	0
OBP: 0.394, SLG: 0.462																
44 Tony Watson, L (7, 1)										0	0	0	0	0	0	0
48 Jared Hughes, R (8, 1)										0	0	0	0	0	0	0
43 Jared Goedert, R (9, PH)										1	0	0	0	0	0	0
OBP: 0.313, SLG: 0.357																
38 Kyle McPherson, R (1, 1)		FC1-2; 1-2; 3-H	1-2; 2-H; 3-H: 1B		K		26 E; 26 1B; 7 1B		F8	3	0	1	1	0	1	3
OBP: 0.333, SLG: 0.333																
23 Travis Snider, L (5, 9)										2	1	1	0	0	0	0
OBP: 0.308, SLG: 0.394																
Inning Stats	R: 0 E: 0 K: 1 S: 6 / H: 1 LOB: 1 BB: 0 P: 6	R: 1 E: 0 K: 1 S: 8 / H: 3 LOB: 2 BB: 0 P: 8	R: 4 E: 0 K: 1 S: 9 / H: 5 LOB: 2 BB: 2 P: 18	R: 0 E: 0 K: 2 S: 8 / H: 1 LOB: 2 BB: 1 P: 12	R: 1 E: 0 K: 1 S: 5 / H: 1 LOB: 1 BB: 2 P: 16	R: 0 E: 1 K: 0 S: 3 / H: 0 LOB: 0 BB: 0 P: 3	R: 3 E: 1 K: 0 S: 7 / H: 4 LOB: 2 BB: 1 P: 11	R: 0 E: 0 K: 2 S: 7 / H: 0 LOB: 0 BB: 0 P: 7	R: 0 E: 0 K: 0 S: 4 / H: 1 LOB: 1 BB: 0 P: 4	1B: 14 2B: 0 3B: 1 HR: 1	SF: 2 SAC: 0 DP: 1 HBP: 0	WP: 1 PB: 0 SB: 1 CS: 1	PA: 48					

AB	39																													
R	9																													
H	16																													
RBI	9																													
BB	6																													
SO	8																													
LOB	17																													

PITCHER		IP	WLS	BF	H	R	ER	SO	BB	IBB	HBP	BLK	WP	HR	S	P	ERA	WHIP
36 Mike Minor, L	(1, 1)	4.0	W	24	10	5	5	5	3	0	0	0	0	1	31	44	11.25	3.250
ERA: 5.5																		
52 Jordan Walden, R	(5, 1)	1.0	H	5	1	1	1	1	2	0	0	0	1	0	5	16	9.00	3.000
ERA: 9.0																		
61 David Carpenter, R	(6, 1)	2.0		11	4	3	3	0	1	0	0	0	0	0	10	14	13.50	2.500
ERA: 12.96																		
79 Wirfin Obispo, R	(8, 1)	1.0		3	0	0	0	2	0	0	0	0	0	0	7	7	0.00	0.000
ERA:																		
80 Cole McCurry, L	(9, 1)	1.0		4	1	0	0	0	0	0	0	0	0	0	4	4	0.00	1.000
ERA:																		

PITCHER	IP	WLS	BF	H	R	ER	SO	BB	IBB	HBP	BLK	WP	HR	S	P	ERA	WHIP

BOTTOM

Pittsburgh Pirates @ Atlanta Braves

Champion Stadium, Lake Buena Vista, FL

Wed Mar 20 2013, 1:11 PM - 4:27 PM EDT

Att. 6,414 - Cloudy - 75 F

Batter	1	2	3	4	5	6	7	8	9	AB	R	H	RBI	BB	SO	LOB
19 Andrelton Simmons, R (1, 6) OBP: 0.333, SLG: 1.111 14 Ramiro Pena, S (6, PH) (7, 6) OBP: 0.366, SLG: 0.343	0-0 22 1B 2B	0-0 P2		0-0 HR	1-2 1-H 2-H HR	0-3 ② K		0-0 ② G1-3		4 3 3 4 0 0 2 2 0 0 0 0 1 2						
22 Jason Heyward, L (1, 9) OBP: 0.304, SLG: 0.462 13 Jose Constanza, L (6, 7)	0-0 ① 5 1B 2 1B 2-H 1B	0-0 ① F9		0-3 ① K	0-0 8 1B 2B	0-0 ③ F7		0-3 ③ K		4 2 2 1 0 1 0 2 0 0 0 0 1 2						
8 Justin Upton, R (1, 7) OBP: 0.351, SLG: 0.558 73 Joey Terdoslavich, S (6, 3) OBP: 0.436, SLG: 0.595	0-0 ① F9	0-0 E4 5 HR		0-0 ② F8	0-0 5 HR 2-H 1B		0-0 17 1B 74 HR 1B			4 2 1 1 0 0 1 1 1 1 0 0 0 0						
5 Freddie Freeman, L (1, 3) OBP: 0.397, SLG: 0.780 17 Jordan Schafer, L (6, 8) OBP: 0.309, SLG: 0.314	0-0 B B S X 26 1B 2 1B 23 1B 1-3 1B	2-1 1-H HR		0-0 2B	3-2 1-H HR		0-0 74 HR 1-2 1B			4 3 4 4 0 0 0 1 1 1 0 0 0 0						
2 B.J. Upton, R (1, 8) OBP: 0.379, SLG: 0.544 61 David Carpenter, R (6, 1) 74 Jordan Parraz, R (7, PH) OBP: 0.316, SLG: 0.556 1 Tyler Pastornicky, R (8, 4) OBP: 0.473, SLG: 0.604	0-0 26 1B 23 1B 1-2 3-H 1B	0-0 ② L9		0-0 ③ G6-3	0-3 ③ K		0-0 1-H 2-H HR			4 1 1 1 0 1 1 0 0 0 0 0 0 0 1 1 1 3 0 0 0 0 0 0 0 0 0 0						
26 Dan Uggla, R (1, 4) OBP: 0.281, SLG: 0.259 23 Blake DeWitt, L (7, 4) OBP: 0.270, SLG: 0.324 (8, 5)	0-0 23 1B 36 2B 1-2 2-3 1B	0-0 ③ G4-3			1-0 7 1B 19 HR HBP	0-0 E6 23 E 1B	0-3 ① K			3 3 2 0 0 0 0 1 0 0 0 0 1 0						
23 Chris Johnson, R (1, 5) OBP: 0.345, SLG: 0.537 79 Wirfin Obispo, R (8, 1) 80 Cole McCurry, L (9, 1)	0-0 36 2B 1-2 2-H 3-H 1B	0-0 ① F9		0-0 ① P3	0-0 68 1B 2-H 1B	0-0 ② L8				5 0 2 2 0 0 1 0 0 0 0 0 0 0 0 0 0 0 0 0 0						
68 Evan Gattis, R (1, 2) OBP: 0.378, SLG: 0.619 57 Christian Bethancourt, R (8, 2) OBP: 0.235, SLG: 0.200	S S C 0-3 ② K	0-0 ② F7		0-0 ② P3	0-0 7 G1-3 1-3 1B	0-0 ③ G6-3				5 0 1 0 0 1 3 0 0 0 0 0 0 0						
36 Mike Minor, R (1, 1) OBP: 0.333, SLG: 0.667 52 Jordan Walden, R (5, 1) 7 Reed Johnson, R (5, PH) OBP: 0.217, SLG: 0.227 (6, 9)	0-0 1-3 2-H 2B	S S C 0-3 ③ K		0-0 19 HR 1-2 1B	0-0 ① G1-3 1-2		0-0 ① G1-3			2 0 1 1 0 1 0 0 0 0 0 0 0 0 3 1 1 0 0 0 2						
Inning Stats	R: 5 E: 0 K: 1 S: 12 H: 7 LOB: 2 BB: 0 P: 12	R: 2 E: 1 K: 0 S: 6 H: 1 LOB: 0 BB: 0 P: 8	R: 0 E: 0 K: 1 S: 5 H: 0 LOB: 0 BB: 0 P: 5	R: 1 E: 0 K: 1 S: 7 H: 2 LOB: 1 BB: 0 P: 7	R: 6 E: 0 K: 1 S: 14 H: 5 LOB: 0 BB: 0 P: 19	R: 1 E: 2 K: 1 S: 8 H: 3 LOB: 2 BB: 0 P: 8	R: 3 E: 0 K: 1 S: 8 H: 3 LOB: 0 BB: 0 P: 8	R: 0 E: 0 K: 1 S: 5 H: 0 LOB: 0 BB: 0 P: 5		1B: 12 2B: 4 3B: 0 HR: 5	SF: 0 SAC: 0 DP: 0 HBP: 1					

livebaseballscorecards.com

AB	46
R	18
H	21
RBI	17
BB	0
SO	7
LOB	14

WP: 0 PA: 47
PB: 0
SB: 0
CS: 0

PITCHER		IP	WLS	BF	H	R	ER	SO	BB	IBB	HBP	BLK	WP	HR	S	P	ERA	WHIP
38 Kyle McPherson, R ERA: 8.31	(1, 1)	4.2	L	26	10	9	8	3	0	0	1	0	0	2	32	35	15.43	2.143
32 Vin Mazzaro, R ERA: 10.57	(5, 1)	1.0		11	8	6	6	2	0	0	0	0	0	2	19	23	54.00	8.000
56 Tim Alderson, R ERA:	(6, 1)	0.1		1	0	0	0	0	0	0	0	0	0	0	1	1	0.00	0.000
44 Tony Watson, L ERA: 23.63	(7, 1)	1.0		6	3	3	3	1	0	0	0	0	0	1	8	8	27.00	3.000
48 Jared Hughes, R ERA: 1.08	(8, 1)	1.0		3	0	0	0	1	0	0	0	0	0	0	5	5	0.00	0.000

PITCHER	IP	WLS	BF	H	R	ER	SO	BB	IBB	HBP	BLK	WP	HR	S	P	ERA	WHIP

Batter	1	2	3	4	5	6	7	8	9	10	AB	R	H	RBI	BB	SO	LOB
6 Starling Marte, R (1, 7) OBP: 0.383, SLG: 0.523	x 0-0 22 G1-3 2B		S S S 0-3 ① K		B B B 4-0 22 FC1-6 18 1B BB		x 0-0 ① G4-3		x 0-0 ③ L5		4	0	1	0	1	1	2
16 Mel Rojas Jr., S (10, 7) OBP: 0.200, SLG: 0.200											0	0	0	0	0	0	0
18 Neil Walker, S (1, 4) OBP: 0.341, SLG: 0.378	S S C 0-3 ① K	x 0-0 1B			x 0-0 22 FC1-6 1-2 1B		x 0-0 ② G4-3			x 0-0 ① G5-3	4	0	2	0	0	1	1
5 Josh Harrison, R (10, PH) OBP: 0.361, SLG: 0.333											1	0	0	0	0	0	0
(10, 4)																	
22 Andrew McCutchen, R (1, 8) OBP: 0.293, SLG: 0.389	x 0-0 ② G1-3 2-3		S S S 0-3 ② K		x 0-0 ① FC1-6 1-2f 2-3		x 0-0 ③ G4-3			x 0-0 ② F8	3	0	0	0	0	1	4
26 Felix Pie, L (6, 8) OBP: 0.405, SLG: 0.583											2	0	0	0	0	0	0
(9, 9)																	
24 Pedro Alvarez, L (1, 5) OBP: 0.184, SLG: 0.257	S S S 0-3 ③ K	x 0-0 ③ F8			S S C 0-3 ② K			x 0-0 ① G4-3		x 0-0 1B	4	0	0	0	0	2	4
66 Iván De Jesús Jr., R (10, PH) OBP: 0.424, SLG: 0.531											1	0	1	0	0	0	0
(10, 5)																	
46 Garrett Jones, L (1, 3) OBP: 0.333, SLG: 0.259		x 0-0 55 SH5-3 1B		x 0-0 ① G4-3	x 0-0 ③ F9			x 0-0 ② P3		x 0-0 ③ G6-3	4	0	1	0	0	0	2
43 Jared Goedert, R (10, PH) OBP: 0.303, SLG: 0.345											1	0	0	0	0	0	1
(10, 3)																	
55 Russell Martin, R (1, 2) OBP: 0.294, SLG: 0.185		x 0-0 ① SH5-3 1-2		x 0-0 E6 23 1B		x 0-0 ① G6-3		x 0-0 ③ F7			3	0	0	0	0	0	0
74 Carlos Paulino, R (8, 2) OBP: 0.231, SLG: 0.167											0	0	0	0	0	0	0
23 Travis Snider, L (1, 9) OBP: 0.372, SLG: 0.457		B B B 4-0 12 FC6-4 BB		x 0-0 1-2 1B		x 0-0 2B			B B B 4-0 31 CS BB		2	0	2	0	2	0	0
7 Alex Presley, L (9, PR) OBP: 0.372, SLG: 0.395											0	0	0	0	0	0	0
(9, 8)																	
2 Brad Hawpe, L (1, 10) OBP: 0.225, SLG: 0.222	S S C 0-3 ② K			S S C 0-3 ② K		S S C 0-3 ② K			B X 1-0 ① 12 S 1-2 1B		3	0	0	0	0	3	5
31 Jose Tabata, R (9, PH) OBP: 0.302, SLG: 0.436											1	0	1	0	0	0	0
(9, 10)																	
12 Clint Barmes, R (1, 6) OBP: 0.229, SLG: 0.394		x 0-0 ③ FC6-4 1-2f		S S C 0-3 ③ K		x 0-0 ③ G5-3			1 SAFE S S S 0-3 ② K 1-2		4	0	0	0	0	2	6
10 Jordy Mercer, R (10, 6) OBP: 0.576, SLG: 0.636											0	0	0	0	0	0	0
Inning Stats	R: 0 E: 0 K: 2 S: 8 H: 1 LOB: 1 BB: 0 P: 8	R: 0 E: 0 K: 1 S: 6 H: 1 LOB: 2 BB: 1 P: 10	R: 0 E: 0 K: 2 S: 8 H: 1 LOB: 1 BB: 0 P: 8	R: 0 E: 1 K: 2 S: 9 H: 1 LOB: 2 BB: 0 P: 9	R: 0 E: 0 K: 1 S: 6 H: 1 LOB: 2 BB: 1 P: 10	R: 0 E: 0 K: 1 S: 6 H: 1 LOB: 1 BB: 0 P: 6	R: 0 E: 0 K: 0 S: 3 H: 0 LOB: 0 BB: 0 P: 3	R: 0 E: 0 K: 0 S: 3 H: 0 LOB: 0 BB: 0 P: 3	R: 0 E: 0 K: 1 S: 5 H: 1 LOB: 2 BB: 1 P: 10	R: 0 E: 0 K: 0 S: 4 H: 1 LOB: 1 BB: 0 P: 4	1B: 6 2B: 2 3B: 0 HR: 0	SF: 0 SAC: 1 DP: 0 HBP: 0						

PITCHER		IP	WLS	BF	H	R	ER	SO	BB	IBB	HBP	BLK	WP	HR	S	P	ERA	WHIP
34 Jake Arrieta, R ERA: 1.56	(1, 1)	6.0		27	6	0	0	9	2	0	0	0	0	0	43	51	0.00	1.333
38 Luis Ayala, R ERA: 2.25	(7, 1)	2.0		6	0	0	0	0	0	0	0	0	0	0	6	6	0.00	0.000
40 Troy Patton, L ERA: 2.7	(9, 1)	2.0		8	2	0	0	1	1	0	0	0	0	0	9	14	0.00	1.500

PITCHER	IP	WLS	BF	H	R	ER	SO	BB	IBB	HBP	BLK	WP	HR	S	P	ERA	WHIP

TOP

Pittsburgh Pirates @ Baltimore Orioles

Ed Smith Stadium, Sarasota, FL

Thu Mar 21 2013, 7:09 PM - 10:00 PM EDT

Att. 6,000 - Clear - 63 F

livebaseballscorecards.com

AB	37
R	0
H	8
RBI	0
BB	3
SO	10
LOB	25

WP: 0 PB: 0 SB: 1 CS: 1 PA: 41

Batter	1	2	3	4	5	6	7	8	9	10	AB	R	H	RBI	BB	SO	LOB
1 Brian Roberts, S (1, 4) OBP: 0.395, SLG: 0.487	P5		K 1-2			K			K		3	0	0	0	0	2	1
37 Jonathan Schoop, R (8, 6) OBP: 0.667, SLG: 0.500											1	0	0	0	0	1	0
13 Manny Machado, R (1, 5) OBP: 0.395, SLG: 0.361	32 CS 1B			32 G5-4-3 1B			G4-3		G4-3		3	0	2	0	0	0	0
60 Chris Dickerson, L (8, 8) OBP: 0.429, SLG: 0.448											1	0	0	0	0	0	0
10 Adam Jones, R (1, 8) OBP: 0.176, SLG: 0.133	F8			F9			32 WP BB		3 E 3 1B BB		2	0	0	0	1	0	2
58 Yamaico Navarro, R (8, 5) OBP: 0.441, SLG: 0.407											0	0	0	0	1	0	0
32 Matt Wieters, S (1, 2) OBP: 0.485, SLG: 0.793	CS 1-2	F8		G5-4-3 1-2f			K 1-2		E6 1-3 1B		3	0	0	0	0	1	2
3 Ryan Flaherty, L (8, 4) OBP: 0.366, SLG: 0.611											1	0	1	0	0	0	0
2 J.J. Hardy, R (1, 6) OBP: 0.167, SLG: 0.281		G6-3			K		G1-3		G1-3		3	0	0	0	0	1	1
63 Chris Robinson, R (8, 2) OBP: 0.364, SLG: 0.300											1	0	0	0	0	0	2
19 Chris Davis, L (1, 3) OBP: 0.333, SLG: 0.486		F7			K			P6		F8	3	0	0	0	0	1	0
25 Trayvon Robinson, S (9, 7) OBP: 0.308, SLG: 0.526											1	0	0	0	0	0	0
14 Nolan Reimold, R (1, 7) OBP: 0.297, SLG: 0.588			F9		G5-3			F8		F8	3	0	0	0	0	0	0
28 Steve Pearce, R (9, 9) OBP: 0.429, SLG: 0.867											1	0	0	0	0	0	0
6 Russ Canzler, R (1, 10) OBP: 0.303, SLG: 0.233			K			G3-1		1B		P3	3	0	1	0	0	1	0
36 Conor Jackson, R (10, PH) OBP: 0.390, SLG: 0.667											1	0	0	0	0	0	0
51 Lew Ford, R (1, 9) OBP: 0.514, SLG: 0.742			1 WP BB			P4		G1-3			2	0	0	0	1	0	1
45 Travis Ishikawa, L (9, 3) OBP: 0.226, SLG: 0.207											0	0	0	0	0	0	0
Inning Stats	R: 0 E: 0 K: 0 S: 4 H: 1 LOB: 0 BB: 0 P: 4	R: 0 E: 0 K: 0 S: 3 H: 0 LOB: 0 BB: 0 P: 3	R: 0 E: 0 K: 2 S: 7 H: 0 LOB: 1 BB: 1 P: 12	R: 0 E: 0 K: 0 S: 3 H: 1 LOB: 0 BB: 0 P: 3	R: 0 E: 0 K: 2 S: 7 H: 0 LOB: 0 BB: 0 P: 7	R: 0 E: 0 K: 1 S: 5 H: 0 LOB: 0 BB: 0 P: 5	R: 0 E: 0 K: 1 S: 5 H: 0 LOB: 1 BB: 1 P: 10	R: 0 E: 0 K: 0 S: 4 H: 1 LOB: 1 BB: 0 P: 4	R: 0 E: 1 K: 1 S: 6 H: 1 LOB: 2 BB: 1 P: 10	R: 0 E: 0 K: 0 S: 3 H: 0 LOB: 0 BB: 0 P: 3	1B: 4 2B: 0 3B: 0 HR: 0	SF: 0 SAC: 0 DP: 1 HBP: 0						

PITCHER	IP	WLS	BF	H	R	ER	SO	BB	IBB	HBP	BLK	WP	HR	S	P	ERA	WHIP
36 Jonathan Sánchez, L (1, 1) ERA: 4.73	5.0		16	2	0	0	4	1	0	0	0	1	0	24	29	0.00	0.600
69 Ryan Reid, R (6, 1) ERA:	2.0		7	0	0	0	2	1	0	0	0	1	0	10	15	0.00	0.500
63 Chris Leroux, R (8, 1) ERA:	1.0		4	1	0	0	0	0	0	0	0	0	0	4	4	0.00	1.000
37 Justin Wilson, L (9, 1) ERA: 0.75	2.0		8	1	0	0	1	1	0	0	0	0	0	9	13	0.00	1.000

PITCHER	IP	WLS	BF	H	R	ER	SO	BB	IBB	HBP	BLK	WP	HR	S	P	ERA	WHIP

BOTTOM

Pittsburgh Pirates @ Baltimore Orioles

Ed Smith Stadium, Sarasota, FL

Thu Mar 21 2013, 7:09 PM - 10:00 PM EDT

Att. 6,000 - Clear - 63 F

livebaseballscorecards.com

AB	32
R	0
H	4
RBI	0
BB	3
SO	7
LOB	9

WP: 2 PA: 36
PB: 0
SB: 0
CS: 1

Tampa Bay Rays @ Pittsburgh Pirates

McKechnie Field, Bradenton, FL

Fri Mar 22 2013, 1:42 PM - 4:16 PM EDT

Att. 6,105 - Partly Cloudy - 68 F

TOP

livebaseballscorecards.com

Batter	1	2	3	4	5	6	7	8	9	AB	R	H	RBI	BB	SO	LOB
8 Desmond Jennings, R (1, 8) OBP: 0.438, SLG: 0.342 Willie Argo, R (7, 9)	F9		BBB 4-0 18 G3 1-2 BB		F9		G4-3		SSS 0-3 K	3 0 0 0 1 0 1 1 0 0 0 0 1 2						
2 Kelly Johnson, L (1, 7) OBP: 0.255, SLG: 0.150 80 Taylor Motter, R (7, 6)	G6-3		SSS 0-3 K		SSS 0-3 K		BBBB 4-0 18 G6-3 BB		F9	3 0 0 0 1 2 3 1 0 0 0 0 0 2						
18 Ben Zobrist, S (1, 6) OBP: 0.300, SLG: 0.385 Ben Kline, R (7, 5)	1B		G3 1-2 2-3			HR	G6-3 1-2f			4 1 2 1 0 0 3 0 0 0 0 0 0 0						
20 Matt Joyce, L (1, 9) OBP: 0.378, SLG: 0.368 Todd Glaesmann, R (7, 7)	G4-3		G4-3			30 S 30 2B 1B		K		3 1 1 0 0 0 3 1 0 0 0 0 1 0						
30 Luke Scott, L (1, 10) OBP: 0.382, SLG: 0.813		19 1B 64 G5-3 2B		G4-3		1-0 16 1-H 2B		K		4 2 2 1 0 1 0						
19 Ryan Roberts, R (1, 5) OBP: 0.200, SLG: 0.357 Joey Rickard, R (7, 8)		16 CS 64 G5-3 2-3 1B		SSS 0-3 K		F8		G1-6-3		3 0 1 0 0 1 1 1 0 0 0 0 0 0						
64 Shelley Duncan, R (1, 3) OBP: 0.268, SLG: 0.553		G5-3 1-2 3-H		F8		BBBB 4-0 16 2B 87 G4-6-2 BB			SSS 0-3 K	3 0 0 1 1 1 1						
16 Chris Gimenez, R (1, 2) OBP: 0.400, SLG: 0.541 63 Craig Albernaz, R (8, 2) OBP: 0.500, SLG: 0.500		2 SAFE G3 2-3			P4	1-3 2-H 2B			87 E 87 E 1B	3 0 1 1 0 0 1 1 0 1 0 0 0 0						
87 Cole Figueroa, L (1, 4) OBP: 0.417, SLG: 0.484			H 1-0 18 G3 8 BB HBP		1B	G4-6-2 3-Hf			E3 1-3	3 0 1 0 0 0 3						
Inning Stats	R: 0 E: 0 K: 0 S: 4 H: 1 LOB: 1 BB: 0 P: 4	R: 1 E: 0 K: 0 S: 4 H: 2 LOB: 0 BB: 0 P: 4	R: 0 E: 0 K: 1 S: 5 H: 0 LOB: 2 BB: 1 P: 10	R: 0 E: 0 K: 1 S: 5 H: 0 LOB: 0 BB: 0 P: 5	R: 0 E: 0 K: 1 S: 6 H: 1 LOB: 1 BB: 0 P: 6	R: 3 E: 0 K: 0 S: 7 H: 4 LOB: 1 BB: 1 P: 12	R: 0 E: 0 K: 0 S: 2 H: 0 LOB: 0 BB: 1 P: 6	R: 0 E: 0 K: 2 S: 7 H: 0 LOB: 0 BB: 0 P: 7	R: 0 E: 1 K: 2 S: 9 H: 1 LOB: 2 BB: 0 P: 9	1B: 5 2B: 4 3B: 0 HR: 1 SF: 0 SAC: 0 DP: 2 HBP: 1							

	AB	34
	R	4
	H	9
	RBI	4
	BB	3
	SO	7
	LOB	20

WP: 0 PB: 0 SB: 1 CS: 1 PA: 38

PITCHER	IP	WLS	BF	H	R	ER	SO	BB	IBB	HBP	BLK	WP	HR	S	P	ERA	WHIP
30 Jeanmar Gómez, R (1, 1) ERA: 6.92	4.0		16	3	1	1	2	1	0	1	0	0	0	18	23	2.25	1.000
39 Jason Grilli, R (5, 1) ERA: 3.6	1.0	H	4	1	0	0	1	0	0	0	0	0	0	6	6	0.00	1.000
52 Mike Zagurski, L (6, 1) ERA: 7.04	1.0	B	7	4	3	3	0	1	0	0	0	0	1	7	12	27.00	5.000
35 Mark Melancon, R (7, 1) ERA: 1.13	1.0		3	0	0	0	0	1	0	0	0	0	0	2	6	0.00	1.000
48 Jared Hughes, R (8, 1) ERA: 0.96	1.0	W	3	0	0	0	2	0	0	0	0	0	0	7	7	0.00	0.000

PITCHER	IP	WLS	BF	H	R	ER	SO	BB	IBB	HBP	BLK	WP	HR	S	P	ERA	WHIP
56 Tim Alderson, R (9, 1) ERA:	1.0	S	5	1	0	0	2	0	0	0	0	0	0	9	9	0.00	1.000

Tampa Bay Rays @ Pittsburgh Pirates

McKechnie Field, Bradenton, FL

Fri Mar 22 2013, 1:42 PM - 4:16 PM EDT

Att. 6,105 - Partly Cloudy - 68 F

BOTTOM

livebaseballscorecards.com

Batter	1	2	3	4	5	6	7	8	9	AB	R	H	RBI	BB	SO	LOB
7 Alex Presley, L (1, 8) OBP: 0.383, SLG: 0.415										3	1	1	0	1	0	1
48 Jared Hughes, R (8, 1)										0	0	0	0	0	0	0
56 Tim Alderson, R (9, 1)	26 FC1-6 2B		BBB 4-0 31 G6-3 26 2B BB	B X 1-0 G3 1-2			X 0-0 F7			0	0	0	0	0	0	0
31 Jose Tabata, R (1, 7) OBP: 0.283, SLG: 0.405	SSS 0-3 K		X 0-0 G6-3 1-2		X 0-0 G4-3			SSS 0-3 K		3	0	0	0	0	1	2
Junior Sosa, L (8, 8)										1	0	0	0	0	1	0
26 Felix Pie, L (1, 9) OBP: 0.400, SLG: 0.590	X 0-0 FC1-6 14 S 2-2		X 0-0 2-H 2B		X 0-0 P6			X 0-0 P3		3	0	1	1	0	0	1
71 Brett Carroll, R (8, 9) OBP: 0.667, SLG: 1.200										1	0	0	0	0	0	0
14 Gaby Sanchez, R (1, 3) OBP: 0.375, SLG: 0.706	BBB 4-0 1-2 BB		X 0-0 L1		X 0-0 G5-3			X 0-0 73 WP HR 2B		2	0	0	0	1	0	1
52 Mike Zagurski, L (6, 1)										0	0	0	0	0	0	0
35 Mark Melancon, R (7, 1)										0	0	0	0	0	0	0
80 Jeff Larish, L (8, 7) OBP: 0.600, SLG: 0.800										1	1	1	0	0	0	0
19 Michael McKenry, R (1, 2) OBP: 0.389, SLG: 0.448	SSS 0-3 K			X 0-0 10 SH1-4 5 1B 17 1B 1B		X 0-0 G5-3		BBB 4-0 2-3 HR BB		3	1	1	0	0	1	2
73 Lucas May, R (8, 2) OBP: 0.500, SLG: 0.526										0	1	0	0	1	0	0
5 Josh Harrison, R (1, 5) OBP: 0.359, SLG: 0.333		X 0-0 G4-3		X 0-0 17 1B 10 SH1-4 46 SF8 1-2 1B		X 0-0 G4-3		B X 1-0 1-H 3-H HR		3	1	1	0	0	0	0
Stefan Welch, L (8, 5) OBP: 1.000, SLG: 4.000										1	1	1	3	0	0	0
10 Jordy Mercer, R (1, 4)		BBB 4-0 17 G5-4-3 BB		X 0-0 SH1-4 1-2 2-3		SSS 0-3 K		X 0-0 F9		2	0	0	0	1	1	0
(7, 6)																
17 John McDonald, R (1, 6) OBP: 0.353, SLG: 0.300		X 0-0 G5-4-3 1-2f		X 0-0 7 S 2-3 3-H 1B			CCC 0-3 K			2	0	1	1	0	0	1
24 Jarek Cunningham, R (7, 4)										1	0	0	0	0	1	0
30 Jeanmar Gómez, R (1, 1)			SSS 0-3 K	X 0-0 SF8 3-H			CCC 0-3 K			1	0	0	0	0	1	0
46 Garrett Jones, L (4, PH) OBP: 0.323, SLG: 0.259										0	0	0	1	0	0	0
39 Jason Grilli, R (5, 1)										0	0	0	0	0	0	0
Alex Dickerson, L (6, 3)										1	0	0	0	0	1	0
Inning Stats	R: 0 E: 0 K: 2 S: 8 H: 1 LOB: 2 BB: 1 P: 12	R: 0 E: 0 K: 0 S: 2 H: 0 LOB: 0 BB: 1 P: 6	R: 1 E: 0 K: 1 S: 6 H: 1 LOB: 1 BB: 1 P: 10	R: 2 E: 0 K: 0 S: 6 H: 3 LOB: 1 BB: 0 P: 7	R: 0 E: 0 K: 0 S: 3 H: 0 LOB: 0 BB: 0 P: 3	R: 0 E: 0 K: 1 S: 5 H: 0 LOB: 0 BB: 0 P: 5	R: 0 E: 0 K: 2 S: 7 H: 0 LOB: 0 BB: 0 P: 7	R: 3 E: 0 K: 1 S: 7 H: 2 LOB: 0 BB: 1 P: 12		1B: 3 2B: 3 3B: 0 HR: 1	SF: 1 SAC: 1 DP: 1 HBP: 0			WP: 1 PB: 0 SB: 2 CS: 0	PA: 34		

	AB	28
	R	6
	H	7
	RBI	6
	BB	4
	SO	7
	LOB	8

PITCHER		IP	WLS	BF	H	R	ER	SO	BB	IBB	HBP	BLK	WP	HR	S	P	ERA	WHIP
53 Alex Cobb, R ERA: 2.81	(1, 1)	6.1		26	5	3	3	5	3	0	0	0	0	0	33	46	4.26	1.263
49 Dane De La Rosa, R ERA: 9.45	(7, 1)	1.1	L	6	1	2	2	2	1	0	0	0	1	0	9	13	13.50	1.500
75 Kirby Yates, R ERA: 1.93	(8, 1)	0.1	B	2	1	1	1	0	0	0	0	0	0	1	2	3	27.00	3.000

PITCHER	IP	WLS	BF	H	R	ER	SO	BB	IBB	HBP	BLK	WP	HR	S	P	ERA	WHIP

Pittsburgh Pirates @ Boston Red Sox

JetBlue Park, Ft. Myers, FL

Sat Mar 23 2013, 1:37 PM - 4:44 PM EDT

Att. 9,750 - Partly Cloudy - 83 F

livebaseballscorecards.com

TOP

Batter	1	2	3	4	5	6	7	8	9	AB	R	H	RBI	BB	SO	LOB
6 Starling Marte, R (1, 8) OBP: 0.392, SLG: 0.532 26 Felix Pie, L (8, 8) OBP: 0.413, SLG: 0.590	0-0 7 F8 2B		S S S 0-3 ① K		x 0-0 ③ F9			B B B B 4-0 7 E 7 1B 5 G6-3 1-2 BB	B B B B 4-0 BB	3 1 1 0 1 1 1 0 0 0 0 1 0 0						
7 Alex Presley, L (1, 7) OBP: 0.392, SLG: 0.409 79 Gregory Polanco, L (8, 9) OBP: 0.167, SLG: 0.167	x 0-0 ① F8 2-3		x 0-0 ② G3 2-3			B B B B 4-0 24 G4-6-3 BB		B 1 SAFE X 1-0 E6 5 G6-3 24 HR 1-3 2-H 1B	x 0-0 ③ G4-3	3 1 1 1 1 0 2 1 0 0 0 0 0 2						
18 Neil Walker, S (1, 4) OBP: 0.318, SLG: 0.350 5 Josh Harrison, R (7, 4) OBP: 0.350, SLG: 0.324	x 0-0 ② P5		S S S 0-3 ③ K			x 0-0 ① P5		x 0-0 ② G6-3 2-3 3-H		3 0 0 0 0 1 3 1 0 0 1 0 0 1						
24 Pedro Alvarez, L (1, 5) OBP: 0.214, SLG: 0.359 94 Eric Avila, R (8, 5)	x 0-0 ③ F7			x 0-0 1B		x 0-0 ② ③ G4-6-3 1-2f		B S X 1-1 3-H HR		4 1 2 2 0 0 2 0 0 0 0 0 0 0						
46 Garrett Jones, L (1, 3) OBP: 0.343, SLG: 0.367 46 Matt Curry, L (8, PR) OBP: 0.600, SLG: 0.500 (8, 3)		B B B S S X 3-2 HR		x 0-0 ① F8			x 0-0 ① F7	B B B B 4-0 BB		3 1 1 1 1 0 1 0 0 0 0 0 0 0						
55 Russell Martin, R (1, 2) OBP: 0.270, SLG: 0.167 74 Carlos Paulino, R (7, 2) OBP: 0.214, SLG: 0.154		x 0-0 ① L7		x 0-0 ② F8			x 0-0 ② F8	S S S 0-3 ③ K		3 0 0 0 0 0 1 1 0 0 0 0 1 1						
23 Travis Snider, L (1, 9) OBP: 0.348, SLG: 0.421 32 Vin Mazzaro, R (7, 1) 73 Lucas May, R (9, PH) OBP: 0.478, SLG: 0.500 28 Nate Baker, L (9, 1)		S S S 0-3 ② K		x 0-0 ③ F7			x 0-0 ③ G4-3		S S S 0-3 ① K	3 0 0 0 0 1 1 0 0 0 0 0 0 0 1 0 0 0 0 1 0 0 0 0 0 0 0 0						
12 Clint Barmes, R (1, 6) OBP: 0.216, SLG: 0.371 31 Jose Tabata, R (7, 9) OBP: 0.292, SLG: 0.432 (8, 7)		x 0-0 ③ G6-3			S S S 0-3 ① K			S S S 0-3 ① K	x 0-0 2B	2 0 0 0 0 1 0 2 0 1 0 0 1 0						
49 Jeff Locke, L (1, 1) OBP: 0.500, SLG: 1.000 51 Oscar Tejeda, R (5, PH) 35 Mark Melancon, R (5, 1) 44 Tony Watson, L (6, 1) 10 Jordy Mercer, R (7, 6) OBP: 0.553, SLG: 0.560			x 0-0 7 G3 2B		S S S 0-3 ② K			B B B B 4-0 7 E 6 BB 7 1B BB	C C C 0-3 ② K	1 0 1 0 0 0 0 1 0 0 0 0 1 0 0 0 0 0 0 0 0 0 0 0 0 0 0 0 1 1 0 0 1 1 1						
Inning Stats	R: 0 E: 0 K: 0 S: 4 H: 1 LOB: 1 BB: 0 P: 4	R: 1 E: 0 K: 1 S: 8 H: 1 LOB: 0 BB: 0 P: 11	R: 0 E: 0 K: 2 S: 8 H: 1 LOB: 1 BB: 0 P: 8	R: 0 E: 0 K: 0 S: 4 H: 1 LOB: 1 BB: 0 P: 4	R: 0 E: 0 K: 2 S: 7 H: 0 LOB: 0 BB: 0 P: 7	R: 0 E: 0 K: 0 S: 2 H: 0 LOB: 0 BB: 1 P: 6	R: 0 E: 0 K: 0 S: 3 H: 0 LOB: 0 BB: 0 P: 3	R: 4 E: 2 K: 2 S: 10 H: 2 LOB: 1 BB: 3 P: 24	R: 0 E: 0 K: 2 S: 8 H: 1 LOB: 2 BB: 1 P: 12	1B: 2 2B: 3 3B: 0 HR: 2 SF: 0 SAC: 0 DP: 1 HBP: 0							

	AB	33
	R	5
	H	7
	RBI	5
	BB	5
	SO	9
	LOB	16

WP: 0 PB: 0 SB: 0 CS: 0 PA: 38

PITCHER		IP	WLS	BF	H	R	ER	SO	BB	IBB	HBP	BLK	WP	HR	S	P	ERA	WHIP
11 Clay Buchholz, R ERA: 0.96	(1, 1)	5.1		21	4	1	1	5	1	0	0	0	0	1	32	39	1.69	0.938
36 Junichi Tazawa, R ERA: 3.48	(6, 1)	2.0	H	7	0	2	2	1	2	0	0	0	0	0	7	15	9.00	1.000
77 Anthony Carter, R ERA: 1.8	(8, 1)	0.2	L	5	2	2	2	1	1	0	0	0	0	1	7	13	27.00	4.500
55 Brock Huntzinger, R ERA:	(9, 1)	1.0		5	1	0	0	2	1	0	0	0	0	0	8	12	0.00	2.000

PITCHER		IP	WLS	BF	H	R	ER	SO	BB	IBB	HBP	BLK	WP	HR	S	P	ERA	WHIP

BOTTOM

Pittsburgh Pirates @ Boston Red Sox

JetBlue Park, Ft. Myers, FL

Sat Mar 23 2013, 1:37 PM - 4:44 PM EDT

Att. 9,750 - Partly Cloudy - 83 F

livebaseballscorecards.com

Batter	1	2	3	4	5	6	7	8	9	AB	R	H	RBI	BB	SO	LOB
2 Jacoby Ellsbury, L (1, 8) OBP: 0.340, SLG: 0.341 74 Jackie Bradley Jr., L (8, 8) OBP: 0.525, SLG: 0.571	0-0 G6-3 15 2B	0-0 FC6-4 15 1-2 1B		0-0 P3 ②			0-3 K ②			4 0 2 0 0 1 0 0 0 0 0 0 0 0						
18 Shane Victorino, S (1, 9) OBP: 0.265, SLG: 0.310 29 Daniel Nava, S (8, 9) OBP: 0.429, SLG: 0.350	0-0 G5-3 ①	0-0 P3 ②		0-0 G6-3 ③			0-0 G4-3 ③			4 0 0 0 0 0 3 0 0 0 0 0 0 0						
15 Dustin Pedroia, R (1, 4) OBP: 0.400, SLG: 0.419 26 Brock Holt, L (9, 4) OBP: 0.250, SLG: 0.265	0-0 G6-3 ② 2-3	0-0 FC6-4 ③ 1-2f			0-0 G4-3 ①			0-3 K ①		4 0 0 0 0 1 3 0 0 0 0 0 0 0						
12 Mike Napoli, R (1, 3) OBP: 0.314, SLG: 0.484 37 Mike Carp, L (9, 3) OBP: 0.256, SLG: 0.306	4-0 BB		0-0 G4-3 ①		0-3 K ②			0-3 K ②		3 0 0 0 1 2 0 0 0 0 0 0 0 0						
16 Will Middlebrooks, R (1, 5) OBP: 0.357, SLG: 0.590 44 Drew Sutton, S (9, 5) OBP: 0.381, SLG: 0.265	0-0 F8 ③		0-0 39 1B 3B		0-3 K ③			0-3 K ③		4 1 1 0 0 2 2 0 0 0 0 0 0 0						
39 Jarrod Saltalamacchia, R (3, 10) OBP: 0.405, SLG: 0.568 35 Lyle Overbay, L (9, PH) OBP: 0.341, SLG: 0.361		0-0 3 E 2B	0-0 3-H 1B			0-0 F9 ①			0-0 E3 90 5 HBP FC3-5-4	3 1 2 1 0 0 0 1 0 0 0 0 0 0						
5 Jonny Gomes, R (1, 7) OBP: 0.310, SLG: 0.400 25 Ryan Sweeney, L (9, PR) OBP: 0.326, SLG: 0.268	0-0 L4 ①	0-0 F7 ②				0-3 K ②			1-0 90 FC3-5-4 1-2 HBP	3 0 0 0 0 1 2 0 0 0 0 0 0 0						
3 David Ross, R (1, 2) OBP: 0.250, SLG: 0.217 90 Blake Swihart, S (9, 2) OBP: 0.500, SLG: 1.000	0-0 E9 10 1B 2-H 1B	0-0 F9 ③				0-0 G6-3 ③			0-0 FC3-5-4 ① ② 1-2 2-3	3 1 1 1 0 0 1 1 0 0 0 0 0 2						
10 Jose Iglesias, R (1, 6) OBP: 0.259, SLG: 0.404 72 Xander Bogaerts, R (8, 6) OBP: 0.333, SLG: 0.200	0-0 2 1B 3-H 1B			0-0 G5-3 ①			0-3 K ①		0-3 K ③	3 0 1 1 0 1 0 1 0 0 0 0 1 1						

	AB	34
	R	3
	H	7
	RBI	3
	BB	1
	SO	9
	LOB	14

Inning Stats	1	2	3	4	5	6	7	8	9	1B: 4	SF: 0	WP: 0	PA: 36
	R: 0 H: 1 E: 0 LOB: 2 K: 0 BB: 1 S: 4 P: 8	R: 2 H: 4 E: 1 LOB: 2 K: 0 BB: 0 S: 7 P: 7	R: 1 H: 2 E: 0 LOB: 1 K: 0 BB: 0 S: 5 P: 5	R: 0 H: 0 E: 0 LOB: 0 K: 0 BB: 0 S: 3 P: 3	R: 0 H: 0 E: 0 LOB: 0 K: 0 BB: 0 S: 7 P: 7	R: 0 H: 0 E: 0 LOB: 0 K: 1 BB: 0 S: 5 P: 5	R: 0 H: 0 E: 0 LOB: 0 K: 2 BB: 0 S: 7 P: 7	R: 0 H: 0 E: 0 LOB: 0 K: 3 BB: 0 S: 9 P: 9	R: 0 H: 0 E: 1 LOB: 1 K: 1 BB: 0 S: 5 P: 6	2B: 2 3B: 1 HR: 0	SAC: 0 DP: 1 HBP: 1	PB: 0 SB: 0 CS: 0	

PITCHER	IP	WLS	BF	H	R	ER	SO	BB	IBB	HBP	BLK	WP	HR	S	P	ERA	WHIP
49 Jeff Locke, L (1, 1) ERA: 3.38	4.0		20	7	3	2	0	1	0	0	0	0	0	19	23	4.50	2.000
35 Mark Melancon, R (5, 1) ERA: 1.0	1.0		3	0	0	0	2	0	0	0	0	0	0	7	7	0.00	0.000
44 Tony Watson, L (6, 1) ERA: 17.18	1.0		3	0	0	0	1	0	0	0	0	0	0	5	5	0.00	0.000
32 Vin Mazzaro, R (7, 1) ERA: 8.38	2.0	W	6	0	0	0	5	0	0	0	0	0	0	16	16	0.00	0.000
28 Nate Baker, L (9, 1) ERA:	1.0	S	4	0	0	0	1	0	0	1	0	0	0	5	6	0.00	0.000

PITCHER	IP	WLS	BF	H	R	ER	SO	BB	IBB	HBP	BLK	WP	HR	S	P	ERA	WHIP

Baltimore Orioles @ Pittsburgh Pirates

McKechnie Field, Bradenton, FL

Sun Mar 24 2013, 1:09 PM - 5:01 PM EDT

Att. 6,529 - Overcast - 76 F

TOP

livebaseballscorecards.com

Batter	1	2	3	4	5	6	7	8	9	AB	R	H	RBI	BB	SO	LOB
12 Alexi Casilla, S (1, 6) OBP: 0.319, SLG: 0.333 6 Russ Canzler, R (6, PH) OBP: 0.324, SLG: 0.294 (6, 5)	14 FC5 3 PB 14 E 1B G1-3		14 G4-3 1B		E6 3 G6-3 14 1B 1B	K			28 1B 2B	4 2 3 0 0 0 1 2 1 1 0 0 1 1						
3 Ryan Flaherty, L (1, 4) OBP: 0.367, SLG: 0.571 36 Conor Jackson, R (6, 9) OBP: 0.340, SLG: 0.563	14 E 24 2B 1-2 BB BB		F7		G6-3 2-3		G4-3		F9	2 1 0 0 2 0 2 2 0 0 0 0 0 1						
14 Nolan Reimold, R (1, 10) OBP: 0.295, SLG: 0.561 85 Brandon Waring, R (7, PH) (7, 10)	FC5 24 2B 1-3 2-H K		G4-3 1-2		72 G3 24 1B 3-H 1B		K		K	4 1 1 1 0 1 3 2 0 0 0 0 2 1						
24 Wilson Betemit, S (1, 5) OBP: 0.250, SLG: 0.306 28 Steve Pearce, R (6, 3) OBP: 0.429, SLG: 0.946	72 G1-3 25 1B 2-H 3-H 2B	G4-3	F9		72 G3 1-2 1B		2-1 HR		2-H 1B	4 1 2 2 0 0 1 2 1 2 2 0 0 0						
72 Jason Pridie, L (1, 9) OBP: 0.341, SLG: 0.548 81 Buck Britton, L (6, 4) OBP: 0.286, SLG: 0.250	G1-3 2-3	51 G6-3 45 1B 2B		E3 45 1B	G3 1-2 2-3		BB		G4-3	4 1 1 0 0 0 3 1 0 0 0 1 0 1						
25 Trayvon Robinson, S (1, 7) OBP: 0.341, SLG: 0.558 51 Lew Ford, R (1, PR) OBP: 0.450, SLG: 0.639 (1, 7)	31 1B 45 BB 60 HR 3-H 1B	G6-3 2-3		K	F8		F9			1 0 1 1 0 0 0 4 1 0 0 0 1 5						
45 Travis Ishikawa, L (1, 3) OBP: 0.324, SLG: 0.294 69 Niuman Romero, S (6, 6) OBP: 0.385, SLG: 0.333	31 1B 60 HR 1-2 BB	60 PB 31 BB 3-H 1B		1-2 1B	G6-3			L6		3 1 2 1 1 0 0 1 0 0 0 0 0 0						
31 Taylor Teagarden, R (1, 2) OBP: 0.360, SLG: 0.391 76 Luis Martinez, R (6, 2)	60 HR 1-2 2-3 1B	60 PB 1-2 BB		F9	G5-3		G4-3			3 1 1 0 1 0 2 1 0 0 0 0 0 0						
60 Chris Dickerson, L (1, 8) OBP: 0.419, SLG: 0.528 90 Adam Greenberg, L (6, 8)	1-H 2-H 3-H HR	G3-1 1-2 2-3		K	BB			G4-3		3 1 1 4 1 1 4 1 0 0 0 0 0 0						
Inning Stats	R: 8 H: 5 E: 1 LOB: 1 K: 1 BB: 3 S: 11 P: 24	R: 1 H: 2 E: 0 LOB: 2 K: 0 BB: 1 S: 5 P: 10	R: 0 H: 1 E: 0 LOB: 1 K: 0 BB: 0 S: 4 P: 4	R: 0 H: 1 E: 1 LOB: 2 K: 2 BB: 0 S: 9 P: 9	R: 1 H: 3 E: 1 LOB: 2 K: 0 BB: 0 S: 6 P: 6	R: 0 H: 0 E: 0 LOB: 1 K: 1 BB: 1 S: 5 P: 9	R: 1 H: 1 E: 0 LOB: 1 K: 1 BB: 1 S: 7 P: 13	R: 0 H: 0 E: 0 LOB: 0 K: 0 BB: 0 S: 3 P: 3	R: 1 H: 2 E: 0 LOB: 1 K: 1 BB: 0 S: 7 P: 7	1B: 10 SF: 0 2B: 3 SAC: 0 3B: 0 DP: 0 HR: 2 HBP: 0						

AB	44
R	12
H	15
RBI	11
BB	6
SO	6
LOB	25

WP: 0 PA: 50
PB: 2
SB: 0
CS: 0

PITCHER		IP	WLS	BF	H	R	ER	SO	BB	IBB	HBP	BLK	WP	HR	S	P	ERA	WHIP
63 Chris Leroux, R ERA: 8.59	(1, 1)	0.1		9	5	8	7	0	2	0	0	0	0	1	7	16	189.00	21.000
37 Justin Wilson, L ERA: 1.23	(1, 1)	2.2		13	3	1	1	1	2	0	0	0	0	0	13	22	3.38	1.875
48 Jared Hughes, R ERA: 0.87	(4, 1)	1.0		5	1	0	0	2	0	0	0	0	0	0	9	9	0.00	1.000
69 Ryan Reid, R ERA: 1.13	(5, 1)	1.0		6	3	1	1	0	0	0	0	0	0	0	6	6	9.00	3.000
52 Mike Zagurski, L ERA: 6.75	(6, 1)	1.2	L	8	1	1	1	2	2	0	0	0	0	1	11	21	5.40	1.800
36 David Bromberg, R ERA: 3.86	(7, 1)	2.1		9	2	1	1	1	0	0	0	0	0	0	11	11	3.86	0.857

BOTTOM

Batter	1	2	3	4	5	6	7	8	9	AB	R	H	RBI	BB	SO	LOB
6 Starling Marte, R (1, 7) OBP: 0.382, SLG: 0.500 26 Felix Pie, L (7, 7) OBP: 0.417, SLG: 0.585	F8	BB		K		F9 2-3		F7	1-3 1B	3 2	0 0	0 1	0 0	1 0	1 0	3 0
55 Russell Martin, R (1, 2) OBP: 0.270, SLG: 0.167 73 Lucas May, R (1, 2) OBP: 0.517, SLG: 0.520	22 HR 1B	P4		22 FC5-4 2-H 1B		22 BB 14 1B 1-2 3-H 1B		35 1B 7 HBP BB	K	0 5	0 2	0 3	0 2	0 1	0 1	0 4
22 Andrew McCutchen, R (1, 8) OBP: 0.333, SLG: 0.513 7 Alex Presley, L (7, 8) OBP: 0.404, SLG: 0.409	1-H HR		14 2B 2B	FC5-4 1-2f		14 1B 24 2B 1-2 2-3 BB		35 1B 1-2 HBP		3 0	3 0	2 0	2 0	1 0	0 0	1 0
14 Gaby Sanchez, R (1, 3) OBP: 0.409, SLG: 0.737 80 Jeff Larish, L (7, 3) OBP: 0.500, SLG: 0.667	1B	24 G4-3 18 1B 2-H 2B			G6-3	24 2B 1-3 2-H 3-H 1B		P5		4 1	2 0	3 0	3 0	0 0	0 0	0 2
24 Pedro Alvarez, L (1, 5) OBP: 0.217, SLG: 0.372 35 Jeremy Farrell, R (7, 5) OBP: 0.667, SLG: 0.500	K	G4-3 2-3			K	1-H 3-H 2B		1-2 2-3 1B		4 1	0 0	1 1	2 0	0 0	2 0	2 0
18 Neil Walker, S (1, 4) OBP: 0.313, SLG: 0.341 5 Josh Harrison, R (7, 4) OBP: 0.341, SLG: 0.314	F8	31 G6-4-3 3-H 1B			G3	G6-3		G5-3		4 1	0 0	1 0	1 0	0 0	0 0	2 3
31 Jose Tabata, R (1, 9) OBP: 0.300, SLG: 0.457 23 Travis Snider, L (6, 9) OBP: 0.347, SLG: 0.415		2B	G6-4-3 1-2f			6 F9 17 1B 73 1B 1B	F8		K	2 3	0 1	1 1	0 0	0 0	0 1	1 0
17 John McDonald, R (1, 6) OBP: 0.351, SLG: 0.303 10 Jordy Mercer, R (7, 6) OBP: 0.525, SLG: 0.519		F9		P4		22 BB 73 1B 14 1B 1-2 1B	K		G6-3	3 2	1 0	1 0	0 0	0 0	0 1	1 0
19 Michael McKenry, R (1, 10) OBP: 0.390, SLG: 0.471		G6-3		73 1B		K	F7		26 1B	5	1	2	0	0	1	3
Inning Stats	R: 2 E: 0 K: 1 S: 9 H: 3 LOB: 1 BB: 0 P: 10	R: 0 E: 0 K: 0 S: 4 H: 1 LOB: 2 BB: 1 P: 8	R: 2 E: 0 K: 0 S: 5 H: 3 LOB: 0 BB: 0 P: 5	R: 1 E: 0 K: 1 S: 7 H: 2 LOB: 1 BB: 0 P: 7	R: 0 E: 0 K: 1 S: 5 H: 0 LOB: 0 BB: 0 P: 5	R: 5 E: 0 K: 1 S: 10 H: 5 LOB: 1 BB: 1 P: 14	R: 0 E: 0 K: 1 S: 5 H: 0 LOB: 0 BB: 0 P: 5	R: 0 E: 0 K: 0 S: 4 H: 1 LOB: 3 BB: 1 P: 9	R: 0 E: 0 K: 2 S: 9 H: 2 LOB: 2 BB: 0 P: 9	1B: 11 2B: 5 3B: 0 HR: 1 SF: 0 SAC: 0 DP: 1 HBP: 1							

PITCHER		IP	WLS	BF	H	R	ER	SO	BB	IBB	HBP	BLK	WP	HR	S	P	ERA	WHIP
17 Brian Matusz, L ERA: 4.26	(1, 1)	4.0		21	9	5	5	2	1	0	0	0	0	1	25	30	11.25	2.500
38 Luis Ayala, R ERA: 1.8	(5, 1)	1.0		3	0	0	0	1	0	0	0	0	0	0	5	5	0.00	0.000
40 Troy Patton, L ERA: 6.75	(6, 1)	0.2		7	4	5	5	1	1	0	0	0	0	0	8	12	67.50	7.500
79 Jake Pettit, L ERA:	(6, 1)	2.1	W	11	2	0	0	1	1	0	1	0	0	0	11	16	0.00	1.286
Zech Zinicola, R ERA:	(9, 1)	1.0	S	5	2	0	0	2	0	0	0	0	0	0	9	9	0.00	2.000

PITCHER	IP	WLS	BF	H	R	ER	SO	BB	IBB	HBP	BLK	WP	HR	S	P	ERA	WHIP

Baltimore Orioles @ Pittsburgh Pirates

McKechnie Field, Bradenton, FL

Sun Mar 24 2013, 1:09 PM - 5:01 PM EDT

Att. 6,529 - Overcast - 76 F

livebaseballscorecards.com

AB	43
R	10
H	17
RBI	10
BB	3
SO	7
LOB	22

Pittsburgh Pirates @ Tampa Bay Rays

Charlotte Sports Park, Port Charlotte, FL

Mon Mar 25 2013, 7:08 PM - 10:08 PM EDT

Att. 4,607 - Clear - 70 F

TOP

livebaseballscorecards.com

Batter	1	2	3	4	5	6	7	8	9	AB	R	H	RBI	BB	SO	LOB
31 Jose Tabata, R (1, 9) OBP: 0.302, SLG: 0.449	G5-3	55 2B 1-2 1B		FC6-4 22 E 1-2f		K		K		3	0	1	0	0	0	1
23 Travis Snider, L (6, PH) OBP: 0.333, SLG: 0.395 (6, 9)										2	0	0	0	0	2	0
55 Russell Martin, R (1, 2) OBP: 0.286, SLG: 0.229	14 BB 22 BB 1B	1-3 2-H 2B		F8		K			P3	5	0	2	1	0	1	1
22 Andrew McCutchen, R (1, 8) OBP: 0.340, SLG: 0.488	B B B B 14 BB 1-2 BB	F8		FC5 14 BB 1-3		G4-3			1B	4	0	1	0	1	0	3
14 Gaby Sanchez, R (1, 5) OBP: 0.447, SLG: 0.737	B B B B 1-2 2-3 BB		B B B B 78 WP 5 1B BB	B B B B 1-2 BB			S C S		P5	0	1	0	0	3	0	0
46 Garrett Jones, L (7, PH) OBP: 0.324, SLG: 0.344 (7, 3)										2	0	0	0	0	1	1
78 Brandon Inge, R (1, 3) OBP: 0.205, SLG: 0.162 (7, 5)	C S S K	S C S 1-2 K		F9			1B		L5	5	0	1	0	0	2	8
18 Neil Walker, S (1, 4) OBP: 0.288, SLG: 0.313	G4-3	F7			G5-3		S C S K			4	0	0	0	0	1	5
5 Josh Harrison, R (1, 7) OBP: 0.341, SLG: 0.316		G5-3	2-H 1B		G5-3		S C S K			3	0	1	1	0	0	0
7 Alex Presley, L (7, PH) OBP: 0.396, SLG: 0.400 (7, 7)										1	0	0	0	0	1	1
12 Clint Barmes, R (1, 6) OBP: 0.220, SLG: 0.385		C S S K	F8		2B			P6		4	0	1	0	0	1	1
38 Kyle McPherson, R (1, 1) OBP: 0.500, SLG: 0.400		31 1B 55 2B 1B	B B B B 31 FC6-4 BB		G6-3			S C S K		2	1	1	0	1	0	1
32 Vin Mazzaro, R (6, 1)										0	0	0	0	0	0	0
62 Brooks Brown, L (7, 1)										0	0	0	0	0	0	0
26 Felix Pie, L (8, PH) OBP: 0.408, SLG: 0.571										1	0	0	0	0	1	0
71 Kris Johnson, L (8, 1)										0	0	0	0	0	0	0
Inning Stats	R: 0 E: 0 K: 1 S: 6 H: 1 LOB: 3 BB: 2 P: 14	R: 1 E: 0 K: 1 S: 8 H: 3 LOB: 2 BB: 0 P: 8	R: 1 E: 0 K: 1 S: 6 H: 1 LOB: 1 BB: 1 P: 10	R: 0 E: 1 K: 0 S: 4 H: 0 LOB: 3 BB: 2 P: 12	R: 0 E: 0 K: 0 S: 4 H: 1 LOB: 1 BB: 0 P: 4	R: 0 E: 0 K: 2 S: 7 H: 0 LOB: 0 BB: 0 P: 7	R: 0 E: 0 K: 3 S: 10 H: 1 LOB: 1 BB: 0 P: 10	R: 0 E: 0 K: 2 S: 7 H: 0 LOB: 0 BB: 0 P: 7	R: 0 E: 0 K: 0 S: 4 H: 1 LOB: 1 BB: 0 P: 4	1B: 6 2B: 2 3B: 0 HR: 0 SF: 0 SAC: 0 DP: 0 HBP: 0						

	AB	36
	R	2
	H	8
	RBI	2
	BB	5
	SO	10
	LOB	22

WP: 1 PB: 0 SB: 0 CS: 0 PA: 41

PITCHER		IP	WLS	BF	H	R	ER	SO	BB	IBB	HBP	BLK	WP	HR	S	P	ERA	WHIP
55 Matt Moore, L ERA: 4.67	(1, 1)	4.2		26	6	2	2	3	5	0	0	0	1	0	27	47	3.86	2.357
47 Brandon Gomes, R ERA: 1.74	(5, 1)	1.1	W	4	0	0	0	2	0	0	0	0	0	0	8	8	0.00	0.000
62 Joel Peralta, R ERA: 1.13	(7, 1)	2.0		7	1	0	0	5	0	0	0	0	0	0	17	17	0.00	0.500
49 C.J. Riefenhauser, L ERA:	(9, 1)	1.0		4	1	0	0	0	0	0	0	0	0	0	4	4	0.00	1.000

PITCHER		IP	WLS	BF	H	R	ER	SO	BB	IBB	HBP	BLK	WP	HR	S	P	ERA	WHIP

BOTTOM

Pittsburgh Pirates @ Tampa Bay Rays

Charlotte Sports Park, Port Charlotte, FL

Mon Mar 25 2013, 7:08 PM - 10:08 PM EDT

Att. 4,607 - Clear - 70 F

livebaseballscorecards.com

Batter	1	2	3	4	5	6	7	8	9	AB	R	H	RBI	BB	SO	LOB
8 Desmond Jennings, R (1, 8) OBP: 0.424, SLG: 0.388 19 Ryan Roberts, R (8, 5) OBP: 0.192, SLG: 0.327	G5-3		E5 1B		K	2-H 1B		K		4 1	0 0	2 0	1 0	0 0	1 1	1 1
18 Ben Zobrist, S (1, 4) OBP: 0.333, SLG: 0.474 7 Mike Fontenot, L (8, 4) OBP: 0.300, SLG: 0.195	P6		G3-1		1-H HR	F8				4 0	1 0	1 0	2 0	0 0	0 0	2 0
20 Matt Joyce, L (1, 9) OBP: 0.375, SLG: 0.367 63 Craig Albernaz, R (8, 2) OBP: 0.500, SLG: 0.500	F7			L3	3 HR 1B		64 HBP 1B			4 0	1 0	2 0	0 0	0 0	0 0	0 0
3 Evan Longoria, R (1, 5) OBP: 0.413, SLG: 0.643 26 Ty Morrison, L (8, 9) OBP: 0.250, SLG: 0.250		G6-3		F9	1-H HR		K			4 0	1 0	1 0	2 0	0 0	1 0	1 0
64 Shelley Duncan, R (1, 10) OBP: 0.294, SLG: 0.596		HR		E3 11 1B		2B	1-2 11 G6-3 HBP			3	1	2	1	0	0	0
11 Yunel Escobar, R (1, 6) OBP: 0.296, SLG: 0.380		F9		1-2 1B	G4-3		1-2f G6-3			4	0	1	0	0	0	3
21 James Loney, L (1, 3) OBP: 0.300, SLG: 0.283		K		G1-3		2 WP 8 1B BB		G3-1		3	1	0	0	1	1	2
28 José Molina, R (1, 2) OBP: 0.263, SLG: 0.176 1 Sean Rodríguez, R (8, 8) OBP: 0.246, SLG: 0.360			G4-3		18 HR BB	K		BB		2 0	1 0	0 0	0 0	1 1	1 0	1 0
2 Kelly Johnson, L (1, 7) OBP: 0.276, SLG: 0.146			F7		F7	1-2 K		K		4	0	0	0	0	2	3
Inning Stats	R: 0 E: 0 K: 0 S: 3 H: 0 LOB: 0 BB: 0 P: 3	R: 1 E: 0 K: 1 S: 8 H: 1 LOB: 0 BB: 0 P: 8	R: 0 E: 1 K: 0 S: 4 H: 1 LOB: 1 BB: 0 P: 4	R: 0 E: 1 K: 0 S: 5 H: 1 LOB: 2 BB: 0 P: 5	R: 4 E: 0 K: 1 S: 10 H: 4 LOB: 1 BB: 1 P: 17	R: 1 E: 0 K: 2 S: 8 H: 1 LOB: 1 BB: 1 P: 13	R: 0 E: 0 K: 1 S: 5 H: 1 LOB: 1 BB: 0 P: 6	R: 0 E: 0 K: 2 S: 7 H: 0 LOB: 1 BB: 1 P: 11		1B: 5 2B: 1 3B: 0 HR: 3 SF: 0 SAC: 0 DP: 1 HBP: 1						

AB	33
R	6
H	9
RBI	6
BB	3
SO	7
LOB	14

WP: 1 PA: 37
PB: 0
SB: 0
CS: 0

PITCHER		IP	WLS	BF	H	R	ER	SO	BB	IBB	HBP	BLK	WP	HR	S	P	ERA	WHIP
38 Kyle McPherson, R ERA: 8.46	(1, 1)	5.0	L	24	7	5	5	2	1	0	0	0	0	3	30	37	9.00	1.600
32 Vin Mazzaro, R ERA: 8.44	(6, 1)	1.0		5	1	1	1	2	1	0	0	0	1	0	8	13	9.00	2.000
62 Brooks Brown, R ERA: 2.25	(7, 1)	1.0		4	1	0	0	1	0	0	1	0	0	0	5	6	0.00	1.000
71 Kris Johnson, L ERA: 2.7	(8, 1)	1.0		4	0	0	0	2	1	0	0	0	0	0	7	11	0.00	1.000

PITCHER	IP	WLS	BF	H	R	ER	SO	BB	IBB	HBP	BLK	WP	HR	S	P	ERA	WHIP

Batter	1	2	3	4	5	6	7	8	9	AB	R	H	RBI	BB	SO	LOB
6 Starling Marte, R (1, 7) OBP: 0.373, SLG: 0.481	C X 0-1 26 SH1-3 26 S 14 G6-3 1B	S S S 0-3 ③ K		X 0-0 E3 26 CS 2-3			B S S T 1-2 ② K 1-2			4	1	1	0	0	2	4
26 Felix Pie, L (1, 8) OBP: 0.423, SLG: 0.568 44 Tony Watson, L (7, 1) 35 Mark Melancon, R (8, 1)	B X 1-0 ① SH1-3 1-3		B B B B 4-0 14 BB 19 1B BB	1 SAFE 0-0 ③ CS 1-2 3-H	X 0-0 ① 1B		X 0-0 ③ G4-3			2 0 0	1 0 0	1 0 0	0 0 0	1 0 0	0 0 0	1 0 0
14 Gaby Sanchez, R (1, 3) OBP: 0.431, SLG: 0.683	X 0-0 ② G6-3 3-H		B B B B 4-0 19 1B 1-2 BB		X 0-0 ② G5-3			X 0-0 ① P6		3	0	0	1	1	0	0
24 Pedro Alvarez, L (1, 5) OBP: 0.220, SLG: 0.362	X 0-0 1B	S C S 0-3 ① K			S S S 0-3 ③ K			S S S 0-3 ② K		4	0	1	0	0	3	2
19 Michael McKenry, R (1, 2) OBP: 0.378, SLG: 0.447	X 0-0 ③ F7	X 0-0 46 L3 1-3 2-H 1B			S S X 0-2 ① P5			X 0-0 ③ F8		4	0	1	1	0	0	1
46 Garrett Jones, L (1, 9) OBP: 0.341, SLG: 0.371		X 0-0 17 L8 2B	X 0-0 ② ③ L3 1-1		X 0-0 ② L9			B B B B 4-0 10 G1-3 BB		3	0	1	0	1	0	2
10 Jordy Mercer, R (1, 4) OBP: 0.500, SLG: 0.467		B B B B 4-0 36 SH5-3 BB		X 0-0 ① G6-3	X 0-0 ③ P3			X 0-0 ① G1-3 1-2		3	0	0	0	1	0	1
17 John McDonald, R (1, 6) OBP: 0.325, SLG: 0.278 31 Jose Tabata, R (9, PH) OBP: 0.296, SLG: 0.440		X 0-0 ① L8 2-3		X 0-0 ② F7			X 0-0 ① P3	X 0-0 ② G1-3		3 1	0 0	0 0	0 0	0 0	0 0	2 1
36 Jonathan Sánchez, L (1, 1) OBP: 1.000, SLG: 2.000 98 Jhonathan Ramos, L (5, 1) 39 Jason Grilli, R (6, 1) 7 Alex Presley, L (7, PH) OBP: 0.400, SLG: 0.391 (7, 8)		X 0-0 ② SH5-3 1-2		X 0-0 6 E 26 CS 2B			B B B 4-0 6 S BB	X 0-0 ③ F7		1 0 0 1	1 0 0 0	1 0 0 0	0 0 0 0	0 0 0 1	0 0 0 0	0 0 0 1
Inning Stats	R: 1 E: 0 K: 0 S: 6 H: 2 LOB: 1 BB: 0 P: 7	R: 0 E: 0 K: 1 S: 6 H: 1 LOB: 2 BB: 1 P: 10	R: 1 E: 0 K: 1 S: 5 H: 1 LOB: 2 BB: 1 P: 13	R: 1 E: 1 K: 0 S: 4 H: 1 LOB: 0 BB: 0 P: 4	R: 0 E: 0 K: 1 S: 5 H: 1 LOB: 0 BB: 0 P: 5	R: 0 E: 0 K: 0 S: 5 H: 0 LOB: 0 BB: 0 P: 5	R: 0 E: 0 K: 1 S: 5 H: 0 LOB: 1 BB: 1 P: 10	R: 0 E: 0 K: 1 S: 5 H: 0 LOB: 0 BB: 0 P: 5	R: 0 E: 0 K: 0 S: 3 H: 0 LOB: 1 BB: 1 P: 7	1B: 4 2B: 3 3B: 0 HR: 0 SF: 0 SAC: 2 DP: 1 HBP: 0						

PITCHER	IP	WLS	BF	H	R	ER	SO	BB	IBB	HBP	BLK	WP	HR	S	P	ERA	WHIP
24 Ricky Romero, L (1, 1) ERA: 6.23	4.1	W	20	6	3	2	2	3	0	0	0	0	0	22	35	4.15	2.077
38 Darren Oliver, L (5, 1) ERA:	0.2	H	2	0	0	0	1	0	0	0	0	0	0	4	4	0.00	0.000
29 Dustin McGowan, R (6, 1) ERA:	1.0	H	3	0	0	0	0	0	0	0	0	0	0	5	5	0.00	0.000
67 Marcus Stroman, R (7, 1) ERA:	2.0	H	7	0	0	0	2	1	0	0	0	0	0	10	15	0.00	0.500
51 Alex Hinshaw, L (9, 1) ERA: 3.24	1.0	S	4	0	0	0	0	1	0	0	0	0	0	3	7	0.00	1.000

PITCHER	IP	WLS	BF	H	R	ER	SO	BB	IBB	HBP	BLK	WP	HR	S	P	ERA	WHIP

TOP

Pittsburgh Pirates @ Toronto Blue Jays

Florida Auto Exchange Stadium, Dunedin, FL

Tue Mar 26 2013, 1:08 PM - 3:54 PM EDT

Att. 5,130 - Sunny - 57 F

livebaseballscorecards.com

AB	29
R	3
H	6
RBI	2
BB	5
SO	5
LOB	15

WP: 0 PB: 0 SB: 2 CS: 2 PA: 37

BOTTOM

Pittsburgh Pirates @ Toronto Blue Jays

Florida Auto Exchange Stadium, Dunedin, FL

Tue Mar 26 2013, 1:08 PM - 3:54 PM EDT

Att. 5,130 - Sunny - 57 F

livebaseballscorecards.com

Batter	1	2	3	4	5	6	7	8	9	AB	R	H	RBI	BB	SO	LOB
7 José Reyes, S (1, 6) OBP: 0.517, SLG: 0.692 18 Kenny Wilson, R (6, 8) OBP: 0.333, SLG: 0.200	K	G4-3 1-2f		53 S 1B		F8				3 1	0 0	1 0	0 0	0 0	1 0	1 1
53 Melky Cabrera, S (1, 10) OBP: 0.400, SLG: 0.655 15 Mike Nickeas, R (7, PH) OBP: 0.282, SLG: 0.257 (8, 10)	19 BB 9 1B 1B	G2-3		K2-3 1-2			K			3 1	1 0	1 0	0 0	0 0	1 1	1 0
19 José Bautista, R (1, 9) OBP: 0.387, SLG: 0.627 8 Ricardo Nanita, L (6, 9) OBP: 0.364, SLG: 0.556	9 1B 16 SF9 1-2 BB	16 1B HBP	P4			L7				1 1	1 0	0 0	0 0	1 0	0 0	0 0
9 J.P. Arencibia, R (1, 2) OBP: 0.500, SLG: 0.917 22 Henry Blanco, R (6, 2) OBP: 0.333, SLG: 0.444	26 2B 1-3 2-H 1B	K	K		P5					3 1	1 0	1 0	1 0	0 0	2 0	1 0
16 Mark DeRosa, R (1, 5) OBP: 0.511, SLG: 0.725	SF9 3-H	1-3 1B	K			F9				3	0	1	1	0	1	0
26 Adam Lind, L (1, 3) OBP: 0.419, SLG: 0.547 58 Luis Jimenez, L (7, 3) OBP: 0.283, SLG: 0.419	1-H 2B	F8		HR		11 FC3-6 BB				3 0	1 0	2 0	2 0	0 1	0 0	2 0
11 Rajai Davis, R (1, 7) OBP: 0.265, SLG: 0.542	K		HR	F8		FC3-6 59 S 59 1B 1-2f				4	2	1	1	0	1	2
3 Maicer Izturis, S (1, 4) OBP: 0.291, SLG: 0.280 (6, 6) 59 Jim Negrych, L (7, 4) OBP: 0.487, SLG: 0.676		G4-3		P2		F7		89 FC6-4 1-H 1B		3 1	0 0	0 1	0 1	0 0	0 0	0 0
1 Emilio Bonifácio, S (1, 8) OBP: 0.355, SLG: 0.508 (6, 4) 89 Emilio Guerrero, R (6, PR) (7, 6)		7 G4-3 1B		K				FC6-4 1-2f		3 1	0 0	2 0	0 0	0 0	1 0	0 1
Inning Stats	R: 3 H: 3 E: 0 LOB: 1 K: 2 BB: 1 S: 10 P: 14	R: 0 H: 1 E: 0 LOB: 0 K: 0 BB: 0 S: 3 P: 3	R: 0 H: 1 E: 0 LOB: 2 K: 1 BB: 0 S: 6 P: 7	R: 1 H: 2 E: 0 LOB: 1 K: 2 BB: 0 S: 10 P: 13	R: 0 H: 0 E: 0 LOB: 0 K: 2 BB: 0 S: 7 P: 7	R: 1 H: 2 E: 0 LOB: 1 K: 0 BB: 0 S: 6 P: 6	R: 0 H: 0 E: 0 LOB: 0 K: 1 BB: 0 S: 5 P: 5	R: 1 H: 1 E: 0 LOB: 1 K: 0 BB: 1 S: 4 P: 9		1B: 7 SF: 1 2B: 1 SAC: 0 3B: 0 DP: 1 HR: 2 HBP: 1						WP: 0 PA: 36 PB: 0 SB: 2 CS: 0

PITCHER		IP	WLS	BF	H	R	ER	SO	BB	IBB	HBP	BLK	WP	HR	S	P	ERA	WHIP
36 Jonathan Sánchez, L ERA: 5.5	(1, 1)	4.2	L	22	7	4	4	6	1	0	1	0	0	1	33	41	7.71	1.714
98 Jhonathan Ramos, L ERA:	(5, 1)	0.1		1	0	0	0	1	0	0	0	0	0	0	3	3	0.00	0.000
39 Jason Grilli, R ERA: 4.5	(6, 1)	1.0		5	2	1	1	0	0	0	0	0	0	1	6	6	9.00	2.000
44 Tony Watson, L ERA: 13.5	(7, 1)	1.0		3	0	0	0	1	0	0	0	0	0	0	5	5	0.00	0.000
35 Mark Melancon, R ERA: 1.8	(8, 1)	1.0		5	1	1	1	0	1	0	0	0	0	0	4	9	9.00	2.000

PITCHER	IP	WLS	BF	H	R	ER	SO	BB	IBB	HBP	BLK	WP	HR	S	P	ERA	WHIP

Batter	1	2	3	4	5	6	7	8	9	AB	R	H	RBI	BB	SO	LOB
96 Byron Buxton, R (1, 8) OBP: 0.400, SLG: 0.250	7 E 7 G3-1 1B	F8 2-3			K		2 S 77 E 1-2 BB	E5 2 BB 77 1B 1-2		4	3	1	0	1	1	3
2 Brian Dozier, R (1, 4) OBP: 0.348, SLG: 0.435	P3	K			7 1B 1-2 1B		K 1-2	77 1B 1-2 2-3 BB		4	0	1	0	1	2	2
7 Joe Mauer, L (1, 2) OBP: 0.563, SLG: 0.615 77 Eric Fryer, R (6, 2) OBP: 0.357, SLG: 0.615	G3-1 1-H	1B			1-3 1B		E2 2-H 1B	1-3 2-H 3-H 1B		3	0	2	1	0	0	0
										2	0	2	3	0	0	0
27 Chris Parmelee, L (1, 9) OBP: 0.377, SLG: 0.447 Antoan Richardson, S (7, PH) (7, 9)	1B	F7			G4-3		K	G6-3		3	0	1	0	0	0	3
										2	0	0	0	0	1	3
24 Trevor Plouffe, R (1, 10) OBP: 0.386, SLG: 0.439 84 Dan Rohlfing, R (8, PH) OBP: 0.353, SLG: 0.533 (8, 10)	K	F9				G6-3		K	F9	3	0	0	0	0	1	2
										2	0	0	0	0	1	0
99 Kennys Vargas, S (1, 3) OBP: 0.400, SLG: 0.250		8 G4-3 95 2B HBP		K		G1-3		96 HR 1B	G4-3	4	2	1	0	0	1	0
96 Danny Ortiz, L (1, 7) OBP: 0.429, SLG: 1.143		F8		G5-3		1B		1-H HR	P3	5	1	2	2	0	0	1
8 Jamey Carroll, R (1, 6) OBP: 0.358, SLG: 0.283 85 James Beresford, L (7, 6) OBP: 0.300, SLG: 0.500		G4-3 1-2		G6-3		G5-3		G5-3		3	0	0	0	0	0	2
										1	0	0	0	0	0	0
95 Doug Bernier, R (1, 5) OBP: 0.667, SLG: 0.800		96 WP 2-H 2B			2 CS BB		96 CS 1B	2 BB 77 1B 96 E 1B		3	1	3	1	1	0	0
Inning Stats	R: 1 E: 0 K: 1 S: 7 H: 2 LOB: 1 BB: 0 P: 8	R: 1 E: 0 K: 0 S: 4 H: 1 LOB: 1 BB: 0 P: 5	R: 0 E: 0 K: 1 S: 6 H: 1 LOB: 1 BB: 0 P: 6	R: 0 E: 0 K: 1 S: 5 H: 0 LOB: 0 BB: 0 P: 5	R: 0 E: 0 K: 1 S: 6 H: 2 LOB: 2 BB: 1 P: 10	R: 0 E: 0 K: 0 S: 4 H: 1 LOB: 1 BB: 0 P: 4	R: 1 E: 1 K: 2 S: 8 H: 2 LOB: 1 BB: 1 P: 12	R: 4 E: 1 K: 1 S: 11 H: 4 LOB: 2 BB: 1 P: 18	R: 0 E: 0 K: 0 S: 3 H: 0 LOB: 0 BB: 0 P: 3	1B: 11 2B: 1 3B: 0 HR: 1 SF: 0 SAC: 0 DP: 0 HBP: 1							

TOP

Minnesota Twins @ Pittsburgh Pirates

McKechnie Field, Bradenton, FL

Wed Mar 27 2013, 1:10 PM - 4:19 PM EDT

Att. 7,141 - Partly Cloudy - 55 F

livebaseballscorecards.com

AB	39
R	7
H	13
RBI	7
BB	3
SO	7
LOB	16

WP: 1 PB: 0 SB: 1 CS: 2 PA: 43

PITCHER	IP	WLS	BF	H	R	ER	SO	BB	IBB	HBP	BLK	WP	HR	S	P	ERA	WHIP
34 A.J. Burnett, R (1, 1) ERA: 7.36	3.0		14	4	2	2	2	0	0	1	0	1	0	17	19	6.00	1.333
30 Jeanmar Gómez, R (4, 1) ERA: 5.94	3.2	L	15	4	1	1	3	2	0	0	0	0	0	19	27	2.46	1.636
63 Chris Leroux, R (7, 1) ERA: 9.72	1.0		9	4	4	2	2	1	0	0	0	0	1	13	20	18.00	5.000
36 David Bromberg, R (8, 1) ERA: 2.45	1.1		5	1	0	0	0	0	0	0	0	0	0	5	5	0.00	0.750

PITCHER	IP	WLS	BF	H	R	ER	SO	BB	IBB	HBP	BLK	WP	HR	S	P	ERA	WHIP

BOTTOM

Batter	1	2	3	4	5	6	7	8	9	AB	R	H	RBI	BB	SO	LOB
6 Starling Marte, R (1, 7) OBP: 0.391, SLG: 0.492	C C C 0-3 ① K	x 0-0 2-3 1B		x 0-0 ③ F8			x 0-0 46 FC4-6 1B		x 0-0 22 G3 46 WP 24 1B 1B	5	1	3	0	0	1	0
46 Garrett Jones, L (1, 3) OBP: 0.348, SLG: 0.359	x 0-0 24 1B 22 1B 18 G3-1 1B	C S C 0-3 ② K			x 0-0 ① F8		x 0-0 ① FC4-6 22 1B 1-2f		B B B B 4-0 22 G3 24 1B 1-2 BB	4	2	1	0	1	1	3
22 Andrew McCutchen, R (1, 8) OBP: 0.345, SLG: 0.479	x 0-0 18 G3-1 24 1B 1-2 1B	x 0-0 F9			x 0-0 ② G6-3		x 0-0 24 G4-6-3 1-2 1B		x 0-0 ② G3 1-2 2-3	5	0	2	0	0	0	4
24 Pedro Alvarez, L (1, 5) OBP: 0.273, SLG: 0.462	x 0-0 18 G3-1 1-2 2-3 1B		B S x 1-1 HR		x 0-0 1B		x 0-0 ②③ G4-6-3 1-2f		x 0-0 2-H 3-H 1B	5	1	4	3	0	0	2
18 Neil Walker, S (1, 4) OBP: 0.263, SLG: 0.283	x 0-0 ② G3-1 1-2 2-3 3-H		S S S 0-3 ① K		x 0-0 ③ F7			x 0-0 ① G4-3	x 0-0 ③ G3	5	0	0	1	0	1	4
55 Russell Martin, R (1, 2) OBP: 0.304, SLG: 0.237	H 1-0 HBP		x 0-0 ② G6-3			x 0-0 12 G5-3 1B		x 0-0 ② G5-3		3	0	1	0	0	0	0
23 Travis Snider, L (1, 9) OBP: 0.327, SLG: 0.370	C C C 0-3 ③ K		x 0-0 ③ G1-3			S S S 0-3 ① K		B B B B 4-0 BB		3	0	0	0	1	2	4
12 Clint Barmes, R (1, 6) OBP: 0.200, SLG: 0.349		S S S 0-3 ① K		x 0-0 ① F8		x 0-0 ② G5-3 1-2		x 0-0 ③ F7		4	0	0	0	0	1	2
5 Josh Harrison, R (1, 10) OBP: 0.333, SLG: 0.333		x 0-0 6 1B 2B		x 0-0 ② G6-3		S S S 0-3 ③ K			x 0-0 ① G3-1	4	0	1	0	0	1	1
Inning Stats	R: 1 E: 0 K: 2 S: 10 H: 3 LOB: 3 BB: 0 P: 11	R: 0 E: 0 K: 2 S: 9 H: 2 LOB: 2 BB: 0 P: 9	R: 1 E: 0 K: 1 S: 7 H: 1 LOB: 0 BB: 0 P: 8	R: 0 E: 0 K: 0 S: 3 H: 0 LOB: 0 BB: 0 P: 3	R: 0 E: 0 K: 0 S: 4 H: 1 LOB: 1 BB: 0 P: 4	R: 0 E: 0 K: 2 S: 8 H: 1 LOB: 1 BB: 0 P: 8	R: 0 E: 0 K: 0 S: 4 H: 2 LOB: 1 BB: 0 P: 4	R: 0 E: 0 K: 0 S: 3 H: 0 LOB: 1 BB: 1 P: 7	R: 2 E: 0 K: 0 S: 5 H: 2 LOB: 1 BB: 1 P: 9	1B: 10 2B: 1 3B: 0 HR: 1	SF: 0 SAC: 0 DP: 1 HBP: 1					

PITCHER		IP	WLS	BF	H	R	ER	SO	BB	IBB	HBP	BLK	WP	HR	S	P	ERA	WHIP
49 Vance Worley, R ERA: 5.73	(1, 1)	5.0		23	7	2	2	5	0	0	1	0	0	1	33	35	3.60	1.400
52 Brian Duensing, L ERA: 4.5	(6, 1)	1.0	W	4	1	0	0	2	0	0	0	0	0	0	8	8	0.00	1.000
20 Josh Roenicke, R ERA: 4.97	(7, 1)	1.0	H	4	2	0	0	0	0	0	0	0	0	0	4	4	0.00	2.000
Daniel Turpen, R ERA:	(8, 1)	1.0		4	0	0	0	0	1	0	0	0	0	0	3	7	0.00	1.000
95 Bruce Pugh, R ERA: 9.0	(9, 1)	1.0		6	2	2	2	0	1	0	0	0	1	0	5	9	18.00	3.000

PITCHER	IP	WLS	BF	H	R	ER	SO	BB	IBB	HBP	BLK	WP	HR	S	P	ERA	WHIP

Minnesota Twins @ Pittsburgh Pirates

McKechnie Field, Bradenton, FL

Wed Mar 27 2013, 1:10 PM - 4:19 PM EDT

Att. 7,141 - Partly Cloudy - 55 F

livebaseballscorecards.com

AB	38
R	4
H	12
RBI	4
BB	2
SO	7
LOB	20

WP: 1 PB: 0 SB: 0 CS: 0

PA: 41

Batter	1	2	3	4	5	6	7	8	9	AB	R	H	RBI	BB	SO	LOB
6 Starling Marte, R (1, 7) OBP: 0.373, SLG: 0.468	B X 1-0 ① P4			X 0-0 ① G5-3		X 0-0 ③ G6-3		X 0-0 ①② G3-6-1 1-2f		3	0	0	0	0	0	0
35 Mark Melancon, R (7, 1)										0	0	0	0	0	0	0
56 Andrew Lambo, L (8, PH) OBP: 0.429, SLG: 0.571										1	0	0	0	0	0	1
37 Justin Wilson, L (8, 1)										0	0	0	0	0	0	0
49 Ethan Hollingsworth, R (9, 1)										0	0	0	0	0	0	0
46 Garrett Jones, L (1, 9) OBP: 0.354, SLG: 0.366	S S 0-3 ② K			X 0-0 22 FC5-4 1B			B B B B 4-0 31 1B E BB	X 0-0 ③ G3		2	0	1	0	0	1	0
23 Travis Snider, L (7, PH) OBP: 0.333, SLG: 0.362										1	1	0	0	1	0	0
(7, 9)																
22 Andrew McCutchen, R (1, 8) OBP: 0.333, SLG: 0.460	X 0-0 ③ G5-3			X 0-0 ② FC5-4 1-2f			X 0-0 G4-3 80 WP 1B 1-2 1B		X 0-0 ① L8	2	0	0	0	0	0	1
31 Jose Tabata, R (7, PH) OBP: 0.304, SLG: 0.442										2	1	1	0	0	0	0
(7, 8)																
24 Pedro Alvarez, L (1, 5) OBP: 0.263, SLG: 0.444		S S 0-3 ① K		X 0-0 ③ G3			B X 1-0 ① G4-3 1-3 2-H		B B B B 4-0 17 BB BB	2	0	0	0	0	1	1
Stefan Welch, L (7, PH) OBP: 0.667, SLG: 2.000										1	0	0	0	1	0	1
(7, 5)																
14 Gaby Sanchez, R (1, 3) OBP: 0.415, SLG: 0.651		X 0-0 ② G5-3			X 0-0 ① F8		X 0-0 19 WP 1B 3-H		S S S 0-3 ② K	2	0	0	0	0	0	0
80 Jeff Larish, L (7, PH) OBP: 0.500, SLG: 0.625										2	0	1	1	0	1	1
(7, 3)																
18 Neil Walker, S (1, 4) OBP: 0.254, SLG: 0.273		X 0-0 ③ F9			X 0-0 ② F8		X 0-0 ② F7		B B B B 4-0 1-2 BB	2	0	0	0	0	0	0
17 John McDonald, R (7, PH) OBP: 0.333, SLG: 0.270										1	0	0	0	1	0	1
(7, 4)																
55 Russell Martin, R (1, 2) OBP: 0.292, SLG: 0.225			C C 0-3 ① K		X 0-0 ③ G6-3		B B B B 4-0 1-2 BB		X 0-0 ③ F8	2	0	0	0	0	1	0
19 Michael McKenry, R (7, PH) OBP: 0.383, SLG: 0.436										1	0	0	0	1	0	2
(7, 2)																
12 Clint Barmes, R (1, 6) OBP: 0.191, SLG: 0.333			C C 0-3 ② K			X 0-0 ① G6-3	S S S 0-3 ③ K			2	0	0	0	0	1	0
5 Josh Harrison, R (7, PH) OBP: 0.327, SLG: 0.326										1	0	0	0	0	1	2
(7, 6)																
49 Jeff Locke, L (1, 1) OBP: 0.250, SLG: 0.500			X 0-0 ③ G4-3			C C C 0-3 ② K		X 0-0 56 G3-6-1 1B		2	0	0	0	0	1	0
71 Brett Carroll, R (7, 7) OBP: 0.714, SLG: 1.167										1	0	1	0	0	0	0
Inning Stats	R: 0 E: 0 K: 1 S: 5 H: 0 LOB: 0 BB: 0 P: 6	R: 0 E: 0 K: 1 S: 5 H: 0 LOB: 0 BB: 0 P: 5	R: 0 E: 0 K: 2 S: 7 H: 0 LOB: 0 BB: 0 P: 7	R: 0 E: 0 K: 0 S: 4 H: 1 LOB: 1 BB: 0 P: 4	R: 0 E: 0 K: 0 S: 3 H: 0 LOB: 0 BB: 0 P: 3	R: 0 E: 0 K: 1 S: 5 H: 0 LOB: 0 BB: 0 P: 5	R: 2 E: 0 K: 1 S: 7 H: 2 LOB: 2 BB: 2 P: 16	R: 0 E: 0 K: 0 S: 3 H: 1 LOB: 0 BB: 0 P: 3	R: 0 E: 0 K: 1 S: 5 H: 0 LOB: 2 BB: 2 P: 13	1B: 4 2B: 0 3B: 0 HR: 0 SF: 0 SAC: 0 DP: 1 HBP: 0						

PITCHER		IP	WLS	BF	H	R	ER	SO	BB	IBB	HBP	BLK	WP	HR	S	P	ERA	WHIP
18 Hiroki Kuroda, R ERA: 1.53	(1, 1)	6.0		19	1	0	0	5	0	0	0	0	0	0	29	30	0.00	0.167
48 Boone Logan, L ERA: 6.75	(7, 1)	0.0	L	2	1	2	2	0	1	0	0	0	0	0	1	5	∞	∞
34 David Aardsma, R ERA: 3.52	(7, 1)	0.2		4	1	0	0	0	1	0	0	0	2	0	3	8	0.00	3.000
38 Cody Eppley, R ERA: 10.13	(7, 1)	1.1		4	1	0	0	1	0	0	0	0	0	0	6	6	0.00	0.750
43 Jim Miller, R ERA: 1.74	(9, 1)	1.0		5	0	0	0	1	2	0	0	0	0	0	5	13	0.00	2.000

PITCHER	IP	WLS	BF	H	R	ER	SO	BB	IBB	HBP	BLK	WP	HR	S	P	ERA	WHIP

TOP

Pittsburgh Pirates @ New York Yankees

George M. Steinbrenner Field, Tampa, FL

Thu Mar 28 2013, 1:07 PM - 3:38 PM EDT

Att. 11,028 - Sunny - 64 F

livebaseballscorecards.com

AB	30
R	2
H	4
RBI	1
BB	4
SO	7
LOB	10

WP: 2 PA: 34
PB: 0
SB: 0
CS: 0

BOTTOM

Batter	1	2	3	4	5	6	7	8	9	AB	R	H	RBI	BB	SO	LOB
31 Ichiro Suzuki, L (1, 8) OBP: 0.357, SLG: 0.365	0-0 12 CS 1B		0-0 F7 ③			0-0 P6 ②			0-0 G6-3 ①	3	0	1	0	0	0	2
63 Melky Mesa, R (8, 8) OBP: 0.267, SLG: 0.393										1	0	0	0	0	0	0
12 Vernon Wells, R (1, 7) OBP: 0.340, SLG: 0.619	1-0 F9 ①② 1-2			0-0 P6 ①		0-0 F7 ③			0-0 55 2B 2B	3	0	0	0	0	0	2
60 Thomas Neal, R (8, 7) OBP: 0.373, SLG: 0.444										1	1	1	0	0	0	0
24 Robinson Canó, L (1, 4) OBP: 0.300, SLG: 0.448	0-0 G4-3 ③			0-0 36 G6-4-3 1B			0-3 K ①		2-0 55 2B HBP	3	0	1	0	0	1	0
98 Reegie Corona, S (8, 4)										0	0	0	0	0	0	0
33 Travis Hafner, L (9, PH) OBP: 0.292, SLG: 0.390										0	0	0	0	0	0	0
Casey Stevenson, L (9, PR)										0	0	0	0	0	0	0
36 Kevin Youkilis, R (1, 5) OBP: 0.321, SLG: 0.750		0-0 G5-3 ①		0-0 G6-4-3 ②③ 1-2f			0-0 55 G3-4-1 1B		0-3 K ②	3	0	1	0	0	0	1
97 José Pirela, R (7, PR) OBP: 0.314, SLG: 0.486										1	0	0	0	0	1	2
(8, 5)																
Juan Rivera, R (1, 3) OBP: 0.317, SLG: 0.377		0-3 K ②			0-0 G6-3 ①		0-0 G3-4-1 ②③ 1-2f		0-0 1-3 2-H 2B	2	0	0	0	0	1	0
55 Lyle Overbay, L (7, 3) OBP: 0.333, SLG: 0.367										2	0	1	1	0	0	1
40 Ben Francisco, R (1, 10) OBP: 0.397, SLG: 0.647		0-0 G6-3 ③			0-0 P6 ②			0-3 K ①	0-3 ③	3	0	0	0	0	1	0
12 Dan Johnson, L (9, PH) OBP: 0.279, SLG: 0.061										1	0	0	0	0	1	3
22 Brennan Boesch, L (1, 9) OBP: 0.237, SLG: 0.343			0-0 2B		0-3 K ③			0-0 G4-3 ②		3	0	1	0	0	1	0
Zoilo Almonte, S (9, 9) OBP: 0.240, SLG: 0.333										0	0	0	0	0	0	0
17 Jayson Nix, R (1, 6) OBP: 0.290, SLG: 0.226			0-3 K ①			0-0 P3 ①		4-0 BB		2	0	0	0	1	1	1
85 Gil Velazquez, R (8, PR) OBP: 0.355, SLG: 0.259										0	0	0	0	0	0	0
(9, 6)																
29 Francisco Cervelli, R (1, 2) OBP: 0.286, SLG: 0.368			0-0 F8 ②			0-0 3B		0-0 G5-3 ③		3	0	1	0	0	0	2
87 Francisco Arcia, L (9, 2) OBP: 0.750, SLG: 0.667										0	0	0	0	0	0	0
Inning Stats	R: 0 E: 0 K: 0 S: 3 H: 1 LOB: 0 BB: 0 P: 4	R: 0 E: 0 K: 1 S: 5 H: 0 LOB: 0 BB: 0 P: 5	R: 0 E: 0 K: 1 S: 6 H: 1 LOB: 1 BB: 0 P: 6	R: 0 E: 0 K: 0 S: 3 H: 1 LOB: 0 BB: 0 P: 3	R: 0 E: 0 K: 1 S: 5 H: 0 LOB: 0 BB: 0 P: 5	R: 0 E: 0 K: 0 S: 4 H: 1 LOB: 1 BB: 0 P: 4	R: 0 E: 0 K: 1 S: 5 H: 1 LOB: 1 BB: 0 P: 5	R: 0 E: 0 K: 1 S: 5 H: 0 LOB: 1 BB: 1 P: 9	R: 1 E: 0 K: 2 S: 9 H: 2 LOB: 3 BB: 0 P: 11	1B: 3 2B: 3 3B: 1 HR: 0	SF: 0 SAC: 0 DP: 2 HBP: 1						

PITCHER		IP	WLS	BF	H	R	ER	SO	BB	IBB	HBP	BLK	WP	HR	S	P	ERA	WHIP
49 Jeff Locke, L ERA: 2.63	(1, 1)	6.0	W	20	4	0	0	3	0	0	0	0	0	0	26	27	0.00	0.667
35 Mark Melancon, R ERA: 1.64	(7, 1)	1.0	H	3	1	0	0	1	0	0	0	0	0	0	5	5	0.00	1.000
37 Justin Wilson, L ERA: 1.15	(8, 1)	1.0	H	4	0	0	0	1	1	0	0	0	0	0	5	9	0.00	1.000
49 Ethan Hollingsworth, R ERA: 9.0	(9, 1)	1.0	S	6	2	1	1	2	0	0	1	0	0	0	9	11	9.00	2.000

PITCHER	IP	WLS	BF	H	R	ER	SO	BB	IBB	HBP	BLK	WP	HR	S	P	ERA	WHIP

Pittsburgh Pirates @ New York Yankees

George M. Steinbrenner Field, Tampa, FL

Thu Mar 28 2013, 1:07 PM - 3:38 PM EDT

Att. 11,028 - Sunny - 64 F

livebaseballscorecards.com

AB	31
R	1
H	7
RBI	1
BB	1
SO	7
LOB	14

WP: 0 PB: 0 SB: 0 CS: 1 PA: 33

Batter	1	2	3	4	5	6	7	8	9	AB	R	H	RBI	BB	SO	LOB
6 Starling Marte, R (1, 7) OBP: 0.667, SLG: 1.667	0-0 1B	3-2 1-H 2-H 3-H HR		0-3 K		0-0 FC6-4 1-2f		0-0 FC6-4 1-2f		3	1	2	4	0	1	1
31 Jose Tabata, R (6, PH)										2	0	0	0	0	0	3
(6, 9)																
46 Garrett Jones, L (1, 9) OBP: 0.333, SLG: 0.333	0-3 K	0-3 K			0-0 1B		0-0 2 3B 1B	0-3 K		3	0	1	0	0	2	1
28 Dan Grovatt, L (6, 7) OBP: 0.500, SLG: 0.500										2	1	1	0	0	1	1
22 Andrew McCutchen, R (1, 8)	0-0 F8		0-0 F8		0-0 F7		0-0 1-H 3B		0-0 F8	3	0	0	0	0	0	2
48 Andy Vasquez, L (6, 8) OBP: 0.500, SLG: 1.500										0	1	0	0	0	0	0
24 Pedro Alvarez, L (1, 5) OBP: 0.333, SLG: 0.667	0-3 K		0-0 2B		0-0 L6		0-3 K		0-0 2B	3	0	1	0	0	1	2
Kelson Brown, R (6, 3)										0	0	0	0	0	0	0
19 Kirk Singer, R (9, PH) OBP: 1.000, SLG: 2.000										1	0	1	0	0	0	0
14 Gaby Sanchez, R (1, 3) OBP: 0.667, SLG: 1.500		0-0 55 1B 6 HR 2B	0-0 F9		0-3 K		0-0 G4-3 3-H		0-0 G6-3	3	1	1	0	0	1	2
Stefan Welch, L (6, 5)										0	0	0	0	0	0	0
18 Neil Walker, S (1, 4)		4-0 55 1B 6 HR BB	0-0 G4-3			0-3 K	0-0 1B		0-0 F9	1	1	0	0	1	0	1
5 Josh Harrison, R (6, PH) OBP: 0.500, SLG: 0.500										2	0	1	0	0	1	0
(6, 4)																
Bengie González, S (9, PH)										1	0	0	0	0	0	1
55 Russell Martin, R (1, 2) OBP: 1.000, SLG: 1.000		0-0 6 HR 1-2 2-3 1B		0-0 23 WP 1B		0-0 23 1B 1B	0-0 G1-3			2	1	2	0	0	0	0
19 Michael McKenry, R (5, 2) OBP: 0.500, SLG: 0.500										2	0	1	0	0	0	1
12 Clint Barmes, R (1, 6)	0-3 K			0-0 F7		0-0 L6		0-3 K		2	0	0	0	0	1	4
17 John McDonald, R (6, PH)										2	0	0	0	0	1	1
(6, 6)																
23 Travis Snider, L (1, 10) OBP: 0.500, SLG: 0.500	0-3 K			1-0 G1 1-2		0-0 31 FC6-4 1-2 1B		0-0 31 FC6-4 1B		4	0	2	0	0	1	4
Inning Stats	R: 0 E: 0 K: 2 S: 8 H: 1 LOB: 1 BB: 0 P: 8	R: 4 E: 0 K: 3 S: 14 H: 3 LOB: 0 BB: 1 P: 21	R: 0 E: 0 K: 0 S: 4 H: 1 LOB: 1 BB: 0 P: 4	R: 0 E: 0 K: 1 S: 6 H: 1 LOB: 1 BB: 0 P: 7	R: 0 E: 0 K: 1 S: 6 H: 1 LOB: 1 BB: 0 P: 6	R: 0 E: 0 K: 1 S: 7 H: 2 LOB: 2 BB: 0 P: 7	R: 2 E: 0 K: 1 S: 8 H: 3 LOB: 1 BB: 0 P: 8	R: 0 E: 0 K: 2 S: 8 H: 1 LOB: 1 BB: 0 P: 8	R: 0 E: 0 K: 0 S: 4 H: 1 LOB: 1 BB: 0 P: 4	1B: 9 2B: 3 3B: 1 HR: 1	SF: 0 SAC: 0 DP: 0 HBP: 0						

TOP

Pittsburgh Pirates @ Altoona Curve

Peoples Natural Gas Field, Altoona, PA

Sat Mar 30 2013, 2:14 PM - 5:31 PM EDT

Att. 10,116 - Sunny - 46 F

livebaseballscorecards.com

AB	36
R	6
H	13
RBI	4
BB	1
SO	10
LOB	24

PITCHER		IP	WLS	BF	H	R	ER	SO	BB	IBB	HBP	BLK	WP	HR	S	P	ERA	WHIP
Jason Grilli, R ERA:	(1, 1)	0.0		0	0	0	0	0	0	0	0	0	0	0	0	0	∞	∞
Tony Watson, L ERA: 54.0	(2, 1)	0.0		0	0	0	0	0	0	0	0	0	0	0	0	0	∞	∞
46 Kenn Kasparek, R ERA:	(2, 1)	1.1		5	1	0	0	1	0	0	0	0	0	0	7	7	0.00	0.750
Jared Hughes, R ERA:	(4, 1)	0.0		0	0	0	0	0	0	0	0	0	0	0	0	0	∞	∞
Justin Wilson, L ERA:	(5, 1)	0.0	W	0	0	0	0	0	0	0	0	0	0	0	0	0	∞	∞

PITCHER		IP	WLS	BF	H	R	ER	SO	BB	IBB	HBP	BLK	WP	HR	S	P	ERA	WHIP
32 Brandon Cumpton, R ERA: 4.91	(6, 1)	3.2	H	18	7	2	2	4	0	0	0	0	0	0	26	26	4.91	1.909
41 Jason Townsend, R ERA:	(9, 1)	0.0	S	0	0	0	0	0	0	0	0	0	0	0	0	0	∞	∞

WP: 1	PA: 42
PB: 0	
SB: 0	
CS: 0	

Batter	1	2	3	4	5	6	7	8	9	AB	R	H	RBI	BB	SO	LOB
3 Mel Rojas Jr., S (1, 8) OBP: 0.400, SLG: 0.400	1B	G1		G6-4	1B		F7			5	0	2	1	0	0	4
25 Jarek Cunningham, R (1, 4)	F8	K		G6-4		F9		G6-3		5	0	0	0	0	1	2
17 Matt Curry, L (1, 3)	BB	BB			BB	K		K		2	0	0	0	3	2	0
25 Andrew Lambo, L (1, 7) OBP: 0.600, SLG: 0.500	1B	P3			BB	P6		1B		4	0	2	1	1	0	1
10 Adalberto Santos, R (1, 5)	SF8		BB		BB		BB	G4-3		1	0	0	1	3	0	1
30 Alex Dickerson, L (1, 9)	BB		G4-3		K		G4-6-3			3	0	0	0	1	1	4
14 Carlos Paulino, R (1, 2) OBP: 0.333, SLG: 0.667 37 Charlie Cutler, L (7, PH) OBP: 1.000, SLG: 1.000 (8, 2)	2B		P3		K		1B			3 1	0 0	1 1	2 0	0 0	1 0	2 0
18 Justin Howard, L (1, 10) OBP: 0.750, SLG: 0.667	BB			K	1B		1B			3	1	2	1	1	1	0
5 Gift Ngoepe, R (1, 6) 7 Drew Maggi, R (6, 6) OBP: 1.000, SLG: 1.000	K2-3			BB	BB		1B			1 1	0 0	0 1	0 0	2 0	1 0	2 0
Inning Stats	R: 4 E: 0 K: 1 S: 8 H: 3 LOB: 2 BB: 3 P: 21	R: 0 E: 0 K: 1 S: 5 H: 0 LOB: 1 BB: 1 P: 10	R: 0 E: 0 K: 0 S: 2 H: 0 LOB: 0 BB: 1 P: 6	R: 0 E: 0 K: 1 S: 5 H: 0 LOB: 1 BB: 1 P: 9	R: 4 E: 0 K: 2 S: 8 H: 2 LOB: 2 BB: 4 P: 25	R: 0 E: 0 K: 0 S: 5 H: 0 LOB: 0 BB: 0 P: 5	R: 0 E: 0 K: 0 S: 5 H: 3 LOB: 3 BB: 1 P: 9	R: 0 E: 0 K: 1 S: 6 H: 1 LOB: 1 BB: 0 P: 6		1B: 8 2B: 1 3B: 0 HR: 0 SF: 1 SAC: 0 DP: 1 HBP: 0						

BOTTOM

Pittsburgh Pirates @ Altoona Curve

Peoples Natural Gas Field, Altoona, PA

Sat Mar 30 2013, 2:14 PM - 5:31 PM EDT

Att. 10,116 - Sunny - 46 F

livebaseballscorecards.com

AB	29
R	1
H	9
RBI	6
BB	11
SO	7
LOB	16



PITCHER		IP	WLS	BF	H	R	ER	SO	BB	IBB	HBP	BLK	WP	HR	S	P	ERA	WHIP
53 James McDonald, R ERA: 18.0	(1, 1)	2.0		13	3	4	4	2	4	0	0	0	2	0	13	31	18.00	3.500
Luis Angel Sanz, R ERA:	(3, 1)	1.0		3	0	0	0	0	1	0	0	0	0	0	2	6	0.00	1.000
35 Mark Melancon, R ERA:	(4, 1)	1.0		4	0	0	0	1	1	0	0	0	0	0	5	9	0.00	1.000
28 Nate Baker, L ERA: 54.0	(5, 1)	0.2	L	7	1	4	4	2	4	0	0	0	2	0	7	24	54.00	7.500
Jeff Inman, R ERA:	(5, 1)	1.1		4	1	0	0	1	0	0	0	0	0	0	6	6	0.00	0.750

PITCHER		IP	WLS	BF	H	R	ER	SO	BB	IBB	HBP	BLK	WP	HR	S	P	ERA	WHIP
56 Tim Alderson, R ERA:	(7, 1)	2.0		10	4	0	0	1	1	0	0	0	0	0	11	15	0.00	2.500

Chicago Cubs @ Pittsburgh Pirates

PNC Park, Pittsburgh, PA

Mon Apr 01 2013, 1:45 PM - 4:42 PM EDT

Att. 39,078 - Cloudy - 41 F

TOP

livebaseballscorecards.com

Batter	1	2	3	4	5	6	7	8	9	AB	R	H	RBI	BB	SO	LOB
9 David DeJesus, L (1, 8)	B SI 93 B SI 93 C SI 94 F SI 92 F SI 94 C SI 94 2-3 ① K		B FF 93 B FF 91 C FF 92 C KC 82 S KC 82 2-3 ① K		B FF 90 C FF 91 X SI 91 1-1 ① L6		C FF 94 X FF 94 0-1 ③ L7			4	0	0	0	0	2	0
13 Starlin Castro, R (1, 6) OBP: 0.500, SLG: 0.500	F FF 93 B FF 95 C SI 94 X KC 84 1-2 44 HR 1B		B SI 93 F FF 93 F FF 94 X FF 93 1-2 44 S 1B		B KC 82 C KC 82 S KC 83 B KC 83 C FF 94 2-3 ② K			X SI 91 0-0 ① G6-3		4	1	2	0	0	1	0
44 Anthony Rizzo, L (1, 3) OBP: 0.250, SLG: 1.000	X SI 93 0-0 1-H HR		1 SAFE 1 SAFE D CH 88 1 SAFE B CH 88 F FF 93 1 SAFE C KC 83 S KC 84 2-3 ② K 1-2		B CH 88 C FF 92 X KC 80 1-1 ③ G4-3			S SI 92 B SI 92 B SI 92 B SI 91 C SI 91 X SI 91 3-2 ② G4-3		4	1	1	2	0	1	1
12 Alfonso Soriano, R (1, 7)	C SI 94 X KC 83 0-1 ② G4-3		B SI 92 B SI 93 2 SAFE C KC 83 S FF 93 S KC 84 2-3 ③ K			F SI 91 S FF 91 X KC 82 0-2 ① G1-3		B FF 91 B SI 92 S SI 91 F SI 91 B SL 82 S SI 92 3-3 ③ K		4	0	0	0	0	2	1
19 Nate Schierholtz, L (1, 9) OBP: 0.750, SLG: 0.500	C FF 93 X SI 93 0-1 1B			B FF 92 B FF 91 S FF 92 B FF 92 F FF 92 B SI 92 4-2 53 2B BB		C FF 92 B KC 82 F FF 92 B KC 82 H SI 92 3-2 53 2B HBP			X FF 93 0-0 E6 24 F8 53 S	2	1	1	0	1	0	0
53 Welington Castillo, R (1, 2) OBP: 0.500, SLG: 1.000	S KC 83 B KC 83 X FF 94 1-1 ③ G3			F FF 93 D KC 82 1 SAFE 1 SAFE B SI 93 X FF 94 2-1 1-3 2B		1 SAFE B KC 81 B FF 91 F SI 92 1 SAFE X SI 91 2-1 1-H ② 2B			C FC 93 C FC 90 B KC 81 S KC 82 1-3 ① K 1-2	4	0	2	1	0	1	2
24 Luis Valbuena, L (1, 5)		B SI 94 C SI 92 B SI 92 S FF 92 B KC 83 F FF 93 C SI 92 3-3 ① K		B SI 94 C SI 93 F KC 82 S KC 83 1-3 ① K		B FF 94 C FF 94 L FF 94 B CU 76 F FF 94 B FF 95 F FF 94 F FF 95 X SI 95 3-2 ③ F8			X FF 90 0-0 ② F8 2-3	4	0	0	0	0	2	3
20 Brent Lillibridge, R (1, 4) 8 Alberto Gonzalez, R (8, 4)		S FF 95 S FF 94 B FF 94 S KC 85 1-3 ② K		D KC 82 S FF 93 F FF 94 D KC 86 S FF 94 2-3 ② K			F FF 93 C FF 94 F FF 95 S FF 95 0-3 ① K		C FF 92 F FF 91 S KC 81 0-3 ③ K	3 1	0 0	0 0	0 0	0 0	3 1	2 1
29 Jeff Samardzija, R (1, 1) 49 Carlos Marmol, R (9, 1) 40 James Russell, L (9, 1) 11 Kyuji Fujikawa, L (9, 1)		B FF 92 F FF 91 B FF 93 F FF 92 S KC 82 2-3 ③ K		B FF 93 B FF 93 X FF 92 2-0 ③ G5-3			C FF 93 B FF 94 S FF 93 C FF 94 1-3 ② K			3 0 0 0	0 0 0 0	0 0 0 0	0 0 0 0	0 0 0 0	2 0 0 0	2 0 0 0

Inning Stats	1	2	3	4	5	6	7	8	9
	R: 2 E: 0 K: 1 S: 14	H: 3 LOB: 1 BB: 0 P: 18	R: 0 E: 0 K: 3 S: 10	H: 0 LOB: 0 BB: 0 P: 16	R: 0 E: 0 K: 3 S: 12	H: 1 LOB: 1 BB: 0 P: 19	R: 0 E: 0 K: 2 S: 11	H: 1 LOB: 2 BB: 1 P: 22	R: 0 E: 0 K: 1 S: 7	H: 0 LOB: 0 BB: 0 P: 11	R: 1 E: 0 K: 0 S: 13	H: 1 LOB: 0 BB: 0 P: 21	R: 0 E: 0 K: 2 S: 9	H: 0 LOB: 0 BB: 0 P: 10	R: 0 E: 0 K: 1 S: 7	H: 0 LOB: 0 BB: 0 P: 13	R: 0 E: 1 K: 2 S: 8	H: 0 LOB: 1 BB: 0 P: 9

1B: 3	SF: 0
2B: 2	SAC: 0
3B: 0	DP: 0
HR: 1	HBP: 1

WP: 0	PA: 35
PB: 0	
SB: 2	
CS: 0	

	AB	33
	R	3
	H	6
	RBI	3
	BB	1
	SO	15
	LOB	12

PITCHER		IP	WLS	BF	H	R	ER	SO	BB	IBB	HBP	BLK	WP	HR	S	P	ERA	WHIP
34 A.J. Burnett, R ERA: 4.76	(1, 1)	5.2	L	24	6	3	3	10	1	0	1	0	0	1	61	98	4.76	1.235
37 Justin Wilson, L ERA:	(6, 1)	1.1		4	0	0	0	2	0	0	0	0	0	0	15	19	0.00	0.000
48 Jared Hughes, R ERA:	(8, 1)	1.0		3	0	0	0	1	0	0	0	0	0	0	7	13	0.00	0.000
35 Mark Melancon, R ERA:	(9, 1)	1.0		4	0	0	0	2	0	0	0	0	0	0	8	9	0.00	0.000

PITCHER		IP	WLS	BF	H	R	ER	SO	BB	IBB	HBP	BLK	WP	HR	S	P	ERA	WHIP

BOTTOM

Chicago Cubs @ Pittsburgh Pirates

PNC Park, Pittsburgh, PA

Mon Apr 01 2013, 1:45 PM - 4:42 PM EDT

Att. 39,078 - Cloudy - 41 F

livebaseballscorecards.com

Batter	1	2	3	4	5	6	7	8	9	AB	R	H	RBI	BB	SO	LOB
6 Starling Marte, R (1, 7)	B FF 95 B FF 94 B FF 95 C FF 94 F FF 94 D FC 89 4-2 22 FC5-4 46 E BB		X FC 88 0-0 ① G5-3			B FC 88 X SI 93 1-0 ① G1-3		C FC 89 B FC 90 F FF 95 F FF 96 B FF 96 B SL 83 S FC 89 3-3 ③ K		3	0	0	0	1	1	0
17 John McDonald, R (9, 6)										0	0	0	0	0	0	0
46 Garrett Jones, L (1, 9)	C SI 94 X FF 94 0-1 E4 22 FC5-4 1-2		B SI 94 C SL 79 T SI 94 B SI 94 X FS 83 2-2 ② G4-3			B SI 94 X SI 95 1-0 ② G4-3			B FF 92 C FF 93 C SL 83 F SL 84 B SL 83 F SL 84 B FF 94 S SL 84 3-3 ① K2-3	4	0	0	0	0	1	1
22 Andrew McCutchen, R (1, 8) OBP: 0.500, SLG: 0.667	F SL 82 D SL 83 B FF 93 X SL 82 2-1 ① FC5-4 1-2f 2-3		S FF 96 C FC 92 F FF 97 B FS 83 S FS 82 1-3 ③ K			C SL 81 B SI 93 B FC 91 X SL 81 2-1 2B			B FF 93 H FF 90 2-0 24 S 24 1B HBP	3	1	1	0	0	1	2
24 Pedro Alvarez, L (1, 5) OBP: 0.250, SLG: 0.250	F SI 94 C SI 94 1 SAFE B SI 94 D FS 83 1 SAFE S SL 83 2-3 ② K			B SL 80 F SI 94 F FS 82 X SL 81 1-2 ① G3-1		S FS 82 B FS 80 C SL 80 B SI 95 X FS 83 2-2 ③ G4-3			B SL 82 C SL 84 F SL 83 X SL 82 1-2 1-H 14 BB 1B	4	0	1	1	0	1	3
14 Gaby Sanchez, R (1, 3)	B SI 95 C FC 90 B FC 91 F FC 90 S FS 82 2-3 ③ K			B FC 91 X SI 93 1-0 ② G6-3			C FC 88 B SI 94 X FC 88 1-1 ① P5		D FF 93 B SL 85 1 SAFE C SL 83 B SL 83 B FF 92 4-1 1-2 BB	3	0	0	0	1	1	2
5 Josh Harrison, R (9, PR)										0	0	0	0	0	0	0
18 Neil Walker, S (1, 4) OBP: 0.250, SLG: 0.250		F SI 94 B SI 94 C SL 80 X SI 95 1-2 1B		C SI 94 B SI 94 B SI 94 F SL 81 B FS 82 S SL 82 3-3 ③ K2-3			C FS 81 F FS 81 B SL 82 X FS 83 1-2 ② G3-1		C SL 78 F SL 78 D CH 80 B FF 87 X FF 87 2-2 ② F9	4	0	1	0	0	1	2
55 Russell Martin, R (1, 2)		D SL 83 C SL 81 B FC 90 1 SAFE C SL 81 1 SAFE X SI 94 2-2 ① P4			B SL 82 B FC 90 X SI 94 2-0 ① G6-3		B SI 94 C SL 81 X SL 81 1-1 ③ G6-3		C FC 89 X FF 89 0-1 ③ F8	4	0	0	0	0	0	3
12 Clint Barmes, R (1, 6)	B FF 94 1 SAFE F SI 93 S FF 95 F FF 95 F FF 94 1 SAFE S SL 82 1-3 ② K				C FF 96 X FF 96 0-1 ② P2			B FF 95 C FF 92 B SI 93 S FC 90 X FS 82 2-2 ① G6-3		2	0	0	0	0	1	1
31 Jose Tabata, R (8, PH)										1	0	0	0	0	0	0
(9, 7)																
34 A.J. Burnett, R (1, 1)	C FF 95 S FF 93 C SL 83 0-3 ③ K		C FF 96 S SL 83 T FF 97 0-2 ③ K					B SI 95 C SI 94 S SI 93 S SI 96 1-3 ② K		2	0	0	0	0	2	1
37 Justin Wilson, L (6, 1)										0	0	0	0	0	0	0
48 Jared Hughes, R (8, 1)										0	0	0	0	0	0	0
23 Travis Snider, L (8, PH)										1	0	0	0	0	1	0
35 Mark Melancon, R (9, 1)										0	0	0	0	0	0	0
Inning Stats	R: 0 E: 1 K: 2 S: 12 H: 0 LOB: 2 BB: 1 P: 22	R: 0 E: 0 K: 2 S: 14 H: 1 LOB: 1 BB: 0 P: 18	R: 0 E: 0 K: 1 S: 8 H: 0 LOB: 0 BB: 0 P: 11	R: 0 E: 0 K: 1 S: 7 H: 0 LOB: 0 BB: 0 P: 12	R: 0 E: 0 K: 1 S: 6 H: 0 LOB: 0 BB: 0 P: 8	R: 0 E: 0 K: 0 S: 7 H: 1 LOB: 1 BB: 0 P: 13	R: 0 E: 0 K: 0 S: 7 H: 0 LOB: 0 BB: 0 P: 10	R: 0 E: 0 K: 2 S: 10 H: 0 LOB: 0 BB: 0 P: 16	R: 1 E: 0 K: 1 S: 14 H: 1 LOB: 2 BB: 1 P: 26	1B: 2 2B: 1 3B: 0 HR: 0 SF: 0 SAC: 0 DP: 0 HBP: 1						

	AB	R	H	RBI	BB	SO	LOB
	31	1	3	1	2	10	15

WP: 0 PB: 0 SB: 1 CS: 0 PA: 34

PITCHER		IP	WLS	BF	H	R	ER	SO	BB	IBB	HBP	BLK	WP	HR	S	P	ERA	WHIP
29 Jeff Samardzija, R	(1, 1)	8.0	W	28	2	0	0	9	1	0	0	0	0	0	71	110	0.00	0.375
ERA:																		
49 Carlos Marmol, R	(9, 1)	0.1	H	4	1	1	1	1	1	0	1	0	0	0	9	19	27.00	6.000
ERA: 27.0																		
40 James Russell, L	(9, 1)	0.1	H	1	0	0	0	0	0	0	0	0	0	0	3	5	0.00	0.000
ERA:																		
11 Kyuji Fujikawa, R	(9, 1)	0.1	S	1	0	0	0	0	0	0	0	0	0	0	2	2	0.00	0.000
ERA:																		

PITCHER	IP	WLS	BF	H	R	ER	SO	BB	IBB	HBP	BLK	WP	HR	S	P	ERA	WHIP

Batter	1	2	3	4	5	6	7	8	9	AB	R	H	RBI	BB	SO	LOB
17 Dave Sappelt, R (1, 8) 56 Héctor Rondón, R (6, 1) 28 Michael Bowden, R (7, 1) 30 Dioner Navarro, S (8, PH) 54 Shawn Camp, R (8, 1) 47 Hisanori Takahashi, L (8, 1)	B FF 90 C FF 90 X FF 90 1-1 ① F8	B CU 77 B CH 82 B SI 89 C SI 88 X SI 89 3-1 ② F9	C SI 89 C SI 90 S FF 89 0-3 ② K	C SI 90 F SI 91 X SI 91 0-2 ② G6-3			3	0	0	0	0	1	1
							0	0	0	0	0	0	0
							0	0	0	0	0	0	0
							1	0	0	0	0	0	0
							0	0	0	0	0	0	0
							0	0	0	0	0	0	0
13 Starlin Castro, R (1, 6) OBP: 0.250, SLG: 0.250	B FF 90 S SI 90 X SI 90 1-1 ② F9	B CU 78 X SI 90 1-0 ③ F9	F SI 88 B SI 89 C CU 76 X SI 89 1-2 ③ G4-3	C SI 90 F SL 85 S SL 82 0-3 ③ K			4	0	0	0	0	1	1
44 Anthony Rizzo, L (1, 3) OBP: 0.375, SLG: 0.667	C FF 91 B SI 90 F CU 78 F FF 90 B CU 78 B SI 88 B FF 89 4-2 BB	B FF 88 X FF 88 1-0 ① F8	F FF 87 L CU 75 B CU 76 H FF 88 2-2 53 HBP 12 1B HBP	B FF 92 X FF 92 1-0 ① G4-3			2	0	0	0	1	0	0
12 Alfonso Soriano, R (1, 7) OBP: 0.125, SLG: 0.125	F FF 91 C CU 75 B FF 89 D CU 76 X CU 77 2-2 ③ F9	B CU 75 C CU 74 F SI 90 S FF 89 1-3 ② K	C CU 73 S CU 73 F CU 76 1 SAFE F FF 88 B CU 75 1 SAFE F CU 76 B FF 88 2-2 F CU 75 X CU 75 53 HBP 1-2 1B	C FF 93 F FF 92 S SL 84 0-3 ② K			4	0	1	0	0	2	1
21 Scott Hairston, R (1, 9) 19 Nate Schierholtz, L (9, PH) OBP: 0.600, SLG: 0.333		C SI 89 X CU 75 0-1 ① P3	B SI 89 B CH 82 X SI 88 2-0 ③ P3	B CU 72 F CU 73 D CU 75 C SI 88 C SI 88 2-3 ① K	C FF 93 B SL 82 C SL 83 S FF 93 1-3 ③ K		3	0	0	0	0	1	2
							1	0	0	0	0	1	0
53 Welington Castillo, R (1, 2) OBP: 0.429, SLG: 0.667		C SI 90 C SI 90 B SI 89 F CU 76 B FF 90 F CU 78 F CU 77 F FF 89 X SI 90 2-2 ② L8	B FF 89 B SI 89 C FF 88 C CH 82 F FF 88 C CU 77 2-3 ① K	F CU 76 H SI 88 1-1 1-2 2-3 HBP			2	0	0	0	0	1	0
20 Brent Lillibridge, R (1, 5)		B SI 90 X FF 90 1-0 ③ P6	X SI 89 0-0 ② F9	C CU 75 S CU 74 F CU 77 B SI 90 F SI 89 F CU 78 B SI 89 F SI 89 B SI 89 3-3 C CU 76 ② K			3	0	0	0	0	1	3
8 Alberto Gonzalez, R (1, 4) OBP: 0.250, SLG: 0.250			C SI 89 B CU 75 C CU 76 F SI 89 F CU 77 S CU 74 1-3 ③ K	B SI 91 B SI 91 B SI 91 C SI 91 C SI 92 X SI 92 3-2 ③ F8			3	0	1	0	0	1	3
36 Edwin Jackson, R (1, 1) 9 David DeJesus, L (6, PH) (6, 8)		C FF 88 X SI 89 0-1 36 SH3-4 1B B FF 86 X FF 88 1-0 ① SH3-4 1-2		B FF 89 X SI 89 1-0 ① G4-3	C CH 89 B SL 82 B SI 90 X SI 92 2-1 ① G1-3		0	0	0	0	0	0	0
							2	0	0	0	0	0	0
Inning Stats	R: 0 E: 0 K: 0 S: 10 H: 0 LOB: 1 BB: 1 P: 18	R: 0 E: 0 K: 0 S: 10 H: 0 LOB: 0 BB: 0 P: 13	R: 0 E: 0 K: 0 S: 6 H: 1 LOB: 1 BB: 0 P: 11	R: 0 E: 0 K: 1 S: 5 H: 0 LOB: 0 BB: 0 P: 9	R: 0 E: 0 K: 2 S: 10 H: 0 LOB: 0 BB: 0 P: 13	R: 0 E: 0 K: 1 S: 7 H: 0 LOB: 0 BB: 0 P: 9	R: 0 E: 0 K: 2 S: 23 H: 1 LOB: 3 BB: 0 P: 36	R: 0 E: 0 K: 1 S: 8 H: 0 LOB: 0 BB: 0 P: 10	R: 0 E: 0 K: 2 S: 7 H: 0 LOB: 0 BB: 0 P: 9	1B: 2 2B: 0 3B: 0 HR: 0	SF: 0 SAC: 1 DP: 0 HBP: 2			WP: 0 PB: 0 SB: 0 CS: 0	PA: 32		

TOP

Chicago Cubs @ Pittsburgh Pirates

PNC Park, Pittsburgh, PA

Wed Apr 03 2013, 7:06 PM - 10:00 PM EDT

Att. 27,667 - Partly Cloudy - 35 F

livebaseballscorecards.com

AB	28
R	0
H	2
RBI	0
BB	1
SO	9
LOB	11

PITCHER		IP	WLS	BF	H	R	ER	SO	BB	IBB	HBP	BLK	WP	HR	S	P	ERA	WHIP
51 Wandy Rodriguez, L	(1, 1)	6.2	W	25	2	0	0	6	1	0	2	0	0	0	68	103	0.00	0.450
ERA:																		
44 Tony Watson, L	(7, 1)	1.1	H	4	0	0	0	1	0	0	0	0	0	0	11	16	0.00	0.000
ERA:																		
39 Jason Grilli, R	(9, 1)	1.0	S	3	0	0	0	2	0	0	0	0	0	0	7	9	0.00	0.000
ERA:																		

PITCHER	IP	WLS	BF	H	R	ER	SO	BB	IBB	HBP	BLK	WP	HR	S	P	ERA	WHIP

BOTTOM

Chicago Cubs @ Pittsburgh Pirates

PNC Park, Pittsburgh, PA

Wed Apr 03 2013, 7:06 PM - 10:00 PM EDT

Att. 27,667 - Partly Cloudy - 35 F

livebaseballscorecards.com

Batter	1	2	3	4	5	6	7	8	9	AB	R	H	RBI	BB	SO	LOB
6 Starling Marte, R (1, 7) OBP: 0.250, SLG: 0.143	C FF 91 B SI 92 S SL 84 F SL 84 B FF 92 S SL 84 2-3 **K** ①		C FF 92 F FF 93 B SL 85 X SL 84 1-2 **G4-3** ③		B SL 84 B SL 84 C FF 92 C FF 91 B FF 92 F SL 84 F FF 92 X FF 92 3-2 **G3** ②		B FF 88 B FF 87 S SL 81 X SL 83 2-1 46 CS 1B 3-H			4	0	1	1	0	1	0
46 Garrett Jones, L (1, 9) OBP: 0.125, SLG: 0.125 23 Travis Snider, L (8, 9)	C FF 92 F SI 92 S SL 84 0-3 **K** ②			F SL 80 X SI 92 0-1 22 2B 1B	F FF 92 C FF 93 B SL 84 B FF 94 S SL 83 2-3 **K2-3** ③		C FF 88 B SL 81 S FS 82 X FS 81 1-2 **G3** ②③ 1-2			4 0	1 0	1 0	0 0	0 0	2 0	1 0
22 Andrew McCutchen, R (1, 8) OBP: 0.500, SLG: 0.667	F FF 91 C SI 93 F SL 85 B SI 91 B SL 84 B SL 83 F FF 94 S SL 84 3-3 **K** ③			F SL 83 B SL 84 D CU 76 D CH 88 C SL 84 1 SAFE F SL 85 X SL 85 3-2 24 G3-1 14 E 2B 1-H	B SL 79 B FF 88 B FC 88 B FF 90 4-0 14 S BB			B FF 85 C SL 76 X SL 76 1-1 **P3** ①		3	1	1	1	1	1	0
24 Pedro Alvarez, L (1, 5) OBP: 0.250, SLG: 0.250		X FF 90 0-0 **G4-3** ①		F SI 93 D CU 77 S SI 92 D SL 82 X FF 93 2-2 **G3-1** ① 2-3		C FC 90 1 SAFE 1 SAFE B FF 91 1 SAFE B FC 88 F SL 78 S FF 88 2-3 **K** ①		C SL 76 B SL 77 F SL 76 X SL 77 1-2 1B		4	0	1	0	0	1	2
14 Gaby Sanchez, R (1, 3)		C SI 92 B CH 86 C SL 82 B FF 92 X FF 94 2-2 **F9** ②		B FF 91 D FF 92 X SL 84 2-0 E6 55 FC3-6 18 BB 3-H	1 SAFE B FF 88 C FF 86 1 SAFE B SL 78 B FF 88 F FF 88 C SL 77 3-3 **K** ② 1-2			B SI 86 C SL 77 1 SAFE F SI 85 1 SAFE F SL 77 X SL 78 1-2 **P3** ②		4	0	0	1	0	1	2
18 Neil Walker, S (1, 4) OBP: 0.500, SLG: 0.333		B SI 92 B SI 92 C SL 82 X SI 92 2-1 1B		B SI 92 B SL 83 B SL 82 B FF 92 4-0 55 FC3-6 BB 1-2	I IN 73 I IN 74 I IN 75 I IN 73 4-0 IBB			1 SAFE F SI 88 B CH 80 X CH 80 1-1 **L4** ③		2	0	1	0	2	0	1
55 Russell Martin, R (1, 2)		X SL 83 0-0 **G4-3** ③		S SI 91 C FF 92 B FF 92 X FF 92 1-2 **FC3-6** ② 1-2f 2-3		B FC 88 C SL 76 F FC 89 X FF 89 1-2 **F7** ③				3	0	0	0	0	0	5
12 Clint Barmes, R (1, 6) OBP: 0.200, SLG: 0.400			B FF 90 C FF 91 C SL 82 F SL 84 F FF 91 B FF 92 F SL 83 B FF 93 X SL 82 3-2 **P5** ①	D FF 92 B SL 84 S SL 85 X SL 83 2-1 **P3** ③			C FS 86 B SL 82 X SL 80 1-1 44 SH3-4 6 1B 2B			3	1	1	0	0	0	2
51 Wandy Rodriguez, S (1, 1) 44 Tony Watson, L (7, 1) 39 Jason Grilli, R (9, 1)			B FF 90 B FF 90 B FF 91 C FF 90 F FF 90 X FF 92 3-2 **G4-3** ②		C FF 92 S SI 92 S SL 84 0-3 **K** ①		X FS 83 0-0 **SH3-4** ① 2-3			2 0 0	0 0 0	0 0 0	0 0 0	0 0 0	1 0 0	0 0 0
Inning Stats	R: 0 E: 0 K: 3 S: 12 H: 0 LOB: 0 BB: 0 P: 17	R: 0 E: 0 K: 0 S: 7 H: 1 LOB: 1 BB: 0 P: 11	R: 0 E: 0 K: 0 S: 12 H: 0 LOB: 0 BB: 0 P: 19	R: 2 E: 1 K: 0 S: 15 H: 2 LOB: 2 BB: 1 P: 29	R: 0 E: 0 K: 2 S: 11 H: 0 LOB: 0 BB: 0 P: 16	R: 0 E: 0 K: 2 S: 9 H: 0 LOB: 2 BB: 2 P: 23	R: 1 E: 0 K: 0 S: 8 H: 2 LOB: 0 BB: 0 P: 12	R: 0 E: 0 K: 0 S: 11 H: 1 LOB: 1 BB: 0 P: 15		1B: 4 2B: 2 3B: 0 HR: 0 SF: 0 SAC: 1 DP: 0 HBP: 0			WP: 0 PB: 0 SB: 1 CS: 1 PA: 33	

PITCHER		IP	WLS	BF	H	R	ER	SO	BB	IBB	HBP	BLK	WP	HR	S	P	ERA	WHIP
36 Edwin Jackson, R ERA: 3.6	(1, 1)	5.0	L	20	3	2	2	5	1	0	0	0	0	0	57	92	3.60	0.800
56 Héctor Rondón, R ERA:	(6, 1)	1.0		5	0	0	0	2	1	1	0	0	0	0	9	23	0.00	1.000
28 Michael Bowden, R ERA: 9.0	(7, 1)	1.0		4	2	1	1	0	0	0	0	0	0	0	8	12	9.00	2.000
54 Shawn Camp, R ERA:	(8, 1)	0.2		3	1	0	0	0	0	0	0	0	0	0	9	12	0.00	1.500
47 Hisanori Takahashi, L ERA:	(8, 1)	0.1		1	0	0	0	0	0	0	0	0	0	0	2	3	0.00	0.000

PITCHER	IP	WLS	BF	H	R	ER	SO	BB	IBB	HBP	BLK	WP	HR	S	P	ERA	WHIP

Chicago Cubs @ Pittsburgh Pirates

PNC Park, Pittsburgh, PA

Thu Apr 04 2013, 12:38 PM - 3:17 PM EDT

Att. 11,634 - Partly Cloudy - 45 F

TOP

livebaseballscorecards.com

Batter	1	2	3	4	5	6	7	8	9	AB	R	H	RBI	BB	SO	LOB
9 David DeJesus, L (1, 8)	B FF 89 C FF 90 C CU 74 B CU 76 F SI 92 B CU 74 B FF 89 4-2 BB		C FF 88 F FF 89 X FF 89 0-2 ② G4-3 1-2			B FF 87 B CU 73 F FF 88 F FF 89 F CU 75 C SI 89 2-3 ① K		C FF 94 F FC 92 F KC 82 F KC 83 B FC 92 X KC 82 1-2 ③ G1		3	0	0	0	1	1	1
13 Starlin Castro, R (1, 6) OBP: 0.250, SLG: 0.250	1 SAFE B SI 91 1 SAFE X FF 89 1-0 ① F8		C CU 74 D SI 90 F FF 89 B FF 89 X SI 89 2-2 2-H 1B			B FF 89 C FF 90 C SI 90 X CU 76 1-2 ② G4-3			C SI 92 S SI 90 S SI 90 0-3 ① K	4	0	1	1	0	1	1
44 Anthony Rizzo, L (1, 3) OBP: 0.333, SLG: 0.444	C CU 73 B SI 92 C CU 74 F FF 92 B FF 91 1 SAFE X CU 73 2-2 ② F7		B CU 73 1 SAFE 1 SAFE B FF 88 S CU 72 X FF 90 2-1 ③ F8			F FF 89 B SI 90 B SI 90 T CU 73 X CU 76 2-2 ③ G6-3			B SI 90 B SI 91 B SI 92 B SI 91 4-0 19 S 19 HR BB	3	1	0	0	1	0	2
12 Alfonso Soriano, R (1, 7) OBP: 0.083, SLG: 0.083	C SI 90 X SI 90 0-1 ③ F8			B CU 74 C CU 74 F FF 90 F FF 89 F SL 76 X CU 77 1-2 ① F7			C FF 89 F FF 90 C CU 75 0-3 ① K		F SI 91 1 SAFE B SI 90 F SI 91 F SI 92 S SL 81 1-3 ② K	4	0	0	0	0	2	2
19 Nate Schierholtz, L (1, 9) OBP: 0.556, SLG: 0.833		C CU 72 B FF 88 F FF 89 F FF 91 F CU 76 B FF 90 F CU 76 F CU 77 C CU 76 2-3 ① K		C CU 72 S CU 75 B FF 91 B CU 75 B SI 89 X FF 91 3-2 ② G3-1			B FF 90 B FF 88 B FF 89 B FF 89 4-0 BB		B SI 90 C SI 91 B SI 91 B FF 91 X SI 91 3-1 1-H HR	3	1	1	2	1	1	0
30 Dioner Navarro, S (1, 2)		B FF 90 S FF 90 X FF 90 1-1 ② F7		X CU 72 0-0 ③ G1			1 SAFE 1 SAFE B CU 73 X FF 90 1-0 ② L6		C SI 91 B SI 92 X SI 90 1-1 ③ G4-3	4	0	0	0	0	0	1
24 Luis Valbuena, L (1, 5)		B FF 90 X FF 90 1-0 ③ F8			B FF 87 S CH 80 S CU 74 B CU 75 S CU 74 2-3 ① K2-3		C CU 74 1 SAFE B CU 74 X FF 90 1-1 ③ F7			3	0	0	0	0	1	1
20 Brent Lillibridge, R (1, 4) 11 Kyuji Fujikawa, L (8, 1) 49 Carlos Marmol, R (9, 1)			B FF 87 B FF 90 X FF 88 2-0 ① L8		C FF 90 B CU 74 X FF 89 1-1 ② F9			B FC 94 X FC 93 1-0 ① F9		3	0	0	0	0	0	0
										0	0	0	0	0	0	0
										0	0	0	0	0	0	0
37 Travis Wood, R (1, 1) OBP: 0.500, SLG: 0.500 54 Shawn Camp, R (7, 1) 40 James Russell, L (7, 1) 51 Steve Clevenger, L (8, PH) 8 Alberto Gonzalez, R (8, 4) OBP: 0.250, SLG: 0.250			B CU 74 X SI 88 1-0 9 G4-3 13 1B 1B		X FF 90 0-0 ③ F9			C FC 93 C KC 81 X FC 93 0-2 ② G5-3		2	1	1	0	0	0	0
										0	0	0	0	0	0	0
										0	0	0	0	0	0	0
										1	0	0	0	0	0	0
										0	0	0	0	0	0	0

	AB	30
	R	3
	H	3
	RBI	3
	BB	3
	SO	6
	LOB	8

Inning Stats	1	2	3	4	5	6	7	8	9	1B	SF	WP	PA	33
R	0	0	1	0	0	0	0	0	2	2	0	0		
E	0	0	0	0	0	0	0	0	0	0	0	0		
K	0	1	0	0	1	1	1	2	2	0	0	0		
S	10	10	10	9	6	10	6	9	11	3B 0	SAC 0	PB 0		
H	0	0	2	0	0	0	0	0	1	HR 1	DP 0	SB 1		
LOB	1	0	1	0	0	0	1	0	1		HBP 0	CS 0		
BB	1	0	0	0	0	0	1	0	1					
P	17	14	17	13	9	15	12	11	20					

PITCHER		IP	WLS	BF	H	R	ER	SO	BB	IBB	HBP	BLK	WP	HR	S	P	ERA	WHIP
53 James McDonald, R	(1, 1)	7.0	L	25	2	1	1	4	2	0	0	0	0	0	61	97	1.29	0.571
ERA: 1.29																		
35 Mark Melancon, R	(8, 1)	1.0		3	0	0	0	0	0	0	0	0	0	0	9	11	0.00	0.000
ERA:																		
48 Jared Hughes, R	(9, 1)	1.0		5	1	2	2	2	1	0	0	0	0	1	11	20	18.00	2.000
ERA: 9.0																		

PITCHER	IP	WLS	BF	H	R	ER	SO	BB	IBB	HBP	BLK	WP	HR	S	P	ERA	WHIP

Chicago Cubs @ Pittsburgh Pirates

PNC Park, Pittsburgh, PA

Thu Apr 04 2013, 12:38 PM - 3:17 PM EDT

Att. 11,634 - Partly Cloudy - 45 F

livebaseballscorecards.com

BOTTOM

Batter	1	2	3	4	5	6	7	8	9	AB	R	H	RBI	BB	SO	LOB
6 Starling Marte, R (1, 7) OBP: 0.250, SLG: 0.182	C SI 87 S SI 89 F FF 91 B FC 87 X FC 87 1-2 ① F9		D CH 80 X FC 86 1-0 ③ F8			B CH 80 D FC 85 1 SAFE C FC 87 B FF 88 C FC 86 S FC 86 3-3 ② K			B FF 94 B FF 93 C FF 94 X FF 92 2-1 55 BB 22 1B 1B	4	1	1	0	0	1	2
55 Russell Martin, R (1, 2)	B FC 88 C SI 89 X FC 88 1-1 ② P6			B SI 88 C FC 86 F FC 88 S FF 92 1-3 ① K		X SI 89 0-0 ③ FC6-4 1-2f			C FF 94 B FF 94 C SL 84 B SL 84 B SL 85 B SL 83 4-2 22 1B 14 1B BB 1-2	3	1	0	0	1	1	1
22 Andrew McCutchen, R (1, 8) OBP: 0.417, SLG: 0.500	B SI 90 C FC 88 C SI 91 S FF 92 1-3 ③ K			C FC 88 S FF 91 S FF 92 0-3 ② K			S SL 78 B FF 87 C SI 87 X SL 79 1-2 E5 18 S 14 S		B FF 93 X FF 93 1-0 14 1B 1-2 2-H 1B	4	0	1	1	0	2	0
14 Gaby Sanchez, R (1, 3) OBP: 0.250, SLG: 0.100		B FF 89 C SI 90 B CH 80 B FC 88 B FC 87 4-1 24 G5-6-3 BB		B FF 89 B CH 80 C FF 91 C FF 88 X FF 92 2-2 ③ F9			1 SAFE 1 SAFE B SI 85 S SL 78 L SL 78 B SL 80 F SL 79 F SI 87 S SL 78 2-3 ① K 1-2		C SL 84 C SL 83 X SL 84 0-2 18 G4-6-3 1-3 2-H 1B	3	0	1	1	1	1	1
24 Pedro Alvarez, L (1, 5) OBP: 0.167, SLG: 0.167		S FC 87 B FC 85 F FC 86 B SL 78 B FF 90 X FC 87 3-2 ①② G5-6-3 1-2f			S SL 77 S SL 77 F SL 77 B SL 76 F FF 91 F FC 88 B FC 88 X SL 79 2-2 ① G6-3		B CH 79 B FF 86 X FF 87 2-0 ② P3		C FF 93 F FF 93 S SL 85 0-3 ① K	4	0	0	0	0	1	4
18 Neil Walker, S (1, 4) OBP: 0.333, SLG: 0.200		B CU 70 B FC 86 S FC 87 X FC 88 2-1 ③ F9			X FC 86 0-0 ② F8		B CH 79 B FF 88 S CH 80 C FF 89 C SI 90 2-3 ③ K 2-3		B FF 94 X FF 94 1-0 ②③ G4-6-3 1-2f	4	0	0	0	0	1	3
31 Jose Tabata, R (1, 9)			C FF 88 S FF 89 B SI 89 F FF 92 F FF 91 B FC 87 B FF 91 X FF 88 3-2 ① G5-3		C FC 87 F FC 88 F FF 90 B FC 89 B SL 78 X FF 91 2-2 ③ F8			C FF 90 X FF 91 0-1 ① G4-3		3	0	0	0	0	0	0
12 Clint Barmes, R (1, 6) OBP: 0.286, SLG: 0.571 23 Travis Snider, L (8, PH) 48 Jared Hughes, R (9, 1)			C SL 74 X SL 75 0-1 2B			B SI 88 C FC 85 X FC 86 1-1 ① F9		B FF 91 L FC 89 X CH 83 1-1 ② G1-3		2 1 0	0 0 0	1 0 0	0 0 0	0 0 0	0 0 0	0 0 0
53 James McDonald, L (1, 1) 35 Mark Melancon, R (8, 1) 46 Garrett Jones, L (8, PH) OBP: 0.111, SLG: 0.111 17 John McDonald, R (9, 6)			F FF 89 C FF 89 X FF 88 0-2 ② G5-3			B FF 90 B FF 89 B FF 88 C FF 88 C FF 91 B FC 88 4-2 55 FC6-4 BB		C CH 84 S CH 84 B CH 84 S FF 92 1-3 ③ K		1 0 1 0	0 0 0 0	0 0 0 0	0 0 0 0	1 0 0 0	0 0 1 0	1 0 0 0
Inning Stats	R: 0 H: 0 E: 0 LOB: 0 K: 1 BB: 0 S: 9 P: 12	R: 0 H: 0 E: 0 LOB: 0 K: 0 BB: 1 S: 6 P: 15	R: 0 H: 1 E: 0 LOB: 1 K: 0 BB: 0 S: 11 P: 15	R: 0 H: 0 E: 0 LOB: 0 K: 2 BB: 0 S: 9 P: 12	R: 0 H: 0 E: 0 LOB: 0 K: 0 BB: 0 S: 11 P: 15	R: 0 H: 0 E: 0 LOB: 1 K: 1 BB: 1 S: 8 P: 16	R: 0 H: 0 E: 1 LOB: 1 K: 2 BB: 0 S: 12 P: 19	R: 0 H: 0 E: 0 LOB: 0 K: 1 BB: 0 S: 7 P: 9	R: 2 H: 3 E: 0 LOB: 1 K: 1 BB: 1 S: 12 P: 20	1B: 3 SF: 0 2B: 1 SAC: 0 3B: 0 DP: 2 HR: 0 HBP: 0						

	AB	30
	R	2
	H	4
	RBI	2
	BB	3
	SO	8
	LOB	12

PITCHER	IP	WLS	BF	H	R	ER	SO	BB	IBB	HBP	BLK	WP	HR	S	P	ERA	WHIP
37 Travis Wood, L (1, 1) ERA:	6.0	W	20	1	0	0	4	2	0	0	0	0	0	54	85	0.00	0.500
54 Shawn Camp, R (7, 1) ERA:	0.1	H	2	0	0	0	1	0	0	0	0	0	0	8	11	0.00	0.000
40 James Russell, L (7, 1) ERA:	0.2	H	2	0	0	0	1	0	0	0	0	0	0	4	8	0.00	0.000
11 Kyuji Fujikawa, R (8, 1) ERA:	1.0	H	3	0	0	0	1	0	0	0	0	0	0	7	9	0.00	0.000
49 Carlos Marmol, R (9, 1) ERA: 20.25	1.0	S	6	3	2	2	1	1	0	0	0	0	0	12	20	18.00	4.000

PITCHER	IP	WLS	BF	H	R	ER	SO	BB	IBB	HBP	BLK	WP	HR	S	P	ERA	WHIP

Batter	1	2	3	4	5	6	7	8	9	AB	R	H	RBI	BB	SO	LOB
6 Starling Marte, R (1, 7) OBP: 0.188, SLG: 0.133	C FF 92 B FF 92 S FC 82 B FF 95 B SI 82 X SL 81 3-2 G6-3 ①		C FC 85 B SL 81 S FF 90 C FF 90 1-3 K ③			L FF 89 S FF 90 C FF 92 0-3 K ③			C SI 95 C SL 86 X SI 95 0-2 G5-3 ②	4	0	0	0	0	2	0
18 Neil Walker, S (1, 4) OBP: 0.250, SLG: 0.143	B FF 92 X SI 92 1-0 F7 ②			C CH 82 B FF 88 F FF 91 F SI 92 F FC 82 B SI 92 B FC 85 F FF 89 T SI 89 3-2 K ①			B FF 86 B SI 87 F SI 88 C FF 89 F FF 89 B FF 92 X SI 88 3-2 L3 ①		C SI 94 C FS 86 S FS 86 0-3 K ③	4	0	0	0	0	2	0
22 Andrew McCutchen, R (1, 8) OBP: 0.400, SLG: 0.462	X FF 92 0-0 F8 ③			B FF 90 S CH 85 S CU 74 B SI 90 B FC 82 C FF 90 3-3 K ②			X FF 90 0-0 24 CS 1B			3	0	1	0	0	1	0
24 Pedro Alvarez, L (1, 5) OBP: 0.133, SLG: 0.133		C FF 90 X FF 91 0-1 G4-3 ①		X FF 91 0-0 F7 ③			C SL 87 S CU 80 S CU 80 0-3 K ② ③ 1-2			3	0	0	0	0	1	1
55 Russell Martin, R (1, 2)		C FF 91 B SL 81 B SI 92 B FF 88 F FF 91 X FF 92 3-2 G6-3 ②			C SL 78 B SL 80 B FF 91 X SI 91 2-1 P2 ①			B FC 92 B FC 92 C FC 90 B FC 91 F FC 90 B FC 92 4-2 BB		2	0	0	0	1	0	0
46 Garrett Jones, L (1, 3) OBP: 0.167, SLG: 0.167		B FF 90 S FF 89 F FF 91 B SL 82 B SI 94 X CU 74 3-2 1B			F FF 90 B FF 88 X CU 74 1-1 G6-3 ②			C FC 90 S FC 90 S FC 92 0-3 K ①		3	0	1	0	0	1	1
23 Travis Snider, L (1, 9)		C FF 91 C FF 91 B FF 92 B FF 91 B FC 87 X FF 90 3-2 G6-3 ③			S CH 85 B CH 85 B FF 91 X SI 89 2-1 L5 ③			C FC 91 F FC 91 B FC 94 F FC 92 S FC 92 1-3 K ②		3	0	0	0	0	1	2
12 Clint Barmes, R (1, 6) OBP: 0.222, SLG: 0.444 5 Josh Harrison, R (8, PH) (8, 6)			B FF 90 C FF 90 X SL 79 1-1 G5-3 ①			C SL 79 F CU 79 B SL 78 B SL 80 F FF 91 B SI 90 X FF 88 3-2 P3 ①		1 SAFE B FC 92 C FC 90 S FC 90 X FC 93 1-2 F8 ③		2 1	0 0	0 0	0 0	0 0	0 0	0 1
57 Jonathan Sánchez, L (1, 1) 30 Jeanmar Gómez, R (6, 1) 31 Jose Tabata, R (9, PH)			C FF 89 C CU 73 B FF 92 F FF 93 S CU 74 1-3 K ②			B CH 84 B CU 72 C CH 83 C FF 88 B FF 89 S FF 86 3-3 K ②			C SI 94 B FS 86 F SI 94 B FS 86 B SI 95 F SI 95 X SI 95 3-2 L8 ①	2 0 1	0 0 0	0 0 0	0 0 0	0 0 0	2 0 0	0 0 0
Inning Stats	R: 0 E: 0 K: 0 S: 5 H: 0 LOB: 0 BB: 0 P: 9	R: 0 E: 0 K: 0 S: 11 H: 1 LOB: 1 BB: 0 P: 20	R: 0 E: 0 K: 2 S: 9 H: 0 LOB: 0 BB: 0 P: 12	R: 0 E: 0 K: 2 S: 10 H: 0 LOB: 0 BB: 0 P: 16	R: 0 E: 0 K: 0 S: 6 H: 0 LOB: 0 BB: 0 P: 11	R: 0 E: 0 K: 2 S: 10 H: 0 LOB: 0 BB: 0 P: 16	R: 0 E: 0 K: 1 S: 8 H: 1 LOB: 0 BB: 0 P: 11	R: 0 E: 0 K: 2 S: 12 H: 0 LOB: 1 BB: 1 P: 18	R: 0 E: 0 K: 1 S: 10 H: 0 LOB: 0 BB: 0 P: 13	1B: 2 2B: 0 3B: 0 HR: 0		SF: 0 SAC: 0 DP: 0 HBP: 0				

PITCHER		IP	WLS	BF	H	R	ER	SO	BB	IBB	HBP	BLK	WP	HR	S	P	ERA	WHIP
21 Zack Greinke, R ERA:	(1, 1)	6.1	W	21	2	0	0	6	0	0	0	0	0	0	56	92	0.00	0.316
75 Paco Rodríguez, L ERA:	(7, 1)	0.2	H	1	0	0	0	1	0	0	0	0	0	0	3	3	0.00	0.000
74 Kenley Jansen, R ERA:	(8, 1)	1.0	H	4	0	0	0	2	1	0	0	0	0	0	12	18	0.00	1.000
31 Brandon League, R ERA:	(9, 1)	1.0	S	3	0	0	0	1	0	0	0	0	0	0	10	13	0.00	0.000

PITCHER	IP	WLS	BF	H	R	ER	SO	BB	IBB	HBP	BLK	WP	HR	S	P	ERA	WHIP

TOP

Pittsburgh Pirates @ Los Angeles Dodgers

Dodger Stadium, Los Angeles, CA

Fri Apr 05 2013, 7:13 PM - 9:44 PM PDT

Att. 40,607 - Clear - 64 F

livebaseballscorecards.com

AB	28
R	0
H	2
RBI	0
BB	1
SO	10
LOB	5

Batter	1	2	3	4	5	6	7	8	9	AB	R	H	RBI	BB	SO	LOB
25 Carl Crawford, L (1, 7) OBP: 0.429, SLG: 0.462	B FF 92 B FF 92 B FF 90 C FF 91 C FF 90 C FF 90 3-3 ① K		B FF 90 B FF 89 B FF 90 C FF 90 X FF 90 3-1 ② FC4-6 14 CS 1-2f		C FF 89 B SL 80 B FF 88 F FF 87 S SL 80 2-3 ③ K			B SI 88 X SI 89 1-0 ① G5-3		4	0	0	0	0	2	3
14 Mark Ellis, R (1, 4) OBP: 0.429, SLG: 0.417	C FF 92 S FF 92 B FF 93 B FF 92 B SL 81 X FF 90 3-2 ② P2		1 SAFE C FF 90 F FF 91 B SL 84 B SL 82 1 SAFE F CH 85 B FF 91 3-2 ③ CS 1-2	C FF 89 X SL 80 0-1 ① G5-3		B FF 88 B CH 82 B FF 88 C FF 88 F FF 88 B FF 88 4-2 27 2B BB		B SI 89 C SI 90 S SI 89 B SI 91 B SI 90 F SI 90 X SI 90 3-2 27 FC6-4 1B		3	1	1	0	1	0	0
27 Matt Kemp, R (1, 8) OBP: 0.188, SLG: 0.143	B FF 92 B FF 91 B FF 91 X FF 92 3-0 ③ F9			F FF 90 X FF 90 0-1 ② G5-3		C CH 81 1 SAFE X CH 83 0-1 23 2B 1-H 2B		C SI 90 1 SAFE F SI 90 1 SAFE D SL 82 X SI 90 1-2 ② FC6-4 1-2f		4	1	1	1	0	0	1
23 Adrián González, L (1, 3) OBP: 0.375, SLG: 0.308		B SI 91 F FF 90 B FF 92 B FF 89 X FF 91 3-1 ① P5		X FF 90 0-0 47 FC4 1B		F SI 89 F SI 89 F SL 80 D SL 81 B SL 81 X CH 83 2-2 47 FC6-5 2-H 2B		B SI 91 X SI 90 1-0 ③ L1		4	0	2	1	0	0	1
47 Luis Alfonso Cruz, R (1, 5)		C FF 91 B CH 85 X CH 84 1-1 ② F8		B FF 90 X CH 82 1-0 ③ FC4 1-2f		B SI 90 B SI 90 X SI 90 2-0 ① FC6-5 16 L4-3 2-3				3	0	0	0	0	0	2
16 Andre Ethier, L (1, 9) OBP: 0.267, SLG: 0.600		S FF 91 B SI 92 B FF 92 C FF 90 F SL 81 X FF 90 2-2 HR			C FF 88 F FF 89 S SL 81 0-3 ① K	X SI 90 0-0 ② ③ L4-3 1-1				3	1	1	1	0	1	1
17 A.J. Ellis, R (1, 2) OBP: 0.286, SLG: 0.462		C FF 90 C FF 91 S SL 83 0-3 ③ K			B FF 89 X FF 88 1-0 21 1B 2B		C SI 89 F SL 82 B SI 89 X SI 90 1-2 ① G5-3			3	0	1	0	0	1	0
28 Justin Sellers, R (1, 6)			C FF 90 C FF 90 X FF 91 0-2 ① G3		B FF 88 S FF 88 X FF 87 1-1 ② L7		B SI 90 X SI 90 1-0 ② G6-3			3	0	0	0	0	0	1
21 Zack Greinke, R (1, 1) OBP: 0.500, SLG: 0.500 75 Paco Rodríguez, L (7, 1) 7 Nick Punto, S (7, PH) OBP: 0.333, SLG: 0.333 74 Kenley Jansen, S (8, 1) 31 Brandon League, R (9, 1)			B FF 90 C FF 89 C FF 87 X SL 81 1-2 E4 25 FC4-6		S CH 86 B FF 88 X FF 87 1-1 2-3 1B		C SI 90 B SI 90 F SI 90 F SL 78 F SL 83 B SI 90 B SI 91 X SI 90 3-2 ③ G6-3			2 0 1 0 0	0 0 0 0 0	1 0 0 0 0	0 0 0 0 0	0 0 0 0 0	0 0 0 0 0	0 0 0 0 0
Inning Stats	R: 0 E: 0 K: 1 S: 7 H: 0 LOB: 0 BB: 0 P: 16	R: 1 E: 0 K: 1 S: 11 H: 1 LOB: 0 BB: 0 P: 17	R: 0 E: 1 K: 0 S: 11 H: 0 LOB: 0 BB: 0 P: 18	R: 0 E: 0 K: 0 S: 6 H: 1 LOB: 1 BB: 0 P: 7	R: 0 E: 0 K: 2 S: 11 H: 2 LOB: 2 BB: 0 P: 16	R: 2 E: 0 K: 0 S: 10 H: 2 LOB: 0 BB: 1 P: 18	R: 0 E: 0 K: 0 S: 9 H: 0 LOB: 0 BB: 0 P: 14	R: 0 E: 0 K: 0 S: 9 H: 1 LOB: 1 BB: 0 P: 15		1B: 3 2B: 4 3B: 0 HR: 1 SF: 0 SAC: 0 DP: 1 HBP: 0				WP: 0 PB: 0 SB: 0 CS: 1 PA: 32		

PITCHER		IP	WLS	BF	H	R	ER	SO	BB	IBB	HBP	BLK	WP	HR	S	P	ERA	WHIP
57 Jonathan Sánchez, L ERA: 5.4	(1, 1)	5.0	L	22	6	3	3	4	1	0	0	0	0	1	54	88	5.40	1.400
30 Jeanmar Gómez, R ERA:	(6, 1)	3.0		9	1	0	0	0	0	0	0	0	0	0	20	33	0.00	0.333

PITCHER	IP	WLS	BF	H	R	ER	SO	BB	IBB	HBP	BLK	WP	HR	S	P	ERA	WHIP

BOTTOM

Pittsburgh Pirates @ Los Angeles Dodgers

Dodger Stadium, Los Angeles, CA

Fri Apr 05 2013, 7:13 PM - 9:44 PM PDT

Att. 40,607 - Clear - 64 F

livebaseballscorecards.com

AB	30
R	3
H	7
RBI	3
BB	1
SO	4
LOB	9

Pittsburgh Pirates @ Los Angeles Dodgers

Dodger Stadium, Los Angeles, CA

Sat Apr 06 2013, 6:09 PM - 9:12 PM PDT

Att. 39,446 - Partly Cloudy - 66 F

livebaseballscorecards.com

TOP

Batter	1	2	3	4	5	6	7	8	9	AB	R	H	RBI	BB	SO	LOB
6 Starling Marte, R (1, 7) OBP: 0.250, SLG: 0.211	X FF 92 0-0 22 FC6-5 18 SH5-3 1B		C FF 93 B CH 87 S SL 86 B CU 74 S SL 87 2-3 ③ K2-3			B CH 84 L SL 84 B CU 72 S SL 83 X CU 73 2-2 1B			B SI 95 B SI 94 C SI 93 C SI 94 B FS 86 F SI 94 X SI 94 3-2 ② G6-3	4	0	2	0	0	1	0
18 Neil Walker, S (1, 4) OBP: 0.263, SLG: 0.125	1 SAFE X FF 91 0-0 ① SH5-3 1-2			C FF 91 C CU 71 B CU 73 X CU 73 1-2 ① G1-3		1 SAFE B FF 91 1 SAFE B FF 91 F FF 92 S FF 92 1 SAFE X SL 86 2-2 ③ F8			B FS 85 F SI 95 B FS 86 B SI 95 B SI 95 4-1 BB	2	0	0	0	1	0	1
22 Andrew McCutchen, R (1, 8) OBP: 0.316, SLG: 0.353	X FF 93 0-0 ② FC6-5 2-3			B FF 92 B FF 92 F FF 92 B FF 93 C FF 93 S SL 86 3-3 ② K			B CU 72 C SL 84 X FF 91 1-1 ① G1-3		X SI 94 0-0 ③ G4-3	4	0	0	0	0	1	2
14 Gaby Sanchez, R (1, 3) OBP: 0.200, SLG: 0.077	1 SAFE C FF 93 D CU 74 1 SAFE X SL 86 1-1 ③ F9			B FF 94 B CH 86 B FF 94 C FF 93 C FF 94 S SL 86 3-3 ③ K2-3			B SL 85 B FF 92 C FF 91 B SL 85 F FF 92 X FF 92 3-2 ② P3			3	0	0	0	0	1	1
55 Russell Martin, R (1, 2)		C FF 91 F FF 92 B FF 92 B CU 74 B SL 84 X FF 93 3-2 ① G6-3			B FF 90 X FF 91 1-0 ① G5-3		C FF 92 B CU 72 B FF 92 B FF 93 F FF 92 B FF 91 4-2 24 CS BB			2	0	0	0	1	0	0
24 Pedro Alvarez, L (1, 5) OBP: 0.111, SLG: 0.111		S SL 86 S FF 93 B FF 94 C FF 94 1-3 ② K			S FF 92 B FF 93 S SL 86 B FF 93 S SL 85 2-3 ② K		F SL 86 B SL 85 C FF 92 1 SAFE 1-2 ③ CS 1-2	B CU 77 F SL 86 S SL 87 F CU 80 S CU 80 1-3 ① K2-3		3	0	0	0	0	3	0
31 Jose Tabata, R (1, 9)		S FF 93 C FF 94 B FF 94 B FF 94 S SL 85 2-3 ③ K			F FF 93 F FF 92 B FF 91 B SL 85 S FF 92 2-3 ③ K			S FC 89 F FC 91 B FC 93 X FC 92 1-2 ② P5		2	0	0	0	0	2	0
46 Garrett Jones, L (8, PH) OBP: 0.154, SLG: 0.154 (8, 9)										1	0	0	0	0	0	0
12 Clint Barmes, R (1, 6) OBP: 0.167, SLG: 0.333			B FF 92 B FF 92 C FF 92 F CH 86 X SL 84 2-2 ① F7			C FF 91 B CH 83 F CH 84 S SL 86 1-3 ① K		B FC 91 F FC 89 F FC 91 B FC 92 F FC 91 S FC 91 2-3 ③ K		3	0	0	0	0	2	0
34 A.J. Burnett, R (1, 1)			C FF 92 B FF 92 X FF 92 1-1 ② G5-3			C FF 91 S FF 92 S CU 73 0-3 ② K2-3			B SI 93 X SI 93 1-0 ① F7	2	0	0	0	0	1	0
48 Jared Hughes, R (6, 1)										0	0	0	0	0	0	0
35 Mark Melancon, R (7, 1)										0	0	0	0	0	0	0
44 Tony Watson, L (8, 1)										0	0	0	0	0	0	0
23 Travis Snider, L (9, PH)										1	0	0	0	0	0	0
Inning Stats	R: 0 E: 0 K: 0 S: 5 H: 1 LOB: 1 BB: 0 P: 6	R: 0 E: 0 K: 2 S: 9 H: 0 LOB: 0 BB: 0 P: 15	R: 0 E: 0 K: 1 S: 8 H: 0 LOB: 0 BB: 0 P: 13	R: 0 E: 0 K: 2 S: 9 H: 0 LOB: 0 BB: 0 P: 16	R: 0 E: 0 K: 2 S: 7 H: 0 LOB: 0 BB: 0 P: 12	R: 0 E: 0 K: 2 S: 12 H: 1 LOB: 1 BB: 0 P: 17	R: 0 E: 0 K: 0 S: 9 H: 0 LOB: 0 BB: 1 P: 18	R: 0 E: 0 K: 2 S: 11 H: 0 LOB: 0 BB: 0 P: 15	R: 0 E: 0 K: 0 S: 7 H: 0 LOB: 1 BB: 1 P: 15	1B: 2 2B: 0 3B: 0 HR: 0 SF: 0 SAC: 1 DP: 0 HBP: 0						

	AB	27
	R	0
	H	2
	RBI	0
	BB	2
	SO	11
	LOB	4

WP: 0 PB: 0 SB: 0 CS: 1 PA: 31

PITCHER	IP	WLS	BF	H	R	ER	SO	BB	IBB	HBP	BLK	WP	HR	S	P	ERA	WHIP
22 Clayton Kershaw, L (1, 1) ERA:	7.0	W	23	2	0	0	9	1	0	0	0	0	0	59	97	0.00	0.429
75 Paco Rodríguez, L (8, 1) ERA:	0.1	H	1	0	0	0	1	0	0	0	0	0	0	4	5	0.00	0.000
74 Kenley Jansen, R (8, 1) ERA:	0.2	H	2	0	0	0	1	0	0	0	0	0	0	7	10	0.00	0.000
31 Brandon League, R (9, 1) ERA:	1.0	S	4	0	0	0	0	1	0	0	0	0	0	7	15	0.00	1.000

PITCHER	IP	WLS	BF	H	R	ER	SO	BB	IBB	HBP	BLK	WP	HR	S	P	ERA	WHIP

BOTTOM

Batter	1	2	3	4	5	6	7	8	9	AB	R	H	RBI	BB	SO	LOB
25 Carl Crawford, L (1, 7) OBP: 0.500, SLG: 0.500	B FF 94 F SI 95 B SI 95 B FF 94 B SI 94 4-1 14 S BB		B FF 93 C SI 93 B SI 93 X FF 93 2-1 14 S 14 1B 1B		B CH 86 C FF 92 T CH 88 F CH 87 S KC 83 1-3 ② K		B FF 92 L FF 94 F FC 91 F FF 91 X KC 81 1-2 14 1B 1B			3	1	2	0	1	1	1
75 Paco Rodríguez, L (8, 1)										0	0	0	0	0	0	0
74 Kenley Jansen, S (8, 1)										0	0	0	0	0	0	0
31 Brandon League, R (9, 1)										0	0	0	0	0	0	0
14 Mark Ellis, R (1, 4) OBP: 0.444, SLG: 0.438	C FF 94 ① 1 SAFE 1 SAFE C FF 94 F FF 95 1 SAFE B KC 85 B KC 86 S SI 96 2-3 K 1-2		B KC 84 C FF 93 B SI 92 C FF 93 F SI 93 B FF 94 X SI 93 3-2 27 S 1-H 1B		C FF 91 F SI 92 C KC 83 0-3 ③ K		X FF 92 0-0 27 G6-4-3 1-2 1B			4	0	2	1	0	2	2
27 Matt Kemp, R (1, 8) OBP: 0.150, SLG: 0.111	B FF 95 C KC 84 B FF 96 F SI 95 F SI 93 S KC 85 2-3 ② K		1 SAFE S KC 83 1 SAFE D KC 83 C FF 93 B KC 86 F KC 84 C SI 94 2-3 ③ K 1-2			S SI 90 B KC 81 S KC 82 F KC 83 S KC 83 1-3 ① K	X FC 89 0-0 ②③ G6-4-3 1-2f			4	0	0	0	0	3	4
23 Adrián González, L (1, 3) OBP: 0.450, SLG: 0.438	C SI 94 F KC 83 S KC 85 0-3 ③ K			B KC 82 C KC 81 B SI 92 B KC 82 B FF 92 4-1 17 G5-4-3 16 1B BB		F FF 92 F CH 86 B KC 80 X KC 82 1-2 17 1B 16 BB 1B		C SI 91 X SL 83 0-1 2B		3	0	2	0	1	1	1
16 Andre Ethier, L (1, 9) OBP: 0.316, SLG: 0.556		C KC 82 C KC 83 F KC 84 B SI 94 F KC 84 F KC 84 X SI 93 1-2 ① G3-1		S CH 87 F FF 92 X SI 92 0-2 17 G5-4-3 1-2 1B		S CH 88 D CH 88 B KC 82 S CH 86 D CH 88 B KC 82 4-2 17 1B 1-2 BB		B SI 92 X SI 92 1-0 ① F8		3	0	1	0	1	0	1
17 A.J. Ellis, R (1, 2) OBP: 0.333, SLG: 0.438		C FF 94 C FF 93 B KC 85 X SI 94 1-2 ② G5-3		X SI 93 0-0 ①② G5-4-3 1-2f 2-3		C SI 91 F FF 91 D SI 92 X SI 91 1-2 28 FC5-4 1-2 2-3 1B		C SI 92 F SI 92 B SL 86 B SI 93 B SI 93 4-2 BB		3	0	1	0	1	0	2
47 Luis Alfonso Cruz, R (1, 5)		C FF 94 B FF 94 F FF 94 B KC 85 B SI 95 F KC 84 X FF 95 3-2 ③ F8		S KC 82 F FF 93 D KC 84 S KC 84 1-3 ③ K		B SI 92 F FF 92 B SL 82 B FF 92 X SI 91 3-1 ② P6		S SL 84 S SL 84 C SI 91 0-3 ② K		4	0	0	0	0	2	6
28 Justin Sellers, R (1, 6)			C FF 92 B SI 92 X FF 93 1-1 ① F8		B FF 91 C SI 91 C FF 92 S KC 81 1-3 ① K2-3	B SI 93 F FF 91 B SI 92 B FF 92 X SI 92 3-1 ③ FC5-4 1-2f		B SI 92 F SL 83 F SI 93 B SI 93 F SL 85 F SI 93 S SI 93 2-3 ③ K		4	0	0	0	0	2	5
22 Clayton Kershaw, L (1, 1) OBP: 0.400, SLG: 1.000 3 Skip Schumaker, L (7, PH) (8, 7)			C FF 94 F SI 93 X KC 82 0-2 ② L9		B FF 91 B FF 90 F SI 91 B SI 90 C SI 92 F FF 91 B SI 91 4-2 BB		C FF 90 B KC 80 X FF 92 1-1 ① G5-3			1 1	0 0	0 0	0 0	1 0	0 0	0 0
Inning Stats	R: 0 E: 0 K: 3 S: 12 H: 0 LOB: 1 BB: 1 P: 20	R: 0 E: 0 K: 0 S: 13 H: 0 LOB: 0 BB: 0 P: 18	R: 1 E: 0 K: 1 S: 15 H: 2 LOB: 1 BB: 0 P: 23	R: 0 E: 0 K: 1 S: 8 H: 1 LOB: 1 BB: 1 P: 13	R: 0 E: 0 K: 3 S: 13 H: 0 LOB: 1 BB: 1 P: 19	R: 0 E: 0 K: 1 S: 16 H: 2 LOB: 3 BB: 1 P: 29	R: 0 E: 0 K: 0 S: 8 H: 2 LOB: 1 BB: 0 P: 10	R: 0 E: 0 K: 2 S: 13 H: 1 LOB: 2 BB: 1 P: 20		1B: 7 2B: 1 3B: 0 HR: 0 SF: 0 SAC: 0 DP: 2 HBP: 0			WP: 0 PB: 0 SB: 3 CS: 0 PA: 35	

PITCHER		IP	WLS	BF	H	R	ER	SO	BB	IBB	HBP	BLK	WP	HR	S	P	ERA	WHIP
34 A.J. Burnett, R ERA: 3.27	(1, 1)	5.1	L	23	4	1	1	9	4	0	0	0	0	0	70	108	1.69	1.500
48 Jared Hughes, R ERA: 6.75	(6, 1)	0.2		3	1	0	0	0	0	0	0	0	0	0	7	14	0.00	1.500
35 Mark Melancon, R ERA:	(7, 1)	1.0		4	2	0	0	0	0	0	0	0	0	0	8	10	0.00	2.000
44 Tony Watson, L ERA:	(8, 1)	1.0		5	1	0	0	2	1	0	0	0	0	0	13	20	0.00	2.000

PITCHER	IP	WLS	BF	H	R	ER	SO	BB	IBB	HBP	BLK	WP	HR	S	P	ERA	WHIP

Pittsburgh Pirates @ Los Angeles Dodgers

Dodger Stadium, Los Angeles, CA

Sat Apr 06 2013, 6:09 PM - 9:12 PM PDT

Att. 39,446 - Partly Cloudy - 66 F

livebaseballscorecards.com

AB	30
R	1
H	8
RBI	1
BB	5
SO	11
LOB	22

Batter	1	2	3	4	5	6	7	8	9	AB	R	H	RBI	BB	SO	LOB
6 Starling Marte, R (1, 7) OBP: 0.292, SLG: 0.261	C FF 88 B FF 88 X SI 89 1-1 22 HR 1B		C CH 80 X CH 80 0-1 1B		X CH 82 0-0 ② F7			C SI 94 X SI 95 0-1 ① G1-4-3		4	1	2	0	0	0	1
18 Neil Walker, S (1, 4) OBP: 0.217, SLG: 0.100	1 SAFE S CH 79 F FF 88 B CH 83 X FF 89 1-2 ① P6		X FF 89 0-0 ① P6		C CH 81 F CU 70 B FF 90 X CH 81 1-2 ③ F9			C SI 94 S SI 96 B SI 97 F CH 88 X SI 96 1-2 ② G3		4	0	0	0	0	0	3
22 Andrew McCutchen, R (1, 8) OBP: 0.304, SLG: 0.476	D SL 82 1 SAFE S CH 78 X FF 89 1-1 1-H HR		C CH 82 C SL 83 B SL 83 B CH 80 X CH 82 2-2 ② F9			B FF 90 B CH 81 C SI 90 X CH 83 2-1 ① F9		C SI 96 F SI 97 X SI 97 0-2 ③ G4-3		4	1	1	2	0	0	1
14 Gaby Sanchez, R (1, 3) OBP: 0.211, SLG: 0.063	B FF 90 B CH 79 B FF 90 C FF 90 C CH 80 B CH 82 4-2 19 FC5-4 BB		B CU 69 C CU 70 F CH 83 F SI 91 1 SAFE F SL 84 X CU 71 1-2 ③ F7			B SI 90 C FF 91 F CU 72 F SI 92 S CH 84 1-3 ② K			C FF 91 X FF 90 0-1 ① G6-3	3	0	0	0	1	1	1
19 Michael McKenry, R (1, 2)	C FF 90 B CU 71 S CH 82 X SI 90 1-2 ② FC5-4 24 WP 1-2f			B FF 90 F CH 78 F SI 92 B FF 90 X SL 84 2-2 ① L7		B SL 85 B SI 91 B CH 79 C SI 91 F CH 83 F CH 85 F FF 92 C SL 83 3-3 ③ K			B SI 89 C SI 87 F SI 88 B FC 87 F FF 91 B CU 78 B FF 90 4-2 BB	3	0	0	0	1	1	1
24 Pedro Alvarez, L (1, 5) OBP: 0.091, SLG: 0.091	C SL 83 B CU 71 S SL 82 X SL 84 1-2 ③ G1-3 1-2			C FF 92 S SL 86 C FF 92 0-3 ② K			C CU 70 T SL 85 B FF 90 S SL 85 1-3 ① K		B SI 88 C KC 79 S KC 80 S KC 80 1-3 ② K	4	0	0	0	0	3	2
31 Jose Tabata, R (1, 9) OBP: 0.100, SLG: 0.100 12 Clint Barmes, R (7, 6) OBP: 0.154, SLG: 0.308		B SI 88 B CH 78 B CH 80 C SI 88 C SI 90 X FF 92 3-2 ① F8		F FF 92 S SL 83 X FF 93 0-2 ③ G6-3			B SI 95 F SI 95 X SI 95 1-1 E5 1B		C CH 82 S SL 80 S KC 80 0-3 ③ K	3 1	0 0	1 0	0 0	0 1	0 1	0 1
17 John McDonald, R (1, 6) 46 Garrett Jones, L (7, PH) OBP: 0.143, SLG: 0.143 (7, 9)		B FF 91 B FF 92 B CH 80 C FF 90 C SI 91 X SI 93 3-2 ② G1-3			B FF 90 C FF 90 B CH 80 B FF 91 B SI 91 4-1 BB		X SI 95 0-0 ② F7			1 1	0 0	0 0	0 0	1 0	0 0	0 1
49 Jeff Locke, L (1, 1) 23 Travis Snider, L (7, PH) 63 Chris Leroux, L (7, 1) 39 Jason Grilli, R (8, 1)		C SI 90 B SL 82 C SI 91 C SI 92 1-3 ③ K		B C SI 86 C SI 87 1 SAFE F FF 92 S SL 83 1-3 ① K			X SI 95 0-0 ③ G4-3			2 1 0 0	0 0 0 0	0 0 0 0	0 0 0 0	2 0 0 0	0 0 0 0	1 1 0 0

Inning Stats																																	
	R: 2	H: 2	E: 0	LOB: 1	K: 0	BB: 1	S: 15	P: 24	R: 0	H: 0	E: 0	LOB: 0	K: 1	BB: 0	S: 9	P: 16	R: 0	H: 1	E: 0	LOB: 1	K: 0	BB: 0	S: 11	P: 14	R: 0	H: 0	E: 0	LOB: 0	K: 1	BB: 0	S: 9	P: 11	R: 0	H: 0	E: 0	LOB: 1	K: 1	BB: 1	S: 9	P: 15	R: 0	H: 0	E: 0	LOB: 0	K: 2	BB: 0	S: 11	P: 17	R: 0	H: 1	E: 1	LOB: 1	K: 1	BB: 0	S: 7	P: 9	R: 0	H: 0	E: 0	LOB: 0	K: 0	BB: 0	S: 9	P: 10	R: 0	H: 0	E: 0	LOB: 1	K: 2	BB: 1	S: 11	P: 16	1B: 3	SF: 0	2B: 0	SAC: 0	3B: 0	DP: 0	HR: 1	HBP: 0	WP: 1	PA: 34	PB: 0	SB: 0	CS: 0
---	---	---	---	---	---	---	---	---	---	---	---	---	---	---	---	---	---	---

BOTTOM

Pittsburgh Pirates @ Los Angeles Dodgers

Dodger Stadium, Los Angeles, CA

Sun Apr 07 2013, 1:11 PM - 4:07 PM PDT

Att. 52,053 - Partly Cloudy - 69 F

livebaseballscorecards.com

Batter	1	2	3	4	5	6	7	8	9	AB	R	H	RBI	BB	SO	LOB
25 Carl Crawford, L (1, 7) OBP: 0.500, SLG: 0.550 3 Skip Schumaker, L (8, 7)	G1-3		2B		1B		G4-3	F7		4 1	2 0	2 0	0 0	0 0	0 0	0 2
7 Nick Punto, S (1, 4) OBP: 0.667, SLG: 0.600 (7, 5)	1B		SH1-3		1B		BB			2	2	2	0	1	0	0
27 Matt Kemp, R (1, 8) OBP: 0.208, SLG: 0.200	2B		SF9		G5-4-3		BB			2	1	1	1	1	0	2
23 Adrián González, L (1, 3) OBP: 0.500, SLG: 0.500	1B		F7		1B		FC6-4			4	0	3	4	0	0	0
6 Jerry Hairston, R (1, 9) OBP: 0.143, SLG: 0.143	F8			FC3-4	L7		FC6-4			4	0	1	0	0	0	3
5 Juan Uribe, R (1, 5) 51 Ronald Belisario, R (7, 1) 55 Ramon Hernandez, R (8, PH) 55 Matt Guerrier, R (9, 1) 56 J.P. Howell, L (9, 1)	F9			FC3-4	F7			K		3 0 1 0 0	0 0 0 0 0	0 0 0 0 0	0 0 0 0 0	0 0 0 0 0	0 0 1 0 0	2 0 0 0 0
18 Tim Federowicz, R (1, 2)		L7		BB	G6-3			L4		3	0	0	0	1	0	0
28 Justin Sellers, R (1, 6) OBP: 0.118, SLG: 0.250		K		F6			HR	BB		3	1	1	1	1	1	2
99 Hyun Jin Ryu, R (1, 1) 14 Mark Ellis, R (7, 4) OBP: 0.450, SLG: 0.444		K					F8		1B	2 2	0 0	0 1	0 0	0 0	2 0	2 0
Inning Stats	R: 2 E: 0 K: 0 S: 15 H: 3 LOB: 1 BB: 0 P: 24		R: 0 E: 0 K: 2 S: 11 H: 0 LOB: 0 BB: 0 P: 15	R: 1 E: 0 K: 0 S: 6 H: 1 LOB: 0 BB: 0 P: 11	R: 0 E: 0 K: 1 S: 8 H: 1 LOB: 2 BB: 1 P: 16	R: 1 E: 0 K: 0 S: 5 H: 3 LOB: 1 BB: 0 P: 9	R: 0 E: 0 K: 0 S: 8 H: 0 LOB: 0 BB: 0 P: 11	R: 2 E: 0 K: 0 S: 17 H: 2 LOB: 2 BB: 2 P: 31	R: 0 E: 0 K: 1 S: 12 H: 1 LOB: 2 BB: 1 P: 21		1B: 8 2B: 2 3B: 0 HR: 1 SF: 1 SAC: 1 DP: 1 HBP: 0				WP: 0 PB: 0 SB: 1 CS: 0 PA: 37		

	AB	R	H	RBI	BB	SO	LOB
Totals	31	6	11	6	4	4	13

PITCHER		IP	WLS	BF	H	R	ER	SO	BB	IBB	HBP	BLK	WP	HR	S	P	ERA	WHIP
49 Jeff Locke, L ERA: 6.0	(1, 1)	6.0	L	25	8	4	4	3	1	0	0	0	0	0	53	86	6.00	1.500
63 Chris Leroux, R ERA: 13.5	(7, 1)	1.1		8	2	2	2	1	2	0	0	0	0	1	20	36	13.50	3.000
39 Jason Grilli, R ERA:	(8, 1)	0.2		4	1	0	0	0	1	0	0	0	0	0	9	16	0.00	3.000

PITCHER	IP	WLS	BF	H	R	ER	SO	BB	IBB	HBP	BLK	WP	HR	S	P	ERA	WHIP

Batter	1	2	3	4	5	6	7	8	9	AB	R	H	RBI	BB	SO	LOB
6 Starling Marte, R (1, 7) OBP: 0.345, SLG: 0.370	C SI 90 X SI 91 0-1 22 2B 1B	B CH 82 S CH 84 B SI 90 F SL 86 C KC 80 2-3 ② K			B KC 76 B SI 91 X SI 86 2-0 22 SF9 3B		C SI 86 S CH 78 B CU 75 F CU 75 X CU 74 1-2 ② F8		B FC 85 B CH 77 C FC 85 B FC 86 T FC 86 B CU 70 4-2 1-2 BB	4	2	2	0	1	1	0
18 Neil Walker, S (1, 4) OBP: 0.214, SLG: 0.083	B SI 88 B SI 89 B SI 88 C SI 90 1 SAFE 1 SAFE S SI 88 1 SAFE X SI 88 3-2 ① L7	S KC 79 B FF 92 B SL 88 C SL 88 X KC 80 2-2 ③ F7			D KC 80 B KC 77 F SL 88 F SL 88 F KC 78 H SI 91 3-2 46 WP HBP		C SI 86 C CH 79 S CU 75 0-3 ③ K		X CU 68 0-0 ③ P5	4	0	0	0	0	1	3
22 Andrew McCutchen, R (1, 8) OBP: 0.333, SLG: 0.522	1 SAFE X SI 91 0-0 46 G3 23 1B 1-H 2B		B FF 91 B SL 84 B SI 90 F SI 87 B SI 92 4-1 55 G4-6-3 BB		B SI 90 C SL 88 X SI 92 1-1 ② SF9 3-H			F FC 86 C FC 85 B FC 86 F FC 87 B FC 86 B CH 76 X CH 77 3-2 ① P5		2	1	1	2	1	0	0
46 Garrett Jones, L (1, 3) 35 Mark Melancon, R (8, 1) 39 Jason Grilli, R (9, 1)	X SL 87 0-0 ② G3 2-3		C SI 89 B SL 86 D SI 90 F SI 89 B SI 91 X CH 83 3-2 ① F8		C SI 89 B SL 87 1 SAFE S CH 82 B CH 77 B KC 79 S CH 82 3-3 ③ K 1-2			S CH 75 B FC 86 B FC 85 F FC 86 F FC 87 X FC 87 2-2 HR		4 0 0	1 0 0	1 0 0	1 0 0	0 0 0	1 0 0	3 0 0
55 Russell Martin, R (1, 2)	D SL 89 B SI 92 C SL 87 F SL 88 B SI 92 B SL 88 4-2 24 S 23 1B BB		B SI 92 B SI 86 X SI 92 2-0 ②③ G4-6-3 1-2f			C FF 87 X CH 81 0-1 ① L8		C CH 75 X FC 86 0-1 ② L8		3	1	0	0	1	0	1
24 Pedro Alvarez, L (1, 5) OBP: 0.115, SLG: 0.080	B SI 86 C CH 83 B SI 91 B SL 89 B SI 90 4-1 23 1B 1-2 BB			C CH 84 F SI 89 S CH 78 0-3 ① K		S KC 78 C FF 89 B KC 79 S KC 78 1-3 ② K		B FC 84 C FC 85 S CH 76 X CH 75 1-2 ③ G1-3		3	0	0	0	1	2	0
23 Travis Snider, L (1, 9) OBP: 0.182, SLG: 0.100	X SI 89 0-0 1-2 2-H 3-H 1B			C CH 82 B SI 89 S SI 87 B KC 80 S CH 81 2-3 ② K		C FF 88 C FF 89 B KC 79 B FF 88 B FF 88 B FF 88 4-2 BB			B FC 83 C CH 74 B CH 75 F FC 85 T CH 76 2-2 ① K	3	0	1	2	1	2	0
12 Clint Barmes, R (1, 6) OBP: 0.118, SLG: 0.235	C SL 89 D KC 79 B SI 92 C SI 91 B SL 89 F SL 89 C SI 91 3-3 ③ K			B SL 87 B SI 92 X SI 91 2-0 ③ F8		1 SAFE C FF 88 X CH 80 0-1 ③ G5-3			F CH 75 S FC 86 B FC 85 B FC 86 F FC 87 B CH 76 F FC 87 F FC 86 S FC 88 3-3 ② K	4	0	0	0	0	2	3
51 Wandy Rodriguez, S (1, 1) 30 Jeanmar Gómez, R (3, 1) 5 Josh Harrison, R (5, PH) 37 Justin Wilson, L (5, 1) 14 Gaby Sanchez, R (8, 3) OBP: 0.250, SLG: 0.063		C SI 88 F SI 88 C KC 79 0-3 ① K			S SL 86 F SL 85 B KC 78 C SI 92 1-3 ① K		C SI 85 S SI 85 B SI 86 S CH 78 1-3 ① K		B CH 77 B FC 86 B CH 77 B FC 86 4-0 6 BB BB	1 0 1 1 0	0 0 0 0 0	0 0 0 0 0	0 0 0 0 1	1 0 1 1 0	0 0 0 0 0	0 0 0 0 0
Inning Stats	R: 3 E: 0 K: 1 S: 15 H: 3 LOB: 2 BB: 2 P: 29	R: 0 E: 0 K: 2 S: 9 H: 0 LOB: 0 BB: 0 P: 13	R: 0 E: 0 K: 0 S: 5 H: 0 LOB: 0 BB: 1 P: 14	R: 0 E: 0 K: 2 S: 7 H: 0 LOB: 0 BB: 0 P: 11	R: 1 E: 0 K: 2 S: 12 H: 1 LOB: 1 BB: 0 P: 22	R: 0 E: 0 K: 1 S: 9 H: 0 LOB: 1 BB: 1 P: 14	R: 0 E: 0 K: 2 S: 10 H: 0 LOB: 0 BB: 0 P: 12	R: 1 E: 0 K: 0 S: 13 H: 1 LOB: 0 BB: 0 P: 19	R: 0 E: 0 K: 2 S: 12 H: 0 LOB: 2 BB: 2 P: 25	1B: 2 2B: 1 3B: 1 HR: 1 SF: 1 SAC: 0 DP: 1 HBP: 1						

PITCHER		IP	WLS	BF	H	R	ER	SO	BB	IBB	HBP	BLK	WP	HR	S	P	ERA	WHIP
35 Trevor Cahill, R ERA: 5.91	(1, 1)	5.0	L	22	4	4	4	7	3	0	1	0	1	0	48	89	7.20	1.400
45 Matt Reynolds, L ERA:	(6, 1)	1.0		4	0	0	0	1	1	0	0	0	0	0	9	14	0.00	1.000
29 Brad Ziegler, R ERA: 1.69	(7, 1)	1.0		3	0	0	0	2	0	0	0	0	0	0	10	12	0.00	0.000
55 Josh Collmenter, R ERA: 2.08	(8, 1)	2.0		9	1	1	1	2	2	0	0	0	0	1	25	44	4.50	1.500

PITCHER	IP	WLS	BF	H	R	ER	SO	BB	IBB	HBP	BLK	WP	HR	S	P	ERA	WHIP

TOP

Pittsburgh Pirates @ Arizona Diamondbacks

Chase Field, Phoenix, AZ

Mon Apr 08 2013, 6:41 PM - 9:46 PM MST

Att. 21,391 - Roof Closed - 75 F

livebaseballscorecards.com

AB	30
R	5
H	5
RBI	5
BB	6
SO	12
LOB	10

WP: 1 PA: 38
PB: 0
SB: 1
CS: 0

BOTTOM

Pittsburgh Pirates @ Arizona Diamondbacks

Chase Field, Phoenix, AZ

Mon Apr 08 2013, 6:41 PM - 9:46 PM MST

Att. 21,391 - Roof Closed - 75 F

livebaseballscorecards.com

Batter	1	2	3	4	5	6	7	8	9	AB	R	H	RBI	BB	SO	LOB
8 Gerardo Parra, L (1, 9) OBP: 0.417, SLG: 0.636	C FF 89 F CU 78 F FF 91 B CU 76 F CU 79 B FF 90 X CU 78 2-2 G1-3 ①		C CU 78 F SI 90 B CU 75 X SI 89 1-2 E5 2 BB 14 1B 44 SF7	S CH 81 X SI 90 0-1 F9 ② 2-3			B FF 94 F FF 94 S CU 78 F CU 75 H CU 76 2-2 14 G4-6-3 HBP			3	1	0	0	0	0	2
14 Martín Prado, R (1, 5) OBP: 0.270, SLG: 0.444	C FF 90 B CH 84 B SI 90 C CH 84 X SI 90 2-2 G5-3 ②		C CU 73 1 SAFE X SI 89 0-1 2 BB 17 1B 1-2 1B	B SI 90 B SL 84 F SI 90 F SL 81 D SL 85 X SI 91 3-2 G1-3 ③			B FF 94 C FF 95 F FC 91 B FF 96 F FF 95 X CU 77 2-2 ② ③ G4-6-3 1-2f			4	1	1	0	0	0	3
2 Aaron Hill, R (1, 4) OBP: 0.371, SLG: 0.563	C SI 90 X CH 84 0-1 L8 ③		D SI 89 B SI 89 C SI 89 S SL 82 F SL 81 D SL 82 F SL 80 B SL 78 4-2 17 1B 1-2 2-3 BB		B FF 95 B FF 95 X FF 95 2-0 G6-3 ①			B FC 94 F FC 93 F FF 93 F FC 92 B KC 82 F FC 93 B FF 93 X FF 93 3-2 G5-3 ①		3	0	0	0	1	0	0
44 Paul Goldschmidt, R (1, 3) OBP: 0.412, SLG: 0.700		X FF 89 0-0 11 G6-3 27 1B 2B	F SI 90 S SI 89 D SL 85 X SI 90 1-2 SF7 ② 3-H		C FF 96 F FC 92 B FC 92 F CU 77 B CU 76 S FF 97 2-3 K ②			S FC 90 S FC 91 B FC 92 F FC 94 S FC 92 1-3 K ②		3	1	1	1	0	2	0
17 Alfredo Marte, R (1, 7) OBP: 0.273, SLG: 0.111		B CU 76 X CU 76 1-0 G5-3 ①	B SI 89 B SL 81 B SI 90 F SI 90 S SL 81 X SI 90 3-2 11 FC5-4 1-3 2-H 1B		S FC 90 C FF 96 B FF 97 S CU 78 1-3 K2-3 ③			C FC 94 C KC 80 S KC 82 0-3 K ③		4	0	1	1	0	2	1
11 AJ Pollock, R (1, 8) OBP: 0.176, SLG: 0.235		B SI 90 C CU 76 X CU 78 1-1 G6-3 ② 2-3	F SI 88 1 SAFE F SI 90 B SL 82 B SL 82 F SI 91 1 SAFE F SI 90 X SL 81 2-2 FC5-4 ③ 1-2f			C FF 92 B FC 87 X FC 93 1-1 F9 ①			B FF 93 F FF 93 C FF 93 S SL 83 1-3 K ①	4	0	0	0	0	1	3
27 Wil Nieves, R (1, 2) OBP: 0.500, SLG: 0.500 26 Miguel Montero, L (9, PH) OBP: 0.387, SLG: 0.417		C FF 90 B SI 90 B SI 90 F SI 90 F CU 78 B SI 91 X CU 78 3-2 4 WP 3-H 1B		B SI 90 T SI 90 X SI 90 1-1 35 FC1-6 4 1B 1B		F FF 93 B FF 94 B CH 87 X FC 90 2-1 G5-3 ②			X FF 93 0-0 F8 ②	3 1	0 0	2 0	1 0	0 0	0 0	0 0
4 Cliff Pennington, S (1, 6) OBP: 0.324, SLG: 0.300		S SI 90 F SI 90 B FF 90 F CU 78 X SI 89 1-2 F8 ③ 1-2		X SI 89 0-0 8 F9 35 FC1-6 1-2 1B		B CH 88 B FF 95 X FF 94 2-0 F8 ③			C FF 93 B FF 93 M SL 82 X FF 94 1-2 P6 ③	4	0	1	0	0	0	1
35 Trevor Cahill, R (1, 1) 45 Matt Reynolds, L (6, 1) 29 Brad Ziegler, R (7, 1) 22 Eric Hinske, L (7, PH) OBP: 0.500, SLG: 1.000 55 Josh Collmenter, R (8, 1)			C FF 88 X SI 89 0-1 G4-3 ①	X SI 88 0-0 FC1-6 ① 1-2 2-3f			X FF 93 0-0 G1-3 ①			2 0 0 1 0	0 0 0 0 0	0 0 0 0 0	0 0 0 0 0	0 0 0 0 0	0 0 0 0 0	2 0 0 0 0

	AB	32
	R	3
	H	6
	RBI	3
	BB	1
	SO	5
	LOB	12

Inning Stats	1	2	3	4	5	6	7	8	9	1B: 5	SF: 1	WP: 1	PA: 35
	R: 0 E: 0 K: 0 S: 10	H: 0 LOB: 0 BB: 0 P: 14	R: 1 E: 0 K: 0 S: 12	H: 2 LOB: 1 BB: 0 P: 18	R: 2 E: 1 K: 0 S: 22	H: 2 LOB: 2 BB: 1 P: 33	R: 0 E: 0 K: 0 S: 9	H: 2 LOB: 2 BB: 0 P: 13	R: 0 E: 0 K: 2 S: 8	H: 0 LOB: 0 BB: 0 P: 13	R: 0 E: 0 K: 0 S: 5	H: 0 LOB: 0 BB: 0 P: 10	R: 0 E: 0 K: 0 S: 8	H: 0 LOB: 0 BB: 0 P: 12	R: 0 E: 0 K: 2 S: 12	H: 0 LOB: 0 BB: 0 P: 16	R: 0 E: 0 K: 1 S: 7	H: 0 LOB: 0 BB: 0 P: 9	2B: 1 3B: 0 HR: 0	SAC: 0 DP: 1 HBP: 1	PB: 0 SB: 0 CS: 0	

PITCHER	IP	WLS	BF	H	R	ER	SO	BB	IBB	HBP	BLK	WP	HR	S	P	ERA	WHIP
51 Wandy Rodriguez, L (1, 1) ERA: 1.0	2.1		10	2	2	2	0	0	0	0	0	1	0	27	38	7.71	0.857
30 Jeanmar Gómez, R (3, 1) ERA: 1.93	1.2	W	10	4	1	0	0	1	0	0	0	0	0	26	40	0.00	3.000
37 Justin Wilson, L (5, 1) ERA:	3.0	H	9	0	0	0	2	0	0	1	0	0	0	21	35	0.00	0.000
35 Mark Melancon, R (8, 1) ERA:	1.0	H	3	0	0	0	2	0	0	0	0	0	0	12	16	0.00	0.000
39 Jason Grilli, R (9, 1) ERA:	1.0	S	3	0	0	0	1	0	0	0	0	0	0	7	9	0.00	0.000

PITCHER	IP	WLS	BF	H	R	ER	SO	BB	IBB	HBP	BLK	WP	HR	S	P	ERA	WHIP

Pittsburgh Pirates @ Arizona Diamondbacks

Chase Field, Phoenix, AZ

Tue Apr 09 2013, 6:41 PM - 9:43 PM MST

Att. 19,891 - Cloudy - 73 F

livebaseballscorecards.com

TOP

Batter	1	2	3	4	5	6	7	8	9	AB	R	H	RBI	BB	SO	LOB
6 Starling Marte, R (1, 7) OBP: 0.353, SLG: 0.406	C FC 89 X CU 79 0-1 22 F9 18 S 46 1B 1B	B SI 92 S SI 92 X SI 93 1-1 ②③ G4-6-3 1-2f		C SI 92 F SI 92 X FC 91 0-2 18 1B 1-3 2-H 3-H 2B		C CU 77 B SI 91 B SI 90 F CU 77 B CU 79 X FC 88 3-2 ② F9		C FF 90 F FF 91 B FF 91 S CU 80 1-3 ③ K		5	2	2	2	0	1	3
18 Neil Walker, S (1, 4) OBP: 0.212, SLG: 0.103	C SI 91 B FC 90 C SI 93 F FC 92 B FC 91 F SI 94 X SI 94 2-2 ① L8 1-2		F SI 92 B CU 78 F FS 85 F FC 90 S FC 90 1-3 ① K	F FS 84 C SI 93 X FC 92 0-2 22 G5-3 46 1B 2-H 3-H 1B		C FS 84 B SI 91 X FC 89 1-1 ③ L4			F CH 84 C CH 84 F CU 81 X FF 93 0-2 ① G6-3	5	1	1	2	0	1	1
22 Andrew McCutchen, R (1, 8) OBP: 0.313, SLG: 0.464	C FC 92 X FC 91 0-1 ② F9 2-3		B CU 81 C CU 77 X CU 80 1-1 1B	B SI 90 B CU 82 C FC 91 C FC 91 F SI 93 B SI 93 X CU 81 3-2 ② G5-3 1-2			C FC 88 B FC 88 B FS 84 B CU 78 F FC 89 X FC 90 3-2 ① G6-3		X FF 93 0-0 ② P3	5	0	1	0	0	0	2
46 Garrett Jones, L (1, 3) OBP: 0.261, SLG: 0.391	B CU 81 B FS 86 B FC 91 C FC 91 F SI 93 X SI 93 3-2 55 2B 3-H 1B		C FC 90 X SI 92 0-1 ② L8	F FC 92 S FC 90 X SI 92 0-2 2-H 1B			S FS 85 C FS 84 B CU 79 B CU 78 F SI 92 X SI 92 2-2 24 S 1B		C CU 81 S CU 82 C CU 82 0-3 ③	5	0	3	2	0	1	1
55 Russell Martin, R (1, 2) OBP: 0.200, SLG: 0.095	X FC 91 0-0 1-3 2B		1 SAFE 1 SAFE B SI 91 B SI 91 F SI 92 1 SAFE B SI 93 C SI 92 S FC 92 3-3 ③ K	C CU 79 X SI 92 0-1 ③ P5			F SI 91 F FS 85 S FC 92 0-3 ② K			4	0	1	0	0	2	3
24 Pedro Alvarez, L (1, 5) OBP: 0.100, SLG: 0.069	B CU 79 F FC 90 X SI 92 1-1 ③ G4-3			X CU 78 0-0 E9 53 1B 23 BB 6 2B	X FS 84 0-0 ① G6-3		C SL 78 S SL 79 S SL 81 0-3 ③ K 1-2			4	1	0	0	0	1	3
23 Travis Snider, L (1, 9) OBP: 0.333, SLG: 0.308		C SI 91 B SI 92 B FS 85 X SI 92 2-1 53 FC5-6 2B		C SI 91 B FC 91 B FC 92 B FC 91 B FC 91 4-1 53 1B 6 2B 1-2 BB	C SI 91 B FS 85 C FS 84 X CU 80 1-2 ② P6			B CU 80 B CU 82 C FF 93 F SI 93 F FF 92 B CU 81 X CU 80 3-2 12 SH1-3 1B		3	1	2	0	1	0	0
12 Clint Barmes, R (1, 6) OBP: 0.150, SLG: 0.211		B FC 90 B SI 92 C FC 90 B SI 94 B FC 91 4-1 53 E BB		C FC 90 S SI 92 B SI 93 X FC 90 1-2 ① F7	C SI 90 X CU 80 0-1 ③ G5-3			B FF 90 X FF 90 1-0 ① SH1-3 1-2		2	0	0	0	1	0	2
53 James McDonald, L (1, 1) OBP: 0.400, SLG: 0.250 44 Tony Watson, L (6, 1) 48 Jared Hughes, R (7, 1) 14 Gaby Sanchez, R (8, PH) OBP: 0.238, SLG: 0.059 35 Mark Melancon, R (8, 1) 39 Jason Grilli, R (9, 1)		X SI 92 0-0 ① FC5-6 6 G4-6-3 1-3 2-3f		C FS 85 X SI 91 0-1 6 2B 18 1B 1-2 2-3 1B		C SI 90 S SI 90 F CU 80 S CU 79 0-3 ① K		B FF 93 C CU 80 F FF 93 F FF 93 T FF 92 1-2 ② K		3 0 0 1 0 0	1 0 0 0 0 0	1 0 0 0 0 0	0 0 0 0 0 0	0 0 0 1 0 0	1 0 0 0 0 0	2 0 0 1 0 0
Inning Stats	R: 1 E: 0 K: 0 S: 15 H: 3 LOB: 2 BB: 0 P: 21	R: 0 E: 1 K: 0 S: 6 H: 1 LOB: 1 BB: 1 P: 13	R: 0 E: 0 K: 2 S: 11 H: 1 LOB: 1 BB: 0 P: 16	R: 5 E: 1 K: 0 S: 22 H: 4 LOB: 1 BB: 1 P: 30	R: 0 E: 0 K: 0 S: 6 H: 0 LOB: 0 BB: 0 P: 7	R: 0 E: 0 K: 1 S: 9 H: 0 LOB: 0 BB: 0 P: 13	R: 0 E: 0 K: 2 S: 13 H: 1 LOB: 1 BB: 0 P: 18	R: 0 E: 0 K: 2 S: 12 H: 1 LOB: 1 BB: 0 P: 18	R: 0 E: 0 K: 1 S: 8 H: 0 LOB: 0 BB: 0 P: 8	1B: 8 2B: 3 3B: 0 HR: 0 SF: 0 SAC: 1 DP: 1 HBP: 0						

	AB	37
	R	6
	H	11
	RBI	6
	BB	2
	SO	8
	LOB	18

WP: 0 PB: 0 SB: 2 CS: 0 PA: 40

PITCHER		IP	WLS	BF	H	R	ER	SO	BB	IBB	HBP	BLK	WP	HR	S	P	ERA	WHIP
32 Brandon McCarthy, R ERA: 7.71	(1, 1)	6.2	L	32	10	6	4	4	2	0	0	0	0	0	79	115	5.40	1.800
49 Tony Sipp, L ERA: 2.7	(7, 1)	0.1		1	0	0	0	1	0	0	0	0	0	0	3	3	0.00	0.000
21 Heath Bell, R ERA: 10.8	(8, 1)	1.0		4	1	0	0	2	0	0	0	0	0	0	12	18	0.00	1.000
30 David Hernandez, R ERA:	(9, 1)	1.0		3	0	0	0	1	0	0	0	0	0	0	8	8	0.00	0.000

PITCHER	IP	WLS	BF	H	R	ER	SO	BB	IBB	HBP	BLK	WP	HR	S	P	ERA	WHIP

BOTTOM

Pittsburgh Pirates @ Arizona Diamondbacks

Chase Field, Phoenix, AZ

Tue Apr 09 2013, 6:41 PM - 9:43 PM MST

Att. 19,891 - Cloudy - 73 F

livebaseballscorecards.com

Batter	1	2	3	4	5	6	7	8	9	AB	R	H	RBI	BB	SO	LOB
8 Gerardo Parra, L (1, 8) OBP: 0.439, SLG: 0.639	4-0 2 26 2B BB	4-0 14 S BB			3-2 14 F9 2B		0-0 ① G4-3 2-3		1-2 ② G3-1	3	1	1	0	2	0	1
14 Martín Prado, R (1, 7) OBP: 0.286, SLG: 0.425	1-3 ① K	0-3 ② K 1-2			1-0 ① F9 2-3		4-2 2 BB		2-2 1B	4	0	1	0	1	2	3
2 Aaron Hill, R (1, 4) OBP: 0.400, SLG: 0.529	4-0 26 2B 1-2 BB	0-0 ③ G6-3			1-2 26 G3-6-3 HBP		4-1 1-2 BB		1-0 ③ P3	2	1	0	0	2	0	2
26 Miguel Montero, L (1, 2) OBP: 0.371, SLG: 0.444	2-0 13 HR 1-H 2-H 2B		3-3 ① K		1-0 ②③ G3-6-3 1-2f		0-0 ② SF8 3-H			3	1	1	3	0	1	2
44 Paul Goldschmidt, R (1, 3) OBP: 0.395, SLG: 0.636	1-1 ② L5		0-0 ② F7			4-2 12 13 G6-4-3 BB	2-2 ③ F9			3	0	0	0	1	0	3
13 Jason Kubel, L (1, 9) OBP: 0.355, SLG: 0.586	1-0 2-H HR		2-1 ③ F8			4-2 12 G6-4-3 1-2 BB		1-2 ① K		3	1	1	2	1	1	0
12 Eric Chavez, L (1, 5) OBP: 0.333, SLG: 0.250	0-2 1B			2-2 ① G4-3		0-0 ①② G6-4-3 1-2f 2-3		0-0 ② G6-3		4	0	1	0	0	0	2
4 Cliff Pennington, S (1, 6) OBP: 0.289, SLG: 0.265	3-3 ③ K			1-1 ② F8		2-0 ③ F8		0-1 ③ G4-3		4	0	0	0	0	1	2
32 Brandon McCarthy, R (1, 1) 49 Tony Sipp, L (7, 1) 17 Alfredo Marte, R (7, PH) OBP: 0.333, SLG: 0.300 21 Heath Bell, R (8, 1) 30 David Hernandez, R (9, 1) 22 Eric Hinske, L (9, PH) OBP: 0.429, SLG: 0.833		1-1 ① G4-3		1-2 ③ K			1-1 8 G4-3 26 SF8 2B		2-3 ① K	2 0 1 0 0 0 1	0 0 1 0 0 0 0	0 0 1 0 0 0 0	0 0 0 0 0 0 0	0 0 0 0 0 0 0	1 0 0 0 0 0 0	0 0 0 0 0 0 0
Inning Stats	R: 4 H: 3 E: 0 LOB: 1 K: 2 BB: 2 S: 15 P: 31	R: 0 H: 0 E: 0 LOB: 1 K: 1 BB: 1 S: 6 P: 11	R: 0 H: 0 E: 0 LOB: 0 K: 1 BB: 0 S: 6 P: 11	R: 0 H: 0 E: 0 LOB: 0 K: 1 BB: 0 S: 9 P: 13	R: 0 H: 1 E: 0 LOB: 1 K: 0 BB: 0 S: 8 P: 14	R: 0 H: 0 E: 0 LOB: 1 K: 0 BB: 2 S: 8 P: 18	R: 1 H: 1 E: 0 LOB: 2 K: 0 BB: 2 S: 10 P: 21	R: 0 H: 0 E: 0 LOB: 0 K: 1 BB: 0 S: 6 P: 7	R: 0 H: 1 E: 0 LOB: 1 K: 1 BB: 0 S: 11 P: 17	1B: 2 SF: 1 2B: 3 SAC: 0 3B: 0 DP: 2 HR: 1 HBP: 1				WP: 0 PA: 39 PB: 0 SB: 1 CS: 0		

PITCHER	IP	WLS	BF	H	R	ER	SO	BB	IBB	HBP	BLK	WP	HR	S	P	ERA	WHIP
53 James McDonald, R (1, 1) ERA: 3.75	5.0	W	23	4	4	4	5	4	0	1	0	0	1	47	87	7.20	1.600
44 Tony Watson, L (6, 1) ERA: 2.45	1.1	H	5	1	1	1	0	1	0	0	0	0	0	8	15	6.75	1.500
48 Jared Hughes, R (7, 1) ERA: 5.4	0.2	H	4	0	0	0	0	2	0	0	0	0	0	7	17	0.00	3.000
35 Mark Melancon, R (8, 1) ERA:	1.0	H	3	0	0	0	1	0	0	0	0	0	0	6	7	0.00	0.000
39 Jason Grilli, R (9, 1) ERA:	1.0	S	4	1	0	0	1	0	0	0	0	0	0	11	17	0.00	1.000

PITCHER	IP	WLS	BF	H	R	ER	SO	BB	IBB	HBP	BLK	WP	HR	S	P	ERA	WHIP

AB	30
R	5
H	6
RBI	5
BB	7
SO	7
LOB	15

TOP

Pittsburgh Pirates @ Arizona Diamondbacks

Chase Field, Phoenix, AZ

Wed Apr 10 2013, 12:40 PM - 3:32 PM MST

Att. 17,777 - Sunny - 70 F

livebaseballscorecards.com

Batter	1	2	3	4	5	6	7	8	9	AB	R	H	RBI	BB	SO	LOB
6 Starling Marte, R (1, 7) (6, 8) OBP: 0.368, SLG: 0.444	X SI 89 0-0 2B		B SI 93 B CH 82 X SI 92 2-0 ③ G6-3		C SI 92 C FF 91 F FF 94 B FF 93 B SI 93 S SL 83 2-3 ③ K		F FF 93 X FF 91 0-1 1-2 2-3 3-H 1B			4	0	2	1	0	1	0
31 Jose Tabata, R (1, 9) OBP: 0.077, SLG: 0.077 46 Garrett Jones, L (7, PH) (7, 9) OBP: 0.250, SLG: 0.375	F SI 88 X FF 89 0-1 ① G6-3			C SI 90 B FF 92 F CH 83 F FF 92 F FF 92 F SL 83 B FF 93 F CH 81 S CH 80 2-3 ① K		B SI 89 X SI 89 1-0 ① F9	S SI 84 B CH 76 S SI 84 S CH 77 1-3 ③ K			3	0	0	0	0	1	1
										1	0	0	0	0	1	3
22 Andrew McCutchen, R (1, 8) OBP: 0.314, SLG: 0.433 23 Travis Snider, L (6, 7) OBP: 0.313, SLG: 0.286	B SI 90 D CH 82 X SI 91 2-0 ② L8			C SI 90 B CU 74 B CH 81 B CH 83 B SI 92 4-1 55 F9 14 1B 5 1B BB		B SI 90 B SI 90 X FF 89 2-0 ② G3-1		C SI 85 B CH 77 B SI 85 F SI 83 X SI 85 2-2 ① G1-3		2	1	0	0	1	0	1
										1	0	0	0	0	0	0
14 Gaby Sanchez, R (1, 3) OBP: 0.280, SLG: 0.100	B SI 90 D FF 90 C FF 90 B SL 80 C CH 82 X FF 91 3-2 ③ F9			X FF 89 0-0 5 1B 1-2 1B		C SI 91 B SI 92 X SI 89 1-1 ③ F9		B SI 85 B SI 85 B SI 84 C SI 85 B SI 85 4-1 19 G6-3 BB		3	0	1	0	1	0	1
55 Russell Martin, R (1, 2) OBP: 0.185, SLG: 0.087 19 Michael McKenry, R (5, 2) OBP: 0.333, SLG: 0.400		F SI 87 B SL 80 X SI 89 1-1 ① G6-3		B SI 91 B SI 90 F SI 90 X FF 91 2-1 ② F9 2-3			B SI 90 X SI 89 1-0 18 BB 6 1B 2B	C SI 85 X SI 85 0-1 ②③ G6-3 1-2f		2	0	0	0	0	0	2
										2	1	1	0	0	0	1
5 Josh Harrison, R (1, 5) OBP: 0.167, SLG: 0.167		C SI 90 C CH 81 X SL 83 0-2 ② F9		X CH 83 0-0 1-2 3-H 1B			B FF 91 F SI 90 B SI 90 X SI 92 2-1 ① L8		B FF 91 C FF 90 F SL 86 F FF 92 B SL 85 S SL 85 2-3 ① K	4	0	1	1	0	1	1
12 Clint Barmes, R (1, 6) OBP: 0.125, SLG: 0.174		C SI 91 C SI 91 X FF 92 0-2 ③ F8		S SI 91 X SI 91 0-1 ③ G4-3			C SI 92 F SI 90 F FF 92 D SL 82 S SL 83 1-3 ② K		X FF 92 0-0 ② F9	4	0	0	0	0	1	3
17 John McDonald, R (1, 4)			B SI 89 F SI 89 C SI 91 F CU 73 F SI 92 F SL 81 S SL 81 1-3 ① K		B SI 88 C FF 90 C SI 91 X SI 92 1-2 ① G6-3		C SI 91 B CH 81 D SI 92 B FF 91 B SI 91 4-1 6 1B 18 BB BB		B SI 90 F FF 91 B FF 92 C FF 93 S FS 85 2-3 K 24 DI	3	0	0	0	1	2	0
57 Jonathan Sánchez, L (1, 1) 63 Chris Leroux, L (4, 1) 18 Neil Walker, S (7, PH) OBP: 0.235, SLG: 0.103 48 Jared Hughes, R (7, 1) 24 Pedro Alvarez, L (9, PH) OBP: 0.097, SLG: 0.067			C FF 92 B SI 91 C FF 91 S SL 82 1-3 ② K		B FF 91 C FF 90 B FF 92 F FF 91 B FF 92 X FF 92 3-2 ② G5-3		B SI 90 B SI 90 B SI 91 C SI 89 B SI 92 4-1 6 1B 1-2 2-3 BB		F SI 91 B SL 85 B SL 83 F SI 93 D FS 86 S FS 86 3-3 ③ K 1-2	1	0	0	0	0	1	0
										1	0	0	0	0	0	0
										0	0	0	0	1	0	0
										0	0	0	0	0	0	0
										1	0	0	0	0	1	1

	AB	32
	R	2
	H	5
	RBI	2
	BB	4
	SO	9
	LOB	14

Inning Stats	1	2	3	4	5	6	7	8	9	1B: 3	SF: 0	WP: 1	PA: 36
	R: 0 E: 0 K: 0 S: 7	R: 0 E: 0 K: 0 S: 8	R: 0 E: 0 K: 2 S: 10	R: 1 E: 0 K: 1 S: 14	R: 0 E: 0 K: 1 S: 10	R: 0 E: 0 K: 0 S: 4	R: 1 E: 0 K: 2 S: 14	R: 0 E: 0 K: 0 S: 6	R: 0 E: 0 K: 3 S: 11	2B: 2 3B: 0 HR: 0	SAC: 0 DP: 1 HBP: 0	PB: 0 SB: 0 CS: 0	
	H: 1 LOB: 1 BB: 0 P: 12	H: 0 LOB: 0 BB: 0 P: 9	H: 0 LOB: 0 BB: 0 P: 14	H: 2 LOB: 2 BB: 1 P: 22	H: 0 LOB: 0 BB: 0 P: 16	H: 0 LOB: 0 BB: 0 P: 8	H: 2 LOB: 3 BB: 2 P: 27	H: 0 LOB: 0 BB: 1 P: 12	H: 0 LOB: 1 BB: 0 P: 18				

PITCHER		IP	WLS	BF	H	R	ER	SO	BB	IBB	HBP	BLK	WP	HR	S	P	ERA	WHIP
36 Wade Miley, L ERA: 2.13	(1, 1)	6.2	W	28	5	2	2	5	3	0	0	0	0	0	64	104	2.70	1.200
29 Brad Ziegler, R ERA: 1.35	(7, 1)	1.1		4	0	0	0	1	1	0	0	0	0	0	9	16	0.00	0.750
40 J.J. Putz, R ERA: 4.5	(9, 1)	1.0		4	0	0	0	3	0	0	0	0	1	0	11	18	0.00	0.000

PITCHER	IP	WLS	BF	H	R	ER	SO	BB	IBB	HBP	BLK	WP	HR	S	P	ERA	WHIP

BOTTOM

Pittsburgh Pirates @ Arizona Diamondbacks

Chase Field, Phoenix, AZ

Wed Apr 10 2013, 12:40 PM - 3:32 PM MST

Att. 17,777 - Sunny - 70 F

livebaseballscorecards.com

Batter	1	2	3	4	5	6	7	8	9	AB	R	H	RBI	BB	SO	LOB
8 Gerardo Parra, L (1, 9) OBP: 0.413, SLG: 0.585	F SI 90 C SI 91 S SL 83 0-3 K ①	C SL 78 X SL 80 0-1 11 HR 2-3 1B	X FF 88 0-0 F9 ③	C SL 83 S SL 81 S SL 83 0-3 K ③			B SI 91 X SI 92 1-0 F7 ①			5	1	1	0	0	2	2
11 AJ Pollock, R (1, 8) OBP: 0.273, SLG: 0.636	F SI 92 C SL 80 X SL 83 0-2 14 S 14 E 2B	1 SAFE 1 SAFE F SL 78 B SI 90 B SI 90 X SI 89 2-1 1-H 3-H HR		B CH 80 F SI 89 X CH 80 1-1 HR	B FF 93 C FF 91 C SL 82 C FF 93 1-3 K ①		F SI 91 C SL 82 F FF 93 S SI 92 0-3 K ②			5	3	3	4	0	2	0
14 Martin Prado, R (1, 5) OBP: 0.298, SLG: 0.409	C FF 90 B SI 91 C SL 80 D SL 82 F SL 81 B SL 82 B SL 79 4-2 44 1B 26 G4-3 2-H BB	B SI 91 C CH 83 C CH 83 B CH 84 X FF 89 2-2 E5 44 G6-3 1B		C FF 88 C CH 84 X CH 84 0-2 G6-3 ①	F FF 93 B FF 92 C SL 81 F FF 92 B SL 84 X SL 82 2-2 G6-3 ②		C SL 83 B SL 83 X FF 91 1-1 L9 ③			4	1	1	0	1	0	0
44 Paul Goldschmidt, R (1, 3) OBP: 0.429, SLG: 0.629 22 Eric Hinske, L (8, 3) OBP: 0.375, SLG: 0.714	D SI 90 F SL 79 B SI 89 1 SAFE X SI 89 2-1 26 G4-3 17 2B 1-3 1B	C SL 80 B CH 82 F CH 81 D SL 81 X CH 83 2-2 G6-3 ② 2-3		B CH 82 C CH 80 B CH 81 B FF 88 B CH 79 4-1 17 BB 26 1B 4 BB BB	B SL 82 F FF 93 B SL 82 B FF 93 B SI 92 4-1 BB			F SI 91 B CH 87 F FF 93 B SL 84 X SI 92 2-2 G3-1 ①		2 1	2 0	1 0	0 0	2 0	0 0	1 0
26 Miguel Montero, L (1, 2) OBP: 0.385, SLG: 0.433 27 Wil Nieves, R (8, 2) OBP: 0.400, SLG: 0.400	X SL 80 0-0 G4-3 ② 1-2 3-H	B SI 90 B SI 90 B SI 89 B FF 89 4-0 17 HBP BB		X SL 77 0-0 4 BB 17 BB 10 BB 1-2 1B	C FF 92 D SL 84 C SI 91 D SL 84 X SL 81 2-2 G4-3 ③			X SI 92 0-0 G5-3 ②		3 1	1 0	1 0	1 0	1 0	0 0	2 0
17 Alfredo Marte, R (1, 7) OBP: 0.471, SLG: 0.462	C SI 90 S SL 81 D SL 82 D SL 81 B SL 80 F FF 90 X SI 89 3-2 2-H 2B	C CH 83 C SL 78 F SL 81 H SL 82 1-2 1-2 HBP		B SL 82 S SL 82 B SI 92 S SL 82 D SL 83 B SL 82 4-2 10 BB 4 BB 36 G6-3 1-2 2-3 BB		B SL 81 X FF 92 1-0 10 FC5-4 4 1B 1B		B SI 92 F SI 91 S SL 84 F SL 81 B FF 93 F SI 91 F SL 82 C CH 88 2-3 K ③		3	1	2	1	1	1	0
4 Cliff Pennington, S (1, 6) OBP: 0.310, SLG: 0.270	F SI 90 B SL 81 C FF 89 B SL 81 S SI 88 2-3 K ③	B CH 80 S CH 83 X FF 89 1-1 P6 ③		B SI 92 B SI 92 B SI 91 B SI 91 4-0 36 G6-3 10 BB 1-2 2-3 3-H BB		X FF 92 0-0 10 FC5-4 1-2 1B				3	0	1	1	1	1	4
10 Josh Wilson, R (1, 4)		C SI 88 S SI 89 B FF 90 B FF 90 F SI 87 F SI 88 B CH 82 F FF 88 F SI 88 4-2 B SI 88 8 1B 36 SH3-4 11 HR BB	C CH 80 B FF 88 B FF 86 X CH 80 2-1 G5-3 ①	B SI 92 B FF 91 B FF 92 B FF 92 4-0 36 G6-3 1-2 2-3 3-H BB		C FF 93 X SL 82 0-1 FC5-4 36 G6-4-3 1-2f 2-3				2	1	0	1	2	0	2
36 Wade Miley, L (1, 1) 29 Brad Ziegler, R (7, 1) 40 J.J. Putz, R (9, 1)		B FF 87 L CH 86 D CH 85 1 SAFE X SI 88 2-1 SH3-4 ① 1-2	B CH 87 F SL 75 F FF 88 B SL 79 X FF 88 2-2 G6-3 ②	B FF 93 B SL 82 C FF 93 X FF 92 2-1 G6-3 ② 1-2 2-3 3-H		C FF 92 X FF 92 0-1 G6-4-3 ② ③ 1-2f				3 0 0	0 0 0	0 0 0	1 0 0	0 0 0	0 0 0	4 0 0
Inning Stats	R: 3 E: 0 K: 2 S: 19 H: 3 LOB: 1 BB: 1 P: 30	R: 3 E: 1 K: 0 S: 23 H: 3 LOB: 3 BB: 2 P: 41	R: 0 E: 0 K: 0 S: 6 H: 0 LOB: 0 BB: 0 P: 10	R: 4 E: 0 K: 1 S: 14 H: 2 LOB: 2 BB: 4 P: 33	R: 0 E: 0 K: 1 S: 11 H: 0 LOB: 1 BB: 1 P: 20	R: 0 E: 0 K: 0 S: 6 H: 2 LOB: 1 BB: 0 P: 7	R: 0 E: 0 K: 1 S: 7 H: 0 LOB: 0 BB: 0 P: 9	R: 0 E: 0 K: 1 S: 10 H: 0 LOB: 0 BB: 0 P: 14								

1B: 6 2B: 2 3B: 0 HR: 2	SF: 0 SAC: 1 DP: 1 HBP: 1	WP: 0 PB: 0 SB: 1 CS: 0	PA: 42
---	---	---	---

PITCHER		IP	WLS	BF	H	R	ER	SO	BB	IBB	HBP	BLK	WP	HR	S	P	ERA	WHIP
57 Jonathan Sánchez, L ERA: 12.96	(1, 1)	3.1	L	23	8	9	9	2	4	0	1	0	0	2	55	93	24.30	3.600
63 Chris Leroux, R ERA: 6.75	(4, 1)	2.2		13	2	1	1	2	4	0	0	0	0	0	24	48	3.38	2.250
48 Jared Hughes, R ERA: 3.38	(7, 1)	2.0		6	0	0	0	2	0	0	0	0	0	0	17	23	0.00	0.000

PITCHER	IP	WLS	BF	H	R	ER	SO	BB	IBB	HBP	BLK	WP	HR	S	P	ERA	WHIP

Batter	1	2	3	4	5	6	7	8	9	AB	R	H	RBI	BB	SO	LOB
17 Shin-Soo Choo, L (1, 8) OBP: 0.480, SLG: 0.625	B SI 93 C FF 92 C SI 92 B KC 82 F SI 93 B KC 83 X SI 93 3-2 F7 ①		X SI 91 0-0 G1-3 ①		C KC 78 C KC 79 F KC 80 F SI 92 S KC 80 0-3 K ①		B SI 91 C SI 92 B SI 92 B SI 93 X SI 92 3-1 G4-3 ①		B SL 83 C SL 82 B FF 94 C FF 94 X SL 85 2-2 28 FC5-4 1B	5	0	1	0	0	1	0
28 Chris Heisey, R (1, 7) OBP: 0.189, SLG: 0.286	C FF 93 S KC 83 S KC 83 0-3 K ②		B FF 92 S KC 78 F SI 92 S KC 83 1-3 K ②		F FF 92 S KC 82 B KC 83 B KC 82 F FF 92 X KC 81 2-2 F7 ②		C SI 92 B SL 84 B SI 93 S SL 83 B SI 93 F SL 83 B SL 83 4-2 4 HR BB		S SL 84 1 SAFE F SI 94 X SL 83 0-2 FC5-4 ② 19 BB 1-2f	4	1	0	0	1	2	1
19 Joey Votto, L (1, 3) OBP: 0.510, SLG: 0.382	F SI 94 B SI 93 C KC 82 S KC 82 1-3 K ③		X SI 93 0-0 1B		B SI 92 B SI 92 C SI 92 B SI 91 B FF 92 4-1 BB		B SI 92 C SI 92 C SI 92 B SL 84 B SI 92 F SI 91 F SI 92 X SI 93 3-2 L7 ②		D SL 82 F FF 94 B SI 94 C SL 83 B SL 85 1 SAFE B SL 84 4-2 1-2 BB	3	0	1	0	2	1	1
4 Brandon Phillips, R (1, 4) OBP: 0.340, SLG: 0.682		S FF 92 X FF 93 0-1 HR	D SI 92 C KC 83 C KC 82 B KC 82 S KC 84 2-3 K2-3 ③		F KC 83 F KC 82 B KC 83 X SI 93 1-2 F9 ③		B SI 92 C SL 82 F SI 92 B SI 91 1 SAFE X SI 92 2-2 1-H HR		C SI 94 S SL 84 D SL 84 B FF 94 B SL 84 S SL 83 3-3 K ③	5	2	2	3	0	2	4
32 Jay Bruce, L (1, 9) OBP: 0.313, SLG: 0.370		B KC 81 C KC 81 C SI 92 B KC 82 B KC 82 C SI 93 3-3 K ①	B KC 80 X CH 86 1-0 2 G5-3 9 1B 39 G5-3 1B		X SI 90 0-0 F7 ①		C SL 83 F SI 91 S SL 84 0-3 K ③			4	1	1	0	0	2	0
9 Jack Hannahan, L (1, 5) OBP: 0.600, SLG: 0.556		B KC 82 B FF 92 F SI 92 B FF 93 B SI 92 4-1 39 WP BB	1 SAFE X SI 93 0-0 44 WP 2 G5-3 1-2 1B		B SI 90 B SI 91 C SI 92 X SI 91 2-1 2 FC5-4 1B			F FF 94 C FC 91 B FF 93 B FC 90 X FC 91 2-2 G3-1 ①		3	0	2	0	1	0	0
2 Zack Cozart, R (1, 6) OBP: 0.111, SLG: 0.286		B FF 92 F SI 92 1 SAFE S KC 83 S KC 82 1-3 K ②	C FF 92 D KC 84 C FF 92 F KC 81 X SI 92 1-2 G5-3 ① 1-2 2-3		C FF 92 1 SAFE S KC 80 1 SAFE B SI 92 B SI 92 1 SAFE X KC 82 2-2 FC5-4 ② 39 2B 1-2f			F FC 93 B FC 94 C FC 94 C FC 94 1-3 K ②		4	1	0	0	0	2	4
39 Devin Mesoraco, R (1, 2) OBP: 0.400, SLG: 0.273		B KC 83 B SI 93 C FF 92 C FF 93 B KC 84 D KC 84 4-2 1-2 BB	B SI 93 D SI 93 X FF 93 2-0 G5-3 ② 3-H		B FF 92 X FF 92 1-0 1-H 2B			B FC 92 F FC 94 B KC 82 F FC 94 B FC 92 X FC 91 3-2 G6-3 ③		3	0	1	2	1	0	1
44 Mike Leake, R (1, 1) OBP: 0.200, SLG: 0.200 60 J.J. Hoover, R (7, 1) 43 Manny Parra, L (7, 1) OBP: 0.500, SLG: 0.500 66 Logan Ondrusek, R (7, 1) 26 Xavier Paul, L (9, PH) OBP: 0.400, SLG: 0.700		B SI 93 C FF 92 B SI 92 X FF 92 2-1 F9 ③	S FF 92 B CH 88 C SI 93 S KC 82 1-3 K2-3 ③ 2-3		B SI 91 F SI 92 B KC 79 S FF 91 B SI 92 F FF 91 X FF 91 3-2 F9 ③				C SL 82 F FF 94 B FF 95 S SL 83 1-3 K ①	3 0 0 0 1	0 0 0 0 0	0 0 0 0 0	0 0 0 0 0	1 0 0 0 0	4 0 0 0 1	4 0 0 0 0
Inning Stats	R: 0 E: 0 K: 2 S: 10 H: 0 LOB: 0 BB: 0 P: 14	R: 1 E: 0 K: 2 S: 13 H: 1 LOB: 2 BB: 2 P: 27	R: 0 E: 0 K: 2 S: 8 H: 1 LOB: 1 BB: 0 P: 11	R: 1 E: 0 K: 1 S: 10 H: 2 LOB: 1 BB: 0 P: 15	R: 0 E: 0 K: 1 S: 13 H: 0 LOB: 1 BB: 1 P: 20	R: 1 E: 0 K: 0 S: 11 H: 2 LOB: 1 BB: 0 P: 19	R: 2 E: 0 K: 1 S: 16 H: 1 LOB: 0 BB: 1 P: 28	R: 0 E: 0 K: 1 S: 9 H: 0 LOB: 0 BB: 0 P: 15	R: 0 E: 0 K: 2 S: 14 H: 1 LOB: 2 BB: 1 P: 24	1B: 5 2B: 1 3B: 0 HR: 2	SF: 0 SAC: 0 DP: 0 HBP: 0	WP: 2 PB: 0 SB: 0 CS: 0	PA: 40			

PITCHER	IP	WLS	BF	H	R	ER	SO	BB	IBB	HBP	BLK	WP	HR	S	P	ERA	WHIP
34 A.J. Burnett, R (1, 1) ERA: 3.71	6.0		27	6	3	3	8	3	0	0	0	2	1	65	106	4.50	1.500
44 Tony Watson, L (7, 1) ERA: 5.79	1.0	W	5	1	2	2	1	1	0	0	0	0	1	16	28	18.00	2.000
35 Mark Melancon, R (8, 1) ERA:	1.0	H	3	0	0	0	1	0	0	0	0	0	0	9	15	0.00	0.000
39 Jason Grilli, R (9, 1) ERA:	1.0	S	5	1	0	0	2	1	0	0	0	0	0	14	24	0.00	2.000

PITCHER	IP	WLS	BF	H	R	ER	SO	BB	IBB	HBP	BLK	WP	HR	S	P	ERA	WHIP

TOP

Cincinnati Reds @ Pittsburgh Pirates

PNC Park, Pittsburgh, PA

Fri Apr 12 2013, 7:12 PM - 10:26 PM EDT

Att. 24,366 - Partly Cloudy - 52 F

livebaseballscorecards.com

AB	35
R	5
H	8
RBI	5
BB	5
SO	12
LOB	15

Batter	1	2	3	4	5	6	7	8	9	AB	R	H	RBI	BB	SO	LOB
6 Starling Marte, R (1, 7) OBP: 0.395, SLG: 0.450	B SI 90 X SI 90 1-0 22 F9 18 S 46 FC3-2 1B	C KC 77 F FF 90 B SI 91 H FC 87 2-2 18 1B 22 1B HBP		B SI 89 B CH 84 F CH 83 C CH 84 B SI 91 X KC 78 3-2 ② G5-3		X KC 76 0-0 1B		B FF 92 F FC 89 X FF 92 1-1 ② G4-3		4	1	2	0	0	0	0
18 Neil Walker, S (1, 4) OBP: 0.282, SLG: 0.152	B SI 90 1 SAFE B CH 83 B FF 91 4-0 46 FC3-2 55 1B 1-2 BB	D SI 92 F SI 92 X SI 92 1-1 22 1B 1-3 2-H 3-H 1B		B KC 76 X CH 84 1-0 1B		1 SAFE 1 SAFE C SI 88 1 SAFE F SI 89 B FC 86 1 SAFE 1 SAFE 1 SAFE 1-3 F FC 66 S KC 80 ③ K		C CU 77 S CH 82 F CH 82 S CH 83 0-3 ③ K		4	2	2	2	1	2	1
22 Andrew McCutchen, R (1, 8) OBP: 0.333, SLG: 0.529	C SI 91 C SI 87 B SL 81 X SI 92 1-2 ① F9 2-3	F SL 80 X SI 91 0-1 46 1B 2-H 3-H 1B		B SI 88 C CH 84 X SL 79 1-1 ③ F7			F FF 92 C SL 79 B SL 80 F CU 77 F FF 92 X SL 78 1-2 HR			4	1	2	3	0	0	3
46 Garrett Jones, L (1, 3) OBP: 0.286, SLG: 0.429 35 Mark Melancon, R (8, 1) 39 Jason Grilli, R (9, 1)	B SI 92 B SI 91 S SI 90 X SI 92 2-1 ② FC3-2 55 1B 1-2 3-H	X CH 83 0-0 55 G5-4-3 1-2 1B			B SI 87 S FC 87 B CH 83 S FC 87 B FC 87 S FC 88 3-3 ① K		B FF 92 F FF 92 T FF 92 F FF 92 F CU 74 B FF 93 X FF 92 2-2 31 FC6-4 2B			4 0 0	0 0 0	2 0 0	0 0 0	0 0 0	1 0 0	2 0 0
55 Russell Martin, R (1, 2) OBP: 0.194, SLG: 0.111	C SI 92 B SI 92 B CH 85 X SI 91 2-1 1-2 2-H 1B	B FF 90 B KC 78 B SI 90 C SI 90 X SI 91 3-1 ②③ G5-4-3 1-2f			B CH 85 C KC 78 B FC 87 X FC 87 2-1 ② G6-3		X FF 91 0-0 ① L7			4	0	1	1	0	0	3
24 Pedro Alvarez, L (1, 5) OBP: 0.143, SLG: 0.091	X SI 91 0-0 ③ G4-3		B SI 89 C CH 84 X CH 84 1-1 ① G3		B SI 90 S FC 88 X CH 86 1-1 1B		C FF 92 D SL 81 B SL 81 D SL 81 B FF 93 4-1 31 FC6-4 BB			3	0	1	0	1	0	2
23 Travis Snider, L (1, 9) OBP: 0.368, SLG: 0.313 31 Jose Tabata, R (7, PH) OBP: 0.071, SLG: 0.071 (8, 9)		X SI 88 0-0 12 1B 12 PB 18 1B 1B	B KC 76 C CH 83 B SI 90 B FC 86 B SI 91 4-1 12 G5-4-3 BB		F SI 89 B FC 87 X SI 90 1-1 ③ L7		C FF 91 X FF 92 0-1 ② FC6-4 1-2f 2-3			2 1	1 0	1 0	0 0	1 0	0 0	1 2
12 Clint Barmes, R (1, 6) OBP: 0.143, SLG: 0.185		B SI 89 B FF 90 C SI 89 X SI 90 2-1 34 SH1-4 18 1B 1B 1-3	C SI 90 F SL 79 B FC 88 F SI 90 F KC 80 F SL 79 X FC 87 1-2 ②③ G5-4-3 1-2f			B KC 75 X CH 82 1-0 ① P5	C CU 76 D CU 77 C CU 76 X FC 86 1-2 ③ G4-3			4	1	1	0	0	0	3
34 A.J. Burnett, R (1, 1) 5 Josh Harrison, R (6, PH) OBP: 0.143, SLG: 0.143 44 Tony Watson, L (7, 1) 14 Gaby Sanchez, R (8, 3) OBP: 0.269, SLG: 0.095		X SI 88 0-0 ① SH1-4 1-2		B CH 85 C SI 88 X SI 88 1-1 ① G5-3		B CH 83 C FC 86 X CH 84 1-1 ② F8		B CU 79 B FF 93 C FC 88 S FC 89 F FC 90 B CU 79 S FC 87 3-3 ① K		1 1 0 1	0 0 0 0	0 0 0 0	0 0 0 0	0 0 0 1	0 0 0 0	0 0 0 0
Inning Stats	R: 1 E: 0 K: 0 S: 9 H: 2 LOB: 2 BB: 1 P: 19	R: 4 E: 0 K: 0 S: 13 H: 5 LOB: 1 BB: 0 P: 21	R: 0 E: 0 K: 0 S: 9 H: 0 LOB: 0 BB: 1 P: 15	R: 0 E: 0 K: 0 S: 8 H: 1 LOB: 1 BB: 0 P: 14	R: 0 E: 0 K: 1 S: 9 H: 1 LOB: 1 BB: 0 P: 16	R: 0 E: 0 K: 1 S: 8 H: 1 LOB: 1 BB: 0 P: 11	R: 1 E: 0 K: 0 S: 17 H: 2 LOB: 2 BB: 1 P: 25	R: 0 E: 0 K: 2 S: 10 H: 0 LOB: 0 BB: 0 P: 14		1B: 10 2B: 1 3B: 0 HR: 1	SF: 0 SAC: 1 DP: 2 HBP: 1			WP: 0 PB: 1 SB: 1 CS: 0	PA: 38	

PITCHER		IP	WLS	BF	H	R	ER	SO	BB	IBB	HBP	BLK	WP	HR	S	P	ERA	WHIP
44 Mike Leake, R ERA: 6.75	(1, 1)	6.0		29	10	5	5	2	2	0	1	0	0	0	56	96	7.50	2.000
60 J.J. Hoover, R ERA: 7.94	(7, 1)	0.1	L	3	2	1	1	0	0	0	0	0	0	1	11	14	27.00	6.000
43 Manny Parra, L ERA: 2.25	(7, 1)	0.0		1	0	0	0	0	1	0	0	0	0	0	1	5	∞	∞
66 Logan Ondrusek, R ERA: 3.38	(7, 1)	1.2		5	0	0	0	2	0	0	0	0	0	0	15	20	0.00	0.000

PITCHER	IP	WLS	BF	H	R	ER	SO	BB	IBB	HBP	BLK	WP	HR	S	P	ERA	WHIP

BOTTOM

Cincinnati Reds @ Pittsburgh Pirates

PNC Park, Pittsburgh, PA

Fri Apr 12 2013, 7:12 PM - 10:26 PM EDT

Att. 24,366 - Partly Cloudy - 52 F

livebaseballscorecards.com

AB	33
R	6
H	12
RBI	6
BB	3
SO	4
LOB	17

Cincinnati Reds @ Pittsburgh Pirates

PNC Park, Pittsburgh, PA

Sat Apr 13 2013, 7:09 PM - 10:17 PM EDT

Att. 25,118 - Partly Cloudy - 52 F

livebaseballscorecards.com

Batter	1	2	3	4	5	6	7	8	9	AB	R	H	RBI	BB	SO	LOB
17 Shin-Soo Choo, L (1, 8) OBP: 0.473, SLG: 0.591	3-2: 2 BLK, HBP		1-1: G1-3		2-1: 2 1B, 1B	2-2: G3			0-2: K	4	0	1	0	0	1	2
2 Zack Cozart, R (1, 6) OBP: 0.171, SLG: 0.425	2-1: G5-3, 1-2		2-2: HR		0-0: 21 BB, 1-3, 1B		1-0: 32 F8, 2B		1-2: P3	5	1	3	1	0	0	1
19 Joey Votto, L (1, 3) OBP: 0.519, SLG: 0.361	4-2: 21 G5-4-3, BB		2-2: G1-3		0-0: L5		4-2: BB		4-1: 21 DI, BB	2	0	0	0	3	0	2
21 Todd Frazier, R (1, 5) OBP: 0.400, SLG: 0.590	2-1: G5-4-3, 1-2f		4-1: BB		1-2: BB		2-3: K		0-2: P4, 1-2	3	0	0	0	2	1	5
32 Jay Bruce, L (1, 9) OBP: 0.308, SLG: 0.380		1-1: 2B	0-0: F8		0-1: L6		0-0: F8, 2-3			4	0	1	0	0	0	6
28 Chris Heisey, R (1, 7) OBP: 0.175, SLG: 0.263		2-1: G5-3		3-2: G4-3		3-2: K	1-0: G3			3	0	0	0	0	1	1
26 Xavier Paul, L (7, PH) OBP: 0.364, SLG: 0.636 (7, 7)										1	0	0	0	0	0	2
60 J.J. Hoover, R (7, 1)										0	0	0	0	0	0	0
29 Ryan Hanigan, R (1, 2) OBP: 0.161, SLG: 0.038		3-2: G5-3		1-1: G6-3		4-1: 3 CS, BB		2-2: L5		3	0	0	0	1	0	1
3 Cesar Izturis, S (1, 4) OBP: 0.286, SLG: 0.231		4-0: IBB		0-0: G5-3		2-1: 31 1B, 1-2, 1B		0-1: G6-3		3	0	1	0	1	0	0
47 Johnny Cueto, R (1, 1)		1-1: F8			1-1: B1-3	1-1: 1-2, 1B		0-1: G5-3		2	0	0	0	0	0	2
31 Alfredo Simon, R (5, 1) OBP: 1.000, SLG: 1.000										1	0	1	0	0	0	0
15 Derrick Robinson, S (7, 7) OBP: 0.222, SLG: 0.222										1	0	0	0	0	0	0
Inning Stats	R: 0 E: 0 K: 0 S: 8 / H: 0 LOB: 1 BB: 1 P: 19	R: 0 E: 0 K: 0 S: 10 / H: 1 LOB: 2 BB: 1 P: 21	R: 1 E: 0 K: 0 S: 12 / H: 1 LOB: 1 BB: 1 P: 21	R: 0 E: 0 K: 0 S: 6 / H: 0 LOB: 0 BB: 0 P: 10	R: 0 E: 0 K: 0 S: 9 / H: 2 LOB: 3 BB: 1 P: 16	R: 0 E: 0 K: 1 S: 12 / H: 2 LOB: 2 BB: 1 P: 24	R: 0 E: 0 K: 1 S: 10 / H: 1 LOB: 2 BB: 1 P: 18	R: 0 E: 0 K: 0 S: 8 / H: 0 LOB: 0 BB: 0 P: 10	R: 0 E: 0 K: 1 S: 13 / H: 0 LOB: 1 BB: 1 P: 18	1B: 4 2B: 2 3B: 0 HR: 1 / SF: 0 SAC: 0 DP: 1 HBP: 1						

TOP

AB	32
R	1
H	7
RBI	1
BB	7
SO	3
LOB	22

WP: 0 PB: 0 SB: 0 CS: 1 / PA: 40

PITCHER		IP	WLS	BF	H	R	ER	SO	BB	IBB	HBP	BLK	WP	HR	S	P	ERA	WHIP
49 Jeff Locke, L ERA: 4.09	(1, 1)	5.0	W	23	4	1	1	0	3	1	1	1	0	1	45	87	1.80	1.400
37 Justin Wilson, L ERA:	(6, 1)	1.2	H	9	3	0	0	2	2	0	0	0	0	0	21	40	0.00	3.000
48 Jared Hughes, R ERA: 3.18	(7, 1)	0.1	H	1	0	0	0	0	0	0	0	0	0	0	1	2	0.00	0.000
35 Mark Melancon, R ERA:	(8, 1)	1.0	H	3	0	0	0	0	0	0	0	0	0	0	8	10	0.00	0.000
39 Jason Grilli, R ERA:	(9, 1)	1.0	S	4	0	0	0	1	1	0	0	0	0	0	13	18	0.00	1.000

PITCHER	IP	WLS	BF	H	R	ER	SO	BB	IBB	HBP	BLK	WP	HR	S	P	ERA	WHIP

Cincinnati Reds @ Pittsburgh Pirates

PNC Park, Pittsburgh, PA

Sat Apr 13 2013, 7:09 PM - 10:17 PM EDT

Att. 25,118 - Partly Cloudy - 52 F

livebaseballscorecards.com

BOTTOM

Batter	1	2	3	4	5	6	7	8	9	AB	R	H	RBI	BB	SO	LOB
6 Starling Marte, R (1, 7) OBP: 0.383, SLG: 0.432	B SI 90 C SL 84 S CH 81 F SI 93 B CH 82 S CH 83 2-3 ① K			L SI 93 B FC 88 B CH 84 X SL 84 2-1 ① L8	C SI 93 S FF 93 F CU 77 B FF 94 X CU 78 1-2 1-2 3-H 1B		B FF 91 F FF 90 D CH 84 F FF 92 S CH 85 2-3 ③ K		4	0	1	1	0	2	1
18 Neil Walker, S (1, 4) OBP: 0.279, SLG: 0.162	B FF 92 F SI 91 X FC 87 1-1 22 G5-4-3 1B			C SL 86 X FF 94 0-1 ② G4-3	X FF 94 0-0 ③ F9			C CH 84 B FF 91 F FF 90 B FF 91 F FF 92 X FF 92 2-2 ① G6-3		4	0	1	0	0	0	2
22 Andrew McCutchen, R (1, 8) OBP: 0.326, SLG: 0.486	B FF 92 X FF 91 1-0 ② ③ G5-4-3 1-2f			B SI 95 B SI 95 C FF 94 B FC 90 F FC 87 F FC 87 F FF 95 B CH 85 4-2 46 2B BB		B FF 92 B FF 94 C FC 89 X FF 94 2-1 ① G6-3		B FF 92 X FF 91 1-0 ② F8		3	1	0	0	1	0	1
46 Garrett Jones, L (1, 3) OBP: 0.313, SLG: 0.469 39 Jason Grilli, R (9, 1)		B FC 87 X FC 87 1-0 ① G4-3		F FF 92 X SI 93 0-1 1-H 2B		F FF 94 B FS 84 S FS 85 B FS 85 S FS 84 2-3 ② K		C CU 75 X FF 91 0-1 1B		4 0	0 0	2 0	1 0	0 0	1 0	0 0
55 Russell Martin, R (1, 2) OBP: 0.171, SLG: 0.097		B SL 85 B SI 92 C SI 93 X SL 81 2-1 ② G5-3		X FF 94 0-0 ③ G5-3		B FF 93 C FC 89 F FC 89 B FC 89 F FC 89 B SI 95 S FC 89 3-3 ③ K		B FF 90 B FF 90 C FF 90 X FF 91 2-1 ③ F8		4	0	0	0	0	1	2
24 Pedro Alvarez, L (1, 5) OBP: 0.158, SLG: 0.086		C FC 89 X CH 85 0-1 ③ G3			C FC 88 B FF 93 S CH 84 S CH 85 1-3 ① K		B SI 94 S SI 94 B FS 85 S SI 94 F FS 84 F FS 84 B FS 82 B SI 94 4-2 12 F9 23 G4-3 31 2B BB			2	1	0	0	1	1	0
23 Travis Snider, L (1, 9) OBP: 0.364, SLG: 0.316		C FC 88 B CH 84 F FC 90 X SL 84 1-2 ① G3-1			C SL 80 B FS 87 B FS 86 S FF 92 B FS 86 F SI 93 X SI 93 3-2 5 F9 12 1B 6 1B 1B		B FF 93 C FS 83 1 SAFE D FS 81 F SI 94 F FS 84 F FF 94 B FS 84 X FS 83 3-2 ① G4-3 1-2			3	1	1	0	0	0	1
12 Clint Barmes, R (1, 6) OBP: 0.161, SLG: 0.200		C FF 92 X CU 77 0-1 ② L5			1 SAFE B SI 92 F SI 93 F FC 88 X SI 92 1-2 6 1B 1-2 1B		B FF 90 C FF 90 X FF 90 1-1 ② F9 2-3			3	0	1	0	0	0	1
49 Jeff Locke, L (1, 1) 5 Josh Harrison, R (5, PH) OBP: 0.125, SLG: 0.125 37 Justin Wilson, L (6, 1) 48 Jared Hughes, R (7, 1) 31 Jose Tabata, R (7, PH) OBP: 0.133, SLG: 0.200 35 Mark Melancon, R (8, 1) 14 Gaby Sanchez, R (9, 3) OBP: 0.269, SLG: 0.095		B FF 90 B FF 91 C FF 88 F FF 93 C FF 90 2-3 ③ K			F SI 94 B CU 76 B CU 75 X FF 93 2-1 ② F9 2-3		B FF 91 F FF 91 B FF 91 F FF 91 X FF 91 2-2 3-H 2B			1 1 0 0 1 0 0	0 0 0 0 0 0 0	0 0 0 0 1 0 0	0 0 0 0 0 0 0	1 0 0 0 0 0 0	0 2 0 0 0 0 0	0 0 0 0 0 0 0
Inning Stats	R: 0 E: 0 K: 1 S: 7 H: 1 LOB: 0 BB: 0 P: 11	R: 0 E: 0 K: 0 S: 5 H: 0 LOB: 0 BB: 0 P: 8	R: 0 E: 0 K: 1 S: 8 H: 0 LOB: 0 BB: 0 P: 11	R: 1 E: 0 K: 0 S: 11 H: 1 LOB: 1 BB: 1 P: 17	R: 1 E: 0 K: 1 S: 17 H: 3 LOB: 2 BB: 0 P: 25	R: 0 E: 0 K: 2 S: 9 H: 0 LOB: 0 BB: 0 P: 16	R: 1 E: 0 K: 1 S: 17 H: 1 LOB: 1 BB: 1 P: 29	R: 0 E: 0 K: 0 S: 9 H: 1 LOB: 1 BB: 0 P: 14		1B: 5 2B: 2 3B: 0 HR: 0 SF: 0 SAC: 0 DP: 1 HBP: 0				WP: 0 PB: 0 SB: 0 CS: 0 PA: 32		

	AB	30
	R	3
	H	7
	RBI	3
	BB	2
	SO	6
	LOB	10

PITCHER		IP	WLS	BF	H	R	ER	SO	BB	IBB	HBP	BLK	WP	HR	S	P	ERA	WHIP
47 Johnny Cueto, R ERA: 2.6	(1, 1)	4.1		15	2	1	1	3	1	0	0	0	0	0	34	51	2.08	0.692
31 Alfredo Simon, R ERA: 6.43	(5, 1)	2.0	L	10	3	2	2	2	1	0	0	0	0	0	32	53	9.00	2.000
60 J.J. Hoover, R ERA: 6.14	(7, 1)	1.2		7	2	0	0	1	0	0	0	0	0	0	17	27	0.00	1.200

PITCHER	IP	WLS	BF	H	R	ER	SO	BB	IBB	HBP	BLK	WP	HR	S	P	ERA	WHIP

Cincinnati Reds @ Pittsburgh Pirates

PNC Park, Pittsburgh, PA

Sun Apr 14 2013, 1:38 PM - 5:20 PM EDT

Att. 19,239 - Partly Cloudy - 54 F

livebaseballscorecards.com

Batter	1	2	3	4	5	6	7	8	9	AB	R	H	RBI	BB	SO	LOB
17 Shin-Soo Choo, L (1, 8) OBP: 0.483, SLG: 0.604	B FF 87 F SI 88 X FF 90 1-1 19 BB 2 BB 4 1B 1B	C CU 80 F FF 92 D CU 83 F CU 81 X FF 91 1-2 E7 2 FC1-5-4 1-H 2-H 2B		C CH 84 B CU 81 X SI 89 1-1 ③ G4-3		C CH 83 B SL 84 H SI 91 2-1 2 WP 1-2 HBP		C SI 91 B SL 83 B FF 92 C FF 92 S SL 82 2-3 ② K 1-2 2-3		4	1	2	1	0	1	2
2 Zack Cozart, R (1, 6) OBP: 0.174, SLG: 0.386	B FF 89 B FF 90 1 SAFE B FF 90 B FF 88 4-0 19 BB 4 1B 1-2 BB	C FF 91 F CU 82 X CU 82 0-2 ② FC1-5-4 2-3			C FF 89 B FF 90 B CU 80 F FF 89 F FF 91 S CU 82 2-3 ① K	S SL 84 B SL 88 C SI 91 B SL 86 X SI 91 2-2 ③ G6-3 1-2 2-3		B SI 91 B SI 91 C SI 92 X SI 92 2-1 ③ G6-3		4	1	0	0	1	1	5
19 Joey Votto, L (1, 3) OBP: 0.542, SLG: 0.447	B CU 81 B CU 80 F FF 89 D CU 80 B FF 89 4-1 32 4 G6-4-3 1B 1-2 2-3 BB	X SI 90 0-0 ③ G1-3			B CU 79 B CH 82 F FF 90 B CU 79 B CH 84 4-1 4 S 4 1B BB	B SI 89 B CH 80 C SI 89 S CH 80 B SI 91 B CH 79 4-2 4 L8-3 BB			B FC 92 X FF 91 1-0 HR	2	2	1	1	3	0	1
4 Brandon Phillips, R (1, 4) OBP: 0.346, SLG: 0.653	B FF 91 C CU 78 X CU 81 1-1 32 G6-4-3 1-2 2-H 3-H 1B		F CH 81 B FF 88 X CU 80 1-1 ① F9		C CU 80 S FF 91 1 SAFE 1 SAFE B CU 84 B FF 89 B CU 83 X CU 81 3-2 1-H 1B		C SI 89 S CH 80 1 SAFE B CH 84 B SI 89 F SI 91 1 SAFE B SI 90 X SI 89 3-2 ①② L8-3 1-1		C FC 91 X KC 81 0-1 ① G5-3	5	0	2	3	0	0	1
32 Jay Bruce, L (1, 9) OBP: 0.281, SLG: 0.345	X SI 90 0-0 ①② G6-4-3 1-2f 2-3		C CU 79 B FF 91 C CH 84 B CU 82 T CU 82 2-2 ② K		B FF 90 B CH 84 F CU 80 B CU 80 F SI 90 F FF 90 F CU 81 F CU 80 F FF 90 3-3 ② K		B SI 92 X CH 82 1-0 ③ G1-3		B FF 93 B FC 92 S FC 90 F FF 92 S KC 80 2-3 ② K	5	0	0	0	0	3	3
21 Todd Frazier, R (1, 5) OBP: 0.400, SLG: 0.591	C CU 81 T CU 82 X CU 80 0-2 ③ G5-3		C FF 90 B FF 89 X CU 81 1-1 28 S 1B		F SI 91 X SI 89 0-1 ③ F9			S SI 90 S SI 90 X SI 91 0-2 28 1B 9 1B 2B	B FC 90 F FC 92 F KC 81 S KC 82 1-3 ③ K	5	1	2	0	0	1	2
28 Chris Heisey, R (1, 7) OBP: 0.205, SLG: 0.286		C FF 88 B CU 81 F SI 90 X FF 91 1-2 29 S 17 2B 1B	C CU 80 F CU 82 B FF 92 B CU 83 S CU 81 2-3 ③ K 1-2			F SI 90 C SI 91 B SI 92 B SL 87 F SI 91 S SL 82 2-3 ① K		X SI 90 0-0 17 WP 9 1B 2-3 1B		4	1	2	0	0	2	1
29 Ryan Hanigan, R (1, 2) OBP: 0.200, SLG: 0.069		D CU 80 1 SAFE 1 SAFE B FF 89 B SI 90 B FF 89 4-0 17 2B 17 E 1-2 BB		C FF 90 B SI 90 B CH 83 C FF 90 B CU 84 X FF 90 3-2 ① P3		C SI 92 B SI 92 X SI 91 1-1 55 FC2-6 1B		X FF 92 0-0 ① P6		3	1	1	0	1	0	2
55 Mat Latos, R (1, 1) 66 Logan Ondrusek, R (7, 1) 43 Manny Parra, L (7, 1) OBP: 0.500, SLG: 0.500 9 Jack Hannahan, L (8, PH) OBP: 0.636, SLG: 0.600 51 Jonathan Broxton, R (8, 1) 54 Aroldis Chapman, L (8, 1)		X FF 88 0-0 ① B2		C FF 90 C FF 90 X FF 91 0-2 ② G3		B B SI 91 B CH 84 C SI 86 X CH 85 3-1 ② FC2-6 2 WP 17 HBP 1-2f		C SI 91 S FF 92 B FF 92 1 SAFE F SL 83 B SI 91 X SI 92 2-2 17 WP 1-2 3-H 1B		3 0 0 1 0 0	0 0 0 0 0 0	0 0 0 1 0 0	0 0 0 1 0 0	0 0 0 0 0 0	0 0 0 0 0 0	3 0 0 0 0 0
Inning Stats	R: 2 E: 0 K: 0 S: 9 H: 2 LOB: 1 BB: 2 P: 19	R: 2 E: 1 K: 0 S: 12 H: 2 LOB: 1 BB: 1 P: 18	R: 0 E: 0 K: 2 S: 10 H: 1 LOB: 1 BB: 0 P: 16	R: 0 E: 0 K: 0 S: 8 H: 0 LOB: 0 BB: 0 P: 12	R: 1 E: 0 K: 2 S: 18 H: 1 LOB: 1 BB: 1 P: 30	R: 0 E: 0 K: 1 S: 12 H: 1 LOB: 2 BB: 0 P: 22	R: 0 E: 0 K: 0 S: 7 H: 0 LOB: 0 BB: 1 P: 15	R: 1 E: 0 K: 1 S: 14 H: 3 LOB: 2 BB: 0 P: 20	R: 1 E: 0 K: 2 S: 9 H: 1 LOB: 0 BB: 0 P: 13	1B: 8 2B: 3 3B: 0 HR: 1 SF: 0 SAC: 0 DP: 2 HBP: 1						

TOP	
AB	36
R	7
H	11
RBI	6
BB	5
SO	8
LOB	20

WP: 2 PA: 42
PB: 0
SB: 3
CS: 0

PITCHER		IP	WLS	BF	H	R	ER	SO	BB	IBB	HBP	BLK	WP	HR	S	P	ERA	WHIP
36 Phil Irwin, R ERA: 7.71	(1, 1)	4.2		23	6	5	4	4	4	0	0	0	0	0	55	93	7.71	2.143
30 Jeanmar Gómez, R ERA: 1.29	(5, 1)	2.1		9	1	0	0	1	1	0	1	0	1	0	21	39	0.00	0.857
48 Jared Hughes, R ERA: 4.05	(8, 1)	1.0	W	6	3	1	1	1	0	0	0	0	1	0	14	20	9.00	3.000
35 Mark Melancon, R ERA: 1.13	(9, 1)	1.0		4	1	1	1	2	0	0	0	0	0	1	9	13	9.00	1.000

PITCHER		IP	WLS	BF	H	R	ER	SO	BB	IBB	HBP	BLK	WP	HR	S	P	ERA	WHIP

Batter	1	2	3	4	5	6	7	8	9	AB	R	H	RBI	BB	SO	LOB
6 Starling Marte, R (1, 7) OBP: 0.385, SLG: 0.490	C FC 90 X CU 76 0-1 ① G5-3		C FC 90 C FC 91 T FF 94 0-2 ② K		B FC 90 F FC 91 S FC 91 T FC 93 1-2 ③ K		B SI 92 F FC 93 X FF 94 1-1 23 2B 1B	1 SAFE C FF 90 X SL 88 0-1 1-H HR		5	2	2	2	0	2	2
23 Travis Snider, L (1, 9) OBP: 0.385, SLG: 0.435 48 Jared Hughes, R (8, 1) 57 Jonathan Sánchez, L (8, PH) 35 Mark Melancon, R (9, 1)	C SI 90 B CU 77 C FC 93 X CU 78 1-2 22 CS 2B		B SI 91 F SI 91 D SI 90 C SL 84 C SI 90 2-3 ③ K			C FF 88 C SL 85 X SL 84 0-2 ① G3-1	B SL 85 C SL 84 B FF 88 X SL 85 2-1 1-H 22 WP 22 2B 2B	B FF 94 B FF 93 B FF 93 C SL 91 B SL 91 4-1 22 1B 14 SF8 BB		4 0 0 0	1 0 1 0	2 0 0 0	1 0 0 0	0 0 1 0	1 0 0 0	1 0 0 0
22 Andrew McCutchen, R (1, 8) OBP: 0.333, SLG: 0.500	B FC 91 C FC 92 F FF 93 F SL 88 S CU 79 1-3 ② ③ K 2-3			C FC 91 B CU 76 X SL 88 1-1 ① G6-3		F FC 92 F FC 92 X FC 95 0-2 ② P3	B FC 87 X FC 91 1-0 2-H 14 1B 2B	X FF 94 0-0 14 S 18 1B 1-3 1B		5	2	2	1	0	1	1
46 Garrett Jones, L (1, 3) OBP: 0.314, SLG: 0.457 14 Gaby Sanchez, R (7, PH) OBP: 0.286, SLG: 0.136 (8, 3)		F SI 90 X SI 91 0-1 ① F7		B SI 91 B CU 76 C CU 76 S SL 84 X SL 85 2-2 ② G6-3		C SL 87 B CU 76 X FF 91 1-1 18 1B 1B	B FF 90 F FF 92 C SL 84 X FS 82 1-2 2-H 1B	D SL 86 B FF 91 1 SAFE C CH 90 B SL 86 C SL 89 F SI 93 X SL 87 3-2 ② SF8 1-2 3-H		3 1	0 0	1 1	0 2	0 0	0 0	0 0
18 Neil Walker, S (1, 4) OBP: 0.313, SLG: 0.214		C FF 91 X FF 90 0-1 ② F7		C SI 92 F FF 93 B FC 94 X FF 93 1-2 1B		C SL 86 X SI 92 0-1 1-2 1B	S SL 80 B FF 93 D FF 92 F FF 91 B SL 79 X SL 78 3-2 ③ F8	X FF 96 0-0 2-H 1B		5	0	3	1	0	0	1
24 Pedro Alvarez, L (1, 5) OBP: 0.186, SLG: 0.079		C CH 82 B CU 76 B SI 90 F SI 92 F SL 85 B SL 83 F FF 93 B CH 82 4-2 BB		C SL 85 F FC 92 B SI 90 X CU 78 1-2 ③ G1-3		B FC 93 B SL 85 X SL 86 2-0 ③ G3-1		19 HR BB F8		3	1	0	0	2	0	4
19 Michael McKenry, R (1, 2) OBP: 0.400, SLG: 1.111		B FC 92 C FC 91 C CU 76 S CU 78 1-3 ③ K			B FC 89 X SL 89 1-0 ① F8		B FC 90 B FC 90 F SL 89 X FC 90 2-1 HR	B FF 92 S SL 86 X SL 86 1-1 1-H HR		4	2	2	3	0	1	1
17 John McDonald, R (1, 6) OBP: 0.300, SLG: 0.125			C SL 89 B SL 84 X SL 86 1-1 1B		C SL 88 F FF 88 B FC 90 F CU 76 X FF 89 1-2 ② F8		C FC 91 X SI 91 0-1 ① P6	B FF 93 B SL 91 C FF 92 X FF 92 2-1 ① G6-3		4	0	1	0	0	0	0
36 Phil Irwin, R (1, 1) 30 Jeanmar Gómez, R (5, 1) OBP: 1.000, SLG: 1.000 31 Jose Tabata, R (7, PH) OBP: 0.176, SLG: 0.188 (8, 9)			T B FC 92 M FF 90 M CU 77 1-3 ① K		C FC 92 F FC 92 B CU 78 B CU 77 X FC 92 2-2 1B		B SI 90 F FC 91 S FC 91 F CU 77 X SI 91 1-2 ② G6-3	B SI 93 B SI 93 B FF 92 B FF 92 4-0 6 HR BB		1 1 1	0 0 1	0 1 1	0 0 0	1 0 0	1 0 0	1 0 0
Inning Stats	R: 0 E: 0 K: 1 S: 9 H: 1 LOB: 0 BB: 0 P: 11	R: 0 E: 0 K: 1 S: 11 H: 0 LOB: 1 BB: 1 P: 16	R: 0 E: 0 K: 3 S: 11 H: 1 LOB: 1 BB: 0 P: 15	R: 0 E: 0 K: 0 S: 11 H: 1 LOB: 1 BB: 0 P: 16	R: 0 E: 0 K: 1 S: 11 H: 1 LOB: 1 BB: 0 P: 16	R: 0 E: 0 K: 0 S: 11 H: 2 LOB: 2 BB: 0 P: 14	R: 4 E: 0 K: 0 S: 19 H: 5 LOB: 1 BB: 0 P: 30	R: 6 E: 0 K: 0 S: 18 H: 4 LOB: 1 BB: 3 P: 36		1B: 9 2B: 3 3B: 0 HR: 3 SF: 1 SAC: 0 DP: 0 HBP: 0						

PITCHER		IP	WLS	BF	H	R	ER	SO	BB	IBB	HBP	BLK	WP	HR	S	P	ERA	WHIP
55 Mat Latos, R ERA: 3.26	(1, 1)	6.2		29	9	3	3	6	1	0	0	0	0	1	76	106	4.05	1.500
66 Logan Ondrusek, R ERA: 6.75	(7, 1)	0.0		1	1	0	0	0	0	0	0	0	1	0	1	2	∞	∞
43 Manny Parra, L ERA: 2.08	(7, 1)	0.1	H	2	1	1	1	0	0	0	0	0	0	0	6	10	27.00	3.000
51 Jonathan Broxton, R ERA: 11.57	(8, 1)	0.2	L	8	3	6	6	0	3	0	0	0	0	2	13	31	81.00	9.000
54 Aroldis Chapman, L ERA:	(8, 1)	0.1		2	1	0	0	0	0	0	0	0	0	0	5	5	0.00	3.000

PITCHER	IP	WLS	BF	H	R	ER	SO	BB	IBB	HBP	BLK	WP	HR	S	P	ERA	WHIP

BOTTOM

Cincinnati Reds @ Pittsburgh Pirates

PNC Park, Pittsburgh, PA

Sun Apr 14 2013, 1:38 PM - 5:20 PM EDT

Att. 19,239 - Partly Cloudy - 54 F

livebaseballscorecards.com

AB	37
R	10
H	15
RBI	10
BB	4
SO	6
LOB	11

WP: 1 PA: 42
PB: 0
SB: 1
CS: 1

Batter	1	2	3	4	5	6	7	8	9	AB	R	H	RBI	BB	SO	LOB
19 Jon Jay, L (1, 8) OBP: 0.311, SLG: 0.421	B FF 89 X FF 90 1-0 7 1B 13 1B 21 FC5 1B	B SI 90 S CH 82 F SI 91 F CH 82 X CH 80 1-2 13 WP 7 E 2-H 3-H 2B	C FF 94 C FF 94 B FF 93 B CU 76 B CU 75 F FF 93 D FF 94 4-2 7 2B 1-2 BB		F SI 93 F FF 92 X FC 86 0-2 ② ③ G4-6-3 1-2f			F FF 93 B FF 94 X FC 88 1-1 ① F8		4	3	2	2	1	0	2
13 Matt Carpenter, L (1, 4) OBP: 0.386, SLG: 0.490	C FF 88 1 SAFE 1 SAFE C FF 91 F CU 74 B SI 91 B CU 75 1 SAFE X FF 90 2-2 21 FC5 7 1B 1-2 1B	D CU 73 B SI 90 B FF 88 B FF 90 4-0 ② 7 E 21 2B 2-3 BB	B FF 92 X FF 93 1-0 ② F8			B FF 94 B FC 90 C FF 94 B FF 93 X FF 94 3-1 ① G3-1		B FF 93 C FF 94 F FF 93 X CU 83 1-2 ② L7		4	1	1	0	1	0	3
7 Matt Holliday, R (1, 7) OBP: 0.389, SLG: 0.422	X FF 90 0-0 ① 1-2 2-3 1B	B SI 89 B SI 89 C FF 90 F FF 90 X FF 91 2-2 E6 21 2B 1-3 3-H 2B	F FC 90 X CU 76 0-1 1-H 2-H 2B			S FF 94 X FF 94 0-1 ② G6-3		C FC 88 S FC 89 X FF 93 0-2 ③ G2-3		5	1	2	2	0	0	2
21 Allen Craig, R (1, 3) OBP: 0.264, SLG: 0.306	X CU 75 0-0 ② FC5 2-3 3-H	D SI 92 C SI 89 X SI 90 1-1 3 1B 1-H 3-H 2B	B SI 94 X CH 87 1-0 ③ G5-3			B FC 89 B FF 94 B SI 94 B SI 94 4-0 BB			C SI 91 C B SI 92 X CH 85 1-2 ① G6-3	4	1	1	3	1	0	2
3 Carlos Beltrán, S (1, 9) OBP: 0.273, SLG: 0.293	X CU 73 0-0 ③ F7	C CU 75 B CU 75 X FF 90 1-1 4 2B 2-H 1B		C FF 92 B CH 86 F CU 75 F SI 93 X FF 92 1-2 ① L7		B FF 93 S FC 89 S FC 90 D FC 90 B FF 93 S FF 93 3-3 ③ K			C SI 92 B SL 84 X SI 91 1-1 ② L5	5	1	1	1	0	1	2
4 Yadier Molina, R (1, 2) OBP: 0.309, SLG: 0.472		G5-3 C CU 75 D CU 75 X FF 90 1-1 1-H 2B		C FF 93 S SI 94 F SI 93 X FF 94 0-2 ② G4-3			F FF 93 B FC 90 F FC 89 X FC 86 1-2 ① G6-3		X SI 92 0-0 1B	5	0	2	1	0	0	0
23 David Freese, R (1, 5) OBP: 0.350, SLG: 0.294		38 2B 19 2B BB L4		C SI 92 B CH 86 X CH 88 1-1 ③ G5-3			B FC 90 F FF 93 B FF 94 B FF 94 F FF 94 B FF 93 4-2 38 G6-4-3 BB		F SI 91 B SI 92 C CH 86 F SI 93 B SL 84 X SL 84 2-2 ③ F7	3	1	0	0	2	0	2
38 Pete Kozma, R (1, 6) OBP: 0.277, SLG: 0.422		F SI 89 X CU 73 0-1 19 2B 1-3 2B	B FF 90 B FF 92 F FF 91 F FF 93 F FF 89 F CU 76 F FF 93 B FF 94 X FF 92 3-2 ① F9		X CH 86 0-0 E5 19 G4-6-3		B FF 94 X FF 94 1-0 ② ③ G6-4-3 1-2f			4	1	1	0	0	0	1
31 Lance Lynn, S (1, 1) 58 Joe Kelly, R (6, 1) 53 Matt Adams, L (8, PH) OBP: 0.650, SLG: 1.222 34 Marc Rzepczynski, L (8, 1) 41 Mitchell Boggs, R (9, 1)		X FF 88 0-0 ② G6-3	B FF 93 B FF 92 C FF 92 C FF 94 B FF 94 F FF 92 D SI 94 4-2 19 BB 7 2B BB		B FF 90 M FF 90 L FF 90 B FF 93 C FF 92 2-3 ① K			B FC 88 F FF 93 B FF 93 B FF 93 F FF 92 B FF 93 4-2 BB		2 0 0 0 0	1 0 0 0 0	0 0 0 0 0	0 0 0 0 0	1 0 1 0 0	1 0 0 0 0	3 0 0 0 0
Inning Stats	R: 1 H: 3 E: 0 LOB: 1 K: 0 BB: 0 S: 8 P: 11	R: 7 H: 5 E: 1 LOB: 1 K: 0 BB: 2 S: 22 P: 40	R: 2 H: 1 E: 0 LOB: 1 K: 0 BB: 2 S: 16 P: 29	R: 0 H: 0 E: 0 LOB: 0 K: 0 BB: 0 S: 10 P: 12	R: 0 H: 0 E: 1 LOB: 0 K: 1 BB: 0 S: 7 P: 9	R: 0 H: 0 E: 0 LOB: 1 K: 1 BB: 1 S: 7 P: 17	R: 0 H: 0 E: 0 LOB: 0 K: 0 BB: 1 S: 6 P: 12	R: 0 H: 0 E: 0 LOB: 1 K: 0 BB: 1 S: 10 P: 16	R: 0 H: 1 E: 0 LOB: 1 K: 0 BB: 0 S: 10 P: 14	1B: 5 SF: 0 2B: 5 SAC: 0 3B: 0 DP: 2 HR: 0 HBP: 0						

PITCHER		IP	WLS	BF	H	R	ER	SO	BB	IBB	HBP	BLK	WP	HR	S	P	ERA	WHIP
53 James McDonald, R ERA: 5.27	(1, 1)	1.2	L	15	8	8	3	0	2	0	0	0	1	0	27	46	16.20	6.000
37 Justin Wilson, L ERA: 1.93	(2, 1)	3.1		13	1	2	2	1	2	0	0	0	0	0	36	55	5.40	0.900
29 Bryan Morris, R ERA:	(6, 1)	3.0		11	0	0	0	1	3	0	0	0	0	0	23	45	0.00	1.000
44 Tony Watson, L ERA: 4.76	(9, 1)	1.0		4	1	0	0	0	0	0	0	0	0	0	10	14	0.00	1.000

PITCHER	IP	WLS	BF	H	R	ER	SO	BB	IBB	HBP	BLK	WP	HR	S	P	ERA	WHIP

TOP

St. Louis Cardinals @ Pittsburgh Pirates

PNC Park, Pittsburgh, PA

Mon Apr 15 2013, 7:06 PM - 10:27 PM EDT

Att. 10,539 - Cloudy - 62 F

livebaseballscorecards.com

AB	36
R	10
H	10
RBI	9
BB	7
SO	2
LOB	17

WP: 1 PA: 43
PB: 0
SB: 0
CS: 0

BOTTOM

St. Louis Cardinals @ Pittsburgh Pirates

PNC Park, Pittsburgh, PA

Mon Apr 15 2013, 7:06 PM - 10:27 PM EDT

Att. 10,539 - Cloudy - 62 F

livebaseballscorecards.com

Batter	1	2	3	4	5	6	7	8	9	AB	R	H	RBI	BB	SO	LOB
6 Starling Marte, R (1, 7) (9, 8) OBP: 0.404, SLG: 0.519	B FF 90 F SL 90 L FF 91 X SL 86 1-2 46 1B 2B		C FF 91 B SI 89 B SI 89 S FF 92 F FF 92 S FF 92 2-3 K ①	X SI 90 0-0 P3 ②		F SI 96 C SL 83 X SI 97 0-2 1B		X SI 92 0-0 23 G2-3 1-2 2-H 1B		5	1	3	1	0	1	2
23 Travis Snider, L (1, 9) OBP: 0.387, SLG: 0.407	B SI 90 F FF 91 C FF 88 B SI 90 B FF 91 B FF 92 4-2 18 G3 46 1B BB		X SI 90 0-0 22 2B 1B	C FF 92 S FF 93 B FF 92 F FF 93 F CU 79 F FF 94 X CU 79 1-2 F8 ③		F SI 94 S CH 87 S CH 85 0-3 K ③		B SI 92 C SI 92 S SL 84 B SL 86 B SI 92 X SI 92 3-2 G2-3 ② 1-2 2-3		4	1	1	0	1	1	5
22 Andrew McCutchen, R (1, 8) OBP: 0.321, SLG: 0.489 44 Tony Watson, L (9, 1)	C FF 91 F FF 91 S FF 92 0-3 K ①		X SL 84 0-0 1-H 18 HR 2B		B FF 91 B FF 91 S FF 91 X FF 91 2-1 G6-3 ①		F SI 94 B SL 84 X CH 85 1-1 G6-3 ①	B SI 92 C SI 91 B SI 92 B SI 92 F SI 91 X SL 85 3-2 G5-3 ③		5 0	1 0	1 0	1 0	0 0	1 0	4 0
46 Garrett Jones, L (1, 3) OBP: 0.350, SLG: 0.447	B SI 89 F FF 91 F FF 90 X CU 78 1-2 18 G3 1-2 2-H 1B		C FF 93 F FF 92 B SI 92 X FF 92 1-2 F8 ②		F SI 90 B CH 84 B CH 82 B FF 92 F FF 91 B FF 92 4-2 18 1B BB		B SI 96 F SI 95 X CH 86 1-1 P6 ②		B SI 93 B SI 95 B SI 93 C SI 94 C SI 94 F SI 94 F CH 89 B FF 93 4-2 18 G4-6-3 BB	3	0	1	1	2	0	1
18 Neil Walker, S (1, 4) OBP: 0.321, SLG: 0.298	C CU 78 X SL 86 0-1 G3 ② 1-2 2-3		B CU 78 B FF 92 X SI 90 2-0 2-H HR		B FF 91 C FF 91 B SL 84 S SI 91 B SI 90 X FF 92 3-2 1-2 1B		B SI 98 C SI 94 B SI 95 B CH 87 F SI 94 X SI 96 3-2 G3 ③		B FF 94 C FF 93 S CH 88 X CH 91 1-2 1-2f G4-6-3 ① ②	5	1	2	2	0	0	3
24 Pedro Alvarez, L (1, 5) OBP: 0.174, SLG: 0.073 29 Bryan Morris, L (6, 1) 31 Jose Tabata, R (8, PH) OBP: 0.263, SLG: 0.278 (9, 7)	C FF 92 F SL 87 B FF 93 B CH 86 B CH 84 F FF 93 F FF 92 X FF 93 3-2 G6-3 ③		X FF 93 0-0 P6 ③		C SI 90 F FF 90 S CH 84 0-3 K ②			B SI 92 X SI 91 1-0 55 HBP 19 1B 1B	C SI 93 F CH 87 F FF 94 X SL 87 0-2 55 DI 1B	3 0 2	0 0 1	0 0 2	0 0 1	0 0 0	1 0 0	4 0 0
55 Russell Martin, R (1, 2) (6, 5) OBP: 0.200, SLG: 0.143		C FF 90 B FF 91 X FF 91 1-1 G5-3 ①		X FF 91 0-0 37 SH1-4 2B	B CU 79 X FF 92 1-0 F9 ③			F SI 91 B SI 91 S CH 85 H SL 84 2-2 19 1B 6 1B 1-2 HBP	B FF 93 B SL 88 C SI 94 C SI 94 B FF 94 S SL 89 3-3 K ③ 1-2	4	1	1	0	0	1	3
12 Clint Barmes, R (1, 6) OBP: 0.171, SLG: 0.182		C FF 91 B FF 92 F FF 92 F FF 92 B SL 87 F FF 93 F FF 93 B CU 80 F FF 93 3-2 X FF 92 G5-3 ②		C FF 91 B SL 85 B FF 91 D SL 86 T FF 91 F FF 92 B SL 84 4-2 37 SH1-4 BB		C SI 95 B SI 94 X SI 94 1-1 G6-3 ①		D SI 92 F SI 93 C SI 92 B CH 85 X CH 86 2-2 F7 ①		3	0	0	0	1	0	2
53 James McDonald, L (1, 1) OBP: 0.400, SLG: 0.250 37 Justin Wilson, L (2, 1) 19 Michael McKenry, R (6, 2) OBP: 0.417, SLG: 1.000		B FF 90 C FF 91 F FF 91 C FF 92 1-3 K ③		L FF 90 X FF 90 0-1 SH1-4 ① 1-2 2-3		B FF 96 B SI 96 F SI 95 B SI 96 S SI 95 X SI 95 3-2 G5-3 ②		C SI 93 X CH 86 0-1 23 G2-3 6 1B 1-2 2-H 1B		0 1 2	0 0 0	0 0 1	0 0 1	0 0 0	0 1 0	0 0 0
Inning Stats	R: 1 E: 0 K: 1 S: 18 H: 2 LOB: 2 BB: 1 P: 27	R: 0 E: 0 K: 1 S: 12 H: 0 LOB: 0 BB: 0 P: 17	R: 3 E: 0 K: 1 S: 11 H: 3 LOB: 0 BB: 0 P: 16	R: 0 E: 0 K: 0 S: 13 H: 1 LOB: 2 BB: 1 P: 18	R: 0 E: 0 K: 1 S: 11 H: 1 LOB: 2 BB: 1 P: 21	R: 0 E: 0 K: 1 S: 11 H: 1 LOB: 1 BB: 0 P: 15	R: 0 E: 0 K: 0 S: 7 H: 0 LOB: 0 BB: 0 P: 12	R: 2 E: 0 K: 0 S: 15 H: 3 LOB: 2 BB: 0 P: 26	R: 0 E: 0 K: 1 S: 14 H: 1 LOB: 1 BB: 1 P: 22	1B: 8 2B: 3 3B: 0 HR: 1 SF: 0 SAC: 1 DP: 1 HBP: 1						

	AB	37
	R	6
	H	12
	RBI	6
	BB	4
	SO	6
	LOB	24

PITCHER		IP	WLS	BF	H	R	ER	SO	BB	IBB	HBP	BLK	WP	HR	S	P	ERA	WHIP
31 Lance Lynn, R ERA: 5.4	(1, 1)	5.0	W	25	7	4	4	4	3	0	0	0	0	1	65	99	7.20	2.000
58 Joe Kelly, R ERA: 6.35	(6, 1)	2.0		7	1	0	0	1	0	0	0	0	0	0	18	27	0.00	0.500
34 Marc Rzepczynski, L ERA: 6.35	(8, 1)	1.0		7	3	2	2	0	0	0	1	0	0	0	15	26	18.00	3.000
41 Mitchell Boggs, R ERA: 9.82	(9, 1)	1.0		4	1	0	0	1	1	0	0	0	0	0	14	22	0.00	2.000

PITCHER	IP	WLS	BF	H	R	ER	SO	BB	IBB	HBP	BLK	WP	HR	S	P	ERA	WHIP

St. Louis Cardinals @ Pittsburgh Pirates

PNC Park, Pittsburgh, PA

Wed Apr 17 2013, 7:09 PM - 9:43 PM EDT

Att. 9,570 - Partly Cloudy - 68 F

TOP

livebaseballscorecards.com

Batter	1	2	3	4	5	6	7	8	9	AB	R	H	RBI	BB	SO	LOB
19 Jon Jay, L (1, 8) OBP: 0.292, SLG: 0.393	C FF 92 C KC 82 S KC 83 0-3 K ①			B SI 92 B KC 81 B FF 91 C SI 92 F FF 92 F SI 92 C KC 82 3-3 K ①		X KC 81 0-0 G4-3 ③			C SI 92 B SI 93 F SI 92 B SL 83 F SI 93 S SL 85 2-3 K ②	4	0	0	0	0	3	1
13 Matt Carpenter, L (1, 4) OBP: 0.367, SLG: 0.463 12 Ty Wigginton, R (9, PH) OBP: 0.154, SLG: 0.154	B FF 93 C SI 93 C KC 82 F SI 94 B KC 83 X KC 82 2-2 G4-3 ②			B KC 82 X FF 92 1-0 G4-3 ②			F FF 90 B SI 92 B KC 80 B SI 92 X FF 91 3-1 L9 ①		B FF 94 S FF 94 S SL 83 S FF 94 1-3 K ③	3 1	0 0	0 0	0 0	0 0	0 1	0 0
7 Matt Holliday, R (1, 7) OBP: 0.368, SLG: 0.396	C SI 94 X FF 93 0-1 G5-3 ③			S KC 83 C KC 83 F FF 92 B KC 83 B SI 93 F KC 85 S KC 84 2-3 K ③			F KC 82 C SI 92 B KC 83 X SI 92 1-2 G1-3 ②			3	0	0	0	0	1	0
3 Carlos Beltrán, S (1, 9) OBP: 0.277, SLG: 0.318		F SI 92 B SI 92 F KC 82 B SI 92 C SI 92 2-3 K ①			B SI 91 C FF 92 X FF 92 1-1 G6-3 ①		C KC 81 X KC 81 0-1 2B			3	0	1	0	0	1	0
4 Yadier Molina, R (1, 2) OBP: 0.293, SLG: 0.446		C SI 94 B KC 84 B KC 83 F FF 93 X FF 93 2-2 G5-3 ②			F KC 83 B KC 83 B SI 91 S FF 93 F KC 82 B KC 84 X FF 92 3-2 L9 ②		B SI 92 F FF 92 C KC 83 X KC 84 1-2 F8 ③			3	0	0	0	0	0	1
53 Matt Adams, L (1, 3) OBP: 0.565, SLG: 1.048		B SI 94 F KC 82 S KC 83 X SI 93 1-2 F8 ③			B KC 81 B FF 92 S FF 92 F SI 92 F KC 82 B SI 92 X KC 83 3-2 F8 ③			B FF 93 S FC 90 S FC 91 S FC 92 1-3 K ①		3	0	0	0	0	1	0
23 David Freese, R (1, 5) OBP: 0.304, SLG: 0.250			B FF 93 F FF 92 B KC 83 B SI 93 C SI 94 F FF 94 F FF 94 C FF 94 3-3 K ①			C SI 92 B KC 83 F SI 92 B KC 84 S KC 83 2-3 K ①		B FC 93 X FC 94 1-0 G1-3 ②		3	0	0	0	0	2	0
33 Daniel Descalso, L (1, 6) OBP: 0.225, SLG: 0.282			X FF 93 0-0 F8 ②			C SI 92 B SI 92 B KC 82 C SI 93 H KC 84 3-2 HBP		X FF 93 0-0 G6-3 ③		2	0	0	0	0	0	0
40 Shelby Miller, R (1, 1) 26 Trevor Rosenthal, R (7, 1) 36 Randy Choate, L (8, 1) 59 Fernando Salas, R (8, 1) 43 Shane Robinson, R (9, PH) OBP: 0.400, SLG: 0.250			C FF 92 S KC 83 B KC 83 S KC 83 1-3 K ③			B SI 90 L FF 89 1 SAFE L FF 90 L FF 91 1-3 K ②			B SI 92 X SI 92 1-0 F9 ①	2 0 0 0 1	0 0 0 0 0	0 0 0 0 0	0 0 0 0 0	0 0 0 0 0	2 0 0 0 0	1 0 0 0 0
Inning Stats	R: 0 E: 0 K: 1 S: 9 H: 0 LOB: 0 BB: 0 P: 11	R: 0 E: 0 K: 1 S: 9 H: 0 LOB: 0 BB: 0 P: 14	R: 0 E: 0 K: 2 S: 9 H: 0 LOB: 0 BB: 0 P: 13	R: 0 E: 0 K: 2 S: 10 H: 0 LOB: 0 BB: 0 P: 16	R: 0 E: 0 K: 0 S: 10 H: 0 LOB: 0 BB: 0 P: 17	R: 0 E: 0 K: 2 S: 9 H: 0 LOB: 1 BB: 0 P: 15	R: 0 E: 0 K: 0 S: 10 H: 1 LOB: 1 BB: 0 P: 15	R: 0 E: 0 K: 1 S: 5 H: 0 LOB: 0 BB: 0 P: 7	R: 0 E: 0 K: 2 S: 8 H: 0 LOB: 0 BB: 0 P: 12	1B: 0 2B: 1 3B: 0 HR: 0 SF: 0 SAC: 0 DP: 0 HBP: 1						

AB	28
R	0
H	1
RBI	0
BB	0
SO	11
LOB	3

WP: 0 PA: 29
PB: 0
SB: 0
CS: 0

PITCHER		IP	WLS	BF	H	R	ER	SO	BB	IBB	HBP	BLK	WP	HR	S	P	ERA	WHIP
34 A.J. Burnett, R ERA: 2.63	(1, 1)	7.0	W	23	1	0	0	8	0	0	1	0	0	0	66	101	0.00	0.143
35 Mark Melancon, R ERA: 1.0	(8, 1)	1.0	H	3	0	0	0	1	0	0	0	0	0	0	5	7	0.00	0.000
44 Tony Watson, L ERA: 4.26	(9, 1)	0.2		2	0	0	0	1	0	0	0	0	0	0	5	8	0.00	0.000
39 Jason Grilli, R ERA:	(9, 1)	0.1		1	0	0	0	1	0	0	0	0	0	0	3	4	0.00	0.000

PITCHER	IP	WLS	BF	H	R	ER	SO	BB	IBB	HBP	BLK	WP	HR	S	P	ERA	WHIP

Batter	1	2	3	4	5	6	7	8	9	AB	R	H	RBI	BB	SO	LOB
6 Starling Marte, R (1, 7) OBP: 0.393, SLG: 0.534	C FF 91 X FF 93 0-1 23 1B 3B		C CU 78 X FF 92 0-1 ① F9			F FF 93 X CU 79 0-1 ① P4	F FF 100 F FF 99 X FF 100 0-2 E5 3-H			4	1	1	0	0	0	0
23 Travis Snider, L (1, 9) OBP: 0.371, SLG: 0.387	C FF 92 B FF 93 F FF 93 F CU 78 X FF 94 1-2 22 G4-3 3-H 1B		C FF 93 F FF 93 B CU 78 B CH 87 S CU 79 2-3 ② K			B CU 79 C FF 94 F FF 94 S FF 95 1-3 ② K	P PO 84 1 SAFE C FF 98 F FF 98 F FF 99 S FF 99 1-3 ③ K			4	0	1	1	0	3	1
22 Andrew McCutchen, R (1, 8) OBP: 0.333, SLG: 0.490	B FF 93 S CU 79 1 SAFE S FF 92 X FF 93 1-2 ① ② G4-3 1-2f		C CU 79 S CU 80 B FF 94 B FF 96 F FF 93 B FF 94 X CU 81 3-2 ③ L7			C FF 95 T FF 93 X FF 95 0-2 E6 18 1B 1B		B SL 87 X FF 96 1-0 14 2B 1B		4	2	2	0	0	0	1
46 Garrett Jones, L (1, 3) OBP: 0.372, SLG: 0.450 14 Gaby Sanchez, R (8, PH) OBP: 0.310, SLG: 0.217 (9, 3)	C FF 93 B FF 92 X FF 93 1-1 18 2B 1B			B FF 92 C CU 79 B FF 92 X FF 93 2-1 ① F8		B FF 94 C CU 81 D CU 82 F FF 94 F CU 80 D CU 79 F CU 81 D CU 81 4-2 18 1B BB		B SI 85 C SI 85 X SI 83 1-1 18 G5-3 24 1B 1-H 2B		2 1	0 1	1 1	0 1	1 0	0 0	0 0
18 Neil Walker, S (1, 4) OBP: 0.333, SLG: 0.333	C FF 92 B CU 80 X CH 86 1-1 1-3 2B			C FF 93 X FF 93 0-1 ② F7		B FF 94 1 SAFE F CU 82 F FF 94 D CU 79 X CU 81 2-2 1-2 2-H 1B		C SL 75 F SL 75 X SI 87 0-2 ① G5-3 2-3		4	0	2	1	0	0	1
24 Pedro Alvarez, L (1, 5) OBP: 0.180, SLG: 0.089	C FF 93 F FF 94 X FF 93 0-2 ③ P5			B FF 93 C CU 80 C CU 81 F CU 79 X CU 79 1-2 ③ G3-1		B FF 94 S FF 94 B FF 94 B FF 94 S FF 93 S FF 95 3-3 ③ K		B SL 76 B SI 85 X FF 86 2-0 55 G1-3 3-H 1B		4	0	1	1	0	1	4
55 Russell Martin, R (1, 2) OBP: 0.205, SLG: 0.154		F FF 92 C FF 93 B FF 93 X CU 77 1-2 ① F7			X FF 92 0-0 ① P4		B FF 97 B FF 97 B FF 98 C FF 98 X FF 98 3-1 7 1B 12 SH1-3 6 E 1B	C FF 91 B FF 92 C FF 91 X KC 81 1-2 ② G1-3 1-2		4	1	1	0	0	0	1
12 Clint Barmes, R (1, 6) OBP: 0.158, SLG: 0.167		B CU 78 C FF 93 C CU 79 F CU 77 C FF 93 1-3 ② K			C FF 93 S FF 93 F CU 79 X CU 78 0-2 ② L8		X FF 98 0-0 ① SH1-3 1-2	S KC 81 F FF 92 S KC 83 0-3 ③ K		3	0	0	0	0	2	1
34 A.J. Burnett, R (1, 1) 7 Alex Presley, L (7, PH) OBP: 1.000, SLG: 1.000 35 Mark Melancon, R (8, 1) 44 Tony Watson, L (9, 1) 39 Jason Grilli, R (9, 1)		C FF 90 B FF 93 C FF 93 B FF 94 B FF 93 S FF 92 3-3 ③ K			C FF 91 B FF 93 B FF 94 F FF 93 S FF 92 2-3 ③ K		D FF 97 B FF 98 X FF 97 2-0 ② 2-3 1B			2 1 0 0 0	0 0 0 0 0	0 1 0 0 0	0 0 0 0 0	0 0 0 0 0	2 0 0 0 0	0 0 0 0 0
Inning Stats	R: 1 E: 0 K: 0 S: 16 H: 4 LOB: 2 BB: 0 P: 20	R: 0 E: 0 K: 2 S: 10 H: 0 LOB: 0 BB: 0 P: 15	R: 0 E: 0 K: 1 S: 9 H: 0 LOB: 0 BB: 0 P: 14	R: 0 E: 0 K: 0 S: 8 H: 0 LOB: 0 BB: 0 P: 11	R: 0 E: 0 K: 1 S: 8 H: 0 LOB: 0 BB: 0 P: 10	R: 1 E: 1 K: 2 S: 18 H: 2 LOB: 2 BB: 1 P: 28	R: 1 E: 1 K: 1 S: 12 H: 2 LOB: 1 BB: 0 P: 17	R: 2 E: 0 K: 1 S: 13 H: 3 LOB: 1 BB: 0 P: 18		1B: 8 2B: 2 3B: 1 HR: 0 SF: 0 SAC: 1 DP: 1 HBP: 0				WP: 0 PB: 0 SB: 0 CS: 0 PA: 35		

PITCHER		IP	WLS	BF	H	R	ER	SO	BB	IBB	HBP	BLK	WP	HR	S	P	ERA	WHIP
40 Shelby Miller, R ERA: 1.96	(1, 1)	6.0	L	24	6	2	2	6	1	0	0	0	0	0	69	98	3.00	1.167
26 Trevor Rosenthal, R ERA: 5.0	(7, 1)	1.0		6	3	2	1	1	0	0	0	0	0	0	13	19	9.00	3.000
36 Randy Choate, L ERA: 3.86	(8, 1)	0.1		3	2	1	1	0	0	0	0	0	0	0	6	9	27.00	6.000
59 Fernando Salas, R ERA: 7.2	(8, 1)	0.2		2	0	0	0	1	0	0	0	0	0	0	6	7	0.00	0.000

PITCHER	IP	WLS	BF	H	R	ER	SO	BB	IBB	HBP	BLK	WP	HR	S	P	ERA	WHIP

BOTTOM

St. Louis Cardinals @ Pittsburgh Pirates

PNC Park, Pittsburgh, PA

Wed Apr 17 2013, 7:09 PM - 9:43 PM EDT

Att. 9,570 - Partly Cloudy - 68 F

livebaseballscorecards.com

AB	33
R	5
H	11
RBI	4
BB	1
SO	8
LOB	9

Atlanta Braves @ Pittsburgh Pirates

PNC Park, Pittsburgh, PA

Thu Apr 18 2013, 7:08 PM - 10:23 PM EDT

Att. 11,288 - Partly Cloudy - 83 F

TOP

livebaseballscorecards.com

Batter	1	2	3	4	5	6	7	8	9	AB	R	H	RBI	BB	SO	LOB
2 B.J. Upton, R (1, 8) OBP: 0.262, SLG: 0.333	C SI 91 S CH 83 X SI 92 0-2 HR		B CH 81 B CH 81 C SI 91 F SI 92 X SI 93 2-2 ① G1-3	C FF 88 D CH 80 B SI 89 F SI 89 F CH 79 S CH 79 2-3 ③ K		B FF 95 I IN 71 I IN 71 I IN 70 4-0 2-3 IBB		X SI 92 0-0 22 L6 2B		4	1	2	1	1	1	2
22 Jason Heyward, L (1, 9) OBP: 0.258, SLG: 0.269	C SI 92 S KC 82 B KC 84 T SI 92 1-2 ① K		C KC 81 X FF 92 0-1 ② G3-1		B SI 89 C KC 77 F SI 90 B SI 91 F SI 92 F FF 91 B KC 79 X SI 91 3-2 ① F9	C SI 93 F CU 75 B CU 77 S FF 96 1-3 ③ K		B SI 84 X SI 93 1-0 ②③ L6 2-2		5	0	0	0	0	2	3
8 Justin Upton, R (1, 7) OBP: 0.394, SLG: 0.862	F SI 92 B FF 91 B SI 92 B CH 83 S CH 83 S CH 84 3-3 ② K		B SI 92 B CH 82 B SI 93 B SI 93 4-0 23 HR BB		B FF 90 S CH 81 B CH 81 B FF 91 X CH 81 3-1 HR		B SI 93 X SI 92 1-0 ① L7		C SL 87 B SI 95 X SL 85 1-1 ① P2	4	2	1	1	1	1	0
23 Chris Johnson, R (1, 3) OBP: 0.471, SLG: 0.625	C KC 81 B SI 92 X KC 83 1-1 1B		B SI 92 X SI 92 1-0 1-H HR		B FF 91 B FF 90 F SI 91 S CH 82 B FF 91 B SI 92 4-2 26 BB BB		S SL 84 B SL 83 F SI 92 S SL 83 1-3 ② K		C SI 94 F FF 95 B SL 87 X SL 86 1-2 19 PB 26 1B 1B	4	1	3	2	1	1	0
26 Dan Uggla, R (1, 4) OBP: 0.317, SLG: 0.346	B FF 91 B CH 82 S CH 81 X SI 91 2-1 ③ F9		X KC 81 0-0 ③ G4-3		C FF 88 B FF 90 B KC 80 B FF 91 B SI 92 4-1 ② 1-2 BB		B SI 93 B SL 84 B SI 92 S SI 92 F SI 91 B SL 83 4-2 BB		B SI 94 B SL 87 X SI 95 2-0 19 PB 1-2 1B	3	0	1	0	2	0	1
25 Juan Francisco, L (1, 5) OBP: 0.348, SLG: 0.523 46 Craig Kimbrel, R (9, 1)		C FF 90 B KC 81 B SI 92 B CH 82 F SI 91 X KC 82 3-2 19 FC5-4 1B	L FF 88 C SI 90 X KC 78 0-2 ① G6-3	B FF 94 X SI 94 1-0 ③ G4-3			D SI 93 S SI 93 1 SAFE B SI 93 D SL 84 S SI 93 S SL 84 3-3 ③ K		S SL 88 S SL 88 S SL 87 0-3 ② K	5 0	0 0	1 0	0 0	0 0	2 0	4 0
19 Andrelton Simmons, R (1, 6) OBP: 0.259, SLG: 0.271		C CH 82 B SI 91 X CH 82 1-1 ① FC5-4 11 CS 1-2f	T FF 90 B FF 91 B CH 81 X FF 90 2-1 ② F7			B SI 92 C FF 92 B FC 88 B FF 94 B FF 94 4-1 2 WP 11 SH3-4 BB		B SI 92 F FF 93 B SL 83 B SI 92 C SI 94 B SI 93 4-2 11 SH1-4 24 HR BB	B SI 95 C SI 95 X SL 88 1-1 ③ G3-1 1-2 2-3	3	1	0	0	2	0	3
11 Gerald Laird, R (1, 2) OBP: 0.438, SLG: 0.462		B SI 91 B SI 92 1 SAFE 1 SAFE B SI 92 C SI 92 B FF 92 4-1 ② 1-2 BB	C FF 90 B SI 90 X CH 81 1-1 E5 49 1B			L SI 93 X FF 94 0-1 ① SH3-4 1-2		1 SAFE L SI 92 1 SAFE X SI 91 0-1 ① SH1-4 1-2		1	0	0	0	1	0	0
49 Julio Teheran, R (1, 1) OBP: 0.400, SLG: 0.400 7 Reed Johnson, R (6, PH) OBP: 0.167, SLG: 0.182 38 Anthony Varvaro, R (6, 1) 24 Evan Gattis, R (8, PH) OBP: 0.333, SLG: 0.674 34 Eric O'Flaherty, L (8, 1) 14 Ramiro Pena, S (9, 5) OBP: 0.417, SLG: 0.545		X FF 89 0-0 ③ L9	B SI 87 B SI 90 C FF 86 B SI 87 C SI 89 X FF 88 3-2 1-2 1B			B FF 94 F FF 90 2 SAFE F FF 94 F FF 95 F FC 90 B CU 75 F CU 75 F FF 96 3-2 F SI 95 F FF 96 F CU 76 B CU 75 X FF 95 F9		B SI 91 B SI 92 X SI 92 2-0 2-H HR		2 1 0 0 1 0 0	0 0 0 0 1 0 0	1 0 0 0 1 0 0	0 0 0 0 2 0 0	0 0 0 0 0 0 0	0 0 0 0 0 0 0	1 1 0 0 0 0 0
Inning Stats	R: 1 E: 0 K: 2 S: 13 H: 2 LOB: 1 BB: 0 P: 20	R: 0 E: 0 K: 0 S: 7 H: 1 LOB: 1 BB: 1 P: 15	R: 2 E: 0 K: 0 S: 7 H: 1 LOB: 0 BB: 1 P: 14	R: 0 E: 1 K: 1 S: 14 H: 1 LOB: 2 BB: 0 P: 22	R: 1 E: 0 K: 0 S: 11 H: 1 LOB: 1 BB: 2 P: 26	R: 0 E: 0 K: 1 S: 16 H: 0 LOB: 2 BB: 2 P: 28	R: 0 E: 0 K: 2 S: 9 H: 0 LOB: 1 BB: 1 P: 18	R: 2 E: 0 K: 0 S: 7 H: 2 LOB: 0 BB: 1 P: 14	R: 0 E: 0 K: 1 S: 11 H: 2 LOB: 2 BB: 0 P: 16	1B: 5 2B: 2 3B: 0 HR: 4 SF: 0 SAC: 2 DP: 1 HBP: 0						

	AB	33
	R	6
	H	10
	RBI	6
	BB	8
	SO	7
	LOB	15

WP: 1 PB: 1 SB: 0 CS: 1 PA: 43

PITCHER		IP	WLS	BF	H	R	ER	SO	BB	IBB	HBP	BLK	WP	HR	S	P	ERA	WHIP
49 Jeff Locke, L ERA: 5.17	(1, 1)	4.2		23	6	4	4	3	4	0	0	0	0	3	51	95	7.71	2.143
37 Justin Wilson, L ERA: 1.69	(5, 1)	1.1		6	0	0	0	1	1	1	0	0	1	0	17	30	0.00	0.750
48 Jared Hughes, R ERA: 5.63	(7, 1)	1.1	L	8	2	2	2	2	2	0	0	0	0	1	15	30	13.50	3.000
44 Tony Watson, L ERA: 3.86	(8, 1)	0.2		1	0	0	0	0	0	0	0	0	0	0	1	2	0.00	0.000
32 Vin Mazzaro, R ERA:	(9, 1)	1.0		5	2	0	0	1	0	0	0	0	0	0	11	16	0.00	2.000

PITCHER	IP	WLS	BF	H	R	ER	SO	BB	IBB	HBP	BLK	WP	HR	S	P	ERA	WHIP

Atlanta Braves @ Pittsburgh Pirates

PNC Park, Pittsburgh, PA

Thu Apr 18 2013, 7:08 PM - 10:23 PM EDT

Att. 11,288 - Partly Cloudy - 83 F

livebaseballscorecards.com

BOTTOM

Batter	1	2	3	4	5	6	7	8	9	AB	R	H	RBI	BB	SO	LOB
6 Starling Marte, R (1, 7) OBP: 0.364, SLG: 0.492	C FF 91 F SI 90 F FF 92 F SL 79 F CU 75 S SL 80 0-3 ① **K**	C SL 79 S FF 93 F SL 79 B CU 74 B FF 93 F FF 92 B SL 79 C FF 93 3-3 ③ **K**		T SL 79 B SI 90 F FF 92 F SL 78 F SL 78 T FF 92 1-2 ③ **K**		C FF 94 F FF 95 S FF 96 0-3 ② **K**			B FF 97 C FF 97 S FF 97 C KC 86 1-3 ② **K**	5	0	0	0	0	5	1
23 Travis Snider, L (1, 9) OBP: 0.400, SLG: 0.457	B SI 91 B SI 89 B FF 91 B FF 90 4-0 22 2B; 46 SF8; BB		B FF 90 F FF 91 X CH 83 1-1 **2B**		B FF 88 B SL 77 X FF 90 2-0 22 WP; 46 2B; **2B**	C CU 80 B FF 93 F FF 93 X CU 80 1-2 ③ **G3-1**			C FF 97 C KC 86 F FF 97 F KC 86 F FF 98 B FF 97 C KC 82 1-3 ③ **K**	4	2	2	0	1	1	0
22 Andrew McCutchen, R (1, 8) OBP: 0.328, SLG: 0.491	X FF 92 0-0 **1-3 2B**		B SI 91 B SL 79 B SL 78 C FF 91 X SL 79 3-1 ① **F7**		F FF 92 B CH 83 X SI 89 1-1 ① **G5-3** **2-3**		B CU 78 B CU 81 F FF 94 X FF 95 2-1 ① **G6-3**			4	0	1	0	0	0	2
46 Garrett Jones, L (1, 3) OBP: 0.383, SLG: 0.476	C FF 92 X FF 93 0-1 ② **SF8** **3-H**		C FF 92 B SI 90 H SL 79 2-1 18 G6-4-3; HBP		X FF 92 0-0 55 1B; **2B** **3-H**		B FF 94 X FF 94 1-0 ② **F7**			2	0	1	2	0	0	0
18 Neil Walker, S (1, 4) OBP: 0.328, SLG: 0.315	C SL 80 B SI 92 B FF 91 B SI 90 B SI 90 4-1 **BB**		2 SAFE X FF 91 0-0 ②③ **G6-4-3** **1-2f**		B CU 73 B CH 82 B FF 91 C SI 89 S SI 88 C SI 89 3-3 ② **K**		F FF 94 B FF 93 C CU 80 X CU 80 1-2 ③ **F7**			3	0	0	0	1	1	3
24 Pedro Alvarez, L (1, 5) OBP: 0.204, SLG: 0.167	X SI 91 0-0 ③ **G4-3**			S CU 74 X FF 91 0-1 **HR**	I IN 67 I IN 64 I IN 63 I IN 59 4-0 55 1B; **IBB**			F SI 90 B SL 86 B SI 91 S SI 90 B SI 92 X SI 92 3-2 ① **F7**		3	1	1	1	1	0	2
55 Russell Martin, R (1, 2) OBP: 0.250, SLG: 0.262		C FF 91 B FF 91 B SL 80 B FF 92 X FF 91 3-1 **HR**		B SL 77 C SL 77 B SI 89 B SL 79 C SI 88 H SL 77 4-2 49 SH5-3; HBP	B SI 89 X SL 78 1-0 **1-2** **2-3** **1B**			B SI 92 C SI 91 B SI 92 X SI 91 2-1 ② **G5-3**		3	1	2	1	0	0	0
12 Clint Barmes, R (1, 6) OBP: 0.143, SLG: 0.150		B FF 93 X SI 90 1-0 ① **G1-4-3**		C FF 91 1 SAFE 1 SAFE X SL 77 0-1 ① **F8**	X FF 92 0-0 ③ **F8**			B SI 90 C SI 91 X SI 91 1-1 ③ **F8**		4	0	0	0	0	0	4
49 Jeff Locke, L (1, 1) 37 Justin Wilson, L (5, 1) 7 Alex Presley, L (6, PH) OBP: 0.500, SLG: 0.500 48 Jared Hughes, R (7, 1) 44 Tony Watson, L (8, 1) 32 Vin Mazzaro, R (9, 1) 31 Jose Tabata, R (9, PH) OBP: 0.250, SLG: 0.263		B FF 92 C FF 91 B FF 92 X FF 90 2-1 ② **G6-3**		X FF 89 0-0 ② **SH5-3** **1-2**		C FF 93 B CU 79 S CU 79 S CU 80 1-3 ① **K**			B FF 97 B FF 96 C FF 96 S FF 97 S FF 97 2-3 ① **K**	1 0 1 0 0 0 0 1	0 0 0 0 0 0 0 0	0 0 0 0 0 0 0 0	0 0 0 0 0 0 0 0	0 0 1 0 0 0 0 1	0 0 0 0 0 0 0 0	0 0 0 0 0 0 0 0
Inning Stats	R: 1 H: 1 E: 0 LOB: 2 K: 1 BB: 2 S: 11 P: 19	R: 1 H: 1 E: 0 LOB: 0 K: 1 BB: 0 S: 10 P: 19	R: 0 H: 1 E: 0 LOB: 1 K: 0 BB: 0 S: 6 P: 12	R: 1 H: 1 E: 0 LOB: 1 K: 1 BB: 0 S: 12 P: 17	R: 1 H: 3 E: 0 LOB: 3 K: 1 BB: 1 S: 9 P: 20	R: 0 H: 0 E: 0 LOB: 0 K: 2 BB: 0 S: 9 P: 11	R: 0 H: 0 E: 0 LOB: 0 K: 0 BB: 0 S: 6 P: 10	R: 0 H: 0 E: 0 LOB: 0 K: 0 BB: 0 S: 7 P: 13	R: 0 H: 0 E: 0 LOB: 0 K: 3 BB: 0 S: 12 P: 16	1B: 1 SF: 1 2B: 4 SAC: 1 3B: 0 DP: 1 HR: 2 HBP: 2						

	AB	31
	R	4
	H	7
	RBI	4
	BB	3
	SO	9
	LOB	12

PITCHER		IP	WLS	BF	H	R	ER	SO	BB	IBB	HBP	BLK	WP	HR	S	P	ERA	WHIP
49 Julio Teheran, R ERA: 7.31	(1, 1)	5.0		26	7	4	4	4	2	1	2	0	1	2	48	87	7.20	1.800
38 Anthony Varvaro, R ERA:	(6, 1)	2.0	W	6	0	0	0	2	0	0	0	0	0	0	15	21	0.00	0.000
34 Eric O'Flaherty, L ERA: 2.08	(8, 1)	1.0	H	3	0	0	0	0	0	0	0	0	0	0	7	13	0.00	0.000
46 Craig Kimbrel, R ERA:	(9, 1)	1.0	S	3	0	0	0	3	0	0	0	0	0	0	12	16	0.00	0.000

PITCHER	IP	WLS	BF	H	R	ER	SO	BB	IBB	HBP	BLK	WP	HR	S	P	ERA	WHIP

Atlanta Braves @ Pittsburgh Pirates

PNC Park, Pittsburgh, PA

Fri Apr 19 2013, 7:07 PM - 9:46 PM EDT

Att. 18,705 - Cloudy - 49 F

TOP

livebaseballscorecards.com

Batter	1	2	3	4	5	6	7	8	9	AB	R	H	RBI	BB	SO	LOB
2 B.J. Upton, R (1, 8) OBP: 0.250, SLG: 0.316	C FF 90 C SI 90 B FF 91 X CU 76 1-2 G5-3			C CU 74 B FF 88 B SI 90 C SI 90 F CU 76 S SI 90 2-3 K			B FF 89 B SI 89 F SI 88 S SI 88 B SI 90 F SI 87 C SI 90 3-3 K			3	0	0	0	0	2	0
7 Reed Johnson, R (7, 8) OBP: 0.167, SLG: 0.182										0	0	0	0	0	0	0
22 Jason Heyward, L (1, 9) OBP: 0.262, SLG: 0.273	X SI 92 0-0 F8			B CU 78 C SI 89 F SI 90 B CU 80 X SI 91 2-2 8 G6-4-3 1B			C CU 77 B CU 75 F FF 91 X CU 76 1-2 F7			3	0	1	0	0	0	0
8 Justin Upton, R (1, 7) OBP: 0.377, SLG: 0.820	C SI 92 C CU 77 B CU 77 S SI 93 1-3 K			X CU 77 0-0 G6-4-3 1-2f			C CU 74 B CU 76 B SI 89 B FF 90 C SI 89 X CU 75 3-2 G4-3			3	0	0	0	0	1	1
24 Evan Gattis, R (1, 3) OBP: 0.314, SLG: 0.630		X SI 91 0-0 F9			C CU 76 B CU 73 F SI 90 F CU 77 F CU 79 F SI 91 X CU 77 1-2 L7			B FC 94 F FC 91 X FC 91 1-1 G6-3		3	0	0	0	0	0	0
23 Chris Johnson, R (1, 5) OBP: 0.444, SLG: 0.588		B SI 91 C SI 91 B SI 90 X SI 89 2-1 F9			B SI 90 C CU 77 B FF 90 X SI 90 2-1 G6-3			X FC 94 0-0 F9		3	0	0	0	0	0	0
26 Dan Uggla, R (1, 4) OBP: 0.303, SLG: 0.327		C SI 91 B SI 91 X SI 91 1-1 F8			C SI 90 B CU 73 F SI 91 S CU 76 1-3 K			C FC 90 B KC 80 C FC 91 S KC 81 1-3 K2-3		3	0	0	0	0	2	0
52 Jordan Walden, R (8, 1)										0	0	0	0	0	0	0
19 Andrelton Simmons, R (1, 6) OBP: 0.263, SLG: 0.275			C SI 91 B CU 75 X SI 91 1-1 G1-3			C SI 88 C CU 74 X SI 88 0-2 G5-3			B SI 92 B SI 93 C FF 93 F FF 93 B SL 86 X FF 93 3-2 11 G3-6-1 1B	3	0	1	0	0	0	0
11 Gerald Laird, R (1, 2) OBP: 0.368, SLG: 0.375			B SI 90 B FF 90 C SI 89 B SI 90 X SI 90 3-1 F7			X SI 88 0-0 L4			X SI 93 0-0 G3-6-1 1-2f	3	0	0	0	0	0	1
15 Tim Hudson, R (1, 1) OBP: 0.444, SLG: 0.375 38 Anthony Varvaro, R (5, 1) 32 Blake DeWitt, L (6, PH) OBP: 0.333, SLG: 0.667 20 Luis Ayala, R (6, 1) 53 Cory Gearrin, R (7, 1) 14 Ramiro Pena, S (8, 4) OBP: 0.400, SLG: 0.522			C SI 90 C CU 75 B CU 76 F SI 90 F CU 76 S FF 91 1-3 K			B SI 88 B FF 89 X FF 88 2-0 G4-3			F SI 94 B SI 94 C SL 86 S SL 86 1-3 K	1	0	0	0	0	1	0
										0	0	0	0	0	0	0
										1	0	0	0	0	0	0
										0	0	0	0	0	0	0
										1	0	0	0	0	1	0

	AB	27
	R	0
	H	2
	RBI	0
	BB	0
	SO	7
	LOB	2

Inning Stats	1	2	3	4	5	6	7	8	9
	R: 0 E: 0 K: 1 S: 7	R: 0 E: 0 K: 0 S: 5	R: 0 E: 0 K: 1 S: 9	R: 0 E: 0 K: 1 S: 8	R: 0 E: 0 K: 1 S: 11	R: 0 E: 0 K: 0 S: 5	R: 0 E: 0 K: 1 S: 10	R: 0 E: 0 K: 1 S: 6	R: 0 E: 0 K: 1 S: 7
	H: 0 LOB: 0 BB: 0 P: 9	H: 0 LOB: 0 BB: 0 P: 8	H: 0 LOB: 0 BB: 0 P: 14	H: 1 LOB: 0 BB: 0 P: 12	H: 0 LOB: 0 BB: 0 P: 15	H: 0 LOB: 0 BB: 0 P: 7	H: 0 LOB: 0 BB: 0 P: 17	H: 0 LOB: 0 BB: 0 P: 8	H: 1 LOB: 0 BB: 0 P: 11

1B: 2 SF: 0
2B: 0 SAC: 0
3B: 0 DP: 2
HR: 0 HBP: 0

WP: 0 PA: 27
PB: 0
SB: 0
CS: 0

PITCHER		IP	WLS	BF	H	R	ER	SO	BB	IBB	HBP	BLK	WP	HR	S	P	ERA	WHIP
51 Wandy Rodriguez, L ERA: 0.56	(1, 1)	7.0	W	21	1	0	0	5	0	0	0	0	0	0	55	82	0.00	0.143
35 Mark Melancon, R ERA: 0.9	(8, 1)	1.0		3	0	0	0	1	0	0	0	0	0	0	6	8	0.00	0.000
32 Vin Mazzaro, R ERA:	(9, 1)	1.0		3	1	0	0	1	0	0	0	0	0	0	7	11	0.00	1.000

PITCHER	IP	WLS	BF	H	R	ER	SO	BB	IBB	HBP	BLK	WP	HR	S	P	ERA	WHIP

Batter	1	2	3	4	5	6	7	8	9	AB	R	H	RBI	BB	SO	LOB
31 Jose Tabata, R (1, 7) OBP: 0.280, SLG: 0.304	B SI 89 S SI 89 X SI 89 1-1 ① G6-3	C SI 89 X SI 88 0-1 3-H 2B			B FC 83 B SI 88 B SI 88 C FF 87 B SI 88 4-1 22 BB 23 1B 46 1B BB	C SI 88 C FF 87 B SI 87 B SI 88 X SI 89 2-2 ① G4-3		C SI 88 B SL 80 S SL 79 B SL 80 X SI 89 2-2 ② G4-3		4	1	1	1	1	0	0
23 Travis Snider, L (1, 9) OBP: 0.422, SLG: 0.487	C SI 89 B SI 90 B FC 85 S FC 85 B FC 85 X SI 90 3-2 2B	T FS 81 B CU 76 X SI 89 1-1 ③ G6-3			1 SAFE C SI 87 F FS 79 B FS 80 F CU 76 1 SAFE X FS 80 1-2 1-2 22 BB 46 1B 1B	C SL 83 B SI 88 B SI 88 F SI 88 B SI 89 B SI 89 4-2 BB		C FF 93 B CH 86 B FF 94 F FF 93 B FF 94 F FF 94 F FF 94 X FF 95 3-2 ③ G6-3		4	1	2	0	1	0	1
22 Andrew McCutchen, R (1, 8) OBP: 0.323, SLG: 0.466	C FC 84 B CU 76 S FC 85 B CU 76 B SI 89 X CU 76 3-2 ② L5		C SI 88 S FS 79 F FS 80 X CU 76 0-2 ① F8		B SI 88 B FC 85 S FS 79 B SI 89 B SI 89 4-1 24 WP 46 1B 17 WP 1-2 2-3 BB	C SI 89 F SI 90 B FF 89 S CH 86 1-3 ② K				3	1	0	0	1	1	2
46 Garrett Jones, L (1, 3) OBP: 0.373, SLG: 0.457	S CU 77 B CU 79 B SI 89 X FC 83 2-1 ③ L3		F FS 81 F CU 77 F SI 88 X FS 80 0-2 ② G4-3		B FS 81 X SI 90 1-0 17 WP 55 BB 1-2 2-H 3-H 1B	X SL 85 0-0 ③ F9				4	0	1	2	0	0	2
18 Neil Walker, S (1, 4) OBP: 0.354, SLG: 0.368		C SI 89 B SI 88 F FS 81 F CU 76 B FS 80 B FC 85 X SI 88 3-2 24 HR 3B	C FC 83 S FS 80 B SI 88 F CU 76 X SI 90 1-2 1B		X FF 92 0-0 ① F8		B CU 75 B SL 84 B CH 86 C SI 89 B CU 73 4-1 BB			3	1	2	0	1	0	2
24 Pedro Alvarez, L (1, 5) OBP: 0.207, SLG: 0.231		X FC 85 0-0 3-H HR	F SI 88 F FS 80 S FS 81 0-3 ③ K		S FF 92 B CU 78 D CU 81 S FF 92 D CU 80 C FF 94 3-3 ② K 2-3		C FF 89 F FF 89 B FF 88 S SI 89 1-3 ① K			4	1	1	2	0	3	4
55 Russell Martin, R (1, 2) OBP: 0.288, SLG: 0.311		C SI 90 X SI 89 0-1 51 G1-3 31 2B 2B	S FC 84 L FS 80 B SI 88 X CU 76 1-2 17 G6-4-3 1B		B FF 92 B FF 91 B FF 93 B FF 93 4-0 17 WP 1-2 BB		B SL 77 C SI 85 B SL 77 X SI 87 2-1 ② F7			3	1	2	0	1	0	1
17 John McDonald, R (1, 6) OBP: 0.214, SLG: 0.083	B SI 88 B CU 74 F SI 88 B SI 89 F SI 89 S SI 88 3-3 ① K			X SI 89 0-0 ① ② G6-4-3 1-2f	C FF 93 S CU 80 D CU 82 S CU 79 1-3 K 1-2 2-3 3-H		B SI 86 B SI 85 F SI 87 F SI 86 F SI 86 F SI 88 B SL 79 F SI 88 F SI 88 3-2 ③ F SI 87 F SI 87 X SI 88 G5-3			4	0	0	0	0	2	5
51 Wandy Rodriguez, S (1, 1) 35 Mark Melancon, R (8, 1) 7 Alex Presley, L (8, PH) OBP: 0.333, SLG: 0.333 32 Vin Mazzaro, R (9, 1)	C SI 88 B FC 84 S SI 88 X SI 88 1-2 ② G1-3 2-3			C SI 88 B FS 80 X SI 90 1-1 ③ G1-3	C FF 91 T FF 92 S FF 93 0-3 ③ K			B SI 86 F SI 88 X CH 80 1-1 ① G4-3		3 0 1 0	0 0 0 0	0 0 0 0	0 0 0 0	1 0 0 0	4 0 0 0
Inning Stats	R: 0 H: 1 E: 0 LOB: 1 K: 0 BB: 0 S: 10 P: 19	R: 3 H: 4 E: 0 LOB: 1 K: 1 BB: 0 S: 17 P: 25	R: 0 H: 1 E: 0 LOB: 1 K: 1 BB: 0 S: 15 P: 16	R: 0 H: 1 E: 0 LOB: 0 K: 0 BB: 0 S: 6 P: 8	R: 3 H: 2 E: 0 LOB: 3 K: 3 BB: 3 S: 17 P: 35	R: 0 H: 0 E: 0 LOB: 1 K: 1 BB: 1 S: 9 P: 16	R: 0 H: 0 E: 0 LOB: 1 K: 1 BB: 1 S: 15 P: 25	R: 0 H: 0 E: 0 LOB: 0 K: 0 BB: 0 S: 10 P: 16		1B: 4 2B: 3 3B: 1 HR: 1	SF: 0 SAC: 0 DP: 1 HBP: 0					

PITCHER		IP	WLS	BF	H	R	ER	SO	BB	IBB	HBP	BLK	WP	HR	S	P	ERA	WHIP
15 Tim Hudson, R ERA: 4.5	(1, 1)	4.0	L	22	9	6	6	2	2	0	0	0	0	1	55	85	13.50	2.750
38 Anthony Varvaro, R ERA:	(5, 1)	1.0		5	0	0	0	3	1	0	0	0	2	0	10	18	0.00	1.000
20 Luis Ayala, R ERA: 2.84	(6, 1)	1.1		6	0	0	0	2	2	0	0	0	0	0	13	25	0.00	1.500
53 Cory Gearrin, R ERA:	(7, 1)	1.1		4	0	0	0	0	0	0	0	0	0	0	16	24	0.00	0.000
52 Jordan Walden, R ERA: 2.08	(8, 1)	0.1		1	0	0	0	0	0	0	0	0	0	0	5	8	0.00	0.000

PITCHER	IP	WLS	BF	H	R	ER	SO	BB	IBB	HBP	BLK	WP	HR	S	P	ERA	WHIP

BOTTOM

Atlanta Braves @ Pittsburgh Pirates

PNC Park, Pittsburgh, PA

Fri Apr 19 2013, 7:07 PM - 9:46 PM EDT

Att. 18,705 - Cloudy - 49 F

livebaseballscorecards.com

AB	33
R	6
H	9
RBI	5
BB	5
SO	7
LOB	21

WP: 2	PA: 38		
PB: 0			
SB: 0			
CS: 0			

Atlanta Braves @ Pittsburgh Pirates

PNC Park, Pittsburgh, PA

Sat Apr 20 2013, 7:06 PM - 9:36 PM EDT

Att. 29,313 - Cloudy - 45 F

TOP

livebaseballscorecards.com

Batter	1	2	3	4	5	6	7	8	9	AB	R	H	RBI	BB	SO	LOB
2 B.J. Upton, R (1, 8) OBP: 0.250, SLG: 0.311	S FF 91 C FF 92 C CU 80 0-3 ① K	C CU 78 S FF 93 S SL 80 0-3 ③ K			B FF 91 F SL 78 X CU 74 1-1 ② F7		B SI 93 C CH 86 X SI 92 1-1 1B			4	0	1	0	0	2	3
22 Jason Heyward, L (1, 9) OBP: 0.261, SLG: 0.259	C FF 92 B CU 77 S FF 93 F FF 93 S CU 80 1-3 ② K		B CH 81 C FF 91 B CU 75 F FF 91 F FF 92 X SL 79 2-2 ① G3		C FF 90 B CH 84 B CU 75 B FF 90 B FF 90 4-1 BB		S SL 85 F SI 94 B SI 92 X SL 85 1-2 ③ F7			3	0	0	0	1	1	1
8 Justin Upton, R (1, 7) OBP: 0.384, SLG: 0.797	B CU 78 T FF 92 F CU 76 F FF 93 S CU 80 1-3 ③ K		B FF 90 B SL 80 B FF 92 B SI 91 4-0 23 FC6-4 BB		S CU 77 S SL 78 F SL 79 1 SAFE X FF 91 0-2 ③ L9			F FC 94 C FC 91 F KC 81 X FC 92 0-2 24 G4-3 1B		3	0	1	0	1	1	1
24 Evan Gattis, R (1, 2) OBP: 0.309, SLG: 0.592		C CU 77 B FF 91 B SI 91 H CU 78 3-1 23 2B 19 BB HBP	F FF 90 1 SAFE B CU 77 1 SAFE B CU 77 X FF 90 2-1 ② F8			C CU 76 B CU 75 S FF 90 B CU 76 X FF 89 2-2 ① P6		X FC 90 0-0 ① G4-3 1-2		3	1	0	0	0	0	2
23 Chris Johnson, R (1, 3) OBP: 0.448, SLG: 0.600		X FF 90 0-0 19 BB 1-3 2B	C FF 91 X FF 91 0-1 ③ FC6-4 1-2f			B CU 76 C FF 91 X FF 90 1-1 14 G5-3 1B		S FC 91 X FC 91 0-1 ② G1-3		4	0	2	0	0	0	2
26 Dan Uggla, R (1, 4) OBP: 0.309, SLG: 0.321 14 Ramiro Pena, S (4, 4) OBP: 0.370, SLG: 0.480		B SL 78 C CU 77 B CU 74 B FF 91 S CU 77 B FF 91 4-2 19 BB BB	S FF 89 C SL 78 B FF 88 B CU 76 X FF 91 2-2 ① G6-3		1 SAFE F FF 89 B SL 78 X FF 89 1-1 ② G5-3 1-2		B FC 91 B FC 91 B FC 92 C FF 91 X FC 91 3-1 ③ G1-3		1 2	0 0	0 0	0 0	1 0	0 0	0 2
25 Juan Francisco, L (1, 5) OBP: 0.320, SLG: 0.479		C FF 92 S CU 75 T CU 75 0-2 ① K	B CH 81 F FF 92 F CU 75 S FF 91 1-3 ② K			C CU 75 F CU 75 T FF 90 0-2 ③ K			B FF 92 B FF 93 F FF 92 S FF 92 F SL 82 S FF 94 2-3 ① K	4	0	0	0	0	4	4
19 Andrelton Simmons, R (1, 6) OBP: 0.262, SLG: 0.259		D FF 92 B SI 91 B CU 77 B FF 89 4-0 1-2 2-3 3-H BB	C CU 77 B CU 76 X FF 91 1-1 ③ P3				B SI 92 X SI 92 1-0 ① G6-3		C SL 82 B SL 81 C FF 94 S SL 84 1-3 ② K	3	0	0	1	1	1	0
28 Paul Maholm, L (1, 1) OBP: 0.091, SLG: 0.091 7 Reed Johnson, R (7, PH) OBP: 0.154, SLG: 0.167 53 Cory Gearrin, R (7, 1) 52 Jordan Walden, R (8, 1) 17 Jordan Schafer, L (9, PH) OBP: 0.444, SLG: 0.556		C FF 90 F FF 92 C CU 75 0-3 ② K			C FF 89 F FF 92 S CU 75 0-3 ① K		C SI 93 S CH 86 B SI 94 F SI 94 S CH 85 1-3 ② K		C FF 93 L FF 93 S FF 93 0-3 ③ K	2 1 0 0 1	0 0 0 0 0	0 0 0 0 0	0 0 0 0 0	0 0 0 0 0	2 1 0 0 1	3 0 0 0 0

Inning Stats																								
	R: 0	H: 0		R: 1	H: 1		R: 0	H: 0		R: 0	H: 0		R: 0	H: 0		R: 0	H: 1		R: 0	H: 1		R: 0	H: 0	
	E: 0	LOB: 0		E: 0	LOB: 3		E: 0	LOB: 1		E: 0	LOB: 0		E: 0	LOB: 1		E: 0	LOB: 1		E: 0	LOB: 1		E: 0	LOB: 0	
	K: 3	BB: 0		K: 3	BB: 2		K: 0	BB: 1		K: 1	BB: 0		K: 1	BB: 1		K: 1	BB: 0		K: 0	BB: 0		K: 3	BB: 0	
	S: 11	P: 13		S: 13	P: 24		S: 8	P: 16		S: 8	P: 12		S: 10	P: 15		S: 10	P: 14		S: 10	P: 14		S: 9	P: 12	
	R: 0	H: 0		R: 1	H: 1		R: 0	H: 0		R: 0	H: 0		R: 0	H: 0		R: 0	H: 1		R: 0	H: 1		R: 0	H: 0	
	E: 0	LOB: 0		E: 0	LOB: 3		E: 0	LOB: 1		E: 0	LOB: 0		E: 0	LOB: 1		E: 0	LOB: 1		E: 0	LOB: 1		E: 0	LOB: 0	
	K: 3	BB: 0		K: 3	BB: 2		K: 0	BB: 1		K: 1	BB: 0		K: 1	BB: 1		K: 1	BB: 0		K: 0	BB: 0		K: 3	BB: 0	
	S: 11	P: 13		S: 13	P: 24		S: 8	P: 16		S: 8	P: 12		S: 10	P: 15		S: 10	P: 14		S: 10	P: 14		S: 9	P: 12	

	R: 0	H: 0		R: 1	H: 1		R: 0	H: 0		R: 0	H: 0		R: 0	H: 0		R: 0	H: 1		R: 0	H: 1		R: 0	H: 0	
	E: 0	LOB: 0		E: 0	LOB: 3		E: 0	LOB: 1		E: 0	LOB: 0		E: 0	LOB: 1		E: 0	LOB: 1		E: 0	LOB: 1		E: 0	LOB: 0	
	K: 3	BB: 0		K: 3	BB: 2		K: 0	BB: 1		K: 1	BB: 0		K: 1	BB: 1		K: 1	BB: 0		K: 0	BB: 0		K: 3	BB: 0	
	S: 11	P: 13		S: 13	P: 24		S: 8	P: 16		S: 8	P: 12		S: 10	P: 15		S: 10	P: 14		S: 10	P: 14		S: 9	P: 12	

1B: 3	SF: 0	WP: 0	PA: 36
2B: 1	SAC: 0	PB: 0	
3B: 0	DP: 0	SB: 0	
HR: 0	HBP: 1	CS: 0	

AB	31
R	1
H	4
RBI	1
BB	4
SO	13
LOB	18

PITCHER		IP	WLS	BF	H	R	ER	SO	BB	IBB	HBP	BLK	WP	HR	S	P	ERA	WHIP
53 James McDonald, R ERA: 4.12	(1, 1)	6.0	W	25	2	1	1	9	4	0	1	0	0	0	60	94	1.50	1.000
44 Tony Watson, L ERA: 3.38	(7, 1)	1.0	H	4	1	0	0	1	0	0	0	0	0	0	10	14	0.00	1.000
35 Mark Melancon, R ERA: 0.82	(8, 1)	1.0	H	4	1	0	0	0	0	0	0	0	0	0	9	12	0.00	1.000
39 Jason Grilli, R ERA:	(9, 1)	1.0	S	3	0	0	0	3	0	0	0	0	0	0	10	13	0.00	0.000

PITCHER		IP	WLS	BF	H	R	ER	SO	BB	IBB	HBP	BLK	WP	HR	S	P	ERA	WHIP

Atlanta Braves @ Pittsburgh Pirates

PNC Park, Pittsburgh, PA

Sat Apr 20 2013, 7:06 PM - 9:36 PM EDT

Att. 29,313 - Cloudy - 45 F

livebaseballscorecards.com

BOTTOM

Batter	1	2	3	4	5	6	7	8	9	AB	R	H	RBI	BB	SO	LOB
6 Starling Marte, R (1, 7) OBP: 0.371, SLG: 0.477	C SI 87 L SI 87 H SL 78 1-2 31 G6-4-3 HBP			B SI 86 S SI 86 S CU 72 F EP 61 F SI 86 S CH 81 1-3 ① K2-3		M CU 69 S CU 72 B CU 72 B SI 87 B CH 81 B SI 87 4-2 31 SH5-3 22 2B BB	S SL 79 X SL 77 0-1 ②③ G5-4-3 1-2f			2	1	0	0	1	1	3
31 Jose Tabata, R (1, 9) OBP: 0.250, SLG: 0.269	C SI 86 ① 1 SAFE ② F CH 79 B SL 79 B SI 86 1 SAFE X CH 80 2-2 G6-4-3 1-2f			B FC 83 X SI 87 1-0 ② G6-3		1 SAFE X CH 79 0-0 ① SH5-3 1-2		C FF 95 X FF 93 0-1 ① F9		3	0	0	0	0	0	1
22 Andrew McCutchen, R (1, 8) OBP: 0.333, SLG: 0.500	C SI 88 S EP 65 F CU 73 X FF 88 0-2 ③ F8			B CH 81 X FC 81 1-0 14 S 2B		F SI 87 X SI 87 0-1 14 HR 2-H 2B		B FF 96 F FF 95 B SL 84 X FF 96 2-1 ② F7		4	1	2	1	0	0	0
14 Gaby Sanchez, R (1, 3) OBP: 0.333, SLG: 0.370		B SI 87 B SI 84 C FF 86 F SI 86 X CH 80 2-2 ① F7		B SI 87 B CH 79 B CH 80 X SI 88 3-0 ③ F8 2-3		C CH 79 B CH 79 F SI 88 X SI 87 1-2 HR 2-H		C FF 95 C SL 81 X FF 96 0-2 55 1B		4	1	2	2	0	0	1
55 Russell Martin, R (1, 5) (8, 2) OBP: 0.321, SLG: 0.319		C SI 86 C FC 83 X CU 71 0-2 ② G5-3			B CH 80 B SI 86 F SI 87 B CH 80 F SI 86 B SI 86 4-2 18 1B BB	C SI 87 B CH 81 F FC 82 B SL 80 B CH 80 F FC 82 F SI 88 B CH 81 4-2 18 G6-4-3 BB		X FF 95 0-0 1-2 1B		2	0	1	0	2	0	0
18 Neil Walker, S (1, 4) OBP: 0.348, SLG: 0.361		C SI 87 B SL 80 C FC 83 S CH 80 1-3 ③ K			X SI 86 0-0 1-2 1B	C CU 72 1 SAFE S CU 71 X EP 62 0-2 ②③ G6-4-3 1-2f		B FF 95 F FF 96 F FF 96 D SL 81 S FF 96 2-3 ③ K		4	0	1	0	0	2	3
19 Michael McKenry, R (1, 2) OBP: 0.400, SLG: 0.929 7 Alex Presley, L (7, PR) OBP: 0.333, SLG: 0.333 35 Mark Melancon, R (8, 1) 39 Jason Grilli, R (9, 1)			X CH 82 0-0 ① F7		C CH 81 F SI 87 B CH 78 F SI 88 S FC 81 1-3 ① K		B SI 86 B SI 86 B SI 88 C SI 88 X SI 88 3-1 12 WP 2B			3 0 0 0	0 0 0 0	1 0 0 0	0 0 0 0	1 0 0 0	0 0 0 0	2 0 0 0
12 Clint Barmes, R (1, 6) OBP: 0.133, SLG: 0.140			C SI 86 B CH 79 X SI 86 1-1 ② G6-3		C SI 86 F SI 86 B SI 88 F SI 86 S CH 79 1-3 ② K		B SI 88 L SI 87 B SL 79 S SL 78 S SL 78 2-3 ① K 2-3			3	0	0	0	0	2	3
53 James McDonald, L (1, 1) OBP: 0.286, SLG: 0.167 44 Tony Watson, L (7, 1) 24 Pedro Alvarez, L (7, PH) OBP: 0.220, SLG: 0.231 (8, 5)			C FF 87 X SI 86 0-1 ③ G6-3		S SI 87 S SL 80 B SI 89 C SI 89 1-3 ③ K		I IN 67 I IN 68 I IN 67 I IN 67 4-0 6 G5-4-3 IBB			2 0 0 0	0 0 0 0	0 0 0 1	0 0 0 0	0 0 0 0	1 0 0 0	2 0 0 0
Inning Stats	R: 0 E: 0 K: 0 S: 9 H: 0 LOB: 0 BB: 0 P: 12	R: 0 E: 0 K: 1 S: 9 H: 0 LOB: 0 BB: 0 P: 12	R: 0 E: 0 K: 0 S: 5 H: 0 LOB: 0 BB: 0 P: 6	R: 0 E: 0 K: 1 S: 8 H: 1 LOB: 1 BB: 0 P: 14	R: 0 E: 0 K: 3 S: 14 H: 1 LOB: 2 BB: 1 P: 21	R: 3 E: 0 K: 0 S: 15 H: 2 LOB: 0 BB: 2 P: 24	R: 0 E: 0 K: 1 S: 7 H: 1 LOB: 2 BB: 1 P: 16	R: 0 E: 0 K: 1 S: 11 H: 2 LOB: 2 BB: 0 P: 15		1B: 3 2B: 3 3B: 0 HR: 1 SF: 0 SAC: 1 DP: 3 HBP: 1						

	AB	27
	R	3
	H	7
	RBI	3
	BB	4
	SO	7
	LOB	15

WP: 1 PB: 0 SB: 1 CS: 0 PA: 33

PITCHER		IP	WLS	BF	H	R	ER	SO	BB	IBB	HBP	BLK	WP	HR	S	P	ERA	WHIP
28 Paul Maholm, L ERA: 1.03	(1, 1)	6.0	L	24	4	3	3	5	3	0	1	0	0	1	60	89	4.50	1.167
53 Cory Gearrin, R ERA:	(7, 1)	1.0		4	1	0	0	1	0	1	0	0	1	0	7	16	0.00	1.000
52 Jordan Walden, R ERA: 1.69	(8, 1)	1.0		5	2	0	0	1	0	0	0	0	0	0	11	15	0.00	2.000

PITCHER	IP	WLS	BF	H	R	ER	SO	BB	IBB	HBP	BLK	WP	HR	S	P	ERA	WHIP

Atlanta Braves @ Pittsburgh Pirates

PNC Park, Pittsburgh, PA

Sun Apr 21 2013, 1:39 PM - 5:07 PM EDT

Att. 20,873 - Partly Cloudy - 45 F

TOP

livebaseballscorecards.com

Batter	1	2	3	4	5	6	7	8	9	AB	R	H	RBI	BB	SO	LOB
2 B.J. Upton, R (1, 8) OBP: 0.247, SLG: 0.303	P3	K		1B		G6-4-3			K	5	0	1	0	0	2	5
14 Ramiro Pena, S (1, 4) OBP: 0.375, SLG: 0.429	8 CS BB		K	G5-3			8 CS BB		K	3	0	0	0	2	2	3
8 Justin Upton, R (1, 7) OBP: 0.385, SLG: 0.761	K		23 F9 24 PB BB		7 S BB		K		F9	3	0	0	0	2	2	3
24 Evan Gattis, R (1, 3) OBP: 0.322, SLG: 0.596		K	BB		K		2B			3	0	1	0	1	2	1
23 Chris Johnson, R (1, 5) OBP: 0.435, SLG: 0.576		7 11 1B 1B	F9		F7		K			4	1	1	0	0	1	4
7 Reed Johnson, R (1, 9) OBP: 0.176, SLG: 0.188		11 19 1B 1B	K		F7			K		4	1	1	0	0	2	3
11 Gerald Laird, R (1, 2) OBP: 0.391, SLG: 0.400		54 SH1-4 19 1B		G5-3		19 1B		F7		4	0	2	1	0	0	0
19 Andrelton Simmons, R (1, 6) OBP: 0.292, SLG: 0.281		54 SH1-4		2 1B BB		2 G6-4-3		P6		3	0	2	1	1	0	0
54 Kris Medlen, S (1, 1)		SH1-4		K		K			BB	2	0	0	0	0	2	3
20 Luis Ayala, R (7, 1)										0	0	0	0	0	0	0
43 Luis Avilán, L (7, 1)										0	0	0	0	0	0	0
53 Cory Gearrin, R (8, 1)										0	0	0	0	0	0	0
17 Jordan Schafer, L (9, PH) OBP: 0.500, SLG: 0.556										0	0	0	0	1	0	0
Inning Stats	R: 0 E: 0 K: 1 S: 9 H: 0 LOB: 1 BB: 1 P: 18	R: 2 E: 0 K: 2 S: 20 H: 4 LOB: 2 BB: 0 P: 32	R: 0 E: 0 K: 2 S: 12 H: 0 LOB: 2 BB: 2 P: 24	R: 0 E: 0 K: 1 S: 13 H: 1 LOB: 2 BB: 1 P: 22	R: 0 E: 0 K: 1 S: 8 H: 0 LOB: 1 BB: 1 P: 14	R: 0 E: 0 K: 1 S: 10 H: 2 LOB: 1 BB: 0 P: 13	R: 0 E: 0 K: 2 S: 10 H: 1 LOB: 1 BB: 1 P: 18	R: 0 E: 0 K: 1 S: 12 H: 0 LOB: 0 BB: 0 P: 17	R: 0 E: 0 K: 2 S: 14 H: 0 LOB: 1 BB: 1 P: 23	1B: 7 2B: 3 3B: 0 HR: 0	SF: 0 SAC: 1 DP: 3 HBP: 0					

AB	31
R	2
H	8
RBI	2
BB	7
SO	13
LOB	22

WP: 0 PB: 1 SB: 1 CS: 2 PA: 39

PITCHER		IP	WLS	BF	H	R	ER	SO	BB	IBB	HBP	BLK	WP	HR	S	P	ERA	WHIP
57 Jonathan Sánchez, L ERA: 11.12	(1, 1)	3.0		15	4	2	2	5	3	0	0	0	0	0	41	74	6.00	2.333
30 Jeanmar Gómez, R ERA: 0.96	(4, 1)	2.1		12	3	0	0	3	2	0	0	0	0	0	29	46	0.00	2.143
37 Justin Wilson, L ERA: 1.5	(6, 1)	1.1	W	4	1	0	0	1	1	0	0	0	0	0	9	17	0.00	1.500
48 Jared Hughes, R ERA: 5.4	(7, 1)	0.1	H	1	0	0	0	1	0	0	0	0	0	0	3	4	0.00	0.000
44 Tony Watson, L ERA: 3.0	(8, 1)	1.0	H	3	0	0	0	1	0	0	0	0	0	0	12	17	0.00	0.000

PITCHER		IP	WLS	BF	H	R	ER	SO	BB	IBB	HBP	BLK	WP	HR	S	P	ERA	WHIP
39 Jason Grilli, R ERA:	(9, 1)	1.0	S	4	0	0	0	2	1	0	0	0	0	0	14	23	0.00	1.000

Batter	1	2	3	4	5	6	7	8	9	AB	R	H	RBI	BB	SO	LOB
6 Starling Marte, R (1, 7) OBP: 0.373, SLG: 0.464	B SI 89 X SI 89 1-0 ① L9	C CU 77 D CU 79 H SI 90 2-1 1-2 HBP			L CH 80 X CU 76 0-1 E5 23 CS		B SL 84 X SI 89 1-0 22 F7 23 1B 46 FC5-2-6 1B	B SI 87 F SI 87 F SL 78 F SL 78 C SI 89 1-3 ③ K		4	0	1	0	0	1	1
23 Travis Snider, L (1, 9) OBP: 0.449, SLG: 0.524	B SI 90 B CH 82 C SI 89 F SI 90 B FF 90 F CH 83 B SI 90 4-2 22 1B BB	B CH 82 S CH 83 B CU 76 F SI 90 C FF 90 2-3 ② K			1 SAFE F SI 89 F CU 77 B FF 90 B CU 78 F CU 78 F CH 83 B FF 90 F CU 79 3-2 ① 1-2 2B		S SI 92 B SI 92 X SI 90 1-1 1-2 18 BB 24 WP 22 F7 1B			3	1	2	0	1	1	2
22 Andrew McCutchen, R (1, 8) OBP: 0.329, SLG: 0.485	X SI 90 0-0 1-2 1B	X CU 78 0-0 ③ F7			C SI 90 F CH 81 B CU 78 C SI 91 1-3 ② K		S SI 93 B CH 81 B CH 79 S SI 91 D CU 76 X CH 77 3-2 ① 1-2 2-3 F7			4	0	1	0	0	1	5
46 Garrett Jones, L (1, 3) OBP: 0.345, SLG: 0.420 44 Tony Watson, L (8, 1) 39 Jason Grilli, R (9, 1)	C CU 76 B SI 90 B CU 77 B SI 90 X SI 90 3-1 ② F7		B CU 76 C CH 82 B FF 90 X SI 90 2-1 ① G6-3		S CU 78 D CU 79 X SI 90 1-1 ③ F7		X SI 93 0-0 ② FC5-2-6 24 WP 18 BB 3-H			4 0 0	0 0 0	0 0 0	0 0 0	0 0 0	0 0 0	5 0 0
18 Neil Walker, S (1, 4) OBP: 0.356, SLG: 0.359	C SI 89 F FF 89 F CU 76 C FF 91 0-3 ③ K		B CH 83 B SI 90 X SI 89 2-0 ② L7			B CH 81 F SI 89 B FF 90 B CH 83 X SI 90 3-1 55 G4-3 24 F7 12 1B 1B	B SI 94 S CH 84 S CH 83 B SI 93 B CH 83 B CH 80 4-2 1-2 2-3 24 WP BB			3	1	1	0	1	1	2
24 Pedro Alvarez, L (1, 5) OBP: 0.222, SLG: 0.232		X SI 90 0-0 55 2B 1B	F SI 90 B CU 77 F CU 77 F FF 91 F CH 83 F CH 83 F CU 78 B CH 83 F CH 83 2-3 ③ C SI 91 K			1 SAFE X SI 89 0-0 ① 1-2 F7	B CU 75 B SI 94 S SI 92 X SI 94 2-1 ③ 1-2 2-3 3-H P6			4	1	1	0	0	1	3
55 Russell Martin, R (1, 2) OBP: 0.333, SLG: 0.353		B SI 90 B CH 82 X SI 90 2-0 1-H 12 1B 2B		F FF 89 B CU 77 C CU 77 B SI 90 X SI 90 2-2 ① P6		S CH 82 X CU 78 0-1 ② 2-3 G4-3		B SI 87 B SI 88 C SI 88 B SI 86 F SI 86 X SI 89 3-2 14 G1-3 12 SH1-3 1B		4	1	2	1	0	0	1
12 Clint Barmes, R (1, 6) OBP: 0.167, SLG: 0.174		D SI 91 X SI 91 1-0 2-H 57 FC2-6 1B		B CU 77 F SI 90 X SI 90 1-1 ② G6-3		D CU 79 C CH 83 X SI 90 1-1 3-H 1B		B SI 88 X SI 88 1-0 ① SH1-3 1-2		3	0	2	2	0	0	0
57 Jonathan Sánchez, L (1, 1) 30 Jeanmar Gómez, R (4, 1) OBP: 0.500, SLG: 0.500 37 Justin Wilson, L (6, 1) 48 Jared Hughes, R (7, 1) 14 Gaby Sanchez, R (8, 3) OBP: 0.324, SLG: 0.357		B FF 89 L FF 91 L SI 90 X SI 89 1-2 ① FC2-6 6 HBP 1-2f		C SI 90 S CU 76 C SI 90 0-3 ③ K		C SI 90 B SI 90 S SI 89 S CH 82 1-3 ③ K		B SI 87 S SI 88 C SI 88 D SL 80 B SL 78 F SL 77 X SI 91 3-2 ② 2-3 G1-3		1 1 1 0 1	0 0 0 0 0	0 0 0 0 0	0 0 0 0 0	0 0 0 0 0	0 1 1 0 0	1 0 1 0 1
Inning Stats	R: 0 E: 0 K: 1 S: 11 H: 1 LOB: 2 BB: 1 P: 19	R: 2 E: 0 K: 1 S: 11 H: 3 LOB: 2 BB: 0 P: 19	R: 0 E: 0 K: 1 S: 11 H: 0 LOB: 0 BB: 0 P: 17	R: 0 E: 0 K: 1 S: 8 H: 0 LOB: 0 BB: 0 P: 11	R: 0 E: 1 K: 1 S: 13 H: 1 LOB: 1 BB: 0 P: 18	R: 1 E: 0 K: 1 S: 10 H: 2 LOB: 1 BB: 0 P: 15	R: 1 E: 0 K: 0 S: 11 H: 2 LOB: 2 BB: 1 P: 22	R: 0 E: 0 K: 1 S: 12 H: 1 LOB: 1 BB: 0 P: 20		1B: 8 2B: 2 3B: 0 HR: 0	SF: 0 SAC: 1 DP: 0 HBP: 1		WP: 1 PB: 0 SB: 0 CS: 1	PA: 37	

PITCHER		IP	WLS	BF	H	R	ER	SO	BB	IBB	HBP	BLK	WP	HR	S	P	ERA	WHIP
54 Kris Medlen, R ERA: 2.16	(1, 1)	6.0	L	27	7	3	3	6	1	0	1	0	0	0	64	99	4.50	1.333
20 Luis Ayala, R ERA: 4.26	(7, 1)	0.0		1	1	1	1	0	0	0	0	0	0	0	1	2	∞	∞
43 Luis Avilán, L ERA: 1.69	(7, 1)	1.0		5	1	0	0	0	1	0	0	0	1	0	10	20	0.00	2.000
53 Cory Gearrin, R ERA:	(8, 1)	1.0		4	1	0	0	1	0	0	0	0	0	0	12	20	0.00	1.000

PITCHER	IP	WLS	BF	H	R	ER	SO	BB	IBB	HBP	BLK	WP	HR	S	P	ERA	WHIP

BOTTOM

Atlanta Braves @ Pittsburgh Pirates

PNC Park, Pittsburgh, PA

Sun Apr 21 2013, 1:39 PM - 5:07 PM EDT

Att. 20,873 - Partly Cloudy - 45 F

livebaseballscorecards.com

AB	33
R	4
H	10
RBI	3
BB	2
SO	7
LOB	22

Batter	1	2	3	4	5	6	7	8	9	AB	R	H	RBI	BB	SO	LOB
6 Starling Marte, R (1, 7) OBP: 0.367, SLG: 0.466	B FF 92 X FF 91 1-0 23 F8 2B		C FF 91 X SI 90 0-1 ② G6-3		D FC 88 D FC 87 D SL 88 C FF 92 X FF 90 3-1 ② G6-3 2-3			C CU 78 S CH 81 F CH 81 B CU 80 F CH 82 X FF 90 1-2 ② G1-3		4	0	1	0	0	0	1
23 Travis Snider, L (1, 9) OBP: 0.415, SLG: 0.478	B SI 90 D CH 82 C SI 92 B CH 83 F SI 92 F SI 92 X FF 92 3-2 ① F8 2-3		B SL 87 X FF 91 1-0 ③ L7		C SI 91 F SI 91 B FF 91 X CH 84 1-2 ③ G4-3			B FF 91 X SL 87 1-0 ③ P3		4	0	0	0	0	0	2
22 Andrew McCutchen, R (1, 8) OBP: 0.312, SLG: 0.457	B CH 84 B CH 84 D FC 88 C FF 91 F FF 92 C FF 93 3-3 ② K			B FF 90 X SL 84 1-0 ① F9		B FF 89 S CH 80 B CH 82 X FF 90 2-1 ① G5-3			X FF 92 0-0 ① P2	4	0	0	0	0	1	1
46 Garrett Jones, L (1, 3) OBP: 0.339, SLG: 0.426 7 Alex Presley, L (9, PR) OBP: 0.333, SLG: 0.333	S SI 92 B FF 91 X SI 92 1-1 ③ L9			C FF 90 B FF 90 F CH 82 B FF 90 T SI 90 2-2 ② K		B SI 87 C CU 75 C SI 87 B SI 88 F SI 87 S SI 88 2-3 ② K			C FF 91 X FF 92 0-1 2B	4 0	0 0	1 0	0 0	0 0	2 0	1 0
18 Neil Walker, S (1, 4) OBP: 0.351, SLG: 0.368		B FF 90 C FF 90 B FF 91 F FF 91 F FF 92 C CH 84 2-3 ① K		C SL 86 X FF 90 0-1 2B		F SI 87 C SI 88 F CU 78 S CU 78 0-3 K2-3			X FF 92 0-0 ② L7	4	0	1	0	0	2	1
24 Pedro Alvarez, L (1, 5) OBP: 0.239, SLG: 0.300		B FF 91 X CH 83 1-0 HR		B SL 86 F FF 90 B FF 90 S SL 85 S SL 82 2-3 ③ K			B FF 90 B FF 90 X FF 91 2-0 55 G6-3 1B		F FF 92 S FF 92 C FF 92 0-3 ③ K	4	1	2	1	0	2	2
55 Russell Martin, R (1, 2) OBP: 0.349, SLG: 0.426		B SI 92 C SI 90 B SI 90 X FF 92 2-1 ② 1B			C FF 89 B CH 81 F FF 87 B SL 86 B FF 90 X FF 91 3-2 HR		S FF 90 B FF 90 B SL 82 B FF 91 C FF 91 X FF 91 3-2 ①② G6-3 1-2f			3	1	2	1	0	0	1
12 Clint Barmes, R (1, 6) OBP: 0.176, SLG: 0.184 32 Vin Mazzaro, R (7, 1)		C FF 93 B CH 84 F FF 92 B FF 90 F FF 91 S SL 88 2-3 ③ K			C FF 91 F FF 92 X FF 91 0-2 6 G6-3 34 SH1-4 1B		B FF 90 F FF 91 F FF 90 B SL 84 S SL 84 2-3 ③ K			3 0	0 0	1 0	0 0	0 0	2 0	0 0
34 A.J. Burnett, R (1, 1) 48 Jared Hughes, R (6, 1) 17 John McDonald, R (7, 6) OBP: 0.200, SLG: 0.077			B FF 89 C FF 90 F FF 89 C SL 82 1-3 ① K		B FC 87 L CH 85 X CH 86 1-1 ① SH1-4 1-2			C FF 88 B SL 88 F SL 87 S CU 78 1-3 ① K		1 0 1	0 0 0	0 0 0	0 0 0	0 0 0	1 0 1	0 0 0
Inning Stats	R: 0 E: 0 K: 1 S: 10 H: 1 LOB: 1 BB: 0 P: 18	R: 1 E: 0 K: 2 S: 11 H: 2 LOB: 0 BB: 0 P: 18	R: 0 E: 0 K: 1 S: 6 H: 0 LOB: 0 BB: 0 P: 8	R: 0 E: 0 K: 2 S: 9 H: 1 LOB: 1 BB: 0 P: 14	R: 1 E: 0 K: 0 S: 13 H: 2 LOB: 1 BB: 0 P: 21	R: 0 E: 0 K: 2 S: 10 H: 0 LOB: 0 BB: 0 P: 14	R: 0 E: 0 K: 1 S: 8 H: 1 LOB: 0 BB: 0 P: 15	R: 0 E: 0 K: 1 S: 9 H: 0 LOB: 0 BB: 0 P: 12	R: 0 E: 0 K: 1 S: 7 H: 1 LOB: 1 BB: 0 P: 7	1B: 3 2B: 3 3B: 0 HR: 2	SF: 0 SAC: 1 DP: 1 HBP: 0					

TOP

Pittsburgh Pirates @ Philadelphia Phillies
Citizens Bank Park, Philadelphia, PA
Mon Apr 22 2013, 7:07 PM - 9:58 PM EDT
Att. 35,385 - Cloudy - 50 F

livebaseballscorecards.com

AB	32
R	2
H	8
RBI	2
BB	0
SO	11
LOB	9

PITCHER		IP	WLS	BF	H	R	ER	SO	BB	IBB	HBP	BLK	WP	HR	S	P	ERA	WHIP
44 Jonathan Pettibone, R ERA: 3.38	(1, 1)	5.1		21	6	2	2	6	0	0	0	0	0	2	51	83	3.38	1.125
46 Raul Valdes, L ERA: 10.24	(6, 1)	0.2	W	2	0	0	0	2	0	0	0	0	0	0	8	10	0.00	0.000
59 Antonio Bastardo, L ERA:	(7, 1)	1.0	H	3	1	0	0	1	0	0	0	0	0	0	8	15	0.00	1.000
37 Mike Adams, R ERA: 2.0	(8, 1)	1.0	H	3	0	0	0	1	0	0	0	0	0	0	9	12	0.00	0.000
58 Jonathan Papelbon, R ERA: 2.25	(9, 1)	1.0	S	4	1	0	0	1	0	0	0	0	0	0	7	7	0.00	1.000

PITCHER	IP	WLS	BF	H	R	ER	SO	BB	IBB	HBP	BLK	WP	HR	S	P	ERA	WHIP

BOTTOM

Pittsburgh Pirates @ Philadelphia Phillies
Citizens Bank Park, Philadelphia, PA
Mon Apr 22 2013, 7:07 PM - 9:58 PM EDT
Att. 35,385 - Cloudy - 50 F

livebaseballscorecards.com

Batter	1	2	3	4	5	6	7	8	9	AB	R	H	RBI	BB	SO	LOB
11 Jimmy Rollins, S (1, 6) OBP: 0.317, SLG: 0.429	C FF 92 F KC 82 B KC 83 B SI 94 B KC 82 C SI 94 3-3 K ①		D KC 82 F SI 93 X SI 92 1-1 1-2 15 FC6-4 1B	C SI 91 D KC 82 F SI 92 D KC 82 H SI 94 3-2 1-2 2-3 3-H HBP		F SI 93 X FF 94 0-1 1-3 2-H 1B				3	0	2	2	0	1	0
15 John Mayberry Jr., R (1, 9) OBP: 0.375, SLG: 0.500	C FF 92 F FF 95 S KC 83 0-3 K ②		B FF 94 X SI 92 1-0 ① FC6-4 26 WP 1-2f 2-3	C SI 93 B KC 82 S KC 83 D KC 82 F SI 92 B FF 93 S SI 94 3-3 K ③		B SI 94 S SI 92 B SI 92 S SI 93 B SI 92 S SI 92 3-3 K ③				4	0	0	0	0	3	7
26 Chase Utley, L (1, 4) OBP: 0.354, SLG: 0.528	B FF 92 C SI 92 C KC 83 X KC 82 1-2 L7 ③		B SI 95 1 SAFE C SI 94 1 SAFE D KC 83 B SI 93 F SI 92 C SI 93 3-3 K ② 1-2 3-H		C SI 91 F SI 92 X CH 87 0-2 6 FC6-5 1B		B SI 94 B SI 94 F SI 94 F SI 94 X SL 88 2-2 6 G6-5-3 1B			4	0	2	0	0	1	1
6 Ryan Howard, L (1, 3) OBP: 0.297, SLG: 0.377		C SI 92 C SI 93 B KC 82 X FF 93 1-2 10 BB 1B	S KC 81 S KC 83 S KC 84 0-3 K ③		B SI 93 1 SAFE B SI 91 X SI 93 2-0 ① FC6-5 10 G6-4-3 1-2f		S CH 87 S SL 86 X SL 87 0-2 ①② G6-5-3 1-2f			4	0	1	0	0	1	3
10 Michael Young, R (1, 5) OBP: 0.395, SLG: 0.435		B SI 94 B SI 93 B FF 94 C FF 93 F SI 94 F SI 94 B SI 94 4-2 1-2 BB		X KC 80 0-0 2 1B 9 BB 11 HBP 1B	F FF 92 B KC 82 X SI 91 1-1 ②③ G6-4-3 1-2f		X SL 87 0-0 ③ G4-3			3	1	1	0	1	0	1
9 Domonic Brown, L (1, 7) OBP: 0.309, SLG: 0.333		B SI 94 X SI 93 1-0 ① F7	D CH 87 B FF 91 B SI 92 C SI 91 B FF 91 4-1 11 HBP 2 1B 1-2 BB			S SI 92 B SI 91 S SI 92 F SI 91 B SI 91 X SI 92 2-2 ① G1-3		B SL 85 C SI 94 F SL 87 X SL 87 1-2 ① F9		3	0	0	0	1	0	2
2 Ben Revere, L (1, 8) OBP: 0.253, SLG: 0.241	C SI 93 B KC 83 C KC 81 B KC 83 B SI 94 F SI 94 X SI 92 3-2 L7 ②			B SI 93 F SI 91 X SI 92 1-1 11 HBP 1-2 2-3 1B		B FF 92 X SI 92 1-0 ② G6-3		B SI 95 B SI 95 C SI 94 B FF 95 X SI 95 3-1 ② L7		4	0	1	0	0	0	2
31 Erik Kratz, R (1, 2) OBP: 0.213, SLG: 0.339	B KC 81 B KC 83 C KC 84 B KC 82 X FF 94 3-1 F8 ③			F SI 93 B SI 93 C KC 82 C KC 83 F KC 82 F KC 83 D CH 87 F KC 81 F KC 82 2-3 S SI 92 K ①		B SL 84 B FF 93 B SI 93 C FF 92 F SI 92 B SL 84 4-2 16 1B 11 1B BB		S SI 95 B FF 95 F FF 96 F SL 87 B FF 96 S SL 88 2-3 ③ K2-3		3	1	0	0	1	2	5
44 Jonathan Pettibone, L (1, 1) 46 Raul Valdes, L (6, 1) 16 Ezequiel Carrera, L (6, PH) OBP: 1.000, SLG: 2.000 59 Antonio Bastardo, R (7, 1) OBP: 0.000, SLG: 0.125 37 Mike Adams, R (8, 1) 58 Jonathan Papelbon, R (9, 1)			B FF 92 B SI 90 B FF 91 C FF 91 B FF 91 4-1 15 FC6-4 11 1B 26 WP BB	C FF 91 B FF 91 C FF 90 S SI 92 1-3 K ②		S SI 92 X SI 92 0-1 11 1B 1-2 1B				1 0 1 0 0 0	1 0 0 0 0 0	0 0 1 0 0 0	0 0 0 0 0 0	1 0 0 0 0 0	1 0 0 0 0 0	3 0 0 0 0 0
Inning Stats	R: 0 E: 0 K: 2 S: 9 H: 0 LOB: 0 BB: 0 P: 13	R: 0 E: 0 K: 0 S: 13 H: 1 LOB: 2 BB: 1 P: 25	R: 1 E: 0 K: 2 S: 10 H: 1 LOB: 1 BB: 1 P: 19	R: 1 E: 0 K: 3 S: 21 H: 2 LOB: 3 BB: 1 P: 35	R: 0 E: 0 K: 0 S: 6 H: 1 LOB: 0 BB: 0 P: 9	R: 1 E: 0 K: 1 S: 14 H: 2 LOB: 2 BB: 1 P: 24	R: 0 E: 0 K: 0 S: 7 H: 1 LOB: 0 BB: 0 P: 9	R: 0 E: 0 K: 1 S: 9 H: 0 LOB: 0 BB: 0 P: 15		1B: 8 2B: 0 3B: 0 HR: 0 SF: 0 SAC: 0 DP: 2 HBP: 1					WP: 1 PB: 0 SB: 0 CS: 0 PA: 35	

PITCHER		IP	WLS	BF	H	R	ER	SO	BB	IBB	HBP	BLK	WP	HR	S	P	ERA	WHIP
34 A.J. Burnett, R ERA: 2.79	(1, 1)	5.0		23	5	2	2	7	3	0	1	0	1	0	59	101	3.60	1.600
48 Jared Hughes, R ERA: 5.79	(6, 1)	1.0	L	6	2	1	1	1	1	0	0	0	0	0	14	24	9.00	3.000
32 Vin Mazzaro, R ERA:	(7, 1)	2.0		6	1	0	0	1	0	0	0	0	0	0	16	24	0.00	0.500

PITCHER	IP	WLS	BF	H	R	ER	SO	BB	IBB	HBP	BLK	WP	HR	S	P	ERA	WHIP

Batter	1	2	3	4	5	6	7	8	9	AB	R	H	RBI	BB	SO	LOB
6 Starling Marte, R (1, 7) OBP: 0.369, SLG: 0.474	C FF 91 M FF 92 B CU 76 F CH 83 X FF 94 1-2 31 S 1B		X FF 90 0-0 2B	C CH 82 B CH 84 S CH 82 X FC 90 1-2 ③ P6			C CU 74 F CH 82 X CH 82 0-2 ② G6-3		C CU 80 X CU 80 0-1 ③ F8	5	0	2	0	0	0	1
31 Jose Tabata, R (1, 9) OBP: 0.219, SLG: 0.233 44 Tony Watson, L (7, 1) 35 Mark Melancon, R (8, 1) 39 Jason Grilli, R (9, 1)	B FF 92 1 SAFE F FF 92 S FF 92 B FF 93 X FF 89 2-2 ① G6-3 1-2	C CU 74 B FC 87 X FC 87 1-1 ① G1-3	B CH 81 S FF 90 B FC 87 S CH 82 X CH 82 2-2 ① P4				B FF 91 S FF 91 B CH 83 F FF 91 T FC 88 2-2 ③ K			4 0 0 0	0 0 0 0	0 0 0 0	0 0 0 0	1 0 0 0	0 0 0 0	2 0 0 0
22 Andrew McCutchen, R (1, 8) OBP: 0.296, SLG: 0.432	X FC 88 0-0 E5	B CH 83 B FC 88 C FF 93 B CH 84 X CH 83 3-1 ② P3	F FF 90 C FF 92 B FC 88 F FF 93 B FC 90 X FC 89 2-2 ② G6-3					F CH 80 X FF 90 0-1 ① F9		4	0	0	0	0	0	2
14 Gaby Sanchez, R (1, 3) OBP: 0.368, SLG: 0.516	C FC 88 F FF 92 C FF 93 0-3 ② K	D CU 74 B CH 84 S CH 83 B FF 93 D CH 84 4-1 55 FC5-4 BB	X FF 92 0-0 2B					B FC 85 C FF 89 B CU 74 X FF 91 2-1 HR		3	1	2	1	1	1	2
55 Russell Martin, R (1, 2) OBP: 0.343, SLG: 0.414	B CH 83 X FF 92 1-0 ③ F8	B FF 92 X FF 92 1-0 ③ FC5-4 1-2f	C CH 82 B FC 89 F FC 90 B FF 90 S FF 90 2-3 ③ K					C CH 80 B FF 90 S FC 86 F FC 87 X FF 90 1-2 1B		4	0	1	0	0	1	5
18 Neil Walker, S (1, 4) OBP: 0.346, SLG: 0.361		X FF 91 0-0 E6 2 G5-3	C CH 82 S FC 87 X FC 88 0-2 2 2B 1B		C CU 73 F FC 87 S CU 75 0-3 ① K			B FF 90 B CU 74 S CH 82 C CH 82 X CH 83 2-2 ② F8		4	1	1	0	0	1	1
2 Brandon Inge, R (1, 5) OBP: 0.250, SLG: 0.500		C FF 90 S CH 82 B CH 82 X CH 79 1-2 ① G5-3 1-2	X FC 88 0-0 12 F8 1-H 2B		C FF 91 S CH 82 S CH 83 0-3 ② K			C FF 90 F FF 91 F CU 75 D CH 82 X CH 82 1-2 ③ G5-3		4	0	1	1	0	1	2
12 Clint Barmes, R (1, 6) OBP: 0.164, SLG: 0.170		T FF 88 B FC 87 X FF 94 1-1 ② P6	X FF 92 0-0 ① F8 2-3		C FF 91 B FF 92 B FC 90 S CH 84 S CH 84 2-3 ③ K				B SI 95 F SI 94 B CU 82 X SI 95 2-1 ① G5-3	4	0	0	0	0	1	2
49 Jeff Locke, L (1, 1) 23 Travis Snider, L (7, PH) OBP: 0.400, SLG: 0.458 (7, 9)		C FF 91 B FF 92 X FF 91 1-1 ③ G6-3	B FF 92 B FF 91 S FF 90 C FF 90 F FF 92 B FC 87 X FF 91 3-2 ② G6-3				C CU 72 X FC 87 0-1 ① G1-3		X SI 96 0-0 ② G6-3	2 2	0 0	0 0	0 0	0 0	0 0	2 0
Inning Stats	R: 0 E: 1 K: 1 S: 12 H: 1 LOB: 2 BB: 0 P: 16	R: 0 E: 1 K: 0 S: 8 H: 0 LOB: 1 BB: 0 P: 11	R: 0 E: 0 K: 0 S: 7 H: 1 LOB: 2 BB: 1 P: 16	R: 1 E: 0 K: 0 S: 12 H: 2 LOB: 1 BB: 0 P: 16	R: 0 E: 0 K: 1 S: 11 H: 1 LOB: 1 BB: 0 P: 17	R: 0 E: 0 K: 3 S: 9 H: 0 LOB: 0 BB: 0 P: 11	R: 0 E: 0 K: 1 S: 8 H: 0 LOB: 0 BB: 0 P: 10	R: 1 E: 0 K: 0 S: 15 H: 2 LOB: 1 BB: 0 P: 21	R: 0 E: 0 K: 0 S: 5 H: 0 LOB: 0 BB: 0 P: 7	1B: 3 2B: 3 3B: 0 HR: 1 SF: 0 SAC: 0 DP: 0 HBP: 0	WP: 0 PB: 0 SB: 1 CS: 0 PA: 37					

PITCHER		IP	WLS	BF	H	R	ER	SO	BB	IBB	HBP	BLK	WP	HR	S	P	ERA	WHIP
35 Cole Hamels, L ERA: 5.4	(1, 1)	8.0	L	34	7	2	2	6	1	0	0	0	0	1	82	118	2.25	1.000
48 Phillippe Aumont, R ERA:	(9, 1)	1.0		3	0	0	0	0	0	0	0	0	0	0	5	7	0.00	0.000

PITCHER	IP	WLS	BF	H	R	ER	SO	BB	IBB	HBP	BLK	WP	HR	S	P	ERA	WHIP

TOP

Pittsburgh Pirates @ Philadelphia Phillies
Citizens Bank Park, Philadelphia, PA
Tue Apr 23 2013, 7:08 PM - 9:50 PM EDT
Att. 31,002 - Cloudy - 51 F

livebaseballscorecards.com

AB	36
R	2
H	7
RBI	2
BB	1
SO	6
LOB	19

BOTTOM

Pittsburgh Pirates @ Philadelphia Phillies
Citizens Bank Park, Philadelphia, PA
Tue Apr 23 2013, 7:08 PM - 9:50 PM EDT
Att. 31,002 - Cloudy - 51 F

livebaseballscorecards.com

Batter	1	2	3	4	5	6	7	8	9	AB	R	H	RBI	BB	SO	LOB
11 Jimmy Rollins, S (1, 6) OBP: 0.302, SLG: 0.407	F FF 89 B CH 80 F CH 81 X FF 90 1-2 L9 ①	C KC 76 D KC 79 B SI 89 C SI 89 F CH 79 F SI 89 S KC 82 2-3 K2-3 ③			C KC 76 C SI 88 B FF 89 X FF 89 1-2 F8 ②			X FC 91 0-0 F9 ①		4	0	0	0	0	1	3
13 Freddy Galvis, S (1, 4) OBP: 0.294, SLG: 0.355 26 Chase Utley, L (8, PH) OBP: 0.350, SLG: 0.521 (9, 4)	C FF 91 X FF 90 0-1 G5-3 ②		B SI 87 F SI 88 X FF 89 1-1 P2 ①		C CH 80 B KC 80 X KC 79 1-1 G6-3 ③			C FC 92 F FC 91 S KC 81 0-3 K ②		3 1	0 0	0 0	0 0	0 0	0 1	0 1
10 Michael Young, R (1, 5) OBP: 0.400, SLG: 0.431	C FF 91 B FF 91 B SI 91 B FF 91 S SI 91 D FF 91 4-2 6 2B BB	B SI 90 B CH 81 F FF 90 B KC 80 S SI 90 S FF 92 3-3 K ②				B SI 90 S FF 90 B FF 88 B FF 90 X SI 90 3-1 F9 ①		B FC 90 B FC 89 X FC 90 2-0 1-2 1B		3	0	1	0	1	1	0
6 Ryan Howard, L (1, 3) OBP: 0.295, SLG: 0.384 48 Phillippe Aumont, L (9, 1)	B FF 90 S KC 79 F FF 90 X KC 82 1-2 1-3 2B	B FF 90 B SI 90 S SI 90 S FF 90 S SI 90 2-3 K ③				C SI 90 B SI 90 F FF 90 B KC 82 F SI 92 T SI 90 2-2 K ②		S FF 92 B FC 90 S FC 91 X FF 92 1-2 G3 ③		4 0	0 0	1 0	0 0	0 0	2 0	2 0
15 John Mayberry Jr., R (1, 9) OBP: 0.365, SLG: 0.522	C FF 90 D CH 82 B FF 90 F CH 81 X FF 90 2-2 G4-3 ③			X SI 91 0-0 2 FC5-2 3B		C FF 89 B SI 90 B CH 81 F SI 92 C FF 91 2-3 K ③			C SL 81 F FF 94 B FF 94 B SL 84 X FF 96 2-2 G4-3 ①	4	0	1	0	0	1	2
9 Domonic Brown, L (1, 7) OBP: 0.306, SLG: 0.317		X SI 90 0-0 G3 ①		B FF 89 B FF 90 F SI 90 B FF 90 H SI 90 4-1 2 FC5-2 HBP			C SI 91 B SI 92 B SI 92 S SI 92 F SI 92 F SL 84 B SL 85 C SI 92 3-3 K ①		F FF 95 F FF 95 B FF 95 S FF 95 1-3 K ②	3	0	0	0	0	2	0
2 Ben Revere, L (1, 8) OBP: 0.241, SLG: 0.229		C FF 89 B KC 79 B FF 90 B FF 91 X SI 90 3-1 E7 35 SH1-4		X FF 89 0-0 FC5-2 31 G5-4-3 1-2 3-H ①			M SI 92 M SL 83 F SL 84 C SI 92 0-3 K ②		B FF 95 F FF 95 B FF 94 F FF 94 B SL 84 C FF 95 3-3 K ③	4	0	0	0	0	2	2
31 Erik Kratz, R (1, 2) OBP: 0.219, SLG: 0.328		B KC 80 C KC 76 B FF 90 D CH 81 C CH 82 B CH 80 4-2 35 SH1-4 BB		D KC 78 B KC 77 S CH 80 S CH 80 X SI 90 2-2 G5-4-3 ② ③ 1-2f			F SI 93 F SI 93 B SL 84 X CH 85 1-2 L5 ③			2	0	0	0	1	0	2
35 Cole Hamels, L (1, 1) OBP: 0.111, SLG: 0.111 19 Laynce Nix, L (8, PH) OBP: 0.314, SLG: 0.485 (9, 3)		B FF 89 X CH 84 1-0 SH1-4 ② 1-2 2-3			C SI 85 S FF 87 B FF 88 B FF 91 S FF 88 2-3 K ①			C FC 92 F FF 91 F FC 92 B KC 81 F FC 91 F KC 82 X FC 94 1-2 10 1B 1B		1 1	0 0	0 1	0 0	0 0	1 0	0 0
Inning Stats	R: 0 E: 0 K: 0 S: 13 H: 1 LOB: 2 BB: 1 P: 21	R: 0 E: 1 K: 1 S: 11 H: 0 LOB: 2 BB: 1 P: 21	R: 0 E: 0 K: 2 S: 8 H: 0 LOB: 0 BB: 0 P: 14	R: 0 E: 0 K: 0 S: 6 H: 1 LOB: 1 BB: 0 P: 12	R: 0 E: 0 K: 1 S: 8 H: 0 LOB: 0 BB: 0 P: 12	R: 0 E: 0 K: 2 S: 9 H: 0 LOB: 0 BB: 0 P: 16	R: 0 E: 0 K: 2 S: 12 H: 0 LOB: 0 BB: 0 P: 16	R: 0 E: 0 K: 1 S: 14 H: 2 LOB: 2 BB: 0 P: 18	R: 0 E: 0 K: 2 S: 9 H: 0 LOB: 0 BB: 0 P: 15	1B: 2 2B: 1 3B: 1 HR: 0 SF: 0 SAC: 1 DP: 1 HBP: 1						

	AB	30
	R	0
	H	4
	RBI	0
	BB	2
	SO	11
	LOB	12

PITCHER		IP	WLS	BF	H	R	ER	SO	BB	IBB	HBP	BLK	WP	HR	S	P	ERA	WHIP
49 Jeff Locke, L ERA: 3.74	(1, 1)	6.0	W	23	2	0	0	6	2	0	1	0	0	0	55	96	0.00	0.667
44 Tony Watson, L ERA: 2.7	(7, 1)	1.0	H	3	0	0	0	2	0	0	0	0	0	0	12	16	0.00	0.000
35 Mark Melancon, R ERA: 0.75	(8, 1)	1.0	H	5	2	0	0	1	0	0	0	0	0	0	14	18	0.00	2.000
39 Jason Grilli, R ERA:	(9, 1)	1.0	S	3	0	0	0	2	0	0	0	0	0	0	9	15	0.00	0.000

PITCHER	IP	WLS	BF	H	R	ER	SO	BB	IBB	HBP	BLK	WP	HR	S	P	ERA	WHIP

Batter	1	2	3	4	5	6	7	8	9	AB	R	H	RBI	BB	SO	LOB
6 Starling Marte, R (1, 7) OBP: 0.371, SLG: 0.463	B SI 90 B SI 90 B SI 90 C SI 90 C SI 90 F SI 92 B FC 88 4-2 46 S 23 S BB		B SI 89 B SI 90 F SI 91 F CU 76 C SI 90 2-3 ③ K		B SI 89 B CH 82 B SI 90 C SI 88 X SI 90 3-1 ③ G6-3			1 SAFE B FF 88 L FF 89 L SL 85 F SI 89 X CH 80 1-2 23 1B 2 1B 1-2 1B	B FF 89 C FF 89 X FF 90 1-1 E4 2-H	4	1	1	0	1	1	0
23 Travis Snider, L (1, 9) OBP: 0.390, SLG: 0.442 35 Mark Melancon, R (8, 1) 19 Michael McKenry, R (9, PH) OBP: 0.375, SLG: 0.867 39 Jason Grilli, R (9, 1)	B CH 82 B SI 90 F FC 90 F SI 88 1 SAFE B CU 79 F CU 78 C FC 90 3-3 ① K 1-2			X SI 90 0-0 ① P5		B SI 88 B CH 81 X CH 80 2-0 ① F9		C SI 88 2 SAFE X SL 87 0-1 2 1B 22 BB 18 G3-2-3 1-3 2-H 1B	F FF 90 T FF 90 X SL 82 0-2 ③ F7	4 0 1 0	0 0 0 0	1 0 0 0	1 0 0 0	0 0 0 0	1 0 1 0	1 0 0 0
22 Andrew McCutchen, R (1, 8) OBP: 0.294, SLG: 0.416	B CH 84 B FC 90 F FC 90 S CU 79 B CU 80 F FC 90 C SI 92 3-3 ② K			C SI 88 X CH 83 0-1 ② G5-3		C SI 90 B SI 90 C SI 90 B CU 78 B SI 91 F SI 89 F CU 77 F CU 78 F SI 89 3-2 ② X SI 91 G6-3		B FF 88 S SI 89 D SI 90 B SL 86 F SI 89 F CH 80 F SL 88 B SL 87 4-2 18 G3-2-3 2 1B 1-2 BB		3	0	0	0	1	1	1
46 Garrett Jones, L (1, 3) OBP: 0.339, SLG: 0.411 2 Brandon Inge, R (8, PH) OBP: 0.400, SLG: 0.600 (8, 3)	B CU 80 S CU 79 S CH 84 C CU 80 1-3 ③ K 2-3			B CU 77 B CH 83 B CH 83 B SI 89 4-0 ③ 18 HBP 24 1B BB		C SI 90 F CU 79 S CU 79 0-3 ③ K		B CH 81 X FF 89 1-0 18 G3-2-3 1-2 2-3 3-H 1B		2 1	1 0	0 1	0 1	1 0	2 0	1 0
18 Neil Walker, S (1, 4) OBP: 0.341, SLG: 0.347		X SI 88 0-0 ① G5-3		B SI 90 C SI 90 B SI 90 F CH 82 H CU 79 3-2 24 1B 1-2 HBP			B FF 89 F FF 90 F SL 81 X SL 82 1-2 ① P4	X FF 89 0-0 ①② G3-2-3 1-2 2-3 3-Hf		3	0	0	0	0	0	3
24 Pedro Alvarez, L (1, 5) OBP: 0.254, SLG: 0.359		B CU 76 S CH 82 S CH 82 S CU 77 1-3 ② K		B CH 83 F SI 90 F CU 79 D SI 85 X CU 79 2-2 1-2 2-H 1B			B FF 90 F FF 91 S SL 84 X SL 82 1-2 HR	S SL 82 S SL 82 B SL 83 X SL 80 1-2 ③ G4-3		4	1	2	2	0	1	2
55 Russell Martin, R (1, 2) OBP: 0.324, SLG: 0.387		X SI 91 0-0 ③ G6-3		F SI 90 F SI 90 B CU 80 B CU 80 F CU 81 B SI 90 C CU 78 3-3 ③ K			C SL 83 X FF 91 0-1 ② G5-3		F FF 89 B FF 89 C FF 89 B SL 82 B FF 90 F CH 82 X CH 82 3-2 ① F8	4	0	0	0	0	1	2
17 John McDonald, R (1, 6) OBP: 0.176, SLG: 0.067 14 Gaby Sanchez, R (7, PH) OBP: 0.359, SLG: 0.500 12 Clint Barmes, R (7, 6) OBP: 0.179, SLG: 0.185		B SI 89 F FC 88 C SI 90 X SI 90 1-2 ① G4-3			C SI 90 B CU 77 B SI 90 X FC 88 2-1 ① F7		F FF 91 B SL 83 C FF 91 B SL 84 F FF 91 X FF 91 2-2 ③ G3-1		X CH 83 0-0 31 G4-3 6 E 1B	2 1 1	0 0 1	0 0 1	0 0 0	0 0 0	0 0 0	0 0 0
51 Wandy Rodriguez, S (1, 1) 32 Vin Mazzaro, R (6, 1) 31 Jose Tabata, R (8, PH) OBP: 0.235, SLG: 0.226 (8, 9)		C SI 89 F CU 79 S CU 79 0-3 ② K			B SI 89 C SI 88 X SI 90 1-1 ② G6-3			B SI 90 C SL 88 B SL 87 F FF 90 B SL 88 B SL 87 4-2 6 1B 23 1B BB	B FF 90 T CH 82 B FF 88 F FF 89 B FF 88 X CH 82 3-2 ② G4-3 1-2	2 0 1	0 0 1	0 0 1	0 0 1	0 0 0	1 0 1	0 0 1
Inning Stats	R: 0 E: 0 K: 3 S: 14 H: 0 LOB: 1 BB: 1 P: 25	R: 0 E: 0 K: 1 S: 5 H: 0 LOB: 0 BB: 0 P: 6	R: 0 E: 0 K: 2 S: 9 H: 0 LOB: 0 BB: 0 P: 12	R: 1 E: 0 K: 1 S: 12 H: 1 LOB: 2 BB: 1 P: 24	R: 0 E: 0 K: 0 S: 6 H: 0 LOB: 0 BB: 0 P: 12	R: 0 E: 0 K: 1 S: 11 H: 0 LOB: 0 BB: 0 P: 16	R: 1 E: 0 K: 0 S: 12 H: 1 LOB: 0 BB: 0 P: 16	R: 2 E: 0 K: 0 S: 17 H: 3 LOB: 2 BB: 2 P: 28	R: 1 E: 1 K: 0 S: 13 H: 1 LOB: 1 BB: 0 P: 20	1B: 5 2B: 0 3B: 0 HR: 1	SF: 0 SAC: 0 DP: 1 HBP: 1			WP: 0 PB: 0 SB: 2 CS: 0	PA: 38		

PITCHER		IP	WLS	BF	H	R	ER	SO	BB	IBB	HBP	BLK	WP	HR	S	P	ERA	WHIP
34 Roy Halladay, R ERA: 5.08	(1, 1)	6.0		22	1	1	1	8	2	0	1	0	0	0	57	95	1.50	0.500
59 Antonio Bastardo, L ERA: 1.08	(7, 1)	1.0	H	4	1	1	1	0	0	0	0	0	0	1	12	16	9.00	1.000
37 Mike Adams, R ERA: 4.0	(8, 1)	0.0	L	4	2	2	2	0	2	0	0	0	0	0	12	21	∞	∞
47 Jeremy Horst, L ERA: 5.59	(8, 1)	2.0		8	2	1	0	0	0	0	0	0	0	0	18	27	0.00	1.000

PITCHER	IP	WLS	BF	H	R	ER	SO	BB	IBB	HBP	BLK	WP	HR	S	P	ERA	WHIP

TOP

Pittsburgh Pirates @ Philadelphia Phillies

Citizens Bank Park, Philadelphia, PA

Wed Apr 24 2013, 7:08 PM - 10:09 PM EDT

Att. 32,158 - Partly Cloudy - 69 F

livebaseballscorecards.com

AB	33
R	5
H	6
RBI	4
BB	4
SO	8
LOB	12

Batter	1	2	3	4	5	6	7	8	9	AB	R	H	RBI	BB	SO	LOB
11 Jimmy Rollins, S (1, 6) OBP: 0.308, SLG: 0.419	B FF 89 B FF 90 C FF 89 X SI 90 2-1 ① 1B		C FF 91 B SI 90 C FF 90 C FF 90 1-3 ② K		B CU 75 B CU 77 X FF 89 2-0 26 1B 10 FC5-4-2 2B	X SI 94 0-0 ③ G4-3			C SL 83 B FF 93 T SL 83 X FF 94 1-2 ② P2	5	0	2	0	0	1	3
26 Chase Utley, L (1, 4) OBP: 0.353, SLG: 0.551	B FF 91 X FF 91 1-0 HR		C SI 90 C CU 76 B CU 76 X CU 75 1-2 ③ G3		X CU 77 0-0 10 FC5-4-2 2-3 1B		B SI 93 C SL 87 X SI 95 1-1 ① F8		D SL 86 C SL 84 F FF 95 F SL 83 F SL 83 S FF 94 1-3 ③ K 1-2	5	1	2	1	0	1	1
10 Michael Young, R (1, 5) OBP: 0.381, SLG: 0.408	C FF 90 B SI 90 X FF 90 1-1 ② G3			B SI 90 T FF 89 C SI 90 B FF 91 S CU 75 2-3 ① K	B FF 88 X CU 76 1-0 ① ② FC5-4-2 1-2 3-H		C FF 95 C SL 87 F SL 87 B CH 87 X FF 95 1-2 ② G6-3			4	0	0	0	0	1	2
6 Ryan Howard, L (1, 3) OBP: 0.293, SLG: 0.416	C FF 88 B CU 75 S CU 75 B CU 75 S CU 78 2-3 ③ K			F FF 89 S CU 74 F CU 73 F CU 75 X CU 74 0-2 HR	C FF 88 F SI 88 D CU 78 X FF 88 1-2 ③ L3		B SL 88 X SL 86 1-0 ③ F7			4	1	1	1	0	1	1
15 John Mayberry Jr., R (1, 9) OBP: 0.357, SLG: 0.490		C FF 90 X FF 90 0-1 ① F8		F FF 90 B SI 90 B CU 75 B CU 74 B FF 90 4-1 2 PB 9 E BB	C FF 90 X CU 76 0-1 ① G5-3			B FC 92 C FF 93 B FC 92 S FC 93 B FC 94 X FF 94 3-2 ① G6-3		3	0	0	0	1	0	0
9 Domonic Brown, L (1, 7) OBP: 0.316, SLG: 0.328		B FF 89 C FF 90 B CU 78 B CU 77 C FF 89 X FF 90 3-2 2 G6-3 1B		C SI 90 B CU 76 B SI 90 1 SAFE F SI 90 X SI 89 2-2 FC4 2 PB 1-2	C CU 77 B FF 89 B FF 90 X CU 79 2-1 ② G4-3			C FC 92 F FF 93 B KC 82 X FC 92 1-2 2 G6-4-3 1B		4	0	2	0	0	0	1
2 Ben Revere, L (1, 8) OBP: 0.242, SLG: 0.230		C SI 90 B CU 78 D CU 78 1 SAFE C FF 90 B FF 90 X FF 91 3-2 ② G6-3 1-2		S CH 78 B CU 78 C SI 90 D SI 90 B CU 77 X CU 77 3-2 ② P6 1-2 2-3	B FF 89 F FF 90 B SI 89 C CU 77 X CU 78 2-2 12 1B 28 1B 1B			X FF 92 0-0 ② ③ G6-4-3 1-2f		4	1	1	0	0	0	4
12 Humberto Quintero, R (1, 2) OBP: 0.353, SLG: 0.438 19 Laynce Nix, L (9, PH) OBP: 0.306, SLG: 0.471		C SI 90 F CU 77 X SI 90 0-2 ③ G3-1		I IN 66 I IN 66 I IN 66 I IN 66 I IN 67 4-0 IBB	B FF 88 S SI 89 X SI 89 1-1 28 1B 1-3 1B				B FF 93 C FF 94 X FF 94 1-1 ① F9	2 1	0 0	1 0	0 0	1 0	0 0	1 0
34 Roy Halladay, R (1, 1) 28 Kevin Frandsen, R (6, PH) OBP: 0.357, SLG: 0.385 59 Antonio Bastardo, R (7, 1) 37 Mike Adams, R (8, 1) 47 Jeremy Horst, L (8, 1) 16 Ezequiel Carrera, L (9, PH) OBP: 0.364, SLG: 0.125			S FF 89 C CU 75 B FF 89 C FF 90 1-3 ① K	S FF 89 B SI 90 S FF 90 S FF 89 1-3 ③ K	B CU 76 B SI 90 C CU 77 X CU 75 2-1 1-2 3-H 1B				B FF 94 H FF 93 2-0 26 DI HBP	2 1 0 0 0 0	0 0 0 0 0 0	0 1 0 0 0 0	0 1 0 0 0 0	2 0 0 0 0 0	3 0 0 0 0 0	0 0 0 0 0 0
Inning Stats	R: 1 E: 0 K: 1 S: 8 H: 2 LOB: 0 BB: 0 P: 14	R: 0 E: 0 K: 0 S: 11 H: 1 LOB: 1 BB: 0 P: 17	R: 0 E: 0 K: 2 S: 9 H: 0 LOB: 0 BB: 0 P: 12	R: 1 E: 1 K: 2 S: 18 H: 1 LOB: 3 BB: 2 P: 34	R: 0 E: 0 K: 0 S: 6 H: 2 LOB: 1 BB: 0 P: 10	R: 1 E: 0 K: 0 S: 12 H: 3 LOB: 2 BB: 0 P: 19	R: 0 E: 0 K: 0 S: 7 H: 0 LOB: 0 BB: 0 P: 10	R: 0 E: 0 K: 0 S: 7 H: 1 LOB: 0 BB: 0 P: 11	R: 0 E: 0 K: 1 S: 10 H: 0 LOB: 1 BB: 0 P: 15	1B: 7 2B: 2 3B: 0 HR: 2	SF: 0 SAC: 0 DP: 2 HBP: 1			WP: 0 PB: 1 SB: 0 CS: 0	PA: 38	

PITCHER	IP	WLS	BF	H	R	ER	SO	BB	IBB	HBP	BLK	WP	HR	S	P	ERA	WHIP
51 Wandy Rodriguez, L (1, 1) ERA: 1.66	5.2		27	9	3	3	5	1	1	0	0	0	2	63	105	4.76	1.765
32 Vin Mazzaro, R (6, 1) ERA:	1.1	W	4	0	0	0	0	0	0	0	0	0	0	8	11	0.00	0.000
35 Mark Melancon, R (8, 1) ERA: 0.69	1.0	H	3	1	0	0	0	0	0	0	0	0	0	7	11	0.00	1.000
39 Jason Grilli, R (9, 1) ERA:	1.0	S	4	0	0	0	1	0	0	1	0	0	0	10	15	0.00	0.000

PITCHER	IP	WLS	BF	H	R	ER	SO	BB	IBB	HBP	BLK	WP	HR	S	P	ERA	WHIP

BOTTOM

Pittsburgh Pirates @ Philadelphia Phillies
Citizens Bank Park, Philadelphia, PA
Wed Apr 24 2013, 7:08 PM - 10:09 PM EDT
Att. 32,158 - Partly Cloudy - 69 F

livebaseballscorecards.com

AB	35
R	3
H	10
RBI	3
BB	2
SO	6
LOB	16

TOP

Pittsburgh Pirates @ Philadelphia Phillies
Citizens Bank Park, Philadelphia, PA
Thu Apr 25 2013, 1:07 PM - 4:27 PM EDT
Att. 33,443 - Sunny - 58 F

livebaseballscorecards.com

Batter	1	2	3	4	5	6	7	8	9	AB	R	H	RBI	BB	SO	LOB
6 Starling Marte, R (1, 7) OBP: 0.379, SLG: 0.460	B FF 90 X FF 90 1-0 22 FC5-4 1B		B FF 89 D CU 75 C CH 83 C CH 83 S FC 86 2-3 ① K		S FF 88 F FF 90 C FF 90 0-3 ② K		B CH 83 B SI 89 B FF 90 C FF 88 B FF 89 4-1 22 1B 14 1B BB	S SI 94 F SI 93 B CU 79 X CU 76 1-2 46 2B 14 SF9 1-2 2-3 1B	B CH 77 F CU 76 B FF 88 F FF 88 S FF 88 2-3 ③ K	5	2	2	0	1	3	3
2 Brandon Inge, R (1, 4) OBP: 0.333, SLG: 0.444 46 Garrett Jones, L (8, PH) OBP: 0.349, SLG: 0.439 44 Tony Watson, L (8, 1)	B FF 89 C CH 84 F FC 85 F CU 74 X CH 83 1-2 ① F8		F CH 83 B FC 86 C FC 85 C FF 90 1-3 ② K		C FC 86 X CH 83 0-1 1-2 1B		1 SAFE B SI 89 C FF 90 F CH 83 X FF 90 1-2 ② F9	S SI 95 S SI 94 D CU 77 B SI 93 X SI 93 3-1 14 SF9 1-3 2-H 3-H 2B		4	0	1	0	0	1	3
										1	0	1	2	0	0	0
										0	0	0	0	0	0	0
22 Andrew McCutchen, R (1, 8) OBP: 0.300, SLG: 0.407	1 SAFE S FF 89 S FF 90 F FF 91 X FC 88 0-2 ② FC5-4 1-2f		X FF 89 0-0 ③ F9		C FF 90 B FC 86 B CU 73 C CH 84 X FF 91 2-2 ③ F9		B FF 90 F SI 89 X FC 86 1-1 14 1B 19 1B 1-2 1B	B FC 87 B FC 86 B FC 86 I IN 62 4-0 19 BB IBB		4	1	1	0	1	0	4
14 Gaby Sanchez, R (1, 3) OBP: 0.364, SLG: 0.583	C FF 89 B CH 84 X CH 83 1-1 ③ F8			C CH 83 B FF 89 B FC 86 F CH 84 X CH 84 2-2 ① P3		B CH 82 F FF 89 B FF 90 X FF 90 2-1 HR	B FF 90 B FC 86 C FF 90 X FF 90 2-1 19 1B 1-3 2-H 1B	B FF 87 C SI 87 F SI 87 F CU 74 F SI 89 B FC 89 X SI 89 2-2 ② SF9 2-3 3-H		4	1	2	3	0	0	1
19 Michael McKenry, R (1, 2) OBP: 0.381, SLG: 0.737		B FF 90 F FF 90 B FC 86 F FF 90 C FC 87 2-3 ① K		B FF 90 B FC 86 B FF 90 C FF 89 X FF 90 3-1 E5		X FF 90 0-0 ① P2	F FF 88 S CH 83 X CH 84 0-2 1-3 3-H 1B	1 SAFE 1 SAFE B FF 88 F SI 89 1 SAFE D FF 89 B SI 89 B FC 88 4-1 1-2 BB		4	0	1	1	1	1	0
24 Pedro Alvarez, L (1, 5) OBP: 0.263, SLG: 0.362		C FF 90 F FF 90 B FC 86 X FC 86 1-2 1B		C FF 90 F FF 90 S FF 90 0-3 ② K		B FF 90 B FC 86 C FF 90 X FC 86 2-1 1B	B SI 89 C FF 90 S FF 90 B CU 73 X SI 89 2-2 ③ P6	D FC 87 F FF 89 B FF 89 F FF 87 D CU 78 X CH 82 3-2 ③ F8		5	0	2	0	0	1	6
31 Jose Tabata, R (1, 9) OBP: 0.216, SLG: 0.206		B SI 90 X FF 90 1-0 ② L8		B FF 89 B CH 83 C FF 90 F FF 89 D CU 75 X CH 84 3-2 ③ F8		C SI 89 X FC 86 0-1 ② L9	F SI 95 B FS 85 F SI 94 F CU 81 B CU 77 F CU 78 S SI 96 2-3 ① K	F CU 77 S FF 86 B CU 78 X CU 78 1-2 23 F8 12 SH2-6-4 1B		3	0	0	0	0	0	3
12 Clint Barmes, R (1, 6) OBP: 0.183, SLG: 0.175		C SI 89 F CH 84 C FF 90 0-3 ③ K			C FF 88 B FF 90 B CH 83 X FF 89 2-1 ① L7	F FF 90 F FF 90 F FC 87 B FF 90 B FF 89 X CH 83 2-2 ③ G6-3		H SI 95 1-0 6 1B 23 1B 46 2B HBP	B SI 86 1 SAFE L FF 87 1 SAFE X FF 86 1-1 ① SH2-6-4 1-2	3	1	0	0	0	1	2
53 James McDonald, L (1, 1) OBP: 0.444, SLG: 0.375 37 Justin Wilson, L (6, 1) 23 Travis Snider, L (6, 9) OBP: 0.387, SLG: 0.436 18 Neil Walker, S (8, PH) OBP: 0.345, SLG: 0.351 (8, 4)			C FF 88 B FF 89 B FF 88 F FF 89 X FF 90 2-2 1B		C FF 88 X FF 88 0-1 2 1B 1B		M SI 88 S CU 73 C CU 72 0-3 ① K	1 SAFE B SI 94 B SI 93 B SI 94 C SI 95 F SI 94 X SI 94 3-2 6 1B 46 2B 1-2 1B	S CU 77 B CU 77 X CU 78 1-1 ② F8 2-3	2	0	2	0	0	0	0
										0	0	0	0	0	0	0
										3	1	1	0	0	1	1
										2	0	1	0	0	1	0
Inning Stats	R: 0 E: 0 K: 0 S: 11 H: 1 LOB: 1 BB: 0 P: 14	R: 0 E: 0 K: 2 S: 10 H: 1 LOB: 1 BB: 0 P: 14	R: 0 E: 0 K: 2 S: 10 H: 1 LOB: 1 BB: 0 P: 15	R: 0 E: 1 K: 1 S: 11 H: 0 LOB: 1 BB: 0 P: 19	R: 0 E: 0 K: 1 S: 12 H: 2 LOB: 2 BB: 0 P: 16	R: 1 E: 0 K: 0 S: 11 H: 2 LOB: 1 BB: 0 P: 17	R: 2 E: 0 K: 1 S: 17 H: 3 LOB: 2 BB: 1 P: 27	R: 3 E: 0 K: 1 S: 22 H: 3 LOB: 3 BB: 2 P: 45	R: 0 E: 0 K: 1 S: 10 H: 1 LOB: 1 BB: 0 P: 15	1B: 12 2B: 1 3B: 0 HR: 1 SF: 1 SAC: 1 DP: 0 HBP: 1						

AB	40
R	6
H	14
RBI	6
BB	3
SO	9
LOB	23

WP: 0 PA: 46
PB: 0
SB: 0
CS: 0

PITCHER		IP	WLS	BF	H	R	ER	SO	BB	IBB	HBP	BLK	WP	HR	S	P	ERA	WHIP
33 Cliff Lee, L ERA: 3.03	(1, 1)	7.0		33	10	3	3	7	1	0	0	0	0	1	82	122	3.86	1.571
48 Phillippe Aumont, R ERA: 4.05	(8, 1)	0.1	L	5	3	3	3	1	0	0	1	0	0	0	13	23	81.00	9.000
45 Chad Durbin, R ERA: 4.05	(8, 1)	0.2		4	0	0	0	0	1	1	0	0	0	0	9	22	0.00	1.500
46 Raul Valdes, L ERA: 9.28	(9, 1)	1.0		4	1	0	0	1	0	0	0	0	0	0	10	15	0.00	1.000

PITCHER	IP	WLS	BF	H	R	ER	SO	BB	IBB	HBP	BLK	WP	HR	S	P	ERA	WHIP

BOTTOM

Pittsburgh Pirates @ Philadelphia Phillies
Citizens Bank Park, Philadelphia, PA
Thu Apr 25 2013, 1:07 PM - 4:27 PM EDT
Att. 33,443 - Sunny - 58 F

livebaseballscorecards.com

Batter	1	2	3	4	5	6	7	8	9	AB	R	H	RBI	BB	SO	LOB
11 Jimmy Rollins, S (1, 6) OBP: 0.305, SLG: 0.404	B SI 91 X SI 91 1-0 F9 ①		B SI 91 C SI 91 B CU 75 C CU 74 B SI 92 B SI 91 4-2 28 E BB		B SL 78 C SL 77 B FF 90 S CH 82 X SL 79 2-2 L9 ②③ 1-2		L FF 95 B CU 77 B FF 95 F FF 96 S FF 96 2-3 K ③			3	0	0	0	1	1	1
28 Kevin Frandsen, R (1, 5) OBP: 0.389, SLG: 0.438	C SI 92 C FF 94 F SI 94 B SL 78 X FF 93 1-2 L5 ②		C SL 76 1 SAFE X SL 77 0-1 G6-3 ③ 1-2			B FF 87 F FF 89 F SI 90 B CU 76 B SI 88 F SI 89 B FF 88 4-2 26 1B 6 1B BB		B SI 93 C SI 92 C SI 93 F CH 85 F SI 94 X SL 85 1-2 26 B2-3 6 G6-3 2B		3	2	1	0	1	0	1
26 Chase Utley, L (1, 4) OBP: 0.360, SLG: 0.543	B SI 92 B CH 84 F FF 92 F SI 92 S SL 78 2-3 K ③			B SL 78 B SI 89 B SI 89 C SI 90 B FF 90 4-1 6 WP 9 2B BB		1 SAFE F SI 88 D CU 73 B CH 78 X SI 89 2-1 6 1B 6 S 15 FC5-2 1-3 1B		X SL 84 0-0 B2-3 ① 2-3		3	1	1	0	1	1	1
6 Ryan Howard, L (1, 3) OBP: 0.302, SLG: 0.432		C SI 90 B SI 92 B CU 74 X SI 92 2-1 19 G4-3 2B		B SI 88 B SI 90 F FF 90 B SL 78 S SL 77 F SL 78 F CU 73 F SI 92 S SL 76 3-3 K ① 1-2		B CU 73 B SL 76 S SL 76 B SI 91 X SL 77 3-1 9 WP 15 FC5-2 9 SF8 1-3 3-H 1B		B SL 85 X SI 94 1-0 G6-3 ② 3-H		4	1	2	2	0	1	1
19 Laynce Nix, L (1, 9) OBP: 0.289, SLG: 0.444 15 John Mayberry Jr., R (6, PH) OBP: 0.345, SLG: 0.471 (7, 9)		B SL 76 B SI 92 X SI 90 2-0 G4-3 ① 2-3		X SI 91 0-0 F8 ②		F FF 94 F FC 90 X CU 75 0-2 FC5-2 ① 9 WP 1-2 3-H		C SI 93 C SI 94 X SI 94 0-2 P3 ③		2 2	0 0	0 0	0 0	0 0	0 0	2 2
9 Domonic Brown, L (1, 7) OBP: 0.325, SLG: 0.371		B SI 92 C CU 74 C CU 75 S SL 78 1-3 K ②		C CU 73 S CU 76 X CU 75 0-2 2-H 2B		C FF 96 S CU 76 B FF 96 B CU 75 X FF 96 2-2 SF8 ② 1-2 2-H			X SI 92 0-0 2B	3	0	2	2	0	1	1
16 Ezequiel Carrera, L (1, 8) OBP: 0.267, SLG: 0.083		B CU 74 C SI 92 F CU 75 B SI 91 F SL 78 C SI 92 2-3 K ③		X FF 91 0-0 P3 ③		B FF 95 S FF 94 D CU 77 B FF 95 X FF 95 3-1 P5 ③			C SI 92 C SL 83 C SL 84 0-3 K ①	4	0	0	0	0	2	4
31 Erik Kratz, R (1, 2) OBP: 0.206, SLG: 0.308			X SI 91 0-0 F7 ①		B SL 75 B SI 88 X SI 91 2-0 G4-3 ①		B FF 93 C SI 93 B FF 94 F FF 95 S FC 90 2-3 K ①		F SI 93 X CH 86 0-1 G6-3 ②	4	0	0	0	0	1	1
33 Cliff Lee, L (1, 1) OBP: 0.250, SLG: 0.182 10 Michael Young, R (7, PH) OBP: 0.376, SLG: 0.403 48 Phillippe Aumont, L (8, 1) 45 Chad Durbin, R (8, 1) 46 Raul Valdes, L (9, 1) OBP: 1.000, SLG: 2.000 13 Freddy Galvis, S (9, PH) OBP: 0.286, SLG: 0.344			C SI 90 X SI 93 0-1 G4-3 ②		C SI 91 B FF 91 B SI 90 X FF 90 2-1 11 CS 1B		X SI 93 0-0 L7 ②		X SI 93 0-0 P5 ③	2 1 0 0 0 0 1	0 0 0 0 0 0 0	1 0 0 0 0 0 0	0 0 0 0 0 0 0	0 0 0 0 0 0 0	0 0 0 0 0 0 0	0 0 0 0 0 0 1
Inning Stats	R: 0 E: 0 K: 1 S: 8 H: 0 LOB: 0 BB: 0 P: 12	R: 0 E: 0 K: 2 S: 10 H: 1 LOB: 1 BB: 0 P: 17	R: 0 E: 1 K: 0 S: 7 H: 0 LOB: 1 BB: 1 P: 11	R: 1 E: 0 K: 1 S: 12 H: 1 LOB: 1 BB: 1 P: 19	R: 0 E: 0 K: 0 S: 6 H: 1 LOB: 0 BB: 0 P: 12	R: 2 E: 0 K: 0 S: 15 H: 2 LOB: 1 BB: 1 P: 29	R: 0 E: 0 K: 2 S: 7 H: 0 LOB: 0 BB: 0 P: 11	R: 1 E: 0 K: 0 S: 10 H: 1 LOB: 0 BB: 0 P: 12	R: 0 E: 0 K: 1 S: 7 H: 1 LOB: 1 BB: 0 P: 7	1B: 3 2B: 4 3B: 0 HR: 0 SF: 1 SAC: 0 DP: 0 HBP: 0						WP: 2 PB: 0 SB: 1 CS: 1 PA: 36

PITCHER	IP	WLS	BF	H	R	ER	SO	BB	IBB	HBP	BLK	WP	HR	S	P	ERA	WHIP
53 James McDonald, R (1, 1) ERA: 4.38	5.0		22	5	3	3	4	3	0	0	0	1	0	50	87	5.40	1.600
37 Justin Wilson, L (6, 1) ERA: 1.29	2.0	W	6	0	0	0	2	0	0	0	0	1	0	15	24	0.00	0.000
44 Tony Watson, L (8, 1) ERA: 3.0	2.0	S	8	2	1	1	1	0	0	0	0	0	0	17	19	4.50	1.000

PITCHER	IP	WLS	BF	H	R	ER	SO	BB	IBB	HBP	BLK	WP	HR	S	P	ERA	WHIP

Batter	1	2	3	4	5	6	7	8	9	AB	R	H	RBI	BB	SO	LOB
6 Starling Marte, R (1, 7) (5, 8) OBP: 0.390, SLG: 0.456	F FF 92 L FF 92 B SI 92 X SI 92 1-2 46 BB 1B		F FF 92 S FF 92 B FF 93 F CU 79 B SL 86 F CU 80 H SI 91 3-2 HBP		B CU 78 F SI 91 F FF 93 H FF 93 2-2 23 S HBP		B FF 93 B CU 78 X FF 92 2-0 ③ F8		B SI 96 X SI 95 1-0 ② F4	3	0	1	0	0	0	2
23 Travis Snider, L (1, 9) OBP: 0.388, SLG: 0.424	1 SAFE C SI 91 F FF 91 D CU 79 B CU 78 1 SAFE T FF 92 2-2 ① K		B CU 78 1 SAFE X SI 90 1-0 ② L8		B SI 92 C CU 79 B CU 79 B FF 93 C SI 93 F FF 93 B FF 93 4-2 22 FC5-4 1-2 BB			C SI 96 B SL 90 B CH 90 X SI 96 2-1 18 BB 14 HBP 1B	C SI 97 B CH 85 S CH 86 T SI 98 1-2 ③ K	4	0	1	0	1	2	4
22 Andrew McCutchen, R (1, 8) OBP: 0.290, SLG: 0.393 48 Jared Hughes, R (5, 1) 14 Gaby Sanchez, R (8, PH) OBP: 0.378, SLG: 0.583 2 Brandon Inge, R (8, 4) OBP: 0.333, SLG: 0.444	X FF 93 0-0 ② P5		C FF 92 1 SAFE C FF 93 B FF 94 C FF 94 1-3 ③ K		B SL 87 B SL 87 C SL 85 F FF 94 X FF 94 2-2 ③ FC5-4 1-2f			C SI 96 D SI 95 H SI 95 2-1 18 BB 1-2 HBP		3 0 0 0	0 0 0 0	0 0 0 0	0 0 0 0	1 0 0 0	0 0 0 0	4 0 0 0
46 Garrett Jones, L (1, 3) OBP: 0.358, SLG: 0.450	1 SAFE B SI 91 B FF 92 B FF 92 C FF 91 B FF 92 4-1 1-2 BB			C FF 91 C CU 76 S FF 92 0-3 ① K		C CU 77 S CU 78 B SI 92 X FF 92 1-2 18 G4-3 24 SF7 2B		S SI 97 S SL 90 D FC 92 C SL 88 1-3 ① K		3	1	1	0	1	2	2
18 Neil Walker, S (1, 4) OBP: 0.352, SLG: 0.342 32 Vin Mazzaro, R (8, 1)	C CU 79 X FF 93 0-1 ③ P6			B CU 79 B SI 92 B FF 92 B FF 93 4-0 BB		F FF 91 X CU 78 0-1 ① G4-3 2-3		B SI 95 F SI 96 B SL 88 B SI 95 B SI 94 4-1 24 G4-6-3 1-2 2-3 BB		2 0	0 0	0 0	0 0	2 0	0 0	3 0
24 Pedro Alvarez, L (1, 5) OBP: 0.250, SLG: 0.347		B SI 90 C FF 92 F CU 78 F CU 78 B CU 79 S FF 93 2-3 ① K		X FF 93 0-0 ② F7		B SI 93 F SI 92 B CU 79 X SI 92 2-1 ② SF7 3-H		S SL 75 B SL 76 C SI 88 B SL 77 B SI 87 F SI 87 X SI 86 3-2 ②③ G4-6-3 1-2f		3	0	0	1	0	1	4
55 Russell Martin, R (1, 2) OBP: 0.320, SLG: 0.379		F SI 92 C FF 92 B SL 88 S SI 92 1-3 ② K		F FF 92 B FF 93 X FF 93 1-1 ③ L8		C FF 93 B CU 80 B CU 80 C FF 93 F SI 93 X CU 80 2-2 ③ G5-3			C SI 95 X SI 97 0-1 31 1B 1B	4	0	1	0	0	1	1
12 Clint Barmes, R (1, 6) OBP: 0.172, SLG: 0.164		C FF 93 X SL 88 0-1 ③ F7			C CU 77 C FF 92 B FF 93 B FF 94 S FF 94 2-3 ① K		C FF 91 F SL 86 F FF 92 C FF 94 0-3 ① K		F SI 94 X SI 95 0-1 ① F8	4	0	0	0	0	2	1
57 Jonathan Sánchez, L (1, 1) 30 Jeanmar Gómez, R (1, 1) OBP: 0.250, SLG: 0.250 31 Jose Tabata, R (5, 7) OBP: 0.231, SLG: 0.222			C FF 91 B FF 92 S FF 93 T SL 86 1-2 ① K		C FF 92 F FF 92 S SL 86 0-3 ② K		F FF 93 X CU 79 0-1 ② G4-3		X SI 96 0-0 1-2 1B	0 2 2	0 0 0	0 0 1	0 0 0	0 0 0	0 2 0	0 0 0
Inning Stats	R: 0 E: 0 K: 1 S: 10 H: 1 LOB: 2 BB: 1 P: 17	R: 0 E: 0 K: 2 S: 9 H: 0 LOB: 0 BB: 0 P: 12	R: 0 E: 0 K: 2 S: 11 H: 0 LOB: 1 BB: 0 P: 17	R: 0 E: 0 K: 1 S: 6 H: 0 LOB: 1 BB: 1 P: 11	R: 0 E: 0 K: 2 S: 14 H: 0 LOB: 2 BB: 1 P: 24	R: 1 E: 0 K: 0 S: 11 H: 1 LOB: 1 BB: 0 P: 16	R: 0 E: 0 K: 1 S: 7 H: 0 LOB: 0 BB: 0 P: 9	R: 0 E: 0 K: 1 S: 11 H: 1 LOB: 2 BB: 1 P: 23	R: 0 E: 0 K: 1 S: 9 H: 2 LOB: 2 BB: 0 P: 11	1B: 4 2B: 1 3B: 0 HR: 0 SF: 1 SAC: 0 DP: 1 HBP: 3						

PITCHER		IP	WLS	BF	H	R	ER	SO	BB	IBB	HBP	BLK	WP	HR	S	P	ERA	WHIP
31 Lance Lynn, R ERA: 3.1	(1, 1)	7.0	W	28	2	1	1	9	3	0	2	0	0	0	68	106	1.29	0.714
41 Mitchell Boggs, R ERA: 12.0	(8, 1)	0.1		4	1	0	0	1	1	0	1	0	0	0	7	16	0.00	6.000
36 Randy Choate, L ERA: 2.7	(8, 1)	0.2	H	1	0	0	0	0	0	0	0	0	0	0	4	7	0.00	0.000
58 Joe Kelly, R ERA: 4.32	(9, 1)	1.0		5	2	0	0	1	0	0	0	0	0	0	9	11	0.00	2.000

PITCHER		IP	WLS	BF	H	R	ER	SO	BB	IBB	HBP	BLK	WP	HR	S	P	ERA	WHIP

TOP

Pittsburgh Pirates @ St. Louis Cardinals

Busch Stadium, St. Louis, MO

Fri Apr 26 2013, 7:17 PM - 10:31 PM CDT

Att. 44,090 - Cloudy - 56 F

livebaseballscorecards.com

AB	30
R	1
H	5
RBI	1
BB	4
SO	11
LOB	21

BOTTOM

Pittsburgh Pirates @ St. Louis Cardinals

Busch Stadium, St. Louis, MO

Fri Apr 26 2013, 7:17 PM - 10:31 PM CDT

Att. 44,090 - Cloudy - 56 F

livebaseballscorecards.com

Batter	1	2	3	4	5	6	7	8	9	AB	R	H	RBI	BB	SO	LOB
13 Matt Carpenter, L (1, 4) OBP: 0.360, SLG: 0.500	HR	G3-1			3 HR BB	3 BB 1B		L7		4	2	2	1	1	0	3
3 Carlos Beltrán, S (1, 9) OBP: 0.346, SLG: 0.547	HR		G4-3		HR	BB		K		4	2	2	3	1	1	2
7 Matt Holliday, R (1, 7) OBP: 0.412, SLG: 0.451	4 G5-4-3 21 HBP 1B		21 WP 21 1B BB		BB	G1-3		21 WP 21 1B 1B		3	2	2	1	2	0	3
21 Allen Craig, R (1, 3) OBP: 0.302, SLG: 0.350	4 G5-4-3 HBP		1B		K		G4-3	3 1B		4	0	2	3	0	1	1
4 Yadier Molina, R (1, 2) OBP: 0.345, SLG: 0.439	G5-4-3		F9		K		23 G6-3 1B			4	0	1	0	0	1	4
23 David Freese, R (1, 5) OBP: 0.277, SLG: 0.238	L6		G5-3		K		G6-3			4	0	0	0	0	1	4
19 Jon Jay, L (1, 8) OBP: 0.256, SLG: 0.341		E6 31 SH1-4		38 CS 1B		G4-3		38 1B 2B		4	1	2	0	0	0	0
38 Pete Kozma, R (1, 6) OBP: 0.316, SLG: 0.368		K		G5-3		3 BB 13 1B BB		7 1B 12 1B 1B		3	1	1	1	1	1	2
31 Lance Lynn, S (1, 1)										2	0	0	0	0	2	1
41 Mitchell Boggs, R (8, 1)										0	0	0	0	0	0	0
36 Randy Choate, L (8, 1)										0	0	0	0	0	0	0
12 Ty Wigginton, R (8, PH) OBP: 0.222, SLG: 0.176										1	1	1	0	0	0	0
58 Joe Kelly, R (9, 1)		SH1-4		K		K		7 1B 21 1B 1B		0	0	0	0	0	0	0

	AB	33
	R	9
	H	13
	RBI	9
	BB	5
	SO	7
	LOB	20

Inning Stats	1	2	3	4	5	6	7	8	9
	R: 2 E: 0 K: 0 S: 13	H: 3 LOB: 1 BB: 0 P: 24	R: 0 E: 1 K: 1 S: 7	H: 0 LOB: 1 BB: 0 P: 10	R: 1 E: 0 K: 0 S: 13	H: 1 LOB: 1 BB: 1 P: 23	R: 0 E: 0 K: 1 S: 5	H: 1 LOB: 0 BB: 0 P: 9	R: 2 E: 0 K: 3 S: 12	H: 1 LOB: 1 BB: 2 P: 26	R: 0 E: 0 K: 1 S: 12	H: 1 LOB: 3 BB: 2 P: 25	R: 0 E: 0 K: 0 S: 4	H: 1 LOB: 0 BB: 0 P: 7	R: 4 E: 0 K: 1 S: 25	H: 5 LOB: 1 BB: 0 P: 36

	1B: 9	SF: 0	WP: 2	PA: 40
	2B: 1	SAC: 1	PB: 0	
	3B: 0	DP: 2	SB: 0	
	HR: 3	HBP: 1	CS: 1	

PITCHER		IP	WLS	BF	H	R	ER	SO	BB	IBB	HBP	BLK	WP	HR	S	P	ERA	WHIP
57 Jonathan Sánchez, L ERA: 12.71	(1, 1)	0.0	L	4	3	2	2	0	0	0	1	0	0	2	9	17	∞	∞
30 Jeanmar Gómez, R ERA: 2.63	(1, 1)	4.1		18	3	3	3	3	3	0	0	0	1	1	35	67	6.23	1.385
48 Jared Hughes, R ERA: 4.5	(5, 1)	2.2		11	2	0	0	3	2	0	0	0	0	0	22	40	0.00	1.500
32 Vin Mazzaro, R ERA: 5.68	(8, 1)	1.0		7	5	4	4	1	0	0	0	0	1	0	25	36	36.00	5.000

PITCHER		IP	WLS	BF	H	R	ER	SO	BB	IBB	HBP	BLK	WP	HR	S	P	ERA	WHIP

TOP

Pittsburgh Pirates @ St. Louis Cardinals

Busch Stadium, St. Louis, MO

Sat Apr 27 2013, 3:16 PM - 6:57 PM CDT

Att. 40,909 - Overcast - 53 F

livebaseballscorecards.com

Batter	1	2	3	4	5	6	7	8	9	AB	R	H	RBI	BB	SO	LOB
6 Starling Marte, R (1, 7) OBP: 0.390, SLG: 0.447	C SI 89 B FS 83 F CU 76 X SI 90 1-2 ① G4-3		B SI 89 B SI 89 X SI 89 2-0 31 1B 1B		F CU 81 F SI 89 F SI 88 D CH 81 F SI 87 X CU 79 1-2 ②③ L6-4-3 1-1		B SI 94 B SI 94 F SI 95 B SI 94 B SI 95 4-1 22 BB 31 WP 46 G4-3 1-2 BB	F FF 91 C FF 92 S FF 92 0-3 ③ K		4	1	1	0	1	1	2
31 Jose Tabata, R (1, 9) OBP: 0.250, SLG: 0.225	X SI 90 0-0 ② G1-3		1 SAFE 1 SAFE C SI 87 D FS 82 B CU 78 1 SAFE F CH 81 X SI 88 2-2 1-2 1B			C SI 88 B SI 86 B SI 87 C SI 88 B CH 81 X SI 88 3-2 ① G1-3	C FF 96 B FF 97 F FF 97 B SL 88 B FF 97 H FF 97 4-2 46 G4-3 22 BB 1-2 2-3 HBP		C SI 95 X SL 88 0-1 ① F8	4	0	1	0	0	0	0
22 Andrew McCutchen, R (1, 8) OBP: 0.286, SLG: 0.375	C SI 91 B SI 90 B SI 90 B SI 90 F SI 91 X SI 92 3-2 ③ F9		X SI 88 0-0 ③ F9			S CH 81 B CH 81 C CU 80 F SI 87 B CH 81 B SI 89 X SI 88 3-2 ② G4-3	B FF 97 B FF 96 S FF 96 S FF 97 F FF 98 D FF 93 F FF 97 B FF 97 4-2 46 G4-3 1-2 2-3 3-H BB		C SL 86 F FF 95 B SL 88 F SL 88 X SL 88 1-2 ② F8	4	0	0	1	1	0	2
46 Garrett Jones, L (1, 3) OBP: 0.352, SLG: 0.438 17 John McDonald, R (8, 4) OBP: 0.222, SLG: 0.067		C SI 89 S SI 89 B CH 82 S FS 83 1-3 ① K2-3		X CU 73 0-0 ① F9		B CH 80 B SI 88 X CH 80 2-0 1B	B FF 96 D FF 98 D FF 97 C FF 94 F FF 96 X FF 98 3-2 ② G4-3 1-2 2-3 3-H		B FF 94 B SI 94 B FF 93 C SI 94 B CH 92 4-1 51 1B BB	4 0	0 0	1 0	1 0	0 1	1 0	2 0
2 Brandon Inge, R (1, 4) OBP: 0.308, SLG: 0.385 35 Mark Melancon, R (8, 1) 51 Wandy Rodriguez, S (9, PH) OBP: 0.111, SLG: 0.111 39 Jason Grilli, R (9, 1)		C SI 89 S FS 83 B SI 90 B FS 83 C SI 90 2-3 ② K	B SI 88 C SI 87 F CU 75 B CH 81 B CH 80 F SI 87 X SI 88 3-2 1B		C SI 89 B SI 90 X SI 87 1-1 ③ P4	C FF 97 B FF 98 X FF 97 1-1 ③ F9		C FF 94 B SI 94 C FF 93 X FF 94 1-2 1B	4 0 1 0	0 0 0 0	1 0 1 0	0 0 0 0	0 0 0 0	1 0 0 0	3 0 0 0
24 Pedro Alvarez, L (1, 5) OBP: 0.259, SLG: 0.351		B CU 74 B CU 75 B CU 82 F SI 90 F FC 83 X SI 88 3-2 1B	C SI 87 S CH 81 1 SAFE F CH 82 C CH 81 0-3 ② K			S SI 94 B CH 85 B CU 80 X SI 95 2-1 55 HR 1B	X SI 91 0-0 ① G4-3	F SL 88 B CH 89 S CH 88 B CH 88 F SL 87 F SI 94 F CH 89 B SL 90 X CH 88 3-2 ③ L1	5	1	2	0	0	1	3
55 Russell Martin, R (1, 2) OBP: 0.329, SLG: 0.443		B SI 88 X SI 88 1-0 ③ G5-3	X SI 88 0-0 ③ G6-3			X SI 94 0-0 1-H HR	B SI 90 C SI 91 C SL 85 X SL 85 1-2 14 WP 14 SF8 2B		4	2	2	2	0	0	2
12 Clint Barmes, R (1, 6) OBP: 0.206, SLG: 0.188			C SI 87 B SI 89 B SI 89 F SI 89 F SI 89 S FS 82 2-3 ① K2-3		C FC 82 F FC 84 B FS 82 X SI 90 1-2 6 L6-4-3 1B		S SL 83 B SL 83 S SI 94 X SL 84 1-2 31 WP 6 BB 22 BB 1B	D SI 92 B SI 91 B SI 92 C SI 91 B SI 93 4-1 BB	3	1	2	0	1	1	0
34 A.J. Burnett, R (1, 1) 53 James McDonald, L (7, PH) OBP: 0.400, SLG: 0.333 44 Tony Watson, L (7, 1) 14 Gaby Sanchez, R (8, PH) OBP: 0.370, SLG: 0.583 (8, 3)			C SI 89 C SI 90 S SI 89 0-3 ② K		C SI 89 L SI 88 C SI 90 0-3 ① K		B SI 95 1 SAFE M SI 93 B SI 95 L SI 93 B SI 96 L SI 94 3-3 ① K	B FF 91 B KC 82 S FF 91 C FF 92 X KC 81 2-2 ② SF8 2-H	2 1 0 0	0 0 0 0	0 0 0 1	0 0 0 0	2 1 0 0	1 1 0 0	

Inning Stats	1	2	3	4	5	6	7	8	9
	R: 0 E: 0 K: 0 S: 7	H: 0 LOB: 0 BB: 0 P: 11	R: 0 E: 0 K: 2 S: 10	H: 1 LOB: 1 BB: 0 P: 17	R: 0 E: 0 K: 2 S: 12	H: 2 LOB: 2 BB: 0 P: 18	R: 0 E: 0 K: 1 S: 10	H: 1 LOB: 1 BB: 0 P: 13	R: 0 E: 0 K: 1 S: 11	H: 1 LOB: 0 BB: 0 P: 13	R: 0 E: 0 K: 0 S: 10	H: 1 LOB: 1 BB: 0 P: 19	R: 4 E: 0 K: 1 S: 22	H: 3 LOB: 2 BB: 2 P: 44	R: 1 E: 0 K: 1 S: 11	H: 1 LOB: 1 BB: 1 P: 18	R: 0 E: 0 K: 0 S: 16	H: 1 LOB: 2 BB: 1 P: 25

| | | |

BOTTOM

Batter	1	2	3	4	5	6	7	8	9	AB	R	H	RBI	BB	SO	LOB
13 Matt Carpenter, L (1, 5) OBP: 0.355, SLG: 0.488 55 Jermaine Curtis, R (9, PH)	B SI 92 C SI 92 B KC 81 X SI 93 2-1 3 1B 7 G6-4-3 1B		C SI 91 B KC 80 B KC 81 C SI 91 X KC 81 2-2 ① G4-3		B SI 90 C SI 90 C KC 80 B SI 91 X KC 81 2-2 ① L8		C SI 92 S SL 85 B SI 91 D SL 85 F SI 93 F SI 92 X SI 92 2-2 ① P5		B FF 94 C FF 94 C FF 94 F SL 84 B FF 94 F FF 95 F FF 96 S FF 95 2-3 ② K	4 1	1 0	1 0	0 0	0 0	0 1	1 1
3 Carlos Beltrán, S (1, 9) OBP: 0.349, SLG: 0.550	C FF 93 F CH 88 B SI 94 1 SAFE B SI 93 F KC 83 B KC 84 X SI 94 3-2 7 G6-4-3 1-3 1B		S SI 92 F SI 92 F KC 81 X KC 82 0-2 ② L9		B CH 88 C FF 90 S CH 86 S SI 92 1-3 ② K		F SI 93 S CH 85 D CH 85 F CH 85 C SI 92 1-3 ② K		S SL 84 B FF 94 C FF 95 B FF 95 B SL 83 X FF 94 3-2 1-H 2B	5	0	2	1	0	2	1
7 Matt Holliday, R (1, 7) OBP: 0.389, SLG: 0.421	B SI 94 F CH 87 T SI 93 F SI 94 X KC 84 1-2 ① ② G6-4-3 1-2f 3-H		F FF 92 B KC 82 C SI 92 S KC 81 1-3 ③ K		S CH 87 S SI 91 B SI 91 X CH 87 1-2 ③ G6-3		F SI 92 B SI 92 S CH 85 B SI 92 F SI 94 C SI 93 2-3 ③ K		F FF 94 X SL 84 0-1 ③ G6-3	5	0	0	0	0	2	3
21 Allen Craig, R (1, 3) OBP: 0.300, SLG: 0.357	X SI 93 0-0 ③ G5-3			C KC 80 C SI 92 T KC 82 0-2 ① K		X SI 90 0-0 ① G3		C FC 93 S FC 90 B FC 93 X FF 91 1-2 4 G4-3 2B		4	0	1	0	0	1	0
4 Yadier Molina, R (1, 2) OBP: 0.341, SLG: 0.442		C SI 92 C SI 92 F KC 82 B SI 92 F SI 92 X KC 81 1-2 19 L9 2B		B SI 92 X SI 91 1-0 ② F8		C SI 90 X SI 90 0-1 ② P3		C FF 94 C FF 94 B FC 92 D KC 83 X FC 91 2-2 ① G4-3 2-3		4	0	1	0	0	0	1
19 Jon Jay, L (1, 8) OBP: 0.270, SLG: 0.357 26 Trevor Rosenthal, R (7, 1) 34 Marc Rzepczynski, L (8, 1) 59 Fernando Salas, R (8, 1) 12 Ty Wigginton, R (8, PH) OBP: 0.211, SLG: 0.167 41 Mitchell Boggs, R (9, 1)		X SI 91 0-0 ① L9 2-3	C CH 87 S KC 81 H KC 82 1-2 33 BB 38 S HBP		B SI 90 B FF 89 B SI 90 C FF 90 X FF 90 3-1 38 1B 2B		F FC 92 F KC 81 C FC 93 0-3 ② K		2 0 0 0 0 1 0	1 0 0 0 0 0 0	1 0 0 0 0 0 0	0 0 0 0 0 1 0	0 0 0 0 0 0 0	0 0 0 0 0 1 0	1 0 0 0 0 1 0
38 Pete Kozma, R (1, 6) OBP: 0.325, SLG: 0.366		B KC 83 C SI 92 F SI 93 B SI 93 B FF 92 S SI 93 3-3 ② K	F FF 91 1 SAFE B FF 91 F SI 92 D KC 83 B SI 92 B FF 91 4-2 33 BB 1-2 BB		D SI 91 B SI 91 C SI 92 F SI 91 D KC 82 X SI 91 3-2 33 S 2-H 1B		C FF 93 T FF 91 B FF 92 D KC 82 B FC 92 F FF 92 F FF 92 F FS 89 X FF 90 3-2 G6-3		3	0	1	1	1	1	2
33 Daniel Descalso, L (1, 4) OBP: 0.204, SLG: 0.216		I IN 84 I IN 85 I IN 83 I IN 87 4-0 IBB	C KC 81 B KC 81 C SI 93 D KC 83 B SI 90 B KC 81 4-2 1-2 2-3 BB		C SI 91 B FF 89 B KC 78 C SI 90 B CH 85 X SI 90 3-2 F7 1-2				B FF 93 C FF 93 C SL 82 F FF 95 X FF 94 1-2 ① P5	2	0	0	0	2	0	1
35 Jake Westbrook, R (1, 1) OBP: 0.222, SLG: 0.125 58 Joe Kelly, R (7, 1) 43 Shane Robinson, R (7, 8) OBP: 0.370, SLG: 0.190		S FF 92 B SI 92 F SI 91 S SI 92 1-3 ③ K	C SI 90 C SI 91 B SI 91 B SI 91 B FF 91 F FF 91 C SI 92 3-3 ③ K				B SI 91 C SI 91 F SI 91 B SI 92 B SI 92 B SI 92 4-2 BB		C FF 93 B SL 85 X FF 94 1-1 3 DI 3 2B 1B	2 0 1	0 0 1	0 0 1	0 0 0	0 0 1	2 0 0	5 0 0
Inning Stats	R: 1 E: 0 K: 0 S: 11 H: 2 LOB: 0 BB: 0 P: 17	R: 0 E: 0 K: 2 S: 12 H: 1 LOB: 2 BB: 1 P: 21	R: 0 E: 0 K: 1 S: 10 H: 0 LOB: 0 BB: 0 P: 13	R: 0 E: 0 K: 2 S: 14 H: 0 LOB: 3 BB: 2 P: 27	R: 0 E: 0 K: 1 S: 9 H: 0 LOB: 0 BB: 0 P: 13	R: 1 E: 0 K: 0 S: 11 H: 2 LOB: 1 BB: 0 P: 20	R: 0 E: 0 K: 2 S: 15 H: 0 LOB: 1 BB: 1 P: 24	R: 0 E: 0 K: 1 S: 15 H: 1 LOB: 1 BB: 0 P: 21	R: 1 E: 0 K: 1 S: 17 H: 2 LOB: 1 BB: 0 P: 24	1B: 4 2B: 4 3B: 0 HR: 0	SF: 0 SAC: 0 DP: 1 HBP: 1	WP: 0 PB: 0 SB: 2 CS: 0	PA: 39			

PITCHER		IP	WLS	BF	H	R	ER	SO	BB	IBB	HBP	BLK	WP	HR	S	P	ERA	WHIP
34 A.J. Burnett, R ERA: 2.83	(1, 1)	6.0	W	26	5	2	2	6	2	1	1	0	0	0	67	111	3.00	1.167
44 Tony Watson, L ERA: 2.77	(7, 1)	1.0	H	4	0	0	0	2	1	0	0	0	0	0	15	24	0.00	1.000
35 Mark Melancon, R ERA: 0.64	(8, 1)	1.0	H	4	1	0	0	1	0	0	0	0	0	0	15	21	0.00	1.000
39 Jason Grilli, R ERA: 0.82	(9, 1)	1.0	S	5	2	1	1	1	0	0	0	0	0	0	17	24	9.00	2.000

PITCHER	IP	WLS	BF	H	R	ER	SO	BB	IBB	HBP	BLK	WP	HR	S	P	ERA	WHIP

Pittsburgh Pirates @ St. Louis Cardinals

Busch Stadium, St. Louis, MO

Sat Apr 27 2013, 3:16 PM - 6:57 PM CDT

Att. 40,909 - Overcast - 53 F

livebaseballscorecards.com

AB	34
R	3
H	8
RBI	2
BB	4
SO	10
LOB	17

Batter	1	2	3	4	5	6	7	8	9	AB	R	H	RBI	BB	SO	LOB
6 Starling Marte, R (1, 8) OBP: 0.391, SLG: 0.444	C FF 92 X FF 93 0-1 1B		C FF 94 B FF 94 C CU 80 X FF 94 1-2 ①② G4-6-3 1-2f		B CU 79 X FF 92 1-0 ② B5		F FF 90 X KC 81 0-1 ① G1-3		C SL 88 B SI 96 1 SAFE X SL 89 1-1 14 G5-3 31 S 24 1B 1-3 1B	5	1	2	0	0	0	1
31 Jose Tabata, R (1, 7) OBP: 0.265, SLG: 0.295	C FF 92 S FF 93 F FF 94 1 SAFE F FF 94 T FF 94 0-2 ① K		B CU 80 B FF 94 B CU 80 C FF 94 B FF 94 4-1 46 2B BB		C CU 79 F FF 93 B CU 79 F CU 79 F FF 94 B FF 95 F CU 81 X FF 94 2-2 HR		C FF 91 B KC 83 C CH 85 F FF 92 F KC 81 S KC 83 1-3 ② K		B SI 95 S SI 95 B SI 96 F SI 95 S SL 90 2-3 ① K 1-2	4	1	1	1	1	3	3
46 Garrett Jones, L (1, 9) OBP: 0.382, SLG: 0.515	1 SAFE B FF 92 X FF 94 1-0 ② F7		C FF 92 X FF 94 0-1 1-3 2B		B CU 82 C CU 81 X CU 80 1-1 14 FC6-4 1B		X FF 91 0-0 HR		S SI 95 B SI 96 B SI 95 F SI 94 B SI 96 F SL 90 F SI 96 F SI 96 B CH 89 4-2 14 G5-3 24 1B BB	4	2	3	1	1	0	1
14 Gaby Sanchez, R (1, 3) OBP: 0.333, SLG: 0.512	B FF 91 B FF 93 B FF 94 C FF 92 F FF 93 F FF 94 F FF 93 S FF 94 3-3 ③ K		B FF 94 F CU 81 F FF 94 F FF 95 B CU 82 X CU 80 2-2 ③ G5-3		C FF 94 S CU 81 X FF 93 0-2 ③ FC6-4 1-2f		S KC 81 B KC 81 C FF 91 S KC 82 1-3 ③ K2-3		C SI 96 X SI 96 0-1 ② G5-3 1-2 2-3 3-H	5	0	0	1	0	2	6
24 Pedro Alvarez, L (1, 5) OBP: 0.267, SLG: 0.346		C FF 93 B FF 92 S FF 93 C FF 94 1-3 ① K	B CU 78 B FF 93 F FF 92 S FF 92 C CU 79 2-3 ① K		B CU 79 B FF 93 F FF 94 B FF 93 B FF 93 4-1 55 G6-4-3 BB		X CH 85 0-0 ① G3		B SL 85 S SI 92 X SI 92 1-1 55 HR 2-H 3-H 1B	4	1	1	2	1	2	0
55 Russell Martin, R (1, 2) OBP: 0.345, SLG: 0.547		C CU 79 B CU 80 C CU 79 F FF 95 X FF 95 1-2 HR	S FF 93 B FF 94 X FF 94 1-1 2B		F FF 93 B FF 92 C CU 80 B CU 81 X CU 80 2-2 ①② G6-4-3 1-2f		B FF 90 C KC 78 X KC 82 1-1 ② F8		B SI 92 B SI 92 C SI 92 C SI 93 X SI 93 2-2 1-H HR	5	2	3	3	0	0	1
2 Brandon Inge, R (1, 4) OBP: 0.353, SLG: 0.375 37 Justin Wilson, L (8, 1)		F FF 93 B FF 96 C CU 81 C CU 81 1-3 ② K	C FF 93 F FF 94 F CU 82 B CU 79 D CU 80 F FF 94 S CU 82 2-3 ② K		B FF 93 S FF 94 C CU 80 B FF 95 X FF 94 2-2 17 2B 1B		B KC 80 B FF 90 F FF 90 S FF 91 F FF 91 B KC 82 B FF 91 4-2 BB		B SI 93 C SI 92 B SI 92 B SI 92 C SI 92 C SI 92 3-3 ③ K	3 1	1 0	1 0	0 0	1 0	2 1	1 0
17 John McDonald, R (1, 6) OBP: 0.227, SLG: 0.158 (8, 4)		C FF 94 B FF 95 F FF 95 F FF 95 B CU 81 F FF 93 B CU 79 F FF 93 X FF 93 3-2 ③ F9	F FF 93 F CU 81 X FF 95 0-2 ③ G6-3		X FF 90 0-0 1-H 2B		B FF 91 B FF 90 X FF 89 2-0 ③ F8			4	0	1	1	0	0	2
49 Jeff Locke, L (1, 1) 12 Clint Barmes, R (8, 6) OBP: 0.217, SLG: 0.200			B FF 91 B FF 91 B FF 90 B FF 91 4-0 6 G4-6-3 BB		B FF 89 C FF 89 C FF 91 S FF 92 1-3 ① K		C FF 91 X FF 90 0-1 ③ F7		F SI 95 F FF 96 F SL 90 X SL 90 0-2 6 1B 14 G5-3 1B	2 1	0 1	0 1	0 0	1 0	1 0	1 0
Inning Stats	R: 0 E: 0 K: 2 S: 13 H: 1 LOB: 1 BB: 0 P: 17	R: 1 E: 0 K: 2 S: 16 H: 1 LOB: 0 BB: 0 P: 22	R: 0 E: 0 K: 0 S: 10 H: 1 LOB: 2 BB: 2 P: 21	R: 0 E: 0 K: 2 S: 13 H: 1 LOB: 1 BB: 0 P: 18	R: 1 E: 0 K: 1 S: 15 H: 2 LOB: 1 BB: 0 P: 20	R: 1 E: 0 K: 0 S: 10 H: 2 LOB: 1 BB: 1 P: 18	R: 1 E: 0 K: 2 S: 11 H: 1 LOB: 0 BB: 0 P: 13	R: 0 E: 0 K: 0 S: 7 H: 0 LOB: 1 BB: 1 P: 14	R: 5 E: 0 K: 2 S: 24 H: 4 LOB: 0 BB: 1 P: 37	1B: 6 2B: 3 3B: 0 HR: 4 SF: 0 SAC: 0 DP: 2 HBP: 0						

PITCHER		IP	WLS	BF	H	R	ER	SO	BB	IBB	HBP	BLK	WP	HR	S	P	ERA	WHIP
40 Shelby Miller, R ERA: 2.05	(1, 1)	5.2	L	25	7	3	3	7	3	0	0	0	0	2	74	113	4.76	1.765
59 Fernando Salas, R ERA: 4.22	(6, 1)	2.1		10	2	1	1	2	1	0	0	0	0	1	21	30	3.86	1.286
41 Mitchell Boggs, R ERA: 12.66	(9, 1)	0.2		5	2	3	3	1	1	0	0	0	0	0	16	23	40.50	4.500
34 Marc Rzepczynski, L ERA: 7.88	(9, 1)	0.1		3	2	2	2	1	0	0	0	0	0	1	8	14	54.00	6.000

PITCHER	IP	WLS	BF	H	R	ER	SO	BB	IBB	HBP	BLK	WP	HR	S	P	ERA	WHIP

TOP

Pittsburgh Pirates @ St. Louis Cardinals

Busch Stadium, St. Louis, MO

Sun Apr 28 2013, 1:16 PM - 4:19 PM CDT

Att. 41,470 - Cloudy - 57 F

livebaseballscorecards.com

AB	38
R	9
H	13
RBI	9
BB	5
SO	11
LOB	16

WP: 0	PB: 0	SB: 1	CS: 0	PA:	43

BOTTOM

Pittsburgh Pirates @ St. Louis Cardinals

Busch Stadium, St. Louis, MO

Sun Apr 28 2013, 1:16 PM - 4:19 PM CDT

Att. 41,470 - Cloudy - 57 F

livebaseballscorecards.com

Batter	1	2	3	4	5	6	7	8	9	AB	R	H	RBI	BB	SO	LOB
13 Matt Carpenter, L (1, 4) OBP: 0.340, SLG: 0.466	C FF 89 B KC 81 B SI 90 B FF 91 X FF 90 3-1 E1 7 1B		B KC 77 X FF 91 1-0 ② P6		C KC 79 C KC 81 D KC 76 C FF 91 1-3 ③ K			X FF 94 0-0 ② G4-3		4	0	0	0	0	1	1
3 Carlos Beltrán, S (1, 9) OBP: 0.337, SLG: 0.530 19 Jon Jay, L (7, 8) OBP: 0.278, SLG: 0.357	B FF 90 X CH 81 1-0 ① L7		C FF 91 B FF 90 B FF 90 X FF 89 2-1 ③ G6-3			C CH 80 X SI 89 0-1 ① F7		C SI 94 S CU 77 B FC 92 B FC 88 F FF 95 F FF 96 F FF 96 F FC 90 F FF 95 4-2 F FF 85 B CU 79 F FF 95 B FF 94 BB		3 0	0 0	0 0	0 0	0 1	0 0	1 0
7 Matt Holliday, R (1, 7) OBP: 0.394, SLG: 0.418	1 SAFE C FF 91 B FF 89 S FF 91 X FF 91 1-2 1-2 1B			F FF 91 B FF 90 B FF 90 B SI 91 B FF 89 4-1 23 FC4-6 BB		F FF 90 B KC 78 B FF 90 F FF 90 S SI 93 2-3 ② K		F FF 95 B FF 95 F SI 94 F FF 96 X FC 91 1-2 ③ G5-3		3	0	1	0	1	1	1
21 Allen Craig, R (1, 3) OBP: 0.298, SLG: 0.352	C SI 91 F FF 89 B FF 90 X SI 89 1-2 ② F8			C CH 82 B CH 80 F CH 81 B CH 80 F FF 91 F SI 92 S KC 80 2-3 ① K		F SI 92 B KC 81 X SI 87 1-1 4 FC6-4 1B			C FF 91 B CU 74 X FC 88 1-1 ① P4	4	0	1	0	0	1	3
4 Yadier Molina, R (1, 2) OBP: 0.330, SLG: 0.427 48 Tony Cruz, R (9, PH)	F SI 89 F SI 90 B CH 80 X FF 90 1-2 ③ L5			X CH 81 0-0 ② F9		B KC 79 F SI 91 X CH 81 1-1 ③ FC6-4 1-2f			S FF 92 T FC 86 B FF 94 F FF 94 X FC 88 1-2 ② L4	3 1	0 0	0 0	0 0	0 0	0 0	4 0
23 David Freese, R (1, 5) OBP: 0.275, SLG: 0.222		C FF 89 B KC 79 B FF 91 B FF 90 B CH 81 4-1 43 G4-6-3 BB		B SI 89 C SI 90 B SI 90 C SI 91 X SI 91 2-2 ③ FC4-6 1-2f			F FF 91 B KC 79 F CH 80 X KC 81 1-2 ① G4-3		S FC 87 C FF 95 B FF 96 B CU 76 F FC 88 X FF 94 2-2 ③ G3-1	3	0	0	0	1	0	1
43 Shane Robinson, R (1, 8) OBP: 0.333, SLG: 0.167 (7, 9)		B SI 90 1 SAFE F FF 90 1 SAFE X KC 77 1-1 ①② G4-6-3 1-2f			C SI 90 F CH 79 B KC 78 F CH 80 S FF 89 1-3 ① K		X CH 80 0-0 ② G2-3			3	0	0	0	0	1	1
38 Pete Kozma, R (1, 6) OBP: 0.325, SLG: 0.365		F FF 90 C FF 90 X CH 80 0-2 ③ L3			X FF 90 0-0 40 SH2-4 1B		C FF 91 B CH 81 B CH 81 B SI 91 X FF 91 3-1 ③ L9			3	0	1	0	0	0	0
40 Shelby Miller, R (1, 1) 59 Fernando Salas, R (6, 1) 55 Jermaine Curtis, R (8, PH) 41 Mitchell Boggs, R (9, 1) 34 Marc Rzepczynski, L (9, 1)			B SI 88 C FF 88 B SI 90 F FF 90 B FF 90 F FF 90 X FF 90 3-2 ① G4-3		X SI 87 0-0 ② SH2-4 1-2			C FF 94 F FF 94 X CU 77 1-2 ① G4-3		1 0 1 0 0	0 0 0 0 0	0 0 0 0 0	0 0 0 0 0	0 0 0 0 0	0 0 0 0 0	0 0 0 0 0
Inning Stats	R: 0 E: 1 K: 0 S: 12 H: 1 LOB: 2 BB: 0 P: 19	R: 0 E: 0 K: 0 S: 6 H: 0 LOB: 0 BB: 1 P: 11	R: 0 E: 0 K: 0 S: 7 H: 0 LOB: 0 BB: 0 P: 13	R: 0 E: 0 K: 1 S: 10 H: 0 LOB: 1 BB: 1 P: 18	R: 0 E: 0 K: 2 S: 9 H: 1 LOB: 1 BB: 0 P: 11	R: 0 E: 0 K: 1 S: 9 H: 1 LOB: 1 BB: 0 P: 13	R: 0 E: 0 K: 0 S: 6 H: 0 LOB: 0 BB: 0 P: 10	R: 0 E: 0 K: 0 S: 17 H: 0 LOB: 1 BB: 1 P: 23	R: 0 E: 0 K: 0 S: 10 H: 0 LOB: 0 BB: 0 P: 14	1B: 3 2B: 0 3B: 0 HR: 0	SF: 0 SAC: 1 DP: 1 HBP: 0		WP: 0 PB: 0 SB: 0 CS: 0		PA: 33		

	AB	29
	R	0
	H	3
	RBI	0
	BB	3
	SO	4
	LOB	12

PITCHER		IP	WLS	BF	H	R	ER	SO	BB	IBB	HBP	BLK	WP	HR	S	P	ERA	WHIP
49 Jeff Locke, L ERA: 2.83	(1, 1)	7.0	W	26	3	0	0	4	2	0	0	0	0	0	59	95	0.00	0.714
37 Justin Wilson, L ERA: 1.13	(8, 1)	2.0		7	0	0	0	0	1	0	0	0	0	0	27	37	0.00	0.500

PITCHER	IP	WLS	BF	H	R	ER	SO	BB	IBB	HBP	BLK	WP	HR	S	P	ERA	WHIP

Batter	1	2	3	4	5	6	7	8	9	AB	R	H	RBI	BB	SO	LOB
6 Starling Marte, R (1, 7) OBP: 0.386, SLG: 0.431	B FF 89 B FF 88 B FF 90 C FF 89 B SI 89 4-1 55 1B 22 FC6-4 BB	C CU 78 F FF 92 D CU 78 B FF 92 X FF 91 2-2 ③ FC5-4 1-2f			C FF 89 B FF 90 B FF 91 S SI 89 X FF 91 2-2 ① G5-3			B FF 97 X FF 96 1-0 ① G6-3		3	1	0	0	1	0	2
55 Russell Martin, R (1, 2) OBP: 0.341, SLG: 0.532	C SL 85 1 SAFE 1 SAFE F SL 87 D FF 91 P PO 84 1 SAFE X FF 90 2-2 22 FC6-4 1-3 1B		C FF 89 B SL 87 B CU 78 X SI 90 2-1 ① G5-3		X FF 91 0-0 ② F8			C FF 97 B SI 97 B FF 96 S FF 94 S FF 97 2-3 ② K		4	0	1	0	0	1	0
22 Andrew McCutchen, R (1, 8) OBP: 0.284, SLG: 0.370	B CU 77 C CU 76 X SI 90 1-1 ① FC6-4 46 G4-3 1-2f 3-H		C FF 92 C SI 90 X FF 91 0-2 ② G6-3		X FF 91 0-0 ③ L8			B FF 98 X SI 97 1-0 46 HR 1B		4	1	1	1	0	0	1
46 Garrett Jones, L (1, 9) OBP: 0.375, SLG: 0.542	C SI 90 B SI 90 B CU 76 X SL 86 2-1 ② G4-3 1-2		C CU 78 B CH 85 B FF 91 X SI 91 2-1 E3 14 2B			B SL 88 B FF 89 C FF 89 X FF 91 2-1 ① L9		F CH 87 D FF 96 B FF 95 X FF 95 2-1 1-H HR		4	2	1	2	0	0	1
14 Gaby Sanchez, R (1, 3) OBP: 0.327, SLG: 0.511	C CU 78 B FF 91 C SI 90 X CU 77 1-2 ③ G6-3		B CU 78 X CU 78 1-0 2-H 2B			C SI 91 C SI 91 B SI 92 S SL 87 1-3 ② K		C SL 85 B SL 84 F FF 96 X FF 98 1-2 ③ F8		4	0	1	1	0	1	1
24 Pedro Alvarez, L (1, 5) OBP: 0.255, SLG: 0.329		B FF 90 C SI 89 B SL 85 F SL 85 F FF 90 B SL 86 X FF 91 3-2 ① G3	C CU 77 F SI 90 B FF 91 S SI 91 1-3 ③ K			X FF 90 0-0 ③ F8			F SI 91 B SI 91 S CH 85 X CH 86 1-2 ① G1-3	4	0	0	0	0	1	1
2 Brandon Inge, R (1, 4) OBP: 0.333, SLG: 0.350		C FF 90 B FF 90 F SL 86 B SI 92 X SL 86 2-2 12 BB 1B		B FF 89 B SI 89 C FF 89 C SI 90 X CU 78 2-2 ① F7			B SL 88 C SI 88 X SL 85 1-1 ① F9		C SI 91 S SL 83 S SL 83 0-3 ② K	4	0	1	0	0	1	0
12 Clint Barmes, R (1, 6) OBP: 0.219, SLG: 0.191		B SI 91 B SL 86 B FF 91 C FF 90 B SI 90 4-1 6 FC5-4 1-2 BB	C FF 90 B SL 88 X SL 84 1-1 ② L7				C FF 90 C SI 89 S SL 86 0-3 ② K		X SL 83 0-0 ③ F7	3	0	0	0	1	1	0
51 Wandy Rodriguez, S (1, 1) OBP: 0.091, SLG: 0.091 57 Jonathan Sánchez, L (4, 1) 48 Jared Hughes, R (7, 1) 32 Vin Mazzaro, R (8, 1)		C CU 78 B FF 91 C CU 77 S CU 79 1-3 ② K	C FF 90 B SI 91 X FF 90 1-1 ③ G6-3				C SL 89 C FF 90 B FF 90 B SL 84 F FF 90 B FF 91 C FF 91 3-3 ③ K			2	0	0	0	0	1	2
										1	0	0	0	0	1	0
										0	0	0	0	0	0	0
										0	0	0	0	0	0	0

TOP

Pittsburgh Pirates @ Milwaukee Brewers

Miller Park, Milwaukee, WI

Mon Apr 29 2013, 7:11 PM - 9:55 PM CDT

Att. 21,255 - Roof Closed - 69 F

livebaseballscorecards.com

AB	33
R	4
H	5
RBI	4
BB	2
SO	7
LOB	8

Inning Stats	1	2	3	4	5	6	7	8	9
	R: 1 E: 0 K: 0 S: 12	R: 0 E: 0 K: 1 S: 14	R: 1 E: 1 K: 1 S: 11	R: 0 E: 0 K: 0 S: 7	R: 0 E: 0 K: 0 S: 5	R: 0 E: 0 K: 1 S: 6	R: 0 E: 0 K: 2 S: 9	R: 2 E: 0 K: 1 S: 10	R: 0 E: 0 K: 1 S: 7
	H: 1 LOB: 1 BB: 1 P: 21	H: 1 LOB: 2 BB: 1 P: 26	H: 1 LOB: 1 BB: 0 P: 17	H: 0 LOB: 0 BB: 0 P: 11	H: 0 LOB: 0 BB: 0 P: 7	H: 0 LOB: 0 BB: 0 P: 9	H: 0 LOB: 0 BB: 0 P: 13	H: 2 LOB: 0 BB: 0 P: 17	H: 0 LOB: 0 BB: 0 P: 8

1B: 3	SF: 0	WP: 0
2B: 1	SAC: 0	PB: 0
3B: 0	DP: 0	SB: 0
HR: 1	HBP: 0	CS: 0

PA: 35

PITCHER		IP	WLS	BF	H	R	ER	SO	BB	IBB	HBP	BLK	WP	HR	S	P	ERA	WHIP
49 Yovani Gallardo, R ERA: 4.25	(1, 1)	7.0	W	27	3	2	1	5	2	0	0	0	0	0	64	104	1.29	0.714
45 Alfredo Figaro, R ERA: 3.6	(8, 1)	1.0		5	2	2	2	1	0	0	0	0	0	1	10	17	18.00	2.000
53 Brandon Kintzler, R ERA: 3.72	(9, 1)	1.0		3	0	0	0	1	0	0	0	0	0	0	7	8	0.00	0.000

PITCHER		IP	WLS	BF	H	R	ER	SO	BB	IBB	HBP	BLK	WP	HR	S	P	ERA	WHIP

BOTTOM

Pittsburgh Pirates @ Milwaukee Brewers

Miller Park, Milwaukee, WI

Mon Apr 29 2013, 7:11 PM - 9:55 PM CDT

Att. 21,255 - Roof Closed - 69 F

livebaseballscorecards.com

Batter	1	2	3	4	5	6	7	8	9	AB	R	H	RBI	BB	SO	LOB
7 Norichika Aoki, L (1, 9) OBP: 0.346, SLG: 0.396	B FF 89 B FF 90 B FF 89 C FF 88 B SI 90 4-1 9 HR BB	F FF 88 C SI 87 X CU 75 0-2 ① G5-3		B FF 89 C FF 89 B CU 74 X CU 73 2-1 HR	C FF 91 F FF 91 B FF 93 F FF 92 B SI 87 X CH 85 2-2 ③ G4-3			C SI 93 B SI 93 F SL 87 S SL 87 1-3 ① K		4	2	1	1	1	1	1
9 Jean Segura, R (1, 6) OBP: 0.398, SLG: 0.534	B FF 89 1 SAFE X FF 89 1-0 1-H HR	B SI 89 F FF 88 B CU 74 C CU 74 X CU 74 2-2 ② L4		C CH 82 S CU 73 B FF 88 B CH 83 X FF 89 2-2 ② G4-3		B FF 91 B CH 84 C FF 90 B FF 91 X FF 90 3-1 3B		C SL 87 S SL 88 F SI 95 B SI 94 X SL 87 1-2 1B		5	1	3	2	0	0	0
8 Ryan Braun, R (1, 7) OBP: 0.370, SLG: 0.582	C FF 90 X CU 76 0-1 27 BB 3 G6-3 2B	F FF 88 B CH 83 X CH 83 1-1 1B		X CH 83 0-0 E5		C FF 90 F FF 92 S CH 87 0-3 ① K		B SI 94 B SI 94 F SI 95 F SI 93 B FF 95 S FF 95 3-3 ② K		5	1	2	0	0	2	2
20 Jonathan Lucroy, R (1, 2) OBP: 0.274, SLG: 0.377 (9, 3)	B CU 74 C CU 73 B FF 89 B CH 84 D SI 89 4-1 23 BB BB	C CH 86 F FF 89 X FF 89 0-2 ③ P4		B FF 90 B FF 90 F FF 89 D FF 90 X FF 90 3-1 ③ F9		C FF 91 B CH 86 F CH 84 D CH 87 B FF 91 X CH 84 3-2 ② G1-3		B SI 94 F SI 94 F FF 95 F FF 95 F SI 93 F SL 88 B FF 95 X SL 87 2-2 ③ G6-3		4	0	0	0	1	0	4
23 Rickie Weeks Jr., R (1, 4) OBP: 0.272, SLG: 0.256	C SI 88 B SI 90 1 SAFE B FF 90 S CU 76 B SI 90 B CU 75 4-2 ① 3 G6-3 27 BB 12 1B 1-2 BB		S FF 86 B FF 88 F CH 83 F FF 90 F CU 75 B FF 89 S FF 89 2-3 ① K		C CH 83 C CH 86 S FF 92 0-3 ① K	C FF 91 S FF 88 D SI 88 S CH 86 1-3 ③ K				3	1	0	0	1	3	1
27 Carlos Gómez, R (1, 8) OBP: 0.393, SLG: 0.602	S CU 75 B FF 88 C FF 88 D CU 73 D CU 77 B FF 91 4-2 3 G6-3 12 1B 1-2 2-3 BB		F FF 88 C CU 73 B FF 89 X CH 82 1-2 ② G5-3	B CH 83 C FF 89 F CH 82 B FF 88 B SI 88 X CH 82 3-2 ③ G2-3	B FF 93 C CH 84 F CH 85 F FF 93 B CH 87 B FF 92 F CH 83 X FF 91 3-2 HR		C SI 92 B SI 92 S SI 92 X SI 92 1-2 3 1B 3B		3	3	2	1	1	0	0
3 Yuniesky Betancourt, R (1, 5) OBP: 0.305, SLG: 0.532	C SI 90 B SI 89 X SI 90 1-1 ② G6-3 1-2 2-3 3-H		B CH 83 C FF 89 F CH 82 B FF 88 B SI 88 X CH 82 3-2 ③ G2-3		X CH 84 0-0 HR		B SI 94 S SL 84 X SL 84 1-1 22 G4-3-6-3 3-H 1B		4	1	2	3	0	0	2
12 Martín Maldonado, R (1, 3) OBP: 0.267, SLG: 0.405 (9, 2)	B CU 75 F CU 75 F FF 90 X CU 76 1-2 2-H 3-H 1B			F CH 81 S FF 88 B FF 88 B FF 89 X CU 75 2-2 ① G1-3	C FF 91 F FF 91 B CH 85 X CH 86 1-2 3B		X SI 92 0-0 ① L7		4	0	2	2	0	0	1
49 Yovani Gallardo, R (1, 1) OBP: 0.286, SLG: 0.786 22 Logan Schafer, L (7, PH) OBP: 0.200, SLG: 0.167 45 Alfredo Figaro, R (8, 1) 53 Brandon Kintzler, R (9, 1)	B SI 90 B FF 90 S FF 90 F FF 89 C FF 90 2-3 ③ K			B FF 88 B FF 88 C FF 86 X CH 81 2-1 HR	C FF 92 S FF 91 S FF 92 0-3 ② K		F SI 93 X SI 92 0-1 ②③ G4-3-6-3 1-2f		3 1 0 0	1 0 0 0	1 0 0 0	1 0 0 0	0 0 0 0	2 0 0 0	2 1 0 0
Inning Stats	R: 5 E: 0 K: 1 S: 17 H: 3 LOB: 1 BB: 4 P: 38	R: 0 E: 0 K: 0 S: 11 H: 1 LOB: 1 BB: 0 P: 14	R: 0 E: 0 K: 1 S: 11 H: 0 LOB: 0 BB: 0 P: 17	R: 2 E: 1 K: 0 S: 13 H: 2 LOB: 1 BB: 0 P: 24	R: 2 E: 0 K: 2 S: 19 H: 3 LOB: 1 BB: 0 P: 25	R: 0 E: 0 K: 2 S: 11 H: 1 LOB: 1 BB: 0 P: 18	R: 1 E: 0 K: 0 S: 8 H: 2 LOB: 0 BB: 0 P: 10	R: 0 E: 0 K: 2 S: 17 H: 1 LOB: 1 BB: 0 P: 24		1B: 4 2B: 1 3B: 3 HR: 5 SF: 0 SAC: 0 DP: 1 HBP: 0				WP: 0 PB: 0 SB: 0 CS: 0 PA: 40		

	AB	36
	R	10
	H	13
	RBI	10
	BB	4
	SO	8
	LOB	14

PITCHER		IP	WLS	BF	H	R	ER	SO	BB	IBB	HBP	BLK	WP	HR	S	P	ERA	WHIP
51 Wandy Rodriguez, L ERA: 3.91	(1, 1)	3.2	L	21	6	7	7	2	4	0	0	0	0	3	50	88	17.18	2.727
57 Jonathan Sánchez, L ERA: 11.85	(4, 1)	2.1		11	4	2	2	4	0	0	0	0	0	2	32	48	7.71	1.714
48 Jared Hughes, R ERA: 4.85	(7, 1)	1.0		4	2	1	1	0	0	0	0	0	0	0	8	10	9.00	2.000
32 Vin Mazzaro, R ERA: 4.91	(8, 1)	1.0		4	1	0	0	2	0	0	0	0	0	0	17	24	0.00	1.000

PITCHER	IP	WLS	BF	H	R	ER	SO	BB	IBB	HBP	BLK	WP	HR	S	P	ERA	WHIP

Batter	1	2	3	4	5	6	7	8	9	AB	R	H	RBI	BB	SO	LOB
6 Starling Marte, R (1, 7) OBP: 0.395, SLG: 0.477	C FF 89 B FF 89 X FF 88 1-1 55 1B 22 1B 2B	C CU 79 B FF 90 F FF 90 F CH 78 F FF 90 X CU 80 1-2 ③ G5-3			C CU 75 F FF 89 B CH 75 F FF 90 X FF 90 1-2 ① G6-3	X SI 90 0-0 1-H 3-H HR		C CU 80 F FF 96 X SL 84 0-2 1-2 1B		5	2	3	3	0	0	0
55 Russell Martin, R (1, 2) OBP: 0.344, SLG: 0.560	B CU 78 X FF 90 1-0 46 G3 22 1B 2-3 1B		S FF 90 C CH 78 B FF 91 B FF 91 S CH 79 2-3 ① K		B CH 79 X FF 91 1-0 HR	B SL 79 B SI 89 F SI 89 C SI 89 X SL 81 2-2 ③ L9		B SL 83 B CU 78 S FF 96 F FF 96 X FF 96 2-2 ③ G4-3		5	1	2	1	0	1	2
22 Andrew McCutchen, R (1, 8) OBP: 0.308, SLG: 0.423	C FF 89 X CH 77 0-1 46 G3 1-2 3-H 1B		B CU 80 X CH 78 1-0 46 FC4-6 1B		B FF 91 X FF 90 1-0 HR		B SL 80 X SL 80 1-0 46 1B 1B		B FF 95 F FF 94 C SL 84 F SL 85 X FF 96 1-2 ① L8	5	1	4	2	0	0	0
46 Garrett Jones, L (1, 9) OBP: 0.365, SLG: 0.519	B CH 76 F CH 76 F FF 90 2 SAFE F FF 89 B FF 89 F CH 77 B FF 90 X FF 91 3-2 ① G3 1-2 2-3		S FF 89 B FF 89 1 SAFE X CH 76 1-1 ② FC4-6 14 HR 1-2f		B CH 78 S CH 79 S FF 90 B FF 90 S FF 92 2-3 ② K		X SL 78 0-0 24 G6-3 1-2 1B		B FF 96 B FF 95 F FF 94 S SL 84 S FF 96 2-3 ② K	5	1	1	0	0	2	3
14 Gaby Sanchez, R (1, 3) OBP: 0.333, SLG: 0.551	C CH 76 B CU 78 B CU 79 B FF 90 C CH 78 D CH 78 4-2 BB		X FF 90 0-0 1-H HR		C CU 78 B CU 80 X FF 91 1-1 ③ G6-3		C SL 79 S SL 79 D SL 79 F SI 93 D SL 81 F FF 93 S CH 86 2-3 ① K		B SL 84 C FF 94 X SL 86 1-1 ③ G6-3	4	1	1	2	1	1	2
24 Pedro Alvarez, L (1, 5) OBP: 0.245, SLG: 0.315	C CH 77 B FF 89 B FF 90 X CH 77 2-1 ② F4		B CU 78 B FF 90 X CH 77 2-0 ③ G3-1			B SI 90 F FF 92 F SI 91 S CH 86 1-3 ① K	S SL 81 D SL 81 S FF 94 F SL 82 B SI 93 X SI 92 2-2 ② ③ G6-3 1-2f			4	0	0	0	0	1	5
2 Brandon Inge, R (1, 4) OBP: 0.320, SLG: 0.333	C CH 76 C FF 90 S CH 77 0-3 ③ K		B CU 77 C FF 90 B CH 76 B FF 90 X FF 91 3-1 ① F9			C SL 82 B SI 92 C SI 92 B SL 85 F SI 92 X SL 85 2-2 31 FC4 12 1B 6 HR 1B		C FF 94 B SL 84 C SL 84 X FF 96 1-2 ① G5-3		4	1	1	0	0	1	3
12 Clint Barmes, R (1, 6) OBP: 0.234, SLG: 0.208		C FF 90 S CU 79 F CU 79 X CU 80 0-2 ① G5-3		S CU 79 F FF 91 S CU 80 0-3 ② K		D SL 84 C FF 93 X SL 82 1-1 31 FC4 1-2 1B		C CU 78 F FF 97 F CU 79 F CU 80 X SL 83 0-2 6 1B 1B		4	0	2	0	0	1	0
53 James McDonald, L (1, 1) OBP: 0.333, SLG: 0.273 31 Jose Tabata, R (6, PH) OBP: 0.260, SLG: 0.289 32 Vin Mazzaro, R (6, 1) 29 Bryan Morris, L (6, 1) 23 Travis Snider, L (8, PH) OBP: 0.382, SLG: 0.417 44 Tony Watson, L (8, 1) 48 Jared Hughes, R (8, 1)		C FF 89 C FF 90 S CH 78 0-3 ② K	B FF 90 B FF 90 C FF 89 F FF 88 S FF 91 3-3 ③ K			B SI 92 B SI 92 C SI 93 B SI 92 F SI 93 X SI 93 3-2 ② FC4 6 HR 1-2f 2-3		B FF 95 B CU 79 S CU 79 C FF 95 S FF 97 2-3 ② K		2 1 0 0 1 0 0 0	0 1 0 0 0 0 0 0	0 1 0 0 0 0 0 0	0 0 0 0 0 0 0 0	2 0 0 0 1 0 0 0	0 2 0 0 1 0 0 0	0 2 0 0 1 0 0 0
Inning Stats	R: 1 E: 0 K: 1 S: 17 H: 3 LOB: 3 BB: 1 P: 28	R: 0 E: 0 K: 1 S: 12 H: 0 LOB: 0 BB: 0 P: 13	R: 2 E: 0 K: 1 S: 8 H: 2 LOB: 0 BB: 0 P: 14	R: 0 E: 0 K: 2 S: 8 H: 0 LOB: 0 BB: 0 P: 14	R: 2 E: 0 K: 1 S: 11 H: 2 LOB: 0 BB: 0 P: 17	R: 3 E: 0 K: 1 S: 16 H: 3 LOB: 0 BB: 0 P: 25	R: 0 E: 0 K: 1 S: 11 H: 2 LOB: 1 BB: 0 P: 16	R: 0 E: 0 K: 1 S: 17 H: 2 LOB: 2 BB: 0 P: 22	R: 0 E: 0 K: 1 S: 9 H: 0 LOB: 0 BB: 0 P: 13	1B: 9 2B: 1 3B: 0 HR: 4 SF: 0 SAC: 0 DP: 1 HBP: 0						

TOP

Pittsburgh Pirates @ Milwaukee Brewers

Miller Park, Milwaukee, WI

Tue Apr 30 2013, 7:11 PM - 10:51 PM CDT

Att. 24,154 - Partly Cloudy - 81 F

livebaseballscorecards.com

AB	40
R	8
H	14
RBI	8
BB	1
SO	10
LOB	18

WP: 0 PB: 0 SB: 0 CS: 0 PA: 41

PITCHER		IP	WLS	BF	H	R	ER	SO	BB	IBB	HBP	BLK	WP	HR	S	P	ERA	WHIP
41 Marco Estrada, R ERA: 4.58	(1, 1)	5.0		23	7	5	5	6	1	0	0	0	0	3	56	86	9.00	1.600
53 Brandon Kintzler, R ERA: 5.23	(6, 1)	0.2	H	4	2	2	2	1	0	0	0	0	0	0	12	19	27.00	3.000
31 Burke Badenhop, R ERA: 5.87	(6, 1)	0.1	B	3	2	1	1	0	0	0	0	0	0	1	5	8	27.00	6.000
32 Tom Gorzelanny, L ERA: 1.54	(7, 1)	1.0	W	3	1	0	0	1	0	0	0	0	0	0	10	14	0.00	1.000
59 John Axford, R ERA: 8.44	(8, 1)	1.0	H	5	2	0	0	1	0	0	0	0	0	0	17	22	0.00	2.000

PITCHER		IP	WLS	BF	H	R	ER	SO	BB	IBB	HBP	BLK	WP	HR	S	P	ERA	WHIP
29 Jim Henderson, R ERA: 0.75	(9, 1)	1.0		3	0	0	0	1	0	0	0	0	0	0	9	13	0.00	0.000

Batter	1	2	3	4	5	6	7	8	9	AB	R	H	RBI	BB	SO	LOB
7 Norichika Aoki, L (1, 9) OBP: 0.339, SLG: 0.385	C FF 91 B FF 92 B CU 74 F FF 91 B FF 92 X FF 92 3-2 ① F8	X FF 92 0-0 ② L8		C FF 92 B FF 93 B FF 91 C FF 90 B CU 78 X FF 92 3-2 ① G4-3	B CH 82 B FF 90 C FF 91 B FF 91 F FF 91 X FF 90 3-2 ③ G6-3		C FF 94 C CU 84 B CU 84 X CU 84 1-2 9 CS 1B		5	0	1	0	0	0	1
9 Jean Segura, R (1, 6) OBP: 0.418, SLG: 0.567	B FF 91 B FF 93 B FF 91 C FF 91 B FF 89 4-1 8 G6-3 BB	B FF 91 B CU 73 B FF 91 B FF 91 4-0 1-2 BB		C CU 77 B FF 90 H CU 77 2-1 8 1B 20 2B HBP		X SL 87 0-0 HR	1 SAFE 1 SAFE S FC 89 1 SAFE P PO 90 1-1 ③ CS 1-2	C SI 92 B SI 94 B SI 92 F SI 92 F SI 94 F SL 84 F SI 94 X CH 86 2-2 ① P6		2	2	1	1	2	0	0
8 Ryan Braun, R (1, 7) OBP: 0.381, SLG: 0.583	1 SAFE B SI 91 D SI 92 1 SAFE X SI 90 2-0 ② G6-3 1-2	D CU 76 B FF 91 C FF 91 C CH 82 F CU 77 S FF 93 2-3 ③ K		X SI 90 0-0 20 2B 23 1B 1B 1-3		F SI 94 B SL 87 F SI 93 F FF 94 X SL 87 1-2 23 G4-3 20 1B 1B		C SI 92 B SI 93 X SI 92 1-1 20 BB 23 HR 1B		5	2	3	0	0	1	3
20 Jonathan Lucroy, R (1, 2) OBP: 0.292, SLG: 0.395	C SI 91 X SI 93 0-1 ③ G5-3	X FF 91 0-0 ① G6-3		1 SAFE 1 SAFE D SI 91 B CU 76 F FF 90 1 SAFE 1 SAFE X FF 89 2-1 23 1B 1-3 3-H 2B		1 SAFE C SI 93 F SI 92 X FF 93 0-2 23 G4-3 1-2 1B		S CH 85 B SI 93 1 SAFE B SI 91 1 SAFE F SI 93 D SL 84 F SI 92 B SI 93 4-2 23 HR 1-2 BB		4	2	2	1	1	0	1
23 Rickie Weeks Jr., R (1, 4) OBP: 0.296, SLG: 0.319		B FF 90 C SI 92 B FF 94 B SI 90 F SI 90 F CU 78 B FF 90 4-2 27 BB 12 2B BB	X FF 90 0-0 27 2B 2B	B CU 74 D SL 79 C CU 78 B CU 75 X SI 90 3-1 27 CS 2-H 3-H 1B		S FC 90 B FC 90 B FC 91 C FC 89 D FC 90 X FF 93 3-2 ①② G4-3 1-2f 2-3		S CH 85 C SI 92 D SL 85 X SI 93 1-2 1-H 2-H HR		4	3	3	5	1	0	2
27 Carlos Gómez, R (1, 8) OBP: 0.415, SLG: 0.616		C CU 75 1 SAFE B FF 93 1 SAFE B CU 75 B CU 77 B SI 92 4-1 12 2B 1-2 BB	C FF 92 F CU 76 X CU 76 0-2 3 F8 2-H 2B	1 SAFE 1 SAFE S CU 79 1 SAFE F SI 91 B FF 91 D CU 76 F CU 78 1 SAFE 3-2 ② F SL 78 B FF 92 F FF 93 X CU 77 1-2 1B		L FC 90 X FC 89 0-1 ③ L3		B CH 86 S CH 85 S CH 85 H SI 92 2-2 3 S 3 FC5-2 HBP		3	1	2	1	1	0	1
3 Yuniesky Betancourt, R (1, 5) OBP: 0.299, SLG: 0.549		C SI 91 F CU 76 B FF 92 X CU 76 1-2 ① F4	B SI 91 X SI 91 1-0 ② F8 2-3	P PO 83 1 SAFE X FF 91 1-0 ③ F9			B FF 93 X FF 93 1-0 HR	C SI 92 F SI 93 B SL 87 F SI 93 F SI 93 F SI 94 X SI 94 1-2 ② FC5-2 12 BB 1-H		5	1	1	1	0	0	5
12 Martín Maldonado, R (1, 3) OBP: 0.300, SLG: 0.422		X SI 90 0-0 41 E 1-H 2-H 2B	B CU 77 I IN 52 I IN 54 I IN 55 4-0 IBB		C CU 75 B FF 92 C FF 91 S CU 77 1-3 ① K		X FC 88 0-0 ① G6-3	1 SAFE F SI 93 B SI 93 B SL 86 B SI 93 B SI 92 4-1 1-2 BB		3	1	1	2	2	1	0
41 Marco Estrada, R (1, 1) 50 Blake Lalli, L (5, PH) 53 Brandon Kintzler, R (6, 1) 31 Burke Badenhop, R (4, 1) 32 Tom Gorzelanny, R (7, 1) 18 Khris Davis, R (7, PH) 59 John Axford, R (8, 1) 22 Logan Schafer, L (8, PH) 29 Jim Henderson, L (9, 1)	D SI 91 X FF 90 1-0 E9 9 BB 2-H 1B	C FF 90 C SI 92 S CU 78 0-3 ③ K			B FF 91 X FF 91 1-0 ② F8	B FC 90 S FC 90 S FC 89 B FC 89 S FF 93 2-3 ② K	C SI 94 B SI 93 S SI 93 B SI 94 X SI 92 2-2 ③ F7		2 0 1 0 0 1 2 1 0 0 0 0 0 0 0 0 0 0 0 0 0 0 0 0 0 0 0 0 0 0 0 0 0 0 0 1 0 0 0 1 0 0 0 0 0 0 0 0 0 1 0 0 0 0 0 2 0 0 0 0 0 0 0						
Inning Stats	R: 0 E: 0 K: 0 S: 7 H: 0 LOB: 1 BB: 1 P: 16	R: 3 E: 1 K: 1 S: 14 H: 2 LOB: 2 BB: 3 P: 30	R: 1 E: 0 K: 1 S: 9 H: 2 LOB: 2 BB: 1 P: 14	R: 3 E: 0 K: 0 S: 17 H: 4 LOB: 1 BB: 0 P: 30	R: 0 E: 0 K: 1 S: 7 H: 0 LOB: 0 BB: 0 P: 12	R: 1 E: 0 K: 0 S: 13 H: 3 LOB: 1 BB: 0 P: 17	R: 1 E: 0 K: 1 S: 10 H: 2 LOB: 0 BB: 0 P: 14	R: 3 E: 0 K: 0 S: 26 H: 2 LOB: 2 BB: 2 P: 43		1B: 8 2B: 4 3B: 0 HR: 3 SF: 0 SAC: 0 DP: 1 HBP: 2					

PITCHER		IP	WLS	BF	H	R	ER	SO	BB	IBB	HBP	BLK	WP	HR	S	P	ERA	WHIP
53 James McDonald, R ERA: 5.76	(1, 1)	5.0		28	8	7	7	3	4	1	1	0	0	0	54	102	12.60	2.400
32 Vin Mazzaro, R ERA: 6.14	(6, 1)	0.0	B	3	3	1	1	0	0	0	0	0	0	1	8	9	∞	∞
29 Bryan Morris, R ERA: 1.8	(6, 1)	2.0	L	6	2	1	1	1	0	0	0	0	0	1	15	22	4.50	1.000
44 Tony Watson, L ERA: 4.73	(8, 1)	0.1		5	2	3	3	0	1	0	1	0	0	1	16	26	81.00	9.000
48 Jared Hughes, R ERA: 4.61	(8, 1)	0.2		3	0	0	0	0	1	0	0	0	0	0	10	17	0.00	1.500

PITCHER	IP	WLS	BF	H	R	ER	SO	BB	IBB	HBP	BLK	WP	HR	S	P	ERA	WHIP

BOTTOM

Pittsburgh Pirates @ Milwaukee Brewers

Miller Park, Milwaukee, WI

Tue Apr 30 2013, 7:11 PM - 10:51 PM CDT

Att. 24,154 - Partly Cloudy - 81 F

livebaseballscorecards.com

AB	36
R	12
H	15
RBI	11
BB	7
SO	4
LOB	17

Batter	1	2	3	4	5	6	7	8	9	AB	R	H	RBI	BB	SO	LOB
6 Starling Marte, R (1, 7) OBP: 0.387, SLG: 0.491	B FF 89 C SL 84 B FF 89 X SL 85 2-1 ① P3		X FF 89 0-0 ② F9		F CU 72 B FF 88 C SL 85 S CU 75 1-3 ③ K2-3			B CU 79 F FF 95 X FF 95 1-1 1-H HR	S SL 81 B SL 81 B SI 90 B SI 91 X SI 90 3-1 ③ F9	5	1	1	2	0	1	1
31 Jose Tabata, R (1, 9) OBP: 0.278, SLG: 0.306 James McDonald, L (8, PR) OBP: 0.333, SLG: 0.273 14 Gaby Sanchez, R (8, 3) OBP: 0.333, SLG: 0.551	C FF 89 S FF 89 B FF 90 X SL 85 1-2 1B		C FF 89 C FF 89 B CU 73 S CU 72 1-3 ③ K			C SL 83 X CH 80 0-1 ① G5-3		C FF 95 X FF 96 0-1 2 E 1B		4 0 0	0 1 0	2 0 0	0 0 0	0 0 0	1 0 0	0 0 0
22 Andrew McCutchen, R (1, 8) OBP: 0.297, SLG: 0.406	1 SAFE F CU 71 F FF 89 1 SAFE S CU 73 0-3 ② K			C SL 83 B SL 84 X FF 88 1-1 ① L7		C FF 89 F CU 71 X CU 71 0-2 ② F8		F CU 78 D SL 85 F SL 84 C FF 96 1-3 ① K		4	0	0	0	0	2	2
46 Garrett Jones, L (1, 3) OBP: 0.348, SLG: 0.494 12 Clint Barmes, R (8, 6) OBP: 0.234, SLG: 0.208	B FF 88 S CH 82 B FF 88 1 SAFE S CH 84 1 SAFE 1 SAFE B CH 83 X CH 82 3-2 ③ P5			C CU 70 C SL 84 X CU 72 0-2 ② F9		C CU 72 F FF 89 B FF 89 B CH 80 F CH 81 X CU 74 2-2 ③ G1-3		B FF 94 X CU 78 1-0 ② P5		4 0	0 0	0 0	0 0	0 0	0 0	2 0
2 Brandon Inge, R (1, 4) OBP: 0.345, SLG: 0.357 35 Mark Melancon, R (8, 1) 39 Jason Grilli, R (9, 1)		C FF 86 C SL 83 B FF 86 X CH 80 1-2 ① P4		C CU 70 B FF 88 X CU 71 1-1 1B			C FF 88 X FF 88 0-1 ① F8	C FF 95 1 SAFE C FF 95 B CU 79 X SL 84 1-2 1-2 2-H 24 1B 1B		4 0 0	1 0 0	2 0 0	1 0 0	0 0 0	0 0 0	0 0 0
24 Pedro Alvarez, L (1, 5) OBP: 0.255, SLG: 0.355		B FF 87 S CH 79 C FF 87 B FF 88 X CH 82 2-2 HR		B CH 79 B FF 88 C CH 81 C SL 84 D CU 73 S CU 73 3-3 ③ K2-3			B CU 74 F FF 89 C FF 89 B FF 90 B CU 74 X FF 90 3-2 ② L8	C FF 92 S FF 92 X FF 93 0-2 3-H 1B		4	1	2	2	0	1	1
19 Michael McKenry, R (1, 2) OBP: 0.400, SLG: 0.818		B FF 88 B FF 88 X FF 89 2-0 ② F8			B CU 72 B CU 72 C FF 89 B FF 90 C SL 85 B FF 89 4-2 BB		C FF 89 B CH 80 F CU 72 B CU 75 X SL 86 2-2 HR	B SI 90 S CH 82 C SL 80 B FF 91 F SL 83 D SI 92 X CH 82 3-2 ③ L4		3	1	1	1	1	0	2
17 John McDonald, R (1, 6) OBP: 0.192, SLG: 0.130 (8, 4)		C FF 87 X SL 82 0-1 ③ G5-3			B FF 89 C FF 87 S CU 72 B FF 89 D CU 72 C FF 90 3-3 ① K		F FF 90 B FF 89 B CU 74 X CU 73 2-1 ③ G4-3		B SI 90 C SI 90 X SI 89 1-1 ① G5-3	4	0	0	0	0	1	1
30 Jeanmar Gómez, R (1, 1) OBP: 0.167, SLG: 0.167 37 Justin Wilson, L (5, 1) 29 Bryan Morris, L (7, 1) 23 Travis Snider, L (8, PH) OBP: 0.386, SLG: 0.419 (8, 9)			C FF 85 C FF 89 X FF 89 0-2 ① F8		L SL 81 L CU 70 M CU 72 0-3 ② K			C FF 94 F CU 79 X FF 97 0-2 6 HR 1B	B SI 90 X SI 90 1-0 ② G4-3	2 0 0 2	0 0 0 1	0 0 0 1	0 0 0 1	1 0 0 0	1 0 0 0	1 0 0 0
Inning Stats	R: 0 E: 0 K: 1 S: 11 H: 1 LOB: 1 BB: 0 P: 17	R: 1 E: 0 K: 0 S: 9 H: 1 LOB: 0 BB: 0 P: 14	R: 0 E: 0 K: 1 S: 7 H: 0 LOB: 0 BB: 0 P: 8	R: 0 E: 0 K: 1 S: 10 H: 1 LOB: 1 BB: 0 P: 15	R: 0 E: 0 K: 3 S: 11 H: 0 LOB: 1 BB: 1 P: 19	R: 0 E: 0 K: 0 S: 9 H: 0 LOB: 0 BB: 0 P: 11	R: 1 E: 0 K: 0 S: 10 H: 1 LOB: 0 BB: 0 P: 17	R: 4 E: 1 K: 1 S: 21 H: 5 LOB: 2 BB: 0 P: 28	R: 0 E: 0 K: 0 S: 5 H: 0 LOB: 0 BB: 0 P: 10	1B: 6 2B: 0 3B: 0 HR: 3	SF: 0 SAC: 0 DP: 0 HBP: 0						

PITCHER		IP	WLS	BF	H	R	ER	SO	BB	IBB	HBP	BLK	WP	HR	S	P	ERA	WHIP
46 Hiram Burgos, R ERA: 3.0	(1, 1)	7.0		26	4	2	2	6	1	0	0	0	0	2	67	101	2.57	0.714
59 John Axford, R ERA: 10.32	(8, 1)	0.2	L	6	4	4	3	1	0	0	0	0	0	1	14	18	40.50	6.000
51 Michael Gonzalez, L ERA: 4.15	(8, 1)	0.1		2	1	0	0	0	0	0	0	0	0	0	7	10	0.00	3.000
31 Burke Badenhop, R ERA: 5.19	(9, 1)	1.0		3	0	0	0	0	0	0	0	0	0	0	5	10	0.00	0.000

PITCHER	IP	WLS	BF	H	R	ER	SO	BB	IBB	HBP	BLK	WP	HR	S	P	ERA	WHIP

TOP

Pittsburgh Pirates @ Milwaukee Brewers

Miller Park, Milwaukee, WI

Wed May 01 2013, 12:11 PM - 3:27 PM CDT

Att. 26,079 - Sunny - 80 F

livebaseballscorecards.com

AB	36
R	6
H	9
RBI	6
BB	1
SO	7
LOB	10

WP: 0 PA: 37
PB: 0
SB: 1
CS: 0

BOTTOM

Batter	1	2	3	4	5	6	7	8	9	AB	R	H	RBI	BB	SO	LOB
22 Logan Schafer, L (1, 9) OBP: 0.194, SLG: 0.138	C SI 89 X SI 92 0-1 ① G4-3	X SI 92 0-0 ③ F7		C SI 92 B CH 82 S CH 81 B SI 93 B SL 87 X SI 91 3-2 ③ P5			B FF 94 B FF 94 B FF 94 C FF 94 S FF 93 B FF 94 4-2 9 1B 1-2 BB		C SL 85 C SL 84 F FF 96 T FF 96 0-2 ② K	4	0	0	0	1	1	1
9 Jean Segura, R (1, 6) OBP: 0.408, SLG: 0.547	C SI 92 B SL 88 B SI 92 X SI 92 2-1 E6 8 S 8 1B		B SI 91 B SI 92 B SI 91 C CH 84 X SI 90 3-1 ① G5-3		C FF 94 F FC 87 S FF 96 0-3 ① K		S FF 94 S FF 94 F FF 95 F CU 77 X FC 90 0-2 8 G4-6-3 1B 1-3 2-H		X SL 85 0-0 ③ F8	5	1	1	1	0	1	1
8 Ryan Braun, R (1, 7) OBP: 0.386, SLG: 0.575	**B SI 92** **1 SAFE** **F SI 92** 1 SAFE 1 SAFE B CH 84 S CH 83 X SI 92 2-2 20 1B 1-H 1B		B SL 85 B CH 78 F SI 91 B CH 79 B SI 91 4-1 23 S BB		F FF 95 B SI 96 F FC 89 B FC 89 B CU 76 X SI 96 3-2 ② G6-3		1 SAFE F FF 94 X FC 89 0-1 ② ③ G4-6-3 1-2f			3	0	1	1	1	0	2
20 Jonathan Lucroy, R (1, 2) OBP: 0.290, SLG: 0.388	1 SAFE C SI 90 P PO 83 X SI 91 1-1 23 S 1-3 1B		**C SI 93** **1 SAFE** 1 SAFE 1 SAFE C SI 92 B SI 93 X SI 92 1-2 ② F8		C FF 95 F FF 95 B CU 74 X CU 76 1-2 ③ P4			B FC 93 F FC 92 B FC 91 F FC 93 C FF 91 2-3 ① K		4	0	1	0	0	1	1
23 Rickie Weeks Jr., R (1, 4) OBP: 0.295, SLG: 0.309	C SL 80 **B SL 87** S SI 92 F SL 87 **B SI 92** 1 SAFE B CH 82 B CH 82 4-2 1-2 BB		C SI 93 B SI 92 1 SAFE D SL 88 F SI 93 D SL 88 F SI 94 X SI 94 3-2 ③ G5-3 1-2			B SI 94 C SI 94 C SI 91 X SI 96 1-2 ① G6-3		B FC 91 F FC 93 B FC 92 B FF 93 F FC 93 X FC 92 3-2 ② G1-3		3	0	0	0	1	0	1
27 Carlos Gómez, R (1, 8) OBP: 0.418, SLG: 0.644	F SI 91 F SI 90 S SL 88 0-3 ② K			S SL 78 F SI 91 B SL 88 B SI 94 B SI 92 X SI 92 3-2 HR		F SI 97 S CU 77 C FF 95 0-3 ② K		C FC 92 X KC 80 0-1 1B		4	1	2	1	0	2	3
3 Yuniesky Betancourt, R (1, 5) OBP: 0.297, SLG: 0.570	C SL 87 B SL 89 S SI 93 F SL 90 D FF 90 X SI 94 2-2 ③ P3			X SI 93 0-0 HR		C SI 95 B FF 96 B FC 89 X SI 96 2-1 ③ F8		B FC 91 B FC 90 X FC 91 2-0 ③ P3		4	1	1	1	0	0	4
11 Alex Gonzalez, R (1, 3) OBP: 0.211, SLG: 0.227 7 Norichika Aoki, L (9, PH) OBP: 0.336, SLG: 0.381		B SL 78 B SI 91 X SI 90 2-0 ① G6-3		B SL 82 C SL 83 C SI 92 S SL 88 1-3 ① K			B FF 94 C FF 93 B FC 87 B FF 93 F FF 94 S FF 94 3-3 ① K		B FF 95 X FF 95 1-0 ① P4	3 1	0 0	0 0	0 0	0 0	2 0	0 0
46 Hiram Burgos, R (1, 1) 18 Khris Davis, R (7, PH) OBP: 0.278, SLG: 0.313 59 John Axford, R (8, 1) 51 Michael Gonzalez, R (8, 1) 31 Burke Badenhop, R (9, 1) 50 Blake Lalli, L (9, PH) OBP: 0.125, SLG: 0.125		S SI 91 C SI 92 B SL 85 C SI 92 1-3 ② K		C SI 90 F SI 92 X SI 92 0-2 ② G3			H FF 94 1-0 9 22 S 1B HBP		B FF 95 B FF 95 S FF 94 F FF 96 F FF 95 F FF 95 F SL 84 F FF 96 3-2 B SL 83 F FF 95 X FF 96 1B	2 0 0 0 0 0 1	0 1 0 0 0 0 0	0 0 0 0 0 0 1	0 0 0 0 0 0 0	1 0 0 0 0 0 0	0 0 0 0 0 0 0	0 0 0 0 0 0 0
Inning Stats	R: 1 E: 1 K: 1 S: 20 H: 2 LOB: 3 BB: 1 P: 30	R: 0 E: 0 K: 1 S: 5 H: 0 LOB: 0 BB: 0 P: 8	R: 0 E: 0 K: 0 S: 10 H: 0 LOB: 1 BB: 1 P: 21	R: 2 E: 0 K: 1 S: 13 H: 2 LOB: 0 BB: 0 P: 20	R: 0 E: 0 K: 1 S: 9 H: 0 LOB: 0 BB: 0 P: 13	R: 0 E: 0 K: 1 S: 8 H: 0 LOB: 0 BB: 0 P: 11	R: 1 E: 0 K: 1 S: 12 H: 1 LOB: 1 BB: 1 P: 20	R: 0 E: 0 K: 1 S: 9 H: 1 LOB: 1 BB: 0 P: 16	R: 0 E: 0 K: 1 S: 15 H: 1 LOB: 1 BB: 0 P: 19	1B: 5 2B: 0 3B: 0 HR: 2 SF: 0 SAC: 0 DP: 1 HBP: 1						

PITCHER		IP	WLS	BF	H	R	ER	SO	BB	IBB	HBP	BLK	WP	HR	S	P	ERA	WHIP
30 Jeanmar Gómez, R ERA: 3.06	(1, 1)	4.0		19	4	3	2	3	2	0	0	0	0	2	48	79	4.50	1.500
37 Justin Wilson, L ERA: 1.47	(5, 1)	2.1		10	1	1	1	3	1	0	1	0	0	0	27	42	3.86	0.857
29 Bryan Morris, R ERA: 1.59	(7, 1)	0.2	W	1	0	0	0	0	0	0	0	0	0	0	2	2	0.00	0.000
35 Mark Melancon, R ERA: 0.6	(8, 1)	1.0	H	4	1	0	0	1	0	0	0	0	0	0	9	16	0.00	1.000
39 Jason Grilli, R ERA: 0.75	(9, 1)	1.0	S	4	1	0	0	1	0	0	0	0	0	0	15	19	0.00	1.000

PITCHER	IP	WLS	BF	H	R	ER	SO	BB	IBB	HBP	BLK	WP	HR	S	P	ERA	WHIP

Pittsburgh Pirates @ Milwaukee Brewers

Miller Park, Milwaukee, WI

Wed May 01 2013, 12:11 PM - 3:27 PM CDT

Att. 26,079 - Sunny - 80 F

livebaseballscorecards.com

AB	34
R	4
H	7
RBI	4
BB	3
SO	8
LOB	13

WP: 0 PA: 38
PB: 0
SB: 4
CS: 0

Batter	1	2	3	4	5	6	7	8	9	AB	R	H	RBI	BB	SO	LOB
2 Denard Span, L (1, 8) OBP: 0.352, SLG: 0.336	C FF 92 B SI 92 B SI 93 C SI 92 F SI 93 B KC 83 F SI 93 C SI 94 3-3 ① K		B SI 92 B SI 92 X FF 93 2-0 ② P5		C SI 91 F CH 87 F KC 81 B KC 80 X KC 83 1-2 ③ G3			C FC 91 B FC 91 C FC 91 F FC 91 S FC 90 1-3 ② K		4	0	0	0	0	2	2
52 Ryan Mattheus, R (8, 1)										0	0	0	0	0	0	0
20 Ian Desmond, R (1, 6) OBP: 0.311, SLG: 0.530	F FF 93 S FF 89 B KC 83 F SI 93 F FF 92 B FF 94 C SI 93 2-3 ② K		B KC 83 X SI 92 1-0 ③ FC6-4 1-2f			X KC 79 0-0 ① L4		D FC 91 S FC 91 F FC 92 F FC 91 X FC 93 1-2 1-3 1B		4	0	1	0	0	1	1
34 Bryce Harper, L (1, 7) OBP: 0.412, SLG: 0.660	C SI 94 S KC 84 X KC 82 0-2 ③ G4-3			X CH 87 0-0 ① G3-1		C SI 90 B KC 79 X KC 80 1-1 11 K 1B		S FC 92 S FC 92 F FC 93 F FC 93 B FF 94 S FF 94 1-3 ③ K		4	0	1	0	0	1	2
11 Ryan Zimmerman, R (1, 5) OBP: 0.292, SLG: 0.333		C FF 93 F SI 92 C SI 93 0-3 ① K		C FF 92 F KC 82 S KC 83 0-3 ② K		B SI 93 B SI 92 C SI 92 1 SAFE S SI 92 1 SAFE F SI 93 S KC 84 2-3 ② ③ K 1-2			B FF 94 F FF 94 F FF 94 C FF 94 1-3 ① K	4	0	0	0	0	4	1
25 Adam LaRoche, L (1, 3) OBP: 0.238, SLG: 0.275		C SI 94 B KC 82 X SI 92 1-1 12 G5-3 1B		B SI 92 F CH 89 B CH 89 B SI 91 B FF 92 4-1 12 1B 8 1B BB			B KC 80 B CH 87 F SI 91 C FF 90 S KC 81 2-3 ① K		B FF 93 C FF 94 B FF 93 X FF 93 2-1 1B	3	1	2	0	1	1	0
12 Tyler Moore, R (1, 9) OBP: 0.212, SLG: 0.313		F FF 94 B CH 88 B SI 93 1 SAFE X SI 94 2-1 ② G5-3 1-2		B KC 81 B SI 92 S FF 93 S SI 93 X FF 93 2-2 8 1B 1-2 1B			B KC 79 X SI 91 1-0 ② F9		S SL 83 B SL 82 B FF 93 S SL 82 C FF 93 2-3 ② K	4	0	1	0	0	1	2
8 Danny Espinosa, S (1, 4) OBP: 0.213, SLG: 0.329		C SI 94 B SI 93 B SI 93 F SI 93 X KC 83 2-2 ③ G1-3		B SI 93 X SI 93 1-0 ③ 1-3 2-H 1B			B KC 81 B FF 90 B SI 89 C SI 90 F SI 90 C SI 91 3-3 ③ K		S FF 93 B FF 94 C SL 83 F FF 94 C FF 93 1-3 ③ K	4	0	1	1	0	2	2
24 Kurt Suzuki, R (1, 2) OBP: 0.333, SLG: 0.422			B FF 92 F SI 92 X SI 93 1-1 20 FC6-4 1B		C SI 91 F CH 87 B KC 83 X SI 91 1-2 ① F9			C FC 91 B FC 91 X FC 91 1-1 ① G5-3		3	0	1	0	0	0	0
48 Ross Detwiler, R (1, 1)			B SI 92 C FF 92 L SI 92 L SI 92 1-3 ① K		C SI 91 F FF 91 S KC 81 0-3 ② K			C FC 92 B FC 92 X KC 80 1-1 E5 20 1B		2	0	0	0	0	2	1
35 Craig Stammen, R (6, 1)										0	0	0	0	0	0	0
18 Chad Tracy, L (8, PH) OBP: 0.229, SLG: 0.156										1	0	0	0	0	0	0
33 Roger Bernadina, L (8, PR) OBP: 0.087, SLG: 0.045										0	0	0	0	0	0	0
(8, 8)																

Inning Stats	1	2	3	4	5	6	7	8	9
	R: 0 E: 0 K: 2 S: 13	H: 0 LOB: 0 BB: 0 P: 18	R: 0 E: 0 K: 1 S: 10	H: 1 LOB: 1 BB: 0 P: 15	R: 0 E: 0 K: 1 S: 7	H: 1 LOB: 1 BB: 0 P: 12	R: 1 E: 0 K: 1 S: 9	H: 2 LOB: 2 BB: 1 P: 16	R: 0 E: 0 K: 1 S: 10	H: 0 LOB: 0 BB: 0 P: 12	R: 0 E: 0 K: 1 S: 7	H: 1 LOB: 0 BB: 0 P: 10	R: 0 E: 0 K: 2 S: 7	H: 0 LOB: 0 BB: 0 P: 13	R: 0 E: 1 K: 2 S: 17	H: 1 LOB: 2 BB: 0 P: 22	R: 0 E: 0 K: 3 S: 12	H: 1 LOB: 1 BB: 0 P: 18

1B: 7	SF: 0	WP: 0	PA: 34
2B: 0	SAC: 0	PB: 0	
3B: 0	DP: 0	SB: 0	
HR: 0	HBP: 0	CS: 0	

PITCHER		IP	WLS	BF	H	R	ER	SO	BB	IBB	HBP	BLK	WP	HR	S	P	ERA	WHIP
34 A.J. Burnett, R ERA: 2.57	(1, 1)	7.0	W	25	5	1	1	9	1	0	0	0	0	0	63	96	1.29	0.857
35 Mark Melancon, R ERA: 0.56	(8, 1)	1.0	H	5	1	0	0	2	0	0	0	0	0	0	17	22	0.00	1.000
39 Jason Grilli, R ERA: 0.69	(9, 1)	1.0	S	4	1	0	0	3	0	0	0	0	0	0	12	18	0.00	1.000

PITCHER	IP	WLS	BF	H	R	ER	SO	BB	IBB	HBP	BLK	WP	HR	S	P	ERA	WHIP

TOP

Washington Nationals @ Pittsburgh Pirates

PNC Park, Pittsburgh, PA

Fri May 03 2013, 7:11 PM - 9:53 PM EDT

Att. 26,404 - Partly Cloudy - 72 F

livebaseballscorecards.com

AB	33
R	1
H	7
RBI	1
BB	1
SO	14
LOB	11

BOTTOM

Washington Nationals @ Pittsburgh Pirates

PNC Park, Pittsburgh, PA

Fri May 03 2013, 7:11 PM - 9:53 PM EDT

Att. 26,404 - Partly Cloudy - 72 F

livebaseballscorecards.com

Batter	1	2	3	4	5	6	7	8	9	AB	R	H	RBI	BB	SO	LOB
6 Starling Marte, R (1, 7) OBP: 0.391, SLG: 0.491	C FF 93 B FF 93 T FF 93 F SL 79 S FF 93 1-3 K ①		C FF 93 F SL 79 X SL 80 0-2 F8 ②		C SL 79 X SI 91 0-1 10 S 10 HR 1B		F FC 85 B SI 91 B SI 91 F FC 84 F FC 84 B SI 91 X FC 83 3-2 10 S 10 BLK 1B			4	1	2	0	0	1	0
10 Jordy Mercer, R (1, 4) OBP: 0.250, SLG: 1.000	B FF 94 B FF 92 C FF 93 C FF 93 B FF 93 X FF 94 3-2 F8 ②		C SI 92 B SL 79 F SI 92 B SL 81 S SI 92 2-3 K ③		1 SAFE B SI 90 B SI 89 X SI 94 2-0 1-H HR		1 SAFE 1 SAFE B D SI 92 C SI 90 B SI 91 C SI 90 S FC 83 3-3 K ② 1-3			4	1	1	2	0	2	1
22 Andrew McCutchen, R (1, 8) OBP: 0.313, SLG: 0.448	B FF 93 F FF 92 B FF 93 X FF 92 2-1 HR			C SI 91 B SL 78 B SI 91 X SI 91 2-1 55 BB 1B	C SI 93 B SI 88 B SI 92 X SI 92 2-1 1B		B FC 84 X KC 77 1-0 G5-3 ③			4	1	3	1	0	0	1
14 Gaby Sanchez, R (1, 3) OBP: 0.344, SLG: 0.566	F FF 93 X SI 92 0-1 2B			B FF 93 X SI 90 1-0 L8 ①	B SI 92 C SI 92 B SI 92 F SI 91 B SL 78 F SI 91 X SI 91 3-2 F8 ③			X FF 91 0-0 23 1B 1B		4	0	2	0	0	0	2
55 Russell Martin, R (1, 2) OBP: 0.351, SLG: 0.547	X SI 92 0-0 G6-3 ③			C SI 90 B FF 93 D SL 79 B SI 92 B SI 91 4-1 1-2 BB		B SI 89 B CH 85 B SI 90 F SI 92 B SI 90 4-1 24 G5-3 23 G1-3 BB		B SI 93 X SI 93 1-0 P3 ①		2	0	0	0	2	0	2
2 Brandon Inge, R (1, 9) OBP: 0.323, SLG: 0.333 23 Travis Snider, L (6, PH) OBP: 0.389, SLG: 0.422 (7, 9)		B FF 93 C SI 90 X FF 92 1-1 P4 ①		C FF 93 C FF 92 D SL 79 B SL 80 S FF 94 2-3 K ②		C SI 90 1 SAFE B KC 78 X SI 90 1-1 G1-3 ① 1-2		T SI 93 C SI 93 B SL 82 F SL 83 X SI 93 1-2 1-2 1B		2 2	0 0	0 1	0 0	0 0	1 0	2 1
24 Pedro Alvarez, L (1, 5) OBP: 0.245, SLG: 0.340		B FF 93 X SI 91 1-0 F8 ②		S SI 92 S SI 91 S SI 92 0-3 K ③		B KC 78 B SI 92 B SI 92 C SI 91 S SI 91 X SI 92 3-2 G5-3 ② 2-3		F SI 93 B SI 94 B SI 93 X SI 92 2-1 F7 ②		4	0	0	0	0	1	5
12 Clint Barmes, R (1, 6) OBP: 0.225, SLG: 0.200 46 Garrett Jones, L (8, PH) OBP: 0.344, SLG: 0.488 39 Jason Grilli, R (9, 1)		B SI 94 B SI 90 C SI 91 F SI 91 B FF 93 F SI 91 S FF 94 3-3 K ③			C SI 90 X SL 79 0-1 F8 ①	F FC 82 S FC 84 F SI 91 X SI 91 0-2 G5-3 ③		C SI 93 D SL 81 F SI 92 X FS 81 1-2 F8 ③		3 1 0	0 0 0	0 0 0	0 0 0	0 0 0	1 0 0	1 2 0
34 A.J. Burnett, R (1, 1) 35 Mark Melancon, R (8, 1) 17 John McDonald, R (9, 6) OBP: 0.192, SLG: 0.130			C FF 92 X SI 91 0-1 G4-3 ①		C FF 92 X SI 91 0-1 L8 ②		C SI 90 S FC 85 B FC 86 F FC 84 S FC 84 1-3 K ①			3 0 0	0 0 0	0 0 0	0 0 0	0 0 0	1 0 0	0 0 0
Inning Stats	R: 1 E: 0 K: 1 S: 12 H: 2 LOB: 1 BB: 0 P: 18	R: 0 E: 0 K: 1 S: 7 H: 0 LOB: 0 BB: 0 P: 12	R: 0 E: 0 K: 1 S: 8 H: 0 LOB: 0 BB: 0 P: 10	R: 0 E: 0 K: 2 S: 10 H: 1 LOB: 2 BB: 1 P: 19	R: 2 E: 0 K: 0 S: 13 H: 3 LOB: 1 BB: 0 P: 20	R: 0 E: 0 K: 0 S: 10 H: 0 LOB: 1 BB: 1 P: 18	R: 0 E: 0 K: 2 S: 12 H: 1 LOB: 1 BB: 0 P: 20	R: 0 E: 0 K: 0 S: 11 H: 2 LOB: 2 BB: 0 P: 16		1B: 6 2B: 1 3B: 0 HR: 2 SF: 0 SAC: 0 DP: 0 HBP: 0						

AB	33
R	3
H	9
RBI	3
BB	2
SO	7
LOB	17

WP: 0 PB: 0 SB: 2 CS: 0 PA: 35

PITCHER		IP	WLS	BF	H	R	ER	SO	BB	IBB	HBP	BLK	WP	HR	S	P	ERA	WHIP
48 Ross Detwiler, L ERA: 2.5	(1, 1)	5.0	L	23	6	3	3	5	2	0	0	0	0	2	51	84	5.40	1.600
35 Craig Stammen, R ERA: 2.45	(6, 1)	2.0		7	1	0	0	2	0	0	0	1	0	0	21	33	0.00	0.500
52 Ryan Mattheus, R ERA: 3.0	(8, 1)	1.0		5	2	0	0	0	0	0	0	0	0	0	11	16	0.00	2.000

PITCHER	IP	WLS	BF	H	R	ER	SO	BB	IBB	HBP	BLK	WP	HR	S	P	ERA	WHIP

Washington Nationals @ Pittsburgh Pirates

PNC Park, Pittsburgh, PA

Sat May 04 2013, 4:07 PM - 7:04 PM EDT

Att. 29,975 - Partly Cloudy - 71 F

livebaseballscorecards.com

TOP

Batter	1	2	3	4	5	6	7	8	9	AB	R	H	RBI	BB	SO	LOB
8 Danny Espinosa, S (1, 4) OBP: 0.223, SLG: 0.337	C FF 91 B SI 92 B FF 91 X SI 92 2-1 G3-1 ①		C KC 77 C SI 88 C SI 88 0-3 K ①		C SI 88 X SI 90 0-1 2B		X SI 91 0-0 F9 ①	S SI 93 S SI 94 H SI 94 1-2 1-2 HBP		4	0	1	0	0	1	2
20 Ian Desmond, R (1, 6) OBP: 0.298, SLG: 0.513	B FF 91 B FF 91 S SI 91 S SI 92 B SI 92 C SI 92 3-3 K ②		C KC 78 D CH 80 F FF 90 X CH 80 1-2 SF8 ② 3-H		C SI 89 B SI 89 F SI 89 C FF 88 1-3 K ③		S FF 93 L FC 89 X CU 77 0-2 E5 25 BB 11 BB	X SI 94 0-0 F9 ③		4	0	0	1	0	2	3
34 Bryce Harper, L (1, 7) OBP: 0.403, SLG: 0.639	X FF 91 0-0 G3-1 ③		X SI 88 0-0 G4-3 ③			X SI 88 0-0 25 BB 11 BB 40 1B 1B	F SI 94 X CU 77 0-1 F8 ②		L SI 92 B SI 92 C SL 85 F SI 94 S SL 84 1-3 K ①	5	1	1	0	0	1	2
11 Ryan Zimmerman, R (1, 5) OBP: 0.329, SLG: 0.373		B FF 90 F FF 89 X SI 90 1-1 F8 ①		B KC 78 X KC 78 1-0 25 SF9 3B		B SI 88 F FF 89 D FF 89 S FF 90 B SI 89 1 SAFE B SI 90 4-2 25 BB 40 1B 1-2 BB	1 SAFE B SI 94 B FF 94 S SI 94 B FF 94 S FC 91 B FC 90 4-2 25 BB 1-2 BB		B SI 93 F SI 93 B SI 94 F CH 86 F SI 94 F SL 85 H SL 86 3-2 12 S 25 1B 12 SF9 HBP	2	3	1	0	2	0	0
25 Adam LaRoche, L (1, 3) OBP: 0.264, SLG: 0.283		B SI 89 B SI 90 B SI 91 C FF 90 B SI 90 4-1 12 BB BB		F FF 90 B KC 81 B SI 90 S SI 89 B FF 90 X SI 90 3-2 SF9 ① 3-H		B SI 96 B SI 94 F SI 93 F SI 93 F FF 95 B CU 77 B FF 95 4-2 37 WP 40 1B 1-2 2-3 BB	B SI 93 B SI 94 B FF 95 B FF 94 4-0 1-2 2-3 BB		B SL 83 D SL 84 F SI 93 C SI 93 X SI 94 2-2 12 S 1-2 1B	1	0	1	1	3	0	0
12 Tyler Moore, R (1, 9) OBP: 0.211, SLG: 0.286		B FF 89 F FF 88 B CH 80 F CH 80 F SI 90 B KC 80 B SI 91 4-2 40 G6-4-3 1-2 BB		C FF 91 B KC 80 B SI 91 X SI 91 2-1 G6-3 ②		B FF 94 S SI 94 C FF 95 S CU 76 1-3 K ①	B FC 90 F FF 94 B FC 91 F FC 90 S FC 88 2-3 K ③		F SI 93 B SI 92 C SI 94 F SI 94 X SI 94 1-2 SF9 ② 1-2 2-H	3	0	0	1	1	2	6
40 Wilson Ramos, R (1, 2) OBP: 0.286, SLG: 0.406		B SI 89 F SI 90 X KC 79 1-1 G6-4-3 ②③ 1-2f		B SI 91 S FF 91 F SI 91 X SI 92 1-2 L9 ③		B SI 94 D SI 96 S SI 94 X FF 95 2-1 37 WP 1-2 2-H 3-H 1B		C SI 93 X SI 92 0-1 G6-3 ①	B SI 94 X SI 94 1-0 G5-3 ③	5	0	1	2	0	0	3
33 Roger Bernadina, L (1, 8) OBP: 0.111, SLG: 0.040			B SI 88 C SI 86 H KC 78 2-1 37 E 20 SF8 HBP		X FF 89 0-0 G4-3 ①	S SI 94 S FF 95 S FF 95 0-3 K ②		C SI 94 X SL 85 0-1 G3 ②		3	1	0	0	0	1	2
37 Stephen Strasburg, R (1, 1) OBP: 0.154, SLG: 0.231 1 Steve Lombardozzi, S (8, PH) OBP: 0.269, SLG: 0.300 36 Tyler Clippard, R (8, 1) 29 Rafael Soriano, R (9, 1)			S SI 85 B FF 89 1 SAFE X SI 85 1-1 E6 1-3		X SI 88 0-0 G4-3 ②	C FF 94 F SI 95 B SI 95 C CU 76 1-3 K ③ 1-2 2-3		B SI 94 F SI 92 C CH 86 F CH 86 X SI 92 1-2 8 HBP 1B		3 0 0 0 0 1 3 1 0 1 0 0 0 0 0 0 0 0 0 0 0 0 0 0 0 0 0 0						

Inning Stats									
	R: 0 E: 0 K: 1 S: 6	H: 0 LOB: 0 BB: 0 P: 11	R: 0 E: 0 K: 0 S: 8	H: 0 LOB: 1 BB: 2 P: 18	R: 1 E: 1 K: 1 S: 10	H: 0 LOB: 1 BB: 0 P: 14	R: 1 E: 0 K: 0 S: 9	H: 1 LOB: 0 BB: 0 P: 16	R: 0 E: 0 K: 1 S: 7	H: 1 LOB: 1 BB: 0 P: 8
	R: 2 E: 0 K: 3 S: 17	H: 2 LOB: 2 BB: 2 P: 29	R: 0 E: 1 K: 1 S: 11	H: 0 LOB: 3 BB: 2 P: 21	R: 0 E: 0 K: 0 S: 11	H: 1 LOB: 2 BB: 0 P: 13	R: 1 E: 0 K: 1 S: 16	H: 1 LOB: 1 BB: 0 P: 24	1B: 4 2B: 1 3B: 1 HR: 0	SF: 3 SAC: 0 DP: 1 HBP: 3	WP: 1 PB: 0 SB: 2 CS: 0	PA: 43

PITCHER		IP	WLS	BF	H	R	ER	SO	BB	IBB	HBP	BLK	WP	HR	S	P	ERA	WHIP
49 Jeff Locke, L ERA: 3.21	(1, 1)	5.0		22	3	4	3	3	3	0	1	0	0	0	43	74	5.40	1.200
37 Justin Wilson, L ERA: 1.35	(6, 1)	1.2	B	10	1	0	0	3	3	0	0	0	1	0	22	38	0.00	2.400
29 Bryan Morris, R ERA: 1.5	(7, 1)	0.1		1	0	0	0	1	0	0	0	0	0	0	3	5	0.00	0.000
44 Tony Watson, L ERA: 4.8	(8, 1)	1.2	L	9	2	1	1	1	0	0	2	0	0	0	26	35	5.40	1.200
32 Vin Mazzaro, R ERA: 5.87	(9, 1)	0.1		1	0	0	0	0	0	0	0	0	0	0	1	2	0.00	0.000

PITCHER	IP	WLS	BF	H	R	ER	SO	BB	IBB	HBP	BLK	WP	HR	S	P	ERA	WHIP

AB	31
R	5
H	6
RBI	5
BB	6
SO	8
LOB	21

Batter	1	2	3	4	5	6	7	8	9	AB	R	H	RBI	BB	SO	LOB
6 Starling Marte, R (1, 7) OBP: 0.394, SLG: 0.513	C SI 93 C FF 96 H SI 92 1-2 23 E 23 S HBP		X FF 95 0-0 2-H HR		C CH 87 F SI 97 F CH 90 B CU 80 B FF 97 S CH 89 2-3 ② K		S CH 88 S FF 96 S CU 80 0-3 ③ K			3	1	1	2	0	2	0
23 Travis Snider, L (1, 9) OBP: 0.368, SLG: 0.397	C FF 94 C CH 85 S FF 95 0-3 ① K 1-3		B CH 88 B FF 96 B SI 95 C FF 95 S CH 89 X FF 96 3-2 ② G3-1		X FF 96 0-0 ③ G1			C FF 93 C CU 77 S CH 82 0-3 ① K		4	0	0	0	0	2	1
22 Andrew McCutchen, R (1, 8) OBP: 0.319, SLG: 0.444	B CU 80 S CH 86 B FF 96 C FF 96 S CH 90 2-3 ② K		B CU 80 C FF 96 F FF 97 B CH 90 X FF 97 2-2 ③ G6-3			B FF 92 C CU 78 S CH 86 B CH 88 B SI 96 B SI 96 4-2 55 HBP BB		B CU 76 B FC 84 X FC 84 2-0 46 L1-3 1B		3	0	1	0	1	1	1
46 Garrett Jones, L (1, 3) OBP: 0.340, SLG: 0.477 32 Vin Mazzaro, R (9, 1)	S FF 96 S FF 97 D CU 81 X FF 97 1-2 ③ P4			C CU 78 S CH 88 X FF 96 0-2 55 G5-4-3 1B		1 SAFE F FF 94 B CH 86 1 SAFE 1 SAFE S CH 87 S CH 87 1-3 ① K		1 SAFE S CH 80 B FF 93 1 SAFE B FF 93 F CH 81 X FF 94 2-2 ②③ L1-3 1-1		4 0	0 0	1 0	0 0	0 0	1 0	3 0
55 Russell Martin, R (1, 2) OBP: 0.356, SLG: 0.539		C FF 93 C CU 79 B FF 95 X CH 89 1-2 ① G4-3		1 SAFE B FF 93 C FF 94 X CH 88 1-1 ①② G5-4-3 1-2f		1 SAFE H SI 93 1-0 1-2 HBP			B FF 90 B FF 91 X FC 91 2-0 ① 1B	3	0	1	0	0	0	1
24 Pedro Alvarez, L (1, 5) OBP: 0.236, SLG: 0.327		X FF 95 0-0 ② P4		S CU 81 S CH 89 S CH 89 0-3 ③ K		C CU 79 S CH 87 S CH 88 0-3 ② K			B FF 90 B FC 92 B FF 93 C FC 92 X FC 91 3-1 ② P5	4	0	0	0	0	2	2
10 Jordy Mercer, R (1, 4) OBP: 0.250, SLG: 0.625		B FF 95 C SI 96 F CH 88 X FF 96 1-2 ③ G5-3			C CU 78 B FF 96 X FF 96 1-1 12 HR 1B	B CU 80 S CH 87 X SI 94 1-1 ③ F7			C FC 92 B FC 92 F FC 91 S FC 90 1-3 ③ K	4	1	1	0	0	1	2
12 Clint Barmes, R (1, 6) OBP: 0.241, SLG: 0.256			F FF 95 F FF 96 B CU 79 X CU 80 1-2 49 SH2-4 6 HR 1B		B FF 95 X FF 94 1-0 1-H HR		B FF 92 B CU 78 C FF 93 X CH 87 2-1 ① G1-3			3	2	2	2	0	0	0
49 Jeff Locke, L (1, 1) 37 Justin Wilson, L (6, 1) 29 Bryan Morris, L (7, 1) 14 Gaby Sanchez, R (7, PH) OBP: 0.338, SLG: 0.556 44 Tony Watson, L (8, 1) 2 Brandon Inge, R (9, 3) OBP: 0.323, SLG: 0.333			B SI 94 X SI 93 1-0 ① SH2-4 1-2		B SI 94 B FF 95 C FF 94 C FF 95 S FF 95 2-3 ① K		C CU 78 B CU 78 X FF 94 1-1 ② G5-3			1 0 0 1 0 0	0 0 0 0 0 0	0 0 0 0 0 0	0 0 0 0 0 0	1 0 0 0 0 0	0 0 0 0 0 0	0 0 0 0 0 0
Inning Stats	R: 0 E: 1 K: 2 S: 11 H: 0 LOB: 1 BB: 0 P: 15	R: 0 E: 0 K: 0 S: 7 H: 0 LOB: 0 BB: 0 P: 9	R: 2 E: 0 K: 0 S: 11 H: 2 LOB: 0 BB: 0 P: 18	R: 0 E: 0 K: 1 S: 8 H: 1 LOB: 0 BB: 0 P: 9	R: 2 E: 0 K: 2 S: 11 H: 2 LOB: 0 BB: 0 P: 17	R: 0 E: 0 K: 2 S: 10 H: 0 LOB: 2 BB: 1 P: 17	R: 0 E: 0 K: 1 S: 7 H: 0 LOB: 0 BB: 0 P: 10	R: 0 E: 0 K: 1 S: 7 H: 1 LOB: 0 BB: 0 P: 11	R: 0 E: 0 K: 1 S: 6 H: 1 LOB: 0 BB: 0 P: 12	1B: 5 2B: 1 3B: 0 HR: 2	SF: 0 SAC: 1 DP: 2 HBP: 2			WP: 0 PB: 0 SB: 1 CS: 0	PA: 34		

PITCHER		IP	WLS	BF	H	R	ER	SO	BB	IBB	HBP	BLK	WP	HR	S	P	ERA	WHIP
37 Stephen Strasburg, R ERA: 3.45	(1, 1)	7.0		28	5	4	4	8	1	0	2	0	0	0	65	95	5.14	0.857
36 Tyler Clippard, R ERA: 3.97	(8, 1)	1.0	W	3	1	0	0	1	0	0	0	0	0	0	7	11	0.00	1.000
29 Rafael Soriano, R ERA: 2.77	(9, 1)	1.0	S	3	1	0	0	1	0	0	0	0	0	0	6	12	0.00	1.000

PITCHER	IP	WLS	BF	H	R	ER	SO	BB	IBB	HBP	BLK	WP	HR	S	P	ERA	WHIP

BOTTOM

Washington Nationals @ Pittsburgh Pirates

PNC Park, Pittsburgh, PA

Sat May 04 2013, 4:07 PM - 7:04 PM EDT

Att. 29,975 - Partly Cloudy - 71 F

livebaseballscorecards.com

AB	30
R	4
H	7
RBI	4
BB	1
SO	10
LOB	10

Washington Nationals @ Pittsburgh Pirates

PNC Park, Pittsburgh, PA

Sun May 05 2013, 1:39 PM - 4:48 PM EDT

Att. 24,186 - Partly Cloudy - 69 F

livebaseballscorecards.com

TOP

Batter	1	2	3	4	5	6	7	8	9	AB	R	H	RBI	BB	SO	LOB
2 Denard Span, L (1, 8) OBP: 0.346, SLG: 0.330	C SI 91 B SI 90 B FF 90 C SI 91 F SI 91 X SI 91 2-2 G4-3 ①		C CU 76 F CU 74 B FF 91 B SI 91 F CU 76 B FF 91 X SI 90 3-2 20 F8 20 S 1B		B SI 89 C CU 74 B SI 87 C SI 89 F CU 75 X SI 89 2-2 G4-3 ①		F FF 92 F FS 79 B SL 85 B FS 78 C FF 92 2-3 K ②		C FF 91 X SI 92 0-1 P5 ①	5	0	1	0	0	1	1
20 Ian Desmond, R (1, 6) OBP: 0.295, SLG: 0.500	C SI 92 F SI 90 X CU 77 0-2 G5-3 ②		S FF 89 B SI 90 1 SAFE 1 SAFE B CU 75 X CU 77 2-1 F8 1-3 ②		X CH 83 0-0 11 S 1B		S SL 85 S SL 87 D SL 88 F FS 79 B SI 94 S SL 87 2-3 K ③		B SI 94 F SL 87 B SI 93 F SI 94 B SL 87 X SL 87 3-2 F8 ②	5	0	1	0	0	1	2
34 Bryce Harper, L (1, 7) OBP: 0.400, SLG: 0.633 33 Roger Bernadina, L (1, 7) OBP: 0.161, SLG: 0.103	C SI 92 F SI 90 B CU 75 B SI 90 S CU 76 2-3 K ③		B SI 90 C SI 90 C CU 76 D CU 77 S SI 89 2-3 K ③		C SI 89 1 SAFE X SI 88 0-1 F7 ②			B FF 95 F FF 94 X FC 89 1-1 12 HR 11 G3 1B	B SI 93 B SI 93 X SI 94 2-0 1B	1 4	0 1	0 2	0 0	0 0	1 1	0 2
11 Ryan Zimmerman, R (1, 5) OBP: 0.333, SLG: 0.365		C SI 90 B SI 89 B SI 90 B SI 90 B SI 90 4-1 25 2B 8 SF8 BB		B CH 83 F SI 89 B SI 90 S CH 84 F SI 90 F CH 83 B CH 84 F CH 84 X SI 91 3-2 8 BLK 8 HR 1B	C CH 82 B CH 82 1 SAFE C SI 89 B SI 91 X CU 76 2-2 L5 1-2 ③			1 SAFE 1 SAFE B FC 88 1 SAFE B FF 94 C FC 88 S FC 89 1 SAFE X FC 89 2-2 G3 1-2 ①	S SL 88 1 SAFE X SL 86 0-1 G4-3 ③	4	2	1	0	1	0	3
25 Adam LaRoche, L (1, 3) OBP: 0.273, SLG: 0.295		F SI 90 B CU 75 C SI 90 X SI 90 1-2 8 SF8 1-3 2B		B CU 76 X SI 89 1-0 F8 ①		C SI 87 B CU 76 B CU 75 B SI 88 C SI 87 X SI 90 3-2 F9 ①		I IN 74 I IN 77 I IN 77 I IN 76 4-0 12 HR IBB		3	1	1	0	1	0	1
12 Tyler Moore, R (1, 9) OBP: 0.214, SLG: 0.359		S SI 90 S SI 90 F SI 91 C CU 76 0-3 K ①		F SI 90 F CU 75 C CU 74 0-3 K ②		S SI 89 F FF 89 F CU 76 C SI 90 0-3 K ②		F FC 88 C FF 94 B CU 83 F FC 88 B FC 90 X FC 89 2-2 1-H 2-H HR		4	1	1	3	0	3	3
8 Danny Espinosa, S (1, 4) OBP: 0.224, SLG: 0.370		B SI 90 D CU 74 F CU 73 B SI 89 X SI 90 3-1 SF8 ② 2-3 3-H		F FF 90 S CU 74 B CU 75 F SI 90 D CU 76 F FF 87 X CU 75 2-2 1-H HR		C FF 90 F CH 82 B SI 89 B FF 89 F FF 88 X CU 76 2-2 G6-3 ③		S FF 94 F FC 92 X FF 94 0-2 G3-1 ②		3	1	1	3	0	0	0
40 Wilson Ramos, R (1, 2) OBP: 0.333, SLG: 0.500		F SI 90 B CU 75 S SI 91 F CU 76 C SI 91 1-3 K ③		B FF 90 X SI 89 1-0 2B			X SI 92 0-0 1B	X FC 88 0-0 2B		4	0	3	0	0	1	1
47 Gio González, R (1, 1) OBP: 0.200, SLG: 0.556 1 Steve Lombardozzi, S (7, PH) OBP: 0.264, SLG: 0.294 22 Drew Storen, S (7, 1) 18 Chad Tracy, L (8, PH) OBP: 0.222, SLG: 0.152 36 Tyler Clippard, R (8, 1) 29 Rafael Soriano, R (9, 1)			C FF 89 F SI 89 B CU 73 F FF 89 B CU 76 F SI 90 F SI 90 C CU 74 2-3 K ①	B SI 89 D SI 90 X SI 88 2-0 G5-3 ③			L SI 91 1 SAFE X FS 79 0-1 B2 ①	C SI 94 D SI 94 S FC 88 B FC 88 F FC 89 X FF 94 2-2 F8 ③		2 1 0 1 0 0	0 0 0 0 0 0	0 0 0 0 0 0	0 0 0 0 0 0	1 0 0 0 0 0	1 1 0 1 0 0

	AB	37
	R	6
	H	11
	RBI	6
	BB	2
	SO	9
	LOB	16

Inning Stats	1	2	3	4	5	6	7	8	9	1B: 6	SF: 1	WP: 0	PA: 40
	R: 0 E: 0 K: 1 S: 10 H: 0 LOB: 0 BB: 0 P: 14	R: 1 E: 0 K: 2 S: 14 H: 1 LOB: 1 BB: 1 P: 23	R: 0 E: 0 K: 2 S: 15 H: 1 LOB: 1 BB: 0 P: 24	R: 2 E: 0 K: 1 S: 17 H: 3 LOB: 1 BB: 0 P: 26	R: 0 E: 0 K: 0 S: 10 H: 1 LOB: 1 BB: 0 P: 14	R: 0 E: 0 K: 1 S: 11 H: 0 LOB: 0 BB: 0 P: 16	R: 0 E: 0 K: 2 S: 10 H: 1 LOB: 0 BB: 0 P: 14	R: 3 E: 0 K: 0 S: 17 H: 3 LOB: 1 BB: 1 P: 28	R: 0 E: 0 K: 0 S: 8 H: 1 LOB: 1 BB: 0 P: 13	2B: 3 3B: 0 HR: 2	SAC: 0 DP: 0 HBP: 0	PB: 0 SB: 2 CS: 0	

PITCHER		IP	WLS	BF	H	R	ER	SO	BB	IBB	HBP	BLK	WP	HR	S	P	ERA	WHIP
51 Wandy Rodriguez, L ERA: 4.02	(1, 1)	6.0	L	25	6	3	3	7	1	0	0	1	0	1	77	117	4.50	1.167
52 Jose Contreras, R ERA:	(7, 1)	1.0		4	1	0	0	2	0	0	0	0	0	0	10	14	0.00	1.000
29 Bryan Morris, R ERA: 5.14	(8, 1)	1.0		7	3	3	3	0	0	1	0	0	0	1	17	28	27.00	3.000
32 Vin Mazzaro, R ERA: 5.19	(9, 1)	1.0		4	1	0	0	0	0	0	0	0	0	0	8	13	0.00	1.000

PITCHER	IP	WLS	BF	H	R	ER	SO	BB	IBB	HBP	BLK	WP	HR	S	P	ERA	WHIP

BOTTOM

Washington Nationals @ Pittsburgh Pirates

PNC Park, Pittsburgh, PA

Sun May 05 2013, 1:39 PM - 4:48 PM EDT

Att. 24,186 - Partly Cloudy - 69 F

livebaseballscorecards.com

Batter	1	2	3	4	5	6	7	8	9	AB	R	H	RBI	BB	SO	LOB
6 Starling Marte, R (1, 7) OBP: 0.390, SLG: 0.528	X FF 92 0-0 HR	C FF 93 X CH 85 0-1 ② FC5-4 1-2f			X CH 84 0-0 ① B2-3		C SL 82 B SL 83 F SI 95 F SL 83 X SL 82 1-2 ② G5-3			4	1	1	1	0	0	1
10 Jordy Mercer, R (1, 4) (8, 6) OBP: 0.250, SLG: 0.583	C SI 93 X SI 92 0-1 22 E 2B	B CH 83 C CH 83 1 SAFE 1 SAFE X SI 92 1-1 ③ G6-3			B SI 92 C SI 92 B CH 85 X CH 85 2-1 ② F8		C SI 94 C FF 94 B CH 88 X SL 82 1-2 ③ G1-3			4	0	1	0	0	0	1
22 Andrew McCutchen, R (1, 8) OBP: 0.309, SLG: 0.429	F CH 84 X CH 85 0-1 E5 14 BB 2-3		X SI 90 0-0 ① F8		B SI 93 C SI 94 B CU 80 B CH 85 X FF 93 3-1 ③ P3			B FF 93 S CH 78 B CU 76 X CH 80 2-1 ① F7		4	0	0	0	0	0	1
14 Gaby Sanchez, R (1, 3) OBP: 0.348, SLG: 0.544	B FF 93 B CU 77 B FF 91 B FF 91 4-0 BB 1-2		B CU 77 C SI 92 B FF 93 S CH 84 B CU 79 F CH 84 C FF 94 3-3 ② K			F SI 92 B SI 93 C FF 94 X FF 94 1-2 55 2B 1B		C FF 93 B CU 77 S FC 84 S CH 80 1-3 ② K		3	1	1	0	1	2	0
55 Russell Martin, R (1, 5) OBP: 0.362, SLG: 0.543	F SI 92 F CH 85 B FF 94 B CU 79 S CH 85 2-3 ① K		F CH 84 F SI 94 B CU 81 B CU 78 B SI 93 D CH 85 4-2 BB			F SI 92 X SI 93 0-1 2 G5-3 2B 1-H		X FF 93 0-0 ③ L7		3	0	1	1	1	1	3
19 Michael McKenry, R (1, 2) OBP: 0.345, SLG: 0.692	B SI 94 F SI 93 F FF 93 B CU 79 C FF 94 2-3 ② K		B FF 92 C FF 92 F FF 93 S CH 83 1-3 ③ K			B SI 92 C FF 92 B CH 85 B FF 92 X FF 91 3-1 ① P6			C FC 89 B FC 89 S FC 90 B SL 83 F SL 82 B FF 93 F FC 90 F FC 89 X FC 90 3-2 ① P4	4	0	0	0	0	2	5
2 Brandon Inge, R (1, 9) (8, 4) OBP: 0.314, SLG: 0.353	S CH 85 S CH 85 F FF 94 D CU 80 B CH 85 B CH 84 F CH 83 X SI 94 3-2 ③ G6-3			B SI 92 C SI 92 S FF 92 B CU 78 B FF 93 X CH 85 3-2 ① F8		S CH 84 F FF 94 X CH 84 0-2 ② G5-3 2-3			B FF 90 B FC 89 C FC 90 F FC 90 X SL 84 2-2 2B	4	0	1	0	0	0	4
17 John McDonald, R (1, 6) OBP: 0.172, SLG: 0.115 29 Bryan Morris, L (8, 1) 32 Vin Mazzaro, R (9, 1) 46 Garrett Jones, L (9, PH) OBP: 0.337, SLG: 0.471		B SI 91 C CH 83 C CH 83 S FF 93 1-3 ① K		C SI 93 C CU 78 F FF 93 X CU 79 0-2 ② F8		X CH 83 0-0 ③ G1-3			B FF 92 C FF 91 X FC 91 1-1 ② P5	3 0 0 1	0 0 0 0	0 0 0 0	0 0 0 0	1 0 0 0	1 0 0 1	1 0 0 1
51 Wandy Rodriguez, S (1, 1) OBP: 0.154, SLG: 0.154 52 Jose Contreras, R (7, 1) 23 Travis Snider, L (7, PH) OBP: 0.359, SLG: 0.386 (8, 9)		B SI 92 B SI 92 B FF 91 C FF 91 C FF 92 F SI 92 X FF 91 3-2 6 FC5-4 1B		C FF 93 F FF 93 B CU 80 B FF 93 B FF 93 X FF 93 3-2 ③ G5-3			S SI 94 B SL 82 B CH 87 F FF 94 X CH 88 2-2 ① F7		C FF 92 X FC 92 0-1 ③ G6-3	2 0 2	0 0 0	1 0 0	0 0 0	0 0 0	0 0 1	0 0 1

Inning Stats	R: 1 E: 1 K: 2 S: 16	H: 2 LOB: 3 BB: 1 P: 27	R: 0 E: 0 K: 1 S: 11	H: 1 LOB: 1 BB: 0 P: 16	R: 0 E: 0 K: 2 S: 10	H: 0 LOB: 1 BB: 1 P: 18	R: 0 E: 0 K: 0 S: 10	H: 0 LOB: 0 BB: 0 P: 16	R: 0 E: 0 K: 0 S: 5	H: 0 LOB: 0 BB: 0 P: 10
	R: 1 E: 0 K: 0 S: 11	H: 2 LOB: 1 BB: 0 P: 15	R: 0 E: 0 K: 0 S: 10	H: 0 LOB: 0 BB: 0 P: 14	R: 0 E: 0 K: 1 S: 6	H: 0 LOB: 0 BB: 0 P: 9	R: 0 E: 0 K: 0 S: 13	H: 1 LOB: 1 BB: 0 P: 19		

	1B: 2	SF: 0
	2B: 3	SAC: 0
	3B: 0	DP: 0
	HR: 1	HBP: 0

	WP: 0	PA: 36
	PB: 0	
	SB: 0	
	CS: 0	

	AB	34
	R	2
	H	6
	RBI	2
	BB	2
	SO	6
	LOB	18

PITCHER		IP	WLS	BF	H	R	ER	SO	BB	IBB	HBP	BLK	WP	HR	S	P	ERA	WHIP
47 Gio González, L ERA: 4.97	(1, 1)	6.0	W	26	5	2	2	5	2	0	0	0	0	1	63	102	3.00	1.167
22 Drew Storen, R ERA: 4.76	(7, 1)	1.0	H	3	0	0	0	0	0	0	0	0	0	0	10	14	0.00	0.000
36 Tyler Clippard, R ERA: 3.65	(8, 1)	1.0		3	0	0	0	1	0	0	0	0	0	0	6	9	0.00	0.000
29 Rafael Soriano, R ERA: 2.57	(9, 1)	1.0		4	1	0	0	0	0	0	0	0	0	0	13	19	0.00	1.000

PITCHER	IP	WLS	BF	H	R	ER	SO	BB	IBB	HBP	BLK	WP	HR	S	P	ERA	WHIP

Seattle Mariners @ Pittsburgh Pirates

PNC Park, Pittsburgh, PA

Tue May 07 2013, 7:08 PM - 9:52 PM EDT

Att. 12,973 - Drizzle - 65 F

TOP

livebaseballscorecards.com

Batter	1	2	3	4	5	6	7	8	9	AB	R	H	RBI	BB	SO	LOB
55 Michael Saunders, L (1, 8) OBP: 0.338, SLG: 0.561	G4-3		1B			F9		K		4	0	1	0	0	1	0
12 Jason Bay, R (1, 7) OBP: 0.363, SLG: 0.433	BB		BB			G5-3		K		2	0	0	0	2	1	0
15 Kyle Seager, L (1, 5) OBP: 0.345, SLG: 0.488	F8		L9			1B		G4-3		4	0	1	0	0	0	3
38 Michael Morse, R (1, 9) OBP: 0.288, SLG: 0.478	K			G5-3		K			F 92 S SL 82 B FF 92 S SL 84 1-3 K	4	0	0	0	0	3	2
17 Justin Smoak, S (1, 3) OBP: 0.344, SLG: 0.309		B C F X 1-2 G4-3		C CH 81 X SI 91 0-1 13 G4-6-3 1B			C SI 92 F SI 93 B CH 85 F SI 92 B SL 85 B SI 93 F SI 93 S CH 86 3-3 K		C FF 93 C SL 82 B FF 94 S FF 94 1-3 K	4	0	1	0	0	2	0
13 Dustin Ackley, L (1, 4) OBP: 0.287, SLG: 0.303		C B X 1-1 L6		B SL 83 B CH 81 X SI 90 2-0 G4-6-3 1-2f			C SL 84 F SL 84 X SL 83 0-2 7 G6-3 28 2B 1B		T FF 93 B SL 83 B FF 94 F FF 93 B FF 94 F FF 94 X SL 82 3-2 G3	4	1	1	0	0	0	1
7 Kelly Shoppach, R (1, 2) OBP: 0.362, SLG: 0.420		C B C S 1-3 K			S SL 82 F SI 91 S SL 86 0-3 K		X SI 91 0-0 G6-3 1-2			3	0	0	0	0	2	1
26 Brendan Ryan, R (1, 6) OBP: 0.220, SLG: 0.137 63 Jesus Montero, R (7, PH) OBP: 0.250, SLG: 0.324 28 Raul Ibanez, L (7, PH) OBP: 0.242, SLG: 0.361 3 Robert Andino, R (7, PR) OBP: 0.220, SLG: 0.232 (7, 6)			B SI 92 F SI 90 X SI 92 1-1 G6-3		X SI 92 0-0 G6-3		B FS 78 X FF 90 1-0 2-H 2B			2 0 1 0	0 0 0 0	0 0 1 0	0 0 1 0	0 0 0 0	0 0 0 0	0 0 0 0
39 Aaron Harang, R (1, 1) 9 Endy Chavez, L (7, PH) OBP: 0.290, SLG: 0.317 41 Charlie Furbush, L (7, 1) 58 Carter Capps, R (8, 1)			B SI 91 S SI 90 C SI 92 B SI 92 T SI 93 2-2 K		B SI 91 C SI 89 F SI 90 B SI 92 S SI 91 2-3 K		C FF 91 B FS 78 X FS 77 1-1 G1-3			2 1 0 0	0 0 0 0	0 0 0 0	0 0 0 0	0 0 0 0	2 0 0 0	0 1 0 0

	AB	31
	R	1
	H	5
	RBI	1
	BB	2
	SO	11
	LOB	8

Inning Stats																		
	R: 0	H: 0	R: 0	H: 0	R: 0	H: 1	R: 0	H: 1	R: 0	H: 0	R: 0	H: 1	R: 1	H: 2	R: 0	H: 0	R: 0	H: 0
	E: 0	LOB: 1	E: 0	LOB: 0	E: 0	LOB: 2	E: 0	LOB: 0	E: 0	LOB: 0	E: 0	LOB: 1	E: 0	LOB: 1	E: 0	LOB: 0	E: 0	LOB: 0
	K: 1	BB: 1	K: 1	BB: 0	K: 1	BB: 1	K: 0	BB: 0	K: 2	BB: 0	K: 1	BB: 0	K: 1	BB: 1	K: 2	BB: 0	K: 2	BB: 0
	S: 8	P: 14	S: 8	P: 11	S: 11	P: 22	S: 7	P: 10	S: 7	P: 9	S: 10	P: 14	S: 12	P: 17	S: 10	P: 14	S: 10	P: 15

	1B: 4	SF: 0	WP: 0	PA: 33
	2B: 1	SAC: 0	PB: 0	
	3B: 0	DP: 1	SB: 1	
	HR: 0	HBP: 0	CS: 0	

PITCHER		IP	WLS	BF	H	R	ER	SO	BB	IBB	HBP	BLK	WP	HR	S	P	ERA	WHIP
30 Jeanmar Gómez, R ERA: 2.38	(1, 1)	5.0	W	18	2	0	0	5	2	0	0	0	0	0	41	66	0.00	0.800
37 Justin Wilson, L ERA: 1.29	(6, 1)	1.0	H	4	1	0	0	1	0	0	0	0	0	0	10	14	0.00	1.000
44 Tony Watson, L ERA: 5.17	(7, 1)	0.2	H	3	1	1	1	1	0	0	0	0	0	0	9	12	13.50	1.500
52 Jose Contreras, R ERA:	(7, 1)	0.1	H	2	1	0	0	0	0	0	0	0	0	0	3	5	0.00	3.000
35 Mark Melancon, R ERA: 0.53	(8, 1)	1.0	H	3	0	0	0	2	0	0	0	0	0	0	10	14	0.00	0.000

PITCHER		IP	WLS	BF	H	R	ER	SO	BB	IBB	HBP	BLK	WP	HR	S	P	ERA	WHIP
39 Jason Grilli, R ERA: 0.64	(9, 1)	1.0	S	3	0	0	0	2	0	0	0	0	0	0	10	15	0.00	0.000

Batter	1	2	3	4	5	6	7	8	9	AB	R	H	RBI	BB	SO	LOB
6 Starling Marte, R (1, 7) OBP: 0.393, SLG: 0.524	C C X 0-2 23 2B 1B	B FF 88 S SL 81 S SL 81 H FF 90 2-2 22 1B HBP	C FF 88 S SL 81 F SL 81 X SL 82 0-2 ② L9		C SL 84 S SL 86 X FF 96 0-2 ① L1			3	1	1	0	0	0	0
23 Travis Snider, L (1, 9) OBP: 0.366, SLG: 0.397	C F 1 SAFE F F D 1 SAFE X 1-2 1-H 22 2B 2B	1 SAFE F SI 91 X CH 83 0-1 ① F8	B CU 74 F SI 91 B SL 80 X FF 91 2-1 ③ F9		B FF 94 B FF 97 B FF 94 B FF 93 4-0 22 CS BB			3	1	1	1	1	0	1
22 Andrew McCutchen, R (1, 8) OBP: 0.331, SLG: 0.457	F X 0-1 46 G3-1 2-H 2B	S SL 83 X SL 82 0-1 1-2 1B	F FF 87 B FF 89 B CU 75 X FF 90 2-1 19 G6-3 46 S 1B		C SL 83 X FF 95 0-1 ② 1-2 46 HR 1B			4	1	4	1	0	0	0
46 Garrett Jones, L (1, 3) OBP: 0.333, SLG: 0.495 39 Jason Grilli, R (9, 1)	C C B F F X 1-2 ① G3-1 2-3	C CH 83 B CU 73 B CH 84 X SI 91 2-1 ② F9	1 SAFE D SI 90 B CH 84 F SI 91 1 SAFE B SI 90 F SI 91 C SI 92 3-3 ① K 1-2		F FF 94 C FF 94 1 SAFE 1 SAFE B FF 93 D KC 79 F FF 96 F SL 84 X FF 94 2-2 1-H HR			4	1	1	2	0	1	4
								0	0	0	0	0	0	0
19 Michael McKenry, R (1, 2) OBP: 0.303, SLG: 0.600	C X 0-1 ② F9	T FF 91 B FF 91 D SL 83 S FF 92 F FF 92 X FF 92 2-2 ③ L3	C SL 82 B FF 91 F FF 91 X SL 82 1-2 ② G6-3 2-3		B FF 94 S SL 84 F FF 93 S SL 85 1-3 ③ K			4	0	0	0	0	1	4
24 Pedro Alvarez, L (1, 5) OBP: 0.230, SLG: 0.317	C B C F S 1-3 ③ K	B SI 90 B FF 90 B SI 89 C SI 89 F FF 90 F SI 91 S SI 92 3-3 ① K	C FF 91 B CU 75 S SI 91 S FF 91 1-3 ③ K					3	0	0	0	0	3	2
10 Jordy Mercer, R (1, 4) OBP: 0.200, SLG: 0.467		C B C S 1-3 ① K	S SL 82 C FF 91 S SL 82 0-3 ② K			B CH 76 X FF 90 1-0 ① G5-3		3	0	0	0	0	2	0
12 Clint Barmes, R (1, 6) OBP: 0.233, SLG: 0.247		C B X 1-1 ② F9	B FF 89 S FF 90 S SL 82 B SL 83 F SL 82 F FF 91 X CU 77 2-2 ③ F8			B CH 85 C FF 90 B CU 77 S FF 89 F CU 77 F SL 79 F FF 90 C FF 90 2-3 ② K		3	0	0	0	0	1	0
30 Jeanmar Gómez, R (1, 1) OBP: 0.143, SLG: 0.143		B FF 88 C FF 90 C SL 82 X SL 82 1-2 ③ L3	X FF 88 0-0 ① P3			F FF 90 B FF 89 S CU 78 T FF 90 1-2 ③ K		1	0	0	0	0	0	0
5 Josh Harrison, R (5, PH) OBP: 0.111, SLG: 0.111								1	0	0	0	0	0	0
37 Justin Wilson, L (6, 1)								0	0	0	0	0	0	0
44 Tony Watson, L (7, 1)								0	0	0	0	0	0	0
52 Jose Contreras, R (7, 1)								0	0	0	0	0	0	0
2 Brandon Inge, R (7, PH) OBP: 0.306, SLG: 0.343								1	0	0	0	0	1	0
35 Mark Melancon, R (8, 1)								0	0	0	0	0	0	0
14 Gaby Sanchez, R (9, 3) OBP: 0.348, SLG: 0.544								0	0	0	0	0	0	0
Inning Stats	R: 2 E: 0 K: 1 S: 21 H: 3 LOB: 1 BB: 0 P: 24	R: 0 E: 0 K: 1 S: 8 H: 0 LOB: 0 BB: 0 P: 11	R: 0 E: 0 K: 0 S: 12 H: 1 LOB: 2 BB: 0 P: 18	R: 0 E: 0 K: 2 S: 12 H: 0 LOB: 0 BB: 0 P: 17	R: 0 E: 0 K: 0 S: 7 H: 0 LOB: 0 BB: 0 P: 9	R: 0 E: 0 K: 2 S: 11 H: 1 LOB: 1 BB: 0 P: 18	R: 0 E: 0 K: 2 S: 10 H: 0 LOB: 0 BB: 0 P: 14	R: 2 E: 0 K: 1 S: 13 H: 2 LOB: 0 BB: 1 P: 20		1B: 4 2B: 2 3B: 0 HR: 1 SF: 0 SAC: 0 DP: 0 HBP: 1						

PITCHER		IP	WLS	BF	H	R	ER	SO	BB	IBB	HBP	BLK	WP	HR	S	P	ERA	WHIP
39 Aaron Harang, R ERA: 7.3	(1, 1)	6.0	L	24	5	2	2	6	0	0	1	0	0	0	71	97	3.00	0.833
41 Charlie Furbush, L ERA: 3.86	(7, 1)	1.0		3	0	0	0	2	0	0	0	0	0	0	10	14	0.00	0.000
58 Carter Capps, R ERA: 5.29	(8, 1)	1.0		5	2	2	2	1	1	0	0	0	0	1	13	20	18.00	3.000

PITCHER	IP	WLS	BF	H	R	ER	SO	BB	IBB	HBP	BLK	WP	HR	S	P	ERA	WHIP

BOTTOM

Seattle Mariners @ Pittsburgh Pirates

PNC Park, Pittsburgh, PA

Tue May 07 2013, 7:08 PM - 9:52 PM EDT

Att. 12,973 - Drizzle - 65 F

livebaseballscorecards.com

AB	30
R	4
H	7
RBI	4
BB	1
SO	9
LOB	11

WP: 0 PB: 0 SB: 1 CS: 1 PA: 32

Batter	1	2	3	4	5	6	7	8	9	AB	R	H	RBI	BB	SO	LOB
55 Michael Saunders, L (1, 8) OBP: 0.362, SLG: 0.552	B SI 92 F SI 93 S CH 88 B SI 93 S CH 89 2-3 K ①			C KC 80 B CH 88 F KC 81 F SI 93 B KC 82 B SI 93 B KC 81 4-2 8 G3-1 12 WP 13 WP BB		B SI 90 S CH 87 F SI 91 B KC 82 B CH 88 B SI 92 4-2 12 G6-3 12 S BB		C SI 94 B SL 87 F SI 94 B FF 93 B SL 86 B SI 94 4-2 BB		1	1	0	0	3	1	0
12 Jason Bay, R (1, 7) OBP: 0.357, SLG: 0.414	X FF 93 0-0 G6-3 ②			1 SAFE 1 SAFE 1 SAFE B SI 93 B SI 93 1 SAFE S SI 92 F SI 93 1 SAFE 4-2 F SI 93 B KC 84 B SI 94 13 WP 8 G3-1 1-2 BB		S KC 82 1 SAFE 1 SAFE B SI 92 C KC 83 D KC 84 B SI 92 X SI 92 3-2 G6-3 ① 1-3		1 SAFE C SI 93 P PO 85 F SI 94 1 SAFE B SL 86 X SI 94 2-2 F8 ①		3	0	0	0	1	0	2
15 Kyle Seager, L (1, 5) OBP: 0.336, SLG: 0.473	B SI 94 B SI 94 S CH 89 C SI 93 S KC 83 2-3 K ③			C KC 80 F KC 82 F KC 82 C SI 93 0-3 K ①		X SI 93 0-0 G4-3 ②		C SI 93 1 SAFE 1 SAFE F SL 86 B SI 93 F SL 86 1 SAFE F SI 94 S SL 87 1-3 K ②		4	0	0	0	0	3	4
8 Kendrys Morales, S (1, 3) OBP: 0.346, SLG: 0.387		B SI 92 C SI 92 B CH 88 F SI 92 X KC 82 2-2 G4-3 ①		B CH 88 B SI 93 B SI 93 F SI 92 X SI 93 3-1 G3-1 ② 1-2 2-3		D CH 87 C KC 80 F SI 93 S KC 82 1-3 K2-3 ③		C SI 94 1 SAFE S SL 88 X SL 86 0-2 L9 ③		4	0	0	0	0	1	4
13 Dustin Ackley, L (1, 4) OBP: 0.277, SLG: 0.292		C SI 92 F SI 92 B SI 91 S KC 84 1-3 K ②		C KC 80 S KC 83 D KC 83 B SI 94 B KC 83 C SI 94 3-3 K ③ 2-3 3-H			B KC 78 B SI 90 B SI 90 C FF 90 X FF 90 3-1 G5-3 ①		B FF 93 C FC 88 S FF 92 F CU 83 F FC 88 X FF 92 1-2 F8 ①	4	0	0	0	0	2	1
63 Jesus Montero, R (1, 2) OBP: 0.250, SLG: 0.359		C KC 82 F FF 92 X KC 82 0-2 L6 ③			B SI 92 B CH 87 B FF 92 C FF 91 X FF 92 3-1 G6-3 ①		X FF 91 0-0 HR		S FC 90 B CU 83 X FF 94 1-1 G6-3 ②	4	1	1	1	0	0	0
9 Endy Chavez, L (1, 9) OBP: 0.303, SLG: 0.328			C SI 93 B KC 81 X SI 93 1-1 G4-3 ①		B CH 88 C FF 93 C KC 81 B SI 93 X KC 81 2-2 E4 1B		S KC 82 X KC 81 0-1 G4-3 ②		B FF 94 F FC 89 F FF 93 X CU 82 1-2 1B	4	0	2	0	0	0	0
3 Robert Andino, R (1, 6) OBP: 0.222, SLG: 0.220			C CH 88 S KC 84 C SI 92 0-3 K ②		F KC 83 F SI 93 X KC 83 0-2 G5-3 ②		F CH 88 B KC 82 B CH 88 C SI 92 B KC 82 B KC 83 4-2 BB		C FC 88 D FC 89 1 SAFE B FF 95 F FC 90 X FC 88 2-2 G6-3 ③	3	0	0	0	1	1	2
34 Félix Hernández, R (1, 1) 54 Tom Wilhelmsen, R (9, 1)			C FF 91 S SI 91 S SI 91 0-3 K ③		F FF 91 S SI 90 C SI 92 0-3 K ③		X SI 90 0-0 G4-3 ③			3 0	0 0	0 0	0 0	0 0	2 0	2 0
Inning Stats	R: 0 E: 0 K: 2 S: 7 H: 0 LOB: 0 BB: 0 P: 11	R: 0 E: 0 K: 1 S: 9 H: 0 LOB: 0 BB: 0 P: 12	R: 0 E: 0 K: 2 S: 8 H: 0 LOB: 0 BB: 0 P: 9	R: 1 E: 0 K: 2 S: 15 H: 0 LOB: 1 BB: 2 P: 29	R: 0 E: 1 K: 1 S: 11 H: 1 LOB: 1 BB: 0 P: 16	R: 0 E: 0 K: 1 S: 9 H: 0 LOB: 1 BB: 1 P: 17	R: 1 E: 0 K: 0 S: 8 H: 1 LOB: 1 BB: 1 P: 15	R: 0 E: 0 K: 1 S: 14 H: 0 LOB: 1 BB: 1 P: 20	R: 0 E: 0 K: 0 S: 13 H: 1 LOB: 1 BB: 0 P: 18	1B: 2 2B: 0 3B: 0 HR: 1 SF: 0 SAC: 0 DP: 0 HBP: 0						

PITCHER		IP	WLS	BF	H	R	ER	SO	BB	IBB	HBP	BLK	WP	HR	S	P	ERA	WHIP
34 A.J. Burnett, R ERA: 2.57	(1, 1)	7.0	L	27	2	2	2	9	4	0	0	0	2	1	67	109	2.57	0.857
32 Vin Mazzaro, R ERA: 4.66	(8, 1)	1.0		4	0	0	0	1	1	0	0	0	0	0	14	20	0.00	1.000
29 Bryan Morris, R ERA: 4.5	(9, 1)	1.0		4	1	0	0	0	0	0	0	0	0	0	13	18	0.00	1.000

PITCHER	IP	WLS	BF	H	R	ER	SO	BB	IBB	HBP	BLK	WP	HR	S	P	ERA	WHIP

TOP

Seattle Mariners @ Pittsburgh Pirates

PNC Park, Pittsburgh, PA

Wed May 08 2013, 12:39 PM - 3:25 PM EDT

Att. 18,877 - Partly Cloudy - 67 F

livebaseballscorecards.com

AB	30
R	2
H	3
RBI	1
BB	5
SO	10
LOB	15

WP: 2	PA: 35				
PB: 0					
SB: 1					
CS: 0					

BOTTOM

Seattle Mariners @ Pittsburgh Pirates

PNC Park, Pittsburgh, PA

Wed May 08 2013, 12:39 PM - 3:25 PM EDT

Att. 18,877 - Partly Cloudy - 67 F

livebaseballscorecards.com

Batter	1	2	3	4	5	6	7	8	9	AB	R	H	RBI	BB	SO	LOB
6 Starling Marte, R (1, 7) OBP: 0.396, SLG: 0.531	C FF 90 X FF 91 0-1 22 1B 2B		C CU 80 C CU 81 X SI 87 0-2 ① G2-3		B FF 92 F SL 84 F FF 93 F SI 89 F FF 93 S CU 81 1-3 ③ K2-3			X FC 92 0-0 23 CS 1B		4	1	2	0	0	1	1
23 Travis Snider, L (1, 9) OBP: 0.349, SLG: 0.377	F FF 90 F CU 79 S SI 87 0-3 ① K		B CU 78 X FF 90 1-0 ② F8			B SI 89 X SI 89 1-0 ① G4-3		B FF 93 B SI 89 1 SAFE 2-0 ③ CS 1-2	C FF 97 S CH 90 X FF 97 0-2 ① G4-3	4	0	0	0	0	1	1
22 Andrew McCutchen, R (1, 8) OBP: 0.328, SLG: 0.450	X SL 83 0-0 46 BB 2-H 1B		C FF 91 F CU 80 F SI 88 S SI 89 0-3 ③ K			B FF 92 X FF 91 1-0 ② L9			S FF 96 C CU 78 B CU 80 B FF 97 B FF 96 F FF 97 F FF 98 F FF 98 F SI 97 3-2 ② X FF 97 F8	4	0	1	1	0	1	0
46 Garrett Jones, L (1, 3) OBP: 0.340, SLG: 0.489	B FF 91 1 SAFE B SI 87 B FF 91 B FF 91 4-0 19 G6-4-3 1-2 BB			C CU 76 S CH 85 B SI 87 B FF 91 B CU 79 S SI 88 3-3 ① K		B FF 92 S CU 81 X FF 91 1-1 ③ G4-3			B FF 98 X FF 97 1-0 1B	3	0	1	0	1	1	0
19 Michael McKenry, R (1, 2) OBP: 0.297, SLG: 0.559	C FF 91 S SI 87 F SI 88 F FF 92 F SI 87 F CU 81 X FF 92 0-2 ②③ G6-4-3 1-2f			B FF 92 B FF 90 F SI 90 X FF 91 2-1 ② F8			X SI 90 0-0 24 G1-6-3 1B		B CU 76 B FF 96 1 SAFE X FF 95 2-0 ③ F7	4	0	1	0	0	0	3
24 Pedro Alvarez, L (1, 5) OBP: 0.224, SLG: 0.308		B FF 89 X SI 90 1-0 ① P5		C CU 79 F FF 92 X SI 87 0-2 ③ G4-3			F FF 91 B SI 88 F CU 81 F SI 89 F SI 89 X FF 93 1-2 ①② G1-6-3 1-2f			3	0	0	0	0	0	1
10 Jordy Mercer, R (1, 4) OBP: 0.222, SLG: 0.500		B FC 89 B SI 89 C SI 90 X SL 82 2-1 ② G5-3			C CU 81 F CU 79 X SI 87 0-2 12 F9 2B		C FF 92 F CU 81 X FF 93 0-2 ③ F9			3	0	1	0	0	0	0
12 Clint Barmes, R (1, 6) OBP: 0.236, SLG: 0.250		B CU 81 B SI 90 X FF 91 2-0 1B			C SL 82 B SL 82 L FF 91 F SI 89 B FF 92 B FF 92 X SI 88 3-2 ① F9 2-3			C FF 90 X SL 83 0-1 ① F8		3	0	1	0	0	0	1
34 A.J. Burnett, R (1, 1) 32 Vin Mazzaro, R (8, 1) 31 Jose Tabata, R (8, PH) OBP: 0.273, SLG: 0.300 29 Bryan Morris, L (9, 1)		B FF 91 C FF 90 B FF 91 C FF 92 X FF 91 2-2 ③ G1-3			C SL 82 B FF 92 F FF 91 M SI 88 1-3 ② K			B SL 84 X FF 92 1-0 ② L9		2 0 1 0	0 0 0 0	0 0 0 0	0 0 0 0	0 0 0 0	1 0 0 0	2 0 0 0
Inning Stats	R: 1 E: 0 K: 1 S: 13 H: 2 LOB: 1 BB: 1 P: 17	R: 0 E: 0 K: 0 S: 7 H: 1 LOB: 1 BB: 0 P: 14	R: 0 E: 0 K: 1 S: 8 H: 0 LOB: 0 BB: 0 P: 9	R: 0 E: 0 K: 1 S: 8 H: 0 LOB: 0 BB: 0 P: 13	R: 0 E: 0 K: 2 S: 15 H: 1 LOB: 1 BB: 0 P: 20	R: 0 E: 0 K: 0 S: 4 H: 0 LOB: 0 BB: 0 P: 7	R: 0 E: 0 K: 0 S: 9 H: 1 LOB: 0 BB: 0 P: 10	R: 0 E: 0 K: 0 S: 4 H: 1 LOB: 0 BB: 0 P: 7	R: 0 E: 0 K: 0 S: 12 H: 1 LOB: 1 BB: 0 P: 18	1B: 5 2B: 2 3B: 0 HR: 0 SF: 0 SAC: 0 DP: 2 HBP: 0						WP: 0 PB: 0 SB: 0 CS: 1 PA: 33

	AB	31
	R	1
	H	7
	RBI	1
	BB	1
	SO	5
	LOB	9

PITCHER	IP	WLS	BF	H	R	ER	SO	BB	IBB	HBP	BLK	WP	HR	S	P	ERA	WHIP
34 Félix Hernández, R (1, 1) ERA: 1.53	8.0	W	28	6	1	1	5	1	0	0	0	0	0	68	97	1.12	0.875
54 Tom Wilhelmsen, R (9, 1) ERA: 0.6	1.0	S	4	1	0	0	0	0	0	0	0	0	0	12	18	0.00	1.000

PITCHER	IP	WLS	BF	H	R	ER	SO	BB	IBB	HBP	BLK	WP	HR	S	P	ERA	WHIP

Pittsburgh Pirates @ New York Mets

Citi Field, Flushing, NY

Thu May 09 2013, 7:13 PM - 10:18 PM EDT

Att. 20,147 - Cloudy - 64 F

TOP

livebaseballscorecards.com

Batter	1	2	3	4	5	6	7	8	9	AB	R	H	RBI	BB	SO	LOB
6 Starling Marte, R (1, 7) OBP: 0.385, SLG: 0.515	C FF 89 F SI 90 F SL 81 F FF 90 S SL 82 0-3 ① **K**		C KC 74 X SL 80 0-1 ② **G6-3**		C CH 83 T SI 88 B SL 79 S SL 80 1-3 ② **K2-3**		C FF 86 1 SAFE X FF 86 0-1 ① **SH1-3** 1-2		B FF 94 F FF 94 F KC 85 F FF 93 S KC 84 1-3 ① **K**	4	0	0	0	0	3	2
23 Travis Snider, L (1, 9) OBP: 0.360, SLG: 0.372 14 Gaby Sanchez, R (7, PH) OBP: 0.343, SLG: 0.534 44 Tony Watson, L (7, 1) 35 Mark Melancon, R (8, 1) 10 Jordy Mercer, R (9, PH) OBP: 0.211, SLG: 0.474 39 Jason Grilli, R (9, 1)	C SI 89 S CH 85 F CH 85 B FF 90 B CH 86 B FF 91 F CH 85 F CH 86 B FF 91 4-2 **BB**		C CH 84 C CH 85 B SL 85 F KC 75 B FC 91 B SL 80 F CH 84 B CH 84 4-2 22 1B **BB**		B SI 90 B CH 84 X CH 84 2-0 ③ **P4**		X SI 86 0-0 ② **F7**		B FF 94 F FF 94 1 SAFE S FF 94 1 SAFE X FF 96 1-2 ② **FC6-4** 1-2f	1 1 0 0 1 0	0 0 0 0 0 0	0 0 0 0 0 0	0 0 0 0 0 0	2 0 0 0 0 0	0 0 0 0 0 0	1 1 0 0 1 0
22 Andrew McCutchen, R (1, 8) OBP: 0.338, SLG: 0.452	T FF 90 F SL 82 F CH 85 S SI 90 0-3 ② **K**		B CH 84 B FF 88 F SI 88 C SL 81 F CH 84 X SI 90 2-2 1-3 **1B**		F CH 82 X SI 88 0-1 46 1B 24 SF8 **1B**	I IN 64 I IN 66 I IN 67 I IN 68 4-0 **IBB**			S KC 86 C FF 95 D KC 86 F FF 95 1 SAFE F KC 86 X FF 98 1-2 ③ **F8**	4	1	2	0	1	1	2
46 Garrett Jones, L (1, 3) OBP: 0.336, SLG: 0.480	X SI 90 0-0 ③ **G3**		B CH 85 B CH 84 B CH 84 C SI 89 X CH 84 3-1 ③ **F7**			1 SAFE C SI 88 B CH 82 F SI 88 B CH 83 X SI 88 2-2 55 HBP 1-3 **1B**	C SL 79 C CH 79 S SL 80 0-3 ③ **K**			4	0	1	0	0	1	5
55 Russell Martin, R (1, 2) OBP: 0.358, SLG: 0.526		F FF 89 B SL 82 F SI 90 X CH 84 1-2 ① **G6-3**		B SI 89 C CH 83 X SI 90 1-1 ① **L9**		B SL 81 B SI 89 S CH 84 B SI 90 S SL 80 F SI 89 H CH 84 4-2 1-2 **HBP**		C FF 92 B SL 88 B FF 92 F FF 94 X SL 88 2-2 ① **G6-3**		3	0	0	0	0	0	0
24 Pedro Alvarez, L (1, 5) OBP: 0.233, SLG: 0.345		X SI 90 0-0 ② **F8**		B CH 83 C CH 83 F SL 80 B KC 74 B SL 84 X CH 83 3-2 2 G6-4-3 **1B**		S SI 86 X SI 88 0-1 ① **SF8** 3-H		B FF 92 X CH 83 1-0 **HR**		3	1	2	2	0	0	0
2 Brandon Inge, R (1, 4) OBP: 0.300, SLG: 0.316		C FF 89 B KC 75 B SL 82 H FF 90 3-1 12 FC6-4 **HBP**		C SL 84 X SL 80 0-1 ②③ **G6-4-3** 1-2f		D SL 82 X FC 85 1-0 ② **F4**		S FF 93 F FF 93 S SL 88 0-3 ② **K**		3	0	0	0	0	1	3
12 Clint Barmes, R (1, 6) OBP: 0.237, SLG: 0.250		B SL 81 S SL 81 F SI 89 F SL 81 B FF 88 X CH 84 2-2 ③ **FC6-4** 1-2f		C FF 88 S SI 88 F SL 80 B KC 73 F SL 84 F SI 88 X KC 74 1-2 49 SH1-4 **1B**		C FF 87 F FC 85 X CU 77 0-2 ③ **G6-3**		F FF 93 B FF 93 T FF 93 C FF 92 1-3 ③ **K**		4	0	1	0	0	1	3
49 Jeff Locke, L (1, 1) 31 Jose Tabata, R (7, PH) OBP: 0.298, SLG: 0.327 (7, 9)			C SI 87 B FF 88 X SI 88 1-1 ① **G5-3**		B SI 87 B SI 86 X FF 87 2-0 ① **SH1-4** 1-2		B CU 76 X FC 85 1-0 6 SH1-3 **1B**		C FF 91 B FF 92 X FF 94 1-1 10 FC6-4 **1B**	1 2	0 0	0 2	0 0	0 0	0 0	0 0
Inning Stats	R: 0 E: 0 K: 2 S: 15 H: 0 LOB: 1 BB: 1 P: 19	R: 0 E: 0 K: 0 S: 9 H: 0 LOB: 1 BB: 0 P: 15	R: 0 E: 0 K: 0 S: 14 H: 1 LOB: 2 BB: 1 P: 24	R: 0 E: 0 K: 0 S: 7 H: 1 LOB: 0 BB: 0 P: 11	R: 0 E: 0 K: 1 S: 12 H: 1 LOB: 1 BB: 0 P: 18	R: 1 E: 0 K: 0 S: 14 H: 2 LOB: 2 BB: 0 P: 21	R: 0 E: 0 K: 1 S: 7 H: 1 LOB: 2 BB: 1 P: 12	R: 1 E: 0 K: 2 S: 10 H: 1 LOB: 0 BB: 0 P: 14	R: 0 E: 0 K: 1 S: 14 H: 1 LOB: 1 BB: 0 P: 18	1B: 7 2B: 0 3B: 0 HR: 1	SF: 1 SAC: 2 DP: 1 HBP: 2				WP: 0 PB: 0 SB: 0 CS: 0	PA: 39	

PITCHER		IP	WLS	BF	H	R	ER	SO	BB	IBB	HBP	BLK	WP	HR	S	P	ERA	WHIP
35 Dillon Gee, R ERA: 5.55	(1, 1)	5.0		23	5	1	1	3	2	0	2	0	0	0	65	101	1.80	1.400
34 Brandon Lyon, R ERA: 3.95	(6, 1)	1.1	B	5	1	0	0	0	0	0	0	0	0	0	9	11	0.00	0.750
56 Scott Rice, L ERA: 1.69	(7, 1)	0.2		3	0	0	0	1	0	1	0	0	0	0	4	8	0.00	0.000
32 LaTroy Hawkins, R ERA: 3.0	(8, 1)	1.0	B	4	1	1	1	2	0	0	0	0	0	1	10	14	9.00	1.000
39 Bobby Parnell, R ERA: 1.2	(9, 1)	1.0	W	4	1	0	0	1	0	0	0	0	0	0	14	18	0.00	1.000

PITCHER	IP	WLS	BF	H	R	ER	SO	BB	IBB	HBP	BLK	WP	HR	S	P	ERA	WHIP

Batter	1	2	3	4	5	6	7	8	9	AB	R	H	RBI	BB	SO	LOB
11 Rubén Tejada, R (1, 6) OBP: 0.315, SLG: 0.313	C SI 90 F CH 80 X SI 90 0-2 ① F8		X FF 90 0-0 ① G4-3		C FF 88 B KC 79 B SI 89 B FF 88 S SI 89 F FF 90 S CH 80 3-3 ② K		F SI 94 F SI 94 B SI 95 B SL 84 F SI 94 X SI 94 2-2 ③ G6-3			4	0	0	0	0	1	1
28 Daniel Murphy, L (1, 4) OBP: 0.308, SLG: 0.395	C SI 91 F SI 91 F SI 92 B CH 80 B KC 81 F FF 91 X KC 83 2-2 ② G3-1		C SI 90 F SI 91 X FF 91 0-2 ② G3		B FF 90 B SI 90 S FF 90 X FF 90 2-1 ③ G3			C FC 91 F FF 92 B KC 81 B FC 92 B FF 94 X FC 92 3-2 ① G3		4	0	0	0	0	0	0
5 David Wright, R (1, 5) OBP: 0.424, SLG: 0.542	B SI 91 C FF 91 B SI 92 X FF 92 2-1 ③ G3		C SI 91 B SI 90 B FF 90 B CH 81 B SI 91 4-1 BB			X SI 86 0-0 ① L7		X FC 92 0-0 1B		3	0	1	0	1	0	0
44 John Buck, R (1, 2) OBP: 0.271, SLG: 0.536		C FF 89 B KC 77 S SI 91 B KC 80 F KC 78 F SI 91 X SI 92 2-2 1B 6 SF9 1B	1 SAFE X KC 76 0-0 ③ L9			F SI 87 F CH 78 F CH 79 B SI 88 B CH 78 S FF 90 2-3 ② K		F FC 91 C FF 93 S KC 81 0-3 ② K		4	1	1	0	0	2	2
Justin Turner, R (1, 3) OBP: 0.408, SLG: 0.444 56 Scott Rice, L (7, 1) 32 LaTroy Hawkins, R (8, 1) 21 Lucas Duda, L (8, PH) OBP: 0.388, SLG: 0.516 39 Bobby Parnell, R (9, 1)		F SI 92 B SI 91 X CH 82 1-1 ① 1-3 1B		C SI 88 C SI 89 B FF 90 B SI 91 B SI 91 F SI 90 B FF 90 4-2 BB		C SI 89 B FF 90 B FF 90 B SI 91 C SI 89 F KC 80 X KC 81 2-2 ③ F9		B FC 90 X FC 92 1-0 ③ G4-3		2 0 0 1 0	0 0 0 0 0	1 0 0 0 0	0 0 0 0 0	1 0 0 0 0	0 0 0 1 0	0 0 0 1 0
6 Marlon Byrd, R (1, 9) OBP: 0.290, SLG: 0.419		B KC 78 C KC 77 B FF 90 X KC 77 2-1 ② SF9 3-H		B FF 91 C FF 90 1 SAFE F SI 91 C SI 90 1-3 ① K			F SI 93 F SI 92 B CH 86 B CH 86 X SI 92 2-2 ① G6-3		B FF 92 C FF 93 F FF 93 F SL 83 B FF 93 X SL 82 2-2 47 SH2-4 23 1B 1B	3	1	1	1	0	1	1
47 Andrew Brown, R (1, 7) OBP: 0.300, SLG: 0.125		C FF 91 B SI 91 B FF 92 S CH 81 B SI 91 F SI 92 B SI 91 4-2 12 1B BB		S CH 80 B CH 79 1 SAFE B SI 90 S CH 79 B FF 90 X SI 91 3-2 ② F9			B SI 93 X SI 92 1-0 29 2B 1B		B FF 93 X SL 83 1-0 ① SH2-4 1-2	2	1	1	0	1	0	1
12 Juan Lagares, R (1, 8) OBP: 0.208, SLG: 0.136 23 Mike Baxter, L (9, PH) OBP: 0.381, SLG: 0.365		B SI 92 B FF 90 C SI 91 X CH 81 2-1 1-2 1B		F FF 90 F KC 80 X KC 81 0-2 ③ G6-3			C SI 92 F SI 93 F SI 94 B SI 94 F SI 93 S SI 95 1-3 ② K		F FF 93 X FF 93 0-1 2-H 1B	3 1	0 0	1 1	0 1	0 0	1 0	2 0
35 Dillon Gee, R (1, 1) OBP: 0.077, SLG: 0.077 34 Brandon Lyon, R (6, 1) 29 Ike Davis, L (7, 3) OBP: 0.276, SLG: 0.317		X FF 90 0-0 ③ F9			C SI 87 F SI 90 X SI 86 0-2 ① P3		S SL 84 X SI 94 0-1 1-H 2B			2 0 1	0 0 0	0 0 1	0 0 1	0 0 0	0 0 0	2 0 0
Inning Stats	R: 0 E: 0 K: 0 S: 10 H: 0 LOB: 0 BB: 0 P: 14	R: 1 E: 0 K: 0 S: 15 H: 3 LOB: 2 BB: 1 P: 26	R: 0 E: 0 K: 0 S: 6 H: 0 LOB: 1 BB: 1 P: 10	R: 0 E: 0 K: 1 S: 12 H: 0 LOB: 1 BB: 1 P: 20	R: 0 E: 0 K: 1 S: 9 H: 0 LOB: 0 BB: 0 P: 14	R: 0 E: 0 K: 1 S: 9 H: 0 LOB: 0 BB: 0 P: 13	R: 1 E: 0 K: 1 S: 15 H: 2 LOB: 1 BB: 0 P: 21	R: 0 E: 0 K: 1 S: 8 H: 1 LOB: 1 BB: 0 P: 12	R: 1 E: 0 K: 0 S: 7 H: 2 LOB: 1 BB: 0 P: 10	1B: 7 2B: 1 3B: 0 HR: 0	SF: 1 SAC: 1 DP: 0 HBP: 0	WP: 0 PB: 0 SB: 0 CS: 0	PA: 35				

PITCHER		IP	WLS	BF	H	R	ER	SO	BB	IBB	HBP	BLK	WP	HR	S	P	ERA	WHIP
49 Jeff Locke, L ERA: 2.95	(1, 1)	6.0		23	3	1	1	3	3	0	0	0	0	0	61	97	1.50	1.000
44 Tony Watson, L ERA: 5.4	(7, 1)	1.0		5	2	1	1	1	0	0	0	0	0	0	15	21	9.00	2.000
35 Mark Melancon, R ERA: 0.5	(8, 1)	1.0		4	1	0	0	1	0	0	0	0	0	0	8	12	0.00	1.000
39 Jason Grilli, R ERA: 1.26	(9, 1)	0.1	L	3	2	1	1	0	0	0	0	0	0	0	7	10	27.00	6.000

PITCHER	IP	WLS	BF	H	R	ER	SO	BB	IBB	HBP	BLK	WP	HR	S	P	ERA	WHIP

BOTTOM

Pittsburgh Pirates @ New York Mets

Citi Field, Flushing, NY

Thu May 09 2013, 7:13 PM - 10:18 PM EDT

Att. 20,147 - Cloudy - 64 F

livebaseballscorecards.com

AB	30
R	3
H	8
RBI	3
BB	3
SO	5
LOB	10

Pittsburgh Pirates @ New York Mets

Citi Field, Flushing, NY

Fri May 10 2013, 7:13 PM - 10:19 PM EDT

Att. 25,153 - Overcast - 68 F

TOP

livebaseballscorecards.com

Batter	1	2	3	4	5	6	7	8	9	AB	R	H	RBI	BB	SO	LOB
6 Starling Marte, R (1, 7) OBP: 0.399, SLG: 0.522	S FF 86 L FC 84 C FC 84 0-3 ① K	S FC 83 D FC 81 D CH 79 F FC 82 X SL 78 2-2 10 1B 1-2 3-H 1B			C CU 70 B SL 77 B FC 82 S CH 78 H FF 84 3-2 10 1B 46 HR HBP	C SL 79 B FF 93 F FF 94 X FF 93 1-2 10 PO 1B			D SI 88 X SI 88 1-0 22 G6-4-3 10 WP 1-2 1B	4	1	3	1	0	1	0
10 Jordy Mercer, R (1, 4) OBP: 0.292, SLG: 0.478	C SI 87 F FC 84 B SL 80 S FF 86 1-3 ② K	F FC 83 B FC 83 F FC 86 D CH 80 X FF 86 2-2 1-2 2-3 1B			1 SAFE C SL 78 1 SAFE 1 SAFE F SL 79 1 SAFE X FC 81 0-2 46 HR 1-3 1B	C FF 92 1 SAFE 0-1 ③ PO 1-2	B SL 86 X FF 90 1-0 ① F9		B CH 80 B SI 88 B CH 81 B SI 88 4-0 22 G6-4-3 1-2 2-3 BB	4	1	2	0	1	1	0
22 Andrew McCutchen, R (1, 8) OBP: 0.326, SLG: 0.434	C FC 83 B SL 79 X FF 86 1-1 ③ F8	X SI 85 0-0 ③ F7			B FC 82 X FC 82 1-0 ① P4		F SL 86 B FF 92 S CU 78 B FF 92 X SL 88 2-2 ② G3		D CH 83 X SI 89 1-0 ①② G6-4-3 1-2f 2-3 3-H	5	0	0	0	0	0	7
46 Garrett Jones, L (1, 3) OBP: 0.348, SLG: 0.534 52 Jose Contreras, R (9, 1) 39 Jason Grilli, R (9, 1)		C SI 85 F FC 84 B CH 79 X SI 85 1-2 31 1B 24 1B 2B	B FC 83 B SI 84 X FF 84 2-0 ① F9		B CU 71 F CU 72 X FC 82 1-1 1-H 3-H HR		X FF 92 0-0 2B		X SI 89 0-0 ③ G5-3	5 0 0	2 0 0	3 0 0	3 0 0	0 0 0	0 0 0	1 0 0
31 Jose Tabata, R (1, 9) OBP: 0.295, SLG: 0.321		B SI 85 X FC 83 1-0 24 1B 2-3 1B	B FF 85 C SL 81 X CH 79 1-1 ② F8		B FF 84 X SL 80 1-0 ② F8		B SL 87 B SL 87 C FF 92 X SL 87 2-1 ③ F9			4	0	1	0	0	0	1
24 Pedro Alvarez, L (1, 5) OBP: 0.242, SLG: 0.351		1 SAFE X SI 85 0-0 ① 19 2B 51 FC1-4-6 1-3 3-H 1B	X CH 79 0-0 ③ G4-3		B SI 84 B CH 79 F SL 78 C FC 84 B FC 83 F SI 83 X SL 77 3-2 1B			C CU 78 F CU 78 B SL 86 B FF 92 C SL 86 2-3 ① K		4	1	2	1	0	1	0
19 Michael McKenry, R (1, 2) OBP: 0.293, SLG: 0.553		1 SAFE B FC 84 F SI 85 D SL 79 F SI 84 F FC 83 D CH 81 1 SAFE F SL 79 3-2 X FF 85 51 FC1-4-6 6 1B 1-3 2B		X FC 82 0-0 ① P3	C FF 93 B FF 93 X FF 94 1-1 ③ F9			C SL 87 S SL 86 S CU 78 0-3 ② K2-3		4	1	1	0	0	1	1
17 John McDonald, R (1, 6) OBP: 0.182, SLG: 0.103		B FC 83 F CH 80 H SI 85 2-1 51 FC1-4-6 HBP		B FF 84 C SL 81 F FF 84 F SL 79 X FC 82 1-2 ② L5		C FF 93 B FF 92 B FF 93 X FF 93 2-1 ① F8		F SL 86 B FF 92 B CU 80 X SL 85 2-1 ③ E5		3	0	0	0	0	0	0
51 Wandy Rodriguez, S (1, 1) OBP: 0.125, SLG: 0.125 32 Vin Mazzaro, R (7, 1) 14 Gaby Sanchez, R (9, PH) OBP: 0.352, SLG: 0.534 (9, 3)		C FC 84 F CH 80 B FC 84 X SI 86 1-2 ② FC1-4-6 10 1B 6 1B 1-2f 2-3 3-H		C FF 84 B CH 80 X CH 79 1-1 ③ G1-3		C FF 93 F SL 81 B FF 94 B FF 93 X FF 94 2-2 ② G4-3			B SI 85 S CH 77 C SI 87 B CH 78 B CH 80 B CH 79 4-2 10 WP 6 1B 22 G6-4-3 BB	3 0 0	0 0 1	0 0 0	1 0 0	0 0 1	0 0 0	2 0 0
Inning Stats	R: 0 E: 0 K: 2 S: 8 H: 0 LOB: 0 BB: 0 P: 10	R: 3 E: 0 K: 0 S: 21 H: 6 LOB: 3 BB: 0 P: 33	R: 0 E: 0 K: 0 S: 4 H: 0 LOB: 0 BB: 0 P: 7	R: 0 E: 0 K: 0 S: 7 H: 0 LOB: 0 BB: 0 P: 9	R: 3 E: 0 K: 0 S: 15 H: 3 LOB: 1 BB: 0 P: 25	R: 0 E: 0 K: 0 S: 9 H: 1 LOB: 0 BB: 0 P: 14	R: 0 E: 0 K: 0 S: 7 H: 1 LOB: 1 BB: 0 P: 12	R: 0 E: 1 K: 2 S: 8 H: 0 LOB: 1 BB: 0 P: 12	R: 1 E: 0 K: 0 S: 5 H: 1 LOB: 1 BB: 2 P: 15	1B: 8 2B: 3 3B: 0 HR: 1 SF: 0 SAC: 0 DP: 1 HBP: 2						

	AB	36
	R	7
	H	12
	RBI	6
	BB	2
	SO	4
	LOB	12

WP: 1 PB: 0 SB: 0 CS: 0 PA: 41

PITCHER		IP	WLS	BF	H	R	ER	SO	BB	IBB	HBP	BLK	WP	HR	S	P	ERA	WHIP
38 Shaun Marcum, R ERA: 8.59	(1, 1)	4.2	L	24	9	6	6	2	0	0	2	0	0	1	53	81	11.57	1.929
73 Robert Carson, L ERA: 12.6	(5, 1)	1.1		4	1	0	0	0	0	0	0	0	0	0	11	17	0.00	0.750
50 Scott Atchison, R ERA: 3.63	(7, 1)	2.0		7	1	0	0	2	0	0	0	0	0	0	15	24	0.00	0.500
56 Scott Rice, L ERA: 2.12	(9, 1)	1.0		5	1	1	1	0	2	0	0	0	1	0	5	15	9.00	3.000

PITCHER	IP	WLS	BF	H	R	ER	SO	BB	IBB	HBP	BLK	WP	HR	S	P	ERA	WHIP

Batter	1	2	3	4	5	6	7	8	9	AB	R	H	RBI	BB	SO	LOB
11 Rubén Tejada, R (1, 6) OBP: 0.311, SLG: 0.308	C SI 90 X SI 90 0-1 ① F9		B CH 83 F FF 89 X CH 84 1-1 ② G5-3		X CH 82 0-0 ② P4			C SI 93 X SL 86 0-1 FC6-4 1B	B FF 93 F FF 93 X FF 93 1-1 ③ L8	5	0	1	0	0	0	3
Justin Turner, R (1, 4) (9, 5) OBP: 0.377, SLG: 0.408	B FF 91 B SI 90 F SI 90 C SI 90 X CU 76 2-2 ② G1-3		C FF 89 B CH 82 C FF 89 F FF 89 F SI 90 B CU 76 X SI 90 2-2 ③ G4-3		B CU 73 F SI 89 B SI 89 F FF 90 X CU 75 2-2 ③ G5-3			C FF 93 C FF 93 B SI 94 B SL 87 X SI 94 2-2 ① FC6-4 5 G5-4-3 1-2f		4	0	0	0	0	0	2
5 David Wright, R (1, 5) OBP: 0.426, SLG: 0.550 56 Scott Rice, L (9, 1)	F FF 90 X FF 90 0-1 ③ P4			B FF 88 B CH 84 X FF 88 2-0 21 G3-1 2B		X CH 83 0-0 28 G4-3 21 G4-3 1B		B FF 94 F FF 94 F SI 94 B SL 88 X FF 94 2-2 ②③ G5-4-3 1-2f		4 0	0 0	2 0	0 0	0 0	0 0	1 0
21 Lucas Duda, L (1, 7) OBP: 0.375, SLG: 0.495		C FF 89 X SI 88 0-1 ① F7		F FF 89 C CU 76 B SI 90 F CU 78 X SI 90 1-2 ① G3-1 2-3		B SI 88 C CU 76 X SI 88 1-1 ① G4-3 1-2			C SI 90 B SI 90 B FF 90 X SI 90 2-1 ① G5-3	4	0	0	0	0	0	2
6 Marlon Byrd, R (1, 9) OBP: 0.284, SLG: 0.409 73 Robert Carson, L (5, 1) 28 Daniel Murphy, L (6, PH) OBP: 0.306, SLG: 0.392 50 Scott Atchison, R (7, 1) 1 Jordany Valdespin, L (9, 4) OBP: 0.286, SLG: 0.439		B FF 89 C SI 89 F CH 83 C FF 90 1-3 ② K		X FF 90 0-0 ② P3		C SI 89 F SI 88 X CU 77 0-2 ② G4-3 2-3			B SI 91 B SI 91 X SI 90 2-0 HR	2 0 1 0 1	0 0 0 0 1	0 0 0 0 1	0 0 0 0 1	0 0 0 0 0	1 0 0 0 0	1 0 1 0 0
29 Ike Davis, L (1, 3) OBP: 0.283, SLG: 0.324		F FF 90 C SI 90 B CU 75 F SI 90 B CU 76 B CU 79 X SI 88 3-2 20 1B 1B		B CU 77 X FF 90 1-0 ③ P5		X SI 90 0-0 ③ G4-3			B SI 91 X FF 90 1-0 20 BB 47 1B 1B	4	1	2	0	0	0	2
20 Anthony Recker, R (1, 2) OBP: 0.316, SLG: 0.467		B FF 89 C CU 74 S FF 90 B CU 77 X FF 90 2-2 1-2 1B		B FF 89 B FF 88 F SI 87 B FF 89 X SI 88 3-1 HR			B SI 93 X SI 94 1-0 ① L3		B SL 85 B SL 86 B SI 91 C SI 91 B SI 90 4-1 1-2 47 1B BB	3	1	2	1	1	0	0
12 Juan Lagares, R (1, 8) OBP: 0.214, SLG: 0.192		B CU 75 C SI 89 B CU 73 X SI 89 2-1 ③ P4		F FF 88 B CU 72 F SI 89 B CU 76 X CU 74 2-2 2B			C SI 93 X SL 87 0-1 ② F7		B SI 90 C SL 86 X SL 85 1-1 ② L7	4	0	1	0	0	0	4
38 Shaun Marcum, R (1, 1) 47 Andrew Brown, R (5, 9) OBP: 0.308, SLG: 0.182			C FF 87 F SI 89 B FF 90 B CU 73 B FF 90 F SI 90 F SI 88 X SI 89 3-2 ① F7		C SI 89 F SI 89 B FF 89 F CU 74 B SI 90 F SI 90 S FF 89 2-3 ① K		S SL 87 X SI 94 0-1 ③ G3-1		B SL 86 B SL 85 B SI 91 C SI 90 C SI 91 X SL 85 3-2 1-2 2-H 1B	1 3	0 0	0 1	0 1	0 0	0 1	0 1
Inning Stats	R: 0 H: 0 E: 0 LOB: 0 K: 0 BB: 0 S: 7 P: 9	R: 0 H: 2 E: 0 LOB: 2 K: 1 BB: 0 S: 14 P: 22	R: 0 H: 0 E: 0 LOB: 0 K: 0 BB: 0 S: 12 P: 18	R: 0 H: 1 E: 0 LOB: 1 K: 0 BB: 0 S: 7 P: 11	R: 1 H: 2 E: 0 LOB: 1 K: 1 BB: 0 S: 15 P: 24	R: 0 H: 1 E: 0 LOB: 1 K: 0 BB: 0 S: 7 P: 8	R: 0 H: 0 E: 0 LOB: 0 K: 0 BB: 0 S: 5 P: 6	R: 0 H: 1 E: 0 LOB: 0 K: 0 BB: 0 S: 8 P: 12	R: 2 H: 3 E: 0 LOB: 2 K: 0 BB: 1 S: 12 P: 26	1B: 6 2B: 2 3B: 0 HR: 2		SF: 0 SAC: 0 DP: 1 HBP: 0				

PITCHER	IP	WLS	BF	H	R	ER	SO	BB	IBB	HBP	BLK	WP	HR	S	P	ERA	WHIP
51 Wandy Rodriguez, L (1, 1) ERA: 3.62	6.0	W	24	6	1	1	2	0	0	0	0	0	1	62	92	1.50	1.000
32 Vin Mazzaro, R (7, 1) ERA: 3.86	2.0		6	1	0	0	0	0	0	0	0	0	0	13	18	0.00	0.500
52 Jose Contreras, R (9, 1) ERA: 9.0	0.2		6	3	2	2	0	1	0	0	0	0	1	10	23	27.00	6.000
39 Jason Grilli, R (9, 1) ERA: 1.23	0.1	S	1	0	0	0	0	0	0	0	0	0	0	2	3	0.00	0.000

PITCHER	IP	WLS	BF	H	R	ER	SO	BB	IBB	HBP	BLK	WP	HR	S	P	ERA	WHIP

BOTTOM

Pittsburgh Pirates @ New York Mets

Citi Field, Flushing, NY

Fri May 10 2013, 7:13 PM - 10:19 PM EDT

Att. 25,153 - Overcast - 68 F

livebaseballscorecards.com

AB	36
R	3
H	10
RBI	3
BB	1
SO	2
LOB	17

Pittsburgh Pirates @ New York Mets

Citi Field, Flushing, NY

Sat May 11 2013, 1:13 PM - 5:04 PM EDT

Att. 31,160 - Cloudy - 66 F

TOP

livebaseballscorecards.com

Batter	1	2	3	4	5	6	7	8	9	AB	R	H	RBI	BB	SO	LOB
6 Starling Marte, R (1, 7) (6, 8) OBP: 0.399, SLG: 0.517	B FF 90 F FF 90 X CU 74 1-1 ① G5-3		B CU 74 F CH 85 X FC 88 1-1 10 G5-3 22 1B 1B		B CU 72 X CH 84 1-0 ① G5-3	C FF 91 B FF 92 F FF 92 B SL 86 X SL 86 2-2 10 G6-4-3 1 1B		S FF 92 F SL 79 F FF 92 B SL 83 S SL 80 1-3 ① K		5	1	2	0	0	1	0
10 Jordy Mercer, R (1, 4) OBP: 0.310, SLG: 0.679	B FF 91 C FF 92 F FC 89 F CU 76 F CU 76 X FF 93 1-2 ② G4-3		C FF 89 1 SAFE F FC 89 X CU 76 0-2 ① G5-3 1-2		B CU 72 C CU 73 X FF 90 1-1 HR	X FF 92 0-0 ① ② G6-4-3 1-2f		C FF 92 B SL 79 B SL 79 X FF 92 2-1 HR		5	2	2	2	0	0	2
22 Andrew McCutchen, R (1, 8) OBP: 0.333, SLG: 0.435 23 Travis Snider, L (6, PH) (6, 9) OBP: 0.352, SLG: 0.363	X SI 90 0-0 ③ F7		D CU 75 2 SAFE C CH 86 C SI 91 F CU 77 B FF 91 X FF 91 2-2 31 HR 2-H 1B		B CH 84 F FC 87 B CH 86 B CU 73 F SI 90 B FC 87 4-2 14 BB 31 2B BB	S FF 91 S FF 92 F FF 92 B SL 88 B FF 93 X FF 92 2-2 ③ G6-3		S SL 81 F SL 81 B SL 81 S FF 91 1-3 ② K		2 2	2 0	1 0	1 0	1 0	0 1	0 0
14 Gaby Sanchez, R (1, 3) OBP: 0.355, SLG: 0.516		B SI 88 C FF 91 F FF 91 B CU 75 X FC 88 2-2 2 SH1-3 31 1B 12 1B 1B	B SI 90 C SI 90 1 SAFE B CH 86 X FF 91 2-1 ② F9		B CH 85 B FC 87 B SI 89 C FF 90 B SI 90 4-1 31 2B 1-2 19 1B BB		C FF 91 B SL 86 C FF 93 B CU 77 S SL 87 2-3 ① K	X FF 92 0-0 ③ L5		4	2	1	0	1	1	1
31 Jose Tabata, R (1, 9) (6, 7) OBP: 0.333, SLG: 0.426		C SI 90 X SI 87 0-1 12 1B 2 SH1-3 1-2 1B	1 SAFE B CH 85 F FF 90 X FF 90 1-1 1-H HR		D SI 90 F CH 85 B CU 74 X CH 85 2-1 19 1B 1-3 2-H 2B		B FF 92 F FF 93 F SL 87 B CU 77 X SL 86 2-2 2 1B 19 1B 1B		X FF 91 0-0 ① F7	5	3	4	3	0	0	0
2 Brandon Inge, R (1, 5) OBP: 0.318, SLG: 0.333		C CU 74 X FF 91 0-1 ① SH1-3 1-2 2-3	B SI 90 B CH 86 B SI 90 C FF 90 X SI 90 3-1 ③ G5-3		C FF 88 B CU 75 F SL 84 X SL 86 1-2 ② G6-3		F FF 92 X SL 86 0-1 12 G5-3 19 1B 1-3 1B		S FF 92 B FF 92 X SL 81 1-1 12 BB 1B	4	0	2	0	0	0	2
19 Michael McKenry, R (1, 2) OBP: 0.326, SLG: 0.548		D CU 76 B FF 91 B CH 86 D FF 88 4-0 47 G5-3 12 1B BB		F FF 87 B FF 90 B CH 85 C SI 89 X CU 75 2-2 ① G5-3	B SL 86 C FF 91 S CU 77 X CU 77 1-2 12 1B 2-H 3-H 1B		F FF 93 X SL 87 0-1 12 G5-3 1-2 3-H 1B		F FF 92 B FF 92 X FF 91 1-1 ② P2	4	1	2	3	1	0	1
12 Clint Barmes, R (1, 6) OBP: 0.255, SLG: 0.261		F FC 89 B FF 92 X CU 75 1-1 1-2 2-3 3-H 1B		C CH 84 C SI 90 S FF 91 0-3 ② K	X SL 85 0-0 2-H 1B		C FF 92 F FF 92 F FF 91 F FF 92 X SL 87 0-2 ② G5-3 1-2 2-3		B FF 92 B FF 91 B FF 90 B FF 91 4-0 1-2 BB	4	0	2	2	1	1	2
47 Francisco Liriano, L (1, 1) 29 Bryan Morris, L (6, 1) 37 Justin Wilson, L (8, 1) 17 John McDonald, R (9, PH) OBP: 0.176, SLG: 0.100 44 Tony Watson, L (9, 1)		B FC 87 F FF 90 X FF 91 1-1 ② ③ G5-3 2-3f	B FF 89 C FF 89 X FF 90 1-1 ③ L5		B FF 89 B FF 88 X FF 89 2-0 ③ P5		C FF 92 B FF 92 F FF 92 B FF 94 X FF 92 2-2 ③ G5-3		C FF 91 C SL 78 S SL 82 0-3 ③ K2-3	3 1 0 1 0	0 0 0 0 0	0 0 0 0 0	0 0 0 0 0	0 0 0 0 0	0 0 0 1 0	4 2 0 2 0
Inning Stats	R: 0 E: 0 K: 0 S: 8 H: 0 LOB: 0 BB: 0 P: 10	R: 1 E: 0 K: 0 S: 11 H: 3 LOB: 2 BB: 1 P: 19	R: 3 E: 0 K: 0 S: 15 H: 3 LOB: 0 BB: 0 P: 24	R: 0 E: 0 K: 1 S: 8 H: 0 LOB: 0 BB: 0 P: 11	R: 5 E: 0 K: 0 S: 16 H: 4 LOB: 1 BB: 2 P: 32	R: 0 E: 0 K: 0 S: 8 H: 1 LOB: 0 BB: 0 P: 12	R: 1 E: 0 K: 1 S: 18 H: 3 LOB: 2 BB: 0 P: 24	R: 1 E: 0 K: 2 S: 10 H: 1 LOB: 0 BB: 0 P: 14	R: 0 E: 0 K: 1 S: 8 H: 1 LOB: 2 BB: 1 P: 14	1B: 12 2B: 1 3B: 0 HR: 3 SF: 0 SAC: 1 DP: 2 HBP: 0						

	AB	40
	R	11
	H	16
	RBI	11
	BB	4
	SO	5
	LOB	16

WP: 0 PA: 45
PB: 0
SB: 0
CS: 0

PITCHER		IP	WLS	BF	H	R	ER	SO	BB	IBB	HBP	BLK	WP	HR	S	P	ERA	WHIP
49 Jonathon Niese, L ERA: 5.93	(1, 1)	4.1	L	23	8	8	8	1	3	0	0	0	0	2	50	84	16.61	2.538
50 Scott Atchison, R ERA: 4.0	(5, 1)	0.2		4	2	1	1	0	0	0	0	0	0	0	8	12	13.50	3.000
32 LaTroy Hawkins, R ERA: 3.18	(6, 1)	2.0		9	4	1	1	1	0	0	0	0	0	0	26	36	4.50	2.000
73 Robert Carson, L ERA: 10.29	(8, 1)	2.0		9	2	1	1	3	1	0	0	0	0	1	18	28	4.50	1.500

PITCHER	IP	WLS	BF	H	R	ER	SO	BB	IBB	HBP	BLK	WP	HR	S	P	ERA	WHIP

BOTTOM

Batter	1	2	3	4	5	6	7	8	9	AB	R	H	RBI	BB	SO	LOB
11 Rubén Tejada, R (1, 6) OBP: 0.314, SLG: 0.315	C SI 93 F SI 93 B SI 93 S SL 86 1-3 ① K		B CH 83 B CH 85 B SI 93 B SI 92 4-0 BB		B FF 93 B SL 82 X SI 92 2-0 2B		X FF 94 0-0 ② L4		X SI 92 0-0 ③ L9	4	0	1	0	1	1	0
28 Daniel Murphy, L (1, 4) OBP: 0.299, SLG: 0.383 32 LaTroy Hawkins, R (6, 1) 1 Jordany Valdespin, L (7, PH) OBP: 0.296, SLG: 0.439 (8, 4)	B SI 93 B SI 94 B SI 94 C SI 93 S SL 86 C SL 87 3-3 ② K		B SL 86 C SI 94 X SL 87 1-1 ③ F7		F SL 85 F SI 93 B SL 86 S SL 87 1-3 ③ K		B FC 88 H FF 94 2-0 HBP			3 0 0	0 0 0	0 0 0	0 0 0	0 0 0	2 0 0	3 0 0
5 David Wright, R (1, 5) OBP: 0.421, SLG: 0.539 73 Robert Carson, L (8, 1)	X SI 93 0-0 ③ F7			S SL 82 B CH 85 B SI 94 F CH 85 F SL 85 F SL 86 S CH 86 2-3 ① K		X SI 91 0-0 1B 6 1B 1B	C FC 89 D SL 86 F FF 95 D CU 85 F FC 89 T FF 93 2-2 ③ K			4 0	1 0	1 0	0 0	0 0	2 0	1 0
44 John Buck, R (1, 2) OBP: 0.262, SLG: 0.518		B SI 92 S CH 83 S SI 92 B SL 85 B CH 86 S CH 84 3-3 ① K		X SI 93 0-0 ② L8		B SL 81 B CH 85 S CH 84 B SI 90 F CH 86 F SL 86 F SL 84 T FF 93 3-2 ① K		C FF 94 S FC 89 F CU 77 B FF 95 T CU 78 1-2 ① K		4	0	0	0	0	3	1
Justin Turner, R (1, 3) OBP: 0.386, SLG: 0.404 (6, 4) (8, 5)		S SI 94 B SI 94 C SL 85 F SI 94 F SL 86 S SL 86 1-3 ② K		F SI 93 B SI 93 B SL 83 B SL 85 B SI 93 4-1 BB 6 1B		F SI 93 X SI 92 0-1 1-3 1B 6 1B		C SI 95 F FC 90 B FF 96 B CU 77 X FC 89 2-2 ② G4-3		3	0	1	0	1	1	0
6 Marlon Byrd, R (1, 9) OBP: 0.293, SLG: 0.413		X SI 94 0-0 ③ F7		D SL 84 S CH 85 S CH 86 D SL 86 X SL 85 2-2 1-2 1B		D CH 85 X SI 92 1-0 1-2 3-H 1B		C SI 95 F CU 79 F FF 96 S CU 78 0-3 ③ K		4	0	2	1	0	1	0
47 Andrew Brown, R (1, 7) OBP: 0.294, SLG: 0.400			C SI 91 S CH 84 B SL 84 B SI 94 X SL 84 2-2 ① G5-3	C FF 93 T CH 86 S SL 85 0-3 ③ K		B FC 89 S FF 94 B FC 89 S FF 93 S FC 89 2-3 ② K			C SI 90 B CH 81 B SI 91 B SI 91 S SI 91 X SI 91 3-2 HR	4	1	1	1	0	2	4
12 Juan Lagares, R (1, 8) OBP: 0.219, SLG: 0.200			B SI 93 C CH 84 X FF 93 1-1 49 SH5-4 1B		C SI 91 F CH 85 B SL 83 S SL 84 1-3 ① K	B FF 93 C FC 90 F FC 90 B FF 94 F FF 94 X FC 88 2-2 ③ P2			B SI 91 C SI 91 S SI 92 F SI 93 S CH 84 1-3 ① K	4	0	1	0	0	2	2
49 Jonathon Niese, L (1, 1) OBP: 0.273, SLG: 0.200 50 Scott Atchison, R (5, 1) 21 Lucas Duda, L (5, PH) OBP: 0.372, SLG: 0.490 29 Ike Davis, L (6, 3) OBP: 0.279, SLG: 0.318			S SI 92 X SI 93 0-1 1-2 ② SH5-4		F SI 92 S SL 86 X SI 94 1-2 ② G4-3		B FF 93 C FC 88 B FF 93 F FC 88 S FC 89 2-3 ① K2-3		S SL 84 B SL 83 T SI 91 B SL 84 B SL 82 C SL 82 3-3 ② K	0 0 1 2	0 0 0 0	0 0 0 0	0 0 0 0	0 0 0 0	0 0 0 2	0 0 0 0
Inning Stats	R: 0 E: 0 K: 2 S: 7 H: 0 LOB: 0 BB: 0 P: 11	R: 0 E: 0 K: 2 S: 9 H: 0 LOB: 0 BB: 0 P: 13	R: 0 E: 0 K: 0 S: 9 H: 1 LOB: 2 BB: 1 P: 17	R: 0 E: 0 K: 2 S: 13 H: 1 LOB: 2 BB: 1 P: 21	R: 0 E: 0 K: 2 S: 10 H: 1 LOB: 1 BB: 0 P: 15	R: 1 E: 0 K: 2 S: 16 H: 3 LOB: 2 BB: 0 P: 24	R: 0 E: 0 K: 2 S: 8 H: 0 LOB: 1 BB: 0 P: 14	R: 0 E: 0 K: 2 S: 11 H: 0 LOB: 0 BB: 0 P: 14	R: 1 E: 0 K: 2 S: 11 H: 1 LOB: 0 BB: 0 P: 18	1B: 5 2B: 1 3B: 0 HR: 1 SF: 0 SAC: 1 DP: 0 HBP: 1						WP: 0 PB: 0 SB: 0 CS: 0 PA: 37	

PITCHER		IP	WLS	BF	H	R	ER	SO	BB	IBB	HBP	BLK	WP	HR	S	P	ERA	WHIP
47 Francisco Liriano, L ERA: 1.69	(1, 1)	5.1	W	24	6	1	1	9	2	0	0	0	0	0	57	90	1.69	1.500
29 Bryan Morris, R ERA: 3.72	(6, 1)	1.2		6	0	0	0	3	0	0	1	0	0	0	15	25	0.00	0.000
37 Justin Wilson, L ERA: 1.23	(8, 1)	1.0		3	0	0	0	2	0	0	0	0	0	0	11	14	0.00	0.000
44 Tony Watson, L ERA: 5.6	(9, 1)	1.0		4	1	1	1	2	0	0	0	0	0	1	11	18	9.00	1.000

PITCHER	IP	WLS	BF	H	R	ER	SO	BB	IBB	HBP	BLK	WP	HR	S	P	ERA	WHIP

Pittsburgh Pirates @ New York Mets

Citi Field, Flushing, NY

Sat May 11 2013, 1:13 PM - 5:04 PM EDT

Att. 31,160 - Cloudy - 66 F

livebaseballscorecards.com

AB	33
R	2
H	7
RBI	2
BB	2
SO	16
LOB	11

Pittsburgh Pirates @ New York Mets

Citi Field, Flushing, NY

Sun May 12 2013, 1:14 PM - 4:32 PM EDT

Att. 28,404 - Sunny - 70 F

TOP

livebaseballscorecards.com

Batter	1	2	3	4	5	6	7	8	9	AB	R	H	RBI	BB	SO	LOB
6 Starling Marte, R (1, 7) OBP: 0.399, SLG: 0.507	F FF 96 B CU 84 S SL 88 X CU 85 1-2 ① G5-3		B CU 82 B SL 90 B FF 95 B FF 95 4-0 23 1B 46 SF9 BB		S SL 87 F FF 94 F SL 91 F CU 84 B FF 96 F FF 96 S CH 88 1-3 ① K		C SL 88 X SL 88 0-1 ② G1 1-2		B KC 85 F FF 96 C FF 96 B KC 85 B FF 98 F FF 96 F FF 97 F FF 98 F FF 96 4-2 F SI 86 F KC 88 F KC 87 B FF 97 23 1B BB	3	1	0	0	2	1	1
23 Travis Snider, L (1, 9) OBP: 0.354, SLG: 0.365	B FF 96 F FF 94 F FF 97 F CH 89 F FF 97 X CU 85 1-2 ② G3-1		C FF 95 S FF 93 F FF 96 X CH 86 0-2 46 SF9 22 BB 1-3 1B		B CU 83 B CU 79 B FF 94 C FF 95 F FF 94 S FF 96 3-3 ② K		B CH 84 F FF 94 B CH 86 S FF 95 2 SAFE 2-2 ③ PO 2-3	C SI 88 B SL 80 X SL 81 1-1 ① G4-3	X FF 96 0-0 1-3 1B	5	0	2	0	0	1	0
22 Andrew McCutchen, R (1, 8) OBP: 0.342, SLG: 0.433	X FF 96 0-0 ③ G6-3		B SL 88 B FF 95 B SL 89 B FF 95 4-0 1-2 BB		B CU 84 C SL 89 X FF 96 1-1 1B			B SI 88 F SI 88 B SL 81 B CH 81 B SI 90 4-1 14 24 1B BB	X FF 97 0-0 ③ G6-3	3	1	1	0	2	0	2
46 Garrett Jones, L (1, 3) OBP: 0.339, SLG: 0.524 14 Gaby Sanchez, R (8, PH) OBP: 0.364, SLG: 0.516 (8, 3)		B SI 95 X FF 93 1-0 ① P3	B CH 88 B FF 94 X FF 96 2-0 ② SF9 2-3 3-H		X FF 96 0-0 ③ P2			1 SAFE C FC 85 1 SAFE F FF 86 D SL 82 B SL 81 1 SAFE B FF 87 B FF 87 4-2 24 E 24 1B 1-2 BB		2	0	0	1	0	0	1
10 Jordy Mercer, R (1, 4) OBP: 0.281, SLG: 0.613 37 Justin Wilson, L (6, 1) 31 Jose Tabata, R (8, PH) OBP: 0.328, SLG: 0.419 35 Mark Melancon, R (8, 1) 39 Jason Grilli, R (9, 1)		C SL 89 C CU 81 F SL 89 X CU 85 0-2 ② G1-3	1 SAFE D SL 90 X SL 90 1-0 ③ P4			C FF 94 X CU 81 0-1 ① G5-3		C FC 86 S CU 76 D SL 84 S FF 88 1-3 ② K		3	0	0	0	0	0	2
24 Pedro Alvarez, L (1, 5) OBP: 0.250, SLG: 0.364		B FF 97 F SI 95 B CU 84 X CH 88 2-1 2B		S FF 95 B SL 89 B FF 95 B FF 93 X FF 94 3-1 ① P6		C CU 81 B SL 87 B FF 97 C FF 96 F CU 82 T FF 95 2-2 ② K		F FF 94 B KC 84 X FF 95 1-1 1-3 2-H E8 1B		0	0	0	0	0	0	0
19 Michael McKenry, R (1, 2) OBP: 0.320, SLG: 0.511		B FF 97 S SL 89 S FF 95 X SL 91 1-2 ③ P3		C FF 95 H FF 94 1-1 12 FC5-4 HBP		B SL 89 C FF 95 B FF 96 X FF 95 2-1 ③ G6-3		C FF 94 D KC 83 B FF 95 B FF 96 X FF 96 3-1 ③ L8		3	0	0	0	0	0	3
12 Clint Barmes, R (1, 6) OBP: 0.265, SLG: 0.302			B FF 93 X FF 94 1-0 HR	D SL 88 B FF 96 C FF 96 X SL 90 2-1 ② FC5-4 1-2f			C SL 87 F FF 93 X FF 94 0-2 23 PO 6 G1 1B		S KC 82 X KC 83 0-1 ① G6-3	4	1	2	1	0	0	1
30 Jeanmar Gómez, R (1, 1) OBP: 0.111, SLG: 0.111 32 Vin Mazzaro, R (6, 1) 2 Brandon Inge, R (6, 4) OBP: 0.304, SLG: 0.318			C FF 94 X SL 88 0-1 ① L8	S FF 96 C FF 96 D SL 91 B FF 97 S FF 96 2-3 ③ K			X FF 93 0-0 ① P4		B FF 92 C FF 92 S KC 82 F FF 95 S KC 86 1-3 ② K	2	0	0	0	0	1	1
										0	0	0	0	0	0	0
										2	0	0	0	0	1	1

Inning Stats	1	2	3	4	5	6	7	8	9
	R: 0 E: 0 K: 0 S: 9 H: 0 LOB: 0 BB: 0 P: 11	R: 0 E: 0 K: 0 S: 10 H: 1 LOB: 1 BB: 0 P: 14	R: 2 E: 0 K: 0 S: 9 H: 2 LOB: 2 BB: 2 P: 21	R: 0 E: 0 K: 1 S: 8 H: 0 LOB: 1 BB: 0 P: 16	R: 0 E: 0 K: 2 S: 12 H: 1 LOB: 1 BB: 0 P: 17	R: 0 E: 0 K: 1 S: 8 H: 0 LOB: 0 BB: 0 P: 12	R: 0 E: 0 K: 0 S: 8 H: 1 LOB: 0 BB: 0 P: 10	R: 1 E: 1 K: 1 S: 12 H: 1 LOB: 2 BB: 2 P: 26	R: 0 E: 0 K: 1 S: 17 H: 1 LOB: 2 BB: 1 P: 22

| | | | | | | | | | |

BOTTOM

Pittsburgh Pirates @ New York Mets

Citi Field, Flushing, NY

Sun May 12 2013, 1:14 PM - 4:32 PM EDT

Att. 28,404 - Sunny - 70 F

Batter	1	2	3	4	5	6	7	8	9	AB	R	H	RBI	BB	SO	LOB
11 Rubén Tejada, R (1, 6) OBP: 0.312, SLG: 0.307	C SI 91 B SI 91 X CH 82 1-1 G5-3		C SI 90 X SI 90 0-1 G5-3			C SI 93 B SI 92 S SL 85 B SL 84 B FF 93 F SI 92 B SI 92 4-2 BB		C FF 93 F FC 90 T FF 94 0-2 K		3	0	0	0	1	1	0
28 Daniel Murphy, L (1, 4) OBP: 0.298, SLG: 0.386	B SI 89 B SI 91 B SI 88 C SI 87 X SI 90 3-1 G4-3		B SL 83 B CH 78 X SI 90 2-0 F7			1 SAFE 1 SAFE C SI 92 1 SAFE B SI 93 1 SAFE F SI 91 S SL 84 1-3 K		C FC 93 F KC 81 B FF 93 F KC 82 X FC 92 1-2 5 PB 2B		4	0	1	0	0	1	1
5 David Wright, R (1, 5) OBP: 0.417, SLG: 0.525	B SL 82 X SI 90 1-0 G1-5-3		X SI 89 0-0 F7			S SL 85 1 SAFE S FF 94 D SL 85 F SI 93 B SI 94 X SL 85 2-2 L7		B FC 92 B FC 92 B KC 82 B FC 94 4-0 29 S 2-3 BB		3	0	0	0	1	0	1
29 Ike Davis, L (1, 3) OBP: 0.270, SLG: 0.306		X SI 89 0-0 F7		B SI 89 B CH 79 B CH 79 C SI 90 C CH 81 F SL 84 X SI 91 3-2 G6-3		C FC 90 B FC 89 C CU 76 S FC 90 1-3 K		S FF 92 F KC 81 B FF 92 S KC 80 1-3 K 1-2		4	0	0	0	0	2	3
21 Lucas Duda, L (1, 7) OBP: 0.368, SLG: 0.510		B SI 90 C CH 80 B CH 82 B SI 90 X SI 91 3-1 HR		B SI 92 X SI 90 1-0 G3			B FF 94 C FF 92 C FC 90 F CU 77 S FF 95 1-3 K	X FC 92 0-0 G4-1		4	1	1	1	0	1	2
44 John Buck, R (1, 2) OBP: 0.270, SLG: 0.513		C SL 85 B SI 90 X SI 91 1-1 12 FC1-4 23 S 1B		S SL 87 B SL 88 S SI 92 C SI 94 1-3 K			F FC 89 B FF 94 B FF 94 S FF 93 F FF 96 B CU 76 B CU 75 4-2 23 WP 23 1B BB		C SL 82 S SL 82 S FF 94 0-3 K	3	1	1	0	1	2	0
23 Mike Baxter, L (1, 9) OBP: 0.388, SLG: 0.364		S SI 92 B SI 90 1 SAFE S CH 82 B SI 91 F SL 84 B CH 81 F CH 82 B SI 91 4-2 12 FC1-4 1-2 BB		B SI 90 B SI 90 X SI 89 2-0 G3-1			T FF 94 B FC 89 C FF 93 X FC 90 1-2 12 S 1-H 1B		X FF 94 0-0 F7	3	0	1	1	1	0	0
12 Juan Lagares, R (1, 8) OBP: 0.200, SLG: 0.182 1 Jordany Valdespin, L (9, PH) OBP: 0.292, SLG: 0.433		C SI 90 F SL 87 B SL 89 B SI 90 X SL 85 2-2 FC1-4 1-2f 2-3		L SI 90 T SL 84 C SI 92 0-3 K			1 SAFE F FF 94 1 SAFE B FF 94 C FC 89 F CU 77 S FF 95 1-3 K 1-3		C SL 82 B FF 94 C SL 82 S FF 95 1-3 K	3 1	0 0	0 0	0 0	0 0	2 1	3 0
33 Matt Harvey, R (1, 1) OBP: 0.125, SLG: 0.188 Justin Turner, R (7, PH) OBP: 0.379, SLG: 0.396 56 Scott Rice, L (8, 1) 34 Brandon Lyon, R (8, 1) 39 Bobby Parnell, R (8, 1)		C SI 90 S SL 83 S SL 87 0-3 K		C SI 90 B SI 92 B SI 92 F SI 92 X SI 91 2-2 G1-3			B SI 92 C FF 94 F FC 90 S FC 90 1-3 K			2 1 0 0 0	0 0 0 0 0	0 0 0 0 0	0 0 0 0 0	1 1 0 0 0	2 1 0 0 0	2 1 0 0 0
Inning Stats	R: 0 E: 0 K: 0 S: 5 H: 0 LOB: 0 BB: 0 P: 10	R: 1 E: 0 K: 1 S: 15 H: 2 LOB: 2 BB: 1 P: 25	R: 0 E: 0 K: 0 S: 4 H: 0 LOB: 0 BB: 0 P: 6	R: 0 E: 0 K: 1 S: 8 H: 0 LOB: 0 BB: 0 P: 13	R: 0 E: 0 K: 1 S: 7 H: 0 LOB: 0 BB: 0 P: 11	R: 0 E: 0 K: 2 S: 13 H: 0 LOB: 1 BB: 1 P: 21	R: 1 E: 0 K: 3 S: 17 H: 1 LOB: 1 BB: 1 P: 25	R: 0 E: 0 K: 2 S: 11 H: 1 LOB: 2 BB: 1 P: 17	R: 0 E: 0 K: 2 S: 7 H: 0 LOB: 0 BB: 0 P: 8	1B: 2 2B: 1 3B: 0 HR: 1 SF: 0 SAC: 0 DP: 0 HBP: 0						

PITCHER	IP	WLS	BF	H	R	ER	SO	BB	IBB	HBP	BLK	WP	HR	S	P	ERA	WHIP
30 Jeanmar Gómez, R (1, 1) ERA: 2.28	5.0		18	2	1	1	3	1	0	0	0	0	1	39	65	1.80	0.600
32 Vin Mazzaro, R (6, 1) ERA: 3.65	0.2	H	3	0	0	0	1	1	0	0	0	0	0	10	17	0.00	1.500
37 Justin Wilson, L (6, 1) ERA: 1.54	1.1	W	6	1	1	1	4	1	0	0	0	1	0	20	29	6.75	1.500
35 Mark Melancon, R (8, 1) ERA: 0.47	1.0	H	5	1	0	0	2	1	0	0	0	0	0	11	17	0.00	2.000
39 Jason Grilli, R (9, 1) ERA: 1.15	1.0	S	3	0	0	0	2	0	0	0	0	0	0	7	8	0.00	0.000

PITCHER	IP	WLS	BF	H	R	ER	SO	BB	IBB	HBP	BLK	WP	HR	S	P	ERA	WHIP

AB	31
R	2
H	4
RBI	2
BB	4
SO	12
LOB	13

WP: 1 PA: 35
PB: 1
SB: 4
CS: 0

livebaseballscorecards.com

Milwaukee Brewers @ Pittsburgh Pirates

PNC Park, Pittsburgh, PA

Mon May 13 2013, 7:09 PM - 9:56 PM EDT

Att. 11,872 - Partly Cloudy - 51 F

livebaseballscorecards.com

TOP

Batter	1	2	3	4	5	6	7	8	9	AB	R	H	RBI	BB	SO	LOB
7 Norichika Aoki, L (1, 9) OBP: 0.377, SLG: 0.445	B SI 92 C SI 92 X CH 88 1-1 9 1B 27 1B 2B		X SI 91 0-0 ① L3		C KC 81 D KC 80 X KC 82 1-1 9 S 9 1B 2B 3-H		B SI 91 X KC 81 1-0 E1 27 S 3-H		D SI 94 B SL 85 C SI 93 F SI 94 F SI 93 X SL 85 2-2 2-H 1B	5	2	3	3	0	0	0
9 Jean Segura, R (1, 6) OBP: 0.412, SLG: 0.588	C KC 81 B KC 82 B SI 92 S FF 93 X KC 81 2-2 27 1B 27 S 2-3 1B		C SI 91 B KC 80 X SI 90 1-1 27 S 1B		C SI 91 X SI 92 0-1 27 S 2-H 1B		P PO 84 X KC 81 1-0 ② F8		B SI 93 1 SAFE B SI 94 F SI 91 1 SAFE F SI 92 F SI 95 B SL 83 F SL 82 3-2 ③ X CH 85 F8	5	0	3	1	0	0	2
27 Carlos Gómez, R (1, 8) OBP: 0.409, SLG: 0.633	B SI 93 S KC 83 B FF 94 S KC 85 X KC 84 2-2 16 S 1-3 3-H 1B		1 SAFE B SI 92 B CH 88 F SI 92 C KC 81 F SI 91 F KC 83 F FF 92 D KC 83 3-2 ② 2 SAFE F KC 83 X SI 92 G6-3 1-2		1 SAFE P PO 82 C KC 82 X SI 93 1-1 ② G6-3 1-2		S KC 81 F KC 81 C SI 91 0-3 ③ K 1-2			4	0	1	1	0	1	3
16 Aramis Ramirez, R (1, 5) OBP: 0.450, SLG: 0.600 14 Jeff Bianchi, R (8, 5) OBP: 0.200, SLG: 0.400	1 SAFE 1 SAFE B FF 92 1 SAFE 1 SAFE C SI 94 C SI 93 F KC 83 S FF 94 1-3 ① K 1-2		D KC 83 X SI 92 1-0 ③ F8		D KC 83 C KC 81 B SI 91 X KC 82 2-1 ③ G6-3			S SL 83 X SI 91 0-1 ① G5-3		4 0	0 0	0 0	0 0	0 0	1 0	4 0
3 Yuniesky Betancourt, R (1, 4) OBP: 0.273, SLG: 0.480	F SI 93 F KC 84 S KC 85 0-3 ② K			F FF 91 C SI 91 X KC 81 0-2 ① G6-3		C KC 78 B KC 81 X CH 86 1-1 ① G6-3		C SI 91 B SL 85 X SL 85 1-1 ② G3-1		4	0	0	0	0	1	2
20 Jonathan Lucroy, R (1, 2) OBP: 0.264, SLG: 0.333	B FF 93 B KC 81 C SI 93 C SI 94 B KC 84 X SI 94 3-2 ③ F9			B FF 92 X SI 90 1-0 ② F9		B SI 90 X SI 90 1-0 ② G6-3		B SI 91 S SL 83 S SL 83 X SL 84 1-2 ③ G1-3		4	0	0	0	0	0	2
50 Blake Lalli, L (1, 3) OBP: 0.130, SLG: 0.130 11 Alex Gonzalez, R (9, PH) OBP: 0.236, SLG: 0.262 (9, 3)		B SI 91 S SI 91 F SI 91 S KC 82 1-3 ① K		C SI 91 S KC 81 C KC 81 0-3 ③ K		B FF 91 F CH 87 F KC 80 F CH 88 F SI 91 X KC 81 1-2 ③ G4-3			C SI 92 B SI 93 B SI 93 X SI 92 2-1 7 WP 22 SH2-3 7 1B 1B	3 1	0 1	0 1	0 0	0 0	2 0	0 0
22 Logan Schafer, L (1, 7) OBP: 0.233, SLG: 0.200		B CH 86 F SI 91 F CH 89 X KC 83 1-2 ② G1-3			B CH 86 X SI 90 1-0 41 SH3-4 7 2B 2B		B FF 90 X CH 87 1-0 E3 41 SH2 41 E 7 E		C SI 92 X SL 84 0-1 ① SH2-3 1-2	3	2	1	0	0	0	0
41 Marco Estrada, R (1, 1) OBP: 0.200, SLG: 0.267 53 Brandon Kintzler, R (8, 1) 23 Rickie Weeks Jr., R (9, PH) OBP: 0.302, SLG: 0.276 29 Jim Henderson, L (9, 1)		C FF 91 C SI 92 F SI 91 F KC 82 C SI 92 0-3 ③ K			B SI 90 X CH 89 1-0 ① SH3-4 2-3		1 SAFE C CH 89 L CH 88 B KC 80 X CH 89 1-2 ① SH2 1-3		B CH 84 C SI 93 C SI 94 D CH 85 S SI 92 2-3 ② K	1 0 1 0	0 0 0 0	0 0 0 0	0 0 1 0	0 0 0 0	1 0 0 0	0 0 1 0
Inning Stats	R: 1 E: 0 K: 2 S: 18 H: 3 LOB: 2 BB: 0 P: 27	R: 0 E: 0 K: 2 S: 11 H: 0 LOB: 0 BB: 0 P: 13	R: 0 E: 0 K: 0 S: 11 H: 1 LOB: 1 BB: 0 P: 16	R: 0 E: 0 K: 1 S: 7 H: 0 LOB: 0 BB: 0 P: 8	R: 2 E: 0 K: 0 S: 11 H: 3 LOB: 1 BB: 0 P: 16	R: 0 E: 0 K: 0 S: 8 H: 0 LOB: 0 BB: 0 P: 11	R: 1 E: 3 K: 1 S: 10 H: 0 LOB: 1 BB: 0 P: 13	R: 0 E: 0 K: 0 S: 7 H: 0 LOB: 0 BB: 0 P: 9	R: 1 E: 0 K: 1 S: 16 H: 2 LOB: 1 BB: 0 P: 25	1B: 6 2B: 3 3B: 0 HR: 0 SF: 0 SAC: 3 DP: 0 HBP: 0						

	AB	35
	R	5
	H	9
	RBI	5
	BB	0
	SO	7
	LOB	14

WP: 1 PA: 38
PB: 0
SB: 6
CS: 0

PITCHER		IP	WLS	BF	H	R	ER	SO	BB	IBB	HBP	BLK	WP	HR	S	P	ERA	WHIP
34 A.J. Burnett, R ERA: 2.73	(1, 1)	7.0	L	30	7	4	3	6	0	0	0	0	0	0	76	104	3.86	1.000
52 Jose Contreras, R ERA: 6.0	(8, 1)	1.0		3	0	0	0	0	0	0	0	0	0	0	7	9	0.00	0.000
44 Tony Watson, L ERA: 5.79	(9, 1)	1.0		5	2	1	1	1	0	0	0	0	1	0	16	25	9.00	2.000

PITCHER	IP	WLS	BF	H	R	ER	SO	BB	IBB	HBP	BLK	WP	HR	S	P	ERA	WHIP

Batter	1	2	3	4	5	6	7	8	9	AB	R	H	RBI	BB	SO	LOB
6 Starling Marte, R (1, 7) OBP: 0.389, SLG: 0.493	C FF 88 B FF 89 B FF 89 X FF 90 2-1 G6-3 ①		B CU 75 B CU 77 C FF 88 S CH 78 X CH 77 2-2 F7 ③			C FF 88 B CH 80 C FF 89 X FF 90 1-2 F9 ②		F SI 94 X SL 84 0-1 G6-3 ② 2-3		4	0	0	0	0	0	2
23 Travis Snider, L (1, 9) OBP: 0.350, SLG: 0.360 44 Tony Watson, L (9, 1)	B FF 89 S FF 89 C FF 90 F FF 90 F CH 77 F FF 90 B FF 90 F FF 90 F CU 78 2-3 C CU 78 K ②			C CU 75 C FF 89 B FF 88 C FF 90 1-3 K ①		C CU 76 B FF 89 F FF 88 X CU 78 1-2 1B		B SI 93 X SI 92 1-0 G5-3 ③		4 0	0 0	1 0	0 0	0 0	2 0	1 0
22 Andrew McCutchen, R (1, 8) OBP: 0.333, SLG: 0.420	B FF 89 C CU 77 F CH 79 F FF 90 X CU 78 1-2 G5-3 ③			C CU 78 B FF 89 B FF 90 C CH 79 X CH 81 2-2 G5-3 ②		X CU 76 0-0 F7 ③			B FF 95 X FF 93 1-0 L7 ①	4	0	0	0	0	0	1
14 Gaby Sanchez, R (1, 3) OBP: 0.370, SLG: 0.523		B CU 76 B CU 77 C FF 89 B FF 89 C FF 90 X FF 90 3-2 F8 ①		B CU 78 F FF 90 B CH 79 B FF 89 S CH 80 F FF 90 F FF 90 B CU 78 4-2 BB			F FF 88 C CH 77 X FF 89 0-2 18 F9 24 G5-3 2B		X FF 94 0-0 G5-3 ②	3	1	1	0	1	0	0
18 Neil Walker, S (1, 4) OBP: 0.337, SLG: 0.325		B FF 90 S CH 79 B FF 90 X FF 90 2-1 F7 ②		B CU 76 X FF 88 1-0 F8 ③			C CU 75 X CH 76 0-1 F9 ① 2-3		C FF 95 B FF 91 B FF 94 S FF 94 S SL 86 2-3 K ③	4	0	0	0	0	1	2
24 Pedro Alvarez, L (1, 5) OBP: 0.244, SLG: 0.355		S CH 79 C FF 91 S FF 90 0-3 K ③	B CU 76 B CH 76 C FF 89 S CH 77 S FF 89 2-3 K ①				X CH 77 0-0 G5-3 ② 3-H			3	0	0	1	0	2	0
19 Michael McKenry, R (1, 2) OBP: 0.302, SLG: 0.479			C FF 88 F CU 77 S CH 77 0-3 K ①	S CU 77 B FF 89 X FF 89 1-1 G6-3 ②			B CU 76 X FF 88 1-0 F9 ③			3	0	0	0	0	1	0
12 Clint Barmes, R (1, 6) OBP: 0.276, SLG: 0.313			C FF 88 B CU 78 X CU 78 1-1 34 SH5-4 1B	B FF 90 F CU 77 S CH 78 B CU 80 B FF 90 X FF 90 3-2 F9 ③				C SI 93 X SL 84 0-1 6 G6-3 31 G1 1B		3	0	2	0	0	0	0
34 A.J. Burnett, R (1, 1) 52 Jose Contreras, R (8, 1) 31 Jose Tabata, R (8, PH) OBP: 0.324, SLG: 0.413 (9, 9)			1 SAFE C CU 76 L CU 76 X CU 75 0-2 SH5-4 ② 1-2			B FF 87 B FF 88 C FF 87 C FF 88 X FF 89 2-2 G4-3 ①		B SI 92 C SI 92 X SI 94 1-1 G1 ① 1-2		1 0 1	0 0 0	0 0 0	0 0 0	0 0 0	0 0 1	0 0 1
Inning Stats	R: 0 E: 0 K: 1 S: 14 H: 0 LOB: 0 BB: 0 P: 19	R: 0 E: 0 K: 1 S: 8 H: 0 LOB: 0 BB: 0 P: 13	R: 0 E: 0 K: 1 S: 11 H: 1 LOB: 1 BB: 0 P: 14	R: 0 E: 0 K: 1 S: 11 H: 0 LOB: 1 BB: 1 P: 19	R: 0 E: 0 K: 1 S: 8 H: 0 LOB: 0 BB: 0 P: 14	R: 0 E: 0 K: 0 S: 10 H: 1 LOB: 1 BB: 0 P: 14	R: 1 E: 0 K: 0 S: 7 H: 1 LOB: 0 BB: 0 P: 8	R: 0 E: 0 K: 0 S: 7 H: 1 LOB: 1 BB: 0 P: 9	R: 0 E: 0 K: 1 S: 5 H: 0 LOB: 0 BB: 0 P: 8	1B: 3 2B: 1 3B: 0 HR: 0	SF: 0 SAC: 1 DP: 0 HBP: 0			WP: 0 PB: 0 SB: 0 CS: 0	PA: 32		

PITCHER		IP	WLS	BF	H	R	ER	SO	BB	IBB	HBP	BLK	WP	HR	S	P	ERA	WHIP
41 Marco Estrada, R ERA: 5.32	(1, 1)	7.0	W	25	3	1	1	5	1	0	0	0	0	0	69	101	1.29	0.571
53 Brandon Kintzler, R ERA: 4.41	(8, 1)	1.0	H	4	1	0	0	0	0	0	0	0	0	0	7	9	0.00	1.000
29 Jim Henderson, R ERA: 1.13	(9, 1)	1.0		3	0	0	0	1	0	0	0	0	0	0	5	8	0.00	0.000

PITCHER	IP	WLS	BF	H	R	ER	SO	BB	IBB	HBP	BLK	WP	HR	S	P	ERA	WHIP

BOTTOM

Milwaukee Brewers @ Pittsburgh Pirates

PNC Park, Pittsburgh, PA

Mon May 13 2013, 7:09 PM - 9:56 PM EDT

Att. 11,872 - Partly Cloudy - 51 F

livebaseballscorecards.com

AB	30
R	1
H	4
RBI	1
BB	1
SO	6
LOB	7

Batter	1	2	3	4	5	6	7	8	9	10	11	12	AB	R	H	RBI	BB	SO	LOB
7 Norichika Aoki, L (1, 9) OBP: 0.381, SLG: 0.448	C FF 89 F FF 91 B KC 83 B FF 92 B SI 93 F SI 92 X SI 92 3-2 ① G6-3		B FF 91 B SI 91 C FF 92 X FF 91 2-1 ② P6		B SI 91 X FF 90 1-0 9 WP 9 G4-3 1B		1 SAFE 1 SAFE S FC 89 1 SAFE D FC 88 X FC 87 1-1 ② FC4-6 9 FC6-4 1-2f			B FC 92 C FC 92 F FC 91 X KC 82 1-2 9 FC1-4 1B		C FF 91 C SI 92 X SL 84 0-2 8 G6-4-3 1B	6	1	3	0	0	0	1
9 Jean Segura, R (1, 6) OBP: 0.403, SLG: 0.592	B KC 79 B SI 92 C SI 92 B CH 82 X FF 91 3-1 HR		B CH 83 B FF 92 X CH 82 2-0 ③ G1-3		B KC 78 B SI 89 B CH 79 C CH 81 X SI 90 3-1 ② G4-3 1-H		B FC 89 X FC 88 1-0 ③ FC6-4 1-2f			C FC 92 B FC 91 X FC 88 1-1 ① FC1-4 8 FC4-6 1-2f		C SI 90 X SL 84 0-1 ① F9	6	1	1	2	0	0	3
8 Ryan Braun, R (1, 7) OBP: 0.400, SLG: 0.591	C SI 92 B FF 91 F SI 92 S CH 81 1-3 ② K			B FF 90 X FF 89 1-0 27 2B 2B	B SI 90 X CH 83 1-0 16 CS 1B			B FC 89 X FF 93 1-0 2B		1 SAFE X FC 91 0-0 ② FC4-6 16 1B 1-2f		1 SAFE B SI 92 1 SAFE F FF 92 X SI 92 1-1 ②③ G6-4-3 1-2f	6	1	3	0	0	1	2
16 Aramis Ramirez, R (1, 5) OBP: 0.422, SLG: 0.550 14 Jeff Bianchi, R (10, PR) OBP: 0.200, SLG: 0.400 (10, 5)	X SI 92 0-0 ③ F9			C KC 80 F SI 89 D KC 82 X KC 81 1-2 ① G5-3	B KC 80 F KC 77 1 SAFE C SI 90 1-2 ③ CS 1-2	S CH 80 X SI 88 0-1 ① F9		S FC 90 D FC 91 X FC 89 1-1 ① G5-3		C FF 92 X FF 92 0-1 27 FC6 1B 1-2			5	0	1	0	0	0	2
													0	0	0	0	0	0	0
27 Carlos Gómez, R (1, 8) OBP: 0.408, SLG: 0.632		C FF 90 B KC 81 C FF 88 B CH 81 S KC 80 2-3 ① K		X FF 90 0-0 3 FC5-4 2B 2-H		B CH 79 B KC 79 S CH 80 C SI 88 B SI 90 F CH 80 X CH 80 3-2 3 FC6-4 1B		C FC 88 D FC 89 F FC 88 F FC 88 S FC 90 1-3 ② K		D FF 92 X FF 91 1-0 ③ FC6 1-2f			5	0	2	1	0	2	3
3 Yuniesky Betancourt, R (1, 3) OBP: 0.263, SLG: 0.462		C KC 79 B CH 82 S KC 81 S KC 82 1-3 ② K		D KC 81 X KC 80 1-0 ② FC5-4 23 BB 2-3	F KC 77 1 SAFE F FF 89 X KC 80 0-2 ② FC6-4 23 FC5-4 1-2f			F FC 90 X FC 86 0-1 ③ F9			C SL 85 F FF 91 B SL 85 S SL 86 1-3 ① K		5	0	0	0	0	2	3
23 Rickie Weeks Jr., R (1, 4) OBP: 0.305, SLG: 0.275		F SI 91 B SI 91 X KC 83 1-1 1B		B SI 90 D CH 81 D CH 81 C SI 90 B FF 90 4-1 1-2 BB	D KC 77 X SI 89 1-0 ③ FC5-4 1-2f				B FF 91 C SL 80 F FF 92 B SL 82 S SL 82 2-3 ① K		B SI 93 X SI 93 1-0 ② G4-3		4	0	1	0	1	1	1
12 Martín Maldonado, R (1, 2) OBP: 0.270, SLG: 0.328		B SI 90 B CH 80 S CH 80 C KC 83 B KC 83 C KC 81 3-3 ③ K		S KC 81 B KC 80 D CH 80 F KC 79 X KC 81 2-2 ③ G4-3			X FF 93 0-0 ① G4-3		S SL 81 F FF 92 B FF 92 S SL 82 1-3 ② K		C SL 85 S SL 85 B SL 86 B SL 85 B FF 93 B SL 86 4-2 BB		4	0	0	0	1	2	3
26 Kyle Lohse, R 31 Burke Badenhop, R 22 Logan Schafer, L 53 Brandon Kintzler, R 51 Michael Gonzalez, R 59 John Axford, R 50 Blake Lalli, L 45 Alfredo Figaro, R 11 Alex Gonzalez, R 29 Jim Henderson, L 64 Mike Fiers, R			S SI 88 S SI 91 S FF 91 0-3 ① K		B FF 88 C FF 89 T SI 90 F FF 90 F FF 91 S KC 81 1-3 ① K		B FF 95 F FC 89 F FC 89 B FF 93 B FC 89 F FC 88 F FC 88 B FF 92 4-2 7 FC4-6 BB		B SL 82 C SL 80 F FF 92 S FF 92 1-3 ③ K		C FF 92 X FF 93 0-1 ③ F8							
Inning Stats	R: 1 H: 1 E: 0 LOB: 0 K: 1 BB: 0 S: 10 P: 17	R: 0 H: 1 E: 0 LOB: 1 K: 3 BB: 0 S: 11 P: 18	R: 0 H: 0 E: 0 LOB: 0 K: 1 BB: 0 S: 6 P: 10	R: 1 H: 2 E: 0 LOB: 2 K: 0 BB: 1 S: 10 P: 19	R: 1 H: 2 E: 0 LOB: 0 K: 1 BB: 0 S: 11 P: 18	R: 0 H: 1 E: 0 LOB: 1 K: 0 BB: 0 S: 10 P: 14	R: 0 H: 0 E: 0 LOB: 1 K: 0 BB: 1 S: 8 P: 14	R: 0 H: 1 E: 0 LOB: 1 K: 1 BB: 0 S: 9 P: 12	R: 0 H: 0 E: 0 LOB: 0 K: 3 BB: 0 S: 9 P: 13	R: 0 H: 2 E: 0 LOB: 2 K: 0 BB: 0 S: 9 P: 12	R: 0 H: 0 E: 0 LOB: 1 K: 1 BB: 1 S: 8 P: 14	R: 0 H: 1 E: 0 LOB: 0 K: 0 BB: 0 S: 7 P: 8	1B: 7 2B: 3 3B: 0 HR: 1	SF: 0 SAC: 0 DP: 1 HBP: 0	WP: 2 PB: 0 SB: 0 CS: 1	PA: 49			

PITCHER	IP	WLS	BF	H	R	ER	SO	BB	IBB	HBP	BLK	WP	HR	S	P	ERA	WHIP
49 Jeff Locke, L (1, 1) ERA: 3.15	6.0		25	7	3	3	6	1	0	0	0	1	1	58	96	4.50	1.333
29 Bryan Morris, R (7, 1) ERA: 3.09	2.0		8	1	0	0	1	1	0	0	0	0	0	17	26	0.00	1.000
39 Jason Grilli, R (9, 1) ERA: 1.08	1.0		3	0	0	0	3	0	0	0	0	0	0	9	13	0.00	0.000
35 Mark Melancon, R (10, 1) ERA: 0.45	1.0		5	2	0	0	0	0	0	0	0	0	0	9	12	0.00	2.000
32 Vin Mazzaro, R (11, 1) ERA: 3.14	2.0	W	7	1	0	0	1	1	0	0	0	0	0	15	22	0.00	1.000

PITCHER	IP	WLS	BF	H	R	ER	SO	BB	IBB	HBP	BLK	WP	HR	S	P	ERA	WHIP

TOP

Milwaukee Brewers @ Pittsburgh Pirates

PNC Park, Pittsburgh, PA

Tue May 14 2013, 7:09 PM - 11:21 PM EDT

Att. 11,556 - Partly Cloudy - 62 F

livebaseballscorecards.com

AB	45
R	3
H	11
RBI	3
BB	3
SO	11
LOB	19

Batter	1	2	3	4	5	6	7	8	9	10	11	12	AB	R	H	RBI	BB	SO	LOB
6 Starling Marte, R (1, 7) OBP: 0.382, SLG: 0.481	C SI 89 B CH 80 X SI 89 1-1 22 F8 31 1B 46 G4-3 1B	B SL 84 X CH 82 1-0 ③ L7			M CU 76 B SI 89 B SI 89 X CH 82 2-1 G5-3 ①	B SL 81 S SL 83 S SL 80 B SL 81 X SL 80 2-2 ③ F9			C FF 94 F FF 95 B SL 85 X FF 96 1-2 G1-3 ①		C SL 82 S SL 86 B SL 84 X FF 95 1-2 ② F8		6	1	1	0	0	0	3
31 Jose Tabata, R (1, 9) OBP: 0.351, SLG: 0.456	B SI 89 1 SAFE X SI 89 1-0 46 G4-3 1-2 1B		C SI 90 B SI 90 X CU 76 1-1 2B		B SL 79 C CU 76 F SI 90 B SI 91 B SI 90 B CH 81 4-2 22 FC4-6 BB		C SI 92 F SI 92 B SL 85 X SI 93 2-2 ① G6-3		S FF 96 B SL 85 B FF 97 F FF 95 X FF 96 2-2 2B		B SL 84 S FF 95 B FF 95 F FF 94 F FF 95 X SL 84 2-2 ③ G5-3		5	0	3	0	1	0	0
22 Andrew McCutchen, R (1, 8) OBP: 0.333, SLG: 0.434	X SL 83 0-0 ① F8 2-3		C CH 83 B SI 90 2 SAFE X SI 90 1-1 ① G6-3		F SI 90 C SI 90 1 SAFE B SI 90 F CH 81 X SI 90 1-2 ② FC4-6 1-2f		B FF 92 B SI 93 X SI 93 2-0 ② F9		I IN 75 I IN 77 I IN 77 I IN 76 4-0 46 G6-3 IBB			C FF 88 B FC 84 F FF 89 B FF 89 F FC 86 X FF 90 2-2 HR	5	1	1	1	1	0	4
46 Garrett Jones, L (1, 3) OBP: 0.325, SLG: 0.500	C CU 76 B CH 81 F SI 89 B CH 80 F CH 81 B SI 90 X CH 80 3-2 ② G4-3 1-2 3-H		C CU 77 S SI 91 X SI 91 0-2 ② P5		S CU 77 B SI 90 B SI 89 B CH 82 S CH 82 X SI 91 3-2 ③ P5		C SL 77 B FF 90 B S SL 81 B FF 91 S SL 82 3-3 ③ K		B FF 94 D FF 94 X FF 93 2-0 ②③ G6-3 1-2f				5	0	0	1	0	1	5
18 Neil Walker, S (1, 4) OBP: 0.360, SLG: 0.337	C SI 91 D CH 82 S CH 81 D CH 82 B SI 91 B CH 82 4-2 BB		D CH 83 S CH 82 B SI 91 F CH 82 X SI 91 2-2 ③ L7			B CU 76 B SI 89 C SI 90 B CH 82 B SI 89 4-1 55 2B 12 G6-3 BB		B FF 95 C FF 96 B SL 82 X FF 95 2-1 55 2B 1B			F SL 80 B SL 81 X FF 95 1-1 24 FC4-6 1B		3	2	2	0	2	0	1
24 Pedro Alvarez, L (1, 5) OBP: 0.235, SLG: 0.341	C CU 77 X SI 91 0-1 ③ F7			C CH 82 S SI 90 S SI 91 0-3 ① K		S SI 90 S SI 91 B SI 91 B SI 90 S CH 81 2-3 ① K		F FF 95 B FF 95 F FF 95 D CU 80 D CU 80 S CU 81 3-3 ① K			X FF 95 0-0 ① FC4-6 55 WP 1-2f		5	0	0	0	0	3	5
55 Russell Martin, R (1, 2) OBP: 0.368, SLG: 0.545		C SL 84 S SI 91 B SI 92 B CH 82 F SI 91 F CH 83 F SL 84 B SI 90 C SI 92 3-3 ① K		B SI 91 B CH 83 B SI 90 B SI 89 4-0 12 G1-3 BB		B SL 78 B SI 90 C SI 90 X SI 90 2-1 12 G6-3 1-3 2B		B SL 83 S FF 94 F FF 96 X FF 95 1-2 1-H 2B			C SL 81 F FF 97 F SL 83 F FF 97 B SL 82 X FF 96 1-2 G6-3 1-2		4	0	2	1	1	1	1
12 Clint Barmes, R (1, 6) OBP: 0.273, SLG: 0.308 32 Vin Mazzaro, R (11, 1)		C SI 91 C SL 84 X SL 84 0-2 49 G3 1B		C CU 76 X CH 82 0-1 ② G1-3 1-2		X SL 85 0-0 ② G6-3 2-3 3-H		X CU 80 0-0 ② G5-3			C FF 96 X CH 87 0-1 ③ F8		5 0	0 0	1 0	1 0	0 0	0 0	4 0
49 Jeff Locke, L (1, 1) 14 Gaby Sanchez, R (6, PH) OBP: 0.278, SLG: 0.523 29 Bryan Morris, L (7, 1) 23 Travis Snider, L (8, PH) OBP: 0.347, SLG: 0.356 39 Jason Grilli, R (9, 1) 35 Mark Melancon, R (10, 1) 17 John McDonald, R (11, 6) OBP: 0.171, SLG: 0.097 2 Brandon Inge, R (12, 6) OBP: 0.304, SLG: 0.318	X SI 90 0-0 ② G3 1-2		S CH 81 B CH 81 C SI 90 X CH 80 1-2 ③ G4-3		C SL 84 B CH 82 D CH 83 B SL 85 B SL 84 4-1 BB		B FF 96 D CU 82 C CU 80 S FF 96 B CU 80 S CU 81 3-3 ③ K		X FF 94 0-0 ① F7				2 0 0 0 1 0 0 0 1 0	0 0 0 0 0 0 0 0 0 0	0 0 0 0 0 0 0 0 0 0	0 0 0 0 1 0 0 0 0 0	0 0 0 0 0 0 0 0 0 0	0 0 0 0 0 0 0 0 0 0	2 0 0 0 1 0 0 0 0 0
Inning Stats	R: 1 E: 0 K: 0 S: 12 H: 2 LOB: 2 BB: 1 P: 21	R: 0 E: 0 K: 1 S: 11 H: 1 LOB: 1 BB: 0 P: 15	R: 0 E: 0 K: 0 S: 10 H: 1 LOB: 1 BB: 0 P: 14	R: 0 E: 0 K: 1 S: 8 H: 0 LOB: 1 BB: 1 P: 13	R: 0 E: 0 K: 0 S: 11 H: 0 LOB: 1 BB: 1 P: 21	R: 1 E: 0 K: 1 S: 11 H: 1 LOB: 2 BB: 2 P: 25	R: 0 E: 0 K: 1 S: 7 H: 0 LOB: 0 BB: 0 P: 14	R: 1 E: 0 K: 2 S: 12 H: 2 LOB: 1 BB: 0 P: 21	R: 0 E: 0 K: 0 S: 7 H: 1 LOB: 1 BB: 1 P: 16	R: 0 E: 0 K: 0 S: 11 H: 1 LOB: 1 BB: 0 P: 13	R: 0 E: 0 K: 0 S: 8 H: 0 LOB: 0 BB: 0 P: 11	R: 1 E: 0 K: 0 S: 4 H: 1 LOB: 0 BB: 0 P: 6	1B: 5 2B: 4 3B: 0 HR: 1	SF: 0 SAC: 0 DP: 1 HBP: 0	WP: 1 PB: 0 SB: 0 CS: 0	PA: 48			

PITCHER		IP	WLS	BF	H	R	ER	SO	BB	IBB	HBP	BLK	WP	HR	S	P	ERA	WHIP
26 Kyle Lohse, R ERA: 3.49	(1, 1)	5.2		27	5	2	2	3	5	0	0	0	0	0	60	104	3.18	1.765
31 Burke Badenhop, R ERA: 3.38	(6, 1)	0.1	H	1	0	0	0	0	0	0	0	0	0	0	3	5	0.00	0.000
53 Brandon Kintzler, R ERA: 4.24	(7, 1)	0.2	H	2	0	0	0	0	0	0	0	0	0	0	4	8	0.00	0.000
51 Michael Gonzalez, L ERA: 4.15	(7, 1)	0.1	H	1	0	0	0	1	0	0	0	0	0	0	3	6	0.00	0.000
59 John Axford, R ERA: 9.2	(8, 1)	1.0	B	5	2	1	1	2	0	0	0	0	0	0	12	21	9.00	2.000

PITCHER		IP	WLS	BF	H	R	ER	SO	BB	IBB	HBP	BLK	WP	HR	S	P	ERA	WHIP
45 Alfredo Figaro, R ERA: 2.11	(9, 1)	2.0		8	2	0	0	0	0	1	0	0	1	0	18	29	0.00	1.000
29 Jim Henderson, R ERA: 1.06	(11, 1)	1.0		3	0	0	0	0	0	0	0	0	0	0	8	11	0.00	0.000
64 Mike Fiers, R ERA: 8.68	(12, 1)	0.0	L	1	1	1	1	0	0	0	0	0	0	1	4	6	∞	∞

BOTTOM

Milwaukee Brewers @ Pittsburgh Pirates

PNC Park, Pittsburgh, PA

Tue May 14 2013, 7:09 PM - 11:21 PM EDT

Att. 11,556 - Partly Cloudy - 62 F

livebaseballscorecards.com

AB	42
R	4
H	10
RBI	4
BB	6
SO	6
LOB	26

Milwaukee Brewers @ Pittsburgh Pirates

PNC Park, Pittsburgh, PA

Wed May 15 2013, 7:07 PM - 9:51 PM EDT

Att. 13,554 - Partly Cloudy - 84 F

livebaseballscorecards.com

TOP

Batter	1	2	3	4	5	6	7	8	9	AB	R	H	RBI	BB	SO	LOB
7 Norichika Aoki, L (1, 9) OBP: 0.384, SLG: 0.449	C FF 90 X SI 90 0-1 G6-3		C SI 91 X SI 90 0-1 8 BB 1B		X SI 90 0-0 9 G5-4-3 1B			C FC 92 B FC 92 F FC 91 B FC 91 X FC 91 2-2 G1-3		4	0	2	0	0	0	0
9 Jean Segura, R (1, 6) OBP: 0.392, SLG: 0.575	B FF 91 B SI 91 C CH 84 B CH 84 C SI 91 S CU 78 3-3 K		F CH 82 B CH 84 F CU 78 C FF 91 1-3 K		F CH 84 F CU 78 X FF 90 0-2 G5-4-3 1-2f			C FC 92 T FC 91 F FC 94 S KC 82 0-3 K2-3		4	0	0	0	0	3	2
8 Ryan Braun, R (1, 7) OBP: 0.403, SLG: 0.592	F FF 91 F FF 90 B CU 79 X SI 91 1-2 2B		B FF 91 B CU 79 B CH 85 1 SAFE B SI 90 4-0 1-2 BB			C CH 83 B CU 80 X FF 90 1-1 G5-3		B FC 93 C FF 94 B FC 92 C FC 92 S FC 93 2-3 K		3	0	1	0	1	1	0
16 Aramis Ramirez, R (1, 5) OBP: 0.388, SLG: 0.500	B CU 77 C SI 90 X CH 85 1-1 F9		F FF 90 C CU 80 B FF 91 B SI 91 X CU 80 2-2 L7			B FF 91 X CH 83 1-0 F8			C SL 82 X FF 94 0-1 F8	4	0	0	0	0	0	3
20 Jonathan Lucroy, R (1, 2) OBP: 0.264, SLG: 0.348		B SI 90 B SI 90 X SI 90 2-0 G6-3		B SI 89 B CH 84 X SI 89 2-0 3B		C CU 75 B SI 90 F FF 90 B CU 78 S CH 84 2-3 K			B FF 94 F FF 94 B FF 94 C SL 83 F FF 94 S SL 84 2-3 K	4	0	1	0	0	2	0
27 Carlos Gómez, R (1, 8) OBP: 0.404, SLG: 0.620		B FF 90 C SI 90 B CU 74 B CH 84 X SI 90 3-1 23 G5-3 1B		F CU 77 X FF 89 0-1 P4			S FF 90 C FF 89 B CU 76 X CU 77 1-2 F8		C FF 94 F SL 84 F FF 94 B SL 83 B SL 85 X SL 84 2-2 G1-3	4	0	1	0	0	0	1
23 Rickie Weeks Jr., R (1, 4) OBP: 0.306, SLG: 0.299		F SI 90 1 SAFE C CH 82 F CU 76 F FF 91 B CU 79 B SI 89 X CU 78 2-2 G5-3 1-2		B CU 77 S FF 89 F CU 76 X CU 78 1-2 P3			X CH 84 0-0 HR			3	1	1	1	0	0	2
11 Alex Gonzalez, R (1, 3) OBP: 0.226, SLG: 0.250		X CU 77 0-0 G1-3		B FF 89 C CU 78 F FF 90 D CU 80 X CU 80 2-2 G6-3			C SI 89 F CU 78 B FF 90 S CU 78 1-3 K			3	0	0	0	0	1	2
49 Yovani Gallardo, R (1, 1) OBP: 0.211, SLG: 0.579 3 Yuniesky Betancourt, R (7, PH) OBP: 0.261, SLG: 0.458 31 Burke Badenhop, R (7, 1) 51 Michael Gonzalez, R (8, 1) 59 John Axford, R (8, 1)			C FF 88 F CU 80 F SI 89 F CU 81 B CU 80 T FF 91 1-2 K		B FF 89 C FF 90 X FF 90 1-1 F9		C SI 90 B SI 90 F CU 76 B SI 89 X SI 89 2-2 G1-3			2 1 0 0 0	0 0 0 0 0	0 0 0 0 0	0 0 0 0 0	0 0 0 0 0	1 0 0 0 0	0 0 0 0 0
Inning Stats	R: 0 E: 0 K: 1 S: 10 H: 1 LOB: 1 BB: 0 P: 15	R: 0 E: 0 K: 0 S: 9 H: 1 LOB: 1 BB: 0 P: 16	R: 0 E: 0 K: 2 S: 13 H: 1 LOB: 2 BB: 1 P: 21	R: 0 E: 0 K: 0 S: 9 H: 1 LOB: 1 BB: 0 P: 14	R: 0 E: 0 K: 0 S: 6 H: 1 LOB: 0 BB: 0 P: 7	R: 0 E: 0 K: 1 S: 6 H: 0 LOB: 0 BB: 0 P: 10	R: 1 E: 0 K: 1 S: 10 H: 1 LOB: 0 BB: 0 P: 14	R: 0 E: 0 K: 2 S: 10 H: 0 LOB: 0 BB: 0 P: 14	R: 0 E: 0 K: 1 S: 10 H: 0 LOB: 0 BB: 0 P: 14	1B: 3 2B: 1 3B: 1 HR: 1 SF: 0 SAC: 0 DP: 1 HBP: 0						

	AB	32
	R	1
	H	6
	RBI	1
	BB	1
	SO	8
	LOB	10

WP: 0 PA: 33
PB: 0
SB: 0
CS: 0

PITCHER		IP	WLS	BF	H	R	ER	SO	BB	IBB	HBP	BLK	WP	HR	S	P	ERA	WHIP
51 Wandy Rodriguez, L ERA: 3.25	(1, 1)	7.0	W	27	6	1	1	5	1	0	0	0	0	1	63	97	1.29	1.000
35 Mark Melancon, R ERA: 0.43	(8, 1)	1.0	H	3	0	0	0	2	0	0	0	0	0	0	10	14	0.00	0.000
39 Jason Grilli, R ERA: 1.02	(9, 1)	1.0	S	3	0	0	0	1	0	0	0	0	0	0	10	14	0.00	0.000

PITCHER	IP	WLS	BF	H	R	ER	SO	BB	IBB	HBP	BLK	WP	HR	S	P	ERA	WHIP

BOTTOM

Milwaukee Brewers @ Pittsburgh Pirates

PNC Park, Pittsburgh, PA

Wed May 15 2013, 7:07 PM - 9:51 PM EDT

Att. 13,554 - Partly Cloudy - 84 F

livebaseballscorecards.com

Batter	1	2	3	4	5	6	7	8	9	AB	R	H	RBI	BB	SO	LOB
6 Starling Marte, R (1, 7) OBP: 0.379, SLG: 0.481	C SL 87 F CU 75 B SL 89 B CU 76 S SI 89 2-3 ① **K**		C CU 78 B SI 90 C CU 78 T SI 91 1-2 ② **K**			L SL 84 C SI 90 X FF 91 0-2 22 WP 18 1B 2B		C SI 90 L SL 80 F SL 80 S SL 80 0-3 ① **K**		4	1	1	0	0	3	1
31 Jose Tabata, R (1, 9) OBP: 0.351, SLG: 0.443 23 Travis Snider, L (8, 9) OBP: 0.353, SLG: 0.363	C FF 89 B FF 89 B SL 84 X FF 89 2-1 ② **G6-3**		B FF 92 B FF 90 B FF 91 B SI 90 4-0 22 FC5 BB			L FF 90 C SL 85 D SI 91 S SI 92 1-3 ① **K**		X SI 89 0-0 22 FC1-4-5-6-2 22 WP 1B		2 1	0 0	0 1	0 0	1 0	1 0	1 0
22 Andrew McCutchen, R (1, 8) OBP: 0.331, SLG: 0.425	B CU 77 S CU 77 F FF 90 B FF 91 B CU 78 X CU 78 3-2 ③ **L5**		C FF 92 B SI 92 F CU 79 D CU 80 F SL 86 X SL 86 2-2 ③ **FC5** 1-2 2-3f			B CU 78 B SL 87 B SL 85 B SL 87 4-0 14 S 18 1B 2-3 BB		C SI 89 B SL 79 B SL 79 X SI 90 2-1 ② **FC1-4-5-6-2** 14 S 18 E 1-3		3	2	0	0	1	0	3
14 Gaby Sanchez, R (1, 3) OBP: 0.384, SLG: 0.507		C SL 89 B FF 88 B SL 87 F SL 86 B CU 79 X CU 78 3-2 ① **F7**		C CU 78 S SL 86 X SI 91 1-1 ① **G1-3**		D CU 78 B FF 92 F SL 85 B SL 88 S SL 87 F SL 86 B CU 78 4-2 18 1B 1-2 BB		B SL 80 B SI 89 B SI 89 C SI 91 C SI 89 B SL 81 4-2 18 E 2-3 BB		2	0	0	0	2	0	0
18 Neil Walker, S (1, 4) OBP: 0.356, SLG: 0.333		B SL 89 B CH 86 F SI 90 C SL 87 X FF 91 2-2 ② **G1-3**		B CU 77 B CU 77 X FF 91 2-0 ② **F7**		X SL 86 0-0 ② 1-3 2-H 3-H 1B		B SL 78 B SI 88 X SI 89 2-0 **E4** 55 FC5-4 1-2 3-H		4	0	1	2	0	0	1
55 Russell Martin, R (1, 2) OBP: 0.364, SLG: 0.529		B CU 78 C FF 91 F SI 90 B CU 78 B SL 86 B CU 77 4-2 BB		B SL 85 X SL 85 1-0 ③ **G6-3**		C CU 77 B SI 90 1 SAFE B SL 83 1 SAFE C CU 77 S SL 86 2-3 ③ **K**		C CU 80 S SL 85 F SL 83 F FF 97 X SL 83 0-2 ③ **FC5-4** 1-2f		3	0	0	0	1	1	3
2 Brandon Inge, R (1, 5) OBP: 0.306, SLG: 0.304		B FF 90 F SL 86 F CU 78 1 SAFE S SL 86 1-3 ③ **K**			X SL 85 0-0 ① **F8**		B SI 90 C SI 89 B SI 89 F SI 88 B SI 89 B SI 89 4-2 46 G1-3 10 SH3-4 BB			2	0	0	0	1	1	1
10 Jordy Mercer, R (1, 6) OBP: 0.294, SLG: 0.606			B SL 88 F SL 84 C SI 89 F CU 77 B FF 91 X FF 92 2-2 22 FC5 51 SH1-4 1B		C FF 90 X CU 78 0-1 ② **G6-3**		1 SAFE B SL 80 B SI 89 X SI 89 2-0 ① **SH3-4** 1-2			2	0	1	0	0	0	0
51 Wandy Rodriguez, S (1, 1) OBP: 0.118, SLG: 0.118 46 Garrett Jones, L (7, PH) OBP: 0.322, SLG: 0.495 35 Mark Melancon, R (8, 1) 39 Jason Grilli, R (9, 1)			C CU 77 D CU 75 X SL 84 1-1 ① **SH1-4** 1-2		C FF 90 B FF 91 X SL 83 1-1 ③ **L7**		F SI 89 C SL 80 D SL 79 X SI 89 1-2 ②③ **G1-3** 2-3			1 1 0 0	0 0 0 0	0 0 0 0	0 0 0 0	0 0 0 0	0 0 0 0	0 1 0 0
Inning Stats	R: 0 E: 0 K: 1 S: 8 H: 0 LOB: 0 BB: 0 P: 15	R: 0 E: 0 K: 1 S: 11 H: 0 LOB: 1 BB: 1 P: 21	R: 0 E: 0 K: 1 S: 13 H: 1 LOB: 2 BB: 1 P: 23	R: 0 E: 0 K: 0 S: 4 H: 0 LOB: 0 BB: 0 P: 8	R: 0 E: 0 K: 0 S: 5 H: 0 LOB: 0 BB: 0 P: 6	R: 2 E: 0 K: 2 S: 13 H: 2 LOB: 1 BB: 2 P: 24	R: 0 E: 0 K: 0 S: 6 H: 0 LOB: 1 BB: 1 P: 13	R: 1 E: 1 K: 1 S: 15 H: 1 LOB: 2 BB: 1 P: 23		1B: 3 2B: 1 3B: 0 HR: 0 SF: 0 SAC: 2 DP: 0 HBP: 0				WP: 2 PB: 0 SB: 2 CS: 0 PA: 33		

	AB	25
	R	3
	H	4
	RBI	2
	BB	6
	SO	6
	LOB	11

PITCHER		IP	WLS	BF	H	R	ER	SO	BB	IBB	HBP	BLK	WP	HR	S	P	ERA	WHIP
49 Yovani Gallardo, R ERA: 4.5	(1, 1)	6.0	L	24	3	2	2	5	4	0	0	0	1	0	54	97	3.00	1.167
31 Burke Badenhop, R ERA: 3.0	(7, 1)	1.2		7	1	1	0	1	2	0	0	0	1	0	15	28	0.00	1.800
51 Michael Gonzalez, L ERA: 4.15	(8, 1)	0.0		1	0	0	0	0	0	0	0	0	0	0	1	3	∞	∞
59 John Axford, R ERA: 9.0	(8, 1)	0.1		1	0	0	0	0	0	0	0	0	0	0	5	5	0.00	0.000

PITCHER		IP	WLS	BF	H	R	ER	SO	BB	IBB	HBP	BLK	WP	HR	S	P	ERA	WHIP

Batter	1	2	3	4	5	6	7	8	9	AB	R	H	RBI	BB	SO	LOB
7 Norichika Aoki, L (1, 9) OBP: 0.381, SLG: 0.440	B SI 93 B SI 94 C SI 93 B SI 95 B SI 94 4-1 9 CS BB		X SI 94 0-0 ① F9		B CH 87 X SI 93 1-0 ② G2-3		C FF 95 B FC 92 B FF 96 C FF 96 X CU 78 2-2 ① G4-3			3	0	0	0	1	0	1
9 Jean Segura, R (1, 6) OBP: 0.395, SLG: 0.573	B SI 91 C CH 85 D CH 86 X CH 86 2-1 ① 20 S 20 1B 1-2 1B		C SL 86 F SL 87 T SL 88 0-2 ② K		B SI 93 B SL 84 B SL 86 C SI 93 C CH 87 F SL 87 X SI 93 3-2 8 1B 1B		B FF 96 C FC 92 B FC 91 X FC 91 2-1 ② G6-3			4	1	2	0	0	1	1
8 Ryan Braun, R (1, 7) OBP: 0.405, SLG: 0.586	X SI 93 0-0 ② F8		C SL 86 B SI 92 B SL 86 C CH 87 B SI 94 F SL 87 D SL 89 4-2 1-2 BB		1 SAFE B SL 85 B SL 86 F SI 93 F SI 94 1 SAFE X SI 94 2-2 1-3 1B		B FF 96 X SI 97 1-0 ③ G4-3			3	0	1	0	1	0	1
20 Jonathan Lucroy, R (1, 2) OBP: 0.271, SLG: 0.347	C SI 93 F SL 85 B SL 87 X CH 87 1-2 1-H 1B		C SI 94 S SL 87 X SL 87 0-2 ③ G1-3		B SL 86 D CH 87 X CH 87 2-0 ③ F7			B FC 91 B FC 88 B FC 90 B FC 89 4-0 3 G6-4-3 BB		3	0	1	1	1	0	4
27 Carlos Gómez, R (1, 8) OBP: 0.393, SLG: 0.603	F SI 94 F SI 93 1 SAFE S SL 88 0-3 ③ K			C SI 94 X SL 88 0-1 ① G5-3		X SI 93 0-0 ① F9		C FC 90 D FC 89 C FC 89 S FC 89 1-3 ① K		4	0	0	0	0	2	2
3 Yuniesky Betancourt, R (1, 5) OBP: 0.268, SLG: 0.455		C SI 94 B SI 93 C SL 85 F SL 87 S SL 86 1-3 ① K		X SI 93 0-0 1B		B SI 92 F SL 84 B SI 94 B CH 87 B SI 94 4-1 11 F8 23 E BB		B FC 91 B FC 91 F FC 91 X FC 93 2-1 ②③ G6-4-3 1-2f		3	0	1	0	1	1	1
23 Rickie Weeks Jr., R (1, 4) OBP: 0.298, SLG: 0.290		B SI 94 F SI 95 S SL 88 B SI 95 C SL 88 2-3 ② K		B SL 85 C SL 84 1 SAFE F SI 92 B SL 87 D CH 87 C SL 87 3-3 ② K		1 SAFE F SL 85 X SI 92 0-1 FC6 1-2			B SI 92 C SL 85 F SI 92 B FS 80 B FS 80 S SI 92 3-3 ① K	4	0	0	0	0	3	2
11 Alex Gonzalez, R (1, 3) OBP: 0.216, SLG: 0.239		S SL 86 B SI 94 C SL 88 F SL 89 B SI 96 S SI 94 2-3 ③ K		B FF 93 X CH 87 1-0 ③ F7		B SI 93 C SI 94 S SI 94 F SL 87 B SL 87 X SI 94 2-2 ② F8 2-3			B SL 87 F SL 87 X SI 92 1-1 ② G5-3	4	0	0	0	0	1	3
46 Hiram Burgos, R (1, 1) OBP: 0.125, SLG: 0.125 16 Aramis Ramírez, R (6, PH) OBP: 0.380, SLG: 0.489 45 Alfredo Figaro, R (6, 1) OBP: 1.000, SLG: 1.000 64 Mike Fiers, R (6, 1) 57 Francisco Rodríguez, R (8, 1) 22 Logan Schafer, L (9, PH) OBP: 0.244, SLG: 0.195			B SI 93 C SI 92 S FF 93 X SL 84 1-2 8 WP 1B		B SI 92 C SI 92 S SI 93 F SI 93 S SI 95 1-3 ① K	B FF 95 C FF 97 S FF 93 F FF 94 B FF 98 F FF 93 X FF 98 2-2 ③ F8			C SI 92 B SL 87 C SL 87 S FS 80 1-3 ③ K	2 1 0 0 0 1	0 0 0 0 0 0	1 0 0 0 0 0	0 0 0 0 0 1	0 0 0 0 0 0	1 0 0 0 0 1	0 2 0 0 0 0
Inning Stats	R: 1 E: 0 K: 1 S: 10 H: 2 LOB: 1 BB: 1 P: 17	R: 0 E: 0 K: 3 S: 11 H: 0 LOB: 0 BB: 0 P: 16	R: 0 E: 0 K: 1 S: 13 H: 1 LOB: 2 BB: 1 P: 18	R: 0 E: 0 K: 1 S: 7 H: 1 LOB: 1 BB: 0 P: 11	R: 0 E: 0 K: 1 S: 13 H: 2 LOB: 2 BB: 0 P: 22	R: 0 E: 1 K: 0 S: 13 H: 0 LOB: 2 BB: 1 P: 21	R: 0 E: 0 K: 0 S: 6 H: 0 LOB: 0 BB: 0 P: 11	R: 0 E: 0 K: 1 S: 5 H: 0 LOB: 0 BB: 1 P: 12	R: 0 E: 0 K: 2 S: 8 H: 0 LOB: 0 BB: 0 P: 13	1B: 6 2B: 0 3B: 0 HR: 0	SF: 0 SAC: 0 DP: 1 HBP: 0	WP: 1 PB: 0 SB: 1 CS: 1	PA: 36				

Milwaukee Brewers @ Pittsburgh Pirates

PNC Park, Pittsburgh, PA

Thu May 16 2013, 7:09 PM - 10:17 PM EDT

Att. 16,434 - Clear - 83 F

TOP

livebaseballscorecards.com

AB	32
R	1
H	6
RBI	1
BB	4
SO	10
LOB	17

PITCHER		IP	WLS	BF	H	R	ER	SO	BB	IBB	HBP	BLK	WP	HR	S	P	ERA	WHIP
47 Francisco Liriano, L ERA: 1.64	(1, 1)	5.2	W	26	6	1	1	7	3	0	0	0	1	0	62	98	1.59	1.588
37 Justin Wilson, L ERA: 1.46	(6, 1)	1.1	H	4	0	0	0	0	0	0	0	0	0	0	11	18	0.00	0.000
29 Bryan Morris, R ERA: 2.84	(8, 1)	1.0		3	0	0	0	1	1	0	0	0	0	0	5	12	0.00	1.000
52 Jose Contreras, R ERA: 4.5	(9, 1)	1.0		3	0	0	0	2	0	0	0	0	0	0	8	13	0.00	0.000

PITCHER	IP	WLS	BF	H	R	ER	SO	BB	IBB	HBP	BLK	WP	HR	S	P	ERA	WHIP

Batter	1	2	3	4	5	6	7	8	9	AB	R	H	RBI	BB	SO	LOB
6 Starling Marte, R (1, 7) OBP: 0.379, SLG: 0.485	C FF 86 C FF 88 B FF 87 X FF 90 1-2 ① G6-3		C CU 69 B FF 87 X FF 85 1-1 ① F8		T CU 69 X CU 69 0-1 23 HR 1B	B SL 82 1 SAFE S FF 97 T FF 97 1 SAFE X SL 86 1-2 23 1B 22 1B 1-3 2B	B CU 68 S CU 68 B CU 68 S FF 88 F FF 88 F CU 70 X FF 88 2-2 ③ F8			5	2	2	0	0	0	0
23 Travis Snider, L (1, 9) OBP: 0.364, SLG: 0.406	B FF 88 C CH 79 G FF 88 B FF 88 C FF 88 F FF 90 X FF 89 3-2 ② F8		T FF 88 B FF 89 S CH 80 X CH 81 1-2 46 S 1B		1 SAFE 1 SAFE 1 SAFE X FF 85 0-0 1-H HR	X FF 97 0-0 22 1B 46 1B 2-3 3-H 1B		F B FF 90 B FF 90 X FF 89 2-1 ① G4-3		5	2	3	3	0	0	0
22 Andrew McCutchen, R (1, 8) OBP: 0.333, SLG: 0.424	T FF 89 B FF 90 X SL 84 1-1 1B		D CU 71 B CU 70 X FF 89 2-0 ② L8		F FF 87 F CU 71 X FF 88 0-2 ① F8	D SL 85 S FF 99 X FF 98 1-1 46 1B 18 1B 1-2 3-H 1B		C CU 77 B CH 82 F FF 89 F CU 75 F CU 75 X CU 77 1-2 ② F8		5	1	2	1	0	0	1
46 Garrett Jones, L (1, 3) OBP: 0.325, SLG: 0.491 52 Jose Contreras, R (9, 1)	1 SAFE S CH 80 1 SAFE F FF 88 F FF 89 B FF 89 1 SAFE S FF 89 1-3 ③ K		B FF 88 1 SAFE C FF 88 B CH 81 F CH 80 X CU 72 2-2 ③ G4-3 1-2		C CU 69 S CH 80 B FF 88 B CH 80 X CH 80 2-2 55 1B 1B	X SL 82 0-0 18 1B 1-3 2-H 1B		C FF 90 B FF 90 S CH 81 B FF 90 S CH 83 2-3 ③ K2-3		5 0	0 0	2 0	1 0	0 0	2 0	2 0
18 Neil Walker, S (1, 4) OBP: 0.352, SLG: 0.330		F FF 87 S CH 78 X CH 80 0-2 ① F7		C CU 68 B FF 87 C FF 88 S CU 71 1-3 ① K	F FF 87 F CH 79 B FF 86 1 SAFE S CU 70 1-3 ② K	F FF 95 F SL 83 X FF 95 0-2 1-2 3-H 1B				4	0	1	1	0	2	1
55 Russell Martin, R (1, 2) OBP: 0.369, SLG: 0.538		X FF 89 0-0 24 G3-1 2B		F CU 70 X FF 87 0-1 ② F8	S CU 68 B FF 86 X CU 70 1-1 1-3 1B	C CU 70 B CU 70 X FC 85 1-1 ② F3				4	0	2	0	0	0	2
24 Pedro Alvarez, L (1, 5) OBP: 0.237, SLG: 0.336 37 Justin Wilson, L (6, 1) 29 Bryan Morris, L (8, 1) 14 Gaby Sanchez, R (9, 3) OBP: 0.384, SLG: 0.507		F FF 87 B FF 89 X CH 81 1-1 ② G3-1 2-3		C FF 88 B FF 90 B CH 82 B CH 80 B FF 89 4-1 12 S 12 2B BB	B CU 69 X CH 78 1-0 ③ G3	C FF 87 S CH 82 B CH 83 F FF 88 S CU 71 1-3 ③ K				2 1 0 0	1 0 0 0	0 0 0 0	0 0 0 0	1 0 0 0	0 1 0 0	3 2 0 0
12 Clint Barmes, R (1, 6) OBP: 0.281, SLG: 0.318		F CU 71 H FF 89 1-1 HBP		C FF 88 D CU 70 B FF 89 F CU 71 X CU 71 2-2 1-H 2B		C FF 98 X CH 89 0-1 E6 6 2B 23 1B	S FF 86 C CU 69 B FF 88 F CU 69 X CU 70 1-2 ① F8			3	1	1	1	0	0	0
47 Francisco Liriano, L (1, 1) 2 Brandon Inge, R (6, 5) OBP: 0.294, SLG: 0.292		C FF 88 X CH 80 0-1 ③ G6-3		F CH 80 B FF 88 B FF 88 X CH 81 2-1 ③ G4-3		F FF 97 1 SAFE X FF 97 0-1 ① L9	C FC 83 F CU 69 B CU 70 X FF 87 1-2 ② F9			2 2	0 0	0 0	0 0	0 0	0 0	3 1
Inning Stats	R: 0 E: 0 K: 1 S: 13 H: 1 LOB: 1 BB: 0 P: 19	R: 0 E: 0 K: 0 S: 9 H: 1 LOB: 2 BB: 0 P: 11	R: 0 E: 0 K: 0 S: 9 H: 1 LOB: 1 BB: 0 P: 15	R: 1 E: 0 K: 1 S: 11 H: 1 LOB: 1 BB: 1 P: 20	R: 2 E: 0 K: 1 S: 15 H: 4 LOB: 2 BB: 0 P: 20	R: 4 E: 1 K: 1 S: 20 H: 5 LOB: 2 BB: 0 P: 24	R: 0 E: 0 K: 0 S: 12 H: 0 LOB: 0 BB: 0 P: 16	R: 0 E: 0 K: 1 S: 10 H: 0 LOB: 0 BB: 0 P: 15		1B: 9 2B: 3 3B: 0 HR: 1	SF: 0 SAC: 0 DP: 0 HBP: 1			WP: 0 PB: 0 SB: 2 CS: 0	PA: 40	

PITCHER		IP	WLS	BF	H	R	ER	SO	BB	IBB	HBP	BLK	WP	HR	S	P	ERA	WHIP
46 Hiram Burgos, R ERA: 6.58	(1, 1)	5.0	L	25	8	3	3	3	1	0	1	0	0	1	57	85	5.40	1.800
45 Alfredo Figaro, R ERA: 3.32	(6, 1)	0.1		7	5	4	3	0	0	0	0	0	0	0	14	16	81.00	15.000
64 Mike Fiers, R ERA: 7.36	(6, 1)	1.2		5	0	0	0	1	0	0	0	0	0	0	18	24	0.00	0.000
57 Francisco Rodríguez, R ERA:	(8, 1)	1.0		3	0	0	0	1	0	0	0	0	0	0	10	15	0.00	0.000

PITCHER	IP	WLS	BF	H	R	ER	SO	BB	IBB	HBP	BLK	WP	HR	S	P	ERA	WHIP

BOTTOM

Milwaukee Brewers @ Pittsburgh Pirates

PNC Park, Pittsburgh, PA

Thu May 16 2013, 7:09 PM - 10:17 PM EDT

Att. 16,434 - Clear - 83 F

livebaseballscorecards.com

AB	38
R	7
H	13
RBI	7
BB	1
SO	5
LOB	15

Houston Astros @ Pittsburgh Pirates

PNC Park, Pittsburgh, PA

Fri May 17 2013, 7:08 PM - 10:37 PM EDT

Att. 29,743 - Partly Cloudy - 80 F

livebaseballscorecards.com

TOP

Batter	1	2	3	4	5	6	7	8	9	AB	R	H	RBI	BB	SO	LOB
19 Robbie Grossman, S (1, 8) OBP: 0.316, SLG: 0.268	B SI 88 C SI 87 C CH 81 F SI 90 X SL 85 1-2 10 SH1-3 15 SF8 2B		X SI 90 0-0 ② F7		D SL 84 B SL 79 C CH 81 B SL 84 S CH 80 2 SAFE B SL 84 4-2 10 1B 15 E BB		B SI 94 X SI 94 1-0 ② G5-3		B FF 92 1 SAFE C SI 95 1 SAFE F FF 95 F FC 91 1 SAFE 1 SAFE C FF 97 1-3 ② ③ 1-2 K	4	2	1	0	1	1	1
10 Jake Elmore, R (1, 4) OBP: 0.364, SLG: 0.455	X SI 89 0-0 ① SH1-3 2-3		C SI 90 X SI 90 0-1 ③ G5-3		C SI 91 X SL 87 0-1 15 E 15 CS 1-3 2-H 1B		C SI 94 X SI 94 0-1 ③ G3			3	0	1	1	0	0	0
15 Jason Castro, L (1, 2) OBP: 0.278, SLG: 0.385	C SI 90 B SI 91 X CH 82 1-1 ② SF8 3-H			X SI 89 0-0 ① L5	C SL 85 B SI 90 T SI 91 B SL 87 F SI 91 B SI 91 F SL 86 B CH 82 4-2 1-3 3-H BB			X SI 93 0-0 ① F7		2	0	0	1	1	0	0
23 Chris Carter, R (1, 9) OBP: 0.306, SLG: 0.440 38 Jimmy Paredes, S (8, PR) OBP: 0.242, SLG: 0.333 (8, 9)	B SI 92 X SI 90 1-0 1B			B SI 90 F SI 90 B SL 86 X SI 90 2-1 ② F7	B SI 94 1 SAFE C SL 85 F SI 95 B SL 87 S SL 88 2-3 ③ K			B SI 92 B CH 84 B CH 86 S SI 93 B SI 94 4-1 12 1B BB		3 0	0 0	1 0	0 0	1 0	1 0	2 0
14 J.D. Martinez, R (1, 7) OBP: 0.263, SLG: 0.458 56 Paul Clemens, R (6, 1) 53 Wesley Wright, R (7, 1) 62 Hector Ambriz, L (8, 1) 31 Edgar Gonzalez, R (9, 1)	B SL 84 X SL 85 1-0 ③ P4			F SI 90 B SI 90 X SI 90 1-1 ③ G5-3		C SI 92 B SI 92 B SI 93 F FF 93 C SL 85 2-3 ① K		L SI 92 L SI 93 B SI 93 L SI 92 1-3 ② K		3 0 1 0 0	0 0 0 0 0	0 0 0 0 0	0 0 0 0 0	1 0 1 0 0	1 0 1 0 0	1 0 1 0 0
12 Carlos Pena, L (1, 3) OBP: 0.340, SLG: 0.358		C SI 89 B SI 89 X SI 89 1-1 ① G6-3	B SI 88 B SL 81 C SI 89 F SL 81 B CH 76 X SL 82 3-2 ① G6-3		B SI 93 S SI 94 C SI 94 B SI 94 B SL 88 B FF 94 4-2 BB			F SL 83 1 SAFE F SL 85 B SL 84 X SI 93 1-2 1-2 1B		3	0	1	0	1	0	0
30 Matt Dominguez, R (1, 5) OBP: 0.278, SLG: 0.364		B SI 89 B SI 90 X SI 89 2-0 ② G6-3	B SL 84 F SI 90 X SI 91 1-1 HR		C SI 94 C SI 94 S SL 88 0-3 ② K			F SI 93 S SI 94 B SI 94 F CH 87 B SI 93 F SI 94 F SL 83 F SI 94 S SI 93 2-3 ③ K		4	1	1	1	0	2	3
9 Marwin Gonzalez, S (1, 6) OBP: 0.275, SLG: 0.394		X SI 89 0-0 ③ L7	B SL 82 C SL 81 B SI 90 C SL 82 F SI 92 F CH 81 F CH 80 X CH 79 2-2 18 SH2-4 10 1B 1B		B SI 93 B SI 94 C SI 94 B SI 93 X SI 94 3-1 ③ G6-3				C FF 95 B FC 90 F FC 90 X CU 76 1-2 ① G4-3	4	1	1	0	0	0	1
18 Jordan Lyles, R (1, 1) 54 Travis Blackley, L (6, 1) 8 Trevor Crowe, S (6, 7) OBP: 0.294, SLG: 0.438			C FF 88 C SI 90 B SI 91 B SL 83 S SI 89 2-3 ① K		X SI 88 0-0 ② SH2-4 1-2		C SI 93 B SI 93 S CH 85 X SI 94 1-2 ① 1B		B FC 91 B FF 94 C FC 91 S SI 95 B FC 92 B FF 96 4-2 19 CS BB	1 0 1	0 0 0	0 0 1	0 0 0	0 0 1	1 0 0	0 0 0

Inning Stats	1	2	3	4	5	6	7	8	9
	R: 1 E: 0 K: 0 S: 9	H: 2 LOB: 1 BB: 0 P: 13	R: 0 E: 0 K: 0 S: 4	H: 0 LOB: 0 BB: 0 P: 7	R: 0 E: 0 K: 1 S: 6	H: 0 LOB: 0 BB: 0 P: 8	R: 0 E: 0 K: 0 S: 5	H: 0 LOB: 0 BB: 0 P: 8	R: 3 E: 0 K: 1 S: 23	H: 3 LOB: 2 BB: 2 P: 39	R: 0 E: 0 K: 2 S: 10	H: 0 LOB: 1 BB: 1 P: 19	R: 0 E: 0 K: 0 S: 6	H: 1 LOB: 0 BB: 0 P: 8	R: 0 E: 0 K: 2 S: 15	H: 1 LOB: 2 BB: 1 P: 23	R: 0 E: 0 K: 1 S: 9	H: 0 LOB: 0 BB: 1 P: 15

PITCHER		IP	WLS	BF	H	R	ER	SO	BB	IBB	HBP	BLK	WP	HR	S	P	ERA	WHIP	PITCHER		IP	WLS	BF	H	R	ER	SO	BB	IBB	HBP	BLK	WP	HR	S	P	ERA	WHIP
30 Jeanmar Gómez, R ERA: 2.78	(1, 1)	4.2		21	5	4	3	1	2	0	0	0	0	1	44	70	5.79	1.500																			
32 Vin Mazzaro, R ERA: 2.87	(5, 1)	1.1		5	0	0	0	3	1	0	0	0	0	0	13	24	0.00	0.750																			
44 Tony Watson, L ERA: 5.23	(7, 1)	2.0		8	2	0	0	2	1	0	0	0	0	0	21	31	0.00	1.500																			
37 Justin Wilson, L ERA: 1.4	(9, 1)	1.0	W	3	0	0	0	1	1	0	0	0	0	0	9	15	0.00	1.000																			

AB	29
R	4
H	7
RBI	3
BB	5
SO	7
LOB	9

1B: 5 2B: 1 3B: 0 HR: 1	SF: 1 SAC: 2 DP: 0 HBP: 0	WP: 0 PB: 0 SB: 0 CS: 2	PA: 37

Batter	1	2	3	4	5	6	7	8	9	AB	R	H	RBI	BB	SO	LOB
6 Starling Marte, R (1, 7) OBP: 0.380, SLG: 0.479	C FF 94 H SI 91 1-1 23 CS HBP		C CU 78 X SI 91 0-1 ① G5-3		C CU 78 F CU 80 B CU 80 B FF 91 S FF 93 2-3 ② K		T FF 93 B SI 94 B FF 94 F FF 94 X CU 78 2-2 ① G6-3		C SL 75 F FF 89 X SL 75 0-2 23 FC5-4 1B	4	0	1	0	0	1	0
23 Travis Snider, L (1, 9) OBP: 0.348, SLG: 0.386	C SI 92 B CH 84 1 SAFE B SI 91 B SI 92 F SI 92 X SI 92 3-2 ①② G4-3 1-2		C SI 93 B CH 85 B CH 84 C SL 83 S CU 81 2-3 ② K		B CU 82 C CH 81 X CH 81 1-1 ③ G6-3		B CU 73 C FF 93 X FF 94 1-1 ② G4-3		1 SAFE 1 SAFE X CH 72 0-0 ① FC5-4 22 1B 55 E 1-2f	5	1	0	0	0	1	2
22 Andrew McCutchen, R (1, 8) OBP: 0.341, SLG: 0.455	F FF 95 X FF 94 0-1 HR		B SL 86 C CH 84 B CU 78 B CH 84 F FF 94 X CU 81 3-2 ③ G6-3			X FF 93 0-0 E9 46 2B	B FF 94 S CH 83 S CH 83 B FF 94 X FF 95 2-2 2B		B SI 89 X SI 89 1-0 55 E 2 E 1-3 1B	5	2	3	1	0	0	0
46 Garrett Jones, L (1, 3) OBP: 0.333, SLG: 0.500 2 Brandon Inge, R (7, PH) OBP: 0.283, SLG: 0.280 (8, 3)	B SL 85 C SI 94 B CH 84 S CH 84 B SL 83 B SI 94 4-2 18 BB BB			B FF 92 B CU 82 X SI 91 2-0 ① L8		B CU 78 X CH 81 1-0 18 FC1-5 3-H 2B	C CH 86 B CH 86 C SI 91 X CH 86 1-2 ③ G1-3		D CH 75 F SI 84 X SI 88 1-1 E1 55 E 1-2	2 2	0 0	1 0	1 0	1 0	0 0	0 3
18 Neil Walker, S (1, 4) OBP: 0.354, SLG: 0.327	B SI 93 C CU 78 D CU 81 B SI 92 C SI 93 F FF 92 F SI 92 B FF 92 4-2 1-2 BB			C CU 83 F FF 92 B CU 82 X SI 92 1-2 ② F8		X SI 92 0-0 ① FC1-5 14 BB 55 1B 2-3		F SI 89 X KC 78 0-1 55 L8 24 HR 55 WP 1B	C SL 73 B SI 87 B SI 91 S CH 75 C SI 90 2-3 ② K	4	1	1	0	1	1	4
55 Russell Martin, R (1, 2) OBP: 0.370, SLG: 0.532	B CU 79 S SL 85 S CH 84 F CH 83 B SI 93 B SL 87 F FF 92 X CH 84 3-2 ③ G5-3			X SL 87 0-0 24 1B 1B		X SI 92 0-0 14 BB 1-2 1B		B SL 84 B SL 83 B SL 84 X FF 92 3-0 ① L8 1-3	B CH 78 C CH 77 B SL 78 C SL 74 B SI 89 X CH 75 3-2 E9 1-2 2-3 3-H	5	0	2	0	0	0	5
24 Pedro Alvarez, L (1, 5) OBP: 0.245, SLG: 0.364		B SI 92 F SL 85 B SI 93 F SI 92 X CH 84 2-2 ① L9		B CU 80 B SI 92 F SI 93 1 SAFE X FF 92 2-1 1-3 1B		S FC 88 F FC 88 B FC 88 B FC 89 F FC 89 S SI 91 2-3 ② K		X FF 92 0-0 3-H HR		4	1	2	2	0	1	2
12 Clint Barmes, R (1, 6) OBP: 0.276, SLG: 0.312 32 Vin Mazzaro, R (5, 1) 14 Gaby Sanchez, R (6, PH) OBP: 0.391, SLG: 0.507 44 Tony Watson, L (7, 1) 31 Jose Tabata, R (8, PH) OBP: 0.346, SLG: 0.437 37 Justin Wilson, L (9, 1)		C SI 93 B SL 86 F FF 93 S CU 81 1-3 ② K2-3		F SL 86 D CH 84 X CU 79 1-1 ③ L8		C FF 95 D CU 78 B FF 95 B FF 95 D FF 93 4-1 1-2 2-3 BB		B FF 93 X FF 94 1-0 ② G5-3		2 0 0 0 1 0	0 0 0 0 0 0	0 0 0 0 0 0	0 0 0 0 0 0	1 0 0 0 0 0	0 0 0 0 0 0	2 0 0 0 0 0
30 Jeanmar Gómez, R (1, 1) OBP: 0.100, SLG: 0.100 10 Jordy Mercer, R (5, 6) OBP: 0.270, SLG: 0.556		B FF 93 B FF 92 C FF 90 S FF 92 C FF 94 2-3 ③ K	B FF 92 F FF 92 B SL 86 X FF 93 2-1 ① F8		C FF 94 B CU 77 X FF 94 1-1 ③ P4		B SL 84 C FF 91 X FF 92 1-1 ③ G5-3		1 3	0 0	0 0	0 0	0 0	1 0	0 3
Inning Stats	R: 1 E: 0 K: 0 S: 17 H: 1 LOB: 2 BB: 2 P: 32	R: 0 E: 0 K: 2 S: 9 H: 0 LOB: 0 BB: 0 P: 14	R: 0 E: 0 K: 1 S: 8 H: 0 LOB: 0 BB: 0 P: 13	R: 0 E: 0 K: 0 S: 9 H: 2 LOB: 2 BB: 0 P: 15	R: 0 E: 0 K: 1 S: 7 H: 0 LOB: 0 BB: 0 P: 12	R: 1 E: 1 K: 1 S: 11 H: 2 LOB: 3 BB: 1 P: 19	R: 0 E: 0 K: 0 S: 11 H: 1 LOB: 1 BB: 0 P: 17	R: 2 E: 0 K: 0 S: 7 H: 2 LOB: 0 BB: 0 P: 12	R: 1 E: 2 K: 1 S: 13 H: 2 LOB: 3 BB: 0 P: 20	1B: 6 2B: 2 3B: 0 HR: 2 SF: 0 SAC: 0 DP: 0 HBP: 1						

PITCHER	IP	WLS	BF	H	R	ER	SO	BB	IBB	HBP	BLK	WP	HR	S	P	ERA	WHIP
18 Jordan Lyles, R (1, 1) ERA: 6.63	5.0		22	4	2	1	4	2	0	1	0	0	1	52	89	1.80	1.200
54 Travis Blackley, L (6, 1) ERA: 3.6	0.2	H	3	1	0	0	1	0	0	0	0	0	0	6	8	0.00	1.500
56 Paul Clemens, R (6, 1) ERA: 4.0	1.0	H	5	1	0	0	0	1	0	0	0	0	0	11	21	0.00	2.000
53 Wesley Wright, L (7, 1) ERA: 2.95	0.1	H	2	1	1	1	0	0	0	0	0	0	0	5	6	27.00	3.000
62 Hector Ambriz, R (8, 1) ERA: 6.16	1.0	B	4	1	1	1	0	0	0	0	0	1	1	5	10	9.00	1.000

PITCHER	IP	WLS	BF	H	R	ER	SO	BB	IBB	HBP	BLK	WP	HR	S	P	ERA	WHIP
31 Edgar Gonzalez, R (9, 1) ERA: 7.43	0.2	L	6	2	1	0	1	0	0	0	0	0	0	13	20	0.00	3.000

BOTTOM

Houston Astros @ Pittsburgh Pirates

PNC Park, Pittsburgh, PA

Fri May 17 2013, 7:08 PM - 10:37 PM EDT

Att. 29,743 - Partly Cloudy - 80 F

livebaseballscorecards.com

AB	38
R	5
H	10
RBI	4
BB	3
SO	6
LOB	21

Batter	1	2	3	4	5	6	7	8	9	10	11	AB	R	H	RBI	BB	SO	LOB
19 Robbie Grossman, S (1, 8) OBP: 0.320, SLG: 0.259 (11, 7)	B FF 93 C SI 93 C KC 81 X SI 93 1-2 G6-3		B SI 91 B CH 88 B SI 92 C FF 92 B FF 94 4-1 8 FC6-4 BB		B SI 92 D CH 87 X SI 93 2-0 G4-3 2-3		X FF 92 0-0 G3-1			B FC 91 C FC 92 B FC 90 C FC 92 B FC 93 B FC 87 4-2 27 G1-6-3 BB		3	0	0	0	2	0	1
8 Trevor Crowe, S (1, 7) OBP: 0.364, SLG: 0.421 (11, 9)	B SI 92 B SI 93 B SI 94 C SI 94 B SI 93 4-1 15 1B 27 1B BB		1 SAFE X SI 91 0-0 FC6-4 27 G6-4-3 1-2f		B KC 81 B SI 92 D CH 88 C SI 93 B SI 94 4-1 27 1B BB			C FC 93 X FC 93 0-1 15 FC3-6 27 1B 23 1B 1B		1 SAFE 1 SAFE C FC 90 F FC 92 B FF 92 1 SAFE S FC 87 1-3 K		3	1	1	0	2	1	2
27 Jose Altuve, R (1, 4) OBP: 0.378, SLG: 0.449	X FF 93 0-0 15 1B 1-2 1B		B KC 83 1 SAFE B KC 82 X SI 93 2-0 G6-4-3 1-2f		X KC 83 0-0 1-2 3-H 1B			B FC 93 C FC 92 F FC 91 X KC 82 1-2 15 FC3-6 1-2 1B		C FC 88 S FC 91 B FC 90 1 SAFE X FC 88 1-2 G1-6-3 1-2f		5	0	3	1	0	0	2
15 Jason Castro, L (1, 2) OBP: 0.282, SLG: 0.393	C KC 82 C KC 82 F KC 83 B SI 93 X KC 83 1-2 1-2 2-3 1B			C CH 88 S KC 83 S KC 82 0-3 K2-3	B CH 87 S KC 82 C SI 94 S KC 83 1-3 K			D FC 92 T FC 92 X FC 92 1-1 FC3-6 23 1B 1-2f 2-3			F FC 88 B FC 91 B FF 92 X FC 88 2-1 30 WP 30 FC4 2B	5	1	2	0	0	2	4
23 Chris Carter, R (1, 9) OBP: 0.309, SLG: 0.438 2 Brandon Barnes, R (11, 8) OBP: 0.403, SLG: 0.475	C KC 84 S KC 84 S KC 83 0-3 K			B KC 84 F CH 87 C SI 92 B KC 84 C SI 92 2-3 K	C FF 92 X KC 82 0-1 30 G6-4-3 1B			B FC 92 B FC 91 X FC 90 2-0 12 G4-6-3 1-2 3-H 1B			X FC 90 0-0 P3	5 0	0 0	2 0	1 0	0 0	2 0	4 0
12 Carlos Pena, L (1, 3) OBP: 0.341, SLG: 0.350	C KC 84 B SI 94 S KC 84 S KC 85 1-3 K2-3			B SI 94 B KC 82 S CH 88 B KC 83 B SI 90 4-1 BB	B CH 88 1 SAFE F KC 81 B KC 83 1 SAFE X SI 93 2-1 L7			C FC 92 X FC 92 0-1 G4-6-3 1-2f			I IN 71 I IN 73 I IN 70 I IN 69 4-0 30 FC4 30 WP 9 FC3-2 IBB	3	0	0	0	2	1	6
30 Matt Dominguez, R (1, 5) OBP: 0.269, SLG: 0.351		F FF 92 S KC 82 B KC 84 F KC 82 C SI 94 1-3 K	C SI 94 X SI 95 0-1 G4-3		B CH 89 X SI 94 1-0 G6-4-3 1-2f				C SL 81 F FF 95 F SL 82 B FF 94 F SL 82 X FF 94 1-2 P4		S FC 88 B FC 88 F FC 87 F FC 89 X FF 93 1-2 FC4 9 FC3-2 14 1B 1-3 2-H	5	1	0	1	0	1	3
9 Marwin Gonzalez, S (1, 6) OBP: 0.272, SLG: 0.385		C KC 82 B SI 94 S KC 84 F KC 83 X SI 93 1-2 F7			F CH 87 F KC 82 F SI 92 B CH 89 F KC 81 B KC 83 X SI 93 2-2 19 G4-3 45 SH2-6-4 27 1B 1B		B SI 91 F CH 87 F KC 82 X SI 92 1-2 P5		B FF 93 B FF 94 C FF 94 F FF 93 X FF 94 2-2 P6		1 SAFE L FF 93 P PO 91 1 SAFE F FF 94 X FC 87 1-2 FC3-2 14 1B 1-2 3-H	5	1	1	0	0	0	2
45 Erik Bedard, L (1, 1) 38 Jimmy Paredes, S (7, PH) OBP: 0.226, SLG: 0.323 31 Edgar Gonzalez, R (7, 1) 53 Wesley Wright, R (7, 1) 68 José Cisnero, R (7, 1) 14 J.D. Martinez, R (11, PH) OBP: 0.273, SLG: 0.466 41 Jose Veras, R (11, 1)		B SI 93 C SI 92 X SI 92 1-1 G6-3			L SI 91 L SI 92 X SI 92 0-2 SH2-6-4 1-2		C KC 79 B SI 92 B SI 91 F SI 92 S KC 82 2-3 K		C FF 93 F FF 94 S SL 84 0-3 K2-3		X FC 87 0-0 1-3 2-H 1B	1 1 0 0 1 1 0	0 0 0 0 0 0 0	0 0 0 0 0 1 0	0 0 0 0 1 1 0	0 1 0 0 0 0 0	0 0 0 0 1 0 0	0 0 0 0 0 0 0
Inning Stats	R: 0 E: 0 K: 2 S: 15 H: 2 LOB: 3 BB: 1 P: 22	R: 0 E: 0 K: 1 S: 10 H: 0 LOB: 0 BB: 0 P: 13	R: 0 E: 0 K: 0 S: 3 H: 0 LOB: 0 BB: 1 P: 9	R: 0 E: 0 K: 2 S: 9 H: 0 LOB: 1 BB: 1 P: 15	R: 1 E: 0 K: 1 S: 14 H: 2 LOB: 2 BB: 1 P: 23	R: 0 E: 0 K: 0 S: 5 H: 1 LOB: 0 BB: 0 P: 8	R: 0 E: 0 K: 1 S: 7 H: 0 LOB: 0 BB: 0 P: 10	R: 1 E: 0 K: 0 S: 10 H: 3 LOB: 1 BB: 0 P: 14	R: 0 E: 0 K: 1 S: 11 H: 0 LOB: 0 BB: 0 P: 14	R: 0 E: 0 K: 1 S: 8 H: 0 LOB: 0 BB: 1 P: 14	R: 2 E: 0 K: 0 S: 12 H: 2 LOB: 2 BB: 1 P: 19	1B: 9 2B: 1 3B: 0 HR: 0 SF: 0 SAC: 1 DP: 4 HBP: 0						

PITCHER		IP	WLS	BF	H	R	ER	SO	BB	IBB	HBP	BLK	WP	HR	S	P	ERA	WHIP
34 A.J. Burnett, R ERA: 2.57	(1, 1)	7.0		28	5	1	1	7	4	0	0	0	0	0	63	100	1.29	1.286
35 Mark Melancon, R ERA: 0.82	(8, 1)	1.0	B	5	3	1	1	0	0	0	0	0	0	0	10	14	9.00	3.000
39 Jason Grilli, R ERA: 0.96	(9, 1)	1.0		3	0	0	0	1	0	0	0	0	0	0	11	14	0.00	0.000
29 Bryan Morris, R ERA: 3.68	(10, 1)	2.0	L	9	2	2	2	1	1	1	0	0	1	0	20	33	9.00	1.500

PITCHER	IP	WLS	BF	H	R	ER	SO	BB	IBB	HBP	BLK	WP	HR	S	P	ERA	WHIP

TOP

Houston Astros @ Pittsburgh Pirates

PNC Park, Pittsburgh, PA

Sat May 18 2013, 7:10 PM - 11:04 PM EDT

Att. 32,925 - Cloudy - 78 F

livebaseballscorecards.com

AB	38
R	4
H	10
RBI	4
BB	6
SO	9
LOB	24

WP: 1		PA:	45
PB: 0			
SB: 0			
CS: 0			

Houston Astros @ Pittsburgh Pirates

PNC Park, Pittsburgh, PA

Sat May 18 2013, 7:10 PM - 11:04 PM EDT

Att. 32,925 - Cloudy - 78 F

livebaseballscorecards.com

BOTTOM

Batter	1	2	3	4	5	6	7	8	9	10	11	AB	R	H	RBI	BB	SO	LOB
6 Starling Marte, R (1, 7) OBP: 0.380, SLG: 0.474	C SI 88 B SI 92 C CU 77 S SI 93 1-3 K ①		C CU 77 S FF 93 H CU 77 1-2 HBP		C CU 76 F SI 92 F FF 91 X FF 92 0-2 F9 ③		F CU 82 S SI 92 X SI 93 0-2 23 G3 1-2 1B		F CH 88 F FF 95 S FF 93 0-3 K ②			4	0	1	0	0	2	0
31 Jose Tabata, R (1, 9) OBP: 0.346, SLG: 0.432 23 Travis Snider, L (7, PH) OBP: 0.342, SLG: 0.379 (8, 9)	C SI 93 B SI 93 B FF 93 X FF 88 2-1 P4 ②		B FF 92 T SI 92 B FF 92 S CH 77 F SI 92 C SI 92 2-3 K ②			X SI 89 0-0 22 2B 55 FC5-2 1B	X CH 86 0-0 G3 1-2 2-3 ②		C FF 92 X CH 87 0-1 F9 ③			3 2	0 0	1 0	0 0	0 0	1 0	1 2
22 Andrew McCutchen, R (1, 8) OBP: 0.348, SLG: 0.469	X SI 93 0-0 14 2B 2B		X FF 90 0-0 F8 ③			B FS 79 B SI 91 X FS 80 2-0 55 FC5-2 1-3 2 1B 2B	D SL 84 B CU 81 I IN 73 I IN 77 4-0 IBB			C CU 82 B SL 83 F FF 94 S FF 95 1-3 K ①		4	2	2	0	1	1	1
14 Gaby Sanchez, R (1, 3) OBP: 0.380, SLG: 0.500	C SI 92 X CH 78 0-1 2-H 2B			B SI 90 C SI 90 B SI 91 F SI 91 F SI 92 F SI 92 B CU 78 X FF 90 3-2 G1-3 ①		B CU 75 X FF 90 1-0 P6 ①	B CU 82 C FF 94 F FF 94 B FF 95 D FF 95 C FF 93 3-3 K ③			B FF 94 X SL 88 1-0 G5-3 ②		5	0	1	1	0	1	5
55 Russell Martin, R (1, 2) OBP: 0.364, SLG: 0.517	C SI 92 X SI 93 0-1 L3 ③			F SI 92 B FF 91 B SI 93 B CH 74 S FS 82 F FC 87 X SI 92 3-2 2 FC4-6 1B		B CU 75 F CH 76 D FC 85 S CU 78 D CU 76 X CH 72 3-2 FC5-2 2 1B 2-3 3-H ②		B CU 79 F FF 93 X CH 87 1-1 G5-3 ①		X SL 88 0-0 G4-3 ③		5	0	1	0	0	0	3
2 Brandon Inge, R (1, 5) OBP: 0.293, SLG: 0.291		B SI 83 B SI 89 X SI 88 2-0 P4 ①		C FF 84 X FS 83 0-1 FC4-6 1-2f ②		C CU 77 X CU 75 0-1 1-2 3-H 1B		C FF 92 C SL 88 B FF 94 X SL 85 1-2 1B			B SI 93 C SI 93 C CU 77 B CU 76 B SI 93 S SI 93 3-3 K ①	5	0	2	1	0	1	1
18 Neil Walker, S (1, 4) OBP: 0.339, SLG: 0.311	C SI 92 B SI 92 C CU 75 F SI 93 B SI 93 B SI 92 X FF 90 3-2 F7 ②			B SI 91 X FS 81 1-0 P3 ③		C FF 90 B CH 76 X FF 93 1-1 P3 ③		C SI 93 B SL 84 S CU 80 B SL 86 F FF 94 S SL 87 2-3 K ②			C SI 93 B FS 84 X SI 92 1-1 G3-1 ②	5	0	0	0	0	1	4
10 Jordy Mercer, R (1, 6) OBP: 0.262, SLG: 0.512	C SI 93 B CU 77 B SI 92 F CU 76 B FF 93 X SI 92 3-2 F9 ③				B SI 87 C SI 87 B CU 74 X SI 90 2-1 34 G4-6-3 1B		C SL 78 X SI 88 0-1 F9 ①	B SL 86 D SI 93 C SL 83 F FF 94 S SI 93 2-3 K ③			C CU 77 B CU 77 X SI 93 1-1 F9 ③	5	0	1	0	0	1	1
34 A.J. Burnett, R (1, 1) 46 Garrett Jones, L (7, PH) OBP: 0.338, SLG: 0.500 35 Mark Melancon, R (8, 1) 39 Jason Grilli, R (9, 1) 19 Michael McKenry, R (9, PH) OBP: 0.296, SLG: 0.469 29 Bryan Morris, L (10, 1)			B SI 88 C SI 88 F FF 91 C CU 76 1-3 K ①		1 SAFE S FF 86 L SI 87 B CU 76 X FF 91 1-2 G4-6-3 ① ② 1-2f		C SI 89 H SI 90 1-1 23 G3 6 1B HBP		B FF 94 T FF 94 X FF 90 1-1 F9 ①			2 0 0 0 1 0	0 0 0 0 0 0	0 0 0 0 0 0	0 0 0 0 0 0	0 0 0 0 0 0	1 0 0 0 0 0	1 0 0 0 0 0
Inning Stats	R: 1 H: 2 E: 0 LOB: 1 K: 1 BB: 0 S: 10 P: 13	R: 0 H: 0 E: 0 LOB: 0 K: 0 BB: 0 S: 8 P: 16	R: 0 H: 0 E: 0 LOB: 0 K: 2 BB: 0 S: 10 P: 14	R: 0 H: 1 E: 0 LOB: 1 K: 0 BB: 0 S: 12 P: 19	R: 0 H: 1 E: 0 LOB: 1 K: 0 BB: 0 S: 9 P: 12	R: 1 H: 3 E: 0 LOB: 2 K: 0 BB: 0 S: 10 P: 17	R: 0 H: 1 E: 0 LOB: 3 K: 1 BB: 1 S: 10 P: 18	R: 0 H: 1 E: 0 LOB: 1 K: 2 BB: 0 S: 12 P: 18	R: 0 H: 0 E: 0 LOB: 0 K: 1 BB: 0 S: 7 P: 8	R: 0 H: 0 E: 0 LOB: 0 K: 1 BB: 0 S: 5 P: 7	R: 0 H: 0 E: 0 LOB: 0 K: 1 BB: 0 S: 7 P: 12	1B: 6 SF: 0 2B: 3 SAC: 0 3B: 0 DP: 1 HR: 0 HBP: 2		WP: 0 PA: 44 PB: 0 SB: 0 CS: 0				

PITCHER		IP	WLS	BF	H	R	ER	SO	BB	IBB	HBP	BLK	WP	HR	S	P	ERA	WHIP
45 Erik Bedard, L ERA: 6.0	(1, 1)	6.0		25	7	2	2	3	0	0	1	0	0	0	59	91	3.00	1.167
31 Edgar Gonzalez, R ERA: 7.24	(7, 1)	0.1		1	0	0	0	0	0	0	0	0	0	0	2	2	0.00	0.000
53 Wesley Wright, L ERA: 2.95	(7, 1)	0.0		1	0	0	0	0	0	0	1	0	0	0	1	2	∞	∞
68 José Cisnero, R ERA: 4.0	(7, 1)	3.2	W	14	2	0	0	5	0	1	0	0	0	0	31	47	0.00	0.545
41 Jose Veras, R ERA: 3.71	(11, 1)	1.0	S	3	0	0	0	1	0	0	0	0	0	0	7	12	0.00	0.000

PITCHER	IP	WLS	BF	H	R	ER	SO	BB	IBB	HBP	BLK	WP	HR	S	P	ERA	WHIP

AB	41
R	2
H	9
RBI	2
BB	1
SO	9
LOB	19

Houston Astros @ Pittsburgh Pirates

PNC Park, Pittsburgh, PA

Sun May 19 2013, 1:38 PM - 4:01 PM EDT

Att. 28,471 - Cloudy - 78 F

TOP

livebaseballscorecards.com

Batter	1	2	3	4	5	6	7	8	9	AB	R	H	RBI	BB	SO	LOB
2 Brandon Barnes, R (1, 8) OBP: 0.406, SLG: 0.467	B SI 90 F SI 91 X FF 91 1-1 ① F9		B SI 90 B CH 81 B FF 90 C FF 90 C SI 90 B SI 90 4-2 27 CS BB			X SI 88 0-0 ① SH1-3 1-2			C FF 93 C SL 82 S FF 93 0-3 ① K	1	0	0	0	1	0	0
8 Trevor Crowe, S (9, PH) OBP: 0.348, SLG: 0.400										1	0	0	0	0	1	0
27 Jose Altuve, R (1, 4) OBP: 0.369, SLG: 0.438	F SI 91 B SI 90 X CH 83 1-1 ② F7		C KC 81 1 SAFE B SI 90 F FF 89 B KC 79 2-2 ③ CS 1-2	X FF 89 0-0 ① G6-3		B FF 88 F CH 80 C KC 77 B FF 89 F KC 79 D KC 77 F CH 79 X CH 80 3-2 ② G1-3			C SL 81 B SL 82 X FF 94 1-1 ② G4-3	4	0	0	0	0	0	1
14 J.D. Martinez, R (1, 7) OBP: 0.259, SLG: 0.442	B SI 91 B SI 91 C FF 91 S KC 81 S KC 83 2-3 ③ K			B FF 88 B KC 79 X CH 81 2-0 ② G1-3		B CH 81 T FF 90 X KC 80 1-1 ③ F8			S SL 82 B FF 94 C FF 95 X SL 83 1-2 ③ P4	4	0	0	0	0	1	1
23 Chris Carter, R (1, 3) OBP: 0.315, SLG: 0.439		B SI 90 B SI 88 B CH 82 B FF 89 4-0 38 FC6-4 BB		C FF 88 S KC 80 C FF 89 0-3 ③ K			B KC 79 F FF 89 X FF 89 1-1 38 G6-4-3 1B			2	0	1	0	1	1	0
22 Carlos Corporán, S (1, 2) OBP: 0.386, SLG: 0.529		B KC 80 C SI 89 1 SAFE F FF 89 B KC 81 F KC 77 X SI 90 2-2 ① F8			B SI 88 B FF 89 X FF 90 2-0 38 FC6-4 1B		F FF 89 C FF 88 D KC 79 D KC 79 B FF 90 1 SAFE S CH 80 3-3 ① K			3	0	1	0	0	1	2
38 Jimmy Paredes, S (1, 9) OBP: 0.216, SLG: 0.294		B FF 88 X CH 81 1-0 ② FC6-4 1-2f			F KC 79 X FF 88 0-1 ① FC6-4 30 G6-3 1-2f		1 SAFE C KC 76 F CH 80 B SI 90 F SI 89 D KC 80 1 SAFE F CH 80 X SI 89 2-2 ②③ G6-4-3 1-2f			3	0	0	0	0	0	3
30 Matt Dominguez, R (1, 5) OBP: 0.264, SLG: 0.344		B FF 90 F FF 89 1 SAFE B SI 89 X CH 80 2-1 ③ G5-3			1 SAFE 1 SAFE F SI 89 B SI 89 B KC 78 X CH 81 2-1 ② G6-3 1-2			C FC 91 B KC 81 X FC 92 1-1 ① F9		3	0	0	0	0	0	2
9 Marwin Gonzalez, S (1, 6) OBP: 0.265, SLG: 0.375			B FF 89 F SI 88 X SI 89 1-1 ① L7		C KC 76 X KC 79 0-1 ③ G6-3			S FC 92 S FC 91 F FF 92 B KC 82 F FC 93 F KC 82 S FF 92 1-3 ② K		3	0	0	0	0	1	1
64 Lucas Harrell, S (1, 1) OBP: 0.500, SLG: 0.500			C SI 88 B SI 90 F FF 90 S KC 78 1-3 ② K			C SI 88 B SI 89 B FF 89 X SI 90 2-1 2 SH1-3 1B		B FC 92 F FC 92 X FC 91 1-1 ③ F8		2	0	1	0	0	1	0
12 Carlos Pena, L (8, PH) OBP: 0.339, SLG: 0.348										1	0	0	0	0	0	0
62 Hector Ambriz, L (8, 1)										0	0	0	0	0	0	0
Inning Stats	R: 0 E: 0 K: 1 S: 7 H: 0 LOB: 0 BB: 0 P: 11	R: 0 E: 0 K: 0 S: 7 H: 0 LOB: 1 BB: 1 P: 16	R: 0 E: 0 K: 1 S: 9 H: 0 LOB: 0 BB: 1 P: 17	R: 0 E: 0 K: 1 S: 5 H: 0 LOB: 0 BB: 0 P: 7	R: 0 E: 0 K: 0 S: 7 H: 1 LOB: 1 BB: 0 P: 11	R: 0 E: 0 K: 0 S: 10 H: 1 LOB: 1 BB: 0 P: 16	R: 0 E: 0 K: 1 S: 10 H: 1 LOB: 0 BB: 0 P: 16	R: 0 E: 0 K: 1 S: 10 H: 0 LOB: 0 BB: 0 P: 13	R: 0 E: 0 K: 1 S: 8 H: 0 LOB: 0 BB: 0 P: 10	1B: 3 2B: 0 3B: 0 HR: 0 SF: 0 SAC: 1 DP: 1 HBP: 0						

	AB	27
	R	0
	H	3
	RBI	0
	BB	2
	SO	6
	LOB	10

WP: 0 PB: 0 SB: 0 CS: 1 PA: 31

PITCHER		IP	WLS	BF	H	R	ER	SO	BB	IBB	HBP	BLK	WP	HR	S	P	ERA	WHIP
49 Jeff Locke, L ERA: 2.73	(1, 1)	7.0	W	24	3	0	0	4	2	0	0	0	0	0	55	94	0.00	0.714
35 Mark Melancon, R ERA: 0.78	(8, 1)	1.0	H	3	0	0	0	1	0	0	0	0	0	0	10	13	0.00	0.000
39 Jason Grilli, R ERA: 0.92	(9, 1)	1.0	S	3	0	0	0	1	0	0	0	0	0	0	8	10	0.00	0.000

PITCHER	IP	WLS	BF	H	R	ER	SO	BB	IBB	HBP	BLK	WP	HR	S	P	ERA	WHIP

BOTTOM

Houston Astros @ Pittsburgh Pirates

PNC Park, Pittsburgh, PA

Sun May 19 2013, 1:38 PM - 4:01 PM EDT

Att. 28,471 - Cloudy - 78 F

Batter	1	2	3	4	5	6	7	8	9	AB	R	H	RBI	BB	SO	LOB
6 Starling Marte, R (1, 8) OBP: 0.372, SLG: 0.463	X SI 93 0-0 ① G4-3		C SL 88 B SI 93 F SI 94 B FF 90 F SI 93 C SI 94 2-3 ③ K			X CU 81 0-0 ① G6-3		C SL 84 B FF 92 F SI 92 B SI 93 F SL 84 S SL 86 2-3 ③ K		4	0	0	0	0	2	0
23 Travis Snider, L (1, 7) (8, 9) OBP: 0.342, SLG: 0.387	B SI 92 C SI 92 B SI 91 C CH 84 F SI 93 F SI 94 F SL 90 X CH 84 2-2 ② G4-3			X SI 92 0-0 ① B1-3		C SI 92 B SI 93 B SI 92 X SI 92 2-1 14 1B 2B				3	0	1	0	0	0	0
46 Garrett Jones, L (1, 9) OBP: 0.331, SLG: 0.488 35 Mark Melancon, R (8, 1) 39 Jason Grilli, R (9, 1)	C SI 93 C SI 93 X SI 93 0-2 ③ G1-3			B SI 93 X SI 92 1-0 ② G4-3		B CH 81 X SI 92 1-0 ② F7				3 0 0	0 0 0	0 0 0	0 0 0	0 0 0	0 0 0	1 0 0
14 Gaby Sanchez, R (1, 3) OBP: 0.379, SLG: 0.493		C SI 92 B SI 91 B SI 92 F SI 92 X SI 93 2-2 ① G6-3		C SL 88 C SI 93 B SI 93 F SI 92 F SI 92 B SL 88 X SI 94 2-2 ③ G4-3		X SI 93 0-0 ③ 2-H 1B				3	0	1	0	0	0	0
18 Neil Walker, S (1, 4) OBP: 0.331, SLG: 0.302		B SI 92 C SI 92 B SL 89 F CH 85 C SI 94 2-3 ② K			C CH 82 B SI 92 F SI 92 X SI 93 1-2 ① G4-3		X CU 78 0-0 ① F8			3	0	0	0	0	1	0
24 Pedro Alvarez, L (1, 5) OBP: 0.253, SLG: 0.388		B SI 93 S CH 84 B SI 94 S CH 85 B CH 86 B CH 84 4-2 19 FC6-4 BB			X SI 93 0-0 HR		C SI 93 B SL 89 B CH 84 C SI 93 B SI 93 F CH 83 X SI 92 3-2 ② F8			2	1	1	1	1	0	0
19 Michael McKenry, R (1, 2) OBP: 0.298, SLG: 0.462		B SI 92 F SI 92 B SI 93 X SI 92 2-1 ③ FC6-4 1-2f			C SL 89 B SL 89 C SI 94 X SL 88 1-2 12 FC5-4 1B		B SI 94 C SI 94 B SI 93 C SI 94 B SI 93 F SI 94 X SI 94 3-2 ③ G6-3			3	0	1	0	0	0	1
12 Clint Barmes, R (1, 6) OBP: 0.269, SLG: 0.304			B SI 93 C SI 92 B SI 93 F SI 94 F SI 94 B FF 93 F SI 94 X SI 94 3-2 ① P4		B SI 92 F SI 92 C SI 92 1 SAFE B SI 92 X SI 93 2-2 ② FC5-4 49 FC6-4 1-2f			B FF 91 X FF 92 1-0 ① F9		3	0	0	0	0	0	1
49 Jeff Locke, L (1, 1) 31 Jose Tabata, R (8, 7) OBP: 0.341, SLG: 0.427			C SI 94 C SI 93 C SI 92 0-3 ② K		F SI 93 X SI 90 0-1 ③ FC6-4 1-2f			C SI 92 B SI 92 B FF 93 C SL 84 B SL 85 S SL 85 3-3 ② K		2 1	0 0	0 0	0 0	1 0	1 0	1 0
Inning Stats	R: 0 E: 0 K: 0 S: 10 H: 0 LOB: 0 BB: 0 P: 12	R: 0 E: 0 K: 1 S: 10 H: 0 LOB: 1 BB: 1 P: 20	R: 0 E: 0 K: 2 S: 11 H: 0 LOB: 0 BB: 0 P: 16	R: 0 E: 0 K: 0 S: 7 H: 0 LOB: 0 BB: 0 P: 10	R: 1 E: 0 K: 0 S: 12 H: 2 LOB: 1 BB: 0 P: 16	R: 0 E: 0 K: 0 S: 5 H: 2 LOB: 2 BB: 0 P: 8	R: 0 E: 0 K: 0 S: 9 H: 0 LOB: 0 BB: 0 P: 15	R: 0 E: 0 K: 2 S: 8 H: 0 LOB: 0 BB: 0 P: 14		1B: 2 2B: 1 3B: 0 HR: 1	SF: 0 SAC: 0 DP: 0 HBP: 0					

livebaseballscorecards.com

AB	27
R	1
H	4
RBI	1
BB	1
SO	5
LOB	4

WP: 0 PB: 0 SB: 0 CS: 0 PA: 28

PITCHER		IP	WLS	BF	H	R	ER	SO	BB	IBB	HBP	BLK	WP	HR	S	P	ERA	WHIP
64 Lucas Harrell, R ERA: 4.63	(1, 1)	7.0	L	25	4	1	1	3	1	0	0	0	0	1	64	97	1.29	0.714
62 Hector Ambriz, R ERA: 5.85	(8, 1)	1.0		3	0	0	0	2	0	0	0	0	0	0	8	14	0.00	0.000

PITCHER	IP	WLS	BF	H	R	ER	SO	BB	IBB	HBP	BLK	WP	HR	S	P	ERA	WHIP

Chicago Cubs @ Pittsburgh Pirates

PNC Park, Pittsburgh, PA

Tue May 21 2013, 7:08 PM - 10:31 PM EDT

Att. 16,092 - Partly Cloudy - 85 F

livebaseballscorecards.com

Batter	1	2	3	4	5	6	7	8	9	AB	R	H	RBI	BB	SO	LOB
20 Julio Borbon, L (1, 8) OBP: 0.333, SLG: 0.250	B SI 88 S FF 89 X SI 89 1-1 F8 ①	B CU 78 B SI 90 B FF 90 C SI 89 X FF 90 3-1 F8 ③			L CU 75 S CU 74 B CU 75 X CU 75 1-2 G4-3 ①		B FF 94 B FF 95 C FF 96 S SI 95 S SI 95 2-3 K ②		B FF 93 F FF 93 F FF 93 B FF 93 F SL 84 B FF 93 B FF 92 4-2 13 1B BB	4	0	0	0	1	1	3
13 Starlin Castro, R (1, 6) OBP: 0.301, SLG: 0.383	C SI 89 B CU 73 C SI 90 X SI 90 1-2 F9 ②	C SI 89 B CU 76 C CU 74 X SI 89 1-2 G2-3 ①			B CH 83 C FF 89 B CU 72 X CH 84 2-1 F8 ②		B FF 96 B FC 92 C FF 96 F FF 95 F FF 92 X FF 91 2-2 G6-3 ③		C FF 93 X SL 84 0-1 1-3 3-H 1B	5	0	1	1	0	0	2
44 Anthony Rizzo, L (1, 3) OBP: 0.333, SLG: 0.512	C SI 90 B FF 89 X FF 90 1-1 F7 ③		B CU 74 X SI 90 1-0 L6 ②		C SI 90 B CU 76 X SI 90 1-1 P5 ③			S FC 93 S FF 94 F FC 93 F KC 82 C FF 94 0-3 K ①	C SL 84 F FF 93 B FF 93 F FF 93 B FF 94 F SL 84 S SL 84 2-3 K ③	5	0	0	0	0	2	2
12 Alfonso Soriano, R (1, 7) OBP: 0.301, SLG: 0.415		B SI 87 X SI 88 1-0 53 1B 15 1B 1B	B CU 76 S SI 88 C CU 74 X SI 89 1-2 1B			B CU 72 X FF 87 1-0 L5 ①		F FF 94 S KC 82 S KC 82 0-3 K2-3 ②		4	1	2	0	0	1	0
21 Scott Hairston, R (1, 9) OBP: 0.143, SLG: 0.327 49 Carlos Marmol, R (7, 1) 9 David DeJesus, L (8, PH) OBP: 0.368, SLG: 0.511 63 Kevin Gregg, R (8, 1)		C SI 88 B FF 89 B CH 82 F CH 82 C CU 75 2-3 K ①	F CH 82 B FF 88 C SI 89 B CH 82 F CU 76 F SI 90 F CU 75 B SI 89 S CU 76 3-3 K2-3 ③			X SI 89 0-0 G5-3 ②		C FF 94 X FC 92 0-1 1B		3 0 1 0	0 0 0 0	0 0 1 0	0 0 0 0	0 0 0 0	2 0 0 0	2 0 0 0
53 Welington Castillo, R (1, 2) OBP: 0.323, SLG: 0.389		1 SAFE B SI 88 C CU 72 X SI 88 1-1 15 1B 22 2B 1-3 1B		C CU 74 B CU 73 X FF 88 1-1 G5-3 ①		C FF 88 X CU 74 0-1 G5-3 ③		S FC 91 F FC 91 B KC 82 X FC 92 1-2 F8 ③		4	1	1	0	0	0	1
1 Cody Ransom, R (1, 5) OBP: 0.293, SLG: 0.481 24 Luis Valbuena, L (9, PH) OBP: 0.360, SLG: 0.443		C SI 88 B CU 74 S CH 83 F SI 90 C FF 90 1-3 K ②		F SI 89 C CU 76 B CU 75 B SI 90 C CU 76 2-3 K ②			C FF 96 S FC 90 F FC 92 F FF 97 X FC 91 0-2 G5-3 ①		C SL 80 B SI 93 B FF 93 B FF 94 C FF 91 X FF 92 3-2 F7 ①	3 1	0 0	0 0	0 0	0 0	2 0	2 0
15 Darwin Barney, R (1, 4) OBP: 0.316, SLG: 0.379		C CU 75 F CU 75 B CU 79 X SI 90 1-2 22 2B 1-2 3-H 1B		C SI 89 B SI 89 F CU 74 B CH 83 X FF 90 2-2 1B			C SI 94 B CU 77 X FF 91 1-1 6 1B 1B		C FF 93 B SL 83 B FF 94 F FF 93 B FF 94 X FF 93 3-2 13 1B 3B	4	2	4	1	0	0	0
22 Matt Garza, R (1, 1) OBP: 0.500, SLG: 1.000 56 Héctor Rondón, R (6, 1) 40 James Russell, L (6, 1) 54 Shawn Camp, R (6, 1) 6 Ryan Sweeney, L (6, 9) OBP: 0.409, SLG: 0.650		B SI 90 X SI 89 1-0 1-H 2-H 2B		C FF 89 S CU 73 S CU 73 0-3 K ③			B FF 96 B FF 94 B FF 94 C FF 93 X FC 90 3-1 1-2 1B		C FF 92 B SL 83 B SL 82 C FF 93 F FF 94 F FF 93 X FF 92 2-2 P1 ②	2 0 0 0 2	0 0 0 0 0	1 0 0 0 1	2 0 0 0 0	0 0 0 0 1	1 0 0 0 1	1 0 0 0 1
Inning Stats	R: 0 E: 0 K: 0 S: 7 H: 0 LOB: 0 BB: 0 P: 10	R: 3 E: 0 K: 2 S: 16 H: 4 LOB: 1 BB: 0 P: 26	R: 0 E: 0 K: 1 S: 13 H: 1 LOB: 1 BB: 0 P: 19	R: 0 E: 0 K: 2 S: 11 H: 1 LOB: 1 BB: 0 P: 16	R: 0 E: 0 K: 0 S: 7 H: 0 LOB: 0 BB: 0 P: 11	R: 0 E: 0 K: 0 S: 4 H: 0 LOB: 0 BB: 0 P: 5	R: 0 E: 0 K: 1 S: 16 H: 2 LOB: 2 BB: 0 P: 24	R: 0 E: 0 K: 2 S: 13 H: 1 LOB: 1 BB: 0 P: 14	R: 1 E: 0 K: 1 S: 21 H: 2 LOB: 2 BB: 1 P: 35	1B: 9 2B: 1 3B: 1 HR: 0 SF: 0 SAC: 0 DP: 0 HBP: 0						

	AB	38
	R	4
	H	11
	RBI	4
	BB	1
	SO	9
	LOB	14

WP: 0 PA: 39
PB: 0
SB: 0
CS: 0

PITCHER	IP	WLS	BF	H	R	ER	SO	BB	IBB	HBP	BLK	WP	HR	S	P	ERA	WHIP
51 Wandy Rodriguez, L (1, 1) ERA: 3.4	6.0	W	24	6	3	3	5	0	0	0	0	0	0	58	87	4.50	1.000
37 Justin Wilson, L (7, 1) ERA: 1.35	1.0	H	5	2	0	0	1	0	0	0	0	0	0	16	24	0.00	2.000
35 Mark Melancon, R (8, 1) ERA: 0.75	1.0	H	4	1	0	0	2	0	0	0	0	0	0	13	14	0.00	1.000
39 Jason Grilli, R (9, 1) ERA: 1.31	1.0	S	6	2	1	1	1	1	0	0	0	0	0	21	35	9.00	3.000

PITCHER	IP	WLS	BF	H	R	ER	SO	BB	IBB	HBP	BLK	WP	HR	S	P	ERA	WHIP

Batter	1	2	3	4	5	6	7	8	9	AB	R	H	RBI	BB	SO	LOB
31 Jose Tabata, R (1, 7) OBP: 0.337, SLG: 0.418 37 Justin Wilson, L (7, 1) 35 Mark Melancon, R (8, 1) 2 Brandon Inge, R (8, PH) OBP: 0.288, SLG: 0.286 39 Jason Grilli, R (9, 1)	C FF 92 C SI 92 B FF 93 B CU 75 F FF 92 B FF 93 X FF 93 3-2 ① G4-3		C FF 94 B CU 76 X FF 94 1-1 ③ G5-3		B FF 93 S SL 85 B FF 93 D CU 75 X FF 94 3-1 ③ G6-3	F SI 87 B SI 86 S SL 78 F SL 78 X SI 87 1-2 18 BB 2-3 1B		X CU 80 0-0 ② P4	4 0 0 1 0	0 0 0 0 0	1 0 0 0 0	0 0 0 0 0	0 0 0 0 0	0 0 0 0 0	2 0 0 1 0
18 Neil Walker, S (1, 4) OBP: 0.349, SLG: 0.315	B FF 92 C FF 93 S SL 85 F FF 93 F SL 85 B SI 93 B FF 94 B FF 94 4-2 BB			B SL 82 S SL 84 F SI 93 B SL 86 B SL 83 B SL 84 4-2 22 FC6-4 BB		F SI 87 B SI 86 S SL 78 F SL 78 X SI 87 46 1B 24 BB 2B 1 SAFE 1 SAFE 1 SAFE D SL 79 B SI 86 B SI 85 B SI 85 4-0 1-2 BB		B FF 91 D CU 80 C FF 91 1 SAFE F FF 92 D CU 82 X CU 79 3-2 ③ G3		2	1	1	0	3	0	1
22 Andrew McCutchen, R (1, 8) OBP: 0.341, SLG: 0.457	X FF 94 0-0 ② F8			C SL 84 1 SAFE X SI 93 0-1 ① FC6-4 46 G4-3 46 WP 1-2f		C FF 81 X FF 90 0-1 ① G5-3 F SI 87 S SL 79 X SL 79 0-2 ③ L7				4	0	0	0	0	0	6
46 Garrett Jones, L (1, 9) OBP: 0.331, SLG: 0.484 6 Starling Marte, R (7, 7) OBP: 0.376, SLG: 0.466	B SL 84 D FF 92 B CH 85 C FF 93 C FF 93 S SL 87 3-3 ③ K			B CU 75 C SL 83 X FF 94 1-1 ② G4-3 1-3		F FF 95 X FF 93 0-1 24 BB 55 BB 23 HR 2-3 1B	C FF 94 F SL 84 X SL 85 0-2 55 CS 1B			3 1	1 0	1 1	0 0	0 0	1 0	2 0
55 Russell Martin, R (1, 2) OBP: 0.360, SLG: 0.504		C FF 93 B SL 86 S SL 85 B FF 93 T FF 93 2-2 ① K		X SL 86 0-0 ③ G5-3		1 SAFE C SL 82 B FF 93 F FF 94 D SL 80 B FF 91 B SL 80 4-2 24 BB 23 HR 1-2 BB	C SI 94 C SI 94 B SL 85 B SL 85 F SI 93 F SL 84 B FF 93 F FF 94 X SL 85 3-2 ① E7 24 G3-1 1-2			3	1	0	0	1	1	2
24 Pedro Alvarez, L (1, 5) OBP: 0.253, SLG: 0.380		C SL 85 B FF 94 S CU 74 B FF 95 B FF 94 F FF 94 S SL 86 3-3 ② K			C CU 74 S SL 85 X FF 94 0-2 ① G1	B SL 80 B SL 82 B SL 81 C FF 90 S FF 88 F FF 88 D SL 82 4-2 23 HR BB 1-2 2-3 3-H	F SI 95 X FF 95 0-1 ② G3-1 2-3			3	1	0	1	1	1	1
14 Gaby Sanchez, R (1, 3) OBP: 0.374, SLG: 0.474		C FF 95 B SI 94 S SL 87 B FF 95 B SL 88 S FF 93 3-3 ③ K			C SL 83 B FF 93 B SI 93 C SL 85 B SL 85 B FF 94 4-2 51 SH5-4 12 1B BB	C SI 86 F SL 78 B SL 79 X SI 87 1-2 ② L7	B SL 87 B SL 85 X FF 93 2-0 ③ F7			3	0	0	0	1	1	4
12 Clint Barmes, R (1, 6) OBP: 0.273, SLG: 0.307 23 Travis Snider, L (6, PH) OBP: 0.345, SLG: 0.417 (7, 9)			C FF 92 C FF 94 X FF 93 0-2 ① F9		C FF 94 F FF 95 B FF 94 F FF 95 1 SAFE X SL 86 1-2 51 SH5-4 1B 1-2	B SL 78 B SL 77 F SI 85 X CH 80 2-1 1-H 2-H 3-H HR		C CU 80 B FF 91 X FF 92 1-1 ① G4-3		2 2	0 1	1 1	0 4	0 0	0 0	0 0
51 Wandy Rodriguez, S (1, 1) OBP: 0.111, SLG: 0.111 10 Jordy Mercer, R (6, PH) OBP: 0.295, SLG: 0.558 (7, 6)			C FF 92 S CU 74 B SL 86 S SL 84 1-3 ② K		X SL 82 0-0 ② SH5-4 1-2 2-3	X SI 86 0-0 31 1B 2B		C FF 92 B CU 81 C FF 93 X FF 92 1-2 1B		1 2	0 0	0 2	0 0	0 0	1 0	0 0
Inning Stats	R: 0 E: 0 K: 1 S: 12 H: 0 LOB: 1 BB: 1 P: 22	R: 0 E: 0 K: 3 S: 10 H: 0 LOB: 0 BB: 0 P: 18	R: 0 E: 0 K: 1 S: 8 H: 0 LOB: 0 BB: 0 P: 10	R: 0 E: 0 K: 0 S: 7 H: 0 LOB: 1 BB: 1 P: 12	R: 0 E: 0 K: 0 S: 12 H: 1 LOB: 2 BB: 1 P: 20	R: 5 E: 0 K: 0 S: 23 H: 5 LOB: 3 BB: 3 P: 41	R: 0 E: 1 K: 0 S: 12 H: 1 LOB: 1 BB: 0 P: 17	R: 0 E: 0 K: 0 S: 9 H: 1 LOB: 1 BB: 0 P: 14		1B: 5 2B: 2 3B: 0 HR: 1	SF: 0 SAC: 1 DP: 0 HBP: 0		WP: 1 PB: 0 SB: 0 CS: 1	PA: 38		

PITCHER	IP	WLS	BF	H	R	ER	SO	BB	IBB	HBP	BLK	WP	HR	S	P	ERA	WHIP
22 Matt Garza, R (1, 1) ERA:	5.0		19	1	0	0	5	3	0	0	0	1	0	49	82	0.00	0.800
56 Héctor Rondón, R (6, 1) ERA: 6.19	0.1	H	4	2	3	3	0	1	0	0	0	0	0	7	13	81.00	9.000
40 James Russell, L (6, 1) ERA: 1.04	0.0	L	1	0	0	0	0	1	0	0	0	0	0	3	7	∞	∞
54 Shawn Camp, R (6, 1) ERA: 7.56	0.2	B	6	3	2	2	0	1	0	0	0	0	1	13	21	27.00	6.000
49 Carlos Marmol, R (7, 1) ERA: 4.76	1.0		4	1	0	0	0	0	0	0	0	0	0	12	17	0.00	1.000

PITCHER	IP	WLS	BF	H	R	ER	SO	BB	IBB	HBP	BLK	WP	HR	S	P	ERA	WHIP
63 Kevin Gregg, R (8, 1) ERA:	1.0		4	1	0	0	0	0	0	0	0	0	0	9	14	0.00	1.000

BOTTOM

Chicago Cubs @ Pittsburgh Pirates

PNC Park, Pittsburgh, PA

Tue May 21 2013, 7:08 PM - 10:31 PM EDT

Att. 16,092 - Partly Cloudy - 85 F

livebaseballscorecards.com

AB	31
R	5
H	8
RBI	5
BB	6
SO	5
LOB	19

Chicago Cubs @ Pittsburgh Pirates

PNC Park, Pittsburgh, PA

Wed May 22 2013, 7:17 PM - 10:01 PM EDT

Att. 12,675 - Cloudy - 72 F

TOP

livebaseballscorecards.com

Batter	1	2	3	4	5	6	7	8	9	AB	R	H	RBI	BB	SO	LOB
20 Julio Borbon, L (1, 8) OBP: 0.324, SLG: 0.250 33 Carlos Villanueva, R (8, 1) OBP: 0.176, SLG: 0.176	C SI 92 C SI 93 X SI 94 0-2 G3-1		B SI 94 X SI 93 1-0 FC3-2 1-2 2-3 3-Hf		C SI 94 S SL 88 S SL 87 0-3 K			B SI 94 X SI 94 1-0 44 S 1B		4 0	0 0	1 0	0 0	0 0	1 0	3 0
13 Starlin Castro, R (1, 6) OBP: 0.295, SLG: 0.375	X SI 92 0-0 G6-3		D SL 90 F CH 87 D FF 95 S SL 88 S SL 87 2-3 K			C CH 86 F SL 84 B SL 87 X SL 86 1-2 G5-3		B SI 94 C SI 94 B SI 92 1 SAFE F CH 86 B SI 94 1 SAFE 1 SAFE F SI 94 3-2 X CH 87 F9		4	0	0	0	0	1	4
44 Anthony Rizzo, L (1, 3) OBP: 0.326, SLG: 0.500	C SI 94 B SL 89 F SI 95 S SL 88 1-3 K		B SL 87 B SL 89 X SI 94 2-0 F9			S SL 86 S CH 87 B SL 89 F SL 88 B SI 95 S SL 89 2-3 K		S SI 96 P PO 84 B SI 94 F SL 85 S SI 95 2-3 K 1-2		4	0	0	0	0	3	4
12 Alfonso Soriano, R (1, 7) OBP: 0.294, SLG: 0.405		B SI 92 S CH 85 X SI 93 1-1 F8		C SL 83 C SL 87 B SI 93 S SL 88 1-3 K		B SI 94 B SL 88 F CH 88 S SL 87 C SL 88 2-3 K			F FC 92 F KC 82 B FC 92 B KC 81 S KC 82 2-3 K 19 FC5-4	4	0	0	0	0	3	0
21 Scott Hairston, R (1, 9) OBP: 0.136, SLG: 0.309 19 Nate Schierholtz, L (9, PH) OBP: 0.318, SLG: 0.516		B SI 94 X SI 94 1-0 G5-3		S CH 88 B CH 86 X CH 86 1-1 E6			C CH 86 B SL 85 B CH 86 B SI 93 X SI 94 3-1 G5-3		C FF 92 B FC 91 1 SAFE B FC 91 B FC 90 X FC 90 3-1 FC5-4 53 1B 1-2f	3 1	0 0	0 0	0 0	0 0	0 0	0 1
53 Welington Castillo, R (1, 2) OBP: 0.328, SLG: 0.392		C SI 93 F SL 86 S SL 87 0-3 K		1 SAFE B SI 92 X SI 88 1-0 L7			B SI 94 B SL 86 C SI 92 S SL 86 X SI 93 2-2 1B		B FC 91 X FC 91 1-0 1-2 1B	4	0	2	0	0	1	1
1 Cody Ransom, R (1, 5) OBP: 0.295, SLG: 0.474 6 Ryan Sweeney, L (9, PH) OBP: 0.391, SLG: 0.619			X SI 93 0-0 29 SH 15 BB 20 FC3-2 1B	S CH 87 C SL 86 B SL 89 S SL 86 1-3 K			B FF 93 S SI 94 S SL 88 C SL 86 1-3 K		C FC 91 D FC 89 S FC 90 F FC 92 X FC 92 1-2 P4	3 1	0 0	1 0	0 0	0 0	2 0	2 2
15 Darwin Barney, R (1, 4) OBP: 0.314, SLG: 0.368			C CH 86 S SL 87 D SL 87 B SL 85 B CH 88 B SI 94 4-2 20 FC3-2 29 SH 1-2 BB		B SI 92 F CH 86 B SL 86 X SI 94 2-1 F9		X CH 87 0-0 G1-3		C FC 92 B FC 92 F FC 92 B FC 92 X FC 92 2-2 P4	3	0	0	0	1	0	3
29 Jeff Samardzija, R (1, 1) OBP: 0.167, SLG: 0.353 9 David DeJesus, L (8, PH) OBP: 0.366, SLG: 0.507 (8, 8)			L SI 92 X SL 86 0-1 SH 20 FC3-2 1-2 2-3		B SI 92 C SI 94 B SI 94 S CH 87 B CH 87 X SI 94 3-2 F8			C SI 93 B SL 84 S SL 85 F SL 85 B SL 86 X SL 84 2-2 F9		1 1	0 0	0 0	0 0	0 0	0 0	0 0
Inning Stats	R: 0 E: 0 K: 1 S: 7 H: 0 LOB: 0 BB: 0 P: 8	R: 0 E: 0 K: 1 S: 6 H: 0 LOB: 0 BB: 0 P: 8	R: 0 E: 1 K: 1 S: 10 H: 1 LOB: 3 BB: 1 P: 19	R: 0 E: 1 K: 2 S: 9 H: 0 LOB: 1 BB: 0 P: 13	R: 0 E: 0 K: 1 S: 8 H: 0 LOB: 0 BB: 0 P: 13	R: 0 E: 0 K: 2 S: 10 H: 0 LOB: 0 BB: 0 P: 15	R: 0 E: 0 K: 1 S: 9 H: 1 LOB: 1 BB: 0 P: 15	R: 0 E: 0 K: 1 S: 13 H: 1 LOB: 1 BB: 0 P: 20	R: 0 E: 0 K: 1 S: 13 H: 1 LOB: 2 BB: 0 P: 22	1B: 4 2B: 0 3B: 0 HR: 0 SF: 0 SAC: 1 DP: 0 HBP: 0						

	AB	33
	R	0
	H	4
	RBI	0
	BB	1
	SO	11
	LOB	20

WP: 1 PA: 35
PB: 0
SB: 1
CS: 0

PITCHER		IP	WLS	BF	H	R	ER	SO	BB	IBB	HBP	BLK	WP	HR	S	P	ERA	WHIP
47 Francisco Liriano, L ERA: 1.0	(1, 1)	7.0	W	26	2	0	0	9	1	0	0	0	0	0	59	91	0.00	0.429
44 Tony Watson, L ERA: 4.98	(8, 1)	1.0	H	4	1	0	0	1	0	0	0	0	0	0	13	20	0.00	1.000
35 Mark Melancon, R ERA: 0.72	(9, 1)	1.0	S	5	1	0	0	1	0	0	0	0	1	0	13	22	0.00	1.000

PITCHER	IP	WLS	BF	H	R	ER	SO	BB	IBB	HBP	BLK	WP	HR	S	P	ERA	WHIP

Batter	1	2	3	4	5	6	7	8	9	AB	R	H	RBI	BB	SO	LOB
6 Starling Marte, R (1, 7) OBP: 0.370, SLG: 0.459	C FF 95 F SI 94 B FF 95 S FS 85 2-3 K2-3 ①		X SL 81 0-0 G5-3 ②		C FC 92 C SI 95 X FS 83 0-2 L7 ③			1 SAFE X FF 88 0-0 SH5-3 ① 1-2		3	0	0	0	0	1	1
23 Travis Snider, L (1, 9) OBP: 0.333, SLG: 0.402	B SI 96 X SI 96 1-0 G6-3 ②		C FF 97 B FC 91 C FS 84 B FF 96 F FS 84 S SI 98 2-3 K ③			C SI 95 X SI 95 0-1 L6 ①		F FF 89 X CU 77 0-1 F9 ② 2-3		4	0	0	0	0	1	1
22 Andrew McCutchen, R (1, 8) OBP: 0.344, SLG: 0.470	C FF 96 B FF 96 B FF 96 S FF 96 F FF 97 B FS 86 X FS 84 3-2 46 1B 2B			B FC 90 C FC 91 B SI 96 F FC 91 F FF 96 X FF 98 2-2 2B		S FF 97 B FF 97 B FC 93 F FC 91 S SL 85 2-3 K 46 S		B CU 77 C CU 75 D CH 84 X CU 76 2-1 G5-3 ③		4	1	2	0	0	1	1
46 Garrett Jones, L (1, 3) OBP: 0.338, SLG: 0.484 14 Gaby Sanchez, R (8, 3) OBP: 0.374, SLG: 0.474	X SI 94 0-0 2-H 1B			S FC 92 B FC 91 B SL 82 S SL 83 S FF 95 2-3 K ①		1 SAFE B FF 93 C FF 94 1 SAFE 1 SAFE B FF 94 S SL 84 B FF 95 F FF 95 4-2 F FF 95 D FS 84 18 G6-3 1-2 BB				2 0	0 0	1 0	1 0	1 0	1 0	1 0
18 Neil Walker, S (1, 4) OBP: 0.341, SLG: 0.306	B SL 83 S FS 84 C SI 94 X FS 84 1-2 G3 ③			F FC 93 F SL 84 B FF 94 B FC 91 C SL 84 2-3 K ②		S SL 83 F SI 95 F FC 90 F SL 84 B FF 94 D SL 84 B SL 81 X FF 96 3-2 G6-3 ②③ 1-2f				3	0	0	0	0	1	4
55 Russell Martin, R (1, 2) OBP: 0.353, SLG: 0.492		C FF 96 B FF 96 C FF 96 X SI 96 1-2 G6-3 ①		C FC 91 B FF 95 B SL 81 B FS 84 X FC 91 3-1 P4 ③			S SL 82 X FF 95 0-1 F8 ①			3	0	0	0	0	0	1
24 Pedro Alvarez, L (1, 5) OBP: 0.248, SLG: 0.371		B FF 96 S FF 96 B FC 92 F SI 96 S FS 85 2-3 K ②			C SL 83 F SI 96 S SL 84 0-3 K ①		B SI 96 C SL 83 B SL 82 B SL 83 X FC 93 3-1 F8 ②			3	0	0	0	0	2	0
10 Jordy Mercer, R (1, 6) OBP: 0.277, SLG: 0.522		C FF 97 F FF 97 B FF 96 F FF 97 S SL 85 1-3 K ③			B FC 94 B FC 92 C FF 96 X FF 96 2-1 E6 47 FC2-6		C SL 84 B SI 97 F SL 83 X FF 97 1-2 G4-3 ③			3	0	0	0	0	1	0
47 Francisco Liriano, L (1, 1) 44 Tony Watson, L (8, 1) 31 Jose Tabata, R (8, PH) OBP: 0.345, SLG: 0.418 35 Mark Melancon, R (9, 1)			C SI 95 B SI 94 S SI 94 X SI 95 1-2 L5 ①		M SI 94 X SI 93 0-1 FC2-6 ② 1-2f			B FF 89 C FF 88 B FF 89 B CH 83 C FF 89 F FF 90 B SL 84 4-2 23 F9 6 SH5-3 BB		2 0 0 0	0 0 0 0	0 0 0 0	0 0 1 0	0 0 0 0	0 0 0 0	1 0 0 0
Inning Stats	R: 1 E: 0 K: 1 S: 12 H: 2 LOB: 1 BB: 0 P: 19	R: 0 E: 0 K: 2 S: 10 H: 0 LOB: 0 BB: 0 P: 14	R: 0 E: 0 K: 1 S: 8 H: 0 LOB: 0 BB: 0 P: 11	R: 0 E: 0 K: 2 S: 12 H: 1 LOB: 1 BB: 0 P: 21	R: 0 E: 1 K: 1 S: 10 H: 0 LOB: 1 BB: 0 P: 12	R: 0 E: 0 K: 1 S: 14 H: 0 LOB: 1 BB: 1 P: 23	R: 0 E: 0 K: 0 S: 7 H: 0 LOB: 0 BB: 0 P: 11	R: 0 E: 0 K: 0 S: 8 H: 0 LOB: 1 BB: 1 P: 14		1B: 1 2B: 2 3B: 0 HR: 0 SF: 0 SAC: 1 DP: 1 HBP: 0						

PITCHER		IP	WLS	BF	H	R	ER	SO	BB	IBB	HBP	BLK	WP	HR	S	P	ERA	WHIP
29 Jeff Samardzija, R ERA: 3.25	(1, 1)	7.0	L	26	3	1	1	8	1	0	0	0	1	0	73	111	1.29	0.571
33 Carlos Villanueva, R ERA: 3.86	(8, 1)	1.0		4	0	0	0	0	1	0	0	0	0	0	8	14	0.00	1.000

PITCHER		IP	WLS	BF	H	R	ER	SO	BB	IBB	HBP	BLK	WP	HR	S	P	ERA	WHIP

BOTTOM

Chicago Cubs @ Pittsburgh Pirates

PNC Park, Pittsburgh, PA

Wed May 22 2013, 7:17 PM - 10:01 PM EDT

Att. 12,675 - Cloudy - 72 F

livebaseballscorecards.com

AB	27
R	1
H	3
RBI	1
BB	2
SO	8
LOB	10

Chicago Cubs @ Pittsburgh Pirates

PNC Park, Pittsburgh, PA

Thu May 23 2013, 12:37 PM - 5:39 PM EDT

Att. 24,552 - Cloudy - 73 F

TOP

livebaseballscorecards.com

Batter	1	2	3	4	5	6	7	8	9	AB	R	H	RBI	BB	SO	LOB
9 David DeJesus, L (1, 8) OBP: 0.363, SLG: 0.507	B SI 89 X SI 90 1-0 ① P5			B SI 87 B CH 81 B SI 89 C SI 87 C SI 89 X SI 89 3-2 13 1B 44 FC6-4 2B	B SL 85 D SI 94 F SI 94 C SL 86 F SL 87 X SI 95 2-2 ③ L9		F FF 95 F SI 94 B FC 90 F SI 95 X CU 77 1-2 ③ F8			4	1	1	0	0	0	3
13 Starlin Castro, R (1, 6) OBP: 0.299, SLG: 0.378	C SI 90 X SL 87 0-1 ② G6-3			S SL 81 X SI 90 0-1 44 FC6-4 2-3 1B		C SL 85 B SL 86 B SI 92 B FF 94 X SI 93 3-1 ① 1B		F FF 93 B FC 90 F SI 95 F CU 77 F FF 94 B FF 95 S CU 77 2-3 ① K		4	0	2	0	0	1	0
44 Anthony Rizzo, L (1, 3) OBP: 0.320, SLG: 0.489	B SI 89 B CH 82 C SI 90 C CH 83 X SL 84 2-2 ③ G4-3			D CH 84 F SI 89 C SI 90 X SI 91 1-2 ① FC6-4 19 E5 12 G6-3 1-2f 3-H		S SI 93 B SI 94 X SL 86 1-1 ② G3-1		C FF 94 B CU 79 B FF 95 C FC 90 F CU 78 X SI 96 2-2 ② G4-3		4	0	0	1	0	0	1
12 Alfonso Soriano, R (1, 7) OBP: 0.293, SLG: 0.401		C SI 89 B SL 86 X SI 90 1-1 19 G4-6-3 1B		F SI 90 C SI 91 B SL 88 F SI 90 1 SAFE F SL 85 B CH 79 B SI 93 X SL 85 3-2 ② G6-3 1-2		B SL 86 C FF 94 S SL 86 F SL 86 B FF 94 X SI 95 2-2 ③ G1-3		F FC 90 S FF 96 F FF 95 X FC 91 0-2 ③ G1-3		4	0	1	0	0	0	1
19 Nate Schierholtz, L (1, 9) OBP: 0.309, SLG: 0.500		C SI 90 B SI 89 1 SAFE 1 SAFE 1 SAFE X CH 83 1-1 ① ② G4-6-3 1-2f		B CH 81 C SI 91 F CH 84 X SI 91 1-2 E3 2-3			C FF 90 B FS 79 B SL 85 X SI 90 2-1 ① G6-3		B FF 92 F FF 92 C SL 81 B FF 92 F FF 93 X SL 84 2-2 ① F8	4	0	0	0	0	0	2
53 Welington Castillo, R (1, 2) OBP: 0.326, SLG: 0.383		B SI 89 C SI 91 F SI 91 C SL 86 1-3 ③ K		B SI 93 1 SAFE X SI 94 1-0 ③ G5-3			B SL 87 F SL 86 B SI 91 B FF 93 D SL 86 4-2 15 1B 6 1B BB		S SL 83 B FF 93 F SL 83 B FF 92 C FF 93 2-3 ② K	3	1	0	0	1	2	2
24 Luis Valbuena, L (1, 5) OBP: 0.349, SLG: 0.427			C SI 90 B SI 90 B CH 84 F SI 89 F SL 83 X SI 89 2-2 ① G2-3		C SI 92 B SL 84 C SL 84 B FF 93 X SL 87 2-2 ① G3		F SI 92 F SL 86 S FS 79 0-3 ② K		F FF 92 C SL 84 C FF 94 0-3 ③ K	4	0	0	0	0	2	1
15 Darwin Barney, R (1, 4) OBP: 0.315, SLG: 0.367			B SI 90 B SI 90 C SI 88 X SI 91 2-1 ② G5-3		X SI 93 0-0 ② L9		1 SAFE B SL 85 S SI 89 S SL 85 B SL 87 F FS 79 B FF 93 X SI 92 3-2 6 1B 1-3 1B			3	0	1	0	0	0	0
36 Edwin Jackson, R (1, 1) OBP: 0.067, SLG: 0.133 48 Rafael Dolis, R (4, 1) 21 Scott Hairston, R (5, PH) OBP: 0.150, SLG: 0.321 33 Carlos Villanueva, R (5, 1) OBP: 0.176, SLG: 0.176 6 Ryan Sweeney, L (7, PH) OBP: 0.417, SLG: 0.636 49 Carlos Marmol, R (7, 1) 11 Kyuji Fujikawa, L (8, 1)			C SI 88 F SI 91 S SL 85 0-3 ③ K		C SI 94 F SI 94 B SL 88 X FF 94 1-2 1B		C SI 90 F FF 95 B FF 97 X CU 78 1-2 1-3 3-H 1B			1 0 0 0 0 1 0 0 0 0 0 0 0 0 1 0 1 0 0 0 0 0 0 0 0 0 0 0 1 0 1 1 0 0 0 0 0 0 0 0 0 0 0 0 0 0 0 0 0						
Inning Stats	R: 0 E: 0 K: 0 S: 6 H: 0 LOB: 0 BB: 0 P: 9	R: 0 E: 0 K: 1 S: 7 H: 1 LOB: 0 BB: 0 P: 10	R: 0 E: 0 K: 1 S: 9 H: 0 LOB: 0 BB: 0 P: 13	R: 1 E: 1 K: 0 S: 17 H: 2 LOB: 2 BB: 0 P: 26	R: 0 E: 0 K: 0 S: 11 H: 1 LOB: 1 BB: 0 P: 16	R: 0 E: 0 K: 0 S: 8 H: 1 LOB: 0 BB: 0 P: 14	R: 1 E: 0 K: 1 S: 18 H: 2 LOB: 2 BB: 1 P: 29	R: 0 E: 0 K: 1 S: 13 H: 0 LOB: 0 BB: 0 P: 17	R: 0 E: 0 K: 2 S: 10 H: 0 LOB: 0 BB: 0 P: 14	1B: 6 2B: 1 3B: 0 HR: 0 SF: 0 SAC: 0 DP: 1 HBP: 0						

	AB	33
	R	2
	H	7
	RBI	2
	BB	1
	SO	6
	LOB	10

WP: 0 PB: 0 SB: 0 CS: 0 PA: 34

PITCHER		IP	WLS	BF	H	R	ER	SO	BB	IBB	HBP	BLK	WP	HR	S	P	ERA	WHIP
30 Jeanmar Gómez, R ERA: 2.75	(1, 1)	3.2		14	3	1	1	2	0	0	0	0	0	0	38	56	2.46	0.818
32 Vin Mazzaro, R ERA: 2.5	(4, 1)	2.1	W	8	2	0	0	0	0	0	0	0	0	0	20	32	0.00	0.857
52 Jose Contreras, R ERA: 5.79	(7, 1)	0.2	H	4	1	1	1	1	1	0	0	0	0	0	11	20	13.50	3.000
37 Justin Wilson, L ERA: 1.29	(7, 1)	1.1	H	5	1	0	0	1	0	0	0	0	0	0	20	26	0.00	0.750
39 Jason Grilli, R ERA: 1.25	(9, 1)	1.0	S	3	0	0	0	2	0	0	0	0	0	0	10	14	0.00	0.000

PITCHER	IP	WLS	BF	H	R	ER	SO	BB	IBB	HBP	BLK	WP	HR	S	P	ERA	WHIP

Chicago Cubs @ Pittsburgh Pirates

PNC Park, Pittsburgh, PA

Thu May 23 2013, 12:37 PM - 5:39 PM EDT

Att. 24,552 - Cloudy - 73 F

BOTTOM

livebaseballscorecards.com

Batter	1	2	3	4	5	6	7	8	9	AB	R	H	RBI	BB	SO	LOB
6 Starling Marte, R (1, 7) OBP: 0.377, SLG: 0.462	B FF 92 F FF 91 B FF 92 F FF 92 B FF 92 F FF 93 X FF 91 3-2 23 S 22 1B 1B	B SL 86 S FF 92 B FF 93 X FF 91 2-1 23 3B 1B		C FF 96 B SL 86 S FF 96 B FF 96 B FF 96 F SI 95 B FF 96 4-2 BB		C FF 88 X CH 82 0-1 ③ FC6-4 1-2f				3	2	2	0	1	0	2
23 Travis Snider, L (1, 9) OBP: 0.331, SLG: 0.414	B FF 93 C FF 92 F FF 93 1 SAFE S FF 94 1-3 ① K 1-2	1 SAFE B FF 93 1 SAFE 1 SAFE B SI 92 1 SAFE C FF 94 F SI 93 1 SAFE 3-2 F SL 86 1 SAFE D SL 85 X SL 84 22 1B 1-H 3B		B FF 94 F SI 95 X FF 95 1-1 ③ F7			B FF 93 S FF 93 B FF 94 B SL 84 S SL 85 T SL 85 3-2 ① K			4	1	1	1	0	2	2
22 Andrew McCutchen, R (1, 8) OBP: 0.353, SLG: 0.477	X CU 77 0-0 46 S 19 1B 2-H 1B	X FF 94 0-0 3-H 1B			B FF 88 S CH 80 B FF 89 B CU 76 C SI 89 F SL 84 S CH 82 3-3 ① K		X SI 95 0-0 18 S 1B			4	1	3	2	0	1	0
46 Garrett Jones, L (1, 3) OBP: 0.329, SLG: 0.469 14 Gaby Sanchez, R (8, 3) OBP: 0.374, SLG: 0.474	B FF 92 F FF 93 B SL 83 F FF 92 1 SAFE 1 SAFE B FF 92 S SL 84 3-3 ② K 1-2	C FF 92 B SI 95 X FF 92 1-1 ③ G5-3			C CU 74 B FF 90 F SL 82 S SL 83 1-3 ② K		1 SAFE X SI 94 0-0 ② F7			4 0	0 0	0 0	0 0	0 0	2 0	3 0
18 Neil Walker, S (1, 4) OBP: 0.338, SLG: 0.298	B FF 93 B FF 92 B SL 82 B FF 92 4-0 19 E 19 1B BB	F FF 94 B FF 94 S SL 83 B SL 86 C SI 93 2-3 ① K			C FF 90 B CU 69 F FF 90 S FF 90 1-3 ③ K		1 SAFE B FF 94 C SL 86 B SL 88 B SL 85 S SL 86 X SL 85 3-2 ③ F8 1-2			3	0	0	0	1	2	1
19 Michael McKenry, R (1, 2) OBP: 0.295, SLG: 0.446	X FF 93 0-0 E7 1-3 2-H 1B	B FF 94 S SL 85 X SI 93 1-1 ② G6-3				B CU 71 C CH 79 X CH 82 1-1 ① G3-1		X FC 89 0-0 ① G6-3		4	0	1	1	0	0	0
24 Pedro Alvarez, L (1, 5) OBP: 0.248, SLG: 0.364	S SL 82 S SL 84 B FF 94 D SL 85 F FF 92 S SL 86 2-3 ③ K	F FF 95 B SL 82 F FF 94 B FF 92 F SL 84 S SL 85 2-3 ③ K2-3				C SL 82 B FF 89 F CU 77 F SL 83 B SL 83 B SI 84 F SL 83 F FF 90 F SL 84 4-2 D SL 83 2 1B BB		B FC 92 F FF 94 X CH 84 1-1 ② G4-3		3	0	0	0	1	2	2
12 Clint Barmes, R (1, 6) OBP: 0.272, SLG: 0.314		B FF 92 X FF 92 1-0 ① F8		C FF 95 X FF 95 0-1 ① F8		B SI 90 C SL 82 B SI 89 1 SAFE F CH 82 D CU 76 F SL 81 X FF 89 3-2 ② F7		B FC 90 F FC 90 B FF 94 X FC 89 2-1 2B		4	0	1	0	0	0	1
30 Jeanmar Gómez, R (1, 1) OBP: 0.091, SLG: 0.091 32 Vin Mazzaro, R (4, 1) 2 Brandon Inge, R (6, PH) OBP: 0.300, SLG: 0.298 52 Jose Contreras, R (7, 1) 37 Justin Wilson, L (7, 1) 31 Jose Tabata, R (8, PH) OBP: 0.341, SLG: 0.413 39 Jason Grilli, R (9, 1)		C FF 92 B FF 92 T FF 92 S SL 84 1-3 ② K		B FF 95 C FF 96 C FF 96 F SL 86 F FF 96 X SL 85 1-2 ② P4		C CH 81 B SL 82 S CH 78 B FF 89 X SL 83 2-2 6 FC6-4 1-2 1B		B FF 94 F FF 94 C FF 93 S FF 93 1-3 ③ K		1 1 1 0 0 0 1	0 0 0 0 0 0 0	0 0 1 0 0 0 0	0 0 0 0 0 0 1	1 0 0 0 0 0 1	0 0 0 0 0 0 0	0 0 0 0 0 0 0
Inning Stats	R: 2 E: 1 K: 3 S: 16 H: 3 LOB: 2 BB: 1 P: 29	R: 2 E: 0 K: 1 S: 13 H: 3 LOB: 1 BB: 0 P: 21	R: 0 E: 0 K: 2 S: 9 H: 0 LOB: 0 BB: 0 P: 14	R: 0 E: 0 K: 0 S: 12 H: 0 LOB: 1 BB: 1 P: 18	R: 0 E: 0 K: 3 S: 10 H: 0 LOB: 0 BB: 0 P: 15	R: 0 E: 0 K: 0 S: 17 H: 1 LOB: 2 BB: 1 P: 27	R: 0 E: 0 K: 1 S: 8 H: 1 LOB: 1 BB: 0 P: 14	R: 0 E: 0 K: 1 S: 8 H: 1 LOB: 1 BB: 0 P: 12		1B: 7 2B: 1 3B: 1 HR: 0	SF: 0 SAC: 0 DP: 0 HBP: 0		WP: 0 PB: 0 SB: 3 CS: 0	PA: 36		

	AB	33
	R	4
	H	9
	RBI	4
	BB	3
	SO	11
	LOB	12

PITCHER	IP	WLS	BF	H	R	ER	SO	BB	IBB	HBP	BLK	WP	HR	S	P	ERA	WHIP
36 Edwin Jackson, R (1, 1) ERA: 6.11	3.0	L	16	6	4	4	6	1	0	0	0	0	0	38	64	12.00	2.333
48 Rafael Dolis, R (4, 1) ERA:	1.0		4	0	0	0	0	1	0	0	0	0	0	12	18	0.00	1.000
33 Carlos Villanueva, R (5, 1) ERA: 3.72	2.0		8	1	0	0	3	1	0	0	0	0	0	27	42	0.00	1.000
49 Carlos Marmol, R (7, 1) ERA: 4.5	1.0		4	1	0	0	1	0	0	0	0	0	0	8	14	0.00	1.000
11 Kyuji Fujikawa, R (8, 1) ERA: 6.1	1.0		4	1	0	0	1	0	0	0	0	0	0	8	12	0.00	1.000

PITCHER	IP	WLS	BF	H	R	ER	SO	BB	IBB	HBP	BLK	WP	HR	S	P	ERA	WHIP

TOP

Pittsburgh Pirates @ Milwaukee Brewers

Miller Park, Milwaukee, WI

Fri May 24 2013, 7:11 PM - 9:53 PM CDT

Att. 33,874 - Roof Closed - 64 F

livebaseballscorecards.com

Batter	1	2	3	4	5	6	7	8	9	AB	R	H	RBI	BB	SO	LOB
6 Starling Marte, R (1, 7) OBP: 0.375, SLG: 0.468	F8			G6-3		3B		G5-3		4	0	1	0	0	0	1
23 Travis Snider, L (1, 9) OBP: 0.323, SLG: 0.403	P4			K		K		L3		3	0	0	0	0	2	1
31 Jose Tabata, R (8, PH) OBP: 0.337, SLG: 0.407 (8, 9)										1	0	0	0	0	0	2
22 Andrew McCutchen, R (1, 8) OBP: 0.351, SLG: 0.472	F7			G6-3			L7		1B	4	0	1	0	0	0	0
14 Gaby Sanchez, R (1, 3) OBP: 0.369, SLG: 0.463		F9			K		FC6-4 1B		F7	4	0	1	0	0	1	1
55 Russell Martin, R (1, 2) OBP: 0.343, SLG: 0.476		G6-3			K		FC6-4 1-2f		FC1-6-4 1-2f	4	1	0	0	0	1	2
18 Neil Walker, S (1, 4) OBP: 0.343, SLG: 0.314		F8			1B		2B 1-H		G4-3	4	0	2	1	0	0	1
2 Brandon Inge, R (1, 5) OBP: 0.286, SLG: 0.283			K		L1		G1-3			3	0	0	0	0	1	2
12 Clint Barmes, R (1, 6) OBP: 0.266, SLG: 0.306			K			G1-3		F8		3	0	0	0	0	1	0
34 A.J. Burnett, R (1, 1) 46 Garrett Jones, L (8, PH) OBP: 0.333, SLG: 0.469 10 Jordy Mercer, R (8, PR) OBP: 0.277, SLG: 0.522 29 Bryan Morris, L (8, 1)			K			K		BB 6 G5-3		2	0	0	0	0	2	0
										0	0	0	0	1	0	0
										0	0	0	0	0	0	0
										0	0	0	0	0	0	0

Inning Stats	1	2	3	4	5	6	7	8	9
R	0	0	0	0	0	0	1	0	0
E	0	0	0	0	0	0	0	0	0
K	0	0	3	1	2	2	0	0	0
S	9	7	13	8	11	16	9	9	8
H	0	0	0	0	1	1	2	0	1
LOB	0	0	0	0	1	1	0	2	1
BB	0	0	0	0	0	0	0	1	0
P	10	11	17	13	16	19	14	18	14

AB	32
R	1
H	5
RBI	1
BB	1
SO	8
LOB	10

		1B	SF	WP	PA
		3	0	0	33
		2B	SAC	PB	
		1	0	0	
		3B	DP	SB	
		1	0	0	
		HR	HBP	CS	
		0	0	0	

PITCHER		IP	WLS	BF	H	R	ER	SO	BB	IBB	HBP	BLK	WP	HR	S	P	ERA	WHIP
41 Marco Estrada, R ERA: 4.94	(1, 1)	7.0	W	25	4	1	1	8	0	0	0	0	0	0	73	100	1.29	0.571
53 Brandon Kintzler, R ERA: 4.22	(8, 1)	0.2	H	3	0	0	0	0	1	0	0	0	0	0	6	12	0.00	1.500
51 Michael Gonzalez, L ERA: 3.31	(8, 1)	0.1	H	1	0	0	0	0	0	0	0	0	0	0	3	6	0.00	0.000
29 Jim Henderson, R ERA: 0.92	(9, 1)	0.2	H	3	1	0	0	0	0	0	0	0	0	0	7	12	0.00	1.500
57 Francisco Rodríguez, R ERA:	(9, 1)	0.1	S	1	0	0	0	0	0	0	0	0	0	0	1	2	0.00	0.000

PITCHER	IP	WLS	BF	H	R	ER	SO	BB	IBB	HBP	BLK	WP	HR	S	P	ERA	WHIP

Batter	1	2	3	4	5	6	7	8	9	AB	R	H	RBI	BB	SO	LOB
7 Norichika Aoki, L (1, 9) OBP: 0.394, SLG: 0.441	C SI 94 C KC 82 B SI 94 F FF 94 X SI 93 1-2 G5-3 ①		X SI 93 0-0 F7 ①		B FF 92 C KC 82 X SI 91 1-1 F9 ③			B FC 88 X FC 89 1-0 G1-3 ②		4	0	0	0	0	0	1
9 Jean Segura, R (1, 6) OBP: 0.387, SLG: 0.556	B FF 94 X FF 93 1-0 F9 ②		B SI 92 B SI 92 B FF 92 C SI 92 C SI 93 X KC 84 3-2 G5-3 ②			B CH 86 B CH 86 X SI 90 2-0 G6-3 ①		C FC 89 F FC 88 F FC 87 X FC 88 0-2 1B		4	0	1	0	0	0	0
8 Ryan Braun, R (1, 7) OBP: 0.401, SLG: 0.560	C FF 94 X SI 93 0-1 G4-3 ③		B FF 93 F SI 92 B SI 90 C SI 93 B KC 84 C SI 94 3-3 K ③			F KC 82 C SI 91 S KC 82 0-3 K2-3 ②		F FC 88 1 SAFE 1 SAFE X FC 86 0-1 G1-3 ③		4	0	0	0	0	2	1
16 Aramis Ramirez, R (1, 5) OBP: 0.414, SLG: 0.565		B SI 94 B SI 94 S FF 92 B KC 84 B FF 94 4-1 27 2B 11 2B BB	B KC 80 X CH 88 1-0 G6-3 ①			C SI 92 F CH 87 B KC 83 B SI 93 B SI 92 B CH 89 4-2 BB				1	1	0	0	2	0	0
27 Carlos Gómez, R (1, 8) OBP: 0.367, SLG: 0.548		C SI 94 S FF 94 B SI 94 X SI 94 1-2 11 2B 1-3 2B	X SI 91 0-0 G5-3 ②			B KC 84 F CH 88 B KC 83 C SI 92 F KC 82 S SI 93 2-3 K ③				3	1	1	0	0	1	1
12 Martín Maldonado, R (1, 2) OBP: 0.244, SLG: 0.291		C KC 84 B KC 84 S FF 93 D KC 85 S FF 94 2-3 K ①	C FF 91 C SI 92 B KC 81 F SI 92 X KC 83 1-2 L6 ③				F KC 80 B SI 90 F SI 90 B KC 81 F SI 90 B KC 82 X SI 91 3-2 G6-3 ①			3	0	0	0	0	1	2
11 Alex Gonzalez, R (1, 3) OBP: 0.217, SLG: 0.248		X KC 82 0-0 2-H 3-H 2B			F FF 89 X KC 80 0-1 G5-3 ①		C SI 90 X SI 90 0-1 F9 ②			3	0	1	2	0	0	0
14 Jeff Bianchi, R (1, 4) OBP: 0.280, SLG: 0.320		C FF 94 F FF 93 B KC 84 F KC 84 B SI 94 X FF 94 2-2 L4 ②			F SI 90 C SI 91 B KC 80 F KC 82 S CH 87 1-3 K ②		B SI 91 S CH 86 X CH 86 1-1 G5-3 ③			3	0	0	0	0	1	1
41 Marco Estrada, R (1, 1) OBP: 0.222, SLG: 0.278 53 Brandon Kintzler, R (8, 1) 51 Michael Gonzalez, R (8, 1) 22 Logan Schafer, L (8, PH) OBP: 0.240, SLG: 0.196 29 Jim Henderson, L (9, 1) 57 Francisco Rodríguez, R (9, 1)		C SI 93 S KC 83 S KC 84 0-3 K ③			S FF 90 B KC 81 C SI 90 F KC 84 X SI 91 1-2 1B			B FF 92 F FC 88 B CU 80 B FF 93 C FC 86 X FC 87 3-2 F7 ①		2 0 0 0 1 0 0 0	0 0 0 0 0 0 0 0	1 0 0 0 0 0 0 0	0 0 0 0 0 0 0 0	0 0 0 0 0 0 0 0	1 0 0 0 0 0 0 0	1 0 0 0 0 0 0 0
Inning Stats	R: 0 E: 0 K: 0 S: 7 H: 0 LOB: 0 BB: 0 P: 9	R: 2 E: 0 K: 2 S: 15 H: 2 LOB: 1 BB: 1 P: 24	R: 0 E: 0 K: 1 S: 7 H: 0 LOB: 0 BB: 0 P: 13	R: 0 E: 0 K: 0 S: 6 H: 0 LOB: 0 BB: 0 P: 8	R: 0 E: 0 K: 1 S: 12 H: 1 LOB: 1 BB: 0 P: 15	R: 0 E: 0 K: 2 S: 10 H: 0 LOB: 1 BB: 1 P: 18	R: 0 E: 0 K: 0 S: 8 H: 0 LOB: 0 BB: 0 P: 12	R: 0 E: 0 K: 0 S: 10 H: 1 LOB: 1 BB: 0 P: 14		1B: 2 2B: 2 3B: 0 HR: 0 SF: 0 SAC: 0 DP: 0 HBP: 0						

PITCHER		IP	WLS	BF	H	R	ER	SO	BB	IBB	HBP	BLK	WP	HR	S	P	ERA	WHIP
34 A.J. Burnett, R ERA: 2.57	(1, 1)	7.0	L	26	3	2	2	6	2	0	0	0	0	0	65	99	2.57	0.714
29 Bryan Morris, R ERA: 3.45	(8, 1)	1.0		4	1	0	0	0	0	0	0	0	0	0	10	14	0.00	1.000

PITCHER	IP	WLS	BF	H	R	ER	SO	BB	IBB	HBP	BLK	WP	HR	S	P	ERA	WHIP

BOTTOM

Pittsburgh Pirates @ Milwaukee Brewers

Miller Park, Milwaukee, WI

Fri May 24 2013, 7:11 PM - 9:53 PM CDT

Att. 33,874 - Roof Closed - 64 F

livebaseballscorecards.com

AB	28
R	2
H	4
RBI	2
BB	2
SO	6
LOB	7

WP: 0 PA: 30
PB: 0
SB: 0
CS: 0

TOP

Pittsburgh Pirates @ Milwaukee Brewers

Miller Park, Milwaukee, WI

Sat May 25 2013, 3:11 PM - 6:04 PM CDT

Att. 40,410 - Roof Closed - 66 F

livebaseballscorecards.com

Batter	1	2	3	4	5	6	7	8	9	AB	R	H	RBI	BB	SO	LOB
6 Starling Marte, R (1, 7) OBP: 0.366, SLG: 0.456	C FF 88 F FF 88 X CU 70 0-2 ① G1-3		B FC 83 F FC 85 B CH 81 B FF 87 S FC 84 X CH 82 3-2 E5 23 E 23 S		B SI 90 B CH 85 F SI 91 S CH 85 S CH 85 2-3 ① K		C SL 79 S SL 80 B SL 80 X SL 80 1-2 ② P3		X FF 94 0-0 ② F8	5	0	0	0	0	1	1
23 Travis Snider, L (1, 9) OBP: 0.319, SLG: 0.390	C FF 88 B FF 88 X CH 82 1-1 ② G1-3		B FC 82 1 SAFE B CH 84 C FF 88 C FC 84 S FF 89 2-3 ① K 1-3		C SI 92 B SL 80 B SL 78 F SI 92 B FF 91 F FF 91 B SL 81 4-2 22 G6-4-3 BB		C SL 78 B SI 88 B SL 78 F SI 88 X FS 84 2-2 ③ G6-3		C FF 94 X CH 84 0-1 ③ G1-3	4	0	0	0	1	1	2
22 Andrew McCutchen, R (1, 8) OBP: 0.354, SLG: 0.489	B FC 86 X FF 88 1-0 HR		D CU 72 S CU 71 B CU 71 D CH 83 C CU 69 T CH 80 3-2 ② K		B CH 86 1 SAFE F FF 91 F CH 85 B FF 92 X CH 84 2-2 ②③ G6-4-3 1-2f			S SL 81 S SL 82 B FF 95 F FF 96 B SL 83 F SL 82 X FF 96 2-2 46 CS 1B		4	1	2	1	0	1	2
46 Garrett Jones, L (1, 3) OBP: 0.338, SLG: 0.466 35 Mark Melancon, R (8, 1) 44 Tony Watson, L (9, 1)	C FF 89 C FC 84 C FF 90 0-3 ③ K		C CU 69 F FF 88 X FF 91 0-2 ③ F8			F SI 90 B SI 89 X SI 89 1-1 18 FC3-6 55 1B 1B		B CU 78 1 SAFE F FF 94 B FF 93 1 SAFE C CU 78 1 SAFE B FF 94 B CU 80 4-2 ① 1-2 BB		3 0 0	0 0 0	1 0 0	0 0 0	1 0 0	1 0 0	1 0 0
55 Russell Martin, R (1, 2) OBP: 0.340, SLG: 0.469		B FF 86 B FC 82 X FC 84 2-0 ① G1-3		C CU 68 C FC 82 B CH 81 S CH 80 1-3 ① K		C SI 88 B SL 80 B SL 80 X SI 88 2-1 18 FC3-6 1-2 1B		B CU 78 C SL 82 C SL 81 D SL 83 F FF 96 T FF 97 2-2 ② K		4	0	1	0	0	2	1
18 Neil Walker, S (1, 4) OBP: 0.348, SLG: 0.344		C FF 88 F FF 88 B CH 82 X CU 70 1-2 24 HR 1B		B FC 85 B CU 69 X FF 87 2-0 HR		C SL 79 X SI 89 0-1 ① FC3-6 24 WP 1-2f 2-3		C FF 96 C CU 80 B FF 95 F FF 96 D SL 84 F SL 82 B FF 96 X FF 96 3-2 ③ G4-3		4	2	2	1	0	0	3
24 Pedro Alvarez, L (1, 5) OBP: 0.261, SLG: 0.411		B CH 83 B CH 83 B FF 86 F FF 88 1 SAFE X FF 89 3-1 1-H HR		C CU 69 S CH 80 B CH 84 X CH 80 1-2 ② G1-3		B FS 83 B SI 88 I IN 75 I IN 74 4-0 12 G6-4-3 1-2 IBB			X CH 83 0-0 HR	3	2	2	3	1	0	0
12 Clint Barmes, R (1, 6) OBP: 0.265, SLG: 0.304		C FC 85 S CU 70 T FF 89 0-2 ② K		B FF 87 B FC 82 X FC 83 2-0 1B		X SI 88 0-0 ②③ G6-4-3 1-2f			X FF 94 0-0 ① F9	4	0	1	0	0	1	3
49 Jeff Locke, L (1, 1) 2 Brandon Inge, R (7, PH) OBP: 0.281, SLG: 0.279 37 Justin Wilson, L (7, 1) 14 Gaby Sanchez, R (8, 3) OBP: 0.375, SLG: 0.463		B FF 88 B FF 87 C FF 87 S FF 86 B FF 88 X FF 85 3-2 ③ P5		X FF 87 0-0 ③ G6-3			C SI 88 B SL 80 F SI 88 B SL 80 X SI 87 2-2 ① L8		F FF 95 B SL 83 B SL 78 B FF 96 B FF 93 4-1 BB	2 1 0 0	0 0 0 0	0 0 0 0	0 0 0 1	0 0 0 0	0 0 0 0	1 0 0 0
Inning Stats	R: 1 E: 0 K: 1 S: 9 H: 1 LOB: 0 BB: 0 P: 11	R: 2 E: 0 K: 1 S: 12 H: 2 LOB: 0 BB: 0 P: 21	R: 0 E: 1 K: 2 S: 12 H: 0 LOB: 1 BB: 0 P: 20	R: 1 E: 0 K: 1 S: 9 H: 2 LOB: 1 BB: 0 P: 15	R: 0 E: 0 K: 1 S: 9 H: 0 LOB: 0 BB: 1 P: 17	R: 0 E: 0 K: 0 S: 7 H: 2 LOB: 2 BB: 1 P: 14	R: 0 E: 0 K: 0 S: 9 H: 0 LOB: 0 BB: 0 P: 14	R: 0 E: 0 K: 1 S: 16 H: 1 LOB: 1 BB: 1 P: 27	R: 1 E: 0 K: 0 S: 6 H: 1 LOB: 1 BB: 1 P: 10	1B: 5 2B: 0 3B: 0 HR: 4	SF: 0 SAC: 0 DP: 2 HBP: 0					

	AB	34
	R	5
	H	9
	RBI	5
	BB	4
	SO	7
	LOB	14

WP: 1 PA: 38
PB: 0
SB: 1
CS: 1

PITCHER		IP	WLS	BF	H	R	ER	SO	BB	IBB	HBP	BLK	WP	HR	S	P	ERA	WHIP
64 Mike Fiers, R ERA: 6.62	(1, 1)	4.0	L	18	5	4	4	5	0	0	0	0	0	3	42	67	9.00	1.250
32 Tom Gorzelanny, L ERA: 2.16	(5, 1)	1.0		3	0	0	0	1	1	0	0	0	0	0	9	17	0.00	1.000
31 Burke Badenhop, R ERA: 2.11	(6, 1)	2.0		8	2	0	0	0	0	1	0	0	1	0	16	28	0.00	1.000
59 John Axford, R ERA: 6.64	(8, 1)	1.0		4	1	0	0	1	1	0	0	0	0	0	16	27	0.00	2.000
45 Alfredo Figaro, R ERA: 3.46	(9, 1)	1.0		5	1	1	1	0	1	0	0	0	0	1	6	10	9.00	2.000

PITCHER		IP	WLS	BF	H	R	ER	SO	BB	IBB	HBP	BLK	WP	HR	S	P	ERA	WHIP

Batter	1	2	3	4	5	6	7	8	9	AB	R	H	RBI	BB	SO	LOB
7 Norichika Aoki, L (1, 9) OBP: 0.386, SLG: 0.431	C SI 90 B SI 90 B FF 90 F FF 91 X SI 91 2-2 ① G1-6-3		B FF 88 C SI 89 B FF 90 X SI 90 2-1 ① B1-3		B SI 89 B SI 88 F SI 88 F FF 88 C FF 89 2-3 ② K			B FF 92 C FF 93 B FC 91 X FF 92 2-1 ① G5-3		4	0	0	0	0	1	1
9 Jean Segura, R (1, 6) OBP: 0.379, SLG: 0.544	B FF 91 B FF 90 C CH 82 C SI 91 B KC 79 F SI 92 S SI 92 3-3 ② K		B SI 90 C FF 90 X KC 81 1-1 ② L9		S KC 81 C SI 89 D KC 75 X SI 90 1-2 ③ L9			F FF 94 B FF 92 B FC 92 X FC 92 2-1 ② G4-3		4	0	0	0	0	1	1
8 Ryan Braun, R (1, 7) OBP: 0.398, SLG: 0.558	B SI 90 C FF 91 S KC 81 B KC 82 X SI 91 2-2 2B		C FF 89 C SI 89 C SI 90 0-3 ③ K			F SI 87 B SI 88 X KC 80 1-1 ① G3		S FC 92 C FF 92 C FF 92 0-3 ③ K		4	0	1	0	0	2	0
16 Aramis Ramirez, R (1, 5) OBP: 0.405, SLG: 0.538	B FF 90 F CH 81 B FF 90 C SI 89 X KC 80 2-2 ③ G6-3			C KC 80 B SI 90 F FF 88 S FF 89 1-3 ① K		B CH 81 F SI 87 B KC 78 B CH 80 B SI 90 4-1 20 G5-4-3 BB			C SI 92 B SL 82 X SI 92 1-1 ① F8	3	0	0	0	1	1	1
20 Jonathan Lucroy, R (1, 2) OBP: 0.280, SLG: 0.331		C SI 90 B KC 79 C SI 89 F KC 81 B FF 90 X KC 80 2-2 ① L9		B SI 90 B FF 91 B SI 89 C B SI 90 4-1 BB		D KC 79 C SI 88 C SI 88 X FF 89 1-2 ②③ G5-4-3 1-2f			C SI 93 B SI 93 B SI 94 B SI 93 F SI 93 X SI 94 3-2 ② F9	3	0	0	0	1	0	1
27 Carlos Gómez, R (1, 8) OBP: 0.376, SLG: 0.586		C FF 91 C FF 90 B KC 78 B SI 90 B SI 91 B CH 82 4-2 23 1B BB	C KC 77 C KC 78 F FF 89 D KC 79 D KC 79 X FF 88 2-2 ② F9				B FF 94 X FC 90 1-0 HR		X SI 94 0-0 HR	3	2	2	2	1	0	1
23 Rickie Weeks Jr., R (1, 4) OBP: 0.280, SLG: 0.266		X SI 88 0-0 1-2 1B	C SI 89 D KC 80 C CH 81 1 SAFE B FF 89 C SI 89 2-3 ③ K				B FF 95 X FF 95 1-0 ① L9		B SI 94 C SI 94 X SL 83 1-1 ③ F8	4	0	1	0	0	1	1
11 Alex Gonzalez, R (1, 3) OBP: 0.211, SLG: 0.240		B SI 90 C FF 89 S KC 80 C SI 89 1-3 ② K			B SI 88 X SI 87 1-0 ① G3-1		B FF 96 F SI 95 X CU 77 1-1 ② G5-3			3	0	0	0	0	1	2
64 Mike Fiers, R (1, 1) 32 Tom Gorzelanny, R (5, 1) 3 Yuniesky Betancourt, R (5, PH) OBP: 0.271, SLG: 0.423 31 Burke Badenhop, R (6, 1) 14 Jeff Bianchi, R (7, PH) OBP: 0.269, SLG: 0.308 59 John Axford, R (8, 1) 45 Alfredo Figaro, R (9, 1) OBP: 0.500, SLG: 0.500		C FF 88 S KC 78 D SI 89 F KC 79 S FF 90 1-3 ③ K			B KC 78 S SI 90 X KC 81 1-1 1B		C SI 95 F SI 94 F FF 96 S CU 78 0-3 ③ K2-3			1 0 1 0 1 0 0 0	0 0 0 0 0 0 0 0	0 0 1 0 0 0 0 0	0 0 0 0 0 0 0 0	0 0 0 0 0 1 0 0	1 0 0 0 0 0 0 0	2 0 0 0 0 0 0 0
Inning Stats	R: 0 E: 0 K: 1 S: 13 H: 1 LOB: 1 BB: 0 P: 22	R: 0 E: 0 K: 2 S: 14 H: 1 LOB: 2 BB: 1 P: 22	R: 0 E: 0 K: 1 S: 7 H: 0 LOB: 0 BB: 0 P: 10	R: 0 E: 0 K: 2 S: 11 H: 0 LOB: 1 BB: 1 P: 20	R: 0 E: 0 K: 1 S: 9 H: 1 LOB: 1 BB: 0 P: 14	R: 0 E: 0 K: 0 S: 6 H: 0 LOB: 0 BB: 1 P: 12	R: 1 E: 0 K: 1 S: 8 H: 1 LOB: 0 BB: 0 P: 11	R: 0 E: 0 K: 1 S: 7 H: 0 LOB: 0 BB: 0 P: 11	R: 1 E: 0 K: 0 S: 8 H: 1 LOB: 0 BB: 0 P: 13	1B: 2 2B: 1 3B: 0 HR: 2 SF: 0 SAC: 0 DP: 1 HBP: 0				WP: 0 PB: 0 SB: 0 CS: 0	PA: 34	

PITCHER		IP	WLS	BF	H	R	ER	SO	BB	IBB	HBP	BLK	WP	HR	S	P	ERA	WHIP
49 Jeff Locke, L ERA: 2.45	(1, 1)	6.0	W	23	3	0	0	7	3	0	0	0	0	0	60	100	0.00	1.000
37 Justin Wilson, L ERA: 1.55	(7, 1)	1.0		4	1	1	1	1	0	0	0	0	0	1	8	11	9.00	1.000
35 Mark Melancon, R ERA: 0.69	(8, 1)	1.0	H	3	0	0	0	1	0	0	0	0	0	0	7	11	0.00	0.000
44 Tony Watson, L ERA: 5.16	(9, 1)	1.0		4	1	1	1	0	0	0	0	0	0	1	8	13	9.00	1.000

PITCHER	IP	WLS	BF	H	R	ER	SO	BB	IBB	HBP	BLK	WP	HR	S	P	ERA	WHIP

BOTTOM

Pittsburgh Pirates @ Milwaukee Brewers

Miller Park, Milwaukee, WI

Sat May 25 2013, 3:11 PM - 6:04 PM CDT

Att. 40,410 - Roof Closed - 66 F

livebaseballscorecards.com

AB	31
R	2
H	5
RBI	2
BB	3
SO	9
LOB	10

Batter	1	2	3	4	5	6	7	8	9	AB	R	H	RBI	BB	SO	LOB
6 Starling Marte, R (1, 7) OBP: 0.367, SLG: 0.462	C CH 87 B SL 86 B SL 84 S SI 89 F SL 86 S FF 90 2-3 ① K		C CU 74 B SL 85 X SL 84 1-1 22 FC5-4 46 SF7 2B	B CU 77 C SI 90 F SI 89 B SI 91 F FF 91 X CU 81 2-2 18 S 1B		F SI 90 B SL 82 B SL 82 C SI 91 X SL 83 2-2 ② SF8 2-3 3-H		S SI 94 B SI 93 F SL 84 D SL 85 F SI 94 B SL 87 X SI 92 3-2 ②③ G4-3 1-2f		4	1	2	1	0	1	2
18 Neil Walker, S (1, 4) OBP: 0.349, SLG: 0.336	F FF 90 F SL 86 B SL 87 B CU 79 B SL 87 X SL 86 3-2 ② F8		F CU 75 H SL 84 1-1 22 FC5-4 HBP	D CU 77 B SI 90 F SL 83 C SI 90 B FF 92 C CH 84 3-3 ③ K 1-2		D CU 70 F CU 69 B SI 90 B SI 90 B SI 89 4-1 BB			C FF 90 F FF 90 B CH 80 C CH 82 1-3 ① K	3	0	0	0	1	2	1
22 Andrew McCutchen, R (1, 8) OBP: 0.355, SLG: 0.486	C FF 90 B SI 91 X SL 87 1-1 1B		X SI 90 0-0 ① FC5-4 14 BB 24 2B 1-2f 2-3		F SI 91 X SL 84 0-1 24 E 1B	C SL 83 F SL 83 B SL 82 X CU 71 1-2 ③ P6			F FF 90 F CH 80 B CU 78 X CU 75 1-2 ② F7	5	1	2	0	0	0	4
46 Garrett Jones, L (1, 9) OBP: 0.329, SLG: 0.456 23 Travis Snider, L (7, 9) OBP: 0.324, SLG: 0.390	B CU 77 D SI 90 1 SAFE S SI 89 B CH 84 F SI 90 S CH 86 3-3 ③ K		B CU 76 D CH 84 X SL 84 2-0 ② SF7 3-H		1 SAFE C SI 90 1 SAFE B SI 90 F CU 69 S SI 91 1-3 ① K		X SL 79 0-0 ① L7		B CU 75 B FF 90 C FF 90 S FF 89 B CH 83 B CH 82 4-2 BB	3 0	0 0	0 0	1 0	0 1	2 0	2 0
14 Gaby Sanchez, R (1, 3) OBP: 0.367, SLG: 0.442		B SI 89 SI 89 X SI 89 2-0 ① P3	D SL 86 1 SAFE B SI 88 B SI 89 B SI 89 4-0 24 2B 1-2 BB		B SI 91 1 SAFE B SI 90 F SI 91 B SI 91 1 SAFE F SI 91 X SI 92 3-2 ② F8		C FF 91 X CH 83 0-1 ② P5		X FF 90 0-0 ③ F7	4	1	0	0	1	0	2
24 Pedro Alvarez, L (1, 5) OBP: 0.261, SLG: 0.413		B SI 91 S CH 85 B CH 86 B SI 90 C CH 86 X FF 91 3-2 ② G3	D CH 85 X CH 84 1-0 1-H 2-H 2B		F SI 90 S CU 69 1 SAFE S CU 70 0-3 ③ K 1-2		B FF 92 C SL 82 S SL 84 S SL 85 1-3 ③ K			4	0	1	2	0	2	1
19 Michael McKenry, R (1, 2) OBP: 0.323, SLG: 0.475		C SI 89 C CU 77 B SI 90 B FF 91 F CU 78 F FF 90 B CU 79 B SI 92 4-2 10 3B BB	C CU 77 C FF 90 B SI 91 B CU 79 F FF 90 F SI 90 T SI 90 2-2 ③ K			B CU 66 B SI 88 F SI 89 F SI 89 X SI 89 2-2 10 1B 6 SF8 2B		C SI 91 C SI 92 B SI 93 X CH 87 1-2 10 1B 1B	3	2	2	0	1	1	1
10 Jordy Mercer, R (1, 6) OBP: 0.314, SLG: 0.580		C CU 77 B SI 90 C SI 91 X CU 78 1-2 1-H 3B		C CH 86 C SI 88 F CH 87 F SI 90 B CU 78 F FF 90 C FF 91 1-3 ① K		C SI 90 2 SAFE F CU 70 F CU 70 B SI 90 X CU 69 1-2 6 SF8 2 S 2-3 1B		C SI 92 L SI 93 X SI 94 0-2 6 G4-3 1-2 1B	4	0	3	1	0	1	0
51 Wandy Rodriguez, S (1, 1) OBP: 0.100, SLG: 0.100 2 Brandon Inge, R (6, PH) OBP: 0.277, SLG: 0.274 32 Vin Mazzaro, R (6, 1) 12 Clint Barmes, R (8, PH) OBP: 0.283, SLG: 0.302 35 Mark Melancon, R (8, 1) 39 Jason Grilli, R (9, 1)		C SL 85 B SI 89 C FF 88 B SL 84 F SI 90 B SI 91 S SI 90 3-3 ③ K		B SI 89 C SI 88 C SL 83 C FF 89 1-3 ② K		D SI 90 C SI 89 S FF 90 D SL 84 F SI 90 B SI 91 F SI 90 S SI 91 3-3 ① K 1-2		X SI 92 0-0 ① B5	2 1 0 1 0 0	0 0 0 0 0 0	0 0 0 0 0 0	0 0 0 0 0 0	2 0 0 0 0 0	1 2 0 2 0 0	1 2 0 2 0 0
Inning Stats	R: 0 E: 0 K: 2 S: 12 H: 1 LOB: 1 BB: 0 P: 21	R: 1 E: 0 K: 1 S: 15 H: 1 LOB: 1 BB: 1 P: 28	R: 3 E: 0 K: 1 S: 11 H: 2 LOB: 1 BB: 1 P: 22	R: 0 E: 0 K: 3 S: 16 H: 1 LOB: 1 BB: 0 P: 23	R: 0 E: 1 K: 2 S: 11 H: 1 LOB: 1 BB: 0 P: 15	R: 1 E: 0 K: 1 S: 19 H: 2 LOB: 2 BB: 1 P: 32	R: 0 E: 0 K: 1 S: 6 H: 0 LOB: 0 BB: 0 P: 7	R: 0 E: 0 K: 0 S: 11 H: 2 LOB: 1 BB: 0 P: 15	R: 0 E: 0 K: 1 S: 9 H: 0 LOB: 1 BB: 1 P: 15	1B: 6 2B: 3 3B: 1 HR: 0	SF: 2 SAC: 0 DP: 1 HBP: 1	WP: 0 PB: 0 SB: 2 CS: 0	PA: 41			

PITCHER		IP	WLS	BF	H	R	ER	SO	BB	IBB	HBP	BLK	WP	HR	S	P	ERA	WHIP
49 Yovani Gallardo, R ERA: 4.79	(1, 1)	4.0	L	20	5	4	4	7	2	0	1	0	0	0	54	94	9.00	1.750
48 Donovan Hand, R ERA: 4.5	(5, 1)	2.0		10	3	1	1	3	1	0	0	0	0	0	30	47	4.50	2.000
51 Michael Gonzalez, L ERA: 3.12	(7, 1)	1.0		3	0	0	0	1	0	0	0	0	0	0	6	7	0.00	0.000
53 Brandon Kintzler, R ERA: 4.03	(8, 1)	1.0		4	2	0	0	0	0	0	0	0	0	0	11	15	0.00	2.000
57 Francisco Rodríguez, R ERA:	(9, 1)	1.0		4	0	0	0	1	1	0	0	0	0	0	9	15	0.00	1.000

PITCHER	IP	WLS	BF	H	R	ER	SO	BB	IBB	HBP	BLK	WP	HR	S	P	ERA	WHIP

TOP

Pittsburgh Pirates @ Milwaukee Brewers

Miller Park, Milwaukee, WI

Sun May 26 2013, 1:12 PM - 4:38 PM CDT
Att. 44,626 - Partly Cloudy - 60 F

livebaseballscorecards.com

AB	34
R	5
H	10
RBI	5
BB	4
SO	12
LOB	18

BOTTOM

Pittsburgh Pirates @ Milwaukee Brewers

Miller Park, Milwaukee, WI

Sun May 26 2013, 1:12 PM - 4:38 PM CDT

Att. 44,626 - Partly Cloudy - 60 F

livebaseballscorecards.com

Batter	1	2	3	4	5	6	7	8	9	AB	R	H	RBI	BB	SO	LOB
7 Norichika Aoki, L (1, 9) OBP: 0.382, SLG: 0.425	B FF 89 X FF 88 1-0 ① F9		B FF 90 F FF 90 C CU 76 F CU 78 X SI 90 1-2 FC5 9 FC4-6 1-2		B CU 74 F FF 90 B CU 76 X SI 88 2-1 9 1B 8 2B 1-2 1B		C SI 93 C FF 92 B SL 86 B SI 91 B SL 86 X SI 93 3-2 ② F9		B FF 94 F FF 94 X FF 93 1-1 ③ F8	5	1	1	0	0	0	2
9 Jean Segura, R (1, 6) OBP: 0.382, SLG: 0.543	B FF 89 F FF 88 F CU 76 B CU 78 X FF 90 2-2 ② F7		X CU 75 0-0 ② FC4-6 1-2f 2-3		B CU 73 D CH 82 F SI 90 B CH 84 F SI 89 F CU 76 X CU 76 3-2 8 2B 1-2 2-3 1B		B SI 93 C SI 93 T FF 94 B SI 94 X SI 93 2-2 1-3 1B			4	1	2	0	0	0	2
8 Ryan Braun, R (1, 7) OBP: 0.395, SLG: 0.557	F SI 89 F FF 90 B CU 76 X FF 89 1-2 ③ L9		F FF 90 C CH 82 F CU 76 S FF 90 0-3 ③ K		B FF 90 B CH 83 X FF 91 2-0 1-H 2-H 3-H 2B		X SI 93 0-0 ③ G4-3			4	0	1	3	0	1	4
16 Aramis Ramirez, R (1, 5) OBP: 0.397, SLG: 0.536		B SI 89 B CH 83 B CH 84 C FF 89 X FF 89 3-1 27 G4-3 2B		C CU 74 B FF 88 B CH 82 X CU 75 2-1 ① F9	F CU 76 B CH 84 B FF 90 C CU 74 B FF 89 S CU 76 3-3 ③ K			C FC 91 F FC 91 X KC 82 0-2 ① G4-3		4	0	1	0	0	1	1
20 Jonathan Lucroy, R (1, 2) OBP: 0.283, SLG: 0.333 48 Donovan Hand, R (5, 1) 14 Jeff Bianchi, R (6, PH) OBP: 0.286, SLG: 0.393 (7, 4)		B SI 88 C SI 89 B CH 82 B FF 91 X SI 89 3-1 ① L6-3		C FF 90 F FF 89 B FF 90 F FF 89 F CU 76 X CU 75 1-2 27 G6-4-3 1B		X SI 92 0-0 ① F9		B FC 93 X FF 91 1-0 27 SF8 3B		2 0 2	0 0 1	1 0 1	0 0 0	0 0 0	0 0 0	1 0 0
27 Carlos Gómez, R (1, 8) OBP: 0.368, SLG: 0.576		D CU 73 S CH 83 F CU 76 B FF 90 D CU 76 F CU 77 X FF 90 3-2 ② G4-3 2-3		B CU 74 B FF 90 S CH 83 B CU 74 X CH 83 3-1 ② ③ G6-4-3 1-2f		C SI 92 L SL 84 B SL 84 X SL 84 1-2 ② G6-3		B FC 92 S KC 82 X KC 82 1-1 ② SF8 3-H		3	0	0	1	0	0	2
23 Rickie Weeks Jr., R (1, 4) OBP: 0.281, SLG: 0.267 51 Michael Gonzalez, R (7, 1) 53 Brandon Kintzler, R (8, 1) 22 Logan Schafer, L (8, PH) OBP: 0.235, SLG: 0.191 57 Francisco Rodríguez, R (9, 1)		B CU 73 F SI 90 C FF 90 D CU 77 S CU 76 2-3 ③ K2-3			C CU 71 B FF 88 S CU 73 B FF 89 B CU 73 X FF 89 3-2 9 1B 7 1B 8 2B 1B	X SL 84 0-0 ③ F9		C FF 91 B FF 92 C FF 92 X FF 92 1-2 ③ P6		3 0 0 1 0	1 0 0 0 0	1 0 0 0 0	0 0 0 0 0	0 0 0 0 0	1 0 0 0 0	1 0 0 0 0
3 Yuniesky Betancourt, R (1, 3) OBP: 0.265, SLG: 0.413			B FF 89 B FF 88 X FF 88 2-0 ① F8		X CH 81 0-0 ① P4		C SI 91 B SL 84 C SI 92 S SL 84 1-3 ① K		S SL 83 F SI 93 X SL 83 0-2 ① F8	4	0	0	0	0	1	1
49 Yovani Gallardo, R (1, 1) OBP: 0.238, SLG: 0.571 12 Martín Maldonado, R (5, 2) OBP: 0.247, SLG: 0.293			B FF 90 S FF 89 X SI 90 1-1 9 FC4-6 7 E 1B		C CU 72 S CU 74 F CU 74 F FF 90 B FF 89 F CU 73 B FF 90 C FF 89 2-3 ② K		B SI 92 B SL 85 F SI 92 F SI 92 B SL 85 F CU 73 X SI 92 3-2 9 1B 1B		F SL 82 S FF 94 X SL 83 0-2 ② P6	1 3	0 0	1 1	0 0	0 0	0 1	0 1
Inning Stats	R: 0 E: 0 K: 0 S: 7 H: 0 LOB: 0 BB: 0 P: 11	R: 0 E: 0 K: 1 S: 11 H: 1 LOB: 1 BB: 0 P: 22	R: 0 E: 1 K: 1 S: 12 H: 1 LOB: 2 BB: 0 P: 16	R: 0 E: 0 K: 0 S: 9 H: 1 LOB: 0 BB: 0 P: 15	R: 3 E: 0 K: 2 S: 20 H: 4 LOB: 1 BB: 0 P: 35	R: 0 E: 0 K: 0 S: 5 H: 0 LOB: 0 BB: 0 P: 6	R: 0 E: 0 K: 1 S: 14 H: 2 LOB: 2 BB: 0 P: 23	R: 1 E: 0 K: 0 S: 9 H: 1 LOB: 0 BB: 0 P: 12	R: 0 E: 0 K: 0 S: 8 H: 0 LOB: 0 BB: 0 P: 9	1B: 7 2B: 2 3B: 1 HR: 0	SF: 1 SAC: 0 DP: 1 HBP: 0					

	AB	36
	R	4
	H	10
	RBI	4
	BB	0
	SO	5
	LOB	15

WP: 0 PB: 0 SB: 0 CS: 0 PA: 37

PITCHER	IP	WLS	BF	H	R	ER	SO	BB	IBB	HBP	BLK	WP	HR	S	P	ERA	WHIP
51 Wandy Rodriguez, L (1, 1) ERA: 3.58	5.0	W	22	7	3	3	4	0	0	0	0	0	0	59	99	5.40	1.400
32 Vin Mazzaro, R (6, 1) ERA: 2.25	2.0	H	8	2	0	0	1	0	0	0	0	0	0	19	29	0.00	1.000
35 Mark Melancon, R (8, 1) ERA: 1.0	1.0	H	4	1	1	1	0	0	0	0	0	0	0	9	12	9.00	1.000
39 Jason Grilli, R (9, 1) ERA: 1.19	1.0	S	3	0	0	0	0	0	0	0	0	0	0	8	9	0.00	0.000

PITCHER	IP	WLS	BF	H	R	ER	SO	BB	IBB	HBP	BLK	WP	HR	S	P	ERA	WHIP

Batter	1	2	3	4	5	6	7	8	9	AB	R	H	RBI	BB	SO	LOB
23 Travis Snider, L (1, 7) (8, 9) OBP: 0.333, SLG: 0.414	C FF 90 S CH 82 B CH 84 B CH 83 S FF 92 2-3 ① K		M CH 81 F FF 92 S CU 77 0-3 ② K2-3		C FF 90 B CU 75 B CH 82 X CH 82 2-1 1B		B FF 94 B CH 86 S CH 85 X CH 85 2-1 2-H 18 2B 3B		C FF 93 X FF 92 0-1 1B	5	1	3	1	0	2	0
18 Neil Walker, S (1, 4) OBP: 0.351, SLG: 0.362	B FF 90 C FF 91 B FF 91 S CH 81 F FF 93 B FF 93 F FF 91 X FF 91 3-2 22 SF9 3B		X FF 90 0-0 ③ G6-3		B FF 93 C FF 93 1 SAFE F CU 79 C CU 79 1-3 ③ K		B FF 95 B FF 95 F FF 95 X FF 96 2-1 3-H 2B		X FF 93 0-0 ② P6	5	1	2	1	0	1	2
22 Andrew McCutchen, R (1, 8) OBP: 0.351, SLG: 0.479	X FF 93 0-0 ② SF9 3-H			B CU 81 F SL 85 X FF 92 1-1 ① G6-3		B SL 82 F SL 83 B CU 79 S CH 83 F CU 79 B SL 86 B FF 95 4-2 55 S 46 S BB	F SL 89 B SL 90 B SL 90 F FF 97 B SL 90 F FF 96 S SL 83 3-3 ③ K		C FF 92 F FF 92 B FS 81 B FF 91 B FC 90 S FF 92 3-3 ③ K	3	0	0	1	1	2	2
46 Garrett Jones, L (1, 9) (8, 3) OBP: 0.333, SLG: 0.471	B FF 90 C FF 91 X CH 83 1-1 ③ P5			S CH 81 X FF 92 0-1 2B		C CH 83 B CH 85 F FF 94 B FF 96 C CU 79 2-3 ① 1-2 K		B SI 92 C SI 92 X SI 94 1-1 55 1B 2B		4	1	2	0	0	1	1
55 Russell Martin, R (1, 2) OBP: 0.351, SLG: 0.474		F FF 90 X FF 90 0-1 2 S 1B		B SL 87 B SL 87 B SL 86 B FF 95 4-0 BB		C SL 86 C FF 94 F FF 94 D CH 86 S CU 81 1-3 ② 2-3 K		C SI 94 B SL 88 F SL 88 X SI 94 1-2 2-H 14 2B 1B		3	1	2	1	1	1	1
24 Pedro Alvarez, L (1, 10) OBP: 0.254, SLG: 0.403		F FF 93 1 SAFE S CH 84 C CU 77 0-3 ① K		S CH 85 F CH 86 D CU 80 C FF 95 1-3 ② K		X CH 84 0-0 ③ G6-3		C CH 82 B CH 83 B CH 85 X CH 83 2-1 ① L9		4	0	0	0	0	2	5
14 Gaby Sanchez, R (1, 3) OBP: 0.372, SLG: 0.467 5 Josh Harrison, R (8, PR) (8, 7) OBP: 0.111, SLG: 0.111		C SL 82 B FF 91 F FF 92 C SL 86 1-3 ② K		C SL 85 F FF 94 B CU 79 S SL 88 1-3 ③ K			X FF 89 0-0 23 3B 2B	C FF 92 F SL 86 B CH 84 X CH 84 1-2 2 A4 D8 1-H 2B		4 0	1 0	2 0	1 0	0 0	2 0	3 0
2 Brandon Inge, R (1, 5) OBP: 0.261, SLG: 0.258		C FF 94 S SL 85 D SL 86 S SL 86 1-3 ③ K 1-2			B SL 83 X SL 84 1-0 ① G3-1		C SL 84 D SL 86 B SL 86 C FF 95 S SL 90 2-3 ① K	B SI 94 B SI 94 C SL 89 B SL 86 F SL 87 2 SAFE C FF 94 3-3 ② ③ K 2-3		4	0	0	0	0	3	3
12 Clint Barmes, R (1, 6) OBP: 0.257, SLG: 0.295 10 Jordy Mercer, R (9, PH) OBP: 0.308, SLG: 0.569			C FF 89 B FF 90 F SL 83 X FF 92 1-2 ① F9		C FF 90 F CU 77 S SL 85 0-3 ② K		F FF 95 S SL 87 X SL 88 0-2 ② G6-3		C FF 90 B FF 92 B FF 92 B FF 91 S FF 91 X FF 92 3-2 ① G6-3	3 1	0 0	0 0	0 0	0 0	1 0	1 0
Inning Stats	R: 1 E: 0 K: 1 S: 11 H: 1 LOB: 0 BB: 0 P: 17	R: 0 E: 0 K: 3 S: 11 H: 1 LOB: 1 BB: 0 P: 13	R: 0 E: 0 K: 1 S: 7 H: 0 LOB: 0 BB: 0 P: 8	R: 0 E: 0 K: 2 S: 10 H: 1 LOB: 2 BB: 1 P: 17	R: 0 E: 0 K: 2 S: 9 H: 1 LOB: 1 BB: 0 P: 13	R: 0 E: 0 K: 2 S: 11 H: 0 LOB: 1 BB: 1 P: 18	R: 2 E: 0 K: 2 S: 15 H: 3 LOB: 1 BB: 0 P: 24	R: 2 E: 0 K: 1 S: 13 H: 3 LOB: 1 BB: 0 P: 21	R: 0 E: 0 K: 1 S: 9 H: 1 LOB: 1 BB: 0 P: 15	1B: 4 2B: 5 3B: 2 HR: 0 SF: 1 SAC: 0 DP: 0 HBP: 0						

TOP

Pittsburgh Pirates @ Detroit Tigers

Comerica Park, Detroit, MI

Mon May 27 2013, 1:10 PM - 4:25 PM EDT

Att. 41,416 - Partly Cloudy - 62 F

livebaseballscorecards.com

AB	36
R	5
H	11
RBI	5
BB	2
SO	15
LOB	18

WP: 0 PB: 0 SB: 3 CS: 0 PA: 39

PITCHER		IP	WLS	BF	H	R	ER	SO	BB	IBB	HBP	BLK	WP	HR	S	P	ERA	WHIP
35 Justin Verlander, R ERA: 3.68	(1, 1)	7.0	W	30	7	3	3	13	2	0	0	0	0	0	74	110	3.86	1.286
53 Joaquin Benoit, R ERA: 2.05	(8, 1)	1.0	H	5	3	2	2	1	0	0	0	0	0	0	13	21	18.00	3.000
46 Jose Valverde, R ERA: 0.75	(9, 1)	1.0	S	4	1	0	0	1	0	0	0	0	0	0	9	15	0.00	1.000

PITCHER		IP	WLS	BF	H	R	ER	SO	BB	IBB	HBP	BLK	WP	HR	S	P	ERA	WHIP

Pittsburgh Pirates @ Detroit Tigers

Comerica Park, Detroit, MI

Mon May 27 2013, 1:10 PM - 4:25 PM EDT

Att. 41,416 - Partly Cloudy - 62 F

BOTTOM

Batter	1	2	3	4	5	6	7	8	9	AB	R	H	RBI	BB	SO	LOB
4 Omar Infante, R (1, 4) OBP: 0.346, SLG: 0.424	F SI 93 X 0-1 ① G5-3		C SI 93 X CH 87 0-1 ② G3-1		B SI 91 C SI 92 B SI 92 B SL 85 C SI 92 T SL 87 3-2 ① K	C SL 79 B SL 81 B FF 93 B FF 93 B FF 92 4-1 BB	B CH 85 S SL 84 B SI 94 F SI 94 S CH 86 2-3 ③ K			4	0	0	0	1	2	3
48 Torii Hunter, R (1, 9) OBP: 0.362, SLG: 0.433	B SI 93 S CH 85 X SL 86 1-1 ② L7		X SI 92 0-0 1B		B SI 93 B SI 93 B CH 87 C SI 91 B SL 86 4-1 28 1B 41 2B BB	C FF 93 F SL 83 X SL 83 0-2 ③ F8		B SI 93 B SI 93 X SL 84 2-0 2B		4	1	2	0	1	0	1
24 Miguel Cabrera, R (1, 5) OBP: 0.454, SLG: 0.663	B SI 93 C SI 93 F SI 94 S SL 86 1-3 ③ K		D SL 86 X CH 85 1-0 ③ L6		S SL 85 B SI 92 S CH 86 S CH 85 1-3 ② K		B SI 90 F SL 85 B SI 90 F SI 91 B SL 88 B SI 92 4-2 28 BB 27 1B BB	F SI 93 B SI 93 F CH 86 B SI 92 F SI 94 F SL 86 S SL 86 2-3 ① K		4	1	0	0	1	3	3
28 Prince Fielder, L (1, 3) OBP: 0.402, SLG: 0.495		B SI 93 S SL 86 X SI 93 1-1 ① G4-3		C SL 86 B SL 88 B SL 88 B SL 88 X SI 94 3-1 41 1B 27 1B 1B	C SI 92 F SI 92 X SL 88 0-2 1-3 41 2B 1B		B SI 92 B SI 91 C SL 85 F SL 86 F FS 79 B FS 79 B FS 77 4-2 32 BB 27 1B 1-2 55 BB BB	C SL 85 B SL 85 X SI 92 1-1 ② F7		4	3	2	0	1	0	1
41 Victor Martinez, S (1, 10) OBP: 0.277, SLG: 0.310		B SI 93 B SI 92 X SI 92 2-0 ② G5-3		B B SI 91 C SL 86 C SL 86 D SL 87 F SL 87 X SI 92 3-2 18 G5-3 27 1B 1-3 1B	B SL 87 C CH 86 B CH 86 F CH 86 X SI 93 2-2 27 2B 1-H 3-H 2B		C FF 90 B SI 90 B SL 83 X SL 84 2-1 ① L8	B SI 94 X SI 93 1-0 ③ F8		5	1	2	2	0	0	3
27 Jhonny Peralta, R (1, 6) OBP: 0.392, SLG: 0.500		F SI 93 B CH 86 B SL 89 B SI 94 S CH 87 X SI 94 3-2 18 BB 1B		B CH 86 X SI 92 1-0 18 G5-3 1-2 3-H 1B	C SL 86 X CH 85 0-1 2-H 2B		C SL 85 B SL 85 F SI 91 X SI 92 1-2 55 BB 32 BB 1-2 2-H 1B			4	0	4	3	0	0	0
18 Matt Tuiasosopo, R (1, 7) OBP: 0.459, SLG: 0.490 32 Don Kelly, L (7, 7) OBP: 0.295, SLG: 0.338		B SI 94 B SI 93 S CH 86 S CH 85 D SL 87 B SL 87 4-2 1-2 BB		X SL 88 0-0 ① G5-3 1-2 2-3	B CH 85 B SL 85 B SI 91 X SI 91 3-0 ③ G3		B SL 84 B SL 84 B SL 84 C SI 89 B SI 90 4-1 55 BB 1-2 2-3 BB			2 0	0 0	0 0	0 0	1 1	0 0	3 0
55 Brayan Peña, S (1, 2) OBP: 0.338, SLG: 0.448		C CH 86 B FF 93 X CH 87 1-1 ③ F9		D SL 87 X CH 86 1-0 ② G6-3		C FF 92 C FF 93 B SL 84 B SI 93 X FF 93 2-2 ① G6-3	B SI 90 B SI 90 B SI 90 B SI 91 4-0 1-2 2-3 3-H BB			3	0	0	1	1	0	4
34 Avisaíl García, R (1, 8) OBP: 0.261, SLG: 0.478			B SI 91 B SI 92 F SL 85 B SL 86 C SL 84 F SL 87 X SI 94 3-2 ① G6-3	B SL 88 X CH 86 1-0 ③ G4-3		B FF 92 C SL 79 F SL 82 S SL 83 1-3 ② K2-3	B SI 92 X SI 92 1-0 ② L6			4	0	0	0	0	1	5
Inning Stats	R: 0 E: 0 K: 1 S: 7 H: 0 LOB: 0 BB: 0 P: 9	R: 0 E: 0 K: 0 S: 10 H: 1 LOB: 2 BB: 1 P: 21	R: 0 E: 0 K: 0 S: 8 H: 1 LOB: 1 BB: 0 P: 12	R: 1 E: 0 K: 0 S: 10 H: 3 LOB: 2 BB: 0 P: 19	R: 3 E: 0 K: 2 S: 16 H: 3 LOB: 1 BB: 1 P: 29	R: 0 E: 0 K: 1 S: 10 H: 0 LOB: 1 BB: 1 P: 17	R: 2 E: 0 K: 1 S: 15 H: 1 LOB: 3 BB: 4 P: 37	R: 0 E: 0 K: 1 S: 9 H: 1 LOB: 1 BB: 0 P: 15		1B: 7 2B: 3 3B: 0 HR: 0 SF: 0 SAC: 0 DP: 0 HBP: 0						

PITCHER		IP	WLS	BF	H	R	ER	SO	BB	IBB	HBP	BLK	WP	HR	S	P	ERA	WHIP
47 Francisco Liriano, L ERA: 2.35	(1, 1)	5.0	L	25	8	4	4	3	2	0	0	0	0	0	51	90	7.20	2.000
57 Mike Zagurski, L ERA:	(6, 1)	1.0		4	0	0	0	1	1	0	0	0	0	0	10	17	0.00	1.000
52 Jose Contreras, R ERA: 9.0	(7, 1)	0.1		6	1	2	2	0	4	0	0	0	0	0	11	30	54.00	15.000
44 Tony Watson, L ERA: 4.81	(7, 1)	1.2		6	1	0	0	2	0	0	0	0	0	0	13	22	0.00	0.600

PITCHER	IP	WLS	BF	H	R	ER	SO	BB	IBB	HBP	BLK	WP	HR	S	P	ERA	WHIP

livebaseballscorecards.com

AB	34
R	6
H	10
RBI	6
BB	7
SO	6
LOB	23

WP: 0 PA: 41
PB: 0
SB: 0
CS: 0

Pittsburgh Pirates @ Detroit Tigers

Comerica Park, Detroit, MI

Tue May 28 2013, 8:22 PM - 11:32 PM EDT

Att. 33,473 - Cloudy - 72 F

TOP

livebaseballscorecards.com

Batter	1	2	3	4	5	6	7	8	9	10	11	AB	R	H	RBI	BB	SO	LOB
6 Starling Marte, R (1, 7) OBP: 0.359, SLG: 0.450	B SI 90 F SI 89 B SI 92 X SI 93 2-1 ① G4-3		L FF 93 B SL 86 X CU 80 1-1 ③ G6-3			B SI 89 F SI 90 X FF 92 1-1 ② G6-3			C SI 93 B SI 94 F SL 88 S SI 95 1-3 ① K		C FF 96 X SI 97 0-1 ① G6-3	5	0	0	0	0	1	0
18 Neil Walker, S (1, 4) OBP: 0.359, SLG: 0.393	C FF 92 B SL 88 C CU 80 B CU 81 X SI 93 2-2 1B			B CU 80 B CU 77 B CH 82 C SI 90 X CH 82 3-1 ① F7		B CH 81 B CU 79 F SI 91 C SI 92 S CU 80 2-3 ③ K			S CH 83 B SI 94 S CH 85 X SI 94 1-2 46 E 46 S 1B		X SL 86 0-0 HR	5	1	3	1	0	1	0
22 Andrew McCutchen, R (1, 8) OBP: 0.347, SLG: 0.472	B SI 92 C SI 93 D CH 84 F CH 84 S FF 94 2-3 ② K			F FF 92 X SI 92 0-1 1B			F CH 81 F SI 89 S CU 78 0-3 ① K		B FF 93 C SI 92 F FF 92 S CH 83 1-3 ② K		X SI 98 0-0 ② G6-3	5	0	1	0	0	3	2
46 Garrett Jones, L (1, 10) OBP: 0.323, SLG: 0.455	B CU 80 C SI 92 X CU 80 1-1 ③ G1			C CH 83 1 SAFE B SI 91 F CH 82 S SI 92 1-3 ② K			B SI 89 C FF 91 X SI 91 1-1 ② L9		S SI 92 S FF 93 B FF 94 B CH 85 X CH 84 2-2 ③ F8 1-3		B FF 96 F FF 97 S CH 91 B CH 93 X FF 96 2-2 ③ P6	5	0	0	0	0	1	3
55 Russell Martin, R (1, 2) OBP: 0.348, SLG: 0.467		F SI 92 F SI 92 B FF 93 F CU 79 F CH 82 S SI 92 1-3 ① K		C CU 79 X SL 84 0-1 ③ F9			B SI 90 S CH 82 S SL 86 C SI 92 1-3 ③ K			B FF 98 B FF 96 X SI 97 2-0 5 SH1 1B		4	0	1	0	0	2	1
24 Pedro Alvarez, L (1, 5) OBP: 0.256, SLG: 0.401 5 Josh Harrison, R (8, PR) OBP: 0.111, SLG: 0.111 (8, 5) 2 Brandon Inge, R (11, 5) OBP: 0.261, SLG: 0.258		C FF 93 B FF 94 B SI 92 S CH 84 S CU 80 2-3 ② K			B CH 82 F CH 81 C FF 92 C SI 92 1-3 ① K			B SI 88 X SI 88 1-0 12 G5-3 23 BB 1B		C SI 96 X SI 96 0-1 ① SH1 1-2	3 0 0	0 0 0	1 0 0	0 0 0	0 0 0	2 0 0	0 0 0
14 Gaby Sanchez, R (1, 3) OBP: 0.359, SLG: 0.447		C CU 78 S SL 86 C FF 95 0-3 ③ K			B SI 91 X SI 90 1-0 ② G6-3			C CH 82 F SI 91 B CU 79 S SI 91 1-3 ① K		B SI 96 D SI 97 C SI 97 B SI 97 F SI 97 C SL 86 3-3 ② K		4	0	0	0	0	3	2
23 Travis Snider, L (1, 9) OBP: 0.338, SLG: 0.408			B FF 91 X CH 82 1-0 ① G6-3		C CU 80 B CU 76 B FF 92 X SI 91 2-1 ③ G3			B SI 90 B SI 89 B CH 82 C SI 91 F SI 88 F SI 91 B CU 77 4-2 1-2 BB		I IN 82 I IN 86 I IN 86 I IN 86 4-0 IBB		2	0	0	0	2	0	0
12 Clint Barmes, R (1, 6) OBP: 0.252, SLG: 0.288 10 Jordy Mercer, R (10, PH) OBP: 0.302, SLG: 0.558 (10, 6)			C FF 92 F CH 82 B CU 80 F SI 93 X SL 85 1-2 ② G4-3			C SI 89 F SI 90 S CH 82 0-3 ① K			2 SAFE X SI 91 0-0 ② ③ G5-3 2-3f		C SI 97 D SL 86 C SL 84 X SL 85 1-2 ③ F8	3 1	0 0	0 0	0 0	1 0	2 2	
Inning Stats	R: 0 E: 0 K: 1 S: 10 H: 1 LOB: 1 BB: 0 P: 17	R: 0 E: 0 K: 3 S: 11 H: 0 LOB: 0 BB: 0 P: 14	R: 0 E: 0 K: 0 S: 7 H: 0 LOB: 0 BB: 0 P: 10	R: 0 E: 0 K: 1 S: 9 H: 1 LOB: 1 BB: 0 P: 13	R: 0 E: 0 K: 1 S: 6 H: 0 LOB: 0 BB: 0 P: 10	R: 0 E: 0 K: 2 S: 8 H: 0 LOB: 0 BB: 0 P: 11	R: 0 E: 0 K: 2 S: 8 H: 0 LOB: 0 BB: 0 P: 10	R: 0 E: 0 K: 1 S: 8 H: 1 LOB: 2 BB: 1 P: 14	R: 0 E: 0 K: 2 S: 12 H: 1 LOB: 1 BB: 0 P: 17	R: 0 E: 0 K: 1 S: 9 H: 1 LOB: 2 BB: 1 P: 19	R: 1 E: 0 K: 0 S: 7 H: 1 LOB: 0 BB: 0 P: 9	1B: 5 2B: 0 3B: 0 HR: 1	SF: 0 SAC: 1 DP: 1 HBP: 0	WP: 0 PB: 0 SB: 1 CS: 0	PA: 40			

PITCHER	IP	WLS	BF	H	R	ER	SO	BB	IBB	HBP	BLK	WP	HR	S	P	ERA	WHIP
21 Rick Porcello, R (1, 1) ERA: 5.29	8.0		27	3	0	0	11	1	0	0	0	0	0	67	99	0.00	0.500
53 Joaquín Benoit, R (9, 1) ERA: 1.96	1.0		4	1	0	0	2	0	0	0	0	0	0	12	17	0.00	1.000
56 Jose Ortega, R (10, 1) ERA: 3.97	2.0	L	9	2	1	1	1	0	1	0	0	0	1	16	28	4.50	1.000

PITCHER	IP	WLS	BF	H	R	ER	SO	BB	IBB	HBP	BLK	WP	HR	S	P	ERA	WHIP

AB	37
R	1
H	6
RBI	1
BB	2
SO	14
LOB	12

Batter	1	2	3	4	5	6	7	8	9	10	11	AB	R	H	RBI	BB	SO	LOB
12 Andy Dirks, L (1, 7) OBP: 0.315, SLG: 0.388	C SI 89 B SI 91 X SL 83 1-1 P5 ①		B SI 90 X SI 90 1-0 F8 ②			B SI 91 C SI 90 S CH 84 X CH 82 1-2 G4-3 ①		C CU 77 F CU 78 B FF 98 B FF 97 S FF 96 2-3 K ③		X FC 92 0-0 G3-1 ③		5	0	0	0	0	1	3
48 Torii Hunter, R (1, 9) OBP: 0.358, SLG: 0.427	F SI 91 X SI 92 0-1 G6-3 ②		C SL 85 B SL 86 X SI 92 1-1 1B			B SI 91 X SI 91 1-0 G5-3 ②			C FF 93 B FF 96 B CH 88 S FF 94 S FF 96 2-3 K ①		B FF 94 F FF 94 F FF 94 B FF 94 F FF 94 S SL 84 2-3 K ①	5	0	1	0	0	2	0
24 Miguel Cabrera, R (1, 5) OBP: 0.449, SLG: 0.652	F SI 92 X SI 92 0-1 1B		C SI 92 X SL 86 0-1 F8 ③			X SI 92 0-0 F8 ③			B CU 79 C FF 97 X FC 93 1-1 G6-3 ②		S SL 85 B SL 84 C FF 94 S SL 85 1-3 K ②	5	0	1	0	0	1	1
28 Prince Fielder, L (1, 3) OBP: 0.397, SLG: 0.487	B SI 91 B SL 84 X SI 92 2-0 G2-3 ③			B SI 90 F SI 91 S CH 82 B CH 80 F CH 82 S CH 82 2-3 K ①			C SI 90 X SL 85 0-1 F8 ①		C FF 96 X CU 78 0-1 1B		B SL 84 B FF 94 C FF 94 S FF 95 F SL 85 F FF 95 B FF 95 F SL 85 S FF 95 3-3 K ③	5	0	1	0	0	2	1
41 Victor Martinez, S (1, 10) OBP: 0.271, SLG: 0.304		B SI 90 B SI 89 X SI 91 2-0 G4-3 ①		B SI 92 C SL 82 F SI 92 X CH 82 1-2 G6-3 ②			B CH 81 B CH 82 F SI 92 F SI 92 X CH 82 2-2 G5-3 ②		F SI 97 X FF 96 0-1 F7 ③			4	0	0	0	0	0	1
27 Jhonny Peralta, R (1, 6) OBP: 0.389, SLG: 0.494		X SI 92 0-0 F8 ②		C SI 92 X SI 93 0-1 G5-3 ③			C SL 84 B SI 92 S SL 86 C SL 88 1-3 K ③			B FC 93 F FC 91 X FC 92 1-1 34 G5-3 1B		4	0	1	0	0	1	0
13 Alex Avila, L (1, 2) OBP: 0.259, SLG: 0.290 34 Avisaíl García, R (8, PH) OBP: 0.240, SLG: 0.440 (9, 8)	C SI 92 B SI 90 C SI 92 B SL 86 B SL 85 F SI 92 B SI 92 4-2 4 FC5-4 BB		X SI 91 0-0 32 G6-3 1B				C FF 96 S FF 95 B CU 78 F FF 97 X FC 92 1-2 G4-3 ①			B FC 91 C FC 93 M FF 94 F FF 93 F KC 81 X KC 82 1-2 G5-3 ① 1-2	1 2	0 0	1 0	0 0	1 0	0 0	0 1
4 Omar Infante, R (1, 4) OBP: 0.344, SLG: 0.417	C SL 82 F SI 92 D SL 89 F SI 90 D CH 84 1 SAFE X SI 92 2-2 FC5-4 ③ 1-2f		C SI 90 1 SAFE B SI 92 F SL 86 X SL 89 1-2 F8 ①				F FF 96 B SI 97 X FF 97 1-1 E6			B FC 91 B FC 92 F FC 90 B FC 92 B FC 91 4-1 BB		3	0	0	0	1	0	2
32 Don Kelly, L (1, 8) OBP: 0.288, SLG: 0.329 55 Brayan Peña, S (8, PH) OBP: 0.329, SLG: 0.435 (9, 2)			B SI 90 X SI 90 1-0 F8 ①				B CH 83 X SI 92 1-0 G6-3 ②③ 1-2f		B FF 96 X FF 96 1-0 G6-3 ②		F FC 91 F FC 92 F FC 92 F FC 92 F FF 92 F FC 92 S KC 82 0-3 K ②	2 2	0 0	0 0	0 0	0 1	0 3	1 3
Inning Stats	R: 0 H: 1 E: 0 LOB: 1 K: 0 BB: 0 S: 7 P: 10	R: 0 H: 0 E: 0 LOB: 1 K: 0 BB: 1 S: 9 P: 17	R: 0 H: 1 E: 0 LOB: 1 K: 0 BB: 0 S: 6 P: 9	R: 0 H: 0 E: 0 LOB: 0 K: 1 BB: 0 S: 9 P: 12	R: 0 H: 0 E: 0 LOB: 0 K: 0 BB: 0 S: 5 P: 7	R: 0 H: 0 E: 0 LOB: 0 K: 0 BB: 0 S: 5 P: 7	R: 0 H: 0 E: 0 LOB: 0 K: 1 BB: 0 S: 8 P: 11	R: 0 H: 0 E: 1 LOB: 1 K: 1 BB: 0 S: 10 P: 15	R: 0 H: 1 E: 0 LOB: 1 K: 1 BB: 0 S: 9 P: 12	R: 0 H: 1 E: 0 LOB: 2 K: 1 BB: 1 S: 16 P: 22	R: 0 H: 0 E: 0 LOB: 0 K: 3 BB: 0 S: 13 P: 19	1B: 5 SF: 0 2B: 0 SAC: 0 3B: 0 DP: 1 HR: 0 HBP: 0						

PITCHER		IP	WLS	BF	H	R	ER	SO	BB	IBB	HBP	BLK	WP	HR	S	P	ERA	WHIP
30 Jeanmar Gómez, R ERA: 2.3	(1, 1)	7.0		24	3	0	0	2	1	0	0	0	0	0	49	73	0.00	0.571
37 Justin Wilson, L ERA: 1.45	(8, 1)	2.0		8	1	0	0	2	0	0	0	0	0	0	19	27	0.00	0.500
35 Mark Melancon, R ERA: 0.96	(10, 1)	1.0	W	5	1	0	0	1	1	0	0	0	0	0	16	22	0.00	2.000
39 Jason Grilli, R ERA: 1.14	(11, 1)	1.0	S	3	0	0	0	3	0	0	0	0	0	0	13	19	0.00	0.000

PITCHER	IP	WLS	BF	H	R	ER	SO	BB	IBB	HBP	BLK	WP	HR	S	P	ERA	WHIP

BOTTOM

Pittsburgh Pirates @ Detroit Tigers

Comerica Park, Detroit, MI

Tue May 28 2013, 8:22 PM - 11:32 PM EDT

Att. 33,473 - Cloudy - 72 F

livebaseballscorecards.com

AB	38
R	0
H	5
RBI	0
BB	2
SO	8
LOB	13

WP: 0 PA: 40
PB: 0
SB: 0
CS: 0

Detroit Tigers @ Pittsburgh Pirates

PNC Park, Pittsburgh, PA

Wed May 29 2013, 7:10 PM - 9:50 PM EDT

Att. 19,980 - Partly Cloudy - 85 F

TOP

livebaseballscorecards.com

Batter	1	2	3	4	5	6	7	8	9	AB	R	H	RBI	BB	SO	LOB
12 Andy Dirks, L (1, 7) (8, 9) OBP: 0.311, SLG: 0.388	C SI 94 B KC 82 B SI 93 X SI 93 2-1 F8 ①	D KC 85 F SI 94 B SI 94 X SI 94 2-1 G6-3 ③			B SI 92 B SI 92 X SI 92 2-0 48 G6-3 24 HR 2-H 2B	D KC 81 X SI 92 1-0 F8 ③			B FF 92 X FF 93 1-0 FC4-6 ① 1-2f	5	1	1	1	0	0	4
48 Torii Hunter, R (1, 9) OBP: 0.361, SLG: 0.426 34 Avisaíl García, R (8, 8) OBP: 0.231, SLG: 0.423	B FF 94 B SI 94 F SI 93 X SI 93 2-1 28 E 28 E 1B		C FF 92 X KC 83 0-1 G6-3 ①		X KC 82 0-0 G6-3 ② 2-3		C FF 94 F FF 94 B FC 89 F FC 88 H SI 93 2-2 24 G6-4-3 HBP		B FF 94 S SL 82 S FF 94 B FF 94 C FF 94 2-3 K ②	3 1	0 0	1 0	0 0	0 0	0 1	1 1
24 Miguel Cabrera, R (1, 5) OBP: 0.444, SLG: 0.656	F FF 94 1 SAFE 1 SAFE 1 SAFE S KC 83 1 SAFE F SI 94 S KC 85 0-3 K ②		X KC 84 0-0 G5-3 ②		B SI 93 B CH 89 C SI 92 F SI 94 X FF 92 2-2 HR 3-H		S FC 89 F FC 88 1 SAFE B FC 88 D CU 84 B FC 89 X FC 89 3-2 G6-4-3 ① ② 1-2f		X SL 83 0-0 F9 ③	5	1	1	2	0	1	3
28 Prince Fielder, L (1, 3) OBP: 0.395, SLG: 0.482	C SI 95 B FF 94 B SI 90 C SI 96 B SI 95 X SI 95 3-2 E3 1-3		C CH 89 B KC 81 C KC 81 X CH 88 1-2 G3 ③		F SI 93 C KC 82 F KC 82 F KC 82 F FF 92 X FF 92 0-2 27 1B 1B		X FF 93 0-0 G4-3 ③			4	0	1	0	0	0	1
27 Jhonny Peralta, R (1, 6) OBP: 0.386, SLG: 0.489	C FF 94 S KC 86 D KC 86 C SI 94 1-3 K ③			C KC 82 X KC 83 0-1 F7 ①	X SI 91 0-0 1-3 1B			F SL 84 S SI 94 S CH 87 0-3 K ①		4	0	1	0	0	2	2
13 Alex Avila, L (1, 2) OBP: 0.261, SLG: 0.286 55 Brayan Peña, S (8, PH) OBP: 0.338, SLG: 0.443 (8, 2)		B SI 93 B CH 88 B SI 93 C SI 92 B FF 94 4-1 19 SH2-4 4 G1-3 BB		C SI 92 X SI 93 0-1 G4-3 ②	C KC 82 B SI 92 C KC 82 B KC 83 S SI 93 2-3 K ③			X SI 95 0-0 1B		2 1	0 0	0 1	0 0	1 0	1 0	2 0
4 Omar Infante, R (1, 4) OBP: 0.337, SLG: 0.408		D FF 94 1 SAFE X SI 94 1-0 G1-3 ① 1-2		X SI 91 0-0 F9 ③		B KC 82 C SI 91 L CH 87 X KC 81 1-2 G5-3 ①		B SI 95 B CH 86 X SI 94 2-0 L9 ②		4	0	0	0	0	0	2
32 Don Kelly, L (1, 8) OBP: 0.313, SLG: 0.329 18 Matt Tuiasosopo, R (8, PH) OBP: 0.452, SLG: 0.480 (8, 7)		B SI 93 B SI 93 B FF 89 F SI 94 B SI 94 4-1 19 SH2-4 BB			C SI 91 B KC 82 B SI 92 B SI 91 B FF 92 4-1 19 WP 12 2B BB	B CH 87 B CH 88 B SI 91 C FF 89 F SI 91 B SI 91 4-2 19 SH1-4 BB		B SI 94 X SI 94 1-0 L9 ③		0 1	1 0	0 0	0 0	3 0	0 0	0 1
19 Aníbal Sánchez, R (1, 1) 33 Drew Smyly, L (7, 1) 41 Victor Martinez, S (9, PH) OBP: 0.275, SLG: 0.307		L SI 92 X SI 92 0-1 SH2-4 ② 1-2 2-3			L SI 92 L SI 91 M KC 82 0-3 K ① 1-2	L SI 91 B SI 90 1 SAFE L SI 91 X SI 91 1-2 SH1-4 ② 1-2			B FF 93 X FF 93 1-0 12 FC4-6 1B	1 0 1	0 0 0	0 0 1	0 0 0	0 0 0	1 0 0	1 0 0
Inning Stats	R: 0 E: 1 K: 2 S: 14 H: 1 LOB: 2 BB: 0 P: 22	R: 0 E: 0 K: 0 S: 7 H: 0 LOB: 2 BB: 2 P: 18	R: 0 E: 0 K: 0 S: 6 H: 0 LOB: 0 BB: 0 P: 7	R: 0 E: 0 K: 0 S: 5 H: 0 LOB: 0 BB: 0 P: 5	R: 3 E: 0 K: 2 S: 19 H: 4 LOB: 2 BB: 1 P: 29	R: 0 E: 0 K: 0 S: 9 H: 0 LOB: 1 BB: 1 P: 16	R: 0 E: 0 K: 0 S: 7 H: 0 LOB: 0 BB: 0 P: 12	R: 0 E: 0 K: 1 S: 6 H: 1 LOB: 1 BB: 0 P: 9	R: 0 E: 0 K: 1 S: 6 H: 1 LOB: 1 BB: 0 P: 10	1B: 5 2B: 1 3B: 0 HR: 1 SF: 0 SAC: 2 DP: 1 HBP: 1							

	AB	32
	R	3
	H	7
	RBI	3
	BB	4
	SO	6
	LOB	18

WP: 1 PB: 0 SB: 0 CS: 0 PA: 39

PITCHER		IP	WLS	BF	H	R	ER	SO	BB	IBB	HBP	BLK	WP	HR	S	P	ERA	WHIP
34 A.J. Burnett, R ERA: 2.72	(1, 1)	6.0		28	5	3	3	4	4	0	0	0	1	1	60	97	4.50	1.500
29 Bryan Morris, R ERA: 3.24	(7, 1)	1.0	W	3	0	0	0	0	0	0	1	0	0	0	7	12	0.00	0.000
44 Tony Watson, L ERA: 4.62	(8, 1)	1.0	H	4	1	0	0	1	0	0	0	0	0	0	6	9	0.00	1.000
39 Jason Grilli, R ERA: 1.09	(9, 1)	1.0	S	4	1	0	0	1	0	0	0	0	0	0	6	10	0.00	1.000

PITCHER	IP	WLS	BF	H	R	ER	SO	BB	IBB	HBP	BLK	WP	HR	S	P	ERA	WHIP

Detroit Tigers @ Pittsburgh Pirates

PNC Park, Pittsburgh, PA

Wed May 29 2013, 7:10 PM - 9:50 PM EDT

Att. 19,980 - Partly Cloudy - 85 F

BOTTOM

Batter	1	2	3	4	5	6	7	8	9	AB	R	H	RBI	BB	SO	LOB
6 Starling Marte, R (1, 7) OBP: 0.357, SLG: 0.447	C FF 91 B FF 93 S SL 84 F SL 86 S FS 89 1-3 ① K		C FF 96 B FF 95 X SL 88 1-1 ③ B2-3			S FS 89 X CH 80 0-1 ② B1-3	B FS 89 T FC 94 B SL 86 F FC 94 X SL 83 2-2 18 S 1B 2-3			4	0	1	0	0	1	0
18 Neil Walker, S (1, 4) OBP: 0.363, SLG: 0.417	X FC 93 0-0 1B			X FF 93 0-0 HR		C SL 88 S SL 86 S SL 88 0-3 ③ K	B FC 83 X SI 90 1-0 ③ F9 1-2			4	1	2	1	0	1	2
22 Andrew McCutchen, R (1, 8) OBP: 0.346, SLG: 0.467	F FS 86 S FF 94 F FC 96 X FS 87 0-2 ② L5			C SL 86 B CH 81 S FC 94 B SL 86 X SL 89 2-2 ① L6			S CH 80 S CH 80 B CH 77 B FF 94 X FF 95 2-2 ① L9	X KC 77 0-0 2 CS 1B		4	0	1	0	0	0	1
46 Garrett Jones, L (1, 3) OBP: 0.323, SLG: 0.453 44 Tony Watson, L (8, 1) 2 Brandon Inge, R (8, PH) OBP: 0.257, SLG: 0.254 39 Jason Grilli, R (9, 1)	C FC 93 1 SAFE B CU 79 X FS 85 1-1 ③ G3			B FS 86 S FS 87 F SI 95 S SL 87 1-3 ② K			S SL 88 C FC 95 X CH 78 0-2 55 BB 24 2B 1B	1 SAFE C SI 90 1 SAFE B SI 91 F SI 92 B FC 84 B KC 79 F SI 92 C KC 80 3-3 ①② K 1-2		3 0 1 0	1 0 0 0	1 0 0 0	0 0 0 0	1 0 1 0	1 0 1 0
55 Russell Martin, R (1, 2) OBP: 0.346, SLG: 0.457		S FF 92 C FS 85 S SL 89 0-3 ① K		S FF 95 B SI 91 B FC 95 X FC 95 2-1 ③ P3			D SL 88 B FC 94 B FS 86 B FC 94 4-0 24 2B BB 1-2	C SI 91 B KC 78 C KC 80 B SI 93 S KC 80 2-3 ③ K		3	1	0	0	1	2	0
24 Pedro Alvarez, L (1, 5) OBP: 0.257, SLG: 0.406		C SI 94 S FS 88 S CH 80 0-3 ② K			S FS 87 B FS 83 S SL 88 S SL 87 1-3 ① K		X SI 94 0-0 23 2B 2B 1-H 2-H			3	1	1	2	0	2	0
23 Travis Snider, L (1, 9) OBP: 0.338, SLG: 0.414		S FS 88 B FS 85 X SL 87 1-1 ③ G3-1			C FF 94 S SL 88 F SI 96 F FS 85 X CU 81 0-2 ② G6-3		X SI 90 0-0 10 WP 10 1B 2B 2-H			3	1	1	1	0	0	0
10 Jordy Mercer, R (1, 6) OBP: 0.304, SLG: 0.545			C FF 94 F FF 95 F FS 87 B SL 87 S FF 95 1-3 ① K		F FS 89 F FF 96 S FC 95 0-3 ③ K		C SL 88 B SL 87 X SI 93 1-1 6 1B 14 S 1B 2-H			3	0	1	1	0	2	0
34 A.J. Burnett, R (1, 1) 5 Josh Harrison, R (6, PH) OBP: 0.100, SLG: 0.100 29 Bryan Morris, L (7, 1) 14 Gaby Sanchez, R (7, PH) OBP: 0.356, SLG: 0.442 (8, 3)			X FF 94 0-0 ② G4-3			C CU 81 B SL 86 F FF 94 X CH 82 1-2 ① P3	C SL 87 S SI 90 B CH 80 F SI 90 S FC 94 1-3 ② K 1-2			1 1 0 1	0 0 0 0	0 0 0 0	0 0 0 0	0 0 0 1	0 0 0 1	0 0 0 1
Inning Stats	R: 0 E: 0 K: 1 S: 11 H: 1 LOB: 1 BB: 0 P: 13	R: 0 E: 0 K: 2 S: 8 H: 0 LOB: 0 BB: 0 P: 9	R: 0 E: 0 K: 1 S: 7 H: 0 LOB: 0 BB: 0 P: 9	R: 1 E: 0 K: 1 S: 9 H: 1 LOB: 0 BB: 0 P: 14	R: 0 E: 0 K: 2 S: 11 H: 0 LOB: 0 BB: 0 P: 12	R: 0 E: 0 K: 1 S: 8 H: 0 LOB: 0 BB: 0 P: 9	R: 4 E: 0 K: 1 S: 18 H: 5 LOB: 2 BB: 1 P: 29	R: 0 E: 0 K: 2 S: 8 H: 1 LOB: 0 BB: 0 P: 13		1B: 5 2B: 3 3B: 0 HR: 1	SF: 0 SAC: 0 DP: 1 HBP: 0			WP: 1 PB: 0 SB: 2 CS: 1	PA: 32	

livebaseballscorecards.com

	AB	31
	R	5
	H	8
	RBI	5
	BB	1
	SO	11
	LOB	6

PITCHER		IP	WLS	BF	H	R	ER	SO	BB	IBB	HBP	BLK	WP	HR	S	P	ERA	WHIP
19 Aníbal Sánchez, R ERA: 2.79	(1, 1)	6.2	L	28	7	5	5	9	1	0	0	0	1	1	71	93	6.75	1.200
33 Drew Smyly, L ERA: 2.2	(7, 1)	1.1		4	1	0	0	2	0	0	0	0	0	0	9	15	0.00	0.750

PITCHER	IP	WLS	BF	H	R	ER	SO	BB	IBB	HBP	BLK	WP	HR	S	P	ERA	WHIP

Detroit Tigers @ Pittsburgh Pirates

PNC Park, Pittsburgh, PA

Thu May 30 2013, 7:08 PM - 10:38 PM EDT

Att. 20,834 - Partly Cloudy - 86 F

TOP

livebaseballscorecards.com

Batter	1	2	3	4	5	6	7	8	9	10	11	AB	R	H	RBI	BB	SO	LOB
4 Omar Infante, R (1, 4) OBP: 0.338, SLG: 0.413	F7		G5-3		FC5-2		1B		2B			5	0	2	0	0	0	3
12 Andy Dirks, L (1, 9) OBP: 0.302, SLG: 0.376	G6-3			K	G4-3		P6		F8			5	0	0	0	0	1	6
24 Miguel Cabrera, R (1, 5) OBP: 0.443, SLG: 0.659	2B			28 G3-1 2B		G5-3	G4-3			K		5	0	2	0	0	1	2
28 Prince Fielder, L (1, 3) OBP: 0.391, SLG: 0.474	K			G3-1		39 BB 1B		F8		G3		5	0	1	0	0	1	2
27 Jhonny Peralta, R (1, 6) OBP: 0.382, SLG: 0.484		L9		K				L4		G4-3		2	0	0	0	0	1	1
39 Ramon Santiago, S (4, 6) OBP: 0.220, SLG: 0.243						1-2 BB						2	0	0	0	1	0	0
18 Matt Tuiasosopo, R (1, 7) OBP: 0.448, SLG: 0.463		G6-3			55 1B 34 1B 1B	K		55 FC5-4 BB			G5-3	4	0	1	0	1	1	2
55 Brayan Peña, S (1, 2) OBP: 0.329, SLG: 0.427		G3-1			58 1B 34 1B 4 FC5-2 1B	G5-3		FC5-4			P6	5	0	1	0	0	0	3
34 Avisaíl García, R (1, 8) OBP: 0.258, SLG: 0.400			G6-3		4 FC5-2 58 1B 1B		4 1B 58 SH5-4 BB		G6-3		G1-3	4	0	1	0	1	0	0
58 Doug Fister, L (1, 1)			G6-3		4 FC5-2		SH5-4		G4-3			2	0	1	0	0	0	0
53 Joaquín Benoit, R (8, 1)												0	0	0	0	0	0	0
41 Victor Martinez, S (9, PH) OBP: 0.274, SLG: 0.306												1	0	0	0	0	0	0
40 Phil Coke, L (9, 1)												0	0	0	0	0	0	0
36 Luke Putkonen, R (10, 1)												0	0	0	0	0	0	0
Inning Stats	R: 0 E: 0 K: 1 S: 11 H: 1 LOB: 1 BB: 0 P: 17	R: 0 E: 0 K: 0 S: 7 H: 0 LOB: 0 BB: 0 P: 11	R: 0 E: 0 K: 0 S: 11 H: 0 LOB: 0 BB: 0 P: 18	R: 0 E: 0 K: 2 S: 11 H: 1 LOB: 1 BB: 0 P: 17	R: 0 E: 0 K: 0 S: 13 H: 4 LOB: 3 BB: 0 P: 21	R: 0 E: 0 K: 1 S: 12 H: 1 LOB: 2 BB: 1 P: 23	R: 0 E: 0 K: 0 S: 9 H: 1 LOB: 2 BB: 1 P: 16	R: 0 E: 0 K: 0 S: 6 H: 0 LOB: 1 BB: 0 P: 10	R: 0 E: 0 K: 0 S: 8 H: 1 LOB: 1 BB: 0 P: 12	R: 0 E: 0 K: 1 S: 5 H: 0 LOB: 0 BB: 0 P: 8	R: 0 E: 0 K: 0 S: 4 H: 0 LOB: 0 BB: 0 P: 7							

AB	40
R	0
H	9
RBI	0
BB	3
SO	5
LOB	19

1B: 6	SF: 0	WP: 0	PA: 44
2B: 3	SAC: 1	PB: 0	
3B: 0	DP: 0	SB: 0	
HR: 0	HBP: 0	CS: 0	

PITCHER		IP	WLS	BF	H	R	ER	SO	BB	IBB	HBP	BLK	WP	HR	S	P	ERA	WHIP
49 Jeff Locke, L ERA: 2.25	(1, 1)	5.1		23	7	0	0	3	1	0	0	0	0	0	58	96	0.00	1.500
32 Vin Mazzaro, R ERA: 2.08	(6, 1)	1.2		7	1	0	0	1	1	0	0	0	0	0	16	27	0.00	1.200
44 Tony Watson, L ERA: 4.44	(8, 1)	1.0		4	0	0	0	0	1	0	0	0	0	0	6	10	0.00	1.000
37 Justin Wilson, L ERA: 1.41	(9, 1)	1.0		4	1	0	0	0	0	0	0	0	0	0	8	12	0.00	1.000
35 Mark Melancon, R ERA: 0.93	(10, 1)	1.0		3	0	0	0	1	0	0	0	0	0	0	5	8	0.00	0.000

PITCHER		IP	WLS	BF	H	R	ER	SO	BB	IBB	HBP	BLK	WP	HR	S	P	ERA	WHIP
29 Bryan Morris, R ERA: 3.06	(11, 1)	1.0	W	3	0	0	0	0	0	0	0	0	0	0	4	7	0.00	0.000

Batter	1	2	3	4	5	6	7	8	9	10	11	AB	R	H	RBI	BB	SO	LOB
6 Starling Marte, R (1, 7) OBP: 0.351, SLG: 0.438	S SI 89 F SI 89 X SI 91 0-2 G5-3		C SI 89 B FC 88 B SI 91 F SI 91 B SI 90 F SI 91 S SI 92 3-3 K			X 0-0 B1-3		M FF 94 X FF 94 0-1 SH5-3 1-2		C FF 94 S KC 79 X KC 77 0-2 F8		4	0	0	0	0	1	0
18 Neil Walker, S (1, 4) OBP: 0.370, SLG: 0.420	B SI 89 H SI 90 2-0 HBP			B CU 73 S FC 86 B FC 86 S CU 74 B SI 89 X CH 78 3-2 22 CS 1B		F B SI 88 X SI 89 1-1 G4-3		B CH 84 B CH 84 X CH 85 2-0 F9			X CH 82 0-0 14 1B 22 BB 55 1B 1B	4	1	2	0	0	0	1
22 Andrew McCutchen, R (1, 8) OBP: 0.351, SLG: 0.465	C SI 90 C SI 89 S FC 86 0-3 K			B FC 84 B SI 89 F CU 75 1 SAFE C SI 89 B CH 80 X CU 75 3-2 46 1B 1-2 1B		B FC 83 S CU 75 C SI 89 B CU 74 B SI 89 B CU 72 4-2 BB		S SL 89 B SL 88 F SL 89 B CH 86 B SL 88 X CH 86 3-2 G5-3			B FF 93 B FF 92 1 SAFE B FF 93 B FF 94 4-0 55 1B 14 1B 1-2 BB	3	0	1	0	2	1	2
46 Garrett Jones, L (1, 3) OBP: 0.323, SLG: 0.450 14 Gaby Sanchez, R (9, PH) OBP: 0.358, SLG: 0.443 (10, 3)	F SI 90 B FC 87 C SI 90 F FC 86 F FC 87 B SI 91 S CU 76 2-3 K			B SI 89 F CU 74 1 SAFE F FC 85 X FC 84 1-2 1-3 1B		B CH 80 C CH 79 1 SAFE F FC 84 F CH 77 B SI 88 S CU 73 2-3 K			B FF 92 F SI 92 B CH 83 S CH 83 F SI 93 X CH 83 2-2 P3		X FF 93 0-0 55 1B 1-2 2-3 1B	3 2	0 0	1 1	0 0	0 0	2 0	2 0
55 Russell Martin, R (1, 2) OBP: 0.348, SLG: 0.455		C SI 90 B SI 90 B SI 89 F SI 90 S FC 87 2-3 K		B SI 90 B SI 89 S SI 90 C SI 90 S CU 74 2-3 K			B CU 71 F SI 87 B FC 86 F SI 88 B CU 76 F SI 89 C SI 88 3-3 K		S CH 84 B SI 93 X SL 80 1-1 1B		B FF 94 C FF 94 B SI 93 F FF 93 X FF 94 2-2 1-2 2-3 3-H 1B	5	0	2	1	0	3	2
23 Travis Snider, L (1, 9) OBP: 0.336, SLG: 0.409	C FC 84 C SI 88 S FC 86 0-3 K			B CU 75 D CU 75 X SI 90 2-0 L7			F CH 80 B FC 86 S CU 76 X CU 74 1-2 1B		C FF 93 B SI 92 F SI 93 B FF 92 S FF 92 2-3 K			4	0	1	0	0	2	3
2 Brandon Inge, R (1, 5) OBP: 0.243, SLG: 0.239	C SI 90 B FC 86 X FC 87 1-1 G6-3				B CU 70 C SI 88 B SI 89 X SI 89 2-1 G5-3		C SI 88 X SI 88 0-1 P4		X FF 92 0-0 F7			4	0	0	0	0	0	2
10 Jordy Mercer, R (1, 6) OBP: 0.283, SLG: 0.508			F SI 88 F SI 90 F FC 88 B SI 90 C SI 89 1-3 K		B CU 74 C CH 82 B CU 75 B CH 83 X SI 90 3-1 G6-3		1 SAFE C CU 74 S FC 85 F CU 74 B SI 88 F SI 90 B FC 86 1 SAFE S SI 88 2-3 K			B FF 93 X FF 94 1-0 L9		4	0	0	0	0	2	1
49 Jeff Locke, L (1, 1) 32 Vin Mazzaro, R (6, 1) 44 Tony Watson, L (8, 1) 5 Josh Harrison, R (8, PH) OBP: 0.162, SLG: 0.182 37 Justin Wilson, L (9, 1) 35 Mark Melancon, R (10, 1) 19 Michael McKenry, R (10, PH) OBP: 0.318, SLG: 0.467 29 Bryan Morris, L (11, 1)			C SI 89 B SI 91 B SI 91 S SI 89 S FC 88 2-3 K		C CU 73 F SI 89 B FC 84 C CU 74 1-3 K			C SL 85 S SL 88 X FF 95 0-2 6 SH5-3 1B		B FF 94 X FF 95 1-0 G6-3		2 0 0 1 0 0 0 1 0	0 0 0 0 1 0 0 0 0	0 0 0 1 0 0 0 0 0	0 0 0 0 0 0 0 0 0	0 0 0 0 0 0 0 0 0	2 0 0 0 0 0 0 0 0	0 0 0 0 0 0 0 0 0
Inning Stats	R: 0 E: 0 K: 2 S: 11 H: 0 LOB: 1 BB: 0 P: 15	R: 0 E: 0 K: 2 S: 8 H: 0 LOB: 0 BB: 0 P: 11	R: 0 E: 0 K: 3 S: 11 H: 0 LOB: 0 BB: 0 P: 17	R: 0 E: 0 K: 1 S: 13 H: 3 LOB: 2 BB: 0 P: 24	R: 0 E: 0 K: 1 S: 7 H: 0 LOB: 0 BB: 0 P: 13	R: 0 E: 0 K: 1 S: 9 H: 0 LOB: 1 BB: 1 P: 16	R: 0 E: 0 K: 2 S: 14 H: 1 LOB: 1 BB: 0 P: 20	R: 0 E: 0 K: 0 S: 9 H: 1 LOB: 1 BB: 0 P: 14	R: 0 E: 0 K: 1 S: 10 H: 1 LOB: 1 BB: 0 P: 15	R: 0 E: 0 K: 0 S: 5 H: 0 LOB: 0 BB: 0 P: 7	R: 1 E: 0 K: 0 S: 5 H: 3 LOB: 3 BB: 1 P: 11	1B: 9 2B: 0 3B: 0 HR: 0 SF: 0 SAC: 1 DP: 0 HBP: 1	WP: 0 PB: 0 SB: 0 CS: 1 PA: 41					

PITCHER	IP	WLS	BF	H	R	ER	SO	BB	IBB	HBP	BLK	WP	HR	S	P	ERA	WHIP
58 Doug Fister, R (1, 1) ERA: 3.28	7.0		26	4	0	0	12	1	0	1	0	0	0	73	116	0.00	0.714
53 Joaquín Benoit, R (8, 1) ERA: 1.88	1.0		4	1	0	0	0	0	0	0	0	0	0	9	14	0.00	1.000
40 Phil Coke, L (9, 1) ERA: 6.46	1.0		4	1	0	0	1	0	0	0	0	0	0	10	15	0.00	1.000
36 Luke Putkonen, R (10, 1) ERA: 1.69	1.0	L	7	3	1	1	0	1	0	0	0	0	0	10	18	9.00	4.000

PITCHER	IP	WLS	BF	H	R	ER	SO	BB	IBB	HBP	BLK	WP	HR	S	P	ERA	WHIP

BOTTOM

Detroit Tigers @ Pittsburgh Pirates

PNC Park, Pittsburgh, PA

Thu May 30 2013, 7:08 PM - 10:38 PM EDT

Att. 20,834 - Partly Cloudy - 86 F

livebaseballscorecards.com

AB	37
R	1
H	9
RBI	1
BB	2
SO	13
LOB	13

Cincinnati Reds @ Pittsburgh Pirates

PNC Park, Pittsburgh, PA

Fri May 31 2013, 7:07 PM - 10:11 PM EDT

Att. 35,730 - Partly Cloudy - 86 F

TOP

livebaseballscorecards.com

Batter	1	2	3	4	5	6	7	8	9	AB	R	H	RBI	BB	SO	LOB
17 Shin-Soo Choo, L (1, 8) OBP: 0.444, SLG: 0.513	B FF 88 B FF 88 X FF 88 2-0 G3		X FF 90 0-0 ② F7		C CU 78 1 SAFE D CU 77 C SI 88 H FF 88 2-2 1-2 HBP		C SI 88 F CU 74 B SI 87 B SI 89 F CU 76 F SI 90 S CU 76 2-3 ② K	B SL 82 X SL 83 1-0 ③ G4-3		4	0	0	0	0	1	3
2 Zack Cozart, R (1, 6) OBP: 0.269, SLG: 0.374	X FF 89 0-0 ② P3		B SI 88 F SI 89 B CH 85 B CU 75 F FF 90 B FF 90 4-2 BB		F CH 83 F CH 84 B FF 89 X FF 89 1-2 ② F8 2-3		C CH 83 F SI 87 D CU 75 B CH 82 F FF 88 F CH 83 X FF 89 2-2 1-2 1B		B SL 82 F SI 91 B SL 83 X SI 92 2-1 ① G6-3	4	0	1	0	1	0	2
19 Joey Votto, L (1, 3) OBP: 0.465, SLG: 0.544	B FF 90 C FF 90 B CH 84 B CH 84 B SI 89 4-1 BB		X CH 84 0-0 ③ F7		B CH 83 X CU 77 1-0 ③ F7		B SI 90 X SI 88 1-0 ③ L4		C FF 92 B SL 83 B FF 92 B FF 93 B SL 82 4-1 4 1B 4 WP 15 BB BB	3	1	0	0	2	0	5
4 Brandon Phillips, R (1, 4) OBP: 0.340, SLG: 0.479	C FF 90 F FF 89 B SI 90 X CH 84 1-2 ③ L5			X SI 88 0-0 ① F7		C CH 83 B FF 88 B CH 84 X CU 75 2-1 HR		H SI 93 1-0 32 1B 32 S 21 WP HBP	1 SAFE F SI 93 F SI 93 B SL 85 X SL 84 1-2 15 BB 32 WP 1-3 29 BB 1B	4	3	2	1	0	0	1
32 Jay Bruce, L (1, 9) OBP: 0.321, SLG: 0.468		X FF 88 0-0 ① F8		B CU 75 B FF 90 X SI 89 2-0 HR		B SI 88 X SI 89 1-0 ① G5-3		B SL 82 B SI 94 X FF 94 2-0 21 WP 15 1B 1-3 1B	B FF 95 D SL 83 F SI 94 C SI 94 F SL 85 B FF 94 B SL 85 4-2 29 BB 15 BB 1-2 BB	4	2	2	1	1	0	0
21 Todd Frazier, R (1, 5) OBP: 0.327, SLG: 0.399		C FF 88 B FF 88 X CH 84 1-1 2B		F CH 83 X SI 90 0-1 ② F8		B CH 83 X FF 89 1-0 ② F8		B FF 94 B SI 93 F FF 94 B SI 95 B SI 93 4-1 47 SH1-4 15 1B 1-2 3-H BB	X FF 93 0-0 ② F4	4	0	1	0	1	0	3
15 Derrick Robinson, S (1, 7) OBP: 0.440, SLG: 0.333 63 Sam LeCure, R (9, 1)		B CU 75 F FF 88 F CU 76 X FF 89 1-2 ② P6		B CH 84 C CU 75 B CH 84 X CU 75 2-1 ③ G1-3		C SI 90 F FF 88 B SI 88 F CU 74 B FF 88 C CU 75 2-3 ③ K		C SI 94 B FF 93 X SL 83 1-1 47 SH1-4 1-2 2-H 1B	B SI 93 B FF 92 F FF 92 F SI 92 F FF 92 B SL 83 F SI 91 F FF 92 F SI 93 4-2 29 BB 1-2 2-3 3-H BB	4 0	0 0	1 0	2 0	1 0	1 0	1 0
29 Ryan Hanigan, R (1, 2) OBP: 0.278, SLG: 0.262		C CU 75 X SI 90 0-1 ③ G1-4-3			C SI 87 C CU 76 B FF 89 B CH 82 B CU 78 F SI 88 B SI 89 4-2 2 F8 17 HBP BB		C FF 88 X CH 83 0-1 ① 2 1B 1B	C SL 82 F FF 94 B FF 91 B SL 84 F SL 84 B FF 94 F SL 82 S SL 82 3-3 ① K	B FC 90 B FF 95 B FF 94 B FF 94 4-0 1-2 2-3 3-H BB	3	0	1	1	2	1	3
47 Johnny Cueto, R (1, 1) OBP: 0.071, SLG: 0.071 23 Donald Lutz, L (9, PH) OBP: 0.244, SLG: 0.341 (9, 7)			C FF 88 B CU 72 C FF 89 S CU 75 1-3 ① K		L FF 86 B CU 74 1 SAFE B CU 74 L FF 86 T FF 87 2-2 ① K		L CH 84 L CU 74 B FF 86 L CU 73 1-3 ① K	C SI 92 L SI 92 X SL 84 0-2 ② SH1-4 1-2 2-3	S SI 95 S FC 90 S FC 90 0-3 ③ K	3 1	0 0	0 0	0 0	0 0	3 1	2 3

| Inning Stats | | |

Batter	1	2	3	4	5	6	7	8	9	AB	R	H	RBI	BB	SO	LOB
6 Starling Marte, R (1, 7) OBP: 0.345, SLG: 0.430	C SL 79 B FF 91 B SI 91 F SI 91 F CH 82 F FF 93 S CH 84 2-3 K ①		C CH 83 X SI 93 0-1 G4-3 ②			C CH 84 F FF 95 X SI 94 0-2 G5-3 ②			B SI 90 B FF 91 C SI 90 B SI 90 F SI 88 F SI 90 X SI 90 3-2 F7 ②	4	0	0	0	0	1	0
18 Neil Walker, S (1, 4) OBP: 0.367, SLG: 0.411	S CH 84 B CH 84 B SI 93 C FC 88 B CH 85 F FC 88 B FC 88 4-2 46 FC3-6 22 HBP BB		C FC 89 X CH 85 0-1 G4-3 ③			F CH 86 B CH 86 X CH 83 1-1 L3 ③			C FF 89 X KC 74 0-1 P5 ③	3	0	0	0	1	0	0
22 Andrew McCutchen, R (1, 8) OBP: 0.351, SLG: 0.460	H SI 92 1-0 46 FC3-6 1-2 HBP			X SL 83 0-0 L9 ①			S CH 83 F SI 94 B FF 95 S CH 86 1-3 K ①			2	0	0	0	0	1	0
46 Garrett Jones, L (1, 3) OBP: 0.318, SLG: 0.442	B FC 88 T SI 92 S CH 83 X CH 84 1-2 FC3-6 ② 1-2f 2-3			B FC 87 C SL 86 S FC 88 X SI 91 1-2 P6 ②			X FC 89 0-0 G3-1 ②			3	0	0	0	0	0	2
23 Travis Snider, L (1, 9) OBP: 0.329, SLG: 0.400 57 Mike Zagurski, L (8, 1) 10 Jordy Mercer, R (9, 6) OBP: 0.283, SLG: 0.508	C FC 90 X CH 82 0-1 L4 ③			B FC 89 F FF 93 F FC 91 X CH 84 1-2 L4 ③			C SI 90 F CH 86 B SI 93 B CH 86 B SL 85 S FC 89 3-3 K ③			3 0 0	0 0 0	0 0 0	0 0 0	0 0 0	1 0 0	2 0 0
19 Michael McKenry, R (1, 2) OBP: 0.304, SLG: 0.444		C FF 91 B FF 90 B FC 88 X SL 82 2-1 G1-3 ①			F FF 92 S FF 93 F FF 93 F CH 86 F FF 95 B FF 95 F CH 86 F FF 95 X SL 86 1-2 G5-3 ①			C SL 83 B FF 93 S FF 94 B FF 95 F SI 95 F SI 95 X CH 86 2-2 G5-3 ①		3	0	0	0	0	0	0
2 Brandon Inge, R (1, 5) OBP: 0.247, SLG: 0.243		C FF 92 B FC 89 F SI 93 B CH 84 F CU 77 X FF 94 2-2 F9 ②			C CH 84 C FF 95 F FF 95 B SI 96 B CH 86 X SI 95 2-2 12 G5-4-3 1B			C CU 70 F FF 94 S CH 84 0-3 K ②		3	0	1	0	0	1	0
12 Clint Barmes, R (1, 6) OBP: 0.246, SLG: 0.281 29 Bryan Morris, L (9, 1)		B FF 93 F SL 83 B CH 82 F SI 93 S CH 86 2-3 K ③			X SI 93 0-0 G5-4-3 ②③ 1-2f			C FF 91 S CH 75 S CH 82 0-3 K ③		3 0	0 0	0 0	0 0	0 0	2 0	1 0
51 Wandy Rodriguez, S (1, 1) OBP: 0.091, SLG: 0.091 7 Alex Presley, L (8, 9) OBP: 0.250, SLG: 0.250			C SI 90 X SL 86 0-1 G4-3 ①			C SI 92 B CH 83 B FC 89 B SI 92 C SL 83 X FC 89 3-2 G1-3 ①			B FF 88 S CH 81 F KC 74 B SI 90 F KC 76 S KC 77 2-3 K ①	2 1	0 0	0 0	0 0	0 0	0 1	0 0
Inning Stats	R: 0 E: 0 K: 1 S: 13 H: 0 LOB: 2 BB: 1 P: 21	R: 0 E: 0 K: 1 S: 9 H: 0 LOB: 0 BB: 0 P: 15	R: 0 E: 0 K: 0 S: 6 H: 0 LOB: 0 BB: 0 P: 6	R: 0 E: 0 K: 0 S: 7 H: 0 LOB: 0 BB: 0 P: 9	R: 0 E: 0 K: 0 S: 13 H: 1 LOB: 0 BB: 0 P: 16	R: 0 E: 0 K: 0 S: 8 H: 0 LOB: 0 BB: 0 P: 12	R: 0 E: 0 K: 2 S: 7 H: 0 LOB: 0 BB: 0 P: 11	R: 0 E: 0 K: 2 S: 11 H: 0 LOB: 0 BB: 0 P: 13	R: 0 E: 0 K: 1 S: 10 H: 0 LOB: 0 BB: 0 P: 15	1B: 1 2B: 0 3B: 0 HR: 0	SF: 0 SAC: 0 DP: 1 HBP: 1			WP: 0 PB: 0 SB: 0 CS: 0		PA: 29	

PITCHER		IP	WLS	BF	H	R	ER	SO	BB	IBB	HBP	BLK	WP	HR	S	P	ERA	WHIP
47 Johnny Cueto, R ERA: 2.17	(1, 1)	8.0	W	26	1	0	0	6	1	0	1	0	0	0	74	103	0.00	0.250
63 Sam LeCure, R ERA: 1.21	(9, 1)	1.0		3	0	0	0	1	0	0	0	0	0	0	10	15	0.00	0.000

PITCHER	IP	WLS	BF	H	R	ER	SO	BB	IBB	HBP	BLK	WP	HR	S	P	ERA	WHIP

BOTTOM

Cincinnati Reds @ Pittsburgh Pirates

PNC Park, Pittsburgh, PA

Fri May 31 2013, 7:07 PM - 10:11 PM EDT

Att. 35,730 - Partly Cloudy - 86 F

livebaseballscorecards.com

AB	27
R	0
H	1
RBI	0
BB	1
SO	7
LOB	5

Batter	1	2	3	4	5	6	7	8	9	AB	R	H	RBI	BB	SO	LOB
17 Shin-Soo Choo, L (1, 8) OBP: 0.440, SLG: 0.505	F SI 93 B SI 93 X SI 93 1-1 ① G6-3			B SI 92 F SI 92 B SL 86 X SI 93 2-1 ① G4-3	B SI 94 D SL 89 S SI 94 F SI 93 B SL 90 F SI 94 S SI 91 3-3 ③ K			C SI 93 B SI 93 X SI 94 1-1 2 SH1-4 19 1B 1B	F SI 95 C FF 97 B SI 97 B FF 96 S FF 96 2-3 ③ K	5	1	1	0	0	2	2
2 Zack Cozart, R (1, 6) OBP: 0.270, SLG: 0.373	C SI 93 S SL 85 S SL 87 0-3 ② K			C SI 92 B CH 86 B SL 86 X CH 86 2-1 19 G2-3 4 1B 1B		C SL 83 X CH 86 0-1 ① G5-3		1 SAFE 1 SAFE P PO 84 L SI 93 X SI 92 1-1 ① SH1-4 1-2		3	1	1	0	0	1	0
19 Joey Votto, L (1, 3) OBP: 0.462, SLG: 0.538	C SI 93 C SI 95 F SL 89 S SL 89 0-3 ③ K			C SL 87 B SL 86 1 SAFE 1 SAFE C SL 88 X SI 95 1-2 ② G2-3 1-2		B SI 92 B SI 93 S SL 88 B SI 92 X SL 87 3-1 ② G5-3		S SI 93 X SL 85 0-1 32 G3 4 HBP 2-H 1B		4	0	1	1	0	1	1
4 Brandon Phillips, R (1, 4) OBP: 0.347, SLG: 0.481 51 Jonathan Broxton, R (8, 1) 54 Aroldis Chapman, L (9, 1)		C SL 84 F SI 93 S SL 87 0-3 ① K		S CH 85 B CH 86 B CH 86 F SL 88 F SL 89 B CH 87 X SL 89 3-2 2-H 1B		S CH 87 X CH 85 0-1 1B		B CH 85 S CH 85 F SI 93 H SI 92 2-2 32 G3 1-2 HBP		3 0 0	0 0 0	2 0 0	1 0 0	0 0 0	1 0 0	0 0 0
32 Jay Bruce, L (1, 9) OBP: 0.316, SLG: 0.460		F SI 93 B CH 86 B SI 92 B SL 87 S SL 87 S SL 89 3-3 ② K		C SI 92 B SI 93 1 SAFE X SI 93 1-1 ③ G6-3		C SL 87 S SL 86 D SL 89 D SI 92 F SL 89 S SL 88 2-3 ③ K		C SI 93 B SI 94 X SI 94 1-1 ② G3 1-2 2-3		4	0	0	0	0	2	4
21 Todd Frazier, R (1, 5) OBP: 0.335, SLG: 0.403		C SL 85 S CH 86 S CH 87 0-3 ③ K			X SI 91 0-0 39 BB 1B		C SL 84 B SL 84 F SI 92 B SI 92 B SL 85 X SI 93 3-2 39 G6-4-3 1B	H SI 93 1-0 HBP		3	0	2	0	0	1	0
39 Devin Mesoraco, R (1, 2) OBP: 0.324, SLG: 0.358			S CH 83 B CH 85 B SI 92 F CH 85 S SL 87 2-3 ① K		B CH 83 D SI 91 F CH 86 1 SAFE B CH 85 F SL 86 D SL 89 4-2 1-2 BB		X SI 92 0-0 ① ② G6-4-3 1-2f	B SI 94 S CH 86 B CH 86 B SI 94 F SI 93 X SI 93 3-2 ③ F9		3	0	0	0	1	1	4
15 Derrick Robinson, S (1, 7) OBP: 0.426, SLG: 0.326			C SI 93 B SL 86 F SI 95 S CH 86 1-3 ② K		B SI 93 L SI 94 B SI 91 F CH 85 B SL 88 F CH 87 C SI 94 3-3 ① K		L FF 92 F SI 93 B SL 87 F SI 93 F SL 87 X SL 86 1-2 1B		B FF 95 X FF 94 1-0 ① G4-3	4	0	1	0	0	2	2
44 Mike Leake, R (1, 1) OBP: 0.179, SLG: 0.250 9 Jack Hannahan, L (7, PH) OBP: 0.276, SLG: 0.264 63 Sam LeCure, R (7, 1) 3 Cesar Izturis, S (8, 4) OBP: 0.263, SLG: 0.196			B SI 94 B CH 85 X SI 93 2-0 ③ F8		D CH 87 S SI 92 M SI 93 2 SAFE S SL 87 1-3 ② K		B SI 93 X FF 93 1-0 ③ G3		B SI 95 X FF 95 1-0 ② F9	2 1 0 1	0 0 0 0	0 0 0 0	0 0 0 0	1 0 0 0	2 1 0 0	2 1 0 0
Inning Stats	R: 0 E: 0 K: 2 S: 9 H: 0 LOB: 0 BB: 0 P: 10	R: 0 E: 0 K: 3 S: 9 H: 0 LOB: 0 BB: 0 P: 12	R: 0 E: 0 K: 2 S: 7 H: 0 LOB: 0 BB: 0 P: 12	R: 1 E: 0 K: 0 S: 13 H: 2 LOB: 1 BB: 0 P: 22	R: 0 E: 0 K: 3 S: 14 H: 1 LOB: 2 BB: 1 P: 25	R: 0 E: 0 K: 1 S: 10 H: 1 LOB: 1 BB: 0 P: 15	R: 0 E: 0 K: 0 S: 10 H: 2 LOB: 1 BB: 0 P: 15	R: 1 E: 0 K: 0 S: 14 H: 2 LOB: 3 BB: 0 P: 22	R: 0 E: 0 K: 1 S: 5 H: 0 LOB: 0 BB: 0 P: 9	1B: 8 2B: 0 3B: 0 HR: 0	SF: 0 SAC: 1 DP: 1 HBP: 2			WP: 0 PB: 0 SB: 0 CS: 0	PA: 37		

PITCHER		IP	WLS	BF	H	R	ER	SO	BB	IBB	HBP	BLK	WP	HR	S	P	ERA	WHIP
47 Francisco Liriano, L ERA: 2.17	(1, 1)	6.0	L	23	4	1	1	11	1	0	0	0	0	0	62	96	1.50	0.833
32 Vin Mazzaro, R ERA: 1.99	(7, 1)	1.0		4	2	0	0	0	0	0	0	0	0	0	10	15	0.00	2.000
44 Tony Watson, L ERA: 4.61	(8, 1)	1.0		7	2	1	1	0	0	0	2	0	0	0	14	22	9.00	2.000
37 Justin Wilson, L ERA: 1.36	(9, 1)	1.0		3	0	0	0	1	0	0	0	0	0	0	5	9	0.00	0.000

PITCHER	IP	WLS	BF	H	R	ER	SO	BB	IBB	HBP	BLK	WP	HR	S	P	ERA	WHIP

TOP

Cincinnati Reds @ Pittsburgh Pirates

PNC Park, Pittsburgh, PA

Sat Jun 01 2013, 7:16 PM - 10:29 PM EDT

Att. 33,912 - Cloudy - 84 F

livebaseballscorecards.com

AB	33
R	2
H	8
RBI	2
BB	1
SO	12
LOB	16

Cincinnati Reds @ Pittsburgh Pirates

PNC Park, Pittsburgh, PA

Sat Jun 01 2013, 7:16 PM - 10:29 PM EDT

Att. 33,912 - Cloudy - 84 F

livebaseballscorecards.com

BOTTOM

Batter	1	2	3	4	5	6	7	8	9	AB	R	H	RBI	BB	SO	LOB
7 Alex Presley, L (1, 7) OBP: 0.444, SLG: 0.444	C SI 88 B SI 89 X KC 77 1-1 18 G3-6-1 1B		B SI 90 C CH 82 X SI 90 1-1 1-2 1B		F CH 83 B SI 89 C CH 83 F SL 80 F FC 90 F FC 88 B SL 80 B SI 91 S FC 90 3-3 ③ K			B SI 95 B SI 94 C SL 92 F SL 92 F SL 93 F FF 97 B SL 90 F SL 93 X SI 95 3-2 18 1B 46 FC3-2 1B	C FF 100 S SL 88 D SL 90 B SL 87 F FF 99 S FF 100 2-3 ③ K	5	0	3	0	0	2	3
18 Neil Walker, S (1, 4) OBP: 0.364, SLG: 0.407	F SI 89 ① F SI 89 ② B SI 89 F FC 88 1 SAFE 1 SAFE X KC 79 1-2 G3-6-1 1-2f		S KC 78 F SI 90 C SI 91 0-3 ② K			B KC 77 F SI 90 B FC 87 C CH 83 S FC 88 2-3 ① K		D SI 93 C SL 91 B SI 94 X SL 90 2-1 46 FC3-2 1-3 1B		4	0	1	0	0	2	3
22 Andrew McCutchen, R (1, 8) OBP: 0.345, SLG: 0.451	X SI 91 0-0 ③ F9		B FC 87 X SL 80 1-0 ③ P3			B SI 91 C CH 84 B SI 91 C FC 88 F KC 80 B SL 81 X FC 88 3-2 ② L7		C FF 94 F SL 92 X SL 88 0-2 ① P4		4	0	0	0	0	0	4
46 Garrett Jones, L (1, 3) OBP: 0.322, SLG: 0.443 37 Justin Wilson, L (9, 1)		B SI 88 F SI 90 X KC 78 1-1 55 FC5-4 1B		B CH 81 C CH 81 B FC 88 F FC 88 F SL 80 C FC 89 2-3 ① K		B SI 91 X CH 84 1-0 55 1B		C SL 91 S FF 95 B FF 96 B FF 95 B SI 95 F SL 92 X SL 94 3-2 ② FC3-2 1-2 3-H		4 0	0 0	2 0	0 0	0 0	1 0	2 0
55 Russell Martin, R (1, 2) OBP: 0.345, SLG: 0.450		B SI 90 C KC 77 B SI 90 C CH 83 X CH 83 2-2 ① FC5-4 24 CS 1-2f		B SI 91 B CH 84 C CH 84 B FC 89 X SI 91 3-1 ② G5-3		B FC 86 B CH 84 X FC 88 2-0 1-2 1B		X SL 93 0-0 ③ F8		4	0	1	0	0	0	3
24 Pedro Alvarez, L (1, 5) OBP: 0.258, SLG: 0.401 6 Starling Marte, R (9, PH) OBP: 0.347, SLG: 0.433		B SI 90 S SI 89 F SI 90 B FC 88 B SI 91 B SI 92 4-2 ② 1-2 BB		C SI 91 B FC 89 C SI 91 B KC 81 F FC 89 S FF 92 2-3 ③ K		X SI 91 0-0 ③ G4-3			B FF 97 X FF 97 1-0 10 BB 1B	2 1	0 0	0 1	0 0	1 0	1 0	2 0
23 Travis Snider, L (1, 9) OBP: 0.323, SLG: 0.392 14 Gaby Sanchez, R (9, PH) OBP: 0.355, SLG: 0.439	X SI 90 0-0 ③ G3				C SI 88 X FC 87 0-1 ① L9		B KC 71 C SI 89 S KC 74 X SI 90 1-2 ① G4-3		1 SAFE C FF 98 1 SAFE 1 SAFE C SL 89 S FF 100 0-3 ① K	3 1	0 0	0 0	0 0	0 1	0 1	1 1
12 Clint Barmes, R (1, 6) OBP: 0.248, SLG: 0.283 19 Michael McKenry, R (9, PH) OBP: 0.300, SLG: 0.438			C SL 85 X CH 82 0-1 ① G6-3		B SI 90 B KC 79 C FC 87 X FC 87 2-1 47 SH2-4 1B		B KC 73 X FF 90 1-0 ② F9		B SL 87 X FF 98 1-0 ② L8	3 1	0 0	1 0	0 0	0 0	0 1	0 1
47 Francisco Liriano, L (1, 1) OBP: 0.125, SLG: 0.125 32 Vin Mazzaro, R (7, 1) 2 Brandon Inge, R (7, PH) OBP: 0.244, SLG: 0.240 44 Tony Watson, L (8, 1) 10 Jordy Mercer, R (9, 3) OBP: 0.295, SLG: 0.508			C SI 89 C KC 78 F FF 89 F SL 86 F CH 83 F FC 88 F SL 80 X KC 80 0-2 7 1B 1B		L SI 89 X FF 90 0-1 ② SH2-4 1-2		S SL 81 C SI 89 B KC 76 F SL 80 B SI 89 B SI 90 X SI 89 3-2 ③ F9		C FF 98 B SL 87 B SL 87 B FF 98 B FF 98 4-1 1-2 BB	1 0 1 0 0	0 0 0 0 0	1 0 0 0 0	0 0 0 0 0	0 0 0 0 1	0 0 0 0 0	0 0 0 0 0
Inning Stats	R: 0 E: 0 K: 0 S: 7 H: 1 LOB: 0 BB: 0 P: 9	R: 0 E: 0 K: 0 S: 8 H: 1 LOB: 1 BB: 1 P: 15	R: 0 E: 0 K: 1 S: 16 H: 2 LOB: 2 BB: 0 P: 18	R: 0 E: 0 K: 2 S: 10 H: 0 LOB: 0 BB: 0 P: 17	R: 0 E: 0 K: 1 S: 12 H: 1 LOB: 1 BB: 0 P: 17	R: 0 E: 0 K: 1 S: 10 H: 2 LOB: 2 BB: 0 P: 18	R: 0 E: 0 K: 0 S: 8 H: 0 LOB: 0 BB: 0 P: 13	R: 0 E: 0 K: 0 S: 16 H: 2 LOB: 2 BB: 0 P: 24	R: 0 E: 0 K: 2 S: 10 H: 1 LOB: 2 BB: 1 P: 18	1B: 10 2B: 0 3B: 0 HR: 0 SF: 0 SAC: 1 DP: 1 HBP: 0						

	AB	34
	R	0
	H	10
	RBI	0
	BB	2
	SO	7
	LOB	20

	WP: 0	PA: 37
	PB: 0	
	SB: 0	
	CS: 1	

PITCHER		IP	WLS	BF	H	R	ER	SO	BB	IBB	HBP	BLK	WP	HR	S	P	ERA	WHIP
44 Mike Leake, R ERA: 2.75	(1, 1)	6.0	W	24	7	0	0	5	1	0	0	0	0	0	63	94	0.00	1.333
63 Sam LeCure, R ERA: 1.16	(7, 1)	1.0	H	3	0	0	0	0	0	0	0	0	0	0	8	13	0.00	0.000
51 Jonathan Broxton, R ERA: 4.03	(8, 1)	1.0	H	5	2	0	0	0	0	0	0	0	0	0	16	24	0.00	2.000
54 Aroldis Chapman, L ERA: 2.52	(9, 1)	1.0	S	5	1	0	0	2	1	0	0	0	0	0	10	18	0.00	2.000

PITCHER	IP	WLS	BF	H	R	ER	SO	BB	IBB	HBP	BLK	WP	HR	S	P	ERA	WHIP

Batter	1	2	3	4	5	6	7	8	9	10	11	AB	R	H	RBI	BB	SO	LOB
17 Shin-Soo Choo, L (1, 8) OBP: 0.441, SLG: 0.498	B SI 88 C SI 89 S CH 82 H SI 90 2-2 2 3B HBP	B SL 83 S SL 83 B FF 90 B SI 90 B SI 90 4-1 2 CS BB	B CH 89 S SI 92 F SL 85 B FF 92 B SL 85 H SL 85 4-2 HBP	S FF 93 B FF 93 X FF 94 1-1 G4-3 ①	C FC 91 D KC 83 F FC 91 B FC 91 F FC 90 C FC 92 2-3 K ③	F SI 96 B CU 78 1 SAFE B FF 96 X FF 95 2-1 L9 ②	3	1	0	0	1	1	4
2 Zack Cozart, R (1, 6) OBP: 0.271, SLG: 0.382	X SI 90 0-0 32 1B 1-H 3B	1 SAFE B SL 82 1 SAFE C SI 90 C SI 92 X SL 84 1-2 19 1B 1-2 1B ②	F SL 84 C SI 91 B FF 92 1 SAFE F FF 92 X SL 84 1-2 G5-3 ③	C FF 93 X FC 89 0-1 G5-3 ②	C SL 81 C FF 92 B FF 94 C FF 94 1-3 K ①	C CU 77 B SI 95 B SI 95 F SI 95 C SI 96 2-3 K ③	6	1	2	1	0	2	2
19 Joey Votto, L (1, 3) OBP: 0.460, SLG: 0.533	F CH 83 B FF 90 B SI 88 B SI 90 B SI 89 4-1 21 1B 32 1B 26 1B BB	B FF 90 B SI 91 1 SAFE B SL 83 C FF 90 X SI 91 3-1 1-2 1B	C FF 93 B FC 87 X CU 81 1-1 F7 ①	F FF 93 B FF 93 X FC 88 1-1 E8	B FF 94 T FF 93 C SL 82 F FF 93 S FF 93 1-3 K ②	4	1	1	0	1	1	0
32 Jay Bruce, L (1, 9) OBP: 0.313, SLG: 0.455	S CH 82 B CH 81 F SI 89 D CH 82 X SI 89 2-2 26 1B 21 1B 39 SF7 1-2 3-H 1B	B FF 92 S SL 84 B SL 85 D SL 85 X FF 91 3-1 G4-3 ③	F FC 88 F FF 94 B FC 87 X CU 82 1-2 F7 ②	B FF 93 X FF 93 1-0 G3-1 ③	B FF 93 B FF 93 B SL 80 C FF 93 S FF 94 F FF 93 S SL 83 3-3 K ③	5	1	1	1	0	1	3
21 Todd Frazier, R (1, 5) OBP: 0.336, SLG: 0.403	C SL 80 X SL 85 0-1 26 1B 1-2 2-3 1B	B SL 83 X SI 90 1-0 G4-3 ①	C FC 89 X FF 94 0-1 E5	X FC 93 0-0 3 G1-3 39 1B 1B	F FF 94 S FF 96 S FF 96 0-3 K ①	5	0	2	0	0	1	0
26 Xavier Paul, L (1, 7) OBP: 0.388, SLG: 0.408 51 Jonathan Broxton, R (8, 1) 31 Alfredo Simon, R (9, 1) OBP: 0.200, SLG: 0.200	B SI 90 X SI 90 1-0 3 G4-6-3 1-2 2-3 3-H 1B	C SI 90 S SL 84 S SL 83 0-3 K ②	F SI 94 X FF 94 0-1 G3 ③	T FC 90 C FC 91 S FC 91 0-3 K ①	S FF 96 B SI 96 X FF 95 1-1 F9 ②	4 0 1	0 0 0	1 0 0	1 0 0	0 0 0	2 0 0	2 0 0
39 Devin Mesoraco, R (1, 2) OBP: 0.319, SLG: 0.354	F SI 88 B CH 83 X SI 89 1-1 SF7 ① 3-H	F SI 90 B FF 90 F SL 81 X SL 83 1-2 F8 ③	C FC 88 X FC 92 0-1 G5-3 ①	X FC 91 0-0 3 G1-3 1-2 1B	F FF 96 T FF 97 F FF 98 F CU 78 B FF 97 T FF 96 1-2 K ③	4	0	1	1	0	1	0
3 Cesar Izturis, S (1, 4) OBP: 0.242, SLG: 0.179	X SI 89 0-0 G4-6-3 ② ③ 1-2f	X CH 88 0-0 G4-3 ①	B FF 92 F FF 93 X FF 92 1-1 F9 ②	S FC 91 F FC 89 X FC 91 0-2 G1-3 ② 1-2 2-3	F SI 93 B SI 94 X SI 94 1-1 G6-3 ①	5	0	0	0	0	0	4
55 Mat Latos, R (1, 1) OBP: 0.161, SLG: 0.167 43 Manny Parra, L (7, 1) OBP: 0.500, SLG: 0.500 60 J.J. Hoover, R (7, 1) 23 Donald Lutz, L (8, PH) OBP: 0.279, SLG: 0.357 (8, 7)	C CH 88 C CH 89 B SL 83 X CH 89 1-2 G6-3 ①	C CH 88 B SL 81 B SI 90 B SI 90 X SI 90 3-1 G5-3 ②	X FC 92 0-0 P3 ③	B FC 91 C FC 90 B FC 91 B FC 92 B FC 90 4-1 BB	B FF 95 F FF 95 X SI 96 1-1 1B	3 0 0 1	0 0 0 0	0 0 0 1	0 0 0 0	0 0 0 1	0 0 0 0	0 0 0 0
Inning Stats	R: 4 E: 0 K: 0 S: 13 H: 4 LOB: 1 BB: 1 P: 23	R: 0 E: 0 K: 0 S: 11 H: 2 LOB: 2 BB: 1 P: 23	R: 0 E: 0 K: 1 S: 7 H: 0 LOB: 0 BB: 0 P: 9	R: 0 E: 0 K: 0 S: 9 H: 0 LOB: 1 BB: 0 P: 17	R: 0 E: 1 K: 0 S: 9 H: 0 LOB: 1 BB: 0 P: 11	R: 0 E: 0 K: 0 S: 5 H: 0 LOB: 0 BB: 0 P: 6	R: 0 E: 1 K: 0 S: 7 H: 0 LOB: 1 BB: 0 P: 10	R: 0 E: 0 K: 2 S: 13 H: 2 LOB: 3 BB: 1 P: 19	R: 0 E: 0 K: 3 S: 11 H: 0 LOB: 0 BB: 0 P: 16	R: 0 E: 0 K: 2 S: 10 H: 0 LOB: 0 BB: 0 P: 12	R: 0 E: 0 K: 1 S: 9 H: 1 LOB: 1 BB: 0 P: 15	1B: 8 2B: 0 3B: 1 HR: 0 SF: 1 SAC: 0 DP: 1 HBP: 2	WP: 0 PB: 0 SB: 0 CS: 1 PA: 47					

PITCHER	IP	WLS	BF	H	R	ER	SO	BB	IBB	HBP	BLK	WP	HR	S	P	ERA	WHIP
30 Jeanmar Gómez, R (1, 1) ERA: 3.07	1.0		8	4	4	4	0	1	0	1	0	0	0	13	23	36.00	5.000
32 Vin Mazzaro, R (2, 1) ERA: 1.75	3.0		12	2	0	0	1	1	0	1	0	0	0	27	49	0.00	1.000
29 Bryan Morris, R (5, 1) ERA: 2.57	3.0		11	0	0	0	0	0	0	0	0	0	0	21	27	0.00	0.000
35 Mark Melancon, R (8, 1) ERA: 0.9	1.0		6	2	0	0	2	1	0	0	0	0	0	13	19	0.00	3.000
39 Jason Grilli, R (9, 1) ERA: 1.05	1.0		3	0	0	0	3	0	0	0	0	0	0	11	16	0.00	0.000

PITCHER	IP	WLS	BF	H	R	ER	SO	BB	IBB	HBP	BLK	WP	HR	S	P	ERA	WHIP
37 Justin Wilson, L (10, 1) ERA: 1.29	2.0	W	7	1	0	0	3	0	0	0	0	0	0	19	27	0.00	0.500

Cincinnati Reds @ Pittsburgh Pirates

PNC Park, Pittsburgh, PA

Sun Jun 02 2013, 1:39 PM - 5:15 PM EDT

Att. 29,407 - Cloudy - 79 F

TOP

livebaseballscorecards.com

AB	41
R	4
H	9
RBI	4
BB	3
SO	9
LOB	15

Batter	1	2	3	4	5	6	7	8	9	10	11	AB	R	H	RBI	BB	SO	LOB
7 Alex Presley, L (1, 9) OBP: 0.286, SLG: 0.286 37 Justin Wilson, L (10, 1)	C FC 92 B SI 92 C CU 76 S SL 85 1-3 ① **K**		B FF 92 B CH 82 X FF 92 2-0 ② **G3-1**			L CU 75 B CH 83 F SL 82 X FF 91 1-2 **E3** 6 BB 22 1B	B FF 91 C FF 92 B CU 73 T FF 92 C FF 92 2-3 ③ **K**		C SI 96 X CU 76 0-1 ③ **FC6-4** 1-2f			5 0	1 0	0 0	0 0	0 0	2 0	2 0
6 Starling Marte, R (1, 7) OBP: 0.357, SLG: 0.431	C FC 95 B SL 84 B SI 92 X FC 94 2-1 ② **F9**		B SL 83 S SL 84 C SL 84 B FF 94 B CH 84 B SI 91 4-2 **18 S** BB			F FC 92 B FF 90 1 SAFE B SL 82 B SL 89 B FC 92 4-1 46 WP 22 1B 1-2 BB		C SL 92 B SL 92 F SL 91 H FF 95 2-2 **18 G4-6-3** HBP		B CU 77 C FC 90 B SI 96 B FC 89 F FF 94 H SI 95 4-2 **18 CS** HBP		1	0	0	0	2	0	0
18 Neil Walker, S (1, 4) OBP: 0.360, SLG: 0.396	H FF 96 1-0 **HBP**		C SI 90 D CH 86 X FC 93 1-1 ③ **L6** 1-2			F FF 91 S SL 82 S SL 83 0-3 ① **K**		X SI 90 0-0 ① ② **G4-6-3** 1-2f		1 SAFE P PO 90 B CU 79 F SI 97 F SI 96 X FS 85 2-2 ① ② **G4-3** 1-2		4	0	0	0	0	1	5
22 Andrew McCutchen, R (1, 8) OBP: 0.346, SLG: 0.450	B FC 95 F FC 93 B CU 76 F FC 93 S SI 94 2-3 ③ **K**			S SL 84 B CU 78 X SL 86 1-1 ① **G6-3**		C SL 84 S SL 83 B SL 84 F SL 83 X CU 78 1-2 **46 WP** 1-2 2-H 1B		B FF 94 F SL 91 F SL 88 B FF 95 B SL 88 X SL 92 3-2 **46 HR** 1B		S CU 80 C CU 80 S FC 91 0-3 ③ **K**		5	1	2	1	0	2	1
46 Garrett Jones, L (1, 3) OBP: 0.318, SLG: 0.454		C SI 91 T FF 91 B FC 94 X SL 83 1-2 ① **G4-3**		C FF 92 C SL 82 B FC 93 B SI 94 F SL 85 X CU 78 2-2 ② **P2**		D SI 91 B SL 83 F SI 92 F FC 91 S SL 84 2-3 ② **K** 1-2 2-3		T SI 93 B SI 94 B SL 92 X SL 92 2-1 **HR** 1-H			B SI 94 B CU 76 F SI 96 F SI 96 B FS 86 X SI 96 3-2 ① **L6**	5	1	1	2	0	1	2
55 Russell Martin, R (1, 2) OBP: 0.335, SLG: 0.435		X FC 93 0-0 ② **G4-3**		C FF 96 C CU 78 B FC 93 B SL 84 B SL 86 X FC 94 3-2 ③ **G6-3**		S SL 86 B FF 93 B SL 85 X SL 85 2-1 ③ **G4-3**		X FF 95 0-0 ③ **F8**			B FC 91 C FC 90 X FC 90 1-1 **E6** 24 BB 23 1B	5	1	0	0	0	0	2
24 Pedro Alvarez, L (1, 5) OBP: 0.262, SLG: 0.416		C FF 92 B SI 93 X SI 92 1-1 **HR**			X FF 90 0-0 ① **F8**		C SL 82 F FF 93 S SL 83 0-3 ① **K**		T SI 95 X CU 78 0-1 ① **F8**		B FS 85 D FS 84 F SI 94 B SI 95 F SI 94 B SI 96 4-2 **23 1B** 1-2 BB	4	1	1	1	1	1	0
10 Jordy Mercer, R (1, 6) OBP: 0.273, SLG: 0.469		C FC 94 S SL 84 S SL 87 0-3 ③ **K**			C FF 92 C CU 76 F SI 92 B SL 84 S SL 84 1-3 ② **K2-3**		C SL 82 S SL 86 X FS 85 0-2 **E3**		F FC 90 X FC 90 0-1 ② **F8**		B FC 91 F FC 90 B FC 90 X FC 92 2-1 ② **F7**	5	0	0	0	0	2	2
30 Jeanmar Gómez, R (1, 1) OBP: 0.091, SLG: 0.091 32 Vin Mazzaro, R (2, 1) 29 Bryan Morris, L (5, 1) 14 Gaby Sanchez, R (7, PH) OBP: 0.192, SLG: 0.404 35 Mark Melancon, R (8, 1) 39 Jason Grilli, R (9, 1) 23 Travis Snider, L (9, PH) OBP: 0.331, SLG: 0.400 (10, 9)			B FC 90 C FC 90 F FC 92 F SL 84 S SL 83 1-3 ① **K**		C FC 93 B FF 92 B FF 92 C FC 92 X FC 94 2-2 ③ **G1-3**		C CU 70 F FF 91 B FF 91 B CU 74 C CU 74 2-3 ② **K**		X FS 86 0-0 **7 FC6-4** 1B		C CU 77 X CU 75 0-1 **1B** 1-2 2-H	0 1 1 1 0 0 2	0 0 0 0 0 0 0	0 0 0 0 0 0 2	0 0 0 0 0 0 1	0 1 0 0 0 0 0	0 0 0 1 0 0 0	0 0 0 1 0 0 0
Inning Stats	R: 0 E: 0 K: 2 S: 8 H: 0 LOB: 1 BB: 0 P: 14	R: 1 E: 0 K: 1 S: 9 H: 1 LOB: 0 BB: 0 P: 11	R: 0 E: 0 K: 1 S: 9 H: 0 LOB: 1 BB: 1 P: 17	R: 0 E: 0 K: 0 S: 9 H: 0 LOB: 0 BB: 0 P: 15	R: 0 E: 0 K: 1 S: 8 H: 0 LOB: 0 BB: 0 P: 11	R: 1 E: 1 K: 2 S: 16 H: 1 LOB: 2 BB: 1 P: 26	R: 0 E: 1 K: 3 S: 12 H: 0 LOB: 1 BB: 0 P: 16	R: 2 E: 0 K: 0 S: 9 H: 2 LOB: 0 BB: 0 P: 16	R: 0 E: 0 K: 0 S: 7 H: 1 LOB: 1 BB: 0 P: 7	R: 0 E: 0 K: 1 S: 9 H: 0 LOB: 0 BB: 0 P: 14	R: 1 E: 1 K: 0 S: 11 H: 1 LOB: 2 BB: 1 P: 21	1B: 4 2B: 0 3B: 0 HR: 2 SF: 0 SAC: 0 DP: 1 HBP: 3	WP: 1 PB: 0 SB: 1 CS: 1 PA: 45					

PITCHER		IP	WLS	BF	H	R	ER	SO	BB	IBB	HBP	BLK	WP	HR	S	P	ERA	WHIP
55 Mat Latos, R ERA: 2.9	(1, 1)	6.0		24	2	2	1	7	2	0	1	0	1	1	59	94	1.50	0.667
43 Manny Parra, L ERA: 6.23	(7, 1)	0.1	H	2	0	0	0	1	0	0	0	0	0	0	6	6	0.00	0.000
60 J.J. Hoover, R ERA: 3.38	(7, 1)	0.2	H	2	0	0	0	2	0	0	0	0	0	0	6	10	0.00	0.000
51 Jonathan Broxton, R ERA: 4.63	(8, 1)	1.0	B	5	2	2	2	0	0	0	1	0	0	1	9	16	18.00	2.000
31 Alfredo Simon, R ERA: 2.48	(9, 1)	2.2	L	12	2	1	0	1	1	0	1	0	0	0	27	42	0.00	1.125

PITCHER	IP	WLS	BF	H	R	ER	SO	BB	IBB	HBP	BLK	WP	HR	S	P	ERA	WHIP

BOTTOM

Cincinnati Reds @ Pittsburgh Pirates

PNC Park, Pittsburgh, PA

Sun Jun 02 2013, 1:39 PM - 5:15 PM EDT

Att. 29,407 - Cloudy - 79 F

livebaseballscorecards.com

AB	39
R	5
H	6
RBI	5
BB	3
SO	11
LOB	15

Batter	1	2	3	4	5	6	7	8	9	AB	R	H	RBI	BB	SO	LOB
6 Starling Marte, R (1, 8) OBP: 0.359, SLG: 0.432	C SI 89 B CU 76 S CH 81 B CU 77 X SI 90 2-2 ① L8		C CU 75 X CH 80 0-1 18 CS 1B		B SI 89 X CH 82 1-0 46 G3-6-1 1-2 1B			S SI 94 S CH 86 B SI 94 X KC 81 1-2 ① F7		4	0	2	0	0	0	0
18 Neil Walker, S (1, 4) OBP: 0.363, SLG: 0.401	C FF 90 X CH 82 0-1 2B		1 SAFE C SI 89 F SI 89 1 SAFE B FF 89 H CU 78 2-2 ① 46 E 14 2B 1-2 HBP		X SI 89 0-0 ① F6			C SI 94 S SI 95 X SI 94 0-2 ② G6-3		3	1	1	0	0	0	2
46 Garrett Jones, L (1, 9) OBP: 0.311, SLG: 0.443	B SI 91 B CH 82 C SI 90 X FF 89 2-1 ② F8		X FF 88 0-0 ② F8 1-2		D CU 77 S CH 82 S CH 81 B CU 77 X FF 90 2-2 ② ③ G3-6-1 1-2f			C SI 93 C KC 83 B FF 94 S KC 81 1-3 ③ K		4	0	0	0	0	1	4
14 Gaby Sanchez, R (1, 3) OBP: 0.357, SLG: 0.447	F FF 91 X SI 90 0-1 ③ L9		B CH 83 B SI 89 C CU 78 B FF 90 F SI 89 X FF 90 3-2 2-H 2B			C SI 88 F CH 80 B CH 80 X FC 86 1-2 ① G6-3			C FF 94 X FF 93 0-1 23 WP 12 2B 1B	4	1	2	1	0	0	1
23 Travis Snider, L (1, 7) OBP: 0.323, SLG: 0.389		C SI 87 B FF 90 F CH 81 F CU 76 X CH 81 1-2 ① G6-3	S CH 82 F CU 77 B FF 89 F CH 81 B FF 88 F CU 77 T SI 89 2-2 ③ K			S CH 82 B FC 88 B CH 83 B SI 90 C FF 88 S FF 92 3-3 ② K			C SI 93 B CH 86 F SI 94 S KC 83 1-3 ① K 1-2	4	0	0	0	0	3	2
55 Russell Martin, R (1, 2) OBP: 0.331, SLG: 0.429 19 Michael McKenry, R (4, 2) OBP: 0.292, SLG: 0.424		X FF 90 0-0 ② G5-3		C SI 88 T CH 80 B FF 88 B SI 89 C CH 81 2-3 ① K		C SI 90 B FF 88 S CH 82 X FF 88 1-2 ③ G6-3			B CH 86 C CH 84 B SI 94 F SI 93 F KC 80 S CH 86 2-3 ② K	2 2	0 0	0 0	0 0	0 0	1 1	0 1
24 Pedro Alvarez, L (1, 5) OBP: 0.267, SLG: 0.414		C FF 90 B FF 91 B CU 76 B CH 82 X SI 89 3-1 12 1B 1B		S CU 77 S CH 81 B FF 89 X SI 90 1-2 ② G4-3			B SI 89 F CH 80 S FF 90 B CH 84 F CU 79 F FF 91 F SI 89 C FF 90 2-3 ① K		B SI 94 C KC 81 C SI 94 B KC 81 F SI 94 B KC 82 B FF 94 4-2 12 2B BB	3	0	1	0	1	1	0
12 Clint Barmes, R (1, 6) OBP: 0.255, SLG: 0.296		B SI 90 X SI 90 1-0 1-2 1B		C CH 82 B SI 88 X FF 87 1-1 ③ F9			B FF 90 X SI 88 1-0 ② F9		C SI 94 X FF 94 0-1 1-3 2-H 2B	4	0	2	1	0	0	0
34 A.J. Burnett, R (1, 1) OBP: 0.043, SLG: 0.043 48 Jared Hughes, R (6, 1) 10 Jordy Mercer, R (7, PH) OBP: 0.269, SLG: 0.462 57 Mike Zagurski, L (7, 1) 43 Ryan Reid, L (7, 1) 2 Brandon Inge, R (9, PH) OBP: 0.241, SLG: 0.237		C CH 81 B FF 90 F SI 90 S CU 77 1-3 ③ K			C SI 88 B CU 77 S SI 89 B SI 89 X SI 90 2-2 6 1B 1B		C CH 80 S CH 81 S FC 89 0-3 ③ K		B SI 94 C CH 86 C CH 84 X SI 93 1-2 ③ G6-3	2 0 1 0 0 1	0 0 0 0 0 0	1 0 0 0 0 0	0 0 0 0 0 0	0 0 1 0 0 0	1 0 0 0 0 0	2 0 0 0 0 2
Inning Stats	R: 0 E: 0 K: 0 S: 9 H: 1 LOB: 1 BB: 0 P: 13	R: 0 E: 0 K: 1 S: 11 H: 2 LOB: 2 BB: 0 P: 17	R: 1 E: 1 K: 1 S: 13 H: 2 LOB: 1 BB: 0 P: 20	R: 0 E: 0 K: 1 S: 8 H: 0 LOB: 0 BB: 0 P: 12	R: 0 E: 0 K: 0 S: 8 H: 2 LOB: 1 BB: 0 P: 13	R: 0 E: 0 K: 1 S: 9 H: 0 LOB: 0 BB: 0 P: 14	R: 0 E: 0 K: 2 S: 10 H: 0 LOB: 0 BB: 0 P: 13	R: 0 E: 0 K: 1 S: 9 H: 0 LOB: 0 BB: 0 P: 11	R: 1 E: 0 K: 2 S: 17 H: 2 LOB: 2 BB: 1 P: 25	1B: 6 2B: 3 3B: 0 HR: 0 SF: 0 SAC: 0 DP: 1 HBP: 1						

PITCHER		IP	WLS	BF	H	R	ER	SO	BB	IBB	HBP	BLK	WP	HR	S	P	ERA	WHIP
54 Kris Medlen, R ERA: 3.14	(1, 1)	7.0	W	27	7	1	0	6	0	0	1	0	0	0	68	102	0.00	1.000
58 Alex Wood, L ERA: 3.0	(8, 1)	2.0		9	2	1	1	3	1	0	0	0	1	0	26	36	4.50	1.500

PITCHER	IP	WLS	BF	H	R	ER	SO	BB	IBB	HBP	BLK	WP	HR	S	P	ERA	WHIP

TOP

Pittsburgh Pirates @ Atlanta Braves

Turner Field, Atlanta, GA

Mon Jun 03 2013, 7:13 PM - 10:18 PM EDT

Att. 19,526 - Partly Cloudy - 83 F

livebaseballscorecards.com

AB	34
R	2
H	9
RBI	2
BB	1
SO	9
LOB	14

WP: 1 PA: 36
PB: 0
SB: 0
CS: 1

Batter	1	2	3	4	5	6	7	8	9	AB	R	H	RBI	BB	SO	LOB
19 Andrelton Simmons, R (1, 6) OBP: 0.284, SLG: 0.362	X FF 92 0-0 P3 ①		C FF 92 C SI 90 F KC 81 B KC 82 X SI 91 1-2 G5-3 ①		C KC 80 X SI 91 0-1 22 HR 1B	B SI 92 B SI 92 X SI 92 2-0 FC5-4 ② 1-2f		B SI 92 X SI 91 1-0 G5-3 ①		5	1	1	0	0	0	1
22 Jason Heyward, L (1, 9) OBP: 0.288, SLG: 0.270	B SI 92 C SI 92 C SI 92 F KC 81 B SI 93 F SI 93 B KC 81 X FF 94 3-2 1B		F SI 92 C SI 92 B FF 91 X SI 92 1-2 G6-3 ②		1 SAFE B SI 92 X CH 86 1-0 1-H HR	1 SAFE F SI 92 B FF 93 1 SAFE B SI 92 X SI 92 2-1 F8 ③		F FF 93 B FF 92 B SI 92 X SI 92 2-1 G3-1 ②		5	1	2	2	0	0	1
8 Justin Upton, R (1, 7) OBP: 0.368, SLG: 0.517	C KC 83 B SI 93 S FF 94 S FF 93 1-3 K ②		C KC 80 B KC 81 B FF 92 S FF 92 C FF 93 2-3 K ③		S FF 90 B KC 81 X KC 80 1-1 5 HR 1B		C SI 92 B FF 92 S FF 92 F SL 82 B FF 93 B SL 83 B FF 92 4-2 16 1B 23 SF7 BB	B SL 84 X SI 92 1-0 G6-3 ③		4	2	1	0	1	2	1
5 Freddie Freeman, L (1, 3) OBP: 0.376, SLG: 0.483	B KC 82 F KC 81 B KC 82 1 SAFE 1 SAFE F SI 94 B FF 93 F SI 93 F SI 92 3-2 X SI 84 L6 ③			B CH 87 B CH 86 B SI 91 B SI 91 4-0 16 HR BB	X SI 91 0-0 1-H HR		C SL 81 S SL 83 F SL 82 F FF 92 S SL 84 0-3 K ①			3	2	1	2	1	1	2
16 Brian McCann, L (1, 2) OBP: 0.368, SLG: 0.573		C FF 92 F CH 87 B SI 91 B KC 80 B SI 91 B SI 91 4-2 26 BB BB		B SI 92 B SI 92 B SI 91 C SI 93 S FF 92 F FF 93 X SI 92 3-2 1-H HR	B KC 81 X CH 87 1-0 G4-3 ①		C SL 82 X FF 93 0-1 2 BB 26 BB 1-3 1B			3	1	2	2	1	0	0
23 Chris Johnson, R (1, 5) OBP: 0.371, SLG: 0.497 14 Ramiro Pena, S (8, 5) OBP: 0.371, SLG: 0.500		F FF 93 F SI 93 S FF 94 0-3 K ①	B SI 92 X SI 91 1-0 2B	C FF 92 S KC 83 F KC 82 F KC 82 B KC 80 X FF 92 1-2 2B ②	B SI 93 B FF 92 F FF 92 X FF 93 2-1 SF7 ② 3-H				3 0	0 0	2 0	1 0	0 0	1 0	1 0
26 Dan Uggla, R (1, 4) OBP: 0.303, SLG: 0.379		B FF 94 B CH 88 B FF 94 B FF 94 4-0 1-2 BB	B KC 83 B FF 93 C KC 81 C SI 91 S KC 83 2-3 K ①	S SI 90 F KC 81 B FF 91 B KC 82 X SI 90 2-2 G5-3 ③			B SL 82 B FF 92 B FF 91 C FF 91 F FF 91 B SI 91 4-2 2 BB 1-2 BB			2	0	0	0	2	1	1
2 B.J. Upton, R (1, 8) OBP: 0.237, SLG: 0.265		S FF 93 B FF 94 X FF 94 1-1 F8 ②	C KC 83 X SI 92 0-1 G6-3 ②			F SI 90 X SI 92 0-1 G5-3 ①	B FF 93 F FF 92 D SL 83 B FF 92 B FF 92 4-1 1-2 2-3 BB			3	0	0	0	1	0	3
54 Kris Medlen, S (1, 1) OBP: 0.143, SLG: 0.100 7 Reed Johnson, R (7, PH) OBP: 0.323, SLG: 0.400 58 Alex Wood, R (8, 1)		C SI 92 B KC 80 F SI 92 C SI 93 1-3 K ③	B SI 92 B SI 92 C SI 91 B SI 92 C SI 92 X SI 92 3-2 G4-3 ③		X SI 91 0-0 19 FC5-4 1B	C SI 92 X SI 92 0-1 G5-3 ③			3 1 0	0 0 0	1 0 0	0 0 0	0 0 0	1 0 0	3 3 0
Inning Stats	R: 0 E: 0 K: 1 S: 14 H: 1 LOB: 1 BB: 0 P: 21	R: 0 E: 0 K: 2 S: 10 H: 0 LOB: 2 BB: 2 P: 20	R: 0 E: 0 K: 1 S: 10 H: 0 LOB: 0 BB: 0 P: 14	R: 2 E: 0 K: 1 S: 13 H: 2 LOB: 1 BB: 1 P: 26	R: 4 E: 0 K: 0 S: 15 H: 5 LOB: 0 BB: 0 P: 21	R: 0 E: 0 K: 0 S: 6 H: 1 LOB: 1 BB: 0 P: 10	R: 1 E: 0 K: 1 S: 17 H: 1 LOB: 3 BB: 3 P: 31	R: 0 E: 0 K: 0 S: 4 H: 0 LOB: 0 BB: 0 P: 8		1B: 5 2B: 2 3B: 0 HR: 3 SF: 1 SAC: 0 DP: 0 HBP: 0						

PITCHER	IP	WLS	BF	H	R	ER	SO	BB	IBB	HBP	BLK	WP	HR	S	P	ERA	WHIP
34 A.J. Burnett, R (1, 1) ERA: 3.22	5.0	L	25	8	6	6	5	3	0	0	0	0	3	62	102	10.80	2.200
48 Jared Hughes, R (6, 1) ERA: 4.3	1.0		4	1	0	0	0	0	0	0	0	0	0	6	10	0.00	1.000
57 Mike Zagurski, L (7, 1) ERA: 13.5	0.2		6	1	1	1	1	3	0	0	0	0	0	15	29	13.50	6.000
43 Ryan Reid, R (7, 1) ERA:	1.1		4	0	0	0	0	0	0	0	0	0	0	6	10	0.00	0.000

PITCHER	IP	WLS	BF	H	R	ER	SO	BB	IBB	HBP	BLK	WP	HR	S	P	ERA	WHIP

BOTTOM

Pittsburgh Pirates @ Atlanta Braves

Turner Field, Atlanta, GA

Mon Jun 03 2013, 7:13 PM - 10:18 PM EDT

Att. 19,526 - Partly Cloudy - 83 F

livebaseballscorecards.com

AB	32
R	7
H	10
RBI	7
BB	6
SO	6
LOB	16

Batter	1	2	3	4	5	6	7	8	9	10	AB	R	H	RBI	BB	SO	LOB
6 Starling Marte, R (1, 7) OBP: 0.352, SLG: 0.422	C FF 91 S SL 84 B CH 86 S KC 81 1-3 K ①		B SL 84 B CH 84 F SL 83 X FF 91 2-1 F9 ②		B CH 83 F FF 90 C FF 91 B KC 81 X CH 84 2-2 G1-3 ②			C SL 85 X FF 96 0-1 F9 ②		F FF 95 X FF 94 0-1 G6-3 ③	5	0	0	0	0	1	1
10 Jordy Mercer, R (1, 4) OBP: 0.268, SLG: 0.464 (7, 6)	F FF 91 B FF 92 C SL 84 B CH 86 X FF 92 2-2 G6-3 ②		C FF 90 X KC 80 0-1 1-3 22 2B 2B		F FF 91 B FF 90 F FF 90 F CH 84 S FF 91 1-3 K ③			C FF 96 F FF 95 F FF 96 B SL 85 S SL 84 1-3 K ③			4	1	1	0	0	2	0
22 Andrew McCutchen, R (1, 8) OBP: 0.349, SLG: 0.456	S FF 91 B FF 92 F FF 91 X CH 86 1-2 P3 ③		B FF 90 F FF 90 B KC 80 T CH 85 X KC 80 2-2 2-H 3-H 2B			B CH 84 C SL 82 C FF 90 F CH 84 B KC 80 X CH 85 2-2 F8 ①			X FF 97 0-0 55 BB 1B		4	0	2	2	0	0	0
14 Gaby Sanchez, R (1, 3) OBP: 0.354, SLG: 0.467		C FF 90 B FF 91 B CH 84 F SL 84 F FF 91 X FF 92 2-2 HR	B FF 90 C FF 90 B FF 90 X CH 84 2-1 G6-3 ③			C FF 91 X FF 91 0-1 L9 ②			B FF 98 1 SAFE F FF 97 1 SAFE 1 SAFE F FF 97 X KC 87 1-2 P4 ①		4	1	1	1	0	0	2
55 Russell Martin, R (1, 9) OBP: 0.330, SLG: 0.421 (6, 2)		B FF 90 B FF 90 C SL 84 C CH 85 T KC 81 2-2 K ①		C FF 90 C CH 84 C CH 83 0-3 K ①		B FF 91 S FF 90 F CH 84 B FF 90 B CH 84 X FF 91 3-2 G6-3 ③			F FF 97 B FF 98 1 SAFE B FF 98 C KC 86 D KC 87 B KC 85 4-2 1-2 BB		3	0	0	0	1	2	0
19 Michael McKenry, R (1, 2) OBP: 0.284, SLG: 0.412 23 Travis Snider, L (6, 9) OBP: 0.319, SLG: 0.384		C FF 91 B FF 91 S CH 85 F FF 92 F KC 82 X CH 86 1-2 G6-3 ②		B KC 77 X FF 90 1-0 F7 ②			B SI 93 B SI 92 S SI 92 F SI 93 X SI 95 2-2 G6-3 ①		F FF 96 C KC 87 S KC 87 0-3 K ②		2	0	0	0	0	0	0
											2	0	0	0	0	1	2
24 Pedro Alvarez, L (1, 5) OBP: 0.267, SLG: 0.428		C SL 84 S KC 81 B FF 92 S KC 80 1-3 K ③		F FF 90 C FF 91 X FF 92 0-2 HR			C SI 92 B CU 76 B CU 75 F SI 92 S SI 94 2-3 K ②		C KC 86 B FF 97 B KC 86 X FF 98 2-1 L8 ③		4	1	1	1	0	2	2
12 Clint Barmes, R (1, 6) OBP: 0.250, SLG: 0.290 44 Tony Watson, L (7, 1) 39 Jason Grilli, R (9, 1) 46 Garrett Jones, L (10, PH) OBP: 0.310, SLG: 0.440 35 Mark Melancon, R (10, 1)			B FF 91 S CH 85 F FF 91 X FF 90 1-2 E4 49 FC5-6	B CH 83 C FF 91 B FF 91 C FF 91 S CH 85 2-3 K ③			B SI 94 X SI 94 1-0 F9 ③			B FF 93 B CH 86 X FF 93 2-0 F7 ①	3	0	0	0	0	1	0
											0	0	0	0	0	0	0
											0	0	0	0	0	0	0
											1	0	0	0	0	0	0
											0	0	0	0	0	0	0
49 Jeff Locke, L (1, 1) 43 Ryan Reid, L (6, 1) 18 Neil Walker, S (7, 4) OBP: 0.359, SLG: 0.396			1 SAFE L FF 88 X FF 89 0-1 FC5-6 10 2B 22 2B 1-2f ①		C FF 89 X FF 90 0-1 G6-3 ①			S FF 96 B FF 95 B FF 96 S FF 96 F FF 96 F CH 86 B CH 85 X FF 95 3-2 G6-3 ①		C FF 94 B FF 94 F CU 81 F CU 80 F FF 94 X CH 88 1-2 G3-1 ②	2	1	0	0	0	0	1
											0	0	0	0	0	0	0
											2	0	0	0	0	0	0
Inning Stats	R: 0 E: 0 K: 1 S: 9 H: 0 LOB: 0 BB: 0 P: 13	R: 1 E: 0 K: 2 S: 15 H: 1 LOB: 0 BB: 0 P: 21	R: 2 E: 1 K: 0 S: 14 H: 2 LOB: 1 BB: 0 P: 21	R: 1 E: 0 K: 2 S: 10 H: 1 LOB: 0 BB: 0 P: 13	R: 0 E: 0 K: 1 S: 9 H: 0 LOB: 0 BB: 0 P: 12	R: 0 E: 0 K: 0 S: 9 H: 0 LOB: 0 BB: 0 P: 14	R: 0 E: 0 K: 1 S: 7 H: 0 LOB: 0 BB: 0 P: 12	R: 0 E: 0 K: 1 S: 11 H: 0 LOB: 0 BB: 0 P: 15	R: 0 E: 0 K: 1 S: 11 H: 1 LOB: 2 BB: 1 P: 18	R: 0 E: 0 K: 0 S: 8 H: 0 LOB: 0 BB: 0 P: 11	1B: 1 2B: 2 3B: 0 HR: 2 SF: 0 SAC: 0 DP: 0 HBP: 0						

PITCHER	IP	WLS	BF	H	R	ER	SO	BB	IBB	HBP	BLK	WP	HR	S	P	ERA	WHIP
36 Mike Minor, L (1, 1) ERA: 2.52	6.0		23	4	4	2	6	0	0	0	0	0	2	66	94	3.00	0.667
43 Luis Avilán, L (7, 1) ERA: 2.31	1.0		3	0	0	0	1	0	0	0	0	0	0	7	12	0.00	0.000
52 Jordan Walden, R (8, 1) ERA: 3.71	1.0		3	0	0	0	1	0	0	0	0	0	0	11	15	0.00	0.000
46 Craig Kimbrel, R (9, 1) ERA: 1.93	1.0		5	1	0	0	1	1	0	0	0	0	0	11	18	0.00	2.000
38 Anthony Varvaro, R (10, 1) ERA: 2.23	1.0	W	3	0	0	0	0	0	0	0	0	0	0	8	11	0.00	0.000

PITCHER	IP	WLS	BF	H	R	ER	SO	BB	IBB	HBP	BLK	WP	HR	S	P	ERA	WHIP

TOP

Pittsburgh Pirates @ Atlanta Braves

Turner Field, Atlanta, GA

Tue Jun 04 2013, 7:12 PM - 10:55 PM EDT

Att. 28,681 - Partly Cloudy - 85 F

livebaseballscorecards.com

AB	36
R	4
H	5
RBI	4
BB	1
SO	9
LOB	8

WP: 0 PA: 37
PB: 0
SB: 0
CS: 0

Batter	1	2	3	4	5	6	7	8	9	10	AB	R	H	RBI	BB	SO	LOB
19 Andrelton Simmons, R (1, 6) OBP: 0.294, SLG: 0.372	C SI 92 B FF 91 F FF 91 X KC 83 1-2 8 S 1B		B FF 92 B FF 92 B FF 92 B SI 92 4-0 22 1B 5 2B BB		B FF 88 B SI 90 C CH 83 C FF 91 X SI 91 2-2 ① G5-3		C FF 92 F SL 87 F SI 93 F SL 87 X SL 86 0-2 8 G3 22 SH1-3 1B	C SI 94 X CH 86 0-1 ③ G6-3		D FC 91 F FC 91 X FC 92 1-1 1-3 2-H 2B	5	1	3	1	1	0	3
22 Jason Heyward, L (1, 9) OBP: 0.294, SLG: 0.287	X SI 92 0-0 ① P6		1 SAFE C SI 91 1 SAFE F SI 91 X FF 90 0-2 1-2 5 2B 1B		B FF 91 X FF 91 1-0 2B		1 SAFE X FF 92 0-0 ① SH1-3 1-2		B FF 94 B FF 93 F FF 94 C SL 82 F FF 94 S FF 95 2-3 ① K		4	1	2	0	0	1	1
8 Justin Upton, R (1, 7) OBP: 0.365, SLG: 0.510	C FF 91 B FF 91 D CH 83 S CH 82 F KC 82 S SI 92 2-3 ② K 1-2		B KC 81 S CH 82 B KC 80 B FF 91 S CH 82 X CH 82 3-2 ② F4		S CH 79 B FF 91 C FF 90 B FF 91 X CH 80 2-2 ② F7		X SI 92 0-0 ② G3 2-3		B SL 84 B SL 82 C FF 94 X SL 83 2-1 16 BB 1B		5	0	1	0	0	1	5
5 Freddie Freeman, L (1, 3) OBP: 0.371, SLG: 0.480	B KC 82 C KC 82 B FF 92 F SI 91 B KC 83 S KC 81 3-3 ③ K		F SI 91 C FF 92 B FF 92 X KC 83 1-2 1-H 2-H 2B		S KC 79 F SI 91 B SI 92 B SI 92 B KC 84 F CH 81 F KC 83 X FF 92 3-2 ③ G4-3		F SI 94 F SI 94 S SI 94 0-3 ③ K		B SL 82 B FF 94 S FF 92 C SL 83 F FF 94 X FF 94 3-2 ② F8		5	0	1	2	0	2	4
16 Brian McCann, L (1, 2) OBP: 0.370, SLG: 0.551		B SI 91 X SI 90 1-0 ① F7	B KC 83 B KC 84 C SI 91 D CH 82 B SI 92 4-1 BB			F SI 87 X SI 89 0-1 ① G4-3		C SL 85 B SL 84 X SI 93 1-1 ① F7	B FF 94 B SL 82 S FF 94 B SL 82 B SL 83 4-1 1-2 BB		3	0	0	0	2	0	0
23 Chris Johnson, R (1, 5) OBP: 0.368, SLG: 0.486 14 Ramiro Pena, S (8, PR) OBP: 0.367, SLG: 0.494 (9, 5)		B SI 92 X FF 90 1-0 ② G4-3	B CH 83 B SI 91 C FF 91 S CH 83 B SI 91 S CH 82 3-3 ③ K			C KC 78 S CH 81 B FF 91 X SI 91 1-2 ② F9		B CH 86 B SI 94 B SI 94 B SI 93 4-0 24 WP 26 BB BB	S FF 94 F FF 94 S FF 94 0-3 ③ K		3 1	0 0	0 0	0 0	1 1	1 2	2 2
26 Dan Uggla, R (1, 4) OBP: 0.315, SLG: 0.383	X SI 92 0-0 E5 1B		C SI 90 B KC 81 C FF 90 B CH 79 B SI 90 T CH 81 3-2 ① K			F SI 93 B FF 90 B KC 80 S CH 81 X SI 92 2-2 2 HR 1B		B SI 94 S CH 86 1 SAFE B SI 93 1 SAFE 1 SAFE B CH 85 B CH 86 4-1 24 WP 1-2 BB		B FC 93 F FC 91 B FC 92 B FC 92 F FC 91 B FC 92 4-2 7 HBP 19 2B BB	3	2	2	0	2	1	0
2 B.J. Upton, R (1, 8) OBP: 0.236, SLG: 0.280	C CH 83 B SI 91 X CH 82 1-1 ③ G4-3		C SI 91 B FF 91 B SI 91 T CH 82 C SI 93 2-3 ② K			C SI 94 B SL 89 C SI 93 X SI 94 1-2 1-H HR		F SI 94 X CH 87 0-1 ② F7		C FC 93 L FC 91 F FC 93 S KC 82 0-3 ① K	5	1	1	2	0	2	4
36 Mike Minor, R (1, 1) OBP: 0.125, SLG: 0.250 17 Jordan Schafer, L (6, PH) OBP: 0.416, SLG: 0.459 43 Luis Avilan, L (7, 1) 52 Jordan Walden, R (8, 1) 24 Evan Gattis, R (8, PH) OBP: 0.333, SLG: 0.593 46 Craig Kimbrel, R (9, 1) 38 Anthony Varvaro, R (10, 1) 7 Reed Johnson, R (10, PH) OBP: 0.333, SLG: 0.400			B FF 90 C FF 91 F SI 91 S KC 80 1-3 ① K			C SI 94 M SL 88 F SL 88 B FF 94 B SL 87 C SL 85 2-3 ③ K		B CH 87 I IN 68 I IN 66 I IN 65 4-0 1-2 2-3 IBB		B FC 90 1 SAFE H FF 92 2-0 19 2B 1-2 HBP	2 1 0 0 0 0 0 0	0 0 0 0 0 0 0 0	0 0 0 0 0 0 0 0	0 0 0 0 1 0 0 0	0 0 0 0 0 0 0 0	2 1 0 0 0 0 0 0	0 0 0 0 0 0 0 0

Inning Stats																								
	R: 0 E: 0 K: 2 S: 11	H: 1 LOB: 1 BB: 0 P: 17	R: 0 E: 1 K: 0 S: 5	H: 1 LOB: 1 BB: 0 P: 8	R: 2 E: 0 K: 2 S: 16	H: 2 LOB: 2 BB: 2 P: 32	R: 0 E: 0 K: 3 S: 9	H: 0 LOB: 0 BB: 0 P: 15	R: 0 E: 0 K: 0 S: 12	H: 1 LOB: 1 BB: 0 P: 20	R: 2 E: 0 K: 1 S: 15	H: 2 LOB: 0 BB: 0 P: 21	R: 0 E: 0 K: 1 S: 10	H: 1 LOB: 1 BB: 0 P: 10	R: 0 E: 0 K: 0 S: 7	H: 0 LOB: 3 BB: 3 P: 20	R: 0 E: 0 K: 2 S: 14	H: 1 LOB: 2 BB: 1 P: 25	R: 1 E: 0 K: 1 S: 8	H: 1 LOB: 2 BB: 1 P: 15	1B: 6 2B: 3 3B: 0 HR: 1	SF: 0 SAC: 1 DP: 0 HBP: 1	WP: 1 PB: 0 SB: 1 CS: 0	PA: 46

PITCHER	IP	WLS	BF	H	R	ER	SO	BB	IBB	HBP	BLK	WP	HR	S	P	ERA	WHIP
49 Jeff Locke, L (1, 1) ERA: 2.45	5.2		25	6	3	3	7	2	0	0	0	0	0	61	103	4.76	1.412
43 Ryan Reid, R (6, 1) ERA: 3.86	1.0	B	5	2	1	1	1	0	0	0	0	0	1	14	17	9.00	2.000
44 Tony Watson, L (7, 1) ERA: 4.4	1.1		7	0	0	0	1	2	1	0	0	1	0	10	23	0.00	1.500
39 Jason Grilli, R (9, 1) ERA: 1.01	1.0		5	1	0	0	2	1	0	0	0	0	0	14	25	0.00	2.000
35 Mark Melancon, R (10, 1) ERA: 1.19	0.1	L	4	1	1	1	1	1	0	1	0	0	0	8	15	27.00	6.000

PITCHER	IP	WLS	BF	H	R	ER	SO	BB	IBB	HBP	BLK	WP	HR	S	P	ERA	WHIP

BOTTOM

Pittsburgh Pirates @ Atlanta Braves

Turner Field, Atlanta, GA

Tue Jun 04 2013, 7:12 PM - 10:55 PM EDT

Att. 28,681 - Partly Cloudy - 85 F

livebaseballscorecards.com

AB	37
R	5
H	10
RBI	5
BB	7
SO	12
LOB	21

Pittsburgh Pirates @ Atlanta Braves

Turner Field, Atlanta, GA

Wed Jun 05 2013, 12:12 PM - 3:06 PM EDT

Att. 28,703 - Cloudy - 78 F

TOP

livebaseballscorecards.com

Batter	1	2	3	4	5	6	7	8	9	AB	R	H	RBI	BB	SO	LOB
6 Starling Marte, R (1, 7) OBP: 0.350, SLG: 0.417	X FF 93 0-0 ① P6			L FF 92 C SL 82 X CU 68 0-2 ① F7		C SL 81 F FF 92 F SL 83 F SL 82 H FF 91 1-2 22 PO 7 HBP		C SL 82 B SL 83 B SL 82 F FF 94 X CU 71 2-2 ③ P6		3	0	0	0	0	0	1
23 Travis Snider, L (1, 9) OBP: 0.312, SLG: 0.374	C FF 92 C SI 90 S CU 72 0-3 ② K			X CH 81 0-0 ② L8		B CU 74 1 SAFE X SI 87 1-0 ② F7			S FF 96 B CH 87 S FF 95 F FF 95 F FF 97 F SL 86 X FF 96 1-2 ① G4-3	4	0	0	0	0	1	1
22 Andrew McCutchen, R (1, 8) OBP: 0.347, SLG: 0.450	C FF 94 B SL 83 S FF 93 B SL 84 F SL 83 F FF 93 F CU 73 S SI 90 2-3 ③ K			C SI 89 B FF 93 F CH 79 B SL 84 B FF 94 B SL 82 4-2 BB		1 SAFE 0-0 ③ PO 1-2	S SL 79 F SL 82 X SL 83 0-2 ① G6-3		S FF 96 B SL 86 B FF 96 F FF 97 F FF 96 S SL 85 2-3 ② K	3	0	0	0	1	2	0
46 Garrett Jones, L (1, 3) OBP: 0.303, SLG: 0.430		C FF 90 F CU 70 B FF 91 F FF 90 S CH 80 1-3 ① K		B CU 71 1 SAFE 1 SAFE B SI 89 C SL 81 F FF 93 1 SAFE F FF 94 S SL 83 2-3 ③ K			F FF 92 B FF 91 S SL 82 F SL 83 X FF 93 1-2 ② F8		F FF 96 S FF 96 B FF 97 B SL 87 F FF 96 F FF 96 S SL 84 2-3 ③ K	4	0	0	0	0	3	1
18 Neil Walker, S (1, 4) OBP: 0.358, SLG: 0.391		F SI 89 F FF 91 X FF 92 0-2 ② F9			B FF 91 C SL 80 X CU 74 1-1 ① L9		C SL 82 C FF 93 H SL 83 1-2 HBP			2	0	0	0	0	0	0
24 Pedro Alvarez, L (1, 5) OBP: 0.263, SLG: 0.420		S SL 82 F CU 69 F FF 92 S SL 82 0-3 ③ K			C CH 82 F SL 82 B SL 82 F SL 82 S FF 93 1-3 ② K		C SI 88 F CU 73 S SL 82 0-3 ③ K			3	0	0	0	0	3	1
55 Russell Martin, R (1, 2) OBP: 0.330, SLG: 0.416			S FF 92 S FF 93 B FF 94 B SL 83 B SL 82 X SL 82 3-2 ① P6		B SL 82 S SL 81 B SL 82 B FF 95 B FF 92 4-1 BB			S FF 92 S FF 93 X FF 92 0-2 ① G6-3		2	0	0	0	1	0	0
12 Clint Barmes, R (1, 6) OBP: 0.245, SLG: 0.284			C SL 81 B FF 92 S FF 93 S FF 94 1-3 ② K		B FF 93 X SL 81 1-0 ③ P5			C SL 81 S FF 94 S FF 94 0-3 ② K		3	0	0	0	0	2	1
51 Wandy Rodriguez, S (1, 1) OBP: 0.091, SLG: 0.091 29 Bryan Morris, L (1, 1) 32 Vin Mazzaro, R (5, 1) 48 Jared Hughes, R (6, 1) 2 Brandon Inge, R (8, PH) OBP: 0.250, SLG: 0.247 57 Mike Zagurski, L (8, 1)			C FF 94 F FF 93 B FF 93 S SL 83 1-3 ③ K			C FF 91 F SL 78 S FF 92 0-3 ① K		C SL 83 B SL 82 X FF 94 1-1 1B		0 0 0 0 0 0 0 1 0 0 0 0 1 0 1 0 0 0 0 1 0 0 0 0 0 0 0 0 1 0 1 0 0 0 0 0 0 0 0 0 0 0						
Inning Stats	R: 0 E: 0 K: 2 S: 10 H: 0 LOB: 0 BB: 0 P: 12	R: 0 E: 0 K: 2 S: 11 H: 0 LOB: 0 BB: 0 P: 12	R: 0 E: 0 K: 2 S: 9 H: 0 LOB: 0 BB: 0 P: 14	R: 0 E: 0 K: 1 S: 10 H: 0 LOB: 1 BB: 1 P: 16	R: 0 E: 0 K: 1 S: 8 H: 0 LOB: 1 BB: 1 P: 15	R: 0 E: 0 K: 1 S: 8 H: 0 LOB: 0 BB: 0 P: 10	R: 0 E: 0 K: 1 S: 12 H: 0 LOB: 1 BB: 0 P: 14	R: 0 E: 0 K: 1 S: 11 H: 1 LOB: 1 BB: 0 P: 14	R: 0 E: 0 K: 2 S: 15 H: 0 LOB: 0 BB: 0 P: 20	1B: 1 2B: 0 3B: 0 HR: 0 SF: 0 SAC: 0 DP: 0 HBP: 2						

	AB	27
	R	0
	H	1
	RBI	0
	BB	2
	SO	13
	LOB	5

WP: 0 PA: 32
PB: 0
SB: 0
CS: 0

PITCHER		IP	WLS	BF	H	R	ER	SO	BB	IBB	HBP	BLK	WP	HR	S	P	ERA	WHIP
49 Julio Teheran, R ERA: 3.3	(1, 1)	8.0	W	28	1	0	0	11	2	0	2	0	0	0	79	107	0.00	0.375
48 David Carpenter, R ERA: 1.74	(9, 1)	1.0		3	0	0	0	2	0	0	0	0	0	0	15	20	0.00	0.000

PITCHER		IP	WLS	BF	H	R	ER	SO	BB	IBB	HBP	BLK	WP	HR	S	P	ERA	WHIP

BOTTOM

Pittsburgh Pirates @ Atlanta Braves

Turner Field, Atlanta, GA

Wed Jun 05 2013, 12:12 PM - 3:06 PM EDT

Att. 28,703 - Cloudy - 78 F

livebaseballscorecards.com

Batter	1	2	3	4	5	6	7	8	9	AB	R	H	RBI	BB	SO	LOB
19 Andrelton Simmons, R (1, 6) OBP: 0.297, SLG: 0.373	C FF 90 B SI 89 S CH 83 B CU 75 F SI 90 B CH 82 X CH 83 3-2 22 1B 23 FC4-6 1B		C FC 89 B FF 94 F FC 88 B FF 94 X FF 95 2-2 ① F9		C SI 93 X SL 85 0-1 23 G5-4-3 1B	B SI 92 B SI 92 X SI 92 2-0 ③ L8		B SL 82 F SI 93 B SL 80 T FF 92 S FF 92 2-3 ② K		5	1	2	0	0	1	2
22 Jason Heyward, L (1, 9) OBP: 0.298, SLG: 0.292	X SI 89 0-0 23 FC4-6 1-3 1B		C FC 89 X CU 83 0-1 ② G4-3		1 SAFE B FF 94 F FF 93 1 SAFE X SI 92 1-1 ① F7		C FF 91 X SI 92 0-1 23 1B 5 E 1B	X FF 93 0-0 ③ F8		5	1	2	0	0	0	1
23 Chris Johnson, R (1, 5) OBP: 0.365, SLG: 0.480 14 Ramiro Pena, S (7, PR) OBP: 0.367, SLG: 0.494 (8, 5)	C CH 83 S CU 73 X CU 72 0-2 ① FC4-6 5 HBP 1-2f 3-H		B FC 90 B FF 94 F FC 89 X FC 90 2-1 E6		1 SAFE B SL 87 X SI 92 1-0 ②③ G5-4-3 1-2f		X SI 92 0-0 5 FC3-6 1-2 1B			4 0	0 0	1 0	1 0	0 0	0 0	2 0
5 Freddie Freeman, L (1, 3) OBP: 0.369, SLG: 0.472	B CU 73 F SI 87 H FF 87 2-1 24 G1-4-3 1-2 HBP		1 SAFE S FC 90 S CU 83 F CU 83 S FF 95 0-3 ③ K			B SI 92 B FF 91 C FF 92 X FF 93 2-1 ① F7	X SI 92 0-0 ① FC3-6 11 HBP 24 BB 26 FC8-6 1-2f 2-H			3	1	0	0	0	1	2
24 Evan Gattis, R (1, 7) OBP: 0.337, SLG: 0.608 17 Jordan Schafer, L (7, PR) OBP: 0.416, SLG: 0.459 (8, 7)	B FC 89 X FC 89 1-0 ②③ G1-4-3 1-2f			X FC 89 0-0 ① G4-3		F SL 86 F SL 87 F FF 94 X SL 86 0-2 HR	B SI 92 B SI 93 B SI 92 B FF 94 4-0 26 FC8-6 11 HBP 1-2 BB			3 0	1 0	1 0	1 0	1 0	0 0	2 0
11 Gerald Laird, R (1, 2) OBP: 0.370, SLG: 0.383		B FF 94 X FF 95 1-0 ① G4-3		B FF 95 B FF 95 B FF 94 C FF 94 B FC 89 4-1 26 WP BB		L SI 94 C FF 94 B FF 94 F FF 92 F SL 88 B SL 87 F FF 94 F SL 87 X SI 93 2-2 HR	C SI 93 H SI 92 1-1 26 FC8-6 1-2 2-3 HBP			2	1	1	1	1	0	0
26 Dan Uggla, R (1, 4) OBP: 0.309, SLG: 0.375		B FF 96 C FC 91 C FF 94 B CU 85 C FC 89 2-3 ② K		B FF 96 B FC 90 F FC 88 B FC 88 X FF 95 3-1 ② G4-3 1-3		S SI 92 X SI 92 0-1 E5 49 FC3-5 2 BLK	B SI 93 S SI 93 X SI 93 1-1 ② FC8-6 1-2f 2-3 3-H			4	0	0	1	0	1	3
2 B.J. Upton, R (1, 8) OBP: 0.246, SLG: 0.278		B FF 95 B FF 95 C FF 95 C FC 90 B FC 90 F FC 89 B FF 95 4-2 BB		I IN 60 I IN 61 I IN 60 I IN 55 4-0 IBB		B SI 93 1 SAFE C SI 92 1 SAFE B SL 87 B SL 86 B SL 86 4-1 49 FC3-5 1-2 BB	S SI 92 B SI 92 F SI 93 S SL 85 1-3 ③ K			1	0	0	0	3	1	2
49 Julio Teheran, R (1, 1) OBP: 0.250, SLG: 0.261 7 Reed Johnson, R (8, PH) OBP: 0.328, SLG: 0.393 48 David Carpenter, R (9, 1)		B FF 94 X FF 94 1-0 ③ G5-3		B FF 94 X FF 94 1-0 ③ G1-3		B FF 90 L FF 92 X FF 92 1-1 ② FC3-5 1-2 2-3f		B SI 92 F FF 92 X FF 93 1-1 ① L6		3 1 0	0 0 0	0 0 0	0 0 0	0 0 0	0 0 0	5 0 0
Inning Stats	R: 1 E: 0 K: 0 S: 10 H: 2 LOB: 1 BB: 0 P: 16	R: 0 E: 0 K: 1 S: 8 H: 0 LOB: 1 BB: 1 P: 16	R: 0 E: 1 K: 1 S: 11 H: 0 LOB: 1 BB: 0 P: 15	R: 0 E: 0 K: 0 S: 5 H: 0 LOB: 2 BB: 2 P: 17	R: 0 E: 0 K: 0 S: 5 H: 1 LOB: 0 BB: 0 P: 7	R: 2 E: 1 K: 0 S: 19 H: 2 LOB: 2 BB: 1 P: 30	R: 2 E: 1 K: 1 S: 10 H: 2 LOB: 2 BB: 1 P: 17	R: 0 E: 0 K: 1 S: 6 H: 0 LOB: 0 BB: 0 P: 9		1B: 5 2B: 0 3B: 0 HR: 2	SF: 0 SAC: 0 DP: 2 HBP: 2			WP: 2 PB: 0 SB: 0 CS: 0	PA: 38	

	AB	31
	R	5
	H	7
	RBI	4
	BB	5
	SO	4
	LOB	19

PITCHER	IP	WLS	BF	H	R	ER	SO	BB	IBB	HBP	BLK	WP	HR	S	P	ERA	WHIP
51 Wandy Rodriguez, L (1, 1) ERA: 3.59	0.1	L	4	2	1	1	0	0	0	1	0	0	0	9	14	27.00	6.000
29 Bryan Morris, R (1, 1) ERA: 2.19	3.2		14	0	0	0	2	2	1	0	0	1	0	25	50	0.00	0.545
32 Vin Mazzaro, R (5, 1) ERA: 2.33	1.1		8	3	2	2	0	1	0	0	1	0	2	21	31	13.50	3.000
48 Jared Hughes, R (6, 1) ERA: 4.96	1.2		9	2	2	2	1	1	0	1	0	0	0	13	23	10.80	1.800
57 Mike Zagurski, L (8, 1) ERA: 10.38	1.0		3	0	0	0	1	0	0	0	0	0	0	6	9	0.00	0.000

PITCHER	IP	WLS	BF	H	R	ER	SO	BB	IBB	HBP	BLK	WP	HR	S	P	ERA	WHIP

Batter	1	2	3	4	5	6	7	8	9	AB	R	H	RBI	BB	SO	LOB
6 Starling Marte, R (1, 7) OBP: 0.347, SLG: 0.409	C SI 88 B FC 87 S FF 90 S FF 90 1-3 K ①		X SL 74 0-0 F7 ①			C SL 72 B FC 86 B CH 76 B FC 86 F FC 87 X FC 87 3-2 G5-3 ①		X FF 88 0-0 L8 ①	D CU 76 T CH 82 F CU 78 H FF 87 2-2 10 FC5-4 1-2 2-3 HBP	4	0	0	0	0	1	0
10 Jordy Mercer, R (1, 6) OBP: 0.276, SLG: 0.486	C FF 90 S SI 90 B FF 92 F FF 91 F FC 89 F FF 88 B SL 78 F CH 78 X FF 91 2-2 L6 ②		C SI 88 X FC 87 0-1 L3 ②			M SL 77 B CH 78 X FC 87 1-1 22 F9 55 2B 2B		C FF 89 B CU 75 F CH 80 B SL 83 X SL 82 2-2 2B	X CH 81 0-0 FC5-4 ③ 1-2f	5	1	2	0	0	0	3
22 Andrew McCutchen, R (1, 8) OBP: 0.341, SLG: 0.441	B SL 77 B SI 90 S FC 86 B FF 90 X FC 88 3-1 P3 ③		B SI 90 C FF 88 F SI 90 F FF 90 B SL 76 X FF 91 2-2 F8 ③			B FC 87 F FC 87 C SL 74 B SL 76 B FC 86 X FF 90 3-2 F9 ② 2-3		B CU 74 C CH 82 D CU 75 B CH 82 S CH 83 X CU 76 3-2 F8 ②		4	0	0	0	0	0	2
14 Gaby Sanchez, R (1, 3) OBP: 0.351, SLG: 0.455		B SI 89 F SI 89 B FF 88 B CH 77 X SI 89 3-1 F8 ①	B FF 88 B CH 73 C FC 87 F FC 86 X FC 88 2-2 F7 ①			C SL 74 F FF 89 B CH 80 F FF 91 D SL 76 F SI 90 D CH 81 B SL 76 4-2 55 2B BB		B CH 82 C SL 81 C FF 89 S SL 83 1-3 K2-3 ③		3	0	0	0	1	1	1
55 Russell Martin, R (1, 2) OBP: 0.339, SLG: 0.427		B FF 90 C FF 88 B CH 79 X FC 87 2-1 23 BB 18 1B 1B	B FF 88 C FC 87 B FC 87 S FF 88 C SI 90 2-3 K ②			X SL 73 0-0 1-3 3-H 2B			B SL 80 F CH 80 B SI 89 B SI 89 B CH 80 4-1 24 1B 23 FC5-4 BB	3	1	2	1	1	1	0
24 Pedro Alvarez, L (1, 5) OBP: 0.263, SLG: 0.417		C FC 87 S FC 87 F FC 87 S FF 91 0-3 K ②	B FC 88 X FC 87 1-0 G4-3 ③			B FF 89 X FC 87 1-0 F8 ③			B CH 81 B SI 86 S CH 80 B FF 88 X FF 87 3-1 23 FC5-4 1-3 1B	4	0	1	0	0	1	3
18 Neil Walker, S (1, 4) OBP: 0.356, SLG: 0.388		1 SAFE C SI 89 X SL 77 0-1 23 BB 1-2 1B			B FF 87 B FF 85 C SI 88 S SI 88 F SI 90 X FF 90 2-2 P4 ①		B FF 94 C FF 94 F FF 94 S SL 85 1-3 K ①		F FF 88 S FF 89 D SL 83 D CU 78 1 SAFE S CH 82 2-3 K ①	4	0	1	0	0	2	2
23 Travis Snider, L (1, 9) OBP: 0.310, SLG: 0.367		B FF 90 2 SAFE B FC 86 S FC 87 B FC 87 B FF 90 4-1 1-2 2-3 BB			F FF 89 B FF 90 F SI 89 S FC 88 1-3 K ②		X FF 95 0-0 B1-3 ②		C CU 76 B FF 90 F CU 78 B SL 82 1 SAFE F SL 84 X SL 84 2-2 6 HBP 46 1B FC5-4 ② 1-2f 3-H	3	0	0	1	1	1	1
47 Francisco Liriano, L (1, 1) OBP: 0.091, SLG: 0.091 35 Mark Melancon, R (8, 1) 46 Garrett Jones, L (9, PH) OBP: 0.307, SLG: 0.434 39 Jason Grilli, R (9, 1)		B FF 90 C SI 89 C FF 91 S FF 91 1-3 K ③			B FF 89 C FC 88 C FF 89 S FF 90 1-3 K ③		C FF 93 B FF 92 C FF 93 B FF 93 C FF 92 2-3 K ③		C FF 88 X FF 84 0-1 6 HBP 1-2 1B	3 0 1 0	0 0 0 0	0 0 1 0	0 0 0 0	0 0 0 0	3 0 0 0	3 0 0 0
Inning Stats	R: 0 E: 0 K: 1 S: 12 H: 0 LOB: 0 BB: 0 P: 18	R: 0 E: 0 K: 2 S: 14 H: 2 LOB: 3 BB: 1 P: 24	R: 0 E: 0 K: 0 S: 7 H: 0 LOB: 0 BB: 0 P: 9	R: 0 E: 0 K: 1 S: 7 H: 0 LOB: 0 BB: 0 P: 12	R: 0 E: 0 K: 2 S: 10 H: 0 LOB: 0 BB: 0 P: 14	R: 1 E: 0 K: 0 S: 14 H: 2 LOB: 2 BB: 1 P: 26	R: 0 E: 0 K: 2 S: 7 H: 0 LOB: 0 BB: 0 P: 10	R: 0 E: 0 K: 1 S: 10 H: 1 LOB: 1 BB: 0 P: 16	R: 1 E: 0 K: 1 S: 15 H: 2 LOB: 3 BB: 1 P: 28	1B: 4 2B: 3 3B: 0 HR: 0 SF: 0 SAC: 0 DP: 0 HBP: 1						

TOP

Pittsburgh Pirates @ Chicago Cubs

Wrigley Field, Chicago, IL

Fri Jun 07 2013, 1:24 PM - 4:33 PM CDT

Att. 31,614 - Partly Cloudy - 55 F

livebaseballscorecards.com

AB	34
R	2
H	7
RBI	2
BB	3
SO	10
LOB	15

PITCHER		IP	WLS	BF	H	R	ER	SO	BB	IBB	HBP	BLK	WP	HR	S	P	ERA	WHIP
37 Travis Wood, L ERA: 2.65	(1, 1)	6.0	L	24	4	1	1	6	2	0	0	0	0	0	64	103	1.50	1.000
49 Carlos Marmol, R ERA: 5.4	(7, 1)	1.0		3	0	0	0	2	0	0	0	0	0	0	7	10	0.00	0.000
33 Carlos Villanueva, R ERA: 3.84	(8, 1)	2.0		11	3	1	1	2	1	0	1	0	0	0	25	44	4.50	2.000

PITCHER	IP	WLS	BF	H	R	ER	SO	BB	IBB	HBP	BLK	WP	HR	S	P	ERA	WHIP

BOTTOM

Batter	1	2	3	4	5	6	7	8	9	AB	R	H	RBI	BB	SO	LOB
15 Darwin Barney, R (1, 4) OBP: 0.293, SLG: 0.335	C SI 92 X CH 85 0-1 ① F7		C SI 92 B SL 86 C SL 85 S SL 85 1-3 ② K		X CH 84 0-0 ② FC6-4 44 WP 1 BB 1-2f		B CH 86 B SI 92 C SI 92 F SL 86 F SL 84 B CH 87 S SL 87 3-3 ③ K		C FF 92 B SL 82 T FF 93 F SL 83 F FF 94 F FF 94 S SL 83 1-3 ③ K	5	0	0	0	0	3	3
1 Cody Ransom, R (1, 5) OBP: 0.278, SLG: 0.500 24 Luis Valbuena, L (8, PH) OBP: 0.363, SLG: 0.433 (9, 5)	B SI 93 C CH 86 B SL 87 X SI 92 2-1 ② G4-3		F SI 93 B SL 86 S CH 86 B SL 86 S CH 86 2-3 ③ K		1 SAFE B CH 84 B CH 85 B CH 86 B SI 90 4-0 44 WP BB 1-2			C FF 91 B FC 92 F FF 93 B KC 81 F FF 91 S KC 82 2-3 ① K		2 1	0 0	0 0	0 0	1 0	1 0	0 0
44 Anthony Rizzo, L (1, 3) OBP: 0.324, SLG: 0.485	F SI 94 B SL 87 X FF 92 1-1 ③ P6			B SI 91 B SI 92 C SL 84 B SI 92 B SL 84 4-1 12 F8 BB	B SL 85 B FF 93 C SI 92 C SI 93 C SL 88 2-3 ③ K 1-2 2-3			B FF 92 C FF 94 X FC 92 1-1 ② G4-3		3	0	0	0	1	1	2
12 Alfonso Soriano, R (1, 7) OBP: 0.306, SLG: 0.429		B SL 83 F SL 82 S SI 91 X SL 85 1-2 E7 53 CS		B CH 85 X FF 92 1-0 ① F8 1-2		C SL 83 S SL 82 B SL 84 B SL 90 S SL 85 2-3 ① K		C KC 82 B KC 81 B FC 91 F FF 93 X KC 81 2-2 1B		4	0	1	0	0	1	1
21 Scott Hairston, R (1, 9) OBP: 0.214, SLG: 0.387		C SI 92 F SI 92 F CH 86 S SL 86 0-3 ① K		D CH 86 B SL 85 S CH 85 S CH 86 B CH 86 B SL 86 4-2 BB		X SI 91 0-0 ② G6-3		C FF 91 B FC 91 B FC 90 F FC 92 F KC 81 1 SAFE B FF 93 F FF 93 F FC 91 3-3 C FC 90 ③ K		3	0	0	0	1	2	2
53 Welington Castillo, R (1, 2) OBP: 0.311, SLG: 0.345 9 David DeJesus, L (9, PH) OBP: 0.337, SLG: 0.453		1 SAFE F CH 84 1 SAFE B SI 92 S CH 87 B SL 87 B SL 87 F CH 87 B CH 87 4-2 ② 13 BB 1-2 BB		F CH 85 B CH 85 1 SAFE C SI 92 C SL 87 1-3 ② K		B FF 91 B SL 84 X SI 92 2-0 1B			B FF 92 F FF 92 B SL 81 C FF 92 F FF 93 S SL 82 2-3 ① K	2 1	0 0	1 0	0 0	1 0	1 1	2 0
13 Starlin Castro, R (1, 6) OBP: 0.291, SLG: 0.348		B SI 91 B SI 92 B CH 86 C SI 92 B SI 93 4-1 1-2 BB		C SL 86 F SL 84 D SL 87 D SL 87 X CH 86 2-2 L4		B SL 83 B CH 85 C SL 84 B FF 90 S SI 92 X SL 85 3-2 ③ F8			B FF 92 S FF 92 B SL 83 C FF 92 F FF 92 S FF 93 2-3 ② K	3	0	0	0	1	1	3
6 Ryan Sweeney, L (1, 8) OBP: 0.412, SLG: 0.543		B SI 93 C SI 95 X SL 88 1-1 ③ F8			C SI 91 B SI 92 B SI 91 F SI 92 X SI 93 2-2 ① G4-3		C SI 91 X SI 92 0-1 ① G6-3		F FF 93 B SL 81 B SL 81 X FF 92 2-1 30 1B 1B	4	0	1	0	0	0	2
37 Travis Wood, R (1, 1) OBP: 0.333, SLG: 0.577 49 Carlos Marmol, R (7, 1) 20 Julio Borbon, L (7, PH) OBP: 0.308, SLG: 0.319 33 Carlos Villanueva, R (8, 1) OBP: 0.176, SLG: 0.176 30 Dioner Navarro, S (9, PH) OBP: 0.329, SLG: 0.545			X SI 92 0-0 ① P3		B SI 92 C CH 85 X SI 93 1-1 15 FC6-4 1B		C SI 90 B SI 93 C SL 86 S SL 86 1-3 ② K		C SL 81 X FF 92 0-1 1-2 1B	2 0 0 1 0 1	0 0 0 0 0 0	1 0 0 0 0 0	0 0 0 0 0 0	0 0 0 0 0 0	0 0 1 0 0 0	0 0 0 0 0 0
Inning Stats	R: 0 E: 0 K: 0 S: 6 H: 0 LOB: 0 BB: 0 P: 9	R: 0 E: 1 K: 1 S: 13 H: 0 LOB: 2 BB: 2 P: 23	R: 0 E: 0 K: 2 S: 7 H: 0 LOB: 0 BB: 0 P: 10	R: 0 E: 0 K: 1 S: 10 H: 0 LOB: 2 BB: 2 P: 22	R: 0 E: 0 K: 1 S: 9 H: 1 LOB: 2 BB: 1 P: 18	R: 0 E: 0 K: 1 S: 8 H: 1 LOB: 1 BB: 0 P: 15	R: 0 E: 0 K: 2 S: 9 H: 0 LOB: 0 BB: 0 P: 13	R: 0 E: 0 K: 2 S: 15 H: 1 LOB: 1 BB: 0 P: 23	R: 0 E: 0 K: 3 S: 18 H: 2 LOB: 2 BB: 0 P: 25	1B: 5 2B: 0 3B: 0 HR: 0	SF: 0 SAC: 0 DP: 0 HBP: 0					

PITCHER		IP	WLS	BF	H	R	ER	SO	BB	IBB	HBP	BLK	WP	HR	S	P	ERA	WHIP
47 Francisco Liriano, L ERA: 1.75	(1, 1)	7.0	W	28	2	0	0	8	5	0	0	0	1	0	62	110	0.00	1.000
35 Mark Melancon, R ERA: 1.15	(8, 1)	1.0	H	4	1	0	0	2	0	0	0	0	0	0	15	23	0.00	1.000
39 Jason Grilli, R ERA: 0.98	(9, 1)	1.0	S	5	2	0	0	3	0	0	0	0	0	0	18	25	0.00	2.000

PITCHER	IP	WLS	BF	H	R	ER	SO	BB	IBB	HBP	BLK	WP	HR	S	P	ERA	WHIP

Pittsburgh Pirates @ Chicago Cubs

Wrigley Field, Chicago, IL

Fri Jun 07 2013, 1:24 PM - 4:33 PM CDT

Att. 31,614 - Partly Cloudy - 55 F

livebaseballscorecards.com

AB	32
R	0
H	5
RBI	0
BB	5
SO	13
LOB	15

WP: 1 PA: 37
PB: 0
SB: 0
CS: 1

Batter	1	2	3	4	5	6	7	8	9	AB	R	H	RBI	BB	SO	LOB
6 Starling Marte, R (1, 7) OBP: 0.350, SLG: 0.411	C FF 95 B SI 94 T FF 94 F SI 95 B SI 96 F FF 96 F FS 84 X FS 82 2-2 ① L7		C SL 83 B FC 92 F FF 96 X SI 96 1-2 23 S 23 1B 1B		F FF 94 X SL 83 0-1 23 CS 1B		B FS 85 F FF 91 B FS 84 S SI 91 S FS 84 2-3 ③ K			4	1	2	0	0	1	0
23 Travis Snider, L (1, 9) OBP: 0.309, SLG: 0.364	B SI 96 C SI 95 F FF 95 B FF 96 F SI 96 S FS 83 2-3 ② K		B SI 95 B FS 83 X SI 95 2-0 1-H 1B		B SI 93 B FF 95 1 SAFE C FF 94 X SI 94 2-1 ① ② F7 1-2			B SI 94 B SI 93 B FF 92 C FF 93 S SI 94 X SI 94 3-2 ① G6-3		4	0	1	1	0	1	1
22 Andrew McCutchen, R (1, 8) OBP: 0.344, SLG: 0.440	X FF 95 0-0 ③ F8		C SL 83 1 SAFE F FC 91 B FS 84 1 SAFE F SI 94 1 SAFE D FS 86 S FS 84 2-3 ② K		B FC 92 C SI 96 B FF 95 B FF 96 F FF 94 F FF 95 X FF 95 3-2 1B			B SL 80 F FF 95 B SI 93 F FF 90 B FF 93 F SI 94 F SI 94 B SL 78 4-2 55 HR BB		3	1	1	0	1	1	1
46 Garrett Jones, L (1, 3) OBP: 0.306, SLG: 0.435 14 Gaby Sanchez, R (8, 3) OBP: 0.351, SLG: 0.455		C FF 95 B FC 90 X SI 95 1-1 55 G4-3 24 1B 2B	B SL 84 F FC 91 F FF 96 S FS 84 1-3 ③ K		X FF 94 0-0 ③ L9			1 SAFE 1 SAFE B FF 86 F SI 90 S FF 90 X FF 91 1-2 ② F7		4 0	1 0	1 0	0 0	0 0	1 0	3 0
55 Russell Martin, R (1, 2) OBP: 0.342, SLG: 0.443		F SI 94 B SI 94 B SL 84 X SI 94 2-1 ① G4-3 2-3		C FF 96 B FC 93 B SL 82 F FF 96 B FS 84 B FF 96 4-2 24 HR BB		C SL 81 B SL 81 B FF 95 B FF 95 F FF 96 X FF 95 3-2 ① F7		1 SAFE 1 SAFE C FF 91 B FF 91 F FF 91 1 SAFE D SL 80 X FF 92 2-2 1-H HR		3	2	1	2	1	0	1
24 Pedro Alvarez, L (1, 5) OBP: 0.267, SLG: 0.435		D FS 85 F FC 91 B FS 83 F SL 84 F SI 95 X SL 81 2-2 18 1B 3-H 1B		C SL 82 B SI 93 1 SAFE 1 SAFE B FC 91 S FC 90 1 SAFE F FS 84 F FC 92 2-2 X SL 84 1-H HR		C SL 82 B FF 96 F SL 83 F SL 83 F SL 84 F FF 97 S SL 84 1-3 ② K2-3		B SI 92 B FF 92 C FF 93 B FF 93 T SI 93 X FF 94 3-2 ③ L9		4	1	2	3	0	1	0
18 Neil Walker, S (1, 4) OBP: 0.354, SLG: 0.385		B SI 94 B SL 84 B SI 95 C SI 95 F SI 94 X SI 95 3-2 12 G4-3 1-3 1B		C FF 96 B FF 96 T FF 96 X FS 85 1-2 ① G1-3		B FF 96 B SL 82 B FF 95 C FF 95 S FF 96 S SL 84 3-3 ③ K			F FF 92 B SI 92 B CU 76 F FF 91 X CU 79 2-2 ① F7	4	0	1	0	0	1	0
12 Clint Barmes, R (1, 6) OBP: 0.239, SLG: 0.276		C SI 94 X SI 95 0-1 ② ③ G4-3 1-2f		B FF 96 F FF 96 F SI 96 S SL 82 1-3 ② K			B FF 89 C SI 90 F FF 90 S FS 85 1-3 ① K		X FF 91 0-0 ② P4	4	0	0	0	0	2	2
34 A.J. Burnett, R (1, 1) OBP: 0.037, SLG: 0.037 44 Tony Watson, L (9, 1)			X FF 94 0-0 ① F8	C FF 95 F FF 95 C SL 84 0-3 ③ K			C FF 92 B FF 92 F SI 91 S FS 84 1-3 ② K		B FF 90 C FF 90 F FF 90 S CU 79 1-3 ③ K	4 0	0 0	0 0	0 0	0 0	3 0	0 0
Inning Stats	R: 0 E: 0 K: 1 S: 11 H: 0 LOB: 0 BB: 0 P: 15	R: 1 E: 0 K: 0 S: 13 H: 3 LOB: 1 BB: 0 P: 21	R: 1 E: 0 K: 2 S: 12 H: 2 LOB: 1 BB: 0 P: 18	R: 2 E: 0 K: 2 S: 16 H: 1 LOB: 0 BB: 1 P: 24	R: 0 E: 0 K: 0 S: 9 H: 2 LOB: 1 BB: 0 P: 14	R: 0 E: 0 K: 2 S: 13 H: 0 LOB: 0 BB: 0 P: 20	R: 0 E: 0 K: 3 S: 9 H: 0 LOB: 0 BB: 0 P: 13	R: 2 E: 0 K: 0 S: 16 H: 1 LOB: 0 BB: 1 P: 29	R: 0 E: 0 K: 1 S: 7 H: 0 LOB: 0 BB: 0 P: 10	1B: 6 2B: 1 3B: 0 HR: 2	SF: 0 SAC: 0 DP: 1 HBP: 0	WP: 0 PB: 0 SB: 1 CS: 1	PA: 36			

PITCHER		IP	WLS	BF	H	R	ER	SO	BB	IBB	HBP	BLK	WP	HR	S	P	ERA	WHIP
29 Jeff Samardzija, R ERA: 3.18	(1, 1)	6.0	L	25	8	4	4	7	1	0	0	0	0	1	74	112	6.00	1.500
57 Zach Putnam, R ERA: 15.43	(7, 1)	1.0		3	0	0	0	3	0	0	0	0	0	0	9	13	0.00	0.000
56 Héctor Rondón, R ERA: 6.75	(8, 1)	1.0		5	1	2	2	0	1	0	0	0	0	1	16	29	18.00	2.000
50 Blake Parker, R ERA:	(9, 1)	1.0		3	0	0	0	1	0	0	0	0	0	0	7	10	0.00	0.000

PITCHER	IP	WLS	BF	H	R	ER	SO	BB	IBB	HBP	BLK	WP	HR	S	P	ERA	WHIP

TOP

Pittsburgh Pirates @ Chicago Cubs

Wrigley Field, Chicago, IL

Sat Jun 08 2013, 3:09 PM - 5:59 PM CDT

Att. 38,405 - Cloudy - 63 F

livebaseballscorecards.com

AB	34
R	6
H	9
RBI	6
BB	2
SO	11
LOB	8

Pittsburgh Pirates @ Chicago Cubs

Wrigley Field, Chicago, IL

Sat Jun 08 2013, 3:09 PM - 5:59 PM CDT

Att. 38,405 - Cloudy - 63 F

livebaseballscorecards.com

Batter	1	2	3	4	5	6	7	8	9	AB	R	H	RBI	BB	SO	LOB
9 David DeJesus, L (1, 8) OBP: 0.335, SLG: 0.448	C SI 92 T KC 81 S KC 81 0-3 ① **K**		C SI 93 X SI 95 0-1 ③ **F7**			C KC 80 S KC 81 F KC 82 X SI 94 0-2 44 G3 24 BB 1B		B SI 90 X SI 90 1-0 ③ **F9**		4	0	1	0	0	1	1
24 Luis Valbuena, L (1, 5) OBP: 0.360, SLG: 0.423	C SI 92 B KC 80 F SI 92 F KC 80 X SI 93 1-2 ② **G4-3**			C KC 80 B KC 81 C SI 92 S KC 80 1-3 ① **K**		C KC 82 1 SAFE B KC 81 1 SAFE F SI 93 B KC 82 F KC 83 B KC 83 F SI 92 4-2 B SI 94 44 G3 **1-2** BB			C SI 90 B KC 80 X SI 90 1-1 ① **G4-3**	3	0	0	0	1	1	0
44 Anthony Rizzo, L (1, 3) OBP: 0.327, SLG: 0.483	C KC 82 F KC 82 S KC 82 0-3 ③ **K**			B SI 92 B KC 81 B CH 88 B FF 92 4-0 12 G5-4-3 BB		T KC 82 X SI 94 0-1 ② **G3** **1-2** **2-3**			B CH 86 B SI 91 X SI 90 2-0 12 HR 1B	3	1	1	0	1	1	2
12 Alfonso Soriano, R (1, 7) OBP: 0.305, SLG: 0.439		X FF 92 0-0 ① **F9**		S KC 83 X KC 83 0-1 ②③ **G5-4-3** **1-2f**		X KC 83 0-0 ③ **G5-3**			B KC 84 S SI 91 B SI 91 S KC 84 X KC 81 2-2 **1-H** HR	4	1	1	2	0	0	3
19 Nate Schierholtz, L (1, 9) OBP: 0.315, SLG: 0.519		C SI 92 B SI 92 F SI 92 F KC 81 B KC 82 F SI 92 X KC 80 2-2 ② **F7**			X KC 80 0-0 **2B**		C FF 91 X KC 80 0-1 ① **G4-3**		S SI 92 B SI 94 F SL 84 B SL 85 F SI 92 X SI 94 2-2 ② **G4-3**	4	0	1	0	0	0	0
53 Welington Castillo, R (1, 2) OBP: 0.304, SLG: 0.337		C SI 92 B SI 91 B SI 92 C FF 92 B FF 92 X SI 92 3-2 ③ **G1-3**			C KC 82 C KC 82 S KC 82 0-3 ① **K**		C SI 91 B CH 88 F KC 82 F SI 92 F KC 83 X KC 83 1-2 ② **G5-3**		F SI 94 F CH 86 X CH 86 0-2 ③ **P3**	4	0	0	0	0	1	1
13 Starlin Castro, R (1, 6) OBP: 0.287, SLG: 0.344			X SI 92 0-0 ① **F8**		C SI 93 F FF 93 X KC 83 0-2 ② **L6**		B SI 91 C SI 91 X SI 92 1-1 ③ **F9**			3	0	0	0	0	0	1
15 Darwin Barney, R (1, 4) OBP: 0.294, SLG: 0.331			C FF 92 B FF 93 F KC 81 B KC 84 F KC 83 B KC 83 B SI 92 4-2 29 SH1-4 BB		B FF 92 B FF 92 X SI 92 2-0 ③ **L7**			F SI 90 C SI 90 B FF 91 B SI 91 X SI 91 2-2 ① **G6-3**		2	0	0	0	1	0	1
29 Jeff Samardzija, R (1, 1) OBP: 0.150, SLG: 0.316 20 Julio Borbon, L (6, PH) OBP: 0.302, SLG: 0.313 57 Zach Putnam, R (7, 1) 56 Héctor Rondón, R (8, 1) 6 Ryan Sweeney, L (8, PH) OBP: 0.404, SLG: 0.532 50 Blake Parker, R (9, 1)			C SI 91 1 SAFE B SI 91 L SI 91 X KC 82 1-2 ② **SH1-4** **1-2**			F SI 91 F KC 80 B SI 92 X SI 92 1-2 ① **G4-3**		B FF 90 C SI 91 B SI 90 F SI 91 S KC 82 2-3 ② **K**		0 1 0 0 1 0	0 0 0 0 0 0	0 0 0 0 0 0	0 0 0 0 1 0	0 0 0 0 0 0	0 0 0 0 1 0	0 0 0 0 0 0
Inning Stats	R: 0 E: 0 K: 2 S: 10 H: 0 LOB: 0 BB: 0 P: 11	R: 0 E: 0 K: 0 S: 9 H: 0 LOB: 0 BB: 0 P: 14	R: 0 E: 0 K: 0 S: 9 H: 0 LOB: 1 BB: 1 P: 14	R: 0 E: 0 K: 1 S: 5 H: 0 LOB: 0 BB: 1 P: 10	R: 0 E: 0 K: 1 S: 8 H: 1 LOB: 1 BB: 0 P: 10	R: 0 E: 0 K: 0 S: 14 H: 1 LOB: 2 BB: 1 P: 19	R: 0 E: 0 K: 0 S: 9 H: 0 LOB: 0 BB: 0 P: 11	R: 0 E: 0 K: 1 S: 7 H: 0 LOB: 0 BB: 0 P: 12	R: 2 E: 0 K: 0 S: 13 H: 2 LOB: 0 BB: 0 P: 20	1B: 2 2B: 1 3B: 0 HR: 1 SF: 0 SAC: 1 DP: 1 HBP: 0						

BOTTOM	
AB	29
R	2
H	4
RBI	2
BB	3
SO	5
LOB	9

WP: 0 PB: 0 SB: 0 CS: 0 PA: 33

PITCHER		IP	WLS	BF	H	R	ER	SO	BB	IBB	HBP	BLK	WP	HR	S	P	ERA	WHIP
34 A.J. Burnett, R ERA: 3.12	(1, 1)	8.1	W	31	4	2	2	5	3	0	0	0	0	1	77	112	2.16	0.840
44 Tony Watson, L ERA: 4.3	(9, 1)	0.2		2	0	0	0	0	0	0	0	0	0	0	7	9	0.00	0.000

PITCHER	IP	WLS	BF	H	R	ER	SO	BB	IBB	HBP	BLK	WP	HR	S	P	ERA	WHIP

Batter	1	2	3	4	5	6	7	8	9	AB	R	H	RBI	BB	SO	LOB
6 Starling Marte, R (1, 7) OBP: 0.348, SLG: 0.408	C FF 94 F FF 94 F FF 94 B FF 94 F FF 95 S SL 87 1-3 K2-3		S SL 87 X SI 94 0-1 23 S 2-3 1B			B FF 94 S FF 95 B FF 94 C SL 86 B SI 95 F SL 87 S SL 87 3-3 K2-3		C SL 86 F FF 94 X SL 86 0-2 G4-3		4	0	1	0	0	2	0
23 Travis Snider, L (1, 9) OBP: 0.302, SLG: 0.355	X FF 94 0-0 G4-3		B FF 95 C SI 94 C FF 96 X FF 96 1-2 F7 1-2			B SL 86 X SI 93 1-0 F7			B FF 91 C FF 90 S FF 90 B FF 91 F FF 91 B FF 92 C FF 91 3-3	4	0	0	0	0	1	2
22 Andrew McCutchen, R (1, 8) OBP: 0.350, SLG: 0.447	B FF 95 B SI 94 X FF 94 2-0 F8			B FF 93 X FF 93 1-0 46 1B 2B		S SL 88 B SL 88 B FF 96 B SL 88 C SI 94 B SI 94 4-2 BB			C FF 93 B FF 92 C FF 92 B FF 92 F FF 92 X FF 92 2-2 46 CS 1B	3	1	2	0	1	0	0
46 Garrett Jones, L (1, 3) OBP: 0.310, SLG: 0.442		B SI 93 F FF 94 S CH 87 C SI 94 1-3 K		F FF 96 X FF 94 0-1 24 G5-3 2-H 1B		1 SAFE P PO 89 B FF 95 F SI 95 1 SAFE B FF 94 F SI 94 C FF 92 3-3 K			C FF 92 S FF 93 B FF 92 X FF 92 1-2 1-2 2B	4	0	2	1	0	2	1
55 Russell Martin, R (1, 2) OBP: 0.335, SLG: 0.433		B FF 93 X FF 94 1-0 G5-3		S SL 86 D SL 87 C FF 95 S SI 96 1-3 K			B FF 95 B SL 85 X FF 94 2-0 L7		B FF 93 C FF 92 S CU 78 B FF 92 C FF 93 2-3 K	4	0	0	0	0	2	2
24 Pedro Alvarez, L (1, 5) OBP: 0.263, SLG: 0.428		X FF 94 0-0 F7		1 SAFE B FF 94 1 SAFE S FF 95 X SI 96 1-1 G5-3 1-2f			S SL 85 B FF 94 B SL 86 S SI 93 B SL 85 F FF 92 S SI 91 3-3 K			3	0	0	0	0	1	1
18 Neil Walker, S (1, 4) OBP: 0.348, SLG: 0.378			C FF 93 B SL 84 S SL 85 S SI 95 1-3 K		B SL 84 X SL 85 1-0 F8	C FF 93 B FF 95 S SI 95 B SL 88 X SI 94 2-2 G3				3	0	0	0	0	1	0
12 Clint Barmes, R (1, 6) OBP: 0.241, SLG: 0.277			C FF 95 B SI 93 X SI 94 1-1 6 1B 49 SH2-4 1B		C FF 94 X FF 96 0-1 F9			C FF 92 S FF 94 B FF 93 S SL 86 1-3 K		3	0	1	0	0	1	0
49 Jeff Locke, L (1, 1)			B FF 93 X FF 93 1-0 SH2-4 1-2		B FF 94 C FF 95 F FF 94 B FF 94 F FF 95 B FF 94 F FF 94 S FF 94 3-3 K			B FF 94 C FF 92 F FF 93 S SL 86 1-3 K2-3		1	0	0	0	0	1	0
37 Justin Wilson, L (6, 1)										0	0	0	0	0	0	0
7 Alex Presley, L (8, PH) OBP: 0.267, SLG: 0.267										1	0	0	0	0	1	0
43 Ryan Reid, L (8, 1)										0	0	0	0	0	0	0
57 Mike Zagurski, L (8, 1)										0	0	0	0	0	0	0
Inning Stats	R: 0 E: 0 K: 1 S: 7 H: 0 LOB: 0 BB: 0 P: 10	R: 0 E: 0 K: 1 S: 5 H: 0 LOB: 0 BB: 0 P: 7	R: 0 E: 0 K: 1 S: 11 H: 2 LOB: 2 BB: 0 P: 15	R: 1 E: 0 K: 1 S: 8 H: 2 LOB: 0 BB: 0 P: 11	R: 0 E: 0 K: 1 S: 8 H: 0 LOB: 0 BB: 0 P: 12	R: 0 E: 0 K: 2 S: 11 H: 0 LOB: 1 BB: 1 P: 21	R: 0 E: 0 K: 1 S: 8 H: 0 LOB: 0 BB: 0 P: 15	R: 0 E: 0 K: 2 S: 9 H: 0 LOB: 0 BB: 0 P: 11	R: 0 E: 0 K: 2 S: 14 H: 2 LOB: 1 BB: 0 P: 22	1B: 4 2B: 2 3B: 0 HR: 0 SF: 0 SAC: 1 DP: 1 HBP: 0						

PITCHER		IP	WLS	BF	H	R	ER	SO	BB	IBB	HBP	BLK	WP	HR	S	P	ERA	WHIP
36 Edwin Jackson, R ERA: 5.76	(1, 1)	7.0	W	25	4	1	1	8	1	0	0	0	0	0	58	91	1.29	0.714
49 Carlos Marmol, R ERA: 5.18	(8, 1)	1.0	H	3	0	0	0	2	0	0	0	0	0	0	9	11	0.00	0.000
63 Kevin Gregg, R ERA: 1.02	(9, 1)	1.0	S	4	2	0	0	2	0	0	0	0	0	0	14	22	0.00	2.000

PITCHER	IP	WLS	BF	H	R	ER	SO	BB	IBB	HBP	BLK	WP	HR	S	P	ERA	WHIP

Pittsburgh Pirates @ Chicago Cubs

Wrigley Field, Chicago, IL

Sun Jun 09 2013, 1:25 PM - 4:19 PM CDT

Att. 31,858 - Cloudy - 72 F

TOP

livebaseballscorecards.com

AB	30
R	1
H	6
RBI	1
BB	1
SO	12
LOB	6

1B: 4	SF: 0
2B: 2	SAC: 1
3B: 0	DP: 1
HR: 0	HBP: 0

WP: 0	PA: 32
PB: 0	
SB: 1	
CS: 1	

Batter	1	2	3	4	5	6	7	8	9	AB	R	H	RBI	BB	SO	LOB
15 Darwin Barney, R (1, 4) OBP: 0.293, SLG: 0.329	B FF 89 X FF 90 1-0 G4-3 ①		C KC 79 X CH 82 0-1 G6-3 ②		C FF 91 C KC 80 F KC 80 B KC 78 B SI 91 X KC 81 2-2 G6-3 ③		1 SAFE F FF 96 B CU 78 X FF 96 1-1 1 HR 1B 1-2			4	1	1	0	0	0	0
1 Cody Ransom, R (1, 5) OBP: 0.301, SLG: 0.539	C FF 88 B KC 79 S CH 82 C FF 91 1-3 K ②		B KC 80 B CH 83 B SI 92 B SI 91 4-0 12 PO 44 BB BB			B KC 75 B KC 77 B SI 88 B FF 89 4-0 44 G4 21 SF8 BB	C FF 95 B FF 95 B FF 96 X FF 96 2-1 1-H 2-H HR			2	2	1	3	2	1	0
44 Anthony Rizzo, L (1, 3) OBP: 0.329, SLG: 0.478	B SI 90 B FF 90 B FF 90 C FF 90 B FF 90 4-1 12 S BB		B FF 91 B FF 90 B SI 90 F FF 91 B SI 90 4-1 1-2 BB			B SI 89 C SI 89 B KC 76 B SI 89 F FF 89 F SI 90 X FF 91 3-2 ① G4 1-3	C FF 95 X CU 77 0-1 ② G3-1			2	0	0	0	2	0	1
12 Alfonso Soriano, R (1, 7) OBP: 0.309, SLG: 0.438	F SI 90 B KC 81 F CH 81 S FF 90 1-3 K ③ 1-2		2 SAFE 0-0 PO ③ 2-3	C KC 75 X SI 88 0-1 F7 ①		F KC 78 D KC 79 D CH 81 D KC 79 B FF 91 4-1 30 1B BB	X FC 90 0-0 21 S 1B			3	0	1	0	1	1	1
21 Scott Hairston, R (1, 9) OBP: 0.205, SLG: 0.372 49 Carlos Marmol, R (8, 1) 63 Kevin Gregg, R (9, 1)		C SI 87 S FF 89 C SI 90 0-3 K ①		F CH 81 F FF 89 F CH 80 S KC 79 0-3 K ②		B CH 81 B SI 88 F FF 91 1 SAFE B FF 90 X FF 90 3-1 SF8 ② 3-H	1 SAFE B FF 95 B FF 95 B FF 94 C FF 95 F FF 94 X FF 96 3-2 F9 ③ 1-2			3 0 0	0 0 0	0 0 0	1 0 0	0 0 0	2 0 0	1 0 0
30 Dioner Navarro, S (1, 2) OBP: 0.364, SLG: 0.559		B FF 90 C FF 91 B KC 79 B CH 82 B FF 90 4-1 6 WP BB		B SI 90 B CH 81 F FF 89 B SI 90 D SI 92 4-1 13 FC6-4 BB		B CH 81 B FF 90 F SI 89 B SI 90 1 SAFE X SI 90 2-1 1-2 1B	X SI 92 0-0 6 FC4-6 1B			2	0	2	0	2	0	0
13 Starlin Castro, R (1, 6) OBP: 0.283, SLG: 0.339		F SI 90 B FF 90 1 SAFE B CH 81 C KC 76 C FF 89 2-3 K ②		B KC 78 F FF 90 B SI 89 X SI 90 2-1 FC6-4 ③ 1-2f		C FF 95 F FF 96 S FF 98 0-3 K ③		C SI 93 S SL 88 X SL 86 0-2 L9 ①		4	0	0	0	0	2	5
6 Ryan Sweeney, L (1, 8) OBP: 0.393, SLG: 0.510		C FF 90 F SI 90 B KC 81 F FF 91 C KC 81 1-3 K ③ 1-2			X FF 89 0-0 G3-1 ①		C FF 94 B FF 95 B FC 94 X FF 95 2-1 20 FC5-6 1B	C FF 91 B SL 82 B FF 93 F FF 92 X SL 81 2-2 FC4-6 ② 1-2f		4	0	1	0	0	1	2
36 Edwin Jackson, R (1, 1) OBP: 0.105, SLG: 0.158 20 Julio Borbon, L (7, PH) OBP: 0.291, SLG: 0.300 (8, 9)			C SI 88 B CH 81 B SI 90 C FF 90 F FF 91 X CH 81 2-2 G6-3 ①		C FF 89 S KC 78 X KC 75 0-2 G5-3 ②		C FF 94 M FF 96 B FF 97 1 SAFE X FF 97 1-2 FC5-6 15 1B 1 HR ① 1-2f	X FF 93 0-0 G4-3 ③		2 2	0 1	0 0	0 0	0 0	0 0	0 2
Inning Stats	R: 0 E: 0 K: 2 S: 8 H: 0 LOB: 1 BB: 1 P: 15	R: 0 E: 0 K: 3 S: 11 H: 0 LOB: 1 BB: 1 P: 18	R: 0 E: 0 K: 0 S: 7 H: 0 LOB: 1 BB: 2 P: 17	R: 0 E: 0 K: 1 S: 9 H: 0 LOB: 1 BB: 1 P: 15	R: 0 E: 0 K: 0 S: 8 H: 0 LOB: 0 BB: 0 P: 10	R: 1 E: 0 K: 1 S: 12 H: 1 LOB: 2 BB: 2 P: 28	R: 3 E: 0 K: 0 S: 15 H: 4 LOB: 1 BB: 0 P: 24	R: 0 E: 0 K: 0 S: 8 H: 1 LOB: 1 BB: 0 P: 10		1B: 5 2B: 0 3B: 0 HR: 1 SF: 1 SAC: 0 DP: 0 HBP: 0						

BOTTOM

Pittsburgh Pirates @ Chicago Cubs

Wrigley Field, Chicago, IL

Sun Jun 09 2013, 1:25 PM - 4:19 PM CDT

Att. 31,858 - Cloudy - 72 F

livebaseballscorecards.com

AB	28
R	4
H	6
RBI	4
BB	7
SO	7
LOB	12

PITCHER		IP	WLS	BF	H	R	ER	SO	BB	IBB	HBP	BLK	WP	HR	S	P	ERA	WHIP
49 Jeff Locke, L ERA: 2.39	(1, 1)	5.2		24	1	1	1	6	7	0	0	0	1	0	52	100	1.59	1.412
37 Justin Wilson, L ERA: 1.98	(6, 1)	1.1	L	8	4	3	3	1	0	0	0	0	0	1	18	27	20.25	3.000
43 Ryan Reid, R ERA: 3.38	(8, 1)	0.1		2	1	0	0	0	0	0	0	0	0	0	4	4	0.00	3.000
57 Mike Zagurski, L ERA: 9.0	(8, 1)	0.2		2	0	0	0	0	0	0	0	0	0	0	4	6	0.00	0.000

PITCHER	IP	WLS	BF	H	R	ER	SO	BB	IBB	HBP	BLK	WP	HR	S	P	ERA	WHIP

San Francisco Giants @ Pittsburgh Pirates

PNC Park, Pittsburgh, PA

Tue Jun 11 2013, 7:08 PM - 10:07 PM EDT

Att. 30,614 - Partly Cloudy - 78 F

livebaseballscorecards.com

TOP

Batter	1	2	3	4	5	6	7	8	9	AB	R	H	RBI	BB	SO	LOB
7 Grégor Blanco, L (1, 8) OBP: 0.328, SLG: 0.347	C FF 96 S FF 96 S FF 99 0-3 K	F FF 97 S FF 98 F FF 99 F FF 98 H FF 97 1-2 HBP			B FF 96 X SI 95 1-0 F8		F SI 94 X CH 85 0-1 G5-3 3-H		C FF 94 S FC 89 S FC 88 0-3 K	2	0	0	0	0	1	0
6 Brett Pill, R (7, PH) OBP: 0.179, SLG: 0.346										1	0	0	1	0	0	1
70 George Kontos, R (7, 1)										0	0	0	0	0	0	0
52 Ramon E Ramirez, R (8, 1)										0	0	0	0	0	0	0
21 Nick Noonan, L (9, PH) OBP: 0.250, SLG: 0.217										1	0	0	0	0	1	1
19 Marco Scutaro, R (1, 4) OBP: 0.388, SLG: 0.444	B SI 96 C SI 96 X FF 96 1-1 8 1B 1B	C FF 97 C KC 83 X KC 82 0-2 F9			B KC 84 C FF 96 X KC 84 1-1 G1-3		C SI 95 F CH 86 H SI 94 1-2 28 FC6-4 HBP			3	0	1	0	0	0	3
2 Juan Carlos Perez, R (7, PR) OBP: 0.333, SLG: 0.333										0	0	0	0	0	0	0
(7, 8)																
28 Buster Posey, R (1, 2) OBP: 0.375, SLG: 0.493	C FF 96 C FF 96 X CH 87 0-2 F8		X FF 95 0-0 F9			B FF 96 C FF 95 C KC 85 B SI 96 S KC 82 2-3 K	C SI 95 D SL 88 X FF 95 1-1 FC6-4 1-2f			4	0	0	0	0	1	3
12 Guillermo Quiroz, R (8, 2) OBP: 0.263, SLG: 0.353										0	0	0	0	0	0	0
8 Hunter Pence, R (1, 9) OBP: 0.335, SLG: 0.500	C FF 96 C SI 97 B SL 85 X FF 97 1-2 1B		B FF 96 C SI 96 F KC 83 F FF 97 X KC 81 1-2 G5-3			C SI 95 B KC 83 B FF 96 X FF 95 2-1 G4-3		F FF 94 X FC 89 0-1 G2-3		4	0	1	0	0	0	0
9 Brandon Belt, L (1, 3) OBP: 0.317, SLG: 0.421	S FF 98 B FF 97 S SI 97 B FF 99 X FF 97 2-2 P6		F SI 95 B KC 82 X SI 97 1-1 F7			C SI 96 B KC 83 B KC 83 B FF 95 X SI 96 3-1 G3-1		C FF 95 B CU 84 B FF 92 B FC 89 F FF 94 F FF 94 S FC 89 3-3 K		4	0	0	0	0	1	2
56 Andres Torres, S (1, 7) OBP: 0.311, SLG: 0.394		C FF 94 X FF 94 0-1 55 SH5-4 13 1B 1B		B FF 94 X FF 95 1-0 G3			B SI 98 F FF 97 B KC 86 X SI 97 2-1 13 FC5-4 10 2B 35 1B 1B	F FF 94 S CU 83 S CU 84 0-3 K2-3		4	1	2	0	0	1	0
35 Brandon Crawford, L (1, 6) OBP: 0.347, SLG: 0.434		C FF 95 1 SAFE F CH 87 X FF 97 0-2 F9		X SI 95 0-0 G6-3			S FF 97 X SI 97 0-1 13 FC5-4 1-2 1B		C FF 93 B FC 88 B FC 89 B FF 94 S FF 94 F FC 90 X FC 89 3-2 G4-3	4	0	1	0	0	0	1
13 Joaquin Arias, R (1, 5) OBP: 0.269, SLG: 0.238		1 SAFE X FF 96 0-0 55 SH5-4 1-2 1B		C FF 94 X SI 95 0-1 G5-3			X SI 97 0-0 FC5-4 10 2B 6 G5-3 1-2f 2-3		B FF 93 C FF 93 F FC 89 X CU 83 1-2 1B	4	1	2	0	0	0	2
55 Tim Lincecum, L (1, 1) OBP: 0.087, SLG: 0.045		B FF 95 X FF 95 1-0 SH5-4 1-2 2-3			S FF 95 F SI 96 B FF 97 B KC 83 X SI 96 2-2 G6-3		C FF 97 X FF 98 0-1 1-3 3-H 2B		F FF 93 F FC 87 B CU 84 S FC 88 1-3 K	1	0	0	0	0	0	0
50 Jose Mijares, L (5, 1)										0	0	0	0	0	0	0
10 Tony Abreu, S (7, PH) OBP: 0.200, SLG: 0.400										2	0	1	1	0	1	1
(7, 4)																

AB	34
R	2
H	8
RBI	2
BB	0
SO	6
LOB	14

Inning Stats	1	2	3	4	5	6	7	8	9	1B: 7	SF: 0	WP: 0	PA: 37
	R: 0 E: 0 K: 1 S: 14 H: 2 LOB: 2 BB: 0 P: 18	R: 0 E: 0 K: 0 S: 14 H: 2 LOB: 3 BB: 0 P: 16	R: 0 E: 0 K: 0 S: 7 H: 0 LOB: 0 BB: 0 P: 9	R: 0 E: 0 K: 0 S: 4 H: 0 LOB: 0 BB: 0 P: 5	R: 0 E: 0 K: 0 S: 6 H: 0 LOB: 0 BB: 0 P: 10	R: 0 E: 0 K: 1 S: 7 H: 0 LOB: 0 BB: 0 P: 14	R: 2 E: 0 K: 0 S: 13 H: 3 LOB: 2 BB: 0 P: 17	R: 0 E: 0 K: 2 S: 9 H: 0 LOB: 0 BB: 0 P: 12	R: 0 E: 0 K: 2 S: 13 H: 1 LOB: 1 BB: 0 P: 18	2B: 1 3B: 0 HR: 0	SAC: 1 DP: 0 HBP: 2	PB: 0 SB: 0 CS: 0	

PITCHER		IP	WLS	BF	H	R	ER	SO	BB	IBB	HBP	BLK	WP	HR	S	P	ERA	WHIP
45 Gerrit Cole, R ERA: 2.84	(1, 1)	6.1	W	27	7	2	2	2	0	0	1	0	0	0	59	81	2.84	1.105
44 Tony Watson, L ERA: 4.25	(7, 1)	0.1	H	2	0	0	0	0	0	0	1	0	0	0	4	5	0.00	0.000
32 Vin Mazzaro, R ERA: 2.3	(7, 1)	0.1	H	1	0	0	0	0	0	0	0	0	0	0	2	3	0.00	0.000
29 Bryan Morris, R ERA: 2.03	(8, 1)	2.0		7	1	0	0	4	0	0	0	0	0	0	22	30	0.00	0.500

PITCHER	IP	WLS	BF	H	R	ER	SO	BB	IBB	HBP	BLK	WP	HR	S	P	ERA	WHIP

BOTTOM

San Francisco Giants @ Pittsburgh Pirates

PNC Park, Pittsburgh, PA

Tue Jun 11 2013, 7:08 PM - 10:07 PM EDT

Att. 30,614 - Partly Cloudy - 78 F

livebaseballscorecards.com

Batter	1	2	3	4	5	6	7	8	9	AB	R	H	RBI	BB	SO	LOB
6 Starling Marte, R (1, 7) OBP: 0.349, SLG: 0.418	B FF 90 B FF 90 B FF 90 C FF 90 C FF 90 F FF 90 B CH 73 4-2 22 FC5 23 S BB	S SL 83 S CH 82 X SL 81 0-2 ② FC5-2 1-2 3-H		B SL 82 B FF 89 B FF 88 C FF 88 C SL 80 C FF 89 3-3 ③ K		C FF 91 B CH 81 B SI 89 B FF 90 X FF 91 3-1 HR		B FF 90 F FF 90 S SL 84 F SL 84 S SL 84 2-3 ① K		4	1	1	1	1	2	2
23 Travis Snider, L (1, 9) OBP: 0.299, SLG: 0.351	B FF 90 C SL 79 S FF 90 B FF 90 S CH 84 2-3 ① K 1-2	C SL 81 B CH 83 X FF 89 1-1 ③ G4-3			C CU 78 C SL 80 B FF 89 F SL 83 X FF 90 1-2 ① F7	S FF 92 C SL 81 S FF 92 0-3 ③ K		X SI 90 0-0 22 HBP 1B		5	0	1	0	0	2	3
22 Andrew McCutchen, R (1, 8) OBP: 0.359, SLG: 0.455	X CU 76 0-0 ② FC5 46 S 2-3		X SL 80 0-0 55 G6-3 2B		B FF 89 B CU 75 F SL 82 B FF 90 B SL 81 4-1 46 1B 46 E BB		X FF 91 0-0 46 BB 55 1B 1B	B SI 89 B SI 90 H SI 90 3-0 14 G4-6-3 1-2 HBP		3	2	2	0	1	0	1
46 Garrett Jones, L (1, 3) OBP: 0.313, SLG: 0.440 14 Gaby Sanchez, R (8, 3) OBP: 0.348, SLG: 0.450	1 SAFE B FF 92 1 SAFE C SI 91 F SL 82 X SI 91 1-2 ③ F8 1-2		F FF 88 S CH 84 D CH 83 B SI 90 F SL 84 F CH 83 B FF 91 C FF 90 3-3 ① K		1 SAFE C FF 89 B FF 90 X SL 79 1-1 E9 24 1B 1-H 1B		B FF 92 B SI 90 1 SAFE B SL 82 B SI 90 4-0 55 1B 1-2 BB	B SL 86 S SL 86 S SL 86 F SL 87 X SL 88 1-2 ②③ G4-6-3 1-2f		3 1	1 0	1 0	0 0	1 0	1 0	2 2
55 Russell Martin, R (1, 2) OBP: 0.338, SLG: 0.434		F FF 89 B SL 80 B CU 74 F FF 91 X SL 85 2-2 18 1B 24 1B 45 1B 1B	C FF 90 F FF 90 F FF 91 B SL 82 D SL 82 X FF 90 2-2 ② G6-3 2-3		C SL 81 F FF 89 S SL 84 0-3 ② K		C SL 85 B SL 84 B SI 91 X FF 90 2-1 ① 24 HR 1-3 2-H 1B			4	2	2	1	0	1	2
24 Pedro Alvarez, L (1, 5) OBP: 0.278, SLG: 0.453		X FF 91 0-0 18 1B 45 1B 1-2 1B	S CU 75 S FF 90 B CH 84 H FF 89 2-2 HBP		S SL 82 X FF 89 0-1 3-H 1B		B SL 83 X FF 90 1-0 2-H HR			3	2	3	3	0	0	0
18 Neil Walker, S (1, 4) OBP: 0.351, SLG: 0.377		B SI 89 F SI 90 D FF 90 X FF 91 2-1 45 1B 6 FC5-2 1-2 2-3 1B	C FF 89 B FF 89 B FF 89 X SI 89 2-1 ③ P5		B FF 90 X FF 89 1-0 ③ F7		S SI 90 C SL 83 B FF 90 B SL 82 F SL 82 B SL 82 F FF 88 B SI 89 4-2 BB			3	0	1	0	1	0	3
12 Clint Barmes, R (1, 6) OBP: 0.235, SLG: 0.270		F FF 92 B FF 92 F CH 83 B FF 92 D SL 82 X FF 90 3-2 ① P3		B FF 89 B SL 79 C FF 89 X FF 89 2-1 ① F8		B FF 89 X FF 88 1-0 ① F8	B FF 89 C SL 82 C SL 82 S SL 82 1-3 ② K			4	0	0	0	0	1	4
45 Gerrit Cole, R (1, 1) OBP: 0.333, SLG: 0.333 44 Tony Watson, L (7, 1) 32 Vin Mazzaro, R (7, 1) 2 Brandon Inge, R (7, PH) OBP: 0.247, SLG: 0.244 29 Bryan Morris, L (8, 1)		C FF 90 S SL 82 B FF 90 B SL 82 B CH 84 X FF 90 3-2 6 FC5-2 1-3 2-H 3-H 1B		B FF 89 C FF 90 B CU 76 B FF 89 C FF 89 X FF 89 3-2 ② G1-3		C FF 89 X CH 82 0-1 ② L8	S FF 89 F SI 90 F SL 83 B FF 89 B SL 82 S SL 82 2-3 ③ K		3 0 0 0 1 0	0 0 0 0 0 0	1 0 0 0 0 0	2 0 0 0 0 0	0 0 0 0 1 0	0 0 0 0 1 0	0 0 0 0 1 0
Inning Stats	R: 0 E: 0 K: 1 S: 10 H: 0 LOB: 1 BB: 1 P: 17	R: 2 E: 0 K: 0 S: 17 H: 4 LOB: 2 BB: 0 P: 28	R: 0 E: 0 K: 1 S: 14 H: 1 LOB: 2 BB: 0 P: 23	R: 0 E: 0 K: 1 S: 8 H: 0 LOB: 0 BB: 0 P: 16	R: 2 E: 1 K: 1 S: 13 H: 2 LOB: 1 BB: 1 P: 20	R: 1 E: 0 K: 1 S: 8 H: 1 LOB: 0 BB: 0 P: 12	R: 3 E: 0 K: 2 S: 15 H: 3 LOB: 1 BB: 2 P: 29	R: 0 E: 0 K: 1 S: 9 H: 1 LOB: 1 BB: 0 P: 15		1B: 9 2B: 1 3B: 0 HR: 2 SF: 0 SAC: 0 DP: 1 HBP: 2						

AB	34
R	8
H	12
RBI	7
BB	4
SO	8
LOB	20

PITCHER		IP	WLS	BF	H	R	ER	SO	BB	IBB	HBP	BLK	WP	HR	S	P	ERA	WHIP
55 Tim Lincecum, R ERA: 4.7	(1, 1)	4.2	L	24	7	4	2	4	2	0	1	0	0	0	61	102	3.86	1.929
50 Jose Mijares, L ERA: 2.35	(5, 1)	1.1		5	1	1	1	1	0	0	0	0	0	1	9	14	6.75	0.750
70 George Kontos, R ERA: 5.76	(7, 1)	1.1		10	4	3	3	3	2	0	1	0	0	1	20	39	20.25	4.500
52 Ramon E Ramirez, R ERA: 7.71	(8, 1)	0.2		1	0	0	0	0	0	0	0	0	0	0	4	5	0.00	0.000

PITCHER	IP	WLS	BF	H	R	ER	SO	BB	IBB	HBP	BLK	WP	HR	S	P	ERA	WHIP

San Francisco Giants @ Pittsburgh Pirates

PNC Park, Pittsburgh, PA

Wed Jun 12 2013, 7:12 PM - 10:24 PM EDT

Att. 19,966 - Cloudy - 80 F

TOP

livebaseballscorecards.com

Batter	1	2	3	4	5	6	7	8	9	AB	R	H	RBI	BB	SO	LOB
56 Andres Torres, S (1, 7) OBP: 0.314, SLG: 0.390	F SI 92 F SL 84 B SL 86 F CH 86 F SL 86 F SL 87 B SI 92 B SL 87 B CH 86 4-2 28 G3 10 G5-3 8 2B BB		B SL 83 X SL 82 1-0 ① G5-3		C FF 93 B CH 88 F SL 84 F SI 94 B SL 88 X SI 95 2-2 8 BB 10 1B 13 1B 1B		B FF 95 C SI 95 S CU 77 X FF 96 1-2 ① G4-3	S SL 85 X SI 94 0-1 ② FC6-4 10 2B 1-2f 28 1B		4	3	1	0	1	0	1
10 Tony Abreu, S (1, 4) OBP: 0.400, SLG: 0.600	B SI 93 C CH 86 X SI 93 1-1 ① G5-3 1-2		C SI 92 S CH 86 S SL 86 0-3 ② K		1 SAFE 1 SAFE X CH 86 0-0 8 BB 13 1B 1-2 1B		C FF 96 F FF 92 F FF 98 F CU 81 X FF 98 0-2 28 1B 8 FC3-6 1B	X SI 94 0-0 28 1B 1-3 2B		5	3	3	0	0	1	1
28 Buster Posey, R (1, 2) OBP: 0.376, SLG: 0.491	B SL 86 B SI 92 C SL 86 F SI 94 F SI 95 X SL 87 2-2 ② G3 2-3		C SI 92 X SI 94 0-1 ③ G4-3		B SI 94 S SL 88 F SL 89 C SL 87 1-3 ② K		B FF 97 X FC 88 1-0 8 FC3-6 1-2 1B	B SL 86 X CH 87 1-0 2-H 3-H 1B		5	0	2	2	0	1	3
8 Hunter Pence, R (1, 9) OBP: 0.339, SLG: 0.508	S SL 85 F SL 86 D SL 87 B CH 88 X CH 88 2-2 13 PB 3-H 2B			B SL 82 S CH 83 S SI 91 X SL 85 1-2 9 1B 2 SF8 2B	B FF 94 B SI 93 B SL 86 C CH 88 B SL 87 4-1 13 1B 1-2 2-3 BB		C FF 96 B FF 97 X FC 92 1-1 ② FC3-6 13 1B 1-2f 2-H	C SI 95 X CH 87 0-1 ③ P4		4	2	2	1	1	0	2
13 Joaquin Arias, R (1, 5) OBP: 0.278, SLG: 0.250	B SI 93 F SL 87 X SI 92 1-1 ③ F9 2-3			F SI 93 X SI 94 0-1 ① G5-3	B SL 86 B SI 93 X SI 94 2-0 1-2 2-H 3-H 1B		B FF 97 X FF 96 1-0 9 1B 2-H 1B		B FF 92 C FF 92 B FF 94 X FF 93 2-1 ① F9	5	0	2	3	0	0	2
9 Brandon Belt, L (1, 3) OBP: 0.323, SLG: 0.422		B SL 82 B SI 92 B SI 94 B SI 92 4-0 35 G1-6-3 2 1B BB		X SI 94 0-0 ③ 35 FC4 2-3 1B	X SL 88 0-0 ③ F8		C FF 98 F SI 96 B CU 81 X FF 97 1-2 1-2 1B		B FF 93 B FF 94 S FF 93 F FF 94 X SL 82 2-2 ② G4-3	4	0	2	0	1	0	2
2 Juan Carlos Perez, R (1, 8) OBP: 0.429, SLG: 0.500 43 Sandy Rosario, R (7, 1) 21 Nick Noonan, L (9, PH) OBP: 0.246, SLG: 0.213		C SL 85 S CH 86 B SL 86 B SI 93 X CH 87 2-2 35 G1-6-3 1-2 1B	B SI 93 X SI 93 1-0 ② SF8 3-H			B SL 80 B SI 91 X SI 90 2-0 35 G1-6-3 1B	C FC 91 F FF 97 B CU 78 X FF 97 1-2 ③ G6-3		S FF 93 C SL 82 S FF 93 0-3 ③ K	3 0 1	0 0 0	2 0 0	1 0 0	0 0 0	0 0 1	2 0 0
35 Brandon Crawford, L (1, 6) OBP: 0.346, SLG: 0.430		C SL 87 S SL 87 D SI 91 X SI 95 1-2 ① ② G1-6-3 1-2f 2-3		1 SAFE X SL 88 0-0 ③ FC4 1-2f		C SI 93 X SL 87 0-1 ① ② G1-6-3 1-2f		B SI 94 B SL 86 F SI 95 X SL 86 1-2 56 FC6-4 1B		4	0	1	0	0	0	4
75 Barry Zito, L (1, 1) OBP: 0.200, SLG: 0.200 50 Jose Mijares, L (5, 1) 6 Brett Pill, R (6, PH) OBP: 0.172, SLG: 0.333 52 Ramon E Ramirez, R (6, 1) 49 Javier López, L (7, 1) 7 Grégor Blanco, L (7, 8) OBP: 0.326, SLG: 0.345		B SI 95 X SL 88 1-0 ③ G1-3			C SI 93 C SI 93 F SL 88 F SI 94 B SL 91 X SL 88 1-2 ① G4-3	B SI 92 X SI 92 1-0 ③ G5-3		B SI 95 X SI 94 1-0 ① F8		2 0 1 0 0 1	0 0 0 0 0 0	0 0 0 0 0 0	0 0 0 0 0 0	0 0 0 0 0 0	0 0 0 0 0 0	1 0 0 0 0 1
Inning Stats	R: 1 H: 1 E: 0 LOB: 1 K: 0 BB: 1 S: 16 P: 26	R: 0 H: 1 E: 0 LOB: 1 K: 0 BB: 1 S: 7 P: 15	R: 0 H: 0 E: 0 LOB: 0 K: 1 BB: 0 S: 6 P: 7	R: 1 H: 2 E: 0 LOB: 1 K: 0 BB: 0 S: 8 P: 10	R: 2 H: 3 E: 0 LOB: 2 K: 1 BB: 1 S: 16 P: 26	R: 0 H: 1 E: 0 LOB: 0 K: 0 BB: 0 S: 4 P: 7	R: 2 H: 4 E: 1 LOB: 2 K: 0 BB: 0 S: 18 P: 24	R: 2 H: 3 E: 0 LOB: 1 K: 0 BB: 0 S: 10 P: 13	R: 0 H: 0 E: 0 LOB: 0 K: 1 BB: 0 S: 8 P: 12	1B: 12 SF: 1 2B: 3 SAC: 0 3B: 0 DP: 2 HR: 0 HBP: 0						

	AB	39
	R	8
	H	15
	RBI	7
	BB	3
	SO	3
	LOB	19

WP: 0 PA: 43
PB: 1
SB: 0
CS: 0

PITCHER		IP	WLS	BF	H	R	ER	SO	BB	IBB	HBP	BLK	WP	HR	S	P	ERA	WHIP
47 Francisco Liriano, L ERA: 2.36	(1, 1)	6.0	W	27	8	4	4	2	3	0	0	0	0	0	57	91	6.00	1.833
37 Justin Wilson, L ERA: 2.41	(7, 1)	1.0		7	4	2	2	0	0	0	0	0	0	0	18	24	18.00	4.000
44 Tony Watson, L ERA: 4.7	(8, 1)	1.0		6	3	2	2	0	0	0	0	0	0	0	10	13	18.00	3.000
39 Jason Grilli, R ERA: 0.94	(9, 1)	1.0		3	0	0	0	1	0	0	0	0	0	0	8	12	0.00	0.000

PITCHER	IP	WLS	BF	H	R	ER	SO	BB	IBB	HBP	BLK	WP	HR	S	P	ERA	WHIP

Batter	1	2	3	4	5	6	7	8	9	AB	R	H	RBI	BB	SO	LOB
6 Starling Marte, R (1, 7) OBP: 0.357, SLG: 0.426	B SI 82 C FC 79 S CH 74 X CU 71 1-2 E5 10 1B 22 1B 1B		C CU 71 S CU 71 X CH 75 0-2 10 1B 22 2B 1B		B FC 81 X CH 74 1-0 10 1B 10 S 55 FC3-6 1B	B SL 85 F SL 84 B SL 84 F SL 85 F FF 91 X SL 86 2-2 22 S 14 2B 1B	C SL 80 F SL 83 S FF 94 0-3 ③ K			5	4	4	0	0	1	0
10 Jordy Mercer, R (1, 6) OBP: 0.296, SLG: 0.494	D SI 82 C FF 83 X FC 80 1-1 14 F8-5 22 1B 2-3 1B		X FF 82 0-0 22 2B 1-2 1B		C SI 82 B FC 81 B CU 71 X SI 83 2-1 55 FC3-6 14 BB 24 2B 1-3 1B	1 SAFE X FF 91 0-0 ① F7		B FF 92 B SL 80 C FF 92 C FF 92 S SL 82 2-3 ① K		5	2	3	0	0	1	1
22 Andrew McCutchen, R (1, 8) OBP: 0.364, SLG: 0.462	D CU 71 B SI 82 1 SAFE B FF 80 X FC 80 3-0 55 1B 1-2 3-H 1B		C SI 83 2 SAFE F SI 83 B FC 82 X FF 80 1-2 14 1B 55 G6-3 1-H 2-H 2B		C CU 70 B SI 83 B SI 83 S FC 81 C FF 84 2-3 ① K	1 SAFE S SL 84 1 SAFE B SL 86 D SL 85 F SL 86 X FF 90 2-2 ② P6 1-2		C SL 82 B SL 84 X FF 94 1-1 14 1B 55 G5-3 1B		5	2	3	3	0	1	3
14 Gaby Sanchez, R (1, 3) OBP: 0.364, SLG: 0.470	B FC 81 C FC 80 B CU 71 B FF 82 C FC 80 F FF 82 F CH 74 X FF 83 3-2 ①② F8-5 2-3		F FF 80 F FF 83 X SI 83 0-2 55 G6-3 2-3 1B		1 SAFE D CU 70 B FC 81 B SI 84 B FC 80 4-0 55 FC3-6 1-2 BB	X FF 91 0-0 2-H 2B		1 SAFE B SL 80 F FF 92 B FF 93 1 SAFE X FF 94 2-1 55 G5-3 1-3 1B		4	0	3	1	1	0	2
55 Russell Martin, R (1, 2) OBP: 0.340, SLG: 0.430	X FF 81 0-0 1-2 1B		S CU 72 X SI 83 0-1 ①② G6-3 1-2f 3-H		B SI 83 S FC 81 B FC 81 X SI 83 2-1 ② FC3-6 24 2B 18 1B 1-2f 2-3 3-H	B SL 87 D SL 85 B SL 85 B FF 90 4-0 BB		B SL 82 X SL 79 1-0 ② G5-3 1-2 3-H		4	1	1	2	1	0	4
24 Pedro Alvarez, L (1, 5) OBP: 0.276, SLG: 0.451	B SI 82 B CU 71 F FF 82 B FF 82 F FF 82 X FF 83 3-2 ③ P4		C CU 71 B CU 72 B FF 81 B FF 82 S FF 82 X FF 83 3-2 ③ L8		X SI 83 0-0 1-3 18 1B 3-H 2B	D CH 85 D CH 86 X FF 90 2-0 ③ F8		F CH 86 F SL 84 X FF 95 0-2 ③ P5		5	1	1	1	0	0	5
18 Neil Walker, S (1, 4) OBP: 0.354, SLG: 0.397			C SI 83 X SI 84 0-1 ① L9		B CH 73 X CH 71 1-0 ① F8 C SL 79 X FF 90 0-1 2-H 3-H 1B		B FF 90 B CH 84 X SL 89 2-0 HR			4	1	2	3	0	0	0
2 Brandon Inge, R (1, 9) OBP: 0.238, SLG: 0.235 37 Justin Wilson, L (7, 1) 46 Garrett Jones, L (7, PH) OBP: 0.312, SLG: 0.438 44 Tony Watson, L (8, 1) 39 Jason Grilli, R (9, 1)			C CH 74 B SI 83 F SI 82 F SI 84 S SI 82 1-3 ② K		B SI 83 B SI 83 F FF 82 C CU 70 S CH 75 2-3 ② K B SI 88 C CH 82 1 SAFE 1 SAFE F SL 81 X FF 91 1-2 ③ F7		C SI 86 B SL 80 F SL 80 B SI 86 X SI 85 2-2 ① G3			3 0 0 0 0 2 1 0 0 0 0 0 0 0 1 0 0 0 0 0 0 0 0 0 0 0 0 0 0 0 0 0 0 0 0						
47 Francisco Liriano, L (1, 1) OBP: 0.077, SLG: 0.077 7 Alex Presley, L (6, PH) OBP: 0.294, SLG: 0.471 (7, 9)			B FF 84 B FF 82 C SI 83 F FF 82 S FF 81 2-3 ③ K		B FC 81 X FF 83 1-0 ③ G4-3	B FF 91 X FF 90 1-0 HR	C SI 86 S SI 87 X SI 87 0-2 ② L7			2 0 0 0 0 1 0 2 1 1 1 0 0 0						
Inning Stats	R: 1 H: 4 E: 1 LOB: 2 K: 0 BB: 0 S: 15 P: 26		R: 0 H: 0 E: 0 LOB: 0 K: 2 BB: 0 S: 9 P: 12		R: 3 H: 4 E: 0 LOB: 0 K: 0 BB: 0 S: 15 P: 19	R: 0 H: 0 E: 0 LOB: 0 K: 1 BB: 0 S: 5 P: 9	R: 4 H: 4 E: 0 LOB: 1 K: 1 BB: 1 S: 14 P: 26	R: 2 H: 3 E: 0 LOB: 2 K: 0 BB: 1 S: 11 P: 22	R: 1 H: 1 E: 0 LOB: 0 K: 1 BB: 0 S: 10 P: 14	R: 1 H: 2 E: 0 LOB: 1 K: 1 BB: 0 S: 11 P: 17							

PITCHER		IP	WLS	BF	H	R	ER	SO	BB	IBB	HBP	BLK	WP	HR	S	P	ERA	WHIP
75 Barry Zito, L ERA: 4.79	(1, 1)	4.2	L	24	11	8	8	4	1	0	0	0	0	0	53	86	15.43	2.571
50 Jose Mijares, L ERA: 2.31	(5, 1)	0.1		2	1	0	0	0	0	0	0	0	0	0	5	6	0.00	3.000
52 Ramon E Ramirez, R ERA: 11.12	(6, 1)	1.0		8	4	3	3	0	1	0	0	0	0	2	12	25	27.00	5.000
49 Javier López, L ERA: 1.69	(7, 1)	0.2		2	0	0	0	0	0	0	0	0	0	0	6	8	0.00	0.000
43 Sandy Rosario, R ERA: 6.75	(7, 1)	1.1		6	2	1	1	2	0	0	0	0	0	0	14	20	6.75	1.500

PITCHER	IP	WLS	BF	H	R	ER	SO	BB	IBB	HBP	BLK	WP	HR	S	P	ERA	WHIP

BOTTOM

San Francisco Giants @ Pittsburgh Pirates

PNC Park, Pittsburgh, PA

Wed Jun 12 2013, 7:12 PM - 10:24 PM EDT

Att. 19,966 - Cloudy - 80 F

livebaseballscorecards.com

AB	40
R	12
H	18
RBI	11
BB	2
SO	6
LOB	16

1B: 13 SF: 0
2B: 4 SAC: 0
3B: 0 DP: 2
HR: 2 HBP: 0

WP: 0 PA: 42
PB: 0
SB: 2
CS: 0

San Francisco Giants @ Pittsburgh Pirates

PNC Park, Pittsburgh, PA

Thu Jun 13 2013, 7:08 PM - 10:25 PM EDT

Att. 22,532 - Cloudy - 70 F

TOP

livebaseballscorecards.com

Batter	1	2	3	4	5	6	7	8	9	AB	R	H	RBI	BB	SO	LOB
7 Grégor Blanco, L (1, 8) OBP: 0.337, SLG: 0.358	BB	1B			G6-3	1B	2B		K	5	2	3	2	1	1	2
35 Brandon Crawford, L (1, 6) OBP: 0.353, SLG: 0.431	HBP	P5			HBP	1B	BB		SF8	2	2	1	1	1	0	1
28 Buster Posey, R (1, 2) OBP: 0.380, SLG: 0.498 12 Guillermo Quiroz, R (8, 2) OBP: 0.256, SLG: 0.343	1B	F9			2B	1B	FC6-4		P4	5 1	2 0	3 0	2 0	0 0	0 0	2 1
8 Hunter Pence, R (1, 9) OBP: 0.341, SLG: 0.518 41 Jeremy Affeldt, L (9, 1)	G6-3	1B			FC4	HR		L9		5 0	1 0	2 0	3 0	0 0	0 0	3 0
9 Brandon Belt, L (1, 3) OBP: 0.325, SLG: 0.424	K	K			HBP	2B		F7		4	0	1	0	0	2	3
56 Andres Torres, S (1, 7) OBP: 0.310, SLG: 0.386	K	K			SF7	K		1B		4	0	1	1	0	3	4
13 Joaquin Arias, R (1, 5) OBP: 0.299, SLG: 0.274	1B	FC5-4	1B	G4-6-3	1B	G4-3		G5-3		5	0	3	0	0	0	2
21 Nick Noonan, L (1, 4) OBP: 0.257, SLG: 0.242	FC5-4	G4-6-3			E4	G3			2B	5	3	2	0	0	0	2
18 Matt Cain, R (1, 1) OBP: 0.120, SLG: 0.120 49 Javier López, L (7, 1) 63 Jean Machi, R (7, 1) 2 Juan Carlos Perez, R (9, PH) OBP: 0.500, SLG: 0.571 (9, 9)	G1-3	K			G5-3	L8			1B	4 0 0 1	0 0 0 0	0 0 0 1	0 0 0 0	0 0 0 0	1 0 0 0	2 0 0 0

Inning Stats	1	2	3	4	5	6	7	8	9
	R: 1 E: 0 K: 2 S: 12	H: 1 LOB: 2 BB: 1 P: 20	R: 1 E: 0 K: 0 S: 13	H: 2 LOB: 1 BB: 0 P: 18	R: 0 E: 0 K: 2 S: 10	H: 1 LOB: 1 BB: 0 P: 15	R: 0 E: 0 K: 1 S: 6	H: 1 LOB: 0 BB: 0 P: 7	R: 2 E: 1 K: 0 S: 13	H: 2 LOB: 2 BB: 0 P: 26	R: 5 E: 1 K: 1 S: 16	H: 6 LOB: 1 BB: 0 P: 23	R: 0 E: 0 K: 0 S: 15	H: 1 LOB: 2 BB: 1 P: 25	R: 0 E: 0 K: 0 S: 11	H: 1 LOB: 1 BB: 0 P: 21	R: 1 E: 1 K: 1 S: 13	H: 2 LOB: 1 BB: 0 P: 21

	AB	R	H	RBI	BB	SO	LOB
	41	10	17	9	2	7	22

	1B	SF	WP	PA
	12	2	0	48
	2B: 4	SAC: 0	PB: 0	
	3B: 0	DP: 1	SB: 2	
	HR: 1	HBP: 3	CS: 0	

PITCHER	IP	WLS	BF	H	R	ER	SO	BB	IBB	HBP	BLK	WP	HR	S	P	ERA	WHIP
50 Charlie Morton, R (1, 1) ERA: 3.6	5.0	L	25	7	4	2	5	1	0	3	0	0	0	54	86	3.60	1.600
57 Mike Zagurski, L (6, 1) ERA: 15.0	1.0		9	6	5	5	1	0	0	0	0	0	1	16	23	45.00	6.000
43 Ryan Reid, R (7, 1) ERA: 1.93	2.0		9	2	0	0	0	1	0	0	0	0	0	26	46	0.00	1.500
32 Vin Mazzaro, R (9, 1) ERA: 2.54	1.0		5	2	1	1	1	0	0	0	0	0	0	13	21	9.00	2.000

Batter	1	2	3	4	5	6	7	8	9	AB	R	H	RBI	BB	SO	LOB
7 Alex Presley, L (1, 7) OBP: 0.238, SLG: 0.381	X FF 89 0-0 ① B1-3			C FF 90 F SL 85 B FF 92 B FF 92 C SL 88 2-3 ① K		S CH 86 X CU 80 0-1 ③ G1-3		B FF 93 C FF 93 F CH 84 F CH 86 B CU 80 F FF 91 F CH 86 B SI 92 F FF 91 3-2 ③ F FF 90 X FF 90 G1-3		4	0	0	0	0	1	0
23 Travis Snider, L (1, 9) OBP: 0.298, SLG: 0.349	C FF 90 F CH 84 B CH 86 C FF 92 1-3 ② K			C CH 86 C CH 85 F CH 86 B FF 92 B SL 87 B SL 88 F FF 92 F FF 92 F SL 88 3-2 ② X SL 89 G4-3			B CH 85 B FF 91 B CH 85 C FF 90 F FF 91 X FF 92 3-2 ① P5		C SI 91 C CU 76 B CH 87 X CH 86 1-2 46 G4-6-3 1B	4	0	1	0	0	1	0
22 Andrew McCutchen, R (1, 8) OBP: 0.362, SLG: 0.463	B FF 92 B SL 87 B FF 92 F FF 92 F FF 92 X SL 88 3-2 ③ G6-3			B SL 86 B SL 87 X SL 87 2-0 ③ F8			B FF 92 B FF 92 B FF 92 C FF 92 X FF 92 3-1 24 BB 2B		F SI 92 F SI 92 S CH 86 0-3 ① K	4	0	1	0	0	1	1
46 Garrett Jones, L (1, 3) OBP: 0.316, SLG: 0.436		B FF 91 S SL 86 F FF 92 B SL 88 F SL 88 B CH 86 F FF 92 B FF 93 4-2 18 G6-4-3 BB			C CU 76 X FF 90 0-1 18 G6-3 1B		B SL 86 X SL 86 1-0 ② P4		B SI 92 B SI 91 F SI 90 C SI 92 F SI 92 B CH 88 F SI 91 X SI 91 3-2 ②③ G4-6-3 1-2f	3	0	1	0	1	0	2
18 Neil Walker, S (1, 4) OBP: 0.354, SLG: 0.392		C CU 79 B CH 85 S SL 87 F SL 85 X FF 91 1-2 ①② G6-4-3 1-2f			B FF 90 X SL 85 1-0 ①② G6-3 1-2f		C SL 86 B SL 86 S CU 79 B FF 91 F FF 91 H SL 86 3-2 24 BB HBP			2	0	0	0	0	0	2
24 Pedro Alvarez, L (1, 5) OBP: 0.281, SLG: 0.449		B FF 91 F SL 88 B FF 92 B CH 87 S CH 86 S FF 92 3-3 ③ K			B FF 91 B CH 85 F FF 91 B CH 85 F FF 92 B CU 81 4-2 BB		B SL 79 B SI 84 B SI 86 B SI 85 4-0 1-2 2-3 BB			1	0	0	0	2	1	0
19 Michael McKenry, R (1, 2) OBP: 0.273, SLG: 0.394			B FF 90 C SL 86 F CU 78 X FF 91 1-2 ① F9		C FF 92 B SL 85 X SL 87 1-1 ③ F7		C CU 81 C CU 82 F CH 86 S CU 83 0-3 ③ K			3	0	0	0	0	1	4
10 Jordy Mercer, R (1, 6) OBP: 0.286, SLG: 0.476			C SI 91 B FF 92 C FF 92 F SL 88 X FF 92 1-2 ② F9			C FF 90 X CU 78 0-1 ① L1-4		C FF 93 F CU 82 C CH 86 0-3 ① K		3	0	0	0	0	1	0
50 Charlie Morton, R (1, 1) 57 Mike Zagurski, L (6, 1) 2 Brandon Inge, R (6, PH) OBP: 0.235, SLG: 0.232 43 Ryan Reid, L (7, 1) 14 Gaby Sanchez, R (8, PH) OBP: 0.362, SLG: 0.466 32 Vin Mazzaro, R (9, 1)			B FF 92 C FF 92 C CU 81 X SL 87 1-2 ③ P4			S FF 91 S SL 86 B FF 93 X CU 80 1-2 ② G6-3		C CH 84 F FF 93 C CH 87 0-3 ② K		1 0 1 0 1 0	0 0 0 0 0 0	0 0 0 0 0 0	0 0 0 0 0 0	0 0 0 0 1 0	0 0 0 0 0 0	0 0 0 0 0 0
Inning Stats	R: 0 E: 0 K: 1 S: 7 H: 0 LOB: 0 BB: 0 P: 11	R: 0 E: 0 K: 1 S: 11 H: 0 LOB: 0 BB: 1 P: 19	R: 0 E: 0 K: 0 S: 10 H: 0 LOB: 0 BB: 0 P: 13	R: 0 E: 0 K: 1 S: 11 H: 0 LOB: 0 BB: 0 P: 18	R: 0 E: 0 K: 0 S: 7 H: 1 LOB: 1 BB: 1 P: 13	R: 0 E: 0 K: 0 S: 7 H: 0 LOB: 0 BB: 0 P: 8	R: 0 E: 0 K: 1 S: 13 H: 1 LOB: 3 BB: 1 P: 27	R: 0 E: 0 K: 2 S: 14 H: 0 LOB: 0 BB: 0 P: 17	R: 0 E: 0 K: 1 S: 11 H: 1 LOB: 0 BB: 0 P: 15	1B: 2 2B: 1 3B: 0 HR: 0 SF: 0 SAC: 0 DP: 3 HBP: 1						

PITCHER		IP	WLS	BF	H	R	ER	SO	BB	IBB	HBP	BLK	WP	HR	S	P	ERA	WHIP
18 Matt Cain, R ERA: 4.7	(1, 1)	6.2	W	23	2	0	0	3	2	0	1	0	0	0	62	101	0.00	0.600
49 Javier López, L ERA: 1.69	(7, 1)	0.0		1	0	0	0	0	1	0	0	0	0	0	0	4	∞	∞
63 Jean Machi, R ERA: 2.18	(7, 1)	1.1		4	0	0	0	3	0	0	0	0	0	0	18	21	0.00	0.000
41 Jeremy Affeldt, L ERA: 2.38	(9, 1)	1.0		3	1	0	0	1	0	0	0	0	0	0	11	15	0.00	1.000

PITCHER	IP	WLS	BF	H	R	ER	SO	BB	IBB	HBP	BLK	WP	HR	S	P	ERA	WHIP

BOTTOM

San Francisco Giants @ Pittsburgh Pirates

PNC Park, Pittsburgh, PA

Thu Jun 13 2013, 7:08 PM - 10:25 PM EDT

Att. 22,532 - Cloudy - 70 F

livebaseballscorecards.com

AB	27
R	0
H	3
RBI	0
BB	3
SO	7
LOB	9

PA: 31

WP: 0
PB: 0
SB: 0
CS: 0

Los Angeles Dodgers @ Pittsburgh Pirates

PNC Park, Pittsburgh, PA

Fri Jun 14 2013, 7:07 PM - 9:53 PM EDT

Att. 36,878 - Partly Cloudy - 74 F

livebaseballscorecards.com

TOP

Batter	1	2	3	4	5	6	7	8	9	AB	R	H	RBI	BB	SO	LOB
66 Yasiel Puig, R (1, 9) OBP: 0.512, SLG: 0.846	X SI 88 0-0 7 G6-4-3 1B		B SI 91 X FF 92 1-0 ③ G4-3			F KC 77 S KC 81 C KC 81 0-3 ③ K			X FF 93 0-0 7 1B 1B	4	0	2	0	0	1	0
7 Nick Punto, S (1, 5) OBP: 0.343, SLG: 0.323	C SI 90 S KC 80 B SI 92 X FF 90 1-2 ① ② G6-4-3 1-2f			C SI 88 B KC 80 C FF 89 B KC 78 B FF 90 B FF 91 4-2 23 FC3-6 BB			B SI 88 C FF 86 C CH 80 F SI 89 C KC 79 1-3 ① K		X FF 92 0-0 1-2 1B	3	0	1	0	1	1	1
23 Adrián González, L (1, 3) OBP: 0.370, SLG: 0.467	B SI 91 X SI 92 1-0 ③ G4-3			B SI 89 X FF 89 1-0 ① FC3-6 13 G6-4-3 1-2f			X FF 89 0-0 ② L4		F FF 93 B FF 92 F FF 93 B SL 84 B FF 94 S FF 93 3-3 ① K	4	0	0	0	0	1	3
13 Hanley Ramirez, R (1, 6) OBP: 0.321, SLG: 0.520		X SI 90 0-0 ① F9		B SI 89 D KC 78 B FF 89 X SI 89 3-0 ② ③ G6-4-3 1-2f			C SI 89 T KC 81 X FF 90 0-2 ③ F9		B FF 92 B SL 83 F FF 93 C FF 93 B FF 94 F FF 93 X FF 94 3-2 ② P2	4	0	0	0	0	0	3
14 Mark Ellis, R (1, 4) OBP: 0.323, SLG: 0.363		C FF 90 B SI 88 X SI 90 1-1 1B			C FF 90 B KC 79 C FF 90 B KC 80 F FF 90 B FF 91 C FF 92 3-3 ① K			C FC 92 B FC 90 F FC 92 F KC 82 B KC 81 X FC 92 2-2 ① G6-3	C FF 94 B SL 83 S FF 93 F FF 93 F SL 83 S FF 93 1-3 ③ K	4	0	1	0	0	2	2
16 Andre Ethier, L (1, 8) OBP: 0.320, SLG: 0.361		X FF 88 0-0 ② F9			B SI 91 B FF 91 B SI 89 C SI 89 F FF 90 X KC 79 3-2 ② G3-1			C FC 91 X FC 91 0-1 6 2B 1B		3	0	1	0	0	0	1
17 A.J. Ellis, R (1, 2) OBP: 0.357, SLG: 0.361		C FF 89 B KC 80 C SI 90 B KC 80 F FF 91 S KC 79 2-3 ③ K			C KC 79 C FF 91 B SI 91 S KC 82 1-3 ③ K2-3			B FF 92 B FC 91 S FC 89 S FC 90 S KC 81 2-3 ② K		3	0	0	0	0	3	2
6 Jerry Hairston, R (1, 7) OBP: 0.303, SLG: 0.349			C FF 89 B FF 90 F CH 82 B FF 91 X FF 90 2-2 ① G6-3			B SI 88 F CH 81 X FF 90 1-1 ① F7		C FC 90 X FC 90 0-1 1-3 2B		3	0	1	0	0	0	0
59 Stephen Fife, R (1, 1) 47 Luis Alfonso Cruz, R (6, PH) OBP: 0.186, SLG: 0.180 56 J.P. Howell, L (6, 1) 5 Juan Uribe, R (8, PH) OBP: 0.366, SLG: 0.416 54 Matt Guerrier, R (8, 1) 75 Paco Rodríguez, L (8, 1)			C SI 90 X FF 90 0-1 ② G4-3			C SI 89 B KC 76 B FF 90 X CH 80 2-1 ② G6-3		B FC 91 C FC 91 F FC 91 D KC 82 S KC 82 2-3 ③ K		1 1 0 1 0 0	0 0 0 0 0 0	0 0 0 0 0 0	0 0 0 0 1 0	0 0 0 0 0 0	0 0 0 1 0 0	0 0 0 2 0 0
Inning Stats	R: 0 H: 1 E: 0 LOB: 0 K: 0 BB: 0 S: 5 P: 7	R: 0 H: 1 E: 0 LOB: 1 K: 1 BB: 0 S: 8 P: 11	R: 0 H: 0 E: 0 LOB: 0 K: 0 BB: 0 S: 6 P: 9	R: 0 H: 0 E: 0 LOB: 0 K: 0 BB: 1 S: 4 P: 12	R: 0 H: 0 E: 0 LOB: 0 K: 2 BB: 0 S: 10 P: 17	R: 0 H: 0 E: 0 LOB: 0 K: 1 BB: 0 S: 7 P: 10	R: 0 H: 0 E: 0 LOB: 0 K: 1 BB: 0 S: 8 P: 9	R: 0 H: 2 E: 0 LOB: 2 K: 2 BB: 0 S: 14 P: 20	R: 0 H: 2 E: 0 LOB: 2 K: 2 BB: 0 S: 14 P: 21	1B: 5 SF: 0 2B: 1 SAC: 0 3B: 0 DP: 2 HR: 0 HBP: 0						

	AB	31
	R	0
	H	6
	RBI	0
	BB	1
	SO	9
	LOB	14

WP: 0 PA: 32
PB: 0
SB: 0
CS: 0

PITCHER		IP	WLS	BF	H	R	ER	SO	BB	IBB	HBP	BLK	WP	HR	S	P	ERA	WHIP
49 Jeff Locke, L ERA: 2.19	(1, 1)	7.0	W	22	2	0	0	5	1	0	0	0	0	0	48	75	0.00	0.429
35 Mark Melancon, R ERA: 1.11	(8, 1)	1.0	H	5	2	0	0	2	0	0	0	0	0	0	14	20	0.00	2.000
39 Jason Grilli, R ERA: 0.91	(9, 1)	1.0	S	5	2	0	0	2	0	0	0	0	0	0	14	21	0.00	2.000

PITCHER	IP	WLS	BF	H	R	ER	SO	BB	IBB	HBP	BLK	WP	HR	S	P	ERA	WHIP

BOTTOM

Los Angeles Dodgers @ Pittsburgh Pirates

PNC Park, Pittsburgh, PA

Fri Jun 14 2013, 7:07 PM - 9:53 PM EDT

Att. 36,878 - Partly Cloudy - 74 F

livebaseballscorecards.com

Batter	1	2	3	4	5	6	7	8	9	AB	R	H	RBI	BB	SO	LOB
7 Alex Presley, L (1, 7) OBP: 0.240, SLG: 0.360	C FF 89 F CU 78 B FF 93 C FF 91 1-3 ① K		B FF 88 F CH 83 F CU 76 X FF 90 1-2 55 1B 22 2B 1B	B FF 90 B FF 90 B FF 90 C FF 90 X FF 90 3-1 ① FC4-6 55 CS 1-2f			B SI 88 C SI 88 B KC 82 F SI 88 B SI 88 X KC 82 3-2 ② G3			4	1	1	0	0	1	1
55 Russell Martin, R (1, 2) OBP: 0.343, SLG: 0.429	F FF 92 B SI 87 B CU 79 B FF 90 B FF 91 4-1 BB		C FF 88 F FF 90 X CH 86 0-2 22 2B 1-2 1B	C FF 90 F CU 79 D CU 80 B FF 90 1 SAFE B FF 90 X FF 89 3-2 ②③ G5-3 1-2			X SI 87 0-0 ③ G5-3			3	1	1	0	1	0	1
22 Andrew McCutchen, R (1, 8) OBP: 0.364, SLG: 0.467	F FF 90 B CU 78 1 SAFE F CU 77 D CU 80 F FF 92 S CH 85 2-3 ② K		C CU 76 B FF 89 X FF 89 1-1 46 G3 18 FC6-2 1-H 2-H 2B		X CH 81 0-0 ① G5-3			X FC 86 0-0 14 1B 18 SF3 1B		4	1	2	2	0	1	1
46 Garrett Jones, L (1, 3) OBP: 0.311, SLG: 0.429 14 Gaby Sanchez, R (8, 3) OBP: 0.366, SLG: 0.470	C CU 77 1 SAFE C FF 91 F FC 88 B FC 90 S CU 80 1-3 ③ K2-3		C FF 90 S CU 78 X CU 80 0-2 ① G3 2-3		B CH 82 B CH 81 X FF 88 2-0 ② G4-3			1 SAFE 1 SAFE F FF 90 P PO 82 1 SAFE X FC 87 1-1 23 WP 18 SF3 1-3 1B		3 1	0 0	0 1	0 0	0 0	1 0	2 0
18 Neil Walker, S (1, 4) OBP: 0.352, SLG: 0.391		C FF 88 F CU 76 B FF 90 X FF 90 1-2 23 FC4-6 24 BB 1B	C FF 91 F CH 85 F CU 81 X FF 92 0-2 ② FC6-2 24 2B 3-H		C FF 87 X FF 86 0-1 ③ G3			B SL 88 B SI 89 F SL 87 B SL 88 F SL 87 X CU 79 3-2 ① SF3 1-2 3-H		3	0	1	1	0	0	1
24 Pedro Alvarez, L (1, 5) OBP: 0.285, SLG: 0.452		B FF 90 1 SAFE 1 SAFE C CU 76 B FF 89 F FF 90 B FF 89 B CU 79 4-2 23 FC4-6 1-2 BB	F FF 87 1 SAFE B CU 77 B CU 77 X FF 90 2-1 1-3 2B			B SI 88 C SI 87 S KC 82 S KC 82 1-3 ① K2-3		C CH 86 S CU 81 S CU 80 0-3 ② K		3	0	1	0	1	2	1
23 Travis Snider, L (1, 9) OBP: 0.297, SLG: 0.343		B FF 89 C FF 90 X FF 90 1-1 ① FC4-6 1-2f 2-3	I IN 58 I IN 53 I IN 54 I IN 52 4-0 IBB			B SI 88 B SI 88 F SI 88 X SI 89 2-1 ② G3-1		B SL 87 B SI 89 S SL 86 S SL 86 S CU 81 2-3 ③ K 2-3		3	0	0	0	1	1	3
12 Clint Barmes, R (1, 6) OBP: 0.231, SLG: 0.265		C CU 77 T FF 90 B FF 89 S CU 80 1-3 ② K	D CU 79 F FF 90 X CU 77 1-1 ③ F7			B SI 88 B SI 88 C SI 88 X SI 88 2-1 ③ G6-3				3	0	0	0	0	1	5
49 Jeff Locke, L (1, 1) OBP: 0.083, SLG: 0.043 2 Brandon Inge, R (7, PH) OBP: 0.233, SLG: 0.229 35 Mark Melancon, R (8, 1) 39 Jason Grilli, R (9, 1)		B FF 91 F FF 88 X FF 90 1-1 ③ G6-3		B FF 86 C FF 87 C FF 87 B CU 77 B FF 86 F FF 88 F FF 88 X FF 89 3-2 7 FC4-6 1B			B SI 87 C SI 87 B CH 80 B SI 87 C SI 87 X SI 88 3-2 ① F8			2 1 0 0	0 0 0 0	1 0 0 0	0 0 0 0	0 0 0 0	0 0 0 0	2 0 0 0
Inning Stats	R: 0 E: 0 K: 3 S: 12 H: 0 LOB: 1 BB: 1 P: 20	R: 0 E: 0 K: 1 S: 12 H: 1 LOB: 2 BB: 1 P: 20	R: 2 E: 0 K: 0 S: 19 H: 4 LOB: 3 BB: 1 P: 28	R: 0 E: 0 K: 0 S: 10 H: 1 LOB: 0 BB: 0 P: 19	R: 0 E: 0 K: 0 S: 4 H: 0 LOB: 0 BB: 0 P: 6	R: 0 E: 0 K: 1 S: 7 H: 0 LOB: 0 BB: 0 P: 12	R: 0 E: 0 K: 0 S: 7 H: 0 LOB: 0 BB: 0 P: 13	R: 1 E: 0 K: 2 S: 13 H: 2 LOB: 1 BB: 0 P: 18		1B: 6 2B: 2 3B: 0 HR: 0 SF: 1 SAC: 0 DP: 0 HBP: 0				WP: 1 PB: 0 SB: 0 CS: 1 PA: 34		

	AB	30
	R	3
	H	8
	RBI	3
	BB	3
	SO	7
	LOB	17

PITCHER		IP	WLS	BF	H	R	ER	SO	BB	IBB	HBP	BLK	WP	HR	S	P	ERA	WHIP
59 Stephen Fife, R ERA: 3.74	(1, 1)	5.0	L	23	6	2	2	4	2	1	0	0	0	0	57	93	3.60	1.600
56 J.P. Howell, L ERA: 2.27	(6, 1)	2.0		6	0	0	0	1	0	0	0	0	0	0	14	25	0.00	0.000
54 Matt Guerrier, R ERA: 3.51	(8, 1)	0.0		2	2	1	1	0	0	0	0	0	0	0	4	4	∞	∞
75 Paco Rodríguez, L ERA: 3.42	(8, 1)	1.0		3	0	0	0	2	0	0	0	0	1	0	9	14	0.00	0.000

PITCHER	IP	WLS	BF	H	R	ER	SO	BB	IBB	HBP	BLK	WP	HR	S	P	ERA	WHIP

Los Angeles Dodgers @ Pittsburgh Pirates

PNC Park, Pittsburgh, PA

Sat Jun 15 2013, 4:08 PM - 7:53 PM EDT

Att. 36,941 - Partly Cloudy - 78 F

TOP

livebaseballscorecards.com

Batter	1	2	3	4	5	6	7	8	9	10	11	AB	R	H	RBI	BB	SO	LOB
3 Skip Schumaker, L (1, 7) OBP: 0.342, SLG: 0.316	C SI 89 F SI 91 B SL 85 C SL 84 1-3 ① K		B SI 91 C SI 91 X SI 91 1-1 ③ G3		F SI 92 B CH 82 F SL 83 F SL 83 X SL 83 1-2 2-H 1B	C FC 91 S FC 89 X FC 90 0-2 ③ G4-3			B SI 95 X SI 94 1-0 ③ G6-3		F FF 93 F SL 86 F SL 86 B SL 87 S FF 94 1-3 ③ K	6	0	1	1	0	2	5
66 Yasiel Puig, R (1, 9) OBP: 0.478, SLG: 0.773	F SI 92 B SI 93 F SI 93 B SL 85 S SL 83 2-3 ② K			B SI 91 X SL 80 1-0 13 FC5-4 1B	F SI 92 X SI 92 0-1 ③ F9		B FF 94 X FC 90 1-0 ① G5-3			B FC 92 X FC 90 1-0 ① F8		5	0	1	0	0	1	1
23 Adrián González, L (1, 3) OBP: 0.366, SLG: 0.465	S SI 93 S SI 92 B SI 92 F SI 93 B SI 92 T SL 86 2-2 ③ K			1 SAFE C SI 91 B SI 88 1 SAFE X SI 92 1-1 ① F7		B SI 92 B SI 91 X SI 91 2-0 13 1B 16 1B 2B	C FC 89 X FF 94 0-1 ② G3			X FC 92 0-0 ② L8		5	1	1	0	0	1	1
13 Hanley Ramirez, R (1, 6) OBP: 0.303, SLG: 0.467		C SI 91 B SI 91 F SI 92 F SL 82 S SL 82 1-3 ① K		D SL 82 1 SAFE X SI 92 1-0 ② FC5-4 16 1B 1-2f	X SI 92 0-0 16 E 16 1B 14 SF8 2-3 1B		S FC 89 F FC 90 B FC 89 C FC 88 1-3 ③ K			C FC 93 X FC 90 0-1 ③ G1-3		5	1	1	0	0	2	1
16 Andre Ethier, L (1, 8) OBP: 0.325, SLG: 0.371		F SI 92 B SL 83 C SL 83 F SI 92 X SL 84 2-2 ② F7		B SI 91 C CH 82 X SI 91 1-1 14 FC6-4 1B 1-2	B SI 92 B CH 83 C SL 82 X SI 90 2-1 E7 22 BB 1-3 3-H 1B			C FF 97 B SI 98 S FF 97 C FF 99 1-3 ① K			C SI 93 B SI 93 S SL 86 X SL 87 1-2 14 SH2-4 5 1B 2B	5	1	3	1	0	1	0
14 Mark Ellis, R (1, 4) OBP: 0.315, SLG: 0.356		C SI 92 F SI 92 C SL 84 0-3 ③ K		C SI 92 X SI 91 0-1 ③ FC6-4 1-2f	S FC 89 B FC 90 X FC 90 1-1 ① SF8 3-H			C FF 98 B FF 98 F CU 80 B FF 100 F FF 99 B CU 82 X FF 98 3-2 ② L8			2 SAFE B SI 92 X SI 92 1-0 ① SH2-4 2-3	3	0	0	1	0	1	2
5 Juan Uribe, R (1, 5) OBP: 0.368, SLG: 0.410			B SL 84 S SL 82 B SI 93 X SL 82 2-1 ① P6		X SI 92 0-0 ① G4-3	C FC 90 B FC 91 B FC 90 D FF 95 B FC 91 4-1 22 BB BB		C FF 98 S SI 98 B SI 98 B FF 99 X SI 98 2-2 ③ G3-1			F FF 93 X SI 93 0-1 17 WP 7 2B 1B 3-H	4	1	1	1	1	0	0
17 A.J. Ellis, R (1, 2) OBP: 0.353, SLG: 0.356			X SI 92 0-0 ② F7		B SI 92 C SI 92 X SL 82 1-1 22 SH3-4 3 1B 1B	C FC 90 X FC 89 0-1 ② F8			B SI 94 X SI 94 1-0 ① F9		B SI 93 T SI 93 C SI 93 B SL 86 B SL 87 S SL 87 3-3 ② K 1-2	5	1	1	0	0	1	3
22 Clayton Kershaw, L (1, 1) OBP: 0.308, SLG: 0.375 44 Chris Withrow, R (8, 1) 75 Paco Rodríguez, L (8, 1) 6 Jerry Hairston, R (9, PH) OBP: 0.300, SLG: 0.346 74 Kenley Jansen, S (9, 1) 41 Peter Moylan, R (10, 1) 7 Nick Punto, S (11, PH) OBP: 0.347, SLG: 0.333 31 Brandon League, R (11, 1)			B SI 92 B SI 92 B SI 93 C SI 91 B SI 92 4-1 BB		C SI 88 D SI 88 S SI 89 X SI 89 1-2 ② SH3-4 1-2	B FF 95 B FF 94 B FF 94 B FF 94 4-0 BB 1-2 2-3			C SI 95 S CH 87 X CH 87 0-2 ② G6-3		B SL 87 C SL 86 B FF 93 F FF 94 X SI 93 2-2 2-H 2B	0 0 0 1 0 0 1 0	0 0 0 0 0 0 0 0	0 0 0 0 0 0 1 0	0 0 0 0 0 0 0 0	2 0 0 0 0 0 0 0	0 0 0 0 0 0 0 0	0 0 0 0 0 0 0 0
Inning Stats	R: 0 E: 0 K: 3 S: 10 H: 0 LOB: 0 BB: 0 P: 15	R: 0 E: 0 K: 2 S: 10 H: 0 LOB: 0 BB: 0 P: 13	R: 0 E: 0 K: 0 S: 6 H: 0 LOB: 1 BB: 1 P: 13	R: 0 E: 0 K: 0 S: 8 H: 2 LOB: 2 BB: 0 P: 12	R: 1 E: 0 K: 0 S: 12 H: 2 LOB: 1 BB: 0 P: 15	R: 2 E: 1 K: 0 S: 12 H: 3 LOB: 3 BB: 2 P: 25	R: 0 E: 0 K: 1 S: 6 H: 0 LOB: 0 BB: 0 P: 8	R: 0 E: 0 K: 1 S: 10 H: 0 LOB: 0 BB: 0 P: 16	R: 0 E: 0 K: 0 S: 5 H: 0 LOB: 0 BB: 0 P: 7	R: 0 E: 0 K: 0 S: 4 H: 0 LOB: 0 BB: 0 P: 5	R: 2 E: 0 K: 2 S: 16 H: 3 LOB: 1 BB: 0 P: 24	1B: 7 2B: 3 3B: 0 HR: 0 SF: 1 SAC: 2 DP: 0 HBP: 0						

	AB	40
	R	5
	H	10
	RBI	5
	BB	3
	SO	9
	LOB	13

WP: 1 PB: 0 SB: 0 CS: 0 PA: 46

PITCHER		IP	WLS	BF	H	R	ER	SO	BB	IBB	HBP	BLK	WP	HR	S	P	ERA	WHIP
58 Brandon Cumpton, R ERA: 5.4	(1, 1)	5.0		23	7	3	3	5	1	0	0	0	0	0	50	76	5.40	1.600
29 Bryan Morris, R ERA: 1.88	(6, 1)	2.0		8	0	0	0	1	2	0	0	0	0	0	14	25	0.00	1.000
37 Justin Wilson, L ERA: 2.35	(8, 1)	1.0		3	0	0	0	1	0	0	0	0	0	0	10	16	0.00	0.000
44 Tony Watson, L ERA: 4.55	(9, 1)	1.0		3	0	0	0	0	0	0	0	0	0	0	5	7	0.00	0.000
35 Mark Melancon, R ERA: 1.08	(10, 1)	1.0		3	0	0	0	0	0	0	0	0	0	0	4	5	0.00	0.000

PITCHER		IP	WLS	BF	H	R	ER	SO	BB	IBB	HBP	BLK	WP	HR	S	P	ERA	WHIP
32 Vin Mazzaro, R ERA: 3.07	(11, 1)	1.0	L	6	3	2	2	2	0	0	0	0	1	0	16	24	18.00	3.000

Batter	1	2	3	4	5	6	7	8	9	10	11	AB	R	H	RBI	BB	SO	LOB
7 Alex Presley, L (1, 7) OBP: 0.226, SLG: 0.355	C FF 92 C FF 94 X FF 94 0-2 10 SH2-3 55 FC6 2B		F FF 93 B CU 73 F SL 84 B SL 87 X SL 85 2-2 ① G4-3		B FF 92 F FF 93 F FF 93 B SL 86 B FF 95 F FF 94 F FF 93 X FF 94 3-2 ② F8		L FF 93 B FF 93 B SL 82 F FF 92 S FF 93 2-3 ③ K		C FC 92 T FC 92 F FC 93 B FC 95 X SL 83 1-2 ② G3		C SI 96 X SI 96 0-1 ① FC4-6 22 WP 10 1B 1-2f	6	1	1	0	0	1	1
10 Jordy Mercer, R (1, 6) OBP: 0.303, SLG: 0.477	B FF 93 F FF 94 X FF 92 1-1 ① SH2-3 2-3		C FF 94 B CH 86 F FF 94 B SL 86 B CU 75 B FF 94 4-2 14 1B BB		C FF 94 S SL 82 B FF 93 S CU 74 1-3 ③ K2-3			B FF 96 F FF 96 B SL 87 X FF 97 2-1 22 WP 18 1B 1B	S FC 94 X SL 84 0-1 ③ G5-3		C SI 95 D SL 87 X SI 95 1-1 22 WP 1-2 1B	4	1	2	0	1	1	0
22 Andrew McCutchen, R (1, 8) OBP: 0.367, SLG: 0.464	B FF 93 B SL 86 B FF 93 B FF 94 4-0 55 FC6 14 BB BB		X FF 94 0-0 ② F9			X FF 92 0-0 14 CI 1B		B FF 97 B SL 89 F FF 96 F FF 98 B CU 79 F FF 98 B FF 97 4-2 18 1B 1-2 BB		C SL 78 B SI 91 S SL 79 S SL 80 1-3 ① K	F SI 96 B SI 95 B FS 88 B SI 96 X SI 96 3-1 ② G5-3 1-2 2-3	4	0	1	0	2	1	3
14 Gaby Sanchez, R (1, 3) OBP: 0.367, SLG: 0.463	C FF 94 S SL 85 1 SAFE B CU 74 B CU 74 F SL 86 B FF 93 B SL 82 4-2 55 FC6 1-2 BB		B SL 85 B FF 94 1 SAFE X FF 94 2-0 1-3 1B			F FF 92 B CH 86 B FF 92 S SL 84 B SL 84 F SL 82 3-2 CI 1-2		F FF 97 B FF 98 F FF 98 C SL 87 1-3 ① K		C SI 92 S SL 80 B SL 80 B SL 80 X SL 79 2-2 ② G5-3	B SI 95 X SI 96 1-0 ③ F7	4	0	1	0	1	1	4
55 Russell Martin, R (1, 2) OBP: 0.340, SLG: 0.419	C FF 94 X FF 93 0-1 ② FC6 18 S 1-2f 2-3 3-H		F FF 93 C FF 94 X SL 86 0-2 ③ F9			T FF 93 B FF 92 B FF 94 B FF 94 F FF 94 X FF 93 3-2 ① F7		C SL 88 F FF 98 F FF 97 C CU 79 0-3 ② K		S SL 80 B SI 92 B SI 92 F SI 91 B SL 81 B SI 92 4-2 18 2B BB		4	0	0	1	1	1	8
18 Neil Walker, S (1, 4) OBP: 0.353, SLG: 0.397	C FF 93 C FF 92 1 SAFE B FF 93 B CU 74 S SL 86 2-3 ③ K2-3 1-2			X FF 92 0-0 ① F9		B FF 94 S SL 86 C SL 84 C CU 73 1-3 ② K		F FF 89 X SL 87 0-1 1-2 2-H 1B		1 SAFE F SI 90 B SI 90 X SL 77 1-1 1-3 2B		5	0	2	1	0	2	4
24 Pedro Alvarez, L (1, 5) OBP: 0.283, SLG: 0.443		B SL 84 F FF 93 S SL 85 X SL 83 1-2 ① F8		B FF 93 F FF 93 S SL 83 B CU 74 F FF 95 S SL 82 2-3 ② K		S FF 94 C FF 95 B CU 73 F CU 75 X SL 84 1-2 ③ G3-1		C CU 81 X CU 79 0-1 ③ G3-1		I IN 51 I IN 50 I IN 51 I 4-0 IBB		4	0	0	0	1	1	4
2 Brandon Inge, R (1, 9) OBP: 0.220, SLG: 0.221 37 Justin Wilson, L (8, 1) 44 Tony Watson, L (9, 1) 46 Garrett Jones, L (9, PH) OBP: 0.310, SLG: 0.427 35 Mark Melancon, R (10, 1) 19 Michael McKenry, R (10, PH) OBP: 0.269, SLG: 0.389 32 Vin Mazzaro, R (11, 1)		B FF 93 B FF 93 X FF 93 2-0 ② F8		C FF 94 B CH 86 F FF 94 C CU 73 1-3 ③ K			C FF 92 F SL 84 F FF 92 S CU 73 0-3 ① K		C FC 93 B FC 95 S FC 93 C FC 95 1-3 ① K	X SI 89 0-0 ③ F9		3 0 0 1 0 0 1	0 0 0 0 0 0 0	0 0 0 0 0 0 0	0 0 0 0 1 0 0	2 0 0 0 0 0 0	0 0 0 0 0 0 0
58 Brandon Cumpton, R (1, 1) 29 Bryan Morris, L (6, 1) 23 Travis Snider, L (7, PH) OBP: 0.303, SLG: 0.365 (8, 9)		C FF 93 F FF 93 B CU 72 B FF 93 X FF 93 2-2 ③ G3		C CH 92 X FF 91 0-1 ① G6-3			C FF 93 C FF 93 B FF 94 S CU 75 1-3 ② K2-3		B FC 91 C FC 93 F FC 93 B FC 94 X FC 94 2-2 HR	B SI 94 C SI 94 S FS 87 X FS 87 1-2 7 FC4-6 1B		2 0 3	0 0 1	0 0 2	0 0 1	0 0 0	0 0 0	0 0 0
Inning Stats	R: 1 E: 0 K: 1 S: 13 H: 1 LOB: 2 BB: 2 P: 24	R: 0 E: 0 K: 0 S: 7 H: 0 LOB: 0 BB: 0 P: 12	R: 0 E: 0 K: 0 S: 10 H: 1 LOB: 2 BB: 1 P: 18	R: 0 E: 0 K: 2 S: 8 H: 0 LOB: 0 BB: 0 P: 11	R: 0 E: 0 K: 1 S: 10 H: 0 LOB: 0 BB: 0 P: 14	R: 0 E: 1 K: 1 S: 14 H: 1 LOB: 2 BB: 0 P: 22	R: 0 E: 0 K: 3 S: 10 H: 0 LOB: 0 BB: 0 P: 13	R: 1 E: 0 K: 2 S: 16 H: 2 LOB: 2 BB: 1 P: 23	R: 1 E: 0 K: 1 S: 12 H: 1 LOB: 0 BB: 0 P: 16	R: 0 E: 0 K: 1 S: 11 H: 1 LOB: 3 BB: 2 P: 23	R: 0 E: 0 K: 0 S: 10 H: 2 LOB: 2 BB: 0 P: 16	1B: 6 2B: 2 3B: 0 HR: 1	SF: 0 SAC: 1 DP: 0 HBP: 0		WP: 2 PB: 0 SB: 1 CS: 0	PA: 49		

PITCHER	IP	WLS	BF	H	R	ER	SO	BB	IBB	HBP	BLK	WP	HR	S	P	ERA	WHIP
22 Clayton Kershaw, L (1, 1) ERA: 1.84	7.0		28	3	1	1	8	3	0	0	0	0	0	72	114	1.29	0.857
44 Chris Withrow, R (8, 1) ERA: 13.5	0.2	H	4	1	1	1	2	1	0	0	0	1	0	12	19	13.50	3.000
75 Paco Rodríguez, L (8, 1) ERA: 3.38	0.1	H	2	1	0	0	0	0	0	0	0	0	0	4	4	0.00	3.000
74 Kenley Jansen, R (9, 1) ERA: 2.57	1.0	B	4	1	1	1	1	0	0	0	0	0	1	12	16	9.00	1.000
41 Peter Moylan, R (10, 1) ERA:	1.0	W	6	1	0	0	1	1	1	0	0	0	0	11	23	0.00	2.000

PITCHER	IP	WLS	BF	H	R	ER	SO	BB	IBB	HBP	BLK	WP	HR	S	P	ERA	WHIP
31 Brandon League, R (11, 1) ERA: 5.54	1.0	S	5	2	0	0	0	0	0	0	0	1	0	10	16	0.00	2.000

BOTTOM

Los Angeles Dodgers @ Pittsburgh Pirates

PNC Park, Pittsburgh, PA

Sat Jun 15 2013, 4:08 PM - 7:53 PM EDT

Att. 36,941 - Partly Cloudy - 78 F

livebaseballscorecards.com

AB	41
R	3
H	9
RBI	3
BB	6
SO	12
LOB	27

Batter	1	2	3	4	5	6	7	8	9	AB	R	H	RBI	BB	SO	LOB
3 Skip Schumaker, L (1, 4) OBP: 0.333, SLG: 0.307	C FF 94 S FF 96 F FF 95 X FF 96 0-2 ① G5-3		F SI 96 B FF 97 B KC 83 F FF 98 B FF 98 X SI 96 3-2 ③ G4-3			F FF 96 X FF 96 0-1 ① L4	B FF 92 B FF 95 C FF 96 X FF 97 2-1 ②③ G6-4-3 1-2f			4	0	0	0	0	0	1
7 Nick Punto, S (1, 6) OBP: 0.344, SLG: 0.331	X FF 94 0-0 ② L6			B FF 97 B FF 96 C FF 96 F SI 97 X CH 89 2-2 66 1B; 16 1B; 1B		C SI 96 C SL 86 F SI 98 B FF 97 B KC 84 F SI 98 B FF 98 F SI 98 X FF 99 3-2 ② F7		C FC 91 S FC 92 F KC 81 X FC 93 0-2 ① L9		4	1	1	0	0	0	0
23 Adrián González, L (1, 3) OBP: 0.365, SLG: 0.466	B FF 94 X FF 94 1-0 ③ F7			B FF 97 X CH 89 1-0 ① F7		B FF 98 X FF 97 1-0 66 1B; 16 1B; 2B		C FF 92 B KC 82 X FC 90 1-1 ② G4-3		4	1	1	0	0	0	1
66 Yasiel Puig, R (1, 9) OBP: 0.500, SLG: 0.771		B SI 95 F FF 94 F KC 83 X FF 97 1-2 16 G4-3; 16 S; 18 G6-3; 1B		1 SAFE X SI 97 0-0 16 1B 1-2 1B		D FF 99 B FF 97 B SI 97 F FF 97 X FF 98 3-1 16 1B 2-3 1B		B FC 91 F FC 91 B KC 80 F FC 90 F KC 81 F FC 90 F KC 82 F FF 92 F KC 81 2-3 ③ K2-3		4	1	3	0	0	1	0
16 Andre Ethier, L (1, 8) OBP: 0.328, SLG: 0.373		1 SAFE B FF 96 S CH 87 1 SAFE B FF 96 B FF 97 X CH 89 3-1 ① G4-3 1-3		B CH 88 F FF 98 X FF 99 1-1 18 G6-4-3 1-2 2-H 1B		B SI 97 B CH 88 X CH 88 2-0 18 BB 1-3 3-H 1B			F FF 94 F FF 93 F FF 94 B FF 94 X FF 94 1-2 ① F8	4	0	2	2	0	0	1
18 Tim Federowicz, R (1, 2) OBP: 0.242, SLG: 0.356 14 Mark Ellis, R (9, PH) OBP: 0.313, SLG: 0.353		B KC 84 C FF 97 F FF 96 B KC 84 B KC 85 X FF 98 3-2 ② G6-3 3-H		X FF 98 0-0 ②③ G6-4-3 1-2f		B FF 97 D FC 94 D FF 97 B SI 97 4-0 1-2 BB			C FF 93 B SL 82 C SL 82 F FF 94 F FF 95 S SL 83 1-3 ② K	2 1	0 0	0 0	1 0	1 0	0 1	2 0
47 Luis Alfonso Cruz, R (1, 5) OBP: 0.180, SLG: 0.175 54 Matt Guerrier, R (6, 1) 51 Ronald Belisario, R (8, 1) 17 A.J. Ellis, R (9, PH) OBP: 0.356, SLG: 0.356		B FF 96 C FF 95 X SI 95 1-1 ③ F9		C FF 96 F SI 95 X KC 83 0-2 ① F7	F FF 97 F CU 81 F FF 98 C FF 98 0-3 ③ K			B FF 94 B FF 94 B FF 93 C FF 92 B FF 93 4-1 13 DI; BB	3 0 0 0	0 0 0 0	0 0 0 0	0 0 0 1	0 0 0 0	1 0 0 0	3 0 0 0
49 Alex Castellanos, R (1, 7) OBP: 0.286, SLG: 0.429 13 Hanley Ramirez, R (9, PH) OBP: 0.294, SLG: 0.452			X FF 93 0-0 ① F9	B SI 96 S SI 96 X FF 97 1-1 ② G6-3		B SI 95 F FF 93 S SI 95 X FF 96 1-2 ① F8			S SL 83 B SL 83 C FF 94 S SL 84 1-3 ③ K 1-2	3 1	0 0	0 0	0 0	0 0	0 1	0 1
21 Zack Greinke, R (1, 1) OBP: 0.381, SLG: 0.316 6 Jerry Hairston, R (6, 5) OBP: 0.308, SLG: 0.345			B FF 94 C SI 94 F SI 95 F KC 83 F FF 97 S FF 95 1-3 ② K	F FF 97 B SI 98 X FF 97 1-1 ③ G5-3			B FF 96 B SI 97 B SI 95 B FF 95 4-0 3 G6-4-3; BB			2 0	0 0	0 0	0 0	0 1	1 0	0 0

Inning Stats	1	2	3	4	5	6	7	8	9
	R: 0 E: 0 K: 0 S: 6	H: 0 LOB: 0 BB: 0 P: 7	R: 1 E: 0 K: 0 S: 10	H: 1 LOB: 0 BB: 0 P: 18	R: 0 E: 0 K: 1 S: 9	H: 0 LOB: 0 BB: 0 P: 13	R: 1 E: 0 K: 0 S: 8	H: 3 LOB: 1 BB: 0 P: 12	R: 0 E: 0 K: 0 S: 7	H: 0 LOB: 0 BB: 0 P: 9	R: 1 E: 0 K: 1 S: 16	H: 3 LOB: 3 BB: 1 P: 29	R: 0 E: 0 K: 0 S: 5	H: 0 LOB: 0 BB: 1 P: 12	R: 0 E: 0 K: 1 S: 14	H: 0 LOB: 0 BB: 0 P: 17	R: 0 E: 0 K: 2 S: 13	H: 0 LOB: 1 BB: 1 P: 20

1B: 6	SF: 0
2B: 1	SAC: 0
3B: 0	DP: 2
HR: 0	HBP: 0

WP: 0	PA: 35
PB: 0	
SB: 1	
CS: 0	

PITCHER		IP	WLS	BF	H	R	ER	SO	BB	IBB	HBP	BLK	WP	HR	S	P	ERA	WHIP
45 Gerrit Cole, R ERA: 3.75	(1, 1)	5.2	W	23	7	3	3	1	0	0	0	0	0	0	52	80	4.76	1.235
37 Justin Wilson, L ERA: 2.27	(6, 1)	1.1	H	5	0	0	0	1	2	0	0	0	0	0	9	20	0.00	1.500
35 Mark Melancon, R ERA: 1.05	(8, 1)	1.0	H	3	0	0	0	1	0	0	0	0	0	0	14	17	0.00	0.000
39 Jason Grilli, R ERA: 0.88	(9, 1)	1.0	S	4	0	0	0	2	1	0	0	0	0	0	13	20	0.00	1.000

PITCHER	IP	WLS	BF	H	R	ER	SO	BB	IBB	HBP	BLK	WP	HR	S	P	ERA	WHIP

TOP

Los Angeles Dodgers @ Pittsburgh Pirates

PNC Park, Pittsburgh, PA

Sun Jun 16 2013, 3:04 PM - 6:10 PM EDT

Att. 37,263 - Rain - 71 F

livebaseballscorecards.com

AB	32
R	3
H	7
RBI	3
BB	3
SO	5
LOB	9

Los Angeles Dodgers @ Pittsburgh Pirates

PNC Park, Pittsburgh, PA

Sun Jun 16 2013, 3:04 PM - 6:10 PM EDT

Att. 37,263 - Rain - 71 F

livebaseballscorecards.com

Batter	1	2	3	4	5	6	7	8	9	AB	R	H	RBI	BB	SO	LOB
7 Alex Presley, L (1, 7) (6, 9) OBP: 0.286, SLG: 0.486	B FF 91 C FF 91 F FF 92 X FF 93 1-2 10 1B 22 FC5-2 1B		C CH 87 B CH 83 B SI 91 X SI 89 2-1 18 HBP 10 G5-3 1B	D CU 72 B SI 91 C SI 92 C CU 74 X FC 85 2-2 ③ G3-1		X FC 85 0-0 HR				4	1	3	1	0	0	1
10 Jordy Mercer, R (1, 6) OBP: 0.312, SLG: 0.489	B FF 92 X SI 92 1-0 22 FC5-2 46 2B 1-3 1B		L FC 83 1 SAFE L CU 65 X CU 66 0-2 ① G5-3 1-2		C FF 91 S FF 90 B FC 85 X FC 85 1-2 ① G4-3	B FF 89 X FC 85 1-0 2B				4	1	2	0	0	0	1
22 Andrew McCutchen, R (1, 8) OBP: 0.362, SLG: 0.456	C CU 74 F SI 92 D FF 94 X CU 71 1-2 ① FC5-2 46 2B 1-2 3-H		C CH 84 D CU 70 B CH 84 F FC 85 X CH 86 2-2 ② G5-3		B FF 91 F FF 91 B CU 72 F SI 91 S SI 87 2-3 ② K	S CH 82 B FF 91 C CH 83 X CU 79 1-2 ③ G5-3				4	1	0	0	0	1	4
46 Garrett Jones, L (1, 3) OBP: 0.318, SLG: 0.436 35 Mark Melancon, R (8, 1) 39 Jason Grilli, R (9, 1)	S FC 87 B CH 85 B FC 88 T CU 74 B CU 72 X FC 88 3-2 1-H 2-H 2B		B FC 86 B CH 85 F SI 90 B SI 92 B FC 89 4-1 18 HBP BB		X FF 91 0-0 18 BB 24 HR 1B		B FF 88 B SI 88 C FC 84 B FF 88 X SI 87 3-1 ① G4-3			3 0 0	1 0 0	2 0 0	2 0 0	1 0 0	0 0 0	0 0 0
18 Neil Walker, S (1, 4) OBP: 0.356, SLG: 0.393	C SI 92 B CH 85 B FF 92 F CU 76 F FC 86 B FF 93 F FF 91 F CU 75 X CH 88 3-2 ② F7		H SL 90 1-0 1-2 2-3 HBP		B SI 91 B CU 74 B CH 90 C FF 89 B FF 90 4-1 24 HR 1-2 BB		C FF 88 S CU 77 S CU 78 0-3 ② K2-3			2	1	0	0	1	1	1
24 Pedro Alvarez, L (1, 5) OBP: 0.283, SLG: 0.454	D FC 88 C CU 73 S CH 86 F CU 70 D FC 86 S CU 72 2-3 ③ K		B CU 75 X CU 73 1-0 ③ G3		B SI 92 B CU 74 C SI 91 F CU 72 B CU 70 X CU 71 3-2 1-H 2-H HR		C FF 88 S FC 85 S CU 77 0-3 ③ K2-3			4	1	1	3	0	2	4
23 Travis Snider, L (1, 9) OBP: 0.303, SLG: 0.364 37 Justin Wilson, L (6, 1) 14 Gaby Sanchez, R (8, 3) OBP: 0.365, SLG: 0.459		B SI 89 C SI 90 S CH 86 C CU 69 1-3 ① K	F SI 91 B CH 85 X CH 85 1-1 45 SH2-6-4 1B	B SI 92 B SI 92 B SI 90 F CH 83 C FF 90 X CU 71 3-2 ③ F9			F SI 95 B SI 95 C SL 87 X FF 96 1-2 ① G1-3			3 0 1	0 0 0	1 0 0	0 0 0	0 0 0	1 0 0	0 0 0
19 Michael McKenry, R (1, 2) OBP: 0.268, SLG: 0.382		C FF 90 X FF 89 0-1 45 G6-3 45 WP 1B	C CU 73 F FF 90 X CU 70 0-2 ① L5			C FF 90 F SI 89 B FC 88 C CU 78 1-3 ① K		S SI 95 S SI 96 B SI 96 T SI 95 1-2 ② K		4	0	1	0	0	2	1
45 Gerrit Cole, R (1, 1) OBP: 0.250, SLG: 0.250 6 Starling Marte, R (6, 7) OBP: 0.355, SLG: 0.422		C CU 68 L CU 66 1 SAFE B FC 86 D FC 87 F FF 93 F FF 92 B CU 72 X SI 91 3-2 ②③ G6-3 1-3	X CU 66 0-0 ② SH2-6-4 1-2			C CU 76 F FF 88 S FC 86 0-3 ② K		B SI 96 F SI 94 F SI 97 F FF 96 B SI 95 X SI 94 2-2 ③ G6-3		1 2	0 0	0 0	0 0	0 0	0 1	1 0
Inning Stats	R: 2 E: 0 K: 1 S: 20 H: 3 LOB: 1 BB: 0 P: 31	R: 0 E: 0 K: 1 S: 10 H: 1 LOB: 1 BB: 0 P: 14	R: 0 E: 0 K: 0 S: 10 H: 1 LOB: 3 BB: 1 P: 20	R: 0 E: 0 K: 0 S: 9 H: 1 LOB: 1 BB: 0 P: 12	R: 3 E: 0 K: 1 S: 14 H: 2 LOB: 0 BB: 1 P: 27	R: 1 E: 0 K: 2 S: 11 H: 2 LOB: 1 BB: 0 P: 14	R: 0 E: 0 K: 2 S: 8 H: 0 LOB: 0 BB: 0 P: 11	R: 0 E: 0 K: 1 S: 10 H: 0 LOB: 0 BB: 0 P: 14							

1B: 6 2B: 2 3B: 0 HR: 2	SF: 0 SAC: 1 DP: 0 HBP: 1	WP: 1 PB: 0 SB: 0 CS: 0	PA: 36

PITCHER		IP	WLS	BF	H	R	ER	SO	BB	IBB	HBP	BLK	WP	HR	S	P	ERA	WHIP
21 Zack Greinke, R ERA: 4.22	(1, 1)	5.0	L	25	8	5	5	3	2	0	1	0	1	1	63	104	9.00	2.000
54 Matt Guerrier, R ERA: 3.58	(6, 1)	2.0		8	2	1	1	4	0	0	0	0	0	1	19	25	4.50	1.000
51 Ronald Belisario, R ERA: 4.78	(8, 1)	1.0		3	0	0	0	1	0	0	0	0	0	0	10	14	0.00	0.000

PITCHER	IP	WLS	BF	H	R	ER	SO	BB	IBB	HBP	BLK	WP	HR	S	P	ERA	WHIP

Pittsburgh Pirates @ Cincinnati Reds

Great American Ball Park, Cincinnati, OH

Mon Jun 17 2013, 7:12 PM - 10:08 PM EDT

Att. 28,892 - Cloudy - 85 F

livebaseballscorecards.com

Batter	1	2	3	4	5	6	7	8	9	AB	R	H	RBI	BB	SO	LOB
6 Starling Marte, R (1, 7) OBP: 0.349, SLG: 0.414	C SI 86 B SI 88 F KC 77 F CH 83 B FC 89 X CH 83 2-2 G5-3		C KC 78 C FF 90 B FC 88 S KC 80 1-3 K2-3		C SI 90 X CH 84 0-1 G6-3		B CH 85 T CH 84 F SI 92 F FC 89 B FC 90 D KC 80 X CU 81 3-2 F8		C FF 100 F SL 88 B FF 100 S FF 100 1-3 K	5	0	0	0	0	2	3
7 Alex Presley, L (1, 9) OBP: 0.282, SLG: 0.462	C SI 89 F CH 83 B SI 91 X FC 89 1-2 G6-3		C KC 78 2 SAFE B SI 91 X CH 84 1-1 G4-3			C FC 85 B CH 83 F CH 83 F FC 88 F KC 79 F CH 84 B SI 91 X CH 85 2-2 22 FC6-4 1B		L SI 88 S KC 71 S KC 74 0-3 K		4	0	1	0	0	1	1
22 Andrew McCutchen, R (1, 8) OBP: 0.367, SLG: 0.459	C SI 89 X CH 84 0-1 1B			F FC 85 S SL 79 H FC 87 1-2 46 G6-3 HBP		B CH 84 X KC 79 1-0 FC6-4 55 2B 1-2f		C KC 72 C SI 89 B SL 80 B SL 80 X SI 90 2-2 55 BB 1B		3	1	2	0	0	0	1
46 Garrett Jones, L (1, 3) OBP: 0.313, SLG: 0.429 14 Gaby Sanchez, R (8, PH) OBP: 0.362, SLG: 0.455 (8, 3)	C KC 77 F FF 89 X FF 90 0-2 F7			S FF 91 B SI 90 F FC 88 B FC 88 1 SAFE 1 SAFE F FC 88 1 SAFE X CH 84 2-2 G6-3 1-2f		1 SAFE X SI 90 0-0 L7		1 SAFE B CU 76 B FF 93 B FF 93 F FF 93 F FF 93 C FF 95 3-3		3 1	0 0	0 0	0 0	0 0	0 1	3 1
55 Russell Martin, R (1, 2) OBP: 0.347, SLG: 0.429		F SI 87 B CH 81 X CH 83 1-1 G4-3		F SI 91 B KC 79 S SL 80 B SL 80 B CH 86 X CH 85 3-2 24 1B 1B		1 SAFE C CH 83 1 SAFE X CH 83 0-1 1-H 2B		C FF 94 1 SAFE B FF 94 S FF 93 F FF 95 B FF 94 F FF 95 B FF 95 B FF 93 4-2 1-2 BB		3	0	2	1	1	0	0
24 Pedro Alvarez, L (1, 5) OBP: 0.282, SLG: 0.450		B CH 81 B SI 91 S FC 88 X SI 92 2-1 G6-3		B SI 91 D SI 91 F CH 84 X FC 89 2-1 1-2 1B		F CH 83 F FC 87 S CU 80 0-3 K2-3		S SL 82 S FF 93 T FF 92 0-2 K		4	0	1	0	0	2	3
18 Neil Walker, S (1, 4) OBP: 0.354, SLG: 0.387		B SI 91 C CH 83 X CH 84 1-1 G3-1		X CH 85 0-0 F9			C KC 76 B FC 87 B CH 84 B CH 84 B FF 91 4-1 10 SH2-4 BB		B FF 99 B FF 98 C FF 99 F FF 98 B FF 100 S FF 98 3-3 K	3	0	0	0	1	1	2
10 Jordy Mercer, R (1, 6) OBP: 0.323, SLG: 0.500			F FC 86 B CH 82 C CH 83 X SL 80 1-2 2B		C CH 81 X FC 86 0-1 G4-3		M FC 88 X KC 78 0-1 SH2-4 1-2		B FF 98 B FF 98 C FF 97 B FF 96 C FF 96 B FF 96 4-2 BB	2	0	1	0	1	0	0
47 Francisco Liriano, L (1, 1) OBP: 0.067, SLG: 0.067 23 Travis Snider, L (7, PH) OBP: 0.302, SLG: 0.362 29 Bryan Morris, L (7, 1) 19 Michael McKenry, R (9, PH) OBP: 0.265, SLG: 0.377			X SI 89 0-0 B1-4		C SI 88 B SI 91 F SI 90 F FC 88 X FC 87 1-2 F7		C KC 78 B FC 88 B CH 85 F FC 88 S FC 89 2-3 K		B FF 98 B FF 97 C FF 98 X FF 96 2-1 L8	2 1 0 1	0 0 0 0	0 0 0 0	0 0 0 0	0 0 0 0	0 1 0 0	1 1 0 1
Inning Stats	R: 0 E: 0 K: 0 S: 12 H: 1 LOB: 1 BB: 0 P: 15	R: 0 E: 0 K: 0 S: 6 H: 0 LOB: 0 BB: 0 P: 10	R: 0 E: 0 K: 1 S: 9 H: 1 LOB: 1 BB: 0 P: 12	R: 0 E: 0 K: 0 S: 12 H: 2 LOB: 2 BB: 0 P: 20	R: 0 E: 0 K: 0 S: 8 H: 0 LOB: 0 BB: 0 P: 9	R: 1 E: 0 K: 1 S: 13 H: 2 LOB: 1 BB: 0 P: 16	R: 0 E: 0 K: 1 S: 10 H: 0 LOB: 1 BB: 1 P: 19	R: 0 E: 0 K: 3 S: 16 H: 1 LOB: 2 BB: 1 P: 25	R: 0 E: 0 K: 2 S: 10 H: 0 LOB: 1 BB: 1 P: 20	1B: 5 2B: 2 3B: 0 HR: 0 SF: 0 SAC: 1 DP: 1 HBP: 1						

	AB	32
	R	1
	H	7
	RBI	1
	BB	3
	SO	8
	LOB	17

WP: 0 PB: 0 SB: 0 CS: 0 PA: 37

PITCHER		IP	WLS	BF	H	R	ER	SO	BB	IBB	HBP	BLK	WP	HR	S	P	ERA	WHIP
44 Mike Leake, R ERA: 2.64	(1, 1)	7.0	W	28	6	1	1	3	1	0	1	0	0	0	70	101	1.29	1.000
63 Sam LeCure, R ERA: 2.67	(8, 1)	0.1	H	2	1	0	0	1	0	0	0	0	0	0	6	8	0.00	3.000
52 Tony Cingrani, L ERA: 3.1	(8, 1)	0.2	H	3	0	0	0	2	1	0	0	0	0	0	10	17	0.00	1.500
54 Aroldis Chapman, L ERA: 2.03	(9, 1)	1.0	S	4	0	0	0	2	1	0	0	0	0	0	10	20	0.00	1.000

PITCHER		IP	WLS	BF	H	R	ER	SO	BB	IBB	HBP	BLK	WP	HR	S	P	ERA	WHIP

BOTTOM

Batter	1	2	3	4	5	6	7	8	9	AB	R	H	RBI	BB	SO	LOB
17 Shin-Soo Choo, L (1, 8) OBP: 0.425, SLG: 0.471	F SI 92 B SI 92 B SI 92 B SI 92 C SL 85 B SL 89 4-2 19 CS BB		X SL 85 0-0 ① L9		B SI 92 F SI 91 F SI 93 F SI 94 X SL 88 1-2 ② G4-3		X FF 94 0-0 ②③ G4-6-3 1-2f			3	0	0	0	1	0	1
15 Derrick Robinson, S (1, 7) OBP: 0.365, SLG: 0.333	C SI 91 F SI 92 F FF 93 S SL 87 0-3 ① K		B CH 89 B SI 92 F SI 91 X CH 85 2-1 ② F8		X SI 91 0-0 1B			B FF 93 B FF 93 S FC 89 T FC 89 B FC 89 S FC 90 3-3 ① K		4	0	1	0	0	2	1
19 Joey Votto, L (1, 3) OBP: 0.438, SLG: 0.509	B SL 85 B SI 92 B SI 93 X SI 92 3-0 ② 4 1B 1-2 1B		X SI 92 0-0 E4 4 BLK		X SI 91 0-0 ③ G1-4-3			B FF 94 C FF 94 B FC 90 F FC 90 B FC 89 X FC 90 3-2 HR		4	1	2	1	0	0	1
4 Brandon Phillips, R (1, 4) OBP: 0.329, SLG: 0.441	B SI 92 S CH 87 F SL 87 F SL 87 X SL 88 1-2 1-2 1B		B SL 86 1 SAFE B CH 85 C SI 90 X SL 84 2-1 ③ L7 1-2			B SI 90 C SI 90 B CH 86 S CH 85 S SL 89 2-3 ① K		B FC 90 F FC 90 B FF 94 X FC 89 2-1 ② G5-3		4	0	1	0	0	1	1
32 Jay Bruce, L (1, 9) OBP: 0.329, SLG: 0.502	C SI 93 F SI 93 X SL 88 0-2 ③ F7			F SI 90 C SI 93 S FF 93 0-3 ① K		B SI 90 F SI 92 B SL 85 T SI 92 F SI 93 S SL 86 2-3 ② K		B FC 90 B FF 93 X FC 89 2-0 HR		4	1	1	1	0	2	2
21 Todd Frazier, R (1, 5) OBP: 0.338, SLG: 0.424		C SL 82 B CH 85 F SI 92 B SL 87 S SL 88 2-3 ① K		X SL 83 0-0 ② P4		X SI 92 0-0 HR		C FF 93 X FC 87 0-1 ③ L7		4	1	1	1	0	1	0
2 Zack Cozart, R (1, 6) OBP: 0.275, SLG: 0.392		C CH 84 F SI 93 S SL 87 0-3 ② K		B SI 91 C CH 86 B CH 86 S SI 92 X SL 87 2-2 HR		S CH 85 B SI 91 B SI 92 X SI 92 2-1 ③ F9				3	1	1	1	0	1	0
39 Devin Mesoraco, R (1, 2) OBP: 0.331, SLG: 0.383		B FF 91 C SL 85 B SI 91 F CH 86 B SL 86 F SL 86 B SL 88 4-2 BB		X SI 91 0-0 ③ L9			C FF 93 S FC 90 B FC 90 X FC 90 1-2 ① F8			2	0	0	0	1	0	0
44 Mike Leake, R (1, 1) 23 Donald Lutz, L (7, PH) OBP: 0.273, SLG: 0.333 63 Sam LeCure, R (8, 1) 52 Tony Cingrani, L (8, 1) OBP: 0.250, SLG: 0.250 54 Aroldis Chapman, L (9, 1)		B SI 91 X CH 85 1-0 ③ L9			B SI 91 X SI 91 1-0 ① F9		B FF 94 X FF 92 1-0 17 G4-6-3 1B			2 1 0 0 0	0 0 0 0 0	0 1 0 0 0	0 0 0 0 0	0 0 0 0 0	0 0 0 0 0	1 0 0 0 0
Inning Stats	R: 0 E: 0 K: 1 S: 14 H: 2 LOB: 2 BB: 1 P: 22	R: 0 E: 0 K: 2 S: 10 H: 0 LOB: 1 BB: 1 P: 17	R: 0 E: 1 K: 0 S: 6 H: 0 LOB: 1 BB: 0 P: 10	R: 1 E: 0 K: 1 S: 8 H: 1 LOB: 0 BB: 0 P: 10	R: 0 E: 0 K: 0 S: 7 H: 1 LOB: 1 BB: 0 P: 9	R: 1 E: 0 K: 2 S: 10 H: 1 LOB: 0 BB: 0 P: 16	R: 0 E: 0 K: 0 S: 5 H: 1 LOB: 0 BB: 0 P: 7	R: 2 E: 0 K: 1 S: 11 H: 2 LOB: 0 BB: 0 P: 21		1B: 4 2B: 0 3B: 0 HR: 4	SF: 0 SAC: 0 DP: 1 HBP: 0			WP: 0 PB: 0 SB: 0 CS: 1	PA: 33	

PITCHER		IP	WLS	BF	H	R	ER	SO	BB	IBB	HBP	BLK	WP	HR	S	P	ERA	WHIP
47 Francisco Liriano, L ERA: 2.44	(1, 1)	6.0	L	25	5	2	2	6	2	0	0	1	0	2	55	84	3.00	1.167
29 Bryan Morris, R ERA: 2.35	(7, 1)	2.0		8	3	2	2	1	0	0	0	0	0	2	16	28	9.00	1.500

PITCHER	IP	WLS	BF	H	R	ER	SO	BB	IBB	HBP	BLK	WP	HR	S	P	ERA	WHIP

Pittsburgh Pirates @ Cincinnati Reds

Great American Ball Park, Cincinnati, OH

Mon Jun 17 2013, 7:12 PM - 10:08 PM EDT

Att. 28,892 - Cloudy - 85 F

livebaseballscorecards.com

AB	31
R	4
H	8
RBI	4
BB	2
SO	7
LOB	7

Batter	1	2	3	4	5	6	7	8	9	AB	R	H	RBI	BB	SO	LOB
6 Starling Marte, R (1, 7) OBP: 0.349, SLG: 0.421	C FC 93 X FC 93 0-1 55 1B 3B	S SL 85 B SI 94 S SL 86 B CU 79 B FF 95 S SL 85 3-3 ② K			C SL 90 C CH 84 B CU 79 B SI 92 C FC 95 2-3 ① K		F FF 97 C FF 97 F FF 98 X SL 87 0-2 55 S 2-H 1B		S CU 73 F CH 87 B FF 94 B FF 93 B CU 74 S FF 93 3-3 ③ K	5	1	2	1	0	3	0
55 Russell Martin, R (1, 2) OBP: 0.350, SLG: 0.427	C FC 94 X SI 93 0-1 18 BB 46 S 24 1B 3-H 1B	C FC 94 S CH 85 B SL 86 B SL 87 F SI 94 B SL 84 S FC 96 3-3 ③ K			S CH 84 B CH 84 S SL 86 X SI 95 1-2 ② G1-3		1 SAFE B FF 97 B FF 94 B FF 96 B FF 94 4-0 1-2 BB			3	1	1	1	1	1	0
22 Andrew McCutchen, R (1, 8) OBP: 0.362, SLG: 0.452	F SL 88 B FC 94 S SL 86 S SL 87 1-3 ① K		C FC 93 F CU 77 X SL 87 0-2 ① L8		B SL 86 X SL 86 1-0 ③ G5-3		S SL 84 F SL 85 S FF 96 0-3 ③ K			4	0	0	0	0	2	3
46 Garrett Jones, L (1, 9) OBP: 0.314, SLG: 0.425 23 Travis Snider, L (7, 9) OBP: 0.305, SLG: 0.362	B SI 93 B SI 93 F CH 87 F FC 92 F SL 86 B SL 84 F SL 86 F FC 96 F CU 78 4-2 B FC 93 18 BB 24 1B 1-2 BB		C CU 78 B SL 85 T FF 92 S SL 85 1-3 ② K			C FF 93 B SL 82 F SL 82 F SL 85 B FF 92 S SL 82 2-3 ① K		B FF 94 B CH 84 B FF 94 C FF 90 F FF 94 B FF 96 4-2 18 S BB		2 0	1 0	0 0	0 0	1 1	2 0	0 0
18 Neil Walker, S (1, 4) OBP: 0.352, SLG: 0.381	B SI 92 B SI 94 B SI 92 C FF 93 B FC 94 4-1 24 1B 1-2 2-3 BB		C FF 93 S CH 86 S SL 86 0-3 ③ K			C SL 84 S FS 86 B FF 94 B FS 85 F SL 84 X FF 95 2-2 ② L8		B FF 95 C FF 93 S CH 84 T FF 97 1-2 ① K 1-2		3	0	0	0	1	2	1
24 Pedro Alvarez, L (1, 5) OBP: 0.282, SLG: 0.447	C SI 93 F SI 94 X SI 93 0-2 10 FC4-6 1-2 2-H 3-H 1B			B CU 78 S CH 85 F FC 94 B SL 85 S SL 86 2-3 ① K		C SL 82 S SL 82 F SL 82 B SL 82 S FS 86 1-3 ③ K		S CH 83 S CH 84 T FF 96 0-2 ② K		4	0	1	2	0	3	1
14 Gaby Sanchez, R (1, 3) OBP: 0.359, SLG: 0.444	X SL 87 0-0 ② F7			C FF 96 B SL 82 B SL 86 S SL 86 B SL 87 B FC 95 4-2 BB			C SL 84 B SL 85 C FF 97 X FF 96 1-2 ① F8	D SL 86 X FF 97 1-0 ③ F9		3	0	0	0	1	0	3
10 Jordy Mercer, R (1, 6) OBP: 0.320, SLG: 0.484	C SL 86 D SL 88 B SL 86 S SL 86 X FC 91 2-2 ③ FC4-6 1-2f			C FC 94 1 SAFE F SL 86 B FF 94 S SI 93 1-3 ② K			B FF 96 B SL 85 B FF 96 D FF 95 4-0 44 SH2-4 6 1B BB		F FF 92 C CU 73 B CU 75 B FF 93 S FF 93 2-3 ① K	3	1	0	0	1	2	3
50 Charlie Morton, R (1, 1) 44 Tony Watson, L (6, 1) 35 Mark Melancon, R (8, 1) 7 Alex Presley, L (9, PH) OBP: 0.275, SLG: 0.450 39 Jason Grilli, R (9, 1)		B FC 93 C FC 90 F FC 91 S SL 84 1-3 ① K		C FC 94 S SL 85 X SL 87 0-2 ③ G6-3			X FF 92 0-0 ② SH2-4 1-2		S FF 94 C CH 88 B FF 93 S FF 93 1-3 ② K	2 0 0 1 0	0 0 0 0 0	0 0 0 0 0	0 0 0 0 0	0 0 0 1 0	1 0 0 0 0	1 0 0 0 0
Inning Stats	R: 3 H: 3 E: 0 LOB: 2 K: 1 BB: 2 S: 21 P: 32	R: 0 H: 0 E: 0 LOB: 0 K: 3 BB: 0 S: 10 P: 17	R: 0 H: 0 E: 0 LOB: 0 K: 2 BB: 0 S: 9 P: 10	R: 0 H: 0 E: 0 LOB: 1 K: 2 BB: 1 S: 11 P: 18	R: 0 H: 0 E: 0 LOB: 0 K: 1 BB: 0 S: 7 P: 11	R: 0 H: 0 E: 0 LOB: 0 K: 2 BB: 0 S: 12 P: 17	R: 1 H: 1 E: 0 LOB: 2 K: 1 BB: 2 S: 11 P: 20	R: 0 H: 0 E: 0 LOB: 1 K: 2 BB: 1 S: 9 P: 15	R: 0 H: 0 E: 0 LOB: 0 K: 3 BB: 0 S: 9 P: 15	1B: 3 SF: 0 2B: 0 SAC: 1 3B: 1 DP: 0 HR: 0 HBP: 0						

PITCHER		IP	WLS	BF	H	R	ER	SO	BB	IBB	HBP	BLK	WP	HR	S	P	ERA	WHIP
55 Mat Latos, R ERA: 3.2	(1, 1)	5.0	L	21	3	3	3	9	3	0	0	0	0	0	58	88	5.40	1.200
43 Manny Parra, L ERA: 6.43	(6, 1)	1.0		3	0	0	0	2	0	0	0	0	0	0	12	17	0.00	0.000
46 Curtis Partch, R ERA: 2.45	(7, 1)	2.0		10	1	1	1	3	3	0	0	0	0	0	20	35	4.50	2.000
60 J.J. Hoover, R ERA: 4.85	(9, 1)	1.0		3	0	0	0	3	0	0	0	0	0	0	9	15	0.00	0.000

PITCHER	IP	WLS	BF	H	R	ER	SO	BB	IBB	HBP	BLK	WP	HR	S	P	ERA	WHIP

TOP

Pittsburgh Pirates @ Cincinnati Reds

Great American Ball Park, Cincinnati, OH

Tue Jun 18 2013, 7:13 PM - 10:08 PM EDT

Att. 28,993 - Cloudy - 75 F

livebaseballscorecards.com

AB	30
R	4
H	4
RBI	4
BB	6
SO	17
LOB	12

WP: 0 PA: 37
PB: 0
SB: 3
CS: 0

BOTTOM

Pittsburgh Pirates @ Cincinnati Reds

Great American Ball Park, Cincinnati, OH

Tue Jun 18 2013, 7:13 PM - 10:08 PM EDT

Att. 28,993 - Cloudy - 75 F

livebaseballscorecards.com

Batter	1	2	3	4	5	6	7	8	9	AB	R	H	RBI	BB	SO	LOB
17 Shin-Soo Choo, L (1, 8) OBP: 0.426, SLG: 0.469	H FF 93 1-0 2 G5-4-3 HBP			B FF 93 C FF 93 C CU 77 X SI 92 1-2 ① L7		X SI 92 0-0 2 CS 1B		B FC 92 F FC 92 S FC 90 S KC 80 1-3 ② K		3	0	1	0	0	1	0
2 Zack Cozart, R (1, 6) OBP: 0.271, SLG: 0.386	B FF 92 X SI 92 1-0 ①② G5-4-3 1-2f			B FF 95 X FF 92 1-0 ② G6-3		1 SAFE 1 SAFE C SI 94 S SI 92 B FF 95 S CU 80 1-3 ① FC 19 2B 1-2		C FC 93 C FF 92 B KC 82 S KC 82 1-3 ③ K		4	0	0	0	0	1	2
19 Joey Votto, L (1, 3) OBP: 0.439, SLG: 0.513	B FF 96 F FF 94 X FF 95 1-1 ③ F8			X SI 92 0-0 1B		C SI 94 X SI 93 0-1 1-3 2B			C FF 92 C FF 93 B SL 85 F FF 93 B SL 84 S FF 93 2-3 ① K	4	0	2	0	0	1	0
4 Brandon Phillips, R (1, 4) OBP: 0.324, SLG: 0.434		C SI 93 F SI 92 B CU 76 S CU 78 1-3 ① K		B SI 92 F SI 93 B SI 92 X SI 94 2-1 ③ G1-3		S SI 95 F CH 87 F CH 84 S SI 93 0-3 ② K			F FF 93 S SL 84 F FF 94 F SL 83 B FF 94 S SL 83 1-3 K 21 DI	4	0	0	0	0	3	3
32 Jay Bruce, L (1, 9) OBP: 0.325, SLG: 0.495		C FF 94 B SI 94 C SI 93 X CU 78 1-2 ② F8			B FF 94 X SI 93 1-0 ① L7	F SI 95 B SI 94 F SI 95 X SI 95 1-2 ③ G1-3			S FF 92 S FF 93 X FF 94 0-2 ② F8	4	0	0	0	0	0	3
21 Todd Frazier, R (1, 5) OBP: 0.337, SLG: 0.421		B FF 95 B SI 94 X SI 93 2-0 ③ G5-3			C SI 92 B CU 79 F SI 92 X CU 78 1-2 39 G5-3 26 HBP 1B		C SL 82 B SL 82 C SL 83 T SI 94 1-2 ① K		F SL 81 C SL 82 S SL 82 0-3 ③ K 1-2	4	0	1	0	0	2	1
26 Xavier Paul, L (1, 7) OBP: 0.362, SLG: 0.432			C FF 93 B CU 77 F SI 92 B CU 78 X CU 78 2-2 ① G5-3		1 SAFE B SI 93 F SI 92 S SI 92 B SI 91 B SI 94 H FF 93 4-2 39 G5-3 HBP 1-2		B SL 84 B SI 92 C SI 94 S SL 85 B SL 83 S SL 82 3-3 ② K			2	0	0	0	0	1	0
39 Devin Mesoraco, R (1, 2) OBP: 0.324, SLG: 0.374			C SI 93 B SI 91 F SI 93 X CU 77 1-2 ② P3		S SI 92 B SI 92 X SI 91 1-1 ② G5-3 1-2 2-3		T SI 94 C SL 84 B SI 93 B CH 86 X CH 86 2-2 ③ P6			3	0	0	0	0	0	2
55 Mat Latos, R (1, 1) OBP: 0.162, SLG: 0.167 9 Jack Hannahan, L (5, PH) OBP: 0.272, SLG: 0.274 43 Manny Parra, L (6, 1) OBP: 0.500, SLG: 0.500 46 Curtis Partch, R (7, 1) 23 Donald Lutz, L (8, PH) OBP: 0.268, SLG: 0.327 60 J.J. Hoover, R (9, 1)			X FF 94 0-0 ③ L9		C SI 93 B CU 77 X SI 92 1-1 ③ G6-3			C FC 93 S FC 91 B FC 91 F KC 81 X FC 92 1-2 ① L8		1 1 0 0 1 0	0 0 0 0 0 0	0 0 0 0 0 0	0 0 0 0 0 0	0 0 0 0 0 0	0 2 0 0 0 0	0 0 0 0 0 0
Inning Stats	R: 0 E: 0 K: 0 S: 3 H: 0 LOB: 0 BB: 0 P: 6	R: 0 E: 0 K: 1 S: 7 H: 0 LOB: 0 BB: 0 P: 11	R: 0 E: 0 K: 0 S: 7 H: 0 LOB: 0 BB: 0 P: 10	R: 0 E: 0 K: 0 S: 7 H: 1 LOB: 1 BB: 0 P: 11	R: 0 E: 0 K: 0 S: 10 H: 1 LOB: 2 BB: 0 P: 18	R: 0 E: 0 K: 1 S: 13 H: 2 LOB: 2 BB: 0 P: 15	R: 0 E: 0 K: 2 S: 9 H: 0 LOB: 0 BB: 0 P: 15	R: 0 E: 0 K: 2 S: 10 H: 0 LOB: 0 BB: 0 P: 13	R: 0 E: 0 K: 3 S: 15 H: 0 LOB: 1 BB: 0 P: 18	1B: 3 2B: 1 3B: 0 HR: 0	SF: 0 SAC: 0 DP: 1 HBP: 2			WP: 2 PB: 0 SB: 0 CS: 1	PA: 33		

	AB	31
	R	0
	H	4
	RBI	0
	BB	0
	SO	9
	LOB	13

PITCHER		IP	WLS	BF	H	R	ER	SO	BB	IBB	HBP	BLK	WP	HR	S	P	ERA	WHIP
50 Charlie Morton, R ERA: 1.74	(1, 1)	5.1	W	20	3	0	0	2	0	0	2	0	1	0	38	61	0.00	0.562
44 Tony Watson, L ERA: 4.32	(6, 1)	1.2	H	6	1	0	0	3	0	0	0	0	0	0	18	25	0.00	0.600
35 Mark Melancon, R ERA: 1.02	(8, 1)	1.0		3	0	0	0	2	0	0	0	0	0	0	10	13	0.00	0.000
39 Jason Grilli, R ERA: 0.85	(9, 1)	1.0		4	0	0	0	3	0	0	0	0	1	0	15	18	0.00	0.000

PITCHER	IP	WLS	BF	H	R	ER	SO	BB	IBB	HBP	BLK	WP	HR	S	P	ERA	WHIP

Batter	1	2	3	4	5	6	7	8	9	10	11	12	13	AB	R	H	RBI	BB	SO	LOB
6 Starling Marte, R (1, 7) OBP: 0.346, SLG: 0.423	C CU 67 M SL 76 X SL 79 0-2 F8		C SI 89 B SI 90 X SL 76 1-1 55 1B 3B		B CH 70 F CH 78 F SI 87 X SL 78 1-2 G5-3 ①	B SI 88 S SI 89 F SL 75 F SI 89 F SI 89 X SL 77 1-2 FC6-4 ③ 1-2f			X SI 95 0-0 F8 ②		C SI 88 F KC 73 C SI 90 0-3 K		6	1	1	0	0	1	5
55 Russell Martin, R (1, 2) OBP: 0.358, SLG: 0.434	F SI 87 B SL 78 X CU 70 1-1 22 G4-3 2B		F CH 81 X SL 77 0-1 3-H 1B		B SL 77 S SL 77 B SL 76 C CH 82 H SI 88 3-2 18 PO 46 1B HBP		B FC 82 C CU 67 T SL 77 X SI 87 1-2 P4 ①		B FF 95 F FF 94 P PO 90 D FF 95 X FF 94 3-1 P4 ③			B KC 73 B FF 88 F FF 88 B FF 88 B FF 88 4-1 2 G5-3 14 BB BB		4	0	2	1	1	0	1
22 Andrew McCutchen, R (1, 8) OBP: 0.355, SLG: 0.442	X SI 88 0-0 G4-3 ② 2-3		B SL 76 X SI 84 1-0 G5-3 ③		B CU 71 1 SAFE X SL 78 1-0 L7 ②		X CH 81 0-0 F9 ②			B FF 97 B SL 83 S FF 96 S FF 97 T SL 86 2-2 K ①		F FF 89 B FF 90 X KC 74 1-1 L8 ①		6	0	0	0	0	1	4
46 Garrett Jones, L (1, 3) OBP: 0.317, SLG: 0.426 14 Gaby Sanchez, R (7, 3) OBP: 0.361, SLG: 0.441	B SI 89 B SI 88 X SL 75 2-0 F7 ③			B CH 76 B CU 69 X CH 73 2-0 23 FC3-6 24 BB 1B	B SI 87 X CH 80 1-0 1-2 1B		C SL 75 S SL 75 S SI 88 0-3 K ③			B FF 98 B FF 97 B FF 96 F FF 96 F FF 96 X FF 98 3-2 F9 ②		1 SAFE C SI 89 D SI 90 C SI 88 D KC 75 B SI 88 B FF 91 4-2 1-2 BB		4 1	0 0	2 0	0 0	0 1	1 0	1 0
18 Neil Walker, S (1, 4) OBP: 0.349, SLG: 0.373 37 Justin Wilson, L (10, 1) 2 Brandon Inge, R (12, PH) OBP: 0.222, SLG: 0.218 32 Vin Mazzaro, R (12, 1)		C CU 68 B SL 73 C SL 72 C SI 89 1-3 K ①	B FF 88 B CH 82 X SL 75 2-0 F7 ①		C SI 88 B SI 86 2 SAFE 1-1 PO ③ 2-3	B CU 66 X SL 75 1-0 G6-3 ①		B FF 94 F FF 94 B FF 88 C FF 94 B FF 96 T FF 94 3-2 K ①		B FF 98 B FF 98 B FF 98 F FF 96 F FF 98 F FF 98 B FF 99 4-2 BB		C SI 87 S KC 73 B SI 90 X KC 74 1-2 G5-3 ②③ 2-3f		4 0 1	0 0 0	0 0 0	0 0 0	1 0 0	2 0 0	1 0 2
24 Pedro Alvarez, L (1, 5) OBP: 0.283, SLG: 0.441		B CH 81 C CU 68 B SL 74 X SL 75 2-1 F9 ②	B SI 88 B SI 89 C SI 88 F CH 81 B SI 89 B SI 86 4-2 23 FC3-6 1-2 BB		B CH 76 S CH 80 B CU 70 C SI 89 B SI 88 X CH 78 3-2 23 2B 49 FC6-2 1B		C FF 94 B FF 95 C FF 94 C FF 96 1-3 K ②		S FF 98 S FF 100 0-3 K ③			C FF 95 X SL 84 1-1 G4-3 ①		5	0	1	0	1	2	1
23 Travis Snider, L (1, 9) OBP: 0.301, SLG: 0.361		B SI 89 F SI 88 B SI 89 B SI 90 C SL 75 X SI 84 3-2 F7 ③	C SL 77 X SI 87 0-1 FC3-6 10 BB 1-2f 2-3 ②		C SI 88 X CH 81 0-1 49 FC6-2 1-3 2B		C FF 93 C FF 94 B SL 82 F FF 95 C FF 94 1-3 K ③			B SI 89 B SI 88 F FF 89 S FF 89 B SI 88 F SI 88 X FF 90 3-2 P4 ①			B SL 84 F FF 94 S FF 95 B FF 93 B SL 83 S FF 94 3-3 K ②		6	0	1	0	0	2	2
10 Jordy Mercer, R (1, 6) OBP: 0.340, SLG: 0.480 (10, 4)			C SL 75 B SL 75 F SL 76 B SI 88 F SI 90 X SI 90 2-2 L4 ①	C SL 77 S SL 76 B SL 78 B SI 86 B SL 77 B FF 89 4-2 1-2 BB	I IN 62 I IN 62 I IN 60 I IN 61 4-0 49 FC6-2 IBB			S SI 95 B CU 81 B SI 96 F FF 94 F SI 96 H SI 96 3-2 7 1B HBP		C SI 89 X FF 90 0-1 F9 ②		B SL 83 C SL 83 X FF 96 1-1 1B		3	0	1	0	2	0	0
49 Jeff Locke, L (1, 1) OBP: 0.074, SLG: 0.038 35 Mark Melancon, R (8, 1) 7 Alex Presley, L (9, PH) OBP: 0.293, SLG: 0.463 39 Jason Grilli, R (9, 1) 12 Clint Barmes, R (10, 6) OBP: 0.234, SLG: 0.268			B CH 80 C CH 81 B SL 74 C SL 73 C SL 77 2-3 K ②	B SL 75 X SL 73 1-0 G1-3 ③	S SI 88 X SI 88 0-1 FC6-2 6 FC6-4 1-2 2-3 3-Hf ②			L SI 94 C SI 94 B FS 85 1 SAFE B SI 95 F SI 95 F SI 95 1 SAFE X FS 86 2-2 1-2 1B ①		B FF 91 B KC 75 X FF 88 3-2 1B		C FF 90 S KC 72 F SI 89 B KC 75 SL 82 B FF 91 B KC 75 X FF 88 3-2 1B	D FF 94 B FF 95 B FF 94 C FF 95 F FF 94 F FF 93 F FF 93 F FF 94 3-2 X FF 91 F8 ③		3 0 1 0 2	0 0 0 0 0	0 0 1 0 1	0 0 0 0 0	1 0 0 0 0	6 0 0 0 1

| Inning Stats | | |

Pittsburgh Pirates @ Cincinnati Reds

Great American Ball Park, Cincinnati, OH

Wed Jun 19 2013, 7:11 PM - 11:29 PM EDT

Att. 36,567 - Clear - 84 F

livebaseballscorecards.com

Batter	1	2	3	4	5	6	7	8	9	10	11	12	13	AB	R	H	RBI	BB	SO	LOB
15 Derrick Robinson, S (1, 7) OBP: 0.374, SLG: 0.329	C SI 90 B KC 79 C FF 92 F SI 92 B KC 78 B SI 95 B FF 92 4-2 19 FC5-4 17 E BB		B SI 90 S FF 89 B CH 80 S SI 91 B FF 91 B SI 91 4-2 17 CS BB		C FF 91 B KC 78 B SI 89 F SI 92 X FF 90 2-2 ③ L8			C FC 92 X FC 91 0-1 ② G6-3		B FF 96 X FF 97 1-0 ② G4-3 2-3			X SI 93 0-0 17 1B 4 1B 1B	4	1	1	0	2	0	2
17 Shin-Soo Choo, L (1, 8) OBP: 0.425, SLG: 0.466	X SI 91 0-0 E3 19 FC5-4 1-2		1 SAFE B SI 89 1 SAFE C SI 91 F SI 91 B KC 81 X SI 92 2-2 ②③ G3-1 1-2			X FF 90 0-0 ① G2-3		B FC 92 B FC 92 X FC 91 2-0 1B		C SI 97 F SI 96 S FF 96 0-3 ③ K			S SL 88 1 SAFE X SI 94 0-1 4 1B 19 IBB 1-3 1B	6	0	2	0	0	1	4
19 Joey Votto, L (1, 3) OBP: 0.437, SLG: 0.507	C FF 89 F FF 90 B SI 91 D KC 79 F SI 92 X FF 91 2-2 ① FC5-4 4 G5-4-3 1-2f 2-3			B SI 90 X FF 91 1-0 21 1B 1B		S SI 90 B SI 92 B FF 90 X SI 92 2-1 ② G1-3		X FC 92 0-0 ③ F8			S FF 94 B FF 95 B CU 79 F FF 96 B SI 97 X FF 96 3-2 F7		I IN 70 I IN 74 I IN 73 I IN 72 4-0 4 1B 1-2 IBB	5	0	1	0	1	0	3
4 Brandon Phillips, R (1, 4) OBP: 0.325, SLG: 0.430	B SI 92 B CH 81 F SI 92 S KC 80 X KC 81 2-2 ②③ G5-4-3 1-2f			D FF 91 B FF 90 F FF 90 B CH 82 S CH 82 C SI 91 3-3 ① K		B FF 92 X CH 81 1-0 ③ G5-3			C SL 81 B SL 82 X FF 93 1-1 ① L9		B SI 96 F SI 96 B SI 97 B SI 96 F SI 97 F FF 97 F SI 96 B FC 93 4-2 32 G4-6-3 BB		C FF 95 B FF 95 S SL 88 X SL 88 1-2 1B	5	0	1	1	1	1	3
32 Jay Bruce, L (1, 9) OBP: 0.323, SLG: 0.500		C FF 90 F FF 91 B SI 90 F FF 90 B KC 80 X FF 92 2-2 ① L6		B SI 91 S FF 91 X SI 90 1-1 ② F8			B SI 90 X FF 89 1-0 ① G4-3		X FF 93 0-0 HR		C FF 96 X SI 96 0-1 ②③ G4-6-3 1-2f			5	1	1	1	0	0	2
21 Todd Frazier, R (1, 5) OBP: 0.338, SLG: 0.424 43 Manny Parra, L (13, 1) OBP: 0.500, SLG: 0.500		C CH 83 X KC 82 0-1 ② G4-3		S KC 79 B KC 79 X SI 92 1-1 1-3 1B			B KC 78 X KC 76 1-0 2 L9 2B		B SL 82 B SL 82 X SL 82 2-0 ② G5-3			F SL 87 B SL 88 C FF 95 B SL 89 B FF 95 S SL 87 3-3 ① K		5 0	0 0	2 0	0 0	0 0	1 0	0 0
2 Zack Cozart, R (1, 6) OBP: 0.270, SLG: 0.381	B KC 80 C SI 92 B KC 82 S CH 83 B FF 88 F CH 83 B SI 91 4-2 29 2B BB		S SI 93 B SI 93 F KC 78 C SI 92 1-3 ③ K			X CH 80 0-0 ② L9 2-3		S FF 93 C SL 81 X FF 93 0-2 ③ P3				S SI 94 B SI 94 X SL 88 1-1 ② G6-3	4	0	0	0	1	1	3
29 Ryan Hanigan, R (1, 2) OBP: 0.294, SLG: 0.286 39 Devin Mesoraco, R (10, PR) OBP: 0.322, SLG: 0.371 (11, 2)	C FF 90 C KC 78 X KC 79 0-2 ③ 1-H 2B				F SI 88 B FF 88 B FF 88 X CH 80 2-1 ① G6-3	C SI 89 X CH 79 0-1 ③ L7				F FF 94 F FF 96 X CU 78 0-2 15 G4-3 3 SH1-4 1B		S SL 89 B SL 89 B FF 95 C SL 88 B FF 96 X SI 95 3-2 ③ G5-3	4 1	0 0	2 0	0 0	0 0	0 0	1 0
61 Bronson Arroyo, R (1, 1) OBP: 0.125, SLG: 0.125 52 Tony Cingrani, L (8, 1) OBP: 0.250, SLG: 0.250 26 Xavier Paul, L (8, PH) OBP: 0.292, SLG: 0.429 31 Alfredo Simon, R (9, 1) OBP: 0.167, SLG: 0.167 54 Aroldis Chapman, L (10, 1) 3 Cesar Izturis, S (10, PH) OBP: 0.243, SLG: 0.194 63 Sam LeCure, R (11, 1) 9 Jack Hannahan, L (13, 5) OBP: 0.268, SLG: 0.270			C SI 88 B FF 87 S SI 90 S FF 91 1-3 ① K		B FF 91 X SI 90 1-0 ② G5-3			C FC 93 B FC 91 S FC 91 X FC 92 1-2 ① F7		X SI 96 0-0 ① SH1-4 1-2			B SI 93 C SI 94 S SI 94 S SI 94 1-3 ① K	2 0 1 0 0 0 0 1	0 0 0 0 0 0 0 0	0 0 0 0 0 0 0 0	0 0 0 0 0 0 0 0	1 0 0 0 0 0 0 1	0 0 0 0 0 0 0 0	0 0 0 0 0 0 0 0
Inning Stats	R: 0 E: 1 K: 0 S: 11 H: 0 LOB: 1 BB: 1 P: 19	R: 0 E: 0 K: 0 S: 12 H: 1 LOB: 2 BB: 1 P: 18	R: 0 E: 0 K: 1 S: 8 H: 0 LOB: 0 BB: 1 P: 15	R: 0 E: 0 K: 2 S: 11 H: 2 LOB: 2 BB: 0 P: 18	R: 0 E: 0 K: 0 S: 6 H: 0 LOB: 0 BB: 0 P: 11	R: 0 E: 0 K: 0 S: 4 H: 0 LOB: 0 BB: 0 P: 7	R: 0 E: 0 K: 0 S: 5 H: 1 LOB: 1 BB: 0 P: 7	R: 0 E: 0 K: 0 S: 7 H: 1 LOB: 1 BB: 0 P: 10	R: 1 E: 0 K: 0 S: 7 H: 1 LOB: 0 BB: 0 P: 10	R: 0 E: 0 K: 1 S: 8 H: 1 LOB: 2 BB: 0 P: 9	R: 0 E: 0 K: 0 S: 9 H: 0 LOB: 0 BB: 1 P: 16	R: 0 E: 0 K: 1 S: 8 H: 0 LOB: 0 BB: 0 P: 15	R: 1 E: 0 K: 1 S: 9 H: 3 LOB: 3 BB: 1 P: 15	1B: 7 2B: 2 3B: 0 HR: 1 SF: 0 SAC: 1 DP: 2 HBP: 0	WP: 0 PB: 0 SB: 0 CS: 1 PA: 49						

PITCHER		IP	WLS	BF	H	R	ER	SO	BB	IBB	HBP	BLK	WP	HR	S	P	ERA	WHIP
49 Jeff Locke, L ERA: 2.01	(1, 1)	7.0		26	4	0	0	3	3	0	0	0	0	0	57	95	0.00	1.000
35 Mark Melancon, R ERA: 0.99	(8, 1)	1.0	H	4	1	0	0	0	0	0	0	0	0	0	7	10	0.00	1.000
39 Jason Grilli, R ERA: 1.1	(9, 1)	1.0	B	4	1	1	1	0	0	0	0	0	0	1	7	10	9.00	1.000
37 Justin Wilson, L ERA: 2.16	(10, 1)	2.0		7	1	0	0	1	1	0	0	0	0	0	17	25	0.00	1.000
32 Vin Mazzaro, R ERA: 3.23	(12, 1)	1.1	L	8	3	1	1	2	0	1	0	0	0	0	17	30	6.75	2.250

PITCHER	IP	WLS	BF	H	R	ER	SO	BB	IBB	HBP	BLK	WP	HR	S	P	ERA	WHIP

AB	43
R	2
H	10
RBI	2
BB	5
SO	6
LOB	18

Batter	1	2	3	4	5	6	7	8	9	AB	R	H	RBI	BB	SO	LOB
6 Starling Marte, R (1, 7) OBP: 0.347, SLG: 0.426	B FF 91 F FF 91 X SI 91 1-1 22 S 2B		C SI 92 F CH 82 B SI 93 F KC 80 X SI 93 1-2 ① G6-3	C FF 92 B FF 94 S FF 92 B FF 93 F KC 80 S FF 94 2-3 ③ K			L SI 93 X FC 91 0-1 22 BB 24 2B 1-2 1B		C FF 94 B FF 94 F CH 88 S FF 96 1-3 ① K	5	1	2	0	0	2	1
10 Jordy Mercer, R (1, 6) OBP: 0.324, SLG: 0.456	C FF 92 T FF 92 B FF 92 S SI 93 1-3 ① K		S SI 93 C SI 93 B SI 93 B SI 96 F SI 94 F CH 84 X FF 94 2-2 ② G3-1		C FF 93 X FF 93 0-1 ① L8		L SI 92 X SI 94 0-1 ① B2		B CU 76 F FF 95 B CU 74 F FF 95 F FF 95 X FF 95 2-2 ② L9	5	0	0	0	0	1	3
22 Andrew McCutchen, R (1, 8) OBP: 0.359, SLG: 0.440	B FF 92 S KC 79 C FF 93 B FF 94 B FF 95 F FF 95 H CH 85 4-2 2-3 HBP		B SL 88 B SL 89 C FF 94 X SL 90 2-1 46 1B 24 1B 1B		C KC 78 C SL 87 X SL 90 0-2 ② G5-3		B SI 95 B SI 95 S FC 91 F FC 92 D FC 91 B FC 91 4-2 24 2B 1-2 2-3 BB		C CU 76 S FF 96 B FF 95 S FF 95 1-3 ③ K	3	2	1	0	1	1	0
46 Garrett Jones, L (1, 9) OBP: 0.316, SLG: 0.423 23 Travis Snider, L (7, 9) OBP: 0.301, SLG: 0.361	F SI 94 B FF 92 F KC 79 1 SAFE S FF 93 1-3 ② K		C FF 93 B FF 92 F SI 92 F FF 94 X CH 83 1-2 24 1B 1-3 1B		C KC 76 B KC 76 B CH 84 C FF 94 S FF 95 2-3 ③ K		S FF 95 S FF 96 F FF 96 B FF 96 F FF 96 F FF 94 F FF 94 S FF 94 1-3 ② K			4 0	0 0	1 0	0 0	0 0	3 0	5 0
24 Pedro Alvarez, L (1, 5) OBP: 0.290, SLG: 0.464	C FF 93 B FF 93 S FF 92 S FF 93 1-3 ③ K		F FF 94 B FF 93 S FF 93 F FF 95 X SI 93 1-2 1-3 3-H 1B			B CH 86 S CH 84 X FF 93 1-1 HR	F FF 94 X FF 94 0-1 1-H 2-H 3-H 2B			4	1	3	5	0	1	2
14 Gaby Sanchez, R (1, 3) OBP: 0.352, SLG: 0.427		C SI 91 B SI 92 F SI 91 B SL 86 C FF 90 2-3 ① K	B FF 94 S FF 94 F FF 92 F FF 95 X SL 88 1-2 ③ L8			B SI 94 B SI 94 C SL 87 X FF 94 2-1 ① F8	B FF 92 B FF 93 S FF 94 F FF 93 B FF 94 F FF 93 X FF 93 3-2 ③ G4-3			4	0	0	0	0	1	3
18 Neil Walker, S (1, 4) OBP: 0.347, SLG: 0.376		B FF 91 C CH 83 X KC 79 1-1 ② P6		F FF 93 B CH 84 B CH 83 B SI 94 S FF 94 X FF 94 3-2 E3		B CH 85 F KC 77 F CH 85 X CH 84 1-2 ② G4-3		X FF 94 0-0 2 CS 2B		4	0	1	0	0	0	0
19 Michael McKenry, R (1, 2) OBP: 0.264, SLG: 0.370		C FF 92 S KC 79 B KC 79 F FF 93 X SL 88 1-2 1B		B SL 88 X FF 92 1-0 ① L8		C FF 94 S KC 79 F SI 96 F FF 94 B KC 80 F KC 78 S KC 80 1-3 ③ K		S FF 93 B CU 72 F FF 93 B FF 94 T FF 94 2-2 ① K		4	0	1	0	0	2	2
58 Brandon Cumpton, R (1, 1) 29 Bryan Morris, L (6, 1) OBP: 0.250, SLG: 0.250 2 Brandon Inge, R (8, PH) OBP: 0.220, SLG: 0.216 44 Tony Watson, L (8, 1)		C SI 92 D KC 79 S FF 93 S FF 93 1-3 ③ K		X FF 91 0-0 ② B1-3			C SI 94 C SI 94 B CU 78 X FF 94 1-2 22 BB 6 1B 24 2B 1B		C CU 73 S FF 95 B FF 95 B FF 95 X FF 95 2-2 ②③ P3 2-3	2 1 1 0	0 1 0 0	0 1 0 0	0 0 0 0	0 0 0 0	1 0 0 0	2 0 1 0

Inning Stats																								
	R: 0	H: 1	R: 0	H: 1	R: 1	H: 3	R: 0	H: 0	R: 0	H: 0	R: 1	H: 1	R: 3	H: 3	R: 0	H: 1	R: 0	H: 0	1B: 6	SF: 0	WP: 0	PA: 39
	E: 0	LOB: 2	E: 0	LOB: 1	E: 0	LOB: 2	E: 1	LOB: 1	E: 0	LOB: 0	E: 0	LOB: 0	E: 0	LOB: 1	E: 0	LOB: 0	E: 0	LOB: 0	2B: 3	SAC: 0	PB: 0	
	K: 3	BB: 0	K: 2	BB: 0	K: 0	BB: 0	K: 1	BB: 0	K: 1	BB: 0	K: 1	BB: 0	K: 1	BB: 1	K: 1	BB: 0	K: 2	BB: 0	3B: 0	DP: 0	SB: 1	
	S: 14	P: 22	S: 12	P: 17	S: 23	P: 31	S: 9	P: 15	S: 8	P: 10	S: 13	P: 18	S: 22	P: 31	S: 7	P: 11	S: 10	P: 14	HR: 1	HBP: 1	CS: 1	

PITCHER		IP	WLS	BF	H	R	ER	SO	BB	IBB	HBP	BLK	WP	HR	S	P	ERA	WHIP
34 Homer Bailey, R ERA: 3.75	(1, 1)	6.0		26	6	2	2	8	0	0	1	0	0	1	79	113	3.00	1.000
31 Alfredo Simon, R ERA: 3.46	(7, 1)	0.1	L	4	2	3	3	0	1	0	0	0	0	0	9	14	81.00	9.000
52 Tony Cingrani, L ERA: 2.98	(7, 1)	0.2		3	1	0	0	1	0	0	0	0	0	0	13	17	0.00	1.500
60 J.J. Hoover, R ERA: 4.55	(8, 1)	2.0		6	1	0	0	3	0	0	0	0	0	0	17	25	0.00	0.500

PITCHER	IP	WLS	BF	H	R	ER	SO	BB	IBB	HBP	BLK	WP	HR	S	P	ERA	WHIP

TOP

Pittsburgh Pirates @ Cincinnati Reds

Great American Ball Park, Cincinnati, OH

Thu Jun 20 2013, 12:37 PM - 4:01 PM EDT

Att. 40,929 - Partly Cloudy - 82 F

livebaseballscorecards.com

AB	37
R	5
H	10
RBI	5
BB	1
SO	12
LOB	19

BOTTOM

Pittsburgh Pirates @ Cincinnati Reds

Great American Ball Park, Cincinnati, OH

Thu Jun 20 2013, 12:37 PM - 4:01 PM EDT

Att. 40,929 - Partly Cloudy - 82 F

livebaseballscorecards.com

Batter	1	2	3	4	5	6	7	8	9	AB	R	H	RBI	BB	SO	LOB
17 Shin-Soo Choo, L (1, 8) OBP: 0.426, SLG: 0.466	E5				F8		E2			4	1	2	0	0	0	0
26 Xavier Paul, L (1, 7) OBP: 0.350, SLG: 0.416	K		G3-1		K		F7			4	0	0	0	0	2	3
60 J.J. Hoover, R (8, 1)										0	0	0	0	0	0	0
19 Joey Votto, L (1, 3) OBP: 0.438, SLG: 0.507	1B			G4-3		1B		L9		4	0	2	1	0	0	0
4 Brandon Phillips, R (1, 4) OBP: 0.324, SLG: 0.428	1B			K		K		G4-3		4	0	1	0	0	2	1
32 Jay Bruce, L (1, 9) OBP: 0.322, SLG: 0.507	F9			HR		K		G1-6-3		4	1	1	1	0	1	2
21 Todd Frazier, R (1, 5) OBP: 0.338, SLG: 0.423		G5-3		2 WP 1B		FC6-4			G4-3	3	0	1	0	0	0	1
52 Tony Cingrani, L (7, 1) OBP: 0.250, SLG: 0.250										0	0	0	0	0	0	0
23 Donald Lutz, L (8, 7) OBP: 0.263, SLG: 0.321										1	0	0	0	0	0	0
2 Zack Cozart, R (1, 6) OBP: 0.273, SLG: 0.384		G5-3		BB			29 G6-3 9 G4-3 2B		G5-3	3	1	1	0	1	0	0
29 Ryan Hanigan, R (1, 2) OBP: 0.286, SLG: 0.276		L4		L9			G6-3		K	4	0	0	0	0	1	3
34 Homer Bailey, R (1, 1) OBP: 0.154, SLG: 0.192			G4-3		G6-3		G4-3			2	0	0	0	0	0	0
31 Alfredo Simon, R (7, 1) OBP: 0.167, SLG: 0.167										0	0	0	0	0	0	0
9 Jack Hannahan, L (7, 5) OBP: 0.265, SLG: 0.267										1	0	0	1	0	0	0

	AB	34
	R	3
	H	8
	RBI	3
	BB	1
	SO	6
	LOB	10

Inning Stats	1	2	3	4	5	6	7	8	9
	R: 1 E: 1 K: 1 S: 15	H: 2 LOB: 1 BB: 0 P: 25	R: 0 E: 0 K: 0 S: 8	H: 0 LOB: 0 BB: 0 P: 12	R: 0 E: 0 K: 0 S: 6	H: 1 LOB: 0 BB: 0 P: 11	R: 1 E: 0 K: 1 S: 13	H: 2 LOB: 2 BB: 1 P: 27	R: 0 E: 0 K: 1 S: 11	H: 0 LOB: 0 BB: 0 P: 15	R: 0 E: 0 K: 2 S: 10	H: 1 LOB: 1 BB: 0 P: 13	R: 1 E: 1 K: 0 S: 7	H: 2 LOB: 1 BB: 0 P: 9	R: 0 E: 0 K: 0 S: 6	H: 0 LOB: 0 BB: 0 P: 10	R: 0 E: 0 K: 1 S: 9	H: 0 LOB: 0 BB: 0 P: 13

	1B: 6	SF: 0	WP: 1	PA: 35
	2B: 1	SAC: 0	PB: 0	
	3B: 0	DP: 0	SB: 1	
	HR: 1	HBP: 0	CS: 2	

PITCHER		IP	WLS	BF	H	R	ER	SO	BB	IBB	HBP	BLK	WP	HR	S	P	ERA	WHIP
58 Brandon Cumpton, R ERA: 3.6	(1, 1)	5.0		20	5	2	1	3	1	0	0	0	1	1	53	90	1.80	1.200
29 Bryan Morris, R ERA: 2.48	(6, 1)	2.0	W	9	3	1	1	2	0	0	0	0	0	0	17	22	4.50	1.500
44 Tony Watson, L ERA: 4.08	(8, 1)	2.0	S	6	0	0	0	1	0	0	0	0	0	0	15	23	0.00	0.000

PITCHER	IP	WLS	BF	H	R	ER	SO	BB	IBB	HBP	BLK	WP	HR	S	P	ERA	WHIP

Pittsburgh Pirates @ Los Angeles Angels

Angel Stadium of Anaheim, Anaheim, CA

Fri Jun 21 2013, 7:10 PM - 10:04 PM PDT

Att. 40,136 - Partly Cloudy - 73 F

livebaseballscorecards.com

TOP

Batter	1	2	3	4	5	6	7	8	9	AB	R	H	RBI	BB	SO	LOB
6 Starling Marte, R (1, 7) OBP: 0.344, SLG: 0.430	C FF 86 B SI 87 S FF 87 S FF 90 1-3 **K** ①	F SL 82 X FF 89 0-1 P3 ③		B CH 78 S SL 80 1 SAFE F FF 86 F CH 77 B FF 85 1 SAFE X FF 88 2-2 1-H 3B		B SL 79 X FF 85 1-0 F8 ③ 1-2			B FF 87 1 SAFE F FF 86 C CU 76 D CU 79 1 SAFE 1 SAFE X CU 78 2-2 G6-3 ② 1-2	5	0	1	1	0	1	2
55 Russell Martin, R (1, 2) OBP: 0.355, SLG: 0.425	X FF 87 0-0 G5-3 ②		C SL 80 C FF 86 B FF 86 B CH 79 X SL 82 2-2 P4 ①	C CH 78 B SL 80 S FF 88 X FF 89 1-2 F8 ③			B FF 86 F FF 86 C CU 75 B CU 78 X FF 88 2-2 G6-3 ①		B SL 90 B FF 96 B FF 96 C FF 96 F FF 96 D FC 91 4-2 22 2B 2-3 BB	4	0	0	0	1	0	1
22 Andrew McCutchen, R (1, 8) OBP: 0.359, SLG: 0.447	C FF 88 B FF 89 B FF 90 B FF 88 S FF 88 X FF 89 3-2 2B		X SL 82 0-0 F9 ②		B FF 86 C FF 86 X FF 86 1-1 P4 ①		F FF 88 X CU 78 0-1 G5-3 ②		B FF 95 F FF 95 X FF 96 1-1 1-3 3-H 2B	5	0	2	1	0	0	0
46 Garrett Jones, L (1, 10) OBP: 0.318, SLG: 0.432	B CU 72 B SI 87 S CU 73 T SI 87 B SI 87 X SI 87 3-2 G3 ③		C FF 86 X SI 86 0-1 24 1B 2B		B SI 86 X CU 73 1-0 2B		B SI 88 B SI 87 C FF 87 F FF 84 B CU 79 S SI 88 3-3 **K** ③		C FF 95 X CH 90 0-1 P6 ③	5	0	2	0	0	1	3
24 Pedro Alvarez, L (1, 5) OBP: 0.298, SLG: 0.480		C SI 85 B SI 86 B SI 86 C CU 72 B CU 73 X SI 86 3-2 HR	B CU 72 C CH 78 D CU 73 X CH 78 2-1 14 FC6-4 2-3 1B		B SI 84 C SI 85 F CH 78 B FF 85 X CU 70 2-2 F7 ②			B SI 87 B CH 80 B FF 84 B FF 87 4-0 18 G4-3 BB		3	1	2	1	1	0	1
14 Gaby Sanchez, R (1, 3) OBP: 0.344, SLG: 0.415		C SL 82 X FF 88 0-1 G4-3 ①	B FF 87 B SL 81 B CH 77 X FF 87 3-0 FC6-4 ③ 1-2f		X SL 80 0-0 L7 ③			C CU 75 C FF 86 D CU 79 X FF 88 1-2 P4 ①		4	0	0	0	0	0	4
18 Neil Walker, S (1, 4) OBP: 0.346, SLG: 0.370		B SI 88 X FF 87 1-0 F7 ②		C CU 70 C CH 78 B FF 86 H SI 85 2-2 6 3B HBP		F SI 85 S SI 84 F FF 85 S CH 76 0-3 **K** ①		F CH 81 1 SAFE X CH 80 0-1 G4-3 ②③ 1-2f		3	1	0	0	0	1	1
23 Travis Snider, L (1, 9) OBP: 0.300, SLG: 0.359		B SI 88 C CU 73 B SL 83 X SI 87 2-1 10 HR 1B	T CH 77 F FF 85 B SL 80 F CU 71 1 SAFE X CH 76 1-2 L9 ①			B SI 84 B SI 84 X SI 85 2-0 P5 ②			C FF 87 B SI 87 B CU 78 S FF 87 F FF 88 F FF 89 C FF 89 2-3 **K** ①	4	1	1	0	0	1	1
10 Jordy Mercer, R (1, 6) OBP: 0.339, SLG: 0.495		C FF 86 X SI 85 0-1 1-H HR	1 SAFE D SL 79 C SL 80 1 SAFE F FF 86 F SL 80 C FF 88 1-3 **K** ②			F FF 86 X FF 85 0-1 6 S 1B			B FF 90 B CH 82 S CH 82 X FF 87 2-1 55 WP 6 G6-3 22 2B 1B	4	2	3	2	0	1	1
Inning Stats	R: 0 E: 0 K: 1 S: 10 H: 1 LOB: 1 BB: 0 P: 17	R: 3 E: 0 K: 0 S: 12 H: 3 LOB: 0 BB: 0 P: 18	R: 0 E: 0 K: 0 S: 9 H: 2 LOB: 2 BB: 0 P: 16	R: 1 E: 0 K: 1 S: 17 H: 1 LOB: 1 BB: 0 P: 24	R: 0 E: 0 K: 0 S: 7 H: 1 LOB: 1 BB: 0 P: 11	R: 0 E: 0 K: 1 S: 8 H: 1 LOB: 1 BB: 0 P: 11	R: 0 E: 0 K: 1 S: 8 H: 0 LOB: 0 BB: 0 P: 13	R: 0 E: 0 K: 0 S: 5 H: 0 LOB: 0 BB: 1 P: 10	R: 1 E: 0 K: 1 S: 16 H: 2 LOB: 2 BB: 1 P: 27	1B: 4 2B: 4 3B: 1 HR: 2 SF: 0 SAC: 0 DP: 1 HBP: 1						

	AB	37
	R	5
	H	11
	RBI	5
	BB	2
	SO	5
	LOB	14

WP: 1 PB: 0 SB: 1 CS: 0 PA: 40

PITCHER		IP	WLS	BF	H	R	ER	SO	BB	IBB	HBP	BLK	WP	HR	S	P	ERA	WHIP
36 Jered Weaver, R ERA: 4.65	(1, 1)	6.0	L	28	9	4	4	3	0	0	1	0	0	2	63	97	6.00	1.500
31 Billy Buckner, R ERA: 1.17	(7, 1)	2.2		9	1	1	1	2	1	0	0	0	0	0	23	39	3.38	0.750
58 Michael Kohn, R ERA: 1.93	(9, 1)	0.1		3	1	0	0	0	1	0	0	0	1	0	6	11	0.00	6.000

PITCHER	IP	WLS	BF	H	R	ER	SO	BB	IBB	HBP	BLK	WP	HR	S	P	ERA	WHIP

Batter	1	2	3	4	5	6	7	8	9	AB	R	H	RBI	BB	SO	LOB
2 Erick Aybar, S (1, 6) OBP: 0.288, SLG: 0.365	C FF 95 C FF 97 B CH 89 X FF 99 1-2 ① P6		B FF 100 X FF 98 1-0 ② F9			B CH 89 X FF 96 1-0 ② G4-3		L SI 95 F FF 95 B SI 94 B SL 87 B SL 88 X FF 96 3-2 ② G4-3		4	0	0	0	0	0	2
27 Mike Trout, R (1, 7) OBP: 0.391, SLG: 0.549	X FF 96 0-0 ② G3-1		C FF 100 X FF 95 0-1 ③ F8			C KC 84 B SL 91 B FF 93 S SL 92 F FF 100 S SL 90 2-3 ③ K		B FF 97 X SL 88 1-0 ③ G5-3		4	0	0	0	0	1	2
5 Albert Pujols, R (1, 3) OBP: 0.334, SLG: 0.459	B FF 97 C FF 96 S FF 98 S SI 93 1-3 ③ K			C KC 82 B FF 98 B FF 96 F KC 84 S SL 92 2-3 ① K			B KC 82 X FF 94 1-0 HR		B SL 84 S FF 93 S FF 94 B SL 84 X FF 94 2-2 ① L8	4	1	1	1	0	2	0
44 Mark Trumbo, R (1, 10) OBP: 0.335, SLG: 0.495		F FF 94 X FF 97 0-1 ① L8		C SL 90 F FF 99 B SL 89 B FF 100 B FF 94 X FF 95 3-2 ② G5-3			B SL 90 B SL 92 B FF 96 B FF 97 4-0 47 G1-4-3 6 1B BB		S SL 83 S SL 83 F FF 93 C FF 94 0-3 ② K	3	1	0	0	1	1	0
47 Howie Kendrick, R (1, 4) OBP: 0.367, SLG: 0.466		B FF 96 F FF 98 S SL 91 F FF 100 X FF 100 1-2 ② G3		F FF 98 X SL 91 0-1 ③ G3			B FF 97 C FF 96 B SL 92 F FF 97 B SL 92 X FF 98 3-2 ① G1-4-3 1-2		C FF 93 S SL 83 C FF 94 0-3 ③ K	4	0	0	0	0	1	1
6 Alberto Callaspo, S (1, 5) OBP: 0.322, SLG: 0.376		C FF 97 B FF 98 B FF 97 F FF 96 B FF 101 S FF 95 3-3 ③ K			X FF 97 0-0 ① G3		B FF 96 B FF 96 F FF 96 C SL 91 D FF 93 F FF 98 X FF 97 3-2 2-H 1B			3	0	1	1	0	1	0
10 Brad Hawpe, L (1, 9) OBP: 0.333, SLG: 0.200			L FF 97 B FF 98 B FF 94 X FF 97 2-1 ① B1-3		S FF 98 B FF 97 B FF 98 S FF 99 S SL 92 2-3 ② K		B SI 95 C FF 95 1 SAFE B SI 95 B FF 96 S FF 95 X FF 95 3-2 ② F8			3	0	0	0	0	1	1
16 Hank Conger, L (1, 2) OBP: 0.304, SLG: 0.442			C FF 97 B FF 96 F FF 96 B FF 98 B FF 96 F FF 100 X FF 99 3-2 25 1B 1B		X FF 97 0-0 ③ L9		B SL 89 D SL 88 F FF 96 C FF 95 X SL 89 2-2 ③ F9			3	0	1	0	0	0	1
25 Peter Bourjos, R (1, 8) OBP: 0.383, SLG: 0.467			X FF 98 0-0 1-2 1B			C FF 94 B KC 81 X FF 97 1-1 ① G4-3		B FF 94 C SI 94 B SI 95 C SI 95 C SI 95 2-3 ① K		3	0	1	0	0	1	0
Inning Stats	R: 0 E: 0 K: 1 S: 7 H: 0 LOB: 0 BB: 0 P: 9	R: 0 E: 0 K: 1 S: 9 H: 0 LOB: 0 BB: 0 P: 13	R: 0 E: 0 K: 0 S: 10 H: 2 LOB: 2 BB: 0 P: 16	R: 0 E: 0 K: 1 S: 8 H: 0 LOB: 0 BB: 0 P: 13	R: 0 E: 0 K: 1 S: 5 H: 0 LOB: 0 BB: 0 P: 7	R: 0 E: 0 K: 1 S: 7 H: 0 LOB: 0 BB: 0 P: 11	R: 2 E: 0 K: 0 S: 14 H: 2 LOB: 1 BB: 1 P: 30	R: 0 E: 0 K: 1 S: 7 H: 0 LOB: 0 BB: 0 P: 13	R: 0 E: 0 K: 2 S: 10 H: 0 LOB: 0 BB: 0 P: 12	1B: 3 2B: 0 3B: 0 HR: 1 SF: 0 SAC: 0 DP: 0 HBP: 0						

PITCHER		IP	WLS	BF	H	R	ER	SO	BB	IBB	HBP	BLK	WP	HR	S	P	ERA	WHIP
45 Gerrit Cole, R ERA: 3.44	(1, 1)	6.1	W	24	4	2	2	5	1	0	0	0	0	1	54	88	2.84	0.789
32 Vin Mazzaro, R ERA: 3.06	(7, 1)	1.2	H	5	0	0	0	1	0	0	0	0	0	0	13	24	0.00	0.000
39 Jason Grilli, R ERA: 1.07	(9, 1)	1.0	S	3	0	0	0	2	0	0	0	0	0	0	10	12	0.00	0.000

PITCHER	IP	WLS	BF	H	R	ER	SO	BB	IBB	HBP	BLK	WP	HR	S	P	ERA	WHIP

BOTTOM

Pittsburgh Pirates @ Los Angeles Angels

Angel Stadium of Anaheim, Anaheim, CA

Fri Jun 21 2013, 7:10 PM - 10:04 PM PDT

Att. 40,136 - Partly Cloudy - 73 F

livebaseballscorecards.com

AB	31
R	2
H	4
RBI	2
BB	1
SO	8
LOB	7

WP: 0 PA: 32
PB: 0
SB: 0
CS: 0

Batter	1	2	3	4	5	6	7	8	9	AB	R	H	RBI	BB	SO	LOB
6 Starling Marte, R (1, 7) OBP: 0.339, SLG: 0.422	C FF 94 F FF 93 B SI 94 F FC 91 B SI 94 X FF 94 2-2 ① F9	F FF 94 X FC 91 0-1 E5 22 FC5 55 BB 1-2 2-3		C SL 81 F SI 93 B FF 93 X FC 92 1-2 ③ G4-3			X FF 94 0-0 ① F8		S FF 95 D CH 90 X FF 95 1-1 ① F8 2-3	5	0	0	0	0	0	4
55 Russell Martin, R (1, 2) OBP: 0.352, SLG: 0.417	S SI 94 F FF 94 S FC 90 0-3 ② K	B SI 93 F FF 93 D FC 90 B FC 90 B SI 93 4-1 22 FC5 BB 1-2 2-3 3-H			C SI 92 B SL 80 B SI 92 X FC 90 2-1 ① G5-3		C FF 96 C FF 95 F FF 98 B FF 97 B SL 83 F FF 96 X FF 96 2-2 ② P2		B FF 93 X FF 93 1-0 ② G5-3 1-2	4	0	0	1	1	1	2
22 Andrew McCutchen, R (1, 8) OBP: 0.357, SLG: 0.453	C FC 91 S SL 80 C FF 94 0-3 ③ K	B SI 93 X FF 93 1-0 ③ FC5 1-2 2-3f			X FC 89 0-0 HR		S FF 96 B FS 88 S FF 96 B SL 82 S FS 87 2-3 ③ K		S FC 95 F FF 95 X FF 95 0-2 ③ F8	5	1	1	1	0	2	5
46 Garrett Jones, L (1, 10) OBP: 0.312, SLG: 0.424		B SI 93 F SI 93 S FF 93 X SI 93 1-2 ① G3	X SI 92 0-0 ① G5-3		C CH 86 B CH 85 F CH 85 F SI 92 F FC 90 B SI 93 S FC 88 2-3 ② K			B FF 94 B FF 95 F FF 94 X FF 96 2-1 ① G4-3		4	0	0	0	0	1	0
24 Pedro Alvarez, L (1, 5) OBP: 0.301, SLG: 0.498		B CU 75 C SI 94 X FF 94 1-1 HR	C SI 93 C CH 88 B SI 92 F CH 87 X SI 94 1-2 ② G4-3		S CH 86 S SL 80 B CH 84 B FC 88 X SL 81 2-2 14 WP 2B			F CH 90 S FF 96 X CH 91 0-2 ② F8		4	1	2	1	0	0	0
14 Gaby Sanchez, R (1, 3) OBP: 0.347, SLG: 0.439		C FF 94 X FC 91 0-1 23 18 FC3-6 1B 10 1B 1B	B FC 90 C SI 93 S CH 88 F SI 94 B SL 83 F FC 90 B FC 90 X CH 88 3-2 ③ G1-3		B FC 90 B FF 94 C CH 88 X FC 90 2-1 ③ P4 2-3			B FF 95 X FF 94 1-0 HR		4	2	2	1	0	0	1
18 Neil Walker, S (1, 4) OBP: 0.348, SLG: 0.377		B SI 92 1 SAFE F SI 93 X SI 93 1-1 23 FC3-6 1-2 1B		C CH 86 B CH 87 S FC 90 X SI 93 1-2 23 1B 2B		F SI 92 X CH 86 0-1 ① G4-3		F FF 96 X CH 91 0-1 ③ G4-3		4	1	2	0	0	0	0
23 Travis Snider, L (1, 9) OBP: 0.309, SLG: 0.360		B SI 93 X CH 86 1-0 ② FC3-6 6 E 10 1B 55 BB 1-2f 2-3		X SI 93 0-0 10 G6-4-3 2-H 1B		B CH 84 B CH 86 B SI 93 B SI 92 4-0 10 CS BB			C FF 95 B FF 94 B FF 95 B FF 94 F FF 94 B FF 95 4-2 6 F8 10 1B BB	2	1	1	1	2	0	2
10 Jordy Mercer, R (1, 6) OBP: 0.345, SLG: 0.495		B SI 94 X FC 90 1-0 55 BB 6 E 1-2 3-H 1B		1 SAFE B SI 93 1 SAFE F SI 92 1 SAFE B SI 92 1 SAFE X SI 92 2-1 ① ② G6-4-3 1-2f		1 SAFE B SI 92 P PO 82 C SI 93 B SI 93 C SI 93 X FF 94 3-2 ② ③ L8 1-2			C FF 92 F FF 94 F SL 88 X FF 94 0-2 55 G5-3 1-2 1B	4	0	2	1	0	0	2
Inning Stats	R: 0 E: 0 K: 2 S: 10 H: 0 LOB: 0 BB: 0 P: 12	R: 3 E: 1 K: 0 S: 15 H: 4 LOB: 3 BB: 1 P: 25	R: 0 E: 0 K: 0 S: 10 H: 0 LOB: 0 BB: 0 P: 14	R: 1 E: 0 K: 0 S: 9 H: 2 LOB: 0 BB: 0 P: 13	R: 1 E: 0 K: 1 S: 13 H: 2 LOB: 1 BB: 0 P: 21	R: 0 E: 0 K: 0 S: 6 H: 0 LOB: 0 BB: 1 P: 12	R: 0 E: 0 K: 1 S: 9 H: 0 LOB: 0 BB: 0 P: 13	R: 1 E: 0 K: 0 S: 8 H: 1 LOB: 0 BB: 0 P: 11	R: 0 E: 0 K: 0 S: 12 H: 1 LOB: 2 BB: 1 P: 18	1B: 5 2B: 2 3B: 0 HR: 3 SF: 0 SAC: 0 DP: 1 HBP: 0						

TOP

Pittsburgh Pirates @ Los Angeles Angels

Angel Stadium of Anaheim, Anaheim, CA

Sat Jun 22 2013, 7:09 PM - 10:00 PM PDT

Att. 41,114 - Clear - 73 F

livebaseballscorecards.com

AB	36
R	6
H	10
RBI	6
BB	3
SO	4
LOB	16

PITCHER	IP	WLS	BF	H	R	ER	SO	BB	IBB	HBP	BLK	WP	HR	S	P	ERA	WHIP
57 Jerome Williams, R (1, 1) ERA: 3.36	6.0	L	27	8	5	4	3	2	0	0	0	1	2	63	97	6.00	1.667
65 Dane De La Rosa, R (7, 1) ERA: 3.58	1.0		3	0	0	0	1	0	0	0	0	0	0	9	13	0.00	0.000
58 Michael Kohn, R (8, 1) ERA: 2.18	2.0		9	2	1	1	0	1	0	0	0	0	1	20	29	4.50	1.500

PITCHER	IP	WLS	BF	H	R	ER	SO	BB	IBB	HBP	BLK	WP	HR	S	P	ERA	WHIP

BOTTOM

Pittsburgh Pirates @ Los Angeles Angels

Angel Stadium of Anaheim, Anaheim, CA

Sat Jun 22 2013, 7:09 PM - 10:00 PM PDT

Att. 41,114 - Clear - 73 F

livebaseballscorecards.com

Batter	1	2	3	4	5	6	7	8	9	AB	R	H	RBI	BB	SO	LOB
25 Peter Bourjos, R (1, 8) OBP: 0.384, SLG: 0.460	B FF 93 C FF 92 S CH 86 B CH 86 S CH 86 2-3 ① **K**		1 SAFE L SI 92 X CH 85 0-1 ① 27 FC3-6 1B 1-2		L FF 92 B SI 92 X FF 92 1-1 ① **B1-3**		C SI 91 C SI 92 X SL 88 0-2 ② **L8**		B FF 98 B FF 97 C FF 97 B FC 92 B FF 97 4-1 27 FC4-6 BB 1-2	4	0	1	0	1	1	1
27 Mike Trout, R (1, 7) OBP: 0.388, SLG: 0.543	C FF 93 B CH 86 S CH 86 S CH 86 1-3 ② **K**		B SL 88 F CH 86 B FF 94 B FF 93 X CH 88 3-1 ② **FC3-6** 1-2f 2-3		B FF 93 X SL 87 1-0 ② **L4**		F SI 92 B SL 88 C SI 93 X SL 88 1-2 5 S 1B 2-H		B FF 97 B FF 98 C FF 97 X FF 98 2-1 ② **FC4-6** 5 DI 1-2f 2-3	5	0	1	1	0	1	4
5 Albert Pujols, R (1, 10) OBP: 0.335, SLG: 0.455	B FF 93 C SI 92 B CH 86 X FF 92 2-1 ③ **L8**		X CH 86 0-0 ③ **G4-3**		B SL 88 C SL 88 B CH 88 B SL 88 B FF 93 4-1 **BB**		B FF 96 B FC 92 B FC 92 B FC 90 4-0 **BB** 1-2		C FF 99 X FF 98 0-1 ③ **G5-3** 1-2	3	0	0	0	2	0	4
44 Mark Trumbo, R (1, 3) OBP: 0.331, SLG: 0.488		C SI 92 B FF 92 B CH 86 S CH 85 B SL 86 S SL 87 3-3 ① **K**		C SL 85 F SI 92 X SL 86 0-2 ① **G4-3**	X SI 93 0-0 ③ **G4-3**		C FC 91 D FC 91 B FC 92 F FC 91 T FC 91 2-2 ③ **K**			4	0	0	0	0	2	3
47 Howie Kendrick, R (1, 4) OBP: 0.366, SLG: 0.467		B SI 93 C SI 92 C SL 88 S CH 87 1-3 ② **K2-3**		S CH 85 S SL 88 X SI 95 0-2 2 1B 2B		C SL 86 B FF 93 X SL 87 1-1 ① **G4-3**		B FF 94 B FF 94 C FF 94 X FC 90 2-1 ① **G5-3**		4	0	1	0	0	1	0
6 Alberto Callaspo, S (1, 5) OBP: 0.330, SLG: 0.380		B SI 93 B CH 88 B SI 93 B FF 92 4-0 2 FC6-4 BB		B CH 87 X SL 88 1-0 17 BB 2 1B 1B		C SI 93 X SL 87 0-1 ② **G5-3**		C FF 94 B FF 95 B FC 91 X FF 94 2-1 2 G5-4-3 1B		3	0	2	0	1	0	0
2 Erick Aybar, S (1, 6) OBP: 0.287, SLG: 0.363		C SL 84 L CH 86 X SL 89 0-2 ③ **FC6-4** 1-2f		C FF 94 S CH 87 B CH 88 D CH 88 X SL 90 2-2 ② 17 BB 1B 1-2 2-H		L SI 92 L SI 94 B SL 88 B SL 88 F SI 95 S CH 88 2-3 ③ **K**		B FF 98 X FF 97 1-0 ② ③ **G5-4-3** 1-2f		4	0	1	0	0	1	2
17 Chris Iannetta, R (1, 2) OBP: 0.362, SLG: 0.345			B FF 92 B SL 86 X SI 91 2-0 ① **F9**	B SI 93 B CH 87 B SI 94 F SI 93 D CH 87 4-1 **BB** 1-2 2-3			X SI 92 0-0 ① **F9**		B FF 96 B FF 96 B SI 94 B SI 96 4-0 39 FC6-4 BB	2	0	0	0	2	0	0
39 JB Shuck, L (1, 9) OBP: 0.333, SLG: 0.356			B SI 92 B SI 93 C SI 93 X SI 93 2-1 27 FC3-6 25 1B 1B	T SI 94 B SI 94 S SI 90 D SL 89 S SL 90 2-3 ③ **K**			B SI 91 S SI 92 S SI 93 B SI 92 B SL 89 X SI 93 3-2 27 1B 2B		B FF 96 C FF 96 C FF 96 X FF 97 1-2 ① **FC6-4** 27 FC4-6 25 BB 1-2f	4	1	2	0	0	1	4

Inning Stats	1	2	3	4	5	6	7	8	9
	R: 0 E: 0 K: 2 S: 8	R: 0 E: 0 K: 2 S: 9	R: 0 E: 0 K: 0 S: 8	R: 0 E: 0 K: 1 S: 14	R: 0 E: 0 K: 0 S: 5	R: 0 E: 0 K: 1 S: 8	R: 1 E: 0 K: 1 S: 13	R: 0 E: 0 K: 0 S: 5	R: 0 E: 0 K: 0 S: 8
	H: 0 LOB: 0 BB: 0 P: 13	H: 0 LOB: 1 BB: 1 P: 17	H: 2 LOB: 2 BB: 0 P: 15	H: 3 LOB: 3 BB: 1 P: 23	H: 0 LOB: 1 BB: 1 P: 11	H: 0 LOB: 0 BB: 0 P: 11	H: 2 LOB: 2 BB: 1 P: 23	H: 1 LOB: 0 BB: 0 P: 10	H: 0 LOB: 2 BB: 2 P: 19

1B: 6	SF: 0
2B: 2	SAC: 0
3B: 0	DP: 1
HR: 0	HBP: 0

WP: 0	PA: 39
PB: 0	
SB: 1	
CS: 0	

AB	**33**
R	**1**
H	**8**
RBI	**1**
BB	**6**
SO	**7**
LOB	**18**

PITCHER		IP	WLS	BF	H	R	ER	SO	BB	IBB	HBP	BLK	WP	HR	S	P	ERA	WHIP
47 Francisco Liriano, L ERA: 2.3	(1, 1)	6.2	W	29	7	1	1	6	3	0	0	0	0	0	62	104	1.35	1.500
29 Bryan Morris, R ERA: 2.43	(7, 1)	0.2		4	1	0	0	1	1	0	0	0	0	0	7	17	0.00	3.000
37 Justin Wilson, L ERA: 2.08	(8, 1)	1.2		6	0	0	0	0	2	0	0	0	0	0	9	21	0.00	1.200

PITCHER	IP	WLS	BF	H	R	ER	SO	BB	IBB	HBP	BLK	WP	HR	S	P	ERA	WHIP

Pittsburgh Pirates @ Los Angeles Angels

Angel Stadium of Anaheim, Anaheim, CA

Sun Jun 23 2013, 12:39 PM - 4:33 PM PDT

Att. 35,069 - Cloudy - 70 F

livebaseballscorecards.com

TOP

Batter	1	2	3	4	5	6	7	8	9	10	AB	R	H	RBI	BB	SO	LOB
6 Starling Marte, R (1, 8) (9, 7) OBP: 0.339, SLG: 0.424	S FF 88 L FF 90 F SL 86 S CH 82 0-3 K ①		B FF 87 B FF 86 C FF 87 X FF 87 2-1 10 WP 46 E 2B	X FC 85 0-0 G4-3 ③			C FC 83 B CH 81 L CH 81 X FC 86 1-2 G4-3 ③		F FF 94 F FF 95 F SI 96 B SL 86 X SL 86 1-2 2-H 1B	D FF 96 X FF 93 1-0 F7 ②	6	1	2	1	0	1	2
10 Jordy Mercer, R (1, 6) (10, 4) OBP: 0.328, SLG: 0.470	X FF 89 0-0 F8 ②		C FF 88 S SL 80 B CH 82 D CH 83 F FF 90 B FF 90 X CH 82 3-2 G5-3 ① 2-3		C FF 88 B SI 88 B CH 82 C FC 83 X FF 88 2-2 G6-3 ①			B SI 87 B CH 82 C SL 82 X SL 83 2-1 G5-3 ①	S FF 97 F FF 97 X CU 84 0-2 G5-3 ③	C FF 95 B SL 83 S FF 96 F FF 97 X SL 83 1-2 FC5-4 ③ 1-2f	6	0	0	0	0	0	4
24 Pedro Alvarez, L (1, 5) OBP: 0.303, SLG: 0.513	F FF 89 B CU 77 X FF 88 1-1 HR		S CH 83 B CH 82 D CH 81 F FF 89 S CH 83 2-3 K ②		C FF 88 B CU 78 X CH 83 1-1 G3-1 ②			B SI 88 C SI 88 F SI 88 B CU 75 F SI 89 B SI 90 F SI 90 F SI 90 F SI 90 3-2 X SI 90 G4-3 ②		F FF 96 C FF 96 F CU 84 X FF 96 0-2 12 SH5-4 23 1B 2B	5	2	2	1	0	1	1
46 Garrett Jones, L (1, 9) OBP: 0.308, SLG: 0.418 2 Brandon Inge, R (8, PH) OBP: 0.217, SLG: 0.213 35 Mark Melancon, R (8, 9) 12 Clint Barmes, R (9, 1) OBP: 0.234, SLG: 0.268 (10, PH) (10, 6)	C FF 89 S FC 87 F CH 83 F FF 91 B CH 89 S CH 83 1-3 K ③		C CU 77 F CH 82 X CH 81 0-2 E4 18 2B 14 1B 3-H		B CU 77 B FF 89 X CH 82 2-0 G3 ③			F SI 88 B SI 88 S CU 75 B SI 88 C SI 89 2-3 K ③		X FF 96 0-0 SH5-4 ① 2-3	3 1	1 0	0 0	0 0	0 0	1 1	0 0
18 Neil Walker, S (1, 4) OBP: 0.357, SLG: 0.386 39 Jason Grilli, R (10, 1)		C SI 87 B FF 88 B FC 86 X CH 88 2-1 59 2B 1B	C CU 77 D CH 82 B SI 90 X CH 82 2-1 14 1B 1-3 2B			X FF 89 0-0 G3-1 ①			B SI 96 B SI 94 C SI 95 F SI 95 F SI 96 B SI 96 F SI 96 B SI 95 4-2 14 1B 22 FC5-4 BB	I I IN 45 I IN 47 I 4-0 23 1B 14 BB 23 E IBB	3 0	2 0	2 0	0 0	2 0	0 0	0 0
14 Gaby Sanchez, R (1, 3) OBP: 0.355, SLG: 0.441		C FF 89 S FF 89 F FF 87 S CH 82 0-3 K ①	X FC 85 0-0 2-3 3-H 1B			C FF 88 B CU 78 X FF 89 1-1 F9 ②			B SI 96 B FF 95 B SI 94 C SI 94 F FF 95 X FF 95 3-2 1-3 22 FC5-4 1B	B FF 96 F FF 95 F FC 91 B FF 96 1 SAFE F FF 92 F FF 97 B FF 97 B FF 97 4-2 1-2 23 E 23 E BB	4	1	2	1	1	1	1
23 Travis Snider, L (1, 7) OBP: 0.306, SLG: 0.356 (9, 9)		B FF 89 C CH 88 1 SAFE S CH 82 S CH 83 1-3 K ②	X CH 88 0-0 L5 ③			B CH 82 B FF 89 B SI 88 C CH 88 X CH 82 3-1 F8 ③			C FF 95 S SI 96 B SI 96 X SI 96 1-2 P2 ①	B FF 94 C FF 96 B FF 93 B FF 96 X FF 95 3-1 E7 22 1B 55 1B 1-H 2-H 3-H 1B	5	1	1	1	0	1	5
59 Tony Sanchez, R (1, 10) OBP: 0.333, SLG: 0.667 22 Andrew McCutchen, R (9, PH) OBP: 0.358, SLG: 0.454 (9, 8)		C FF 90 1 SAFE B FC 87 B FC 87 X FF 90 2-1 1-3 2B	C CU 78 B CU 79 B SI 89 X CH 83 2-1 F8 ①		B CU 78 X FC 84 1-0 G6-3 ①			S SI 96 X FF 96 0-1 FC5-4 ② 55 DI 55 2B 1-2f 3-H	B FF 93 S FF 94 S FF 95 D FF 98 B FF 96 X FF 95 3-2 55 1B 2-3 1B	3 2	0 1	1 1	0 1	0 0	0 0	0 1
19 Michael McKenry, R (1, 2) OBP: 0.256, SLG: 0.357 55 Russell Martin, R (9, PH) OBP: 0.357, SLG: 0.427 (9, 2)		D FC 87 B FF 89 X FF 89 2-0 F7 ③	C FF 89 S FC 86 S SL 79 0-3 K ②		C FC 84 X CU 78 0-1 G5-3 ②			S FF 96 B SL 86 B FF 96 F FF 95 B SI 96 X FF 94 3-2 1-H 6 1B 2B	1 SAFE C FF 94 P PO 84 X FF 94 1-1 1-2 3-H 10 FC5-4 1B	3 2	0 1	0 2	0 2	1 0	2 0	0 0
Inning Stats	R: 1 H: 1 E: 0 LOB: 0 K: 2 BB: 0 S: 12 P: 14	R: 0 H: 2 E: 0 LOB: 2 K: 2 BB: 0 S: 12 P: 19	R: 2 H: 3 E: 1 LOB: 2 K: 1 BB: 0 S: 16 P: 25	R: 0 H: 0 E: 0 LOB: 0 K: 1 BB: 0 S: 6 P: 8	R: 0 H: 0 E: 0 LOB: 0 K: 0 BB: 0 S: 6 P: 11	R: 0 H: 0 E: 0 LOB: 0 K: 0 BB: 0 S: 5 P: 9	R: 0 H: 0 E: 0 LOB: 0 K: 0 BB: 0 S: 6 P: 8	R: 0 H: 0 E: 0 LOB: 0 K: 1 BB: 0 S: 12 P: 19	R: 3 H: 3 E: 0 LOB: 1 K: 0 BB: 1 S: 22 P: 34	R: 4 H: 4 E: 1 LOB: 2 K: 0 BB: 2 S: 22 P: 38	1B: 7 2B: 5 3B: 0 HR: 1	SF: 0 SAC: 1 DP: 0 HBP: 0		WP: 1 PB: 0 SB: 0 CS: 0	PA: 47		

PITCHER		IP	WLS	BF	H	R	ER	SO	BB	IBB	HBP	BLK	WP	HR	S	P	ERA	WHIP
55 Joe Blanton, R ERA: 5.26	(1, 1)	7.1		29	6	3	1	6	0	0	0	0	1	1	65	98	1.23	0.818
37 Scott Downs, L ERA: 1.74	(8, 1)	0.2	H	2	0	0	0	1	0	0	0	0	0	0	10	15	0.00	0.000
49 Ernesto Frieri, R ERA: 3.31	(9, 1)	0.2	B	6	3	3	3	0	1	0	0	0	0	0	19	31	40.50	6.000
40 Kevin Jepsen, R ERA: 5.17	(9, 1)	0.2	L	6	2	4	4	0	1	1	0	0	0	0	14	25	54.00	4.500
65 Dane De La Rosa, R ERA: 3.51	(10, 1)	0.2		4	2	0	0	0	0	0	0	0	0	0	11	16	0.00	3.000

PITCHER	IP	WLS	BF	H	R	ER	SO	BB	IBB	HBP	BLK	WP	HR	S	P	ERA	WHIP

AB	43
R	10
H	13
RBI	7
BB	3
SO	7
LOB	16

Batter	1	2	3	4	5	6	7	8	9	10	AB	R	H	RBI	BB	SO	LOB
25 Peter Bourjos, R (1, 8) OBP: 0.386, SLG: 0.457 10 Brad Hawpe, L (4, 9) OBP: 0.429, SLG: 0.273 32 Josh Hamilton, L (9, 9) OBP: 0.262, SLG: 0.378 20 Brendan Harris, R (9, PH) OBP: 0.270, SLG: 0.366 (10, 3)	C SI 95 F SI 93 F CU 77 B CU 78 X SI 93 1-2 G6-3 ①	D SI 94 B SI 94 B SI 94 C SI 94 B SI 95 4-1 27 FC4-6 1-2 2-3 BB		1 SAFE 1 SAFE D FF 93 C SI 92 X CU 78 1-1 1-H 1B		1 SAFE B FF 94 1 SAFE B SI 94 D FF 95 B SI 94 4-0 27 HBP 1-2 BB			C FF 95 F FF 94 S KC 83 0-3 K ① F FF 94 F FF 95 B FF 94 F FF 94 X SL 84 1-2 1-3 3-H 1B	1 1 0 2	0 0 0 0	0 1 0 1	0 1 0 1	1 1 0 0	0 0 0 1	0 0 0 0
27 Mike Trout, R (1, 7) OBP: 0.384, SLG: 0.534 (4, 8)	B FF 96 X SI 92 1-0 G6-3 ②	X SI 95 0-0 FC4-6 5 S 1-2f 2-H 3-H ②		C FF 96 1 SAFE B CU 79 X CU 80 1-1 L6 ③		C SI 92 D SL 88 H SI 92 2-1 1-2 2-3 HBP			X FC 94 0-0 F9 ②	C SL 83 B FF 94 F FF 95 F FF 95 S SL 85 1-3 K ③	5	0	0	1	0	1	4
5 Albert Pujols, R (1, 10) OBP: 0.330, SLG: 0.447	C FF 96 B SI 92 X SI 93 1-1 F8 ③	1 SAFE S FF 96 1 SAFE B CU 80 X CU 81 1-1 G5-3 1-2 ③			B FF 94 B SI 92 X 2-0 G4-3 ①	D SL 88 X SL 86 1-0 G5-3 ③			B FF 95 B FC 93 X FC 92 2-0 P4 ③		5	0	0	0	0	0	4
44 Mark Trumbo, R (1, 3) OBP: 0.326, SLG: 0.480 (10, 9)		B FF 95 F SI 93 B CU 77 F SI 94 F SI 93 F CU 78 C FF 95 2-3 K ①	X FS 87 0-0 P6 ①		B X FS 87 1-0 G5-3 ②		C SI 93 B SI 93 B SI 93 B SL 86 F SI 92 X SI 93 3-2 L9 ①			C SL 82 S FF 93 S SL 84 0-3 K ①	5	0	0	0	0	2	0
47 Howie Kendrick, R (1, 4) OBP: 0.366, SLG: 0.471		B SI 93 B SI 93 S SI 93 B SI 94 B FF 94 4-1 2 1B 6 1B 2 E BB	B SI 93 F SI 91 X FS 86 1-1 G5-3 ②		C FF 94 B CU 79 F FS 88 F FF 94 F CU 80 X FS 85 1-2 E6		S SL 86 X SL 87 0-1 G5-3 ②			X FF 93 0-0 6 1B 3B	4	2	1	0	1	0	0
6 Alberto Callaspo, S (1, 5) OBP: 0.332, SLG: 0.381		B SI 93 1 SAFE X SI 93 1-0 2 E 17 E 1-2 1B	C SI 92 X FS 87 0-1 G4-3 ③		B FF 94 X SI 92 1-0 G4-3 ③		C SI 92 F FF 94 C SL 88 0-3 K ③			C SL 82 F FF 94 B FF 94 X FF 94 1-2 2 1B 39 1B 3-H 1B	5	2	2	1	0	1	1
2 Erick Aybar, S (1, 6) OBP: 0.289, SLG: 0.364	C CU 76 S CU 79 F CU 78 D CU 80 X SI 93 1-2 E4 17 E 39 1B 1-3 2-H 1B			B FF 94 C FS 86 B CU 80 L SI 92 S CU 80 2-3 K ①		F SI 92 C CU 79 S CU 78 0-3 K ①		C FF 97 B FF 96 S FF 97 B FF 97 F SL 86 X SL 86 2-2 F9 ①		F FF 93 B FF 94 X FF 93 1-1 39 1B 20 1B 1-2 1B	5	2	2	0	0	2	0
17 Chris Iannetta, R (1, 2) OBP: 0.356, SLG: 0.337 16 Hank Conger, L (10, PH) OBP: 0.301, SLG: 0.437	1 SAFE 1 SAFE C SI 94 1 SAFE B SI 93 X SI 93 1-1 E5 25 BB 39 1B 27 FC4-6 1-2 3-H			F SI 95 C CU 79 B FF 93 S CU 80 1-3 K ②		F SI 87 C SI 91 F FF 93 B CU 79 B CU 80 C CU 79 2-3 K ②		B FF 97 C SL 84 B SL 84 C SL 83 C FF 98 2-3 K ②		C SL 84 S SL 84 B SL 84 X FF 94 1-2 F7 ②	4 1	1 0	0 0	1 0	0 0	3 0	1 2
39 JB Shuck, L (1, 9) OBP: 0.349, SLG: 0.362 (4, 7)		X SI 92 0-0 25 BB 27 FC4-6 1-2 2-H 1B		B FF 95 B FS 87 F SI 93 B FS 86 B FF 94 4-1 10 S 10 1B BB		B SI 92 F SI 92 B FS 85 B FS 87 B SI 93 4-1 27 HBP 10 S BB		B FF 97 B SL 85 F FF 98 C SL 86 B FF 98 X SL 85 3-2 G1-6-3 ③		B FF 94 C FF 93 X SL 84 1-1 20 1B 1-3 2-H 1B	3	2	2	2	2	0	0
Inning Stats	R: 0 E: 0 K: 0 S: 7 H: 0 LOB: 0 BB: 0 P: 10	R: 5 E: 2 K: 1 S: 18 H: 3 LOB: 1 BB: 2 P: 32	R: 0 E: 0 K: 0 S: 5 H: 0 LOB: 0 BB: 0 P: 6	R: 1 E: 0 K: 2 S: 11 H: 1 LOB: 1 BB: 1 P: 20	R: 0 E: 1 K: 0 S: 8 H: 0 LOB: 1 BB: 0 P: 13	R: 0 E: 0 K: 2 S: 10 H: 0 LOB: 3 BB: 2 P: 23	R: 0 E: 0 K: 1 S: 8 H: 0 LOB: 0 BB: 0 P: 11	R: 0 E: 0 K: 1 S: 10 H: 0 LOB: 0 BB: 0 P: 17	R: 0 E: 0 K: 1 S: 5 H: 0 LOB: 0 BB: 0 P: 7	R: 3 E: 0 K: 2 S: 22 H: 5 LOB: 2 BB: 0 P: 28	1B: 8 2B: 0 3B: 1 HR: 0 SF: 0 SAC: 0 DP: 0 HBP: 1						

PITCHER		IP	WLS	BF	H	R	ER	SO	BB	IBB	HBP	BLK	WP	HR	S	P	ERA	WHIP
50 Charlie Morton, R ERA: 2.81	(1, 1)	5.2		28	4	6	3	5	5	0	0	0	0	0	57	99	4.76	1.588
43 Ryan Reid, R ERA: 1.5	(6, 1)	1.1		5	0	0	0	1	0	0	1	0	0	0	10	16	0.00	0.000
61 Duke Welker, R ERA:	(8, 1)	1.0		3	0	0	0	1	0	0	0	0	0	0	10	17	0.00	0.000
35 Mark Melancon, R ERA: 0.96	(9, 1)	1.0	W	3	0	0	0	1	0	0	0	0	0	0	5	7	0.00	0.000
39 Jason Grilli, R ERA: 1.82	(10, 1)	1.0		8	5	3	3	2	0	0	0	0	0	0	22	28	27.00	5.000

PITCHER	IP	WLS	BF	H	R	ER	SO	BB	IBB	HBP	BLK	WP	HR	S	P	ERA	WHIP

BOTTOM

Pittsburgh Pirates @ Los Angeles Angels

Angel Stadium of Anaheim, Anaheim, CA

Sun Jun 23 2013, 12:39 PM - 4:33 PM PDT

Att. 35,069 - Cloudy - 70 F

livebaseballscorecards.com

AB	41
R	9
H	9
RBI	7
BB	5
SO	10
LOB	12

WP: 0 PA: 47
PB: 0
SB: 3
CS: 0

Pittsburgh Pirates @ Seattle Mariners

Safeco Field, Seattle, WA

Tue Jun 25 2013, 7:13 PM - 10:11 PM PDT

Att. 21,088 - Roof Closed - 65 F

TOP

livebaseballscorecards.com

Batter	1	2	3	4	5	6	7	8	9	AB	R	H	RBI	BB	SO	LOB
6 Starling Marte, R (1, 7) OBP: 0.343, SLG: 0.454	C FF 89 F SI 89 B SL 81 F SI 91 B CH 82 X SI 90 2-2 10 G4-3 3B	X FF 90 0-0 HR		C SI 89 C SL 76 S SL 78 0-3 ② K		F SL 77 X SL 78 0-1 ② G5-3		X FF 98 0-0 HR		5	3	3	2	0	1	2
10 Jordy Mercer, R (1, 6) OBP: 0.323, SLG: 0.459	C CU 72 S SI 90 X FF 90 0-2 ① G4-3 3-H	B CU 73 X SI 90 1-0 ② F8		C SI 88 F SI 90 1 SAFE T SL 78 0-2 ③ K		C SL 77 C CH 83 D SL 78 F FF 89 X SL 76 1-2 E5 22 1B 2-H 1B		C SL 86 C SL 87 S SL 84 0-3 ③ K		5	0	1	1	0	2	1
22 Andrew McCutchen, R (1, 8) OBP: 0.358, SLG: 0.456	C FF 89 B CH 84 X SI 84 1-1 ② G6-3	B SI 90 B CH 84 X CH 85 2-0 2B			X SI 87 0-0 ① G6-3	C SL 77 X SI 86 0-1 1-2 1B			S SL 85 C SL 86 S FF 97 0-3 ① K	5	0	2	0	0	1	0
14 Gaby Sanchez, R (1, 3) OBP: 0.356, SLG: 0.459	C FF 90 S FF 90 B FF 90 B SL 83 F SI 91 B FF 91 F SI 91 X FF 92 3-2 ③ G5-3	C SL 79 X SL 79 0-1 ③ G6-3			C FF 87 F SI 89 B FF 88 X SI 89 1-2 24 BB 1B	F SL 76 C SI 89 D CU 73 B SI 87 B SL 78 X SI 87 3-2 ③ L6			B SL 85 B FF 98 X FF 96 2-0 HR	5	1	2	1	0	0	3
55 Russell Martin, R (1, 2) OBP: 0.354, SLG: 0.436		B FF 87 C SI 87 B CH 82 B SI 90 X SI 89 3-1 HR	C SI 88 X SL 78 0-1 ① G5-6-3		C SL 78 C SL 74 D SL 78 X FF 88 1-2 ② F7		B CU 78 F SI 97 B SL 88 S FF 98 S CU 80 2-3 ① K		C FF 97 B SL 87 C SL 84 B SL 84 F FF 96 B FF 97 C FF 94 3-3 ② K	5	1	1	1	0	2	1
24 Pedro Alvarez, L (1, 5) OBP: 0.305, SLG: 0.513		B SL 82 B SI 89 F SI 88 S SL 82 S SL 81 2-3 ① K	C SL 78 X SL 82 0-1 ② F7		C CH 81 B SI 88 B SL 76 S SL 77 B SI 88 F SL 77 F SL 77 F SI 88 B SI 89 4-2 1-2 BB		F FF 97 B CH 90 S CH 91 C CU 80 1-3 ② K		B FF 97 X FF 97 1-0 2B	4	0	1	0	1	2	0
59 Tony Sanchez, R (1, 10) OBP: 0.250, SLG: 0.375		B FF 90 F FF 89 C CU 75 X FF 91 1-2 18 BB 2 HR 1B	S SL 78 X FF 89 0-1 ③ F9		B SL 77 C SI 88 S SL 77 B SL 79 B SI 90 F SI 88 F SL 78 X FF 88 3-2 ③ G1-3		C CU 80 B CU 79 B FF 97 F CU 79 C CU 80 2-3 ③ K		B SL 86 B FF 96 D SL 83 C FF 95 S FF 96 X FF 94 3-2 ③ G6-3	5	1	1	0	0	1	3
18 Neil Walker, S (1, 4) OBP: 0.359, SLG: 0.382		B SI 89 B CU 74 B SI 88 B FF 87 4-0 2 HR 1-2 BB		B SI 88 F FF 90 F CH 83 F FF 90 B CU 72 B SI 90 B SL 76 4-2 BB		F CH 86 B CH 82 F SL 77 X FF 87 1-2 ① F7		B FF 96 X FF 97 1-0 ① F8		2	1	0	0	2	0	0
2 Brandon Inge, R (1, 9) OBP: 0.232, SLG: 0.272 23 Travis Snider, L (7, 9) OBP: 0.305, SLG: 0.355		C FF 89 F CH 83 D SL 81 F SI 91 F FF 89 D CU 77 X SI 90 2-2 1-H 2-H HR		C SL 77 X SL 77 0-1 ① F8		X SI 88 0-0 10 E 2B		C FF 95 S FF 98 T FF 96 0-2 ② K		3 1	2 0	2 0	3 0	0 0	0 1	1 0
Inning Stats	R: 1 E: 0 K: 0 S: 14 H: 1 LOB: 0 BB: 0 P: 20	R: 5 E: 0 K: 1 S: 18 H: 5 LOB: 1 BB: 1 P: 33	R: 0 E: 0 K: 0 S: 6 H: 0 LOB: 0 BB: 0 P: 6	R: 0 E: 0 K: 2 S: 11 H: 0 LOB: 1 BB: 1 P: 15	R: 0 E: 0 K: 0 S: 17 H: 1 LOB: 2 BB: 1 P: 26	R: 1 E: 1 K: 0 S: 15 H: 3 LOB: 2 BB: 0 P: 20	R: 0 E: 0 K: 3 S: 9 H: 0 LOB: 0 BB: 0 P: 14	R: 1 E: 0 K: 2 S: 8 H: 1 LOB: 0 BB: 0 P: 9	R: 1 E: 0 K: 2 S: 12 H: 2 LOB: 1 BB: 0 P: 21	1B: 4 2B: 3 3B: 1 HR: 5 SF: 0 SAC: 0 DP: 0 HBP: 0						

	AB	40
	R	9
	H	13
	RBI	8
	BB	3
	SO	10
	LOB	11

WP: 0 PB: 0 SB: 0 CS: 0 PA: 43

PITCHER		IP	WLS	BF	H	R	ER	SO	BB	IBB	HBP	BLK	WP	HR	S	P	ERA	WHIP
23 Joe Saunders, L ERA: 4.98	(1, 1)	1.2	L	12	6	6	6	1	1	0	0	0	0	3	30	51	32.40	4.200
49 Blake Beavan, R ERA: 6.55	(2, 1)	4.1		19	4	1	1	2	2	0	0	0	0	0	51	69	2.08	1.385
54 Tom Wilhelmsen, R ERA: 4.09	(7, 1)	1.0		3	0	0	0	3	0	0	0	0	0	0	9	14	0.00	0.000
58 Carter Capps, R ERA: 5.97	(8, 1)	2.0		9	3	2	2	4	0	0	0	0	0	2	20	30	9.00	1.500

PITCHER	IP	WLS	BF	H	R	ER	SO	BB	IBB	HBP	BLK	WP	HR	S	P	ERA	WHIP

BOTTOM

Pittsburgh Pirates @ Seattle Mariners

Safeco Field, Seattle, WA

Tue Jun 25 2013, 7:13 PM - 10:11 PM PDT

Att. 21,088 - Roof Closed - 65 F

livebaseballscorecards.com

Batter	1	2	3	4	5	6	7	8	9	AB	R	H	RBI	BB	SO	LOB
9 Endy Chavez, L (1, 8) OBP: 0.293, SLG: 0.353	B SI 91 B FF 91 C SI 92 X FF 91 2-1 ① F7	C SI 92 B SI 91 X KC 80 1-1 ③ G1-3			C FF 89 B KC 80 X FF 90 1-1 ② G6-3			B SI 94 B SI 94 C SI 94 X SI 95 2-1 ① G4-3		4	0	0	0	0	0	2
6 Nick Franklin, S (1, 4) OBP: 0.355, SLG: 0.479	C SI 91 C KC 78 B SI 93 X SI 93 1-2 8 S 1B		B SI 87 X SI 89 1-0 ① F9		C FF 91 B FF 91 C KC 82 X KC 82 1-2 ③ G1-3			C SI 96 S CH 88 F SI 96 X CH 87 0-2 ② G6-3		4	0	1	0	0	0	0
15 Kyle Seager, L (1, 5) OBP: 0.343, SLG: 0.463	B FF 90 B FF 91 B FF 90 C SI 91 X FF 92 3-1 ② P5		B SI 89 C CH 83 X SI 90 1-1 ② G4-3			B SI 87 F SI 88 B KC 80 X SI 90 2-1 HR		C SL 86 B SI 96 B SI 95 B SI 86 X SI 95 3-1 ③ F8		4	1	1	1	0	0	1
8 Kendrys Morales, S (1, 10) OBP: 0.330, SLG: 0.430	C SI 91 1 SAFE B CH 81 S KC 80 X SI 92 1-2 ③ G1-3 1-2		C CH 83 X SI 90 0-1 ③ L6			C SI 92 C KC 82 X KC 82 0-2 ① G1-3			C FF 94 S FC 92 S FC 91 0-3 ① K	4	0	0	0	0	1	1
28 Raul Ibanez, L (1, 7) OBP: 0.286, SLG: 0.521		C SI 89 X FF 90 0-1 17 BB 1 1B 1B		B SI 86 B SI 89 B SI 89 B FF 90 4-0 3 FC6-4 BB		F FF 89 B KC 82 B SI 92 B CH 81 X SI 92 3-1 ② P6			B SI 95 B FF 94 B SI 95 C FF 95 S FF 94 X FC 91 3-2 ② G3	3	1	1	0	1	0	0
12 Jason Bay, R (1, 9) OBP: 0.311, SLG: 0.386		X FF 91 0-0 ① F8		C CH 80 C KC 78 B KC 78 B SI 90 D KC 77 C SI 91 3-3 ① K		B SI 92 B SI 93 B SI 91 C SI 91 X SI 92 3-1 ③ G6-3			C FF 95 S FC 90 B FC 90 B FF 95 B FC 89 4-2 17 HR BB	3	1	0	0	1	1	2
17 Justin Smoak, S (1, 3) OBP: 0.351, SLG: 0.369		B SI 90 C FF 90 D CH 81 B SI 90 F SI 90 B FF 90 4-2 1 1B 1-2 BB		C KC 76 B SI 92 D KC 79 F FF 90 D CH 81 F CH 81 X SI 92 3-2 ② P3			C SI 90 S KC 80 S KC 79 0-3 ① K	B SI 93 C FF 95 S FC 88 F FC 88 D FC 90 X FF 93 2-2 1-H HR		3	1	1	2	1	1	1
3 Mike Zunino, R (1, 2) OBP: 0.235, SLG: 0.313		B FF 90 S CH 80 B FF 91 S CH 81 D CH 81 F FF 91 C SI 90 3-3 ② K		F SI 92 B SI 91 X SI 91 1-1 ③ FC6-4 1-2f			F FF 91 X KC 80 0-1 ② G6-3		C FF 96 C FC 96 X SL 85 0-2 ③ F7	4	0	0	0	0	1	3
1 Carlos Triunfel, R (1, 6) OBP: 0.120, SLG: 0.083		B SI 91 F FF 91 B CH 79 S SI 91 F SI 89 F SI 91 X CH 81 2-2 1-2 2-H 1B			C FF 88 S KC 78 S KC 80 0-3 ① K		B SI 92 X SI 92 1-0 ③ G4-3			3	0	1	1	0	1	0

Inning Stats	1	2	3	4	5	6	7	8	9
	R: 0 E: 0 K: 0 S: 10 H: 1 LOB: 1 BB: 0 P: 17	R: 1 E: 0 K: 1 S: 16 H: 2 LOB: 2 BB: 1 P: 26	R: 0 E: 0 K: 0 S: 5 H: 0 LOB: 0 BB: 0 P: 7	R: 0 E: 0 K: 1 S: 9 H: 0 LOB: 1 BB: 1 P: 20	R: 0 E: 0 K: 1 S: 8 H: 0 LOB: 0 BB: 0 P: 10	R: 1 E: 0 K: 0 S: 9 H: 1 LOB: 0 BB: 0 P: 17	R: 0 E: 0 K: 1 S: 6 H: 0 LOB: 0 BB: 0 P: 7	R: 0 E: 0 K: 0 S: 8 H: 0 LOB: 0 BB: 0 P: 13	R: 2 E: 0 K: 1 S: 15 H: 1 LOB: 0 BB: 1 P: 24

	AB	32
	R	4
	H	5
	RBI	4
	BB	3
	SO	5
	LOB	10

1B: 3 SF: 0
2B: 0 SAC: 0
3B: 0 DP: 0
HR: 2 HBP: 0

WP: 0 PA: 35
PB: 0
SB: 1
CS: 0

PITCHER		IP	WLS	BF	H	R	ER	SO	BB	IBB	HBP	BLK	WP	HR	S	P	ERA	WHIP
49 Jeff Locke, L ERA: 2.06	(1, 1)	7.0	W	27	4	2	2	4	2	0	0	0	0	1	63	104	2.57	0.857
44 Tony Watson, L ERA: 3.96	(8, 1)	1.0		3	0	0	0	0	0	0	0	0	0	0	8	13	0.00	0.000
29 Bryan Morris, R ERA: 2.91	(9, 1)	0.2		4	1	2	2	1	1	0	0	0	0	1	12	21	27.00	3.000
61 Duke Welker, R ERA:	(9, 1)	0.1		1	0	0	0	0	0	0	0	0	0	0	3	3	0.00	0.000

PITCHER	IP	WLS	BF	H	R	ER	SO	BB	IBB	HBP	BLK	WP	HR	S	P	ERA	WHIP

Batter	1	2	3	4	5	6	7	8	9	AB	R	H	RBI	BB	SO	LOB
6 Starling Marte, R (1, 7) OBP: 0.340, SLG: 0.453	C FF 92 C SL 84 B SI 89 F FF 93 F CU 81 S SI 90 1-3 ① K		C SL 84 B FF 93 B FF 92 B FF 91 C FF 92 X FF 93 3-2 ② G4-3		X FF 90 0-0 55 G3 2B		C FF 91 1 SAFE S SI 89 1 SAFE F SI 91 S SL 82 0-3 ②③ K 1-2		C CU 85 F SI 94 B CU 84 S CU 84 1-3 K 2-3 3-H	5	0	1	0	0	3	2
55 Russell Martin, R (1, 2) OBP: 0.347, SLG: 0.426	X SL 84 0-0 ② G6-3		F FF 94 B FF 93 F FF 93 B FF 94 S FF 91 2-3 ③ K		F SI 87 C FF 92 B FC 90 X SI 90 1-2 ② G3 2-3			S CU 78 C FF 94 B CU 79 B CU 77 X FF 95 2-2 ① F7	F FF 94 X FF 94 0-1 ③ G4-3	5	0	0	0	0	1	3
22 Andrew McCutchen, R (1, 8) OBP: 0.354, SLG: 0.450	F FF 91 C FF 92 B FF 93 B SI 90 X CU 81 2-2 ③ G5-3			B FF 92 B SL 83 C FF 92 B FF 92 F FF 92 S FF 92 3-3 ① K	C FF 91 B SI 89 B SI 89 F FF 93 C FF 92 2-3 ③ K			B FF 96 F FF 96 X CU 78 1-1 ② F7		4	0	0	0	0	2	1
46 Garrett Jones, L (1, 10) OBP: 0.311, SLG: 0.417		B SI 87 X SI 88 1-0 24 1B 1B		B FF 93 B FF 92 B FF 92 C FF 93 S SI 89 B FF 95 4-2 18 HR BB		C CU 79 B FF 91 F FF 91 F SL 84 S FF 92 1-3 ① K		C SL 79 S SL 80 S SL 80 0-3 ③ K		3	1	1	0	1	2	0
24 Pedro Alvarez, L (1, 5) OBP: 0.307, SLG: 0.512		S FF 91 B FF 92 X CU 81 1-1 1-2 1B		S SI 89 S FF 91 C FF 93 0-3 ② K		S CU 80 S SI 89 B SL 84 B SI 90 S FC 93 2-3 ② K			B SL 80 X SL 80 1-0 18 SH3 10 1B 1B	4	1	2	0	0	2	1
18 Neil Walker, S (1, 4) OBP: 0.363, SLG: 0.400		X FF 92 0-0 ① F4		S SI 90 D SL 82 B SI 90 B FF 94 X FF 93 3-1 1-H HR		X CU 79 0-0 14 FC6-4 1B			1 SAFE B SI 90 L SI 90 B SI 90 X SI 90 2-1 ① SH3 1-2	3	1	2	2	0	0	2
14 Gaby Sanchez, R (1, 3) OBP: 0.354, SLG: 0.450		B FF 92 C SI 89 F SI 90 B FF 94 T FF 93 2-2 ② K		B SL 84 B SI 89 B FF 93 C FF 90 C SI 88 B FF 92 4-2 BB		C FF 91 1 SAFE B SI 88 F FF 91 X FC 91 1-2 ③ FC6-4 1-2f			C FF 95 F FF 95 B SI 94 X CU 85 1-2 ② G5-3	3	0	0	0	1	1	4
23 Travis Snider, L (1, 9) OBP: 0.304, SLG: 0.350		F FF 93 B FF 93 B FF 92 X SI 90 2-1 ③ G3-1		S SI 90 B FF 93 B FF 93 C CU 80 S FF 93 2-3 ③ K			C SI 87 C CU 80 C FC 91 0-3 ① K		I IN 74 I IN 75 I IN 78 I IN 77 4-0 10 1B 6 WP IBB	3	1	0	0	1	2	3
10 Jordy Mercer, R (1, 6) OBP: 0.328, SLG: 0.460			C FF 90 X SL 86 0-1 ① G6-3		B CU 81 X FF 89 1-0 ① P5		B SL 84 C SI 88 X FF 92 1-1 6 CS 1B		C CU 83 D CU 84 X FF 94 1-1 6 WP 1-3 2-H 1B	4	0	2	1	0	0	0
Inning Stats	R: 0 E: 0 K: 1 S: 9 H: 0 LOB: 0 BB: 0 P: 12	R: 0 E: 0 K: 1 S: 9 H: 2 LOB: 2 BB: 0 P: 15	R: 0 E: 0 K: 1 S: 8 H: 0 LOB: 0 BB: 0 P: 13	R: 2 E: 0 K: 3 S: 15 H: 1 LOB: 1 BB: 2 P: 31	R: 0 E: 0 K: 1 S: 8 H: 1 LOB: 1 BB: 0 P: 12	R: 0 E: 0 K: 2 S: 11 H: 1 LOB: 1 BB: 0 P: 15	R: 0 E: 0 K: 2 S: 9 H: 1 LOB: 1 BB: 0 P: 10	R: 0 E: 0 K: 1 S: 8 H: 0 LOB: 0 BB: 0 P: 11	R: 2 E: 0 K: 1 S: 13 H: 2 LOB: 2 BB: 1 P: 23	1B: 6 2B: 2 3B: 0 HR: 1 SF: 0 SAC: 1 DP: 1 HBP: 0						WP: 1 PB: 0 SB: 0 CS: 1 PA: 38	

PITCHER		IP	WLS	BF	H	R	ER	SO	BB	IBB	HBP	BLK	WP	HR	S	P	ERA	WHIP
34 Félix Hernández, R ERA: 2.7	(1, 1)	7.0		28	6	2	2	11	2	0	0	0	0	1	69	108	2.57	1.143
54 Tom Wilhelmsen, R ERA: 4.01	(8, 1)	0.2		2	0	0	0	0	0	0	0	0	0	0	5	8	0.00	0.000
41 Charlie Furbush, L ERA: 4.03	(8, 1)	0.2	L	3	1	1	1	1	0	0	0	0	0	0	6	9	13.50	1.500
31 Yoervis Medina, R ERA: 2.96	(9, 1)	0.2		5	1	1	1	1	0	1	0	0	1	0	10	17	13.50	1.500

PITCHER	IP	WLS	BF	H	R	ER	SO	BB	IBB	HBP	BLK	WP	HR	S	P	ERA	WHIP

TOP

Pittsburgh Pirates @ Seattle Mariners

Safeco Field, Seattle, WA

Wed Jun 26 2013, 12:42 PM - 3:37 PM PDT

Att. 21,267 - Partly Cloudy - 65 F

livebaseballscorecards.com

AB	34
R	4
H	8
RBI	3
BB	3
SO	13
LOB	16

BOTTOM

Pittsburgh Pirates @ Seattle Mariners

Safeco Field, Seattle, WA

Wed Jun 26 2013, 12:42 PM - 3:37 PM PDT

Att. 21,267 - Partly Cloudy - 65 F

livebaseballscorecards.com

Batter	1	2	3	4	5	6	7	8	9	AB	R	H	RBI	BB	SO	LOB
9 Endy Chavez, L (1, 9) OBP: 0.285, SLG: 0.344	C SI 90 S CH 83 X CH 84 0-2 ① G3-1		X SI 91 0-0 ② L8		B SI 90 B CH 81 X SI 89 2-0 ① L8		C SI 94 B SI 94 B SL 88 C SI 95 X SL 89 2-2 ② L3		F FF 92 B FC 92 F FC 93 D KC 83 S FC 93 2-3 ② K	5	0	0	0	0	1	2
6 Nick Franklin, S (1, 4) OBP: 0.357, SLG: 0.475	B SI 90 X SI 90 1-0 ② F8		B CH 84 B SL 82 C SL 79 X SL 81 2-1 1-3 1B		X SI 90 0-0 ② G4-3		C SI 94 X SI 95 0-1 ③ L7		C FC 92 S FC 91 X FC 93 0-2 1-3 1B	5	0	2	0	0	0	0
15 Kyle Seager, L (1, 5) OBP: 0.338, SLG: 0.455	C SI 90 C SI 91 B CH 85 S CH 84 1-3 ③ K		D CH 84 F SI 92 1 SAFE C SI 92 D CH 84 S SL 86 2-3 ③ K2-3		F SI 91 B SI 92 X SI 91 1-1 ③ P6			C SI 92 X SL 86 0-1 ① G3	X FF 94 0-0 ③ G3	5	0	0	0	0	2	4
8 Kendrys Morales, S (1, 10) OBP: 0.332, SLG: 0.432 13 Dustin Ackley, L (8, PR) OBP: 0.266, SLG: 0.250 (9, 10)		B FF 90 B CH 83 B CH 82 B SI 89 4-0 28 G5-6-3 BB	B FF 89 B SI 89 C SI 87 X SL 78 2-1 ① G6-3		B SI 95 B SI 94 F SI 94 S SI 96 B FF 97 F SI 98 X SI 96 3-2 ① G5-3			X FF 93 0-0 2B		3 0	0 0	1 0	0 0	1 0	0 0	0 0
28 Raul Ibanez, L (1, 7) OBP: 0.289, SLG: 0.533		B SI 88 C SL 82 B SI 92 S SI 89 X CH 83 2-2 ① ② G5-6-3 1-2f	C B SI 91 S CH 81 S SL 83 1-3 K 17 E 17 FC3 55 SF8		C SI 94 B CU 79 S FF 97 B FF 97 B SI 96 X SI 96 3-2 HR			I IN 72 I IN 70 I IN 70 I IN 66 4-0 IBB		3	2	1	1	1	1	1
17 Justin Smoak, S (1, 3) OBP: 0.349, SLG: 0.367		F SI 91 B CH 84 F SL 82 X CH 83 1-2 1B	B CH 79 C SI 91 C SI 92 D SL 83 X SI 91 2-2 1-3 FC3 33 BB		F SI 97 B FC 92 C CU 79 F FF 97 B CU 78 C CU 79 2-3 ② K			B SL 88 C SI 94 F SL 88 S SL 88 1-3 ② K		4	0	1	0	0	2	3
55 Michael Saunders, L (1, 8) OBP: 0.293, SLG: 0.320		S CH 84 D SL 84 1 SAFE X SI 92 1-1 ③ F8	B SI 91 F CH 82 B CH 83 X SI 90 2-1 ② SF8 3-H		B FF 95 T FF 96 B CU 78 B SI 96 C SI 95 X SI 96 3-2 1B			X SL 87 0-0 ③ F7		3	0	1	1	0	0	3
33 Henry Blanco, R (1, 2) OBP: 0.281, SLG: 0.300 12 Jason Bay, R (9, PH) OBP: 0.310, SLG: 0.384			B SI 91 F SI 89 B SL 83 C SL 78 X SL 83 2-2 6 1B 1B	C SI 91 S SL 84 F SL 87 F SI 91 D SL 88 B SI 93 B SI 92 B SL 84 4-2 1-2 BB		C SI 96 X FC 92 0-1 ③ P3			C FC 94 F FC 94 B KC 82 B FC 92 B FC 94 X FF 94 3-2 ① G5-3	2 1	0 0	1 0	0 0	1 0	0 0	1 0
26 Brendan Ryan, R (1, 6) OBP: 0.254, SLG: 0.252 3 Mike Zunino, R (9, PH) OBP: 0.257, SLG: 0.333			C SL 81 F SI 92 B SI 90 S SI 92 1-3 ① K	S SL 82 B SI 90 F SI 91 F SL 85 S SL 86 1-3 ③ K			C SI 93 B FF 94 S SL 86 F SL 87 X CH 87 1-2 ① P3		S FF 94 X FC 92 0-1 6 1B 1B	3 1	0 0	0 1	0 0	0 0	2 0	3 0
Inning Stats	R: 0 E: 0 K: 1 S: 7 H: 0 LOB: 0 BB: 0 P: 9	R: 0 E: 0 K: 0 S: 8 H: 1 LOB: 1 BB: 1 P: 16	R: 0 E: 0 K: 2 S: 12 H: 2 LOB: 2 BB: 0 P: 19	R: 1 E: 1 K: 2 S: 18 H: 0 LOB: 2 BB: 1 P: 30	R: 0 E: 0 K: 0 S: 4 H: 0 LOB: 0 BB: 0 P: 7	R: 1 E: 0 K: 1 S: 16 H: 2 LOB: 1 BB: 0 P: 27	R: 0 E: 0 K: 0 S: 9 H: 0 LOB: 0 BB: 0 P: 12	R: 0 E: 0 K: 1 S: 7 H: 1 LOB: 2 BB: 1 P: 12	R: 0 E: 0 K: 1 S: 12 H: 2 LOB: 2 BB: 0 P: 17	1B: 6 2B: 1 3B: 0 HR: 1	SF: 1 SAC: 0 DP: 1 HBP: 0	WP: 1 PB: 0 SB: 0 CS: 0	PA: 39			

	AB	35
	R	2
	H	8
	RBI	2
	BB	3
	SO	8
	LOB	17

PITCHER		IP	WLS	BF	H	R	ER	SO	BB	IBB	HBP	BLK	WP	HR	S	P	ERA	WHIP
30 Jeanmar Gómez, R ERA: 2.76	(1, 1)	5.0		21	3	1	0	5	2	0	0	0	1	0	49	81	0.00	1.000
37 Justin Wilson, L ERA: 2.23	(6, 1)	1.0	B	5	2	1	1	1	0	0	0	0	0	1	16	27	9.00	2.000
32 Vin Mazzaro, R ERA: 2.88	(7, 1)	2.0	W	8	1	0	0	1	0	1	0	0	0	0	16	24	0.00	0.500
35 Mark Melancon, R ERA: 0.94	(9, 1)	1.0	S	5	2	0	0	1	0	0	0	0	0	0	12	17	0.00	2.000

PITCHER	IP	WLS	BF	H	R	ER	SO	BB	IBB	HBP	BLK	WP	HR	S	P	ERA	WHIP

Batter	1	2	3	4	5	6	7	8	9	AB	R	H	RBI	BB	SO	LOB
7 Norichika Aki, L (1, 9) OBP: 0.370, SLG: 0.380	B FF 93 B FF 92 B FF 92 B FF 94 4-0 27 1B 9 1B 16 HBP BB	B KC 82 C SI 95 B CH 87 X SI 95 2-1 27 CS 1B			C SI 93 B FF 94 B KC 82 F FF 94 X FF 99 2-2 ① G4-3		B SI 91 B SI 91 B FF 92 C FF 91 C FF 92 B FF 93 4-2 BB		S FF 91 B SL 87 B SL 84 X FF 91 2-1 ② G4-3	3	1	1	0	2	0	0
9 Jean Segura, R (1, 6) OBP: 0.368, SLG: 0.521	1 SAFE B FF 96 C FF 94 L FF 94 1 SAFE X FF 98 1-2 16 HBP 27 1B 20 G4-6-3 1B	C FF 96 1 SAFE C KC 83 B FF 94 1 SAFE X KC 82 1-2 ② F8			B FF 95 B SL 90 B SI 96 B FF 94 4-0 27 1B BB		B FF 92 C FF 92 C FF 92 S SL 88 1-3 ① K		B FF 91 C SI 91 B SL 86 F FF 91 B FF 90 F SI 90 X FF 91 3-2 27 FC6-4 1B	4	1	2	0	1	1	2
27 Carlos Gómez, R (1, 8) OBP: 0.356, SLG: 0.567	B FF 97 F FF 96 B SI 94 X SI 96 2-1 20 G4-6-3 16 HBP 21 1B 1-2 2-3 1B	B FF 95 1-0 ③ CS 1-2	X FF 93 0-0 ① G5-3		X FF 96 0-0 16 G4-6-3 1-2 1B		X SL 86 0-0 ② F9		B SL 83 X FF 91 1-0 ③ FC6-4 1-2f	5	1	2	0	0	0	2
16 Aramis Ramirez, R (1, 5) OBP: 0.357, SLG: 0.431 3 Yuniesky Betancourt, R (7, 5) OBP: 0.234, SLG: 0.343	F FF 97 C SL 91 D SL 90 H SI 96 2-2 20 G4-6-3 1-2 2-3 3-H HBP		C FF 94 B CH 84 X SI 96 1-1 ② G4-3		B KC 83 S SI 95 X FF 96 1-1 ② ③ G4-6-3 1-2f		C FF 92 F SI 93 B FF 92 B SL 88 S SI 93 2-3 ③ K			3 0	0 0	0 0	1 0	0 0	1 0	3 0
20 Jonathan Lucroy, R (1, 2) OBP: 0.320, SLG: 0.444	C FF 96 X FF 96 0-1 ① ② G4-6-3 1-2f 2-3 3-H	B FF 94 C FF 95 B FF 96 C KC 82 F FF 96 F KC 83 F KC 83 F FF 99 F SL 91 2-3 ③ K			S FF 94 X FF 95 0-1 21 F9 2B			C SI 91 B FF 92 X FF 92 1-1 ① F8		4	0	1	0	0	1	2
21 Juan Francisco, L (1, 3) OBP: 0.292, SLG: 0.423	D FF 97 B CH 88 F FF 96 X FF 97 2-1 23 1B 3-H 1B			X CH 92 0-0 ① F7	X CH 85 0-0 ① F9 2-3			X FF 92 0-0 1B		4	0	2	1	0	0	1
23 Rickie Weeks Jr., R (1, 4) OBP: 0.330, SLG: 0.397	B SI 96 X SL 90 1-0 1-2 1B			C SL 92 B KC 82 B FF 94 B CH 91 C FF 93 X FF 95 3-2 ② G6-3	C KC 83 B SI 93 B FF 98 B FF 96 S SI 98 S SI 93 3-3 ② K			S SI 92 D FF 91 B FF 92 C SL 85 S SL 86 2-3 ② K		4	0	1	0	0	2	2
22 Logan Schafer, L (1, 7) OBP: 0.272, SLG: 0.299	C FF 97 S CH 88 X CH 86 0-2 ③ F7			C FF 94 C FF 94 X KC 80 0-2 1B	B FF 97 B FF 98 B FF 97 B SI 96 4-0 BB			B SI 91 B SI 91 F FF 92 B FF 92 X FF 91 3-1 ③ P3		3	0	1	0	1	0	3
40 Johnny Hellweg, R (1, 1) 32 Tom Gorzelanny, R (2, 1) OBP: 0.250, SLG: 0.250 15 Caleb Gindl, L (6, PH) OBP: 0.318, SLG: 0.250 31 Burke Badenhop, R (6, 1) 51 Michael Gonzalez, R (8, 1) 11 Sean Halton, R (9, PH) OBP: 0.500, SLG: 0.500		B FF 96 X FF 93 1-0 ① G5-3		C FF 94 B FF 93 F FF 94 S FF 100 1-3 ③ K	C FF 98 X CH 88 0-1 ③ G4-3				F SI 91 F SL 85 S SL 86 0-3 ① K	1 1 1 0 0 1	0 0 0 0 0 0	0 0 0 0 0 0	0 0 0 0 0 0	0 1 0 0 0 1	0 1 0 0 0 0	0 1 2 0 0 0
Inning Stats	R: 3 H: 4 E: 0 LOB: 2 K: 0 BB: 1 S: 15 P: 27	R: 0 H: 1 E: 0 LOB: 0 K: 0 BB: 0 S: 6 P: 11	R: 0 H: 0 E: 0 LOB: 0 K: 1 BB: 0 S: 11 P: 14	R: 0 H: 1 E: 0 LOB: 1 K: 1 BB: 0 S: 10 P: 14	R: 0 H: 1 E: 0 LOB: 1 K: 0 BB: 1 S: 6 P: 13	R: 0 H: 1 E: 0 LOB: 2 K: 1 BB: 1 S: 8 P: 15	R: 0 H: 0 E: 0 LOB: 1 K: 2 BB: 1 S: 9 P: 16	R: 0 H: 1 E: 0 LOB: 1 K: 1 BB: 0 S: 8 P: 14	R: 0 H: 1 E: 0 LOB: 1 K: 1 BB: 0 S: 10 P: 16	1B: 9 SF: 0 2B: 1 SAC: 0 3B: 0 DP: 2 HR: 0 HBP: 1						

PITCHER		IP	WLS	BF	H	R	ER	SO	BB	IBB	HBP	BLK	WP	HR	S	P	ERA	WHIP
45 Gerrit Cole, R ERA: 3.7	(1, 1)	6.0	W	27	8	3	3	3	3	0	1	0	0	0	56	94	4.50	1.833
43 Ryan Reid, R ERA: 1.0	(7, 1)	3.0	S	12	2	0	0	4	1	0	0	0	0	0	27	46	0.00	1.000

PITCHER	IP	WLS	BF	H	R	ER	SO	BB	IBB	HBP	BLK	WP	HR	S	P	ERA	WHIP

TOP

Milwaukee Brewers @ Pittsburgh Pirates

PNC Park, Pittsburgh, PA

Fri Jun 28 2013, 7:08 PM - 10:05 PM EDT

Att. 36,875 - Partly Cloudy - 69 F

livebaseballscorecards.com

AB	34
R	3
H	10
RBI	2
BB	4
SO	7
LOB	18

Batter	1	2	3	4	5	6	7	8	9	AB	R	H	RBI	BB	SO	LOB
6 Starling Marte, R (1, 7) OBP: 0.344, SLG: 0.465	B CH 87 B SI 90 C CH 89 B SI 90 X SI 90 3-1 ① G5-3	C CU 79 B SI 97 B SI 96 B SI 96 F SI 96 X SI 96 3-2 55 E 22 1B 1B 1-2 2-3 3-H	B SL 82 F SI 92 X SI 92 1-1 1-H 2B			C SI 90 B SL 81 B SL 80 C SI 89 X SL 82 2-2 22 2B 3B		S FF 91 B FF 91 X CH 81 1-1 ① F8		5	2	3	2	0	0	0
55 Russell Martin, R (1, 2) OBP: 0.340, SLG: 0.416	F SI 90 C SI 91 B SI 92 B SI 92 S SI 91 2-3 ② K	C CU 78 C CU 81 X SI 96 0-2 FC6 22 1B 24 1B 1-3 2-H 3-H	C SL 82 B SI 93 B SL 83 C CH 86 D SL 83 X CH 86 3-2 ③ L6			F SI 90 C SI 90 B SI 90 X SI 91 1-2 ① G1-3		B SI 89 B SI 87 C SI 89 S SI 88 C SL 82 2-3 ② K		5	1	0	1	0	2	3
22 Andrew McCutchen, R (1, 8) OBP: 0.358, SLG: 0.466	B SI 92 B SI 92 X SI 93 2-0 ③ G6-3	X SI 96 0-0 24 1B 1B 1-2 3-H		B SI 91 F SL 83 B CH 85 X CH 85 2-1 ① G3		B SI 90 C SI 90 X SI 89 1-1 24 E 2B 3-H		C FF 91 B CH 82 C SL 80 B FF 91 F SL 85 B SL 85 X SL 82 3-2 HR		5	1	3	3	0	0	0
46 Garrett Jones, L (1, 3) OBP: 0.309, SLG: 0.412 (7, 9)		3-2 24 1B 18 2B 1B X SI 95 0-0 ② L9		B SL 84 S SL 81 C FF 93 S SL 82 1-3 ② K		B SI 89 D FS 84 C SI 89 X SI 90 2-1 ② L7		B FF 92 C SL 81 B SL 84 S FF 92 B FF 92 F FF 91 C SL 83 3-3 ③ K		5	1	1	0	0	2	3
24 Pedro Alvarez, L (1, 5) OBP: 0.310, SLG: 0.512		B SI 91 1-0 1 SAFE X SI 91 1-2 18 2B 1B F CH 85 F FF 97 B CH 85 X SI 96 2-1 1-3 2-H 1B		B SI 92 F SL 81 B SL 83 F SI 92 B FF 93 F SL 82 T FF 93 3-2 ③ K		X SI 91 0-0 E3 2-3				4	1	2	1	0	1	1
18 Neil Walker, S (1, 4) OBP: 0.361, SLG: 0.402		X SI 95 0-0 10 G4-3 6 1B 2B 1-H 2-H X SI 95 0-1 G3	C SI 92 B SL 82 F SI 91 B SL 81 F SI 92 S SL 81 2-3 ① K			D SL 81 C SL 79 C SI 88 D FS 85 F SL 82 X SI 90 2-2 ③ G1-3				4	1	1	2	0	1	4
23 Travis Snider, L (1, 9) OBP: 0.304, SLG: 0.346 14 Gaby Sanchez, R (7, 3) OBP: 0.352, SLG: 0.447	B CU 76 B CU 76 F SI 94 B SI 94 B SI 95 4-1 6 1B 10 G4-3 55 FC6 BB	C SI 91 S SL 79 B SL 84 X SI 92 1-2 ① G3	C SI 92 F SI 91 S SL 84 0-3 ② K				C SI 89 X SI 90 0-1 ① G6-3			2 1	1 0	0 0	0 0	1 0	1 0	0 0
10 Jordy Mercer, R (1, 6) OBP: 0.326, SLG: 0.454	C SI 96 B CU 78 B SI 95 S SI 94 X SI 97 2-2 ① G4-3 1-2 2-3	B SI 91 B SI 91 C SI 90 X SL 81 2-1 ② F8	C CH 85 B SI 92 X FF 91 1-1 1B				C SI 89 B SI 89 F SI 90 X SI 88 1-2 ② G6-3			4	0	1	0	0	0	2
45 Gerrit Cole, R (1, 1) OBP: 0.429, SLG: 0.333 43 Ryan Reid, L (7, 1)	B SI 94 F SI 94 B SI 94 D SI 96 B SI 95 4-1 55 FC6 6 1B 55 E BB	B SI 92 C SI 92 X CH 86 1-1 6 2B 1B	B SI 92 C SI 91 B SI 92 F SI 92 S SL 82 2-3 ③ K				C SI 87 B SI 88 X SI 87 1-1 ③ G5-3			2 1	2 0	1 0	0 0	1 0	1 0	1 0
Inning Stats	R: 0 E: 0 K: 1 S: 6 H: 0 LOB: 0 BB: 0 P: 13	R: 7 E: 1 K: 0 S: 22 H: 6 LOB: 2 BB: 2 P: 41	R: 1 E: 0 K: 0 S: 12 H: 2 LOB: 1 BB: 0 P: 20	R: 0 E: 0 K: 2 S: 9 H: 0 LOB: 0 BB: 0 P: 15	R: 0 E: 0 K: 3 S: 12 H: 1 LOB: 1 BB: 0 P: 17	R: 1 E: 1 K: 0 S: 15 H: 2 LOB: 2 BB: 0 P: 23	R: 0 E: 0 K: 0 S: 7 H: 0 LOB: 0 BB: 0 P: 9	R: 1 E: 0 K: 2 S: 13 H: 1 LOB: 0 BB: 0 P: 22		1B: 7 2B: 3 3B: 1 HR: 1 SF: 0 SAC: 0 DP: 0 HBP: 0				WP: 0 PB: 0 SB: 0 CS: 0 PA: 40	

PITCHER		IP	WLS	BF	H	R	ER	SO	BB	IBB	HBP	BLK	WP	HR	S	P	ERA	WHIP
40 Johnny Hellweg, R ERA: 27.0	(1, 1)	1.2	L	14	6	7	5	1	2	0	0	0	0	0	26	52	27.00	4.800
32 Tom Gorzelanny, L ERA: 2.43	(2, 1)	3.1		13	3	1	1	5	0	0	0	0	0	0	35	54	2.70	0.900
31 Burke Badenhop, R ERA: 3.38	(6, 1)	2.0		9	2	1	1	0	0	0	0	0	0	0	22	32	4.50	1.000
51 Michael Gonzalez, L ERA: 3.54	(8, 1)	1.0		4	1	1	1	2	0	0	0	0	0	1	13	22	9.00	1.000

PITCHER	IP	WLS	BF	H	R	ER	SO	BB	IBB	HBP	BLK	WP	HR	S	P	ERA	WHIP

BOTTOM

Milwaukee Brewers @ Pittsburgh Pirates

PNC Park, Pittsburgh, PA

Fri Jun 28 2013, 7:08 PM - 10:05 PM EDT

Att. 36,875 - Partly Cloudy - 69 F

livebaseballscorecards.com

AB	38
R	10
H	12
RBI	9
BB	2
SO	8
LOB	14

Milwaukee Brewers @ Pittsburgh Pirates

PNC Park, Pittsburgh, PA

Sat Jun 29 2013, 7:18 PM - 9:57 PM EDT

Att. 38,438 - Cloudy - 76 F

TOP

livebaseballscorecards.com

Batter	1	2	3	4	5	6	7	8	9	AB	R	H	RBI	BB	SO	LOB
23 Rickie Weeks Jr., R (1, 4) OBP: 0.328, SLG: 0.392	B SI 92 B SI 93 C SL 84 S SL 87 B SI 94 B SL 87 4-2 9 1B BB		X SI 94 0-0 G6-3		S SL 88 B SI 94 B SL 88 B SL 88 C SL 86 X SL 88 3-2 G6-3		C SI 96 F SI 96 X CH 88 0-2 F7			3	0	0	0	1	0	1
9 Jean Segura, R (1, 6) OBP: 0.366, SLG: 0.517	C SL 86 B SL 87 1 SAFE L SI 94 F SI 89 F SL 88 X SL 88 1-2 1-2 16 G6-4-3 1B		B SI 95 S SL 88 B SI 94 C SI 95 B SL 89 S SL 90 S SL 86 3-3 K		B SI 92 B SI 93 C SI 93 B SL 89 C SI 93 X SL 88 3-2 G3			F FC 94 C FF 94 F KC 81 S KC 81 0-3 K2-3		4	0	1	0	0	2	0
27 Carlos Gómez, R (1, 8) OBP: 0.358, SLG: 0.573	F SL 86 B SI 94 L SI 89 S SL 88 2 SAFE 1-3 K			F SL 84 B SI 93 X SI 93 1-1 20 FC4-2 3B		X SI 93 0-0 16 1B 3 1B		B FC 93 C FC 92 F KC 81 B KC 82 B FC 93 F FC 93 S KC 83 3-3 K 16 G6-3		4	1	2	0	0	2	2
16 Aramis Ramirez, R (1, 5) OBP: 0.355, SLG: 0.427	B SL 89 X SL 87 1-0 G6-4-3 1-2f			C SL 88 F SI 93 T SL 87 0-2 K	D SL 87 X SL 86 1-0 3 1B 1-2 1B			F FF 94 F FF 93 F KC 81 1 SAFE 1 SAFE B FC 92 B FC 92 1 SAFE X KC 81 2-2 G6-3 1-2		4	0	1	0	0	1	4
20 Jonathan Lucroy, R (1, 2) OBP: 0.315, SLG: 0.437		F SI 93 B SI 92 F SL 87 B SL 89 X SL 88 2-2 F8		X SI 94 0-0 FC4-2 3-H	B SI 93 B SL 87 C SI 92 D SL 87 X SI 92 3-1 F8			C FC 92 B FC 91 X FC 92 1-1 G4-3		4	0	0	0	0	0	4
3 Yuniesky Betancourt, R (1, 3) OBP: 0.235, SLG: 0.343 7 Norichika Aoki, L (9, PH) OBP: 0.369, SLG: 0.379		C SL 87 B SI 95 F SL 88 B SI 94 B SI 95 S SL 90 3-3 K		S SL 90 X SL 87 0-1 G1-3	S SL 88 D SI 90 B SI 94 C SL 90 X SL 89 2-2 1-2 2-H 1B				X FF 93 0-0 L7	3 1	0 0	1 0	1 0	0 0	1 0	1 0
11 Sean Halton, R (1, 9) OBP: 0.333, SLG: 0.333		B SL 88 X SL 88 1-0 1B	B SI 93 F SL 86 S SL 88 S SL 88 1-3 K		X SI 89 0-0 F8				B FF 93 X FF 94 1-0 G4-3	4	0	1	0	0	1	2
22 Logan Schafer, L (1, 7) OBP: 0.264, SLG: 0.290		C SI 94 D SI 92 X SI 94 1-1 G4-3		X SI 94 0-0 B5-3			C SI 94 B SI 94 B SI 95 X SI 94 2-1 G4-3		S FF 92 F FF 93 X FF 93 0-2 G6-3	4	0	0	0	0	0	1
48 Donovan Hand, R (1, 1) OBP: 0.333, SLG: 0.333 53 Brandon Kintzler, R (6, 1) 14 Jeff Bianchi, R (7, PH) OBP: 0.271, SLG: 0.333 59 John Axford, R (7, 1) 29 Jim Henderson, L (8, 1)			C SI 92 F SL 86 B SI 94 F SL 88 S SI 95 1-3 K	B SI 94 S SL 87 F SI 94 X SL 88 1-2 1B			F SI 94 F SI 94 B CH 87 X SI 95 1-2 P6			2 0 1 0 0	0 0 0 0 0	1 0 0 0 0	0 0 0 0 0	1 0 0 0 0	0 0 0 0 0	0 0 0 0 0

Inning Stats	1	2	3	4	5	6	7	8	9
	R: 0 E: 0 K: 1 S: 11	H: 1 LOB: 1 BB: 1 P: 18	R: 0 E: 0 K: 1 S: 9	H: 1 LOB: 1 BB: 0 P: 16	R: 0 E: 0 K: 2 S: 9	H: 0 LOB: 0 BB: 0 P: 13	R: 0 E: 0 K: 1 S: 8	H: 1 LOB: 1 BB: 0 P: 9	R: 0 E: 0 K: 1 S: 10	H: 1 LOB: 1 BB: 0 P: 15	R: 1 E: 0 K: 0 S: 11	H: 3 LOB: 2 BB: 0 P: 20	R: 0 E: 0 K: 0 S: 8	H: 0 LOB: 0 BB: 0 P: 11	R: 0 E: 0 K: 2 S: 14	H: 0 LOB: 1 BB: 0 P: 20	R: 0 E: 0 K: 0 S: 5	H: 0 LOB: 0 BB: 0 P: 6

	AB	34
	R	1
	H	7
	RBI	1
	BB	1
	SO	8
	LOB	15

	1B: 6	SF: 0	WP: 1	PA: 35
	2B: 0	SAC: 0	PB: 0	
	3B: 1	DP: 1	SB: 0	
	HR: 0	HBP: 0	CS: 0	

PITCHER		IP	WLS	BF	H	R	ER	SO	BB	IBB	HBP	BLK	WP	HR	S	P	ERA	WHIP
47 Francisco Liriano, L ERA: 2.23	(1, 1)	6.0	W	25	7	1	1	6	1	0	0	0	0	0	58	91	1.50	1.333
44 Tony Watson, L ERA: 3.86	(7, 1)	1.0	H	3	0	0	0	0	0	0	0	0	0	0	8	11	0.00	0.000
35 Mark Melancon, R ERA: 0.92	(8, 1)	1.0	H	4	0	0	0	2	0	0	0	0	1	0	14	20	0.00	0.000
39 Jason Grilli, R ERA: 1.77	(9, 1)	1.0	S	3	0	0	0	0	0	0	0	0	0	0	5	6	0.00	0.000

PITCHER		IP	WLS	BF	H	R	ER	SO	BB	IBB	HBP	BLK	WP	HR	S	P	ERA	WHIP

Batter	1	2	3	4	5	6	7	8	9	AB	R	H	RBI	BB	SO	LOB
6 Starling Marte, R (1, 7) OBP: 0.343, SLG: 0.466	C SI 90 X SI 90 0-1 ① F8		C SI 91 C SI 91 X CU 71 0-2 55 FC4-2 1-3 2B		C SI 90 X SI 90 0-1 ③ G5-3			B FF 95 X FF 95 1-0 ② F7		4	0	1	0	0	0	0
55 Russell Martin, R (1, 2) OBP: 0.339, SLG: 0.413	B SI 90 C SI 90 F SI 90 F SI 92 X CU 73 1-2 22 G4-3 1B		B SL 83 F SI 91 B SI 91 X SI 91 2-1 ② FC4-2 22 S 2-3 3-H			C SI 91 S SL 84 B SL 84 S SL 84 1-3 ① K		C SL 85 C SL 86 F SL 88 B FF 96 B SL 84 C SL 86 2-3 ③ K		4	0	1	0	0	2	2
22 Andrew McCutchen, R (1, 8) OBP: 0.358, SLG: 0.465	1 SAFE F SI 90 X SI 91 0-1 ② ③ G4-3 1-2f		B SL 85 S SL 84 X SL 83 1-1 ③ F8 1-2			B SL 83 B SI 93 C SL 83 X SI 93 2-1 46 S 1B				3	0	1	0	0	0	3
46 Garrett Jones, L (1, 9) OBP: 0.310, SLG: 0.424 44 Tony Watson, L (7, 1) 35 Mark Melancon, R (8, 1) 39 Jason Grilli, R (9, 1)		B SI 90 C SI 89 F SL 84 F SI 91 F FF 91 F SL 83 X CU 69 1-2 ① G4-3		X SI 88 0-0 HR		1 SAFE B SI 92 B SI 92 B SI 92 C SI 92 X SI 93 3-1 ② G5-3 1-2				3 0 0 0	1 0 0 0	1 0 0 0	1 0 0 0	0 0 0 0	0 0 0 0	1 0 0 0
24 Pedro Alvarez, L (1, 5) OBP: 0.310, SLG: 0.522		B SI 90 C CU 69 F SI 90 X FF 91 1-2 HR		C CU 69 S CU 68 S CU 67 0-3 ① K		S SI 92 D SL 84 F SI 92 B SI 93 S FF 93 2-3 ③ K				3	1	1	1	0	2	1
18 Neil Walker, S (1, 4) OBP: 0.357, SLG: 0.396		C SL 84 B SL 83 C FF 91 X CU 72 1-2 ② F7		S CU 69 B SI 91 S CU 71 B SI 91 F CU 68 B CU 70 F SI 90 X SI 90 3-2 ② G4-3			B FF 94 B FF 94 B FF 94 C FF 94 X FF 94 3-1 ① L9			3	0	0	0	0	0	0
14 Gaby Sanchez, R (1, 3) OBP: 0.346, SLG: 0.439		C SI 91 X SL 84 0-1 ③ G5-3		C CU 71 B SL 83 X SI 90 1-1 ③ G6-3			F FF 96 C CU 79 B CU 79 F SL 84 B SL 84 F CU 83 F FF 95 S CU 84 2-3 ② K			3	0	0	0	0	1	0
10 Jordy Mercer, R (1, 6) OBP: 0.326, SLG: 0.451			C SI 90 C SI 91 X SI 92 0-2 47 FC3-6 1B		C CU 68 F SI 88 X SI 90 0-2 ① G1-3		C FF 96 X FF 96 0-1 ③ G5-3			3	0	1	0	0	0	0
47 Francisco Liriano, L (1, 1) OBP: 0.059, SLG: 0.059 23 Travis Snider, L (7, 9) OBP: 0.303, SLG: 0.344			X SL 85 0-0 ① FC3-6 6 2B 55 1-2f FC4-2		F SI 89 S SI 90 F CU 66 S SI 90 0-3 ② K			X FF 95 0-0 ① F8		2 1	0 0	0 0	0 0	0 0	1 0	1 0
Inning Stats	R: 0 E: 0 K: 0 S: 8 H: 1 LOB: 0 BB: 0 P: 9	R: 1 E: 0 K: 0 S: 14 H: 1 LOB: 0 BB: 0 P: 17	R: 0 E: 0 K: 0 S: 11 H: 2 LOB: 2 BB: 0 P: 14	R: 1 E: 0 K: 1 S: 11 H: 1 LOB: 0 BB: 0 P: 15	R: 0 E: 0 K: 1 S: 9 H: 0 LOB: 0 BB: 0 P: 9	R: 0 E: 0 K: 2 S: 10 H: 1 LOB: 1 BB: 0 P: 18	R: 0 E: 0 K: 1 S: 10 H: 0 LOB: 0 BB: 0 P: 15	R: 0 E: 0 K: 1 S: 6 H: 0 LOB: 0 BB: 0 P: 9		1B: 3 2B: 1 3B: 0 HR: 2 SF: 0 SAC: 0 DP: 1 HBP: 0						

PITCHER		IP	WLS	BF	H	R	ER	SO	BB	IBB	HBP	BLK	WP	HR	S	P	ERA	WHIP
48 Donovan Hand, R ERA: 2.63	(1, 1)	5.0	L	19	5	2	2	2	0	0	0	0	0	2	53	64	3.60	1.000
53 Brandon Kintzler, R ERA: 3.66	(6, 1)	1.0		4	1	0	0	2	0	0	0	0	0	0	10	18	0.00	1.000
59 John Axford, R ERA: 3.97	(7, 1)	1.0		3	0	0	0	1	0	0	0	0	0	0	10	15	0.00	0.000
29 Jim Henderson, R ERA: 1.88	(8, 1)	1.0		3	0	0	0	1	0	0	0	0	0	0	6	9	0.00	0.000

PITCHER	IP	WLS	BF	H	R	ER	SO	BB	IBB	HBP	BLK	WP	HR	S	P	ERA	WHIP

BOTTOM

Milwaukee Brewers @ Pittsburgh Pirates

PNC Park, Pittsburgh, PA

Sat Jun 29 2013, 7:18 PM - 9:57 PM EDT

Att. 38,438 - Cloudy - 76 F

livebaseballscorecards.com

AB	29
R	2
H	6
RBI	2
BB	0
SO	6
LOB	8

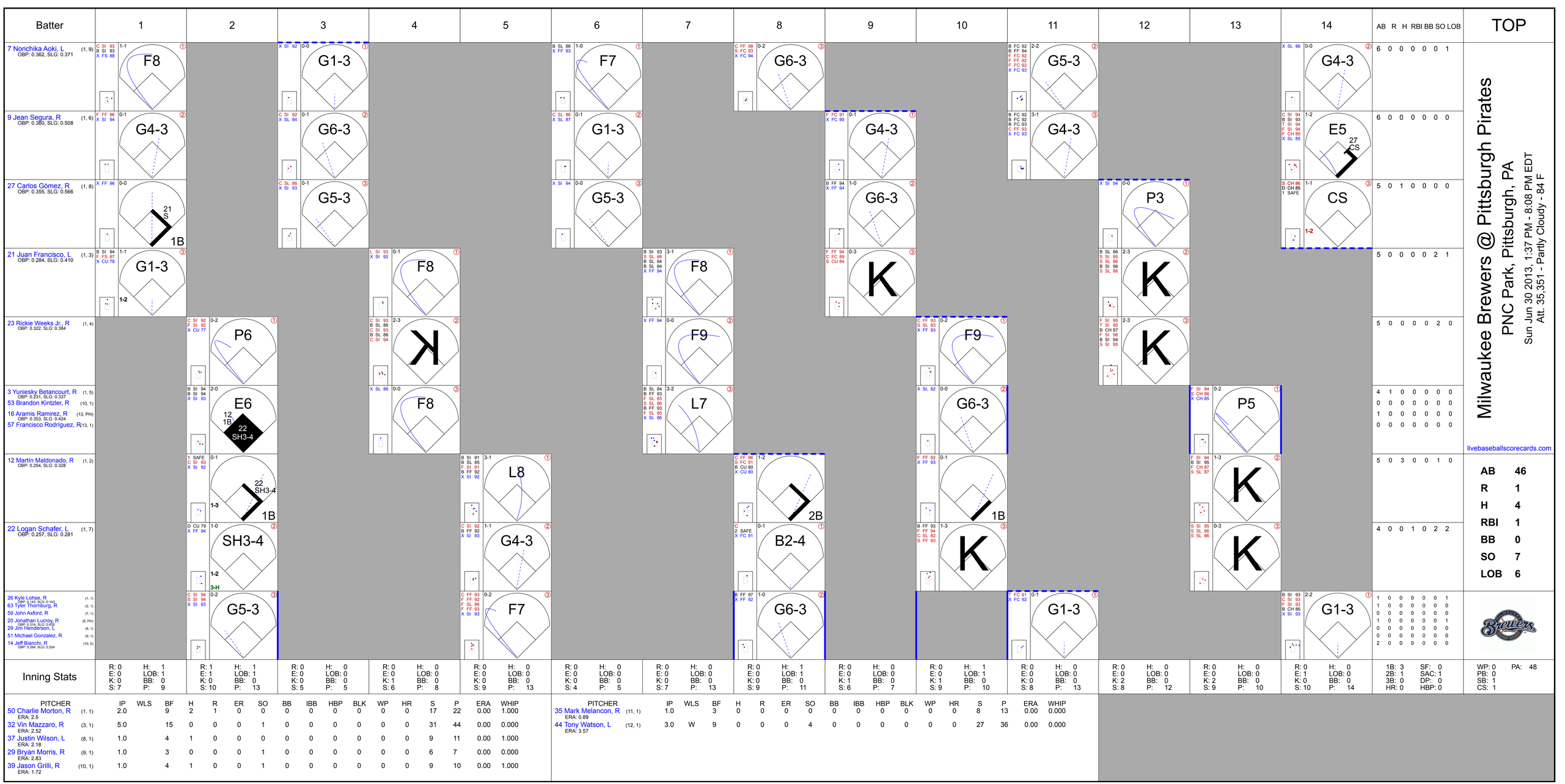
Batter
1
2
3
4
5
6
7
8
9
10
11
12
13
14
AB R H RBI BB SO LOB
TOP
7 Norichika Aki, L (1, 9) OBP: 0.362, SLG: 0.371
C SI 93 B SI 93 X FS 88
1-1 F8 ①
X SI 92
0-0 G1-3 ①
B SL 86 X FF 93
1-0 F7 ①
C FF 98 S FC 93 X FC 94
0-2 G6-3 ③
B FC 92 B FF 94 F FC 92 F FF 92 F FC 92 X FC 93
2-2 G5-3 ②
X SL 86
0-0 G4-3 ②
6 0 0 0 0 0 1
9 Jean Segura, R (1, 6) OBP: 0.360, SLG: 0.508
F FF 96 X SI 94
0-1 G4-3 ②
C SI 92 X SL 84
0-1 G6-3 ②
C SL 86 X SL 87
0-1 G1-3 ②
F FC 91 X FC 90
0-1 G4-3 ①
B FC 92 B FC 92 B FC 93 C FF 93 X FC 93
3-1 G4-3 ③
C SI 94 B SI 93 T SI 94 F SI 94 F CH 86 X SL 85
1-2 E5 27 CS
6 0 0 0 0 0 0
27 Carlos Gómez, R (1, 8) OBP: 0.355, SLG: 0.566
X FF 96
0-0 21 S 1B
C SL 86 X SI 93
0-1 G5-3 ③
X SI 94
0-0 G5-3 ③
B SI 94 B FF 94
1-0 G6-3 ②
X SI 94
0-0 P3 ①
S CH 86 D CH 85 1 SAFE
1-1 CS ③
1-2
5 0 1 0 0 0 0
21 Juan Francisco, L (1, 3) OBP: 0.284, SLG: 0.410
B SI 94 F FS 87 X CU 78
1-1 G1-3 ③
1-2
L SI 93 X SI 92
0-1 F8 ①
B SI 93 S SL 86 B SL 84 B SL 84 X FF 94
3-1 F8 ①
F FF 94 C FC 89 S CU 84
0-3 K
B SL 86 S SI 95 S SL 86 B SI 96 S SL 86
2-3 K
5 0 0 0 0 2 1
23 Rickie Weeks Jr., R (1, 4) OBP: 0.322, SLG: 0.384
C SI 92 F SI 92 X CU 77
0-2 P6 ①
C SI 93 B SL 86 C SI 93 B SL 86 C SI 94
2-3 K
X FF 94
0-0 F9 ②
C FF 93 S SL 83 X FF 93
0-2 F9 ①
F SI 95 T SI 95 B CH 87 F SI 96 B SI 94 S SI 95
2-3 K
5 0 0 0 0 2 0
3 Yuniesky Betancourt, R (1, 5) OBP: 0.231, SLG: 0.337
53 Brandon Kintzler, R (10, 1)
16 Aramis Ramirez, R (13, PH) OBP: 0.353, SLG: 0.424
57 Francisco Rodriguez, R (13, 1)
B SI 94 B SI 94 X SI 93
2-0 E6 12 1B 22 SH3-4
X SL 86
0-0 F8 ③
B SL 84 B FF 93 F SL 85 S SL 86 B FF 93 F SL 85 X SL 86
3-2 L7
X SL 82
0-0 G6-3 ②
F SI 94 S CH 86 X CH 85
0-2 P5 ①
4 1 0 0 0 0 0
0 0 0 0 0 0 0
1 0 0 0 0 0 0
0 0 0 0 0 0 0
12 Martín Maldonado, R (1, 2) OBP: 0.254, SLG: 0.328
1 SAFE C SI 93 X SI 92
0-1 22 SH3-4 1-3 1B
B SI 91 B SL 85 F SI 91 B FF 92 X SI 92
3-1 L8 ①
C FF 96 S FC 91 B CU 80 X CU 80
1-2 2B
F FF 92 X FF 93
0-1 1B
F SI 94 B SI 96 F CH 87 S SL 87
1-3 K ②
5 0 3 0 0 1 0
22 Logan Schafer, L (1, 7) OBP: 0.257, SLG: 0.281
D CU 79 X FF 94
1-0 SH3-4 1-2 ②
C SI 92 B FF 92 X SI 93
0-1 G4-3 ②
C 2 SAFE X FC 91
0-1 B2-4 ①
B FF 93 F FF 94 C SL 82 S FF 93
1-3 K ③
S SI 95 S SL 86 S SL 86
0-3 K ③
4 0 0 1 0 2 2
26 Kyle Lohse, R (1, 1) OBP: 0.143, SLG: 0.143
63 Tyler Thornburg, R (2, 1)
59 John Axford, R (7, 1)
20 Jonathan Lucroy, R (8, PH) OBP: 0.314, SLG: 0.457
29 Jim Henderson, L (8, 1)
51 Michael Gonzalez, R (9, 1)
14 Jeff Bianchi, R (10, 5) OBP: 0.264, SLG: 0.324
C SI 94 S SI 94 X SI 93
0-2 G5-3 ③
3-H
C FF 93 F FF 92 F SL 86 F FF 93 X SI 93
0-2 F7 ③
B FF 97 X FF 92
1-0 G6-3 ②
T FC 91 X FC 92
0-1 G1-3 ①
B SI 93 C SI 93 F SI 93 B CH 86 X SI 93
2-2 G1-3 ①
1 0 0 0 0 0 1
1 0 0 0 0 0 0
0 0 0 0 0 0 0
1 0 0 0 0 0 1
0 0 0 0 0 0 0
0 0 0 0 0 0 0
2 0 0 0 0 0 0
Milwaukee Brewers @ Pittsburgh Pirates
PNC Park, Pittsburgh, PA
Sun Jun 30 2013, 1:37 PM - 8:08 PM EDT
Att. 35,351 - Partly Cloudy - 84 F
livebaseballscorecards.com
AB 46
R 1
H 4
RBI 1
BB 0
SO 7
LOB 6
Inning Stats
R: 0 E: 0 K: 0 S: 7
H: 1 LOB: 1 BB: 0 P: 9
R: 1 E: 1 K: 0 S: 10
H: 1 LOB: 1 BB: 0 P: 13
R: 0 E: 0 K: 0 S: 5
H: 0 LOB: 0 BB: 0 P: 5
R: 0 E: 0 K: 1 S: 6
H: 0 LOB: 0 BB: 0 P: 8
R: 0 E: 0 K: 0 S: 9
H: 0 LOB: 0 BB: 0 P: 13
R: 0 E: 0 K: 0 S: 4
H: 0 LOB: 0 BB: 0 P: 5
R: 0 E: 0 K: 0 S: 7
H: 0 LOB: 0 BB: 0 P: 13
R: 0 E: 0 K: 0 S: 9
H: 1 LOB: 1 BB: 0 P: 11
R: 0 E: 0 K: 1 S: 6
H: 0 LOB: 0 BB: 0 P: 7
R: 0 E: 0 K: 1 S: 9
H: 1 LOB: 1 BB: 0 P: 10
R: 0 E: 0 K: 0 S: 8
H: 0 LOB: 0 BB: 0 P: 13
R: 0 E: 0 K: 2 S: 8
H: 0 LOB: 0 BB: 0 P: 12
R: 0 E: 0 K: 2 S: 9
H: 0 LOB: 0 BB: 0 P: 10
R: 0 E: 1 K: 0 S: 10
H: 0 LOB: 0 BB: 0 P: 14
1B: 3 2B: 1 3B: 0 HR: 0
SF: 0 SAC: 1 DP: 0 HBP: 0
WP: 0 PB: 0 SB: 1 CS: 1
PA: 48
PITCHER IP WLS BF H R ER SO BB IBB HBP BLK WP HR S P ERA WHIP
50 Charlie Morton, R (1, 1) ERA: 2.5 2.0 9 2 1 0 0 0 0 0 0 0 0 17 22 0.00 1.000
32 Vin Mazzaro, R (3, 1) ERA: 2.52 5.0 15 0 0 0 1 0 0 0 0 0 0 0 31 44 0.00 0.000
37 Justin Wilson, L (8, 1) ERA: 2.18 1.0 4 1 0 0 0 0 0 0 0 0 0 0 9 11 0.00 1.000
29 Bryan Morris, R (9, 1) ERA: 2.83 1.0 3 0 0 0 1 0 0 0 0 0 0 0 6 7 0.00 0.000
39 Jason Grilli, R (10, 1) ERA: 1.72 1.0 4 1 0 0 1 0 0 0 0 0 0 0 9 10 0.00 1.000
PITCHER IP WLS BF H R ER SO BB IBB HBP BLK WP HR S P ERA WHIP
35 Mark Melancon, R (11, 1) ERA: 0.89 1.0 3 0 0 0 0 0 0 0 0 0 0 0 8 13 0.00 0.000
44 Tony Watson, L (12, 1) ERA: 3.57 3.0 W 9 0 0 0 4 0 0 0 0 0 0 0 27 36 0.00 0.000

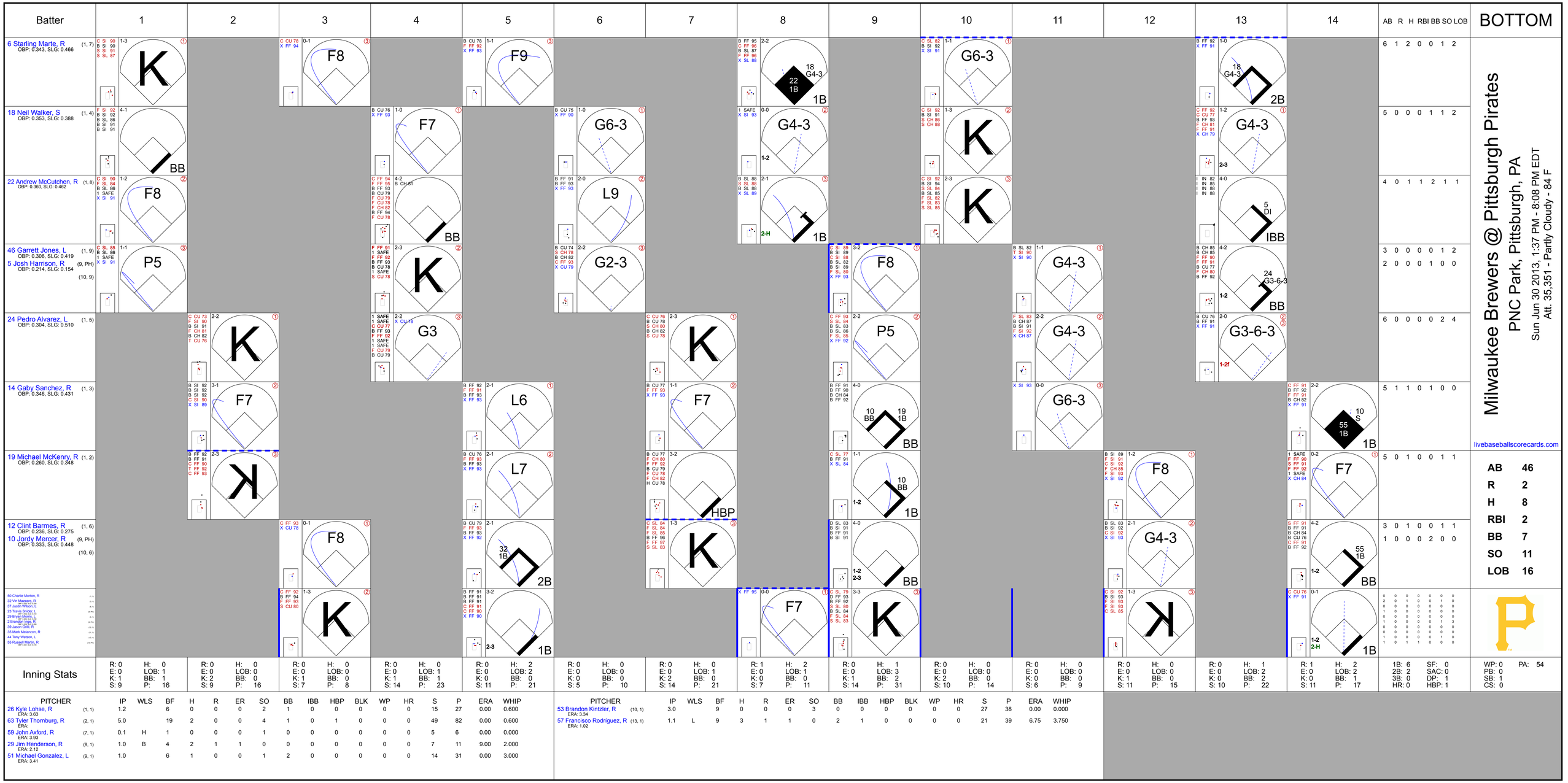
Batter
1
2
3
4
5
6
7
8
9
10
11
12
13
14
AB R H RBI BB SO LOB
BOTTOM
6 Starling Marte, R (1, 7) OBP: 0.343, SLG: 0.466
18 Neil Walker, S (1, 4) OBP: 0.353, SLG: 0.388
22 Andrew McCutchen, R (1, 8) OBP: 0.360, SLG: 0.462
46 Garrett Jones, L (1, 9) OBP: 0.306, SLG: 0.419
5 Josh Harrison, R (9, PH) OBP: 0.214, SLG: 0.154
(10, 9)
24 Pedro Alvarez, L (1, 5) OBP: 0.304, SLG: 0.510
14 Gaby Sanchez, R (1, 3) OBP: 0.346, SLG: 0.431
19 Michael McKenry, R (1, 2) OBP: 0.260, SLG: 0.348
12 Clint Barmes, R (1, 6) OBP: 0.236, SLG: 0.275
10 Jordy Mercer, R (9, PH) OBP: 0.333, SLG: 0.448
(10, 6)
50 Charlie Morton, R
32 Vin Mazzaro, R
37 Justin Wilson, L
23 Travis Snider, L
29 Bryan Morris, L
2 Brandon Inge, R
39 Jason Grilli, R
35 Mark Melancon, R
44 Tony Watson, L
55 Russell Martin, R
Milwaukee Brewers @ Pittsburgh Pirates
PNC Park, Pittsburgh, PA
Sun Jun 30 2013, 1:37 PM - 8:08 PM EDT
Att. 35,351 - Partly Cloudy - 84 F
livebaseballscorecards.com
AB 46
R 2
H 8
RBI 2
BB 7
SO 11
LOB 16
Inning Stats
PITCHER IP WLS BF H R ER SO BB IBB HBP BLK WP HR S P ERA WHIP
26 Kyle Lohse, R (1, 1) ERA: 3.63
63 Tyler Thornburg, R (2, 1) ERA:
59 John Axford, R (7, 1) ERA: 3.93
29 Jim Henderson, R (8, 1) ERA: 2.12
51 Michael Gonzalez, L (9, 1) ERA: 3.41
53 Brandon Kintzler, R (10, 1) ERA: 3.34
57 Francisco Rodriguez, R (13, 1) ERA: 1.02
1B: 6 SF: 0
2B: 2 SAC: 0
3B: 0 DP: 1
HR: 0 HBP: 1
WP: 0 PA: 54
PB: 0
SB: 1
CS: 0

Batter	1	2	3	4	5	6	7	8	9	AB	R	H	RBI	BB	SO	LOB
10 Michael Young, R (1, 5) OBP: 0.346, SLG: 0.410	C SI 93 C SI 92 X SL 86 0-2 ① G3-1		C SI 92 C SI 92 B SI 92 F SL 85 F SI 93 F SI 92 F SL 84 F SI 93 X SI 92 1-2 1B			B SI 91 F SI 92 X SL 83 1-1 26 FC6-4 1B	C FC 92 B FF 95 F FF 96 F FF 97 S CU 83 1-3 ③ K2-3			4	0	2	0	0	1	0
26 Chase Utley, L (1, 4) OBP: 0.346, SLG: 0.510	B SI 93 C SI 92 B CH 86 B SI 92 B SI 92 4-1 BB		X SI 91 0-0 ③ G4-3			D SI 91 1 SAFE X SI 91 1-0 ① FC6-4 11 1B 6 1B 1-2f		C FF 95 X FC 91 0-1 ① F8		3	1	0	0	1	0	2
11 Jimmy Rollins, S (1, 6) OBP: 0.326, SLG: 0.361	C SI 93 1 SAFE C CH 84 C SI 94 0-3 ② K			F SI 91 X SI 92 0-1 ① P5		B CH 84 1 SAFE X SI 92 1-0 6 1B 9 SF8 1-2 1B		B FC 91 F FC 90 X CU 84 1-1 ② G3		4	1	1	0	0	1	1
6 Ryan Howard, L (1, 3) OBP: 0.319, SLG: 0.462	S SI 93 B SI 92 B SL 86 F SI 92 B CH 86 F SI 93 F SL 84 F SI 93 F SL 83 3-2 F SL 86 F SI 93 X CH 85 G3			F SI 93 S CH 85 B CH 86 S SL 83 1-3 ② K2-3		X SI 91 0-0 3 E 1-3 2-H 1B		S FC 92 B FC 91 S SI 95 X SI 95 1-2 1B		4	1	2	1	0	1	1
9 Domonic Brown, L (1, 7) OBP: 0.320, SLG: 0.542		B SI 92 C SI 92 B CH 84 X CH 83 2-1 ① E9 1B		F SI 93 B CH 86 B SI 92 X CH 85 2-1 ③ F8		C SI 92 S SI 92 B SI 93 B CH 84 X SI 91 3-1 ② SF8 3-H		C FC 90 S SI 95 S CU 85 0-3 ③ K		3	0	1	1	0	1	1
3 Delmon Young, R (1, 9) OBP: 0.311, SLG: 0.437 15 John Mayberry Jr., R (8, 9) OBP: 0.315, SLG: 0.448		B SL 85 X SL 83 1-0 ② G6-3	S SI 92 C SI 91 X SL 83 0-2 ① G4-3			B SL 84 F SI 90 X SL 83 1-1 E6 1-H 2B			B FC 90 B FC 91 X FF 95 2-0 2 G4-3 2B	3 1	0 0	1 1	1 0	0 0	0 0	0 0
2 Ben Revere, L (1, 8) OBP: 0.325, SLG: 0.326		B SI 92 F SI 92 B SI 92 X SI 91 2-1 ③ L7	B SI 92 F SI 91 X SI 92 1-1 ② G6-3			C SI 96 X FF 96 0-1 ③ G4-3			L SI 95 M SI 95 2 SAFE X FC 91 0-2 ① ② G4-3 2-3	4	0	0	0	0	0	2
51 Carlos Ruiz, R (1, 2) OBP: 0.324, SLG: 0.297			X SI 92 0-0 ① G3		C SI 92 C SI 92 B SL 84 H SI 93 2-2 HBP		B FF 93 B FF 94 X FF 95 2-0 ① F9		X SI 95 0-0 19 WP 1B	3	0	1	0	0	0	0
44 Jonathan Pettibone, L (1, 1) 63 Jake Diekman, R (6, 1) 28 Kevin Frandsen, R (7, PH) 48 Philippe Aumont, L (7, 1) 66 JC Ramirez, R (8, 1) 59 Antonio Bastardo, R (8, 1) 30 Justin De Fratus, S (8, 1) 19 Laynce Nix, L (8, PH) 58 Jonathan Papelbon, R (9, 1)			C SI 91 T SI 92 B SI 92 C SI 92 1-3 ② K		B SI 92 F SI 91 F SI 92 X SL 83 1-2 ③ G3		X FF 92 0-0 ② P5		S FC 91 S FC 91 F CU 84 B FC 90 S FC 90 1-3 ③ K2-3 1-2	2 0 1 0 0 0 0 1 0	0 0 0 0 0 0 0 0 0	0 0 0 0 0 0 0 1 0	0 0 0 0 0 0 0 0 0	0 0 0 0 0 0 0 1 0	1 0 0 0 0 0 0 1 0	1 0 0 0 0 0 0 1 0
Inning Stats	R: 0 E: 0 K: 1 S: 16 H: 0 LOB: 1 BB: 1 P: 23	R: 0 E: 1 K: 0 S: 5 H: 1 LOB: 0 BB: 0 P: 10	R: 0 E: 0 K: 1 S: 13 H: 1 LOB: 1 BB: 0 P: 15	R: 0 E: 0 K: 1 S: 7 H: 0 LOB: 0 BB: 0 P: 10	R: 0 E: 0 K: 0 S: 10 H: 0 LOB: 0 BB: 0 P: 14	R: 3 E: 1 K: 0 S: 11 H: 4 LOB: 1 BB: 0 P: 18	R: 0 E: 0 K: 1 S: 6 H: 0 LOB: 0 BB: 0 P: 9	R: 0 E: 0 K: 1 S: 10 H: 1 LOB: 1 BB: 0 P: 12	R: 0 E: 0 K: 1 S: 9 H: 2 LOB: 1 BB: 0 P: 12	1B: 7 2B: 2 3B: 0 HR: 0 SF: 1 SAC: 0 DP: 0 HBP: 1						

TOP

Philadelphia Phillies @ Pittsburgh Pirates
PNC Park, Pittsburgh, PA
Tue Jul 02 2013, 7:07 PM - 10:11 PM EDT
Att. 30,301 - Partly Cloudy - 82 F

livebaseballscorecards.com

AB	33
R	3
H	9
RBI	3
BB	1
SO	6
LOB	9

PITCHER		IP	WLS	BF	H	R	ER	SO	BB	IBB	HBP	BLK	WP	HR	S	P	ERA	WHIP
58 Brandon Cumpton, R ERA: 4.02	(1, 1)	5.2	L	24	6	3	3	3	1	0	1	0	0	0	60	88	4.76	1.235
37 Justin Wilson, L ERA: 2.12	(6, 1)	1.1		4	0	0	0	1	0	0	0	0	0	0	8	11	0.00	0.000
29 Bryan Morris, R ERA: 2.68	(8, 1)	2.0		8	3	0	0	2	0	0	0	0	1	0	19	24	0.00	1.500

PITCHER	IP	WLS	BF	H	R	ER	SO	BB	IBB	HBP	BLK	WP	HR	S	P	ERA	WHIP

WP: 1 PA: 36
PB: 0
SB: 0
CS: 0

Batter	1	2	3	4	5	6	7	8	9	AB	R	H	RBI	BB	SO	LOB
6 Starling Marte, R (1, 7) OBP: 0.341, SLG: 0.462	B SL 86 X FF 91 1-0 55 L6-3 1B		C FF 90 S CH 85 F FF 92 B SL 86 B SI 92 F FF 93 F CH 84 F SL 85 B FF 94 3-2 ② X SL 87 FC6-4 22 1B 55 S 1-2f		C CH 84 B CH 85 X CH 85 1-1 ③ G5-3		C SI 93 C CU 81 X SI 94 0-2 ③ L9		C FF 91 F FS 85 B FF 92 F SL 75 X FF 92 1-2 ③ F7	5	0	1	0	0	0	2
55 Russell Martin, R (1, 2) OBP: 0.347, SLG: 0.414	1 SAFE B SI 90 C FF 90 B SL 84 1 SAFE F SL 85 X FF 92 2-2 ① ② L6-3 1-1		B SL 88 S CH 84 B SL 87 B SL 87 B FF 94 4-1 22 1B 1-2 BB			C FF 90 B FF 89 B FF 90 B FF 90 B FF 90 4-1 22 G4-6-3 BB		B FF 96 B SL 86 C FF 94 B FF 95 B FF 95 4-1 18 1B 24 BB BB		1	0	0	0	3	0	1
22 Andrew McCutchen, R (1, 8) OBP: 0.362, SLG: 0.461	B SL 86 B CH 83 C SL 86 B CH 85 B FF 94 4-1 BB		B FF 94 F SL 87 X SL 85 1-1 1-2 2-3 1B			B FF 89 F FF 91 B FF 91 S CH 83 X FF 92 2-2 ① ② G4-6-3 1-2f		B FF 96 B SL 86 F FF 95 S FF 96 X SL 88 2-2 ① F8		3	0	1	0	1	0	2
46 Garrett Jones, L (1, 3) OBP: 0.306, SLG: 0.430 2 Brandon Inge, R (8, PH) OBP: 0.227, SLG: 0.266 (9, 3)	C FF 92 B FF 90 1 SAFE F FF 91 B SL 88 B CH 84 X SL 88 3-2 ③ G3-1		D CH 85 S FF 93 B FF 93 S FF 94 F CH 86 S FF 95 2-3 ③ K			C FF 90 B FF 90 B SL 85 X FF 92 2-1 HR		D FF 93 C FF 93 S SL 84 B FF 93 F FF 93 B FF 94 S SL 85 3-3 ② K		3 1	1 0	1 0	1 0	0 0	1 1	4 1
24 Pedro Alvarez, L (1, 5) OBP: 0.307, SLG: 0.506		S CH 84 B FF 92 S FF 92 B SL 86 B FF 93 S CH 85 3-3 ① K	C CH 83 B FF 90 B FF 91 C FF 91 F SL 83 S FF 92 2-3 ① K			B SI 95 B SI 96 S SI 96 B SI 96 B SI 96 4-1 BB		B SL 86 B FF 94 S SL 86 C FF 94 B SI 93 D FF 94 4-2 18 1B 1-2 BB		2	0	0	0	2	2	0
18 Neil Walker, S (1, 4) OBP: 0.351, SLG: 0.386		C SL 86 F CH 85 B SL 87 B FF 94 F FF 93 B FF 94 S FF 94 3-3 ② K	X FF 93 0-0 ② G1-3			C SI 96 F CH 85 F SI 97 C SL 85 0-3 ③ K		C SL 84 S SL 85 X SL 86 0-2 1-2 2-3 1B		4	0	1	0	0	2	1
10 Jordy Mercer, R (1, 6) OBP: 0.331, SLG: 0.442		B FF 94 X SL 89 1-0 ③ G5-3	C FF 91 B FF 93 X FF 92 1-1 ③ G4-3				C SI 94 F SI 93 F CU 83 X SI 94 0-2 ① 1B	C FF 94 B SL 85 F FF 94 F SL 84 S SL 84 1-3 ③ K		4	0	1	0	0	1	3
23 Travis Snider, L (1, 9) OBP: 0.301, SLG: 0.341			B FF 91 B FF 91 C FF 91 F CH 84 C FF 93 2-3 ① K		C SL 83 B FF 89 B FF 89 C FF 90 X SL 83 2-2 ① G4-3		S FS 85 F CU 82 B FS 85 X SI 94 1-2 1B		B FF 91 F FF 92 B FS 88 X FF 91 2-1 ① F8	4	0	1	0	0	1	0
58 Brandon Cumpton, R (1, 1) 37 Justin Wilson, L (6, 1) 14 Gaby Sanchez, R (7, PH) OBP: 0.344, SLG: 0.429 29 Bryan Morris, L (8, 1) OBP: 0.250, SLG: 0.250 19 Michael McKenry, R (9, PH) OBP: 0.258, SLG: 0.344			C FF 93 F SL 87 F FF 94 X FF 91 0-2 E9 6 FC6-4		C SL 85 F SL 82 B SL 84 C SL 85 1-3 ② K		X SI 94 0-0 ② F8		B FF 92 B FF 92 X FF 91 2-0 ② G5-3	2 0 1 0 1	0 0 0 0 0	0 0 0 0 0	0 0 0 0 0	1 0 0 0 0	0 0 1 0 0	0 0 1 0 0
Inning Stats	R: 0 E: 0 K: 0 S: 8 H: 1 LOB: 1 BB: 1 P: 18	R: 0 E: 0 K: 2 S: 8 H: 0 LOB: 0 BB: 0 P: 15	R: 0 E: 1 K: 2 S: 21 H: 1 LOB: 3 BB: 1 P: 33	R: 0 E: 0 K: 1 S: 7 H: 0 LOB: 0 BB: 0 P: 10	R: 0 E: 0 K: 1 S: 8 H: 0 LOB: 0 BB: 0 P: 12	R: 1 E: 0 K: 1 S: 11 H: 1 LOB: 1 BB: 2 P: 23	R: 0 E: 0 K: 0 S: 11 H: 2 LOB: 1 BB: 0 P: 12	R: 0 E: 0 K: 2 S: 17 H: 1 LOB: 3 BB: 2 P: 31	R: 0 E: 0 K: 0 S: 7 H: 0 LOB: 0 BB: 0 P: 12	1B: 5 2B: 1 3B: 0 HR: 1 SF: 0 SAC: 0 DP: 2 HBP: 0						

PITCHER		IP	WLS	BF	H	R	ER	SO	BB	IBB	HBP	BLK	WP	HR	S	P	ERA	WHIP
44 Jonathan Pettibone, R ERA: 3.99	(1, 1)	5.2	W	22	3	1	1	6	3	0	0	0	0	1	58	102	1.59	1.059
63 Jake Diekman, L ERA: 4.5	(6, 1)	0.1	H	2	0	0	0	1	1	0	0	0	0	0	5	9	0.00	3.000
48 Phillippe Aumont, R ERA: 3.0	(7, 1)	1.0	H	4	2	0	0	0	0	0	0	0	0	0	11	12	0.00	2.000
66 JC Ramírez, R ERA:	(8, 1)	0.1	H	2	0	0	0	0	1	0	0	0	0	0	4	10	0.00	3.000
59 Antonio Bastardo, L ERA: 2.89	(8, 1)	0.1	H	3	1	0	0	1	1	0	0	0	0	0	9	16	0.00	6.000

PITCHER		IP	WLS	BF	H	R	ER	SO	BB	IBB	HBP	BLK	WP	HR	S	P	ERA	WHIP
30 Justin De Fratus, R ERA: 4.41	(8, 1)	0.1	H	1	0	0	0	1	0	0	0	0	0	0	4	5	0.00	0.000
58 Jonathan Papelbon, R ERA: 1.99	(9, 1)	1.0	S	3	0	0	0	0	0	0	0	0	0	0	7	12	0.00	0.000

BOTTOM

Philadelphia Phillies @ Pittsburgh Pirates
PNC Park, Pittsburgh, PA
Tue Jul 02 2013, 7:07 PM - 10:11 PM EDT
Att. 30,301 - Partly Cloudy - 82 F

livebaseballscorecards.com

AB	31
R	1
H	6
RBI	1
BB	6
SO	9
LOB	15

WP: 0 PB: 0 SB: 1 CS: 0 PA: 37

Batter	1	2	3	4	5	6	7	8	9	AB	R	H	RBI	BB	SO	LOB
10 Michael Young, R (1, 5) OBP: 0.341, SLG: 0.403	C SI 92 B KC 81 C SI 92 F KC 82 X FF 92 1-2 ① F7		C KC 77 X SI 90 0-1 ② L9		F FF 89 B FF 90 C KC 79 X FF 91 1-2 ① G6-3	B FC 91 B SI 96 F FF 96 F FF 96 X FF 97 2-2 1-2 3-H E6			B FF 92 B FF 93 B FF 92 C FF 93 X FF 93 3-1 ① F9	5	0	0	0	0	0	2
26 Chase Utley, L (1, 4) OBP: 0.348, SLG: 0.510	C FF 92 S KC 83 B KC 83 X KC 83 1-2 ② G4-3		X FF 91 0-0 ③ 1-H 2B		B FF 90 B KC 81 B FF 92 B FF 91 4-0 BB	C FF 96 B SI 95 S CU 79 F FF 97 F CU 80 D CU 80 F FF 98 F FF 98 T FF 98 2-2 ③ K			C FF 93 C SL 83 X FF 94 0-2 ② F9	4	0	1	0	1	1	2
11 Jimmy Rollins, S (1, 6) OBP: 0.324, SLG: 0.361	F SI 93 X SI 92 0-1 ③ G1-3			B CH 79 F CH 80 C KC 75 X KC 79 1-2 ① G6-3	C KC 77 B SI 89 C FF 90 C FF 90 1-3 ② K		B SI 90 C SI 91 F SI 91 X CH 83 1-2 ① G3-1		C FF 93 B SL 85 C SL 82 F FF 94 B FF 93 X FF 92 2-2 9 HR 2B	5	1	1	0	0	1	1
9 Domonic Brown, L (1, 7) OBP: 0.324, SLG: 0.553		F FF 89 B FF 90 B SI 90 X SI 92 2-1 ① G4-3		X KC 81 0-0 ③ 3 1B 2 1B 1B	1 SAFE B KC 80 B FF 90 F FF 90 B FF 89 1 SAFE X SI 90 3-1 ③ G4-3		X SI 91 0-0 ① 3 G6-3 3 WP 1B		F FF 93 F FF 94 X SL 85 0-2 2-H HR	5	2	3	2	0	0	1
3 Delmon Young, R (1, 9) OBP: 0.319, SLG: 0.442		B FF 92 X CH 82 1-0 ② 2 FC3-6 1B		X KC 78 0-0 ③ 2 E 2 1B 1-2 1B		B CH 79 B SI 90 C FF 89 X CH 80 2-1 ① 51 1B 28 1B 1B	C SI 92 B SL 83 B SI 92 C SI 92 B SI 92 X SI 93 3-2 ② 1-3 G6-3		S SL 82 S SL 84 F FF 95 S FF 94 0-3 ③ K	5	1	3	0	0	1	1
15 John Mayberry Jr., R (1, 3) OBP: 0.310, SLG: 0.440 6 Ryan Howard, L (7, PH) OBP: 0.318, SLG: 0.460 (7, 3)		C SI 90 B KC 79 B FF 90 F SI 90 F KC 79 B FF 91 X SI 91 3-2 ② P3		F FF 89 B CH 80 2 SAFE F SI 89 F KC 77 D KC 80 C FF 90 2-3 ② K		C FF 89 C SI 89 F SI 88 B SI 90 D KC 80 B SI 90 X SI 90 3-2 ① F7	S SL 82 D SL 84 S SI 92 D SL 84 D SL 85 S SI 92 3-3 ③ K			3 1	0 0	0 0	0 0	0 0	1 1	4 1
2 Ben Revere, L (1, 8) OBP: 0.324, SLG: 0.325		C SI 90 F KC 80 X SI 92 0-2 ③ FC3-6 1-2f		S SI 90 X SI 90 0-1 ② E7 1-3 2-H 1B		B FF 89 F FF 88 B SI 89 X FF 89 2-1 ② P6		L FC 93 X FC 93 0-1 ① G4-3		4	0	1	1	0	0	2
51 Carlos Ruiz, R (1, 2) OBP: 0.330, SLG: 0.298			B SI 89 C FF 89 C KC 80 B KC 80 X CH 82 2-2 ① F9	I IN 77 I IN 73 I IN 76 I IN 80 4-0 IBB		C FF 90 B KC 80 X SI 89 1-1 28 1B 10 E 1-2 1B		C FC 94 F FC 91 B KC 83 F FC 94 F FC 92 B KC 83 S FC 92 2-3 ② K		3	1	1	0	1	1	0
27 John Lannan, L (1, 1) OBP: 0.417, SLG: 0.455 28 Kevin Frandsen, R (6, PH) OBP: 0.382, SLG: 0.443 48 Phillippe Aumont, L (6, 1) 63 Jake Diekman, R (6, 1) 19 Laynce Nix, L (8, PH) OBP: 0.265, SLG: 0.316 55 Joe Savery, L (8, 1)			B SI 90 B FF 90 B FF 90 B FF 89 4-0 26 2B BB	B SI 89 S SI 88 B FF 89 F FF 89 F FF 90 F SI 90 X FF 90 2-2 ③ P5		C FF 95 D FC 91 B FF 95 B FF 94 S FF 96 X FF 97 3-2 10 E 1-3 2-H 1B		C FC 93 F FC 92 X KC 83 0-2 ③ G4-3		1 1 0 0 1 0	0 0 0 0 0 0	0 1 0 0 0 0	0 1 0 0 0 0	1 0 0 0 0 0	0 0 0 0 0 0	3 0 0 0 0 0
Inning Stats	R: 0 E: 0 K: 0 S: 9 H: 0 LOB: 0 BB: 0 P: 11	R: 0 E: 0 K: 0 S: 10 H: 1 LOB: 1 BB: 0 P: 16	R: 0 E: 0 K: 0 S: 6 H: 1 LOB: 2 BB: 1 P: 12	R: 1 E: 1 K: 1 S: 16 H: 3 LOB: 3 BB: 1 P: 25	R: 0 E: 0 K: 1 S: 8 H: 0 LOB: 1 BB: 1 P: 17	R: 2 E: 1 K: 1 S: 23 H: 3 LOB: 2 BB: 0 P: 38	R: 0 E: 0 K: 1 S: 10 H: 1 LOB: 1 BB: 0 P: 17	R: 0 E: 0 K: 1 S: 10 H: 0 LOB: 0 BB: 0 P: 12	R: 2 E: 0 K: 1 S: 16 H: 2 LOB: 0 BB: 0 P: 21	1B: 8 2B: 2 3B: 0 HR: 1 SF: 0 SAC: 0 DP: 0 HBP: 0						

TOP

Philadelphia Phillies @ Pittsburgh Pirates
PNC Park, Pittsburgh, PA
Wed Jul 03 2013, 7:08 PM - 10:32 PM EDT
Att. 33,197 - Partly Cloudy - 85 F

livebaseballscorecards.com

AB	38
R	5
H	11
RBI	4
BB	3
SO	6
LOB	17

PITCHER		IP	WLS	BF	H	R	ER	SO	BB	IBB	HBP	BLK	WP	HR	S	P	ERA	WHIP
49 Jeff Locke, L ERA: 2.12	(1, 1)	5.2	W	26	7	3	2	2	2	1	0	0	0	0	59	99	3.18	1.588
37 Justin Wilson, L ERA: 2.11	(6, 1)	0.1	H	3	1	0	0	1	0	0	0	0	0	0	13	20	0.00	3.000
30 Jeanmar Gómez, R ERA: 2.7	(7, 1)	1.0	H	4	1	0	0	1	0	0	0	0	1	0	10	17	0.00	1.000
35 Mark Melancon, R ERA: 0.87	(8, 1)	1.0	H	3	0	0	0	1	0	0	0	0	0	0	10	12	0.00	0.000
39 Jason Grilli, R ERA: 2.15	(9, 1)	1.0	S	5	2	2	2	1	0	0	0	0	0	1	16	21	18.00	2.000

PITCHER	IP	WLS	BF	H	R	ER	SO	BB	IBB	HBP	BLK	WP	HR	S	P	ERA	WHIP

WP: 1 PA: 41
PB: 0
SB: 0
CS: 0

Batter	1	2	3	4	5	6	7	8	9	AB	R	H	RBI	BB	SO	LOB
6 Starling Marte, R (1, 7) OBP: 0.339, SLG: 0.458	S FF 89 X FF 88 0-1 10 FC5-4 1B	X FF 89 0-0 ②③ G6-4-3 1-2f		C CH 83 X CH 85 0-1 ③ FC6-4 1-2f	B FF 88 S SL 81 B CH 83 B SI 88 C CH 82 X SL 80 3-2 ③ F7		B SL 83 B SI 95 S SI 96 F SI 96 B CH 86 S SI 96 3-3 ③ K			5	0	1	0	0	1	6
10 Jordy Mercer, R (1, 6) OBP: 0.320, SLG: 0.427	C SI 88 X CH 82 0-1 ① FC5-4 22 BB 1-2f	C SI 87 B CU 72 X SI 88 1-1 ① G4-3	X SI 86 0-0 ① F8	C SI 94 X SI 95 0-1 ① G5-3			C FF 90 B FF 91 X SL 83 1-1 ① G6-3		5	0	0	0	0	0	1
22 Andrew McCutchen, R (1, 8) OBP: 0.371, SLG: 0.472	D CH 84 C SL 81 D SL 82 B SI 89 F FF 88 D CH 84 4-2 1-2 BB	B CH 84 C CH 84 X SL 83 1-1 55 S 14 BB 1B	C SI 88 B CU 71 X FF 88 1-1 14 1B 55 1B	X SI 94 0-0 55 2B 3B			B FF 92 F SL 81 C FF 92 B FF 92 F FF 92 B FF 93 F FF 92 F FF 92 B FF 93 4-2 14 CS BB		3	2	3	0	2	0	0
14 Gaby Sanchez, R (1, 3) OBP: 0.350, SLG: 0.427	F SL 84 F CH 85 F SI 89 B FF 88 S CU 73 1-3 ② K	1 SAFE 1 SAFE B SI 87 B FF 88 B FF 87 C SI 88 B SI 88 4-1 1-2 BB	X CH 81 0-0 55 1B 24 HR 1-2 1B	B SI 96 F SI 95 B CU 80 B SI 95 H SI 94 4-1 55 2B 24 WP HBP			B FF 93 F SL 82 1 SAFE S FF 92 B FF 92 F FF 92 F SL 84 D SL 85 F SL 82 3-3 ②③ C FF 93 K 1-2		3	2	1	0	1	2	3
55 Russell Martin, R (1, 2) OBP: 0.350, SLG: 0.420	B SI 90 C CH 85 C CU 74 B SI 88 S FF 86 2-3 ③ K	F FF 88 B FF 88 S SL 84 S CH 85 1-3 ② K 2-3	B FF 87 X CH 86 1-0 24 HR 1-2 2-H 1B	B SI 94 B SI 92 B SI 94 X SI 95 3-0 24 WP 1-3 3-H 2B					4	1	2	2	0	2	4
24 Pedro Alvarez, L (1, 5) OBP: 0.309, SLG: 0.517		B SL 82 C SL 82 X FF 88 1-1 18 1B 31 1B 1B	C SI 88 B FF 84 F CH 83 D SL 81 S SL 83 2-3 ③ K2-3		D SL 82 X FF 86 1-0 1-H 2-H HR	D SI 93 B SI 94 T SL 83 S SL 81 B SI 96 S SL 84 3-3 ② K 2-3 3-H				4	1	2	3	0	2	3
31 Jose Tabata, R (1, 9) OBP: 0.333, SLG: 0.400 30 Jeanmar Gómez, R (7, 1) OBP: 0.091, SLG: 0.091 35 Mark Melancon, R (8, 1) 39 Jason Grilli, R (9, 1)		B SI 89 X CH 85 1-0 18 1B 1-2 1B	B SI 88 C SI 87 F FF 88 B SL 80 F FF 87 B SL 80 X CH 84 3-2 ① F9	C SL 81 S SI 88 X CU 73 0-2 ② F8	C SI 96 B SI 95 D CH 86 F SI 95 S SL 85 2-3 ③ K				4 0 0 0	0 0 0 0	1 0 0 0	0 0 0 0	0 0 0 0	1 0 0 0	1 0 0 0
18 Neil Walker, S (1, 4) OBP: 0.354, SLG: 0.388		B SI 87 X SI 90 1-0 6 G6-4-3 1-2 2-3 1B	C SL 80 B SI 87 X SL 80 1-1 ② F7	B SI 89 X SI 88 1-0 49 1B 1B			C SI 94 S SL 82 S SL 83 0-3 ① K		4	0	2	0	0	1	0
49 Jeff Locke, L (1, 1) OBP: 0.133, SLG: 0.071 37 Justin Wilson, L (6, 1) 23 Travis Snider, L (7, 9) OBP: 0.300, SLG: 0.340		C SL 81 S SL 82 B SL 82 S SI 88 1-3 ① K	C FF 85 C SI 87 F FF 87 B SL 79 B SI 87 B FF 86 F FF 85 B FF 85 4-2 6 FC6-4 BB	X FF 86 0-0 1-2 1B			M SL 81 C SI 95 S SL 82 0-3 ② K		2 0 1	0 0 0	1 0 0	0 0 0	1 0 0	1 0 1	3 0 0
Inning Stats	R: 0 E: 0 K: 2 S: 13 H: 1 LOB: 2 BB: 1 P: 20	R: 0 E: 0 K: 1 S: 8 H: 3 LOB: 2 BB: 0 P: 12	R: 0 E: 0 K: 2 S: 11 H: 1 LOB: 2 BB: 1 P: 20	R: 0 E: 0 K: 0 S: 12 H: 0 LOB: 1 BB: 1 P: 20	R: 4 E: 0 K: 0 S: 14 H: 6 LOB: 2 BB: 0 P: 21	R: 2 E: 0 K: 2 S: 11 H: 2 LOB: 1 BB: 0 P: 23	R: 0 E: 0 K: 3 S: 9 H: 0 LOB: 0 BB: 0 P: 12	R: 0 E: 0 K: 1 S: 13 H: 0 LOB: 1 BB: 1 P: 21		1B: 10 2B: 2 3B: 1 HR: 1 SF: 0 SAC: 0 DP: 2 HBP: 1			WP: 1 PB: 0 SB: 1 CS: 1 PA: 40	

BOTTOM

Philadelphia Phillies @ Pittsburgh Pirates
PNC Park, Pittsburgh, PA
Wed Jul 03 2013, 7:08 PM - 10:32 PM EDT
Att. 33,197 - Partly Cloudy - 85 F

livebaseballscorecards.com

AB	35
R	6
H	13
RBI	5
BB	4
SO	11
LOB	21

PITCHER		IP	WLS	BF	H	R	ER	SO	BB	IBB	HBP	BLK	WP	HR	S	P	ERA	WHIP
27 John Lannan, L ERA: 5.15	(1, 1)	5.0	L	28	11	4	4	5	3	0	0	0	0	1	58	93	7.20	2.800
48 Phillippe Aumont, R ERA: 3.93	(6, 1)	0.1		4	2	2	2	0	0	0	1	0	0	0	5	12	54.00	6.000
63 Jake Diekman, L ERA: 3.52	(6, 1)	1.2		5	0	0	0	5	0	0	0	0	1	0	15	23	0.00	0.000
55 Joe Savery, L ERA: 1.8	(8, 1)	1.0		3	0	0	0	1	1	0	0	0	0	0	13	21	0.00	1.000

PITCHER	IP	WLS	BF	H	R	ER	SO	BB	IBB	HBP	BLK	WP	HR	S	P	ERA	WHIP

TOP

Philadelphia Phillies @ Pittsburgh Pirates
PNC Park, Pittsburgh, PA
Thu Jul 04 2013, 1:39 PM - 4:37 PM EDT
Att. 35,328 - Partly Cloudy - 86 F

livebaseballscorecards.com

Batter	1	2	3	4	5	6	7	8	9	AB	R	H	RBI	BB	SO	LOB
2 Ben Revere, L (1, 8) OBP: 0.329, SLG: 0.330	C FF 95 X FF 96 0-1 11 CS 1B		C FF 94 B SL 89 B SL 90 X SI 96 2-1 26 2B 1B		B FF 96 X FF 95 1-0 E8 2-H 1B	B SI 96 X SI 94 1-0 ② FC6 1-2 2-3f 3-H		X SI 92 0-0 ③ L8		5	0	3	2	0	0	4
26 Chase Utley, L (1, 4) OBP: 0.349, SLG: 0.521	C FF 93 D CH 89 1 SAFE C SL 89 S CH 87 1-3 ① K		C SL 90 F CH 87 X SL 91 0-2 1-3 2B		C CH 90 D CH 88 S KC 84 F FF 100 X KC 83 1-2 ③ G3	C SL 86 B SI 96 F SL 86 F SL 85 D SL 86 F SI 94 X SL 84 2-2 ③ F9			C SI 91 B SL 86 B SL 84 X SI 90 2-1 3B	5	0	2	0	0	1	4
11 Jimmy Rollins, S (1, 6) OBP: 0.325, SLG: 0.362	1 SAFE C FF 96 1 SAFE S CH 88 X CH 87 0-2 ② 6 CS 1-2 1B		F CH 89 F FF 97 S SI 98 0-3 ③ K			C FF 96 B KC 82 F SI 96 S KC 83 1-3 ① K	X SI 94 0-0 6 G5-3 1B		X FF 91 0-0 ① P6	5	0	2	0	0	2	3
6 Ryan Howard, L (1, 3) OBP: 0.319, SLG: 0.457	C FF 96 B SL 92 F SL 88 B FF 98 2-2 ③ CS 1-2	X FF 94 0-0 1B		B KC 80 B CH 85 X SI 94 2-0 ① L7		T SL 91 F KC 83 B FF 98 B FF 97 B FF 97 F SL 90 B CH 88 4-2 3 1B 9 1B 28 1B BB	X SI 95 0-0 ①② G5-3 1-2f		S SL 84 B FF 92 S SL 86 F SL 85 S SL 85 1-3 ② K	4	1	1	0	1	1	2
9 Domonic Brown, L (1, 7) OBP: 0.326, SLG: 0.549		X CH 86 0-0 ① P5		B KC 82 F FF 96 B FF 96 X CH 87 2-1 ② P3		D SL 91 B CH 89 B FF 99 F SI 94 F FF 97 F FF 100 X FF 98 3-2 28 1B 3 1B 51 1B 1-2 1B	B SI 96 S SL 85 F SI 93 C SI 95 1-3 ③ K		I IN 73 I IN 74 I IN 76 I IN 77 4-0 IBB	4	1	1	0	1	1	1
3 Delmon Young, R (1, 9) OBP: 0.323, SLG: 0.443 15 John Mayberry Jr., R (8, PR) OBP: 0.308, SLG: 0.438 (8, 9)		C FF 96 B FF 94 S SL 90 S SL 89 1-3 ② K		X SI 96 0-0 ③ G6-3		X SL 86 0-0 28 1B 51 1B 1-2 2-3 1B		X SI 91 0-0 51 SH2-3 10 SF7 28 HBP 1B	X FF 91 0-0 ③ G5-3	4 1	1 1	2 0	0 0	0 0	1 0	1 2
28 Kevin Frandsen, R (1, 5) OBP: 0.387, SLG: 0.440 4 John McDonald, R (8, 5) OBP: 0.178, SLG: 0.100		C FF 96 F SL 88 X SL 87 0-2 ③ L9			B FF 94 C FF 95 B SL 89 X SI 97 2-1 ① G2	X FF 93 0-0 51 1B 2 FC6 1-2 2-3 3-H 1B		B FF 91 B FF 92 F FF 91 C FF 91 F FF 92 H SL 83 3-2 51 SH2-3 1-2 HBP		3 0	1 0	1 0	1 0	0 0	0 0	1 0
51 Carlos Ruiz, R (1, 2) OBP: 0.339, SLG: 0.309			X FF 92 0-0 ① G6-3		B SL 88 B FF 97 X FF 96 2-0 35 SH1-4 2 E 1B	C FF 93 F FF 94 B SL 87 F SL 87 B SL 87 B SI 94 X FF 94 3-2 2 FC6 35 HBP 1-3 2-H 3-H 1B		L FF 91 B SL 85 X FF 91 1-1 ① SH2-3 1-2 2-3		3	1	2	2	0	0	0
35 Cole Hamels, L (1, 1) OBP: 0.107, SLG: 0.074 10 Michael Young, R (8, PH) OBP: 0.340, SLG: 0.403 30 Justin De Fratus, S (8, 1) 58 Jonathan Papelbon, R (9, 1)			B FF 92 C FF 92 F SI 95 C SL 88 1-3 ② K		X FF 94 0-0 ② SH1-4 1-2	F SI 93 F SI 93 H SL 89 1-2 2 FC6 HBP		S SI 91 B FF 92 B SI 92 B SL 83 X SL 85 3-1 ② SF7 3-H		1 0 0 0	0 0 0 0	0 0 0 0	0 1 0 0	1 0 0 0	0 0 0 0	0 0 0 0

	AB	35
	R	6
	H	14
	RBI	6
	BB	2
	SO	7
	LOB	18

Inning Stats																								
	R: 0	H: 2		R: 0	H: 1		R: 0	H: 2		R: 0	H: 0		R: 1	H: 2		R: 4	H: 4		R: 0	H: 1		R: 1	H: 1		R: 0	H: 1		1B: 12	SF: 1		WP: 0	PA: 43
	E: 0	LOB: 0		E: 0	LOB: 1		E: 0	LOB: 2		E: 0	LOB: 0		E: 1	LOB: 1		E: 0	LOB: 2		E: 0	LOB: 0		E: 0	LOB: 2		E: 0	LOB: 2		2B: 1	SAC: 2		PB: 0	
	K: 1	BB: 0		K: 1	BB: 0		K: 2	BB: 0		K: 0	BB: 0		K: 0	BB: 0		K: 1	BB: 1		K: 1	BB: 0		K: 0	BB: 0		K: 1	BB: 1		3B: 1	DP: 1		SB: 0	
	S: 10	P: 13		S: 8	P: 9		S: 12	P: 15		S: 4	P: 8		S: 9	P: 15		S: 24	P: 39		S: 5	P: 6		S: 9	P: 16		S: 8	P: 15		HR: 0	HBP: 2		CS: 2	

PITCHER		IP	WLS	BF	H	R	ER	SO	BB	IBB	HBP	BLK	WP	HR	S	P	ERA	WHIP
45 Gerrit Cole, R ERA: 3.94	(1, 1)	5.1	L	23	8	3	3	5	1	0	0	0	0	0	53	78	5.06	1.688
32 Vin Mazzaro, R ERA: 2.97	(6, 1)	0.0	B	4	3	1	1	0	0	0	1	0	0	0	8	12	∞	∞
44 Tony Watson, L ERA: 3.43	(6, 1)	1.2		5	1	1	1	1	0	0	0	0	0	0	11	15	5.40	0.600
43 Ryan Reid, R ERA: 1.64	(8, 1)	2.0		10	2	1	1	1	0	1	1	0	0	0	17	31	4.50	1.000

PITCHER		IP	WLS	BF	H	R	ER	SO	BB	IBB	HBP	BLK	WP	HR	S	P	ERA	WHIP

Batter	1	2	3	4	5	6	7	8	9	AB	R	H	RBI	BB	SO	LOB
6 Starling Marte, R (1, 7) OBP: 0.341, SLG: 0.459	C FF 90 F FF 91 B CH 82 F FF 91 S CH 84 1-3 K ①		C CH 84 F CH 85 B SI 92 X SI 93 1-2 31 E 31 1B 22 1B 1B		B FC 87 C FF 91 S FF 89 F FC 88 F FF 92 S CH 83 1-3 K ③			C FF 92 F SL 83 B FF 94 B FF 94 F FF 93 F SL 84 X SL 82 2-2 46 1B 22 G5-4-3 1-2 1B		4	2	2	0	0	2	0
31 Jose Tabata, R (1, 9) OBP: 0.344, SLG: 0.420 46 Garrett Jones, L (8, PH) OBP: 0.309, SLG: 0.433 (9, 9)	B FF 91 F SI 91 F FF 92 X CU 76 1-2 2B		1 SAFE X FF 92 0-0 E4 22 1B 1-3 1B			C CH 86 S CH 80 F FC 86 X FF 90 0-2 L4 ①		B FF 93 B FF 93 X FF 93 2-0 22 G5-4-3 1-3 2-H 1B		3 1	1 0	2 1	0 1	0 0	0 0	0 0
22 Andrew McCutchen, R (1, 8) OBP: 0.370, SLG: 0.469	X FF 91 0-0 F8 ②		B FF 89 B CH 84 F CH 84 S FF 93 F SI 92 X CH 85 2-2 14 FC6-4 2-H 3-H 1B			S CH 79 B FF 90 X CH 82 1-1 G5-3 ②		B FF 94 C FF 94 D SL 84 S FF 93 B SL 85 X SI 93 3-2 G5-4-3 ①② 1-2f 3-H		4	0	1	2	0	0	2
14 Gaby Sanchez, R (1, 3) OBP: 0.343, SLG: 0.417	F SI 92 B FF 92 X CH 84 1-1 P2 ③		F SI 92 B FF 89 1 SAFE C CU 76 X FF 92 1-2 FC6-4 ③ 1-2f			C CH 82 B FF 90 F CH 82 X CU 74 1-2 L6 ③		F SL 84 X SI 93 0-1 F7 ③		4	0	0	0	0	0	2
55 Russell Martin, R (1, 2) OBP: 0.348, SLG: 0.417		S CH 83 B FF 92 S CH 85 B SI 92 B SI 92 S CH 85 3-3 K ①	C FF 90 B FC 88 F FC 88 B CH 85 F CH 84 X FF 92 2-2 L5 ①				F CH 79 X FF 89 0-1 1B		S FF 91 S FF 91 B FF 91 B SL 76 X FS 86 2-2 P6 ①	4	0	1	0	0	1	0
24 Pedro Alvarez, L (1, 5) OBP: 0.308, SLG: 0.513		F SI 92 C FC 90 B FC 90 S CU 78 1-3 K ②	C CH 84 B FF 88 F CH 84 S CU 78 1-3 K ②				S FC 85 F FF 87 S FF 90 0-3 K ①		B FS 86 X FS 89 1-0 1B	4	0	1	0	0	3	1
18 Neil Walker, S (1, 4) OBP: 0.349, SLG: 0.381		S CH 84 B FF 93 F CH 85 X CH 84 1-2 G4-3 ③	S FC 88 C FF 92 B FC 88 B FF 88 X CH 84 2-2 L7 ③				F CH 81 C FF 88 B FF 90 B FF 88 B FF 92 F FF 92 X FF 91 3-2 L9 ②		B FF 93 X FF 92 1-0 F7 ②	4	0	0	0	0	0	2
12 Clint Barmes, R (1, 6) OBP: 0.232, SLG: 0.271 43 Ryan Reid, L (8, 1) 23 Travis Snider, L (9, PH) OBP: 0.298, SLG: 0.338		C FF 90 B FF 92 S CH 85 F CH 84 F SI 93 F CH 84 S CH 85 1-3 K ①		X FF 89 0-0 F9 ①			B FC 88 X FF 91 1-0 F9 ③		C FF 93 F FF 93 S FF 93 0-3 K ③	3 0 1	0 0 0	0 0 0	0 0 0	0 0 0	1 0 1	1 0 1
45 Gerrit Cole, R (1, 1) OBP: 0.333, SLG: 0.250 32 Vin Mazzaro, R (6, 1) OBP: 0.200, SLG: 0.200 44 Tony Watson, L (6, 1) 10 Jordy Mercer, R (8, 6) OBP: 0.325, SLG: 0.431		C CH 84 B FF 93 B FF 93 F CH 84 S SI 93 2-3 K ②	C FF 88 X FC 86 0-1 G1-3 ②					C FF 92 X FF 92 0-1 6 1B 46 1B 1B		2 0 0 1	0 0 0 1	0 0 0 1	0 0 0 1	0 0 0 0	1 0 0 0	0 0 0 0
Inning Stats	R: 0 E: 0 K: 1 S: 10 H: 1 LOB: 1 BB: 0 P: 13	R: 0 E: 0 K: 2 S: 9 H: 0 LOB: 0 BB: 0 P: 14	R: 2 E: 1 K: 2 S: 20 H: 3 LOB: 1 BB: 0 P: 27	R: 0 E: 0 K: 1 S: 10 H: 0 LOB: 0 BB: 0 P: 15	R: 0 E: 0 K: 1 S: 8 H: 0 LOB: 0 BB: 0 P: 9	R: 0 E: 0 K: 0 S: 9 H: 0 LOB: 0 BB: 0 P: 11	R: 0 E: 0 K: 1 S: 10 H: 1 LOB: 1 BB: 0 P: 14	R: 2 E: 0 K: 0 S: 13 H: 3 LOB: 0 BB: 0 P: 20	R: 0 E: 0 K: 1 S: 8 H: 1 LOB: 1 BB: 0 P: 12	1B: 8 2B: 1 3B: 0 HR: 0 SF: 0 SAC: 0 DP: 1 HBP: 0						WP: 0 PB: 0 SB: 0 CS: 0 PA: 35	

PITCHER		IP	WLS	BF	H	R	ER	SO	BB	IBB	HBP	BLK	WP	HR	S	P	ERA	WHIP
35 Cole Hamels, L ERA: 4.38	(1, 1)	7.0	W	26	5	2	1	8	0	0	0	0	0	0	76	103	1.29	0.714
30 Justin De Fratus, R ERA: 5.19	(8, 1)	1.0		5	3	2	2	0	0	0	0	0	0	0	13	20	18.00	3.000
58 Jonathan Papelbon, R ERA: 1.93	(9, 1)	1.0	S	4	1	0	0	1	0	0	0	0	0	0	8	12	0.00	1.000

PITCHER	IP	WLS	BF	H	R	ER	SO	BB	IBB	HBP	BLK	WP	HR	S	P	ERA	WHIP

BOTTOM

Philadelphia Phillies @ Pittsburgh Pirates
PNC Park, Pittsburgh, PA
Thu Jul 04 2013, 1:39 PM - 4:37 PM EDT
Att. 35,328 - Partly Cloudy - 86 F

livebaseballscorecards.com

AB	35
R	4
H	9
RBI	3
BB	0
SO	9
LOB	9

Batter	1	2	3	4	5	6	7	8	9	AB	R	H	RBI	BB	SO	LOB
6 Starling Marte, R (1, 7) OBP: 0.343, SLG: 0.459	B FF 94 X FF 95 1-0 18 G3-6 1B		X SL 84 0-0 18 S 18 3B 1B	B SI 94 T SL 84 X SL 85 1-1 ② F8 2-3		C FC 91 B SI 93 B SI 95 B FC 91 S SI 94 F SI 92 F SI 94 X SI 94 3-2 ① G5-3 1-2		C FF 94 B FF 93 X FF 95 1-1 18 G4-3 18 S 22 G6-3 1B	B SL 83 C SI 96 S SL 83 B SL 83 F SL 81 F SI 95 X SI 94 2-2 ③ F8	6	2	3	0	0	0	2
18 Neil Walker, S (1, 4) OBP: 0.349, SLG: 0.387	X SI 93 0-0 ①② G3-6 1-2f		1 SAFE P PO 86 L SI 94 1 SAFE B FC 91 C SI 94 X SI 94 2-2 46 1B 1-H 3B	X FC 91 0-0 ③ G4-3		B SL 83 B SI 94 B SI 93 B SI 94 4-0 22 FC5-4 BB		1 SAFE B SI 93 F FF 94 X FF 94 1-1 ① G4-3 1-3		4	1	1	1	1	0	3
22 Andrew McCutchen, R (1, 8) OBP: 0.370, SLG: 0.467	C FF 95 B SI 95 C FC 91 X FF 94 1-2 1B		F SL 85 F FS 85 F SL 84 B FF 93 F SI 97 D FS 86 D SL 85 B FC 92 4-2 46 1B 55 S BB		B SL 84 C SI 96 F FF 94 S FS 83 1-3 ① K	F FC 90 B SL 83 X SL 82 1-1 ② FC5-4 46 FC3-6 1-2f 2-3		C FC 91 S FF 94 X SL 79 0-2 ② G6-3 3-H		4	1	1	1	1	1	2
46 Garrett Jones, L (1, 3) OBP: 0.312, SLG: 0.442 14 Gaby Sanchez, R (7, 3) OBP: 0.347, SLG: 0.420	C SI 93 C SI 94 X FF 93 0-2 ③ F8		B FC 91 X FS 84 1-0 55 S 1-3 3-H 1B		B SI 96 B FF 93 X FC 92 2-0 31 1B 3B	C SL 83 X SL 82 0-1 ③ FC3-6 1-2f		C FF 94 X FF 92 0-1 55 BB 24 1B 1B		4 1	1 0	2 1	1 0	0 0	0 0	3 0
24 Pedro Alvarez, L (1, 5) OBP: 0.307, SLG: 0.507		X FC 91 0-0 ① F9	B SL 84 X FC 92 1-0 ① F7		C FS 84 B FS 85 X SI 95 1-1 ② G6-3		F CH 93 C CH 87 F SI 97 S CH 90 0-3 ① K	B SL 84 X SI 93 1-0 55 BB 1-2 1B		5	0	1	0	0	1	3
55 Russell Martin, R (1, 2) OBP: 0.353, SLG: 0.420		C SI 95 C FC 91 B FC 92 X SI 96 1-2 47 1B 2B	B SI 94 B SI 94 F FC 92 D SL 84 F SI 95 S FF 96 3-3 ② K 1-2 3-H		H SI 94 1-0 31 1B HBP		B SI 98 B SI 98 X SI 96 2-0 ② F7	B FF 93 B FF 95 S FF 94 S FF 94 D SL 82 B FF 93 4-2 31 FC6-4 1-2 2-3 BB		3	1	1	0	1	1	1
31 Jose Tabata, R (1, 9) OBP: 0.347, SLG: 0.441		B FF 94 B FF 94 C FF 93 S FF 95 B FC 92 S SL 83 3-3 ② K	X SL 83 0-0 ③ F7		1 SAFE F SL 83 X SL 84 0-1 1-2 3-H 1B		B FF 97 B SI 96 C FF 97 C SI 98 B SL 83 X SI 97 3-2 3B	B FC 89 X FF 94 1-0 ③ FC6-4 1-2f		5	0	2	1	0	1	5
10 Jordy Mercer, R (1, 6) OBP: 0.333, SLG: 0.425		I IN 68 I IN 68 I IN 71 I IN 73 4-0 47 1B IBB		C FF 94 C FC 92 F FS 84 B FS 86 F FF 95 F FS 85 B FS 85 B FF 96 B FF 96 4-2 6 F8 47 SH2-4 BB	X FC 92 0-0 ③ P3		I IN 78 I IN 83 I IN 77 I IN 74 4-0 IBB		B FF 95 B FF 95 F SI 95 B SI 95 X SI 95 3-1 ① G6-3	2	0	0	0	3	0	2
47 Francisco Liriano, L (1, 1) OBP: 0.143, SLG: 0.100		S SI 94 S SI 95 B SI 95 X SI 96 1-2 ③ 1-3 2-H 1B		X SI 93 0-0 ① SH2-4 1-2		B FF 93 B SI 93 B SI 93 B FF 93 4-0 22 FC5-4 6 G5-3 BB	B CH 94 C FF 96 T CH 94 F SI 96 X FF 94 1-2 ③ L8		X SI 95 0-0 ② G4-3	3	0	1	1	1	0	2
Inning Stats	R: 0 E: 0 K: 0 S: 8 H: 2 LOB: 1 BB: 0 P: 10	R: 1 E: 0 K: 1 S: 10 H: 2 LOB: 2 BB: 1 P: 19	R: 3 E: 0 K: 1 S: 15 H: 3 LOB: 1 BB: 1 P: 25	R: 0 E: 0 K: 0 S: 9 H: 0 LOB: 1 BB: 1 P: 14	R: 1 E: 0 K: 1 S: 9 H: 2 LOB: 2 BB: 0 P: 14	R: 0 E: 0 K: 0 S: 9 H: 0 LOB: 2 BB: 2 P: 21	R: 0 E: 0 K: 1 S: 12 H: 1 LOB: 2 BB: 1 P: 22	R: 1 E: 0 K: 0 S: 13 H: 3 LOB: 3 BB: 1 P: 21	R: 0 E: 0 K: 0 S: 8 H: 0 LOB: 0 BB: 0 P: 13	1B: 9 2B: 1 3B: 3 HR: 0 SF: 0 SAC: 1 DP: 1 HBP: 1	WP: 0 PB: 0 SB: 4 CS: 0 PA: 46					

TOP

Pittsburgh Pirates @ Chicago Cubs

Wrigley Field, Chicago, IL

Fri Jul 05 2013, 3:10 PM - 5:58 PM CDT

Att. 38,615 - Partly Cloudy - 75 F

livebaseballscorecards.com

AB	37
R	6
H	13
RBI	5
BB	7
SO	4
LOB	23

PITCHER		IP	WLS	BF	H	R	ER	SO	BB	IBB	HBP	BLK	WP	HR	S	P	ERA	WHIP
29 Jeff Samardzija, R ERA: 3.54	(1, 1)	6.0	L	31	9	5	5	3	4	1	1	0	0	0	60	103	7.50	2.167
62 Henry Alberto Rodriguez, R ERA: 3.27	(7, 1)	1.0		5	1	0	0	1	0	1	0	0	0	0	12	22	0.00	1.000
56 Héctor Rondón, R ERA: 6.18	(8, 1)	1.0		7	3	1	1	0	1	0	0	0	0	0	13	21	9.00	4.000
46 Pedro Strop, R ERA: 6.66	(9, 1)	1.0		3	0	0	0	0	0	0	0	0	0	0	8	13	0.00	0.000

BOTTOM

Pittsburgh Pirates @ Chicago Cubs

Wrigley Field, Chicago, IL

Fri Jul 05 2013, 3:10 PM - 5:58 PM CDT

Att. 38,615 - Partly Cloudy - 75 F

livebaseballscorecards.com

Batter	1	2	3	4	5	6	7	8	9	AB	R	H	RBI	BB	SO	LOB
17 Dave Sappelt, R (1, 8) OBP: 0.212, SLG: 0.204	C FF 92 C SL 84 X CH 86 0-2 G2-3		B SI 91 X FF 92 1-0 L4		B SL 87 X CH 87 1-0 G5-3			C FF 91 X CH 86 0-1 G6-3		4	0	0	0	0	0	0
13 Starlin Castro, R (1, 6) OBP: 0.272, SLG: 0.330	F FF 92 S SL 87 S SL 85 0-3 K		C CH 85 X SL 86 0-1 L6			C SL 85 B SL 86 S SL 85 S SL 87 1-3 K		B SL 86 B SL 85 F SI 92 X SL 86 2-1 30 PO 2B		4	0	1	0	0	2	0
30 Dioner Navarro, S (1, 2) OBP: 0.361, SLG: 0.536	F SI 92 X SL 87 0-1 1B		C SL 86 B CH 87 B SL 86 B CH 87 B SI 94 4-1 BB			B SI 93 C SI 93 X CH 88 1-1 12 FC4 1B		B SI 93 C SL 87 D CH 85 B CH 87 2 SAFE 3-1 PO 2-3	C SL 86 X CH 86 0-1 G1-3	3	0	2	0	1	0	0
12 Alfonso Soriano, R (1, 7) OBP: 0.280, SLG: 0.425	C SL 87 B SI 92 F SL 88 S SL 87 1-3 K		S SL 88 S SL 86 D SL 87 S CH 88 1-3 K			X CH 86 0-0 FC4 1 FC4 1-2f			C CH 85 S SL 86 C SL 85 0-3 K	4	0	0	0	0	3	3
1 Cody Ransom, R (1, 5) OBP: 0.315, SLG: 0.520		B SL 86 S CH 85 B CH 85 B CH 85 F SL 87 B SL 89 4-2 44 G4-3 21 HR BB	B SI 92 B FF 93 S SL 88 X SI 93 2-1 L9		X CH 86 0-0 FC4 1-2f			F SI 92 S SL 88 B SL 86 B SL 85 B CH 87 B SL 85 4-2 44 DI BB	2	1	0	0	2	0	1
44 Anthony Rizzo, L (1, 3) OBP: 0.331, SLG: 0.447		B SL 85 F SI 93 1 SAFE X SI 93 1-1 G4-3 1-3	B SI 95 S SL 89 S SI 93 X SL 90 1-2 G5-3				B SL 84 B SI 93 S SL 86 B SI 94 S SI 94 B SI 94 4-2 21 G6-4-3 BB		B SI 92 X SI 92 1-0 G4-3 1-2	3	0	0	0	1	0	2
21 Scott Hairston, R (1, 9) OBP: 0.227, SLG: 0.402		F SL 86 X SI 93 0-1 3-H HR	F CH 88 B SL 88 F SL 85 X SL 88 1-2 P4				D CH 87 F SL 86 C SL 87 X CH 87 1-2 G6-4-3 1-2f			3	1	1	2	0	0	1
15 Darwin Barney, R (1, 4) OBP: 0.278, SLG: 0.336		X SI 94 0-0 F7			C SI 92 B CH 87 X SL 87 1-1 G6-3		B SL 88 B SI 93 F SI 93 C SL 87 X CH 88 2-2 G1-3			3	0	0	0	0	0	0
29 Jeff Samardzija, R (1, 1) OBP: 0.133, SLG: 0.241 62 Henry Alberto Rodriguez, R (7) 56 Héctor Rondón, R (8, 1) 20 Julio Borbon, L (8, PH) OBP: 0.278, SLG: 0.292 46 Pedro Strop, R (9, 1)		B SI 93 S CH 86 C CH 87 F CH 86 B SL 89 S CH 88 2-3 K			C SL 86 S CH 86 S SL 87 0-3 K			X SI 92 0-0 G4-3		2 0 0 1 0	0 0 0 0 0	0 0 0 0 0	0 0 0 0 0	0 0 0 0 0	2 0 0 0 0	0 0 0 0 0

	AB	29
	R	2
	H	4
	RBI	2
	BB	4
	SO	7
	LOB	7

Inning Stats	1	2	3	4	5	6	7	8	9
	R: 0 E: 0 K: 2 S: 11	R: 2 E: 0 K: 1 S: 11	R: 0 E: 0 K: 1 S: 7	R: 0 E: 0 K: 0 S: 8	R: 0 E: 0 K: 1 S: 6	R: 0 E: 0 K: 1 S: 7	R: 0 E: 0 K: 0 S: 8	R: 0 E: 0 K: 0 S: 6	R: 0 E: 0 K: 1 S: 8
	H: 1 LOB: 1 BB: 0 P: 12	H: 1 LOB: 0 BB: 1 P: 18	H: 0 LOB: 1 BB: 1 P: 13	H: 0 LOB: 0 BB: 0 P: 12	H: 0 LOB: 0 BB: 0 P: 8	H: 1 LOB: 1 BB: 0 P: 9	H: 0 LOB: 0 BB: 1 P: 15	H: 1 LOB: 0 BB: 0 P: 11	H: 0 LOB: 1 BB: 1 P: 13

	1B: 2	SF: 0	WP: 0	PA: 34
	2B: 1	SAC: 0	PB: 0	
	3B: 0	DP: 1	SB: 0	
	HR: 1	HBP: 0	CS: 0	

PITCHER	IP	WLS	BF	H	R	ER	SO	BB	IBB	HBP	BLK	WP	HR	S	P	ERA	WHIP
47 Francisco Liriano, L (1, 1) ERA: 2.2	9.0	W	33	4	2	2	7	4	0	0	0	0	1	72	111	2.00	0.889

PITCHER	IP	WLS	BF	H	R	ER	SO	BB	IBB	HBP	BLK	WP	HR	S	P	ERA	WHIP

Batter	1	2	3	4	5	6	7	8	9	AB	R	H	RBI	BB	SO	LOB
6 Starling Marte, R (1, 7) OBP: 0.345, SLG: 0.460	F FF 91 B FF 92 S FF 91 F FF 90 B FF 92 X FF 92 2-2 22 WP 18 S 1B		C FF 92 S CU 77 B FF 91 B FF 92 X CU 77 2-2 18 CS 18 S 1B			F FF 92 B CU 78 F FF 90 X FF 90 1-2 G5-3		C CU 76 C FF 88 S CH 82 0-3 K2-3		4	0	2	0	0	1	0
18 Neil Walker, S (1, 4) OBP: 0.347, SLG: 0.384 2 Brandon Inge, R (5, 4) OBP: 0.222, SLG: 0.260	C FF 90 B SI 92 B SI 93 1 SAFE S SI 90 X SI 92 2-2 F7 1-2		**S SI 93** **1 SAFE** 1 SAFE **F FF 93** 1 SAFE P PO 85 D CU 76 B FF 93 F FF 93 3-3 K 1-3			C FF 93 B FF 93 F FF 93 T FF 92 1-2 K		C FF 89 X FC 86 0-1 F9		2 2	0 0	0 0	0 0	0 0	1 1	2 0
22 Andrew McCutchen, R (1, 8) OBP: 0.372, SLG: 0.467	D SL 82 C FF 92 C FF 94 B FF 92 D CU 77 X SL 86 3-2 G6-3 2-3			X FF 93 0-0 G6-3		B FF 93 F FF 94 X FF 94 1-1 46 BB 1B			B FF 91 F FF 91 X FF 91 1-1 19 DI 1B	4	0	2	0	0	0	1
46 Garrett Jones, L (1, 3) OBP: 0.311, SLG: 0.437	C SL 83 F SL 83 D SL 86 F SI 93 B SL 84 X FF 94 2-2 G4-3			B SL 83 B SL 82 F FF 92 S SI 93 F FF 94 B SL 84 X SL 84 3-2 G3		**C SI 94** **D SL 85** **1 SAFE** **B SL 84** **1 SAFE** 1 SAFE B SI 93 B SI 95 4-1 1-2 BB			X FF 91 0-0 F8	3	0	0	0	1	0	2
24 Pedro Alvarez, L (1, 5) OBP: 0.306, SLG: 0.514		B SI 91 F SI 90 X FF 91 1-1 G3-1		B SL 83 X SI 93 1-0 HR		B SL 82 C FF 90 S SL 83 B SL 83 S SL 83 2-3 K			C CU 78 S CU 78 D CU 78 X FF 91 1-2 F7	4	1	1	1	0	1	3
19 Michael McKenry, R (1, 2) OBP: 0.248, SLG: 0.330		B FF 92 C FF 93 X FF 93 1-1 G5-3		C FF 93 X SI 93 0-1 G4-3			B FF 88 C FF 89 X FF 89 1-1 G6-3		C FF 92 X FF 91 0-1 F9 1-2	4	0	0	0	0	0	1
31 Jose Tabata, R (1, 9) OBP: 0.346, SLG: 0.432		B SI 92 B FF 92 B FF 92 C FF 91 B FF 93 4-1 10 S BB			B FF 92 C FF 93 B SI 92 B FF 92 X FF 92 3-1 G6-3		B SI 88 X FF 89 1-0 F9			2	0	0	0	1	0	0
10 Jordy Mercer, R (1, 6) OBP: 0.327, SLG: 0.416		C FF 92 B FF 93 B SL 86 S SL 84 S SL 87 2-3 K 1-2			X SL 84 0-0 B1		B FF 89 B FF 89 X FF 89 2-0 G6-3			3	0	0	0	0	1	1
50 Charlie Morton, R (1, 1) 37 Justin Wilson, L (7, 1) 23 Travis Snider, L (8, PH) OBP: 0.297, SLG: 0.336 29 Bryan Morris, L (8, 1) OBP: 0.250, SLG: 0.250			B FF 89 B FF 90 B FF 90 C FF 91 X FF 90 3-1 G6-3		B FF 93 C FF 92 B FF 92 F FF 92 X FF 93 2-2 G6-3			C SI 87 F CU 76 S CH 83 0-3 K		2 0 1 0	0 0 0 0	0 0 0 0	0 0 0 0	0 0 1 0	0 0 0 0
Inning Stats	R: 0 E: 0 K: 0 S: 14 H: 1 LOB: 1 BB: 0 P: 23	R: 0 E: 0 K: 1 S: 8 H: 0 LOB: 1 BB: 1 P: 16	R: 0 E: 0 K: 1 S: 11 H: 1 LOB: 0 BB: 0 P: 18	R: 1 E: 0 K: 0 S: 8 H: 1 LOB: 0 BB: 0 P: 12	R: 0 E: 0 K: 0 S: 6 H: 0 LOB: 0 BB: 0 P: 11	R: 0 E: 0 K: 2 S: 12 H: 1 LOB: 2 BB: 1 P: 21	R: 0 E: 0 K: 0 S: 4 H: 0 LOB: 0 BB: 0 P: 8	R: 0 E: 0 K: 2 S: 8 H: 0 LOB: 0 BB: 0 P: 8	R: 0 E: 0 K: 0 S: 8 H: 1 LOB: 1 BB: 0 P: 10	1B: 4 2B: 0 3B: 0 HR: 1	SF: 0 SAC: 0 DP: 0 HBP: 0					

PITCHER		IP	WLS	BF	H	R	ER	SO	BB	IBB	HBP	BLK	WP	HR	S	P	ERA	WHIP
36 Edwin Jackson, R ERA: 5.5	(1, 1)	5.2	W	22	4	1	1	3	2	0	0	0	1	1	56	96	1.59	1.059
40 James Russell, L ERA: 3.03	(6, 1)	0.1	H	1	0	0	0	1	0	0	0	0	0	0	3	5	0.00	0.000
51 Matt Guerrier, R ERA: 4.36	(7, 1)	2.0	H	6	0	0	0	2	0	0	0	0	0	0	12	16	0.00	0.000
63 Kevin Gregg, R ERA: 1.53	(9, 1)	1.0	S	4	1	0	0	0	0	0	0	0	0	0	8	10	0.00	1.000

PITCHER	IP	WLS	BF	H	R	ER	SO	BB	IBB	HBP	BLK	WP	HR	S	P	ERA	WHIP

TOP

Pittsburgh Pirates @ Chicago Cubs

Wrigley Field, Chicago, IL

Sat Jul 06 2013, 3:10 PM - 6:02 PM CDT

Att. 36,590 - Cloudy - 80 F

livebaseballscorecards.com

AB	31
R	1
H	5
RBI	1
BB	2
SO	6
LOB	10

Batter	1	2	3	4	5	6	7	8	9	AB	R	H	RBI	BB	SO	LOB
20 Julio Borbon, L (1, 8) OBP: 0.289, SLG: 0.284	B FF 94 B SI 93 C SI 94 B SI 93 B SI 94 4-1 13 E 13 S BB		C SI 92 B SI 91 C CU 77 S CU 78 1-3 ② K		C SI 92 B CU 78 F SI 92 B CU 78 B CU 78 B FF 94 4-2 44 G6-3 44 S 12 HR BB		X FF 95 0-0 ① G1-5-3			2	1	0	0	2	1	1
13 Starlin Castro, R (1, 6) OBP: 0.269, SLG: 0.327	1 SAFE B SI 93 1 SAFE B FF 90 C SI 94 S SI 93 X CU 77 2-2 ① F9 1-3		B SI 93 C SI 91 X FS 86 1-1 ③ G1-3		F SI 91 S SI 91 1 SAFE B SI 92 X CU 78 1-2 ① L6		C FF 96 B FC 91 S FF 97 B FF 98 X FF 98 2-2 ② G1-3			4	0	0	0	0	0	3
44 Anthony Rizzo, L (1, 3) OBP: 0.331, SLG: 0.448	B CU 78 T CU 79 B FF 93 F CU 79 F CU 79 B CU 77 F CU 78 F FS 87 T SI 94 3-2 ② K			X SI 91 0-0 12 HR 2B	1 SAFE C CU 78 B FF 94 C SI 91 X CU 78 1-2 ② G6-3 1-3		B FC 92 C FF 98 C FC 92 X FC 93 1-2 ③ F7			4	1	1	0	0	1	2
12 Alfonso Soriano, R (1, 7) OBP: 0.282, SLG: 0.446	C SI 94 X SI 94 0-1 ③ G6-3			C SI 92 X CU 79 0-1 2-H HR	B SI 93 X SI 93 1-0 3-H HR			X FF 94 0-0 ① F8		4	2	2	4	0	0	1
24 Luis Valbuena, L (1, 5) OBP: 0.354, SLG: 0.402		C FF 94 B SI 93 X FS 87 1-1 15 L4-3 1B		B FF 94 X FS 86 1-0 15 G6-3 19 HBP 1B	B SI 94 C CU 79 B CU 79 X SI 92 2-1 ③ G4-3			B FF 94 B SI 96 B SI 95 B FF 94 4-0 15 FC6-4 BB		3	0	2	0	1	0	0
19 Nate Schierholtz, L (1, 9) OBP: 0.324, SLG: 0.515		C SI 92 D CU 78 1 SAFE F SI 91 B CU 77 F SI 92 F CU 80 F FF 94 S CU 78 2-3 ① K		1 SAFE C SI 92 C CU 79 H CU 79 1-2 15 G6-3 1-2 HBP		F FF 92 F FF 93 S CU 79 0-3 ① K		X FC 91 0-0 ② F9		3	0	0	0	0	2	2
15 Darwin Barney, R (1, 4) OBP: 0.274, SLG: 0.331		B SI 91 1 SAFE F SI 92 X SI 93 1-1 L4-3 1-1 ②③		C SI 93 X SI 93 0-1 ①② G6-3 1-2f 2-3		B SI 94 X SI 92 1-0 ② G5-3		1 SAFE C FF 95 1 SAFE S FC 90 D CU 86 X FC 90 1-2 ③ FC6-4 1-2f		4	0	0	0	0	0	4
53 Welington Castillo, R (1, 2) OBP: 0.329, SLG: 0.365			F FF 92 B SI 93 B SI 93 X SI 92 2-1 1B	I IN 66 I IN 70 I IN 69 I IN 68 4-0 IBB		B FF 93 B FF 93 X FF 93 2-0 2B				2	0	2	0	1	0	0
36 Edwin Jackson, R (1, 1) OBP: 0.148, SLG: 0.154 40 James Russell, L (6, 1) 21 Scott Hairston, R (6, PH) OBP: 0.225, SLG: 0.398 51 Matt Guerrier, R (7, 1) 63 Kevin Gregg, R (9, 1)			C SI 91 L SI 92 C CU 78 0-3 ① K	S SI 93 X SI 93 0-1 ③ G6-3		B SI 93 B SI 92 B SI 92 C SI 92 C SI 92 S SI 93 3-3 ③ K				2 0 1 0 0	0 0 0 0 0	0 0 0 0 0	0 0 0 0 0	0 0 1 0 0	1 0 1 0 0	3 0 1 0 0
Inning Stats	R: 0 E: 0 K: 1 S: 12 H: 0 LOB: 1 BB: 1 P: 21	R: 0 E: 0 K: 1 S: 10 H: 1 LOB: 0 BB: 0 P: 14	R: 0 E: 0 K: 2 S: 10 H: 1 LOB: 1 BB: 0 P: 14	R: 2 E: 0 K: 0 S: 10 H: 3 LOB: 2 BB: 1 P: 16	R: 2 E: 0 K: 0 S: 11 H: 1 LOB: 0 BB: 1 P: 20	R: 0 E: 0 K: 2 S: 8 H: 1 LOB: 1 BB: 0 P: 14	R: 0 E: 0 K: 0 S: 7 H: 0 LOB: 0 BB: 0 P: 10	R: 0 E: 0 K: 0 S: 5 H: 0 LOB: 1 BB: 1 P: 10		1B: 3 2B: 3 3B: 0 HR: 2	SF: 0 SAC: 0 DP: 2 HBP: 1			WP: 0 PB: 0 SB: 2 CS: 0	PA: 34	

BOTTOM

Pittsburgh Pirates @ Chicago Cubs

Wrigley Field, Chicago, IL

Sat Jul 06 2013, 3:10 PM - 6:02 PM CDT

Att. 36,590 - Cloudy - 80 F

livebaseballscorecards.com

AB	29
R	4
H	7
RBI	4
BB	4
SO	6
LOB	17

PITCHER		IP	WLS	BF	H	R	ER	SO	BB	IBB	HBP	BLK	WP	HR	S	P	ERA	WHIP
50 Charlie Morton, R ERA: 3.38	(1, 1)	6.0	L	27	7	4	4	6	2	1	1	0	0	2	61	99	6.00	1.500
37 Justin Wilson, L ERA: 2.06	(7, 1)	1.0		3	0	0	0	0	0	0	0	0	0	0	7	10	0.00	0.000
29 Bryan Morris, R ERA: 2.61	(8, 1)	1.0		4	0	0	0	0	1	0	0	0	0	0	5	10	0.00	1.000

PITCHER	IP	WLS	BF	H	R	ER	SO	BB	IBB	HBP	BLK	WP	HR	S	P	ERA	WHIP

Batter	1	2	3	4	5	6	7	8	9	10	11	AB	R	H	RBI	BB	SO	LOB
6 Starling Marte, R (1, 7) OBP: 0.343, SLG: 0.465	B CH 76 C FF 86 X CH 78 1-1 ① F7		C CU 70 B FF 89 F CU 75 F CH 80 B SL 82 F CU 76 S FF 89 2-3 ③ K		C SL 78 B SI 92 X FF 92 1-1 ② FC6-4 (31 2B) 1-2f		C SI 95 B SL 82 F SI 96 X SI 97 1-2 ① G6-3		B CU 79 F FF 92 F FF 91 B FF 92 B FF 92 F FF 92 F FF 93 X FF 93 3-2 HR			5	2	1	1	0	1	1
31 Jose Tabata, R (1, 9) OBP: 0.367, SLG: 0.459 35 Mark Melancon, R (9, 1) 29 Bryan Morris, L (10, 1) OBP: 0.250, SLG: 0.250	C FF 87 B CU 73 S CH 79 S SL 83 1-3 ② K			B CU 70 C CH 78 X FF 86 1-1 (22 2B) 2B	1 SAFE X SI 90 0-0 1-H 2B		B SL 83 F SI 96 B SI 97 F SL 84 B SL 82 B SI 96 4-2 (22 G6-4-3) BB		B CU 80 B CU 80 C FF 92 B CU 80 B FF 92 4-2 BB			3 0 0	1 0 0	2 0 0	1 0 0	2 0 0	1 0 0	0 0 0
22 Andrew McCutchen, R (1, 8) OBP: 0.375, SLG: 0.471	B SI 87 X SI 88 1-0 1B			B FF 87 S CH 79 S CH 82 D SL 82 X CH 82 2-2 (46 G4-3) 2-H 2B	B SL 78 B FF 92 B SI 92 F FF 92 B FF 93 4-1 BB		B SL 84 X SI 95 1-0 ②③ G6-4-3 1-2f		X FF 92 0-0 ③ L7			4	0	2	1	1	0	2
46 Garrett Jones, L (1, 3) OBP: 0.305, SLG: 0.428	F CH 80 B FF 88 F CU 74 X SL 83 1-2 ③ G4-3			D CU 74 B CU 72 B SI 87 C FF 87 X SL 80 3-1 ① G4-3 2-3	F SL 79 F FF 92 F SL 77 B FF 94 S FF 93 1-3 ③ K			B SL 83 F FF 86 F SL 83 X SL 83 1-2 ① G3-1		C SI 88 X CU 78 0-1 E4 (24 G4-6-3)		5	0	0	0	0	1	4
24 Pedro Alvarez, L (1, 5) OBP: 0.307, SLG: 0.512		S CH 78 B FF 87 C CU 75 B FF 89 X SL 82 2-2 ① L8		B FF 88 F CU 76 C CH 79 C SI 89 1-3 ② K		B SL 80 C SL 78 B SL 79 B FC 89 X FC 89 3-1 (2 SH2-4) (55 BB) (10 FC6-2-5) 1B		F SL 81 B SL 82 X FC 87 1-1 1B		D CU 76 B CH 83 X CH 83 2-0 ①② G4-6-3 1-2f		5	0	2	0	0	1	2
55 Russell Martin, R (1, 2) OBP: 0.354, SLG: 0.415		B SI 88 C CH 80 B SL 82 X CH 82 2-1 ② G6-3		B SL 82 B CH 81 D SL 83 C CH 80 C SL 82 B SL 84 4-2 (2 S) BB		F SI 92 C SI 92 B FF 93 1 SAFE D SL 80 B SI 90 B SI 90 4-2 (2 SH2-4) 1-2 BB		S FF 93 X FF 92 0-1 ② P6		B FF 91 B CH 83 B FF 89 S FF 89 F FF 90 X FF 91 3-2 ③ G1-4-3		3	0	0	0	2	0	1
2 Brandon Inge, R (1, 4) OBP: 0.214, SLG: 0.250		C SI 89 C FF 88 B SL 83 B CH 79 F FF 90 T SL 82 2-2 ③ K		B CH 82 B FF 89 X CH 81 2-0 ③ G6-3 1-2		B SI 90 X SI 90 1-0 ① SH2-4 1-2 2-3		B FF 93 C FF 92 B FF 92 X FF 93 2-1 ③ P4		F FF 89 X FF 90 0-1 ① F8		4	0	0	0	0	1	3
10 Jordy Mercer, R (1, 6) OBP: 0.323, SLG: 0.409		B SI 87 B CH 78 X SI 86 2-0 ① G5-3			C FF 93 B FF 91 S SL 77 B SL 80 C FF 92 2-3 ① K	B SI 92 X FF 92 1-0 ② FC6-2-5 3-H			B FF 91 C FF 91 C CU 78 B FF 91 S FF 92 2-3 ① K		B CU 78 X FC 85 1-0 (23 G4-6-3) 1B	5	0	1	0	0	2	2
34 A.J. Burnett, R (1, 1) OBP: 0.069, SLG: 0.069 14 Gaby Sanchez, R (6, PH) OBP: 0.345, SLG: 0.418 44 Tony Watson, L (6, 1) 32 Vin Mazzaro, R (8, 1) OBP: 0.200, SLG: 0.200 23 Travis Snider, L (9, PH) OBP: 0.286, SLG: 0.333 (9, 9)		C FF 87 B CU 73 B SI 88 C FF 87 S CH 79 2-3 ② K		C FF 92 X FC 91 0-1 (6 FC6-4) 1B		B SL 82 S SL 82 F SI 96 S SL 82 1-3 ③ K			B FF 91 C FF 92 C CU 79 F FF 92 S FF 91 1-3 ② K		F SI 88 F SI 88 D CH 83 B FF 88 F CU 78 1 SAFE X SI 89 2-2 ②③ G4-6-3 1-2f	2 1 0 0 0 2	0 0 0 0 0 0	1 0 0 0 0 0	0 0 0 0 0 0	1 1 0 0 0 1	0 2 0 0 0 1	0 0 0 0 0 1
Inning Stats	R: 0 E: 0 K: 1 S: 9 H: 1 LOB: 1 BB: 0 P: 13	R: 0 E: 0 K: 1 S: 9 H: 0 LOB: 0 BB: 0 P: 15	R: 0 E: 0 K: 2 S: 9 H: 0 LOB: 0 BB: 0 P: 15	R: 1 E: 0 K: 1 S: 13 H: 2 LOB: 2 BB: 1 P: 26	R: 1 E: 0 K: 2 S: 13 H: 2 LOB: 2 BB: 1 P: 21	R: 0 E: 0 K: 1 S: 9 H: 1 LOB: 2 BB: 1 P: 19	R: 0 E: 0 K: 0 S: 6 H: 0 LOB: 0 BB: 1 P: 12	R: 0 E: 0 K: 0 S: 9 H: 1 LOB: 1 BB: 0 P: 13	R: 1 E: 0 K: 2 S: 16 H: 1 LOB: 1 BB: 1 P: 26	R: 0 E: 1 K: 0 S: 6 H: 0 LOB: 0 BB: 0 P: 11	R: 0 E: 0 K: 0 S: 7 H: 1 LOB: 0 BB: 0 P: 10	1B: 5 2B: 3 3B: 0 HR: 1	SF: 0 SAC: 1 DP: 3 HBP: 0	WP: 0 PB: 0 SB: 1 CS: 0	PA: 45			

PITCHER		IP	WLS	BF	H	R	ER	SO	BB	IBB	HBP	BLK	WP	HR	S	P	ERA	WHIP
33 Carlos Villanueva, R ERA: 3.63	(1, 1)	4.0		16	3	1	1	5	1	0	0	0	0	0	40	69	2.25	1.000
56 Héctor Rondón, R ERA: 6.14	(5, 1)	1.2		10	3	1	1	2	2	0	0	0	0	0	19	36	5.40	3.000
46 Pedro Strop, R ERA: 8.31	(6, 1)	1.1		4	0	0	0	1	1	0	0	0	0	0	9	16	0.00	0.750
40 James Russell, L ERA: 3.0	(8, 1)	0.1	H	2	1	0	0	0	0	0	0	0	0	0	5	7	0.00	3.000
50 Blake Parker, R ERA: 2.45	(8, 1)	0.2	H	2	0	0	0	0	0	0	0	0	0	0	4	6	0.00	0.000

PITCHER		IP	WLS	BF	H	R	ER	SO	BB	IBB	HBP	BLK	WP	HR	S	P	ERA	WHIP
63 Kevin Gregg, R ERA: 1.78	(9, 1)	1.0	B	5	1	1	1	2	1	0	0	0	0	1	16	26	9.00	2.000
51 Matt Guerrier, R ERA: 4.11	(10, 1)	2.0	W	6	1	0	0	0	0	0	0	0	0	0	13	21	0.00	0.500

TOP

Pittsburgh Pirates @ Chicago Cubs

Wrigley Field, Chicago, IL

Sun Jul 07 2013, 1:24 PM - 5:08 PM CDT

Att. 33,146 - Partly Cloudy - 88 F

livebaseballscorecards.com

AB	39
R	3
H	9
RBI	3
BB	5
SO	10
LOB	18

Pittsburgh Pirates @ Chicago Cubs

Wrigley Field, Chicago, IL

Sun Jul 07 2013, 1:24 PM - 5:08 PM CDT

Att. 33,146 - Partly Cloudy - 88 F

livebaseballscorecards.com

Batter	1	2	3	4	5	6	7	8	9	10	11	AB	R	H	RBI	BB	SO	LOB
20 Julio Borbon, L (1, 8) OBP: 0.284, SLG: 0.278	T SI 92 X SI 92 0-1 G3 ①		B SI 93 F SI 92 F SI 92 F KC 82 C SI 93 1-3 K ①		L SI 92 X SI 91 0-1 G3 ①		B SI 93 B SI 93 B SI 93 C SI 93 X SI 93 3-1 F8 ③			1 SAFE C SI 95 1 SAFE B SI 94 F FF 94 F FC 89 B CU 84 X FC 89 2-2 13 FC6-4 1-2 1B ②		5	0	1	0	0	1	1
13 Starlin Castro, R (1, 6) OBP: 0.268, SLG: 0.328	C FF 92 X KC 82 0-1 G5-3 ②		B FF 93 F FF 93 X FF 93 1-1 44 E 12 SF8 1-3 2B		B KC 82 B KC 82 C SI 92 X SI 92 2-1 G6-3 ②			C SL 86 C SI 93 B SL 88 S SL 86 1-3 K ①		C FC 88 F FC 87 B FC 89 1 SAFE F FC 89 D CU 85 X FC 88 2-2 FC6-4 1-2f ③		5	1	1	0	0	1	1
44 Anthony Rizzo, L (1, 3) OBP: 0.329, SLG: 0.444	B SI 92 C KC 82 X SI 92 1-1 G4-3 ③		C KC 82 X SI 94 0-1 E3 2-3 3-H		X SI 92 0-0 G4-3 ③			F SI 92 F SI 93 B SL 88 B SL 87 S SL 87 2-3 K ②			C FC 90 B FF 94 B FC 89 C FC 89 F FC 90 X SI 93 2-2 24 E 12 1B 30 SF9 1B	5	1	1	1	0	1	1
12 Alfonso Soriano, R (1, 7) OBP: 0.281, SLG: 0.443		C FF 92 B FF 93 S KC 83 S KC 84 1-3 K ① D KC 84 S KC 84 1 SAFE S KC 84 X KC 85 1-2 SF8 ② 3-H				B SI 94 X CH 85 1-0 P3 ①		C SL 86 B SI 93 F SL 88 S SL 87 1-3 K ③			X SI 95 0-0 24 E 1-2 1B	4	0	1	1	0	2	0
24 Luis Valbuena, L (1, 5) OBP: 0.355, SLG: 0.396		B SI 94 C SI 93 B SI 92 B SI 93 B SI 93 4-1 15 FC6-4 19 1B BB	B SI 93 1 SAFE B CH 89 X SI 94 2-0 F8 ③			B SI 94 B SI 94 F SI 93 X SI 93 2-1 G6-3 ②			B FF 92 F FC 90 B FC 91 X FC 91 2-1 P4 ①		L SI 95 B FC 89 2 SAFE I IN 59 I IN 61 I IN 59 4-1 1-2 2-3 IBB	3	0	0	0	2	0	1
19 Nate Schierholtz, L (1, 9) OBP: 0.323, SLG: 0.510 51 Matt Guerrier, R (10, 1) 30 Dioner Navarro, S (11, PH) OBP: 0.358, SLG: 0.536	X SI 94 0-0 15 FC6-4 1-2 1B		B SI 91 B KC 80 F SI 90 B SI 91 F SI 91 X KC 81 3-2 G3-1 ①			X SI 94 0-0 B3 ③			X FC 93 0-0 G3 ②		C FC 90 B FC 90 D FC 90 S SI 93 X FC 89 2-2 SF9 ① 3-H	4 0 0 0	0 0 0 0	1 0 0 1	0 0 0 0	0 0 0 0	0 0 0 0	0 0 0 0
15 Darwin Barney, R (1, 4) OBP: 0.270, SLG: 0.326	C SI 93 B SI 93 F SI 94 X KC 83 1-2 FC6-4 1-2f 2-3 ②		X SI 92 0-0 G5-3 ②				F SI 94 S CH 85 F CH 85 F SL 84 C SL 84 0-3 K ①		B FC 91 X FC 90 1-0 F9 ③			4	0	0	0	0	1	2
53 Welington Castillo, R (1, 2) OBP: 0.328, SLG: 0.361	S KC 84 D KC 83 X SI 93 1-1 L6 ③		C SI 91 B KC 82 B KC 82 C SI 92 B KC 84 B SI 92 4-2 BB				B SI 94 X CH 86 1-0 L1 ②			B FF 95 X FC 91 1-0 P4 ①		3	0	0	0	1	0	2
33 Carlos Villanueva, R (1, 1) 47 Brian Bogusevic, L (4, PH) Injury: left thumb sprain 56 Hector Rondon, R (6, 1) 46 Pedro Strop, R (6, 1) Scott Hairston, R (7, PH) 40 James Russell, L (8, 1) 50 Blake Parker, R (8, 1) 63 Kevin Gregg, R (8, 1) 17 Dave Sappelt, R (10, 8) Injury: left hand strain			B FF 90 X FF 91 1-0 13 2B 44 E 1B	C KC 81 S KC 81 S KC 83 0-3 K ③			B SI 94 B SI 93 S CH 86 X SI 93 2-1 HR			B FF 95 X FF 95 1-0 20 CS 1B		1 1 0 0 0 1 1 0	1 0 0 0 0 0 0 1	1 0 0 0 0 1 0 0	0 0 0 0 0 0 0 0	0 1 0 0 0 0 0 0	0 1 0 0 0 0 0 0	0 1 0 0 0 0 0 0

BOTTOM	
AB	37
R	4
H	8
RBI	4
BB	3
SO	7
LOB	9

Inning Stats	1	2	3	4	5	6	7	8	9	10	11	1B: 6	SF: 2	WP: 0	PA: 42
	R: 0 E: 0 K: 0 S: 6 H: 0 LOB: 0 BB: 0 P: 7	R: 0 E: 0 K: 1 S: 10 H: 1 LOB: 2 BB: 1 P: 17	R: 2 E: 1 K: 1 S: 13 H: 2 LOB: 1 BB: 0 P: 19	R: 0 E: 0 K: 1 S: 9 H: 0 LOB: 1 BB: 1 P: 16	R: 0 E: 0 K: 0 S: 5 H: 0 LOB: 0 BB: 0 P: 7	R: 0 E: 0 K: 0 S: 4 H: 0 LOB: 0 BB: 0 P: 7	R: 1 E: 0 K: 1 S: 10 H: 1 LOB: 0 BB: 0 P: 16	R: 0 E: 0 K: 3 S: 9 H: 0 LOB: 0 BB: 0 P: 13	R: 0 E: 0 K: 0 S: 4 H: 0 LOB: 0 BB: 0 P: 7	R: 0 E: 0 K: 0 S: 10 H: 2 LOB: 1 BB: 0 P: 16	R: 1 E: 1 K: 0 S: 9 H: 2 LOB: 2 BB: 1 P: 17	2B: 1 3B: 0 HR: 1	SAC: 0 DP: 0 HBP: 0	PB: 0 SB: 0 CS: 1	

PITCHER		IP	WLS	BF	H	R	ER	SO	BB	IBB	HBP	BLK	WP	HR	S	P	ERA	WHIP
34 A.J. Burnett, R ERA: 3.05	(1, 1)	5.0		21	3	2	1	3	2	0	0	0	0	0	43	66	1.80	1.000
44 Tony Watson, L ERA: 3.48	(6, 1)	2.0		7	1	1	1	1	0	0	0	0	0	1	14	23	4.50	0.500
32 Vin Mazzaro, R ERA: 2.9	(8, 1)	1.0		3	0	0	0	3	0	0	0	0	0	0	9	13	0.00	0.000
35 Mark Melancon, R ERA: 0.85	(9, 1)	1.0		3	0	0	0	0	0	0	0	0	0	0	4	7	0.00	0.000
29 Bryan Morris, R ERA: 2.75	(10, 1)	1.1	L	8	4	1	1	0	0	1	0	0	0	0	19	33	6.75	3.000

PITCHER		IP	WLS	BF	H	R	ER	SO	BB	IBB	HBP	BLK	WP	HR	S	P	ERA	WHIP

Batter	1	2	3	4	5	6	7	8	9	AB	R	H	RBI	BB	SO	LOB
4 Coco Crisp, S (1, 8) OBP: 0.345, SLG: 0.423	B SI 92 B CH 83 S SI 91 B SI 92 F SI 92 X SI 92 3-2 ① G5-3			C SI 90 X SI 91 0-1 ① G6-3		C SI 92 B CH 82 X SI 91 1-1 ③ G4-3		B SI 97 F SI 97 F CU 80 S FF 93 1-3 ② K		4	0	0	0	0	1	0
8 Jed Lowrie, S (1, 6) OBP: 0.373, SLG: 0.430	C SI 92 B KC 81 F CH 83 B SI 92 B FF 93 S CH 84 3-3 ② K			B SI 91 B FF 90 X FF 91 2-0 20 WP 20 SF8 2B			X CH 80 0-0 52 FC5 20 1B 1B	X FF 97 0-0 ③ F9		4	1	2	0	0	1	0
20 Josh Donaldson, R (1, 5) OBP: 0.386, SLG: 0.534	F KC 80 B CH 83 X SI 92 1-1 ③ F7			B CH 82 F CH 82 B CH 81 X KC 78 2-1 ② SF8 2-H			F KC 79 B FF 90 F FF 89 X SI 90 1-2 7 F9 52 FC5 36 BB 1B		F FF 96 B SI 97 S FC 90 B FC 93 X CU 82 2-2 ① P3	3	1	1	1	0	0	0
52 Yoenis Cespedes, R (1, 7) OBP: 0.287, SLG: 0.430		C SI 91 B CH 82 B FF 91 B KC 80 B SI 92 4-1 7 G4-6-3 BB		B SI 92 C CH 82 X KC 82 1-1 ③ G5-3			B SI 90 X CH 80 1-0 ① FC5 36 BB 25 BB 1-2 2-3f		F FF 97 B FF 93 T FF 96 X FF 96 1-2 ② P3	3	0	0	0	1	0	2
7 Nate Freiman, R (1, 3) OBP: 0.328, SLG: 0.402 37 Brandon Moss, L (9, 3) OBP: 0.314, SLG: 0.459		C FF 90 X FF 90 0-1 ① ② G4-6-3 1-2f			X FF 89 0-0 ① F8		X FF 90 0-0 ② F9 2-3		B FF 96 F FF 98 F SI 96 X FC 94 1-2 ③ G1-3	4 0	0 0	0 0	0 0	0 0	0 0	3 0
25 Chris Young, R (1, 9) OBP: 0.271, SLG: 0.371		B SI 92 B CH 82 B FF 92 C SI 92 C SI 92 F SI 92 X SI 93 3-2 ③ F8			B SI 88 F FF 90 F CH 81 B FF 90 B SI 92 F CH 83 X SI 91 3-2 ② F7		D KC 79 S CH 82 B CH 79 B CH 80 B CH 81 4-1 36 BB 1-2 BB			2	0	0	0	1	0	0
36 Derek Norris, R (1, 2) OBP: 0.319, SLG: 0.331			B FF 90 F SI 91 B KC 79 X FF 92 2-1 ① F9		X SI 91 0-0 ③ G6-3		C FF 91 B FF 92 D CH 81 F FF 92 B SI 92 B SI 92 4-2 1-2 2-3 3-H BB			2	0	0	1	1	0	0
35 Grant Green, R (1, 4) 28 Eric Sogard, L (9, 4) OBP: 0.341, SLG: 0.362			C SI 92 B CH 83 F SI 92 B FF 92 B SI 92 X SI 93 3-2 ② F8			B FF 90 F FF 91 F CH 82 C KC 82 1-3 ① K	B SI 92 C SI 92 S CH 82 S KC 84 1-3 ③ K			3 0	0 0	0 0	0 0	0 0	2 0	3 0
40 Bartolo Colon, R (1, 1) 15 Seth Smith, L (8, PH) OBP: 0.341, SLG: 0.411 48 Ryan Cook, R (8, 1) 50 Grant Balfour, R (9, 1)			C SI 92 C SI 93 C FF 92 0-3 ③ K			C SI 91 F SI 92 X SI 92 0-2 ② G4-3		B FF 95 X SI 96 1-0 ① P4		2 1 0 0	0 0 0 0	0 0 0 0	0 0 0 0	1 0 0 0	0 0 0 0	0 0 0 0
Inning Stats	R: 0 E: 0 K: 1 S: 8 H: 0 LOB: 0 BB: 0 P: 15	R: 0 E: 0 K: 0 S: 7 H: 0 LOB: 0 BB: 1 P: 14	R: 0 E: 0 K: 1 S: 8 H: 0 LOB: 0 BB: 0 P: 13	R: 1 E: 0 K: 0 S: 7 H: 1 LOB: 0 BB: 0 P: 12	R: 0 E: 0 K: 0 S: 6 H: 0 LOB: 0 BB: 0 P: 9	R: 0 E: 0 K: 1 S: 8 H: 0 LOB: 0 BB: 0 P: 10	R: 1 E: 0 K: 1 S: 12 H: 2 LOB: 3 BB: 2 P: 23	R: 0 E: 0 K: 1 S: 5 H: 0 LOB: 0 BB: 0 P: 7	R: 0 E: 0 K: 0 S: 9 H: 0 LOB: 0 BB: 0 P: 13	1B: 2 2B: 1 3B: 0 HR: 0	SF: 1 SAC: 0 DP: 1 HBP: 0	WP: 1 PB: 0 SB: 0 CS: 0	PA: 32				

TOP

Oakland Athletics @ Pittsburgh Pirates

PNC Park, Pittsburgh, PA

Mon Jul 08 2013, 7:09 PM - 9:53 PM EDT

Att. 23,743 - Cloudy - 83 F

livebaseballscorecards.com

AB	28
R	2
H	3
RBI	2
BB	3
SO	5
LOB	8

PITCHER		IP	WLS	BF	H	R	ER	SO	BB	IBB	HBP	BLK	WP	HR	S	P	ERA	WHIP
49 Jeff Locke, L ERA: 2.15	(1, 1)	7.0	L	26	3	2	2	4	3	0	0	0	1	0	56	96	2.57	0.857
37 Justin Wilson, L ERA: 1.98	(8, 1)	2.0		6	0	0	0	1	0	0	0	0	0	0	14	20	0.00	0.000

PITCHER	IP	WLS	BF	H	R	ER	SO	BB	IBB	HBP	BLK	WP	HR	S	P	ERA	WHIP

BOTTOM

Oakland Athletics @ Pittsburgh Pirates

PNC Park, Pittsburgh, PA

Mon Jul 08 2013, 7:09 PM - 9:53 PM EDT

Att. 23,743 - Cloudy - 83 F

livebaseballscorecards.com

Batter	1	2	3	4	5	6	7	8	9	AB	R	H	RBI	BB	SO	LOB
6 Starling Marte, R (1, 7) OBP: 0.339, SLG: 0.458	F FF 92 C FF 93 F SI 90 X SL 85 0-2 ① G5-3		L SI 91 S SI 92 F SI 92 D SL 85 S SI 92 1-3 ① K		L SL 84 C SL 85 X SI 93 0-2 ② G6-3		B SI 92 F SI 91 F SI 91 S SI 91 1-3 ② K		S SL 88 B FF 95 S SL 87 X SL 87 1-2 ② F7	5	0	0	0	0	2	4
31 Jose Tabata, R (1, 9) OBP: 0.372, SLG: 0.461 37 Justin Wilson, L (8, 1) 19 Michael McKenry, R (9, PH) OBP: 0.245, SLG: 0.326	C SI 91 X FF 94 0-1 ② G5-3		C SI 90 X SI 93 0-1 ② G5-3 1-2 2-3		B SI 91 X SI 91 1-0 1B		F FF 95 X SI 92 0-1 1-2 3-H 1B		C FF 94 C FF 95 B FF 94 B FF 96 F FF 95 X SL 86 2-2 ③ F8	4 0 1	0 0 0	2 0 0	1 0 0	0 0 0	0 0 0	2 0 0
22 Andrew McCutchen, R (1, 8) OBP: 0.373, SLG: 0.468	C SI 91 B FF 93 S SL 86 B SI 92 X SI 91 2-2 1B		S FF 94 B FF 96 C FF 95 S FF 94 1-3 ③ K		F SI 89 F SI 90 X FF 94 0-2 ③ G5-3		S FF 94 B FF 95 C FF 95 X FF 96 1-2 ③ L8			4	0	1	0	0	1	5
24 Pedro Alvarez, L (1, 5) OBP: 0.310, SLG: 0.512	X CH 83 0-0 ③ G4-3			C SL 84 X SI 93 0-1 55 FC6-4 1B		B FF 95 B SI 95 F SI 93 B FF 95 F SI 93 X FF 94 3-2 ① G4-3		B SL 85 X SI 96 1-0 12 PB 46 1B 1B		4	0	2	0	0	0	1
55 Russell Martin, R (1, 2) OBP: 0.349, SLG: 0.408		X FF 92 0-0 ① F8		B SI 89 B SI 89 C SI 89 B SI 89 1 SAFE X SI 89 3-1 ① FC6-4 46 BB 1-2f		C SL 84 B SL 86 B SL 85 B SL 85 X SI 91 3-1 ② F9		C SL 84 C SL 86 S SL 86 0-3 ① K		4	0	0	0	0	1	2
46 Garrett Jones, L (1, 3) OBP: 0.308, SLG: 0.427 10 Jordy Mercer, R (8, PR) OBP: 0.323, SLG: 0.409 (9, 4)		B FF 94 F SI 91 T FF 93 S FF 94 1-3 ② K		B SI 91 B SI 88 F SL 83 F SI 90 B FF 94 B SL 84 4-2 1-2 BB		C FF 95 F FF 95 F FF 96 B SL 86 F SL 87 F SI 86 F SL 84 B SI 86 B SI 94 3-2 ③ X FF 96 L8		X SI 97 0-0 12 PB 1-2 1B		3 0	0 0	1 0	0 0	1 0	1 0	0 0
2 Brandon Inge, R (1, 4) OBP: 0.208, SLG: 0.243 14 Gaby Sanchez, R (8, PH) OBP: 0.343, SLG: 0.415 (9, 3)		C SI 91 C FF 93 C FF 95 0-3 ③ K		C SI 91 F SI 91 B FF 95 X SI 93 1-2 ② L6			F SI 89 C FF 94 X FF 94 0-2 ① F9	B SL 85 X SL 87 1-0 ② F4		3 1	0 0	0 0	0 0	0 0	1 0	2 2
12 Clint Barmes, R (1, 6) OBP: 0.238, SLG: 0.282			C SI 90 X SI 91 0-1 31 G5-3 49 E 1B	X SI 93 0-0 ③ G6-3			B SI 91 X SI 90 1-0 23 1B 31 1B 2B	B SL 86 B SL 88 X FF 98 2-0 ③ L7 1-2 2-3		4	1	2	0	0	0	4
49 Jeff Locke, L (1, 1) OBP: 0.125, SLG: 0.067 23 Travis Snider, L (7, PH) OBP: 0.296, SLG: 0.335 (8, 9)			1 SAFE B FF 87 L FF 88 X SI 88 1-1 FC2 31 G5-3 1-2		B FF 92 C FF 91 S FF 92 B SI 92 F FF 94 X SI 91 2-2 ① F7		F SI 94 B SL 84 C FF 95 X FF 94 1-2 31 1B 2-3 1B		C SL 84 B CU 81 B FF 94 B FF 95 C FF 95 X FF 95 3-2 ① P4	2 2	0 0	0 1	0 0	0 0	0 0	1 0
Inning Stats	R: 0 E: 0 K: 0 S: 10 H: 1 LOB: 1 BB: 0 P: 12	R: 0 E: 0 K: 2 S: 7 H: 0 LOB: 0 BB: 0 P: 8	R: 0 E: 1 K: 2 S: 13 H: 1 LOB: 2 BB: 0 P: 16	R: 0 E: 0 K: 0 S: 10 H: 1 LOB: 2 BB: 1 P: 18	R: 0 E: 0 K: 0 S: 11 H: 1 LOB: 1 BB: 0 P: 14	R: 0 E: 0 K: 0 S: 12 H: 0 LOB: 0 BB: 0 P: 21	R: 1 E: 0 K: 1 S: 15 H: 3 LOB: 2 BB: 0 P: 19	R: 0 E: 0 K: 1 S: 7 H: 2 LOB: 3 BB: 0 P: 11	R: 0 E: 0 K: 0 S: 10 H: 0 LOB: 0 BB: 0 P: 16	1B: 8 2B: 1 3B: 0 HR: 0 SF: 0 SAC: 0 DP: 0 HBP: 0						

PITCHER		IP	WLS	BF	H	R	ER	SO	BB	IBB	HBP	BLK	WP	HR	S	P	ERA	WHIP
40 Bartolo Colon, R ERA: 2.69	(1, 1)	7.0	W	30	7	1	1	5	1	0	0	0	0	0	78	108	1.29	1.143
48 Ryan Cook, R ERA: 2.58	(8, 1)	1.0	H	5	2	0	0	1	0	0	0	0	0	0	7	11	0.00	2.000
50 Grant Balfour, R ERA: 1.77	(9, 1)	1.0	S	3	0	0	0	0	0	0	0	0	0	0	10	16	0.00	0.000

PITCHER	IP	WLS	BF	H	R	ER	SO	BB	IBB	HBP	BLK	WP	HR	S	P	ERA	WHIP

AB	37
R	1
H	9
RBI	1
BB	1
SO	6
LOB	23

WP: 0 PA: 38
PB: 1
SB: 0
CS: 0

Oakland Athletics @ Pittsburgh Pirates

PNC Park, Pittsburgh, PA

Tue Jul 09 2013, 8:49 PM - 11:14 PM EDT

Att. 24,560 - Cloudy - 76 F

TOP

livebaseballscorecards.com

Batter	1	2	3	4	5	6	7	8	9	AB	R	H	RBI	BB	SO	LOB
4 Coco Crisp, S (1, 8) OBP: 0.344, SLG: 0.420	C FF 94 C FF 95 B FF 95 B KC 82 X FF 99 2-2 52 1B 16 BB 1B		B SI 93 X SI 93 1-0 ① G4-3		C FF 95 C CH 91 B CH 90 X CH 86 1-2 ①② G4-6-3 1-2f			S SI 96 B CH 87 S CH 87 B SI 96 B CH 86 C SI 95 3-3 ② K		4	0	1	0	0	1	1
16 Josh Reddick, L (1, 9) OBP: 0.301, SLG: 0.352	B SI 94 B SI 96 1 SAFE B FF 96 B FF 96 4-0 52 1B 1-2 BB		C FF 93 S CH 86 B CH 87 X FF 99 1-2 ② L5		B FF 98 B SI 96 B FF 95 C FF 96 X FF 96 3-1 ③ F7			B SL 87 X SL 86 1-0 ③ L9		3	0	0	0	1	0	0
20 Josh Donaldson, R (1, 5) OBP: 0.385, SLG: 0.529	F FF 98 F SL 90 S KC 81 0-3 ① K		B SL 90 X SL 90 1-0 ③ G5-3			C SI 94 X SL 88 0-1 ① G6-3			B SL 82 B FF 93 B FF 94 C FF 94 B FF 94 4-1 52 FC5-4 BB	3	0	0	0	1	1	2
8 Jed Lowrie, S (1, 6) OBP: 0.372, SLG: 0.428	C FF 96 B CH 87 B FF 97 X CH 88 2-1 ② F6			B FF 94 F FF 94 F FF 94 X KC 80 1-2 ① G6-3		X FF 93 0-0 52 G6-4-3 1B			C SL 82 F FF 95 B SI 94 B FF 94 S SL 83 2-3 ① K	4	0	1	0	0	1	3
52 Yoenis Cespedes, R (1, 7) OBP: 0.286, SLG: 0.427	B FF 98 X SL 92 1-0 1-2 2-3 1B			B SL 87 X FF 96 1-0 ② G5-3		X SL 89 0-0 ②③ G6-4-3 1-2f			C FF 94 S SL 84 B FF 94 X SL 84 1-2 ② FC5-4 1-2f	4	0	1	0	0	0	2
5 John Jaso, L (1, 2) OBP: 0.377, SLG: 0.363 50 Grant Balfour, R (9, 1)	B FF 98 C SI 94 C CH 88 S CH 88 1-3 ③ K			C SI 95 B SI 95 C SI 94 B CH 87 F FF 99 F SI 98 B KC 86 X FF 95 3-2 37 HR 2B			B FF 95 C FF 95 S SL 87 X SL 88 1-2 ① F9		C SL 84 X FF 94 0-1 ③ P5	4 0	1 0	1 0	0 0	0 0	1 0	4 0
37 Brandon Moss, L (1, 3) OBP: 0.314, SLG: 0.469		B KC 79 S FF 93 S CH 87 S FF 98 1-3 ① K		X CH 87 0-0 2-H HR			B FF 96 C SL 88 B KC 78 X SI 95 2-1 ② F7			3	1	1	2	0	1	0
28 Eric Sogard, L (1, 4) OBP: 0.336, SLG: 0.356		B FF 94 C SI 94 X FF 95 1-1 ② G4-3		B FF 96 F SI 95 C KC 82 B FF 95 F SI 95 F KC 82 X FF 98 2-2 ③ P6			B FF 95 B FF 95 X SI 95 2-0 ③ G3-1			3	0	0	0	0	0	0
67 Dan Straily, R (1, 1) 62 Sean Doolittle, L (7, 1) 25 Chris Young, R (8, PH) OBP: 0.270, SLG: 0.369 48 Ryan Cook, R (8, 1) 36 Derek Norris, R (9, 2) OBP: 0.319, SLG: 0.331		C FF 93 F FF 94 C FF 99 0-3 ③ K			B FF 93 B CH 92 B FF 94 B FF 93 4-0 4 G4-6-3 BB			B SI 95 S CH 86 B CH 88 X SI 95 2-1 ① F8		1 0 0 1 0 0	0 0 0 0 0 0	0 0 0 0 0 0	0 0 0 0 0 0	1 0 0 0 0 0	1 0 0 0 0 0	0 0 0 0 0 0

	AB	30
	R	2
	H	5
	RBI	2
	BB	3
	SO	6
	LOB	12

Inning Stats																																		
	R: 0	E: 0	K: 2	S: 12	H: 2	LOB: 3	BB: 1	P: 22	R: 0	E: 0	K: 2	S: 8	H: 0	LOB: 0	BB: 0	P: 10	R: 0	E: 0	K: 0	S: 5	H: 0	LOB: 0	BB: 0	P: 8	R: 2	E: 0	K: 0	S: 15	H: 2	LOB: 0	BB: 0	P: 22	R: 0	E: 0	K: 0	S: 5	H: 0	LOB: 0	BB: 1	P: 13	R: 0	E: 0	K: 0	S: 4	H: 1	LOB: 0	BB: 0	P: 4	R: 0	E: 0	K: 0	S: 6	H: 0	LOB: 0	BB: 0	P: 11	R: 0	E: 0	K: 1	S: 6	H: 0	LOB: 0	BB: 0	P: 12	R: 0	E: 0	K: 1	S: 9	H: 0	LOB: 1	BB: 1	P: 16	1B: 3	2B: 1	3B: 0	HR: 1	SF: 0	SAC: 0	DP: 2	HBP: 0	WP: 0	PB: 0	SB: 0	CS: 0	PA: 33

PITCHER		IP	WLS	BF	H	R	ER	SO	BB	IBB	HBP	BLK	WP	HR	S	P	ERA	WHIP
45 Gerrit Cole, R ERA: 3.68	(1, 1)	7.0	L	26	5	2	2	4	2	0	0	0	0	1	55	90	2.57	1.000
44 Tony Watson, L ERA: 3.4	(8, 1)	1.0		3	0	0	0	1	0	0	0	0	0	0	6	12	0.00	0.000
39 Jason Grilli, R ERA: 2.09	(9, 1)	1.0		4	0	0	0	1	1	0	0	0	0	0	9	16	0.00	1.000

PITCHER	IP	WLS	BF	H	R	ER	SO	BB	IBB	HBP	BLK	WP	HR	S	P	ERA	WHIP

Batter	1	2	3	4	5	6	7	8	9	AB	R	H	RBI	BB	SO	LOB
6 Starling Marte, R (1, 7) OBP: 0.338, SLG: 0.456	C FF 88 F FF 89 S SL 84 0-3 ① K		B SL 84 X FF 92 1-0 31 S 1B			M FF 89 B FF 90 S SL 84 S SL 84 1-3 ① K		C SL 85 C SL 85 X SL 83 0-2 ③ G6-3		4	0	1	0	0	2	0
31 Jose Tabata, R (1, 9) OBP: 0.368, SLG: 0.453	B FF 90 C FF 91 F FF 92 X SL 85 1-2 ② G6-3		1 SAFE 1 SAFE B FF 90 S SL 84 F FF 91 P PO 79 S SL 85 2-3 ③ K 1-2			B FF 89 B FF 88 C FF 90 F SL 82 F SL 83 B SL 84 F FF 90 F SL 83 X FF 88 3-2 ② F9			B FF 95 C SL 88 C SL 87 X SL 86 1-2 1B	4	0	1	0	0	1	1
22 Andrew McCutchen, R (1, 8) OBP: 0.372, SLG: 0.464	X FF 92 0-0 ③ G6-3			C CU 76 B FF 91 B SL 84 B SL 83 B FF 91 4-1 55 G6-4-3 BB		X FF 89 0-0 ③ F7			D SL 86 S SL 87 S SL 88 S SL 88 1-3 ① K	3	0	0	0	1	1	1
24 Pedro Alvarez, L (1, 5) OBP: 0.312, SLG: 0.521		C FF 88 X SL 82 0-1 HR		C FF 90 B FF 90 F SI 90 1 SAFE F SL 83 S CU 75 1-3 ① K			B SI 87 S FF 89 B FF 90 B FF 89 F SI 90 B SL 83 4-2 55 SH5-3 BB		C SL 84 B CU 84 S SL 85 S SL 88 1-3 ② K	3	1	1	1	1	2	2
55 Russell Martin, R (1, 2) OBP: 0.345, SLG: 0.403		B FF 90 X FF 91 1-0 ① G4-3		1 SAFE B SL 82 X FF 89 1-0 ②③ G6-4-3 1-2f			F FF 89 X SL 83 0-1 ① SH5-3 1-2		X SL 87 0-0 ③ G5-3	3	0	0	0	0	0	2
46 Garrett Jones, L (1, 3) OBP: 0.306, SLG: 0.424 14 Gaby Sanchez, R (7, PH) OBP: 0.341, SLG: 0.413 (8, 3)	C FF 91 B FF 91 S SI 91 B SL 86 F FF 92 B FF 93 F FF 92 X FF 92 3-2 ② G4-3				B FF 88 B SL 82 X FF 88 2-0 ① F9		S FF 94 F FF 96 C CU 79 0-3 ② K			2	0	0	0	0	0	0
										1	0	0	0	0	1	1
10 Jordy Mercer, R (1, 4) OBP: 0.318, SLG: 0.401 (9, 6)	C FF 90 F SI 93 F FF 93 F SL 84 X SL 85 0-2 ③ G5-3				B SL 83 F FF 89 X CU 76 1-2 ② G5-3		B FF 95 C FF 96 S FF 96 F CU 81 X FF 96 1-2 ③ P3			3	0	0	0	0	0	1
12 Clint Barmes, R (1, 6) OBP: 0.240, SLG: 0.280 23 Travis Snider, L (8, PH) OBP: 0.295, SLG: 0.333 39 Jason Grilli, R (9, 1)			C FF 90 F CU 75 S SL 85 0-3 ① K2-3		B FF 89 B FF 90 B SI 90 B FF 90 4-0 BB			F SI 94 B FF 95 B CH 86 C SL 86 X FF 96 2-2 ① G1-3		1	0	0	0	1	1	0
										1	0	0	0	0	0	0
										0	0	0	0	0	0	0
45 Gerrit Cole, R (1, 1) OBP: 0.273, SLG: 0.200 44 Tony Watson, L (8, 1) 5 Josh Harrison, R (8, PH) OBP: 0.200, SLG: 0.143 (9, 4)			C FF 90 B FF 88 C FF 90 S FF 92 1-3 ② K		S FF 89 B FF 89 F FF 88 B FF 90 S SL 82 2-3 ③ K			B FF 94 B FF 95 C FF 94 F FF 94 X FF 94 2-2 ② G5-3		2	0	0	0	0	2	1
										0	0	0	0	0	0	0
										1	0	0	0	0	0	0
Inning Stats	R: 0 E: 0 K: 1 S: 7 H: 0 LOB: 0 BB: 0 P: 8	R: 1 E: 0 K: 0 S: 13 H: 1 LOB: 0 BB: 0 P: 17	R: 0 E: 0 K: 3 S: 11 H: 1 LOB: 1 BB: 0 P: 14	R: 0 E: 0 K: 1 S: 6 H: 0 LOB: 0 BB: 1 P: 12	R: 0 E: 0 K: 1 S: 7 H: 0 LOB: 1 BB: 1 P: 16	R: 0 E: 0 K: 1 S: 10 H: 0 LOB: 0 BB: 1 P: 14	R: 0 E: 0 K: 1 S: 11 H: 0 LOB: 1 BB: 1 P: 16	R: 0 E: 0 K: 0 S: 9 H: 0 LOB: 0 BB: 0 P: 13	R: 0 E: 0 K: 2 S: 10 H: 1 LOB: 1 BB: 0 P: 13	1B: 2 2B: 0 3B: 0 HR: 1 SF: 0 SAC: 1 DP: 1 HBP: 0						

PITCHER		IP	WLS	BF	H	R	ER	SO	BB	IBB	HBP	BLK	WP	HR	S	P	ERA	WHIP
67 Dan Straily, R ERA: 4.28	(1, 1)	6.1	W	23	2	1	1	7	3	0	0	0	0	1	58	89	1.42	0.789
62 Sean Doolittle, L ERA: 3.26	(7, 1)	0.2	H	2	0	0	0	1	0	0	0	0	0	0	7	8	0.00	0.000
48 Ryan Cook, R ERA: 2.52	(8, 1)	1.0	H	3	0	0	0	0	0	0	0	0	0	0	9	13	0.00	0.000
50 Grant Balfour, R ERA: 1.72	(9, 1)	1.0	S	4	1	0	0	2	0	0	0	0	0	0	10	13	0.00	1.000

PITCHER	IP	WLS	BF	H	R	ER	SO	BB	IBB	HBP	BLK	WP	HR	S	P	ERA	WHIP

BOTTOM

Oakland Athletics @ Pittsburgh Pirates

PNC Park, Pittsburgh, PA

Tue Jul 09 2013, 8:49 PM - 11:14 PM EDT

Att. 24,560 - Cloudy - 76 F

livebaseballscorecards.com

AB	28
R	1
H	3
RBI	1
BB	3
SO	10
LOB	9

Oakland Athletics @ Pittsburgh Pirates

PNC Park, Pittsburgh, PA

Wed Jul 10 2013, 9:55 PM - 12:48 AM EDT

Att. 23,474 - Cloudy - 67 F

TOP

livebaseballscorecards.com

Batter	1	2	3	4	5	6	7	8	9	AB	R	H	RBI	BB	SO	LOB
4 Coco Crisp, S (1, 8) OBP: 0.349, SLG: 0.425	B SI 92 C SL 84 X SI 93 1-1 20 BB 52 G1-5 1B		B SI 94 B CH 88 F SL 89 X CH 87 2-1 8 E 8 1B 1B		B CH 89 B SL 86 C SL 86 B SL 88 X SI 94 3-1 ③ G4-3			C FF 94 X FC 91 0-1 1B		4	0	3	0	0	0	0
16 Josh Reddick, L (8, 9) OBP: 0.301, SLG: 0.352										0	0	0	0	0	0	0
8 Jed Lowrie, S (1, 6) OBP: 0.370, SLG: 0.426	C SI 92 S CH 87 S SL 88 0-3 ① K		B SI 94 S SI 94 D SL 90 X CH 88 2-1 E5 1-3 1B			B SI 92 T SL 85 B CH 87 X SI 93 2-1 F8		B SI 96 X FC 90 1-0 ③ F8		4	0	1	0	0	1	2
20 Josh Donaldson, R (1, 5) OBP: 0.384, SLG: 0.524	1 SAFE F SL 88 1 SAFE F CH 87 D SL 88 B CH 87 1 SAFE B SL 90 B SL 87 4-2 52 G1-5 1-2 BB		C CH 88 X SI 94 0-1 ③ G4-3			B CH 86 F CH 87 X SI 93 1-1 ② F8			C SI 91 B SI 92 F SI 91 X SL 83 1-2 ① G1-3	3	0	0	0	1	0	2
52 Yoenis Cespedes, R (1, 7) OBP: 0.283, SLG: 0.421	B SI 93 X SL 88 1-0 ②③ G1-5 1-2 2-Hf			C SL 84 X SI 93 0-1 ① F8		C SL 87 X CH 86 0-1 ③ G5-3			F SI 92 S SL 82 B SL 82 B SL 81 B SI 92 X SI 93 3-2 ② G6-3	4	0	0	0	0	0	2
7 Nate Freiman, R (1, 3) OBP: 0.317, SLG: 0.388		B SI 93 B SI 93 C SL 87 S SL 88 S SL 89 2-3 ① K		B SI 94 B CH 88 C SL 88 X SI 94 2-1 ② G5-3			C SI 92 B CH 87 X SL 84 1-1 ① F8		C SI 93 B SI 92 F SI 93 F SI 92 S SI 93 1-3 ③ K	4	0	0	0	0	2	0
25 Chris Young, R (1, 9) OBP: 0.271, SLG: 0.368 (8, 8)		C CH 87 F SI 94 S SL 89 0-3 ② K		C SI 94 X CH 88 0-1 1B			C SL 86 S SL 86 B SL 86 B SI 92 F SL 86 B SI 93 S SL 88 3-3 ② K			3	0	1	0	0	2	0
36 Derek Norris, R (1, 2) OBP: 0.315, SLG: 0.326		B SI 94 F SI 95 X SI 94 1-1 ③ F7		C SL 87 F SL 88 F SL 88 X CH 88 0-2 ③ G1-3			C SI 91 B SI 93 B SI 94 B SL 86 X SI 92 3-1 ③ G6-3			3	0	0	0	0	0	1
35 Grant Green, R (1, 4)			X SI 93 0-0 ① F8		B SL 83 B SL 83 C SI 93 F SL 86 S SL 88 2-3 ① K			B FF 93 B SI 92 S SI 94 C SI 94 S SI 96 2-3 ① K		3	0	0	0	0	2	0
57 Tommy Milone, L (1, 1) OBP: 0.250, SLG: 0.250 47 Pat Neshek, S (3, 1) 13 Jerry Blevins, L (4, 1) 15 Seth Smith, L (5, PH) OBP: 0.340, SLG: 0.410 54 Sonny Gray, R (5, 1) 61 Dan Otero, R (7, 1) 5 John Jaso, L (8, PH) OBP: 0.375, SLG: 0.361 60 Jesse Chavez, R (8, 1)			C SI 92 F SL 89 X SL 89 0-2 ② G1-4-3		B SI 94 S SL 88 B SL 89 S SI 93 S SL 91 2-3 ② K			C SI 95 X FC 90 0-1 ② G4-3		1 0 0 1 0 1 0 0	0 0 0 0 0 0 0 0	0 0 0 0 0 0 0 0	0 0 0 0 0 0 0 0	0 0 0 0 0 0 0 0	0 0 0 1 0 0 0 0	0 0 0 0 0 0 0 0
Inning Stats	R: 0 E: 0 K: 1 S: 8 H: 1 LOB: 1 BB: 1 P: 14	R: 0 E: 0 K: 2 S: 8 H: 0 LOB: 0 BB: 0 P: 11	R: 0 E: 1 K: 0 S: 10 H: 2 LOB: 2 BB: 0 P: 14	R: 0 E: 0 K: 0 S: 10 H: 1 LOB: 1 BB: 0 P: 12	R: 0 E: 0 K: 2 S: 8 H: 0 LOB: 0 BB: 0 P: 15	R: 0 E: 0 K: 0 S: 6 H: 0 LOB: 0 BB: 0 P: 9	R: 0 E: 0 K: 1 S: 8 H: 0 LOB: 0 BB: 0 P: 15	R: 0 E: 0 K: 1 S: 8 H: 1 LOB: 1 BB: 0 P: 11	R: 0 E: 0 K: 1 S: 10 H: 0 LOB: 0 BB: 0 P: 15	1B: 5 2B: 1 3B: 0 HR: 0	SF: 0 SAC: 0 DP: 1 HBP: 0					

AB	31
R	0
H	5
RBI	0
BB	1
SO	8
LOB	7

WP: 0 PB: 0 SB: 0 CS: 0 PA: 32

PITCHER		IP	WLS	BF	H	R	ER	SO	BB	IBB	HBP	BLK	WP	HR	S	P	ERA	WHIP
47 Francisco Liriano, L ERA: 2.0	(1, 1)	7.0	W	25	4	0	0	6	1	0	0	0	0	0	58	90	0.00	0.714
37 Justin Wilson, L ERA: 1.94	(8, 1)	1.0		4	1	0	0	1	0	0	0	0	0	0	8	11	0.00	1.000
30 Jeanmar Gómez, R ERA: 2.65	(9, 1)	1.0		3	0	0	0	1	0	0	0	0	0	0	10	15	0.00	0.000

PITCHER	IP	WLS	BF	H	R	ER	SO	BB	IBB	HBP	BLK	WP	HR	S	P	ERA	WHIP

Batter	1	2	3	4	5	6	7	8	9	AB	R	H	RBI	BB	SO	LOB
6 Starling Marte, R (1, 7) OBP: 0.339, SLG: 0.458	C FF 87 B FF 86 S CH 81 X CH 80 1-2 31 CS 1B		B CU 74 C CH 80 F FF 86 B SI 88 F CU 76 X CH 81 2-2 31 2B 2B	B SL 80 X SL 81 1-0 ① F8	B SL 85 X FF 96 1-0 ③ F9			B FC 91 S FC 91 S CU 78 S CU 79 1-3 ② K		5	1	2	0	0	1	1
31 Jose Tabata, R (1, 9) OBP: 0.369, SLG: 0.459 30 Jeanmar Gómez, R (9, 1) OBP: 0.091, SLG: 0.091	1 SAFE C SI 88 S CH 81 C FF 88 0-3 ①② K 1-2		L FF 88 C FF 88 F FF 89 X FF 88 0-2 22 1B 2-H 2B	B SL 82 F SL 82 C SL 82 F SL 82 X SL 84 1-2 ② FC6-4 22 1B 55 1B 1-2f		C FF 95 X CU 79 0-1 1B		F FC 90 F SI 95 B CU 76 X CU 76 1-2 ③ G5-3		5 0	2 0	2 0	1 0	0 0	1 0	2 0
22 Andrew McCutchen, R (1, 8) OBP: 0.376, SLG: 0.465	B FF 89 B CH 82 B CH 82 C FF 88 B SI 86 4-1 BB		C CH 82 F CH 82 F CH 81 B SI 87 B FF 87 X CH 82 2-2 55 FC6-4 2-H 1B	B SL 82 S SL 83 C SL 82 F SL 82 X SL 84 1-2 55 1B 24 1B 1-3 1B		C FF 94 S FF 94 F SL 83 B FF 94 C FF 94 1-3 ① K				3	1	2	1	1	1	1
55 Russell Martin, R (1, 2) OBP: 0.344, SLG: 0.401	C CH 80 X FF 87 0-1 ③ F7		1 SAFE S CH 82 B SI 86 B CH 82 B FF 87 C FF 88 1 SAFE F CH 82 F FF 88 3-2 ① 1 SAFE 1 SAFE X CH FC6-4 24 1B 1-2f	C SL 82 1 SAFE X SL 82 0-1 14 BB 24 1B 1-2 3-H 1B		B CU 80 1 SAFE B FF 94 D SI 91 S FF 94 C FF 94 F FF 95 X SI 92 3-2 ② P2				4	1	1	1	0	0	3
24 Pedro Alvarez, L (1, 5) OBP: 0.315, SLG: 0.521		C CU 74 B FF 85 S SI 86 B CU 76 B SI 88 X CH 82 3-2 ① G3-1	B FF 85 S CU 78 X SI 85 1-1 14 BB 2-H 1B	B SL 87 C SI 93 B CU 73 D SI 88 X SI 92 3-1 14 BB 1-2 2-H 1B		B FF 94 X CH 85 1-0 ③ F7				4	0	2	2	0	0	1
14 Gaby Sanchez, R (1, 3) OBP: 0.344, SLG: 0.408		C FF 87 B CU 76 F FF 87 X SI 89 1-2 ② F9	S CH 80 C FF 87 B FC 86 F CH 80 B CU 75 B CH 81 D CH 81 4-2 1-2 BB	B CH 85 B SI 93 D CH 85 D SI 92 4-0 1-2 2-3 BB			C FF 90 B SI 92 B SI 91 X SI 90 2-1 ① G1-3			2	0	0	0	2	0	0
10 Jordy Mercer, R (1, 4) OBP: 0.316, SLG: 0.398		B CU 76 C SI 88 F CH 83 X FF 87 1-2 12 1B 1B	C FF 85 B CH 81 F FF 86 B FF 87 F CH 82 F FF 86 F CH 81 F CH 82 F FF 87 2-2 ② X CH 81 F7	C SL 87 B CH 84 B SI 92 S CH 84 X SL 86 2-2 ③ F8			C SL 82 B SI 92 S SL 82 X FF 92 1-2 ② F9			4	0	1	0	0	0	5
12 Clint Barmes, R (1, 6) OBP: 0.241, SLG: 0.279		B FF 89 C CH 81 X CH 81 1-1 1-3 1B	C SL 80 F SL 83 F SL 83 X SL 84 0-2 ③ P5		C FF 96 F CU 80 S SL 85 0-3 ① K		F SI 90 B SL 83 F SI 90 B SL 83 X SL 83 2-2 ③ P6			4	0	1	0	0	1	2
47 Francisco Liriano, L (1, 1) OBP: 0.167, SLG: 0.130 37 Justin Wilson, L (8, 1) 23 Travis Snider, L (8, PH) OBP: 0.294, SLG: 0.332 (9, 9)		C SI 87 B FF 87 F SI 88 F CU 76 S CU 76 1-3 ③ K		B SI 87 B SI 84 X SI 86 2-0 31 FC6-4 1B	B FF 96 C FF 94 C SI 94 C CU 81 1-3 ② K			X FC 91 0-0 ① G3-1		3 0 1	0 0 0	1 0 0	0 0 0	0 0 0	2 0 0	2 0 0
Inning Stats	R: 0 E: 0 K: 1 S: 9 H: 1 LOB: 1 BB: 1 P: 14	R: 0 E: 0 K: 1 S: 15 H: 2 LOB: 2 BB: 0 P: 22	R: 3 E: 1 K: 0 S: 34 H: 4 LOB: 2 BB: 1 P: 48	R: 2 E: 0 K: 0 S: 17 H: 4 LOB: 3 BB: 1 P: 31	R: 0 E: 0 K: 2 S: 7 H: 0 LOB: 0 BB: 0 P: 9	R: 0 E: 0 K: 1 S: 11 H: 1 LOB: 1 BB: 0 P: 16	R: 0 E: 0 K: 0 S: 8 H: 0 LOB: 0 BB: 0 P: 13	R: 0 E: 0 K: 1 S: 7 H: 0 LOB: 0 BB: 0 P: 9		1B: 10 2B: 2 3B: 0 HR: 0 SF: 0 SAC: 0 DP: 0 HBP: 0				WP: 0 PB: 0 SB: 0 CS: 1 PA: 38		

BOTTOM

Oakland Athletics @ Pittsburgh Pirates

PNC Park, Pittsburgh, PA

Wed Jul 10 2013, 9:55 PM - 12:48 AM EDT

Att. 23,474 - Cloudy - 67 F

livebaseballscorecards.com

AB	35
R	5
H	12
RBI	5
BB	3
SO	6
LOB	17

PITCHER		IP	WLS	BF	H	R	ER	SO	BB	IBB	HBP	BLK	WP	HR	S	P	ERA	WHIP
57 Tommy Milone, L ERA: 4.24	(1, 1)	2.2	L	16	7	3	3	2	2	0	0	0	0	0	54	80	10.12	3.375
47 Pat Neshek, R ERA: 2.86	(3, 1)	1.0		6	3	2	2	0	0	0	0	0	0	0	16	21	18.00	3.000
13 Jerry Blevins, L ERA: 3.44	(4, 1)	0.1		3	1	0	0	0	1	0	0	0	0	0	5	14	0.00	6.000
54 Sonny Gray, R ERA:	(5, 1)	2.0		7	1	0	0	3	0	0	0	0	0	0	18	25	0.00	0.500
61 Dan Otero, R ERA: 3.0	(7, 1)	1.0		3	0	0	0	0	0	0	0	0	0	0	8	13	0.00	0.000

PITCHER		IP	WLS	BF	H	R	ER	SO	BB	IBB	HBP	BLK	WP	HR	S	P	ERA	WHIP
60 Jesse Chavez, R ERA: 3.06	(8, 1)	1.0		3	0	0	0	1	0	0	0	0	0	0	7	9	0.00	0.000

New York Mets @ Pittsburgh Pirates

PNC Park, Pittsburgh, PA

Fri Jul 12 2013, 7:07 PM - 10:38 PM EDT

Att. 39,036 - Cloudy - 73 F

livebaseballscorecards.com

Batter	1	2	3	4	5	6	7	8	9	10	11	AB	R	H	RBI	BB	SO	LOB
22 Eric Young Jr., S (1, 7) OBP: 0.321, SLG: 0.369	C SI 94 X SI 93 0-1 5 CS 1B			B SI 93 C SI 92 X FS 87 1-1 ① G4-3		C FF 93 C SI 92 F SI 92 B CU 78 X FF 93 1-2 28 G4-3 5 1B 2B		C FC 94 B FC 93 F FC 92 S KC 81 1-3 ② K		1 SAFE 1 SAFE B SI 94 B SI 94 C SI 94 F SI 94 X SI 95 3-2 ② FC4 28 1B 1-2f		5	1	2	0	0	1	1
28 Daniel Murphy, L (1, 4) OBP: 0.304, SLG: 0.390	B SI 92 1 SAFE C SI 93 X FS 87 1-1 ① F7			C SI 93 C CU 79 F CU 78 B SI 93 F CU 77 X SI 93 1-2 ② G6-3		B SI 93 B FS 86 B SI 92 C SI 92 F FF 93 X FS 86 3-2 ② G4-3 2-3		F FC 92 X FC 92 0-1 1B		B SI 94 F SI 95 X SI 94 1-1 1-2 1B		5	0	2	0	0	0	2
5 David Wright, R (1, 5) OBP: 0.403, SLG: 0.518	B FF 95 C SI 94 C SI 94 X CU 79 1-2 ②③ F8 1-2			F FF 94 X CU 78 0-1 2B		X SI 94 0-0 3-H 1B		B FF 94 B FC 92 X FC 91 2-0 ③ F9		B FC 92 C FC 91 S FC 92 D FC 91 B SI 95 X FC 91 3-2 ③ L8		5	0	2	1	0	0	4
29 Ike Davis, L (1, 3) OBP: 0.261, SLG: 0.256		B SI 93 F SI 92 B FS 85 B SI 94 B SI 94 4-1 6 G5-4-3 BB		B SI 92 B SI 92 B FS 86 C SI 93 X FS 88 3-1 ③ G4-3		B FF 94 F FS 87 F SI 92 C CU 77 S FS 85 1-3 ③ K			B SL 80 B FF 93 C FF 93 X SI 94 2-1 ① G6-3		C FF 93 S SL 88 B SL 87 F SL 88 B SL 89 F SL 89 B SI 95 S SL 88 3-3 ① K	4	0	0	0	1	2	2
6 Marlon Byrd, R (1, 9) OBP: 0.307, SLG: 0.496		B SI 93 F SI 93 B SI 93 F SI 93 X SI 94 2-2 ①② G5-4-3 1-2f		F SI 91 X SI 91 0-1 ① P4			X SI 92 0-0 ① L5		X FF 94 0-0 ② F7		B SI 95 B SI 94 X FF 94 2-0 ② L9	5	0	0	0	0	0	1
9 Kirk Nieuwenhuis, L (1, 8) OBP: 0.295, SLG: 0.385 71 Gonzalez Germen, R (11, 1)	C FF 96 B CU 78 X SI 94 1-1 ③ G4-3			B SI 92 F SI 92 C SI 92 B CU 77 X SI 91 2-2 ② P6			B FF 93 B SI 92 X SI 91 2-0 HR		M FF 94 B SL 82 B FF 94 B FF 94 B SI 94 4-1 BB		B SL 88 T SL 88 C SI 95 B SL 89 S SL 89 2-3 ③ K	3 0	1 0	1 0	1 0	1 0	0 0	0 0
20 Anthony Recker, R (1, 2) OBP: 0.229, SLG: 0.408			B SI 94 C SI 94 F SI 93 S FF 94 1-3 ① K	X SI 94 0-0 1B		S SI 92 C FF 93 C CU 79 0-3 ② K		C FF 95 C SL 82 C FF 94 0-3 ③ K				4	0	1	0	0	3	1
3 Omar Quintanilla, L (1, 6) OBP: 0.311, SLG: 0.349			F SI 92 B CU 80 B FF 94 F FF 94 B CU 79 X SI 94 3-2 ② G3-1	B SI 91 X SI 91 1-0 ③ G4-3		F FF 94 B FS 86 B SI 92 F FS 87 B CU 79 S FF 93 3-3 ③ K				B SL 85 C SI 95 S SL 84 F SI 94 B SL 85 X SL 84 2-2 ① L9	4	0	0	0	0	1	1
53 Jeremy Hefner, R (1, 1) 1 Jordany Valdespin, L (8, PH) OBP: 0.252, SLG: 0.318 30 David Aardsma, R (8, 1) 56 Scott Rice, L (9, 1) 46 Greg Burke, R (9, 1) 66 Josh Edgin, R (9, 1) 12 Juan Lagares, R (9, 8) OBP: 0.257, SLG: 0.343 30 Andrew Brown, R (11, PH) OBP: 0.300, SLG: 0.435			C SI 93 F SI 92 B CU 78 X SI 93 1-2 ③ G4-3		X SI 92 0-0 ① G4-3		L FC 92 B FC 92 C FC 93 B KC 81 S FC 93 2-3 ① K			C SI 95 F CH 88 B SI 95 X SI 95 1-2 22 FC4 1B	2 1 0 0 0 0 1 1	0 0 0 0 0 0 0 0	0 0 0 0 0 0 1 0	0 0 0 0 0 0 0 0	0 1 0 0 0 0 0 1	0 0 0 0 0 0 0 0	0 0 0 0 0 0 0 0
Inning Stats	R: 0 E: 0 K: 0 S: 7 H: 1 LOB: 0 BB: 0 P: 9	R: 0 E: 0 K: 0 S: 6 H: 0 LOB: 0 BB: 1 P: 13	R: 0 E: 0 K: 1 S: 9 H: 0 LOB: 0 BB: 0 P: 14	R: 0 E: 0 K: 0 S: 11 H: 1 LOB: 1 BB: 0 P: 16	R: 0 E: 0 K: 0 S: 7 H: 1 LOB: 1 BB: 0 P: 10	R: 1 E: 0 K: 1 S: 13 H: 2 LOB: 1 BB: 0 P: 18	R: 1 E: 0 K: 2 S: 8 H: 1 LOB: 0 BB: 0 P: 13	R: 0 E: 0 K: 2 S: 9 H: 1 LOB: 1 BB: 0 P: 14	R: 0 E: 0 K: 1 S: 7 H: 0 LOB: 1 BB: 1 P: 13	R: 0 E: 0 K: 0 S: 16 H: 2 LOB: 2 BB: 0 P: 26	R: 0 E: 0 K: 2 S: 9 H: 0 LOB: 0 BB: 0 P: 16	1B: 6 2B: 2 3B: 0 HR: 1	SF: 0 SAC: 0 DP: 1 HBP: 0	WP: 0 PB: 0 SB: 0 CS: 1	PA: 42			

PITCHER		IP	WLS	BF	H	R	ER	SO	BB	IBB	HBP	BLK	WP	HR	S	P	ERA	WHIP
50 Charlie Morton, R ERA: 3.19	(1, 1)	7.0		26	6	2	2	4	1	0	0	0	0	1	61	93	2.57	1.000
35 Mark Melancon, R ERA: 0.83	(8, 1)	1.0		4	1	0	0	2	0	0	0	0	0	0	9	14	0.00	1.000
39 Jason Grilli, R ERA: 2.04	(9, 1)	1.0		4	0	0	0	1	1	0	0	0	0	0	7	13	0.00	1.000
44 Tony Watson, L ERA: 3.35	(10, 1)	0.2		4	2	0	0	0	0	0	0	0	0	0	13	20	0.00	3.000
29 Bryan Morris, R ERA: 2.72	(10, 1)	0.1		1	0	0	0	0	0	0	0	0	0	0	3	6	0.00	0.000

PITCHER		IP	WLS	BF	H	R	ER	SO	BB	IBB	HBP	BLK	WP	HR	S	P	ERA	WHIP
32 Vin Mazzaro, R ERA: 2.83	(11, 1)	1.0	W	3	0	0	0	2	0	0	0	0	0	0	9	16	0.00	0.000

AB	40
R	2
H	9
RBI	2
BB	2
SO	9
LOB	12

New York Mets @ Pittsburgh Pirates

PNC Park, Pittsburgh, PA

Fri Jul 12 2013, 7:07 PM - 10:38 PM EDT

Att. 39,036 - Cloudy - 73 F

livebaseballscorecards.com

Batter	1	2	3	4	5	6	7	8	9	10	11	AB	R	H	RBI	BB	SO	LOB
6 Starling Marte, R (1, 7) OBP: 0.342, SLG: 0.464	C FF 91 B FF 91 X SI 90 1-1 G6-3 ①		B SI 91 X SL 86 1-0 G5-3 ②			C CU 75 B CU 75 X CU 76 1-1 FC1-5 31 2B			B FF 90 B FF 91 F FF 91 C FF 92 X FS 86 2-2 SH5-4 31 2B	I IN 67 I IN 70 I IN 72 I IN 72 4-0 IBB		4	0	2	0	1	0	0
31 Jose Tabata, R (1, 9) OBP: 0.365, SLG: 0.452	C FF 91 F FF 92 B FF 91 X SL 85 1-2 24 HR 1B		F FF 91 B FF 90 X CU 76 1-1 G6-3 ③			F SI 90 B SI 91 S SL 86 B SL 85 X FF 92 2-2 FC1-5 22 FC6-4 ② 2-3			X FF 91 0-0 SH5-4 ① 2-3	B FF 94 B FF 92 B FF 93 C FF 93 S FF 93 X FF 93 3-2 G6-3 ③		4	1	1	0	0	0	3
22 Andrew McCutchen, R (1, 8) OBP: 0.378, SLG: 0.461	X FF 91 0-0 F9 ②			B SL 85 B SI 90 C CU 76 F CU 75 X CU 76 2-2 F8 ①		X SI 90 0-0 FC6-4 ③ 1-2f			I IN 78 I IN 79 I IN 79 I IN 80 4-0 55 S IBB		B FF 94 B SL 83 F SI 93 B FF 95 B FF 94 4-1 24 S 10 1B BB	3	1	0	0	2	0	2
24 Pedro Alvarez, L (1, 5) OBP: 0.313, SLG: 0.525	X SI 90 0-0 1-H HR			B SI 91 B CU 76 X CH 85 2-0 G4-3 ②			X FF 90 0-0 F7 ①		B SL 84 C SI 91 F SI 90 F SI 92 S SL 84 1-3 K ②		1 SAFE C FF 94 B CH 82 1 SAFE C CH 84 B FF 94 S CH 84 2-3 K ① 1-2	5	1	1	2	0	2	3
55 Russell Martin, R (1, 2) OBP: 0.345, SLG: 0.396	B FF 92 S SL 86 B SI 91 B SL 86 S SI 92 S SI 90 3-3 K ③			B SL 84 B SL 85 S SI 91 X SI 91 2-1 G5-3 ③			C SL 85 C CU 76 B FF 91 B FF 92 B SL 85 F SL 86 S SI 91 3-3 K ②		B SL 80 B SL 80 C SI 91 B SL 81 F SL 81 B SL 81 4-2 BB 1-2		I IN 78 I IN 80 I IN 80 I IN 79 4-0 10 1B IBB	3	0	0	0	2	2	0
46 Garrett Jones, L (1, 3) OBP: 0.302, SLG: 0.419 14 Gaby Sanchez, R (9, PH) OBP: 0.341, SLG: 0.403 (10, 3)	C CU 75 B FF 90 F CU 76 S FF 91 1-3 K ①				X FF 90 0-0 P4 ①	C SI 90 X FF 92 0-1 F9 ③			B SL 81 B FF 94 X FF 94 2-0 G3 ③		B SL 82 B SI 94 B CH 83 C FF 91 C CH 84 S CH 83 3-3 K ②	3 2	0 0	0 0	0 0	0 0	1 1	0 5
10 Jordy Mercer, R (1, 4) OBP: 0.313, SLG: 0.392	C FF 90 F SI 90 F CU 76 B FF 91 X SL 86 1-2 G6-3 ②				C FF 89 C SI 90 X FF 91 0-2 L3 ②			B SL 83 B FF 91 C FF 91 X FF 91 2-1 F8 ①		B FF 92 X SL 80 1-0 P4 ①	C SL 83 B FF 94 X FF 94 1-1 1-2 2-H 1B	5	0	1	1	0	0	0
12 Clint Barmes, R (1, 6) OBP: 0.241, SLG: 0.279	S FF 91 F FF 91 B SL 85 F SL 83 X FF 91 1-2 F7 ③				B FF 91 F SI 90 F SI 89 X CU 77 1-2 G5-3 ③			C FF 91 F FF 92 X FF 92 0-2 F9 ②		B FF 93 C FF 92 B FF 93 C FF 91 X FF 94 2-2 5 G6-3 1B		4	0	1	0	0	0	0
50 Charlie Morton, R (1, 1) 35 Mark Melancon, R (8, 1) 23 Travis Snider, L (8, PH) OBP: 0.293, SLG: 0.330 39 Jason Grilli, R (9, 1) 44 Tony Watson, L (10, 1) 29 Bryan Morris, L (10, 1) OBP: 0.250, SLG: 0.250 5 Josh Harrison, R (10, PH) OBP: 0.188, SLG: 0.133 32 Vin Mazzaro, R (11, 1) OBP: 0.200, SLG: 0.200			C FF 90 F FF 90 X CU 74 0-2 G6-3 ①			C FF 90 X SI 88 0-1 G5-3 ①		C FF 92 B FF 91 F FS 86 S FF 92 1-3 K ③		B SL 80 F FF 92 B SI 91 F CH 86 F FF 94 B FF 95 F FF 92 F FF 94 1 SAFE 3-2 X FF 83 G6-3 ② 1-2		2 0 0 1 0 0 0 0 1 0	0 0 0 0 0 0 0 0 0 0	0 0 0 0 0 0 0 0 0 0	0 0 0 0 0 0 0 0 0 0	0 0 1 0 0 0 0 0 0 0	0 0 0 0 0 0 0 0 1 0	0 0 0 0 0 0 0 0 1 0
Inning Stats	R: 2 H: 2 E: 0 LOB: 0 K: 1 BB: 0 S: 10 P: 15	R: 0 H: 0 E: 0 LOB: 0 K: 1 BB: 0 S: 11 P: 14	R: 0 H: 0 E: 0 LOB: 0 K: 0 BB: 0 S: 6 P: 8	R: 0 H: 0 E: 0 LOB: 0 K: 0 BB: 0 S: 6 P: 12	R: 0 H: 0 E: 0 LOB: 0 K: 0 BB: 0 S: 7 P: 8	R: 0 H: 1 E: 0 LOB: 1 K: 0 BB: 0 S: 8 P: 11	R: 0 H: 0 E: 0 LOB: 0 K: 1 BB: 0 S: 7 P: 10	R: 0 H: 0 E: 0 LOB: 0 K: 1 BB: 0 S: 8 P: 11	R: 0 H: 1 E: 0 LOB: 3 K: 1 BB: 2 S: 11 P: 24	R: 0 H: 1 E: 0 LOB: 2 K: 0 BB: 1 S: 13 P: 26	R: 1 H: 1 E: 0 LOB: 2 K: 2 BB: 2 S: 9 P: 23	1B: 3 SF: 0 2B: 2 SAC: 1 3B: 0 DP: 0 HR: 1 HBP: 0						

PITCHER		IP	WLS	BF	H	R	ER	SO	BB	IBB	HBP	BLK	WP	HR	S	P	ERA	WHIP
53 Jeremy Hefner, R ERA: 3.33	(1, 1)	7.0		24	3	2	2	3	0	0	0	0	0	1	55	78	2.57	0.429
30 David Aardsma, R ERA: 2.16	(8, 1)	1.1		6	1	0	0	1	0	1	0	0	0	0	12	21	0.00	0.750
56 Scott Rice, L ERA: 4.41	(9, 1)	0.1		1	0	0	0	1	0	0	0	0	0	0	4	5	0.00	0.000
46 Greg Burke, R ERA: 3.86	(9, 1)	0.0		1	0	0	0	0	1	0	0	0	0	0	2	6	∞	∞
66 Josh Edgin, L ERA: 3.96	(9, 1)	1.1		6	1	0	0	0	0	1	0	0	0	0	14	29	0.00	0.750

PITCHER		IP	WLS	BF	H	R	ER	SO	BB	IBB	HBP	BLK	WP	HR	S	P	ERA	WHIP
71 Gonzalez Germen, R ERA: 13.5	(11, 1)	0.2	L	5	1	1	1	2	1	1	0	0	0	0	9	23	13.50	3.000

AB	37
R	3
H	6
RBI	3
BB	5
SO	7
LOB	14

WP: 0 PA: 43
PB: 0
SB: 2
CS: 0

Batter	1	2	3	4	5	6	7	8	9	AB	R	H	RBI	BB	SO	LOB
22 Eric Young Jr., S (1, 7) (8, 8) OBP: 0.325, SLG: 0.371	B SI 94 B SI 94 C FF 92 C FF 93 B SI 93 B SI 93 4-2 28 S BB		B SI 92 C FF 92 C KC 82 B KC 83 C SI 94 2-3 ① K		X SI 92 0-0 28 1B 5 FC5-2 1B	X SI 92 0-0 1-3 1B			C FF 93 F SL 82 S FF 93 0-3 ① K	4	0	2	0	1	2	0
28 Daniel Murphy, L (1, 4) OBP: 0.303, SLG: 0.388	P PO 93 B SI 94 X SI 93 2-0 ① P4 1-2		B KC 83 F CH 89 X SI 93 1-1 ② L8		1 SAFE 1 SAFE C CH 87 1 SAFE B CH 87 1 SAFE X KC 82 1-1 29 S 5 FC5-2 6 1B 1-3 1B	C FF 97 F SI 96 D CU 83 C FF 99 1-3 ③ K			C SL 83 B SL 82 X FF 94 1-1 ② F7	5	1	1	0	0	1	3
5 David Wright, R (1, 5) OBP: 0.397, SLG: 0.510	C FF 96 D SI 95 C KC 85 C KC 86 1-3 ② K		C FF 94 C SI 93 B FF 94 B SI 94 S KC 85 2-3 ③ K		F SI 95 B KC 84 F FF 93 X SI 94 1-2 ① FC5-2 6 1B 29 S 1-2 3-H		C FF 95 B FC 91 X FF 96 1-1 ① G6-3		C SL 83 X FF 94 0-1 ③ G6-3	5	0	0	0	0	2	3
29 Ike Davis, L (1, 3) OBP: 0.256, SLG: 0.251	C KC 83 S KC 85 D KC 85 X KC 83 1-2 ③ G5-3			C KC 82 X SI 92 0-1 ① G4-3	S CH 89 B KC 83 B CH 88 C KC 83 S KC 84 2-3 ② K 1-2 2-3		B FF 92 B FF 92 C FF 96 C FF 97 F FF 94 F FF 99 X CU 80 2-2 ② L7			4	0	0	0	0	1	3
6 Marlon Byrd, R (1, 9) OBP: 0.313, SLG: 0.498		C SI 93 C KC 84 S KC 85 0-3 ① K		B SI 93 B SI 93 B FF 93 B FF 93 4-0 9 2B BB	S SI 94 B SI 93 X SI 94 1-1 2-3 3-H 1B		X FF 97 0-0 1B			3	1	2	1	1	1	0
9 Kirk Nieuwenhuis, L (1, 8) OBP: 0.293, SLG: 0.390 46 Greg Burke, R (7, 1) 66 Josh Edgin, R (7, 1) 71 Gonzalez Germen, R (7, 1) 30 Andrew Brown, R (8, 7) OBP: 0.300, SLG: 0.435		X SI 94 0-0 ② B1-3		C SI 94 C KC 83 X SI 94 0-2 1-H 2B	C KC 83 1 SAFE X KC 83 0-1 ③ G6-3		X FF 96 0-0 ③ P2			4 0 0 0 0	0 0 0 0 0	1 0 0 0 0	1 0 0 0 0	0 0 0 0 0	0 0 0 0 0	3 0 0 0 0
44 John Buck, R (1, 2) OBP: 0.282, SLG: 0.393		C SI 93 B FF 94 B KC 84 C SI 93 X KC 85 2-2 3 1B 1B		C KC 84 S KC 83 D KC 86 B FF 94 D KC 84 S KC 85 3-3 ② K		B SI 90 B SI 91 B SI 92 C SI 91 B SI 92 4-1 22 1B BB		C FC 92 B FC 92 F FF 91 X KC 81 1-2 ① G6-3		3	0	1	0	1	1	1
3 Omar Quintanilla, L (1, 6) OBP: 0.315, SLG: 0.349		X SI 93 0-0 1-2 1B		I IN 74 I IN 72 I IN 73 I IN 73 4-0 IBB		B FF 91 B SI 93 B SI 91 C FF 92 X FF 92 3-1 ① F7		B FC 93 B FC 93 F FC 92 X FC 92 2-1 ② G4-3		3	0	1	0	1	0	1
52 Carlos Torres, R (1, 1) 1 Jordany Valdespin, L (6, PH) OBP: 0.250, SLG: 0.316 30 David Aardsma, R (6, 1) 12 Juan Lagares, R (7, 8) OBP: 0.255, SLG: 0.340 39 Bobby Parnell, R (8, 1)		X FF 93 0-0 ③ F9		F SI 92 C SI 92 D KC 83 S SI 92 1-3 ③ K		C KC 82 F KC 83 S KC 84 0-3 ② K		X FC 93 0-0 ③ G6-3		2 1 0 1 0	0 0 0 0 0	0 0 0 0 0	0 0 0 0 0	1 1 0 0 0	4 1 0 0 0	
Inning Stats	R: 0 E: 0 K: 1 S: 10 H: 0 LOB: 1 BB: 1 P: 17	R: 0 E: 0 K: 1 S: 9 H: 2 LOB: 2 BB: 0 P: 11	R: 0 E: 0 K: 2 S: 8 H: 0 LOB: 0 BB: 0 P: 13	R: 1 E: 0 K: 2 S: 11 H: 1 LOB: 2 BB: 2 P: 23	R: 1 E: 0 K: 1 S: 13 H: 3 LOB: 2 BB: 0 P: 18	R: 0 E: 0 K: 2 S: 10 H: 1 LOB: 2 BB: 1 P: 18	R: 0 E: 0 K: 0 S: 9 H: 1 LOB: 1 BB: 0 P: 12	R: 0 E: 0 K: 0 S: 6 H: 0 LOB: 0 BB: 0 P: 9	R: 0 E: 0 K: 1 S: 7 H: 0 LOB: 0 BB: 0 P: 8	1B: 7 2B: 1 3B: 0 HR: 0 SF: 0 SAC: 0 DP: 0 HBP: 0						

PITCHER		IP	WLS	BF	H	R	ER	SO	BB	IBB	HBP	BLK	WP	HR	S	P	ERA	WHIP
34 A.J. Burnett, R ERA: 3.06	(1, 1)	5.2		28	7	2	2	8	3	1	0	0	0	0	58	96	3.18	1.765
37 Justin Wilson, L ERA: 1.89	(6, 1)	1.1	W	5	1	0	0	1	0	0	0	0	0	0	12	16	0.00	0.750
35 Mark Melancon, R ERA: 0.81	(8, 1)	1.0	H	3	0	0	0	0	0	0	0	0	0	0	6	9	0.00	0.000
39 Jason Grilli, R ERA: 1.99	(9, 1)	1.0	S	3	0	0	0	1	0	0	0	0	0	0	7	8	0.00	0.000

PITCHER	IP	WLS	BF	H	R	ER	SO	BB	IBB	HBP	BLK	WP	HR	S	P	ERA	WHIP

TOP

New York Mets @ Pittsburgh Pirates

PNC Park, Pittsburgh, PA

Sat Jul 13 2013, 7:21 PM - 10:21 PM EDT

Att. 39,173 - Partly Cloudy - 80 F

livebaseballscorecards.com

AB	35
R	2
H	8
RBI	2
BB	4
SO	10
LOB	19

WP: 0	PA: 39		
PB: 0			
SB: 3			
CS: 0			

Batter	1	2	3	4	5	6	7	8	9	AB	R	H	RBI	BB	SO	LOB
6 Starling Marte, R (1, 7) OBP: 0.341, SLG: 0.460	S FC 86 B FC 89 B FF 89 B FC 85 X FF 87 3-1 ① F9		C FC 89 B FF 92 F FC 91 F FF 92 S FC 88 1-3 ② K		B FC 91 F FF 92 S FF 90 H FF 91 2-2 31 G6-4-3 HBP		C SI 89 X SI 90 0-1 ② L5			3	0	0	0	0	1	3
31 Jose Tabata, R (1, 9) OBP: 0.362, SLG: 0.445 35 Mark Melancon, R (8, 1) 39 Jason Grilli, R (9, 1)	X FF 90 0-0 ② F9		B CU 76 X FC 87 1-0 ③ G4-3		B FC 89 X FC 88 1-0 ②③ G6-4-3 1-2f		1 SAFE F SI 89 F SL 80 D SL 80 X SI 91 1-2 22 1B 55 BB 1B			4 0 0	1 0 0	1 0 0	0 0 0	0 0 0	0 0 0	5 0 0
22 Andrew McCutchen, R (1, 8) OBP: 0.378, SLG: 0.471	B FF 90 C FC 87 B FC 91 X FC 86 2-1 ③ F9			S F FC 87 B CU 84 S FC 89 1-3 ① K		B FF 91 X FF 91 1-0 HR	S SL 80 B SL 82 B SI 91 F SI 90 X SL 81 2-2 55 BB 24 BB 1-3 2-H 1B			4	1	2	2	0	1	0
24 Pedro Alvarez, L (1, 5) OBP: 0.315, SLG: 0.523		C CU 73 S FC 88 B FC 88 B SI 92 B CU 79 F FC 86 F FC 87 F FC 86 F FF 90 3-2 ① X FC 86 F9		S CU 76 X CH 84 0-1 ② G3		B FS 85 C FF 91 B FS 84 X FF 90 2-1 1B	B SL 82 1 SAFE F FF 94 B SL 82 B SL 79 B FF 94 4-1 55 BB 1-2 BB			3	0	1	0	1	0	0
55 Russell Martin, R (1, 2) OBP: 0.343, SLG: 0.391		C FC 87 B FC 91 C FC 89 B CU 77 B FF 94 S FC 87 3-3 ② K		C FC 90 F FC 89 B FF 92 S FC 90 1-3 ③ K		B FF 91 C SL 82 B FF 91 B FF 91 S FF 90 X FF 92 3-2 ① F7	B FF 94 B FF 93 B FF 93 B FF 92 4-0 BB 1-2 2-3 3-H			3	0	0	1	1	2	1
46 Garrett Jones, L (1, 3) OBP: 0.303, SLG: 0.421 14 Gaby Sanchez, R (7, PH) OBP: 0.340, SLG: 0.401 (8, 3)		C CH 83 B CH 82 S FC 89 S FC 87 1-3 ③ K			B CU 74 B FF 91 C FF 90 S FC 88 X FC 88 2-2 10 1B 2B	D FF 90 B FF 91 F FF 89 D FF 91 X FF 91 3-1 ② F8	B SL 82 X FF 93 1-0 ③ P2			3 1	1 0	1 0	0 0	0 0	1 0	1 3
10 Jordy Mercer, R (1, 4) OBP: 0.311, SLG: 0.388			B FC 90 B FC 89 C FC 86 B FF 89 X FC 87 3-1 ① G5-3		C FC 88 X FC 92 0-1 34 SH1-4 12 1B 2-H 1B	C FF 90 D SL 82 X FF 91 1-1 ③ F8		C FF 92 F KC 82 S FF 92 0-3 ① K		4	0	1	1	0	1	1
12 Clint Barmes, R (1, 6) OBP: 0.246, SLG: 0.283			B FF 90 C FC 86 X FC 86 1-1 34 1B 1B		B FF 90 B FC 89 B FC 87 C FC 86 X FC 87 3-1 34 SH1-4 1-2 1B		B SI 89 S SI 87 B SI 89 F SI 88 S SL 78 2-3 ① K	S KC 82 B FF 93 S FF 96 S KC 83 1-3 ② K		4	0	2	0	0	2	0
34 A.J. Burnett, R (1, 1) OBP: 0.100, SLG: 0.100 37 Justin Wilson, L (6, 1) 23 Travis Snider, L (7, PH) OBP: 0.290, SLG: 0.327 (8, 9)			C CH 85 M FC 86 X FC 90 0-2 1-2 1B		L CH 86 D FF 89 B CH 84 X CH 84 2-1 ① SH1-4 1-2 2-3		B SI 88 S SI 87 X SI 87 1-1 E3 31 1B 22 1B	C FF 94 F SI 90 S FF 94 0-3 ③ K		1 0 2	0 0 1	1 0 0	0 0 0	0 0 0	0 0 1	0 0 0
Inning Stats	R: 0 E: 0 K: 0 S: 5 H: 0 LOB: 0 BB: 0 P: 10	R: 0 E: 0 K: 2 S: 13 H: 0 LOB: 0 BB: 0 P: 20	R: 0 E: 0 K: 1 S: 12 H: 2 LOB: 2 BB: 0 P: 18	R: 0 E: 0 K: 2 S: 8 H: 0 LOB: 0 BB: 0 P: 10	R: 1 E: 0 K: 0 S: 12 H: 3 LOB: 2 BB: 0 P: 22	R: 1 E: 0 K: 0 S: 10 H: 2 LOB: 1 BB: 0 P: 20	R: 2 E: 1 K: 1 S: 15 H: 2 LOB: 3 BB: 2 P: 30	R: 0 E: 0 K: 3 S: 9 H: 0 LOB: 0 BB: 0 P: 10		1B: 7 2B: 1 3B: 0 HR: 1 SF: 0 SAC: 1 DP: 1 HBP: 1						

PITCHER		IP	WLS	BF	H	R	ER	SO	BB	IBB	HBP	BLK	WP	HR	S	P	ERA	WHIP
52 Carlos Torres, R ERA: 0.79	(1, 1)	5.0		20	5	1	1	5	0	0	1	0	0	0	50	80	1.80	1.000
30 David Aardsma, R ERA: 2.55	(6, 1)	1.0	B	5	2	1	1	0	0	0	0	0	0	1	10	20	9.00	2.000
46 Greg Burke, R ERA: 3.76	(7, 1)	0.2	L	5	2	2	0	1	0	0	0	0	0	0	13	19	0.00	3.000
66 Josh Edgin, L ERA: 3.96	(7, 1)	0.0		2	0	0	0	0	2	0	0	0	0	0	1	9	∞	∞
71 Gonzalez Germen, R ERA: 9.0	(7, 1)	0.1		1	0	0	0	0	0	0	0	0	0	0	1	2	0.00	0.000

PITCHER		IP	WLS	BF	H	R	ER	SO	BB	IBB	HBP	BLK	WP	HR	S	P	ERA	WHIP
39 Bobby Parnell, R ERA: 2.36	(8, 1)	1.0		3	0	0	0	3	0	0	0	0	0	0	9	10	0.00	0.000

BOTTOM

New York Mets @ Pittsburgh Pirates

PNC Park, Pittsburgh, PA

Sat Jul 13 2013, 7:21 PM - 10:21 PM EDT

Att. 39,173 - Partly Cloudy - 80 F

livebaseballscorecards.com

AB	32
R	4
H	9
RBI	4
BB	2
SO	9
LOB	14

New York Mets @ Pittsburgh Pirates

PNC Park, Pittsburgh, PA

Sun Jul 14 2013, 1:39 PM - 4:40 PM EDT

Att. 37,490 - Sunny - 87 F

TOP

livebaseballscorecards.com

Batter	1	2	3	4	5	6	7	8	9	AB	R	H	RBI	BB	SO	LOB
22 Eric Young Jr., S (1, 7) OBP: 0.327, SLG: 0.371	B SI 95 C SI 94 X FF 93 1-1 5 1B 6 2B 1B	C FF 95 S CH 87 B CH 86 F FF 97 F KC 81 B SI 98 F FF 94 B KC 82 T CH 89 3-2 ② K		B CH 88 1 SAFE B FF 96 C SI 94 X CH 89 2-1 ②③ G6-3 1-2f			X SI 91 0-0 28 3B 1B		X SI 93 0-0 ③ G6-3	5	2	2	0	0	1	1
28 Daniel Murphy, L (1, 4) OBP: 0.303, SLG: 0.392	1 SAFE C FF 95 X FF 94 0-1 ① F8	B FF 96 B FF 97 X CH 89 2-0 ③ G3			X SI 93 0-0 ① F8		1 SAFE C SI 91 P PO 84 X SI 91 1-1 1-H 5 FC5 3B			4	0	1	1	0	0	1
5 David Wright, R (1, 5) OBP: 0.396, SLG: 0.507	1 SAFE B FF 95 C FF 95 C FF 94 B FF 94 B SL 90 X FF 96 3-2 6 2B 44 1B 1-3 1B		C FF 95 C CH 87 B SL 89 B SI 98 F SI 96 S CH 88 2-3 ① K		X FF 96 0-0 ② G6-3		B SL 85 D CH 82 B CH 82 F SI 92 C CH 82 F CH 85 X SI 93 3-2 ② FC5 3-3			4	1	1	0	0	1	1
6 Marlon Byrd, R (1, 9) OBP: 0.316, SLG: 0.502	F FF 97 B SI 97 S KC 82 X KC 82 1-2 44 1B 1-3 3-H 2B		C FF 96 S SI 94 B CH 89 X SI 97 1-2 13 1B 1B		C SI 95 B SI 95 X FF 97 1-1 ③ L5		C SI 92 D SL 86 S CH 81 X SI 91 1-2 ③ G1-3			4	1	2	1	0	0	1
13 Josh Satin, R (1, 3) OBP: 0.487, SLG: 0.557	C FF 98 B SI 96 B SI 96 C FF 96 B FF 97 B FF 98 4-2 44 1B BB		B FF 95 1 SAFE F SI 96 B FF 96 F FF 97 X FF 96 2-2 1-2 1B			C FF 91 B FF 91 F SI 92 B SL 82 B SL 82 X SI 90 3-2 ① G5-3		F SI 92 B SL 87 B SI 94 S SL 87 C SL 88 2-3 ① K		3	0	1	0	1	1	0
9 Kirk Nieuwenhuis, L (1, 8) OBP: 0.281, SLG: 0.372	X FF 97 0-0 ② P6		C FF 97 T CH 88 C KC 83 0-3 ② K			S SI 92 L SI 91 B SI 89 X CH 83 1-2 ② G5-3		F SI 94 B FF 94 B SL 88 X SL 89 2-1 ② F8		4	0	0	0	0	1	5
44 John Buck, R (1, 2) OBP: 0.284, SLG: 0.394	F FF 96 B KC 82 C KC 83 F SL 89 X FF 99 1-2 1-2 2-H 3-H 1B		F KC 82 C FF 97 D SL 91 D KC 84 B FF 98 F FF 97 X CH 89 3-2 ③ G5-3			C SL 78 X SL 83 0-1 1B		X SL 86 0-0 ③ G6-3		4	0	2	2	0	0	2
3 Omar Quintanilla, L (1, 6) OBP: 0.320, SLG: 0.344	F FF 95 S FF 98 F FF 98 S KC 84 0-3 ③ K			B FF 92 B CH 87 B FF 93 C SI 94 F CH 92 B CH 87 4-2 22 G6-3 BB		X SI 90 0-0 ③ F8			B SI 92 B SL 86 F SI 94 B FF 93 B SI 93 4-1 29 G5-6-3 BB	2	0	0	0	2	1	3
35 Dillon Gee, R (1, 1) OBP: 0.167, SLG: 0.118 50 Scott Atchison, R (7, 1) 32 LaTroy Hawkins, R (8, 1) 29 Ike Davis, L (9, PH) OBP: 0.255, SLG: 0.250 39 Bobby Parnell, R (9, 1)		C FF 93 X FF 93 0-1 ① G1-3		B L SI 92 C SI 92 L FF 100 1-3 ① K			C SI 92 F SI 92 F SL 86 X SI 90 0-2 ① G1-3		C FF 92 B SL 88 B SI 92 X FF 94 2-1 ①② G5-6-3 1-2f	3 0 0 1 0	0 0 0 0 0	0 0 0 0 0	0 0 0 0 0	0 0 0 0 0	1 0 0 0 0	1 0 0 1 0
Inning Stats	R: 3 E: 0 K: 1 S: 21 H: 4 LOB: 2 BB: 1 P: 31	R: 0 E: 0 K: 1 S: 9 H: 0 LOB: 0 BB: 0 P: 14	R: 0 E: 0 K: 2 S: 17 H: 2 LOB: 2 BB: 0 P: 25	R: 0 E: 0 K: 1 S: 7 H: 0 LOB: 0 BB: 1 P: 14	R: 0 E: 0 K: 0 S: 4 H: 0 LOB: 0 BB: 0 P: 5	R: 0 E: 0 K: 0 S: 9 H: 1 LOB: 1 BB: 0 P: 13	R: 1 E: 0 K: 0 S: 15 H: 2 LOB: 1 BB: 0 P: 19	R: 0 E: 0 K: 1 S: 6 H: 0 LOB: 0 BB: 0 P: 10	R: 0 E: 0 K: 0 S: 4 H: 0 LOB: 0 BB: 1 P: 10	1B: 7 2B: 1 3B: 1 HR: 0 SF: 0 SAC: 0 DP: 2 HBP: 0						

	AB	34
	R	4
	H	9
	RBI	4
	BB	3
	SO	6
	LOB	16

WP: 0 PB: 0 SB: 0 CS: 0 PA: 37

PITCHER	IP	WLS	BF	H	R	ER	SO	BB	IBB	HBP	BLK	WP	HR	S	P	ERA	WHIP
45 Gerrit Cole, R (1, 1) ERA: 3.89	5.0	L	22	6	3	3	5	2	0	0	0	0	0	58	89	5.40	1.600
30 Jeanmar Gómez, R (6, 1) ERA: 2.72	2.0		9	3	1	1	0	0	0	0	0	0	0	24	32	4.50	1.500
32 Vin Mazzaro, R (8, 1) ERA: 2.7	2.0		6	0	0	0	1	1	0	0	0	0	0	10	20	0.00	0.500

PITCHER	IP	WLS	BF	H	R	ER	SO	BB	IBB	HBP	BLK	WP	HR	S	P	ERA	WHIP

BOTTOM

New York Mets @ Pittsburgh Pirates

PNC Park, Pittsburgh, PA

Sun Jul 14 2013, 1:39 PM - 4:40 PM EDT

Att. 37,490 - Sunny - 87 F

Batter	1	2	3	4	5	6	7	8	9	AB	R	H	RBI	BB	SO	LOB
6 Starling Marte, R (1, 7) OBP: 0.342, SLG: 0.462	B FF 86 C SI 86 C SL 79 S CH 82 1-3 ① K		B SI 88 X SI 88 1-0 ② 2B 2-H		C SL 82 X SL 82 0-1 ③ 1B		B SL 86 C SL 86 B FF 93 F FF 92 B SL 87 C SL 87 3-3 ③ K		S FF 97 X KC 86 0-1 ② F8	5	0	2	1	0	2	4
10 Jordy Mercer, R (1, 4) OBP: 0.309, SLG: 0.383	C FF 88 F SI 88 X FF 88 0-2 ② G6-3		B SI 88 C SI 89 F SI 88 B KC 75 X SL 80 2-2 ② F9		1 SAFE F SI 88 X SI 88 0-1 ③ G5-3			C FF 92 F FF 91 X FF 91 0-2 22 2B 31 G4-3 1B	B FF 96 C FF 98 F FF 98 X KC 87 1-2 ③ F9	5	1	1	0	0	0	4
22 Andrew McCutchen, R (1, 8) OBP: 0.376, SLG: 0.471	B SL 82 B CH 83 C FF 89 C CH 83 F CH 82 F SI 89 B CH 82 F SI 90 X CH 83 3-2 ③ P3		C CH 83 X SI 90 0-1 ③ G5-3			B FF 89 B SL 80 C CH 83 C SL 82 T FF 90 2-2 ① K		X FF 93 0-0 31 G4-3 1-3 2B		4	0	1	0	0	1	1
24 Pedro Alvarez, L (1, 5) OBP: 0.311, SLG: 0.516		B KC 72 F CH 82 F FF 88 X CH 83 1-2 ① L1		B KC 75 B FF 88 C CH 83 B FF 89 F FF 89 F CH 83 X CH 84 3-2 ① G4-3		B FF 89 B CH 83 X CH 84 2-0 ② P6		S FF 95 S FF 95 B SL 90 C FF 95 1-3 ① K		4	0	0	0	0	1	2
31 Jose Tabata, R (1, 9) OBP: 0.351, SLG: 0.431		C KC 75 B SI 89 X SI 89 1-1 E4 19 S		B SL 81 X SI 89 1-0 ② F9		B SI 89 S SI 89 F SI 89 B SL 81 X SL 81 2-2 ③ P3		F FF 94 X FF 93 0-1 ② G4-3 2-3 3-H		4	0	0	1	0	0	1
46 Garrett Jones, L (1, 3) OBP: 0.302, SLG: 0.419		X SI 89 0-0 ② F8		C KC 75 F FC 88 F CH 84 X KC 76 0-2 19 FC6-4 1B			B SI 87 F CH 83 B CH 82 B FF 89 F SI 89 X FF 89 3-2 ① F8	X FF 95 0-0 ③ F7		4	0	1	0	0	0	2
19 Michael McKenry, R (1, 2) OBP: 0.236, SLG: 0.313		C SL 81 B SI 89 B KC 76 B SI 89 X SI 89 3-1 ③ F7 1-2		C FF 89 S SL 81 F SL 82 1 SAFE X SL 81 0-2 ③ FC6-4 1-2f			B FF 89 B FF 90 S FF 89 C SL 80 B SL 82 F FF 90 X FF 90 3-2 ② F9		C FF 92 F KC 82 F FF 95 B KC 82 F FF 97 B KC 85 X FF 96 2-2 ① F8	4	0	0	0	0	0	2
12 Clint Barmes, R (1, 6) OBP: 0.251, SLG: 0.293			C FF 87 C SI 88 F SL 82 B SL 81 X SL 81 1-2 ① G5-3		C FF 88 B SL 81 X SI 89 1-1 ① L8		F FF 90 X SI 90 0-1 2B		B FF 95 X FF 96 1-0 55 1B 1B	4	0	2	0	0	0	0
45 Gerrit Cole, R (1, 1) 2 Brandon Inge, R (5, PH) 30 Jeanmar Gomez, R (6, 1) 23 Travis Snider, L (7, PH) 32 Vin Mazzaro, R (8, 1) 55 Russell Martin, R (9, PH) 5 Josh Harrison, R (9, PR)			C FF 88 B SI 89 B FF 89 X SI 89 2-1 E1 6 2B 1B		X FF 89 0-0 ② F9		B CH 82 B SI 90 B CH 83 C SI 89 B CH 84 4-1 BB		C FF 97 B FF 98 F FF 97 B KC 86 X FF 97 2-2 1-2 1B	1 1 0 0 0 1 0	1 0 0 0 0 0 0	1 0 0 0 0 1 0	0 0 0 0 0 0 0	0 0 0 0 0 0 0	0 0 0 1 0 0 0	0 0 0 0 0 0 0
Inning Stats	R: 0 E: 0 K: 1 S: 12 H: 0 LOB: 0 BB: 0 P: 16	R: 0 E: 1 K: 0 S: 8 H: 0 LOB: 1 BB: 0 P: 13	R: 1 E: 1 K: 0 S: 12 H: 2 LOB: 1 BB: 0 P: 18	R: 0 E: 0 K: 0 S: 13 H: 1 LOB: 1 BB: 0 P: 17	R: 0 E: 0 K: 0 S: 7 H: 1 LOB: 1 BB: 0 P: 8	R: 0 E: 0 K: 1 S: 7 H: 0 LOB: 0 BB: 0 P: 13	R: 0 E: 0 K: 1 S: 13 H: 1 LOB: 2 BB: 1 P: 26	R: 1 E: 0 K: 1 S: 10 H: 2 LOB: 1 BB: 0 P: 11	R: 0 E: 0 K: 0 S: 14 H: 2 LOB: 2 BB: 0 P: 20	1B: 6 2B: 3 3B: 0 HR: 0		SF: 0 SAC: 0 DP: 0 HBP: 0		WP: 0 PB: 0 SB: 1 CS: 0		PA: 38

PITCHER	IP	WLS	BF	H	R	ER	SO	BB	IBB	HBP	BLK	WP	HR	S	P	ERA	WHIP
35 Dillon Gee, R (1, 1) ERA: 4.32	6.2	W	27	5	1	0	2	1	0	0	0	0	0	69	105	0.00	0.900
50 Scott Atchison, R (7, 1) ERA: 4.42	0.1	H	1	0	0	0	1	0	0	0	0	0	0	3	6	0.00	0.000
32 LaTroy Hawkins, R (8, 1) ERA: 3.35	1.0	H	5	2	1	1	1	0	0	0	0	0	0	10	11	9.00	2.000
39 Bobby Parnell, R (9, 1) ERA: 2.3	1.0	S	5	2	0	0	0	0	0	0	0	0	0	14	20	0.00	2.000

PITCHER	IP	WLS	BF	H	R	ER	SO	BB	IBB	HBP	BLK	WP	HR	S	P	ERA	WHIP

livebaseballscorecards.com

Pittsburgh Pirates @ Cincinnati Reds

Great American Ball Park, Cincinnati, OH

Fri Jul 19 2013, 7:12 PM - 10:31 PM EDT

Att. 40,831 - Partly Cloudy - 85 F

TOP

livebaseballscorecards.com

Batter	1	2	3	4	5	6	7	8	9	AB	R	H	RBI	BB	SO	LOB
6 Starling Marte, R (1, 7) OBP: 0.342, SLG: 0.469	C SI 88 B SI 89 S KC 78 B CH 83 C CH 83 2-3 ① K		C KC 77 C CH 82 S FC 89 0-3 ① K			C SI 89 B CH 83 S CH 82 F FC 88 B CH 84 X FC 89 2-2 HR	B CU 78 1 SAFE F SI 95 1 SAFE B SI 96 S SI 95 2-3 ① K		S SL 87 B SL 86 B FF 99 S FF 97 B FF 101 X FF 100 3-2 19 DI 1B	5	1	2	1	0	3	1
31 Jose Tabata, R (1, 9) OBP: 0.348, SLG: 0.421 44 Tony Watson, L (7, 1) 29 Bryan Morris, L (8, 1) OBP: 0.250, SLG: 0.250 19 Michael McKenry, R (9, PH) OBP: 0.234, SLG: 0.310	B KC 77 X SI 89 1-0 ② G5-3		B KC 78 C CH 84 B SI 91 T FF 90 F FC 89 F SL 81 B SI 92 X SI 91 3-2 ② L8			B CH 83 B SI 90 C SI 90 F SI 90 X SL 80 2-2 ① F8	B SI 95 B SI 96 1 SAFE 1 SAFE B SI 95 C FF 95 B SI 95 4-1 22 FC6-4 BB 1-2		C FF 99 C SL 88 F FF 101 X SL 89 0-2 ③ P4 1-2	3 0 0 1	0 0 0 0	0 0 0 0	0 0 0 0	1 0 0 0	0 0 0 0	0 0 0 1
22 Andrew McCutchen, R (1, 8) OBP: 0.378, SLG: 0.478	C SI 89 B KC 79 B SI 91 T KC 78 B SL 81 F SL 80 B SI 91 4-2 BB		C KC 79 B FC 88 B CH 85 C FC 88 B SL 80 S SL 80 3-3 ③ K			C FC 88 X KC 78 0-1 HR	B CU 76 F FC 91 B FC 92 F FF 96 F FC 91 X FC 92 1-2f 2-3 2-2 ② FC6-4 24 S			3	1	1	1	1	1	2
24 Pedro Alvarez, L (1, 5) OBP: 0.308, SLG: 0.510	1 SAFE F SI 89 B FC 87 X KC 78 1-1 ③ F7			X CH 82 0-0 ① G3		B CH 83 X FC 88 1-0 ② F9	C FF 94 B SL 84 C SL 84 S SL 84 1-3 ③ K 1-2			4	0	0	0	0	1	3
55 Russell Martin, R (1, 2) OBP: 0.348, SLG: 0.407		C SI 88 B KC 77 B FC 87 B SI 89 C SI 90 C SI 90 3-3 ① K		C SI 90 B KC 79 B CH 84 B FC 89 C SI 91 X FC 90 3-2 46 G6-3 1B		S KC 77 C SI 90 B FC 88 B SL 80 X FC 89 2-2 HR		C FF 94 B SL 87 C SL 84 B FF 94 B SL 83 C FF 94 3-3 ① K		4	1	2	1	0	2	0
46 Garrett Jones, L (1, 3) OBP: 0.306, SLG: 0.425 14 Gaby Sanchez, R (8, PH) OBP: 0.343, SLG: 0.401 (8, 3)		X SI 90 0-0 2B		B CH 84 F FC 88 S KC 80 1 SAFE X FC 89 1-2 ②③ G6-3 1-2f		B FF 94 F FF 93 B FC 90 B SI 95 X FF 95 3-1 12 FC5 10 1B 1B		C KC 72 B SL 80 B SI 90 B SI 95 B FF 91 4-1 10 G6-4-3 BB		3 0	0 0	2 0	0 0	0 1	0 0	1 0
10 Jordy Mercer, R (1, 4) OBP: 0.307, SLG: 0.380		F SI 90 F SI 91 D SL 80 F FC 89 F KC 79 D KC 80 C FC 89 2-3 ② K	C KC 77 B CH 82 C SI 90 F FC 88 F FC 88 B SL 81 X FC 90 2-2 ① P2			F FF 93 C CU 77 F FC 91 X FC 88 0-2 12 FC5 1-2 1B		B FF 91 D SL 83 C FF 89 X SI 89 2-1 ②③ G6-4-3 1-2f		4	0	1	0	0	1	2
12 Clint Barmes, R (1, 6) OBP: 0.256, SLG: 0.294		I IN 73 I IN 74 I IN 72 I IN 72 4-0 47 FC6-4 IBB	F SI 92 B CH 85 F KC 80 B KC 81 X CH 84 2-2 47 B2-6-4 1B			D FF 94 F CU 75 X CU 76 1-1 ③ FC5 1-2 2-3f			C FF 97 S SL 85 F FF 98 C FF 98 0-3 ① K	3	0	1	0	1	1	2
47 Francisco Liriano, L (1, 1) OBP: 0.154, SLG: 0.120 37 Justin Wilson, L (5, 1) 32 Vin Mazzaro, R (6, 1) OBP: 0.200, SLG: 0.200 23 Travis Snider, L (7, PH) OBP: 0.296, SLG: 0.330 (7, 9) 5 Josh Harrison, R (9, PH) OBP: 0.176, SLG: 0.125		X SI 90 0-0 ③ FC6-4 1-2f	X SI 89 0-0 ②③ B2-6-4 1-2f				X SI 96 0-0 22 FC6-4 31 BB 1B		F FF 98 B SL 87 F SL 86 S FF 100 1-3 ② K2-3	2 0 0 1 1	0 0 0 0 0	0 0 0 1 0	0 0 0 0 0	0 0 0 0 1	0 0 0 0 0	3 0 0 0 0
Inning Stats	R: 0 E: 0 K: 1 S: 9 H: 0 LOB: 1 BB: 1 P: 17	R: 0 E: 0 K: 2 S: 10 H: 1 LOB: 2 BB: 1 P: 19	R: 0 E: 0 K: 2 S: 11 H: 0 LOB: 0 BB: 0 P: 17	R: 0 E: 0 K: 0 S: 7 H: 1 LOB: 0 BB: 0 P: 11	R: 0 E: 0 K: 0 S: 9 H: 1 LOB: 0 BB: 0 P: 13	R: 3 E: 0 K: 0 S: 21 H: 5 LOB: 2 BB: 0 P: 32	R: 0 E: 0 K: 2 S: 12 H: 1 LOB: 2 BB: 1 P: 21	R: 0 E: 0 K: 1 S: 6 H: 0 LOB: 0 BB: 1 P: 15	R: 0 E: 0 K: 2 S: 14 H: 1 LOB: 1 BB: 0 P: 18	1B: 6 2B: 1 3B: 0 HR: 3 SF: 0 SAC: 0 DP: 3 HBP: 0						

	AB	34
	R	3
	H	10
	RBI	3
	BB	4
	SO	10
	LOB	15

WP: 0 PB: 0 SB: 1 CS: 0 PA: 38

PITCHER		IP	WLS	BF	H	R	ER	SO	BB	IBB	HBP	BLK	WP	HR	S	P	ERA	WHIP
44 Mike Leake, R ERA: 2.79	(1, 1)	5.2	W	23	6	3	3	5	1	1	0	0	0	3	59	97	4.76	1.235
Logan Ondrusek, R ERA: 4.45	(6, 1)	0.1	H	3	2	0	0	0	0	0	0	0	0	0	8	12	0.00	6.000
31 Alfredo Simon, R ERA: 2.88	(7, 1)	0.2	H	4	1	0	0	1	1	0	0	0	0	0	9	17	0.00	3.000
43 Manny Parra, L ERA: 3.75	(7, 1)	0.2	H	2	0	0	0	2	0	0	0	0	0	0	6	10	0.00	0.000
63 Sam LeCure, R ERA: 2.19	(8, 1)	0.2	H	2	0	0	0	0	1	0	0	0	0	0	3	9	0.00	1.500

PITCHER		IP	WLS	BF	H	R	ER	SO	BB	IBB	HBP	BLK	WP	HR	S	P	ERA	WHIP
54 Aroldis Chapman, L ERA: 2.72	(9, 1)	1.0	S	4	1	0	0	2	0	0	0	0	0	0	14	18	0.00	1.000

BOTTOM

Pittsburgh Pirates @ Cincinnati Reds

Great American Ball Park, Cincinnati, OH

Fri Jul 19 2013, 7:12 PM - 10:31 PM EDT

Att. 40,831 - Partly Cloudy - 85 F

livebaseballscorecards.com

Batter	1	2	3	4	5	6	7	8	9	AB	R	H	RBI	BB	SO	LOB
17 Shin-Soo Choo, L (1, 8) OBP: 0.423, SLG: 0.466	C SI 92 B SI 93 F SL 88 B SL 87 T SL 88 2-2 ① K		B SI 91 B FF 92 C SL 85 C SL 85 X SL 88 2-2 ① F7		S SI 92 X SI 93 0-1 19 BB 28 1B 4 2B 1-3 1B	C FF 93 C SL 87 B SL 88 T SL 88 1-2 ③ K				4	1	1	0	0	2	0
28 Chris Heisey, R (1, 7) OBP: 0.272, SLG: 0.448	B SI 93 B CH 85 C SL 84 F SL 86 F CH 87 B SL 88 X SL 86 3-2 HR		C SI 92 B SI 93 S CH 86 B CH 87 B SI 94 B SL 87 4-2 BB		D CH 86 C SI 92 1 SAFE B SL 86 X CH 86 2-1 19 BB 4 2B 1-2 3-H 1B		C SI 93 S CH 85 X SI 94 0-2 ① L9			3	2	2	2	1	0	0
19 Joey Votto, L (1, 3) OBP: 0.436, SLG: 0.506	B SI 94 B SL 87 B SI 95 C SI 94 F SI 95 F FF 91 X SI 95 3-2 4 FC6-4 1B		B SI 93 C SL 88 1 SAFE C SL 88 D SL 87 C SL 86 2-3 ② K		B SI 92 B CH 88 C SI 93 B SL 88 B SL 86 4-1 4 2B 1-2 2-3 BB		B SI 94 C SI 94 F SI 95 B SL 84 F SI 94 B SI 95 B SI 94 4-2 32 E 32 E3 BB			2	1	1	0	2	1	1
4 Brandon Phillips, R (1, 4) OBP: 0.320, SLG: 0.414	B SI 93 B SI 92 X SL 86 2-0 ② FC6-4 1-2f		X SI 92 0-0 ③ F9		F FF 96 X SI 92 0-1 21 1B 1-H 2-H 3-H 2B		S SI 93 B SI 94 X SI 93 1-1 ② F8			4	0	1	3	0	0	3
32 Jay Bruce, L (1, 9) OBP: 0.322, SLG: 0.501	C SL 87 S SI 94 D CH 89 S SI 95 1-3 ③ K			B SL 83 S SL 85 X SI 92 1-1 ① L3	X SI 96 0-0 ② G5-3		B SI 93 F SI 94 X SL 84 1-1 ③ E3 1-H			4	0	0	0	0	1	3
21 Todd Frazier, R (1, 5) OBP: 0.333, SLG: 0.398		B SI 92 C SL 86 S SL 85 B CH 87 F SI 93 B SL 90 B SL 87 4-2 39 BB BB		B SI 92 B FF 92 C SI 92 X CH 85 2-1 ② G5-3	X FF 96 0-0 2-3 1B			B FC 91 X FC 92 1-0 ① G5-3		3	0	1	0	1	0	0
2 Zack Cozart, R (1, 6) OBP: 0.262, SLG: 0.365		B SI 92 B CH 85 C SL 85 F SI 92 D SL 88 F SI 93 S CH 88 3-3 ① K		C SL 85 S CH 87 F CH 86 B SI 93 X SL 86 1-2 ③ G5-3	C CU 81 F FF 96 S FF 97 0-3 ③ K			C FC 90 S SI 95 S FF 95 0-3 ② K		4	0	0	0	0	3	3
39 Devin Mesoraco, R (1, 2) OBP: 0.317, SLG: 0.356		B SI 92 B CH 86 B CH 86 B SI 93 4-0 44 G4-6-3 1-2 BB			F SI 88 B CH 84 F SL 84 B SI 92 X CH 85 2-2 44 FC6-5 2B	B FF 93 F SI 92 B SL 87 C SI 92 B SI 93 F SI 94 F FF 92 X FF 94 3-2 9 F8-4-3 1B		B FC 91 F FF 94 S FC 90 B CU 85 X FC 90 2-2 ③ L7		3	0	2	0	1	0	0
44 Mike Leake, R (1, 1) OBP: 0.122, SLG: 0.171 Logan Ondrusek, R (6, 1) 9 Jack Hannahan, L (6, PH) OBP: 0.294, SLG: 0.286 31 Alfredo Simon, R (7, 1) OBP: 0.167, SLG: 0.167 43 Manny Parra, L (7, 1) OBP: 0.500, SLG: 0.500 63 Sam LeCure, R (8, 1) 54 Aroldis Chapman, L (9, 1)		L SL 86 F CH 86 X CH 86 0-2 ② ③ G4-6-3 1-2f			L SI 90 M SL 87 B SL 85 F SL 86 B SI 93 X SL 86 2-2 ① FC6-5 17 1B 28 1B 2-3	C FF 93 F SI 94 F SI 92 B SL 90 F SL 88 B SI 93 F SI 93 X SI 93 2-2 ① ② F8-4-3 1-1				2 0 1 0 0 0 0	1 0 0 0 0 0 0	0 0 0 0 0 0 0	0 0 0 0 0 0 0	0 0 0 0 0 0 0	0 0 1 0 0 0 0	3 0 1 0 0 0 0
Inning Stats	R: 1 E: 0 K: 2 S: 15 H: 2 LOB: 1 BB: 0 P: 26	R: 0 E: 0 K: 1 S: 10 H: 0 LOB: 1 BB: 2 P: 21	R: 0 E: 0 K: 1 S: 9 H: 0 LOB: 1 BB: 1 P: 17	R: 0 E: 0 K: 0 S: 8 H: 0 LOB: 0 BB: 0 P: 12	R: 4 E: 0 K: 1 S: 19 H: 5 LOB: 2 BB: 1 P: 29	R: 0 E: 0 K: 1 S: 14 H: 1 LOB: 0 BB: 0 P: 20	R: 0 E: 1 K: 0 S: 10 H: 0 LOB: 2 BB: 1 P: 16	R: 0 E: 0 K: 1 S: 7 H: 0 LOB: 0 BB: 0 P: 10		1B: 5 2B: 3 3B: 0 HR: 1 SF: 0 SAC: 0 DP: 2 HBP: 0						

	AB	30
	R	5
	H	8
	RBI	5
	BB	5
	SO	7
	LOB	14

WP: 0 PB: 0 SB: 0 CS: 0 PA: 35

PITCHER		IP	WLS	BF	H	R	ER	SO	BB	IBB	HBP	BLK	WP	HR	S	P	ERA	WHIP
47 Francisco Liriano, L ERA: 2.44	(1, 1)	4.1	L	21	5	5	5	4	4	0	0	0	0	1	54	98	10.38	2.077
37 Justin Wilson, L ERA: 1.87	(5, 1)	0.2		4	2	0	0	1	0	0	0	0	0	0	7	7	0.00	3.000
32 Vin Mazzaro, R ERA: 2.64	(6, 1)	1.0		3	1	0	0	1	0	0	0	0	0	0	14	20	0.00	1.000
44 Tony Watson, L ERA: 3.28	(7, 1)	1.0		4	0	0	0	0	1	0	0	0	0	0	10	16	0.00	1.000
29 Bryan Morris, R ERA: 2.66	(8, 1)	1.0		3	0	0	0	1	0	0	0	0	0	0	7	10	0.00	0.000

PITCHER	IP	WLS	BF	H	R	ER	SO	BB	IBB	HBP	BLK	WP	HR	S	P	ERA	WHIP

Pittsburgh Pirates @ Cincinnati Reds

Great American Ball Park, Cincinnati, OH

Sat Jul 20 2013, 4:08 PM - 9:03 PM EDT

Att. 34,728 - Cloudy - 89 F

TOP

livebaseballscorecards.com

Batter	1	2	3	4	5	6	7	8	9	AB	R	H	RBI	BB	SO	LOB
6 Starling Marte, R (1, 7) OBP: 0.343, SLG: 0.465	C FC 94 X CU 78 0-1 ① B5-3	D SL 88 B CH 81 D CH 84 C FC 94 B SI 94 4-1 31 E BB		F CH 84 B SL 85 F SI 94 X FF 95 1-2 ① F9		C CU 74 B CH 88 F CU 75 S FF 94 1-3 ③ K		S CU 76 H SI 95 1-1 1-2 2-3 HBP		3	0	0	0	1	1	0
31 Jose Tabata, R (1, 9) OBP: 0.343, SLG: 0.408	B FC 95 B FC 93 B FF 94 B FC 93 4-0 22 1B BB	C SI 95 F FF 94 F FF 94 D SL 85 X SI 95 1-2 FC6 1-3 2-H		C SL 85 X FF 94 0-1 ② F8			B KC 72 C FC 88 B KC 74 X FF 89 2-1 ① G5-3	C FF 93 B FF 93 B FF 92 X FF 92 2-1 ③ G4-3		4	0	0	0	1	0	4
22 Andrew McCutchen, R (1, 8) OBP: 0.383, SLG: 0.494	B FC 93 C FC 94 B SL 86 F FC 96 1 SAFE X FF 93 2-2 1-2 1B	F FF 96 F FF 97 S SL 87 0-3 ③ K		S FF 96 B CH 87 B SL 87 X FC 95 2-1 HR			C FF 91 C FF 92 X FF 91 0-2 ② 2B		S FF 98 X SL 87 0-1 24 E 24 E 1B	5	1	4	1	0	1	2
24 Pedro Alvarez, L (1, 5) OBP: 0.303, SLG: 0.502	S SI 93 B SI 93 B CU 77 B CH 84 F FF 94 S FF 94 3-3 ② K	S CH 83 X SI 93 0-1 ① F8		C CU 79 C SL 85 B FF 95 X SL 86 1-2 ③ G4-3			S FF 90 C FF 90 X KC 75 0-2 ③ F7		1 SAFE 1 SAFE B FF 100 1 SAFE F FF 99 S FF 101 X FF 102 1-2 1-3 E6	5	0	0	0	0	1	3
55 Russell Martin, R (1, 2) OBP: 0.342, SLG: 0.399	C SL 88 X FF 94 0-1 ③ L8		B FC 94 B SL 86 C FC 94 B SI 93 X FF 94 3-1 ② P2		B FF 93 C CU 76 S SL 85 B SI 93 X FF 92 2-2 ① G3-1			X SI 96 0-0 ① G5-3	B FF 101 C FF 101 X FF 100 1-1 ① P4	5	0	0	0	0	0	4
46 Garrett Jones, L (1, 3) OBP: 0.308, SLG: 0.435 19 Michael McKenry, R (9, PH) OBP: 0.231, SLG: 0.307		B FC 93 C FF 93 C CU 78 X FC 96 1-2 HR	S CH 85 B CU 80 B SL 86 B FF 94 B FC 96 4-1 10 2B BB		C CU 78 X CU 81 0-1 ② G4-3			C FF 96 S CU 79 F FC 91 X CU 77 0-2 ② G4-3	F FF 100 B FF 101 F FF 100 F FF 101 S FF 101 1-3 ② K	3 1	1 0	1 0	1 0	1 0	0 1	0 2
10 Jordy Mercer, R (1, 4) OBP: 0.310, SLG: 0.386 (8, 6)	C FC 96 S SL 88 B SL 87 F SL 86 X CU 80 1-2 ① L7	B FC 96 C FC 93 D CU 81 D SL 84 S FC 94 X FF 96 3-2 1-3 2B	B FC 96 B CU 80 B SL 86 B FF 94 B FC 96 3-2	C FC 95 B CU 80 S SL 86 S SL 86 1-3 ③ K			C FC 91 C SI 96 B CU 79 B FC 91 X SI 96 2-2 23 2B 1B	C FF 100 F FF 101 S FF 102 0-3 ③ K	5	1	2	0	0	2	2
12 Clint Barmes, R (1, 6) OBP: 0.257, SLG: 0.291 23 Travis Snider, L (8, PH) OBP: 0.299, SLG: 0.338 5 Josh Harrison, R (8, PR) OBP: 0.176, SLG: 0.125 (8, 4)	B FF 96 S SL 88 S SI 94 S SL 86 1-3 K 31 FC6 34 SH3-4 31 E	I IN 61 I IN 66 I IN 65 I IN 56 4-0 IBB		B FF 92 F FF 92 X CU 75 1-1 ① L6		B SI 96 C SI 96 B SI 96 D FF 96 F FF 95 X FF 94 3-2 6 HBP 1-H 2B		2 1 0	1 0 0	0 1 0	1 1 0	1 0 0	1 0 0	0 0 0
34 A.J. Burnett, R (1, 1) OBP: 0.094, SLG: 0.094 30 Jeanmar Gómez, R (6, 1) OBP: 0.091, SLG: 0.091 14 Gaby Sanchez, R (8, PH) OBP: 0.346, SLG: 0.401 35 Mark Melancon, R (8, 1)	C FF 95 B FC 93 X FC 94 1-1 ② SH3-4 1-2	F FC 95 C FC 95 B SI 96 C FF 96 1-3 ③ K		C FF 94 B CU 76 C FF 94 B FF 93 F FF 93 F FF 93 F CU 75 S FF 93 2-3 ② K		B FC 91 F FF 91 B FC 91 C FC 90 D FC 91 B SI 95 4-2 6 HBP BB		2 0 0 0	0 0 0 0	0 0 0 0	0 0 0 0	0 0 1 0	2 0 0 0	3 0 0 0
Inning Stats	R: 0 E: 0 K: 1 S: 10 H: 1 LOB: 2 BB: 1 P: 19	R: 2 E: 1 K: 2 S: 20 H: 1 LOB: 2 BB: 1 P: 29	R: 0 E: 0 K: 1 S: 11 H: 1 LOB: 3 BB: 2 P: 26	R: 1 E: 0 K: 0 S: 10 H: 1 LOB: 0 BB: 0 P: 14	R: 0 E: 0 K: 1 S: 8 H: 0 LOB: 0 BB: 0 P: 11	R: 0 E: 0 K: 2 S: 11 H: 0 LOB: 0 BB: 0 P: 15	R: 0 E: 0 K: 0 S: 8 H: 1 LOB: 0 BB: 0 P: 10	R: 1 E: 0 K: 0 S: 16 H: 2 LOB: 3 BB: 1 P: 28	R: 0 E: 2 K: 2 S: 14 H: 1 LOB: 2 BB: 0 P: 17	1B: 3 2B: 3 3B: 0 HR: 2 SF: 0 SAC: 1 DP: 0 HBP: 1						

	AB	36
	R	4
	H	8
	RBI	3
	BB	5
	SO	9
	LOB	20

PITCHER		IP	WLS	BF	H	R	ER	SO	BB	IBB	HBP	BLK	WP	HR	S	P	ERA	WHIP
55 Mat Latos, R ERA: 3.53	(1, 1)	5.0	W	25	4	3	2	5	3	1	0	0	1	2	59	99	3.60	1.400
60 J.J. Hoover, R ERA: 3.6	(6, 1)	1.0	H	3	0	0	0	2	0	0	0	0	0	0	11	15	0.00	0.000
63 Sam LeCure, R ERA: 2.13	(7, 1)	1.0	H	3	1	0	0	0	0	0	0	0	0	0	8	10	0.00	1.000
31 Alfredo Simon, R ERA: 3.02	(8, 1)	0.2	H	6	2	1	1	0	1	0	1	0	0	0	14	24	13.50	4.500
Logan Ondrusek, R ERA: 4.4	(8, 1)	0.1	H	1	0	0	0	0	0	0	0	0	0	0	2	4	0.00	0.000

PITCHER		IP	WLS	BF	H	R	ER	SO	BB	IBB	HBP	BLK	WP	HR	S	P	ERA	WHIP
54 Aroldis Chapman, L ERA: 2.66	(9, 1)	1.0	S	5	1	0	0	2	0	0	0	0	0	0	14	17	0.00	1.000

Pittsburgh Pirates @ Cincinnati Reds

Great American Ball Park, Cincinnati, OH

Sat Jul 20 2013, 4:08 PM - 9:03 PM EDT

Att. 34,728 - Cloudy - 89 F

BOTTOM

livebaseballscorecards.com

Batter	1	2	3	4	5	6	7	8	9	AB	R	H	RBI	BB	SO	LOB
17 Shin-Soo Choo, L (1, 8) OBP: 0.423, SLG: 0.468	B SI 93 X SI 92 1-0 28 1B 19 E 2B	L FF 91 C KC 82 X SI 92 0-2 19 CS 1B		C KC 81 D KC 81 F SI 92 X KC 83 1-2 ③ G4-3		C SI 92 D KC 83 C SI 92 B KC 82 C SI 93 2-3 ② K		B FF 94 B FF 92 X FF 93 2-0 ② G3		5	1	2	0	0	1	3
28 Chris Heisey, R (1, 7) OBP: 0.277, SLG: 0.440	X SI 92 0-0 19 E 4 1B 2-3 1B	1 SAFE 1 SAFE C SI 92 1 SAFE X KC 82 0-1 ① F7			F FF 90 X SI 91 0-1 ① G5-3	B SI 93 B SI 93 D SI 94 C SI 94 C FF 93 F SI 93 B SI 93 4-2 19 BB 1-2 2-3 BB		C FC 94 X FC 92 0-1 ③ P3		4	1	1	0	1	0	1
19 Joey Votto, L (1, 3) OBP: 0.437, SLG: 0.504	X KC 84 0-0 E4 9 HBP 4 1B 2 SF8 1-3 3-H	1 SAFE C SI 93 1 SAFE F SI 93 B FF 93 1 SAFE D KC 84 S SI 94 2-3 ② ③ K 1-2			X KC 81 0-0 32 FC4-6 4 1B 1B	B SI 93 B SI 92 B SI 93 C SI 92 B FF 92 4-1 1-2 2-3 3-H BB				3	1	1	2	1	1	2
4 Brandon Phillips, R (1, 4) OBP: 0.322, SLG: 0.415	C FF 94 D KC 84 X SI 93 1-1 2 SF8 9 HBP 39 2B 1-2 3-H 1B		C FF 90 F KC 82 B KC 83 B KC 81 F SI 92 S SI 93 2-3 ① K		B KC 82 F SI 92 X KC 82 1-1 32 FC4-6 1-2 1B	C FF 91 S SL 83 S SL 84 0-3 ③ K				4	1	2	1	0	2	3
32 Jay Bruce, L (1, 9) OBP: 0.319, SLG: 0.496	C KC 82 S SI 93 S KC 83 0-3 ① K		C CH 88 B KC 81 C SI 93 F KC 82 F SI 93 B KC 82 S KC 82 2-3 ② K		B KC 80 S KC 82 S KC 82 2 SAFE X KC 82 1-2 ② FC4-6 1-2f 2-3		S FF 89 F CH 82 B SL 80 F CH 81 B SL 79 S SL 79 2-3 ① K			4	0	0	0	0	3	4
9 Jack Hannahan, L (1, 5) OBP: 0.302, SLG: 0.280	C SI 93 D KC 83 C SI 93 H KC 85 2-2 39 2B 1-2 2-3 HBP		F FF 92 S KC 82 S KC 83 0-3 ③ K		S KC 83 D KC 84 B KC 83 B SI 93 F SI 93 X KC 83 3-2 ③ G3		B FF 89 F SL 79 S CH 80 B CH 82 B CH 81 B FF 90 4-2 BB			2	0	0	0	1	1	2
2 Zack Cozart, R (1, 6) OBP: 0.265, SLG: 0.370	X FF 92 0-0 ② SF8 2-3 3-H			C SI 90 B KC 83 B KC 83 X FF 90 2-1 39 G6-3 2B		C SI 91 B FF 91 F FF 91 F KC 83 F SI 91 B KC 82 X SI 92 2-2 28 BB 3 1B 19 BB 1B	F SI 90 B SL 81 1 SAFE B FF 90 S SL 81 S SL 82 2-3 ② K			3	1	2	1	0	1	1
39 Devin Mesoraco, R (1, 2) OBP: 0.315, SLG: 0.360	B KC 83 C KC 84 X KC 84 1-1 1-3 3-H 2B			C SI 91 F KC 81 B KC 81 X SI 92 1-2 ① G6-3 2-3		1 SAFE X SI 91 0-0 ① L6	S SL 79 F SL 84 S SL 82 0-3 ③ K			4	0	1	1	0	1	3
55 Mat Latos, R (1, 1) OBP: 0.156, SLG: 0.182 60 J.J. Hoover, R (6, 1) 3 Cesar Izturis, S (6, PH) OBP: 0.278, SLG: 0.265 63 Sam LeCure, R (7, 1) 31 Alfredo Simon, R (8, 1) OBP: 0.167, SLG: 0.167 Logan Ondrusek, R (8, 1) 15 Derrick Robinson, S (8, PH) OBP: 0.333, SLG: 0.328 54 Aroldis Chapman, L (9, 1)	B FF 92 F FF 92 S KC 84 D KC 84 F SI 92 B SI 94 S FF 93 3-3 ③ K			C KC 80 S KC 82 S KC 83 0-3 ② K		1 SAFE X SI 92 0-0 19 BB 28 BB 1-2 1B		L FF 94 B FC 92 S FC 92 B FC 93 S FC 92 2-3 ① K		2 0 1 0 0 0 1 0	0 0 0 0 0 0 0 0	0 0 1 0 0 0 0 0	0 0 0 0 0 0 0 0	0 0 0 0 0 0 1 0	2 0 0 0 0 0 0 0	3 0 0 0 0 0 0 0
Inning Stats	R: 4 E: 1 K: 2 S: 17 H: 4 LOB: 2 BB: 0 P: 25	R: 0 E: 0 K: 1 S: 8 H: 1 LOB: 1 BB: 0 P: 10	R: 0 E: 0 K: 3 S: 13 H: 0 LOB: 0 BB: 0 P: 17	R: 0 E: 0 K: 1 S: 11 H: 1 LOB: 1 BB: 0 P: 15	R: 0 E: 0 K: 0 S: 11 H: 2 LOB: 2 BB: 0 P: 16	R: 1 E: 0 K: 2 S: 17 H: 2 LOB: 3 BB: 2 P: 29	R: 0 E: 0 K: 3 S: 12 H: 0 LOB: 1 BB: 1 P: 20	R: 0 E: 0 K: 1 S: 6 H: 0 LOB: 0 BB: 0 P: 10		1B: 7 2B: 4 3B: 0 HR: 0 SF: 1 SAC: 0 DP: 1 HBP: 1			WP: 0 PB: 0 SB: 0 CS: 1 PA: 38	

	AB	R	H	RBI	BB	SO	LOB
	33	5	10	5	3	13	22

PITCHER		IP	WLS	BF	H	R	ER	SO	BB	IBB	HBP	BLK	WP	HR	S	P	ERA	WHIP
34 A.J. Burnett, R ERA: 3.07	(1, 1)	5.2	L	30	10	5	2	8	2	0	1	0	0	0	74	109	3.18	2.118
30 Jeanmar Gómez, R ERA: 2.65	(6, 1)	1.1		5	0	0	0	4	1	0	0	0	0	0	15	23	0.00	0.750
35 Mark Melancon, R ERA: 0.79	(8, 1)	1.0		3	0	0	0	1	0	0	0	0	0	0	6	10	0.00	0.000

PITCHER	IP	WLS	BF	H	R	ER	SO	BB	IBB	HBP	BLK	WP	HR	S	P	ERA	WHIP

Batter	1	2	3	4	5	6	7	8	9	AB	R	H	RBI	BB	SO	LOB
6 Starling Marte, R (1, 7) OBP: 0.339, SLG: 0.459	X FF 94 0-0 ① P4		B SL 92 S SL 91 L CH 88 S FF 97 1-3 ① K 1-2		S SL 91 F FF 96 F FF 95 X SL 90 0-2 ③ L8		C CU 74 B FF 93 X FF 92 1-1 ② F8		B FF 96 S CH 86 S CH 86 S CH 84 1-3 ③ K	5	0	0	0	0	2	5
23 Travis Snider, L (1, 9) OBP: 0.294, SLG: 0.332	B FF 94 C FF 95 B CH 86 S SL 85 F FF 96 F FF 95 C KC 81 2-3 ② K		B FF 97 B FF 96 C FF 96 B CH 86 X FF 97 3-1 ② G4-3 2-3			B FF 95 B FF 95 B FF 96 C FF 94 F FF 97 F FF 99 F SI 96 T FF 97 3-2 ① K	S FF 92 B CU 74 S FF 93 F FF 93 X FF 94 1-2 ③ L7			4	0	0	0	0	2	3
22 Andrew McCutchen, R (1, 8) OBP: 0.379, SLG: 0.489	F FF 96 X FF 96 0-1 ③ G4-3		S SL 91 S FF 96 B FF 96 B SL 92 S SL 92 2-3 ③ K			C FF 98 F FF 98 B SL 90 B SL 90 X SL 91 2-2 ② G6-3		S FF 93 B FF 93 X CU 75 1-1 ① F7		4	0	0	0	0	1	1
24 Pedro Alvarez, L (1, 5) OBP: 0.300, SLG: 0.495		F SI 93 B FF 94 B CH 85 F FF 94 X FF 95 2-2 ① G4-3		B FF 95 X CH 86 1-0 ① G3		F SL 90 B FF 95 B FF 97 B FF 96 F FF 97 S FF 98 3-3 ③ K		C CU 74 B CH 88 B FF 93 F FF 94 F FF 94 S FF 94 2-3 ② K		4	0	0	0	0	2	0
46 Garrett Jones, L (1, 3) OBP: 0.309, SLG: 0.445 14 Gaby Sanchez, R (7, 3) OBP: 0.349, SLG: 0.401		X KC 80 0-0 HR		C FF 94 S FF 96 B FF 96 S SL 91 1-3 ② K			B SI 95 F FF 95 F FF 96 B FF 96 F SI 97 S SL 92 2-3 ① K	B CU 74 B FF 93 F FF 94 B FF 94 B FF 95 4-1 BB		3 0	1 0	1 0	1 0	0 1	2 0	0 0
19 Michael McKenry, R (1, 2) OBP: 0.241, SLG: 0.324		X FF 95 0-0 1B		C SL 92 F FF 96 S FF 99 0-3 ③ K			B CH 86 C SL 90 F FF 97 F FF 98 F FF 98 B FF 96 F SL 91 F FF 97 B FF 98 3-2 X FF 86 10 1B 2B	S FF 94 B CU 74 F CU 74 S FF 93 1-3 ③ K		4	1	2	0	0	2	1
10 Jordy Mercer, R (1, 4) OBP: 0.313, SLG: 0.385		S SL 90 F SL 90 F FF 94 F CH 86 F FF 94 F SI 94 B SL 90 S SL 91 1-3 ② K			C FF 93 B CH 86 S SL 88 B SL 90 S FF 95 2-3 ① K		B SL 91 F SL 90 B FF 96 X SL 92 2-1 12 1B 31 1B 2-H 1B		B FF 94 B CH 81 F FF 93 H FF 94 3-1 12 SH1-3 HBP	3	1	1	1	0	2	1
12 Clint Barmes, R (1, 6) OBP: 0.263, SLG: 0.293		D SL 88 F SI 96 B FF 96 C SL 90 S FF 95 2-3 ③ K			S SL 90 B SI 96 F SL 90 B CH 86 B FF 98 F SL 91 B FF 97 4-2 49 PB BB		1 SAFE F FF 96 S SL 90 X SL 89 0-2 31 1B 1-2 1B		X FF 92 0-0 ① SH1-3 1-2	2	0	1	0	1	1	1
49 Jeff Locke, L (1, 1) OBP: 0.147, SLG: 0.094 31 Jose Tabata, R (7, PH) OBP: 0.347, SLG: 0.412 44 Tony Watson, L (7, 1) 29 Bryan Morris, L (7, 1) OBP: 0.250, SLG: 0.250 37 Justin Wilson, L (7, 1) 35 Mark Melancon, R (8, 1) 2 Brandon Inge, R (9, PH) OBP: 0.204, SLG: 0.238 39 Jason Grilli, R (9, 1)			C FF 93 B FF 94 T FF 94 B KC 81 F FF 95 X FF 95 2-2 23 G4-3 6 WP 1B		M KC 78 C FF 95 S SL 90 0-3 ② K 1-2		X SI 95 0-0 1-2 2-H 1B		S FF 95 D CH 86 S FF 94 B FF 96 S FF 96 2-3 ② K	2 1 0 0 0 0 0 1 0	0 0 0 0 0 0 0 0 0	1 1 0 0 0 0 0 0 0	0 1 0 0 0 0 0 0 0	0 0 0 0 0 0 0 1 0	1 0 0 0 0 0 0 1 0	1 0 0 0 0 0 0 1 0
Inning Stats	R: 0 E: 0 K: 1 S: 8 H: 0 LOB: 0 BB: 0 P: 10	R: 1 E: 0 K: 2 S: 15 H: 2 LOB: 1 BB: 0 P: 20	R: 0 E: 0 K: 2 S: 12 H: 1 LOB: 1 BB: 0 P: 20	R: 0 E: 0 K: 2 S: 7 H: 0 LOB: 0 BB: 0 P: 9	R: 0 E: 0 K: 2 S: 13 H: 0 LOB: 1 BB: 1 P: 19	R: 0 E: 0 K: 2 S: 11 H: 0 LOB: 0 BB: 0 P: 19	R: 2 E: 0 K: 1 S: 23 H: 4 LOB: 2 BB: 0 P: 32	R: 0 E: 0 K: 2 S: 10 H: 0 LOB: 1 BB: 1 P: 18	R: 0 E: 0 K: 2 S: 8 H: 0 LOB: 1 BB: 0 P: 14	1B: 5 2B: 1 3B: 0 HR: 1 SF: 0 SAC: 1 DP: 0 HBP: 1						WP: 1 PB: 1 SB: 0 CS: 0 PA: 37	

PITCHER		IP	WLS	BF	H	R	ER	SO	BB	IBB	HBP	BLK	WP	HR	S	P	ERA	WHIP
34 Homer Bailey, R ERA: 3.84	(1, 1)	6.1	L	27	7	3	3	12	1	0	0	0	1	1	83	121	4.26	1.263
60 J.J. Hoover, R ERA: 3.46	(7, 1)	1.2		6	0	0	0	2	1	0	0	0	0	0	16	26	0.00	0.600
46 Curtis Partch, R ERA: 4.05	(9, 1)	1.0		4	0	0	0	2	0	0	1	0	0	0	8	14	0.00	0.000

PITCHER	IP	WLS	BF	H	R	ER	SO	BB	IBB	HBP	BLK	WP	HR	S	P	ERA	WHIP

TOP

Pittsburgh Pirates @ Cincinnati Reds

Great American Ball Park, Cincinnati, OH

Sun Jul 21 2013, 1:11 PM - 4:29 PM EDT

Att. 40,824 - Partly Cloudy - 83 F

livebaseballscorecards.com

AB	33
R	3
H	7
RBI	3
BB	2
SO	16
LOB	14

BOTTOM

Pittsburgh Pirates @ Cincinnati Reds

Great American Ball Park, Cincinnati, OH

Sun Jul 21 2013, 1:11 PM - 4:29 PM EDT

Att. 40,824 - Partly Cloudy - 83 F

livebaseballscorecards.com

Batter	1	2	3	4	5	6	7	8	9	AB	R	H	RBI	BB	SO	LOB
17 Shin-Soo Choo, L (1, 8) OBP: 0.426, SLG: 0.469	X SI 89 0-0 28 CS 1B		B KC 80 B SI 92 B FF 92 B SI 91 4-0 BB		C SI 90 F SI 90 B KC 81 X FF 91 1-2 ③ P5 2-3 3-H			C FC 92 X FC 92 0-1 19 G3-6-1 28 BB 1-3 1B		3	0	2	0	1	0	1
28 Chris Heisey, R (1, 7) OBP: 0.276, SLG: 0.429	C SI 92 1 SAFE B FF 92 C SI 92 C SI 92 1-3 ①② K 1-2		C SI 90 S CH 83 1 SAFE B FF 91 1 SAFE F CH 82 B FF 91 B KC 79 S CH 82 3-3 ③ K			X FF 87 0-0 ① L8		B FF 92 B FC 92 F FF 93 D FF 93 F FF 92 D FC 93 4-2 19 G3-6-1 1-2 BB		3	0	0	0	1	2	2
19 Joey Votto, L (1, 3) OBP: 0.435, SLG: 0.500	B SI 93 B KC 83 B SI 91 B SI 92 4-0 4 FC6-4 BB			B SI 89 C SI 88 F KC 78 B SI 91 X FF 90 2-2 ① G4-3		B FF 88 X SI 88 1-0 ② L4		F FF 93 X FC 92 0-1 ①② G3-6-1 1-2f 2-3 3-H		3	0	0	0	1	0	2
4 Brandon Phillips, R (1, 4) OBP: 0.318, SLG: 0.410	C SI 91 X CH 81 0-1 ③ FC6-4 1-2f			B CH 82 S SI 90 C SI 92 B FF 91 B CH 82 T FF 92 3-2 ② K		F KC 76 S CH 80 B SI 90 C SI 89 1-3 ③ K		F KC 81 X KC 83 0-1 ③ G6-3		4	0	0	0	0	2	2
32 Jay Bruce, L (1, 9) OBP: 0.318, SLG: 0.492		F FF 91 S SI 91 F FF 90 B KC 81 S SI 92 1-3 ① K		B SI 90 B SI 90 S KC 78 S KC 80 F KC 82 X SI 91 2-2 ③ G4-3			C SI 93 B SL 86 B SL 86 F SI 93 B SI 94 F SL 85 B SI 94 4-2 2 FC5-4 BB		B FF 94 S FF 94 S FF 94 F FF 94 S FF 93 1-3 ① K	3	0	0	0	1	2	0
21 Todd Frazier, R (1, 5) OBP: 0.332, SLG: 0.396		B KC 80 X SI 93 1-0 ② L4			B CH 80 B SI 89 B SI 89 C SI 90 S CH 80 X CH 81 3-2 ① G4-3		B FC 90 1 SAFE X FF 94 1-0 ① L8		X SL 81 0-0 1B	4	0	1	0	0	0	1
2 Zack Cozart, R (1, 6) OBP: 0.264, SLG: 0.367		C SI 91 F FF 92 F KC 82 B SI 92 B CH 83 X FF 92 2-2 ③ F7			B SI 91 B CH 81 B SI 90 B FF 89 4-0 34 SH2-4 37 BB 17 WP BB		X FF 94 0-0 ② FC5-4 1-2f		B FF 94 F SL 81 B SL 82 S FF 94 B FF 94 F FF 93 X SL 83 3-2 ② L7	3	1	0	0	1	0	2
37 Corky Miller, R (1, 2) OBP: 0.280, SLG: 0.100 26 Xavier Paul, L (7, PH) OBP: 0.330, SLG: 0.390 50 Neftali Soto, R (7, PH) 39 Devin Mesoraco, R (8, 2) OBP: 0.314, SLG: 0.358			F FF 90 C SI 92 X SI 92 0-2 ① G6-3		B CH 84 D SI 85 C SI 87 1 SAFE 1 SAFE B CH 84 B FF 88 4-1 17 WP 34 SH2-4 1-2 BB		B FF 95 F FF 96 S FF 97 S FF 98 1-3 ③ K		C FF 94 C FF 94 F FF 93 X FF 94 0-2 ③ P6	1 0 1 1	0 0 0 0	0 0 0 0	0 0 0 0	1 0 1 0	0 0 0 0	0 0 1 1
34 Homer Bailey, R (1, 1) OBP: 0.176, SLG: 0.206 60 J.J. Hoover, R (7, 1) 15 Derrick Robinson, S (8, PH) OBP: 0.338, SLG: 0.328 46 Curtis Partch, R (9, 1)			B SI 92 C SI 91 B FF 91 S FF 91 S SI 92 2-3 ② K		X SI 88 0-0 ② SH2-4 1-2 2-3			B FC 92 B FF 92 B FC 92 B FC 92 4-0 17 1B 19 G3-6-1 BB		1 0 0 0	0 0 1 0	0 0 0 0	0 0 1 0	1 0 0 0	0 0 0 0	0 0 0 0

	AB	27
	R	2
	H	3
	RBI	0
	BB	7
	SO	8
	LOB	12

Inning Stats																				
	R: 0 E: 0 K: 1 S: 6	H: 1 LOB: 1 BB: 1 P: 11	R: 0 E: 0 K: 1 S: 9	H: 0 LOB: 0 BB: 0 P: 13	R: 0 E: 0 K: 2 S: 10	H: 0 LOB: 1 BB: 1 P: 19	R: 0 E: 0 K: 1 S: 10	H: 0 LOB: 0 BB: 0 P: 17	R: 1 E: 0 K: 0 S: 8	H: 0 LOB: 1 BB: 2 P: 20	R: 0 E: 0 K: 1 S: 5	H: 0 LOB: 0 BB: 0 P: 7	R: 0 E: 0 K: 1 S: 8	H: 0 LOB: 1 BB: 1 P: 14	R: 1 E: 0 K: 0 S: 8	H: 1 LOB: 1 BB: 2 P: 16	R: 0 E: 0 K: 1 S: 13	H: 1 LOB: 1 BB: 0 P: 17	1B: 3 2B: 0 3B: 0 HR: 0	SF: 0 SAC: 1 DP: 1 HBP: 0	WP: 1 PB: 0 SB: 0 CS: 1	PA: 35

PITCHER		IP	WLS	BF	H	R	ER	SO	BB	IBB	HBP	BLK	WP	HR	S	P	ERA	WHIP
49 Jeff Locke, L ERA: 2.11	(1, 1)	6.0	W	22	1	1	1	6	4	0	0	0	1	0	48	87	1.50	0.833
44 Tony Watson, L ERA: 3.28	(7, 1)	0.0		1	0	0	0	0	1	0	0	0	0	0	3	7	∞	∞
29 Bryan Morris, R ERA: 2.61	(7, 1)	0.2	H	2	0	0	0	0	0	0	0	0	0	0	2	3	0.00	0.000
37 Justin Wilson, L ERA: 1.86	(7, 1)	0.1	H	1	0	0	0	1	0	0	0	0	0	0	3	4	0.00	0.000
35 Mark Melancon, R ERA: 0.97	(8, 1)	1.0	H	5	1	1	1	0	2	0	0	0	0	0	8	16	9.00	3.000

PITCHER		IP	WLS	BF	H	R	ER	SO	BB	IBB	HBP	BLK	WP	HR	S	P	ERA	WHIP
39 Jason Grilli, R ERA: 1.94	(9, 1)	1.0	S	4	1	0	0	1	0	0	0	0	0	0	13	17	0.00	1.000

Pittsburgh Pirates @ Washington Nationals

Nationals Park, Washington, DC

Mon Jul 22 2013, 7:08 PM - 10:21 PM EDT

Att. 29,200 - Cloudy - 86 F

livebaseballscorecards.com

TOP

Batter	1	2	3	4	5	6	7	8	9	AB	R	H	RBI	BB	SO	LOB
6 Starling Marte, R (1, 7) OBP: 0.337, SLG: 0.455	P4		22 HR HBP		F8		K2-3		K	4	1	0	0	0	2	0
10 Jordy Mercer, R (1, 4) OBP: 0.320, SLG: 0.393	22 HR BB		F7		2B		22 CS 1B		G6-3	4	1	2	0	1	0	1
22 Andrew McCutchen, R (1, 8) OBP: 0.379, SLG: 0.504	1-H HR		1-H HR		K		G5-3		F9	5	2	2	4	0	1	2
24 Pedro Alvarez, L (1, 5) OBP: 0.299, SLG: 0.492	F7		F8		K			31 SH5-4 55 BB 12 WP 1B		4	1	1	0	0	1	1
55 Russell Martin, R (1, 2) OBP: 0.347, SLG: 0.402	K			46 2B 14 G6-3 1B		46 G4-3 46 S 1B		12 WP 31 SH5-4 BB		3	1	2	0	1	1	0
46 Garrett Jones, L (1, 9) OBP: 0.309, SLG: 0.448		G3		12 G3-1 2B		G4-3		SH5-4		3	0	1	0	0	0	1
31 Jose Tabata, R (8, PH) OBP: 0.347, SLG: 0.412 (8, 9)										0	0	0	0	0	0	0
14 Gaby Sanchez, R (1, 3) OBP: 0.342, SLG: 0.392		K		G6-3 3-H		P6		F7		4	0	0	1	0	1	4
12 Clint Barmes, R (1, 6) OBP: 0.268, SLG: 0.290		F8		G3-1 2-3		4-2 BB		4-2 2-3 3-H BB		2	0	0	0	2	0	1
50 Charlie Morton, R (1, 1) 29 Bryan Morris, L (7, 1) OBP: 0.250, SLG: 0.250 23 Travis Snider, L (8, PH) OBP: 0.293, SLG: 0.330 44 Tony Watson, L (8, 1) 39 Jason Grilli, R (9, 1) 32 Vin Mazzaro, R (9, 1) OBP: 0.200, SLG: 0.200			K	K		G4-3		P4		3 0 1 0 0 0	0 0 0 0 0 0	0 0 0 0 0 0	0 0 0 0 0 0	0 0 0 0 0 0	2 0 0 0 0 0	3 0 2 0 0 0
Inning Stats	R: 2 E: 0 K: 1 S: 16 H: 1 LOB: 0 BB: 1 P: 24	R: 0 E: 0 K: 1 S: 6 H: 0 LOB: 0 BB: 0 P: 8	R: 2 E: 0 K: 1 S: 10 H: 1 LOB: 0 BB: 0 P: 16	R: 1 E: 0 K: 1 S: 11 H: 2 LOB: 1 BB: 0 P: 16	R: 0 E: 0 K: 2 S: 12 H: 1 LOB: 1 BB: 0 P: 17	R: 0 E: 0 K: 0 S: 13 H: 1 LOB: 2 BB: 1 P: 24	R: 0 E: 0 K: 1 S: 12 H: 1 LOB: 0 BB: 0 P: 19	R: 1 E: 0 K: 0 S: 12 H: 1 LOB: 2 BB: 2 P: 24	R: 0 E: 0 K: 1 S: 7 H: 0 LOB: 0 BB: 0 P: 10	1B: 4 2B: 2 3B: 0 HR: 2	SF: 0 SAC: 1 DP: 0 HBP: 1	WP: 1 PB: 0 SB: 1 CS: 1	PA: 39			

PITCHER		IP	WLS	BF	H	R	ER	SO	BB	IBB	HBP	BLK	WP	HR	S	P	ERA	WHIP
15 Dan Haren, R ERA: 5.79	(1, 1)	5.0	L	22	5	5	5	6	1	0	1	0	0	2	55	81	9.00	1.200
35 Craig Stammen, R ERA: 3.81	(6, 1)	2.0		8	2	0	0	1	1	0	0	0	0	0	25	43	0.00	1.500
46 Ian Krol, L ERA: 2.25	(8, 1)	0.1		3	1	1	1	0	1	0	0	0	0	0	5	10	27.00	6.000
22 Drew Storen, R ERA: 4.83	(8, 1)	0.2		3	0	0	0	0	1	0	0	0	1	0	7	14	0.00	1.500
58 Fernando Abad, L ERA: 1.66	(9, 1)	1.0		3	0	0	0	1	0	0	0	0	0	0	7	10	0.00	0.000

PITCHER	IP	WLS	BF	H	R	ER	SO	BB	IBB	HBP	BLK	WP	HR	S	P	ERA	WHIP

AB	33
R	6
H	8
RBI	5
BB	4
SO	8
LOB	15

BOTTOM

Pittsburgh Pirates @ Washington Nationals

Nationals Park, Washington, DC

Mon Jul 22 2013, 7:08 PM - 10:21 PM EDT

Att. 29,200 - Cloudy - 86 F

livebaseballscorecards.com

Batter	1	2	3	4	5	6	7	8	9	AB	R	H	RBI	BB	SO	LOB
34 Bryce Harper, L (1, 7) OBP: 0.370, SLG: 0.509	4-2 6 FC6-4 BB			1-3 ① K		3-1 6 G5-4-3 1B		1-0 ① G6-3		3	0	1	0	1	1	0
6 Anthony Rendon, R (1, 4) OBP: 0.332, SLG: 0.425	2-2 ① FC6-4 11 G6-4-3 1-2f			1-3 ② K		1-0 ①② G5-4-3 1-2f		1-1 11 G6-4-3 1B		4	0	1	0	0	1	2
11 Ryan Zimmerman, R (1, 5) OBP: 0.348, SLG: 0.445	0-2 ②③ G6-4-3 1-2f			2-1 ③ G5-3		1-3 ③ K		2-2 ②③ G6-4-3 1-2f		4	0	0	0	0	1	2
25 Adam LaRoche, L (1, 3) OBP: 0.333, SLG: 0.431		1-1 ① G6-3			0-1 HR		2-2 28 HR HBP		4-1 28 HR BB	2	3	1	1	1	0	0
28 Jayson Werth, R (1, 9) OBP: 0.366, SLG: 0.506		0-3 ② K			1-1 ① G3		0-1 1-H HR		0-1 1-H HR	4	2	2	4	0	1	0
20 Ian Desmond, R (1, 6) OBP: 0.322, SLG: 0.475		3-2 ③ G6-3			0-0 ② F8		3-2 ① G6-3		2-3 ① K	4	0	0	0	0	1	0
2 Denard Span, L (1, 8) OBP: 0.322, SLG: 0.359			0-2 ① G3-1		0-0 40 1B 1B		3-2 ② G4-3		3-2 2B	4	0	2	0	0	0	0
40 Wilson Ramos, R (1, 2) OBP: 0.340, SLG: 0.478			2-1 ② G6-3		1-1 1-2 1B		0-1 1B		1-3 ② K	4	0	2	0	0	1	1
15 Dan Haren, R (1, 1) OBP: 0.179, SLG: 0.250 33 Roger Bernadina, L (5, PH) OBP: 0.255, SLG: 0.291 35 Craig Stammen, R (6, 1) 18 Chad Tracy, L (7, PH) OBP: 0.214, SLG: 0.309 46 Ian Krol, L (8, 1) 22 Drew Storen, S (8, 1) 58 Fernando Abad, L (9, 1) 1 Steve Lombardozzi, S (9, PH) OBP: 0.247, SLG: 0.294			1-2 ③ G4-3		3-3 ③ K		2-1 ③ G3		1-2 ③ G4-3	1 1 0 1 0 0 0 1	0 0 0 0 0 0 0 0	0 0 0 0 0 0 0 0	0 0 0 0 0 0 0 0	0 1 0 0 0 0 0 0	0 2 0 1 0 0 0 1	0 0 0 1 0 0 0 1
Inning Stats	R: 0 E: 0 K: 0 S: 8 H: 0 LOB: 0 BB: 1 P: 14	R: 0 E: 0 K: 1 S: 8 H: 0 LOB: 0 BB: 0 P: 12	R: 0 E: 0 K: 0 S: 10 H: 0 LOB: 0 BB: 0 P: 13	R: 0 E: 0 K: 2 S: 9 H: 0 LOB: 0 BB: 0 P: 13	R: 1 E: 0 K: 1 S: 11 H: 3 LOB: 2 BB: 0 P: 16	R: 0 E: 0 K: 1 S: 6 H: 1 LOB: 0 BB: 0 P: 11	R: 2 E: 0 K: 0 S: 17 H: 2 LOB: 1 BB: 0 P: 27	R: 0 E: 0 K: 0 S: 6 H: 1 LOB: 0 BB: 0 P: 10	R: 2 E: 0 K: 2 S: 16 H: 2 LOB: 1 BB: 1 P: 27	1B: 5 2B: 1 3B: 0 HR: 3	SF: 0 SAC: 0 DP: 3 HBP: 1			WP: 0 PB: 0 SB: 0 CS: 0	PA: 36		

PITCHER		IP	WLS	BF	H	R	ER	SO	BB	IBB	HBP	BLK	WP	HR	S	P	ERA	WHIP
50 Charlie Morton, R ERA: 3.35	(1, 1)	6.2	W	26	6	3	3	5	1	0	1	0	0	2	67	102	4.05	1.050
29 Bryan Morris, R ERA: 2.59	(7, 1)	0.1	H	1	0	0	0	0	0	0	0	0	0	0	2	4	0.00	0.000
44 Tony Watson, L ERA: 3.21	(8, 1)	1.0	H	3	1	0	0	0	0	0	0	0	0	0	6	10	0.00	1.000
39 Jason Grilli, R ERA: 2.34	(9, 1)	0.2	H	5	2	2	2	2	1	0	0	0	0	1	13	23	27.00	4.500
32 Vin Mazzaro, R ERA: 2.62	(9, 1)	0.1	S	1	0	0	0	0	0	0	0	0	0	0	3	4	0.00	0.000

PITCHER		IP	WLS	BF	H	R	ER	SO	BB	IBB	HBP	BLK	WP	HR	S	P	ERA	WHIP

AB	33
R	5
H	9
RBI	5
BB	2
SO	7
LOB	9

Pittsburgh Pirates @ Washington Nationals

Nationals Park, Washington, DC

Tue Jul 23 2013, 7:06 PM - 9:47 PM EDT

Att. 32,976 - Clear - 83 F

TOP

livebaseballscorecards.com

Batter	1	2	3	4	5	6	7	8	9	AB	R	H	RBI	BB	SO	LOB
6 Starling Marte, R (1, 7) OBP: 0.333, SLG: 0.449	F FF 93 X SI 94 0-1 ① G4-3	S SL 86 C SI 94 X SL 85 0-2 ②③ L4-6 2-2			C SL 84 X SI 91 0-1 ② G5-3		X SL 83 0-0 ③ FC6-4 1-2f		B FC 85 B CH 80 F FF 93 S CH 81 B FF 92 S FF 91 3-3 ③ K	5	0	0	0	0	1	4
31 Jose Tabata, R (1, 9) OBP: 0.338, SLG: 0.400 29 Bryan Morris, L (8, 1) OBP: 0.250, SLG: 0.250 35 Mark Melancon, R (9, 1)	C FF 93 F FF 94 B SI 92 S SL 86 1-3 ② K	C SI 92 B FF 91 S SL 84 X SL 86 1-2 ① G6-3			C SL 84 F FF 94 S SI 92 0-3 ③ K			X FF 92 0-0 ① B2		4 0 0	0 0 0	0 0 0	0 0 0	0 0 0	2 0 0	0 0 0
22 Andrew McCutchen, R (1, 8) OBP: 0.378, SLG: 0.501	B FF 93 C SL 85 X SL 86 1-1 ③ F8	C SL 84 X SL 84 0-1 ② G5-3				F SL 83 B SL 85 X FF 93 1-1 24 G4-6-3 1B		C FF 92 C SL 85 B FF 94 S CH 85 1-3 ② K		4	0	1	0	0	1	0
24 Pedro Alvarez, L (1, 5) OBP: 0.301, SLG: 0.502		B SI 92 C CH 85 B SI 95 B SI 92 X SI 93 3-1 46 BB 55 1B 18 FC4-6 1B	S CH 86 X SI 95 0-1 ③ L8			B FF 92 B FF 92 S CH 82 1 SAFE X FF 94 2-1 ①② G4-6-3 1-2f		B CH 83 S CH 83 F SL 84 X CH 86 1-2 HR		4	2	2	1	0	0	1
55 Russell Martin, R (1, 2) OBP: 0.352, SLG: 0.407		B FF 94 B SL 83 C FF 94 X SI 93 2-1 18 FC4-6 46 BB 10 E 1-2 1B		X SL 83 0-0 46 G3 1B		C SL 84 F SI 92 F SL 85 C CH 83 0-3 ③ K		F SL 83 X SL 86 0-1 14 E 14 S 14 2B 1B		4	2	3	0	0	1	0
46 Garrett Jones, L (1, 3) OBP: 0.309, SLG: 0.444 14 Gaby Sanchez, R (8, PH) OBP: 0.345, SLG: 0.401 (8, 3)		B SI 90 B FF 93 F SI 93 B FF 92 B SI 93 4-1 18 FC4-6 1-2 2-3 BB	B SI 91 F FF 91 X CH 86 1-1 ① G3 1-2				B CH 84 F CH 84 B SI 94 B SI 92 C CH 83 X SI 91 3-2 ① G3-1	B FF 94 C FF 94 X FF 94 1-1 1-H 2B		2 1	0 0	0 1	0 1	1 0	0 0	1 0
18 Neil Walker, S (1, 4) OBP: 0.342, SLG: 0.378		B SI 94 X FF 92 1-0 ① FC4-6 10 E 45 1B 1-2f 2-3 3-H	X SI 92 0-0 ② F7				S CH 82 C FF 94 F SI 92 X SL 84 0-2 ② G4-3	C FF 96 F CH 83 F FF 95 F CU 80 X CH 82 0-2 ③ F8		4	1	0	1	0	0	4
10 Jordy Mercer, R (1, 6) OBP: 0.319, SLG: 0.390		C FF 92 F SL 85 X SL 84 0-2 E4 6 L4-6 45 1B 1-2 3-H	S SL 84 C FF 94 X SL 86 0-2 ③ G6-3				F SI 95 X FF 94 0-1 45 1B 1B		C FF 91 B CU 76 B CH 81 B FF 92 F FF 91 F CH 80 F FF 92 F FF 93 X FF 92 3-2 ① F9	4	0	1	1	0	0	2
45 Gerrit Cole, R (1, 1) OBP: 0.400, SLG: 0.357 23 Travis Snider, L (8, 9) OBP: 0.292, SLG: 0.329		L FF 92 C FF 90 X SL 84 0-2 1-2 2-H 1B			C FF 91 B FF 91 F SL 83 F FF 93 X SL 84 1-2 ① G6-3		B FF 92 B FF 92 F SI 90 X SI 90 2-1 6 FC6-4 1-3 1B		F CH 80 B FF 92 C FF 93 C FF 93 1-3 ② K	3 1	0 0	2 0	1 0	0 0	0 1	0 0
Inning Stats	R: 0 E: 0 K: 1 S: 7 H: 0 LOB: 0 BB: 0 P: 9	R: 3 E: 1 K: 0 S: 15 H: 3 LOB: 1 BB: 1 P: 25	R: 0 E: 0 K: 0 S: 7 H: 0 LOB: 0 BB: 0 P: 8	R: 0 E: 0 K: 0 S: 7 H: 1 LOB: 1 BB: 0 P: 8	R: 0 E: 0 K: 1 S: 9 H: 0 LOB: 0 BB: 0 P: 10	R: 0 E: 0 K: 1 S: 8 H: 1 LOB: 0 BB: 0 P: 11	R: 0 E: 0 K: 0 S: 12 H: 2 LOB: 2 BB: 0 P: 17	R: 2 E: 0 K: 1 S: 16 H: 3 LOB: 1 BB: 0 P: 19	R: 0 E: 0 K: 2 S: 12 H: 0 LOB: 0 BB: 0 P: 19	1B: 8 2B: 2 3B: 0 HR: 1	SF: 0 SAC: 0 DP: 2 HBP: 0					

	AB	36
	R	5
	H	10
	RBI	5
	BB	1
	SO	6
	LOB	12

WP: 0 PB: 0 SB: 1 CS: 0 PA: 37

PITCHER		IP	WLS	BF	H	R	ER	SO	BB	IBB	HBP	BLK	WP	HR	S	P	ERA	WHIP
38 Taylor Jordan, R ERA: 3.68	(1, 1)	7.2	L	32	9	5	4	4	1	0	0	0	0	1	74	99	4.70	1.304
46 Ian Krol, L ERA: 2.2	(8, 1)	0.1		2	1	0	0	0	0	0	0	0	0	0	7	8	0.00	3.000
36 Tyler Clippard, R ERA: 1.85	(9, 1)	1.0		3	0	0	0	2	0	0	0	0	0	0	12	19	0.00	0.000

PITCHER	IP	WLS	BF	H	R	ER	SO	BB	IBB	HBP	BLK	WP	HR	S	P	ERA	WHIP

BOTTOM

Pittsburgh Pirates @ Washington Nationals

Nationals Park, Washington, DC

Tue Jul 23 2013, 7:06 PM - 9:47 PM EDT

Att. 32,976 - Clear - 83 F

livebaseballscorecards.com

Batter	1	2	3	4	5	6	7	8	9	AB	R	H	RBI	BB	SO	LOB
34 Bryce Harper, L (1, 7) OBP: 0.368, SLG: 0.505	F FF 92 X FF 95 0-1 6 CS 1B		C KC 81 F SL 89 X FF 98 0-2 ② G4-3			F SL 88 B FF 97 B FF 95 X KC 82 2-1 ① G6-3		X FC 91 0-0 ③ G3		4	0	1	0	0	0	1
6 Anthony Rendon, R (1, 4) OBP: 0.325, SLG: 0.415	B FF 96 1 SAFE C FF 94 1 SAFE B SL 91 F FF 96 1 SAFE F SI 97 B SL 92 3-3 ①② C FF 95 K 1-2		B FF 94 X FF 97 1-0 ③ G4-3			B FF 96 F FF 95 X FF 99 1-1 ② G6-3			C FF 95 F FC 94 X KC 83 0-2 ① L9	4	0	0	0	0	1	1
11 Ryan Zimmerman, R (1, 5) OBP: 0.344, SLG: 0.439	C FF 92 X SI 93 0-1 ③ G5-3			C SL 89 F SI 92 B SL 92 B FF 95 C FF 96 2-3 ① K		B FF 96 F FF 95 S SL 92 X SL 90 1-2 ③ L9			X FF 94 0-0 ② L8	4	0	0	0	0	1	0
25 Adam LaRoche, L (1, 3) OBP: 0.330, SLG: 0.425		C FF 92 B KC 79 B KC 79 F FF 93 X FF 99 2-2 ① L7		C KC 81 C KC 82 S FF 98 0-3 ② K			S CH 88 B CH 87 F FF 96 B CH 89 B CH 89 X FF 96 3-2 ① F8		B FF 94 C FF 95 X FF 93 1-1 ③ G3	4	0	0	0	0	1	0
28 Jayson Werth, R (1, 9) OBP: 0.366, SLG: 0.502		B FF 95 C FF 93 F SL 89 F KC 80 B SL 89 H FF 94 3-2 20 S HBP		C SL 90 B SI 94 B SL 89 B SL 89 X FF 96 3-1 ③ L5			B FF 96 F SL 91 F FF 96 B SL 91 X FF 99 2-2 ② G6-3			2	0	0	0	0	0	0
20 Ian Desmond, R (1, 6) OBP: 0.322, SLG: 0.472		B FF 96 B FF 95 B FF 92 C FF 94 T CH 91 S SL 90 3-3 ② K 1-2			F FF 94 M SL 89 B SL 91 B FF 98 B FF 96 F FF 95 B FF 94 4-2 40 F9 2 G4-3 BB		B FF 93 B FF 95 X FF 94 2-0 ③ L4			2	0	0	0	1	1	1
2 Denard Span, L (1, 8) OBP: 0.322, SLG: 0.359		B FF 96 F FF 96 F FF 97 B SL 90 B SL 90 X SI 94 3-2 ③ G4-3			X SI 96 0-0 ① G4-3 1-2			C SI 95 S SI 95 X CU 85 0-2 1B		3	0	1	0	0	0	2
40 Wilson Ramos, R (1, 2) OBP: 0.340, SLG: 0.505			X FF 92 0-0 HR		B SL 91 B SL 90 X FF 97 2-0 ② F9 2-3			S FC 90 F FC 91 B FC 91 F SI 96 F FC 90 X SI 95 1-2 ① L7		3	1	1	1	0	0	2
38 Taylor Jordan, R (1, 1) OBP: 0.222, SLG: 0.222 46 Ian Krol, L (8, 1) 33 Roger Bernadina, L (8, PH) OBP: 0.253, SLG: 0.289 36 Tyler Clippard, R (9, 1)			X FF 92 0-0 ① G4-3		B FF 97 X FF 96 1-0 ③ G4-3			S FC 91 D FC 91 B SI 94 S FC 90 B FC 91 S FC 92 3-3 ② K		2 0 1 0	0 0 0 0	0 0 0 0	0 0 0 0	0 0 1 0	0 0 1 0	1 0 1 0

	AB	29
	R	1
	H	3
	RBI	1
	BB	1
	SO	5
	LOB	9

Inning Stats																		
	R: 0 E: 0 K: 1 S: 8	H: 1 LOB: 0 BB: 0 P: 11	R: 0 E: 0 K: 1 S: 12	H: 0 LOB: 1 BB: 0 P: 23	R: 1 E: 0 K: 0 S: 6	H: 1 LOB: 0 BB: 0 P: 7	R: 0 E: 0 K: 2 S: 8	H: 0 LOB: 0 BB: 0 P: 13	R: 0 E: 0 K: 0 S: 6	H: 0 LOB: 1 BB: 1 P: 13	R: 0 E: 0 K: 0 S: 7	H: 0 LOB: 0 BB: 0 P: 11	R: 0 E: 0 K: 0 S: 7	H: 0 LOB: 0 BB: 0 P: 14	R: 0 E: 0 K: 1 S: 12	H: 1 LOB: 1 BB: 0 P: 16	R: 0 E: 0 K: 0 S: 6	H: 0 LOB: 0 BB: 0 P: 7

	1B: 2	SF: 0	WP: 0	PA: 31
	2B: 0	SAC: 0	PB: 0	
	3B: 0	DP: 0	SB: 1	
	HR: 1	HBP: 1	CS: 1	

PITCHER		IP	WLS	BF	H	R	ER	SO	BB	IBB	HBP	BLK	WP	HR	S	P	ERA	WHIP
45 Gerrit Cole, R ERA: 3.51	(1, 1)	7.0	W	24	2	1	1	4	1	0	1	0	0	1	54	92	1.29	0.429
29 Bryan Morris, R ERA: 2.53	(8, 1)	1.0		4	1	0	0	1	0	0	0	0	0	0	12	16	0.00	1.000
35 Mark Melancon, R ERA: 0.95	(9, 1)	1.0		3	0	0	0	0	0	0	0	0	0	0	6	7	0.00	0.000

PITCHER	IP	WLS	BF	H	R	ER	SO	BB	IBB	HBP	BLK	WP	HR	S	P	ERA	WHIP

Pittsburgh Pirates @ Washington Nationals

Nationals Park, Washington, DC

Wed Jul 24 2013, 7:10 PM - 10:02 PM EDT

Att. 33,636 - Partly Cloudy - 81 F

TOP

livebaseballscorecards.com

Batter	1	2	3	4	5	6	7	8	9	AB	R	H	RBI	BB	SO	LOB
6 Starling Marte, R (1, 7) OBP: 0.333, SLG: 0.447	S FF 94 L SI 96 F CU 81 B CU 81 B CH 91 S FF 97 2-3 ① **K**		B CU 78 B CU 78 F FF 95 C FF 96 S FF 98 2-3 ② **K**			B FF 95 B CU 81 S FF 97 X FF 96 2-1 ① **L6**			L FF 93 B SL 84 B SI 94 S FF 92 F SL 82 F SL 83 F FF 94 F FF 95 X FF 94 2-2 **18 2B 1B**	4	1	1	0	0	2	0
18 Neil Walker, S (1, 4) OBP: 0.341, SLG: 0.380	B SI 96 X SI 96 1-0 ② **F7**		B CH 89 S CH 89 X FF 96 1-1 ③ **G3**			F FF 97 F FF 96 X FF 97 0-2 ② **G4-3**			1 SAFE 1 SAFE X FF 93 0-0 **31 HBP** 1-H **19 1B 2B**	4	1	1	1	0	0	0
22 Andrew McCutchen, R (1, 8) OBP: 0.374, SLG: 0.496	B FF 97 C FF 97 X CU 81 1-1 ③ **L9**			X CU 79 0-0 ① **G5-3**		B FF 96 C CU 82 F CU 81 B SI 98 C CH 88 2-3 ③ **K**			D SL 83 D SL 83 F FF 93 C SL 83 F SL 82 X CH 87 2-2 ① **L5**	4	0	0	0	0	1	1
24 Pedro Alvarez, L (1, 5) OBP: 0.304, SLG: 0.509		B SI 95 B CH 90 S FF 94 X FF 96 2-1 **HR**		B CH 88 B CH 88 S CH 89 F SI 97 F CU 81 F SI 97 C CU 81 2-3 ② **K**			C CU 80 B CH 89 B CH 89 X FF 97 2-1 ① **L8**		I IN 87 I IN 84 I IN 86 I IN 85 4-0 **31 HBP 19 1B IBB**	3	2	1	1	1	1	0
46 Garrett Jones, L (1, 3) OBP: 0.306, SLG: 0.440 14 Gaby Sanchez, R (7, 3) OBP: 0.344, SLG: 0.399		B SI 95 S CH 89 S CH 90 B CH 89 F FF 96 X CU 81 2-2 ① **G3-1**		C CU 80 S CH 88 B FF 97 B CH 89 F CU 81 T FF 98 2-2 ③ **K**			B FF 95 F FF 97 X CH 88 1-1 ② **G3**		B SI 92 C SL 81 B FF 93 C FF 92 B SL 82 S SL 81 3-3 ② **K**	3	0	0	0	0	1	0
										1	0	0	0	0	1	2
23 Travis Snider, L (1, 9) OBP: 0.292, SLG: 0.329 31 Jose Tabata, R (9, PH) OBP: 0.342, SLG: 0.400 5 Josh Harrison, R (9, 9) OBP: 0.176, SLG: 0.125		F CH 90 F FF 96 B CU 80 F FF 97 X CH 90 1-2 **1B**			B FF 94 C SI 95 S CU 80 B CH 90 F FF 96 B CU 80 X FF 97 3-2 ① **F7**		B CU 82 C SI 97 B SI 96 C CU 81 B CH 89 S CU 82 3-3 ③ **K**		C SI 91 B SI 94 S CH 78 B FF 96 H FF 96 1-2 2-3 3-2 **19 1B HBP**	3	0	1	0	0	1	0
										0	0	0	0	0	0	0
										0	0	0	0	0	0	0
19 Michael McKenry, R (1, 2) OBP: 0.241, SLG: 0.321		S FF 94 C FF 95 F CU 78 D SI 95 F CU 80 F FF 96 1 SAFE S CH 87 1-3 ② **K**			X FF 96 0-0 ② **F8**			C CU 79 F CU 79 B FF 97 B CU 82 S FF 97 2-3 ① **K**	C CH 74 S SI 95 X SI 95 0-2 **12 FC4-6** 1-2 2-H 3-H **1B**	4	0	1	2	0	2	1
12 Clint Barmes, R (1, 6) OBP: 0.263, SLG: 0.284		C FF 93 C CU 79 B SI 94 D CU 80 X CU 80 2-2 ③ **G5-3**			B FF 95 X SI 96 1-0 **E6**			C FF 95 B FF 97 F FF 96 C FF 97 1-3 ② **K**	X SI 93 0-0 ③ **FC4-6** 1-2f	4	0	0	0	0	1	3
47 Francisco Liriano, L (1, 1) OBP: 0.138, SLG: 0.107 37 Justin Wilson, L (8, 1) 35 Mark Melancon, R (9, 1)			B SI 92 F SI 93 S FF 95 C CU 78 1-3 ① **K**		B FF 96 C FF 94 C CU 79 F CU 80 C SI 95 1-3 ③ **K**			S FF 96 F SI 95 F CU 81 F SI 95 S CH 90 0-3 ③ **K**		3	0	0	0	0	3	1
										0	0	0	0	0	0	0
										0	0	0	0	0	0	0

	AB	R	H	RBI	BB	SO	LOB
	33	4	5	4	1	13	8

Inning Stats										
	R: 0 E: 0 K: 1 S: 7	H: 0 LOB: 0 BB: 0 P: 11	R: 1 E: 0 K: 1 S: 19	H: 2 LOB: 1 BB: 0 P: 27	R: 0 E: 0 K: 2 S: 8	H: 0 LOB: 0 BB: 0 P: 12	R: 0 E: 0 K: 2 S: 10	H: 0 LOB: 0 BB: 0 P: 14	R: 0 E: 1 K: 1 S: 10	H: 0 LOB: 1 BB: 0 P: 15
	R: 0 E: 0 K: 1 S: 8	H: 0 LOB: 0 BB: 0 P: 12	R: 0 E: 0 K: 1 S: 7	H: 0 LOB: 0 BB: 0 P: 13	R: 0 E: 0 K: 3 S: 11	H: 0 LOB: 0 BB: 0 P: 14	R: 3 E: 0 K: 1 S: 21	H: 3 LOB: 2 BB: 1 P: 35	1B: 3 2B: 1 3B: 0 HR: 1	SF: 0 SAC: 0 DP: 0 HBP: 1

WP: 0 PB: 0 SB: 0 CS: 0 PA: 35

PITCHER		IP	WLS	BF	H	R	ER	SO	BB	IBB	HBP	BLK	WP	HR	S	P	ERA	WHIP
37 Stephen Strasburg, R ERA: 2.85	(1, 1)	8.0	L	27	2	1	1	12	0	0	0	0	0	1	80	118	1.12	0.250
22 Drew Storen, R ERA: 5.4	(9, 1)	0.2		5	2	3	3	1	0	1	0	0	0	0	15	26	40.50	3.000
58 Fernando Abad, L ERA: 1.64	(9, 1)	0.1		3	1	0	0	0	0	0	1	0	0	0	6	9	0.00	3.000

PITCHER	IP	WLS	BF	H	R	ER	SO	BB	IBB	HBP	BLK	WP	HR	S	P	ERA	WHIP

Batter	1	2	3	4	5	6	7	8	9	AB	R	H	RBI	BB	SO	LOB
7 Scott Hairston, R (1, 7) OBP: 0.227, SLG: 0.395	B FF 93 B SI 93 B CH 86 B SI 92 4-0 BB		C SL 87 B CH 89 S CH 88 F SL 88 T SL 89 1-2 ③ K			C CH 86 X SI 93 0-1 ② F8		C SL 86 B CH 87 F CH 87 F SI 95 F SL 86 D SL 86 B SI 88 C SL 88 3-3 ② K		3	0	0	0	1	2	1
6 Anthony Rendon, R (1, 6) OBP: 0.323, SLG: 0.412	C SL 83 F CH 85 F SL 85 C SI 93 0-3 ① K			F CH 86 B SI 94 B SL 87 S SL 86 F SL 86 B CH 88 F SL 88 F CH 88 X SI 95 3-2 ① G5-3		X SI 94 0-0 11 BB 1B		F FF 97 F FF 98 X FF 99 0-2 ③ P3		4	0	1	0	0	1	2
11 Ryan Zimmerman, R (1, 5) OBP: 0.346, SLG: 0.438	C SI 94 B CH 86 B SL 88 1 SAFE F SI 93 X SL 88 2-2 ② F7			C SL 88 B SI 96 B CH 89 F SL 87 B SI 95 S SL 89 3-3 ② K2-3		B SL 85 S CH 86 B SL 86 1 SAFE B CH 86 B SL 86 4-1 1-2 BB			B FF 95 C SI 94 B FC 90 B FC 92 F FF 97 F SI 97 X SI 97 3-2 28 HR 1B	3	1	1	0	1	1	1
28 Jayson Werth, R (1, 9) OBP: 0.367, SLG: 0.512	D CH 87 B SI 93 B CH 87 F SI 94 X CH 88 3-1 ③ P3			B SI 94 B SL 89 B CH 87 C SI 94 B SL 87 4-1 BB		S CH 87 F CH 87 B SL 88 C SL 87 1-3 ③ K			B FF 96 C FC 93 X FC 91 1-1 1-H HR	3	1	1	2	1	1	3
25 Adam LaRoche, L (1, 3) OBP: 0.326, SLG: 0.420		C SI 93 S SL 87 F SL 87 B SI 95 B SL 90 F SL 90 X SI 95 2-2 ① G3		C SL 88 X SI 95 0-1 ③ F7			S SI 92 S SL 87 S SL 87 0-3 ① K		B FC 93 B FC 92 C FC 93 S FC 92 S FC 94 2-3 ① K	4	0	0	0	0	2	1
40 Wilson Ramos, R (1, 2) OBP: 0.337, SLG: 0.495		F SL 88 B SI 95 S CH 88 S SL 89 1-3 ② K			X SI 92 0-0 ① L9		C CH 86 B SL 86 X CH 86 1-1 ② G3		B FF 94 X FC 93 1-0 2 G4-3 1B	4	0	1	0	0	1	0
2 Denard Span, L (1, 8) OBP: 0.319, SLG: 0.355		C SI 95 C SI 97 B SI 96 B SL 90 S SL 89 2-3 ③ K			C SI 92 F SL 87 X SL 88 0-2 ② G5-3		X SL 87 0-0 ③ L7		C FF 94 B FC 93 X FF 94 1-1 ②③ G4-3 1-2f	4	0	0	0	0	1	1
1 Steve Lombardozzi, S (1, 4) OBP: 0.249, SLG: 0.295			C SI 93 C SL 87 B SL 87 X CH 88 1-2 ① L9		X SL 84 0-0 ③ F8			X CH 85 0-0 24 SH3-4 1B		3	0	1	0	0	0	0
37 Stephen Strasburg, R (1, 1) OBP: 0.171, SLG: 0.206 24 Kurt Suzuki, R (8, PH) OBP: 0.282, SLG: 0.320 22 Drew Storen, S (9, 1) 58 Fernando Abad, L (9, 1)			C SI 94 B SL 86 S CH 87 B SL 88 X SI 95 2-2 ② G4-3			B SI 92 C SL 82 B CH 86 X SI 93 2-1 ① L8		L FF 92 B FF 92 X SL 84 1-1 ① SH3-4 1-2		2 0 0 0	0 0 0 0	0 0 0 0	0 0 0 0	0 0 0 0	0 0 0 0	0 0 0 0
Inning Stats	R: 0 E: 0 K: 1 S: 9 H: 0 LOB: 1 BB: 1 P: 18	R: 0 E: 0 K: 2 S: 11 H: 0 LOB: 0 BB: 0 P: 16	R: 0 E: 0 K: 1 S: 10 H: 0 LOB: 0 BB: 0 P: 14	R: 0 E: 0 K: 1 S: 12 H: 0 LOB: 1 BB: 1 P: 22	R: 0 E: 0 K: 0 S: 5 H: 0 LOB: 0 BB: 0 P: 5	R: 0 E: 0 K: 1 S: 9 H: 1 LOB: 2 BB: 1 P: 16	R: 0 E: 0 K: 1 S: 6 H: 0 LOB: 0 BB: 0 P: 7	R: 0 E: 0 K: 1 S: 11 H: 1 LOB: 1 BB: 0 P: 15	R: 2 E: 0 K: 1 S: 12 H: 3 LOB: 0 BB: 0 P: 20	1B: 4 2B: 0 3B: 0 HR: 1 SF: 0 SAC: 1 DP: 1 HBP: 0						WP: 0 PB: 0 SB: 0 CS: 0 PA: 34

PITCHER		IP	WLS	BF	H	R	ER	SO	BB	IBB	HBP	BLK	WP	HR	S	P	ERA	WHIP
47 Francisco Liriano, L ERA: 2.23	(1, 1)	7.2	W	28	2	0	0	8	3	0	0	0	0	0	70	110	0.00	0.652
37 Justin Wilson, L ERA: 2.18	(8, 1)	0.1	H	3	2	2	2	0	0	0	0	0	0	1	9	13	54.00	6.000
35 Mark Melancon, R ERA: 0.93	(9, 1)	1.0	S	3	1	0	0	1	0	0	0	0	0	0	6	10	0.00	1.000

PITCHER	IP	WLS	BF	H	R	ER	SO	BB	IBB	HBP	BLK	WP	HR	S	P	ERA	WHIP

BOTTOM

Pittsburgh Pirates @ Washington Nationals

Nationals Park, Washington, DC

Wed Jul 24 2013, 7:10 PM - 10:02 PM EDT

Att. 33,636 - Partly Cloudy - 81 F

livebaseballscorecards.com

AB	30
R	2
H	5
RBI	2
BB	3
SO	9
LOB	9

Batter	1	2	3	4	5	6	7	8	9	AB	R	H	RBI	BB	SO	LOB
6 Starling Marte, R (1, 7) OBP: 0.333, SLG: 0.443	B SI 89 C SI 91 X SI 90 1-1 L7 ①	B CH 84 F SI 93 X SI 94 1-1 FC4-6 ③ 1-2f		B CU 77 S CH 85 S SI 93 S CU 79 1-3 K ③		B CH 85 F SI 93 C CU 79 B CU 80 B CH 83 B CU 79 4-2 10 S BB			B FF 91 B FF 90 B FF 91 C FF 90 B FF 90 4-1 10 2B 55 1B 1-2 BB	3	1	0	0	2	1	3
10 Jordy Mercer, R (1, 4) OBP: 0.330, SLG: 0.407 (8, 6)	F SI 90 B SI 91 F CH 83 X FF 92 1-2 55 BB 1B		B SI 91 B CH 83 B FF 91 C FF 92 B FF 91 4-1 24 L4 22 BB BB		B SI 92 X SI 92 1-0 22 G4-3 2B	1 SAFE 1 SAFE B FC 86 D KC 82 C SI 93 B SI 93 C SI 92 F SI 93 X SI 93 3-2 ③ G5-3 1-2			C FF 93 C FF 92 X FF 90 0-2 55 1B 5 1B 1-3 2-H 2B	4	1	3	1	1	0	1
22 Andrew McCutchen, R (1, 8) OBP: 0.372, SLG: 0.491	C SI 92 F CU 78 C SI 92 0-3 K ②		B SI 92 C CH 83 B SI 92 B FF 94 B FF 93 4-1 1-2 BB		X SI 92 0-0 G4-3 ① 2-3		X SI 93 0-0 G5-3 ①		C FF 93 D SL 86 B FF 92 F FF 92 S SL 86 2-3 K ①	4	0	0	0	1	2	4
55 Russell Martin, R (1, 2) OBP: 0.353, SLG: 0.405	1 SAFE B CU 76 B SI 91 C FF 91 B SI 91 S SI 92 F SI 93 F FF 94 B FF 94 4-2 1-2 BB		S CH 83 B SI 93 C CU 78 F CH 84 B SI 93 S CU 77 2-3 K ①		B CU 78 C CH 85 B FF 94 B CU 78 T CH 84 F FF 93 F FF 94 S CU 79 3-3 K ②		C SI 93 B KC 82 C SI 93 C SI 93 1-3 K ②		F FF 92 S SL 85 B SL 84 X SL 83 1-2 24 BB 5 1B 2-3 3-H 1B	4	1	1	1	1	3	3
24 Pedro Alvarez, L (1, 5) OBP: 0.305, SLG: 0.506	C CU 77 B SI 92 C CU 78 D CU 79 S FF 94 2-3 K ③		C CU 76 B CU 76 S FF 94 X CU 78 1-2 L4 ② ③ 2-2		S CU 79 B SI 93 S CU 80 D CU 79 C FF 92 2-3 K ③		S SI 93 B SI 93 B SI 93 X SI 93 2-1 1B ③		B CU 76 B FF 94 C FF 93 C FF 94 B FF 94 B FF 93 4-2 5 1B 1-2 BB	4	0	1	0	1	2	5
14 Gaby Sanchez, R (1, 3) OBP: 0.353, SLG: 0.409 23 Travis Snider, L (8, PH) OBP: 0.291, SLG: 0.328 (8, 9) 31 Jose Tabata, R (9, PH) OBP: 0.340, SLG: 0.397 29 Bryan Morris, L (9, 1) OBP: 0.250, SLG: 0.250		C SI 91 B CU 77 F FF 93 B CU 79 F FF 94 X FF 94 2-2 5 1B 1B		X FF 92 0-0 12 2B 34 G3 1B		B CH 82 B CH 84 B SI 92 C FF 92 X SI 92 3-1 5 HR 1B		S FF 91 X CH 80 0-1 F9 ①	T FF 94 C FF 94 F CU 80 F FF 94 S CH 83 0-3 K ②	3 1 1 0	2 0 0 0	3 0 0 0	0 0 0 0	0 0 1 0	0 0 0 0	0 0 3 0
5 Josh Harrison, R (1, 9) OBP: 0.273, SLG: 0.381 (8, 4) (9, 9)	C SI 92 B SI 93 F SI 94 B CU 78 X CU 77 2-2 6 FC4-6 1-2 1B		C SI 92 B SI 92 C FF 92 S FF 94 1-3 K ①		F SI 91 B FF 93 X FF 92 1-1 1-H HR			S FF 91 X CU 75 0-1 F8 ②	B FF 95 B CH 85 C FF 93 C FF 94 F FF 94 X FF 94 2-2 1-3 2-H 3-H 1B	5	1	3	4	0	1	1
12 Clint Barmes, R (1, 6) OBP: 0.264, SLG: 0.290 46 Garrett Jones, L (8, PH) OBP: 0.304, SLG: 0.437 (8, 3)	B SI 92 C FF 92 S SI 93 S SI 93 1-3 K ①		X SI 93 0-0 34 G3 1-3 2B		S CH 85 S CU 78 S CU 78 0-3 K ①			B CU 75 X CH 80 1-0 P4 ③	S CU 78 D CU 79 C FF 94 S CU 80 1-3 K ③	3 2	0 0	1 0	0 0	0 0	2 1	2 2
34 A.J. Burnett, R (1, 1) OBP: 0.086, SLG: 0.086 32 Vin Mazzaro, R (8, 1) OBP: 0.200, SLG: 0.200 68 Vic Black, R (8, 1) 18 Neil Walker, S (9, PH) OBP: 0.343, SLG: 0.380 (9, 4)		B SI 91 L FF 91 L SI 92 F SI 92 B C CU 76 2-3 K ②		D CU 78 B SI 93 B FF 93 C FF 92 X FF 93 3-1 G3 ② 2-3 3-H		F SI 92 C CU 78 B FF 92 C CU 80 1-3 K ②			B SI 92 F FF 90 C SI 91 B SI 92 B SI 92 F FF 91 F FF 90 B SI 92 4-2 6 10 2B BB	3 0 0 0	0 0 0 1	0 0 0 0	1 0 0 0	0 0 0 1	2 0 0 0	3 0 0 0
Inning Stats	R: 0 E: 0 K: 2 S: 15 H: 1 LOB: 2 BB: 1 P: 23	R: 0 E: 0 K: 2 S: 16 H: 2 LOB: 2 BB: 0 P: 24	R: 0 E: 0 K: 1 S: 9 H: 0 LOB: 1 BB: 2 P: 20	R: 1 E: 0 K: 2 S: 10 H: 2 LOB: 1 BB: 0 P: 15	R: 0 E: 0 K: 2 S: 10 H: 1 LOB: 1 BB: 0 P: 16	R: 2 E: 0 K: 2 S: 16 H: 2 LOB: 1 BB: 1 P: 28	R: 0 E: 0 K: 1 S: 6 H: 1 LOB: 1 BB: 0 P: 9	R: 0 E: 0 K: 0 S: 5 H: 0 LOB: 0 BB: 0 P: 6	R: 4 E: 0 K: 3 S: 28 H: 3 LOB: 2 BB: 3 P: 46	1B: 8 2B: 4 3B: 0 HR: 1 SF: 0 SAC: 0 DP: 1 HBP: 0						WP: 0 PB: 0 SB: 1 CS: 0 PA: 44	

PITCHER		IP	WLS	BF	H	R	ER	SO	BB	IBB	HBP	BLK	WP	HR	S	P	ERA	WHIP
47 Gio González, L ERA: 2.97	(1, 1)	5.2		28	8	3	3	11	4	0	0	0	0	1	72	119	4.76	2.118
35 Craig Stammen, R ERA: 3.71	(6, 1)	1.1	H	4	1	0	0	1	0	0	0	0	0	0	10	16	0.00	0.750
36 Tyler Clippard, R ERA: 1.81	(8, 1)	1.0	H	3	0	0	0	0	0	0	0	0	0	0	5	6	0.00	0.000
29 Rafael Soriano, R ERA: 3.19	(9, 1)	0.1		5	2	4	4	1	2	0	0	0	0	0	14	25	108.00	12.000
46 Ian Krol, L ERA: 2.12	(9, 1)	0.2	W	4	1	0	0	2	1	0	0	0	0	0	14	21	0.00	3.000

PITCHER	IP	WLS	BF	H	R	ER	SO	BB	IBB	HBP	BLK	WP	HR	S	P	ERA	WHIP

TOP

Pittsburgh Pirates @ Washington Nationals

Nationals Park, Washington, DC

Thu Jul 25 2013, 12:37 PM - 4:16 PM EDT

Att. 38,862 - Sunny - 73 F

livebaseballscorecards.com

AB	37
R	7
H	12
RBI	7
BB	7
SO	15
LOB	27

Pittsburgh Pirates @ Washington Nationals

Nationals Park, Washington, DC

Thu Jul 25 2013, 12:37 PM - 4:16 PM EDT

Att. 38,862 - Sunny - 73 F

livebaseballscorecards.com

BOTTOM

Batter	1	2	3	4	5	6	7	8	9	AB	R	H	RBI	BB	SO	LOB
34 Bryce Harper, L (1, 7) OBP: 0.375, SLG: 0.524	C SI 92 H KC 81 1-1 1 1B 1 E HBP	F SI 92 F SI 93 X SI 94 0-2 ① G4-3		X SI 92 0-0 ③ G4-3		B KC 81 X CH 87 1-0 2B		1 SAFE 1 SAFE B FF 92 C SI 93 F SL 88 D SL 90 1 SAFE F FF 94 X SL 87 2-2 1 2B 25 3B 1-3 1B	1 SAFE B FC 90 F FC 92 X FC 89 1-1 1-H HR	5	3	3	2	0	0	0
1 Steve Lombardozzi, S (1, 4) OBP: 0.257, SLG: 0.313	B SI 92 1 SAFE B SI 93 X SI 92 2-0 E5 11 1B 1-H 1B	C SI 92 S KC 82 F KC 82 B SI 92 S KC 82 1-3 ② K			C SI 92 B KC 80 X SI 91 1-1 11 1B 2B	C KC 78 F KC 81 X KC 80 0-2 ③ F8		P PO 86 X SL 87 1-0 25 3B 1-3 3-H 2B		5	2	3	1	0	1	1
11 Ryan Zimmerman, R (1, 5) OBP: 0.349, SLG: 0.441	B SI 93 F SI 92 F FF 93 B KC 83 X SI 93 2-2 20 1B 2 1B 2-H 1B	C SI 93 S KC 83 X KC 83 0-2 1B			C KC 82 B KC 81 C SI 93 X KC 82 1-2 25 HBP 2-3 1B		C FF 92 S KC 80 B KC 82 X KC 82 1-2 ① G5-3	B FF 94 C FF 94 C SI 93 B SL 87 B SL 88 C SI 94 3-3 ② K		5	1	3	1	0	1	2
25 Adam LaRoche, L (1, 3) OBP: 0.330, SLG: 0.427	B KC 81 F KC 82 B SI 92 B CH 86 X SI 94 3-1 ① F8	B KC 83 B SI 94 C FF 94 X FF 94 2-1 ③ F7			C KC 82 S KC 82 F FF 94 D KC 82 H KC 83 2-2 1-2 HBP		B SI 91 B KC 80 C FF 92 C KC 80 X KC 80 2-2 20 BB 1B	C SL 87 B SI 94 B FF 94 B SL 87 X SI 94 3-1 2-H 3-H 3B		4	0	2	2	0	0	2
28 Jayson Werth, R (1, 9) OBP: 0.365, SLG: 0.504	D SI 93 C SI 93 S KC 84 S KC 84 1-3 ② K		C KC 80 X KC 80 0-1 ① G5-3		C SI 93 F FF 93 F KC 83 C FF 93 0-3 ① K		C FF 94 C FF 94 C FF 94 0-3 ② K	F FF 95 B FF 98 B FF 96 B FF 96 S FF 97 B FF 97 4-2 BB		4	0	0	0	1	3	5
20 Ian Desmond, R (1, 6) OBP: 0.323, SLG: 0.470	F SI 94 X SI 94 0-1 2 1B 2 E 1-2 1B		F SI 91 F SI 92 X KC 81 0-2 ② G4-3		C SI 94 S KC 83 B FF 93 D KC 81 B FF 93 C SI 93 3-3 ② K		F FF 94 S FF 93 F FF 94 D KC 82 B FF 94 B FF 94 B FF 94 4-2 1-2 BB	F FF 96 C CU 81 B FF 98 F FF 97 C FF 97 1-3 ③ K		4	1	1	0	1	2	5
2 Denard Span, L (1, 8) OBP: 0.319, SLG: 0.355 35 Craig Stammen, R (6, 1) 18 Chad Tracy, L (7, PH) OBP: 0.212, SLG: 0.305 36 Tyler Clippard, R (8, 1) 29 Rafael Soriano, R (9, 1) 46 Ian Krol, L (9, 1) 7 Scott Hairston, R (9, PH) OBP: 0.225, SLG: 0.391	B SI 92 X SI 93 1-0 E3 24 E 1-H 2-H 1B		C FF 93 X KC 81 0-1 ③ G6-3		X FF 94 0-0 ③ G4-3		C SI 93 X KC 82 0-1 G3-1		B FF 95 B FC 91 C FC 91 S FC 90 X FC 91 2-2 ① G1-3	3 0 1 0 0 0 0 1	0 0 0 0 0 0 0 0	1 0 0 0 0 0 0 0	1 0 0 0 0 0 0 0	0 0 0 0 0 0 0 0	0 0 2 0 0 0 0 0	3 0 0 0 0 0 0 0
24 Kurt Suzuki, R (1, 2) OBP: 0.280, SLG: 0.317	C SI 94 X KC 83 0-1 E4 47 FC4-6 2-3			C FF 92 X KC 82 0-1 ① G5-3		C SI 91 B SI 90 X KC 81 1-1 ① G4-3		C FF 92 X SI 91 0-1 ① L7	X FF 95 0-0 33 FC4-6 1B	5	0	1	0	0	0	1
47 Gio González, R (1, 1) OBP: 0.189, SLG: 0.257 33 Roger Bernadina, L (6, 8) OBP: 0.255, SLG: 0.285	X SI 93 0-0 ③ FC4-6 1-2f			X SI 90 0-0 ② G5-3		B KC 80 B SI 91 X SI 91 2-0 ② G3		B SI 92 F SI 92 S SL 87 B SL 87 B SL 87 D SL 88 4-2 34 1B 1 2B BB	C FC 90 B FC 91 B SI 94 X FC 91 2-1 ② FC4-6 34 HR 1-2f	2 2	0 2	0 0	0 0	0 1	0 0	2 1
Inning Stats	R: 4 E: 3 K: 1 S: 16 H: 4 LOB: 2 BB: 0 P: 26	R: 0 E: 0 K: 1 S: 12 H: 1 LOB: 1 BB: 0 P: 15	R: 0 E: 0 K: 0 S: 7 H: 0 LOB: 0 BB: 0 P: 7	R: 0 E: 0 K: 0 S: 4 H: 0 LOB: 0 BB: 0 P: 4	R: 0 E: 0 K: 2 S: 16 H: 2 LOB: 3 BB: 0 P: 23	R: 0 E: 0 K: 0 S: 7 H: 1 LOB: 1 BB: 0 P: 11	R: 0 E: 0 K: 1 S: 14 H: 1 LOB: 2 BB: 1 P: 21	R: 3 E: 0 K: 2 S: 21 H: 3 LOB: 2 BB: 2 P: 38	R: 2 E: 0 K: 0 S: 8 H: 2 LOB: 0 BB: 0 P: 13	1B: 9 2B: 3 3B: 1 HR: 1 SF: 0 SAC: 0 DP: 0 HBP: 2						

	AB	41
	R	9
	H	14
	RBI	7
	BB	3
	SO	7
	LOB	24

WP: 0 PA: 46
PB: 0
SB: 0
CS: 0

PITCHER		IP	WLS	BF	H	R	ER	SO	BB	IBB	HBP	BLK	WP	HR	S	P	ERA	WHIP
34 A.J. Burnett, R ERA: 2.96	(1, 1)	7.0		34	9	4	1	5	1	0	2	0	0	0	76	107	1.29	1.429
32 Vin Mazzaro, R ERA: 3.18	(8, 1)	0.2		6	3	3	3	1	1	0	0	0	0	0	15	27	40.50	6.000
68 Vic Black, R ERA:	(8, 1)	0.1		2	0	0	0	1	1	0	0	0	0	0	6	11	0.00	3.000
29 Bryan Morris, R ERA: 2.91	(9, 1)	0.2	L	4	2	2	2	0	0	0	0	0	0	1	8	13	27.00	3.000

PITCHER	IP	WLS	BF	H	R	ER	SO	BB	IBB	HBP	BLK	WP	HR	S	P	ERA	WHIP

Batter	1	2	3	4	5	6	7	8	9	AB	R	H	RBI	BB	SO	LOB
6 Starling Marte, R (1, 7) OBP: 0.333, SLG: 0.441	F FF 95 L SI 94 X SL 88 0-2 G6-3		B SL 85 F SL 85 X SI 94 1-1 G4-6-3 1-2f			C CU 75 X SL 84 0-1 18 S 1B			B SI 90 T SI 92 S SL 83 B SI 91 F SL 84 F SI 92 S SL 84 2-3 K	4	0	1	0	0	1	1
18 Neil Walker, S (1, 4) OBP: 0.339, SLG: 0.374	B FF 95 F SI 93 S SI 91 X SI 95 1-2 G5-3			B CU 73 X SI 91 1-0 F8		1 SAFE 1 SAFE C SI 93 B SI 94 C SI 88 X SI 90 1-2 G4-3 1-2			B SL 83 B SI 93 B SI 92 C SI 90 T SI 91 F SI 91 S SI 91 3-3 K	4	0	0	0	0	1	1
22 Andrew McCutchen, R (1, 8) OBP: 0.371, SLG: 0.488	C FF 95 C FF 96 S FF 96 0-3 K			C SI 92 F FF 94 X FF 96 0-2 L8			C SL 80 C SL 82 B SL 83 S FF 96 1-3 K		F SI 91 B SL 84 B SL 83 F SI 92 X SI 93 2-2 24 1B 1B	4	0	1	0	0	2	0
24 Pedro Alvarez, L (1, 5) OBP: 0.307, SLG: 0.504		S SI 90 B SI 90 B SI 90 B SI 92 B SI 93 4-1 55 G5-3 BB		B FF 93 F SI 89 X SI 93 1-1 L7			B CU 78 S CH 86 S CH 88 S CH 87 1-3 K		X SI 91 0-0 1-3 1B	3	0	1	0	1	1	0
55 Russell Martin, R (1, 2) OBP: 0.350, SLG: 0.401 30 Jeanmar Gómez, R (7, 1) OBP: 0.091, SLG: 0.091 31 Jose Tabata, R (9, PH) OBP: 0.338, SLG: 0.394		F SI 93 B SI 93 F SI 93 B SI 90 F SI 95 X SI 96 2-2 G5-3 1-2			C SI 90 C SL 84 C FF 95 0-3		B FF 95 C SL 83 S FF 96 B SL 84 B FF 97 F FF 96 C SL 84 3-3		S SL 82 B SI 92 X SI 91 1-1 G4-3	3 0 1	0 0 0	0 0 0	0 0 0	0 0 0	2 0 0	1 0 2
46 Garrett Jones, L (1, 9) OBP: 0.302, SLG: 0.434 5 Josh Harrison, R (8, PH) OBP: 0.261, SLG: 0.364 (8, 6)		B SI 94 X SI 94 1-0 L7			B CU 76 B SI 90 X SI 92 2-0 L9			B FF 94 C FF 94 B SI 89 C FF 95 X SL 88 2-2 G5-3		2 1	0 0	0 0	0 0	0 0	0 0	1 0
14 Gaby Sanchez, R (1, 3) OBP: 0.352, SLG: 0.413		B SL 86 C FF 96 C SL 86 S FF 98 1-3 K			C SI 94 F FF 93 F SL 86 F SL 84 F FF 96 C SI 95 0-3 K			B FF 94 C FF 95 B SL 88 S FF 94 F FF 95 F FF 96 B SL 90 F FF 95 F FF 96 3-2 F SL 80 X FF 95 23 G4-3 2B		3	0	1	0	0	2	1
10 Jordy Mercer, R (1, 6) OBP: 0.332, SLG: 0.408 23 Travis Snider, L (8, PH) OBP: 0.290, SLG: 0.326 (8, 9)			C SI 90 B FF 93 B SL 83 X SI 93 2-1 6 G4-6-3 1B			B SI 88 X SI 90 1-0 F8		X SI 94 0-0 G4-3 2-3		2 1	0 0	1 0	0 0	0 0	0 0	0 1
49 Jeff Locke, L (1, 1) OBP: 0.139, SLG: 0.088 19 Michael McKenry, R (7, 2) OBP: 0.239, SLG: 0.318			B FF 90 T SI 94 M B C 2-3 K			C SI 91 C FF 91 F SI 93 B SI 94 X SI 93 1-2 G5-3		B SL 87 C SI 94 F SI 95 S SL 88 1-3 K		2 1	0 0	0 0	0 0	0 0	1 1	1 1
Inning Stats	R: 0 E: 0 K: 1 S: 9 H: 0 LOB: 0 BB: 0 P: 10	R: 0 E: 0 K: 1 S: 9 H: 0 LOB: 1 BB: 1 P: 17	R: 0 E: 0 K: 1 S: 7 H: 1 LOB: 0 BB: 0 P: 12	R: 0 E: 0 K: 0 S: 6 H: 0 LOB: 0 BB: 0 P: 8	R: 0 E: 0 K: 2 S: 10 H: 0 LOB: 0 BB: 0 P: 12	R: 0 E: 0 K: 0 S: 10 H: 1 LOB: 1 BB: 0 P: 13	R: 0 E: 0 K: 3 S: 10 H: 0 LOB: 0 BB: 0 P: 15	R: 0 E: 0 K: 1 S: 15 H: 1 LOB: 1 BB: 0 P: 21	R: 0 E: 0 K: 2 S: 15 H: 2 LOB: 2 BB: 0 P: 23	1B: 4 2B: 1 3B: 0 HR: 0 SF: 0 SAC: 0 DP: 1 HBP: 0						WP: 0 PB: 0 SB: 1 CS: 0 PA: 32	

Pittsburgh Pirates @ Miami Marlins

Marlins Park, Miami, FL

Fri Jul 26 2013, 7:12 PM - 9:55 PM EDT

Att. 18,718 - Roof Closed - 81 F

TOP

livebaseballscorecards.com

AB	31
R	0
H	5
RBI	0
BB	1
SO	11
LOB	10

PITCHER		IP	WLS	BF	H	R	ER	SO	BB	IBB	HBP	BLK	WP	HR	S	P	ERA	WHIP
37 Henderson Alvarez III, R ERA: 2.64	(1, 1)	6.0	W	20	2	0	0	5	1	0	0	0	0	0	51	72	0.00	0.500
44 AJ Ramos, R ERA: 3.25	(7, 1)	1.0	H	3	0	0	0	3	0	0	0	0	0	0	10	15	0.00	0.000
40 Mike Dunn, L ERA: 2.62	(8, 1)	0.1	H	2	1	0	0	0	0	0	0	0	0	0	11	16	0.00	3.000
50 Chad Qualls, R ERA: 2.57	(8, 1)	0.2	H	2	0	0	0	1	0	0	0	0	0	0	4	5	0.00	0.000
31 Steve Cishek, R ERA: 2.96	(9, 1)	1.0	S	5	2	0	0	2	0	0	0	0	0	0	15	23	0.00	2.000

PITCHER	IP	WLS	BF	H	R	ER	SO	BB	IBB	HBP	BLK	WP	HR	S	P	ERA	WHIP

Batter	1	2	3	4	5	6	7	8	9	AB	R	H	RBI	BB	SO	LOB
3 Adeiny Hechavarría, R (1, 6) OBP: 0.287, SLG: 0.328	F SI 92 B CH 83 F KC 82 F SI 93 C SI 93 1-3 ① K		F KC 80 C SI 92 X KC 84 0-2 ① L9		C SI 90 X CH 81 0-1 21 CS 1B	X KC 78 0-0 ② L3				4	0	1	0	0	1	3
21 Christian Yelich, L (1, 7) OBP: 0.294, SLG: 0.313	X SI 93 0-0 27 BB 1B		C KC 84 F SI 93 B SI 93 B KC 85 S SI 92 2-3 ② K		C SI 90 D KC 81 1 SAFE S SI 91 B SI 93 X SI 92 2-2 ① ② G4-3 1-2	B SI 91 X SI 92 1-0 ③ FC4-6 1-2f				4	0	1	0	0	1	4
27 Giancarlo Stanton, R (1, 9) OBP: 0.360, SLG: 0.470	B SI 92 D CH 84 B SI 93 C SI 93 F SI 93 B SI 92 4-2 1-2 BB		B SI 93 X KC 84 1-0 1B		B SI 92 B SI 91 B CH 83 B SI 92 4-0 59 FC6-4 BB		C KC 79 B SI 90 B KC 81 B SI 90 X SI 89 3-1 HR			2	1	2	1	2	0	0
59 Ed Lucas, R (1, 5) OBP: 0.326, SLG: 0.319	F SI 93 C KC 82 F SI 93 S KC 82 0-3 ② K		B CH 81 B KC 83 S CH 81 S CH 82 S KC 83 2-3 ③ K		B KC 83 X SI 91 1-0 ③ FC6-4 1-2f		F SI 92 B CH 81 B KC 84 F SI 92 F KC 82 F SI 91 C SI 92 2-3 ① K			4	0	0	0	0	3	4
5 Logan Morrison, L (1, 3) OBP: 0.344, SLG: 0.449	S KC 83 X SI 93 0-1 ③ G3-1			B SI 91 B SI 92 C SI 92 B SI 91 B SI 92 4-1 6 1B BB		B SI 88 S SI 90 F KC 82 B SI 92 X SI 92 2-2 ① G3	S KC 82 F SI 91 T KC 82 0-2 ② K			3	0	0	0	1	1	2
17 Donovan Solano, R (1, 4) OBP: 0.325, SLG: 0.343		F SI 91 F KC 83 C SI 92 0-3 ① K		1 SAFE D CH 81 X SI 91 1-0 ① F9		B SI 93 B SI 92 B SI 91 C SI 92 B SI 92 4-1 6 BB 23 1B 30 1B BB	C SI 92 F SL 80 B SL 83 B SL 80 X SI 92 2-2 ③ G5-3			3	1	0	0	1	1	1
23 Jake Marisnick, R (1, 8) OBP: 0.063, SLG: 0.063		X SI 93 0-0 ② G6-3		C KC 79 S CH 83 B SI 92 C SI 92 1-3 ② K		1 SAFE B KC 80 1 SAFE S CH 81 X SI 91 1-1 30 1B 6 BB 1-2 1B		C SL 77 F SI 91 B SL 81 B SI 92 F CH 81 X SI 91 2-2 ① G3-1		4	0	1	0	0	1	1
6 Jeff Mathis, R (1, 2) OBP: 0.297, SLG: 0.333		B SI 93 B CH 83 B SI 93 C SI 93 B CH 82 4-1 37 2B BB		X SI 93 0-0 1-2 1B		B KC 77 C SI 90 B CH 80 B SI 91 B SI 90 4-1 30 1B 1-2 2-3 BB		B SI 93 F SI 92 X SL 80 1-1 ② G5-3		2	0	1	0	2	0	0
37 Henderson Alvarez III, R (1, 1) OBP: 0.250, SLG: 0.375 30 Placido Polanco, R (6, PH) OBP: 0.316, SLG: 0.302 44 AJ Ramos, R (7, 1) 40 Mike Dunn, L (8, 1) 50 Chad Qualls, R (8, 1) 9 Juan Pierre, L (8, PH) OBP: 0.284, SLG: 0.297 31 Steve Cishek, R (9, 1)		X SI 92 0-0 ③ 1-H 2B		C SI 91 S KC 78 S KC 79 0-3 ③ K		X SI 91 0-0 21 FC4-6 1-2 2-3 3-H 1B		F SI 92 S CH 83 F SI 92 X CH 82 0-2 ③ G3		2 0 1 0 0 1 2 1 0 1 1 0 0 0 0 0 0 0 0 0 0 0 0 0 0 0 0 0 0 0 0 0 0 0 0 1 0 0 0 0 0 0 0 0 0 0 0 0 0						
Inning Stats	R: 0 E: 0 K: 2 S: 13 H: 1 LOB: 2 BB: 1 P: 18	R: 0 E: 0 K: 1 S: 6 H: 1 LOB: 2 BB: 1 P: 10	R: 0 E: 0 K: 2 S: 10 H: 1 LOB: 1 BB: 0 P: 15	R: 0 E: 0 K: 2 S: 9 H: 1 LOB: 2 BB: 1 P: 15	R: 0 E: 0 K: 0 S: 6 H: 1 LOB: 1 BB: 1 P: 13	R: 1 E: 0 K: 0 S: 10 H: 2 LOB: 3 BB: 2 P: 22	R: 1 E: 0 K: 2 S: 13 H: 1 LOB: 0 BB: 0 P: 20	R: 0 E: 0 K: 0 S: 10 H: 0 LOB: 0 BB: 0 P: 13		1B: 6 2B: 1 3B: 0 HR: 1	SF: 0 SAC: 0 DP: 0 HBP: 0		WP: 0 PB: 0 SB: 0 CS: 1	PA: 36		

BOTTOM

Pittsburgh Pirates @ Miami Marlins

Marlins Park, Miami, FL

Fri Jul 26 2013, 7:12 PM - 9:55 PM EDT

Att. 18,718 - Roof Closed - 81 F

livebaseballscorecards.com

AB	30
R	2
H	8
RBI	2
BB	6
SO	9
LOB	17

MIAMI

PITCHER		IP	WLS	BF	H	R	ER	SO	BB	IBB	HBP	BLK	WP	HR	S	P	ERA	WHIP
49 Jeff Locke, L ERA: 2.15	(1, 1)	6.2	L	32	8	2	2	9	6	0	0	0	0	1	64	108	2.70	2.100
30 Jeanmar Gómez, R ERA: 2.59	(7, 1)	1.1		4	0	0	0	0	0	0	0	0	0	0	13	18	0.00	0.000

PITCHER	IP	WLS	BF	H	R	ER	SO	BB	IBB	HBP	BLK	WP	HR	S	P	ERA	WHIP

Batter	1	2	3	4	5	6	7	8	9	AB	R	H	RBI	BB	SO	LOB
6 Starling Marte, R (1, 7) OBP: 0.333, SLG: 0.443	B FF 92 X FF 92 1-0 18 2B 2B	C KC 78 B KC 80 S FF 92 X FF 94 1-2 ③ G3-1		C FF 92 L KC 80 F KC 80 S SL 85 0-3 ① K		B SI 92 F SI 93 S SL 83 B SL 82 F SL 82 F SI 93 B SL 81 X SI 93 3-2 18 2B 1B		C SL 82 B FF 92 C FF 92 S SL 83 1-3 ① K2-3		5	2	2	0	0	2	0
18 Neil Walker, S (1, 4) OBP: 0.343, SLG: 0.386	B FF 92 B FF 92 X FF 93 2-0 22 G4-3 46 2B 2-H 2B		C FF 91 S KC 78 F FF 93 B SL 86 B KC 79 X FF 93 2-2 24 FC4-6 22 1B 46 1B 1B	X SI 93 0-0 ② L7		C SI 92 1 SAFE F SL 82 1 SAFE X SL 82 0-2 22 P3 1-H 2B		B FF 92 F FF 92 X SI 88 1-1 ② L8		5	2	3	2	0	0	0
22 Andrew McCutchen, R (1, 8) OBP: 0.374, SLG: 0.493	S FF 92 X KC 80 0-1 ① G4-3 2-3		X KC 77 0-0 24 FC4-6 1-2 1B	B SL 86 B SI 93 B FF 92 B SI 92 4-0 BB		B SI 93 X SL 81 1-0 ① P3 2-3		B FF 93 X SL 84 1-0 24 1B 3B		4	1	2	0	1	0	2
24 Pedro Alvarez, L (1, 5) OBP: 0.306, SLG: 0.500	B KC 80 C KC 79 B SI 93 F FF 93 S SL 86 2-3 ② K		B KC 78 C KC 79 X CH 85 1-1 ① FC4-6 46 1B 19 1B 1-2f 2-3	C SI 93 F KC 80 1 SAFE B SL 86 B KC 80 S KC 80 2-3 ③ K		F SI 92 B SL 82 C SI 93 D SL 82 B SI 93 S SL 83 3-3 ② K		C SL 83 B SL 84 B SL 84 X FF 92 2-1 29 WP 3-H 1B		5	1	1	1	0	3	5
46 Garrett Jones, L (1, 3) OBP: 0.305, SLG: 0.438 37 Justin Wilson, L (6, 1) 29 Bryan Morris, L (7, 1) OBP: 0.200, SLG: 0.200 44 Tony Watson, L (8, 1) 12 Clint Barmes, R (9, 6) OBP: 0.264, SLG: 0.290	F FF 94 B FF 94 C KC 80 D SL 86 F FF 95 X KC 81 2-2 19 1B 3-H 2B		S CH 85 B FF 94 1 SAFE B KC 79 F FF 94 B SL 87 F KC 80 F KC 80 1 SAFE 3-2 X FF 93 23 G1 19 1B 1-3 3-H 1B		F FF 91 B FF 92 F KC 77 B FF 94 F SL 85 F KC 80 F FF 94 S FF 93 2-3 ① K		B SI 93 C SI 93 C SI 93 S SL 81 1-3 ③ K		C FF 93 C SL 83 B SL 85 S SL 84 1-3 ③ K 1-2		4 0 1 0 0	1 0 0 0 0	2 0 0 0 0	2 0 1 0 0	0 0 0 0 0	2 0 1 0 0	1 0 1 0 0
19 Michael McKenry, R (1, 2) OBP: 0.262, SLG: 0.348	C KC 78 B FF 93 F KC 80 F FF 95 X SL 85 1-2 2-H 1B		B FF 92 F KC 78 X FF 93 1-1 23 G1 1-2 3-H 1B		B KC 78 X FF 93 1-0 23 G6-3 2B		X FF 93 0-0 10 FC1-4 1B		C CU 80 C FF 93 B FF 96 X SL 83 1-2 ① G6-3	5	0	4	2	0	0	0
23 Travis Snider, L (1, 9) OBP: 0.287, SLG: 0.322 31 Jose Tabata, R (7, PH) OBP: 0.333, SLG: 0.388 (7, 9)	B FF 93 F FF 92 F KC 79 T KC 82 1-2 ③ K		C KC 79 B FF 93 S CH 85 B FF 94 F CH 86 B CH 86 F FF 93 F FF 94 X KC 80 3-2 ② G1 1-2 2-3		C KC 78 B CH 84 F FF 92 X KC 81 1-2 ② G6-3 2-3		C FF 92 B FF 94 L SL 83 B SL 82 B FF 93 X FF 94 3-2 ① F9		C FF 95 F SL 83 B FF 95 F FF 97 X SL 82 1-2 ② G6-3	3 2	0 0	0 0	0 0	1 0	4 1
10 Jordy Mercer, R (1, 6) OBP: 0.333, SLG: 0.402 35 Mark Melancon, R (9, 1)		C FF 90 C FF 91 B FF 92 X KC 81 1-2 ① G4-3	I IN 80 I IN 81 I IN 83 I IN 82 4-0 IBB	I IN 83 I IN 83 I IN 83 I IN 84 4-0 IBB		F SL 83 B FF 92 X FF 93 1-1 ② FC1-4 1-2f		X FF 94 0-0 ③ P6	3 0	0 0	0 0	0 0	2 0	0 0	1 0
50 Charlie Morton, R (1, 1) 14 Gaby Sanchez, R (6, 3) OBP: 0.351, SLG: 0.411		C FF 92 X SI 94 0-1 ② L3	C FF 92 B KC 79 X FF 92 1-1 ③ F9	F FF 93 T SL 84 S KC 82 0-3 ③ K		D SL 84 C FF 93 X SL 83 1-1 ③ L6			3 1	0 0	0 0	0 0	1 0	5 1
Inning Stats	R: 3 H: 4 E: 0 LOB: 1 K: 2 BB: 0 S: 18 P: 27	R: 0 H: 0 E: 0 LOB: 0 K: 0 BB: 0 S: 8 P: 10	R: 2 H: 4 E: 0 LOB: 3 K: 0 BB: 1 S: 22 P: 37	R: 0 H: 0 E: 0 LOB: 1 K: 2 BB: 1 S: 8 P: 14	R: 0 H: 1 E: 0 LOB: 2 K: 2 BB: 1 S: 13 P: 21	R: 1 H: 2 E: 0 LOB: 1 K: 2 BB: 0 S: 15 P: 23	R: 0 H: 1 E: 0 LOB: 1 K: 0 BB: 0 S: 8 P: 13	R: 1 H: 2 E: 0 LOB: 1 K: 2 BB: 0 S: 11 P: 17	R: 0 H: 0 E: 0 LOB: 0 K: 0 BB: 0 S: 8 P: 10	1B: 8 2B: 5 3B: 1 HR: 0	SF: 0 SAC: 0 DP: 0 HBP: 0			WP: 1 PB: 0 SB: 0 CS: 0	PA: 44		

PITCHER		IP	WLS	BF	H	R	ER	SO	BB	IBB	HBP	BLK	WP	HR	S	P	ERA	WHIP
34 Tom Koehler, R ERA: 4.67	(1, 1)	5.0	L	27	9	5	5	6	1	2	0	0	0	0	69	109	9.00	2.000
58 Ryan Webb, R ERA: 3.28	(6, 1)	1.0		5	2	1	1	2	0	0	0	0	0	0	15	23	9.00	2.000
43 Dan Jennings, L ERA: 3.09	(7, 1)	2.0		9	3	1	1	2	0	0	0	0	1	0	19	30	4.50	1.500
44 AJ Ramos, R ERA: 3.19	(9, 1)	1.0		3	0	0	0	0	0	0	0	0	0	0	8	10	0.00	0.000

PITCHER	IP	WLS	BF	H	R	ER	SO	BB	IBB	HBP	BLK	WP	HR	S	P	ERA	WHIP

TOP

Pittsburgh Pirates @ Miami Marlins

Marlins Park, Miami, FL

Sat Jul 27 2013, 7:12 PM - 10:28 PM EDT

Att. 22,410 - Roof Closed - 76 F

livebaseballscorecards.com

AB	41
R	7
H	14
RBI	7
BB	3
SO	10
LOB	21

Batter	1	2	3	4	5	6	7	8	9	AB	R	H	RBI	BB	SO	LOB
3 Adeiny Hechavarría, R (1, 6) OBP: 0.286, SLG: 0.324	B SI 92 L SI 94 X SI 92 1-1 ① L9		B SI 92 X SI 92 1-0 ① G6-3	X SI 93 0-0 ② G6-3			F FF 94 F FF 91 B FF 96 S FF 96 1-3 ① K		B FF 94 B FC 91 B FF 93 C FF 93 F FC 93 B FF 93 4-2 21 G4-6-3 BB	4	0	0	0	1	1	0
21 Christian Yelich, L (1, 7) OBP: 0.318, SLG: 0.333	B FF 94 F FF 93 X SI 93 1-1 5 HBP 17 1B 1B		C FF 94 S CU 78 X CU 76 0-2 E8 27 2B 1B	B FF 93 B FS 87 F SI 93 C FS 87 B CU 78 C FC 90 3-3 ③ K			C FC 90 X FF 91 0-1 ② G1-3		F FC 93 B FC 93 S FF 93 F FC 93 D KC 83 B FF 94 F FF 92 F FC 93 X FF 94 3-2 ①② G4-6-3 1-2f	5	2	2	0	0	1	1
27 Giancarlo Stanton, R (1, 9) OBP: 0.369, SLG: 0.480	C FF 93 B CU 77 S SI 93 1 SAFE B SI 93 S CU 77 2-3 ② K		B FF 94 F SI 92 B SI 92 X CU 77 2-1 5 E 2-H 2B		C FF 94 S SI 93 F CU 77 B SI 92 B CU 78 B FF 94 F SI 93 X SI 93 3-2 17 G6-3 5 1B 1B		B FF 96 B FF 96 B FF 96 B FF 97 4-0 5 1B BB		B FF 95 B FC 92 X FC 92 2-0 5 DI 1B	4	1	3	1	1	1	1
5 Logan Morrison, L (1, 3) OBP: 0.362, SLG: 0.459	H FF 93 1-0 17 1B 1-2 HBP		X FF 93 0-0 E7 17 L9 30 1B 2-H 1B		X SI 93 0-0 17 G6-3 1-2 1B		C FF 96 B FF 96 X FF 93 1-1 17 FC6-4 1-2 1B		B FF 93 B FC 93 X FC 91 2-0 ③ G3 1-2	4	1	3	1	0	0	1
17 Donovan Solano, R (1, 4) OBP: 0.323, SLG: 0.340	X SI 94 0-0 1-3 2-H 1B		F SI 93 X SI 93 0-1 ② L9 2-3		X SI 92 0-0 ①② G6-3 1-2f 2-3		S FF 93 X FC 92 0-1 ③ FC6-4 1-2f			4	0	1	1	0	0	5
30 Placido Polanco, R (1, 5) OBP: 0.315, SLG: 0.301	C SI 94 X SI 93 0-1 ③ G4-3		X SI 94 0-0 23 1B 3-H 1B		C SI 93 F SI 94 B SI 91 B FF 94 S SI 93 2-3 ③ K			C FC 90 X FC 90 0-1 ① L3		4	0	1	1	0	1	3
23 Jake Marisnick, R (1, 8) OBP: 0.150, SLG: 0.105		F FF 94 B SI 93 S SI 94 X CU 78 1-2 ① G5-3	B SI 94 S SI 93 X FF 93 1-1 1-2 1B			B FF 96 X FF 95 1-0 ① P3		B FF 95 B SI 95 B FF 96 B FF 94 4-0 BB		3	0	1	0	1	0	0
19 Rob Brantly, L (1, 2) OBP: 0.283, SLG: 0.294		B FF 94 B SI 93 F SI 93 T FF 94 F FF 95 B CU 78 X SI 93 3-2 ② G5-3	F SI 94 B CU 77 C CU 78 S CU 78 1-3 ③ K			F FF 97 B CU 80 L FF 92 T FF 99 1-2 ② K		C FC 91 X FF 96 0-1 ② L9		4	0	0	0	0	2	3
34 Tom Koehler, R (1, 1) OBP: 0.048, SLG: 0.048 58 Ryan Webb, R (6, 1) 20 Justin Ruggiano, R (6, PH) OBP: 0.279, SLG: 0.366 43 Dan Jennings, L (7, 1) 29 Greg Dobbs, L (8, PH) OBP: 0.296, SLG: 0.291 44 AJ Ramos, R (9, 1)		B FF 94 C SI 92 S SI 92 F SI 92 B CU 77 F SI 92 F FF 94 F SI 93 S CU 77 2-3 ③ K		C SI 92 S SI 92 B CU 78 B SI 92 S SI 92 2-3 ① K		B FF 97 B FF 97 F SI 97 X FF 97 2-1 ③ P3		C SI 94 B SI 95 F SI 95 S SI 95 1-3 ③ K		2 0 1 0 0 1 0	0 0 0 0 0 0 0	0 0 0 0 0 0 0	0 0 0 0 0 0 0	2 0 0 0 0 1 0	0 0 0 0 0 1 0	0 0 0 0 0 1 0
Inning Stats	R: 1 H: 2 E: 0 LOB: 2 K: 1 BB: 0 S: 10 P: 15	R: 0 H: 0 E: 0 LOB: 0 K: 1 BB: 0 S: 14 P: 20	R: 3 H: 5 E: 2 LOB: 2 K: 1 BB: 0 S: 15 P: 20	R: 0 H: 0 E: 0 LOB: 0 K: 2 BB: 0 S: 7 P: 12	R: 0 H: 2 E: 0 LOB: 1 K: 1 BB: 0 S: 10 P: 15	R: 0 H: 0 E: 0 LOB: 0 K: 1 BB: 0 S: 6 P: 10	R: 0 H: 1 E: 0 LOB: 2 K: 1 BB: 1 S: 9 P: 15	R: 0 H: 0 E: 0 LOB: 1 K: 0 BB: 1 S: 7 P: 12	R: 0 H: 1 E: 0 LOB: 1 K: 0 BB: 1 S: 10 P: 21	1B: 10 SF: 0 2B: 1 SAC: 0 3B: 0 DP: 2 HR: 0 HBP: 1						

PITCHER	IP	WLS	BF	H	R	ER	SO	BB	IBB	HBP	BLK	WP	HR	S	P	ERA	WHIP
50 Charlie Morton, R (1, 1) ERA: 3.59	5.0	W	24	9	4	3	6	0	0	1	0	0	0	56	82	5.40	1.800
37 Justin Wilson, L (6, 1) ERA: 2.11	1.2	H	7	1	0	0	2	1	0	0	0	0	0	13	23	0.00	1.200
29 Bryan Morris, R (7, 1) ERA: 2.84	1.0	H	4	0	0	0	0	1	0	0	0	0	0	6	10	0.00	1.000
44 Tony Watson, L (8, 1) ERA: 3.19	0.1	H	1	0	0	0	1	0	0	0	0	0	0	3	4	0.00	0.000
35 Mark Melancon, R (9, 1) ERA: 0.91	1.0	S	4	1	0	0	0	1	0	0	0	0	0	10	21	0.00	2.000

PITCHER	IP	WLS	BF	H	R	ER	SO	BB	IBB	HBP	BLK	WP	HR	S	P	ERA	WHIP

BOTTOM

Pittsburgh Pirates @ Miami Marlins

Marlins Park, Miami, FL

Sat Jul 27 2013, 7:12 PM - 10:28 PM EDT

Att. 22,410 - Roof Closed - 76 F

livebaseballscorecards.com

AB	36
R	4
H	11
RBI	4
BB	3
SO	9
LOB	15

Batter	1	2	3	4	5	6	7	8	9	AB	R	H	RBI	BB	SO	LOB
6 Starling Marte, R (1, 8) OBP: 0.330, SLG: 0.439	S FF 95 C FF 96 S FF 98 0-3 ① K		C CU 81 F CU 83 B FF 95 B FF 98 S FF 97 2-3 ① K		C CU 83 F CU 84 S CU 84 0-3 ③ K			F FF 95 S CU 83 X CU 86 0-2 ③ G4-3		4	0	0	0	0	3	0
31 Jose Tabata, R (1, 7) OBP: 0.325, SLG: 0.378	F FF 97 F FF 99 B FF 99 X FF 99 1-2 ② G5-3		B FF 97 B CU 83 C CU 83 F CU 83 B CU 84 S CU 84 3-3 ② K			B FF 96 F FF 96 S CU 83 B CU 84 S CU 84 2-3 ① K			B SL 82 C SI 91 F SI 91 X SL 83 1-2 ① G5-3	4	0	0	0	0	2	0
18 Neil Walker, S (1, 4) OBP: 0.342, SLG: 0.384 5 Josh Harrison, R (9, PR) OBP: 0.261, SLG: 0.364	C FF 95 B SI 93 B FF 96 X FF 94 2-1 ③ G4-3		B FF 95 B CH 83 C FF 95 B CH 87 S FF 96 C FF 95 3-3 ③ K			C SI 94 B CU 82 X CU 82 1-1 ② G4-3			C SL 83 B SL 84 C SI 91 X SL 84 1-2 55 BB 1B	4 0	0 0	1 0	0 0	0 0	1 0	0 0
24 Pedro Alvarez, L (1, 5) OBP: 0.305, SLG: 0.497		X FF 96 0-0 55 2B 1B		B FF 96 X CH 88 1-0 ① G4-3		C CU 83 S CH 88 S CU 84 0-3 ③ K			F SL 84 X SI 92 0-1 ② L7	4	1	1	0	0	1	1
55 Russell Martin, R (1, 2) OBP: 0.355, SLG: 0.407		X FF 96 0-0 46 S 12 1B 2B 1-H		B FF 97 S CU 83 C CU 84 S FF 98 1-3 ② K			B FF 95 F FF 94 B FF 96 X FF 95 2-1 14 G4-6-3 1B		B SI 93 C SI 92 F SI 91 B SL 85 F SL 85 B SI 92 B SI 92 4-2 1-2 BB	3	1	2	1	1	1	0
46 Garrett Jones, L (1, 9) OBP: 0.304, SLG: 0.435		C CU 81 F FF 95 F CU 83 S FF 96 0-3 ① K 2-3		S CU 83 B CU 83 X FF 96 1-1 1B			**C FF 91** **S CH 87** **B FF 94** 1 SAFE 1 SAFE B FF 93 F CU 82 F CU 82 F CU 83 2-3 ① K		C SL 85 B SI 91 X SL 84 1-1 ③ G4-3	4	0	1	0	0	2	4
14 Gaby Sanchez, R (1, 3) OBP: 0.346, SLG: 0.404		C CU 86 X CU 86 0-1 ② G3		S FF 97 T FF 97 S CU 85 0-3 ③ K			C CU 83 1 SAFE X FF 95 0-1 ② ③ G4-6-3 1-2f			3	0	0	0	0	1	3
12 Clint Barmes, R (1, 6) OBP: 0.265, SLG: 0.290		X FF 98 0-0 3-H 1B			C FF 95 C CU 83 S CU 86 0-3 ① K			X FF 96 0-0 ① F7		3	0	1	1	0	1	0
45 Gerrit Cole, R (1, 1) OBP: 0.353, SLG: 0.313 22 Andrew McCutchen, R (8, PH) OBP: 0.373, SLG: 0.492 32 Vin Mazzaro, R (8, 1) OBP: 0.200, SLG: 0.200		C FF 97 S CU 84 X CU 84 0-2 ③ G6-3			B FF 95 C SI 92 C FF 96 B CU 85 F FF 95 C CU 82 2-3 ② K			C CU 83 F CU 84 X CU 84 0-2 ② P4		2 1 0	0 0 0	0 0 0	0 0 0	0 0 0	1 0 0	1 0 0
Inning Stats	R: 0 E: 0 K: 1 S: 8 H: 0 LOB: 0 BB: 0 P: 11	R: 2 E: 0 K: 1 S: 12 H: 3 LOB: 1 BB: 0 P: 12	R: 0 E: 0 K: 3 S: 9 H: 0 LOB: 0 BB: 0 P: 17	R: 0 E: 0 K: 2 S: 9 H: 1 LOB: 1 BB: 0 P: 12	R: 0 E: 0 K: 3 S: 10 H: 0 LOB: 0 BB: 0 P: 12	R: 0 E: 0 K: 2 S: 8 H: 0 LOB: 0 BB: 0 P: 11	R: 0 E: 0 K: 1 S: 11 H: 1 LOB: 0 BB: 0 P: 15	R: 0 E: 0 K: 0 S: 7 H: 0 LOB: 0 BB: 0 P: 7	R: 0 E: 0 K: 0 S: 13 H: 1 LOB: 2 BB: 1 P: 20	1B: 5 2B: 1 3B: 0 HR: 0 SF: 0 SAC: 0 DP: 1 HBP: 0						

PITCHER	IP	WLS	BF	H	R	ER	SO	BB	IBB	HBP	BLK	WP	HR	S	P	ERA	WHIP
16 José Fernández, R (1, 1) ERA: 2.71	8.0	W	28	5	2	2	13	0	0	0	0	0	0	74	97	2.25	0.625
31 Steve Cishek, R (9, 1) ERA: 2.89	1.0	S	5	1	0	0	0	1	0	0	0	0	0	13	20	0.00	2.000

PITCHER	IP	WLS	BF	H	R	ER	SO	BB	IBB	HBP	BLK	WP	HR	S	P	ERA	WHIP

TOP

Pittsburgh Pirates @ Miami Marlins

Marlins Park, Miami, FL

Sun Jul 28 2013, 1:11 PM - 3:21 PM EDT

Att. 24,207 - Roof Closed - 77 F

livebaseballscorecards.com

AB	32
R	2
H	6
RBI	2
BB	1
SO	13
LOB	9

WP: 0 PA: 33
PB: 0
SB: 1
CS: 0

Batter	1	2	3	4	5	6	7	8	9	AB	R	H	RBI	BB	SO	LOB
3 Adeiny Hechavarría, R (1, 6) OBP: 0.282, SLG: 0.320	X FF 94 0-0 ① F9		C FF 96 B SL 88 S SL 89 B SL 88 F FF 98 X KC 84 2-2 ③ G5-3		F FF 94 X FF 97 0-1 ③ F8			C SI 92 F SI 94 B SL 88 F SL 85 X SL 88 1-2 ① F8		4	0	0	0	0	0	0
21 Christian Yelich, L (1, 7) OBP: 0.269, SLG: 0.280	C FF 96 S KC 84 X FF 97 0-2 ② G5-3			B FF 94 B CH 88 C FF 95 C CH 89 S KC 84 2-3 ① K		C FF 92 C CH 88 B FF 95 B KC 81 F FF 96 S SL 90 2-3 ① K		B SI 93 S SL 87 C SI 94 B SL 87 S SL 87 2-3 ② K		4	0	0	0	0	3	0
27 Giancarlo Stanton, R (1, 9) OBP: 0.375, SLG: 0.500	C SI 97 X SI 94 0-1 2B			B FF 94 C FF 94 B SL 89 B FF 97 S SL 90 B SL 90 4-2 5 1B 59 1B BB		X FF 95 0-0 HR		B SL 87 F SL 88 C FF 94 B SL 89 X SL 89 2-2 ③ F9		3	2	2	1	1	0	0
5 Logan Morrison, L (1, 3) OBP: 0.369, SLG: 0.460	B FF 96 C FF 96 C FF 98 S KC 85 1-3 ③ K			B KC 83 B FF 95 F FF 93 F FF 96 X KC 83 2-2 59 1B 17 SF8 1-2 1B		B FF 94 B CH 90 B FF 96 C FF 95 F FF 96 F SL 92 B FF 97 4-2 BB				2	1	1	0	1	1	1
59 Ed Lucas, R (1, 5) OBP: 0.326, SLG: 0.319		C FF 95 F SL 90 S SL 90 0-3 ① K		F SL 90 D SL 89 F FF 97 D SL 90 B SL 90 1 SAFE X FF 98 3-2 17 SF8 1-3 2-H 1B		S FF 96 F FF 96 S SL 87 0-3 ② K				3	0	1	1	0	2	1
17 Donovan Solano, R (1, 4) OBP: 0.317, SLG: 0.336		C FF 95 F SL 88 B FF 98 B SL 90 X FF 97 2-2 ② G6-3		D FF 97 X SL 89 1-0 ② SF8 1-2 3-H		F FF 93 F FF 97 D SL 88 B FF 99 F FF 97 X SL 89 2-2 ③ F9				2	0	0	1	0	0	1
23 Jake Marisnick, R (1, 8) OBP: 0.130, SLG: 0.091		B FF 95 X FF 96 1-0 ③ G6-3		B FF 96 B FF 96 B FF 95 C FF 95 X FF 97 3-1 ③ G4-3			C FF 95 X FF 96 0-1 ① F8			3	0	0	0	0	0	1
6 Jeff Mathis, R (1, 2) OBP: 0.290, SLG: 0.325			C SL 88 X FF 96 0-1 ① L8		X FF 94 0-0 ① G1		C FF 96 M FF 96 S FF 97 0-3 ② K			3	0	0	0	0	1	0
16 José Fernández, R (1, 1) OBP: 0.143, SLG: 0.171 31 Steve Cishek, R (9, 1)			C FF 96 L FF 94 S SL 89 0-3 ② K		C FF 94 C FF 94 C SL 87 0-3 ② K		X FF 95 0-0 ③ G1-3			3 0	0 0	0 0	0 0	0 0	2 0	0 0
Inning Stats	R: 0 E: 0 K: 1 S: 9 H: 1 LOB: 1 BB: 0 P: 10	R: 0 E: 0 K: 1 S: 7 H: 0 LOB: 0 BB: 0 P: 10	R: 0 E: 0 K: 1 S: 9 H: 0 LOB: 0 BB: 0 P: 11	R: 2 E: 0 K: 1 S: 14 H: 2 LOB: 1 BB: 1 P: 29	R: 0 E: 0 K: 1 S: 6 H: 0 LOB: 0 BB: 0 P: 6	R: 1 E: 0 K: 2 S: 15 H: 1 LOB: 1 BB: 1 P: 23	R: 0 E: 0 K: 1 S: 6 H: 0 LOB: 0 BB: 0 P: 6	R: 0 E: 0 K: 1 S: 10 H: 0 LOB: 0 BB: 0 P: 15		1B: 2 2B: 1 3B: 0 HR: 1 SF: 1 SAC: 0 DP: 0 HBP: 0					WP: 0 PB: 0 SB: 0 CS: 0 PA: 30	

PITCHER		IP	WLS	BF	H	R	ER	SO	BB	IBB	HBP	BLK	WP	HR	S	P	ERA	WHIP
45 Gerrit Cole, R ERA: 3.56	(1, 1)	7.0	L	27	4	3	3	8	2	0	0	0	0	1	66	95	3.86	0.857
32 Vin Mazzaro, R ERA: 3.11	(8, 1)	1.0		3	0	0	0	1	0	0	0	0	0	0	10	15	0.00	0.000

PITCHER	IP	WLS	BF	H	R	ER	SO	BB	IBB	HBP	BLK	WP	HR	S	P	ERA	WHIP

BOTTOM

Pittsburgh Pirates @ Miami Marlins

Marlins Park, Miami, FL

Sun Jul 28 2013, 1:11 PM - 3:21 PM EDT

Att. 24,207 - Roof Closed - 77 F

livebaseballscorecards.com

AB	27
R	3
H	4
RBI	3
BB	2
SO	9
LOB	4

St. Louis Cardinals @ Pittsburgh Pirates

PNC Park, Pittsburgh, PA

Mon Jul 29 2013, 7:09 PM - 9:58 PM EDT

Att. 32,084 - Partly Cloudy - 74 F

TOP

livebaseballscorecards.com

Batter	1	2	3	4	5	6	7	8	9	AB	R	H	RBI	BB	SO	LOB
13 Matt Carpenter, L (1, 4) OBP: 0.391, SLG: 0.486	C SI 93 B SI 94 S SL 88 S SL 90 1-3 ① **K**			B SI 94 X SL 85 1-0 ① F8		X SL 87 0-0 7 G5-4-3 3-H 1B		B SI 94 F SI 95 F SI 95 B SL 86 X SL 86 2-2 ② F8		4	0	1	1	0	1	0
3 Carlos Beltrán, S (1, 9) OBP: 0.332, SLG: 0.508 19 Jon Jay, L (8, 8) OBP: 0.327, SLG: 0.346	B SI 94 B CH 86 C SI 92 B SL 87 X SI 94 3-1 ② G6-3			B CH 86 C SI 93 X SI 92 1-1 7 1B 1B		C SL 86 B SI 92 T SL 85 F SL 88 F SL 86 D CH 88 S CH 86 2-3 ① **K**		B CH 88 B SI 95 X SI 96 2-1 ③ G4-3		4 0	0 0	1 0	0 0	0 0	1 0	1 0
7 Matt Holliday, R (1, 7) OBP: 0.351, SLG: 0.445	C SI 93 B SI 93 B CH 87 X CH 86 2-1 ③ F9			X SI 93 0-0 1-2 1B		S CH 86 X SL 86 0-1 ②③ G5-4-3 1-2f			C FF 96 F FF 96 B CU 83 B FF 96 F FF 96 F CU 83 X FF 97 2-2 32 1B 21 G6-3 43 1B 1B	4	1	2	0	0	0	1
21 Allen Craig, R (1, 3) OBP: 0.370, SLG: 0.473		F SI 92 B CH 85 S SL 86 B SL 87 S SL 89 2-3 ① **K**		B SL 86 F SL 87 S SL 86 S SL 87 1-3 ② **K**			B SI 90 F SI 92 B SI 93 S SL 86 S CH 87 2-3 ① **K**		B FF 98 S FF 96 F FF 96 B CU 84 X FF 95 2-2 ① G6-3 1-2	4	0	0	0	0	3	3
4 Yadier Molina, R (1, 2) OBP: 0.376, SLG: 0.482 32 Rob Johnson, R (8, 2) OBP: 0.500, SLG: 1.000		C CH 86 S SL 86 B SI 94 C SL 88 1-3 ② **K**		F CH 86 F SL 86 S SL 89 0-3 ③ **K**			B SI 92 C SL 88 B SI 92 B SL 88 C SI 93 X SL 89 3-2 ② G6-3		X FF 97 0-0 43 1B 23 HBP 2-3 1B	3 1	0 0	0 1	0 0	0 0	2 0	2 0
23 David Freese, R (1, 5) OBP: 0.344, SLG: 0.375		B SI 94 X SI 94 1-0 ③ G1-6-3			B SL 84 C SL 85 S CH 86 F CH 86 F SL 87 X CH 87 1-2 ① G1-3		C SI 92 B SI 94 F SI 93 F CH 87 B CH 87 B SL 88 B SL 86 4-2 43 BB BB		B FF 97 F FF 94 B FF 97 S FF 96 H FF 95 3-2 43 1B 1-2 HBP	2	0	0	0	1	0	0
43 Shane Robinson, R (1, 8) OBP: 0.380, SLG: 0.375 (8, 9)			B FF 92 X SI 93 1-0 ① L7		B SI 92 C SL 86 B CH 86 B SI 93 X SI 93 3-1 ② G6-3		B CH 86 B SI 92 B SI 92 B SI 90 4-0 1-2 BB		B FF 96 C FF 96 B FF 95 X FF 96 2-1 1-2 2-3 3-H 1B	3	0	1	1	1	0	0
38 Pete Kozma, R (1, 6) OBP: 0.283, SLG: 0.301 59 Fernando Salas, R (7, 1) Matt Adams, L (9, PH) OBP: 0.355, SLG: 0.500			C SI 93 C CH 87 B SL 87 T SL 87 1-2 ② **K**		B SI 94 X SI 94 1-0 ③ G4-3		B SL 87 C CH 87 1 SAFE B SL 88 F SL 87 D CH 88 X SL 88 3-2 ③ F8		C FF 96 B FF 96 F FF 96 F FF 96 S CU 82 1-3 ② **K**	3 0 1	0 0 0	0 0 0	0 0 0	0 0 0	1 0 1	2 0 3
35 Jake Westbrook, R (1, 1) OBP: 0.286, SLG: 0.240 48 Tony Cruz, R (6, PH) OBP: 0.278, SLG: 0.300 Marc Rzepczynski, L (6, 1) 33 Daniel Descalso, L (7, 6) OBP: 0.323, SLG: 0.402			B FF 93 C SI 94 S SL 89 X SL 88 1-2 ③ G6-3			B SI 92 S SL 86 B CH 85 X SL 86 2-1 13 1B 3B		C SI 94 S SL 84 F SL 85 S SI 95 0-3 ① **K**	B FF 95 X FF 95 1-0 ③ F8	1 1 0 2	0 1 0 0	0 1 0 0	0 0 0 0	0 0 0 1	0 0 0 3	0 0 0 3

	AB	33
	R	2
	H	7
	RBI	2
	BB	2
	SO	10
	LOB	15

Inning Stats	1	2	3	4	5	6	7	8	9
	R: 0 E: 0 K: 1 S: 7 H: 0 LOB: 0 BB: 0 P: 13	R: 0 E: 0 K: 2 S: 7 H: 0 LOB: 0 BB: 0 P: 11	R: 0 E: 0 K: 1 S: 7 H: 0 LOB: 0 BB: 0 P: 10	R: 0 E: 0 K: 2 S: 10 H: 2 LOB: 2 BB: 0 P: 13	R: 0 E: 0 K: 0 S: 8 H: 0 LOB: 0 BB: 0 P: 13	R: 1 E: 0 K: 1 S: 10 H: 2 LOB: 0 BB: 0 P: 14	R: 0 E: 0 K: 1 S: 12 H: 0 LOB: 2 BB: 2 P: 28	R: 0 E: 0 K: 1 S: 9 H: 0 LOB: 0 BB: 0 P: 13	R: 1 E: 0 K: 1 S: 18 H: 3 LOB: 3 BB: 0 P: 29

1B: 6	SF: 0	WP: 0	PA: 36
2B: 0	SAC: 0	PB: 0	
3B: 1	DP: 1	SB: 0	
HR: 0	HBP: 1	CS: 0	

PITCHER		IP	WLS	BF	H	R	ER	SO	BB	IBB	HBP	BLK	WP	HR	S	P	ERA	WHIP
47 Francisco Liriano, L ERA: 2.16	(1, 1)	7.0	W	26	4	1	1	8	2	0	0	0	0	0	61	102	1.29	0.857
44 Tony Watson, L ERA: 3.12	(8, 1)	1.0		3	0	0	0	1	0	0	0	0	0	0	9	13	0.00	0.000
68 Vic Black, R ERA: 6.75	(9, 1)	1.0		7	3	1	1	1	0	0	1	0	0	0	18	29	9.00	3.000

PITCHER		IP	WLS	BF	H	R	ER	SO	BB	IBB	HBP	BLK	WP	HR	S	P	ERA	WHIP

BOTTOM

St. Louis Cardinals @ Pittsburgh Pirates

PNC Park, Pittsburgh, PA

Mon Jul 29 2013, 7:09 PM - 9:58 PM EDT

Att. 32,084 - Partly Cloudy - 74 F

livebaseballscorecards.com

Batter	1	2	3	4	5	6	7	8	9	AB	R	H	RBI	BB	SO	LOB
31 Jose Tabata, R (1, 9) OBP: 0.327, SLG: 0.370	C SI 88 B SI 88 B CU 78 B CH 81 B SI 88 4-1 18 HBP 22 1B BB	B SI 89 B SI 89 C SI 89 B SI 88 C SI 88 B SI 90 4-2 22 FC6-4 18 1B BB		C SI 89 B FC 86 X SI 88 1-1 L9 ②		B SI 92 X SI 92 1-0 L4 ② ③ 2-2	F FF 89 B FF 88 C FF 88 C CH 83 1-3 K ③			3	1	0	0	2	1	2
44 Tony Watson, L (8, 1)										0	0	0	0	0	0	0
68 Vic Black, R (9, 1)										0	0	0	0	0	0	0
18 Neil Walker, S (1, 4) OBP: 0.349, SLG: 0.385	H FC 84 1-0 22 1B 24 HR 1-2 HBP	C SI 89 1 SAFE X SI 88 0-1 22 FC6-4 1-2 1B		C SI 89 F SI 89 B FC 84 B CH 81 H FC 84 3-2 HBP			B SI 90 B SI 90 B SI 90 B SI 91 4-0 24 G3 22 1B 14 SF9 BB	X FF 89 0-0 ① G4-3		2	2	1	0	1	0	0
22 Andrew McCutchen, R (1, 8) OBP: 0.373, SLG: 0.491	B SI 90 F SI 89 X SI 89 1-1 24 HR 1-2 2-H 1B	B FC 86 X FC 85 1-0 ② FC6-4 24 BB 1-2f 2-3		F SI 90 B FC 85 B CU 81 1 SAFE F SI 89 D FC 85 X FC 85 3-2 ③ G6-3			B SI 92 X SI 92 1-0 24 G3 7 1B 1-2 1B	C FF 89 F KC 80 B CH 84 B CH 85 B FF 89 X FF 90 3-2 ② F9		5	2	2	1	0	0	3
24 Pedro Alvarez, L (1, 5) OBP: 0.306, SLG: 0.503	X SI 89 0-0 1-H 2-H HR	B SI 88 B CH 81 F SI 89 F FC 86 F CH 81 F CU 81 B CH 82 F FS 82 F SI 90 4-2 B CU 80 1-2 BB			S CH 79 B FC 85 B SI 89 B SI 89 F SI 90 C SI 90 3-3 ① K		B SL 86 D SI 92 X SI 92 2-0 ① G3 1-2 2-3	B CH 85 F FF 90 B KC 80 S FF 89 T FF 89 2-2 ③ K		4	1	1	3	1	2	2
55 Russell Martin, R (1, 2) OBP: 0.356, SLG: 0.404	B SI 89 S SI 89 C SI 90 X FC 82 1-2 ① G5-3	B SI 90 F FC 84 B SI 89 S SI 89 B SI 90 F SI 90 S FC 85 3-3 ③ K			H FC 83 1-0 46 G4-3 HBP		B KC 82 B CH 86 B KC 82 I IN 72 4-0 7 1B 12 2B IBB			2	1	0	0	1	1	3
46 Garrett Jones, L (1, 3) OBP: 0.304, SLG: 0.438 14 Gaby Sanchez, R (7, 3) OBP: 0.345, SLG: 0.404	B SI 88 B SI 89 C SI 89 S CH 81 X CH 80 2-2 2B		B FC 86 B SI 89 B SI 89 X SI 89 3-0 ① F8		1 SAFE C SI 88 X SI 89 0-1 ② G4-3 1-2		C FF 91 D KC 83 B FF 91 B CH 84 F FF 92 X FF 92 3-2 ② SF9 3-H			3	0	1	0	0	0	1
										0	0	0	1	0	0	0
7 Alex Presley, L (1, 7) OBP: 0.289, SLG: 0.444	B SI 89 X SI 89 1-0 ② F8		B CU 76 B SI 90 B SI 89 C SI 89 C SI 90 X SI 89 3-2 ② G4-3		C SI 88 S CH 81 F CH 81 B SI 88 X CU 78 1-2 ③ G4-3		X CH 86 0-0 12 2B 1-2 2-H 1B			4	1	1	1	0	0	2
(8, 9)																
12 Clint Barmes, R (1, 6) OBP: 0.269, SLG: 0.304	F SI 89 F FC 86 D CU 79 X SI 90 1-2 ③ G6-3		B SI 89 C SI 89 X FC 85 1-1 ③ F8			C SI 91 B SI 91 F SI 89 B SL 84 X SL 86 2-2 31 L4 2B	F FF 90 B KC 80 X FF 90 1-1 6 1B 1-H 2-H 2B			4	1	2	2	0	0	1
47 Francisco Liriano, L (1, 1) OBP: 0.125, SLG: 0.097		C SI 88 X SI 89 0-1 ① L8		B SI 87 C SI 87 F SI 88 B SI 88 X SI 89 2-2 ① F8		D SI 92 C SI 91 L SI 92 X SL 86 1-2 ① B2-4	F KC 81 B FF 90 F FF 90 F CH 82 X KC 80 1-2 2-H 1B			3	0	0	0	0	0	1
6 Starling Marte, R (7, PH) OBP: 0.332, SLG: 0.440										1	0	1	1	0	0	0
(8, 7)																
Inning Stats	R: 4 H: 3 E: 0 LOB: 1 K: 0 BB: 1 S: 14 P: 25	R: 0 H: 1 E: 0 LOB: 3 K: 1 BB: 2 S: 17 P: 29	R: 0 H: 0 E: 0 LOB: 0 K: 0 BB: 0 S: 6 P: 13	R: 0 H: 0 E: 0 LOB: 0 K: 0 BB: 0 S: 10 P: 19	R: 0 H: 0 E: 0 LOB: 1 K: 1 BB: 0 S: 9 P: 14	R: 0 H: 1 E: 0 LOB: 0 K: 0 BB: 0 S: 7 P: 11	R: 5 H: 4 E: 0 LOB: 1 K: 1 BB: 2 S: 15 P: 32	R: 0 H: 0 E: 0 LOB: 0 K: 1 BB: 0 S: 7 P: 12		1B: 5 SF: 1 2B: 4 SAC: 0 3B: 0 DP: 1 HR: 1 HBP: 3						

| | | | | | | | | | | | | | | | |

Batter	1	2	3	4	5	6	7	8	9	10	11	AB	R	H	RBI	BB	SO	LOB
13 Matt Carpenter, L (1, 4) OBP: 0.389, SLG: 0.481	B FF 93 B SI 93 C FF 93 X SI 93 2-1 G3-1 ①		S KC 84 B SI 94 B CH 89 F KC 84 B FF 94 B FF 94 4-2 7 G5-3 1-2 BB		C SI 92 B SI 92 B SI 92 X FF 93 2-1 G6-3 ③			C FF 97 B FF 98 F FF 98 X CU 82 1-2 L3 ①		1 SAFE B FC 91 1 SAFE X FC 91 1-0 L8 ①		4	0	0	0	1	0	1
19 Jon Jay, L (1, 8) OBP: 0.328, SLG: 0.345	B FF 94 F FF 92 B KC 84 B KC 83 F FF 94 F SI 93 B SI 95 4-2 7 1B BB		B KC 84 F FF 94 F SI 93 B KC 84 F KC 84 S KC 84 2-3 K ①			C SI 92 S KC 91 S KC 82 0-3 K		C FF 97 B FF 97 F FF 98 F FF 99 F CU 82 C FF 99 1-3 K ②		1 SAFE X FC 91 0-0 7 G6-4-3 1-3 1B		4	0	1	0	1	3	3
7 Matt Holliday, R (1, 7) OBP: 0.351, SLG: 0.445	B KC 83 B FF 94 1 SAFE X SI 93 2-0 3 L8-3 1-2 1B		C FF 93 F CH 89 F KC 86 B FF 94 X KC 85 1-2 G5-3 ② 1-2 2-3 3-H			B FF 93 B FF 93 T FF 93 F FF 94 S FF 94 2-3 K ①		C FF 99 S FF 99 X FF 100 0-2 1B		F FC 90 B SI 95 X FF 95 1-1 G6-4-3 ②③ 1-2f		5	0	2	1	0	1	5
3 Carlos Beltrán, S (1, 9) OBP: 0.327, SLG: 0.501	F KC 83 B SI 94 X KC 82 1-1 L8-3 ②③ 1-1		C FF 94 B KC 83 D SI 90 F FF 94 X KC 83 2-2 L3 ③			B FF 94 X SI 93 1-0 F7 ②		B SI 99 X FF 98 1-0 F7 ③			B SI 92 B SI 94 B SI 92 C SI 93 X SI 93 3-1 G3-1 ①	5	0	0	0	0	0	6
Matt Adams, L (1, 3) OBP: 0.350, SLG: 0.488		F CH 88 C KC 82 S KC 83 0-3 K ①		C SI 91 F KC 82 F KC 82 T SI 91 0-2 K ①		C KC 82 C KC 82 X FF 95 0-2 G1-3 ③			C FF 94 X FC 92 0-1 G3 ①		B SI 93 F SI 94 B FF 90 B SL 89 B SI 94 4-1 48 FC5-4 BB	4	0	0	0	1	2	1
48 Tony Cruz, R (1, 2) OBP: 0.271, SLG: 0.291		C FF 93 S SI 93 B KC 84 F SI 92 F FF 94 B KC 84 X FF 94 2-2 G5-3 ②		C SI 92 B KC 82 F SI 92 X KC 84 1-2 F9 ②			F FF 91 B FF 92 B FF 93 X FF 93 2-1 F8 ①		C FC 93 X FC 92 0-1 33 E 33 G3 1B		B SI 93 B SI 94 X SI 94 2-0 FC5-4 ② 1-2f	5	0	1	0	0	0	1
33 Daniel Descalso, L (1, 5) OBP: 0.315, SLG: 0.391 46 Kevin Siegrist, L (11, 1)		B SI 94 C FF 89 C CH 89 S KC 84 1-3 K ③		X FF 93 0-0 G3 ③			B SI 93 S FF 93 F KC 83 S KC 83 1-3 K ②		C FC 91 X FC 91 0-1 G3 ② 1-3		S FF 95 B FF 92 B FF 94 F SI 94 F SL 88 B SL 89 F FF 95 X SI 94 3-2 L7 ③	5 0	0 0	0 0	0 0	0 0	2 0	2 0
38 Pete Kozma, R (1, 6) OBP: 0.286, SLG: 0.304			B FF 92 X SI 92 1-0 31 1B 7 G5-3 2B		B FF 90 F FF 91 C KC 80 X KC 82 1-2 L7 ①		B FF 93 B FF 93 B FF 93 C FF 93 B FF 93 4-1 BB		X FC 92 0-0 P4 ③			3	1	1	0	1	0	1
31 Lance Lynn, S (1, 1) OBP: 0.222, SLG: 0.125 21 Allen Craig, R (7, PH) OBP: 0.369, SLG: 0.472 43 Seth Maness, R (7, 1) 36 Randy Choate, L (8, 1) 26 Trevor Rosenthal, R (9, 1) 43 Shane Robinson, R (10, PH) OBP: 0.286, SLG: 0.372 67 Michael Blazek, R (10, 1) 23 David Freese, R (11, 5) OBP: 0.344, SLG: 0.375			M SI 91 L SI 92 B SI 93 B SI 92 X SI 92 2-2 7 G5-3 13 BB 2-3 1B		B FF 91 C SI 91 F SI 91 B FF 93 S FF 93 2-3 K ②		B SI 93 B FF 93 C FF 93 F FF 93 S KC 84 2-3 K ③		B FF 95 B FC 92 B FF 95 C FF 95 B FF 96 4-1 19 1B BB		2 1 0 0 0 0 0 0 0	0 0 0 0 0 0 0 0 0	1 0 0 0 0 0 0 0 0	0 0 0 0 0 1 0 0 0	0 1 0 0 0 0 0 0 0	1 1 0 0 0 0 0 0 0	0 1 0 0 0 0 0 0 0
Inning Stats	R: 0 E: 0 K: 0 S: 8 H: 1 LOB: 1 BB: 1 P: 17	R: 0 E: 0 K: 2 S: 11 H: 0 LOB: 0 BB: 0 P: 14	R: 1 E: 0 K: 1 S: 17 H: 2 LOB: 2 BB: 1 P: 29	R: 0 E: 0 K: 1 S: 8 H: 0 LOB: 0 BB: 0 P: 9	R: 0 E: 0 K: 1 S: 8 H: 0 LOB: 0 BB: 0 P: 13	R: 0 E: 0 K: 2 S: 10 H: 0 LOB: 1 BB: 0 P: 13	R: 0 E: 0 K: 2 S: 9 H: 0 LOB: 1 BB: 1 P: 18	R: 0 E: 0 K: 1 S: 12 H: 1 LOB: 1 BB: 0 P: 15	R: 0 E: 1 K: 0 S: 7 H: 1 LOB: 1 BB: 0 P: 7	R: 0 E: 0 K: 0 S: 5 H: 1 LOB: 1 BB: 1 P: 11	R: 0 E: 0 K: 0 S: 9 H: 0 LOB: 1 BB: 1 P: 21	1B: 5 2B: 2 3B: 0 HR: 0	SF: 0 SAC: 0 DP: 2 HBP: 0	WP: 1 PB: 0 SB: 0 CS: 0	PA: 43			

PITCHER		IP	WLS	BF	H	R	ER	SO	BB	IBB	HBP	BLK	WP	HR	S	P	ERA	WHIP
34 A.J. Burnett, R ERA: 2.86	(1, 1)	7.0		27	3	1	1	9	3	0	0	0	1	0	71	113	1.29	0.857
37 Justin Wilson, L ERA: 2.08	(8, 1)	1.0		4	1	0	0	1	0	0	0	0	0	0	12	15	0.00	1.000
35 Mark Melancon, R ERA: 0.89	(9, 1)	1.0		4	1	0	0	0	0	0	0	0	0	0	7	7	0.00	1.000
29 Bryan Morris, R ERA: 2.78	(10, 1)	1.0		4	1	0	0	0	1	0	0	0	0	0	5	11	0.00	2.000
32 Vin Mazzaro, R ERA: 3.04	(11, 1)	1.0	W	4	0	0	0	0	1	0	0	0	0	0	9	21	0.00	1.000

PITCHER	IP	WLS	BF	H	R	ER	SO	BB	IBB	HBP	BLK	WP	HR	S	P	ERA	WHIP

TOP

St. Louis Cardinals @ Pittsburgh Pirates

PNC Park, Pittsburgh, PA

Tue Jul 30 2013, 4:09 PM - 7:58 PM EDT

Partly Cloudy - 76 F

livebaseballscorecards.com

AB	38
R	1
H	6
RBI	1
BB	5
SO	10
LOB	21

Batter	1	2	3	4	5	6	7	8	9	10	11	AB	R	H	RBI	BB	SO	LOB
6 Starling Marte, R (1, 7) OBP: 0.331, SLG: 0.439	C FF 92 F SI 91 B FF 94 X SI 92 1-2 G6-3 ①		C SL 87 C CU 79 F FF 95 B SI 93 B SL 90 X SL 88 2-2 G5-3 ②		C CU 80 B SI 92 B SI 91 B SI 92 F FF 93 F SL 90 X SL 86 3-2 E8 1B			1 SAFE L SI 91 X SI 90 0-1 SH1-3 ① 1-2		B CU 77 S FF 96 C CU 78 S CU 79 1-3 K2-3 ②		4	0	1	0	0	1	0
18 Neil Walker, S (1, 4) OBP: 0.347, SLG: 0.379	B SI 92 X SI 92 1-0 G6-3 ②		C FF 94 C CU 81 B FF 95 B CH 86 X SL 89 2-2 P4 ③		B FF 94 B FF 93 X CH 85 2-0 F8 ③			C SI 90 D CH 84 X SI 91 1-1 L8 ②		B FF 96 B CH 88 B FF 96 C CH 87 B CU 79 4-1 BB		4	0	0	0	1	0	2
22 Andrew McCutchen, R (1, 8) OBP: 0.374, SLG: 0.491	C FF 94 B SL 90 X SI 92 1-1 24 2B 2B			F SL 87 F SL 88 B FF 94 B FF 94 S FF 94 2-3 K ①		B SL 87 B FF 92 S FF 94 C FF 95 B FF 94 T FF 94 3-2 K ①		I IN 61 I IN 57 I IN 54 4-0 IBB		1 SAFE S CU 79 1 SAFE F CU 78 B FF 97 B FF 96 B CU 79 F FF 96 S SL 85 3-3 K ③		4	1	1	0	1	3	1
24 Pedro Alvarez, L (1, 5) OBP: 0.307, SLG: 0.503	B CH 86 X CH 86 1-0 2-H 2B			B FF 94 C FF 94 B SL 89 B CU 82 C FF 94 B SI 95 4-2 46 BB BB		C SL 88 B SI 92 B SL 88 F FF 94 B SI 92 F FF 94 X SL 88 3-2 G3-1 ②		B SL 77 B SI 88 B SI 89 C SI 88 X SI 89 3-1 G3-1 ③			B SI 96 B FF 96 F SI 95 S FF 96 X SI 97 2-2 F8 ①	4	0	1	1	1	0	2
55 Russell Martin, R (1, 2) OBP: 0.354, SLG: 0.399	C FF 93 F SL 88 B FF 94 F FF 96 B SL 90 D CU 83 S SL 88 3-3 K ③			F SI 92 F SL 89 C FF 94 0-3 K ②		F FF 92 B SL 88 B CU 81 X FF 93 2-1 F7 ③			X FF 95 0-0 P4 ①		F FF 96 B CH 87 B CH 87 B FF 96 B SI 96 4-1 14 BB 7 1B BB	4	1	0	0	1	2	2
46 Garrett Jones, L (1, 3) OBP: 0.304, SLG: 0.433 14 Gaby Sanchez, R (11, PH) OBP: 0.348, SLG: 0.404		F FF 92 S FF 93 X FF 94 0-2 P5 ①		B FF 93 B SI 91 B SI 92 B SI 90 4-0 1-2 BB			B SI 90 F SI 90 B CH 84 X CH 84 2-1 F9 ①		B FF 97 F FF 97 S CH 88 F FF 98 S FF 99 1-3 K ②		1 SAFE B SI 95 C FF 91 B FF 96 B SI 94 B FF 95 4-1 7 1B 1-2 BB	3 0	0 0	0 0	0 0	1 1	1 0	0 0
7 Alex Presley, L (1, 9) OBP: 0.300, SLG: 0.440		C CH 87 B FF 94 X FF 93 1-1 L7 ②		S SL 88 S SI 94 B SI 93 F SL 89 S SL 90 1-3 K ③			B CU 79 C SI 91 X SI 91 2-1 G3-1 ②		C FF 99 B CH 89 B CH 88 X FF 99 2-1 E5 1B		C FF 95 B FF 95 F FF 95 B CU 83 B FF 96 X FF 96 3-2 1-2 2-H 1B	5	0	2	1	0	1	2
12 Clint Barmes, R (1, 6) OBP: 0.264, SLG: 0.298		C FF 94 S SL 89 S SL 90 0-3 K ③			B SL 88 X SL 86 1-0 F7 ①		C FF 91 B SI 90 B SI 91 X SI 91 2-1 G4-3 ③		X FF 98 0-0 L8 ③			4	0	0	0	0	1	1
34 A.J. Burnett, R (1, 1) OBP: 0.081, SLG: 0.081 37 Justin Wilson, L (8, 1) 5 Josh Harrison, R (8, PH) OBP: 0.292, SLG: 0.391 35 Mark Melancon, R (9, 1) 29 Bryan Morris, L (10, 1) OBP: 0.200, SLG: 0.200 31 Jose Tabata, R (10, PH) OBP: 0.325, SLG: 0.367 32 Vin Mazzaro, R (11, 1) OBP: 0.200, SLG: 0.200			C FF 90 C FF 92 B SL 87 S FF 93 1-3 K ①		B FF 92 C FF 92 X FF 91 1-1 F9 ②			C SL 84 S SI 90 B CH 85 B FF 91 B SL 85 X SI 91 3-2 6 SH1-3 1B		B SL 82 F FF 96 F FF 96 S CU 78 1-3 K ①	2 0 0 1 0 0 0 1 0	0 0 0 0 0 0 0 0 0	0 0 1 0 0 0 0 0 0	0 0 0 0 0 0 0 0 0	0 0 0 0 0 0 0 1 0	1 0 0 0 0 0 0 0 0	0 0 0 0 0 0 0 0 0
Inning Stats	R: 1 H: 2 E: 0 LOB: 1 K: 1 BB: 0 S: 11 P: 18	R: 0 H: 0 E: 0 LOB: 0 K: 1 BB: 0 S: 8 P: 9	R: 0 H: 0 E: 0 LOB: 0 K: 1 BB: 0 S: 10 P: 15	R: 0 H: 0 E: 0 LOB: 2 K: 3 BB: 2 S: 12 P: 23	R: 0 H: 1 E: 1 LOB: 1 K: 0 BB: 0 S: 8 P: 15	R: 0 H: 0 E: 0 LOB: 0 K: 1 BB: 0 S: 9 P: 17	R: 0 H: 0 E: 0 LOB: 0 K: 0 BB: 0 S: 6 P: 12	R: 0 H: 1 E: 0 LOB: 2 K: 0 BB: 1 S: 9 P: 20	R: 0 H: 1 E: 1 LOB: 1 K: 1 BB: 0 S: 8 P: 11	R: 0 H: 0 E: 0 LOB: 1 K: 3 BB: 1 S: 11 P: 20	R: 1 H: 1 E: 0 LOB: 2 K: 0 BB: 2 S: 8 P: 21	1B: 4 SF: 0 2B: 2 SAC: 1 3B: 0 DP: 0 HR: 0 HBP: 0						

PITCHER		IP	WLS	BF	H	R	ER	SO	BB	IBB	HBP	BLK	WP	HR	S	P	ERA	WHIP
31 Lance Lynn, R ERA: 3.87	(1, 1)	6.0		23	3	1	1	7	2	0	0	0	0	0	58	97	1.50	0.833
43 Seth Maness, R ERA: 2.78	(7, 1)	1.2		7	1	0	0	0	0	1	0	0	0	0	13	27	0.00	0.600
36 Randy Choate, L ERA: 2.74	(8, 1)	0.1		1	0	0	0	0	0	0	0	0	0	0	2	5	0.00	0.000
26 Trevor Rosenthal, R ERA: 2.16	(9, 1)	1.0		4	1	0	0	1	0	0	0	0	0	0	8	11	0.00	1.000
67 Michael Blazek, R ERA: 6.75	(10, 1)	1.0		4	0	0	0	3	1	0	0	0	0	0	11	20	0.00	1.000

PITCHER		IP	WLS	BF	H	R	ER	SO	BB	IBB	HBP	BLK	WP	HR	S	P	ERA	WHIP
46 Kevin Siegrist, L ERA: 1.23	(11, 1)	0.1	L	4	1	1	1	0	2	0	0	0	0	0	8	21	27.00	9.000

BOTTOM

St. Louis Cardinals @ Pittsburgh Pirates

PNC Park, Pittsburgh, PA

Tue Jul 30 2013, 4:09 PM - 7:58 PM EDT

Partly Cloudy - 76 F

livebaseballscorecards.com

AB	36
R	2
H	6
RBI	2
BB	6
SO	11
LOB	10

WP: 0 PA: 43
PB: 0
SB: 0
CS: 0

St. Louis Cardinals @ Pittsburgh Pirates

PNC Park, Pittsburgh, PA

Tue Jul 30 2013, 8:37 PM - 11:07 PM EDT

Att. 33,861 - Partly Cloudy - 75 F

TOP

livebaseballscorecards.com

Batter	1	2	3	4	5	6	7	8	9	AB	R	H	RBI	BB	SO	LOB
13 Matt Carpenter, L (1, 4) OBP: 0.386, SLG: 0.477	B SI 92 C SI 93 B CH 84 F SI 92 B SI 93 X SI 92 3-2 ① L8		B CH 83 C SI 92 C SI 93 X SL 83 1-2 ① F8		B SI 92 X CH 83 1-0 ① F7			B SI 91 B SI 90 X SI 89 2-0 ① F8		4	0	0	0	0	0	1
19 Jon Jay, L (1, 8) OBP: 0.330, SLG: 0.345	F SI 94 C SI 94 X SL 85 0-2 ② G4-3		C SI 93 F CH 84 F SI 92 X SI 93 0-2 21 E 1B		F SL 84 F SI 93 T SL 84 0-2 ② K			C CH 82 F SI 92 B SL 80 B CH 82 B CH 83 F SI 91 B SI 89 4-2 7 WP BB		3	0	1	0	1	1	1
7 Matt Holliday, R (1, 7) OBP: 0.350, SLG: 0.442	X SI 93 0-0 21 FC5-4 1B		C SI 92 S SL 85 1 SAFE F SL 84 F SI 92 S SI 92 0-3 ② K		X SI 92 0-0 ③ FC5-4 1-2f			B SL 83 X SI 92 1-0 ② G5-3 1-2		4	0	1	0	0	1	3
21 Allen Craig, R (1, 9) OBP: 0.365, SLG: 0.467	C SI 93 B SI 93 X SL 84 1-1 ③ FC5-4 1-2f		1 SAFE 1 SAFE X SL 85 0-0 E5 1-2			B SI 93 C SI 93 B CH 84 X SI 92 2-1 ① G5-3		B SI 91 C SI 93 X SL 86 1-1 ③ G6-3		4	0	0	0	0	0	3
4 Yadier Molina, R (1, 2) OBP: 0.374, SLG: 0.479 32 Rob Johnson, R (4, 2) OBP: 0.333, SLG: 0.667		B SI 93 F SI 93 B SL 83 B SI 92 X SI 93 3-1 ① G4-3	F SI 93 B SL 85 F SI 94 X SL 83 1-2 ③ F8			C SI 93 C SI 92 F SL 83 B SL 84 F SI 93 F SI 94 S SL 84 1-3 ② K		X SI 91 0-0 ① G5-3	2 0 0 0 0 0 2 2 0 0 0 0 1 0						
Matt Adams, L (1, 3) OBP: 0.348, SLG: 0.479		C SI 93 B SI 93 B CH 84 B SI 92 B SI 90 4-1 23 E BB	X SI 93 0-0 ① F8			C CH 84 B CH 84 F SL 84 T SI 92 1-2 ③ K		C SI 90 F SI 92 S SL 81 0-3 ② K		3	0	0	0	1	2	0
23 David Freese, R (1, 5) OBP: 0.340, SLG: 0.370		C SI 92 F SI 93 X SL 83 0-2 FC3 1-2	B SL 85 C SI 93 C SI 93 X SI 93 1-2 ② G4-3				B SI 93 C SI 92 X SI 91 1-1 ① G4-3	B SI 92 F SI 92 X SI 91 1-1 ③ G6-3		4	0	0	0	0	0	1
38 Pete Kozma, R (1, 6) OBP: 0.283, SLG: 0.301		X SI 92 0-0 ② P3	C SI 93 B SL 85 X SL 85 1-1 ③ G6-3				C SL 82 C SI 93 X SL 84 0-2 ② G6-3			3	0	0	0	0	0	2
70 Tyler Lyons, L (1, 1) OBP: 0.200, SLG: 0.200 33 Daniel Descalso, L (7, PH) OBP: 0.314, SLG: 0.389 65 Keith Butler, R (7, 1)		C SI 93 C SI 92 C SL 83 0-3 ③ K			C SI 92 X CH 84 0-1 7 FC5-4 1B		B SI 93 X SI 93 1-0 ③ F8			2 0 1 0 0 1 2 1 0 0 0 0 0 0 0 0 0 0 0 0 0						
Inning Stats	R: 0 E: 0 K: 0 S: 9 H: 1 LOB: 1 BB: 0 P: 13	R: 0 E: 1 K: 1 S: 10 H: 0 LOB: 2 BB: 1 P: 17	R: 0 E: 1 K: 1 S: 16 H: 1 LOB: 2 BB: 0 P: 18	R: 0 E: 0 K: 0 S: 6 H: 0 LOB: 0 BB: 0 P: 8	R: 0 E: 0 K: 1 S: 7 H: 1 LOB: 1 BB: 0 P: 8	R: 0 E: 0 K: 2 S: 11 H: 0 LOB: 0 BB: 0 P: 15	R: 0 E: 0 K: 0 S: 6 H: 0 LOB: 0 BB: 0 P: 8	R: 0 E: 0 K: 0 S: 7 H: 0 LOB: 1 BB: 1 P: 15	R: 0 E: 0 K: 1 S: 6 H: 0 LOB: 0 BB: 0 P: 7	1B: 3 2B: 0 3B: 0 HR: 0 SF: 0 SAC: 0 DP: 0 HBP: 0						

	AB	32
	R	0
	H	3
	RBI	0
	BB	2
	SO	6
	LOB	15

WP: 1 PA: 34
PB: 0
SB: 0
CS: 0

PITCHER	IP	WLS	BF	H	R	ER	SO	BB	IBB	HBP	BLK	WP	HR	S	P	ERA	WHIP
58 Brandon Cumpton, R (1, 1) ERA: 2.78	7.0	W	27	3	0	0	5	1	0	0	0	0	0	65	87	0.00	0.571
30 Jeanmar Gómez, R (8, 1) ERA: 2.5	2.0		7	0	0	0	1	1	0	0	0	1	0	13	22	0.00	0.500

PITCHER	IP	WLS	BF	H	R	ER	SO	BB	IBB	HBP	BLK	WP	HR	S	P	ERA	WHIP

BOTTOM

St. Louis Cardinals @ Pittsburgh Pirates
PNC Park, Pittsburgh, PA
Tue Jul 30 2013, 8:37 PM - 11:07 PM EDT
Att. 33,861 - Partly Cloudy - 75 F

livebaseballscorecards.com

Batter	1	2	3	4	5	6	7	8	9	AB	R	H	RBI	BB	SO	LOB
6 Starling Marte, R (1, 7) OBP: 0.332, SLG: 0.442	B SI 91 X SI 90 1-0 ① B1-3	C SI 88 S SL 82 B SL 83 B CU 79 H SL 83 3-2 1-3 3-H HBP			B FF 88 C CH 82 C CU 74 F FF 91 B SL 81 X SI 88 2-2 10 1B 3B	X CU 75 0-0 ② FC1-5-2 3-H		B FF 91 B CH 77 B FF 91 F FF 90 S FF 91 X CU 74 3-2 ① P4		4	1	1	0	0	0	2
10 Jordy Mercer, R (1, 6) OBP: 0.335, SLG: 0.407	B SI 91 B SI 90 X SI 91 2-0 22 G4-3 2B	F CH 83 C SI 90 F SL 82 F SI 91 B FF 92 F SI 91 T SL 81 1-2 ③ K			X SI 90 0-0 22 HR 3-H 1B	D SL 82 X SI 90 1-0 ③ G5-3		C CH 77 F FF 91 B FF 91 D CU 74 F CH 77 F FF 91 S CH 77 2-3 ② K		5	1	2	1	0	2	4
22 Andrew McCutchen, R (1, 8) OBP: 0.374, SLG: 0.497	C SI 91 B CH 83 X CU 75 1-1 ② G4-3 2-3		C CU 75 B SL 81 F SL 81 B SI 91 B FF 90 X CH 84 3-2 ① F7		1 SAFE 1 SAFE F SI 88 X CH 82 0-1 1-H HR		B FF 91 B FF 90 B SI 88 X FF 89 3-0 14 2B 1B	F FF 93 C CU 74 X FF 91 0-2 ③ G6-3		5	2	2	2	0	0	2
14 Gaby Sanchez, R (1, 3) OBP: 0.354, SLG: 0.413	B FF 92 D FF 92 B CH 82 B SI 91 4-0 BB		F SI 89 C SL 82 X FF 92 0-2 ② G6-3		B CU 72 B SI 88 C SI 87 C SL 80 F FF 90 X SL 81 2-2 59 G4-3 24 F8 1B		B FF 87 C CH 78 X FF 90 1-1 24 G3-4-1 59 SF7 1-H 2B			3	1	2	1	1	0	0
24 Pedro Alvarez, L (1, 5) OBP: 0.304, SLG: 0.497	C SL 82 S SL 84 S SL 84 0-3 ③ K		B SL 80 B SI 90 B SI 88 C FF 90 C FF 89 S SL 82 3-3 ③ K		B SL 79 F FF 88 B SL 81 F SL 82 B SL 83 X SL 81 2-2 ① F8 1-2		B CH 78 B FF 91 S CH 77 B FF 91 X CH 77 3-1 ① G3-4-1 2-3			4	0	0	0	0	2	4
59 Tony Sanchez, R (1, 2) OBP: 0.167, SLG: 0.273		B SI 89 X CH 82 1-0 ① F9		B SI 89 F CH 82 F FF 89 F SL 83 B SL 83 X SI 90 2-2 ① F8	X CU 74 0-0 ② G4-3 2-3		F CU 74 F CH 77 B FF 91 D CH 76 X CU 75 2-2 ② SF7 3-H			3	0	0	1	0	0	1
31 Jose Tabata, R (1, 9) OBP: 0.329, SLG: 0.367 30 Jeanmar Gómez, R (8, 1) OBP: 0.091, SLG: 0.091		B SI 89 F CH 82 B CU 76 B SI 88 F SI 89 X CU 76 3-2 E5 5 1B 6 PB		B CU 73 S FF 88 B SI 90 X CH 82 2-1 1B	X SI 91 0-0 ③ G1-3		C CU 75 B CH 78 B CH 78 B FF 93 B FF 87 4-1 5 FC6-4 BB			3 0	1 0	1 0	0 0	1 0	0 0	1 0
5 Josh Harrison, R (1, 4) OBP: 0.321, SLG: 0.481		F SI 88 X SI 91 0-1 6 PB 6 S 1-3 1B		B SI 88 F SI 88 1 SAFE 1 SAFE B SI 87 X SI 88 2-1 ② L8		B SI 89 C FF 90 B CU 75 X FF 90 2-1 6 FC1-5-2 3B	C CU 74 X FF 91 0-1 ③ FC6-4 1-2f			4	0	2	0	0	0	2
58 Brandon Cumpton, R (1, 1) 7 Alex Presley, L (8, 9) OBP: 0.314, SLG: 0.490		M SI 87 1 SAFE L SI 88 L SL 81 0-3 ② K		F SI 87 C SI 89 S SL 82 0-3 ③ K		C FF 89 B SI 90 C SI 88 F SL 82 B CU 78 X SI 89 2-2 ① L1		B FF 90 X FF 89 1-0 3B		3 1	0 0	0 1	0 0	0 0	2 0	4 0
Inning Stats	R: 0 E: 0 K: 1 S: 7 H: 1 LOB: 2 BB: 1 P: 15	R: 1 E: 1 K: 2 S: 17 H: 1 LOB: 2 BB: 0 P: 25	R: 0 E: 0 K: 1 S: 9 H: 0 LOB: 0 BB: 0 P: 15	R: 0 E: 0 K: 1 S: 11 H: 1 LOB: 1 BB: 0 P: 17	R: 3 E: 0 K: 0 S: 17 H: 4 LOB: 1 BB: 0 P: 23	R: 0 E: 0 K: 0 S: 8 H: 1 LOB: 1 BB: 0 P: 13	R: 2 E: 0 K: 0 S: 11 H: 2 LOB: 1 BB: 1 P: 24	R: 0 E: 0 K: 1 S: 12 H: 1 LOB: 1 BB: 0 P: 18								

AB	35
R	6
H	11
RBI	5
BB	2
SO	6
LOB	20

1B: 5 SF: 1
2B: 2 SAC: 0
3B: 3 DP: 0
HR: 1 HBP: 1

WP: 0 PA: 39
PB: 1
SB: 1
CS: 0

PITCHER		IP	WLS	BF	H	R	ER	SO	BB	IBB	HBP	BLK	WP	HR	S	P	ERA	WHIP
70 Tyler Lyons, L ERA: 5.35	(1, 1)	6.0	L	29	8	4	3	5	1	0	1	0	0	1	69	108	4.50	1.500
65 Keith Butler, R ERA: 2.87	(7, 1)	2.0		10	3	2	2	1	1	0	0	0	0	0	23	42	9.00	2.000

PITCHER	IP	WLS	BF	H	R	ER	SO	BB	IBB	HBP	BLK	WP	HR	S	P	ERA	WHIP

St. Louis Cardinals @ Pittsburgh Pirates

PNC Park, Pittsburgh, PA

Wed Jul 31 2013, 7:13 PM - 10:26 PM EDT

Att. 31,679 - Cloudy - 74 F

TOP

livebaseballscorecards.com

Batter	1	2	3	4	5	6	7	8	9	AB	R	H	RBI	BB	SO	LOB
19 Jon Jay, L (1, 8) OBP: 0.331, SLG: 0.346	B SI 91 B FF 91 B FF 91 C SI 92 C SI 92 X SI 92 3-2 ① G3-1	C KC 80 B SI 88 D KC 81 X FF 90 2-1 1-2 1B		B SI 89 B SI 90 C FF 90 C FF 91 C FF 89 2-3 ① K		C SI 93 D SL 89 B SI 92 F SI 93 F SL 88 B SL 87 C SL 87 3-3 ① K		C SI 95 X SL 85 0-1 1B		5	0	2	0	0	2	1
3 Carlos Beltrán, S (1, 9) OBP: 0.328, SLG: 0.503	X KC 81 0-0 ② 21 1B; 7 1B; 1B	C SI 90 F CH 81 S CH 80 0-3 ② K		C SI 91 B FF 90 B CH 82 X CH 82 2-1 7 1B; 2B		X SI 94 0-0 ② L8		1 SAFE X SI 94 0-0 ② L8		5	2	2	0	0	1	4
21 Allen Craig, R (1, 3) OBP: 0.363, SLG: 0.463	B SI 91 B FF 91 S CH 82 X FF 91 2-1 7 1B; 33 1B 1-2 1B	C FF 90 X KC 78 0-1 ③ L9		F KC 80 C SI 90 B SI 90 F CH 81 X FF 90 1-2 ② L8		X SI 93 0-0 ③ FC5-4 1-2f		1 SAFE 1 SAFE D CH 86 S CH 86 1 SAFE S CH 85 X CH 86 1-2 ③ G1-3		5	1	1	0	0	0	5
7 Matt Holliday, R (1, 7) OBP: 0.354, SLG: 0.445	B SI 91 X SI 91 1-0 48 S; 33 1B 1-2 2-H 1B	F SI 87 B CH 80 X SI 91 1-1 33 1B; 23 S; 48 G6-3 1B	C KC 77 B CH 80 B KC 79 X CH 80 2-1 2-H 1B				B SI 95 C SI 94 B SL 84 B SI 95 F SI 95 T SL 86 3-2 ① K		B FC 93 F FC 94 C FF 94 B FC 94 X FC 94 2-2 ① G4-3	5	1	3	2	0	1	0
23 David Freese, R (1, 5) OBP: 0.338, SLG: 0.367	F KC 79 C CH 81 B SI 91 F SI 90 S CH 82 1-3 ② K	S CH 80 B KC 77 B FF 89 F FF 89 S CH 80 2-3 ① K 1-2	B SI 89 X SI 88 1-0 ③ G4-3				B SI 96 S CH 87 X SI 95 1-1 48 G1-3; 33 E 1B		B FC 93 S FC 93 X FF 93 1-1 ② L4	5	0	1	0	0	2	4
33 Daniel Descalso, L (1, 4) OBP: 0.316, SLG: 0.389	C SI 91 B KC 82 F SI 92 B KC 82 X FF 92 2-2 48 S 1-2 2-H 1B	X KC 79 0-0 48 G6-3 2-3 1B			B FF 92 F FF 92 B SL 87 X SL 88 2-1 ① G3-1		B SL 86 1 SAFE B SI 95 C SI 94 1 SAFE F SI 94 X SI 96 2-2 FC5 48 G1-3 1-2		C FC 93 F FF 92 C KC 83 0-3 ③ K	5	0	2	1	0	1	1
48 Tony Cruz, R (1, 2) OBP: 0.254, SLG: 0.271	C SI 91 S CH 82 F SI 91 B SI 91 B CH 81 B SI 91 X FF 90 3-2 ③ G6-3 1-2 2-3	S CH 80 1 SAFE F FF 88 F CH 80 X FF 90 0-2 ② G6-3 1-2 3-H			B SL 85 F SI 93 C SL 87 B SL 87 F SI 93 X SI 94 2-2 ② G1-3		C SI 95 F SI 94 X CH 86 0-2 ② G1-3 1-2 2-3			4	0	0	1	0	0	5
38 Pete Kozma, R (1, 6) OBP: 0.283, SLG: 0.298		C SI 90 B CH 82 C KC 78 C SI 90 1-3 ① K	I IN 68 I IN 71 I IN 80 I IN 75 4-0 IBB		X FF 93 0-0 ③ G4-3		F SI 96 D CH 86 F SI 94 F SL 86 S CH 87 1-3 ③ K			3	0	0	0	1	2	2
50 Adam Wainwright, R (1, 1) OBP: 0.143, SLG: 0.163 41 Brock Peterson, R (8, PH) OBP: 0.125, SLG: 0.125 26 Trevor Rosenthal, R (8, 1)		C SI 91 F CH 82 F SI 89 B KC 81 X SI 92 1-2 19 1B 1B	C FF 89 D KC 80 S CH 80 C CH 80 1-3 ③ K			C SI 92 X SL 85 0-1 21 FC5-4 1B		S SI 94 B SI 94 S SI 95 F SI 95 F CH 88 B SI 94 B SI 95 F SI 94 F SI 95 3-3 ① K S CH 87		3 1 0	0 0 0	2 0 0	0 0 0	0 0 0	1 1 0	2 0 0
Inning Stats	R: 2 E: 0 K: 1 S: 18 H: 4 LOB: 2 BB: 0 P: 30	R: 0 E: 0 K: 2 S: 14 H: 2 LOB: 2 BB: 0 P: 18	R: 1 E: 0 K: 2 S: 13 H: 2 LOB: 2 BB: 1 P: 21	R: 1 E: 0 K: 1 S: 12 H: 2 LOB: 1 BB: 0 P: 20	R: 0 E: 0 K: 0 S: 7 H: 0 LOB: 0 BB: 0 P: 11	R: 0 E: 0 K: 1 S: 8 H: 1 LOB: 1 BB: 0 P: 11	R: 0 E: 1 K: 2 S: 15 H: 1 LOB: 2 BB: 0 P: 22	R: 0 E: 0 K: 1 S: 13 H: 1 LOB: 1 BB: 0 P: 17	R: 0 E: 0 K: 1 S: 8 H: 0 LOB: 0 BB: 0 P: 11	1B: 12 2B: 1 3B: 0 HR: 0	SF: 0 SAC: 0 DP: 0 HBP: 0						

	AB	41
	R	4
	H	13
	RBI	4
	BB	1
	SO	11
	LOB	24

WP: 0 PB: 0 SB: 3 CS: 0 PA: 42

PITCHER		IP	WLS	BF	H	R	ER	SO	BB	IBB	HBP	BLK	WP	HR	S	P	ERA	WHIP
49 Jeff Locke, L ERA: 2.36	(1, 1)	4.0		23	10	4	4	6	0	1	0	0	0	0	57	89	9.00	2.500
32 Vin Mazzaro, R ERA: 2.92	(5, 1)	2.0		7	1	0	0	1	0	0	0	0	0	0	15	22	0.00	0.500
44 Tony Watson, L ERA: 3.0	(7, 1)	2.0	W	9	2	0	0	3	0	0	0	0	0	0	28	39	0.00	1.000
35 Mark Melancon, R ERA: 0.88	(9, 1)	1.0	S	3	0	0	0	1	0	0	0	0	0	0	8	11	0.00	0.000

PITCHER		IP	WLS	BF	H	R	ER	SO	BB	IBB	HBP	BLK	WP	HR	S	P	ERA	WHIP

Batter	1	2	3	4	5	6	7	8	9	AB	R	H	RBI	BB	SO	LOB
6 Starling Marte, R (1, 7) OBP: 0.333, SLG: 0.441	C FC 90 S SI 90 B FC 88 B CU 76 F FC 89 B SI 92 B FF 93 4-2 18 G1-4-3 24 1B BB		X FC 87 0-0 ① G6-3		C CU 75 X FC 88 0-1 18 G1 18 S 22 SF8 1B		C CU 76 F FC 86 B CU 76 B FF 92 B FC 86 S CU 77 3-3 ③ K2-3			3	2	1	0	1	1	0
18 Neil Walker, S (1, 4) OBP: 0.349, SLG: 0.391	B SI 92 C FC 90 X SI 92 1-1 ① G1-4-3 1-2		C SI 89 X CU 75 0-1 HR		1 SAFE B FC 88 B CH 85 X FC 89 2-0 ① G1 1-3			X FF 94 0-0 24 F7 55 1B 1B		4	2	2	1	0	0	2
22 Andrew McCutchen, R (1, 8) OBP: 0.371, SLG: 0.494	C FC 90 S CU 78 F CU 76 B FF 92 D CH 86 B FC 88 X FF 92 3-2 ② P3		B CU 75 X FC 87 1-0 ② F9		D CH 85 C FF 93 F SI 93 X FF 93 1-2 ② SF8 3-H			B CU 78 B FF 96 X FF 96 2-0 ① F9		3	0	0	1	0	0	2
24 Pedro Alvarez, L (1, 5) OBP: 0.304, SLG: 0.494	C FC 90 B FC 89 D CU 77 X FF 93 2-1 2-H 1B		B SI 90 X CH 86 1-0 ③ L9		B FC 90 F FC 88 C CU 75 B CU 76 B FC 88 S CU 77 3-3 ③ K			B FF 96 C CH 88 B CH 87 X CH 90 2-1 ② F7 1-2		4	0	1	1	0	1	1
55 Russell Martin, R (1, 2) OBP: 0.356, SLG: 0.400	F FF 91 F FC 87 D CU 76 F CU 78 C SI 92 1-3 ③ K			S FC 87 F CU 75 B CU 77 X FF 91 1-2 ① F8		B SI 92 C FC 88 B FC 88 X FC 88 2-1 7 CS 1B		C CU 81 X SL 92 0-1 46 CS 2-H 1B		4	0	2	1	0	1	1
46 Garrett Jones, L (1, 3) OBP: 0.307, SLG: 0.436 14 Gaby Sanchez, R (9, 3) OBP: 0.354, SLG: 0.413		C SI 91 X FC 89 0-1 7 G1-6-3 1B		F FC 88 F CH 84 X FC 82 0-2 7 FC4-6 1B		B SI 91 X FC 90 1-0 ① L9		F FF 97 F FF 98 B FF 98 1-2 ③ CS 1-2		3 0	0 0	2 0	0 0	0 0	0 0	1 0
7 Alex Presley, L (1, 9) OBP: 0.296, SLG: 0.463 44 Tony Watson, L (7, 1) 35 Mark Melancon, R (9, 1)		1 SAFE B FF 89 C FF 90 B SI 91 B FC 90 C SI 90 F FF 91 F SI 91 X FC 88 3-2 ① ② G1-6-3 1-2f		X FC 88 0-0 ② FC4-6 12 2B 1-2f		C FC 89 C SI 91 D CU 76 D FC 88 B SI 91 S CU 77 3-3 ② ③ K 1-2				3 0 0	1 0 0	0 0 0	0 0 0	0 0 0	1 0 0	3 0 0
12 Clint Barmes, R (1, 6) OBP: 0.269, SLG: 0.308		B FC 90 X SI 90 1-0 1B		1 SAFE C FC 87 B CU 74 X SI 90 1-1 1-H 2B			C FC 87 F FC 88 F CU 77 B CU 72 S FC 86 1-3 ① K			3	0	2	1	0	1	0
49 Jeff Locke, L (1, 1) OBP: 0.135, SLG: 0.086 5 Josh Harrison, R (4, PH) OBP: 0.310, SLG: 0.464 32 Vin Mazzaro, R (5, 1) OBP: 0.200, SLG: 0.200 31 Jose Tabata, R (7, 9) OBP: 0.327, SLG: 0.364		B SI 90 B FC 89 C SI 88 C FC 90 F FC 87 F SI 92 S CU 75 2-3 ③ K		B CU 75 F FC 88 B FC 90 C SI 92 F CU 78 X CU 76 2-2 ③ G5-3			X CU 76 0-0 ② G6-3			1 1 0 1	0 0 0 0	0 0 0 0	0 0 0 0	1 0 0 0	1 0 0 0	1 1 0 0
Inning Stats	R: 1 E: 0 K: 1 S: 15 H: 1 LOB: 1 BB: 1 P: 26	R: 0 E: 0 K: 1 S: 13 H: 2 LOB: 1 BB: 0 P: 19	R: 1 E: 0 K: 0 S: 5 H: 1 LOB: 0 BB: 0 P: 7	R: 1 E: 0 K: 0 S: 13 H: 2 LOB: 1 BB: 0 P: 17	R: 1 E: 0 K: 1 S: 9 H: 1 LOB: 0 BB: 0 P: 15	R: 0 E: 0 K: 1 S: 6 H: 1 LOB: 1 BB: 0 P: 12	R: 0 E: 0 K: 2 S: 8 H: 0 LOB: 0 BB: 0 P: 12	R: 1 E: 0 K: 0 S: 8 H: 2 LOB: 0 BB: 0 P: 13		1B: 8 2B: 2 3B: 0 HR: 1 SF: 1 SAC: 0 DP: 2 HBP: 0				WP: 0 PB: 0 SB: 1 CS: 2 PA: 33		

PITCHER		IP	WLS	BF	H	R	ER	SO	BB	IBB	HBP	BLK	WP	HR	S	P	ERA	WHIP
50 Adam Wainwright, R ERA: 2.61	(1, 1)	7.0		28	8	4	4	6	1	0	0	0	0	1	69	108	5.14	1.286
26 Trevor Rosenthal, R ERA: 2.29	(8, 1)	1.0	L	4	2	1	1	0	0	0	0	0	0	0	8	13	9.00	2.000

PITCHER	IP	WLS	BF	H	R	ER	SO	BB	IBB	HBP	BLK	WP	HR	S	P	ERA	WHIP

BOTTOM

St. Louis Cardinals @ Pittsburgh Pirates

PNC Park, Pittsburgh, PA

Wed Jul 31 2013, 7:13 PM - 10:26 PM EDT

Att. 31,679 - Cloudy - 74 F

livebaseballscorecards.com

AB	30
R	5
H	10
RBI	5
BB	1
SO	6
LOB	12

TOP

St. Louis Cardinals @ Pittsburgh Pirates

PNC Park, Pittsburgh, PA

Thu Aug 01 2013, 7:07 PM - 10:28 PM EDT

Att. 31,999 - Partly Cloudy - 81 F

livebaseballscorecards.com

Batter	1	2	3	4	5	6	7	8	9	AB	R	H	RBI	BB	SO	LOB
13 Matt Carpenter, L (1, 4) OBP: 0.384, SLG: 0.473 44 Edward Mujica, R (9, 1)	B FF 95 C SI 94 F SI 94 X FF 94 1-2 G6-3		C CU 78 B CU 79 C CU 79 B CU 79 C SI 93 2-3 K	C SI 92 B CU 79 D CU 79 X SI 94 2-1 FC6-4 1-2f		B SI 91 X SI 90 1-0 SH5-3 1-2	X CH 84 0-0 SF9 3-H	D CU 83 F FF 96 B FF 96 B FF 95 S FF 96 B FF 97 4-2 BB		3	0	0	1	1	1	2
										0	0	0	0	0	0	0
3 Carlos Beltrán, S (1, 9) OBP: 0.332, SLG: 0.505 56 Adron Chambers, L (7, PR) (7, 9)	X SI 94 0-0 G6-3		B SI 94 B FS 88 B SI 93 C SI 92 X SI 93 3-1 F8		C FS 87 F SI 92 F CU 79 B CU 80 B CU 80 F SI 93 X SI 94 2-2 7 G3 21 1B 1B	B CU 77 C CU 77 X SI 91 1-1 2-H 2B	C SI 92 B SL 81 S CH 83 D CH 83 F SI 94 D SL 84 B SI 92 4-2 21 2B 7 G3 1-2 2-3 BB	F FF 95 X FF 96 0-1 F7		4	0	2	1	1	0	0
										1	1	0	0	0	0	2
21 Allen Craig, R (1, 3) OBP: 0.366, SLG: 0.466 41 Brock Peterson, R (7, 7) OBP: 0.111, SLG: 0.111	C SI 95 B SI 93 X SI 93 1-1 G5-3			C SI 93 B SI 92 B CU 80 B SI 92 B SI 93 4-1 23 1B 7 1B 19 HBP BB	X SI 93 0-0 7 G3 1-2 1B	B SI 92 B FF 93 X SI 92 2-0 G6-3	F FF 96 C CU 82 D CU 84 B CU 81 X FF 95 2-2 7 G3 23 2B 1-3 2-H 3-H 2B		B FF 94 X FF 94 1-0 F8	4	2	2	2	1	0	1
										1	0	0	0	0	0	0
7 Matt Holliday, R (1, 7) OBP: 0.354, SLG: 0.447 43 Seth Maness, R (7, 1) 32 Rob Johnson, R (8, 2) OBP: 0.286, SLG: 0.571		B SI 93 F SI 93 S FF 95 B FF 94 S CU 78 2-3 K		X SI 92 0-0 19 HBP 23 1B 48 G5-3 1-2 1B	X SI 93 0-0 G3 1-2 2-3		19 1B 2B G3 2-3 3-H		C FF 94 F FF 94 X CU 80 0-2 G4-3	5	2	2	1	0	1	4
										0	0	0	0	0	0	0
										1	0	0	0	0	0	0
23 David Freese, R (1, 5) OBP: 0.345, SLG: 0.373 67 Michael Blazek, R (8, 1) 33 Daniel Descalso, L (9, PH) OBP: 0.314, SLG: 0.387 (9, 4)		C FF 94 C SI 93 S CU 77 0-3 K		B SI 93 X SI 94 1-0 48 G5-3 19 HBP 1-2 2-3 1B	H SI 92 1-0 HBP		48 2B 1B BB 2B 3-H		F FF 94 F FF 96 X FF 97 0-2 G3-1	3	1	2	1	1	1	0
										0	0	0	0	0	0	0
										1	0	0	0	0	0	0
19 Jon Jay, L (1, 8) OBP: 0.334, SLG: 0.347		B SI 93 F FF 93 B SI 93 B SI 93 F FF 95 X SI 94 3-2 48 1B 38 WP 1B		C SI 94 B CU 78 F FF 94 B CU 79 H FF 94 3-2 48 G5-3 38 1B 1-2 2-3 3-H HBP	S CU 79 C SI 92 F CU 79 B CU 79 S CU 79 1-3 K		X SI 93 0-0 48 2B 1-2 2-H 1B			4	3	2	2	0	1	5
48 Tony Cruz, R (1, 2) OBP: 0.279, SLG: 0.313 (8, 5)		X FF 94 0-0 38 WP 1-3 1B		F SI 92 F SI 93 F CU 79 F CU 78 X SI 93 0-2 G5-3 1-2 2-3f 3-H	B SI 93 C SI 92 X SI 93 1-1 G6-3		D SI 92 X SL 81 1-0 1B 13 SF9 1-H 2-H 2B	F FF 95 X SI 93 0-1 WP 1B		5	1	3	2	0	0	5
38 Pete Kozma, R (1, 6) OBP: 0.282, SLG: 0.297		B SI 93 F SI 94 D SI 93 X SI 94 2-1 G6-3 1-2 3-H		B SI 92 C SI 92 D CU 78 S SI 92 B CU 79 X SI 92 3-2 58 1B 2-H 1B		B SI 92 X SI 92 1-0 G4-3	C SI 93 X CH 82 0-1 E5 3 BB 1B 21 2B	C CU 82 S CU 83 C CU 80 0-3 K		5	1	1	1	0	1	3
58 Joe Kelly, R (1, 1) OBP: 0.231, SLG: 0.231 Matt Adams, L (7, PH) OBP: 0.350, SLG: 0.479 (7, 3)			C SI 93 B SI 92 S SI 93 B SI 94 S SI 94 2-3 K	L SI 92 S SI 93 X CU 78 0-2 13 FC6-4 1-2 1B		B SI 92 C SI 91 X SI 92 1-1 13 SH5-3 3 2B 1B	F FF 91 B CH 82 F CH 82 F SL 79 B SI 91 D CH 84 X SI 92 3-2 3 BB 21 2B 1-2 2-3 1B	C FF 93 B FF 96 S CU 81 F FF 96 X CU 84 1-2 F8 1-2		3	1	2	0	0	1	0
										2	1	1	0	0	0	1
Inning Stats	R: 0 E: 0 K: 0 S: 6 H: 0 LOB: 0 BB: 0 P: 8	R: 1 E: 0 K: 2 S: 12 H: 2 LOB: 1 BB: 0 P: 19	R: 0 E: 0 K: 2 S: 8 H: 0 LOB: 0 BB: 0 P: 15	R: 3 E: 0 K: 0 S: 18 H: 4 LOB: 2 BB: 1 P: 31	R: 0 E: 0 K: 1 S: 13 H: 2 LOB: 3 BB: 0 P: 18	R: 1 E: 0 K: 0 S: 7 H: 2 LOB: 1 BB: 0 P: 13	R: 8 E: 1 K: 0 S: 27 H: 6 LOB: 2 BB: 2 P: 47	R: 0 E: 0 K: 1 S: 13 H: 1 LOB: 2 BB: 1 P: 18	R: 0 E: 0 K: 0 S: 7 H: 0 LOB: 0 BB: 0 P: 8	1B: 12 2B: 5 3B: 0 HR: 0 SF: 1 SAC: 1 DP: 1 HBP: 2	WP: 2 PB: 0 SB: 0 CS: 0 PA: 50					

PITCHER		IP	WLS	BF	H	R	ER	SO	BB	IBB	HBP	BLK	WP	HR	S	P	ERA	WHIP
50 Charlie Morton, R ERA: 4.07	(1, 1)	6.0	L	30	10	5	5	5	1	0	2	0	1	0	64	104	7.50	1.833
30 Jeanmar Gómez, R ERA: 3.26	(7, 1)	0.1		8	4	7	6	0	2	0	0	0	0	0	18	32	162.00	18.000
68 Vic Black, R ERA: 4.5	(7, 1)	2.2		12	3	1	0	1	1	0	0	0	1	0	29	41	0.00	1.500

PITCHER	IP	WLS	BF	H	R	ER	SO	BB	IBB	HBP	BLK	WP	HR	S	P	ERA	WHIP

AB	42
R	13
H	17
RBI	11
BB	4
SO	6
LOB	23

BOTTOM

St. Louis Cardinals @ Pittsburgh Pirates

PNC Park, Pittsburgh, PA

Thu Aug 01 2013, 7:07 PM - 10:28 PM EDT

Att. 31,999 - Partly Cloudy - 81 F

livebaseballscorecards.com

Batter	1	2	3	4	5	6	7	8	9	AB	R	H	RBI	BB	SO	LOB
6 Starling Marte, R (1, 7) (8, 8) OBP: 0.335, SLG: 0.444	C SI 96 B SI 94 B SI 93 X SI 96 2-1 G1-3 ①		C CU 77 C SI 95 B SI 94 F CU 79 F CU 78 F SI 95 B CH 84 B SI 94 F SI 95 3-3 K ①		B SI 94 C CH 84 D CH 83 B SI 93 X SI 95 3-1 1-3 2B			B FF 94 F FF 94 F CU 75 X FF 96 1-2 18 FC3-6 1B		4	0	2	0	0	1	0
18 Neil Walker, S (1, 4) OBP: 0.344, SLG: 0.386	C SI 97 C SI 96 C CH 86 0-3 K ②		F CH 86 X CH 87 0-1 F8 ②		B SI 95 C SI 95 B SI 95 X CH 84 2-1 G3-1 ③			X FF 94 0-0 FC3-6 ① 1-2f		4	0	0	0	0	1	3
22 Andrew McCutchen, R (1, 8) OBP: 0.370, SLG: 0.491 7 Alex Presley, L (8, 7) OBP: 0.291, SLG: 0.455	X SI 98 0-0 G1-3 ③		C SI 95 B SL 85 B SI 95 C CH 87 X SI 95 2-2 P5 ③			B CU 79 F SI 95 B SL 83 B CH 86 B SI 93 4-1 BB		C FF 95 S CH 86 B SL 84 D CH 86 F FF 96 F FF 95 S FF 95 2-3 K ②		2 1	0 0	0 0	0 0	1 0	0 1	0 1
24 Pedro Alvarez, L (1, 5) OBP: 0.302, SLG: 0.490 5 Josh Harrison, R (8, 5) OBP: 0.300, SLG: 0.448		X SI 95 0-0 G1-3 ①		B SI 94 C CH 83 F CH 84 C SI 94 1-3 K ①		B SI 93 F SI 94 D CH 86 X SI 95 2-1 F7 ①		B FF 96 B FF 95 S FF 95 X FF 96 2-1 F9 ③		3 1	0 0	0 0	0 0	0 0	1 0	1 1
46 Garrett Jones, L (1, 3) OBP: 0.304, SLG: 0.431 30 Jeanmar Gómez, R (7, 1) OBP: 0.091, SLG: 0.091 68 Vic Black, R (7, 1) 12 Clint Barmes, R (9, PH) OBP: 0.268, SLG: 0.306		B SI 96 X SI 95 1-0 L4 ②		C CH 85 B SI 95 F SI 96 B CU 78 F CH 85 B CH 86 F CH 85 X SI 95 3-2 P5 ②		C CH 84 F SI 94 X SI 94 0-2 F7 ②			C FF 91 C SL 82 S FS 86 0-3 K ①	3 0 0 1	0 0 0 0	0 0 0 0	0 0 0 0	0 0 0 1	0 0 0 0	1 0 0 0
59 Tony Sanchez, R (1, 2) OBP: 0.250, SLG: 0.286		B SI 98 C SI 97 B SI 95 C SI 96 B CU 79 B SI 96 4-2 10 BB 31 BB BB		C SI 95 B SI 96 X SI 94 1-1 G6-3 ③		B SI 95 1 SAFE C SI 94 B SI 93 B SI 92 F SI 94 X SI 94 3-2 G6-3 ③			C SL 83 X FF 92 0-1 10 FC6-4 1B	3	0	1	0	1	0	1
31 Jose Tabata, R (1, 9) OBP: 0.331, SLG: 0.364		B SI 95 B SI 95 C FF 94 F CH 84 D SL 83 F CH 84 F SI 96 B CU 79 4-2 10 BB 1-2 BB			B CU 77 X SI 93 1-0 10 G6-4-3 1B		C SI 91 B SI 90 X SI 90 1-1 G3 ①		F FS 87 F FS 86 B FF 92 B FF 92 X FS 87 2-2 F9 ②	3	0	1	0	1	0	1
10 Jordy Mercer, R (1, 6) OBP: 0.333, SLG: 0.401		B SI 95 C SI 94 D SL 85 C SI 95 D SL 83 D SL 84 4-2 1-2 2-3 BB			C SI 92 X SI 92 0-1 G6-4-3 ①② 1-2f		C SI 91 C SI 91 B CU 81 X FF 92 1-2 G3-1 ②		C SL 83 F SI 90 F FS 87 D FS 88 X FF 93 1-2 FC6-4 ③ 1-2f	3	0	0	0	1	0	2
50 Charlie Morton, R (1, 1) OBP: 0.067, SLG: 0.067 14 Gaby Sanchez, R (7, 3) OBP: 0.353, SLG: 0.411		F SI 94 C SI 94 F SI 96 B CU 78 S CU 79 1-3 K ③			B FF 95 C SI 94 X SI 96 1-1 6 2B 1B		B SI 91 X SI 91 1-0 G1-6-3 ③			2 1	0 0	1 0	0 0	0 0	1 0	3 0
Inning Stats	R: 0 E: 0 K: 1 S: 6 H: 0 LOB: 0 BB: 0 P: 8	R: 0 E: 0 K: 1 S: 14 H: 0 LOB: 3 BB: 3 P: 28	R: 0 E: 0 K: 1 S: 12 H: 0 LOB: 0 BB: 0 P: 17	R: 0 E: 0 K: 1 S: 10 H: 0 LOB: 0 BB: 0 P: 15	R: 0 E: 0 K: 0 S: 9 H: 3 LOB: 2 BB: 0 P: 16	R: 0 E: 0 K: 0 S: 9 H: 0 LOB: 1 BB: 1 P: 18	R: 0 E: 0 K: 0 S: 6 H: 0 LOB: 0 BB: 0 P: 9	R: 0 E: 0 K: 1 S: 11 H: 1 LOB: 1 BB: 0 P: 16	R: 0 E: 0 K: 1 S: 12 H: 1 LOB: 1 BB: 0 P: 15	1B: 4 2B: 1 3B: 0 HR: 0 SF: 0 SAC: 0 DP: 1 HBP: 0						WP: 0 PB: 0 SB: 0 CS: 0 PA: 35	

PITCHER	IP	WLS	BF	H	R	ER	SO	BB	IBB	HBP	BLK	WP	HR	S	P	ERA	WHIP
58 Joe Kelly, R (1, 1) ERA: 3.1	6.0	W	24	3	0	0	4	4	0	0	0	0	0	60	102	0.00	1.167
43 Seth Maness, R (7, 1) ERA: 2.7	1.0		3	0	0	0	0	0	0	0	0	0	0	6	9	0.00	0.000
67 Michael Blazek, R (8, 1) ERA: 5.4	1.0		4	1	0	0	1	0	0	0	0	0	0	11	16	0.00	1.000
44 Edward Mujica, R (9, 1) ERA: 1.97	1.0		4	1	0	0	1	0	0	0	0	0	0	12	15	0.00	1.000

PITCHER	IP	WLS	BF	H	R	ER	SO	BB	IBB	HBP	BLK	WP	HR	S	P	ERA	WHIP

AB	31
R	0
H	5
RBI	0
BB	4
SO	6
LOB	14

Colorado Rockies @ Pittsburgh Pirates

PNC Park, Pittsburgh, PA

Fri Aug 02 2013, 7:12 PM - 10:04 PM EDT

Att. 37,487 - Cloudy - 75 F

livebaseballscorecards.com

TOP

Batter	1	2	3	4	5	6	7	8	9	AB	R	H	RBI	BB	SO	LOB
24 Dexter Fowler, S (1, 8) OBP: 0.367, SLG: 0.438	B FF 95 F FF 96 C FF 98 B SI 97 F SL 91 B CH 88 S FF 97 3-3 **K** ①		B SI 95 F FF 96 B KC 84 T CH 89 B SI 97 X FF 98 3-2 **G4-3** ③			C KC 82 B SI 97 B SL 90 B FF 94 B SI 95 4-1 6 1B, 9 S, 2 1B **BB**	C FF 96 B FF 93 F FF 97 B SI 97 F FF 97 X CU 81 2-2 **G4-3** ②		S FC 90 X FC 90 0-1 **FC4-6-5-4** (5 WP, 9 FC5-2) 1-3 2-3 ①	4	1	0	0	1	1	2
9 DJ LeMahieu, R (1, 4) OBP: 0.312, SLG: 0.362	C FF 96 C FF 96 F FF 97 S SL 90 0-3 **K** ②			X FF 96 0-0 **G6-3** ①		1 SAFE C FF 97 B FF 97 1 SAFE F SI 97 B SL 89 F FF 97 1 SAFE F FF 98 2-3 S SL 82 **K** ① 1-2	C CU 79 B SI 91 T FF 97 F FF 97 X FC 93 1-2 **G4-3** ③		1 SAFE F FC 90 1 SAFE 1 SAFE F FC 90 X FC 89 0-2 **FC5-2** (5 WP) 1-2 3-H ②	5	0	0	0	0	2	3
6 Corey Dickerson, L (1, 7) OBP: 0.351, SLG: 0.429 5 Carlos González, L (8, 7) OBP: 0.368, SLG: 0.594	B SI 96 F SI 96 S KC 84 B FF 99 X FF 97 2-2 **L6** ③			C FF 95 X CH 88 0-1 (20 WP, 2 BB) **1B**		F KC 84 C KC 83 F SL 91 B FF 98 X SL 88 1-2 (17 WP, 2 1B, 17 1B) **1B** 2-3		X SI 92 0-0 **G6-3** ①	B FC 90 B SI 93 X FC 89 2-0 **F7** ③ 1-2 2-3	4 1	1 0	2 0	0 0	0 0	0 0	0 2
2 Troy Tulowitzki, R (1, 6) OBP: 0.388, SLG: 0.599		C FF 96 B SI 97 B SL 90 B SI 97 C SL 91 X SL 90 3-2 **HR**		B SI 95 F FF 96 B FF 96 C FF 96 C FF 96 B FF 98 4-2 (20 WP) 1-2 **BB**		F FF 97 D CU 81 F FF 97 F FF 98 F FF 98 X CU 83 1-2 (17 WP, 17 1B) 3-H **1B**		C SI 93 B SI 93 B SI 93 X SI 92 2-1 **G5-3** ②		3	2	2	2	1	0	0
17 Todd Helton, L (1, 3) OBP: 0.331, SLG: 0.393		B FF 95 F SI 94 C KC 83 B CH 89 X CH 90 2-2 **F9** ①		C KC 84 B FF 98 S KC 84 S SL 91 1-3 **K** ②		T FF 97 B FF 98 F CU 83 F FF 98 B CU 83 X FF 98 2-2 (19 1B) 1-H 2-H **1B**		B SI 92 B SI 93 F SI 92 B SI 94 F SI 92 F SI 93 F SI 93 B SI 92 4-2 (20 1B) **BB**		3	0	1	2	1	1	2
20 Wilin Rosario, R (1, 2) OBP: 0.309, SLG: 0.469		F SI 96 B KC 80 F FF 97 X SL 89 1-2 **G6-3** ②		B FF 97 F SL 88 F FF 98 B SL 92 B SL 94 F FF 97 F FF 99 S SL 92 3-3 **K** ③ 1-2 2-3		C FF 97 S CU 81 X CU 80 0-2 **L6** ②		F SI 93 X SI 92 0-1 1-2 **1B**		4	0	1	0	0	1	3
19 Charlie Blackmon, L (1, 9) OBP: 0.264, SLG: 0.371		F FF 95 B SI 98 B KC 82 X SI 95 2-1 **L4** ③			C KC 80 F SL 90 X SI 96 0-2 **F7** ①	X FF 97 0-0 1-2 **1B**		B SI 92 X SI 93 1-0 **F8** ③		4	0	1	0	0	0	2
28 Nolan Arenado, R (1, 5) OBP: 0.288, SLG: 0.399			C FF 95 B FF 94 X SL 88 1-1 **F8** ①		B FF 95 C SI 95 S FF 96 F FF 98 F SL 89 F FF 100 X KC 84 1-2 **P6** ②	B FF 97 S FF 96 F FC 94 X CU 80 1-2 **L4** ③			X FF 95 0-0 (24 WP, 23 1B, 9 FC5-2) **1B**	4	0	1	0	0	0	2
45 Jhoulys Chacín, R (1, 1) OBP: 0.255, SLG: 0.233 23 Charlie Culberson, R (9, PH) OBP: 0.111, SLG: 0.111 49 Rex Brothers, L (9, 1)			B SI 93 F FF 93 B FF 94 C SI 94 F FF 98 X SL 90 2-2 **G6-3** ②		C SI 95 B SI 95 F FF 94 S KC 83 1-3 **K** ③		C SI 94 F SI 96 X CU 79 0-2 **G5-3** ①		D SI 95 1 SAFE X FC 90 1-0 (24 FC4-6-5-4, 24 WP) 1-2 **1B**	3 1 0	0 0 0	0 1 0	0 0 0	0 0 0	1 0 0	0 0 0
Inning Stats	R: 0 E: 0 K: 2 S: 11 H: 0 LOB: 0 BB: 0 P: 16	R: 1 E: 0 K: 0 S: 11 H: 1 LOB: 0 BB: 0 P: 19	R: 0 E: 0 K: 0 S: 9 H: 0 LOB: 0 BB: 0 P: 15	R: 0 E: 0 K: 2 S: 13 H: 1 LOB: 2 BB: 1 P: 21	R: 0 E: 0 K: 1 S: 12 H: 0 LOB: 0 BB: 0 P: 14	R: 3 E: 0 K: 1 S: 26 H: 4 LOB: 2 BB: 1 P: 37	R: 0 E: 0 K: 0 S: 11 H: 0 LOB: 0 BB: 0 P: 14	R: 0 E: 0 K: 0 S: 10 H: 1 LOB: 2 BB: 1 P: 17	R: 0 E: 0 K: 0 S: 8 H: 2 LOB: 2 BB: 0 P: 11	1B: 8 2B: 0 3B: 0 HR: 1 SF: 0 SAC: 0 DP: 0 HBP: 0						

	AB	36
	R	4
	H	9
	RBI	4
	BB	3
	SO	6
	LOB	16

WP: 4 PA: 39
PB: 0
SB: 1
CS: 0

PITCHER		IP	WLS	BF	H	R	ER	SO	BB	IBB	HBP	BLK	WP	HR	S	P	ERA	WHIP
45 Gerrit Cole, R ERA: 3.69	(1, 1)	5.1	L	21	3	3	3	6	2	0	0	0	1	1	66	102	5.06	0.938
37 Justin Wilson, L ERA: 2.17	(6, 1)	1.2		8	3	1	1	0	0	0	0	0	1	0	27	34	5.40	1.800
48 Jared Hughes, R ERA: 4.67	(8, 1)	1.0		5	1	0	0	0	1	0	0	0	0	0	10	17	0.00	2.000
29 Bryan Morris, R ERA: 2.72	(9, 1)	1.0		5	2	0	0	0	0	0	0	0	2	0	8	11	0.00	2.000

PITCHER	IP	WLS	BF	H	R	ER	SO	BB	IBB	HBP	BLK	WP	HR	S	P	ERA	WHIP

BOTTOM

Batter	1	2	3	4	5	6	7	8	9	AB	R	H	RBI	BB	SO	LOB
6 Starling Marte, R (1, 7) OBP: 0.334, SLG: 0.442 29 Bryan Morris, L (9, 1) OBP: 0.200, SLG: 0.200	C FF 90 C SL 78 S SL 82 0-3 K2-3		C SI 91 X SI 90 0-1 18 2B 22 1B 1B		C FF 92 B FF 93 X SL 81 1-1 G1-6-3			C SI 92 X SL 80 0-1 G6-3		4 0	1 0	1 0	0 0	0 0	1 0	0 0
18 Neil Walker, S (1, 4) OBP: 0.346, SLG: 0.394	C FF 91 B CU 75 X CH 83 1-1 22 F9 2B		C SI 91 S FF 89 1 SAFE X FF 91 0-2 22 1B 1-3 2B			C FF 90 X CU 74 0-1 F7			C FF 92 F FF 94 S SL 87 0-3 K2-3	4	0	2	0	0	1	0
22 Andrew McCutchen, R (1, 8) OBP: 0.371, SLG: 0.494	B FF 90 X SL 80 1-0 F9 2-3		B FF 92 X SI 92 1-0 24 G3-6-3 2-3 3-H 1B			C FF 92 X SL 80 0-1 F8			X FF 93 0-0 24 2B 2B	4	1	2	1	0	0	1
24 Pedro Alvarez, L (1, 5) OBP: 0.301, SLG: 0.490	F SI 93 B SI 93 B CU 77 X SI 92 2-1 L8		B SL 77 C SL 77 X FF 92 1-1 G3-6-3 1-2f			C CU 76 C SL 77 B FC 93 C SI 92 1-3			C FF 95 X SL 88 0-1 55 F8 2-H 2B	4	0	1	1	0	1	3
55 Russell Martin, R (1, 2) OBP: 0.357, SLG: 0.399		C FF 89 B SI 87 H SI 90 2-1 46 G6-3 HBP		C SL 80 B SI 89 B SI 89 B SL 78 X FF 91 3-1 46 G4-6-3 1B			B SL 80 C SI 91 X SI 85 1-1 L5		B FF 95 S FF 96 X FF 96 1-1 F8 2-3	3	0	1	0	0	0	1
46 Garrett Jones, L (1, 3) OBP: 0.301, SLG: 0.427 14 Gaby Sanchez, R (9, PH) OBP: 0.351, SLG: 0.409		C SI 90 B SI 90 1 SAFE X SI 91 1-1 G6-3 1-2f		C FF 92 B SL 78 S CU 77 F SI 90 D SI 92 B SI 91 F SL 79 X SI 92 3-2 G4-6-3 1-2f			F FF 93 B FC 92 F SL 80 F SI 92 B SI 92 X SL 78 2-2 G6-3		B FF 95 D FF 96 C CH 88 X FF 96 2-1 L9	3 1	0 0	0 0	0 0	0 0	0 0	2 1
7 Alex Presley, L (1, 9) OBP: 0.293, SLG: 0.448 (9, 7)		C FF 91 X SI 91 0-1 1B		C FF 93 F SL 77 F SL 79 C FF 92 0-3			X CH 84 0-0 B1-3			3	0	1	0	0	1	0
12 Clint Barmes, R (1, 6) OBP: 0.265, SLG: 0.302	1 SAFE B SL 81 C SL 80 X CH 84 1-1 P4				B SL 81 S SL 80 X SL 81 1-1 P5			B FF 91 X FF 91 1-0 G5-3		3	0	0	0	0	0	1
45 Gerrit Cole, R (1, 1) OBP: 0.316, SLG: 0.278 37 Justin Wilson, L (6, 1) 48 Jared Hughes, R (8, 1) 5 Josh Harrison, R (8, PH) OBP: 0.290, SLG: 0.433 (9, 9)			C FF 91 C SL 78 B SL 81 F SL 81 X SL 80 1-2 G3-1		B FF 92 F FF 92 C SL 81 X SL 78 1-2 G6-3			B FF 91 C SL 78 T SL 80 F SI 91 F SL 82 F SL 84 F FC 92 F SL 83 X SI 92 1-2 G6-3		2 0 0 1	0 0 0 0	0 0 0 0	0 0 0 0	0 0 0 0	0 0 0 0	0 0 0 0
Inning Stats	R: 0 E: 0 K: 1 S: 8 H: 1 LOB: 1 BB: 0 P: 12	R: 0 E: 0 K: 0 S: 7 H: 1 LOB: 1 BB: 0 P: 11	R: 1 E: 0 K: 0 S: 12 H: 3 LOB: 1 BB: 0 P: 15	R: 0 E: 0 K: 1 S: 11 H: 1 LOB: 0 BB: 0 P: 17	R: 0 E: 0 K: 0 S: 7 H: 0 LOB: 0 BB: 0 P: 10	R: 0 E: 0 K: 1 S: 7 H: 0 LOB: 0 BB: 0 P: 8	R: 0 E: 0 K: 0 S: 7 H: 0 LOB: 0 BB: 0 P: 10	R: 0 E: 0 K: 0 S: 11 H: 0 LOB: 0 BB: 0 P: 13	R: 1 E: 0 K: 1 S: 10 H: 2 LOB: 1 BB: 0 P: 13	1B: 4 2B: 4 3B: 0 HR: 0	SF: 0 SAC: 0 DP: 3 HBP: 1					WP: 0 PB: 0 SB: 0 CS: 0	PA: 33

PITCHER		IP	WLS	BF	H	R	ER	SO	BB	IBB	HBP	BLK	WP	HR	S	P	ERA	WHIP
45 Jhoulys Chacín, R ERA: 3.33	(1, 1)	8.0	W	28	6	1	1	3	0	0	1	0	0	0	70	96	1.12	0.750
49 Rex Brothers, L ERA: 1.39	(9, 1)	1.0	S	5	2	1	1	1	0	0	0	0	0	0	10	13	9.00	2.000

PITCHER	IP	WLS	BF	H	R	ER	SO	BB	IBB	HBP	BLK	WP	HR	S	P	ERA	WHIP

Colorado Rockies @ Pittsburgh Pirates

PNC Park, Pittsburgh, PA

Fri Aug 02 2013, 7:12 PM - 10:04 PM EDT

Att. 37,487 - Cloudy - 75 F

livebaseballscorecards.com

AB	32
R	2
H	8
RBI	2
BB	0
SO	4
LOB	9

Batter	1	2	3	4	5	6	7	8	9	AB	R	H	RBI	BB	SO	LOB
24 Dexter Fowler, S (1, 8) OBP: 0.369, SLG: 0.437	B SI 92 F SI 92 X CH 86 1-1 ① G5-3		B SL 87 B CH 85 F SI 93 B CH 87 B SI 93 4-1 2 9 G5-3 BB BB		F SI 93 C SI 93 B SL 87 F SL 86 C SI 94 1-3 ③ K			B SI 94 F SI 94 L SI 95 X SL 85 1-2 2 9 1B G5-3 3 1B 1-2 1B		3	1	1	0	1	1	0
9 DJ LeMahieu, R (1, 4) OBP: 0.315, SLG: 0.361	B SI 92 C CH 86 B SL 87 S CH 86 X SL 87 2-2 3 2 WP BB 1B		B CH 85 1 SAFE B SI 90 F SI 93 B SI 92 B SI 93 4-1 2 G5-3 1-2 BB			C SI 91 B SI 92 B CH 85 F CH 86 B SI 93 C SL 86 3-3 ① K		F SI 94 S CH 86 B SI 95 B CH 86 X CH 87 2-2 ① G5-3 1-2 2-3		3	0	1	0	1	1	2
2 Troy Tulowitzki, R (1, 6) OBP: 0.392, SLG: 0.598	B SI 92 B CH 86 D SI 93 B SI 92 4-0 3 WP 1-2 BB		S CH 86 F CH 87 D SL 88 X SL 87 1-2 ② G5-3 1-2 2-3			C SL 84 B CH 85 F SL 86 B SI 94 C CH 86 F SL 86 B SI 95 4-2 3 G5-3 BB		D SI 95 S CH 88 F SI 95 X CH 86 1-2 3 1B 2-3 3-H 1B		2	0	1	1	2	0	2
3 Michael Cuddyer, R (1, 3) OBP: 0.395, SLG: 0.560	B SL 86 F CH 86 F SI 93 F SL 87 S CH 87 1-3 ② K 1-2 2-3		B SL 88 B CH 88 D SL 89 C SI 94 C SI 88 X SL 89 3-2 ③ F8			F CH 86 X SI 92 0-1 ② G5-3 1-2		B FC 89 X SI 93 1-0 20 G6-4-3 1-2 3-H 1B		4	0	1	1	0	1	5
20 Wilin Rosario, R (1, 2) OBP: 0.305, SLG: 0.464	F CH 86 S SL 87 F SL 87 X CH 87 0-2 ③ G5-3			S SI 91 X CH 85 0-1 ① G4-3		B CH 86 B SI 93 X SI 93 2-0 ③ G1-3		C FC 89 D CU 85 D SI 94 S FC 89 D FC 90 F FC 89 F FC 89 X SI 93 3-2 ②③ G6-4-3 1-2f		4	0	0	0	0	0	5
28 Nolan Arenado, R (1, 5) OBP: 0.291, SLG: 0.399		X SI 91 0-0 ① G6-3		C CH 85 F SL 86 B SI 92 X CH 86 1-2 23 G4-3 1B			B SL 82 C SI 91 B CH 85 B SL 83 B SI 92 4-1 19 G1-6-3 BB		C FC 94 B FC 91 F FC 92 X KC 83 1-2 ① G5-3	3	0	1	0	1	0	0
23 Charlie Culberson, R (1, 7) OBP: 0.083, SLG: 0.083 59 Wilton Lopez, R (7, 1) 17 Todd Helton, L (9, PH) OBP: 0.330, SLG: 0.392		B SI 91 X CH 85 1-0 ② L8		C SL 86 B SI 93 1 SAFE X CH 85 1-1 ②③ G4-3 1-2f			F SI 92 1 SAFE D SI 93 1 SAFE S SL 85 C SL 85 1-3 ① K		B FF 93 S FF 94 C FF 94 B KC 83 X KC 82 2-2 ② G6-3	3 0 1	0 0 0	0 0 0	0 0 0	0 0 0	1 0 0	2 0 0
19 Charlie Blackmon, L (1, 9) OBP: 0.250, SLG: 0.351		C SI 93 F SL 88 F SL 89 F SI 95 B SL 88 S SI 90 1-3 ③ K			C SL 86 S SI 93 T SL 87 0-2 ① K		S SI 94 C SI 92 X SL 87 0-2 ②③ G1-6-3 1-2f		C FF 93 B KC 82 F FC 93 X KC 83 1-2 ③ L5	4	0	0	0	0	2	1
29 Jorge De La Rosa, L (1, 1) OBP: 0.100, SLG: 0.053 0 Adam Ottavino, S (5, 1) 6 Corey Dickerson, L (7, 7) OBP: 0.362, SLG: 0.440			C SI 92 F SI 94 X SL 89 0-2 ① F7		C SI 93 X SL 88 0-1 ② G1-4-3			B SI 94 C SI 94 F SI 95 F SL 87 X SI 94 1-2 9 24 G5-3 1B 2 1B 1B		2 0 1	0 0 1	0 0 1	0 0 0	0 0 0	0 0 0	0 0 0
Inning Stats	R: 0 E: 0 K: 1 S: 13 H: 1 LOB: 2 BB: 1 P: 21	R: 0 E: 0 K: 1 S: 7 H: 0 LOB: 0 BB: 0 P: 9	R: 0 E: 0 K: 0 S: 11 H: 0 LOB: 2 BB: 2 P: 23	R: 0 E: 0 K: 0 S: 7 H: 1 LOB: 0 BB: 0 P: 9	R: 0 E: 0 K: 2 S: 9 H: 0 LOB: 0 BB: 0 P: 10	R: 0 E: 0 K: 1 S: 9 H: 0 LOB: 1 BB: 1 P: 18	R: 0 E: 0 K: 1 S: 7 H: 0 LOB: 0 BB: 1 P: 12	R: 2 E: 0 K: 0 S: 19 H: 4 LOB: 1 BB: 0 P: 28	R: 0 E: 0 K: 0 S: 9 H: 0 LOB: 0 BB: 0 P: 13	1B: 6 2B: 0 3B: 0 HR: 0 SF: 0 SAC: 0 DP: 3 HBP: 0						

TOP

Colorado Rockies @ Pittsburgh Pirates

PNC Park, Pittsburgh, PA

Sat Aug 03 2013, 7:09 PM - 10:24 PM EDT

Att. 38,424 - Cloudy - 76 F

livebaseballscorecards.com

AB	30
R	2
H	6
RBI	2
BB	5
SO	6
LOB	17

PITCHER		IP	WLS	BF	H	R	ER	SO	BB	IBB	HBP	BLK	WP	HR	S	P	ERA	WHIP	PITCHER	IP	WLS	BF	H	R	ER	SO	BB	IBB	HBP	BLK	WP	HR	S	P	ERA	WHIP
47 Francisco Liriano, L ERA: 2.02	(1, 1)	7.0	W	26	2	0	0	6	5	0	0	0	1	0	63	102	0.00	1.000																	
44 Tony Watson, L ERA: 3.33	(8, 1)	0.1		4	3	2	2	0	0	0	0	0	0	0	13	18	54.00	9.000																	
29 Bryan Morris, R ERA: 2.68	(8, 1)	0.2	H	2	1	0	0	0	0	0	0	0	0	0	6	10	0.00	1.500																	
35 Mark Melancon, R ERA: 0.86	(9, 1)	1.0	S	3	0	0	0	0	0	0	0	0	0	0	9	13	0.00	0.000																	

Batter	1	2	3	4	5	6	7	8	9	AB	R	H	RBI	BB	SO	LOB
6 Starling Marte, R (1, 7) OBP: 0.335, SLG: 0.441	C FF 90 C FF 90 F CU 74 B FS 84 F FS 84 F FF 92 B SL 86 F FS 84 B SL 86 3-2 ① X FF 82 F7		L FF 90 B CU 74 X FS 83 1-1 10 G6-3 10 S 22 2B 1B		B FF 89 S FF 92 F FS 82 B SL 85 B FF 92 B FS 82 4-2 10 1B 10 WP 14 1B BB		X ST 81 0-0 ① G5-3			3	2	1	0	1	0	0
10 Jordy Mercer, R (1, 6) OBP: 0.336, SLG: 0.403	C FF 88 B FS 83 F FF 92 X FF 91 1-2 22 BB 1B		1 SAFE 1 SAFE F FF 90 B FF 92 B FS 82 1 SAFE C FF 91 B FF 92 X FF 93 3-2 ① G6-3 1-3		1 SAFE 1 SAFE 1 SAFE P PO 87 X FF 91 1-0 14 1B 1-3 1B		C FF 92 C ST 83 B ST 82 F ST 82 B FF 91 B ST 83 S ST 83 3-3 ② K			4	0	2	0	0	1	1
22 Andrew McCutchen, R (1, 8) OBP: 0.375, SLG: 0.498	B FF 91 C FS 83 D FF 91 B FS 84 F FF 92 F FS 85 B FS 85 4-2 1-2 BB		X FF 93 0-0 14 S 14 FC5-2 3-H 2B		B FF 91 B ST 81 F FF 91 S ST 82 S ST 84 2-3 ① K		X SI 92 0-0 14 S 14 1B 1B			3	1	2	1	1	1	2
14 Gaby Sanchez, R (1, 3) OBP: 0.354, SLG: 0.411	C FS 85 B FF 92 F FS 84 F FF 93 S FF 93 1-3 ② K		C FF 94 S FS 85 X SL 86 0-2 ② FC5-2 2-H		S ST 84 X FF 93 0-1 59 G6-4-3 1-3 3-H 1B		1 SAFE B FF 92 S ST 83 B FF 91 F ST 83 X ST 82 2-2 59 1B 1-H 1B			4	0	2	2	0	1	3
59 Tony Sanchez, R (1, 2) OBP: 0.250, SLG: 0.278	C CU 74 C FF 93 D FF 87 B SL 87 B FF 93 C FF 92 3-3 ③ K		F FF 92 F FS 84 S FF 93 1-3 ③ K		C ST 82 X ST 83 0-1 ②③ G6-4-3 1-2f		X FF 92 0-0 1-2 1B			4	0	1	0	0	2	5
31 Jose Tabata, R (1, 9) OBP: 0.341, SLG: 0.405		C FF 91 B FF 92 C FF 90 F FF 93 X FS 85 1-2 18 SH5-3 1B		B FS 82 B FF 90 B FF 91 C FF 91 S FF 92 X FF 93 3-2 HR		B ST 82 X ST 83 1-0 5 SH1-3 3B	C FF 92 F FF 93 S FS 85 0-3 ③ K			4	2	3	1	0	1	2
18 Neil Walker, S (1, 4) OBP: 0.346, SLG: 0.392		X FS 83 0-0 ① SH5-3 1-2		C FF 92 F SL 84 F FF 92 H CU 78 1-2 5 G6-4-3 HBP		S FF 93 F SI 93 B FF 92 S ST 84 1-3 ① K2-3		F SI 90 B FS 86 C FF 93 F FF 94 B SI 93 B FS 87 X SI 90 3-2 ① G6-3		2	0	0	0	0	1	1
5 Josh Harrison, R (1, 5) OBP: 0.265, SLG: 0.394		C FS 83 B FF 92 B FS 83 F FS 84 F SL 87 F FF 93 X CU 76 2-2 ② F8		B FF 93 S FS 84 F FF 93 X SL 84 1-2 ①② G6-4-3 1-2f		X FF 92 0-0 ② SH1-3 3-H		B SL 85 F SI 93 X FF 94 1-1 ② F9		3	0	0	1	0	0	2
47 Francisco Liriano, L (1, 1) OBP: 0.114, SLG: 0.088 44 Tony Watson, L (8, 1) 29 Bryan Morris, L (8, 1) OBP: 0.200, SLG: 0.200 46 Garrett Jones, L (8, PH) OBP: 0.301, SLG: 0.426 35 Mark Melancon, R (9, 1)		F FF 92 B FF 93 S FF 92 X FF 91 1-2 ③ G4-3		B FF 91 C FF 91 X FF 92 1-1 ③ F7		B FF 91 S FF 91 C ST 80 F ST 84 S FF 91 1-3 ③ K		F FF 96 B FF 96 B FS 88 F FF 95 B FF 95 X SI 88 3-2 ③ G3-1		3 0 0 1 0	0 0 0 0 0	0 0 0 0 0	0 0 0 0 0	1 0 0 0 0	1 0 0 0 0	
Inning Stats	R: 0 E: 0 K: 2 S: 20 H: 1 LOB: 2 BB: 1 P: 32	R: 0 E: 0 K: 0 S: 13 H: 1 LOB: 1 BB: 0 P: 17	R: 1 E: 0 K: 1 S: 12 H: 2 LOB: 1 BB: 0 P: 17	R: 1 E: 0 K: 0 S: 11 H: 1 LOB: 0 BB: 0 P: 17	R: 1 E: 0 K: 1 S: 11 H: 2 LOB: 1 BB: 1 P: 17	R: 1 E: 0 K: 2 S: 9 H: 1 LOB: 0 BB: 0 P: 12	R: 1 E: 0 K: 2 S: 13 H: 3 LOB: 2 BB: 0 P: 18	R: 0 E: 0 K: 0 S: 9 H: 0 LOB: 0 BB: 0 P: 16		1B: 8 2B: 1 3B: 1 HR: 1	SF: 0 SAC: 2 DP: 2 HBP: 1		WP: 1 PB: 0 SB: 3 CS: 0	PA: 36		

PITCHER		IP	WLS	BF	H	R	ER	SO	BB	IBB	HBP	BLK	WP	HR	S	P	ERA	WHIP
29 Jorge De La Rosa, L ERA: 3.31	(1, 1)	4.0	L	20	6	3	3	3	2	0	1	0	1	1	60	91	6.75	2.000
0 Adam Ottavino, R ERA: 3.18	(5, 1)	2.2		12	5	2	2	4	0	0	0	0	0	0	26	36	6.75	1.875
59 Wilton Lopez, R ERA: 4.53	(7, 1)	1.1		4	0	0	0	1	0	0	0	0	0	0	12	19	0.00	0.000

PITCHER	IP	WLS	BF	H	R	ER	SO	BB	IBB	HBP	BLK	WP	HR	S	P	ERA	WHIP

BOTTOM

Colorado Rockies @ Pittsburgh Pirates

PNC Park, Pittsburgh, PA

Sat Aug 03 2013, 7:09 PM - 10:24 PM EDT

Att. 38,424 - Cloudy - 76 F

livebaseballscorecards.com

AB	31
R	5
H	11
RBI	5
BB	2
SO	8
LOB	17

Batter	1	2	3	4	5	6	7	8	9	AB	R	H	RBI	BB	SO	LOB
6 Corey Dickerson, L (1, 8) OBP: 0.355, SLG: 0.426	F FF 93 X KC 81 0-1 5 CS 1B		C KC 84 S KC 83 F KC 84 C SI 94 0-3 ②		F SI 95 X KC 84 0-1 ③ G4-3			C SI 92 C CH 88 S KC 81 0-3 ① K		4	0	1	0	0	2	3
9 DJ LeMahieu, R (1, 5) OBP: 0.310, SLG: 0.355	B FF 94 1 SAFE 1 SAFE C FF 93 X SI 93 1-1 ① F9		C FF 94 F KC 85 B FF 95 X KC 84 1-2 ③ G4-3			C SI 91 C SI 92 S KC 82 0-3 ① K		C SI 93 S KC 84 X KC 84 0-2 ② G1-3		4	0	0	0	0	1	2
5 Carlos González, L (1, 7) OBP: 0.367, SLG: 0.591	C KC 83 S KC 84 S KC 84 0-3 ② ③ K 1-2			X KC 81 0-0 2 FC4 1B		B CH 86 F SI 94 X KC 82 1-1 ② G3		B CH 87 C KC 82 B SI 92 X KC 82 2-1 ③ G5-3		4	0	1	0	0	1	1
2 Troy Tulowitzki, R (1, 6) OBP: 0.387, SLG: 0.590		X SI 93 0-0 ① G5-3		C SI 94 C SI 94 1 SAFE X SI 95 0-2 ① FC4 3 G6-4-3 1-2f		C KC 82 C SI 93 S KC 83 0-3 ③ K			B SI 91 C SI 92 C SI 93 B KC 82 C SI 92 2-3 ① K	4	0	0	0	0	2	1
3 Michael Cuddyer, R (1, 9) OBP: 0.396, SLG: 0.560		C FF 92 C SI 92 B KC 84 S KC 84 1-3 ② K		C SI 94 B KC 84 B SI 94 T SI 93 B FF 94 X SI 94 3-2 ② ③ G6-4-3 1-2f			B SI 93 B KC 81 F FF 92 B SI 92 X SI 92 3-1 17 WP 18 1B 1B		C SI 92 C SI 92 X SI 93 0-2 17 G6-4-3 1B	4	1	2	0	0	1	1
17 Todd Helton, L (1, 3) OBP: 0.329, SLG: 0.387		C FF 93 B KC 82 B KC 81 B CH 86 B SI 93 4-1 BB			C FF 92 X SI 93 0-1 ① F7		C KC 82 F SI 93 F KC 84 B KC 84 S KC 83 1-3 ① K 1-2		C KC 81 S KC 83 X KC 84 0-2 ② ③ G6-4-3 1-2f	3	0	0	0	1	1	2
8 Yorvit Torrealba, R (1, 2) OBP: 0.346, SLG: 0.325		F FF 93 S KC 83 D KC 84 F SI 94 S KC 83 1-3 ③ K			B FF 93 B SI 92 X FF 92 2-0 18 1B 1B		B KC 84 C SI 94 C KC 83 F KC 84 F KC 83 X KC 84 1-2 ② G6-3			3	0	1	0	0	1	2
18 Jonathan Herrera, S (1, 4) OBP: 0.318, SLG: 0.359			C SI 92 X SI 92 0-1 E8 12 SH2-4 1B		C FF 94 X KC 84 0-1 12 FC1-6 1-3 1B		F FF 93 D KC 82 X FF 93 1-1 2-H 1B			3	0	3	1	0	0	0
12 Juan Nicasio, R (1, 1) OBP: 0.250, SLG: 0.160 60 Manny Corpas, R (5, 1) 19 Charlie Blackmon, L (7, PH) OBP: 0.247, SLG: 0.347 88 Josh Outman, L (7, 1) 34 Matt Belisle, R (8, 1)			C SI 91 L SI 91 X KC 82 0-2 ① SH2-4 2-3		X SI 92 0-0 ② FC1-6 1-2f		C KC 83 B SI 93 B KC 82 B SI 93 X SI 94 3-1 ③ G3			1 0 1 0 0	0 0 0 0 0	0 0 0 0 0	0 0 0 0 0	0 0 0 0 0	0 0 0 0 0	2 0 1 0 0

Inning Stats	1	2	3	4	5	6	7	8	9
R:	0	0	0	0	0	0	1	0	0
E:	0	0	1	0	0	0	0	0	0
K:	1	2	1	0	0	2	1	1	1
S:	7	9	12	7	8	8	15	8	9
H:	1	0	1	1	2	0	2	0	1
LOB:	0	1	1	0	0	0	1	0	0
BB:	0	1	0	0	0	0	0	0	0
P:	8	15	13	10	10	9	24	10	11

1B: 8	SF: 0	WP: 1	PA: 33
2B: 0	SAC: 1	PB: 0	
3B: 0	DP: 2	SB: 0	
HR: 0	HBP: 0	CS: 1	

PITCHER	IP	WLS	BF	H	R	ER	SO	BB	IBB	HBP	BLK	WP	HR	S	P	ERA	WHIP
34 A.J. Burnett, R (1, 1) ERA: 2.73	9.0	W	33	8	1	1	9	1	0	0	0	1	0	83	110	1.00	1.000

PITCHER	IP	WLS	BF	H	R	ER	SO	BB	IBB	HBP	BLK	WP	HR	S	P	ERA	WHIP

TOP

Colorado Rockies @ Pittsburgh Pirates

PNC Park, Pittsburgh, PA

Sun Aug 04 2013, 1:37 PM - 4:29 PM EDT

Att. 37,980 - Cloudy - 73 F

livebaseballscorecards.com

AB	31
R	1
H	8
RBI	1
BB	1
SO	9
LOB	15

Colorado Rockies @ Pittsburgh Pirates

PNC Park, Pittsburgh, PA

Sun Aug 04 2013, 1:37 PM - 4:29 PM EDT

Att. 37,980 - Cloudy - 73 F

livebaseballscorecards.com

BOTTOM

Batter	1	2	3	4	5	6	7	8	9	AB	R	H	RBI	BB	SO	LOB
6 Starling Marte, R (1, 7) OBP: 0.335, SLG: 0.442	B FF 91 S FF 90 F FF 92 B FF 93 F FF 94 X FF 94 2-2 18 F8 22 1B 2B	C SL 86 F FF 93 F FF 95 D SL 85 D SL 85 F SL 84 F FF 96 X FF 94 2-2 ③ G4-3		B FF 90 F FF 91 B SL 83 F FF 91 C FF 93 2-3 ③ K		F SL 84 C SI 91 X SI 87 0-2 E1				4	1	1	0	0	1	2
18 Neil Walker, S (1, 4) OBP: 0.345, SLG: 0.393	B FF 92 X FF 92 1-0 ① F8 2-3		F FF 91 F FF 93 F FF 94 B SL 86 B FF 93 F FF 94 X FF 94 2-2 22 1B 46 SF8 2B		F CH 82 B FF 91 S CH 84 F FF 93 X FF 94 1-2 ① G3-1	C SI 89 1 SAFE X SI 90 0-1 ③ L8				4	1	1	0	0	0	2
22 Andrew McCutchen, R (1, 8) OBP: 0.378, SLG: 0.499	F FF 93 F FF 94 X SL 88 0-2 3-H 1B		C FF 92 X FF 92 0-1 55 FC5 24 BB 2-3 1B		F FF 90 C FF 91 B SL 86 F FF 92 F FF 94 F FF 92 B SL 85 B SL 83 B SL 84 4-2 24 1B 55 HR BB		X SI 91 0-0 ① G6-3			3	1	2	1	1	0	0
24 Pedro Alvarez, L (1, 5) OBP: 0.303, SLG: 0.489	1 SAFE B FF 91 S FF 92 1 SAFE S FF 92 T FF 93 1-2 ② K		B FF 91 F FF 89 B FF 91 B FF 92 B SI 89 4-1 55 FC5 1-2 BB		B FF 88 1 SAFE B FF 91 B FF 90 X SI 89 3-0 55 HR 1-2 1B		S SL 84 S SL 84 S SL 84 0-3 ② K			3	1	1	0	1	2	1
55 Russell Martin, R (1, 2) OBP: 0.356, SLG: 0.407	L SL 85 1 SAFE P PO 80 S FF 92 S FF 93 1-3 ③ K		S SL 84 F FF 93 B SL 86 B SL 85 X SL 84 2-2 ① FC5 1-2 2-3f		X SL 80 0-0 1-H 2-H HR		B CH 80 C SI 91 B SI 93 F CH 81 X FF 94 2-2 ③ F7			4	1	1	3	0	1	4
46 Garrett Jones, L (1, 3) OBP: 0.304, SLG: 0.426 14 Gaby Sanchez, R (8, 3) OBP: 0.352, SLG: 0.409		B FF 92 B FF 92 B FF 93 C FF 92 B FF 93 4-1 34 G5-3 10 1B BB	X FF 93 0-0 ② SF8 3-H	B SI 91 B SI 90 B SI 90 B SI 89 4-0 31 G4-3 BB			C SL 84 C FF 93 F FF 94 X FF 93 0-2 ① G4-3			0 1	0 0	0 0	1 0	2 0	0 0	0 0
31 Jose Tabata, R (1, 9) OBP: 0.339, SLG: 0.401		C FF 92 B FF 91 1 SAFE F FF 92 B FF 92 F FF 93 B FF 94 C SL 86 3-3 ① K	B SL 84 F FF 93 B FF 92 S SL 84 F FF 93 X FF 94 2-2 ③ L3		C SI 89 X SI 89 0-1 ②③ G4-3 1-2f		X FF 92 0-0 10 G6-4-3 1B			4	0	1	0	0	1	4
10 Jordy Mercer, R (1, 6) OBP: 0.335, SLG: 0.400		B FF 93 B SL 87 S FF 93 X FF 94 2-1 34 G5-3 1-2 1B		C CH 86 C FF 91 B FF 91 B SL 84 X FF 93 2-2 ① P4	B SI 90 F SI 90 C FF 92 B SL 82 X SL 81 2-2 ① F9		S FF 92 B FF 92 X SL 87 1-1 ②③ G6-4-3 1-2f			4	0	1	0	0	0	1
34 A.J. Burnett, R (1, 1) OBP: 0.075, SLG: 0.075		B FF 92 X FF 91 1-0 ② G5-3 1-2 2-3		C FF 91 C FF 94 B FF 93 X FF 94 1-2 ② G6-3	S SI 91 S SI 91 C SI 91 0-3 ② K					3	0	0	0	0	1	2
Inning Stats	R: 1 E: 0 K: 2 S: 15 H: 2 LOB: 1 BB: 0 P: 19	R: 0 E: 0 K: 1 S: 14 H: 1 LOB: 2 BB: 1 P: 26	R: 1 E: 0 K: 0 S: 16 H: 2 LOB: 2 BB: 1 P: 26	R: 0 E: 0 K: 1 S: 9 H: 0 LOB: 0 BB: 0 P: 14	R: 3 E: 0 K: 0 S: 13 H: 2 LOB: 0 BB: 2 P: 25	R: 0 E: 1 K: 1 S: 11 H: 0 LOB: 1 BB: 0 P: 13	R: 0 E: 0 K: 1 S: 7 H: 0 LOB: 0 BB: 0 P: 9	R: 0 E: 0 K: 0 S: 7 H: 1 LOB: 0 BB: 0 P: 8		1B: 5 2B: 2 3B: 0 HR: 1 SF: 1 SAC: 0 DP: 2 HBP: 0	WP: 0 PB: 0 SB: 0 CS: 0 PA: 35						

	AB	30
	R	5
	H	8
	RBI	5
	BB	4
	SO	6
	LOB	16

PITCHER		IP	WLS	BF	H	R	ER	SO	BB	IBB	HBP	BLK	WP	HR	S	P	ERA	WHIP
12 Juan Nicasio, R ERA: 5.05	(1, 1)	4.1	L	22	6	4	4	4	3	0	0	0	0	0	64	103	8.31	2.077
60 Manny Corpas, R ERA: 3.9	(5, 1)	1.2		7	1	1	1	1	1	0	0	0	0	1	14	20	5.40	1.200
88 Josh Outman, L ERA: 4.2	(7, 1)	1.0		3	0	0	0	1	0	0	0	0	0	0	7	9	0.00	0.000
34 Matt Belisle, R ERA: 4.39	(8, 1)	1.0		3	1	0	0	0	0	0	0	0	0	0	7	8	0.00	1.000

PITCHER	IP	WLS	BF	H	R	ER	SO	BB	IBB	HBP	BLK	WP	HR	S	P	ERA	WHIP

Miami Marlins @ Pittsburgh Pirates

PNC Park, Pittsburgh, PA

Tue Aug 06 2013, 7:12 PM - 10:00 PM EDT

Att. 27,907 - Partly Cloudy - 81 F

TOP

livebaseballscorecards.com

Batter	1	2	3	4	5	6	7	8	9	AB	R	H	RBI	BB	SO	LOB
21 Christian Yelich, L (1, 7) OBP: 0.306, SLG: 0.345	B SI 90 F SI 90 B KC 81 F FF 89 F SI 91 B KC 84 X FF 91 3-2 5 S 1B	C KC 79 D KC 81 F SI 90 D KC 81 X SI 91 2-2 ③ G3		X SI 89 0-0 ② G3		D FF 87 D KC 77 S SI 88 F FF 89 F SI 90 D KC 78 B KC 76 4-2 BB		C SI 95 F SI 95 B SL 86 S SI 95 1-3 ② K		4	0	1	0	1	1	2
59 Ed Lucas, R (1, 5) OBP: 0.327, SLG: 0.325	B KC 80 X SI 91 1-0 ① F9		B SI 89 S CH 81 B KC 79 B FF 89 X FF 91 3-1 27 1B 5 1B 1B	B FF 90 X FF 89 1-0 2B		C SI 93 X SI 94 0-1 ③ G4-3		B SI 96 S CH 89 X CH 87 1-1 ③ G4-3		5	1	2	0	0	0	3
27 Giancarlo Stanton, R (1, 9) OBP: 0.361, SLG: 0.461	C SI 90 F SI 90 1 SAFE D KC 81 D CH 80 F FF 91 C SI 89 2-3 ② K		C KC 78 D CH 81 B CH 82 X KC 80 2-1 5 1B 17 1B 1-2 1B	F KC 80 C FF 91 X KC 81 0-2 ③ G4-3			C SI 92 B SL 87 C SI 92 B SL 87 B SI 94 F SI 94 F SI 94 F SL 87 F SI 94 3-2 X SL 88 P5		C FC 89 T FF 95 S FC 89 0-3 ① K	5	1	1	0	0	2	2
5 Logan Morrison, L (1, 3) OBP: 0.372, SLG: 0.458	F FF 90 1 SAFE D KC 80 B SI 90 B FF 89 2 SAFE C SI 90 F SI 90 S KC 81 3-3 ③ K 1-2		B FF 91 X SI 90 1-0 17 1B 1-3 2-H 1B		B KC 80 C KC 76 S SI 90 B KC 81 B SI 92 B KC 82 4-2 17 G5-4-3 BB		X SI 94 0-0 23 E 17 1B 1B		S FC 90 S FC 87 B CU 86 F FC 88 X SI 95 1-2 ② G5-3	4	0	2	1	1	1	1
17 Donovan Solano, R (1, 4) OBP: 0.313, SLG: 0.320		B SI 88 X SI 89 1-0 23 1B 3 1B 37 SF8 1B	D KC 79 C FF 90 D KC 79 B SI 89 C SI 90 F CH 82 X SI 91 3-2 1-2 3-H 1B		D CH 81 C SI 88 1 SAFE X KC 76 1-1 ① ② G5-4-3 1-2f		B SI 94 X FF 95 1-0 23 E 1-2 1B		F SI 94 F FC 88 B FC 86 X FC 88 1-2 ③ G4-3	5	1	3	1	0	0	1
3 Adeiny Hechavarría, R (1, 6) OBP: 0.276, SLG: 0.313		B SI 87 1 SAFE X CH 81 1-0 23 1B 1-2 1B	X FF 90 0-0 ① B2		F FF 89 F KC 79 C SI 91 0-3 ③ K		F SL 87 X SL 88 0-1 ② L8			4	0	1	0	0	1	4
23 Jake Marisnick, R (1, 8) OBP: 0.250, SLG: 0.286		F SI 90 D SI 86 D KC 78 C FF 89 B SI 90 X SI 90 3-2 1-2 2-3 1B	B SI 90 X FF 89 1-0 ② F5			B SI 87 X SI 89 1-0 ① F7	B SI 93 C SI 93 C FF 94 B SL 88 F SL 88 B SI 89 X FF 94 3-2 1-2 2-3 E5			4	0	1	0	0	0	4
6 Jeff Mathis, R (1, 2) OBP: 0.273, SLG: 0.285		D FF 88 C SI 90 C KC 80 B FF 91 X SI 91 2-2 ① F3	F SI 90 C SI 90 X KC 81 0-2 ③ G1-3			B SI 86 B SI 89 B FF 88 B FF 86 4-0 37 SH3-4 BB	B FF 95 F FF 95 B FF 95 F FF 94 B SL 90 X FF 95 3-2 ③ F7			3	0	0	0	1	0	8
37 Henderson Alvarez III, R (1, 1) OBP: 0.308, SLG: 0.417 20 Justin Ruggiano, R (8, PH) OBP: 0.278, SLG: 0.364 50 Chad Qualls, R (8, 1) 40 Mike Dunn, L (8, 1)		X SI 90 0-0 ② SF8 3-H		C FF 87 F KC 78 S KC 78 0-3 ① K		X SI 87 0-0 ② SH3-4 1-2		B SI 94 B SI 95 X SI 95 2-0 ① F8		1 1 0 0	0 0 0 0	0 0 0 0	1 0 0 0	0 0 0 0	1 0 0 0	0 0 0 0
Inning Stats	R: 0 E: 0 K: 2 S: 13 H: 1 LOB: 1 BB: 0 P: 22	R: 1 E: 0 K: 0 S: 12 H: 3 LOB: 2 BB: 0 P: 21	R: 2 E: 0 K: 0 S: 14 H: 4 LOB: 2 BB: 0 P: 24	R: 0 E: 0 K: 1 S: 8 H: 1 LOB: 1 BB: 0 P: 9	R: 0 E: 0 K: 1 S: 7 H: 0 LOB: 0 BB: 1 P: 12	R: 0 E: 0 K: 0 S: 7 H: 0 LOB: 2 BB: 2 P: 16	R: 0 E: 1 K: 0 S: 18 H: 2 LOB: 3 BB: 0 P: 28	R: 0 E: 0 K: 1 S: 6 H: 0 LOB: 0 BB: 0 P: 10	R: 0 E: 0 K: 1 S: 10 H: 0 LOB: 0 BB: 0 P: 12	1B: 10 2B: 1 3B: 0 HR: 0 SF: 1 SAC: 1 DP: 1 HBP: 0						

AB	36
R	3
H	11
RBI	3
BB	3
SO	6
LOB	25

WP: 0 PA: 41
PB: 0
SB: 1
CS: 0

PITCHER		IP	WLS	BF	H	R	ER	SO	BB	IBB	HBP	BLK	WP	HR	S	P	ERA	WHIP
49 Jeff Locke, L ERA: 2.47	(1, 1)	5.2		28	9	3	3	4	3	0	0	0	0	0	59	102	4.76	2.118
32 Vin Mazzaro, R ERA: 2.84	(6, 1)	1.1		7	2	0	0	0	0	0	0	0	0	0	20	30	0.00	1.500
44 Tony Watson, L ERA: 3.27	(8, 1)	1.0		3	0	0	0	1	0	0	0	0	0	0	6	10	0.00	0.000
29 Bryan Morris, R ERA: 2.63	(9, 1)	1.0	W	3	0	0	0	1	0	0	0	0	0	0	10	12	0.00	0.000

PITCHER	IP	WLS	BF	H	R	ER	SO	BB	IBB	HBP	BLK	WP	HR	S	P	ERA	WHIP

Miami Marlins @ Pittsburgh Pirates

PNC Park, Pittsburgh, PA

Tue Aug 06 2013, 7:12 PM - 10:00 PM EDT

Att. 27,907 - Partly Cloudy - 81 F

livebaseballscorecards.com

BOTTOM

Batter	1	2	3	4	5	6	7	8	9	AB	R	H	RBI	BB	SO	LOB
6 Starling Marte, R (1, 7) OBP: 0.334, SLG: 0.439	B FF 92 B SI 92 C SI 92 C SI 93 F SI 94 S FF 94 2-3 ① K		X SI 94 0-0 ② FC5-4 18 1B 22 2B 1-2f		C SL 79 F SI 93 T SL 83 0-2 ② K			B SI 93 B SI 93 F SI 93 B SI 93 B SI 90 4-1 22 PB 18 1B BB		3	1	0	0	1	2	1
18 Neil Walker, S (1, 4) OBP: 0.350, SLG: 0.398	C SI 92 B SI 90 F SI 94 X SI 95 1-2 ② G6-3		B SI 93 1 SAFE X FF 93 1-0 22 2B 1-2 1B		S CU 72 S SI 90 F SL 85 B SI 90 B SI 90 X FF 95 2-2 22 PB 1B			1 SAFE 1 SAFE F SI 93 1 SAFE 1 SAFE X SI 92 0-1 22 PB 1-2 1B		4	1	3	0	0	0	0
22 Andrew McCutchen, R (1, 8) OBP: 0.381, SLG: 0.502	B FF 92 C SI 92 C SI 94 B SI 94 X SI 94 2-2 1B		X SI 93 0-0 24 3B 1-H 2-H 2B		B SL 82 B SI 94 X SI 95 2-0 ③ G6-3 1-2			B SL 86 B SI 93 B SL 88 I IN 69 4-0 55 G6-4-3 1-2 2-3 IBB		3	1	2	2	1	0	1
24 Pedro Alvarez, L (1, 5) OBP: 0.302, SLG: 0.492	1 SAFE B SI 92 1 SAFE X SI 94 1-0 ③ G4-3		B SI 89 S SI 89 D SI 94 X SI 95 2-1 3B 2-H			X SI 90 0-0 ① G3-1		B SL 88 B FF 96 S FF 95 S FF 95 C FF 96 2-3 ① K		4	0	1	1	0	1	4
55 Russell Martin, R (1, 2) OBP: 0.352, SLG: 0.402		C SI 91 F FF 93 B FF 94 F SL 84 S SL 83 1-3 ① K	C SL 84 F FF 96 S SI 95 0-3 ③ K			B SI 93 B SI 91 C SI 94 F SI 93 X SI 94 2-2 ② G4-3		B SL 89 X FF 96 1-0 ② ③ G6-4-3 1-2f		4	0	0	0	0	2	4
46 Garrett Jones, L (1, 3) OBP: 0.301, SLG: 0.422 5 Josh Harrison, R (9, PH) OBP: 0.286, SLG: 0.500		C SI 94 B SI 94 X SI 94 1-1 ② L9		B SI 92 B SI 93 X SI 92 2-0 ① F8		B EP 58 C SI 89 F FF 90 X SI 96 1-2 ③ G1-6-3			B FF 94 F FF 94 X SI 95 1-1 HR	3 1	0 1	0 1	0 1	0 0	0 0	0 0
7 Alex Presley, L (1, 9) OBP: 0.279, SLG: 0.426		C FF 94 X SI 91 0-1 ③ G5-3		C SI 93 X SI 93 0-1 ② F8			X SI 91 0-0 ① B1-3			3	0	0	0	0	0	0
10 Jordy Mercer, R (1, 6) OBP: 0.335, SLG: 0.399			C SI 90 F SI 93 X SI 94 0-2 6 FC5-4 1B	X FF 95 0-0 ③ F8			C SL 80 F SI 93 B SL 84 B SI 94 B FF 93 F SI 94 X SI 93 3-2 ② F7			3	0	1	0	0	0	0
49 Jeff Locke, L (1, 1) OBP: 0.128, SLG: 0.081 32 Vin Mazzaro, R (6, 1) OBP: 0.200, SLG: 0.200 31 Jose Tabata, R (7, PH) OBP: 0.337, SLG: 0.399 44 Tony Watson, L (8, 1) 29 Bryan Morris, L (9, 1) OBP: 0.200, SLG: 0.200			B SI 91 C FF 93 C FF 92 B SI 93 L FF 93 2-3 ① K		B FF 90 B FF 91 C FF 92 C SI 91 C FF 92 2-3 ① K		S SL 79 B FF 94 X SI 94 1-1 ③ G5-3			2 0 0 1 0 0	0 0 0 0 0 0	0 0 0 0 0 0	0 0 0 0 0 0	0 0 0 0 0 0	2 0 0 0 0 0	1 0 0 0 0 0
Inning Stats	R: 0 E: 0 K: 1 S: 11 H: 1 LOB: 1 BB: 0 P: 17	R: 0 E: 0 K: 1 S: 8 H: 0 LOB: 0 BB: 0 P: 10	R: 3 E: 0 K: 2 S: 14 H: 4 LOB: 1 BB: 0 P: 19	R: 0 E: 0 K: 0 S: 4 H: 0 LOB: 0 BB: 0 P: 6	R: 0 E: 0 K: 2 S: 11 H: 1 LOB: 1 BB: 0 P: 17	R: 0 E: 0 K: 0 S: 7 H: 0 LOB: 0 BB: 0 P: 10	R: 0 E: 0 K: 0 S: 7 H: 0 LOB: 0 BB: 0 P: 11	R: 0 E: 0 K: 1 S: 7 H: 1 LOB: 2 BB: 2 P: 18	R: 1 E: 0 K: 0 S: 2 H: 1 LOB: 0 BB: 0 P: 3							

	AB	31
	R	4
	H	8
	RBI	4
	BB	2
	SO	7
	LOB	11

| | | | | | | |

Miami Marlins @ Pittsburgh Pirates

PNC Park, Pittsburgh, PA

Wed Aug 07 2013, 7:44 PM - 10:21 PM EDT

Att. 28,173 - Cloudy - 71 F

TOP

livebaseballscorecards.com

Batter	1	2	3	4	5	6	7	8	9	AB	R	H	RBI	BB	SO	LOB
21 Christian Yelich, L (1, 7) OBP: 0.318, SLG: 0.355	C SI 93 F CU 77 B SI 93 F CU 77 F SI 93 B CU 77 X SI 94 2-2 27 G6-3 59 G5-3 1B		X SI 93 0-0 59 FC1-4-6 1B		C SI 92 C FS 85 X CU 78 0-2 ③ G1-3			T SI 96 X SL 86 0-1 ③ G5-3		4	0	2	0	0	0	0
59 Ed Lucas, R (1, 5) OBP: 0.326, SLG: 0.323	B SI 93 1 SAFE X SI 92 1-0 ① G5-3 1-2		X SI 92 0-0 ③ FC1-4-6 1-2f			C SI 91 B SI 91 C CU 78 F CU 78 F CU 77 S CU 77 1-3 ① K			C FF 94 F FC 92 X KC 82 0-2 27 L4-3 1B	4	0	1	0	0	1	2
27 Giancarlo Stanton, R (1, 9) OBP: 0.359, SLG: 0.457	B SI 93 F SI 92 B CU 78 S SI 92 B SI 91 F CU 77 X SI 92 3-2 ② G6-3 2-3			B SI 93 S SI 93 B SI 93 X SI 92 2-1 5 2B 17 1B 1B		S SI 91 X FS 84 0-1 ② G6-3			B FC 92 X FF 94 1-0 ①② L4-3 1-1	4	1	1	0	0	0	2
5 Logan Morrison, L (1, 3) OBP: 0.369, SLG: 0.459	B CU 76 C CU 78 F SI 93 B SI 92 S SI 92 2-3 ③ K			B CU 78 S CU 77 B SI 91 X SI 92 2-1 17 1B 3 G4-6-3 1-3 2B		C CU 78 B FS 84 F FF 92 B CU 78 S CU 78 2-3 ③ K2-3			B FC 95 B FC 94 C FC 92 B FC 92 C FC 91 S FC 93 3-3 ③ K	4	1	1	0	0	3	1
17 Donovan Solano, R (1, 4) OBP: 0.313, SLG: 0.320		B SI 92 X SI 92 1-0 ① G5-3		C SI 93 X CU 78 0-1 3 G4-6-3 2-3 3-H 1B			B SI 91 B SI 91 B SI 92 C SI 91 X SI 92 3-1 ① G5-3			3	0	1	1	0	0	0
3 Adeiny Hechavarría, R (1, 6) OBP: 0.276, SLG: 0.313		C SI 93 B CU 78 X SI 93 1-1 23 CS 1B		C SI 95 X SI 92 0-1 ①② G4-6-3 1-2f 3-H			F FF 93 C CU 78 S CU 78 0-3 ② K			3	0	1	0	0	1	1
23 Jake Marisnick, R (1, 8) OBP: 0.236, SLG: 0.269		M SI 92 C SI 92 B CU 79 X SI 94 1-2 ②③ G5-3 1-2		C SI 95 C SI 93 S CU 78 0-3 ③ K			X SI 92 0-0 ③ L7			3	0	0	0	0	1	1
19 Rob Brantly, L (1, 2) OBP: 0.275, SLG: 0.284			X SI 92 0-0 ① G3-1		B SI 94 B FS 87 F SI 93 X FS 85 2-1 ① G4-3			T SI 95 B SL 86 B SL 86 S SI 94 C SI 95 2-3 ① K		3	0	0	0	0	1	0
34 Tom Koehler, R (1, 1) OBP: 0.083, SLG: 0.083 58 Ryan Webb, R (6, 1) 20 Justin Ruggiano, R (8, PH) OBP: 0.277, SLG: 0.362 44 AJ Ramos, R (8, 1)			B SI 94 C SI 91 C SI 92 B CU 77 X SI 92 2-2 ② G5-3		B SI 94 B SI 92 C SI 92 X SI 92 2-1 ② G3			S SI 96 C CH 88 B CH 88 X SI 95 1-2 ② F9		2 0 1 0	0 0 0 0	0 0 0 0	0 0 0 0	0 0 0 0	0 0 0 0	0 0 0 0
Inning Stats	R: 0 E: 0 K: 1 S: 13 H: 1 LOB: 1 BB: 0 P: 21	R: 0 E: 0 K: 0 S: 6 H: 1 LOB: 0 BB: 0 P: 9	R: 0 E: 0 K: 0 S: 6 H: 1 LOB: 1 BB: 0 P: 8	R: 2 E: 0 K: 1 S: 11 H: 3 LOB: 0 BB: 0 P: 15	R: 0 E: 0 K: 0 S: 7 H: 0 LOB: 0 BB: 0 P: 11	R: 0 E: 0 K: 2 S: 10 H: 0 LOB: 0 BB: 0 P: 13	R: 0 E: 0 K: 1 S: 6 H: 0 LOB: 0 BB: 0 P: 9	R: 0 E: 0 K: 1 S: 8 H: 0 LOB: 0 BB: 0 P: 11	R: 0 E: 0 K: 1 S: 7 H: 1 LOB: 0 BB: 0 P: 11	1B: 6 2B: 2 3B: 0 HR: 0	SF: 0 SAC: 0 DP: 2 HBP: 0			WP: 0 PB: 0 SB: 0 CS: 1	PA: 31		

	AB	31
	R	2
	H	7
	RBI	1
	BB	0
	SO	7
	LOB	7

PITCHER		IP	WLS	BF	H	R	ER	SO	BB	IBB	HBP	BLK	WP	HR	S	P	ERA	WHIP
50 Charlie Morton, R ERA: 3.88	(1, 1)	7.0	W	25	6	2	2	5	0	0	0	0	0	0	59	86	2.57	0.857
44 Tony Watson, L ERA: 3.21	(8, 1)	1.0	H	3	0	0	0	1	0	0	0	0	0	0	8	11	0.00	0.000
35 Mark Melancon, R ERA: 0.84	(9, 1)	1.0	S	3	1	0	0	1	0	0	0	0	0	0	7	11	0.00	1.000

PITCHER	IP	WLS	BF	H	R	ER	SO	BB	IBB	HBP	BLK	WP	HR	S	P	ERA	WHIP

Batter	1	2	3	4	5	6	7	8	9	AB	R	H	RBI	BB	SO	LOB
6 Starling Marte, R (1, 7) OBP: 0.331, SLG: 0.435	B FF 92 X FF 91 1-0 ① F9		C KC 79 F FF 93 F SL 85 B FF 95 B KC 82 S SL 85 2-3 ③ K		B SI 92 B FF 92 F SI 91 X SL 86 2-1 ② F9 1-2 3-H		C SL 80 C SL 81 D SL 81 X SI 94 1-2 ③ G6-3			4	0	0	0	0	1	2
18 Neil Walker, S (1, 4) OBP: 0.351, SLG: 0.401	B FF 93 B FF 92 F FF 92 C KC 79 B KC 81 B SI 94 4-2 BB			X SI 93 0-0 ① F7	F KC 78 F SI 94 B SL 85 F SL 85 F SI 93 F KC 81 B KC 80 B FF 93 F FF 93 3-3 ③ K			X FF 93 0-0 22 1B 24 SF8 2B		3	1	1	0	1	1	1
22 Andrew McCutchen, R (1, 8) OBP: 0.384, SLG: 0.511	B FF 93 C FF 93 B SL 85 1 SAFE F SL 83 S FF 94 2-3 ② K			B KC 78 C KC 79 B SI 93 B SL 84 X FF 93 3-1 HR		C SI 93 B SI 94 B SL 81 B SI 81 B SI 94 4-1 24 S BB		B SL 81 C FF 94 F SL 81 B FF 95 B SL 83 F SL 82 F FF 94 X SL 82 3-2 55 CS 2-3 1B		3	1	2	1	1	1	1
24 Pedro Alvarez, L (1, 5) OBP: 0.300, SLG: 0.488	B KC 80 C FF 93 1 SAFE C FF 94 B FF 95 S KC 81 2-3 ③ K			B CH 86 S SI 93 F CH 86 F SL 85 B FF 94 B KC 81 X KC 80 3-2 ② L8		1 SAFE F SI 92 C SL 82 S SL 82 0-3 ① K2-3 1-2		X FF 93 0-0 ① SF8 3-H		3	0	0	1	0	2	2
55 Russell Martin, R (1, 2) OBP: 0.351, SLG: 0.400		X SI 92 0-0 5 L6-3 1B		C KC 78 S SI 93 B FF 94 B SL 86 B KC 80 C SL 84 3-3 ③ K		S SL 80 B SI 94 S SL 83 B SL 83 S SL 83 2-3 ② K		C SL 80 1 SAFE B FF 93 D SL 81 T SL 82 B FF 94 C SL 81 3-3 ②③ K 1-2		4	0	1	0	0	3	2
46 Garrett Jones, L (1, 3) OBP: 0.301, SLG: 0.421 14 Gaby Sanchez, R (7, 3) OBP: 0.352, SLG: 0.409		B FF 93 B FF 93 F FF 93 1 SAFE T KC 79 C KC 80 2-3 ① K			X FF 92 0-0 5 FC5-4 1B	B SI 93 X SI 93 1-0 ③ G4-3				3 0	0 0	1 0	0 0	0 0	1 0	2 0
5 Josh Harrison, R (1, 9) OBP: 0.289, SLG: 0.472 44 Tony Watson, L (8, 1) 35 Mark Melancon, R (9, 1)		C KC 79 B SI 92 1 SAFE X SL 84 1-1 ②③ L6-3 1-1			C SL 83 C KC 78 B SI 90 F SL 85 F SI 94 X KC 80 1-2 ① FC5-4 50 WP 10 S 50 1B 1-2f		F SI 91 S SL 81 F SL 81 H SI 93 1-2 10 SH1-3 HBP			2 0 0	1 0 0	0 0 0	0 0 0	0 0 0	0 0 0	2 0 0
10 Jordy Mercer, R (1, 6) OBP: 0.336, SLG: 0.397			B FF 91 B SI 91 F FF 92 C FF 93 S SL 85 2-3 ① K		C KC 78 H FF 92 1-1 50 1B 50 WP 6 WP 1-2 HBP		1 SAFE 1 SAFE X SI 92 0-0 ① SH1-3 1-2			1	1	0	0	0	1	0
50 Charlie Morton, R (1, 1) OBP: 0.118, SLG: 0.118 7 Alex Presley, L (7, PH) OBP: 0.274, SLG: 0.419 (8, 9)			C FF 92 F FF 93 F SL 86 F FF 94 C KC 79 0-3 ② K		L FF 91 B FF 92 B KC 78 X FF 92 2-1 6 WP 1-3 2-H 1B		B SI 92 C SI 93 X SI 93 1-1 ② P4			2 1	0 0	1 0	1 0	0 0	1 0	0 1
Inning Stats	R: 0 E: 0 K: 2 S: 9 H: 0 LOB: 1 BB: 1 P: 18	R: 0 E: 0 K: 1 S: 6 H: 1 LOB: 0 BB: 0 P: 9	R: 0 E: 0 K: 3 S: 12 H: 0 LOB: 0 BB: 0 P: 16	R: 1 E: 0 K: 1 S: 10 H: 1 LOB: 0 BB: 0 P: 19	R: 2 E: 0 K: 1 S: 19 H: 2 LOB: 1 BB: 0 P: 28	R: 0 E: 0 K: 2 S: 8 H: 0 LOB: 1 BB: 1 P: 15	R: 0 E: 0 K: 0 S: 9 H: 0 LOB: 1 BB: 0 P: 12	R: 1 E: 0 K: 1 S: 10 H: 2 LOB: 1 BB: 0 P: 16		1B: 4 2B: 3 3B: 0 HR: 1	SF: 1 SAC: 1 DP: 2 HBP: 2			WP: 2 PB: 0 SB: 2 CS: 1	PA: 32	

PITCHER		IP	WLS	BF	H	R	ER	SO	BB	IBB	HBP	BLK	WP	HR	S	P	ERA	WHIP
34 Tom Koehler, R ERA: 4.4	(1, 1)	5.0	L	20	4	3	3	8	1	0	1	0	2	1	56	90	5.40	1.000
58 Ryan Webb, R ERA: 2.98	(6, 1)	2.0		8	0	0	0	2	1	0	1	0	0	0	17	27	0.00	0.500
44 AJ Ramos, R ERA: 3.19	(8, 1)	1.0		4	2	1	1	1	0	0	0	0	0	0	10	16	9.00	2.000

PITCHER	IP	WLS	BF	H	R	ER	SO	BB	IBB	HBP	BLK	WP	HR	S	P	ERA	WHIP

BOTTOM

Miami Marlins @ Pittsburgh Pirates

PNC Park, Pittsburgh, PA

Wed Aug 07 2013, 7:44 PM - 10:21 PM EDT

Att. 28,173 - Cloudy - 71 F

livebaseballscorecards.com

AB	26
R	4
H	6
RBI	3
BB	2
SO	11
LOB	13

Batter	1	2	3	4	5	6	7	8	9	10	AB	R	H	RBI	BB	SO	LOB
21 Christian Yelich, L (1, 7) OBP: 0.352, SLG: 0.424	B FF 94 B FF 94 B FF 94 B FF 92 4-0 59 G4-3 27 2B BB		F FF 96 F FF 99 X KC 84 0-2 59 G4-6-3 1B		B FF 99 F CH 88 B FF 99 F CH 90 B SL 93 X SL 92 3-2 2-H HR		C CH 85 D CH 82 X SI 90 1-1 1-2 1B		B FF 92 S FC 93 B FC 92 B FC 92 S FF 93 S FC 92 3-3 ② K		4	2	3	2	1	1	0
59 Ed Lucas, R (1, 4) OBP: 0.318, SLG: 0.315	C SI 96 S SL 92 B SL 91 1 SAFE 1 SAFE X FF 98 1-2 ① G4-3 1-2		1 SAFE C SI 98 1 SAFE X FF 98 0-1 ① ② G4-6-3 1-2f		C FF 98 F SL 90 F FF 99 B KC 86 X FF 99 1-2 ② G3-1		S SL 85 B SL 89 X SI 91 1-1 ③ F7		B FC 93 F FF 92 B KC 82 F FF 91 B KC 82 S FC 91 3-3 ③ K		5	0	0	0	0	1	4
27 Giancarlo Stanton, R (1, 9) OBP: 0.357, SLG: 0.456	F SI 98 D SI 98 D SL 90 X FF 98 2-1 30 E 2-H 2B		B FF 96 B SL 91 F FF 96 F FF 97 S SL 92 2-3 ③ K		C SL 92 B KC 83 F FF 97 B SI 98 C FF 98 2-3 ③ K			C FF 98 F FC 92 B FF 98 B FF 98 S FF 99 2-3 ① K		F SI 92 F SI 92 B SL 86 X SL 85 1-2 ① G5-3	5	1	1	1	0	3	0
5 Logan Morrison, L (1, 3) OBP: 0.358, SLG: 0.444	F FF 98 X CH 87 0-1 ② L7			B FF 100 X SI 96 1-0 ① L8		C CU 76 F SI 91 B CH 85 X CH 86 1-2 ① G4-3		C SI 99 B FF 98 B FF 99 C FF 98 X FF 98 2-2 ② F7		X SI 92 0-0 ② G6-3	5	0	0	0	0	0	1
30 Placido Polanco, R (1, 5) OBP: 0.316, SLG: 0.301	D FF 98 F SI 94 F SI 96 X SL 89 1-2 E8 2-H 1B			B SI 98 B SL 91 X FF 97 2-0 1B		B SI 91 B SI 90 C SI 90 B SI 92 X SI 91 3-1 ② G4-3		B FF 98 S FF 98 B CU 82 F SI 98 B FC 94 B FF 98 4-2 3 1B BB		C SI 92 F SI 92 F FF 93 F SL 85 B SI 92 X SL 86 1-2 ③ P4	4	0	2	1	1	0	0
3 Adeiny Hechavarría, R (1, 6) OBP: 0.276, SLG: 0.312	F SL 93 F KC 81 F FF 100 D SL 92 X FF 99 1-2 ③ G6-3			L FF 97 B CH 89 1 SAFE S SL 93 S KC 84 1-3 ② K		B SI 91 S CH 84 F SL 84 S SI 93 1-3 ③ K		S FF 98 X FF 94 0-1 20 BB 1-3 1B			4	0	1	0	0	2	2
20 Justin Ruggiano, R (1, 8) OBP: 0.276, SLG: 0.359		X FF 94 0-0 ① G5-3		C SL 89 X KC 84 0-1 ③ F8			L SI 89 F CH 80 S SL 88 0-3 ① K	B FF 98 B FF 97 B FF 97 B FF 97 4-0 1-2 BB			3	0	0	0	1	1	1
6 Jeff Mathis, R (1, 2) OBP: 0.278, SLG: 0.291		C FF 95 X FF 96 0-1 ② F7			B FF 96 C SL 91 X SL 90 1-1 16 SH3-4 21 HR 1B		F SI 88 B CH 81 S SL 82 X SL 87 1-2 21 1B 1B	B FF 96 C FF 96 C FF 97 B FF 97 X FF 97 2-2 ③ F9			4	1	2	0	0	0	3
16 José Fernández, R (1, 1) OBP: 0.128, SLG: 0.158 44 AJ Ramos, R (6, 1) 29 Greg Dobbs, L (7, PH) OBP: 0.299, SLG: 0.295 50 Chad Qualls, R (7, 1) 40 Mike Dunn, L (7, 1) 58 Ryan Webb, R (7, 1) 9 Juan Pierre, L (9, PH) OBP: 0.285, SLG: 0.298 57 Steve Ames, R (9, 1)		B FF 96 C FF 94 F FF 95 S SL 90 1-3 ③ K		B FF 99 L FF 98 X SI 97 1-1 ① SH3-4 1-2		X SI 88 0-0 ② L7		B FC 93 C FC 93 F FC 91 X FC 92 1-2 ① G3		1 0 0 0 0 1 0 0 0 0 0 0 0 0 1 0 0 0 0 0 1 0 0 0 0 0 0 0 0 0 0 0 0 0 0 0 0 0 0 0 0 0 1 0 0 0 0 0 0 0 0 0 0 0 0 0						
Inning Stats	R: 2 H: 2 E: 1 LOB: 1 K: 0 BB: 1 S: 14 P: 23	R: 0 H: 0 E: 0 LOB: 0 K: 1 BB: 0 S: 6 P: 7	R: 0 H: 1 E: 0 LOB: 0 K: 1 BB: 0 S: 8 P: 10	R: 0 H: 1 E: 0 LOB: 1 K: 1 BB: 0 S: 7 P: 11	R: 2 H: 2 E: 0 LOB: 0 K: 1 BB: 0 S: 14 P: 22	R: 0 H: 0 E: 0 LOB: 0 K: 1 BB: 0 S: 8 P: 13	R: 0 H: 2 E: 0 LOB: 2 K: 1 BB: 0 S: 11 P: 14	R: 0 H: 1 E: 0 LOB: 3 K: 1 BB: 2 S: 13 P: 27	R: 0 H: 0 E: 0 LOB: 0 K: 2 BB: 0 S: 9 P: 16	R: 0 H: 0 E: 0 LOB: 0 K: 0 BB: 0 S: 9 P: 11	1B: 7 SF: 0 2B: 1 SAC: 1 3B: 0 DP: 1 HR: 1 HBP: 0						

PITCHER		IP	WLS	BF	H	R	ER	SO	BB	IBB	HBP	BLK	WP	HR	S	P	ERA	WHIP
45 Gerrit Cole, R ERA: 3.95	(1, 1)	5.0		21	6	4	4	4	1	0	0	0	0	1	49	73	7.20	1.400
30 Jeanmar Gómez, R ERA: 3.15	(6, 1)	2.0		8	2	0	0	2	0	0	0	0	0	0	19	27	0.00	1.000
37 Justin Wilson, L ERA: 2.14	(8, 1)	1.0		6	1	0	0	1	2	0	0	0	0	0	13	27	0.00	3.000
35 Mark Melancon, R ERA: 0.83	(9, 1)	1.0		3	0	0	0	2	0	0	0	0	0	0	9	16	0.00	0.000
48 Jared Hughes, R ERA: 4.42	(10, 1)	1.0	W	3	0	0	0	0	0	0	0	0	0	0	9	11	0.00	0.000

PITCHER	IP	WLS	BF	H	R	ER	SO	BB	IBB	HBP	BLK	WP	HR	S	P	ERA	WHIP

TOP

Miami Marlins @ Pittsburgh Pirates

PNC Park, Pittsburgh, PA

Thu Aug 08 2013, 12:39 PM - 4:24 PM EDT

Att. 33,646 - Cloudy - 81 F

livebaseballscorecards.com

AB	37
R	4
H	9
RBI	4
BB	3
SO	9
LOB	12

WP: 0	PA: 41
PB: 0	
SB: 0	
CS: 0	

Miami Marlins @ Pittsburgh Pirates

PNC Park, Pittsburgh, PA

Thu Aug 08 2013, 12:39 PM - 4:24 PM EDT

Att. 33,646 - Cloudy - 81 F

BOTTOM

Batter	1	2	3	4	5	6	7	8	9	10	AB	R	H	RBI	BB	SO	LOB
6 Starling Marte, R (1, 8) OBP: 0.335, SLG: 0.435	C FF 94 C CU 82 F CU 83 T FF 97 0-2 ① K		S CU 79 F CU 84 F FF 97 B FF 97 X FF 96 1-2 ② P3		B FF 93 B CH 83 B CU 78 B FF 93 4-0 7 1B 18 1B BB		B SL 88 C SI 94 S SI 95 X SL 90 1-2 24 BB 22 1B 14 SF9 1-2 1B	B SL 81 X SI 92 1-0 10 S 1B		I IN 72 I IN 76 I IN 75 I IN 74 4-0 55 1B IBB	4	2	2	0	2	1	0
7 Alex Presley, L (1, 7) OBP: 0.292, SLG: 0.422 30 Jeanmar Gómez, R (6, 1) OBP: 0.091, SLG: 0.091 22 Andrew McCutchen, R (7, PH) OBP: 0.386, SLG: 0.512 37 Justin Wilson, L (8, 1) 10 Jordy Mercer, R (8, PH) OBP: 0.335, SLG: 0.396 35 Mark Melancon, R (9, 1) 48 Jared Hughes, R (10, 1) 55 Russell Martin, R (10, PH) OBP: 0.353, SLG: 0.402	B FF 95 F FF 95 F CH 87 S CU 83 1-3 ② K		B FF 94 B FF 93 B FF 94 C FF 94 B FF 94 4-1 18 1B BB		B FF 91 F FF 92 B CH 85 X FF 91 2-1 18 1B 24 1B 1-2 1B		B SL 87 B SI 95 X SI 94 2-0 59 E 24 BB 1-2 2-3 1B	B SI 92 B SL 82 D SI 93 C SI 92 X SI 92 3-1 ③ L8 1-2		F SL 81 F FF 89 D SL 80 B SL 81 B FF 88 X SL 79 3-2 1-2 2-H 1B	2 0 1 0 1 0 0	1 0 0 0 0 0 0	1 0 1 0 0 0 0	0 0 0 0 0 0 0	1 0 0 0 0 0 0	1 0 0 0 0 0 0	0 0 0 0 1 0 0
18 Neil Walker, S (1, 4) OBP: 0.358, SLG: 0.407	C FF 97 B CH 90 B CH 88 B FF 95 B FF 96 4-1 BB		X FF 92 0-0 1-2 1B		B CU 80 X CH 86 1-0 24 1B 1-3 2-H 1B		F FF 93 B SL 86 F SL 86 F FF 95 F FF 94 D SL 88 X FF 95 2-2 ① SF9 3-H		C FF 89 S CH 83 B SL 79 B FF 90 X FF 89 2-2 24 G4-6-3 1B		3	0	3	2	1	0	0
24 Pedro Alvarez, L (1, 5) OBP: 0.301, SLG: 0.486	C FF 96 B SI 91 B FF 96 C CU 80 X CU 83 2-2 ③ L4		C CH 88 S CH 90 F CU 84 F CU 82 X CH 90 0-2 ③ L7		C CU 82 B CU 82 X CH 90 1-1 ② 2-H 3-H 1B		S SL 86 S SL 87 D SL 88 B SL 86 B FF 94 F SL 87 B SL 86 4-2 5 FC5 59 E 1-2 2-3 BB		B FF 89 F FF 88 F CH 83 1 SAFE F SL 81 X FF 90 1-2 ① ② G4-6-3 1-2f		4	0	1	1	1	0	4
46 Garrett Jones, L (1, 3) OBP: 0.305, SLG: 0.421 14 Gaby Sanchez, R (7, PH) OBP: 0.354, SLG: 0.417 (8, 3)		B FF 94 B FF 94 B FF 94 C FF 94 B CU 79 4-1 5 WP BB	B FF 93 F FF 94 F FF 92 X CU 80 2-2 5 FC6-4 1B	B SI 92 F CH 88 B FF 92 C CU 80 X CU 80 2-2 ③ L7			X SI 94 0-0 ② SF9 3-H		C SL 81 C SL 81 B SL 81 X FF 90 1-2 2B	2 1	0 0	1 1	0 1	1 0	0 0	1 0
59 Tony Sanchez, R (1, 2) OBP: 0.200, SLG: 0.217	C FF 94 F FF 96 B CU 84 C CU 82 1-3 ① K		S FF 94 F FF 95 B FF 95 B CU 81 F CU 82 B CU 82 1 SAFE X FF 94 3-2 ① F8			C CU 80 B SL 81 F FF 93 B FF 93 S SL 81 2-3 ① K	S SL 81 S SI 93 B SL 82 B SI 95 X SL 83 2-2 FC6 5 FC5 1-2 2-3		X SL 80 0-0 ③ G5-3		5	0	0	0	0	2	5
5 Josh Harrison, R (1, 9) OBP: 0.279, SLG: 0.439	F FF 96 B FF 96 B CU 81 1 SAFE B CU 83 C CU 81 F CU 82 X FF 96 3-2 ② P1 1-2		F FF 95 X CU 83 0-1 ② FC6-4 1-2f			C SL 81 F FC 92 B SL 83 X SL 80 1-2 ② P4	X SL 82 0-0 ③ FC5 1-2 2-3f			C SL 79 C SL 81 B SL 79 F FF 88 F FF 87 F SL 80 X FF 88 1-2 12 SH3-4 55 1B 1B	5	1	1	0	0	0	5
12 Clint Barmes, R (1, 6) OBP: 0.260, SLG: 0.297	B CU 83 F FF 96 B FF 97 F FF 96 S CU 84 2-3 ③ K		1 SAFE C CU 81 F FF 94 X FF 94 0-2 ③ F9			C FF 93 S SL 81 S SL 81 0-3 ③ K		C SI 92 X SL 80 0-1 ① G2-3		X FF 88 0-0 ① SH3-4 1-2	4	0	0	0	0	2	2
45 Gerrit Cole, R (1, 1) OBP: 0.300, SLG: 0.263 31 Jose Tabata, R (5, PH) OBP: 0.335, SLG: 0.392 (6, 7)			C FF 92 C FF 95 B CU 83 F CU 82 B CU 82 F FF 94 C FF 95 2-3 ① K		B FF 94 F FF 93 F FF 94 X FF 96 1-2 ① G4-3		B SI 92 B SI 92 B SI 92 B SI 93 4-0 22 1B 6 1B 18 SF9 BB	X SI 92 0-0 ② G6-3		C SL 80 X SL 80 0-1 ② G5-3	1 3	0 1	0 0	0 1	0 0	1 1	0 1
Inning Stats	R: 0 E: 0 K: 2 S: 11 H: 0 LOB: 1 BB: 1 P: 18	R: 0 E: 0 K: 2 S: 11 H: 0 LOB: 1 BB: 1 P: 21	R: 0 E: 0 K: 1 S: 16 H: 1 LOB: 2 BB: 1 P: 23	R: 0 E: 0 K: 0 S: 12 H: 1 LOB: 1 BB: 0 P: 17	R: 2 E: 0 K: 0 S: 11 H: 3 LOB: 1 BB: 1 P: 22	R: 0 E: 0 K: 2 S: 9 H: 0 LOB: 0 BB: 0 P: 12	R: 2 E: 1 K: 0 S: 17 H: 2 LOB: 3 BB: 2 P: 32	R: 0 E: 0 K: 0 S: 6 H: 1 LOB: 1 BB: 0 P: 10	R: 0 E: 0 K: 0 S: 11 H: 2 LOB: 1 BB: 0 P: 15	R: 1 E: 0 K: 0 S: 12 H: 2 LOB: 2 BB: 1 P: 20	1B: 11 2B: 1 3B: 0 HR: 0 SF: 2 SAC: 1 DP: 1 HBP: 0						

PITCHER		IP	WLS	BF	H	R	ER	SO	BB	IBB	HBP	BLK	WP	HR	S	P	ERA	WHIP
16 José Fernández, R ERA: 2.58	(1, 1)	5.0		23	5	2	2	5	4	0	0	0	1	0	61	101	3.60	1.800
44 AJ Ramos, R ERA: 3.13	(6, 1)	1.0	H	3	0	0	0	2	0	0	0	0	0	0	9	12	0.00	0.000
50 Chad Qualls, R ERA: 3.05	(7, 1)	0.0		3	2	2	2	0	1	0	0	0	0	0	4	11	∞	∞
40 Mike Dunn, L ERA: 2.98	(7, 1)	0.1	H	2	0	0	0	0	1	0	0	0	0	0	8	14	0.00	3.000
58 Ryan Webb, R ERA: 2.89	(7, 1)	1.2	B	7	1	0	0	0	0	0	0	0	0	0	11	17	0.00	0.600

PITCHER		IP	WLS	BF	H	R	ER	SO	BB	IBB	HBP	BLK	WP	HR	S	P	ERA	WHIP
57 Steve Ames, R ERA: 3.0	(9, 1)	1.2	L	9	4	1	1	0	0	1	0	0	0	0	23	35	5.40	2.400

livebaseballscorecards.com

AB	37
R	5
H	12
RBI	5
BB	7
SO	7
LOB	19

WP: 1 PA: 47
PB: 0
SB: 1
CS: 0

Pittsburgh Pirates @ Colorado Rockies

Coors Field, Denver, CO

Fri Aug 09 2013, 6:42 PM - 10:02 PM MDT

Att. 37,444 - Cloudy - 63 F

TOP

livebaseballscorecards.com

Batter	1	2	3	4	5	6	7	8	9	AB	R	H	RBI	BB	SO	LOB
6 Starling Marte, R (1, 7) (6, 8) OBP: 0.342, SLG: 0.440	X FF 88 0-0 10 CS 1B	C FS 84 X FS 84 0-1 10 SF8 1-2 2-3 1B		B FF 88 B FC 85 S FS 83 F FF 91 B CU 76 B FS 83 4-2 10 1B BB		X ST 84 0-0 1B			B FF 91 X FF 92 1-0 10 FC4-6 1B	4	0	4	0	1	0	0
10 Jordy Mercer, R (1, 6) OBP: 0.336, SLG: 0.397	B FF 90 C FS 82 B FF 90 1 SAFE 1 SAFE C FS 84 B FF 90 F FS 83 X FF 92 3-2 ① 55 1B 22 1B 1-2 1B	C FF 90 X FS 84 0-1 ② SF8 1-2 2-3 3-H		C FF 92 B SL 85 C FS 84 B FF 91 X FS 84 2-2 1-2 1B		C FF 92 S ST 83 B FF 91 S ST 83 1-3 ③ K			X FF 94 0-0 ① FC4-6 5 FC5-4 1-2f	4	0	2	1	0	1	2
22 Andrew McCutchen, R (1, 8) OBP: 0.387, SLG: 0.512 48 Jared Hughes, R (6, 1) 5 Josh Harrison, R (8, 1) OBP: 0.273, SLG: 0.429	F FS 83 B FF 89 X FS 83 1-1 55 1B 1-2 1B	F SL 86 B FS 84 B SL 86 S FF 93 D FS 84 F FS 86 F FS 86 F FF 94 D FF 88 4-2 BB		X FF 92 0-0 ③ F9			B FF 92 C FF 90 S FF 90 S ST 83 1-3 ① K		F FF 93 B CH 85 S FF 93 F FF 94 X SL 86 1-2 ② FC5-4 59 DI 1-2f	2 1 1	0 0 0	1 0 0	0 0 0	1 0 0	0 1 0	2 0 1
55 Russell Martin, R (1, 2) OBP: 0.352, SLG: 0.400 59 Tony Sanchez, R (8, 2) OBP: 0.192, SLG: 0.208	C FF 91 B FS 82 D FS 83 C FS 83 X SL 85 2-2 1-2 2-3 1B	F FS 84 B FF 93 C FS 84 F FF 93 F FS 85 B FS 85 X FS 85 2-2 ③ G4-3			C FF 89 S FC 84 B FF 90 B FS 82 B FS 83 X FF 92 3-2 ① G5-3		F ST 82 C FF 91 S ST 83 0-3 ② K		S FF 95 B FF 94 B FF 94 X FF 93 2-1 ③ G6-3 1-2	4 1	0 0	1 0	0 0	0 0	1 0	3 1
24 Pedro Alvarez, L (1, 5) OBP: 0.300, SLG: 0.483	B FF 92 B SL 86 B FF 92 T FF 92 F FF 93 F FS 85 S FS 84 3-3 ② K		C SL 82 B SL 82 X SL 83 1-1 ① G4-3		C SL 82 X FF 91 0-1 1B		B FF 91 F FF 92 X CH 86 1-1 ③ G1-4-3			4	0	1	0	0	1	3
14 Gaby Sanchez, R (1, 3) OBP: 0.348, SLG: 0.409	C FF 93 C FS 84 X FF 93 0-2 ③ G4-3		S FS 83 B FS 82 B SL 85 S FS 83 B FF 92 F FS 84 X FS 82 3-2 ② P5		D FF 89 F FS 84 F SL 86 F FF 93 X FS 84 1-2 ② F7			B FF 94 B SI 94 T FF 94 F FF 95 X FF 96 2-2 ① G4-3		4	0	0	0	0	0	4
18 Neil Walker, S (1, 4) OBP: 0.359, SLG: 0.406		B FF 89 C FS 81 X FF 89 1-1 6 1B 31 BB 10 SF8 1B	B FF 91 X FF 91 1-0 ③ F9		B FF 92 B FF 91 S FF 92 F FF 92 F FF 92 X FF 92 2-2 ③ F8			C FF 95 B SL 89 B FF 95 F FF 95 F FF 96 B SL 88 B FF 96 4-2 31 G1-3 31 BLK BB		3	1	1	0	1	0	1
31 Jose Tabata, R (1, 9) OBP: 0.333, SLG: 0.385		B FF 92 B FS 82 B FS 83 C FF 92 S FS 83 1 SAFE B FS 84 4-2 10 SF8 6 1B 1-2 BB		C FF 90 X SL 84 0-1 ① G6-3		B FF 90 B ST 82 C FF 90 X ST 82 2-1 ① G4-3		B FF 96 X SL 88 1-0 ② G1-3 1-3	3	0	0	0	1	0	1
47 Francisco Liriano, L (1, 1) OBP: 0.111, SLG: 0.086 32 Vin Mazzaro, R (3, 1) OBP: 0.167, SLG: 0.167 7 Alex Presley, L (6, PH) (6, 7) OBP: 0.284, SLG: 0.409		C FF 91 2 SAFE L FF 92 M SL 85 0-3 ① K		C FF 89 S FF 90 S CU 75 0-3 ② K		S ST 82 F FF 92 X ST 83 0-2 ② G6-3		B SI 96 C SL 87 B SL 88 C SL 87 F SL 88 X FF 96 2-2 ③ F9	1 1 2	0 0 0	0 0 0	0 0 0	0 0 0	1 1 0	2 0 1
Inning Stats	R: 0 H: 4 E: 0 LOB: 3 K: 1 BB: 0 S: 17 P: 26	R: 1 H: 2 E: 0 LOB: 3 K: 1 BB: 2 S: 21 P: 32	R: 0 H: 0 E: 0 LOB: 0 K: 0 BB: 0 S: 7 P: 12	R: 0 H: 1 E: 0 LOB: 2 K: 1 BB: 1 S: 11 P: 17	R: 0 H: 1 E: 0 LOB: 1 K: 0 BB: 0 S: 13 P: 19	R: 0 H: 1 E: 0 LOB: 1 K: 1 BB: 0 S: 9 P: 12	R: 0 H: 0 E: 0 LOB: 0 K: 2 BB: 0 S: 8 P: 10	R: 0 H: 0 E: 0 LOB: 1 K: 0 BB: 1 S: 11 P: 20	R: 0 H: 1 E: 0 LOB: 1 K: 0 BB: 0 S: 8 P: 12	1B: 10 SF: 1 2B: 0 SAC: 0 3B: 0 DP: 0 HR: 0 HBP: 0						

	AB	35
	R	1
	H	10
	RBI	1
	BB	4
	SO	6
	LOB	21

WP: 0 PA: 40
PB: 0
SB: 0
CS: 1

PITCHER		IP	WLS	BF	H	R	ER	SO	BB	IBB	HBP	BLK	WP	HR	S	P	ERA	WHIP
29 Jorge De La Rosa, L ERA: 3.26	(1, 1)	5.0	W	25	8	1	1	3	3	0	0	0	0	0	69	106	1.80	2.200
0 Adam Ottavino, R ERA: 3.02	(6, 1)	2.0		7	1	0	0	3	0	0	0	0	0	0	17	22	0.00	0.500
61 Edgmer Escalona, R ERA: 5.65	(8, 1)	1.0		4	0	0	0	0	1	0	0	1	0	0	11	20	0.00	1.000
49 Rex Brothers, L ERA: 1.36	(9, 1)	1.0		4	1	0	0	0	0	0	0	0	0	0	8	12	0.00	1.000

PITCHER		IP	WLS	BF	H	R	ER	SO	BB	IBB	HBP	BLK	WP	HR	S	P	ERA	WHIP

BOTTOM

Pittsburgh Pirates @ Colorado Rockies

Coors Field, Denver, CO

Fri Aug 09 2013, 6:42 PM - 10:02 PM MDT

Att. 37,444 - Cloudy - 63 F

livebaseballscorecards.com

Batter	1	2	3	4	5	6	7	8	9	AB	R	H	RBI	BB	SO	LOB
24 Dexter Fowler, S (1, 8) OBP: 0.366, SLG: 0.426	B SI 92 B SI 91 X SI 91 2-0 L6 ①	L SI 91 B FF 93 F CH 86 X SL 87 1-2 E6 9 L9 3 1B 1B	C SI 90 B SI 91 C SL 85 B CH 87 B SI 94 B CH 86 4-2 2 1B 3 FC6-4 BB	F FF 94 D SL 88 B FF 94 B SL 86 F FF 94 X FF 93 3-2 L1 ③			F SI 90 C SI 91 B FF 91 B SI 91 F FF 91 X CH 86 2-2 F8 ①			4	2	1	0	1	0	2
9 DJ LeMahieu, R (1, 4) OBP: 0.310, SLG: 0.353	F SI 92 S CH 86 F SL 87 F CH 86 X CH 86 0-2 3 2 S 3 1B 1B	X SI 92 0-0 L9 ① 2-3	1 SAFE 1 SAFE X CH 86 0-0 L8 ①		B SL 86 F SL 84 C SI 92 B SL 86 B FF 94 F SL 92 X SL 85 3-2 G6-3 ①		X SI 92 0-0 G6-3 ②			5	1	1	0	0	0	2
2 Troy Tulowitzki, R (1, 6) OBP: 0.387, SLG: 0.577 18 Jonathan Herrera, S (7, PH) OBP: 0.316, SLG: 0.356 (8, 6)	B SL 87 B CH 86 C SL 86 B SI 90 D SL 87 4-1 3 1B 20 2B 1-2 BB	B SI 93 F SL 86 F CH 87 F SL 87 F SI 94 F SL 88 F SL 86 S CH 88 2-3 K ②	B SL 86 B SL 87 D SI 93 C SI 93 1 SAFE F FF 94 X SI 94 3-2 3 FC6-4 1-3 1B		C FF 93 C FF 93 B SI 93 B SL 87 B SL 86 B SL 85 4-2 20 1B BB		X SI 91 0-0 19 FC4-6 1B			2 1	1 0	1 1	0 0	2 0	1 0	1 0
3 Michael Cuddyer, R (1, 9) OBP: 0.394, SLG: 0.549 19 Charlie Blackmon, L (7, PH) OBP: 0.253, SLG: 0.376 (8, 9)	F SL 85 X SL 87 0-1 20 2B 1-3 2-H 1B	B SI 94 B CH 88 X SL 87 2-0 20 HR 20 S 3-H 1B	B SI 92 C SL 87 B FF 93 C FF 93 F SL 87 X SI 92 2-2 FC6-4 20 FC5-4 1-2f 3-H ②		X SL 85 0-0 F7 ②		C FF 92 B CH 85 X SI 91 1-1 FC4-6 ③ 1-2f			4 1	2 0	2 0	3 0	0 0	0 0	2 1
20 Wilin Rosario, R (1, 2) OBP: 0.309, SLG: 0.474	1 SAFE F CH 86 1 SAFE X SI 93 0-1 17 1B 1-H 3-H 2B	1 SAFE C CH 88 X SI 93 0-1 1-H HR	X SL 86 0-0 FC5-4 ③ 1-2f		X SL 86 0-0 1-2 1B			F SI 90 S SL 83 S SL 82 0-3 K ①		5	2	3	4	0	1	1
17 Todd Helton, L (1, 3) OBP: 0.329, SLG: 0.386 8 Yorvit Torrealba, R (8, PH) OBP: 0.338, SLG: 0.318 (9, 3)	S SL 87 B SI 96 X SI 94 1-1 23 FC4-6 28 1B 2-H 1B	S SL 88 B SL 88 F SL 87 F SL 89 X SI 94 1-2 28 2B 1B		F FF 92 B FF 93 F SL 86 B SL 86 F FF 94 F SL 86 F FF 94 F FF 94 F SL 87 4-2 23 F9 28 1B BB	B CH 87 F FF 94 X CH 87 1-1 G4-3 ③			F FF 91 X SI 91 0-1 G5-3 ②		3 1	1 0	2 0	1 0	1 0	0 0	2 0
28 Nolan Arenado, R (1, 5) OBP: 0.297, SLG: 0.403	F SI 92 X SL 86 0-1 23 FC4-6 1-2 1B	C CH 87 C CH 87 B FF 93 F CH 87 X SL 87 1-2 23 1B 1-H 2B		X SI 93 0-0 1-2 1B		C FF 92 S SL 83 B FF 92 X FF 92 1-2 G6-3 ①		C SI 92 B FF 92 B SL 84 B SI 91 B SI 91 4-1 23 1B BB		4	1	3	1	1	0	0
23 Charlie Culberson, R (1, 7) OBP: 0.143, SLG: 0.143	S CH 87 B CH 87 X FF 94 1-1 FC4-6 ② 1-2f 2-3	S CH 87 S CH 87 B CH 88 X CH 88 1-2 2-H 1B		F FF 93 D FF 94 X FF 93 1-1 F9 ① 2-3		C FF 92 X FF 91 0-1 G5-3 ②		F SI 91 S SI 92 F SI 91 X SL 83 0-2 1-2 1B		5	0	2	1	0	0	4
29 Jorge De La Rosa, L (1, 1) OBP: 0.093, SLG: 0.049 0 Adam Ottavino, S (6, 1) 61 Edgmer Escalona, R (8, 1) 6 Corey Dickerson, L (8, PH) OBP: 0.338, SLG: 0.444 49 Rex Brothers, L (9, 1)	F FF 94 X SL 89 0-1 L7 ③	X SI 94 0-0 G1-3 ③		B FF 93 F SI 92 C SI 94 C FF 94 1-3 K ②		B FF 91 S FF 91 B FF 91 S SI 91 F FF 91 C SI 91 2-3 K ③		F KN 67 B KN 67 C KN 71 X KN 72 1-2 F7 ③		3 1 0 1 0	0 0 0 0 0	0 0 0 0 0	0 0 0 0 0	1 1 0 0 0	5 0 0 2 0	
Inning Stats	R: 4 E: 0 K: 0 S: 19 H: 5 LOB: 2 BB: 1 P: 27	R: 5 E: 1 K: 1 S: 25 H: 6 LOB: 1 BB: 0 P: 33	R: 1 E: 0 K: 0 S: 11 H: 1 LOB: 1 BB: 1 P: 20	R: 0 E: 0 K: 1 S: 15 H: 1 LOB: 2 BB: 1 P: 24	R: 0 E: 0 K: 0 S: 10 H: 1 LOB: 2 BB: 1 P: 18	R: 0 E: 0 K: 1 S: 9 H: 0 LOB: 0 BB: 0 P: 12	R: 0 E: 0 K: 0 S: 8 H: 1 LOB: 1 BB: 0 P: 11	R: 0 E: 0 K: 1 S: 13 H: 1 LOB: 2 BB: 1 P: 18		1B: 13 2B: 2 3B: 0 HR: 1 SF: 0 SAC: 0 DP: 0 HBP: 0					

	AB	40
	R	10
	H	16
	RBI	10
	BB	5
	SO	4
	LOB	22

WP: 0 PA: 45
PB: 0
SB: 2
CS: 0

PITCHER		IP	WLS	BF	H	R	ER	SO	BB	IBB	HBP	BLK	WP	HR	S	P	ERA	WHIP
47 Francisco Liriano, L ERA: 2.83	(1, 1)	2.1	L	21	12	10	10	1	2	0	0	0	0	1	50	73	38.57	6.000
32 Vin Mazzaro, R ERA: 2.7	(3, 1)	2.2		12	2	0	0	1	2	0	0	0	0	0	30	49	0.00	1.500
48 Jared Hughes, R ERA: 3.86	(6, 1)	2.2		11	2	0	0	2	1	0	0	0	0	0	27	37	0.00	1.125
5 Josh Harrison, R ERA:	(8, 1)	0.1		1	0	0	0	0	0	0	0	0	0	0	3	4	0.00	0.000

PITCHER	IP	WLS	BF	H	R	ER	SO	BB	IBB	HBP	BLK	WP	HR	S	P	ERA	WHIP

Batter	1	2	3	4	5	6	7	8	9	AB	R	H	RBI	BB	SO	LOB
6 Starling Marte, R (1, 7) OBP: 0.343, SLG: 0.438	B FF 89 F FF 90 B FF 90 X FF 90 2-1 ① L9		C FF 92 B SL 86 B FF 91 F FF 92 B FF 92 C SL 83 3-3 ② K		C SL 84 B FF 90 F FF 90 B FF 90 B SL 82 B FF 90 4-2 BB		C SI 89 1 SAFE S CH 79 1 SAFE H FF 91 1-2 18 G1-6-3 1-2 HBP		C FF 93 D SL 88 X FF 94 1-1 18 1B 1-3 1B	2	0	0	0	1	1	0
7 Alex Presley, L (7, PR) OBP: 0.294, SLG: 0.418 (7, 7)										1	0	1	0	0	0	0
18 Neil Walker, S (1, 4) OBP: 0.357, SLG: 0.403	C FF 91 B CH 84 C FF 91 X FF 93 1-2 ② G6-3		B SL 82 B CH 82 B FF 91 C FF 89 S FF 92 X FF 92 3-2 ③ G4-3		1 SAFE C CH 88 F CH 83 B FF 88 1 SAFE F SL 83 F FF 91 S SL 83 1-3 ③ K		F SI 90 X CH 81 0-1 ① ② G1-6-3 1-2f 2-3		X FF 93 0-0 1-2 3-H 1B	5	0	1	1	0	1	3
22 Andrew McCutchen, R (1, 8) OBP: 0.385, SLG: 0.507	X SL 85 0-0 ③ G5-3			C SL 82 B SL 84 C FF 88 B FF 89 F FF 91 F FF 92 B SL 86 F SL 85 B FF 91 4-2 55 2B BB		B CH 86 B CH 81 S SL 81 F FF 89 F FF 88 S SL 83 2-3 ① K	B FF 91 S SI 90 B SI 91 S CH 80 X SI 90 2-2 ③ G1-3		S SL 86 B FF 95 B SL 86 S SL 87 F SL 87 D SL 87 S SL 86 3-3 ② K	4	1	0	0	1	2	4
24 Pedro Alvarez, L (1, 5) OBP: 0.297, SLG: 0.477		B CH 86 B FF 91 C FF 88 X FF 90 2-1 ① F8		1 SAFE B FF 88 B CH 88 1 SAFE T FF 88 X FF 89 2-1 ① F9		F SL 80 S FF 90 B FF 89 B FF 88 X FF 91 2-2 ② P5		B CU 70 F FF 89 B SL 84 S FF 90 X SL 87 2-2 ① G4-3	C SL 86 B SL 86 C FF 93 S SL 86 1-3 ③ K	5	0	0	0	0	1	3
55 Russell Martin, R (1, 2) OBP: 0.356, SLG: 0.408		B FF 88 B FF 90 F FF 90 B FF 90 F FF 89 X FF 92 3-2 31 1B 1B		1 SAFE 1 SAFE B FF 88 C SL 89 D CH 84 B FF 89 C FF 90 X FF 91 3-2 46 L9 1-H 2B		B SL 82 X SL 85 1-0 46 3B 1B		C FF 91 B SL 87 B FF 91 X FF 91 2-1 ② G3-1		4	1	3	1	0	0	0
46 Garrett Jones, L (1, 3) OBP: 0.307, SLG: 0.432 37 Justin Wilson, L (8, 1)		1 SAFE B CH 89 B FF 90 C CH 87 F FF 91 X FF 91 2-2 ② P6		B FF 91 X CH 84 1-0 ② L9 2-3		C FF 88 F FF 90 X SL 81 0-2 31 1B 1-H 3B		C FF 91 X FF 92 0-1 2B		4	1	2	1	0	0	2
										0	0	0	0	0	0	0
31 Jose Tabata, R (1, 9) OBP: 0.337, SLG: 0.387		X FF 91 0-0 10 FC6-4 1-3 1B		B FF 92 X SL 85 1-0 ③ G4-3		B SL 83 S FF 91 X SL 83 1-1 3-H 1B		B FF 92 X FF 90 1-0 ③ G4-3		4	0	2	1	0	0	2
10 Jordy Mercer, R (1, 6) OBP: 0.332, SLG: 0.392 44 Tony Watson, L (6, 1) 14 Gaby Sanchez, R (8, 3) OBP: 0.351, SLG: 0.409		C FF 92 X SL 86 0-1 ③ FC6-4 1-2f			C SL 83 X FF 88 0-1 ① L8	F SL 82 B FF 92 X SL 82 1-1 ③ F8			C FF 91 B CH 84 B FF 93 F FF 92 B SL 86 B FF 92 4-2 7 1B 18 1B BB	3	0	0	0	0	0	3
										0	0	0	0	0	0	0
										0	1	0	0	1	0	0
34 A.J. Burnett, R (1, 1) OBP: 0.071, SLG: 0.071 5 Josh Harrison, R (6, 6) OBP: 0.283, SLG: 0.432			C FF 90 B FF 91 X FF 92 1-1 ① G6-3		B FF 88 C CH 87 S SL 85 C FF 90 1-3 ② K		X CH 79 0-0 18 G1-6-3 6 HBP 1B		B FF 92 C FF 91 F FF 92 B SL 84 F FF 93 X FF 92 2-2 ① L8	2	0	0	0	0	1	0
										2	0	1	0	0	0	1

Inning Stats										
	R: 0	H: 0	R: 0	H: 2	R: 0	H: 0	R: 1	H: 1	R: 0	H: 0
	E: 0	LOB: 0	E: 0	LOB: 2	E: 0	LOB: 0	E: 0	LOB: 1	E: 0	LOB: 1
	K: 0	BB: 0	K: 0	BB: 0	K: 1	BB: 0	K: 0	BB: 1	K: 2	BB: 1
	S: 6	P: 9	S: 11	P: 18	S: 8	P: 15	S: 12	P: 23	S: 12	P: 18

Inning Stats										
	R: 2	H: 3	R: 0	H: 1	R: 0	H: 1	R: 1	H: 2	1B: 7	SF: 0
	E: 0	LOB: 1	E: 0	LOB: 2	E: 0	LOB: 1	E: 0	LOB: 2	2B: 2	SAC: 0
	K: 1	BB: 0	K: 0	BB: 0	K: 0	BB: 1	K: 2	BB: 1	3B: 1	DP: 1
	S: 15	P: 22	S: 8	P: 11	S: 8	P: 13	S: 16	P: 27	HR: 0	HBP: 1

PITCHER		IP	WLS	BF	H	R	ER	SO	BB	IBB	HBP	BLK	WP	HR	S	P	ERA	WHIP
12 Juan Nicasio, R ERA: 5.04	(1, 1)	5.2		25	6	3	3	4	2	0	0	0	0	0	62	102	4.76	1.412
59 Wilton Lopez, R ERA: 4.5	(6, 1)	0.1	W	1	0	0	0	0	0	0	0	0	0	0	2	3	0.00	0.000
88 Josh Outman, L ERA: 4.01	(7, 1)	1.0	H	4	1	0	0	0	0	0	1	0	0	0	8	11	0.00	1.000
34 Matt Belisle, R ERA: 4.23	(8, 1)	1.0	H	4	1	0	0	0	0	0	0	0	0	0	8	13	0.00	1.000
49 Rex Brothers, L ERA: 1.52	(9, 1)	1.0	S	6	2	1	1	2	1	0	0	0	0	0	16	27	9.00	3.000

PITCHER	IP	WLS	BF	H	R	ER	SO	BB	IBB	HBP	BLK	WP	HR	S	P	ERA	WHIP

TOP

Pittsburgh Pirates @ Colorado Rockies

Coors Field, Denver, CO

Sat Aug 10 2013, 7:59 PM - 11:09 PM MDT

Att. 40,728 - Cloudy - 77 F

livebaseballscorecards.com

AB	36
R	4
H	10
RBI	4
BB	3
SO	6
LOB	18

PA: 40

WP: 0
PB: 0
SB: 0
CS: 0

Batter	1	2	3	4	5	6	7	8	9	AB	R	H	RBI	BB	SO	LOB
24 Dexter Fowler, S (1, 8) OBP: 0.369, SLG: 0.427	B SI 92 B SI 92 F SI 92 B SI 92 B SI 92 4-1 6 FC4-6 BB		X SI 91 0-0 6 G6-3 6 S 1B		S KC 79 B KC 79 B SI 90 B FF 90 C SI 91 X KC 80 3-2 ① G4-3	B SI 91 B SI 91 B SI 91 X SI 90 3-0 6 1B 6 E 2-H 3-H 1B		B SI 93 F SI 94 2 SAFE X FF 95 1-1 ② P3		4	1	2	2	1	0	1
6 Corey Dickerson, L (1, 7) OBP: 0.333, SLG: 0.433 88 Josh Outman, L (7, 1) 34 Matt Belisle, R (8, 1) 23 Charlie Culberson, R (8, PH) OBP: 0.136, SLG: 0.136 49 Rex Brothers, L (9, 1)	C FF 92 1 SAFE 1 SAFE F FF 94 F KC 82 1 SAFE 1 SAFE F SI 94 X KC 84 0-2 ① FC4-6 3 S 2 G5-3 1-2f		C FF 93 D CH 87 1 SAFE 1 SAFE C FF 91 B SI 93 X FF 93 2-2 ① G6-3 1-3		F SI 91 B CH 87 F SI 92 B KC 82 F KC 82 F SI 91 S SI 91 2-3 ② K	1 SAFE C SL 83 X SI 93 0-1 E5 1-H 1B		F FF 94 S FF 94 F FF 95 X FF 95 0-2 ③ P5 2-3		4 0 0 0 1 0	0 0 0 0 0 0	1 0 0 0 0 0	0 0 0 0 0 0	1 0 0 0 1 0	2 0 0 0 0 0
2 Troy Tulowitzki, R (1, 6) OBP: 0.383, SLG: 0.569	F FF 93 B FF 94 F SI 95 X SI 94 1-2 ② G5-3 1-2		B SI 93 S KC 84 F FF 94 S KC 85 1-3 ② K		C FF 91 F KC 81 B KC 82 C SI 92 1-3 ③ K	B SI 94 X CH 86 1-0 ③ F8				4	0	0	0	0	2	3
3 Michael Cuddyer, R (1, 9) OBP: 0.392, SLG: 0.545	C FF 94 C KC 84 F FF 94 S KC 83 0-3 ③ K 2-3		F FF 94 C SI 93 C SI 92 0-3 ③ K			X SI 90 0-0 20 F8 28 2B 1B	B SI 93 S CH 85 B SI 94 F SI 94 B SI 94 F SI 94 X SI 94 3-2 ① G3			4	1	1	0	0	2	2
17 Todd Helton, L (1, 3) OBP: 0.328, SLG: 0.388		B FF 91 S FF 91 C KC 81 X KC 82 1-2 20 G5-3 18 1B 2B		B FF 90 B FF 90 X FF 90 2-0 ① F7		B CH 84 B SI 90 C FF 91 F FF 92 F KC 82 F SI 91 S KC 82 2-3 ① K	X SL 86 0-0 ② P6			4	1	1	0	0	1	1
20 Wilin Rosario, R (1, 2) OBP: 0.311, SLG: 0.474		X KC 83 0-0 ① G5-3 2-3		B SI 91 B SI 90 C FF 91 B SI 91 X FF 91 3-1 28 G6-3 1B		X FF 91 0-0 ② F8 1-2	B SI 94 F SI 94 X CH 85 1-1 E5 1B			4	0	2	0	0	0	2
28 Nolan Arenado, R (1, 5) OBP: 0.297, SLG: 0.404		B FF 93 B SI 92 F FF 93 F SI 94 X KC 83 2-2 ② G5-3		X SI 92 0-0 ② G6-3 1-2		S KC 81 X SI 91 0-1 19 2B 2-H 2B	S SI 94 F SI 94 F CH 86 F SI 94 F SL 85 D SL 86 S CH 86 1-3 ③ K			4	1	1	1	0	1	3
18 Jonathan Herrera, S (1, 4) OBP: 0.333, SLG: 0.361		F KC 84 X KC 83 0-1 3-H 1B		I IN 69 I IN 71 I IN 72 I IN 71 4-0 IBB		B FF 91 B CH 86 B FF 90 B FF 90 4-0 19 2B 24 1B BB		C SI 93 B CU 77 F SI 93 F FF 95 B CU 78 F FF 94 B FF 94 D SI 94 4-2 23 S 19 SH5-3 BB		1	1	1	1	3	0	0
12 Juan Nicasio, R (1, 1) OBP: 0.233, SLG: 0.148 59 Wilton Lopez, R (6, 1) 19 Charlie Blackmon, L (6, PH) OBP: 0.261, SLG: 0.395 (7, 7)		S FF 93 C FF 91 S FF 92 0-3 ③ K		C CH 89 F SI 90 S KC 81 0-3 ③ K		X KC 81 0-0 24 1B 1-3 2-H 2B		X SI 94 0-0 ① SH5-3 1-2		2 0 1	0 0 1	0 0 1	0 0 1	0 0 0	2 0 0	3 0 0
Inning Stats	R: 0 E: 0 K: 1 S: 13 H: 0 LOB: 1 BB: 1 P: 18	R: 1 E: 0 K: 1 S: 12 H: 2 LOB: 1 BB: 0 P: 15	R: 0 E: 0 K: 2 S: 10 H: 1 LOB: 1 BB: 0 P: 13	R: 0 E: 0 K: 1 S: 7 H: 1 LOB: 2 BB: 1 P: 16	R: 0 E: 0 K: 2 S: 11 H: 0 LOB: 0 BB: 0 P: 17	R: 5 E: 1 K: 1 S: 14 H: 5 LOB: 1 BB: 1 P: 24	R: 0 E: 1 K: 1 S: 13 H: 1 LOB: 1 BB: 0 P: 18	R: 0 E: 0 K: 0 S: 11 H: 0 LOB: 1 BB: 1 P: 16		1B: 7 2B: 3 3B: 0 HR: 0 SF: 0 SAC: 1 DP: 0 HBP: 0						

BOTTOM

Pittsburgh Pirates @ Colorado Rockies

Coors Field, Denver, CO

Sat Aug 10 2013, 7:59 PM - 11:09 PM MDT

Att. 40,728 - Cloudy - 77 F

livebaseballscorecards.com

AB	33
R	6
H	10
RBI	5
BB	4
SO	9
LOB	18

WP: 0 PB: 0 SB: 3 CS: 0 PA: 38

PITCHER		IP	WLS	BF	H	R	ER	SO	BB	IBB	HBP	BLK	WP	HR	S	P	ERA	WHIP
34 A.J. Burnett, R ERA: 2.95	(1, 1)	5.2	L	28	8	6	5	8	2	1	0	0	0	0	64	99	7.94	1.765
44 Tony Watson, L ERA: 3.13	(6, 1)	1.1		6	2	0	0	1	0	0	0	0	0	0	16	22	0.00	1.500
37 Justin Wilson, L ERA: 2.1	(8, 1)	1.0		4	0	0	0	0	1	0	0	0	0	0	11	16	0.00	1.000

PITCHER	IP	WLS	BF	H	R	ER	SO	BB	IBB	HBP	BLK	WP	HR	S	P	ERA	WHIP

Batter	1	2	3	4	5	6	7	8	9	AB	R	H	RBI	BB	SO	LOB
7 Alex Presley, L (1, 7) OBP: 0.274, SLG: 0.389	C SL 90 F FF 91 F FF 92 B CU 76 S CH 86 1-3 ① K		C FF 92 X FF 93 0-1 ② G3		C CU 75 C FF 92 X FF 93 0-2 E6		B SI 90 X SI 89 1-0 ③ L7		B FF 93 X FF 94 1-0 ③ P5	5	0	0	0	0	1	5
31 Jose Tabata, R (1, 9) OBP: 0.335, SLG: 0.381	C FF 94 B SI 92 X FF 92 1-1 ② G6-3		B FF 91 B SL 85 F CH 86 B FF 94 B SL 86 4-1 22 1B BB		B FF 93 B FF 91 B SL 85 C SL 88 F FF 92 X CH 86 3-2 ③ G1-3			X FF 88 0-0 ① B5-3		3	0	0	0	1	0	1
22 Andrew McCutchen, R (1, 8) OBP: 0.386, SLG: 0.507	B CU 81 F SL 87 B FF 95 F FF 92 B FF 94 S SL 88 3-3 ③ K		X FF 91 0-0 1-2 3-H 1B			C SL 86 X FF 93 0-1 1B		C FF 88 F FF 91 F CU 75 B SL 84 S FF 92 1-3 ② K		4	0	2	1	0	2	0
24 Pedro Alvarez, L (1, 5) OBP: 0.296, SLG: 0.482		X FF 92 0-0 HR	B SI 91 B CH 83 B CH 86 C FF 91 X FF 91 3-1 ③ G4-3			F SI 91 1 SAFE F FF 93 S CH 86 0-3 ① K		C CU 73 C FC 91 F FC 90 S FF 92 0-3 ③ K		4	1	1	1	0	2	3
18 Neil Walker, S (1, 4) OBP: 0.356, SLG: 0.401		X FF 91 0-0 ① F7		C CU 75 B CU 75 B SI 90 C SL 89 X SL 84 2-2 ① G4-3		X FF 92 0-0 ② F7			B FF 92 B FF 92 C FF 92 X FF 92 2-1 59 2B 1B	4	0	1	0	0	0	1
46 Garrett Jones, L (1, 3) OBP: 0.307, SLG: 0.429 55 Russell Martin, R (9, PH) OBP: 0.355, SLG: 0.406		B FF 92 S CH 88 F FF 92 X FF 94 1-2 ② G4-3		B FF 92 F FF 90 B FF 91 F SL 84 B FF 92 B FF 92 4-2 59 G4-6-3 BB		B FF 92 C SI 92 B FF 93 X SI 93 2-1 ③ G4-3			C FF 93 F FF 93 S SL 85 0-3 ① K	2 1	0 0	0 0	0 0	1 0	0 1	1 1
59 Tony Sanchez, R (1, 2) OBP: 0.233, SLG: 0.259 6 Starling Marte, R (9, PR) OBP: 0.343, SLG: 0.438		B CU 80 B CU 79 X FF 93 2-0 ③ L9		1 SAFE X FF 91 0-0 ② ③ G4-6-3 1-2f			B FF 89 B FF 90 C FF 89 H FF 88 3-1 12 SH1-3 HBP		X FF 92 0-0 1-3 2B	3 0	0 0	1 0	0 0	0 0	0 0	1 0
12 Clint Barmes, R (1, 6) OBP: 0.262, SLG: 0.303 10 Jordy Mercer, R (9, PH) OBP: 0.331, SLG: 0.391			B SL 86 C FF 93 X SL 86 1-1 49 SH1-4 22 1B 2B		C SL 89 B FF 90 B SL 83 X SL 84 2-1 ① G5-3		X FF 87 0-0 ① SH1-3 1-2		F FF 92 D SL 86 D SL 87 X SL 88 2-1 ② L5	2 1	1 0	1 0	0 0	0 0	0 0	0 2
49 Jeff Locke, L (1, 1) OBP: 0.125, SLG: 0.079 44 Tony Watson, L (6, 1) 5 Josh Harrison, R (7, PH) OBP: 0.277, SLG: 0.422 29 Bryan Morris, L (7, 1) OBP: 0.200, SLG: 0.200 14 Gaby Sanchez, R (9, PH) OBP: 0.353, SLG: 0.409			C SL 86 L FF 89 X FF 91 0-2 ① SH1-4 2-3		B SL 86 C CH 86 X SL 87 1-1 ② G3-1		X SL 83 0-0 ② P2		I IN 69 I IN 75 I IN 76 I IN 74 4-0 IBB	1 0 1 0 0	0 0 0 0 0	0 0 0 0 0	0 0 0 0 1	0 0 0 0 0	0 0 0 0 0	0 0 1 0 0
Inning Stats	R: 0 E: 0 K: 2 S: 9 H: 0 LOB: 0 BB: 0 P: 14	R: 1 E: 0 K: 0 S: 6 H: 1 LOB: 0 BB: 0 P: 9	R: 1 E: 0 K: 0 S: 11 H: 2 LOB: 2 BB: 1 P: 19	R: 0 E: 0 K: 0 S: 6 H: 0 LOB: 0 BB: 1 P: 12	R: 0 E: 1 K: 0 S: 10 H: 0 LOB: 1 BB: 0 P: 16	R: 0 E: 0 K: 1 S: 8 H: 1 LOB: 1 BB: 0 P: 10	R: 0 E: 0 K: 0 S: 4 H: 0 LOB: 1 BB: 0 P: 8	R: 0 E: 0 K: 2 S: 9 H: 0 LOB: 0 BB: 0 P: 10	R: 0 E: 0 K: 1 S: 9 H: 2 LOB: 3 BB: 1 P: 18	1B: 3 2B: 2 3B: 0 HR: 1		SF: 0 SAC: 2 DP: 1 HBP: 1				

PITCHER		IP	WLS	BF	H	R	ER	SO	BB	IBB	HBP	BLK	WP	HR	S	P	ERA	WHIP
35 Chad Bettis, R ERA: 5.06	(1, 1)	6.0		24	4	2	2	3	2	0	0	0	0	1	50	80	3.00	1.000
60 Manny Corpas, R ERA: 4.5	(7, 1)	1.0	W	4	0	0	0	0	0	0	1	0	0	0	4	8	0.00	0.000
34 Matt Belisle, R ERA: 4.15	(8, 1)	1.0	H	3	0	0	0	2	0	0	0	0	0	0	9	10	0.00	0.000
49 Rex Brothers, L ERA: 1.49	(9, 1)	1.0	S	6	2	0	0	1	0	1	0	0	0	0	9	18	0.00	2.000

PITCHER	IP	WLS	BF	H	R	ER	SO	BB	IBB	HBP	BLK	WP	HR	S	P	ERA	WHIP

TOP

Pittsburgh Pirates @ Colorado Rockies

Coors Field, Denver, CO

Sun Aug 11 2013, 2:14 PM - 4:54 PM MDT

Att. 44,657 - Cloudy - 79 F

livebaseballscorecards.com

AB	31
R	2
H	6
RBI	2
BB	3
SO	6
LOB	16

WP: 0	PA: 37		
PB: 0			
SB: 0			
CS: 0			

BOTTOM

Pittsburgh Pirates @ Colorado Rockies

Coors Field, Denver, CO

Sun Aug 11 2013, 2:14 PM - 4:54 PM MDT

Att. 44,657 - Cloudy - 79 F

livebaseballscorecards.com

Batter	1	2	3	4	5	6	7	8	9	AB	R	H	RBI	BB	SO	LOB
24 Dexter Fowler, S (1, 8) OBP: 0.367, SLG: 0.423	C FF 91 S FF 90 B FF 91 B FF 92 B CH 83 X SI 92 3-2 G6-3 ①		F SI 90 1 SAFE B FF 89 B CH 82 C SI 90 D KC 82 B KC 82 4-2 1-3 BB		**B FF 89** **1 SAFE** **1 SAFE** **B CH 80** **B FF 89** **F FF 90** 1 SAFE X FF 89 3-1 E6 1-3	B SI 93 X CH 85 1-0 L4 ③				3	0	0	0	1	0	3
9 DJ LeMahieu, R (1, 4) OBP: 0.306, SLG: 0.349	F SI 93 X SI 91 0-1 G4-3 ②		1 SAFE X SI 89 0-0 SF8 ② 3-H		F CH 80 S KC 79 S KC 81 0-3 K ②		C FC 90 X SI 94 0-1 G6-3 ①			3	0	0	1	0	1	2
2 Troy Tulowitzki, R (1, 6) OBP: 0.384, SLG: 0.565	C SI 92 B FF 92 B SI 92 B SI 91 B CH 83 4-1 20 PB BB		S CH 82 1 SAFE B CH 83 B FF 91 X FF 91 2-1 F9 ③		B SI 90 B SI 90 B KC 80 I IN 72 4-0 IBB		B FF 95 F FC 91 X FC 89 1-1 L1-3 ②			2	0	0	0	2	0	1
20 Wilin Rosario, R (1, 3) OBP: 0.311, SLG: 0.471 34 Matt Belisle, R (8, 1) 49 Rex Brothers, L (9, 1)	F FF 91 S CH 81 B FF 91 X KC 80 1-2 G6-3 ③ 1-2			C SI 91 B FF 91 B CH 81 S CH 81 B FF 90 X CH 82 3-2 P6 ①	F CH 80 B FF 90 B CH 81 S CH 81 X CH 82 2-2 G3-1 ③		F SI 93 X SI 93 0-1 28 2B 1B			4 0 0	1 0 0	1 0 0	0 0 0	0 0 0	0 0 0	4 0 0
28 Nolan Arenado, R (1, 5) OBP: 0.299, SLG: 0.406		B FF 90 X SI 89 1-0 F8 ①		B KC 79 B SI 91 B CH 82 X FF 89 3-0 L3 ②		B SI 89 B CH 80 B FF 90 B SI 90 4-0 23 FC5-4 BB	C SI 92 X FC 87 0-1 1-H 2B			3	0	1	1	1	0	0
23 Charlie Culberson, R (1, 7) OBP: 0.154, SLG: 0.192		C FF 91 B CH 82 X FF 91 1-1 L7 ②		F FF 91 B FF 91 B CH 83 X SI 91 2-1 2B		1 SAFE S CH 80 S KC 80 X FF 90 0-2 FC5-4 ① 8 FC6-4 1-2f	S SI 93 F FF 94 X CU 84 0-2 G6-3 ③			4	0	1	0	0	0	2
8 Yorvit Torrealba, R (1, 2) OBP: 0.336, SLG: 0.316		B SI 92 X SI 91 1-0 G5-3 ③		F FF 89 F KC 80 X FF 90 0-2 P3 ③		B CH 80 1 SAFE 1 SAFE F SI 89 D KC 79 1 SAFE X CH 79 2-1 FC6-4 ② 19 1B 6 E 1-2f		X FF 94 0-0 17 G6-4-3 1B		4	1	1	0	0	0	2
19 Charlie Blackmon, L (1, 9) OBP: 0.283, SLG: 0.404			C FF 90 S FF 90 B SI 91 B KC 82 F SI 92 F KC 82 H FF 91 3-2 24 BLK 24 S 9 SF8 HBP		F FF 89 X KC 81 0-1 24 E 1B	B FF 90 F SI 90 X SI 90 1-1 6 E 1-2 1B		C FF 93 X SI 93 0-1 L8 ①		3	1	2	0	0	0	1
35 Chad Bettis, R (1, 1) 6 Corey Dickerson, L (6, PH) OBP: 0.329, SLG: 0.426 60 Manny Corpas, R (7, 1) 17 Todd Helton, L (8, 3) OBP: 0.327, SLG: 0.386			L SI 90 D CH 82 M FF 89 M KC 77 1-3 K ①		M SI 86 F CH 80 M KC 76 0-3 K ①	F SI 92 X SI 92 0-1 E5 1-3 2-H		B FF 92 X SI 93 1-0 G6-4-3 ② ③ 1-2f		2 1 0 1	0 0 0 0	0 0 0 0	0 0 0 0	2 0 0 0	2 1 0 1	2 1 0 1
Inning Stats	R: 0 E: 0 K: 0 S: 9 H: 0 LOB: 1 BB: 1 P: 17	R: 0 E: 0 K: 0 S: 4 H: 0 LOB: 0 BB: 0 P: 7	R: 1 E: 0 K: 1 S: 12 H: 0 LOB: 1 BB: 1 P: 22	R: 0 E: 0 K: 0 S: 9 H: 1 LOB: 1 BB: 0 P: 17	R: 0 E: 1 K: 2 S: 13 H: 1 LOB: 3 BB: 1 P: 22	R: 1 E: 1 K: 0 S: 10 H: 1 LOB: 2 BB: 1 P: 18	R: 1 E: 0 K: 0 S: 11 H: 2 LOB: 1 BB: 0 P: 12	R: 0 E: 0 K: 0 S: 4 H: 1 LOB: 0 BB: 0 P: 5		1B: 4 2B: 2 3B: 0 HR: 0 SF: 1 SAC: 0 DP: 1 HBP: 1						

	AB	30
	R	3
	H	6
	RBI	2
	BB	4
	SO	3
	LOB	19

WP: 0 PB: 1 SB: 1 CS: 0 PA: 36

PITCHER		IP	WLS	BF	H	R	ER	SO	BB	IBB	HBP	BLK	WP	HR	S	P	ERA	WHIP
49 Jeff Locke, L ERA: 2.43	(1, 1)	5.2		26	3	2	1	3	3	1	1	1	0	0	54	99	1.59	1.059
44 Tony Watson, L ERA: 3.11	(6, 1)	0.1	B	2	0	0	0	0	0	0	0	0	0	0	3	4	0.00	0.000
29 Bryan Morris, R ERA: 2.7	(7, 1)	2.0	L	8	3	1	1	0	0	0	0	0	0	0	15	17	4.50	1.500

PITCHER	IP	WLS	BF	H	R	ER	SO	BB	IBB	HBP	BLK	WP	HR	S	P	ERA	WHIP

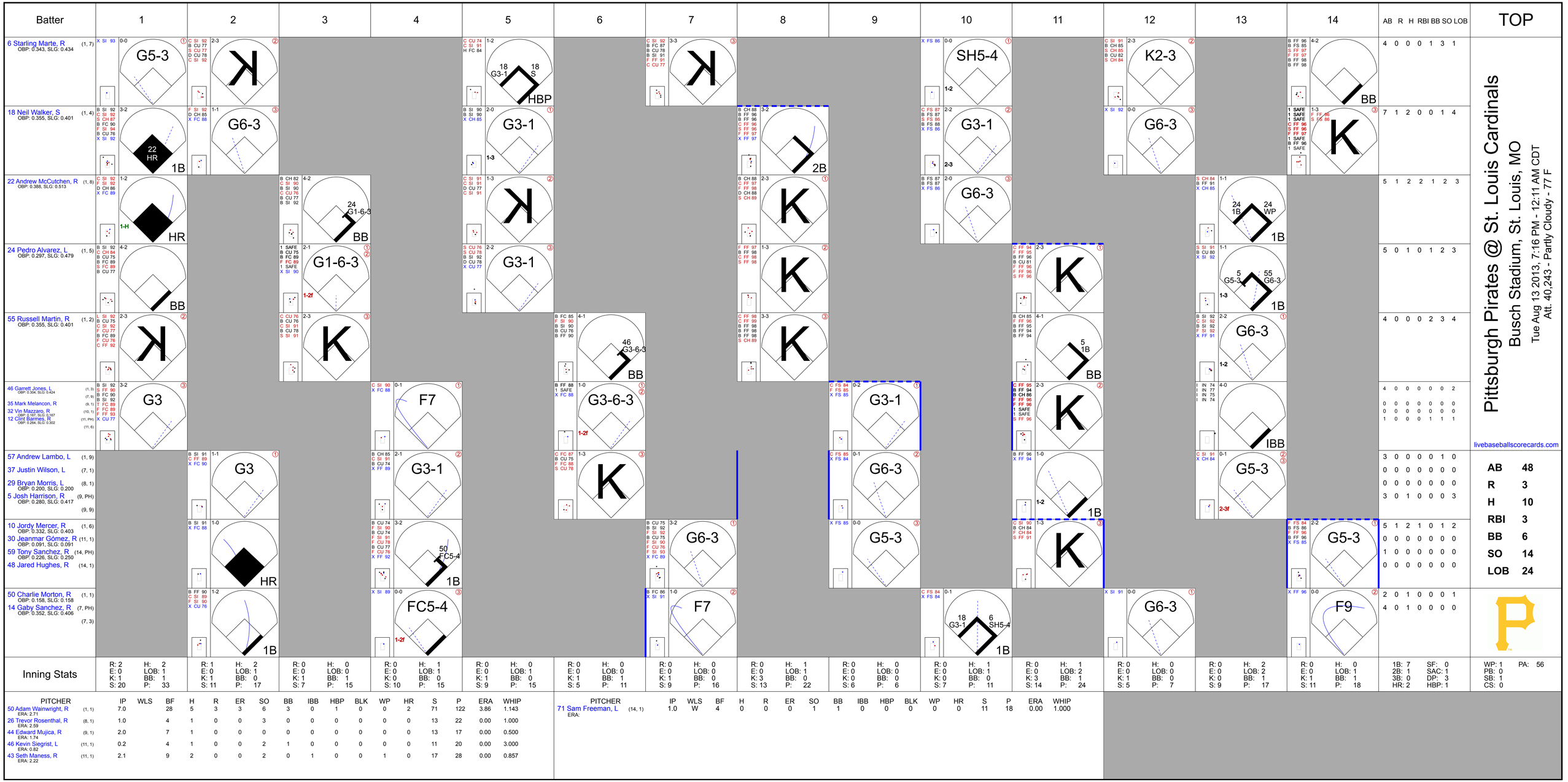
Batter
1
2
3
4
5
6
7
8
9
10
11
12
13
14
AB R H RBI BB SO LOB
TOP
6 Starling Marte, R (1, 7) OBP: 0.343, SLG: 0.434
18 Neil Walker, S (1, 4) OBP: 0.355, SLG: 0.401
22 Andrew McCutchen, R (1, 8) OBP: 0.388, SLG: 0.513
24 Pedro Alvarez, L (1, 5) OBP: 0.297, SLG: 0.479
55 Russell Martin, R (1, 2) OBP: 0.355, SLG: 0.401
46 Garrett Jones, L (1, 3) OBP: 0.304, SLG: 0.424 (7, 5)
35 Mark Melancon, R (9, 1)
32 Vin Mazzaro, R (10, 1) OBP: 0.167, SLG: 0.167
12 Clint Barmes, R (11, PH) OBP: 0.264, SLG: 0.302 (11, 6)
57 Andrew Lambo, L (1, 9)
37 Justin Wilson, L (7, 1)
29 Bryan Morris, L (8, 1) OBP: 0.200, SLG: 0.200
5 Josh Harrison, R (9, PH) OBP: 0.280, SLG: 0.417 (9, 9)
10 Jordy Mercer, R (1, 6) OBP: 0.332, SLG: 0.403
30 Jeanmar Gómez, R (11, 1) OBP: 0.091, SLG: 0.091
59 Tony Sanchez, R (14, PH) OBP: 0.226, SLG: 0.250
48 Jared Hughes, R (14, 1)
50 Charlie Morton, R (1, 1) OBP: 0.158, SLG: 0.158
14 Gaby Sanchez, R (7, PH) OBP: 0.352, SLG: 0.406 (7, 3)
Inning Stats
PITCHER IP WLS BF H R ER SO BB IBB HBP BLK WP HR S P ERA WHIP
50 Adam Wainwright, R (1, 1) ERA: 2.71 7.0 28 5 3 3 6 3 0 1 0 0 2 71 122 3.86 1.143
26 Trevor Rosenthal, R (8, 1) ERA: 2.59 1.0 4 1 0 0 3 0 0 0 0 0 0 13 22 0.00 1.000
44 Edward Mujica, R (9, 1) ERA: 1.74 2.0 7 1 0 0 0 0 0 0 0 0 0 13 17 0.00 0.500
46 Kevin Siegrist, L (11, 1) ERA: 0.82 0.2 4 1 0 0 2 1 0 0 0 0 0 11 20 0.00 3.000
43 Seth Maness, R (11, 1) ERA: 2.22 2.1 9 2 0 0 2 0 1 0 0 1 0 17 28 0.00 0.857
PITCHER IP WLS BF H R ER SO BB IBB HBP BLK WP HR S P ERA WHIP
71 Sam Freeman, L (14, 1) ERA: 1.0 W 4 0 0 0 1 1 0 0 0 0 0 0 11 18 0.00 1.000
Pittsburgh Pirates @ St. Louis Cardinals
Busch Stadium, St. Louis, MO
Tue Aug 13 2013, 7:16 PM - 12:11 AM CDT
Att. 40,243 - Partly Cloudy - 77 F
livebaseballscorecards.com
AB 48
R 3
H 10
RBI 3
BB 6
SO 14
LOB 24
WP: 1 PB: 0 SB: 1 CS: 0
PA: 56
1B: 7 2B: 1 3B: 0 HR: 2
SF: 0 SAC: 1 DP: 3 HBP: 1

BOTTOM

Pittsburgh Pirates @ St. Louis Cardinals

Busch Stadium, St. Louis, MO

Tue Aug 13 2013, 7:16 PM - 12:11 AM CDT

Att. 40,243 - Partly Cloudy - 77 F

livebaseballscorecards.com

Batter	1	2	3	4	5	6	7	8	9	10	11	12	13	14	AB	R	H	RBI	BB	SO	LOB
13 Matt Carpenter, L (1, 4) OBP: 0.381, SLG: 0.469	BB		1B		G4-3		FC4-6		K		3 G4-3 3 WP 1B		21 IBB 2B		6	0	3	0	1	1	2
3 Carlos Beltrán, S (1, 9) OBP: 0.342, SLG: 0.515	L4-3		P5			7 1B 21 1B 23 G6-3 1B	G5-3		21 1B BB		G4-3		21 IBB IBB		5	1	1	0	2	0	5
21 Allen Craig, R (1, 3) OBP: 0.371, SLG: 0.463	L8			G6-3		23 G6-3 7 1B 19 1B 1B		G1-3	1B		43 G6-9-3 IBB		IBB		5	1	2	1	2	0	0
7 Matt Holliday, R (1, 7) OBP: 0.377, SLG: 0.468		F7		P3		23 G6-3 1B		19 1B 1B		19 SH1-4 32 E BB		G6-9-3		K	4	0	2	0	1	0	0
58 Joe Kelly, R (10, PR) OBP: 0.176, SLG: 0.176															0	0	0	0	0	0	0
46 Kevin Siegrist, L (11, 1)															0	0	0	0	0	0	0
43 Seth Maness, R (11, 1)															2	0	0	0	0	1	5
71 Sam Freeman, R (14, 1)															0	0	0	0	0	0	0
23 David Freese, R (1, 5) OBP: 0.351, SLG: 0.387		G6-3		19 2B BB		G6-3		L9		FC3 19 SH1-4		K		K	3	0	0	0	1	0	3
32 Rob Johnson, R (9, 2) OBP: 0.318, SLG: 0.400						1-2f 2-3 3-H				1-2				56 S 56 1B 1B	3	0	0	0	0	2	1
19 Jon Jay, L (1, 8) OBP: 0.344, SLG: 0.367		K		2B		3-H 1B		1-3 1B		SH1-4 1-2 2-3		F7			6	1	4	1	0	1	0
48 Tony Cruz, R (1, 2) OBP: 0.265, SLG: 0.313			38 FC6-4 1B	G4-3	G5-3			L4		IBB		K		1-H 1B	3	0	1	0	0	0	3
Matt Adams, L (8, PH) OBP: 0.340, SLG: 0.484															1	0	0	0	0	0	2
44 Edward Mujica, R (9, 1)															0	0	0	0	0	0	0
56 Adron Chambers, L (10, PH) OBP: 0.308, SLG: 0.273															2	0	1	1	1	1	0
(11, 7)																					
38 Pete Kozma, R (1, 6) OBP: 0.277, SLG: 0.288			FC6-4 13 1B		G6-3		G4-3		G4-3	K			F9		6	0	0	0	0	1	4
			1-2f																		
50 Adam Wainwright, R (1, 1) OBP: 0.135, SLG: 0.154			K		K		HBP		E7 21 1B	F8			G4-3		2	0	0	0	0	2	1
55 Jermaine Curtis, R (7, PH)															0	0	0	0	0	0	0
26 Trevor Rosenthal, R (8, 1)															0	0	0	0	0	0	0
33 Daniel Descalso, L (9, 5) OBP: 0.308, SLG: 0.407															3	1	0	0	0	0	3
Inning Stats	R: 0 E: 0 K: 0 S: 5 H: 0 LOB: 0 BB: 1 P: 10	R: 0 E: 0 K: 1 S: 7 H: 0 LOB: 0 BB: 0 P: 9	R: 0 E: 0 K: 1 S: 11 H: 2 LOB: 2 BB: 0 P: 17	R: 0 E: 0 K: 0 S: 11 H: 1 LOB: 2 BB: 1 P: 22	R: 0 E: 0 K: 1 S: 11 H: 0 LOB: 0 BB: 0 P: 18	R: 2 E: 0 K: 0 S: 16 H: 4 LOB: 1 BB: 0 P: 23	R: 0 E: 0 K: 0 S: 7 H: 0 LOB: 1 BB: 0 P: 12	R: 0 E: 0 K: 0 S: 16 H: 2 LOB: 2 BB: 0 P: 23	R: 1 E: 1 K: 1 S: 8 H: 1 LOB: 1 BB: 1 P: 16	R: 0 E: 1 K: 1 S: 12 H: 0 LOB: 3 BB: 2 P: 27	R: 0 E: 0 K: 0 S: 11 H: 1 LOB: 1 BB: 1 P: 18	R: 0 E: 0 K: 2 S: 10 H: 0 LOB: 0 BB: 0 P: 14	R: 0 E: 0 K: 1 S: 10 H: 1 LOB: 3 BB: 2 P: 24	R: 1 E: 0 K: 1 S: 8 H: 2 LOB: 1 BB: 0 P: 11	1B: 12 2B: 3 3B: 0 HR: 0 SF: 0 SAC: 1 DP: 3 HBP: 1						

	AB	51
	R	4
	H	14
	RBI	3
	BB	8
	SO	9
	LOB	29

WP: 1 PB: 0 SB: 1 CS: 0 PA: 61

PITCHER	IP	WLS	BF	H	R	ER	SO	BB	IBB	HBP	BLK	WP	HR	S	P	ERA	WHIP
50 Charlie Morton, R (1, 1) ERA: 3.79	6.0		25	7	2	2	3	2	0	0	0	0	0	61	99	3.00	1.500
37 Justin Wilson, L (7, 1) ERA: 2.07	1.0	H	4	0	0	0	0	0	0	1	0	0	0	7	12	0.00	0.000
29 Bryan Morris, R (8, 1) ERA: 2.65	1.0	H	5	2	0	0	0	0	0	0	0	0	0	16	23	0.00	2.000
35 Mark Melancon, R (9, 1) ERA: 0.81	1.0	B	5	1	1	0	1	1	0	0	0	0	0	8	16	0.00	2.000
32 Vin Mazzaro, R (10, 1) ERA: 2.65	1.0		6	0	0	0	1	1	1	0	0	0	0	12	27	0.00	1.000

PITCHER	IP	WLS	BF	H	R	ER	SO	BB	IBB	HBP	BLK	WP	HR	S	P	ERA	WHIP
30 Jeanmar Gómez, R (11, 1) ERA: 3.0	3.0		13	2	0	0	3	0	3	0	0	1	0	31	56	0.00	0.667
48 Jared Hughes, R (14, 1) ERA: 4.22	0.1	L	3	2	1	1	1	0	0	0	0	0	0	8	11	27.00	6.000

Batter	1	2	3	4	5	6	7	8	9	AB	R	H	RBI	BB	SO	LOB
6 Starling Marte, R (1, 7) OBP: 0.342, SLG: 0.434	C FF 96 X FF 96 0-1 L7		M CU 80 X CU 79 0-1 ① G6-3	S CU 80 B FF 94 B FF 94 D CH 88 F FF 94 X FF 93 3-2 2-H 3-H 2B		B FF 94 F FF 95 B FF 91 X FF 93 2-1 ③ G6-3			S SL 76 C SI 86 B SL 76 B SL 76 C SI 86 2-3 ③ K	5	0	1	2	0	1	0
10 Jordy Mercer, R (1, 6) OBP: 0.327, SLG: 0.397	C FF 96 C FF 96 F FF 96 B CU 81 F FF 95 X FF 96 1-2 ② G4-3		C FF 94 B CU 80 F CU 80 X FF 94 1-2 ② G6-3	C FF 94 D CU 81 B CU 80 C FF 94 X FF 94 2-2 ③ G5-3			C FF 93 F FF 95 S FF 96 0-3 ① K			4	0	0	0	0	1	1
22 Andrew McCutchen, R (1, 8) OBP: 0.389, SLG: 0.513	F FF 96 F CU 81 S CU 80 0-3 ③ K		C CH 88 F CU 81 X CU 79 0-2 1B		C FF 92 S FF 93 X FF 93 0-2 24 CS 1B		C CH 86 X CH 85 0-1 ② G6-3			4	0	2	0	0	1	0
24 Pedro Alvarez, L (1, 5) OBP: 0.296, SLG: 0.484		B FF 94 X FF 95 1-0 HR	1 SAFE B FF 93 C FF 94 1 SAFE B CU 80 S CH 88 S FF 95 2-3 ③ K		B FF 94 1 SAFE 1 SAFE C CH 85 T CH 86 F CH 85 X FF 94 1-2 ① ② G3 1-2		B FF 96 F FF 94 S CH 87 S FF 97 1-3 ③ K			4	1	1	1	0	2	2
18 Neil Walker, S (1, 4) OBP: 0.356, SLG: 0.405		B FF 94 C CH 88 F FF 94 X FF 94 1-2 ① P6		B FF 94 F FF 94 S FF 93 X FF 95 1-2 46 E 59 1B 1B	X FF 93 0-0 2B			B CH 84 C CH 85 S CH 85 S CH 87 1-3 ① K		4	1	2	0	0	1	0
46 Garrett Jones, L (1, 3) OBP: 0.306, SLG: 0.432 14 Gaby Sanchez, R (8, 3) OBP: 0.352, SLG: 0.406		B CH 88 X FF 95 1-0 HR		F FF 94 B CH 87 1 SAFE B CH 86 F CH 86 F FF 94 X FF 94 2-2 E5 47 SH1-4 59 1B 6 2B 1-2	B CH 86 B FF 93 B FF 92 B FF 93 4-0 BB			C FF 94 S FF 96 S FF 97 0-3 ② K		3 0	2 0	1 0	1 0	1 0	1 0	1 0
57 Andrew Lambo, L (1, 9) 31 Jose Tabata, R (8, 9) OBP: 0.335, SLG: 0.381		B CU 81 C CH 86 B FF 94 B CH 88 B FF 95 4-1 BB		S CH 85 C FF 94 B FF 94 D CU 81 X FF 93 2-2 ① F8	D FF 93 C FF 93 C FF 93 F CH 87 S FF 93 1-3 ③ K			S FF 95 S FF 96 B CH 88 F FF 98 F FF 96 X CH 87 1-2 ③ L7		3 0	0 0	0 0	1 0	1 0	1 0	4 0
59 Tony Sanchez, R (1, 2) OBP: 0.229, SLG: 0.250		B FF 94 X FF 95 1-0 ② F8		B FF 93 X FF 94 1-0 47 SH1-4 6 2B 1-2 2-H 1B		C CU 78 F FF 94 B CU 80 F CU 79 B FF 93 F FF 93 B CU 81 X FF 94 3-2 ① P3			C SI 84 B CH 76 T SI 85 S SL 75 1-3 ① K	4	1	1	1	0	1	1
47 Francisco Liriano, L (1, 1) OBP: 0.103, SLG: 0.079		B FF 93 S FF 93 B FF 94 B FF 94 S FF 94 S FF 92 3-3 ③ K		X FF 92 0-0 ② SH1-4 1-2 2-3		B FF 92 B FF 92 C FF 93 S FF 94 B FF 93 F FF 94 S FF 93 3-3 ② K			C SI 84 C SI 85 B SI 85 C SI 85 1-3 ② K	3	0	0	0	0	3	1
Inning Stats	R: 0 E: 0 K: 1 S: 10 H: 0 LOB: 0 BB: 0 P: 11	R: 2 E: 0 K: 1 S: 10 H: 2 LOB: 1 BB: 1 P: 21	R: 0 E: 0 K: 1 S: 11 H: 1 LOB: 1 BB: 0 P: 14	R: 3 E: 1 K: 0 S: 18 H: 3 LOB: 1 BB: 0 P: 29	R: 0 E: 0 K: 1 S: 12 H: 2 LOB: 2 BB: 1 P: 18	R: 0 E: 0 K: 1 S: 11 H: 0 LOB: 0 BB: 0 P: 19	R: 0 E: 0 K: 2 S: 8 H: 0 LOB: 0 BB: 0 P: 9	R: 0 E: 0 K: 2 S: 11 H: 0 LOB: 0 BB: 0 P: 13	R: 0 E: 0 K: 3 S: 9 H: 0 LOB: 0 BB: 0 P: 13	1B: 4 2B: 2 3B: 0 HR: 2 SF: 0 SAC: 1 DP: 0 HBP: 0						

PITCHER		IP	WLS	BF	H	R	ER	SO	BB	IBB	HBP	BLK	WP	HR	S	P	ERA	WHIP
40 Shelby Miller, R ERA: 2.97	(1, 1)	6.0	L	28	8	5	3	5	2	0	0	0	0	2	72	112	4.50	1.667
52 Michael Wacha, R ERA: 4.01	(7, 1)	2.0		6	0	0	0	4	0	0	0	0	0	0	19	22	0.00	0.000
36 Randy Choate, L ERA: 2.36	(9, 1)	1.0		3	0	0	0	3	0	0	0	0	0	0	9	13	0.00	0.000

PITCHER	IP	WLS	BF	H	R	ER	SO	BB	IBB	HBP	BLK	WP	HR	S	P	ERA	WHIP

TOP

Pittsburgh Pirates @ St. Louis Cardinals

Busch Stadium, St. Louis, MO

Wed Aug 14 2013, 7:16 PM - 9:46 PM CDT

Att. 40,644 - Partly Cloudy - 70 F

livebaseballscorecards.com

AB	34
R	5
H	8
RBI	5
BB	2
SO	12
LOB	10

BOTTOM

Pittsburgh Pirates @ St. Louis Cardinals

Busch Stadium, St. Louis, MO

Wed Aug 14 2013, 7:16 PM - 9:46 PM CDT

Att. 40,644 - Partly Cloudy - 70 F

livebaseballscorecards.com

Batter	1	2	3	4	5	6	7	8	9	AB	R	H	RBI	BB	SO	LOB
13 Matt Carpenter, L (1, 4) OBP: 0.380, SLG: 0.470	C SI 94 B FF 94 C CH 87 B SL 91 X SL 88 2-2 ① G3-1		B SI 95 C CH 88 B SL 88 S SI 95 X SL 89 2-2 ③ G4-3			C SI 95 C SI 95 X SI 96 0-2 E6			C SI 94 X SL 88 0-1 3 WP 3 G5-3 2B	4	1	1	0	0	0	0
3 Carlos Beltrán, S (1, 9) OBP: 0.341, SLG: 0.512	F FF 94 B CH 88 X CH 87 1-1 ② P3			B SI 92 B CH 87 C SI 93 X SL 86 2-1 7 L3 1B		B SI 93 B CH 88 S CH 87 C SL 87 X SL 87 2-2 ③ P4			B CH 86 X SI 93 1-0 ② G5-3 2-H	4	0	1	1	0	0	1
21 Allen Craig, R (1, 3) OBP: 0.370, SLG: 0.460	B SL 86 C SI 94 X CH 88 1-1 ③ G6-3			C SL 86 S SL 87 D SL 85 F CH 88 D SL 87 F SL 87 C SI 94 2-3 ① K			B SL 85 B SL 86 B FF 93 B SI 93 4-0 7 G6-4-3 BB		C SI 94 X SL 94 0-1 ③ L9	3	0	0	0	1	1	1
7 Matt Holliday, R (1, 7) OBP: 0.376, SLG: 0.467		X SI 92 0-0 23 G6-3 1B		X CH 88 0-0 ②③ L3 1-2			C SL 86 C SI 93 X SL 87 0-2 ①② G6-4-3 1-2f			3	0	1	0	0	0	2
23 David Freese, R (1, 5) OBP: 0.348, SLG: 0.383		C SL 84 X CH 87 0-1 ①② G6-3 1-2f			C SL 84 B SL 86 B SI 92 F SI 93 S SL 86 2-3 ① K		X SI 95 0-0 ③ G6-3			3	0	0	0	0	1	1
19 Jon Jay, L (1, 8) OBP: 0.343, SLG: 0.367		B FF 95 X SI 95 1-0 1B			B CH 87 C SI 94 B SL 88 L SL 87 S SL 91 2-3 ② K2-3			C SL 85 B CH 86 X SI 92 1-1 ① G3		3	0	1	0	0	1	0
48 Tony Cruz, R (1, 2) OBP: 0.257, SLG: 0.303		F FF 94 C SL 85 X SL 88 0-2 ③ P3			F SI 94 X CH 88 0-1 ③ G1			B SI 94 X SI 93 1-0 ② G5-3		3	0	0	0	0	0	1
38 Pete Kozma, R (1, 6) OBP: 0.275, SLG: 0.285			L FF 92 B CH 88 S SL 86 S SL 87 1-3 ① K2-3			C CH 86 S CH 87 S CH 89 0-3 ① K		X SL 86 0-0 ③ G6-3		3	0	0	0	0	2	0
40 Shelby Miller, R (1, 1) OBP: 0.128, SLG: 0.211 55 Jermaine Curtis, R (6, PH) 52 Michael Wacha, R (7, 1) OBP: 0.111, SLG: 0.111 36 Randy Choate, L (9, 1) 32 Rob Johnson, R (9, PH) OBP: 0.304, SLG: 0.381			B SI 92 C SI 95 B FF 94 S SI 94 S SL 88 2-3 ② K2-3			X SI 94 0-0 ② L8			B SL 82 S SL 83 B SI 92 B SI 93 X SI 94 3-1 ① G6-3	1 1 0 0 1	0 0 0 0 0	0 0 0 0 0	0 0 0 0 0	1 0 0 0 0	0 0 0 0 0	0 0 0 0 0
Inning Stats	R: 0 E: 0 K: 0 S: 7 H: 0 LOB: 0 BB: 0 P: 11	R: 0 E: 0 K: 0 S: 7 H: 2 LOB: 1 BB: 0 P: 8	R: 0 E: 0 K: 2 S: 9 H: 0 LOB: 0 BB: 0 P: 14	R: 0 E: 0 K: 1 S: 8 H: 1 LOB: 0 BB: 0 P: 12	R: 0 E: 0 K: 2 S: 8 H: 0 LOB: 0 BB: 0 P: 12	R: 0 E: 1 K: 1 S: 10 H: 0 LOB: 1 BB: 0 P: 12	R: 0 E: 0 K: 0 S: 4 H: 0 LOB: 0 BB: 1 P: 8	R: 0 E: 0 K: 0 S: 4 H: 0 LOB: 0 BB: 0 P: 6	R: 1 E: 0 K: 0 S: 7 H: 1 LOB: 0 BB: 0 P: 11	1B: 3 2B: 2 3B: 0 HR: 0 SF: 0 SAC: 0 DP: 3 HBP: 0						

	AB	29
	R	1
	H	4
	RBI	1
	BB	1
	SO	6
	LOB	6

WP: 1 PA: 30
PB: 0
SB: 0
CS: 0

PITCHER		IP	WLS	BF	H	R	ER	SO	BB	IBB	HBP	BLK	WP	HR	S	P	ERA	WHIP
47 Francisco Liriano, L ERA: 2.68	(1, 1)	9.0	W	30	4	1	1	6	1	0	0	0	1	0	64	94	1.00	0.556

PITCHER	IP	WLS	BF	H	R	ER	SO	BB	IBB	HBP	BLK	WP	HR	S	P	ERA	WHIP

Batter	1	2	3	4	5	6	7	8	9	10	11	12	AB	R	H	RBI	BB	SO	LOB
6 Starling Marte, R (1, 7) OBP: 0.342, SLG: 0.440	B CU 78 X FF 91 1-0 24 CS 2B		C FF 93 B SI 90 S SI 93 F SL 86 S SI 91 1-3 K ②		F SL 88 F FF 93 F SI 94 F SI 91 X SL 85 0-2 18 SF8 3B		X SI 90 0-0 SH5-3 2-3 ①		S FF 98 C FF 99 F CH 89 B CH 89 S FF 99 1-3 K ①		C FS 87 B FF 92 1 SAFE S FS 87 S FS 88 1-3 K ②		5	1	2	0	0	3	3
18 Neil Walker, S (1, 4) OBP: 0.351, SLG: 0.399	B FF 91 X SI 91 1-0 P2 ①		B FF 91 B SL 86 X FF 93 2-0 L4 ③		C SI 90 B FF 93 B SI 92 F FF 92 B CU 80 F CH 86 X FF 94 3-2 SF8 ② 3-H		C SI 90 S CH 84 X CH 84 0-2 FC3-2 ② 3-H		B CH 89 S CH 89 S CH 89 F FF 100 F CH 89 F CH 89 C CH 87 1-3 K ②		F FS 88 S FS 88 X FS 87 0-2 G3 ③		5	0	0	1	0	1	5
22 Andrew McCutchen, R (1, 8) OBP: 0.386, SLG: 0.507	F FF 93 C FF 93 F FF 93 T SL 86 0-2 K ②			F FF 92 F FF 91 B SI 90 F FF 94 B FF 93 X SI 92 2-2 G5-3 ①	S FF 93 B FF 93 S CU 81 B FF 94 B SI 94 X SI 94 3-2 F8 ③		I IN 70 I IN 70 I IN 71 I IN 70 4-0 IBB		S FF 100 B FF 99 F FF 99 X FF 100 1-2 L8 ③			C FF 94 B CH 85 X CH 85 1-1 G6-3 ①	5	0	0	0	1	1	1
24 Pedro Alvarez, L (1, 5) OBP: 0.295, SLG: 0.479	B FF 92 C FF 93 D CU 78 B SI 88 3-1 CS ③ 2-3	S CU 79 F CH 93 B SL 86 F SI 90 C CU 79 1-3 K ①		B CU 78 B SL 85 S SL 87 S SI 92 X SI 92 2-2 55 G5-4-3 1B		B CU 77 B FF 91 X SI 88 2-0 F8 ①	B SI 87 B SI 84 B SL 75 B SL 76 S SI 85 S SI 85 3-3 K ③			X FF 91 0-0 L8 ①		B CU 79 B FF 96 F FF 96 F FF 96 F FF 96 B CU 81 C CU 80 3-3 K ②	6	0	1	0	0	3	2
55 Russell Martin, R (1, 2) OBP: 0.357, SLG: 0.410		B FF 92 C CU 78 B CU 78 B SI 91 B SI 91 4-1 BB		B FF 92 S SL 87 X SI 91 1-1 G5-4-3 ②③ 1-2f		C SI 92 B CU 80 B SL 88 B SL 85 X FF 92 3-1 31 2B 1B		B FF 97 X FF 97 1-0 HR		C FF 91 F FS 85 B FS 86 X FS 86 1-2 G6-3 ②		S CH 84 F CH 86 B CH 89 B CH 85 B CH 86 F CH 87 F FF 95 S FF 97 3-3 K ③	5	1	2	1	1	1	1
46 Garrett Jones, L (1, 3) OBP: 0.307, SLG: 0.432 14 Gaby Sanchez, R (6, PH) OBP: 0.347, SLG: 0.400 (6, 3)		F FF 92 F SI 89 B SI 92 1 SAFE S FF 92 1-3 K ②			C CU 78 F CH 83 X SL 87 0-2 57 2B 1B	B FF 94 B FF 94 B FF 93 C FF 92 C FF 94 X FF 94 3-2 L9 ②		C CU 83 F CU 81 F FF 98 B FF 97 X FF 98 1-2 G4-3 ①		X SI 92 0-0 F8 ③			2 3	1 0	1 0	0 0	0 0	1 1	1 1
57 Andrew Lambo, L (1, 9) OBP: 0.222, SLG: 0.250 31 Jose Tabata, R (6, PH) OBP: 0.345, SLG: 0.402 (6, 9)		B FF 91 B FF 91 B CH 87 C FF 90 T FF 91 X FF 92 3-2 P5 ③			X SI 91 0-0 12 HR 1-H 2B	B FF 93 S FF 94 C FF 94 1 SAFE F FF 95 B FS 85 B FS 84 F FS 84 X FF 95 3-2 1-3 2B		X CU 82 0-0 2B			C FF 89 B FS 85 X FF 91 1-1 12 SH3-4 1B	2 3	1 0	1 3	1 0	0 0	0 0	1 0
12 Clint Barmes, R (1, 6) OBP: 0.268, SLG: 0.318			F FF 90 X SI 89 0-1 1B		C FF 92 B SL 88 X FF 92 1-1 2-H HR	F SI 90 C FF 90 B SI 91 F SI 91 S FF 91 1-3 K ③		C SI 98 X FF 97 0-1 G6-3 ②			1 SAFE B FS 84 X FF 90 1-0 SH3-4 ① 1-2		4	1	2	2	0	1	3
34 A.J. Burnett, R (1, 1) OBP: 0.095, SLG: 0.068 32 Vin Mazzaro, R (5, 1) OBP: 0.167, SLG: 0.167 5 Josh Harrison, R (7, PH) OBP: 0.294, SLG: 0.449 37 Justin Wilson, L (7, 1) 10 Jordy Mercer, R (8, PH) OBP: 0.295, SLG: 0.295 44 Tony Watson, L (8, 1) 59 Tony Sanchez, R (11, PH) 29 Bryan Morris, L (11, 1) OBP: 0.200, SLG: 0.200			C FF 89 L FF 90 B FF 92 B CH 86 M SL 88 2-3 K ①		F FF 91 S FF 92 B FF 92 F FF 92 C FF 92 1-3 K ①		C SI 90 B CH 84 B SI 90 B SI 90 X FF 90 3-1 6 SH5-3 18 FC3-2 2B		C FF 97 S CH 89 B CH 89 X CH 88 1-2 F7 ③		B FS 87 C FS 87 F FS 85 D FS 87 B FS 87 B FS 88 4-2 BB	2 0 1 0 1 0 0 0 0 0	0 0 0 0 0 0 0 0 0 0	0 0 1 0 0 0 0 0 0 0	0 0 0 0 0 0 0 1 0 0	0 0 0 0 0 0 0 0 1 0	2 0 0 0 0 0 0 0 0 0	1 0 0 0 0 0 0 0 0 0
Inning Stats	R: 0 E: 0 K: 1 S: 7 H: 1 LOB: 0 BB: 0 P: 12	R: 0 E: 0 K: 2 S: 11 H: 0 LOB: 1 BB: 1 P: 20	R: 0 E: 0 K: 2 S: 10 H: 1 LOB: 1 BB: 0 P: 15	R: 0 E: 0 K: 0 S: 9 H: 1 LOB: 0 BB: 0 P: 14	R: 4 E: 0 K: 1 S: 22 H: 4 LOB: 0 BB: 0 P: 30	R: 0 E: 0 K: 1 S: 15 H: 2 LOB: 2 BB: 0 P: 27	R: 0 E: 0 K: 1 S: 9 H: 1 LOB: 2 BB: 1 P: 19	R: 1 E: 0 K: 0 S: 11 H: 2 LOB: 1 BB: 0 P: 14	R: 0 E: 0 K: 2 S: 13 H: 0 LOB: 0 BB: 0 P: 16	R: 0 E: 0 K: 0 S: 5 H: 0 LOB: 0 BB: 0 P: 6	R: 0 E: 0 K: 1 S: 11 H: 1 LOB: 2 BB: 1 P: 18	R: 0 E: 0 K: 2 S: 11 H: 0 LOB: 0 BB: 0 P: 18	1B: 5 2B: 5 3B: 1 HR: 2	SF: 1 SAC: 2 DP: 1 HBP: 0	WP: 0 PB: 0 SB: 0 CS: 1	PA: 51

PITCHER		IP	WLS	BF	H	R	ER	SO	BB	IBB	HBP	BLK	WP	HR	S	P	ERA	WHIP
31 Lance Lynn, R ERA: 3.89	(1, 1)	5.1		23	8	4	4	6	1	0	0	0	0	1	62	99	6.75	1.688
71 Sam Freeman, L ERA:	(6, 1)	0.1	H	2	1	0	0	0	0	0	0	0	0	0	8	14	0.00	3.000
43 Seth Maness, R ERA: 2.17	(6, 1)	1.0	H	5	1	0	0	1	0	1	0	0	0	0	10	18	0.00	1.000
36 Randy Choate, L ERA: 2.33	(7, 1)	0.1	H	1	0	0	0	1	0	0	0	0	0	0	3	6	0.00	0.000
26 Trevor Rosenthal, R ERA: 2.65	(8, 1)	2.0	B	8	2	1	1	2	0	0	0	0	0	1	24	30	4.50	1.000

PITCHER		IP	WLS	BF	H	R	ER	SO	BB	IBB	HBP	BLK	WP	HR	S	P	ERA	WHIP
44 Edward Mujica, R ERA: 1.68	(10, 1)	2.0		8	1	0	0	1	1	0	0	0	0	0	16	24	0.00	1.000
46 Kevin Siegrist, L ERA: 0.78	(12, 1)	1.0	W	3	0	0	0	2	0	0	0	0	0	0	11	18	0.00	0.000

TOP

Pittsburgh Pirates @ St. Louis Cardinals

Busch Stadium, St. Louis, MO

Thu Aug 15 2013, 12:46 PM - 4:58 PM CDT

Att. 41,502 - Partly Cloudy - 74 F

livebaseballscorecards.com

AB	44
R	5
H	13
RBI	5
BB	3
SO	13
LOB	20

Batter	1	2	3	4	5	6	7	8	9	10	11	12	AB	R	H	RBI	BB	SO	LOB
13 Matt Carpenter, L (1, 4) OBP: 0.385, SLG: 0.480	C SI 92 C SI 91 X CH 88 0-2 19 G6-3 1B			C KC 81 B SI 91 B SI 93 C SI 92 X KC 83 2-2 21 G5-3 2B	1 SAFE C CH 88 D CH 88 B KC 82 C FF 93 F SI 94 F SI 93 1 SAFE F KC 85 2-2 X SI 94 19 1B 1-H 3B	B CH 87 B CH 88 F SL 88 F SL 88 X SI 95 2-2 ③ L7			F SI 95 S SI 95 X SI 96 0-2 1B			B FC 90 B SI 92 C SI 95 B FC 92 C FC 90 B FC 91 4-2 19 1B 7 1B BB	5	2	4	1	1	0	2
19 Jon Jay, L (1, 8) OBP: 0.343, SLG: 0.366	B SI 92 1 SAFE X CH 88 1-0 ① ② G6-3 1-2f			L SI 92 L SI 93 D KC 83 S KC 81 1-3 ① K	F KC 83 B KC 84 F KC 83 F KC 83 B SI 93 F KC 83 X KC 83 2-2 7 2B 3-H 1B		X FF 95 0-0 ① F7		C SL 85 1 SAFE 1 SAFE X SL 83 0-1 ③ L8			1 SAFE 1 SAFE X SI 93 0-0 7 1B 1-3 1B	6	1	2	1	0	1	3
7 Matt Holliday, R (1, 7) OBP: 0.378, SLG: 0.469	C SI 92 B CH 87 B FF 92 S FF 92 S FF 93 2-3 ③ K			B SI 93 B KC 82 B FF 94 B SI 93 4-0 21 G5-3 BB	X SI 91 0-0 1-H 2B		C FF 95 F FC 92 F FF 95 S FF 96 0-3 ② K			C CH 86 F CH 84 B SI 94 X SL 84 1-2 ① G5-3		B SI 94 1 SAFE S SI 95 S SI 96 B SI 94 B FC 90 X SI 95 3-2 1-2 3-H 1B	5	0	2	2	1	2	0
21 Allen Craig, R (1, 9) (12, 3) OBP: 0.367, SLG: 0.455		B SI 92 C KC 81 C KC 81 X KC 82 1-2 ① G6-3		C SI 94 X KC 83 0-1 ② G5-3 1-2 2-3	S SL 87 C CH 87 X CH 87 0-2 ② L9		B FC 90 B FF 95 F FF 93 F FF 94 B FC 92 X SI 96 3-2 ③ F9			S SI 95 B SI 94 B SI 94 F SI 94 F CH 86 F SI 95 F SL 84 X CH 87 2-2 ② F8			5	0	0	0	0	0	3
4 Yadier Molina, R (1, 2) OBP: 0.370, SLG: 0.473		X FF 92 0-0 ② P3		T KC 83 F KC 83 D KC 84 F FF 95 X KC 83 1-2 ③ G6-3	X SI 92 0-0 ③ L6			C CH 86 B SI 95 B CH 84 T CH 85 S CH 86 2-3 ① K		X SI 94 0-0 ③ L9			5	0	0	0	0	1	3
Matt Adams, L (1, 3) OBP: 0.337, SLG: 0.476 46 Kevin Siegrist, L (12, 1)		C SI 93 B CH 88 X KC 82 1-1 ③ G6-3			B CH 87 B SI 92 B SI 91 C FF 91 X SI 93 3-1 23 2B 33 1B 1B	S CH 87 X SI 93 0-1 ① L7		S SL 84 X SI 96 0-1 ② G4-3			C FC 91 X CU 84 0-1 ① F8		5 0	1 0	1 0	0 0	0 0	0 0	0 0
23 David Freese, R (1, 5) OBP: 0.348, SLG: 0.386 38 Pete Kozma, R (7, 6) OBP: 0.273, SLG: 0.284			C SI 91 S KC 82 B KC 81 B KC 84 S FF 94 2-3 ① K	C SI 94 S SI 93 S SI 94 X FF 95 0-2 33 1B 1-3 2B	X SI 94 0-0 ② G4-3			C CH 86 B SI 95 C CH 85 B CH 86 B CH 87 S SI 95 3-3 ③ K			X FC 90 0-0 ② G5-3		3 2	1 0	1 0	0 0	1 1	0 0	0 0
33 Daniel Descalso, L (1, 6) OBP: 0.310, SLG: 0.404 (7, 5)			X FF 93 0-0 ② G4-3	B SI 93 B SI 92 X SI 93 2-0 13 3B 2-H 3-H 1B	B SI 93 L SI 93 S CH 88 B CH 88 B CH 87 B SL 87 4-2 43 1B BB				B SI 95 C SI 93 F SI 93 B SL 83 X SI 95 2-2 ① P6		B SI 95 T FC 91 S FC 89 B FC 86 F FC 88 X SI 95 2-2 ③ L9		4	1	1	2	1	0	0
31 Lance Lynn, S (1, 1) OBP: 0.167, SLG: 0.150 71 Sam Freeman, R (6, 1) 43 Seth Maness, R (6, 1) OBP: 0.000, SLG: 0.200 36 Randy Choate, L (7, 1) 26 Trevor Rosenthal, R (8, 1) 3 Carlos Beltrán, S (9, PH) OBP: 0.340, SLG: 0.511 44 Edward Mujica, R (10, 1) 56 Adron Chambers, L (12, 9) OBP: 0.286, SLG: 0.250			C SI 93 F SI 92 C FF 92 0-3 ③ K	X SI 91 0-0 ① B3	X SI 92 0-0 1-2 1B				C SI 95 B CH 88 B CH 86 F CH 86 F SI 95 X CH 87 2-2 ② P6			X SI 95 0-0 ① G6-3	2 0 1 0 0 0 1 1	0 0 0 0 0 0 0 0	0 0 1 0 0 0 0 0	0 0 0 0 0 0 0 0	1 0 0 0 0 0 0 0	1 0 0 0 0 0 0 0	0 0 0 0 0 0 0 0
Inning Stats	R: 0 E: 0 K: 1 S: 7 H: 1 LOB: 0 BB: 0 P: 10	R: 0 E: 0 K: 0 S: 6 H: 0 LOB: 0 BB: 0 P: 8	R: 0 E: 0 K: 2 S: 7 H: 0 LOB: 0 BB: 0 P: 9	R: 0 E: 0 K: 1 S: 12 H: 1 LOB: 2 BB: 1 P: 20	R: 5 E: 0 K: 0 S: 24 H: 6 LOB: 1 BB: 0 P: 33	R: 0 E: 0 K: 0 S: 9 H: 1 LOB: 2 BB: 1 P: 15	R: 0 E: 0 K: 1 S: 8 H: 0 LOB: 0 BB: 0 P: 11	R: 0 E: 0 K: 2 S: 8 H: 0 LOB: 0 BB: 0 P: 13	R: 0 E: 0 K: 0 S: 12 H: 1 LOB: 1 BB: 0 P: 16	R: 0 E: 0 K: 0 S: 10 H: 0 LOB: 0 BB: 0 P: 13	R: 0 E: 0 K: 0 S: 7 H: 0 LOB: 0 BB: 0 P: 9	R: 1 E: 0 K: 0 S: 7 H: 2 LOB: 2 BB: 1 P: 14	1B: 8 2B: 3 3B: 1 HR: 0 SF: 0 SAC: 0 DP: 1 HBP: 0	WP: 0 PB: 0 SB: 0 CS: 0 PA: 48	

PITCHER	IP	WLS	BF	H	R	ER	SO	BB	IBB	HBP	BLK	WP	HR	S	P	ERA	WHIP
34 A.J. Burnett, R (1, 1) ERA: 3.18	4.1		21	8	5	5	4	1	0	0	0	0	0	52	76	10.38	2.077
32 Vin Mazzaro, R (5, 1) ERA: 2.57	1.2		7	1	0	0	0	1	0	0	0	0	0	13	19	0.00	1.200
37 Justin Wilson, L (7, 1) ERA: 2.03	1.0		3	0	0	0	1	0	0	0	0	0	0	8	11	0.00	0.000
44 Tony Watson, L (8, 1) ERA: 2.95	3.0		10	1	0	0	2	0	0	0	0	0	0	30	42	0.00	0.333
29 Bryan Morris, R (11, 1) ERA: 2.75	1.1	L	7	2	1	1	0	1	0	0	0	0	0	14	23	6.75	2.250

PITCHER	IP	WLS	BF	H	R	ER	SO	BB	IBB	HBP	BLK	WP	HR	S	P	ERA	WHIP

BOTTOM

Pittsburgh Pirates @ St. Louis Cardinals

Busch Stadium, St. Louis, MO

Thu Aug 15 2013, 12:46 PM - 4:58 PM CDT

Att. 41,502 - Partly Cloudy - 74 F

livebaseballscorecards.com

AB	45
R	6
H	12
RBI	6
BB	3
SO	7
LOB	12

Arizona Diamondbacks @ Pittsburgh Pirates

PNC Park, Pittsburgh, PA

Fri Aug 16 2013, 7:09 PM - 9:53 PM EDT

Att. 39,091 - Partly Cloudy - 77 F

livebaseballscorecards.com

TOP

Batter	1	2	3	4	5	6	7	8	9	AB	R	H	RBI	BB	SO	LOB
8 Gerardo Parra, L (1, 9) OBP: 0.330, SLG: 0.403	X FF 97 0-0 ① G3-1		C FF 99 X SL 91 0-1 ③ G4-3		B SL 90 B KC 85 X FF 95 2-0 ② G4-3			C CH 85 C SI 92 B SL 82 X SI 92 1-2 ① F7		4	0	0	0	0	0	0
6 Adam Eaton, L (1, 7) OBP: 0.302, SLG: 0.302	C FF 98 C FF 96 F KC 84 B KC 85 F FF 98 F SL 90 B KC 85 F SI 99 C SI 99 2-3 ② K			B FF 96 F SI 94 B SL 90 X SI 95 2-1 ① F7	B FF 97 C SI 95 B FF 96 L SL 90 B FF 99 F FF 95 C SL 92 3-3 ③ K			C SI 92 B SI 87 X SI 86 1-1 ② P5		4	0	0	0	0	2	0
44 Paul Goldschmidt, R (1, 3) OBP: 0.390, SLG: 0.545	B SI 98 F SI 97 S FF 98 B KC 84 B FF 98 F FF 98 X FF 99 3-2 ③ P2			B SL 88 B FF 98 B FF 96 B SI 95 4-0 14 WP, 2 BB, 14 1B BB		F FF 98 B SI 97 F SL 88 B SI 96 F SI 97 X SL 86 2-2 ① G5-3		C SI 92 F SL 85 S SI 92 0-3 ③ K		3	1	0	0	1	1	0
2 Aaron Hill, R (1, 4) OBP: 0.362, SLG: 0.526		C FF 96 S SL 90 X FF 99 0-2 14 G4-6-3 1B		B FF 97 C FF 98 1 SAFE B SL 91 F SL 89 B CH 88 D SI 99 4-2 14 1B, 14 WP, 11 1B, 1-2 BB		C FF 98 B SI 98 X SI 98 1-1 ② G6-3			B FC 93 B FF 94 C FC 93 B FC 94 C FC 92 F FC 92 X FC 92 3-2 ① G5-3	3	1	1	0	1	0	0
14 Martín Prado, R (1, 5) OBP: 0.329, SLG: 0.403		C FF 96 X FF 95 0-1 ① ② G4-6-3, 1-2f		C FF 98 S SL 89 B KC 85 D SL 86 X FF 99 2-2 11 1B, 1-3 2-H 1B		B SL 96 C SL 86 B SI 96 C SI 95 X CH 87 2-2 1B			B FC 93 C FC 93 C FC 91 B KC 82 X FC 93 2-2 ② G1-3	4	0	2	1	0	0	1
27 Wil Nieves, R (1, 2) OBP: 0.363, SLG: 0.432		X FF 98 0-0 2B		S SI 98 S SL 92 C SL 90 0-3 ② K		X SL 88 0-0 ③ F7			C FC 94 S FF 91 S KC 82 0-3 ③ K	4	0	1	0	0	2	3
11 AJ Pollock, R (1, 8) OBP: 0.291, SLG: 0.396		C FF 97 B SL 91 X FF 98 1-1 ③ G6-3		C FF 98 X SL 91 0-1 1-2 3-H 1B			B SI 92 S SI 92 S SI 92 F SI 93 S SL 84 1-3 ① K			3	0	1	1	0	1	1
4 Cliff Pennington, S (1, 6) OBP: 0.297, SLG: 0.300			B FF 97 X FF 97 1-0 ① F8	B FF 97 S SL 91 D SL 93 C FF 97 D SL 91 F SL 90 F FF 96 F FF 97 S SL 90 3-3 ③ K			X SI 93 0-0 ② F7			3	0	0	0	0	1	2
32 Brandon McCarthy, R (1, 1) 34 Chaz Roe, R (6, 1) 13 Jason Kubel, L (7, PH) OBP: 0.292, SLG: 0.330 38 Will Harris, R (7, 1) 56 Eury De La Rosa, L (8, 1) 40 J.J. Putz, R (8, 1)			C FF 96 B FF 96 F FF 94 B SL 87 S FF 98 2-3 ② K		C FF 94 F SI 96 B KC 81 F FF 97 X KC 84 1-2 ① G4-3		C SI 93 C SI 88 B CH 85 F SI 92 B SI 88 F SI 88 S SL 82 2-3 ③ K			2 0 1 0 0 0	0 0 0 0 0 0	0 0 0 0 0 0	0 0 0 0 0 0	0 0 0 0 0 0	1 0 1 0 0 0	0 0 0 0 0 0
Inning Stats	R: 0 E: 0 K: 1 S: 12 H: 0 LOB: 0 BB: 0 P: 17	R: 0 E: 0 K: 0 S: 8 H: 2 LOB: 1 BB: 0 P: 9	R: 0 E: 0 K: 1 S: 6 H: 0 LOB: 0 BB: 0 P: 9	R: 2 E: 0 K: 2 S: 18 H: 2 LOB: 2 BB: 2 P: 33	R: 0 E: 0 K: 1 S: 9 H: 0 LOB: 0 BB: 0 P: 15	R: 0 E: 0 K: 0 S: 10 H: 1 LOB: 1 BB: 0 P: 15	R: 0 E: 0 K: 2 S: 10 H: 0 LOB: 0 BB: 0 P: 13	R: 0 E: 0 K: 1 S: 8 H: 0 LOB: 0 BB: 0 P: 10	R: 0 E: 0 K: 1 S: 10 H: 0 LOB: 0 BB: 0 P: 15	1B: 4 2B: 1 3B: 0 HR: 0	SF: 0 SAC: 0 DP: 1 HBP: 0			WP: 1 PB: 0 SB: 0 CS: 0	PA: 33		

	AB	31
	R	2
	H	5
	RBI	2
	BB	2
	SO	9
	LOB	7

PITCHER		IP	WLS	BF	H	R	ER	SO	BB	IBB	HBP	BLK	WP	HR	S	P	ERA	WHIP
45 Gerrit Cole, R ERA: 3.88	(1, 1)	6.0	W	24	5	2	2	5	2	0	0	0	1	0	63	98	3.00	1.167
30 Jeanmar Gómez, R ERA: 2.91	(7, 1)	2.0	H	6	0	0	0	3	0	0	0	0	0	0	18	23	0.00	0.000
35 Mark Melancon, R ERA: 0.8	(9, 1)	1.0		3	0	0	0	1	0	0	0	0	0	0	10	15	0.00	0.000

PITCHER		IP	WLS	BF	H	R	ER	SO	BB	IBB	HBP	BLK	WP	HR	S	P	ERA	WHIP

BOTTOM

Arizona Diamondbacks @ Pittsburgh Pirates

PNC Park, Pittsburgh, PA

Fri Aug 16 2013, 7:09 PM - 9:53 PM EDT

Att. 39,091 - Partly Cloudy - 77 F

livebaseballscorecards.com

Batter	1	2	3	4	5	6	7	8	9	AB	R	H	RBI	BB	SO	LOB
6 Starling Marte, R (1, 7) OBP: 0.344, SLG: 0.441	S SI 89 L FC 88 B CU 75 X FC 88 1-2 22 S/ 1B		C CU 80 B SI 92 F CU 77 B SI 92 X FC 89 2-2 ② G5-3		B FC 88 X SI 91 1-0 18 2B 1B		S FF 91 X CU 79 0-1 ① G6-3			4	1	2	0	0	0	0
18 Neil Walker, S (1, 4) OBP: 0.352, SLG: 0.402	C SI 90 X FC 88 0-1 ① P6		B CU 78 B CU 77 B FC 89 C SI 90 B FC 88 4-1 22 2B 24 1B BB		B SI 88 1 SAFE 1 SAFE X SI 90 1-0 22 1B 1-H 2B		F FF 91 B FC 92 X FC 91 1-1 ② F7			3	2	1	1	1	0	1
22 Andrew McCutchen, R (1, 8) OBP: 0.387, SLG: 0.509	B SI 90 B FC 88 X FC 88 2-0 ② L7 1-2		F SI 89 F SI 90 F SI 91 X CU 76 0-2 24 1B 1-3 2B		B FC 88 S FC 89 F SI 90 X FC 90 1-2 24 G3-6-3 2-H 1B		F CU 79 F FC 92 X FC 92 0-2 ③ F8			4	1	2	1	0	0	1
24 Pedro Alvarez, L (1, 5) OBP: 0.296, SLG: 0.478	B FC 89 B SI 92 D FS 85 C FC 90 C SI 91 B FC 89 4-2 BB		B FC 89 X SI 89 1-0 55 FC6-4 2-H 3-H 1B		C SI 90 1 SAFE X SI 89 0-1 ②③ G3-6-3 1-2f			C SL 83 B CU 73 B CU 73 F SL 81 S FF 89 2-3 ① K		3	0	1	2	1	1	1
55 Russell Martin, R (1, 2) OBP: 0.353, SLG: 0.405	B SI 91 B FC 90 C SI 91 F SI 91 X FC 89 2-2 ③ L9		T SI 91 B SI 90 F CU 78 X SI 91 1-2 ③ FC6-4 1-2f			B SI 88 B SI 88 S FC 86 F SI 90 S SI 90 2-3 ① K		C SL 81 B CH 77 C CH 77 X FF 90 1-2 ② G6-3		4	0	0	0	0	1	3
46 Garrett Jones, L (1, 3) OBP: 0.304, SLG: 0.429 14 Gaby Sanchez, R (7, 3) OBP: 0.350, SLG: 0.407		C SI 88 B SI 90 F SI 90 F FC 89 F CU 76 C SI 91 1-3 ① K		C SI 88 F SI 89 C FC 88 0-3 ① K		F CU 77 F SI 90 F FS 84 F SI 90 S FC 87 0-3 ② K		B CU 74 B CH 76 X SI 88 2-0 31 HR 2B		3 1	0 1	0 1	0 1	0 0	3 0	0 0
31 Jose Tabata, R (1, 9) OBP: 0.348, SLG: 0.418		X SI 90 0-0 ② G6-3		C CU 76 S SI 90 B SI 90 F SI 90 B SI 90 X SI 91 2-2 ② G4-3		C CU 78 B SI 91 F SI 90 B CU 77 B SI 90 F SI 91 B SI 90 4-2 10 1B BB		D SL 86 F FF 91 X FF 92 1-1 2-H HR		3	1	1	2	1	0	0
10 Jordy Mercer, R (1, 6) OBP: 0.325, SLG: 0.393		C SI 90 B CU 79 B SI 91 C SI 91 F SI 91 C SI 91 2-3 ③ K		B SI 90 X SI 90 1-0 ③ G6-3		1 SAFE F SI 88 X SI 89 0-1 1-2 1B		F FF 92 S SL 86 F FF 91 S FF 92 0-3 ③ K		4	0	1	0	0	2	0
45 Gerrit Cole, R (1, 1) OBP: 0.273, SLG: 0.238 5 Josh Harrison, R (6, PH) OBP: 0.288, SLG: 0.440 30 Jeanmar Gómez, R (7, 1) OBP: 0.091, SLG: 0.091 35 Mark Melancon, R (9, 1)			C SI 90 F SI 90 B FC 88 B FC 88 X SI 92 2-2 ① G6-3		B SI 89 X SI 89 1-0 ① G1-3	C ST 80 X ST 79 0-1 ③ F8				2 1 0 0	0 0 0 0	0 0 0 0	0 0 0 0	0 0 0 0	0 2 0 0	0 0 0 0
Inning Stats	R: 0 E: 0 K: 0 S: 11 H: 1 LOB: 2 BB: 1 P: 20	R: 0 E: 0 K: 2 S: 10 H: 0 LOB: 0 BB: 0 P: 13	R: 2 E: 0 K: 0 S: 15 H: 2 LOB: 1 BB: 1 P: 25	R: 0 E: 0 K: 1 S: 8 H: 0 LOB: 0 BB: 0 P: 11	R: 2 E: 0 K: 0 S: 8 H: 3 LOB: 0 BB: 0 P: 12	R: 0 E: 0 K: 2 S: 15 H: 1 LOB: 2 BB: 1 P: 21	R: 0 E: 0 K: 0 S: 7 H: 0 LOB: 0 BB: 0 P: 8	R: 2 E: 0 K: 2 S: 13 H: 2 LOB: 0 BB: 0 P: 19		1B: 5 2B: 3 3B: 0 HR: 1 SF: 0 SAC: 0 DP: 1 HBP: 0					WP: 0 PB: 0 SB: 1 CS: 0 PA: 35	

	AB	32
	R	6
	H	9
	RBI	6
	BB	3
	SO	7
	LOB	8

PITCHER		IP	WLS	BF	H	R	ER	SO	BB	IBB	HBP	BLK	WP	HR	S	P	ERA	WHIP
32 Brandon McCarthy, R ERA: 4.84	(1, 1)	5.2	L	26	7	4	4	5	3	0	0	0	0	0	65	100	6.35	1.765
34 Chaz Roe, R ERA: 5.4	(6, 1)	0.1		1	0	0	0	0	0	0	0	0	0	0	2	2	0.00	0.000
38 Will Harris, R ERA: 2.29	(7, 1)	1.0		3	0	0	0	0	0	0	0	0	0	0	7	8	0.00	0.000
56 Euny De La Rosa, L ERA: 2.08	(8, 1)	0.2		3	1	1	1	1	0	0	0	0	0	0	7	12	13.50	1.500
40 J.J. Putz, R ERA: 2.73	(8, 1)	0.1		2	1	1	1	1	0	0	0	0	0	1	6	7	27.00	3.000

PITCHER		IP	WLS	BF	H	R	ER	SO	BB	IBB	HBP	BLK	WP	HR	S	P	ERA	WHIP

Arizona Diamondbacks @ Pittsburgh Pirates

PNC Park, Pittsburgh, PA

Sat Aug 17 2013, 4:08 PM - 8:01 PM EDT

Att. 37,982 - Partly Cloudy - 79 F

livebaseballscorecards.com

Batter	1	2	3	4	5	6	7	8	9	AB	R	H	RBI	BB	SO	LOB
11 AJ Pollock, R (1, 8) OBP: 0.297, SLG: 0.397	G1-3	SAFE / BB	14 HR	G5-3				2 1B / 14 1B / 13 1B	14 1B / 44 HR / BB	4	3	2	0	2	0	0
14 Martín Prado, R (1, 7) (7, 5) OBP: 0.335, SLG: 0.414	2 BB / 44 1B / 27 2B	L8	1-H 2-H	44 FC6-4				2 1B / 2 1B / 13 1B	14 1B / 44 HR	5	4	4	3	1	0	2
44 Paul Goldschmidt, R (1, 3) OBP: 0.391, SLG: 0.551	2 BB / 27 2B	L9		FC6-4				K	1-H 2-H	6	2	3	3	0	1	5
2 Aaron Hill, R (1, 4) OBP: 0.367, SLG: 0.525 4 Cliff Pennington, S (9, PH) (9, 4) OBP: 0.296, SLG: 0.298	27 2B	G4-3 / K				24 FC5-4		13 1B / 27 SF7	G4-3	4 1	1 0	2 0	0 0	1 0	1 0	1 0
24 Matt Davidson, R (1, 5) OBP: 0.333, SLG: 0.231 40 J.J. Putz, R (7, 1) 13 Jason Kubel, L (8, PH) OBP: 0.286, SLG: 0.333 21 Heath Bell, R (8, 1) 19 Tony Campana, L (9, PH) OBP: 0.385, SLG: 0.333 56 Eury De La Rosa, L (9, 1)	K	G5-3	K	FC5-4 27 CS				8 1B / 1 1B	G1-3	4 0 1 0 1 0	0 0 1 0 0 0	0 0 1 0 0 0	0 0 2 0 0 0	0 0 0 0 0 0	2 0 0 0 0 0	4 0 0 0 0 0
27 Wil Nieves, R (1, 2) OBP: 0.362, SLG: 0.438	1-3 2-H 3-H 2B	8 1B / 1 2B / 1B	G1-3	G5-3				SF7	G5-3	5	1	2	3	0	0	1
8 Gerardo Parra, L (1, 9) OBP: 0.331, SLG: 0.403	G3-1	1 2B / 35 1B	E1 35 CS				G6-3	1 1B		5	1	2	0	0	0	2
1 Didi Gregorius, L (1, 6) OBP: 0.333, SLG: 0.381		11 BB	35 1B	IBB			L4		1-2 2-H	4	1	3	2	1	0	0
35 Trevor Cahill, R (1, 1) OBP: 0.088, SLG: 0.176 38 Will Harris, R (6, 1) 54 Joe Thatcher, L (6, 1) 6 Adam Eaton, L (7, PH) OBP: 0.296, SLG: 0.295 (7, 7)		K	11 1B / 14 HR	CS	F9		G6-3	G4-3		3 0 0 2	1 0 0 0	1 0 0 0	2 0 0 0	0 0 0 0	1 0 0 0	1 0 0 2
Inning Stats	R: 2 E: 0 K: 1 S: 15 / H: 2 LOB: 2 BB: 2 P: 28	R: 0 E: 0 K: 1 S: 15 / H: 1 LOB: 2 BB: 1 P: 26	R: 6 E: 0 K: 1 S: 25 / H: 7 LOB: 1 BB: 0 P: 35	R: 0 E: 1 K: 1 S: 10 / H: 0 LOB: 1 BB: 1 P: 19	R: 0 E: 0 K: 0 S: 10 / H: 1 LOB: 1 BB: 0 P: 16	R: 0 E: 0 K: 0 S: 7 / H: 1 LOB: 0 BB: 0 P: 9	R: 0 E: 0 K: 0 S: 8 / H: 0 LOB: 0 BB: 0 P: 13	R: 4 E: 0 K: 1 S: 25 / H: 6 LOB: 2 BB: 0 P: 34	R: 3 E: 0 K: 0 S: 15 / H: 2 LOB: 0 BB: 1 P: 26	1B: 16 2B: 2 3B: 0 HR: 2 / SF: 1 SAC: 0 DP: 0 HBP: 0							

TOP	
AB	45
R	15
H	20
RBI	15
BB	5
SO	5
LOB	18

WP: 0 PB: 0 SB: 0 CS: 2 / PA: 52

PITCHER		IP	WLS	BF	H	R	ER	SO	BB	IBB	HBP	BLK	WP	HR	S	P	ERA	WHIP
49 Jeff Locke, L ERA: 2.9	(1, 1)	2.2	L	21	10	8	8	2	3	0	0	0	0	1	52	85	27.00	4.875
48 Jared Hughes, R ERA: 3.97	(3, 1)	1.1		5	0	0	0	2	0	1	0	0	0	0	13	23	0.00	0.000
32 Vin Mazzaro, R ERA: 2.48	(5, 1)	2.0		7	2	0	0	0	0	0	0	0	0	0	17	25	0.00	1.000
37 Justin Wilson, L ERA: 2.0	(7, 1)	1.0		3	0	0	0	0	0	0	0	0	0	0	8	13	0.00	0.000
30 Jeanmar Gómez, R ERA: 3.44	(8, 1)	0.1		5	4	4	4	1	0	0	0	0	0	0	17	24	108.00	12.000

PITCHER		IP	WLS	BF	H	R	ER	SO	BB	IBB	HBP	BLK	WP	HR	S	P	ERA	WHIP
29 Bryan Morris, R ERA: 3.17	(8, 1)	1.2		10	4	3	3	0	1	0	0	0	0	1	23	36	16.20	3.000

Batter	1	2	3	4	5	6	7	8	9	AB	R	H	RBI	BB	SO	LOB
6 Starling Marte, R (1, 7) OBP: 0.344, SLG: 0.445	B SI 88 C SI 90 F SI 90 F CH 81 B SI 91 B SL 87 T SI 92 3-2 ① **K**		B SI 85 X SL 87 1-0 **HR**		B SI 89 B SI 89 F SI 88 X SI 90 2-1 ① **G6-3**	C FC 91 D CU 80 F CU 78 H FC 90 2-2 1-2 2-3 **HBP**			F SI 88 B SL 85 B FF 88 S CH 75 F FF 89 X CU 72 2-2 ② **F7**	4	1	1	1	0	1	0
18 Neil Walker, S (1, 4) OBP: 0.353, SLG: 0.402	C FF 92 B SL 88 S SL 89 X SI 89 1-2 ② **G3-1**		B FF 90 B CH 81 X SI 91 2-0 22 1B 24 HR **1B**		C CH 82 B SL 90 S SL 88 B CH 80 C CH 83 2-3 ② **K**	C FC 86 S FF 87 B FF 87 F FF 86 F FF 87 S SL 80 1-3 ③ **K**			B CU 72 B CH 74 F SI 87 X CH 76 2-1 22 1B **1B**	5	1	2	0	0	2	3
22 Andrew McCutchen, R (1, 8) OBP: 0.391, SLG: 0.511	C SI 88 B SI 91 F CH 82 X CH 84 1-2 24 S **1B**		S KC 76 X SI 91 0-1 **1-3** 24 HR **1B**		B SI 90 B SI 90 B SI 88 D SI 86 4-0 24 E 24 S **BB**		S FF 92 F FF 92 X FF 93 0-2 ① **P3**		B CU 72 B CU 72 S SL 81 X CH 75 2-1 **1-2** **1B**	4	1	3	0	1	0	0
24 Pedro Alvarez, L (1, 5) OBP: 0.295, SLG: 0.482	F SL 87 D SI 90 B CH 81 F SL 87 B SI 90 S CH 83 3-3 ③ **K** **1-2**		X SI 91 0-0 **1-H** **3-H** **HR**		1 SAFE 1 SAFE C CH 80 B SI 86 B SI 90 F CH 82 X CH 82 2-2 ③ **G6-3** **1-3**		F SI 93 B FF 92 B FS 87 B SI 93 S SI 92 T SI 94 3-2 ② **K**		B SL 83 C CU 73 B FF 89 F SL 80 X CU 74 2-2 ③ **F8**	5	1	1	3	0	2	4
55 Russell Martin, R (1, 2) OBP: 0.352, SLG: 0.407 29 Bryan Morris, L (8, 1) OBP: 0.200, SLG: 0.200		B SI 91 F SL 85 B SL 87 X SI 90 2-1 ① **G4-3**	L KC 75 B SI 92 B SI 91 B SI 89 X SI 90 3-1 ③ **G5-3**			B FC 90 C FC 92 B CU 79 B FC 90 X FC 91 3-1 46 G4-3 31 1B **2B**	C FF 92 B SL 88 F SI 91 F FF 93 F SL 87 B FS 87 S FS 86 2-3 ③ **K**			4 0	1 0	1 0	0 0	0 0	1 0	0 0
46 Garrett Jones, L (1, 3) OBP: 0.301, SLG: 0.424		B SL 88 B CH 84 X SI 89 2-0 ② **G4-3**		B CH 79 F SL 87 S CH 80 B CH 79 X CH 83 2-2 ① **G3**		S FC 92 F FC 92 D CU 80 X CU 80 1-2 ① **G4-3** **2-3**		C FF 93 C CU 80 F SI 94 B FF 94 B FF 94 F CU 81 F CU 82 X FF 95 2-2 ① **F8**		4	0	0	0	0	0	1
31 Jose Tabata, R (1, 9) OBP: 0.351, SLG: 0.419		B SI 93 B SI 91 B SI 89 C SI 91 F SI 89 X SI 90 3-2 ③ **1B**		B SI 91 B SI 90 B SI 87 C SI 87 X SI 90 3-1 ② **G1-6-3**		B CU 79 X CU 78 1-0 6 HBP 5 HBP **3-H** **1B**		C FF 93 X SI 93 0-1 ② **G4-3**		4	0	2	1	0	0	0
10 Jordy Mercer, R (1, 6) OBP: 0.324, SLG: 0.394			C SI 87 B SI 90 B SI 90 F SI 90 F CH 82 X SI 92 2-2 ① **G1-3**	B SI 90 S SI 89 B SI 91 F SI 89 X KC 77 2-2 **2B**		C FC 90 S FC 91 D CU 79 X FC 90 1-2 ② **F9**		C CU 80 X FF 94 0-1 ③ **F8**		4	0	1	0	0	0	1
49 Jeff Locke, L (1, 1) OBP: 0.125, SLG: 0.079 48 Jared Hughes, R (3, 1) 57 Andrew Lambo, L (4, PH) OBP: 0.200, SLG: 0.222 32 Vin Mazzaro, R (5, 1) OBP: 0.167, SLG: 0.167 5 Josh Harrison, R (6, PH) OBP: 0.002, SLG: 0.440 37 Justin Wilson, L (7, 1) 30 Jeanmar Gómez, R (8, 1) OBP: 0.091, SLG: 0.091 59 Tony Sanchez, R (8, 2) OBP: 0.243, SLG: 0.242			C SI 89 B SI 91 S SI 90 B SI 91 T SI 89 2-2 ② **K**	B SI 86 B SI 89 X SI 88 2-0 ③ **G4-3**		B FC 90 F FC 90 H FC 90 2-1 6 HBP 1-2 **HBP**			B FF 88 B SL 80 X FF 86 2-0 ① **F8**	0 1 1 0 0 0 0 0 1	0 0 0 0 0 0 0 0 0	0 0 0 0 0 0 0 0 0	0 0 0 0 0 0 0 0 0	0 1 0 0 0 0 0 0 0	0 0 0 0 0 0 0 0 0	0 0 1 0 0 0 0 0 0
Inning Stats	R: 0 E: 0 K: 2 S: 13 H: 1 LOB: 1 BB: 0 P: 21	R: 0 E: 0 K: 0 S: 6 H: 1 LOB: 1 BB: 0 P: 13	R: 4 E: 0 K: 1 S: 14 H: 4 LOB: 0 BB: 0 P: 24	R: 0 E: 0 K: 0 S: 9 H: 1 LOB: 1 BB: 0 P: 18	R: 0 E: 0 K: 1 S: 8 H: 0 LOB: 1 BB: 1 P: 18	R: 1 E: 0 K: 1 S: 17 H: 2 LOB: 3 BB: 0 P: 28	R: 0 E: 0 K: 2 S: 11 H: 0 LOB: 0 BB: 0 P: 16	R: 0 E: 0 K: 0 S: 10 H: 0 LOB: 0 BB: 0 P: 12	R: 0 E: 0 K: 0 S: 12 H: 2 LOB: 2 BB: 0 P: 22	1B: 7 2B: 2 3B: 0 HR: 2 SF: 0 SAC: 0 DP: 0 HBP: 2						

PITCHER		IP	WLS	BF	H	R	ER	SO	BB	IBB	HBP	BLK	WP	HR	S	P	ERA	WHIP
35 Trevor Cahill, R ERA: 4.78	(1, 1)	5.0	W	22	7	4	4	4	1	0	0	0	0	2	50	94	7.20	1.600
38 Will Harris, R ERA: 2.5	(6, 1)	0.2		6	2	1	1	0	0	0	2	0	0	0	12	22	13.50	3.000
54 Joe Thatcher, L ERA: 2.73	(6, 1)	0.1	H	1	0	0	0	1	0	0	0	0	0	0	5	6	0.00	0.000
40 J.J. Putz, R ERA: 2.63	(7, 1)	1.0	H	3	0	0	0	2	0	0	0	0	0	0	11	16	0.00	0.000
21 Heath Bell, R ERA: 3.71	(8, 1)	1.0		3	0	0	0	0	0	0	0	0	0	0	10	12	0.00	0.000

PITCHER		IP	WLS	BF	H	R	ER	SO	BB	IBB	HBP	BLK	WP	HR	S	P	ERA	WHIP
56 Eury De La Rosa, L ERA: 1.69	(9, 1)	1.0		5	2	0	0	0	0	0	0	0	0	0	12	22	0.00	2.000

BOTTOM

Arizona Diamondbacks @ Pittsburgh Pirates

PNC Park, Pittsburgh, PA

Sat Aug 17 2013, 4:08 PM - 8:01 PM EDT

Att. 37,982 - Partly Cloudy - 79 F

livebaseballscorecards.com

AB	37
R	5
H	11
RBI	5
BB	1
SO	7
LOB	10

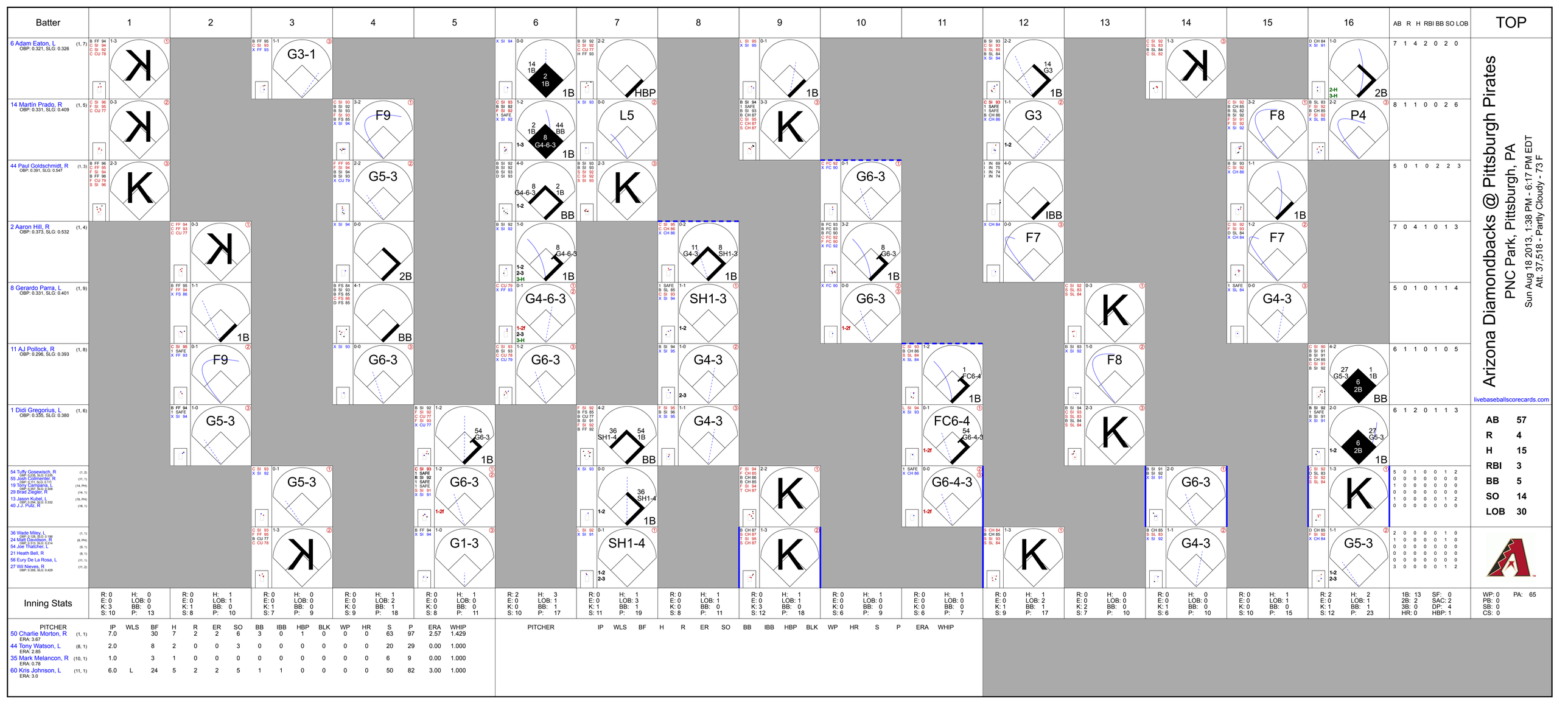
Batter
1
2
3
4
5
6
7
8
9
10
11
12
13
14
15
16
AB R H RBI BB SO LOB
TOP
6 Adam Eaton, L (1, 7) OBP: 0.321, SLG: 0.326
14 Martin Prado, R (1, 5) OBP: 0.331, SLG: 0.409
44 Paul Goldschmidt, R (1, 3) OBP: 0.391, SLG: 0.547
2 Aaron Hill, R (1, 4) OBP: 0.373, SLG: 0.532
8 Gerardo Parra, L (1, 9) OBP: 0.331, SLG: 0.401
11 AJ Pollock, R (1, 8) OBP: 0.296, SLG: 0.393
1 Didi Gregorius, L (1, 6) OBP: 0.335, SLG: 0.380
54 Tuffy Gosewisch, R (1, 2) OBP: .226, SLG: .235
55 Josh Collmenter, R (11, 1) OBP: .000, SLG: .000
19 Tony Campana, L (14, PH) OBP: .167, SLG: .500
29 Brad Ziegler, R (14, 1)
13 Jason Kubel, L (16, PH) OBP: .294, SLG: .632
40 J.J. Putz, R (16, 1)
36 Wade Miley, L (1, 1) OBP: 0.138, SLG: 0.190
24 Matt Davidson, R (9, PH) OBP: .333, SLG: .571
54 Joe Thatcher, L (9, 1)
21 Heath Bell, R (9, 1)
56 Eury De La Rosa, L (11, 1)
27 Wil Nieves, R (11, 2) OBP: 0.368, SLG: 0.429
Inning Stats
PITCHER IP WLS BF H R ER SO BB IBB HBP BLK WP HR S P ERA WHIP
50 Charlie Morton, R (1, 1) ERA: 3.67
44 Tony Watson, L (8, 1) ERA: 2.85
35 Mark Melancon, R (10, 1) ERA: 0.78
60 Kris Johnson, L (11, 1) ERA: 3.0
PITCHER IP WLS BF H R ER SO BB IBB HBP BLK WP HR S P ERA WHIP
Arizona Diamondbacks @ Pittsburgh Pirates
PNC Park, Pittsburgh, PA
Sun Aug 18 2013, 1:38 PM - 6:17 PM EDT
Att. 37,518 - Partly Cloudy - 73 F
livebaseballscorecards.com
AB 57
R 4
H 15
RBI 3
BB 5
SO 14
LOB 30
1B: 13 SF: 0
2B: 2 SAC: 2
3B: 0 DP: 4
HR: 0 HBP: 1
PA: 65
WP: 0
PB: 0
SB: 0
CS: 0

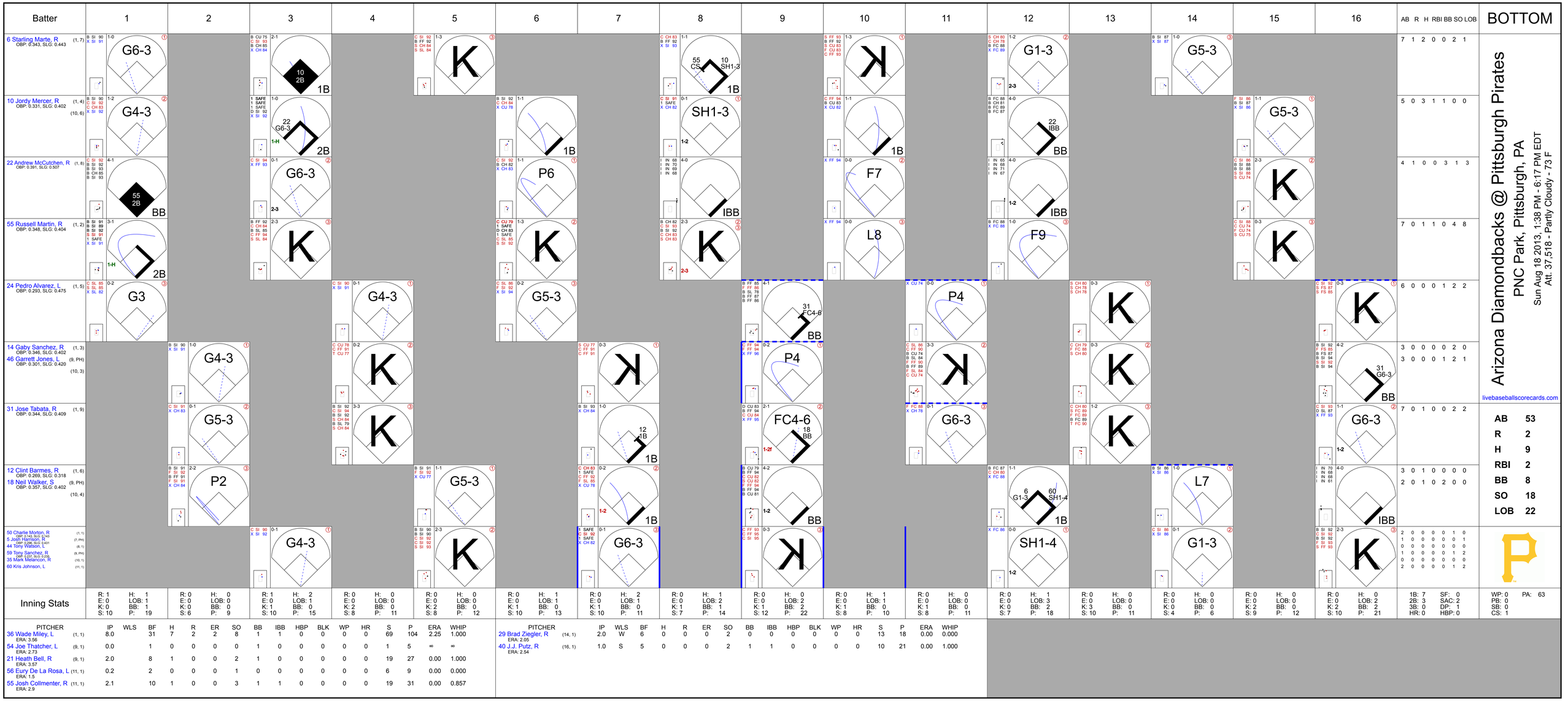

Arizona Diamondbacks @ Pittsburgh Pirates

PNC Park, Pittsburgh, PA

Sun Aug 18 2013, 1:38 PM - 6:17 PM EDT
Att. 37,518 - Partly Cloudy - 73 F

livebaseballscorecards.com

Batter	1	2	3	4	5	6	7	8	9	10	11	12	13	14	15	16	AB	R	H	RBI	BB	SO	LOB
6 Starling Marte, R (1, 7) OBP: 0.343, SLG: 0.443	G6-3		10 2B 1B		K			55 CS 10 SH1-3 1B		K		G1-3		G5-3			7	1	2	0	0	2	1
10 Jordy Mercer, R (1, 4) OBP: 0.331, SLG: 0.402 (10, 6)	G4-3		22 G6-3 1-H 2B			1B		SH1-3 1-2		1B		22 IBB BB			G5-3		5	0	3	1	1	0	0
22 Andrew McCutchen, R (1, 8) OBP: 0.391, SLG: 0.507	55 2B BB		G6-3 2-3			P6		IBB		F7		IBB			K		4	1	0	0	3	1	3
55 Russell Martin, R (1, 2) OBP: 0.348, SLG: 0.404	1-H 2B		K			K		K 2-3		L8		F9			K		7	0	1	1	0	4	8
24 Pedro Alvarez, L (1, 5) OBP: 0.293, SLG: 0.475	G3			G4-3		G5-3			31 FC4-6 BB		P4		K			K	6	0	0	0	1	2	2
14 Gaby Sanchez, R (1, 3) OBP: 0.346, SLG: 0.402		G4-3		K			K		P4		K		K			31 G6-3 BB	3	0	0	0	0	2	0
46 Garrett Jones, L (9, PH) OBP: 0.301, SLG: 0.420 (10, 3)																	3	0	0	0	1	2	1
31 Jose Tabata, R (1, 9) OBP: 0.344, SLG: 0.409		G5-3		K			12 1B 1B		FC4-6 18 BB 1-2f		G6-3		K			G6-3 1-2	7	0	1	0	0	2	2
12 Clint Barmes, R (1, 6) OBP: 0.269, SLG: 0.318		P2			G5-3		1-2 1B		BB			6 G1-3 60 SH1-4 1B		L7		IBB	3	0	1	0	0	0	0
18 Neil Walker, S (9, PH) OBP: 0.357, SLG: 0.402 (10, 4)																	2	0	1	0	2	0	0
50 Charlie Morton, R (1, 1) OBP: 0.143, SLG: 0.143			G4-3		K		G6-3		K			SH1-4 1-2		G1-3		K	2	0	0	0	0	1	0
5 Josh Harrison, R (7, PH) OBP: 0.296, SLG: 0.431																	1	0	0	0	0	0	1
44 Tony Watson, L (8, 1)																	0	0	0	0	0	0	0
59 Tony Sanchez, R (9, PH) OBP: 0.237, SLG: 0.226																	1	0	0	0	0	1	2
35 Mark Melancon, R (10, 1)																	0	0	0	0	0	0	0
60 Kris Johnson, L (11, 1)																	2	0	0	0	0	1	2

Inning Stats	1	2	3	4	5	6	7	8	9	10	11	12	13	14	15	16	AB	R	H	RBI	BB	SO	LOB
	R: 1 E: 0 K: 0 S: 10	H: 1 LOB: 1 BB: 1 P: 19	R: 0 E: 0 K: 0 S: 6	H: 0 LOB: 0 BB: 0 P: 9	R: 1 E: 0 K: 1 S: 10	H: 2 LOB: 1 BB: 0 P: 15	R: 0 E: 0 K: 2 S: 8	H: 0 LOB: 0 BB: 0 P: 11	R: 0 E: 0 K: 2 S: 8	H: 0 LOB: 0 BB: 0 P: 12	R: 0 E: 0 K: 1 S: 10	H: 1 LOB: 1 BB: 0 P: 13	R: 0 E: 0 K: 1 S: 10	H: 2 LOB: 1 BB: 0 P: 11	R: 0 E: 0 K: 1 S: 7	H: 1 LOB: 2 BB: 1 P: 14	R: 0 E: 0 K: 1 S: 12	H: 0 LOB: 2 BB: 2 P: 22	R: 0 E: 0 K: 1 S: 8	H: 1 LOB: 1 BB: 0 P: 10	R: 0 E: 0 K: 1 S: 8	H: 0 LOB: 0 BB: 0 P: 11	R: 0 E: 0 K: 0 S: 7	H: 1 LOB: 3 BB: 2 P: 18	R: 0 E: 0 K: 3 S: 10	H: 0 LOB: 0 BB: 0 P: 11	R: 0 E: 0 K: 0 S: 4	H: 0 LOB: 0 BB: 0 P: 6	R: 0 E: 0 K: 2 S: 9	H: 0 LOB: 0 BB: 0 P: 12	R: 0 E: 0 K: 2 S: 10	H: 0 LOB: 2 BB: 2 P: 21	1B: 7 2B: 3 3B: 0 HR: 0	SF: 0 SAC: 2 DP: 1 HBP: 0	WP: 0 PB: 0 SB: 0 CS: 1	PA: 63

PITCHER	IP	WLS	BF	H	R	ER	SO	BB	IBB	HBP	BLK	WP	HR	S	P	ERA	WHIP
36 Wade Miley, L (1, 1) ERA: 3.56	8.0		31	7	2	2	8	1	1	0	0	0	0	69	104	2.25	1.000
54 Joe Thatcher, L (9, 1) ERA: 2.73	0.0		1	0	0	0	0	1	0	0	0	0	0	1	5	∞	∞
21 Heath Bell, R (9, 1) ERA: 3.57	2.0		8	1	0	0	2	1	0	0	0	0	0	19	27	0.00	1.000
56 Eury De La Rosa, L (11, 1) ERA: 1.5	0.2		2	0	0	0	1	0	0	0	0	0	0	6	9	0.00	0.000
55 Josh Collmenter, R (11, 1) ERA: 2.9	2.1		10	1	0	0	3	1	1	0	0	0	0	19	31	0.00	0.857

PITCHER	IP	WLS	BF	H	R	ER	SO	BB	IBB	HBP	BLK	WP	HR	S	P	ERA	WHIP
29 Brad Ziegler, R (14, 1) ERA: 2.05	2.0	W	6	0	0	0	2	0	0	0	0	0	0	13	18	0.00	0.000
40 J.J. Putz, R (16, 1) ERA: 2.54	1.0	S	5	0	0	0	2	1	1	0	0	0	0	10	21	0.00	1.000

AB	53
R	2
H	9
RBI	2
BB	8
SO	18
LOB	22

Batter	1	2	3	4	5	6	7	8	9	AB	R	H	RBI	BB	SO	LOB
5 Josh Harrison, R (1, 9) OBP: 0.276, SLG: 0.400	C FF 95 F FF 95 B SL 82 B SL 85 F FF 97 B FF 96 F FF 96 F CH 84 S CH 84 3-3 ① K		D SI 96 F CH 84 S SI 97 F FF 98 F CH 84 S CH 83 1-3 ② K2-3		S CH 83 X SI 96 0-1 ③ G3-1			B FF 91 1 SAFE C CH 78 1 SAFE X CH 77 1-1 ① FC3-6 18 F9 1-2f		4	0	0	0	0	2	2
18 Neil Walker, S (1, 4) OBP: 0.353, SLG: 0.398	B FF 95 X FF 95 1-0 ② F9		X CH 84 0-0 ③ F9			B CH 82 F CH 80 C SI 93 S SL 84 1-3 ① K		1 SAFE C CH 79 F CH 78 B FF 92 B FF 92 B CH 81 X CH 79 3-2 ②③ F9 1-2		4	0	0	0	0	1	2
22 Andrew McCutchen, R (1, 8) OBP: 0.394, SLG: 0.508	C FF 96 B FF 96 C FF 96 B SL 86 X FF 96 2-2 1B			F CH 82 X SI 95 0-1 24 1B 24 E 1B		C SL 84 F SI 93 X SL 80 0-2 ② F9			B CU 74 B FF 91 C CH 78 B CH 78 B FF 89 4-1 24 CS BB	3	1	2	0	1	0	0
24 Pedro Alvarez, L (1, 5) OBP: 0.295, SLG: 0.482	D SL 80 B FF 96 1 SAFE F CH 83 S CH 83 X CH 82 2-2 ③ G4-3			1 SAFE F SI 96 X CH 84 0-1 E9 1-H 1B		F SI 95 X SL 85 0-1 HR			C FF 92 B FF 92 B CH 79 S FF 91 1 SAFE F FF 92 B FF 92 1 SAFE F CH 79 3-3 ①② S CH 80 K 1-2	4	2	2	1	0	1	2
46 Garrett Jones, L (1, 3) OBP: 0.301, SLG: 0.417 37 Justin Wilson, L (8, 1) 55 Russell Martin, R (9, PH) OBP: 0.348, SLG: 0.403 35 Mark Melancon, R (9, 1)		B FF 94 B FF 94 C CH 83 F SI 95 B SI 96 B CH 84 4-2 10 FC6-4 BB		S FF 97 X 0-1 ① F7		B SI 96 B CH 83 X CH 84 2-0 ③ G3			C FF 90 X CH 80 0-1 ③ G5-3	2 0 1 0	0 0 0 0	0 0 0 0	0 0 0 0	1 0 0 0	0 0 0 0	0 0 0 0
10 Jordy Mercer, R (1, 6) OBP: 0.331, SLG: 0.399		C FF 96 X SI 95 0-1 ① FC6-4 31 L1-3 1-2f		C SI 96 S SI 96 B FF 97 B CH 84 B SI 96 B SI 97 4-2 31 G4-6-3 BB			B CH 82 X FF 93 1-0 ① F8			2	0	0	0	1	0	1
31 Jose Tabata, R (1, 7) OBP: 0.339, SLG: 0.403		X SI 95 0-0 ②③ L1-3 1-1		C CH 82 B SI 96 B CH 84 1 SAFE B CH 83 X SI 94 3-1 ②③ G4-6-3 1-2f			B CH 82 X SI 93 1-0 ② G6-3			3	0	0	0	0	0	2
59 Tony Sanchez, R (1, 2) OBP: 0.244, SLG: 0.243			F FF 94 S SI 93 B SL 83 B SI 95 X SL 83 2-2 47 SH1-4 1B		X SI 94 0-0 ① L7		B FF 95 X SI 95 1-0 ③ G5-3			3	0	1	0	0	0	0
47 Francisco Liriano, L (1, 1) OBP: 0.100, SLG: 0.077 14 Gaby Sanchez, R (8, PH) OBP: 0.348, SLG: 0.402 (8, 3)			X SI 96 0-0 ① SH1-4 1-2		C FF 92 S FF 94 F FF 95 X SL 83 0-2 ② G1-3			C FF 91 B CU 73 B CU 76 B FF 91 D FF 91 4-1 5 FC3-6 BB		1 0	0 0	0 0	0 0	0 1	0 0	0 0
Inning Stats	R: 0 E: 0 K: 1 S: 13 H: 1 LOB: 1 BB: 0 P: 21	R: 0 E: 0 K: 0 S: 5 H: 0 LOB: 0 BB: 1 P: 9	R: 0 E: 0 K: 1 S: 10 H: 1 LOB: 1 BB: 0 P: 13	R: 2 E: 1 K: 0 S: 10 H: 2 LOB: 0 BB: 1 P: 17	R: 0 E: 0 K: 0 S: 7 H: 0 LOB: 0 BB: 0 P: 7	R: 1 E: 0 K: 1 S: 9 H: 1 LOB: 0 BB: 0 P: 12	R: 0 E: 0 K: 0 S: 3 H: 0 LOB: 0 BB: 0 P: 6	R: 0 E: 0 K: 0 S: 6 H: 0 LOB: 0 BB: 1 P: 14	R: 0 E: 0 K: 1 S: 8 H: 0 LOB: 0 BB: 1 P: 15	1B: 4 2B: 2 3B: 0 HR: 1		SF: 0 SAC: 1 DP: 3 HBP: 0			WP: 0 PB: 0 SB: 0 CS: 1	PA: 32

PITCHER		IP	WLS	BF	H	R	ER	SO	BB	IBB	HBP	BLK	WP	HR	S	P	ERA	WHIP
34 Andrew Cashner, R ERA: 3.74	(1, 1)	7.0	L	26	5	3	1	3	2	0	0	0	0	1	57	85	1.29	1.000
29 Brad Boxberger, R ERA: 3.27	(8, 1)	2.0		6	0	0	0	1	2	0	0	0	0	0	14	29	0.00	1.000

PITCHER	IP	WLS	BF	H	R	ER	SO	BB	IBB	HBP	BLK	WP	HR	S	P	ERA	WHIP

TOP

Pittsburgh Pirates @ San Diego Padres

Petco Park, San Diego, CA

Mon Aug 19 2013, 7:13 PM - 9:46 PM PDT

Att. 24,850 - Clear - 66 F

livebaseballscorecards.com

AB	27
R	3
H	5
RBI	1
BB	4
SO	4
LOB	9

Batter	1	2	3	4	5	6	7	8	9	AB	R	H	RBI	BB	SO	LOB
13 Chris Denorfia, R (1, 9) OBP: 0.333, SLG: 0.395	C SI 91 C SI 92 B SL 87 S SI 92 1-3 ① K		B CH 85 B SL 86 S CH 87 S CH 87 S SL 86 2-3 ② K2-3		B SL 86 X SI 93 1-0 25 G6-3 2B			C SI 94 F SI 95 B FF 96 F FF 96 F SI 96 B CU 82 X SI 96 2-2 ① G1-3		4	0	1	0	0	2	1
25 Will Venable, L (1, 8) OBP: 0.305, SLG: 0.489	C SI 93 F SI 93 S SL 88 0-3 ② K		C SI 94 D FF 90 T CH 88 D SL 88 S SL 89 2-3 ③ K		L SL 85 S SI 94 X SL 88 0-2 ② G6-3 2-3			C SI 95 F FC 91 B SI 96 F SI 96 S SI 96 1-3 ② K		4	0	0	0	0	3	2
9 Jedd Gyorko, R (1, 4) OBP: 0.299, SLG: 0.429	C SI 92 B CH 86 X CH 86 1-1 ③ L4			C SL 84 S SL 85 S CH 85 0-3 ① K	D CH 86 C SI 92 S SL 87 F SL 87 F CH 87 S SL 85 1-3 ③ K			B FF 96 B SI 95 F SI 96 F FC 91 F FF 96 S FC 92 2-3 ③ K		4	0	0	0	0	3	1
23 Yonder Alonso, L (1, 3) OBP: 0.352, SLG: 0.382		C SI 93 S SI 92 S SL 88 0-3 ① K		X SL 87 0-0 ② G6-3		X SI 92 0-0 ① G3			B FF 93 S FC 93 B FF 94 X FC 92 2-1 ① G3	4	0	0	0	0	1	0
Chase Headley, S (1, 5) OBP: 0.328, SLG: 0.368		F SI 93 S CH 87 B CH 86 B SL 86 B CH 87 S SL 86 3-3 ② K		B SI 91 B CH 86 B SI 93 B SI 91 4-0 11 2B BB		B SI 92 B CH 84 C SL 83 S CH 86 B SL 88 C SI 93 3-3 ② K			B FC 92 F FC 92 B KC 81 S FC 91 F FC 92 X KC 82 2-2 4 2B 1B	3	1	1	0	1	2	0
11 Logan Forsythe, R (1, 7) OBP: 0.295, SLG: 0.337		B SI 94 X SL 85 1-0 1B		B CH 85 X SI 92 1-0 1-3 2B		B CH 85 C CH 85 B SL 86 X SI 91 2-1 ③ L8			C FC 91 F KC 80 D KC 81 S KC 81 1-3 ② K	4	0	2	0	0	1	1
4 Nick Hundley, R (1, 2) OBP: 0.306, SLG: 0.409		B SI 93 B SI 92 F SL 86 S CH 86 S SL 86 2-3 ③ K		C CH 86 S SL 86 D SL 87 B CH 88 D SL 88 F CH 86 D SL 88 4-2 3 FC5-4 BB			F SI 90 B SI 91 X CH 86 1-1 ① G6-3		X FC 91 0-0 14 WP 1-H 2B	3	0	1	1	1	1	1
3 Ronny Cedeno, R (1, 6) OBP: 0.257, SLG: 0.296 14 Mark Kotsay, L (9, PH) OBP: 0.250, SLG: 0.238			C SI 92 F SL 86 B CH 86 X SI 92 1-2 34 BLK 1B	X CH 87 0-0 ③ FC5-4 1-2f			C SL 83 B CH 85 B SI 91 B CH 84 X SI 92 3-1 ② F8		B FC 91 B FC 91 B FC 92 C FC 91 F FC 91 S FC 91 3-3 ③ K 2-3	3 1	0 0	1 0	0 0	0 1	0 1	3 1
34 Andrew Cashner, R (1, 1) OBP: 0.275, SLG: 0.333 1 Jaff Decker, L (7, PH) OBP: 0.261, SLG: 0.316 29 Brad Boxberger, R (8, 1)			B SI 91 L SI 92 1 SAFE B SL 85 M SI 92 L SL 86 2-3 ① K 1-2		C SI 92 B SI 91 S SL 85 B SL 84 C SI 93 2-3 ① K		C SL 86 S SL 84 B SI 94 F SI 93 F SL 88 B SL 88 S SL 88 2-3 ③ K			2 1 0	0 0 0	0 0 0	0 0 0	0 0 0	2 1 0	1 0 0
Inning Stats	R: 0 E: 0 K: 2 S: 8 H: 0 LOB: 0 BB: 0 P: 10	R: 0 E: 0 K: 3 S: 10 H: 1 LOB: 1 BB: 0 P: 16	R: 0 E: 0 K: 3 S: 12 H: 1 LOB: 1 BB: 0 P: 19	R: 0 E: 0 K: 1 S: 9 H: 1 LOB: 3 BB: 2 P: 18	R: 0 E: 0 K: 2 S: 12 H: 1 LOB: 1 BB: 0 P: 16	R: 0 E: 0 K: 1 S: 6 H: 0 LOB: 0 BB: 0 P: 11	R: 0 E: 0 K: 1 S: 9 H: 0 LOB: 0 BB: 0 P: 15	R: 0 E: 0 K: 2 S: 13 H: 0 LOB: 0 BB: 0 P: 18	R: 1 E: 0 K: 2 S: 13 H: 2 LOB: 1 BB: 0 P: 21	1B: 3 2B: 3 3B: 0 HR: 0 SF: 0 SAC: 0 DP: 0 HBP: 0						WP: 1 PB: 0 SB: 0 CS: 0 PA: 35	

PITCHER		IP	WLS	BF	H	R	ER	SO	BB	IBB	HBP	BLK	WP	HR	S	P	ERA	WHIP
47 Francisco Liriano, L ERA: 2.53	(1, 1)	7.0	W	27	4	0	0	13	2	0	0	1	0	0	66	105	0.00	0.857
37 Justin Wilson, L ERA: 1.97	(8, 1)	1.0	H	3	0	0	0	2	0	0	0	0	0	0	13	18	0.00	0.000
35 Mark Melancon, R ERA: 0.93	(9, 1)	1.0	S	5	2	1	1	2	0	0	0	0	1	0	13	21	9.00	2.000

PITCHER	IP	WLS	BF	H	R	ER	SO	BB	IBB	HBP	BLK	WP	HR	S	P	ERA	WHIP

BOTTOM

Pittsburgh Pirates @ San Diego Padres

Petco Park, San Diego, CA

Mon Aug 19 2013, 7:13 PM - 9:46 PM PDT

Att. 24,850 - Clear - 66 F

livebaseballscorecards.com

AB	33
R	1
H	6
RBI	1
BB	2
SO	17
LOB	11

Pittsburgh Pirates @ San Diego Padres

Petco Park, San Diego, CA

Tue Aug 20 2013, 7:12 PM - 10:06 PM PDT

Att. 21,381 - Partly Cloudy - 72 F

TOP

livebaseballscorecards.com

Batter	1	2	3	4	5	6	7	8	9	AB	R	H	RBI	BB	SO	LOB
31 Jose Tabata, R (1, 7) OBP: 0.333, SLG: 0.395	C FF 93 F SI 94 B SL 87 B SL 87 X FF 94 2-2 F9 ① C SL 85 B SI 93 S SL 86 B SL 86 C FF 94 2-3 K ③			B CH 85 X SL 85 1-0 G6-3 ③			X FF 92 0-0 SH5-4 ① 1-2 2-3	X CH 81 0-0 G6-3 ③		4	0	0	0	0	1	2
18 Neil Walker, S (1, 4) OBP: 0.356, SLG: 0.407	B FF 95 C SI 93 B FF 95 B FF 93 X FF 93 3-1 HR	B SI 93 H SL 84 2-0 24 3B HBP	B CH 85 B CH 84 C FF 94 S SL 84 S SL 85 2-3 K ①			S FF 93 B FF 93 B FF 94 3 SAFE B FF 93 F FF 93 X SL 81 3-2 FC4-2 ② 2-3 3-H	F CH 81 S CH 82 B SI 92 X CH 82 1-2 1B		4	3	2	1	0	1	2
22 Andrew McCutchen, R (1, 8) OBP: 0.392, SLG: 0.509	B FF 94 X SL 85 1-0 G3-1 ②	F SL 86 C SL 85 S SL 87 0-3 K ①	B CH 85 B CH 87 C SL 83 S FF 95 X SL 88 2-2 F8 ②				B SL 81 B SL 81 S FF 93 C FF 92 B FF 94 X FF 93 3-2 5 3B 3B 1-H 3-H		F CH 81 S CH 82 F CH 82 F FF 93 S CH 83 1-3 K ①	5	1	1	2	0	2	2
24 Pedro Alvarez, L (1, 5) OBP: 0.296, SLG: 0.485	B SI 93 B CH 85 C FF 93 B FF 94 X SI 93 3-1 E4 55 2B	X SI 92 0-0 1-H 3B	B CH 88 S FF 96 X SL 85 1-1 G6-3 ③				B SL 82 B SI 90 B FF 91 B FF 91 4-0 5 3B 55 BB BB		B SI 93 C CH 82 B FF 92 F SL 87 S CH 82 2-3 K ②	4	2	1	1	1	1	1
55 Russell Martin, R (1, 2) OBP: 0.351, SLG: 0.405	B FF 92 C SL 84 X FF 94 1-1 1-H 2B	X SL 85 0-0 G1-3 ②				B SL 84 B FF 92 B SL 84 B FF 91 4-0 46 G4-6-3 BB	B SI 91 C SI 91 C CH 85 D SL 83 B CH 84 4-2 5 3B BB 1-2		F SL 88 C FF 93 F FF 93 F CH 83 X SL 87 0-2 P2 ③	3	1	1	1	2	0	2
46 Garrett Jones, L (1, 9) OBP: 0.298, SLG: 0.414 5 Josh Harrison, R (7, PH) OBP: 0.288, SLG: 0.446 (7, 9)	C SL 84 S SL 82 F FF 94 X SL 87 0-2 G3 ③	C FF 95 B FF 95 C SL 85 S SL 86 1-3 K ③				D FF 93 S FF 92 S FF 92 1 SAFE F FF 93 B FF 93 X SL 85 2-2 G4-6-3 ① 1-2f	S FF 91 F FF 91 F SL 82 X SI 92 0-2 1-H 2-H 3-H 3B			3 1	0 0	0 1	0 3	0 0	1 0	3 0
14 Gaby Sanchez, R (1, 3) OBP: 0.351, SLG: 0.408		B FF 94 B SL 84 F FF 94 B FF 95 X FF 95 3-1 34 G1-6-3 1B		C CH 85 X FF 96 0-1 2B		X FF 95 0-0 L7 ③	X CH 87 0-0 G6-3 ③			4	0	2	0	0	0	1
10 Jordy Mercer, R (1, 6) OBP: 0.330, SLG: 0.397		C SL 86 B SI 93 C SL 84 S SL 85 1-3 K ①		F SL 85 S FF 94 X SL 86 1-2 G6-3 ①			B SL 84 B FF 92 B FF 92 C FF 90 S SL 83 X SL 84 3-2 31 SH5-4 34 BB 18 FC4-2 1B	C FF 93 B SL 87 F FF 92 B SL 87 X SI 92 2-2 G6-3 ①		4	0	1	0	0	1	2
34 A.J. Burnett, R (1, 1) OBP: 0.083, SLG: 0.064 32 Vin Mazzaro, R (8, 1) OBP: 0.167, SLG: 0.167 48 Jared Hughes, R (9, 1)		C FF 93 L FF 94 X SL 86 0-2 G1-6-3 ② 1-2		C FF 95 S SL 86 B SL 86 F FF 95 S SL 86 1-3 K ②			B FF 92 B FF 91 L FF 93 L SL 84 B SL 84 B SL 84 4-2 18 FC4-2 31 SH5-4 22 3B BB 1-2	B FF 92 X FF 92 1-0 G6-3 ②		3 0 0	1 0 0	0 0 0	0 0 0	1 0 0	1 0 0	2 0 0
Inning Stats	R: 2 E: 1 K: 0 S: 14 H: 2 LOB: 1 BB: 0 P: 24	R: 0 E: 0 K: 2 S: 11 H: 1 LOB: 1 BB: 0 P: 17	R: 1 E: 0 K: 2 S: 8 H: 1 LOB: 1 BB: 0 P: 11	R: 0 E: 0 K: 1 S: 10 H: 1 LOB: 1 BB: 0 P: 13	R: 0 E: 0 K: 1 S: 8 H: 0 LOB: 0 BB: 0 P: 13	R: 0 E: 0 K: 0 S: 5 H: 0 LOB: 0 BB: 1 P: 11	R: 5 E: 0 K: 0 S: 19 H: 3 LOB: 1 BB: 3 P: 40	R: 0 E: 0 K: 0 S: 5 H: 0 LOB: 0 BB: 0 P: 8	R: 0 E: 0 K: 2 S: 15 H: 1 LOB: 1 BB: 0 P: 19	1B: 3 2B: 2 3B: 3 HR: 1 SF: 0 SAC: 1 DP: 1 HBP: 1						

PITCHER		IP	WLS	BF	H	R	ER	SO	BB	IBB	HBP	BLK	WP	HR	S	P	ERA	WHIP
38 Tyson Ross, R ERA: 2.85	(1, 1)	6.1	L	28	6	5	4	6	2	0	1	0	0	1	62	102	5.68	1.263
55 Dale Thayer, R ERA: 2.89	(7, 1)	0.1		2	1	0	0	0	0	0	0	0	0	0	6	12	0.00	3.000
56 Colt Hynes, L ERA: 11.12	(7, 1)	0.1		4	1	3	3	0	2	0	0	0	0	0	7	15	81.00	9.000
46 Tim Stauffer, R ERA: 4.14	(8, 1)	2.0		7	1	0	0	2	0	0	0	0	0	0	20	27	0.00	0.500

PITCHER	IP	WLS	BF	H	R	ER	SO	BB	IBB	HBP	BLK	WP	HR	S	P	ERA	WHIP

AB	35
R	8
H	9
RBI	8
BB	4
SO	8
LOB	17

WP: 0 PA: 41
PB: 0
SB: 0
CS: 0

Batter	1	2	3	4	5	6	7	8	9	AB	R	H	RBI	BB	SO	LOB
25 Will Venable, L (1, 9) OBP: 0.304, SLG: 0.486	C SI 93 B KC 82 B SI 93 F KC 82 F SI 94 F KC 82 F KC 82 B FF 95 X KC 82 3-2 G5-3 ①		C CH 87 F KC 82 X KC 81 0-2 5 BB 2-3 1B		C SI 91 B CH 87 B KC 80 S KC 81 F KC 83 F KC 82 B SI 92 X SI 92 3-2 G4-3 ②			C SI 91 B CH 86 C SI 92 B SL 88 F SI 93 B SL 88 S FF 93 3-3 K ①		4	0	1	0	0	1	0
5 Alexi Amarista, L (1, 8) OBP: 0.302, SLG: 0.386	B FF 93 B SI 93 B FF 94 C FF 93 X SI 93 3-1 F7 ②		D SI 95 B SI 94 1 SAFE 1 SAFE B SI 94 B SI 94 4-0 1-2 BB		X SI 92 0-0 F7 ③			B SI 92 C FF 92 X SL 87 1-1 3B		3	0	1	0	1	0	0
23 Yonder Alonso, L (1, 3) OBP: 0.348, SLG: 0.377	B SI 94 F SI 92 F KC 84 F SI 93 S KC 83 1-3 K ③		C KC 83 B KC 83 C SI 93 T KC 83 1-2 K ③			B CH 86 B KC 81 F SI 91 X KC 81 2-1 G5-3 ①		C SL 88 X SI 92 0-1 G1-3 ②		4	0	0	0	0	2	4
9 Jedd Gyorko, R (1, 4) OBP: 0.299, SLG: 0.436		F FF 92 B KC 84 C FF 93 X KC 83 1-2 G5-3 ①		B FF 91 C FF 92 F FF 92 X FF 93 1-2 HR		C SI 92 B KC 84 C SI 92 F KC 83 X KC 82 1-2 F7 ②		C SL 86 B SL 88 S SI 93 X SL 87 1-2 G1-3 ③		4	1	1	1	0	0	1
Chase Headley, S (1, 5) OBP: 0.328, SLG: 0.367		F SI 93 B CH 88 S KC 83 F KC 82 S KC 83 1-3 K ②		B CH 87 C KC 82 C KC 82 S KC 83 1-3 K ①		S SI 92 F SI 92 S KC 82 0-3 K ③			X SI 92 0-0 1 FC5-4 1B	4	0	1	0	0	3	0
4 Nick Hundley, R (1, 2) OBP: 0.302, SLG: 0.403		B KC 82 B SI 92 B SI 92 C SI 93 X SI 93 3-1 G5-3 ③		X SI 93 0-0 G3-1 ②			X SI 91 0-0 F9 ①		B SI 92 C SI 92 S SI 92 F SI 92 S SL 84 1-3 K ①	4	0	0	0	0	1	1
1 Jaff Decker, L (1, 7) OBP: 0.259, SLG: 0.304			X SI 92 0-0 G4-3 ① C SI 92 B CH 88 C KC 82 X KC 82 1-2 1B				B FF 91 S SI 92 C KC 82 F SI 92 F CH 88 X KC 81 1-2 G3-1 ②		X SI 92 0-0 FC5-4 14 DI 1-2f ②	4	0	1	0	0	0	1
3 Ronny Cedeno, R (1, 6) OBP: 0.258, SLG: 0.297 46 Tim Stauffer, R (8, 1) 14 Mark Kotsay, L (9, PH) OBP: 0.248, SLG: 0.236			C FF 92 F KC 82 B KC 83 B KC 83 X KC 83 2-2 E5 25 1B 38 SH1-4	C SI 94 1 SAFE C SI 92 D KC 85 1 SAFE B KC 85 S SI 93 2-3 K ③			B SI 91 B SI 92 F SI 90 X SI 92 2-1 1B		C SI 92 B SI 93 B SI 93 X SI 92 2-1 G1-3 ③ 1-2	3 0 1	0 0 0	1 0 0	0 0 0	0 0 0	1 0 0	1 0 1
38 Tyson Ross, R (1, 1) OBP: 0.143, SLG: 0.143 55 Dale Thayer, R (7, 1) 56 Colt Hynes, L (7, 1) 11 Logan Forsythe, R (7, PH) OBP: 0.293, SLG: 0.335 (8, 6)			B SI 91 M SI 91 X SI 91 1-1 SH1-4 ② 1-2		B SI 90 C SI 90 C SI 91 S KC 82 1-3 K ①		C SI 93 C KC 82 B KC 83 B KC 83 X SI 93 2-2 F8 ③			1 0 0 1	0 0 0 0	0 0 0 0	0 0 0 0	1 0 0 0	0 0 0 0	0 0 0 1
Inning Stats	R: 0 E: 0 K: 1 S: 12 H: 0 LOB: 0 BB: 0 P: 19	R: 0 E: 0 K: 1 S: 9 H: 0 LOB: 0 BB: 0 P: 14	R: 0 E: 1 K: 1 S: 12 H: 1 LOB: 3 BB: 1 P: 20	R: 1 E: 0 K: 2 S: 13 H: 2 LOB: 1 BB: 0 P: 18	R: 0 E: 0 K: 1 S: 9 H: 0 LOB: 0 BB: 0 P: 13	R: 0 E: 0 K: 1 S: 9 H: 0 LOB: 0 BB: 0 P: 12	R: 0 E: 0 K: 0 S: 11 H: 1 LOB: 1 BB: 0 P: 16	R: 0 E: 0 K: 1 S: 11 H: 1 LOB: 1 BB: 0 P: 16	R: 0 E: 0 K: 1 S: 8 H: 1 LOB: 1 BB: 0 P: 11	1B: 4 2B: 0 3B: 1 HR: 1 SF: 0 SAC: 1 DP: 0 HBP: 0						

PITCHER		IP	WLS	BF	H	R	ER	SO	BB	IBB	HBP	BLK	WP	HR	S	P	ERA	WHIP
34 A.J. Burnett, R ERA: 3.09	(1, 1)	7.0	W	27	4	1	1	7	1	0	0	0	0	1	75	112	1.29	0.714
32 Vin Mazzaro, R ERA: 2.44	(8, 1)	1.0		4	1	0	0	1	0	0	0	0	0	0	11	16	0.00	1.000
48 Jared Hughes, R ERA: 3.8	(9, 1)	1.0		4	1	0	0	1	0	0	0	0	0	0	8	11	0.00	1.000

PITCHER	IP	WLS	BF	H	R	ER	SO	BB	IBB	HBP	BLK	WP	HR	S	P	ERA	WHIP

BOTTOM

Pittsburgh Pirates @ San Diego Padres

Petco Park, San Diego, CA

Tue Aug 20 2013, 7:12 PM - 10:06 PM PDT

Att. 21,381 - Partly Cloudy - 72 F

livebaseballscorecards.com

AB	33
R	1
H	6
RBI	1
BB	1
SO	9
LOB	10

Batter	1	2	3	4	5	6	7	8	9	AB	R	H	RBI	BB	SO	LOB
26 Felix Pie, L (1, 7) OBP: 0.500, SLG: 0.333	B SI 88 X FF 89 1-0 18 CS 1B		C KC 76 F KC 75 F SI 89 B KC 76 F KC 78 C FF 92 1-3 ① K		C CH 79 F CH 80 B FF 91 C SI 91 1-3 ③ K			B CH 78 C SI 89 F SI 88 B SL 81 F SL 82 B SI 87 F SL 83 D SL 82 4-2 22 PB 18 G4-3 22 SF8 BB		3	1	1	0	1	2	0
18 Neil Walker, S (1, 4) OBP: 0.353, SLG: 0.403	B CH 79 B FF 89 F CH 81 S CH 80 F KC 79 X CH 81 2-2 ① ② G3 1-2		C SI 91 B CH 82 X CH 79 1-1 ② G4-3			B KC 75 C FF 88 C CH 79 B KC 76 F FF 91 X CH 80 2-2 ① F9		B SI 88 B CH 77 1 SAFE F SL 81 B SI 88 X SL 82 3-1 ① G4-3 1-2		4	0	0	0	0	0	2
22 Andrew McCutchen, R (1, 8) OBP: 0.395, SLG: 0.511	X FF 90 0-0 55 BB 24 BB 1B		C CH 80 F CH 80 F CH 81 B CH 88 B FF 88 B CH 81 B KC 79 4-2 BB			B KC 75 B SL 87 C FF 91 C FF 90 B CH 81 X FF 91 3-2 1B		B SL 83 B SI 89 X SL 82 2-0 ② SF8 2-H		2	0	2	1	1	0	0
24 Pedro Alvarez, L (1, 5) OBP: 0.296, SLG: 0.482	S KC 77 C KC 78 B FF 91 B CH 79 F KC 78 B SI 91 B CH 79 4-2 55 BB 1-2 BB		X SI 90 0-0 ③ G4-3			C SI 90 B FF 90 F KC 78 B SI 91 C FF 91 2-3 ② K		S CH 77 S CH 77 S CH 74 0-3 ③ K		3	0	0	0	1	2	2
55 Russell Martin, R (1, 2) OBP: 0.350, SLG: 0.402	B KC 78 S CH 80 B FF 90 D CH 82 B FF 90 4-1 1-2 2-3 BB			F SI 86 B FF 89 S CH 80 F CH 79 F FF 91 S CH 80 1-3 ① K		B FC 87 C FF 91 D FF 91 C FC 87 B CH 81 X CH 80 3-2 ③ G5-3			B SI 90 C SL 83 S SL 84 B SL 84 S SL 84 2-3 ① K	3	0	0	0	1	2	1
46 Garrett Jones, L (1, 9) OBP: 0.295, SLG: 0.409	F CH 81 C SI 90 S SI 92 0-3 ③ K			X KC 77 0-0 ② G3			C KC 76 F KC 77 S FF 90 0-3 ① K		S SI 90 F CH 83 B CH 82 B SL 85 S CH 82 2-3 ② K	4	0	0	0	0	3	3
14 Gaby Sanchez, R (1, 3) OBP: 0.349, SLG: 0.405		F FF 88 B KC 77 X SI 89 1-1 ① G5-3		B KC 78 C FC 87 B FF 87 F CH 81 B SI 92 S CH 79 3-3 ③ K			C KC 77 X SI 90 0-1 12 FC6-4 1B		B SL 85 B SL 84 X SL 84 2-0 ③ F8	4	0	1	0	0	1	0
12 Clint Barmes, R (1, 6) OBP: 0.266, SLG: 0.314		C FC 85 X FC 85 0-1 ② G6-3			C X FC 86 0-1 ① G5-3		B FC 85 S SL 86 F FC 86 X CH 80 1-2 ② FC6-4 5 FC4 1-2f			3	0	0	0	0	0	1
45 Gerrit Cole, R (1, 1) OBP: 0.250, SLG: 0.217 5 Josh Harrison, R (7, PH) OBP: 0.283, SLG: 0.439 37 Justin Wilson, L (7, 1) 29 Bryan Morris, L (8, 1) OBP: 0.200, SLG: 0.200		B FF 89 C FF 90 B FF 90 B FC 86 X SI 90 3-1 ③ G6-3			B FC 84 C FF 89 F FC 86 F CH 81 S FF 92 1-3 ② K		X FC 86 0-0 ③ FC4 1-2f			2 0 0 0 0 1 0 1 0 0 0 0 0 1 0 0 0 0 0 0 0 0 0 0 0 0 0 0						
Inning Stats	R: 0 E: 0 K: 1 S: 13 H: 2 LOB: 3 BB: 2 P: 24	R: 0 E: 0 K: 0 S: 6 H: 0 LOB: 0 BB: 0 P: 10	R: 0 E: 0 K: 1 S: 11 H: 0 LOB: 1 BB: 1 P: 17	R: 0 E: 0 K: 2 S: 9 H: 0 LOB: 0 BB: 0 P: 13	R: 0 E: 0 K: 2 S: 9 H: 0 LOB: 0 BB: 0 P: 11	R: 0 E: 0 K: 1 S: 13 H: 1 LOB: 1 BB: 0 P: 23	R: 0 E: 0 K: 1 S: 9 H: 1 LOB: 1 BB: 0 P: 10	R: 1 E: 0 K: 1 S: 10 H: 0 LOB: 0 BB: 1 P: 19	R: 0 E: 0 K: 2 S: 7 H: 0 LOB: 0 BB: 0 P: 13	1B: 4 2B: 0 3B: 0 HR: 0 SF: 1 SAC: 0 DP: 0 HBP: 0						

PITCHER		IP	WLS	BF	H	R	ER	SO	BB	IBB	HBP	BLK	WP	HR	S	P	ERA	WHIP
22 Ian Kennedy, R ERA: 4.88	(1, 1)	7.0	W	27	4	0	0	8	3	0	0	0	0	0	70	108	0.00	1.000
57 Luke Gregerson, R ERA: 3.4	(8, 1)	1.0	H	4	0	1	0	1	1	0	0	0	0	0	10	19	0.00	1.000
16 Huston Street, R ERA: 3.02	(9, 1)	1.0	S	3	0	0	0	2	0	0	0	0	0	0	7	13	0.00	0.000

PITCHER	IP	WLS	BF	H	R	ER	SO	BB	IBB	HBP	BLK	WP	HR	S	P	ERA	WHIP

TOP

Pittsburgh Pirates @ San Diego Padres

Petco Park, San Diego, CA

Wed Aug 21 2013, 3:40 PM - 6:18 PM PDT

Att. 19,126 - Sunny - 71 F

livebaseballscorecards.com

AB	29
R	1
H	4
RBI	1
BB	4
SO	11
LOB	10

Pittsburgh Pirates @ San Diego Padres

Petco Park, San Diego, CA

Wed Aug 21 2013, 3:40 PM - 6:18 PM PDT

Att. 19,126 - Sunny - 71 F

livebaseballscorecards.com

BOTTOM

Batter	1	2	3	4	5	6	7	8	9	AB	R	H	RBI	BB	SO	LOB
25 Will Venable, L (1, 9) OBP: 0.303, SLG: 0.486	B FF 93 F SI 94 S KC 80 B FF 95 X KC 82 2-2 ① G4-3		S FF 95 X SL 88 0-1 13 G5-3 23 SF7 2B		S CH 87 X SI 96 0-1 ①② G6-3 1-2f		C SI 94 L SI 93 X CU 79 0-2 ① P2			4	1	1	0	0	0	2
13 Chris Denorfia, R (1, 7) OBP: 0.332, SLG: 0.393	C FF 93 B FF 92 X SL 89 1-1 ② G6-3		F FF 97 B FF 97 X SI 96 1-1 ① G5-3 2-3		X FF 95 0-0 23 S 23 1B 1B		B FF 93 C FF 94 B SI 95 X FF 95 2-1 ② F8 2-3			4	1	1	0	0	0	2
23 Yonder Alonso, L (1, 3) OBP: 0.350, SLG: 0.379	B FF 94 C FF 94 S KC 83 F FF 96 X KC 83 1-2 9 WP 1B		F KC 83 F FF 96 X FF 96 0-2 ② SF7 3-H		F FF 98 B FF 95 F CH 88 B FF 98 D KC 85 X FF 96 3-2 1-H 1B		F SI 95 B SI 95 F SI 95 F FF 98 B CU 81 X SI 97 2-2 ③ G3			3	0	2	2	0	0	1
9 Jedd Gyorko, R (1, 4) OBP: 0.296, SLG: 0.431	F FF 92 S FF 97 B KC 84 X SI 97 1-2 ③ G5-3 1-2		F SL 91 B KC 84 B FF 98 T FF 96 X SL 90 2-2 ③ F7		X SL 90 0-0 ③ F9			C FC 88 B FC 87 X SI 93 1-1 ① G5-3		4	0	0	0	0	0	2
Chase Headley, S (1, 5) OBP: 0.325, SLG: 0.363		B FF 95 B KC 82 X FF 93 2-0 ① G3	F FF 95 B SI 96 C SI 96 B FF 97 S FF 98 2-3 ① K		S FF 95 C FF 95 S SI 97 0-3 ① K2-3			B FF 93 C FC 88 X CU 84 1-1 ② G4-3		4	0	0	0	0	2	0
5 Alexi Amarista, L (1, 8) OBP: 0.304, SLG: 0.388		B FF 95 F SL 89 F SL 88 B KC 83 X KC 83 2-2 44 G3 11 1B 1B	B FF 96 B FF 94 C FF 96 F FF 96 F SI 96 B KC 85 F FF 97 X 3-2 ② G4-3		B FF 96 B CH 87 S SI 95 S FF 95 X FF 96 2-2 11 CS 1B			B FC 88 C FC 89 S CU 83 B CU 83 X FC 88 2-2 ③ F9		4	0	2	0	0	0	0
11 Logan Forsythe, R (1, 6) OBP: 0.305, SLG: 0.347		1 SAFE B FF 96 1 SAFE X FF 97 1-0 44 G3 1-2 1B	X 0-0 1B		1 SAFE 1 SAFE C SL 87 B SL 88 1 SAFE P PO 90 B SI 97 X SI 95 3-1 ② 1-2 1B					3	0	3	0	0	0	0
44 René Rivera, R (1, 2) OBP: 0.195, SLG: 0.211		C FF 97 X FF 97 0-1 ② G3 1-2 2-3	B SI 97 S SI 95 1 SAFE F FF 98 S SL 92 1-3 ③ K		C FF 97 F SL 89 S FF 98 0-3 ③ K					3	0	0	0	0	2	4
22 Ian Kennedy, R (1, 1) 15 Jesus Guzman, R (7, PH) OBP: 0.295, SLG: 0.396 57 Luke Gregerson, L (8, 1) 16 Huston Street, R (9, 1)		C FF 96 S FF 98 C FF 99 0-3 ③ K			C SI 93 B SL 87 B SI 95 C FF 94 X FF 94 2-2 25 G6-3 1B		B SI 92 F SI 93 X FC 91 1-1 13 S 2B			2 1 0 0	0 0 0 0	1 1 0 0	0 0 0 0	0 0 0 0	1 0 0 0	2 0 0 0
Inning Stats	R: 0 E: 0 K: 0 S: 12 H: 1 LOB: 1 BB: 0 P: 17	R: 0 E: 0 K: 1 S: 10 H: 2 LOB: 2 BB: 0 P: 15	R: 1 E: 0 K: 0 S: 10 H: 1 LOB: 0 BB: 0 P: 13	R: 0 E: 0 K: 2 S: 12 H: 1 LOB: 1 BB: 0 P: 18	R: 1 E: 0 K: 0 S: 10 H: 3 LOB: 1 BB: 0 P: 15	R: 0 E: 0 K: 2 S: 12 H: 2 LOB: 1 BB: 0 P: 16	R: 0 E: 0 K: 0 S: 11 H: 1 LOB: 1 BB: 0 P: 16	R: 0 E: 0 K: 0 S: 7 H: 0 LOB: 0 BB: 0 P: 11		1B: 9 2B: 2 3B: 0 HR: 0 SF: 1 SAC: 0 DP: 1 HBP: 0						

	AB	32
	R	2
	H	11
	RBI	2
	BB	0
	SO	5
	LOB	13

WP: 1 PB: 0 SB: 2 CS: 1 PA: 33

PITCHER		IP	WLS	BF	H	R	ER	SO	BB	IBB	HBP	BLK	WP	HR	S	P	ERA	WHIP
45 Gerrit Cole, R ERA: 3.81	(1, 1)	6.0	L	26	10	2	2	5	0	0	0	0	1	0	66	94	3.00	1.667
37 Justin Wilson, L ERA: 1.94	(7, 1)	1.0		4	1	0	0	0	0	0	0	0	0	0	11	16	0.00	1.000
29 Bryan Morris, R ERA: 3.11	(8, 1)	1.0		3	0	0	0	0	0	0	0	0	0	0	7	11	0.00	0.000

PITCHER	IP	WLS	BF	H	R	ER	SO	BB	IBB	HBP	BLK	WP	HR	S	P	ERA	WHIP

Batter	1	2	3	4	5	6	7	8	9	AB	R	H	RBI	BB	SO	LOB
31 Jose Tabata, R (1, 7) OBP: 0.344, SLG: 0.407	B SI 91 F FF 91 B FF 92 X FF 93 2-1 18 1B 22 1B 1B	C SL 87 F SL 86 B FF 93 B FF 93 X CU 79 2-2 ③ G6-3			H FF 90 1-0 22 BB 18 BB 24 2B HBP F FF 86 F CH 82 F FF 91 F SL 79 X SL 77 0-2 1-H 2-H 3-H 2B			C FF 93 X FF 93 0-1 1B		4	2	3	3	0	0	0
18 Neil Walker, S (1, 4) OBP: 0.353, SLG: 0.401	C FF 92 X FF 91 0-1 22 1B 1-3 1B	C FF 92 B SL 87 B CH 86 F CH 86 F SL 88 C CU 80 2-3 ① K			D SL 83 F SI 90 F FS 78 F SI 90 B SI 91 4-2 24 2B 22 BB 1-2 BB B SI 87 X FF 88 1-0 ③ G6-3			F FF 92 B CH 82 B CH 81 B FF 91 X FF 91 3-1 ① F8		4	1	1	0	1	1	2
22 Andrew McCutchen, R (1, 8) OBP: 0.399, SLG: 0.512 48 Jared Hughes, R (8, 1) 44 Tony Watson, L (8, 1)	1 SAFE B CU 77 B SL 86 X FF 92 2-0 55 G6-4-3 1-2 3-H 1B	C CU 80 F CU 80 B SL 88 B CH 89 X SL 87 2-2 24 2B 55 FC1-2 1B	B SL 85 B SL 84 B SL 85 B SI 90 4-0 24 2B 55 SF9 1-2 2-3 BB	B FF 85 B SL 77 B FF 87 C FF 86 B FF 87 4-1 BB				F FF 92 B CH 86 X CH 86 1-1 ② L9		3 0 0	1 0 0	2 0 0	1 0 0	2 0 0	0 0 0	1 0 0
24 Pedro Alvarez, L (1, 5) OBP: 0.297, SLG: 0.485	B CH 86 S CH 86 T FF 92 B CH 86 S CH 88 2-3 ① K	1 SAFE C CU 78 X FF 91 0-1 55 FC1-2 1-3 2B	B FF 86 X FF 88 1-0 55 SF9 14 SF9 1-3 2-H 3-H 2B	B FF 90 C SL 78 B FF 89 C FF 87 C SL 78 2-3 ① K				S CH 84 S CH 85 S CH 84 0-3 ③ K		5	1	2	2	0	3	4
55 Russell Martin, R (1, 2) OBP: 0.348, SLG: 0.400	F FF 94 F FF 93 D SL 88 B SL 89 B SL 87 X FF 93 3-2 ②③ G6-4-3 1-2f	C CU 80 F SI 92 X FF 92 0-2 ② FC1-2 2-3 3-H	C FF 89 B SI 87 X CH 82 1-1 ① SF9 2-3 3-H	B FF 87 S CH 80 X CH 81 1-1 ② L8				C SI 86 X CH 79 0-1 5 G5-4-3 1B		4	0	1	1	0	0	5
46 Garrett Jones, L (1, 9) OBP: 0.297, SLG: 0.417 5 Josh Harrison, R (9, PH) OBP: 0.279, SLG: 0.431 (9, 9)		B FF 91 B SI 91 B FF 92 C FF 91 F FF 93 X FF 92 3-2 HR	F CU 81 S CH 87 D CH 88 X FF 93 1-2 ③ P6	B SL 79 D SL 80 S FF 90 F FF 91 D SL 80 F FF 90 F SL 78 F SL 76 B FF 90 4-2 49 1B 10 1B 31 2B BB	C SL 79 F FF 89 S FF 91 0-3 ③ K			B SI 86 C SI 87 X SI 86 1-1 ①② G5-4-3 1-2f		3 1	2 0	1 0	1 0	1 0	1 0	3 1
14 Gaby Sanchez, R (1, 3) OBP: 0.343, SLG: 0.398		B CU 80 X SL 87 1-0 ① P3	B SL 86 C SL 86 X FF 91 1-1 ① L1-4-3	X FF 88 0-0 ② SF9 3-H		B FF 93 X FF 94 1-0 ① G5-3		X SI 87 0-0 ③ G6-3		4	0	0	1	0	0	0
10 Jordy Mercer, R (1, 6) OBP: 0.332, SLG: 0.410		C FF 92 B FF 92 X FF 92 1-1 HR	C FF 90 C CU 78 C SL 83 0-3 ② K	1 SAFE 1 SAFE B SI 87 X FF 88 1-0 49 1B 31 2B 1-2 1B		C FF 92 B CU 82 B FF 94 T FF 92 F CH 84 F CH 82 C CH 85 2-3 ② K				4	2	2	1	0	2	0
49 Jeff Locke, L (1, 1) OBP: 0.140, SLG: 0.098 30 Jeanmar Gómez, R (5, 1) OBP: 0.083, SLG: 0.083 26 Felix Pie, L (8, 8) OBP: 0.500, SLG: 0.333		B FF 92 C FF 92 S CH 86 B CU 79 C FF 92 2-3 ② K	B FF 90 C SI 90 F SI 90 B FF 92 F FF 90 F FF 91 S CU 78 2-3 ③ K	C FF 88 F FF 88 D SL 81 X FF 90 1-2 31 2B 1-2 2-3 1B		C FF 93 C FF 93 F FF 92 S CU 81 0-3 ③ K			3 1 0	1 0 0	1 0 0	0 0 0	0 1 0	2 0 0	0 0 0
Inning Stats	R: 1 E: 0 K: 1 S: 11 H: 3 LOB: 1 BB: 0 P: 20	R: 2 E: 0 K: 1 S: 12 H: 2 LOB: 0 BB: 0 P: 21	R: 0 E: 0 K: 1 S: 15 H: 2 LOB: 2 BB: 0 P: 20	R: 0 E: 0 K: 2 S: 10 H: 0 LOB: 0 BB: 0 P: 13	R: 7 E: 0 K: 0 S: 21 H: 4 LOB: 1 BB: 3 P: 39	R: 0 E: 0 K: 2 S: 9 H: 0 LOB: 1 BB: 1 P: 16	R: 0 E: 0 K: 2 S: 10 H: 0 LOB: 0 BB: 0 P: 13	R: 0 E: 0 K: 1 S: 9 H: 1 LOB: 1 BB: 0 P: 13	R: 0 E: 0 K: 0 S: 5 H: 1 LOB: 0 BB: 0 P: 6	1B: 8 2B: 3 3B: 0 HR: 2 SF: 2 SAC: 0 DP: 2 HBP: 1						

PITCHER		IP	WLS	BF	H	R	ER	SO	BB	IBB	HBP	BLK	WP	HR	S	P	ERA	WHIP
18 Matt Cain, R ERA: 4.43	(1, 1)	3.1		16	7	3	3	3	0	0	0	0	0	2	40	64	8.10	2.100
34 Guillermo Moscoso, R ERA: 5.4	(4, 1)	0.2	L	5	0	3	3	2	2	0	1	0	0	0	10	21	40.50	3.000
50 Jose Mijares, L ERA: 4.43	(5, 1)	2.0		12	4	4	4	2	2	0	0	0	0	0	28	44	18.00	3.000
63 Jean Machi, R ERA: 3.05	(7, 1)	2.0		7	1	0	0	3	0	0	0	0	0	0	19	26	0.00	0.500
49 Javier López, L ERA: 2.01	(9, 1)	1.0		3	1	0	0	0	0	0	0	0	0	0	5	6	0.00	1.000

PITCHER	IP	WLS	BF	H	R	ER	SO	BB	IBB	HBP	BLK	WP	HR	S	P	ERA	WHIP

TOP

Pittsburgh Pirates @ San Francisco Giants

AT&T Park, San Francisco, CA

Thu Aug 22 2013, 7:16 PM - 10:33 PM PDT

Att. 41,733 - Partly Cloudy - 65 F

livebaseballscorecards.com

AB	36
R	10
H	13
RBI	10
BB	4
SO	10
LOB	16

WP: 0	PA: 43		
PB: 0			
SB: 0			
CS: 0			

Batter	1	2	3	4	5	6	7	8	9	AB	R	H	RBI	BB	SO	LOB
19 Marco Scutaro, R (1, 4) OBP: 0.357, SLG: 0.369 21 Nick Noonan, L (7, PH) (8, 4) OBP: 0.250, SLG: 0.231 49 Javier López, L (9, 1)	B SI 92 B SI 93 B SI 92 3-2 K ①		C SI 90 B SI 90 B SI 90 B SI 89 C SI 92 B SI 93 4-2 9 1B 28 SF7 BB	C CH 79 X SI 90 0-1 2-H 3-H 1B			C SI 91 B CH 85 X SI 90 1-1 P6 ①	C SI 94 S SL 84 S SL 83 0-3 K ③		2 2 0	1 0 0	1 0 0	2 0 0	1 0 0	1 1 0	0 2 0
13 Joaquin Arias, R (1, 6) (9, 4) OBP: 0.297, SLG: 0.357	X SI 94 0-0 G1-3 ②		C FF 90 C CH 81 C SI 91 0-3 K ①	S CH 80 S KC 81 D KC 81 X SI 89 1-2 L3 ③			F SI 92 F SL 85 B SL 84 S SI 92 1-3 K ②		F SI 93 F CH 85 B CH 85 B SI 94 X SI 95 2-2 F9 ①	5	0	0	0	0	2	2
9 Brandon Belt, L (1, 3) OBP: 0.349, SLG: 0.477	B SI 93 B SI 92 F SI 93 B SI 94 B SI 93 4-1 BB		S SI 90 X SI 91 0-1 1-3 1B		C SI 91 B CH 84 X SI 92 1-1 G3-1 ①		B CH 85 F SI 92 C SI 93 B CH 83 F SI 87 X SI 93 2-2 L8 ③		F SI 94 B SL 86 F SI 94 B SL 86 S SI 94 2-3 K ②	4	0	1	0	1	1	0
28 Buster Posey, R (1, 2) OBP: 0.372, SLG: 0.477 29 Héctor Sánchez, S (8, 2) OBP: 0.319, SLG: 0.344	F SI 92 B SI 92 D CH 83 1 SAFE B SI 93 X SI 92 3-1 L9 ③		C SI 90 B SI 90 B SI 90 B SI 91 X CH 82 3-1 SF7 ② 3-H		B SI 93 F SI 92 C SL 82 B SI 90 F SL 85 F SI 93 X SI 92 2-2 G5-3 ②			C SI 91 B CH 86 S SI 92 B SI 93 X SI 92 2-2 L9 ①	F SI 94 X CH 87 0-1 F8 ③	2 2	0 0	0 0	1 0	0 0	0 0	1 0
8 Hunter Pence, R (1, 9) OBP: 0.323, SLG: 0.449		B SI 92 C SI 93 B CH 84 T SI 93 B CH 84 B SI 94 4-2 48 G5-4-3 BB	S KC 77 1 SAFE S CH 81 B SI 90 D CH 81 F CH 80 B KC 77 X SI 91 3-2 L8 ③		C SL 82 B SL 84 S SI 92 X SI 92 1-2 G6-3 ③			B SI 92 F SI 92 B SI 93 X SI 92 2-1 P2 ②		3	0	0	0	1	0	1
48 Pablo Sandoval, S (1, 5) OBP: 0.323, SLG: 0.384		X CH 82 0-0 G5-4-3 ①② 1-2f	B SI 90 B SI 88 B SI 87 C SI 89 B SI 87 4-1 7 FC4-6 6 1B 19 1B BB			C SI 91 X CH 84 0-1 G4-3 ①		S SI 92 S SI 92 B FF 94 X SI 93 1-2 6 2B 35 2B 1B		3	2	1	0	1	0	1
6 Brett Pill, R (1, 7) OBP: 0.283, SLG: 0.411		B SI 92 X SI 93 1-0 7 1B 1B	C CH 82 B SI 90 F SI 90 X KC 78 1-2 7 FC4-6 1-2 1B			F SI 91 B SI 91 F SI 92 X SL 83 1-2 G2-3 ②		C SI 92 X SI 92 0-1 35 2B 1-3 2B		4	1	3	0	0	0	0
7 Grégor Blanco, L (1, 8) OBP: 0.324, SLG: 0.332		C SI 92 S SI 92 X SI 91 0-2 1-2 1B	X SI 90 0-0 FC4-6 ① 34 SH2-4 19 1B 1-2f 2-3			B SI 92 F SI 92 B SI 93 B SI 92 B SI 90 4-1 BB		B SI 93 B SI 92 D SI 92 B SI 92 4-0 35 2B BB		2	1	1	0	2	0	2
18 Matt Cain, R (1, 1) OBP: 0.089, SLG: 0.068 34 Guillermo Moscoso, R (4, 1) 50 Jose Mijares, L (5, 1) 22 Roger Kieschnick, L (6, PH) OBP: 0.344, SLG: 0.298 63 Jean Machi, R (7, 1) 35 Brandon Crawford, L (8, PH) OBP: 0.331, SLG: 0.398 (9, 6)		S FF 91 S SI 92 B CH 81 S SI 92 1-3 K ③	X SI 90 0-0 SH2-4 ② 1-2		X SI 92 0-0 L8 ③			C SI 91 X SI 91 0-1 1-3 2-H 3-H 2B		1 0 0 1 0 1	0 0 0 0 0 0	0 0 0 0 1 2	0 0 0 0 0 1	0 0 0 1 0 2	1 0 0 0 0 0	2 0 0 1 0 0
Inning Stats	R: 0 E: 0 K: 1 S: 7 H: 0 LOB: 1 BB: 1 P: 17	R: 0 E: 0 K: 1 S: 10 H: 2 LOB: 2 BB: 1 P: 16	R: 1 E: 0 K: 1 S: 13 H: 1 LOB: 1 BB: 1 P: 23	R: 2 E: 0 K: 0 S: 11 H: 2 LOB: 1 BB: 1 P: 17	R: 0 E: 0 K: 0 S: 10 H: 0 LOB: 0 BB: 0 P: 14	R: 0 E: 0 K: 0 S: 7 H: 0 LOB: 1 BB: 1 P: 12	R: 0 E: 0 K: 1 S: 9 H: 0 LOB: 0 BB: 0 P: 13	R: 2 E: 0 K: 1 S: 15 H: 3 LOB: 2 BB: 1 P: 24	R: 0 E: 0 K: 1 S: 8 H: 0 LOB: 0 BB: 0 P: 12	1B: 6 2B: 2 3B: 0 HR: 0 SF: 1 SAC: 1 DP: 1 HBP: 0						

BOTTOM

Pittsburgh Pirates @ San Francisco Giants

AT&T Park, San Francisco, CA

Thu Aug 22 2013, 7:16 PM - 10:33 PM PDT

Att. 41,733 - Partly Cloudy - 65 F

livebaseballscorecards.com

AB	32
R	5
H	8
RBI	5
BB	6
SO	6
LOB	12

WP: 0 PB: 0 SB: 0 CS: 0 PA: 40

PITCHER		IP	WLS	BF	H	R	ER	SO	BB	IBB	HBP	BLK	WP	HR	S	P	ERA	WHIP
49 Jeff Locke, L ERA: 3.01	(1, 1)	4.0		20	5	3	3	3	4	0	0	0	0	0	41	73	6.75	2.250
30 Jeanmar Gómez, R ERA: 3.29	(5, 1)	3.0	W	10	0	0	0	1	1	0	0	0	0	0	26	39	0.00	0.333
48 Jared Hughes, R ERA: 4.44	(8, 1)	0.2		6	3	2	2	0	1	0	0	0	0	0	12	21	27.00	6.000
44 Tony Watson, L ERA: 2.79	(8, 1)	1.1		4	0	0	0	2	0	0	0	0	0	0	11	15	0.00	0.000

PITCHER	IP	WLS	BF	H	R	ER	SO	BB	IBB	HBP	BLK	WP	HR	S	P	ERA	WHIP

Batter	1	2	3	4	5	6	7	8	9	AB	R	H	RBI	BB	SO	LOB
31 Jose Tabata, R (1, 7) OBP: 0.338, SLG: 0.399	B FF 92 S FF 93 F FF 93 B FC 90 X FC 89 2-2 ① G6-3		B CH 86 B FC 88 C FC 88 X CH 86 2-1 ③ G6-3			C CH 84 S FF 91 B FF 92 B FC 87 S FC 89 2-3 ① K	B FF 90 B CH 85 X FF 90 2-0 ③ G4-3			4	0	0	0	0	1	0
10 Jordy Mercer, R (1, 5) OBP: 0.331, SLG: 0.407	B FF 93 X FC 89 1-0 ② G5-3			C FF 92 B CH 85 C FC 89 B FF 92 X CU 78 2-2 22 FC4-6 1B		B FF 92 C FC 88 C FF 91 X FF 92 1-2 ② F8		C CU 77 F FC 88 B FF 90 B FC 86 C FC 86 2-3 ① K		4	0	1	0	0	1	0
22 Andrew McCutchen, R (1, 8) OBP: 0.401, SLG: 0.513	C FF 93 B CU 79 B FC 89 X FF 93 2-1 1B			F FC 87 X CH 84 0-1 ① FC4-6 1-2f		X FF 91 0-0 1B		C CU 76 B CU 76 S FC 87 B FF 90 F FC 87 B CH 87 B CU 78 4-2 55 CS BB		3	0	2	0	1	0	1
55 Russell Martin, R (1, 2) OBP: 0.347, SLG: 0.397	X FF 92 0-0 ③ P5			X FF 91 0-0 ② F9		B FC 87 B CH 84 B FC 87 1 SAFE C FF 91 1 SAFE C FC 88 C FC 87 3-3 ③ K		1 SAFE S FF 91 B FF 91 B CU 78 B FF 90 C FC 85 B SL 91 4-2 ② 14 BB 1-2 BB		3	0	0	0	1	1	3
14 Gaby Sanchez, R (1, 3) OBP: 0.349, SLG: 0.399		B FF 92 C FF 91 B FC 88 F FC 88 B CU 77 F FC 87 B FF 92 4-2 18 G6-4-3 BB		F CH 85 T FF 91 S FC 89 0-3 ③ K			C CU 77 B CU 76 F FC 88 B CU 78 X FF 91 2-2 18 SH5-4 5 1B 12 HR 1B	B FC 86 F CH 85 B FF 90 B CH 85 F FC 87 B FC 87 4-2 26 FC6-4 1-2 BB		2	1	1	0	2	1	1
5 Josh Harrison, R (1, 9) OBP: 0.297, SLG: 0.443 26 Felix Pie, L (7, 9) OBP: 0.400, SLG: 0.250		F FF 91 F CH 85 X FF 91 0-2 ① P3			C FC 88 F FC 88 F FC 88 B FF 92 X FC 89 1-2 18 SH2-3 1B		X CH 84 0-0 18 SH5-4 1-2 12 HR 1B	X FC 87 0-0 ③ FC6-4 1-2f		3 1	1 0	2 0	0 0	0 0	0 0	1 2
18 Neil Walker, S (1, 4) OBP: 0.352, SLG: 0.399		B FC 88 F CH 85 B CH 86 F FC 88 X CU 77 2-2 ②③ G6-4-3 1-2f			1 SAFE X CH 84 0-0 ① SH2-3 1-2		X FC 87 0-0 ① SH5-4 1-2 2-3		X SI 93 0-0 ① G3-1	2	0	0	0	0	0	1
12 Clint Barmes, R (1, 6) OBP: 0.265, SLG: 0.325			C FF 91 X CU 78 0-1 ① G5-3		C FF 90 X FC 87 0-1 ② P3		B FC 87 F FC 88 X FC 88 1-1 2-H 3-H HR		B FF 93 C SL 87 F FF 93 B KC 78 X FF 93 2-2 ② G6-3	4	1	1	3	0	0	1
50 Charlie Morton, R (1, 1) OBP: 0.125, SLG: 0.125 44 Tony Watson, L (8, 1) 46 Garrett Jones, L (9, PH) OBP: 0.297, SLG: 0.416 35 Mark Melancon, R (9, 1)			B FF 90 C FF 90 X FF 92 1-1 ② F9		F FC 88 B FC 87 X FF 91 1-1 ③ P6		B FF 91 C FF 91 B CH 84 S FC 87 S FC 88 2-3 ② K		B KC 80 C SL 89 B FF 93 S CH 88 X KC 80 2-2 ③ G1-3	3 0 1 0	0 0 0 0	0 0 0 0	0 0 0 0	0 0 0 0	1 0 0 0	1 0 0 0
Inning Stats	R: 0 E: 0 K: 0 S: 7 H: 1 LOB: 1 BB: 0 P: 12	R: 0 E: 0 K: 0 S: 9 H: 0 LOB: 0 BB: 1 P: 15	R: 0 E: 0 K: 0 S: 6 H: 0 LOB: 0 BB: 0 P: 9	R: 0 E: 0 K: 1 S: 9 H: 1 LOB: 1 BB: 0 P: 11	R: 0 E: 0 K: 0 S: 9 H: 1 LOB: 1 BB: 0 P: 11	R: 0 E: 0 K: 2 S: 10 H: 1 LOB: 1 BB: 0 P: 16	R: 3 E: 0 K: 1 S: 11 H: 3 LOB: 0 BB: 0 P: 18	R: 0 E: 0 K: 1 S: 11 H: 0 LOB: 2 BB: 3 P: 25	R: 0 E: 0 K: 0 S: 7 H: 0 LOB: 0 BB: 0 P: 11	1B: 6 2B: 0 3B: 0 HR: 1 SF: 0 SAC: 2 DP: 1 HBP: 0						

PITCHER		IP	WLS	BF	H	R	ER	SO	BB	IBB	HBP	BLK	WP	HR	S	P	ERA	WHIP
40 Madison Bumgarner, L ERA: 2.84	(1, 1)	8.0	L	33	7	3	3	5	4	0	0	0	0	1	72	117	3.38	1.375
46 Santiago Casilla, R ERA: 1.83	(9, 1)	1.0		3	0	0	0	0	0	0	0	0	0	0	7	11	0.00	0.000

PITCHER		IP	WLS	BF	H	R	ER	SO	BB	IBB	HBP	BLK	WP	HR	S	P	ERA	WHIP

TOP

Pittsburgh Pirates @ San Francisco Giants

AT&T Park, San Francisco, CA

Fri Aug 23 2013, 7:17 PM - 9:44 PM PDT

Att. 41,583 - Partly Cloudy - 59 F

livebaseballscorecards.com

AB	30
R	3
H	7
RBI	3
BB	4
SO	5
LOB	11

BOTTOM

Pittsburgh Pirates @ San Francisco Giants

AT&T Park, San Francisco, CA

Fri Aug 23 2013, 7:17 PM - 9:44 PM PDT

Att. 41,583 - Partly Cloudy - 59 F

livebaseballscorecards.com

Batter	1	2	3	4	5	6	7	8	9	AB	R	H	RBI	BB	SO	LOB
7 Grégor Blanco, L (1, 8) OBP: 0.321, SLG: 0.329	B SI 94 C FF 94 F SI 92 S CU 78 1-3 K ①		F SI 93 B SI 91 X SI 92 1-1 FC6-4 9 CS 1-2f ①		C SI 91 B CU 81 C CU 78 B CU 80 S CU 80 2-3 K2-3 ②			C SI 92 S CU 79 S CU 79 0-3 K2-3 ②		4	0	0	0	0	3	1
35 Brandon Crawford, L (1, 6) OBP: 0.330, SLG: 0.399	F FF 93 X SI 92 0-1 L1-3 ②		1 SAFE 1 SAFE X FF 94 0-0 P4 ②		B FS 84 X FF 92 1-0 F8 ③			C SI 91 C CU 79 X CU 79 0-2 2B		4	0	1	0	0	0	1
9 Brandon Belt, L (1, 3) OBP: 0.348, SLG: 0.475	B FF 93 X SI 92 1-0 1B		P PO 93 1-0 CS ③ 1-2	F FF 92 B CU 79 X FF 92 1-1 G4-3 ①		B FF 92 X SI 91 1-0 G3 ①		F SI 93 F SI 93 C SL 85 0-3 K ③		4	0	1	0	0	1	1
28 Buster Posey, R (1, 2) OBP: 0.371, SLG: 0.478	B SI 93 X SI 92 1-0 G5-3 ③			C SI 93 B FS 85 X SI 93 1-1 8 WP 22 1B 2B		B SI 92 B CU 77 X SI 91 2-0 G5-3 ②			C FF 92 B FC 91 X FC 92 1-1 F8 ①	4	1	1	0	0	0	1
8 Hunter Pence, R (1, 9) OBP: 0.324, SLG: 0.449		X SI 93 0-0 48 CS 1B		C SI 92 B CU 78 F SI 93 X SI 93 1-2 G5-3 2-3 ②		X SI 92 0-0 P3 ③			C FC 92 B FF 94 B FC 92 B FC 92 S FC 94 X FC 93 3-2 48 G4-3 1B	4	0	2	0	0	0	1
48 Pablo Sandoval, S (1, 5) OBP: 0.327, SLG: 0.384		1 SAFE B FF 91 F FF 92 F FS 86 B CU 78 H CU 79 3-2 22 FC4-6 1-2 HBP ①		B CU 78 B FS 87 B FS 86 B FS 84 4-0 22 1B BB			C FF 92 C SI 91 X FS 84 0-2 13 G6-4-3 1B		X FC 91 0-0 G4-3 1-2 ②	2	0	1	0	1	0	1
22 Roger Kieschnick, L (1, 7) OBP: 0.338, SLG: 0.295		C SI 93 B FF 93 B SI 92 C FF 93 B CU 78 F FF 94 X SI 92 3-2 FC4-6 13 FC6-4 1-2f ②		X FF 93 0-0 1-3 3-H 1B			X FF 92 0-0 P4 ①		B FC 91 S FC 91 B FC 91 S FF 91 S FC 92 2-3 K ③	4	0	1	1	0	1	3
13 Joaquin Arias, R (1, 4) OBP: 0.292, SLG: 0.351		X FF 95 0-0 FC6-4 1-2f ③		C SI 92 B SI 91 X SI 91 1-1 G3 ③			S SI 92 D SI 90 S SI 92 X SI 91 1-2 G6-4-3 1-2f ②③			3	0	0	0	0	0	4
40 Madison Bumgarner, R (1, 1) OBP: 0.220, SLG: 0.136 29 Héctor Sánchez, S (8, PH) OBP: 0.314, SLG: 0.339 46 Santiago Casilla, R (9, 1)			C FF 93 X FF 93 0-1 7 FC6-4 1B		C FF 94 B SI 92 B SI 92 X SI 92 2-1 G6-3 ①			B FF 91 C SI 91 X SI 89 1-1 F8 ①		2 1 0	0 0 0	1 0 0	0 0 0	0 0 0	0 0 0	0 0 0
Inning Stats	R: 0 E: 0 K: 1 S: 7 H: 1 LOB: 1 BB: 0 P: 10	R: 0 E: 0 K: 0 S: 8 H: 1 LOB: 1 BB: 0 P: 14	R: 0 E: 0 K: 0 S: 6 H: 1 LOB: 0 BB: 0 P: 7	R: 1 E: 0 K: 0 S: 10 H: 2 LOB: 2 BB: 1 P: 18	R: 0 E: 0 K: 1 S: 6 H: 0 LOB: 0 BB: 0 P: 11	R: 0 E: 0 K: 0 S: 3 H: 0 LOB: 0 BB: 0 P: 6	R: 0 E: 0 K: 0 S: 7 H: 1 LOB: 0 BB: 0 P: 8	R: 0 E: 0 K: 2 S: 11 H: 1 LOB: 1 BB: 0 P: 12	R: 0 E: 0 K: 1 S: 9 H: 1 LOB: 1 BB: 0 P: 15	1B: 6 2B: 2 3B: 0 HR: 0 SF: 0 SAC: 0 DP: 1 HBP: 1						WP: 1 PB: 0 SB: 0 CS: 2 PA: 35

	AB	32
	R	1
	H	8
	RBI	1
	BB	1
	SO	5
	LOB	13

PITCHER		IP	WLS	BF	H	R	ER	SO	BB	IBB	HBP	BLK	WP	HR	S	P	ERA	WHIP
50 Charlie Morton, R ERA: 3.42	(1, 1)	7.2	W	29	7	1	1	3	1	0	1	0	1	0	55	83	1.17	1.043
44 Tony Watson, L ERA: 2.77	(8, 1)	0.1	H	1	0	0	0	1	0	0	0	0	0	0	3	3	0.00	0.000
35 Mark Melancon, R ERA: 0.91	(9, 1)	1.0	S	4	1	0	0	1	0	0	0	0	0	0	9	15	0.00	1.000

PITCHER	IP	WLS	BF	H	R	ER	SO	BB	IBB	HBP	BLK	WP	HR	S	P	ERA	WHIP

Pittsburgh Pirates @ San Francisco Giants

AT&T Park, San Francisco, CA

Sat Aug 24 2013, 6:08 PM - 9:18 PM PDT

Att. 42,059 - Partly Cloudy - 66 F

livebaseballscorecards.com

TOP

Batter	1	2	3	4	5	6	7	8	9	AB	R	H	RBI	BB	SO	LOB
31 Jose Tabata, R (1, 7) OBP: 0.347, SLG: 0.410	B FF 91 F FF 91 B CH 84 S SI 90 F CH 83 F CH 84 B SL 83 F FF 92 F SI 92 3-2 X FF 80 22 G6-4-3 1B			B CH 82 B FF 89 B SI 90 C FF 89 B SI 89 4-1 22 F9 18 BB BB	B FF 91 X CH 82 1-0 ③ P4		C CH 86 S FF 96 F SL 85 B FF 95 X SL 85 1-2 22 L9 18 E 1B		B SL 78 S SL 78 X SL 78 1-1 2B	4	0	3	0	1	0	1
18 Neil Walker, S (1, 4) OBP: 0.350, SLG: 0.395	F SI 90 S CH 83 D CH 83 1 SAFE B SI 90 S CH 84 2-3 ① K			B CH 84 B CH 84 B FF 90 C SI 88 B FF 90 4-1 1-2 BB		B SI 89 X CH 82 1-0 ① G4-3	B FF 91 X FF 93 1-0 FC4 1-2		B SI 86 S SL 79 B CH 81 F SL 78 X FF 87 2-2 ③ G4-3	4	0	0	0	1	1	3
22 Andrew McCutchen, R (1, 8) OBP: 0.400, SLG: 0.510	B SL 83 1 SAFE F FF 91 B CH 83 B CH 83 X FF 91 3-1 ②③ G6-4-3 1-2f			B CU 75 F FF 88 B FF 91 X CH 84 2-1 ① F9 2-3		F SI 90 B CH 82 B FF 88 B CU 75 B FF 90 4-1 24 2B 14 1B BB	B SL 84 B SL 84 C FF 94 X FF 94 2-1 ② L9 2-3			3	1	0	0	1	0	5
24 Pedro Alvarez, L (1, 5) OBP: 0.296, SLG: 0.485		B SI 89 B FF 89 B FF 90 C SI 89 F FF 89 S CH 84 3-3 ① K		B CU 76 S CH 85 F CH 84 C SI 91 1-3 ② K		F CU 75 D CU 77 B CH 81 S CH 83 X CH 82 2-2 14 1B 59 1B 1-3 2B	B SI 86 F SL 80 C SI 86 1 SAFE S CU 74 1-3 ③ K			4	1	1	0	0	3	4
46 Garrett Jones, L (1, 3) OBP: 0.295, SLG: 0.413 14 Gaby Sanchez, R (6, PH) OBP: 0.350, SLG: 0.400 (6, 3)		C CU 74 B SL 84 S CH 83 C SI 91 1-3 ② K		F SL 82 T CH 84 S CH 84 1-3 ③ K		B FF 87 X FF 88 1-0 59 1B 2-3 3-H 1B		C SI 93 B SI 93 B SI 93 C FF 93 X SI 94 2-2 ① G6-3		2 2	0 0	0 1	0 1	0 0	2 0	2 0
59 Tony Sanchez, R (1, 2) OBP: 0.267, SLG: 0.341		C FF 90 F CH 83 B FF 91 B FF 90 C CU 77 2-3 ③ K			F CH 86 B CU 75 B SI 89 B FF 90 S FF 90 X FF 90 3-2 HR	X SI 93 0-0 1-2 3-H 1B		B SI 94 B SI 93 C SI 93 S SI 93 X FF 94 2-2 ② P5		4	1	2	2	0	1	0
57 Andrew Lambo, L (1, 9) OBP: 0.214, SLG: 0.167 29 Bryan Morris, L (8, 1) OBP: 0.200, SLG: 0.200			B SI 88 C CU 74 X CH 82 1-1 ① F8		B CH 84 B FF 90 B CH 78 B FF 89 4-0 12 FC5-4 BB	C CH 85 S CH 85 S CH 85 0-3 ② K		B FF 95 B FF 95 F SI 94 X SI 94 2-1 ③ F8		3 0	0 0	0 0	0 0	1 0	1 0	2 0
12 Clint Barmes, R (1, 6) OBP: 0.262, SLG: 0.321 32 Vin Mazzaro, R (6, 1) OBP: 0.167, SLG: 0.167 5 Josh Harrison, R (8, 9) OBP: 0.292, SLG: 0.435			C FF 89 B CU 76 S CH 83 F FF 90 F CU 77 F FF 91 B SI 91 B CH 83 S SL 84 3-3 ② K		C FF 90 X CU 77 0-1 ① FC5-4 26 WP 1-2f	F FF 92 B CH 84 X CH 85 1-1 ③ G5-3			C FF 87 X SL 78 0-1 ① G5-3	3 0 1	0 0 0	0 0 0	0 0 0	0 0 0	1 0 0	3 0 0
47 Francisco Liriano, L (1, 1) OBP: 0.098, SLG: 0.075 26 Felix Pie, L (5, PH) OBP: 0.333, SLG: 0.200 48 Jared Hughes, R (5, 1) 10 Jordy Mercer, R (6, 6) OBP: 0.329, SLG: 0.404			X SI 92 0-0 ③ L7		C CU 76 B CH 83 B CH 84 F FF 91 S CH 85 2-3 ② K 1-2		C FF 92 C SL 82 B SL 84 X SL 84 1-2 ① L6		C FF 87 B FF 88 S SL 77 S SL 78 1-3 ② K	1 1 0 2	0 0 0 0	0 0 0 0	0 0 0 0	0 0 0 0	0 1 0 1	0 1 0 0
Inning Stats	R: 0 E: 0 K: 1 S: 12 H: 1 LOB: 0 BB: 0 P: 20	R: 0 E: 0 K: 3 S: 9 H: 0 LOB: 0 BB: 0 P: 15	R: 0 E: 0 K: 1 S: 9 H: 0 LOB: 0 BB: 0 P: 13	R: 0 E: 0 K: 2 S: 10 H: 0 LOB: 2 BB: 2 P: 22	R: 1 E: 0 K: 1 S: 9 H: 1 LOB: 1 BB: 1 P: 19	R: 2 E: 0 K: 1 S: 12 H: 3 LOB: 2 BB: 1 P: 21	R: 0 E: 1 K: 1 S: 13 H: 1 LOB: 2 BB: 0 P: 19	R: 0 E: 0 K: 0 S: 8 H: 0 LOB: 0 BB: 0 P: 14	R: 0 E: 0 K: 1 S: 10 H: 1 LOB: 1 BB: 0 P: 14	1B: 4 2B: 2 3B: 0 HR: 1	SF: 0 SAC: 0 DP: 1 HBP: 0					WP: 1 PB: 0 SB: 0 CS: 0	PA: 38

	AB	34
	R	3
	H	7
	RBI	3
	BB	4
	SO	11
	LOB	21

PITCHER		IP	WLS	BF	H	R	ER	SO	BB	IBB	HBP	BLK	WP	HR	S	P	ERA	WHIP
55 Tim Lincecum, R ERA: 4.55	(1, 1)	5.1	W	22	3	3	3	8	4	0	0	0	1	1	54	101	5.06	1.312
50 Jose Mijares, L ERA: 4.43	(6, 1)	0.0		1	1	0	0	0	0	0	0	0	0	0	1	2	∞	∞
63 Jean Machi, R ERA: 3.0	(6, 1)	0.2	H	3	1	0	0	1	0	0	0	0	0	0	6	7	0.00	1.500
43 Sandy Rosario, R ERA: 2.68	(7, 1)	0.2	H	4	1	0	0	0	0	0	0	0	0	0	10	15	0.00	1.500
49 Javier López, L ERA: 1.99	(7, 1)	0.1	H	1	0	0	0	1	0	0	0	0	0	0	3	4	0.00	0.000

PITCHER		IP	WLS	BF	H	R	ER	SO	BB	IBB	HBP	BLK	WP	HR	S	P	ERA	WHIP
46 Santiago Casilla, R ERA: 1.78	(8, 1)	1.0	H	3	0	0	0	0	0	0	0	0	0	0	8	14	0.00	0.000
54 Sergio Romo, R ERA: 2.66	(9, 1)	1.0	S	4	1	0	0	1	0	0	0	0	0	0	10	14	0.00	1.000

BOTTOM

Pittsburgh Pirates @ San Francisco Giants

AT&T Park, San Francisco, CA

Sat Aug 24 2013, 6:08 PM - 9:18 PM PDT

Att. 42,059 - Partly Cloudy - 66 F

livebaseballscorecards.com

Batter	1	2	3	4	5	6	7	8	9	AB	R	H	RBI	BB	SO	LOB
19 Marco Scutaro, R (1, 4) OBP: 0.357, SLG: 0.367	C FF 92 B SI 91 S SI 92 B CH 86 B SL 86 X CH 87 3-2 13 2B 28 1B 1B	B SI 91 B SI 92 C SI 92 T SL 85 X SL 86 2-2 ① L6		B SI 90 C CH 84 C SI 91 F SI 92 B CH 87 X SI 93 2-2 ① P6	D SI 92 B SI 93 C SI 92 B SI 92 C SI 92 B SL 86 4-2 2-3 3-H BB		C SL 86 C FF 92 B SL 87 F SI 92 B SL 86 X SI 93 2-2 ③ L7			4	1	1	0	1	0	0
13 Joaquin Arias, R (1, 6) (8, 5) OBP: 0.290, SLG: 0.352	1 SAFE C SL 83 X SI 91 0-1 28 1B 6 1B 1-3 2B	S CH 86 B CH 87 B SI 94 X SI 92 2-1 ② G6-3		S SL 85 F SL 86 X CH 86 0-2 ② G6-3	F SI 92 S SL 85 F SL 84 X SI 92 0-2 ③ G4-3			C FC 91 B SI 95 X FC 89 1-1 ① G1-3		5	1	1	0	0	0	2
28 Buster Posey, R (1, 3) OBP: 0.373, SLG: 0.479	C CH 86 D SL 86 B CH 86 C SI 93 F SL 87 X CH 87 2-2 6 1B 8 WP 48 G4-3 2-3 3-H 1B	B SI 93 C CH 87 B SI 92 X SL 86 2-1 8 1B 1B		B CH 86 C SI 93 B CH 87 F SI 93 B SI 94 F SL 87 F FF 94 X SL 87 3-2 8 BB 1B		C SL 88 X SL 86 0-1 ① G6-3		C FC 88 B SI 94 F SI 95 S CU 86 1-3 ② K		5	1	3	1	0	1	0
8 Hunter Pence, R (1, 9) OBP: 0.327, SLG: 0.449	C SI 93 B SI 94 T SL 86 X SL 86 1-2 ① G1-3 1-2	B SI 93 C SI 93 D CH 88 X SI 92 2-1 1-2 1B		B CH 87 B SI 93 S CH 85 B SL 85 S CH 87 B SL 86 4-2 1-2 BB		B FF 91 C SI 92 S SL 87 B SL 88 B SL 88 B SI 93 4-2 22 G3 22 WP 48 1B BB		C FC 90 B FC 89 F SI 94 S CU 86 1-3 ③ K		3	1	1	0	2	1	2
6 Brett Pill, R (1, 7) OBP: 0.286, SLG: 0.407 22 Roger Kieschnick, L (5, 7) OBP: 0.333, SLG: 0.290	X CH 86 0-0 48 G4-3 7 1B 2-3 3-H 1B	C CH 87 F SI 94 D SL 86 F SL 88 F CH 88 D CH 87 S SL 87 2-3 ③ K		S CH 86 S CH 86 D SL 87 D CH 88 B CH 87 F SL 87 X SI 94 3-2 ③ G4-3		1 SAFE C SI 92 1 SAFE B SI 90 S SL 88 X SL 88 1-2 ② G3 1-3				3 1	1 0	1 0	1 0	0 0	1 0	4 1
48 Pablo Sandoval, S (1, 5) OBP: 0.326, SLG: 0.383 46 Santiago Casilla, R (8, 1) 54 Sergio Romo, R (9, 1)	B SL 87 B CH 86 C SI 92 F CH 87 X SI 93 2-2 ② G4-3 1-2 3-H		F SI 91 X SI 92 0-1 ① G5-3		C SI 90 X SI 91 0-1 ① G1-3	S SL 89 B SI 93 D SL 88 C SI 93 F SL 89 X SI 93 2-2 3-H 1B				4 0 0	0 0 0	1 0 0	2 0 0	0 0 0	0 0 0	1 0 0
29 Héctor Sánchez, S (1, 2) OBP: 0.338, SLG: 0.344	B SL 88 B SI 93 B SI 93 F SI 93 F SI 93 F SL 88 B CH 86 4-2 7 1B BB		F SI 92 X CH 86 0-1 7 FC4-6 1B		F SI 91 H FF 93 1-1 55 SH5-4 7 1B 19 WP HBP	C SL 87 X SL 88 0-1 ③ G3				2	1	1	0	1	0	1
7 Grégor Blanco, L (1, 8) OBP: 0.323, SLG: 0.331	C SL 87 B SI 93 B SI 93 X SL 88 2-1 1-2 2-H 1B		B SI 90 X SI 92 1-0 ② FC4-6 1-2f		B SI 91 X SI 91 1-0 19 WP 55 SH5-4 1-2 1B		B SL 86 B SI 92 C SI 92 B SI 92 X SI 91 3-1 ① F8			4	0	2	1	0	0	1
55 Tim Lincecum, L (1, 1) OBP: 0.125, SLG: 0.130 50 Jose Mijares, L (6, 1) 63 Jean Machi, R (6, 1) 43 Sandy Rosario, R (7, 1) 49 Javier López, L (7, 1) 35 Brandon Crawford, L (7, PH) OBP: 0.330, SLG: 0.398 (8, 6)	C SI 94 S SL 90 S SI 94 0-3 K		B SI 92 C SI 91 F SI 93 S SL 87 1-3 ③ K		B FF 90 X FF 91 1-0 ② SH5-4 1-2 2-3		X SI 92 0-0 ② P4			2 0 0 0 0 1	0 0 0 0 0 0	0 0 0 0 0 0	0 0 0 0 0 0	2 0 0 0 0 0	0 0 0 0 0 0	3 0 0 0 0 0
Inning Stats	R: 4 E: 0 K: 1 S: 24 H: 5 LOB: 2 BB: 1 P: 38	R: 0 E: 0 K: 1 S: 14 H: 2 LOB: 2 BB: 0 P: 24	R: 0 E: 0 K: 1 S: 8 H: 1 LOB: 1 BB: 0 P: 10	R: 0 E: 0 K: 0 S: 18 H: 1 LOB: 2 BB: 1 P: 30	R: 1 E: 0 K: 0 S: 11 H: 1 LOB: 2 BB: 1 P: 18	R: 1 E: 0 K: 0 S: 13 H: 1 LOB: 1 BB: 1 P: 20	R: 0 E: 0 K: 0 S: 7 H: 0 LOB: 0 BB: 0 P: 12	R: 0 E: 0 K: 2 S: 8 H: 0 LOB: 0 BB: 0 P: 11		1B: 10 2B: 1 3B: 0 HR: 0	SF: 0 SAC: 1 DP: 0 HBP: 1	WP: 3 PB: 0 SB: 0 CS: 0	PA: 40			

	AB	34
	R	6
	H	11
	RBI	5
	BB	4
	SO	5
	LOB	15

PITCHER		IP	WLS	BF	H	R	ER	SO	BB	IBB	HBP	BLK	WP	HR	S	P	ERA	WHIP
47 Francisco Liriano, L ERA: 2.74	(1, 1)	4.0	L	23	9	4	4	3	2	0	0	0	1	0	64	102	9.00	2.750
48 Jared Hughes, R ERA: 4.62	(5, 1)	1.0		6	1	1	1	0	1	0	1	0	1	0	11	18	9.00	2.000
32 Vin Mazzaro, R ERA: 2.51	(6, 1)	2.0		8	1	1	1	0	1	0	0	0	1	0	20	32	4.50	1.000
29 Bryan Morris, R ERA: 3.05	(8, 1)	1.0		3	0	0	0	2	0	0	0	0	0	0	8	11	0.00	0.000

PITCHER	IP	WLS	BF	H	R	ER	SO	BB	IBB	HBP	BLK	WP	HR	S	P	ERA	WHIP

Pittsburgh Pirates @ San Francisco Giants

AT&T Park, San Francisco, CA

Sun Aug 25 2013, 1:06 PM - 3:48 PM PDT

Att. 41,815 - Cloudy - 71 F

livebaseballscorecards.com

Batter	1	2	3	4	5	6	7	8	9	AB	R	H	RBI	BB	SO	LOB
31 Jose Tabata, R (1, 7) OBP: 0.342, SLG: 0.403	X FF 87 0-0 ① F8		B CU 76 B SI 89 C FF 88 B SI 89 C CH 82 C FF 90 3-3 ③ K			C SL 83 X SL 84 0-1 ③ G1-3			B SL 81 C SL 82 S FF 95 F FF 94 S FF 95 1-3 ① K	4	0	0	0	0	2	2
18 Neil Walker, S (1, 4) OBP: 0.347, SLG: 0.390	C SI 88 B CH 80 B CH 80 X SI 88 2-1 ② G4-3			B FF 86 C SL 85 F SI 87 X SL 85 1-2 ① G4-3			X SL 85 0-0 ① F9		C FF 93 F CH 87 B FF 95 B FF 95 B FF 94 X FF 95 3-2 ② F7	4	0	0	0	0	0	1
22 Andrew McCutchen, R (1, 8) OBP: 0.399, SLG: 0.507	B SL 86 C CU 74 B SL 87 C SI 88 X SI 88 2-2 ③ L5			B SL 86 B CH 81 F CH 81 F SL 86 F FF 89 F SI 88 X CH 80 2-2 ② L7			T SL 84 B FF 85 X SL 84 1-1 E5 1B		B SL 83 B FF 95 C SL 83 X SL 84 2-1 ③ G6-3 1-2	4	0	1	0	0	0	1
24 Pedro Alvarez, L (1, 5) OBP: 0.294, SLG: 0.482		S CU 74 B CU 74 C SI 87 T SL 86 1-2 ① K		B CH 82 X FF 88 1-0 ③ L9			B CU 72 C SL 83 X CH 80 1-1 ② L9			3	0	0	0	0	1	1
55 Russell Martin, R (1, 2) OBP: 0.344, SLG: 0.393		C FF 88 B SI 87 B CH 81 C SI 90 B FF 90 C CU 75 3-3 ② K			B CU 74 X SI 88 1-0 ① P6		D CU 73 C SL 83 C SL 84 S SI 86 1-3 ③ K			3	0	0	0	0	2	1
46 Garrett Jones, L (1, 3) OBP: 0.293, SLG: 0.410		B SI 88 B CU 76 X SI 89 2-0 ③ L7			B CU 74 B CU 74 C SL 86 X CH 81 2-1 ② F8			F CH 84 B SL 82 F CU 73 C SL 84 1-3 ① K		3	0	0	0	0	1	0
57 Andrew Lambo, L (1, 9) OBP: 0.294, SLG: 0.214			B SI 87 B CU 74 C SI 88 B CU 74 F SI 88 X SL 87 3-2 34 SH3-4 1B		B CH 80 C CU 76 B SL 86 B SI 88 F CH 81 B FF 89 4-2 10 CS BB			B CU 72 X SI 86 1-0 ② L4		2	0	1	0	1	0	0
10 Jordy Mercer, R (1, 6) OBP: 0.329, SLG: 0.401			C CU 75 1 SAFE C FF 87 B CU 76 X FF 88 1-2 ① F8		1 SAFE B SL 83 F SI 87 1 SAFE B SI 86 F SL 85 B FF 89 3-2 ③ CS 1-2	C CU 72 F SL 83 B FF 86 H SI 85 2-2 34 B2-6-4 HBP		F CH 84 B CH 79 B SL 84 X CU 72 2-1 ③ F9		2	0	0	0	0	0	1
34 A.J. Burnett, R (1, 1) OBP: 0.082, SLG: 0.063 44 Tony Watson, L (8, 1) 26 Felix Pie, L (9, PH) OBP: 0.429, SLG: 0.333			1 SAFE X SL 84 0-0 ② SH3-4 1-2			X CU 70 0-0 ①② B2-6-4 1-2f			B FF 93 B FF 93 C FF 93 X FF 94 2-1 22 DI 1B	1 0 1	0 0 0	0 0 1	0 0 0	0 0 0	0 0 0	1 0 0
Inning Stats	R: 0 E: 0 K: 0 S: 6 H: 0 LOB: 0 BB: 0 P: 10	R: 0 E: 0 K: 2 S: 7 H: 0 LOB: 0 BB: 0 P: 13	R: 0 E: 0 K: 1 S: 10 H: 1 LOB: 1 BB: 0 P: 17	R: 0 E: 0 K: 0 S: 9 H: 0 LOB: 0 BB: 0 P: 13	R: 0 E: 0 K: 0 S: 7 H: 0 LOB: 0 BB: 1 P: 17	R: 0 E: 0 K: 0 S: 5 H: 0 LOB: 0 BB: 0 P: 7	R: 0 E: 1 K: 1 S: 8 H: 1 LOB: 1 BB: 0 P: 11	R: 0 E: 0 K: 1 S: 6 H: 0 LOB: 0 BB: 0 P: 10	R: 0 E: 0 K: 1 S: 11 H: 1 LOB: 1 BB: 0 P: 19	1B: 3 2B: 0 3B: 0 HR: 0 SF: 0 SAC: 1 DP: 1 HBP: 1						

	AB	27
	R	0
	H	3
	RBI	0
	BB	1
	SO	6
	LOB	8

PITCHER		IP	WLS	BF	H	R	ER	SO	BB	IBB	HBP	BLK	WP	HR	S	P	ERA	WHIP
32 Ryan Vogelsong, R ERA: 5.58	(1, 1)	8.0	W	26	2	0	0	5	1	0	1	0	0	0	58	98	0.00	0.375
43 Sandy Rosario, R ERA: 2.61	(9, 1)	1.0		4	1	0	0	1	0	0	0	0	0	0	11	19	0.00	1.000

PITCHER		IP	WLS	BF	H	R	ER	SO	BB	IBB	HBP	BLK	WP	HR	S	P	ERA	WHIP

BOTTOM

Pittsburgh Pirates @ San Francisco Giants

AT&T Park, San Francisco, CA

Sun Aug 25 2013, 1:06 PM - 3:48 PM PDT

Att. 41,815 - Cloudy - 71 F

livebaseballscorecards.com

Batter	1	2	3	4	5	6	7	8	9	AB	R	H	RBI	BB	SO	LOB
7 Grégor Blanco, L (1, 8) OBP: 0.325, SLG: 0.331	B SI 92 X SI 93 1-0 ① L8		B FF 93 B SI 94 C SI 93 B SI 93 B SI 92 4-1 35 1B 28 1B BB		X SI 92 0-0 28 WP 35 HBP 1B		B FF 92 C SI 92 C KC 82 S KC 83 1-3 ② K			3	1	1	0	1	1	0
35 Brandon Crawford, L (1, 6) OBP: 0.331, SLG: 0.398	X SI 93 0-0 ② G3		1 SAFE 1 SAFE B SI 93 B CH 87 C SI 93 B KC 82 X SI 94 3-1 28 1B 1-3 1B		1 SAFE F SI 93 H KC 82 1-1 28 WP 1-2 HBP		B KC 82 X SI 93 1-0 ③ G3-1			3	0	1	0	0	0	0
28 Buster Posey, R (1, 2) OBP: 0.376, SLG: 0.480	C FF 92 B SI 94 B KC 84 C SI 93 B KC 84 X SI 93 3-2 ③ G4-3		C KC 83 X SI 93 0-1 1-2 3-H 1B		C SI 94 C KC 84 D KC 82 B KC 83 B KC 84 B SI 95 4-2 1-2 2-3 BB			F SI 92 X KC 84 0-1 8 1B 9 G3-1 48 3B 1B		3	1	2	1	1	0	0
9 Brandon Belt, L (1, 3) OBP: 0.347, SLG: 0.475		C SI 92 F SI 92 F KC 82 B KC 84 X SI 93 1-2 48 1B 2B	D KC 84 F SI 95 B KC 82 S KC 83 S KC 84 2-3 ③ K		B SI 94 F SI 93 S KC 84 D KC 84 D KC 83 X SI 95 3-2 ③ F8			X SI 94 0-0 ① G3-1 1-2		4	0	1	0	0	1	6
8 Hunter Pence, R (1, 9) OBP: 0.328, SLG: 0.448		C KC 84 C KC 84 S KC 84 0-3 ① K		B KC 83 X SI 92 1-0 ① G4-3		C SI 93 F KC 83 B KC 83 B KC 83 B SI 93 B SI 94 4-2 22 S BB		C KC 83 D KC 84 B SI 94 S SI 93 X KC 82 2-2 48 3B 2-3 1B		3	1	1	0	1	1	1
48 Pablo Sandoval, S (1, 5) OBP: 0.328, SLG: 0.389		S SI 94 F KC 84 F KC 84 X FF 92 0-2 22 G4-6-3 2-3 1B		C KC 82 F KC 84 X KC 85 0-2 ② G4-3		F SI 94 1 SAFE F KC 84 X KC 84 0-2 ① L8		X SI 94 0-0 13 2B 1-H 3-H 3B		4	1	2	2	0	0	1
22 Roger Kieschnick, L (1, 7) OBP: 0.319, SLG: 0.277 14 Francisco Peguero, R (8, PH) OBP: 0.176, SLG: 0.235 (9, 7)	C SI 95 C KC 82 D KC 84 X KC 84 1-2 ② ③ G4-6-3 1-2f			X SI 94 0-0 ③ L7		C SI 94 1 SAFE S KC 81 F KC 83 F KC 83 B SI 94 C KC 83 1-3 ② 1-2 K		B SI 94 X CH 86 1-0 ② G1-3	3 1	0 0	0 0	0 0	1 0	0 0	3 1
13 Joaquin Arias, R (1, 4) OBP: 0.289, SLG: 0.356			B SI 92 B SI 92 B SI 92 C FF 92 C SI 93 X SI 93 3-2 ① G5-3		B FF 91 B SI 92 B FF 92 C FF 91 C SI 93 X SI 92 3-2 ① G4-3	B KC 83 C SI 94 X KC 84 1-1 ③ F8		B SI 94 X CH 87 1-0 ③ 2B 3-H		4	0	1	1	0	0	1
32 Ryan Vogelsong, R (1, 1) OBP: 0.087, SLG: 0.045 6 Brett Pill, R (8, PH) OBP: 0.281, SLG: 0.400 43 Sandy Rosario, R (9, 1)			C FF 92 B SI 92 F SI 93 C KC 82 1-3 ② K		X SI 91 0-0 ② G5-3		C FF 91 S KC 81 S KC 81 0-3 ① K	S CH 86 B SI 94 X CH 86 1-1 ③ G6-3		3 1 0	0 0 0	0 0 0	0 0 0	0 0 0	2 0 0	0 1 0
Inning Stats	R: 0 E: 0 K: 0 S: 5 H: 0 LOB: 0 BB: 0 P: 9	R: 0 E: 0 K: 1 S: 14 H: 2 LOB: 1 BB: 0 P: 16	R: 1 E: 0 K: 2 S: 14 H: 2 LOB: 2 BB: 1 P: 27	R: 0 E: 0 K: 0 S: 5 H: 0 LOB: 0 BB: 0 P: 6	R: 0 E: 0 K: 0 S: 11 H: 1 LOB: 3 BB: 1 P: 22	R: 0 E: 0 K: 1 S: 12 H: 0 LOB: 1 BB: 1 P: 18	R: 0 E: 0 K: 2 S: 7 H: 0 LOB: 0 BB: 0 P: 9	R: 3 E: 0 K: 0 S: 11 H: 4 LOB: 1 BB: 0 P: 16		1B: 6 2B: 2 3B: 1 HR: 0 SF: 0 SAC: 0 DP: 1 HBP: 1						

	AB	32
	R	4
	H	9
	RBI	4
	BB	3
	SO	6
	LOB	14

PITCHER	IP	WLS	BF	H	R	ER	SO	BB	IBB	HBP	BLK	WP	HR	S	P	ERA	WHIP
34 A.J. Burnett, R (1, 1) ERA: 3.18	7.1	L	33	8	4	4	6	3	0	1	0	1	0	75	116	4.91	1.500
44 Tony Watson, L (8, 1) ERA: 2.74	0.2		3	1	0	0	0	0	0	0	0	0	0	4	7	0.00	1.500

PITCHER	IP	WLS	BF	H	R	ER	SO	BB	IBB	HBP	BLK	WP	HR	S	P	ERA	WHIP

Milwaukee Brewers @ Pittsburgh Pirates

PNC Park, Pittsburgh, PA

Tue Aug 27 2013, 7:09 PM - 10:36 PM EDT

Att. 23,801 - Cloudy - 78 F

TOP

livebaseballscorecards.com

Batter	1	2	3	4	5	6	7	8	9	AB	R	H	RBI	BB	SO	LOB
7 Norichika Aoki, L (1, 9) OBP: 0.348, SLG: 0.365	B SI 92 F SI 91 C KC 78 X SI 91 1-2 20 BB; 9 1B; 16 G6-4-3; 1B		F SI 90 X KC 80 0-1 9 L5-3; 1B		B SI 88 D SI 88 C SI 89 B KC 76 F SI 90 B SI 90 4-2 20 1B; 16 2B; BB		B SI 95 B FF 94 F SI 94 B FC 91 B SI 94 4-1 9 FC4-6; BB	B SI 93 D SI 93 B FC 89 B FF 93 4-0 1-2 BB		2	2	2	0	3	0	0
9 Jean Segura, R (1, 6) OBP: 0.338, SLG: 0.444	B SI 90 X SI 90 1-0 16 G6-4-3; 20 BB; 1-2; 1B		1 SAFE S KC 78 1 SAFE 1 SAFE D CH 80 X CH 80 1-1 L5-3 1-1		C SI 89 F KC 75 F KC 77 C SI 90 0-3 K		B SI 95 C SI 96 1 SAFE X SI 96 1-1 FC4-6 20 1B; 1-2f	C SI 94 F FC 89 F FC 88 X CU 85 0-2 L9		5	0	1	0	0	1	6
20 Jonathan Lucroy, R (1, 2) OBP: 0.343, SLG: 0.483	B SI 91 B SI 90 F SI 91 B SI 89 S CH 81 B SI 90 4-2 16 G6-4-3; 1-2; 2-3; BB			C SI 90 B SI 88 F KC 77 S CH 80 1-3 K	B KC 74 X CH 79 1-0 16 2B; 1-2; 2-H; 1B		F SI 94 1 SAFE B SI 94 1 SAFE F SI 94 F SI 96 1 SAFE 1 SAFE X SI 95 1-2 16 S; 16 1B; 1-3; 1B		F SI 94 B SI 94 F SI 94 X CH 86 1-2 27 FC4-6-5; 16 1B; 1B	4	2	3	1	1	1	0
16 Aramis Ramirez, R (1, 5) OBP: 0.359, SLG: 0.433	F CH 81 X CH 82 0-1 G6-4-3 1-2f 2-3 3-H			B SI 88 X CH 81 1-0 HR	F SI 88 C SI 89 F KC 79 X SI 90 0-2 1-H; 2-H; 2B		F SI 96 B FF 96 B SI 96 B SI 96 F SI 96 X FF 96 3-2 1-H; 1B		B CH 87 1 SAFE F SI 94 B CH 87 X CH 86 2-1 27 FC4-6-5 1-2; 1B	5	1	4	4	0	0	2
27 Carlos Gómez, R (1, 8) OBP: 0.336, SLG: 0.507	F KC 79 X CH 80 0-1 G5-3			B SI 86 F KC 78 C SI 91 B KC 82 F CH 81 B SI 92 X SI 91 3-2 1B	B SL 87 B SL 87 C SI 92 B SI 92 D SL 88 4-1 BB		B FF 95 S SI 95 F SI 96 B FF 96 X SI 96 2-2 G3		X SI 94 0-0 FC4-6-5 18 FC6-4 1-2 2-3	4	0	1	0	1	0	4
18 Khris Davis, R (1, 7) OBP: 0.388, SLG: 0.674 22 Logan Schafer, L (9, 7) OBP: 0.287, SLG: 0.333		C KC 77 B CH 81 F CH 81 C SI 91 1-3 K		B CH 81 1 SAFE B SI 89 S CH 80 1 SAFE X SI 88 2-1 P3	S SL 87 X SI 93 0-1 F8			C FC 90 B FC 90 F FC 91 F CU 85 B SI 95 X FC 89 2-2 L5	1 SAFE X CH 87 0-0 FC6-4 1-2f	5 0	0 0	0 0	0 0	1 0	4 0
3 Yuniesky Betancourt, R (1, 3) OBP: 0.234, SLG: 0.370		C SI 91 X KC 80 0-1 G4-3		D CH 81 B SI 89 B CH 80 C CH 79 S SI 90 X SI 89 3-2 G5-3		X SI 91 0-0 G5-3		C SI 94 F SI 95 B FC 88 B SI 94 X FC 88 2-2 2 1B; 15 SF9; 2B		4	1	1	0	0	0	1
2 Scooter Gennett, L (1, 4) OBP: 0.362, SLG: 0.537		C SI 90 F SI 92 X KC 83 0-2 G4-3			X SI 90 0-0 26 SH3-4; 20 1B; 1B	C SI 91 S CH 81 F CH 80 B SL 79 S SI 90 1-3 K		X FC 89 0-0 7 BB 2-3; 1B		4	1	2	0	0	1	0
26 Kyle Lohse, R (1, 1) OBP: 0.170, SLG: 0.152 47 Rob Wooten, R (6, 1) 15 Caleb Gindl, L (8, PH) OBP: 0.362, SLG: 0.494 53 Brandon Kintzler, R (8, 1) 29 Jim Henderson, L (9, 1)			C SI 89 S KC 79 B SI 89 S KC 79 1-3 K2-3		D SI 87 B SI 88 X SI 87 2-0 SH3-4 1-2	C FF 90 F SI 91 B SI 90 S SL 84 1-3 K		B FC 88 F FC 90 1 SAFE B SI 93 X FC 89 2-1 SF9 3-H		2 0 0 0 0	0 0 0 0 0	0 0 0 0 0	0 0 1 0 0	2 0 0 0 0	0 0 0 0 0	0 0 0 0 0

	AB	35
	R	7
	H	14
	RBI	6
	BB	5
	SO	6
	LOB	17

Inning Stats	1	2	3	4	5	6	7	8	9	1B: 11	SF: 1	WP: 0	PA: 42
	R: 1 E: 0 K: 0 S: 10	H: 2 LOB: 1 BB: 1 P: 16	R: 0 E: 0 K: 1 S: 8	H: 0 LOB: 0 BB: 0 P: 9	R: 0 E: 0 K: 1 S: 7	H: 1 LOB: 0 BB: 0 P: 9	R: 1 E: 0 K: 1 S: 13	H: 2 LOB: 1 BB: 0 P: 23	R: 3 E: 0 K: 1 S: 16	H: 3 LOB: 2 BB: 2 P: 27	R: 0 E: 0 K: 2 S: 8	H: 0 LOB: 0 BB: 0 P: 10	R: 1 E: 0 K: 0 S: 13	H: 2 LOB: 1 BB: 1 P: 24	R: 1 E: 0 K: 0 S: 14	H: 2 LOB: 2 BB: 1 P: 24	R: 0 E: 0 K: 0 S: 7	H: 2 LOB: 1 BB: 0 P: 10	2B: 3 3B: 0 HR: 1	SAC: 1 DP: 3 HBP: 0	PB: 0 SB: 1 CS: 0	

PITCHER		IP	WLS	BF	H	R	ER	SO	BB	IBB	HBP	BLK	WP	HR	S	P	ERA	WHIP
49 Jeff Locke, L ERA: 3.22	(1, 1)	4.2		22	8	5	5	4	2	0	0	0	0	1	51	77	9.64	2.143
32 Vin Mazzaro, R ERA: 2.49	(5, 1)	0.1		2	0	0	0	0	1	0	0	0	0	0	3	7	0.00	3.000
30 Jeanmar Gómez, R ERA: 3.25	(6, 1)	1.0		3	0	0	0	2	0	0	0	0	0	0	8	10	0.00	0.000
37 Justin Wilson, L ERA: 2.05	(7, 1)	1.0		5	2	1	1	0	1	0	0	0	0	0	13	24	9.00	3.000
29 Bryan Morris, R ERA: 3.16	(8, 1)	1.0	L	6	2	1	1	0	1	0	0	0	0	0	14	24	9.00	3.000

PITCHER		IP	WLS	BF	H	R	ER	SO	BB	IBB	HBP	BLK	WP	HR	S	P	ERA	WHIP
44 Tony Watson, L ERA: 2.7	(9, 1)	1.0		4	2	0	0	0	0	0	0	0	0	0	7	10	0.00	2.000

Milwaukee Brewers @ Pittsburgh Pirates

PNC Park, Pittsburgh, PA

Tue Aug 27 2013, 7:09 PM - 10:36 PM EDT

Att. 23,801 - Cloudy - 78 F

livebaseballscorecards.com

BOTTOM

Batter	1	2	3	4	5	6	7	8	9	AB	R	H	RBI	BB	SO	LOB
31 Jose Tabata, R (1, 7) OBP: 0.342, SLG: 0.402	B SI 89 C SL 84 C SI 89 F SI 89 F SL 86 X SI 90 1-2 ① F9		C SL 84 F CH 80 B SI 90 X CH 80 1-2 ③ G6-3		F SI 90 B SL 86 B SI 89 X SL 86 2-1 18 HR 2-3 1B	B SL 84 F SL 85 B SL 81 1 SAFE B SL 83 X SL 84 3-1 ② F8		X SI 93 0-0 ③ G4-3		3	1	1	0	0	0	0
30 Jeanmar Gomez, R (6, 1) OBP: 0.083, SLG: 0.083										0	0	0	0	0	0	0
46 Garrett Jones, L (6, PH) OBP: 0.292, SLG: 0.409										1	0	0	0	0	0	2
37 Justin Wilson, L (7, 1)										0	0	0	0	0	0	0
29 Bryan Morris, L (8, 1) OBP: 0.200, SLG: 0.200										0	0	0	0	0	0	0
5 Josh Harrison, R (8, PH) OBP: 0.288, SLG: 0.429										1	0	0	0	0	0	0
44 Tony Watson, L (9, 1)										0	0	0	0	0	0	0
18 Neil Walker, S (1, 4) OBP: 0.347, SLG: 0.398	B SI 90 B SL 85 X SI 91 2-0 22 F8-4 1B			C SI 89 F SL 85 X CH 81 0-2 ① F8	C SL 86 B SI 90 B CH 80 X SL 87 2-1 1-H 3-H HR	C CU 74 B SI 88 S SL 83 S SL 85 1-3 ③ K			B FF 96 B FF 95 B FF 95 C FF 94 F FF 96 X FF 97 3-2 ① L4	5	1	2	3	0	1	2
22 Andrew McCutchen, R (1, 8) OBP: 0.399, SLG: 0.508	X SL 85 0-0 ② ③ F8-4 1-2			C CU 72 B SI 90 X CU 74 1-1 ② L7	B SI 92 B SL 86 F SL 85 B CH 80 X SL 85 3-1 24 2B 1B		S SL 84 B SL 86 B FF 89 X SL 83 2-1 ① L5		X SL 85 0-0 2B	5	0	2	0	0	0	1
24 Pedro Alvarez, L (1, 5) OBP: 0.302, SLG: 0.496		C CH 80 B SI 89 B SL 84 B CH 81 X SL 83 3-1 55 G6-3 1B		S SI 90 X CU 74 0-1 1B	1 SAFE X SI 90 0-0 1-3 2B		B FS 84 B SL 84 B SL 83 X SL 84 3-0 HR		S FF 97 S FF 97 B FF 98 B FF 97 B FF 98 B FF 97 4-2 BB	4	1	4	1	1	0	0
55 Russell Martin, R (1, 2) OBP: 0.343, SLG: 0.389		B SI 89 S SL 84 1 SAFE X SL 85 1-1 ① ② G6-3 1-2f		C SI 89 1 SAFE X SL 84 0-1 ③ F9	B SL 86 S SL 85 B SI 89 X SL 86 2-1 ③ L7		B SL 84 B SL 84 B SL 83 B SI 88 4-0 BB		X FF 96 0-0 ② F8	4	0	0	0	1	0	6
14 Gaby Sanchez, R (1, 3) OBP: 0.347, SLG: 0.396		B SI 89 B SI 89 X SI 90 2-0 1B			C CU 73 F SL 84 B CH 80 X SL 86 1-2 ① G6-3	C SI 89 C SL 85 F SL 86 B CH 81 X SL 84 1-2 ① L7	1 SAFE 1 SAFE X SI 89 0-0 ② F9		B FF 96 F FF 97 C FF 97 B SL 88 B FF 97 X FF 96 3-2 ③ G6-3	5	0	1	0	0	0	3
57 Andrew Lambo, L (1, 9) OBP: 0.333, SLG: 0.278		C SL 84 S CH 80 1 SAFE S CH 81 0-3 ③ K			B CH 79 B SL 85 B SI 89 C SI 88 X SI 89 3-1 26 2B 1B	B CH 82 C SI 89 C SL 84 F SL 84 B SI 91 X CH 82 2-2 10 1B 26 1B 1B	1 SAFE F SL 84 X FS 83 0-1 ③ G1-6-3			4	2	2	0	0	1	2
10 Jordy Mercer, R (1, 6) OBP: 0.328, SLG: 0.399			B SI 89 C SL 83 C SL 84 F SL 85 X SI 90 1-2 ① F8		B SL 85 S SL 85 S SL 86 S SL 85 1-3 ② K	C SL 86 X SL 84 0-1 26 1B 1-2 1B		B SI 92 C SI 92 S SI 92 F SI 92 X SI 93 1-2 ① G5-3		4	0	1	0	0	1	1
49 Jeff Locke, L (1, 1) OBP: 0.136, SLG: 0.095			C SI 89 B SI 90 B SI 90 F SI 90 F SL 84 X SI 90 2-2 ② G1-3		C CU 74 X SI 89 0-1 31 1B 18 HR 1-H 2B	S CH 81 B CH 79 D CH 80 C SL 83 X SL 85 2-2 1-3 2-H 1B		C SI 92 F SI 93 S SI 93 0-3 ② K		1	0	0	0	0	0	0
32 Vin Mazzaro, R (5, 1) OBP: 0.167, SLG: 0.167										0	0	0	0	0	0	0
26 Felix Pie, L (5, PH) OBP: 0.500, SLG: 0.556										3	1	2	2	0	1	0
Inning Stats	R: 0 E: 0 K: 0 S: 7 H: 1 LOB: 0 BB: 0 P: 10	R: 0 E: 0 K: 1 S: 8 H: 2 LOB: 1 BB: 0 P: 14	R: 0 E: 0 K: 0 S: 11 H: 0 LOB: 0 BB: 0 P: 15	R: 0 E: 0 K: 0 S: 9 H: 1 LOB: 1 BB: 0 P: 10	R: 4 E: 0 K: 1 S: 19 H: 6 LOB: 2 BB: 0 P: 33	R: 1 E: 0 K: 1 S: 18 H: 3 LOB: 2 BB: 0 P: 27	R: 1 E: 0 K: 0 S: 6 H: 1 LOB: 1 BB: 1 P: 15	R: 0 E: 0 K: 1 S: 8 H: 0 LOB: 0 BB: 0 P: 9	R: 0 E: 0 K: 0 S: 10 H: 1 LOB: 2 BB: 1 P: 20	1B: 10 2B: 4 3B: 0 HR: 2 SF: 0 SAC: 0 DP: 2 HBP: 0						

	AB	40
	R	6
	H	15
	RBI	6
	BB	2
	SO	4
	LOB	17

PITCHER		IP	WLS	BF	H	R	ER	SO	BB	IBB	HBP	BLK	WP	HR	S	P	ERA	WHIP
26 Kyle Lohse, R ERA: 3.39	(1, 1)	5.1		27	13	5	5	2	0	0	0	0	0	1	67	100	8.44	2.438
47 Rob Wooten, R ERA: 1.15	(6, 1)	1.2	W	7	1	1	1	1	1	0	0	0	0	1	11	24	5.40	1.200
53 Brandon Kintzler, R ERA: 2.79	(8, 1)	1.0	H	3	0	0	0	1	0	0	0	0	0	0	8	9	0.00	0.000
29 Jim Henderson, R ERA: 1.82	(9, 1)	1.0	S	5	1	0	0	0	1	0	0	0	0	0	10	20	0.00	2.000

PITCHER	IP	WLS	BF	H	R	ER	SO	BB	IBB	HBP	BLK	WP	HR	S	P	ERA	WHIP

Batter	1	2	3	4	5	6	7	8	9	AB	R	H	RBI	BB	SO	LOB
7 Norichika Aoki, L (1, 9) OBP: 0.348, SLG: 0.364	B FF 94 B SI 93 C SI 92 X FF 94 2-1 9 FC6-4 1B		C SI 93 B FS 84 B FF 91 C SI 93 B FS 86 F FF 93 F SI 93 X FF 94 3-2 ② G6-3		X SI 93 0-0 ③ F9		C CU 78 S CU 78 B CU 78 B CU 76 1 SAFE F SI 92 B CU 78 B SI 93 4-2 1-3 3-H BB		B SI 92 B SI 92 B SI 91 C FF 92 C SI 92 F SI 92 X SI 93 3-2 ② G4-3	4	0	1	0	1	0	1
9 Jean Segura, R (1, 6) OBP: 0.335, SLG: 0.440	X SI 92 0-0 ① FC6-4 20 CS 1-2f		C SI 93 C CU 78 B CU 77 X SI 92 1-2 ③ G6-3			B SI 90 X SI 92 1-0 ① G6-3	C SI 92 X SL 88 0-1 ③ L4		X FF 92 0-0 ③ P3	5	0	0	0	0	0	3
20 Jonathan Lucroy, R (1, 2) OBP: 0.342, SLG: 0.480 59 John Axford, R (8, 1)	B SI 90 1 SAFE C SI 90 F SI 93 B CU 78 B CU 78 F SI 95 F SI 95 F SI 95 4-2 ② B SI 95 16 HBP 1-2 BB			X SI 91 0-0 ① L8		B SI 91 B SI 91 C SI 91 F SI 92 C CU 78 2-3 ② K		X SI 91 0-0 E6 15 1B 27 1B	3 0	0 0	0 0	0 0	1 0	1 0	0 0
16 Aramis Ramirez, R (1, 5) OBP: 0.361, SLG: 0.432	F SI 93 C SI 92 B SI 93 H CU 77 2-2 1-2 HBP			X SI 93 0-0 ② F8		X SI 92 0-0 1B		C SI 92 B SI 93 F SI 92 S SL 88 1-3 ① K	3	0	1	0	0	1	1
27 Carlos Gómez, R (1, 8) OBP: 0.338, SLG: 0.507	B SI 93 B SI 93 X SI 94 2-0 ③ G3			C SI 92 B CU 78 F SI 91 X CU 79 1-2 15 S 1B		X SI 91 0-0 ③ G6-3		C SI 92 S SL 88 X SL 87 0-2 15 1B 1-2 1B	4	0	2	0	0	0	3
15 Caleb Gindl, L (1, 7) OBP: 0.357, SLG: 0.483		B FF 92 X SI 92 1-0 ① G6-3		B FF 92 C SI 92 B SI 92 1 SAFE S FS 84 B FS 82 X SI 92 3-2 ③ P6 1-2			C SI 90 T SL 82 X SL 82 0-2 ① L8	B SI 92 F SI 93 F SL 88 B SL 88 X SI 93 2-2 1-2 2-3 1B	4	0	1	0	0	0	1
2 Scooter Gennett, L (1, 4) OBP: 0.358, SLG: 0.527		C FF 93 X FS 85 0-1 ② G6-3			C SI 92 B CU 78 X SI 92 1-1 ① L4		X FF 92 0-0 3 FC5-4 21 BB 7 E 1B	D SL 88 X SI 93 1-0 ② F8	4	1	1	0	0	0	3
21 Juan Francisco, L (1, 3) OBP: 0.306, SLG: 0.450		C SI 92 B FS 84 C FF 92 B CU 78 B SI 91 S CU 79 3-3 ③ K			X FF 93 0-0 32 SH3-4 1B		B SI 92 D SL 82 B SI 90 B FF 92 4-0 3 FC5-4 1-2 BB	C SL 88 F SL 89 X SL 88 0-2 ③ P5	3	0	1	0	1	1	3
32 Tom Gorzelanny, R (1, 1) OBP: 0.059, SLG: 0.059 63 Tyler Thornburg, R (6, 1) 3 Yuniesky Betancourt, R (7, PH) OBP: 0.234, SLG: 0.368 31 Burke Badenhop, R (7, 1) 51 Michael Gonzalez, R (7, 1) 12 Martín Maldonado, R (8, 2) OBP: 0.227, SLG: 0.286			C FF 92 X SI 92 0-1 ① G4-3		X SI 92 0-0 ② SH3-4 1-2		B SI 91 B SI 92 X SI 91 2-0 ② FC5-4 7 E 1-2f 2-3		B SI 91 B SI 92 C SI 92 F SI 91 S SL 83 2-3 ① K	1 0 1 0 0 1	0 0 0 0 0 0	0 0 0 0 0 0	0 0 0 0 0 0	0 0 0 0 0 1	0 0 0 0 0 0	0 0 2 0 0 0
Inning Stats	R: 0 E: 0 K: 0 S: 11 H: 1 LOB: 2 BB: 1 P: 21	R: 0 E: 0 K: 1 S: 6 H: 0 LOB: 0 BB: 0 P: 10	R: 0 E: 0 K: 0 S: 10 H: 0 LOB: 0 BB: 0 P: 14	R: 0 E: 0 K: 0 S: 8 H: 1 LOB: 1 BB: 0 P: 12	R: 0 E: 0 K: 0 S: 5 H: 1 LOB: 1 BB: 0 P: 6	R: 0 E: 0 K: 1 S: 6 H: 1 LOB: 1 BB: 0 P: 9	R: 1 E: 1 K: 0 S: 10 H: 1 LOB: 2 BB: 2 P: 20	R: 0 E: 1 K: 1 S: 14 H: 2 LOB: 3 BB: 0 P: 18	R: 0 E: 0 K: 1 S: 8 H: 0 LOB: 0 BB: 0 P: 13	1B: 7 2B: 0 3B: 0 HR: 0	SF: 0 SAC: 1 DP: 0 HBP: 1					

PITCHER		IP	WLS	BF	H	R	ER	SO	BB	IBB	HBP	BLK	WP	HR	S	P	ERA	WHIP
50 Charlie Morton, R ERA: 3.14	(1, 1)	6.2	W	28	5	1	0	2	3	0	1	0	0	0	54	90	0.00	1.200
32 Vin Mazzaro, R ERA: 2.44	(7, 1)	1.1	H	7	2	0	0	1	0	0	0	0	0	0	16	20	0.00	1.500
48 Jared Hughes, R ERA: 4.44	(9, 1)	1.0		3	0	0	0	1	0	0	0	0	0	0	8	13	0.00	0.000

PITCHER | IP | WLS | BF | H | R | ER | SO | BB | IBB | HBP | BLK | WP | HR | S | P | ERA | WHIP

TOP

Milwaukee Brewers @ Pittsburgh Pirates

PNC Park, Pittsburgh, PA

Wed Aug 28 2013, 7:07 PM - 10:03 PM EDT

Att. 20,634 - Cloudy - 73 F

livebaseballscorecards.com

AB	33
R	1
H	7
RBI	0
BB	3
SO	4
LOB	17

BOTTOM

Milwaukee Brewers @ Pittsburgh Pirates

PNC Park, Pittsburgh, PA

Wed Aug 28 2013, 7:07 PM - 10:03 PM EDT

Att. 20,634 - Cloudy - 73 F

livebaseballscorecards.com

Batter	1	2	3	4	5	6	7	8	9	AB	R	H	RBI	BB	SO	LOB
5 Josh Harrison, R (1, 4) OBP: 0.314, SLG: 0.448	C SI 90 X SL 79 0-1 10 BB 22 1B 1B		B SI 92 C SI 91 B SI 92 F SI 92 X FF 90 2-2 ② F8		F SI 92 X FF 92 0-1 10 2B 3-H 1B		B SI 89 B SI 89 C SI 88 X SI 88 2-1 E1 10 1B 2 HR 1B	B FF 98 X FF 97 1-0 ③ G5-3		4	3	3	1	0	0	0
12 Clint Barmes, R (8, 6) OBP: 0.261, SLG: 0.320										1	0	0	0	0	0	0
10 Jordy Mercer, R (1, 6) OBP: 0.333, SLG: 0.406 (8, 4)	1 SAFE D SI 90 B SI 90 B SI 91 C FF 91 B SI 92 4-1 22 1B 1-2 BB		F SI 92 B FF 92 B SI 92 B SI 92 F SI 91 S SL 81 3-3 ③ K		X SI 92 0-0 1-H 2B		X SI 88 0-0 2 HR 2-3 1B			3	1	2	1	1	1	0
22 Andrew McCutchen, R (1, 8) OBP: 0.400, SLG: 0.508	D CH 86 C SI 92 B CH 85 X SI 93 2-1 2 L1-3 1-2 2-H 1B			C SL 79 F FF 92 B SL 80 F CH 86 X SI 92 1-2 24 G4-3 24 S 17 1B 1B	D SL 83 X SI 92 1-0 ② P4		F SI 88 C SI 89 B SL 82 F SI 89 S SL 80 1-3 ① K			4	1	2	1	0	1	3
2 Marlon Byrd, R (1, 9) OBP: 0.330, SLG: 0.522	C SL 81 X SI 92 0-1 ①② L1-3 1-1			1 SAFE D CH 84 F SI 91 1 SAFE S CH 85 1 SAFE 1 SAFE F SL 80 D CH 86 3-3 ① K	S SL 81 S SL 81 S SL 80 0-3 ③ K		X SL 82 0-0 1-H 3-H HR			4	1	1	3	0	2	4
24 Pedro Alvarez, L (1, 5) OBP: 0.299, SLG: 0.491	C SL 81 X SI 92 0-1 ③ F7			1 SAFE S SL 81 S SL 83 B SL 82 X SL 83 1-2 ② G4-3 1-3		C SI 89 B SL 80 S FF 91 S SL 80 1-3 ① K2-3	X SL 79 0-0 ② G6-3			4	0	0	0	0	1	2
17 Gaby Sanchez, R (1, 3) OBP: 0.353, SLG: 0.402		B SI 91 F SI 92 F CH 85 X FF 92 1-2 ① F9		C SL 82 X SI 93 0-1 55 FC6 3-H 1B	F SI 90 F CH 86 F FF 91 B SL 80 F CH 85 X SI 90 1-2 31 F8 55 1B 1B		C FF 91 B CH 80 B SI 91 B CH 80 X SI 90 3-1 55 FC5-4 1B			4	0	3	1	0	0	0
55 Russell Martin, R (1, 2) OBP: 0.342, SLG: 0.388		B SI 92 X CH 85 1-0 ② F8		1 SAFE D CH 87 F SI 93 X CH 86 1-1 ③ FC6 1-2f	C CH 84 C SI 92 F CH 85 X SL 80 0-2 1-2 1B		B SI 89 C SI 87 F SI 89 F SL 82 F FF 92 X SI 91 1-2 ③ FC5-4 1-2f			4	0	1	0	0	0	2
31 Jose Tabata, R (1, 7) OBP: 0.341, SLG: 0.410		B SI 92 F SI 92 B FF 91 X SI 92 2-1 ③ G4-3			L SI 91 C SL 82 B FF 90 X SL 80 1-2 5 1B 3B	X FF 93 0-0 ② F8 2-3		B FF 95 B FF 95 F FF 96 T FF 96 T FF 98 2-2 ① K		3	1	1	0	0	0	2
26 Felix Pie, L (8, 7) OBP: 0.455, SLG: 0.500										1	0	0	0	0	1	0
50 Charlie Morton, R (1, 1) OBP: 0.111, SLG: 0.111			C FF 90 F SI 92 F SL 80 T FF 92 0-2 ① K		S FF 91 B FF 92 S CH 85 D SL 83 X SI 90 2-2 ① L1	X FF 91 0-0 ③ F7		F FF 97 B CU 78 F FF 97 B FF 97 S FF 97 2-3 ② K		3	0	0	0	0	1	3
32 Tom Gorzelanny, L (1, 1) ERA: 3.8										0	0	0	0	0	0	0
63 Tyler Thornburg, R (6, 1) ERA: 1.99										1	0	0	0	0	1	0
31 Burke Badenhop, R (7, 1) ERA: 3.75										0	0	0	0	0	0	0
51 Michael Gonzalez, L (7, 1) ERA: 4.34																
59 John Axford, R (8, 1) ERA: 4.45																
Inning Stats	R: 1 E: 0 K: 0 S: 9 H: 2 LOB: 1 BB: 1 P: 15	R: 0 E: 0 K: 0 S: 6 H: 0 LOB: 0 BB: 0 P: 10	R: 0 E: 0 K: 2 S: 10 H: 0 LOB: 0 BB: 0 P: 15	R: 1 E: 0 K: 1 S: 22 H: 2 LOB: 1 BB: 0 P: 28	R: 2 E: 0 K: 1 S: 13 H: 3 LOB: 1 BB: 0 P: 17	R: 0 E: 0 K: 1 S: 14 H: 2 LOB: 2 BB: 0 P: 16	R: 3 E: 1 K: 1 S: 16 H: 4 LOB: 1 BB: 0 P: 23	R: 0 E: 0 K: 2 S: 7 H: 0 LOB: 0 BB: 0 P: 12		1B: 10 2B: 2 3B: 1 HR: 1 SF: 0 SAC: 0 DP: 1 HBP: 0					WP: 0 PB: 0 SB: 1 CS: 0 PA: 37	

	AB	36
	R	7
	H	13
	RBI	7
	BB	1
	SO	8
	LOB	16

PITCHER		IP	WLS	BF	H	R	ER	SO	BB	IBB	HBP	BLK	WP	HR	S	P	ERA	WHIP
32 Tom Gorzelanny, L	(1, 1)	5.1	L	25	9	4	4	5	1	0	0	0	0	0	72	99	6.75	1.875
63 Tyler Thornburg, R	(6, 1)	0.2		2	0	0	0	0	0	0	0	0	0	0	2	2	0.00	0.000
31 Burke Badenhop, R	(7, 1)	0.1		4	3	3	3	1	0	0	0	0	0	1	8	11	81.00	9.000
51 Michael Gonzalez, L	(7, 1)	0.2		3	1	0	0	0	0	0	0	0	0	0	8	12	0.00	1.500
59 John Axford, R	(8, 1)	1.0		3	0	0	0	2	0	0	0	0	0	0	7	12	0.00	0.000

PITCHER	IP	WLS	BF	H	R	ER	SO	BB	IBB	HBP	BLK	WP	HR	S	P	ERA	WHIP

Milwaukee Brewers @ Pittsburgh Pirates

PNC Park, Pittsburgh, PA

Thu Aug 29 2013, 7:08 PM - 9:48 PM EDT

Att. 23,747 - Partly Cloudy - 84 F

TOP

livebaseballscorecards.com

Batter	1	2	3	4	5	6	7	8	9	AB	R	H	RBI	BB	SO	LOB
2 Scooter Gennett, L (1, 4) OBP: 0.371, SLG: 0.534	B FF 95 X FF 93 1-0 9 FC5-4 1B		F KC 82 F SL 87 B SI 96 B SL 87 F CH 87 B SI 98 X SL 88 3-2 ① G3		B CH 88 X SI 94 1-0 9 G6-4-3 1B			B FF 96 F SL 86 F FF 96 F FF 97 B SI 97 B KC 82 X CH 89 3-2 9 E 20 SF8 1B		4	1	3	0	0	0	0
9 Jean Segura, R (1, 6) OBP: 0.336, SLG: 0.441	F SI 95 F SL 88 X FF 97 0-2 ① FC5-4 20 E 20 1B 1-2f		C KC 82 B SL 86 X FF 97 1-1 20 G4-6-3 1B		B SI 96 C SI 95 B SL 87 1 SAFE X SL 86 2-1 ②③ G6-4-3 1-2f			X SL 87 0-0 E9 1-3 1B		4	1	2	0	0	0	2
20 Jonathan Lucroy, R (1, 2) OBP: 0.341, SLG: 0.479	1 SAFE C SL 86 1 SAFE B FF 97 X SI 97 1-1 16 G4-3 1-H 1B		F FF 95 1 SAFE 1 SAFE C SL 86 F SL 87 F SI 97 B FF 96 1 SAFE B SL 87 2-2 ②③ X SI 89 G4-6-3 1-2f			C FF 95 X CH 87 0-1 ① P4		S SI 95 F SI 96 F SI 96 B SI 95 F CU 85 X SI 94 1-2 ② SF8 3-H		3	0	1	2	0	0	1
16 Aramis Ramirez, R (1, 5) OBP: 0.360, SLG: 0.442	X FF 98 0-0 ②③ G4-3 1-2f			C KC 85 X FF 94 0-1 HR		F SI 95 B SI 96 S SL 86 F SI 96 B SI 96 S SL 86 2-3 ② K		B SI 94 F SI 96 C FC 88 X FF 95 1-2 ③ G4-3		4	1	1	1	0	1	2
27 Carlos Gómez, R (1, 8) OBP: 0.339, SLG: 0.507		B KC 85 F FF 95 X SI 94 1-1 18 S 18 2B 1B		X KC 82 0-0 15 BB 1B		C CH 88 X FF 92 0-1 ③ G6-3			C FC 90 X CU 78 0-1 ① G3-1	4	1	2	0	0	0	0
18 Khris Davis, R (1, 7) OBP: 0.382, SLG: 0.667 22 Logan Schafer, L (9, 7) OBP: 0.287, SLG: 0.333		B FF 97 B SI 97 B FF 96 X FF 98 3-0 21 G4-3 1-H 2B		1 SAFE 1 SAFE F SI 97 P PO 90 B SL 87 X FF 97 2-1 ① L8			B KC 80 B SI 96 X FF 94 2-0 ① G5-3		B FC 91 C SI 95 S FF 96 F FF 98 X FC 93 1-2 ② L9	4 0	0 0	1 0	1 0	0 0	0 0	1 0
15 Caleb Gindl, L (1, 9) OBP: 0.353, SLG: 0.467		F SI 96 B SI 96 L CH 88 S FF 97 1-3 ① K		1 SAFE B CH 89 B CH 86 F FF 96 1 SAFE B SI 96 B CH 86 4-1 21 G6-4-3 1-2 BB			C KC 82 B CH 88 X FF 95 1-1 ② F7		C FC 92 F SI 96 X SI 97 0-2 ③ G1-3	3	0	0	0	1	1	1
21 Juan Francisco, L (1, 3) OBP: 0.303, SLG: 0.446 3 Yuniesky Betancourt, R (8, 3) OBP: 0.234, SLG: 0.368		X CH 88 0-0 ② G4-3 2-3		B SI 97 X CH 89 1-0 ②③ G6-4-3 1-2f			F SL 86 S CH 88 S SI 98 0-3 ③ K			3 0	0 0	0 0	0 0	0 0	1 0	3 0
49 Yovani Gallardo, R (1, 1) OBP: 0.208, SLG: 0.375 7 Norichika Aoki, L (8, PH) OBP: 0.348, SLG: 0.363 53 Brandon Kintzler, R (8, 1)		X SL 86 0-0 ③ G5-3			C FF 92 C SL 87 B FF 93 S KC 82 1-3 ① K			C FF 96 B CH 88 B FF 96 B FF 96 T SI 96 F FF 96 X CH 88 3-2 ① G5-3		2 1 0	0 0 0	0 0 0	0 0 0	0 0 0	1 0 0	1 0 0

Inning Stats	1	2	3	4	5	6	7	8	9
	R: 1 E: 1 K: 0 S: 7	H: 2 LOB: 0 BB: 0 P: 9	R: 1 E: 0 K: 1 S: 8	H: 2 LOB: 1 BB: 0 P: 13	R: 0 E: 0 K: 0 S: 11	H: 1 LOB: 0 BB: 0 P: 17	R: 1 E: 0 K: 0 S: 8	H: 2 LOB: 1 BB: 1 P: 14	R: 0 E: 0 K: 1 S: 6	H: 1 LOB: 0 BB: 0 P: 10	R: 0 E: 0 K: 1 S: 8	H: 0 LOB: 0 BB: 0 P: 10	R: 0 E: 0 K: 1 S: 6	H: 0 LOB: 0 BB: 0 P: 9	R: 1 E: 1 K: 0 S: 17	H: 2 LOB: 1 BB: 0 P: 25	R: 0 E: 0 K: 0 S: 9	H: 0 LOB: 0 BB: 0 P: 10

	AB	32
	R	4
	H	10
	RBI	4
	BB	1
	SO	4
	LOB	11

	1B: 8	SF: 1	WP: 0	PA: 34
	2B: 1	SAC: 0	PB: 0	
	3B: 0	DP: 4	SB: 1	
	HR: 1	HBP: 0	CS: 0	

PITCHER		IP	WLS	BF	H	R	ER	SO	BB	IBB	HBP	BLK	WP	HR	S	P	ERA	WHIP
45 Gerrit Cole, R ERA: 3.8	(1, 1)	7.1	L	29	10	4	3	4	1	0	0	0	0	1	63	97	3.68	1.500
29 Bryan Morris, R ERA: 3.12	(8, 1)	0.2		2	0	0	0	0	0	0	0	0	0	0	8	10	0.00	0.000
37 Justin Wilson, L ERA: 2.01	(9, 1)	1.0		3	0	0	0	0	0	0	0	0	0	0	9	10	0.00	0.000

PITCHER	IP	WLS	BF	H	R	ER	SO	BB	IBB	HBP	BLK	WP	HR	S	P	ERA	WHIP

Milwaukee Brewers @ Pittsburgh Pirates

PNC Park, Pittsburgh, PA

Thu Aug 29 2013, 7:08 PM - 9:48 PM EDT

Att. 23,747 - Partly Cloudy - 84 F

livebaseballscorecards.com

BOTTOM

Batter	1	2	3	4	5	6	7	8	9	AB	R	H	RBI	BB	SO	LOB
31 Jose Tabata, R (1, 7) OBP: 0.336, SLG: 0.403 37 Justin Wilson, L (9, 1)	B SL 88 X FF 90 1-0 ① G6-3		C SL 87 B FF 90 B SI 91 B SI 90 C FF 92 X FF 92 3-2 ① L7		C SL 86 F SL 87 C FF 92 0-3 ② K			C SI 92 X SI 93 0-1 ② G3		4 0	0 0	0 0	0 0	0 0	1 0	0 0
18 Neil Walker, S (1, 4) OBP: 0.346, SLG: 0.397	B FF 91 B SI 91 X FF 90 2-0 ② F8		X CU 78 0-0 22 G6-4-3 1B		B FF 92 C SL 84 X FF 91 1-1 ③ P6			S SI 92 B FF 93 X SI 93 1-1 ③ G6-3		4	0	1	0	0	0	0
22 Andrew McCutchen, R (1, 8) OBP: 0.401, SLG: 0.511	C SI 90 B FF 91 C SI 90 B SL 88 X SL 87 2-2 3B		C CU 78 D SL 84 1 SAFE F SL 87 F CU 78 1 SAFE 1 SAFE B SL 88 B FF 90 3-2 ② ③ G6-4-3 1-2f			X CU 77 0-0 ① L5			C SI 92 B FF 93 B SI 94 F SI 93 F SI 94 B SI 94 B SI 94 4-2 24 G3-6-3 BB	3	0	1	0	1	0	1
24 Pedro Alvarez, L (1, 5) OBP: 0.297, SLG: 0.487	B CU 77 S FF 90 X FF 91 1-1 ③ G3-1			C SI 91 F SI 91 B FF 90 F SL 87 S FF 92 1-3 ① K		B SL 85 F FF 90 X SI 92 1-1 ② G6-3			X SI 92 0-0 ① ② G3-6-3 1-2f	4	0	0	0	0	1	2
2 Marlon Byrd, R (1, 9) OBP: 0.329, SLG: 0.520		C FF 90 B SL 87 T SL 87 B FF 91 X SL 88 2-2 17 FC6-4 1B		C FF 91 B FF 91 X FF 92 1-1 ② G5-3		B FF 91 X SL 86 1-0 ③ F7			F SI 92 B SI 92 X SI 92 1-1 ③ L7	4	0	1	0	0	0	0
17 Gaby Sanchez, R (1, 3) OBP: 0.353, SLG: 0.398		1 SAFE C SL 87 B SI 91 X SL 86 1-1 ① FC6-4 10 FC4-6 14 1B 1-2f		C CU 80 B FF 92 B SL 87 B CU 78 S SI 92 B SI 92 4-2 14 1B BB			C CU 78 B SL 87 B SL 85 B SI 91 X FF 91 3-1 ① L8			2	0	0	0	1	0	1
14 John Buck, R (1, 2) OBP: 0.290, SLG: 0.372		B SI 90 X CU 76 1-0 10 FC4-6 1-2 1B		X FF 92 0-0 1-2 1B			X CU 79 0-0 10 G6-4-3 1B			3	0	3	0	0	0	0
10 Jordy Mercer, R (1, 6) OBP: 0.330, SLG: 0.401		C SL 86 C FF 91 B FF 91 B SL 88 X SI 92 2-2 ② FC4-6 1-2f 2-3		D CU 79 B CU 78 F SL 86 C FF 92 B SL 89 C FF 92 3-3 ③ K			X SI 91 0-0 ② ③ G6-4-3 1-2f			3	0	0	0	0	1	5
45 Gerrit Cole, R (1, 1) OBP: 0.231, SLG: 0.200 29 Bryan Morris, L (8, 1) OBP: 0.200, SLG: 0.200 26 Felix Pie, L (8, PH) OBP: 0.417, SLG: 0.455 (9, 7)		C SL 86 B FF 91 C CU 79 S SL 88 1-3 ③ K			C FF 89 B SL 84 B FF 90 B FF 91 C FF 90 S FF 91 3-3 ① K			B SI 91 X SI 91 1-0 ① L8		2 0 1	0 0 0	0 0 0	0 0 0	0 0 0	2 0 0	2 0 0
Inning Stats	R: 0 E: 0 K: 0 S: 7 H: 1 LOB: 1 BB: 0 P: 13	R: 0 E: 0 K: 1 S: 12 H: 2 LOB: 2 BB: 0 P: 19	R: 0 E: 0 K: 0 S: 9 H: 1 LOB: 0 BB: 0 P: 15	R: 0 E: 0 K: 2 S: 12 H: 1 LOB: 2 BB: 1 P: 21	R: 0 E: 0 K: 2 S: 8 H: 0 LOB: 0 BB: 0 P: 12	R: 0 E: 0 K: 0 S: 4 H: 0 LOB: 0 BB: 0 P: 6	R: 0 E: 0 K: 0 S: 4 H: 1 LOB: 0 BB: 0 P: 7	R: 0 E: 0 K: 0 S: 5 H: 0 LOB: 0 BB: 0 P: 7	R: 0 E: 0 K: 0 S: 6 H: 0 LOB: 0 BB: 1 P: 11	1B: 5 2B: 0 3B: 1 HR: 0 SF: 0 SAC: 0 DP: 3 HBP: 0						

	AB	30
	R	0
	H	6
	RBI	0
	BB	2
	SO	5
	LOB	11

WP: 0 PA: 32
PB: 0
SB: 0
CS: 0

PITCHER		IP	WLS	BF	H	R	ER	SO	BB	IBB	HBP	BLK	WP	HR	S	P	ERA	WHIP
49 Yovani Gallardo, R ERA: 4.39	(1, 1)	7.0	W	26	6	0	0	5	1	0	0	0	0	0	56	93	0.00	1.000
53 Brandon Kintzler, R ERA: 2.7	(8, 1)	2.0		6	0	0	0	0	1	0	0	0	0	0	11	18	0.00	0.500

PITCHER		IP	WLS	BF	H	R	ER	SO	BB	IBB	HBP	BLK	WP	HR	S	P	ERA	WHIP

Batter	1	2	3	4	5	6	7	8	9	AB	R	H	RBI	BB	SO	LOB
13 Matt Carpenter, L (1, 4) OBP: 0.381, SLG: 0.473	B SI 93 B SI 93 C SI 94 B SI 95 C SI 95 C SL 89 3-3 ① K		C B SI 95 X SL 87 1-1 ② G6-3			C SI 92 B SL 87 F SI 93 B SI 94 B SL 88 X SL 88 3-2 ① P5		C SI 92 B SI 94 C SL 86 X SL 86 1-2 ③ G4-3		4	0	0	0	0	1	0
3 Carlos Beltrán, S (1, 9) OBP: 0.343, SLG: 0.524	B SI 93 C SI 93 B SL 87 F CH 86 F SL 88 X CH 87 2-2 ② F9		C SI 94 B SI 92 B SI 94 X CH 87 2-1 1B			B SI 91 F SL 85 X CH 86 1-1 ② F8			C FF 92 B FS 87 S FC 93 X FC 93 1-2 ① G4-3	4	0	1	0	0	0	0
7 Matt Holliday, R (1, 7) OBP: 0.372, SLG: 0.475	B SI 93 B SL 85 B CH 87 F SI 93 B SI 94 4-1 BB		X CH 86 0-0 ③ L7			B SL 85 X SI 92 1-0 1B			F FF 94 X FF 94 0-1 21 1B	3	0	2	0	1	0	1
21 Allen Craig, R (1, 3) OBP: 0.375, SLG: 0.463	S CH 87 F CH 86 D SL 87 F CH 87 S SL 87 1-3 ③ K			X SI 91 0-0 ① G6-3		D CH 86 X SL 86 1-0 ③ L5			B FF 94 X FC 90 1-0 4 G3-6-1 1-2 1B	4	0	1	0	0	1	2
4 Yadier Molina, R (1, 2) OBP: 0.370, SLG: 0.493		B SI 91 X CH 86 1-0 ① F8		C SI 91 C SI 93 B CH 87 F SL 88 X SL 88 1-2 ② L7			F SI 90 B CH 85 X CH 87 1-1 ① G3		B FC 93 X FC 92 1-0 ② ③ G3-6-1 1-2f	4	0	0	0	0	0	2
23 David Freese, R (1, 5) OBP: 0.336, SLG: 0.371		B SL 84 F SL 86 B SI 92 X CH 87 2-1 ② G5-3		X SI 94 0-0 ③ F9			X SI 92 0-0 ② F9			3	0	0	0	0	0	0
43 Shane Robinson, R (1, 8) OBP: 0.385, SLG: 0.364		B SI 93 B SL 84 B SI 92 B SI 92 4-0 BB			X SI 91 0-0 ① L9		C SI 91 B SL 85 X CH 87 1-1 ③ G6-3			2	0	0	0	1	0	0
38 Pete Kozma, R (1, 6) OBP: 0.272, SLG: 0.272		C SL 84 B CH 86 C SL 86 S CH 88 1-3 ③ K			C SI 91 C CH 87 F SL 86 B SI 94 C SI 93 1-3 ② K			B CH 87 B SI 91 C SL 83 F SI 91 X CH 86 2-2 ① G6-3		3	0	0	0	0	2	1
40 Shelby Miller, R (1, 1) OBP: 0.109, SLG: 0.178			C SI 92 S CH 87 S SL 87 0-3 ① K		C SI 93 B SI 94 B SI 93 F SI 93 S SL 88 2-3 ③ K			X SI 92 0-0 ② G4-3		2	0	0	0	0	2	0
71 Sam Freeman, R (5, 1)										0	0	0	0	0	0	0
59 Fernando Salas, R (7, 1)										0	0	0	0	0	0	0
16 Kolten Wong, L (8, PH) OBP: 0.194, SLG: 0.200										1	0	0	0	0	0	0
36 Randy Choate, L (8, 1)										0	0	0	0	0	0	0
Inning Stats	R: 0 E: 0 K: 2 S: 12 H: 0 LOB: 1 BB: 1 P: 22	R: 0 E: 0 K: 1 S: 6 H: 0 LOB: 1 BB: 1 P: 14	R: 0 E: 0 K: 1 S: 8 H: 1 LOB: 1 BB: 0 P: 11	R: 0 E: 0 K: 0 S: 6 H: 0 LOB: 0 BB: 0 P: 7	R: 0 E: 0 K: 2 S: 8 H: 0 LOB: 0 BB: 0 P: 11	R: 0 E: 0 K: 0 S: 7 H: 1 LOB: 1 BB: 0 P: 13	R: 0 E: 0 K: 0 S: 5 H: 0 LOB: 0 BB: 0 P: 7	R: 0 E: 0 K: 0 S: 7 H: 0 LOB: 0 BB: 0 P: 10	R: 0 E: 0 K: 0 S: 7 H: 2 LOB: 1 BB: 0 P: 10	1B: 4 2B: 0 3B: 0 HR: 0	SF: 0 SAC: 0 DP: 1 HBP: 0			WP: 0 PB: 0 SB: 0 CS: 0	PA: 32		

TOP

St. Louis Cardinals @ Pittsburgh Pirates

PNC Park, Pittsburgh, PA

Fri Aug 30 2013, 7:10 PM - 9:37 PM EDT

Att. 38,026 - Partly Cloudy - 85 F

livebaseballscorecards.com

AB	30
R	0
H	4
RBI	0
BB	2
SO	6
LOB	6

PITCHER		IP	WLS	BF	H	R	ER	SO	BB	IBB	HBP	BLK	WP	HR	S	P	ERA	WHIP
47 Francisco Liriano, L ERA: 2.57	(1, 1)	8.0	W	28	2	0	0	6	2	0	0	0	0	0	59	95	0.00	0.500
35 Mark Melancon, R ERA: 0.9	(9, 1)	1.0		4	2	0	0	0	0	0	0	0	0	0	7	10	0.00	2.000

PITCHER	IP	WLS	BF	H	R	ER	SO	BB	IBB	HBP	BLK	WP	HR	S	P	ERA	WHIP

BOTTOM

St. Louis Cardinals @ Pittsburgh Pirates

PNC Park, Pittsburgh, PA

Fri Aug 30 2013, 7:10 PM - 9:37 PM EDT

Att. 38,026 - Partly Cloudy - 85 F

livebaseballscorecards.com

Batter	1	2	3	4	5	6	7	8	9	AB	R	H	RBI	BB	SO	LOB
31 Jose Tabata, R (1, 7) OBP: 0.339, SLG: 0.409 26 Felix Pie, L (8, 7) OBP: 0.385, SLG: 0.417	B FF 93 F FF 93 X FC 91 1-1 18 2B 46 2B 1B	B FF 93 B CU 78 C FF 94 F FF 94 X CU 79 2-2 ② F9		B CU 79 B CU 78 F FF 94 X FF 93 2-1 1-3 2B		B FF 94 B FS 84 C FS 84 F FS 84 X FF 96 2-2 ① G4-3		S SI 87 C SL 76 X SL 76 0-2 ③ G3		4 1	1 0	2 0	0 0	0 0	0 0	1 0
18 Neil Walker, S (1, 4) OBP: 0.348, SLG: 0.401	F FF 93 X FF 94 0-1 46 2B 1-3 2B	C FF 94 B CH 86 X CH 86 1-1 ③ FC1-4-6 1-2f		X CH 86 0-0 ② F9		X FF 95 0-0 1B				4	1	2	0	0	0	3
22 Andrew McCutchen, R (1, 8) OBP: 0.398, SLG: 0.507	B FF 96 C FC 92 F CU 78 F FC 92 F FF 95 B FC 92 S FF 97 2-3 ① K		B CU 77 X CU 77 1-0 ① F7	C FF 95 F FF 95 X FC 90 0-2 ③ L9		S FS 85 B FS 86 B FS 85 T FS 86 D FS 86 S FS 86 3-3 ② K				4	0	0	0	0	2	5
24 Pedro Alvarez, L (1, 5) OBP: 0.296, SLG: 0.484	H FF 96 1-0 46 2B HBP		B CH 84 B CU 78 F CH 84 F FF 94 F CU 79 B CH 86 X CH 85 3-2 ② G3-1		C CU 75 B CH 83 B CU 76 F CH 85 S FF 95 2-3 ① K	X SI 97 0-0 ③ G6-3				3	0	0	0	0	1	1
2 Marlon Byrd, R (1, 9) OBP: 0.328, SLG: 0.519	B FC 92 S FC 92 B FF 97 B FF 96 F FF 96 F FC 93 S FF 96 3-3 ② K		B FF 94 C CU 78 X FC 89 1-1 ③ G1-3		B CU 77 S CU 77 B FC 89 X FF 93 2-1 46 1B 2B		S KC 80 X KC 81 0-1 ① G1-3			4	1	1	0	0	1	3
46 Garrett Jones, L (1, 3) OBP: 0.297, SLG: 0.423 17 Gaby Sanchez, R (8, 3) OBP: 0.353, SLG: 0.398	B FF 96 S FF 96 B FF 95 X FF 96 2-1 1-3 2-H 3-H 2B			F CU 76 F FF 93 F FC 90 X FF 92 0-2 HR	C CH 84 F FF 93 B FF 94 B CH 84 X CH 84 2-2 12 E 55 BB 2-H 1B		B CH 86 F CH 86 B KC 80 F CH 86 C FF 90 2-3 ② K			4 0	1 0	3 0	4 0	0 0	1 0	0 0
55 Russell Martin, R (1, 2) OBP: 0.343, SLG: 0.395	C CU 79 C FF 96 B FF 96 F FF 96 X CU 78 1-2 ③ P4			X FC 90 0-0 HR	C FF 94 B FF 93 B FF 93 C CU 79 B FF 95 B CU 79 4-2 12 E 1-2 BB		B KC 80 B KC 78 X CH 85 2-0 ③ L5			3	1	1	1	1	0	2
12 Clint Barmes, R (1, 6) OBP: 0.257, SLG: 0.315		C CU 76 B FC 89 B CU 74 F FC 89 B FF 93 X FC 90 3-2 ① G6-3		X CU 77 0-0 ① P4	B FF 94 C FF 95 X FS 85 1-1 FC1 47 G6-3 1-2 2-3			C SI 86 X SI 86 0-1 ① G3-1		4	0	0	0	0	0	2
47 Francisco Liriano, L (1, 1) OBP: 0.136, SLG: 0.073 5 Josh Harrison, R (8, PH) OBP: 0.310, SLG: 0.441 35 Mark Melancon, R (9, 1)		B FF 91 B FF 93 B FF 91 B FF 91 4-0 18 FC1-4-6 BB		C CU 78 B CU 77 B CU 76 C FF 91 B FF 92 B FF 93 4-2 31 2B BB	X SI 95 0-0 ② ③ G6-3 1-2f			C SI 87 B SL 74 C SL 75 X SI 87 1-2 ② L9		1 1 0	0 0 0	0 0 0	0 0 0	2 0 0	0 0 0	3 0 0
Inning Stats	R: 2 E: 0 K: 2 S: 19 H: 3 LOB: 2 BB: 0 P: 29	R: 0 E: 0 K: 0 S: 8 H: 0 LOB: 1 BB: 1 P: 18	R: 0 E: 0 K: 0 S: 7 H: 0 LOB: 0 BB: 0 P: 12	R: 2 E: 0 K: 0 S: 14 H: 3 LOB: 2 BB: 1 P: 20	R: 1 E: 1 K: 1 S: 13 H: 2 LOB: 2 BB: 1 P: 24	R: 0 E: 0 K: 1 S: 8 H: 1 LOB: 1 BB: 0 P: 13	R: 0 E: 0 K: 1 S: 6 H: 0 LOB: 0 BB: 0 P: 10	R: 0 E: 0 K: 0 S: 8 H: 0 LOB: 0 BB: 0 P: 9		1B: 3 2B: 4 3B: 0 HR: 2 SF: 0 SAC: 0 DP: 1 HBP: 1						

	AB	33
	R	5
	H	9
	RBI	5
	BB	3
	SO	5
	LOB	20

WP: 0 PA: 37
PB: 0
SB: 0
CS: 0

PITCHER		IP	WLS	BF	H	R	ER	SO	BB	IBB	HBP	BLK	WP	HR	S	P	ERA	WHIP
40 Shelby Miller, R ERA: 3.13	(1, 1)	4.1	L	25	8	5	5	3	3	0	1	0	0	2	58	99	10.38	2.538
71 Sam Freeman, L ERA:	(5, 1)	1.2		6	1	0	0	1	0	0	0	0	0	0	11	17	0.00	0.600
59 Fernando Salas, R ERA: 4.7	(7, 1)	1.0		3	0	0	0	1	0	0	0	0	0	0	6	10	0.00	0.000
36 Randy Choate, L ERA: 2.7	(8, 1)	1.0		3	0	0	0	0	0	0	0	0	0	0	8	9	0.00	0.000

PITCHER	IP	WLS	BF	H	R	ER	SO	BB	IBB	HBP	BLK	WP	HR	S	P	ERA	WHIP

Batter	1	2	3	4	5	6	7	8	9	AB	R	H	RBI	BB	SO	LOB
13 Matt Carpenter, L (1, 5) OBP: 0.382, SLG: 0.472	C SI 93 B SI 92 X SI 91 1-1 ① G3		B SI 94 F SI 94 B KC 83 B KC 82 D FF 94 4-1 3 1B BB		C SI 94 B CH 88 B CH 89 F SI 94 F KC 84 S KC 85 2-3 ③ K			C SI 93 B CH 89 B FF 94 B FF 92 X SI 93 3-1 1B		3	0	1	0	1	1	1
3 Carlos Beltrán, S (1, 9) OBP: 0.343, SLG: 0.522 46 Kevin Siegrist, L (6, 1) 32 Rob Johnson, R (7, 2) OBP: 0.229, SLG: 0.273	B SI 93 C SI 93 C FF 93 X KC 83 1-2 ② F7		C KC 82 X SI 93 0-1 1-3 2-H 1B			B B F FF 92 X SI 92 2-1 ① F8		C SI 94 S SL 88 B SL 89 S SL 90 1-3 ③ K		3 0 1	0 0 0	1 0 0	1 0 0	0 0 0	0 0 1	0 0 1
7 Matt Holliday, R (1, 7) OBP: 0.369, SLG: 0.470	B SI 93 B KC 83 X FF 92 2-0 ③ F7		B CH 89 C KC 86 S KC 85 F KC 84 S KC 86 1-3 ③ K2-3			F FF 92 F CH 87 B CH 88 S KC 84 1-3 ② K			X SI 92 0-0 ① G6-3	4	0	0	0	0	2	2
21 Allen Craig, R (1, 3) OBP: 0.376, SLG: 0.464		F FF 93 B CH 88 F FF 94 B KC 84 X SI 94 2-2 19 L6-3 1B	B SI 94 C SI 93 B KC 83 C SI 94 S KC 83 2-3 ① K			X CH 89 0-0 ③ G5-3			C SI 92 B CH 88 X SI 94 1-1 G3-1 1B	4	0	2	0	0	1	0
4 Yadier Molina, R (1, 2) OBP: 0.367, SLG: 0.489 34 John Axford, R (7, 1) 59 Fernando Salas, R (8, 1) Matt Adams, L (9, PH) OBP: 0.332, SLG: 0.456		X KC 84 0-0 ① F9	B SI 93 B FF 94 F SI 93 X SI 93 2-1 ② G6-3				S FF 92 B FF 93 F KC 84 B CH 89 B KC 83 F SI 93 X FF 92 3-2 ① G5-3		B SI 93 C CH 88 D SL 90 F SL 89 B FF 93 X SI 94 3-2 ② G3-1 1-2	3 0 0 1	0 0 0 0	0 0 0 0	0 0 0 0	0 0 0 0	0 0 0 0	1 0 0 1
19 Jon Jay, L (1, 8) OBP: 0.344, SLG: 0.374		C FF 94 B KC 83 D SI 90 X FF 94 2-1 ② ③ L6-3 1-1	C FF 94 C KC 83 B KC 83 F KC 82 B SI 91 B KC 85 X SI 94 3-2 ③ F7				C FF 93 C KC 83 F KC 83 C KC 82 0-3 ② K		B FF 93 X SL 89 1-0 ③ L7	4	0	0	0	0	1	2
16 Kolten Wong, L (1, 4) OBP: 0.206, SLG: 0.212			C SI 93 B KC 82 B KC 82 X SI 92 2-1 33 G4-3 3 1B 1B		B SI 92 B CH 88 F SI 94 B FF 94 X FF 94 3-1 ① L7		X FF 92 0-0 ③ G6-3			3	1	1	0	0	0	0
33 Daniel Descalso, L (1, 6) OBP: 0.300, SLG: 0.375			F SI 94 1 SAFE X FF 94 0-1 ① G4-3 1-2		B FF 93 X SI 93 1-0 38 G6-3 1B			B SI 92 F SI 92 X CH 87 1-1 ① G4-3		3	0	1	0	0	0	1
31 Lance Lynn, S (1, 1) OBP: 0.163, SLG: 0.089 38 Pete Kozma, R (5, PH) OBP: 0.271, SLG: 0.271 43 Seth Maness, R (5, 1) OBP: 0.200, SLG: 0.200 43 Shane Robinson, R (6, 9) OBP: 0.382, SLG: 0.360			F SI 92 F SI 92 C KC 82 0-3 ② K		X SI 94 0-0 ② G6-3 1-2			C SI 92 B SL 89 F SL 88 F SI 94 B SL 90 X SI 94 2-2 ② F8		1 1 0 1	0 0 0 0	0 0 0 0	0 0 0 0	1 0 0 0	1 0 0 0	1 1 0 0
Inning Stats	R: 0 E: 0 K: 0 S: 6 H: 0 LOB: 0 BB: 0 P: 10	R: 0 E: 0 K: 0 S: 6 H: 1 LOB: 0 BB: 0 P: 10	R: 1 E: 0 K: 2 S: 14 H: 2 LOB: 2 BB: 1 P: 21	R: 0 E: 0 K: 1 S: 9 H: 0 LOB: 0 BB: 0 P: 16	R: 0 E: 0 K: 1 S: 8 H: 1 LOB: 1 BB: 0 P: 14	R: 0 E: 0 K: 1 S: 6 H: 0 LOB: 0 BB: 0 P: 9	R: 0 E: 0 K: 1 S: 9 H: 0 LOB: 0 BB: 0 P: 12	R: 0 E: 0 K: 1 S: 11 H: 1 LOB: 1 BB: 0 P: 18	R: 0 E: 0 K: 0 S: 7 H: 1 LOB: 1 BB: 0 P: 12	1B: 6 2B: 1 3B: 0 HR: 0 SF: 0 SAC: 0 DP: 1 HBP: 0						

PITCHER		IP	WLS	BF	H	R	ER	SO	BB	IBB	HBP	BLK	WP	HR	S	P	ERA	WHIP
34 A.J. Burnett, R ERA: 3.09	(1, 1)	7.0	W	25	4	1	1	6	1	0	0	0	0	0	58	92	1.29	0.714
32 Vin Mazzaro, R ERA: 2.37	(8, 1)	2.0		8	2	0	0	1	0	0	0	0	0	0	18	30	0.00	1.000

PITCHER	IP	WLS	BF	H	R	ER	SO	BB	IBB	HBP	BLK	WP	HR	S	P	ERA	WHIP

TOP

St. Louis Cardinals @ Pittsburgh Pirates

PNC Park, Pittsburgh, PA

Sat Aug 31 2013, 7:08 PM - 9:55 PM EDT

Att. 39,514 - Cloudy - 83 F

livebaseballscorecards.com

AB	32
R	1
H	6
RBI	1
BB	1
SO	7
LOB	11

Cardinals @ Pittsburgh Pirates

PNC Park, Pittsburgh, PA

Sat Aug 31 2013, 7:08 PM - 9:55 PM EDT

Att. 39,514 - Cloudy - 83 F

livebaseballscorecards.com

BOTTOM

Batter	1	2	3	4	5	6	7	8	9	AB	R	H	RBI	BB	SO	LOB
31 Jose Tabata, R (1, 7) OBP: 0.340, SLG: 0.409 32 Vin Mazzaro, R (8, 1) OBP: 0.167, SLG: 0.167	F SI 91 S SI 92 S SL 89 0-3 K	C FF 93 B SL 91 X SI 93 1-1 18 WP 1-2 3-H 1B	B CU 82 B CU 80 B FF 94 C FF 92 C SI 93 X SI 94 3-2 18 3B 1B		B SI 91 X SI 91 1-0 FC6-2 18 1B 3-H		B CU 81 X FF 97 1-0 L9			5 0	1 0	2 0	1 0	0 0	1 0	1 0
18 Neil Walker, S (1, 4) OBP: 0.353, SLG: 0.409	B SI 94 X FF 94 1-0 1B	S CU 81 F CH 87 B CU 78 B SL 90 B CU 80 B CH 85 4-2 1-2 2-3 BB	1 SAFE D CH 87 X SL 89 1-0 1-H 3B		B SI 91 X SI 91 1-0 1-3 1B			B FF 91 X FF 90 1-0 F7		4	0	3	1	1	0	0
22 Andrew McCutchen, R (1, 8) OBP: 0.394, SLG: 0.502	B SI 93 C SI 93 B SL 88 T SL 90 B SI 95 C SL 91 3-3 K	F SI 95 S FF 95 B FF 95 B FF 95 B SL 90 F SL 92 X FF 95 3-2 P4	B SL 91 S SI 94 S FF 94 T FF 96 1-2 K		C SI 91 B FF 92 F CH 85 F FF 92 B CH 84 B FF 91 S CH 84 3-3 K			B FF 91 B FF 90 X FF 89 2-0 F9		5	0	0	0	0	3	7
24 Pedro Alvarez, L (1, 5) OBP: 0.295, SLG: 0.483	B SI 93 B SI 92 B SI 94 C CU 82 S SI 94 X FF 95 3-2 G4-3		X SI 89 0-0 2 1B 2B	B CH 89 B CH 85 B SI 90 X SI 90 3-0 G4-3		F FF 97 X FF 97 0-1 G6-3		F FF 92 B KC 80 S CH 85 B CH 87 B FF 91 X FF 91 3-2 F7		5	1	1	0	0	0	1
2 Marlon Byrd, R (1, 9) OBP: 0.330, SLG: 0.522		B FF 93 C SL 88 B SL 89 X CU 81 2-1 46 G6-3 12 FC5-2 2B	B SL 87 S SL 89 F FF 92 X SL 87 1-2 46 BB 55 HR 2-H 1B	C FF 93 F FF 92 F SI 94 B SI 93 X SI 94 1-2 G6-3		X FF 96 0-0 F7				4	1	2	1	0	0	0
46 Garrett Jones, L (1, 3) OBP: 0.300, SLG: 0.424 17 Gaby Sanchez, R (6, PH) OBP: 0.355, SLG: 0.405 (7, 3)		B SI 93 X SI 92 1-0 G6-3 2-3	B SI 92 B FF 93 B SI 91 B SI 92 4-0 55 HR 1-2 BB	T FF 94 X SI 94 0-1 1B		C FF 97 F FF 96 F FF 97 B FF 97 B CU 81 X FF 96 2-2 2B				2 1	1 0	1 1	0 0	1 0	0 0	1 0
55 Russell Martin, R (1, 2) OBP: 0.345, SLG: 0.403		B SL 88 B SL 88 B SL 90 F SI 93 B SL 89 4-1 12 FC5-2 34 1B BB	B FF 93 B FF 93 F FF 94 X FF 94 2-1 1-H 2-H HR	C SI 92 C FF 93 C SL 89 0-3 K		X FF 97 0-0 F8				3	2	1	3	1	1	2
12 Clint Barmes, R (1, 6) OBP: 0.257, SLG: 0.318		D FF 91 F SL 90 X SI 93 1-1 FC5-2 34 1B 31 1B 1-2 3-H	B FF 94 C FF 95 F SI 93 F SL 89 F CU 80 X CU 79 1-2 F7		C SI 91 B SL 83 B SL 83 F SI 91 X FF 92 2-2 34 PB 31 FC6-2 2B		C FF 97 X CU 79 0-1 F9			4	1	1	0	0	0	2
34 A.J. Burnett, R (1, 1) OBP: 0.096, SLG: 0.078 26 Felix Pie, L (7, PH) OBP: 0.357, SLG: 0.385 (8, 7)		X SI 94 0-0 18 WP 31 1B 1-3 2-H 1B	X FF 94 0-0 L9		B SI 90 C SI 90 F SI 90 S SI 91 1-3 K 2-3		B FF 97 F FF 96 B FF 96 X FF 98 2-1 G4-3			3 1	0 0	1 0	1 0	0 0	1 0	1 0
Inning Stats	R: 0 E: 0 K: 2 S: 10 H: 1 LOB: 1 BB: 0 P: 17	R: 2 E: 0 K: 0 S: 15 H: 3 LOB: 3 BB: 2 P: 31	R: 5 E: 0 K: 1 S: 19 H: 5 LOB: 1 BB: 1 P: 32	R: 0 E: 0 K: 1 S: 10 H: 1 LOB: 1 BB: 0 P: 14	R: 0 E: 0 K: 2 S: 12 H: 2 LOB: 2 BB: 0 P: 20	R: 0 E: 0 K: 0 S: 8 H: 1 LOB: 1 BB: 0 P: 10	R: 0 E: 0 K: 0 S: 5 H: 0 LOB: 0 BB: 0 P: 8	R: 0 E: 0 K: 0 S: 5 H: 0 LOB: 0 BB: 0 P: 11		1B: 7 2B: 4 3B: 1 HR: 1	SF: 0 SAC: 0 DP: 0 HBP: 0			WP: 1 PB: 1 SB: 0 CS: 0	PA: 40	

	AB	37
	R	7
	H	13
	RBI	7
	BB	3
	SO	6
	LOB	15

PITCHER		IP	WLS	BF	H	R	ER	SO	BB	IBB	HBP	BLK	WP	HR	S	P	ERA	WHIP
31 Lance Lynn, R ERA: 4.29	(1, 1)	4.0	L	25	10	7	7	4	3	0	0	0	1	1	54	94	15.75	3.250
43 Seth Maness, R ERA: 2.09	(5, 1)	1.0		5	2	0	0	2	0	0	0	0	0	0	12	20	0.00	2.000
46 Kevin Siegrist, L ERA: 0.62	(6, 1)	1.0		4	1	0	0	0	0	0	0	0	0	0	8	10	0.00	1.000
34 John Axford, R ERA: 4.37	(7, 1)	1.0		3	0	0	0	0	0	0	0	0	0	0	5	8	0.00	0.000
59 Fernando Salas, R ERA: 4.5	(8, 1)	1.0		3	0	0	0	0	0	0	0	0	0	0	5	11	0.00	0.000

PITCHER	IP	WLS	BF	H	R	ER	SO	BB	IBB	HBP	BLK	WP	HR	S	P	ERA	WHIP

Batter	1	2	3	4	5	6	7	8	9	AB	R	H	RBI	BB	SO	LOB
13 Matt Carpenter, L (1, 4) OBP: 0.382, SLG: 0.473	B SI 90 X SI 91 1-0 21 WP 21 1B 2B	F FF 92 C SL 83 X CH 82 0-2 ② G3		C SI 88 B CH 81 S CH 85 S SL 78 1-3 ① K		B FF 96 B SI 95 X FF 95 2-0 43 BB 7 1B 1-2 1B		B SI 94 C SL 84 B SI 94 C SL 84 X CH 86 2-2 ② F8		5	2	2	0	0	1	0
43 Shane Robinson, R (1, 9) OBP: 0.398, SLG: 0.369	B SI 92 C SI 92 B CU 74 B SI 92 C SI 91 F SI 92 D SI 92 4-2 21 1B 21 WP 4 1B BB	B SI 91 X SI 91 1-0 1B		X SI 91 0-0 ② G4-3		B FF 96 B FF 95 B SI 95 C SI 95 C FF 95 B FF 96 4-2 7 1B 1-2 2-3 BB		X SI 94 0-0 7 FC6-4 1B		3	1	2	0	2	0	0
7 Matt Holliday, R (1, 7) OBP: 0.367, SLG: 0.467 26 Trevor Rosenthal, R (8, 1) 44 Edward Mujica, R (9, 1)	D SL 84 B SI 92 X SI 92 2-0 ① F8	F SI 92 1 SAFE D CH 83 X SI 92 1-1 ③ G3		C SI 92 B CH 84 X SI 92 1-1 ③ G5-3		C FF 96 X FF 96 0-1 1-2 2-H 3-H 1B		B SI 95 B CH 87 X SI 95 2-0 ③ FC6-4 1-2f		5 0 0	0 0 0	1 0 0	2 0 0	0 0 0	0 0 0	4 0 0
21 Allen Craig, R (1, 3) OBP: 0.378, SLG: 0.464	B CU 75 B CH 83 B SI 92 C SI 92 X SI 92 3-1 23 BB 4 1B 19 SF8 1-3 2-H 1B	X SI 92 0-0 4 1B 23 2B 1B			C CU 76 B CH 81 H SI 91 2-1 4 G6-4-3 HBP	B CU 81 B FF 96 B FF 92 C FF 96 F FF 96 F SI 97 X SI 96 3-2 ③ P4			F FF 95 S SL 86 B CH 88 S SI 91 1-3 ① K	4	2	2	1	0	1	2
4 Yadier Molina, R (1, 2) OBP: 0.367, SLG: 0.488	F SI 92 F CH 84 X SI 93 0-2 38 WP 23 BB 1-2 3-H 1B	1 SAFE D CH 83 X SI 91 1-0 23 2B 1-2 1B			B SI 91 1 SAFE X SL 79 1-0 ①② G6-4-3 1-2f		B SI 95 X SI 95 1-0 ① G5-3		F SI 91 X FC 90 0-1 ② L4	5	1	2	1	0	0	1
23 David Freese, R (1, 5) OBP: 0.336, SLG: 0.372	B CU 77 B CH 84 C SI 92 B SI 93 B SI 92 4-1 38 WP 1-2 2-3 BB	S SI 92 D CH 84 X SI 91 1-1 38 G6-3 1-H 2-H 2B			C SI 91 B SI 93 B SL 82 C SI 92 B CH 85 C SI 94 3-3 ③ K		B SI 96 F FC 92 S SI 95 F SI 95 B SI 94 X SI 95 3-2 ② G6-3		C FC 91 B SI 93 B SI 88 F SI 91 B SL 87 S SL 85 3-3 ③ K	4	0	1	2	1	2	0
19 Jon Jay, L (1, 8) OBP: 0.343, SLG: 0.374	D SL 83 B SI 92 D SI 92 C SI 92 F SI 92 X SI 93 3-2 ② SF8 3-H	B SI 90 S SI 90 X CH 83 1-1 ① F8				B FF 94 X FF 90 1-0 ① G3-1	C SI 95 B SI 95 F FC 90 B CU 85 X SI 95 2-2 1B			3	0	1	1	0	0	1
38 Pete Kozma, R (1, 6) OBP: 0.268, SLG: 0.268	C SI 92 F SL 84 D CH 85 F SI 93 B SL 84 S CH 84 2-3 ③ K 1-2 2-3	B SI 91 C SL 79 B CH 81 D SL 82 X SI 91 3-1 ② G6-3 2-3				B FF 94 C SI 94 B SI 95 F SI 94 B FF 97 X FF 94 3-2 ② L6	C FF 95 D FC 90 B FF 93 1 SAFE F SI 94 C FC 89 2-3 ③ K			4	0	0	0	0	2	4
58 Joe Kelly, R (1, 1) OBP: 0.200, SLG: 0.167 43 Seth Maness, R (7, 1) OBP: 0.200, SLG: 0.200 56 Adron Chambers, L (8, PH) OBP: 0.267, SLG: 0.231 (8, 7)		C SI 90 F SI 90 X SL 82 0-2 ① G5-3	C SI 92 X SI 92 0-1 ③ G6-3			B FF 95 B FF 94 S FF 95 S FF 95 F FF 96 F FF 96 X CU 82 2-2 43 BB 13 1B 7 1B 1B		S SI 94 B SL 84 X SI 94 1-1 ① G4-3		3 0 1	1 0 0	1 0 0	0 0 0	0 0 0	0 0 0	1 0 0
Inning Stats	R: 3 E: 0 K: 1 S: 18 H: 3 LOB: 2 BB: 2 P: 37	R: 0 E: 0 K: 0 S: 9 H: 1 LOB: 1 BB: 0 P: 11	R: 2 E: 0 K: 0 S: 10 H: 3 LOB: 1 BB: 0 P: 16	R: 0 E: 0 K: 1 S: 6 H: 0 LOB: 0 BB: 0 P: 8	R: 0 E: 0 K: 1 S: 5 H: 0 LOB: 0 BB: 0 P: 11	R: 2 E: 0 K: 0 S: 18 H: 3 LOB: 2 BB: 1 P: 33	R: 0 E: 0 K: 1 S: 11 H: 1 LOB: 1 BB: 0 P: 19	R: 0 E: 0 K: 0 S: 7 H: 1 LOB: 1 BB: 0 P: 12	R: 0 E: 0 K: 2 S: 8 H: 0 LOB: 0 BB: 0 P: 12	1B: 10 2B: 2 3B: 0 HR: 0 SF: 1 SAC: 0 DP: 1 HBP: 1						

PITCHER	IP	WLS	BF	H	R	ER	SO	BB	IBB	HBP	BLK	WP	HR	S	P	ERA	WHIP
60 Kris Johnson, L (1, 1) ERA: 7.88	2.0	L	15	7	5	5	1	2	0	0	0	2	0	31	54	22.50	4.500
30 Jeanmar Gómez, R (3, 1) ERA: 3.11	3.0		9	0	0	0	2	0	0	1	0	0	0	17	29	0.00	0.000
37 Justin Wilson, L (6, 1) ERA: 2.25	1.0		7	3	2	2	0	1	0	0	0	0	0	18	33	18.00	4.000
29 Bryan Morris, R (7, 1) ERA: 3.07	1.0		4	1	0	0	1	0	0	0	0	0	0	11	19	0.00	1.000
44 Tony Watson, L (8, 1) ERA: 2.66	1.0		4	1	0	0	0	0	0	0	0	0	0	7	12	0.00	1.000

PITCHER	IP	WLS	BF	H	R	ER	SO	BB	IBB	HBP	BLK	WP	HR	S	P	ERA	WHIP
25 Kyle Farnsworth, R (9, 1) ERA: 5.58	1.0		3	0	0	0	2	0	0	0	0	0	0	8	12	0.00	0.000

TOP

St. Louis Cardinals @ Pittsburgh Pirates

PNC Park, Pittsburgh, PA

Sun Sep 01 2013, 1:38 PM - 4:46 PM EDT

Att. 37,912 - Cloudy - 75 F

livebaseballscorecards.com

AB	37
R	7
H	12
RBI	7
BB	3
SO	6
LOB	13

WP: 2 PA: 42
PB: 0
SB: 0
CS: 0

Batter	1	2	3	4	5	6	7	8	9	AB	R	H	RBI	BB	SO	LOB
18 Neil Walker, S (1, 4) OBP: 0.352, SLG: 0.408	C SI 93 F SI 95 B CU 76 X CU 78 1-2 22 1B 1B		C CH 86 B SL 84 X SI 95 1-1 ② G4-3		B CH 84 X SI 96 1-0 ③ G4-3		C SI 92 C FF 92 S CH 86 0-3 ③ K			4	0	1	0	0	1	0
46 Garrett Jones, L (1, 9) OBP: 0.297, SLG: 0.419	C SI 95 F SI 95 B SI 96 F SI 96 B CH 84 X CH 86 2-2 ① L9		B SI 95 B SI 91 F SI 94 B SI 93 C SI 93 C SI 93 3-3 ③ K			C SI 94 F SI 94 X SI 95 0-2 ① F7		C FF 95 F FF 96 S CH 87 0-3 ① K		4	0	0	0	0	2	1
22 Andrew McCutchen, R (1, 8) OBP: 0.395, SLG: 0.501	C SI 96 F SI 94 B SI 97 F SL 84 X SI 96 1-2 **1-2** 1B			F SI 96 B SI 96 B SI 95 B SI 96 X SI 95 3-1 ① G4-3		H CU 76 1-0 24 G6-3 2 1B HBP		B CU 79 C FF 96 F FF 96 S FF 97 1-3 ② K		3	1	1	0	0	1	0
24 Pedro Alvarez, L (1, 5) OBP: 0.293, SLG: 0.479	X SI 95 0-0 ② F7			C CH 85 B CU 79 B CH 84 X SI 95 2-1 ② F7		S SI 93 B SI 91 S SI 95 F SI 94 D CH 83 X CH 84 2-2 ② G6-3 **1-2**		F FF 98 F FF 98 F FF 97 B CH 87 S CH 88 1-3 ③ K		4	0	0	0	0	1	3
2 Marlon Byrd, R (1, 7) OBP: 0.333, SLG: 0.525	B SL 84 X SI 94 1-0 ③ F9			B SI 96 B SI 96 B SI 93 B SI 94 4-0 66 BB BB		F SI 95 S SI 92 B SI 96 F SI 94 X CU 81 1-2 66 1B **2-H** 1B			C FF 91 F SI 91 B FF 92 F FF 92 F FS 86 X FS 86 1-2 66 F8 14 1B 2B	3	1	2	1	1	0	2
66 Justin Morneau, L (1, 3) OBP: 0.316, SLG: 0.426		C SI 95 C SI 95 B CH 83 F SI 97 B CU 77 X CH 83 2-2 ① G3		C SI 94 B SI 95 F SI 93 D CH 85 F CH 83 B SI 94 F SI 95 B CH 86 4-2 **1-2** BB		B SI 94 C SI 92 F SI 96 F CU 77 X SI 94 1-2 **1-2** 1B			F FS 88 X FS 87 0-1 ① F8 **2-3**	3	0	1	0	1	0	1
14 John Buck, R (1, 2) OBP: 0.290, SLG: 0.371		B SI 98 B SI 94 C SI 94 F SI 96 F SI 94 F SL 81 S SI 96 2-3 ② K		F SI 96 F SI 92 F SL 83 D SL 84 S SL 82 1-3 ③ K		X SI 92 0-0 ③ F9			B FF 94 B SL 83 B FF 93 C FF 93 X FF 92 3-1 10 G6-4-3 **3-H** 1B	4	0	1	1	0	2	4
10 Jordy Mercer, R (1, 6) OBP: 0.326, SLG: 0.396		C SL 84 B SL 85 C CU 79 C SI 95 1-3 ③ K			C SI 97 F SL 83 F CU 77 X SL 81 0-2 ① G6-3		C SI 90 B SL 84 B SI 91 C SI 91 F CH 85 C FF 92 2-3 ① K		C FF 93 F SI 92 X FS 87 0-2 ② ③ G6-4-3 **1-2f**	4	0	0	0	0	2	1
60 Kris Johnson, L (1, 1) 30 Jeanmar Gómez, R (3, 1) OBP: 0.077, SLG: 0.077 23 Travis Snider, L (5, PH) OBP: 0.286, SLG: 0.321 37 Justin Wilson, L (6, 1) 29 Bryan Morris, L (7, 1) OBP: 0.200, SLG: 0.200 26 Felix Pie, L (7, PH) OBP: 0.333, SLG: 0.357 44 Tony Watson, L (8, 1) 25 Kyle Farnsworth, R (9, 1)			C SI 91 B SI 94 C SI 93 C SI 96 1-3 ① K		B SI 95 C SI 92 X CH 84 1-1 ② G3-1		C SI 91 B CH 84 X SI 92 1-1 ② G4-3			0 1 1 0 0 0 1 0 0	0 0 0 0 0 0 0 0 0	0 0 0 0 0 0 0 0 0	0 0 0 0 0 0 0 0 0	0 0 0 0 0 0 0 0 0	0 1 0 0 0 0 0 0 0	0 0 0 0 0 0 0 0 0
Inning Stats	R: 0 E: 0 K: 0 S: 13 H: 2 LOB: 2 BB: 0 P: 18	R: 0 E: 0 K: 2 S: 12 H: 0 LOB: 0 BB: 0 P: 17	R: 0 E: 0 K: 2 S: 8 H: 0 LOB: 0 BB: 0 P: 13	R: 0 E: 0 K: 1 S: 12 H: 0 LOB: 2 BB: 2 P: 26	R: 0 E: 0 K: 0 S: 7 H: 0 LOB: 0 BB: 0 P: 9	R: 1 E: 0 K: 0 S: 16 H: 2 LOB: 2 BB: 0 P: 21	R: 0 E: 0 K: 2 S: 9 H: 0 LOB: 0 BB: 0 P: 12	R: 0 E: 0 K: 3 S: 10 H: 0 LOB: 0 BB: 0 P: 12	R: 1 E: 0 K: 0 S: 12 H: 2 LOB: 0 BB: 0 P: 16	1B: 5 2B: 1 3B: 0 HR: 0 SF: 0 SAC: 0 DP: 1 HBP: 1						

PITCHER		IP	WLS	BF	H	R	ER	SO	BB	IBB	HBP	BLK	WP	HR	S	P	ERA	WHIP
58 Joe Kelly, R ERA: 2.82	(1, 1)	6.0	W	25	4	1	1	5	2	0	1	0	0	0	68	104	1.50	1.000
43 Seth Maness, R ERA: 2.05	(7, 1)	1.0		3	0	0	0	2	0	0	0	0	0	0	9	12	0.00	0.000
26 Trevor Rosenthal, R ERA: 2.42	(8, 1)	1.0		3	0	0	0	3	0	0	0	0	0	0	10	12	0.00	0.000
44 Edward Mujica, R ERA: 1.85	(9, 1)	1.0		4	2	1	1	0	0	0	0	0	0	0	12	16	9.00	2.000

PITCHER	IP	WLS	BF	H	R	ER	SO	BB	IBB	HBP	BLK	WP	HR	S	P	ERA	WHIP

BOTTOM

St. Louis Cardinals @ Pittsburgh Pirates

PNC Park, Pittsburgh, PA

Sun Sep 01 2013, 1:38 PM - 4:46 PM EDT

Att. 37,912 - Cloudy - 75 F

livebaseballscorecards.com

AB	32
R	2
H	6
RBI	2
BB	2
SO	10
LOB	12

Batter	1	2	3	4	5	6	7	8	9	AB	R	H	RBI	BB	SO	LOB
31 Jose Tabata, R (1, 7) OBP: 0.346, SLG: 0.414 26 Felix Pie, L (8, 7) OBP: 0.313, SLG: 0.333	C FF 92 B FF 93 F FF 92 B FF 93 F FF 94 X FF 93 2-2 ① F8		C CH 82 X FF 94 0-1 22 BB 2-H 1B		B FF 92 F CH 82 X CH 82 1-1 24 WP 18 1B 3-H 1B		C FF 93 B FF 95 X FF 92 1-1 18 HR 1-2 1B		B SL 84 B SL 84 F SI 88 F SI 88 F FS 84 X SI 88 2-2 ① G4-3	4 1	1 0	3 0	2 0	0 0	0 0	0 0
18 Neil Walker, S (1, 4) OBP: 0.352, SLG: 0.415	B FF 92 B FF 92 B FF 92 C FF 92 X FF 91 3-1 ② L9		B CH 82 1 SAFE F CH 82 X FF 92 1-1 ② F8		B CU 74 X CH 79 1-0 24 WP 1-2 1B		C SL 80 X FF 94 0-1 1-H 2-H HR		B SL 86 X SI 88 1-0 ② L6	5	1	2	3	0	0	1
22 Andrew McCutchen, R (1, 8) OBP: 0.397, SLG: 0.503	B FF 92 B FF 93 X FF 92 2-0 1B		D CU 77 B CH 82 S CH 83 B FF 92 F CH 82 F FF 92 B CH 84 4-2 1-2 BB		X CU 77 0-0 ② F8		F SL 79 B SL 83 X FF 96 1-1 ① G4-3		B SL 85 X CU 74 1-0 2B	4	0	2	0	1	0	2
24 Pedro Alvarez, L (1, 5) OBP: 0.294, SLG: 0.479	B FF 92 B CH 82 S CH 82 1 SAFE S CH 82 1 SAFE B FF 93 S CH 83 3-3 ③ K		B CH 84 C FF 92 C FF 92 X FF 92 1-2 ③ F9		B FF 92 B CH 83 B CH 84 I IN 62 4-0 1-2 2-3 IBB		C SL 81 S CH 83 B FF 94 F FF 94 F CH 85 X FF 97 1-2 2 G4-3 2B		C SL 78 S FF 90 S FF 92 0-3 ③ K	4	0	1	0	1	2	4
2 Marlon Byrd, R (1, 9) OBP: 0.331, SLG: 0.520		C FF 91 S CH 83 B FF 94 S CH 84 1-3 ① K	X CH 82 0-0 ① F8		B FF 92 C CH 81 S FF 94 F FF 94 S CH 84 1-3 ③ K		S SL 84 X FF 93 0-1 ② G4-3 2-3			4	0	0	0	0	2	4
66 Justin Morneau, L (1, 3) OBP: 0.316, SLG: 0.423		C CH 83 F FF 93 B CH 84 B CH 82 F FF 92 X CH 83 2-2 ② F8	B CH 81 B FF 92 C CH 82 B FF 92 D CH 82 4-1 55 G4-3-6 BB		S FF 90 F FF 92 F FF 93 F FF 92 B CH 83 F CH 82 B FF 93 F CH 81 S FF 93 2-3 ① K		B CH 85 C FF 94 B CH 86 X CH 85 2-1 ③ F7			3	0	0	0	1	1	1
55 Russell Martin, R (1, 2) OBP: 0.342, SLG: 0.398		X FF 92 0-0 ③ L6	B CU 77 C CU 76 B FF 92 C CH 80 X CU 78 2-2 ②③ G4-3-6 1-2f		B CU 77 B CH 80 X FF 92 2-0 ② G6-3			B CU 75 B FF 96 C FF 95 B FF 96 X FF 95 3-1 ① F9		4	0	0	0	0	0	1
12 Clint Barmes, R (1, 6) OBP: 0.261, SLG: 0.324			B FF 90 B FF 89 C FF 88 X FF 90 2-1 50 SH1-4 31 1B 1B		C CU 76 B CH 81 B FF 93 S CH 81 B CU 78 X FF 92 3-2 50 SH1-4 31 1B 2B	C CU 76 F CU 78 B CH 82 F CU 77 F CH 82 X FF 94 1-2 ③ F9		B FF 95 F FF 96 B CU 78 F FF 97 X SL 85 2-2 ② P6		4	2	2	0	0	0	0
50 Charlie Morton, R (1, 1) OBP: 0.143, SLG: 0.143 46 Garrett Jones, L (8, PH) OBP: 0.296, SLG: 0.418 44 Tony Watson, L (8, 1) 35 Mark Melancon, R (9, 1)			D FF 89 L FF 88 X CH 79 1-1 ① SH1-4 1-2		X CU 74 0-0 ① SH1-4 2-3		C CH 83 X CH 85 0-1 31 1B 18 HR 1B	B CU 77 F FF 95 S CH 88 B SI 97 T FF 96 2-2 ③ K		1 1 0 0	1 0 0 0	1 0 0 0	0 0 0 0	0 1 0 0	0 0 0 0	0 0 0 0

Inning Stats	1	2	3	4	5	6	7	8	9
	R: 0 E: 0 K: 1 S: 10	H: 1 LOB: 1 BB: 0 P: 20	R: 0 E: 0 K: 1 S: 8	H: 0 LOB: 0 BB: 0 P: 11	R: 1 E: 0 K: 0 S: 14	H: 2 LOB: 2 BB: 1 P: 23	R: 0 E: 0 K: 0 S: 5	H: 0 LOB: 0 BB: 1 P: 11	R: 1 E: 0 K: 1 S: 12	H: 3 LOB: 3 BB: 1 P: 22	R: 0 E: 0 K: 1 S: 13	H: 0 LOB: 0 BB: 0 P: 18	R: 3 E: 0 K: 0 S: 17	H: 4 LOB: 1 BB: 0 P: 22	R: 0 E: 0 K: 1 S: 8	H: 0 LOB: 0 BB: 0 P: 15	R: 0 E: 0 K: 1 S: 9	H: 1 LOB: 1 BB: 0 P: 13

1B: 7 SF: 0
2B: 3 SAC: 2
3B: 0 DP: 1
HR: 1 HBP: 0

WP: 1 PA: 40
PB: 0
SB: 0
CS: 0

PITCHER		IP	WLS	BF	H	R	ER	SO	BB	IBB	HBP	BLK	WP	HR	S	P	ERA	WHIP
63 Tyler Thornburg, R ERA: 2.08	(1, 1)	6.0	L	26	6	2	2	4	2	1	0	0	1	0	62	105	3.00	1.333
32 Tom Gorzelanny, L ERA: 3.9	(7, 1)	0.0		1	1	1	1	0	0	0	0	0	0	0	2	2	∞	∞
45 Alfredo Figaro, R ERA: 4.39	(7, 1)	1.0		6	3	2	2	0	0	0	0	0	0	1	15	20	18.00	3.000
54 Michael Blazek, R ERA: 6.35	(8, 1)	1.0		3	0	0	0	1	0	0	0	0	0	0	8	15	0.00	0.000
47 Rob Wooten, R ERA: 3.5	(9, 1)	0.2		3	1	0	0	0	0	0	0	0	0	0	6	10	0.00	1.500

PITCHER		IP	WLS	BF	H	R	ER	SO	BB	IBB	HBP	BLK	WP	HR	S	P	ERA	WHIP
51 Michael Gonzalez, L ERA: 4.5	(9, 1)	0.1		1	0	0	0	1	0	0	0	0	0	0	3	3	0.00	0.000

TOP

Pittsburgh Pirates @ Milwaukee Brewers

Miller Park, Milwaukee, WI

Mon Sep 02 2013, 1:12 PM - 4:07 PM CDT

Att. 23,252 - Cloudy - 66 F

livebaseballscorecards.com

AB	35
R	5
H	11
RBI	5
BB	3
SO	6
LOB	13

Pittsburgh Pirates @ Milwaukee Brewers

Miller Park, Milwaukee, WI

Mon Sep 02 2013, 1:12 PM - 4:07 PM CDT

Att. 23,252 - Cloudy - 66 F

livebaseballscorecards.com

Batter	1	2	3	4	5	6	7	8	9	AB	R	H	RBI	BB	SO	LOB
7 Norichika Aoki, L (1, 9) OBP: 0.351, SLG: 0.364	C FF 93 B FS 86 B SI 92 C SI 92 H CU 80 3-2 9 G4-3 HBP		B SI 93 X SI 92 1-0 E9 9 G6-3 20 FC5-2-5-4 1B		X SI 92 0-0 ① G3		C FF 93 B CU 79 B CU 79 X FF 92 2-1 9 1B 9 E 1B		X FF 91 0-0 ③ G4-3	4	1	2	0	0	0	1
9 Jean Segura, R (1, 6) OBP: 0.336, SLG: 0.436	1 SAFE C SI 92 C SI 91 1 SAFE X SI 92 0-2 ① G4-3 1-2		B SI 94 C SI 93 X SI 92 1-1 ① G6-3 2-3		B SI 91 X SI 92 1-0 20 G4-3 20 S 1B		C SI 91 1 SAFE B CU 76 F SI 92 1 SAFE X CU 78 1-2 E5 1-H 1B			4	0	2	0	0	0	2
20 Jonathan Lucroy, R (1, 2) OBP: 0.343, SLG: 0.474	C SI 93 B SI 92 F SI 93 S CU 78 1-3 ② K		C SI 95 X SI 92 0-1 ②③ FC5-2-5-4 3-H		1 SAFE 1 SAFE B SI 89 B SI 91 X SI 92 2-0 ② G4-3 1-3		C SI 93 B CU 78 F SI 92 S CU 79 1-3 ③ K			4	0	0	0	0	2	4
16 Aramis Ramirez, R (1, 5) OBP: 0.356, SLG: 0.434	B SI 91 F SI 92 F CU 78 D SI 93 X SI 93 2-2 ③ G4-3			X SI 92 0-0 21 FC4-6 15 BB 1B	B SI 92 B SI 93 X SI 92 2-0 ③ F9			B SI 93 B SI 93 F CH 85 X SI 93 2-1 ① G6-3		4	0	1	0	0	0	2
2 Scooter Gennett, L (1, 4) OBP: 0.374, SLG: 0.519 14 Jeff Bianchi, R (8, PH) OBP: 0.276, SLG: 0.289 (9, 4)		B SI 93 C SI 93 F FS 85 X FS 85 1-2 ① G5-3		X FS 85 0-0 ① F7		C SI 92 S CU 78 C CU 80 0-3 ① K		F SI 94 S CH 85 F CH 85 B SL 81 F SI 93 X CH 86 1-2 ② G5-3		3 1	0 0	0 0	0 0	0 0	1 0	1 0
15 Caleb Gindl, L (1, 7) OBP: 0.330, SLG: 0.424		X FF 94 0-0 ② G4-3		B SI 93 F FF 93 B FS 84 B FS 84 1 SAFE F SI 94 D FS 84 4-2 21 FC4-6 1-2 BB		S FS 84 C CU 78 S CU 79 0-3 ② K		C SL 83 S SL 82 X SI 94 0-2 ③ G4-3		3	0	0	0	1	1	0
21 Juan Francisco, L (1, 3) OBP: 0.306, SLG: 0.451		X SI 94 0-0 22 1B 2B		B CU 78 X SI 93 1-0 ② FC4-6 22 BB 1-2f 2-3		L FF 94 B SI 92 C CU 79 S CU 80 1-3 ③ K			F FF 93 F FC 92 S KC 81 0-3 ① K2-3	4	1	1	0	0	2	2
22 Logan Schafer, L (1, 8) OBP: 0.289, SLG: 0.332		B SI 92 F SI 93 B FS 83 S FS 84 X FS 84 2-2 63 S 2-H 1B		F SI 94 B CU 80 B CU 80 B CU 81 B CU 80 4-1 1-2 BB			B SI 91 B SI 90 X SI 91 2-0 ① G3		C FC 92 S FC 91 B FF 93 S FC 91 1-3 ② K	3	0	1	1	1	1	0
63 Tyler Thornburg, R (1, 1) 32 Tom Gorzelanny, R (7, 1) OBP: 0.059, SLG: 0.059 45 Alfredo Figaro, R (7, 1) OBP: 0.250, SLG: 0.250 3 Yuniesky Betancourt, R (7, PH) OBP: 0.230, SLG: 0.362 54 Michael Blazek, R (8, 1) 47 Rob Wooten, R (9, 1) 51 Michael Gonzalez, R (9, 1) 18 Khris Davis, R (9, PH) OBP: 0.357, SLG: 0.602		B FF 94 C SI 92 B SI 93 X SI 93 2-1 ③ G4-3 1-2		C SI 94 S SI 93 D CU 79 S SI 93 1-3 ③ K			X SI 91 0-0 ② P4		B FC 92 X FF 93 1-0 1B	2 0 0 1 0 0 1	0 0 0 0 0 0 0	0 0 0 0 0 0 0	0 0 0 0 0 0 0	0 0 0 0 0 0 0	1 0 0 0 0 0 0	4 0 0 0 0 0 0
Inning Stats	R: 0 E: 0 K: 1 S: 11 H: 0 LOB: 1 BB: 0 P: 17	R: 1 E: 0 K: 0 S: 10 H: 2 LOB: 1 BB: 0 P: 15	R: 0 E: 1 K: 0 S: 5 H: 1 LOB: 0 BB: 0 P: 7	R: 0 E: 0 K: 1 S: 9 H: 1 LOB: 3 BB: 2 P: 19	R: 0 E: 0 K: 0 S: 4 H: 1 LOB: 1 BB: 0 P: 9	R: 0 E: 0 K: 3 S: 9 H: 0 LOB: 0 BB: 0 P: 10	R: 1 E: 1 K: 1 S: 10 H: 2 LOB: 1 BB: 0 P: 16	R: 0 E: 0 K: 0 S: 10 H: 0 LOB: 0 BB: 0 P: 13	R: 0 E: 0 K: 2 S: 8 H: 1 LOB: 1 BB: 0 P: 10	1B: 7 2B: 2 3B: 0 HR: 0 SF: 0 SAC: 0 DP: 1 HBP: 1						

AB	34
R	2
H	8
RBI	1
BB	2
SO	8
LOB	16

WP: 0 PB: 0 SB: 2 CS: 0 PA: 37

PITCHER		IP	WLS	BF	H	R	ER	SO	BB	IBB	HBP	BLK	WP	HR	S	P	ERA	WHIP
50 Charlie Morton, R ERA: 3.0	(1, 1)	7.0	W	30	7	2	1	6	2	0	1	0	0	0	58	93	1.29	1.286
44 Tony Watson, L ERA: 2.62	(8, 1)	1.0	H	3	0	0	0	0	0	0	0	0	0	0	10	13	0.00	0.000
35 Mark Melancon, R ERA: 0.88	(9, 1)	1.0	S	4	1	0	0	2	0	0	0	0	0	0	8	10	0.00	1.000

PITCHER	IP	WLS	BF	H	R	ER	SO	BB	IBB	HBP	BLK	WP	HR	S	P	ERA	WHIP

TOP

Pittsburgh Pirates @ Milwaukee Brewers

Miller Park, Milwaukee, WI

Tue Sep 03 2013, 7:12 PM - 10:12 PM CDT

Att. 25,558 - Partly Cloudy - 72 F

livebaseballscorecards.com

Batter	1	2	3	4	5	6	7	8	9	AB	R	H	RBI	BB	SO	LOB
31 Jose Tabata, R (1, 7) OBP: 0.341, SLG: 0.407	F FF 89 B SL 88 B FF 91 X SI 90 2-1 ① G6-3		C SI 90 B SL 88 S SL 88 S SL 86 1-3 ① K		F SL 88 X CU 77 0-1 ① G6-3		B SL 84 B SI 92 X FF 91 2-0 ③ L9		C FF 96 S FF 97 F FF 95 B SL 86 S FF 97 1-3 ① K	4	0	0	0	0	1	0
26 Felix Pie, L (8, 7) OBP: 0.294, SLG: 0.313										1	0	0	0	0	1	0
18 Neil Walker, S (1, 4) OBP: 0.351, SLG: 0.411	B FF 90 B SI 91 X FF 90 2-0 ② G3		B SI 92 B FF 91 C FF 91 X SI 91 2-1 ② F9		C CU 79 B FF 91 B FF 91 F FF 91 B CU 79 B SI 92 4-2 22 G4-3 BB			C SI 92 B FF 92 B SI 93 X SI 92 2-1 ① L7	B FF 94 F FF 94 B FF 96 S FF 96 S FF 96 3-3 ② K	4	0	0	0	1	1	0
22 Andrew McCutchen, R (1, 8) OBP: 0.399, SLG: 0.509	F CU 78 B FF 91 C SL 87 B SL 87 X FF 90 2-2 HR		B SL 87 B SL 89 S SL 88 X CH 86 2-1 66 1B 2 1B 1B		X SL 86 0-0 ②③ G4-3 1-2f			B SI 93 C SI 93 F SI 92 B SI 93 F SI 93 F SL 84 F SI 93 B SL 85 B SI 93 4-2 66 1B 2 2B BB	X SL 86 0-0 ③ G6-3	4	3	2	1	1	0	1
66 Justin Morneau, L (1, 3) OBP: 0.321, SLG: 0.427	C SL 88 F SL 88 B FF 91 B FF 91 B SL 88 B SL 88 4-2 2 BB BB		1 SAFE 1 SAFE X SL 87 0-0 2 1B 1-3 1B			F FF 90 F FF 92 X FF 92 0-2 55 G6-3 55 WP 1B		T SI 92 1 SAFE 1 SAFE B SI 92 F SI 91 1 SAFE B SI 92 F SI 93 1 SAFE 2-2 F FF 93 X CH 88 2 2B 1-3 1B		3	0	3	0	1	0	0
2 Marlon Byrd, R (1, 9) OBP: 0.334, SLG: 0.523	D CU 78 B SI 90 D SL 86 B FF 91 4-0 55 FC6-4 1-2 BB		B FF 92 B SL 88 F SL 88 X SL 87 2-1 1-2 3-H 1B			D CU 79 X SL 85 1-0 ① L9		B SI 92 F SI 92 B SI 91 S SI 92 B SI 92 X SI 93 3-2 1-3 3-H 2B		3	0	2	2	1	0	1
55 Russell Martin, R (1, 2) OBP: 0.339, SLG: 0.394	X FF 90 0-0 ③ FC6-4 1-2f		B CU 78 B SI 91 C FF 91 S SL 87 F SL 86 D SI 92 C SL 87 3-3 ③ K			B FF 91 C SL 86 C SL 85 B SL 86 X FF 91 2-2 ② G6-3 1-3		C SI 92 F SI 91 D SL 84 X SL 84 1-2 ② G5-3		4	0	0	0	0	1	7
5 Josh Harrison, R (1, 5) OBP: 0.297, SLG: 0.423		B FF 89 B SL 86 C FF 89 X SI 90 2-1 ① F9		X FF 88 0-0 ① B1		C CU 79 F SI 92 S FF 90 0-3 ③ K		I IN 70 I IN 71 I IN 72 I IN 72 4-0 IBB		3	0	0	0	0	1	1
24 Pedro Alvarez, L (8, PH) OBP: 0.296, SLG: 0.479 (8, 5)										0	0	0	0	1	0	0
12 Clint Barmes, R (1, 6) OBP: 0.258, SLG: 0.321		C CU 78 B SL 87 F FF 90 X SL 87 1-2 ② L9		B SL 86 C SL 85 S CU 78 B FF 90 S CU 78 2-3 ② K2-3			C SI 90 F CU 78 B CU 80 X FF 92 1-2 ① F7	D SI 91 C SI 91 X SI 92 1-1 ③ F8		3	0	0	0	0	1	0
17 Gaby Sanchez, R (8, PH) OBP: 0.354, SLG: 0.403										1	0	0	0	0	0	3
10 Jordy Mercer, R (8, 6) OBP: 0.326, SLG: 0.396										0	0	0	0	0	0	0
45 Gerrit Cole, R (1, 1) OBP: 0.214, SLG: 0.185		B SI 91 C FF 90 B FF 91 C FF 91 S SL 86 2-3 ③ K		C FF 90 B FF 91 F SI 90 T SL 84 1-2 ③ K			B CU 78 F CU 78 C FF 91 B FF 90 X SL 84 2-2 ② G1-3		B SL 84 C FF 94 S FF 96 F FF 95 B FF 95 F FF 95 X SL 86 2-2 HR	2	0	0	0	0	2	0
46 Garrett Jones, L (7, PH) OBP: 0.295, SLG: 0.417										1	0	0	0	0	0	0
32 Vin Mazzaro, R (7, 1) OBP: 0.167, SLG: 0.167										0	0	0	0	0	0	0
23 Travis Snider, L (9, PH) OBP: 0.288, SLG: 0.336										1	1	1	1	0	0	0
35 Mark Melancon, R (9, 1)										0	0	0	0	0	0	0
Inning Stats	R: 1 E: 0 K: 0 S: 9 H: 1 LOB: 2 BB: 2 P: 23	R: 0 E: 0 K: 1 S: 8 H: 0 LOB: 0 BB: 0 P: 13	R: 1 E: 0 K: 2 S: 14 H: 3 LOB: 2 BB: 0 P: 24	R: 0 E: 0 K: 2 S: 7 H: 0 LOB: 0 BB: 0 P: 10	R: 0 E: 0 K: 0 S: 5 H: 0 LOB: 0 BB: 1 P: 9	R: 0 E: 0 K: 1 S: 10 H: 1 LOB: 1 BB: 0 P: 13	R: 0 E: 0 K: 0 S: 7 H: 0 LOB: 0 BB: 0 P: 12	R: 1 E: 0 K: 0 S: 20 H: 2 LOB: 3 BB: 2 P: 37	R: 1 E: 0 K: 2 S: 13 H: 1 LOB: 0 BB: 0 P: 19	1B: 5 2B: 1 3B: 0 HR: 2 SF: 0 SAC: 0 DP: 1 HBP: 0						

AB	34
R	4
H	8
RBI	4
BB	5
SO	8
LOB	13

WP: 1 PA: 39
PB: 0
SB: 0
CS: 0

PITCHER		IP	WLS	BF	H	R	ER	SO	BB	IBB	HBP	BLK	WP	HR	S	P	ERA	WHIP
49 Yovani Gallardo, R ERA: 4.31	(1, 1)	7.0		28	5	2	2	6	3	0	0	0	1	1	60	104	2.57	1.143
53 Brandon Kintzler, R ERA: 2.76	(8, 1)	1.0		7	2	1	1	0	1	1	0	0	0	0	20	37	9.00	3.000
29 Jim Henderson, R ERA: 2.28	(9, 1)	1.0	L	4	1	1	1	2	0	0	0	0	0	1	13	19	9.00	1.000

PITCHER		IP	WLS	BF	H	R	ER	SO	BB	IBB	HBP	BLK	WP	HR	S	P	ERA	WHIP

BOTTOM

Pittsburgh Pirates @ Milwaukee Brewers

Miller Park, Milwaukee, WI

Tue Sep 03 2013, 7:12 PM - 10:12 PM CDT

Att. 25,558 - Partly Cloudy - 72 F

livebaseballscorecards.com

Batter	1	2	3	4	5	6	7	8	9	AB	R	H	RBI	BB	SO	LOB
7 Norichika Aoki, L (1, 9) OBP: 0.352, SLG: 0.364	BB		1B		L8			G3		3	1	1	0	1	0	2
9 Jean Segura, R (1, 6) OBP: 0.337, SLG: 0.438	2B		K		G3			1B		4	1	2	1	0	1	2
20 Jonathan Lucroy, R (1, 2) OBP: 0.342, SLG: 0.472	1B		G4-3			G4-3		G6-3		4	0	1	2	0	0	2
16 Aramis Ramirez, R (1, 5) OBP: 0.351, SLG: 0.427	L1-3		K			K			G6-3	4	0	0	0	0	2	2
27 Carlos Gómez, R (1, 8) OBP: 0.338, SLG: 0.503	L4			G6-3		K			G6-3	4	0	0	0	0	1	0
2 Scooter Gennett, L (1, 4) OBP: 0.371, SLG: 0.519		G4-3		G1-3			P6		2B	4	0	1	0	0	0	0
18 Khris Davis, R (1, 7) OBP: 0.345, SLG: 0.579		G6-3		K			K		K2-3	4	0	0	0	0	3	1
21 Juan Francisco, L (1, 3) OBP: 0.306, SLG: 0.450		1B			F8		G5-3			3	0	1	0	0	0	0
49 Yovani Gallardo, R (1, 1) OBP: 0.220, SLG: 0.380		L8			1B			BB		2	0	1	0	0	0	1
53 Brandon Kintzler, R (8, 1)										0	0	0	0	0	0	0
15 Caleb Gindl, L (8, PH) OBP: 0.336, SLG: 0.424										0	1	0	0	1	0	0
29 Jim Henderson, L (9, 1)										0	0	0	0	0	0	0
Inning Stats	R: 2 E: 0 K: 0 S: 11 H: 2 LOB: 0 BB: 1 P: 19	R: 0 E: 0 K: 0 S: 9 H: 1 LOB: 1 BB: 0 P: 15	R: 0 E: 0 K: 2 S: 12 H: 1 LOB: 1 BB: 0 P: 19	R: 0 E: 0 K: 1 S: 7 H: 0 LOB: 0 BB: 0 P: 9	R: 0 E: 0 K: 0 S: 13 H: 1 LOB: 1 BB: 0 P: 20	R: 0 E: 0 K: 2 S: 7 H: 0 LOB: 0 BB: 0 P: 10	R: 0 E: 0 K: 1 S: 5 H: 0 LOB: 0 BB: 0 P: 8	R: 1 E: 0 K: 0 S: 9 H: 1 LOB: 0 BB: 1 P: 18	R: 0 E: 0 K: 1 S: 10 H: 1 LOB: 1 BB: 0 P: 14	1B: 5 2B: 3 3B: 0 HR: 0 SF: 0 SAC: 0 DP: 2 HBP: 0						

	AB	32
	R	3
	H	7
	RBI	3
	BB	2
	SO	7
	LOB	10

WP: 0 PA: 34
PB: 0
SB: 0
CS: 0

PITCHER		IP	WLS	BF	H	R	ER	SO	BB	IBB	HBP	BLK	WP	HR	S	P	ERA	WHIP
45 Gerrit Cole, R ERA: 3.74	(1, 1)	6.0		23	5	2	2	5	1	0	0	0	0	0	59	92	3.00	1.000
32 Vin Mazzaro, R ERA: 2.43	(7, 1)	2.0	W	7	1	1	1	1	1	0	0	0	0	0	14	26	4.50	1.000
35 Mark Melancon, R ERA: 0.87	(9, 1)	1.0	S	4	1	0	0	1	0	0	0	0	0	0	10	14	0.00	1.000

PITCHER	IP	WLS	BF	H	R	ER	SO	BB	IBB	HBP	BLK	WP	HR	S	P	ERA	WHIP

Batter	1	2	3	4	5	6	7	8	9	AB	R	H	RBI	BB	SO	LOB
31 Jose Tabata, R (1, 7) OBP: 0.338, SLG: 0.403	C FF 94 B FF 96 X FF 93 1-1 ① G5-3	C SL 82 F SI 95 X SL 86 0-2 ③ FC6-4 1-2f		B FF 94 C FF 96 X FF 96 1-1 1B		X SL 83 0-0 ③ F8		C SL 82 X SL 83 0-1 ② FC6-4 1-2f		5	0	1	0	0	0	4
18 Neil Walker, S (1, 4) OBP: 0.351, SLG: 0.413	B SI 95 F SI 95 B CH 86 F SI 96 X SL 86 2-2 ② F9		X SL 80 0-0 66 2B 2 1B 1B	C SI 94 C SI 96 S SL 85 0-3 ③ K			X FF 90 0-0 24 HBP 2B	C SL 83 B SL 84 F SL 82 B FS 83 X SL 83 2-2 ③ F9		5	1	2	0	0	1	2
22 Andrew McCutchen, R (1, 8) OBP: 0.399, SLG: 0.513	C SI 96 B FF 97 F SI 96 F SL 87 B SL 87 X SI 96 2-2 ③ G6-3		C FF 93 B SI 95 S SI 94 X SI 95 1-2 ① L8		C SL 81 B CH 79 X FF 94 1-1 HR		B FF 88 C SI 90 B CH 83 B SL 84 C FF 90 B SL 85 4-2 24 HBP BB		C SI 90 B SL 82 B SI 90 C SI 88 F SI 90 B SI 89 X SI 90 3-2 ① L8	4	1	1	1	1	0	1
66 Justin Morneau, L (1, 3) OBP: 0.323, SLG: 0.429		C FF 94 B SL 84 X FF 96 1-1 ① L7	B SI 95 1 SAFE X SI 96 1-0 2 1B 1-3 2B		H SI 92 1-0 2 2B HBP		S SL 83 S SL 83 C FF 92 0-3 ① K		B SL 79 B SI 90 X SI 89 2-0 1B	4	0	2	0	0	1	2
2 Marlon Byrd, R (1, 9) OBP: 0.337, SLG: 0.526		C FF 95 X FF 97 0-1 24 FC4-6 1B	B FF 95 X FF 95 1-0 2-3 3-H 1B		C SL 81 C SL 83 D SL 86 D SL 85 F FF 94 B SL 84 X FF 94 3-2 ① 1-H 2B		S CU 70 X CU 69 0-1 ② L7		B SI 90 C SI 89 F SI 90 S SL 82 1-3 ② K	5	0	3	1	0	1	3
24 Pedro Alvarez, L (1, 5) OBP: 0.295, SLG: 0.475		D SL 83 D SI 95 X SI 95 2-0 ② FC4-6 14 10 1B 1-2f	B SL 83 S SL 82 S SL 85 S SL 85 1-3 ② K		B SL 82 F SL 85 D SL 86 D SI 96 S SI 95 S SL 85 3-3 ② K		H CU 69 1-0 1-2 2-3 HBP		T FS 84 D FS 83 B FS 83 X FS 84 2-1 ③ G4-3	4	1	0	0	0	2	5
14 John Buck, R (1, 2) OBP: 0.289, SLG: 0.369		S FF 97 X FF 95 0-1 10 1B 1-2 1B	X SI 95 0-0 ③ G5-3		B SI 94 B SI 93 C SI 95 X SL 84 2-1 ③ G4-3		B SL 82 C SI 90 X SI 90 1-1 ③ F8			4	0	1	0	0	0	6
10 Jordy Mercer, R (1, 6) OBP: 0.325, SLG: 0.394		B SL 84 D FF 95 X SI 95 2-0 47 BB 1-3 2-H 1B		C FF 92 C SL 82 S SL 86 0-3 ① K		C SL 81 C SL 84 B SL 85 F FF 95 X SL 83 1-2 ① G6-3		C SI 88 B SL 84 S SL 84 B SL 80 X SL 85 2-2 ① F8		4	0	1	1	0	1	0
47 Francisco Liriano, L (1, 1) OBP: 0.156, SLG: 0.073 57 Andrew Lambo, L (4, PH) OBP: 0.304, SLG: 0.250 30 Jeanmar Gomez, R (4, 1) OBP: 0.077, SLG: 0.077 26 Felix Pie, L (6, PH) OBP: 0.278, SLG: 0.294 38 Stolmy Pimentel, R (6, 1) 48 Jared Hughes, R (7, 1) 23 Travis Snider, L (8, PH) OBP: 0.291, SLG: 0.339 39 Jason Grilli, R (8, 1)		B FF 97 S FF 94 B SI 96 1 SAFE B FF 95 B FF 94 4-1 31 FC6-4 1-2 BB		C SL 82 F SI 95 F SL 84 B SL 87 S SL 86 1-3 ② K2-3		C SI 95 F SI 96 B SL 85 F SL 84 F SL 84 F SI 97 B SI 97 B FF 97 F SL 85 3-2 F SL 85 T SI 97 ② K		C SI 83 B SL 84 B SI 88 F SI 87 B FS 80 X SL 84 3-2 31 FC6-4 1B		0 1 0 1 0 0 0 1 0	0 0 0 0 0 0 0 0 0	0 0 0 0 0 0 0 1 0	0 0 0 0 0 0 0 0 0	1 0 0 0 0 0 0 0 0	0 1 0 1 0 0 0 0 0	0 0 0 0 0 0 0 0 0
Inning Stats	R: 0 E: 0 K: 0 S: 9 H: 0 LOB: 0 BB: 0 P: 14	R: 1 E: 0 K: 0 S: 12 H: 3 LOB: 3 BB: 1 P: 21	R: 1 E: 0 K: 1 S: 10 H: 3 LOB: 2 BB: 0 P: 14	R: 0 E: 0 K: 3 S: 12 H: 1 LOB: 1 BB: 0 P: 14	R: 1 E: 0 K: 1 S: 11 H: 2 LOB: 1 BB: 0 P: 21	R: 0 E: 0 K: 1 S: 13 H: 0 LOB: 0 BB: 0 P: 17	R: 0 E: 0 K: 1 S: 10 H: 1 LOB: 3 BB: 1 P: 16	R: 0 E: 0 K: 0 S: 11 H: 1 LOB: 1 BB: 0 P: 18	R: 0 E: 0 K: 1 S: 10 H: 1 LOB: 1 BB: 0 P: 18	1B: 8 2B: 3 3B: 0 HR: 1	SF: 0 SAC: 0 DP: 0 HBP: 2				WP: 0 PB: 0 SB: 0 CS: 0	PA: 42	

PITCHER		IP	WLS	BF	H	R	ER	SO	BB	IBB	HBP	BLK	WP	HR	S	P	ERA	WHIP
60 Wily Peralta, R ERA: 4.51	(1, 1)	6.0	W	28	9	3	3	6	1	0	1	0	0	1	67	101	4.50	1.667
51 Michael Gonzalez, L ERA: 4.47	(7, 1)	0.1		3	1	0	0	1	1	0	0	0	0	0	6	10	0.00	6.000
48 Donovan Hand, R ERA: 3.62	(7, 1)	0.2	H	3	0	0	0	0	0	0	1	0	0	0	4	6	0.00	0.000
47 Rob Wooten, R ERA: 3.32	(8, 1)	1.0		4	1	0	0	0	0	0	0	0	0	0	11	18	0.00	1.000
31 Burke Badenhop, R ERA: 3.62	(9, 1)	1.0		4	1	0	0	1	0	0	0	0	0	0	10	18	0.00	1.000

PITCHER	IP	WLS	BF	H	R	ER	SO	BB	IBB	HBP	BLK	WP	HR	S	P	ERA	WHIP

TOP

Pittsburgh Pirates @ Milwaukee Brewers

Miller Park, Milwaukee, WI

Wed Sep 04 2013, 7:11 PM - 10:33 PM CDT

Att. 29,041 - Partly Cloudy - 70 F

livebaseballscorecards.com

AB	38
R	3
H	12
RBI	3
BB	2
SO	8
LOB	23

BOTTOM

Pittsburgh Pirates @ Milwaukee Brewers

Miller Park, Milwaukee, WI

Wed Sep 04 2013, 7:11 PM - 10:33 PM CDT

Att. 29,041 - Partly Cloudy - 70 F

livebaseballscorecards.com

Batter	1	2	3	4	5	6	7	8	9	AB	R	H	RBI	BB	SO	LOB
7 Norichika Aoki, L (1, 9) OBP: 0.354, SLG: 0.366	C SI 92 S SL 86 S SL 89 0-3 ① K		B SI 92 B SL 85 X SI 91 2-0 27 1B 20 2B 1B	C SI 90 C CH 80 B SI 92 B CH 82 B CH 83 F SI 91 X CH 82 3-2 27 FC6-4 1B		C SI 96 B SL 88 B SI 95 X FF 96 2-1 ② G6-3		B FF 93 B FF 92 B FF 92 C FF 92 X FF 91 3-1 1B		5	1	3	0	0	1	0
27 Carlos Gómez, R (1, 8) OBP: 0.337, SLG: 0.500	F SI 93 B CH 86 F SL 85 B FF 95 S SL 84 2-3 ② K		X CH 86 0-0 20 2B 16 2B 1-2 1B	1 SAFE X SI 92 0-0 ① FC6-4 16 1B 1-2f		B SL 92 X FF 96 1-0 ③ F7		X SL 82 0-0 ① L5		5	1	1	0	0	1	2
20 Jonathan Lucroy, R (1, 3) OBP: 0.343, SLG: 0.473 11 Sean Halton, R (9, 3) OBP: 0.271, SLG: 0.309	C FF 92 S SI 94 B SI 94 X SL 88 1-2 ③ F7		B SI 93 B SI 91 X SL 86 2-0 16 2B 1-3 2-H 2B	1 SAFE B SI 91 1 SAFE X SI 91 1-0 ② F9			C FF 94 X FF 94 0-1 3 1B 16 E 14 SF9 1B	B FF 92 S SL 82 C FF 92 B FF 92 D SL 83 F FF 93 S FF 92 3-3 ② K		5	2	2	1	0	1	2
										0	0	0	0	0	0	0
16 Aramis Ramirez, R (1, 5) OBP: 0.356, SLG: 0.434 47 Rob Wooten, R (8, 1) 15 Caleb Gindl, L (8, PH) OBP: 0.333, SLG: 0.420 31 Burke Badenhop, R (9, 1)		B SI 91 B SI 93 F SL 85 B CH 87 B SI 94 4-1 18 HR BB	X SI 93 0-0 3 1B 14 G1-3 2-H 3-H 2B	1 SAFE B SI 92 C SI 91 X SL 85 1-1 18 FC5-4 1-3 1B			F FF 94 F FF 94 X SL 90 0-2 FC4 14 SF9 3 1B 12 1B 1-2	F FF 92 B FF 91 F SL 81 S FF 92 1-3 ③ K		3	3	2	2	1	0	1
										0	0	0	0	0	0	0
										1	0	0	0	0	1	1
										0	0	0	0	0	0	0
18 Khris Davis, R (1, 7) OBP: 0.341, SLG: 0.595		B SI 93 C CH 86 B SI 94 B SL 86 X SI 94 3-1 1-H HR	B SI 92 S CH 86 F CH 86 S SL 87 1-3 ① K	B SL 79 C SI 92 X SL 86 1-1 ③ FC5-4 1-2f			F FF 94 L SL 87 D SL 89 S SL 86 1-3 ① K			4	1	1	2	0	2	5
3 Yuniesky Betancourt, R (1, 4) OBP: 0.233, SLG: 0.364 (8, 5)		B SI 94 B CH 88 X SI 93 2-0 ① G1-3	B CH 86 F CH 87 B SI 93 S SI 94 X SL 88 2-2 14 G1-3 60 WP 2-3 1B		B SI 90 B CU 76 X SI 90 2-0 ① F8		B SL 89 X SI 96 1-0 12 1B 1-2 2-3 1B			4	1	2	0	0	0	0
14 Jeff Bianchi, R (1, 6) OBP: 0.276, SLG: 0.290		C SL 87 S CH 88 B SL 89 F FF 95 B SL 89 X CH 89 2-2 1B	C SI 93 F CH 86 F SI 94 D SL 88 X CH 87 1-2 ② G1-3 1-2 3-H	C SI 92 X SL 84 0-1 ② G5-3		B FF 94 X FF 95 1-0 ② SF9 2-3 3-H			3	0	1	2	0	0	1
12 Martín Maldonado, R (1, 2) OBP: 0.233, SLG: 0.281		B SI 94 C SI 93 1 SAFE D SL 89 F CH 87 B SI 93 F SL 88 X SL 87 3-2 ② F7	S CH 86 B CH 86 B SI 93 B SI 94 C SI 94 B SI 94 4-2 60 WP BB	B SI 91 X SI 91 1-0 ③ G5-3			D SL 87 F FF 96 S SL 87 B SL 87 X FF 95 2-2 1-2 3-H 1B		3	0	1	1	1	0	1
60 Wily Peralta, R (1, 1) OBP: 0.174, SLG: 0.156 21 Juan Francisco, L (6, PH) OBP: 0.305, SLG: 0.449 51 Michael Gonzalez, R (7, 1) 48 Donovan Hand, R (7, 1) OBP: 0.167, SLG: 0.091 2 Scooter Gennett, L (7, PH) OBP: 0.368, SLG: 0.515 (8, 4)		C FF 94 S SI 94 X SI 94 0-2 ③ G4-3	F SI 94 B CH 87 S SI 95 S SL 87 1-3 ③ K 1-2 2-H			B FF 94 F FF 96 B SL 86 S FF 96 T FF 96 2-2 ① K	C SI 93 B CH 86 F FF 93 D SL 87 F CH 88 X SI 95 2-2 ③ G4-3		2	0	0	0	0	1	2
									1	0	0	0	0	1	0
									0	0	0	0	0	0	0
									0	0	0	0	0	0	0
									1	0	0	0	0	0	2
Inning Stats	R: 0 E: 0 K: 2 S: 9 H: 0 LOB: 0 BB: 0 P: 12	R: 2 E: 0 K: 0 S: 15 H: 2 LOB: 1 BB: 1 P: 29	R: 5 E: 0 K: 2 S: 19 H: 5 LOB: 1 BB: 1 P: 32	R: 0 E: 0 K: 0 S: 10 H: 2 LOB: 2 BB: 0 P: 16	R: 0 E: 0 K: 0 S: 4 H: 0 LOB: 0 BB: 0 P: 7	R: 0 E: 0 K: 1 S: 6 H: 0 LOB: 0 BB: 0 P: 11	R: 2 E: 1 K: 1 S: 17 H: 3 LOB: 2 BB: 0 P: 24	R: 0 E: 0 K: 2 S: 10 H: 1 LOB: 1 BB: 0 P: 17		1B: 10 2B: 2 3B: 0 HR: 1	SF: 1 SAC: 0 DP: 0 HBP: 0			WP: 2 PB: 0 SB: 0 CS: 0	PA: 40		

AB	37
R	9
H	13
RBI	8
BB	2
SO	8
LOB	17

PITCHER		IP	WLS	BF	H	R	ER	SO	BB	IBB	HBP	BLK	WP	HR	S	P	ERA	WHIP
47 Francisco Liriano, L ERA: 2.98	(1, 1)	3.0	L	18	7	7	7	4	2	0	0	0	1	1	43	73	21.00	3.000
30 Jeanmar Gómez, R ERA: 3.03	(4, 1)	2.0		8	2	0	0	0	0	0	0	0	0	0	14	23	0.00	1.000
38 Stolmy Pimentel, R ERA:	(6, 1)	1.2		9	3	2	0	2	0	0	0	0	0	0	19	29	0.00	1.800
48 Jared Hughes, R ERA: 4.39	(7, 1)	0.1		1	0	0	0	0	0	0	0	0	0	0	4	6	0.00	0.000
39 Jason Grilli, R ERA: 2.28	(8, 1)	1.0		4	1	0	0	2	0	0	0	0	0	0	10	17	0.00	1.000

PITCHER	IP	WLS	BF	H	R	ER	SO	BB	IBB	HBP	BLK	WP	HR	S	P	ERA	WHIP

Batter	1	2	3	4	5	6	7	8	9	AB	R	H	RBI	BB	SO	LOB
31 Jose Tabata, R (1, 7) OBP: 0.338, SLG: 0.406	C SI 94 F SI 97 F SI 95 F SI 98 F SI 98 B SL 84 S SL 83 1-3 **K** ①	B SI 95 X SI 95 1-0 1-2 1B		B SI 92 D SL 84 X SI 94 2-0 **FC4-6** ③ 1-2f		B SI 96 B SI 95 C SI 95 X SL 85 2-1 **G5-3** ② 2-3		B SI 92 C FC 84 B SI 93 B SI 92 X SI 91 3-1 **G6-3** ② 2-3	C CU 82 X FF 99 0-1 1-3 2-H 3-H 2B	6	0	2	2	0	1	4
18 Neil Walker, S (1, 4) OBP: 0.350, SLG: 0.412 5 Josh Harrison, R (8, PH) OBP: 0.303, SLG: 0.466 (8, 5)	X SI 97 0-0 2 E 22 1B 1B	C SI 95 S CU 80 B CU 79 F CU 78 B CH 84 S CU 80 2-3 **K** ③			X CH 87 0-0 **G6-3** ①	B CH 86 B SI 94 B SI 94 C SI 94 F SI 94 C SI 96 3-3 **K** ③		C SI 91 X SI 91 0-1 3-H HR	C FS 84 X FS 85 0-1 **F8** ③	4 2	0 1	1 1	0 2	0 0	2 0	3 2
22 Andrew McCutchen, R (1, 8) OBP: 0.401, SLG: 0.513 26 Felix Pie, L (8, PH) OBP: 0.263, SLG: 0.278 (8, 8)	X SI 96 0-0 2 E 1-2 1B		B SI 96 B SI 95 B SI 94 C SI 94 B SI 95 4-1 66 G6-3 BB		B SI 96 C SI 94 B SL 82 B SL 84 C SI 95 B SI 96 4-2 2 1B 66 G6-3 24 1B BB		B FF 96 C FF 96 C FF 96 C FF 97 1-3 **K** ①	B SI 92 X SI 91 1-0 **G4-3** ③		2 1	1 0	1 0	0 0	2 0	1 0	0 0
66 Justin Morneau, L (1, 3) OBP: 0.321, SLG: 0.426 17 Gaby Sanchez, R (8, 3) OBP: 0.356, SLG: 0.403	X SI 94 0-0 **L8** ②		C SI 94 S CH 85 X CH 84 0-2 1-2f **G6-3** ① ②		B SI 93 B SI 94 X SI 94 2-0 **G6-3** ② 1-2		C FF 97 B FF 97 C FF 97 B CU 81 S CU 82 2-3 **K** ②		C SI 90 S SI 89 B FS 84 H CU 77 2-2 59 1B 14 1B 12 BB HBP	4 0	0 1	0 0	0 0	0 0	1 0	4 0
2 Marlon Byrd, R (1, 9) OBP: 0.336, SLG: 0.524 10 Jordy Mercer, R (8, 4) OBP: 0.324, SLG: 0.392	C SI 96 X SI 95 0-1 **E5** 1-2 2-3		C SL 84 B SL 85 F SL 85 X SL 84 1-2 **F8** ③		X SI 97 0-0 24 1B 2-3 1B		F FF 98 X FF 98 0-1 **L7** ③		C SI 91 B SI 92 F SI 90 B SI 92 B SI 92 C CU 81 3-3 **K** ①	4 1	0 0	1 0	0 0	0 0	0 1	2 1
24 Pedro Alvarez, L (1, 5) OBP: 0.296, SLG: 0.477 25 Kyle Farnsworth, R (8, 1) 14 John Buck, R (9, PH) OBP: 0.291, SLG: 0.371	B SI 96 X SI 94 1-0 **G4-3** ③			B SI 96 B SI 94 C SI 94 X CH 87 2-1 **G1-3** ①	D CH 88 C CU 80 S CH 87 B CU 79 F CU 79 X SI 96 2-2 1-2 3-H 1B			B FF 96 C FF 96 B CU 81 X FF 95 2-1 12 FC6 12 E 2B	F SI 92 X SI 92 0-1 12 BB 59 1B 31 2B 1-2 1B	4 0 1	1 0 1	2 0 1	1 0 0	0 0 0	0 0 0	3 0 0
55 Russell Martin, R (1, 2) OBP: 0.341, SLG: 0.395 59 Tony Sanchez, R (8, PH) OBP: 0.298, SLG: 0.357 (8, 2)		B SI 95 C SL 83 X CU 80 1-1 34 FC1-6 1B		B SL 86 S SL 84 S SL 86 B SI 98 F SI 98 B SI 97 F SI 95 B SI 95 4-2 23 FC6-4 12 1B BB	B SL 83 C SI 95 F SI 94 D SL 83 B SL 83 C SL 83 3-3 **K** ③			H FF 96 1-0 12 E 46 G5-3 HBP	S SI 92 B FC 85 S SI 90 X SI 91 1-2 12 BB 31 2B 1-2 2-3 1B	2 1	0 2	1 1	0 0	1 0	1 0	2 0
12 Clint Barmes, R (1, 6) OBP: 0.261, SLG: 0.320		C SI 96 F SI 96 F SL 84 D SL 83 X CU 77 1-2 **F8** ①		B SI 94 F SI 93 D SL 85 X SI 95 2-1 23 FC6-4 1-2 1B	C SI 94 B SL 85 X SL 84 1-1 **F9** ①			C SI 89 X SI 90 0-1 FC6 31 G6-3 5 HR 1-3 2-H	B SI 89 B SI 90 B SI 90 B SI 89 4-0 31 2B 1-2 2-3 3-H BB	4	1	1	1	1	0	2
34 A.J. Burnett, R (1, 1) 23 Travis Snider, L (8, PH) 60 Kris Johnson, L (8, 1) 57 Andrew Lambo, L (8, PH) 48 Jared Hughes, R (8, 1) 29 Bryan Morris, L (7, 1) 32 Vin Mazzaro, R (7, 1) 46 Garrett Jones, L (8, PH) (8, 9)		L SI 94 X SI 95 0-1 **FC1-6** ② 31 1B 1-2f		X SI 94 0-0 **FC6-4** ② 31 FC4-6 1-2f 2-3	B SL 82 B SI 94 B SI 93 C SI 93 X SI 94 3-1 31 G5-3 2B			F FC 83 B FC 87 X SI 92 1-1 **G5-3** ① 3-H	F FF 98 S SI 96 F SI 96 F FF 100 F CH 90 F FF 99 C CU 82 0-3 **K** ②	1 1 0 1 0 0 0 2	0 0 0 0 1 0 0 0	0 0 0 0 0 0 0 0	0 0 0 0 0 0 0 1	0 0 0 0 0 0 0 0	0 0 0 0 0 0 0 1	1 2 0 0 0 0 0 4

| Inning Stats | | |

BOTTOM

Batter	1	2	3	4	5	6	7	8	9	AB	R	H	RBI	BB	SO	LOB
13 Matt Carpenter, L (1, 4) OBP: 0.385, SLG: 0.484	B SI 93 B SI 93 C SI 93 B SI 93 B SI 93 4-1 19 1B 3 1B BB	C SI 93 B CH 88 X KC 83 1-1 19 2B 3B	B SI 94 X SI 93 1-0 ③ G4-3							3	3	2	1	1	0	0
16 Kolten Wong, L (7, PH) OBP: 0.182, SLG: 0.186 (8, 4)							1-3 3-H 19 1B 2B 3-3 ③ K 1-2 2-3			1	0	0	0	0	1	2
19 Jon Jay, L (1, 8) OBP: 0.340, SLG: 0.369	B SI 93 1 SAFE 1 SAFE B SI 94 C SI 96 F SI 95 X KC 82 2-2 3 S 3 E 1-3 1B	B FF 93 F SI 93 B SI 94 F FF 95 F KC 85 B SI 95 X SI 94 3-2 7 2B 3-H 2B	C SI 93 B SI 92 H SI 92 2-1 3 CS HBP				S FC 90 F FC 90 D FC 90 D CU 85 X SI 95 2-2 7 2B 2-H 3-H 1B	X SI 92 0-0 G3 ①		4	3	3	3	0	0	0
7 Matt Holliday, R (1, 7) OBP: 0.368, SLG: 0.466	C SI 95 S KC 86 T KC 86 0-2 ① K	D KC 85 B CH 88 F FF 94 T SI 94 B KC 84 F SI 95 X SI 95 3-2 3 2B 2-H 2B	C SI 93 S SL 83 B FF 92 1 SAFE X SL 84 1-2 ① F7				B FC 88 S FC 90 D SI 94 S FC 88 B FC 87 F FC 88 X FC 89 3-2 3 1B 4 HR 1-H 2B	F FF 96 B SL 88 X SI 93 1-1 2B		4	1	2	2	0	1	3
43 Shane Robinson, R (7, PR) OBP: 0.403, SLG: 0.380 (8, 9)										1	1	1	0	0	0	0
3 Carlos Beltrán, S (1, 9) OBP: 0.344, SLG: 0.516	C FF 95 1 SAFE C SI 94 B FF 95 X SI 95 1-2 E8 4 G6-3 1-H 3-H 1B	X SI 95 0-0 4 G1-6-3 2-H 2B	B SL 83 B SL 84 F SI 92 B SL 85 F SL 85 F SI 93 F SI 82 S SI 93 3-3 ②③ K 1-2				B FC 89 D SI 94 X FC 88 2-0 4 HR 2-3 1B	C FF 96 F SI 93 F SI 90 S SL 86 0-3 ② K		4	0	3	2	0	1	1
56 Adron Chambers, L (7, PR) OBP: 0.235, SLG: 0.200 (8, 7)										1	1	0	0	0	1	1
4 Yadier Molina, R (1, 2) OBP: 0.358, SLG: 0.481	B KC 84 S FF 94 S SI 95 X KC 84 1-2 ② G6-3 2-3	F KC 84 B KC 84 X FF 93 1-1 ① G1-6-3 2-3				B FF 91 X SI 92 1-0 ① G5-3	B FC 88 F FC 88 F FC 89 B SI 94 B FC 89 X FC 90 3-2 1-H 3-H HR	B FF 95 S FF 94 C FF 95 F FF 95 B SL 86 S FF 96 2-3 ③ K		4	1	1	3	0	0	2
34 John Axford, R (8, 1)										0	0	0	0	0	0	0
35 Jake Westbrook, R (8, 1) OBP: 0.263, SLG: 0.235										1	0	0	0	0	1	1
44 Carlos Martinez, R (9, 1)										0	0	0	0	0	0	0
44 Edward Mujica, R (9, 1)										0	0	0	0	0	0	0
Matt Adams, L (1, 3) OBP: 0.324, SLG: 0.466	B KC 86 B SI 96 F FF 95 C KC 84 S KC 85 2-3 ③ K2-3	F CH 87 F CH 87 S KC 84 0-3 ② K	X SI 92 0-0 ② G4-3	F SL 88 C SI 92 B SL 88 F CH 87 X SI 94 1-2 16 WP 48 1B 1B						4	0	1	0	0	2	2
23 David Freese, R (1, 5) OBP: 0.339, SLG: 0.377	F SI 93 C SI 93 B KC 84 B KC 85 C KC 85 2-3 ① K	B KC 85 B SI 95 F SI 94 X CH 89 2-1 ③ G5-3				C FF 92 X SI 92 0-1 ③ G5-3	C SI 94 S SI 94 X SI 94 0-2 16 WP 1-2 1B			3	0	0	0	0	1	1
46 Kevin Siegrist, L (7, 1)										0	0	0	0	0	0	0
48 Tony Cruz, R (7, PH) OBP: 0.257, SLG: 0.301 (8, 2)										1	0	1	0	0	0	0
33 Daniel Descalso, L (1, 6) OBP: 0.291, SLG: 0.364 (7, 5)	C FF 94 F FF 95 B SI 95 X SI 95 1-2 ② G4-3	C SI 92 S SI 93 B SL 84 B SL 84 B SL 84 S SL 83 3-3 ① K					F FF 91 X SI 91 0-1 38 1B 13 2B 2B 3-2 F9			4	1	1	0	0	1	2
58 Joe Kelly, R (1, 1) OBP: 0.185, SLG: 0.154	C FF 95 X SI 94 0-1 ③ L4	S FF 94 B FF 93 S SL 84 B SL 84 F SI 93 C SI 93 2-3 ② K					1-1 13 2B 19 1B 2-3 1B 0-0 ② L9			2	0	0	0	0	1	0
38 Pete Kozma, R (7, 6) OBP: 0.269, SLG: 0.269										2	1	1	0	0	0	2
Inning Stats	R: 2 H: 2 E: 1 LOB: 1 K: 2 BB: 1 S: 16 P: 26	R: 0 H: 0 E: 0 LOB: 0 K: 1 BB: 0 S: 8 P: 11	R: 3 H: 4 E: 0 LOB: 1 K: 1 BB: 0 S: 18 P: 28	R: 0 H: 0 E: 0 LOB: 0 K: 2 BB: 0 S: 8 P: 14	R: 0 H: 0 E: 0 LOB: 1 K: 1 BB: 0 S: 9 P: 15	R: 0 H: 0 E: 0 LOB: 0 K: 0 BB: 0 S: 4 P: 5	R: 7 H: 9 E: 0 LOB: 3 K: 1 BB: 0 S: 33 P: 52	R: 0 H: 1 E: 0 LOB: 1 K: 2 BB: 0 S: 11 P: 14		1B: 7 SF: 0 2B: 8 SAC: 0 3B: 1 DP: 1 HR: 1 HBP: 1						

PITCHER		IP	WLS	BF	H	R	ER	SO	BB	IBB	HBP	BLK	WP	HR	S	P	ERA	WHIP
34 A.J. Burnett, R ERA: 3.31	(1, 1)	3.0	L	16	6	5	5	4	1	0	0	0	0	0	42	65	15.00	2.333
60 Kris Johnson, L ERA: 6.3	(4, 1)	2.0		6	0	0	0	3	0	0	1	0	0	0	17	29	0.00	0.000
48 Jared Hughes, R ERA: 5.2	(6, 1)	1.0		6	3	3	3	0	0	0	0	0	0	0	10	13	27.00	3.000
29 Bryan Morris, R ERA: 3.68	(7, 1)	0.0		4	4	4	4	0	0	0	0	0	0	1	11	21	∞	∞
32 Vin Mazzaro, R ERA: 2.39	(7, 1)	1.0		5	2	0	0	1	0	0	0	0	1	0	16	23	0.00	2.000

PITCHER		IP	WLS	BF	H	R	ER	SO	BB	IBB	HBP	BLK	WP	HR	S	P	ERA	WHIP
25 Kyle Farnsworth, R ERA: 5.4	(8, 1)	1.0		4	1	0	0	2	0	0	0	0	0	0	11	14	0.00	1.000

Pittsburgh Pirates @ St. Louis Cardinals

Busch Stadium, St. Louis, MO

Fri Sep 06 2013, 7:18 PM - 11:03 PM CDT

Att. 40,608 - Clear - 85 F

livebaseballscorecards.com

AB	39
R	12
H	16
RBI	11
BB	1
SO	10
LOB	17

Pittsburgh Pirates @ St. Louis Cardinals

Busch Stadium, St. Louis, MO

Sat Sep 07 2013, 6:17 PM - 9:12 PM CDT

Att. 45,110 - Partly Cloudy - 95 F

livebaseballscorecards.com

Batter	1	2	3	4	5	6	7	8	9	AB	R	H	RBI	BB	SO	LOB
31 Jose Tabata, R (1, 7) OBP: 0.337, SLG: 0.407	F SI 91 X CU 75 0-1 ① G5-3		C CU 75 X FF 89 0-1 ② G4-3			B FC 87 B FF 92 C CU 74 F FC 90 F FC 90 F CU 78 B FF 94 X SI 92 3-2 ① P4			B SI 92 X SI 91 1-0 18 F7 2B	4	0	1	0	0	0	0
18 Neil Walker, S (1, 4) OBP: 0.347, SLG: 0.408	C SI 92 B CH 86 B CU 76 F SI 93 F CU 78 F CH 86 X CU 77 2-2 ② G6-3		C FC 90 B CU 75 S CH 85 B CU 77 S FC 90 2-3 ③ K			C CU 75 B CU 75 T SI 91 B FC 86 X SI 92 2-2 ② G1			D CH 84 X SI 91 1-0 ① F7 2-3	4	0	0	0	0	1	1
22 Andrew McCutchen, R (1, 8) OBP: 0.402, SLG: 0.514	B SI 94 X CU 75 1-0 1B			C CU 74 X FC 88 0-1 2 G6-3 2B		B FC 86 C SI 94 S FF 93 C SI 94 1-3 ③ K			F SI 91 F FF 92 D SL 84 D SL 84 D CH 84 X FF 92 3-2 ② G1-3	4	0	2	0	0	1	1
66 Justin Morneau, L (1, 3) OBP: 0.320, SLG: 0.423	B FC 91 B FC 91 C SI 93 B SI 93 S CU 77 F FC 91 S CU 78 3-3 ③ K			B FC 89 B SI 93 B SI 93 C FF 92 B CU 75 4-1 2 G6-3 BB			B CU 74 C SI 90 B CH 84 C CU 75 S CU 77 2-3 ① K		F SI 86 B SI 84 C SL 75 S SL 75 1-3 ③ K	3	0	0	0	1	3	2
2 Marlon Byrd, R (1, 9) OBP: 0.334, SLG: 0.521		C FF 91 S FC 88 F FC 90 S CU 77 0-3 ① K		B FC 90 X FC 90 1-0 ① ② G6-3 1-2f 2-3			S FF 92 S SI 92 F FC 87 S CU 78 0-3 ② K			3	0	0	0	0	2	2
24 Pedro Alvarez, L (1, 5) OBP: 0.295, SLG: 0.474		B SI 92 B CU 74 X SI 92 2-0 ② L7		C CU 77 S CU 78 S CU 78 0-3 ③ K			F FC 89 S CH 84 B CU 77 C FF 94 1-3 ③ K			3	0	0	0	0	2	1
55 Russell Martin, R (1, 2) OBP: 0.341, SLG: 0.393		C FF 89 F CU 76 B FC 88 B SI 92 B CU 78 F FC 89 B SI 93 4-2 BB			F FC 88 S CU 76 F CU 75 X SI 94 0-2 ① G1-3			C CU 78 F CU 80 B FF 97 B FF 97 C FF 98 2-3 ① K		2	0	0	0	1	1	0
12 Clint Barmes, R (1, 6) OBP: 0.259, SLG: 0.317 5 Josh Harrison, R (8, PH) OBP: 0.299, SLG: 0.459 (8, 6)		F FC 88 F SI 92 1 SAFE X CU 77 0-2 ③ P4			B FF 93 X FC 88 1-0 ② L9			B FF 97 S FF 98 F FF 97 F FF 98 X CH 87 1-2 ② P3		2 1	0 0	0 0	0 0	0 0	0 0	1 0
49 Jeff Locke, L (1, 1) OBP: 0.130, SLG: 0.091 30 Jeanmar Gómez, R (6, 1) OBP: 0.077, SLG: 0.077 23 Travis Snider, L (8, PH) OBP: 0.289, SLG: 0.336 39 Jason Grilli, R (8, 1) 44 Tony Watson, L (8, 1)			C SI 90 X SI 91 0-1 ① G5-3		B SI 91 B SI 90 B FF 89 C SI 89 C FF 89 F FF 90 F SI 90 X FF 91 3-2 ③ L8			F FF 97 F FF 99 X CH 87 0-2 ③ F7		2 0 1 0 0	0 0 0 0 0	0 0 0 0 0	0 0 0 0 0	0 0 0 0 0	0 0 0 0 0	0 0 0 0 0
Inning Stats	R: 0 E: 0 K: 1 S: 12 H: 1 LOB: 1 BB: 0 P: 18	R: 0 E: 0 K: 1 S: 11 H: 0 LOB: 1 BB: 1 P: 17	R: 0 E: 0 K: 1 S: 7 H: 0 LOB: 0 BB: 0 P: 9	R: 0 E: 0 K: 1 S: 7 H: 1 LOB: 1 BB: 1 P: 12	R: 0 E: 0 K: 0 S: 10 H: 0 LOB: 0 BB: 0 P: 14	R: 0 E: 0 K: 1 S: 11 H: 0 LOB: 0 BB: 0 P: 17	R: 0 E: 0 K: 3 S: 10 H: 0 LOB: 0 BB: 0 P: 13	R: 0 E: 0 K: 1 S: 10 H: 0 LOB: 0 BB: 0 P: 13	R: 0 E: 0 K: 1 S: 8 H: 1 LOB: 1 BB: 0 P: 14	1B: 1 2B: 2 3B: 0 HR: 0 SF: 0 SAC: 0 DP: 1 HBP: 0						

TOP	
AB	29
R	0
H	3
RBI	0
BB	2
SO	10
LOB	8

PITCHER		IP	WLS	BF	H	R	ER	SO	BB	IBB	HBP	BLK	WP	HR	S	P	ERA	WHIP
50 Adam Wainwright, R ERA: 3.03	(1, 1)	7.0	W	24	2	0	0	8	2	0	0	0	0	0	68	100	0.00	0.571
26 Trevor Rosenthal, R ERA: 2.31	(8, 1)	1.0		3	0	0	0	1	0	0	0	0	0	0	10	13	0.00	0.000
43 Seth Maness, R ERA: 2.26	(9, 1)	0.2		3	1	0	0	0	0	0	0	0	0	0	5	10	0.00	1.500
36 Randy Choate, L ERA: 2.59	(9, 1)	0.1		1	0	0	0	1	0	0	0	0	0	0	3	4	0.00	0.000

PITCHER		IP	WLS	BF	H	R	ER	SO	BB	IBB	HBP	BLK	WP	HR	S	P	ERA	WHIP

Batter	1	2	3	4	5	6	7	8	9	AB	R	H	RBI	BB	SO	LOB
13 Matt Carpenter, L (1, 4) OBP: 0.385, SLG: 0.482	B FF 93 C SI 93 B FF 92 B FF 93 B SI 93 4-1 7 G4-6-3 BB		C FF 90 D KC 77 F FF 92 B KC 81 S CH 80 2-3 ① K2-3		H FF 90 1-0 43 E 43 FC6 7 G6-3 HBP		B FF 91 F SI 90 F SI 91 B CH 79 X SL 80 2-2 ① F8	B SI 95 B SL 85 F SI 96 S SI 95 X SL 86 2-2 ③ F9		3	1	0	0	1	1	3
43 Shane Robinson, R (1, 8) OBP: 0.391, SLG: 0.366 (8, 7)	B SI 92 B SI 93 C FF 92 1 SAFE F SI 92 1 SAFE S CH 82 2-3 ① K		S CH 81 D KC 76 B FF 91 X CH 80 2-1 ② G5-3		1 SAFE 1 SAFE B FF 90 C CH 79 1 SAFE 1 SAFE X CH 79 1-1 FC6 7 G6-3 1-3 3 FC5-2		X SI 92 0-0 ② G6-3			4	0	0	0	0	1	3
7 Matt Holliday, R (1, 7) OBP: 0.367, SLG: 0.463 19 Jon Jay, L (7, PR) OBP: 0.340, SLG: 0.369 (8, 8)	B CH 82 X SI 92 1-0 ②③ G4-6-3 1-2f		X KC 78 0-0 ③ G5-3		C FF 91 D KC 77 S SI 92 F FF 92 F KC 78 X CH 80 1-2 ① G6-3 2-3 3-H		F SI 94 C CH 82 B SI 86 F CH 86 B SI 93 B SL 85 B SI 94 4-2 BB			3 0	0 0	0 0	1 0	1 0	0 0	3 0
3 Carlos Beltrán, S (1, 9) OBP: 0.343, SLG: 0.513		C SI 92 B SI 92 F CH 82 F KC 81 B CH 81 F SI 92 B KC 82 X CH 81 3-2 ① L8		B KC 74 C FF 91 B FF 92 B FF 91 4-1 4 2B 23 SF7 BB	S FF 90 X KC 76 0-1 ② FC5-2 3-H		C SI 92 X CH 85 0-1 ③ L7			3	1	0	0	1	0	2
4 Yadier Molina, R (1, 2) OBP: 0.362, SLG: 0.486		B SI 92 B SI 93 B SI 93 B SI 93 4-0 41 F8 23 BB BB		1 SAFE C FF 89 C FF 92 B FF 92 1 SAFE D CH 82 X SI 92 2-2 41 WP 38 1B 1-3 2B	D CH 81 C SI 92 X CH 81 1-1 ③ G5-3			B FF 93 B FF 94 F FF 93 F SL 83 F FF 94 X SL 80 2-2 23 G4-3 33 1B 2B		3	2	2	0	1	0	1
23 David Freese, R (1, 5) OBP: 0.340, SLG: 0.385 43 Seth Maness, R (9, 1) OBP: 0.200, SLG: 0.200 36 Randy Choate, L (9, 1)		C SI 93 B CH 82 B SI 92 F FF 92 B SI 93 B SI 92 4-2 41 F8 1-2 BB		S CH 80 X SI 91 0-1 ① SF7 3-H	C SI 92 B SL 84 X SL 79 1-1 HR			C FF 94 X SI 94 0-1 ① G4-3 2-3		2 0 0	1 0 0	1 0 0	2 0 0	1 0 0	0 0 0	1 0 0
41 Brock Peterson, R (1, 3) OBP: 0.158, SLG: 0.111 Matt Adams, L (6, PH) OBP: 0.321, SLG: 0.462 (7, 3)		S KC 77 C SI 91 D CH 81 B SI 92 F SI 92 F CH 82 B SI 92 X SI 92 3-2 ② F8 1-2 2-3		C KC 75 B KC 78 S CH 80 S CH 81 1-3 ② K 2-3	B SI 92 B CH 81 F SI 91 F CH 82 B SL 81 C SI 92 3-3 ① K			C FF 92 B FF 94 B SI 93 C SL 82 X FF 93 2-2 ② P5		2 2	0 0	0 0	0 0	0 0	1 1	3 1
38 Pete Kozma, R (1, 6) OBP: 0.272, SLG: 0.270		X CH 81 0-0 ③ L6		B KC 74 F CH 81 C SI 91 X CH 80 1-2 3-H 1B	C SI 93 X SI 92 0-1 ② G1-3			B FF 93 B FF 93 B FF 92 C FF 92 C FF 93 F FF 94 B SL 83 4-2 33 1B BB		3	0	1	1	1	0	2
50 Adam Wainwright, R (1, 1) OBP: 0.159, SLG: 0.210 26 Trevor Rosenthal, R (8, 1) 33 Daniel Descalso, L (8, PH) OBP: 0.293, SLG: 0.366 (9, 5)			C FF 90 X SI 90 0-1 2B	S FF 92 S CH 82 D CH 80 F CH 81 S KC 76 1-3 ③ K	X SI 93 0-0 ③ G5-3			B SI 95 F SI 95 X SI 95 1-1 1-2 3-H 1B		3 0 1	0 0 0	1 0 1	0 0 1	0 0 1	1 0 0	1 0 0
Inning Stats	R: 0 E: 0 K: 1 S: 5 H: 0 LOB: 0 BB: 1 P: 12	R: 0 E: 0 K: 0 S: 13 H: 0 LOB: 2 BB: 2 P: 27	R: 0 E: 0 K: 1 S: 8 H: 1 LOB: 1 BB: 0 P: 12	R: 2 E: 0 K: 2 S: 16 H: 2 LOB: 1 BB: 1 P: 25	R: 1 E: 1 K: 0 S: 11 H: 0 LOB: 1 BB: 0 P: 15	R: 1 E: 0 K: 1 S: 8 H: 1 LOB: 0 BB: 0 P: 12	R: 0 E: 0 K: 0 S: 9 H: 0 LOB: 1 BB: 1 P: 15	R: 1 E: 0 K: 0 S: 17 H: 2 LOB: 2 BB: 1 P: 28		1B: 2 2B: 3 3B: 0 HR: 1 SF: 1 SAC: 0 DP: 1 HBP: 1				WP: 1 PB: 0 SB: 0 CS: 0 PA: 37	

PITCHER		IP	WLS	BF	H	R	ER	SO	BB	IBB	HBP	BLK	WP	HR	S	P	ERA	WHIP
49 Jeff Locke, L ERA: 3.23	(1, 1)	5.0	L	23	3	3	2	4	4	0	1	0	1	0	53	91	3.60	1.400
30 Jeanmar Gómez, R ERA: 3.07	(6, 1)	2.0		8	1	1	1	1	1	0	0	0	0	1	17	27	4.50	1.000
39 Jason Grilli, R ERA: 2.45	(8, 1)	0.2		4	1	1	1	0	1	0	0	0	0	0	12	20	13.50	3.000
44 Tony Watson, L ERA: 2.6	(8, 1)	0.1		2	1	0	0	0	0	0	0	0	0	0	5	8	0.00	3.000

PITCHER	IP	WLS	BF	H	R	ER	SO	BB	IBB	HBP	BLK	WP	HR	S	P	ERA	WHIP

BOTTOM

Pittsburgh Pirates @ St. Louis Cardinals

Busch Stadium, St. Louis, MO

Sat Sep 07 2013, 6:17 PM - 9:12 PM CDT

Att. 45,110 - Partly Cloudy - 95 F

livebaseballscorecards.com

AB	29
R	5
H	6
RBI	5
BB	6
SO	5
LOB	20

Batter	1	2	3	4	5	6	7	8	9	AB	R	H	RBI	BB	SO	LOB
18 Neil Walker, S (1, 4) OBP: 0.345, SLG: 0.405 5 Josh Harrison, R (7, 4) OBP: 0.308, SLG: 0.459	B CU 74 X FF 94 1-0 ① G3-1		B FF 94 C FF 94 C FF 95 F FF 96 B CH 86 S CH 86 2-3 ③ K			F FF 94 X FF 94 0-1 ③ F7			B FF 94 C FF 95 B FS 84 B FS 85 B FF 93 4-1 46 2B BB	3 0	0 1	0 0	0 0	0 1	1 0	1 0
46 Garrett Jones, L (1, 9) OBP: 0.293, SLG: 0.416	C FF 93 F FF 90 B CH 88 X CH 86 1-2 ② F7			C FF 92 F CH 87 F FF 96 B CH 87 B FF 95 F CU 75 D CH 88 F FF 94 X FF 94 3-2 ① F8			C FF 92 X FF 94 0-1 ① G5-3		F FF 95 B FF 96 F FF 95 F FF 97 X FF 97 1-2 26 E 17 SF9 1-H 2B	4	1	1	1	0	0	0
22 Andrew McCutchen, R (1, 8) OBP: 0.403, SLG: 0.514 26 Felix Pie, L (7, 8) OBP: 0.250, SLG: 0.263	B FF 95 S FF 94 C FF 95 F FF 97 B FF 97 F FF 97 X FF 97 2-2 ③ L4			B FF 96 C FF 94 B FF 95 B FF 94 B FF 92 4-1 66 G4-6-3 BB			B FF 95 C CU 76 X FF 94 1-1 1B		C FF 96 B FF 97 B FF 96 F FF 96 X FS 85 2-2 E1 24 DI 2-3	2 1	0 0	1 0	0 0	1 0	0 0	0 1
66 Justin Morneau, L (1, 3) OBP: 0.319, SLG: 0.421 17 Gaby Sanchez, R (7, 3) OBP: 0.355, SLG: 0.403		F FF 91 X CH 86 0-1 ① L7		D FF 92 X FF 93 1-0 ②③ G4-6-3 1-2f			D FF 92 B FF 93 B FF 92 C FF 91 X FF 92 3-1 ② F7		C FF 89 D KC 82 F FF 90 X KC 82 1-2 ① SF9 3-H	3 0	0 0	0 0	0 1	0 0	0 0	2 0
2 Marlon Byrd, R (1, 7) OBP: 0.334, SLG: 0.518 37 Justin Wilson, L (7, 1) 25 Kyle Farnsworth, R (8, 1) 23 Travis Snider, L (9, PH) OBP: 0.288, SLG: 0.335		C CU 76 B FC 88 B FF 94 X FF 94 2-1 ② G5-3			C CU 75 B FC 88 B FC 88 B FF 94 S FF 94 B FF 94 4-2 14 G6-4-3 BB		F FF 94 B FC 88 X FC 88 1-1 ③ L6		F CH 86 B FF 91 B CH 85 C FF 91 T FF 91 2-2 ② K	2 0 0 1	0 0 0 0	0 0 0 0	0 0 0 1	1 0 0 1	0 0 0 0	1 0 0 1
24 Pedro Alvarez, L (1, 5) OBP: 0.294, SLG: 0.472		C FF 94 B FF 95 B FF 94 X CH 86 2-1 ③ G4-3			D FF 93 B FF 92 B FF 92 C FF 92 X FF 92 3-1 ① F8			X FF 96 0-0 E7 1B	B CH 86 X CH 87 1-0 ③ L9 1-2	4	0	1	0	0	0	2
14 John Buck, R (1, 2) OBP: 0.290, SLG: 0.369 48 Jared Hughes, R (5, 1) 57 Andrew Lambo, L (7, 7) OBP: 0.320, SLG: 0.318			C FF 93 B FF 94 X FF 94 1-1 ① F9		B FF 94 F FF 93 S FF 93 D CH 86 B FC 89 F FF 93 X FF 94 3-2 ②③ G6-4-3 1-2f			B FF 96 S FF 97 F FF 97 F CU 80 B CU 80 F FF 99 F FF 98 B FF 98 F FF 98 3-2 ① K		2 0 1	0 0 0	0 0 0	0 0 0	0 0 1	0 0 1	1 0 1
10 Jordy Mercer, R (1, 6) OBP: 0.324, SLG: 0.395			C FF 94 B FC 89 X FF 93 1-1 38 G6-3 2B			C FF 92 F FC 88 B FF 95 X CH 86 1-2 ① F8		C FF 98 F FF 98 D CU 80 C CU 81 1-3 ② K		3	0	1	0	0	1	1
50 Charlie Morton, R (1, 1) OBP: 0.143, SLG: 0.143 38 Stolmy Pimentel, R (2, 1) 32 Vin Mazzaro, R (5, 1) OBP: 0.167, SLG: 0.167 59 Tony Sanchez, R (5, 2) OBP: 0.286, SLG: 0.341			B FF 92 C FF 93 X FF 91 1-1 ② G6-3 2-3			C FF 93 T FF 95 B FF 90 B CH 87 B CH 84 S FF 95 3-3 ② K		C CU 79 B FF 98 B FF 97 S FF 98 C FF 99 2-3 ③ K		0 1 0 2	0 0 0 0	0 0 0 0	0 0 0 0	0 0 0 2	0 0 0 2	0 1 0 1
Inning Stats	R: 0 E: 0 K: 0 S: 9 H: 0 LOB: 0 BB: 0 P: 13	R: 0 E: 0 K: 0 S: 6 H: 0 LOB: 0 BB: 0 P: 10	R: 0 E: 0 K: 1 S: 10 H: 1 LOB: 1 BB: 0 P: 15	R: 0 E: 0 K: 0 S: 8 H: 0 LOB: 0 BB: 1 P: 16	R: 0 E: 0 K: 0 S: 8 H: 0 LOB: 0 BB: 1 P: 18	R: 0 E: 0 K: 1 S: 8 H: 0 LOB: 0 BB: 0 P: 12	R: 0 E: 0 K: 0 S: 8 H: 1 LOB: 1 BB: 0 P: 13	R: 0 E: 1 K: 3 S: 15 H: 1 LOB: 1 BB: 0 P: 21	R: 2 E: 1 K: 1 S: 15 H: 1 LOB: 1 BB: 1 P: 26	1B: 2 2B: 2 3B: 0 HR: 0 SF: 1 SAC: 0 DP: 2 HBP: 0						

PITCHER		IP	WLS	BF	H	R	ER	SO	BB	IBB	HBP	BLK	WP	HR	S	P	ERA	WHIP
52 Michael Wacha, R ERA: 2.72	(1, 1)	7.0	W	23	2	0	0	2	2	0	0	0	0	0	57	97	0.00	0.571
34 John Axford, R ERA: 4.47	(8, 1)	1.0		4	1	0	0	3	0	0	0	0	0	0	15	21	0.00	1.000
71 Sam Freeman, L ERA: 3.24	(9, 1)	0.0		3	1	2	2	0	1	0	0	0	0	0	8	15	∞	∞
59 Fernando Salas, R ERA: 4.21	(9, 1)	1.0		3	0	0	0	1	0	0	0	0	0	0	7	11	0.00	0.000

PITCHER	IP	WLS	BF	H	R	ER	SO	BB	IBB	HBP	BLK	WP	HR	S	P	ERA	WHIP

TOP

Pittsburgh Pirates @ St. Louis Cardinals

Busch Stadium, St. Louis, MO

Sun Sep 08 2013, 1:17 PM - 4:36 PM CDT

Att. 40,156 - Overcast - 73 F

livebaseballscorecards.com

AB	29
R	2
H	4
RBI	2
BB	3
SO	6
LOB	13

WP: 0 PA: 33
PB: 0
SB: 0
CS: 0

Batter	1	2	3	4	5	6	7	8	9	AB	R	H	RBI	BB	SO	LOB
13 Matt Carpenter, L (1, 4) OBP: 0.386, SLG: 0.483	C SI 94 X FS 86 0-1 19 1B 3 SF8 1B	B FF 93 F SI 93 C CU 79 F CU 80 F SI 93 F CU 79 D CU 77 B SI 93 F FS 86 3-2 X SI 93 19 2B 3-H 2B		C SI 93 C FF 95 S SL 88 0-3 ① K	F SI 92 B CH 87 B SI 93 T SI 93 F CH 88 F SI 92 T SL 87 2-2 ② K		C SI 95 B FF 96 X FC 91 1-1 ② FC4-6 1-2f			5	2	2	1	0	2	3
71 Sam Freeman, R (9, 1)										0	0	0	0	0	0	0
59 Fernando Salas, R (9, 1)										0	0	0	0	0	0	0
19 Jon Jay, L (1, 8) OBP: 0.343, SLG: 0.372	B SI 92 X SI 91 1-0 3 SF8 7 BB 4 FC4 1-3 1B	C SI 92 F FF 93 X SI 94 0-2 7 F9 3 WP 2-H 2B		X SI 96 0-0 ② G4-3	F SI 92 B CH 87 B SI 93 B SI 91 F SI 93 F SL 88 B SL 87 4-2 7 1B 1-2 BB		C SI 94 B FC 90 S SI 96 B FF 97 X FC 86 2-2 ③ F8			4	2	2	1	1	0	1
7 Matt Holliday, R (1, 7) OBP: 0.368, SLG: 0.463	B SI 94 1 SAFE B SI 92 B SI 92 C SI 93 B SI 91 4-1 4 FC4 1-2 BB	F SI 94 B CU 77 X SI 92 1-1 ② F9 2-3		C SL 93 F SL 91 F SL 88 B SL 89 F FF 97 X SL 91 1-2 ③ G6-3	B SI 91 F SI 91 B SL 84 X SI 92 2-1 1-2 2-3 3-H 1B			X SI 90 0-0 ① G4-3		3	0	1	1	1	0	1
34 John Axford, R (8, 1)										0	0	0	0	0	0	0
16 Kolten Wong, L (8, PH) OBP: 0.178, SLG: 0.182 (9, 4)										1	0	0	0	0	0	0
3 Carlos Beltrán, S (1, 9) OBP: 0.344, SLG: 0.515	X SI 94 0-0 ① SF8 2-3 3-H	C SI 93 B CU 79 S FS 86 B CU 79 B SI 93 B FS 86 4-2 3-H BB			B SI 95 1-0 X FF 93 23 1B 2B G4-3			C SL 83 B SL 86 X SI 94 1-1 ② P5		2	1	1	1	1	0	3
43 Shane Robinson, R (7, 9) OBP: 0.388, SLG: 0.363										1	0	0	0	0	0	0
4 Yadier Molina, R (1, 2) OBP: 0.359, SLG: 0.482	B SI 93 X SI 93 1-0 ② FC4 23 1B 1-2f 3-H	B FF 95 C FF 95 S SL 89 S SL 87 1-3 ③ K			B SL 92 F FF 97 F FF 96 D SL 87 S SL 89 2-3 ① K	C SI 92 X SI 91 0-1 ① G4-3		B SL 86 F SI 90 C FF 97 S SL 86 1-3 ③ K		4	0	0	1	0	2	3
48 Tony Cruz, R (8, 2) OBP: 0.255, SLG: 0.298										1	0	0	0	0	1	0
23 David Freese, R (1, 5) OBP: 0.341, SLG: 0.386	B SI 94 B SI 92 S SI 94 B SI 93 X SI 93 3-1 1-2 1B		X FF 95 0-0 ① L7		C SL 90 B FF 96 D SL 86 B FF 96 F FF 96 F SI 96 X FF 96 3-2 38 1B 52 1B 2-H 1B	B SI 92 B SI 92 B SI 92 C FF 92 C FF 93 S SI 92 3-3 ② K				4	1	2	1	0	1	0
8 Ryan Jackson, R (9, 5)										0	0	0	0	0	0	0
Matt Adams, L (1, 3) OBP: 0.320, SLG: 0.458	B CU 79 S FS 85 D SI 92 B FS 86 X SI 92 3-1 G4-3		B SI 96 C FF 96 B SL 87 S FF 96 B FF 96 X SI 94 3-2 F7		B SI 92 B SI 91 X SI 92 2-0 38 1B 52 1B 1-2 1B	B SI 91 B SI 90 F SI 91 F SI 92 F SI 92 X SL 83 2-2 F9				4	1	1	0	0	0	2
38 Pete Kozma, R (1, 6) OBP: 0.276, SLG: 0.275		X SI 93 0-0 52 SH2-4 13 2B 2B	B SL 91 S FF 95 B FF 96 C FF 96 F FF 96 B SL 88 B FF 95 4-2 BB		B SI 92 X SL 87 1-0 52 1B 7 1B 1-2 2-3 1B		X FF 94 0-0 ① G4-3			3	2	2	0	1	0	0
52 Michael Wacha, R (1, 1) OBP: 0.133, SLG: 0.133		X SI 92 0-0 ① SH2-4 2-3	B FF 97 C FF 96 F FF 96 C FF 96 1-3 ③ K		X SI 92 0-0 7 1B 19 BB 1-3 2-H 3-H 1B		C SI 96 X FC 91 0-1 E5 13 FC4-6			2	0	1	2	0	1	1
41 Brock Peterson, R (7, PH) OBP: 0.150, SLG: 0.105										1	0	0	0	0	0	0
56 Adron Chambers, L (8, 7) OBP: 0.235, SLG: 0.200										0	0	0	0	0	0	0
Inning Stats	R: 2 E: 0 K: 0 S: 10 H: 3 LOB: 2 BB: 1 P: 22	R: 3 E: 0 K: 1 S: 19 H: 3 LOB: 1 BB: 1 P: 28	R: 0 E: 0 K: 1 S: 10 H: 0 LOB: 1 BB: 1 P: 18	R: 0 E: 0 K: 1 S: 9 H: 0 LOB: 0 BB: 0 P: 10	R: 4 E: 0 K: 2 S: 23 H: 6 LOB: 3 BB: 1 P: 42	R: 0 E: 0 K: 1 S: 9 H: 0 LOB: 0 BB: 0 P: 14	R: 0 E: 1 K: 0 S: 8 H: 0 LOB: 1 BB: 0 P: 11	R: 0 E: 0 K: 1 S: 6 H: 0 LOB: 0 BB: 0 P: 8		1B: 8 2B: 4 3B: 0 HR: 0 SF: 1 SAC: 1 DP: 0 HBP: 0					

PITCHER	IP	WLS	BF	H	R	ER	SO	BB	IBB	HBP	BLK	WP	HR	S	P	ERA	WHIP
50 Charlie Morton, R (1, 1) ERA: 3.44	1.2	L	13	6	5	5	0	2	0	0	0	1	0	26	46	27.00	4.800
38 Stolmy Pimentel, R (2, 1) ERA: 4.15	2.2		11	2	2	2	4	1	0	0	0	0	0	30	46	6.75	1.125
32 Vin Mazzaro, R (5, 1) ERA: 2.65	0.1		5	3	1	1	1	1	0	0	0	0	0	11	20	27.00	12.000
48 Jared Hughes, R (5, 1) ERA: 4.97	1.1		5	1	1	1	1	0	0	0	0	0	0	13	22	6.75	0.750
37 Justin Wilson, L (7, 1) ERA: 2.22	1.0		4	0	0	0	0	0	0	0	0	0	0	8	11	0.00	0.000

PITCHER	IP	WLS	BF	H	R	ER	SO	BB	IBB	HBP	BLK	WP	HR	S	P	ERA	WHIP
25 Kyle Farnsworth, R (8, 1) ERA: 5.23	1.0		3	0	0	0	1	0	0	0	0	0	0	6	8	0.00	0.000

BOTTOM

Pittsburgh Pirates @ St. Louis Cardinals

Busch Stadium, St. Louis, MO

Sun Sep 08 2013, 1:17 PM - 4:36 PM CDT

Att. 40,156 - Overcast - 73 F

livebaseballscorecards.com

AB	35
R	9
H	12
RBI	8
BB	4
SO	7
LOB	14

WP: 1 PA: 41
PB: 0
SB: 0
CS: 0

Pittsburgh Pirates @ Texas Rangers

Rangers Ballpark in Arlington, Arlington, TX

Mon Sep 09 2013, 8:08 PM - 10:32 PM EDT

Att. 33,243 - Partly Cloudy - 92 F

livebaseballscorecards.com

Batter	1	2	3	4	5	6	7	8	9	AB	R	H	RBI	BB	SO	LOB
31 Jose Tabata, R (1, 7) OBP: 0.336, SLG: 0.405 26 Felix Pie, L (8, 7) OBP: 0.250, SLG: 0.263	B FF 90 S FF 92 F FF 92 B ST 83 S ST 81 2-3 ① K		B ST 79 C FF 92 X ST 79 1-1 ③ L8			B FF 92 X FF 92 1-0 18 CS 1B		B FF 96 B FF 97 C FF 97 F CU 84 X FF 98 2-2 ②③ G6-3 1-2f		4 0	0 0	1 0	0 0	0 0	1 0	1 0
18 Neil Walker, S (1, 4) OBP: 0.342, SLG: 0.401	C FF 93 B CU 70 X FF 93 1-1 ② F9			C ST 77 X FS 87 0-1 ① G4-3		B FF 93 S FC 89 B CS 64 F ST 78 C FC 91 2-3 ②③ K 1-2			C FF 92 X SL 88 0-1 ① G3-1	4	0	0	0	0	1	1
22 Andrew McCutchen, R (1, 8) OBP: 0.404, SLG: 0.518	X FF 93 0-0 1B			B ST 79 X ST 81 1-0 ② F9			S FF 92 C SI 89 S SI 91 0-3 ① K		C FF 91 X SL 89 0-1 66 FC4-2 3B	4	0	2	0	0	1	0
66 Justin Morneau, L (1, 3) OBP: 0.317, SLG: 0.418 6 Starling Marte, R (9, PR) OBP: 0.343, SLG: 0.443 17 Gaby Sanchez, R (9, 3) OBP: 0.355, SLG: 0.403	B FF 94 S FF 91 1 SAFE B FC 91 D ST 81 X FC 90 3-1 ③ G3			B FF 95 S FC 90 S FC 89 B FF 94 S ST 77 2-3 ③ K2-3			X FC 91 0-0 ② G4-3		C FF 92 X SL 89 0-1 ② FC4-2 3-H	4 0 0	0 0 0	0 0 0	0 0 0	0 0 0	1 0 0	2 0 0
2 Marlon Byrd, R (1, 9) OBP: 0.335, SLG: 0.519		C FF 92 B FF 94 X ST 80 1-1 ① G5-3			H ST 78 1-0 24 G3-6-3 HBP		B FF 94 S ST 80 B FF 93 X ST 79 2-1 24 2B 2B		B FC 92 1 SAFE 1 SAFE S SL 78 F SL 80 1 SAFE S FF 92 1-3 ③ K	3	1	1	0	0	1	1
24 Pedro Alvarez, L (1, 5) OBP: 0.294, SLG: 0.474		C ST 79 B FF 95 B ST 77 C ST 78 S ST 81 2-3 ② K			1 SAFE C ST 78 X FC 90 0-1 ①② G3-6-3 1-2f		F FC 88 B FC 90 F ST 81 D ST 77 F ST 81 X SI 91 2-2 2-H 2B			3	0	1	1	0	1	1
55 Russell Martin, R (1, 2) OBP: 0.341, SLG: 0.391		F FF 91 F SI 90 C SI 89 0-3 ③ K			B FF 94 B ST 79 F FF 92 B ST 78 C ST 80 F ST 82 B FF 93 4-2 BB		C ST 81 B FF 91 X ST 79 1-1 ③ G5-3			2	0	0	0	1	1	1
46 Garrett Jones, L (1, 10) OBP: 0.291, SLG: 0.413			F FF 90 S CS 66 F FF 94 X ST 76 0-2 ① L8		1 SAFE X FC 92 0-0 ③ G4-3			S FF 98 S FF 99 B FF 99 X FF 99 1-2 ① P5		3	0	0	0	0	0	1
12 Clint Barmes, R (1, 6) OBP: 0.260, SLG: 0.318			B ST 79 C FF 93 X ST 80 1-1 ② F7			C FF 91 X ST 80 0-1 ① L6		X FF 99 0-0 31 G6-3 1B		3	0	1	0	0	0	0
Inning Stats	R: 0 E: 0 K: 1 S: 8 H: 1 LOB: 1 BB: 0 P: 14	R: 0 E: 0 K: 2 S: 8 H: 0 LOB: 0 BB: 0 P: 11	R: 0 E: 0 K: 0 S: 8 H: 0 LOB: 0 BB: 0 P: 10	R: 0 E: 0 K: 1 S: 6 H: 0 LOB: 0 BB: 0 P: 9	R: 0 E: 0 K: 0 S: 6 H: 0 LOB: 1 BB: 1 P: 11	R: 0 E: 0 K: 1 S: 6 H: 1 LOB: 0 BB: 0 P: 9	R: 1 E: 0 K: 1 S: 12 H: 2 LOB: 1 BB: 0 P: 17	R: 0 E: 0 K: 0 S: 7 H: 1 LOB: 0 BB: 0 P: 10	R: 0 E: 0 K: 1 S: 9 H: 1 LOB: 1 BB: 0 P: 10	1B: 3 2B: 2 3B: 1 HR: 0 SF: 0 SAC: 0 DP: 2 HBP: 1						

AB	30
R	1
H	6
RBI	1
BB	1
SO	7
LOB	8

WP: 0 PB: 0 SB: 0 CS: 1 PA: 32

PITCHER		IP	WLS	BF	H	R	ER	SO	BB	IBB	HBP	BLK	WP	HR	S	P	ERA	WHIP
11 Yu Darvish, R ERA: 2.84	(1, 1)	7.0	L	25	4	1	1	6	1	0	1	0	0	0	54	81	1.29	0.714
52 Tanner Scheppers, R ERA: 1.98	(8, 1)	1.0		3	1	0	0	0	0	0	0	0	0	0	7	10	0.00	1.000
56 Neal Cotts, L ERA: 1.15	(9, 1)	0.2		3	1	0	0	0	0	0	0	0	0	0	6	6	0.00	1.500
28 Joakim Soria, R ERA: 2.76	(9, 1)	0.1		1	0	0	0	1	0	0	0	0	0	0	3	4	0.00	0.000

PITCHER	IP	WLS	BF	H	R	ER	SO	BB	IBB	HBP	BLK	WP	HR	S	P	ERA	WHIP

BOTTOM

Pittsburgh Pirates @ Texas Rangers

Rangers Ballpark in Arlington, Arlington, TX

Mon Sep 09 2013, 8:08 PM - 10:32 PM EDT

Att. 33,243 - Partly Cloudy - 92 F

livebaseballscorecards.com

Batter	1	2	3	4	5	6	7	8	9	AB	R	H	RBI	BB	SO	LOB
5 Ian Kinsler, R (1, 4) OBP: 0.335, SLG: 0.402	X FF 96 0-0 ① F9		C FF 96 F SI 96 B SL 89 S KC 84 1-3 ② K			B SL 88 C SL 88 C FF 97 F CH 90 F KC 84 X FF 98 1-2 ② G1-3		B SI 97 C CH 89 B CH 87 T SI 96 B SI 96 X CH 88 3-2 ③ L8		4	0	0	0	0	1	0
1 Elvis Andrus, R (1, 6) OBP: 0.326, SLG: 0.324	C FF 96 B FF 95 C FF 94 B SL 89 C FF 98 2-3 ② K		C FF 94 X SI 95 0-1 ③ G5-3			C FF 96 S SI 98 B FF 94 B FF 95 B SL 86 F FF 96 F CH 89 B FF 98 4-2 29 S 51 S BB			X FF 94 0-0 ① G5-3	3	0	0	0	1	1	0
51 Alex Rios, R (1, 9) OBP: 0.332, SLG: 0.434	C FF 96 B SL 89 X FF 96 1-1 1B			C FF 95 B SL 86 B SL 87 F FF 97 X SL 88 2-2 ① G6-3		1 SAFE C FF 97 1 SAFE B SL 89 B FF 98 B FF 98 B FF 97 4-1 29 S 1-2 BB			C FF 94 B FC 92 B FF 93 X FF 95 2-1 ② G4-3	3	0	1	0	1	0	0
29 Adrian Beltré, R (1, 5) OBP: 0.373, SLG: 0.517 9 Adam Rosales, R (9, PR) OBP: 0.263, SLG: 0.331	C FF 96 X FF 97 0-1 ③ L7			X FF 95 0-0 ② G5-3		C FF 98 X FF 99 0-1 ③ G6-3 1-2 2-3			B FF 92 X FC 93 1-0 1B	4 0	0 0	1 0	0 0	0 0	0 0	3 0
12 A.J. Pierzynski, L (1, 10) OBP: 0.304, SLG: 0.445		C FF 96 B FF 96 X FF 95 1-1 ① G5-3		B FF 97 X FF 94 1-0 ③ 1B			S FF 95 X KC 85 0-1 ① F7		X FC 92 0-0 ③ G4-3	4	0	1	0	0	0	1
18 Mitch Moreland, L (1, 3) OBP: 0.304, SLG: 0.460		B SI 95 B KC 81 X FF 95 2-0 ② F8			C FF 96 S KC 85 F KC 82 B SL 87 S KC 84 1-3 ① K2-3		S SL 88 B FF 96 S SL 88 B KC 83 B KC 83 C FF 97 3-3 ② K			3	0	0	0	0	2	0
8 Geovany Soto, R (1, 2) OBP: 0.315, SLG: 0.422		C FF 94 B SL 88 C SI 96 X FF 98 1-2 35 WP 1B			C FF 94 F KC 82 S SL 87 0-3 ② K		X SL 88 0-0 ③ G5-3			3	0	1	0	0	1	0
35 James Adduci, L (1, 7) OBP: 0.364, SLG: 0.300 7 David Murphy, L (6, 7) OBP: 0.280, SLG: 0.379 23 Craig Gentry, R (8, PH) OBP: 0.355, SLG: 0.364 (9, 7)		F FF 96 B FF 98 S SL 86 S KC 85 1-3 ③ K2-3 1-2			C FF 94 S KC 84 S KC 81 0-3 ③ K			C SI 96 B SI 97 B SI 97 F SI 96 F CH 88 X CH 89 2-2 ① G5-3		2 0 1	0 0 0	0 0 0	0 0 0	0 0 0	2 0 0	1 0 0
2 Leonys Martin, L (1, 8) OBP: 0.322, SLG: 0.385			C FF 95 C FF 95 S KC 83 0-3 ① K			B FF 96 B FF 95 C SI 96 T FF 95 B KC 83 F FF 97 F SL 89 F FF 98 S CH 92 3-3 ① K		B SI 97 C SI 96 F SI 96 X SL 87 1-2 ② F9		3	0	0	0	0	2	0
Inning Stats	R: 0 E: 0 K: 1 S: 8 H: 1 LOB: 1 BB: 0 P: 11	R: 0 E: 0 K: 1 S: 9 H: 1 LOB: 1 BB: 0 P: 14	R: 0 E: 0 K: 2 S: 8 H: 0 LOB: 0 BB: 0 P: 9	R: 0 E: 0 K: 0 S: 5 H: 1 LOB: 1 BB: 0 P: 8	R: 0 E: 0 K: 3 S: 10 H: 0 LOB: 0 BB: 0 P: 11	R: 0 E: 0 K: 1 S: 18 H: 0 LOB: 2 BB: 2 P: 30	R: 0 E: 0 K: 1 S: 6 H: 0 LOB: 0 BB: 0 P: 9	R: 0 E: 0 K: 0 S: 10 H: 0 LOB: 0 BB: 0 P: 16	R: 0 E: 0 K: 0 S: 5 H: 1 LOB: 1 BB: 0 P: 8	1B: 4 2B: 0 3B: 0 HR: 0	SF: 0 SAC: 0 DP: 0 HBP: 0		WP: 1 PB: 0 SB: 3 CS: 0	PA: 32			

	AB	30
	R	0
	H	4
	RBI	0
	BB	2
	SO	9
	LOB	5

PITCHER	IP	WLS	BF	H	R	ER	SO	BB	IBB	HBP	BLK	WP	HR	S	P	ERA	WHIP
45 Gerrit Cole, R (1, 1) ERA: 3.48	7.0	W	25	3	0	0	9	2	0	0	0	1	0	64	92	0.00	0.714
44 Tony Watson, L (8, 1) ERA: 2.57	1.0	H	3	0	0	0	0	0	0	0	0	0	0	10	16	0.00	0.000
35 Mark Melancon, R (9, 1) ERA: 0.85	1.0	S	4	1	0	0	0	0	0	0	0	0	0	5	8	0.00	1.000

PITCHER	IP	WLS	BF	H	R	ER	SO	BB	IBB	HBP	BLK	WP	HR	S	P	ERA	WHIP

Pittsburgh Pirates @ Texas Rangers

Rangers Ballpark in Arlington, Arlington, TX

Tue Sep 10 2013, 8:08 PM - 11:27 PM EDT

Att. 36,313 - Partly Cloudy - 89 F

livebaseballscorecards.com

Batter	1	2	3	4	5	6	7	8	9	AB	R	H	RBI	BB	SO	LOB
5 Josh Harrison, R (1, 4) OBP: 0.296, SLG: 0.442	C FF 94 X FF 95 0-1 F9		B SI 93 X SI 94 1-0 G1-3		C SI 92 B FF 94 B SL 85 X SI 92 2-1 G5-3	B SL 84 X CH 86 1-0 F7			C SL 84 B SL 84 B FC 92 F FF 93 B SL 86 B FF 92 4-2 10 1B 22 1B BB	3	0	0	0	0	0	1
18 Neil Walker, S (6, PH) OBP: 0.343, SLG: 0.400 (6, 4)										1	1	0	0	1	0	1
10 Jordy Mercer, R (1, 6) OBP: 0.331, SLG: 0.409	F FF 94 X FF 94 0-1 22 F7 2B		X FF 94 0-0 22 E 22 1B 2-3 1B		B SI 94 X SL 86 1-0 E7 22 1B 2B		C SL 82 F SL 82 B FF 96 C FF 96 1-3 K		X FF 90 0-0 22 1B 1-2 1B	5	1	4	0	0	1	0
22 Andrew McCutchen, R (1, 8) OBP: 0.405, SLG: 0.519	X FF 94 0-0 F7 2-3		B SL 87 C SL 85 B SL 88 X SI 94 2-1 E2 1-3 3-H 1B		B FF 95 F CU 80 X FF 94 1-1 2 1B 17 1B 3-H 1B		C SL 85 F CH 89 F FF 96 F SL 85 F SL 86 B SI 91 B SL 85 F FF 97 B SL 85 3-3 S CH 84 K		T SL 79 B FF 92 B SL 80 X FF 91 2-1 1-2 2-H 1B	5	1	3	3	0	1	1
2 Marlon Byrd, R (1, 9) OBP: 0.334, SLG: 0.516	X FF 95 0-0 F9		S FF 94 X FF 94 0-1 L4		1 SAFE S CH 85 B FF 94 B CH 83 1 SAFE X SI 93 2-1 17 1B 55 WP 1-2 1B		S FF 96 B FF 96 F FF 96 B FF 96 F FF 95 X SL 85 2-2 G3		C FF 91 B SL 82 B SL 81 B FF 91 X SL 79 3-1 P4	5	1	1	0	0	0	5
17 Gaby Sanchez, R (1, 3) OBP: 0.356, SLG: 0.405 6 Starling Marte, R (8, PR) OBP: 0.343, SLG: 0.443 26 Felix Pie, L (8, 7) OBP: 0.238, SLG: 0.250		C FF 94 B CH 86 X SL 85 1-1 G5-3	B SL 84 X FF 94 1-0 F9		C CU 78 X FF 93 0-1 55 WP 1-3 2-H 1B			X FF 91 0-0 24 G4-3 24 S 1B	B FF 92 B FF 92 F FF 92 F FF 92 S CU 70 2-3 K	4 0 1	0 0 0	2 0 0	1 0 0	0 0 1	0 0 1	2 0 2
55 Russell Martin, R (1, 10) OBP: 0.339, SLG: 0.388		C CU 78 X FF 95 0-1 24 BB 1B	C SI 93 C SL 87 C CU 79 0-3 K		B SI 92 B CH 83 B FF 92 X SI 92 3-0 F9 1-2 3-H			C FF 93 F FF 92 B FF 93 X SL 85 1-2 F8	F SL 78 F FC 92 S CU 67 0-3 K	5	0	1	0	0	2	4
24 Pedro Alvarez, L (1, 5) OBP: 0.296, SLG: 0.472		S SL 87 B SL 87 B FF 93 B SL 84 1 SAFE S SI 93 D CH 87 4-2 31 G4-6-3 1-2 BB	F FF 93 B SL 86 F FF 94 S CU 80 1-3 K			B FF 92 B FF 92 C FF 91 F SL 82 B SI 94 B FF 94 4-2 31 SH1-3 BB		S FF 93 C FF 93 X FF 94 0-2 G4-3 1-3		2	0	0	0	2	1	1
31 Jose Tabata, R (1, 7) OBP: 0.333, SLG: 0.402 66 Justin Morneau, L (8, PH) OBP: 0.318, SLG: 0.418 (8, 3)		B SI 94 S SL 84 2 SAFE X SL 88 1-1 G4-6-3 1-2f	F SI 93 X SI 94 0-1 L4			C FF 95 X FF 95 0-1 SH1-3 1-2		I IN 66 I IN 68 I IN 69 I IN 70 4-0 IBB		2 0	0 0	0 0	0 0	0 1	0 0	2 0
59 Tony Sanchez, R (1, 2) OBP: 0.283, SLG: 0.354			B SL 86 B FF 94 C SI 93 S SL 86 B CH 87 X SL 86 3-2 10 1B 22 1B 2B		B SL 84 X SI 92 1-0 G1-3	F FF 96 B SL 84 S SL 85 S SL 85 1-3 K		X SL 84 0-0 F8		4	1	1	0	0	1	3

Inning Stats	1	2	3	4	5	6	7	8	9
	R: 0 E: 0 K: 0 S: 6	R: 0 E: 0 K: 0 S: 8	R: 1 E: 1 K: 0 S: 10	R: 0 E: 0 K: 2 S: 8	R: 3 E: 1 K: 0 S: 11	R: 0 E: 0 K: 1 S: 8	R: 0 E: 0 K: 2 S: 14	R: 0 E: 0 K: 0 S: 8	R: 1 E: 0 K: 2 S: 13
	H: 1 LOB: 1 BB: 0 P: 6	H: 1 LOB: 1 BB: 1 P: 14	H: 3 LOB: 2 BB: 0 P: 17	H: 0 LOB: 0 BB: 0 P: 9	H: 4 LOB: 1 BB: 0 P: 21	H: 0 LOB: 1 BB: 1 P: 14	H: 0 LOB: 0 BB: 0 P: 20	H: 1 LOB: 2 BB: 1 P: 13	H: 2 LOB: 2 BB: 1 P: 24

1B: 9	SF: 0
2B: 3	SAC: 1
3B: 0	DP: 1
HR: 0	HBP: 0

WP: 1	PA: 42
PB: 0	
SB: 1	
CS: 0	

AB	37
R	5
H	12
RBI	4
BB	4
SO	7
LOB	22

PITCHER		IP	WLS	BF	H	R	ER	SO	BB	IBB	HBP	BLK	WP	HR	S	P	ERA	WHIP
33 Martín Pérez, L ERA: 3.6	(1, 1)	5.0	L	25	9	4	4	2	2	0	0	0	1	0	45	73	7.20	2.200
41 Alexi Ogando, R ERA: 3.3	(6, 1)	2.0		6	0	0	0	3	0	0	0	0	0	0	20	28	0.00	0.000
44 Jason Frasor, R ERA: 2.49	(8, 1)	1.0		5	1	0	0	0	0	1	0	0	0	0	8	13	0.00	1.000
46 Robbie Ross Jr., L ERA: 3.38	(9, 1)	0.0		1	0	1	1	0	1	0	0	0	0	0	2	6	∞	∞
28 Joakim Soria, R ERA: 2.6	(9, 1)	1.0		5	2	0	0	2	0	0	0	0	0	0	11	18	0.00	2.000

PITCHER	IP	WLS	BF	H	R	ER	SO	BB	IBB	HBP	BLK	WP	HR	S	P	ERA	WHIP

Batter	1	2	3	4	5	6	7	8	9	AB	R	H	RBI	BB	SO	LOB
5 Ian Kinsler, R (1, 4) OBP: 0.336, SLG: 0.404	X SI 94 0-0 ① L4		C SL 85 S SL 88 S SL 87 0-3 ① K		B SI 92 C SL 86 C SL 87 D SL 88 D SL 88 X SL 88 3-2 2-H 2B			C FF 92 F FF 93 X SL 82 0-2 ① L8	C KC 82 D KC 82 B FC 91 B FC 92 X FC 90 3-1 1-H 51 1B 1 1B 1B	5	1	2	2	0	1	0
1 Elvis Andrus, R (1, 6) OBP: 0.327, SLG: 0.325	B SI 92 L SL 86 B SL 86 X SL 87 2-1 ② G4-3		B SL 87 C SL 87 B SI 95 X SL 88 2-1 51 CS 1B		B SL 87 C SI 94 X SI 94 1-1 ③ G4-3			B SL 81 B FF 91 C FF 93 F SL 83 F FF 93 S SL 84 2-3 ② K	F FC 90 C KC 81 X KC 82 0-2 1-2 51 1B 1B	5	0	2	0	0	1	1
51 Alex Rios, R (1, 9) OBP: 0.334, SLG: 0.438	B SI 94 F SL 86 X SI 94 1-1 29 S 1B		1 SAFE B SL 88 B SI 93 C SL 89 X SL 88 2-1 ②③ F8 1-2			B SL 85 F SL 86 X SI 92 1-1 ① L8		C FF 92 B SL 84 X FF 93 1-1 29 1B 2B	B KC 80 B FC 91 F FC 92 X FC 92 2-1 1-3 2-H 1B	5	1	3	1	0	0	1
29 Adrián Beltré, R (1, 5) OBP: 0.375, SLG: 0.519	B SL 88 F SL 86 C SL 85 X SL 86 1-2 ③ L9 1-2			B SI 93 B SI 94 F SL 87 B SL 89 C SL 88 B SL 88 4-2 12 G3-6 BB		X SL 86 0-0 2B		C SL 83 B FF 93 T SL 82 B FF 92 F SL 85 F FF 92 B SL 82 X FF 93 3-2 12 2B 2-H 1B	C FC 92 S FC 92 S FF 93 0-3 ③ K	4	0	2	1	1	1	3
12 A.J. Pierzynski, L (1, 2) OBP: 0.304, SLG: 0.446 43 Engel Beltre, L (8, PR) OBP: 0.282, SLG: 0.289 8 Geovany Soto, R (9, 2) OBP: 0.315, SLG: 0.422		F SI 94 F SI 93 F SI 95 S SL 88 0-3 ① K	B SI 95 X SI 95 1-0 ①② G3-6 1-2f		F SI 94 D SL 90 X SI 95 1-1 ② P6			C SL 83 B SI 96 F SI 94 B SI 95 X SL 84 2-2 1-3 2B		4 0 0	0 0 0	1 0 0	0 0 0	0 0 0	1 0 0	2 0 0
15 Jeff Baker, R (1, 3) OBP: 0.361, SLG: 0.571		B SL 86 X SL 87 1-0 23 1B 1B	F SI 93 B SL 89 C SL 89 C SL 90 1-3 ③ K		B SL 87 C SL 87 S SL 86 F SI 95 B SL 88 B SL 86 C SL 89 3-3 ③ K			F SI 96 C SI 95 F SI 96 F SI 96 F CH 87 S SI 94 0-3 ③ K		4	0	1	0	0	3	3
20 Joey Butler, R (1, 10) OBP: 0.667, SLG: 0.833 7 David Murphy, L (9, PH) OBP: 0.279, SLG: 0.378		C SL 87 S SL 87 B SL 86 S SL 85 1-3 ② K	B SI 92 B SL 85 B SI 92 B SI 91 4-0 2 G3 5 2B BB			B SI 97 C FF 96 B FF 96 S FF 97 B FF 98 B FF 97 4-2 2 G6-3 BB		C FC 93 F FC 92 F KC 82 B FF 92 F KC 82 B FC 92 F KC 83 S KC 84 2-3 ① K2-3		1 1	1 0	0 0	0 0	2 0	1 1	1 0
23 Craig Gentry, R (1, 7) OBP: 0.355, SLG: 0.363 18 Mitch Moreland, L (9, PH) OBP: 0.303, SLG: 0.459		B SI 94 C SL 88 X SL 87 1-1 1-2 1B	B SL 86 B SL 85 B SI 93 C SI 92 C SI 92 F SL 86 X SL 86 3-2 ① L7			S FF 97 C FF 98 B FF 99 F SI 97 S FC 92 1-3 ① K		C FF 93 C KC 82 S KC 82 0-3 ② K		3 1	0 0	1 0	0 0	0 0	1 1	2 0
2 Leonys Martin, L (1, 8) OBP: 0.321, SLG: 0.383		S SL 89 B SL 91 D SI 91 F FF 96 X SL 90 2-2 ③ G4-3	C SI 94 D SL 88 D SI 95 X SI 94 2-1 ② G3 1-2			B FF 97 C FF 97 B SI 96 F FF 96 X FC 92 2-2 ②③ G6-3 1-2f			B FC 91 B FC 91 C FF 92 X FF 92 2-1 5 DI 5 1B 1B	4	1	1	0	0	0	4
Inning Stats	R: 0 E: 0 K: 0 S: 8 H: 1 LOB: 1 BB: 0 P: 12	R: 0 E: 0 K: 2 S: 13 H: 2 LOB: 2 BB: 0 P: 18	R: 0 E: 0 K: 1 S: 7 H: 1 LOB: 0 BB: 0 P: 11	R: 0 E: 0 K: 1 S: 6 H: 0 LOB: 0 BB: 1 P: 12	R: 1 E: 0 K: 0 S: 11 H: 1 LOB: 1 BB: 1 P: 24	R: 0 E: 0 K: 1 S: 9 H: 1 LOB: 1 BB: 0 P: 14	R: 0 E: 0 K: 1 S: 9 H: 0 LOB: 0 BB: 1 P: 16	R: 1 E: 0 K: 2 S: 23 H: 3 LOB: 2 BB: 0 P: 31	R: 2 E: 0 K: 3 S: 21 H: 4 LOB: 2 BB: 0 P: 30	1B: 9 2B: 4 3B: 0 HR: 0	SF: 0 SAC: 0 DP: 2 HBP: 0	WP: 0 PB: 0 SB: 1 CS: 1	PA: 40				

PITCHER		IP	WLS	BF	H	R	ER	SO	BB	IBB	HBP	BLK	WP	HR	S	P	ERA	WHIP
47 Francisco Liriano, L ERA: 2.92	(1, 1)	6.0	W	24	6	1	1	5	2	0	0	0	0	0	54	91	1.50	1.333
37 Justin Wilson, L ERA: 2.19	(7, 1)	1.0	H	3	0	0	0	1	1	0	0	0	0	0	9	16	0.00	1.000
39 Jason Grilli, R ERA: 2.62	(8, 1)	0.2	H	4	2	1	1	1	0	0	0	0	0	0	14	20	13.50	3.000
44 Tony Watson, L ERA: 2.55	(8, 1)	0.1	H	2	1	0	0	1	0	0	0	0	0	0	9	11	0.00	3.000
35 Mark Melancon, R ERA: 1.12	(9, 1)	1.0	S	7	4	2	2	3	0	0	0	0	0	0	21	30	18.00	4.000

PITCHER	IP	WLS	BF	H	R	ER	SO	BB	IBB	HBP	BLK	WP	HR	S	P	ERA	WHIP

BOTTOM

Pittsburgh Pirates @ Texas Rangers

Rangers Ballpark in Arlington, Arlington, TX

Tue Sep 10 2013, 8:08 PM - 11:27 PM EDT

Att. 36,313 - Partly Cloudy - 89 F

livebaseballscorecards.com

AB	37
R	4
H	13
RBI	4
BB	3
SO	11
LOB	17

Batter	1	2	3	4	5	6	7	8	9	AB	R	H	RBI	BB	SO	LOB
31 Jose Tabata, R (1, 7) OBP: 0.331, SLG: 0.398	F FF 92 X SL 85 0-1 G5-3 ①		B FF 93 D SL 86 B FF 94 C FF 94 F FF 94 F SL 86 S SL 85 3-3 K ① 1-2	D SL 87 X FF 94 1-0 FC6-4 ② 1-2f 2-3 3-H		C SL 82 F FF 90 B SL 82 X SL 78 1-2 G6-3 ③		C CU 84 S CU 83 F FF 98 B CU 82 X FF 98 1-2 1B		5	0	1	1	0	1	3
6 Starling Marte, R (8, 7) OBP: 0.343, SLG: 0.443										0	0	0	0	0	0	0
18 Neil Walker, S (1, 4) OBP: 0.342, SLG: 0.398	B FF 91 B FF 90 X FF 92 2-0 P6 ②		S SL 85 C FF 94 X FF 94 0-2 2-H 1B ②	D SL 84 B FF 94 B FF 91 C FF 93 F FF 93 F FF 95 S SL 87 3-3 K ③			C SL 79 B FF 90 X SL 80 1-1 F7 ①	1 SAFE B FF 96 F FF 95 1 SAFE F FF 95 1 SAFE F FF 97 S CU 83 1-3 K ③		5	0	1	1	0	2	3
66 Justin Morneau, L (1, 3) OBP: 0.322, SLG: 0.423	C FF 93 S FF 93 B CU 76 B CU 75 B SL 85 S SL 86 3-3 K2-3 ③		C SL 86 X FF 93 0-1 2B		B FF 90 C FF 90 C FF 91 X FF 91 1-2 2 1B 24 G6-3 1B		F SL 82 B FF 92 X SL 82 1-1 2 2B 24 SF8 1B		X FF 92 0-0 2 FC1-6 1B	5	2	4	0	0	1	0
2 Marlon Byrd, R (1, 9) OBP: 0.335, SLG: 0.517		B SL 82 B SL 82 C FF 92 F FF 93 F FF 93 S CU 74 2-3 K ① X SL 86 0-0 P4 ③			X FF 90 0-0 24 G6-3 1-3 1B		B SL 83 F FF 91 1 SAFE D CH 84 B FF 94 X CH 86 3-1 24 SF8 55 WP 1-3 2B		X FF 93 0-0 FC1-6 ① 24 G4-3 1-2f	5	1	2	0	0	1	2
24 Pedro Alvarez, L (1, 5) OBP: 0.297, SLG: 0.473		X FF 93 0-0 2B		B CU 72 C SL 82 B CU 74 C FF 92 B SL 84 F FF 94 F FF 94 D SL 87 4-2 46 1B 55 1B 12 BB BB	B SL 82 C SL 82 X FF 91 1-1 G6-3 ①② 1-2f 3-H		S FF 92 X FF 92 0-1 SF8 ② 2-3 3-H		D SL 86 F FF 93 F FF 94 X FF 95 1-2 G4-3 ② 1-2	3	1	1	1	1	0	2
55 Russell Martin, R (1, 2) OBP: 0.340, SLG: 0.387		B FF 90 C SL 82 B FF 92 F FF 92 C FF 93 2-3 K ②		T SL 84 C FF 93 X FF 93 0-2 12 BB 46 1B 31 FC6-4 1-2 1B	B SL 83 B CH 82 B FF 90 B FF 89 4-0 BB		C SL 89 C FC 90 B SL 88 F FF 92 B SI 92 F SL 87 F FF 92 X FF 92 2-2 F7 ③ 3-H		C FC 94 X FF 94 0-1 G4-3 ③	4	1	1	0	1	1	2
46 Garrett Jones, L (1, 10) OBP: 0.294, SLG: 0.413		D CU 75 B SL 84 S SL 85 B FF 92 S FF 93 D SL 85 4-2 BB		F FF 94 C FF 94 D CU 76 X FF 92 1-2 31 FC6-4 12 BB 1-2 2-3 1B	1 SAFE X SL 78 0-0 F9 ③			C FF 98 S CU 84 F FF 98 S CU 83 0-3 K ①		2	0	1	0	1	0	1
5 Josh Harrison, R (8, PH) OBP: 0.293, SLG: 0.436 (8, 10)										1	0	0	0	0	1	0
12 Clint Barmes, R (1, 6) OBP: 0.263, SLG: 0.329		X SL 85 0-0 P4 ③		B SL 86 B FF 92 C FF 93 B FF 95 B FF 94 4-1 31 FC6-4 1-2 2-3 3-H BB		C FF 90 S SL 81 X FF 92 0-2 F9 ①		B FF 98 F FF 98 X FF 97 1-1 HR		3	1	1	2	1	0	2
26 Felix Pie, L (1, 8) OBP: 0.240, SLG: 0.217			C SL 84 F FF 91 F FF 94 F CU 76 B SL 86 F SL 86 F SL 85 B SI 95 B SL 85 4-2 D SL 87 31 S 18 1B BB	S FF 94 B FF 94 D SL 86 F FF 93 B FF 94 F FF 95 C FF 94 3-3 K ①		C SL 82 C SL 80 F SL 81 B FF 91 S FF 91 1-3 K ②		F FF 98 C CU 84 B CU 84 X FF 96 1-2 G4-3 ②		3	1	0	0	1	2	3
Inning Stats	R: 0 E: 0 K: 1 S: 6 H: 0 LOB: 0 BB: 0 P: 11	R: 0 E: 0 K: 2 S: 11 H: 1 LOB: 2 BB: 1 P: 19	R: 1 E: 0 K: 1 S: 16 H: 2 LOB: 1 BB: 1 P: 23	R: 2 E: 0 K: 2 S: 20 H: 2 LOB: 2 BB: 2 P: 36	R: 1 E: 0 K: 0 S: 7 H: 2 LOB: 1 BB: 1 P: 13	R: 0 E: 0 K: 1 S: 10 H: 0 LOB: 0 BB: 0 P: 12	R: 2 E: 0 K: 0 S: 14 H: 2 LOB: 0 BB: 0 P: 21	R: 1 E: 0 K: 2 S: 17 H: 2 LOB: 1 BB: 0 P: 21	R: 0 E: 0 K: 0 S: 7 H: 1 LOB: 1 BB: 0 P: 8	1B: 8 2B: 3 3B: 0 HR: 1 SF: 1 SAC: 0 DP: 1 HBP: 0						

TOP

Pittsburgh Pirates @ Texas Rangers

Rangers Ballpark in Arlington, Arlington, TX

Wed Sep 11 2013, 2:10 PM - 5:46 PM EDT

Att. 30,629 - Sunny - 87 F

livebaseballscorecards.com

AB	36
R	7
H	12
RBI	5
BB	5
SO	9
LOB	18

PITCHER		IP	WLS	BF	H	R	ER	SO	BB	IBB	HBP	BLK	WP	HR	S	P	ERA	WHIP
22 Matt Garza, R ERA: 3.79	(1, 1)	4.0	L	20	5	3	3	6	4	0	0	0	0	0	53	89	6.75	2.250
58 Joe Ortiz, L ERA: 4.29	(5, 1)	2.1		10	3	2	2	1	1	0	0	0	0	0	21	31	7.71	1.714
44 Jason Frasor, R ERA: 2.7	(7, 1)	0.0		1	1	0	0	0	0	0	0	0	0	0	2	5	∞	∞
56 Neal Cotts, L ERA: 1.13	(7, 1)	0.2		2	0	1	1	0	0	0	0	0	1	0	8	10	13.50	0.000
52 Tanner Scheppers, R ERA: 2.09	(8, 1)	1.0		5	2	1	1	2	0	0	0	0	0	1	17	21	9.00	2.000

PITCHER		IP	WLS	BF	H	R	ER	SO	BB	IBB	HBP	BLK	WP	HR	S	P	ERA	WHIP
46 Robbie Ross Jr., L ERA: 3.32	(9, 1)	1.0		4	1	0	0	0	0	0	0	0	0	0	7	8	0.00	1.000

BOTTOM

Pittsburgh Pirates @ Texas Rangers

Rangers Ballpark in Arlington, Arlington, TX

Wed Sep 11 2013, 2:10 PM - 5:46 PM EDT

Att. 30,629 - Sunny - 87 F

Batter	1	2	3	4	5	6	7	8	9	AB	R	H	RBI	BB	SO	LOB
5 Ian Kinsler, R (1, 10) OBP: 0.336, SLG: 0.404	C SI 93 F SI 93 S KC 83 0-3 ① K			B KC 82 C SI 93 B KC 83 C SI 94 X KC 84 2-2 ① G6-3		C SI 94 X SI 93 0-1 51 G6-4-3, 1 1B 1-2 2-3 1B	B SI 93 C SI 92 B SL 84 B SI 92 X SI 94 3-1 1 1B 1-2 2-H 1B		C SI 92 X SL 84 0-1 ② L7	5	0	2	1	0	1	0
1 Elvis Andrus, R (1, 6) OBP: 0.327, SLG: 0.325	B FF 94 X SI 94 1-0 ② G5-3			B SI 94 C SI 94 X SI 93 1-1 ② G6-3		X SI 94 0-0 51 G6-4-3 1-2 2-H 3-H 1B	B SI 94 B SI 91 C SI 93 X SI 92 2-1 1-3 2-H 1B		B SL 82 C SI 90 C FF 94 B SL 87 S SI 94 2-3 ③ K2-3	5	0	2	3	0	1	0
51 Alex Rios, R (1, 9) OBP: 0.332, SLG: 0.435	C SI 95 S FF 95 B KC 85 S KC 83 1-3 ③ K			B SI 93 S KC 82 S KC 82 B KC 82 B KC 83 C SI 94 3-3 ③ K		D KC 84 X SI 93 1-0 ① ② G6-4-3 1-2f 2-3	B FC 88 B FC 90 C FC 90 S FC 90 1 SAFE D FC 90 X FC 89 3-2 ③ F7			4	0	0	0	0	2	4
29 Adrian Beltré, R (1, 5) OBP: 0.374, SLG: 0.517		B SI 93 C KC 82 B KC 82 C SI 94 S KC 83 2-3 ① K			C KC 81 B KC 84 X FF 93 1-1 ① P3 1-2 ③ F8	F KC 84 B KC 82 S KC 83 F KC 84 X SI 93		B FC 90 S SI 94 X FC 89 1-1 18 BB		4	0	1	0	0	1	1
12 A.J. Pierzynski, L (1, 2) OBP: 0.306, SLG: 0.451		F SI 95 B SI 94 S KC 82 S KC 82 1-3 ② K			B KC 80 F SI 92 F KC 83 F KC 82 X KC 82 1-2 2B		X SI 91 0-0 13 1B, 7 1B 2B	S SI 93 X CU 83 0-1 ① F7		4	1	2	0	0	1	1
18 Mitch Moreland, L (1, 3) OBP: 0.302, SLG: 0.456 35 James Adduci, L (8, PR) OBP: 0.364, SLG: 0.300 (9, 3)		B SI 94 B CH 89 F SI 95 B KC 82 S KC 83 S KC 83 3-3 ③ K			B SI 94 B CH 87 C SI 94 C SI 93 F KC 84 S KC 84 2-3 ② K		C KC 80 B KC 82 B SI 92 X KC 81 2-1 ① G1-3	D FC 89 D FC 89 B SI 94 C SI 94 F SI 93 B SI 93 4-2 1-2 BB		3 0	0 0	0 0	0 0	1 0	2 0	2 0
13 Jurickson Profar, S (1, 4) OBP: 0.310, SLG: 0.331			C SI 92 C SI 94 B KC 82 B KC 83 B KC 82 X SI 94 3-2 ① G3		B SI 94 X SI 94 1-0 ③ G4-3		B CH 86 C SI 93 B SI 93 X SI 94 2-1 7 1B 5 1B 2-3 1B	B SI 94 B SI 93 C SI 93 F SI 93 C SI 94 2-3 ② K		4	1	1	0	0	1	3
7 David Murphy, L (1, 7) OBP: 0.281, SLG: 0.377			B SI 94 C KC 81 F SI 94 X KC 84 1-2 ② L5			C SI 92 C KC 82 B KC 81 F KC 82 B SI 94 F KC 82 B CH 89 B SI 93 4-2 5 1B, 2 BB 1 1B BB	B KC 80 C KC 82 B KC 82 B SI 92 X SI 93 3-1 5 1B 1 1B 1-2 3-H 1B	C SI 93 F SL 88 F FF 94 B SL 89 B SL 90 F SI 95 F SL 89 F SI 95 B FF 91 3-2 ③ G3-1		3	2	1	1	1	0	2
2 Leonys Martin, L (1, 8) OBP: 0.320, SLG: 0.381			C SI 94 X CH 88 0-1 ③ G4-3			B SI 94 F SI 94 B KC 83 D KC 81 B SI 94 4-1 5 1B 1 1B 1-2 BB	B CH 82 F SI 91 F CH 84 B CH 82 D CH 84 X SI 92 3-2 ② L8		L SI 92 B SI 93 X FF 93 1-1 ① P5	3	1	0	0	1	0	2
Inning Stats	R: 0 E: 0 K: 2 S: 7 H: 0 LOB: 0 BB: 0 P: 9	R: 0 E: 0 K: 3 S: 9 H: 0 LOB: 0 BB: 0 P: 15	R: 0 E: 0 K: 0 S: 8 H: 0 LOB: 0 BB: 0 P: 12	R: 0 E: 0 K: 1 S: 8 H: 0 LOB: 0 BB: 0 P: 14	R: 0 E: 0 K: 1 S: 11 H: 1 LOB: 1 BB: 0 P: 16	R: 2 E: 0 K: 0 S: 13 H: 2 LOB: 1 BB: 2 P: 23	R: 3 E: 0 K: 0 S: 17 H: 5 LOB: 2 BB: 0 P: 35	R: 0 E: 0 K: 1 S: 16 H: 1 LOB: 2 BB: 1 P: 26	R: 0 E: 0 K: 1 S: 7 H: 0 LOB: 0 BB: 0 P: 10	1B: 7 2B: 2 3B: 0 HR: 0 SF: 0 SAC: 0 DP: 1 HBP: 0						

livebaseballscorecards.com

AB	35
R	5
H	9
RBI	5
BB	3
SO	9
LOB	15

WP: 0 PB: 0 SB: 0 CS: 0 PA: 38

PITCHER		IP	WLS	BF	H	R	ER	SO	BB	IBB	HBP	BLK	WP	HR	S	P	ERA	WHIP
34 A.J. Burnett, R ERA: 3.45	(1, 1)	6.1	W	26	6	5	5	7	2	0	0	0	0	0	63	103	7.11	1.263
30 Jeanmar Gómez, R ERA: 3.05	(7, 1)	0.1	H	3	2	0	0	0	0	0	0	0	0	0	7	15	0.00	6.000
29 Bryan Morris, R ERA: 3.64	(7, 1)	0.2	H	4	1	0	0	0	1	0	0	0	0	0	9	17	0.00	3.000
32 Vin Mazzaro, R ERA: 2.62	(8, 1)	0.2	H	2	0	0	0	1	0	0	0	0	0	0	10	15	0.00	0.000
25 Kyle Farnsworth, R ERA: 5.08	(9, 1)	1.0	S	3	0	0	0	1	0	0	0	0	0	0	7	10	0.00	0.000

PITCHER	IP	WLS	BF	H	R	ER	SO	BB	IBB	HBP	BLK	WP	HR	S	P	ERA	WHIP

Batter	1	2	3	4	5	6	7	8	9	AB	R	H	RBI	BB	SO	LOB
13 Starlin Castro, R (1, 6) OBP: 0.280, SLG: 0.342	B SI 92 X SI 92 1-0 ① G4-3		F CH 82 B SI 91 B KC 80 C SI 92 F CH 81 F SI 92 X SI 91 2-2 3-H 1B		B SI 90 F SI 91 B KC 81 X CH 81 2-1 ③ G5-3			F SI 94 X CH 86 0-1 ③ L7		4	0	1	1	0	0	0
15 Darwin Barney, R (1, 4) OBP: 0.270, SLG: 0.316	C SI 92 B CH 84 C SI 92 X CH 84 1-2 ② G1-3		X SI 92 0-0 ③ L3			B SI 90 B SI 90 C SI 90 X CH 81 2-1 ① F9			C FC 92 B FC 91 S FC 92 F FC 92 S KC 82 1-3 K 44 1B	4	0	0	0	0	1	1
44 Anthony Rizzo, L (1, 3) OBP: 0.324, SLG: 0.415	B SI 91 X SI 92 1-0 ③ L9			F SI 90 F SI 90 X SI 90 0-2 ① G4-3		C KC 79 C KC 80 B KC 81 B SI 92 S CH 81 2-3 ② K			X FC 91 0-0 53 FC6-4 1-2 1B	4	0	1	0	0	1	0
8 Donnie Murphy, R (1, 5) OBP: 0.339, SLG: 0.591		B SI 90 F SI 91 S CH 82 S CH 81 1-3 ① K		C KC 78 F CH 81 S KC 82 0-3 ② K		B SI 93 B SI 91 B CH 81 C SI 92 X SI 90 3-1 ③ G6-3			X FC 91 0-0 ① B2	4	0	0	0	0	2	2
21 Junior Lake, R (1, 7) OBP: 0.354, SLG: 0.472		B SI 92 F CH 81 B SI 91 X SI 92 2-1 ② P3		B SI 91 S CH 82 S KC 82 B KC 83 X CH 82 2-2 53 BB 1B			C KC 76 C SI 91 B KC 78 B SI 90 X CH 80 2-2 ① L8		C FC 91 S FC 91 X FC 91 0-2 ② F8	4	0	1	0	0	0	2
53 Welington Castillo, R (1, 2) OBP: 0.353, SLG: 0.385		C SI 92 S KC 82 F CH 82 C SI 91 0-3 ③ K		B KC 80 F SI 91 D KC 77 B CH 81 B SI 90 4-1 1-2 BB			B SI 92 B SI 89 B SI 89 X SI 91 3-0 ② G4-3		C FC 91 F FC 92 D KC 82 B FC 90 X FC 91 2-2 ③ 1-2f FC6-4	3	0	0	0	1	1	2
54 Darnell McDonald, R (1, 9) OBP: 0.310, SLG: 0.289			B SI 91 B SI 91 C SI 88 C SI 93 X SI 92 2-2 6 G6-3 13 1B 2B	F CH 81 C CH 80 F CH 80 D KC 80 B SI 91 F CH 80 X SI 91 2-2 ③ P3			F SI 91 B KC 81 B KC 79 B SI 91 X SI 92 3-1 ③ G6-3			3	1	1	0	0	0	2
6 Ryan Sweeney, L (1, 8) OBP: 0.342, SLG: 0.514			B SI 90 X SI 91 1-0 ① G6-3 2-3		C SI 88 X KC 80 0-1 ① G1-3			C SI 93 S SL 83 F SI 93 B SL 84 X SI 94 1-2 ① G4-3		3	0	0	0	0	0	1
18 Chris Rusin, L (1, 1) OBP: 0.111, SLG: 0.111 30 Dioner Navarro, S (8, PH) OBP: 0.366, SLG: 0.507 40 James Russell, L (8, 1) 50 Blake Parker, R (8, 1) 59 Zac Rosscup, R (8, 1) 52 Justin Grimm, R (8, 1)			B SI 91 B SI 91 C SI 90 F SI 90 S KC 79 2-3 ② K2-3		C SI 90 B SI 91 X SI 89 1-1 ② G3-1			B CH 86 S SI 93 X CH 87 1-1 ② G5-3		2 1 0 0 0 0	0 0 0 0 0 0	0 0 0 0 0 0	0 0 0 0 0 0	1 0 0 0 0 0	1 0 0 0 0 0
Inning Stats	R: 0 E: 0 K: 0 S: 5 H: 0 LOB: 0 BB: 0 P: 8	R: 0 E: 0 K: 2 S: 9 H: 0 LOB: 0 BB: 0 P: 12	R: 1 E: 0 K: 1 S: 13 H: 2 LOB: 1 BB: 0 P: 20	R: 0 E: 0 K: 1 S: 15 H: 1 LOB: 2 BB: 1 P: 23	R: 0 E: 0 K: 0 S: 6 H: 0 LOB: 0 BB: 0 P: 9	R: 0 E: 0 K: 1 S: 7 H: 0 LOB: 0 BB: 0 P: 14	R: 0 E: 0 K: 0 S: 6 H: 0 LOB: 0 BB: 0 P: 14	R: 0 E: 0 K: 0 S: 8 H: 0 LOB: 0 BB: 0 P: 10	R: 0 E: 0 K: 1 S: 12 H: 1 LOB: 2 BB: 0 P: 15	1B: 3 2B: 1 3B: 0 HR: 0 SF: 0 SAC: 0 DP: 0 HBP: 0						

PITCHER		IP	WLS	BF	H	R	ER	SO	BB	IBB	HBP	BLK	WP	HR	S	P	ERA	WHIP
49 Jeff Locke, L ERA: 3.14	(1, 1)	7.0	W	25	3	1	1	5	1	0	0	0	0	0	61	100	1.29	0.571
44 Tony Watson, L ERA: 2.51	(8, 1)	1.0	H	3	0	0	0	0	0	0	0	0	0	0	8	10	0.00	0.000
35 Mark Melancon, R ERA: 1.1	(9, 1)	1.0	S	5	1	0	0	1	0	0	0	0	1	0	12	15	0.00	1.000

PITCHER	IP	WLS	BF	H	R	ER	SO	BB	IBB	HBP	BLK	WP	HR	S	P	ERA	WHIP

TOP

Chicago Cubs @ Pittsburgh Pirates

PNC Park, Pittsburgh, PA

Thu Sep 12 2013, 7:08 PM - 9:40 PM EDT

Att. 23,541 - Cloudy - 72 F

livebaseballscorecards.com

AB	32
R	1
H	4
RBI	1
BB	1
SO	6
LOB	11

WP: 1 PA: 33
PB: 0
SB: 0
CS: 0

Batter	1	2	3	4	5	6	7	8	9	AB	R	H	RBI	BB	SO	LOB
5 Josh Harrison, R (1, 4) OBP: 0.294, SLG: 0.425	C FF 86 B SI 88 S FC 86 H FC 86 2-2 22 L6-3 HBP			B SI 87 C SI 86 S CH 79 X CU 78 1-2 ① G6-3	F CH 79 B FC 84 F FC 83 B SI 88 X CU 78 2-2 ③ G4-3			F FF 92 B CU 79 F CU 78 X CU 80 1-2 10 2B 1B		2	0	0	0	0	0	0
12 Clint Barmes, R (8, 6) OBP: 0.265, SLG: 0.331										1	1	1	0	0	0	0
10 Jordy Mercer, R (1, 6) OBP: 0.333, SLG: 0.413 (8, 4)	B FF 89 1 SAFE 1 SAFE 1 SAFE B SI 88 X SI 88 2-0 ① L8			C SI 87 B CU 79 F CH 79 X FF 87 1-2 22 2B 66 FC1-2-5 1B		B CU 76 S CH 78 X SI 87 1-1 ① G5-3		X FF 92 0-0 66 BB 1-H 2B		4	0	2	1	0	0	1
22 Andrew McCutchen, R (1, 8) OBP: 0.406, SLG: 0.520	B SI 88 C FC 85 B CU 80 B CH 81 C SI 88 X SI 89 3-2 ②③ L6-3 1-1			B FC 86 B SI 88 X CH 80 2-0 66 FC1-2-5 2 1B 1-3 2B		F CU 78 B SI 87 C FC 84 T CH 78 1-2 ② K		B FF 93 D CU 77 I IN 76 I IN 72 4-0 66 BB IBB		3	1	1	0	1	1	1
66 Justin Morneau, L (1, 3) OBP: 0.321, SLG: 0.421		C FF 87 X FC 86 0-1 ① L7		F FC 84 X SI 88 0-1 ② FC1-2-5 2 1B 24 1B 2-3 3-H		C SI 88 X SI 87 0-1 ③ G3		B SL 82 B SI 93 B FF 93 B FF 93 4-0 1-2 2-3 BB		3	1	0	0	1	0	2
2 Marlon Byrd, R (1, 9) OBP: 0.334, SLG: 0.515		C SI 88 B CU 80 X CH 80 1-1 ② G6-3		C CU 80 X SI 88 0-1 24 1B 1-2 3-H 1B			X CH 77 0-0 ① L7	S FF 93 F FF 95 T FF 96 0-2 ③ K		4	0	1	1	0	1	3
24 Pedro Alvarez, L (1, 5) OBP: 0.297, SLG: 0.472		C FC 85 X CU 79 0-1 ③ F7		D CU 80 F FC 86 C SI 89 X CU 76 1-2 1-3 2-H 1B			F SI 86 X SI 88 0-1 ② G3			3	0	1	1	0	0	0
55 Russell Martin, R (1, 2) OBP: 0.338, SLG: 0.384			C FF 87 B SI 87 B SI 88 X SI 86 2-1 ① G6-3	C SI 87 1 SAFE X FC 84 0-1 ③ L7			X SI 88 0-0 ③ G6-3			3	0	0	0	0	0	2
31 Jose Tabata, R (1, 7) OBP: 0.329, SLG: 0.395			C FF 88 B SI 87 X FC 85 1-1 ② L3		B SI 86 C CH 79 X FC 84 1-1 ① G6-3			B FF 90 B CH 82 S SI 88 B SI 90 F SI 88 F FF 90 F SI 90 B FF 88 4-2 14 CS BB		2	0	0	0	0	0	0
26 Felix Pie, L (8, 7) OBP: 0.240, SLG: 0.217										0	0	0	0	0	0	0
17 Gaby Sanchez, R (8, PH) OBP: 0.359, SLG: 0.405										0	0	0	0	1	0	0
6 Starling Marte, R (8, PR) OBP: 0.343, SLG: 0.443 (9, 7)										0	0	0	0	0	0	0
49 Jeff Locke, L (1, 1) OBP: 0.125, SLG: 0.087			B FF 87 C SI 86 X SI 85 1-1 ③ G4-3		C FF 86 F SI 86 B CU 74 F SI 85 F FC 84 F SI 88 S SI 86 1-3 ② K			D SL 82 F CH 82 B FF 90 1 SAFE S FF 88 X FF 88 2-2 ①② P3 1-2		2	0	0	0	0	1	0
44 Tony Watson, L (8, 1)										0	0	0	0	0	0	0
14 John Buck, R (8, PH) OBP: 0.289, SLG: 0.368										1	0	0	0	0	0	1
35 Mark Melancon, R (9, 1)										0	0	0	0	0	0	0
Inning Stats	R: 0 E: 0 K: 0 S: 6 H: 0 LOB: 0 BB: 0 P: 13	R: 0 E: 0 K: 0 S: 6 H: 0 LOB: 0 BB: 0 P: 7	R: 0 E: 0 K: 0 S: 6 H: 0 LOB: 0 BB: 0 P: 10	R: 2 E: 0 K: 0 S: 16 H: 4 LOB: 2 BB: 0 P: 21	R: 0 E: 0 K: 1 S: 11 H: 0 LOB: 0 BB: 0 P: 15	R: 0 E: 0 K: 1 S: 7 H: 0 LOB: 0 BB: 0 P: 9	R: 0 E: 0 K: 0 S: 4 H: 0 LOB: 0 BB: 0 P: 4	R: 1 E: 0 K: 1 S: 14 H: 2 LOB: 3 BB: 3 P: 29		1B: 4 2B: 3 3B: 0 HR: 0 SF: 0 SAC: 0 DP: 1 HBP: 1				WP: 0 PB: 0 SB: 0 CS: 1 PA: 32		

PITCHER		IP	WLS	BF	H	R	ER	SO	BB	IBB	HBP	BLK	WP	HR	S	P	ERA	WHIP
18 Chris Rusin, L ERA: 2.85	(1, 1)	7.0	L	25	4	2	2	2	0	0	1	0	0	0	56	79	2.57	0.571
40 James Russell, L ERA: 3.51	(8, 1)	0.2		2	0	1	1	0	1	0	0	0	0	0	7	13	13.50	1.500
50 Blake Parker, R ERA: 2.85	(8, 1)	0.0		3	2	0	0	0	0	1	0	0	0	0	4	9	∞	∞
59 Zac Rosscup, L ERA:	(8, 1)	0.0		1	0	0	0	0	1	0	0	0	0	0	0	4	∞	∞
52 Justin Grimm, R ERA: 6.31	(8, 1)	0.1		1	0	0	0	1	0	0	0	0	0	0	3	3	0.00	0.000

PITCHER	IP	WLS	BF	H	R	ER	SO	BB	IBB	HBP	BLK	WP	HR	S	P	ERA	WHIP

BOTTOM

Chicago Cubs @ Pittsburgh Pirates

PNC Park, Pittsburgh, PA

Thu Sep 12 2013, 7:08 PM - 9:40 PM EDT

Att. 23,541 - Cloudy - 72 F

livebaseballscorecards.com

AB	28
R	3
H	6
RBI	3
BB	3
SO	3
LOB	10

Chicago Cubs @ Pittsburgh Pirates

PNC Park, Pittsburgh, PA

Fri Sep 13 2013, 7:08 PM - 10:23 PM EDT

Att. 35,962 - Cloudy - 59 F

TOP

livebaseballscorecards.com

Batter	1	2	3	4	5	6	7	8	9	AB	R	H	RBI	BB	SO	LOB
13 Starlin Castro, R (1, 6) OBP: 0.279, SLG: 0.341	K		G4-3		1B		K		G6-3	5	0	1	0	0	2	0
24 Luis Valbuena, L (1, 5) OBP: 0.338, SLG: 0.386	BB		F8		F8		44 HR BB		K	3	1	0	0	2	1	1
44 Anthony Rizzo, L (1, 3) OBP: 0.324, SLG: 0.421	F8		G3		F7		1-H HR		1B	5	1	2	2	0	0	2
30 Dioner Navarro, S (1, 2) OBP: 0.366, SLG: 0.505	K			47 HR 1B		G5-3	19 WP 1B		G1-3	5	1	2	0	0	1	2
19 Nate Schierholtz, L (1, 9) OBP: 0.307, SLG: 0.480		47 1B 6 SH1-3 15 FC6-4 BB	K		F7	L9				3	1	0	0	1	1	2
6 Ryan Sweeney, L (1, 8) OBP: 0.342, SLG: 0.510		SH1-3	L8		47 1B 1B			K		3	0	1	0	0	1	1
47 Brian Bogusevic, L (1, 7) OBP: 0.345, SLG: 0.509		15 FC6-4 1B	1-H HR		1-3 1B			E6		4	1	3	2	0	0	0
15 Darwin Barney, R (1, 4) OBP: 0.268, SLG: 0.313		FC6-4	F9		K			F9		4	0	0	1	0	1	4
49 Jake Arrieta, R (1, 1) OBP: 0.167, SLG: 0.167		K			K		K	G5-3		2	0	0	0	0	2	1
43 Brooks Raley, L (6, 1)										0	0	0	0	0	0	0
33 Carlos Villanueva, R (6, 1) OBP: 0.161, SLG: 0.161										0	0	0	0	0	0	0
21 Junior Lake, R (7, PH) OBP: 0.352, SLG: 0.470										1	0	0	0	0	1	0
52 Justin Grimm, R (7, 1)										0	0	0	0	0	0	0
8 Donnie Murphy, R (8, PH) OBP: 0.336, SLG: 0.586										1	0	0	0	0	0	1
46 Pedro Strop, R (8, 1)										0	0	0	0	0	0	0
63 Kevin Gregg, R (9, 1)										0	0	0	0	0	0	0
Inning Stats	R: 0 E: 0 K: 2 S: 12 H: 0 LOB: 1 BB: 1 P: 19	R: 1 E: 0 K: 1 S: 13 H: 1 LOB: 1 BB: 1 P: 22	R: 0 E: 0 K: 0 S: 7 H: 0 LOB: 0 BB: 0 P: 10	R: 2 E: 0 K: 1 S: 12 H: 2 LOB: 0 BB: 0 P: 19	R: 0 E: 0 K: 1 S: 14 H: 1 LOB: 1 BB: 0 P: 23	R: 0 E: 0 K: 1 S: 11 H: 2 LOB: 2 BB: 0 P: 18	R: 2 E: 0 K: 2 S: 17 H: 2 LOB: 1 BB: 1 P: 26	R: 0 E: 1 K: 1 S: 8 H: 0 LOB: 1 BB: 0 P: 12	R: 0 E: 0 K: 1 S: 11 H: 1 LOB: 1 BB: 0 P: 17	1B: 7 2B: 0 3B: 0 HR: 2	SF: 0 SAC: 1 DP: 0 HBP: 0						

	AB	36
	R	5
	H	9
	RBI	5
	BB	3
	SO	10
	LOB	14

WP: 1 PB: 0 SB: 0 CS: 0 PA: 40

PITCHER		IP	WLS	BF	H	R	ER	SO	BB	IBB	HBP	BLK	WP	HR	S	P	ERA	WHIP
50 Charlie Morton, R ERA: 3.54	(1, 1)	5.0		21	4	3	3	5	2	0	0	0	0	1	58	93	5.40	1.200
37 Justin Wilson, L ERA: 2.15	(6, 1)	1.0		5	2	0	0	1	0	0	0	0	0	0	11	18	0.00	2.000
39 Jason Grilli, R ERA: 2.98	(7, 1)	0.2	L	5	2	2	2	2	1	0	0	0	0	1	12	20	27.00	4.500
32 Vin Mazzaro, R ERA: 2.57	(7, 1)	1.1		5	0	0	0	1	0	0	0	0	1	0	13	18	0.00	0.000
25 Kyle Farnsworth, R ERA: 4.93	(9, 1)	1.0		4	1	0	0	1	0	0	0	0	0	0	11	17	0.00	1.000

BOTTOM

Batter	1	2	3	4	5	6	7	8	9	AB	R	H	RBI	BB	SO	LOB
31 Jose Tabata, R (1, 7) OBP: 0.333, SLG: 0.396 6 Starling Marte, R (9, PR) OBP: 0.343, SLG: 0.443	B FF 93 B FF 92 B FF 94 C FF 93 B SL 91 4-1 66 PB 22 1B BB		C FF 94 F SI 94 B FF 93 S SL 86 1-3 ② K		B SI 92 F SI 92 B SI 92 X SI 93 2-1 18 L9-3 1B		B SL 86 C FF 93 B FF 94 X FF 93 2-1 ② L9		B FC 86 F FC 86 X FC 86 1-1 1B	4 0	0 0	2 0	0 0	1 0	1 0	0 0
18 Neil Walker, S (1, 4) OBP: 0.340, SLG: 0.394	C SI 94 X CH 88 0-1 ① F9		C CU 80 B CU 80 C FF 94 F FF 94 F CU 81 S SL 89 1-3 ③ K		1 SAFE X CH 85 0-0 ②③ L9-3 1-1		B CU 80 B FF 93 B FF 92 B FF 90 4-0 BB		1 SAFE B FF 90 X FF 90 1-0 ③ F8	4	0	0	0	1	1	3
22 Andrew McCutchen, R (1, 8) OBP: 0.407, SLG: 0.521	1 SAFE F SL 92 X CU 81 0-1 66 PB 1-2 1B			X SI 92 0-0 ① L6		F SL 87 S SI 92 X SI 92 0-2 24 E 2B	C SL 85 B SL 86 B FF 92 X SL 83 2-1 ③ P2			4	1	2	0	0	0	1
66 Justin Morneau, L (1, 3) OBP: 0.319, SLG: 0.418	B SI 94 B SI 94 S SI 95 S SL 90 S SL 91 2-3 ② K 1-2 2-3			C CU 79 B SI 94 B SL 90 F SI 93 F CU 82 F SL 90 F SI 93 F SL 88 F SL 88 3-2 B CU 81 F CU 81 X SI 95 G1-3 ②		B SL 81 X SI 89 1-0 ① P1		S SI 96 F SI 97 F SL 85 S SL 84 0-3 ① K2-3		4	0	0	0	0	2	3
24 Pedro Alvarez, L (1, 5) OBP: 0.299, SLG: 0.478 5 Josh Harrison, R (8, PR) OBP: 0.294, SLG: 0.425 (9, 5)	S CU 82 X CU 82 0-1 ③ G3-1			C SL 89 B SI 94 B CU 81 X SL 88 2-1 IHR		B SL 82 C SL 81 X SI 90 1-1 E1 2 1B 55 G5-3 2-H		F SI 97 X CH 90 0-1 1B		4 0	1 0	2 0	1 0	0 0	0 0	2 0
55 Russell Martin, R (1, 2) OBP: 0.337, SLG: 0.390		F FF 94 C SI 93 B SI 95 S FF 95 1-3 ① K		X SI 92 0-0 HR		B SI 89 1 SAFE B SI 89 C CH 83 X SI 90 2-1 ② G5-3 1-2		C SL 84 B SI 98 F SI 97 D SI 97 F SL 84 S SI 97 2-3 ② K		4	1	1	1	0	2	2
46 Garrett Jones, L (1, 9) OBP: 0.295, SLG: 0.421 2 Marlon Byrd, R (6, PH) OBP: 0.335, SLG: 0.514 (7, 9)		X SI 95 0-0 ② F7		C CU 79 X CU 80 0-1 HR		B FF 89 B SI 90 C CH 82 B FF 91 S FF 91 F FF 90 X CH 82 3-2 2-3 1B		1 SAFE S FF 97 X SI 98 0-1 ③ G4-3		2 2	1 0	1 1	1 0	0 0	0 0	0 1
12 Clint Barmes, R (1, 6) OBP: 0.264, SLG: 0.329 23 Travis Snider, L (6, PH) OBP: 0.287, SLG: 0.333 39 Jason Grilli, R (7, 1) 32 Vin Mazzaro, R (7, 1) OBP: 0.167, SLG: 0.167 25 Kyle Farnsworth, R (9, 1) 17 Gaby Sanchez, R (9, PH) OBP: 0.357, SLG: 0.403		C SI 94 F SI 95 B SI 95 B FF 94 X SI 94 2-2 ③ L5		B SL 89 B SI 92 C SI 93 S SL 90 B SI 93 S SL 89 3-3 ③ K		1 SAFE C CU 76 B FF 90 B FF 90 S CH 82 X FF 92 2-2 ③ L8		X FC 86 0-0 ① P6	2 1 0 0 0 0 1	0 0 0 0 0 0 0	0 0 0 0 0 0 0	0 0 0 0 0 0 0	0 0 0 0 0 0 0	1 0 0 0 0 0 0	0 2 0 0 0 0 0
50 Charlie Morton, R (1, 1) OBP: 0.138, SLG: 0.138 57 Andrew Lambo, L (5, PH) OBP: 0.308, SLG: 0.304 37 Justin Wilson, L (6, 1) 10 Jordy Mercer, R (7, 6) OBP: 0.331, SLG: 0.410			B FF 92 B FF 94 C FF 94 F FF 94 B SI 94 F SI 94 F SI 94 F SI 94 F SI 95 3-2 F SI 94 X SI 95 G1-3 ①		C SI 92 S CU 79 B FF 92 S FF 93 1-3 ① K		X FF 93 0-0 ① F8		C FC 86 X FC 85 0-1 ② G1-3	1 1 0 2	0 0 0 0	0 0 0 0	0 0 0 0	0 1 0 0	0 0 0 0	0 0 0 0
Inning Stats	R: 0 E: 0 K: 1 S: 10 H: 1 LOB: 2 BB: 1 P: 16	R: 0 E: 0 K: 1 S: 7 H: 0 LOB: 0 BB: 0 P: 10	R: 0 E: 0 K: 2 S: 16 H: 0 LOB: 0 BB: 0 P: 21	R: 3 E: 0 K: 1 S: 18 H: 3 LOB: 0 BB: 0 P: 26	R: 0 E: 0 K: 1 S: 6 H: 1 LOB: 0 BB: 0 P: 9	R: 1 E: 1 K: 0 S: 15 H: 2 LOB: 2 BB: 0 P: 24	R: 0 E: 0 K: 0 S: 5 H: 0 LOB: 1 BB: 1 P: 13	R: 0 E: 0 K: 2 S: 12 H: 1 LOB: 1 BB: 0 P: 14	R: 0 E: 0 K: 0 S: 6 H: 1 LOB: 1 BB: 0 P: 8	1B: 5 2B: 2 3B: 0 HR: 3	SF: 0 SAC: 0 DP: 1 HBP: 0					

PITCHER		IP	WLS	BF	H	R	ER	SO	BB	IBB	HBP	BLK	WP	HR	S	P	ERA	WHIP
49 Jake Arrieta, R ERA: 5.49	(1, 1)	5.0		21	6	4	3	6	1	0	0	0	0	2	60	85	5.40	1.400
43 Brooks Raley, L ERA: 2.57	(6, 1)	0.2		3	0	0	0	0	0	0	0	0	0	0	5	9	0.00	0.000
33 Carlos Villanueva, R ERA: 4.22	(6, 1)	0.1	W	2	1	0	0	0	0	0	0	0	0	0	7	12	0.00	3.000
52 Justin Grimm, R ERA: 6.25	(7, 1)	1.0	H	4	0	0	0	0	1	0	0	0	0	0	5	13	0.00	1.000
46 Pedro Strop, R ERA: 4.76	(8, 1)	1.0	H	4	1	0	0	2	0	0	0	0	0	0	12	14	0.00	1.000

PITCHER		IP	WLS	BF	H	R	ER	SO	BB	IBB	HBP	BLK	WP	HR	S	P	ERA	WHIP
63 Kevin Gregg, R ERA: 2.95	(9, 1)	1.0	S	4	1	0	0	0	0	0	0	0	0	0	6	8	0.00	1.000

Chicago Cubs @ Pittsburgh Pirates

PNC Park, Pittsburgh, PA

Fri Sep 13 2013, 7:08 PM - 10:23 PM EDT

Att. 35,962 - Cloudy - 59 F

livebaseballscorecards.com

AB	36
R	4
H	9
RBI	3
BB	2
SO	8
LOB	14

WP: 0 PA: 38
PB: 1
SB: 0
CS: 0

Chicago Cubs @ Pittsburgh Pirates

PNC Park, Pittsburgh, PA

Sat Sep 14 2013, 7:09 PM - 9:41 PM EDT

Att. 37,534 - Clear - 64 F

TOP

livebaseballscorecards.com

Batter	1	2	3	4	5	6	7	8	9	AB	R	H	RBI	BB	SO	LOB
13 Starlin Castro, R (1, 6) OBP: 0.281, SLG: 0.341	B FF 95 C FF 94 B SL 87 X FF 95 2-1 44 BB 19 2B 1B		B FF 94 F FF 96 B SI 95 B SI 96 C FF 94 F SL 88 S FF 97 3-3 ② K		B FF 97 B FF 95 F FF 96 1 SAFE B FF 97 B FF 98 4-1 1-2 BB		D KC 85 C FF 97 X FF 96 1-1 ③ G6-3			3	1	1	0	1	1	2
24 Luis Valbuena, L (1, 5) OBP: 0.335, SLG: 0.382 8 Donnie Murphy, R (8, PH) OBP: 0.333, SLG: 0.581 (8, 5)	C FF 96 D KC 84 1 SAFE B FF 95 X FF 96 2-1 ① F8		C SI 96 B KC 84 S KC 84 S SL 87 1-3 ③ K		X CH 88 0-0 ③ F8			B CH 86 X SI 94 1-0 ① G1-3		3 1	0 0	0 0	0 0	1 0	3 0
44 Anthony Rizzo, L (1, 3) OBP: 0.325, SLG: 0.422	1 SAFE B FF 96 B FF 96 B CH 89 B SI 95 4-0 19 2B 1-2 BB			C CH 88 B CH 86 X FF 95 1-1 6 G3 2B		C FF 94 B CH 89 S SI 96 S KC 84 1-3 ① K		B SI 94 B SL 83 S SI 94 X SL 83 2-1 ② L9		3	0	1	0	1	1	0
19 Nate Schierholtz, L (1, 9) OBP: 0.306, SLG: 0.480	B FF 96 F FF 95 B FF 97 X SI 95 2-1 ② 1-H 2-H 2B			D KC 83 F CH 87 X FF 97 1-1 ① L7		T FF 95 C SL 88 F KC 83 B CH 90 S KC 84 1-3 ② K		F SL 83 X SI 94 0-1 ③ G4-3		4	0	1	1	0	1	1
6 Ryan Sweeney, L (1, 8) OBP: 0.333, SLG: 0.497	C FF 96 F KC 85 X KC 84 0-2 ③ G1-3			F FF 97 S SI 96 D KC 85 X SL 88 1-2 ② G3 2-3		B FF 96 C CH 89 B KC 85 F KC 85 B SI 97 X FF 97 3-2 ③ P4			F FC 92 B FC 92 X FC 92 1-1 ① G4-3	4	0	0	0	0	0	2
47 Brian Bogusevic, L (1, 7) OBP: 0.342, SLG: 0.495		S KC 84 B KC 83 S FF 96 B CH 88 S KC 85 2-3 ① K		F CH 89 X FF 98 0-1 ③ F8			B FF 96 B SL 86 B CH 88 B FF 93 4-0 15 SH5-4 53 1B BB		C FC 92 S FC 91 S KC 82 0-3 K 53 G6-4-3	3	0	0	0	1	2	1
53 Welington Castillo, R (1, 2) OBP: 0.352, SLG: 0.384		B FF 94 B FF 94 X FF 95 2-0 ② F8			F FF 94 F SI 96 B KC 84 X SL 86 1-2 ① F8		1 SAFE 1 SAFE X FF 96 0-0 15 SH5-4 1-2 1B		C FC 91 X FC 90 0-1 ②③ G6-4-3 1-2f	4	0	1	0	0	0	1
15 Darwin Barney, R (1, 4) OBP: 0.269, SLG: 0.314		C FF 96 X KC 87 0-1 ③ G5-3			F FF 93 X FF 93 0-1 13 BB 1B		B FF 96 C SI 94 X FF 96 1-1 ① SH5-4 1-2 2-3			2	0	1	0	0	0	0
32 Scott Baker, R (1, 1) 30 Dioner Navarro, S (7, PH) OBP: 0.365, SLG: 0.502 40 James Russell, L (7, 1) 33 Carlos Villanueva, R (7, 1) OBP: 0.161, SLG: 0.161 59 Zac Rosscup, R (8, 1) 50 Blake Parker, R (8, 1)			C FF 92 B KC 84 S SI 93 S FF 96 1-3 ① K		L FF 95 X FF 97 0-1 ② B2		S KC 84 D KC 83 S KC 84 D KC 86 T FF 96 2-2 ② K			2 1 0 0 0 0	0 0 0 0 0 0	0 0 0 0 0 0	0 0 0 0 0 0	1 1 0 0 0 0	1 2 0 0 0 0	1 0 0 0 0 0
Inning Stats	R: 1 E: 0 K: 0 S: 9 H: 2 LOB: 1 BB: 1 P: 19	R: 0 E: 0 K: 1 S: 6 H: 0 LOB: 0 BB: 0 P: 10	R: 0 E: 0 K: 3 S: 10 H: 0 LOB: 0 BB: 0 P: 15	R: 0 E: 0 K: 0 S: 9 H: 1 LOB: 1 BB: 0 P: 12	R: 0 E: 0 K: 0 S: 9 H: 1 LOB: 2 BB: 1 P: 14	R: 0 E: 0 K: 2 S: 10 H: 0 LOB: 0 BB: 0 P: 15	R: 0 E: 0 K: 1 S: 8 H: 1 LOB: 2 BB: 1 P: 16	R: 0 E: 0 K: 0 S: 5 H: 0 LOB: 0 BB: 0 P: 8	R: 0 E: 0 K: 1 S: 7 H: 0 LOB: 0 BB: 0 P: 8	1B: 3 2B: 2 3B: 0 HR: 0 SF: 0 SAC: 1 DP: 1 HBP: 0						

	AB	30
	R	1
	H	5
	RBI	1
	BB	3
	SO	8
	LOB	13

WP: 1 PA: 34
PB: 0
SB: 0
CS: 0

PITCHER		IP	WLS	BF	H	R	ER	SO	BB	IBB	HBP	BLK	WP	HR	S	P	ERA	WHIP
45 Gerrit Cole, R ERA: 3.33	(1, 1)	7.0	W	28	5	1	1	7	3	0	0	0	0	0	61	101	1.29	1.143
44 Tony Watson, L ERA: 2.48	(8, 1)	1.0	H	3	0	0	0	0	0	0	0	0	0	0	5	8	0.00	0.000
35 Mark Melancon, R ERA: 1.09	(9, 1)	1.0	S	3	0	0	0	1	0	0	0	0	1	0	7	8	0.00	0.000

PITCHER	IP	WLS	BF	H	R	ER	SO	BB	IBB	HBP	BLK	WP	HR	S	P	ERA	WHIP

Batter	1	2	3	4	5	6	7	8	9	AB	R	H	RBI	BB	SO	LOB
31 Jose Tabata, R (1, 7) OBP: 0.333, SLG: 0.406 44 Tony Watson, L (8, 1) 46 Garrett Jones, L (8, PH) OBP: 0.295, SLG: 0.421 17 Gaby Sanchez, R (8, PH) OBP: 0.356, SLG: 0.402 35 Mark Melancon, R (9, 1)	B SI 85 B SI 87 C SI 87 X SI 88 2-1 ① F9		C SI 88 B SI 89 F SI 88 X SI 89 1-2 ② F8			X SI 88 0-0 HR		X FF 92 0-0 ② F8		3 0 0 1 0	1 0 0 0 0	1 0 0 0 0	1 0 0 0 0	0 0 0 0 0	0 0 0 0 0	1 0 0 1 0
18 Neil Walker, S (1, 4) OBP: 0.339, SLG: 0.393	S SI 87 F SI 88 B SI 90 X SI 91 1-2 ② F8		X SI 88 0-0 ③ F7			B SI 88 X SI 89 1-0 ② F8		C FF 92 B SI 93 B FF 92 X FF 93 2-1 1-2 1B		4	0	1	0	0	0	1
22 Andrew McCutchen, R (1, 8) OBP: 0.404, SLG: 0.518	C SI 89 F SI 90 S SL 82 0-3 ③ K			S CH 79 B SI 89 F SI 90 C SL 82 1-3 ① K		X SI 89 0-0 ③ F8		C CU 79 X FF 93 0-1 ③ G6-3		4	0	0	0	0	2	2
66 Justin Morneau, L (1, 3) OBP: 0.319, SLG: 0.417		B SI 88 B SI 88 C SI 88 X SI 88 2-1 1B		B SL 80 B SI 89 F SI 89 F SI 89 X SI 90 2-2 ② G5-3			X SL 82 0-0 ① G2-3			3	0	1	0	0	0	0
2 Marlon Byrd, R (1, 9) OBP: 0.335, SLG: 0.520		F SI 87 S SI 89 F SI 90 F SL 82 S SI 90 0-3 ① K		X SI 89 0-0 ③ L6			B SI 89 X SI 89 1-0 HR			3	1	1	1	0	1	1
24 Pedro Alvarez, L (1, 5) OBP: 0.297, SLG: 0.475		B SI 90 C SI 89 F SI 90 T SI 91 1-2 ② K			B SL 79 F SI 88 S SI 88 X SL 82 1-2 ① F8		B SL 82 S SL 81 F FF 88 F SL 82 F SI 91 X SL 84 1-2 ② L8			3	0	0	0	0	1	1
55 Russell Martin, R (1, 2) OBP: 0.335, SLG: 0.387		B SI 89 X SI 89 1-0 ③ F7			B SL 80 C SI 89 C SI 90 X SI 90 1-2 ② F8		C CH 80 C FF 90 B SL 83 S SL 85 1-3 ③ K			3	0	0	0	0	1	1
10 Jordy Mercer, R (1, 6) OBP: 0.328, SLG: 0.406			C SI 88 S CH 81 F SI 91 F SL 82 F SI 91 B SL 82 B CH 83 X SI 91 2-2 ① F9		C SI 88 F SI 89 B SL 82 X SL 82 1-2 ③ F7			C FF 90 X SI 89 0-1 ① G5-3		3	0	0	0	0	0	0
45 Gerrit Cole, R (1, 1) OBP: 0.233, SLG: 0.207 26 Felix Pie, L (8, 7) OBP: 0.240, SLG: 0.217 23 Travis Snider, L (8, PH) OBP: 0.289, SLG: 0.333 6 Starling Marte, R (8, PR) OBP: 0.343, SLG: 0.443 (9, 7)			B SI 89 B SI 89 B SI 88 C SI 88 X SI 88 3-1 1B			B SI 86 C SI 87 F SI 87 F SI 88 X SL 79 1-2 ① G6-3		B FF 90 B CU 75 F FF 89 B CH 82 F CH 82 B CU 78 4-2 18 1B BB		2 0 0 0 0	0 0 0 0 0	1 0 0 0 0	0 0 0 1 0	0 0 0 0 0	0 0 0 0 0	0 0 0 0 0
Inning Stats	R: 0 E: 0 K: 1 S: 8 H: 0 LOB: 0 BB: 0 P: 11	R: 0 E: 0 K: 2 S: 11 H: 1 LOB: 1 BB: 0 P: 15	R: 0 E: 0 K: 0 S: 12 H: 1 LOB: 1 BB: 0 P: 18	R: 0 E: 0 K: 1 S: 7 H: 0 LOB: 0 BB: 0 P: 10	R: 0 E: 0 K: 0 S: 9 H: 0 LOB: 0 BB: 0 P: 12	R: 1 E: 0 K: 0 S: 7 H: 1 LOB: 0 BB: 0 P: 9	R: 1 E: 0 K: 1 S: 10 H: 1 LOB: 0 BB: 0 P: 13	R: 0 E: 0 K: 0 S: 9 H: 1 LOB: 2 BB: 1 P: 15		1B: 3 2B: 0 3B: 0 HR: 2	SF: 0 SAC: 0 DP: 0 HBP: 0		WP: 0 PB: 0 SB: 0 CS: 0	PA: 30		

BOTTOM

Chicago Cubs @ Pittsburgh Pirates

PNC Park, Pittsburgh, PA

Sat Sep 14 2013, 7:09 PM - 9:41 PM EDT

Att. 37,534 - Clear - 64 F

livebaseballscorecards.com

AB	29
R	2
H	5
RBI	2
BB	1
SO	5
LOB	8

PITCHER		IP	WLS	BF	H	R	ER	SO	BB	IBB	HBP	BLK	WP	HR	S	P	ERA	WHIP
32 Scott Baker, R ERA: 0.82	(1, 1)	6.0		21	3	1	1	4	0	0	0	0	0	1	54	75	1.50	0.500
40 James Russell, L ERA: 3.63	(7, 1)	0.2	L	3	1	1	1	0	0	0	0	0	0	1	7	9	13.50	1.500
33 Carlos Villanueva, R ERA: 4.2	(7, 1)	0.2		3	0	0	0	1	1	0	0	0	0	0	7	12	0.00	1.500
59 Zac Rosscup, L ERA:	(8, 1)	0.1		2	1	0	0	0	0	0	0	0	0	0	3	5	0.00	3.000
50 Blake Parker, R ERA: 2.83	(8, 1)	0.1		1	0	0	0	0	0	0	0	0	0	0	2	2	0.00	0.000

PITCHER	IP	WLS	BF	H	R	ER	SO	BB	IBB	HBP	BLK	WP	HR	S	P	ERA	WHIP

Chicago Cubs @ Pittsburgh Pirates

PNC Park, Pittsburgh, PA

Sun Sep 15 2013, 1:38 PM - 4:22 PM EDT

Att. 36,559 - Partly Cloudy - 68 F

livebaseballscorecards.com

Batter	1	2	3	4	5	6	7	8	9	AB	R	H	RBI	BB	SO	LOB
13 Starlin Castro, R (1, 6) OBP: 0.280, SLG: 0.339	G6-3		BB			F9	K			3	0	0	0	1	1	2
15 Darwin Barney, R (1, 4) OBP: 0.271, SLG: 0.313	BB		F9			44 FC6-4 BB		G4-3		2	0	0	0	2	0	1
44 Anthony Rizzo, L (1, 3) OBP: 0.325, SLG: 0.420	F8			G4-3		FC6-4 8 FC4-6		8 L9-3 BB		3	0	0	0	1	0	3
8 Donnie Murphy, R (1, 5) OBP: 0.323, SLG: 0.562	K			G6-3		FC4-6		L9-3		4	0	0	0	0	1	4
21 Junior Lake, R (1, 8) OBP: 0.350, SLG: 0.466		K		F8			53 HR 1B		G5-3	4	1	1	0	0	1	0
53 Welington Castillo, R (1, 2) OBP: 0.351, SLG: 0.390		F7			G5-3		1-H HR		K2-3	4	1	1	2	0	1	0
54 Darnell McDonald, R (1, 9) OBP: 0.311, SLG: 0.293 30 Dioner Navarro, S (9, PH) OBP: 0.363, SLG: 0.500		G1-3			G1-3		47 FC6-4 1B		G3-1	3 1	0 0	1 0	0 0	0 0	0 0	0 0
47 Brian Bogusevic, L (1, 7) OBP: 0.333, SLG: 0.482			K		F7		FC6-4			3	0	0	0	0	1	1
37 Travis Wood, R (1, 1) OBP: 0.266, SLG: 0.393 19 Nate Schierholtz, L (7, PH) OBP: 0.306, SLG: 0.479 52 Justin Grimm, R (7, 1) 46 Pedro Strop, R (8, 1)			K			44 FC6-4 15 BB BB	F8			1 1 0 0	0 0 0 0	0 0 0 0	0 0 0 0	1 0 0 0	1 0 0 0	0 1 0 0
Inning Stats	R: 0 E: 0 K: 1 S: 9 H: 0 LOB: 1 BB: 1 P: 16	R: 0 E: 0 K: 1 S: 9 H: 0 LOB: 0 BB: 0 P: 13	R: 0 E: 0 K: 2 S: 9 H: 0 LOB: 1 BB: 1 P: 19	R: 0 E: 0 K: 0 S: 11 H: 0 LOB: 0 BB: 0 P: 15	R: 0 E: 0 K: 0 S: 10 H: 0 LOB: 0 BB: 0 P: 15	R: 0 E: 0 K: 0 S: 10 H: 0 LOB: 2 BB: 2 P: 21	R: 2 E: 0 K: 1 S: 12 H: 3 LOB: 1 BB: 0 P: 16	R: 0 E: 0 K: 0 S: 9 H: 0 LOB: 0 BB: 1 P: 13	R: 0 E: 0 K: 1 S: 9 H: 0 LOB: 0 BB: 0 P: 11	1B: 2 2B: 1 3B: 0 HR: 1 SF: 0 SAC: 0 DP: 1 HBP: 0						

PITCHER		IP	WLS	BF	H	R	ER	SO	BB	IBB	HBP	BLK	WP	HR	S	P	ERA	WHIP
47 Francisco Liriano, L ERA: 2.92	(1, 1)	6.0		25	3	2	2	4	4	0	0	0	0	1	63	107	3.00	1.167
29 Bryan Morris, R ERA: 3.58	(7, 1)	1.0		3	0	0	0	1	0	0	0	0	0	0	7	8	0.00	0.000
25 Kyle Farnsworth, R ERA: 4.79	(8, 1)	1.0	W	3	0	0	0	0	1	0	0	0	0	0	9	13	0.00	1.000
35 Mark Melancon, R ERA: 1.07	(9, 1)	1.0	S	3	0	0	0	1	0	0	0	0	0	0	9	11	0.00	0.000

PITCHER	IP	WLS	BF	H	R	ER	SO	BB	IBB	HBP	BLK	WP	HR	S	P	ERA	WHIP

AB	29
R	2
H	3
RBI	2
BB	5
SO	6
LOB	12

WP: 0 PA: 34
PB: 0
SB: 0
CS: 0

Batter	1	2	3	4	5	6	7	8	9	AB	R	H	RBI	BB	SO	LOB
31 Jose Tabata, R (1, 7) OBP: 0.332, SLG: 0.411 6 Starling Marte, R (9, 7) OBP: 0.343, SLG: 0.443	C FF 87 F FF 89 X FF 89 0-2 10 WP 3B		B FC 85 F CH 79 X FC 86 1-1 ① F8	B CH 79 C FC 86 F CH 80 C FC 86 1-3 ③ K			S CU 80 F SL 86 X CU 81 0-2 ③ F9			4 0	1 0	1 0	0 0	0 0	1 0	0 0
10 Jordy Mercer, R (1, 6) OBP: 0.331, SLG: 0.410 23 Travis Snider, L (8, PH) OBP: 0.288, SLG: 0.332 12 Clint Barmes, R (9, 6) OBP: 0.264, SLG: 0.329	C FC 87 B CH 78 X FC 87 1-1 22 1B 3-H 2B		X CH 79 0-0 ② G5-3		C CH 79 S FC 86 B FC 86 F FF 90 B FC 87 B CH 82 F FF 90 F FF 90 B CH 80 4-2 22 FC5-4 BB			C SL 84 F SI 96 B CH 90 S SL 84 1-3 ① K		2 1 0	0 0 0	1 0 0	0 0 0	1 0 0	0 1 0	0 0 0
22 Andrew McCutchen, R (1, 8) OBP: 0.406, SLG: 0.517	X FF 88 0-0 2 G3 2-3 1B		B FF 89 B CH 80 C SI 89 B FC 87 C SI 90 F FF 92 B FC 89 4-2 2 1B BB		F FC 85 F FC 86 X FF 90 0-2 ① FC5-4 2 G6-4-3 1-2f			S SL 85 B SL 86 B SI 96 H SL 83 3-1 2 1B 66 1B HBP		2	1	1	0	1	0	1
2 Marlon Byrd, R (1, 9) OBP: 0.336, SLG: 0.519	B FC 86 F FC 86 X CH 80 1-1 ① G3 1-2		F FF 88 F FC 86 F FF 89 X SL 78 0-2 17 HBP 1-3 1B		1 SAFE B SI 90 1 SAFE C FC 85 S FF 89 1 SAFE X FF 90 1-2 ②③ G6-4-3 1-2f			B SI 96 F FF 98 X SI 97 1-1 66 1B 1-2 1B		4	0	2	0	0	0	3
17 Gaby Sanchez, R (1, 3) OBP: 0.356, SLG: 0.398 66 Justin Morneau, L (8, PH) OBP: 0.320, SLG: 0.418 (9, 3)	F FF 87 B FF 86 F CH 81 X FF 90 1-2 ② P3		F CH 80 H FC 86 1-1 1-2 HBP			B FC 85 B FF 88 C FC 86 X FC 86 2-1 ① P3		X SI 98 0-0 ② 1-3 2-H 1B		2 1	0 0	0 1	0 1	0 0	0 0	2 0
24 Pedro Alvarez, L (1, 5) OBP: 0.295, SLG: 0.472	C SL 79 X FC 86 0-1 ③ F8		B FF 89 X FC 86 1-0 ③ G3-1			C SL 76 F FC 86 C FF 91 0-3 ② K		F SI 98 X SL 85 0-1 ③ P6		4	0	0	0	0	1	6
59 Tony Sanchez, R (1, 2) OBP: 0.286, SLG: 0.412		C SI 87 F FF 85 B FF 88 X FC 87 1-2 ① G4-3		F FC 84 B FC 85 X FF 89 1-1 HR		B FC 87 F FC 86 X FC 87 1-1 ③ P4				3	1	1	1	0	0	0
18 Neil Walker, S (1, 4) OBP: 0.337, SLG: 0.390		C FC 87 F CH 79 B FC 88 X CH 80 1-2 ② G6-3		C FC 86 B CH 77 X CH 80 1-1 ① F7			F FF 93 B CU 78 S CU 79 X FF 94 1-2 ① G6-3			3	0	0	0	0	0	0
47 Francisco Liriano, L (1, 1) OBP: 0.149, SLG: 0.070 29 Bryan Morris, L (7, 1) OBP: 0.200, SLG: 0.200 46 Garrett Jones, L (7, PH) OBP: 0.294, SLG: 0.420 25 Kyle Farnsworth, R (8, 1) 35 Mark Melancon, R (9, 1)		C FF 87 F FF 87 B FF 90 S FF 90 1-3 ③ K		C FF 88 B FF 88 S FC 85 S FC 86 1-3 ② K				C CU 79 F SL 85 B FF 94 F CU 80 F FF 95 S SL 86 1-3 ② K		2 0 1 0 0	0 0 0 0 0	0 0 0 0 0	0 0 0 0 0	2 0 1 0 0	0 0 0 0 0	0 0 0 0 0
Inning Stats	R: 1 E: 0 K: 0 S: 13 H: 3 LOB: 2 BB: 0 P: 16	R: 0 E: 0 K: 1 S: 9 H: 0 LOB: 0 BB: 0 P: 12	R: 0 E: 0 K: 0 S: 12 H: 1 LOB: 3 BB: 1 P: 19	R: 1 E: 0 K: 2 S: 10 H: 1 LOB: 0 BB: 0 P: 14	R: 0 E: 0 K: 0 S: 11 H: 0 LOB: 0 BB: 1 P: 16	R: 0 E: 0 K: 1 S: 7 H: 0 LOB: 0 BB: 0 P: 10	R: 0 E: 0 K: 1 S: 11 H: 0 LOB: 0 BB: 0 P: 13	R: 1 E: 0 K: 1 S: 9 H: 2 LOB: 1 BB: 0 P: 14		1B: 4 2B: 1 3B: 1 HR: 1	SF: 0 SAC: 0 DP: 1 HBP: 2				WP: 1 PB: 0 SB: 0 CS: 0	PA: 33	

PITCHER		IP	WLS	BF	H	R	ER	SO	BB	IBB	HBP	BLK	WP	HR	S	P	ERA	WHIP
37 Travis Wood, L ERA: 3.05	(1, 1)	6.0		25	5	2	2	4	2	0	1	0	1	1	62	87	3.00	1.167
52 Justin Grimm, R ERA: 6.18	(7, 1)	1.0		3	0	0	0	1	0	0	0	0	0	0	11	13	0.00	0.000
46 Pedro Strop, R ERA: 4.85	(8, 1)	1.0	L	5	2	1	1	1	0	0	1	0	0	0	9	14	9.00	2.000

PITCHER	IP	WLS	BF	H	R	ER	SO	BB	IBB	HBP	BLK	WP	HR	S	P	ERA	WHIP

BOTTOM

Chicago Cubs @ Pittsburgh Pirates

PNC Park, Pittsburgh, PA

Sun Sep 15 2013, 1:38 PM - 4:22 PM EDT

Att. 36,559 - Partly Cloudy - 68 F

livebaseballscorecards.com

AB	29
R	3
H	7
RBI	2
BB	2
SO	6
LOB	12

Batter	1	2	3	4	5	6	7	8	9	AB	R	H	RBI	BB	SO	LOB
25 Will Venable, L (1, 8) (8, 9) OBP: 0.314, SLG: 0.496	F SI 92 S KC 82 S KC 82 0-3 K2-3 ①		C CH 88 B SI 92 S KC 83 S KC 82 1-3 K ③		S KC 83 B KC 83 F SI 92 F KC 82 F SI 94 X KC 83 1-2 L8 ③		X SI 92 0-0 SF8 ② 1-2 3-H		C SI 90 F CH 84 B SI 88 S SL 78 1-3 K ①	4	0	0	1	0	3	1
5 Alexi Amarista, L (1, 7) (8, 8) OBP: 0.298, SLG: 0.363	C SI 93 X CH 87 0-1 L7 ②			B SI 91 C SI 90 X KC 80 1-1 G1-3 ①		C SI 91 L CH 87 B SI 92 F KC 82 B KC 84 B FF 93 B FF 93 4-2 14 G6-3 S BB	B CH 87 D KC 83 C SI 92 B FF 92 C SI 92 F SI 92 F KC 82 H SI 93 4-2 9 1B HBP		C SI 91 C CH 82 F CH 81 F CH 83 F SI 92 B SL 80 F SI 92 C SI 92 1-3 K ②	3	0	0	0	1	1	0
9 Jedd Gyorko, R (1, 4) OBP: 0.288, SLG: 0.425	X SI 92 0-0 F8 ③			B CH 88 C SI 91 S CH 88 B KC 84 B CH 89 S KC 84 3-3 K ②		1 SAFE 1 SAFE F KC 83 1 SAFE F CH 88 S KC 84 0-3 K ①	X KC 84 0-0 1-2 2-H 1B		B SI 92 C SI 91 B SI 92 X SI 92 2-1 L9 ③	5	0	1	1	0	2	1
Chase Headley, S (1, 5) OBP: 0.337, SLG: 0.396		S KC 81 B SI 90 B CH 88 S KC 83 X KC 82 2-2 L6 ①		B SI 93 C KC 82 B KC 82 X CH 89 2-1 88 WP 14 BB 1B		B SI 93 B CH 87 C KC 82 B SI 93 D KC 83 4-1 14 G6-3 1-2 BB	F SI 92 B SI 92 D SL 87 B FF 92 X CH 87 3-1 L7 ③			3	0	1	0	1	0	2
14 Tommy Medica, R (1, 3) OBP: 0.333, SLG: 0.591 13 Chris Denorfia, R (8, 7) OBP: 0.324, SLG: 0.379		B SI 92 S FF 92 C FF 93 X KC 84 1-2 F9 ②		B FF 93 F SI 93 B SI 93 D KC 84 F FF 94 B SI 94 4-2 88 WP 1-2 BB		B KC 85 C SI 94 X SI 93 1-1 G6-3 ② 1-2 2-3		X FF 89 0-0 G1-3 ①		3 0	0 0	0 0	0 0	1 0	0 0	2 0
88 Kyle Blanks, R (1, 9) (8, 3) OBP: 0.316, SLG: 0.402		B SI 94 S FF 93 X KC 83 1-1 1B		B FF 93 F KC 85 1 SAFE B SI 93 S FF 93 F FF 94 B KC 85 C FF 95 3-3 K ③ 1-2 2-3		C SI 94 B SI 94 X SI 94 1-1 G1-3 ③		C FF 90 B SL 81 X FF 90 1-1 3 1B 1B		4	0	2	0	0	1	4
3 Ronny Cedeno, R (1, 6) OBP: 0.298, SLG: 0.351		C FF 93 F SI 93 D KC 84 S CH 89 1-3 K2-3 ③			X SI 92 0-0 G6-3 ①		X CH 88 0-0 34 FC5-6 44 1B 25 SF8 1B	B FF 92 C FF 91 F FF 92 X FF 92 1-2 44 S 1-3 1B		4	1	2	0	0	1	1
44 René Rivera, R (1, 2) OBP: 0.233, SLG: 0.286			S FF 91 S CH 88 B KC 83 C SI 93 1-3 ①		C SI 91 X FF 92 0-1 34 FC3-6 1B		B SI 93 X SI 92 1-0 34 FC5-6 1-2 1B	B SL 80 S SL 82 C FF 92 F FF 92 S SL 83 1-3 K2-3 ② 1-2		4	0	2	0	0	2	2
34 Andrew Cashner, R (1, 1) OBP: 0.264, SLG: 0.327			B FF 94 C FF 92 C SI 92 B KC 82 C SI 92 2-3 ②		X SI 92 0-0 FC3-6 ② 25 S 1-2f		X SI 90 0-0 FC5-6 ① 25 SF8 9 1B 1-2f 2-3	S FF 92 F FF 92 D SL 83 C FF 94 1-3 ③		4	1	0	0	0	2	5
Inning Stats	R: 0 H: 0 E: 0 LOB: 0 K: 1 BB: 0 S: 6 P: 6	R: 0 H: 1 E: 0 LOB: 1 K: 1 BB: 0 S: 11 P: 16	R: 0 H: 0 E: 0 LOB: 0 K: 3 BB: 0 S: 9 P: 13	R: 0 H: 1 E: 0 LOB: 2 K: 2 BB: 1 S: 13 P: 26	R: 0 H: 1 E: 0 LOB: 1 K: 0 BB: 0 S: 9 P: 10	R: 0 H: 0 E: 0 LOB: 2 K: 1 BB: 2 S: 11 P: 21	R: 2 H: 3 E: 0 LOB: 2 K: 0 BB: 0 S: 12 P: 20	R: 0 H: 2 E: 0 LOB: 2 K: 2 BB: 0 S: 13 P: 17	R: 0 H: 0 E: 0 LOB: 0 K: 2 BB: 0 S: 12 P: 16	1B: 8 SF: 1 2B: 0 SAC: 0 3B: 0 DP: 0 HR: 0 HBP: 1						

TOP

San Diego Padres @ Pittsburgh Pirates

PNC Park, Pittsburgh, PA

Mon Sep 16 2013, 7:07 PM - 9:36 PM EDT

Att. 20,633 - Cloudy - 66 F

livebaseballscorecards.com

AB	34
R	2
H	8
RBI	2
BB	3
SO	12
LOB	18

PITCHER		IP	WLS	BF	H	R	ER	SO	BB	IBB	HBP	BLK	WP	HR	S	P	ERA	WHIP	PITCHER	IP	WLS	BF	H	R	ER	SO	BB	IBB	HBP	BLK	WP	HR	S	P	ERA	WHIP
34 A.J. Burnett, R ERA: 3.43	(1, 1)	6.2	L	30	6	2	2	8	3	0	1	0	1	0	69	107	2.70	1.350																	
32 Vin Mazzaro, R ERA: 2.56	(7, 1)	0.1		1	0	0	0	0	0	0	0	0	0	0	2	5	0.00	0.000																	
39 Jason Grilli, R ERA: 2.91	(8, 1)	1.0		5	2	0	0	2	0	0	0	0	0	0	13	17	0.00	2.000																	
30 Jeanmar Gómez, R ERA: 3.01	(9, 1)	1.0		3	0	0	0	2	0	0	0	0	0	0	12	16	0.00	0.000																	

PITCHER	IP	WLS	BF	H	R	ER	SO	BB	IBB	HBP	BLK	WP	HR	S	P	ERA	WHIP	PITCHER	IP	WLS	BF	H	R	ER	SO	BB	IBB	HBP	BLK	WP	HR	S	P	ERA	WHIP

BOTTOM

San Diego Padres @ Pittsburgh Pirates
PNC Park, Pittsburgh, PA
Mon Sep 16 2013, 7:07 PM - 9:36 PM EDT
Att. 20,633 - Cloudy - 66 F

livebaseballscorecards.com

Batter	1	2	3	4	5	6	7	8	9	AB	R	H	RBI	BB	SO	LOB
31 Jose Tabata, R (1, 7) OBP: 0.332, SLG: 0.411	C SI 94 B SI 96 F SI 96 F SI 95 B SL 85 X SI 94 2-2 ① G4-3			C SL 82 B SI 93 X SI 94 1-1 ① G6-3			C SL 83 B SI 95 B SL 84 X SI 95 2-1 22 G6-4-3 1B			3	0	1	0	0	0	0
18 Neil Walker, S (1, 4) OBP: 0.335, SLG: 0.387	X SI 95 0-0 ② G4-3			C CH 85 B CH 85 X SI 94 1-1 ② G4-3			B SI 94 S CH 82 X CH 83 1-1 ① F7			3	0	0	0	0	0	1
22 Andrew McCutchen, R (1, 8) OBP: 0.404, SLG: 0.515	C SI 96 F SI 97 B SI 97 S CH 85 1-3 ③ K			B SL 83 S CH 84 C SI 96 B SI 95 X CH 87 2-2 ③ G6-3			C SI 96 B SI 96 B CH 83 F CH 83 X SI 98 2-2 ② ③ G6-4-3 1-2f			3	0	0	0	0	1	1
66 Justin Morneau, L (1, 3) OBP: 0.319, SLG: 0.416		C SI 94 C SI 93 B CU 78 X CH 84 1-2 ① G1-3			X CH 83 0-0 ① L8			X SI 92 0-0 ① L7		3	0	0	0	0	0	0
2 Marlon Byrd, R (1, 9) OBP: 0.334, SLG: 0.516		B SL 80 C CU 78 S SI 95 F SI 96 S SL 85 1-3 ② K			B SI 94 C SL 81 X SI 96 1-1 ② G4-3			C FF 93 C CU 78 B SL 79 S SL 79 1-3 ② K		3	0	0	0	0	2	0
24 Pedro Alvarez, L (1, 5) OBP: 0.293, SLG: 0.469		C CH 85 X CH 83 0-1 ③ L8			F SI 97 B FF 96 F SI 96 S SL 84 1-3 ③ K			C SL 81 S CH 82 B SI 95 S SL 83 1-3 ③ K		3	0	0	0	0	2	0
55 Russell Martin, R (1, 2) OBP: 0.333, SLG: 0.384			C SI 90 X SL 83 0-1 ① F9		S SL 84 B CH 83 F SI 94 B SI 96 S SL 84 2-3 ① K				X SL 81 0-0 ① P6	3	0	0	0	0	1	0
12 Clint Barmes, R (1, 6) OBP: 0.261, SLG: 0.325			C SI 94 C SI 94 B SI 96 B SL 85 X SI 97 2-2 ② G1-4-3		C CH 84 B SI 96 B SL 86 X CH 86 2-1 ② L5				B SI 92 B SL 80 C SI 92 X SL 82 2-1 ② G6-3	3	0	0	0	0	0	0
34 A.J. Burnett, R (1, 1) OBP: 0.091, SLG: 0.074 32 Vin Mazzaro, R (7, 1) OBP: 0.167, SLG: 0.167 39 Jason Grilli, R (8, 1) 30 Jeanmar Gómez, R (9, 1) OBP: 0.077, SLG: 0.077 46 Garrett Jones, L (9, PH) OBP: 0.293, SLG: 0.419			B SI 93 C SI 93 C FF 94 B SL 85 X SI 98 2-2 ③ G6-3		C SI 92 S SL 82 B SL 83 F SI 97 S SL 84 1-3 ③ K				C SI 95 S CH 84 B CH 84 X CH 84 1-2 ③ G4-3	2 0 0 0 1	0 0 0 0 0	0 0 0 0 0	0 0 0 0 0	0 0 0 0 0	1 0 0 0 0	0 0 0 0 0
Inning Stats	R: 0 E: 0 K: 1 S: 8 H: 0 LOB: 0 BB: 0 P: 11	R: 0 E: 0 K: 1 S: 9 H: 0 LOB: 0 BB: 0 P: 11	R: 0 E: 0 K: 0 S: 8 H: 0 LOB: 0 BB: 0 P: 12	R: 0 E: 0 K: 0 S: 7 H: 0 LOB: 0 BB: 0 P: 11	R: 0 E: 0 K: 1 S: 6 H: 0 LOB: 0 BB: 0 P: 8	R: 0 E: 0 K: 2 S: 9 H: 0 LOB: 0 BB: 0 P: 14	R: 0 E: 0 K: 0 S: 7 H: 1 LOB: 0 BB: 0 P: 12	R: 0 E: 0 K: 2 S: 7 H: 0 LOB: 0 BB: 0 P: 9	R: 0 E: 0 K: 0 S: 6 H: 0 LOB: 0 BB: 0 P: 9	1B: 1 2B: 0 3B: 0 HR: 0 SF: 0 SAC: 0 DP: 1 HBP: 0				WP: 0 PB: 0 SB: 0 CS: 0		PA: 27

	AB	27
	R	0
	H	1
	RBI	0
	BB	0
	SO	7
	LOB	2

PITCHER	IP	WLS	BF	H	R	ER	SO	BB	IBB	HBP	BLK	WP	HR	S	P	ERA	WHIP
34 Andrew Cashner, R (1, 1) ERA: 3.21	9.0	W	27	1	0	0	7	0	0	0	0	0	0	67	97	0.00	0.111

PITCHER	IP	WLS	BF	H	R	ER	SO	BB	IBB	HBP	BLK	WP	HR	S	P	ERA	WHIP

TOP

San Diego Padres @ Pittsburgh Pirates

PNC Park, Pittsburgh, PA

Tue Sep 17 2013, 7:07 PM - 10:12 PM EDT

Att. 22,520 - Clear - 67 F

livebaseballscorecards.com

Batter	1	2	3	4	5	6	7	8	9	AB	R	H	RBI	BB	SO	LOB
13 Chris Denorfia, R (1, 7) OBP: 0.323, SLG: 0.377	B SI 92 C SI 92 C CH 83 S KC 83 1-3 ① **K**		B SI 87 C SI 86 B KC 78 F KC 75 F CH 80 X CH 79 2-2 25 1B 9 HR 1B	D SI 90 D CH 80 F SI 90 S CH 80 X SI 90 2-2 ①② **G4-6-3** 1-2f 2-3 3-H		F FF 93 B FF 95 B SI 94 B SL 88 X SL 88 3-1 ③ **G1-3**		1 SAFE X SI 93 0-0 ③ **L7**		5	1	1	0	0	1	4
25 Will Venable, L (1, 8) (6, 9) OBP: 0.315, SLG: 0.494	C SI 92 X KC 83 0-1 ② **G4-3**		X SI 89 0-0 9 HR 1-2 1B	D KC 77 S CH 79 F SI 90 D KC 80 S CH 80 2-3 ③ **K**			B SI 95 X SI 95 1-0 ① **G3**		B SI 91 C SI 90 B CH 86 F SI 92 X SL 83 2-2 CS 1B	5	1	2	0	0	1	1
9 Jedd Gyorko, R (1, 4) OBP: 0.292, SLG: 0.433	C SI 93 B CH 83 B SI 92 B SI 92 X SI 92 3-1 1B		D CH 80 F SI 89 X SI 89 1-1 1-H 2-H HR		F SI 89 B SI 88 F KC 76 C CH 77 1-3 ① **K**		C SI 95 B FC 90 B FC 91 X SI 95 2-1 14 1B 1B		1 SAFE 1 SAFE F SI 92 S SI 92 X SL 83 0-2 ① **F9**	5	2	3	3	0	1	1
Chase Headley, S (1, 5) OBP: 0.339, SLG: 0.396	F SI 91 D KC 80 X SI 90 1-1 ③ **L7**		B KC 80 F CH 81 B SI 91 B KC 81 B SI 92 4-1 14 CS BB		X CH 78 0-0 ② **L7**		D FC 90 1 SAFE F SI 95 1 SAFE 1 SAFE B SI 94 F FC 91 X SI 95 2-2 14 1B 1-2 1B		1 SAFE B SI 92 1 SAFE P PO 84 C SI 91 B SI 91 B SI 91 4-1 ② 14 1B 1-2 BB	3	0	1	0	2	0	1
14 Tommy Medica, R (1, 3) OBP: 0.379, SLG: 0.577		C SI 89 X SI 90 0-1 ① **L9**	1 SAFE S CH 81 1 SAFE 1 SAFE F CH 80 B SI 92 S KC 82 1-3 ①② **K2-3** 1-2		B SI 89 F CH 79 B CH 79 B KC 77 S CH 78 B SI 90 4-2 88 WP BB		D FC 91 B FF 95 F FC 90 X FC 91 2-1 5 G4-3 1-2 2-H 1B		X SI 92 0-0 1-2 1B	4	0	2	1	1	1	1
88 Kyle Blanks, R (1, 9) OBP: 0.316, SLG: 0.398 5 Alexi Amarista, L (6, 8) OBP: 0.296, SLG: 0.361		B SI 90 S CH 80 B SI 92 B CH 81 B SI 92 4-1 3 1B BB	B SI 90 C SI 90 X CH 81 1-1 ③ **G5-3**		S CH 79 B SI 91 B CH 79 S CH 79 C SI 89 2-3 ③ **K** 1-2		X SI 95 0-0 ②③ **G4-3** 1-2f		C SI 91 D CH 83 F SL 82 F SL 82 F SL 83 X SL 82 1-2 ③ **G1**	2 2	0 0	0 0	0 0	1 0	1 0	1 4
3 Ronny Cedeno, R (1, 6) OBP: 0.305, SLG: 0.358		X SI 90 0-0 1-2 1B		B SI 88 C CH 79 B SI 90 S CH 81 F SI 90 X CH 81 2-2 4 2B 13 G4-6-3 1B		C SI 92 B FF 92 C SI 93 B SL 88 B SI 94 F SI 93 X SI 93 3-2 8 G3 1B		C SI 90 F SI 91 S SL 82 0-3 ① **K**		4	1	3	0	0	1	0
4 Nick Hundley, R (1, 2) OBP: 0.291, SLG: 0.388		S CH 80 F CH 81 F CH 79 F SI 91 F SI 91 D KC 80 X CH 79 1-2 ② **F8**		F CH 80 S CH 79 X KC 79 0-2 13 G4-6-3 1-3 2B		1 SAFE S FF 92 F FF 94 1 SAFE C SL 85 0-3 ① **K**		S SI 91 X FF 92 0-1 ② **G6-3**		4	0	1	0	0	1	3
53 Eric Stults, L (1, 1) OBP: 0.175, SLG: 0.232 8 Chris Robinson, R (6, PH) 46 Tim Stauffer, R (6, 1) 14 Mark Kotsay, L (8, PH) OBP: 0.248, SLG: 0.229 27 Rey Fuentes, L (8, PR) OBP: 0.227, SLG: 0.150 50 Nick Vincent, R (8, 1) 57 Luke Gregerson, L (9, 1)		X SI 88 0-0 ③ **P2**		B SI 88 H SI 87 2-0 13 G4-6-3 HBP		S SI 92 X SI 93 0-1 ② **G3** 1-2		B SI 92 B SI 92 F SI 92 X SI 92 2-1 1B		1 1 0 1 0 0 0	0 0 0 0 0 0 0	0 0 0 1 0 0 0	0 0 0 0 0 0 0	0 0 0 0 0 0 0	0 0 0 0 0 0 0	2 1 0 0 0 0 0
Inning Stats	R: 0 E: 0 K: 1 S: 9 H: 1 LOB: 1 BB: 0 P: 14	R: 0 E: 0 K: 0 S: 11 H: 1 LOB: 2 BB: 1 P: 16	R: 3 E: 0 K: 1 S: 13 H: 3 LOB: 0 BB: 1 P: 22	R: 1 E: 0 K: 1 S: 13 H: 2 LOB: 1 BB: 0 P: 21	R: 0 E: 0 K: 2 S: 9 H: 0 LOB: 1 BB: 1 P: 16	R: 0 E: 0 K: 1 S: 11 H: 1 LOB: 1 BB: 0 P: 17	R: 1 E: 0 K: 0 S: 9 H: 3 LOB: 1 BB: 0 P: 16	R: 0 E: 0 K: 1 S: 8 H: 1 LOB: 1 BB: 0 P: 10	R: 0 E: 0 K: 0 S: 14 H: 2 LOB: 2 BB: 1 P: 20	1B: 12 2B: 1 3B: 0 HR: 1	SF: 0 SAC: 0 DP: 2 HBP: 1					

	AB	37
	R	5
	H	14
	RBI	4
	BB	4
	SO	7
	LOB	19

PITCHER		IP	WLS	BF	H	R	ER	SO	BB	IBB	HBP	BLK	WP	HR	S	P	ERA	WHIP
49 Jeff Locke, L ERA: 3.27	(1, 1)	5.0	L	24	7	4	4	5	3	0	1	0	1	1	55	89	7.20	2.000
32 Vin Mazzaro, R ERA: 2.52	(6, 1)	1.0		4	1	0	0	1	0	0	0	0	0	0	11	17	0.00	1.000
29 Bryan Morris, R ERA: 3.67	(7, 1)	1.0		5	3	1	1	0	0	0	0	0	0	0	9	16	9.00	3.000
48 Jared Hughes, R ERA: 4.7	(8, 1)	1.2		8	3	0	0	1	1	0	0	0	0	0	17	24	0.00	2.400
60 Kris Johnson, L ERA: 6.1	(9, 1)	0.1		1	0	0	0	0	0	0	0	0	0	0	5	6	0.00	0.000

PITCHER	IP	WLS	BF	H	R	ER	SO	BB	IBB	HBP	BLK	WP	HR	S	P	ERA	WHIP

WP: 1 PA: 42
PB: 0
SB: 0
CS: 2

BOTTOM

San Diego Padres @ Pittsburgh Pirates
PNC Park, Pittsburgh, PA
Tue Sep 17 2013, 7:07 PM - 10:12 PM EDT
Att. 22,520 - Clear - 67 F

livebaseballscorecards.com

Batter	1	2	3	4	5	6	7	8	9	AB	R	H	RBI	BB	SO	LOB
6 Starling Marte, R (1, 7) OBP: 0.345, SLG: 0.442	B SI 84 X SI 84 1-0 ① F8		B CH 77 C FF 86 B FF 86 C CH 77 B FF 88 S FF 86 3-3 ① K		X CH 78 0-0 10 G1-3 1B		B SL 87 S FF 92 H FF 92 2-1 HBP			3	0	1	0	0	1	1
10 Jordy Mercer, R (1, 6) OBP: 0.328, SLG: 0.406 46 Garrett Jones, L (7, PH) OBP: 0.293, SLG: 0.418 12 Clint Barmes, R (8, 6) OBP: 0.261, SLG: 0.325	C FF 85 F FF 86 X SL 78 0-2 ② F7		F CH 78 F FF 88 C FF 89 0-3 ② K		C FF 86 F FF 87 X CH 77 0-2 ② G1-3 1-2		C SL 87 F FF 92 X CH 81 0-2 ③ G6-3			3 1 0	0 0 0	0 0 0	0 0 0	0 0 0	1 1 0	2 1 0
22 Andrew McCutchen, R (1, 8) OBP: 0.406, SLG: 0.517	B FF 85 B CH 77 B FF 86 C SI 84 F FF 87 X CH 78 3-2 1B		X CH 78 0-0 2 2B 1-3 2B		B SL 81 B SL 79 F FF 87 F SL 80 B FF 89 B FF 89 4-2 BB			X FF 89 0-0 ① F7		3	1	2	0	1	0	0
2 Marlon Byrd, R (1, 9) OBP: 0.333, SLG: 0.516	C FF 86 1 SAFE C SL 79 F FF 88 1 SAFE B CH 78 S CH 78 1-3 ③ K		F SL 81 B FF 87 B FF 88 B CH 80 X CH 79 3-1 ③ 17 1B 2-H 3-H 2B		F FF 87 C FF 89 B FF 90 F FF 88 B CH 79 B FF 89 F CH 80 S CH 80 3-3 ③ K			C SL 86 S SL 87 B FF 91 B FF 90 F SL 86 X FF 90 2-2 ② G6-3		4	0	1	2	0	2	3
17 Gaby Sanchez, R (1, 3) OBP: 0.360, SLG: 0.403 66 Justin Morneau, L (6, PH) OBP: 0.318, SLG: 0.414 (7, 3)		C FF 86 C SL 77 B CH 79 B CH 79 X FF 88 2-2 55 FC6-4 1B	B FF 87 F FF 86 B CH 80 B CH 79 F FF 88 X FF 89 3-2 ③ 2-H 1B			C SL 85 X CH 80 0-1 ① G4-3		C CH 83 B CH 82 X SL 85 1-1 ③ G5-3		2 2	0 0	2 0	0 0	0 0	0 0	0 0
55 Russell Martin, R (1, 2) OBP: 0.330, SLG: 0.381		B CH 77 B FF 86 F FF 86 S CH 78 X CH 78 2-2 ① FC6-4 24 FC4-6 1-2f		C FF 86 X CH 77 0-1 ① G1-3		C FF 92 F FF 92 S CH 81 0-3 ② K			B SL 82 B SI 89 C SL 82 F SL 82 X SL 82 2-2 ① G5-3	4	0	0	0	0	1	1
24 Pedro Alvarez, L (1, 5) OBP: 0.291, SLG: 0.465		C FF 88 F FF 88 D CH 80 B CH 80 1 SAFE D FF 89 X CH 79 3-2 ② FC4-6 5 S 1-2f		B SL 79 C FF 87 X CU 64 1-1 ② G4-3		S FF 92 B CH 81 B SL 88 X FF 92 2-1 ③ G4-3			C SI 88 B SL 82 X CH 78 1-1 ② G6-3	4	0	0	0	0	0	1
5 Josh Harrison, R (1, 4) OBP: 0.287, SLG: 0.415 18 Neil Walker, S (7, PH) OBP: 0.336, SLG: 0.386 (8, 4)		C FF 87 C FF 88 B FF 89 F CH 80 S FF 88 1-3 ③ K 1-2		S FF 86 X CU 66 0-1 ③ G5-3			C CH 80 F FF 91 F CH 80 S FF 92 0-3 ① K		B SI 89 C SI 89 B CH 76 B SL 83 S SL 83 F SI 90 B SL 83 4-2 57 DI BB	2 1	0 0	0 0	0 0	1 1	1 1	1 0
49 Jeff Locke, L (1, 1) OBP: 0.143, SLG: 0.106 31 Jose Tabata, R (5, PH) OBP: 0.331, SLG: 0.409 32 Vin Mazzaro, R (6, 1) OBP: 0.167, SLG: 0.167 29 Bryan Morris, L (7, 1) OBP: 0.200, SLG: 0.200 23 Travis Snider, L (7, PH) OBP: 0.287, SLG: 0.331 48 Jared Hughes, R (8, 1) 60 Kris Johnson, L (9, 1) 57 Andrew Lambo, L (9, PH) OBP: 0.296, SLG: 0.292			B SI 84 C SI 84 X SL 76 1-1 22 2B 2 2B 1B		C CU 64 B FF 87 X CH 78 1-1 ① G6-3		X SL 87 0-0 ② G3-1		B SL 81 B SI 88 C SI 82 X SL 81 2-1 ③ G4-3 1-2	1 1 0 0 1 0 0 1	1 0 0 0 0 0 0 0	1 0 0 0 0 0 0 0	0 0 0 0 0 0 0 0	0 0 0 0 0 0 0 0	0 0 0 0 0 0 0 0	0 0 0 0 0 0 0 1
Inning Stats	R: 0 E: 0 K: 1 S: 11 H: 1 LOB: 1 BB: 0 P: 16	R: 0 E: 0 K: 1 S: 13 H: 1 LOB: 1 BB: 0 P: 21	R: 2 E: 0 K: 2 S: 14 H: 4 LOB: 2 BB: 0 P: 24	R: 0 E: 0 K: 0 S: 6 H: 0 LOB: 0 BB: 0 P: 7	R: 0 E: 0 K: 1 S: 13 H: 1 LOB: 2 BB: 1 P: 21	R: 0 E: 0 K: 1 S: 7 H: 0 LOB: 0 BB: 0 P: 9	R: 0 E: 0 K: 1 S: 9 H: 0 LOB: 1 BB: 0 P: 11	R: 0 E: 0 K: 0 S: 7 H: 0 LOB: 0 BB: 0 P: 10	R: 0 E: 0 K: 0 S: 10 H: 0 LOB: 1 BB: 1 P: 19	1B: 5 2B: 2 3B: 0 HR: 0 SF: 0 SAC: 0 DP: 0 HBP: 1						

	AB	33
	R	2
	H	7
	RBI	2
	BB	2
	SO	7
	LOB	11

PITCHER		IP	WLS	BF	H	R	ER	SO	BB	IBB	HBP	BLK	WP	HR	S	P	ERA	WHIP
53 Eric Stults, L ERA: 4.02	(1, 1)	5.0	W	22	7	2	2	5	1	0	0	0	0	0	57	89	3.60	1.600
46 Tim Stauffer, R ERA: 3.41	(6, 1)	2.0	H	7	0	0	0	2	0	0	1	0	0	0	16	20	0.00	0.000
50 Nick Vincent, R ERA: 2.4	(8, 1)	1.0	H	3	0	0	0	0	0	0	0	0	0	0	7	10	0.00	0.000
57 Luke Gregerson, R ERA: 2.83	(9, 1)	1.0	S	4	0	0	0	0	1	0	0	0	0	0	10	19	0.00	1.000

PITCHER	IP	WLS	BF	H	R	ER	SO	BB	IBB	HBP	BLK	WP	HR	S	P	ERA	WHIP

Batter	1	2	3	4	5	6	7	8	9	AB	R	H	RBI	BB	SO	LOB
25 Will Venable, L (1, 9) (9, 8) OBP: 0.312, SLG: 0.490	B FF 95 F SI 92 S CU 79 B CU 77 X CU 77 2-2 ① G3		B FS 85 C FS 86 C FF 94 B FF 93 X CU 78 2-2 ③ F9		C CU 78 B FS 86 F FS 84 S FF 92 1-3 ③ K			X SI 93 0-0 ② L4		4	0	0	0	0	1	1
3 Ronny Cedeno, R (1, 6) OBP: 0.300, SLG: 0.352	C FF 94 F SI 93 B CU 79 S CU 78 1-3 ② K			F SI 94 X CU 78 0-1 ① G6-3		C CU 77 S SI 91 X CU 77 0-2 ① G4-3		C SI 93 S FF 94 F FF 93 B CU 79 C SI 93 1-3 ③ K		4	0	0	0	0	2	0
9 Jedd Gyorko, R (1, 4) OBP: 0.296, SLG: 0.434 34 Andrew Cashner, R (9, PR) OBP: 0.264, SLG: 0.327 16 Huston Street, R (9, 1)	B SI 94 B SI 94 B SI 94 C FF 94 B SI 94 4-1 BB			B SI 94 B SI 93 F SI 92 B FS 85 B FF 93 4-1 1B 14 FC5-4 BB		C SI 92 B FS 86 C SI 92 B CU 78 S SI 92 2-3 ② K			X FC 94 0-0 13 1B 11 1B 1B	2 0 0	1 1 0	1 0 0	0 0 0	2 0 0	1 0 0	0 0 0
Chase Headley, S (1, 5) OBP: 0.341, SLG: 0.395	X SI 94 0-0 ③ G6-3			B SI 93 X SI 93 1-0 14 FC5-4 1-3 1B		B CU 78 B FS 84 B FS 85 B SI 92 4-0 14 FC6-4 BB			B FF 94 S FF 94 F FF 94 F KC 82 X FF 95 1-2 ① F7	3	0	1	0	1	0	2
14 Tommy Medica, R (1, 3) OBP: 0.333, SLG: 0.500		B SI 93 X SI 93 1-0 ① G4-3		X SI 93 0-0 ② FC5-4 1-2f 3-H		C SI 91 B SI 90 1 SAFE D FS 86 X SI 92 2-1 ③ FC6-4 1-2f			C FC 93 B FC 92 F FC 92 C FC 94 1-3 ② K	4	0	0	1	0	1	3
15 Jesus Guzman, R (1, 7) OBP: 0.303, SLG: 0.380 5 Alexi Amarista, L (7, 7) OBP: 0.296, SLG: 0.361 13 Chris Denorfia, R (9, PH) OBP: 0.324, SLG: 0.378 (9, 7)		C SI 94 B CU 78 F SI 94 S SI 93 1-3 ② K		1 SAFE C SI 93 B CU 78 F SI 93 F CU 79 1 SAFE S SI 93 1-3 ③ K			F CU 78 X SI 93 0-1 ① P3		X FC 92 0-0 11 1B 44 1B 1-2 1B	3 0 1	0 0 1	0 0 1	0 0 0	0 0 0	2 0 0	1 0 0
27 Rey Fuentes, L (1, 8) OBP: 0.240, SLG: 0.174 11 Logan Forsythe, R (9, PH) OBP: 0.290, SLG: 0.330 (9, 4)		S SI 94 T FS 86 B FF 93 C CU 78 1-3 ③ K			X SI 92 0-0 38 G6-3 44 G5-3 1B		C SI 91 S CU 79 S CU 79 0-3 ② K		B FF 93 F FC 93 X FC 92 1-1 44 1B 1-3 2-H 1B	3 1	0 0	1 1	0 1	0 0	2 0	0 0
44 René Rivera, R (1, 2) OBP: 0.234, SLG: 0.283		B SI 93 X SI 92 1-0 ① G5-3			1 SAFE 1 SAFE F SI 90 X SI 91 0-1 ① G5-3 1-2		F FF 92 X CU 79 0-1 ③ L6		C FC 88 B FC 92 X FC 93 1-1 1-3 3-H 1B	4	0	1	1	0	0	1
38 Tyson Ross, R (1, 1) OBP: 0.179, SLG: 0.179 14 Mark Kotsay, L (8, PH) OBP: 0.247, SLG: 0.228 56 Colt Hynes, L (8, 1) 55 Dale Thayer, R (8, 1) 88 Kyle Blanks, R (9, PH) OBP: 0.315, SLG: 0.397 (9, 9)		C SI 93 C CU 78 B CU 78 F SI 93 S CU 78 1-3 ② K			S SI 92 B SI 92 X CU 78 1-1 ② G6-3 2-3			F SI 91 F SI 92 F FF 91 B CU 79 B FF 92 B CU 79 F FF 92 X SI 92 3-2 ① G4-3	B FF 94 X FF 92 1-0 ③ G6-3	2 1 0 0 1	0 0 0 0 0	0 0 0 0 0	0 0 0 0 0	1 0 0 0 0	1 0 0 0 2	

| Inning Stats | | |

BOTTOM

San Diego Padres @ Pittsburgh Pirates
PNC Park, Pittsburgh, PA
Wed Sep 18 2013, 7:08 PM - 9:39 PM EDT
Att. 27,640 - Partly Cloudy - 71 F

livebaseballscorecards.com

Batter	1	2	3	4	5	6	7	8	9	AB	R	H	RBI	BB	SO	LOB
6 Starling Marte, R (1, 7) OBP: 0.342, SLG: 0.439	B SI 94 X SI 94 1-0 ① G6-3			C SL 86 S SL 87 S SL 88 0-3 ① K			C SL 85 B SL 86 F FF 93 S SL 86 1-3 ① K		B SL 84 C SL 83 B SL 84 X SL 83 2-1 ② F7	4	0	0	0	0	2	0
18 Neil Walker, S (1, 4) OBP: 0.333, SLG: 0.383	C SI 95 X SI 96 0-1 ② G4-3			B SI 90 B SI 94 B FF 96 C FF 96 X FF 96 3-1 ② L9			B SL 86 B CH 88 S SI 94 F SI 94 S SL 88 2-3 K 22 HR		B SI 89 B CH 81 X CH 83 2-0 ③ F9	4	1	0	0	0	1	0
22 Andrew McCutchen, R (1, 8) OBP: 0.408, SLG: 0.523	C FF 96 S SL 88 F SL 90 H CH 88 1-2 66 CS HBP			F FF 96 F FF 96 B SL 89 F SL 89 B SL 90 X FF 96 2-2 ③ G5-3			D SL 87 B SL 87 D FF 94 X FF 93 3-0 1-H HR			2	1	1	2	0	0	0
66 Justin Morneau, L (1, 3) OBP: 0.319, SLG: 0.416 26 Felix Pie, L (7, PR) OBP: 0.240, SLG: 0.217 17 Gaby Sanchez, R (8, 3) OBP: 0.360, SLG: 0.403	F CH 86 B SI 94 B SI 94 2-1 ③ CS 1-2	X FF 94 0-0 2 G1-4-3 1B			B CH 87 B CH 88 X SI 94 2-0 ① G4-3		B CH 86 B FF 94 B SI 93 X FF 93 3-0 2 CS 1B			3 0 0	0 0 0	2 0 0	0 0 0	0 0 0	0 0 0	0 0 0
2 Marlon Byrd, R (1, 9) OBP: 0.331, SLG: 0.513		S SL 87 B SL 88 B FF 95 F FF 94 X SL 86 2-2 ①② G1-4-3 1-2f			C SL 87 B SL 88 S SL 88 F FF 96 F SL 87 F FF 95 X SI 96 1-2 ② G6-3		B FF 93 C SL 88 X SL 87 1-1 ②③ G5-3 1-2			3	0	0	0	0	0	2
24 Pedro Alvarez, L (1, 5) OBP: 0.290, SLG: 0.463		B SI 95 B SI 95 X SI 95 2-0 ③ L8			B FF 90 S SL 85 F SI 96 S SL 87 1-3 ③ K			B SL 80 C FF 89 C FF 90 F FF 89 F SL 80 B SL 81 S SL 80 2-3 ① K		3	0	0	0	0	2	0
14 John Buck, R (1, 2) OBP: 0.287, SLG: 0.365		S SL 84 X SL 88 0-1 ① L8			F FF 94 F FF 95 B SL 89 S SL 87 1-3 ① K		C SL 83 B SL 82 C FF 94 X SL 83 1-2 ② G1-3			3	0	0	0	0	1	0
12 Clint Barmes, R (1, 6) OBP: 0.258, SLG: 0.322		C FF 96 C SL 85 S SL 88 0-3 ② K			X SL 86 0-0 ② G6-3		B FF 93 C SL 81 B FF 92 S FF 92 X SL 82 2-2 ③ G5-3			3	0	0	0	0	1	0
50 Charlie Morton, R (1, 1) OBP: 0.129, SLG: 0.129 35 Mark Melancon, R (9, 1) 46 Garrett Jones, L (9, PH) OBP: 0.292, SLG: 0.417		C FF 95 S FF 96 F FF 96 F FF 95 S SL 89 0-3 ③ K			B FF 95 B FF 94 B FF 94 C FF 95 C FF 94 F FF 95 X FF 95 3-2 ③ L3				C SI 90 S SI 90 B SL 83 F SI 91 B SI 91 X CH 82 2-2 ① P6	2 0 1	0 0 0	0 0 0	0 0 0	0 0 0	1 0 0	0 0 0
Inning Stats	R: 0 E: 0 K: 0 S: 7 H: 0 LOB: 0 BB: 0 P: 11	R: 0 E: 0 K: 0 S: 5 H: 1 LOB: 0 BB: 0 P: 9	R: 0 E: 0 K: 2 S: 10 H: 0 LOB: 0 BB: 0 P: 10	R: 0 E: 0 K: 1 S: 9 H: 0 LOB: 0 BB: 0 P: 14	R: 0 E: 0 K: 1 S: 10 H: 0 LOB: 0 BB: 0 P: 14	R: 0 E: 0 K: 1 S: 8 H: 0 LOB: 0 BB: 0 P: 12	R: 2 E: 0 K: 2 S: 10 H: 2 LOB: 1 BB: 0 P: 20	R: 0 E: 0 K: 1 S: 11 H: 0 LOB: 0 BB: 0 P: 16	R: 0 E: 0 K: 0 S: 7 H: 0 LOB: 0 BB: 0 P: 13	1B: 2 2B: 0 3B: 0 HR: 1 SF: 0 SAC: 0 DP: 1 HBP: 1	WP: 1 PB: 0 SB: 0 CS: 2 PA: 30					

PITCHER		IP	WLS	BF	H	R	ER	SO	BB	IBB	HBP	BLK	WP	HR	S	P	ERA	WHIP
38 Tyson Ross, R ERA: 3.24	(1, 1)	7.0		23	3	2	2	7	0	0	1	0	1	1	59	90	2.57	0.429
56 Colt Hynes, L ERA: 9.19	(8, 1)	0.1		1	0	0	0	1	0	0	0	0	0	0	5	7	0.00	0.000
55 Dale Thayer, R ERA: 3.38	(8, 1)	0.2	W	2	0	0	0	0	0	0	0	0	0	0	6	9	0.00	0.000
16 Huston Street, R ERA: 2.56	(9, 1)	1.0	S	3	0	0	0	0	0	0	0	0	0	0	7	13	0.00	0.000

PITCHER	IP	WLS	BF	H	R	ER	SO	BB	IBB	HBP	BLK	WP	HR	S	P	ERA	WHIP

San Diego Padres @ Pittsburgh Pirates

PNC Park, Pittsburgh, PA

Thu Sep 19 2013, 12:40 PM - 3:53 PM EDT

Att. 26,242 - Partly Cloudy - 71 F

livebaseballscorecards.com

Batter	1	2	3	4	5	6	7	8	9	AB	R	H	RBI	BB	SO	LOB
25 Will Venable, L (1, 9) OBP: 0.309, SLG: 0.486 15 Jesus Guzman, R (8, 9) OBP: 0.303, SLG: 0.380	C FF 95 F FF 97 S KC 86 0-3 K2-3		B CH 85 X CH 87 1-0 G4-3		B KC 82 C CH 87 S FF 96 F FF 99 T FF 99 1-2 K		B SI 96 X SL 83 1-0 G3-1			4 0	0 0	0 0	0 0	0 0	2 0	0 0
13 Chris Denorfia, R (1, 7) OBP: 0.328, SLG: 0.382 (8, 8)	B FF 95 X FF 94 1-0 FC3-6 14 1B 2B		B SI 97 B KC 87 B FF 93 B FF 94 4-0 9 S BB		F FF 96 X SI 98 0-1 9 1B 1B			B FF 92 F FF 93 B FF 93 B FF 92 X FF 92 3-1 P2		3	1	2	0	1	0	0
9 Jedd Gyorko, R (1, 4) OBP: 0.299, SLG: 0.434	T FF 97 D KC 86 F FF 98 B KC 84 D KC 85 F FF 98 B FF 98 4-2 FC3-6 BB		S KC 85 1 SAFE B KC 84 S FF 97 B SL 88 B FF 98 D KC 87 4-2 1-2 BB		C SI 98 F CH 87 X SI 98 0-2 1-2 1B			C SL 80 C FF 92 S FF 92 0-3 K		2	0	1	0	2	1	0
Chase Headley, S (1, 5) OBP: 0.338, SLG: 0.392 88 Kyle Blanks, R (8, 7) OBP: 0.315, SLG: 0.397	F FF 98 B FF 98 X CH 88 1-1 FC3-6 14 1B 1-2f 2-3		S FF 98 B FF 99 F CH 89 D KC 86 T SI 98 2-2 K		B KC 85 X FF 98 1-0 F7			X FF 93 0-0 G4-3		4 0	0 0	0 0	0 0	0 0	1 0	6 0
14 Tommy Medica, R (1, 3) OBP: 0.351, SLG: 0.485	B KC 85 X SI 98 1-0 1-2 3-H 1B		F FF 98 F FF 98 D KC 87 S KC 83 1-3 K			F FF 93 F KC 86 C FF 98 0-3 K			B FF 96 B FF 96 B FF 96 B FF 96 4-0 3 FC6-4 BB	3	0	1	1	1	2	2
3 Ronny Cedeno, R (1, 6) OBP: 0.296, SLG: 0.347	C FF 97 F FF 97 S SL 86 0-3 K			C SL 86 F FF 95 F SL 86 C KC 85 0-3 K		F FF 92 B FF 96 X KC 86 1-1 G1-3			C FF 95 S SL 87 X SL 86 0-2 1-2f FC6-4 5 WP 4 1B	4	0	0	0	0	2	3
4 Nick Hundley, R (1, 2) OBP: 0.291, SLG: 0.386		B FF 93 F SI 93 F CH 86 F SI 97 S SL 87 1-3 K		B KC 84 C SI 97 X CH 87 1-1 P5		F FF 97 B FF 96 F KC 83 S KC 84 1-3 K			X FF 98 0-0 1-2 5 WP 1B	4	0	1	0	0	2	0
27 Rey Fuentes, L (1, 8) OBP: 0.222, SLG: 0.160 58 Brad Brach, R (4, 1) 29 Brad Boxberger, R (6, 1) 40 Tommy Layne, L (6, 1) 11 Logan Forsythe, R (7, PH) OBP: 0.289, SLG: 0.329 45 Anthony Bass, R (7, 1) 8 Chris Robinson, R (9, PH)		C FF 96 B KC 84 S FF 96 B FF 96 B FF 97 C FF 98 3-3 K		B FF 96 C FF 92 C FF 98 B SL 88 C FF 98 2-3 K			C SI 94 F SI 94 B CH 85 F SL 84 B SI 95 X CH 86 2-2 L9		B FF 97 S FF 96 S SL 87 D SL 89 F FF 97 D SL 88 F FF 97 S FF 97 3-3 K	2 0 0 0 1 0	0 0 0 0 0 0	0 0 0 0 0 0	0 0 0 0 0 0	0 0 0 0 0 0	2 0 0 0 0 1	0 0 0 0 0 2
22 Ian Kennedy, R (1, 1) OBP: 0.218, SLG: 0.200 5 Alexi Amarista, L (4, 8) OBP: 0.294, SLG: 0.358 (8, 5)		C FF 94 C SL 87 F FF 98 X KC 83 0-2 G6-3			B FF 95 B FF 94 C FF 93 F FF 95 B FF 96 F FF 98 S CH 88 3-3 K		C SL 85 C SL 84 B SI 95 B SI 95 X SL 84 2-2 G4-3		B SI 97 F FF 98 B SL 88 F FF 97 F FF 97 B FF 96 X FF 96 3-2 1-2 2-3 G4-3	1 3	0 0	0 0	0 0	0 0	0 1	0 2
Inning Stats	R: 1 E: 0 K: 2 S: 13 H: 2 LOB: 2 BB: 1 P: 20	R: 0 E: 0 K: 2 S: 11 H: 0 LOB: 0 BB: 0 P: 15	R: 0 E: 0 K: 2 S: 9 H: 0 LOB: 0 BB: 2 P: 21	R: 0 E: 0 K: 2 S: 9 H: 0 LOB: 0 BB: 0 P: 12	R: 0 E: 0 K: 2 S: 14 H: 2 LOB: 2 BB: 0 P: 19	R: 0 E: 0 K: 2 S: 8 H: 0 LOB: 0 BB: 0 P: 10	R: 0 E: 0 K: 0 S: 8 H: 0 LOB: 0 BB: 0 P: 13	R: 0 E: 0 K: 1 S: 6 H: 0 LOB: 0 BB: 0 P: 9	R: 0 E: 0 K: 1 S: 13 H: 1 LOB: 2 BB: 1 P: 23	1B: 4 2B: 1 3B: 0 HR: 0	SF: 0 SAC: 0 DP: 0 HBP: 0	WP: 1 PB: 0 SB: 1 CS: 0	PA: 36			

TOP

AB	32
R	1
H	5
RBI	1
BB	4
SO	14
LOB	15

PITCHER		IP	WLS	BF	H	R	ER	SO	BB	IBB	HBP	BLK	WP	HR	S	P	ERA	WHIP
45 Gerrit Cole, R ERA: 3.23	(1, 1)	6.0	W	25	4	1	1	12	3	0	0	0	0	0	64	97	1.50	1.167
44 Tony Watson, L ERA: 2.44	(7, 1)	1.0		3	0	0	0	0	0	0	0	0	0	0	8	13	0.00	0.000
39 Jason Grilli, R ERA: 2.85	(8, 1)	1.0		3	0	0	0	1	0	0	0	0	0	0	6	9	0.00	0.000
38 Stolmy Pimentel, R ERA: 3.38	(9, 1)	1.0		5	1	0	0	1	1	0	0	0	1	0	13	23	0.00	2.000

PITCHER	IP	WLS	BF	H	R	ER	SO	BB	IBB	HBP	BLK	WP	HR	S	P	ERA	WHIP

Batter	1	2	3	4	5	6	7	8	9	AB	R	H	RBI	BB	SO	LOB
31 Jose Tabata, R (1, 7) OBP: 0.339, SLG: 0.415 39 Jason Grilli, R (8, 1) 5 Josh Harrison, R (9, 9) OBP: 0.287, SLG: 0.415	C FF 88 B FF 89 S CH 80 H FF 89 2-2 18 1B 22 FC5-4 HBP	X FF 89 0-0 ③ G6-3		D CH 82 B FF 91 C CH 81 X SI 92 2-1 18 HR 2-H 3-H 2B		B CU 74 B CU 76 B FF 92 B FF 90 4-0 18 1B 66 F7-2 BB	C FF 93 B FC 93 C FC 92 F FC 93 X FF 94 1-2 E5 18 1B 1-3 2-H 3-H 1B			3 2 2 3 1 0 1 0 0 0 0 0 0 0 0 0 0 0 0 0 0						
18 Neil Walker, S (1, 4) OBP: 0.338, SLG: 0.394	B FF 89 S SI 89 B FF 90 F FF 90 F CH 80 F CH 80 F FF 90 B KC 78 X CH 80 3-2 22 FC5-4 1-3 1B		B SI 88 B FF 89 X FF 90 2-0 G6-3	F SI 90 X KC 77 0-1 2-H HR		C FF 92 B FF 94 X FF 93 1-1 22 BB 1-3 1B	B CH 85 X FC 93 1-0 2-3 3-H 1B			5 1 4 3 0 0 0						
22 Andrew McCutchen, R (1, 8) OBP: 0.408, SLG: 0.520	C FF 90 B CH 81 B FF 91 X FF 90 2-1 FC5-4 66 1B 1-2f 3-H		C FF 90 C SI 90 F FF 92 X KC 79 0-2 P4	B FF 90 B SL 83 B FF 92 F FF 91 F FF 92 D FS 86 4-2 BB		S CH 80 B CH 80 B FF 94 B SL 83 B CH 78 4-1 1-2 BB	C SL 84 S FC 93 B FC 94 S SL 87 1-3 K			3 0 0 1 2 1 3						
66 Justin Morneau, L (1, 3) OBP: 0.320, SLG: 0.417	1 SAFE B FF 90 X KC 78 1-0 1-2 1B		C CH 82 F SI 91 F FF 92 B FF 92 F KC 79 F CH 81 F KC 78 B FF 92 F FF 91 3-2 P5	C FF 90 B FF 90 X FS 83 1-1 F8		B SL 86 S SI 90 X CU 78 1-1 F7-2 3-H		S CH 90 X CH 84 0-1 2 1B 24 G3 2B		5 1 2 0 0 0 4						
2 Marlon Byrd, R (1, 9) OBP: 0.330, SLG: 0.510 38 Stolmy Pimentel, R (9, 1)	S KC 78 X KC 78 0-1 F8			F KC 75 B FF 90 S FF 90 B CH 81 S FF 92 2-3 K	B SL 84 F FF 93 B FF 92 S FF 92 S FF 94 2-3 K		F FC 91 B FC 93 X SL 83 1-1 L7	X FC 90 0-0 24 G3 2-3 1B		5 0 1 0 0 2 2 0 0 0 0 0 0 0						
24 Pedro Alvarez, L (1, 5) OBP: 0.292, SLG: 0.468	C CH 81 X SI 90 0-1 F8			S KC 79 X FF 91 0-1 HR	B SL 86 B FF 92 B FS 85 B FF 93 4-0 BB		B SI 92 B FC 91 S CH 84 B CH 83 B FC 90 4-1 10 1B 59 BB 31 1B BB	B FC 91 D CH 87 F FC 91 F FF 91 F FF 91 D SL 87 X FC 91 3-2 G3 1-3 3-H		3 2 1 2 2 0 3						
59 Tony Sanchez, R (1, 2) OBP: 0.311, SLG: 0.436		F FF 87 F FF 89 F KC 76 B KC 77 B CH 80 X FF 91 2-2 45 G4-3 2B		B CH 81 F FF 89 B KC 77 S FF 91 X FF 92 2-2 10 2B 31 2B 1B	C FF 92 B FF 92 S FS 86 B FF 93 S FS 86 2-3 K		D SL 83 S FF 91 B FC 92 S CH 83 D CH 85 F CH 83 B FC 90 4-2 31 1B 10 1B 1-2 31 E BB	B FC 92 F FC 91 S SL 84 S SL 84 1-3 K		4 2 2 0 1 2 2						
10 Jordy Mercer, R (1, 6) OBP: 0.329, SLG: 0.409		C KC 77 B FF 90 F FF 90 X CH 80 1-2 L9		B SL 87 X FF 90 1-0 31 2B 1-3 2B	X FF 92 0-0 F9		C SL 90 X CH 85 0-1 31 E 18 1B 1-2 2-3 1B	B FC 92 B FC 91 S SL 90 X FC 92 2-1 G4-3		5 2 2 0 0 0 3						
45 Gerrit Cole, R (1, 1) OBP: 0.219, SLG: 0.194 57 Andrew Lambo, L (6, PH) OBP: 0.286, SLG: 0.280 44 Tony Watson, L (7, 1) 46 Garrett Jones, L (7, PH) OBP: 0.291, SLG: 0.416 26 Felix Pie, L (8, 7) OBP: 0.240, SLG: 0.217		X FF 88 0-0 G4-3 2-3		C CH 82 F CH 82 B SI 92 F FF 91 B KC 78 S FF 92 2-3 K		C FF 91 B CH 78 F CH 80 S FF 93 1-3 K	B CH 86 X FF 90 1-0 F4			2 0 0 0 0 1 3 1 0 0 0 0 1 0 0 0 0 0 0 0 0 1 0 0 0 0 0 3 0 0 0 0 0 0 0						
Inning Stats	R: 1 E: 0 K: 0 S: 15 H: 2 LOB: 2 BB: 0 P: 23	R: 0 E: 0 K: 0 S: 9 H: 1 LOB: 1 BB: 0 P: 12	R: 0 E: 0 K: 0 S: 15 H: 0 LOB: 0 BB: 0 P: 20	R: 5 E: 0 K: 2 S: 21 H: 5 LOB: 1 BB: 1 P: 35	R: 0 E: 0 K: 2 S: 7 H: 0 LOB: 1 BB: 1 P: 15	R: 0 E: 0 K: 1 S: 8 H: 1 LOB: 2 BB: 2 P: 19	R: 3 E: 1 K: 1 S: 17 H: 3 LOB: 2 BB: 2 P: 30	R: 1 E: 0 K: 1 S: 12 H: 2 LOB: 1 BB: 0 P: 18		1B: 8 2B: 5 3B: 0 HR: 2 SF: 0 SAC: 0 DP: 1 HBP: 1						

PITCHER		IP	WLS	BF	H	R	ER	SO	BB	IBB	HBP	BLK	WP	HR	S	P	ERA	WHIP
22 Ian Kennedy, R ERA: 5.01	(1, 1)	3.2	L	20	8	6	6	2	0	0	1	0	0	2	56	81	14.73	2.182
58 Brad Brach, R ERA: 3.41	(4, 1)	1.1		6	0	0	0	2	2	0	0	0	0	0	11	24	0.00	1.500
29 Brad Boxberger, R ERA: 3.2	(6, 1)	0.1		4	1	0	0	1	2	0	0	0	0	0	6	16	0.00	9.000
40 Tommy Layne, L ERA: 2.08	(6, 1)	0.2		1	0	0	0	0	0	0	0	0	0	0	2	3	0.00	0.000
45 Anthony Bass, R ERA: 5.36	(7, 1)	2.0		13	5	4	3	2	2	0	0	0	0	0	29	48	13.50	3.500

PITCHER	IP	WLS	BF	H	R	ER	SO	BB	IBB	HBP	BLK	WP	HR	S	P	ERA	WHIP

BOTTOM

San Diego Padres @ Pittsburgh Pirates

PNC Park, Pittsburgh, PA

Thu Sep 19 2013, 12:40 PM - 3:53 PM EDT

Att. 26,242 - Partly Cloudy - 71 F

livebaseballscorecards.com

AB	37
R	10
H	14
RBI	9
BB	6
SO	7
LOB	24

1B: 8 SF: 0
2B: 5 SAC: 0
3B: 0 DP: 1
HR: 2 HBP: 1

WP: 0 PA: 44
PB: 0
SB: 0
CS: 0

Batter	1	2	3	4	5	6	7	8	9	10	AB	R	H	RBI	BB	SO	LOB
17 Shin-Soo Choo, L (1, 8) OBP: 0.423, SLG: 0.462	B SI 93 X SI 94 1-0 ① G4-3		C SL 87 X SI 95 0-1 ② G5-3		C SI 96 B SL 90 B SI 96 S SL 90 S SL 91 2-3 ③ K			L SI 94 B FF 91 C SL 88 X SL 85 1-2 ② G1-3	C SI 95 D SI 94 B SI 94 S SL 84 X SI 95 2-2 ③ G1-3		5	0	0	0	0	1	3
60 J.J. Hoover, R (9, 1)											0	0	0	0	0	0	0
54 Aroldis Chapman, L (10, 1)											0	0	0	0	0	0	0
4 Brandon Phillips, R (1, 4) OBP: 0.306, SLG: 0.400	B SL 86 B CH 85 B SI 93 B SI 93 4-0 19 G3 19 S 48 1B BB		C SI 94 X SI 95 0-1 ③ G5-3			X FF 94 0-0 ① F9		B CH 87 F SL 88 S CH 88 F SL 88 B SI 94 F SI 95 S SL 89 2-3 ③ K2-3		B SL 86 X SI 93 1-0 ① F9	4	1	0	0	1	1	0
19 Joey Votto, L (1, 3) OBP: 0.433, SLG: 0.498	B SI 93 B SI 94 C SL 88 T SI 89 X SL 90 2-2 ② G3 1-3			C SI 94 X SL 90 0-1 ① G3-1		B SI 95 B CH 88 B SI 94 C SI 94 B SI 95 4-1 48 G1-4-3 BB			C FC 92 F FC 92 F KC 83 S KC 84 0-3 ① K	B FF 93 B FF 93 X SI 92 2-0 HR	4	1	1	1	1	1	1
48 Ryan Ludwick, R (1, 7) OBP: 0.299, SLG: 0.352	C CH 88 X CH 87 0-1 3-H 1B			X SI 94 0-0 ② G6-3		1 SAFE B SI 94 S SL 88 F SL 88 D SL 90 X SL 89 2-2 ②③ G1-4-3 1-2f			B KC 83 X FC 94 1-0 32 G6-3 21 E 1B	C FF 96 X SL 88 0-1 32 FC4-6 1B	5	1	3	1	0	0	1
32 Jay Bruce, L (1, 9) OBP: 0.333, SLG: 0.491	C SI 91 X SI 94 0-1 ③ F7			C SI 95 S SI 92 S SL 88 0-3 ③ K			X SL 86 0-0 ① B1-3		X FC 92 0-0 ② G6-3 1-2	B CH 89 1 SAFE B SI 92 C SI 93 F SL 86 B SL 88 X SL 86 3-2 ② FC4-6 21 BB 1-2f	5	0	0	0	0	1	3
21 Todd Frazier, R (1, 5) OBP: 0.315, SLG: 0.402		F FF 93 F SL 89 S SL 89 0-3 ① K2-3			B SI 91 X SI 93 1-0 HR		B CH 86 S FF 89 F CH 86 X SL 88 1-2 ② P4		X FC 93 0-0 E6 2 1B 39 1B 2-H	1 SAFE 1 SAFE B SI 94 1 SAFE F SL 82 B SL 85 1 SAFE S SL 83 F FF 95 4-2 1 SAFE B SL 84 D SL 87 1-2 BB	4	2	1	1	1	1	0
2 Zack Cozart, R (1, 6) OBP: 0.285, SLG: 0.377		B SI 94 X CH 88 1-0 ② G1-3			C SI 94 S CH 87 X SL 88 0-2 ① L9		B SI 94 F SI 95 B SL 88 B SL 90 F SI 95 B SI 90 4-2 BB		X FC 92 0-0 39 S 39 1B 2-3 1B	B FC 92 T FC 92 B FC 92 X SI 96 2-1 ③ G1-3	3	0	1	0	1	0	0
6 Billy Hamilton, S (9, PR) OBP: 0.500, SLG: 0.500											1	1	0	0	0	0	2
(9, 8)																	
39 Devin Mesoraco, R (1, 2) OBP: 0.292, SLG: 0.369		B SI 94 B SI 94 X SI 88 2-0 ③ G5-3			F SI 94 X CH 88 0-1 2B		S SL 88 B SL 88 B SI 94 1 SAFE D SL 90 X CH 88 3-1 ③ F8		B FC 93 C FC 92 D KC 82 S FC 94 F KC 82 F FC 93 F KC 82 F KC 83 X FC 92 2-2 26 1B 1-H 3-H 1B		4	0	2	2	0	0	1
15 Derrick Robinson, S (9, PR) OBP: 0.315, SLG: 0.319											0	0	0	0	0	0	0
29 Ryan Hanigan, R (9, 2) OBP: 0.315, SLG: 0.271											0	0	0	0	0	0	0
55 Mat Latos, R (1, 1) OBP: 0.143, SLG: 0.159			B SI 92 C SI 93 C SI 94 S SL 88 1-3 ① K		S SI 94 L SL 87 D SL 87 S SL 86 1-3 ② K			C CH 86 F SL 85 S SL 88 0-3 ① K	B SL 84 B SL 84 1 SAFE C SI 93 1 SAFE 1 SAFE X SI 94 2-1 1-3 1B		2	0	0	0	0	2	1
Logan Ondrusek, R (7, 1)											0	0	0	0	0	0	0
43 Manny Parra, L (7, 1) OBP: 0.500, SLG: 0.500											0	0	0	0	0	0	0
28 Chris Heisey, R (8, PH) OBP: 0.275, SLG: 0.413											1	0	0	0	0	1	0
63 Sam LeCure, R (8, 1)											0	0	0	0	0	0	0
26 Xavier Paul, L (9, PH) OBP: 0.339, SLG: 0.406											1	0	1	0	0	0	0
3 Cesar Izturis, S (9, 6) OBP: 0.246, SLG: 0.242											0	0	0	0	0	0	0
Inning Stats	R: 1 E: 0 K: 0 S: 8 H: 1 LOB: 1 BB: 1 P: 15	R: 0 E: 0 K: 1 S: 5 H: 0 LOB: 0 BB: 0 P: 8	R: 0 E: 0 K: 1 S: 7 H: 0 LOB: 0 BB: 0 P: 8	R: 0 E: 0 K: 1 S: 6 H: 0 LOB: 0 BB: 0 P: 6	R: 1 E: 0 K: 2 S: 12 H: 2 LOB: 1 BB: 0 P: 16	R: 0 E: 0 K: 0 S: 5 H: 0 LOB: 0 BB: 1 P: 11	R: 0 E: 0 K: 0 S: 8 H: 0 LOB: 1 BB: 1 P: 16	R: 0 E: 0 K: 2 S: 11 H: 0 LOB: 0 BB: 0 P: 14	R: 3 E: 1 K: 1 S: 20 H: 4 LOB: 2 BB: 0 P: 27	R: 1 E: 0 K: 0 S: 12 H: 2 LOB: 2 BB: 1 P: 24	1B: 6 2B: 1 3B: 0 HR: 2	SF: 0 SAC: 0 DP: 1 HBP: 0	WP: 0 PB: 0 SB: 2 CS: 0	PA: 43			

PITCHER		IP	WLS	BF	H	R	ER	SO	BB	IBB	HBP	BLK	WP	HR	S	P	ERA	WHIP
47 Francisco Liriano, L ERA: 2.88	(1, 1)	8.0		29	3	2	2	7	3	0	0	0	0	1	62	94	2.25	0.750
35 Mark Melancon, R ERA: 1.3	(9, 1)	0.2	B	6	3	3	0	1	0	0	0	0	0	0	15	18	0.00	4.500
44 Tony Watson, L ERA: 2.43	(9, 1)	0.1		2	1	0	0	0	0	0	0	0	0	0	5	9	0.00	3.000
25 Kyle Farnsworth, R ERA: 4.95	(10, 1)	0.2	L	5	2	1	1	0	1	0	0	0	0	1	10	20	13.50	4.500
29 Bryan Morris, R ERA: 3.65	(10, 1)	0.1		1	0	0	0	0	0	0	0	0	0	0	2	4	0.00	0.000

PITCHER	IP	WLS	BF	H	R	ER	SO	BB	IBB	HBP	BLK	WP	HR	S	P	ERA	WHIP

TOP

Cincinnati Reds @ Pittsburgh Pirates

PNC Park, Pittsburgh, PA

Fri Sep 20 2013, 7:09 PM - 10:45 PM EDT
Att. 37,940 - Partly Cloudy - 77 F

livebaseballscorecards.com

AB	39
R	6
H	9
RBI	5
BB	4
SO	8
LOB	12

Batter	1	2	3	4	5	6	7	8	9	10	AB	R	H	RBI	BB	SO	LOB
31 Jose Tabata, R (1, 7) OBP: 0.341, SLG: 0.427 6 Starling Marte, R (7, PR) OBP: 0.341, SLG: 0.438 (8, 7)	C FF 95 B FF 93 X SI 93 1-1 HR		C FC 91 X SI 95 0-1 ① F9		B CU 78 B SI 93 B FC 93 C FF 91 C SI 92 X SI 94 3-2 ① P4		X FF 94 0-0 18 CS 2-H 1B		C CU 74 S FF 94 F CU 76 S FF 93 0-3 ③ K		4 1	1 0	2 0	2 0	0 0	0 1	0 0
18 Neil Walker, S (1, 4) OBP: 0.337, SLG: 0.399	X SI 94 0-0 HR		C SI 93 B SL 84 X FC 95 1-1 ② P5		C SL 83 B FF 94 X SL 84 1-1 ② L3		1 SAFE S SL 83 B FS 88 S SL 83 B FF 94 F SL 82 C SL 82 2-3 ②③ K 1-2			T FF 98 B FF 99 B FF 99 X FF 98 2-1 ① L8	5	1	1	1	0	1	1
22 Andrew McCutchen, R (1, 8) OBP: 0.407, SLG: 0.517	T FF 96 B SL 91 B FC 92 F FF 95 B FF 97 B FC 92 4-2 2 G6-4-3 66 1B BB		B FC 95 C SL 88 F CU 79 X FC 91 1-2 ③ L9		X SL 91 0-0 ③ G5-3			B SL 82 F SL 81 F KC 76 B SL 80 H SI 87 3-2 66 FC4 HBP		C FF 100 X SL 90 0-1 ② F7	3	0	0	0	1	0	0
66 Justin Morneau, L (1, 3) OBP: 0.320, SLG: 0.416 17 Gaby Sanchez, R (10, PH) OBP: 0.359, SLG: 0.402	C SI 93 X FC 92 0-1 2 G6-4-3 1-2 1B			F SI 92 X SL 83 0-1 ① L9		F CU 78 X FC 92 0-1 ① F8		1 SAFE 1 SAFE B SI 88 C FF 89 B FF 90 1 SAFE F FF 89 1 SAFE F SL 79 2-2 1 SAFE X KC 75 ① FC4 2 BB 1-2f		B FF 100 F FF 99 F FF 100 S FF 102 1-3 ③ K	4 1	0 0	1 0	0 0	0 0	0 1	1 0
2 Marlon Byrd, R (1, 9) OBP: 0.333, SLG: 0.510	B CU 78 C FC 95 C FF 93 X SI 94 1-2 ①② G6-4-3 1-2f 2-3			C FC 95 B FF 95 F SI 94 B SL 91 F SL 88 F SI 94 B SL 84 B FF 96 4-2 24 1B 55 1B BB		C SL 88 C FC 95 B SI 94 F SL 88 X SL 82 1-2 24 1B 1B		C SI 90 B SI 89 F FF 89 B SL 79 B SI 90 F KC 76 B SI 91 4-2 1-2 BB			2	1	1	0	2	0	2
24 Pedro Alvarez, L (1, 5) OBP: 0.294, SLG: 0.468	D CU 80 B FF 95 X FF 95 2-0 ③ G4-3			F SI 93 D FC 93 F SI 92 D FC 92 1 SAFE B FF 95 X SI 93 3-2 55 1B 10 1B 1-3 1B		X FF 93 0-0 55 G6-4-3 1-2 1B		S KC 77 B SI 88 F CH 82 C SI 89 1-3 ② K			4	1	2	0	0	1	3
55 Russell Martin, R (1, 2) OBP: 0.329, SLG: 0.379		S SL 88 B SI 94 X FF 96 1-1 ① F9		X SI 94 0-0 47 CS 10 1B 1-3 3-H 1B		C FC 91 D SL 88 S SL 90 X SI 93 1-2 ②③ G6-4-3 1-2f		C SL 82 B KC 75 C SI 88 S SI 90 1-3 ③ K			4	0	1	1	0	1	4
10 Jordy Mercer, R (1, 6) OBP: 0.332, SLG: 0.412 23 Travis Snider, L (9, PH) OBP: 0.286, SLG: 0.329 12 Clint Barmes, R (10, 6) OBP: 0.258, SLG: 0.322		T FC 94 F FF 95 X SI 94 0-2 ② F9		C CU 79 1 SAFE F FC 93 B FF 94 F SL 90 B FF 94 X SL 90 2-2 1-2 3-H 1B			B FF 95 C FF 95 C CU 77 F FC 93 F FC 92 B CU 79 X FF 97 2-2 47 SH1-4 31 1B 1B		C FF 92 X FF 92 0-1 ① P5	3 1 0	1 0 0	2 0 0	1 0 0	0 0 0	0 0 0	0 0 0
47 Francisco Liriano, L (1, 1) OBP: 0.143, SLG: 0.067 35 Mark Melancon, R (9, 1) 44 Tony Watson, L (9, 1) 46 Garrett Jones, L (9, PH) OBP: 0.291, SLG: 0.415 25 Kyle Farnsworth, R (10, 1) 29 Bryan Morris, L (10, 1) OBP: 0.200, SLG: 0.200		C FF 93 B FF 93 X FC 93 1-1 ③ G4-3		M FC 94 2 SAFE F SI 94 F FC 90 F CU 79 F SI 92 T SI 94 0-2 ②③ K 2-3			L FF 95 L FF 93 X SI 93 0-2 ① SH1-4 1-2		F FF 92 F FF 93 B FF 93 X FF 93 1-2 ② F9	2 0 0 1 0 0	0 0 0 0 0 0	0 0 0 0 0 0	0 0 0 0 0 0	1 0 0 0 0 0	2 0 0 0 0 0	0 0 0 0 0 0
Inning Stats	R: 2 H: 3 E: 0 LOB: 1 K: 0 BB: 1 S: 11 P: 19	R: 0 H: 0 E: 0 LOB: 0 K: 0 BB: 0 S: 7 P: 9	R: 0 H: 0 E: 0 LOB: 0 K: 0 BB: 0 S: 7 P: 9	R: 2 H: 3 E: 0 LOB: 1 K: 1 BB: 1 S: 20 P: 29	R: 0 H: 0 E: 0 LOB: 0 K: 0 BB: 0 S: 6 P: 10	R: 0 H: 2 E: 0 LOB: 1 K: 0 BB: 0 S: 10 P: 12	R: 1 H: 2 E: 0 LOB: 1 K: 1 BB: 0 S: 13 P: 17	R: 0 H: 0 E: 0 LOB: 2 K: 2 BB: 1 S: 15 P: 26	R: 0 H: 0 E: 0 LOB: 0 K: 1 BB: 0 S: 9 P: 10	R: 0 H: 0 E: 0 LOB: 0 K: 1 BB: 0 S: 7 P: 10	1B: 8 SF: 0 2B: 0 SAC: 1 3B: 0 DP: 2 HR: 2 HBP: 1						

PITCHER		IP	WLS	BF	H	R	ER	SO	BB	IBB	HBP	BLK	WP	HR	S	P	ERA	WHIP
55 Mat Latos, R	(1, 1)	6.0		25	8	4	4	1	2	0	0	0	0	2	61	88	6.00	1.667
ERA: 3.23																		
Logan Ondrusek, R	(7, 1)	0.1		3	2	1	1	0	0	0	0	0	0	0	9	11	27.00	6.000
ERA: 4.32																		
43 Manny Parra, L	(7, 1)	0.2		1	0	0	0	1	0	0	0	0	0	0	4	6	0.00	0.000
ERA: 3.61																		
63 Sam LeCure, R	(8, 1)	1.0		5	0	0	0	2	1	0	1	0	0	0	15	26	0.00	1.000
ERA: 2.72																		
60 J.J. Hoover, R	(9, 1)	1.0	W	3	0	0	0	1	0	0	0	0	0	0	9	10	0.00	0.000
ERA: 2.84																		

PITCHER		IP	WLS	BF	H	R	ER	SO	BB	IBB	HBP	BLK	WP	HR	S	P	ERA	WHIP
54 Aroldis Chapman, L	(10, 1)	1.0	S	3	0	0	0	1	0	0	0	0	0	0	7	10	0.00	0.000
ERA: 2.63																		

Cincinnati Reds @ Pittsburgh Pirates

PNC Park, Pittsburgh, PA

Fri Sep 20 2013, 7:09 PM - 10:45 PM EDT

Att. 37,940 - Partly Cloudy - 77 F

BOTTOM

livebaseballscorecards.com

AB	35
R	5
H	10
RBI	5
BB	3
SO	6
LOB	13

WP: 0	PA: 40		
PB: 0			
SB: 0			
CS: 2			

Batter	1	2	3	4	5	6	7	8	9	AB	R	H	RBI	BB	SO	LOB
15 Derrick Robinson, S (1, 8) OBP: 0.309, SLG: 0.312	M SI 93 X SI 93 0-1 L7	F SI 95 D KC 84 C KC 84 S KC 84 1-3 K			B SI 93 C SI 93 S KC 83 S KC 83 1-3 K			L SI 95 B FC 91 F SI 95 X CU 85 1-2 G5-3		4	0	0	0	0	2	1
4 Brandon Phillips, R (1, 4) OBP: 0.308, SLG: 0.400	C FF 94 X SI 94 0-1 19 BB 48 1B 1B		B KC 84 B KC 81 C SI 93 B CH 87 F SI 93 F SI 94 S KC 85 3-3 K		S KC 84 S SI 94 B KC 86 B KC 87 F KC 86 F KC 86 F SI 94 X SI 93 2-2 F8			B SI 96 B SI 95 B SI 95 C SI 94 B FC 90 4-1 19 G6-3 BB		3	1	1	0	1	1	0
19 Joey Votto, L (1, 3) OBP: 0.433, SLG: 0.497	1 SAFE B SI 90 1 SAFE F KC 83 B KC 84 S KC 84 1 SAFE F SI 94 B KC 85 4-2 B SI 96 48 1B 1-2 BB		X KC 85 0-0 1B			C SI 93 F KC 84 B SI 93 B CH 89 S KC 84 2-3 K		B SI 95 C FF 94 F CU 81 1 SAFE 1 SAFE B FF 98 D CU 83 X SI 97 3-2 G6-3 1-2f		3	0	1	0	1	1	1
48 Ryan Ludwick, R (1, 7) OBP: 0.314, SLG: 0.360	B KC 85 B SI 95 F SI 93 C SI 94 F KC 85 X SI 95 2-2 32 G4-6-3 1-2 2-H 1B		C KC 84 S KC 85 S KC 86 0-3 K			S KC 84 B SI 94 B KC 85 B SI 94 B SI 93 4-1 2 WP BB			B FF 91 S FF 92 S SL 85 B FF 93 X SL 83 2-2 32 G4-6-3 1B	3	0	2	1	1	1	1
32 Jay Bruce, L (1, 9) OBP: 0.331, SLG: 0.488	S KC 83 F KC 83 X KC 82 0-2 G4-6-3 1-2f		1 SAFE S KC 84 S KC 85 D KC 85 B SI 93 X KC 84 2-2 L5			S KC 84 S KC 84 S KC 84 0-3 K			F FF 92 B FF 92 X SL 83 1-1 G4-6-3 1-2f	4	0	0	0	0	1	5
2 Zack Cozart, R (1, 6) OBP: 0.285, SLG: 0.382		X FF 93 0-0 HR	B SI 94 C KC 83 B CH 88 F SI 94 B KC 85 X KC 85 3-2 G5-3			C SI 95 B KC 85 B KC 84 S KC 83 F KC 84 X KC 84 2-2 G5-3 1-2			B SL 82 X FF 92 1-0 G6-3	4	1	1	1	0	0	1
9 Jack Hannahan, L (1, 5) OBP: 0.321, SLG: 0.292		S KC 83 B SI 94 F FF 89 S KC 85 1-3 K	F SI 94 F KC 83 B KC 84 S KC 84 1-3 K				B SI 91 F SI 91 X KC 82 1-1 G6-3			3	0	0	0	0	2	0
29 Ryan Hanigan, R (1, 2) OBP: 0.315, SLG: 0.268		C KC 83 B CH 89 B SI 93 B SI 93 B SI 93 4-1 BB	X SI 94 0-0 G6-3				C SI 92 C SI 92 S KC 82 0-3 K			2	0	0	0	1	1	0
34 Homer Bailey, R (1, 1) OBP: 0.217, SLG: 0.179 30 Zach Duke, L (6, 1) OBP: 1.000, SLG: 1.000 60 J.J. Hoover, R (6, 1) 36 Henry Alejandro Rodriguez, S (7, PH) OBP: 0.286, SLG: 0.167 31 Alfredo Simon, R (7, 1) OBP: 0.143, SLG: 0.143 45 Sean Marshall, L (8, 1)		M SI 92 F SI 93 C SI 95 0-3 K			C SI 92 C KC 81 T SI 92 0-2 K		S KC 82 F KC 81 S KC 82 0-3 K			2 0 0 1 0 0	0 0 0 0 0 0	0 0 0 0 0 0	0 0 0 0 0 0	0 0 0 0 0 0	2 0 0 1 0 0	1 0 0 0 0 0

Inning Stats	1	2	3	4	5	6	7	8	9
	R: 1 E: 0 K: 0 S: 14	H: 2 LOB: 1 BB: 1 P: 20	R: 1 E: 0 K: 3 S: 11	H: 1 LOB: 1 BB: 1 P: 17	R: 0 E: 0 K: 2 S: 11	H: 1 LOB: 1 BB: 0 P: 16	R: 0 E: 0 K: 1 S: 7	H: 0 LOB: 0 BB: 0 P: 11	R: 0 E: 0 K: 2 S: 12	H: 0 LOB: 0 BB: 0 P: 15
	R: 0 E: 0 K: 2 S: 11	H: 0 LOB: 1 BB: 1 P: 19	R: 0 E: 0 K: 2 S: 8	H: 0 LOB: 0 BB: 0 P: 9	R: 0 E: 0 K: 0 S: 7	H: 0 LOB: 0 BB: 1 P: 15	R: 0 E: 0 K: 0 S: 6	H: 1 LOB: 0 BB: 0 P: 10	1B: 4 2B: 0 3B: 0 HR: 1	SF: 0 SAC: 0 DP: 3 HBP: 0
	WP: 1 PB: 0 SB: 0 CS: 0	PA: 33								

PITCHER		IP	WLS	BF	H	R	ER	SO	BB	IBB	HBP	BLK	WP	HR	S	P	ERA	WHIP
34 A.J. Burnett, R ERA: 3.39	(1, 1)	7.0	W	27	4	2	2	12	3	0	0	0	1	1	74	107	2.57	1.000
29 Bryan Morris, R ERA: 3.63	(8, 1)	0.1	H	2	0	0	0	0	1	0	0	0	0	0	4	9	0.00	3.000
37 Justin Wilson, L ERA: 2.13	(8, 1)	0.2	H	1	0	0	0	0	0	0	0	0	0	0	3	6	0.00	0.000
39 Jason Grilli, R ERA: 2.79	(9, 1)	1.0	S	3	1	0	0	0	0	0	0	0	0	0	6	10	0.00	1.000

PITCHER	IP	WLS	BF	H	R	ER	SO	BB	IBB	HBP	BLK	WP	HR	S	P	ERA	WHIP

TOP

Cincinnati Reds @ Pittsburgh Pirates

PNC Park, Pittsburgh, PA

Sat Sep 21 2013, 7:08 PM - 10:09 PM EDT

Att. 39,425 - Cloudy - 62 F

livebaseballscorecards.com

AB	29
R	2
H	5
RBI	2
BB	4
SO	12
LOB	10

Batter	1	2	3	4	5	6	7	8	9	AB	R	H	RBI	BB	SO	LOB
31 Jose Tabata, R (1, 7) OBP: 0.343, SLG: 0.428 6 Starling Marte, R (7, PR) OBP: 0.341, SLG: 0.438 (8, 7)	B KC 80 B FF 94 B FF 94 C FF 95 C FF 95 F FF 96 X FF 96 3-2 18 FC5-4 1B		C SL 89 X SL 90 0-1 ② G4-3		C SL 90 F FF 96 X SL 88 0-2 ③ FC6-4 1-2f		X SI 96 0-0 18 S 1B			4 0	0 0	2 0	0 0	0 0	0 0	1 0
18 Neil Walker, S (1, 4) OBP: 0.336, SLG: 0.396	L SL 85 S FF 94 X FF 93 0-2 ① FC5-4 22 G5-4-3 1-2f		B CH 89 B FF 94 X FF 95 2-0 ③ P5			C SI 96 B CH 88 B CH 88 F SL 89 F SL 87 F FF 96 B CH 87 X FF 96 3-2 ① F8	1 SAFE 1 SAFE 1 SAFE B SI 96 1 SAFE F SI 94 B SI 95 1 SAFE B SI 95 4-1 B SI 95 1-2 BB			3	0	0	0	1	0	1
22 Andrew McCutchen, R (1, 8) OBP: 0.406, SLG: 0.514	C SL 90 F SL 88 D SL 90 X SI 95 1-2 ② G5-4-3 ③ 1-2f			F CH 88 B SL 89 B CH 89 F SL 89 B KC 82 C SL 90 3-3 ① K		B FF 96 C SI 96 C SL 90 B SL 89 B CH 83 B SL 87 4-2 66 E 2 SF8 BB	B SI 91 X FC 91 1-0 ③ P5			3	1	0	0	1	1	3
66 Justin Morneau, L (1, 3) OBP: 0.321, SLG: 0.415		B FF 96 B SI 95 B FF 95 C FF 95 B FF 94 4-1 2 G6-4-3 BB		S CH 87 B FF 96 B CH 88 F CH 88 F SI 95 F CH 87 S CH 87 2-3 ② K		B SI 93 B SI 96 1 SAFE B SI 96 D SI 96 4-0 2 SF8 24 1B 1-3 BB		X CU 74 0-0 ① F8		2	1	0	0	2	1	0
2 Marlon Byrd, R (1, 9) OBP: 0.333, SLG: 0.509		B KC 81 C FF 95 X FF 94 1-1 ①② G6-4-3 1-2f		S FF 97 F SL 89 X SI 96 0-2 1B		S SL 89 B SL 89 X SL 90 1-1 ② SF8 1-2 3-H		B CU 75 C FF 88 B SI 88 S CU 75 B CU 75 X CU 75 3-2 ② G5-3		3	0	1	1	0	0	1
24 Pedro Alvarez, L (1, 5) OBP: 0.294, SLG: 0.466		C KC 81 B CH 87 X SL 87 1-1 E3 55 HR		C SI 96 B CH 86 S SI 96 S CH 87 1-3 ③ K2-3		C SL 78 B SL 84 B SL 78 C SI 92 D SL 78 X SI 89 3-2 55 FC6-4 2-H 1B		X CU 76 0-0 ③ G1-3		4	1	1	1	0	1	1
55 Russell Martin, R (1, 2) OBP: 0.329, SLG: 0.386		X FF 95 0-0 1-H HR			C SL 89 B KC 81 S SL 89 X SL 88 1-2 ① L8	B CU 72 X FF 92 1-0 ③ FC6-4 1-2f				3	1	1	2	0	0	1
12 Clint Barmes, R (1, 6) OBP: 0.256, SLG: 0.318		B KC 80 X FF 95 1-0 ③ L9			C FF 97 S SL 90 X SL 90 0-2 ② G6-3		C SI 95 F FC 88 F CU 80 B CU 80 X CU 82 1-2 ① G5-3			3	0	0	0	0	0	0
34 A.J. Burnett, R (1, 1) OBP: 0.105, SLG: 0.073 23 Travis Snider, L (7, PH) OBP: 0.285, SLG: 0.328 29 Bryan Morris, L (8, 1) OBP: 0.200, SLG: 0.200 37 Justin Wilson, L (8, 1) 39 Jason Grilli, R (9, 1)			X FF 95 0-0 ① P6		B FF 97 B FF 96 C FF 96 C FF 96 B SL 88 B FF 96 4-2 31 FC6-4 BB		C SI 97 X SI 96 0-1 ② G4-3			1 1 0 0 0	0 0 0 0 0	0 0 0 0 0	0 0 0 0 0	1 0 0 0 0	0 0 0 0 0	0 0 0 0 0
Inning Stats	R: 0 E: 0 K: 0 S: 10 H: 1 LOB: 0 BB: 0 P: 14	R: 2 E: 1 K: 0 S: 7 H: 1 LOB: 0 BB: 1 P: 14	R: 0 E: 0 K: 0 S: 4 H: 0 LOB: 0 BB: 0 P: 6	R: 0 E: 0 K: 3 S: 14 H: 1 LOB: 1 BB: 0 P: 20	R: 0 E: 0 K: 0 S: 11 H: 0 LOB: 1 BB: 1 P: 16	R: 2 E: 1 K: 0 S: 13 H: 1 LOB: 1 BB: 2 P: 29	R: 0 E: 0 K: 0 S: 9 H: 1 LOB: 2 BB: 1 P: 15	R: 0 E: 0 K: 0 S: 5 H: 0 LOB: 0 BB: 0 P: 8		1B: 4 2B: 0 3B: 0 HR: 1 SF: 1 SAC: 0 DP: 2 HBP: 0						

BOTTOM

Cincinnati Reds @ Pittsburgh Pirates

PNC Park, Pittsburgh, PA

Sat Sep 21 2013, 7:08 PM - 10:09 PM EDT

Att. 39,425 - Cloudy - 62 F

livebaseballscorecards.com

AB	27
R	4
H	5
RBI	4
BB	5
SO	3
LOB	8

PITCHER		IP	WLS	BF	H	R	ER	SO	BB	IBB	HBP	BLK	WP	HR	S	P	ERA	WHIP
34 Homer Bailey, R ERA: 3.4	(1, 1)	5.2	L	23	3	4	2	3	4	0	0	0	0	1	55	91	3.18	1.235
30 Zach Duke, L ERA: 7.0	(6, 1)	0.0		1	1	0	0	0	0	0	0	0	0	0	3	6	∞	∞
60 J.J. Hoover, R ERA: 2.83	(6, 1)	0.1		1	0	0	0	0	0	0	0	0	0	0	1	2	0.00	0.000
31 Alfredo Simon, R ERA: 3.07	(7, 1)	1.0		5	1	0	0	0	1	0	0	0	0	0	9	15	0.00	2.000
45 Sean Marshall, L ERA: 2.0	(8, 1)	1.0		3	0	0	0	0	0	0	0	0	0	0	5	8	0.00	0.000

PITCHER	IP	WLS	BF	H	R	ER	SO	BB	IBB	HBP	BLK	WP	HR	S	P	ERA	WHIP

Batter	1	2	3	4	5	6	7	8	9	AB	R	H	RBI	BB	SO	LOB
6 Billy Hamilton, S (1, 8) OBP: 0.500, SLG: 0.571	C SI 90 X SI 90 0-1 ① G6-3	X SI 87 0-0 28 S 28 2B 1B	B SI 92 B SI 92 F SI 91 X CH 83 2-1 2-3 1B			C FF 94 F SL 89 B SL 87 F FF 95 X FF 93 1-2 E6 4 WP 28 S		B SI 93 X CH 88 1-0 28 1B 2B	B SI 92 F SI 92 C FF 93 X FF 92 1-2 ② F7	6	2	3	0	0	0	1
28 Chris Heisey, R (1, 7) OBP: 0.282, SLG: 0.422 43 Manny Parra, L (8, 1) OBP: 0.500, SLG: 0.500 50 Neftali Soto, R (9, PH) Logan Ondrusek, R (9, 1)	B SI 91 F SI 92 X CH 81 1-1 4 BB 19 BB 32 2B 1B	1 SAFE 1 SAFE C SI 89 1 SAFE B SI 90 L SL 78 B SL 82 X SL 81 2-2 19 1B 4 SF8 1-H 2B	X SI 92 0-0 ③ F9			1 SAFE P PO 89 B FF 94 B FF 94 X FF 95 3-0 ① P6 1-2		D SI 94 B SL 86 F SL 88 F SI 94 X SL 88 2-2 19 2B 2-H 1B	B SI 92 X SI 92 1-0 ③ P4	5 0 1 0	3 0 0 0	3 0 1 0	2 0 0 0	0 0 0 0	0 0 0 0	3 0 1 0
19 Joey Votto, L (1, 3) OBP: 0.434, SLG: 0.499	B SI 90 D KC 78 1 SAFE B SI 90 B SI 90 4-0 4 BB 32 2B 1-2 BB	B CH 82 B SI 87 C SI 91 X CH 82 2-1 21 FC6-4 2-3 1B		S SI 91 C SL 82 F SL 83 F SI 93 B SI 93 F CH 85 B CH 85 F SI 92 C SI 92 2-3 ① K		B FF 94 S SL 85 X FF 94 1-1 ② F7		S SI 94 X CH 89 0-1 4 1B 32 1B 1-H 2B		4	2	2	1	1	1	1
4 Brandon Phillips, R (1, 4) OBP: 0.310, SLG: 0.401	F SI 90 B SI 91 B CH 80 F CH 81 B SI 92 B SI 91 4-2 32 2B 1-2 2-3 BB	X SI 91 0-0 ① SF8 3-H		C SL 84 F SL 82 X SI 92 0-2 21 FC6-4 1B		B FF 96 C FF 96 D SL 85 X FF 96 2-1 ③ G5-3 2-3		C SI 90 D SL 83 F SI 91 D SL 83 X SI 92 2-2 32 1B 2-3 1B		3	1	2	1	1	0	1
32 Jay Bruce, L (1, 9) OBP: 0.332, SLG: 0.488	X SI 90 0-0 ② 21 WP 21 HR 1-H 2-H 3-H 2B	X CH 83 0-0 ② L7		C SI 92 B SL 83 1 SAFE C CH 85 C SI 93 1-3 ② K			X SI 94 0-0 ① F8	B SI 92 B SI 92 B SI 92 C SI 92 X SI 92 3-1 1-2 3-H 1B		5	1	2	4	0	1	2
21 Todd Frazier, R (1, 5) OBP: 0.314, SLG: 0.405	S KC 75 X SI 91 0-1 2-H HR	1 SAFE S SL 82 F SL 86 1 SAFE B SL 84 X SI 92 1-2 ③ FC6-4 1-2f		C SI 91 B SI 92 X SL 83 1-1 ③ FC6-4 1-2f			S SL 88 S SL 89 B SL 88 X FF 95 1-2 ② F8	B SI 91 X SI 91 1-0 ③ G6-3		5	1	1	2	0	0	4
2 Zack Cozart, R (1, 6) OBP: 0.286, SLG: 0.384	L CH 80 B CH 81 X KC 77 1-1 ② G6-3		B SL 80 B SI 91 B SI 91 C SI 90 C SI 92 X SI 91 3-2 6 1B 61 SH1-4 1B		C SL 83 X SI 92 0-1 ① P2		C FF 94 B SL 88 F FF 94 S SL 86 1-3 ③ K		B SI 92 F SI 91 B SL 83 B SI 92 C SI 92 X SI 91 3-2 15 1B 2B	5	1	2	0	0	1	0
29 Ryan Hanigan, R (1, 2) OBP: 0.309, SLG: 0.262	X SI 91 0-0 E6		B SI 91 1 SAFE X SI 91 1-0 ① F8		C SI 93 F SI 93 X SL 83 0-2 ② G4-3			C SI 92 B SL 87 B SL 85 C SI 93 S SL 86 2-3 ① K	X SI 92 0-0 ① G5-3	5	0	0	0	0	1	2
61 Bronson Arroyo, R (1, 1) OBP: 0.070, SLG: 0.070 31 Alfredo Simon, R (6, 1) OBP: 0.143, SLG: 0.143 15 Derrick Robinson, S (8, PH) OBP: 0.311, SLG: 0.314 (8, 7)	B SI 91 T SI 91 D KC 75 F SI 90 C SI 92 2-3 ③ K		C SI 87 X SI 89 0-1 ② SH1-4 1-2		S SI 91 F SL 82 F SL 81 S SI 93 0-3 ③ K			C SI 93 X CH 88 0-1 ② G4-3	C SI 92 F SI 92 F FF 92 B SL 84 X SI 92 1-2 2-H 1B	2 0 2	0 0 0	0 0 1	0 0 1	0 0 0	2 0 0	1 0 0
Inning Stats	R: 5 E: 1 K: 1 S: 15 H: 3 LOB: 1 BB: 2 P: 27	R: 2 E: 0 K: 0 S: 11 H: 3 LOB: 1 BB: 0 P: 16	R: 0 E: 0 K: 0 S: 9 H: 2 LOB: 2 BB: 0 P: 15	R: 0 E: 0 K: 2 S: 15 H: 1 LOB: 1 BB: 0 P: 19	R: 0 E: 0 K: 1 S: 9 H: 0 LOB: 0 BB: 0 P: 9	R: 0 E: 1 K: 0 S: 10 H: 0 LOB: 1 BB: 0 P: 16	R: 0 E: 0 K: 1 S: 7 H: 0 LOB: 0 BB: 0 P: 9	R: 3 E: 0 K: 1 S: 17 H: 5 LOB: 2 BB: 0 P: 28	R: 1 E: 0 K: 0 S: 12 H: 2 LOB: 1 BB: 0 P: 18	1B: 10 2B: 5 3B: 0 HR: 1 SF: 1 SAC: 1 DP: 0 HBP: 0						

PITCHER		IP	WLS	BF	H	R	ER	SO	BB	IBB	HBP	BLK	WP	HR	S	P	ERA	WHIP
49 Jeff Locke, L ERA: 3.52	(1, 1)	1.0	L	9	3	5	5	1	2	0	0	0	1	1	15	27	45.00	5.000
30 Jeanmar Gómez, R ERA: 3.2	(2, 1)	1.0		6	3	2	2	0	0	0	0	0	0	0	11	16	18.00	3.000
58 Brandon Cumpton, R ERA: 2.45	(3, 1)	3.0		12	3	0	0	3	0	0	0	0	0	0	33	43	0.00	1.000
38 Stolmy Pimentel, R ERA: 2.45	(6, 1)	2.0		7	0	0	0	1	0	0	0	0	1	0	17	25	0.00	0.000
32 Vin Mazzaro, R ERA: 2.88	(8, 1)	0.2		5	3	3	3	1	0	0	0	0	0	0	11	16	40.50	4.500

PITCHER		IP	WLS	BF	H	R	ER	SO	BB	IBB	HBP	BLK	WP	HR	S	P	ERA	WHIP
48 Jared Hughes, R ERA: 4.78	(8, 1)	1.1		8	4	1	1	0	0	0	0	0	0	0	18	30	6.75	3.000

TOP

Cincinnati Reds @ Pittsburgh Pirates

PNC Park, Pittsburgh, PA

Sun Sep 22 2013, 1:38 PM - 4:51 PM EDT

Att. 38,699 - Partly Cloudy - 61 F

livebaseballscorecards.com

AB	43
R	11
H	16
RBI	11
BB	2
SO	6
LOB	16

WP: 2 PA: 47
PB: 0
SB: 2
CS: 0

Batter	1	2	3	4	5	6	7	8	9	AB	R	H	RBI	BB	SO	LOB
31 Jose Tabata, R (1, 7) OBP: 0.341, SLG: 0.423	C SI 84 B SL 76 B SL 75 S SL 74 X SI 89 2-2 ① G1-3	B SL 75 F SI 88 S SI 88 F SI 87 S SL 79 1-3 ③ K			B SI 87 C CH 81 H SI 87 2-1 18 2B 66 SF9 HBP		B SI 96 X SI 95 1-0 ② F8			3	1	0	0	0	1	2
18 Neil Walker, S (1, 4) OBP: 0.341, SLG: 0.407	B SI 87 B SI 87 C SI 87 C SL 77 B SI 88 F CH 78 F SL 77 B SL 78 4-2 66 BB BB		C SL 75 X CH 76 0-1 HR		B SI 85 F SI 86 X SI 86 1-1 66 SF9 1-3 2B		B FF 96 B FF 96 B SI 97 C SI 96 B SI 96 4-1 BB			2	1	2	1	2	0	0
22 Andrew McCutchen, R (1, 8) OBP: 0.404, SLG: 0.511 6 Starling Marte, R (9, 8) OBP: 0.341, SLG: 0.438	B SI 87 F SI 88 C SI 87 F SL 78 F SL 77 B SL 77 F SI 88 F SI 89 F SL 76 2-2 ② X SL 75 P5		B CH 77 C SI 85 X SI 87 1-1 ① G6-3		C SL 75 C SL 76 X SL 76 0-2 ① P3		B FC 91 S FC 91 B FF 93 T FC 92 F CU 80 F FC 91 F SI 96 X FC 91 2-2 ③ G5-3			4 0	0 0	0 0	0 0	0 0	0 0	4 0
66 Justin Morneau, L (1, 3) OBP: 0.320, SLG: 0.413	B SI 87 B CU 72 B SL 74 B SL 73 4-0 1-2 BB		C SI 88 X SI 87 0-1 ② G3-1		F CH 82 B SI 87 X SL 74 1-1 ② SF9 2-3 3-H			B FF 94 C SL 82 X SL 81 1-1 ① P4		2	0	0	1	1	0	0
2 Marlon Byrd, R (1, 9) OBP: 0.330, SLG: 0.505 5 Josh Harrison, R (9, 9) OBP: 0.287, SLG: 0.415	C SI 88 C SI 86 F SL 77 B SL 78 F SL 75 X SL 78 1-2 ③ F9		T SI 88 F SI 89 X SL 78 0-2 ③ G6-3		X SL 75 0-0 ③ F9			B SL 81 X FF 94 1-0 ② L9		4 0	0 0	0 0	0 0	0 0	0 0	3 0
24 Pedro Alvarez, L (1, 5) OBP: 0.293, SLG: 0.465		C SI 86 F CH 76 X SI 88 0-2 12 1B 1B		B SL 74 C SL 74 F SI 86 B CH 75 X SI 87 2-2 ① G3		C CU 78 B SI 96 B SI 96 B SI 96 F SI 97 X SI 96 3-2 ① F8		C FF 94 F FF 94 S SL 83 0-3 ③ K		4	0	1	0	0	1	0
55 Russell Martin, R (1, 2) OBP: 0.328, SLG: 0.384 14 John Buck, R (5, 2) OBP: 0.286, SLG: 0.363	B SI 87 C SI 87 C SI 88 B SI 87 S SL 76 2-3 ① K			C CU 71 S SL 75 B SI 86 X SI 89 1-2 ② G6-3		C FC 90 S FC 92 B CU 81 X SI 96 1-2 ② G5-3			F FF 96 B CU 79 C CU 77 B CU 80 B FC 94 S FF 97 3-3 ① K	2 2	0 0	0 0	0 0	0 0	1 1	1 0
12 Clint Barmes, R (1, 6) OBP: 0.256, SLG: 0.317	C CU 71 B SL 75 B CU 72 X SI 88 2-1 1-2 1B			B SI 87 X SL 79 1-0 ③ P2		F SI 96 S FC 91 X FC 92 0-2 ③ P1			C FF 96 T FC 95 C CU 80 0-3 ② K	4	0	1	0	0	1	0
49 Jeff Locke, L (1, 1) 30 Jeanmar Gomez, R (2, 1) 57 Andrew Lambo, L (2, PH) 58 Brandon Cumpton, R (3, 1) 23 Travis Snider, L (5, PH) 38 Stolmy Pimentel, R (6, 1) 26 Felix Pie, L (7, PH) 32 Vin Mazzaro, R (8, 1) 48 Jared Hughes, R (8, 1) 46 Garrett Jones, L (9, PH)		B CU 72 B SL 75 C SL 73 T SI 87 B SI 88 S SL 76 3-3 ② K			C SL 73 X SI 87 0-1 HR		B SI 96 C SI 96 B SI 96 X SI 96 2-1 ① F7		B CU 80 X SI 97 1-0 ③ F8	0 0 1 0 1 0 0 1 0	0 0 0 0 1 0 0 0 0	0 0 0 0 1 0 0 0 0	0 0 0 0 0 0 0 0 0	0 0 0 0 1 0 0 0 0	0 0 0 0 0 0 0 0 0	0 0 2 0 0 0 0 0 0
Inning Stats	R: 0 E: 0 K: 0 S: 20 H: 0 LOB: 2 BB: 2 P: 33	R: 0 E: 0 K: 3 S: 15 H: 2 LOB: 2 BB: 0 P: 23	R: 1 E: 0 K: 0 S: 9 H: 1 LOB: 0 BB: 0 P: 10	R: 0 E: 0 K: 0 S: 7 H: 0 LOB: 0 BB: 0 P: 11	R: 2 E: 0 K: 0 S: 11 H: 2 LOB: 1 BB: 0 P: 15	R: 0 E: 0 K: 0 S: 9 H: 0 LOB: 0 BB: 0 P: 13	R: 0 E: 0 K: 0 S: 10 H: 0 LOB: 1 BB: 1 P: 19	R: 0 E: 0 K: 1 S: 6 H: 0 LOB: 0 BB: 0 P: 8	R: 0 E: 0 K: 2 S: 7 H: 0 LOB: 0 BB: 0 P: 11	1B: 2 2B: 1 3B: 0 HR: 2	SF: 1 SAC: 0 DP: 0 HBP: 1		WP: 0 PB: 0 SB: 0 CS: 0		PA: 36		

PITCHER		IP	WLS	BF	H	R	ER	SO	BB	IBB	HBP	BLK	WP	HR	S	P	ERA	WHIP
61 Bronson Arroyo, R ERA: 3.6	(1, 1)	5.0	W	23	5	3	3	3	2	0	1	0	0	2	62	92	5.40	1.400
31 Alfredo Simon, R ERA: 3.0	(6, 1)	2.0		7	0	0	0	0	1	0	0	0	0	0	19	32	0.00	0.500
43 Manny Parra, L ERA: 3.53	(8, 1)	1.0		3	0	0	0	1	0	0	0	0	0	0	6	8	0.00	0.000
Logan Ondrusek, R ERA: 4.24	(9, 1)	1.0		3	0	0	0	2	0	0	0	0	0	0	7	11	0.00	0.000

PITCHER	IP	WLS	BF	H	R	ER	SO	BB	IBB	HBP	BLK	WP	HR	S	P	ERA	WHIP

BOTTOM

Cincinnati Reds @ Pittsburgh Pirates

PNC Park, Pittsburgh, PA

Sun Sep 22 2013, 1:38 PM - 4:51 PM EDT

Att. 38,699 - Partly Cloudy - 61 F

livebaseballscorecards.com

AB	31
R	3
H	5
RBI	3
BB	3
SO	6
LOB	12

Batter	1	2	3	4	5	6	7	8	9	AB	R	H	RBI	BB	SO	LOB
31 Jose Tabata, R (1, 7) OBP: 0.337, SLG: 0.418 6 Starling Marte, R (7, 7) OBP: 0.343, SLG: 0.445	B FF 94 S SI 94 F SI 94 X SI 95 1-2 ① G6-3	B SL 83 B FF 92 C FF 94 X FF 93 2-1 ③ FC6-4 1-2f			C FC 91 S FC 92 S FF 94 0-3 ① K	F SI 93 S FF 92 S FF 94 0-3 ③ K			S FC 86 B FF 91 B FF 92 X CU 78 2-1 HR	4 1	0 1	0 1	0 1	0 0	2 0	4 0
18 Neil Walker, S (1, 4) OBP: 0.340, SLG: 0.412	B FF 94 F FF 95 X SI 95 1-1 HR		C SL 82 S FS 84 X FS 86 1-2 ① G6-3		S FS 84 F FS 85 B FS 84 C SI 95 1-3 ② K		X FF 88 0-0 ① F8		C FF 92 B FS 84 C FC 86 B FF 91 C FF 91 2-3 ③ K	5	1	1	1	0	2	0
22 Andrew McCutchen, R (1, 8) OBP: 0.405, SLG: 0.510	C FC 92 B SL 85 B SL 84 X FF 94 2-1 2 WP 1B		B FC 91 X FC 91 1-0 ② F9		S FF 94 B FS 85 F FF 95 B FS 86 B FS 85 D FC 93 4-2 66 PB BB		X CH 80 0-0 ② F8			3	0	1	0	1	0	0
66 Justin Morneau, L (1, 3) OBP: 0.320, SLG: 0.411	X FC 91 0-0 ② F9		X FS 85 0-0 ③ G4-3		1 SAFE B SI 93 B FS 84 S SL 84 B FS 83 B SL 85 4-1 2 FC6-4 1-2 BB		C SI 89 B SI 90 C FF 90 B SL 85 F SL 84 S CH 82 2-3 ③ K			3	0	0	0	1	1	1
2 Marlon Byrd, R (1, 9) OBP: 0.328, SLG: 0.501	C FF 93 1 SAFE B FF 93 B FF 94 X SI 92 2-1 ③ G4-3 1-2			S FC 92 C FF 94 S FF 94 0-3 ① K	X FC 92 0-0 ③ FC6-4 1-2f			S FF 96 F FF 96 B FF 96 X FF 98 1-2 ① L3-1		4	0	0	0	0	1	3
24 Pedro Alvarez, L (1, 5) OBP: 0.293, SLG: 0.463		T FF 92 S FS 85 B FS 85 B FS 84 C SI 94 2-3 ① K		B SL 84 C SL 86 F SL 86 B FS 86 X FC 93 2-2 55 G5-3 1B		S FC 91 B FF 91 X FS 84 1-1 ① G4-3		C SL 83 F SI 97 B FF 95 F FF 96 X SL 83 1-2 ② P6		4	0	1	0	0	1	0
55 Russell Martin, R (1, 2) OBP: 0.329, SLG: 0.384		F FC 91 B SL 84 S SL 82 F SL 84 F FF 94 B FS 85 B FS 86 B FF 94 4-2 10 E 10 FC5 50 FC1-2 BB		B SL 81 B SI 93 X FF 93 2-0 ② G5-3 1-2		B SL 84 X FC 90 1-0 50 1B 1B		C SL 83 B SL 82 B SL 82 X FF 92 2-1 ③ G6-3		3	0	1	0	1	0	1
10 Jordy Mercer, R (1, 6) OBP: 0.332, SLG: 0.409 12 Clint Barmes, R (8, 6) OBP: 0.255, SLG: 0.316		X FF 93 0-0 FC5 50 FC1-2 1-3		I IN 72 I IN 73 I IN 73 I IN 77 4-0 IBB		C SL 83 S SL 84 S SL 86 0-3 ② K			B FF 90 C FF 90 B FF 91 F FF 90 F FF 92 F FC 88 S FF 90 2-3 ① K	2 1	0 0	0 0	0 0	1 0	1 1	2 0
50 Charlie Morton, R (1, 1) OBP: 0.147, SLG: 0.147 35 Mark Melancon, R (8, 1) 23 Travis Snider, L (9, PH) OBP: 0.287, SLG: 0.341 44 Tony Watson, L (9, 1) 39 Jason Grilli, R (9, 1)		D FF 92 X FF 93 1-0 ② FC1-2 31 FC6-4 1-2 3-H		S FF 94 F FF 94 C SL 83 0-3 ③ K		S FF 93 S FF 94 X FF 94 0-2 1-2 1B			S FF 91 B CU 78 F FF 91 F FF 91 B FF 91 F FC 87 S FF 91 2-3 ② K	3 0 1 0 0	0 0 0 0 0	1 0 0 0 0	0 0 0 0 0	0 0 1 0 0	1 0 0 0 0	4 0 0 0 0
Inning Stats	R: 1 E: 0 K: 0 S: 10 H: 2 LOB: 1 BB: 0 P: 16	R: 0 E: 1 K: 1 S: 11 H: 0 LOB: 2 BB: 1 P: 20	R: 0 E: 0 K: 0 S: 5 H: 0 LOB: 0 BB: 0 P: 7	R: 0 E: 0 K: 2 S: 10 H: 1 LOB: 2 BB: 1 P: 18	R: 0 E: 0 K: 2 S: 10 H: 0 LOB: 2 BB: 2 P: 19	R: 0 E: 0 K: 2 S: 12 H: 2 LOB: 2 BB: 0 P: 14	R: 0 E: 0 K: 1 S: 6 H: 0 LOB: 0 BB: 0 P: 8	R: 0 E: 0 K: 0 S: 9 H: 0 LOB: 0 BB: 0 P: 13	R: 1 E: 0 K: 3 S: 15 H: 1 LOB: 0 BB: 0 P: 23	1B: 4 2B: 0 3B: 0 HR: 2		SF: 0 SAC: 0 DP: 0 HBP: 0		WP: 1 PB: 1 SB: 0 CS: 0	PA: 38	

PITCHER		IP	WLS	BF	H	R	ER	SO	BB	IBB	HBP	BLK	WP	HR	S	P	ERA	WHIP
29 Jeff Samardzija, R ERA: 4.33	(1, 1)	6.0		28	5	1	1	7	3	1	0	0	1	1	58	94	1.50	1.333
33 Carlos Villanueva, R ERA: 4.13	(7, 1)	1.0		3	0	0	0	1	0	0	0	0	0	0	6	8	0.00	0.000
56 Héctor Rondón, R ERA: 4.96	(8, 1)	1.0		3	0	0	0	0	0	0	0	0	0	0	9	13	0.00	0.000
63 Kevin Gregg, R ERA: 3.54	(9, 1)	1.0	L	4	1	1	1	3	0	0	0	0	0	1	15	23	9.00	1.000

PITCHER	IP	WLS	BF	H	R	ER	SO	BB	IBB	HBP	BLK	WP	HR	S	P	ERA	WHIP

TOP

Pittsburgh Pirates @ Chicago Cubs

Wrigley Field, Chicago, IL

Mon Sep 23 2013, 7:08 PM - 9:50 PM CDT

Att. 32,289 - Clear - 63 F

livebaseballscorecards.com

AB	34
R	2
H	6
RBI	2
BB	4
SO	11
LOB	15

BOTTOM

Pittsburgh Pirates @ Chicago Cubs

Wrigley Field, Chicago, IL

Mon Sep 23 2013, 7:08 PM - 9:50 PM CDT

Att. 32,289 - Clear - 63 F

livebaseballscorecards.com

Batter	1	2	3	4	5	6	7	8	9	AB	R	H	RBI	BB	SO	LOB
13 Starlin Castro, R (1, 6) OBP: 0.281, SLG: 0.342	B SI 91 B SI 91 F SI 91 X SI 92 2-1 G5-3 ①		B SI 92 C SI 90 X CU 78 1-1 G6-3 ②			C SI 91 S SI 91 B SI 90 X SI 91 1-2 24 G3-6 1B		F FF 92 S FC 91 X FF 92 0-2 F8 ②		4	0	1	0	0	0	1
24 Luis Valbuena, L (1, 5) OBP: 0.332, SLG: 0.379	B FF 94 X SI 92 1-0 P6 ②		C CU 77 X SI 92 0-1 G4-3 ③			1 SAFE B SI 90 1 SAFE 1 SAFE B SI 90 B SI 91 C SI 90 X SI 90 3-1 G3-6 ①② 1-2f		F FF 91 F FF 91 S KC 81 0-3 K ③		4	0	0	0	0	1	2
44 Anthony Rizzo, L (1, 3) OBP: 0.321, SLG: 0.415	C FF 93 X FS 85 0-1 G5-3 ③			C SI 91 L CU 77 B CU 76 F CU 77 X SI 92 1-2 G1-3 ①		S FF 93 B SI 91 X SI 91 1-1 G3 ③			B SI 93 B SI 93 C SI 93 C SI 94 F SL 84 F SI 94 X SI 94 2-2 G5-3 ①	4	0	0	0	0	0	0
30 Dioner Navarro, S (1, 2) OBP: 0.365, SLG: 0.502 22 Logan Watkins, L (9, PR) OBP: 0.281, SLG: 0.207		X FF 93 0-0 L8 ①		C SI 92 B CU 75 F CU 77 B CU 77 F SI 91 F CU 77 B FF 93 X SI 93 3-2 G6-3 ②			X SI 91 0-0 6 G4-3-6 1B		B SL 82 C FF 92 C SL 82 B FF 91 B SL 83 B FF 92 4-2 19 FC3-6 BB	3 0	0 0	1 0	0 0	1 0	0 0	0 0
19 Nate Schierholtz, L (1, 9) OBP: 0.301, SLG: 0.471		B SI 92 X SI 92 1-0 G6-3 ②		B SI 92 X SI 92 1-0 G6-3 ③			C CU 77 S FF 91 F CU 78 F FF 91 S FF 91 0-3 K ①		C FF 93 1 SAFE C FF 92 X FF 92 0-2 FC3-6 6 1B 6 1B 1-2f ②	4	0	0	0	0	1	2
6 Ryan Sweeney, L (1, 8) OBP: 0.335, SLG: 0.472		B FF 94 B SI 92 B SI 92 C FF 93 F SI 93 B SI 93 4-2 47 2B BB			B SI 92 C SI 91 S CU 78 F CU 78 F CU 77 B SI 92 B SI 91 F SI 92 S FF 92 3-3 K ①		C SI 90 X SI 90 0-1 G4-3-6 ②③ 1-2f		B SI 92 C SI 92 D SL 83 F FF 93 X FF 92 2-2 1-H 1B ③	3	0	1	0	1	1	1
47 Brian Bogusevic, L (1, 7) OBP: 0.343, SLG: 0.500		C CU 77 X FS 84 0-1 1-3 2B			C FF 93 B SI 91 F CU 77 S FF 91 1-3 K ②			F FF 93 F FC 90 B KC 82 B KC 81 X KC 82 2-2 8 WP 15 G1-3 8 1B 1B		3	1	2	0	0	1	0
15 Darwin Barney, R (1, 4) OBP: 0.268, SLG: 0.305		B SI 92 F SI 93 B SI 93 B SI 93 X SI 92 3-1 L7 ③			C SI 92 C CU 77 F CU 77 H CU 76 1-2 HBP			B FF 91 X FF 93 1-0 G1-3 ① 1-2		2	0	0	0	0	0	3
29 Jeff Samardzija, R (1, 1) OBP: 0.131, SLG: 0.200 33 Carlos Villanueva, R (7, 1) OBP: 0.161, SLG: 0.161 56 Héctor Rondón, R (8, 1) 8 Donnie Murphy, R (8, PH) OBP: 0.326, SLG: 0.565 63 Kevin Gregg, R (9, 1)			C SI 91 S SI 92 C CU 77 0-3 K ①			T SI 92 B SI 92 T SI 91 F SI 91 C SI 92 1-3 K ③		B FC 91 C FF 93 B KC 82 B FF 93 F FC 92 X KC 82 3-2 2-H 1B		2 0 0 1 0	0 0 0 0 0	0 0 0 1 0	0 0 0 1 0	2 0 0 0 0	1 0 0 0 0
Inning Stats	R: 0 E: 0 K: 0 S: 5 H: 0 LOB: 0 BB: 0 P: 8	R: 0 E: 0 K: 0 S: 8 H: 1 LOB: 2 BB: 1 P: 16	R: 0 E: 0 K: 1 S: 7 H: 0 LOB: 0 BB: 0 P: 8	R: 0 E: 0 K: 0 S: 10 H: 0 LOB: 0 BB: 0 P: 15	R: 0 E: 0 K: 3 S: 16 H: 0 LOB: 1 BB: 0 P: 22	R: 0 E: 0 K: 0 S: 7 H: 1 LOB: 0 BB: 0 P: 12	R: 0 E: 0 K: 1 S: 8 H: 1 LOB: 0 BB: 0 P: 8	R: 1 E: 0 K: 1 S: 13 H: 2 LOB: 1 BB: 0 P: 19	R: 0 E: 0 K: 0 S: 13 H: 1 LOB: 2 BB: 1 P: 21	1B: 5 2B: 1 3B: 0 HR: 0	SF: 0 SAC: 0 DP: 2 HBP: 1	WP: 1 PB: 0 SB: 0 CS: 0	PA: 33			

	AB	R	H	RBI	BB	SO	LOB
	30	1	6	1	2	6	10

PITCHER		IP	WLS	BF	H	R	ER	SO	BB	IBB	HBP	BLK	WP	HR	S	P	ERA	WHIP
50 Charlie Morton, R ERA: 3.14	(1, 1)	7.0		24	3	0	0	5	1	0	1	0	0	0	61	89	0.00	0.571
35 Mark Melancon, R ERA: 1.41	(8, 1)	1.0	W	5	2	1	1	1	0	0	0	0	1	0	13	19	9.00	2.000
44 Tony Watson, L ERA: 2.42	(9, 1)	0.1	H	1	0	0	0	0	0	0	0	0	0	0	5	7	0.00	0.000
39 Jason Grilli, R ERA: 2.76	(9, 1)	0.2	S	3	1	0	0	0	1	0	0	0	0	0	8	14	0.00	3.000

PITCHER	IP	WLS	BF	H	R	ER	SO	BB	IBB	HBP	BLK	WP	HR	S	P	ERA	WHIP

Batter	1	2	3	4	5	6	7	8	9	AB	R	H	RBI	BB	SO	LOB
6 Starling Marte, R (1, 7) OBP: 0.343, SLG: 0.447	C FF 86 B SI 88 F FC 86 C SI 87 1-3 ① K	F FC 85 F CH 79 B FC 84 F SI 87 X SI 88 1-2 ③ G5-3		X SI 88 0-0 1B	S FF 91 B FF 90 C FF 91 T FF 91 1-2 ③ K			B SI 91 F SI 91 F SI 92 2 SAFE X SL 84 1-2 23 G6-3 22 1B 2B 2-H		5	1	2	1	0	2	4
10 Jordy Mercer, R (1, 6) OBP: 0.331, SLG: 0.416 23 Travis Snider, L (8, PH) OBP: 0.286, SLG: 0.340 29 Bryan Morris, L (8, 1) OBP: 0.200, SLG: 0.200 25 Kyle Farnsworth, R (9, 1)	C FF 88 B CU 78 B CU 78 S SI 88 B SI 87 X FC 84 3-2 ② G6-3		C CH 77 C CU 76 B CU 80 F FC 84 F SI 85 B CU 79 B CH 80 X FC 84 3-2 HR	B CH 81 1 SAFE 1 SAFE X SI 89 1-0 ③ L9		C FF 90 B CU 79 B CU 79 B CU 78 F FF 91 F FF 91 F FF 90 X FF 91 3-2 ① G5-3		D SI 92 B SI 91 X SI 92 2-1 ② G6-3 2-3	4 1 0 0	1 0 0 0	1 0 0 0	1 0 0 0	0 0 0 0	1 1 0 0
22 Andrew McCutchen, R (1, 8) OBP: 0.405, SLG: 0.509	C FF 88 B SI 87 X SI 88 1-1 ③ F9		B FC 83 X FC 84 1-0 ① G5-3		B FF 88 B CH 85 C CH 87 B SI 88 X CH 85 3-1 17 BB 2 BB 24 2B 1B	B CU 78 C FF 91 C CU 79 S FF 91 1-3 ② K		C SL 83 C SL 85 X SL 85 0-2 3-H 1B		5	1	2	1	0	1	0
2 Marlon Byrd, R (1, 9) OBP: 0.330, SLG: 0.501		B FF 87 B SI 88 X SI 87 2-0 55 F8 17 BB 24 2B 1B	B CU 78 B CH 78 F FC 82 X FC 86 2-1 17 2B 1B		B FF 87 B SL 77 B FF 87 B FF 86 4-0 17 BB 24 2B 1-2 BB	F FF 91 X FF 91 0-1 ③ G6-3		B SI 91 B SL 82 S SI 91 X SI 92 2-1 ③ F8		4	2	2	0	1	0	2
17 Gaby Sanchez, R (1, 3) OBP: 0.363, SLG: 0.405		C SI 88 B CH 80 B FC 86 B FC 86 B FC 85 4-1 24 2B 45 1B 1-2 BB	B FC 84 X CH 79 1-0 1-3 2B		B CU 77 B CH 86 C FF 86 B FF 87 B CH 86 4-1 24 2B 1-2 2-3 BB		C SL 81 B SL 83 B SI 93 X SI 92 2-1 ① L5		C FF 92 F FF 92 S FF 92 0-3 ① K	3	1	1	0	2	1	0
55 Russell Martin, R (1, 2) OBP: 0.326, SLG: 0.380		X SI 88 0-0 ① F8 2-3	B CH 79 C SI 85 F CU 75 F CU 78 B CU 74 B SI 88 S CU 79 3-3 ② K		C FF 87 C CH 77 B SL 79 S FF 90 1-3 ① K		C SL 82 F SL 84 F SI 94 B SI 93 F SL 83 S SL 84 1-3 ② K		X FF 93 0-0 ② G5-3	5	0	0	0	0	3	7
24 Pedro Alvarez, L (1, 5) OBP: 0.294, SLG: 0.466		B FC 86 B FF 85 X SL 85 2-0 1-3 3-H 45 1B 2B	B CU 79 C CU 78 S CU 78 B CU 78 F FF 88 S FF 88 2-3 ③ K		B CH 82 B SI 89 S CH 86 F FF 86 B SL 76 X SL 77 3-2 1-3 2-H 3-H 2B		C CH 86 X CH 82 0-1 ③ P6		B FF 93 F SI 93 X SL 83 1-1 ③ F9	5	1	2	3	0	1	2
5 Josh Harrison, R (1, 4) OBP: 0.281, SLG: 0.405 18 Neil Walker, S (5, PH) OBP: 0.340, SLG: 0.411 (5, 4)		F CH 80 B CU 77 X CH 80 1-1 ② G5-3		B CH 80 C SI 86 F SI 87 B CU 78 S CU 78 2-3 ① K	I IN 68 I IN 70 I IN 71 I IN 70 4-0 IBB			B CH 84 C CH 85 B CH 84 X SI 90 2-1 ① L9		2 1	0 0	0 0	0 0	1 1	2 0	2 0
45 Gerrit Cole, R (1, 1) OBP: 0.229, SLG: 0.206 37 Justin Wilson, L (7, 1) 46 Garrett Jones, L (8, PH) OBP: 0.292, SLG: 0.418 26 Felix Pie, L (8, PR) OBP: 0.231, SLG: 0.208 12 Clint Barmes, R (8, 6) OBP: 0.255, SLG: 0.316		F SI 86 X CU 76 0-1 2-H 3-H 1B		B FF 88 C FF 87 F SI 88 F CU 80 F SI 89 B SI 88 S CU 79 2-3 ② K	C CH 86 B FF 86 B FF 85 S FF 85 F CH 85 S FF 86 2-3 ② K			B SI 92 S SI 90 X SI 92 1-1 6 E 6 2B 2B		3 0 1 0 0	0 0 0 1 0	1 0 1 0 0	2 0 0 0 0	0 0 0 0 0	2 0 0 0 0	3 0 0 0 0
Inning Stats	R: 0 E: 0 K: 1 S: 8 H: 0 LOB: 0 BB: 0 P: 13	R: 3 E: 0 K: 0 S: 12 H: 3 LOB: 1 BB: 1 P: 22	R: 1 E: 0 K: 2 S: 17 H: 3 LOB: 2 BB: 0 P: 29	R: 0 E: 0 K: 2 S: 10 H: 1 LOB: 1 BB: 0 P: 15	R: 2 E: 0 K: 3 S: 16 H: 2 LOB: 3 BB: 3 P: 38	R: 0 E: 0 K: 1 S: 10 H: 0 LOB: 0 BB: 0 P: 14	R: 0 E: 0 K: 1 S: 9 H: 0 LOB: 0 BB: 0 P: 12	R: 2 E: 1 K: 0 S: 14 H: 3 LOB: 2 BB: 0 P: 22	R: 0 E: 0 K: 1 S: 6 H: 0 LOB: 0 BB: 0 P: 7	1B: 6 2B: 5 3B: 0 HR: 1 SF: 0 SAC: 0 DP: 0 HBP: 0						

Pittsburgh Pirates @ Chicago Cubs

Wrigley Field, Chicago, IL

Tue Sep 24 2013, 7:07 PM - 10:25 PM CDT

Att. 34,138 - Partly Cloudy - 63 F

TOP

livebaseballscorecards.com

AB	39
R	8
H	12
RBI	8
BB	4
SO	11
LOB	22

WP: 0 PB: 0 SB: 0 CS: 0 PA: 43

PITCHER		IP	WLS	BF	H	R	ER	SO	BB	IBB	HBP	BLK	WP	HR	S	P	ERA	WHIP
18 Chris Rusin, L ERA: 3.93	(1, 1)	2.1	L	14	6	4	4	1	1	0	0	0	0	1	29	51	15.43	3.000
43 Brooks Raley, L ERA: 4.91	(3, 1)	1.2		6	1	0	0	4	0	0	0	0	0	0	18	28	0.00	0.600
12 Chang-Yong Lim, R ERA: 6.75	(5, 1)	0.2		7	2	2	2	2	2	1	0	0	0	0	13	34	27.00	6.000
50 Blake Parker, R ERA: 2.64	(5, 1)	1.1		4	0	0	0	2	0	0	0	0	0	0	13	18	0.00	0.000
55 Alberto Cabrera, R ERA: 5.4	(7, 1)	2.0		9	3	2	2	1	0	0	0	0	0	0	23	34	9.00	1.500

PITCHER		IP	WLS	BF	H	R	ER	SO	BB	IBB	HBP	BLK	WP	HR	S	P	ERA	WHIP
59 Zac Rosscup, L ERA: 1.69	(9, 1)	1.0		3	0	0	0	1	0	0	0	0	0	0	6	7	0.00	0.000

BOTTOM

Pittsburgh Pirates @ Chicago Cubs

Wrigley Field, Chicago, IL

Tue Sep 24 2013, 7:07 PM - 10:25 PM CDT

Att. 34,138 - Partly Cloudy - 63 F

livebaseballscorecards.com

Batter	1	2	3	4	5	6	7	8	9	AB	R	H	RBI	BB	SO	LOB
13 Starlin Castro, R (1, 6) OBP: 0.283, SLG: 0.343	C FF 94 X SL 87 0-1 ① P4		F SL 86 X FF 97 0-1 21 G1-6-3 1B 2-H			X FF 96 0-0 44 E 21 BB 1B 1-2	C SI 96 F FC 92 B FF 96 S CU 82 1-3 ③ K		B SI 93 B SI 92 B SI 92 C FF 94 B SI 92 4-1 BB 1-2	4	0	2	1	1	1	1
21 Junior Lake, R (1, 7) OBP: 0.337, SLG: 0.443	C FF 94 B FF 94 S SL 88 B FF 93 B SL 88 X FF 96 3-2 ② G5-3		C FF 95 1 SAFE X KC 84 0-1 ②③ G1-6-3 1-2f			C SL 86 C SI 96 D SL 86 B FF 96 B FF 96 F SL 87 F FF 98 B FF 96 4-2 44 E BB 1-2 2-3		X FF 94 0-0 ① F8	C FF 95 S SL 86 S SL 86 0-3 ③ K	4	0	0	0	1	1	3
44 Anthony Rizzo, L (1, 3) OBP: 0.320, SLG: 0.414	F FF 96 B KC 82 C KC 83 F SL 88 F KC 83 F FF 97 B FF 96 S KC 85 2-3 ③ K			X KC 83 0-0 ① G6-3		D KC 85 C SL 89 F FF 96 X KC 85 1-2 E6 1-2 2-3 3-H		C SI 94 S CU 82 X CU 83 0-2 30 BB 1B		4	0	1	1	0	1	2
30 Dioner Navarro, S (1, 2) OBP: 0.367, SLG: 0.500		B FF 94 B KC 84 X SI 94 2-0 8 1B 19 1B 1B		B FF 95 S CH 85 X CH 84 1-1 ② G4-3		B CH 87 B SI 96 B FF 96 C FF 95 F FF 96 S FF 97 3-3 ① K		B FC 90 B FC 90 D SI 93 B FF 93 4-0 BB 1-2		3	0	1	0	1	1	3
19 Nate Schierholtz, L (1, 9) OBP: 0.302, SLG: 0.471 50 Blake Parker, R (5, 1) 24 Luis Valbuena, L (6, PH) OBP: 0.333, SLG: 0.378 55 Alberto Cabrera, R (7, 1) 54 Darnell McDonald, R (8, PH) OBP: 0.294, SLG: 0.277 59 Zac Rosscup, R (9, 1)		S FF 95 X FF 95 0-1 ① 1-2 1B		C CH 85 X FF 98 0-1 ③ P5		S FF 97 C FF 98 D SL 87 B FF 97 F FF 97 F SL 89 C FF 96 2-3 ② K		B FF 93 C FF 94 F FC 91 B FC 90 T FC 90 2-2 ② K		2 0 1 0 1 0	0 0 0 0 0 0	1 0 0 0 0 0	0 0 0 0 0 0	0 0 1 0 0 1	0 0 3 0 0 2	0 0 0 0 0 0
8 Donnie Murphy, R (1, 5) OBP: 0.324, SLG: 0.556		C FF 95 F SL 86 F KC 84 X FF 98 0-2 47 G6-4-3 1B 2-3			C FF 95 B FF 94 S SL 86 F KC 85 S KC 84 1-3 ① K	B FF 97 X FF 96 1-0 ③ F9		D FC 89 S FC 88 F FC 88 D CU 82 F FC 88 S FC 88 2-3 ③ K		4	0	1	0	0	2	5
47 Brian Bogusevic, L (1, 8) OBP: 0.333, SLG: 0.485 (5, 9)		D SL 87 S SL 88 F FF 98 X SL 87 1-2 ②③ G6-4-3 1-2f			S FF 96 B KC 84 S KC 85 B KC 84 C SI 96 2-3 ② K		B SI 96 C FF 96 S CU 82 S CU 81 1-3 ① K		B SL 83 F SI 91 X SL 85 1-1 ① F8	4	0	0	0	0	2	2
22 Logan Watkins, L (1, 4) OBP: 0.278, SLG: 0.212			B FF 95 C FF 95 C KC 84 X SI 96 1-2 43 SH1-4 13 1B 1B		C FF 96 B FF 97 C KC 85 S SL 87 C KC 84 2-3 ③ K		S SI 96 B FF 97 S SI 96 B FF 97 S FF 96 2-3 ② K		F FF 93 B SL 87 F SI 92 F FF 95 B SL 86 X SL 86 2-2 ② G3	4	1	1	0	0	2	0
18 Chris Rusin, L (1, 1) OBP: 0.105, SLG: 0.105 43 Brooks Raley, L (3, 1) 12 Chang-Yong Lim, R (5, 1) 6 Ryan Sweeney, L (5, 8) OBP: 0.345, SLG: 0.480			L X SI 97 0-1 ① SH1-4 1-2			C FF 95 B CH 84 B KC 83 F FF 94 B KC 85 X FF 97 3-2 21 BB 13 1B 44 E 1B	C FF 96 B SI 97 X FF 96 1-1 1B		B SI 92 X SI 92 1-0 13 BB 1B	0 0 0 3	0 0 0 1	0 0 0 3	0 0 0 0	0 0 0 0	0 0 0 0	0 0 0 0

Inning Stats	1	2	3	4	5	6	7	8	9
	R: 0 E: 0 K: 1 S: 11	R: 0 E: 0 K: 0 S: 10	R: 1 E: 0 K: 0 S: 9	R: 0 E: 0 K: 0 S: 5	R: 0 E: 0 K: 3 S: 10	R: 1 E: 1 K: 2 S: 20	R: 0 E: 0 K: 3 S: 11	R: 0 E: 0 K: 2 S: 11	R: 0 E: 0 K: 1 S: 11
	H: 0 LOB: 0 BB: 0 P: 16	H: 3 LOB: 1 BB: 0 P: 13	H: 2 LOB: 0 BB: 0 P: 10	H: 0 LOB: 0 BB: 0 P: 6	H: 0 LOB: 0 BB: 0 P: 15	H: 2 LOB: 3 BB: 1 P: 34	H: 1 LOB: 1 BB: 0 P: 16	H: 1 LOB: 2 BB: 1 P: 19	H: 1 LOB: 2 BB: 1 P: 19

1B: 10	SF: 0
2B: 0	SAC: 1
3B: 0	DP: 2
HR: 0	HBP: 0

WP: 0	PA: 38
PB: 0	
SB: 0	
CS: 0	

AB	34
R	2
H	10
RBI	2
BB	3
SO	12
LOB	21

PITCHER		IP	WLS	BF	H	R	ER	SO	BB	IBB	HBP	BLK	WP	HR	S	P	ERA	WHIP
45 Gerrit Cole, R ERA: 3.22	(1, 1)	6.0	W	24	7	2	2	6	1	0	0	0	0	0	65	94	3.00	1.333
37 Justin Wilson, L ERA: 2.11	(7, 1)	1.0		4	1	0	0	3	0	0	0	0	0	0	11	16	0.00	1.000
29 Bryan Morris, R ERA: 3.57	(8, 1)	1.0		5	1	0	0	2	1	0	0	0	0	0	11	19	0.00	2.000
25 Kyle Farnsworth, R ERA: 4.82	(9, 1)	1.0		5	1	0	0	1	1	0	0	0	0	0	11	19	0.00	2.000

PITCHER	IP	WLS	BF	H	R	ER	SO	BB	IBB	HBP	BLK	WP	HR	S	P	ERA	WHIP

Pittsburgh Pirates @ Chicago Cubs

Wrigley Field, Chicago, IL

Wed Sep 25 2013, 1:23 PM - 4:28 PM CDT

Att. 26,171 - Sunny - 65 F

TOP

livebaseballscorecards.com

Batter	1	2	3	4	5	6	7	8	9	AB	R	H	RBI	BB	SO	LOB
6 Starling Marte, R (1, 7) OBP: 0.345, SLG: 0.447	C FF 94 X SI 94 0-1 18 S 1B		C SL 90 X CU 81 0-1 18 1B, 18 S, 66 BB, 1B		C FF 91 S SL 86 B SL 89 H FF 93 2-2 22 S HBP		S SL 87 S FF 93 B SL 85 B CU 83 F FF 95 S FF 94 2-3 ③ K		C FF 91 C FF 91 C FF 91 0-3 ③ K	4	1	2	0	0	2	2
18 Neil Walker, S (1, 4) OBP: 0.340, SLG: 0.409	L SI 94 1 SAFE B SI 95 X CU 79 1-1 ① B2 1-2		1 SAFE C CH 86 1 SAFE 1 SAFE D CU 82 X CU 79 1-1 66 BB, 22 BB, 1B 1-3		1 SAFE 1 SAFE B CH 84 X SI 92 1-0 ② F7			B SL 83 B SI 96 B SI 97 C FF 96 X FF 96 3-1 ① F7		4	0	1	0	0	0	2
22 Andrew McCutchen, R (1, 8) OBP: 0.404, SLG: 0.506	C SI 95 X SL 88 0-1 ② F9		B SI 94 B SL 91 F SL 89 B SI 95 B SL 87 4-1 66 BB 1-2 BB		1 SAFE B SL 87 C SI 93 F FF 93 B FF 94 B SI 95 X CU 82 3-2 ③ G1-3 1-2			B FF 96 B FF 96 F FF 96 C SI 97 B FF 96 S CH 86 3-3 ② K		3	0	0	0	1	1	2
66 Justin Morneau, L (1, 3) OBP: 0.323, SLG: 0.414	X CU 79 0-0 ③ G6-3		C SI 94 B FF 95 S SL 91 B SL 91 B SI 96 F SL 92 B SL 91 4-2 1-2 2-3 3-H BB			B SL 90 B SI 94 B SL 90 C FF 93 F SI 94 F SI 95 X SL 92 3-2 46 G3-1 2B		B SL 85 X SI 96 1-0 46 FC6 1B		3	0	2	1	1	0	1
46 Garrett Jones, L (1, 9) OBP: 0.289, SLG: 0.414		C FF 93 X CH 86 0-1 ① G6-3	B SL 92 X CH 86 1-0 ③ G4-3			F SI 93 C SI 94 X CH 88 0-2 ① G3-1 2-3		S SI 96 X FF 96 0-1 ③ FC6 1-2f		4	0	0	0	0	0	5
24 Pedro Alvarez, L (1, 5) OBP: 0.292, SLG: 0.463		B CU 80 S CH 88 S FF 94 B CU 82 X CH 87 2-2 ② F8		C SL 87 B SI 93 B CH 86 X SI 93 2-1 12 L5 E6		C CU 78 F SI 94 X CU 81 0-2 ② G3			C CU 77 B FF 90 S FS 83 S FS 82 1-3 ① K2-3	4	0	0	0	0	1	1
59 Tony Sanchez, R (1, 2) OBP: 0.292, SLG: 0.407 26 Felix Pie, L (9, PR) OBP: 0.231, SLG: 0.208		B FF 95 F SI 95 X SL 88 1-1 ③ G1-3		B SI 93 X SI 93 1-0 ① P6		C SL 88 F FF 95 B SL 90 C FF 94 1-3 ③ K			B FF 90 F FF 91 B FF 90 X FC 86 2-1 31 3B E6	4 0	0 1	0 0	0 0	0 0	1 0	2 0
12 Clint Barmes, R (1, 6) OBP: 0.252, SLG: 0.313 31 Jose Tabata, R (9, PH) OBP: 0.339, SLG: 0.426			B SI 94 S SL 88 X SI 94 1-1 ① F9	F SI 93 B FF 93 L SI 93 X FF 93 1-2 ② ③ L5 3-3			C FF 93 B CU 82 X SL 83 1-1 ① F7		C FF 90 B FF 90 B FF 90 F FF 90 B FF 90 X FF 90 3-2 1-H 3B	3 1	0 0	0 1	0 1	0 0	0 0	1 0
47 Francisco Liriano, L (1, 1) OBP: 0.137, SLG: 0.064 32 Vin Mazzaro, R (6, 1) OBP: 0.167, SLG: 0.167 57 Andrew Lambo, L (7, PH) OBP: 0.267, SLG: 0.259 29 Bryan Morris, L (7, 1) OBP: 0.200, SLG: 0.200 30 Jeanmar Gomez, R (8, 1) OBP: 0.077, SLG: 0.077 2 Marlon Byrd, R (9, PH) OBP: 0.330, SLG: 0.500			C FF 93 S SI 94 X SI 94 0-2 ② L7		B FF 91 X FF 91 1-0 ① P5		C CU 77 B FF 95 B FF 84 F FF 92 C FF 94 2-3 ② K		S FF 91 F FF 91 B FF 92 F FC 88 S FF 91 1-3 ② K	2 0 1 0 0 1	0 0 0 0 0 0	0 0 0 0 0 0	0 0 0 0 0 1	0 0 1 0 0 2	0 0 0 0 0 0	0 0 0 0 0 2
Inning Stats	R: 0 E: 0 K: 0 S: 7 H: 1 LOB: 1 BB: 0 P: 8	R: 0 E: 0 K: 0 S: 7 H: 0 LOB: 0 BB: 0 P: 10	R: 1 E: 0 K: 0 S: 14 H: 2 LOB: 3 BB: 2 P: 25	R: 0 E: 1 K: 0 S: 6 H: 0 LOB: 0 BB: 0 P: 10	R: 0 E: 0 K: 0 S: 7 H: 0 LOB: 1 BB: 0 P: 14	R: 0 E: 0 K: 1 S: 13 H: 1 LOB: 1 BB: 0 P: 17	R: 0 E: 0 K: 2 S: 9 H: 0 LOB: 0 BB: 0 P: 14	R: 0 E: 0 K: 1 S: 8 H: 1 LOB: 1 BB: 0 P: 15	R: 1 E: 1 K: 3 S: 15 H: 1 LOB: 2 BB: 0 P: 22	1B: 4 2B: 2 3B: 1 HR: 0 SF: 0 SAC: 0 DP: 1 HBP: 1						WP: 0 PB: 0 SB: 3 CS: 0 PA: 37	

	AB	34
	R	2
	H	6
	RBI	2
	BB	2
	SO	7
	LOB	18

PITCHER		IP	WLS	BF	H	R	ER	SO	BB	IBB	HBP	BLK	WP	HR	S	P	ERA	WHIP
49 Jake Arrieta, R ERA: 4.78	(1, 1)	6.0	W	25	4	1	1	1	2	0	1	0	0	0	54	84	1.50	1.000
52 Justin Grimm, R ERA: 6.03	(7, 1)	1.0	H	3	0	0	0	2	0	0	0	0	0	0	9	14	0.00	0.000
46 Pedro Strop, R ERA: 4.45	(8, 1)	1.0	H	4	1	0	0	1	0	0	0	0	0	0	8	15	0.00	1.000
63 Kevin Gregg, R ERA: 3.48	(9, 1)	1.0	S	5	1	1	0	3	0	0	0	0	0	0	15	22	0.00	1.000

PITCHER		IP	WLS	BF	H	R	ER	SO	BB	IBB	HBP	BLK	WP	HR	S	P	ERA	WHIP

Batter	1	2	3	4	5	6	7	8	9	AB	R	H	RBI	BB	SO	LOB
13 Starlin Castro, R (1, 6) OBP: 0.283, SLG: 0.344	C SI 92 S SI 93 B SL 88 B SI 92 S SL 89 2-3 ① K		C SL 86 S CH 86 X CH 87 0-2 ① P2		C SL 86 B SL 85 X SI 92 1-1 ① G6-3		B FC 90 X FF 93 1-0 21 WP 2B			4	0	1	0	0	1	0
15 Darwin Barney, R (1, 4) OBP: 0.270, SLG: 0.308	F FF 92 F SL 88 F SL 87 B SL 86 F SI 94 B SI 93 X SL 86 2-2 44 1B 2B		C CH 86 B SI 93 B CH 87 X FF 87 2-1 44 1B 44 PB 1B		X SI 92 0-0 ② F8		L SI 93 L FC 88 X CU 83 0-2 ① G5-3			4	1	2	0	0	0	1
44 Anthony Rizzo, L (1, 3) OBP: 0.323, SLG: 0.415	B SI 93 C SL 87 S SL 87 X SL 89 1-2 8 FC5-4 2-H 1B		1 SAFE B CH 89 C SI 94 B SI 95 B SI 96 X SI 95 3-1 8 S 1-3 1B		C SI 93 F FF 91 F SI 94 B SL 91 S SL 89 1-3 ③ K		I IN 73 I IN 76 I IN 74 I IN 71 4-0 21 WP IBB			3	0	2	1	1	1	0
8 Donnie Murphy, R (1, 5) OBP: 0.322, SLG: 0.547	X CH 86 0-0 ② FC5-4 1-2f		B CH 87 C SL 88 F SL 87 F FF 94 B SL 87 F CH 87 B SL 88 S SI 95 3-3 ② K 1-2			C FF 91 F SI 92 X SL 86 0-2 21 S 54 HR 1B	B SI 93 D FC 89 F SI 93 F SI 94 S SI 95 2-3 ② K			4	1	1	0	0	2	5
21 Junior Lake, R (1, 7) OBP: 0.336, SLG: 0.437	S SL 87 C SI 93 D SL 86 1 SAFE D SL 89 F CH 87 B SL 87 C SL 88 3-3 ③ K		S SL 88 D SL 88 S CH 88 X SL 88 1-2 ③ P4			1 SAFE D CH 86 1 SAFE 1 SAFE B SI 92 S CH 86 B CH 86 L SI 93 F CH 88 4-2 D SL 90 54 HR BB 1-2	B FC 90 F SI 94 B CU 82 F FC 90 X CU 84 2-2 ③ G5-3 1-2 2-3			3	1	0	0	1	1	5
54 Darnell McDonald, R (1, 9) OBP: 0.327, SLG: 0.412		C SL 86 B SI 92 X SI 93 1-1 6 G6-3 2B		C SI 91 X SL 87 0-1 6 FC6-5 2B		B CH 86 C FF 94 B SI 94 X SI 94 2-1 1-H 2-H HR		L SI 91 X SL 86 0-1 ① P4		4	1	3	3	0	0	0
6 Ryan Sweeney, L (1, 8) OBP: 0.338, SLG: 0.470		B SI 94 D SL 90 X SL 90 2-0 ① G6-3 2-3		B SL 88 B SI 93 C SL 89 B SL 87 X SI 95 3-1 ① FC6-5 2-3		C SI 93 F SL 86 F SL 87 F SL 87 B SI 93 F FF 93 X SL 87 1-2 ① G3		C SL 81 B SL 82 B SI 92 F CH 84 F SI 92 B SL 83 X SI 92 3-2 E3 7 G4-3		4	0	0	0	0	0	2
7 J.C. Boscan, R (1, 2) OBP: 0.333, SLG: 0.200		S CH 87 S CH 86 D CH 87 D SL 89 D SL 89 F CH 87 S SL 86 3-3 ② K		B FF 93 S SI 93 D SL 88 1 SAFE F CH 87 1 SAFE S SL 90 2-3 ② K		H SI 93 1-0 19 G6-4-3 HBP		1 SAFE 1 SAFE X SI 91 0-0 ② G4-3 1-2		3	0	0	0	0	2	3
49 Jake Arrieta, R (1, 1) OBP: 0.133, SLG: 0.133 19 Nate Schierholtz, L (6, PH) OBP: 0.301, SLG: 0.470 52 Justin Grimm, R (7, 1) 46 Pedro Strop, R (8, 1) 47 Brian Bogusevic, L (8, PH) OBP: 0.331, SLG: 0.481 63 Kevin Gregg, R (9, 1)		B SI 94 C SL 87 S CH 87 B SL 88 S CH 88 2-3 ③ K		C SI 94 C CH 86 S SL 85 0-3 ③ K		S SI 94 F SI 93 F SI 88 F FF 94 F SL 88 F SI 94 X SI 95 0-2 ② ③ G6-4-3 1-2f		C SL 83 B SL 85 S SI 93 S SI 93 1-3 ③ K		2 1 0 0 1 0	0 0 0 0 0 0	0 0 0 0 0 0	0 0 0 0 0 0	0 0 0 0 1 0	2 0 0 0 1 0	2 1 0 0 1 0
Inning Stats	R: 1 E: 0 K: 2 S: 16 H: 2 LOB: 1 BB: 0 P: 24	R: 0 E: 0 K: 2 S: 10 H: 1 LOB: 1 BB: 0 P: 18	R: 0 E: 0 K: 1 S: 15 H: 2 LOB: 2 BB: 0 P: 24	R: 0 E: 0 K: 2 S: 10 H: 1 LOB: 1 BB: 0 P: 15	R: 0 E: 0 K: 1 S: 7 H: 0 LOB: 0 BB: 0 P: 9	R: 3 E: 0 K: 0 S: 21 H: 2 LOB: 0 BB: 1 P: 29	R: 0 E: 0 K: 1 S: 10 H: 1 LOB: 2 BB: 1 P: 19	R: 0 E: 1 K: 1 S: 10 H: 0 LOB: 1 BB: 0 P: 14		1B: 4 2B: 4 3B: 0 HR: 1 SF: 0 SAC: 0 DP: 1 HBP: 1			WP: 1 PB: 1 SB: 2 CS: 0 PA: 36	

PITCHER		IP	WLS	BF	H	R	ER	SO	BB	IBB	HBP	BLK	WP	HR	S	P	ERA	WHIP
47 Francisco Liriano, L ERA: 3.02	(1, 1)	5.0	L	24	8	4	4	8	1	0	0	0	0	1	66	104	7.20	1.800
32 Vin Mazzaro, R ERA: 2.84	(6, 1)	1.0		3	0	0	0	0	0	0	1	0	0	0	13	15	0.00	0.000
29 Bryan Morris, R ERA: 3.52	(7, 1)	1.0		5	1	0	0	1	0	1	0	0	1	0	10	19	0.00	1.000
30 Jeanmar Gómez, R ERA: 3.16	(8, 1)	1.0		4	0	0	0	1	0	0	0	0	0	0	10	14	0.00	0.000

PITCHER	IP	WLS	BF	H	R	ER	SO	BB	IBB	HBP	BLK	WP	HR	S	P	ERA	WHIP

BOTTOM

Pittsburgh Pirates @ Chicago Cubs

Wrigley Field, Chicago, IL

Wed Sep 25 2013, 1:23 PM - 4:28 PM CDT

Att. 26,171 - Sunny - 65 F

livebaseballscorecards.com

AB	33
R	4
H	9
RBI	4
BB	2
SO	10
LOB	20

Batter	1	2	3	4	5	6	7	8	9	AB	R	H	RBI	BB	SO	LOB
6 Starling Marte, R (1, 7) OBP: 0.344, SLG: 0.444	C FF 95 B CH 87 X CH 87 1-1 ① G6-3	C CH 86 S FF 94 H FF 94 1-2 66 BB 22 S 2 1B HBP	C FF 94 S SL 89 C FF 95 0-3 ① K	X FC 90 0-0 ③ L6		F FF 94 F CU 75 B FF 94 F FF 94 B FF 94 T FF 94 2-2 ① K		4	1	0	0	0	2	1
18 Neil Walker, S (1, 4) OBP: 0.338, SLG: 0.406	B CH 86 B SI 96 F SI 95 H FF 95 3-1 22 WP HBP	B FF 93 F SI 94 1 SAFE X SL 84 1-1 ① L8	X CH 86 0-0 ② P2	X SI 95 0-0 ① L9		C FF 94 X FF 90 0-1 ② G4-3		4	0	0	0	0	0	1
22 Andrew McCutchen, R (1, 8) OBP: 0.404, SLG: 0.503	B SL 92 X SL 88 1-0 ② G5-3 1-2	1 SAFE 1 SAFE C SL 88 F FF 94 D CH 86 B SL 88 D FF 96 D SL 89 4-2 66 BB 2 1B 1-2 BB	F SL 88 B SL 87 C SL 89 B SL 89 B FF 94 B FF 96 4-2 BB	B FC 91 C FF 95 B SI 95 F FF 95 X FC 91 2-2 ② L8		C CU 77 S CU 75 S FF 94 0-3 ③ K		3	1	0	0	2	1	1
66 Justin Morneau, L (1, 3) OBP: 0.322, SLG: 0.412	D CH 86 B SI 93 X CH 85 2-0 ③ L9	D SI 94 C FF 94 C SI 93 F FF 95 F CH 87 D KC 81 B FF 95 B FF 94 4-2 2 1B 1-2 2-3 BB	B FF 94 D KC 79 F SI 94 B CH 84 C FF 94 F FF 94 X FF 94 3-2 ③ G5-3	F SI 96 B FS 86 X FF 95 1-1 ③ F7				3	0	0	0	1	0	2
2 Marlon Byrd, R (1, 9) OBP: 0.333, SLG: 0.504		C KC 79 B FF 95 X SL 89 1-1 ① F9	X SL 88 0-0 ③ 24 G4-6-3 1-2 2-H 3-H 1B	B KC 78 B SL 88 X FF 93 2-0 24 HR 2B		B FF 95 S FF 95 B FF 96 F FF 96 X FF 96 2-2 24 1B 1B		4	1	3	2	0	0	0
24 Pedro Alvarez, L (1, 5) OBP: 0.293, SLG: 0.468		X CH 88 0-0 ② G4-3	B SI 94 F FF 94 C SI 95 X CH 87 1-2 ② G4-6-3 1-2f	F CH 83 B FF 92 F SL 84 X FF 94 1-2 2-H HR		B SI 93 B SI 94 X FF 92 2-0 1-2 1B		4	1	2	2	0	0	2
55 Russell Martin, R (1, 2) OBP: 0.327, SLG: 0.378		B FF 95 C SL 89 B FF 95 F SL 89 B FF 97 F FF 96 B FF 96 4-2 12 1B BB	C KC 79 B SL 90 S SL 89 C FF 95 1-3 ① K	B FF 94 B FF 94 B FF 94 B FF 95 4-0 BB		X FF 94 0-0 ① P5		2	0	0	0	2	1	2
12 Clint Barmes, R (1, 6) OBP: 0.252, SLG: 0.312		C FF 95 D SL 89 C SL 89 X SL 89 1-2 1-2 1B	C KC 79 B FF 95 B SL 90 X FF 95 2-1 ② G2-3	C FF 95 F FC 88 S SI 94 0-3 ① K		T FF 94 T CU 76 S FF 96 0-3 ② K		4	0	1	0	0	2	3
34 A.J. Burnett, R (1, 1) OBP: 0.098, SLG: 0.068 39 Jason Grilli, R (9, 1)		C KC 80 C FF 95 B FF 96 B FF 96 D FF 95 S FF 94 3-3 ③ K	B FF 92 C FF 94 B FF 95 C FF 94 X FF 95 2-2 ③ G4-3	M FC 89 B FC 89 C FF 94 S FC 89 1-3 ② K		B FF 95 C FF 94 C FF 95 C FF 96 1-3 ③ K		4 0	0 0	0 0	0 0	0 0	3 0	5 0
Inning Stats	R: 0 E: 0 K: 0 S: 5 H: 0 LOB: 1 BB: 0 P: 12	R: 0 E: 0 K: 1 S: 12 H: 1 LOB: 2 BB: 1 P: 21	R: 2 E: 0 K: 0 S: 14 H: 1 LOB: 1 BB: 2 P: 25	R: 0 E: 0 K: 1 S: 8 H: 0 LOB: 0 BB: 0 P: 13	R: 0 E: 0 K: 1 S: 10 H: 0 LOB: 1 BB: 1 P: 17	R: 2 E: 0 K: 2 S: 11 H: 2 LOB: 1 BB: 1 P: 19	R: 0 E: 0 K: 0 S: 6 H: 0 LOB: 0 BB: 0 P: 9	R: 0 E: 0 K: 2 S: 11 H: 2 LOB: 2 BB: 0 P: 16	R: 0 E: 0 K: 2 S: 9 H: 0 LOB: 0 BB: 0 P: 11	1B: 4 2B: 1 3B: 0 HR: 1	SF: 0 SAC: 0 DP: 1 HBP: 2	WP: 1 PB: 0 SB: 1 CS: 0	PA: 39			

TOP

Pittsburgh Pirates @ Cincinnati Reds

Great American Ball Park, Cincinnati, OH

Fri Sep 27 2013, 7:12 PM - 10:04 PM EDT

Att. 40,107 - Clear - 79 F

livebaseballscorecards.com

AB	32
R	4
H	6
RBI	4
BB	5
SO	9
LOB	17

PITCHER		IP	WLS	BF	H	R	ER	SO	BB	IBB	HBP	BLK	WP	HR	S	P	ERA	WHIP
34 Homer Bailey, R ERA: 3.49	(1, 1)	5.0	L	24	4	4	4	3	4	0	2	0	1	1	53	95	7.20	1.600
31 Alfredo Simon, R ERA: 2.87	(6, 1)	2.0		7	0	0	0	2	1	0	0	0	0	0	13	21	0.00	0.500
Logan Ondrusek, R ERA: 4.0	(8, 1)	1.0		5	2	0	0	2	0	0	0	0	0	0	11	16	0.00	2.000
60 J.J. Hoover, R ERA: 2.74	(9, 1)	1.0		3	0	0	0	2	0	0	0	0	0	0	9	11	0.00	0.000

PITCHER	IP	WLS	BF	H	R	ER	SO	BB	IBB	HBP	BLK	WP	HR	S	P	ERA	WHIP

BOTTOM

Pittsburgh Pirates @ Cincinnati Reds

Great American Ball Park, Cincinnati, OH

Fri Sep 27 2013, 7:12 PM - 10:04 PM EDT

Att. 40,107 - Clear - 79 F

livebaseballscorecards.com

Batter	1	2	3	4	5	6	7	8	9	AB	R	H	RBI	BB	SO	LOB
17 Shin-Soo Choo, L (1, 8) OBP: 0.423, SLG: 0.465	C SI 93 B KC 82 C SI 93 B KC 84 B KC 83 F SI 94 X SI 94 3-2 ① G4-3		C KC 80 S KC 81 X KC 82 0-2 ① G3		B SI 93 B KC 82 C SI 92 X SI 92 2-1 48 G6-4-3 1B			B SI 92 C KC 82 B KC 82 S KC 82 F KC 82 F KC 83 B SI 92 T KC 82 3-2 ② K		4	0	1	0	0	1	0
48 Ryan Ludwick, R (1, 7) OBP: 0.299, SLG: 0.339	F FF 93 X SI 94 0-1 ② G3		S CH 86 C KC 82 B KC 83 S KC 82 1-3 ② K		1 SAFE 1 SAFE 1 SAFE C SI 93 X KC 83 0-1 ②③ G6-4-3 1-2f			X SI 92 0-0 ③ F7		4	0	0	0	0	1	1
19 Joey Votto, L (1, 3) OBP: 0.434, SLG: 0.492	B SI 92 C SI 92 B SI 92 B SI 92 F SI 92 X SI 92 3-2 1B		C SI 92 B CH 89 X KC 81 1-1 ③ L7			C SI 92 X KC 82 0-1 ① L7			B FF 91 C SL 82 B FF 92 S FF 92 B SL 82 F FF 91 F FF 91 X FF 91 3-2 4 G5-4-3 1B	4	0	2	0	0	0	0
4 Brandon Phillips, R (1, 4) OBP: 0.308, SLG: 0.395	X FF 93 0-0 ③ P4			C SI 92 S CH 87 X KC 82 0-2 ① G5-3		B KC 82 F CH 87 X KC 83 1-1 ② L8			X FF 92 0-0 ①② G5-4-3 1-2f	4	0	0	0	0	0	2
32 Jay Bruce, L (1, 9) OBP: 0.328, SLG: 0.478		C FF 91 S KC 83 B KC 83 S KC 83 1-3 ① K		B KC 81 X KC 82 1-0 ② G3-1		B SI 91 B CH 86 F SI 92 X KC 82 2-1 ③ G4-3			X CH 84 0-0 ③ G3-1	4	0	0	0	0	1	0
21 Todd Frazier, R (1, 5) OBP: 0.316, SLG: 0.411		B KC 83 B SI 92 B FF 92 F SI 93 B SI 93 4-1 29 1B BB	X SI 92 0-0 HR				B CH 87 B CH 87 B FF 92 C SI 92 C SI 92 X SI 93 3-2 ① G6-3			2	1	1	1	1	0	0
2 Zack Cozart, R (1, 6) OBP: 0.285, SLG: 0.381		S KC 84 D KC 83 1 SAFE F SI 92 T KC 84 1-2 ② K	C KC 82 B CH 87 F KC 83 B CH 88 B KC 83 X SI 94 3-2 1B				C CH 88 B KC 83 C SI 93 B KC 84 F SI 94 X KC 84 2-2 ② G6-3			3	0	1	0	0	1	1
29 Ryan Hanigan, R (1, 2) OBP: 0.312, SLG: 0.267		X FF 93 0-0 1-2 1B	X SI 92 0-0 ③ G6-3				C SI 92 B KC 84 C SI 91 S KC 82 1-3 ③ K			3	0	1	0	0	1	1
34 Homer Bailey, R (1, 1) OBP: 0.210, SLG: 0.172 31 Alfredo Simon, R (6, 1) OBP: 0.143, SLG: 0.143 Logan Ondrusek, R (8, 1) 15 Derrick Robinson, S (8, PH) OBP: 0.316, SLG: 0.319 60 J.J. Hoover, R (9, 1)		X SI 92 0-0 ③ G5-3			B SI 90 C CH 89 C FF 91 S KC 82 1-3 ① K2-3			X SI 92 0-0 ① F7		2 0 0 1 0	0 0 0 0 0	0 0 0 0 0	0 0 0 0 0	0 0 0 0 0	1 0 0 0 0	2 0 0 0 0
Inning Stats	R: 0 E: 0 K: 0 S: 10 H: 1 LOB: 1 BB: 0 P: 16	R: 0 E: 0 K: 2 S: 9 H: 1 LOB: 2 BB: 1 P: 15	R: 0 E: 0 K: 1 S: 8 H: 0 LOB: 0 BB: 0 P: 10	R: 1 E: 0 K: 0 S: 9 H: 2 LOB: 1 BB: 0 P: 13	R: 0 E: 0 K: 1 S: 7 H: 1 LOB: 0 BB: 0 P: 10	R: 0 E: 0 K: 0 S: 6 H: 0 LOB: 0 BB: 0 P: 9	R: 0 E: 0 K: 1 S: 10 H: 0 LOB: 0 BB: 0 P: 16	R: 0 E: 0 K: 1 S: 7 H: 0 LOB: 0 BB: 0 P: 10	R: 0 E: 0 K: 0 S: 7 H: 1 LOB: 0 BB: 0 P: 10	1B: 5 2B: 0 3B: 0 HR: 1 SF: 0 SAC: 0 DP: 2 HBP: 0						

AB	31
R	1
H	6
RBI	1
BB	1
SO	6
LOB	7

WP: 0 PA: 32
PB: 0
SB: 0
CS: 0

PITCHER		IP	WLS	BF	H	R	ER	SO	BB	IBB	HBP	BLK	WP	HR	S	P	ERA	WHIP
34 A.J. Burnett, R ERA: 3.3	(1, 1)	8.0	W	29	5	1	1	6	1	0	0	0	0	1	66	99	1.12	0.750
39 Jason Grilli, R ERA: 2.7	(9, 1)	1.0	S	3	1	0	0	0	0	0	0	0	0	0	7	10	0.00	1.000

PITCHER	IP	WLS	BF	H	R	ER	SO	BB	IBB	HBP	BLK	WP	HR	S	P	ERA	WHIP

Pittsburgh Pirates @ Cincinnati Reds

Great American Ball Park, Cincinnati, OH

Sat Sep 28 2013, 1:07 PM - 4:30 PM EDT

Att. 40,707 - Sunny - 77 F

TOP

livebaseballscorecards.com

Batter	1	2	3	4	5	6	7	8	9	AB	R	H	RBI	BB	SO	LOB
6 Starling Marte, R (1, 7) OBP: 0.343, SLG: 0.441	F CH 72 B SL 72 X SL 74 1-1 G5-3		C SI 87 C SI 87 F SL 77 B SL 78 X SI 87 1-2 G1-3		F SL 74 F SL 74 X SL 77 0-2 G5-3	B FF 95 S FF 96 C FF 95 F FF 96 S CH 81 1-3 K2-3			F SI 87 B SI 88 X SL 80 1-1 22 F 1B	5	0	1	0	0	1	0
18 Neil Walker, S (1, 4) OBP: 0.339, SLG: 0.418	C SL 73 F SI 85 B SI 86 F SI 87 F SI 88 X SI 88 1-2 G1-4-3		C SI 87 B SI 88 B SI 88 B SI 88 C SL 75 F SL 76 F SI 89 X SI 89 3-2 HR		X SI 87 0-0 HR		C SI 89 B SL 84 F SI 90 B SI 77 B SI 90 F SL 84 F SI 92 F SI 91 X SL 76 3-2 P3		S KC 74 B SI 87 B CH 81 C SI 89 F KC 75 X KC 74 2-2 F8	5	2	2	2	0	0	1
22 Andrew McCutchen, R (1, 8) OBP: 0.404, SLG: 0.508	X CH 74 0-0 F7		C SL 75 X SL 75 0-1 HR		X CU 72 0-0 66 FC4-6 1B		X SI 90 0-0 F9		B SI 90 X KC 75 1-0 E5 66 G5-6-3 1-2	5	1	2	1	0	0	1
66 Justin Morneau, L (1, 3) OBP: 0.323, SLG: 0.411		B SL 73 B CU 72 C CU 70 B SL 73 B SI 86 4-1 55 F9 2 1B BB	B SI 88 F CH 78 C CH 74 F SI 88 X SL 77 1-2 2 FC6-4 1B		1 SAFE F CH 82 X CH 75 0-1 FC4-6 2 HR 1-2f		S SL 77 B SI 90 B SL 84 F SL 84 X SL 77 2-2 G1-6-3		B SI 90 B SI 89 C FF 90 F FF 89 F KC 75 X FF 90 2-2 G5-6-3 1-2f	4	1	1	0	1	0	3
2 Marlon Byrd, R (1, 9) OBP: 0.336, SLG: 0.511		X SI 87 0-0 1-2 1B	B SI 87 B SI 88 B SI 88 X SI 88 2-1 FC6-4 1-2f		S CU 66 S SI 88 B SI 88 B SI 88 X SI 88 2-2 1-H HR			S CU 74 B FF 93 X CU 74 1-1 55 1B 24 1B 12 SF8 1B		4	2	3	2	0	0	1
24 Pedro Alvarez, L (1, 5) OBP: 0.295, SLG: 0.474		B SI 85 F CU 72 X SI 87 1-1 F8		X CH 74 0-0 HR	C CU 75 F FF 88 S CU 75 0-3 K			X FF 92 0-0 12 SF8 55 1B 1-2 1B		4	1	2	1	0	1	2
55 Russell Martin, R (1, 2) OBP: 0.327, SLG: 0.377		C SI 87 X SI 88 0-1 F9 2-3		B CU 72 B CU 72 C CU 68 B SL 74 X SI 87 3-1 F9		C FF 94 B CU 78 C CU 76 S CU 80 1-3 K2-3		X CU 74 0-0 17 G5-4-3 1-2 2-3 1B		4	0	1	0	0	1	2
12 Clint Barmes, R (1, 6) OBP: 0.249, SLG: 0.309		C SL 76 F SL 76 B SL 78 T SL 77 1-2 K		C SI 87 F SL 76 S SL 75 0-3 K		S FF 96 C CU 75 B CU 79 S CU 78 1-3 K		B FF 93 F FF 92 B FF 93 X FF 93 2-1 SF8 2-3 3-H		3	0	0	1	0	3	2
50 Charlie Morton, R 32 Vin Mazzaro, R 57 Andrew Lambo, L 37 Justin Wilson, L 44 Tony Watson, L 46 Garrett Jones, L 17 Gaby Sanchez, R 35 Mark Melancon, R 29 Bryan Morris, L			C SI 84 X SL 73 0-1 L4	B CU 72 X CH 83 1-0 G6-3		B SI 95 X FF 95 1-0 HR		C SL 81 F FF 95 B FF 94 X FF 94 1-2 G5-4-3 1-2f								

Inning Stats	1	2	3	4	5	6	7	8	9	1B: 7	SF: 1	WP: 0	PA: 40
	R: 0 E: 0 K: 0 S: 8 H: 0 LOB: 0 BB: 0 P: 10	R: 0 E: 0 K: 1 S: 9 H: 1 LOB: 2 BB: 1 P: 15	R: 2 E: 0 K: 0 S: 19 H: 3 LOB: 1 BB: 0 P: 26	R: 1 E: 0 K: 1 S: 7 H: 1 LOB: 0 BB: 0 P: 11	R: 3 E: 0 K: 1 S: 13 H: 3 LOB: 0 BB: 0 P: 15	R: 1 E: 0 K: 3 S: 11 H: 1 LOB: 0 BB: 0 P: 15	R: 0 E: 0 K: 0 S: 10 H: 0 LOB: 0 BB: 0 P: 15	R: 1 E: 0 K: 0 S: 9 H: 3 LOB: 1 BB: 0 P: 13	R: 0 E: 1 K: 0 S: 11 H: 1 LOB: 1 BB: 0 P: 17	2B: 0 3B: 0 HR: 6	SAC: 0 DP: 2 HBP: 0	PB: 0 SB: 0 CS: 0	

PITCHER		IP	WLS	BF	H	R	ER	SO	BB	IBB	HBP	BLK	WP	HR	S	P	ERA	WHIP
61 Bronson Arroyo, R ERA: 3.79	(1, 1)	4.2	L	23	8	6	6	2	1	0	0	0	0	5	53	74	11.57	1.929
45 Sean Marshall, L ERA: 1.74	(5, 1)	0.1		1	0	0	0	1	0	0	0	0	0	0	3	3	0.00	0.000
Logan Ondrusek, R ERA: 4.09	(6, 1)	1.0		4	1	1	1	3	0	0	0	0	0	1	11	15	9.00	1.000
30 Zach Duke, L ERA: 6.23	(7, 1)	1.0		3	0	0	0	0	0	0	0	0	0	0	10	15	0.00	0.000
60 J.J. Hoover, R ERA: 2.86	(8, 1)	0.1		4	3	1	1	0	0	0	0	0	0	0	6	9	27.00	9.000

PITCHER		IP	WLS	BF	H	R	ER	SO	BB	IBB	HBP	BLK	WP	HR	S	P	ERA	WHIP
43 Manny Parra, L ERA: 3.33	(8, 1)	0.2		1	0	0	0	0	0	0	0	0	0	0	3	4	0.00	0.000
63 Sam LeCure, R ERA: 2.66	(9, 1)	1.0		4	1	0	0	0	0	0	0	0	0	0	11	17	0.00	1.000

AB	38
R	8
H	13
RBI	8
BB	1
SO	6
LOB	14

BOTTOM

Pittsburgh Pirates @ Cincinnati Reds

Great American Ball Park, Cincinnati, OH

Sat Sep 28 2013, 1:07 PM - 4:30 PM EDT

Att. 40,707 - Sunny - 77 F

livebaseballscorecards.com

Batter	1	2	3	4	5	6	7	8	9	AB	R	H	RBI	BB	SO	LOB
17 Shin-Soo Choo, L (1, 8) OBP: 0.424, SLG: 0.464	B SI 92 X SI 92 1-0 48 FC6-4 1B		H FF 92 1-0 19 WP 48 G5-3 4 1B HBP	B CU 78 C CU 78 B FS 85 S FF 92 B CU 78 B FF 92 4-2 BB		B FF 95 S FF 96 X SI 96 1-1 ① F7		C FC 94 F FC 92 B KC 82 B KC 83 B FC 92 F FC 92 F FC 92 X FC 93 3-2 ③ F9		3	1	1	0	1	0	1
48 Ryan Ludwick, R (1, 7) OBP: 0.297, SLG: 0.331 36 Henry Alejandro Rodriguez (7, PH) OBP: 0.250, SLG: 0.143	X 0-0 ① FC6-4 4 FC1-6 19 BB 1-2f		L SI 91 1 SAFE 1 SAFE X SI 92 0-1 ① G5-3 1-2	1 SAFE 1 SAFE C CU 76 B CU 76 F SI 91 1 SAFE X CU 77 1-2 ③ P3		B CU 83 B SI 96 C SI 96 S FC 93 F FF 97 F CU 81 1 SAFE B CU 82 B SI 97 4-2 1-2 BB			C FF 95 S CU 84 B CU 86 S FC 88 1-3 ① K	3 1	0 0	0 0	0 0	1 0	0 1	3 0
19 Joey Votto, L (1, 3) OBP: 0.436, SLG: 0.492	B SI 92 B CU 77 F SI 92 D SI 92 B SI 91 4-1 4 FC1-6 1-2 BB		B CU 78 B FS 85 B CU 78 B SI 92 4-0 4 1B 32 2B 2-3 BB		B FF 92 B FS 86 X SI 91 2-0 21 BB 4 1B 1B	F SI 96 B FC 90 F FC 91 S FF 97 1-3 ② K			B SI 95 C SI 95 B FC 90 B FC 90 B FF 96 4-1 32 DI BB	2	1	1	0	3	1	2
4 Brandon Phillips, R (1, 4) OBP: 0.310, SLG: 0.396 3 Cesar Izturis, S (5, PR) OBP: 0.250, SLG: 0.254 (6, 4) 28 Chris Heisey, R (6, PH) OBP: 0.277, SLG: 0.414 (7, 7)	C SI 93 F SI 94 F CU 78 B CU 77 X SI 94 1-2 ② FC1-6 32 BB 1-2f 2-3		B SI 92 C SI 92 X SI 92 1-1 32 2B 1-2 3-H 1B		D SI 91 F SI 91 S SI 92 X SI 91 1-2 21 BB 1-2 1B	B SI 96 F FC 90 F SI 96 F CU 82 X FC 92 1-2 ③ G4-3		S FC 90 C FF 96 B FC 90 B CU 85 S FC 90 2-3 ② K	3 0 2	1 0 0	2 0 0	1 0 0	0 0 0	0 0 1	2 0 3
32 Jay Bruce, L (1, 9) OBP: 0.329, SLG: 0.478	C CU 79 F CU 78 B FF 93 B CU 79 B CU 78 B SI 92 4-2 1-2 BB		B FF 93 X FF 91 1-0 1-H 2-H 2B		B CU 76 C SI 92 S CU 78 S CU 79 1-3 ① K		C SI 94 B SI 94 C SL 82 1-3 ① K		B FF 96 C SI 96 D FC 90 D FF 95 X FC 90 3-1 ③ G4-3 1-2	4	0	1	2	1	2	3
21 Todd Frazier, R (1, 5) OBP: 0.315, SLG: 0.408	F SI 92 F FF 93 X CU 79 0-2 ③ F7		B CU 79 B CU 78 B CU 78 F SI 92 F SI 92 X CU 79 3-2 ② G5-3		B FS 84 F SI 92 D CU 78 B SI 91 B SI 92 4-1 1-2 2-3 BB		B SI 95 B CH 87 S CH 87 F SI 95 F SL 84 B SI 96 X SL 83 3-2 ② F9			3	0	0	0	1	0	4
2 Zack Cozart, R (1, 6) OBP: 0.284, SLG: 0.379		C SI 92 F SI 92 C CU 77 0-3 ① K	C FF 93 T CU 77 D CU 78 X SI 92 1-2 ③ G1-3		C SI 94 S SL 86 B SL 87 S SL 87 1-3 ② K		B CH 86 X SI 95 1-0 ③ L8			4	0	0	0	0	2	4
29 Ryan Hanigan, R (1, 2) OBP: 0.307, SLG: 0.262		B SI 92 S SI 92 X SI 92 1-1 ② G5-3		B SI 92 B SI 91 C SI 91 B SI 91 F SI 92 X SI 92 3-2 ① G5-3	B FF 93 B FF 94 X FF 94 2-0 ③ L8			B FC 95 F FC 94 F FC 92 X KC 83 1-2 ① G5-3		4	0	0	0	0	0	3
61 Bronson Arroyo, R (1, 1) OBP: 0.000, SLG: 0.000 45 Sean Marshall, L (8, 1) Logan Ondrusek, R (8, 1) 15 Derrick Robinson, S (8, PH) OBP: 0.818, SLG: 0.818 30 Zach Duke, L (7, 1) OBP: 1.000, SLG: 1.000 60 J.J. Hoover, R (8, 1) 43 Manny Parra, L (8, 1) OBP: 0.000, SLG: 0.000 26 Xavier Paul, L (8, PH) OBP: 0.000, SLG: 0.000 63 Sam LeCure, R (8, 1)		C SI 91 B SI 92 M SI 91 F SI 92 C CU 78 1-3 ③ K		C SI 92 B SI 93 B SI 92 F SI 91 X SI 92 2-2 ② G5-3		B FF 94 B SI 94 B SI 95 C FF 94 C FF 95 B FF 96 4-2 48 BB BB		B FC 94 F FF 94 F FC 94 S KC 82 1-3 ② K	2 0 0 0 0 1 0 0 0 0 0 0 0 0 0 0 0 0 0 0 0 0 0 0 0 1 0 0 0 0 0 0 0 0 0 0 0 0 0 0 0 0 0 0 0 0 0 0 0 1 0 0 0 0 1 0 0 0 0 0 0 0 0						
Inning Stats	R: 0 E: 0 K: 0 S: 12 H: 1 LOB: 3 BB: 2 P: 22	R: 0 E: 0 K: 2 S: 9 H: 0 LOB: 0 BB: 0 P: 11	R: 3 E: 0 K: 0 S: 11 H: 2 LOB: 1 BB: 1 P: 22	R: 0 E: 0 K: 0 S: 11 H: 0 LOB: 1 BB: 1 P: 21	R: 0 E: 0 K: 2 S: 12 H: 2 LOB: 3 BB: 1 P: 23	R: 0 E: 0 K: 1 S: 15 H: 0 LOB: 2 BB: 2 P: 26	R: 0 E: 0 K: 1 S: 8 H: 0 LOB: 0 BB: 0 P: 13	R: 0 E: 0 K: 2 S: 11 H: 0 LOB: 0 BB: 0 P: 16	R: 0 E: 0 K: 2 S: 9 H: 0 LOB: 1 BB: 1 P: 19	1B: 4 2B: 1 3B: 0 HR: 0 SF: 0 SAC: 0 DP: 0 HBP: 1						

AB	32
R	3
H	5
RBI	3
BB	8
SO	9
LOB	25

WP: 1 PA: 41
PB: 0
SB: 0
CS: 0

PITCHER		IP	WLS	BF	H	R	ER	SO	BB	IBB	HBP	BLK	WP	HR	S	P	ERA	WHIP
50 Charlie Morton, R ERA: 3.26	(1, 1)	4.1		24	5	3	3	3	5	0	1	0	1	0	51	92	6.23	2.308
32 Vin Mazzaro, R ERA: 2.81	(5, 1)	0.2	W	2	0	0	0	1	0	0	0	0	0	0	4	7	0.00	0.000
37 Justin Wilson, L ERA: 2.08	(6, 1)	1.0		5	0	0	0	1	2	0	0	0	0	0	15	26	0.00	2.000
44 Tony Watson, L ERA: 2.39	(7, 1)	1.0		3	0	0	0	1	0	0	0	0	0	0	8	13	0.00	0.000
35 Mark Melancon, R ERA: 1.39	(8, 1)	1.0		3	0	0	0	1	0	0	0	0	0	0	11	16	0.00	0.000

PITCHER		IP	WLS	BF	H	R	ER	SO	BB	IBB	HBP	BLK	WP	HR	S	P	ERA	WHIP
29 Bryan Morris, R ERA: 3.46	(9, 1)	1.0		4	0	0	0	2	1	0	0	0	0	0	9	19	0.00	1.000

Pittsburgh Pirates @ Cincinnati Reds

Great American Ball Park, Cincinnati, OH

Sun Sep 29 2013, 1:12 PM - 4:03 PM EDT

Att. 40,142 - Overcast - 71 F

TOP

livebaseballscorecards.com

Batter	1	2	3	4	5	6	7	8	9	AB	R	H	RBI	BB	SO	LOB
26 Felix Pie, L (1, 8) OBP: 0.194, SLG: 0.172	B SI 88 B SI 89 C SI 89 B SI 90 F SI 89 C SI 89 3-3 K ①	D CU 78 B SI 90 F SI 89 B SL 88 X SL 87 3-1 P1 ②		C CU 79 B FF 88 B CU 79 C SL 86 C SI 89 2-3 K ②		C FF 96 T FF 95 B FF 95 D FF 96 T 2-2 K ③			C SL 81 B CU 75 X CU 75 1-1 L8 ②	5	0	0	0	0	3	3
31 Jose Tabata, R (1, 7) OBP: 0.342, SLG: 0.429 57 Andrew Lambo, L (6, 7) OBP: 0.303, SLG: 0.400	F SI 89 B SI 89 X SI 89 1-1 24 BB 14 1B 1B	X SL 86 0-0 L8 ③		B SI 88 F SL 87 S FF 88 X FF 88 1-2 2-3 1B			B FF 96 B CH 85 X 2-0 G3 ①		C SL 76 S SL 81 X SL 81 0-2 1B	3 2	1 0	2 1	0 0	0 0	0 0	1 0
23 Travis Snider, L (1, 9) OBP: 0.281, SLG: 0.333	X SI 88 0-0 F7 ②	C SI 88 B FF 89 B SL 87 X SL 86 2-1 P6 ①		F SL 86 B SL 86 X SI 88 1-1 L7 ③			B FF 96 C FF 96 S SL 88 X SL 88 1-2 G4-3 ②		B SL 82 C SI 91 B SL 78 B SI 90 S SL 83 S SL 82 3-3 K ③	5	0	0	0	0	1	4
24 Pedro Alvarez, L (1, 5) OBP: 0.296, SLG: 0.473 17 Gaby Sanchez, R (6, 5) OBP: 0.361, SLG: 0.402	1 SAFE F SI 89 B SI 90 B SI 89 B SI 89 B FF 88 4-1 14 1B 1-2 BB	B SI 89 B CH 82 F SI 88 H FF 90 3-1 14 1B HBP	F SL 85 S CH 80 F SI 88 B CU 77 B CH 82 B FF 88 X SL 85 3-2 P6 ①				B FF 97 S FF 95 C SL 87 X SL 88 1-2 G6-3 ③			1 1	0 0	0 0	0 0	1 0	0 0	0 0
14 John Buck, R (1, 2) OBP: 0.288, SLG: 0.365	X SI 89 0-0 1-2 2-H 1B	B SL 87 C SI 89 S FF 87 X SI 88 1-2 46 G4-6-3 1-2 1B	S SL 84 B SL 85 S CU 76 S FF 88 1-3 K ②					X SI 93 0-0 G6-3 ①		4	0	2	1	0	1	0
46 Garrett Jones, L (1, 3) OBP: 0.289, SLG: 0.419	C CU 78 B SI 88 C FF 89 F FF 89 S CU 77 1-3 K ③	X FF 89 0-0 G4-6-3 ② ③ 1-2f	C FF 88 X SL 86 0-1 P6 ③					B SI 93 X FF 91 1-0 HR		4	1	1	1	0	1	4
10 Jordy Mercer, R (1, 6) OBP: 0.336, SLG: 0.435		C SI 89 B CU 79 B SL 87 C FF 88 F SI 89 X CU 79 2-2 IHR		C CU 77 C SL 85 X FF 89 0-2 5 1B 3B		B FF 93 X FF 95 1-0 G1-3 ①		B SI 92 F SI 92 X SI 93 1-1 5 G6-4-3 1B		4	2	3	1	0	0	0
5 Josh Harrison, R (1, 4) OBP: 0.290, SLG: 0.409		X SI 88 0-0 58 SH3-4 1B		B CU 75 X CU 76 1-0 31 1B 58 SH1-3 3-H 1B		C FF 95 S SL 86 X SL 85 0-2 G6-3 ②		B SI 92 B SI 92 B SI 91 F SI 91 F SI 93 F SI 92 X SI 92 3-2 G6-4-3 ② ③ 1-2f		4	0	2	1	0	0	1
58 Brandon Cumpton, R (1, 1) 38 Stolmy Pimentel, R (6, 1) 30 Jeanmar Gómez, R (8, 1) OBP: 0.077, SLG: 0.077 59 Tony Sanchez, R (9, PH) OBP: 0.288, SLG: 0.400 25 Kyle Farnsworth, R (9, 1)		B SI 88 X SI 87 1-0 SH3-4 ① 1-2		C SI 85 B SI 87 C SI 87 D CU 77 F CU 76 F FF 88 F SI 88 F SL 86 F FF 88 2-2 1 SAFE X FF 88 SH1-3 ① 1-2		B FF 93 B FF 94 B FF 94 D FF 93 4-0 BB			X SL 80 0-0 P4 ①	0 0 0 1 0	0 0 0 0 0	0 0 0 0 0	0 0 0 0 0	1 0 0 0 0	0 0 0 0 0	0 0 0 0 0
Inning Stats	R: 1 E: 0 K: 2 S: 13 H: 2 LOB: 2 BB: 1 P: 22	R: 1 E: 0 K: 0 S: 9 H: 2 LOB: 1 BB: 0 P: 15	R: 0 E: 0 K: 0 S: 7 H: 1 LOB: 1 BB: 0 P: 13	R: 1 E: 0 K: 1 S: 20 H: 3 LOB: 2 BB: 0 P: 27	R: 0 E: 0 K: 1 S: 9 H: 0 LOB: 0 BB: 0 P: 13	R: 0 E: 0 K: 1 S: 7 H: 0 LOB: 1 BB: 1 P: 14	R: 0 E: 0 K: 0 S: 7 H: 0 LOB: 0 BB: 0 P: 11	R: 1 E: 0 K: 0 S: 9 H: 2 LOB: 0 BB: 0 P: 14	R: 0 E: 0 K: 1 S: 9 H: 1 LOB: 1 BB: 0 P: 13	1B: 8 2B: 0 3B: 1 HR: 2	SF: 0 SAC: 2 DP: 2 HBP: 1					

	AB	34
	R	4
	H	11
	RBI	4
	BB	2
	SO	6
	LOB	13

PITCHER		IP	WLS	BF	H	R	ER	SO	BB	IBB	HBP	BLK	WP	HR	S	P	ERA	WHIP
40 Greg Reynolds, R ERA: 5.52	(1, 1)	5.0	L	24	8	3	3	4	1	0	1	0	0	0	58	90	5.40	1.800
46 Curtis Partch, R ERA: 6.17	(6, 1)	2.0		7	0	0	0	1	1	0	0	0	0	0	14	25	0.00	0.500
58 Nick Christiani, R ERA: 2.25	(8, 1)	1.0		4	2	1	1	0	0	0	0	0	0	1	9	14	9.00	2.000
30 Zach Duke, L ERA: 6.03	(9, 1)	1.0		4	1	0	0	1	0	0	0	0	0	0	9	13	0.00	1.000

PITCHER	IP	WLS	BF	H	R	ER	SO	BB	IBB	HBP	BLK	WP	HR	S	P	ERA	WHIP

Pittsburgh Pirates @ Cincinnati Reds

Great American Ball Park, Cincinnati, OH

Sun Sep 29 2013, 1:12 PM - 4:03 PM EDT

Att. 40,142 - Overcast - 71 F

BOTTOM

Batter	1	2	3	4	5	6	7	8	9	AB	R	H	RBI	BB	SO	LOB
17 Shin-Soo Choo, L (1, 8) OBP: 0.423, SLG: 0.462 6 Billy Hamilton, S (4, 8) OBP: 0.429, SLG: 0.474	B SI 91 C SI 92 B SL 83 C CH 84 F SI 92 F CH 85 X SI 92 2-2 ① F7		F SI 92 F SI 93 F SL 83 B SL 82 X SI 92 1-2 ③ G4-3			C FF 94 T SL 86 S SL 86 0-3 ① K		B CH 83 B SI 92 X SI 90 2-0 ① SH1-4 2-3		2 0 0 0 0 0 1 1 0 0 0 0 1 0						
48 Ryan Ludwick, R (1, 7) OBP: 0.293, SLG: 0.326 26 Xavier Paul, L (6, 7) OBP: 0.339, SLG: 0.402 30 Zach Duke, L (9, 1) OBP: 1.000, SLG: 1.000	B SI 93 F SL 83 X SI 93 1-1 ② L8			C SI 92 B SL 84 C SI 92 F SI 93 X SL 84 1-2 ① L9		F SI 92 S SL 85 B X FF 94 1-2 ② F7		B CH 85 F SI 92 F SI 92 B SL 78 B SI 92 B SL 84 4-2 50 G6-4-3 BB		2 0 0 0 0 0 0 1 0 0 0 1 0 0 0 0 0 0 0 0 0						
19 Joey Votto, L (1, 3) OBP: 0.435, SLG: 0.491 50 Neftali Soto, R (5, 3)	X SI 93 0-0 ③ L7			B SI 92 X SI 93 1-0 ② L5		X SL 89 0-0 ③ G4-3		B SI 92 X SI 92 1-0 ②③ G6-4-3 1-2f		2 0 0 0 0 0 0 2 0 0 0 0 0 2						
32 Jay Bruce, L (1, 9) OBP: 0.329, SLG: 0.478 28 Chris Heisey, R (4, PR) OBP: 0.279, SLG: 0.415 (5, 9)		B SI 93 F CH 84 F SI 92 F SL 84 B SI 92 F SI 92 F SL 84 F CH 85 S SL 83 2-3 ① K		B SI 93 B SI 93 B SI 93 B SI 93 4-0 BB			C FF 93 F SL 86 B SL 86 F SL 85 B FF 94 X FF 95 2-2 ① L4		B FF 94 F FF 93 B SI 92 X SI 91 2-1 9 G4-6-3 1B	1 0 0 0 1 1 0 2 0 1 0 0 0 0						
21 Todd Frazier, R (1, 5) OBP: 0.314, SLG: 0.407 9 Jack Hannahan, L (5, 5) OBP: 0.317, SLG: 0.288		F SL 83 S SI 93 S SL 85 0-3 ② K		B SL 86 C SI 91 B SL 85 F SL 85 X SI 92 2-2 ③ L9			F FF 94 F FF 95 F SL 88 B SL 88 F FF 94 B SL 86 X FF 95 2-2 ② F7		1 SAFE C CH 89 1 SAFE C SI 90 B FF 95 B FF 95 F SL 87 B FF 95 X SI 90 3-2 ①② G4-6-3 1-2f	2 0 0 0 0 1 1 2 0 0 0 0 0 1						
2 Zack Cozart, R (1, 6) OBP: 0.284, SLG: 0.381 36 Henry Alejandro Rodriguez, S (6, 4) OBP: 0.200, SLG: 0.111		C SI 92 X SI 93 0-1 ③ G5-3			F SI 91 B SL 83 X SI 91 1-1 2B		F FF 94 X FF 94 0-1 ③ L7		C FF 95 F FF 96 F CH 89 S SL 88 0-3 ③ K	2 0 1 0 0 0 0 2 0 0 0 0 1 0						
39 Devin Mesoraco, R (1, 2) OBP: 0.287, SLG: 0.362 46 Curtis Partch, R (6, 1) 58 Nick Christiani, R (8, 1) 15 Derrick Robinson, S (8, PH) OBP: 0.322, SLG: 0.323 (9, 7)			B SI 92 C SL 84 B SL 84 X SI 92 2-1 ① G4-3		X SI 92 0-0 ① G6-3			F SI 92 B SI 92 X SI 92 1-1 3 2B 37 2B 1B		2 0 0 0 0 0 1 0 0 0 0 0 0 0 0 0 0 0 0 0 0 1 1 1 0 0 0 0						
3 Cesar Izturis, S (1, 4) OBP: 0.259, SLG: 0.271 (6, 6)			X SI 92 0-0 1B		X SI 90 0-0 ② G5-3			F SI 92 B SI 92 X SI 92 1-1 1-3 37 2B 2B		3 1 2 0 0 0 1						
40 Greg Reynolds, R (1, 1) OBP: 0.143, SLG: 0.286 29 Ryan Hanigan, R (5, PH) OBP: 0.306, SLG: 0.261 (6, 2) 37 Corky Miller, R (8, 2) OBP: 0.366, SLG: 0.400			C SI 89 B SI 90 F SI 90 L SL 84 1-3 ② K		B SI 91 B SL 83 B SI 91 C SI 91 X SI 91 3-1 ③ F8			X SI 91 0-0 6 SH1-4 2B 2-H 3-H		1 0 0 0 0 1 1 1 0 0 0 0 0 1 1 0 1 2 0 0 0						
Inning Stats	R: 0 E: 0 K: 0 S: 8 H: 0 LOB: 0 BB: 0 P: 11	R: 0 E: 0 K: 2 S: 12 H: 0 LOB: 0 BB: 0 P: 14	R: 0 E: 0 K: 1 S: 10 H: 1 LOB: 1 BB: 0 P: 14	R: 0 E: 0 K: 0 S: 8 H: 0 LOB: 1 BB: 1 P: 16	R: 0 E: 0 K: 0 S: 6 H: 1 LOB: 1 BB: 0 P: 10	R: 0 E: 0 K: 1 S: 7 H: 0 LOB: 0 BB: 0 P: 8	R: 0 E: 0 K: 0 S: 11 H: 0 LOB: 0 BB: 0 P: 15	R: 2 E: 0 K: 0 S: 9 H: 3 LOB: 1 BB: 1 P: 18	R: 0 E: 0 K: 1 S: 10 H: 1 LOB: 0 BB: 0 P: 15	1B: 3 2B: 3 3B: 0 HR: 0 SF: 0 SAC: 1 DP: 2 HBP: 0						

livebaseballscorecards.com

AB	30
R	2
H	6
RBI	2
BB	2
SO	5
LOB	9

WP: 0 PB: 0 SB: 0 CS: 0 PA: 33

PITCHER		IP	WLS	BF	H	R	ER	SO	BB	IBB	HBP	BLK	WP	HR	S	P	ERA	WHIP
58 Brandon Cumpton, R ERA: 2.05	(1, 1)	5.0	W	18	2	0	0	3	1	0	0	0	0	0	44	65	0.00	0.600
38 Stolmy Pimentel, R ERA: 1.93	(6, 1)	2.0	H	6	0	0	0	1	0	0	0	0	0	0	18	23	0.00	0.000
30 Jeanmar Gómez, R ERA: 3.35	(8, 1)	1.0		6	3	2	2	0	1	0	0	0	0	0	9	18	18.00	4.000
25 Kyle Farnsworth, R ERA: 4.7	(9, 1)	1.0	S	3	1	0	0	1	0	0	0	0	0	0	10	15	0.00	1.000

PITCHER	IP	WLS	BF	H	R	ER	SO	BB	IBB	HBP	BLK	WP	HR	S	P	ERA	WHIP

Batter	1	2	3	4	5	6	7	8	9	AB	R	H	RBI	BB	SO	LOB
17 Shin-Soo Choo, L (1, 8) OBP: 0.500, SLG: 1.333	B SI 93 C SI 93 S FF 89 S SL 90 1-3 ① K			F SI 89 H SI 93 1-1 48 1B, 32 1B HBP		C SI 93 B SL 86 F SL 89 X SL 90 1-2 ① G1-3		S SI 96 B SI 95 B SL 84 S SI 95 F SI 94 F SI 95 X SL 84 2-2 HR		3	2	1	1	0	1	0
48 Ryan Ludwick, R (1, 7) OBP: 0.750, SLG: 1.250	B SL 88 S CH 87 S SL 88 X SL 87 1-2 ② G6-3			X SL 85 0-0 32 1B 1-2 1B		S CH 86 B SI 93 B SI 93 X CH 87 2-1 2B		F CH 86 B SI 95 X SI 94 1-1 19 G3 2B		4	0	3	0	0	0	0
19 Joey Votto, L (1, 3)	X SI 95 0-0 ③ G3-1			F SL 88 S SI 89 S SL 88 0-3 ① K		C SL 89 B SL 89 C SL 88 S SI 90 1-3 ② K		B SI 94 X SI 95 1-0 ② G3 2-3		4	0	0	0	0	2	4
4 Brandon Phillips, R (1, 4)		C SI 92 X CH 87 0-1 ① G4-3		D CH 88 F SI 93 X CH 87 1-1 ② P4		X CH 87 0-0 ③ G4-3		B SI 95 F SI 95 C SI 95 X SI 94 1-2 ③ G3		4	0	0	0	0	0	4
32 Jay Bruce, L (1, 9) OBP: 0.250, SLG: 0.250		B SI 89 S SL 89 S SL 89 S SL 89 1-3 ② K		B SL 89 S SL 89 X SI 95 1-1 1-2 2-H 1B			C SL 86 F SL 86 X SL 88 0-2 ① G3		B FF 92 C FF 92 B CH 84 S FF 92 T FF 93 2-2 ① K	4	0	1	1	0	2	0
21 Todd Frazier, R (1, 5) OBP: 0.250, SLG: 0.500		C CH 87 S SL 88 F SL 87 B SI 95 F SI 88 X SL 90 1-2 ③ G6-3		B CH 88 F SL 89 F SL 87 S SL 88 1-3 ③ K2-3			X SI 91 0-0 2B		X SL 81 0-0 ② F7	4	0	1	0	0	1	2
2 Zack Cozart, R (1, 6)			B SL 85 C SI 92 X CH 87 1-1 ① G6-3		C SI 92 B SI 94 T SI 92 F CH 86 B SL 86 B SL 88 B SI 93 4-2 28 G5-4-3 BB		B CH 85 B CH 85 S SI 92 F CH 86 F SL 87 D SL 88 X SL 87 3-2 ② G6-3		X FF 92 0-0 ③ G4-3	3	0	0	0	1	0	1
29 Ryan Hanigan, R (1, 2) Logan Ondrusek, R (7, 1) 63 Sam LeCure, R (8, 1)			F SI 93 X SL 88 0-1 ② G5-3	1 SAFE C CH 85 D CH 86 X SI 93 1-1 ① F9			F CH 87 B SI 94 B CH 87 S SL 86 F SL 86 X SL 86 2-2 ③ G5-3			3 0 0	0 0 0	0 0 0	0 0 0	0 0 0	0 0 0	2 0 0
47 Johnny Cueto, R (1, 1) 45 Sean Marshall, L (4, 1) 60 J.J. Hoover, R (4, 1) 28 Chris Heisey, R (5, PH) 31 Alfredo Simon, R (5, 1) 43 Manny Parra, L (6, 1) 39 Devin Mesoraco, R (7, 2)		C SI 93 X CH 87 0-1 ③ G3		C SL 88 D CH 86 1 SAFE B SI 88 B CH 85 C SI 92 X SL 87 3-2 ② ③ G5-4-3 1-2f				B SI 94 C CH 86 S SI 95 F SI 95 F SI 95 F CH 86 X SI 95 1-2 ① P4		1 0 0 1 0 0 1	0 0 0 0 0 0 0	0 0 0 0 0 0 0	0 0 0 0 0 0 0	0 0 0 0 0 0 0	0 0 0 0 0 0 0	0 0 0 1 0 0 0
Inning Stats	R: 0 E: 0 K: 1 S: 7 H: 0 LOB: 0 BB: 0 P: 9	R: 0 E: 0 K: 1 S: 10 H: 0 LOB: 0 BB: 0 P: 12	R: 0 E: 0 K: 0 S: 6 H: 0 LOB: 0 BB: 0 P: 7	R: 1 E: 0 K: 2 S: 12 H: 2 LOB: 2 BB: 0 P: 16	R: 0 E: 0 K: 0 S: 8 H: 0 LOB: 0 BB: 1 P: 16	R: 0 E: 0 K: 1 S: 9 H: 1 LOB: 1 BB: 0 P: 13	R: 0 E: 0 K: 0 S: 12 H: 1 LOB: 1 BB: 0 P: 17	R: 1 E: 0 K: 0 S: 17 H: 2 LOB: 1 BB: 0 P: 23	R: 0 E: 0 K: 1 S: 5 H: 0 LOB: 0 BB: 0 P: 7	1B: 2 2B: 3 3B: 0 HR: 1	SF: 0 SAC: 0 DP: 1 HBP: 1				WP: 0 PB: 0 SB: 0 CS: 0	PA: 34	

PITCHER		IP	WLS	BF	H	R	ER	SO	BB	IBB	HBP	BLK	WP	HR	S	P	ERA	WHIP
47 Francisco Liriano, L ERA: 1.29	(1, 1)	7.0	W	26	4	1	1	5	1	0	1	0	0	0	64	90	1.29	0.714
44 Tony Watson, L ERA: 9.0	(8, 1)	1.0		5	2	1	1	0	0	0	0	0	0	1	17	23	9.00	2.000
39 Jason Grilli, R ERA:	(9, 1)	1.0		3	0	0	0	1	0	0	0	0	0	0	5	7	0.00	0.000

PITCHER	IP	WLS	BF	H	R	ER	SO	BB	IBB	HBP	BLK	WP	HR	S	P	ERA	WHIP

TOP

Cincinnati Reds @ Pittsburgh Pirates

PNC Park, Pittsburgh, PA

Tue Oct 01 2013, 8:08 PM - 11:21 PM EDT

Att. 40,487 - Clear - 73 F

livebaseballscorecards.com

AB	32
R	2
H	6
RBI	2
BB	1
SO	6
LOB	14

Batter	1	2	3	4	5	6	7	8	9	AB	R	H	RBI	BB	SO	LOB
6 Starling Marte, R (1, 7) OBP: 0.400, SLG: 0.600	B CH 83 S FF 93 X FF 94 1-1 B1-3 ①	X FF 93 0-0 1-2 1B		B FF 92 B CH 83 X SI 93 2-0 18 2B 2B	C FC 90 X FF 96 0-1 F8 ③		B FF 96 B CU 76 F SI 96 B FF 96 F FF 95 F CU 76 X FF 94 3-2 F9 ③			5	1	2	0	0	0	1
18 Neil Walker, S (1, 4) OBP: 0.400, SLG: 0.600	C SI 94 B CH 85 X SL 85 1-1 F7 ②	B FF 93 X FC 91 1-0 P5 ③		B SI 88 D CU 75 D FF 84 C SI 88 F CU 75 F CU 75 X CU 74 3-2 66 BB 2 FC4-6 2B 2-H		B CU 77 F FF 95 F CU 77 B FS 88 F CU 79 X FF 96 2-2 F9 ①		S KC 70 F CH 80 F SI 86 B KC 72 B SI 87 B CH 82 X SI 88 3-2 66 G5-6-3 1B		5	1	2	1	0	0	2
22 Andrew McCutchen, R (1, 8) OBP: 0.800, SLG: 0.667	B FF 94 B FF 94 B FF 94 F FF 94 C FC 90 B CH 83 4-2 BB		B FC 91 X SI 93 1-0 2 1B 24 SF8 1B	I IN 67 I IN 68 I IN 66 I IN 68 4-0 2 FC4-6 66 BB IBB		S FF 96 C CU 81 F FC 92 B CU 84 B FC 92 B SI 96 F SI 96 X SI 96 3-2 66 1B 1B		X KC 73 0-0 F8 ①		3	1	2	0	2	0	1
66 Justin Morneau, L (1, 3) OBP: 0.400, SLG: 0.250	C SI 93 X CH 82 0-1 L9 ③		S FF 93 1 SAFE S FC 90 1 SAFE F FF 91 1 SAFE B FF 94 X FC 87 1-2 L5 ①	F FF 85 B SL 82 B FF 85 B CU 76 C SL 84 F CU 76 F SL 85 F FF 90 B CU 77 4-2 2 FC4-6 BB 1-2 2-3		X FF 91 0-0 1-2 1B		X FF 90 0-0 G5-6-3 ② ③ 1-2f		4	0	1	0	1	0	3
2 Marlon Byrd, R (1, 9) OBP: 0.500, SLG: 1.250		B SI 93 F SL 83 B SI 92 X CH 82 2-1 HR	F SI 94 X SI 94 0-1 55 1B 1B 1-3	S FF 93 X FF 93 0-1 FC4-6 24 FC6 ② 1-2f 2-3 3-H		B FF 95 B FF 95 X FF 94 2-0 F8 ②				4	1	2	2	0	0	4
24 Pedro Alvarez, L (1, 5)		C SL 86 C SI 94 B SL 86 X SL 86 1-2 L8 ①	B FF 92 X FC 90 1-0 SF8 ② 3-H	C CU 72 X FF 93 0-1 FC6 ③ 1-2f		B SL 84 C SL 83 F SL 83 B FF 96 S SL 84 2-3 K ③				3	0	0	1	0	1	4
55 Russell Martin, R (1, 2) OBP: 0.750, SLG: 2.250	S FC 90 B FC 90 B FC 89 X FF 95 2-1 HR	B SI 95 C FC 90 X SI 93 1-1 12 FC4 1B 1-2		C CU 78 F FC 91 X FC 90 0-2 F8 ①			C FF 96 B CU 77 B CU 78 F FF 96 F FF 97 B FF 97 X FF 96 3-2 HR			4	2	3	2	0	0	0
12 Clint Barmes, R (1, 6) OBP: 0.250, SLG: 0.250	B SL 85 S FF 94 B SL 84 F FF 94 X SL 86 2-2 L8 ②	B SI 94 S CH 86 F FC 91 X FC 90 1-2 FC4 ③ 1-2f		X SI 96 0-0 47 SH1-3 1B			C CU 76 F FF 97 B FC 92 X CU 80 1-2 G6-3 ①			4	0	1	0	0	0	2
47 Francisco Liriano, L (1, 1) OBP: 0.500, SLG: 0.500 23 Travis Snider, L (7, PH) 44 Tony Watson, L (8, 1) 39 Jason Grilli, R (9, 1)		C SI 92 F FF 91 X SL 84 0-2 6 1B 1B		C SI 91 X FC 88 0-1 G3 ① L SI 95 X SI 95 0-1 SH1-3 ② 1-2			C CU 76 B FF 96 B FC 92 F FF 96 B FF 96 F FC 91 T SI 95 3-2 K ②			2 1 0 0	0 0 0 0	1 0 0 0	0 0 0 0	0 0 0 0	0 1 0 0	0 0 0 0
Inning Stats	R: 0 E: 0 K: 0 S: 8 H: 0 LOB: 1 BB: 1 P: 14	R: 2 E: 0 K: 0 S: 15 H: 4 LOB: 2 BB: 0 P: 23	R: 1 E: 0 K: 0 S: 13 H: 3 LOB: 2 BB: 0 P: 18	R: 2 E: 0 K: 0 S: 16 H: 2 LOB: 2 BB: 2 P: 29	R: 0 E: 0 K: 0 S: 8 H: 1 LOB: 1 BB: 0 P: 8	R: 0 E: 0 K: 1 S: 14 H: 2 LOB: 2 BB: 0 P: 23	R: 1 E: 0 K: 1 S: 15 H: 1 LOB: 0 BB: 0 P: 25	R: 0 E: 0 K: 0 S: 6 H: 1 LOB: 0 BB: 0 P: 9		1B: 9 2B: 2 3B: 0 HR: 3 SF: 1 SAC: 1 DP: 1 HBP: 0					WP: 0 PB: 0 SB: 0 CS: 0 PA: 40	

BOTTOM

Cincinnati Reds @ Pittsburgh Pirates

PNC Park, Pittsburgh, PA

Tue Oct 01 2013, 8:08 PM - 11:21 PM EDT

Att. 40,487 - Clear - 73 F

livebaseballscorecards.com

AB	35
R	6
H	14
RBI	6
BB	3
SO	2
LOB	17

PITCHER		IP	WLS	BF	H	R	ER	SO	BB	IBB	HBP	BLK	WP	HR	S	P	ERA	WHIP
47 Johnny Cueto, R ERA: 10.8	(1, 1)	3.1	L	19	8	4	4	0	1	0	0	0	0	2	39	60	10.80	2.700
45 Sean Marshall, L ERA:	(4, 1)	0.0		3	1	0	0	0	1	1	0	0	0	0	9	20	∞	∞
60 J.J. Hoover, R ERA:	(4, 1)	0.2		2	0	1	1	0	0	0	0	0	0	0	4	4	13.50	0.000
31 Alfredo Simon, R ERA:	(5, 1)	1.1		6	2	0	0	0	0	0	0	0	0	0	17	22	0.00	1.500
43 Manny Parra, L ERA:	(6, 1)	0.2		3	1	0	0	1	0	0	0	0	0	0	5	9	0.00	1.500

PITCHER		IP	WLS	BF	H	R	ER	SO	BB	IBB	HBP	BLK	WP	HR	S	P	ERA	WHIP
Logan Ondrusek, R ERA: 9.0	(7, 1)	1.0		4	1	1	1	1	0	0	0	0	0	1	15	25	9.00	1.000
63 Sam LeCure, R ERA:	(8, 1)	1.0		3	1	0	0	0	0	0	0	0	0	0	6	9	0.00	1.000

Batter	1	2	3	4	5	6	7	8	9	AB	R	H	RBI	BB	SO	LOB
6 Starling Marte, R (1, 7) OBP: 0.222, SLG: 0.333	S SI 93 B FC 91 S CU 76 S CU 78 1-3 ① K			B FF 92 B SI 92 C FF 92 F FC 88 B CU 79 F SI 94 F FF 94 F SI 93 F FC 90 3-3 ① K		B SI 90 C SI 93 S CU 77 B CU 77 X SI 93 2-2 ① G3-1			S FF 96 B FF 98 F FF 98 F FF 98 F CH 89 F FF 99 X FF 99 1-2 ① F8	4	0	0	0	0	2	0
18 Neil Walker, S (1, 4) OBP: 0.222, SLG: 0.333	B CH 86 C CU 76 X FF 95 1-1 ② G1-3			B FC 83 B SI 92 X FC 89 2-0 ② G4-3		B SI 90 B FF 91 C CU 74 B SI 92 F FF 91 X CU 78 3-2 ② G3-1			C FF 98 S FF 98 F FF 100 B CH 89 S CH 89 1-3 ② K	4	0	0	0	0	1	0
22 Andrew McCutchen, R (1, 8) OBP: 0.667, SLG: 0.571	B SI 95 B SI 95 C FF 97 F SI 96 X CU 80 2-2 ③ G5-3			B SI 92 C SI 92 F FF 93 B CH 86 X SI 93 2-2 66 1B 1B		B CU 77 X SI 92 1-0 ③ G6-3			X FF 99 0-0 1B	4	0	2	0	0	0	0
66 Justin Morneau, L (1, 3) OBP: 0.333, SLG: 0.250		S CU 75 B FF 93 B FF 94 C SI 94 F CU 78 X CU 78 2-2 ① G4-3		B FC 88 X FF 92 1-0 1-2 1B			C FC 89 F CU 75 S CU 77 0-3 ① K		C FF 98 B FF 99 C FF 98 F FF 100 X CH 89 1-2 ③ G4-3	4	0	1	0	0	1	1
2 Marlon Byrd, R (1, 9) OBP: 0.286, SLG: 0.714		C CU 76 B FC 88 S FF 94 B FC 90 S CU 80 2-3 ② K2-3		F SI 92 B FC 90 S CU 79 S CU 79 1-3 ③ K2-3			T FC 86 F CU 76 B FC 88 B CU 78 X FF 94 2-2 ② G3			3	0	0	0	0	2	2
24 Pedro Alvarez, L (1, 5) OBP: 0.143, SLG: 0.667		F FF 93 B CU 77 F CU 77 B FF 96 F CU 79 X SI 96 2-2 ③ G4-3			X CH 83 0-0 HR		B SI 93 B FF 92 C SI 92 S CU 76 B CU 80 F CU 78 S CU 78 3-3 ③ K			3	1	1	1	0	1	0
55 Russell Martin, R (1, 2) OBP: 0.429, SLG: 1.286			C FF 91 C SI 91 B FC 88 F SI 93 S CU 79 1-3 ① K		X SI 92 0-0 ① G1-4-3			B SI 96 C SI 96 X SI 97 1-1 ① G1-3		3	0	0	0	0	1	0
12 Clint Barmes, R (1, 6) OBP: 0.167, SLG: 0.167 31 Jose Tabata, R (8, PH) 29 Bryan Morris, L (8, 1)			F FC 88 C CU 76 B FC 88 X CU 78 1-2 ② L5		C SI 91 F FF 92 T FC 89 0-2 ② K			X FF 100 0-0 ② G5-3		2 1 0	0 0 0	0 0 0	0 0 0	0 0 0	1 0 0	0 0 0
34 A.J. Burnett, R (1, 1) 30 Jeanmar Gómez, R (3, 1) 32 Vin Mazzaro, R (7, 1) 10 Jordy Mercer, R (8, PH) (8, 6)			B FF 93 C FF 92 B SI 93 S FF 92 X CU 78 2-2 ③ G4-3		C SI 92 C CU 74 S FC 84 0-3 ③ K			C FF 99 F SI 97 S CU 82 0-3 ③ K		1 1 0 1	0 0 0 0	0 0 0 0	0 0 0 0	0 0 0 0	0 1 0 1	0 0 0 0
Inning Stats	R: 0 E: 0 K: 1 S: 8 H: 0 LOB: 0 BB: 0 P: 12	R: 0 E: 0 K: 1 S: 11 H: 0 LOB: 0 BB: 0 P: 17	R: 0 E: 0 K: 1 S: 10 H: 0 LOB: 0 BB: 0 P: 14	R: 0 E: 0 K: 2 S: 17 H: 2 LOB: 2 BB: 0 P: 26	R: 1 E: 0 K: 2 S: 8 H: 1 LOB: 0 BB: 0 P: 8	R: 0 E: 0 K: 0 S: 7 H: 0 LOB: 0 BB: 0 P: 13	R: 0 E: 0 K: 2 S: 10 H: 0 LOB: 0 BB: 0 P: 15	R: 0 E: 0 K: 1 S: 6 H: 0 LOB: 0 BB: 0 P: 7	R: 0 E: 0 K: 1 S: 15 H: 1 LOB: 1 BB: 0 P: 18	1B: 3 2B: 0 3B: 0 HR: 1 SF: 0 SAC: 0 DP: 0 HBP: 0						

PITCHER		IP	WLS	BF	H	R	ER	SO	BB	IBB	HBP	BLK	WP	HR	S	P	ERA	WHIP
50 Adam Wainwright, R ERA: 1.29	(1, 1)	7.0	W	24	3	1	1	9	0	0	0	0	0	1	71	105	1.29	0.429
44 Carlos Martinez, R ERA:	(8, 1)	1.0		3	0	0	0	1	0	0	0	0	0	0	6	7	0.00	0.000
26 Trevor Rosenthal, R ERA:	(9, 1)	1.0		4	1	0	0	1	0	0	0	0	0	0	15	18	0.00	1.000

PITCHER	IP	WLS	BF	H	R	ER	SO	BB	IBB	HBP	BLK	WP	HR	S	P	ERA	WHIP

TOP

Pittsburgh Pirates @ St. Louis Cardinals

Busch Stadium, St. Louis, MO

Thu Oct 03 2013, 4:10 PM - 7:05 PM CDT

Att. 45,693 - Partly Cloudy - 86 F

livebaseballscorecards.com

AB	31
R	1
H	4
RBI	1
BB	0
SO	11
LOB	3

Batter	1	2	3	4	5	6	7	8	9	AB	R	H	RBI	BB	SO	LOB
13 Matt Carpenter, L (1, 4) OBP: 0.200, SLG: 0.200	B SI 94 B SI 94 C SI 95 X SI 95 2-1 G4-3 ①		B SI 94 3-1 3 HR 1B 1-2 B SI 93 2-2 P5 ③		C SI 86 B SI 93 B SI 92 F CH 86 B SI 93 X SI 92 3-2 F7 ③			X SI 96 0-0 G6-3 ①		5	1	1	0	0	0	2
3 Carlos Beltrán, S (1, 9) OBP: 0.200, SLG: 0.800	C FF 94 C KC 85 F KC 84 F SI 94 B KC 85 X SI 94 1-2 G4-3 ②		B SI 94 C SI 94 B CH 87 X SI 92 2-1 1-H 2-H HR	C SI 90 S SI 91 F CH 83 B SI 87 B SI 92 X SL 84 2-2 P5 ①		C SL 83 B SL 86 C SI 92 X SL 84 1-2 G4-3 ①		B SI 96 C SI 96 X FC 90 1-1 P2 ②		5	1	1	3	0	0	0
7 Matt Holliday, R (1, 7) OBP: 0.600, SLG: 0.750	F KC 83 B KC 84 C SI 94 B KC 84 B SI 95 F SI 94 F KC 84 B KC 86 4-2 BB		B SI 95 X KC 83 1-0 4 BB 19 BB 2B	X SI 93 0-0 G6-3 ②		X SI 93 0-0 F8 ②		C FC 91 X CU 84 0-1 1B		4	1	2	0	1	0	0
Matt Adams, L (1, 3) OBP: 0.600, SLG: 0.333	C SI 94 B SI 93 F KC 84 X KC 85 1-2 G4-3 ③		S KC 82 H KC 82 1-1 19 BB 4 BB 23 1B HBP	C SI 93 B CH 86 X SL 86 1-1 1B		B SI 93 B SI 92 B SI 92 B SI 92 4-0 4 2B 4 E BB		B SI 96 B SI 96 F FC 91 S SI 96 F SI 96 T CU 84 2-2 K ③		3	2	1	0	1	1	2
4 Yadier Molina, R (1, 2) OBP: 0.750, SLG: 1.000		S FF 94 B SI 94 B SI 94 X FF 93 2-1 23 FC4-6 19 1B 1B	B SI 94 C SI 94 B KC 84 F SI 93 B KC 84 B SI 95 4-2 19 BB 23 1B 1-2 2-3 BB	B SI 93 X SI 94 1-0 G5-3 ③		X SI 93 0-0 E8 1-H 2B				3	1	2	0	1	0	1
19 Jon Jay, L (1, 8) OBP: 0.750, SLG: 0.500		F FF 94 D KC 84 B SI 94 F SI 93 X SI 95 2-2 23 FC4-6 1-2 1B	B KC 82 B SI 94 F SI 94 F FF 94 B KC 83 D FF 94 4-2 23 1B 23 E 1-2 2-3 3-H BB		B SI 91 F SI 92 B SI 86 F CH 85 F SL 84 B SI 86 B SI 92 4-2 23 1B 33 E BB		F CH 85 C SI 93 B CH 86 F SL 85 X SI 93 1-2 G4-3 ③		2	2	1	1	2	0	1
23 David Freese, R (1, 5) OBP: 0.500, SLG: 0.500 38 Pete Kozma, R (8, 6)	D KC 85 C SI 95 X SI 95 1-1 FC4-6 33 G6-3 ① 1-2f 2-3	B SI 95 S FF 94 C SI 94 B KC 84 X FF 94 2-2 E9 33 G6-3 1-H 2-H 3-H 1B	C SI 92 1 SAFE X SI 92 0-1 33 FC4-6 1-2 1B		C SL 87 B SI 94 F SI 94 F SI 94 B SL 88 F SI 94 C FF 94 2-3 K ①				4 0	0 0	2 0	2 0	0 0	1 0	2 0
33 Daniel Descalso, L (1, 6) (8, 5)	X SI 95 0-0 G6-3 ② ③ 1-2f	C SI 92 B CH 86 X CH 85 1-1 G6-3 ① 2-3	X SI 92 0-0 FC4-6 50 SH1-4 ① 1-2f 2-H		B SI 94 S SL 89 B CH 89 B SI 94 X SI 94 3-1 F8 ②				4	0	0	0	0	0	4
50 Adam Wainwright, R (1, 1) 16 Kolten Wong, L (7, PH) 44 Carlos Martinez, R (8, 1) 26 Trevor Rosenthal, R (9, 1)			F FF 92 4-2 B SI 92 T SI 92 B KC 81 F SI 92 B FF 93 3 HR 1B BB B SI 92 1-0 G5-3 ②		X SI 91 0-0 SH1-4 ② 1-2		X SL 87 0-0 G4-3 ③			1 1 0 0	1 0 0 0	0 0 0 0	0 0 0 0	1 0 0 0	0 0 0 0	1 0 0 0
Inning Stats	R: 0 E: 0 K: 0 S: 14 H: 0 LOB: 1 BB: 1 P: 22	R: 0 E: 0 K: 0 S: 8 H: 2 LOB: 1 BB: 0 P: 13	R: 7 E: 1 K: 0 S: 22 H: 4 LOB: 1 BB: 3 P: 47	R: 0 E: 0 K: 0 S: 8 H: 1 LOB: 1 BB: 0 P: 12	R: 1 E: 1 K: 0 S: 10 H: 1 LOB: 1 BB: 1 P: 17	R: 1 E: 1 K: 0 S: 9 H: 1 LOB: 1 BB: 1 P: 15	R: 0 E: 0 K: 1 S: 8 H: 0 LOB: 0 BB: 0 P: 13	R: 0 E: 0 K: 1 S: 9 H: 1 LOB: 1 BB: 0 P: 12		1B: 7 2B: 2 3B: 0 HR: 1	SF: 0 SAC: 1 DP: 1 HBP: 1			WP: 0 PB: 0 SB: 0 CS: 0	PA: 40	

PITCHER		IP	WLS	BF	H	R	ER	SO	BB	IBB	HBP	BLK	WP	HR	S	P	ERA	WHIP
34 A.J. Burnett, R ERA: 31.5	(1, 1)	2.0	L	16	6	7	7	0	4	0	1	0	0	1	38	72	31.50	5.000
30 Jeanmar Gómez, R ERA:	(3, 1)	4.0		17	3	2	0	0	2	0	0	0	0	0	33	54	0.00	1.250
32 Vin Mazzaro, R ERA:	(7, 1)	1.0		3	0	0	0	1	0	0	0	0	0	0	8	13	0.00	0.000
29 Bryan Morris, R ERA:	(8, 1)	1.0		4	1	0	0	1	0	0	0	0	0	0	9	12	0.00	1.000

PITCHER	IP	WLS	BF	H	R	ER	SO	BB	IBB	HBP	BLK	WP	HR	S	P	ERA	WHIP

BOTTOM

Pittsburgh Pirates @ St. Louis Cardinals

Busch Stadium, St. Louis, MO

Thu Oct 03 2013, 4:10 PM - 7:05 PM CDT

Att. 45,693 - Partly Cloudy - 86 F

livebaseballscorecards.com

AB	32
R	9
H	10
RBI	6
BB	6
SO	2
LOB	13

Pittsburgh Pirates @ St. Louis Cardinals

Busch Stadium, St. Louis, MO

Fri Oct 04 2013, 12:10 PM - 3:11 PM CDT

Att. 45,999 - Partly Cloudy - 81 F

TOP

livebaseballscorecards.com

Batter	1	2	3	4	5	6	7	8	9	AB	R	H	RBI	BB	SO	LOB
6 Starling Marte, R (1, 7) OBP: 0.357, SLG: 0.583	B FF 94 F SI 93 M CU 81 S CU 82 1-3 ① K	H SI 92 1-0 1-2 2-3 HBP		C FF 94 B SI 93 B CU 83 S CU 82 X FF 95 2-2 ② G3		B FF 96 B SI 97 F FF 96 B FF 96 B FF 97 F FF 97 B FF 97 4-2 22 S BB		F FF 95 X FF 96 0-1 HR		3	1	1	1	1	1	0
18 Neil Walker, S (1, 4) OBP: 0.143, SLG: 0.214	C CU 82 B SI 88 F FF 94 S CU 82 1-3 ② K	X SI 92 0-0 ③ G4-3		B FF 94 B SI 94 B SI 94 C FF 94 X FF 94 3-1 ③ G3		1 SAFE 1 SAFE B FF 94 X FF 95 1-0 ① F9		B FF 95 B CU 82 B FF 95 C FF 94 X FF 94 3-1 ① F7		5	0	0	0	0	1	4
22 Andrew McCutchen, R (1, 8) OBP: 0.571, SLG: 0.455	B SI 93 C FF 94 B CU 82 X SI 95 2-1 1B		X SI 92 0-0 ① F9		C FF 93 B CU 81 C CU 80 F SI 93 F FF 94 F CU 81 S CU 81 1-3 ① K	F FF 96 1 SAFE B CU 78 F CU 78 D CU 80 B FF 97 D CU 80 4-2 66 G4-6-3 1-2 BB		B CU 81 C CU 79 X CU 80 1-1 ② F8		4	0	1	0	1	1	0
66 Justin Morneau, L (1, 3) OBP: 0.357, SLG: 0.385	F FF 93 B SI 92 C SI 92 B CU 82 D CU 82 X CU 83 3-2 ③ L9		C SI 91 F SI 93 X FF 95 0-2 24 HR 1B		X CU 81 0-0 2 2B	C SI 86 X SI 86 0-1 ② G4-6-3 ③ 1-2f		S FF 95 S CU 81 F FF 96 S CU 79 0-3 ③ K2-3		5	2	2	0	0	1	3
2 Marlon Byrd, R (1, 9) OBP: 0.250, SLG: 0.583		B SL 89 C SI 90 C FF 94 B FF 90 B CU 82 S CU 82 3-3 ① K	D FF 92 1 SAFE X SI 91 1-0 ② L9		X SL 88 0-0 55 1B 2-H 2B		X FF 97 0-0 E5 24 G4-3 55 SF9		X SL 83 0-0 ① G5-3	5	2	1	1	0	1	1
24 Pedro Alvarez, L (1, 5) OBP: 0.333, SLG: 1.000		S CU 83 B FF 94 X FF 95 1-1 45 1B 2B	B SI 92 X FF 93 1-0 1-H HR		D CU 82 B CU 79 B SI 92 B SI 89 4-0 10 FC6-4 55 1B BB		B FF 98 X FF 97 1-0 ① G4-3 2-3		F FF 90 S FS 86 X FS 86 0-2 ② G1-3	4	2	2	2	1	0	1
55 Russell Martin, R (1, 2) OBP: 0.417, SLG: 1.000		F SI 93 B CU 82 S CU 82 D CU 82 S CU 82 2-3 ② K	B FF 90 B CU 83 B SI 94 C FF 94 F SI 94 B FF 95 4-2 BB		C SI 91 B SI 91 B SI 91 B SI 91 X SI 91 3-1 10 FC6-4 1-2 2-H 1B		B FF 98 B FF 96 B FF 98 S FF 95 X FF 98 3-1 ② SF9 3-H		X SL 83 0-0 ③ P6	3	0	1	2	1	1	1
10 Jordy Mercer, R (1, 6) 44 Tony Watson, L (7, 1) 35 Mark Melancon, R (8, 1) 39 Jason Grilli, R (9, 1)		I IN 80 I IN 80 I IN 79 I IN 79 4-0 6 HBP 45 1B IBB	1 SAFE C FF 94 S CU 82 X CU 79 0-2 ③ G5-3		X SI 91 0-0 ② FC6-4 1-2f 2-3		B FF 99 B FF 98 S FF 97 F FF 96 B CU 83 F FF 98 X FF 97 3-2 1B			3 0 0 0	0 0 0 0	1 0 0 0	0 0 0 0	1 0 0 0	0 0 0 0	3 0 0 0
45 Gerrit Cole, R (1, 1) OBP: 0.333, SLG: 0.333 17 Gaby Sanchez, R (7, PH) 12 Clint Barmes, R (7, 6) OBP: 0.167, SLG: 0.167		B FF 95 X FF 94 1-0 6 HBP 1-2 2-H 1B		C FF 92 S FF 93 C CU 82 0-3 ① K	F SI 92 F FF 92 B FF 92 F FF 92 X SI 92 1-2 ③ L3		C FF 97 C FF 97 X FF 97 0-2 ③ P4			3 1 0	0 0 0	1 0 0	1 0 0	0 0 0	1 0 0	2 1 0
Inning Stats	R: 0 E: 0 K: 2 S: 11 H: 1 LOB: 1 BB: 0 P: 18	R: 1 E: 0 K: 2 S: 10 H: 2 LOB: 3 BB: 1 P: 22	R: 2 E: 0 K: 0 S: 11 H: 2 LOB: 1 BB: 1 P: 17	R: 0 E: 0 K: 1 S: 8 H: 0 LOB: 0 BB: 0 P: 13	R: 2 E: 0 K: 1 S: 15 H: 3 LOB: 2 BB: 1 P: 24	R: 0 E: 0 K: 0 S: 7 H: 0 LOB: 1 BB: 2 P: 16	R: 1 E: 1 K: 0 S: 11 H: 1 LOB: 1 BB: 0 P: 18	R: 1 E: 0 K: 1 S: 10 H: 1 LOB: 0 BB: 0 P: 14	R: 0 E: 0 K: 0 S: 5 H: 0 LOB: 0 BB: 0 P: 5	1B: 5 2B: 3 3B: 0 HR: 2 SF: 1 SAC: 0 DP: 1 HBP: 1						

	AB	36
	R	7
	H	10
	RBI	7
	BB	5
	SO	7
	LOB	16

WP: 0 PB: 0 SB: 1 CS: 0 PA: 43

PITCHER		IP	WLS	BF	H	R	ER	SO	BB	IBB	HBP	BLK	WP	HR	S	P	ERA	WHIP
31 Lance Lynn, R ERA: 10.38	(1, 1)	4.1	L	24	7	5	5	6	2	1	1	0	0	1	48	83	10.38	2.077
43 Seth Maness, R ERA:	(5, 1)	0.2		3	1	0	0	0	0	0	0	0	0	0	7	11	0.00	1.500
34 John Axford, R ERA:	(6, 1)	0.1		3	0	0	0	0	2	0	0	0	0	0	5	14	0.00	6.000
36 Randy Choate, L ERA:	(6, 1)	0.2		1	0	0	0	0	0	0	0	0	0	0	2	2	0.00	0.000
46 Kevin Siegrist, L ERA:	(7, 1)	1.0		5	1	1	0	0	0	0	0	0	0	0	11	18	0.00	1.000

PITCHER		IP	WLS	BF	H	R	ER	SO	BB	IBB	HBP	BLK	WP	HR	S	P	ERA	WHIP
40 Shelby Miller, R ERA: 9.0	(8, 1)	1.0		4	1	1	1	1	0	0	0	0	0	1	10	14	9.00	1.000
44 Edward Mujica, R ERA:	(9, 1)	1.0		3	0	0	0	0	0	0	0	0	0	0	5	5	0.00	0.000

Batter	1	2	3	4	5	6	7	8	9	AB	R	H	RBI	BB	SO	LOB
13 Matt Carpenter, L (1, 4) OBP: 0.222, SLG: 0.125	B FF 98 C FF 95 C SL 86 B FF 98 X KC 84 2-2 G4-3 ①		C FF 95 C CH 87 S SI 98 0-3 K ③			C CH 86 B SI 97 B SI 97 B FF 97 F FF 97 B SL 89 4-2 BB		C FF 95 X FF 94 0-1 G4-3 ②		3	0	0	0	1	1	0
3 Carlos Beltrán, S (1, 9) OBP: 0.222, SLG: 0.667	F KC 84 X FF 97 0-1 2B			B CH 85 L KC 85 B KC 84 X SL 86 2-1 G3-1 ①		D SL 87 C CH 87 S KC 84 B SI 100 F SI 98 D SL 87 F SL 91 C FF 98 3-3 K ②		C FS 88 S FF 93 X KC 83 0-2 G3 ③		4	0	1	0	0	1	1
7 Matt Holliday, R (1, 7) OBP: 0.333, SLG: 0.375	C FF 96 X CH 87 0-1 F7 ②			F SL 86 B SI 97 B FF 97 F SI 96 B FF 96 C SI 97 3-3 K ②		C SL 89 S FF 100 B SI 100 B SL 88 B KC 86 F FF 99 X SI 100 3-2 G6-3 ③			B FF 94 B FF 94 F FF 94 C SI 95 F SL 82 C FF 94 2-3 K ①	4	0	0	0	0	2	2
Matt Adams, L (1, 3) OBP: 0.556, SLG: 0.571	B FF 96 S SL 88 B FF 97 X SL 88 2-1 F9 ③			C SL 90 S CH 87 B CH 85 X SI 99 1-2 G4-3 ③			B SL 85 B SI 96 F SI 95 X SI 96 2-1 23 BB 1B		B FF 94 C SL 82 F FF 94 F SL 84 B FF 94 X SL 82 2-2 2B	4	0	2	0	0	0	1
4 Yadier Molina, R (1, 2) OBP: 0.500, SLG: 1.000		X SI 94 0-0 L8 ①			B SI 95 X FF 93 1-0 HR		C SI 96 F CH 89 B SI 95 F SI 96 B CH 89 X CH 89 2-2 F9 ①		C SL 82 C FF 94 B SL 83 C FF 95 1-3 K ②	4	1	1	1	0	1	2
19 Jon Jay, L (1, 8) OBP: 0.375, SLG: 0.167		C FF 95 S SL 89 B KC 85 F SL 87 F KC 84 B FF 97 F SL 87 X SI 98 2-2 G6-3 ②			B SI 95 B FF 98 C SI 94 B SL 87 C FF 96 S FF 97 3-3 K ①		F SI 96 C SI 97 C SI 97 0-3 K ②		C FF 94 F SL 82 S FF 93 0-3 K ③	4	0	0	0	0	3	2
23 David Freese, R (1, 5) OBP: 0.429, SLG: 0.333	B FF 96 F FF 94 B SL 86 C FF 95 X SL 88 2-2 G1-3 ③				C FF 97 C SL 86 X KC 82 0-2 G5-3 ②		C CH 89 S CH 88 B CH 89 B SI 96 F CH 88 B SI 97 B CH 88 4-2 1-2 BB			2	0	0	0	1	0	0
33 Daniel Descalso, L (1, 6)			C FF 95 B KC 84 C KC 84 X SL 87 1-2 L9 ①		X SI 94 0-0 L7 ③		B SI 96 F SI 95 X SI 96 1-1 G1 ③			3	0	0	0	0	0	2
31 Lance Lynn, S (1, 1) 43 Seth Maness, R (8, 1) 34 John Axford, R (8, 1) 36 Randy Choate, L (8, 1) 56 Adron Chambers, L (8, PH) 46 Kevin Siegrist, L (7, 1) 40 Shelby Miller, R (8, 1) 16 Kolten Wong, L (8, PH) 44 Edward Mujica, R (9, 1)			C FF 95 C FF 95 S KC 84 0-3 K ②			B FF 96 X SI 96 1-0 F8 ①		C FC 93 X FF 94 0-1 F8 ①		1 0 0 0 0 1 0 0 0 0 0 0 0 0 0 0 0 0 0 0 0 0 0 0 0 0 0 0 1 0 0 0 0 0 0 0 0 0 0 0 0 0 0 0 0 0 0 0 0 0 0 0 0 0 0 0 1 0 0 0 0 0 0 0 0 0 0 0 0 0						
Inning Stats	R: 0 E: 0 K: 0 S: 9 H: 1 LOB: 1 BB: 0 P: 13	R: 0 E: 0 K: 0 S: 10 H: 0 LOB: 0 BB: 0 P: 14	R: 0 E: 0 K: 2 S: 9 H: 0 LOB: 0 BB: 0 P: 10	R: 0 E: 0 K: 1 S: 8 H: 0 LOB: 0 BB: 0 P: 14	R: 1 E: 0 K: 1 S: 8 H: 1 LOB: 0 BB: 0 P: 12	R: 0 E: 0 K: 1 S: 12 H: 0 LOB: 1 BB: 1 P: 23	R: 0 E: 0 K: 1 S: 14 H: 1 LOB: 2 BB: 1 P: 23	R: 0 E: 0 K: 0 S: 7 H: 0 LOB: 0 BB: 0 P: 7	R: 0 E: 0 K: 3 S: 14 H: 1 LOB: 1 BB: 0 P: 19	1B: 1 2B: 2 3B: 0 HR: 1	SF: 0 SAC: 0 DP: 0 HBP: 0	WP: 0 PB: 0 SB: 0 CS: 0	PA: 33				

PITCHER		IP	WLS	BF	H	R	ER	SO	BB	IBB	HBP	BLK	WP	HR	S	P	ERA	WHIP
45 Gerrit Cole, R ERA: 1.5	(1, 1)	6.0	W	21	2	1	1	5	1	0	0	0	0	1	56	86	1.50	0.500
44 Tony Watson, L ERA: 4.5	(7, 1)	1.0		5	1	0	0	1	1	0	0	0	0	0	14	23	0.00	2.000
35 Mark Melancon, R ERA:	(8, 1)	1.0		3	0	0	0	0	0	0	0	0	0	0	7	7	0.00	0.000
39 Jason Grilli, R ERA:	(9, 1)	1.0		4	1	0	0	3	0	0	0	0	0	0	14	19	0.00	1.000

PITCHER	IP	WLS	BF	H	R	ER	SO	BB	IBB	HBP	BLK	WP	HR	S	P	ERA	WHIP

BOTTOM

Pittsburgh Pirates @ St. Louis Cardinals

Busch Stadium, St. Louis, MO

Fri Oct 04 2013, 12:10 PM - 3:11 PM CDT

Att. 45,999 - Partly Cloudy - 81 F

livebaseballscorecards.com

AB	31
R	1
H	4
RBI	1
BB	2
SO	9
LOB	10

Batter	1	2	3	4	5	6	7	8	9	AB	R	H	RBI	BB	SO	LOB
13 Matt Carpenter, L (1, 4) OBP: 0.231, SLG: 0.091	C SI 93 C SI 95 F SL 90 B SL 88 B SL 89 S SL 89 2-3 ① **K**		C SI 95 H SI 94 1-1 3 BB HBP		D SL 90 D SL 89 B SI 95 C SI 94 C SI 93 C SI 95 3-3 ② **K** 1-2 2-3		B SI 96 1 SAFE 1 SAFE X SI 95 1-0 ③ G1-3			3	0	0	0	0	2	3
3 Carlos Beltrán, S (1, 9) OBP: 0.385, SLG: 0.917	C SI 94 F SL 88 X SL 87 0-2 ② G5-3		B CH 88 F SL 87 B CH 88 S SI 89 D CH 89 F SI 88 F SL 88 D SI 90 4-2 1-2 2-3 BB		D SL 89 B SI 94 D CH 88 F SL 88 X SI 94 3-1 2-H 3-H 1B			C FC 93 X FF 93 0-1 HR		3	1	2	3	1	0	0
7 Matt Holliday, R (1, 7) OBP: 0.231, SLG: 0.250	S SI 94 B CH 88 B CH 87 S SL 87 B SL 88 X SL 88 3-2 ③ G6-3		S CH 88 X CH 88 0-1 ③ L9		X SL 88 0-0 ③ L9			C FC 94 B FC 92 B FC 92 B FC 92 C FC 92 X FC 94 3-2 ① G3-4-1		4	0	0	0	0	0	4
4 Yadier Molina, R (1, 2) OBP: 0.417, SLG: 0.727		C SI 93 F SI 93 B SL 87 B CH 86 F SI 95 F SL 88 S SL 89 2-1 ① G6-3		F CH 85 B CH 86 X CH 86 1-1 ① L6		B SL 86 C SI 91 S CH 86 X CH 86 1-2 ① F9		F FC 92 X FF 94 0-1 23 G1-6-3 1B		4	0	1	0	0	0	0
23 David Freese, R (1, 5) OBP: 0.273, SLG: 0.200 44 Carlos Martinez, R (8, 1) 46 Kevin Siegrist, L (8, 1)		C SI 92 F SI 93 B SL 87 B CH 86 F SI 95 F SL 88 S SL 89 2-3 ② **K**		X SI 94 0-0 ② L9		B CH 86 F SL 87 B CH 88 B FF 89 X SI 94 3-1 ② L7		X FC 91 0-0 ② ③ G1-6-3 1-2f		4 0 0	0 0 0	0 0 0	0 0 0	0 0 0	1 0 0	1 0 0
Matt Adams, L (1, 3) OBP: 0.462, SLG: 0.455		B SL 90 C SI 95 F SL 89 X SL 88 1-2 ③ F8		C SI 95 B SI 96 B SL 90 B SI 96 X SI 96 3-1 ③ G6-3		B SI 94 X SI 95 1-0 ③ G6-3			C SL 82 B FF 93 F FF 94 F FF 93 X FF 94 1-2 1B	4	0	1	0	0	0	0
19 Jon Jay, L (1, 8) OBP: 0.333, SLG: 0.200			B SI 93 F SI 93 C SL 88 B SL 88 X SL 89 2-2 ① G4-3		B SI 91 S SL 88 B SI 94 C SI 94 B FF 92 X SI 95 3-2 13 S 38 BB 3 1B 1B		B SI 95 F SI 93 B SI 95 X SI 94 2-1 ① G6-3		C SL 81 F FF 93 D SL 82 X FF 94 1-2 ① L6	4	1	1	0	0	0	1
38 Pete Kozma, R (1, 6) OBP: 0.750, SLG: 1.000			B SL 86 X CH 86 1-0 3 WP 2B		1 SAFE B FF 93 1 SAFE F CH 86 D CH 87 1 SAFE B SI 93 B SI 92 4-1 1-2 13 S 3 1B BB		C SI 95 F CH 87 B SI 95 X CH 87 1-2 43 FC6-4 1B		X FF 93 0-0 ② F8	3	1	2	0	1	0	1
58 Joe Kelly, R (1, 1) 43 Seth Maness, R (6, 1) 43 Shane Robinson, R (7, PH) 34 John Axford, R (7, 1) 33 Daniel Descalso, L (8, 5)			B SI 94 F SI 93 S CH 88 S SL 88 1-3 ② K2-3		B SI 93 M SI 92 M SI 93 B SI 93 L SI 92 2-3 ① **K**		C SI 95 X SI 95 0-1 ② FC6-4 1-2f		X FF 92 0-0 ③ G3	2 0 1 0 1	0 0 0 0 0	0 0 0 0 0	0 0 0 0 0	2 0 0 0 0	3 0 1 0 1	
Inning Stats	R: 0 H: 0 E: 0 LOB: 0 K: 1 BB: 0 S: 10 P: 15	R: 0 H: 0 E: 0 LOB: 0 K: 1 BB: 0 S: 10 P: 15	R: 0 H: 1 E: 0 LOB: 3 K: 1 BB: 1 S: 14 P: 23	R: 0 H: 0 E: 0 LOB: 0 K: 0 BB: 0 S: 5 P: 9	R: 2 H: 2 E: 0 LOB: 1 K: 2 BB: 1 S: 13 P: 28	R: 0 H: 0 E: 0 LOB: 0 K: 0 BB: 0 S: 6 P: 11	R: 0 H: 1 E: 0 LOB: 1 K: 0 BB: 0 S: 8 P: 12	R: 1 H: 2 E: 0 LOB: 0 K: 0 BB: 0 S: 8 P: 11	R: 0 H: 1 E: 0 LOB: 1 K: 0 BB: 0 S: 9 P: 11	1B: 5 2B: 1 3B: 0 HR: 1	SF: 0 SAC: 0 DP: 1 HBP: 1			WP: 1 PB: 0 SB: 2 CS: 0	PA: 36		

TOP

St. Louis Cardinals @ Pittsburgh Pirates

PNC Park, Pittsburgh, PA

Sun Oct 06 2013, 4:41 PM - 7:37 PM EDT

Att. 40,489 - Partly Cloudy - 84 F

livebaseballscorecards.com

AB	33
R	3
H	7
RBI	3
BB	2
SO	5
LOB	15

PITCHER		IP	WLS	BF	H	R	ER	SO	BB	IBB	HBP	BLK	WP	HR	S	P	ERA	WHIP
47 Francisco Liriano, L ERA: 2.08	(1, 1)	6.0		24	3	2	2	5	2	0	1	0	1	0	58	101	3.00	0.833
44 Tony Watson, L ERA: 3.0	(7, 1)	1.0	H	4	1	0	0	0	0	0	0	0	0	0	8	12	0.00	1.000
35 Mark Melancon, R ERA: 4.5	(8, 1)	1.0	W	4	2	1	1	0	0	0	0	0	0	1	8	11	9.00	2.000
39 Jason Grilli, R ERA:	(9, 1)	1.0	S	4	1	0	0	0	0	0	0	0	0	0	9	11	0.00	1.000

PITCHER	IP	WLS	BF	H	R	ER	SO	BB	IBB	HBP	BLK	WP	HR	S	P	ERA	WHIP

Batter	1	2	3	4	5	6	7	8	9	AB	R	H	RBI	BB	SO	LOB
6 Starling Marte, R (1, 7) OBP: 0.278, SLG: 0.438	C SI 94 B CU 77 B SI 94 X SI 94 2-1 F8 ①	X SI 96 0-0 G5-3 ③			C SI 96 S CU 80 B CU 76 D CU 77 D CU 78 X FF 96 3-2 P3 ②		B CU 79 B CU 78 X FF 96 2-0 G6-3 ②			4	0	0	0	0	0	2
18 Neil Walker, S (1, 4) OBP: 0.111, SLG: 0.167	B CU 79 B SI 95 C SI 95 C SI 96 T CH 84 2-2 K ②		X CH 84 0-0 G3 ①		C CH 85 F SI 95 X CU 78 0-2 G3 ③		X FF 96 0-0 G3-1 ③			4	0	0	0	0	1	1
22 Andrew McCutchen, R (1, 8) OBP: 0.667, SLG: 0.615	B SI 98 C SI 96 B CU 80 B CU 80 C SI 95 B SI 96 4-2 66 E 66 1B 2 1B BB		C SI 94 B SI 95 X CU 80 1-1 66 L3 1B			B SI 96 B SL 85 B SI 96 F SI 93 B SI 93 4-1 2 2B 55 SF8 BB		F FF 101 B CU 84 B FF 98 X SI 98 2-1 66 FC6-5 2B		2	2	2	0	2	0	0
66 Justin Morneau, L (1, 3) OBP: 0.333, SLG: 0.353 5 Josh Harrison, R (8, PR) 39 Jason Grilli, R (9, 1)	C SI 95 B SI 96 B SI 95 S SI 95 B SI 96 X CH 84 3-2 E6 2 1B 1-3 1B		1 SAFE X CH 85 0-0 L3 ②③ 1-1			B SI 95 X SI 95 1-0 F7 ①		X SI 98 0-0 FC6-5 ① 2 BB 24 1B 2-3		4 0 0	1 1 0	1 0 0	0 0 0	0 0 0	0 0 0	3 0 0
2 Marlon Byrd, R (1, 9) OBP: 0.375, SLG: 0.667	B SI 94 X SI 95 1-0 2-H 3-H 1B			B SI 95 S CU 79 F CU 76 X SI 97 1-2 G4-3 ①		1 SAFE X SI 93 0-0 1-3 2B		C CU 82 D CU 84 B CU 83 S CU 83 F CU 83 B CU 82 F FF 100 1 SAFE B CU 82 4-2 24 1B 55 1B 1-2 BB		3	1	2	2	1	0	0
24 Pedro Alvarez, L (1, 5) OBP: 0.375, SLG: 0.846	C SI 95 B SI 95 B CH 85 B FF 95 S CH 86 T CH 83 3-2 K ③			B CU 79 C CU 80 B CU 77 B CH 85 S CH 86 S SI 96 3-3 K ②		I IN 49 I IN 51 I IN 48 I IN 46 4-0 31 FC6-4 IBB		S FF 96 B FF 97 X FF 95 1-1 55 1B 1-3 2-H 1B		3	0	1	1	1	2	1
55 Russell Martin, R (1, 2) OBP: 0.375, SLG: 0.846		C CU 77 B SL 83 C SI 94 C CU 76 1-3 K ①		F SI 96 C CU 80 B SI 96 S SI 96 1-3 K ③		X SI 91 0-0 SF8 ② 3-H		L FF 96 C FF 97 F FF 97 B FF 96 X FF 96 1-2 17 G5-4-3 1-2 3-H 1B		3	0	1	2	0	2	0
12 Clint Barmes, R (1, 6) OBP: 0.250, SLG: 0.250 31 Jose Tabata, R (6, PH) 44 Tony Watson, L (7, 1) 35 Mark Melancon, R (8, 1) 17 Gaby Sanchez, R (8, PH) (9, 3)		S SI 96 C SI 96 X CU 77 0-2 G5-3 ②			B SI 94 X SI 94 1-0 47 SH1-3 1B	C SI 91 D FF 91 B FF 92 X SI 92 2-1 FC6-4 ③ 1-2f		F FF 97 B CH 86 S CH 86 X CH 89 1-2 G5-4-3 ②③ 1-2f		2 1 0 0 1	0 0 0 0 0	1 0 0 0 0	0 0 0 0 0	0 0 0 0 0	0 2 0 0 2	0 0 0 0 0
47 Francisco Liriano, L (1, 1) OBP: 0.667, SLG: 0.500 10 Jordy Mercer, R (7, 6) OBP: 0.333, SLG: 0.200		B SI 93 B SI 93 B SI 93 C FF 93 B FF 93 4-1 BB			X SI 94 0-0 SH1-3 ① 1-2		C CU 77 B FF 96 B CU 78 F FF 96 B FF 97 X FF 97 3-2 F8 ①			0 1	0 0	0 0	0 0	1 0	0 0	0 0
Inning Stats	R: 2 E: 1 K: 2 S: 14 H: 2 LOB: 1 BB: 1 P: 29	R: 0 E: 0 K: 1 S: 8 H: 0 LOB: 1 BB: 1 P: 13	R: 0 E: 0 K: 0 S: 4 H: 1 LOB: 0 BB: 0 P: 5	R: 0 E: 0 K: 2 S: 9 H: 0 LOB: 0 BB: 0 P: 14	R: 0 E: 0 K: 0 S: 8 H: 1 LOB: 1 BB: 0 P: 12	R: 1 E: 0 K: 0 S: 6 H: 1 LOB: 2 BB: 2 P: 17	R: 0 E: 0 K: 0 S: 5 H: 0 LOB: 0 BB: 0 P: 10	R: 2 E: 0 K: 0 S: 16 H: 3 LOB: 2 BB: 1 P: 25		1B: 6 2B: 3 3B: 0 HR: 0	SF: 1 SAC: 1 DP: 2 HBP: 0			WP: 0 PB: 0 SB: 0 CS: 0	PA: 35	

BOTTOM

St. Louis Cardinals @ Pittsburgh Pirates

PNC Park, Pittsburgh, PA

Sun Oct 06 2013, 4:41 PM - 7:37 PM EDT

Att. 40,489 - Partly Cloudy - 84 F

livebaseballscorecards.com

AB	28
R	5
H	8
RBI	5
BB	5
SO	5
LOB	11

PITCHER		IP	WLS	BF	H	R	ER	SO	BB	IBB	HBP	BLK	WP	HR	S	P	ERA	WHIP
58 Joe Kelly, R ERA: 3.38	(1, 1)	5.1		24	5	3	2	5	3	1	0	0	0	0	46	85	3.38	1.500
43 Seth Maness, R ERA:	(6, 1)	0.2		2	0	0	0	0	0	0	0	0	0	0	3	5	0.00	0.000
34 John Axford, R ERA:	(7, 1)	1.0		3	0	0	0	0	0	0	0	0	0	0	5	10	0.00	0.000
44 Carlos Martinez, R ERA: 13.5	(8, 1)	0.1	L	3	1	2	2	0	1	0	0	0	0	0	7	13	54.00	6.000
46 Kevin Siegrist, L ERA:	(8, 1)	0.2		3	2	0	0	0	0	0	0	0	0	0	9	12	0.00	3.000

PITCHER	IP	WLS	BF	H	R	ER	SO	BB	IBB	HBP	BLK	WP	HR	S	P	ERA	WHIP

Batter	1	2	3	4	5	6	7	8	9	AB	R	H	RBI	BB	SO	LOB
13 Matt Carpenter, L (1, 4) OBP: 0.176, SLG: 0.067	C FF 94 S CU 79 S CU 80 0-3 ① K		B CU 78 B SI 91 B SI 91 C SI 91 X FF 91 3-1 ③ G4-3		C CU 78 D CU 78 F SI 91 F CU 79 S CU 78 1-3 ③ K2-3		C SI 97 S FF 98 S FF 98 0-3 ③ K			4	0	0	0	0	3	2
3 Carlos Beltrán, S (1, 9) OBP: 0.412, SLG: 0.786	B FF 93 B SI 92 C FF 94 F CU 79 B CU 77 X SI 93 3-2 ② G4-3			B SI 91 B CU 79 B SI 91 B SI 92 4-0 7 FC6-4 BB		B SI 90 B SI 90 B SI 90 B SI 90 4-0 7 HR BB		F FF 96 B FC 91 B CU 80 X FF 95 2-1 ① P6		2	1	0	0	2	0	0
7 Matt Holliday, R (1, 7) OBP: 0.294, SLG: 0.500	F SI 93 B FS 88 S FF 93 F SI 94 B CU 79 X SI 93 2-2 1B			C SI 91 X SI 90 0-1 ① FC6-4 1-2f		B SI 90 F SI 90 1 SAFE C SI 91 F SI 90 B CU 78 X SI 90 2-2 1-H HR		B FF 96 X FC 90 1-0 ② G6-3		4	1	2	2	0	0	1
Matt Adams, L (1, 3) OBP: 0.353, SLG: 0.333	D SI 92 X FF 93 1-0 ③ G4-3			C FF 91 L SI 91 S CU 78 0-3 ② K		X SI 91 0-0 ① G1-3		B FF 95 B FF 95 S FF 95 F FF 95 F FF 97 F FC 92 S SI 98 2-3 ③ K		4	0	0	0	0	2	2
4 Yadier Molina, R (1, 2) OBP: 0.313, SLG: 0.533		C FF 93 F CU 77 B CU 77 B CU 77 B SI 93 X SI 93 3-2 ① G6-3		1 SAFE F SI 91 F SI 91 X FC 92 0-2 ③ F8		X SI 90 0-0 ② G5-3			S FC 93 F KC 81 B FC 94 F FF 94 C FC 92 1-3 ① K	4	0	0	0	0	1	1
19 Jon Jay, L (1, 8) OBP: 0.313, SLG: 0.154		C SI 92 S CU 78 X SI 92 0-2 ② G4-3			C CU 78 B SI 90 S CU 77 F CU 78 F CU 77 B CU 78 F SI 91 X CU 77 2-2 ① G3	B SI 91 B FF 88 B FF 90 B SI 90 4-0 BB			T FF 93 B KC 81 F FC 91 F KC 81 F KC 80 B FC 92 T FF 93 2-2 ② K	3	0	0	0	1	1	0
23 David Freese, R (1, 5) OBP: 0.267, SLG: 0.154 26 Trevor Rosenthal, R (9, 1)		B SI 91 B SI 92 X SI 91 2-0 ③ G6-3			B SI 91 B FF 90 B SI 91 C FF 91 B FF 90 4-1 52 SH3-4 38 1B BB	B FF 92 1 SAFE X FF 93 1-0 ③ G5-3			B FC 92 C FC 92 F KC 80 X FC 92 1-2 ③ G5-3	3 0	0 0	0 0	0 0	1 0	0 0	1 0
38 Pete Kozma, R (1, 6) OBP: 0.571, SLG: 0.667			C SI 91 F SI 92 X CU 78 0-2 ① F7		1 SAFE 1 SAFE X SI 91 0-0 52 SH3-4 1B 1-2		B SI 95 B SI 94 C SI 94 X SI 96 2-1 ① L9			3	0	1	0	0	0	0
52 Michael Wacha, R (1, 1) 44 Carlos Martinez, R (8, 1) 33 Daniel Descalso, L (9, 5)			C SI 92 C SI 91 B CU 77 F SI 91 C CU 78 1-3 ② K		L SI 89 M SI 89 X SI 90 0-2 ② SH3-4 1-2 2-3		B SI 95 S SI 95 S SI 96 B FF 97 C FF 96 2-3 ② K			2 0 0	0 0 0	0 0 0	0 0 0	0 0 0	2 0 0	0 0 0
Inning Stats	R: 0 E: 0 K: 1 S: 11 H: 1 LOB: 1 BB: 0 P: 17	R: 0 E: 0 K: 0 S: 7 H: 0 LOB: 0 BB: 0 P: 12	R: 0 E: 0 K: 1 S: 9 H: 0 LOB: 0 BB: 0 P: 13	R: 0 E: 0 K: 1 S: 8 H: 0 LOB: 1 BB: 1 P: 12	R: 0 E: 0 K: 1 S: 15 H: 1 LOB: 2 BB: 1 P: 22	R: 2 E: 0 K: 0 S: 7 H: 1 LOB: 1 BB: 2 P: 18	R: 0 E: 0 K: 2 S: 8 H: 0 LOB: 0 BB: 0 P: 12	R: 0 E: 0 K: 1 S: 8 H: 0 LOB: 0 BB: 0 P: 13	R: 0 E: 0 K: 2 S: 12 H: 0 LOB: 0 BB: 0 P: 16	1B: 2 2B: 0 3B: 0 HR: 1 SF: 0 SAC: 1 DP: 0 HBP: 0						

PITCHER		IP	WLS	BF	H	R	ER	SO	BB	IBB	HBP	BLK	WP	HR	S	P	ERA	WHIP
50 Charlie Morton, R ERA: 3.18	(1, 1)	5.2	L	24	3	2	2	4	4	0	0	0	0	1	56	92	3.18	1.235
32 Vin Mazzaro, R ERA:	(6, 1)	0.1		1	0	0	0	0	0	0	0	0	0	0	1	2	0.00	0.000
37 Justin Wilson, L ERA:	(7, 1)	2.0		6	0	0	0	3	0	0	0	0	0	0	16	25	0.00	0.000
35 Mark Melancon, R ERA: 3.0	(9, 1)	1.0		3	0	0	0	2	0	0	0	0	0	0	12	16	0.00	0.000

PITCHER	IP	WLS	BF	H	R	ER	SO	BB	IBB	HBP	BLK	WP	HR	S	P	ERA	WHIP

TOP

St. Louis Cardinals @ Pittsburgh Pirates

PNC Park, Pittsburgh, PA

Mon Oct 07 2013, 3:10 PM - 5:45 PM EDT

Att. 40,493 - Cloudy - 58 F

livebaseballscorecards.com

AB	29
R	2
H	3
RBI	2
BB	4
SO	9
LOB	7

BOTTOM

St. Louis Cardinals @ Pittsburgh Pirates

PNC Park, Pittsburgh, PA

Mon Oct 07 2013, 3:10 PM - 5:45 PM EDT

Att. 40,493 - Cloudy - 58 F

livebaseballscorecards.com

Batter	1	2	3	4	5	6	7	8	9	AB	R	H	RBI	BB	SO	LOB
6 Starling Marte, R (1, 7) OBP: 0.227, SLG: 0.350	B FF 92 X FF 92 1-0 ① P6			C FF 93 C FF 94 X FF 96 0-2 ① G4-3		B FF 93 C FF 92 S FF 93 F FF 95 D CU 78 S CU 76 2-3 ③ K			L FF 98 F FF 99 F FF 99 B FF 99 B CH 90 B FF 99 X FF 99 3-2 ② G6-3	4	0	0	0	0	1	1
18 Neil Walker, S (1, 4) OBP: 0.136, SLG: 0.143	C FF 93 B FF 95 F FF 93 F CH 88 S CH 86 1-3 ② K			S CH 88 F FF 96 B FF 96 B FF 96 X CH 87 2-2 ② G3			B FF 93 B FF 92 X FF 92 2-0 ① F7		B FF 98 B CH 90 B FF 99 B FF 98 4-0 BB	3	0	0	0	1	1	0
22 Andrew McCutchen, R (1, 8) OBP: 0.545, SLG: 0.471	C FF 95 B FF 96 S FF 95 F FF 96 C FF 96 1-3 ③ K			F FF 95 C FF 95 B FA 89 X CU 78 1-2 ③ F9			X FF 94 0-0 ② F9		D FF 98 B FF 97 B FF 98 C FF 98 X FF 96 3-1 ③ P4	4	0	0	0	0	1	1
66 Justin Morneau, L (1, 3) OBP: 0.286, SLG: 0.300		B CH 86 B FF 94 X FF 92 2-0 ① P5			X CH 87 0-0 ① G4-3		B FF 94 C FF 94 F FF 94 X CH 89 1-2 ③ G6-3			3	0	0	0	0	0	0
2 Marlon Byrd, R (1, 9) OBP: 0.316, SLG: 0.556		C FF 94 B FF 94 B FF 93 S CU 78 B FF 97 F FF 96 F FF 95 F CH 88 C FF 97 3-3 ② K			C FF 93 S CU 77 B CU 78 B CU 78 S FF 95 2-3 ② K			F FF 93 F CU 77 S FF 96 0-3 ① K		3	0	0	0	0	3	0
24 Pedro Alvarez, L (1, 5) OBP: 0.368, SLG: 0.938		C CH 87 B CH 88 S FF 95 S FF 97 1-3 ③ K			B CH 88 B FF 95 B CH 85 X FF 94 3-0 ③ F8			F FF 94 B CH 88 B FF 94 B FF 94 X FF 93 3-1 HR		3	1	1	1	0	1	0
55 Russell Martin, R (1, 2) OBP: 0.421, SLG: 0.786 5 Josh Harrison, R (8, PR) 14 John Buck, R (9, 2)			B FF 94 C CU 76 C CU 76 B FF 96 S CH 88 2-3 ① K			B FF 92 B CU 76 B FF 92 B FF 93 4-0 BB		B FF 95 B CU 78 S FF 96 B FF 95 B FF 94 4-1 31 CS BB		1 0 0	0 0 0	0 0 0	0 0 0	2 0 0	1 0 0	0 0 0
12 Clint Barmes, R (1, 6) OBP: 0.222, SLG: 0.222 46 Garrett Jones, L (6, PH) 37 Justin Wilson, L (7, 1) 31 Jose Tabata, R (8, PH) 35 Mark Melancon, R (9, 1)			C FF 94 B FF 95 X CU 77 1-1 ② P4			C FF 92 F CH 85 S CH 88 0-3 ① K		B SI 96 S SI 95 B SI 95 S FF 95 B CU 85 S CU 81 3-3 ② ③ K 1-2		1 1 0 1 0	0 0 0 0 0	0 0 0 0 0	0 0 0 0 0	0 0 0 0 0	0 1 0 1 0	0 1 0 1 0
50 Charlie Morton, R (1, 1) 32 Vin Mazzaro, R (6, 1) 10 Jordy Mercer, R (6, PH) OBP: 0.250, SLG: 0.143 (7, 6)			C FF 94 T FF 94 X CU 78 0-2 ③ G4-3			1 SAFE X FF 92 0-0 ② F8			B FF 97 C FF 97 B FF 97 S FF 98 S FF 99 2-3 ① K	1 0 2	0 0 0	0 0 0	0 0 0	0 0 0	0 0 1	0 0 1
Inning Stats	R: 0 E: 0 K: 2 S: 9 H: 0 LOB: 0 BB: 0 P: 12	R: 0 E: 0 K: 2 S: 10 H: 0 LOB: 0 BB: 0 P: 16	R: 0 E: 0 K: 1 S: 8 H: 0 LOB: 0 BB: 0 P: 11	R: 0 E: 0 K: 0 S: 9 H: 0 LOB: 0 BB: 0 P: 12	R: 0 E: 0 K: 1 S: 5 H: 0 LOB: 0 BB: 0 P: 10	R: 0 E: 0 K: 2 S: 8 H: 0 LOB: 1 BB: 1 P: 14	R: 0 E: 0 K: 0 S: 5 H: 0 LOB: 0 BB: 0 P: 8	R: 1 E: 0 K: 2 S: 9 H: 1 LOB: 1 BB: 1 P: 19	R: 0 E: 0 K: 1 S: 9 H: 0 LOB: 1 BB: 1 P: 21	1B: 0 2B: 0 3B: 0 HR: 1	SF: 0 SAC: 0 DP: 0 HBP: 0	WP: 0 PB: 0 SB: 0 CS: 1	PA: 30			

	AB	27
	R	1
	H	1
	RBI	1
	BB	3
	SO	11
	LOB	5

PITCHER		IP	WLS	BF	H	R	ER	SO	BB	IBB	HBP	BLK	WP	HR	S	P	ERA	WHIP
52 Michael Wacha, R ERA: 1.23	(1, 1)	7.1	W	25	1	1	1	9	2	0	0	0	0	1	60	96	1.23	0.409
44 Carlos Martinez, R ERA: 9.0	(8, 1)	0.2	H	1	0	0	0	1	0	0	0	0	0	0	3	6	0.00	0.000
26 Trevor Rosenthal, R ERA:	(9, 1)	1.0	S	4	0	0	0	1	1	0	0	0	0	0	9	21	0.00	1.000

PITCHER	IP	WLS	BF	H	R	ER	SO	BB	IBB	HBP	BLK	WP	HR	S	P	ERA	WHIP

Batter	1	2	3	4	5	6	7	8	9	AB	R	H	RBI	BB	SO	LOB
6 Starling Marte, R (1, 7) OBP: 0.192, SLG: 0.292	C FF 94 F SI 94 B CU 79 C CU 78 1-3 ① K		B CU 77 B FF 94 X SI 94 2-0 ③ P3			C SI 93 X SI 93 0-1 ②③ G6-4-3 1-2f		F CU 78 F CU 78 X FC 90 0-2 ②③ L4-3 1-1		4	0	0	0	0	1	2
35 Mark Melancon, R (8, 1)										0	0	0	0	0	0	0
39 Jason Grilli, R (8, 1)										0	0	0	0	0	0	0
18 Neil Walker, S (1, 4) OBP: 0.154, SLG: 0.125	B SI 93 B FC 90 B CU 75 C FF 92 F SI 94 B CU 77 4-2 BB			C FC 91 S FF 94 F CU 79 B CU 78 B SI 88 F FF 94 B CU 78 X FC 90 3-2 ① L6			C FC 91 B CU 77 B FC 91 C FC 90 F CU 80 S CU 79 2-3 ① K		B FC 90 X SI 92 1-0 ① G4-3	3	0	0	0	1	1	0
22 Andrew McCutchen, R (1, 8) OBP: 0.462, SLG: 0.381	F FF 93 F FF 94 B SI 95 B CU 78 1 SAFE S CU 79 2-3 ② K			B FF 94 F CU 76 X SI 94 1-1 ② G5-3			X SI 93 0-0 ② G6-3		B CU 77 F SI 93 X CU 78 1-1 ② F8	4	0	0	0	0	1	1
66 Justin Morneau, L (1, 3) OBP: 0.320, SLG: 0.333	X FC 91 0-0 ③ G5-3			C FF 90 X CU 77 0-1 ③ G6-3			C FC 90 X CU 77 0-1 2 1B 24 1B 1B		B CU 76 X FC 90 1-0 2 1B 1B	4	1	2	0	0	0	1
2 Marlon Byrd, R (1, 9) OBP: 0.391, SLG: 0.591		B FC 89 C FC 89 S CU 78 X FC 89 1-2 24 L4-3 1B			X CU 77 0-0 ① F9		F FC 88 F FC 89 X CU 78 0-2 24 1B 1-2 1B		X FC 89 0-0 1-2 1B	4	0	3	0	0	0	0
24 Pedro Alvarez, L (1, 5) OBP: 0.348, SLG: 0.800		F FC 90 D CU 78 X CU 78 1-1 ①② L4-3 1-1			C CU 76 B FC 89 S CU 78 F FF 94 B CU 78 C CU 78 2-3 ② K		S CU 78 D CU 80 B CU 78 F FC 92 B CU 79 X CU 80 3-2 55 FC6-4 1-3 2-H 1B		S CU 78 S CU 79 S CU 80 0-3 ③ K	4	0	1	1	0	2	3
55 Russell Martin, R (1, 2) OBP: 0.364, SLG: 0.647		B CU 77 C FF 93 B SI 92 X FF 93 2-1 ③ F8			T FC 88 S CU 79 X FF 95 0-2 ③ F9		X FC 90 0-0 ③ FC6-4 1-2f			3	0	0	0	0	0	2
12 Clint Barmes, R (1, 6) OBP: 0.273, SLG: 0.273			C FF 89 X FC 88 0-1 ① G1-3			F FC 88 F CU 78 B CU 77 B CU 80 B FC 90 X FF 93 3-2 6 G6-4-3 1B		C FC 90 S CU 79 X CU 78 0-2 ① G5-3		2	0	1	0	0	0	0
31 Jose Tabata, R (8, PH) (8, 7)										1	0	0	0	0	0	0
45 Gerrit Cole, R (1, 1) OBP: 0.250, SLG: 0.250			C FF 92 S CU 77 B CU 78 B FF 95 C CU 78 2-3 ② K			X FF 92 0-0 ① F8		B FC 91 X FC 90 1-0 6 L4-3 1B		1	0	0	0	0	1	0
46 Garrett Jones, L (6, PH)										1	0	0	0	0	0	1
37 Justin Wilson, L (6, 1)										0	0	0	0	0	0	0
32 Vin Mazzaro, R (6, 1)										0	0	0	0	0	0	0
44 Tony Watson, L (7, 1)										0	0	0	0	0	0	0
10 Jordy Mercer, R (8, PH) OBP: 0.333, SLG: 0.250										1	0	1	0	0	0	0
(8, 6)																
Inning Stats	R: 0 E: 0 K: 2 S: 9 H: 0 LOB: 1 BB: 1 P: 16	R: 0 E: 0 K: 0 S: 7 H: 1 LOB: 0 BB: 0 P: 11	R: 0 E: 0 K: 1 S: 6 H: 0 LOB: 0 BB: 0 P: 10	R: 0 E: 0 K: 0 S: 9 H: 0 LOB: 0 BB: 0 P: 13	R: 0 E: 0 K: 1 S: 8 H: 0 LOB: 0 BB: 0 P: 10	R: 0 E: 0 K: 0 S: 6 H: 1 LOB: 0 BB: 0 P: 9	R: 1 E: 0 K: 1 S: 14 H: 3 LOB: 2 BB: 0 P: 19	R: 0 E: 0 K: 0 S: 7 H: 1 LOB: 0 BB: 0 P: 8	R: 0 E: 0 K: 1 S: 8 H: 2 LOB: 2 BB: 0 P: 11	1B: 8 2B: 2 3B: 0 HR: 0 SF: 0 SAC: 0 DP: 3 HBP: 0						

PITCHER	IP	WLS	BF	H	R	ER	SO	BB	IBB	HBP	BLK	WP	HR	S	P	ERA	WHIP
50 Adam Wainwright, R (1, 1) ERA: 1.13	9.0	W	33	8	1	1	6	1	0	0	0	0	0	74	107	1.00	1.000

PITCHER	IP	WLS	BF	H	R	ER	SO	BB	IBB	HBP	BLK	WP	HR	S	P	ERA	WHIP

TOP

Pittsburgh Pirates @ St. Louis Cardinals

Busch Stadium, St. Louis, MO

Wed Oct 09 2013, 7:10 PM - 9:48 PM CDT

Att. 47,231 - Clear - 72 F

livebaseballscorecards.com

AB	32
R	1
H	8
RBI	1
BB	1
SO	6
LOB	10

PA: 33

WP: 0
PB: 0
SB: 0
CS: 0

BOTTOM

Pittsburgh Pirates @ St. Louis Cardinals

Busch Stadium, St. Louis, MO

Wed Oct 09 2013, 7:10 PM - 9:48 PM CDT

Att. 47,231 - Clear - 72 F

livebaseballscorecards.com

Batter	1	2	3	4	5	6	7	8	9	AB	R	H	RBI	BB	SO	LOB
13 Matt Carpenter, L (1, 4) OBP: 0.143, SLG: 0.053	B FF 96 B FF 96 C FF 94 X FF 96 2-1 G5-3 ①		B FF 98 X SI 96 1-0 L7 ②		B FF 97 B SI 96 C SL 87 B SI 97 X SL 89 3-1 F8 ③		B SI 96 C SI 97 X SI 96 1-1 G4-3 ③			4	0	0	0	0	0	0
3 Carlos Beltrán, S (1, 9) OBP: 0.333, SLG: 0.611	C FF 96 X SL 90 0-1 P6 ②		C CH 89 B KC 84 C FF 98 X KC 85 1-2 G4-3 ③			C FF 96 X FC 92 0-1 G6-3 ①		C FF 94 X KC 81 0-1 P5 ①		4	0	0	0	0	0	0
7 Matt Holliday, R (1, 7) OBP: 0.333, SLG: 0.500	S FF 98 B FF 100 C SI 98 B KC 85 X FF 96 2-2 G5-3 ③			F SI 97 S KC 84 B SI 98 B KC 83 X FF 99 2-2 F9 ①		F FF 97 X FC 92 0-1 4 BB 19 1B 1B		F FF 94 S KC 82 B FF 93 B KC 82 X FC 93 2-2 HR 1B		4	2	2	0	0	0	0
Matt Adams, L (1, 3) OBP: 0.381, SLG: 0.526		F FF 96 X SL 87 0-1 F7 ①		C FF 97 X SI 97 0-1 4 E 4 1B 19 FC4-2 1B		B SI 96 X FF 96 1-0 P6 ②		X FC 92 0-0 1-H HR		4	1	2	2	0	0	1
4 Yadier Molina, R (1, 2) OBP: 0.400, SLG: 0.529		C SI 96 S KC 85 S KC 82 0-3 K2-3 ②		D SL 85 S FF 98 F FF 98 F FF 99 D SL 90 X KC 83 2-2 E5 19 FC4-2 1-3 1B		B FF 96 S FC 92 B FF 98 B FF 96 F FC 92 B SI 97 4-2 19 1B 1-2 BB		S FF 95 B FF 93 B KC 82 B FC 92 B FF 94 4-1 19 FC3-6 BB		2	0	1	0	2	1	0
19 Jon Jay, L (1, 8) OBP: 0.350, SLG: 0.188		C FF 96 B KC 84 C FF 96 B KC 84 B FF 97 F FF 95 F KC 86 B CH 88 4-2 23 HR BB		S SL 86 S KC 84 X KC 83 0-2 FC4-2 ② 2-3 3-H		B FF 96 B SI 97 X FF 97 2-0 1-2 2-H 1B		S FF 92 C FF 92 X KC 81 0-2 FC3-6 ② 33 1B 38 1B 1-2f		3	2	1	1	1	0	3
23 David Freese, R (1, 5) OBP: 0.278, SLG: 0.375 33 Daniel Descalso, L (8, 5) OBP: 0.111, SLG: 0.111	B FF 98 1 SAFE F FF 97 F SL 89 1 SAFE X KC 82 1-2 1-H HR			F FF 99 F FF 99 C SI 98 0-3 K ③		S SI 94 B SI 94 F SI 94 S SL 87 1-3 K ③		B FF 93 1 SAFE S FF 93 X FF 92 1-1 38 1B 1-3 1B		3 1	1 0	1 1	2 0	0 0	2 0	4 0
38 Pete Kozma, R (1, 6) OBP: 0.455, SLG: 0.500	C SL 86 B FF 97 C SI 98 B SL 88 S FF 98 2-3 K ③				B FF 97 C FF 94 F FF 95 B FF 97 F SI 98 S SL 88 2-3 K ①		C SI 95 B SI 95 B CH 87 X SI 95 2-1 L7 ①	B SL 82 X FF 94 1-0 1-2 3-H 1B		4	0	1	1	0	2	0
50 Adam Wainwright, R (1, 1)			B FA 91 X FF 92 1-0 G5-3 ①		B FF 95 C FF 94 F FF 94 C FF 100 1-3 K ②		X SI 96 0-0 G5-3 ②	X FF 93 0-0 F8 ③		4	0	0	0	0	1	2
Inning Stats	R: 0 E: 0 K: 0 S: 7 H: 0 LOB: 0 BB: 0 P: 11	R: 2 E: 0 K: 2 S: 15 H: 1 LOB: 0 BB: 1 P: 22	R: 0 E: 0 K: 0 S: 5 H: 0 LOB: 0 BB: 0 P: 8	R: 0 E: 1 K: 1 S: 15 H: 2 LOB: 2 BB: 0 P: 19	R: 0 E: 0 K: 2 S: 9 H: 0 LOB: 0 BB: 0 P: 15	R: 1 E: 0 K: 1 S: 11 H: 2 LOB: 2 BB: 1 P: 19	R: 0 E: 0 K: 0 S: 5 H: 0 LOB: 0 BB: 0 P: 8	R: 3 E: 0 K: 0 S: 14 H: 4 LOB: 2 BB: 1 P: 22		1B: 7 2B: 0 3B: 0 HR: 2 SF: 0 SAC: 0 DP: 0 HBP: 0					

	AB	33
	R	6
	H	9
	RBI	6
	BB	3
	SO	6
	LOB	10

WP: 0 PB: 0 SB: 0 CS: 0 PA: 36

PITCHER		IP	WLS	BF	H	R	ER	SO	BB	IBB	HBP	BLK	WP	HR	S	P	ERA	WHIP
45 Gerrit Cole, R ERA: 2.45	(1, 1)	5.0	L	19	3	2	2	5	1	0	0	0	0	1	51	75	3.60	0.800
37 Justin Wilson, L ERA: 3.38	(6, 1)	0.2		5	2	1	1	0	1	0	0	0	0	0	8	15	13.50	4.500
32 Vin Mazzaro, R ERA:	(6, 1)	0.1		1	0	0	0	1	0	0	0	0	0	0	3	4	0.00	0.000
44 Tony Watson, L ERA: 2.25	(7, 1)	1.0		3	0	0	0	0	0	0	0	0	0	0	5	8	0.00	0.000
35 Mark Melancon, R ERA: 9.82	(8, 1)	0.2		6	3	3	3	0	1	0	0	0	0	1	12	19	40.50	6.000

PITCHER		IP	WLS	BF	H	R	ER	SO	BB	IBB	HBP	BLK	WP	HR	S	P	ERA	WHIP
39 Jason Grilli, R ERA:	(8, 1)	0.1		2	1	0	0	0	0	0	0	0	0	0	2	3	0.00	3.000