Pittsburgh Pirates - 2014

Batter	1	2	3	4	5	6	7	8	9	AB	R	H	RBI	BB	SO	LOB
22 Jacoby Ellsbury, L (1, 8) OBP: 1.000, SLG: 1.000	BBCSBTFB 4-2 89 1B 34 1B BB	BBBB 4-0 89 HR BB			X 0-0 89 G4-6-3 1B		X 0-0 E8 1-H 2B			1	2	1	0	2	0	0
97 Mason Williams, L (5, 8) OBP: 1.000, SLG: 2.000										1	0	1	1	0	0	0
89 Yangervis Solarte, S (1, 6) OBP: 0.667, SLG: 1.667	X 0-0 34 1B 81 1B 1-2 1B	X 0-0 1-H HR			X 0-0 ①② G4-6-3 1-2f		CSS 0-3 ③ K			3	2	2	2	0	0	1
Addison Maruszak, R (5, 6)										1	0	0	0	0	1	1
36 Carlos Beltrán, S (1, 9)	X 0-0 ① P2	SSS 0-3 ③ K			X 0-0 ③ G5-3			X 0-0 ① F8		3	0	0	0	0	1	2
65 Zoilo Almonte, S (5, 9)										1	0	0	0	0	0	0
34 Brian McCann, L (1, 2) OBP: 0.500, SLG: 0.500	X 0-0 98 F9 81 1B 1-3 2-H 1B		CSS 0-3 ① K			CCC 0-3 ① K		X 0-0 ② F8		2	0	1	1	0	1	0
53 Austin Romine, R (5, 2)										2	0	0	0	0	1	0
81 Ramón Flores, L (1, 7) OBP: 0.500, SLG: 0.500	X 0-0 1-2 3-H 1B		X 0-0 ② G3-1			X 0-0 ② B1-3		X 0-0 ③ F7		2	0	1	1	0	0	0
73 Antoan Richardson, S (5, 7)										2	0	0	0	0	0	0
98 Zelous Wheeler, R (1, 5)	X 0-0 ② F9 2-3		X 0-0 ③ G4-3			X 0-0 ③ L5		X 0-0 ① P4		3	0	0	0	0	0	2
95 Adonis García, R (6, 5)										1	0	0	0	0	0	0
45 Dean Anna, L (1, 4) OBP: 0.500, SLG: 0.500	X 0-0 ③ G4-3		X 0-0 72 G4-6-3 1B				X 0-0 ① F8	X 0-0 ② P4		2	0	1	0	0	0	2
86 José Pirela, R (5, 4)										2	0	0	0	0	0	0
72 Corban Joseph, L (1, 3)		X 0-0 ① G4-3	X 0-0 ①② G4-6-3 1-2f				X 0-0 ② F9	X 0-0 ③ G3		2	0	0	0	0	0	1
80 Jose Gil, R (5, 3)										2	0	0	0	0	0	0
66 John Ryan Murphy, R (1, 10)		X 0-0 ② G3-1	X 0-0 ③ F9				BBBB 4-0 97 E BB			2	0	0	0	0	0	0
87 Francisco Arcia, L (7, PH) (7, 10)										0	1	0	0	1	0	0

TOP

New York Yankees @ Pittsburgh Pirates

McKechnie Field, Bradenton, FL

Wed Feb 26 2014, 1:08 PM - 3:55 PM EST

Att. 6,870 - Cloudy - 72 F

livebaseballscorecards.com

AB	32
R	5
H	7
RBI	5
BB	3
SO	4
LOB	9

Inning Stats	1	2	3	4	5	6	7	8	9
	R: 2 E: 0 K: 0 S: 10	R: 2 E: 0 K: 1 S: 6	R: 0 E: 0 K: 1 S: 5	R: 0 E: 0 K: 0 S: 3	R: 0 E: 0 K: 0 S: 3	R: 0 E: 0 K: 1 S: 5	R: 1 E: 1 K: 1 S: 6	R: 0 E: 0 K: 0 S: 3	R: 0 E: 0 K: 0 S: 3
	H: 3 LOB: 2 BB: 1 P: 14	H: 1 LOB: 0 BB: 1 P: 10	H: 0 LOB: 0 BB: 0 P: 5	H: 1 LOB: 0 BB: 0 P: 3	H: 1 LOB: 0 BB: 0 P: 3	H: 0 LOB: 0 BB: 0 P: 5	H: 1 LOB: 1 BB: 1 P: 10	H: 0 LOB: 0 BB: 0 P: 3	H: 0 LOB: 0 BB: 0 P: 3

1B: 5	SF: 0
2B: 1	SAC: 0
3B: 0	DP: 2
HR: 1	HBP: 0

WP: 0	PA: 35
PB: 0	
SB: 0	
CS: 0	

PITCHER		IP	WLS	BF	H	R	ER	SO	BB	IBB	HBP	BLK	WP	HR	S	P	ERA	WHIP
47 Francisco Liriano, L ERA: 18.0	(1, 1)	1.0		7	3	2	2	0	1	0	0	0	0	0	10	14	18.00	4.000
36 Edinson Volquez, R ERA: 18.0	(2, 1)	1.0		5	1	2	2	1	1	0	0	0	0	1	6	10	18.00	2.000
30 Jeanmar Gómez, R ERA:	(3, 1)	1.0		3	0	0	0	1	0	0	0	0	0	0	5	5	0.00	0.000
32 Vin Mazzaro, R ERA:	(4, 1)	1.0		3	1	0	0	0	0	0	0	0	0	0	3	3	0.00	1.000
29 Bryan Morris, R ERA:	(5, 1)	1.0		3	1	0	0	0	0	0	0	0	0	0	3	3	0.00	1.000

PITCHER		IP	WLS	BF	H	R	ER	SO	BB	IBB	HBP	BLK	WP	HR	S	P	ERA	WHIP
48 Jared Hughes, R ERA:	(6, 1)	1.0		3	0	0	0	1	0	0	0	0	0	0	5	5	0.00	0.000
53 Duke Welker, R ERA: 9.0	(7, 1)	1.0	W	5	1	1	1	1	1	0	0	0	0	0	6	10	9.00	2.000
27 Josh Kinney, R ERA:	(8, 1)	1.0	H	3	0	0	0	0	0	0	0	0	0	0	3	3	0.00	0.000
71 Adam Wilk, L ERA:	(9, 1)	1.0	S	3	0	0	0	0	0	0	0	0	0	0	3	3	0.00	0.000

BOTTOM

Batter	1	2	3	4	5	6	7	8	9	AB	R	H	RBI	BB	SO	LOB
6 Starling Marte, R (1, 7)	x 0-0 ① L8	x 0-0 E6 22 BB; 1-2; 3-H		x 0-0 ③ B2-3			B H 2-0 26 HR HBP; 1-2	S S C 0-3 ② K		3	0	0	1	0	0	1
14 Jaff Decker, L (5, 7)										1	1	0	0	0	1	0
55 Russell Martin, R (1, 2)	B B B B 4-0 22 1B BB	x 0-0 ② F4			x 0-0 ① G6-3		B X 1-0 HR; 1-H; 2-H	x 0-0 1B		2	0	0	0	1	0	2
26 Tony Sanchez, R (6, 2) OBP: 1.000, SLG: 2.500										2	1	2	3	0	0	0
22 Andrew McCutchen, R (1, 8) OBP: 1.000, SLG: 1.000	x 0-0 1B; 1-2	B B B B 4-0 BB; 1-2; 2-3			x 0-0 24 FC4-6 1B		B B B B 4-0 72 1B 69 1B BB	x 0-0 ③ L5		2	0	2	0	1	0	0
25 Chris Dickerson, L (6, 8)										1	1	0	0	1	0	1
24 Pedro Alvarez, L (1, 5)	C S S 0-3 ② K	C S C 0-3 ③ K			x 0-0 ② FC4-6; 1-2f		x 0-0 69 E 69 1B; 1-3 1B			3	0	0	0	0	2	6
72 Matt Hague, R (6, 5) OBP: 1.000, SLG: 1.000										1	0	1	0	0	0	0
18 Neil Walker, S (1, 4)	x 0-0 ③ G6-3		x 0-0 ① G6-3		S S C 0-3 ③ K		C C S 0-3 ① K			2	0	0	0	0	0	2
70 Michael Martinez, S (5, PH) (6, 4)										2	0	0	0	0	2	3
17 Gaby Sanchez, R (1, 3) OBP: 1.000, SLG: 1.000		B B B B 4-0 31 F9 57 1B 10 1B BB	x 0-0 57 G4-6-3 1B			x 0-0 62 G6-3 1B	x 0-0 E6; 1-3; 3-H 1B			1	1	1	0	1	0	0
69 Chris McGuiness, L (6, 3) OBP: 1.000, SLG: 1.000										2	0	2	1	0	0	0
57 Andrew Lambo, L (1, 10) OBP: 0.250, SLG: 0.250		x 0-0 10 1B 6 E; 1-2 1B	x 0-0 ② ③ G4-6-3; 1-2f			x 0-0 ① S S S P5	x 0-3 ② K			4	1	1	0	0	1	4
31 Jose Tabata, R (1, 9)		x 0-0 ① F9; 2-3		x 0-0 ① P6		x 0-0 ② ③ G6-3; 1-2f	x 0-0 ③ F7			2	0	0	0	0	0	2
62 Gregory Polanco, L (6, 9)										2	0	0	0	0	0	3
10 Jordy Mercer, R (1, 6) OBP: 0.500, SLG: 0.500		x 0-0 22 BB 6 E; 1-3; 3-H 1B		C S C 0-3 ② K			x 0-0 14 S 26 HR 1B	x 0-0 ① G6-3		2	0	1	1	0	1	0
63 Alen Hanson, S (6, 6) OBP: 0.500, SLG: 0.500										2	1	1	0	0	0	0
Inning Stats	R: 0 E: 0 K: 1 S: 6 H: 1 LOB: 2 BB: 1 P: 10	R: 2 E: 1 K: 1 S: 8 H: 2 LOB: 3 BB: 2 P: 16	R: 0 E: 0 K: 0 S: 3 H: 1 LOB: 0 BB: 0 P: 3	R: 0 E: 0 K: 1 S: 5 H: 0 LOB: 0 BB: 0 P: 5	R: 0 E: 0 K: 1 S: 6 H: 1 LOB: 1 BB: 0 P: 6	R: 0 E: 0 K: 0 S: 3 H: 1 LOB: 0 BB: 0 P: 3	R: 4 E: 1 K: 2 S: 11 H: 4 LOB: 2 BB: 1 P: 18	R: 0 E: 0 K: 1 S: 6 H: 1 LOB: 1 BB: 0 P: 6		1B: 10 2B: 0 3B: 0 HR: 1 SF: 0 SAC: 0 DP: 2 HBP: 1						

PITCHER		IP	WLS	BF	H	R	ER	SO	BB	IBB	HBP	BLK	WP	HR	S	P	ERA	WHIP
47 Iván Nova, R (1, 1) ERA: 13.5		1.1		8	2	2	2	1	2	0	0	0	0	0	8	16	13.50	3.000
74 Bruce Billings, R (2, 1) ERA:		1.2	H	8	2	0	0	1	1	0	0	0	0	0	9	13	0.00	1.800
68 Dellin Betances, R (4, 1) ERA:		2.0	H	7	1	0	0	2	0	0	0	0	0	0	11	11	0.00	0.500
83 Chase Whitley, R (6, 1) ERA: 36.0		1.0	L	7	3	4	4	0	1	0	1	0	0	1	5	12	36.00	4.000
38 Preston Claiborne, R (7, 1) ERA:		1.0		5	2	0	0	2	0	0	0	0	0	0	9	9	0.00	2.000

PITCHER		IP	WLS	BF	H	R	ER	SO	BB	IBB	HBP	BLK	WP	HR	S	P	ERA	WHIP
64 Cesar Cabral, L (8, 1) ERA:		1.0		4	1	0	0	1	0	0	0	0	0	0	6	6	0.00	1.000

New York Yankees @ Pittsburgh Pirates
McKechnie Field, Bradenton, FL
Wed Feb 26 2014, 1:08 PM - 3:55 PM EST
Att. 6,870 - Cloudy - 72 F

livebaseballscorecards.com

AB	34
R	6
H	11
RBI	6
BB	4
SO	7
LOB	24

1B: 10 SF: 0
2B: 0 SAC: 0
3B: 0 DP: 2
HR: 1 HBP: 1

WP: 0 PA: 39
PB: 0
SB: 1
CS: 0

Batter	1	2	3	4	5	6	7	8	9	AB	R	H	RBI	BB	SO	LOB
14 Jaff Decker, L (1, 7) OBP: 0.400, SLG: 0.500	C C C 0-3 ① K		X 0-0 ② F8		S 0-1 ③ CS 1-2	X 0-0 62 F8 25 1B 2B		X 0-0 1-3 22 HR 1B	X 0-0 22 1B 63 G6-3 2B	3	1	1	0	0	1	0
69 Chris McGuiness, L (6, 3) OBP: 1.000, SLG: 1.250										2	2	2	0	0	0	0
62 Gregory Polanco, L (1, 8) OBP: 0.200, SLG: 0.800	F B X 1-1 HR		X 0-0 ③ F8			X 0-0 ① F8 2-3		B B C X 2-1 1-H 3-H HR	X 0-0 63 G6-3 2-3 1B	3	1	1	1	0	0	1
22 Mel Rojas Jr., S (6, 8) OBP: 1.000, SLG: 2.500										2	1	2	3	0	0	0
25 Chris Dickerson, L (1, 9) OBP: 0.600, SLG: 0.500	C C C 0-3 ② K			X 0-0 26 S 1B		X 0-0 57 FC3-6 3-H 1B		X 0-0 61 2B 72 1B 1B	X 0-0 ① ② G6-3 1-2f 3-H	3	0	2	1	0	1	0
63 Alen Hanson, S (6, 6)										2	1	1	0	0	0	1
57 Andrew Lambo, L (1, 3) OBP: 0.143, SLG: 0.143	X 0-0 ③ L9			X 0-0 ① F8		X 0-0 ② FC3-6 26 FC4 1-2f		X 0-0 1-3 72 1B 2B	X 0-0 ③ G3	3	0	0	0	0	0	2
61 Jeff Roy, L (6, 7) OBP: 0.500, SLG: 1.000										2	1	1	0	0	0	0
26 Tony Sanchez, R (1, 10) OBP: 0.500, SLG: 1.167		X 0-0 2B		B S S S 1-3 ② K 1-2		X 0-0 ③ FC4 1-2f		C C C 0-3 ① K		4	0	1	0	0	2	4
19 Chris Stewart, R (1, 2)		X 0-0 ① G2-3		X 0-0 ③ L9			X 0-0 ① G6-3	H 1-0 31 F8 72 1B HBP		2	0	0	0	0	0	2
66 Nevin Ashley, R (6, 2)										1	0	0	0	0	0	0
5 Josh Harrison, R (1, 5) OBP: 0.500, SLG: 0.500	C C C 0-3 ② K				X 0-0 14 CS 1B		S S S 0-3 ② K	X 0-0 1-2 2-H 3-H 1B		2	0	1	0	0	1	1
72 Matt Hague, R (6, 5) OBP: 0.667, SLG: 0.667										2	0	1	2	0	1	0
12 Clint Barmes, R (1, 6)	C C C 0-3 ③ K				X 0-0 ① F7		S S S 0-3 ③ K	X 0-0 ② F8 2-3		2	0	0	0	0	1	2
31 Jose Tabata, R (6, 9)										2	0	0	0	0	1	2
70 Michael Martinez, S (1, 4)			X 0-0 ① G4-3		X 0-0 ② P5			B B B 69 1B 22 HR BB P4		2	0	0	0	0	0	1
59 Robert Andino, R (6, 4)										1	1	0	0	1	0	2
Inning Stats	R: 1 E: 0 K: 2 S: 9 H: 1 LOB: 0 BB: 0 P: 10	R: 0 E: 0 K: 2 S: 8 H: 1 LOB: 1 BB: 0 P: 8	R: 0 E: 0 K: 0 S: 3 H: 0 LOB: 0 BB: 0 P: 3	R: 0 E: 0 K: 1 S: 6 H: 1 LOB: 1 BB: 0 P: 7	R: 0 E: 0 K: 0 S: 4 H: 1 LOB: 0 BB: 0 P: 4	R: 1 E: 0 K: 0 S: 5 H: 2 LOB: 1 BB: 0 P: 5	R: 0 E: 0 K: 2 S: 7 H: 0 LOB: 0 BB: 0 P: 7	R: 5 E: 0 K: 1 S: 11 H: 5 LOB: 2 BB: 1 P: 18	R: 1 E: 0 K: 0 S: 4 H: 2 LOB: 0 BB: 0 P: 4	1B: 7 2B: 4 3B: 0 HR: 2	SF: 0 SAC: 0 DP: 1 HBP: 1						

TOP

Pittsburgh Pirates @ New York Yankees

George M. Steinbrenner Field, Tampa, FL

Thu Feb 27 2014, 1:08 PM - 3:54 PM EST

Att. 7,763 - Overcast - 69 F

livebaseballscorecards.com

AB	38
R	8
H	13
RBI	7
BB	1
SO	8
LOB	18

PITCHER		IP	WLS	BF	H	R	ER	SO	BB	IBB	HBP	BLK	WP	HR	S	P	ERA	WHIP
41 David Phelps, R ERA: 4.5	(1, 1)	2.0		8	2	1	1	4	0	0	0	0	0	1	17	18	4.50	1.000
57 Chris Leroux, R ERA:	(3, 1)	2.0		7	1	0	0	1	0	0	0	0	0	0	9	10	0.00	0.500
61 Jim Miller, R ERA: 5.4	(5, 1)	1.2		7	3	1	1	0	0	0	0	0	0	0	8	8	5.40	1.800
63 Yoshinori Tateyama, R ERA:	(6, 1)	1.1		4	0	0	0	2	0	0	0	0	0	0	8	8	0.00	0.000
62 Robert Coello, R ERA: 135.0	(8, 1)	0.1	L	8	5	5	5	1	1	0	1	0	0	1	9	16	135.00	18.000

PITCHER		IP	WLS	BF	H	R	ER	SO	BB	IBB	HBP	BLK	WP	HR	S	P	ERA	WHIP
75 Branden Pinder, R ERA:	(8, 1)	0.2		2	0	0	0	0	0	0	0	0	0	0	2	2	0.00	0.000
98 Jeremy Bleich, L ERA: 9.0	(9, 1)	1.0		4	2	1	1	0	0	0	0	0	0	0	4	4	9.00	2.000

WP: 0 PB: 0 SB: 1 CS: 1 PA: 41

BOTTOM

Pittsburgh Pirates @ New York Yankees

George M. Steinbrenner Field, Tampa, FL

Thu Feb 27 2014, 1:08 PM - 3:54 PM EST

Att. 7,763 - Overcast - 69 F

livebaseballscorecards.com

Batter	1	2	3	4	5	6	7	8	9	AB	R	H	RBI	BB	SO	LOB
11 Brett Gardner, L (1, 7) OBP: 1.000, SLG: 1.000 86 José Pirela, R (6, 7)	BBBB 4-0 2 G4-6-3 BB			x 0-0 E4 31 G4-3 1B		x 0-0 G5-3 ①		x 0-0 F8 ①		1 0 1 0 1 0 0 2 0 0 0 0 0 0						
2 Derek Jeter, R (1, 6) 17 Brendan Ryan, R (6, 6)	x 0-0 G4-6-3 ①② 1-2f			x 0-0 G5-3 ①		x 0-0 F9 ②		x 0-0 E5 95 1B		2 0 0 0 0 0 2 2 0 0 0 0 0 0						
31 Ichiro Suzuki, L (1, 9) 95 Adonis García, R (6, 9) OBP: 0.333, SLG: 0.333	x 0-0 F7 ③			x 0-0 G4-3 ② 2-3		x 0-0 E5 72 BB 66 1B		x 0-0 72 G3-6-1 1-2 1B		2 0 0 0 0 0 1 2 1 1 0 0 0 0						
14 Brian Roberts, S (1, 4) 72 Corban Joseph, L (6, 4)		CCC 0-3 K ①		x 0-0 G6-3 ③		BBBB 4-0 66 1B 1-2 BB		x 0-0 G3-6-1 ②③ 1-2f		2 0 0 0 0 1 1 1 0 0 0 1 0 2						
29 Francisco Cervelli, R (1, 2) OBP: 0.500, SLG: 0.500 66 John Ryan Murphy, R (6, 2) OBP: 0.250, SLG: 0.250		x 0-0 G5-3 ②			x 0-0 33 2B 1B	x 0-0 1-3 2-H 1B			x 0-0 P5 ①	2 1 1 0 0 0 0 2 0 1 1 0 0 0						
33 Kelly Johnson, L (1, 5) OBP: 0.500, SLG: 1.000 98 Zelous Wheeler, R (6, 5)		x 0-0 G4-3 ③			x 0-0 70 1B 1-H 2B	x 0-0 G6-3 ③			x 0-0 G5-3 ②	2 0 1 1 0 0 0 2 0 0 0 0 0 2						
53 Austin Romine, R (1, 10) 96 Peter O'Brien, R (7, PH) (8, 10)		CCC 0-3 K ①		x 0-0 G1-3 ①		SSS 0-3 K2-3 ①			SSS 0-3 K ③	2 0 0 0 0 1 1 2 0 0 0 0 2 0						
70 Russ Canzler, R (1, 3) OBP: 0.500, SLG: 0.500 80 Jose Gil, R (6, 3)		x 0-0 F8 ②			x 0-0 97 G4-6-3 2-3 1B		BBBB 4-0 81 G5-4-3 BB			2 0 1 0 0 0 0 0 0 0 0 1 0 0						
97 Mason Williams, L (1, 8) OBP: 0.333, SLG: 0.667 81 Ramón Flores, L (6, 8) OBP: 0.333, SLG: 0.333		x 0-0 G6-3 ③			x 0-0 ②③ G4-6-3 1-2f		x 0-0 ②③ G5-4-3 1-2f			2 0 0 0 0 0 2 1 0 0 0 0 0 1						
Inning Stats	R: 0 H: 0 E: 0 LOB: 0 K: 0 BB: 1 S: 2 P: 6	R: 0 H: 0 E: 0 LOB: 0 K: 1 BB: 0 S: 5 P: 5	R: 0 H: 0 E: 0 LOB: 0 K: 1 BB: 0 S: 5 P: 5	R: 0 H: 1 E: 1 LOB: 1 K: 0 BB: 0 S: 4 P: 4	R: 1 H: 3 E: 0 LOB: 1 K: 0 BB: 0 S: 5 P: 5	R: 1 H: 1 E: 1 LOB: 2 K: 0 BB: 1 S: 5 P: 9	R: 0 H: 0 E: 0 LOB: 0 K: 1 BB: 1 S: 4 P: 8	R: 0 H: 1 E: 1 LOB: 1 K: 0 BB: 0 S: 4 P: 4	R: 0 H: 0 E: 0 LOB: 0 K: 1 BB: 0 S: 5 P: 5	1B: 5 SF: 0 2B: 1 SAC: 0 3B: 0 DP: 4 HR: 0 HBP: 0							WP: 0 PA: 34 PB: 0 SB: 0 CS: 0

	AB	31
	R	2
	H	6
	RBI	2
	BB	3
	SO	4
	LOB	12

PITCHER		IP	WLS	BF	H	R	ER	SO	BB	IBB	HBP	BLK	WP	HR	S	P	ERA	WHIP
50 Charlie Morton, R ERA:	(1, 1)	2.0		6	0	0	0	1	1	0	0	0	0	0	7	11	0.00	0.500
49 Jeff Locke, L ERA:	(3, 1)	2.0	H	7	1	0	0	1	0	0	0	0	0	0	9	9	0.00	0.500
58 Brandon Cumpton, R ERA: 5.4	(5, 1)	1.2	B	10	4	2	1	0	1	0	0	0	0	0	9	13	5.40	3.000
4 Nate Baker, L ERA:	(6, 1)	0.1		1	0	0	0	0	0	0	0	0	0	0	1	1	0.00	0.000
77 Yao-Hsun Yang, L ERA:	(7, 1)	1.0	W	3	0	0	0	1	1	0	0	0	0	0	4	8	0.00	1.000

PITCHER		IP	WLS	BF	H	R	ER	SO	BB	IBB	HBP	BLK	WP	HR	S	P	ERA	WHIP
43 Daniel Schlereth, L ERA:	(8, 1)	1.0		4	1	0	0	0	0	0	0	0	0	0	4	4	0.00	1.000
61 Cody Eppley, R ERA:	(9, 1)	1.0		3	0	0	0	1	0	0	0	0	0	0	5	5	0.00	0.000

Batter	1	2	3	4	5	6	7	8	9	AB	R	H	RBI	BB	SO	LOB
6 Starling Marte, R (1, 8)	F9		P4		P3			K	F9	3	0	0	0	0	0	0
18 Willy García, R (6, 9)										2	0	0	0	0	1	1
12 Clint Barmes, R (1, 6)	G6-3		G6-3			F7		G6-3		3	0	0	0	0	0	0
68 Blake Davis, L (6, 4)										1	0	0	0	0	0	0
31 Jose Tabata, R (1, 9)	K		L4			G5-3		36 1B BB		3	0	0	0	0	1	0
61 Jeff Roy, L (6, 8) OBP: 0.667, SLG: 1.000										0	0	0	0	1	0	0
24 Pedro Alvarez, L (1, 5) OBP: 0.333, SLG: 0.667		17 G4-3 72 1B 2B		17 2B		G3		69 BB 1-3 1B		3	2	2	0	0	0	0
36 Carlos Mesa, R (6, 7) OBP: 1.000, SLG: 1.000										1	0	1	0	0	0	0
17 Gaby Sanchez, R (1, 3) OBP: 0.750, SLG: 1.000		G4-3 2-3		26 F9-5 2-H 2B			K	1-2 BB		2	0	1	1	0	0	1
69 Chris McGuiness, L (6, 3) OBP: 0.833, SLG: 1.000										1	0	0	0	1	1	0
26 Tony Sanchez, R (1, 2) OBP: 0.500, SLG: 1.000		59 F8 72 1B BB		F9-5 2-3			F8	G4-3		1	0	0	0	1	0	1
73 Carlos Paulino, R (6, 2)										2	0	0	0	0	0	3
72 Matt Hague, R (1, 10) OBP: 0.571, SLG: 0.500	1-2 3-H 1B		F9						G5-3	3	0	1	1	1	0	0
59 Robert Andino, R (1, 4)	F8 2-3				G6-3				G6-3	2	0	0	0	0	0	2
79 Brent Morel, R (6, 5) OBP: 0.500, SLG: 0.500								79 1B BB		2	0	1	0	0	0	0
22 Mel Rojas Jr., S (1, 7) OBP: 0.500, SLG: 1.250	P4				K		F8	1-2 1B		2	0	0	0	0	1	2
63 Alen Hanson, S (6, 6) OBP: 0.500, SLG: 0.400									BB	1	0	0	0	1	0	2
Inning Stats	R: 0 E: 0 K: 1 S: 5 H: 0 LOB: 0 BB: 0 P: 5	R: 1 E: 0 K: 0 S: 5 H: 2 LOB: 2 BB: 1 P: 9	R: 0 E: 0 K: 0 S: 3 H: 0 LOB: 0 BB: 0 P: 3	R: 1 E: 0 K: 0 S: 4 H: 2 LOB: 0 BB: 0 P: 4	R: 0 E: 0 K: 1 S: 5 H: 0 LOB: 0 BB: 0 P: 5	R: 0 E: 0 K: 0 S: 3 H: 0 LOB: 0 BB: 0 P: 3	R: 0 E: 0 K: 1 S: 6 H: 1 LOB: 2 BB: 1 P: 10	R: 0 E: 0 K: 1 S: 6 H: 1 LOB: 3 BB: 2 P: 14	R: 0 E: 0 K: 0 S: 3 H: 0 LOB: 1 BB: 1 P: 7	1B: 3 2B: 4 3B: 0 HR: 0	SF: 0 SAC: 0 DP: 1 HBP: 0						

TOP

Pittsburgh Pirates @ Toronto Blue Jays

Florida Auto Exchange Stadium, Dunedin, FL

Fri Feb 28 2014, 1:09 PM - 3:34 PM EST

Att. 3,220 - Sunny - 63 F

livebaseballscorecards.com

AB	32
R	2
H	6
RBI	2
BB	5
SO	4
LOB	12

WP: 0 PB: 0 SB: 0 CS: 0 PA: 37

PITCHER	IP	WLS	BF	H	R	ER	SO	BB	IBB	HBP	BLK	WP	HR	S	P	ERA	WHIP
56 Mark Buehrle, L (1, 1) ERA: 4.5	2.0		9	2	1	1	1	1	0	0	0	0	0	10	14	4.50	1.500
23 Brandon Morrow, R (3, 1) ERA: 4.5	2.0	B	7	2	1	1	0	0	0	0	0	0	0	7	7	4.50	1.000
50 Steve Delabar, R (5, 1) ERA:	1.0	W	3	0	0	0	1	0	0	0	0	0	0	5	5	0.00	0.000
64 Chad Jenkins, R (6, 1) ERA:	1.0	H	3	0	0	0	0	0	0	0	0	0	0	3	3	0.00	0.000
35 Sean Nolin, L (7, 1) ERA:	1.0	H	5	1	0	0	1	1	0	0	0	0	0	6	10	0.00	2.000
41 Aaron Sanchez, R (8, 1) ERA:	1.0	H	6	1	0	0	1	2	0	0	0	0	0	6	14	0.00	3.000
34 Liam Hendriks, R (9, 1) ERA:	1.0	S	4	0	0	0	0	1	0	0	0	0	0	3	7	0.00	1.000

BOTTOM

Pittsburgh Pirates @ Toronto Blue Jays

Florida Auto Exchange Stadium, Dunedin, FL

Fri Feb 28 2014, 1:09 PM - 3:34 PM EST

Att. 3,220 - Sunny - 63 F

livebaseballscorecards.com

Batter	1	2	3	4	5	6	7	8	9	AB	R	H	RBI	BB	SO	LOB
8 Anthony Gose, L (1, 7)	G3-1		G5-3		28 G1-3 / 66 BB / 1-2 / BB	G6-3				2	0	0	0	1	0	0
11 Kevin Pillar, R (6, PH) (7, 7)										1	0	0	0	0	0	3
66 Munenori Kawasaki, L (1, 6) OBP: 0.750, SLG: 0.667	28 S / 28 1B / 1B		28 G5-3 / 1B		28 G1-3 / 1-2 2-3 / BB		F9			2	1	2	0	1	0	0
72 Kevin Nolan, R (7, 6)										1	0	0	0	0	0	0
28 Colby Rasmus, L (1, 8) OBP: 0.400, SLG: 0.600	30 2B / 1-H / 1B		G5-3 / 1-2		G1-3 / 1-2 2-3 3-H		P5			3	1	1	2	0	0	3
71 Kenny Wilson, R (7, 8) OBP: 0.333, SLG: 0.333										1	0	0	0	0	0	0
26 Adam Lind, L (1, 3) OBP: 0.200, SLG: 0.200	F7		F8		G3-1		K			3	0	0	0	0	0	4
38 Jared Goedert, R (6, 3)										1	0	0	0	0	1	0
30 Dioner Navarro, S (1, 2) OBP: 0.167, SLG: 0.333	2-H / 2B			G3		F8		69 3B / HBP		3	0	1	1	0	0	0
6 A.J. Jimenez, R (7, 2)										0	1	0	0	0	0	0
14 Moisés Sierra, R (1, 9) OBP: 0.375, SLG: 0.750	G1-3			F9		70 HBP / 18 E / 1B		1-H / 18 F9-2 / 3B		3	0	1	0	0	0	1
69 Ricardo Nanita, L (7, 9) OBP: 1.000, SLG: 3.000										1	0	1	1	0	0	0
16 Dan Johnson, L (1, 10)		K		F8		FC4 / 70 HBP / 1-2		F9-2 / 3-H		2	0	0	0	0	1	0
18 Steve Tolleson, R (6, PH) (7, 10)										2	0	0	0	0	0	2
3 Maicer Izturis, S (1, 5) OBP: 0.250, SLG: 0.250		G6-3			G6-3 / H	1-2 2-3 / HBP		F9		2	0	0	0	0	0	0
70 Andy Burns, R (6, PH) (7, 5)										1	0	0	0	0	0	0
17 Ryan Goins, L (1, 4)		K			66 BB / 8 BB / 28 G1-3 / BB	P6				2	1	0	0	1	1	3

| | | | | | | | | | |

Batter	1	2	3	4	5	6	7	8	9	10	AB	R	H	RBI	BB	SO	LOB
1 Sean Rodríguez, R (1, 4) OBP: 0.500, SLG: 0.333 61 Cole Figueroa, L (4, 4)	B H 2-0 11 E 9 E HBP		x 0-0 ① F8		B C C S 1-3 ① K 1-2		x 0-0 ③ G4-3		C C C 0-3 ② K		1 3	1 0	0 0	0 0	0 0	0 2	0 1
20 Matt Joyce, L (1, 9) 71 Justin Christian, R (5, 8) OBP: 0.250, SLG: 0.250	S C S 0-3 ① K		x 0-0 ② G4-3		2 SAFE x 0-0 ② G6-3 2-3			x 0-0 ① P3	x 0-0 ③ P3		3 2	0 0	0 0	0 0	0 0	1 0	2 0
11 Logan Forsythe, R (1, 5) 73 Jeremy Moore, L (4, 7) OBP: 0.333, SLG: 0.333	1 SAFE C C C 0-3 ② K 1-3		x 0-0 ③ G4-3		x 0-0 ③ L7			x 0-0 68 2B 1B		S S S 0-3 ① K	2 3	0 0	0 1	0 0	0 1	1 1	1 1
9 Wil Myers, R (1, 10) 68 Jerry Sands, R (6, PH) OBP: 0.500, SLG: 0.800 (6, 10)	x 0-0 E6 3-H			x 0-0 ① G5-3		S S S 0-3 ① K2-3		x 0-0 1-3 2B		S S S 0-3 ② K	2 3	0 0	0 1	0 0	0 0	0 2	0 0
24 Ryan Hanigan, R (1, 2) OBP: 0.500, SLG: 1.000 63 Curt Casali, R (5, 2) 84 Luke Maile, R (8, 2)	x 0-0 ③ P5			x 0-0 2B		C C C 0-3 ② K		B B B B 4-0 BB		S S S 0-3 ③ K	2 1 1	0 0 0	1 0 0	0 0 0	0 1 0	0 1 1	1 0 0
30 Vince Belnome, L (1, 3) 18 Richie Shaffer, R (4, 5)		x 0-0 ① G3-1		x 0-0 ② G1-3		B B B B 4-0 BB		C C S 0-3 ② K			2 1	0 0	0 0	0 1	0 1	0 1	1 3
16 Jayson Nix, R (1, 6) OBP: 0.750, SLG: 0.667 21 Jake Hager, R (4, PR) (4, 6)		x 0-0 1B		B B B 4-0 BB		x 0-0 ③ G1-3		x 0-0 ③ F9			1 2	0 0	1 0	0 0	1 0	0 0	0 4
5 Brandon Guyer, R (1, 7) 23 Cameron Seitzer, L (4, 3) OBP: 0.500, SLG: 2.000		x 0-0 ② F8		x 0-0 ③ G5-3			x 0-0 ① G4-3		B S x 1-1 HR		2 2	0 1	0 1	0 1	0 0	0 0	3 0
39 Kevin Kiermaier, L (1, 8) OBP: 0.200, SLG: 0.200 67 Mikie Mahtook, R (5, 9) OBP: 0.200, SLG: 0.200		x 0-0 ③ G3			x 0-0 20 E 61 S 1B		C C C 0-3 ② K		C S C 0-3 ① K		2 2	0 0	1 0	0 0	0 0	0 2	1 0
Inning Stats	R: 1 H: 0 E: 1 LOB: 1 K: 2 BB: 0 S: 8 P: 10	R: 0 H: 1 E: 0 LOB: 1 K: 0 BB: 0 S: 4 P: 4	R: 0 H: 0 E: 0 LOB: 0 K: 0 BB: 0 S: 3 P: 3	R: 0 H: 1 E: 0 LOB: 2 K: 0 BB: 1 S: 4 P: 8	R: 0 H: 1 E: 1 LOB: 1 K: 1 BB: 0 S: 6 P: 7	R: 0 H: 0 E: 0 LOB: 1 K: 2 BB: 1 S: 7 P: 11	R: 0 H: 0 E: 0 LOB: 0 K: 1 BB: 0 S: 5 P: 5	R: 0 H: 2 E: 0 LOB: 3 K: 1 BB: 1 S: 7 P: 11	R: 1 H: 1 E: 0 LOB: 0 K: 2 BB: 0 S: 9 P: 10	R: 0 H: 0 E: 0 LOB: 0 K: 3 BB: 0 S: 9 P: 9	1B: 3 SF: 0 2B: 2 SAC: 0 3B: 0 DP: 0 HR: 1 HBP: 1						

PITCHER	IP	WLS	BF	H	R	ER	SO	BB	IBB	HBP	BLK	WP	HR	S	P	ERA	WHIP
51 Wandy Rodriguez, L (1, 1) ERA:	1.0		5	0	1	0	2	0	0	1	0	0	0	8	10	0.00	0.000
30 Jeanmar Gómez, R (2, 1) ERA:	2.0		7	1	0	0	0	0	0	0	0	0	0	7	7	0.00	0.500
32 Vin Mazzaro, R (4, 1) ERA:	1.0	H	5	1	0	0	0	1	0	0	0	0	0	4	8	0.00	2.000
53 Duke Welker, R (5, 1) ERA: 4.5	1.0	H	4	1	0	0	1	0	0	0	0	0	0	6	7	0.00	1.000
65 Casey Sadler, R (6, 1) ERA:	2.0	H	7	0	0	0	3	1	0	0	0	0	0	12	16	0.00	0.500

PITCHER	IP	WLS	BF	H	R	ER	SO	BB	IBB	HBP	BLK	WP	HR	S	P	ERA	WHIP
27 Josh Kinney, R (8, 1) ERA:	1.0	H	6	2	0	0	1	1	0	0	0	0	0	7	11	0.00	3.000
74 Zack Thornton, R (9, 1) ERA: 9.0	1.0	B	4	1	1	1	2	0	0	0	0	0	1	9	10	9.00	1.000
97 Seth McClung, R (10, 1) ERA:	1.0		3	0	0	0	3	0	0	0	0	0	0	9	9	0.00	0.000

TOP

Tampa Bay Rays @ Pittsburgh Pirates

McKechnie Field, Bradenton, FL

Sat Mar 01 2014, 1:06 PM - 4:23 PM EST

Att. 7,959 - Sunny - 72 F

livebaseballscorecards.com

AB	37
R	2
H	6
RBI	1
BB	3
SO	12
LOB	18

1B: 3 SF: 0
2B: 2 SAC: 0
3B: 0 DP: 0
HR: 1 HBP: 1

WP: 0 PA: 41
PB: 0
SB: 1
CS: 0

Batter	1	2	3	4	5	6	7	8	9	10	AB	R	H	RBI	BB	SO	LOB
6 Starling Marte, R (1, 7) 78 Omir Santos, R (6, 2)	F8		F8		K 1-2		K			K2-3	3 2	0 0	0 0	0 0	0 0	1 2	1 0
55 Russell Martin, R (1, 2) OBP: 0.500, SLG: 1.000 71 Taylor Lewis, L (5, PR) OBP: 1.000, SLG: 1.000 (6, 7)	G6-3		HR		HBP			5 F8 14 G1 1B		1B	2 2	1 0	1 2	1 0	0 0	0 0	0 0
22 Andrew McCutchen, R (1, 8) OBP: 0.667, SLG: 0.600 14 Jaff Decker, L (6, 8) OBP: 0.286, SLG: 0.333	1B		P4		K			G1 1-2		F8	3 2	0 0	1 0	0 0	0 0	1 0	2 2
79 Brent Morel, R (1, 5) OBP: 0.250, SLG: 0.250 5 Josh Harrison, R (6, 5) OBP: 0.500, SLG: 1.000	F8		K			3B		F8 2-3			2 2	0 0	0 1	0 0	0 0	1 0	1 1
72 Matt Hague, R (1, 3) OBP: 0.444, SLG: 0.375 57 Andrew Lambo, L (6, 3) OBP: 0.111, SLG: 0.111		G6-3		F9		L3		F7			2 2	0 0	0 0	0 0	0 0	0 0	0 2
10 Jordy Mercer, R (1, 10) OBP: 0.333, SLG: 0.200		59 FC4-6 HBP		K		K			G1-3		3	0	0	0	0	2	1
59 Robert Andino, R (1, 6) 63 Alen Hanson, S (6, 6) OBP: 0.375, SLG: 0.286		FC4-6 12 S 12 2B 1-2f		G5-3		G5-3			F9		2 2	1 0	0 0	0 0	0 0	0 0	1 1
12 Clint Barmes, R (1, 4) OBP: 0.143, SLG: 0.286 70 Michael Martinez, S (6, 4) OBP: 0.167, SLG: 0.167		1-H 2B		G5-3			62 G3-6-3 1B		G5-3		2 2	0 0	1 1	1 0	0 0	0 0	0 0
25 Chris Dickerson, L (1, 9) OBP: 0.571, SLG: 0.400 62 Gregory Polanco, L (6, 9) OBP: 0.143, SLG: 0.571	P6			6 S BB			G3-6-3 1-2f			K	1 2	0 0	0 0	0 0	1 1	0 1	1 1
Inning Stats	R: 0 E: 0 K: 0 S: 4 H: 1 LOB: 1 BB: 0 P: 4	R: 1 E: 0 K: 0 S: 4 H: 1 LOB: 1 BB: 0 P: 6	R: 1 E: 0 K: 1 S: 7 H: 1 LOB: 0 BB: 0 P: 9	R: 0 E: 0 K: 1 S: 5 H: 0 LOB: 0 BB: 0 P: 5	R: 0 E: 0 K: 2 S: 7 H: 0 LOB: 2 BB: 1 P: 13	R: 0 E: 0 K: 1 S: 6 H: 1 LOB: 1 BB: 0 P: 6	R: 0 E: 0 K: 1 S: 5 H: 1 LOB: 0 BB: 0 P: 5	R: 0 E: 0 K: 0 S: 4 H: 1 LOB: 1 BB: 0 P: 4	R: 0 E: 0 K: 0 S: 3 H: 0 LOB: 0 BB: 0 P: 3	R: 0 E: 0 K: 2 S: 8 H: 1 LOB: 1 BB: 0 P: 8	1B: 4 2B: 1 3B: 1 HR: 1	SF: 0 SAC: 0 DP: 1 HBP: 2	WP: 0 PB: 0 SB: 2 CS: 0	PA: 39			

PITCHER	IP	WLS	BF	H	R	ER	SO	BB	IBB	HBP	BLK	WP	HR	S	P	ERA	WHIP
14 David Price, L (1, 1) ERA: 5.4	1.2		7	1	1	1	0	0	0	1	0	0	0	6	7	5.40	0.600
38 Jeff Beliveau, L (2, 1) ERA:	0.1	B	2	1	0	0	0	0	0	0	0	0	0	2	3	0.00	3.000
35 Mark Lowe, R (3, 1) ERA: 9.0	1.0		4	1	1	1	1	0	0	0	0	0	1	7	9	9.00	1.000
57 Jake McGee, L (4, 1) ERA:	1.0		3	0	0	0	1	0	0	0	0	0	0	5	5	0.00	0.000
26 Brad Boxberger, R (5, 1) ERA:	1.0		5	0	0	0	2	1	0	1	0	0	0	7	13	0.00	1.000

PITCHER	IP	WLS	BF	H	R	ER	SO	BB	IBB	HBP	BLK	WP	HR	S	P	ERA	WHIP
37 Alex Colomé, R (6, 1) ERA:	1.0		4	1	0	0	1	0	0	0	0	0	0	6	6	0.00	1.000
82 Matt Andriese, R (7, 1) ERA:	1.0		3	1	0	0	1	0	0	0	0	0	0	5	5	0.00	1.000
45 Enny Romero, L (8, 1) ERA:	1.0		4	1	0	0	0	0	0	0	0	0	0	4	4	0.00	1.000
31 Mike Montgomery, L (9, 1) ERA:	1.0		3	0	0	0	0	0	0	0	0	0	0	3	3	0.00	0.000
80 Victor Mateo, R (10, 1) ERA:	1.0		4	1	0	0	2	0	0	0	0	0	0	8	8	0.00	1.000

Tampa Bay Rays @ Pittsburgh Pirates

McKechnie Field, Bradenton, FL

Sat Mar 01 2014, 1:06 PM - 4:23 PM EST

Att. 7,959 - Sunny - 72 F

BOTTOM

livebaseballscorecards.com

AB	36
R	2
H	7
RBI	2
BB	1
SO	8
LOB	14

Batter	1	2	3	4	5	6	7	8	9	AB	R	H	RBI	BB	SO	LOB
14 Jaff Decker, L (1, 7) OBP: 0.300, SLG: 0.444	CSS 0-3 ① K	X 0-0 ③ G3-1		X 0-0 3-H 2B			SSS 0-3 ① K		X 0-0 1B	3	0	1	1	0	1	1
31 Jose Tabata, R (6, 9) OBP: 0.111, SLG: 0.111										2	0	1	0	0	1	0
62 Gregory Polanco, L (1, 8) OBP: 0.200, SLG: 0.600	X 0-0 23 G4-3 25 FC6 2B		CCC 0-3 ① K	X 0-0 ③ G2-3			SSS 0-3 ② K		SSS 0-3 ③ K	3	1	1	0	0	1	1
71 Taylor Lewis, L (6, 8) OBP: 0.500, SLG: 0.500										2	0	0	0	0	2	1
23 Travis Snider, L (1, 10)	X 0-0 ② G4-3 2-3		SSS 0-3 ② K		X 0-0 ① G6-3		X 0-0 ③ G1-3			4	0	0	0	0	1	1
24 Pedro Alvarez, L (1, 5) OBP: 0.444, SLG: 0.625	H 1-0 25 FC6 HBP		X 0-0 25 2B 1B		X 0-0 ② G4-3			X 0-0 ① G4-3		2	1	1	0	0	0	0
79 Brent Morel, R (6, 5) OBP: 0.200, SLG: 0.200										1	0	0	0	0	0	0
25 Chris Dickerson, L (1, 9) OBP: 0.500, SLG: 0.500	X 0-0 FC6 1-2 3-H		X 0-0 1-H 2B		X 0-0 ③ F7			X 0-0 ② L5		3	0	1	2	0	0	1
66 Nevin Ashley, R (6, 2)										1	0	0	0	0	0	0
69 Chris McGuiness, L (1, 3) OBP: 0.556, SLG: 0.625	X 0-0 ③ P5		X 0-0 ③ G4-3			CCC 0-3 ① K		BBBB 4-0 63 S BB		3	0	0	0	0	1	3
57 Andrew Lambo, L (6, 3) OBP: 0.200, SLG: 0.111										0	0	0	0	1	0	0
19 Chris Stewart, R (1, 2)		X 0-0 ① G4-3		BBBB 4-0 10 G4-3 5 SH5-3 14 2B BB		X 0-0 ② G6-3		B X 1-0 ③ G5-3 1-2		2	1	0	0	1	0	0
63 Alen Hanson, S (6, 6) OBP: 0.333, SLG: 0.250										1	0	0	0	0	0	1
5 Josh Harrison, R (1, 4) OBP: 0.500, SLG: 1.333		X 0-0 ② G5-3		X 0-0 ① SH5-3 1-2		SBBBCBX 3-2 HR			X 0-0 ① G3	2	1	1	1	0	0	0
70 Michael Martinez, S (6, 4) OBP: 0.143, SLG: 0.143										1	0	0	0	0	0	0
10 Jordy Mercer, R (1, 6) OBP: 0.333, SLG: 0.143		H 1-0 HBP		X 0-0 ② G4-3 2-3		X 0-0 ③ G6-3			CCC 0-3 ② K	2	0	0	0	0	0	1
41 Justin Howard, L (6, 7)										1	0	0	0	0	1	0
Inning Stats	R: 1 E: 0 K: 1 S: 7 H: 1 LOB: 2 BB: 0 P: 8	R: 0 E: 0 K: 0 S: 3 H: 0 LOB: 1 BB: 0 P: 4	R: 1 E: 0 K: 2 S: 9 H: 2 LOB: 1 BB: 0 P: 9	R: 1 E: 0 K: 0 S: 4 H: 1 LOB: 1 BB: 1 P: 8	R: 0 E: 0 K: 0 S: 3 H: 0 LOB: 0 BB: 0 P: 3	R: 1 E: 0 K: 1 S: 8 H: 1 LOB: 0 BB: 0 P: 11	R: 0 E: 0 K: 2 S: 7 H: 0 LOB: 0 BB: 0 P: 7	R: 0 E: 0 K: 0 S: 3 H: 0 LOB: 1 BB: 1 P: 8	R: 0 E: 0 K: 2 S: 8 H: 1 LOB: 1 BB: 0 P: 8	1B: 2 2B: 3 3B: 0 HR: 1 SF: 0 SAC: 1 DP: 0 HBP: 2							

TOP

Pittsburgh Pirates @ Philadelphia Phillies

Bright House Field, Clearwater, FL

Sun Mar 02 2014, 1:13 PM - 4:22 PM EST

Att. 8,834 - Sunny - 77 F

livebaseballscorecards.com

AB	33
R	4
H	6
RBI	4
BB	2
SO	8
LOB	10

PITCHER		IP	WLS	BF	H	R	ER	SO	BB	IBB	HBP	BLK	WP	HR	S	P	ERA	WHIP
34 A.J. Burnett, R ERA: 4.5	(1, 1)	2.0	L	10	1	1	1	1	0	0	2	0	0	0	10	12	4.50	0.500
70 Jesse Biddle, L ERA: 9.0	(3, 1)	2.0		10	3	2	2	2	1	0	0	0	0	0	13	17	9.00	2.000
58 Jonathan Papelbon, R ERA:	(5, 1)	1.0		3	0	0	0	0	0	0	0	0	0	0	3	3	0.00	0.000
59 Antonio Bastardo, L ERA: 4.5	(6, 1)	1.0		4	1	1	1	1	0	0	0	0	0	1	8	11	9.00	1.000
63 Jake Diekman, L ERA: 9.0	(7, 1)	1.0		3	0	0	0	2	0	0	0	0	0	0	7	7	0.00	0.000
77 Mario Hollands, L ERA:	(8, 1)	1.0		4	0	0	0	0	1	0	0	0	0	0	3	8	0.00	1.000
31 Brad Lincoln, R ERA:	(9, 1)	1.0		4	1	0	0	2	0	0	0	0	0	0	8	8	0.00	1.000

WP: 0 PB: 0 SB: 1 CS: 0 PA: 38

BOTTOM

Batter	1	2	3	4	5	6	7	8	9	AB	R	H	RBI	BB	SO	LOB
19 Tony Gwynn Jr., L (1, 8) OBP: 0.500, SLG: 0.429	G4-3		2B		K		73 BB 1-2 1B		62 G6-4-3 1-2 HBP	4	0	2	0	0	1	3
51 Carlos Ruiz, R (1, 2) OBP: 0.500, SLG: 0.200	26 G4-3 26 WP 1B		F7		28 FC6-4 1-2 2-3 3-H BB		1-2 2-3 BB		G6-4-3 1-2f	2	0	1	1	1	0	1
73 Tommy Joseph, R (5, PR)										0	0	0	0	1	0	0
(6, 2)																
16 César Hernández, S (7, PR) OBP: 0.250, SLG: 0.250										0	0	0	0	0	0	0
62 Sebastian Valle, R (8, 2)										1	0	0	0	0	0	2
26 Chase Utley, L (1, 4) OBP: 0.143, SLG: 0.143	G4-3 1-3			K	FC6-4 1-2f		F8			2	0	0	0	0	1	1
28 Kevin Frandsen, R (5, 4)										2	0	0	0	0	0	6
6 Ryan Howard, L (1, 3) OBP: 0.125, SLG: 0.125	F7			F7		G4-3		15 WP HBP		3	0	0	0	0	0	1
18 Darin Ruf, R (7, 3) OBP: 0.462, SLG: 0.600										0	0	0	0	0	0	0
3 Marlon Byrd, R (1, 9) OBP: 0.300, SLG: 0.300		P3		K		G6-3		K		3	0	0	0	0	1	0
72 Kelly Dugan, L (7, 9)										1	0	0	0	0	1	1
53 Bobby Abreu, L (1, 10) OBP: 0.417, SLG: 0.125		F9			G3-1	F8		66 G6-3 1-2 1B		2	0	0	0	0	0	0
15 John Mayberry Jr., R (6, PH) OBP: 0.600, SLG: 1.200										2	0	1	0	0	0	0
(7, 10)																
13 Freddy Galvis, S (1, 6) OBP: 0.111, SLG: 0.111	K				80 HBP 25 HBP 51 BB 1B		G3	G6-3 1-2f		3	1	1	0	0	1	0
66 Andrés Blanco, S (8, 6)										1	0	0	0	0	0	2
25 Cody Asche, L (1, 5)			E4 80 G4-3		51 BB 80 HBP 1-2 HBP		G6-3		19 HBP 1B	1	0	0	0	0	0	0
74 Maikel Franco, R (5, PR) OBP: 0.333, SLG: 0.143										2	0	1	0	0	0	0
(6, 5)																
64 Tyson Gillies, L (9, PR)										0	0	0	0	0	0	0
80 Zach Collier, L (1, 7) OBP: 0.333, SLG: 0.200			C 1 SAFE G4-3 1-2		51 BB 1-2 2-3 HBP		73 BB 19 1B 1B		F9	2	0	1	0	0	0	1
65 Leandro Castro, R (8, 7)										1	0	0	0	0	0	1
Inning Stats	R: 0 E: 0 K: 0 S: 4 H: 1 LOB: 1 BB: 0 P: 5	R: 0 E: 0 K: 1 S: 5 H: 0 LOB: 0 BB: 0 P: 5	R: 0 E: 1 K: 0 S: 5 H: 1 LOB: 1 BB: 0 P: 5	R: 0 E: 0 K: 2 S: 7 H: 0 LOB: 0 BB: 0 P: 7	R: 1 E: 0 K: 1 S: 6 H: 1 LOB: 3 BB: 1 P: 12	R: 0 E: 0 K: 0 S: 3 H: 0 LOB: 0 BB: 0 P: 3	R: 0 E: 0 K: 0 S: 5 H: 2 LOB: 3 BB: 1 P: 9	R: 0 E: 0 K: 1 S: 5 H: 1 LOB: 1 BB: 0 P: 7	R: 0 E: 0 K: 0 S: 3 H: 1 LOB: 2 BB: 0 P: 4	1B: 6 2B: 1 3B: 0 HR: 0	SF: 0 SAC: 0 DP: 2 HBP: 4					

PITCHER	IP	WLS	BF	H	R	ER	SO	BB	IBB	HBP	BLK	WP	HR	S	P	ERA	WHIP
38 Stolmy Pimentel, R (1, 1) ERA:	2.0	W	7	1	0	0	1	0	0	0	0	1	0	9	10	0.00	0.500
71 Adam Wilk, L (3, 1) ERA:	2.0	H	7	1	0	0	2	0	0	0	0	0	0	12	12	0.00	0.500
77 Yao-Hsun Yang, L (5, 1) ERA: 4.5	1.0	H	7	1	1	1	1	1	0	2	0	0	0	6	12	9.00	2.000
64 Joely Rodríguez, L (6, 1) ERA:	1.0	H	3	0	0	0	0	0	0	0	0	0	0	3	3	0.00	0.000
68 Jay Jackson, R (7, 1) ERA:	1.0	H	6	2	0	0	0	1	0	0	0	0	0	5	9	0.00	3.000

PITCHER	IP	WLS	BF	H	R	ER	SO	BB	IBB	HBP	BLK	WP	HR	S	P	ERA	WHIP
43 Daniel Schlereth, L (8, 1) ERA:	1.0	H	4	1	0	0	1	0	0	1	0	1	0	5	7	0.00	1.000
61 Cody Eppley, R (9, 1) ERA:	1.0	S	4	1	0	0	0	0	0	1	0	0	0	3	4	0.00	1.000

Pittsburgh Pirates @ Philadelphia Phillies

Bright House Field, Clearwater, FL

Sun Mar 02 2014, 1:13 PM - 4:22 PM EST

Att. 8,834 - Sunny - 77 F

livebaseballscorecards.com

AB	32
R	1
H	7
RBI	1
BB	2
SO	5
LOB	19

WP: 2 PA: 38
PB: 0
SB: 0
CS: 0

Boston Red Sox @ Pittsburgh Pirates

McKechnie Field, Bradenton, FL

Mon Mar 03 2014, 1:09 PM - 4:40 PM EST

Att. 7,558 - Partly Cloudy - 76 F

TOP

livebaseballscorecards.com

Batter	1	2	3	4	5	6	7	8	9	AB	R	H	RBI	BB	SO	LOB
29 Daniel Nava, S (1, 7) OBP: 0.429, SLG: 0.800	C X 0-1 ① G6-3		B B B B 4-0 10 S 1-2 BB		X 0-0 ③ G3-1		X 0-0 ③ F7	X 0-0 ③ L5		3	0	0	0	1	0	1
26 Shannon Wilkerson, R (7, 7)										1	0	0	0	0	0	3
10 Jonathan Herrera, S (1, 4) OBP: 0.250, SLG: 0.286	X 0-0 ② G5-3		S B X 1-1 ② SF8 1-2 2-H			X 0-0 ① F7		B B B B 4-0 37 HR BB	C C S 0-3 ① K	2	0	0	1	0	0	0
48 Mike McCoy, R (7, 8)										1	1	0	0	1	1	0
37 Mike Carp, L (1, 10) OBP: 0.300, SLG: 0.500	B B B B 4-0 BB		X 0-0 ③ F8			S S S 0-3 ② K		B B C S X 2-2 1-H HR	X 0-0 ② G2-3	4	1	1	2	1	1	1
20 Ryan Lavarnway, R (1, 3)	C S S 0-3 ③ K			X 0-0 ① F7		X 0-0 ③ G3-1		S S S 0-3 ① K	X 0-0 ③ G2	3	0	0	0	0	1	1
77 Travis Shaw, L (6, 3) OBP: 0.286, SLG: 0.333										2	0	0	0	0	1	0
40 A.J. Pierzynski, L (1, 2) OBP: 0.333, SLG: 0.500		X 0-0 ① L4		X 0-0 25 G4-3 2B			X 0-0 ① 73 HR 1B	B B B B 4-0 74 1B 80 1B 81 SF7 BB		3	0	2	0	0	0	0
91 Jayson Hernandez, R (7, PR)										0	1	0	0	0	0	0
23 Brandon Snyder, R (7, 5) OBP: 0.500, SLG: 0.400										0	1	0	0	1	0	0
25 Jackie Bradley Jr., L (1, 8) OBP: 0.250, SLG: 0.375		S S S 0-3 ② K		X 0-0 ② G4-3 2-3			X 0-0 ① P6	X 0-0 76 E 74 1B 1-2 1B		3	0	0	0	0	1	2
80 Blake Swihart, S (7, 2) OBP: 0.500, SLG: 0.500										1	0	1	0	0	0	0
73 Bryce Brentz, R (1, 9) OBP: 0.333, SLG: 1.000		S S S 0-3 ③ K		X 0-0 ③ P6			S X 0-1 1-H HR	X 0-0 76 E 1-2 2-3 1B		3	1	1	2	0	1	1
74 Deven Marrero, R (7, 6) OBP: 0.667, SLG: 0.333										1	0	1	0	0	0	0
70 Garin Cecchini, L (1, 5) OBP: 0.571, SLG: 0.600			B B B B 4-0 26 FC3-6 BB		S S S 0-3 ① K		B B B B 4-0 BB	X 0-0 ② SF7 3-H		1	0	0	0	2	1	0
81 Peter Hissey, L (7, 9)										0	0	0	1	0	0	0
26 Brock Holt, L (1, 6) OBP: 0.143, SLG: 0.143			X 0-0 ① FC3-6 10 S 29 S 10 SF8 1-2f		X 0-0 ② P6		C B C C 1-3 ② K	X 0-0 E5 1-2 2-3		3	1	0	0	0	1	2
76 Ryan Dent, R (7, 4)										1	0	0	0	0	0	2
Inning Stats	R: 0 H: 0 E: 0 LOB: 1 K: 1 BB: 1 S: 6 P: 10	R: 0 H: 0 E: 0 LOB: 0 K: 2 BB: 0 S: 7 P: 7	R: 1 H: 0 E: 0 LOB: 1 K: 0 BB: 2 S: 4 P: 13	R: 0 H: 1 E: 0 LOB: 1 K: 0 BB: 0 S: 4 P: 4	R: 0 H: 0 E: 0 LOB: 0 K: 1 BB: 0 S: 5 P: 5	R: 0 H: 0 E: 0 LOB: 0 K: 1 BB: 0 S: 5 P: 5	R: 2 H: 2 E: 0 LOB: 1 K: 1 BB: 1 S: 8 P: 13	R: 3 H: 3 E: 1 LOB: 3 K: 1 BB: 2 S: 11 P: 21	R: 0 H: 0 E: 0 LOB: 0 K: 1 BB: 0 S: 5 P: 5	1B: 3 SF: 2 2B: 1 SAC: 0 3B: 0 DP: 0 HR: 2 HBP: 0						

	AB	32
	R	6
	H	6
	RBI	6
	BB	6
	SO	8
	LOB	13

	WP: 0	PA: 40
	PB: 0	
	SB: 3	
	CS: 0	

PITCHER		IP	WLS	BF	H	R	ER	SO	BB	IBB	HBP	BLK	WP	HR	S	P	ERA	WHIP
47 Francisco Liriano, L ERA: 6.0	(1, 1)	2.0		7	0	0	0	3	1	0	0	0	0	0	13	17	0.00	0.500
36 Edinson Volquez, R ERA: 9.0	(3, 1)	2.0	H	9	1	1	1	0	2	0	0	0	0	0	8	17	4.50	1.500
35 Mark Melancon, R ERA:	(5, 1)	1.0		3	0	0	0	1	0	0	0	0	0	0	5	5	0.00	0.000
44 Tony Watson, L ERA:	(6, 1)	1.0		3	0	0	0	1	0	0	0	0	0	0	5	5	0.00	0.000
37 Justin Wilson, L ERA: 27.0	(7, 1)	0.2		5	2	2	2	1	1	0	0	0	0	1	7	12	27.00	4.500

PITCHER		IP	WLS	BF	H	R	ER	SO	BB	IBB	HBP	BLK	WP	HR	S	P	ERA	WHIP
74 Zack Thornton, R ERA: 6.75	(7, 1)	0.1	H	1	0	0	0	0	0	0	0	0	0	0	1	1	0.00	0.000
29 Bryan Morris, R ERA: 20.25	(8, 1)	0.1	H	5	2	3	3	1	2	0	0	0	0	1	7	17	81.00	12.000
4 Nate Baker, L ERA:	(8, 1)	0.2	W	4	1	0	0	0	0	0	0	0	0	0	4	4	0.00	1.500
48 Jared Hughes, R ERA:	(9, 1)	1.0	S	3	0	0	0	1	0	0	0	0	0	0	5	5	0.00	0.000

BOTTOM

Boston Red Sox @ Pittsburgh Pirates

McKechnie Field, Bradenton, FL

Mon Mar 03 2014, 1:09 PM - 4:40 PM EST

Att. 7,558 - Partly Cloudy - 76 F

Batter	1	2	3	4	5	6	7	8	9	AB	R	H	RBI	BB	SO	LOB
6 Starling Marte, R (1, 7) OBP: 0.167, SLG: 0.167 Quincy Latimore, R (6, 7)	0-0 55 G5-3 24 HR 1B		0-0 55 S 55 HR 1B	0-2 ③ K		0-0 ③ F7				3 1	2 0	2 0	0 0	0 0	1 0	0 2
55 Russell Martin, R (1, 2) OBP: 0.444, SLG: 1.143 26 Tony Sanchez, R (6, 2) OBP: 0.444, SLG: 0.875	0-0 ① G5-3 1-2		2-1 1-H HR		0-0 ① F9		0-3 ① K			3 1	1 0	1 0	2 0	0 0	0 1	1 0
22 Andrew McCutchen, R (1, 8) OBP: 0.667, SLG: 0.750 14 Jaff Decker, L (6, 8) OBP: 0.273, SLG: 0.400	0-2 ② K		0-0 24 S 24 1B 2B		0-0 1B		0-0 ② G3			3 1	1 0	2 0	0 0	0 0	1 0	1 0
24 Pedro Alvarez, L (1, 10) OBP: 0.462, SLG: 0.833	1-0 2-H HR		0-1 23 2B 2-H 1B		0-0 ② F7		0-0 ③ G3			4	2	2	3	0	0	1
18 Neil Walker, S (1, 4) 5 Jarek Cunningham, R (6, 4)	0-3 ③ K		0-3 ② K		0-0 ③ G4-3			1-0 62 S 69 2B HBP		3 0	0 1	0 0	0 0	0 0	2 0	2 0
23 Travis Snider, L (1, 9) OBP: 0.167, SLG: 0.333 62 Gregory Polanco, L (6, 9) OBP: 0.250, SLG: 0.583		0-0 ① G3-1	0-0 1-H 2B			0-0 72 S 72 FC1-5 1B		1-0 ① F9 1-2		2 2	0 0	1 1	1 0	0 0	0 0	0 1
57 Andrew Lambo, L (1, 3) OBP: 0.167, SLG: 0.091 69 Chris McGuiness, L (6, 3) OBP: 0.545, SLG: 0.700		0-3 ② K	0-0 ③ G4-3			0-0 ① F7		0-0 2-H 2B		2 2	0 0	0 1	0 1	0 0	1 0	1 1
59 Robert Andino, R (1, 5) 72 Matt Hague, R (6, 5) OBP: 0.364, SLG: 0.300		0-0 ③ P4		0-3 ① K		1-0 ② FC1-5 70 2B 1-3		0-0 ② G5-3		2 2	0 0	0 0	0 0	0 0	1 0	0 2
12 Clint Barmes, R (1, 6) OBP: 0.111, SLG: 0.222 70 Michael Martinez, S (6, 6) OBP: 0.222, SLG: 0.333			0-3 ① K	0-0 ② P5		0-0 1-3 2B		0-3 ③ K		2 2	0 0	0 1	0 0	0 0	1 1	0 1
Inning Stats	R: 2 H: 2 E: 0 LOB: 0 K: 2 BB: 0 S: 9 P: 10	R: 0 H: 0 E: 0 LOB: 0 K: 1 BB: 0 S: 5 P: 5	R: 4 H: 5 E: 0 LOB: 1 K: 2 BB: 0 S: 14 P: 16	R: 0 H: 0 E: 0 LOB: 0 K: 2 BB: 0 S: 7 P: 7	R: 0 H: 1 E: 0 LOB: 1 K: 0 BB: 0 S: 4 P: 4	R: 0 H: 2 E: 0 LOB: 2 K: 0 BB: 0 S: 5 P: 6	R: 0 H: 0 E: 0 LOB: 0 K: 1 BB: 0 S: 5 P: 5	R: 1 H: 1 E: 0 LOB: 1 K: 1 BB: 0 S: 6 P: 8		1B: 5 SF: 0 2B: 4 SAC: 0 3B: 0 DP: 0 HR: 2 HBP: 1						

livebaseballscorecards.com

AB	35
R	7
H	11
RBI	7
BB	0
SO	9
LOB	13

PITCHER		IP	WLS	BF	H	R	ER	SO	BB	IBB	HBP	BLK	WP	HR	S	P	ERA	WHIP
67 Brandon Workman, R ERA: 19.29	(1, 1)	2.1		12	5	5	5	4	0	0	0	0	0	2	21	24	19.29	2.143
28 Chris Resop, R ERA: 10.8	(3, 1)	0.2		4	2	1	1	1	0	0	0	0	0	0	7	7	13.50	3.000
19 Koji Uehara, R ERA:	(4, 1)	1.0		3	0	0	0	2	0	0	0	0	0	0	7	7	0.00	0.000
36 Junichi Tazawa, R ERA:	(5, 1)	1.0		4	1	0	0	0	0	0	0	0	0	0	4	4	0.00	1.000
35 Burke Badenhop, R ERA:	(6, 1)	1.0		5	2	0	0	0	0	0	0	0	0	0	5	6	0.00	2.000

PITCHER		IP	WLS	BF	H	R	ER	SO	BB	IBB	HBP	BLK	WP	HR	S	P	ERA	WHIP
76 Henry Owens, L ERA: 4.5	(7, 1)	2.0	L	8	1	1	1	2	0	0	1	0	0	0	11	13	4.50	0.500

WP: 0 PB: 0 SB: 4 CS: 0 PA: 36

Pittsburgh Pirates @ Detroit Tigers

Joker Marchant Stadium, Lakeland, FL

Tue Mar 04 2014, 1:07 PM - 3:49 PM EST

Att. 7,545 - Cloudy - 75 F

TOP

livebaseballscorecards.com

Batter	1	2	3	4	5	6	7	8	9	AB	R	H	RBI	BB	SO	LOB
14 Jaff Decker, L (1, 9) OBP: 0.286, SLG: 0.385	G6-3		31 1B 62 2B 3-H 1B		F8			G3 1-2 3-H 1B		3	1	1	1	0	0	0
70 Michael Martinez, S (6, 8) OBP: 0.273, SLG: 0.364										2	0	1	1	0	0	0
31 Jose Tabata, R (1, 7) OBP: 0.167, SLG: 0.167	G1-3		62 2B 24 G3 1-2 1B		P6			E 3B	K	3	1	1	0	0	0	0
71 Taylor Lewis, L (6, 7) OBP: 0.500, SLG: 0.833										2	1	1	0	0	1	2
62 Gregory Polanco, L (1, 8) OBP: 0.333, SLG: 0.667	1B		24 G3 1-3 2-H 2B			G1-3		FC5 15 S 3-H		3	0	2	1	0	0	0
Quincy Latimore, R (6, 9)										1	0	0	0	0	0	0
24 Pedro Alvarez, L (1, 5) OBP: 0.375, SLG: 0.667	F7		G3 2-3 3-H			K		K 2-3		3	0	0	1	0	1	2
15 Chase d'Arnaud, R (6, 5)										1	0	0	0	0	1	1
79 Brent Morel, R (1, 10) OBP: 0.111, SLG: 0.111		F8	F8			F8		F8		4	0	0	0	0	0	2
69 Chris McGuiness, L (1, 3) OBP: 0.462, SLG: 0.583		K		K			F7		F8	2	0	0	0	0	2	0
57 Andrew Lambo, L (6, 3) OBP: 0.143, SLG: 0.077										2	0	0	0	0	0	0
10 Jordy Mercer, R (1, 6) OBP: 0.333, SLG: 0.300		G6-3		G6-3			59 G6-3 2B		78 WP 59 S 70 1B 1B	3	0	1	0	0	0	0
63 Alen Hanson, S (7, PR) OBP: 0.400, SLG: 0.333 (7, 6)										1	1	1	0	0	0	0
5 Josh Harrison, R (1, 4) OBP: 0.500, SLG: 1.250			19 G1-4-3 14 1B 2B	K			G6-3 2-3		K 1-2	2	1	1	0	0	1	0
59 Robert Andino, R (6, 4)										2	0	0	0	0	1	2
19 Chris Stewart, R (1, 2)			G1-4-3 2-3		F9		K		K 70 1B 2-3	2	0	0	0	0	0	1
78 Omir Santos, R (6, 2)										2	0	0	0	0	2	3
Inning Stats	R: 0 E: 0 K: 0 S: 4 H: 1 LOB: 1 BB: 0 P: 4	R: 0 E: 0 K: 1 S: 5 H: 0 LOB: 0 BB: 0 P: 5	R: 3 E: 0 K: 0 S: 7 H: 4 LOB: 1 BB: 0 P: 7	R: 0 E: 0 K: 2 S: 7 H: 0 LOB: 0 BB: 0 P: 7	R: 0 E: 0 K: 0 S: 3 H: 0 LOB: 0 BB: 0 P: 3	R: 0 E: 0 K: 1 S: 5 H: 0 LOB: 0 BB: 0 P: 5	R: 0 E: 0 K: 1 S: 6 H: 1 LOB: 2 BB: 0 P: 6	R: 1 E: 1 K: 1 S: 7 H: 1 LOB: 1 BB: 0 P: 7	R: 1 E: 0 K: 3 S: 12 H: 2 LOB: 2 BB: 0 P: 12	1B: 5 2B: 3 3B: 1 HR: 0 SF: 0 SAC: 0 DP: 0 HBP: 0						

AB	38
R	5
H	9
RBI	4
BB	0
SO	9
LOB	13

WP: 1 PB: 0 SB: 2 CS: 0 PA: 38

PITCHER		IP	WLS	BF	H	R	ER	SO	BB	IBB	HBP	BLK	WP	HR	S	P	ERA	WHIP
21 Rick Porcello, R ERA: 7.2	(1, 1)	3.0	L	14	5	3	3	1	0	0	0	0	0	0	16	16	9.00	1.667
46 Ian Krol, L ERA:	(4, 1)	1.0		3	0	0	0	2	0	0	0	0	0	0	7	7	0.00	0.000
36 Joe Nathan, R ERA:	(5, 1)	1.0		3	0	0	0	0	0	0	0	0	0	0	3	3	0.00	0.000
66 Jhan Mariñez, R ERA: 16.2	(6, 1)	1.0		3	0	0	0	1	0	0	0	0	0	0	5	5	0.00	0.000
44 Joba Chamberlain, R ERA:	(7, 1)	1.0		4	1	0	0	1	0	0	0	0	0	0	6	6	0.00	1.000
60 Justin Miller, R ERA: 3.0	(8, 1)	1.0		5	1	1	0	1	0	0	0	0	0	0	7	7	0.00	1.000
43 Bruce Rondón, R ERA: 3.0	(9, 1)	1.0		6	2	1	1	3	0	0	0	0	1	0	12	12	9.00	2.000

BOTTOM

Batter	1	2	3	4	5	6	7	8	9	AB	R	H	RBI	BB	SO	LOB
20 Rajai Davis, R (1, 7) OBP: 0.400, SLG: 0.385 61 Ezequiel Carrera, L (6, 7) OBP: 0.500, SLG: 0.333	x 0-0 ① G4-3		x 0-0 ③ F9		x 0-0 ② 2-3 1B			x 0-0 ① P5		3 0 1 0 0 0 0 1 0 0 0 0 0 0						
4 Steve Lombardozzi, S (1, 5) OBP: 0.100, SLG: 0.100 55 Francisco Martinez, R (7, 5) OBP: 0.364, SLG: 0.300	x 0-0 ② G4-3			x 0-0 E3 14 HR	x 0-0 ③ F8			S S S 0-3 ② K2-3		3 1 0 0 0 0 1 1 0 0 0 0 1 0						
48 Torii Hunter, R (1, 10) OBP: 0.214, SLG: 0.231 50 Bryan Holaday, R (8, PH) (9, 10)	x 0-0 ③ G5-3			S S S 0-3 ① K		x 0-0 ① G5-3		x 0-0 ③ F7		3 0 0 0 0 1 1 1 0 0 0 0 0 0						
24 Miguel Cabrera, R (1, 3) OBP: 0.600, SLG: 0.400 28 Jordan Lennerton, L (7, 3) OBP: 0.308, SLG: 0.250		x 0-0 ① G4-3		x 0-0 ② F8		x 0-0 ② G6-3			x 0-0 ① F8	3 0 0 0 0 0 1 1 0 0 0 0 0 0						
14 Austin Jackson, R (1, 8) OBP: 0.667, SLG: 0.923 34 Daniel Fields, L (7, 8) OBP: 0.375, SLG: 0.286		x 0-0 ② P4		B B C X 2-1 1-H HR		B B B B 4-0 BB			S S S 0-3 ② K	2 1 1 2 1 0 0 1 0 0 0 0 1 0						
32 Don Kelly, L (1, 9) OBP: 0.400, SLG: 0.778 63 Trevor Crowe, S (7, 9)		x 0-0 2B		x 0-0 68 S 1B		x 0-0 ③ F7			B B B B 4-0 27 1B 38 1B BB	3 0 2 0 0 0 1 0 0 0 0 1 0 0						
68 Luis Exposito, R (1, 2) OBP: 0.500, SLG: 0.333 38 Ramón Cabrera, S (6, 2) OBP: 0.500, SLG: 0.333		x 0-0 ③ F9		B X 1-0 ③ G4-3 1-2			B B B B 4-0 27 G6-4-3 BB		x 0-0 74 FC5 27 1B 1-2 1B	2 0 0 0 0 0 2 1 0 1 0 1 0 0						
27 Eugenio Suárez, R (1, 6) OBP: 0.308, SLG: 0.364			x 0-0 ① F8		x 0-0 ① G5-3		x 0-0 ① ② G6-4-3 1-2f		x 0-0 74 FC5 1-2 2-3 1B	4 0 1 0 0 0 1						
26 Hernán Pérez, R (1, 4) OBP: 0.188, SLG: 0.267 74 Devon Travis, R (8, 4) OBP: 0.500, SLG: 0.500			x 0-0 ② G1-3		x 0-0 2B		x 0-0 ③ F7		x 0-0 ③ FC5 1-2 2-3f	3 0 1 0 0 0 0 1 0 0 0 0 0 3						
Inning Stats	R: 0 H: 0 E: 0 LOB: 0 K: 0 BB: 0 S: 3 P: 3	R: 0 H: 1 E: 0 LOB: 1 K: 0 BB: 0 S: 4 P: 4	R: 0 H: 0 E: 0 LOB: 0 K: 0 BB: 0 S: 3 P: 3	R: 2 H: 2 E: 1 LOB: 1 K: 1 BB: 0 S: 9 P: 12	R: 0 H: 2 E: 0 LOB: 1 K: 0 BB: 0 S: 4 P: 4	R: 0 H: 0 E: 0 LOB: 1 K: 0 BB: 1 S: 3 P: 7	R: 0 H: 0 E: 0 LOB: 0 K: 0 BB: 1 S: 2 P: 6	R: 0 H: 0 E: 0 LOB: 0 K: 1 BB: 0 S: 5 P: 5	R: 0 H: 2 E: 0 LOB: 3 K: 1 BB: 1 S: 7 P: 11	1B: 4 SF: 0 2B: 2 SAC: 0 3B: 0 DP: 1 HR: 1 HBP: 0							WP: 0 PA: 36 PB: 0 SB: 1 CS: 0

PITCHER	IP	WLS	BF	H	R	ER	SO	BB	IBB	HBP	BLK	WP	HR	S	P	ERA	WHIP
50 Charlie Morton, R (1, 1) ERA:	3.0	W	10	1	0	0	0	0	0	0	0	0	0	10	10	0.00	0.333
58 Brandon Cumpton, R (4, 1) ERA: 2.45	2.0	H	10	4	2	0	1	0	0	0	0	0	1	13	16	0.00	2.000
32 Vin Mazzaro, R (6, 1) ERA:	1.0	H	4	0	0	0	0	1	0	0	0	0	0	3	7	0.00	1.000
77 Yao-Hsun Yang, L (7, 1) ERA: 3.0	1.0	H	3	0	0	0	0	1	0	0	0	0	0	2	6	0.00	1.000
27 Josh Kinney, R (8, 1) ERA:	1.0	H	3	0	0	0	1	0	0	0	0	0	0	5	5	0.00	0.000

PITCHER	IP	WLS	BF	H	R	ER	SO	BB	IBB	HBP	BLK	WP	HR	S	P	ERA	WHIP
61 Cody Eppley, R (9, 1) ERA:	1.0	S	6	2	0	0	1	1	0	0	0	0	0	7	11	0.00	3.000

Pittsburgh Pirates @ Detroit Tigers

Joker Marchant Stadium, Lakeland, FL

Tue Mar 04 2014, 1:07 PM - 3:49 PM EST

Att. 7,545 - Cloudy - 75 F

livebaseballscorecards.com

AB	33
R	2
H	7
RBI	2
BB	3
SO	3
LOB	10

Batter	1	2	3	4	5	6	7	8	9	AB	R	H	RBI	BB	SO	LOB
6 Starling Marte, R (1, 7) OBP: 0.200, SLG: 0.143	H 1-0 18 1B 25 BB 17 G4-6-3 HBP	X 0-0 ① F8	X 0-0 ① G5-3	S S S 0-3 ① K						2	1	0	0	0	0	0
31 Jose Tabata, R (6, 9) OBP: 0.154, SLG: 0.154										1	0	0	0	0	1	2
25 Chris Dickerson, L (1, 8) OBP: 0.538, SLG: 0.500	B B B B 4-0 17 G4-6-3 18 1B 23 1B 1-2 BB	S S S 0-3 ② K	X 0-0 1B	C C C 0-3 ② K						2	1	1	0	1	1	0
66 Nevin Ashley, R (6, 2)										1	0	0	0	0	1	2
18 Neil Walker, S (1, 10) OBP: 0.222, SLG: 0.222	X 0-0 17 G4-6-3 1-2 2-3 1B	X 0-0 17 WP 17 2B 1B	X 0-0 ② F9	B S S S 1-3 ③ K 1-2 3-H						4	1	2	0	0	1	2
17 Gaby Sanchez, R (1, 3) OBP: 0.571, SLG: 0.833	X 0-0 ① ② G4-6-3 1-2f 2-3 3-H	B X 1-0 23 HR 1-H 2B	X 0-0 ③ G3				S S S 0-3 ① K			3	1	1	1	0	0	3
72 Matt Hague, R (6, 3) OBP: 0.333, SLG: 0.273										1	0	0	0	0	1	0
23 Travis Snider, L (1, 9) OBP: 0.444, SLG: 0.889	X 0-0 3-H 1B	X 0-0 2-H HR			X 0-0 79 G6-4-3 1B		X 0-0 ② G1-3			3	1	3	3	0	0	0
95 Junior Sosa, L (6, 7)										1	0	0	0	0	0	0
79 Brent Morel, R (1, 5) OBP: 0.167, SLG: 0.167	X 0-0 ③ G4-3	X 0-0 26 2-4 1B			X 0-0 ① ② G6-4-3 1-2f			X 0-0 ③ G4-3		3	0	1	0	0	0	2
68 Blake Davis, L (6, 5)										1	0	0	0	0	0	0
26 Tony Sanchez, R (1, 2) OBP: 0.333, SLG: 0.636		X 0-0 ① P4	D 1-0 ③ 2-4 1-2	X 0-0 ① G6-3		X 0-0 ③ G3			S S S 0-3 ① K	3	0	0	0	0	0	0
71 Taylor Lewis, L (6, 8) OBP: 0.429, SLG: 0.714										1	0	0	0	0	1	0
5 Josh Harrison, R (1, 4) OBP: 0.400, SLG: 1.000		S S S 0-3 ② K		X 0-0 ② G6-3			X 0-0 59 1B 18 WP 2B		X 0-0 ② F8	2	0	0	0	0	1	0
15 Chase d'Arnaud, R (6, 4) OBP: 0.333, SLG: 0.667										2	1	1	0	0	0	0
12 Clint Barmes, R (1, 6) OBP: 0.091, SLG: 0.182		X 0-0 ③ F8		X 0-0 ③ F7			X 0-0 18 WP 2-3 1B		X 0-0 ③ G3	2	0	0	0	0	0	0
59 Robert Andino, R (6, 6) OBP: 0.167, SLG: 0.091										2	0	1	0	0	0	0
Inning Stats	R: 2 E: 0 K: 0 S: 4 H: 2 LOB: 1 BB: 1 P: 9	R: 0 E: 0 K: 1 S: 5 H: 0 LOB: 0 BB: 0 P: 5	R: 3 E: 0 K: 1 S: 8 H: 4 LOB: 1 BB: 0 P: 10	R: 0 E: 0 K: 0 S: 3 H: 0 LOB: 0 BB: 0 P: 3	R: 0 E: 0 K: 0 S: 4 H: 1 LOB: 1 BB: 0 P: 4	R: 0 E: 0 K: 0 S: 3 H: 1 LOB: 0 BB: 0 P: 3	R: 1 E: 0 K: 3 S: 11 H: 2 LOB: 1 BB: 0 P: 12	R: 0 E: 0 K: 1 S: 5 H: 0 LOB: 0 BB: 0 P: 5	R: 0 E: 0 K: 1 S: 5 H: 0 LOB: 0 BB: 0 P: 5	1B: 7 2B: 2 3B: 0 HR: 1	SF: 0 SAC: 0 DP: 2 HBP: 1						

Pittsburgh Pirates @ Toronto Blue Jays

Florida Auto Exchange Stadium, Dunedin, FL

Wed Mar 05 2014, 1:07 PM - 3:49 PM EST

Att. 3,694 - Partly Cloudy - 81 F

TOP

livebaseballscorecards.com

AB	34
R	6
H	10
RBI	4
BB	1
SO	7
LOB	11

PITCHER		IP	WLS	BF	H	R	ER	SO	BB	IBB	HBP	BLK	WP	HR	S	P	ERA	WHIP
23 Brandon Morrow, R ERA: 10.8	(1, 1)	3.0	L	16	6	5	5	2	1	0	1	0	1	1	17	24	15.00	2.333
21 Sergio Santos, R ERA:	(4, 1)	1.0		3	0	0	0	0	0	0	0	0	0	0	3	3	0.00	0.000
62 Aaron Loup, L ERA: 6.0	(5, 1)	1.0		4	1	0	0	0	0	0	0	0	0	0	4	4	0.00	1.000
33 Jeremy Jeffress, R ERA:	(6, 1)	1.0		3	1	0	0	0	0	0	0	0	0	0	3	3	0.00	1.000
64 Chad Jenkins, R ERA: 2.7	(7, 1)	1.0		5	2	1	1	3	0	0	0	0	1	0	11	12	9.00	2.000

PITCHER		IP	WLS	BF	H	R	ER	SO	BB	IBB	HBP	BLK	WP	HR	S	P	ERA	WHIP
41 Aaron Sanchez, R ERA:	(8, 1)	2.0		6	0	0	0	2	0	0	0	0	0	0	10	10	0.00	0.000

Batter	1	2	3	4	5	6	7	8	9	AB	R	H	RBI	BB	SO	LOB
39 Chris Getz, L (1, 4) OBP: 0.385, SLG: 0.615 38 Jared Goedert, R (6, PH) OBP: 0.250, SLG: 0.182 (7, 5)	x 0-0 F9 ①		x 0-0 G4-3 ② 1-2	x 0-0 18 HBP 1-2 2-3 3-H 1B		x 0-0 F8 ③			x 0-0 1B	3 2	0 0	1 1	1 0	0 0	0 0	1 0
18 Steve Tolleson, R (1, 7) OBP: 0.286, SLG: 0.231 (6, 6) (9, 4)	x 0-0 L6 ②		x 0-0 19 BB 10 2B 2-3 1B	H 1-0 1-2 2-3 3-H HBP			x 0-0 G3-1 ①		x 0-0 G1-3 ③	4	1	1	1	0	0	1
19 José Bautista, R (1, 9) OBP: 0.467, SLG: 1.000 16 Dan Johnson, L (6, 3) OBP: 0.300, SLG: 0.900	x 0-0 G4-3 ③		B B B 4-0 10 2B 1-2 BB	x 0-0 F3 ②			x 0-0 F8 ②			2 1	0 0	0 0	0 0	1 0	0 0	3 0
10 Edwin Encarnación, R (1, 3) OBP: 0.400, SLG: 0.714 71 Kenny Wilson, R (6, 9) OBP: 0.500, SLG: 0.375		x 0-0 P6 ①	x 0-0 1-3 2-H 3-H 2B	x 0-0 G6-3 ③			x 0-0 F9 ③			3 1	0 0	1 0	2 0	0 0	0 0	3 0
13 Brett Lawrie, R (1, 5) OBP: 0.385, SLG: 0.538 66 Munenori Kawasaki, L (6, 5) OBP: 0.375, SLG: 0.286 (7, 4) (9, 7)		x 0-0 G6-3 ②	x 0-0 G5-3 ③		S S S 0-3 K2-3 ①			x 0-0 G6-3 ①		3 1	0 0	0 0	0 0	0 0	1 0	2 0
30 Dioner Navarro, S (1, 2) OBP: 0.357, SLG: 0.333 6 A.J. Jimenez, R (7, 2) OBP: 0.375, SLG: 0.167		x 0-0 1B		B B B 4-0 1 BB 8 1B 39 1B BB	B B B 4-0 22 G4-6-3 BB			x 0-0 G5-3 ②		1 1	1 0	1 0	0 0	2 0	0 0	0 0
22 Josh Thole, L (1, 10) OBP: 0.250, SLG: 0.250		x 0-0 F7 ③		C C C 0-3 K ①	x 0-0 G4-6-3 ② ③ 1-2f			S S S 0-3 K ③		4	0	0	0	0	2	3
8 Anthony Gose, L (1, 8) OBP: 0.333, SLG: 0.231 11 Kevin Pillar, R (6, 8) OBP: 0.067, SLG: 0.067			C C C 0-3 K ①	x 0-0 39 1B 1 BB 18 HBP 1-2 1B		x 0-0 G3 ①			x 0-0 F9 ①	2 2	1 0	1 0	0 0	0 0	1 0	0 0
1 Jonathan Diaz, R (1, 6) (6, 7) (9, 6) 70 Andy Burns, R (9, PH) OBP: 0.600, SLG: 0.500			B B B 4-0 18 1B 39 G4-3 10 2B BB	B B B 4-0 18 HBP 39 1B 1-2 2-3 BB		x 0-0 G6-3 ②			C C C 0-3 K ②	1 1	1 0	0 0	0 0	2 1	0 0	0 0
Inning Stats	R: 0 E: 0 K: 0 S: 3 H: 0 LOB: 0 BB: 0 P: 3	R: 0 E: 0 K: 0 S: 4 H: 1 LOB: 1 BB: 0 P: 4	R: 2 E: 0 K: 1 S: 7 H: 2 LOB: 2 BB: 2 P: 15	R: 2 E: 0 K: 1 S: 7 H: 2 LOB: 3 BB: 2 P: 16	R: 0 E: 0 K: 1 S: 4 H: 0 LOB: 0 BB: 1 P: 8	R: 0 E: 0 K: 0 S: 3 H: 0 LOB: 0 BB: 0 P: 3	R: 0 E: 0 K: 0 S: 3 H: 0 LOB: 0 BB: 0 P: 3	R: 0 E: 0 K: 1 S: 5 H: 0 LOB: 0 BB: 0 P: 5	R: 0 E: 0 K: 1 S: 6 H: 1 LOB: 1 BB: 0 P: 6	1B: 5 2B: 1 3B: 0 HR: 0	SF: 0 SAC: 0 DP: 1 HBP: 1						

BOTTOM

Pittsburgh Pirates @ Toronto Blue Jays

Florida Auto Exchange Stadium, Dunedin, FL

Wed Mar 05 2014, 1:07 PM - 3:49 PM EST

Att. 3,694 - Partly Cloudy - 81 F

livebaseballscorecards.com

AB	32
R	4
H	6
RBI	4
BB	5
SO	5
LOB	13

WP: 0 PB: 0 SB: 0 CS: 0 PA: 38

PITCHER		IP	WLS	BF	H	R	ER	SO	BB	IBB	HBP	BLK	WP	HR	S	P	ERA	WHIP
68 Jay Jackson, R ERA: 10.13	(1, 1)	2.0	W	7	1	0	0	0	0	0	0	0	0	0	7	7	0.00	0.500
53 Duke Welker, R	(3, 1)	0.2		6	2	2	2	1	2	0	0	0	0	0	6	14	27.00	6.000
47 Brandon Mann, L ERA:	(3, 1)	0.1	H	1	0	0	0	0	0	0	0	0	0	0	1	1	0.00	0.000
67 Jake Brigham, R ERA: 9.0	(4, 1)	2.0	H	11	2	2	2	2	3	0	1	0	0	0	11	24	9.00	2.500
64 Joely Rodríguez, L ERA:	(6, 1)	2.0	H	6	0	0	0	0	0	0	0	0	0	0	6	6	0.00	0.000

PITCHER		IP	WLS	BF	H	R	ER	SO	BB	IBB	HBP	BLK	WP	HR	S	P	ERA	WHIP
74 Zack Thornton, R ERA: 3.86	(8, 1)	1.0	H	3	0	0	0	1	0	0	0	0	0	0	5	5	0.00	0.000
43 Daniel Schlereth, L ERA:	(9, 1)	1.0	S	4	1	0	0	1	0	0	0	0	0	0	6	6	0.00	1.000

Batter	1	2	3	4	5	6	7	8	9	AB	R	H	RBI	BB	SO	LOB
Inning Stats										1B: 0 2B: 0 3B: 0 HR: 0		SF: 0 SAC: 0 DP: 0 HBP: 0		WP: 0 PB: 0 SB: 0 CS: 0		PA: 0	

TOP

Toronto Blue Jays @ Pittsburgh Pirates

McKechnie Field, Bradenton, FL

Thu Mar 06 2014, 1:05 PM EST

livebaseballscorecards.com

AB	0
R	0
H	0
RBI	0
BB	0
SO	0
LOB	0

PITCHER	IP	WLS	BF	H	R	ER	SO	BB	IBB	HBP	BLK	WP	HR	S	P	ERA	WHIP

PITCHER	IP	WLS	BF	H	R	ER	SO	BB	IBB	HBP	BLK	WP	HR	S	P	ERA	WHIP

Batter	1	2	3	4	5	6	7	8	9	AB	R	H	RBI	BB	SO	LOB
Inning Stats																

BOTTOM

Toronto Blue Jays @ Pittsburgh Pirates

McKechnie Field, Bradenton, FL

Thu Mar 06 2014, 1:05 PM EST

livebaseballscorecards.com

AB	**0**
R	**0**
H	**0**
RBI	**0**
BB	**0**
SO	**0**
LOB	**0**

1B: 0
2B: 0
3B: 0
HR: 0

SF: 0
SAC: 0
DP: 0
HBP: 0

WP: 0
PB: 0
SB: 0
CS: 0

PA: 0

PITCHER	IP	WLS	BF	H	R	ER	SO	BB	IBB	HBP	BLK	WP	HR	S	P	ERA	WHIP

PITCHER	IP	WLS	BF	H	R	ER	SO	BB	IBB	HBP	BLK	WP	HR	S	P	ERA	WHIP

Batter	1	2	3	4	5	6	7	8	9	AB	R	H	RBI	BB	SO	LOB
1 Alex Presley, L (1, 8) OBP: 0.200, SLG: 0.200	x 0-0 2 CS 1B		x 0-0 ③ G6-3			SSS 0-3 ② K	x 0-0 ③ F8		x 0-0 ② P3	3	0	1	0	0	1	0
70 Byron Buxton, R (6, 8) OBP: 0.143, SLG: 0.214										2	0	0	0	0	0	3
2 Brian Dozier, R (1, 4) OBP: 0.500, SLG: 0.692	CCC 0-3 ①② K 1-2			x 0-0 ① G6-3		x 0-0 ③ P3		x 0-0 ① F7	x 0-0 55 1B 2B	3	0	0	0	0	1	1
78 Jorge Polanco, S (6, 4) OBP: 0.385, SLG: 0.364										2	1	1	0	0	0	0
7 Joe Mauer, L (1, 3) OBP: 0.300, SLG: 0.222	x 0-0 ③ G4-3			x 0-0 ② G4-3			x 0-0 79 F9 16 WP 22 E 1B	x 0-0 71 1B 2B	x 0-0 2-H 1B	2	0	0	0	0	0	0
55 Chris Colabello, R (6, 3) OBP: 0.625, SLG: 0.636										3	2	3	1	0	0	0
16 Josh Willingham, R (1, 10) OBP: 0.182, SLG: 0.200		x 0-0 ① F8		CCC 0-3 ③ K			BBBB 4-0 22 E 67 E 1-2 BB	x 0-0 79 2B 67 1B 2-H 1B	CCC 0-3 ③ K	2	0	0	0	1	1	0
71 Brandon Waring, R (7, PR) OBP: 0.300, SLG: 0.600 (7, 10)										2	2	1	1	0	1	1
24 Trevor Plouffe, R (1, 5) OBP: 0.417, SLG: 0.300		x 0-0 1B			x 0-0 ① G5-3		x 0-0 ① F9 2-3	x 0-0 67 1B 1-3 2B		2	0	1	0	0	0	0
79 Deibinson Romero, R (5, 5) OBP: 0.417, SLG: 0.500										2	0	1	0	0	0	2
22 Wilkin Ramirez, R (1, 9) OBP: 0.500, SLG: 0.833	SSS 0-3 ② K				x 0-0 2B		x 0-0 E4 67 FC4-6 1-2 3-H	H 1-0 67 1B HBP		3	0	1	1	0	1	2
84 Dan Rohlfing, R (7, 9) OBP: 0.286, SLG: 0.167										0	0	0	0	0	0	0
19 Darin Mastroianni, R (1, 7) OBP: 0.308, SLG: 0.250	x 0-0 ③ F8				x 0-0 ② L9		x 0-0 ② FC4-6 85 1B 39 2B 1-2f 2-H	x 0-0 85 G6-4-3 1-2 2-3 3-H 1B		2	0	0	0	0	0	2
67 Max Kepler, L (6, 7) OBP: 0.455, SLG: 0.400										2	1	1	1	0	0	1
8 Kurt Suzuki, R (1, 2) OBP: 0.400, SLG: 0.250			x 0-0 ① F9		x 0-0 ③ G5-3		x 0-0 39 2B 1-3 1B	x 0-0 ②③ G6-4-3 1-2f		2	0	0	0	0	0	1
85 Stuart Turner, R (6, 2) OBP: 0.250, SLG: 0.250										2	0	1	0	0	0	3
11 Jason Bartlett, R (1, 6)			SSS 0-3 ② K			x 0-0 ① F9	x 0-0 1-3 3-H 2B		SSS 0-3 ① K	2	0	0	0	0	1	0
39 Danny Santana, S (6, 6) OBP: 0.385, SLG: 0.769										2	0	1	1	0	1	0
Inning Stats	R: 0 E: 0 K: 1 S: 5 H: 1 LOB: 0 BB: 0 P: 5	R: 0 E: 0 K: 1 S: 6 H: 1 LOB: 1 BB: 0 P: 6	R: 0 E: 0 K: 1 S: 5 H: 0 LOB: 0 BB: 0 P: 5	R: 0 E: 0 K: 1 S: 5 H: 0 LOB: 0 BB: 0 P: 5	R: 0 E: 0 K: 0 S: 4 H: 1 LOB: 1 BB: 0 P: 4	R: 0 E: 0 K: 1 S: 5 H: 0 LOB: 0 BB: 0 P: 5	R: 3 E: 2 K: 0 S: 7 H: 3 LOB: 3 BB: 1 P: 11	R: 2 E: 0 K: 0 S: 6 H: 4 LOB: 2 BB: 0 P: 7	R: 1 E: 0 K: 2 S: 9 H: 2 LOB: 1 BB: 0 P: 9	1B: 7 2B: 5 3B: 0 HR: 0	SF: 0 SAC: 0 DP: 1 HBP: 1						

TOP

Minnesota Twins @ Pittsburgh Pirates

McKechnie Field, Bradenton, FL

Fri Mar 07 2014, 1:07 PM - 4:27 PM EST

Att. 6,276 - Cloudy - 62 F

livebaseballscorecards.com

AB	38
R	6
H	12
RBI	5
BB	1
SO	7
LOB	16

WP: 1 PB: 0 SB: 0 CS: 1 PA: 40

PITCHER		IP	WLS	BF	H	R	ER	SO	BB	IBB	HBP	BLK	WP	HR	S	P	ERA	WHIP
51 Wandy Rodriguez, L ERA:	(1, 1)	2.0		7	2	0	0	2	0	0	0	0	0	0	11	11	0.00	1.000
39 Jason Grilli, R ERA:	(3, 1)	1.0		3	0	0	0	1	0	0	0	0	0	0	5	5	0.00	0.000
30 Jeanmar Gómez, R ERA:	(4, 1)	3.0	H	10	1	0	0	2	0	0	0	0	0	0	14	14	0.00	0.333
76 Jameson Taillon, R ERA: 3.38	(7, 1)	0.2		7	3	3	1	0	1	0	0	0	1	0	6	10	13.50	6.000
25 Ethan Hollingsworth, R ERA:	(7, 1)	0.1	H	1	0	0	0	0	0	0	0	0	0	0	1	1	0.00	0.000

PITCHER		IP	WLS	BF	H	R	ER	SO	BB	IBB	HBP	BLK	WP	HR	S	P	ERA	WHIP
48 Jared Hughes, R ERA: 6.0	(8, 1)	1.0	B	7	4	2	2	0	0	0	1	0	0	0	6	7	18.00	4.000
47 Brandon Mann, L ERA: 3.86	(9, 1)	1.0	L	5	2	1	1	2	0	0	0	0	0	0	9	9	9.00	2.000

Minnesota Twins @ Pittsburgh Pirates

McKechnie Field, Bradenton, FL

Fri Mar 07 2014, 1:07 PM - 4:27 PM EST

Att. 6,276 - Cloudy - 62 F

BOTTOM

Batter	1	2	3	4	5	6	7	8	9	AB	R	H	RBI	BB	SO	LOB
6 Starling Marte, R (1, 7) OBP: 0.167, SLG: 0.118 59 Robert Andino, R (6, 6) OBP: 0.143, SLG: 0.077	B1-3	L4	1 SAFE CS 1-2	G4-3		P4		F8		3 2	0 0	0 0	0 0	0 0	0 0	0 0
55 Russell Martin, R (1, 2) OBP: 0.500, SLG: 1.100 26 Tony Sanchez, R (6, PH) OBP: 0.357, SLG: 0.583 (7, 2)	22 2B 23 1B 1B	22 HR 2B		G6-3		K		5 BB 25 1B BB		3 1	2 0	2 0	0 0	0 1	0 1	0 0
22 Andrew McCutchen, R (1, 8) OBP: 0.750, SLG: 1.182 25 Chris Dickerson, L (6, 8) OBP: 0.533, SLG: 0.500	23 1B 1-3 2B	2-1 2-H HR		24 1B 1B		K		5 BB 1-2 1B		3 2	2 0	3 1	2 0	0 0	0 1	0 0
24 Pedro Alvarez, L (1, 5) OBP: 0.421, SLG: 0.647 5 Josh Harrison, R (6, 5) OBP: 0.417, SLG: 0.909	10 1B 23 1B 57 1B BB	L7		1-2 1B			L6 1-2 2-3 BB			2 1	1 0	1 0	0 0	1 1	0 0	0 0
18 Neil Walker, S (1, 4) OBP: 0.250, SLG: 0.250 69 Chris McGuiness, L (6, 3) OBP: 0.400, SLG: 0.500	K	1B		F7			G3-1	G6-3		3 2	0 0	1 0	0 0	0 0	1 0	5 3
23 Travis Snider, L (1, 10) OBP: 0.462, SLG: 0.846 75 Adalberto Santos, R (9, PH)	57 1B 10 1B 1-2 2-H 3-H 1B	K			F8		70 1B 2B		93 G4-3 70 S BB	4 0	0 0	2 0	2 0	0 1	1 0	1 0
10 Jordy Mercer, R (1, 6) OBP: 0.400, SLG: 0.385 70 Drew Maggi, R (6, 7) OBP: 0.500, SLG: 0.500	57 1B 1-2 2-3 1B		E4 14 FC4-6		57 G4-3 1B		2-3 1B		K 1-2	3 2	0 0	2 1	0 0	0 0	0 1	0 1
57 Andrew Lambo, L (1, 3) OBP: 0.176, SLG: 0.125 93 Andy Vasquez, L (6, 4)	1-2 2-3 3-H 1B		K		G4-3 1-2		K		G4-3 2-3	3 2	0 0	1 0	1 0	0 0	1 1	2 3
14 Jaff Decker, L (1, 9) OBP: 0.235, SLG: 0.313 22 Mel Rojas Jr., S (6, 9) OBP: 0.333, SLG: 0.833	G3		FC4-6 6 CS 1-2f		G5-3			G5-3	G3-1	3 2	0 0	0 0	0 0	0 0	0 0	5 1
Inning Stats	R: 3 E: 0 K: 1 S: 10 H: 5 LOB: 3 BB: 1 P: 14	R: 2 E: 0 K: 1 S: 9 H: 3 LOB: 1 BB: 0 P: 11	R: 0 E: 1 K: 1 S: 5 H: 0 LOB: 0 BB: 0 P: 5	R: 0 E: 0 K: 0 S: 5 H: 2 LOB: 2 BB: 0 P: 5	R: 0 E: 0 K: 0 S: 4 H: 1 LOB: 1 BB: 0 P: 4	R: 0 E: 0 K: 2 S: 7 H: 0 LOB: 0 BB: 0 P: 7	R: 0 E: 0 K: 1 S: 7 H: 2 LOB: 2 BB: 0 P: 7	R: 0 E: 0 K: 0 S: 4 H: 1 LOB: 3 BB: 2 P: 12	R: 0 E: 0 K: 1 S: 5 H: 0 LOB: 1 BB: 1 P: 9	1B: 10 2B: 3 3B: 0 HR: 1 SF: 0 SAC: 0 DP: 0 HBP: 0						

livebaseballscorecards.com

AB	41
R	5
H	14
RBI	5
BB	4
SO	7
LOB	21

WP: 0 PA: 46
PB: 0
SB: 1
CS: 1

PITCHER		IP	WLS	BF	H	R	ER	SO	BB	IBB	HBP	BLK	WP	HR	S	P	ERA	WHIP
49 Vance Worley, R ERA: 10.38	(1, 1)	1.1		12	7	5	5	1	1	0	0	0	0	1	14	20	33.75	6.000
53 Kris Johnson, L ERA:	(2, 1)	1.2		6	1	0	0	2	0	0	0	0	0	0	10	10	0.00	0.600
57 Ryan Pressly, R ERA: 5.4	(4, 1)	1.0		5	2	0	0	0	0	0	0	0	0	0	5	5	0.00	2.000
81 Matt Hoffman, L ERA:	(5, 1)	1.0		4	1	0	0	0	0	0	0	0	0	0	4	4	0.00	1.000
83 Sean Gilmartin, L ERA: 2.25	(6, 1)	2.0		8	2	0	0	3	0	0	0	0	0	0	14	14	0.00	1.000

PITCHER		IP	WLS	BF	H	R	ER	SO	BB	IBB	HBP	BLK	WP	HR	S	P	ERA	WHIP
64 Aaron Thompson, L ERA: 3.0	(8, 1)	1.0	W	6	1	0	0	0	2	0	0	0	0	0	4	12	0.00	3.000
Brooks Raley, L ERA: 3.0	(9, 1)	1.0	S	4	0	0	0	1	1	0	0	0	0	0	5	9	0.00	1.000

Pittsburgh Pirates @ Tampa Bay Rays

Charlotte Sports Park, Port Charlotte, FL

Sat Mar 08 2014, 1:08 PM - 4:33 PM EST

Att. 5,729 - Sunny - 63 F

TOP

livebaseballscorecards.com

Batter	1	2	3	4	5	6	7	8	9	AB	R	H	RBI	BB	SO	LOB
6 Starling Marte, R (1, 8) OBP: 0.273, SLG: 0.250	HBP			55 HR 2B	G1-3		K	G4-3		3	2	2	1	0	0	0
79 Brent Morel, R (6, 5) OBP: 0.143, SLG: 0.143	1B									2	0	0	0	0	1	3
10 Jordy Mercer, R (1, 6) OBP: 0.474, SLG: 0.357	BB			55 HR BB	73 1B HBP		P3		G6-3	1	2	0	0	2	0	2
59 Robert Andino, R (6, 6) OBP: 0.125, SLG: 0.067	G6-3									2	0	0	0	0	0	0
55 Russell Martin, R (1, 10) OBP: 0.533, SLG: 1.231	17 WP 24 E 17 2B 1B	K		1-1 1-H 2-H HR	1-3 1B		1B		F8	3	2	2	4	0	1	0
73 Carlos Paulino, R (5, PH) (5, 10)	1-2 2-H									3	0	2	0	0	0	0
24 Pedro Alvarez, L (1, 5) OBP: 0.391, SLG: 0.550	E9 17 WP 17 2B	G4-3		17 1B BB	K		F9		1B	3	1	0	0	1	1	3
75 Adalberto Santos, R (6, 7) OBP: 0.667, SLG: 0.500	1-2 2-H									2	0	1	0	0	0	1
17 Gaby Sanchez, R (1, 3) OBP: 0.700, SLG: 1.000	18 1B 31 1B 2B	BB		1-2 1B	G4-3			25 BB 5 1B BB	F7	2	1	2	2	1	0	0
57 Andrew Lambo, L (6, PH) OBP: 0.200, SLG: 0.111	1-H 2-H									2	0	0	0	1	0	1
18 Neil Walker, S (1, 4) OBP: 0.267, SLG: 0.267	6 31 1B 1B	K		K	14 G1-3 25 2B 1B			25 BB 1B		3	1	1	0	0	2	3
5 Josh Harrison, R (6, PH) OBP: 0.500, SLG: 0.923	2-3							1-2		2	1	2	0	0	0	0
31 Jose Tabata, R (1, 7) OBP: 0.188, SLG: 0.188	6 1B 1B		F9	F8	G1-3			F7		3	0	1	1	0	0	2
14 Jaff Decker, L (6, PH) OBP: 0.211, SLG: 0.278	1-2 3-H				1-2					2	0	0	0	0	0	3
62 Gregory Polanco, L (1, 9) OBP: 0.278, SLG: 0.556	K		F7	K	2-H 2B			1-2 2-3 BB		3	0	0	0	0	2	4
25 Chris Dickerson, L (6, PH) OBP: 0.588, SLG: 0.615										1	0	1	1	1	0	0
19 Chris Stewart, R (1, 2)	F9		G5-3		G5-3		K	K		3	0	0	0	0	0	2
66 Nevin Ashley, R (6, PH) (6, 2)										2	0	0	0	0	2	4
Inning Stats	R: 6 E: 1 K: 1 S: 11 H: 5 LOB: 2 BB: 1 P: 18	R: 0 E: 0 K: 2 S: 7 H: 0 LOB: 1 BB: 1 P: 11	R: 0 E: 0 K: 0 S: 3 H: 0 LOB: 0 BB: 0 P: 3	R: 3 E: 0 K: 2 S: 11 H: 3 LOB: 2 BB: 2 P: 20	R: 0 E: 0 K: 1 S: 6 H: 1 LOB: 2 BB: 0 P: 7	R: 1 E: 0 K: 1 S: 7 H: 2 LOB: 1 BB: 0 P: 7	R: 0 E: 0 K: 1 S: 6 H: 1 LOB: 1 BB: 0 P: 6	R: 0 E: 0 K: 1 S: 6 H: 1 LOB: 3 BB: 2 P: 14	R: 0 E: 0 K: 0 S: 4 H: 1 LOB: 1 BB: 0 P: 4	1B: 10 2B: 3 3B: 0 HR: 1 SF: 0 SAC: 0 DP: 0 HBP: 2						

	AB	42
	R	10
	H	14
	RBI	9
	BB	6
	SO	9
	LOB	28

WP: 1 PB: 0 SB: 0 CS: 0 PA: 50

PITCHER		IP	WLS	BF	H	R	ER	SO	BB	IBB	HBP	BLK	WP	HR	S	P	ERA	WHIP
55 Matt Moore, L ERA: 15.43	(1, 1)	0.2	L	10	5	6	4	1	1	0	1	0	1	0	10	17	54.00	9.000
81 Sam Runion, R ERA: 4.5	(1, 1)	1.0		3	0	0	0	1	0	0	0	0	0	0	5	5	0.00	0.000
35 Mark Lowe, R ERA: 2.7	(2, 1)	1.1		5	0	0	0	1	1	0	0	0	0	0	6	10	0.00	0.750
50 Grant Balfour, R ERA: 19.29	(4, 1)	0.1		6	3	3	3	1	2	0	0	0	0	1	7	16	81.00	15.000
83 Juan Sandoval, R ERA:	(4, 1)	1.2		7	1	0	0	2	0	0	1	0	0	0	10	11	0.00	0.600

PITCHER		IP	WLS	BF	H	R	ER	SO	BB	IBB	HBP	BLK	WP	HR	S	P	ERA	WHIP
62 Joel Peralta, R ERA: 3.38	(6, 1)	0.2		4	2	1	1	0	0	0	0	0	0	0	4	4	13.50	3.000
49 Kirby Yates, R ERA:	(6, 1)	1.1		5	1	0	0	2	0	0	0	0	0	0	9	9	0.00	0.750
57 Jake McGee, L ERA:	(8, 1)	1.0		6	1	0	0	1	2	0	0	0	0	0	6	14	0.00	3.000
78 Santiago Garrido, R ERA: 4.5	(9, 1)	1.0		4	1	0	0	0	0	0	0	0	0	0	4	4	0.00	1.000

BOTTOM

Pittsburgh Pirates @ Tampa Bay Rays

Charlotte Sports Park, Port Charlotte, FL

Sat Mar 08 2014, 1:08 PM - 4:33 PM EST

Att. 5,729 - Sunny - 63 F

livebaseballscorecards.com

Batter	1	2	3	4	5	6	7	8	9	AB	R	H	RBI	BB	SO	LOB
11 Logan Forsythe, R (1, 4) OBP: 0.286, SLG: 0.429	21 SF7 3B	G4-3			FC5-4 21 BB 1-2f		G4-3		K	3	1	1	0	0	0	2
61 Cole Figueroa, L (5, PR) (6, 4) OBP: 0.214, SLG: 0.231										2	0	0	0	0	1	2
21 James Loney, L (1, 3) OBP: 0.300, SLG: 0.571	SF7 3-H	G3			1 SAFE B B B B 4-0 1-2 BB			68 HR 2B	FC4-6 68 1B 1-2f 2-3	1	0	0	1	1	0	0
30 Vince Belnome, L (5, PR) (6, 3) OBP: 0.222, SLG: 0.278										2	1	1	0	0	0	2
3 Evan Longoria, R (1, 5) OBP: 0.364, SLG: 0.636	11 BB 1B	K			L4			2-H HR	1-3 3-H 1B	3	0	1	0	0	1	1
68 Jerry Sands, R (7, 7) OBP: 0.471, SLG: 0.933										2	1	2	3	0	0	0
11 Yunel Escobar, R (1, 6) OBP: 0.700, SLG: 0.875	B B B B 1-2 BB	1B				F8		K	G4-3	2	0	1	0	1	0	0
39 Kevin Kiermaier, L (7, 8) OBP: 0.357, SLG: 0.538										2	0	0	0	0	1	2
28 José Molina, R (1, 2) OBP: 0.444, SLG: 0.429	K	G6-3				G6-3		K		3	0	0	0	0	1	3
73 Jeremy Moore, L (7, 9) OBP: 0.357, SLG: 0.786										1	0	0	0	0	1	0
5 Brandon Guyer, R (1, 9) OBP: 0.308, SLG: 0.333	P4			F9		2B		F8		3	0	1	0	0	0	2
64 Ali Solis, R (7, 2) OBP: 0.200, SLG: 0.400										1	0	0	0	0	0	0
67 Mikie Mahtook, R (1, 8) OBP: 0.188, SLG: 0.133		K		F9		F8			36 1B 63 1B 1B	3	0	0	0	0	1	1
69 Ray Olmedo, S (7, 5) OBP: 0.429, SLG: 0.429										1	1	1	0	0	0	0
71 Justin Christian, R (1, 7) OBP: 0.267, SLG: 0.286		G6-3		G1-3			B B B B 4-0 63 G6-4-3 BB		30 FC4-6 63 1B 68 1B 1-3 1B	2	0	0	0	0	0	0
36 Hak-Ju Lee, L (7, 6) OBP: 0.571, SLG: 0.667										1	1	1	0	1	0	0
63 Curt Casali, R (1, 10) OBP: 0.667, SLG: 0.571		1B			11 FC5-4 1B		G6-4-3 1-2f		30 FC4-6 1-2 3-H 1B	4	0	3	1	0	0	1

Inning Stats										
	R: 1 E: 0 K: 1 S: 7	H: 2 LOB: 2 BB: 1 P: 11	R: 0 E: 0 K: 1 S: 6	H: 1 LOB: 1 BB: 0 P: 6	R: 0 E: 0 K: 1 S: 6	H: 1 LOB: 1 BB: 0 P: 6	R: 0 E: 0 K: 0 S: 3	H: 0 LOB: 0 BB: 0 P: 3	R: 0 E: 0 K: 0 S: 3	H: 1 LOB: 1 BB: 1 P: 7
	R: 0 E: 0 K: 0 S: 4	H: 1 LOB: 1 BB: 0 P: 4	R: 0 E: 0 K: 0 S: 2	H: 0 LOB: 0 BB: 1 P: 6	R: 2 E: 0 K: 2 S: 9	H: 2 LOB: 0 BB: 0 P: 9	R: 2 E: 0 K: 1 S: 9	H: 4 LOB: 2 BB: 0 P: 9	1B: 8 2B: 2 3B: 1 HR: 1	SF: 1 SAC: 0 DP: 1 HBP: 0
	WP: 0 PB: 0 SB: 0 CS: 0	PA: 40								

PITCHER		IP	WLS	BF	H	R	ER	SO	BB	IBB	HBP	BLK	WP	HR	S	P	ERA	WHIP
47 Francisco Liriano, L ERA: 4.5	(1, 1)	3.0	W	14	4	1	1	3	1	0	0	0	0	0	19	23	3.00	1.667
71 Adam Wilk, L ERA:	(4, 1)	3.0	H	11	2	0	0	0	1	0	0	0	0	0	10	14	0.00	1.000
53 Duke Welker, R ERA: 7.36	(7, 1)	1.0		3	0	0	0	0	1	0	0	0	0	0	2	6	0.00	1.000
27 Josh Kinney, R ERA: 4.5	(8, 1)	1.0		5	2	2	2	2	0	0	0	0	0	1	9	9	18.00	2.000
61 Cody Eppley, R ERA: 4.5	(9, 1)	1.0		7	4	2	2	1	0	0	0	0	0	0	9	9	18.00	4.000

PITCHER	IP	WLS	BF	H	R	ER	SO	BB	IBB	HBP	BLK	WP	HR	S	P	ERA	WHIP

Boston Red Sox @ Pittsburgh Pirates

McKechnie Field, Bradenton, FL

Sun Mar 09 2014, 1:07 PM - 3:45 PM EDT

Att. 8,245 - Sunny - 73 F

TOP

livebaseballscorecards.com

Batter	1	2	3	4	5	6	7	8	9	AB	R	H	RBI	BB	SO	LOB
25 Jackie Bradley Jr., L (1, 8) OBP: 0.261, SLG: 0.238	G3	2-H 3-H 1B		P2			F8		SSC K	4	0	1	2	0	0	0
20 David Chester, R (7, 3)										1	0	0	0	0	1	1
68 Alex Hassan, R (1, 7) OBP: 0.250, SLG: 0.222	G4-3	SSC K			SSS K		G1-3			4	0	0	0	0	2	1
76 Justin Henry, L (7, 7)										0	0	0	0	0	0	0
37 Mike Carp, L (1, 10) OBP: 0.300, SLG: 0.667	3 1B 1B		BBSSX 2-2 HR		G3			SSS K		3	1	2	1	0	0	0
80 Blake Swihart, S (8, PH) OBP: 0.429, SLG: 0.333										1	0	0	0	0	1	0
(8, 10)																
3 David Ross, R (1, 2) OBP: 0.111, SLG: 0.111	26 FC6-4 1-2 1B		G5-3		SSS K			SSS K		3	0	1	0	0	1	0
61 Dan Butler, R (5, 2) OBP: 0.429, SLG: 0.200										1	0	0	0	0	1	0
26 Brock Holt, L (1, 4) OBP: 0.214, SLG: 0.286	FC6-4 1-2f		G3-1			70 G1-6-3 73 1B 1B		G1-3		3	0	1	0	0	0	2
11 Mookie Betts, R (7, 4)										1	0	0	0	0	0	0
73 Bryce Brentz, R (1, 9) OBP: 0.455, SLG: 0.850		BBBB 4-0 74 G3 77 E 25 1B BB	1B			1-2 70 G1-6-3 1B			BBBB 4-0 81 WP 82 1B BB	2	1	2	0	1	0	0
83 Aneury Tavárez, L (7, 9)										0	1	0	0	1	0	0
70 Garin Cecchini, L (1, 5) OBP: 0.313, SLG: 0.286	F9	G6-3				1-2f 2-3 G1-6-3			F9	3	0	0	0	0	0	4
84 Carlos Rivero, R (7, 5)										1	0	0	0	0	0	1
77 Travis Shaw, L (1, 3) OBP: 0.200, SLG: 0.118	1-2 E5 74 G3 25 1B			SSC K		L3			BX 1-0 1-2 L4	3	1	0	0	0	1	2
81 Peter Hissey, L (7, 8)										1	0	0	0	0	0	1
74 Deven Marrero, R (1, 6) OBP: 0.500, SLG: 0.385	1-2 2-3 G3			SSC K			G5-3		2-H 1B	3	0	0	0	0	1	2
82 Derrik Gibson, R (8, 6) OBP: 1.000, SLG: 1.000										1	0	1	1	0	0	0

	AB	35
	R	4
	H	8
	RBI	4
	BB	2
	SO	8
	LOB	14

Inning Stats																		
	R: 0	H: 2	R: 2	H: 1	R: 1	H: 2	R: 0	H: 0	R: 0	H: 2	R: 0	H: 0	R: 0	H: 0	R: 1	H: 1	1B: 7	SF: 0	WP: 1	PA: 37
	E: 0	LOB: 2	E: 1	LOB: 1	E: 0	LOB: 1	E: 0	LOB: 0	E: 0	LOB: 1	E: 0	LOB: 0	E: 0	LOB: 0	E: 0	LOB: 1	2B: 0	SAC: 0	PB: 0	
	K: 0	BB: 0	K: 1	BB: 1	K: 0	BB: 0	K: 2	BB: 0	K: 0	BB: 0	K: 0	BB: 0	K: 2	BB: 0	K: 1	BB: 1	3B: 0	DP: 1	SB: 0	
	S: 5	P: 5	S: 7	P: 11	S: 7	P: 9	S: 7	P: 7	S: 7	P: 7	S: 4	P: 4	S: 3	P: 3	S: 7	P: 7	HR: 1	HBP: 0	CS: 0	
															S: 6	P: 11				

PITCHER		IP	WLS	BF	H	R	ER	SO	BB	IBB	HBP	BLK	WP	HR	S	P	ERA	WHIP
50 Charlie Morton, R ERA: 1.13	(1, 1)	3.0	L	16	5	3	1	1	1	0	0	0	0	1	19	25	3.00	2.000
39 Jason Grilli, R ERA:	(4, 1)	1.0		3	0	0	0	2	0	0	0	0	0	0	7	7	0.00	0.000
35 Mark Melancon, R ERA:	(5, 1)	1.0		3	0	0	0	2	0	0	0	0	0	0	7	7	0.00	0.000
44 Tony Watson, L ERA:	(6, 1)	1.0		4	2	0	0	0	0	0	0	0	0	0	4	4	0.00	2.000
74 Zack Thornton, R ERA: 2.08	(7, 1)	2.0		6	0	0	0	2	0	0	0	0	0	0	10	10	0.00	0.000

PITCHER		IP	WLS	BF	H	R	ER	SO	BB	IBB	HBP	BLK	WP	HR	S	P	ERA	WHIP
77 Yao-Hsun Yang, L ERA: 4.5	(9, 1)	1.0		5	1	1	1	1	1	0	0	0	1	0	6	11	9.00	2.000

Batter	1	2	3	4	5	6	7	8	9	AB	R	H	RBI	BB	SO	LOB
14 Jaff Decker, L (1, 8) OBP: 0.190, SLG: 0.250	F7			K			15 FC5-4 1B	G6-3		2	0	0	0	0	1	0
62 Gregory Polanco, L (7, 8) OBP: 0.300, SLG: 0.550										2	0	1	0	0	0	1
25 Chris Dickerson, L (1, 7) OBP: 0.526, SLG: 0.533	G5-3			K			FC5-4 69 S 69 1B 1-2f		K	2	0	0	0	0	1	0
15 Chase d'Arnaud, R (7, 4) OBP: 0.200, SLG: 0.400										2	1	0	0	0	1	1
23 Travis Snider, L (1, 9) OBP: 0.400, SLG: 0.733	G4-3			K			63 1B 1-H 1B		66 G6-4-3 BB	2	0	0	0	0	1	0
69 Chris McGuiness, L (7, 3) OBP: 0.471, SLG: 0.533										1	0	1	1	1	0	0
24 Pedro Alvarez, L (1, 5) OBP: 0.360, SLG: 0.500		G4-3			G3		F8		G6-4-3 1-2f	2	0	0	0	0	0	0
66 Nevin Ashley, R (7, 2)										2	0	0	0	0	0	2
57 Andrew Lambo, L (1, 3) OBP: 0.182, SLG: 0.100		G4-3			F9		1-3 1B			2	0	0	0	0	0	0
63 Alen Hanson, S (7, 6) OBP: 0.455, SLG: 0.400										1	0	1	0	0	0	0
3 Travis Ishikawa, L (1, 10)		G6-3			K		G1-3			3	0	0	0	0	1	2
10 Jordy Mercer, R (1, 6) OBP: 0.476, SLG: 0.333			59 CS BB			F8		G4-3		1	0	0	0	1	0	0
22 Mel Rojas Jr., S (7, 7) OBP: 0.286, SLG: 0.714										1	0	0	0	0	0	0
59 Robert Andino, R (1, 4) OBP: 0.111, SLG: 0.059			K2-3 1-2			F9		G4-3		2	0	0	0	0	1	1
18 Willy García, R (7, 9)										1	0	0	0	0	0	0
19 Chris Stewart, R (1, 2)			F8			G5-3		2B		2	0	0	0	0	0	0
68 Blake Davis, L (7, 5) OBP: 0.333, SLG: 0.667										1	0	1	0	0	0	0
Inning Stats	R: 0 E: 0 K: 0 S: 3 H: 0 LOB: 0 BB: 0 P: 3	R: 0 E: 0 K: 0 S: 3 H: 0 LOB: 0 BB: 0 P: 3	R: 0 E: 0 K: 1 S: 4 H: 0 LOB: 0 BB: 1 P: 8	R: 0 E: 0 K: 3 S: 9 H: 0 LOB: 0 BB: 0 P: 9	R: 0 E: 0 K: 1 S: 5 H: 0 LOB: 0 BB: 0 P: 5	R: 0 E: 0 K: 0 S: 3 H: 0 LOB: 0 BB: 0 P: 3	R: 1 E: 0 K: 0 S: 6 H: 3 LOB: 2 BB: 0 P: 7	R: 0 E: 0 K: 0 S: 4 H: 1 LOB: 1 BB: 0 P: 4	R: 0 E: 0 K: 1 S: 4 H: 0 LOB: 0 BB: 1 P: 8	1B: 3 2B: 1 3B: 0 HR: 0	SF: 0 SAC: 0 DP: 1 HBP: 0						

BOTTOM

Boston Red Sox @ Pittsburgh Pirates

McKechnie Field, Bradenton, FL

Sun Mar 09 2014, 1:07 PM - 3:45 PM EDT

Att. 8,245 - Sunny - 73 F

livebaseballscorecards.com

AB	29
R	1
H	4
RBI	1
BB	2
SO	6
LOB	7

PITCHER		IP	WLS	BF	H	R	ER	SO	BB	IBB	HBP	BLK	WP	HR	S	P	ERA	WHIP
11 Clay Buchholz, R ERA: 2.25	(1, 1)	3.0	W	9	0	0	0	1	1	0	0	0	0	0	10	14	0.00	0.333
30 Andrew Miller, L ERA: 10.13	(4, 1)	1.0	H	3	0	0	0	3	0	0	0	0	0	0	9	9	0.00	0.000
94 Dalier Hinojosa, R ERA: 4.5	(5, 1)	2.0	H	6	0	0	0	1	0	0	0	0	0	0	8	8	0.00	0.000
62 Rubby De La Rosa, R ERA: 11.25	(7, 1)	2.0	H	10	4	1	1	0	0	0	0	0	0	0	10	11	4.50	2.000
39 Francisco Cordero, R ERA:	(9, 1)	1.0	S	3	0	0	0	1	1	0	0	0	0	0	4	8	0.00	1.000

PITCHER	IP	WLS	BF	H	R	ER	SO	BB	IBB	HBP	BLK	WP	HR	S	P	ERA	WHIP

WP: 0 PB: 0 SB: 1 CS: 1 PA: 31

Pittsburgh Pirates @ Baltimore Orioles

Ed Smith Stadium, Sarasota, FL

Sun Mar 09 2014, 1:11 PM - 3:33 PM EDT

Att. 7,084 - Sunny - 72 F

livebaseballscorecards.com

Batter	1	2	3	4	5	6	7	8	9	AB	R	H	RBI	BB	SO	LOB
6 Starling Marte, R (1, 7) OBP: 0.280, SLG: 0.261	0-0 22 G4-6-3 1B			FFS 0-3 ① K		FFS 0-3 ① K		X 0-0 ② F8		3	0	1	0	0	2	1
70 Drew Maggi, R (6, 7) OBP: 0.333, SLG: 0.333										1	0	0	0	0	0	0
18 Neil Walker, S (1, 4) OBP: 0.222, SLG: 0.222	X 0-0 ① F8			X 0-0 ② G3-1		B X 1-0 ② G4-3 1-3		FFS 0-3 ③ K		3	0	0	0	0	0	2
2 Gift Ngoepe, R (6, 4)										1	0	0	0	0	1	0
22 Andrew McCutchen, R (1, 8) OBP: 0.667, SLG: 1.214	X 0-0 ②③ G4-6-3 1-2f			B FFX 1-2 HR		FFS 0-3 ③ K			FFS 0-3 ① K	3	1	1	1	0	1	2
95 Junior Sosa, L (6, 8)										1	0	0	0	0	1	0
17 Gaby Sanchez, R (1, 10) OBP: 0.538, SLG: 0.727		X 0-0 ① G5-3		FFS 0-3 ③ K			X 0-0 ① G5-3		X 0-0 1B	3	0	0	0	0	1	0
41 Justin Howard, L (9, PH) OBP: 0.500, SLG: 0.500										1	0	1	0	0	0	0
31 Jose Tabata, R (1, 9) OBP: 0.167, SLG: 0.167		X 0-0 ② G1-4-3			X 0-0 ① P3		BBBBB 4-0 72 FC5-4 26 1B BB		FFS 0-3 ② K	2	0	0	0	0	0	0
75 Adalberto Santos, R (6, 9) OBP: 0.600, SLG: 0.333										1	0	0	0	1	1	1
26 Tony Sanchez, R (1, 2) OBP: 0.412, SLG: 0.800		X 0-0 ③ G5-3			BBFX 2-1 HR		X 0-0 72 FC5-4 1-2 1B		FFC 0-3 ③ K	3	1	2	1	0	0	0
78 Omir Santos, R (7, 2)										1	0	0	0	0	1	1
79 Brent Morel, R (1, 3) OBP: 0.125, SLG: 0.125			X 0-0 ① G6-3		X 0-0 ② F9		X 0-0 ② FC5-4 1-2f 2-3			2	0	0	0	0	0	0
72 Matt Hague, R (6, 3) OBP: 0.308, SLG: 0.250										1	0	0	0	0	0	2
12 Clint Barmes, R (1, 5) OBP: 0.077, SLG: 0.154			FFC 0-3 ② K		X 0-0 ③ F8		X 0-0 ③ G4-3			2	0	0	0	0	1	0
12 Dan Gamache, L (6, 5)										1	0	0	0	0	0	2
70 Michael Martinez, S (1, 6) OBP: 0.231, SLG: 0.308			FFC 0-3 ③ K			X 0-0 E6 18 G4-3 18 WP		FFS 0-3 ① K		2	0	0	0	0	1	0
5 Josh Harrison, R (6, 6) OBP: 0.467, SLG: 0.857										1	0	0	0	0	1	0
Inning Stats	R: 0 E: 0 K: 0 S: 3 H: 1 LOB: 0 BB: 0 P: 3	R: 0 E: 0 K: 0 S: 3 H: 0 LOB: 0 BB: 0 P: 3	R: 0 E: 0 K: 2 S: 7 H: 0 LOB: 0 BB: 0 P: 7	R: 1 E: 0 K: 2 S: 10 H: 1 LOB: 0 BB: 0 P: 11	R: 1 E: 0 K: 0 S: 5 H: 1 LOB: 0 BB: 0 P: 7	R: 0 E: 1 K: 2 S: 8 H: 0 LOB: 1 BB: 0 P: 9	R: 0 E: 0 K: 0 S: 4 H: 1 LOB: 2 BB: 1 P: 8	R: 0 E: 0 K: 2 S: 7 H: 0 LOB: 0 BB: 0 P: 7	R: 0 E: 0 K: 3 S: 10 H: 1 LOB: 1 BB: 0 P: 10	1B: 3 2B: 0 3B: 0 HR: 2	SF: 0 SAC: 0 DP: 1 HBP: 0					

TOP	
AB	32
R	2
H	5
RBI	2
BB	1
SO	11
LOB	11

WP: 1 PB: 0 SB: 0 CS: 0 PA: 33

PITCHER		IP	WLS	BF	H	R	ER	SO	BB	IBB	HBP	BLK	WP	HR	S	P	ERA	WHIP
16 Wei-Yin Chen, L ERA: 3.6	(1, 1)	3.0	W	9	1	0	0	2	0	0	0	0	0	0	13	13	0.00	0.333
35 Brad Brach, R ERA: 4.5	(4, 1)	2.0		8	2	2	2	2	0	0	0	0	0	2	15	18	9.00	1.000
53 Zack Britton, L ERA: 1.5	(6, 1)	2.0		9	1	0	0	2	1	0	0	0	1	0	12	17	0.00	1.000
52 Steve Johnson, R ERA: 3.6	(8, 1)	1.0		3	0	0	0	2	0	0	0	0	0	0	7	7	0.00	0.000
60 Josh Stinson, R ERA:	(9, 1)	1.0		4	1	0	0	3	0	0	0	0	0	0	10	10	0.00	1.000

PITCHER	IP	WLS	BF	H	R	ER	SO	BB	IBB	HBP	BLK	WP	HR	S	P	ERA	WHIP

BOTTOM

Batter	1	2	3	4	5	6	7	8	9	AB	R	H	RBI	BB	SO	LOB
9 David Lough, L (1, 8) OBP: 0.421, SLG: 0.588	0-0 23 2B 1B	0-0 F9 ③		0-0 19 2B 2B 1-H	0-0 P2 ③			0-0 G6-3 ①② 1-2f		2	1	1	0	0	0	1
34 Quintin Berry, L (4, PH) (5, 8) OBP: 0.400, SLG: 0.500										3	1	1	1	0	0	2
23 Nelson Cruz, R (1, 7) OBP: 0.500, SLG: 0.500	0-0 19 HR 2B 1-H		0-0 P3 ①	FFS 0-3 K ①		0-0 P4 ①		0-0 G5-3 ③		3	1	1	1	0	1	1
67 Michael Almanzar, R (6, 5) OBP: 0.235, SLG: 0.250										2	0	0	0	0	0	0
19 Chris Davis, L (1, 3) OBP: 0.563, SLG: 1.067	0-0 HR 2-H		0-0 21 1B 2 HR 1B	0-0 10 G6-3 21 1B 2B 2-H		0-0 1B				3	3	3	3	0	0	0
38 Xavier Paul, L (6, 9) OBP: 0.375, SLG: 0.438										1	0	1	0	0	0	0
10 Adam Jones, R (1, 10) OBP: 0.188, SLG: 0.071	0-0 G5-3 ①		FFC 0-3 K ②	0-0 G6-3 ② 2-3		FFC 0-3 K ②				3	0	0	0	0	1	2
27 Delmon Young, R (6, PH) (7, 10) OBP: 0.286, SLG: 0.357										1	0	0	0	0	1	1
21 Nick Markakis, L (1, 9) OBP: 0.625, SLG: 1.000	0-0 P5 ②		0-0 2 HR 1B 1-2	0-0 1B 3-H		0-0 F7 ③				3	1	2	1	0	0	0
28 Steve Pearce, R (6, 3) OBP: 0.348, SLG: 0.381										1	0	0	0	0	0	1
2 J.J. Hardy, R (1, 6) OBP: 0.438, SLG: 0.667	FFC 0-3 K ③		FBFX 1-2 HR 1-H 2-H	FFS 0-3 K ③			0-0 F8 ①			3	1	1	3	0	2	1
63 Caleb Joseph, R (6, 2)										1	0	0	0	0	0	0
32 Matt Wieters, S (1, 2) OBP: 0.333, SLG: 0.400		0-0 P2 ①	0-0 2B		0-0 G4-3 ①		0-0 41 G3-6-3 1B			3	0	1	0	0	0	0
72 Cord Phelps, S (6, 4) OBP: 0.308, SLG: 0.182										1	0	1	0	0	0	0
3 Ryan Flaherty, L (1, 5) OBP: 0.435, SLG: 0.600		FFS 0-3 K ②	0-0 F7 ③		0-0 1B		0-0 G3-6-3 ②③ 1-2f			3	0	1	0	0	1	1
41 Julio Borbon, L (5, PR) (6, 7) OBP: 0.357, SLG: 0.250										1	0	0	0	0	0	1
6 Jonathan Schoop, R (1, 4) OBP: 0.563, SLG: 0.867		0-0 1B		0-0 34 2B 1B	0-0 P6 ②			0-0 34 G6-3 1B		3	1	2	0	0	0	1
69 Iván De Jesús Jr., R (6, 6) OBP: 0.333, SLG: 0.200										1	0	1	0	0	0	0
Inning Stats	R: 3 E: 0 K: 1 S: 8 H: 3 LOB: 0 BB: 0 P: 8	R: 0 E: 0 K: 1 S: 6 H: 1 LOB: 1 BB: 0 P: 6	R: 3 E: 0 K: 1 S: 11 H: 4 LOB: 1 BB: 0 P: 12	R: 3 E: 0 K: 2 S: 11 H: 4 LOB: 1 BB: 0 P: 11	R: 0 E: 0 K: 0 S: 4 H: 1 LOB: 1 BB: 0 P: 4	R: 0 E: 0 K: 1 S: 6 H: 1 LOB: 1 BB: 0 P: 6	R: 0 E: 0 K: 0 S: 3 H: 1 LOB: 0 BB: 0 P: 3	R: 0 E: 0 K: 0 S: 3 H: 1 LOB: 0 BB: 0 P: 3		1B: 10 2B: 4 3B: 0 HR: 2	SF: 0 SAC: 0 DP: 2 HBP: 0					

PITCHER	IP	WLS	BF	H	R	ER	SO	BB	IBB	HBP	BLK	WP	HR	S	P	ERA	WHIP
36 Edinson Volquez, R (1, 1) ERA: 14.29	2.2	L	15	7	6	6	3	0	0	0	0	0	2	23	24	20.25	2.625
56 Matt Benedict, R (3, 1) ERA:	0.1		2	1	0	0	0	0	0	0	0	0	0	2	2	0.00	3.000
58 Brandon Cumpton, R (4, 1) ERA: 5.4	3.0		15	6	3	3	3	0	0	0	0	0	0	21	21	9.00	2.000
67 Jake Brigham, R (7, 1) ERA: 6.75	1.0		3	1	0	0	0	0	0	0	0	0	0	3	3	0.00	1.000
48 Jared Hughes, R (8, 1) ERA: 4.5	1.0		3	1	0	0	0	0	0	0	0	0	0	3	3	0.00	1.000

PITCHER	IP	WLS	BF	H	R	ER	SO	BB	IBB	HBP	BLK	WP	HR	S	P	ERA	WHIP

Pittsburgh Pirates @ Baltimore Orioles

Ed Smith Stadium, Sarasota, FL

Sun Mar 09 2014, 1:11 PM - 3:33 PM EDT

Att. 7,084 - Sunny - 72 F

livebaseballscorecards.com

AB	38
R	9
H	16
RBI	9
BB	0
SO	6
LOB	12

1B: 10	SF: 0	WP: 0	PA: 38
2B: 4	SAC: 0	PB: 0	
3B: 0	DP: 2	SB: 0	
HR: 2	HBP: 0	CS: 0	

Baltimore Orioles @ Pittsburgh Pirates

McKechnie Field, Bradenton, FL

Mon Mar 10 2014, 1:07 PM - 4:14 PM EDT

Att. 6,282 - Sunny - 74 F

TOP

livebaseballscorecards.com

Batter	1	2	3	4	5	6	7	8	9	AB	R	H	RBI	BB	SO	LOB
1 Jemile Weeks, S (1, 4) OBP: 0.333, SLG: 0.176	F9		G4-3		K		6 2B HBP	1-2 3-H 1B		3	0	0	0	0	1	2
48 Johnny Monell, L (6, 2) OBP: 0.500, SLG: 0.667										1	1	1	1	0	0	0
34 Quintin Berry, L (1, 8) OBP: 0.389, SLG: 0.471	27 CS 1B			K	K		93 G4-3 1-H 2B	F8		3	0	1	0	0	2	2
6 Jonathan Schoop, R (6, 4) OBP: 0.556, SLG: 0.882										2	0	1	1	0	0	2
27 Delmon Young, R (1, 9) OBP: 0.235, SLG: 0.294	K 1-2			G6-3	F7		G4-3 2-3		BB	3	0	0	0	0	1	3
93 Chih-Hsien Chiang, L (6, 9)									41 HBP	1	0	0	0	1	0	1
45 Steve Clevenger, L (1, 2) OBP: 0.500, SLG: 0.643		HR		28 HR 1B		BB	BB		HBP 1-2	2	2	2	1	1	0	0
41 Julio Borbon, L (6, PR) OBP: 0.438, SLG: 0.250 (6, 8)						28 CS				0	0	0	0	1	0	0
28 Steve Pearce, R (1, 3) OBP: 0.346, SLG: 0.500		G1-3		1-H HR		P5 1-2	G5-3		K	3	1	1	2	0	0	1
88 Chad Tracy, R (6, 3)										2	0	0	0	0	1	4
51 Henry Urrutia, L (1, 7) OBP: 0.267, SLG: 0.286		G4-3		1B		G4-3		G5-3	K	5	0	1	0	0	1	3
36 Alex Gonzalez, R (1, 6) OBP: 0.353, SLG: 0.588		F9		K			P3	G3	L4	3	0	0	0	0	1	1
72 Cord Phelps, S (7, 5) OBP: 0.267, SLG: 0.154										2	0	0	0	0	0	2
38 Xavier Paul, L (1, 10) OBP: 0.389, SLG: 0.412		G3			HBP		67 HR 1B		BB	1	0	0	0	0	0	0
14 Nolan Reimold, R (7, PH) OBP: 0.389, SLG: 0.214 (7, 10)										1	2	1	0	1	0	0
67 Michael Almanzar, R (1, 5) OBP: 0.300, SLG: 0.526		G6-3			1-3 2B		1-H HR	1-3 1B		3	1	2	2	0	0	0
69 Iván De Jesús Jr., R (7, 6) OBP: 0.385, SLG: 0.273										1	0	1	0	0	0	0

	AB	36
	R	7
	H	11
	RBI	7
	BB	4
	SO	7
	LOB	21

Inning Stats	1	2	3	4	5	6	7	8	9
	R: 0 E: 0 K: 1 S: 5	H: 1 LOB: 0 BB: 0 P: 5	R: 1 E: 0 K: 0 S: 6	H: 1 LOB: 0 BB: 0 P: 7	R: 0 E: 0 K: 0 S: 3	H: 0 LOB: 0 BB: 0 P: 3	R: 2 E: 0 K: 2 S: 10	H: 3 LOB: 1 BB: 0 P: 10	R: 0 E: 0 K: 2 S: 8	H: 1 LOB: 2 BB: 0 P: 9	R: 0 E: 0 K: 0 S: 2	H: 0 LOB: 1 BB: 1 P: 7	R: 3 E: 0 K: 0 S: 7	H: 3 LOB: 2 BB: 1 P: 14	R: 1 E: 0 K: 0 S: 5	H: 2 LOB: 2 BB: 1 P: 9	R: 0 E: 0 K: 2 S: 7	H: 0 LOB: 2 BB: 1 P: 12

1B: 6	SF: 0	WP: 0	PA: 43
2B: 2	SAC: 0	PB: 0	
3B: 0	DP: 0	SB: 0	
HR: 3	HBP: 3	CS: 2	

PITCHER		IP	WLS	BF	H	R	ER	SO	BB	IBB	HBP	BLK	WP	HR	S	P	ERA	WHIP
68 Jay Jackson, R ERA: 1.5	(1, 1)	2.0		7	2	1	1	1	0	0	0	0	0	1	11	12	4.50	1.000
32 Vin Mazzaro, R ERA: 3.6	(3, 1)	2.0	H	9	3	2	2	2	0	0	0	0	0	1	13	13	9.00	1.500
37 Justin Wilson, L ERA: 10.8	(5, 1)	1.0	H	5	1	0	0	2	0	0	1	0	0	0	8	9	0.00	1.000
29 Bryan Morris, R ERA: 11.57	(6, 1)	1.0	H	3	0	0	0	0	1	0	0	0	0	0	2	7	0.00	1.000
53 Duke Welker, R ERA: 12.46	(7, 1)	0.2	B	7	3	3	3	0	1	0	1	0	0	1	6	13	40.50	6.000

PITCHER		IP	WLS	BF	H	R	ER	SO	BB	IBB	HBP	BLK	WP	HR	S	P	ERA	WHIP
61 Cody Eppley, R ERA: 4.15	(7, 1)	0.1		1	0	0	0	0	0	0	0	0	0	0	1	1	0.00	0.000
52 Andy Oliver, L ERA: 9.0	(8, 1)	1.0	L	6	2	1	1	0	1	0	0	0	0	0	5	9	9.00	3.000
43 Daniel Schlereth, L ERA:	(9, 1)	1.0		5	0	0	0	2	1	0	1	0	0	0	7	12	0.00	1.000

BOTTOM

Baltimore Orioles @ Pittsburgh Pirates

McKechnie Field, Bradenton, FL

Mon Mar 10 2014, 1:07 PM - 4:14 PM EDT

Att. 6,282 - Sunny - 74 F

livebaseballscorecards.com

Batter	1	2	3	4	5	6	7	8	9	AB	R	H	RBI	BB	SO	LOB
70 Michael Martinez, S (1, 4) OBP: 0.375, SLG: 0.400 15 Chase d'Arnaud, R (6, 4) OBP: 0.429, SLG: 1.000	H 1-0 22 1B 55 1B 25 1B HBP	X 0-0 55 HR 1B		X 0-0 55 BB 1-2 1B		C C X 0-2 HR			X 0-0 59 1B	2 2	2 1	2 2	0 1	0 0	0 0	0 0
55 Russell Martin, R (1, 2) OBP: 0.611, SLG: 1.400 59 Robert Andino, R (6, PH) OBP: 0.150, SLG: 0.105 (7, 6)	X 0-0 25 1B 22 1B 3 FC4-6 1-2 1B	X 0-0 1-H HR		B B B 4-0 1-2 2-3 BB		X 0-0 95 S 1B			1 SAFE C C C 0-3 ① ② 1-2	2 2	2 0	2 1	2 0	1 0	0 1	0 1
22 Andrew McCutchen, R (1, 8) OBP: 0.611, SLG: 1.059 95 Junior Sosa, L (6, 8)	X 0-0 3 FC4-6 25 1B 1-2 2-3 1B	X 0-0 ③ G6-3		X 0-0 ② L4		C X 0-1 ③ P6 1-2			X 0-0 ③ F7	3 2	0 0	1 0	0 0	0 0	0 0	3 1
25 Chris Dickerson, L (1, 7) OBP: 0.500, SLG: 0.500 14 Jaff Decker, L (6, 7) OBP: 0.182, SLG: 0.238	X 0-0 3 FC4-6 1-2 2-3 3-H 1B	X 0-0 ① S S T F7		S S T 0-2 ③ K			X 0-0 ① F8			3 1	0 0	1 0	1 0	0 0	1 0	3 0
23 Travis Snider, L (1, 9) OBP: 0.333, SLG: 0.611 31 Jose Tabata, R (6, 9) OBP: 0.158, SLG: 0.158	C C C 0-3 ① K	S S S 0-3 ② K	S S T 0-2 ① K				S S S 0-3 ② K			3 1	0 0	0 0	0 0	0 0	3 1	3 0
3 Travis Ishikawa, L (1, 3) 57 Andrew Lambo, L (6, 3) OBP: 0.174, SLG: 0.095	X 0-0 ② FC4-6 1-2f 2-3 3-H	S S T 0-2 ③ K		B B B 4-0 5 G5-4-3 BB			X 0-0 ③ F9			2 1	0 0	0 0	1 0	1 0	1 0	2 0
5 Josh Harrison, R (1, 5) OBP: 0.444, SLG: 0.824 79 Brent Morel, R (6, 5) OBP: 0.118, SLG: 0.118	S S T 0-2 ③ K			X 0-0 12 1B 2B	X 0-0 ② ③ G5-4-3 1-2f			X 0-0 ① G5-3		3 1	1 0	1 0	0 0	0 0	1 0	3 0
69 Chris McGuiness, L (1, 10) OBP: 0.381, SLG: 0.421		X 0-0 ① P4		X 0-0 ① F7		X 0-0 ① G4-3		X 0-0 ② F9		4	0	0	0	0	0	1
12 Clint Barmes, R (1, 6) OBP: 0.125, SLG: 0.188 66 Nevin Ashley, R (7, 2)		X 0-0 ② F9		X 0-0 55 BB 70 1B 2-H 1B		X 0-0 ② L7		X 0-0 ③ F9		3 1	0 0	1 0	1 0	0 0	0 0	0 0
Inning Stats	R: 2 E: 0 K: 2 S: 10 H: 3 LOB: 2 BB: 0 P: 11	R: 2 E: 0 K: 0 S: 5 H: 2 LOB: 0 BB: 0 P: 5	R: 0 E: 0 K: 2 S: 7 H: 0 LOB: 0 BB: 0 P: 7	R: 1 E: 0 K: 1 S: 8 H: 3 LOB: 3 BB: 1 P: 12	R: 0 E: 0 K: 1 S: 4 H: 0 LOB: 0 BB: 1 P: 8	R: 1 E: 0 K: 0 S: 8 H: 2 LOB: 1 BB: 0 P: 8	R: 0 E: 0 K: 1 S: 5 H: 0 LOB: 0 BB: 0 P: 5	R: 0 E: 0 K: 0 S: 3 H: 0 LOB: 0 BB: 0 P: 3	R: 0 E: 0 K: 1 S: 5 H: 1 LOB: 0 BB: 0 P: 5	1B: 8 2B: 1 3B: 0 HR: 2	SF: 0 SAC: 0 DP: 1 HBP: 1						

	AB	36
	R	6
	H	11
	RBI	6
	BB	2
	SO	8
	LOB	17

WP: 0 PB: 0 SB: 1 CS: 0 PA: 39

PITCHER		IP	WLS	BF	H	R	ER	SO	BB	IBB	HBP	BLK	WP	HR	S	P	ERA	WHIP
30 Chris Tillman, R ERA: 7.04	(1, 1)	3.1		17	6	5	5	4	0	0	1	0	0	1	24	25	13.50	1.800
66 T.J. McFarland, L ERA: 7.36	(4, 1)	1.2		8	2	0	0	2	2	0	0	0	0	0	10	18	0.00	2.400
71 Brock Huntzinger, R ERA: 2.45	(6, 1)	1.2		7	2	1	1	1	0	0	0	0	0	1	12	12	5.40	1.200
61 Kelvin De La Cruz, L ERA:	(7, 1)	0.1	W	1	0	0	0	0	0	0	0	0	0	0	1	1	0.00	0.000
58 Ryan Webb, R ERA:	(8, 1)	1.0	H	3	0	0	0	0	0	0	0	0	0	0	3	3	0.00	0.000

PITCHER		IP	WLS	BF	H	R	ER	SO	BB	IBB	HBP	BLK	WP	HR	S	P	ERA	WHIP
80 Eddie Gamboa, R ERA:	(9, 1)	1.0	S	3	1	0	0	1	0	0	0	0	0	0	5	5	0.00	1.000

Batter	1	2	3	4	5	6	7	8	9	AB	R	H	RBI	BB	SO	LOB
14 Jaff Decker, L (1, 8) OBP: 0.200, SLG: 0.292	C X 0-1 ① G4-3		X 0-0 24 HR 2B	X 0-0 ③ F8		X 0-0 E3		B B B B 4-0 15 1B BB		3	1	1	0	0	0	0
62 Gregory Polanco, L (6, PH) OBP: 0.318, SLG: 0.524 (6, 8)										1	0	0	0	1	0	0
70 Michael Martinez, S (1, 4) OBP: 0.421, SLG: 0.444	X 0-0 24 1B 25 1B 1B		X 0-0 ① F8		X 0-0 24 G4-6-3 23 E 1B	X 0-0 ③ L5		X 0-0 5 FC5-4 1-3 2-H 1B		3	1	2	0	0	0	1
15 Chase d'Arnaud, R (6, PH) OBP: 0.444, SLG: 0.889 (6, 4)										2	0	1	1	0	0	1
23 Travis Snider, L (1, 9) OBP: 0.286, SLG: 0.524	X 0-0 ② F8		S S S 0-3 ② K		X 0-0 FC6 24 G4-6-3 1-2		X 0-0 ① P4	X 0-0 ③ FC5-4 1-2f		3	0	0	0	0	1	3
5 Josh Harrison, R (6, 6) OBP: 0.400, SLG: 0.737										2	0	0	0	0	0	2
24 Pedro Alvarez, L (1, 5) OBP: 0.393, SLG: 0.640	X 0-0 25 1B 1-2 1B		B X 1-0 2-H HR		X 0-0 ① ② G4-6-3 1-2f 2-3		C C C 0-3 ② K		X 0-0 ① F7	3	1	2	2	0	0	2
69 Chris McGuiness, L (6, 3) OBP: 0.348, SLG: 0.381										2	0	0	0	0	1	0
25 Chris Dickerson, L (1, 7) OBP: 0.520, SLG: 0.524	X 0-0 1-2 2-H 1B		X 0-0 59 2B 1B		X 0-0 ③ G3-1		X 0-0 ③ G4-3		X 0-0 22 1B 1B	3	1	2	1	0	0	1
79 Brent Morel, R (6, 5) OBP: 0.158, SLG: 0.158										2	0	1	0	0	0	0
59 Robert Andino, R (1, 6) OBP: 0.174, SLG: 0.182	X 0-0 ③ G3-1		X 0-0 1-H 2B			S S S 0-3 ① K		X 0-0 ① G6-3	X 0-0 1-2 1B	3	0	1	1	0	1	2
22 Mel Rojas Jr., S (6, 9) OBP: 0.333, SLG: 0.667										2	0	1	0	0	0	0
57 Andrew Lambo, L (1, 3) OBP: 0.192, SLG: 0.087		X 0-0 ① F7	X 0-0 ③ G3			B B B B 4-0 3 HR BB		X 0-0 ② L5	C C C 0-3 ② K	2	1	0	0	1	0	1
36 Carlos Mesa, R (6, 7) OBP: 0.333, SLG: 0.333										2	0	0	0	0	1	2
3 Travis Ishikawa, L (1, 10) OBP: 0.300, SLG: 0.500		X 0-0 ② F8		S S S 0-3 ① K		C X 0-1 1-H HR		B B B B 4-0 26 WP 26 E BB	X 0-0 ③ G3	3	1	1	2	1	1	0
25 Kelson Brown, R (8, PR) (8, 10)										1	1	0	0	0	0	2
19 Chris Stewart, R (1, 2)		X 0-0 ③ F9		X 0-0 ② L4		X 0-0 ② L5		B X 1-0 1-H 15 1B 1B		2	0	0	0	0	0	0
26 Tony Sanchez, R (6, PH) OBP: 0.421, SLG: 0.765 (6, 2)										2	1	1	1	0	0	0
Inning Stats	R: 1 H: 3 E: 0 LOB: 2 K: 0 BB: 0 S: 7 P: 7	R: 0 H: 0 E: 0 LOB: 0 K: 0 BB: 0 S: 3 P: 3	R: 3 H: 4 E: 0 LOB: 1 K: 1 BB: 0 S: 9 P: 10	R: 0 H: 0 E: 0 LOB: 0 K: 1 BB: 0 S: 5 P: 5	R: 0 H: 1 E: 1 LOB: 1 K: 0 BB: 0 S: 4 P: 4	R: 2 H: 1 E: 1 LOB: 1 K: 1 BB: 1 S: 8 P: 12	R: 0 H: 0 E: 0 LOB: 0 K: 1 BB: 0 S: 5 P: 5	R: 2 H: 2 E: 1 LOB: 2 K: 0 BB: 2 S: 5 P: 14	R: 0 H: 2 E: 0 LOB: 2 K: 1 BB: 0 S: 7 P: 7	1B: 9 SF: 0 2B: 2 SAC: 0 3B: 0 DP: 1 HR: 2 HBP: 0						

PITCHER	IP	WLS	BF	H	R	ER	SO	BB	IBB	HBP	BLK	WP	HR	S	P	ERA	WHIP
30 Kevin Correia, R (1, 1) ERA: 6.0	3.0	L	16	7	4	4	1	0	0	0	0	0	1	19	20	12.00	2.333
76 Deolis Guerra, R (4, 1) ERA:	1.0		3	0	0	0	1	0	0	0	0	0	0	5	5	0.00	0.000
49 Vance Worley, R (5, 1) ERA: 10.13	3.2		17	3	4	4	2	2	0	0	0	1	1	20	29	9.82	1.364
53 Kris Johnson, L (8, 1) ERA:	1.1		8	3	0	0	1	1	0	0	0	0	0	9	13	0.00	3.000

PITCHER	IP	WLS	BF	H	R	ER	SO	BB	IBB	HBP	BLK	WP	HR	S	P	ERA	WHIP

TOP

Pittsburgh Pirates @ Minnesota Twins

Hammond Stadium, Fort Myers, FL

Wed Mar 12 2014, 1:05 PM - 4:11 PM EDT

Att. 7,365 - Partly Cloudy - 81 F

livebaseballscorecards.com

AB	41
R	8
H	13
RBI	8
BB	3
SO	5
LOB	17

WP: 1 PA: 44
PB: 0
SB: 0
CS: 0

BOTTOM

Pittsburgh Pirates @ Minnesota Twins

Hammond Stadium, Fort Myers, FL

Wed Mar 12 2014, 1:05 PM - 4:11 PM EDT

Att. 7,365 - Partly Cloudy - 81 F

livebaseballscorecards.com

Batter	1	2	3	4	5	6	7	8	9	AB	R	H	RBI	BB	SO	LOB
1 Alex Presley, L (1, 8) OBP: 0.227, SLG: 0.190	G4-3		G5-3		HR	L3			G3-1	2	0	0	0	0	0	0
32 Aaron Hicks, S (5, PH) OBP: 0.250, SLG: 0.500 (6, 8)										3	1	1	1	0	0	0
2 Brian Dozier, R (1, 4) OBP: 0.304, SLG: 0.409	E6 7 1B 16 SF8		G2-3		G5-3		G4-3		G5-3	3	1	0	0	0	0	0
77 James Beresford, L (6, 4) OBP: 0.182, SLG: 0.182										2	0	0	0	0	0	0
7 Joe Mauer, L (1, 10) OBP: 0.421, SLG: 0.375	1-3 1B		BB		2B		G6-3		K	2	0	2	0	1	0	0
84 Dan Rohlfing, R (7, PH) OBP: 0.182, SLG: 0.100 (8, 10)										2	0	0	0	0	1	0
16 Josh Willingham, R (1, 7) OBP: 0.118, SLG: 0.133	SF8 3-H		K		K		G4-3			2	0	0	1	0	2	2
80 Jermaine Mitchell, L (6, 7) OBP: 0.500, SLG: 0.818										1	0	0	0	0	0	0
31 Oswaldo Arcia, L (1, 9) OBP: 0.357, SLG: 0.500	K			K	K			G5-3		3	0	0	0	0	3	2
12 Chris Herrmann, L (8, PH) OBP: 0.600, SLG: 0.571 (9, 9)										1	0	0	0	0	0	0
24 Trevor Plouffe, R (1, 5) OBP: 0.429, SLG: 0.389		F7		43 BB 1B		55 HR 2B		55 F9 2B		3	1	2	0	0	0	0
79 Deibinson Romero, R (7, 5) OBP: 0.500, SLG: 0.786										1	0	1	0	0	0	0
27 Chris Parmelee, L (1, 3) OBP: 0.318, SLG: 0.450		11 CS 43 1B 1B		F9	2-H HR			F9 2-3		2	0	1	0	0	0	1
55 Chris Colabello, R (6, 3) OBP: 0.600, SLG: 0.800										2	1	1	2	0	0	1
43 Josmil Pinto, R (1, 2) OBP: 0.500, SLG: 0.556	1-2 1B			11 FC6-4 1-2 BB	L5			17 FC6-4 BB		2	0	1	0	1	0	0
26 Eric Fryer, R (8, PH) OBP: 0.375, SLG: 0.429 (9, 2)										0	0	0	0	1	0	0
11 Jason Bartlett, R (1, 6)		K 2-3		FC6-4 1-2f	G6-3			FC6-4 1-2f		3	0	0	0	0	1	4
17 Doug Bernier, R (7, 6) OBP: 0.364, SLG: 0.125										1	0	0	0	0	0	2

	AB	35
	R	4
	H	9
	RBI	4
	BB	3
	SO	7
	LOB	12

Inning Stats	1	2	3	4	5	6	7	8	9
	R: 1 E: 1 K: 1 S: 7	H: 1 LOB: 1 BB: 0 P: 7	R: 0 E: 0 K: 1 S: 6	H: 2 LOB: 2 BB: 0 P: 6	R: 0 E: 0 K: 1 S: 7	H: 0 LOB: 1 BB: 1 P: 11	R: 0 E: 0 K: 1 S: 6	H: 1 LOB: 2 BB: 1 P: 10	R: 1 E: 0 K: 2 S: 9	H: 2 LOB: 1 BB: 0 P: 10	R: 2 E: 0 K: 0 S: 5	H: 2 LOB: 0 BB: 0 P: 6	R: 0 E: 0 K: 0 S: 3	H: 0 LOB: 0 BB: 0 P: 3	R: 0 E: 0 K: 1 S: 4	H: 1 LOB: 2 BB: 1 P: 8	R: 0 E: 0 K: 1 S: 5	H: 0 LOB: 0 BB: 0 P: 5

	1B: 4	SF: 1	WP: 0	PA: 39
	2B: 4	SAC: 0	PB: 0	
	3B: 0	DP: 1	SB: 0	
	HR: 2	HBP: 0	CS: 1	

PITCHER		IP	WLS	BF	H	R	ER	SO	BB	IBB	HBP	BLK	WP	HR	S	P	ERA	WHIP
45 Gerrit Cole, R ERA: 3.6	(1, 1)	3.0	W	13	3	1	0	3	1	0	0	0	0	0	20	24	0.00	1.333
48 Jared Hughes, R ERA: 3.6	(4, 1)	1.0	H	5	1	0	0	1	1	0	0	0	0	0	6	10	0.00	2.000
71 Adam Wilk, L ERA: 1.29	(5, 1)	1.0	H	5	2	1	1	2	0	0	0	0	0	1	9	10	9.00	2.000
67 Jake Brigham, R ERA: 7.5	(6, 1)	2.0		8	2	2	2	0	0	0	0	0	0	1	8	9	9.00	1.000
43 Daniel Schlereth, L ERA:	(8, 1)	1.0		5	1	0	0	0	1	0	0	0	0	0	4	8	0.00	2.000

PITCHER		IP	WLS	BF	H	R	ER	SO	BB	IBB	HBP	BLK	WP	HR	S	P	ERA	WHIP
27 Josh Kinney, R ERA: 3.6	(9, 1)	1.0		3	0	0	0	1	0	0	0	0	0	0	5	5	0.00	0.000

Batter	1	2	3	4	5	6	7	8	9	AB	R	H	RBI	BB	SO	LOB
6 Starling Marte, R (1, 7) OBP: 0.321, SLG: 0.308 14 Jaff Decker, L (6, 7) OBP: 0.192, SLG: 0.280	0-0 55 G6-4-3 1B		0-0 55 S 1B		0-3 K			1-3 K 1-2		3 1	0 0	2 0	0 0	0 0	1 1	0 1
55 Russell Martin, R (1, 2) OBP: 0.524, SLG: 1.167 78 Omir Santos, R (6, 2) OBP: 0.167, SLG: 0.167	0-0 G6-4-3 1-2f		1-3 K 1-2			0-3 K		0-0 62 G5-4-3 2-H 1B		3 1	0 0	0 1	0 1	0 0	2 0	2 0
22 Andrew McCutchen, R (1, 8) OBP: 0.571, SLG: 0.947 62 Gregory Polanco, L (6, 8) OBP: 0.304, SLG: 0.500	0-3 K			4-0 18 FC4-6 17 BB BB		0-0 G4-3		0-0 G5-4-3 1-2f		2 1	0 0	0 0	0 0	1 0	1 0	0 1
17 Gaby Sanchez, R (1, 3) OBP: 0.563, SLG: 0.692 79 Brent Morel, R (6, 3) OBP: 0.150, SLG: 0.150		0-0 G6-3		4-0 18 FC4-6 1-2 BB		0-0 1B			0-0 G6-3	2 1	0 0	1 0	0 0	1 0	0 0	0 0
18 Neil Walker, S (1, 4) OBP: 0.238, SLG: 0.200 12 Clint Barmes, R (6, 4) OBP: 0.176, SLG: 0.235		4-0 10 FC6-4 BB		0-0 FC4-6 1-2f 2-3		0-3 K			0-0 70 G6-4-3 1B	2 1	0 0	0 1	0 0	1 0	1 0	3 0
10 Jordy Mercer, R (1, 6) OBP: 0.417, SLG: 0.278 70 Michael Martinez, S (7, 6) OBP: 0.400, SLG: 0.421		0-0 FC6-4 1-2f		0-3 K			0-0 P4		0-0 G6-4-3 1-2f	3 1	0 0	0 0	0 0	0 0	1 0	3 1
31 Jose Tabata, R (1, 9) OBP: 0.136, SLG: 0.136 25 Chris Dickerson, L (7, 9) OBP: 0.520, SLG: 0.524		0-0 F9		0-0 G5-3			0-0 G6-3			3 0	0 0	0 0	0 0	0 0	0 0	3 0
5 Josh Harrison, R (1, 5) OBP: 0.364, SLG: 0.667 15 Chase d'Arnaud, R (6, 5) OBP: 0.400, SLG: 0.800			0-0 G6-3		0-0 F9		0-0 G6-3			2 1	0 0	0 0	0 0	0 0	0 0	0 0
26 Tony Sanchez, R (1, 10) OBP: 0.409, SLG: 0.700			0-3 K		0-0 F9			0-0 14 WP 78 1B 1B		3	1	1	0	0	1	0
Inning Stats	R: 0 E: 0 K: 1 S: 5 H: 1 LOB: 0 BB: 0 P: 5	R: 0 E: 0 K: 0 S: 3 H: 0 LOB: 1 BB: 1 P: 7	R: 0 E: 0 K: 2 S: 8 H: 1 LOB: 1 BB: 0 P: 9	R: 0 E: 0 K: 1 S: 5 H: 0 LOB: 2 BB: 2 P: 13	R: 0 E: 0 K: 1 S: 5 H: 0 LOB: 0 BB: 0 P: 5	R: 0 E: 0 K: 2 S: 8 H: 1 LOB: 1 BB: 0 P: 8	R: 0 E: 0 K: 0 S: 3 H: 0 LOB: 0 BB: 0 P: 3	R: 1 E: 0 K: 1 S: 6 H: 2 LOB: 0 BB: 0 P: 7	R: 0 E: 0 K: 0 S: 3 H: 1 LOB: 0 BB: 0 P: 3	1B: 6 2B: 0 3B: 0 HR: 0	SF: 0 SAC: 0 DP: 3 HBP: 0					

PITCHER		IP	WLS	BF	H	R	ER	SO	BB	IBB	HBP	BLK	WP	HR	S	P	ERA	WHIP
55 Matt Moore, L ERA: 6.35	(1, 1)	3.1	W	14	2	0	0	3	3	0	0	0	0	0	17	30	0.00	1.500
13 Heath Bell, R ERA: 4.91	(4, 1)	1.2		5	0	0	0	2	0	0	0	0	0	0	9	9	0.00	0.000
83 Juan Sandoval, R ERA:	(6, 1)	2.0		7	1	0	0	2	0	0	0	0	0	0	11	11	0.00	0.500
74 Adam Liberatore, L ERA: 4.15	(8, 1)	2.0		7	3	1	1	1	0	0	0	0	1	0	9	10	4.50	1.500

PITCHER	IP	WLS	BF	H	R	ER	SO	BB	IBB	HBP	BLK	WP	HR	S	P	ERA	WHIP

TOP

Pittsburgh Pirates @ Tampa Bay Rays

Charlotte Sports Park, Port Charlotte, FL

Thu Mar 13 2014, 1:08 PM - 4:04 PM EDT

Att. 5,720 - Sunny - 63 F

livebaseballscorecards.com

AB	30
R	1
H	6
RBI	1
BB	3
SO	8
LOB	14

PA: 33

WP: 1
PB: 0
SB: 1
CS: 0

Batter	1	2	3	4	5	6	7	8	9	AB	R	H	RBI	BB	SO	LOB
18 Ben Zobrist, S (1, 4) OBP: 0.455, SLG: 0.700	3 G4-6-3 1B		21 BB 7 1B; 11 1B; 2-H 3-H	F8			P3			3	1	2	2	0	0	1
67 Mikie Mahtook, R (7, 8) OBP: 0.200, SLG: 0.158										1	0	0	0	0	0	0
7 David DeJesus, L (1, 8) OBP: 0.615, SLG: 0.917	P6		21 BB; 11 1B; 1-2	G6-3			CCC K			3	1	1	0	0	0	2
73 Jeremy Moore, L (7, 9) OBP: 0.381, SLG: 0.952										1	0	0	0	0	1	0
3 Evan Longoria, R (1, 5) OBP: 0.350, SLG: 0.632	G4-6-3 1-2f		CCC K		SSS K			F7		3	0	0	0	0	2	3
Vince Belnome, L (7, 5) OBP: 0.200, SLG: 0.208										1	0	0	0	0	0	0
21 James Loney, L (1, 3) OBP: 0.421, SLG: 0.600		11 G6-4-3 1B	BBB 11 1B; 1-2 2-3 BB		F7			SSS K		2	0	1	0	1	0	0
60 Mayo Acosta, R (6, 2)										1	0	0	0	0	1	0
11 Yunel Escobar, R (1, 6) OBP: 0.526, SLG: 0.647		G6-4-3 1-2f	1-2 2-H 3-H 1B		SSS K			G6-3		3	0	1	2	0	1	1
61 Cole Figueroa, L (7, 4) OBP: 0.182, SLG: 0.150										1	0	0	0	0	0	0
15 Wilson Betemit, S (1, 10) OBP: 0.167, SLG: 0.100		SSS 1B	SSS K			G6-3				3	0	1	0	0	1	2
9 Wil Myers, R (1, 9) OBP: 0.190, SLG: 0.190		G5-3	CCC K			G5-3				3	0	0	0	0	1	3
71 Justin Christian, R (7, 7) OBP: 0.222, SLG: 0.235										0	0	0	0	0	0	0
24 Ryan Hanigan, R (1, 2) OBP: 0.294, SLG: 0.313			5 2B 18 1B 1B	L7		CCC K				2	1	1	0	0	0	0
68 Jerry Sands, R (6, 3) OBP: 0.478, SLG: 1.048										1	0	0	0	0	1	0
5 Brandon Guyer, R (1, 7) OBP: 0.350, SLG: 0.444			18 1B 1-3 2B	2B			P4			2	1	2	0	0	0	0
Hak-Ju Lee, L (7, 6) OBP: 0.429, SLG: 0.462										1	0	0	0	0	0	0
Inning Stats	R: 0 E: 0 K: 0 S: 3 H: 1 LOB: 0 P: 3	R: 0 E: 0 K: 0 S: 4 H: 2 LOB: 1 BB: 0 P: 4	R: 4 E: 0 K: 3 S: 14 H: 5 LOB: 2 BB: 1 P: 18	R: 0 E: 0 K: 0 S: 4 H: 1 LOB: 1 BB: 0 P: 4	R: 0 E: 0 K: 2 S: 7 H: 0 LOB: 0 BB: 0 P: 7	R: 0 E: 0 K: 1 S: 5 H: 0 LOB: 0 BB: 0 P: 5	R: 0 E: 0 K: 1 S: 5 H: 0 LOB: 0 BB: 0 P: 5	R: 0 E: 0 K: 1 S: 5 H: 0 LOB: 0 BB: 0 P: 5		1B: 7 2B: 2 3B: 0 HR: 0 SF: 0 SAC: 0 DP: 2 HBP: 0						

BOTTOM

Pittsburgh Pirates @ Tampa Bay Rays

Charlotte Sports Park, Port Charlotte, FL

Thu Mar 13 2014, 1:08 PM - 4:04 PM EDT

Att. 5,720 - Sunny - 63 F

livebaseballscorecards.com

AB	31
R	4
H	9
RBI	4
BB	1
SO	8
LOB	12

WP: 0 PB: 0 SB: 0 CS: 0 PA: 32

PITCHER		IP	WLS	BF	H	R	ER	SO	BB	IBB	HBP	BLK	WP	HR	S	P	ERA	WHIP
30 Jeanmar Gómez, R ERA: 4.32	(1, 1)	2.1	L	14	8	4	4	1	1	0	0	0	0	0	15	19	15.43	3.857
74 Zack Thornton, R ERA: 1.5	(3, 1)	1.2		6	1	0	0	2	0	0	0	0	0	0	10	10	0.00	0.600
29 Bryan Morris, R ERA: 6.23	(5, 1)	2.0		6	0	0	0	3	0	0	0	0	0	0	12	12	0.00	0.000
46 Phil Irwin, R ERA:	(7, 1)	1.0		3	0	0	0	1	0	0	0	0	0	0	5	5	0.00	0.000
53 Duke Welker, R ERA: 10.13	(8, 1)	1.0		3	0	0	0	1	0	0	0	0	0	0	5	5	0.00	0.000

PITCHER	IP	WLS	BF	H	R	ER	SO	BB	IBB	HBP	BLK	WP	HR	S	P	ERA	WHIP

Batter	1	2	3	4	5	6	7	8	9	AB	R	H	RBI	BB	SO	LOB
19 Tony Gwynn Jr., L (1, 8) OBP: 0.440, SLG: 0.278	E2 (11 G6-3, 11 S, 26 G3-1)		G3		26 1B, 1B (1-2)	G6-4-3 (1-2f)			21 G5-3, 16 BB, HBP (1-2, 2-3)	4	1	1	0	0	0	3
11 Jimmy Rollins, S (1, 6) OBP: 0.261, SLG: 0.263	G6-3 (1-3)		K		F8		G4-3		F3	4	0	0	0	0	1	3
7 Ronny Cedeno, R (7, 6) OBP: 0.273, SLG: 0.300										1	0	0	0	0	0	3
26 Chase Utley, L (1, 4) OBP: 0.233, SLG: 0.207	G3-1 (3-H)			E4 (6 G4-3, 51 G6-3, 18 2B)	1B (1-3, 2-H)	G6-3	G6-3		BB (1-2, 2-3, 3-H)	4	1	1	2	0	0	0
16 César Hernández, S (7, 4) OBP: 0.222, SLG: 0.125										0	0	0	1	1	0	0
51 Carlos Ruiz, R (1, 2) OBP: 0.385, SLG: 0.545	G6-3			G6-3 (1-2)	G1-3	G5-3	G5-3		G5-3 (2-3f)	4	0	0	0	0	0	2
21 Wil Nieves, R (7, 2) OBP: 0.071, SLG: 0.071										1	0	0	0	0	0	3
6 Ryan Howard, L (1, 3) OBP: 0.270, SLG: 0.353		K		G4-3 (2-3)		HR		K		4	1	1	1	0	2	1
17 Reid Brignac, L (8, 3) OBP: 0.500, SLG: 0.444										0	0	0	0	0	0	0
18 Darin Ruf, R (1, 7) OBP: 0.372, SLG: 0.486		F9		2B (3-H)		1B (15 1B, 9 BB)		F7		4	0	2	1	0	0	0
24 Clete Thomas, L (8, 7) OBP: 0.214, SLG: 0.154										0	0	0	0	0	0	0
9 Domonic Brown, L (1, 10) OBP: 0.350, SLG: 0.250	1B (15 FC4-6)		BB (15 FC6-4)			BB (15 1B, 1-2)		F8		2	0	1	0	2	0	0
15 John Mayberry Jr., R (1, 9) OBP: 0.375, SLG: 0.696	FC4-6 (1-2f)		FC6-4 (1-2f)			1B (19 G6-4-3, 1-2, 2-3)			BB (19 HBP, 25 BB, 16 BB)	3	1	1	0	1	0	3
25 Cody Asche, L (1, 5) OBP: 0.281, SLG: 0.333			L8		1B (19 1B, 26 1B)	K			BB (16 BB, 19 HBP, 1-2)	3	1	1	0	1	1	3
Inning Stats	R: 1 E: 1 K: 0 S: 4 H: 0 LOB: 0 BB: 0 P: 5	R: 0 E: 0 K: 1 S: 6 H: 1 LOB: 1 BB: 0 P: 6	R: 0 E: 0 K: 1 S: 5 H: 0 LOB: 0 BB: 0 P: 5	R: 1 E: 1 K: 0 S: 5 H: 1 LOB: 2 BB: 1 P: 9	R: 1 E: 0 K: 0 S: 5 H: 3 LOB: 1 BB: 0 P: 5	R: 1 E: 0 K: 1 S: 7 H: 3 LOB: 2 BB: 1 P: 11	R: 0 E: 0 K: 0 S: 3 H: 0 LOB: 0 BB: 0 P: 3	R: 0 E: 0 K: 1 S: 5 H: 0 LOB: 0 BB: 0 P: 5	R: 1 E: 0 K: 0 S: 2 H: 0 LOB: 2 BB: 3 P: 15	1B: 6 2B: 1 3B: 0 HR: 1	SF: 0 SAC: 0 DP: 2 HBP: 1						

PITCHER	IP	WLS	BF	H	R	ER	SO	BB	IBB	HBP	BLK	WP	HR	S	P	ERA	WHIP
58 Brandon Cumpton, R (1, 1) ERA: 3.38	4.0		17	2	2	0	2	1	0	0	0	0	0	20	25	0.00	0.750
35 Mark Melancon, R (5, 1) ERA: 3.0	1.0		5	3	1	1	0	0	0	0	0	0	0	5	5	9.00	3.000
68 Jay Jackson, R (6, 1) ERA: 2.25	2.0		9	3	1	1	1	1	0	0	0	0	1	10	14	4.50	2.000
52 Andy Oliver, L (8, 1) ERA: 6.0	1.0	W	3	0	0	0	1	0	0	0	0	0	0	5	5	0.00	0.000
77 Yao-Hsun Yang, L (9, 1) ERA: 6.75	0.0		3	0	1	1	0	2	0	1	0	0	0	0	9	∞	∞

PITCHER	IP	WLS	BF	H	R	ER	SO	BB	IBB	HBP	BLK	WP	HR	S	P	ERA	WHIP
27 Josh Kinney, R (9, 1) ERA: 3.0	1.0	S	3	0	0	0	0	1	0	0	0	0	0	2	6	0.00	1.000

TOP

Philadelphia Phillies @ Pittsburgh Pirates
McKechnie Field, Bradenton, FL
Fri Mar 14 2014, 1:07 PM - 4:02 PM EDT
Att. 7,930 - Sunny - 73 F

livebaseballscorecards.com

AB	34
R	5
H	8
RBI	5
BB	5
SO	4
LOB	21

1B: 6 SF: 0
2B: 1 SAC: 0
3B: 0 DP: 2
HR: 1 HBP: 1

WP: 0 PA: 40
PB: 0
SB: 1
CS: 0

BOTTOM

Philadelphia Phillies @ Pittsburgh Pirates
McKechnie Field, Bradenton, FL
Fri Mar 14 2014, 1:07 PM - 4:02 PM EDT
Att. 7,930 - Sunny - 73 F

livebaseballscorecards.com

Batter	1	2	3	4	5	6	7	8	9	AB	R	H	RBI	BB	SO	LOB
6 Starling Marte, R (1, 7) OBP: 0.323, SLG: 0.310	G5-3 ①		22 G6-4-3 18 1B 2-3 1B		G3 ②			22 BB 70 1B 95 SF9 1-3 1B		3	0	1	0	0	0	0
79 Brent Morel, R (7, 5) OBP: 0.190, SLG: 0.190										1	1	1	0	0	0	0
18 Neil Walker, S (1, 4) OBP: 0.250, SLG: 0.217	G4-3 ②		22 G6-4-3 1-2 3-H 1B		L3 ③			95 SF9 22 BB 18 1B 1-2 3-H 1B		3	0	1	1	0	0	0
70 Michael Martinez, S (7, 4) OBP: 0.429, SLG: 0.450										1	1	1	1	0	0	0
22 Andrew McCutchen, R (1, 8) OBP: 0.583, SLG: 1.045	C B B B X 3-1 HR		G6-4-3 ① ② 1-2f 2-3			23 G5-4-3 1B		B B B 4-0 95 SF9 18 1B 1-2 2-3 BB		3	1	2	1	0	0	2
22 Mel Rojas Jr., S (7, 8) OBP: 0.400, SLG: 0.667										0	1	0	0	1	0	0
24 Pedro Alvarez, L (1, 5) OBP: 0.355, SLG: 0.571	G6-3 ③		C S 0-3 K ③			F S 0-3 K ①		SF9 ① 1-2 2-3 3-H		3	0	0	0	0	2	2
95 Junior Sosa, L (7, 7)										0	0	0	1	0	0	0
23 Travis Snider, L (1, 9) OBP: 0.333, SLG: 0.583		2B		57 G4-3 1B		G5-4-3 ② ③ 1-2f		78 FC4-6 2-H 3-H 1B		3	0	2	0	0	0	1
18 Willy García, R (7, 9) OBP: 0.250, SLG: 0.250										1	0	1	2	0	0	0
26 Tony Sanchez, R (1, 2) OBP: 0.375, SLG: 0.636	P4 ①		C C C 0-3 K ①				57 G4-6-3 1B	FC4-6 ② 1-2f	57 FC1-6	2	0	0	0	0	1	2
78 Omir Santos, R (7, 2) OBP: 0.250, SLG: 0.250										2	0	1	0	0	0	1
57 Andrew Lambo, L (1, 10) OBP: 0.167, SLG: 0.074	F S 0-3 K ②		G4-3 ② 1-2				G4-6-3 ① ② 1-2f	FC1-6 ③ 1-2f		4	0	0	0	0	1	4
69 Chris McGuiness, L (1, 3) OBP: 0.320, SLG: 0.348	P6 ③		G6-3 ③				C S 0-3 K ③			2	0	0	0	0	0	2
3 Travis Ishikawa, L (7, 3) OBP: 0.273, SLG: 0.444										1	0	0	0	0	1	0
12 Clint Barmes, R (1, 6) OBP: 0.211, SLG: 0.316			6 1B 18 1B 2B		F8 ①			79 1B 70 1B 1B		2	1	1	0	0	0	0
59 Robert Andino, R (7, 6) OBP: 0.208, SLG: 0.217										1	1	1	0	0	0	0
Inning Stats	R: 1 H: 1 E: 0 LOB: 0 K: 0 BB: 0 S: 5 P: 8	R: 0 H: 1 E: 0 LOB: 1 K: 1 BB: 0 S: 6 P: 6	R: 1 H: 3 E: 0 LOB: 1 K: 1 BB: 0 S: 7 P: 7	R: 0 H: 1 E: 0 LOB: 1 K: 1 BB: 0 S: 6 P: 6	R: 0 H: 0 E: 0 LOB: 0 K: 0 BB: 0 S: 3 P: 3	R: 0 H: 1 E: 0 LOB: 0 K: 1 BB: 0 S: 5 P: 5	R: 0 H: 1 E: 0 LOB: 0 K: 1 BB: 0 S: 5 P: 5	R: 4 H: 4 E: 0 LOB: 1 K: 0 BB: 1 S: 7 P: 11		1B: 9 SF: 1 2B: 2 SAC: 0 3B: 0 DP: 3 HR: 1 HBP: 0						

	AB	32
	R	6
	H	12
	RBI	6
	BB	1
	SO	5
	LOB	14

WP: 0 PA: 34
PB: 0
SB: 0
CS: 0

PITCHER		IP	WLS	BF	H	R	ER	SO	BB	IBB	HBP	BLK	WP	HR	S	P	ERA	WHIP
60 Jeff Manship, R ERA: 2.45	(1, 1)	4.0		17	6	2	2	3	0	0	0	0	0	1	24	27	4.50	1.500
30 Justin De Fratus, R ERA: 1.8	(5, 1)	1.0	H	4	1	0	0	0	0	0	0	0	0	0	4	4	0.00	1.000
63 Jake Diekman, L ERA: 7.5	(6, 1)	1.0	H	2	0	0	0	1	0	0	0	0	0	0	4	4	0.00	0.000
39 B.J. Rosenberg, R ERA: 6.14	(7, 1)	1.1	L	9	5	4	4	1	1	0	0	0	0	0	10	14	27.00	4.500
77 Mario Hollands, L ERA: 1.29	(8, 1)	0.2		2	0	0	0	0	0	0	0	0	0	0	2	2	0.00	0.000

PITCHER		IP	WLS	BF	H	R	ER	SO	BB	IBB	HBP	BLK	WP	HR	S	P	ERA	WHIP

Tampa Bay Rays @ Pittsburgh Pirates

McKechnie Field, Bradenton, FL

Sat Mar 15 2014, 1:12 PM - 4:23 PM EDT

Att. 8,080 - Partly Cloudy - 76 F

TOP

livebaseballscorecards.com

Batter	1	2	3	4	5	6	7	8	9	AB	R	H	RBI	BB	SO	LOB
7 David DeJesus, L (1, 7) OBP: 0.563, SLG: 0.800	0-0 8 2B 18 G4-3 1B	0-0 F8		C S S 0-3 K		X 0-0 G6-3		C S S 0-3 K 1-2		3	1	1	0	0	1	2
64 Ali Solis, R (6, 2) OBP: 0.200, SLG: 0.300										2	0	0	0	0	1	1
8 Desmond Jennings, R (1, 8) OBP: 0.370, SLG: 0.538	0-0 18 G4-3 1-3 20 WP 2B	C S S 0-3 K			C S S 0-3 K			C S S 0-3 K		3	1	1	0	0	2	2
69 Ray Olmedo, S (7, 5) OBP: 0.357, SLG: 0.308										1	0	0	0	0	1	0
18 Ben Zobrist, S (1, 6) OBP: 0.429, SLG: 0.692	0-0 G4-3 2-3 3-H		0-0 20 E 2B		S S C 0-3 K			B B B B 4-0 68 WP 8 1B 68 1B BB		3	1	1	1	0	1	1
45 Leonardo Reginatto, R (7, 6)										0	1	0	0	1	0	0
20 Matt Joyce, L (1, 10) OBP: 0.267, SLG: 0.414	C S B S 1-3 K 3-H		0-0 E9 28 FC5 28 S 2-H 1B		S C S 0-3 K			0-0 68 WP 68 1B 1-2 1B		3	0	1	0	0	2	0
8 Luke Bailey, R (8, PH) (8, 10) OBP: 1.000, SLG: 1.000										1	1	1	0	0	0	0
9 Wil Myers, R (1, 9) OBP: 0.154, SLG: 0.154	0-0 G4-3		C B B F S 2-3 K			0-0 E5 15 G4-5-3		B X 1-0 1-H 2-H 1B		1	0	0	0	0	0	0
68 Jerry Sands, R (3, PH) (3, 9) (7, 3) OBP: 0.429, SLG: 0.885										3	0	1	2	0	1	1
15 Wilson Betemit, S (1, 3) OBP: 0.200, SLG: 0.083		B B B B 4-0 61 2B 61 E BB	S C S 0-3 K			X 0-0 1 2 G4-5-3 1-2f		X 0-0 F9		2	1	0	0	1	1	2
16 James Harris, R (7, 8)										1	0	0	0	0	0	1
28 José Molina, R (1, 2) OBP: 0.333, SLG: 0.313	X 0-0 1 P4	C X 0-1 FC5 1-3				X 0-0 F9		X 0-0 G5-3		3	0	0	0	0	0	2
34 Willie Argo, R (6, 7)										1	0	0	0	0	0	1
61 Cole Figueroa, L (1, 4) OBP: 0.222, SLG: 0.240	X 0-0 E8 1-H 2B		X 0-0 G4-3		X 0-0 G4-1		X 0-0 64 CS 1B			3	0	1	0	0	0	0
11 Johnny Eierman, R (7, 9) OBP: 1.000, SLG: 1.000										1	0	1	0	0	0	0
16 Jayson Nix, R (1, 5) OBP: 0.346, SLG: 0.318	B B B 4-0 BB		C S C 0-3 K		X 0-0 G5-3		C S S 0-3 K			2	0	0	0	1	1	0
59 Thomas Coyle, L (7, 4)										1	0	0	0	0	1	1
Inning Stats	R: 2 E: 0 K: 1 S: 7 H: 2 LOB: 0 BB: 0 P: 8	R: 1 E: 1 K: 1 S: 6 H: 1 LOB: 2 BB: 2 P: 14	R: 1 E: 1 K: 2 S: 10 H: 2 LOB: 1 BB: 0 P: 12	R: 0 E: 0 K: 2 S: 7 H: 0 LOB: 0 BB: 0 P: 7	R: 0 E: 0 K: 3 S: 9 H: 0 LOB: 0 BB: 0 P: 9	R: 0 E: 1 K: 0 S: 3 H: 0 LOB: 0 BB: 0 P: 3	R: 0 E: 0 K: 0 S: 3 H: 0 LOB: 0 BB: 0 P: 3	R: 2 E: 0 K: 1 S: 7 H: 2 LOB: 1 BB: 1 P: 12	R: 0 E: 0 K: 2 S: 7 H: 1 LOB: 0 BB: 0 P: 7	1B: 5 2B: 3 3B: 0 HR: 0 SF: 0 SAC: 0 DP: 1 HBP: 0						

	AB	34
	R	6
	H	8
	RBI	3
	BB	3
	SO	12
	LOB	14

WP: 2 PB: 0 SB: 1 CS: 1 PA: 37

PITCHER		IP	WLS	BF	H	R	ER	SO	BB	IBB	HBP	BLK	WP	HR	S	P	ERA	WHIP
36 Edinson Volquez, R ERA: 11.0	(1, 1)	3.1	L	17	5	4	2	4	2	0	0	0	1	0	24	35	5.40	2.100
47 Brandon Mann, L ERA: 3.0	(4, 1)	0.2		2	0	0	0	2	0	0	0	0	0	0	6	6	0.00	0.000
32 Vin Mazzaro, R ERA: 2.57	(5, 1)	2.0		6	0	0	0	3	0	0	0	0	0	0	12	12	0.00	0.000
48 Jared Hughes, R ERA: 5.14	(7, 1)	2.0		9	2	2	2	1	1	0	0	0	1	0	10	15	9.00	1.500
43 Daniel Schlereth, L ERA:	(9, 1)	1.0		3	1	0	0	2	0	0	0	0	0	0	7	7	0.00	1.000

PITCHER		IP	WLS	BF	H	R	ER	SO	BB	IBB	HBP	BLK	WP	HR	S	P	ERA	WHIP

Batter	1	2	3	4	5	6	7	8	9	AB	R	H	RBI	BB	SO	LOB
25 Chris Dickerson, L (1, 8) OBP: 0.464, SLG: 0.458	CSS 0-3 K	x 0-0 G6-3			x 0-0 B3 2-3		1 SAFE x 0-0 F8 1-2			3	0	0	0	0	1	2
15 Chase d'Arnaud, R (7, 8) OBP: 0.364, SLG: 0.727										1	0	0	0	0	0	1
55 Russell Martin, R (1, 2) OBP: 0.458, SLG: 1.000	x 0-0 G4-3		CSS 0-3 K		x 0-0 G6-3 3-H			SSC 0-3 K		3	0	0	1	0	1	0
Carlos Paulino, R (6, 2) OBP: 0.333, SLG: 0.333										1	0	0	0	0	1	0
23 Travis Snider, L (1, 9) OBP: 0.333, SLG: 0.538	BBBB 4-0 24 BB BB		x 0-0 G6-3		x 0-0 G6-3			x 0-0 L6		2	0	0	0	1	0	0
14 Jaff Decker, L (7, 9) OBP: 0.185, SLG: 0.269										1	0	0	0	0	0	0
24 Pedro Alvarez, L (1, 5) OBP: 0.382, SLG: 0.567	BBBB 4-0 1-2 BB		x 0-0 G1-3			x 0-0 26 G5-3 31 WP 1B		x 0-0 1B		2	0	1	0	1	0	0
5 Josh Harrison, R (6, PR) (7, 5) OBP: 0.391, SLG: 0.682										1	1	1	0	0	0	0
17 Gaby Sanchez, R (1, 3) OBP: 0.474, SLG: 0.563	x 0-0 F8			x 0-0 G5-3		SCS 0-3 K		x 0-0 P6		3	0	0	0	0	1	3
69 Chris McGuiness, L (7, 3) OBP: 0.308, SLG: 0.333										1	0	0	0	0	0	1
3 Travis Ishikawa, L (1, 10) OBP: 0.385, SLG: 0.500		x 0-0 31 G4-3 59 2B 1B		BBBB 4-0 BB		x 0-0 G5-3 1-2			x 0-0 G5-3	1	1	1	0	1	0	0
26 Tony Sanchez, R (6, PH) (7, 10) OBP: 0.346, SLG: 0.583										2	0	0	0	0	0	1
31 Jose Tabata, R (1, 7) OBP: 0.120, SLG: 0.120		x 0-0 G4-3 1-2		x 0-0 F8		BB x 2-0 F8 2-H			x 0-0 G4-3	3	0	0	0	0	0	3
95 Junior Sosa, L (7, 7)										1	0	0	0	0	0	0
59 Robert Andino, R (1, 6) OBP: 0.222, SLG: 0.269		x 0-0 2-H 2B		x 0-0 F9			x 0-0 G3		x 0-0 G5-3	3	0	1	1	0	0	1
2 Gift Ngoepe, R (8, 6)										1	0	0	0	0	0	0
70 Michael Martinez, S (1, 4) OBP: 0.458, SLG: 0.522		x 0-0 L4			x 0-0 25 B3 55 G6-3 2B		x 0-0 15 CS 1B			3	1	2	0	0	0	1
5 Jarek Cunningham, R (8, 4)										0	0	0	0	0	0	0
Inning Stats	R: 0 H: 0 E: 0 LOB: 2 K: 1 BB: 2 S: 5 P: 13	R: 1 H: 2 E: 0 LOB: 1 K: 0 BB: 0 S: 5 P: 5	R: 0 H: 0 E: 0 LOB: 0 K: 1 BB: 0 S: 5 P: 5	R: 0 H: 0 E: 0 LOB: 1 K: 0 BB: 1 S: 3 P: 7	R: 1 H: 1 E: 0 LOB: 0 K: 0 BB: 0 S: 4 P: 4	R: 1 H: 1 E: 0 LOB: 1 K: 1 BB: 0 S: 6 P: 8	R: 0 H: 1 E: 0 LOB: 0 K: 0 BB: 0 S: 3 P: 3	R: 0 H: 1 E: 0 LOB: 1 K: 1 BB: 0 S: 6 P: 6	R: 0 H: 0 E: 0 LOB: 0 K: 0 BB: 0 S: 3 P: 3	1B: 4 SF: 0 2B: 2 SAC: 0 3B: 0 DP: 0 HR: 0 HBP: 0						

PITCHER	IP	WLS	BF	H	R	ER	SO	BB	IBB	HBP	BLK	WP	HR	S	P	ERA	WHIP
23 Jake Odorizzi, R (1, 1) ERA: 2.25	3.2	W	16	2	1	1	2	3	0	0	0	0	0	17	29	2.46	1.364
27 Cesár Ramos, L (4, 1) ERA: 4.0	5.1	S	19	4	2	2	2	0	0	0	0	1	0	23	25	3.38	0.750

PITCHER	IP	WLS	BF	H	R	ER	SO	BB	IBB	HBP	BLK	WP	HR	S	P	ERA	WHIP

BOTTOM

Tampa Bay Rays @ Pittsburgh Pirates

McKechnie Field, Bradenton, FL

Sat Mar 15 2014, 1:12 PM - 4:23 PM EDT

Att. 8,080 - Partly Cloudy - 76 F

livebaseballscorecards.com

AB	32
R	3
H	6
RBI	2
BB	3
SO	4
LOB	13

1B: 4 SF: 0
2B: 2 SAC: 0
3B: 0 DP: 0
HR: 0 HBP: 0

WP: 2 PA: 35
PB: 0
SB: 0
CS: 1

Batter	1	2	3	4	5	6	7	8	9	AB	R	H	RBI	BB	SO	LOB
6 Starling Marte, R (1, 7) OBP: 0.353, SLG: 0.355 70 Michael Martinez, S (7, PH) OBP: 0.423, SLG: 0.460 (7, 8)	G1-3		22 1B 2B		18 S 18 1B HBP		K		K	2 2	2 0	1 0	0 0	0 0	0 2	0 0
18 Neil Walker, S (1, 4) OBP: 0.321, SLG: 0.385 91 Jonathan Schwind, R (7, 9)	G4-3		22 1B HBP		22 1B 3 1B 1-H 1B		2-2 HR		G5-3	3 1	2 0	2 0	2 0	0 0	0 0	0 0
22 Andrew McCutchen, R (1, 8) OBP: 0.593, SLG: 1.000 5 Josh Harrison, R (7, PH) OBP: 0.417, SLG: 0.682 (7, 4)	G6-3		1-3 2-H 1B		3 1B 1-2 1B		HBP			3 0	0 0	2 0	1 0	0 0	0 0	0 0
3 Travis Ishikawa, L (1, 3) OBP: 0.438, SLG: 0.538 69 Chris McGuiness, L (7, PH) OBP: 0.296, SLG: 0.320 (7, 3)		57 G4-3 79 G5-3 26 1B 1B	L7		1-2 2-H 1B		K			3 1	1 0	2 0	1 0	0 0	0 1	2 1
79 Brent Morel, R (1, 5) OBP: 0.167, SLG: 0.167 59 Robert Andino, R (7, PH) OBP: 0.214, SLG: 0.259 (7, 6)		G5-3 1-2		G6-3	F9		F8			3 1	0 0	0 0	0 0	0 0	0 0	3 1
57 Andrew Lambo, L (1, 10) OBP: 0.147, SLG: 0.065		G4-3 2-3		G3		P5		G3-1		4	0	0	0	0	0	1
26 Tony Sanchez, R (1, 2) OBP: 0.345, SLG: 0.556 15 Chase d'Arnaud, R (7, 5) OBP: 0.333, SLG: 0.667		14 CS 3-H 1B		G6-3		K2-3		G6-3		3 1	0 0	1 0	1 0	0 0	1 0	0 0
14 Jaff Decker, L (1, 9) OBP: 0.200, SLG: 0.276 Quincy Latimore, R (7, 7)		CS 1-2		G6-3	K	1B		G1-3		3 1	0 0	1 0	0 0	0 0	1 0	0 0
10 Jordy Mercer, R (1, 6) OBP: 0.370, SLG: 0.238 78 Omir Santos, R (7, 2) OBP: 0.222, SLG: 0.222				F9	F9	K			K	3 1	0 0	0 0	0 0	0 0	1 1	1 0
Inning Stats	R: 0 E: 0 K: 0 S: 3 H: 0 LOB: 0 BB: 0 P: 3	R: 1 E: 0 K: 0 S: 4 H: 2 LOB: 0 BB: 0 P: 5	R: 1 E: 0 K: 0 S: 5 H: 2 LOB: 2 BB: 0 P: 6	R: 0 E: 0 K: 0 S: 3 H: 0 LOB: 0 BB: 0 P: 3	R: 2 E: 0 K: 1 S: 8 H: 3 LOB: 2 BB: 0 P: 10	R: 0 E: 0 K: 2 S: 8 H: 1 LOB: 1 BB: 0 P: 8	R: 1 E: 0 K: 2 S: 11 H: 1 LOB: 1 BB: 0 P: 14	R: 0 E: 0 K: 0 S: 3 H: 0 LOB: 0 BB: 0 P: 3	R: 0 E: 0 K: 2 S: 9 H: 0 LOB: 0 BB: 0 P: 9	1B: 7 2B: 1 3B: 0 HR: 1 SF: 0 SAC: 0 DP: 0 HBP: 3						

TOP

Pittsburgh Pirates @ Philadelphia Phillies
Bright House Field, Clearwater, FL
Sun Mar 16 2014, 1:09 PM - 3:49 PM EDT
Att. 10,544 - Sunny - 79 F

livebaseballscorecards.com

AB	35
R	5
H	9
RBI	5
BB	0
SO	7
LOB	9

WP: 0 PA: 39
PB: 0
SB: 1
CS: 1

PITCHER		IP	WLS	BF	H	R	ER	SO	BB	IBB	HBP	BLK	WP	HR	S	P	ERA	WHIP
61 Sean O'Sullivan, R ERA: 6.17	(1, 1)	4.0	L	16	4	2	2	0	0	0	1	0	0	0	15	17	4.50	1.000
58 Jonathan Papelbon, R ERA: 4.5	(5, 1)	1.0		7	3	2	2	1	0	0	1	0	0	0	8	10	18.00	3.000
59 Antonio Bastardo, L ERA: 2.57	(6, 1)	1.2		8	2	1	1	4	0	0	1	0	0	1	18	21	5.40	1.200
46 Mike Nesseth, R ERA:	(7, 1)	1.1		4	0	0	0	0	0	0	0	0	0	0	4	4	0.00	0.000
75 Kyle Simon, R ERA:	(9, 1)	1.0		3	0	0	0	2	0	0	0	0	0	0	9	9	0.00	0.000

PITCHER	IP	WLS	BF	H	R	ER	SO	BB	IBB	HBP	BLK	WP	HR	S	P	ERA	WHIP

Batter	1	2	3	4	5	6	7	8	9	AB	R	H	RBI	BB	SO	LOB
19 Tony Gwynn Jr., L (1, 8) OBP: 0.448, SLG: 0.364	0-0 51 S 1B		0-3 K		0-0 G1-6-3 1-2f			0-0 13 G4-3 2B		4	0	2	0	0	1	3
13 Freddy Galvis, S (1, 6) OBP: 0.211, SLG: 0.265	0-0 F7		0-0 G1-3			0-3 K		0-0 G4-3 2-3		4	0	0	0	0	1	3
26 Chase Utley, L (1, 4) OBP: 0.212, SLG: 0.188 17 Reid Brignac, L (7, 4) OBP: 0.462, SLG: 0.400	0-3 K			0-0 G4-3		0-0 G3		0-0 L4		3 1	0 0	0 0	0 0	0 0	1 0	1 1
51 Carlos Ruiz, R (1, 2) OBP: 0.379, SLG: 0.520 29 Cameron Rupp, R (8, 2) OBP: 0.313, SLG: 0.467	1-0 F8 1-2			0-0 G6-3		0-0 1B			0-0 L8	3 1	0 0	1 0	0 0	0 0	0 0	1 0
6 Ryan Howard, L (1, 3) OBP: 0.300, SLG: 0.378 24 Clete Thomas, L (8, 7) OBP: 0.200, SLG: 0.143		0-0 18 G5-4-3 1B		0-0 18 FC6-4 1B		0-0 F7			0-0 G4-3	3 1	0 0	2 0	0 0	0 0	0 0	1 0
18 Darin Ruf, R (1, 7) OBP: 0.314, SLG: 0.400 (8, 3)		0-0 G5-4-3 1-2f		0-0 FC6-4 1-2f			0-0 G5-3		0-0 F8	4	0	0	0	0	0	2
25 Cody Asche, L (1, 10) OBP: 0.286, SLG: 0.310		0-0 L7			1-0 74 1B HBP		0-0 F9			2	0	0	0	0	0	0
74 Maikel Franco, R (1, 5) OBP: 0.250, SLG: 0.206			0-0 G6-3		0-0 19 G1-6-3 1-2 1B		0-0 G6-3			3	0	1	0	0	0	0
15 John Mayberry Jr., R (1, 9) OBP: 0.357, SLG: 0.615			1-0 HBP		0-3 K			0-0 G6-3		2	0	0	0	0	1	2
Inning Stats	R: 0 E: 0 K: 1 S: 6 H: 1 LOB: 1 BB: 0 P: 7	R: 0 E: 0 K: 0 S: 3 H: 1 LOB: 0 BB: 0 P: 3	R: 0 E: 0 K: 1 S: 5 H: 0 LOB: 1 BB: 0 P: 6	R: 0 E: 0 K: 0 S: 4 H: 1 LOB: 1 BB: 0 P: 4	R: 0 E: 0 K: 1 S: 5 H: 1 LOB: 1 BB: 0 P: 6	R: 0 E: 0 K: 1 S: 7 H: 1 LOB: 1 BB: 0 P: 7	R: 0 E: 0 K: 0 S: 3 H: 0 LOB: 0 BB: 0 P: 3	R: 0 E: 0 K: 0 S: 4 H: 1 LOB: 1 BB: 0 P: 4	R: 0 E: 0 K: 0 S: 3 H: 0 LOB: 0 BB: 0 P: 3	1B: 5 2B: 1 3B: 0 HR: 0	SF: 0 SAC: 0 DP: 2 HBP: 2						

PITCHER		IP	WLS	BF	H	R	ER	SO	BB	IBB	HBP	BLK	WP	HR	S	P	ERA	WHIP
71 Adam Wilk, L ERA: 0.9	(1, 1)	3.0	W	11	2	0	0	2	0	0	1	0	0	0	14	16	0.00	0.667
29 Bryan Morris, R ERA: 4.26	(4, 1)	2.0	H	8	2	0	0	1	0	0	1	0	0	0	9	10	0.00	1.000
46 Phil Irwin, R ERA:	(6, 1)	2.0		7	1	0	0	1	0	0	0	0	0	0	10	10	0.00	0.500
61 Cody Eppley, R ERA: 3.38	(8, 1)	1.0		4	1	0	0	0	0	0	0	0	0	0	4	4	0.00	1.000
74 Zack Thornton, R ERA: 1.29	(9, 1)	1.0		3	0	0	0	0	0	0	0	0	0	0	3	3	0.00	0.000

PITCHER	IP	WLS	BF	H	R	ER	SO	BB	IBB	HBP	BLK	WP	HR	S	P	ERA	WHIP

BOTTOM

Pittsburgh Pirates @ Philadelphia Phillies

Bright House Field, Clearwater, FL

Sun Mar 16 2014, 1:09 PM - 3:49 PM EDT

Att. 10,544 - Sunny - 79 F

livebaseballscorecards.com

AB	31
R	0
H	6
RBI	0
BB	0
SO	4
LOB	14

WP: 0 PB: 0 SB: 1 CS: 0 PA: 33

Batter	1	2	3	4	5	6	7	8	9	AB	R	H	RBI	BB	SO	LOB
Inning Stats																

TOP

New York Yankees @ Pittsburgh Pirates

McKechnie Field, Bradenton, FL

Mon Mar 17 2014, 1:05 PM EDT

livebaseballscorecards.com

AB	0
R	0
H	0
RBI	0
BB	0
SO	0
LOB	0

1B: 0 SF: 0
2B: 0 SAC: 0
3B: 0 DP: 0
HR: 0 HBP: 0

WP: 0 PA: 0
PB: 0
SB: 0
CS: 0

PITCHER	IP	WLS	BF	H	R	ER	SO	BB	IBB	HBP	BLK	WP	HR	S	P	ERA	WHIP

PITCHER	IP	WLS	BF	H	R	ER	SO	BB	IBB	HBP	BLK	WP	HR	S	P	ERA	WHIP

Batter	1	2	3	4	5	6	7	8	9	AB	R	H	RBI	BB	SO	LOB
Inning Stats																

BOTTOM

New York Yankees @ Pittsburgh Pirates

McKechnie Field, Bradenton, FL

Mon Mar 17 2014, 1:05 PM EDT

livebaseballscorecards.com

AB	**0**
R	**0**
H	**0**
RBI	**0**
BB	**0**
SO	**0**
LOB	**0**

1B: 0
2B: 0
3B: 0
HR: 0

SF: 0
SAC: 0
DP: 0
HBP: 0

WP: 0
PB: 0
SB: 0
CS: 0

PA: 0

PITCHER	IP	WLS	BF	H	R	ER	SO	BB	IBB	HBP	BLK	WP	HR	S	P	ERA	WHIP

PITCHER	IP	WLS	BF	H	R	ER	SO	BB	IBB	HBP	BLK	WP	HR	S	P	ERA	WHIP

Batter	1	2	3	4	5	6	7	8	9	AB	R	H	RBI	BB	SO	LOB
14 Jaff Decker, L (1, 8) OBP: 0.206, SLG: 0.303 66 Nevin Ashley, R (8, 2)	F7		F7		2B		FC1-6-5 2-3		K	4 1	0 0	1 0	0 0	0 0	0 1	1 0
31 Jose Tabata, R (1, 7) OBP: 0.103, SLG: 0.103 79 Brent Morel, R (8, 5) OBP: 0.167, SLG: 0.167	G6-3		E5		F9			G6-3		4 0	0 0	0 0	0 0	0 0	0 0	1 0
23 Travis Snider, L (1, 9) OBP: 0.355, SLG: 0.533 15 Chase d'Arnaud, R (8, PR) OBP: 0.333, SLG: 0.667 (8, 8) 88 Harold Ramírez, R (8, 8)	24 2B 1B		F8		K			26 S 24 S 26 1B 1B		4 0 0	0 1 0	2 0 0	0 0 0	0 0 0	1 0 0	2 0 0
24 Pedro Alvarez, L (1, 5) OBP: 0.395, SLG: 0.576 59 Robert Andino, R (8, PR) OBP: 0.214, SLG: 0.259 (8, 6)	1-3 2B			F7		G5-3		26 1B 26 S 57 G3 1-2 BB		3 0	0 1	1 0	0 0	0 0	1 0	0 0
26 Tony Sanchez, R (1, 2) OBP: 0.333, SLG: 0.516 22 Mel Rojas Jr., S (8, PR) OBP: 0.400, SLG: 0.667 (8, 7)	K			K		L5		5 BLK 57 G3 1-3 2-H 1B		4 0	0 0	1 0	1 0	0 0	2 0	2 0
57 Andrew Lambo, L (1, 3) OBP: 0.184, SLG: 0.088 69 Chris McGuiness, L (8, 3) OBP: 0.296, SLG: 0.320		F7		BB		5 S 5 1B 1B		G3 1-2 3-H		3 0	1 0	1 0	1 0	1 0	0 0	1 0
5 Josh Harrison, R (1, 6) OBP: 0.393, SLG: 0.615 (8, 4)		K		P6		1-H 1B		G6-3 2-3		4	0	1	1	0	1	3
3 Travis Ishikawa, L (1, 10) OBP: 0.474, SLG: 0.750 70 Michael Martinez, S (7, PR) OBP: 0.407, SLG: 0.462 (7, 10)		K			HR		14 FC1-6-5 12 SH1-3 1B		G4-3	3 1	1 0	2 0	1 0	0 0	1 0	0 0
12 Clint Barmes, R (1, 4) OBP: 0.190, SLG: 0.286 19 Josh Bell, S (8, 9)			G5-3		K		SH1-3 1-2		F9	2 1	0 0	0 0	0 0	0 0	1 0	0 0
Inning Stats	R: 0 E: 0 K: 1 S: 7 H: 2 LOB: 2 BB: 0 P: 7	R: 0 E: 0 K: 2 S: 7 H: 0 LOB: 0 BB: 0 P: 7	R: 0 E: 1 K: 0 S: 4 H: 0 LOB: 0 BB: 0 P: 4	R: 0 E: 0 K: 1 S: 5 H: 0 LOB: 1 BB: 1 P: 9	R: 1 E: 0 K: 2 S: 9 H: 2 LOB: 1 BB: 0 P: 11	R: 1 E: 0 K: 0 S: 4 H: 2 LOB: 1 BB: 0 P: 5	R: 0 E: 0 K: 0 S: 3 H: 1 LOB: 1 BB: 0 P: 3	R: 2 E: 0 K: 0 S: 5 H: 2 LOB: 2 BB: 1 P: 10	R: 0 E: 0 K: 1 S: 5 H: 0 LOB: 0 BB: 0 P: 5	1B: 6 2B: 3 3B: 0 HR: 1 SF: 0 SAC: 1 DP: 1 HBP: 0						

PITCHER		IP	WLS	BF	H	R	ER	SO	BB	IBB	HBP	BLK	WP	HR	S	P	ERA	WHIP
44 Jake Peavy, R ERA: 2.35	(1, 1)	4.2		20	4	1	1	5	1	0	0	0	0	1	29	35	1.93	1.071
30 Andrew Miller, L ERA: 12.27	(5, 1)	0.1		1	0	0	0	1	0	0	0	0	0	0	3	3	0.00	0.000
35 Burke Badenhop, R ERA: 6.0	(6, 1)	2.0	B	7	3	1	1	0	0	0	0	0	0	0	7	8	4.50	1.500
94 Dalier Hinojosa, R ERA: 5.63	(8, 1)	1.0	L	6	2	2	2	0	1	0	0	1	0	0	5	10	18.00	3.000
39 Francisco Cordero, R ERA:	(9, 1)	1.0		3	0	0	0	1	0	0	0	0	0	0	5	5	0.00	0.000

PITCHER	IP	WLS	BF	H	R	ER	SO	BB	IBB	HBP	BLK	WP	HR	S	P	ERA	WHIP

TOP

Pittsburgh Pirates @ Boston Red Sox

JetBlue Park, Ft. Myers, FL

Wed Mar 19 2014, 7:11 PM - 10:02 PM EDT

Att. 9,932 - Clear - 74 F

livebaseballscorecards.com

AB	34
R	4
H	9
RBI	4
BB	2
SO	7
LOB	10

WP: 0 PA: 37
PB: 0
SB: 4
CS: 0

Batter	1	2	3	4	5	6	7	8	9	AB	R	H	RBI	BB	SO	LOB
5 Jonny Gomes, R (1, 7) OBP: 0.243, SLG: 0.286 82 Matty Johnson, S (8, 9)	P3		BB		2-H 1B		G5-3			3 0	0 0	1 0	1 0	1 0	0 0	0 0
18 Shane Victorino, S (1, 9) OBP: 0.286, SLG: 0.167 29 Daniel Nava, S (8, 7) OBP: 0.441, SLG: 0.593	K		L1		P5			26 G1-6-3 1B		3 1	0 0	0 1	0 0	0 0	1 0	3 0
15 Dustin Pedroia, R (1, 4) OBP: 0.303, SLG: 0.469 26 Brock Holt, L (8, 6) OBP: 0.259, SLG: 0.481	G4-3			34 G3 2 1B 2B	F9			G1-6-3 1-2f		3 1	1 0	1 0	0 0	0 0	0 0	1 1
34 David Ortiz, L (1, 10) OBP: 0.125, SLG: 0.200 23 Brandon Snyder, R (8, PH) OBP: 0.269, SLG: 0.217 (9, 10)		K	G3 2-3			F9		F9		3 1	0 0	0 0	0 0	0 0	1 0	1 0
12 Mike Napoli, R (1, 3) OBP: 0.265, SLG: 0.500 37 Mike Carp, L (7, 3) OBP: 0.286, SLG: 0.563		G4-3	F8			2 FC5-4 BB			G6-3	2 1	0 0	0 0	0 0	1 0	0 0	1 0
2 Xander Bogaerts, R (1, 6) OBP: 0.324, SLG: 0.355 72 Corey Brown, L (8, 8) OBP: 0.409, SLG: 0.632		1B	40 S 3-H 1B			FC5-4 1-2f			61 G6-3 BB	3 0	0 0	2 0	1 0	0 1	0 0	1 0
40 A.J. Pierzynski, L (1, 2) OBP: 0.269, SLG: 0.385 61 Dan Butler, R (7, 2) OBP: 0.286, SLG: 0.167			G3-1 1-2	G3-1		K			G6-3 1-2	3 1	0 0	0 0	0 0	0 0	1 0	2 1
16 Will Middlebrooks, R (1, 5) OBP: 0.333, SLG: 0.552 48 Mike McCoy, R (8, 4) OBP: 0.211, SLG: 0.118			G5-3		25 S 5 1B		F9		BB	3 0	1 0	1 0	0 0	0 1	0 0	1 0
25 Jackie Bradley Jr., L (1, 8) OBP: 0.273, SLG: 0.350 84 Carlos Rivero, R (8, 5)			2B		K 1-2		G4-3		G6-3	3 1	0 0	1 0	0 0	0 0	1 0	1 2
Inning Stats	R: 0 E: 0 K: 1 S: 5 H: 0 LOB: 0 BB: 0 P: 5	R: 0 E: 0 K: 1 S: 5 H: 1 LOB: 1 BB: 0 P: 5	R: 0 E: 0 K: 0 S: 4 H: 1 LOB: 2 BB: 1 P: 8	R: 1 E: 0 K: 0 S: 5 H: 2 LOB: 1 BB: 0 P: 6	R: 1 E: 0 K: 1 S: 7 H: 2 LOB: 1 BB: 0 P: 8	R: 0 E: 0 K: 1 S: 5 H: 0 LOB: 1 BB: 1 P: 9	R: 0 E: 0 K: 0 S: 3 H: 0 LOB: 0 BB: 0 P: 3	R: 0 E: 0 K: 0 S: 3 H: 1 LOB: 0 BB: 0 P: 3	R: 0 E: 0 K: 0 S: 3 H: 0 LOB: 2 BB: 2 P: 11	1B: 5 2B: 2 3B: 0 HR: 0 SF: 0 SAC: 0 DP: 1 HBP: 0						

PITCHER	IP	WLS	BF	H	R	ER	SO	BB	IBB	HBP	BLK	WP	HR	S	P	ERA	WHIP
51 Wandy Rodriguez, L (1, 1) ERA: 1.29	4.0		16	4	1	1	2	1	0	0	0	0	0	19	24	2.25	1.250
58 Brandon Cumpton, R (5, 1) ERA: 2.93	4.2	W	19	3	1	1	2	3	0	0	0	0	0	20	33	1.93	1.286
61 Cody Eppley, R (9, 1) ERA: 3.18	0.1	S	1	0	0	0	0	0	0	0	0	0	0	1	1	0.00	0.000

PITCHER	IP	WLS	BF	H	R	ER	SO	BB	IBB	HBP	BLK	WP	HR	S	P	ERA	WHIP

BOTTOM

Pittsburgh Pirates @ Boston Red Sox

JetBlue Park, Ft. Myers, FL

Wed Mar 19 2014, 7:11 PM - 10:02 PM EDT

Att. 9,932 - Clear - 74 F

livebaseballscorecards.com

AB	32
R	2
H	7
RBI	2
BB	4
SO	4
LOB	14

WP: 0 PA: 36
PB: 0
SB: 2
CS: 0

Baltimore Orioles @ Pittsburgh Pirates

McKechnie Field, Bradenton, FL

Thu Mar 20 2014, 7:12 PM - 9:57 PM EDT

Att. 8,186 - Clear - 67 F

TOP

livebaseballscorecards.com

Batter	1	2	3	4	5	6	7	8	9	AB	R	H	RBI	BB	SO	LOB
12 Alexi Casilla, S (1, 6) OBP: 0.083, SLG: 0.083 45 Steve Clevenger, L (7, 2) OBP: 0.556, SLG: 0.708	0-0 23 L6-4 10 S 1B		0-0 ② G1-3			0-0 E6 10 CS 14 G4-3	0-3 ③ K		0-0 ② G5-3 1-2	4 0 1 0 0 1 2 1 0 0 0 0 0 1						
14 Nolan Reimold, R (1, 10) OBP: 0.400, SLG: 0.379 41 Julio Borbon, L (8, PR) OBP: 0.368, SLG: 0.200 (8, 10)	0-0 ① F7		0-0 ③ G5-3			0-0 ① G4-3 1-2		0-0 9 1B 51 G4-3 1B	0-3 ③ K	4 0 1 0 0 0 2 1 1 0 0 0 1 1						
10 Adam Jones, R (1, 8) OBP: 0.320, SLG: 0.381 9 David Lough, L (6, 8) OBP: 0.346, SLG: 0.458	4-0 1-2 BB			0-0 ① G4-3		0-0 ② E5 23 2B 2-3		0-0 51 G4-3 51 S 88 SF7 1-3 1B		2 1 0 0 1 0 1 1 1 1 0 0 0 0						
23 Nelson Cruz, R (1, 9) OBP: 0.452, SLG: 0.577 51 Henry Urrutia, L (6, PR) OBP: 0.313, SLG: 0.484 (6, 9)	0-0 ②③ L6-4 2-2			0-0 E4 2B		0-0 1-H 2B		1-0 ① G4-3 1-3 3-H		3 0 2 1 0 0 2 1 0 0 1 0 0 1						
28 Steve Pearce, R (1, 3) OBP: 0.310, SLG: 0.425 88 Chad Tracy, R (8, PH) (8, 3)		0-0 27 G6-4-3 1B		0-3 ② K		0-0 ③ F9		0-0 ② SF7 3-H		3 0 1 0 0 1 2 0 0 0 1 0 0 0						
27 Delmon Young, R (1, 7) OBP: 0.242, SLG: 0.333 34 Quintin Berry, L (7, 7) OBP: 0.313, SLG: 0.414		0-0 ①② G6-4-3 1-2f		0-3 ③ K			0-0 ① G6-3	0-0 3B		3 0 0 0 0 1 2 1 0 1 0 0 0 0						
6 Jonathan Schoop, R (1, 4) OBP: 0.444, SLG: 0.625 1 Jemile Weeks, S (7, PH) OBP: 0.316, SLG: 0.172 (7, 4)		0-0 1B			0-2 ① K		4-0 67 S 63 1B 67 SF9 BB	0-0 ③ G6-3		2 0 1 0 0 1 0 1 1 0 0 1 0 2						
63 Caleb Joseph, R (1, 2) OBP: 0.188, SLG: 0.143 3 Ryan Flaherty, L (7, PR) OBP: 0.375, SLG: 0.514 (7, 6)		0-0 ③ G3			0-0 ② L6		0-0 67 S 1-2 1B		0-0 45 G5-3 1B	3 0 1 0 0 0 1 1 0 1 0 0 0 0						
67 Michael Almanzar, R (1, 5) OBP: 0.278, SLG: 0.387 92 Buck Britton, L (7, 5) OBP: 0.125, SLG: 0.125			0-3 ① K2-3		0-0 ③ G6-3		1-0 ② SF9 1-2 2-H		0-0 ① F7	2 0 0 1 0 1 0 1 0 0 0 0 0 1						

| Inning Stats | | | | | |

BOTTOM

Baltimore Orioles @ Pittsburgh Pirates

McKechnie Field, Bradenton, FL

Thu Mar 20 2014, 7:12 PM - 9:57 PM EDT

Att. 8,186 - Clear - 67 F

livebaseballscorecards.com

Batter	1	2	3	4	5	6	7	8	9	AB	R	H	RBI	BB	SO	LOB
6 Starling Marte, R (1, 7) OBP: 0.324, SLG: 0.324	G6-3		G5-3			K		57 1B 1B 1-2		3	0	0	0	0	1	0
14 Jaff Decker, L (7, 8) OBP: 0.229, SLG: 0.324										1	0	1	0	0	0	0
57 Andrew Lambo, L (1, 10) OBP: 0.190, SLG: 0.105	G4-3			F7		K		1B 1-2 2-H		4	0	1	1	0	1	0
93 Andy Vasquez, L (8, PR) (9, 10)										0	0	0	0	0	0	0
22 Andrew McCutchen, R (1, 8) OBP: 0.600, SLG: 1.074	HR			24 S BB		G1-3		G5-3		2	1	1	1	1	0	0
70 Drew Maggi, R (7, 7) OBP: 0.250, SLG: 0.250										1	0	0	0	0	0	2
24 Pedro Alvarez, L (1, 5) OBP: 0.366, SLG: 0.528	K			K			G3		G6-3	3	0	0	0	0	2	1
79 Brent Morel, R (8, 5) OBP: 0.160, SLG: 0.160										1	0	0	0	0	0	0
55 Russell Martin, R (1, 2) OBP: 0.407, SLG: 0.875		G5-3		K			G5-3		59 G4-3 1B	3	0	0	0	0	1	1
78 Omir Santos, R (8, 2) OBP: 0.300, SLG: 0.300										1	0	1	0	0	0	0
18 Neil Walker, S (1, 4) OBP: 0.290, SLG: 0.345		K			P5		F9		G4-3 1-2	3	0	0	0	0	1	0
59 Robert Andino, R (8, 4) OBP: 0.207, SLG: 0.250										1	0	0	0	0	0	1
17 Gaby Sanchez, R (1, 3) OBP: 0.476, SLG: 0.529		K			BB			G6-3	G1-3	1	0	0	0	1	1	0
3 Travis Ishikawa, L (8, 3) OBP: 0.429, SLG: 0.667										2	0	0	0	0	0	1
31 Jose Tabata, R (1, 9) OBP: 0.129, SLG: 0.161			2B		L9			K		2	0	1	0	0	0	1
25 Chris Dickerson, L (6, 9) OBP: 0.448, SLG: 0.440										1	0	0	0	0	1	0
10 Jordy Mercer, R (1, 6) OBP: 0.345, SLG: 0.217			P4		F9			14 1B 57 1B 1B		2	0	0	0	0	0	1
70 Michael Martinez, S (8, 6) OBP: 0.429, SLG: 0.481										1	1	1	0	0	0	0
Inning Stats	R: 1 H: 1 E: 0 LOB: 0 K: 1 BB: 0 S: 7 P: 8	R: 0 H: 0 E: 0 LOB: 0 K: 2 BB: 0 S: 7 P: 7	R: 0 H: 1 E: 0 LOB: 0 K: 0 BB: 0 S: 3 P: 3	R: 0 H: 0 E: 0 LOB: 1 K: 2 BB: 1 S: 7 P: 12	R: 0 H: 0 E: 0 LOB: 1 K: 0 BB: 1 S: 3 P: 7	R: 0 H: 0 E: 0 LOB: 0 K: 2 BB: 0 S: 7 P: 7	R: 0 H: 0 E: 0 LOB: 0 K: 0 BB: 0 S: 3 P: 3	R: 1 H: 3 E: 0 LOB: 2 K: 1 BB: 0 S: 8 P: 8	R: 0 H: 1 E: 0 LOB: 1 K: 0 BB: 0 S: 4 P: 4	1B: 4 SF: 0 2B: 1 SAC: 0 3B: 0 DP: 0 HR: 1 HBP: 0						

	AB	32
	R	2
	H	6
	RBI	2
	BB	2
	SO	8
	LOB	8

WP: 0 PA: 34
PB: 0
SB: 1
CS: 0

PITCHER		IP	WLS	BF	H	R	ER	SO	BB	IBB	HBP	BLK	WP	HR	S	P	ERA	WHIP
25 Bud Norris, R ERA: 2.31	(1, 1)	5.0		18	2	1	1	5	2	0	0	0	0	1	27	37	1.80	0.800
52 Steve Johnson, R ERA: 2.25	(6, 1)	1.0	W	3	0	0	0	2	0	0	0	0	0	0	7	7	0.00	0.000
91 Alfredo Aceves, R ERA: 5.0	(7, 1)	1.0	H	3	0	0	0	0	0	0	0	0	0	0	3	3	0.00	0.000
66 T.J. McFarland, L ERA: 4.15	(8, 1)	2.0	S	10	4	1	1	1	0	0	0	0	0	0	12	12	4.50	2.000

PITCHER		IP	WLS	BF	H	R	ER	SO	BB	IBB	HBP	BLK	WP	HR	S	P	ERA	WHIP

Batter	1	2	3	4	5	6	7	8	9	AB	R	H	RBI	BB	SO	LOB
5 Josh Harrison, R (1, 7) (7, 5) OBP: 0.375, SLG: 0.567	0-0 22 CS 1B		S S S 0-3 ② ③ K 1-2			0-0 ① G5-3			0-0 ① P4	4	0	1	0	0	1	1
18 Neil Walker, S (1, 10) OBP: 0.286, SLG: 0.333	0-0 ① F9			0-0 22 1B 1B		0-0 ② G6-3			0-0 ② G4-3	4	0	1	0	0	0	1
22 Andrew McCutchen, R (1, 8) OBP: 0.576, SLG: 1.000 23 Travis Snider, L (6, 9) OBP: 0.344, SLG: 0.516	S S S 0-3 ② ③ K 1-2			0-0 26 G5-4-3 1-2 1B		0-0 ③ F8			0-0 ③ G6-3	3 1	0 0	1 0	0 0	0 0	1 0	1 0
17 Gaby Sanchez, R (1, 3) OBP: 0.417, SLG: 0.450 57 Andrew Lambo, L (7, 3) OBP: 0.190, SLG: 0.105		0-0 ① G6-3		S S S 0-3 ① K			C C C 0-3 ① K			3 0	0 0	0 0	0 0	0 0	2 0	2 0
26 Tony Sanchez, R (1, 2) OBP: 0.333, SLG: 0.485 66 Nevin Ashley, R (8, 2)	B B B B 4-0 31 G5-3 10 1B BB			0-0 ② ③ G5-4-3 1-2f			0-0 ② G4-3			2 0	0 0	0 0	0 0	1 0	0 0	2 0
10 Jordy Mercer, R (1, 6) OBP: 0.344, SLG: 0.231 14 Jaff Decker, L (7, 7) OBP: 0.229, SLG: 0.324		0-0 1-2 1B			0-0 E4 70 FC5-4		S S S 0-3 ③ K			3 0	0 0	1 0	0 0	0 0	1 0	0 0
31 Jose Tabata, R (1, 9) OBP: 0.121, SLG: 0.152 25 Chris Dickerson, L (5, 9) (6, 8) OBP: 0.433, SLG: 0.423		0-0 ② ③ G5-3 2-3f			S S S 0-3 ① K			0-0 ① G6-3		2 1	0 0	0 0	0 0	0 0	1 0	3 0
70 Michael Martinez, S (1, 4) OBP: 0.387, SLG: 0.433			C C C 0-3 ① K		0-0 ② FC5-4 1-2f			0-0 ② G5-3		3	0	0	0	0	1	1
59 Robert Andino, R (1, 5) (7, 6) OBP: 0.188, SLG: 0.226			0-0 E5 5 CS		0-0 ③ G1-3			C C C 0-3 ③ K		3	0	0	0	0	1	1
Inning Stats	R: 0 H: 1 E: 0 LOB: 1 K: 1 BB: 0 S: 5 P: 5	R: 0 H: 1 E: 0 LOB: 1 K: 0 BB: 1 S: 3 P: 7	R: 0 H: 0 E: 1 LOB: 1 K: 2 BB: 0 S: 7 P: 7	R: 0 H: 2 E: 0 LOB: 1 K: 1 BB: 0 S: 6 P: 6	R: 0 H: 0 E: 1 LOB: 1 K: 1 BB: 0 S: 6 P: 6	R: 0 H: 0 E: 0 LOB: 0 K: 0 BB: 0 S: 3 P: 3	R: 0 H: 0 E: 0 LOB: 0 K: 2 BB: 0 S: 7 P: 7	R: 0 H: 0 E: 0 LOB: 0 K: 1 BB: 0 S: 5 P: 5	R: 0 H: 0 E: 0 LOB: 0 K: 0 BB: 0 S: 3 P: 3	1B: 4 SF: 0 2B: 2 SAC: 0 3B: 0 DP: 4 HR: 0 HBP: 0						

TOP

Pittsburgh Pirates @ New York Yankees

George M. Steinbrenner Field, Tampa, FL

Fri Mar 21 2014, 7:05 PM - 9:43 PM EDT

Att. 10,890 - Clear - 83 F

livebaseballscorecards.com

AB	29
R	0
H	4
RBI	0
BB	1
SO	8
LOB	12

WP: 0 PA: 30
PB: 0
SB: 0
CS: 2

PITCHER		IP	WLS	BF	H	R	ER	SO	BB	IBB	HBP	BLK	WP	HR	S	P	ERA	WHIP
52 CC Sabathia, L ERA: 1.59	(1, 1)	7.0	W	24	4	0	0	7	1	0	0	0	0	0	37	41	0.00	0.714
48 Matt Thornton, L ERA: 9.0	(8, 1)	0.2		2	0	0	0	0	0	0	0	0	0	0	2	2	0.00	0.000
27 Shawn Kelley, R ERA: 1.59	(8, 1)	0.1		1	0	0	0	1	0	0	0	0	0	0	3	3	0.00	0.000
30 David Robertson, R ERA:	(9, 1)	1.0		3	0	0	0	0	0	0	0	0	0	0	3	3	0.00	0.000

PITCHER	IP	WLS	BF	H	R	ER	SO	BB	IBB	HBP	BLK	WP	HR	S	P	ERA	WHIP

BOTTOM

Pittsburgh Pirates @ New York Yankees

George M. Steinbrenner Field, Tampa, FL

Fri Mar 21 2014, 7:05 PM - 9:43 PM EDT

Att. 10,890 - Clear - 83 F

livebaseballscorecards.com

Batter	1	2	3	4	5	6	7	8	9	AB	R	H	RBI	BB	SO	LOB
11 Brett Gardner, L (1, 8) OBP: 0.357, SLG: 0.333	F7	FC4-6 2 G6-3 2 S 1-2f 2-3 3-H		G6-3			K			3	0	0	1	0	0	2
73 Antoan Richardson, S (6, 8) OBP: 0.300, SLG: 0.350										1	0	0	0	0	1	0
2 Derek Jeter, R (1, 6) OBP: 0.182, SLG: 0.146	K	G6-3 1-3 3-H			G4-3			25 G5-3 95 BB 1B		3	0	0	1	0	1	1
45 Dean Anna, L (8, 6) OBP: 0.378, SLG: 0.258										1	0	1	0	0	0	0
36 Carlos Beltrán, S (1, 9) OBP: 0.250, SLG: 0.410	25 BB 34 2B 1B	K			F8			25 G5-3 1-2 BB		3	1	1	0	0	1	1
95 Adonis García, R (8, 9) OBP: 0.464, SLG: 0.519										0	0	0	0	1	0	0
25 Mark Teixeira, S (1, 3) OBP: 0.367, SLG: 0.182	34 2B 12 WP 1-2 BB		F9		K			G5-3 1-2 2-3		3	1	0	0	1	1	2
70 Russ Canzler, R (9, 3) OBP: 0.200, SLG: 0.158										0	0	0	0	0	0	0
34 Brian McCann, L (1, 2) OBP: 0.316, SLG: 0.412	12 WP 1-3 2-H 2B		K			L7		L3		4	0	1	1	0	1	2
12 Alfonso Soriano, R (1, 7) OBP: 0.281, SLG: 0.355	G6-3 2-3 3-H		E4 1B			F8		BB		3	0	1	0	0	0	1
65 Zoilo Almonte, S (8, 7) OBP: 0.452, SLG: 0.607										0	0	0	0	1	0	0
33 Kelly Johnson, L (1, 5) OBP: 0.390, SLG: 0.424		31 1B 14 1B 11 FC4-6 BB	F7			G4-3		K		2	1	0	0	1	0	1
98 Zelous Wheeler, R (7, 5) OBP: 0.394, SLG: 0.517										1	0	0	0	0	1	3
14 Brian Roberts, S (1, 4) OBP: 0.361, SLG: 0.323		11 FC4-6 31 1B 2 G6-3 1-2 1B		G4-3			P3			3	1	1	0	0	0	0
89 Yangervis Solarte, S (8, 4) OBP: 0.514, SLG: 0.636										0	0	0	0	0	0	0
31 Ichiro Suzuki, L (1, 10) OBP: 0.275, SLG: 0.243		11 FC4-6 1-2 2-3 1B		G4-3			G5-3			3	0	1	0	0	0	0
Inning Stats	R: 2 E: 0 K: 1 S: 7 H: 2 LOB: 1 BB: 1 P: 12	R: 2 E: 0 K: 1 S: 7 H: 2 LOB: 1 BB: 1 P: 12	R: 0 E: 1 K: 1 S: 6 H: 1 LOB: 1 BB: 0 P: 6	R: 0 E: 0 K: 0 S: 3 H: 0 LOB: 0 BB: 0 P: 3	R: 0 E: 0 K: 1 S: 5 H: 0 LOB: 0 BB: 0 P: 5	R: 0 E: 0 K: 0 S: 3 H: 0 LOB: 0 BB: 0 P: 3	R: 0 E: 0 K: 1 S: 5 H: 0 LOB: 0 BB: 0 P: 5	R: 0 E: 0 K: 1 S: 6 H: 1 LOB: 3 BB: 2 P: 14		1B: 5 2B: 1 3B: 0 HR: 0	SF: 0 SAC: 0 DP: 0 HBP: 0			WP: 1 PB: 0 SB: 1 CS: 0	PA: 34		

PITCHER		IP	WLS	BF	H	R	ER	SO	BB	IBB	HBP	BLK	WP	HR	S	P	ERA	WHIP
36 Edinson Volquez, R ERA: 9.64	(1, 1)	5.0	L	22	5	4	4	4	2	0	0	0	1	0	28	38	7.20	1.400
52 Andy Oliver, L ERA: 4.5	(6, 1)	1.0		3	0	0	0	0	0	0	0	0	0	0	3	3	0.00	0.000
68 Jay Jackson, R ERA: 2.0	(7, 1)	1.0		3	0	0	0	1	0	0	0	0	0	0	5	5	0.00	0.000
43 Daniel Schlereth, L ERA:	(8, 1)	1.0		6	1	0	0	1	2	0	0	0	0	0	6	14	0.00	3.000

PITCHER	IP	WLS	BF	H	R	ER	SO	BB	IBB	HBP	BLK	WP	HR	S	P	ERA	WHIP

AB	30
R	4
H	6
RBI	3
BB	4
SO	6
LOB	13

Batter	1	2	3	4	5	6	7	8	9	AB	R	H	RBI	BB	SO	LOB
2 Ben Revere, L (1, 8) OBP: 0.396, SLG: 0.438	F8	L4			1B		7 G6-3 1B		7 FC5-4 BB 1-2	4	0	2	0	1	0	2
11 Jimmy Rollins, S (1, 6) OBP: 0.268, SLG: 0.333 7 Ronny Cedeno, R (5, 6) OBP: 0.261, SLG: 0.286	HR		G4-3		F7		G6-3 1-2		FC5-4 53 WP 53 S 1-2 2-3	3 2	1 0	1 0	1 0	0 0	0 0	1 3
3 Marlon Byrd, R (1, 9) OBP: 0.362, SLG: 0.442 53 Bobby Abreu, L (6, 9) OBP: 0.422, SLG: 0.400	F9		F7		K		K		G5-3 1-3	3 2	0 0	0 0	0 0	0 0	1 1	1 2
6 Ryan Howard, L (1, 3) OBP: 0.283, SLG: 0.400 15 John Mayberry Jr., R (6, 3) OBP: 0.317, SLG: 0.500	HR		K			K		29 CS BB		3 0	1 0	1 0	1 0	0 1	2 0	0 0
51 Carlos Ruiz, R (1, 2) OBP: 0.359, SLG: 0.486 29 Cameron Rupp, R (7, 2) OBP: 0.375, SLG: 0.478	G4-3			G5-3		16 2B 1B		16 FC3-6 9 BB 1-2 1B		3 1	0 0	1 1	0 0	0 0	0 0	0 0
9 Domonic Brown, L (1, 10) OBP: 0.319, SLG: 0.211		F9		F7		K		16 FC3-6 1-2 BB		3	0	0	0	1	1	1
16 César Hernández, S (1, 4) OBP: 0.281, SLG: 0.276		25 1B 1B		G6-3		1-3 2B		FC3-6 1-2f 2-3		4	0	2	0	0	0	2
25 Cody Asche, L (1, 5) OBP: 0.298, SLG: 0.450		1-2 1B			HR	K		F7		4	1	2	1	0	1	4
19 Tony Gwynn Jr., L (1, 7) OBP: 0.465, SLG: 0.500		F6			K		K		7 FC5-4 2 BB 1B	4	0	1	0	0	2	2
Inning Stats	R: 2 E: 0 K: 0 S: 6 H: 2 LOB: 0 BB: 0 P: 10	R: 0 E: 0 K: 0 S: 5 H: 2 LOB: 2 BB: 0 P: 5	R: 0 E: 0 K: 1 S: 5 H: 0 LOB: 0 BB: 0 P: 5	R: 0 E: 0 K: 0 S: 3 H: 0 LOB: 0 BB: 0 P: 3	R: 1 E: 0 K: 2 S: 11 H: 2 LOB: 1 BB: 0 P: 13	R: 0 E: 0 K: 3 S: 11 H: 2 LOB: 2 BB: 0 P: 11	R: 0 E: 0 K: 2 S: 8 H: 1 LOB: 1 BB: 0 P: 8	R: 0 E: 0 K: 0 S: 3 H: 1 LOB: 2 BB: 2 P: 12	R: 0 E: 0 K: 0 S: 3 H: 1 LOB: 1 BB: 1 P: 9	1B: 7 2B: 1 3B: 0 HR: 3 SF: 0 SAC: 0 DP: 1 HBP: 0							

TOP

Philadelphia Phillies @ Pittsburgh Pirates
McKechnie Field, Bradenton, FL
Sat Mar 22 2014, 1:10 PM - 4:18 PM EDT
Att. 8,566 - Sunny - 78 F

livebaseballscorecards.com

AB	36
R	3
H	11
RBI	3
BB	3
SO	8
LOB	18

PITCHER		IP	WLS	BF	H	R	ER	SO	BB	IBB	HBP	BLK	WP	HR	S	P	ERA	WHIP
38 Stolmy Pimentel, R ERA: 3.86	(1, 1)	5.0		21	6	3	3	3	0	0	0	0	0	3	30	36	5.40	1.200
39 Jason Grilli, R ERA:	(6, 1)	1.0		5	2	0	0	3	0	0	0	0	0	0	11	11	0.00	2.000
44 Tony Watson, L ERA:	(7, 1)	1.0		4	1	0	0	2	0	0	0	0	0	0	8	8	0.00	1.000
48 Jared Hughes, R ERA: 4.5	(8, 1)	1.0	W	5	1	0	0	0	2	0	0	0	0	0	3	12	0.00	3.000
74 Zack Thornton, R ERA: 1.13	(9, 1)	1.0	S	4	1	0	0	0	1	0	0	0	1	0	3	9	0.00	2.000

PITCHER	IP	WLS	BF	H	R	ER	SO	BB	IBB	HBP	BLK	WP	HR	S	P	ERA	WHIP

Batter	1	2	3	4	5	6	7	8	9	AB	R	H	RBI	BB	SO	LOB
25 Chris Dickerson, L (1, 8) OBP: 0.429, SLG: 0.419 22 Mel Rojas Jr., S (9, 8) OBP: 0.400, SLG: 0.667	0-0 55 G5-3 23 1B 1B	0-0 ③ G3-1		0-0 ③ F7		0-3 ② K		0-0 55 1B 55 S 1B 1-3 2-H		5 0	1 0	2 0	1 0	0 0	1 0	6 0
55 Russell Martin, R (1, 2) OBP: 0.406, SLG: 0.786	0-0 ① G5-3 1-2		B B B B 4-0 23 FC4-6 BB		S S S 0-3 ① K	S S S 0-3 ③ K		B X 1-0 23 G3-6-3 1-3 3-H 1B		4	0	1	0	1	2	4
23 Travis Snider, L (1, 9) OBP: 0.351, SLG: 0.500 19 Josh Bell, S (9, 9)	0-0 57 FC3-6 24 1B 2-H 1B		0-0 ① FC4-6 24 CS 1-2f		0-0 1B		S S T 0-2 ① K	0-0 ②③ G3-6-3 1-2f		5 0	0 0	2 0	1 0	0 0	1 0	3 0
24 Pedro Alvarez, L (1, 5) OBP: 0.356, SLG: 0.500	0-0 57 FC3-6 1-2 1B		B S S S 1-3 ②③ K 1-2		0-0 ② F7		S S S 0-3 ② K			4	0	1	0	0	2	2
57 Andrew Lambo, L (1, 3) OBP: 0.174, SLG: 0.095	0-0 ② FC3-6 1-2f 2-3			0-0 ① G3-1	0-0 ③ F7		S S S 0-3 ③ K			4	0	0	0	0	1	3
3 Travis Ishikawa, L (1, 10) OBP: 0.480, SLG: 0.800	0-0 ③ F8			B B B B 4-0 14 BB 70 1B 12 SF8 BB		B B B B 4-0 12 BB 14 1B BB		B X 1-0 HR		2	2	1	1	2	0	2
70 Michael Martinez, S (1, 4) OBP: 0.412, SLG: 0.455 2 Gift Ngoepe, R (7, 4) (9, 6)		0-0 14 CS 1B		0-0 12 SF8 14 BB 1-2 1B		0-0 ① F8		B B B B 4-0 14 1B 25 1B BB		3 0	0 1	2 0	0 0	0 1	0 0	1 0
14 Jaff Decker, L (1, 7) OBP: 0.308, SLG: 0.361		1 SAFE B B B B 4-0 ① 12 G6-3 1-2 BB		B B B B 4-0 1-2 2-3 BB		0-0 12 BB 1-2 1B		0-0 25 1B 55 E 1-2 1B		2	1	2	0	2	0	0
12 Clint Barmes, R (1, 6) OBP: 0.200, SLG: 0.261 28 Adam Frazier, L (9, 4)		0-0 ② G6-3 1-3		0-0 ② SF8 2-3 3-H		B B B B 4-0 1-2 2-3 BB		S S S 0-3 ① K		2 0	0 0	0 0	1 0	1 0	1 0	3 0
Inning Stats	R: 1 E: 0 K: 0 S: 6 H: 3 LOB: 2 BB: 0 P: 6	R: 0 E: 0 K: 0 S: 3 H: 1 LOB: 1 BB: 1 P: 7	R: 0 E: 0 K: 1 S: 4 H: 0 LOB: 0 BB: 1 P: 9	R: 1 E: 0 K: 0 S: 4 H: 1 LOB: 2 BB: 2 P: 12	R: 0 E: 0 K: 1 S: 6 H: 1 LOB: 1 BB: 0 P: 6	R: 0 E: 0 K: 2 S: 8 H: 1 LOB: 3 BB: 2 P: 16	R: 0 E: 0 K: 3 S: 9 H: 0 LOB: 0 BB: 0 P: 9	R: 3 E: 0 K: 1 S: 8 H: 4 LOB: 1 BB: 1 P: 14		1B: 10 2B: 0 3B: 0 HR: 1	SF: 1 SAC: 0 DP: 1 HBP: 0					

PITCHER		IP	WLS	BF	H	R	ER	SO	BB	IBB	HBP	BLK	WP	HR	S	P	ERA	WHIP
34 A.J. Burnett, R ERA: 7.53	(1, 1)	5.1		27	7	2	2	2	6	0	0	0	0	0	25	50	3.38	2.438
63 Jake Diekman, L ERA: 5.87	(6, 1)	0.2	H	2	0	0	0	2	0	0	0	0	0	0	6	6	0.00	0.000
31 Brad Lincoln, R ERA: 5.06	(7, 1)	1.0	L	6	2	3	3	3	1	0	0	0	0	1	11	16	27.00	3.000
50 Shawn Camp, R ERA: 1.23	(8, 1)	1.0		4	2	0	0	1	0	0	0	0	0	0	6	7	0.00	2.000

PITCHER	IP	WLS	BF	H	R	ER	SO	BB	IBB	HBP	BLK	WP	HR	S	P	ERA	WHIP

BOTTOM

Philadelphia Phillies @ Pittsburgh Pirates
McKechnie Field, Bradenton, FL
Sat Mar 22 2014, 1:10 PM - 4:18 PM EDT
Att. 8,566 - Sunny - 78 F

livebaseballscorecards.com

AB	31
R	5
H	11
RBI	4
BB	7
SO	8
LOB	24

WP: 0 PB: 0 SB: 1 CS: 2 PA: 39

Batter	1	2	3	4	5	6	7	8	9	10	AB	R	H	RBI	BB	SO	LOB
6 Starling Marte, R (1, 7) OBP: 0.333, SLG: 0.410	S B B X 2-1 HR	B S S S 1-3 ③ K 1-2			X 0-0 23 CS 1B	X 0-0 ③ L7		S S S 0-3 ② K			5	1	2	1	0	2	4
18 Willy García, R (9, 9) OBP: 0.250, SLG: 0.250											0	0	0	0	0	0	0
23 Travis Snider, L (1, 9) OBP: 0.350, SLG: 0.474	B B B B 4-0 22 2B BB	X 0-0 ① G6-3			S X 0-1 ② ③ P4 1-2		X 0-0 ① G5-3	X 0-0 ③ FC5 2-3f			2	0	0	0	1	0	1
31 Jose Tabata, R (6, 9) (9, 7) OBP: 0.114, SLG: 0.143											2	0	0	0	0	0	2
22 Andrew McCutchen, R (1, 8) OBP: 0.579, SLG: 1.059	X 0-0 1-3 2B	X 0-0 ② G6-3				H 1-0 18 BB 24 1B 26 1B HBP	S S S 0-3 ② K		B B B S S X 3-2 HR		4	2	2	1	0	1	0
68 Jay Jackson, R (9, 1)											0	0	0	0	0	0	0
47 Brandon Mann, L (10, 1)											0	0	0	0	0	0	0
24 Pedro Alvarez, L (1, 5) OBP: 0.367, SLG: 0.500	S S S 0-3 ① K	S S S 0-3 ③ K				X 0-0 26 1B 18 BB 10 2B 1-2 1B	X 0-0 1B		X 0-0 ① G6-3		4	1	2	0	0	2	2
5 Josh Harrison, R (7, PR) (7, 5) OBP: 0.364, SLG: 0.548											1	0	0	0	0	0	0
18 Neil Walker, S (1, 4) OBP: 0.280, SLG: 0.306	S S S 0-3 ② K			X 0-0 ① L3		B B B 4-0 26 1B 10 2B 1-2 2-3 BB	X 0-0 P3		X 0-0 ② G4-3		3	1	0	0	1	1	3
52 Andy Oliver, L (7, 1)											0	0	0	0	0	0	0
29 Bryan Morris, L (8, 1)											0	0	0	0	0	0	0
70 Michael Martinez, S (9, PH) (9, 8) (10, 4) OBP: 0.400, SLG: 0.441											1	0	0	0	0	0	0
3 Travis Ishikawa, L (1, 3) OBP: 0.467, SLG: 0.708	S S C 0-3 ③ K			X 0-0 10 S 1B		S S S 0-3 ① K		B B B 4-0 26 E 10 G4-3 BB	S S S 0-3 ③ K		4	1	1	0	1	3	5
26 Tony Sanchez, R (1, 2) OBP: 0.341, SLG: 0.459		B B B B 4-0 6 WP BB		S S S 0-3 ② K		X 0-0 10 2B 45 SF9 1-2 2-3 3-H 1B		X 0-0 E4 31 FC5 10 G4-3 1-3		X 0-0 ① L6	4	1	1	1	1	2	2
66 Nevin Ashley, R (10, 2)											0	0	0	0	0	0	0
10 Jordy Mercer, R (1, 6) OBP: 0.324, SLG: 0.258	S S S 0-3 ① K			B S C C 1-3 ③ K 1-2		X 0-0 45 SF9 1-3 2-H 3-H 2B		X 0-0 ① G4-3 1-2 3-H		X 0-0 ② G6-3	5	0	1	3	0	2	3
93 Andy Vasquez, L (10, 8)											0	0	0	0	0	0	0
45 Gerrit Cole, R (1, 1)		X 0-0 ② B1			S S S 0-3 ① K	X 0-0 ② SF9 2-3 3-H		B B B 4-0 BB		X 0-0 ③ G6-3	2	0	0	1	0	1	1
59 Robert Andino, R (7, 4) OBP: 0.206, SLG: 0.219											1	0	0	0	1	0	0
(10, 6)																	
Inning Stats	R: 1 H: 2 E: 0 LOB: 2 K: 3 BB: 1 S: 12 P: 18	R: 0 H: 0 E: 0 LOB: 1 K: 2 BB: 1 S: 7 P: 12	R: 0 H: 0 E: 0 LOB: 0 K: 1 BB: 0 S: 5 P: 5	R: 0 H: 1 E: 0 LOB: 1 K: 2 BB: 0 S: 8 P: 9	R: 0 H: 1 E: 0 LOB: 0 K: 1 BB: 0 S: 6 P: 6	R: 4 H: 3 E: 0 LOB: 1 K: 1 BB: 1 S: 8 P: 13	R: 0 H: 1 E: 0 LOB: 1 K: 1 BB: 0 S: 6 P: 6	R: 1 H: 0 E: 1 LOB: 2 K: 1 BB: 2 S: 6 P: 14	R: 1 H: 1 E: 0 LOB: 0 K: 1 BB: 0 S: 8 P: 11	R: 0 H: 0 E: 0 LOB: 0 K: 0 BB: 0 S: 3 P: 3	1B: 5 SF: 1 2B: 2 SAC: 0 3B: 0 DP: 0 HR: 2 HBP: 1						
											WP: 1 PA: 45 PB: 0 SB: 1 CS: 1						

PITCHER		IP	WLS	BF	H	R	ER	SO	BB	IBB	HBP	BLK	WP	HR	S	P	ERA	WHIP
39 Kevin Gausman, R ERA: 2.45	(1, 1)	4.0		17	3	1	1	8	2	0	0	0	1	1	32	44	2.25	1.250
29 Tommy Hunter, R ERA: 3.0	(5, 1)	1.0	H	3	1	0	0	1	0	0	0	0	0	0	6	6	0.00	1.000
52 Steve Johnson, R ERA: 6.0	(6, 1)	1.0	B	8	3	4	4	1	1	0	1	0	0	0	8	13	36.00	4.000
Troy Patton, L ERA: 9.0	(7, 1)	1.0		4	1	0	0	1	0	0	0	0	0	0	6	6	0.00	1.000
53 Zack Britton, L ERA: 0.93	(8, 1)	0.2	B	5	0	1	0	1	2	0	0	0	0	0	5	13	0.00	3.000

PITCHER		IP	WLS	BF	H	R	ER	SO	BB	IBB	HBP	BLK	WP	HR	S	P	ERA	WHIP
95 Oliver Drake, R ERA: 6.75	(8, 1)	1.1		5	1	1	1	1	0	0	0	0	0	1	9	12	6.75	0.750
76 Chris Jones, L ERA:	(10, 1)	1.0		3	0	0	0	0	0	0	0	0	0	0	3	3	0.00	0.000

TOP

Pittsburgh Pirates @ Baltimore Orioles

Ed Smith Stadium, Sarasota, FL

Sun Mar 23 2014, 1:11 PM - 4:25 PM EDT

Att. 8,064 - Cloudy - 77 F

livebaseballscorecards.com

AB	38
R	7
H	9
RBI	7
BB	5
SO	13
LOB	23

Pittsburgh Pirates @ Baltimore Orioles

Ed Smith Stadium, Sarasota, FL

Sun Mar 23 2014, 1:11 PM - 4:25 PM EDT

Att. 8,064 - Cloudy - 77 F

livebaseballscorecards.com

Batter	1	2	3	4	5	6	7	8	9	10	AB	R	H	RBI	BB	SO	LOB
21 Nick Markakis, L (1, 9) OBP: 0.378, SLG: 0.611 6 Jonathan Schoop, R (7, PH) OBP: 0.436, SLG: 0.686 (8, 4)	HR	F8		G3			G5-3		HR		3 2	1 1	1 1	1 1	0 0	0 0	3 0
9 David Lough, L (1, 7) OBP: 0.333, SLG: 0.452 14 Nolan Reimold, R (7, PH) OBP: 0.381, SLG: 0.343 (8, 7)	E6 10 10 G3-1 S	G4-3		B5-3			28 S 27 1B 1B		G6-3		3 2	0 1	0 1	0 0	0 0	0 0	0 0
10 Adam Jones, R (1, 8) OBP: 0.281, SLG: 0.321 28 Steve Pearce, R (7, PH) OBP: 0.298, SLG: 0.422 (8, 3)	G3-1 1-3	L3		G4-3			K 1-2		K		3 2	0 0	0 0	0 0	0 0	0 2	1 1
19 Chris Davis, L (1, 3) OBP: 0.486, SLG: 0.900 27 Delmon Young, R (7, PH) OBP: 0.289, SLG: 0.447 (8, 9)	K	HR		G3-1			2-H 1B		F8		3 2	1 0	1 1	1 1	0 0	1 0	1 0
23 Nelson Cruz, R (1, 10) OBP: 0.385, SLG: 0.471 51 Henry Urrutia, L (10, PH) OBP: 0.306, SLG: 0.486	F9	K		K		P3				F7	4 1	0 0	0 0	0 0	0 0	2 0	2 0
32 Matt Wieters, S (1, 2) OBP: 0.407, SLG: 0.400 Alex Gonzalez, R (8, 5) OBP: 0.467, SLG: 0.679	3 2B 1 G6-3 1B		2 FC1-6 1B	K	K					G6-3	3 2	1 0	2 0	0 0	0 1	1 0	0 1
2 J.J. Hardy, R (1, 6) OBP: 0.371, SLG: 0.469 12 Alexi Casilla, S (8, 6) OBP: 0.188, SLG: 0.250	F9	FC1-6 3 FC4-6 1-2f		3 HR BB			F7			1B	2 2	1 0	0 1	0 0	1 0	0 0	2 0
3 Ryan Flaherty, L (1, 5) OBP: 0.362, SLG: 0.571 63 Caleb Joseph, R (8, 2) OBP: 0.222, SLG: 0.188	1-3 2B	FC4-6 1 1B 1-2f		1-H HR			34 FC6-4 1B			F7	3 2	1 0	2 1	2 0	0 0	0 0	1 1
1 Jemile Weeks, S (1, 4) OBP: 0.295, SLG: 0.171 34 Quintin Berry, L (8, 8) OBP: 0.263, SLG: 0.343	G6-3 3-H	1-2 1B		F7			FC6-4 1-2f				3 1	0 0	1 0	1 0	0 0	0 0	1 1
Inning Stats	R: 1 E: 1 K: 1 S: 7 H: 1 LOB: 1 BB: 0 P: 9	R: 1 E: 0 K: 0 S: 5 H: 2 LOB: 1 BB: 0 P: 5	R: 1 E: 0 K: 1 S: 6 H: 1 LOB: 0 BB: 0 P: 6	R: 0 E: 0 K: 0 S: 5 H: 2 LOB: 2 BB: 0 P: 5	R: 0 E: 0 K: 0 S: 3 H: 0 LOB: 0 BB: 0 P: 3	R: 2 E: 0 K: 2 S: 8 H: 1 LOB: 0 BB: 1 P: 13	R: 1 E: 0 K: 1 S: 7 H: 2 LOB: 1 BB: 0 P: 7	R: 0 E: 0 K: 1 S: 6 H: 1 LOB: 1 BB: 0 P: 6	R: 1 E: 0 K: 1 S: 8 H: 1 LOB: 0 BB: 0 P: 10	R: 0 E: 0 K: 0 S: 4 H: 1 LOB: 1 BB: 0 P: 4	1B: 7 2B: 1 3B: 0 HR: 4 SF: 0 SAC: 0 DP: 0 HBP: 0						

PITCHER	IP	WLS	BF	H	R	ER	SO	BB	IBB	HBP	BLK	WP	HR	S	P	ERA	WHIP
45 Gerrit Cole, R (1, 1) ERA: 6.17	6.2		30	8	6	6	5	1	0	0	0	0	3	39	46	8.10	1.350
52 Andy Oliver, L (7, 1) ERA: 4.15	0.1		2	1	0	0	0	0	0	0	0	0	0	2	2	0.00	3.000
29 Bryan Morris, R (8, 1) ERA: 3.24	1.0		4	1	0	0	1	0	0	0	0	0	0	6	6	0.00	1.000
68 Jay Jackson, R (9, 1) ERA: 2.7	1.0	B	4	1	1	1	1	0	0	0	0	0	1	8	10	9.00	1.000
47 Brandon Mann, L (10, 1) ERA: 1.93	1.0		4	1	0	0	0	0	0	0	0	0	0	4	4	0.00	1.000

PITCHER	IP	WLS	BF	H	R	ER	SO	BB	IBB	HBP	BLK	WP	HR	S	P	ERA	WHIP

AB	43
R	7
H	12
RBI	7
BB	1
SO	7
LOB	14

WP: 0 PA: 44
PB: 0
SB: 2
CS: 0

Batter	1	2	3	4	5	6	7	8	9	AB R H RBI BB SO LOB
Inning Stats										1B: 0 SF: 0 2B: 0 SAC: 0 3B: 0 DP: 0 HR: 0 HBP: 0

Detroit Tigers @ Pittsburgh Pirates

McKechnie Field, Bradenton, FL

Mon Mar 24 2014, 1:05 PM EDT

TOP

livebaseballscorecards.com

AB	**0**
R	**0**
H	**0**
RBI	**0**
BB	**0**
SO	**0**
LOB	**0**

WP: 0 PA: 0
PB: 0
SB: 0
CS: 0

PITCHER	IP	WLS	BF	H	R	ER	SO	BB	IBB	HBP	BLK	WP	HR	S	P	ERA	WHIP

PITCHER	IP	WLS	BF	H	R	ER	SO	BB	IBB	HBP	BLK	WP	HR	S	P	ERA	WHIP

Batter	1	2	3	4	5	6	7	8	9	AB	R	H	RBI	BB	SO	LOB
Inning Stats																

BOTTOM

Detroit Tigers @ Pittsburgh Pirates

McKechnie Field, Bradenton, FL

Mon Mar 24 2014, 1:05 PM EDT

livebaseballscorecards.com

AB	0
R	0
H	0
RBI	0
BB	0
SO	0
LOB	0

1B: 0
2B: 0
3B: 0
HR: 0

SF: 0
SAC: 0
DP: 0
HBP: 0

WP: 0
PB: 0
SB: 0
CS: 0

PA: 0

PITCHER	IP	WLS	BF	H	R	ER	SO	BB	IBB	HBP	BLK	WP	HR	S	P	ERA	WHIP

PITCHER	IP	WLS	BF	H	R	ER	SO	BB	IBB	HBP	BLK	WP	HR	S	P	ERA	WHIP

Toronto Blue Jays @ Pittsburgh Pirates

McKechnie Field, Bradenton, FL

Tue Mar 25 2014, 1:07 PM - 4:25 PM EDT

Att. 6,960 - Cloudy - 69 F

TOP

livebaseballscorecards.com

Batter	1	2	3	4	5	6	7	8	9	AB	R	H	RBI	BB	SO	LOB
9 Matt Tuiasosopo, R (1, 9) OBP: 0.217, SLG: 0.244 (6, 9)	SSS 0-3 ① K		CBBBX 3-1 HR		SSS 0-3 ② K		X 0-0 ① G5-3		X 0-0 ① F9	4	1	1	1	0	2	0
72 Kevin Nolan, R (7, 6)										1	0	0	0	0	0	2
53 Melky Cabrera, S (1, 7) OBP: 0.452, SLG: 0.586	X 0-0 ② G1-3		X 0-0 31 G5-3 10 BB SF8-4 1B		BBBB 4-0 31 BB 10 BB WP BB		X 0-0 ② P5		X 0-0 ② G4-3 1-2 3-H	2	2	1	0	1	0	0
Ricardo Nanita, L (6, 7) OBP: 0.286, SLG: 0.500										2	0	0	1	0	0	1
10 Edwin Encarnación, R (1, 10) OBP: 0.356, SLG: 0.564	X 0-0 31 FC6-4 1B		BBBB 4-0 SF8-4 31 G5-3 1-2 BB		BBBB 4-0 WP 31 BB 1-2 BB		X 0-0 ③ F9		X 0-0 2-H 1B	1	0	1	0	2	0	0
70 Sean Ochinko, R (7, PH) OBP: 0.500, SLG: 0.500 (7, 10)										2	0	1	1	0	0	0
31 Erik Kratz, R (1, 2) OBP: 0.444, SLG: 0.720	X 0-0 ③ FC6-4 1-2f		X 0-0 ① G5-3 1-2 2-3		BBBB 4-0 WP 1-2 2-3 BB			X 0-0 ① F7	X 0-0 ③ G5-3	2	0	0	0	1	0	3
22 Josh Thole, L (6, 2) OBP: 0.240, SLG: 0.280										2	0	0	0	0	0	1
Dan Johnson, L (1, 3) OBP: 0.355, SLG: 0.714		X 0-0 3 1B 1B	X 0-0 ② ③ SF8-4 2-3 3-H		BX 1-0 ③ G1-3 1-2 2-3 3-H			X 0-0 ② G6-3		3	0	1	1	0	0	2
72 Brett Carroll, R (1, 8) OBP: 0.800, SLG: 1.000		X 0-0 ① F9		X 0-0 3 FC4-6 1B		X 0-0 3 G5-4-3 1B		BBBB 4-0 BB		3	0	2	0	1	0	1
3 Maicer Izturis, S (1, 4) OBP: 0.286, SLG: 0.265 (6, 5)		X 0-0 1-2 1B		X 0-0 ① FC4-6 17 G4-6-3 1-2f		X 0-0 ① ② G5-4-3 1-2f		X 0-0 ③ G6-3		3	0	1	0	0	0	2
72 Jon Berti, R (7, 4)										1	0	0	0	0	0	1
17 Ryan Goins, L (1, 6) OBP: 0.233, SLG: 0.200		X 0-0 ② F8		X 0-0 ② ③ G4-6-3 1-2f		BBBB 4-0 1 G5-3 BB			X 0-0 1 E 1 E G4-3 1B	2	0	0	0	1	0	3
66 Munenori Kawasaki, L (6, 4) OBP: 0.333, SLG: 0.263 (7, 5)										1	1	1	0	0	0	0
1 Jonathan Diaz, R (1, 5) OBP: 0.269, SLG: 0.095 (6, 6)		X 0-0 ③ F9			SSS 0-3 ① K	X 0-0 ③ G5-3 1-2			X 0-0 E1 70 1B G4-3 1-3	4	1	0	0	0	1	4
(7, 9)																
Inning Stats	R: 0 E: 0 K: 1 S: 6 H: 1 LOB: 1 BB: 0 P: 6	R: 0 E: 0 K: 0 S: 5 H: 2 LOB: 2 BB: 0 P: 5	R: 2 E: 0 K: 0 S: 5 H: 2 LOB: 0 BB: 1 P: 12	R: 0 E: 0 K: 0 S: 3 H: 1 LOB: 0 BB: 0 P: 3	R: 1 E: 0 K: 2 S: 7 H: 0 LOB: 2 BB: 3 P: 20	R: 0 E: 0 K: 0 S: 3 H: 1 LOB: 1 BB: 1 P: 7	R: 0 E: 0 K: 0 S: 3 H: 0 LOB: 0 BB: 0 P: 3	R: 0 E: 0 K: 0 S: 3 H: 0 LOB: 1 BB: 1 P: 7	R: 2 E: 1 K: 0 S: 6 H: 2 LOB: 1 BB: 0 P: 6	1B: 8 2B: 1 3B: 0 HR: 1 SF: 1 SAC: 0 DP: 3 HBP: 0							

	AB	33
	R	5
	H	9
	RBI	4
	BB	6
	SO	3
	LOB	20

WP: 1 PB: 0 SB: 0 CS: 0 PA: 40

PITCHER		IP	WLS	BF	H	R	ER	SO	BB	IBB	HBP	BLK	WP	HR	S	P	ERA	WHIP
51 Wandy Rodriguez, L ERA: 3.09	(1, 1)	4.2	W	22	6	3	3	3	4	0	0	0	0	1	25	44	5.79	2.143
52 Andy Oliver, L ERA: 3.86	(5, 1)	0.1		1	0	0	0	0	0	0	0	0	1	0	1	2	0.00	0.000
35 Mark Melancon, R ERA: 1.8	(6, 1)	2.0		7	1	0	0	0	1	0	0	0	0	0	6	10	0.00	1.000
37 Justin Wilson, L ERA: 6.75	(8, 1)	1.0		4	0	0	0	0	1	0	0	0	0	0	3	7	0.00	1.000
32 Vin Mazzaro, R ERA: 4.82	(9, 1)	1.0		6	2	2	0	0	0	0	0	0	0	0	6	6	0.00	2.000

PITCHER	IP	WLS	BF	H	R	ER	SO	BB	IBB	HBP	BLK	WP	HR	S	P	ERA	WHIP

Batter	1	2	3	4	5	6	7	8	9	AB	R	H	RBI	BB	SO	LOB
6 Starling Marte, R (1, 7) OBP: 0.396, SLG: 0.533 (7, 8) 67 Michael Fransoso, L (7, PR) OBP: 1.000, SLG: 1.000 (8, 4)	0-0 55 CS 1B	0-0 1B		0-0 55 1B 22 1B 1B 1-2 1-H 3-H HR		0-3 ① K	0-0 75 1B 50 2B 1B 1-2 2-H	0-0 1B 1-3 2-H		6 2 5 4 0 1 2 1 1 1 1 0 0 0						
55 Russell Martin, R (1, 2) OBP: 0.405, SLG: 0.727 (7, PH) 66 Nevin Ashley, R (8, 2)	0-1 ① 1-2 1B	0-0 ② L7		0-0 22 1B 17 WP 1B 1-3 0-3 K		1-0 ② G6-3 1-3 3-H	0-3 ② K	0-3 ③ K		5 1 2 0 0 1 2 2 0 0 0 0 2 4						
22 Andrew McCutchen, R (1, 8) OBP: 0.558, SLG: 0.974 (6, PR) 75 Adalberto Santos, R (7, 7) OBP: 0.667, SLG: 0.500	0-0 ② F9	0-0 ③ L6		0-0 17 WP 24 WP 31 HR 1-3 3-H 1B	0-0 E4 17 WP 31 2B	0-0 24 BB 17 1B 3-H 1B	0-0 50 2B 1-2 2-3 1B			5 2 2 2 0 0 2 1 2 1 0 0 0 0						
24 Pedro Alvarez, L (1, 5) OBP: 0.370, SLG: 0.468 (6, PR) 50 Walker Gourley, R (7, 5) OBP: 1.000, SLG: 2.000	0-3 ③ K	0-3 ① K	4-0 17 WP 31 HR 1-2 BB	0-0 ① P5	4-0 17 1B 1-2 BB	0-0 1-H 2-H 3-H 2B				3 1 0 0 2 2 2 1 0 1 3 0 0 0						
17 Gaby Sanchez, R (1, 3) OBP: 0.448, SLG: 0.520 (7, 3) 3 Travis Ishikawa, L OBP: 0.452, SLG: 0.680	0-0 31 1B 18 2B 2B	0-0 18 FC9-6 31 1B 10 1B 1B	1-3 ① K 1-2 2-3 3-H	1-3 ② K 1-2	0-0 1-2 2-H 1B	0-3 ③ K				5 2 3 1 0 2 3 1 0 0 0 0 1 1						
31 Jose Tabata, R (1, 9) OBP: 0.205, SLG: 0.333 (6, 1) 35 Mark Melancon, R (8, 1) 37 Justin Wilson, L (9, 9) 19 Josh Bell, S (8, PH)	0-0 18 2B 10 G4-3 2-3 1B	0-0 18 FC9-6 1-2 1B	1-1 2-H 3-H HR	0-0 2-H 2B	0-3 ③ K		0-0 ① G6-3			4 2 4 4 0 0 0 1 0 0 0 0 1 2 0 0 0 0 0 0 0 1 0 0 0 0 0 0						
18 Neil Walker, S (1, 4) OBP: 0.302, SLG: 0.375 (7, 4) 5 Josh Harrison, R (8, 8) OBP: 0.343, SLG: 0.515	0-0 10 G4-3 51 HR 1-3 3-H 2B	0-0 ② FC9-6 10 1B 1-2f 2-3	0-0 51 1B 6 HR 2B	0-0 ③ G4-3			0-0 ① F9	0-0 ② G5-3		4 2 2 1 0 0 3 2 0 0 0 0 0 0						
10 Jordy Mercer, R (1, 6) OBP: 0.341, SLG: 0.314 (7, 6) 12 Clint Barmes, R OBP: 0.259, SLG: 0.292 (8, PR) 48 Chris Diaz, R (9, 6)	0-0 ① G4-3 2-3 3-H	0-0 1-2 3-H 1B	0-0 ② G6-3		0-0 23 1B 55 WP 2B	0-0 23 1B 6 1B 1B	4-0 23 1B 67 1B BB			4 1 2 2 0 0 2 1 1 1 0 1 0 0 0 1 0 0 0 0 0						
51 Wandy Rodriguez, S (1, 1) OBP: 0.667, SLG: 1.667 (5, 1) 52 Andy Oliver, L (6, 9) 23 Travis Snider, L (9, 1) OBP: 0.395, SLG: 0.512 32 Vin Mazzaro, R	3-2 3-H HR	0-3 ③ K	0-0 6 HR 2-3 1B		0-0 55 G6-3 55 WP 22 1B 2-3 1B	0-0 75 1B 6 1B 50 2B 1-2 1B	0-0 67 1B 1-2 1B			3 2 2 2 0 1 2 0 0 0 0 0 0 0 3 2 3 0 0 0 0 0 0 0 0 0 0 0						
Inning Stats	R: 0 H: 2 E: 0 LOB: 1 K: 1 BB: 0 S: 7 P: 7	R: 4 H: 5 E: 0 LOB: 1 K: 0 BB: 0 S: 10 P: 13	R: 1 H: 3 E: 0 LOB: 2 K: 2 BB: 0 S: 10 P: 10	R: 8 H: 7 E: 0 LOB: 0 K: 2 BB: 1 S: 17 P: 24	R: 1 H: 1 E: 1 LOB: 1 K: 1 BB: 0 S: 7 P: 8	R: 3 H: 4 E: 0 LOB: 2 K: 2 BB: 1 S: 11 P: 16	R: 4 H: 5 E: 0 LOB: 1 K: 2 BB: 0 S: 12 P: 12	R: 1 H: 2 E: 0 LOB: 2 K: 1 BB: 1 S: 7 P: 11		1B: 20 SF: 0 2B: 6 SAC: 0 3B: 0 DP: 0 HR: 3 HBP: 0				WP: 4 PA: 56 PB: 0 SB: 0 CS: 1		

PITCHER		IP	WLS	BF	H	R	ER	SO	BB	IBB	HBP	BLK	WP	HR	S	P	ERA	WHIP
48 J.A. Happ, L ERA: 20.57	(1, 1)	3.0	L	20	12	7	7	3	0	0	0	0	0	1	29	32	21.00	4.000
32 Esmil Rogers, R ERA: 9.37	(4, 1)	2.2		20	9	10	9	4	2	0	0	0	4	2	29	42	30.38	4.125
John Stilson, R ERA: 3.86	(6, 1)	1.0		8	5	4	4	2	0	0	0	0	0	0	12	12	36.00	5.000
72 Tyler Ybarra, L ERA: 3.86	(7, 1)	1.1		8	3	1	1	2	1	0	0	0	0	0	11	15	6.75	3.000

PITCHER	IP	WLS	BF	H	R	ER	SO	BB	IBB	HBP	BLK	WP	HR	S	P	ERA	WHIP

BOTTOM

Toronto Blue Jays @ Pittsburgh Pirates

McKechnie Field, Bradenton, FL

Tue Mar 25 2014, 1:07 PM - 4:25 PM EDT

Att. 6,960 - Cloudy - 69 F

livebaseballscorecards.com

AB	53
R	22
H	29
RBI	20
BB	3
SO	11
LOB	25

Batter	1	2	3	4	5	6	7	8	9	AB	R	H	RBI	BB	SO	LOB
5 Josh Harrison, R (1, 7) OBP: 0.308, SLG: 0.459	C X 0-1 E6 23 SH1-3		S S S 0-3 ③ K			X 0-0 ② G1-3		X 0-0 ② F9		4	0	0	0	0	1	3
23 Travis Snider, L (1, 9) OBP: 0.391, SLG: 0.500	X 0-0 ① SH1-3 1-2			X 0-0 3 G4-6-3 1B		X 0-0 ③ G1-3		X 0-0 E3 22 WP 1-2 2-H 3-H		3	0	1	0	0	0	1
22 Andrew McCutchen, R (1, 8) OBP: 0.511, SLG: 0.884	S S S 0-3 ② K			X 0-0 ① F8			C C C 0-3 ① K	B S S S 1-3 ③ K 1-2 2-3		4	0	0	0	0	3	4
3 Travis Ishikawa, L (1, 3) OBP: 0.400, SLG: 0.586	X 0-0 ③ F8			X 0-0 ② ③ G4-6-3 1-2f			X 0-0 ② P5		C C C 0-3 ① K	4	0	0	0	0	1	2
18 Neil Walker, S (1, 4) OBP: 0.277, SLG: 0.341		X 0-0 ① F8			C C C 0-3 ① K		S S S 0-3 ③ K		C C C 0-3 ② K	4	0	0	0	0	3	0
17 Gaby Sanchez, R (1, 10) OBP: 0.394, SLG: 0.448		S S S 0-3 ② K			C C C 0-3 ② K			X 0-0 ① G6-3	X 0-0 ③ G5-3	4	0	0	0	0	2	0
26 Tony Sanchez, R (1, 2) OBP: 0.364, SLG: 0.462 87 Tito Polo, R (8, PR) 66 Nevin Ashley, R (8, 2)		X 0-0 ③ F9			H 1-0 HBP			X 0-0 12 1B 10 1B 23 E 1B		2 0 0	0 1 0	1 0 0	0 0 0	0 0 0	0 0 0	0 0 0
10 Jordy Mercer, R (1, 6) OBP: 0.364, SLG: 0.324			B B B B 4-0 12 G4-3 BB		X 0-0 ③ F8			X 0-0 12 1B 23 E 1-2 1B		2	1	1	0	1	0	1
12 Clint Barmes, R (1, 5) OBP: 0.267, SLG: 0.296			X 0-0 ① ② G4-3 1-2f			X 0-0 ① F8		X 0-0 22 WP 23 E 1-2 2-3 1B		3	0	1	0	0	0	1
Inning Stats	R: 0 E: 1 K: 1 S: 7 H: 0 LOB: 1 BB: 0 P: 7	R: 0 E: 0 K: 1 S: 5 H: 0 LOB: 0 BB: 0 P: 5	R: 0 E: 0 K: 1 S: 4 H: 0 LOB: 0 BB: 1 P: 8	R: 0 E: 0 K: 0 S: 3 H: 1 LOB: 0 BB: 0 P: 3	R: 0 E: 0 K: 2 S: 7 H: 0 LOB: 1 BB: 0 P: 8	R: 0 E: 0 K: 0 S: 3 H: 0 LOB: 0 BB: 0 P: 3	R: 0 E: 0 K: 2 S: 7 H: 0 LOB: 0 BB: 0 P: 7	R: 2 E: 1 K: 1 S: 9 H: 3 LOB: 2 BB: 0 P: 10	R: 0 E: 0 K: 2 S: 7 H: 0 LOB: 0 BB: 0 P: 7	1B: 4 2B: 0 3B: 0 HR: 0	SF: 0 SAC: 1 DP: 2 HBP: 1						

TOP

Pittsburgh Pirates @ Minnesota Twins

Hammond Stadium, Fort Myers, FL

Wed Mar 26 2014, 1:09 PM - 3:30 PM EDT

Att. 6,585 - Sunny - 60 F

livebaseballscorecards.com

AB	30
R	2
H	4
RBI	0
BB	1
SO	10
LOB	12

WP: 1 PB: 0 SB: 0 CS: 0 PA: 33

PITCHER	IP	WLS	BF	H	R	ER	SO	BB	IBB	HBP	BLK	WP	HR	S	P	ERA	WHIP
47 Ricky Nolasco, R (1, 1) ERA: 5.5	4.0		13	1	0	0	3	1	0	0	0	0	0	19	23	0.00	0.500
51 Anthony Swarzak, R (5, 1) ERA: 4.66	2.0		7	0	0	0	2	0	0	1	0	0	0	10	11	0.00	0.000
56 Caleb Thielbar, L (7, 1) ERA: 1.29	1.1	L	7	3	2	0	2	0	0	0	0	0	0	11	11	0.00	2.250
50 Casey Fien, R (8, 1) ERA: 4.05	1.2	B	6	0	0	0	3	0	0	0	0	1	0	12	13	0.00	0.000

PITCHER	IP	WLS	BF	H	R	ER	SO	BB	IBB	HBP	BLK	WP	HR	S	P	ERA	WHIP

BOTTOM

Pittsburgh Pirates @ Minnesota Twins

Hammond Stadium, Fort Myers, FL

Wed Mar 26 2014, 1:09 PM - 3:30 PM EDT

Att. 6,585 - Sunny - 60 F

livebaseballscorecards.com

Batter	1	2	3	4	5	6	7	8	9	AB	R	H	RBI	BB	SO	LOB
2 Brian Dozier, R (1, 4) OBP: 0.296, SLG: 0.431	G5-3		K			F8		F7		4	0	0	0	0	1	0
7 Joe Mauer, L (1, 3) OBP: 0.404, SLG: 0.325	K		F7			16 WP 1B		F8		4	0	1	0	0	1	0
13 Jason Kubel, L (1, 7) OBP: 0.298, SLG: 0.293	K			G6-3		K			L1	4	0	0	0	0	2	1
16 Josh Willingham, R (1, 10) OBP: 0.167, SLG: 0.083		F9		G5-3		P3 1-2			F9	4	0	0	0	0	0	1
31 Oswaldo Arcia, L (1, 9) OBP: 0.306, SLG: 0.488		G4-3		HBP			HR		F8	3	1	1	1	0	0	0
24 Trevor Plouffe, R (1, 5) OBP: 0.314, SLG: 0.326		2B		G4-3			G5-3			3	0	1	0	0	0	1
8 Kurt Suzuki, R (1, 2) OBP: 0.263, SLG: 0.200		BB			F8		F7			2	0	0	0	1	0	0
32 Aaron Hicks, S (1, 8) OBP: 0.348, SLG: 0.455		G4-3			25 G3-6-3 1B		F9			3	0	1	0	0	0	2
25 Pedro Florimón, S (1, 6) OBP: 0.190, SLG: 0.150			K		G3-6-3 1-2f			K		3	0	0	0	0	2	1
Inning Stats	R: 0 E: 0 K: 2 S: 7 H: 0 LOB: 0 BB: 0 P: 7	R: 0 E: 0 K: 0 S: 4 H: 1 LOB: 2 BB: 1 P: 8	R: 0 E: 0 K: 2 S: 7 H: 0 LOB: 0 BB: 0 P: 7	R: 0 E: 0 K: 0 S: 3 H: 0 LOB: 1 BB: 0 P: 4	R: 0 E: 0 K: 0 S: 3 H: 1 LOB: 0 BB: 0 P: 3	R: 0 E: 0 K: 1 S: 6 H: 1 LOB: 1 BB: 0 P: 7	R: 1 E: 0 K: 0 S: 6 H: 1 LOB: 0 BB: 0 P: 8	R: 0 E: 0 K: 1 S: 5 H: 0 LOB: 0 BB: 0 P: 5	R: 0 E: 0 K: 0 S: 3 H: 0 LOB: 0 BB: 0 P: 3	1B: 2 2B: 1 3B: 0 HR: 1	SF: 0 SAC: 0 DP: 1 HBP: 1						

	AB	30
	R	1
	H	4
	RBI	1
	BB	1
	SO	6
	LOB	6

PITCHER	IP	WLS	BF	H	R	ER	SO	BB	IBB	HBP	BLK	WP	HR	S	P	ERA	WHIP
58 Brandon Cumpton, R (1, 1) ERA: 2.21	5.0		18	2	0	0	4	1	0	1	0	0	0	24	29	0.00	0.600
39 Jason Grilli, R (6, 1) ERA:	1.0		4	1	0	0	1	0	0	0	0	1	0	6	7	0.00	1.000
44 Tony Watson, L (7, 1) ERA:	1.0	W	4	1	1	0	0	0	0	0	0	0	1	6	8	0.00	1.000
30 Jeanmar Gómez, R (8, 1) ERA: 3.48	2.0	S	6	0	0	0	1	0	0	0	0	0	0	8	8	0.00	0.000

PITCHER	IP	WLS	BF	H	R	ER	SO	BB	IBB	HBP	BLK	WP	HR	S	P	ERA	WHIP

Batter	1	2	3	4	5	6	7	8	9	AB	R	H	RBI	BB	SO	LOB
31 Ichiro Suzuki, L (1, 8) OBP: 0.300, SLG: 0.298	0-0 26 1B 25 G1-3 1B	B 1-0 26 CS 1-3 1B		0-0 26 WP 26 1B 2-H 1B		C 0-1 ② L7 1-2		0-0 ③ G4-3		4	2	3	1	0	0	1
76 Ben Gamel, L (6, 7) OBP: 0.167, SLG: 0.167										1	0	0	0	0	0	0
26 Eduardo Núñez, R (1, 5) OBP: 0.280, SLG: 0.388	0-0 25 G1-3 1-3 1B 1B	D 1-0 ③ CS 1-2	0-0 ① G6-3	B 1-0 1-H 1B		0-0 2-3 1B			0-0 FC4-6 1B	4	1	3	1	0	0	0
José Pirela, R (8, 4) OBP: 0.400, SLG: 0.542										1	0	1	0	0	0	0
25 Mark Teixeira, S (1, 3) OBP: 0.286, SLG: 0.121	0-0 ① G1-3 1-2 3-H		B B B 4-0 1B BB	S S S 0-3 ③ K		0-0 ③ L9			0-0 ① FC4-6 1-2f	3	0	0	1	1	1	4
Corban Joseph, L (6, 3) OBP: 0.280, SLG: 0.227										1	0	0	0	0	0	1
34 Brian McCann, L (1, 2) OBP: 0.277, SLG: 0.349	0-0 ② F8	0-0 ② F7		0-0 ① F7		0-0 E5 89 G6-3 G3			0-0 ② F8	3	0	0	0	0	0	2
Jose Gil, R (6, 2) OBP: 0.300, SLG: 0.278										2	0	0	0	0	0	1
Zoilo Almonte, S (1, 7) OBP: 0.452, SLG: 0.615	0-0 2-H 1B	0-0 1-2 1B		0-0 2B		0-0 ① G3 1-2			0-0 ③ G4-3	3	0	3	1	0	0	0
Mason Williams, L (6, 8) OBP: 0.172, SLG: 0.231										2	0	0	0	0	0	2
89 Yangervis Solarte, S (1, 4) OBP: 0.478, SLG: 0.561	0-0 ③ F8	S S S 0-3 ③ K		0-0 ② F8		0-0 ② G6-3 2-3				4	0	0	0	0	1	5
79 Carmen Angelini, R (8, 6)										0	0	0	0	0	0	0
45 Dean Anna, L (1, 6) OBP: 0.375, SLG: 0.293	0-0 ① G4-3	0-0 ① F8		0-0 ③ F9		0-0 ③ G4-3				4	0	0	0	0	0	2
Addison Maruszak, R (8, 5)										0	0	0	0	0	0	0
98 Zelous Wheeler, R (1, 10) OBP: 0.381, SLG: 0.486	0-0 ② G6-3	S S S 0-3 ② K2-3		S S S 0-3 ① K		0-0 ① L4				3	0	0	0	0	2	0
66 Radley Haddad, L (8, PH) (8, 10)										1	0	0	0	0	0	0
95 Adonis García, R (1, 9) OBP: 0.457, SLG: 0.559	0-0 31 1B 31 S 1B	0-0 31 1B 2B		0-0 E6 26 1B 31 S		0-0 ② G6-3				3	1	2	0	0	0	0
73 Antoan Richardson, S (6, PR) OBP: 0.259, SLG: 0.296										1	0	0	0	0	0	0
(6, 9)																

Inning Stats										
	R: 2 E: 0 K: 0 S: 6	H: 3 LOB: 1 BB: 0 P: 6	R: 0 E: 0 K: 0 S: 4	H: 2 LOB: 1 BB: 0 P: 6	R: 0 E: 0 K: 1 S: 6	H: 1 LOB: 2 BB: 1 P: 10	R: 2 E: 0 K: 2 S: 10	H: 3 LOB: 1 BB: 0 P: 11	R: 0 E: 0 K: 0 S: 4	H: 1 LOB: 1 BB: 0 P: 4
	R: 0 E: 1 K: 1 S: 8	H: 1 LOB: 2 BB: 0 P: 8	R: 0 E: 1 K: 0 S: 4	H: 0 LOB: 1 BB: 0 P: 4	R: 0 E: 0 K: 0 S: 3	H: 0 LOB: 0 BB: 0 P: 3	R: 0 E: 0 K: 0 S: 4	H: 1 LOB: 1 BB: 0 P: 4	1B: 10 2B: 2 3B: 0 HR: 0	SF: 0 SAC: 0 DP: 0 HBP: 0	WP: 1 PB: 0 SB: 2 CS: 1	PA: 42

PITCHER		IP	WLS	BF	H	R	ER	SO	BB	IBB	HBP	BLK	WP	HR	S	P	ERA	WHIP
38 Stolmy Pimentel, R ERA: 5.73	(1, 1)	4.0	L	21	9	4	4	3	1	0	0	0	1	0	26	33	9.00	2.500
96 Kenn Kasparek, R ERA:	(5, 1)	1.0		4	1	0	0	0	0	0	0	0	0	0	4	4	0.00	1.000
32 Vin Mazzaro, R ERA: 3.97	(6, 1)	2.0		9	1	0	0	1	0	0	0	0	0	0	12	12	0.00	0.500
66 Tyler Waldron, R ERA:	(8, 1)	1.0		3	0	0	0	0	0	0	0	0	0	0	3	3	0.00	0.000
47 Brandon Mann, L ERA: 1.59	(9, 1)	1.0		4	1	0	0	0	0	0	0	0	0	0	4	4	0.00	1.000

PITCHER	IP	WLS	BF	H	R	ER	SO	BB	IBB	HBP	BLK	WP	HR	S	P	ERA	WHIP

TOP

New York Yankees @ Pittsburgh Pirates

McKechnie Field, Bradenton, FL

Thu Mar 27 2014, 1:10 PM - 3:47 PM EDT

Att. 8,134 - Overcast - 62 F

livebaseballscorecards.com

AB	40
R	4
H	12
RBI	4
BB	1
SO	4
LOB	18

BOTTOM

New York Yankees @ Pittsburgh Pirates

McKechnie Field, Bradenton, FL

Thu Mar 27 2014, 1:10 PM - 3:47 PM EDT

Att. 8,134 - Overcast - 62 F

livebaseballscorecards.com

Batter	1	2	3	4	5	6	7	8	9	AB	R	H	RBI	BB	SO	LOB
6 Starling Marte, R (1, 7) OBP: 0.400, SLG: 0.532	10 G6-4-3 1B		G6-4-3 1-2f			G3-1		G6-4-3 1-2f 2-3 3-H		2	0	1	0	0	0	2
70 Drew Maggi, R (6, 7) OBP: 0.167, SLG: 0.167										2	0	0	0	0	0	2
10 Jordy Mercer, R (1, 6) OBP: 0.348, SLG: 0.308	G6-4-3 1-2f			F8		K		3B 3-H		2	0	0	0	0	0	1
2 Gift Ngoepe, R (6, 6) OBP: 0.400, SLG: 0.750										2	0	1	1	0	1	0
22 Andrew McCutchen, R (1, 8) OBP: 0.490, SLG: 0.844	F7			G3			41 G3-6-1 1B	G5-3		2	0	0	0	0	0	0
22 Mel Rojas Jr., S (6, 8) OBP: 0.417, SLG: 0.636										2	0	1	0	0	0	2
17 Gaby Sanchez, R (1, 3) OBP: 0.371, SLG: 0.419		F8		F9			G3-6-1 1-2f		G6-3	2	0	0	0	0	0	0
41 Justin Howard, L (6, 3) OBP: 0.250, SLG: 0.250										2	0	0	0	0	0	1
55 Russell Martin, R (1, 2) OBP: 0.410, SLG: 0.743		F9			31 G3 2B				1B	2	0	1	0	0	0	0
66 Nevin Ashley, R (6, 2) OBP: 0.214, SLG: 0.154							1B			2	0	2	0	0	0	0
31 Jose Tabata, R (1, 9) OBP: 0.195, SLG: 0.317		G5-3			G3 2-3		F8		K	2	0	0	0	0	0	1
18 Willy García, R (6, 9) OBP: 0.167, SLG: 0.167										2	0	0	0	0	1	2
5 Josh Harrison, R (1, 5) OBP: 0.317, SLG: 0.462			18 FC6-4 1B		K			93 2B 70 G6-4-3 1B	K	2	0	1	0	0	1	1
5 Jarek Cunningham, R (6, 5) OBP: 0.667, SLG: 0.500										2	1	1	0	0	1	1
18 Neil Walker, S (1, 4) OBP: 0.265, SLG: 0.326			FC6-4 26 1B 1-2f		L4			70 G6-4-3 2 3B 1-3		2	0	0	0	0	0	2
93 Andy Vasquez, L (6, 4) OBP: 0.333, SLG: 0.667								2B		1	1	1	0	0	0	0
26 Tony Sanchez, R (1, 10) OBP: 0.370, SLG: 0.463			6 G6-4-3 1B 1-2			K		BB		2	0	1	0	0	1	0
23 Travis Snider, L (8, PH) OBP: 0.404, SLG: 0.500										0	0	0	0	1	0	0
37 Elias Díaz, R (8, PR) (9, 10)										0	0	0	0	0	0	0
Inning Stats	R: 0 E: 0 K: 0 S: 3 H: 1 LOB: 0 BB: 0 P: 3	R: 0 E: 0 K: 0 S: 3 H: 0 LOB: 0 BB: 0 P: 3	R: 0 E: 0 K: 0 S: 4 H: 2 LOB: 1 BB: 0 P: 4	R: 0 E: 0 K: 0 S: 3 H: 0 LOB: 0 BB: 0 P: 3	R: 0 E: 0 K: 1 S: 6 H: 1 LOB: 1 BB: 0 P: 6	R: 0 E: 0 K: 2 S: 7 H: 0 LOB: 0 BB: 0 P: 7	R: 0 E: 0 K: 0 S: 4 H: 2 LOB: 1 BB: 0 P: 4	R: 2 E: 0 K: 0 S: 5 H: 3 LOB: 2 BB: 1 P: 9	R: 0 E: 0 K: 2 S: 8 H: 1 LOB: 1 BB: 0 P: 8	1B: 7 2B: 2 3B: 1 HR: 0	SF: 0 SAC: 0 DP: 4 HBP: 0			WP: 0 PB: 0 SB: 0 CS: 0		PA: 34	

	AB	33
	R	2
	H	10
	RBI	1
	BB	1
	SO	5
	LOB	15

PITCHER	IP	WLS	BF	H	R	ER	SO	BB	IBB	HBP	BLK	WP	HR	S	P	ERA	WHIP
52 CC Sabathia, L (1, 1) ERA: 1.29	4.0	W	13	3	0	0	0	0	0	0	0	0	0	13	13	0.00	0.750
68 Dellin Betances, R (5, 1) ERA: 0.73	1.0		4	1	0	0	1	0	0	0	0	0	0	6	6	0.00	1.000
57 Vidal Nuño, L (6, 1) ERA: 3.38	1.0		3	0	0	0	2	0	0	0	0	0	0	7	7	0.00	0.000
43 Adam Warren, R (7, 1) ERA: 1.69	1.0		4	2	0	0	0	0	0	0	0	0	0	4	4	0.00	2.000
41 David Phelps, R (8, 1) ERA: 3.38	0.2		5	3	2	2	0	1	0	0	0	0	0	4	8	27.00	6.000

PITCHER	IP	WLS	BF	H	R	ER	SO	BB	IBB	HBP	BLK	WP	HR	S	P	ERA	WHIP
64 Cesar Cabral, L (8, 1) ERA:	1.1	S	5	1	0	0	2	0	0	0	0	0	0	9	9	0.00	0.750

Batter	1	2	3	4	5	6	7	8	9	AB	R	H	RBI	BB	SO	LOB
6 Starling Marte, R (1, 7) OBP: 0.382, SLG: 0.500	B SI 89 F SI 88 B SI 89 X FC 86 2-1 **G5-3** ①		C FC 86 B CH 81 B SI 89 F SI 90 X SI 89 2-2 **G4-3** ③		F SI 89 X SI 90 0-1 **L9** ③		B SI 92 B FF 92 1 SAFE B SL 85 C SI 93 X FF 92 3-1 **E5** ① 1-2 1B	F FA 88 D SL 83 T SI 95 F SI 95 C SI 95 1-3 **K** ③		5	0	1	0	0	1	3
70 Drew Maggi, R (9, 7) OBP: 0.167, SLG: 0.167										0	0	0	0	0	0	0
23 Travis Snider, L (1, 9) OBP: 0.392, SLG: 0.468	B SI 89 X SI 89 1-0 **G4-3** ②			C SI 88 B FC 87 C FC 86 S CH 83 1-3 **K2-3** ①		B CU 78 B SI 93 B SI 93 B SI 92 4-0 22 FC5-4 **BB**	C SI 93 B SI 92 S CH 84 F SI 93 S CU 77 1-3 **K** ②		S FS 90 S FS 89 S SI 91 0-3 **K** ①	3	0	0	0	1	2	1
18 Willy García, R (9, PH) OBP: 0.143, SLG: 0.143										1	0	0	0	0	1	0
22 Andrew McCutchen, R (1, 8) OBP: 0.472, SLG: 0.792	C SI 89 B FC 86 C FC 87 B SL 80 S CH 81 2-3 **K** ③			F SL 78 X FC 85 0-1 **G6-3** ②		B SI 91 F SI 92 S SI 91 B SI 90 X CU 82 2-2 **FC5-4** ① 55 WP 55 2B 1-2f	C CH 85 B SI 91 F SI 90 B SI 93 D CH 86 B SI 93 4-2 **BB**		B FS 87 B FS 89 S FF 90 F SI 91 B FS 85 S FS 86 3-3 **K** ②	3	1	0	0	1	1	1
22 Mel Rojas Jr., S (9, PH) OBP: 0.385, SLG: 0.583										1	0	0	0	0	1	0
55 Russell Martin, R (1, 2) OBP: 0.419, SLG: 0.737		X SI 88 0-0 **G6-3** ①		B SI 89 C FC 86 B SI 88 S CH 80 F SI 90 B SL 79 B FC 86 4-2 18 3 1B **BB**		B SI 91 B SI 92 X SI 93 2-0 18 1B 1-H 2B	S SL 85 F SI 93 D CU 77 X CH 85 1-2 **G5-3** ③		B FS 86 C SI 90 S SL 76 F FS 90 S FS 86 1-3 **K** ③	3	1	1	1	1	0	2
12 Jhonathan Ramos, L (8, 1)										0	0	0	0	0	0	0
41 Justin Howard, L (9, PH) OBP: 0.200, SLG: 0.200										1	0	0	0	0	1	0
(9, 3)																
18 Neil Walker, S (1, 4) OBP: 0.302, SLG: 0.380		B SI 87 C SI 88 B SL 77 B CH 79 F SI 88 X SI 89 3-2 3 G1-3 2B		S CH 80 F SI 88 X CH 82 0-2 3 1B 1-2 **1B**		S FF 89 X CH 82 0-1 10 1B 2-H 1B		B FF 92 F FF 92 B FF 92 X FF 93 2-1 **F9** ①		4	0	3	1	0	0	0
93 Andy Vasquez, L (9, 4) OBP: 0.333, SLG: 0.667										0	0	0	0	0	0	0
3 Travis Ishikawa, L (1, 3) OBP: 0.405, SLG: 0.581		B FC 86 C FC 86 X SI 88 1-1 **G1-3** ② 2-3		X SI 88 0-0 ③ 1-2 2-H **1B**		B FF 89 T FF 91 S FF 90 F SL 84 X FF 90 1-2 **F9** ②		B SI 97 S SL 82 X SI 96 1-1 10 G3 12 1B 2B		2	0	1	0	0	0	1
17 Gaby Sanchez, R (6, PH) OBP: 0.378, SLG: 0.455										2	1	1	0	0	0	1
(6, 3)																
23 Ryan Beckman, R (9, 1)										0	0	0	0	0	0	0
10 Jordy Mercer, R (1, 6) OBP: 0.360, SLG: 0.310		D SL 79 X FC 86 1-0 **F8** ③			C SI 87 B SI 88 B CH 81 B FC 85 C SI 89 F SI 90 B SI 90 4-2 31 G5-3 **BB**	X FF 91 0-0 1-2 **1B**		B SI 95 C SI 96 B SL 83 B SL 82 C SI 95 X SI 96 3-2 **G3** ② 2-3		3	0	1	0	1	0	2
2 Gift Ngoepe, R (9, 6) OBP: 0.400, SLG: 0.750										0	0	0	0	0	0	0
12 Clint Barmes, R (1, 5) OBP: 0.265, SLG: 0.290			B SI 87 X SI 87 1-0 **F8** ①		F FC 85 X SI 88 0-1 **P4** ①	C SL 80 X FF 91 0-1 **P4** ③		F SI 96 X SI 95 0-1 26 BB 3-H **1B**		4	0	1	1	0	0	3
5 Jarek Cunningham, R (9, 5) OBP: 0.667, SLG: 0.500										0	0	0	0	0	0	0
			C SI 87 F SI 88 X SI 89 0-2 **G6-3** ②		F SI 89 1 SAFE X SI 88 0-1 **G5-3** ② 1-2		B SI 93 C SI 92 X SL 84 1-1 6 1B **1B**	1 SAFE B SL 82 B SI 96 C SI 94 S SI 96 F SI 97 F SL 82 B SL 84 B SI 97 4-2 **BB** 1-2		1	0	0	0	0	0	0
50 Charlie Morton, R (1, 1) 39 Jason Grilli, R (4, 1) 31 Jose Tabata, R (5, PH) 44 Tony Watson, L (6, 1) 29 Bryan Morris, L (6, 1) 5 Josh Harrison, R (7, PH) OBP: 0.500, SLG: 0.625 30 Jeanmar Gómez, R (7, 1) 26 Tony Sanchez, R (8, PH) OBP: 0.364, SLG: 0.455 (8, 2)										0	0	0	0	0	0	0
										0	0	0	0	0	0	0
										1	0	0	0	0	0	1
										0	0	0	0	0	0	0
										0	0	0	0	0	0	0
										1	0	0	0	0	0	0
										0	0	0	0	0	0	0
										0	0	0	0	1	0	0

TOP

Pittsburgh Pirates @ Philadelphia Phillies
Citizens Bank Park, Philadelphia, PA
Fri Mar 28 2014, 7:07 PM - 10:00 PM EDT
Att. 24,274 - Cloudy - 64 F

livebaseballscorecards.com

AB	35
R	3
H	10
RBI	3
BB	5
SO	7
LOB	15

Inning Stats	1	2	3	4	5	6	7	8	9
R:	0	0	0	0	0	2	0	1	0
E:	0	0	0	0	0	0	1	0	0
K:	1	0	0	1	0	0	1	1	3
S:	6	7	7	12	9	13	13	17	10
H:	0	1	0	2	0	3	2	2	0
LOB:	0	1	0	2	1	2	2	2	0
BB:	0	0	0	1	1	1	1	1	0
P:	11	12	10	17	13	22	23	28	14

1B:	7	SF:	0	WP:	1	PA:	40
2B:	3	SAC:	0	PB:	0		
3B:	0	DP:	0	SB:	0		
HR:	0	HBP:	0	CS:	0		

PITCHER		IP	WLS	BF	H	R	ER	SO	BB	IBB	HBP	BLK	WP	HR	S	P	ERA	WHIP
38 Kyle Kendrick, R ERA: 2.81	(1, 1)	5.0		19	3	0	0	2	2	0	0	0	0	0	41	63	0.00	1.000
Phillippe Aumont, R ERA: 4.05	(6, 1)	0.1	L	3	1	2	2	0	1	0	0	0	1	0	4	12	54.00	6.000
59 Antonio Bastardo, L ERA: 1.74	(6, 1)	0.2		4	2	0	0	0	0	0	0	0	0	0	9	10	0.00	3.000
39 B.J. Rosenberg, R ERA: 3.38	(7, 1)	1.0		5	2	0	0	1	1	0	0	0	0	0	13	23	0.00	3.000
77 Mario Hollands, L ERA: 3.09	(8, 1)	0.1		1	0	0	0	0	0	0	0	0	0	0	2	4	0.00	0.000

PITCHER		IP	WLS	BF	H	R	ER	SO	BB	IBB	HBP	BLK	WP	HR	S	P	ERA	WHIP
63 Jake Diekman, L ERA: 5.79	(8, 1)	0.2		5	2	1	1	1	1	0	0	0	0	0	15	24	13.50	4.500
58 Jonathan Papelbon, R ERA: 2.0	(9, 1)	1.0		3	0	0	0	3	0	0	0	0	0	0	10	14	0.00	0.000

Pittsburgh Pirates @ Philadelphia Phillies

Citizens Bank Park, Philadelphia, PA

Fri Mar 28 2014, 7:07 PM - 10:00 PM EDT

Att. 24,274 - Cloudy - 64 F

livebaseballscorecards.com

Batter	1	2	3	4	5	6	7	8	9	AB	R	H	RBI	BB	SO	LOB
2 Ben Revere, L (1, 8) OBP: 0.338, SLG: 0.353	B SI 92 C FF 92 X SI 92 1-1 G4-3 ①		C SI 91 X SI 91 0-1 L8 ③			B FF 96 F SL 92 C FF 96 X CU 84 1-2 F7 ③			B FF 88 B SI 88 C SI 88 X SI 88 2-1 G4-3 ②	4	0	0	0	0	0	0
11 Jimmy Rollins, S (1, 6) OBP: 0.271, SLG: 0.346	B FF 93 S SI 91 B SI 92 F SI 92 X SI 92 2-2 G5-3 ②			C FF 90 B CH 84 S CH 83 F FF 91 B SL 80 X FF 91 2-2 P6 ①			C SI 90 B CH 80 X SI 89 1-1 G5-3 ①		B SI 88 X FF 87 1-0 F9 ③	4	0	0	0	0	0	0
26 Chase Utley, L (1, 4) OBP: 0.242, SLG: 0.267	B SI 93 F SI 93 C CU 78 F SI 92 X CH 85 1-2 2B			C FF 92 S FF 92 B FF 92 X FF 92 1-2 6 G4-5-3 1B			B CH 81 F SI 89 C SL 80 B SL 82 B SI 91 X SI 91 3-2 6 G6-3 2B			3	0	3	0	0	0	0
6 Ryan Howard, L (1, 3) OBP: 0.301, SLG: 0.394	F SI 92 B FF 92 X FF 93 1-1 F8 ③			X FF 91 0-0 G4-5-3 ② ③ 1-2f			B SL 80 B CH 81 F SI 89 F SI 91 X CH 81 2-2 G6-3 ② 2-3			3	0	0	0	0	0	3
3 Marlon Byrd, R (1, 9) OBP: 0.355, SLG: 0.474		B SI 91 C SI 90 S SI 92 T SI 91 1-2 K ①			F SI 92 B CH 83 X CH 82 1-1 F8 ①		F SI 92 B SI 91 F SI 90 D SL 83 S SL 83 2-3 K ③			3	0	0	0	0	2	1
9 Domonic Brown, L (1, 7) OBP: 0.302, SLG: 0.259		S SI 93 X FF 92 0-1 G6-3 ②			B SI 92 F SI 92 F SI 92 X SL 80 1-2 P6 ②			C FF 89 C FF 91 B SL 83 F SL 83 B FF 91 F FF 89 X FC 81 2-2 F9 ①		3	0	0	0	0	0	0
51 Carlos Ruiz, R (1, 2) OBP: 0.340, SLG: 0.422 21 Wil Nieves, R (9, 2) OBP: 0.208, SLG: 0.208		C SI 92 X SI 91 0-1 L8 ③			X SI 92 0-0 G1-3 ③			B FC 79 C FF 88 B CH 81 F FF 88 X SI 81 2-2 F8 ②		3 0	0 0	0 0	0 0	0 0	0 0	0 0
25 Cody Asche, L (1, 5) OBP: 0.274, SLG: 0.377			C SI 90 X SI 91 0-1 G4-3 ①			C FF 95 B FF 95 B SL 90 S FF 95 S SL 92 2-3 K ①		B FF 89 C FF 88 B SI 81 C CH 87 X SL 81 2-2 G3 ③		3	0	0	0	0	1	0
38 Kyle Kendrick, R (1, 1) Philippe Aumont, L (8, 1) 59 Antonio Bastardo, R (8, 1) 19 Tony Gwynn Jr., L (8, PH) 25-for-85, .400, 0-for-2 39 B.J. Rosenberg, R (7, 1) 77 Mario Hollands, L (8, 1) 63 Jake Diekman, R (8, 1) 58 Jonathan Papelbon, R (9, 1) 16 César Hernández, S (9, PH) 0-for-1, .000, 0-for-0, 0.000																
Inning Stats	R: 0 E: 0 K: 0 S: 11 H: 1 LOB: 1 BB: 0 P: 16	R: 0 E: 0 K: 1 S: 7 H: 0 LOB: 0 BB: 0 P: 8	R: 0 E: 0 K: 0 S: 5 H: 0 LOB: 0 BB: 0 P: 5	R: 0 E: 0 K: 0 S: 8 H: 1 LOB: 0 BB: 0 P: 11	R: 0 E: 0 K: 0 S: 6 H: 0 LOB: 0 BB: 0 P: 8	R: 0 E: 0 K: 1 S: 9 H: 0 LOB: 0 BB: 0 P: 14	R: 0 E: 0 K: 1 S: 11 H: 1 LOB: 1 BB: 0 P: 19	R: 0 E: 0 K: 0 S: 11 H: 0 LOB: 0 BB: 0 P: 17	R: 0 E: 0 K: 0 S: 7 H: 0 LOB: 0 BB: 0 P: 13	1B: 1 2B: 2 3B: 0 HR: 0	SF: 0 SAC: 0 DP: 1 HBP: 0						

	AB	29
	R	0
	H	3
	RBI	0
	BB	0
	SO	3
	LOB	4

WP: 0 PA: 29
PB: 0
SB: 0
CS: 0

PITCHER		IP	WLS	BF	H	R	ER	SO	BB	IBB	HBP	BLK	WP	HR	S	P	ERA	WHIP
50 Charlie Morton, R ERA: 0.82	(1, 1)	3.0		10	1	0	0	1	0	0	0	0	0	0	23	29	0.00	0.333
39 Jason Grilli, R ERA:	(4, 1)	1.0		3	1	0	0	0	0	0	0	0	0	0	8	11	0.00	1.000
44 Tony Watson, L ERA:	(5, 1)	1.0	W	3	0	0	0	0	0	0	0	0	0	0	6	8	0.00	0.000
29 Bryan Morris, R ERA: 2.89	(6, 1)	1.0	H	3	0	0	0	1	0	0	0	0	0	0	9	14	0.00	0.000
30 Jeanmar Gómez, R ERA: 3.18	(7, 1)	1.0	H	4	1	0	0	1	0	0	0	0	0	0	11	19	0.00	1.000

PITCHER		IP	WLS	BF	H	R	ER	SO	BB	IBB	HBP	BLK	WP	HR	S	P	ERA	WHIP
12 Jhonathan Ramos, L ERA:	(8, 1)	1.0	H	3	0	0	0	0	0	0	0	0	0	0	11	17	0.00	0.000
23 Ryan Beckman, R ERA:	(9, 1)	1.0	S	3	0	0	0	0	0	0	0	0	0	0	7	13	0.00	0.000

Batter	1	2	3	4	5	6	7	8	9	AB R H RBI BB SO LOB
Inning Stats										1B: 0 SF: 0 2B: 0 SAC: 0 3B: 0 DP: 0 HR: 0 HBP: 0

TOP

Pittsburgh Pirates @ Philadelphia Phillies
Citizens Bank Park, Philadelphia, PA
Sat Mar 29 2014, 1:05 PM EDT

livebaseballscorecards.com

AB	0
R	0
H	0
RBI	0
BB	0
SO	0
LOB	0

WP: 0 PA: 0
PB: 0
SB: 0
CS: 0

PITCHER	IP	WLS	BF	H	R	ER	SO	BB	IBB	HBP	BLK	WP	HR	S	P	ERA	WHIP

PITCHER	IP	WLS	BF	H	R	ER	SO	BB	IBB	HBP	BLK	WP	HR	S	P	ERA	WHIP

Batter	1	2	3	4	5	6	7	8	9	AB	R	H	RBI	BB	SO	LOB
Inning Stats																

BOTTOM

Pittsburgh Pirates @ Philadelphia Phillies
Citizens Bank Park, Philadelphia, PA
Sat Mar 29 2014, 1:05 PM EDT

livebaseballscorecards.com

AB	0
R	0
H	0
RBI	0
BB	0
SO	0
LOB	0

1B: 0
2B: 0
3B: 0
HR: 0
SF: 0
SAC: 0
DP: 0
HBP: 0

WP: 0
PB: 0
SB: 0
CS: 0
PA: 0

PITCHER	IP	WLS	BF	H	R	ER	SO	BB	IBB	HBP	BLK	WP	HR	S	P	ERA	WHIP

PITCHER	IP	WLS	BF	H	R	ER	SO	BB	IBB	HBP	BLK	WP	HR	S	P	ERA	WHIP

Batter	1	2	3	4	5	6	7	8	9	10	AB	R	H	RBI	BB	SO	LOB
64 Emilio Bonifácio, S (1, 8) (9, 4) OBP: 0.800, SLG: 1.000	C SI 91 S CH 85 B CH 86 X SL 84 1-2 13 G2-3 1B	C SI 92 B CH 87 C SI 93 B SL 85 F CH 86 B SI 93 X SL 86 3-2 21 S 1B	B SI 93 B CH 84 X SI 93 2-0 ③ G5-3					B FC 92 C FC 92 F FC 92 X KC 80 1-2 21 SH5-3 13 FC4-2-5-1-6-5 2B		B SI 94 M SI 95 B SI 96 S SI 96 F SI 97 F FC 90 X FF 95 2-2 21 K 1B	5	0	4	0	0	0	1
21 Junior Lake, R (1, 7) OBP: 0.250, SLG: 0.250 33 Carlos Villanueva, R (10, 1)	S CH 84 S CH 86 D SL 86 1 SAFE B CH 87 X SI 92 2-2 ① F9 1-1	1 SAFE 1 SAFE C SI 92 D CH 86 S CH 86 S SL 84 1-3 ② K 1-2		B SL 84 F SI 90 X CH 85 1-1 13 BB 1B				2 SAFE L FF 93 X FC 93 0-1 ① SH5-3 2-3		1 SAFE 1 SAFE L SI 95 F FC 90 B FC 90 S SI 96 1-3 ② ③ K 1-2	4 0	0 0	1 0	0 0	0 0	2 0	3 0
13 Starlin Castro, R (1, 6)	B FF 93 X CH 86 1-0 ② G2-3 1-2	B SL 87 X CH 87 1-0 ③ G5-3		B SI 90 1 SAFE B FF 92 B SL 84 C SI 91 B SI 92 4-1 BB 1-2				B FC 92 F FC 93 X FC 92 1-1 ② FC4-2-5-1-6-5 3-H			3	0	0	0	1	0	3
44 Anthony Rizzo, L (1, 3)	B SL 87 C FF 92 S SL 85 S SL 85 1-3 ③ K	B SI 91 B SI 92 C SI 92 S SL 84 S SL 88 2-3 ① K		S SL 84 B SL 87 B SI 94 F SL 86 S SL 86 2-3 ① K		X FC 92 0-0 ③ P5				4	0	0	0	0	3	4
30 Mike Olt, R (1, 5) 24 Luis Valbuena, L (9, PH) (9, 5)	C SI 91 B SI 93 B CH 86 C SL 84 C SL 85 2-3 ① K	S CH 85 B SI 94 B SI 94 S CH 87 S CH 88 2-3 ② K		B CH 86 B SI 93 C SL 85 S CH 86 X SL 85 2-2 ② P6			S FF 94 B FF 94 B FF 94 F FF 93 B SL 81 B FF 95 4-2 5 SH2-3 BB		3 0	0 0	0 0	0 0	0 1	2 0	2 0
5 Welington Castillo, R (1, 2)	B SI 93 B SI 93 B SL 84 B SI 92 4-0 BB	B SL 81 C SI 92 F CH 86 F SL 85 F SL 87 C SI 94 1-3 ③ K		B CH 84 C SL 86 B CH 85 C SL 86 D CH 87 S SL 86 3-3 ③ K			S FF 95 X FF 95 0-1 ① SH2-3 1-2		2	0	0	0	1	2	2
19 Nate Schierholtz, L (1, 9) OBP: 0.250, SLG: 0.250	C SL 86 F SI 93 S SL 86 0-3 ② K		F FF 91 X SI 92 0-1 29 B1-5-4 15 BB 1B				C SI 92 S SL 81 B SL 81 X SL 80 1-2 ① F8		B SL 82 S FF 94 F FF 94 B FF 95 X FF 95 2-2 ② F7		4	0	1	0	0	1	2
15 Darwin Barney, R (1, 4) 6 Ryan Sweeney, L (9, PH) (9, 8)	D SI 93 B SL 85 C SI 93 F SL 84 D CH 87 F SI 93 F CH 86 X SI 94 3-2 ③ L7		B SI 90 B CH 86 B SI 91 B SI 91 4-0 29 B1-5-4 1-2 BB				C SI 91 C SI 92 X SI 91 0-2 ② G3		C FF 94 B SL 82 S FF 95 X FF 95 1-2 ③ P2		2 1	0 0	0 0	0 0	1 0	0 0	1 1
29 Jeff Samardzija, R (1, 1) 46 Pedro Strop, R (8, 1) 52 Justin Grimm, R (9, 1) 40 James Russell, L (9, 1) 51 Ryan Kalish, L (10, PH) (10, 7)	C SI 90 B SI 92 S SI 92 S SL 85 1-3 ① K		B SI 91 L SI 90 X SI 91 1-1 ① ② B1-5-4 1-2 2-3f				S SI 92 C SI 91 X CH 83 0-2 ③ L4			C SI 95 X SI 96 0-1 ① G3	3 0 0 0 1	0 0 0 0 0	0 0 0 0 0	0 0 0 0 0	0 0 0 0 0	1 0 0 0 0	2 0 0 0 0
Inning Stats	R: 0 H: 1 E: 1 LOB: 1 K: 1 BB: 0 S: 10 P: 15	R: 0 H: 0 E: 0 LOB: 1 K: 2 BB: 1 S: 11 P: 20	R: 0 H: 1 E: 0 LOB: 1 K: 2 BB: 0 S: 11 P: 17	R: 0 H: 0 E: 0 LOB: 0 K: 3 BB: 0 S: 11 P: 16	R: 0 H: 1 E: 0 LOB: 1 K: 0 BB: 1 S: 5 P: 12	R: 0 H: 1 E: 0 LOB: 2 K: 2 BB: 1 S: 12 P: 24	R: 0 H: 0 E: 0 LOB: 0 K: 0 BB: 0 S: 9 P: 10	R: 0 H: 1 E: 0 LOB: 1 K: 0 BB: 0 S: 8 P: 10	R: 0 H: 0 E: 0 LOB: 1 K: 0 BB: 1 S: 10 P: 17	R: 0 H: 1 E: 0 LOB: 0 K: 1 BB: 0 S: 10 P: 13	1B: 5 2B: 1 3B: 0 HR: 0	SF: 0 SAC: 2 DP: 1 HBP: 0					

PITCHER		IP	WLS	BF	H	R	ER	SO	BB	IBB	HBP	BLK	WP	HR	S	P	ERA	WHIP
47 Francisco Liriano, L ERA:	(1, 1)	6.0		24	4	0	0	10	3	0	0	0	0	0	60	104	0.00	1.167
44 Tony Watson, L ERA:	(7, 1)	1.0		3	0	0	0	0	0	0	0	0	0	0	9	10	0.00	0.000
35 Mark Melancon, R ERA:	(8, 1)	1.0		4	1	0	0	0	0	0	0	0	0	0	8	10	0.00	1.000
39 Jason Grilli, R ERA:	(9, 1)	1.0		4	0	0	0	0	1	0	0	0	0	0	10	17	0.00	1.000
29 Bryan Morris, R ERA:	(10, 1)	1.0	W	3	1	0	0	1	0	0	0	0	0	0	10	13	0.00	1.000

PITCHER	IP	WLS	BF	H	R	ER	SO	BB	IBB	HBP	BLK	WP	HR	S	P	ERA	WHIP

TOP

Chicago Cubs @ Pittsburgh Pirates

PNC Park, Pittsburgh, PA

Mon Mar 31 2014, 1:16 PM - 4:30 PM EDT

Att. 39,833 - Sunny - 54 F

livebaseballscorecards.com

AB	32
R	0
H	6
RBI	0
BB	4
SO	11
LOB	21

1B: 5	SF: 0	WP: 0	PA: 38
2B: 1	SAC: 2	PB: 0	
3B: 0	DP: 1	SB: 1	
HR: 0	HBP: 0	CS: 0	

Batter	1	2	3	4	5	6	7	8	9	10	AB	R	H	RBI	BB	SO	LOB
6 Starling Marte, R (1, 7) OBP: 0.500, SLG: 0.667	C FC 93 B FC 94 X SL 81 1-1 L7		B FS 85 B FF 94 B FC 92 C FF 93 C FF 94 F FF 94 F FF 95 F FF 94 B FS 86 4-2 23 L8-3 BB			B FF 93 X FF 93 1-0 2B		S SL 85 S SI 95 B SI 95 B SL 84 X SL 84 2-2 F8			3	0	1	0	1	0	0
23 Travis Snider, L (1, 9)	B FC 93 F FF 94 F FF 94 B FS 85 C SI 94 2-3 K		1 SAFE B FC 92 X SI 93 1-0 L8-3 1-1			B FF 93 X FF 93 1-0 F7			B CU 77 B FF 95 B FF 93 C FF 94 B FF 95 4-1 BB		3	0	0	0	1	1	2
22 Andrew McCutchen, R (1, 8) OBP: 0.500, SLG: 0.333	X FF 95 0-0 1B			X SL 82 0-0 G6-3		B SL 86 B SI 94 C SL 84 B FC 92 B SL 84 4-1 24 G6-3 BB			1 SAFE 1 SAFE S CU 80 B CU 81 B FF 95 1 SAFE F CU 79 1 SAFE S SL 82 2-3 K		3	0	1	0	1	1	1
24 Pedro Alvarez, L (1, 5)	1 SAFE X FF 93 0-0 F7			B SL 82 S SI 92 B FF 94 F SI 94 C FF 95 2-3 K		X FF 94 0-0 G6-3 1-2f			1 SAFE C SL 79 1 SAFE F SL 79 B FC 86 S SL 80 1-3 K		4	0	0	0	0	2	4
55 Russell Martin, R (1, 2) OBP: 0.250, SLG: 0.250		B SL 80 C FC 94 S SL 81 X FF 97 1-2 18 G4-6-3 1B		F FC 92 S SL 82 B SL 83 X FF 96 1-2 F8			C SL 84 F FS 85 X SL 85 0-2 F8		B CH 80 1 SAFE B SI 86 X CH 78 2-0 L7		4	0	1	0	0	0	1
18 Neil Walker, S (1, 4) OBP: 0.250, SLG: 1.000	X FF 94 0-0 G4-6-3 1-2f		B SL 79 B SL 80 F FF 94 B SI 94 F SI 94 X SI 93 3-2 G3-1				F FF 95 B FC 92 B FS 85 X SI 95 2-1 F7			C CU 75 B SI 88 B SI 88 B CH 80 C FF 90 F FF 88 F FF 90 X CH 82 3-2 HR	4	1	1	1	0	0	1
3 Travis Ishikawa, L (1, 3) OBP: 0.667, SLG: 0.667	B FF 95 F FF 95 B FS 86 X SI 95 2-1 1B		C FF 94 F FS 85 B FC 93 B SI 94 X FS 85 2-2 10 G4-3 1B				C SL 85 B FC 93 B SI 96 F FF 95 C SI 97 2-3 K				3	0	2	0	0	1	0
10 Jordy Mercer, R (1, 6)	C SL 82 F FC 92 D SL 82 B FS 85 X SL 83 2-2 G4-3		1 SAFE B SL 82 C FF 93 F SL 84 B SL 84 X FF 94 2-2 G4-3 1-2					S SL 83 B SL 81 B FF 96 C SI 96 X SL 85 2-2 G5-3			3	0	0	0	0	0	2
47 Francisco Liriano, L (1, 1) 44 Tony Watson, L (7, 1) 35 Mark Melancon, R (8, 1) 5 Josh Harrison, R (8, PH) 39 Jason Grilli, R (9, 1) 29 Bryan Morris, L (10, 1)			B FC 92 C FC 92 X FC 92 1-1 G1-3			C FF 94 B SL 83 X FF 93 1-1 G4-3		S SL 84 S SL 84 B SL 82 S SL 84 1-3 K			2 0 0 1 0 0	0 0 0 0 0 0	0 0 0 0 0 0	0 0 0 0 0 0	0 0 0 0 0 0	0 0 0 1 0 0	1 0 0 0 0 0
Inning Stats	R: 0 E: 0 K: 1 S: 7 H: 1 LOB: 1 BB: 0 P: 10	R: 0 E: 0 K: 0 S: 9 H: 2 LOB: 1 BB: 0 P: 14	R: 0 E: 0 K: 0 S: 8 H: 0 LOB: 0 BB: 1 P: 14	R: 0 E: 0 K: 1 S: 7 H: 0 LOB: 0 BB: 0 P: 10	R: 0 E: 0 K: 0 S: 11 H: 1 LOB: 1 BB: 0 P: 19	R: 0 E: 0 K: 0 S: 4 H: 1 LOB: 1 BB: 1 P: 10	R: 0 E: 0 K: 1 S: 8 H: 0 LOB: 0 BB: 0 P: 12	R: 0 E: 0 K: 1 S: 9 H: 0 LOB: 0 BB: 0 P: 14	R: 0 E: 0 K: 2 S: 8 H: 0 LOB: 1 BB: 1 P: 17	R: 1 E: 0 K: 0 S: 5 H: 1 LOB: 0 BB: 0 P: 8	1B: 4 2B: 2 3B: 0 HR: 1	SF: 0 SAC: 0 DP: 3 HBP: 0	WP: 0 PB: 0 SB: 0 CS: 0	PA: 33			

PITCHER	IP	WLS	BF	H	R	ER	SO	BB	IBB	HBP	BLK	WP	HR	S	P	ERA	WHIP
29 Jeff Samardzija, R (1, 1)	7.0		25	5	0	0	3	2	0	0	0	0	0	54	89	0.00	1.000
ERA:																	
46 Pedro Strop, R (8, 1)	1.0		3	0	0	0	1	0	0	0	0	0	0	9	14	0.00	0.000
ERA:																	
52 Justin Grimm, R (9, 1)	0.1		2	0	0	0	1	1	0	0	0	0	0	4	10	0.00	3.000
ERA:																	
40 James Russell, L (9, 1)	0.2		2	0	0	0	1	0	0	0	0	0	0	4	7	0.00	0.000
ERA:																	
33 Carlos Villanueva, R (10, 1)	0.0	L	1	1	1	1	0	0	0	0	0	0	1	5	8	∞	∞
ERA:																	

PITCHER	IP	WLS	BF	H	R	ER	SO	BB	IBB	HBP	BLK	WP	HR	S	P	ERA	WHIP

BOTTOM

Chicago Cubs @ Pittsburgh Pirates

PNC Park, Pittsburgh, PA

Mon Mar 31 2014, 1:16 PM - 4:30 PM EDT

Att. 39,833 - Sunny - 54 F

livebaseballscorecards.com

AB	30
R	1
H	6
RBI	1
BB	3
SO	6
LOB	12

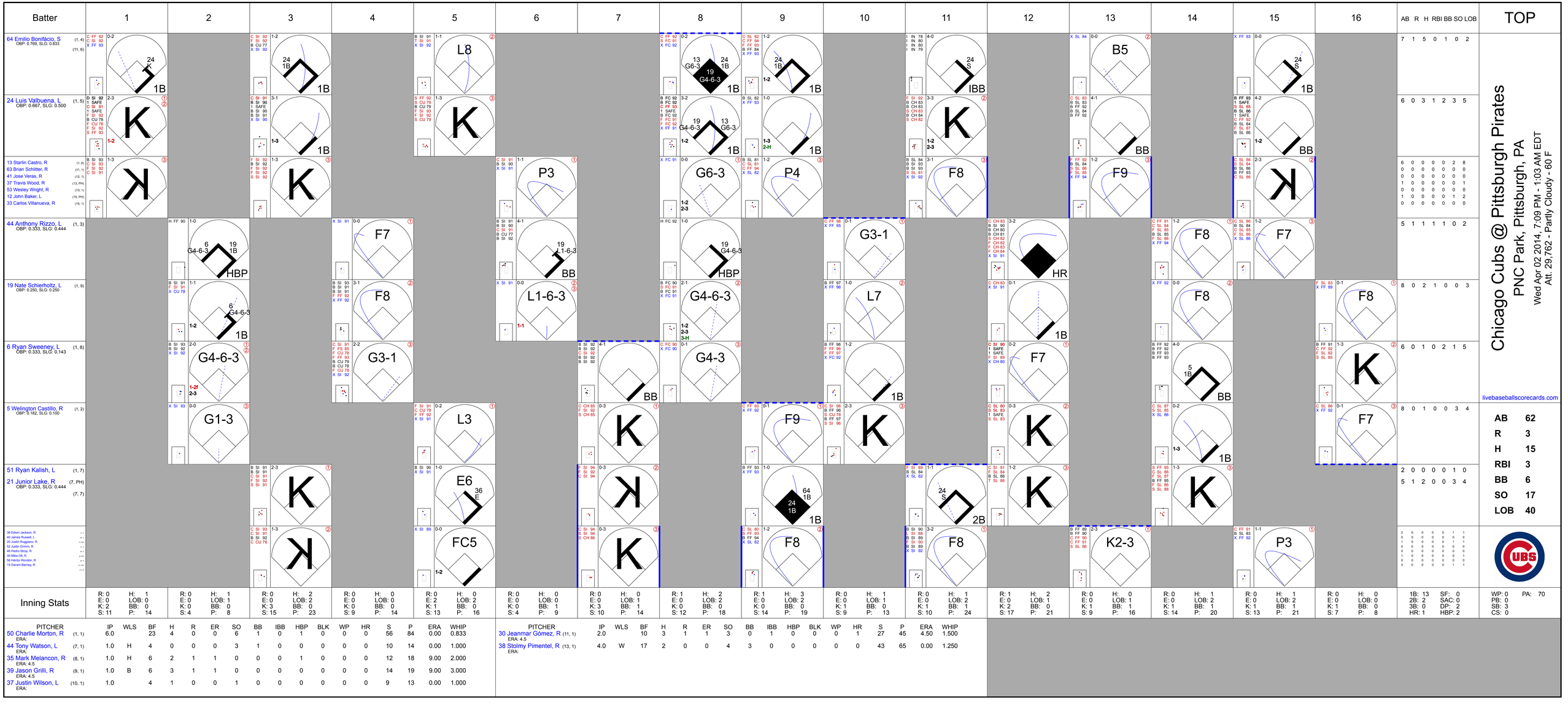

PITCHER		IP	WLS	BF	H	R	ER	SO	BB	IBB	HBP	BLK	WP	HR	S	P	ERA	WHIP
50 Charlie Morton, R	(1, 1)	6.0		23	4	0	0	6	1	0	1	0	0	0	56	84	0.00	0.833
ERA:																		
44 Tony Watson, L	(7, 1)	1.0	H	4	0	0	0	3	1	0	0	0	0	0	10	14	0.00	1.000
ERA: 4.5																		
35 Mark Melancon, R	(8, 1)	1.0	H	6	2	1	1	0	0	0	1	0	0	0	12	18	9.00	2.000
ERA: 4.5																		
39 Jason Grilli, R	(9, 1)	1.0	B	6	3	1	1	0	0	0	0	0	0	0	14	19	9.00	3.000
ERA: 4.5																		
37 Justin Wilson, L	(10, 1)	1.0		4	1	0	0	1	0	0	0	0	0	0	9	13	0.00	1.000
ERA:																		

PITCHER		IP	WLS	BF	H	R	ER	SO	BB	IBB	HBP	BLK	WP	HR	S	P	ERA	WHIP
30 Jeanmar Gómez, R	(11, 1)	2.0		10	3	1	1	3	0	1	0	0	0	0	27	45	4.50	1.500
ERA: 4.5																		
38 Stolmy Pimentel, R	(13, 1)	4.0	W	17	2	0	0	4	3	0	0	0	0	0	43	65	0.00	1.250
ERA:																		

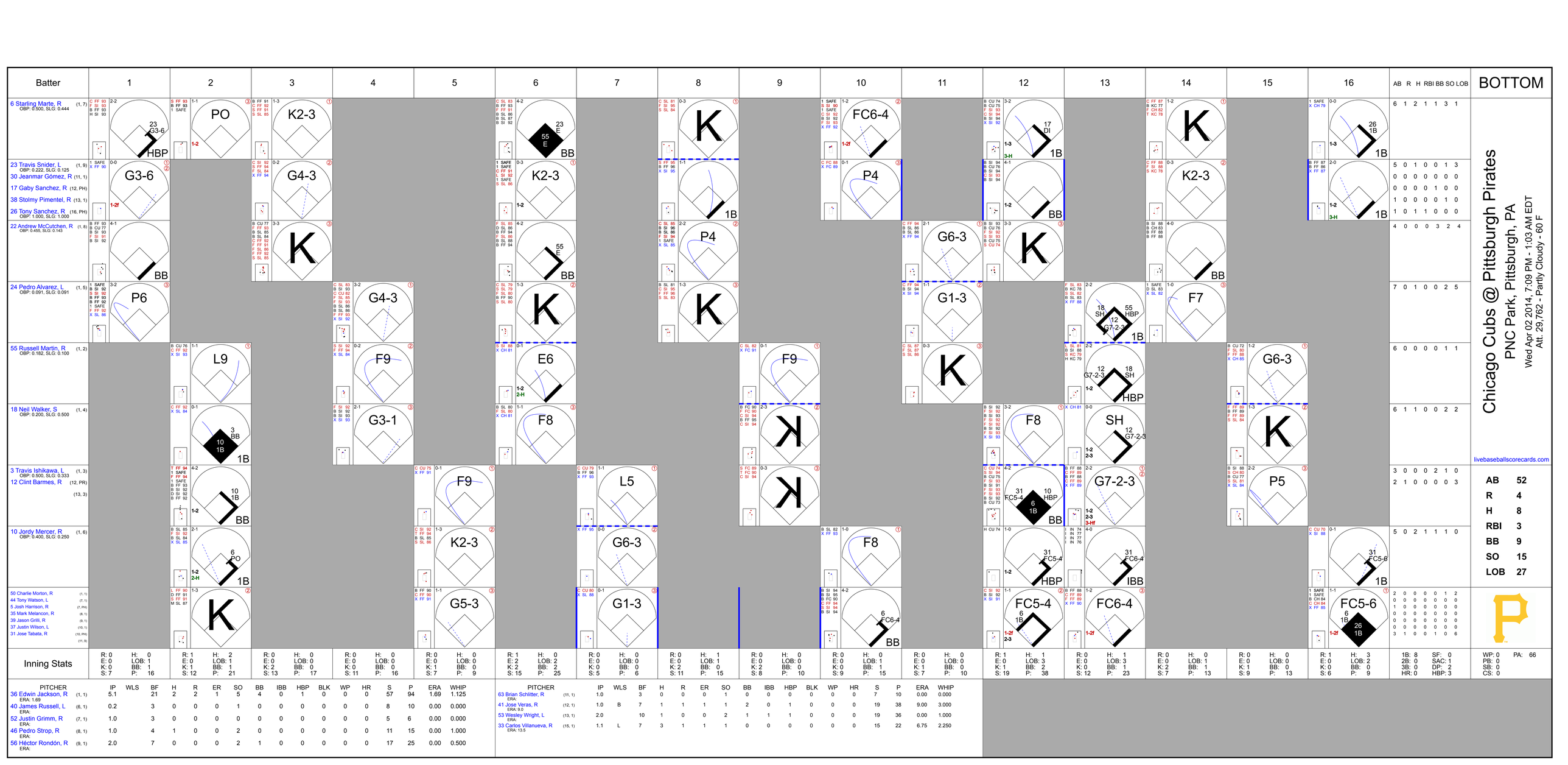

PITCHER		IP	WLS	BF	H	R	ER	SO	BB	IBB	HBP	BLK	WP	HR	S	P	ERA	WHIP
36 Edwin Jackson, R ERA: 1.69	(1, 1)	5.1		21	2	2	1	5	4	0	1	0	0	0	57	94	1.69	1.125
40 James Russell, L ERA:	(6, 1)	0.2		3	0	0	0	1	0	0	0	0	0	0	8	10	0.00	0.000
52 Justin Grimm, R ERA:	(7, 1)	1.0		3	0	0	0	0	0	0	0	0	0	0	5	6	0.00	0.000
46 Pedro Strop, R ERA:	(8, 1)	1.0		4	1	0	0	2	0	0	0	0	0	0	11	15	0.00	1.000
56 Héctor Rondón, R ERA:	(9, 1)	2.0		7	0	0	0	2	1	0	0	0	0	0	17	25	0.00	0.500

PITCHER		IP	WLS	BF	H	R	ER	SO	BB	IBB	HBP	BLK	WP	HR	S	P	ERA	WHIP
63 Brian Schlitter, R ERA:	(11, 1)	1.0		3	0	0	0	1	0	0	0	0	0	0	7	10	0.00	0.000
41 Jose Veras, R ERA: 9.0	(12, 1)	1.0	B	7	1	1	1	1	2	0	1	0	0	0	19	38	9.00	3.000
53 Wesley Wright, L ERA:	(13, 1)	2.0		10	1	0	0	2	1	1	1	0	0	0	19	36	0.00	1.000
33 Carlos Villanueva, R ERA: 13.5	(15, 1)	1.1	L	7	3	1	1	1	0	0	0	0	0	0	15	22	6.75	2.250

Batter	1	2	3	4	5	6	7	8	9	AB	R	H	RBI	BB	SO	LOB
64 Emilio Bonifácio, S (1, 8) OBP: 0.706, SLG: 0.813	B FF 87 C SI 88 C CU 76 B FF 88 F CU 78 X CU 75 2-2 44 S 44 1B 1B		B SI 86 X SI 87 1-0 13 1B 20 G1-6-3 2B		B SI 86 B SI 86 C SI 85 C CH 82 X CU 73 2-2 ② G6-3			C FF 90 X KC 74 0-1 ① G3		4	2	2	0	0	0	0
13 Starlin Castro, R (1, 6) OBP: 0.143, SLG: 0.077	B SI 87 X CH 81 1-0 ① F7		B CU 74 F SI 86 X CU 76 1-1 20 G1-6-3 2-3 1B		S CH 82 X CH 82 0-1 ③ G4-3			B KC 79 B FF 91 C FF 91 F SI 91 S FF 91 2-3 ② K		4	0	1	0	0	1	1
20 Justin Ruggiano, R (1, 9)	1 SAFE 1 SAFE F SI 88 X SI 87 0-1 ② P4		B CU 73 B CU 74 F SI 87 X SI 86 2-1 ①② G1-6-3 1-2f 3-H			B CH 82 B SI 86 X CH 83 2-0 ① G5-3		B KC 78 F SI 91 B CH 83 F FF 92 X KC 80 2-2 ③ G6-3		4	0	0	0	0	0	2
44 Anthony Rizzo, L (1, 3) OBP: 0.313, SLG: 0.385	B FF 87 B CU 77 C SI 88 X SI 89 2-1 21 FC6-4 1-H 1B		C SI 86 B CU 73 L CU 73 X SI 87 1-2 ③ L9			B CU 74 B SI 87 B CH 82 X FF 87 3-0 ② G3			B SI 95 B SI 95 X SI 95 2-0 ① G4-3	4	0	1	1	0	0	0
21 Junior Lake, R (1, 7) OBP: 0.308, SLG: 0.385 46 Pedro Strop, R (9, 1)	S SI 88 F CU 73 1 SAFE 1 SAFE B SI 88 X CU 75 1-2 ③ FC6-4 1-2f			S CH 80 F FF 87 S CU 74 0-3 ① K		L CH 82 B CU 72 B CH 83 X CU 75 2-1 ③ G6-3			L FC 89 B FC 89 X SI 94 1-1 ② 1B	4 0	0 0	1 0	0 0	0 0	1 0	1 0
30 Mike Olt, R (1, 5) OBP: 0.143, SLG: 0.571 24 Luis Valbuena, L (8, 5)		F SI 87 C SI 88 F CU 70 B FF 88 B FF 87 B SI 88 X SI 88 3-2 HR		B SI 87 C CH 84 C CH 84 B CU 70 S CU 73 2-3 ② K			S FF 92 S SI 92 F KC 79 F FF 94 B CH 83 X CH 83 1-2 ① F9		C FC 91 X FC 90 0-1 ③ F7	3 1	1 0	1 0	1 0	0 0	1 0	0 0
15 Darwin Barney, R (1, 4) OBP: 0.333, SLG: 0.143		X SI 88 0-0 ① F7		B FF 88 B CH 84 B CH 83 B SI 86 4-0 BB			C FF 92 F KC 80 B CH 84 B KC 80 X CH 82 2-2 1B			2	0	1	0	1	0	0
12 John Baker, L (1, 2)		B SI 89 F SI 88 C CU 77 F SI 87 X CU 77 1-2 ② G6-3		B SI 89 S SI 88 C CU 76 B SI 89 1 SAFE 1 SAFE B CU 77 S SI 89 3-3 ③ K			C FF 93 1 SAFE F FF 93 1 SAFE F SI 93 C KC 78 0-3 ② K			3	0	0	0	0	2	2
39 Jason Hammel, R (1, 1) 40 James Russell, L (7, 1) 52 Justin Grimm, R (7, 1) 63 Brian Schlitter, R (8, 1) 51 Ryan Kalish, L (9, 7)		C FF 88 F SI 88 F CU 73 F FF 88 F CU 74 B SI 88 B CU 75 F FF 88 F SI 89 2-3 S CU 74 ③ K			F CH 84 C CH 85 S CU 71 0-3 ① K		X FF 92 0-0 ③ G6-3			3 0 0 0 0	0 0 0 0 0	0 0 0 0 0	0 0 0 0 0	0 0 0 0 0	2 0 0 0 0	1 0 0 0 0
Inning Stats	R: 1 H: 2 E: 0 LOB: 1 K: 0 BB: 0 S: 12 P: 18	R: 1 H: 1 E: 0 LOB: 0 K: 1 BB: 0 S: 17 P: 23	R: 1 H: 2 E: 0 LOB: 0 K: 0 BB: 0 S: 8 P: 13	R: 0 H: 0 E: 0 LOB: 1 K: 3 BB: 1 S: 9 P: 18	R: 0 H: 0 E: 0 LOB: 0 K: 1 BB: 0 S: 8 P: 10	R: 0 H: 0 E: 0 LOB: 0 K: 0 BB: 0 S: 4 P: 11	R: 0 H: 1 E: 0 LOB: 1 K: 1 BB: 0 S: 13 P: 16	R: 0 H: 0 E: 0 LOB: 0 K: 1 BB: 0 S: 8 P: 12	R: 0 H: 1 E: 0 LOB: 0 K: 0 BB: 0 S: 5 P: 8	1B: 5 2B: 1 3B: 0 HR: 1	SF: 0 SAC: 0 DP: 1 HBP: 0			WP: 0 PB: 0 SB: 1 CS: 0	PA: 33		

PITCHER		IP	WLS	BF	H	R	ER	SO	BB	IBB	HBP	BLK	WP	HR	S	P	ERA	WHIP
51 Wandy Rodriguez, L ERA: 4.5	(1, 1)	6.0	L	23	5	3	3	5	1	0	0	0	0	1	58	93	4.50	1.000
36 Edinson Volquez, R ERA:	(7, 1)	2.0		7	1	0	0	2	0	0	0	0	0	0	21	28	0.00	0.500
29 Bryan Morris, R ERA:	(9, 1)	1.0		3	1	0	0	0	0	0	0	0	0	0	5	8	0.00	1.000

PITCHER	IP	WLS	BF	H	R	ER	SO	BB	IBB	HBP	BLK	WP	HR	S	P	ERA	WHIP

TOP

Chicago Cubs @ Pittsburgh Pirates

PNC Park, Pittsburgh, PA

Thu Apr 03 2014, 12:39 PM - 3:17 PM EDT

Att. 11,418 - Cloudy - 57 F

livebaseballscorecards.com

AB	32
R	3
H	7
RBI	2
BB	1
SO	7
LOB	7

Chicago Cubs @ Pittsburgh Pirates

PNC Park, Pittsburgh, PA

Thu Apr 03 2014, 12:39 PM - 3:17 PM EDT

Att. 11,418 - Cloudy - 57 F

BOTTOM

livebaseballscorecards.com

Batter	1	2	3	4	5	6	7	8	9	AB	R	H	RBI	BB	SO	LOB
6 Starling Marte, R (1, 7) OBP: 0.375, SLG: 0.308	C FF 92 B FF 93 X SI 93 1-1 ① L7		C SI 93 S SI 93 S FF 93 1 SAFE 0-3 ② K			B CU 76 S FF 93 B CU 77 F FF 93 S SL 84 2-3 ② K		1 SAFE C FF 92 1 SAFE L FF 92 L FF 93 0-3 ① K		4	0	0	0	0	3	2
23 Travis Snider, L (1, 9) OBP: 0.250, SLG: 0.182 36 Edinson Volquez, R (7, 1) 5 Josh Harrison, R (8, PH) 29 Bryan Morris, L (9, 1)	B FF 93 S SI 93 B FF 93 S FF 93 F FF 93 X CU 77 2-2 1B		B FF 93 B SI 93 S SI 92 S FF 93 B FF 93 T FF 92 3-2 ③ K			C FF 94 C FF 93 B FF 93 B SL 84 X SL 84 2-2 ③ F8		C SL 84 B FF 95 1 SAFE C FF 95 S FF 95 1-3 ② K		3 0 1 0	0 0 0 0	1 0 0 0	0 0 0 0	0 0 1 0	1 0 1 0	1 0 1 0
22 Andrew McCutchen, R (1, 8) OBP: 0.400, SLG: 0.100	D FF 94 B FF 93 1 SAFE B FF 94 C FF 93 X FF 92 3-1 ② F9			C SL 83 B SL 85 X FF 92 1-1 ① F8			C SL 85 S FF 94 S SL 84 0-3 ① K	B FF 95 B FF 96 B FF 95 B FF 96 4-0 1-2 BB		3	0	0	0	1	1	1
24 Pedro Alvarez, L (1, 5) OBP: 0.067, SLG: 0.067	1 SAFE C FF 94 F FF 93 B FF 93 D CU 77 B SI 93 X SL 84 3-2 ③ F8			B SL 84 S SI 92 B SL 84 S SI 92 F SI 92 X SI 92 2-2 ② F7			B FF 93 C SL 85 X FF 93 1-1 ② L7	F SI 92 B SI 93 X FF 92 1-1 ③ G1-3		4	0	0	0	0	0	3
18 Neil Walker, S (1, 4) OBP: 0.286, SLG: 0.462		B FF 90 S CH 85 F FF 93 X SI 93 1-2 ① F8		F SI 93 B CH 86 S CH 86 B FF 92 X FF 92 2-2 ③ P5			B SI 93 B CH 85 F FF 93 B FF 92 B FF 92 4-1 17 2B 26 E BB		X SI 95 0-0 26 L1-3 1B	3	1	1	0	1	0	0
3 Travis Ishikawa, L (1, 3) OBP: 0.400, SLG: 0.250 17 Gaby Sanchez, R (7, PH) OBP: 0.667, SLG: 1.000 (8, 3)		C FF 93 B SI 93 X CH 86 1-1 ② G1-3			B SI 91 X CH 85 1-0 ① L4		C SI 87 B CH 80 X CH 80 1-1 1-3 26 E 2B		L SL 83 X SL 84 0-1 ① B1	2 2	0 1	0 1	0 0	0 0	0 0	0 1
26 Tony Sanchez, R (1, 2) OBP: 0.400, SLG: 0.400		C FF 93 B SL 84 B SL 85 F FF 93 B FF 93 X FF 93 3-2 ③ F9			C FF 92 C SL 85 B SL 85 B FF 93 X SL 84 2-2 ② G5-3		B CU 77 B FF 93 T FF 93 F FF 94 X SL 86 2-2 2-H 3-H E8 1B		B SL 83 F FF 94 S SI 95 X FF 95 1-2 ② ③ L1-3 1-1	4	0	1	2	0	0	1
10 Jordy Mercer, R (1, 6) OBP: 0.308, SLG: 0.182			C FF 92 B SL 84 C SL 83 X SI 93 1-2 ① G6-3		B SL 85 C FF 93 F SL 84 X SL 83 1-2 ③ G3-1		X FF 94 0-0 ③ F9			3	0	0	0	0	0	1
51 Wandy Rodriguez, S (1, 1) OBP: 1.000, SLG: 1.000 31 Jose Tabata, R (6, PH) OBP: 0.333, SLG: 0.200 (7, 9)			C FF 93 X SI 92 0-1 1B			B SL 82 S FF 92 F FF 92 S FF 92 1-3 ① K		C FF 93 C FF 95 F FF 94 B SL 86 X SL 84 1-2 22 BB 1B		1 2	0 0	1 1	0 0	0 1	0 0	0 0
Inning Stats	R: 0 E: 0 K: 0 S: 11 H: 1 LOB: 1 BB: 0 P: 20	R: 0 E: 0 K: 0 S: 8 H: 0 LOB: 0 BB: 0 P: 13	R: 0 E: 0 K: 2 S: 11 H: 1 LOB: 1 BB: 0 P: 15	R: 0 E: 0 K: 0 S: 9 H: 0 LOB: 0 BB: 0 P: 14	R: 0 E: 0 K: 0 S: 7 H: 0 LOB: 0 BB: 0 P: 11	R: 0 E: 0 K: 2 S: 9 H: 0 LOB: 0 BB: 0 P: 14	R: 2 E: 1 K: 1 S: 12 H: 2 LOB: 1 BB: 1 P: 20	R: 0 E: 0 K: 2 S: 12 H: 1 LOB: 2 BB: 1 P: 19	R: 0 E: 0 K: 0 S: 6 H: 1 LOB: 0 BB: 0 P: 7	1B: 5 2B: 2 3B: 0 HR: 0 SF: 0 SAC: 0 DP: 1 HBP: 0						

	AB	32
	R	2
	H	6
	RBI	2
	BB	2
	SO	7
	LOB	11

PITCHER		IP	WLS	BF	H	R	ER	SO	BB	IBB	HBP	BLK	WP	HR	S	P	ERA	WHIP
39 Jason Hammel, R ERA: 1.35	(1, 1)	6.2	W	23	2	1	1	5	1	0	0	0	0	0	61	98	1.35	0.450
40 James Russell, L ERA: 6.75	(7, 1)	0.0		1	1	0	0	0	0	0	0	0	0	0	2	3	∞	∞
52 Justin Grimm, R ERA:	(7, 1)	1.0	H	6	2	1	1	2	1	0	0	0	0	0	14	22	9.00	3.000
63 Brian Schlitter, R ERA:	(8, 1)	0.1	H	1	0	0	0	0	0	0	0	0	0	0	2	3	0.00	0.000
46 Pedro Strop, R ERA:	(9, 1)	1.0	S	3	1	0	0	0	0	0	0	0	0	0	6	7	0.00	1.000

PITCHER	IP	WLS	BF	H	R	ER	SO	BB	IBB	HBP	BLK	WP	HR	S	P	ERA	WHIP

Batter	1	2	3	4	5	6	7	8	9	AB	R	H	RBI	BB	SO	LOB
13 Matt Carpenter, L (1, 5) OBP: 0.412, SLG: 0.500 38 Pete Kozma, R (9, PH)	C FF 97 B FF 95 C SL 88 F FF 98 B FF 97 X SL 86 2-2 16 G5-3 1B		C SI 96 F FF 95 X CH 86 0-2 ③ L3		C KC 83 X CH 83 0-1 1-H HR		C FF 94 F FF 95 B KC 84 B KC 86 F SL 84 B FF 97 F FF 98 B FF 94 4-2 BB		C FF 95 C FC 91 B FF 97 X FC 90 1-2 ③ G4-3	3 1	1 0	2 0	2 0	1 0	0 0	0 2
16 Kolten Wong, L (1, 4) OBP: 0.438, SLG: 0.385	B FF 97 X FF 95 1-0 ① G5-3 1-2			F FF 95 B FF 94 X FF 94 1-1 WP 7 1B 1B	C FF 95 B KC 81 C KC 83 B FF 96 B FF 95 F FF 96 X FF 96 3-2 ② G6-3		C FF 95 S CU 85 B KC 85 F FF 94 S KC 84 1-3 ③ K			4	0	1	0	0	1	2
7 Matt Holliday, R (1, 7) OBP: 0.294, SLG: 0.313	F FF 95 F FF 98 B FF 99 C FF 97 1-3 ② K			X FF 95 0-0 WP 1-2 1B	X SL 86 0-0 1B			F SI 96 F FC 91 C FC 90 0-3 ① K		4	0	2	0	0	2	1
21 Allen Craig, R (1, 9) OBP: 0.176, SLG: 0.125	B FF 98 B FF 97 C FF 96 F FF 96 B KC 85 X FF 97 3-2 ③ G3			C FF 96 B SL 86 B FF 96 S SI 95 B FF 95 X SL 84 3-2 ① L8	C FF 93 D SL 85 1 SAFE F FF 95 X SL 85 1-2 ③ G1-3			C SI 95 X SI 95 0-1 ② G6-3		4	0	0	0	0	0	4
4 Yadier Molina, R (1, 2) OBP: 0.235, SLG: 0.375 65 Keith Butler, R (8, 1)		C SI 93 F SL 83 F KC 83 X FF 96 0-2 ① G6-3		2 SAFE D SL 82 F FF 94 X KC 83 1-1 ② F7		F FF 95 C FF 94 X KC 82 0-2 ① G6-3		B SI 95 F SI 95 F FC 91 F FC 90 B FC 92 F SI 95 B FF 94 X SI 96 3-2 ③ G3		4 0	0 0	0 0	0 0	0 0	0 0	2 0
Matt Adams, L (1, 3) OBP: 0.438, SLG: 0.571 43 Shane Robinson, R (9, PH)		B FF 94 B FF 95 S FF 94 X FF 94 2-1 ② L7		B FF 96 C KC 84 D FF 96 C KC 84 D KC 84 F KC 82 B FF 96 4-2 1-2 2-3 BB		C KC 83 X SL 84 0-1 ② G4-3			C SI 93 C CU 78 F FF 96 B CU 79 B SI 95 B FF 94 B FF 97 4-2 33 FC3-6 48 BB BB	2 0	0 0	0 0	0 0	1 1	0 0	0 0
27 Jhonny Peralta, R (1, 6) OBP: 0.133, SLG: 0.286 48 Tony Cruz, R (8, 2)		X FF 93 0-0 ③ G6-3		B FF 96 X FF 96 1-0 ③ F9		C FF 96 B SL 85 C SL 85 B CU 83 S SL 86 2-3 ③ K			C FF 95 B FF 97 F SI 96 B SI 96 F SI 96 F FF 96 B CU 79 F FF 95 B FF 95 4-2 33 FC3-6 1-2 BB	3 0	0 0	0 0	0 0	1 1	3 0	0 0
8 Peter Bourjos, R (1, 8)			X FF 95 0-0 ① G3-4-3		B FF 94 B FF 92 X CH 90 2-0 ① B2-3		C FF 92 S SL 84 F SL 82 X FF 92 0-2 ① G1-3		C FF 95 B SI 95 F FF 94 D CU 80 F FF 96 F SI 96 S FC 90 2-3 ① K	4	0	0	0	0	1	2
40 Shelby Miller, R (1, 1) OBP: 0.500, SLG: 0.500 36 Randy Choate, L (6, 1) 43 Seth Maness, R (6, 1) 33 Daniel Descalso, L (6, 6)			C FF 94 X SI 93 0-1 ② G4-3		B FF 94 C FF 92 B FF 95 F SI 93 X FF 96 2-2 13 HR 1B		C FF 93 B SL 84 S KC 83 X KC 85 1-2 ② G3		X FF 96 0-0 ② FC3-6 1-2f 2-3	2 0 0 2	1 0 0 0	1 0 0 0	0 0 0 0	0 0 0 0	0 0 0 0	0 0 0 2
Inning Stats	R: 0 E: 0 K: 1 S: 11 H: 1 LOB: 1 BB: 0 P: 18	R: 0 E: 0 K: 0 S: 7 H: 0 LOB: 0 BB: 0 P: 9	R: 0 E: 0 K: 0 S: 6 H: 0 LOB: 0 BB: 0 P: 6	R: 0 E: 0 K: 0 S: 12 H: 2 LOB: 3 BB: 1 P: 22	R: 2 E: 0 K: 0 S: 14 H: 3 LOB: 1 BB: 0 P: 22	R: 0 E: 0 K: 1 S: 8 H: 0 LOB: 0 BB: 0 P: 10	R: 0 E: 0 K: 1 S: 15 H: 0 LOB: 1 BB: 1 P: 21	R: 0 E: 0 K: 1 S: 10 H: 0 LOB: 0 BB: 0 P: 13	R: 0 E: 0 K: 1 S: 17 H: 0 LOB: 2 BB: 2 P: 28	1B: 5 2B: 0 3B: 0 HR: 1 SF: 0 SAC: 0 DP: 0 HBP: 0						

PITCHER		IP	WLS	BF	H	R	ER	SO	BB	IBB	HBP	BLK	WP	HR	S	P	ERA	WHIP
45 Gerrit Cole, R ERA: 2.57	(1, 1)	7.0	W	29	6	2	2	3	2	0	0	0	1	1	73	108	2.57	1.143
29 Bryan Morris, R ERA:	(8, 1)	1.0		3	0	0	0	1	0	0	0	0	0	0	10	13	0.00	0.000
37 Justin Wilson, L ERA:	(9, 1)	1.0		5	0	0	0	1	2	0	0	0	0	0	17	28	0.00	2.000

PITCHER	IP	WLS	BF	H	R	ER	SO	BB	IBB	HBP	BLK	WP	HR	S	P	ERA	WHIP

TOP

St. Louis Cardinals @ Pittsburgh Pirates

PNC Park, Pittsburgh, PA

Fri Apr 04 2014, 8:12 PM - 11:17 PM EDT

Att. 23,342 - Cloudy - 61 F

livebaseballscorecards.com

AB	33
R	2
H	6
RBI	2
BB	4
SO	5
LOB	18

1B: 5 SF: 0 WP: 1 PA: 37
2B: 0 SAC: 0 PB: 0
3B: 0 DP: 0 SB: 0
HR: 1 HBP: 0 CS: 0

Batter	1	2	3	4	5	6	7	8	9	AB	R	H	RBI	BB	SO	LOB
6 Starling Marte, R (1, 7) (9, 8) OBP: 0.476, SLG: 0.529	C FF 93 B CU 78 S FC 87 F FF 94 B FC 88 B CU 76 B CU 77 4-2 23 L6 BB		B CU 79 B FF 93 F FF 95 X CU 80 2-1 3B		F FF 93 B FC 87 S FC 87 B FF 93 X FF 92 2-2 ② G4-3		C SI 89 B SI 89 C SI 90 X SI 90 1-2 23 1B 22 FC5-2-6 1B	F SI 88 X SI 86 0-1 23 1B 22 3B 2-3 1B		4	1	3	0	1	0	0
23 Travis Snider, L (1, 9) OBP: 0.353, SLG: 0.267	1 SAFE 1 SAFE B SI 93 C FF 93 F CH 85 X FF 94 1-2 ① ② L6 1-1		B FF 93 B CH 85 B FF 94 C FF 92 F FF 94 B FF 94 4-2 BB		B FF 93 C FF 92 X CH 87 1-1 ③ P5		C SI 89 D CH 82 B FF 89 F SI 89 B CH 81 X SI 88 3-2 22 FC5-2-6 55 1B 1-3 1B	B SI 85 B SI 85 F SI 85 S CH 77 B SI 88 X CH 78 3-2 22 3B 1-3 3-H 1B		4	2	2	1	1	0	1
22 Andrew McCutchen, R (1, 8) OBP: 0.400, SLG: 0.333 37 Justin Wilson, L (9, 1)	B FF 93 B FF 94 C FF 94 F FF 94 C FF 93 F FF 95 X FF 94 3-2 ③ P4		B FF 93 S FF 92 C FF 95 F FF 94 B FC 86 F FC 88 B FF 94 X FF 96 3-2 ③ L9			C CU 79 B FF 92 F FF 91 X FF 92 1-2 24 FC4-6 1B	B SI 90 F SI 89 S FF 90 F FF 89 B FF 90 X FF 89 2-2 ① FC5-2-6 55 1B 1-3 3-H	B SI 85 X SI 85 1-0 24 G6-3 1-H 3-H 3B		5 0	1 0	2 0	2 0	0 0	0 0	4 0
24 Pedro Alvarez, L (1, 5) OBP: 0.200, SLG: 0.474		B FF 93 C CH 85 B CU 78 F CH 85 X SI 94 2-2 HR		C CU 77 C CH 84 B CU 76 X CH 85 1-2 HR		X FF 92 0-0 ① FC4-6 55 S 55 1B 1-2f	I IN 76 I IN 80 I IN 80 I IN 79 4-0 55 1B IBB	S CH 77 X CH 77 0-1 ② G6-3 3-H		4	3	2	3	1	0	1
55 Russell Martin, R (1, 2) OBP: 0.313, SLG: 0.214		B CU 79 C FC 88 B CU 79 B FF 94 B FF 94 4-1 18 G6-3 BB		C FF 92 C CU 79 B FF 93 S FF 94 1-3 ① K		B FF 91 F FF 92 F FF 93 B FC 87 F FF 91 X FF 92 2-2 18 1B 17 E 1-H 1B	C FF 89 X SI 88 0-1 18 L1-3 1-2 2-3 3-H 1B	B CU 72 C CU 72 B SI 86 B SI 85 X SI 84 3-1 ③ G6-3		4	1	2	2	1	1	0
18 Neil Walker, S (1, 4) OBP: 0.278, SLG: 0.412		X FF 92 0-0 ① ② G6-3 1-2f		B FF 93 X FF 93 1-0 ② F7		C SI 84 B SI 85 B SL 75 X SI 85 2-1 17 S 17 1B 1-3 1B	D CH 82 X SI 89 1-0 ② ③ L1-3 1-1			4	1	1	0	0	0	4
3 Travis Ishikawa, L (1, 3) OBP: 0.417, SLG: 0.600 17 Gaby Sanchez, R (6, PH) (7, 3) OBP: 0.600, SLG: 0.750		C FF 94 X FF 94 0-1 ③ L4		C FF 92 C FF 93 F FF 94 B CU 78 X FF 93 1-2 HR		1 SAFE 1 SAFE S SI 89 3 SAFE X SI 89 0-1 10 HBP 1-H 3-H 1B		B SI 87 C SI 87 S CU 74 C CU 73 1-3 ① K		2 2	1 0	1 1	1 1	0 0	0 1	0 0
10 Jordy Mercer, R (1, 6) OBP: 0.353, SLG: 0.214			X FF 92 0-0 ① G5-3	B CU 79 C FF 94 S FF 93 X FF 94 1-2 ③ G6-3		B SI 89 C SI 90 S CH 84 B SI 90 F SI 90 H CH 82 3-2 45 G4-6-3 1-2 HBP		B CU 74 X SI 86 1-0 31 2B 1B		3	1	1	0	0	0	0
45 Gerrit Cole, R (1, 1) 29 Bryan Morris, L (8, 1) 31 Jose Tabata, R (8, PH) (9, 7) OBP: 0.429, SLG: 0.500			C FF 92 F FF 92 C FF 93 0-3 ② K		C FF 91 B FF 91 F FF 91 B FF 90 B FF 93 X FF 91 3-2 ① F8	B SI 88 L SI 88 X SI 90 1-1 ② ③ G4-6-3 1-2f		F SI 87 C SI 88 B SI 86 F CU 73 X CU 74 1-2 6 1B 23 1B 1-H 2B		3 0 1	0 0 1	0 0 1	0 0 1	0 0 1	1 0 0	2 0 0
Inning Stats	R: 0 E: 0 K: 0 S: 10 H: 0 LOB: 0 BB: 1 P: 18	R: 1 E: 0 K: 0 S: 7 H: 1 LOB: 0 BB: 1 P: 13	R: 0 E: 0 K: 1 S: 13 H: 1 LOB: 2 BB: 1 P: 22	R: 2 E: 0 K: 1 S: 14 H: 2 LOB: 0 BB: 0 P: 19	R: 0 E: 0 K: 0 S: 8 H: 0 LOB: 0 BB: 0 P: 14	R: 3 E: 0 K: 0 S: 17 H: 4 LOB: 1 BB: 0 P: 26	R: 1 E: 0 K: 0 S: 13 H: 3 LOB: 2 BB: 1 P: 24	R: 5 E: 0 K: 1 S: 18 H: 5 LOB: 0 BB: 0 P: 28		1B: 10 2B: 3 3B: 2 HR: 3 SF: 0 SAC: 0 DP: 4 HBP: 1		WP: 0 PB: 0 SB: 3 CS: 0 PA: 41		

BOTTOM

St. Louis Cardinals @ Pittsburgh Pirates

PNC Park, Pittsburgh, PA

Fri Apr 04 2014, 8:12 PM - 11:17 PM EDT

Att. 23,342 - Cloudy - 61 F

livebaseballscorecards.com

AB	36
R	12
H	16
RBI	11
BB	4
SO	3
LOB	12

PITCHER		IP	WLS	BF	H	R	ER	SO	BB	IBB	HBP	BLK	WP	HR	S	P	ERA	WHIP
40 Shelby Miller, R ERA: 8.44	(1, 1)	5.1	L	23	6	5	5	2	3	0	0	0	0	3	60	97	8.44	1.688
36 Randy Choate, L ERA: 9.0	(6, 1)	0.0		1	1	0	0	0	0	0	0	0	0	0	2	4	∞	∞
43 Seth Maness, R ERA: 5.4	(6, 1)	1.2		9	4	2	2	0	0	1	1	0	0	0	20	35	10.80	2.400
65 Keith Butler, R ERA: 45.0	(8, 1)	1.0		8	5	5	5	1	0	0	0	0	0	0	18	28	45.00	5.000

PITCHER	IP	WLS	BF	H	R	ER	SO	BB	IBB	HBP	BLK	WP	HR	S	P	ERA	WHIP

Batter	1	2	3	4	5	6	7	8	9	AB	R	H	RBI	BB	SO	LOB
13 Matt Carpenter, L (1, 5) OBP: 0.455, SLG: 0.471	C SI 90 C SL 83 B SL 84 F SL 83 B SI 93 B SL 87 X SL 85 3-2 27 BB 7 1B 1B	L FF 91 F SI 92 S SL 85 0-3 ① K			C SL 81 S SL 82 B SL 83 B SI 92 C SI 92 2-3 ① K		B SI 90 C SI 90 B SL 80 B SI 90 C SI 90 B CH 84 4-2 BB		C SL 78 C SL 82 B SI 91 B CH 82 B CH 85 B SL 81 4-2 27 HR BB	3	2	1	0	2	2	1
27 Jhonny Peralta, R (1, 6) OBP: 0.200, SLG: 0.444	B SI 91 D CH 84 B SI 91 C SI 91 F SI 91 B SL 85 4-2 7 1B 21 SF9 1-2 BB	F SI 90 S SL 83 X SL 84 0-2 ② G6-3			B CH 83 S CH 83 B SL 81 S CH 82 X SI 91 2-2 ② L8		X SI 91 0-0 ① L7		C SL 81 X SI 89 0-1 1-H HR	4	2	1	2	1	0	2
7 Matt Holliday, R (1, 7) OBP: 0.273, SLG: 0.286 37 Pat Neshek, S (9, 1)	X SI 92 0-0 4 1B 1-3 2-H 1B	S CH 84 F SI 92 X SL 84 0-2 ③ G5-3			F SL 82 B SI 90 B SI 91 B CH 84 C CH 84 X CH 84 3-2 ③ F9		F SI 92 1 SAFE X CH 82 0-1 ② F8		X SI 93 0-0 ③ G4-3	5 0	1 0	1 0	1 0	0 0	0 0	2 0
21 Allen Craig, R (1, 9) OBP: 0.143, SLG: 0.105	S CH 85 B SL 84 X CH 84 1-1 ① SF9 3-H		C SL 81 B CH 84 C SI 91 X CH 85 1-2 ① G4-3			F SL 80 F SI 90 C SI 90 0-3 ① K	1 SAFE 1 SAFE B SI 90 X SI 90 1-0 ③ G5-3			3	0	0	1	0	1	1
4 Yadier Molina, R (1, 2) OBP: 0.286, SLG: 0.550	B SI 90 S SL 83 F CH 84 D SI 91 X SI 90 3-1 1B 1-3 1B		B SI 90 S SL 84 S CH 85 X SL 82 1-2 ② G6-3			S CH 84 C SI 89 X SL 82 0-2 HR		B FF 89 C SL 80 B SL 82 C SI 90 S SL 83 2-3 ① K		4	1	2	1	0	1	0
Matt Adams, L (1, 3) OBP: 0.450, SLG: 0.556	D SL 85 C SI 91 F CH 85 B SL 86 X SL 86 2-2 1-3 3-H 1B		F SI 90 C SL 84 B SL 85 X SL 82 2-2 ③ P6			B SL 84 S SL 82 X SI 91 1-1 16 G2-3 8 BB 1B		F SI 91 X CH 85 0-1 ② L8		4	0	2	1	0	0	0
8 Peter Bourjos, R (1, 8)	B CH 85 C SI 90 B SI 91 X SI 89 2-1 ② F8			C SI 89 S CH 82 B CH 84 B SL 83 F SL 82 S CH 83 2-3 ① K		B SI 89 S SL 80 B CH 82 B CH 89 F SI 90 D SI 91 4-2 16 G2-3 1-2 BB		C SI 91 L SL 80 B CH 86 S SL 83 1-3 ③ K		3	0	0	0	1	2	2
16 Kolten Wong, L (1, 4) OBP: 0.350, SLG: 0.294	C SI 90 X SL 85 0-1 ③ G1-3			C SI 90 B SL 84 X SL 83 1-1 ② G3		S SI 91 C SL 83 X SL 83 0-2 ② G2-3 1-2 2-3			F SI 89 C SL 82 B CH 84 F SL 82 C SL 81 1-3 ① K	4	0	0	0	0	1	4
58 Joe Kelly, R (1, 1) OBP: 0.333, SLG: 0.667 44 Carlos Martinez, R (6, 1) 46 Kevin Siegrist, L (8, 1) 19 Jon Jay, L (9, PH) OBP: 0.400, SLG: 0.500 (9, 7)		C CH 86 B CH 82 F SI 89 X SL 81 1-2 2B		X CH 82 0-0 ③ G5-3		B CH 83 X CH 83 1-0 ③ G1-3			B SI 90 X SI 92 1-0 ② F7	3 0 0 1	0 0 0 0	1 0 0 0	0 0 0 0	0 0 0 0	0 0 0 0	2 0 0 0
Inning Stats	R: 3 E: 0 K: 0 S: 18 H: 4 LOB: 2 BB: 1 P: 33	R: 0 E: 0 K: 1 S: 12 H: 1 LOB: 1 BB: 0 P: 13	R: 0 E: 0 K: 0 S: 9 H: 0 LOB: 0 BB: 0 P: 13	R: 0 E: 0 K: 1 S: 7 H: 0 LOB: 0 BB: 0 P: 10	R: 0 E: 0 K: 1 S: 9 H: 0 LOB: 0 BB: 0 P: 16	R: 1 E: 0 K: 1 S: 14 H: 2 LOB: 2 BB: 1 P: 20	R: 0 E: 0 K: 0 S: 6 H: 0 LOB: 1 BB: 1 P: 11	R: 0 E: 0 K: 2 S: 8 H: 0 LOB: 0 BB: 0 P: 11	R: 2 E: 0 K: 1 S: 10 H: 1 LOB: 0 BB: 1 P: 16	1B: 5 2B: 1 3B: 0 HR: 2 SF: 1 SAC: 0 DP: 0 HBP: 0						

PITCHER		IP	WLS	BF	H	R	ER	SO	BB	IBB	HBP	BLK	WP	HR	S	P	ERA	WHIP
47 Francisco Liriano, L ERA: 3.0	(1, 1)	6.0	L	27	7	4	4	4	2	0	0	0	0	1	69	105	6.00	1.500
30 Jeanmar Gómez, R ERA: 5.4	(7, 1)	3.0		12	1	2	2	3	2	0	0	0	0	1	24	38	6.00	1.000

PITCHER	IP	WLS	BF	H	R	ER	SO	BB	IBB	HBP	BLK	WP	HR	S	P	ERA	WHIP

TOP

St. Louis Cardinals @ Pittsburgh Pirates

PNC Park, Pittsburgh, PA

Sat Apr 05 2014, 7:10 PM - 10:06 PM EDT
Att. 30,092 - Partly Cloudy - 45 F

livebaseballscorecards.com

AB	34
R	6
H	8
RBI	6
BB	4
SO	7
LOB	14

WP: 0 PA: 39
PB: 0
SB: 0
CS: 0

BOTTOM

St. Louis Cardinals @ Pittsburgh Pirates

PNC Park, Pittsburgh, PA

Sat Apr 05 2014, 7:10 PM - 10:06 PM EDT

Att. 30,092 - Partly Cloudy - 45 F

livebaseballscorecards.com

Batter	1	2	3	4	5	6	7	8	9	AB	R	H	RBI	BB	SO	LOB
6 Starling Marte, R (1, 7) OBP: 0.423, SLG: 0.455	B SI 94 C FF 96 F FF 95 B SI 96 X CU 81 2-2 ① G1-3		B CU 81 X FF 95 1-0 ② G5-3	B FF 94 C SI 95 C SI 94 D CU 79 X CU 78 2-2 1-2 1B		X FF 96 0-0 ② FC5-4 1-2f 2-3			C SI 88 X SL 82 0-1 ① F7	5	0	1	0	0	0	2
23 Travis Snider, L (1, 9) OBP: 0.381, SLG: 0.316 30 Jeanmar Gómez, R (7, 1) 5 Josh Harrison, R (9, PH)	B SI 98 B SI 94 C SI 94 S SI 96 B FF 97 X SI 95 3-2 24 BB 1B		C FF 96 B CH 87 B FF 95 X SI 94 2-1 24 BB 55 BB 22 1B 1B	B SI 94 C CH 84 C CU 79 D CU 79 X SI 95 2-2 ③ G4-3		B FF 94 C SI 94 D FF 96 1 SAFE B SI 95 X SI 94 3-1 ③ G4-3			C SI 88 B SL 80 X SL 81 1-1 ② F7	4 0 1	1 0 0	2 0 0	0 0 0	0 0 0	0 0 0	4 0 0
22 Andrew McCutchen, R (1, 8) OBP: 0.400, SLG: 0.316	C FF 97 D FF 96 B CU 82 C SI 98 C CU 81 2-3 ② K		1 SAFE S FF 97 B SI 97 C SI 95 1 SAFE F FF 97 B CU 81 X CU 81 2-2 55 BB 24 BB 1-2 1B		X CU 77 0-0 ① G5-3		B FF 96 B FF 95 S FF 95 S FF 97 B CU 83 B CU 83 4-2 BB		C SI 89 X SI 91 0-1 ③ G4-3	4	0	1	0	1	1	1
24 Pedro Alvarez, L (1, 5) OBP: 0.292, SLG: 0.450	B FF 98 B FF 97 B CH 87 S SI 97 B CH 86 4-1 1-2 BB		B FF 95 B CU 82 B CH 84 B CU 79 4-0 55 BB 1-2 2-3 BB		B CU 80 C SI 94 B CU 79 B CH 84 S SI 94 B SI 95 4-2 BB		X FF 95 0-0 ① L9			1	0	0	0	3	0	1
55 Russell Martin, R (1, 2) OBP: 0.300, SLG: 0.176	X SI 97 0-0 ③ G4-3		C CU 81 B SI 93 B CU 80 B SI 96 B SI 95 4-1 1-2 2-3 3-H BB		X SI 96 0-0 ② L9		B SI 94 S FF 96 C CU 83 X CU 83 1-2 ② P6			3	0	0	1	1	0	4
18 Neil Walker, S (1, 4) OBP: 0.227, SLG: 0.333		C SI 95 X FF 95 0-1 ① G4-3	C SI 96 B CU 80 B SI 95 F SI 96 X CH 87 2-2 ③ G6-3		X FF 95 0-0 ③ L8		B SI 94 B SI 94 X SI 93 2-0 ③ G3			4	0	0	0	0	0	5
3 Travis Ishikawa, L (1, 3) OBP: 0.400, SLG: 0.538 17 Gaby Sanchez, R (8, PH) OBP: 0.500, SLG: 0.600 (9, 3)		C SI 97 S SI 97 S CU 81 0-3 ② K		B SI 93 B CH 83 F SI 94 X SI 94 2-1 ① L8		T SI 94 B FF 95 X CH 83 1-1 6 FC5-4 31 HBP 1B		B FF 94 F SI 93 T FF 94 B FF 94 X FF 94 2-2 ① F8		3 1	0 0	1 0	0 0	0 0	1 0	0 0
10 Jordy Mercer, R (1, 6) OBP: 0.286, SLG: 0.167		C FF 97 F SI 96 F CU 82 S FF 97 0-3 ③ K		C FF 96 B FF 96 C FF 95 X CU 81 1-2 ② G5-3		C FF 94 F SI 94 B SI 94 X SI 93 1-2 ① P6		B FF 94 C FF 93 C CH 85 X FF 95 1-2 ② F8		4	0	0	0	0	1	1
47 Francisco Liriano, L (1, 1) OBP: 0.250, SLG: 0.250 31 Jose Tabata, R (6, PH) OBP: 0.444, SLG: 0.429 (7, 9)			B SI 93 B SI 93 B FF 93 C FF 93 C FF 94 F SI 94 T FF 93 3-2 ① K	B SI 94 B FF 94 C SI 94 B SI 94 F SI 95 X SI 94 3-2 6 1B 1B		B FF 96 F FF 96 H SI 92 2-1 1-2 6 FC5-4 HBP		C FF 93 S FF 94 S FF 95 0-3 ③ K	2 1	0 0	1 0	0 0	0 0	1 1	0 0
Inning Stats	R: 0 E: 0 K: 1 S: 11 H: 1 LOB: 2 BB: 1 P: 22	R: 0 E: 0 K: 2 S: 9 H: 0 LOB: 0 BB: 0 P: 9	R: 1 E: 0 K: 1 S: 15 H: 2 LOB: 3 BB: 2 P: 33	R: 0 E: 0 K: 0 S: 14 H: 2 LOB: 2 BB: 0 P: 24	R: 0 E: 0 K: 0 S: 5 H: 0 LOB: 1 BB: 1 P: 9	R: 0 E: 0 K: 0 S: 9 H: 1 LOB: 2 BB: 0 P: 16	R: 0 E: 0 K: 0 S: 7 H: 0 LOB: 1 BB: 1 P: 14	R: 0 E: 0 K: 1 S: 9 H: 0 LOB: 0 BB: 0 P: 12	R: 0 E: 0 K: 0 S: 6 H: 0 LOB: 0 BB: 0 P: 7	1B: 6 2B: 0 3B: 0 HR: 0	SF: 0 SAC: 0 DP: 0 HBP: 1		WP: 0 PB: 0 SB: 0 CS: 0	PA: 39			

	AB	33
	R	1
	H	6
	RBI	1
	BB	5
	SO	5
	LOB	18

PITCHER		IP	WLS	BF	H	R	ER	SO	BB	IBB	HBP	BLK	WP	HR	S	P	ERA	WHIP
58 Joe Kelly, R ERA: 1.69	(1, 1)	5.1	W	27	6	1	1	4	4	0	1	0	0	0	60	107	1.69	1.875
44 Carlos Martinez, R ERA: 2.45	(6, 1)	1.2	H	6	0	0	0	0	1	0	0	0	0	0	10	20	0.00	0.600
46 Kevin Siegrist, L ERA: 9.0	(8, 1)	1.0	H	3	0	0	0	1	0	0	0	0	0	0	9	12	0.00	0.000
37 Pat Neshek, R ERA: 3.86	(9, 1)	1.0		3	0	0	0	0	0	0	0	0	0	0	6	7	0.00	0.000

PITCHER	IP	WLS	BF	H	R	ER	SO	BB	IBB	HBP	BLK	WP	HR	S	P	ERA	WHIP

Batter	1	2	3	4	5	6	7	8	9	AB	R	H	RBI	BB	SO	LOB
13 Matt Carpenter, L (1, 5) OBP: 0.423, SLG: 0.429	C FF 90 X SI 91 0-1 7 FC6-4 1B		B CH 82 C FF 92 C KC 78 B KC 79 S SI 92 2-3 ③ K			D KC 78 B SI 92 C SI 91 F SI 92 X KC 78 2-2 ② FC4-6 19 3B 1-2f		C FF 93 X FF 92 0-1 ③ F8		4	1	1	0	0	1	1
19 Jon Jay, L (1, 8) OBP: 0.444, SLG: 0.714	C FF 92 D CH 83 1 SAFE X SI 92 1-1 ① L8			C FF 91 S KC 78 B KC 79 F CH 85 C KC 80 1-3 ① K		C KC 78 1 SAFE S CH 84 D KC 78 X FF 92 1-2 1-H 3B			B SI 93 B FF 94 B FF 94 B FF 94 4-0 7 G1-6-3 BB	3	0	1	1	1	1	1
7 Matt Holliday, R (1, 7) OBP: 0.269, SLG: 0.250	X SI 93 0-0 ② FC6-4 1-2f			C FF 93 X KC 82 0-1 ② G4-3		I IN 67 I IN 73 I IN 73 I IN 77 4-0 IBB			C SL 83 F FF 94 B FF 95 F SL 83 X FF 95 1-2 ①② G1-6-3 1-2f	3	0	0	0	1	0	2
Matt Adams, L (1, 3) OBP: 0.375, SLG: 0.455	B FF 92 F SI 93 T KC 78 F SI 93 S KC 80 1-3 ③ K			B KC 79 B CH 84 C SI 92 X SI 92 2-1 ③ L7		C SI 91 S SL 81 S SL 81 0-3 ③ K			B FF 95 B FF 95 C FF 94 X CH 86 2-1 ③ G4-3	4	0	0	0	0	2	3
4 Yadier Molina, R (1, 2) OBP: 0.250, SLG: 0.478		B FF 92 B FF 92 X FF 92 2-0 ① F8			B SI 91 C FF 91 C FF 91 F SI 93 X FF 92 1-2 ① G4-3		F SI 90 F SI 92 S CH 84 0-3 ① K			3	0	0	0	0	1	0
21 Allen Craig, R (1, 9) OBP: 0.125, SLG: 0.091		C SI 92 B CH 84 X FF 92 1-1 ② G4-3			B CH 82 F FF 91 S KC 81 X CH 85 1-2 ② G3		B SI 92 X CH 84 1-0 ② G5-3			3	0	0	0	0	0	0
27 Jhonny Peralta, R (1, 6) OBP: 0.174, SLG: 0.381		F FF 92 F KC 81 C KC 81 0-3 ③ K			C CH 85 F CH 85 B CH 84 X FF 92 1-2 ③ G4-3		C SL 81 F SI 93 B SL 82 S CH 85 1-3 ③ K			3	0	0	0	0	2	0
33 Daniel Descalso, L (1, 4)			B SI 90 B SI 90 X SI 90 2-0 ① F7			C FF 91 C KC 80 B KC 81 B CH 84 F KC 79 B SI 92 X FF 92 3-2 ① F7		F FF 92 B FC 89 X FF 92 1-1 ① L4		3	0	0	0	0	0	0
50 Adam Wainwright, R (1, 1) OBP: 0.250, SLG: 0.250 16 Kolten Wong, L (8, PH) OBP: 0.333, SLG: 0.278 37 Pat Neshek, S (8, 1)			C SI 91 B SI 92 F SI 90 F KC 79 B KC 80 B FF 93 X FF 92 3-2 ② G6-3			C FF 91 X FF 91 0-1 13 FC4-6 1B		X FF 91 0-0 ② G1-3		2 1 0	0 0 0	1 0 0	0 0 0	0 0 0	0 0 0	0 0 0
Inning Stats	R: 0 E: 0 K: 1 S: 9 H: 1 LOB: 1 BB: 0 P: 11	R: 0 E: 0 K: 1 S: 6 H: 0 LOB: 0 BB: 0 P: 9	R: 0 E: 0 K: 1 S: 8 H: 0 LOB: 0 BB: 0 P: 15	R: 0 E: 0 K: 1 S: 8 H: 0 LOB: 0 BB: 0 P: 11	R: 0 E: 0 K: 0 S: 10 H: 0 LOB: 0 BB: 0 P: 13	R: 1 E: 0 K: 1 S: 15 H: 2 LOB: 2 BB: 1 P: 25	R: 0 E: 0 K: 2 S: 7 H: 0 LOB: 0 BB: 0 P: 9	R: 0 E: 0 K: 0 S: 5 H: 0 LOB: 0 BB: 0 P: 6	R: 0 E: 0 K: 0 S: 6 H: 0 LOB: 0 BB: 1 P: 13	1B: 2 2B: 0 3B: 1 HR: 0	SF: 0 SAC: 0 DP: 1 HBP: 0		WP: 0 PB: 0 SB: 0 CS: 0	PA: 31		

TOP

St. Louis Cardinals @ Pittsburgh Pirates

PNC Park, Pittsburgh, PA

Sun Apr 06 2014, 1:37 PM - 4:05 PM EDT

Att. 25,704 - Partly Cloudy - 51 F

livebaseballscorecards.com

AB	29
R	1
H	3
RBI	1
BB	2
SO	7
LOB	7

PITCHER		IP	WLS	BF	H	R	ER	SO	BB	IBB	HBP	BLK	WP	HR	S	P	ERA	WHIP
36 Edinson Volquez, R ERA: 1.17	(1, 1)	5.2		21	3	1	1	4	0	1	0	0	0	0	53	81	1.59	0.529
44 Tony Watson, L ERA:	(6, 1)	1.1	W	4	0	0	0	3	0	0	0	0	0	0	10	12	0.00	0.000
35 Mark Melancon, R ERA: 3.0	(8, 1)	1.0	H	3	0	0	0	0	0	0	0	0	0	0	5	6	0.00	0.000
39 Jason Grilli, R ERA: 3.0	(9, 1)	1.0	S	3	0	0	0	0	1	0	0	0	0	0	6	13	0.00	1.000

PITCHER	IP	WLS	BF	H	R	ER	SO	BB	IBB	HBP	BLK	WP	HR	S	P	ERA	WHIP

Batter	1	2	3	4	5	6	7	8	9	AB	R	H	RBI	BB	SO	LOB
6 Starling Marte, R (1, 7) OBP: 0.400, SLG: 0.423	C FF 90 B SI 89 B SI 91 F FC 86 X CU 76 2-2 ① G1-3		C FC 85 F CU 76 B FF 92 F SI 90 F CU 76 T FC 86 1-2 ③ K			X FC 85 0-0 31 CS 1B		B SI 89 S SI 88 C SI 90 F SL 84 B SI 90 S SL 82 2-3 ② K		4	0	1	0	0	2	1
31 Jose Tabata, R (1, 9) OBP: 0.385, SLG: 0.364	C FF 90 X SI 90 0-1 ② F8			B CU 73 X FC 85 1-0 ① L8		1 SAFE B FC 82 B FC 86 L SI 87 P PO 80 1 SAFE L SI 87 F FC 86 S SI 90 3-3 ①② K 1-2		F SI 89 X SL 82 1-1 22 FC6-4 1B		4	0	1	0	0	1	1
22 Andrew McCutchen, R (1, 8) OBP: 0.379, SLG: 0.348	C FF 90 B CU 75 F SI 90 B FC 85 F FF 93 F SI 92 X CU 75 2-2 ③ G5-3			C SI 91 B CH 83 B SI 91 B FC 86 C CU 74 X FF 91 3-2 18 2B 2B		B SI 89 B FC 86 C SI 91 F SI 90 S CU 78 2-3 ③ K		1 SAFE F SI 90 S SL 83 X SL 83 0-2 ③ FC6-4 1-2f		4	1	1	0	0	1	1
24 Pedro Alvarez, L (1, 5) OBP: 0.296, SLG: 0.409		C CU 72 F FC 87 B FC 84 C FF 91 1-3 ① K		X FF 90 0-0 ② F7			C CU 74 B CU 75 B FC 86 B CU 76 B FC 87 4-1 26 2B BB			2	1	0	0	1	1	1
18 Neil Walker, S (1, 4) OBP: 0.280, SLG: 0.391		B SI 89 B CH 85 B SI 90 B FC 88 4-0 17 G6-4-3 BB		X FC 87 0-0 2-H 2B			L SI 88 C FF 90 B FC 83 S CU 77 1-3 ① K			2	0	1	1	1	1	1
17 Gaby Sanchez, R (1, 3) OBP: 0.333, SLG: 0.375		1 SAFE C FC 86 X FC 86 0-1 ②③ G6-4-3 1-2f		D SI 89 B FC 87 F FC 85 F SI 90 D CU 77 X FC 87 3-2 ③ G5-3			B FC 85 F SI 89 C CU 75 F CU 76 F SI 89 S CU 76 1-3 ② K			3	0	0	0	0	1	3
26 Tony Sanchez, R (1, 2) OBP: 0.375, SLG: 0.500			B SI 90 X FC 86 1-0 ① G6-3		X SI 89 0-0 ① G4-3		B SI 90 X FF 90 1-0 1-H 2B			3	0	1	1	0	0	0
12 Clint Barmes, R (1, 6) OBP: 0.250, SLG: 0.250 23 Travis Snider, L (7, PH) OBP: 0.364, SLG: 0.300 35 Mark Melancon, R (8, 1) 39 Jason Grilli, R (9, 1)			C SI 90 S CU 75 B SI 92 B FC 84 X CU 76 2-2 36 SH1-3 1B		C SI 88 F SI 89 B FC 85 B FC 85 F FC 83 F FF 90 F CU 76 X SI 91 2-2 ② F8		C FC 87 S CU 75 F CU 75 C SI 91 0-3 ③ K			2 1 0 0	0 0 0 0	1 0 0 0	0 0 0 0	0 1 0 0	0 1 0 0	0 1 0 0
36 Edinson Volquez, R (1, 1) 44 Tony Watson, L (6, 1) 10 Jordy Mercer, R (8, 6) OBP: 0.273, SLG: 0.158			B FF 89 L SI 89 1 SAFE X SI 87 1-1 ② SH1-3 1-2		X FC 87 0-0 ③ F9			B SI 87 C SI 88 X SI 89 1-1 ① G4-3		1 0 1	0 0 0	0 0 0	0 0 0	0 0 0	0 0 0	0 0 0
Inning Stats	R: 0 E: 0 K: 0 S: 10 H: 0 LOB: 0 BB: 0 P: 14	R: 0 E: 0 K: 1 S: 5 H: 0 LOB: 0 BB: 1 P: 10	R: 0 E: 0 K: 1 S: 11 H: 1 LOB: 1 BB: 0 P: 16	R: 1 E: 0 K: 0 S: 9 H: 2 LOB: 1 BB: 0 P: 16	R: 0 E: 0 K: 0 S: 8 H: 0 LOB: 0 BB: 0 P: 10	R: 0 E: 0 K: 2 S: 9 H: 1 LOB: 0 BB: 0 P: 13	R: 1 E: 0 K: 3 S: 14 H: 1 LOB: 1 BB: 1 P: 21	R: 0 E: 0 K: 1 S: 11 H: 1 LOB: 1 BB: 0 P: 15		1B: 3 2B: 4 3B: 0 HR: 0	SF: 0 SAC: 1 DP: 2 HBP: 0					

PITCHER	IP	WLS	BF	H	R	ER	SO	BB	IBB	HBP	BLK	WP	HR	S	P	ERA	WHIP
50 Adam Wainwright, R (1, 1) ERA: 1.29	7.0	L	26	5	2	2	7	2	0	0	0	0	0	66	100	2.57	1.000
37 Pat Neshek, R (8, 1) ERA: 2.7	1.0		4	1	0	0	1	0	0	0	0	0	0	11	15	0.00	1.000

PITCHER	IP	WLS	BF	H	R	ER	SO	BB	IBB	HBP	BLK	WP	HR	S	P	ERA	WHIP

BOTTOM

St. Louis Cardinals @ Pittsburgh Pirates

PNC Park, Pittsburgh, PA

Sun Apr 06 2014, 1:37 PM - 4:05 PM EDT

Att. 25,704 - Partly Cloudy - 51 F

livebaseballscorecards.com

AB	27
R	2
H	6
RBI	2
BB	2
SO	8
LOB	9

Pittsburgh Pirates @ Chicago Cubs

Wrigley Field, Chicago, IL

Tue Apr 08 2014, 7:08 PM - 10:27 PM CDT

Att. 26,177 - Partly Cloudy - 48 F

livebaseballscorecards.com

Batter	1	2	3	4	5	6	7	8	9	AB	R	H	RBI	BB	SO	LOB
6 Starling Marte, R (1, 7) OBP: 0.429, SLG: 0.448	X FF 89 0-0 23 F7 24 2B 2B	C FF 91 C FF 91 B FF 91 B SL 87 S SL 85 2-3 ① K		B SL 86 B FF 92 F FF 92 F SI 92 B FF 94 D SL 86 4-2 23 S 22 1B BB	B SI 90 B SI 90 X SI 91 2-0 ③ G5-3			C SL 82 B FF 95 S SL 83 B SL 80 B SL 82 B SI 95 4-2 24 BB 23 S 55 SF9 BB		3	3	1	0	2	1	2
23 Travis Snider, L (1, 9) OBP: 0.333, SLG: 0.250	B FF 90 F CU 82 F SI 92 F FF 90 X SL 85 1-2 ① F7 2-3	B CU 78 B FF 91 F SI 91 C FF 92 X SI 92 2-2 ② L8		1 SAFE B FF 93 B FF 93 B FF 92 B FF 93 4-0 22 1B 1-2 BB		B SI 89 F SI 90 X SL 80 1-1 ① G3-1		1 SAFE 1 SAFE C SI 95 C SI 95 C SI 94 0-3 ① K 1-2		4	0	0	0	1	1	2
22 Andrew McCutchen, R (1, 8) OBP: 0.441, SLG: 0.385	D SL 86 B FF 92 D SL 85 B FF 90 4-0 24 2B BB	X FF 92 0-0 24 1B 1B		B SL 85 B SL 84 X SL 85 2-0 1-2 2-H 1B		B SL 80 F SI 90 F SI 90 B SL 83 X SI 91 2-2 ② G6-3		B SL 83 D SL 83 B SI 94 C SI 95 B SL 81 4-1 24 BB BB		3	1	2	1	2	0	0
24 Pedro Alvarez, L (1, 5) OBP: 0.344, SLG: 0.462	B SL 82 F SI 90 X SI 90 1-1 18 1B 1-H 3-H 2B	1 SAFE D SL 83 X SL 84 1-0 ③ 1-3 1B		B FF 93 B FF 92 S SL 84 X FF 94 2-1 ③ F7		B SI 92 C SL 82 B SI 89 B SL 82 X SI 91 3-1 ③ G6-3		B SL 79 C SL 79 S SL 80 B SL 80 B SL 80 D SL 80 4-2 1-2 2-3 BB		4	1	2	2	1	0	2
55 Russell Martin, R (1, 2) OBP: 0.360, SLG: 0.300	H FF 90 1-0 18 1B 3 SF8 HBP	C FF 92 C SL 84 B SL 87 B FF 92 F FF 93 S SL 85 2-3 ① K		B SL 83 C SL 82 B FF 93 B SL 83 C FF 92 X FF 93 3-2 18 F9 3 3B 2B			B CU 78 B FF 94 X FF 93 2-0 18 1B 1B	C CH 80 B SI 88 B CH 80 B CH 80 X FF 89 3-1 ② SF9 3-H		3	2	2	1	0	1	0
18 Neil Walker, S (1, 4) OBP: 0.300, SLG: 0.393	C FF 92 X SL 84 0-1 10 1B 1-3 2-H 1B	F FF 92 X FF 92 0-1 ② F7		C SI 93 X SI 92 0-1 ① F9 2-3			C FF 93 X FF 92 0-1 1-2 1B	F FF 87 F CH 80 B FF 88 D SL 81 B FF 89 F SL 81 X SI 88 3-2 ③ G6-3		5	0	2	1	0	0	3
3 Travis Ishikawa, L (1, 3) OBP: 0.350, SLG: 0.588	C FF 92 X FF 90 0-1 ② SF8 3-H	X SI 92 0-0 ③ G3-1		C SI 92 X FF 93 0-1 3-H 3B			B CU 77 S FF 92 S FF 93 X FF 93 1-2 ① F8		X SI 90 0-0 ① G3-1	4	0	1	2	0	0	2
10 Jordy Mercer, R (1, 6) OBP: 0.296, SLG: 0.174	X SL 84 0-0 1-3 1B			C FF 93 F FF 94 X SL 86 0-2 ① F9	F FF 92 B FF 94 I IN 83 I IN 82 I IN 82 4-1 50 SH2-4 IBB		C SL 85 F SL 86 B SL 86 2 SAFE S SL 87 1-3 ② K	F SI 90 C SI 91 B CU 75 B SI 91 F SI 91 B SI 92 F SI 91 F SI 90 X SI 91 3-2 ② G5-3		4	0	1	0	1	1	2
50 Charlie Morton, R (1, 1) 31 Jose Tabata, R (7, PH) OBP: 0.357, SLG: 0.333 44 Tony Watson, L (7, 1) 35 Mark Melancon, R (8, 1) 5 Josh Harrison, R (9, PH) 39 Jason Grilli, R (9, 1)	F FF 92 S SL 84 S SL 86 0-3 ③ K			C FF 91 S FF 93 C FF 92 0-3 ② K	M SL 84 L SL 86 X SL 85 0-2 ② SH2-4 1-2		B SI 92 B FF 94 C FF 93 X FF 93 2-1 ③ G5-3		B CU 73 S SI 91 F SI 91 S CU 74 1-3 ③ K2-3	2 1 0 0 1	0 0 0 0 0	0 0 0 0 0	0 0 0 0 0	2 0 0 0 1	2 2 0 0 0	2 2 0 0 0
Inning Stats	R: 4 E: 0 K: 1 S: 15 H: 4 LOB: 2 BB: 1 P: 22	R: 0 E: 0 K: 1 S: 8 H: 2 LOB: 2 BB: 0 P: 13	R: 0 E: 0 K: 1 S: 7 H: 0 LOB: 0 BB: 0 P: 9	R: 1 E: 0 K: 1 S: 11 H: 1 LOB: 2 BB: 2 P: 23	R: 1 E: 0 K: 0 S: 12 H: 2 LOB: 2 BB: 1 P: 21	R: 0 E: 0 K: 0 S: 7 H: 0 LOB: 0 BB: 0 P: 13	R: 0 E: 0 K: 1 S: 11 H: 2 LOB: 2 BB: 0 P: 17	R: 1 E: 0 K: 1 S: 14 H: 0 LOB: 2 BB: 3 P: 32	R: 0 E: 0 K: 1 S: 10 H: 0 LOB: 0 BB: 0 P: 14	1B: 7 2B: 3 3B: 1 HR: 0 SF: 2 SAC: 1 DP: 0 HBP: 1	WP: 0 PB: 0 SB: 2 CS: 0 PA: 45					

TOP

AB	34
R	7
H	11
RBI	7
BB	7
SO	7
LOB	17

PITCHER		IP	WLS	BF	H	R	ER	SO	BB	IBB	HBP	BLK	WP	HR	S	P	ERA	WHIP
36 Edwin Jackson, R ERA: 6.3	(1, 1)	4.2		27	9	6	6	4	3	1	1	0	0	0	52	85	11.57	2.571
63 Brian Schlitter, R ERA: 1.8	(5, 1)	1.1		4	0	0	0	0	0	0	0	0	0	0	8	16	0.00	0.000
52 Justin Grimm, R ERA:	(7, 1)	1.0		5	2	0	0	1	0	0	0	0	0	0	11	17	0.00	2.000
46 Pedro Strop, R ERA: 2.45	(8, 1)	0.1	L	3	0	1	1	1	2	0	0	0	0	0	6	14	27.00	6.000
40 James Russell, L ERA: 3.38	(8, 1)	0.2		3	0	0	0	0	1	0	0	0	0	0	8	18	0.00	1.500

PITCHER		IP	WLS	BF	H	R	ER	SO	BB	IBB	HBP	BLK	WP	HR	S	P	ERA	WHIP
41 Jose Veras, R ERA: 10.13	(9, 1)	1.0		3	0	0	0	1	0	0	0	0	0	0	10	14	0.00	0.000

Batter	1	2	3	4	5	6	7	8	9	AB	R	H	RBI	BB	SO	LOB
64 Emilio Bonifácio, S (1, 4) OBP: 0.556, SLG: 0.576	C SI 91 F FS 85 X FS 84 0-2 ① L5	X SI 91 0-0 1-2 2-H 1B		C CU 78 X FS 85 0-1 51 G3 1B			B CH 84 B SI 91 C SI 92 F CH 84 B CH 84 X SI 92 3-2 44 S 51 SH1-4 44 1B 1B		X SL 79 0-0 ② L6	5	1	3	1	0	0	0
51 Ryan Kalish, L (1, 7) OBP: 0.308, SLG: 0.455	C FF 91 F SI 91 S CU 77 0-3 ② K	B CU 78 X SI 91 1-0 ③ B1-3		X SI 90 0-0 ②③ G3 1-2f			B SI 92 X SI 92 1-0 ① SH1-4 1-2		B SL 80 C FF 93 X SL 81 1-1 ③ G5-3	4	0	0	0	0	1	3
44 Anthony Rizzo, L (1, 3) OBP: 0.406, SLG: 0.407	B SI 93 C SI 92 B FS 85 B SI 91 B SI 90 4-1 19 E BB	X SI 91 0-0 24 1B 13 HR 1B	C CU 77 C CU 76 F SI 89 X CU 77 0-2 ① G5-3				B SL 81 C SL 80 C SL 81 D SL 81 X SL 80 2-2 2-H 1B			3	1	2	1	1	0	0
19 Nate Schierholtz, L (1, 9) OBP: 0.200, SLG: 0.174	S FF 92 X CU 78 0-1 E7 1-2	B CU 77 B SI 92 F SI 90 X SI 90 2-1 ① F9	C CU 76 B SI 90 F CU 78 B SI 90 F CU 77 F CU 76 X CU 76 2-2 ② G3				C SL 80 F SI 93 S SL 80 0-3 ② K			4	0	0	0	0	1	3
24 Luis Valbuena, L (1, 5) OBP: 0.429, SLG: 0.250	C SI 92 C CU 76 C CU 77 S FF 92 1-3 ③ K	1 SAFE B CU 78 B CU 78 X SI 91 2-0 13 HR 1-2 1B	C SI 90 C CU 77 C SI 89 0-3 ③ K				1 SAFE 1 SAFE B SI 91 C SL 81 B SI 92 X SI 93 2-1 ③ L9			4	1	1	0	0	2	3
13 Starlin Castro, R (1, 6) OBP: 0.333, SLG: 0.552		C SI 90 B CU 78 F SI 90 F CU 77 F CU 76 B SI 90 B SI 92 X SI 91 3-2 5 FC5 6 1B 1B	F SI 91 F SI 90 D SI 90 X SI 91 1-2 1-H 2-H HR		F SI 90 S CU 76 F CU 76 F SI 89 X CU 75 0-2 HR			F FF 92 S FF 90 X FC 90 0-2 ① F9		4	2	3	4	0	0	0
6 Ryan Sweeney, L (1, 8) OBP: 0.200, SLG: 0.118		B SI 88 F SI 90 C SI 90 B CU 77 F FF 90 X CU 77 2-2 5 FC5 64 1B 1-2 1B	B SI 92 C SI 91 B CU 77 C SI 90 B CU 78 F SI 90 X SI 90 3-2 ② G3-1			C SI 90 C CU 77 C CU 76 C SI 90 1-3 ① K		C FF 92 B FF 92 X FF 92 1-1 ② G5-3		4	1	1	0	0	1	0
5 Welington Castillo, R (1, 2) OBP: 0.136, SLG: 0.238		F SI 91 S SI 91 X SI 91 0-2 ① FC5 64 1B 1-2 2-3f	B SI 90 C CU 79 X SI 90 1-1 ③ G6-3			F SI 90 B CU 77 F SI 90 X CU 77 1-2 ② F7		C FF 91 S FC 90 C FF 90 0-3 ③ K		4	0	0	0	0	1	2
36 Edwin Jackson, R (1, 1) 63 Brian Schlitter, R (5, 1) 30 Mike Olt, R (6, PH) OBP: 0.071, SLG: 0.286 52 Justin Grimm, R (7, 1) 46 Pedro Strop, R (8, 1) 40 James Russell, L (8, 1) 41 Jose Veras, R (9, 1) 21 Junior Lake, R (9, PH) OBP: 0.350, SLG: 0.389		L SI 91 S SI 91 M SI 91 0-3 ② K		B SI 90 C SI 90 S SI 89 B SI 91 F SI 90 X SI 90 2-2 ① G6-3		B SI 90 S SI 90 X SI 90 1-1 ③ G4-3			C FF 92 B SL 81 S FF 92 F SL 82 B SL 80 S FF 93 2-3 ① K	2 0 1 0 0 0 0 1	0 0 0 0 0 0 0 0	0 0 0 0 0 0 0 0	0 0 0 0 0 0 0 0	0 0 0 0 0 0 0 0	1 0 0 0 0 0 0 1	2 0 0 0 0 0 0 0
Inning Stats	R: 0 E: 1 K: 2 S: 12 H: 0 LOB: 2 BB: 1 P: 17	R: 1 E: 0 K: 1 S: 17 H: 3 LOB: 2 BB: 0 P: 23	R: 3 E: 0 K: 0 S: 13 H: 3 LOB: 0 BB: 0 P: 22	R: 0 E: 0 K: 0 S: 7 H: 1 LOB: 0 BB: 0 P: 9	R: 0 E: 0 K: 1 S: 12 H: 0 LOB: 0 BB: 0 P: 14	R: 1 E: 0 K: 1 S: 13 H: 1 LOB: 0 BB: 0 P: 16	R: 1 E: 0 K: 1 S: 12 H: 2 LOB: 1 BB: 0 P: 20	R: 0 E: 0 K: 1 S: 8 H: 0 LOB: 0 BB: 0 P: 9	R: 0 E: 0 K: 1 S: 7 H: 0 LOB: 0 BB: 0 P: 10	1B: 8 2B: 0 3B: 0 HR: 2 SF: 0 SAC: 1 DP: 1 HBP: 0						

PITCHER		IP	WLS	BF	H	R	ER	SO	BB	IBB	HBP	BLK	WP	HR	S	P	ERA	WHIP
50 Charlie Morton, R ERA: 3.75	(1, 1)	6.0		27	8	5	5	5	1	0	0	0	0	2	74	101	7.50	1.500
44 Tony Watson, L ERA: 2.08	(7, 1)	1.0	W	5	2	1	1	1	0	0	0	0	0	0	12	20	9.00	2.000
35 Mark Melancon, R ERA: 2.25	(8, 1)	1.0	H	3	0	0	0	1	0	0	0	0	0	0	8	9	0.00	0.000
39 Jason Grilli, R ERA: 2.25	(9, 1)	1.0	S	3	0	0	0	1	0	0	0	0	0	0	7	10	0.00	0.000

PITCHER	IP	WLS	BF	H	R	ER	SO	BB	IBB	HBP	BLK	WP	HR	S	P	ERA	WHIP

BOTTOM

Pittsburgh Pirates @ Chicago Cubs

Wrigley Field, Chicago, IL

Tue Apr 08 2014, 7:08 PM - 10:27 PM CDT

Att. 26,177 - Partly Cloudy - 48 F

livebaseballscorecards.com

AB	36
R	6
H	10
RBI	6
BB	1
SO	8
LOB	13

WP: 0 PA: 38
PB: 0
SB: 1
CS: 0

Batter	1	2	3	4	5	6	7	8	9	AB	R	H	RBI	BB	SO	LOB
6 Starling Marte, R (1, 7) OBP: 0.385, SLG: 0.394	C FF 91 F FF 92 B SL 82 F SL 83 X SI 92 1-2 G4-3			C SL 83 B SI 91 C SI 90 F SI 91 X SL 82 1-2 G6-3		B SI 91 C SI 92 X SI 92 1-1 G4-3		S FF 93 B SI 92 F SI 94 F FC 90 F SI 95 S FF 95 1-3 K		4	0	0	0	0	1	1
23 Travis Snider, L (1, 9) OBP: 0.323, SLG: 0.357	B SI 92 F SI 92 X SI 92 1-1 G1-3			B SI 91 B SI 92 X SI 92 2-0 P6			B SI 90 C FF 89 B SI 91 C SL 82 X SL 80 2-2 HR	B FC 89 C SI 94 B SI 94 B SI 92 X SI 93 3-1 G6-3		4	1	1	1	0	0	1
22 Andrew McCutchen, R (1, 8) OBP: 0.395, SLG: 0.333	S FF 92 B SI 92 X FF 91 1-1 P4			B SL 84 B SL 84 C SI 92 X SI 91 2-1 L8			B SI 91 C SL 82 F CU 75 C SI 91 1-3 K		F FF 93 C SL 83 X SI 93 0-2 G6-3	4	0	0	0	0	1	0
24 Pedro Alvarez, L (1, 5) OBP: 0.361, SLG: 0.667		B SI 90 X SI 91 1-0 G6-3			B CH 84 S FF 90 C SI 91 X SI 91 1-2 HR		X SL 84 0-0 G5-3		X SI 94 0-0 HR	4	2	2	2	0	0	0
55 Russell Martin, R (1, 2) OBP: 0.379, SLG: 0.583		B SI 92 C SI 91 S SL 83 B SI 92 B SL 84 F FF 92 S SL 84 3-3 K2-3			B SL 82 C SI 92 X SI 91 1-1 G6-3		B SL 83 B CU 75 F FF 91 B SI 91 X FF 91 3-1 HR		X SL 84 0-0 HR	4	2	2	2	0	1	0
18 Neil Walker, S (1, 4) OBP: 0.294, SLG: 0.355		B SI 91 C SI 92 B SI 92 B SI 92 X SI 92 3-1 F7			B SI 92 B FF 91 X SI 91 2-0 F8		B SI 92 B SL 83 B SI 91 B FF 91 4-0 BB		S FF 94 B SI 94 B SI 94 F SI 95 S SL 84 2-3 K2-3	3	0	0	0	1	1	0
3 Travis Ishikawa, L (1, 3) OBP: 0.292, SLG: 0.476			C SI 90 B FF 92 X SI 91 1-1 P6		F SI 91 C SL 83 S SL 83 0-3 K		C CH 83 S FF 92 S CU 75 0-3 K		S SL 81 C SI 94 B SL 81 B SI 94 S SL 81 2-3 K	4	0	0	0	0	3	1
10 Jordy Mercer, R (1, 6) OBP: 0.267, SLG: 0.154			C SI 92 F SI 92 F SL 83 B FF 92 S SL 84 1-3 K			C SL 83 B FF 91 B SI 92 S SI 91 X SL 82 2-2 G4-3		B SI 95 C SI 95 C SL 81 B FF 92 S SL 81 2-3 K		3	0	0	0	0	2	0
51 Wandy Rodriguez, S (1, 1) OBP: 0.500, SLG: 0.500 5 Josh Harrison, R (6, PH) 30 Jeanmar Gómez, R (6, 1) 31 Jose Tabata, R (8, PH) OBP: 0.400, SLG: 0.385 37 Justin Wilson, L (8, 1)			B SI 91 C SI 92 X SI 92 1-1 L7			C SL 84 S SL 83 F SL 82 B FF 91 S SL 82 1-3 K2-3		B FF 95 S SI 95 X SI 94 1-1 1B		1 1 0 1 0	0 0 0 0 0	0 0 0 1 0	0 0 0 0 0	0 1 0 0 0	0 0 0 0 0	0 0 0 0 0
Inning Stats	R: 0 E: 0 K: 0 S: 8 H: 0 LOB: 0 BB: 0 P: 11	R: 0 E: 0 K: 1 S: 7 H: 0 LOB: 0 BB: 0 P: 14	R: 0 E: 0 K: 1 S: 8 H: 0 LOB: 0 BB: 0 P: 11	R: 0 E: 0 K: 0 S: 7 H: 0 LOB: 0 BB: 0 P: 12	R: 1 E: 0 K: 1 S: 9 H: 1 LOB: 0 BB: 0 P: 13	R: 0 E: 0 K: 1 S: 9 H: 0 LOB: 0 BB: 0 P: 13	R: 2 E: 0 K: 2 S: 12 H: 2 LOB: 1 BB: 1 P: 22	R: 0 E: 0 K: 2 S: 12 H: 1 LOB: 1 BB: 0 P: 19	R: 2 E: 0 K: 2 S: 11 H: 2 LOB: 0 BB: 0 P: 15	1B: 1 2B: 0 3B: 0 HR: 5	SF: 0 SAC: 0 DP: 0 HBP: 0			WP: 0 PB: 0 SB: 0 CS: 0	PA: 34		

TOP

Pittsburgh Pirates @ Chicago Cubs

Wrigley Field, Chicago, IL

Wed Apr 09 2014, 7:07 PM - 9:47 PM CDT

Att. 28,247 - Clear - 59 F

livebaseballscorecards.com

AB	33
R	5
H	6
RBI	5
BB	1
SO	10
LOB	3

PITCHER		IP	WLS	BF	H	R	ER	SO	BB	IBB	HBP	BLK	WP	HR	S	P	ERA	WHIP
39 Jason Hammel, R ERA: 2.63	(1, 1)	7.0	W	25	3	3	3	6	1	0	0	0	0	3	60	96	3.86	0.571
56 Héctor Rondón, R ERA:	(8, 1)	1.0		4	1	0	0	2	0	0	0	0	0	0	12	19	0.00	1.000
46 Pedro Strop, R ERA: 5.79	(9, 1)	1.0		5	2	2	2	2	0	0	0	0	0	2	11	15	18.00	2.000

PITCHER	IP	WLS	BF	H	R	ER	SO	BB	IBB	HBP	BLK	WP	HR	S	P	ERA	WHIP

Batter	1	2	3	4	5	6	7	8	9	AB	R	H	RBI	BB	SO	LOB
64 Emilio Bonifácio, S (1, 8) OBP: 0.537, SLG: 0.579	C FF 88 X CU 72 0-1 20 2B 1B		B SI 89 C SI 87 B CU 78 X CH 83 2-1 ① G6-3 F CH 83 D CH 83 B SI 87 S CU 76 S FF 88 2-3 ③ K		B SI 89 B CH 81 B SI 89 C CH 87 X SI 88 3-1 13 G6-3 44 2B 2B	F SI 90 X CH 84 0-1 ③ F7			5	2	2	0	0	1	2
13 Starlin Castro, R (1, 6) OBP: 0.314, SLG: 0.500	C SI 87 X CU 71 0-1 ① L9		X CH 84 0-0 30 FC5 44 1B 1B		B SI 87 C SI 88 X CU 75 1-1 ① L9	S SL 79 X SL 82 0-1 ① G6-3 2-3		B FF 93 F FC 92 B FC 92 B FF 93 X FC 88 3-1 ① G5-3		5	0	1	0	0	0	2
20 Justin Ruggiano, R (1, 9) OBP: 0.125, SLG: 0.133	1 SAFE B SI 88 X SI 88 1-0 30 FC5 1-H 2B		C CU 74 1 SAFE B CH 84 C CU 75 B FF 89 S CU 75 2-3 ② K		F CH 82 B CU 73 B CU 73 S CH 82 B FF 88 S CH 83 3-3 ② K	C SI 91 B SI 90 S SL 83 F SL 83 B SL 83 B SL 85 B SL 82 4-2 44 2B 30 1B BB		F FF 93 C FC 87 C FF 94 0-3 ② K		4	1	1	1	1	3	1
44 Anthony Rizzo, L (1, 3) OBP: 0.459, SLG: 0.531	C FF 87 D CU 74 C CU 74 S FF 88 1-3 ② K		F CU 74 B SI 87 F CU 76 X CU 73 1-2 30 FC5 1-2 1B		S FF 88 F SI 87 B CU 76 B FF 87 F CU 77 X FF 88 2-2 30 HR 1B	B SI 90 F CH 81 X SL 80 1-1 30 1B 21 FC5-4 1-3 3-H 2B		C SI 93 C FC 88 X FF 95 0-2 2B		5	2	4	1	0	1	1
30 Mike Olt, R (1, 5) OBP: 0.158, SLG: 0.474	C CU 74 B FF 88 S CU 73 X CU 73 1-2 ③ FC5 2-3		B CU 75 B SI 88 S CH 82 X CH 82 2-1 ③ FC5 1-2 2-3f		X CH 83 0-0 1-H HR	B SI 90 C SI 92 X SI 91 1-1 21 FC5-4 2-3 3-H 1B		C FF 93 B FC 87 X FC 88 1-1 ③ G5-3		5	1	2	3	0	0	4
21 Junior Lake, R (1, 7) OBP: 0.333, SLG: 0.500		S SI 87 F SI 88 B CU 74 B CU 77 F FF 88 S CU 76 2-3 ① K		C CH 82 X FF 87 0-1 ① B3	B FF 86 B FF 86 X CH 82 2-0 HR	F SI 89 C SI 90 X SL 85 0-2 ② FC5-4 1-2f 3-H				4	1	1	2	0	1	1
5 Welington Castillo, R (1, 2) OBP: 0.231, SLG: 0.333		C SI 88 S CU 74 B CU 74 F CU 75 B FF 89 F CU 77 B FF 89 B CH 80 4-2 BB		C CH 83 C FF 88 B CU 72 B FF 88 X CU 74 2-2 39 SH1-4 15 BB 1B	C SI 86 X CU 73 0-1 2B	S SL 80 F SI 90 B SI 91 F SI 90 S SI 90 1-3 ③ K				3	0	2	0	1	1	1
15 Darwin Barney, R (1, 4) OBP: 0.421, SLG: 0.214		B SI 87 X CH 83 1-0 ② F7		B SI 87 B CH 84 B CH 83 B SI 86 4-0 39 SH1-4 1-2 BB	I IN 70 I IN 70 I IN 69 I IN 68 4-0 IBB		C SI 89 C SL 82 B SI 90 X SL 83 1-2 51 G3-6 1B			2	0	1	0	2	0	1
39 Jason Hammel, R (1, 1) 51 Ryan Kalish, L (7, PH) OBP: 0.286, SLG: 0.417 56 Héctor Rondón, R (8, 1) 46 Pedro Strop, R (9, 1)		F SI 88 C FF 88 X FF 88 0-2 ③ G1-3		L CH 84 B CU 74 X CH 83 1-1 ② SH1-4 1-2 2-3	C CU 72 S CU 71 D CU 71 S CU 73 1-3 ③ K		B SI 90 S CH 82 1 SAFE X SI 90 1-1 ① ② G3-6 1-2f			2 1 0 0	0 0 0 0	0 0 0 0	0 0 0 0	1 0 0 0	0 1 0 0	3 1 0 0
Inning Stats	R: 1 H: 2 E: 0 LOB: 1 K: 1 BB: 0 S: 11 P: 14	R: 0 H: 0 E: 0 LOB: 1 K: 1 BB: 1 S: 12 P: 19	R: 0 H: 2 E: 0 LOB: 2 K: 1 BB: 0 S: 11 P: 18	R: 0 H: 1 E: 0 LOB: 2 K: 1 BB: 1 S: 10 P: 19	R: 3 H: 4 E: 0 LOB: 2 K: 2 BB: 1 S: 16 P: 29	R: 3 H: 3 E: 0 LOB: 1 K: 1 BB: 1 S: 18 P: 28	R: 0 H: 1 E: 0 LOB: 0 K: 0 BB: 0 S: 7 P: 9	R: 0 H: 1 E: 0 LOB: 1 K: 1 BB: 0 S: 10 P: 14		1B: 7 SF: 0 2B: 5 SAC: 1 3B: 0 DP: 1 HR: 2 HBP: 0					WP: 0 PA: 41 PB: 0 SB: 0 CS: 0	

BOTTOM

Pittsburgh Pirates @ Chicago Cubs

Wrigley Field, Chicago, IL

Wed Apr 09 2014, 7:07 PM - 9:47 PM CDT

Att. 28,247 - Clear - 59 F

livebaseballscorecards.com

AB	36
R	7
H	14
RBI	7
BB	4
SO	8
LOB	17

PITCHER	IP	WLS	BF	H	R	ER	SO	BB	IBB	HBP	BLK	WP	HR	S	P	ERA	WHIP
51 Wandy Rodriguez, L (1, 1) ERA: 5.73	5.0	L	27	9	4	4	6	2	1	0	0	0	2	60	99	7.20	2.200
30 Jeanmar Gómez, R (6, 1) ERA: 7.71	2.0		10	4	3	3	1	1	0	0	0	0	0	25	37	13.50	2.500
37 Justin Wilson, L (8, 1) ERA:	1.0		4	1	0	0	1	0	0	0	0	0	0	10	14	0.00	1.000

PITCHER	IP	WLS	BF	H	R	ER	SO	BB	IBB	HBP	BLK	WP	HR	S	P	ERA	WHIP

Batter	1	2	3	4	5	6	7	8	9	AB	R	H	RBI	BB	SO	LOB
6 Starling Marte, R (1, 7) OBP: 0.409, SLG: 0.405	S FC 85 C FC 87 B FF 90 B FC 88 S FF 92 2-3 ① K		C FC 86 B FF 90 B FC 86 X FC 87 2-1 1-2 31 1B 1B		B FF 89 B FF 88 F FF 88 B FC 86 B SI 89 4-1 31 S BB		L SL 80 F SI 92 X FF 92 0-2 22 BB 24 HR 1B	C FF 93 S SI 94 C SI 93 0-3 ③ K		4	1	2	0	1	2	1
31 Jose Tabata, R (1, 9) OBP: 0.368, SLG: 0.353 10 Jordy Mercer, R (7, 6) OBP: 0.258, SLG: 0.148	C SI 90 X FC 88 0-1 ② G6-3		B FC 86 B FF 90 C FC 87 X FC 87 2-1 1-2 2-3 1B		B FF 88 1 SAFE C FC 84 1 SAFE B FC 86 X FC 86 2-1 ③ G5-3 1-2		1 SAFE F SI 91 B SI 90 B SI 91 1 SAFE F SI 90 1 SAFE X SI 91 2-2 ② L6		C SL 82 S SL 84 S SL 81 0-3 ① K	4 1	0 0	1 0	0 0	0 0	0 1	2 0
22 Andrew McCutchen, R (1, 8) OBP: 0.395, SLG: 0.303	B CH 82 C FF 91 C FF 92 B SL 81 S FF 92 2-3 ③ K		F FF 90 C FC 86 S SL 76 0-3 ② K			B FC 86 B FC 86 B FF 89 B SI 88 4-0 BB	C SI 91 1 SAFE B SI 91 S SL 84 D SL 84 B SI 92 B SL 84 4-2 1-2 24 HR BB		C FC 90 F SI 94 B FF 95 C SI 94 1-3 ② K	3	1	0	0	2	3	3
24 Pedro Alvarez, L (1, 5) OBP: 0.341, SLG: 0.686		C FF 88 B FC 85 F SL 80 B FF 91 X FC 87 2-2 ① P6	B CU 73 B FC 86 S FC 85 C FC 86 S FF 91 2-3 ③ K			1 SAFE X FC 86 0-0 ① F8	X SL 80 0-0 1-H 2-H HR	X FF 92 0-0 ③ G6-3	5	1	1	3	0	1	4
17 Gaby Sanchez, R (1, 3) OBP: 0.308, SLG: 0.273 44 Tony Watson, L (7, 1) 35 Mark Melancon, R (8, 1) 39 Jason Grilli, R (9, 1)		C SI 89 F FC 87 X SL 79 0-2 ② F7		S FC 86 B FC 85 F FC 87 F FF 91 C SL 78 1-3 ① K		1 SAFE 1 SAFE B FF 87 S CH 79 F FC 87 B CU 73 X FF 90 2-2 ② F9	B FF 89 B CH 80 C CH 80 F FC 87 B CU 75 B CH 80 4-2 26 FC5-4 BB		3 0 0 0	0 0 0 0	0 0 0 0	1 0 0 0	1 0 0 0	1 0 0 0	1 0 0 0
26 Tony Sanchez, R (1, 2) OBP: 0.333, SLG: 0.417		B CU 73 C FC 87 B FC 87 S FC 87 B FC 87 X FF 92 3-2 1B		B FF 89 T FC 86 B FC 86 S CH 80 S FC 88 2-3 ② K		C FC 86 B FC 85 B CH 81 B FC 85 1 SAFE S FC 86 C FC 86 3-3 ③ K	B SI 91 B SI 91 S SI 92 B SL 86 X SI 92 3-1 ③ FC5-4 1-2f		4	0	1	0	0	2	2
18 Neil Walker, S (1, 4) OBP: 0.289, SLG: 0.371		C SI 88 D CH 80 B FC 87 X FF 89 2-1 ③ F9		C FC 86 F FF 91 B FC 86 F FF 90 S SL 80 1-3 ③ K2-3			F FC 85 X CH 79 0-1 23 HR 2B	B CU 77 B SI 91 F FF 93 B FF 93 X SI 90 3-1 ① F8		4	1	1	0	0	1	1
12 Clint Barmes, R (1, 6) OBP: 0.167, SLG: 0.167 23 Travis Snider, L (7, PH) OBP: 0.333, SLG: 0.467 (7, 9)			B FF 88 C FC 85 X FC 86 1-1 ① G5-3		C SI 87 C CH 78 S SL 78 0-3 ① K		F SI 91 C SI 91 B SI 92 B SI 92 B SI 92 F SI 91 F SL 81 X SI 92 3-2 2-H HR	B CU 78 C SL 82 B SI 92 B SI 92 T FF 94 F SL 84 S FF 93 3-3 ② K		2 2	0 1	0 1	0 2	0 0	1 1	0 0
45 Gerrit Cole, R (1, 1) 3 Travis Ishikawa, L (7, PH) OBP: 0.308, SLG: 0.478 (7, 3)			B SI 88 C FF 88 C SI 89 F FF 90 B SL 78 B FC 86 F FF 91 F FC 88 B FF 91 4-2 31 1B 6 1B BB		C SI 88 F SI 89 X SL 80 0-2 ② G5-3		C SI 91 X SL 81 0-1 ① F7	X FF 95 0-0 1B		1 2	0 0	0 1	0 0	1 0	0 0	0 0
Inning Stats	R: 0 E: 0 K: 2 S: 8 H: 0 LOB: 0 BB: 0 P: 12	R: 0 E: 0 K: 0 S: 11 H: 1 LOB: 1 BB: 0 P: 18	R: 0 E: 0 K: 2 S: 17 H: 2 LOB: 3 BB: 1 P: 28	R: 0 E: 0 K: 3 S: 11 H: 0 LOB: 0 BB: 0 P: 15	R: 0 E: 0 K: 1 S: 9 H: 0 LOB: 1 BB: 1 P: 15	R: 0 E: 0 K: 1 S: 7 H: 0 LOB: 1 BB: 1 P: 16	R: 5 E: 0 K: 0 S: 22 H: 4 LOB: 1 BB: 2 P: 38	R: 0 E: 0 K: 2 S: 10 H: 1 LOB: 1 BB: 0 P: 16	R: 0 E: 0 K: 2 S: 7 H: 0 LOB: 0 BB: 0 P: 8	1B: 5 2B: 1 3B: 0 HR: 2 SF: 0 SAC: 0 DP: 0 HBP: 0						

PITCHER		IP	WLS	BF	H	R	ER	SO	BB	IBB	HBP	BLK	WP	HR	S	P	ERA	WHIP
37 Travis Wood, L ERA: 2.92	(1, 1)	6.0		25	4	1	1	9	3	0	0	0	0	0	65	106	1.50	1.167
63 Brian Schlitter, R ERA: 6.35	(7, 1)	0.2		5	2	1	1	0	1	0	0	0	0	1	15	24	13.50	4.500
40 James Russell, L ERA: 6.75	(7, 1)	0.0	L	2	1	3	3	0	1	0	0	0	0	1	3	7	∞	∞
52 Justin Grimm, R ERA:	(7, 1)	1.1		5	1	0	0	2	0	0	0	0	0	0	12	21	0.00	0.750
56 Héctor Rondón, R ERA:	(9, 1)	1.0		3	0	0	0	2	0	0	0	0	0	0	7	8	0.00	0.000

PITCHER	IP	WLS	BF	H	R	ER	SO	BB	IBB	HBP	BLK	WP	HR	S	P	ERA	WHIP

TOP

Pittsburgh Pirates @ Chicago Cubs

Wrigley Field, Chicago, IL

Thu Apr 10 2014, 1:21 PM - 4:40 PM CDT

Att. 25,502 - Cloudy - 61 F

livebaseballscorecards.com

AB	35
R	5
H	8
RBI	5
BB	5
SO	13
LOB	14

WP: 0	PA: 40																	
PB: 0																		
SB: 1																		
CS: 0																		

Batter	1	2	3	4	5	6	7	8	9	AB	R	H	RBI	BB	SO	LOB
64 Emilio Bonifácio, S (1, 4) (7, 5) OBP: 0.500, SLG: 0.524	B FF 96 F SI 93 C SL 86 B SI 96 B FF 97 B SI 96 4-2 44 CS 51 S BB		C FF 94 B CH 84 C SI 95 X SL 86 1-2 E1 51 S 51 E	S SI 94 S FF 96 F FF 96 X SL 86 0-2 ③ F8			B CH 84 B SI 92 C SI 93 F SI 93 X SI 93 2-2 ③ G6-3		C FF 94 B FF 92 X SL 82 1-1 ③ G3	4	1	0	0	1	0	5
51 Ryan Kalish, L (1, 7) OBP: 0.222, SLG: 0.313	1 SAFE C SI 96 L FF 95 T SL 84 0-2 ① K 1-2		S FF 95 1 SAFE B FF 94 F SL 84 B FF 97 F SL 87 C FF 96 2-3 ③ K 1-H		C CH 85 X FF 95 0-1 ① F8			F FF 91 F FC 91 B FF 92 S FC 90 1-3 ① K		4	0	0	0	0	3	1
44 Anthony Rizzo, L (1, 3) OBP: 0.463, SLG: 0.514	S SL 86 B SL 84 C FF 96 B SL 82 B FF 95 D FF 97 4-2 ② 2-3 BB			C FF 94 B CH 86 X CH 84 1-1 19 1B 13 1B 1B	F FF 94 C FF 96 B SI 97 S SL 85 1-3 ② K			C KC 80 F FF 91 F FC 90 B KC 80 S KC 81 1-3 ② K		3	1	1	0	1	2	0
19 Nate Schierholtz, L (1, 9) OBP: 0.207, SLG: 0.185	B FF 96 B CH 85 D FF 95 C SI 96 X FF 95 3-1 ③ L4			B SL 84 F FF 94 1 SAFE S KC 84 B FF 96 X SL 85 2-2 13 1B 21 S 30 WP 1-3 1B	F FF 96 F FF 95 C FF 96 0-3 ③ K			B FF 92 C FF 91 F FF 90 F FC 89 B KC 81 F FC 89 X KC 79 2-2 ③ G6-3		4	1	1	0	0	1	1
21 Junior Lake, R (1, 8) OBP: 0.296, SLG: 0.440 6 Ryan Sweeney, L (9, PH) OBP: 0.238, SLG: 0.118		C SL 85 S SL 84 B SI 97 B FF 97 S SL 84 2-3 ① K		F FF 95 1 SAFE 1 SAFE B SI 97 S KC 82 S SL 85 1-3 ① K 1-2		F FF 95 B FF 95 B SI 94 F SI 95 B SI 96 X SI 95 3-2 ① G5-3			C SI 91 B SI 91 B CH 82 B FF 92 F FF 92 B FF 92 4-2 15 BB 13 1B BB	3 0	0 0	0 0	0 0	0 1	2 0	2 0
13 Starlin Castro, R (1, 6) OBP: 0.359, SLG: 0.526		C SI 95 X SI 94 0-1 30 G1-6-3 1B		D SI 96 S SL 86 B SI 96 D SL 86 X SL 85 3-1 30 WP 5 1B 2-3 3-H 1B		F FF 95 B SI 95 S SL 83 X CU 83 1-2 ② L7			S SL 80 X SL 80 0-1 15 BB 1-2 1B	4	1	3	1	0	0	0
30 Mike Olt, R (1, 5) OBP: 0.136, SLG: 0.409 56 Héctor Rondón, R (9, 1) 24 Luis Valbuena, L (9, PH) OBP: 0.409, SLG: 0.235		C FF 95 1 SAFE 1 SAFE F FF 94 F SL 86 X SL 84 0-2 ② ③ G1-6-3 1-2f		C CU 82 1 SAFE C SI 94 F SL 84 1 SAFE F SI 96 B SL 84 S SI 95 1-3 ② K 1-2 3-H		S CU 83 F SI 95 C SI 96 0-3 ③ K			B SI 92 B CH 83 C FF 92 L FF 91 S SL 82 2-3 ① K	3 0 1	0 0 0	0 0 0	0 0 0	0 0 0	2 0 1	2 0 2
5 Welington Castillo, R (1, 2) OBP: 0.233, SLG: 0.321			C SI 95 F FF 93 S SI 96 0-3 ① K	C SL 82 X SL 82 0-1 2-H 1B			B SI 91 B SI 91 X SI 92 2-0 ① F9		S FF 93 C SL 81 B FF 94 B FF 92 S SL 82 2-3 ② K	4	0	1	1	0	2	2
37 Travis Wood, R (1, 1) 63 Brian Schlitter, R (7, 1) 40 James Russell, L (7, 1) 52 Justin Grimm, R (7, 1) 15 Darwin Barney, R (7, 4) OBP: 0.429, SLG: 0.200			C FF 95 C CU 82 F SL 86 C SI 94 0-3 ② K	H FF 95 1-0 HBP			B SI 92 B CH 84 C SI 91 S SI 92 C SI 92 2-3 ② K		C SL 81 B FF 93 D SL 82 C FF 92 B SL 82 B SL 81 4-2 1-2 2-3 BB	1 0 0 0 1	0 0 0 0 0	0 0 0 0 0	0 0 0 0 0	1 0 0 0 1	0 0 0 0 1	0 0 0 0 0
Inning Stats	R: 0 E: 0 K: 1 S: 9 H: 0 LOB: 1 BB: 2 P: 20	R: 0 E: 0 K: 1 S: 9 H: 1 LOB: 0 BB: 0 P: 11	R: 1 E: 1 K: 3 S: 14 H: 0 LOB: 0 BB: 0 P: 17	R: 3 E: 0 K: 2 S: 21 H: 4 LOB: 2 BB: 0 P: 30	R: 0 E: 0 K: 2 S: 8 H: 0 LOB: 0 BB: 0 P: 9	R: 0 E: 0 K: 1 S: 9 H: 0 LOB: 0 BB: 0 P: 13	R: 0 E: 0 K: 1 S: 7 H: 0 LOB: 0 BB: 0 P: 13	R: 0 E: 0 K: 2 S: 12 H: 0 LOB: 0 BB: 0 P: 16	R: 0 E: 0 K: 2 S: 14 H: 1 LOB: 3 BB: 2 P: 27	1B: 6 2B: 0 3B: 0 HR: 0 SF: 0 SAC: 0 DP: 1 HBP: 1						

PITCHER		IP	WLS	BF	H	R	ER	SO	BB	IBB	HBP	BLK	WP	HR	S	P	ERA	WHIP
45 Gerrit Cole, R ERA: 3.46	(1, 1)	6.0	W	25	5	4	3	10	2	0	1	0	1	0	70	100	4.50	1.167
44 Tony Watson, L ERA: 1.69	(7, 1)	1.0	H	3	0	0	0	1	0	0	0	0	0	0	7	13	0.00	0.000
35 Mark Melancon, R ERA: 1.8	(8, 1)	1.0	H	3	0	0	0	2	0	0	0	0	0	0	12	16	0.00	0.000
39 Jason Grilli, R ERA: 1.8	(9, 1)	1.0	S	6	1	0	0	2	2	0	0	0	0	0	14	27	0.00	3.000

PITCHER	IP	WLS	BF	H	R	ER	SO	BB	IBB	HBP	BLK	WP	HR	S	P	ERA	WHIP

BOTTOM

Pittsburgh Pirates @ Chicago Cubs

Wrigley Field, Chicago, IL

Thu Apr 10 2014, 1:21 PM - 4:40 PM CDT

Att. 25,502 - Cloudy - 61 F

livebaseballscorecards.com

AB	32
R	4
H	6
RBI	2
BB	4
SO	15
LOB	15

WP: 1 PA: 37
PB: 0
SB: 3
CS: 1

Batter	1	2	3	4	5	6	7	8	9	AB	R	H	RBI	BB	SO	LOB
6 Starling Marte, R (1, 7) (8, 8) OBP: 0.375, SLG: 0.366	B FF 94 C FF 94 S SI 95 C SI 96 1-3 ① K		S SL 85 F FF 96 D SL 88 S SL 87 1-3 ② K			C SL 83 B SI 95 X SI 94 1-1 ① G6-3		B FF 91 S FF 91 X FF 94 1-1 ① B1-3		4	0	0	0	0	2	1
23 Travis Snider, L (1, 9) OBP: 0.324, SLG: 0.441	C FF 96 B FF 95 F SI 96 B SL 89 F FF 97 X FF 98 2-2 ② G6-3		D FF 95 S SI 94 X SI 96 1-1 ③ L7			C SL 84 B SL 86 B SI 96 X SI 96 2-1 22 FC5-4 1B		B FF 92 F FF 94 B FF 95 F SI 94 B FF 96 F FF 94 S FF 96 3-3 ② K		4	0	1	0	0	1	1
22 Andrew McCutchen, R (1, 8) OBP: 0.383, SLG: 0.278 5 Josh Harrison, R (8, 7)	B FF 96 C FF 96 F SL 86 B SL 89 B CH 85 B FF 96 4-2 24 S BB			C SL 83 X FF 95 0-1 ① F8		B FF 96 B FF 96 B FF 95 F FF 95 S FF 95 X SL 87 3-2 ② FC5-4 24 S 1-2f		X FF 95 0-0 ③ L5		3 0	0 0	0 0	0 0	1 0	0 0	1 0
24 Pedro Alvarez, L (1, 5) OBP: 0.311, SLG: 0.615	B SI 96 T SI 95 X SI 96 1-1 ③ G6-3 1-2			C SL 84 X CH 84 0-1 ② F9		F SI 96 S SL 86 F SL 90 1 SAFE D SI 95 B SL 89 B FF 96 F CH 85 S SL 86 3-3 ③ K 1-2			B FF 89 F FF 89 C FF 90 F CH 81 B CH 83 B CU 76 C FF 89 3-3 ① K	4	0	0	0	0	2	2
55 Russell Martin, R (1, 2) OBP: 0.364, SLG: 0.536		B FF 93 C FF 94 C SI 96 C SI 97 1-3 ① K		X SI 95 0-0 1B			C FF 95 X SL 86 0-1 E5 18 HR		C FF 90 C CU 74 F CH 83 B FF 90 F FF 90 F FF 90 B CU 77 F FF 90 T CH 82 2-2 ② K	4	1	1	0	0	2	0
18 Neil Walker, S (1, 4) OBP: 0.310, SLG: 0.462		B FF 95 B SI 95 F FF 95 X SI 96 2-1 3 G3-6-3 1B		F SL 85 S FF 95 F SL 88 X FF 96 0-2 ③ G3			T SI 94 B FF 94 X SI 94 1-1 1-H HR		C CU 74 B FF 89 F FF 90 S CH 83 1-3 ③ K	4	1	2	2	0	1	1
3 Travis Ishikawa, L (1, 3) OBP: 0.276, SLG: 0.423		F SI 96 1 SAFE F SI 96 B FF 97 1 SAFE X SL 89 1-2 ② ③ G3-6-3 1-2f			C FF 94 X FF 95 0-1 ① G4-3		B SI 95 X SI 95 1-0 ① L8			3	0	0	0	0	0	1
10 Jordy Mercer, R (1, 6) OBP: 0.265, SLG: 0.138			B FF 95 B FF 95 F FF 94 F SI 96 F FF 97 B SI 96 B SI 96 4-2 47 SH1-4 BB		B FF 96 C SI 94 B SI 95 X SI 94 2-1 ② G6-3		C SL 81 S SI 95 B SL 85 B SL 86 X SI 96 2-2 ② G5-3			2	0	0	0	1	0	0
47 Francisco Liriano, L (1, 1) OBP: 0.200, SLG: 0.200 31 Jose Tabata, R (7, PH) OBP: 0.350, SLG: 0.333 29 Bryan Morris, L (7, 1)			B SI 93 L SI 95 X SI 94 1-1 ① SH1-4 1-2		C FF 92 C FF 95 X FF 96 0-2 ③ F7		X SI 96 0-0 ③ G6-3			1 1 0	0 0 0	0 0 0	0 0 0	0 0 0	0 0 0	0 0 0
Inning Stats	R: 0 E: 0 K: 1 S: 11 H: 0 LOB: 1 BB: 1 P: 19	R: 0 E: 0 K: 1 S: 8 H: 1 LOB: 0 BB: 0 P: 12	R: 0 E: 0 K: 1 S: 10 H: 0 LOB: 1 BB: 1 P: 17	R: 0 E: 0 K: 0 S: 9 H: 1 LOB: 1 BB: 0 P: 9	R: 0 E: 0 K: 0 S: 7 H: 0 LOB: 0 BB: 0 P: 9	R: 0 E: 0 K: 1 S: 12 H: 1 LOB: 1 BB: 0 P: 21	R: 2 E: 1 K: 0 S: 9 H: 1 LOB: 0 BB: 0 P: 13	R: 0 E: 0 K: 1 S: 7 H: 0 LOB: 0 BB: 0 P: 11	R: 0 E: 0 K: 3 S: 14 H: 0 LOB: 0 BB: 0 P: 20	1B: 3 2B: 0 3B: 0 HR: 1 SF: 0 SAC: 1 DP: 1 HBP: 0						

PITCHER		IP	WLS	BF	H	R	ER	SO	BB	IBB	HBP	BLK	WP	HR	S	P	ERA	WHIP
38 Wily Peralta, R ERA: 2.25	(1, 1)	7.0	W	27	4	2	1	4	2	0	0	0	0	1	66	100	1.29	0.857
29 Jim Henderson, R ERA:	(8, 1)	1.0	H	3	0	0	0	1	0	0	0	0	0	0	7	11	0.00	0.000
57 Francisco Rodríguez, R ERA:	(9, 1)	1.0	S	3	0	0	0	3	0	0	0	0	0	0	14	20	0.00	0.000

PITCHER	IP	WLS	BF	H	R	ER	SO	BB	IBB	HBP	BLK	WP	HR	S	P	ERA	WHIP

TOP

Pittsburgh Pirates @ Milwaukee Brewers

Miller Park, Milwaukee, WI

Fri Apr 11 2014, 7:12 PM - 9:52 PM CDT

Att. 27,469 - Roof Closed - 67 F

livebaseballscorecards.com

AB	30
R	2
H	4
RBI	2
BB	2
SO	8
LOB	7

WP: 0 PA: 33
PB: 0
SB: 2
CS: 0

Batter	1	2	3	4	5	6	7	8	9	AB	R	H	RBI	BB	SO	LOB
27 Carlos Gómez, R (1, 8) OBP: 0.438, SLG: 0.705	S CH 85 B SI 92 B CH 87 B SL 86 X CH 86 3-1 L3 ①			F SI 92 S CH 86 B SL 86 B CH 85 B SI 94 B CH 86 4-2 8 G6-3 9 G2-3 16 HR BB	C SL 85 2 SAFE D CH 85 X CH 86 1-1 9 FC6-4 2-H 1B			S SI 95 F SI 96 B FC 89 S FC 90 1-3 K ①		3	1	1	1	1	1	0
9 Jean Segura, R (1, 6) OBP: 0.324, SLG: 0.353	C SI 92 F SI 92 F CH 87 S SL 84 0-3 K ②			B SL 83 B CH 83 X SI 92 2-0 G2-3 ① 1-2	C CH 85 X SL 84 0-1 FC6-4 ③ 1-2f			C SI 95 C SI 96 S FC 90 0-3 K ②		4	0	0	0	0	2	2
8 Ryan Braun, R (1, 9) OBP: 0.308, SLG: 0.583	B FF 92 C CH 86 F SL 84 S CH 86 1-3 K ③			B CH 85 C SI 92 B SI 92 X SI 93 2-1 G6-3 ② 2-3		B SL 82 B CH 84 C SL 82 S SL 83 B SL 83 F SL 83 X SL 84 3-2 G5-3 ①		X SI 96 0-0 16 1B 1B		4	0	1	0	0	1	1
16 Aramis Ramirez, R (1, 5) OBP: 0.395, SLG: 0.512		X SI 91 0-0 P4 ①		S CH 86 F SI 92 F CH 86 D SL 85 X SI 93 1-2 3-H HR		B SI 91 B SI 92 S CH 85 S CH 84 B SL 85 X CH 86 3-2 G4-3 ②		D FC 91 S SI 95 1 SAFE S SI 95 D FC 91 F FC 92 1 SAFE X FC 91 2-2 20 FC4-6 1-2 1B		4	1	2	2	0	0	0
20 Jonathan Lucroy, R (1, 2) OBP: 0.419, SLG: 0.579		C SL 79 B CH 84 B SI 92 F CH 84 S SL 85 2-3 K ②		X SI 93 0-0 G6-3 ③		B SL 84 B CH 84 B SL 84 C SI 92 F SI 90 B SL 84 4-2 18 WP BB		B FC 91 B SI 96 B SI 95 C SI 96 X SI 95 3-1 FC4-6 ③ 1-2f		3	0	0	0	1	1	2
18 Khris Davis, R (1, 7) OBP: 0.308, SLG: 0.436		B SI 90 S CH 85 T SL 86 S CH 85 1-3 K ③			B SI 92 B SI 91 T SI 92 S CH 85 F SL 83 S CH 86 2-3 K ①	B CH 86 B SL 84 S CH 84 B SL 84 S SI 91 X SI 92 3-2 L9 ③ 1-3				3	0	0	0	0	2	1
7 Mark Reynolds, R (1, 3) OBP: 0.355, SLG: 0.630			C CH 84 S CH 82 X SL 84 0-2 G5-3 ①		X SI 91 0-0 HR		C SI 95 S FC 91 B FC 91 C FF 95 1-3 K ①			3	1	1	1	0	1	0
Rickie Weeks Jr., R (1, 4) OBP: 0.167, SLG: 0.222 29 Jim Henderson, L (8, 1) 57 Francisco Rodríguez, R (9, 1)			C SI 92 X CH 85 0-1 G5-3 ②		B CH 84 S SL 84 X SI 92 1-1 27 1B 2B		C SI 96 S FC 91 B FC 90 X FC 90 1-2 G4-3 ②			3 0 0	1 0 0	1 0 0	0 0 0	0 0 0	0 0 0	0 0 0
38 Wily Peralta, R (1, 1) 2 Scooter Gennett, L (7, PH) OBP: 0.292, SLG: 0.348 (8, 4)			C FF 91 B CH 86 S SI 92 S CH 86 1-3 K ③		B SL 82 F SI 91 S CH 84 S CH 85 1-3 K ②		X SI 95 0-0 G1-3 ③			2 1	0 0	0 0	0 0	0 0	2 0	1 0
Inning Stats	R: 0 E: 0 K: 2 S: 9 H: 0 LOB: 0 BB: 0 P: 13	R: 0 E: 0 K: 2 S: 7 H: 0 LOB: 0 BB: 0 P: 10	R: 0 E: 0 K: 1 S: 8 H: 0 LOB: 0 BB: 0 P: 9	R: 2 E: 0 K: 0 S: 10 H: 1 LOB: 0 BB: 1 P: 19	R: 2 E: 0 K: 2 S: 14 H: 3 LOB: 1 BB: 0 P: 19	R: 0 E: 0 K: 0 S: 12 H: 0 LOB: 1 BB: 1 P: 25	R: 0 E: 0 K: 1 S: 7 H: 0 LOB: 0 BB: 0 P: 9	R: 0 E: 0 K: 2 S: 13 H: 2 LOB: 2 BB: 0 P: 19		1B: 3 2B: 1 3B: 0 HR: 2 SF: 0 SAC: 0 DP: 0 HBP: 0						

PITCHER		IP	WLS	BF	H	R	ER	SO	BB	IBB	HBP	BLK	WP	HR	S	P	ERA	WHIP
47 Francisco Liriano, L ERA: 4.0	(1, 1)	6.0	L	24	4	4	4	7	2	0	0	0	1	2	60	95	6.00	1.000
29 Bryan Morris, R ERA:	(7, 1)	2.0		8	2	0	0	3	0	0	0	0	0	0	20	28	0.00	1.000

PITCHER	IP	WLS	BF	H	R	ER	SO	BB	IBB	HBP	BLK	WP	HR	S	P	ERA	WHIP

BOTTOM

Pittsburgh Pirates @ Milwaukee Brewers

Miller Park, Milwaukee, WI

Fri Apr 11 2014, 7:12 PM - 9:52 PM CDT

Att. 27,469 - Roof Closed - 67 F

livebaseballscorecards.com

AB	30
R	4
H	6
RBI	4
BB	2
SO	10
LOB	7

PA: 32

Pittsburgh Pirates @ Milwaukee Brewers

Miller Park, Milwaukee, WI

Sat Apr 12 2014, 6:11 PM - 9:04 PM CDT

Att. 42,828 - Roof Closed - 64 F

livebaseballscorecards.com

TOP

Batter	1	2	3	4	5	6	7	8	9	AB	R	H	RBI	BB	SO	LOB
6 Starling Marte, R (1, 7) OBP: 0.365, SLG: 0.356	C FF 90 B SI 90 C SI 89 B SL 87 F FF 90 S FF 90 2-3 ① **K**		B CU 79 S SL 88 D SL 88 F SI 91 D SL 87 X SL 87 3-2 ② **G6-3** **3-H**		C SI 89 S CU 79 B CU 78 F FF 90 B SL 85 T SL 85 2-2 ③ **K**			F FF 94 B SL 87 B FF 94 B FF 94 F FF 93 F FF 95 F FF 96 X FF 95 3-2 23 1B 22 P2-6-1 **1B**		4	0	1	1	0	2	1
23 Travis Snider, L (1, 9) OBP: 0.341, SLG: 0.447 35 Mark Melancon, R (8, 1)	B FF 90 X SI 90 1-0 ② **F7**		B SL 87 C SI 91 B SL 87 B FF 91 X SI 90 3-1 22 1B **2-H** **1B**			B CU 78 C CU 78 C SI 91 B CU 78 X SI 91 2-2 ① **G6-3**		1 SAFE 1 SAFE F FF 93 1 SAFE B FF 93 S FF 94 P PO 84 1 SAFE X FF 93 2-2 **1-3** **1B**		4 0	0 0	2 0	1 0	0 0	0 0	0 0
22 Andrew McCutchen, R (1, 8) OBP: 0.392, SLG: 0.325	C SL 87 X FF 90 0-1 ③ **G6-3**		B CU 80 C SL 86 B SL 87 B SI 91 C SL 87 X SL 86 3-2 24 S **1-3** **1B**			B CU 78 B SL 86 C SI 92 B FF 91 C SL 86 X SL 85 3-2 24 G4-3 **2B**		F SL 88 B FF 95 B SL 88 X FF 96 2-1 ② ③ **P2-6-1** **3-Hf**		4	0	2	0	0	0	2
24 Pedro Alvarez, L (1, 5) OBP: 0.327, SLG: 0.585 5 Josh Harrison, R (9, PR)		B FF 89 B SI 89 C SL 86 B FF 90 B SI 90 4-1 55 G4-6-3 **BB**	1 SAFE D CU 79 1 SAFE S CU 78 B SI 91 B SI 91 S SL 86 S SL 86 3-3 ③ **K** **1-2**			C CU 78 B SL 85 X SI 91 1-1 ② **G4-3** **2-3**			B CU 75 B FF 89 B FF 89 F FF 88 B FF 89 4-1 55 G5-4-3 **BB**	2 0	0 0	0 0	0 0	2 0	1 0	3 0
55 Russell Martin, R (1, 2) OBP: 0.351, SLG: 0.500		C FF 90 F SI 92 F SI 91 X SL 87 0-2 ① ② **G4-6-3** **1-2f**		B SI 88 F SL 85 X SL 85 1-1 3 G4-6-3 **1B**		C SL 88 B SI 92 S SL 86 C SI 91 1-3 ③ **K**			F SI 87 B SI 88 T SI 88 X CH 82 1-2 ① ② **G5-4-3** **1-2f**	4	0	1	0	0	1	3
18 Neil Walker, S (1, 4) OBP: 0.283, SLG: 0.419		B SI 91 B SI 92 C SI 91 C SI 90 B SI 91 F SI 91 X FF 90 3-2 ③ **G4-3**		C CU 77 X SL 89 0-1 ① **P6**			B SI 88 X SI 88 1-0 ① **G5-3**		C FF 89 X SI 89 0-1 ③ **G4-3**	4	0	0	0	0	0	2
3 Travis Ishikawa, L (1, 3) OBP: 0.290, SLG: 0.464 17 Gaby Sanchez, R (7, PH) OBP: 0.286, SLG: 0.250 (7, 3)			C FF 90 B SI 91 X SI 91 1-1 10 1B 6 G6-3 **2B**	F FF 90 B FF 90 X FF 90 1-1 ② ③ G4-6-3 **1-2f**			B CU 74 C CU 74 C FF 95 B CH 83 S FF 94 2-3 ② **K**			2 1	1 0	1 0	0 0	0 1	0 0	1 0
10 Jordy Mercer, R (1, 6) OBP: 0.270, SLG: 0.156			C SI 91 B SL 86 X FF 91 1-1 36 SH1-4 23 1B **2-3** **1B**		B SI 90 C SI 89 B SL 85 C SI 89 C SI 90 2-3 ① **K**		X FF 94 0-0 ③ **F9**			3	1	1	0	0	1	0
36 Edinson Volquez, R (1, 1) 44 Tony Watson, L (7, 1) 31 Jose Tabata, R (8, PH) OBP: 0.333, SLG: 0.316 (8, 9)			X SL 86 0-0 ① **SH1-4** **1-2**		C FF 90 S SL 85 S SL 83 0-3 ② **K**			C FF 93 B FF 95 T FF 95 B FF 95 T FF 95 2-2 ① **K**		1 0 1	0 0 0	0 0 0	0 0 0	0 0 1	1 0 0	0 0 0
Inning Stats	R: 0 E: 0 K: 1 S: 7 H: 0 LOB: 0 BB: 0 P: 10	R: 0 E: 0 K: 0 S: 9 H: 0 LOB: 0 BB: 1 P: 16	R: 2 E: 0 K: 1 S: 16 H: 4 LOB: 2 BB: 0 P: 30	R: 0 E: 0 K: 0 S: 6 H: 1 LOB: 0 BB: 0 P: 8	R: 0 E: 0 K: 3 S: 10 H: 0 LOB: 0 BB: 0 P: 14	R: 0 E: 0 K: 1 S: 11 H: 1 LOB: 1 BB: 0 P: 18	R: 0 E: 0 K: 1 S: 5 H: 0 LOB: 0 BB: 0 P: 8	R: 0 E: 0 K: 1 S: 14 H: 2 LOB: 1 BB: 0 P: 22	R: 0 E: 0 K: 0 S: 6 H: 0 LOB: 1 BB: 1 P: 11	1B: 6 2B: 3 3B: 0 HR: 0 SF: 0 SAC: 1 DP: 4 HBP: 0						

AB	30
R	2
H	8
RBI	2
BB	2
SO	8
LOB	12

WP: 0 PA: 33
PB: 0
SB: 1
CS: 0

PITCHER		IP	WLS	BF	H	R	ER	SO	BB	IBB	HBP	BLK	WP	HR	S	P	ERA	WHIP
49 Yovani Gallardo, R ERA: 0.96	(1, 1)	6.0		23	6	2	2	6	1	0	0	0	0	0	59	96	3.00	1.167
59 Zach Duke, L ERA: 4.91	(7, 1)	0.1		1	0	0	0	0	0	0	0	0	0	0	1	2	0.00	0.000
30 Tyler Thornburg, R ERA: 1.17	(7, 1)	0.2		2	0	0	0	1	0	0	0	0	0	0	4	6	0.00	0.000
29 Jim Henderson, R ERA:	(8, 1)	1.0	W	4	2	0	0	1	0	0	0	0	0	0	14	22	0.00	2.000
57 Francisco Rodríguez, R ERA:	(9, 1)	1.0	S	3	0	0	0	0	1	0	0	0	0	0	6	11	0.00	1.000

PITCHER	IP	WLS	BF	H	R	ER	SO	BB	IBB	HBP	BLK	WP	HR	S	P	ERA	WHIP

Batter	1	2	3	4	5	6	7	8	9	AB	R	H	RBI	BB	SO	LOB
27 Carlos Gómez, R (1, 8) OBP: 0.423, SLG: 0.729	B CH 82 F SI 92 X FF 94 1-1 HR		X KC 79 0-0 ① F9		S CH 85 S KC 82 F KC 83 S CH 87 0-3 ② K		S CH 85 B CH 85 B SI 94 S CH 86 X CH 85 2-2 ③ G6-3			4	1	1	1	0	1	3
9 Jean Segura, R (1, 6) OBP: 0.293, SLG: 0.316	X SI 93 0-0 ① G6-3		C SI 92 B KC 80 F CH 83 X KC 82 1-2 ② G6-3		S KC 81 X CH 85 0-1 ③ FC6-4 1-2f			X FF 91 0-0 ① G6-3		4	0	0	0	0	0	1
8 Ryan Braun, R (1, 9) OBP: 0.326, SLG: 0.575	B SI 93 C KC 80 F KC 80 X CH 85 1-2 ② G6-3		C SI 93 S KC 82 C SI 92 0-3 ③ K			X KC 78 0-0 16 G1-4-3 1B		B FF 93 B FC 91 C FF 92 B FC 91 X FC 91 3-1 16 1B 20 1B		4	1	2	0	0	1	0
16 Aramis Ramirez, R (1, 5) OBP: 0.383, SLG: 0.489	C SI 94 B KC 80 X CH 84 1-1 ③ P6			C SI 92 B FF 92 F FF 92 B KC 81 X CH 84 2-2 ① L5		X SI 93 0-0 ①② G1-4-3 1-2f		C FF 92 X FC 91 0-1 20 1B 1-2 1B		4	0	1	0	0	0	1
20 Jonathan Lucroy, R (1, 2) OBP: 0.426, SLG: 0.571		C SI 92 B SI 93 C FF 93 F FF 93 F KC 80 B FF 94 F SI 93 X KC 80 2-2 ① G5-3		B SI 94 X FF 92 1-0 1B		B SI 92 C SI 92 C SI 92 F CH 86 X SI 93 1-2 ③ F9		B FF 92 X FF 92 1-0 1-3 2-H 1B		4	0	2	1	0	0	0
18 Khris Davis, R (1, 7) OBP: 0.279, SLG: 0.395		B KC 80 F SI 93 B CH 84 X KC 82 2-1 E5 2 1B 49 WP		D KC 82 C FF 94 X KC 82 1-1 ② F9			F CH 83 F CH 86 B KC 80 X CH 87 1-2 E8 2 SH1-3 7 BB	F FF 93 S FF 93 S FF 93 0-3 ② K		4	1	0	0	0	1	3
7 Mark Reynolds, R (1, 3) OBP: 0.343, SLG: 0.567		B SI 95 S KC 82 1 SAFE S KC 82 B KC 81 1 SAFE S CH 85 2-3 ② K		D KC 81 X CH 84 1-0 ③ G6-3			C SI 93 1 SAFE D CH 86 B KC 82 F CH 84 1 SAFE B CH 86 B CH 86 4-2 2 SH1-3 1-2 BB	B FF 92 C FF 91 D FC 91 B FC 92 X FF 92 3-1 ③ G6-3		3	0	0	0	1	1	4
2 Scooter Gennett, L (1, 4) OBP: 0.308, SLG: 0.360		B CH 84 B SI 93 B SI 94 C FF 94 F SI 94 X SI 94 3-2 49 WP 1-3 1B			C SI 92 B KC 78 F KC 80 F CH 86 X KC 80 1-2 ① F7		L SI 93 L CH 84 X KC 81 0-2 ① SH1-3 1-2 2-3			2	0	1	0	0	0	0
49 Yovani Gallardo, R (1, 1) 59 Zach Duke, L (7, 1) 30 Tyler Thornburg, R (7, 1) 24 Lyle Overbay, L (7, PH) OBP: 0.188, SLG: 0.143 Rickie Weeks Jr., R (7, PH) OBP: 0.158, SLG: 0.211 29 Jim Henderson, L (8, 1) 57 Francisco Rodríguez, R (9, 1)		C SI 92 S KC 82 B KC 82 C KC 80 1-3 ③ K 1-2 3-H			B SI 94 B SI 93 B SI 92 B FF 91 4-0 9 FC6-4 BB		X CH 85 0-0 ② L7			1 0 0 0 1 0 0	0 0 0 0 0 0 0	0 0 0 0 0 0 0	0 0 0 0 0 0 0	1 0 0 0 0 0 0	1 0 0 0 0 0 0	1 0 0 0 2 0 0
Inning Stats	R: 1 E: 0 K: 0 S: 8 H: 1 LOB: 0 BB: 0 P: 11	R: 1 E: 1 K: 2 S: 17 H: 1 LOB: 1 BB: 0 P: 27	R: 0 E: 0 K: 1 S: 7 H: 0 LOB: 0 BB: 0 P: 8	R: 0 E: 0 K: 0 S: 7 H: 1 LOB: 1 BB: 0 P: 12	R: 0 E: 0 K: 1 S: 10 H: 0 LOB: 1 BB: 1 P: 15	R: 0 E: 0 K: 0 S: 6 H: 1 LOB: 0 BB: 0 P: 7	R: 0 E: 1 K: 0 S: 12 H: 0 LOB: 2 BB: 1 P: 19	R: 1 E: 0 K: 1 S: 11 H: 3 LOB: 2 BB: 0 P: 18		1B: 6 2B: 0 3B: 0 HR: 1 SF: 0 SAC: 1 DP: 1 HBP: 0				WP: 1 PB: 0 SB: 0 CS: 0 PA: 34		

PITCHER		IP	WLS	BF	H	R	ER	SO	BB	IBB	HBP	BLK	WP	HR	S	P	ERA	WHIP
36 Edinson Volquez, R ERA: 1.29	(1, 1)	6.1		26	4	2	1	4	2	0	0	0	1	1	63	93	1.42	0.947
44 Tony Watson, L ERA: 1.5	(7, 1)	0.2		2	0	0	0	0	0	0	0	0	0	0	4	6	0.00	0.000
35 Mark Melancon, R ERA: 3.0	(8, 1)	1.0	L	6	3	1	1	1	0	0	0	0	0	0	11	18	9.00	3.000

PITCHER	IP	WLS	BF	H	R	ER	SO	BB	IBB	HBP	BLK	WP	HR	S	P	ERA	WHIP

BOTTOM

Pittsburgh Pirates @ Milwaukee Brewers

Miller Park, Milwaukee, WI

Sat Apr 12 2014, 6:11 PM - 9:04 PM CDT

Att. 42,828 - Roof Closed - 64 F

livebaseballscorecards.com

AB	31
R	3
H	7
RBI	2
BB	2
SO	5
LOB	15

Pittsburgh Pirates @ Milwaukee Brewers

Miller Park, Milwaukee, WI

Sun Apr 13 2014, 1:10 PM - 3:22 PM CDT

Att. 32,152 - Roof Closed - 70 F

livebaseballscorecards.com

TOP

Batter	1	2	3	4	5	6	7	8	9	AB	R	H	RBI	BB	SO	LOB
6 Starling Marte, R (1, 7) OBP: 0.357, SLG: 0.347	B SI 86 X SI 88 1-0 ① G6-3			C SI 88 S SL 83 B SL 82 X SI 88 1-2 31 1B 22 SF8 1B		C SL 82 C SI 89 B SI 90 S SL 83 1-3 ① K			C SI 88 B SL 82 X SL 82 1-1 ① G6-3	4	1	1	0	0	1	0
31 Jose Tabata, R (1, 9) OBP: 0.320, SLG: 0.304	C SI 88 C SI 88 X SI 88 0-2 ② G6-3			C SL 82 X SI 88 0-1 1-3 1B		B CU 75 C CH 79 F SI 89 B SL 84 X SI 89 2-2 ② G5-3			C CU 74 B CH 79 F SI 89 B CH 77 F SL 82 F SI 90 B SI 89 X SL 82 3-2 ② L5	4	0	1	0	0	0	0
22 Andrew McCutchen, R (1, 8) OBP: 0.382, SLG: 0.326	C SI 88 B SL 83 X SI 88 1-1 ③ G6-3			X SL 83 0-0 ① SF8 3-H		X CU 75 0-0 ③ G5-3			F CU 73 B SL 82 F SL 80 X CH 78 1-2 1B	3	0	1	1	0	0	0
24 Pedro Alvarez, L (1, 5) OBP: 0.302, SLG: 0.533		B CU 74 B SI 88 X SI 88 2-0 ① F7		C SL 83 1 SAFE B CH 78 1 SAFE B SI 88 X CU 74 2-1 ② L9			C SL 82 C SI 88 C SI 89 0-3 ① K		C FF 92 C SL 81 S SL 82 0-3 ③ K	4	0	0	0	0	2	2
18 Neil Walker, S (1, 4) OBP: 0.265, SLG: 0.391		C SI 88 X SI 89 0-1 ② P2		X CH 78 0-0 ③ F8			C SI 89 C SL 83 F SI 89 F SL 84 S CH 78 0-3 ② K			3	0	0	0	0	1	1
26 Tony Sanchez, R (1, 2) OBP: 0.333, SLG: 0.400		C SI 89 X SL 84 0-1 ③ G5-3			B SI 88 X SI 89 1-0 10 FC1-4 1B		C CU 73 T SL 82 B SL 80 C CH 78 1-3 ③ K			3	0	1	0	0	1	0
3 Travis Ishikawa, L (1, 3) OBP: 0.265, SLG: 0.419			B SI 88 B SI 89 F SI 89 C SI 89 B CH 78 F SI 89 S SI 90 3-3 ① K		B SL 84 C CH 77 B SI 88 X SI 88 2-1 ① P6			C CU 75 F CH 79 T SI 89 0-2 ① K		3	0	0	0	0	2	1
10 Jordy Mercer, R (1, 6) OBP: 0.250, SLG: 0.143			F SI 90 B CU 75 C SI 90 X SL 83 1-2 ② G6-3		C SL 83 F CH 78 X CH 76 0-2 ② FC1-4 1-2f			B SI 90 C SI 89 F SL 83 S SI 89 1-3 ② K		3	0	0	0	0	1	1
50 Charlie Morton, R (1, 1) 5 Josh Harrison, R (8, PH) 37 Justin Wilson, L (8, 1)			C SI 89 S SL 82 S SL 82 0-3 ③ K		S SL 82 S SL 83 S SL 82 0-3 ③ K			S SL 83 S SL 82 X SL 80 0-2 ③ G6-3		2 1 0	0 0 0	0 0 0	0 0 0	0 0 0	2 0 0	1 0 0
Inning Stats	R: 0 E: 0 K: 0 S: 6 H: 0 LOB: 0 BB: 0 P: 8	R: 0 E: 0 K: 0 S: 5 H: 0 LOB: 0 BB: 0 P: 7	R: 0 E: 0 K: 2 S: 10 H: 0 LOB: 0 BB: 0 P: 14	R: 1 E: 0 K: 0 S: 9 H: 2 LOB: 1 BB: 0 P: 12	R: 0 E: 0 K: 1 S: 9 H: 1 LOB: 1 BB: 0 P: 12	R: 0 E: 0 K: 1 S: 7 H: 0 LOB: 0 BB: 0 P: 10	R: 0 E: 0 K: 3 S: 11 H: 0 LOB: 0 BB: 0 P: 12	R: 0 E: 0 K: 2 S: 9 H: 0 LOB: 0 BB: 0 P: 10	R: 0 E: 0 K: 1 S: 13 H: 1 LOB: 1 BB: 0 P: 18	1B: 4 2B: 0 3B: 0 HR: 0 SF: 1 SAC: 0 DP: 0 HBP: 0						

	AB	30
	R	1
	H	4
	RBI	1
	BB	0
	SO	10
	LOB	6

WP: 0 PB: 0 SB: 0 CS: 0 PA: 31

PITCHER		IP	WLS	BF	H	R	ER	SO	BB	IBB	HBP	BLK	WP	HR	S	P	ERA	WHIP
26 Kyle Lohse, R ERA: 3.05	(1, 1)	8.2	W	30	4	1	1	9	0	0	0	0	0	0	76	100	1.04	0.462
13 Will Smith, L ERA:	(9, 1)	0.1	S	1	0	0	0	1	0	0	0	0	0	0	3	3	0.00	0.000

PITCHER	IP	WLS	BF	H	R	ER	SO	BB	IBB	HBP	BLK	WP	HR	S	P	ERA	WHIP

Batter	1	2	3	4	5	6	7	8	9	AB	R	H	RBI	BB	SO	LOB
27 Carlos Gómez, R (1, 8) OBP: 0.411, SLG: 0.706	C SI 92 X SI 92 0-1 G6-3 ①		X SI 92 0-0 SF9 ② 3-H		D SI 92 T SI 92 X CU 79 1-1 F9 ② 2-3		C CU 79 S FS 85 X CU 80 0-2 9 E 9 1B 9 1B 1B			3	0	1	1	0	0	2
9 Jean Segura, R (1, 6) OBP: 0.289, SLG: 0.310	C SI 92 F SI 92 B SI 92 X SI 93 1-2 G3-1 ②		C SI 92 L FS 86 B CU 78 S CU 79 1-3 K ③		X SI 92 0-0 G6-3 ③		1 SAFE 1 SAFE D CU 78 X SI 90 1-0 E6 ② 1-H 1B			4	0	1	0	0	1	2
8 Ryan Braun, R (1, 9) OBP: 0.319, SLG: 0.568	F SI 93 C SI 92 B CU 77 X SI 92 1-2 G6-3 ③			B SI 93 X SI 93 1-0 16 1B 2B		C SI 91 B SI 90 B CU 79 C SI 91 F FS 86 B CU 80 X SI 92 3-2 G6-3 ①	X CU 78 0-0 G5-3 ③			4	1	1	0	0	0	1
16 Aramis Ramirez, R (1, 5) OBP: 0.392, SLG: 0.480		X SI 92 0-0 F8 ①		C CU 80 D SI 91 X SI 92 1-1 24 G4-6-3 2-H 1B		C SI 91 B SI 91 B CU 79 F SI 91 B FS 85 D CU 80 4-2 24 2B 2 K BB		X FF 95 0-0 L4 ①		3	1	1	1	1	0	0
24 Lyle Overbay, L (1, 3) OBP: 0.250, SLG: 0.235		B FF 93 B SI 92 B SI 92 D SI 92 4-0 BB		X SI 92 0-0 G4-6-3 ①② 1-2f		B CU 78 X SI 90 1-0 2 K 1-3 2B		C FF 96 B FC 90 X SI 97 1-1 G4-3 ②		3	1	1	0	1	0	1
2 Scooter Gennett, L (1, 4) OBP: 0.300, SLG: 0.345		C SI 92 X CU 78 0-1 F9 ②		S FS 87 B FS 86 X CU 80 1-1 F8 ③		C SI 92 D SI 92 B SI 91 S SI 91 F FS 86 S CU 79 2-3 K 2-H 3-H		B FF 97 X FF 96 1-0 1 S 1B		4	0	1	0	0	1	1
1 Logan Schafer, L (1, 7) OBP: 0.238, SLG: 0.350		X SI 92 0-0 G3 ③		B SI 92 C CU 79 C CU 78 X FS 86 1-2 G6-3 ①		B FS 85 X SI 92 1-0 L3 ②		1 SAFE B FF 96 C FF 95 1 SAFE C FC 92 C FF 98 1-3 K ③ 1-2		4	0	0	0	0	1	3
12 Martín Maldonado, R (1, 2) OBP: 0.250, SLG: 0.286			C SI 92 F SI 92 X SI 92 0-2 26 SH1-4 27 SF9 2B		S SI 92 B FS 86 B FS 86 B SI 92 C SI 92 F SI 93 B SI 92 4-2 27 F9 26 WP BB		B SI 92 C SI 91 B CU 80 X SI 91 2-1 B1-3 ③			2	1	1	0	1	0	1
26 Kyle Lohse, R (1, 1) 13 Will Smith, R (9, 1)			L SI 92 B SI 91 X SI 91 1-1 SH1-4 ① 2-3		L SI 91 B CU 79 F SI 92 B CU 78 H SI 92 3-2 HBP 1-2		C SI 91 F SI 91 F CU 80 S CU 79 0-3 K2-3 ①			1 0	0 0	0 0	0 0	0 0	1 0	0 0
Inning Stats	R: 0 E: 0 K: 0 S: 8 H: 0 LOB: 0 BB: 0 P: 10	R: 0 E: 0 K: 0 S: 4 H: 0 LOB: 1 BB: 1 P: 8	R: 1 E: 0 K: 1 S: 9 H: 1 LOB: 0 BB: 0 P: 11	R: 1 E: 0 K: 0 S: 6 H: 2 LOB: 0 BB: 0 P: 9	R: 0 E: 0 K: 0 S: 11 H: 0 LOB: 2 BB: 1 P: 20	R: 2 E: 1 K: 1 S: 14 H: 1 LOB: 1 BB: 1 P: 27	R: 0 E: 1 K: 1 S: 9 H: 2 LOB: 1 BB: 0 P: 10	R: 0 E: 0 K: 1 S: 7 H: 1 LOB: 1 BB: 0 P: 10		1B: 4 2B: 3 3B: 0 HR: 0 SF: 1 SAC: 1 DP: 1 HBP: 1						

PITCHER		IP	WLS	BF	H	R	ER	SO	BB	IBB	HBP	BLK	WP	HR	S	P	ERA	WHIP
50 Charlie Morton, R ERA: 3.32	(1, 1)	7.0	L	30	6	4	2	3	3	0	1	0	1	0	61	95	2.57	1.286
37 Justin Wilson, L ERA:	(8, 1)	1.0		4	1	0	0	1	0	0	0	0	0	0	7	10	0.00	1.000

PITCHER	IP	WLS	BF	H	R	ER	SO	BB	IBB	HBP	BLK	WP	HR	S	P	ERA	WHIP

BOTTOM

Pittsburgh Pirates @ Milwaukee Brewers

Miller Park, Milwaukee, WI

Sun Apr 13 2014, 1:10 PM - 3:22 PM CDT

Att. 32,152 - Roof Closed - 70 F

livebaseballscorecards.com

AB	28
R	4
H	7
RBI	2
BB	3
SO	4
LOB	11

Batter	1	2	3	4	5	6	7	8	9	AB	R	H	RBI	BB	SO	LOB
6 Starling Marte, R (1, 7) OBP: 0.361, SLG: 0.426	B FF 93 C FF 93 X SL 83 1-1 22 1B 2B	B FF 94 S KC 80 S FF 94 S CH 87 1-3 ② K 1-2			L FF 94 X KC 77 0-1 HR	B CU 74 F FF 93 S SL 84 B FF 93 S SL 85 2-3 ③ K		C FF 86 D CH 79 C SI 85 B SI 87 D KC 74 F SI 86 S KC 72 3-3 ② K		5	2	2	1	0	3	3
23 Travis Snider, L (1, 9) OBP: 0.326, SLG: 0.488	B KC 78 C FF 94 T FF 94 X FF 93 1-2 G5-3	F FF 95 ① C FF 94 S FF 94 0-3 ③ K			S CH 86 X FF 93 0-1 HR		C KC 72 F SI 84 C SI 86 0-3 ① K	X CH 79 0-0 ③ G3-1		5	1	1	1	0	2	4
22 Andrew McCutchen, R (1, 8) OBP: 0.400, SLG: 0.375	C FF 94 X FF 94 0-1 55 FC6-4 2-H 1B		C KC 80 B SL 87 B SL 87 C FF 96 F FF 96 B CH 88 X SL 87 3-2 ① F9		C SL 85 C FF 94 B CH 85 B SI 93 S CH 86 1-3 ① K		B FF 85 C SI 86 B CH 79 B FF 86 X SI 85 3-1 24 WP 55 1B 2B		B SI 92 F SI 92 B SI 93 X SI 92 2-1 55 FC6-4 1B	5	1	3	1	0	1	0
24 Pedro Alvarez, L (1, 5) OBP: 0.276, SLG: 0.480	F SI 92 D CH 84 B FF 94 F SI 94 1 SAFE 1 SAFE B FF 94 X FF 94 3-2 ② P5		S CH 88 C FF 94 B SL 88 X FF 96 1-2 ② P5		F KC 78 S CH 84 S CH 85 0-3 ② K		B KC 74 S CH 78 B SI 86 D KC 75 C KC 72 C SI 85 3-3 ② K 2-3		1 SAFE B SI 92 S SI 93 D SI 94 1 SAFE 1 SAFE B SI 92 F SI 92 X SI 92 3-2 ① P5	5	0	0	0	0	2	3
55 Russell Martin, R (1, 2) OBP: 0.333, SLG: 0.459	S SL 86 S SL 86 F SL 86 F FF 95 D CH 87 F SL 84 X SL 83 1-2 ③ FC6-4 1-2f		B FF 96 S SL 86 B SL 88 S SL 86 B FF 95 S SL 87 3-3 ③ K		B SL 85 S SL 85 S SL 85 C CH 83 1-3 ③ K		S KC 74 B SL 78 X KC 74 1-1 3-H 1B		P PO 85 B SI 92 C SI 92 X SI 92 2-1 ② FC6-4 1-2f	5	0	1	1	0	2	2
18 Neil Walker, S (1, 4) OBP: 0.296, SLG: 0.529		B FF 94 B CH 87 B SI 94 C FF 93 C FF 94 X FF 95 3-2 HR		S CH 86 F FF 95 B FF 95 F CH 88 B CH 88 B SL 88 X FF 95 3-2 17 FC6-4 1B		B CU 72 X FF 91 1-0 HR	1 SAFE B CH 80 X SI 85 1-0 ③ L8		C SI 92 X SI 92 0-1 ③ L9	5	2	3	2	0	0	2
17 Gaby Sanchez, R (1, 3) OBP: 0.333, SLG: 0.688		C FF 95 B FF 94 B KC 80 X FF 95 2-1 HR		C SL 82 B SI 93 F SL 87 B FF 94 F SL 86 X SI 95 2-2 ① FC6-4 1-2f		X FF 92 0-0 HR		B CH 83 B KC 72 B SI 85 C FF 86 X SI 85 3-1 ① G5-3		4	2	2	2	0	0	1
12 Clint Barmes, R (1, 6) OBP: 0.300, SLG: 0.300		C FF 94 B SL 87 C SL 85 X FF 94 1-2 6 WP 1B		S FF 93 F SI 92 S CH 86 0-3 ② K		B FF 92 C CU 74 F FF 92 B SL 83 X CU 73 2-2 ① F9		B SI 84 X KC 72 1-0 3 BB 1B		4	0	2	0	0	1	1
51 Wandy Rodriguez, S (1, 1) OBP: 0.250, SLG: 0.250 31 Jose Tabata, R (6, PH) OBP: 0.308, SLG: 0.292 29 Bryan Morris, L (6, 1) 44 Tony Watson, L (7, 1) 3 Travis Ishikawa, L (8, PH) OBP: 0.286, SLG: 0.419 35 Mark Melancon, R (8, 1) 39 Jason Grilli, R (9, 1)		C FF 92 B SL 87 B FF 93 L FF 93 B FF 94 L FF 91 3-3 ① K		B FF 93 C FF 93 F FF 93 F FF 94 D KC 81 S SI 93 2-3 ③ K		C CU 73 S FF 93 S FF 93 0-3 ② K		B SI 86 D CH 79 1 SAFE C FF 85 F CH 83 B SI 85 B SI 85 4-2 1-2 BB		2 0 0 0 0 2 2 1 0 0 0 0 1 0 0 0 0 0 0 0 0 0 0 0 0 0 0 0 0 0 0 0 1 0 0 0 0 0 0 0 0 0 0 0 0 0 0 0 0						
Inning Stats	R: 1 E: 0 K: 0 S: 16 H: 2 LOB: 1 BB: 0 P: 22	R: 2 E: 0 K: 3 S: 17 H: 3 LOB: 1 BB: 0 P: 27	R: 0 E: 0 K: 1 S: 10 H: 0 LOB: 0 BB: 0 P: 17	R: 0 E: 0 K: 2 S: 15 H: 1 LOB: 1 BB: 0 P: 22	R: 2 E: 0 K: 3 S: 14 H: 2 LOB: 0 BB: 0 P: 16	R: 2 E: 0 K: 2 S: 11 H: 2 LOB: 0 BB: 0 P: 16	R: 1 E: 0 K: 2 S: 11 H: 2 LOB: 1 BB: 0 P: 19	R: 0 E: 0 K: 1 S: 10 H: 1 LOB: 2 BB: 1 P: 21	R: 0 E: 0 K: 0 S: 10 H: 1 LOB: 1 BB: 0 P: 16	1B: 6 2B: 2 3B: 0 HR: 6 SF: 0 SAC: 0 DP: 0 HBP: 0						

PITCHER		IP	WLS	BF	H	R	ER	SO	BB	IBB	HBP	BLK	WP	HR	S	P	ERA	WHIP
34 Homer Bailey, R ERA: 8.16	(1, 1)	5.0		23	8	5	5	9	0	0	0	0	1	4	72	104	9.00	1.600
60 J.J. Hoover, R ERA: 18.9	(6, 1)	1.0	B	5	2	2	2	2	0	0	0	0	0	2	11	16	18.00	2.000
63 Sam LeCure, R ERA: 1.8	(7, 1)	2.0	L	10	3	1	1	3	1	0	0	0	1	0	21	40	4.50	2.000
58 Nick Christiani, R ERA: 2.84	(9, 1)	1.0		4	1	0	0	0	0	0	0	0	0	0	10	16	0.00	1.000

PITCHER	IP	WLS	BF	H	R	ER	SO	BB	IBB	HBP	BLK	WP	HR	S	P	ERA	WHIP

TOP

Pittsburgh Pirates @ Cincinnati Reds

Great American Ball Park, Cincinnati, OH

Mon Apr 14 2014, 7:14 PM - 6:37 PM EDT

Att. 17,756 - Cloudy - 66 F

livebaseballscorecards.com

AB	41
R	8
H	14
RBI	8
BB	1
SO	14
LOB	18

WP: 2 PA: 42
PB: 0
SB: 0
CS: 0

Batter	1	2	3	4	5	6	7	8	9	AB	R	H	RBI	BB	SO	LOB
6 Billy Hamilton, S (1, 8) OBP: 0.178, SLG: 0.209	C FF 89 X SI 88 0-1 B3 ①		C FF 89 B CU 73 X FF 88 1-1 P3 ②		X FF 86 0-0 F8 ② 2-3		X SI 92 0-0 SH2-3 ① 1-2		B FF 94 B FF 92 C FF 92 C FF 93 B SL 83 S FF 94 3-3 K ③	4	0	0	0	0	1	1
19 Joey Votto, L (1, 3) OBP: 0.393, SLG: 0.533	C FF 89 C SI 90 B CU 73 B FF 91 B CU 77 B FF 90 4-2 21 HR BB		C FF 90 X CU 73 0-1 G1-3 ③		X CU 74 0-0 3-H HR		B SI 93 X SI 93 1-0 G3 ② 2-3			3	2	1	2	1	0	1
4 Brandon Phillips, R (1, 4) OBP: 0.345, SLG: 0.415	C SI 90 C SI 88 F FF 90 S CU 74 0-3 K ②			C SI 88 X CH 83 0-1 L9 ①	F SI 86 X CU 74 0-1 1B		C CH 85 S SL 82 S SL 82 0-3 K ③			4	0	1	0	0	2	2
21 Todd Frazier, R (1, 5) OBP: 0.321, SLG: 0.458	F SI 90 F FF 90 X SI 90 0-2 1-H HR			X SI 88 0-0 32 G4-3 48 HR 2B	B SI 87 B CH 82 X CH 82 2-0 G3 ③			S FC 92 X KC 80 0-1 G5-3 ①		4	2	2	2	0	0	1
32 Jay Bruce, L (1, 9) OBP: 0.345, SLG: 0.381	B FF 91 B FF 90 F FF 90 X FF 89 2-1 F7 ③			B CH 85 C SI 88 X CU 76 1-1 G4-3 ② 2-3	S SI 94 B SI 94 B FC 90 S SI 95 S SI 95 2-3 K ①			B FC 92 B FC 92 B FC 92 C FC 90 F FC 90 B FC 92 4-2 48 G5-3 BB		3	0	0	0	1	1	1
48 Ryan Ludwick, R (1, 7) OBP: 0.302, SLG: 0.410		C CU 72 X SI 88 0-1 F9 ①		D CU 75 F SI 89 B CH 83 B CU 76 S CH 84 X CH 85 3-2 3-H HR	X SI 96 0-0 G5-3 ②			D KC 81 F FF 92 X FF 92 1-1 G5-3 ② 1-2		4	1	1	2	0	0	1
39 Devin Mesoraco, R (1, 2) OBP: 0.476, SLG: 1.111		F FF 89 C SI 90 B CU 72 X CU 75 1-2 G4-3 ②		B SI 90 C CU 74 S SI 89 X CU 72 1-2 G5-3 ③	B SI 95 X SI 95 1-0 HR			B FF 92 B FF 92 B FF 91 X FF 91 3-0 G4-3 ③		4	1	1	1	0	0	1
2 Zack Cozart, R (1, 6) OBP: 0.150, SLG: 0.158 63 Sam LeCure, R (7, 1) 58 Nick Christiani, R (9, 1) 15 Roger Bernadina, L (9, PH) OBP: 0.235, SLG: 0.143		C SI 90 B SI 88 X SI 89 1-1 F9 ③			C CH 84 X SI 87 0-1 F8 ① F SI 94 B FC 91 B SI 94 F FC 90 B FC 89 S SI 95 3-3 K ③				C SL 81 B FF 93 B SL 81 S FF 93 S FF 94 2-3 K ①	3 0 0 1	0 0 0 0	0 0 0 0	0 0 0 0	0 0 0 0	1 0 0 1	0 0 0 0
34 Homer Bailey, R (1, 1) OBP: 0.200, SLG: 0.200 50 Neftali Soto, R (5, PH) OBP: 0.250, SLG: 0.667 60 J.J. Hoover, R (6, 1) 7 Ramon Santiago, S (7, 6) OBP: 0.222, SLG: 0.222 28 Chris Heisey, R (9, PH) OBP: 0.318, SLG: 0.500			C FF 88 T SI 89 S CU 73 0-3 K ①		F SI 87 B CU 72 S CU 73 X CU 73 1-2 6 F8 19 HR 2B		X SI 93 0-0 19 G3 6 SH2-3 1B		X FF 94 0-0 P4 ②	1 1 0 1 1	0 1 0 0 0	0 1 0 1 1	0 0 0 0 0	1 0 0 0 0	0 0 0 0 0	0 0 0 0 0
Inning Stats	R: 2 E: 0 K: 1 S: 13 H: 1 LOB: 0 BB: 1 P: 19	R: 0 E: 0 K: 0 S: 7 H: 0 LOB: 0 BB: 0 P: 9	R: 0 E: 0 K: 1 S: 7 H: 0 LOB: 0 BB: 0 P: 8	R: 2 E: 0 K: 0 S: 11 H: 2 LOB: 0 BB: 0 P: 16	R: 2 E: 0 K: 0 S: 10 H: 3 LOB: 1 BB: 0 P: 13	R: 1 E: 0 K: 2 S: 8 H: 1 LOB: 0 BB: 0 P: 14	R: 0 E: 0 K: 1 S: 6 H: 1 LOB: 1 BB: 0 P: 7	R: 0 E: 0 K: 0 S: 7 H: 0 LOB: 1 BB: 1 P: 15	R: 0 E: 0 K: 2 S: 7 H: 0 LOB: 0 BB: 0 P: 12	1B: 2 2B: 2 3B: 0 HR: 4	SF: 0 SAC: 1 DP: 0 HBP: 0			WP: 0 PB: 0 SB: 0 CS: 0	PA: 37		

PITCHER	IP	WLS	BF	H	R	ER	SO	BB	IBB	HBP	BLK	WP	HR	S	P	ERA	WHIP
51 Wandy Rodriguez, L (1, 1) ERA: 7.31	5.0		22	6	6	6	2	1	0	0	0	0	3	48	65	10.80	1.400
29 Bryan Morris, R (6, 1) ERA: 1.5	1.0	W	4	1	1	1	2	0	0	0	0	0	1	8	14	9.00	1.000
44 Tony Watson, L (7, 1) ERA: 1.29	1.0	H	4	1	0	0	1	0	0	0	0	0	0	6	7	0.00	1.000
35 Mark Melancon, R (8, 1) ERA: 2.57	1.0	H	4	0	0	0	0	1	0	0	0	0	0	7	15	0.00	1.000
39 Jason Grilli, R (9, 1) ERA: 1.5	1.0	S	3	0	0	0	2	0	0	0	0	0	0	7	12	0.00	0.000

PITCHER	IP	WLS	BF	H	R	ER	SO	BB	IBB	HBP	BLK	WP	HR	S	P	ERA	WHIP

BOTTOM

Pittsburgh Pirates @ Cincinnati Reds

Great American Ball Park, Cincinnati, OH

Mon Apr 14 2014, 7:14 PM - 6:37 PM EDT

Att. 17,756 - Cloudy - 66 F

livebaseballscorecards.com

AB	34
R	7
H	8
RBI	7
BB	2
SO	7
LOB	8

Batter	1	2	3	4	5	6	7	8	9	AB	R	H	RBI	BB	SO	LOB
6 Starling Marte, R (1, 7) OBP: 0.348, SLG: 0.397	S SI 90 B SI 91 T CH 84 S SL 82 1-3 ① K		C SI 87 B CH 84 B CH 84 B CH 84 F SI 91 S FC 90 3-3 ② K		F FC 89 B CH 85 M SI 90 F FC 92 S SL 82 1-3 ② K		C SI 92 S SL 81 F SL 81 H FF 92 1-2 HBP		C FF 92 X SL 85 0-1 ② G5-3	4	0	0	0	0	3	1
23 Travis Snider, L (1, 9) OBP: 0.306, SLG: 0.457 31 Jose Tabata, R (7, PH) OBP: 0.321, SLG: 0.280 (7, 9)	C SI 90 F SI 91 C FC 91 0-3 ② K		B CH 85 B SI 90 F SI 91 C SI 92 X SI 93 2-2 ③ G3-1		X CH 85 0-0 ③ G4-3		1 SAFE B SL 81 X SL 79 1-0 ③ L5		C FF 92 B FF 94 B SL 86 B FF 91 B FF 92 4-1 BB	3 1	0 0	0 0	0 0	0 1	1 0	0 2
22 Andrew McCutchen, R (1, 8) OBP: 0.400, SLG: 0.365	C SI 91 C SI 91 S SL 81 0-3 ③ K			F SI 89 B FC 89 X SI 90 1-1 ① 24 1B 55 FC1 1B	X KC 77 0-0 ① G5-3			B FS 81 S FF 91 B SL 80 S FF 91 B FF 93 B FF 92 4-2 24 FC3-6 BB	B SL 86 D SL 85 F FF 92 S SL 85 F SL 88 F SL 85 F SL 86 X FF 93 2-2 ③ P4	4	1	1	0	1	1	2
24 Pedro Alvarez, L (1, 5) OBP: 0.290, SLG: 0.472		C SI 89 B FC 88 F SI 90 F FC 91 B KC 81 B FC 92 B KC 80 4-2 18 G3-1 55 S 17 1B BB		B SI 91 1 SAFE B KC 79 F SI 92 B SI 91 X SI 92 3-1 55 E 55 FC1 18 FC3-2-5 1-3 1B	B SI 90 F FC 87 C CH 84 C FC 90 1-3 ② K			C FF 92 B SL 82 S SL 81 X SL 80 1-2 ① FC3-6 18 WP 18 HR 1-2f	3	2	1	0	1	1	1
55 Russell Martin, R (1, 2) OBP: 0.304, SLG: 0.415		C SI 91 B SI 92 B CH 86 D CH 86 T SI 92 S SL 81 3-3 ① K 1-2		S KC 81 B SI 93 C CH 86 1 SAFE X SL 82 1-2 FC1 18 FC3-2-5 1-3 3-H	B SL 80 S CH 85 C SL 81 X SI 92 1-2 G6-3			X SL 80 0-0 ② F9	4	0	0	1	0	1	3
18 Neil Walker, S (1, 4) OBP: 0.310, SLG: 0.582		B SI 92 B KC 79 C SI 91 X KC 79 2-1 ② G3-1 2-3		X SI 92 0-0 ① FC3-2-5 1-2 3-H			C SI 89 B FC 88 C CH 83 F FC 90 B FC 90 X KC 80 2-2 17 2B 10 SF8 1B	B FF 91 C SL 80 F FF 91 B FS 84 X FF 92 2-2 1-H HR		4	2	2	2	0	0	3
17 Gaby Sanchez, R (1, 3) OBP: 0.364, SLG: 0.700		D KC 80 B SI 92 X SI 90 2-0 10 FC4-6 3-H 1B		C SI 92 B SL 82 X SL 81 1-1 ② L7			C KC 79 F SI 90 B SL 82 D SL 82 B SI 87 X KC 81 3-2 10 SF8 1-3 2B	C SL 82 S FS 84 B FS 84 S FS 84 1-3 ③ K		4	0	2	1	0	1	2
10 Jordy Mercer, R (1, 6) OBP: 0.250, SLG: 0.184		F SI 90 S SI 92 F SL 81 B SL 82 1 SAFE B SI 91 X SI 91 2-2 ③ FC4-6 1-2f		C KC 80 F SI 92 X SL 82 0-2 ③ L8			C KC 80 F SI 91 X FC 91 0-2 ① SF8 2-3 3-H		C FF 92 S SL 84 F FF 93 F FF 92 B SL 85 F SL 86 B SL 86 X SL 85 2-2 5 F9 2B	3	0	1	1	0	0	3
45 Gerrit Cole, R (1, 1) 3 Travis Ishikawa, L (7, PH) OBP: 0.278, SLG: 0.406 37 Justin Wilson, L (7, 1) 30 Jeanmar Gómez, R (7, 1) 5 Josh Harrison, R (9, PH)			C SI 88 X SI 88 0-1 ① G4-3		B SI 87 C SI 90 X SI 90 1-1 ① G1-3		C SI 91 B SI 92 D KC 81 S SI 92 C FC 90 2-3 ② K		F SL 84 X SL 86 0-1 ① F9 2-3	2 1 0 0 1	0 0 0 0 0	0 0 0 0 0	0 0 0 0 0	0 1 0 0 0	0 1 0 0 1	0 1 0 0 1
Inning Stats	R: 0 E: 0 K: 3 S: 9 H: 0 LOB: 0 BB: 0 P: 10	R: 1 E: 0 K: 1 S: 13 H: 1 LOB: 1 BB: 1 P: 26	R: 0 E: 0 K: 1 S: 8 H: 0 LOB: 0 BB: 0 P: 13	R: 1 E: 1 K: 0 S: 13 H: 2 LOB: 2 BB: 0 P: 19	R: 0 E: 0 K: 1 S: 7 H: 0 LOB: 0 BB: 0 P: 9	R: 0 E: 0 K: 1 S: 7 H: 0 LOB: 0 BB: 0 P: 9	R: 1 E: 0 K: 1 S: 17 H: 2 LOB: 2 BB: 0 P: 26	R: 2 E: 0 K: 1 S: 12 H: 1 LOB: 0 BB: 1 P: 20	R: 0 E: 0 K: 0 S: 17 H: 1 LOB: 2 BB: 1 P: 25	1B: 4 2B: 2 3B: 0 HR: 1 SF: 1 SAC: 0 DP: 0 HBP: 1						WP: 1 PB: 0 SB: 1 CS: 0 PA: 39

PITCHER		IP	WLS	BF	H	R	ER	SO	BB	IBB	HBP	BLK	WP	HR	S	P	ERA	WHIP
44 Mike Leake, R ERA: 2.95	(1, 1)	6.2	W	28	5	3	3	8	1	0	1	0	0	0	73	110	4.05	0.900
43 Manny Parra, L ERA: 2.25	(7, 1)	1.1	H	6	1	2	2	1	1	0	0	0	1	1	13	22	13.50	1.500
51 Jonathan Broxton, R ERA:	(9, 1)	1.0	S	5	1	0	0	0	1	0	0	0	0	0	17	25	0.00	2.000

PITCHER	IP	WLS	BF	H	R	ER	SO	BB	IBB	HBP	BLK	WP	HR	S	P	ERA	WHIP

TOP

Pittsburgh Pirates @ Cincinnati Reds

Great American Ball Park, Cincinnati, OH

Tue Apr 15 2014, 7:19 PM - 10:31 PM EDT

Att. 18,462 - Partly Cloudy - 39 F

livebaseballscorecards.com

AB	34
R	5
H	7
RBI	5
BB	3
SO	9
LOB	19

BOTTOM

Pittsburgh Pirates @ Cincinnati Reds

Great American Ball Park, Cincinnati, OH

Tue Apr 15 2014, 7:19 PM - 10:31 PM EDT

Att. 18,462 - Partly Cloudy - 39 F

livebaseballscorecards.com

Batter	1	2	3	4	5	6	7	8	9	AB	R	H	RBI	BB	SO	LOB
28 Chris Heisey, R (1, 7) OBP: 0.308, SLG: 0.462 51 Jonathan Broxton, R (9, 1)	B FF 94 B FF 95 C FF 95 X FF 95 2-1 F7 ①		X FF 95 0-0 SH1-3 ① 2-3		F FF 96 S SL 87 X FF 97 0-2 19 S 1B	B SL 84 X FF 95 1-0 P2 ③		1 SAFE 1 SAFE B SI 88 C SI 89 S SL 82 F CH 82 F SI 92 F CH 83 S CH 83 1-3 K ① ② 1-2		4 0	0 0	1 0	0 0	0 0	1 0	1 0
19 Joey Votto, L (1, 3) OBP: 0.443, SLG: 0.571	B FF 96 C FF 96 B SL 86 X FF 96 2-1 1B		C SI 96 B SL 86 B FF 95 X SL 88 2-1 4 1B 1B 3-H		C KC 85 1 SAFE D SL 86 B SL 87 S FF 97 F FF 99 B SL 89 F FF 97 B FF 96 4-2 BB 1-2		C FC 89 C SI 93 B FF 96 B FF 94 X SI 94 2-2 15 1B 4 G4-3 39 1B 1B	T SI 90 B SI 91 B SI 91 C SI 91 F CH 83 X CH 83 2-2 4 1B 1B	4 0	1 0	4 0	1 0	1 0	0 0	0 0
4 Brandon Phillips, R (1, 4) OBP: 0.350, SLG: 0.414	S FF 96 C FF 98 B SL 87 C FF 97 1-3 K ② 1-2		D SL 86 S SL 86 B FF 97 X FF 96 2-1 32 G4-6-3 1B 1-2		X FF 96 0-0 L9 ③		S FC 89 C SI 93 F FC 92 F SI 96 1 SAFE F CU 77 B FF 95 B FC 88 X FC 89 2-2 G4-3 ① 1-2	D CH 82 B SI 89 X SI 91 2-0 1B 1-2	5 0	0 0	2 0	0 0	0 0	1 0	4 0
32 Jay Bruce, L (1, 9) OBP: 0.333, SLG: 0.348	X FF 96 0-0 L7 ③		D SL 84 X FF 96 1-0 G4-6-3 ② ③ 1-2f			B SL 84 C KC 83 B SL 86 F FF 96 B SL 88 B FF 96 4-2 21 WP 21 S 21 HR BB	X SI 94 0-0 L7 ② S CH 81 X SI 89 0-1 G3-1 ③			4 0	1 0	0 0	0 0	1 0	0 0	6 0
21 Todd Frazier, R (1, 5) OBP: 0.333, SLG: 0.510		C SL 84 S SL 85 B SL 85 B FF 97 F SL 83 F FF 98 F FF 97 F SL 84 X KC 85 2-2 G6-3 ①		X SI 94 0-0 G5-3 ①		B SL 86 S SL 87 X SL 86 1-1 1-H HR	I IN 61 I IN 59 I IN 58 4-0 15 1B 39 1B IBB			3 0	2 0	1 0	2 0	1 0	0 0	0 0
15 Roger Bernadina, L (1, 8) OBP: 0.286, SLG: 0.176 (9, 7)		B FF 96 C FF 96 F FF 96 B CU 83 B FF 97 B FF 97 4-2 39 1B 39 S BB	C FF 93 B KC 85 X FF 95 1-1 F7 ②		F FF 96 C SL 84 B FF 96 F FF 94 B SL 85 X FF 96 2-2 F8 ① 1-2 2-3	X SI 92 0-0 39 1B 1B				3 0	0 0	1 0	0 0	1 0	0 0	0 0
39 Devin Mesoraco, R (1, 2) OBP: 0.520, SLG: 1.045		B FF 96 C FF 96 S SL 86 B KC 84 X FF 97 2-2 2 G5-4-3 1B 1-3	C FF 95 X SL 87 0-1 G5-3 ③			C KC 84 B FF 96 X KC 84 1-1 2 FC5-4 1B	F SI 90 D SI 91 C SI 91 X SL 83 1-2 1B 1-2 2-H 3-H			4 0	0 0	3 0	2 0	0 0	0 0	0 0
2 Zack Cozart, R (1, 6) OBP: 0.136, SLG: 0.143		X FF 94 0-0 G5-4-3 ② ③ 1-2f			C FF 93 B SL 86 F FF 94 C FF 97 1-3 K ①	X FF 94 0-0 FC5-4 ② 1-2f 44 HR	C SI 90 B SI 90 B SI 91 F SI 92 X SI 92 2-2 L9 ③			4 0	1 0	0 0	0 0	0 0	1 0	5 0
44 Mike Leake, R (1, 1) OBP: 0.222, SLG: 0.667 43 Manny Parra, L (7, 1) 6 Billy Hamilton, S (8, PH) OBP: 0.196, SLG: 0.227 (9, 8)			S FF 93 X FF 94 0-1 28 SH1-3 19 1B 2B		C FF 92 S SI 93 B KC 84 S SL 86 1-3 K ②	1 SAFE 1 SAFE B FF 96 F FF 95 B SL 88 1 SAFE X FF 93 2-1 1-H HR		S FF 89 B CH 81 X SI 90 1-1 28 CS 1B		3 0 1	2 0 0	2 0 1	2 0 0	0 0 0	1 0 0	0 0 0
Inning Stats	R: 0 E: 0 K: 1 S: 8 H: 1 LOB: 1 BB: 0 P: 13	R: 0 E: 0 K: 0 S: 13 H: 1 LOB: 1 BB: 1 P: 21	R: 1 E: 0 K: 0 S: 8 H: 3 LOB: 1 BB: 0 P: 13	R: 0 E: 0 K: 0 S: 5 H: 0 LOB: 0 BB: 0 P: 6	R: 0 E: 0 K: 2 S: 14 H: 1 LOB: 2 BB: 1 P: 20	R: 4 E: 0 K: 0 S: 14 H: 3 LOB: 0 BB: 1 P: 25	R: 2 E: 0 K: 0 S: 17 H: 3 LOB: 2 BB: 1 P: 28	R: 0 E: 0 K: 1 S: 15 H: 3 LOB: 2 BB: 0 P: 21		1B: 12 2B: 1 3B: 0 HR: 2 SF: 0 SAC: 1 DP: 2 HBP: 0						

	AB	35
	R	7
	H	15
	RBI	7
	BB	4
	SO	4
	LOB	16

WP: 1 PA: 40
PB: 0
SB: 3
CS: 1

PITCHER		IP	WLS	BF	H	R	ER	SO	BB	IBB	HBP	BLK	WP	HR	S	P	ERA	WHIP
45 Gerrit Cole, R ERA: 4.74	(1, 1)	6.0	L	28	9	5	5	3	3	0	0	0	1	2	62	98	7.50	2.000
37 Justin Wilson, L ERA: 3.86	(7, 1)	0.2		5	2	2	2	0	0	1	0	0	0	0	11	19	27.00	3.000
30 Jeanmar Gómez, R ERA: 6.48	(7, 1)	1.1		7	4	0	0	1	0	0	0	0	0	0	21	30	0.00	3.000

PITCHER	IP	WLS	BF	H	R	ER	SO	BB	IBB	HBP	BLK	WP	HR	S	P	ERA	WHIP

Pittsburgh Pirates @ Cincinnati Reds

Great American Ball Park, Cincinnati, OH

Wed Apr 16 2014, 12:41 PM - 3:02 PM EDT

Att. 16,825 - Partly Cloudy - 44 F

TOP

livebaseballscorecards.com

Batter	1	2	3	4	5	6	7	8	9	AB	R	H	RBI	BB	SO	LOB
31 Jose Tabata, R (1, 7) OBP: 0.300, SLG: 0.259 6 Starling Marte, R (5, 7) OBP: 0.338, SLG: 0.383	C FF 89 F SL 84 F SI 90 B FF 92 B FC 86 S CH 81 2-3 ① **K**		C FC 88 C SI 93 B FF 92 B SI 93 X 2-2 ③ **FC4-6** 1-2f			X FC 86 0-0 ① **G5-3**			C FF 92 B FF 93 S SL 84 F CH 84 C FC 88 1-3 ① **K**	2 2	0 0	0 0	0 0	0 0	1 1	1 0
23 Travis Snider, L (1, 9) OBP: 0.283, SLG: 0.420	F SI 91 B SL 86 X SL 86 1-1 ② **G3**			X 0-0 ① **L9**		C SI 88 B SI 90 X FC 87 1-1 ② **F8**			C SL 84 F CH 85 C FC 89 0-3 ② **K**	4	0	0	0	0	1	0
22 Andrew McCutchen, R (1, 8) OBP: 0.391, SLG: 0.375	B FF 91 C FF 92 X FC 86 1-1 ③ **P3**			B B X 2-0 **2B**		B FF 92 C SI 93 B FC 88 C FF 89 B CH 84 S CH 82 3-3 ③ **K**			X FC 90 0-0 ③ **L9**	4	0	1	0	0	1	0
24 Pedro Alvarez, L (1, 5) OBP: 0.277, SLG: 0.446		B SI 89 B CH 82 B SL 83 C FF 90 F FC 87 C SI 91 3-3 ① **K**		C B S C 1-3 ② **K**			S CH 81 B CH 83 S CH 83 B FC 88 X CH 84 2-2 ① **G3-1**			3	0	0	0	0	2	1
17 Gaby Sanchez, R (1, 3) OBP: 0.320, SLG: 0.609		X FC 86 0-0 ② **P4**		B B C F B C 3-3 ③ **K**			B SL 85 C SL 85 F SI 93 B CH 87 F CH 86 S FC 89 2-3 ② **K**			3	0	0	0	0	2	1
18 Neil Walker, S (1, 4) OBP: 0.295, SLG: 0.552		B SL 80 B CH 82 F FC 87 F FF 91 C SI 92 2-3 ③ **K**			S B F B X 2-2 ① **G3-1**		X CH 83 0-0 ③ **L4**			3	0	0	0	0	1	0
26 Tony Sanchez, R (1, 2) OBP: 0.333, SLG: 0.389			X SL 84 0-0 **10 FC6-4 1B**		C F F SI 92 C SL 81 0-3 ② **K**			S FF 92 B SI 93 S SL 85 B SL 85 S CH 85 2-3 ① **K**		3	0	1	0	0	2	0
10 Jordy Mercer, R (1, 6) OBP: 0.255, SLG: 0.195			C SI 90 X SI 91 0-1 ① **FC6-4 31 FC4-6** 1-2f		B FC 87 B SL 83 S SL 84 X FC 88 2-1 **47 FC4-6 1B**			B CU 76 B FF 94 C FC 87 X SI 94 2-1 ② **G6-3**		3	0	1	0	0	0	1
47 Francisco Liriano, L (1, 1) OBP: 0.143, SLG: 0.143 3 Travis Ishikawa, L (8, PH) OBP: 0.270, SLG: 0.394 38 Stolmy Pimentel, R (8, 1)			C SI 88 X CH 86 0-1 ② **B1**		X SI 90 0-0 ③ **FC4-6** 1-2f			T FF 91 B CH 86 F FC 89 B FC 87 C SI 94 2-3 ③ **K**		2 1 0	0 0 0	0 0 0	0 0 0	0 0 0	0 1 0	2 0 0
Inning Stats	R: 0 E: 0 K: 1 S: 8 H: 0 LOB: 0 BB: 0 P: 12	R: 0 E: 0 K: 2 S: 7 H: 0 LOB: 0 BB: 0 P: 12	R: 0 E: 0 K: 0 S: 8 H: 1 LOB: 1 BB: 0 P: 10	R: 0 E: 0 K: 2 S: 8 H: 1 LOB: 1 BB: 0 P: 14	R: 0 E: 0 K: 1 S: 10 H: 1 LOB: 1 BB: 0 P: 14	R: 0 E: 0 K: 1 S: 6 H: 0 LOB: 0 BB: 0 P: 10	R: 0 E: 0 K: 1 S: 8 H: 0 LOB: 0 BB: 0 P: 12	R: 0 E: 0 K: 2 S: 8 H: 0 LOB: 0 BB: 0 P: 14	R: 0 E: 0 K: 2 S: 8 H: 0 LOB: 0 BB: 0 P: 9	1B: 2 2B: 1 3B: 0 HR: 0 SF: 0 SAC: 0 DP: 0 HBP: 0						

	AB	30
	R	0
	H	3
	RBI	0
	BB	0
	SO	12
	LOB	6

WP: 0 PA: 30
PB: 0
SB: 0
CS: 0

PITCHER		IP	WLS	BF	H	R	ER	SO	BB	IBB	HBP	BLK	WP	HR	S	P	ERA	WHIP
47 Johnny Cueto, R ERA: 1.5	(1, 1)	9.0	W	30	3	0	0	12	0	0	0	0	0	0	71	107	0.00	0.333

PITCHER		IP	WLS	BF	H	R	ER	SO	BB	IBB	HBP	BLK	WP	HR	S	P	ERA	WHIP

Batter	1	2	3	4	5	6	7	8	9	AB	R	H	RBI	BB	SO	LOB
6 Billy Hamilton, S (1, 8) OBP: 0.220, SLG: 0.234	C SI 91 B SI 91 B CH 81 B SI 91 C SI 90 B SI 91 4-2 19 WP 19 S 4 WP BB		S B C C 1-3 ① K		X CH 84 0-0 19 S 2-3 1B		C SI 93 X CH 85 0-1 ② FC6-4 19 HR 1-2f			3	2	1	0	1	1	1
19 Joey Votto, L (1, 3) OBP: 0.446, SLG: 0.615	B SI 91 B SI 91 B SL 84 C SI 92 D SI 92 4-1 21 G1-3 4 WP 1-3 BB		C B C C B F F B T 3-2 ② K		B SL 86 B SI 92 C SI 92 S SL 85 S SL 85 2-3 ③ K 1-2		1 SAFE 1 SAFE S SI 90 X SI 93 0-1 1-H HR			3	1	1	2	1	2	2
4 Brandon Phillips, R (1, 4) OBP: 0.328, SLG: 0.387	D CH 85 B SI 90 X SI 90 2-0 ① F8 1-2 3-H		F X 0-1 ③ L8			X SL 84 0-0 ① L8	C SL 83 S CH 85 B SL 83 X SL 84 1-2 ③ P4			4	0	0	0	0	0	1
21 Todd Frazier, R (1, 5) OBP: 0.311, SLG: 0.473	S SL 83 X CH 84 0-1 ② G1-3 2-3			B B F C X 2-2 ① G5-3		F SI 91 B CH 85 F CH 85 B CH 86 S SL 85 2-3 ② K		B FF 88 C FF 88 B SL 78 B FF 89 X FF 88 3-1 ① P3		4	0	0	0	0	1	1
28 Chris Heisey, R (1, 9) OBP: 0.333, SLG: 0.483	B CH 84 B SI 91 X CH 83 2-0 ③ G6-3			B S B B X 3-1 ② G6-3		X CH 85 0-0 29 S 2B		H FF 88 1-0 48 1B 29 2B HBP		3	1	1	0	0	0	1
48 Ryan Ludwick, R (1, 7) OBP: 0.319, SLG: 0.405 15 Roger Bernadina, L (8, PR) OBP: 0.286, SLG: 0.176 (9, 7)		B SI 90 B CH 83 C SI 91 S CH 84 S SL 85 2-3 ① K		C S S 0-3 ③ K		B SL 84 C SL 84 B CH 85 B SL 84 B CH 85 4-1 BB		B FF 88 B FF 88 1 SAFE X FF 90 2-0 29 2B 2 FC6-2 1-3 1B		3 0	0 0	1 0	0 0	1 0	2 0	0 0
29 Brayan Peña, S (1, 2) OBP: 0.414, SLG: 0.440		X SI 91 0-0 2 FC1-6 1B			X CH 89 0-0 ① L7	F SL 86 B SL 83 T CH 85 T SL 85 1-2 ③ K 2-3		T FF 89 1 SAFE B SL 81 F SL 82 F SL 82 1 SAFE X SL 82 1-2 1-3 3-H 2B		4	0	2	1	0	1	2
2 Zack Cozart, R (1, 6) OBP: 0.146, SLG: 0.152		B CH 83 X SI 91 1-0 ② FC1-6 1-2f			C SL 82 X SI 90 0-1 E5 6 1B		C SI 90 X FF 92 0-1 ① L8	B SL 80 X FF 90 1-0 ② FC6-2 3-H		4	0	1	0	0	0	4
47 Johnny Cueto, R (1, 1) OBP: 0.222, SLG: 0.222		X SI 90 0-0 ③ B2			L CH 88 X CH 82 0-1 ② B2		C SI 92 C SI 92 X SL 84 0-2 6 FC6-4 1B	S FF 91 B FF 91 F FF 89 F SL 80 X SL 82 1-2 ③ G6-3		4	0	1	0	0	0	4
Inning Stats	R: 1 E: 0 K: 0 S: 7 H: 0 LOB: 1 BB: 2 P: 19	R: 0 E: 0 K: 1 S: 6 H: 1 LOB: 1 BB: 0 P: 9	R: 0 E: 0 K: 2 S: 10 H: 0 LOB: 0 BB: 0 P: 14	R: 0 E: 0 K: 1 S: 8 H: 0 LOB: 0 BB: 0 P: 13	R: 0 E: 1 K: 1 S: 9 H: 2 LOB: 2 BB: 0 P: 11	R: 0 E: 0 K: 2 S: 9 H: 1 LOB: 2 BB: 1 P: 16	R: 2 E: 0 K: 0 S: 12 H: 2 LOB: 0 BB: 0 P: 13	R: 1 E: 0 K: 0 S: 12 H: 2 LOB: 2 BB: 0 P: 21		1B: 5 2B: 2 3B: 0 HR: 1 SF: 0 SAC: 0 DP: 0 HBP: 1		WP: 2 PB: 0 SB: 3 CS: 0 PA: 36				

PITCHER		IP	WLS	BF	H	R	ER	SO	BB	IBB	HBP	BLK	WP	HR	S	P	ERA	WHIP
47 Francisco Liriano, L ERA: 3.96	(1, 1)	7.0	L	30	6	3	3	7	3	0	0	0	2	1	61	95	3.86	1.286
38 Stolmy Pimentel, R ERA: 1.8	(8, 1)	1.0		6	2	1	1	0	0	0	1	0	0	0	12	21	9.00	2.000

PITCHER	IP	WLS	BF	H	R	ER	SO	BB	IBB	HBP	BLK	WP	HR	S	P	ERA	WHIP

BOTTOM

Pittsburgh Pirates @ Cincinnati Reds

Great American Ball Park, Cincinnati, OH

Wed Apr 16 2014, 12:41 PM - 3:02 PM EDT

Att. 16,825 - Partly Cloudy - 44 F

livebaseballscorecards.com

AB	32
R	4
H	8
RBI	3
BB	3
SO	7
LOB	16

Batter	1	2	3	4	5	6	7	8	9	AB	R	H	RBI	BB	SO	LOB
27 Carlos Gómez, R (1, 8) OBP: 0.384, SLG: 0.600	X SI 93 0-0 9 SH1-3 16 1B 1B	X KC 82 0-0 ③ G6-3		B KC 81 S KC 81 X KC 81 1-1 ③ F7			P PO 84 D CH 85 C CH 84 X KC 79 2-1 ② ③ F9 1-2			4	1	1	0	0	0	2
9 Jean Segura, R (1, 6) OBP: 0.267, SLG: 0.298	C SI 92 1 SAFE X SI 92 0-1 ① SH1-3 1-2		F SI 92 B CH 83 X KC 78 1-1 ① G4-3		B KC 78 X SI 90 1-0 ① G6-3			C FF 93 F KC 81 S KC 82 0-3 ① K		3	0	0	0	0	1	0
8 Ryan Braun, R (1, 9) OBP: 0.288, SLG: 0.500	C SI 93 X SI 93 0-1 ② FC1		X KC 80 0-0 20 1B 2B		C SI 92 F SI 91 S FF 91 0-3 ② K			F FF 94 B FC 93 X FF 93 1-1 ② F8		4	1	1	0	0	1	1
16 Aramis Ramirez, R (1, 5) OBP: 0.388, SLG: 0.492	C FF 93 X SI 93 0-1 18 FC5 20 WP 2-H 1B		B CH 84 F CH 84 X KC 80 1-1 ② G5-3		B KC 79 X SI 92 1-0 ③ G2-3			S FC 91 B FS 87 X FC 91 1-1 ③ L7		4	0	1	1	0	0	1
20 Jonathan Lucroy, R (1, 2) OBP: 0.397, SLG: 0.482	B SI 93 C CH 82 B KC 80 B FF 94 B FF 94 4-1 18 FC5 1-2 BB		B FF 92 B FF 93 X FF 92 2-0 18 1B 2-H 1B			X SI 90 0-0 18 CS 1B			F SI 94 X FC 90 0-1 ① L9	3	0	2	1	1	0	0
18 Khris Davis, R (1, 7) OBP: 0.278, SLG: 0.346	F FF 93 D KC 81 S KC 79 X CH 84 1-2 ③ FC5 1-2 2-3f		S KC 81 S KC 80 X KC 80 0-2 1-3 1B			1 SAFE B KC 75 S CH 83 B FF 92 X KC 78 2-1 ① ② F7 1-2			C SI 95 F SI 96 B FC 90 X SI 96 1-2 ② F9	4	0	1	0	0	0	3
7 Mark Reynolds, R (1, 3) OBP: 0.261, SLG: 0.415		C FF 92 B KC 80 S SI 91 X KC 80 1-2 ① L9 1 SAFE D CH 85 X KC 79 1-0 ③ P2				B KC 79 S CH 83 F SI 92 S CH 85 1-3 ③ K			S FC 91 X FC 90 0-1 ③ G5-3	4	0	0	0	0	1	2
2 Scooter Gennett, L (1, 4) OBP: 0.357, SLG: 0.359		C SI 92 S CH 83 B KC 79 B KC 79 X SI 92 2-2 49 SH1-3 1B		F SI 91 X KC 78 0-1 ① F7			X CH 81 0-0 27 CS 1B			3	0	2	0	0	0	0
49 Yovani Gallardo, R (1, 1) 1 Logan Schafer, L (7, PH) OBP: 0.241, SLG: 0.357 47 Rob Wooten, R (7, 1) 59 Zach Duke, L (7, 1) 51 Wei-Chung Wang, L (8, 1)		B SI 89 1 SAFE 1 SAFE C FF 90 X FF 90 1-1 ② SH1-3 1-2		C SI 91 X FF 91 0-1 ② L9			B SI 92 L SI 91 1 SAFE L CH 80 B CH 82 L CH 80 2-3 ① K			1 1 0 0 0	0 0 0 0 0	0 0 0 0 0	0 0 0 0 0	0 1 0 0 0	0 1 0 0 0	0 1 0 0 0

Inning Stats										
	R: 1 E: 0 K: 0 S: 11	H: 2 LOB: 2 BB: 1 P: 16	R: 0 E: 0 K: 0 S: 9	H: 1 LOB: 1 BB: 0 P: 13	R: 1 E: 0 K: 0 S: 10	H: 3 LOB: 2 BB: 0 P: 15	R: 0 E: 0 K: 0 S: 6	H: 0 LOB: 0 BB: 0 P: 7	R: 0 E: 0 K: 1 S: 5	H: 0 LOB: 0 BB: 0 P: 7
	R: 0 E: 0 K: 1 S: 6	H: 1 LOB: 0 BB: 0 P: 9	R: 0 E: 0 K: 1 S: 7	H: 1 LOB: 0 BB: 0 P: 10	R: 0 E: 0 K: 1 S: 7	H: 0 LOB: 0 BB: 0 P: 9	R: 0 E: 0 K: 0 S: 7	H: 0 LOB: 0 BB: 0 P: 8	1B: 7 2B: 1 3B: 0 HR: 0	SF: 0 SAC: 2 DP: 0 HBP: 0	WP: 1 PB: 0 SB: 0 CS: 2	PA: 34

PITCHER	IP	WLS	BF	H	R	ER	SO	BB	IBB	HBP	BLK	WP	HR	S	P	ERA	WHIP
36 Edinson Volquez, R (1, 1) ERA: 1.71	7.0	W	28	8	2	2	3	1	0	0	0	1	0	54	77	2.57	1.286
35 Mark Melancon, R (8, 1) ERA: 2.25	1.0	H	3	0	0	0	1	0	0	0	0	0	0	7	9	0.00	0.000
29 Bryan Morris, R (9, 1) ERA: 1.29	1.0		3	0	0	0	0	0	0	0	0	0	0	7	8	0.00	0.000

PITCHER	IP	WLS	BF	H	R	ER	SO	BB	IBB	HBP	BLK	WP	HR	S	P	ERA	WHIP

TOP

Milwaukee Brewers @ Pittsburgh Pirates

PNC Park, Pittsburgh, PA

Thu Apr 17 2014, 7:10 PM - 10:16 PM EDT

Att. 17,584 - Clear - 62 F

livebaseballscorecards.com

AB	31
R	2
H	8
RBI	2
BB	1
SO	4
LOB	10

BOTTOM

Milwaukee Brewers @ Pittsburgh Pirates

PNC Park, Pittsburgh, PA

Thu Apr 17 2014, 7:10 PM - 10:16 PM EDT

Att. 17,584 - Clear - 62 F

Batter	1	2	3	4	5	6	7	8	9	AB	R	H	RBI	BB	SO	LOB
6 Starling Marte, R (1, 7) OBP: 0.356, SLG: 0.391	B FF 90 C SI 90 F SI 91 B SL 89 B FF 91 B FF 90 4-2 22 S 22 HR BB		B CU 79 S FF 91 M CU 78 C FF 92 1-3 ② K		C FF 91 B SL 86 B SL 86 X FF 90 2-1 ② P4		B SI 89 F SL 82 S SL 83 X CU 74 1-2 55 E 55 S 22 FC6-4 1B	B FF 93 X FF 93 1-0 55 1B 2-3 24 HR 1B		4	3	2	0	1	1	0
55 Russell Martin, R (1, 2) OBP: 0.353, SLG: 0.432	X FF 90 0-0 ① L8		C SL 87 B SI 92 B FF 92 F SL 88 B CU 79 X SL 85 3-2 1B		C SL 87 B SI 92 F FF 90 F SI 92 B CU 80 F FF 91 B FF 91 B FF 90 4-2 BB		1 SAFE P PO 84 S SL 81 1 SAFE B FS 87 D SL 81 B SL 81 4-1 22 FC6-4 1-3 BB	B FF 92 X FF 91 1-0 24 HR 1-2 3-H 1B		3	1	2	1	2	0	1
22 Andrew McCutchen, R (1, 8) OBP: 0.378, SLG: 0.410	C SL 87 1 SAFE 1 SAFE B SL 89 F CU 78 D SL 87 X FF 92 2-2 1-H HR		D CU 79 C CH 87 C SL 87 1 SAFE F CH 86 S SL 86 1-3 ③ K		X SL 85 0-0 ③ F9		S SL 80 X SL 82 0-1 ① FC6-4 18 CS 24 BB 1-2f 3-H	D CH 84 T CH 82 X CH 83 1-1 ② P2		5	1	1	3	0	1	5
24 Pedro Alvarez, L (1, 5) OBP: 0.314, SLG: 0.508	B CU 80 X SI 92 1-0 ② G4-3			B CU 79 C SL 86 F FF 91 B SL 88 X SL 86 2-2 18 G3 18 WP 1B		F FF 89 S CU 79 B FF 90 B SL 86 F CU 78 B CU 80 B FF 92 4-2 BB	B CU 74 F FF 88 1 SAFE S SL 80 D CU 76 B CU 78 B CU 78 4-2 18 CS 1-2 BB	F FF 94 T FF 94 F FF 94 B CU 80 X FF 93 1-2 1-H 2-H HR		3	1	2	3	2	0	0
18 Neil Walker, S (1, 4) OBP: 0.273, SLG: 0.508	B FF 92 B SI 93 C SI 92 C SL 88 B FF 93 C SL 88 3-3 ③ K			C FF 91 F SI 91 F FF 92 B CU 80 X CU 79 1-2 ① G3 1-3	F SI 90 B SL 87 1 SAFE S FF 91 X SL 87 1-2 ① L7		B SI 91 C SI 91 B SI 86 B CU 75 C SI 89 C SL 82 3-3 ②③ K 1-2 2-3	C FF 94 S CH 83 B FF 94 X CU 80 1-2 G6-3		5	0	0	0	0	2	4
17 Gaby Sanchez, R (1, 3) OBP: 0.310, SLG: 0.667		C FF 91 B SL 88 B CU 80 B SI 91 X FF 92 3-1 ① P6		C SL 86 F CU 80 F SL 86 B FF 91 D CU 80 S CU 80 2-3 ② K	1 SAFE C SL 87 F FF 91 D CU 80 S CU 80 1-3 ② K			F FF 91 X CH 82 0-1 HR		4	1	1	1	0	2	2
23 Travis Snider, L (1, 9) OBP: 0.281, SLG: 0.396		F SI 91 X SL 89 0-1 ② G3		B CU 80 C SL 85 B FF 92 B SL 86 B SL 86 4-1 BB	D SI 92 D FF 91 T SI 92 C SL 87 B SL 85 X SL 85 3-2 ③ G1-3			F FF 92 X FF 88 0-1 ① F8		3	0	0	0	1	0	1
10 Jordy Mercer, R (1, 6) OBP: 0.275, SLG: 0.222		C FF 91 C FF 92 B SL 89 S SL 88 1-3 ③ K		T SL 86 B FF 92 X FF 92 1-1 ③ L9			C SI 89 X SI 90 0-1 5 HR 1B	C FF 91 B CU 80 F CH 84 F FF 95 X CH 85 1-2 31 2B 1B		4	2	2	0	0	1	2
36 Edinson Volquez, R (1, 1) 5 Josh Harrison, R (7, PH) OBP: 0.111, SLG: 0.444 35 Mark Melancon, R (8, 1) 31 Jose Tabata, R (8, PH) OBP: 0.323, SLG: 0.321 29 Bryan Morris, L (9, 1)			C FF 89 B FF 91 F SL 85 X FF 92 1-2 ① L9		B FF 90 B FF 90 C FF 90 C FF 91 X FF 91 2-2 ① P3		L SL 83 1 SAFE B SL 82 B SL 80 1 SAFE 1 SAFE 1 SAFE C SL 82 2-2 X SL 81 1-H HR	F FF 93 B FF 93 B FF 93 B FF 93 X FF 92 3-1 6 1B 55 1B 1-H 2B		2 1 0 1 0	0 1 0 1 0	0 1 0 0 0	0 2 0 1 0	0 0 0 0 0	0 0 0 0 0	0 0 0 0 0
Inning Stats	R: 2 E: 0 K: 1 S: 10 H: 1 LOB: 0 BB: 1 P: 20	R: 0 E: 0 K: 1 S: 7 H: 0 LOB: 0 BB: 0 P: 11	R: 0 E: 0 K: 2 S: 14 H: 1 LOB: 1 BB: 0 P: 20	R: 0 E: 0 K: 1 S: 14 H: 1 LOB: 2 BB: 1 P: 24	R: 0 E: 0 K: 0 S: 10 H: 0 LOB: 1 BB: 0 P: 18	R: 0 E: 0 K: 1 S: 12 H: 0 LOB: 1 BB: 1 P: 21	R: 3 E: 0 K: 1 S: 17 H: 3 LOB: 1 BB: 2 P: 30	R: 6 E: 0 K: 0 S: 21 H: 6 LOB: 0 BB: 0 P: 30		1B: 7 2B: 1 3B: 0 HR: 4 SF: 0 SAC: 0 DP: 0 HBP: 0						

livebaseballscorecards.com

AB	35
R	11
H	12
RBI	11
BB	6
SO	7
LOB	15

WP: 1 PB: 0 SB: 2 CS: 2 PA: 41

PITCHER		IP	WLS	BF	H	R	ER	SO	BB	IBB	HBP	BLK	WP	HR	S	P	ERA	WHIP
49 Yovani Gallardo, R ERA: 1.46	(1, 1)	6.0		25	3	2	2	6	4	0	0	0	1	1	67	114	3.00	1.167
47 Rob Wooten, R ERA: 27.0	(7, 1)	0.1	L	5	3	3	3	0	1	0	0	0	0	1	12	18	81.00	12.000
59 Zach Duke, L ERA: 3.18	(7, 1)	0.2		2	0	0	0	1	1	0	0	0	0	0	5	12	0.00	1.500
51 Wei-Chung Wang, L ERA: 27.0	(8, 1)	1.0		9	6	6	6	0	0	0	0	0	0	2	21	30	54.00	6.000

PITCHER	IP	WLS	BF	H	R	ER	SO	BB	IBB	HBP	BLK	WP	HR	S	P	ERA	WHIP

Milwaukee Brewers @ Pittsburgh Pirates

PNC Park, Pittsburgh, PA

Fri Apr 18 2014, 7:08 PM - 10:14 PM EDT

Att. 31,564 - Partly Cloudy - 67 F

TOP

livebaseballscorecards.com

Batter	1	2	3	4	5	6	7	8	9	AB	R	H	RBI	BB	SO	LOB
27 Carlos Gómez, R (1, 8) OBP: 0.385, SLG: 0.629	S SI 93 F SI 92 B CU 78 C CU 78 1-3 ① K		C SI 94 C SI 92 S FS 86 0-3 ② K		S FS 86 B FS 85 S FS 85 B CU 78 X FS 85 2-2 HR	F CU 80 B CU 77 C SI 92 X FS 85 1-2 2-3 3-H 1B			B FC 90 B SI 94 B FC 90 C FF 94 C FC 89 C SI 97 3-3 ① K	5	1	2	2	0	3	1
9 Jean Segura, R (1, 6) OBP: 0.262, SLG: 0.290	C SI 94 B SI 92 C SI 92 B SI 93 X CU 80 2-2 ② F9		F SI 94 S SI 94 S FS 86 0-3 ③ K		C SI 92 B FS 86 F SI 92 F SI 92 B CU 79 B SI 92 F SI 92 F SI 93 X SI 92 3-2 ① G1-3	1 SAFE X SI 92 0-0 ③ G6-3			B FC 92 X SI 95 1-0 8 CS 1B	5	0	1	0	0	1	3
8 Ryan Braun, R (1, 9) OBP: 0.297, SLG: 0.500	C SI 93 F SI 93 B SI 93 X SI 92 1-2 ③ L3			B SI 92 X SI 92 1-0 18 HBP 2 2B 2B	X SI 92 0-0 ② G4-3		B FF 89 B SL 80 B FF 90 B FF 90 4-0 16 L5-3 BB		T FF 96 1 SAFE 1 SAFE X FF 97 0-1 ② ③ P3 1-2	4	1	1	0	1	0	1
16 Aramis Ramirez, R (1, 5) OBP: 0.394, SLG: 0.478		F FF 92 X SI 92 0-1 ① G5-3		F SI 91 S FS 85 B CU 78 F FS 85 B SI 91 B SI 90 F SI 92 F SI 92 B SI 92 4-2 18 HBP 2 2B BB	C CU 79 S FS 85 H CU 78 1-2 HBP		B FF 91 1 SAFE B FF 90 X FF 90 2-0 ① ② L5-3 1-1			2	1	0	0	1	0	1
18 Khris Davis, R (1, 7) OBP: 0.276, SLG: 0.327 13 Will Smith, R (7, 1) 29 Jim Henderson, L (8, 1) 57 Francisco Rodríguez, R (9, 1)		C SI 92 T FS 86 X SI 92 0-2 ② G5-3		C SI 92 F SI 92 H SI 92 1-2 1-2 2-3 2 2B HBP	C SI 93 X FS 84 0-1 ③ F8		F FF 91 S SL 80 S SL 82 0-3 ③ K			3 0 0 0	0 0 0 0	0 0 0 0	0 0 0 0	0 0 0 0	1 0 0 0	1 0 0 0
7 Mark Reynolds, R (1, 3) OBP: 0.280, SLG: 0.422		X SI 92 0-0 1B		C SI 92 X CU 79 0-1 ① F7		B SI 90 X SI 91 1-0 26 SH5-4 27 1B 1B		B SL 80 C FF 89 X SL 79 1-1 ① P4		4	1	2	0	0	0	3
2 Scooter Gennett, L (1, 4) OBP: 0.348, SLG: 0.372		B SI 91 F SI 92 X CU 79 1-1 ③ G3		X SI 92 0-0 ② 12 1B 1-H 2-H 3-H 2B		T CU 78 X CU 77 0-1 ① G3 1-2		C FF 88 X SL 81 0-1 ② L8		4	1	1	2	0	0	2
12 Martín Maldonado, R (1, 2) OBP: 0.500, SLG: 0.500			C SI 92 B SI 92 B SI 92 B SI 92 D SI 92 4-1 26 FC3-6 BB	C CU 78 D FS 85 F SI 93 D CU 79 X SI 93 2-2 2-H 1B		C CU 78 X SI 91 0-1 27 1B 26 SH5-4 1B		C FF 90 B SL 82 B FF 90 X FF 91 2-1 1B		3	0	3	1	1	0	0
26 Kyle Lohse, R (1, 1) 30 Tyler Thornburg, R (7, 1) 3 Elian Herrera, S (7, 7)			B SI 92 X SI 91 1-0 ① FC3-6 1-2f	S SI 93 X SI 93 0-1 ③ P4		X SI 91 0-0 ② SH5-4 1-2 2-3		1 SAFE B FF 90 C SL 81 C SL 82 S SL 83 1-3 ③ K		2 0 1	0 0 0	0 0 0	0 0 0	0 0 1	0 0 1	2 0 1
Inning Stats	R: 0 E: 0 K: 1 S: 9 H: 0 LOB: 0 BB: 0 P: 13	R: 0 E: 0 K: 0 S: 8 H: 1 LOB: 1 BB: 0 P: 9	R: 0 E: 0 K: 2 S: 8 H: 0 LOB: 1 BB: 1 P: 13	R: 3 E: 0 K: 0 S: 16 H: 3 LOB: 1 BB: 1 P: 24	R: 1 E: 0 K: 0 S: 14 H: 1 LOB: 1 BB: 0 P: 20	R: 1 E: 0 K: 0 S: 10 H: 3 LOB: 2 BB: 0 P: 12	R: 0 E: 0 K: 1 S: 4 H: 0 LOB: 0 BB: 1 P: 10	R: 0 E: 0 K: 1 S: 9 H: 1 LOB: 1 BB: 0 P: 13	R: 0 E: 0 K: 1 S: 6 H: 1 LOB: 0 BB: 0 P: 10	1B: 7 2B: 3 3B: 0 HR: 1 SF: 0 SAC: 1 DP: 1 HBP: 2						

AB	33
R	5
H	10
RBI	5
BB	3
SO	6
LOB	15

WP: 0 PB: 0 SB: 0 CS: 1 PA: 39

PITCHER		IP	WLS	BF	H	R	ER	SO	BB	IBB	HBP	BLK	WP	HR	S	P	ERA	WHIP
50 Charlie Morton, R ERA: 4.32	(1, 1)	6.0	L	29	8	5	5	3	2	0	2	0	0	1	65	91	7.50	1.667
38 Stolmy Pimentel, R ERA: 1.29	(7, 1)	2.0		7	1	0	0	2	1	0	0	0	0	0	13	23	0.00	1.000
37 Justin Wilson, L ERA: 3.18	(9, 1)	1.0		3	1	0	0	1	0	0	0	0	0	0	6	10	0.00	1.000

PITCHER	IP	WLS	BF	H	R	ER	SO	BB	IBB	HBP	BLK	WP	HR	S	P	ERA	WHIP

BOTTOM

Milwaukee Brewers @ Pittsburgh Pirates

PNC Park, Pittsburgh, PA

Fri Apr 18 2014, 7:08 PM - 10:14 PM EDT

Att. 31,564 - Partly Cloudy - 67 F

livebaseballscorecards.com

Batter	1	2	3	4	5	6	7	8	9	AB	R	H	RBI	BB	SO	LOB
6 Starling Marte, R (1, 7) OBP: 0.359, SLG: 0.382	C SI 89 S SI 90 F SL 83 F SL 82 X SI 89 0-2 E3 55 E 55 S 55 G6-3		S SL 83 X SL 81 0-1 55 E 55 1B 2-3 1B		C CU 75 C SI 88 F SL 82 B SI 89 S CH 79 1-3 ② K		D SL 82 C SL 81 D CH 79 B SI 88 B SI 88 4-1 22 2B 1-2 BB	B SL 86 X FF 95 1-0 ③ P3		4	1	1	0	1	1	3
55 Russell Martin, R (1, 2) OBP: 0.375, SLG: 0.438	B SI 89 C SI 89 D SL 84 X SL 82 2-1 ① G6-3 1-H		B FF 88 1 SAFE F SL 81 C SI 88 B FF 89 F SL 82 1 SAFE X SL 80 2-2 E8 1-3 3-H 1B		C CU 75 X SI 90 0-1 22 BB 1B		D CU 78 C CU 77 B FF 96 B FF 94 X FF 93 3-1 ② F7		B FF 90 C SI 89 B SI 90 B SI 89 F SI 89 B SI 89 4-2 24 G3 BB	4	0	2	2	1	0	2
22 Andrew McCutchen, R (1, 8) OBP: 0.392, SLG: 0.422	F CU 75 X SL 83 0-1 ② F9		B SL 82 F SL 80 B SI 88 B SI 88 B SL 83 4-1 BB		C CH 79 D CH 78 F CH 79 B SI 90 B SL 82 B CH 80 4-2 1-2 BB		F CU 79 D CH 85 F CU 79 B FF 95 X CH 84 2-2 1-3 2-H 2B		C SI 89 B SI 89 C SI 89 S CH 83 1-3 ① K	3	0	1	1	2	1	1
24 Pedro Alvarez, L (1, 5) OBP: 0.293, SLG: 0.469	X SI 90 0-0 ③ G4-3		C SL 83 B SI 90 C SL 82 B SL 82 S FF 90 2-3 ② K		C CU 75 X CH 80 0-1 ③ G1-3		B SL 79 C SL 79 B SL 81 S FF 93 C SL 80 2-3 ③ K		D CU 76 D CH 82 B CH 82 X CH 82 3-0 ② G3 1-2	5	0	0	0	0	2	8
18 Neil Walker, S (1, 4) OBP: 0.268, SLG: 0.478		F SI 89 X SI 89 0-1 ① F7	B SL 83 D SL 83 C SI 90 B FF 90 C SL 83 X SL 84 3-2 ③ P5		B CU 74 S CH 79 S CH 79 X SI 89 1-2 ① G4-3			F SI 89 C SI 88 F SL 82 H SL 82 1-2 23 BB 5 1B HBP	D CU 76 C CH 83 B CH 83 S CH 84 X CH 85 2-2 ③ L3	4	0	0	0	0	0	4
17 Gaby Sanchez, R (1, 3) OBP: 0.273, SLG: 0.581		C SI 90 X SI 89 0-1 ② G5-3		B CU 74 C SI 89 S CH 79 S CH 80 1-3 ① K		B SL 84 X SI 89 1-0 ② G4-3		B SI 88 X SI 90 1-0 ① L7		4	0	0	0	0	1	1
31 Jose Tabata, R (1, 9) OBP: 0.294, SLG: 0.290 38 Stolmy Pimentel, R (7, 1) 5 Josh Harrison, R (8, PH) OBP: 0.200, SLG: 0.500 (9, 6)		B SL 84 X SI 89 1-0 ③ G6-3		C SI 89 B CU 75 B CH 81 X SI 89 2-1 ② L8		C CU 74 B SI 89 F SI 88 S CH 79 1-3 ③ K		C SI 88 X SI 88 0-1 23 BB 1-2 1B	3 0 1	0 0 0	0 0 1	0 0 0	0 0 0	1 0 0	0 0 0
10 Jordy Mercer, R (1, 6) OBP: 0.288, SLG: 0.239 12 Clint Barmes, R (4, 6) OBP: 0.250, SLG: 0.250 3 Travis Ishikawa, L (8, PH) OBP: 0.263, SLG: 0.382 37 Justin Wilson, L (9, 1)			B SI 89 F SI 89 F SL 84 B SL 84 X SI 90 2-2 6 1B 50 SH3-4 55 1B 1B	C CU 75 B SI 89 C SI 89 B CH 80 X SI 89 2-2 ③ F8			C SI 85 B CH 77 S CH 78 B CH 80 X SI 87 2-2 E6 6 BB 22 2B	C FF 94 S FF 95 S FF 94 0-3 ② K	1 2 1 0	1 1 0 0	1 0 0 0	0 0 0 0	0 0 1 0	0 0 2 0	0 0 2 0
50 Charlie Morton, R (1, 1) 23 Travis Snider, L (7, 9) OBP: 0.288, SLG: 0.389			X SI 88 0-0 ① SH3-4 1-2	B SI 88 C SI 88 B SI 89 C SI 89 X SL 81 2-2 ① G1-3			C CU 74 B SI 88 B SL 81 F SL 80 B FF 88 F SL 81 F SL 82 F CU 75 S CH 79 3-3 ① K	B FF 94 B FF 94 B FF 95 B FF 94 4-0 1-2 2-3 BB	1 1	0 0	0 0	0 0	0 1	0 1	0 1
Inning Stats	R: 1 E: 1 K: 0 S: 10 H: 0 LOB: 0 BB: 0 P: 12	R: 0 E: 0 K: 0 S: 5 H: 0 LOB: 0 BB: 0 P: 6	R: 1 E: 1 K: 1 S: 17 H: 3 LOB: 3 BB: 1 P: 30	R: 0 E: 0 K: 1 S: 8 H: 0 LOB: 0 BB: 0 P: 13	R: 0 E: 0 K: 1 S: 13 H: 1 LOB: 2 BB: 1 P: 20	R: 0 E: 0 K: 1 S: 7 H: 0 LOB: 0 BB: 0 P: 10	R: 1 E: 1 K: 2 S: 18 H: 1 LOB: 2 BB: 1 P: 34	R: 0 E: 0 K: 1 S: 10 H: 1 LOB: 3 BB: 1 P: 17	R: 0 E: 0 K: 1 S: 9 H: 0 LOB: 1 BB: 1 P: 19	1B: 5 2B: 1 3B: 0 HR: 0	SF: 0 SAC: 1 DP: 0 HBP: 1	WP: 0 PB: 0 SB: 1 CS: 0	PA: 41			

PITCHER		IP	WLS	BF	H	R	ER	SO	BB	IBB	HBP	BLK	WP	HR	S	P	ERA	WHIP
26 Kyle Lohse, R ERA: 2.67	(1, 1)	6.1	W	28	4	3	1	5	3	0	0	0	0	0	70	110	1.42	1.105
30 Tyler Thornburg, R ERA: 0.9	(7, 1)	0.1	H	2	1	0	0	0	0	0	0	0	0	0	5	10	0.00	3.000
13 Will Smith, L ERA:	(7, 1)	0.2	H	4	1	0	0	1	0	0	1	0	0	0	9	13	0.00	1.500
29 Jim Henderson, R ERA: 4.5	(8, 1)	0.2	H	3	0	0	0	1	1	0	0	0	0	0	4	9	0.00	1.500
57 Francisco Rodríguez, R ERA:	(9, 1)	1.0	S	4	0	0	0	1	1	0	0	0	0	0	9	19	0.00	1.000

PITCHER	IP	WLS	BF	H	R	ER	SO	BB	IBB	HBP	BLK	WP	HR	S	P	ERA	WHIP

Milwaukee Brewers @ Pittsburgh Pirates

PNC Park, Pittsburgh, PA

Sat Apr 19 2014, 7:07 PM - 10:11 PM EDT

Att. 32,490 - Partly Cloudy - 63 F

TOP

livebaseballscorecards.com

Batter	1	2	3	4	5	6	7	8	9	AB	R	H	RBI	BB	SO	LOB
27 Carlos Gómez, R (1, 8) OBP: 0.361, SLG: 0.587	X SI 89 0-0 F9 ①		C FF 89 C SI 88 C FF 88 0-3 K ②	C CU 74 B SI 87 1 SAFE B SI 87 X CH 83 2-1 G5-3 ② 1-2		X FC 89 0-0 F7 ③			F SL 81 B SL 81 B FF 94 S FF 93 S SL 83 2-3 K ①	5	0	0	0	0	2	2
9 Jean Segura, R (1, 6) OBP: 0.271, SLG: 0.313	B SI 88 X SI 88 1-0 G4-3 ②		B FF 88 X SI 89 1-0 16 1B 2B	C SI 87 X CU 74 0-1 F9 ③			C SI 94 B CH 87 L CH 86 B CH 87 F SI 95 X SI 95 2-2 G1-3 ①		S SL 80 F FF 93 X SL 84 0-2 8 HR 1B	5	2	2	0	0	0	1
8 Ryan Braun, R (1, 9) OBP: 0.319, SLG: 0.600	B SI 90 C SI 90 X SI 89 1-1 F9 ③		F SI 89 B FF 89 S CU 74 X FF 89 1-2 FC5 16 1B 20 2B		C SI 96 X SI 95 0-1 16 G5-3 20 G6-3 16 WP 1B		B SI 94 S CH 87 X SL 83 1-1 HR		X FF 94 0-0 1-H HR	5	4	3	3	0	0	1
16 Aramis Ramirez, R (1, 5) OBP: 0.395, SLG: 0.465		F SI 88 B SI 87 B SI 88 F CU 75 T SI 88 2-2 K ①	X CU 74 0-0 20 2B 1-3 2-H 1B		B FC 90 S SI 96 B SI 96 F SI 96 X FF 96 2-2 G5-3 ① 1-3		B SI 94 X CH 87 1-0 F7 ②		F FF 93 B SL 83 H FF 93 2-1 HBP	4	0	1	1	0	1	1
20 Jonathan Lucroy, R (1, 2) OBP: 0.412, SLG: 0.541		C SI 89 F SI 89 X SI 89 0-2 18 1B 2B	C CU 74 B SI 90 B CU 74 X CU 75 2-1 1-3 3-H 2B		X SI 96 0-0 G6-3 ② 3-H		C SI 94 C SI 94 B CH 87 X CH 86 1-2 2B		X FF 93 0-0 F9 ②	5	1	3	2	0	0	1
18 Khris Davis, R (1, 7) OBP: 0.270, SLG: 0.317		X CU 74 0-0 FC5-4 2-H 1B	B SI 88 C SI 89 C CH 85 F CU 73 X SI 89 1-2 G1-3 ③		B SI 95 C FC 90 S FC 90 F FF 95 B FC 91 X SI 97 2-2 G6-3 ③		B CH 87 S SI 95 S SI 96 S SI 95 1-3 K ③		B FF 92 F FF 92 F SL 81 X FF 91 1-2 P5 ③	5	0	1	1	0	1	4
7 Mark Reynolds, R (1, 3) OBP: 0.296, SLG: 0.479		B SI 89 X SI 87 1-0 P3 ②		C CH 83 B SI 88 B SI 89 X SI 88 2-1 HR		C FC 91 B SI 95 B FC 90 S FC 91 B FC 89 B FC 89 4-2 G6-3 BB		S FF 93 F FF 94 B FC 93 S KC 80 1-3 K2-3 ①		3	1	1	1	1	1	1
Rickie Weeks Jr., R (1, 4) OBP: 0.167, SLG: 0.174 2 Scooter Gennett, L (8, PH) OBP: 0.340, SLG: 0.364 (8, 4)		B SI 88 1 SAFE X SI 88 1-0 FC5-4 ③ 1-2f		C CH 84 S CU 75 F FF 88 B CU 72 B CU 72 F CU 74 F FF 88 F FF 88 F CU 74 4-2 27 G5-3 BB		C SI 94 B SI 96 X SI 95 1-1 G6-3 ① ② 1-2f		B FC 91 F FC 89 X FC 92 1-1 G4-3 ②		2	0	0	0	1	0	2
										1	0	0	0	0	0	0
22 Matt Garza, R (1, 1) 14 Jeff Bianchi, R (6, PH) OBP: 0.250, SLG: 0.250 47 Rob Wooten, R (6, 1) 59 Zach Duke, L (7, 1) 3 Elian Herrera, S (8, PH) 29 Jim Henderson, L (8, 1) 57 Francisco Rodríguez, R (9, 1)			B FF 88 X FF 88 1-0 G1-3 ①	T FF 86 1 SAFE M CU 74 B CU 72 L SI 88 1-3 K ①		F SI 95 X SI 95 0-1 1B		T FC 90 T FC 90 F FC 91 S KC 80 0-3 K2-3 ③		2	0	0	0	0	1	1
										1	0	1	0	0	0	0
										0	0	0	0	0	0	0
										0	0	0	0	0	0	0
										1	0	0	0	0	1	0
										0	0	0	0	0	0	0
										0	0	0	0	0	0	0

	AB	39
	R	8
	H	12
	RBI	8
	BB	2
	SO	7
	LOB	14

Inning Stats																												
	R: 0	H: 0	R: 1	H: 2	R: 2	H: 3	R: 1	H: 1	R: 1	H: 1	R: 0	H: 1	R: 1	H: 2	R: 0	H: 0	R: 2	H: 2	1B: 5	SF: 0	WP: 1	PA: 42
	E: 0	LOB: 0	E: 0	LOB: 1	E: 0	LOB: 2	E: 0	LOB: 1	E: 0	LOB: 0	E: 0	LOB: 1	E: 0	LOB: 1	E: 0	LOB: 0	E: 0	LOB: 1	2B: 4	SAC: 0	PB: 0	
	K: 0	BB: 0	K: 1	BB: 0	K: 1	BB: 0	K: 1	BB: 1	K: 0	BB: 0	K: 0	BB: 1	K: 1	BB: 0	K: 2	BB: 0	K: 1	BB: 0	3B: 0	DP: 1	SB: 0	
	S: 4	P: 6	S: 9	P: 13	S: 15	P: 21	S: 17	P: 26	S: 10	P: 14	S: 7	P: 12	S: 13	P: 19	S: 9	P: 11	S: 12	P: 17	HR: 3	HBP: 1	CS: 0	

PITCHER		IP	WLS	BF	H	R	ER	SO	BB	IBB	HBP	BLK	WP	HR	S	P	ERA	WHIP
51 Wandy Rodriguez, L	(1, 1)	4.0		20	6	4	4	3	1	0	0	0	0	1	45	66	9.00	1.750
ERA: 7.65																		
29 Bryan Morris, R	(5, 1)	2.0		8	2	1	1	0	1	0	0	0	1	0	17	26	4.50	1.500
ERA: 2.0																		
44 Tony Watson, L	(7, 1)	1.0	H	5	2	1	1	1	0	0	0	0	0	1	13	19	9.00	2.000
ERA: 2.25																		
35 Mark Melancon, R	(8, 1)	1.0	H	3	0	0	0	2	0	0	0	0	0	0	9	11	0.00	0.000
ERA: 2.0																		
39 Jason Grilli, R	(9, 1)	1.0	L	6	2	2	2	1	0	0	1	0	0	1	12	17	18.00	2.000
ERA: 3.86																		

PITCHER	IP	WLS	BF	H	R	ER	SO	BB	IBB	HBP	BLK	WP	HR	S	P	ERA	WHIP

BOTTOM

Batter	1	2	3	4	5	6	7	8	9	AB	R	H	RBI	BB	SO	LOB
6 Starling Marte, R (1, 7) OBP: 0.361, SLG: 0.384	B SI 92 F FF 91 C FF 93 F FF 94 C FF 95 1-3 K ①		C CU 72 B FF 93 X FF 93 1-1 G5-3 ②	1 SAFE X FF 93 0-0 55 G6-4-3 1-2 1B		B SI 88 F SL 82 F SL 81 C FF 89 1-3 K ②		F FF 93 X FF 95 0-1 55 S 1B		5	0	2	0	0	2	0
55 Russell Martin, R (1, 2) OBP: 0.361, SLG: 0.415	B FF 93 B FF 94 F FF 92 F FF 93 B FF 94 S FF 94 3-3 K ②		B FF 94 C SL 85 X FF 94 1-1 G6-3 ③	X SL 84 0-0 G6-4-3 ②③ 1-2f		B SL 83 B SI 89 C SL 84 B SL 82 C SL 82 X SI 89 3-2 22 2B 1B		B FF 95 B FF 94 X FF 95 2-0 G1-3 ③ 1-2		5	1	1	0	0	1	3
22 Andrew McCutchen, R (1, 8) OBP: 0.393, SLG: 0.426	X FF 94 0-0 L8 ③			B SL 83 C SL 84 B FF 93 F FF 91 B CU 76 F SL 86 F SI 93 B CH 85 4-2 24 E 31 1B BB	C FF 92 B SL 84 X SL 83 1-1 P4 ①	B SL 82 B SL 82 X SL 82 2-0 1-H 2B			S CU 74 B SI 90 B CH 82 X SI 90 2-1 G5-3 ①	4	1	1	1	1	0	0
24 Pedro Alvarez, L (1, 5) OBP: 0.288, SLG: 0.441		F FF 93 B FF 94 X FF 94 1-1 F7 ①		F FF 93 C SL 85 B SL 86 X SI 93 1-2 FC4 15 BB 31 1B 12 1B 1-2	X FF 93 0-0 F7 ②	B SL 83 S CU 73 C SL 82 S FS 84 1-3 K ③			H CU 76 1-0 31 G4-6-3 HBP	4	1	0	0	0	1	2
31 Jose Tabata, R (1, 9) OBP: 0.308, SLG: 0.306		B FF 92 B FF 90 X FF 93 2-0 F9 ②		X FF 92 0-0 15 BB 12 1B 1-2 2-H 1B	B FF 93 C FF 93 B FF 92 X SL 84 2-1 15 1B 1B		C CU 74 B FS 88 F SL 82 F FS 87 S CU 76 1-3 K ①		B SI 89 X SI 88 1-0 G4-6-3 ②③ 1-2f	5	1	2	1	0	1	1
15 Ike Davis, L (1, 3) OBP: 0.412, SLG: 0.444		C FF 94 B CU 75 C CU 74 X FF 94 1-2 18 1B 2B		B FF 94 B SL 84 C FF 94 F FF 94 D SL 86 D SL 86 4-2 12 1B 23 1B 1-2 2-3 BB	X FF 92 0-0 18 BB 1-3 1B		C CU 75 S SI 90 B CU 76 S SL 84 1-3 K ②			3	2	2	0	1	1	0
18 Neil Walker, S (1, 4) OBP: 0.280, SLG: 0.471		C CU 74 B FF 92 X FF 92 1-1 2-H 1B		S SL 85 F FF 94 D SL 86 X FF 94 1-2 L9 ① B CU 75 C SL 83 B FF 94 B FF 93 B FF 93 4-1 1-2 BB			X SI 86 0-0 F9 ③			3	0	1	1	1	0	3
12 Clint Barmes, R (1, 6) OBP: 0.250, SLG: 0.250		X FF 93 0-0 F9 ③		B CU 74 B FF 94 X FF 94 2-0 23 1B 1-3 2-H 3-H 1B	F FF 95 B SL 86 S SL 85 D SL 86 B SI 94 X SI 93 3-2 G5-3 ③			C FF 93 S FF 94 B SL 86 S FF 94 1-3 K ①		4	1	1	2	0	1	4
51 Wandy Rodriguez, S (1, 1) OBP: 0.200, SLG: 0.200 23 Travis Snider, L (4, PH) OBP: 0.300, SLG: 0.400 29 Bryan Morris, L (5, 1) 10 Jordy Mercer, R (6, PH) OBP: 0.283, SLG: 0.234 44 Tony Watson, L (7, 1) 35 Mark Melancon, R (8, 1) 17 Gaby Sanchez, R (8, PH) OBP: 0.265, SLG: 0.563 39 Jason Grilli, R (9, 1)			C FF 91 X FF 93 0-1 G6-3 ①	B FF 95 S SL 86 C SL 85 X FF 94 1-2 6 1B 2-H 3-H 1B		B CU 74 S SL 84 B SL 83 X SL 83 2-1 F8 ①		B FF 93 B FF 93 B FF 93 C FF 93 F FF 95 F FF 96 X FF 94 3-2 F8 ②		1 1 0 1 0 0 0 1 0	0 0 0 0 0 0 0 0 0	0 1 0 0 0 0 0 0 0	0 2 0 0 0 0 0 0 0	0 0 0 0 0 0 0 0 0	0 0 0 0 0 0 0 0 0	0 0 0 0 0 0 0 0 0
Inning Stats	R: 0 E: 0 K: 2 S: 8 H: 0 LOB: 0 BB: 0 P: 12	R: 1 E: 0 K: 0 S: 9 H: 2 LOB: 1 BB: 0 P: 14	R: 0 E: 0 K: 0 S: 6 H: 0 LOB: 0 BB: 0 P: 8	R: 5 E: 1 K: 0 S: 19 H: 4 LOB: 1 BB: 2 P: 32	R: 0 E: 0 K: 0 S: 10 H: 2 LOB: 3 BB: 1 P: 20	R: 1 E: 0 K: 2 S: 12 H: 2 LOB: 1 BB: 0 P: 21	R: 0 E: 0 K: 2 S: 8 H: 0 LOB: 0 BB: 0 P: 10	R: 0 E: 0 K: 1 S: 10 H: 1 LOB: 1 BB: 0 P: 16	R: 0 E: 0 K: 0 S: 3 H: 0 LOB: 0 BB: 0 P: 7	1B: 9 2B: 2 3B: 0 HR: 0	SF: 0 SAC: 0 DP: 2 HBP: 1	WP: 0 PB: 0 SB: 1 CS: 0	PA: 41				

PITCHER		IP	WLS	BF	H	R	ER	SO	BB	IBB	HBP	BLK	WP	HR	S	P	ERA	WHIP
22 Matt Garza, R ERA: 4.5	(1, 1)	5.0		26	8	6	5	2	3	0	0	0	0	0	52	86	9.00	2.200
47 Rob Wooten, R ERA: 15.43	(6, 1)	1.1		6	2	1	1	3	0	0	0	0	0	0	16	26	6.75	1.500
59 Zach Duke, L ERA: 2.84	(7, 1)	0.2		2	0	0	0	1	0	0	0	0	0	0	4	5	0.00	0.000
29 Jim Henderson, R ERA: 3.86	(8, 1)	1.0	W	4	1	0	0	1	0	0	0	0	0	0	10	16	0.00	1.000
57 Francisco Rodríguez, R ERA:	(9, 1)	1.0	S	3	0	0	0	0	0	0	1	0	0	0	3	7	0.00	0.000

PITCHER	IP	WLS	BF	H	R	ER	SO	BB	IBB	HBP	BLK	WP	HR	S	P	ERA	WHIP

Milwaukee Brewers @ Pittsburgh Pirates

PNC Park, Pittsburgh, PA

Sat Apr 19 2014, 7:07 PM - 10:11 PM EDT

Att. 32,490 - Partly Cloudy - 63 F

livebaseballscorecards.com

AB	37
R	7
H	11
RBI	7
BB	3
SO	7
LOB	13

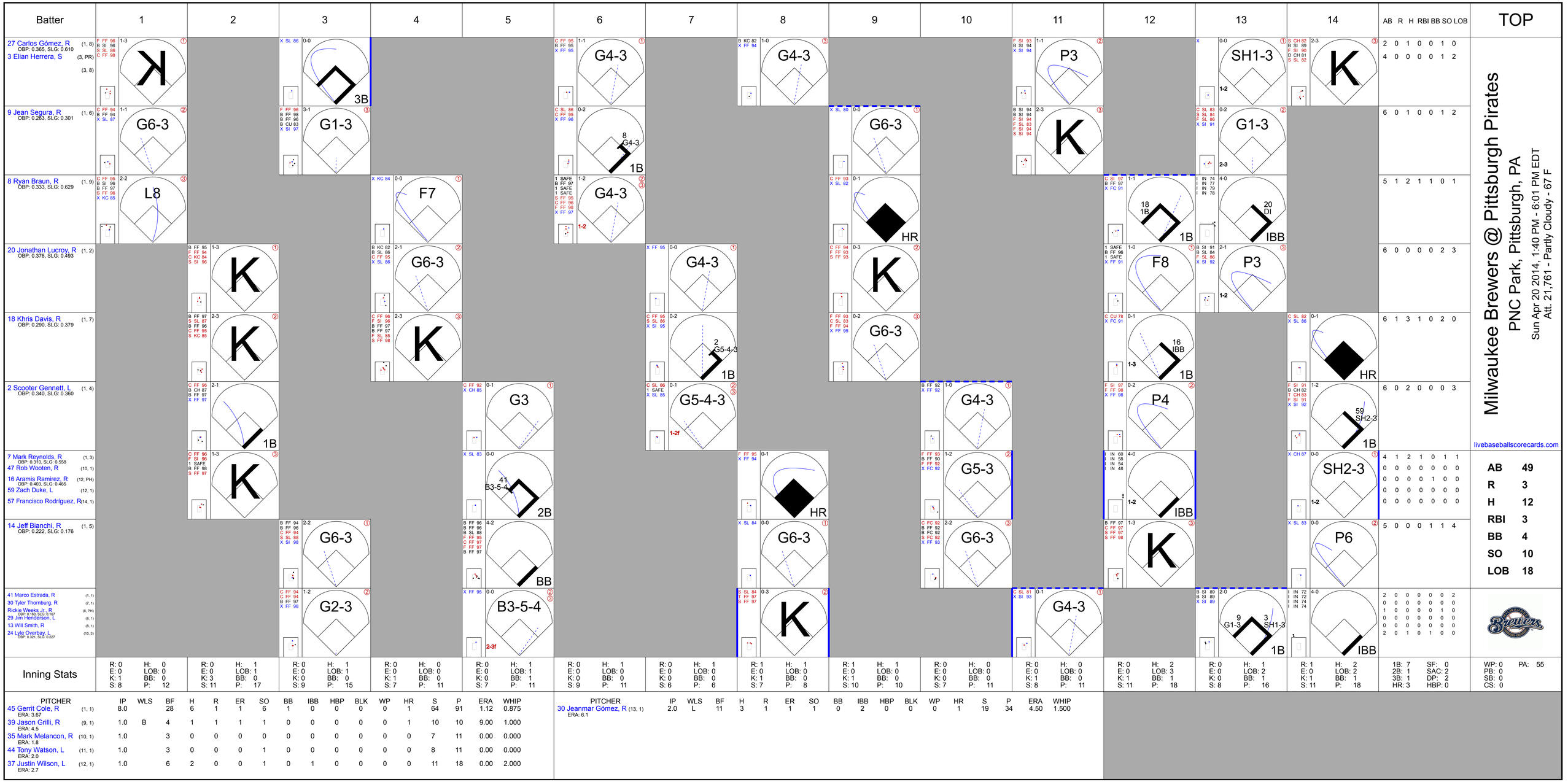
Batter
1
2
3
4
5
6
7
8
9
10
11
12
13
14
AB R H RBI BB SO LOB
TOP
27 Carlos Gómez, R (1, 8)
OBP: 0.365, SLG: 0.610
3 Elian Herrera, S (3, PR)
(3, 8)
K
G6-3
3B
G1-3
G4-3
8 G4-3 1B
P3
K
SH1-3
1-2
G1-3
2-3
K
2 0 1 0 0 1 0
4 0 0 0 0 1 2
6 0 1 0 0 1 2
9 Jean Segura, R (1, 6)
OBP: 0.283, SLG: 0.301
8 Ryan Braun, R (1, 9)
OBP: 0.333, SLG: 0.629
L8
F7
G4-3
1-2
G6-3
HR
18 1B 1B
F8
1-3
20 DI IBB
P3
1-2
5 1 2 1 1 0 1
20 Jonathan Lucroy, R (1, 2)
OBP: 0.378, SLG: 0.493
K
G6-3
G4-3
K
F8
1-3
16 IBB 1B
P3
1-2
6 0 0 0 0 2 3
18 Khris Davis, R (1, 7)
OBP: 0.290, SLG: 0.379
K
K
2 G5-4-3 1B
G6-3
HR
6 1 3 1 0 2 0
2 Scooter Gennett, L (1, 4)
OBP: 0.340, SLG: 0.360
1B
G3
G5-4-3
1-2f
G4-3
P4
59 SH2-3 1B
6 0 2 0 0 0 3
7 Mark Reynolds, R (1, 3)
OBP: 0.310, SLG: 0.558
47 Rob Wooten, R (10, 1)
16 Aramis Ramirez, R (12, PH)
OBP: 0.403, SLG: 0.465
59 Zach Duke, L (12, 1)
57 Francisco Rodríguez, R (14, 1)
K
41 B3-5-4 2B
HR
G5-3
IBB
SH2-3
1-2
4 1 2 1 0 1 1
0 0 0 0 0 0 0
0 0 0 0 1 0 0
0 0 0 0 0 0 0
0 0 0 0 0 0 0
14 Jeff Bianchi, R (1, 5)
OBP: 0.222, SLG: 0.176
G6-3
BB
G6-3
G6-3
K
P6
5 0 0 0 1 1 4
41 Marco Estrada, R (1, 1)
30 Tyler Thornburg, R (7, 1)
Rickie Weeks Jr., R (8, PH)
OBP: 0.160, SLG: 0.167
29 Jim Henderson, L (8, 1)
13 Will Smith, R (8, 1)
24 Lyle Overbay, L (10, 3)
OBP: 0.321, SLG: 0.227
G2-3
B3-5-4
2-3f
K
G4-3
9 G1-3 3 SH1-3 1B
IBB
2 0 0 0 0 0 2
0 0 0 0 0 0 0
1 0 0 0 0 1 0
0 0 0 0 0 0 0
0 0 0 0 0 0 0
2 0 1 0 1 0 0
Inning Stats
R: 0 H: 0
E: 0 LOB: 0
K: 1 BB: 0
S: 8 P: 12
R: 0 H: 1
E: 0 LOB: 1
K: 3 BB: 0
S: 11 P: 17
R: 0 H: 1
E: 0 LOB: 1
K: 0 BB: 0
S: 9 P: 15
R: 0 H: 0
E: 0 LOB: 0
K: 1 BB: 0
S: 7 P: 11
R: 0 H: 1
E: 0 LOB: 0
K: 0 BB: 0
S: 7 P: 11
R: 0 H: 1
E: 0 LOB: 0
K: 0 BB: 0
S: 9 P: 11
R: 0 H: 1
E: 0 LOB: 0
K: 0 BB: 0
S: 6 P: 6
R: 1 H: 1
E: 0 LOB: 0
K: 1 BB: 0
S: 7 P: 8
R: 1 H: 1
E: 0 LOB: 0
K: 1 BB: 0
S: 10 P: 10
R: 0 H: 0
E: 0 LOB: 0
K: 0 BB: 0
S: 7 P: 11
R: 0 H: 0
E: 0 LOB: 0
K: 1 BB: 0
S: 8 P: 11
R: 0 H: 2
E: 0 LOB: 3
K: 1 BB: 1
S: 11 P: 18
R: 0 H: 1
E: 0 LOB: 2
K: 0 BB: 1
S: 8 P: 16
R: 1 H: 2
E: 0 LOB: 2
K: 1 BB: 1
S: 11 P: 18
1B: 7 SF: 0
2B: 1 SAC: 2
3B: 1 DP: 2
HR: 3 HBP: 0
WP: 0 PA: 55
PB: 0
SB: 0
CS: 0
PITCHER IP WLS BF H R ER SO BB IBB HBP BLK WP HR S P ERA WHIP
45 Gerrit Cole, R (1, 1) ERA: 3.67 8.0 28 6 1 1 6 1 0 0 0 0 1 64 91 1.12 0.875
39 Jason Grilli, R (9, 1) ERA: 4.5 1.0 B 4 1 1 1 0 0 0 0 0 1 10 10 9.00 1.000
35 Mark Melancon, R (10, 1) ERA: 1.8 1.0 3 0 0 0 0 0 0 0 0 0 0 7 11 0.00 0.000
44 Tony Watson, L (11, 1) ERA: 2.0 1.0 3 0 0 0 1 0 0 0 0 0 0 8 11 0.00 0.000
37 Justin Wilson, L (12, 1) ERA: 2.7 1.0 6 2 0 0 1 0 1 0 0 0 0 11 18 0.00 2.000
PITCHER IP WLS BF H R ER SO BB IBB HBP BLK WP HR S P ERA WHIP
30 Jeanmar Gómez, R (13, 1) ERA: 6.1 2.0 L 11 3 1 1 1 0 2 0 0 0 1 19 34 4.50 1.500
Milwaukee Brewers @ Pittsburgh Pirates
PNC Park, Pittsburgh, PA
Sun Apr 20 2014, 1:40 PM - 6:01 PM EDT
Att. 21,761 - Partly Cloudy - 67 F
livebaseballscorecards.com
AB 49
R 3
H 12
RBI 3
BB 4
SO 10
LOB 18

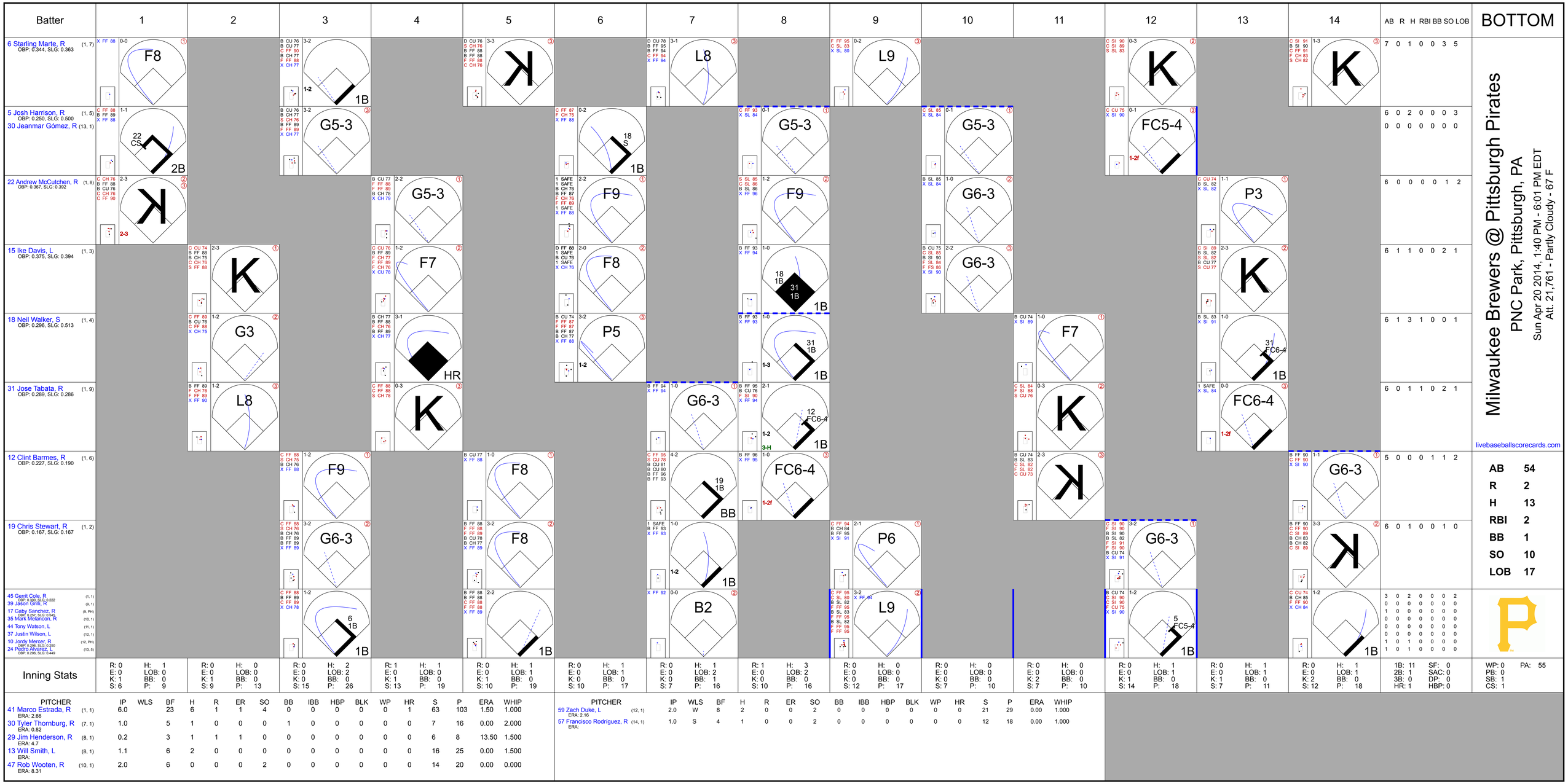
Batter
1
2
3
4
5
6
7
8
9
10
11
12
13
14
AB R H RBI BB SO LOB
BOTTOM
6 Starling Marte, R (1, 7) OBP: 0.344, SLG: 0.363
7 0 1 0 0 3 5
5 Josh Harrison, R (1, 5) OBP: 0.250, SLG: 0.500
30 Jeanmar Gómez, R (13, 1)
6 0 2 0 0 0 3
0 0 0 0 0 0 0
22 Andrew McCutchen, R (1, 8) OBP: 0.367, SLG: 0.392
6 0 0 0 0 1 2
15 Ike Davis, L (1, 3) OBP: 0.375, SLG: 0.394
6 1 1 0 0 2 1
18 Neil Walker, S (1, 4) OBP: 0.296, SLG: 0.513
6 1 3 1 0 0 1
31 Jose Tabata, R (1, 9) OBP: 0.289, SLG: 0.286
6 0 1 1 0 2 1
12 Clint Barmes, R (1, 6) OBP: 0.227, SLG: 0.190
5 0 0 0 1 1 2
19 Chris Stewart, R (1, 2) OBP: 0.167, SLG: 0.167
6 0 1 0 0 1 0
45 Gerrit Cole, R (1, 1)
39 Jason Grilli, R (9, 1)
17 Gaby Sanchez, R (9, PH) OBP: 0.267, SLG: 0.545
35 Mark Melancon, R (10, 1)
44 Tony Watson, L (11, 1)
37 Justin Wilson, L (12, 1)
10 Jordy Mercer, R (12, PH) OBP: 0.300, SLG: 0.350
24 Pedro Alvarez, L (13, 5) OBP: 0.296, SLG: 0.449
3 0 2 0 0 0 2
0 0 0 0 0 0 0
1 0 0 0 0 0 0
0 0 0 0 0 0 0
0 0 0 0 0 0 0
1 0 1 0 0 0 0
1 0 1 0 0 0 0
Milwaukee Brewers @ Pittsburgh Pirates
PNC Park, Pittsburgh, PA
Sun Apr 20 2014, 1:40 PM - 6:01 PM EDT
Att. 21,761 - Partly Cloudy - 67 F
livebaseballscorecards.com
AB 54
R 2
H 13
RBI 2
BB 1
SO 10
LOB 17
Inning Stats
1: R: 0 E: 0 K: 1 S: 6 | H: 1 LOB: 0 BB: 0 P: 9
2: R: 0 E: 0 K: 1 S: 9 | H: 0 LOB: 0 BB: 0 P: 13
3: R: 0 E: 0 K: 0 S: 15 | H: 2 LOB: 2 BB: 0 P: 26
4: R: 1 E: 0 K: 1 S: 13 | H: 1 LOB: 0 BB: 0 P: 19
5: R: 0 E: 0 K: 1 S: 10 | H: 1 LOB: 1 BB: 0 P: 19
6: R: 0 E: 0 K: 0 S: 10 | H: 1 LOB: 1 BB: 0 P: 17
7: R: 0 E: 0 K: 0 S: 7 | H: 1 LOB: 2 BB: 1 P: 16
8: R: 1 E: 0 K: 0 S: 10 | H: 3 LOB: 2 BB: 0 P: 16
9: R: 0 E: 0 K: 0 S: 12 | H: 0 LOB: 0 BB: 0 P: 17
10: R: 0 E: 0 K: 0 S: 7 | H: 0 LOB: 0 BB: 0 P: 10
11: R: 0 E: 0 K: 2 S: 7 | H: 0 LOB: 0 BB: 0 P: 10
12: R: 0 E: 0 K: 1 S: 14 | H: 1 LOB: 1 BB: 0 P: 18
13: R: 0 E: 0 K: 1 S: 7 | H: 1 LOB: 1 BB: 0 P: 11
14: R: 0 E: 0 K: 2 S: 12 | H: 1 LOB: 1 BB: 0 P: 18
1B: 11 2B: 1 3B: 0 HR: 1
SF: 0 SAC: 0 DP: 0 HBP: 0
WP: 0 PB: 0 SB: 1 CS: 1
PA: 55
PITCHER IP WLS BF H R ER SO BB IBB HBP BLK WP HR S P ERA WHIP
41 Marco Estrada, R (1, 1) ERA: 2.66 6.0 23 6 1 1 4 0 0 0 0 0 0 1 63 103 1.50 1.000
30 Tyler Thornburg, R (7, 1) ERA: 0.82 1.0 5 1 0 0 0 1 0 0 0 0 0 0 7 16 0.00 2.000
29 Jim Henderson, R (8, 1) ERA: 4.7 0.2 3 1 1 1 0 0 0 0 0 0 0 0 6 8 13.50 1.500
13 Will Smith, L (8, 1) ERA: 1.1 6 2 0 0 0 0 0 0 0 0 0 0 16 25 0.00 1.500
47 Rob Wooten, R (10, 1) ERA: 8.31 2.0 6 0 0 0 2 0 0 0 0 0 0 0 14 20 0.00 0.000
PITCHER IP WLS BF H R ER SO BB IBB HBP BLK WP HR S P ERA WHIP
59 Zach Duke, L (12, 1) ERA: 2.16 2.0 W 8 2 0 0 2 0 0 0 0 0 0 0 21 29 0.00 1.000
57 Francisco Rodríguez, R (14, 1) ERA: 1.0 S 4 1 0 0 2 0 0 0 0 0 0 0 12 18 0.00 1.000

Cincinnati Reds @ Pittsburgh Pirates

PNC Park, Pittsburgh, PA

Mon Apr 21 2014, 7:12 PM - 10:15 PM EDT

Att. 12,864 - Cloudy - 76 F

TOP

livebaseballscorecards.com

Batter	1	2	3	4	5	6	7	8	9	AB	R	H	RBI	BB	SO	LOB
6 Billy Hamilton, S (1, 8) OBP: 0.246, SLG: 0.266	H SI 93 1-0 19 G1-3 4 FC5 HBP	X SI 93 0-0 ③ F9			B SI 92 X CH 85 1-0 ① B1-3		S CH 86 X SI 92 0-1 ② SF8 3-H		B SI 91 C SI 91 X SI 92 1-1 ① G4-3	3	1	0	1	0	0	1
19 Joey Votto, L (1, 3) OBP: 0.424, SLG: 0.515	1 SAFE C SI 92 B SL 84 B SL 86 F SI 92 1 SAFE 1 SAFE X SL 86 2-2 ① G1-3 1-3		B SI 91 F SI 92 C CH 84 B SL 84 S SL 87 2-3 ① K		C SL 84 B SI 94 B SL 87 X SL 86 2-1 ② F8		B CH 88 X SL 85 1-0 ③ G4-3		B SI 92 B SI 92 B SI 92 C FF 92 X SI 92 3-1 ② G6-3	5	0	0	0	0	1	2
4 Brandon Phillips, R (1, 4) OBP: 0.309, SLG: 0.367	S CH 85 B SI 93 B SI 93 C CH 87 X CH 87 2-2 FC5 21 BB 3-H		X SI 92 0-0 21 2B 2B		B SI 93 X SI 94 1-0 ③ P4			X SI 92 0-0 21 1B 32 2B 1B	C SI 93 S SL 86 X SI 93 0-2 21 1B 1B	5	2	3	1	0	0	0
21 Todd Frazier, R (1, 5) OBP: 0.342, SLG: 0.471	B SI 92 C CH 85 B SL 85 B CH 86 S SL 84 B SL 85 4-2 1-2 BB		X CH 85 0-0 32 G3-1 2-H 2B			B SL 85 B SI 92 B SI 92 B SI 92 4-0 32 G4-5-3 BB		1 SAFE 1 SAFE B CH 85 S CH 84 S SL 85 D SL 87 B SL 85 X SL 86 3-2 32 2B 1-3 39 1B 1B	1 SAFE S SI 92 X SI 92 0-1 1-3 1B	3	1	3	1	2	0	0
32 Jay Bruce, L (1, 9) OBP: 0.354, SLG: 0.453	C SL 85 X SI 94 0-1 ② F5		B SI 92 X SL 85 1-0 ② G3-1 2-3			L SL 84 F SL 86 X SL 85 0-2 ①② G4-5-3 1-2f		C SI 95 F SI 93 X SI 96 0-2 39 1B 1-3 3-H 2B	B SI 92 C FF 92 B SI 92 X SI 92 2-1 ③ L8	5	0	1	1	0	0	6
48 Ryan Ludwick, R (1, 7) OBP: 0.345, SLG: 0.423 43 Manny Parra, L (8, 1) 60 J.J. Hoover, R (8, 1)	F SI 93 B CH 87 F SL 86 D SL 86 S SL 86 2-3 ③ K		C SL 86 C SI 93 X CH 87 0-2 ③ G6-3			F SI 92 C SI 94 B CH 87 X SL 86 1-2 ③ G6-3		I IN 57 I IN 51 I IN 51 I IN 49 4-0 39 1B IBB		3 0 0	0 0 0	0 0 0	0 0 0	1 0 0	1 0 0	3 0 0
39 Devin Mesoraco, R (1, 2) OBP: 0.571, SLG: 0.946		B SI 92 F SI 92 X CH 86 1-1 44 SH2-3 1B		B SL 84 S CH 85 X SL 85 1-1 2 CS 1B			X SI 91 0-0 E6 44 1B 6 SF8	X FC 90 0-0 ① 1-3 2-H 3-H 1B		4	1	3	1	0	0	0
2 Zack Cozart, R (1, 6) OBP: 0.169, SLG: 0.238		C SI 92 B CH 86 C SI 92 D SL 85 F SI 93 S SL 85 2-3 ① K		C SI 92 F SI 93 F CH 86 X SL 84 0-2 ①② L8 1-2			1 SAFE F SI 90 F CH 85 F CH 85 F SL 83 F SL 84 B CH 86 D CH 86 F FF 92 2-2 ① X SL 85 F9	P PO 79 D CU 77 X FF 95 2-0 ② P2		4	0	0	0	0	1	5
44 Mike Leake, R (1, 1) OBP: 0.273, SLG: 0.636 28 Chris Heisey, R (8, PH) OBP: 0.324, SLG: 0.429 (8, 7)		C CH 84 X SL 84 0-1 ② SH2-3 1-2		F SI 91 B SI 93 B SL 85 C SI 93 S SL 84 2-3 ③ K			X CH 84 0-0 1-3 1B	C CU 77 D CU 76 F FF 94 F FF 96 D FF 96 F CU 80 F CU 79 F FF 96 B FC 88 3-2 X FF 86 F8		2 1	0 0	1 0	0 0	1 0	0 0	0 2
Inning Stats	R: 1 H: 0 E: 0 LOB: 2 K: 1 BB: 1 S: 13 P: 24	R: 0 H: 1 E: 0 LOB: 1 K: 1 BB: 0 S: 9 P: 12	R: 1 H: 2 E: 0 LOB: 1 K: 1 BB: 0 S: 9 P: 12	R: 0 H: 1 E: 0 LOB: 0 K: 1 BB: 0 S: 9 P: 12	R: 0 H: 0 E: 0 LOB: 0 K: 0 BB: 0 S: 4 P: 8	R: 0 H: 0 E: 0 LOB: 0 K: 0 BB: 1 S: 6 P: 11	R: 1 H: 1 E: 1 LOB: 1 K: 0 BB: 0 S: 12 P: 15	R: 2 H: 4 E: 0 LOB: 2 K: 0 BB: 1 S: 17 P: 28	R: 0 H: 2 E: 0 LOB: 2 K: 0 BB: 0 S: 11 P: 17	1B: 8 SF: 1 2B: 3 SAC: 1 3B: 0 DP: 1 HR: 0 HBP: 1						WP: 0 PA: 41 PB: 0 SB: 0 CS: 1

	AB	35
	R	5
	H	11
	RBI	5
	BB	3
	SO	4
	LOB	19

PITCHER		IP	WLS	BF	H	R	ER	SO	BB	IBB	HBP	BLK	WP	HR	S	P	ERA	WHIP
47 Francisco Liriano, L ERA: 4.22	(1, 1)	7.0		31	7	5	4	4	2	0	1	0	0	0	66	101	5.14	1.286
37 Justin Wilson, L ERA: 2.35	(8, 1)	1.0	B	5	2	0	0	0	0	1	0	0	0	0	13	21	0.00	2.000
48 Jared Hughes, R ERA:	(9, 1)	1.0	W	5	2	0	0	0	0	0	0	0	0	0	11	17	0.00	2.000

PITCHER		IP	WLS	BF	H	R	ER	SO	BB	IBB	HBP	BLK	WP	HR	S	P	ERA	WHIP

Batter	1	2	3	4	5	6	7	8	9	AB	R	H	RBI	BB	SO	LOB
6 Starling Marte, R (1, 7) OBP: 0.337, SLG: 0.353	B SI 88 B SI 89 F SI 90 B CH 82 X SI 91 3-1 P3 ①		C SI 89 B CH 82 F CH 82 X SI 93 1-2 55 G5-3 1B		X SL 78 0-0 F9 ①		C CH 84 F SI 91 B FC 89 X SI 92 1-2 G6-3 ②		C CU 73 X SL 83 0-1 L7 ①	5	0	1	0	0	0	0
55 Russell Martin, R (1, 2) OBP: 0.348, SLG: 0.386	X SI 90 0-0 G4-3 ②		1 SAFE F SI 92 F SL 81 X SI 87 0-2 G5-3 ②③ 1-2		B CH 82 B CH 83 B CH 83 X SI 89 3-0 G6-3 ②		B KC 80 X CH 85 1-0 F9 ③		B SL 84 B CU 75 B FF 92 B FF 91 4-0 22 BB 18 1B BB	4	1	0	0	1	0	1
22 Andrew McCutchen, R (1, 8) OBP: 0.400, SLG: 0.455	B SI 91 B SI 90 B SI 90 F SI 91 C SI 91 F SL 82 F SL 82 F SI 93 B SL 82 4-2 24 1B BB			B KC 78 B SI 89 C KC 78 C CH 85 X SL 81 2-2 24 2B 15 HR 1B	B SI 90 C CH 84 F KC 79 X FC 90 1-2 1B			C FF 92 X SL 85 0-1 HR	B FF 93 B CU 74 B FF 93 C FF 92 B FF 92 4-1 18 1B 1-2 BB	3	2	3	1	2	0	0
24 Pedro Alvarez, L (1, 5) OBP: 0.302, SLG: 0.459	X SI 90 0-0 1-2 1B			X SI 91 0-0 15 HR 1-3 2B	1 SAFE X SI 90 0-0 L8 ③			X SL 83 0-0 G4-3 ①	D CU 74 F CH 87 B CH 87 F FF 92 B FF 93 X FF 93 3-2 F5 ②	5	1	2	0	0	0	3
18 Neil Walker, S (1, 4) OBP: 0.326, SLG: 0.525	X SI 91 0-0 L9 ③			H SI 91 1-0 15 HR HBP		X CH 82 0-0 12 FC6-4 1B		B FF 92 B SL 82 F FF 92 F SL 83 B FS 85 X SI 92 3-2 17 BB 23 1B 1B	C CU 74 F FF 93 B FF 93 F FF 92 X CU 75 1-2 2-H 1B	4	1	3	1	0	0	2
15 Ike Davis, L (1, 3) OBP: 0.386, SLG: 0.486		B SI 88 B SI 89 C SI 90 X KC 79 2-1 31 G5-4-3 1B		X FC 90 0-0 1-H 2-H 3-H HR		B SI 89 C SI 90 C SI 90 B FC 90 C FC 90 2-3 K ①		B FF 93 X SL 82 1-0 P4 ②		4	1	2	4	0	1	2
31 Jose Tabata, R (1, 9) OBP: 0.271, SLG: 0.267 23 Travis Snider, L (8, PH) OBP: 0.311, SLG: 0.411 (9, 9)		B SL 78 X SL 79 1-0 G5-4-3 ①② 1-2f		X KC 79 0-0 G6-3 ①		B SI 90 X SL 79 1-0 F9 ②		X FF 93 0-0 17 BB 1-2 1B		3 1	0 0	0 1	0 0	0 0	0 0	2 0
12 Clint Barmes, R (1, 6) OBP: 0.200, SLG: 0.167 17 Gaby Sanchez, R (8, PH) OBP: 0.278, SLG: 0.545 48 Jared Hughes, R (9, 1)		B SI 91 B SI 91 C SI 91 X KC 78 2-1 F8 ③		C SI 90 S CH 84 F SL 81 B FF 92 F FC 89 B SL 81 S SI 91 2-3 K ②		C SI 91 1 SAFE F CH 84 X SI 92 0-2 FC6-4 ③ 1-2f		D CU 74 C CU 74 B FF 93 B CU 73 B CU 73 4-1 1-2 2-3 BB	3 0 0	0 0 0	0 0 0	0 0 0	0 1 0	1 0 0	1 0 0
47 Francisco Liriano, L (1, 1) OBP: 0.100, SLG: 0.100 37 Justin Wilson, L (8, 1) 10 Jordy Mercer, R (8, PH) OBP: 0.291, SLG: 0.245 (9, 6)			B CH 86 C SI 87 X SI 88 1-1 P5 ①	X SI 88 0-0 G3 ③			B SI 88 C SI 88 X SI 89 1-1 G4-3 ①	C FF 93 B FF 93 B CU 75 F FF 93 S FF 93 2-3 K ③		3 0 1	0 0 0	0 0 0	0 0 0	0 0 1	0 0 1	0 0 3
Inning Stats	R: 0 E: 0 K: 0 S: 10 H: 1 LOB: 2 BB: 1 P: 17	R: 0 E: 0 K: 0 S: 5 H: 1 LOB: 0 BB: 0 P: 10	R: 0 E: 0 K: 0 S: 8 H: 1 LOB: 0 BB: 0 P: 10	R: 4 E: 0 K: 1 S: 12 H: 3 LOB: 0 BB: 0 P: 17	R: 0 E: 0 K: 0 S: 6 H: 1 LOB: 1 BB: 0 P: 10	R: 0 E: 0 K: 1 S: 8 H: 1 LOB: 1 BB: 0 P: 11	R: 0 E: 0 K: 0 S: 6 H: 0 LOB: 0 BB: 0 P: 9	R: 1 E: 0 K: 1 S: 12 H: 3 LOB: 3 BB: 1 P: 22	R: 1 E: 0 K: 0 S: 10 H: 1 LOB: 2 BB: 2 P: 22	1B: 9 2B: 1 3B: 0 HR: 2	SF: 0 SAC: 0 DP: 1 HBP: 1			WP: 0 PB: 0 SB: 0 CS: 0	PA: 41		

PITCHER		IP	WLS	BF	H	R	ER	SO	BB	IBB	HBP	BLK	WP	HR	S	P	ERA	WHIP
44 Mike Leake, R ERA: 3.49	(1, 1)	7.0		29	8	4	4	2	1	0	1	0	0	1	55	84	5.14	1.286
43 Manny Parra, L ERA: 4.66	(8, 1)	0.2	B	4	2	1	1	0	0	0	0	0	0	1	7	11	13.50	3.000
60 J.J. Hoover, R ERA: 13.5	(8, 1)	1.0	L	8	2	1	1	1	3	0	0	0	0	0	15	33	9.00	5.000

PITCHER	IP	WLS	BF	H	R	ER	SO	BB	IBB	HBP	BLK	WP	HR	S	P	ERA	WHIP

BOTTOM

Cincinnati Reds @ Pittsburgh Pirates

PNC Park, Pittsburgh, PA

Mon Apr 21 2014, 7:12 PM - 10:15 PM EDT

Att. 12,864 - Cloudy - 76 F

livebaseballscorecards.com

AB	36
R	6
H	12
RBI	6
BB	4
SO	3
LOB	14

Batter	1	2	3	4	5	6	7	8	9	AB	R	H	RBI	BB	SO	LOB
6 Billy Hamilton, S (1, 8) OBP: 0.257, SLG: 0.275	C SI 92 M SI 91 F CH 83 F KC 79 B KC 78 C SI 92 1-3 ① K	B FF 92 B SI 90 X SI 92 2-0 ② 19 S 1B	B FF 91 X FF 90 1-0 ② F8	B SI 91 F CH 84 B SI 93 F SI 92 F SI 94 X SI 93 2-2 19 1B 32 1B 1B	S SL 81 C SL 82 F SL 84 C FF 91 0-3 ② K	5	1	2	0	0	2	1
19 Joey Votto, L (1, 3) OBP: 0.422, SLG: 0.500	C FF 94 C SI 93 B SI 93 F KC 79 B SI 94 X SI 93 2-2 ② F7	B CH 82 1 SAFE S CH 83 C CH 85 B KC 79 F SI 92 B SI 92 X CH 84 3-2 ③ G3-1 1-2	B FF 92 B FF 91 C SI 90 F KC 78 F FF 91 B SI 90 B KC 79 4-2 4 FC5-4 BB	1 SAFE B SI 92 X CH 86 1-0 21 F9 32 1B 1-3 1B	D SL 82 B FF 92 F FF 91 F FF 92 F SL 82 C SL 82 2-3 ③ K	4	0	1	0	1	1	2
4 Brandon Phillips, R (1, 4) OBP: 0.294, SLG: 0.349	F SI 93 S SI 93 B CH 86 X KC 80 1-2 ③ G6-3	S KC 79 F KC 79 X KC 80 0-2 ① P5	X SI 92 0-0 ③ FC5-4 1-2f	F SI 93 D CH 85 F CH 86 S SL 83 1-3 ① K		4	0	0	0	0	1	3
32 Jay Bruce, L (1, 9) OBP: 0.361, SLG: 0.456		B SI 92 C SI 92 B CH 84 F SI 92 F KC 80 S KC 78 2-3 ① K	B FF 92 F FF 91 C SI 91 X KC 78 1-2 ② G5-3	X KC 77 0-0 48 F9 29 1B 21 1B 1B	C SI 94 B SI 94 X SL 81 1-1 1-2 3-H 1B	4	1	2	1	0	1	0
21 Todd Frazier, R (1, 5) OBP: 0.349, SLG: 0.466		B FF 92 F FF 92 H KC 79 2-1 48 FC5-4 HBP	X SI 91 0-0 ③ F8	1 SAFE 1 SAFE C CH 83 F KC 79 X KC 79 0-2 29 1B 2 2B 1-2 1B	D FF 88 B FF 89 X FF 89 2-0 ② F9 2-3	3	1	1	0	0	0	2
48 Ryan Ludwick, R (1, 7) OBP: 0.328, SLG: 0.400 28 Chris Heisey, R (7, 7) OBP: 0.316, SLG: 0.417		C SI 91 F CH 84 F CH 84 D KC 81 X FF 93 1-2 ② FC5-4 1-2f	C FF 92 S CH 84 S CH 83 0-3 ① K	B SI 91 F SI 91 B SI 91 X FF 91 2-1 ① F9 2-3	B SL 80 C SL 81 1 SAFE X FF 89 1-1 ③ P4	3 1	0 0	0 0	0 0	0 0	1 0	3 2
29 Brayan Peña, S (1, 2) OBP: 0.412, SLG: 0.433		B FF 93 B CH 83 F SI 92 C FF 92 D KC 80 X FF 92 3-2 ③ G5-3	L KC 76 L KC 78 F CH 85 F KC 78 F SI 92 X KC 78 0-2 ② G5-3	X CH 83 0-0 ② 1-3 3-H 1B	L FF 89 L SL 82 X SL 83 0-2 2 G1-3 2 S 47 1B 1B	4	1	2	1	0	0	1
2 Zack Cozart, R (1, 6) OBP: 0.174, SLG: 0.254			X SI 91 0-0 ① P2	B KC 80 C FF 91 F KC 78 X CH 83 1-2 ③ G6-3	B KC 79 C CH 83 S KC 78 X CH 83 1-2 3-H 2B	B FF 91 S FF 91 X SL 82 1-1 ① G1-3 1-3	4	0	1	1	0	0	1
47 Johnny Cueto, R (1, 1) OBP: 0.231, SLG: 0.231			C SI 91 M KC 78 F KC 78 B SI 92 X SI 92 1-2 ② G1-3	X SI 90 0-0 ① B3	C SI 91 B KC 77 X FF 90 1-1 ③ G6-3	X FF 92 0-0 3-H 1B	4	0	1	1	0	0	1
Inning Stats	R: 0 H: 0 E: 0 LOB: 0 K: 1 BB: 0 S: 12 P: 16	R: 0 H: 0 E: 0 LOB: 1 K: 1 BB: 0 S: 12 P: 20	R: 0 H: 1 E: 0 LOB: 1 K: 0 BB: 0 S: 10 P: 16	R: 0 H: 0 E: 0 LOB: 0 K: 0 BB: 0 S: 7 P: 8	R: 0 H: 0 E: 0 LOB: 0 K: 1 BB: 0 S: 12 P: 13	R: 0 H: 0 E: 0 LOB: 1 K: 0 BB: 1 S: 6 P: 11	R: 2 H: 4 E: 0 LOB: 1 K: 0 BB: 0 S: 12 P: 16	R: 1 H: 3 E: 0 LOB: 2 K: 1 BB: 0 S: 13 P: 21	R: 1 H: 2 E: 0 LOB: 1 K: 2 BB: 0 S: 14 P: 17	1B: 9 2B: 1 3B: 0 HR: 0	SF: 0 SAC: 0 DP: 0 HBP: 1	WP: 0 PB: 0 SB: 2 CS: 0	PA: 38			

PITCHER		IP	WLS	BF	H	R	ER	SO	BB	IBB	HBP	BLK	WP	HR	S	P	ERA	WHIP
36 Edinson Volquez, R ERA: 1.93	(1, 1)	7.0	L	27	5	2	2	3	1	0	1	0	0	0	71	100	2.57	0.857
44 Tony Watson, L ERA: 2.89	(8, 1)	0.1		4	3	1	1	1	0	0	0	0	0	0	10	15	27.00	9.000
38 Stolmy Pimentel, R ERA: 2.08	(8, 1)	1.2		7	2	1	1	2	0	0	0	0	0	0	17	23	5.40	1.200

PITCHER	IP	WLS	BF	H	R	ER	SO	BB	IBB	HBP	BLK	WP	HR	S	P	ERA	WHIP

TOP

Cincinnati Reds @ Pittsburgh Pirates

PNC Park, Pittsburgh, PA

Tue Apr 22 2014, 7:10 PM - 9:54 PM EDT

Att. 11,926 - Cloudy - 53 F

livebaseballscorecards.com

AB	36
R	4
H	10
RBI	4
BB	1
SO	6
LOB	16

Cincinnati Reds @ Pittsburgh Pirates

PNC Park, Pittsburgh, PA

Tue Apr 22 2014, 7:10 PM - 9:54 PM EDT

Att. 11,926 - Cloudy - 53 F

livebaseballscorecards.com

BOTTOM

Batter	1	2	3	4	5	6	7	8	9	AB	R	H	RBI	BB	SO	LOB
6 Starling Marte, R (1, 7) OBP: 0.323, SLG: 0.337	B FC 88 C FF 92 T FF 93 B FF 92 S FC 88 2-3 ① **K**		B SL 82 X SL 83 1-0 ① **G6-3**			X FF 91 0-0 ① **B5-3**		B CH 83 X SL 85 1-0 ③ **G6-3**		4	0	0	0	0	1	0
18 Neil Walker, S (1, 4) OBP: 0.311, SLG: 0.500	X FF 89 0-0 ② **G4-3**		C FF 92 B CH 83 X FF 93 1-1 ② **F7**			B SI 92 X FC 88 1-0 ② **G3-1**			C CH 82 F FF 90 B FF 92 X SL 86 1-2 ① **L8**	4	0	0	0	0	0	0
22 Andrew McCutchen, R (1, 8) OBP: 0.414, SLG: 0.500	B SI 92 C SL 85 X SI 93 1-1 24 FC6 **1B**		B CH 84 B FF 94 B FC 87 C FF 94 S FC 87 X SI 94 3-2 ③ **G4-3**			C CH 82 B FC 90 C FF 94 B CH 86 F CH 85 B FC 90 B CH 84 4-2 **BB**			C SL 79 X FC 88 0-1 **HR**	3	1	2	1	1	0	0
24 Pedro Alvarez, L (1, 5) OBP: 0.289, SLG: 0.436	F FC 86 B FF 92 1 SAFE X SI 92 1-1 ③ **FC6** **1-2f**			B CH 80 S FF 92 B SI 91 S CH 80 F SI 93 X CH 83 2-2 ① **F8**		X FF 90 0-0 ③ **F7**			B CH 81 B CH 85 B FC 90 C SI 92 X FC 88 3-1 ② **G3-1**	4	0	0	0	0	0	2
55 Russell Martin, R (1, 2) OBP: 0.357, SLG: 0.373 12 Clint Barmes, R (9, PR) OBP: 0.200, SLG: 0.167		B SL 82 C FC 86 B FF 92 B FC 87 B FC 87 4-1 15 FC3-6 **BB**		C SL 84 C SI 94 B CH 86 C FC 90 1-3 ② **K**			B SL 81 B FC 89 C FC 87 S SI 94 X CH 85 2-2 ① **F8**		S FF 94 B FC 86 F SL 85 B FF 94 B FC 89 B SI 95 4-2 15 DI **BB**	2 0	0 0	0 0	0 0	2 0	1 0	0 0
15 Ike Davis, L (1, 3) OBP: 0.354, SLG: 0.439		B SI 91 D CH 82 C SI 93 F SI 93 B FC 89 F CH 81 F FC 90 X CU 75 3-2 ① **FC3-6** 10 G6-3 23 1B **1-2f**		C CH 83 B CH 84 X CH 83 1-1 ③ **G4-3**			X FC 91 0-0 ② **G5-3**		B CH 84 F FC 90 C FF 94 F FF 95 F FF 94 B SI 95 B FF 91 F FF 95 X CH 82 3-2 ③ **F7** **1-2**	4	0	0	0	0	0	2
23 Travis Snider, L (1, 9) OBP: 0.313, SLG: 0.407 38 Stolmy Pimentel, R (8, 1)		B FF 92 C CH 81 C SI 92 X FC 90 1-2 10 G6-3 **1B** **1-2**			C SL 82 F FC 91 S FF 94 0-3 ① **K**		X FF 94 0-0 ③ **G6-3**			3 0	0 0	1 0	0 0	0 0	1 0	0 0
10 Jordy Mercer, R (1, 6) OBP: 0.276, SLG: 0.231		B SI 93 X SI 93 1-0 ② **G6-3** **1-2** **2-3**			C SL 86 X FF 94 0-1 ② **P6**			C SL 83 B FF 92 X FC 88 1-1 31 G4-6-3 **E5**		3	0	0	0	0	0	2
36 Edinson Volquez, R (1, 1) 44 Tony Watson, L (8, 1) 31 Jose Tabata, R (8, 9) OBP: 0.265, SLG: 0.261		X SI 92 0-0 ③ **G4-3**			C FC 86 F SL 85 C FC 87 0-3 ③ **K**			C SI 94 B SI 94 B CH 83 X FF 95 2-1 ① ② **G4-6-3** **1-2f**		2 0 1	0 0 0	0 0 0	0 0 0	0 0 0	1 0 0	2 0 1
Inning Stats	R: 0 E: 0 K: 1 S: 8 H: 1 LOB: 1 BB: 0 P: 12	R: 0 E: 0 K: 0 S: 11 H: 1 LOB: 2 BB: 1 P: 20	R: 0 E: 0 K: 0 S: 6 H: 0 LOB: 0 BB: 0 P: 11	R: 0 E: 0 K: 1 S: 9 H: 0 LOB: 0 BB: 0 P: 13	R: 0 E: 0 K: 2 S: 8 H: 0 LOB: 0 BB: 0 P: 8	R: 0 E: 0 K: 0 S: 6 H: 0 LOB: 1 BB: 1 P: 11	R: 0 E: 0 K: 0 S: 5 H: 0 LOB: 0 BB: 0 P: 7	R: 0 E: 1 K: 0 S: 5 H: 0 LOB: 0 BB: 0 P: 9	R: 1 E: 0 K: 0 S: 15 H: 1 LOB: 2 BB: 1 P: 26	1B: 2 2B: 0 3B: 0 HR: 1	SF: 0 SAC: 0 DP: 1 HBP: 0					

	AB	30
	R	1
	H	3
	RBI	1
	BB	3
	SO	4
	LOB	9

PITCHER	IP	WLS	BF	H	R	ER	SO	BB	IBB	HBP	BLK	WP	HR	S	P	ERA	WHIP
47 Johnny Cueto, R (1, 1) ERA: 1.38	9.0	W	33	3	1	1	4	3	0	0	0	0	1	73	117	1.00	0.667

PITCHER	IP	WLS	BF	H	R	ER	SO	BB	IBB	HBP	BLK	WP	HR	S	P	ERA	WHIP

Batter	1	2	3	4	5	6	7	8	9	AB	R	H	RBI	BB	SO	LOB
6 Billy Hamilton, S (1, 8) OBP: 0.266, SLG: 0.284	L SI 91 B FF 92 C SI 91 S CU 79 1-3 K		C CU 78 B FF 91 X SI 91 1-1 G5-3		X SI 91 0-0 19 S 32 FC3-6 1B 2-3 3-H		L FF 93 B FF 93 B FF 93 F FF 93 T FF 93 2-2 K		B SL 78 C SI 89 B SI 88 X SI 88 2-1 4 CS E8 1B	5	1	2	1	0	2	0
19 Joey Votto, L (1, 3) OBP: 0.432, SLG: 0.493	B SI 92 X SI 92 1-0 32 1B 1B		C SI 91 C SI 91 F SI 91 B CU 78 X CU 78 1-2 L5		B SI 91 B FS 84 I IN 73 I IN 78 4-0 32 FC3-6 4 BB 1-3 3-H IBB		C CU 76 B FC 89 B FC 87 C FC 86 F SI 94 B CU 77 X FC 88 3-2 F7		B SI 90 B CH 82 B SI 90 C SI 89 B SL 80 4-1 4 CS BB	3	0	1	0	2	0	0
4 Brandon Phillips, R (1, 4) OBP: 0.289, SLG: 0.333	C SI 92 B CU 79 S CU 78 F SI 91 S CU 77 1-3 K		B SI 94 F SI 91 X SI 92 1-1 G6-3		D CU 78 F SI 92 B SI 90 B SI 91 B SI 92 4-1 32 FC3-6 1-2 BB		C CU 76 F FF 93 F FF 94 F CU 78 F SI 95 F FF 94 S FC 88 1-3 K		B SI 89 C CH 81 B SL 82 F SI 89 X CH 83 2-2 F8 1-2 2-3	4	0	0	0	1	2	3
32 Jay Bruce, L (1, 9) OBP: 0.368, SLG: 0.458	B FF 92 B SI 92 X SI 92 2-0 21 S 1-3 1B			C FF 92 F CU 78 B CU 76 X CU 77 1-2 F9	S CU 80 C SI 92 X CU 79 0-2 FC3-6 21 S 1-2f 2-3 3-H			B SI 95 T SI 96 X SI 95 1-1 21 WP E8 39 FC6-4 1B		4	1	2	1	0	0	2
21 Todd Frazier, R (1, 5) OBP: 0.333, SLG: 0.442	B SI 92 B CU 78 X SI 92 2-0 G6-3 1-2			B FF 91 C SI 90 C CU 78 B SI 90 B SI 91 C CU 79 3-3 K	1 SAFE C SI 91 B SI 91 S CU 80 B CU 79 F CU 79 X SI 93 2-2 G6-3 1-2			B SI 96 B FC 91 F SI 95 F SI 95 F SI 96 F SI 96 X CU 84 2-2 G6-3 2-3		4	0	0	0	0	1	5
15 Roger Bernadina, L (1, 7) OBP: 0.308, SLG: 0.150		B SI 92 B FF 92 F SI 92 B FF 92 B FF 92 4-1 39 E 39 S 7 G4-3 BB		F FF 92 C CU 78 F SI 91 B CU 78 F CU 78 X SI 92 1-2 P4		B CU 76 B SI 90 F SI 91 C SI 92 B FS 84 X SI 92 3-2 P3		B SI 95 S SI 96 D FC 91 B SI 96 B SI 96 4-1 39 FC6-4 BB		2	1	0	0	2	0	0
39 Devin Mesoraco, R (1, 2) OBP: 0.565, SLG: 0.900		1 SAFE 1 SAFE 1 SAFE B SI 90 F SI 92 B CU 77 X SI 92 2-1 L5 1-3			B CU 78 C CU 77 H SI 90 2-1 31 SH5-4 7 BB 6 1B HBP	B SI 92 B SI 91 X SI 91 2-0 7 BB 1B		1 SAFE B SI 95 1 SAFE T SI 95 1 SAFE S FC 90 F SI 96 1 SAFE 1 SAFE 1-2 X FC 90 FC6-4 1-2f 3-H		3	1	1	1	0	0	2
7 Ramon Santiago, S (1, 6) OBP: 0.250, SLG: 0.143 63 Sam LeCure, R (8, 1) 51 Jonathan Broxton, R (9, 1)		B FF 92 C SI 91 X FS 85 1-1 G4-3 3-H			B SI 90 1 SAFE B SI 90 B SI 90 C SI 91 B SI 91 4-1 6 1B 31 SH5-4 19 E 1-2 BB	1 SAFE S SI 91 1 SAFE B SI 91 D FS 85 D SI 91 F SI 92 F SI 93 B SI 91 4-2 1-2 BB		B SI 94 S SI 94 B FC 91 X SI 94 2-1 G3		2 0 0	1 0 0	0 0 0	1 0 0	2 0 0	0 0 0	1 0 0
31 Alfredo Simon, R (1, 1) OBP: 0.111, SLG: 0.111 45 Sean Marshall, L (7, 1) 2 Zack Cozart, R (8, 6) OBP: 0.171, SLG: 0.250		B SI 92 S SI 92 S SI 92 B SI 92 S SI 92 2-3 K			L SI 90 L SI 91 X SI 90 0-2 SH5-4 1-2 2-3	X SI 90 0-0 G6-3			X SL 78 0-0 L7	2 0 1	0 0 0	0 0 0	0 0 0	0 0 0	1 0 0	1 0 0
Inning Stats	R: 0 E: 0 K: 2 S: 10 H: 2 LOB: 2 BB: 0 P: 17	R: 1 E: 0 K: 1 S: 8 H: 0 LOB: 0 BB: 1 P: 17	R: 0 E: 0 K: 0 S: 8 H: 0 LOB: 0 BB: 0 P: 11	R: 0 E: 0 K: 1 S: 11 H: 0 LOB: 0 BB: 0 P: 16	R: 3 E: 0 K: 0 S: 14 H: 1 LOB: 2 BB: 3 P: 30	R: 0 E: 0 K: 0 S: 8 H: 1 LOB: 1 BB: 1 P: 17	R: 0 E: 0 K: 2 S: 13 H: 0 LOB: 0 BB: 0 P: 19	R: 1 E: 1 K: 0 S: 14 H: 1 LOB: 1 BB: 1 P: 24	R: 0 E: 1 K: 0 S: 7 H: 1 LOB: 1 BB: 1 P: 15	1B: 6 2B: 0 3B: 0 HR: 0 SF: 0 SAC: 1 DP: 0 HBP: 1						

PITCHER		IP	WLS	BF	H	R	ER	SO	BB	IBB	HBP	BLK	WP	HR	S	P	ERA	WHIP
50 Charlie Morton, R ERA: 4.35	(1, 1)	6.0	L	27	4	4	3	4	4	1	1	0	0	0	59	108	4.50	1.333
37 Justin Wilson, L ERA: 2.08	(7, 1)	1.0		3	0	0	0	2	0	0	0	0	0	0	13	19	0.00	0.000
29 Bryan Morris, R ERA: 1.8	(8, 1)	1.0		5	1	1	0	0	1	0	0	0	1	0	14	24	0.00	2.000
30 Jeanmar Gómez, R ERA: 5.56	(9, 1)	1.0		4	1	0	0	0	1	0	0	0	0	0	7	15	0.00	2.000

PITCHER IP WLS BF H R ER SO BB IBB HBP BLK WP HR S P ERA WHIP

TOP

Cincinnati Reds @ Pittsburgh Pirates

PNC Park, Pittsburgh, PA

Wed Apr 23 2014, 7:07 PM - 10:27 PM EDT

Att. 16,705 - Partly Cloudy - 50 F

livebaseballscorecards.com

AB	30
R	5
H	6
RBI	4
BB	7
SO	6
LOB	14

WP: 1	PA: 39
PB: 0	
SB: 5	
CS: 2	

BOTTOM

Batter	1	2	3	4	5	6	7	8	9	AB	R	H	RBI	BB	SO	LOB
6 Starling Marte, R (1, 7) OBP: 0.327, SLG: 0.340	B FF 92 B FF 92 C FF 91 X SI 93 2-1 15 BB 24 BB 23 BB 1B	C CU 76 X SI 94 0-1 ② G6-3	B FF 93 F SI 92 S FC 86 F FC 88 X CU 78 1-2 ③ G5-3	F FF 91 F FC 83 B CU 78 B CU 75 S SI 92 2-3 ① K	C FF 91 S FF 92 B FF 93 X FF 92 1-2 1B	5	1	2	0	0	1	1
18 Neil Walker, S (1, 4) OBP: 0.295, SLG: 0.472	C SI 92 1 SAFE 1 SAFE X SI 92 0-1 ① P5	B CU 76 X FS 86 1-0 ③ G4-3	C SI 92 C FS 82 S CU 77 0-3 ① K	C FS 84 X FS 84 0-1 ② F7	X FF 91 0-0 ② P6	5	0	0	0	0	1	4
22 Andrew McCutchen, R (1, 8) OBP: 0.423, SLG: 0.536	B FF 92 B FC 88 X FF 93 2-0 ② L8	B FC 86 B FC 87 C FF 93 F SI 94 B FC 89 F SI 94 F FF 94 F FF 94 F FF 93 3-2 X FF 94 HR	F FF 93 B CU 77 B SI 92 B SI 92 C SI 93 F SI 93 F SI 93 B SI 93 4-2 BB	S FF 93 B CU 77 X FC 86 1-1 1B	B FF 92 C SL 85 B SL 86 F SL 85 B FF 94 F SL 85 X SL 86 3-2 ③ G6-3	4	1	2	1	1	0	3
24 Pedro Alvarez, L (1, 5) OBP: 0.287, SLG: 0.420	B CU 74 B SI 94 C SI 92 B FS 84 D SI 94 4-1 23 BB 15 BB 1-2 BB	B FS 87 X FS 86 1-0 ① G4-3	X FS 89 0-0 ② P5	B SL 79 1 SAFE B SL 79 F SL 80 X CU 72 2-1 ③ G1-3	3	0	0	0	1	0	2
15 Ike Davis, L (1, 3) OBP: 0.346, SLG: 0.409	B SI 93 B SI 93 B SI 94 C SI 93 B SI 93 4-1 23 BB 1-2 2-3 BB	F SI 93 F SI 94 X CU 76 0-2 ② L9	B SI 92 X SI 91 1-0 ③ L9	C CU 70 X SL 81 0-1 ① G1-3	3	0	0	0	1	0	1
23 Travis Snider, L (1, 9) OBP: 0.328, SLG: 0.400 31 Jose Tabata, R (8, PH) OBP: 0.260, SLG: 0.255 (9, 9)	B SI 93 B FF 92 F FF 93 F FF 93 B SI 95 B FF 93 4-2 1-2 2-3 3-H BB	B CU 78 X FS 86 1-0 E3	B FS 83 S FS 82 F FS 82 B CU 77 B FS 84 B SI 93 4-2 19 G5-3 10 F8 BB	C SI 87 B KC 75 C KC 72 F SI 86 B SI 87 B FF 85 X SI 87 3-2 ② G6-3	1	0	0	1	2	0	0
										1	0	0	0	0	0	0
10 Jordy Mercer, R (1, 6) OBP: 0.258, SLG: 0.214	C SI 94 T SI 94 F SI 95 S FC 88 0-3 ③ K	C FC 86 B FC 86 F SI 93 D CU 79 1 SAFE S FF 94 2-3 ③ K	X FC 83 0-0 ① F8 1-2	C FF 88 B SI 88 B KC 74 X KC 72 2-1 ③ G5-3	4	0	0	0	0	2	5
19 Chris Stewart, R (1, 2) OBP: 0.300, SLG: 0.300	B FF 93 C FF 93 F SI 94 X SI 94 1-2 50 SH3 1B	F FF 92 B CU 75 C SI 93 B CU 77 X FF 94 2-2 ① F8	B CU 75 B SI 92 X SI 91 2-0 ② G5-3 2-3	B FF 91 B FF 92 C FF 91 X FF 92 2-1 6 1B 1B	4	0	2	0	0	0	1
50 Charlie Morton, R (1, 1) 5 Josh Harrison, R (6, PH) OBP: 0.226, SLG: 0.471 37 Justin Wilson, L (7, 1) 29 Bryan Morris, L (8, 1) 30 Jeanmar Gómez, R (9, 1) 17 Gaby Sanchez, R (9, PH) OBP: 0.270, SLG: 0.529	X FF 93 0-0 ① SH3 1-2	C FF 93 B FC 86 S FF 93 F FF 94 X FC 87 1-2 ② G5-3	C FC 84 T SI 92 X FC 87 0-2 ③ L9	B FF 91 C FF 91 B SL 85 B FF 91 X FF 91 3-1 ① F8	1	0	0	0	0	0	0
					1	0	0	0	0	0	1
					0	0	0	0	0	0	0
					0	0	0	0	0	0	0
					0	0	0	0	0	0	0
					1	0	0	0	0	0	1
Inning Stats	R: 1 E: 0 K: 1 S: 13 H: 1 LOB: 3 BB: 3 P: 29	R: 0 E: 0 K: 0 S: 7 H: 1 LOB: 1 BB: 0 P: 9	R: 1 E: 1 K: 1 S: 15 H: 1 LOB: 1 BB: 0 P: 22	R: 0 E: 0 K: 0 S: 11 H: 0 LOB: 0 BB: 0 P: 15	R: 0 E: 0 K: 1 S: 9 H: 0 LOB: 1 BB: 1 P: 14	R: 0 E: 0 K: 0 S: 7 H: 0 LOB: 1 BB: 0 P: 13	R: 0 E: 0 K: 1 S: 9 H: 1 LOB: 1 BB: 0 P: 14	R: 0 E: 0 K: 0 S: 8 H: 0 LOB: 0 BB: 0 P: 13	R: 0 E: 0 K: 0 S: 13 H: 2 LOB: 2 BB: 0 P: 22	1B: 5 2B: 0 3B: 0 HR: 1 SF: 0 SAC: 1 DP: 0 HBP: 0						

PITCHER		IP	WLS	BF	H	R	ER	SO	BB	IBB	HBP	BLK	WP	HR	S	P	ERA	WHIP
31 Alfredo Simon, R ERA: 1.3	(1, 1)	6.2	W	30	4	2	2	4	5	0	0	0	0	1	69	112	2.70	1.350
45 Sean Marshall, L ERA:	(7, 1)	0.2	H	2	0	0	0	0	0	0	0	0	0	0	4	6	0.00	0.000
63 Sam LeCure, R ERA: 1.04	(8, 1)	0.2	H	2	0	0	0	0	0	0	0	0	0	0	6	11	0.00	0.000
51 Jonathan Broxton, R ERA:	(9, 1)	1.0	S	5	2	0	0	0	0	0	0	0	0	0	13	22	0.00	2.000

PITCHER	IP	WLS	BF	H	R	ER	SO	BB	IBB	HBP	BLK	WP	HR	S	P	ERA	WHIP

Cincinnati Reds @ Pittsburgh Pirates

PNC Park, Pittsburgh, PA

Wed Apr 23 2014, 7:07 PM - 10:27 PM EDT

Att. 16,705 - Partly Cloudy - 50 F

livebaseballscorecards.com

AB	33
R	2
H	6
RBI	2
BB	5
SO	4
LOB	19

Batter	1	2	3	4	5	6	7	8	9	AB	R	H	RBI	BB	SO	LOB
28 Chris Heisey, R (1, 8) (9, 7) OBP: 0.286, SLG: 0.375	C SI 92 X SI 92 0-1 L7		C SI 92 B SI 92 X SL 83 1-1 L5		B SL 83 F SI 93 F SI 93 B SI 93 F SI 93 B SL 84 S SL 83 3-3 K		B SI 92 B SL 82 C SI 92 X SI 91 2-1 G6-3			4	0	0	0	0	1	0
19 Joey Votto, L (1, 3) OBP: 0.444, SLG: 0.494	B SI 93 F SI 93 F SL 83 B SI 93 F SI 93 B SL 85 F SL 82 B SI 93 4-2 4 1B BB		X CH 86 0-0 1B			S SI 93 C SI 92 H SI 92 1-2 4 G6-3 48 2B HBP		C SI 80 B SI 92 X SI 92 1-1 ① G3-1		2	1	1	0	1	0	0
4 Brandon Phillips, R (1, 4) OBP: 0.287, SLG: 0.330	C SI 93 X SI 93 0-1 1-2 1B		X SI 92 0-0 ③ F8			B SL 83 1 SAFE C SL 84 B SI 92 1 SAFE B SI 92 C SI 92 F SI 92 3-2 ① F SI 92 X SI 93 G6-3 1-2		B SI 93 F SI 93 S CH 84 S SI 94 1-3 ② K		4	0	1	0	0	1	2
32 Jay Bruce, L (1, 9) OBP: 0.363, SLG: 0.440	C SI 93 S SL 84 D SL 84 S SI 93 1-3 ② K			B CH 85 B SL 83 F SI 93 X SI 92 2-1 ① G4-3		S SI 92 B SI 93 S SL 84 S SL 83 1-3 ② K		C SL 82 B SI 93 B SL 82 S SI 93 B SI 94 B SL 81 4-2 21 S BB		3	0	0	0	1	2	3
21 Todd Frazier, R (1, 5) OBP: 0.341, SLG: 0.450	C SI 93 X SL 83 0-1 ③ F9			F SI 94 B SI 94 S SL 84 X SI 93 1-2 2B		S SL 83 H SI 93 1-1 48 2B HBP		1 SAFE C SI 94 S SI 94 F SL 82 B SI 93 B SI 94 D CH 87 F SI 95 S SL 83 3-3 ③ K 1-2		3	1	1	0	0	1	3
48 Ryan Ludwick, R (1, 7) OBP: 0.354, SLG: 0.431 6 Billy Hamilton, S (9, PR) OBP: 0.266, SLG: 0.284 (9, 8)		C SI 93 F SI 93 H SI 91 1-2 2 G4-3 HBP		C SI 94 X SL 82 0-1 ② P4		X SL 83 0-0 1-H 2-H 2B			B FC 92 F FC 91 B KC 80 X FC 90 2-1 39 CS 1B	3 0	0 0	2 0	2 0	0 0	0 0	1 0
39 Devin Mesoraco, R (1, 2) OBP: 0.520, SLG: 0.818		B SI 92 1 SAFE F SI 92 1 SAFE B SL 83 X SL 82 2-1 ① F9		C SI 93 F SI 93 B SI 93 F SL 85 T SL 84 1-2 ③ K		X SL 83 0-0 ③ F7			F FC 91 1 SAFE P PO 88 F KC 80 B KC 80 S KC 80 2-3 ① ② K 1-2	4	0	0	0	0	2	4
2 Zack Cozart, R (1, 6) OBP: 0.162, SLG: 0.236		1 SAFE C SI 92 X SI 92 0-1 ② ③ G4-3 1-2f			B SL 84 S SL 83 F SI 93 B SI 92 S SI 93 2-3 ① K		B SI 92 B SI 91 B SI 92 C SI 92 C SI 92 F SI 92 X SI 92 3-2 ① G6-3		X FC 91 0-0 ③ G3-1	4	0	0	0	0	1	2
52 Tony Cingrani, L (1, 1) OBP: 0.200, SLG: 0.200 15 Roger Bernadina, L (7, PH) OBP: 0.296, SLG: 0.143 Logan Ondrusek, R (7, 1) 63 Sam LeCure, R (8, 1) 51 Jonathan Broxton, R (9, 1)			L SI 92 B SI 92 L SI 93 X SI 93 1-2 ① G6-3		C SI 93 F SI 92 X SI 92 0-2 ② L6		X SI 93 0-0 ② P5			2 1 0 0 0	0 0 0 0 0	0 0 0 0 0	0 0 0 0 0	0 0 0 0 0	0 0 0 0 0	0 0 0 0 0
Inning Stats	R: 0 E: 0 K: 1 S: 13 H: 1 LOB: 2 BB: 1 P: 18	R: 0 E: 0 K: 0 S: 6 H: 0 LOB: 0 BB: 0 P: 9	R: 0 E: 0 K: 0 S: 7 H: 1 LOB: 1 BB: 0 P: 9	R: 0 E: 0 K: 1 S: 11 H: 1 LOB: 1 BB: 0 P: 15	R: 0 E: 0 K: 2 S: 10 H: 0 LOB: 0 BB: 0 P: 15	R: 2 E: 0 K: 1 S: 14 H: 1 LOB: 1 BB: 0 P: 20	R: 0 E: 0 K: 0 S: 7 H: 0 LOB: 0 BB: 0 P: 12	R: 0 E: 0 K: 2 S: 12 H: 0 LOB: 1 BB: 1 P: 21	R: 0 E: 0 K: 1 S: 7 H: 1 LOB: 1 BB: 0 P: 10	1B: 3 2B: 2 3B: 0 HR: 0 SF: 0 SAC: 0 DP: 1 HBP: 3						

PITCHER	IP	WLS	BF	H	R	ER	SO	BB	IBB	HBP	BLK	WP	HR	S	P	ERA	WHIP
58 Brandon Cumpton, R (1, 1) ERA: 2.57	7.0	L	28	4	2	2	5	1	0	3	0	0	0	68	98	2.57	0.714
44 Tony Watson, L (8, 1) ERA: 2.61	1.0		4	0	0	0	2	1	0	0	0	0	0	12	21	0.00	1.000
35 Mark Melancon, R (9, 1) ERA: 1.64	1.0		3	1	0	0	1	0	0	0	0	0	0	7	10	0.00	1.000

PITCHER	IP	WLS	BF	H	R	ER	SO	BB	IBB	HBP	BLK	WP	HR	S	P	ERA	WHIP

TOP

Cincinnati Reds @ Pittsburgh Pirates

PNC Park, Pittsburgh, PA

Thu Apr 24 2014, 12:37 PM - 3:23 PM EDT

Att. 18,896 - Partly Cloudy - 51 F

livebaseballscorecards.com

AB	30
R	2
H	5
RBI	2
BB	2
SO	8
LOB	15

WP: 0 PB: 0 SB: 1 CS: 1 PA: 35

BOTTOM

Cincinnati Reds @ Pittsburgh Pirates

PNC Park, Pittsburgh, PA

Thu Apr 24 2014, 12:37 PM - 3:23 PM EDT

Att. 18,896 - Partly Cloudy - 51 F

livebaseballscorecards.com

Batter	1	2	3	4	5	6	7	8	9	AB	R	H	RBI	BB	SO	LOB
6 Starling Marte, R (1, 7) OBP: 0.315, SLG: 0.327	B FF 91 C FF 90 C FF 92 B SL 79 C FF 92 2-3 K ①	X FF 90 0-0 L8 ③			B CH 83 F FF 90 B FF 90 B FF 89 F FF 91 S FF 91 3-3 K ①		B FF 94 X FF 94 1-0 G5-3 ②			4	0	0	0	0	2	1
44 Tony Watson, L (8, 1)										0	0	0	0	0	0	0
35 Mark Melancon, R (9, 1)										0	0	0	0	0	0	0
18 Neil Walker, S (1, 4) OBP: 0.313, SLG: 0.478	B SL 78 F FF 91 B FF 92 F FF 92 B FF 92 F FF 92 F FF 92 F FF 92 F FF 93 4-2 F FF 92 B FF 92 22 1B 24 1B BB		C SL 78 S FF 91 B FF 91 X SL 78 1-2 22 BB 1B		X FF 92 0-0 F8 ②		X FF 95 0-0 22 FC6-4 1B			3	1	2	0	1	0	0
22 Andrew McCutchen, R (1, 8) OBP: 0.426, SLG: 0.529	B FF 90 1 SAFE B CH 86 F FF 93 F FF 93 X FF 93 2-2 24 1B 1-2 1B		D SL 79 B CH 86 1 SAFE B FF 92 C FF 92 B CH 87 4-1 1-2 BB		B FF 92 F FF 92 X FF 92 1-1 L5 ③		C FF 93 C FF 93 X FF 94 0-2 FC6-4 1-2f ③			3	0	1	0	1	0	1
17 Gaby Sanchez, R (1, 3) OBP: 0.275, SLG: 0.514	B FF 93 B CH 87 C CH 86 C CH 87 C FF 93 2-3 K ②		B CH 85 X FF 91 1-0 P4 ①			B CH 86 X FF 92 1-0 31 1B 1B		B KC 74 C KC 73 F CH 82 C SI 88 1-3 K ①		3	0	1	0	0	1	4
15 Ike Davis, L (8, PH) OBP: 0.340, SLG: 0.400										1	0	0	0	0	1	0
(9, 3)																
24 Pedro Alvarez, L (1, 5) OBP: 0.286, SLG: 0.412	C FF 92 X SL 79 0-1 1-3 2-H 1B		C FF 92 C FF 92 D SL 83 S FF 90 1-3 K ②			F FF 92 S FF 92 F FF 92 S SL 79 0-3 K ①		F CH 82 F SI 88 B KC 75 C SI 87 1-3 K ②		4	0	1	1	0	3	3
31 Jose Tabata, R (1, 9) OBP: 0.259, SLG: 0.255	F FF 93 B FF 94 F FF 94 X FF 94 1-2 L9 ③		B FF 91 X FF 90 1-0 P3 ③			B FF 90 X FF 90 1-0 1-2 1B		F FF 89 S SL 81 S SI 88 0-3 K ③		4	0	1	0	0	1	4
(8, 7)																
10 Jordy Mercer, R (1, 6) OBP: 0.242, SLG: 0.200		B CU 76 F CH 86 C CH 86 X FF 90 1-2 G5-3 ①		B CH 84 B CH 85 X FF 89 2-0 F7 ①		B CH 85 B CH 84 B CH 84 C FF 92 C CH 85 X FF 92 3-2 P2 ②			B FF 93 F SL 85 B SL 86 C SL 84 S FF 94 2-3 K ①	4	0	0	0	0	1	2
19 Chris Stewart, R (1, 2) OBP: 0.286, SLG: 0.286		C FF 89 B CH 85 X FF 90 1-1 1B		B SL 77 X FF 89 1-0 G5-3 ②		B FF 90 C CH 84 B FF 92 C FF 89 X FF 87 2-2 F8 ③			C FF 93 F SL 88 B FF 93 B SL 87 X SL 85 2-2 L5 ②	4	0	1	0	0	0	2
58 Brandon Cumpton, R (1, 1)		L FF 91 1 SAFE 1 SAFE B FF 89 B FF 90 L FF 90 M FF 92 2-3 K ②		C FF 87 S FF 90 F FF 91 F FF 92 B FF 91 B FF 89 S FF 92 2-3 K ③			S FF 95 F FF 91 B FF 94 T CH 84 1-2 K ①		B FF 93 X SI 92 1-0 G4-3 ③	2	0	0	0	0	2	1
23 Travis Snider, L (7, PH) OBP: 0.319, SLG: 0.387										2	0	0	0	0	1	0
(8, 9)																

Inning Stats																								
	R: 1	H: 2	R: 0	H: 1	R: 0	H: 1	R: 0	H: 0	R: 0	H: 0	R: 0	H: 2	R: 0	H: 1	R: 0	H: 0	R: 0	H: 0	1B: 7	SF: 0	WP: 0	PA: 36
	E: 0	LOB: 2	E: 0	LOB: 1	E: 0	LOB: 2	K: 1	BB: 0	E: 0	LOB: 0	E: 0	LOB: 2	E: 0	LOB: 0	E: 0	LOB: 0	E: 0	LOB: 0	2B: 0	SAC: 0	PB: 0	
	K: 2	BB: 1	K: 1	BB: 0	K: 1	BB: 0	S: 7	P: 12	K: 1	BB: 0	K: 1	BB: 0	K: 1	BB: 0	K: 3	BB: 0	K: 1	BB: 0	3B: 0	DP: 0	SB: 0	
	S: 21	P: 32	S: 9	P: 13	S: 9	P: 17	S: 6	P: 10	S: 12	P: 19	S: 8	P: 10	S: 9	P: 11	S: 7	P: 12	HR: 0	HBP: 0			CS: 0	

	AB	34
	R	1
	H	7
	RBI	1
	BB	2
	SO	12
	LOB	18

PITCHER		IP	WLS	BF	H	R	ER	SO	BB	IBB	HBP	BLK	WP	HR	S	P	ERA	WHIP
52 Tony Cingrani, L ERA: 2.86	(1, 1)	6.0	W	26	6	1	1	7	2	0	0	0	0	0	64	103	1.50	1.333
Logan Ondrusek, R ERA: 9.0	(7, 1)	1.0	H	4	1	0	0	1	0	0	0	0	0	0	8	10	0.00	1.000
63 Sam LeCure, R ERA: 0.93	(8, 1)	1.0	H	3	0	0	0	3	0	0	0	0	0	0	9	11	0.00	0.000
51 Jonathan Broxton, R ERA:	(9, 1)	1.0	S	3	0	0	0	1	0	0	0	0	0	0	7	12	0.00	0.000

PITCHER	IP	WLS	BF	H	R	ER	SO	BB	IBB	HBP	BLK	WP	HR	S	P	ERA	WHIP

Batter	1	2	3	4	5	6	7	8	9	AB	R	H	RBI	BB	SO	LOB
31 Jose Tabata, R (1, 7) OBP: 0.276, SLG: 0.273 29 Bryan Morris, L (8, 1)	C FF 94 B FF 94 F FC 88 X FF 96 1-2 G5-3		B CU 79 X FF 94 1-0 18 BB 1-2 1B		S FC 87 B FF 93 B FF 95 B FC 85 C FF 94 F FF 95 S FF 94 3-3 K			L SI 98 L SI 98 1 SAFE P PO 87 X CU 87 1-2 22 WP 18 FC1-5-2-6 1-3 1B		4 0	0 0	2 0	0 0	0 0	1 0	1 0
18 Neil Walker, S (1, 4) OBP: 0.311, SLG: 0.463	B SI 96 B FF 96 F FF 96 B FF 96 F FF 96 X FF 96 3-2 G3-1		F FC 87 F FF 94 B CU 81 D CH 87 F FF 95 F FF 95 B SI 95 F FF 93 B FF 93 4-2 22 G6-4-3 1-2 2-3 BB			B SI 92 C FC 86 B FF 94 F FF 93 S FF 94 2-3 K		D SI 99 X SI 98 1-0 FC1-5-2-6 22 WP 1-2 3-H		3	0	0	0	1	1	2
22 Andrew McCutchen, R (1, 8) OBP: 0.429, SLG: 0.533	B CU 80 C FF 95 B CH 89 C FC 89 X FF 96 2-2 G6-3		X FF 93 0-0 G6-4-3 1-2f			X CU 78 0-0 2B		D SI 99 B SI 98 I IN 67 I IN 74 4-0 1-2 2-3 IBB		3	0	1	0	1	0	3
24 Pedro Alvarez, L (1, 5) OBP: 0.284, SLG: 0.398		B FF 94 B FC 87 B CU 79 D CU 79 4-0 15 BB BB		B FF 93 C CH 86 S SI 94 B FF 94 S CU 76 2-3 K		B FF 94 S FF 94 2 SAFE B FF 94 B CU 77 X SI 94 3-1 F7		B FF 100 F FF 100 F FF 100 C CU 87 1-3 K		3	0	0	0	1	2	4
55 Russell Martin, R (1, 2) OBP: 0.342, SLG: 0.355 19 Chris Stewart, R (6, 2) OBP: 0.267, SLG: 0.267		B FF 94 C FC 87 B FF 94 B FC 87 S FF 94 S FF 95 3-3 K	C CU 77 S FC 84 X CU 75 0-2 G5-3			D SL 82 B SI 89 B SL 79 C SI 89 S SL 82 X SI 89 3-2 G5-3		C FF 101 D CU 89 F FF 101 S CU 89 1-3 K		3 1	0 0	0 0	0 0	0 0	1 1	2 3
15 Ike Davis, L (1, 3) OBP: 0.333, SLG: 0.375		S FF 94 F FF 95 B FF 96 B FF 95 F FF 95 B FF 94 1 SAFE F FF 95 B FF 95 4-2 23 G6-4-3 1-2 BB	B CU 76 F SI 93 B FF 94 X FF 93 2-1 P2			B FF 94 C FF 94 B FF 95 C FF 94 F FF 95 F FF 95 X CU 79 2-2 F8		F FF 95 C FF 96 B CH 87 S CH 86 1-3 K		3	0	0	0	1	1	0
23 Travis Snider, L (1, 9) OBP: 0.310, SLG: 0.375 5 Josh Harrison, R (7, PH) OBP: 0.211, SLG: 0.421 (7, 9)		X FF 94 0-0 G6-4-3 1-2f		X FF 92 0-0 G4-3		C FF 95 B FF 95 F FF 95 X FF 95 1-2 G6-3		C FF 97 S FF 97 F FF 97 B FF 97 F CH 87 F FF 97 F CH 86 S FF 97 1-3 K		2 2	0 0	0 0	0 0	0 0	0 1	2 0
12 Clint Barmes, R (1, 6) OBP: 0.214, SLG: 0.154 17 Gaby Sanchez, R (9, PH) OBP: 0.268, SLG: 0.500			C FF 93 C FC 85 X FF 95 0-2 G6-3	C FF 94 B FF 93 F FF 93 B FF 96 F FF 94 F FF 94 B FC 86 B FF 92 4-2 45 SH3 BB		X FF 95 0-0 P3		S FF 97 B FF 98 S FF 98 F FF 97 F FF 98 C CU 83 1-3 K		2 1	0 0	0 0	0 0	1 0	0 1	0 0
45 Gerrit Cole, R (1, 1) OBP: 0.364, SLG: 0.300 6 Starling Marte, R (8, PH) OBP: 0.321, SLG: 0.327 (8, 7)			C FF 94 B FF 94 F FF 94 F SI 95 B SI 94 B FF 94 X FF 94 3-2 18 BB 31 1B 1B	C FF 90 X FF 90 0-1 SH3 1-2			C SI 98 B CU 86 C CU 87 F CU 87 B SI 97 H SI 98 3-2 31 1B 18 FC1-5-2-6 HBP		1 0	0 0	1 0	0 0	0 0	0 0	0 0

Inning Stats	1	2	3	4	5	6	7	8	9
R:	0	0	0	0	0	0	0	0	0
E:	0	0	0	0	0	0	0	0	0
K:	0	1	0	1	1	1	0	2	3
S:	9	8	14	8	11	9	9	14	15
H:	0	0	2	0	0	1	0	1	0
LOB:	0	1	2	0	1	1	0	3	0
BB:	0	2	1	0	1	0	0	1	0
P:	15	19	22	12	18	17	12	24	18

PITCHER		IP	WLS	BF	H	R	ER	SO	BB	IBB	HBP	BLK	WP	HR	S	P	ERA	WHIP
40 Shelby Miller, R ERA: 2.86	(1, 1)	5.2	W	22	3	0	0	4	4	0	0	0	0	0	56	97	0.00	1.235
37 Pat Neshek, R ERA: 1.8	(6, 1)	0.1	H	1	0	0	0	0	0	0	0	0	0	0	3	6	0.00	0.000
46 Kevin Siegrist, L ERA: 3.72	(7, 1)	1.0	H	3	0	0	0	0	0	0	0	0	0	0	9	12	0.00	0.000
44 Carlos Martinez, R ERA: 3.38	(8, 1)	1.0	H	6	1	0	0	2	0	1	1	0	1	0	14	24	0.00	1.000
26 Trevor Rosenthal, R ERA: 5.56	(9, 1)	1.0	S	3	0	0	0	3	0	0	0	0	0	0	15	18	0.00	0.000

PITCHER	IP	WLS	BF	H	R	ER	SO	BB	IBB	HBP	BLK	WP	HR	S	P	ERA	WHIP

TOP

Pittsburgh Pirates @ St. Louis Cardinals

Busch Stadium, St. Louis, MO

Fri Apr 25 2014, 7:17 PM - 10:19 PM CDT

Att. 43,193 - Clear - 75 F

livebaseballscorecards.com

AB	28
R	0
H	4
RBI	0
BB	5
SO	9
LOB	17

1B:	3	SF:	0	WP:	1	PA:	35		
2B:	1	SAC:	1	PB:	0				
3B:	0	DP:	2	SB:	0				
HR:	0	HBP:	1	CS:	0				

BOTTOM

Pittsburgh Pirates @ St. Louis Cardinals

Busch Stadium, St. Louis, MO

Fri Apr 25 2014, 7:17 PM - 10:19 PM CDT

Att. 43,193 - Clear - 75 F

livebaseballscorecards.com

Batter	1	2	3	4	5	6	7	8	9	AB	R	H	RBI	BB	SO	LOB
13 Matt Carpenter, L (1, 5) OBP: 0.371, SLG: 0.326	X FF 96 0-0 19 G3 7 2B 1B		C SI 95 B FF 95 B SL 84 B CH 87 C SI 96 X SI 96 3-2 ① G3-1	B FF 98 X FF 96 1-0 ③ G3			B SL 82 B KC 81 X SI 93 2-0 ① L8			4	1	1	0	0	0	2
19 Jon Jay, L (1, 8) (9, 9) OBP: 0.379, SLG: 0.442	X FF 96 0-0 ① G3 1-2		B FF 95 B SL 85 B SI 96 B SI 94 4-0 7 1B BB		C FF 96 B SL 82 H FF 95 2-1 4 G1-3 7 BB HBP		C FF 94 X SL 86 0-1 ② F8			2	0	0	0	1	0	1
7 Matt Holliday, R (1, 7) OBP: 0.374, SLG: 0.376	B FF 95 C FF 96 F SL 87 F SI 97 B SL 87 X SI 98 2-2 2-H 2B		1 SAFE S SI 96 1 SAFE 1 SAFE B SI 97 F SI 97 X SI 98 1-2 ② 1B 1-3		B SI 97 1 SAFE F SI 96 1 SAFE D SI 92 B FF 96 B SL 86 4-1 4 G1-3 1-2 BB		C FF 95 S KC 82 X KC 82 0-2 1B			3	0	3	1	1	0	0
Matt Adams, L (1, 3) OBP: 0.344, SLG: 0.448	X FF 96 0-0 ② G6-3		B SI 96 X SI 96 1-0 1-2 1B		X SI 96 0-0 ① F7		C FF 96 C CH 87 B FF 97 S SL 85 1-3 ③ K			4	0	1	0	0	1	4
4 Yadier Molina, R (1, 2) OBP: 0.391, SLG: 0.542	F SL 86 F SL 84 B SI 98 X SI 98 1-2 ③ G5-3		C FF 96 B SI 96 B FF 97 X SI 97 2-1 ③ G5-3		C SI 97 D SL 86 X SL 87 1-1 ② G1-3 1-2 2-3			B FC 92 F FC 92 C SI 94 F SI 96 F SI 97 B FC 89 B SI 97 X SI 96 3-2 21 G5-4-3 1B		4	0	1	0	0	0	5
21 Allen Craig, R (1, 9) 26 Trevor Rosenthal, R (9, 1)		B FF 94 C SI 94 F SI 95 B SL 86 X SI 97 2-2 ① G1-3		X SI 93 0-0 ① G1-3	B FF 97 B SI 97 B SI 97 C FF 97 F SI 96 F FF 98 X FF 97 3-2 ③ F8			C SI 94 X SI 96 0-1 ① ② G5-4-3 1-2f		4 0	0 0	0 0	0 0	0 0	0 0	3 0
27 Jhonny Peralta, R (1, 6) OBP: 0.256, SLG: 0.377		B FF 96 C SI 96 X SL 84 1-1 E5 16 G4-3		F FF 95 X SL 84 0-1 16 G4-3 2B		B FF 94 F SI 91 C SI 92 S SL 84 1-3 ① K		F SI 96 B SI 96 B SI 95 B SI 96 S SI 96 X SI 96 3-2 1B		4	0	2	0	0	1	0
16 Kolten Wong, L (1, 4) OBP: 0.276, SLG: 0.268		C SL 83 X SI 96 0-1 ② G4-3 2-3		X SI 95 0-0 ② G4-3 2-3		X SL 82 0-0 ② G4-3		B SI 95 S FC 91 F SI 96 B FC 90 X SI 95 2-2 ③ G6-3		4	0	0	0	0	0	3
40 Shelby Miller, R (1, 1) OBP: 0.333, SLG: 0.375 37 Pat Neshek, S (6, 1) 43 Shane Robinson, R (6, PH) OBP: 0.217, SLG: 0.100 46 Kevin Siegrist, L (7, 1) 44 Carlos Martinez, R (8, 1) 8 Peter Bourjos, R (9, 8) OBP: 0.240, SLG: 0.283		B FF 97 S SI 95 C SL 84 B SL 84 B SL 86 C SI 98 3-3 ③ K		B SI 97 C SI 95 B FF 97 B FF 98 S FF 97 B SI 96 4-2 BB		C SL 81 C SI 93 B FF 97 F SL 82 T FF 94 1-2 ③ K				1 0 1 0 0 0	0 0 0 0 0 0	0 0 0 0 0 0	0 0 0 0 0 0	1 0 1 0 0 0	1 0 0 0 0 0	1 0 0 0 0 0
Inning Stats	R: 1 E: 0 K: 0 S: 10 H: 2 LOB: 1 BB: 0 P: 13	R: 0 E: 1 K: 1 S: 10 H: 0 LOB: 1 BB: 0 P: 16	R: 0 E: 0 K: 0 S: 9 H: 2 LOB: 2 BB: 1 P: 20	R: 0 E: 0 K: 0 S: 7 H: 1 LOB: 2 BB: 1 P: 12	R: 0 E: 0 K: 0 S: 9 H: 0 LOB: 2 BB: 1 P: 19	R: 0 E: 0 K: 2 S: 8 H: 0 LOB: 0 BB: 0 P: 10	R: 0 E: 0 K: 1 S: 9 H: 1 LOB: 1 BB: 0 P: 12	R: 0 E: 0 K: 0 S: 13 H: 2 LOB: 1 BB: 0 P: 21		1B: 6 2B: 2 3B: 0 HR: 0 SF: 0 SAC: 0 DP: 1 HBP: 1				WP: 0 PB: 0 SB: 0 CS: 0 PA: 35		

	AB	31
	R	1
	H	8
	RBI	1
	BB	3
	SO	4
	LOB	19

PITCHER		IP	WLS	BF	H	R	ER	SO	BB	IBB	HBP	BLK	WP	HR	S	P	ERA	WHIP
45 Gerrit Cole, R ERA: 3.18	(1, 1)	7.0	L	31	6	1	1	4	3	0	1	0	0	0	62	102	1.29	1.286
29 Bryan Morris, R ERA: 1.64	(8, 1)	1.0		4	2	0	0	0	0	0	0	0	0	0	13	21	0.00	2.000

PITCHER	IP	WLS	BF	H	R	ER	SO	BB	IBB	HBP	BLK	WP	HR	S	P	ERA	WHIP

Batter	1	2	3	4	5	6	7	8	9	AB	R	H	RBI	BB	SO	LOB
6 Starling Marte, R (1, 7) OBP: 0.319, SLG: 0.317	C SI 90 B CU 75 B CH 83 F SI 88 S CU 75 2-3 ① **K**			B SI 89 C SI 86 S CH 80 B SL 82 F SL 80 B CH 81 B SI 89 4-2 5 1B 22 1B BB	X SI 88 0-0 ② **L8**			X SL 81 0-0 ① **B5-3**		3	1	0	0	1	1	0
5 Josh Harrison, R (1, 5) OBP: 0.217, SLG: 0.391	F SI 89 X SI 91 0-1 ② **G6-3**			L SI 88 1 SAFE X SI 89 0-1 22 1B 17 2B **1-2** 1B	B SI 88 B SI 88 C SI 87 X CU 73 2-1 ③ **G4-3**			C FF 89 X SL 82 0-1 ② **F8**		4	1	1	0	0	0	0
22 Andrew McCutchen, R (1, 8) OBP: 0.422, SLG: 0.521	F SI 90 F FF 90 F SL 81 S SL 81 0-3 ③ **K**			S SL 80 C FF 91 B SL 80 F SL 82 B SI 91 X SL 81 2-2 17 2B **1-2** **2-H** 1B		B SL 79 B SI 87 X SI 86 2-0 ① **L6**		B FF 90 B SI 89 S FF 90 B FF 90 X SI 90 3-1 ③ **F8**		4	1	1	1	0	1	0
17 Gaby Sanchez, R (1, 3) OBP: 0.273, SLG: 0.512 15 Ike Davis, L (9, PH) OBP: 0.345, SLG: 0.375 (9, 3)		C SI 89 X CH 83 0-1 ① **G3**		B SI 90 X SI 89 1-0 31 1B **1-H** **2-H** 2B		B SI 88 C FF 89 C SL 79 X FF 90 1-2 ② **F9**			C SI 94 S SI 95 B FF 95 B SI 95 B FF 94 F SI 93 B SI 95 4-2 10 G3 31 1B 26 1B BB	3 0	1 1	1 0	2 0	0 1	0 0	0 0
18 Neil Walker, S (1, 4) OBP: 0.299, SLG: 0.444		B SI 89 X FF 89 1-0 ② **G4-3**		C SL 80 F FF 90 F SL 81 X SI 91 0-2 ① **G4-3**		S SI 88 X FF 90 0-1 ③ **F8**			B SI 94 X SI 94 1-0 ① **F9**	4	0	0	0	0	0	2
31 Jose Tabata, R (1, 9) OBP: 0.306, SLG: 0.305		C FF 90 X SI 89 0-1 ③ **G6-3**		B FF 91 X SL 81 1-0 **3-H** 1B			X SI 89 0-0 10 SH1 1B		1 SAFE X SI 94 0-0 10 G3 **1-2** 26 1B	4	1	3	1	0	0	0
10 Jordy Mercer, R (1, 6) OBP: 0.232, SLG: 0.190		C SI 88 B CU 74 X SI 88 1-1 ① **G5-3**	1 SAFE B SI 89 X FF 89 1-0 ② **F7**				1 SAFE L SI 89 X SL 83 0-1 ① **SH1** **1-2**		B SI 93 X SI 94 1-0 ② **G3** **1-2** **2-3**	3	0	0	0	0	0	3
26 Tony Sanchez, R (1, 2) OBP: 0.318, SLG: 0.364		C SI 90 B CU 74 S CH 82 C SL 81 1-3 ② **K**	B CH 82 C FF 88 S FF 90 S SL 81 1-3 ③ **K**				C SL 82 B FF 89 C SI 88 F SL 82 S CH 82 1-3 ② **K**		X SI 93 0-0 **2-H** **3-H** 1B	4	0	1	2	0	3	2
47 Francisco Liriano, L (1, 1) OBP: 0.091, SLG: 0.091 38 Stolmy Pimentel, R (3, 1) 48 Jared Hughes, R (5, 1) 23 Travis Snider, L (7, PH) OBP: 0.306, SLG: 0.369 37 Justin Wilson, L (7, 1) 44 Tony Watson, L (8, 1) 24 Pedro Alvarez, L (9, PH) OBP: 0.282, SLG: 0.393 35 Mark Melancon, R (9, 1)		C FF 88 X FF 89 0-1 ③ **L7**			B FF 86 C FF 86 F FF 87 F FF 89 F SL 79 X FF 89 1-2 ① **L3**		B SI 89 X CH 83 1-0 ③ **G4-3**		C SI 83 X SL 75 0-1 ③ **F8**	1 1 0 1 0 0 0 1 0	0 0 0 0 0 0 0 0 0	0 0 0 0 0 0 0 0 0	0 0 0 0 0 0 0 0 0	0 0 0 0 0 0 0 0 0	0 0 0 0 0 0 0 0 0	0 0 0 1 0 0 0 1 0
Inning Stats	R: 0 E: 0 K: 2 S: 9 H: 0 LOB: 0 BB: 0 P: 11	R: 0 E: 0 K: 0 S: 5 H: 0 LOB: 0 BB: 0 P: 6	R: 0 E: 0 K: 1 S: 7 H: 0 LOB: 0 BB: 0 P: 9	R: 4 E: 0 K: 1 S: 19 H: 4 LOB: 1 BB: 1 P: 29	R: 0 E: 0 K: 0 S: 8 H: 0 LOB: 0 BB: 0 P: 11	R: 0 E: 0 K: 0 S: 6 H: 0 LOB: 0 BB: 0 P: 9	R: 0 E: 0 K: 1 S: 8 H: 1 LOB: 1 BB: 0 P: 10	R: 0 E: 0 K: 0 S: 5 H: 0 LOB: 0 BB: 0 P: 8	R: 2 E: 0 K: 0 S: 9 H: 2 LOB: 1 BB: 1 P: 15	1B: 6 2B: 1 3B: 0 HR: 0 SF: 0 SAC: 1 DP: 0 HBP: 0						

PITCHER	IP	WLS	BF	H	R	ER	SO	BB	IBB	HBP	BLK	WP	HR	S	P	ERA	WHIP
70 Tyler Lyons, L (1, 1) ERA: 4.5	6.0	L	23	4	4	4	4	1	0	0	0	0	0	54	75	6.00	0.833
43 Seth Maness, R (7, 1) ERA: 2.7	2.0		7	1	0	0	1	0	0	0	0	0	0	13	18	0.00	0.500
67 Eric Fornataro, R (9, 1) ERA: 4.91	0.2		5	2	2	2	0	1	0	0	0	0	0	7	13	27.00	4.500
36 Randy Choate, L (9, 1) ERA: 1.42	0.1		1	0	0	0	0	0	0	0	0	0	0	2	2	0.00	0.000

PITCHER	IP	WLS	BF	H	R	ER	SO	BB	IBB	HBP	BLK	WP	HR	S	P	ERA	WHIP

TOP

Pittsburgh Pirates @ St. Louis Cardinals

Busch Stadium, St. Louis, MO

Sat Apr 26 2014, 3:11 PM - 6:12 PM CDT

Att. 46,254 - Cloudy - 76 F

livebaseballscorecards.com

AB	33
R	6
H	7
RBI	6
BB	2
SO	5
LOB	9

WP: 0 PA: 36
PB: 0
SB: 0
CS: 0

Batter	1	2	3	4	5	6	7	8	9	AB	R	H	RBI	BB	SO	LOB
13 Matt Carpenter, L (1, 5) OBP: 0.373, SLG: 0.315	X SI 93 0-0 ① G4-3		B SI 93 D SL 84 B SI 92 D SI 89 4-0 1B 1-2 BB		C SL 84 B FF 92 F SL 84 B SL 85 F FF 95 B FF 94 B FF 92 4-2 27 BB 7 2B BB		C FF 94 F FF 94 F FF 96 F CU 77 B FF 95 X CU 85 1-2 ① F8		B FS 86 S FC 90 F FF 93 X KC 81 1-2 ③ G4-3	3	1	0	0	2	0	0
27 Jhonny Peralta, R (1, 6) OBP: 0.267, SLG: 0.388	S SI 92 B SI 93 B SL 85 B CH 85 F SI 93 X FF 93 3-2 ② G6-3		C FF 90 B FF 90 S SL 82 F SL 81 D SL 82 X FF 91 2-2 ① F8		C SL 82 1 SAFE D SL 85 1 SAFE S SI 93 B SL 84 F FF 95 B FF 94 F SL 84 4-2 B FF 94 7 2B 1-2 BB		B FC 87 C FF 94 F FF 95 F FF 96 B FF 98 F FF 96 F FC 89 F FF 96 B CU 76 3-2 X FF 85 PB 2B			3	0	1	0	1	0	2
7 Matt Holliday, R (1, 7) OBP: 0.369, SLG: 0.382	C SL 83 B SI 93 B SI 93 B SL 84 C FF 93 X CH 86 3-2 ③ P2		B SL 82 C FF 91 F FF 90 F SL 84 S SL 82 1-3 ② K		X SL 84 0-0 1-3 2-H 2B		D FF 95 F FC 90 X FF 96 1-1 ② L9			4	0	1	1	0	1	3
Matt Adams, L (1, 3) OBP: 0.351, SLG: 0.451		B SL 84 C SI 93 X CH 84 1-1 21 1B 1B	B FF 90 X SL 83 1-0 1-2 2-3 1B		C SL 86 F SL 85 B FF 95 S SL 87 1-3 ② K		B FC 88 B FF 96 F FF 95 F FF 95 F FF 96 F FC 91 D FF 97 F FF 98 X FF 98 3-2 ③ L6 2-3			4	0	2	0	0	1	3
4 Yadier Molina, R (1, 2) OBP: 0.374, SLG: 0.517		S SI 92 B SL 85 F SI 91 S SI 93 1-3 ① K	F SL 84 F FF 93 B SL 84 B SL 84 B FF 95 F FF 93 F FF 94 F SL 86 S SL 86 3-3 ③ K		X SI 89 0-0 ③ F7			F SI 95 B SI 94 X CH 86 1-1 ① G5-3		4	0	0	0	0	2	6
21 Allen Craig, R (1, 9) OBP: 0.222, SLG: 0.239		C SI 92 B SI 92 F CH 85 X SL 85 1-2 1-2 1B		C SL 80 X FF 89 0-1 ① G5-3		B SI 91 X SI 92 1-0 ① G4-3		C SI 94 B SI 94 F CH 86 B SL 82 S SI 93 2-3 ② K		4	0	1	0	0	1	0
8 Peter Bourjos, R (1, 8) OBP: 0.241, SLG: 0.265		F SI 93 D CH 85 F CH 84 S SL 84 1-3 ② K		C FF 90 X SL 81 0-1 ② F8		B SI 92 F SI 92 B SI 90 S SI 91 B SI 92 F SI 92 F SI 92 B SI 92 4-2 19 S BB		X SI 94 0-0 ③ F8		3	0	0	0	1	1	2
3 Mark Ellis, R (1, 4) OBP: 0.240, SLG: 0.100		D SL 84 B SI 93 C CH 85 C SL 86 F SL 84 X CH 86 2-2 ③ P3		C FF 90 B FF 92 B FF 93 X FF 91 2-1 ③ L8		M SI 92 1 SAFE 1 SAFE F SI 91 T SL 85 0-2 ② K			B FC 91 C FC 93 X FC 93 1-1 ① F9	4	0	0	0	0	1	3
70 Tyler Lyons, L (1, 1) 19 Jon Jay, L (6, PH) OBP: 0.373, SLG: 0.434 43 Seth Maness, R (7, 1) 67 Eric Fornataro, R (9, 1) 36 Randy Choate, L (9, 1) 33 Daniel Descalso, L (9, PH) OBP: 0.172, SLG: 0.185			B SI 91 B SI 91 C SI 90 F SI 91 B SL 85 F SI 92 F SI 91 B SI 92 4-2 1B 13 BB BB		C FF 91 X SI 90 0-1 ① G6-3		1 SAFE 1 SAFE B SI 91 B SI 90 C SI 91 X SI 92 2-1 ③ G4-3 1-2		C FF 93 B FF 93 B FC 93 S FC 93 F FF 92 B FC 92 S FC 92 3-3 ② K	1 1 0 0 0 0 1	0 0 0 0 0 0 0	0 0 0 0 0 0 0	0 0 0 0 0 0 0	1 0 0 0 0 0 1	0 0 0 0 0 0 0	0 1 0 0 0 0 0
Inning Stats	R: 0 E: 0 K: 0 S: 7 H: 0 LOB: 0 BB: 0 P: 13	R: 0 E: 0 K: 2 S: 15 H: 2 LOB: 2 BB: 0 P: 21	R: 0 E: 0 K: 2 S: 19 H: 1 LOB: 3 BB: 2 P: 34	R: 0 K: 0 S: 6 H: 0 LOB: 0 BB: 0 P: 8	R: 1 E: 0 K: 1 S: 14 H: 1 LOB: 2 BB: 2 P: 23	R: 0 E: 0 K: 1 S: 10 H: 0 LOB: 1 BB: 1 P: 17	R: 0 E: 0 K: 0 S: 20 H: 1 LOB: 1 BB: 0 P: 28	R: 0 E: 0 K: 1 S: 6 H: 0 LOB: 0 BB: 0 P: 9	R: 0 E: 0 K: 1 S: 9 H: 0 LOB: 0 BB: 0 P: 14	1B: 3 2B: 2 3B: 0 HR: 0	SF: 0 SAC: 0 DP: 0 HBP: 0			WP: 0 PB: 1 SB: 1 CS: 0	PA: 37	

PITCHER		IP	WLS	BF	H	R	ER	SO	BB	IBB	HBP	BLK	WP	HR	S	P	ERA	WHIP
47 Francisco Liriano, L ERA: 3.97	(1, 1)	2.0		9	2	0	0	2	1	0	0	0	0	0	26	42	0.00	1.500
38 Stolmy Pimentel, R ERA: 2.38	(3, 1)	2.2	W	13	2	1	1	3	3	0	0	0	0	0	34	56	3.38	1.875
48 Jared Hughes, R ERA:	(5, 1)	1.1	H	5	0	0	0	1	1	0	0	0	0	0	11	18	0.00	0.750
37 Justin Wilson, L ERA: 1.86	(7, 1)	1.0	H	4	1	0	0	0	0	0	0	0	0	0	20	28	0.00	1.000
44 Tony Watson, L ERA: 2.38	(8, 1)	1.0	H	3	0	0	0	1	0	0	0	0	0	0	6	9	0.00	0.000

PITCHER		IP	WLS	BF	H	R	ER	SO	BB	IBB	HBP	BLK	WP	HR	S	P	ERA	WHIP
35 Mark Melancon, R ERA: 1.5	(9, 1)	1.0		3	0	0	0	1	0	0	0	0	0	0	9	14	0.00	0.000

BOTTOM

Pittsburgh Pirates @ St. Louis Cardinals

Busch Stadium, St. Louis, MO

Sat Apr 26 2014, 3:11 PM - 6:12 PM CDT

Att. 46,254 - Cloudy - 76 F

livebaseballscorecards.com

AB	32
R	1
H	5
RBI	1
BB	5
SO	8
LOB	20

Batter	1	2	3	4	5	6	7	8	9	AB	R	H	RBI	BB	SO	LOB
6 Starling Marte, R (1, 7) OBP: 0.308, SLG: 0.305	C FF 90 X FC 85 0-1 G6-3		B FC 87 X SI 89 1-0 FC1-5 1-2 2-3f			C CU 70 F SI 90 B CU 74 X SI 92 1-2 L8		B FC 86 F SI 91 S FC 88 S CU 75 1-3 K		4	0	0	0	0	1	3
31 Jose Tabata, R (1, 9) OBP: 0.318, SLG: 0.295	B SI 90 C FC 88 B SI 90 F SI 90 B SI 90 B CU 72 4-2 BB		B FC 87 B SI 90 C FC 89 X FC 88 2-1 F9			H CU 70 1-0 24 1B HBP		F FC 87 X CU 74 0-1 G6-4-3 1-2f		2	0	0	0	1	0	3
22 Andrew McCutchen, R (1, 8) OBP: 0.408, SLG: 0.500	C SI 92 X SI 91 0-1 L7		S CU 75 C FC 84 S CU 75 0-3 K			1 SAFE C SI 91 B SI 91 B CU 75 C SI 92 S SI 93 2-3 K			B FF 98 S FF 98 F FF 99 B CU 86 S CU 87 2-3 K	4	0	0	0	0	3	4
24 Pedro Alvarez, L (1, 5) OBP: 0.280, SLG: 0.387	X SI 90 0-0 F7			B FC 85 B CU 70 F SI 91 C CU 70 X FC 81 2-2 F7		1 SAFE C CU 74 X FC 87 0-1 1-3 1B			B FF 99 F FF 98 S CU 85 S CH 89 1-3 K	4	0	1	0	0	1	1
18 Neil Walker, S (1, 4) OBP: 0.291, SLG: 0.431 30 Jeanmar Gómez, R (6, 1) 23 Travis Snider, L (9, PH) OBP: 0.301, SLG: 0.364		C SI 88 X CH 79 0-1 F8		X SI 89 0-0 G4-3		F FC 87 F CU 75 C FC 85 0-3 K			F FF 98 C CU 84 F FF 99 B CH 90 F CH 89 S CU 85 1-3 K	3 0 1	0 0 0	0 0 0	0 0 0	0 0 1	1 0 0	2 0 0
15 Ike Davis, L (1, 3) OBP: 0.328, SLG: 0.353		B FC 85 X SI 89 1-0 F7		C CU 70 X SI 87 0-1 F8			B SI 88 B CH 79 C SI 89 F FF 90 F CU 75 S CU 71 2-3 K			3	0	0	0	0	1	0
10 Jordy Mercer, R (1, 6) OBP: 0.222, SLG: 0.182		C SI 88 B FC 87 S FC 87 B SI 91 X CU 75 2-2 L5			C CU 72 C SI 91 B SI 93 X FC 84 1-2 G6-3		C FC 85 B CU 69 X SI 90 1-1 G6-3			3	0	0	0	0	0	0
26 Tony Sanchez, R (1, 2) OBP: 0.320, SLG: 0.360			C FC 86 C CU 73 B SI 92 X CU 73 1-2 6 FC1-5 36 1B 1B		C FC 84 F SI 90 B FC 83 F CU 75 B CU 69 B FC 88 F FC 86 S SI 92 3-3 K		C SI 89 F SI 90 B SI 91 S CU 72 1-3 K			3	0	1	0	0	2	0
36 Edinson Volquez, R (1, 1) OBP: 0.125, SLG: 0.125 5 Josh Harrison, R (6, 4) OBP: 0.250, SLG: 0.391			B SI 86 X FC 82 1-0 6 FC1-5 1-2 1B		B SI 88 C SI 89 X SI 89 1-1 G6-3			C FC 87 B CU 72 B SI 90 F FC 86 F CU 76 B SI 92 B SI 91 4-2 31 G6-4-3 BB		2 0	0 0	1 0	0 0	0 1	0 0	0 0
Inning Stats	R: 0 E: 0 K: 0 S: 7 H: 0 LOB: 1 BB: 1 P: 11	R: 0 E: 0 K: 0 S: 6 H: 0 LOB: 0 BB: 0 P: 9	R: 0 E: 0 K: 1 S: 10 H: 2 LOB: 2 BB: 0 P: 15	R: 0 E: 0 K: 0 S: 6 H: 0 LOB: 0 BB: 0 P: 8	R: 0 E: 0 K: 1 S: 10 H: 0 LOB: 0 BB: 0 P: 15	R: 0 E: 0 K: 2 S: 11 H: 1 LOB: 2 BB: 0 P: 15	R: 0 E: 0 K: 2 S: 9 H: 0 LOB: 0 BB: 0 P: 13	R: 0 E: 0 K: 1 S: 8 H: 0 LOB: 0 BB: 1 P: 13	R: 0 E: 0 K: 3 S: 11 H: 0 LOB: 0 BB: 0 P: 15	1B: 3 2B: 0 3B: 0 HR: 0	SF: 0 SAC: 0 DP: 1 HBP: 1					

PITCHER	IP	WLS	BF	H	R	ER	SO	BB	IBB	HBP	BLK	WP	HR	S	P	ERA	WHIP
50 Adam Wainwright, R (1, 1) ERA: 1.2	8.0	W	29	3	0	0	7	2	0	1	0	0	0	67	99	0.00	0.625
44 Carlos Martinez, R (9, 1) ERA: 3.14	1.0		3	0	0	0	3	0	0	0	0	0	0	11	15	0.00	0.000

PITCHER	IP	WLS	BF	H	R	ER	SO	BB	IBB	HBP	BLK	WP	HR	S	P	ERA	WHIP

TOP

Pittsburgh Pirates @ St. Louis Cardinals

Busch Stadium, St. Louis, MO

Sun Apr 27 2014, 1:16 PM - 3:51 PM CDT

Att. 41,986 - Overcast - 76 F

livebaseballscorecards.com

AB	29
R	0
H	3
RBI	0
BB	2
SO	10
LOB	13

BOTTOM

Pittsburgh Pirates @ St. Louis Cardinals

Busch Stadium, St. Louis, MO

Sun Apr 27 2014, 1:16 PM - 3:51 PM CDT

Att. 41,986 - Overcast - 76 F

livebaseballscorecards.com

Batter	1	2	3	4	5	6	7	8	9	AB	R	H	RBI	BB	SO	LOB
13 Matt Carpenter, L (1, 5) OBP: 0.377, SLG: 0.333	C SI 90 B SI 92 X CH 82 1-1 19 SH5-3 7 SF7 2B		C KC 76 B KC 78 F SI 92 B KC 78 X SI 93 2-2 ① G4-3		B SI 93 X CH 83 1-0 ③ G3		C SI 88 X SI 90 0-1 19 G6-3 1B			4	1	2	0	0	0	0
19 Jon Jay, L (1, 8) OBP: 0.355, SLG: 0.411	L SI 92 X SI 92 0-1 ① SH5-3 2-3		C KC 78 B KC 78 B CH 82 F SI 94 X KC 78 2-2 ② F8			C SI 92 C KC 77 S KC 78 0-3 ① K2-3	X CH 81 0-0 ②③ G6-3 1-2f			3	0	0	0	0	1	1
7 Matt Holliday, R (1, 7) OBP: 0.364, SLG: 0.380	B SI 94 X FF 94 1-0 ② SF7 3-H		C SI 93 X KC 80 0-1 ③ G5-6-3			B CH 84 B CH 84 F SI 92 X CH 84 2-1 4 FC5-4 21 1B 1B 1B		C CU 75 B SI 88 B SI 90 F SI 90 S CH 81 2-3 ① K		3	1	1	1	0	1	0
Matt Adams, L (1, 3) OBP: 0.357, SLG: 0.474	L SI 93 B SI 94 X KC 78 1-1 ③ L7			B FF 91 X CH 82 1-0 ① F9		D KC 77 1 SAFE F FF 92 1 SAFE 1 SAFE S KC 79 F KC 79 X FF 93 1-2 4 FC5-4 1-2 1B		B SL 77 F SI 89 B CH 80 X SI 87 2-1 4 SF9 3B		4	1	2	0	0	0	0
4 Yadier Molina, R (1, 2) OBP: 0.368, SLG: 0.522		B SI 93 S SI 94 C KC 80 B KC 80 X SI 94 2-2 21 L8 33 FC1-5-2 2B		C CH 84 C KC 79 B KC 80 X CH 84 1-2 ② G6-3		D KC 80 X FF 92 1-0 ② FC5-4 21 1B 27 HR 1-2f 2-3		B SI 89 X CH 82 1-0 ② SF9 3-H		3	1	1	1	0	0	2
21 Allen Craig, R (1, 9) OBP: 0.223, SLG: 0.240		F SI 92 S FF 93 F FF 94 D CH 87 X SI 95 1-2 ① L8 2-3		X FF 92 0-0 ③ G3		B SI 91 C SI 92 X SI 92 1-1 27 HR 1-2 3-H 1B		C SI 89 B SI 88 C CH 82 B SI 92 X SL 82 2-2 ③ G4-3		4	1	1	1	0	0	1
27 Jhonny Peralta, R (1, 6) OBP: 0.290, SLG: 0.476		B KC 82 D KC 81 B SI 95 B SI 94 4-0 33 FC1-5-2 BB			C SI 92 B CH 83 X KC 78 1-1 HR	B CH 84 F SI 92 F CH 85 F KC 79 D CH 86 B CH 85 X CH 86 3-2 1-H 2-H HR				2	2	2	4	1	0	0
33 Daniel Descalso, L (1, 4) OBP: 0.156, SLG: 0.167		D SI 94 1 SAFE D KC 79 X FF 94 2-0 ② FC1-5-2 1-3 3-H			X SI 92 0-0 ① G4-3	C CH 82 B CH 82 B SI 91 X SI 90 2-1 ③ G3				3	0	0	0	0	0	2
50 Adam Wainwright, R (1, 1) OBP: 0.375, SLG: 0.400 44 Carlos Martinez, R (9, 1)		B SI 92 F FF 93 X KC 79 1-1 ③ G5-3			B SI 91 F SI 92 S KC 77 S KC 78 1-3 ② K2-3		C SI 89 T SI 88 B SI 91 F SL 77 F SI 88 X SI 92 1-2 ① G1-3			3 0	0 0	0 0	0 0	0 0	1 0	2 0
Inning Stats	R: 1 E: 0 K: 0 S: 7 H: 1 LOB: 0 BB: 0 P: 10	R: 0 E: 0 K: 0 S: 10 H: 1 LOB: 2 BB: 1 P: 20	R: 0 E: 0 K: 0 S: 8 H: 0 LOB: 0 BB: 0 P: 12	R: 0 E: 0 K: 0 S: 5 H: 0 LOB: 0 BB: 0 P: 7	R: 1 E: 0 K: 1 S: 7 H: 1 LOB: 0 BB: 0 P: 10	R: 4 E: 0 K: 1 S: 18 H: 4 LOB: 0 BB: 0 P: 28	R: 0 E: 0 K: 0 S: 8 H: 1 LOB: 0 BB: 0 P: 9	R: 1 E: 0 K: 1 S: 9 H: 1 LOB: 0 BB: 0 P: 16		1B: 4 2B: 2 3B: 1 HR: 2 SF: 2 SAC: 1 DP: 1 HBP: 0						

	AB	29
	R	7
	H	9
	RBI	7
	BB	1
	SO	3
	LOB	8

PITCHER	IP	WLS	BF	H	R	ER	SO	BB	IBB	HBP	BLK	WP	HR	S	P	ERA	WHIP
36 Edinson Volquez, R (1, 1) ERA: 3.21	5.2	L	25	7	6	6	2	1	0	0	0	0	2	53	83	9.53	1.412
30 Jeanmar Gómez, R (6, 1) ERA: 5.27	2.1		8	2	1	1	1	0	0	0	0	0	0	19	29	3.86	0.857

PITCHER	IP	WLS	BF	H	R	ER	SO	BB	IBB	HBP	BLK	WP	HR	S	P	ERA	WHIP

Batter	1	2	3	4	5	6	7	8	9	AB	R	H	RBI	BB	SO	LOB
31 Jose Tabata, R (1, 9) OBP: 0.310, SLG: 0.318	F FF 93 B FF 92 X FF 93 1-1 ① G6-3		C CH 84 X FF 92 0-1 ① 24 1B 3B		B X SL 84 1-0 ① G5-3		C SI 90 X SL 80 0-1 ① L4		C FF 89 F CH 80 B FF 90 B CU 76 X CH 82 2-2 ① G6-3	5	1	1	0	0	0	0
15 Ike Davis, L (1, 3) OBP: 0.303, SLG: 0.321	C FF 94 B SL 91 B SL 87 B FF 94 X FF 93 3-1 ② P6		X SL 89 0-0 ① G1-3		B SL 85 B FF 92 X FF 92 2-0 ② L7		B SI 93 B SI 92 B SI 93 C SI 92 C SI 93 S SI 92 3-3 ② K		F SL 84 S CU 76 B FF 91 S CU 74 1-3 ② K	5	0	0	0	0	2	1
22 Andrew McCutchen, R (1, 8) OBP: 0.424, SLG: 0.505	F FF 94 C FF 94 X FF 95 0-2 17 WP 24 1B 1B		B FF 93 C FF 93 F CH 86 S SL 90 1-3 ② K		C SL 85 C CH 85 B FF 94 F FF 94 F SL 84 B SL 86 X SL 84 2-2 1B		H SL 81 1-0 HBP		B FF 91 B FF 90 B CH 83 C FF 91 B FF 90 4-1 24 1B BB	3	0	2	0	1	1	1
24 Pedro Alvarez, L (1, 5) OBP: 0.295, SLG: 0.398	1 SAFE B FF 94 B SL 88 C CH 86 B FF 94 X FF 94 3-1 17 WP 1-2 1B		C FF 94 X FF 93 0-1 17 HBP 3-H 1B		C CH 85 X SI 92 0-1 ③ L7		C SI 93 X SI 94 0-1 ③ G3		B FF 91 C CU 76 S SL 83 X CU 75 1-2 17 DI 1-3 1B	5	0	3	1	0	0	2
17 Gaby Sanchez, R (1, 10) OBP: 0.286, SLG: 0.489	C SL 88 F SL 85 B SL 88 S SL 87 1-3 ③ K 1-2 2-3		H FF 93 1-0 HBP 1-2			C FF 90 X SL 82 0-1 26 F8 18 HBP 1B		F SI 92 X SI 92 0-1 ① G5-3	B CU 82 B CU 80 B FF 96 C FF 95 S FF 95 C FF 97 3-3 ③ K 1-2	4	0	1	0	0	2	4
18 Neil Walker, S (1, 4) OBP: 0.298, SLG: 0.423		C FF 90 B CH 83 S CH 84 B FF 94 X SL 87 2-2 ① G4-3	B SL 86 C FF 92 1 SAFE B FF 94 S CH 86 F SL 86 F SL 89 F FF 94 F CH 85 3-2 ③ B SI 84 X CH 86 G3-1			B SI 90 C SL 86 C SI 90 H SL 83 2-2 1-2 HBP		B SI 93 C SI 92 F SI 93 B SL 81 B SI 92 B SI 93 4-2 23 E 6 1B BB		2	0	0	0	1	0	2
6 Starling Marte, R (1, 7) OBP: 0.322, SLG: 0.315		L SL 85 B SL 86 S FF 93 X SL 84 1-2 26 S 1B		C SL 84 B CH 85 B FF 92 F FF 93 F FF 93 B SL 85 F FF 92 F SL 87 F SL 86 4-2 F FF 93 F CH 87 B FF 93 G6-3-5 10 26 S BB		F FF 91 F SL 86 F SL 84 B FF 93 F SL 85 F FF 93 X FF 93 1-2 ① L7		F SL 80 B SI 85 X SI 85 1-1 1-2 23 E 1B		3	0	2	0	1	0	2
26 Tony Sanchez, R (1, 2) OBP: 0.276, SLG: 0.310		1 SAFE S FF 94 C FF 94 B SL 88 B FF 94 F FF 93 F FF 93 F SL 87 X FF 92 2-2 ② HBP5 1-2		1 SAFE C FF 92 T FF 92 S FF 93 0-3 ① K 1-2		F SL 81 X SI 92 0-1 ② F8 2-3		S SL 80 X SL 80 0-1 ② F4		3	0	0	0	0	1	5
10 Jordy Mercer, R (1, 6) OBP: 0.213, SLG: 0.174 23 Travis Snider, L (8, PH) OBP: 0.297, SLG: 0.358 12 Clint Barmes, R (8, 6) OBP: 0.214, SLG: 0.154		B FF 93 F FF 93 X FF 93 1-1 ③ G6-3	B SL 85 B FF 91 X SL 85 2-0 ② ③ G6-3-5 2-3f		X SI 91 0-0 ③ F9		C SL 80 B SI 86 B FF 87 B SL 79 F SI 86 2 SAFE X SI 86 3-2 ③ G4-3 1-2 2-3		3 1 0	0 0 0	0 0 0	0 0 0	0 0 0	0 0 0	4 2 0
Inning Stats	R: 0 E: 0 K: 1 S: 12 H: 2 LOB: 2 BB: 0 P: 20	R: 0 E: 0 K: 0 S: 14 H: 1 LOB: 1 BB: 0 P: 20	R: 1 E: 0 K: 1 S: 15 H: 2 LOB: 2 BB: 0 P: 20	R: 0 E: 0 K: 1 S: 12 H: 0 LOB: 0 BB: 1 P: 18	R: 0 E: 0 K: 0 S: 9 H: 1 LOB: 1 BB: 0 P: 14	R: 0 E: 0 K: 0 S: 13 H: 1 LOB: 2 BB: 0 P: 16	R: 0 E: 0 K: 1 S: 7 H: 0 LOB: 1 BB: 0 P: 11	R: 0 E: 1 K: 0 S: 11 H: 1 LOB: 2 BB: 1 P: 19	R: 0 E: 0 K: 2 S: 13 H: 1 LOB: 2 BB: 1 P: 24	1B: 8 2B: 1 3B: 1 HR: 0 SF: 0 SAC: 0 DP: 1 HBP: 3						

PITCHER		IP	WLS	BF	H	R	ER	SO	BB	IBB	HBP	BLK	WP	HR	S	P	ERA	WHIP
25 Bud Norris, R ERA: 3.94	(1, 1)	5.1	W	25	7	1	1	3	1	0	2	0	1	0	72	105	1.69	1.500
58 Ryan Webb, R ERA: 4.5	(6, 1)	1.0	H	3	0	0	0	0	0	0	0	0	0	0	5	5	0.00	0.000
53 Zack Britton, L ERA: 1.1	(7, 1)	1.0	H	5	0	0	0	1	1	0	1	0	0	0	9	17	0.00	1.000
56 Darren O'Day, R ERA: 0.96	(8, 1)	0.2		3	1	0	0	0	0	0	0	0	0	0	7	11	0.00	1.500
17 Brian Matusz, L ERA: 5.0	(9, 1)	0.2		4	1	0	0	1	1	0	0	0	0	0	10	18	0.00	3.000

PITCHER		IP	WLS	BF	H	R	ER	SO	BB	IBB	HBP	BLK	WP	HR	S	P	ERA	WHIP
29 Tommy Hunter, R ERA: 3.0	(9, 1)	0.1	S	1	0	0	0	1	0	0	0	0	0	0	3	6	0.00	0.000

TOP

Pittsburgh Pirates @ Baltimore Orioles

Oriole Park at Camden Yards, Baltimore, MD

Thu May 01 2014, 4:09 PM - 7:38 PM EDT

Partly Cloudy - 73 F

livebaseballscorecards.com

AB	34
R	1
H	9
RBI	1
BB	3
SO	6
LOB	23

1B: 8 SF: 0 WP: 1 PA: 41
2B: 1 SAC: 0 PB: 0
3B: 1 DP: 1 SB: 2
HR: 0 HBP: 3 CS: 0

Batter	1	2	3	4	5	6	7	8	9	AB	R	H	RBI	BB	SO	LOB
1 Jemile Weeks, S (1, 4) OBP: 0.273, SLG: 0.455 6 Jonathan Schoop, R (7, 4) OBP: 0.268, SLG: 0.405	B SI 91 C SI 92 B SI 91 X SI 92 2-1 G3-1 ①		1 SAFE B SI 91 C SI 91 C CU 78 X CU 78 1-2 G1-6-3 ②③ 1-2f		B CU 79 X SI 90 1-0 SH2-4 ① 1-2 2-3	C CH 81 S CH 82 X CH 80 0-2 G4-3 ③				3 0	0 0	0 0	0 0	0 0	0 0	3 0
23 Nelson Cruz, R (1, 7) OBP: 0.371, SLG: 0.565	X SI 92 0-0 G4-3 ②			C SI 91 F FS 86 B CU 78 X SI 92 1-2 G5-3 ①	B FS 86 F SI 92 F FS 86 S CU 79 1-3 K ②		F SI 88 B CH 86 F CH 80 B SL 81 F SI 89 B CH 82 F CH 87 X SL 80 3-2 21 CS 1B			4	0	1	0	0	1	2
21 Nick Markakis, L (1, 9) OBP: 0.365, SLG: 0.388	C SI 92 X FS 86 0-1 G5-3 ③			B CU 76 C CU 78 B CU 77 X 2-1 G1-5-3 ②	I IN 76 I IN 74 I IN 78 I IN 80 4-0 10 FC6-4 IBB		B SI 88 B CH 82 C SI 87 B CH 81 X CH 86 3-1 1-2 HR ①			3	1	1	1	1	0	0
10 Adam Jones, R (1, 8) OBP: 0.280, SLG: 0.353		B SI 90 C SI 90 S CU 78 X CU 77 1-2 F9 ①		C SI 92 B SI 90 F FS 85 F S CU 77 1-3 K ③	F SI 92 F SI 91 F CU 79 D FS 85 X CU 78 1-2 FC6-4 ③ 1-2f		B CH 81 X SI 89 1-0 G6-3 ②			4	0	0	0	0	1	3
27 Delmon Young, R (1, 10) OBP: 0.364, SLG: 0.463		C SI 91 B SI 91 F FS 85 S CU 77 1-3 K ②			B SI 91 F SI 90 X SI 91 1-1 2 SH 45 BB 28 1B 1B	C SI 90 B FS 84 S FS 84 X CU 78 1-2 G1-3 ① X SI 90 0-0 G5-3 ③				4	1	1	0	0	1	0
45 Steve Clevenger, L (1, 2) OBP: 0.370, SLG: 0.522		X FF 92 0-0 2B			C CU 77 F SI 90 F FS 84 D CU 77 D FS 83 B SI 91 B SI 91 4-2 28 1B 2 SH 3 1B 1-2 BB	F FF 90 B FS 84 B CU 77 F SI 91 F CU 78 F FS 84 X SI 90 2-2 E4 2 1B 28 1B		B CU 76 B CH 87 S CH 87 X CH 87 2-1 F8 ①		3	2	1	0	1	0	0
2 J.J. Hardy, R (1, 6) OBP: 0.261, SLG: 0.292		B SI 92 C SI 91 B SI 91 X SI 92 2-1 G4-3 ③			D SI 92 X SI 91 1-0 SH 28 1B 3 1B 1-2 2-3	B SI 90 B SI 90 F SI 92 1 SAFE B SI 90 F SI 90 X SI 91 3-2 28 1B 1-3 1B		B SL 77 B SL 79 C SI 88 C SI 89 X SI 89 2-2 P1 ②		3	1	1	0	0	0	1
28 Steve Pearce, R (1, 3) OBP: 0.364, SLG: 0.455			B SI 92 F SI 91 X SI 92 1-1 1 G1-6-3 1B		B CU 78 X SI 92 1-0 1 SH2-4 3 1B 1-2 2-3 3-H 1B	B CU 79 B SI 90 X SI 91 2-0 1-2 3-H 1B		S SL 80 C SI 90 B SL 83 B CH 81 S CH 81 2-3 K ③		4	0	3	2	0	1	0
3 Ryan Flaherty, L (1, 5) OBP: 0.270, SLG: 0.239			C SI 91 B SI 92 1 SAFE 1 SAFE F FS 85 F CU 78 D CU 79 C SI 91 2-3 K ①		B FS 84 B SI 91 X SI 92 2-0 1 SH2-4 1-2 2-H 3-H 1B	B CU 76 B SI 88 X SI 88 2-0 F9 ②				3	0	1	2	0	1	3
Inning Stats	R: 0 E: 0 K: 0 S: 5 H: 0 LOB: 0 BB: 0 P: 7	R: 0 E: 0 K: 1 S: 9 H: 1 LOB: 1 BB: 0 P: 13	R: 0 E: 0 K: 1 S: 9 H: 1 LOB: 0 BB: 0 P: 13	R: 0 E: 0 K: 1 S: 9 H: 0 LOB: 0 BB: 0 P: 13	R: 3 E: 1 K: 1 S: 16 H: 3 LOB: 3 BB: 2 P: 32	R: 1 E: 1 K: 0 S: 16 H: 2 LOB: 2 BB: 0 P: 26	R: 1 E: 0 K: 0 S: 9 H: 2 LOB: 0 BB: 0 P: 16	R: 0 E: 0 K: 1 S: 8 H: 0 LOB: 0 BB: 0 P: 14		1B: 7 2B: 1 3B: 0 HR: 1 SF: 0 SAC: 2 DP: 1 HBP: 0				WP: 0 PB: 0 SB: 0 CS: 1 PA: 35	

PITCHER	IP	WLS	BF	H	R	ER	SO	BB	IBB	HBP	BLK	WP	HR	S	P	ERA	WHIP
50 Charlie Morton, R (1, 1) ERA: 4.21	5.1	L	26	7	4	2	4	1	1	0	0	0	0	60	98	3.38	1.500
30 Jeanmar Gómez, R (6, 1) ERA: 4.96	2.2		9	2	1	1	1	0	0	0	0	0	1	21	36	3.38	0.750

PITCHER	IP	WLS	BF	H	R	ER	SO	BB	IBB	HBP	BLK	WP	HR	S	P	ERA	WHIP

BOTTOM

Pittsburgh Pirates @ Baltimore Orioles

Oriole Park at Camden Yards, Baltimore, MD

Thu May 01 2014, 4:09 PM - 7:38 PM EDT

Partly Cloudy - 73 F

livebaseballscorecards.com

AB	31
R	5
H	9
RBI	5
BB	2
SO	5
LOB	12

Pittsburgh Pirates @ Baltimore Orioles

Oriole Park at Camden Yards, Baltimore, MD

Thu May 01 2014, 8:57 PM - 12:53 AM EDT
Att. 28,290 - Overcast - 69 F

livebaseballscorecards.com

Batter	1	2	3	4	5	6	7	8	9	10	AB	R	H	RBI	BB	SO	LOB
23 Travis Snider, L (1, 9) OBP: 0.288, SLG: 0.333	B FF 89 B FF 89 C FF 89 F FF 90 B KC 76 S CH 82 3-3 **K** ①	C FC 90 B KC 75 B FF 90 X CH 82 2-1 **G1-3** ②		C FF 89 F FF 88 B FF 87 F FF 90 S KC 77 1-3 **K** ③		C FF 88 B FF 90 B FC 86 B CH 85 C FF 88 D FF 87 4-2 15 1B **BB**	C SI 93 B SI 93 B SI 93 S SL 83 F SI 94 C SL 82 2-3 **K** ③		B FF 86 S SI 85 B FF 87 C SI 86 F SL 79 B SI 86 C SL 79 3-3 **K** ③		5	0	0	0	1	4	2
15 Ike Davis, L (1, 10) OBP: 0.314, SLG: 0.350 31 Jose Tabata, R (8, PH) OBP: 0.301, SLG: 0.309 (8, 10)	B KC 75 B FF 91 C FF 91 X CH 84 2-1 24 1B 18 BB **2B**	C FF 91 B FF 91 S FF 90 B FF 92 C FF 91 2-3 **K** ③			F FF 87 C KC 73 B KC 76 F FF 89 B KC 74 B FF 90 X FF 90 3-2 **F8** ①	B FF 88 C FF 90 X FF 90 1-1 24 FC6 **1B** 1-2 2-H		X SL 82 0-0 **B1-3** ①	C SI 85 S SI 85 B FF 86 F SL 79 S FF 86 1-3 **K** ①	4 2	1 0	2 0	1 0	0 0	1 1	0 0
22 Andrew McCutchen, R (1, 8) OBP: 0.427, SLG: 0.505	B KC 75 B FF 90 F CH 82 B FF 91 B FF 90 4-1 18 BB 24 1B 6 BB **BB**		B FF 88 F CH 80 S FF 88 S FF 91 1-3 **K** ①		B KC 73 C FF 88 S CH 79 X CH 80 1-2 17 3B **2B**	C FF 90 B CU 79 F FF 91 S FF 93 1-3 **K** ②		X CH 81 0-0 **G5-3** ②	B SL 79 C SL 78 B FF 86 B SL 79 S SI 86 F SL 79 B SI 86 4-2 **BB**	4	2	1	0	2	2	2
24 Pedro Alvarez, L (1, 5) OBP: 0.297, SLG: 0.388	B FF 90 F FF 90 S FF 91 F FF 92 F FF 92 F KC 76 F FF 91 X CH 82 1-2 6 BB 18 BB 2-3 **1B**		B KC 76 F CH 81 S FF 90 C FF 90 1-3 **K** ②		F FF 90 F FF 90 S FF 91 0-3 **K** ②	B SI 90 X CU 78 1-0 **FC6** ③ 1-2f		B FF 90 B CU 75 B SL 83 B FF 89 4-0 17 2B **BB**	1 SAFE F FF 94 B SI 95 S FC 91 F CU 80 S CU 82 1-3 **K** ②	5	0	1	0	1	3	4
17 Gaby Sanchez, R (1, 3) OBP: 0.327, SLG: 0.588	B SL 86 S FF 91 B FF 91 F CH 82 F FF 92 F FF 92 D KC 77 F CH 82 F CH 83 3-2 **F4** ②		B CH 81 C FF 90 B KC 76 F CH 81 B FF 91 F FF 91 X FF 91 3-2 18 1B **1B**		C FF 91 F FF 89 B FF 92 X FF 91 1-2 **3B** 2-H	B SI 89 C CU 76 X SI 90 1-1 18 1B 6 1B **2B**		B FF 89 C SL 83 B SL 81 F CH 82 F CH 81 X FF 90 2-2 **2B** 1-3	1 SAFE C FC 90 D CU 80 X FF 95 1-1 **G5-3** ③	6	1	4	1	0	0	4
18 Neil Walker, S (1, 4) OBP: 0.328, SLG: 0.434	B CH 82 B CH 83 S FF 90 S FF 91 D KC 77 B CH 83 4-2 6 BB 1-2 2-3 3-H **BB**		F FF 90 B FF 90 X CH 82 1-1 1-2 **1B**		B FF 86 B FC 86 S CH 85 F CH 87 B FF 90 B CH 85 4-2 **BB**		L SI 90 B SI 90 X SI 89 1-1 12 F9 6 1B 2-3 **1B**	I IN 59 I IN 65 I IN 65 I IN 65 4-0 **IBB**		2	0	2	1	3	0	0
6 Starling Marte, R (1, 7) OBP: 0.325, SLG: 0.313	B FF 86 B FF 90 B FF 90 B FF 90 4-0 1-2 2-3 3-H **BB**		B FF 90 F FF 90 B FF 90 S FF 90 S FF 91 2-3 **K** ③		B FF 86 X FF 86 1-0 **F8** ③		D SI 92 X SL 82 1-0 12 F9 1-2 3-H **1B**	C SL 77 B FF 86 X SL 78 1-1 **F8** ③		4	0	1	2	1	1	7
12 Clint Barmes, R (1, 6) OBP: 0.212, SLG: 0.133	C FF 90 F FF 91 C FF 92 0-3 **K** ③			X FF 88 0-0 **P4** ①		B FF 87 F CH 86 F FF 89 B FF 92 B FC 86 F FF 88 H FF 87 4-2 19 G6-3 15 1B **HBP**	L SI 92 X SI 93 0-1 **F9** ① 1-2 2-3		B SL 78 X SL 77 1-0 **P3** ①	4	1	0	0	0	1	5
19 Chris Stewart, R (1, 2) OBP: 0.200, SLG: 0.200		C FF 88 B FC 90 F FF 90 B FF 91 X FC 89 2-2 **F8** ①		C FF 88 X FF 89 0-1 **G6-3** ②		B FF 85 X CH 84 1-0 **G6-3** ① 1-2	C SI 92 F SI 93 S SI 93 0-3 **K** ②		X SI 86 0-0 **G6-3** ②	5	0	0	0	0	1	3
Inning Stats	R: 2 E: 0 K: 2 S: 28 H: 2 LOB: 3 BB: 3 P: 49	R: 0 E: 0 K: 1 S: 8 H: 0 LOB: 0 BB: 0 P: 14	R: 0 E: 0 K: 3 S: 15 H: 2 LOB: 2 BB: 0 P: 23	R: 0 E: 0 K: 1 S: 7 H: 0 LOB: 0 BB: 0 P: 8	R: 1 E: 0 K: 1 S: 16 H: 2 LOB: 2 BB: 1 P: 26	R: 1 E: 0 K: 1 S: 12 H: 1 LOB: 2 BB: 1 P: 24	R: 1 E: 0 K: 2 S: 14 H: 3 LOB: 2 BB: 0 P: 19	R: 0 E: 0 K: 0 S: 8 H: 1 LOB: 3 BB: 2 P: 19	R: 0 E: 0 K: 1 S: 6 H: 0 LOB: 0 BB: 0 P: 10	R: 0 E: 0 K: 2 S: 13 H: 0 LOB: 1 BB: 1 P: 20	1B: 6 2B: 4 3B: 1 HR: 0	SF: 0 SAC: 0 DP: 0 HBP: 1	WP: 0 PB: 0 SB: 0 CS: 0	PA: 50			

TOP

AB	41
R	5
H	11
RBI	5
BB	8
SO	14
LOB	27

PITCHER		IP	WLS	BF	H	R	ER	SO	BB	IBB	HBP	BLK	WP	HR	S	P	ERA	WHIP
30 Chris Tillman, R ERA: 3.68	(1, 1)	4.2		23	6	3	3	8	3	0	0	0	0	0	71	112	5.79	1.929
47 Evan Meek, R ERA: 6.94	(5, 1)	1.0		7	1	1	1	1	2	0	1	0	0	0	14	30	9.00	3.000
40 Troy Patton, L ERA: 27.0	(6, 1)	0.1		3	2	1	1	0	0	0	0	0	0	0	5	8	27.00	6.000
58 Ryan Webb, R ERA: 4.09	(7, 1)	1.0		4	1	0	0	2	0	0	0	0	0	0	10	13	0.00	1.000
17 Brian Matusz, L ERA: 4.66	(8, 1)	0.2		5	1	0	0	0	1	1	0	0	0	0	6	16	0.00	3.000

PITCHER		IP	WLS	BF	H	R	ER	SO	BB	IBB	HBP	BLK	WP	HR	S	P	ERA	WHIP
56 Darren O'Day, R ERA: 0.82	(8, 1)	1.2		6	0	0	0	2	1	0	0	0	0	0	15	25	0.00	0.600
29 Tommy Hunter, R ERA: 2.79	(10, 1)	0.2	W	2	0	0	0	1	0	0	0	0	0	0	6	8	0.00	0.000

Batter	1	2	3	4	5	6	7	8	9	10	AB	R	H	RBI	BB	SO	LOB
21 Nick Markakis, L (1, 9) OBP: 0.367, SLG: 0.417	B SI 91 C SI 92 C SI 93 F SI 94 B CH 87 B SI 93 X SI 93 3-2 ① F8		C SI 93 D SL 83 F SI 93 F SI 92 S SL 83 1-3 ③ K			B CH 84 B SI 91 C SI 91 B SI 92 X SI 92 3-1 13 PB 10 2B 1B	C CU 82 X FC 92 0-1 HR	F SI 94 S SL 83 F SL 81 F SL 83 S SI 93 0-3 ③ K			5	2	2	1	0	2	4
13 Manny Machado, R (1, 5)	C SI 94 F SI 93 X SL 94 0-2 ② G6-3			C SL 83 B CH 86 F SI 93 B SI 93 F SI 93 X SI 92 2-2 ① G5-3		C SI 92 S SI 91 X SL 84 0-2 ① G6-3 1-2	C FC 91 B SI 95 X SI 95 1-1 ② G5-3		S FF 95 F FF 95 F FF 95 B CU 78 B CU 78 B FF 96 X FF 96 3-2 ① P4		5	0	0	0	0	0	1
23 Nelson Cruz, R (1, 10) OBP: 0.373, SLG: 0.557	C SI 94 F SI 94 B SI 93 B SI 94 B SI 94 F SI 94 X SI 94 3-2 ③ G5-3			B SL 83 B SL 82 X SI 92 2-0 32 F8 10 1B 1B		S SI 92 B SL 83 F SI 92 F SI 91 X CH 84 1-2 ② G6-3	B SI 95 S SI 96 B SI 95 S FC 90 X SI 96 2-2 10 FC6 1B		B CU 76 B FF 97 X FF 96 2-0 ② F8		5	0	2	0	0	0	1
10 Adam Jones, R (1, 8) OBP: 0.286, SLG: 0.364		B SI 94 B SI 93 F SI 93 S SI 94 B SL 84 S SI 94 3-3 ① K		1 SAFE B SL 82 C SL 82 1 SAFE X SI 93 1-1 32 F8 1-2 1B		B SI 92 S SI 92 X SL 82 1-1 32 1B 2-H 2B	1 SAFE F SI 95 1 SAFE B FC 89 X SI 95 1-1 ③ FC6 1-2f		C FF 96 F FF 96 F CU 77 B FF 97 B FF 96 X FC 91 2-2 ③ G6-3		5	1	2	1	0	1	1
32 Matt Wieters, S (1, 2) OBP: 0.372, SLG: 0.582		B SI 94 C SI 94 X CH 86 1-1 ② F8		B SI 93 C SI 92 X SI 92 1-1 ② F8 1-2 2-3		B SI 92 X SI 92 1-0 28 2B 2 1B 2-H 1B		F SI 94 S SI 93 B SI 94 F SI 94 F SI 94 B CH 87 F CH 87 F SI 95 F SI 94 3-3 ① F SI 89 B CH 86 F CH 87 S SI 94 K		B FF 88 X FF 90 1-0 HR	5	2	2	2	0	1	2
28 Steve Pearce, R (1, 3) OBP: 0.333, SLG: 0.467	C SI 94 F SI 94 B SI 93 F SI 94 S SL 82 1-3 ③ K			C SI 93 B SL 85 B SL 84 S SL 84 S SL 84 2-3 ③ K		C SI 92 X SI 92 0-1 2 1B 1-3 2B		B SI 95 F SI 94 X SI 93 1-1 ② P4			4	1	1	0	0	2	2
2 J.J. Hardy, R (1, 6) OBP: 0.288, SLG: 0.309			B SI 93 X SI 92 1-0 ① L8		C SL 81 X SI 91 0-1 6 G4-6-3 1B	B SI 95 X SI 95 1-0 2-H 3-H 1B		B SI 94 B SI 93 F SI 94 F SI 94 B SI 93 D CH 86 4-2 27 1B BB			3	0	2	2	1	0	0
9 David Lough, L (1, 7) OBP: 0.215, SLG: 0.230 27 Delmon Young, R (8, PH) OBP: 0.378, SLG: 0.476 (9, 7)			B SI 92 X SI 93 1-0 ② G3		X SI 91 0-0 ① F8	C SI 95 C SI 95 D FC 92 1 SAFE X FC 91 1-2 ③ G1-3		1 SAFE X SI 93 0-0 6 HBP 1-3 1B			3 1	0 0	0 1	0 0	0 0	0 0	2 0
6 Jonathan Schoop, R (1, 4) OBP: 0.279, SLG: 0.395			C SI 94 B SI 93 B SL 83 F SI 93 F SL 83 F SI 94 H SI 93 3-2 HBP		D SL 83 B SL 82 C SI 92 X SI 93 2-1 ②③ G4-6-3 1-2f		X SI 95 0-0 ① F7	C SI 94 B SI 94 F SI 93 B SI 93 H SI 94 3-2 1-2 HBP			2	0	0	0	0	0	1
Inning Stats	R: 0 E: 0 K: 0 S: 11 H: 0 LOB: 0 BB: 0 P: 17	R: 0 E: 0 K: 2 S: 9 H: 0 LOB: 0 BB: 0 P: 14	R: 0 E: 0 K: 1 S: 10 H: 0 LOB: 1 BB: 0 P: 16	R: 0 E: 0 K: 1 S: 12 H: 2 LOB: 2 BB: 0 P: 20	R: 0 E: 0 K: 0 S: 5 H: 1 LOB: 0 BB: 0 P: 7	R: 4 E: 0 K: 0 S: 18 H: 5 LOB: 1 BB: 0 P: 26	R: 1 E: 0 K: 0 S: 10 H: 2 LOB: 1 BB: 0 P: 14	R: 0 E: 0 K: 2 S: 22 H: 1 LOB: 3 BB: 1 P: 33	R: 0 E: 0 K: 0 S: 9 H: 0 LOB: 0 BB: 0 P: 16	R: 1 E: 0 K: 0 S: 1 H: 1 LOB: 0 BB: 0 P: 2	1B: 8 2B: 2 3B: 0 HR: 2	SF: 0 SAC: 0 DP: 1 HBP: 2	WP: 0 PB: 1 SB: 0 CS: 0	PA: 41			

PITCHER	IP	WLS	BF	H	R	ER	SO	BB	IBB	HBP	BLK	WP	HR	S	P	ERA	WHIP
58 Brandon Cumpton, R (1, 1) ERA: 4.26	5.2		24	7	4	4	4	0	0	1	0	0	0	61	94	6.35	1.235
29 Bryan Morris, R (6, 1) ERA: 2.19	1.1	B	7	3	1	1	0	0	0	0	0	0	1	14	20	6.75	2.250
44 Tony Watson, L (8, 1) ERA: 2.19	1.0		6	1	0	0	2	1	0	1	0	0	0	22	33	0.00	2.000
37 Justin Wilson, L (9, 1) ERA: 1.69	1.0		3	0	0	0	0	0	0	0	0	0	0	9	16	0.00	0.000
38 Stolmy Pimentel, R (10, 1) ERA: 3.18	0.0	L	1	1	1	1	0	0	0	0	0	0	1	1	2	∞	∞

PITCHER	IP	WLS	BF	H	R	ER	SO	BB	IBB	HBP	BLK	WP	HR	S	P	ERA	WHIP

BOTTOM

Pittsburgh Pirates @ Baltimore Orioles

Oriole Park at Camden Yards, Baltimore, MD

Thu May 01 2014, 8:57 PM - 12:53 AM EDT

Att. 28,290 - Overcast - 69 F

livebaseballscorecards.com

AB	38
R	6
H	12
RBI	6
BB	1
SO	6
LOB	14

Toronto Blue Jays @ Pittsburgh Pirates

PNC Park, Pittsburgh, PA

Fri May 02 2014, 7:07 PM - 10:27 PM EDT

Att. 24,547 - Clear - 54 F

TOP

livebaseballscorecards.com

Batter	1	2	3	4	5	6	7	8	9	AB	R	H	RBI	BB	SO	LOB
7 José Reyes, S (1, 6) OBP: 0.224, SLG: 0.291	B FF 94 F FF 94 F FF 96 X SL 87 1-2 P6 ①		C FF 93 F KC 83 B FF 96 B CH 86 B FF 96 F FF 96 X FF 96 3-2 P5 ①		C SL 83 X CU 83 0-1 53 G4-3 53 S 19 2B 1B	S FC 88 B FF 94 F FC 89 B FC 93 F SI 94 D FC 87 X FF 94 3-2 G5-3 ③			S FC 91 B FF 93 B FF 92 B FC 92 C FC 92 X FC 91 3-2 E3 53 FC3-6	5	1	1	0	0	0	1
53 Melky Cabrera, S (1, 7) OBP: 0.362, SLG: 0.552 8 Anthony Gose, L (9, 7) OBP: 0.556, SLG: 0.500	B FF 96 S FF 96 F FF 96 B FF 98 F FF 96 B SL 86 X FF 95 3-2 F8 ②		B FF 95 F CH 87 C FF 95 B KC 84 F FF 98 B KC 84 X FF 96 3-2 19 G1-3 1B		1 SAFE 1 SAFE C FF 94 B FF 97 B SL 86 C FF 97 X FF 96 2-2 G4-3 ① 1-3		B SI 94 X SI 92 1-0 F8 ①		1 SAFE C FC 91 F FF 92 X FC 92 0-2 FC3-6 ① 1-2f	5 0	0 0	1 0	0 0	0 0	0 0	2 0
19 José Bautista, R (1, 9) OBP: 0.462, SLG: 0.594	B FF 95 C FF 93 B SL 88 X FF 96 2-1 10 2B 2B		B SL 85 X FF 96 1-0 G1-3 ② 1-2		D FF 96 C KC 85 X FF 95 1-1 10 G4-3 3-H 2B		B SI 93 B SL 84 S SI 92 B SI 92 X SI 93 3-1 G6-3 ②		D KC 81 T FC 92 B FC 90 X FC 89 2-1 F8 ②	5	1	2	1	0	0	2
10 Edwin Encarnación, R (1, 3) OBP: 0.346, SLG: 0.414	B FF 96 B FF 96 X FF 91 2-0 47 S 2-H 2B		B SL 86 S FF 96 F FF 96 B SL 86 S SL 86 2-3 K ③		F SI 96 X FF 97 0-1 G4-3 ② 2-3		B SL 86 B SI 92 B SI 93 C SI 92 B SI 93 4-1 BB		C FC 90 1 SAFE B FC 89 X FC 90 1-1 F9 ③	4	0	1	1	1	1	3
47 Juan Francisco, L (1, 5) OBP: 0.380, SLG: 0.558 27 Brett Cecil, R (7, 1) 21 Sergio Santos, R (9, 1)	C SL 83 B FF 95 C FF 96 D SL 90 B FF 96 B KC 84 4-2 13 WP 2-3 BB			C FF 95 X CH 85 0-1 13 WP 28 HR 2B	C FF 96 C KC 85 B FF 95 T KC 85 1-2 K ③		D SI 91 B SI 92 X SI 92 2-0 L7 ③			3 0 0	1 0 0	1 0 0	0 0 0	1 0 0	1 0 0	2 0 0
13 Brett Lawrie, R (1, 4) OBP: 0.267, SLG: 0.402 (7, 5)	B SL 84 B FF 95 B FF 94 X FF 94 3-0 G3 ③ 1-2			C FF 95 C FF 95 B FF 96 B KC 85 X SL 86 2-2 G1-3 ① 2-3		X FF 95 0-0 22 G6-3 18 3B 2B		C SL 83 X SI 92 0-1 39 WP 22 G5-3 1B		4	1	2	0	0	0	3
28 Colby Rasmus, L (1, 8) OBP: 0.250, SLG: 0.436		C FF 96 F FF 95 B SL 85 S KC 85 1-3 K2-3 ①		X FF 95 0-0 3-H HR		B FF 95 B FF 94 B FF 94 F FF 94 X FF 94 3-1 F7 ①		F SI 91 F SI 92 1 SAFE B SL 82 B SI 92 1 SAFE F SI 92 S CH 88 2-3 K ①		4	1	1	2	0	2	2
22 Josh Thole, L (1, 2) OBP: 0.414, SLG: 0.429		B FF 94 X CH 87 1-0 G1-4-3 ②		C FF 94 B FF 95 C KC 84 S KC 86 1-3 K ②		B FF 94 B FF 94 B FF 94 C FF 93 X SI 94 3-1 G6-3 ② 2-3		1 SAFE C SL 84 1 SAFE 1 SAFE B SL 84 X SI 92 1-1 G5-3 ② 1-2		4	0	0	0	0	1	2
23 Brandon Morrow, R (1, 1) 18 Steve Tolleson, R (6, PH) OBP: 1.000, SLG: 3.000 50 Steve Delabar, R (6, 1) 39 Chris Getz, L (7, 4) OBP: 0.385, SLG: 0.417		C FF 93 B FF 94 C FF 94 B FF 96 F FF 95 S FF 97 2-3 K ③		C FF 93 B FF 94 C FF 94 B KC 84 B FF 95 T FF 96 3-2 K ③		B FF 95 X SI 94 1-0 3-H 3B		B SI 92 S SI 92 L SI 91 T SL 85 1-2 K ③ 2-3		2 1 0 1	0 0 0 0	0 1 0 0	0 1 0 0	2 0 0 1	0 0 0 1	0 0 0 1
Inning Stats	R: 1 E: 0 K: 0 S: 13 H: 2 LOB: 2 BB: 1 P: 28	R: 0 E: 0 K: 2 S: 8 H: 0 LOB: 0 BB: 0 P: 12	R: 0 E: 0 K: 1 S: 12 H: 1 LOB: 1 BB: 0 P: 21	R: 2 E: 0 K: 2 S: 12 H: 2 LOB: 0 BB: 0 P: 18	R: 1 E: 0 K: 1 S: 12 H: 2 LOB: 1 BB: 0 P: 16	R: 1 E: 0 K: 0 S: 10 H: 2 LOB: 1 BB: 0 P: 20	R: 0 E: 0 K: 0 S: 5 H: 0 LOB: 1 BB: 1 P: 15	R: 0 E: 0 K: 2 S: 11 H: 1 LOB: 1 BB: 0 P: 15	R: 0 E: 1 K: 0 S: 10 H: 0 LOB: 1 BB: 0 P: 16	1B: 3 2B: 5 3B: 1 HR: 1	SF: 0 SAC: 0 DP: 0 HBP: 0					

	AB	38
	R	5
	H	10
	RBI	5
	BB	2
	SO	8
	LOB	18

WP: 3 PB: 0 SB: 2 CS: 0 PA: 40

PITCHER		IP	WLS	BF	H	R	ER	SO	BB	IBB	HBP	BLK	WP	HR	S	P	ERA	WHIP
45 Gerrit Cole, R ERA: 3.69	(1, 1)	5.0		23	7	4	4	6	1	0	0	0	2	1	57	95	7.20	1.600
37 Justin Wilson, L ERA: 2.31	(6, 1)	1.0		5	2	1	1	0	0	0	0	0	0	0	10	20	9.00	2.000
65 Casey Sadler, R ERA:	(7, 1)	2.0		8	1	0	0	2	1	0	0	0	1	0	16	30	0.00	1.000
35 Mark Melancon, R ERA: 1.38	(9, 1)	1.0	W	4	0	0	0	0	0	0	0	0	0	0	10	16	0.00	0.000

PITCHER	IP	WLS	BF	H	R	ER	SO	BB	IBB	HBP	BLK	WP	HR	S	P	ERA	WHIP

Toronto Blue Jays @ Pittsburgh Pirates

PNC Park, Pittsburgh, PA

Fri May 02 2014, 7:07 PM - 10:27 PM EDT

Att. 24,547 - Clear - 54 F

BOTTOM

livebaseballscorecards.com

Batter	1	2	3	4	5	6	7	8	9	AB	R	H	RBI	BB	SO	LOB
31 Jose Tabata, R (1, 9) OBP: 0.299, SLG: 0.319 65 Casey Sadler, R (7, 1) 5 Josh Harrison, R (8, PH) OBP: 0.240, SLG: 0.375 35 Mark Melancon, R (9, 1)	C FF 90 B FF 90 F FF 92 X FF 94 1-2 ① L9		C FF 90 C FF 90 B SL 85 X FS 81 1-2 ① G1-3	S SL 86 T FF 92 S SL 86 0-3 ③ K		F FF 93 X FF 94 0-1 1-3 2B		F SI 90 F CH 85 B FF 92 F CU 83 B CU 83 S CH 86 2-3 ③ K		4	0	1	0	0	1	2
										0	0	0	0	0	0	0
										1	0	0	0	0	1	0
										0	0	0	0	0	0	0
18 Neil Walker, S (1, 4) OBP: 0.347, SLG: 0.464	F FF 91 F FS 82 B FF 93 X FS 82 1-2 ② F7		B KC 77 X FF 91 1-0 22 1B 2B		B SL 89 F FF 90 F FS 81 X FF 92 1-2 22 WP 22 1B 2B	B FF 94 C FF 92 S CH 86 F CH 87 B FF 94 H SL 87 3-2 HBP			X FF 94 0-0 24 HR 1B	4	3	3	0	0	0	0
22 Andrew McCutchen, R (1, 8) OBP: 0.434, SLG: 0.518	C FF 91 S SL 82 B SL 86 F SL 85 F FF 96 F FF 93 B FS 82 X SL 87 2-2 2B		S FF 92 B FS 81 X FF 94 1-1 24 1B 2-H 1B		F SL 82 S FF 92 F FF 93 B SL 86 D SL 88 X FF 92 2-2 24 S 2-H 1B	S SL 87 S SL 87 F FF 94 X SL 86 0-2 ③ G6-3			C FF 95 S SL 87 D SL 86 F FF 96 F SL 86 D SL 88 S SL 87 2-3 ① K	5	0	3	2	0	1	4
24 Pedro Alvarez, L (1, 5) OBP: 0.301, SLG: 0.417	B FF 92 F FF 91 S FS 81 D FS 84 X SL 86 2-2 ③ G4-3		B FF 91 D FS 83 C FF 93 B FF 93 X FF 93 3-1 17 G5-4-3 1-2 1B		B KC 76 B FF 92 X FF 91 2-0 ① F7 1-2		B SI 91 C CU 84 B SI 92 F SI 92 F CU 85 S FF 93 2-3 ① K		B FF 95 X FF 94 1-0 1-H HR	5	1	2	2	0	1	2
17 Gaby Sanchez, R (1, 3) OBP: 0.322, SLG: 0.564 15 Ike Davis, L (9, PH) OBP: 0.310, SLG: 0.344		C FF 89 C SL 82 X FF 95 0-2 26 1B 6 1B 10 G6-3 1B	B KC 79 F FF 93 D SL 84 F FF 93 F FF 93 B SL 87 X FF 93 3-2 ②③ G5-4-3 1-2f		D FF 91 S SL 84 F FF 92 X SL 85 1-2 ② G5-3		C SI 93 S CU 85 F FF 93 B FF 93 F CU 85 X CH 87 1-2 ② G6-3		X FF 96 0-0 ② F8	4	1	1	0	0	0	3
										1	0	0	0	0	0	0
6 Starling Marte, R (1, 7) OBP: 0.344, SLG: 0.359		C SL 82 X SL 84 0-1 10 G6-3 26 1B 1-2 1B		B SL 89 C FF 90 B FF 90 X FF 91 2-1 10 G4-3 26 1B 1B	D SL 85 B FF 91 C SL 84 X SL 81 2-1 ③ G5-3		S SI 92 B CU 83 X SI 92 1-1 1B		B SL 86 F FF 95 B SL 87 X FF 94 2-1 HR	5	1	4	1	0	0	1
26 Tony Sanchez, R (1, 2) OBP: 0.303, SLG: 0.333		F FF 91 S SL 82 B SL 83 B SL 86 X SL 86 2-2 10 G6-3 1-2 2-3 1B		X FF 92 0-0 10 G4-3 1-2 1B		F FF 92 S SL 84 B SL 85 B FF 93 S SL 85 2-3 ① K	C SI 91 B FF 90 S CH 87 B FF 93 S CU 84 2-3 ③ K			4	0	2	0	0	2	1
10 Jordy Mercer, R (1, 6) OBP: 0.203, SLG: 0.164		B FF 92 F FF 94 B FF 93 F FF 94 X FF 94 2-2 ①② G6-3 1-2f 2-3 3-H		X FF 92 0-0 ①② G4-3 1-2f 2-3		C FF 93 F FF 94 X SL 84 0-2 ② G4-3		B SI 88 X SI 90 1-0 ① L9		4	0	0	0	0	0	4
45 Gerrit Cole, R (1, 1) OBP: 0.385, SLG: 0.273 37 Justin Wilson, L (6, 1) 23 Travis Snider, L (6, PH) OBP: 0.293, SLG: 0.338 (7, 9)		C FF 93 B FF 95 S FF 94 F FF 94 C SL 84 1-3 ③ K		F FF 94 C SL 85 B SL 87 F FF 95 F SL 85 F SL 86 F FF 95 D FS 82 B FF 96 4-2 B FF 94 BB		X FF 94 0-0 31 2B 1B		C CU 81 X FF 89 0-1 ② G4-3		1	0	0	0	1	1	1
										0	0	0	0	0	0	0
										2	0	1	0	0	0	0
Inning Stats	R: 0 E: 0 K: 0 S: 15 H: 1 LOB: 1 BB: 0 P: 21	R: 1 E: 0 K: 1 S: 15 H: 3 LOB: 1 BB: 0 P: 20	R: 1 E: 0 K: 0 S: 12 H: 3 LOB: 1 BB: 0 P: 21	R: 0 E: 0 K: 1 S: 13 H: 2 LOB: 2 BB: 1 P: 19	R: 1 E: 0 K: 0 S: 13 H: 2 LOB: 1 BB: 0 P: 21	R: 0 E: 0 K: 1 S: 16 H: 2 LOB: 3 BB: 0 P: 21	R: 0 E: 0 K: 2 S: 15 H: 1 LOB: 1 BB: 0 P: 21	R: 0 E: 0 K: 1 S: 7 H: 0 LOB: 0 BB: 0 P: 10	R: 3 E: 0 K: 1 S: 10 H: 3 LOB: 0 BB: 0 P: 15	1B: 11 2B: 4 3B: 0 HR: 2 SF: 0 SAC: 0 DP: 3 HBP: 1						

	AB	40
	R	6
	H	17
	RBI	5
	BB	1
	SO	7
	LOB	18

PITCHER		IP	WLS	BF	H	R	ER	SO	BB	IBB	HBP	BLK	WP	HR	S	P	ERA	WHIP
23 Brandon Morrow, R ERA: 5.93	(1, 1)	5.0		24	11	3	3	2	1	0	0	0	1	0	68	102	5.40	2.400
50 Steve Delabar, R ERA: 3.86	(6, 1)	1.0	H	6	2	0	0	1	0	0	1	0	0	0	16	21	0.00	2.000
27 Brett Cecil, L ERA: 4.38	(7, 1)	2.0	H	7	1	0	0	3	0	0	0	0	0	0	22	31	0.00	0.500
21 Sergio Santos, R ERA: 10.61	(9, 1)	0.2	L	5	3	3	3	1	0	0	0	0	0	2	10	15	40.50	4.500

PITCHER	IP	WLS	BF	H	R	ER	SO	BB	IBB	HBP	BLK	WP	HR	S	P	ERA	WHIP

WP: 1 PA: 42
PB: 0
SB: 1
CS: 0

Toronto Blue Jays @ Pittsburgh Pirates

PNC Park, Pittsburgh, PA

Sat May 03 2014, 7:09 PM - 10:26 PM EDT

Att. 31,439 - Cloudy - 61 F

TOP

livebaseballscorecards.com

Batter	1	2	3	4	5	6	7	8	9	AB	R	H	RBI	BB	SO	LOB
7 José Reyes, S (1, 6) OBP: 0.238, SLG: 0.305	E5 19 G6-4-3		2B 3-H	BB 53		G4-3		P4 1-2		4	0	1	1	1	0	1
53 Melky Cabrera, S (1, 7) OBP: 0.356, SLG: 0.535	L7		F9	BB 19 FC6-4		G4-3			K	4	0	0	1	1	1	2
19 José Bautista, R (1, 9) OBP: 0.460, SLG: 0.613	G6-4-3 1-2f			1B 10 BB 13 2B FC6-4		HR			E5 13 1B 10 G4-3	5	2	2	1	0	0	4
10 Edwin Encarnación, R (1, 3) OBP: 0.341, SLG: 0.400		K		BB 13 2B 28 1B	L8	G6-3			G4-3	4	1	0	0	1	1	1
13 Brett Lawrie, R (1, 5) OBP: 0.281, SLG: 0.420		F9		2B 28 1B 18 G4-3	1B 22 BB 18 BB		G6-3		1B	5	1	3	1	0	0	0
28 Colby Rasmus, L (1, 8) OBP: 0.248, SLG: 0.425		K		1B 18 G4-3	F9		F9		G3	5	0	1	1	0	1	3
18 Steve Tolleson, R (1, 4) OBP: 0.400, SLG: 0.750			K 22 1B	G4-3 1-2f	BB 22 BB		G5-3			3	0	0	0	1	1	1
58 Todd Redmond, R (8, 1)										0	0	0	0	0	0	0
64 Chad Jenkins, R (8, 1)										0	0	0	0	0	0	0
22 Josh Thole, L (1, 2) OBP: 0.455, SLG: 0.452			1B 43 G4-3 7 2B 2-H	1B 43 E 53 BB	BB 1-2 2-3			K		3	2	2	0	1	1	0
43 R.A. Dickey, R (1, 1)		G4-3 2-3		E6 53 BB 7 BB 1-3	F9					3	0	0	0	0	0	5
62 Aaron Loup, L (7, 1)										0	0	0	0	0	0	0
39 Chris Getz, L (7, 4) OBP: 0.429, SLG: 0.417								HBP 7 P4		0	0	0	0	0	0	0

	AB	R	H	RBI	BB	SO	LOB
	36	6	9	5	5	5	17

Inning Stats	1	2	3	4	5	6	7	8	9
	R: 0 E: 1 K: 0 S: 5	R: 0 E: 0 K: 2 S: 7	R: 1 E: 1 K: 1 S: 10	R: 4 E: 1 K: 0 S: 20	R: 0 E: 0 K: 0 S: 22	R: 1 E: 0 K: 0 S: 11	R: 0 E: 0 K: 0 S: 7	R: 0 E: 0 K: 1 S: 5	R: 0 E: 1 K: 1 S: 11
	H: 0 LOB: 0 BB: 0 P: 7	H: 0 LOB: 0 BB: 0 P: 12	H: 2 LOB: 1 BB: 0 P: 15	H: 4 LOB: 3 BB: 3 P: 37	H: 1 LOB: 3 BB: 2 P: 34	H: 1 LOB: 0 BB: 0 P: 18	H: 0 LOB: 0 BB: 0 P: 11	H: 0 LOB: 0 BB: 0 P: 10	H: 1 LOB: 2 BB: 0 P: 17

1B: 6	SF: 0	WP: 0	PA: 42
2B: 2	SAC: 0	PB: 0	
3B: 0	DP: 2	SB: 0	
HR: 1	HBP: 1	CS: 0	

PITCHER		IP	WLS	BF	H	R	ER	SO	BB	IBB	HBP	BLK	WP	HR	S	P	ERA	WHIP
47 Francisco Liriano, L ERA: 4.54	(1, 1)	3.2		20	6	5	4	3	3	0	0	0	0	0	40	68	9.82	2.455
48 Jared Hughes, R ERA:	(4, 1)	0.1		1	0	0	0	0	0	0	0	0	0	0	2	3	0.00	0.000
32 Vin Mazzaro, R ERA: 4.5	(5, 1)	2.0		10	2	1	1	0	2	0	0	0	0	1	33	52	4.50	2.000
30 Jeanmar Gómez, R ERA: 4.67	(7, 1)	1.0		3	0	0	0	0	0	0	0	0	0	0	7	11	0.00	0.000
29 Bryan Morris, R ERA: 2.03	(8, 1)	1.0	W	3	0	0	0	1	0	0	1	0	0	0	5	10	0.00	0.000

PITCHER		IP	WLS	BF	H	R	ER	SO	BB	IBB	HBP	BLK	WP	HR	S	P	ERA	WHIP
35 Mark Melancon, R ERA: 1.29	(9, 1)	1.0	S	5	1	0	0	1	0	0	0	0	0	0	11	17	0.00	1.000

Batter	1	2	3	4	5	6	7	8	9	AB	R	H	RBI	BB	SO	LOB
5 Josh Harrison, R (1, 9) OBP: 0.267, SLG: 0.414	C KN 73 F KN 77 X KN 77 0-2 ① F8		C FF 82 S KN 79 S KN 79 0-3 ① K		X FF 83 0-0 ① F9		X CH 79 0-0 18 1B 24 G3 3-H 2B	B SL 80 B SI 90 F SI 90 X SI 90 2-1 1-3 18 2B 1B		5	2	2	1	0	1	0
18 Neil Walker, S (1, 4) OBP: 0.357, SLG: 0.474	C KN 75 F EP 85 X KN 78 0-2 ② G3		X KN 76 0-0 ② G3		C KN 76 B KN 76 B KN 77 B KN 75 C FF 81 B FF 82 4-2 22 G6-4-3 BB		M SI 94 X CH 80 0-1 24 G3 22 BB 10 2B 2-3 1B	B CH 82 X CH 82 1-0 23 BB 1-H 3-H 2B		4	1	2	2	1	0	0
22 Andrew McCutchen, R (1, 8) OBP: 0.433, SLG: 0.509	C KN 76 F KN 77 B KN 78 X EP 67 1-2 24 PB 1B		C FF 83 F KN 80 F KN 79 B KN 78 S KN 78 1-3 ③ K		C KN 76 S KN 77 X KN 78 0-2 ② ③ G6-4-3 1-2f		B SI 94 B CH 81 S CH 82 B CH 83 B SI 94 4-1 24 G3 10 2B 1-2 BB	C SL 80 C SI 91 B SL 82 X SL 82 1-2 ② L5		4	1	1	0	1	1	2
24 Pedro Alvarez, L (1, 5) OBP: 0.313, SLG: 0.414	B KN 76 B KN 76 B KN 74 B KN 75 4-0 1-2 BB			C KN 74 X KN 78 0-1 26 1B 17 BB 12 PB 1B		S KN 75 B KN 77 S KN 77 B KN 78 B KN 77 F KN 76 X KN 74 3-2 ① G5-3	B SL 77 T SL 76 X SL 78 1-1 G3 1-2 2-3 3-H	I IN 77 I IN 78 I IN 79 I IN 78 4-0 23 BB IBB		3	1	1	1	2	0	2
17 Gaby Sanchez, R (1, 3) OBP: 0.339, SLG: 0.554 30 Jeanmar Gómez, R (7, 1) 10 Jordy Mercer, R (7, PH) OBP: 0.213, SLG: 0.189 29 Bryan Morris, L (8, 1) 23 Travis Snider, L (8, PH) OBP: 0.301, SLG: 0.338 35 Mark Melancon, R (9, 1)	S KN 77 X KN 78 0-1 ③ F9			B KN 75 B FF 83 B FF 82 C FF 82 B FF 80 4-1 12 PB 26 1B 12 G5-3 1-2 BB		B KN 75 S KN 74 B KN 78 S KN 72 F KN 78 B KN 76 F KN 73 B KN 75 4-2 6 FC6-4 BB	C SI 93 F SI 93 X SI 94 0-2 6 1B 2-H 3-H 2B	C CH 82 C SI 92 D CH 84 B SL 80 F SI 91 F SI 92 D CH 83 B SI 91 4-2 1-2 2-3 BB		1 0 1 0 0 0	1 0 0 0 0 0	0 0 1 0 0 0	0 0 2 0 0 1	2 0 0 0 0 0	0 0 0 0 0 0	2 0 0 0 0 0
6 Starling Marte, R (1, 7) OBP: 0.338, SLG: 0.352		C KN 76 X KN 78 0-1 ① G6-3		B KN 77 B KN 75 C KN 76 C KN 75 S KN 77 2-3 ① K		B KN 77 1 SAFE C KN 75 F KN 78 B KN 78 X KN 78 2-2 ② FC6-4 1-2f	B CH 81 S CH 80 B SI 94 S CH 82 X CH 83 2-2 2-3 1B	X SI 91 0-0 ③ L3		5	0	1	0	0	1	6
26 Tony Sanchez, R (1, 2) OBP: 0.297, SLG: 0.324		S KN 74 B KN 78 X KN 77 1-1 ② G6-3		X KN 77 0-0 12 G5-3 12 PB 1-2 2-3 1B		C KN 78 B KN 77 F EP 68 X KN 79 1-2 ③ G6-3	B CH 82 B SI 92 B CH 81 C SI 90 S SI 93 S CH 82 3-3 ③ K			4	0	1	0	0	1	3
12 Clint Barmes, R (1, 6) OBP: 0.243, SLG: 0.206		C FF 82 B KN 78 F KN 77 F KN 78 F KN 78 B KN 77 F FF 83 F KN 77 F KN 78 2-2 F KN 78 X EP 66 1B		B KN 78 B KN 77 S FF 83 F FF 84 X KN 79 2-2 ② G5-3 1-3 2-H 3-H			C KN 73 F KN 76 X KN 79 0-2 15 G4-3 5 2B 2B	S SI 89 S SI 90 B SL 82 S SI 92 1-3 ① K		4	1	2	1	0	1	1
47 Francisco Liriano, L (1, 1) OBP: 0.083, SLG: 0.083 48 Jared Hughes, R (4, 1) 31 Jose Tabata, R (4, PH) OBP: 0.295, SLG: 0.315 32 Vin Mazzaro, R (5, 1) 15 Ike Davis, L (7, 3) OBP: 0.315, SLG: 0.349	C FF 82 B KN 78 B FF 82 X FF 82 2-1 ③ G1-3		B KN 79 B KN 79 B KN 74 C FF 82 X FF 84 3-1 ③ G3			C SI 92 C SL 76 X SI 92 0-2 ① G4-3 2-3	C SI 91 B CH 83 X CH 84 1-1 5 1B 18 2B 1B		1 0 0 1 0 2	0 0 0 0 0 1	0 0 0 0 0 1	0 0 0 0 0 1	0 0 0 0 0 1	0 0 0 0 0 0	1 0 1 0 0 1
Inning Stats	R: 0 E: 0 K: 0 S: 11 H: 1 LOB: 2 BB: 1 P: 16	R: 0 E: 0 K: 0 S: 15 H: 1 LOB: 1 BB: 0 P: 20	R: 0 E: 0 K: 2 S: 8 H: 0 LOB: 0 BB: 0 P: 9	R: 2 E: 0 K: 1 S: 12 H: 2 LOB: 1 BB: 1 P: 23	R: 0 E: 0 K: 0 S: 6 H: 0 LOB: 0 BB: 1 P: 10	R: 0 E: 0 K: 0 S: 14 H: 0 LOB: 1 BB: 1 P: 24	R: 4 E: 0 K: 1 S: 21 H: 5 LOB: 2 BB: 1 P: 31	R: 2 E: 0 K: 1 S: 16 H: 3 LOB: 3 BB: 2 P: 30		1B: 8 2B: 4 3B: 0 HR: 0 SF: 0 SAC: 0 DP: 1 HBP: 0						

PITCHER	IP	WLS	BF	H	R	ER	SO	BB	IBB	HBP	BLK	WP	HR	S	P	ERA	WHIP
43 R.A. Dickey, R (1, 1) ERA: 4.57	6.0		26	5	3	1	3	4	0	0	0	0	0	69	105	1.50	1.500
62 Aaron Loup, L (7, 1) ERA: 5.02	1.0	B	8	4	3	3	1	1	0	0	0	0	0	18	28	27.00	5.000
58 Todd Redmond, R (8, 1) ERA: 3.32	0.2	L	7	3	2	2	1	1	1	0	0	0	0	15	29	27.00	6.000
64 Chad Jenkins, R (8, 1) ERA: 13.5	0.1		1	0	0	0	0	0	0	0	0	0	0	1	1	0.00	0.000

PITCHER	IP	WLS	BF	H	R	ER	SO	BB	IBB	HBP	BLK	WP	HR	S	P	ERA	WHIP

BOTTOM

Toronto Blue Jays @ Pittsburgh Pirates

PNC Park, Pittsburgh, PA

Sat May 03 2014, 7:09 PM - 10:26 PM EDT

Att. 31,439 - Cloudy - 61 F

livebaseballscorecards.com

AB	35
R	8
H	12
RBI	7
BB	7
SO	5
LOB	19

Batter	1	2	3	4	5	6	7	8	9	AB	R	H	RBI	BB	SO	LOB
7 José Reyes, S (1, 6) OBP: 0.235, SLG: 0.313	B SI 92 C SI 91 X CH 83 1-1 ① L9	B SI 93 B KC 77 B FF 93 C FF 92 X FF 93 3-1 ③ G6-3			C SI 91 B KC 76 B SI 90 L FF 90 X SI 92 2-2 53 HR 2B		C FF 90 X SI 90 0-1 ① G3-1	F SI 92 D SI 92 F SI 92 X SI 92 1-2 ② F8		5	1	1	0	0	0	2
53 Melky Cabrera, S (1, 7) OBP: 0.364, SLG: 0.560	C SI 92 X SI 92 0-1 ② G3-1		B KC 76 X CH 83 1-0 19 G3 1B		X SI 92 0-0 2-H HR		F SI 91 B SL 84 X SL 85 1-1 19 PB 1B	X SI 92 0-0 ③ FC4-6 1-2f		5	1	3	2	0	0	2
19 José Bautista, R (1, 9) OBP: 0.458, SLG: 0.596	B SI 93 B SI 92 X SI 92 2-0 ③ G1-3		B KC 80 C KC 79 F CH 84 X SI 94 1-2 ① G3 1-2		C KC 79 B KC 79 B KC 85 B KC 78 C SI 92 B KC 78 4-2 10 G5-4-3 BB		C SI 91 B SI 91 D SL 86 B FF 92 B SI 92 4-1 1-2 BB		X SI 91 0-0 ① G5-3	3	0	0	0	2	0	1
10 Edwin Encarnación, R (1, 3) OBP: 0.336, SLG: 0.387		B SI 93 B SI 94 F FF 92 B SI 93 B FF 93 4-1 13 1B 47 BB 28 HR BB	B SI 94 X CH 84 1-0 ② F8		X SI 91 0-0 ① ② G5-4-3 1-2f		F SI 92 B SI 92 B SL 86 X SI 91 2-1 ② F7		C SI 91 C SI 91 X SI 91 0-2 ② F8	4	1	0	0	1	0	4
47 Juan Francisco, L (1, 5) OBP: 0.382, SLG: 0.532		B SI 93 B FF 93 B SI 95 B SI 94 4-0 13 1B 28 HR 1-2 BB	C SI 93 D KC 80 F SI 93 S KC 80 1-3 ③ K		S SI 91 B KC 78 B KC 78 S CH 83 B KC 78 X KC 76 3-2 13 FC6-4 1B		C SI 92 X SI 92 0-1 ③ G3-1		X SI 92 0-0 ③ G4-3	4	1	1	0	1	1	3
13 Brett Lawrie, R (1, 4) OBP: 0.280, SLG: 0.414		C KC 80 D CH 85 X SI 94 1-1 28 HR 1-2 2-3 1B		X SI 92 0-0 ① F7	D SI 93 X SI 92 1-0 ③ FC6-4 1-2f			F SI 91 S SL 84 F SL 83 F SI 92 X SI 92 0-2 ① L9		4	1	1	0	0	0	1
28 Colby Rasmus, L (1, 8) OBP: 0.265, SLG: 0.473		D SI 94 S KC 78 B FF 95 B SI 94 F SI 94 X KC 80 3-2 1-H 2-H 3-H HR		B SI 91 X SI 92 1-0 31 F9 2B		B SI 91 C SI 90 B SI 91 B SI 90 S SI 90 X SI 92 3-2 ① F7		C SI 91 B SI 92 B SL 84 X SI 91 2-1 31 1B 30 1B 1B		4	2	3	4	0	0	0
31 Erik Kratz, R (1, 2) OBP: 0.214, SLG: 0.429		C FF 93 C KC 79 X KC 79 0-2 ① P3		B KC 80 B CH 84 B FF 92 C FF 93 F FF 93 X FF 92 3-2 ② F9 2-3		F SI 92 C SI 91 X SI 91 0-2 ② L7		S SI 91 C SI 91 X SL 83 0-2 30 1B 1-3 1B		4	0	1	0	0	0	1
29 Dustin McGowan, R (1, 1)		C FF 92 C FF 92 B KC 78 C FF 92 1-3 ② K		C KC 80 S KC 80 S KC 80 0-3 ③ K		B SI 91 S SI 91 F SI 91 B SI 92 S SI 92 2-3 ③ K		C SI 92 B SI 92 X FF 92 1-1 53 FC4-6 1-3 3-H 1B		3	0	0	0	0	3	1
30 Dioner Navarro, S (8, PH) OBP: 0.343, SLG: 0.383										1	0	1	1	0	0	0
43 R.A. Dickey, R (8, PR)										0	0	0	0	0	0	0
54 Marcus Stroman, R (8, 1)										0	0	0	0	0	0	0
27 Brett Cecil, R (8, 1)										0	0	0	0	0	0	0
Inning Stats	R: 0 E: 0 K: 0 S: 5 H: 0 LOB: 0 BB: 0 P: 8	R: 4 E: 0 K: 1 S: 14 H: 2 LOB: 0 BB: 2 P: 30	R: 0 E: 0 K: 1 S: 8 H: 1 LOB: 1 BB: 0 P: 12	R: 0 E: 0 K: 1 S: 8 H: 1 LOB: 1 BB: 0 P: 12	R: 2 E: 0 K: 0 S: 11 H: 3 LOB: 1 BB: 1 P: 21	R: 0 E: 0 K: 1 S: 9 H: 0 LOB: 0 BB: 0 P: 14	R: 0 E: 0 K: 0 S: 9 H: 1 LOB: 2 BB: 1 P: 16	R: 1 E: 0 K: 0 S: 16 H: 3 LOB: 2 BB: 0 P: 20	R: 0 E: 0 K: 0 S: 5 H: 0 LOB: 0 BB: 0 P: 5	1B: 7 2B: 2 3B: 0 HR: 2 SF: 0 SAC: 0 DP: 1 HBP: 0						

PITCHER	IP	WLS	BF	H	R	ER	SO	BB	IBB	HBP	BLK	WP	HR	S	P	ERA	WHIP
36 Edinson Volquez, R (1, 1) ERA: 4.19	5.0	L	24	7	6	6	3	3	0	0	0	0	2	46	83	10.80	2.000
65 Casey Sadler, R (6, 1) ERA:	2.0		8	1	0	0	1	1	0	0	0	0	0	18	30	0.00	1.000
48 Jared Hughes, R (8, 1) ERA: 1.93	2.0		9	3	1	1	0	0	0	0	0	0	0	21	25	4.50	1.500

PITCHER	IP	WLS	BF	H	R	ER	SO	BB	IBB	HBP	BLK	WP	HR	S	P	ERA	WHIP

TOP

Toronto Blue Jays @ Pittsburgh Pirates

PNC Park, Pittsburgh, PA

Sun May 04 2014, 1:37 PM - 4:26 PM EDT

Att. 29,496 - Cloudy - 61 F

livebaseballscorecards.com

AB	37
R	7
H	11
RBI	7
BB	4
SO	4
LOB	15

BOTTOM

Toronto Blue Jays @ Pittsburgh Pirates

PNC Park, Pittsburgh, PA

Sun May 04 2014, 1:37 PM - 4:26 PM EDT

Att. 29,496 - Cloudy - 61 F

livebaseballscorecards.com

Batter	1	2	3	4	5	6	7	8	9	AB	R	H	RBI	BB	SO	LOB
5 Josh Harrison, R (1, 9) (8, 6) OBP: 0.294, SLG: 0.545	C FF 92 F SL 86 X FF 93 0-2 18 G3-1 3B		C SL 88 T CH 86 B CH 88 S FF 93 1-3 ② K		X SI 91 0-0 ② ③ G5-4-3 1-2f			B CH 86 B FF 94 C FF 92 B FC 89 S FF 94 F FF 94 X FF 93 3-2 22 SF9 3B		4	2	2	0	0	1	1
18 Neil Walker, S (1, 4) OBP: 0.353, SLG: 0.462	B FF 92 F SL 90 X SL 86 1-1 ① G3-1 3-H		B FF 93 F SL 86 F SL 90 B CH 88 X FF 92 2-2 ③ G6-3			B SL 89 B SL 90 F SL 89 X SL 83 2-1 ① P2		S FC 91 H FF 94 1-1 HBP		3	0	0	1	0	0	0
22 Andrew McCutchen, R (1, 8) OBP: 0.428, SLG: 0.500	B FF 93 F FF 94 B FF 92 S SI 93 B SI 96 B FF 93 4-2 BB			B SL 85 S SI 90 B CH 85 X FF 92 2-1 ① G4-3		B FF 93 B SL 84 B SL 90 C SL 88 F SI 90 X SI 91 3-2 ② G5-3		B FC 90 B SV 79 F FF 93 S FF 94 X FC 90 2-2 ② SF9 3-H		2	0	0	1	1	0	0
24 Pedro Alvarez, L (1, 5) OBP: 0.318, SLG: 0.412	1 SAFE B FF 92 F CH 86 1 SAFE B CH 87 X FF 93 2-1 ② F7			B CH 85 X FF 93 1-0 15 BB 1B		B FF 93 C CH 84 B CH 85 S SL 86 F FF 91 B CH 84 F SL 84 B SL 83 4-2 BB		B SI 90 C FF 90 B CU 83 X SI 92 2-1 ③ G4-3		3	0	1	0	1	0	2
6 Starling Marte, R (1, 7) OBP: 0.329, SLG: 0.341	1 SAFE S SL 88 S SI 92 X FF 94 0-2 ③ G1-3			X FF 92 0-0 ② P4		B SL 89 B SI 90 S SL 89 D SI 91 F SL 90 S SI 91 3-3 ③ K			B FF 90 X SI 91 1-0 ① G1-6-3	4	0	0	0	0	1	3
15 Ike Davis, L (1, 3) OBP: 0.312, SLG: 0.333		B FF 91 C FF 91 C SL 86 B CH 88 X CH 86 2-2 ① G4-3		B FF 91 B CH 85 F CH 85 S FF 92 B FF 93 F FF 93 B FF 92 4-2 ① 1-2 BB			X SL 90 0-0 ① F7		B SI 91 F FF 90 B CU 84 C FF 90 F FF 93 S CU 85 2-3 ② K	3	0	0	0	1	1	0
10 Jordy Mercer, R (1, 6) OBP: 0.205, SLG: 0.182 48 Jared Hughes, R (8, 1) 17 Gaby Sanchez, R (9, PH) OBP: 0.333, SLG: 0.544		B FF 94 C FF 93 X FF 94 1-1 ② F9		C FF 93 D SL 89 F FF 92 F SI 94 C SI 93 1-3 ③ K			C SL 90 B CH 85 X SL 90 1-1 ② F7		C SI 90 B CH 85 F CH 87 B FF 92 S CU 84 2-3 ③ K	3 0 1	0 0 0	0 0 0	0 0 0	0 0 0	1 0 1	2 0 0
19 Chris Stewart, R (1, 2) OBP: 0.217, SLG: 0.217		C FF 94 F FF 94 B FF 94 B FF 93 S SL 88 2-3 ③ K			C FF 92 X SL 87 0-1 5 G5-4-3 1B		C SL 83 X SL 91 0-1 ③ F9			3	0	1	0	0	1	0
36 Edinson Volquez, R (1, 1) OBP: 0.111, SLG: 0.111 31 Jose Tabata, R (5, PH) OBP: 0.291, SLG: 0.311 65 Casey Sadler, R (6, 1) 23 Travis Snider, L (8, 9) OBP: 0.298, SLG: 0.333			C FF 92 S FF 93 B FF 93 B FF 93 F FF 92 S SL 86 2-3 ① K		B SL 84 X SL 91 1-0 ① F8			B FF 95 B FF 95 C FF 93 F CH 87 F SV 81 B FC 89 X FC 88 3-2 ① G5-3		1 1 0 1	0 0 0 0	0 0 0 0	0 0 0 0	1 0 0 0	0 1 0 0	0 0 0 0

Inning Stats																								
	R: 1 E: 0 K: 0 S: 12	H: 1 LOB: 1 BB: 1 P: 19	R: 0 E: 0 K: 1 S: 8	H: 0 LOB: 0 BB: 0 P: 13	R: 0 E: 0 K: 2 S: 10	H: 0 LOB: 0 BB: 0 P: 15	R: 0 E: 0 K: 1 S: 11	H: 1 LOB: 2 BB: 1 P: 19	R: 0 E: 0 K: 0 S: 4	H: 1 LOB: 0 BB: 0 P: 5	R: 0 E: 0 K: 1 S: 12	H: 0 LOB: 1 BB: 1 P: 24	R: 0 E: 0 K: 0 S: 5	H: 0 LOB: 0 BB: 0 P: 6	R: 1 E: 0 K: 0 S: 14	H: 1 LOB: 1 BB: 0 P: 25	R: 0 E: 0 K: 2 S: 8	H: 0 LOB: 0 BB: 0 P: 13	1B: 2 2B: 0 3B: 2 HR: 0	SF: 1 SAC: 0 DP: 1 HBP: 1	WP: 0 PB: 0 SB: 0 CS: 0	PA: 34		

PITCHER	IP	WLS	BF	H	R	ER	SO	BB	IBB	HBP	BLK	WP	HR	S	P	ERA	WHIP
29 Dustin McGowan, R (1, 1) ERA: 4.8	7.0	W	26	3	1	1	5	3	0	0	0	0	0	62	101	1.29	0.857
54 Marcus Stroman, R (8, 1) ERA: 13.5	0.2		4	1	1	1	0	0	0	1	0	0	0	12	21	13.50	1.500
27 Brett Cecil, L (8, 1) ERA: 3.95	1.1		4	0	0	0	2	0	0	0	0	0	0	10	17	0.00	0.000

PITCHER	IP	WLS	BF	H	R	ER	SO	BB	IBB	HBP	BLK	WP	HR	S	P	ERA	WHIP

AB	29
R	2
H	4
RBI	2
BB	3
SO	7
LOB	9

Batter	1	2	3	4	5	6	7	8	9	10	11	12	13	AB	R	H	RBI	BB	SO	LOB
16 Ángel Pagán, S (1, 8) OBP: 0.367, SLG: 0.467	C SI 90 X SI 92 0-1 28 CS 1B		X CH 79 0-0 G5-3 ①			B SI 91 C CH 79 X CH 81 1-1 8 28 1B 1B	C FF 93 S FC 89 B FF 94 B CU 82 C FF 94 2-3 ①	F SI 92 B SI 94 F CH 84 1 SAFE B SI 94 S SI 94 2-3 ③			C CH 81 C SI 89 F CH 81 B SI 87 X SI 90 1-2 8 S 1B		B SI 92 X SI 92 1-0 G1-3 ①	7	1	3	0	0	2	1
8 Hunter Pence, R (1, 9) OBP: 0.348, SLG: 0.405	B SI 91 C CH 80 B SI 91 C SI 92 C SI 92 2-3 ①		C SI 91 S KC 82 B SI 92 B SI 91 X CH 80 2-2 ②			F SI 90 B SI 91 B SI 90 X SI 91 2-1 28 1B 29 1B 1-3 1B	F SI 94 S FC 89 B CU 82 F FC 89 F FF 95 X CU 83 1-2 28 WP 38 2B 1B		C FC 91 X KC 81 0-1 28 1B 28 WP 1B		1 SAFE C CH 83 B SI 90 F CH 81 X SL 82 1-2 G1-3 ① 1-2		B SI 92 B SI 92 B SI 91 B FF 91 4-0 2 HBP 63 SH BB	6	4	3	0	1	1	2
28 Buster Posey, R (1, 3) OBP: 0.380, SLG: 0.509 2 Juan Carlos Perez, R (9, PR) OBP: 0.111, SLG: 0.059 (9, 7)	1 SAFE F SI 92 X SI 91 0-1 ② 38 2B 1-2 1B		B SI 92 X CH 81 1-0 G5-3 ③			B CH 80 X SI 90 1-0 48 1B 29 1B 14 2B 1-3 3-H 1B	B SI 95 B FF 95 B FF 96 B FF 96 4-0 38 2B 29 1B 1-2 BB		F FC 92 B FC 91 X FC 92 1-1 38 FC4-6 1-H 1B		B SL 80 B CH 82 B CH 81 S CH 81 F SI 90 S CH 82 3-3 ② 1-2		1 SAFE 1 SAFE H SI 91 1-0 63 SH 1-2 HBP	4	3	3	2	1	0	0
38 Michael Morse, R (1, 7) OBP: 0.355, SLG: 0.624 6 Ehire Adrianza, S (9, PR) OBP: 0.214, SLG: 0.250 46 Santiago Casilla, R (9, 1) 40 Madison Bumgarner, R (11, PH) OBP: 0.308, SLG: 0.667 63 Jean Machi, R (11, 1) 54 Sergio Romo, R (13, 1)	C SI 92 B SI 92 X KC 78 1-1 29 1B 1-H 2B			C SI 91 X SI 91 0-1 G5-3 ①		F SI 91 F CH 79 C SI 91 0-3 ①	B SI 93 X CH 85 1-0 29 1B 1-3 2-H 2B		X FC 92 0-0 FC4-6 29 1B 1-2f		S SL 82 B CH 84 X SI 90 1-1 L1 ③		X SI 91 0-0 SH 9 DI 1-3 2-H	5 0 0 1 0 0	1 0 0 0 0 0	2 0 0 0 0 0	2 0 0 0 0 0	0 0 0 0 0 0	1 0 0 1 0 0	3 0 0 0 0 0
29 Héctor Sánchez, S (1, 2) OBP: 0.260, SLG: 0.413	F KC 77 S KC 80 F KC 81 F SI 92 X KC 81 0-2 2-H 1B			C SI 92 F SI 91 X SI 92 0-2 F9		X SI 91 0-0 48 1B 14 2B 1-2 3-H 1B	F SI 93 B SI 94 F SI 93 F SI 94 X SL 84 1-2 48 G6-4-3 2-3 3-H 1B		B FF 93 1 SAFE X FF 92 1-0 ② 1-3 1B		S CH 81 B CH 81 B CH 80 S CH 81 F CH 80 F CH 81 B SL 80 X CH 80 3-2 ① L9		F SI 91 S SI 92 F SL 85 S SI 92 0-3 ② K	7	1	4	3	0	1	2
48 Pablo Sandoval, S (1, 5) OBP: 0.254, SLG: 0.282 41 Jeremy Affeldt, L (7, 1) 9 Brandon Belt, L (9, PH) OBP: 0.288, SLG: 0.475 (9, 3)	F SI 91 B SI 92 D CH 82 X SI 92 2-1 ③ F9			X SI 92 0-0 ③ F8		X SI 96 0-0 14 2B 35 SF8 1-2 2-3 1B	F SI 95 X SI 93 0-1 ② ③ G6-4-3 1-2f		F KC 80 B FC 89 O KC 81 C FF 92 B FC 91 X FC 91 3-2 ③ G3		L SI 88 B SI 88 B CH 78 X CH 81 3-2 13 FC5 35 S 1B		B SI 93 I IN 78 I IN 80 I IN 79 4-0 1-2 IBB	4 0 2	1 0 0	1 0 1	0 0 0	0 0 1	0 0 0	3 0 1
14 Brandon Hicks, R (1, 4) OBP: 0.330, SLG: 0.455		B SI 92 B SI 92 X SI 92 2-0 ① F7		B KC 76 X SI 92 1-0 ① F9		B CU 84 D SI 96 X FC 91 2-0 35 SF8 1-3 2-H 3-H 2B		B SI 92 X SI 92 1-0 ① G6-3		S SI 90 B SL 81 S CH 80 B SI 90 F CH 82 S CH 83 2-3 ① K		X SI 90 0-0 ② P3	B SI 92 F SI 92 F SI 92 B SI 92 F SI 92 F SI 91 B SI 93 S SI 93 3-3 ③ K	7	0	1	2	0	2	4
35 Brandon Crawford, L (1, 6) OBP: 0.360, SLG: 0.463		S SI 92 X SI 93 0-1 ② P4		B SI 91 F SI 92 F SI 92 C KC 82 1-3 ② K		X SI 95 0-0 ② SF8 2-3 3-H		F SI 92 X SI 93 0-1 ② G4-3		F CH 83 B SI 89 X SI 88 1-1 13 CS 1B		F SI 90 P PO 82 I IN 77 I IN 78 I IN 78 4-1 13 FC5 1-2 IBB		4	0	1	1	1	1	0
52 Yusmeiro Petit, R (1, 1) 51 Jake Dunning, R (5, 1) 7 Grégor Blanco, L (6, PH) OBP: 0.256, SLG: 0.182 57 Juan Gutierrez, R (6, 1) 13 Joaquin Arias, R (7, 5) OBP: 0.204, SLG: 0.152	C SI 90 C SI 91 C SI 92 0-3 ③ K		F SI 91 C SI 91 S KC 81 0-3 ③ K2-3			S FC 91 X CU 84 0-1 ③ F8		B SI 94 X SI 93 1-0 1B		1 SAFE 1 SAFE C CH 82 1 SAFE P PO 84 S SI 89 F CH 82 B SL 84 F CH 83 2-2 ② ③ X SI 91 G6-3 1-2		X SI 90 0-0 ③ FC5 1-2 2-3f		2 0 1 0 3	0 0 0 0 0	0 0 0 0 1	0 0 0 0 0	2 0 1 0 0	0 0 0 0 3	0 0 1 0 0
Inning Stats	R: 2 E: 0 K: 1 S: 16 H: 4 LOB: 1 BB: 0 P: 21	R: 0 E: 0 K: 1 S: 6 H: 0 LOB: 0 BB: 0 P: 8	R: 0 E: 0 K: 0 S: 5 H: 0 LOB: 0 BB: 0 P: 8	R: 0 E: 0 K: 0 S: 6 H: 0 LOB: 0 BB: 0 P: 6	R: 0 E: 0 K: 2 S: 7 H: 0 LOB: 0 BB: 0 P: 9	R: 5 E: 0 K: 1 S: 14 H: 6 LOB: 1 BB: 0 P: 20	R: 2 E: 0 K: 1 S: 15 H: 3 LOB: 1 BB: 1 P: 24	R: 0 E: 0 K: 1 S: 7 H: 1 LOB: 1 BB: 0 P: 11	R: 1 E: 0 K: 0 S: 9 H: 3 LOB: 1 BB: 0 P: 14	R: 0 E: 0 K: 1 S: 12 H: 1 LOB: 0 BB: 0 P: 16	R: 0 E: 0 K: 1 S: 12 H: 1 LOB: 1 BB: 0 P: 18	R: 0 E: 0 K: 0 S: 12 H: 1 LOB: 2 BB: 1 P: 21	R: 1 E: 1 K: 2 S: 11 H: 0 LOB: 3 BB: 2 P: 24	1B: 17 2B: 3 3B: 0 HR: 0 SF: 1 SAC: 1 DP: 1 HBP: 1	WP: 2 PB: 0 SB: 2 CS: 2 PA: 61

PITCHER		IP	WLS	BF	H	R	ER	SO	BB	IBB	HBP	BLK	WP	HR	S	P	ERA	WHIP
49 Jeff Locke, L ERA: 10.13	(1, 1)	5.1		23	8	6	6	5	0	0	0	0	0	0	49	65	10.12	1.500
29 Bryan Morris, R ERA: 2.57	(6, 1)	0.2	H	4	2	1	1	0	0	0	0	0	0	0	5	7	13.50	3.000
37 Justin Wilson, L ERA: 3.75	(7, 1)	0.1	H	3	1	2	2	1	1	0	0	0	1	0	8	15	54.00	6.000
44 Tony Watson, L ERA: 1.93	(7, 1)	1.2	B	7	3	0	0	1	0	0	0	0	0	0	14	20	0.00	1.800
35 Mark Melancon, R ERA: 1.8	(9, 1)	1.0	B	5	3	1	1	0	0	0	0	0	1	0	9	14	9.00	3.000

PITCHER		IP	WLS	BF	H	R	ER	SO	BB	IBB	HBP	BLK	WP	HR	S	P	ERA	WHIP
30 Jeanmar Gómez, R ERA: 3.98	(10, 1)	3.0		12	3	0	0	2	0	0	0	0	0	0	36	55	0.00	1.000
48 Jared Hughes, R ERA: 1.59	(13, 1)	1.0	L	7	0	1	0	2	1	1	1	0	0	0	11	24	0.00	1.000

TOP

San Francisco Giants @ Pittsburgh Pirates

PNC Park, Pittsburgh, PA

Mon May 05 2014, 7:08 PM - 12:36 AM EDT

Att. 13,675 - Cloudy - 58 F

livebaseballscorecards.com

AB	54
R	11
H	20
RBI	10
BB	4
SO	11
LOB	22

Batter	1	2	3	4	5	6	7	8	9	10	11	12	13	AB	R	H	RBI	BB	SO	LOB
5 Josh Harrison, R (1, 9) OBP: 0.342, SLG: 0.556	B FF 87 C FF 88 X SL 85 1-1 18 G4-6-3 1B		C CU 76 B FF 88 F FF 87 X FF 90 1-2 18 S 18 1B 1B	C SL 82 F FF 87 B CU 77 F CU 78 B CU 77 B FC 88 B SL 81 4-2 18 CS BB		M CU 86 L CU 84 F FF 95 X CU 84 0-2 F9 ① 2-3		X SI 92 0-0 G4-3 ①		F SI 93 B KC 82 S KC 82 B SI 95 B SI 94 B FF 95 4-2 18 PB 18 WP BB		B FF 93 B CH 87 S SI 92 X FF 93 2-1 G6-4-3 ② ③ 1-2f		3	1	2	0	1	0	1
44 Tony Watson, L (7, 1)														0	0	0	0	0	0	0
17 Gaby Sanchez, R (8, PH) OBP: 0.328, SLG: 0.534														1	0	0	0	0	0	0
35 Mark Melancon, R (9, 1)														0	0	0	0	0	0	0
19 Chris Stewart, R (10, 2) OBP: 0.240, SLG: 0.208														1	0	0	0	1	0	2
18 Neil Walker, S (1, 4) OBP: 0.350, SLG: 0.447	1 SAFE C FF 87 X FF 89 0-1 ① ② G4-6-3 1-2f		B SL 84 C SL 84 B FF 88 X FC 88 2-1 22 1B 24 HR 1-H 1B	B FC 87 1-0 ③ CS 1-2	F CH 80 X CU 75 0-1 ① L4	C FF 94 F SI 95 B FF 94 D CU 84 D CU 82 X CH 85 3-2 ② G1-4-3 3-H		B SI 92 B SI 91 F SI 91 F SI 91 S CU 76 2-3 ② K		F KC 83 D CH 88 F SI 94 B KC 82 F KC 80 F CH 88 F FF 95 F SI 94 F KC 82 3-3 ③ K 1-3			C CH 82 C SL 79 H FF 88 1-2 24 G4-6-3 HBP	6	1	1	2	0	2	2
22 Andrew McCutchen, R (1, 8) OBP: 0.434, SLG: 0.528	C CH 84 C FF 89 T CU 78 0-2 ③ K		B SL 86 X SL 84 1-0 24 HR 1-2 1B	S FC 87 X CU 75 0-1 24 1B 2B	X FF 95 0-0 ③ L8		C CU 76 X SI 91 0-1 3B		C CH 84 F CH 84 B CH 87 F CH 88 F FF 92 X CH 87 1-2 6 E 1B			S SL 78 X SL 76 0-1 ① F8	7	2	4	0	0	1	1
24 Pedro Alvarez, L (1, 5) OBP: 0.317, SLG: 0.430		C FF 88 B CH 82 B FF 89 C FF 89 F FF 90 B CU 76 X FF 90 3-2 ① L7	B FC 89 D SL 86 B FF 89 C FF 88 X FF 89 3-1 1-H 2-H HR	S CH 82 X CU 76 0-1 6 2B 26 WP 2-H 1B		C CU 80 F CH 86 F FF 93 B CU 80 F CU 80 X FF 94 1-2 ① G6-3	C CU 75 D CU 76 B SI 92 X SI 93 2-1 ③ G5-3			S CH 87 S CH 86 S CH 86 0-3 ① K		C CH 82 C SL 78 X CH 81 0-2 ② ③ G4-6-3 1-2f	7	2	2	4	0	1	3
6 Starling Marte, R (1, 7) OBP: 0.336, SLG: 0.351	L CU 76 B SL 84 S SL 84 B FF 89 B FF 89 X SL 83 3-2 15 S 1B	S CU 78 B CU 79 H FC 88 2-1 15 S HBP	B FF 88 1 SAFE F FF 87 D CU 76 S CU 76 X CU 76 2-2 26 WP 12 WP 1-3 2B	F FF 94 C CU 85 F CU 78 F FF 94 S FF 94 1-3 ② K	C SI 93 C KC 80 S KC 80 0-3 ① K				1 SAFE B CH 86 F CH 86 1 SAFE B CH 86 S CH 86 X CH 87 2-2 FC1 15 G6-3 1-2				5	1	2	0	0	2	1
15 Ike Davis, L (1, 3) OBP: 0.325, SLG: 0.319	1 SAFE C FF 89 C FC 90 B FF 89 D CU 77 B CH 82 B FF 90 4-2 1-2 BB	C FC 88 1 SAFE 1 SAFE S CH 81 B FC 88 X CU 77 1-2 ② P5 1-2	I IN 75 I IN 76 I IN 74 I IN 77 4-0 12 WP 26 WP 12 SF8-3-5 IBB	B SI 94 B CH 86 B SI 93 B SI 93 4-0 26 1B 31 1B BB			B CH 88 B CH 88 C FF 93 B SI 94 F SI 94 C KC 81 3-3 ② K		C CH 87 X FF 92 0-1 ② ③ G6-3 1-2f				3	2	0	0	3	1	3
26 Tony Sanchez, R (1, 2) OBP: 0.310, SLG: 0.317	X SL 85 0-0 ② F9	S CU 76 S CU 76 S CU 76 0-3 ③ K2-3	C SL 77 B SL 75 C SI 88 C SL 79 B SI 87 F SI 88 B SI 88 4-2 12 12 WP SF8-3-5 BB	B CU 84 1 SAFE C CU 84 B FF 94 X FF 94 2-1 31 1B 1-2 1B			C SL 89 F KC 80 X KC 81 0-2 ③ G5-3			C FF 92 S CU 81 B CH 86 X FF 92 1-2 10 1B 1B			4	0	1	0	1	1	3
30 Jeanmar Gómez, R (10, 1)														0	0	0	0	0	0	0
45 Gerrit Cole, R (12, PH) OBP: 0.429, SLG: 0.333														1	0	1	0	0	0	0
48 Jared Hughes, R (13, 1)														0	0	0	0	0	0	0
12 Clint Barmes, R (1, 6) OBP: 0.225, SLG: 0.104	F SL 84 X FF 89 0-1 ③ F9	B FF 88 B SL 83 C FF 87 B FF 86 X FF 87 3-1 ① ② F9	C SI 88 B SI 87 C SL 75 F SI 88 D SL 80 X SL 75 2-2 ② ③ SF8-3-5 1-3 2-H 3-H	X SI 91 0-0 1-2 2-H 1B						F SI 92 B KC 79 S KC 80 S SL 90 1-3 ① K		B CH 83 L FF 92 B CH 86 L FF 92 S CH 87 2-3 ① K	2	0	0	1	0	0	2
29 Bryan Morris, L (6, 1)														0	0	0	0	0	0	0
37 Justin Wilson, L (7, 1)														0	0	0	0	0	0	0
23 Travis Snider, L (7, 9) OBP: 0.296, SLG: 0.333														0	0	0	0	0	0	0
31 Jose Tabata, R (7, PH) OBP: 0.293, SLG: 0.312														3	0	1	1	0	2	1
(8, 9)																				
49 Jeff Locke, L (1, 1)	B FF 87 C FF 87 F FF 88 F FF 88 S CU 77 1-3 ① K	B FF 87 S CH 81 C FF 87 1-3 ② K	C FF 94 B FF 94 S CU 85 B FF 95 B FF 95 X FF 94 3-2 5 F9 18 G1-4-3 2B	B CU 75 C CU 75 S SI 92 F CH 86 B CU 76 X SI 93 2-2 ③ G4-3						S SI 94 B SI 94 F SL 90 X FF 94 1-2 ② F9		C CH 86 F CU 81 X CH 87 0-2 19 G6-4-3 1-2 1B	2	0	0	0	0	2	0
10 Jordy Mercer, R (6, 6) OBP: 0.218, SLG: 0.210														4	1	2	0	0	0	2

Inning Stats																				
	R: 0 E: 0 K: 1 S: 7	H: 1 LOB: 0 BB: 0 P: 8	R: 0 E: 0 K: 0 S: 12	H: 1 LOB: 2 BB: 1 P: 22	R: 4 E: 0 K: 2 S: 19	H: 4 LOB: 1 BB: 0 P: 30	R: 0 E: 0 K: 1 S: 8	H: 0 LOB: 0 BB: 1 P: 17	R: 4 E: 0 K: 0 S: 16	H: 3 LOB: 0 BB: 2 P: 28	R: 1 E: 0 K: 0 S: 11	H: 1 LOB: 0 BB: 0 P: 17	R: 1 E: 0 K: 1 S: 17	H: 2 LOB: 2 BB: 1 P: 27	R: 0 E: 0 K: 1 S: 8	H: 1 LOB: 1 BB: 0 P: 12	R: 0 E: 0 K: 2 S: 9	H: 0 LOB: 0 BB: 0 P: 12	R: 0 E: 0 K: 2 S: 19	H: 0 LOB: 1 BB: 1 P: 28	R: 0 E: 1 K: 1 S: 13	H: 1 LOB: 1 BB: 0 P: 16	R: 0 E: 0 K: 1 S: 11	H: 2 LOB: 1 BB: 0 P: 16	R: 0 E: 0 K: 0 S: 7	H: 0 LOB: 0 BB: 0 P: 8	1B: 11 2B: 4 3B: 1 HR: 1	SF: 1 SAC: 0 DP: 5 HBP: 2	WP: 3 PB: 1 SB: 3 CS: 1	PA: 59

PITCHER		IP	WLS	BF	H	R	ER	SO	BB	IBB	HBP	BLK	WP	HR	S	P	ERA	WHIP
52 Yusmeiro Petit, R ERA: 5.04	(1, 1)	4.1		24	9	8	8	4	2	1	1	0	0	1	55	92	16.61	2.538
51 Jake Dunning, R ERA:	(5, 1)	0.2		2	0	0	0	0	1	0	0	0	2	0	7	13	0.00	1.500
57 Juan Gutierrez, R ERA: 3.6	(6, 1)	1.2		8	2	2	2	1	1	0	0	0	0	0	23	37	10.80	1.800
41 Jeremy Affeldt, L ERA:	(7, 1)	1.1		6	2	0	0	1	0	0	0	0	0	0	13	19	0.00	1.500
46 Santiago Casilla, R ERA: 0.92	(9, 1)	2.0		7	0	0	0	4	1	0	0	0	1	0	28	40	0.00	0.500

PITCHER		IP	WLS	BF	H	R	ER	SO	BB	IBB	HBP	BLK	WP	HR	S	P	ERA	WHIP
63 Jean Machi, R ERA: 0.53	(11, 1)	2.0	W	8	3	0	0	2	0	0	0	0	0	0	24	32	0.00	1.500
54 Sergio Romo, R ERA: 1.88	(13, 1)	1.0	S	3	0	0	0	0	0	0	1	0	0	0	7	8	0.00	0.000

BOTTOM

San Francisco Giants @ Pittsburgh Pirates

PNC Park, Pittsburgh, PA

Mon May 05 2014, 7:08 PM - 12:36 AM EDT

Att. 13,675 - Cloudy - 58 F

livebaseballscorecards.com

AB	49
R	10
H	16
RBI	8
BB	6
SO	12
LOB	21

Batter	1	2	3	4	5	6	7	8	9	AB	R	H	RBI	BB	SO	LOB
16 Ángel Pagán, S (1, 8) OBP: 0.356, SLG: 0.452	C FF 93 C SI 92 B SI 93 X CU 79 1-2 ① G3		X SI 91 0-0 ① L7		B CU 78 X FF 92 1-0 ② P6			C CU 78 F CU 78 X SI 90 0-2 ① F7		4	0	0	0	0	0	1
8 Hunter Pence, R (1, 9) OBP: 0.338, SLG: 0.392	C FF 94 B SI 93 B SI 93 X SI 92 2-1 ② G6-3		C SI 92 X SI 92 0-1 ② G6-3		B SI 92 B CU 79 C SI 92 X SI 91 2-1 ③ G5-3			T SI 91 C CU 78 X SI 90 0-2 ② G3-1		4	0	0	0	0	0	1
28 Buster Posey, R (1, 2) OBP: 0.376, SLG: 0.500	C SI 93 B SI 92 X SI 93 1-1 1B		C FF 92 B SI 92 X FS 86 1-1 ③ G1-3			C SI 91 C SI 90 B FS 85 X CU 79 1-2 ① G1-3		B FF 92 B SI 90 B SI 90 F SI 91 X FF 92 3-1 ③ F9		4	0	1	0	0	0	0
38 Michael Morse, R (1, 7) OBP: 0.342, SLG: 0.600	C SI 92 F SI 92 X SI 92 0-2 ③ G1-3			S SI 91 B SI 92 C CU 77 B SI 92 S CU 79 2-3 ① K2-3		F SI 91 B CU 77 F SI 92 F CU 78 B FS 83 X FS 85 2-2 ② P3			C SI 94 B SI 94 F SI 94 B SI 93 B SI 94 F SI 95 X CH 87 3-2 ① G1-3	4	0	0	0	0	1	1
9 Brandon Belt, L (1, 3) OBP: 0.310, SLG: 0.483		C SI 92 X SI 90 0-1 48 E 48 S 6 SF8 1B		B CU 78 B FS 85 B FF 92 B FF 92 4-0 BB		B SI 92 B FS 84 S FF 92 F SI 91 H CU 81 3-2 48 WP HBP			B SI 94 B SL 83 B SI 93 C SI 94 F SI 95 X SI 94 3-2 35 1B 1B	2	1	2	0	1	0	0
48 Pablo Sandoval, S (1, 5) OBP: 0.246, SLG: 0.272		T FF 93 1 SAFE 1 SAFE S SI 90 F CU 77 S CU 78 0-3 ① K2-3 1-3		1 SAFE B FS 85 X SI 91 1-0 ② F8		C CU 77 B CU 78 B FF 92 F SI 92 X CU 79 2-2 ③ G1-3 1-2			F CH 86 1 SAFE F SI 93 B SI 94 1 SAFE F SL 83 1 SAFE 1 SAFE B SL 83 2-3 ② S SI 84 K	4	0	0	0	0	2	4
35 Brandon Crawford, L (1, 6) OBP: 0.364, SLG: 0.459		C FF 92 B CU 78 B SI 92 B FS 84 B FF 93 4-1 BB		F FF 92 B FS 84 C SI 90 1 SAFE S CU 78 1-3 ③ K			B FF 91 F CU 79 B CU 79 B FF 90 X SI 90 3-1 ① P5		F SI 95 1 SAFE X SI 93 0-1 6 S 1-3 1B	3	0	1	0	1	1	1
6 Ehire Adrianza, S (1, 4) OBP: 0.219, SLG: 0.267		1 SAFE L SI 91 X SI 91 0-1 ② SF8 3-H			B FF 92 X SI 91 1-0 17 HBP 1B		X FF 92 0-0 ② P6		S SI 94 C SI 95 F SI 94 F SI 95 F SI 95 B SI 94 F SI 94 D SL 85 X SI 95 2-2 ③ P4 1-2	3	0	1	1	0	0	2
17 Tim Hudson, R (1, 1) OBP: 0.176, SLG: 0.125		X SI 91 0-0 ③ G1-3			1 SAFE B FF 93 C FF 92 B SI 92 B SI 92 F SI 92 F SI 91 H SI 92 4-2 ① 1-2 HBP		C SI 91 B SI 90 B SI 90 B SI 91 C FF 91 X SI 90 3-2 ③ G2			2	0	0	0	0	0	1
Inning Stats	R: 0 H: 1 E: 0 LOB: 1 K: 0 BB: 0 S: 10 P: 14	R: 1 H: 1 E: 0 LOB: 1 K: 1 BB: 1 S: 10 P: 14	R: 0 H: 0 E: 0 LOB: 0 K: 0 BB: 0 S: 5 P: 6	R: 0 H: 0 E: 0 LOB: 1 K: 2 BB: 1 S: 7 P: 15	R: 0 H: 1 E: 0 LOB: 1 K: 0 BB: 0 S: 7 P: 15	R: 0 H: 0 E: 0 LOB: 1 K: 0 BB: 0 S: 12 P: 20	R: 0 H: 0 E: 0 LOB: 0 K: 0 BB: 0 S: 6 P: 12	R: 0 H: 0 E: 0 LOB: 0 K: 0 BB: 0 S: 8 P: 11	R: 0 H: 2 E: 0 LOB: 2 K: 1 BB: 0 S: 20 P: 30	1B: 5 SF: 1 2B: 0 SAC: 0 3B: 0 DP: 0 HR: 0 HBP: 2						

PITCHER		IP	WLS	BF	H	R	ER	SO	BB	IBB	HBP	BLK	WP	HR	S	P	ERA	WHIP
50 Charlie Morton, R ERA: 3.45	(1, 1)	8.0		30	3	1	0	3	2	0	2	0	1	0	65	107	0.00	0.625
44 Tony Watson, L ERA: 1.8	(9, 1)	1.0	W	5	2	0	0	1	0	0	0	0	0	0	20	30	0.00	2.000

PITCHER	IP	WLS	BF	H	R	ER	SO	BB	IBB	HBP	BLK	WP	HR	S	P	ERA	WHIP

TOP

San Francisco Giants @ Pittsburgh Pirates

PNC Park, Pittsburgh, PA

Tue May 06 2014, 7:08 PM - 9:47 PM EDT

Att. 18,881 - Partly Cloudy - 68 F

livebaseballscorecards.com

AB	30
R	1
H	5
RBI	1
BB	2
SO	4
LOB	11

Batter	1	2	3	4	5	6	7	8	9	AB	R	H	RBI	BB	SO	LOB
5 Josh Harrison, R (1, 9) OBP: 0.310, SLG: 0.500	C SI 89 F SI 89 S FC 84 0-3 K		C FC 83 X FC 83 0-1 G6-3		B SI 88 X SI 89 1-0 G5-3			C SI 88 S FC 84 X SI 89 0-2 L8		4	0	0	0	0	1	0
44 Tony Watson, L (9, 1)										0	0	0	0	0	0	0
18 Neil Walker, S (1, 4) OBP: 0.347, SLG: 0.437	F SI 90 X SI 90 0-1 G6-3		B FS 81 L FS 81 F FF 89 H SI 90 2-2 HBP			F SI 89 C CU 75 B FF 89 S FS 81 1-3 K		X SI 89 0-0 G3		3	0	0	0	0	1	0
22 Andrew McCutchen, R (1, 8) OBP: 0.429, SLG: 0.520	B FC 84 C FF 89 C FC 84 B SI 90 F FC 84 B SI 90 F SI 90 X FS 81 3-2 G5-3		B FC 84 D SI 88 X SI 89 2-0 F9			B FC 84 C SI 90 X FC 84 1-1 G6-3			X CU 75 0-0 24 G6-3 1B	4	0	1	0	0	0	1
24 Pedro Alvarez, L (1, 5) OBP: 0.315, SLG: 0.419		C SI 88 C CU 74 X FF 89 0-2 F7		X SI 88 0-0 G3		B CU 77 B SI 89 S FS 82 B FF 90 F FS 82 F FF 90 B CU 78 4-2 6 S BB			1 SAFE F SI 87 D SI 87 X SI 88 1-1 G6-3 1-2f	3	0	0	0	1	0	1
6 Starling Marte, R (1, 7) OBP: 0.340, SLG: 0.370		L FF 89 X SI 90 0-1 15 1B 26 G5-3 1B		B CU 73 C FC 84 B FC 84 X SI 89 2-1 F9		F SI 90 S SI 90 B SI 89 C SI 90 1-3 K 1-2			B SI 89 S FC 84 C FC 83 F SI 90 X FF 90 1-2 E4 3B	4	2	2	0	0	1	1
15 Ike Davis, L (1, 3) OBP: 0.337, SLG: 0.347		1 SAFE F SI 87 B SI 87 1 SAFE D SI 87 S SI 89 B SI 89 F SI 89 X FS 80 3-2 26 G5-3 1-3 1B		B CU 74 F FS 80 B CU 75 F SI 89 X FC 85 2-2 2B				B SI 89 X SI 88 1-0 L8		3	0	2	0	0	0	0
26 Tony Sanchez, R (1, 2) OBP: 0.289, SLG: 0.295		B FC 84 B FC 84 X FC 83 2-0 G5-3 1-2 3-H		B SI 90 F SI 89 C SI 91 C SI 90 1-3 K				B CU 76 B FC 82 X SI 89 2-0 L3		3	0	0	1	0	1	2
10 Jordy Mercer, R (1, 6) OBP: 0.211, SLG: 0.202		S FC 84 F FC 82 B SI 89 X CU 76 1-2 G3-1			C SI 88 X SI 89 0-1 G6-3			C FC 84 S CU 76 B SI 88 X SI 90 1-2 G6-3		3	0	0	0	0	0	1
50 Charlie Morton, R (1, 1)			C SI 88 T SI 88 S CU 76 0-3 K		B SI 88 B SI 89 C FF 88 S SI 88 X SI 88 2-2 G1-3			X SI 88 0-0 F7		2	0	0	0	0	1	0
23 Travis Snider, L (8, PH) OBP: 0.294, SLG: 0.329 (9, 9)										1	0	0	0	0	0	0
Inning Stats	R: 0 E: 0 K: 1 S: 10 H: 0 LOB: 0 BB: 0 P: 13	R: 1 E: 0 K: 0 S: 13 H: 2 LOB: 1 BB: 0 P: 19	R: 0 E: 0 K: 1 S: 8 H: 0 LOB: 1 BB: 0 P: 12	R: 0 E: 0 K: 1 S: 9 H: 1 LOB: 1 BB: 0 P: 14	R: 0 E: 0 K: 0 S: 6 H: 0 LOB: 0 BB: 0 P: 9	R: 0 E: 0 K: 2 S: 11 H: 0 LOB: 1 BB: 1 P: 18	R: 0 E: 0 K: 0 S: 5 H: 0 LOB: 0 BB: 0 P: 9	R: 0 E: 0 K: 0 S: 5 H: 0 LOB: 0 BB: 0 P: 5	R: 1 E: 1 K: 0 S: 7 H: 2 LOB: 0 BB: 0 P: 9	1B: 3 2B: 1 3B: 1 HR: 0	SF: 0 SAC: 0 DP: 1 HBP: 1					

PITCHER	IP	WLS	BF	H	R	ER	SO	BB	IBB	HBP	BLK	WP	HR	S	P	ERA	WHIP
17 Tim Hudson, R (1, 1) ERA: 1.99	8.2	L	32	5	2	1	5	1	0	1	0	0	0	74	108	1.04	0.692

PITCHER	IP	WLS	BF	H	R	ER	SO	BB	IBB	HBP	BLK	WP	HR	S	P	ERA	WHIP

BOTTOM

San Francisco Giants @ Pittsburgh Pirates

PNC Park, Pittsburgh, PA

Tue May 06 2014, 7:08 PM - 9:47 PM EDT

Att. 18,881 - Partly Cloudy - 68 F

livebaseballscorecards.com

AB	30
R	2
H	5
RBI	1
BB	1
SO	5
LOB	6

Batter	1	2	3	4	5	6	7	8	9	AB	R	H	RBI	BB	SO	LOB
7 Grégor Blanco, L (1, 8) OBP: 0.233, SLG: 0.162	F FF 95 B FF 96 C FF 95 S SL 87 1-3 K2-3 ①		C KC 85 B FF 96 B FF 96 B FF 96 F FF 96 S FF 97 3-3 K ②		X FF 94 0-0 L9 ②		C SL 84 F FF 97 T SL 88 0-2 K ③			4	0	0	0	0	3	2
8 Hunter Pence, R (1, 9) OBP: 0.336, SLG: 0.383	C FF 94 B SI 95 C SL 89 B FF 97 X KC 85 2-2 G5-3 ②		S SL 89 F CH 86 F FF 96 B SI 97 B FF 97 X SI 97 2-2 G3-1 ③		B KC 84 B CH 86 B SL 87 C FF 95 B FF 96 4-1 9 2B 1-2 BB			X SL 87 0-0 F7 ①		3	1	0	0	1	0	0
9 Brandon Belt, L (1, 3) OBP: 0.316, SLG: 0.516	X FF 95 0-0 HR			B FF 95 B KC 82 B FF 94 C SI 95 S FF 95 X FF 97 3-2 F8 ①	X CH 86 0-0 1-H 2-H 2B ③			B FF 97 B FF 98 X SI 96 2-0 G4-3 ②		4	1	2	3	0	0	0
38 Michael Morse, R (1, 7) OBP: 0.339, SLG: 0.587	F SI 94 B FF 95 B FF 96 X FF 96 2-1 L9 ③			C SL 85 B FF 95 X FF 96 1-1 29 2B 1B		C FF 96 B FF 96 X SL 88 1-1 F8 ①		B FF 97 S KC 86 X SI 97 1-1 G1-3 ③		4	0	1	0	0	0	0
29 Héctor Sánchez, S (1, 2) OBP: 0.259, SLG: 0.420		B FF 93 C KC 83 C FF 93 B SL 85 S FF 94 2-3 K ①		C FF 94 S FF 96 B FF 96 F KC 86 B KC 85 F FF 98 B FF 97 F FF 97 F SI 97 3-2 X SL 86 1-3 2B		S CH 88 B FF 96 F FF 96 C SI 94 1-3 K ②			S FC 92 B FC 93 S FC 91 F KC 82 B FC 92 X KC 82 2-2 F9 ①	4	0	1	0	0	2	0
35 Brandon Crawford, L (1, 6) OBP: 0.361, SLG: 0.451		B FF 95 B CH 86 X FF 94 2-0 1B		F FF 94 X FF 96 0-1 P5 ②		B FF 96 X FF 95 1-0 F7 ③			B FC 92 C FF 93 X FC 92 1-1 F8 ②	4	0	1	0	0	0	2
14 Brandon Hicks, R (1, 4) OBP: 0.316, SLG: 0.432		X SI 94 0-0 P5 ②		X FF 97 0-0 L8 ③			C KC 85 B FF 97 S SL 90 B FF 98 F FF 97 S SL 88 2-3 K ①		B FF 92 X FF 92 1-0 F8 ③	4	0	0	0	0	1	3
13 Joaquin Arias, R (1, 5) OBP: 0.212, SLG: 0.163		1 SAFE C FF 95 X FF 96 0-1 G4-3 ③			B FF 94 X FF 93 1-0 G6-3 ①		B SL 88 B SL 89 C FF 96 B FF 96 F FF 98 X FF 98 3-2 1B			3	0	1	0	0	0	1
55 Tim Lincecum, L (1, 1) 48 Pablo Sandoval, S (5, PH) OBP: 0.252, SLG: 0.278 70 George Kontos, R (5, 1) 16 Ángel Pagán, S (7, PH) OBP: 0.353, SLG: 0.448 57 Juan Gutierrez, R (7, 1)			C FF 94 B FF 94 C SI 94 S FF 96 1-3 K ①		X CH 85 0-0 8 BB 9 2B 1B		B KC 83 F KC 83 1 SAFE 1 SAFE 1 SAFE X FF 97 1-1 F7 ②			1 1 0 1 0	0 1 0 0 0	0 1 0 0 0	0 0 0 0 0	1 0 0 0 0	0 0 0 1 0	0 0 0 1 0
Inning Stats	R: 1 E: 0 K: 1 S: 9 H: 1 LOB: 0 BB: 0 P: 14	R: 0 E: 0 K: 1 S: 7 H: 1 LOB: 1 BB: 0 P: 11	R: 0 E: 0 K: 2 S: 10 H: 0 LOB: 0 BB: 0 P: 16	R: 0 E: 0 K: 0 S: 15 H: 2 LOB: 2 BB: 0 P: 22	R: 2 E: 0 K: 0 S: 5 H: 2 LOB: 1 BB: 1 P: 10	R: 0 E: 0 K: 1 S: 6 H: 0 LOB: 0 BB: 0 P: 9	R: 0 E: 0 K: 2 S: 12 H: 1 LOB: 1 BB: 0 P: 18	R: 0 E: 0 K: 0 S: 4 H: 0 LOB: 0 BB: 0 P: 7	R: 0 E: 0 K: 0 S: 7 H: 0 LOB: 0 BB: 0 P: 11	1B: 4 2B: 2 3B: 0 HR: 1	SF: 0 SAC: 0 DP: 0 HBP: 0			WP: 0 PB: 0 SB: 0 CS: 0	PA: 34		

PITCHER	IP	WLS	BF	H	R	ER	SO	BB	IBB	HBP	BLK	WP	HR	S	P	ERA	WHIP
45 Gerrit Cole, R (1, 1) ERA: 3.64	8.0	W	31	7	3	3	7	1	0	0	0	0	1	68	107	3.38	1.000
35 Mark Melancon, R (9, 1) ERA: 1.69	1.0	S	3	0	0	0	0	0	0	0	0	0	0	7	11	0.00	0.000

PITCHER	IP	WLS	BF	H	R	ER	SO	BB	IBB	HBP	BLK	WP	HR	S	P	ERA	WHIP

TOP

San Francisco Giants @ Pittsburgh Pirates

PNC Park, Pittsburgh, PA

Wed May 07 2014, 12:38 PM - 3:25 PM EDT

Att. 23,975 - Cloudy - 58 F

livebaseballscorecards.com

AB	33
R	3
H	7
RBI	3
BB	1
SO	7
LOB	9

BOTTOM

Batter	1	2	3	4	5	6	7	8	9	AB	R	H	RBI	BB	SO	LOB
23 Travis Snider, L (1, 9) OBP: 0.315, SLG: 0.367	B FF 88 B FF 90 B SI 89 B FF 89 4-0 18 G3 22 1B BB	F SI 89 S CU 76 X CU 76 0-2 18 1B 1-H 2-H 1B		B FF 87 B CH 80 B FF 88 C FF 87 F FF 88 S CH 82 3-3 ① K		C SL 83 B CH 85 B FF 91 F SL 84 F SL 84 X SL 84 2-2 3B				3	1	2	2	1	1	0
18 Neil Walker, S (1, 4) OBP: 0.345, SLG: 0.431	B CH 82 B SI 88 B FF 89 C SI 89 F SI 89 1 SAFE F FF 90 F CH 84 X SL 82 3-2 ① G3 1-2	1 SAFE X FF 88 0-0 1-2 1B		B SL 81 F CH 81 C FF 88 X CU 75 1-2 ② F8		C FF 91 X FC 87 0-1 ③ P4				4	0	1	0	0	0	2
22 Andrew McCutchen, R (1, 8) OBP: 0.431, SLG: 0.519	F SI 89 F SL 80 X CU 75 0-2 6 2B 2-H 1B	F SL 82 X CH 82 0-1 ② P4		B SI 88 F SL 80 S CH 82 X FF 90 1-2 1B			B CU 83 C CU 83 B SI 93 B FF 94 X FF 94 3-1 ① F8			4	1	2	1	0	0	2
24 Pedro Alvarez, L (1, 5) OBP: 0.306, SLG: 0.406	C CH 82 X FF 90 0-1 ② F9	S CH 82 F CH 82 B SI 89 F SI 90 S CU 75 1-3 ③ K		1 SAFE B CH 82 F FF 88 1 SAFE 1 SAFE X CU 74 1-1 ③ G6-3			S CH 86 B CH 86 B FF 94 C CU 81 X CU 81 2-2 ② G3-1			4	0	0	0	0	1	4
6 Starling Marte, R (1, 7) OBP: 0.338, SLG: 0.374	C FF 90 X CH 83 0-1 2-H 2B		B FF 88 F FF 89 B SL 79 S SL 78 S SL 79 2-3 ① K2-3		B FC 88 C FF 93 F SI 93 X SL 85 1-2 ① F9		F FF 94 B SI 94 X CU 85 1-1 ③ G6-3			4	0	1	1	0	1	0
15 Ike Davis, L (1, 3) OBP: 0.356, SLG: 0.368 5 Josh Harrison, R (8, PR) OBP: 0.310, SLG: 0.500 35 Mark Melancon, R (9, 1)	B FF 89 C FF 88 F FF 90 F SI 90 F CH 83 B SI 89 X SL 81 2-2 ③ G4-3		C CH 83 F CH 83 X SL 80 0-2 10 FC4 1B		B SI 92 B CH 85 X SI 92 2-0 10 CS 1B			F FF 94 B CH 86 B CU 82 S SI 94 X SI 94 2-2 10 SH3-4 1B		4 0 0	0 0 0	3 0 0	0 0 0	0 0 0	0 0 0	1 0 0
10 Jordy Mercer, R (1, 6) OBP: 0.204, SLG: 0.195		C SL 78 B SL 80 F FF 89 B CH 83 F CH 83 F SL 81 B FF 90 F CH 83 S SL 80 3-3 ① K2-3	X SL 79 0-0 ② FC4 19 BB 1-2f		C FC 87 S SL 84 F SL 85 S SL 85 0-3 ②③ K 1-2		X CU 84 0-0 ① SH3-4 1-2		3	0	0	0	0	2	2
19 Chris Stewart, R (1, 2) OBP: 0.310, SLG: 0.259		C SI 88 C FF 89 X FF 89 0-2 23 WP 45 1B 23 1B 1B	1 SAFE B SL 80 B SL 80 B SI 88 B FF 87 4-0 1-2 BB			B FF 91 X FF 92 1-0 45 G6-4-3 1B		C FF 94 F CU 86 X CU 79 0-2 ② P3		3	1	2	0	1	0	1
45 Gerrit Cole, R (1, 1) OBP: 0.412, SLG: 0.333 17 Gaby Sanchez, R (8, PH) OBP: 0.323, SLG: 0.525 (9, 3)		1 SAFE L SL 81 C FF 89 F SL 81 X SL 79 0-2 23 WP 23 1B 1-2 1B	B CH 82 F FF 90 C FF 88 F SL 79 X SL 79 1-2 ③ G5-3			M FC 88 L FC 88 X SI 90 0-2 ①② G6-4-3 1-2f		X SI 93 0-0 ③ F8		3 1	1 0	1 0	0 0	0 0	0 0	3 1
Inning Stats	R: 2 E: 0 K: 0 S: 17 H: 2 LOB: 1 BB: 1 P: 26	R: 2 E: 0 K: 2 S: 23 H: 4 LOB: 2 BB: 0 P: 27	R: 0 E: 0 K: 1 S: 11 H: 1 LOB: 2 BB: 1 P: 18	R: 0 E: 0 K: 1 S: 11 H: 1 LOB: 1 BB: 0 P: 17	R: 0 E: 0 K: 1 S: 8 H: 1 LOB: 0 BB: 0 P: 11	R: 0 E: 0 K: 0 S: 10 H: 2 LOB: 1 BB: 0 P: 13	R: 0 E: 0 K: 0 S: 7 H: 0 LOB: 0 BB: 0 P: 13	R: 0 E: 0 K: 0 S: 8 H: 1 LOB: 1 BB: 0 P: 10		1B: 10 2B: 1 3B: 1 HR: 0 SF: 0 SAC: 1 DP: 1 HBP: 0					

PITCHER		IP	WLS	BF	H	R	ER	SO	BB	IBB	HBP	BLK	WP	HR	S	P	ERA	WHIP
55 Tim Lincecum, R ERA: 5.55	(1, 1)	4.0	L	22	8	4	4	4	2	0	0	0	1	0	62	88	9.00	2.500
70 George Kontos, R ERA:	(5, 1)	2.0		7	3	0	0	1	0	0	0	0	0	0	18	24	0.00	1.500
57 Juan Gutierrez, R ERA: 3.18	(7, 1)	2.0		7	1	0	0	0	0	0	0	0	0	0	15	23	0.00	0.500

PITCHER	IP	WLS	BF	H	R	ER	SO	BB	IBB	HBP	BLK	WP	HR	S	P	ERA	WHIP

San Francisco Giants @ Pittsburgh Pirates

PNC Park, Pittsburgh, PA

Wed May 07 2014, 12:38 PM - 3:25 PM EDT

Att. 23,975 - Cloudy - 58 F

livebaseballscorecards.com

AB	33
R	4
H	12
RBI	4
BB	2
SO	5
LOB	16

WP: 1 PA: 36
PB: 0
SB: 0
CS: 1

Batter	1	2	3	4	5	6	7	8	9	AB	R	H	RBI	BB	SO	LOB
13 Matt Carpenter, L (1, 5) OBP: 0.387, SLG: 0.350	C SI 92 X SI 94 0-1 2B		C SL 85 S SL 87 S SL 86 0-3 ③ K		C SI 91 B SL 88 F SL 86 X SL 83 1-2 ① G4-3		C SI 90 B SI 90 X CH 82 1-1 ① G5-3		X FC 92 0-0 ① G4-3 2-3	5	0	1	0	0	1	1
27 Jhonny Peralta, R (1, 6) OBP: 0.317, SLG: 0.496	D SL 85 B CH 86 B SI 92 C CH 86 S CH 86 X CH 86 3-2 ① F9			X SI 92 0-0 7 1B 21 HR 1B	T CH 85 B SL 87 B CH 87 C CH 85 B CH 87 B CH 86 4-2 7 BB BB		B SI 90 C CH 81 B SL 85 B CH 81 X SI 90 3-1 HR		X FC 92 0-0 ② L4	4	2	2	1	1	0	2
7 Matt Holliday, R (1, 7) OBP: 0.377, SLG: 0.391	D SL 86 C SI 92 B SL 86 B CH 86 B SI 94 4-1 G4-3 BB			B CH 84 S CH 85 F CH 86 X SL 85 1-2 21 HR 1B 1-2	1 SAFE B CH 86 B SI 93 B SI 92 D SI 92 4-0 1-2 BB		B SI 90 F CH 84 X SI 91 1-1 ② G6-3		F FC 92 B FC 91 F FC 91 F FC 92 X FC 93 1-2 ③ G4-3	3	1	1	0	2	0	1
Matt Adams, L (1, 3) OBP: 0.326, SLG: 0.452	C SI 94 S SL 87 X SL 88 0-2 ②③ G4-3 1-2f			S SL 87 F SI 94 D SL 88 B SL 89 C SL 87 2-3 ① K	C SL 85 B SI 93 X SL 87 1-1 ② L8		B FC 89 F SI 95 F SI 96 S CU 81 1-3 ③ K			4	0	0	0	0	2	6
4 Yadier Molina, R (1, 2) OBP: 0.328, SLG: 0.454		C SL 83 B SI 92 B SI 93 B CH 87 C SI 94 F SL 85 F CH 87 X SL 87 3-2 ① G6-3		B CH 86 F CH 87 B SI 94 X CH 88 2-1 ② L9	D SL 88 B SI 92 C SI 93 C SL 85 X SI 93 2-2 ③ G6-3			B SI 93 B SI 92 C SI 93 F SI 94 S CH 86 2-3 ① K		4	0	0	0	0	1	4
21 Allen Craig, R (1, 9) OBP: 0.259, SLG: 0.353		B CH 86 B SI 94 F SI 94 S SL 86 S SL 85 2-3 ② K		C SL 85 X SL 85 0-1 1-H 2-H HR		B SI 89 C SI 90 C CH 81 S CH 81 1-3 ① K		F SI 94 B SI 92 X SI 93 1-1 1B		4	1	2	3	0	2	0
8 Peter Bourjos, R (1, 8) OBP: 0.286, SLG: 0.375		C SI 94 B SL 86 S CH 87 B SI 95 X CH 88 2-2 ③ G6-3		X SI 94 0-0 3B		B SL 81 F SI 90 X SI 89 1-1 ② G5-3		F SI 94 D CH 85 F SI 94 F SI 93 S SL 84 1-3 ② K		4	0	1	0	0	1	1
3 Mark Ellis, R (1, 4) OBP: 0.250, SLG: 0.220			B SI 92 B CH 86 C SI 93 C CH 87 B SL 85 F CH 86 F SI 94 C SL 85 3-3 ① K	I IN 80 I IN 80 I IN 80 I IN 83 4-0 52 S IBB		X SI 91 0-0 2B		C SI 94 B CH 85 F SI 94 F SL 82 X SI 95 1-2 ③ G5-3		3	0	1	0	1	1	1
52 Michael Wacha, R (1, 1) 19 Jon Jay, L (6, PH) OBP: 0.322, SLG: 0.367 37 Pat Neshek, S (6, 1) 44 Carlos Martinez, R (7, 1) 67 Eric Fornataro, R (8, 1) 33 Daniel Descalso, L (9, PH) OBP: 0.205, SLG: 0.243			B SI 94 C SI 93 C SL 83 B SL 84 C SI 94 2-3 ② K	F SI 93 B CH 85 X SI 92 1-1 ③ G6-3 1-2		B CH 82 B SI 90 F SI 90 F CH 82 X SL 84 2-2 ③ L7			B FF 94 F FC 92 X FC 92 1-1 13 G4-3 2B	2 1 0 0 0 0	0 0 0 0 0 0	0 0 0 0 0 0	0 0 0 0 0 0	1 0 0 0 0 0	0 0 0 0 0 0	2 1 0 0 0 0
Inning Stats	R: 0 E: 0 K: 0 S: 9 H: 1 LOB: 1 BB: 1 P: 16	R: 0 E: 0 K: 1 S: 11 H: 0 LOB: 0 BB: 0 P: 18	R: 0 E: 0 K: 3 S: 11 H: 0 LOB: 0 BB: 0 P: 16	R: 3 E: 0 K: 1 S: 14 H: 4 LOB: 2 BB: 1 P: 24	R: 0 E: 0 K: 0 S: 10 H: 0 LOB: 2 BB: 2 P: 22	R: 0 E: 0 K: 1 S: 9 H: 1 LOB: 1 BB: 0 P: 13	R: 1 E: 0 K: 1 S: 9 H: 1 LOB: 0 BB: 0 P: 15	R: 0 E: 0 K: 2 S: 13 H: 1 LOB: 1 BB: 0 P: 18	R: 0 E: 0 K: 0 S: 8 H: 1 LOB: 1 BB: 0 P: 10	1B: 3 2B: 3 3B: 1 HR: 2 SF: 0 SAC: 0 DP: 1 HBP: 0						

PITCHER		IP	WLS	BF	H	R	ER	SO	BB	IBB	HBP	BLK	WP	HR	S	P	ERA	WHIP
47 Francisco Liriano, L ERA: 4.64	(1, 1)	5.0		23	5	3	3	5	3	1	0	0	0	1	55	96	5.40	1.600
30 Jeanmar Gómez, R ERA: 4.09	(6, 1)	1.2		7	2	1	1	1	0	0	0	0	0	1	15	24	5.40	1.200
37 Justin Wilson, L ERA: 3.65	(7, 1)	0.1	W	1	0	0	0	1	0	0	0	0	0	0	3	4	0.00	0.000
44 Tony Watson, L ERA: 1.69	(8, 1)	1.0	H	4	1	0	0	2	0	0	0	0	0	0	13	18	0.00	1.000
35 Mark Melancon, R ERA: 1.59	(9, 1)	1.0	S	4	1	0	0	0	0	0	0	0	0	0	8	10	0.00	1.000

PITCHER	IP	WLS	BF	H	R	ER	SO	BB	IBB	HBP	BLK	WP	HR	S	P	ERA	WHIP

TOP

St. Louis Cardinals @ Pittsburgh Pirates

PNC Park, Pittsburgh, PA

Fri May 09 2014, 7:09 PM - 10:20 PM EDT

Att. 33,696 - Cloudy - 81 F

livebaseballscorecards.com

AB	35
R	4
H	9
RBI	4
BB	4
SO	9
LOB	19

WP	0
PB	0
SB	1
CS	0
PA	39

BOTTOM

St. Louis Cardinals @ Pittsburgh Pirates

PNC Park, Pittsburgh, PA

Fri May 09 2014, 7:09 PM - 10:20 PM EDT

Att. 33,696 - Cloudy - 81 F

livebaseballscorecards.com

Batter	1	2	3	4	5	6	7	8	9	AB	R	H	RBI	BB	SO	LOB
31 Jose Tabata, R (1, 9) OBP: 0.306, SLG: 0.338	C FF 92 B FC 90 F CU 75 B FC 89 X FF 94 2-2 18 1B 15 2B 1B	C FC 90 F FF 92 X FC 91 0-2 ② FC4-6 1-2f			C CU 74 S CH 85 F FF 94 B CH 86 F CH 86 X CH 87 1-2 18 1B 2B		B FF 99 X FF 98 1-0 ① SH5-4 1-2 2-3			3	2	2	0	0	0	1
18 Neil Walker, S (1, 4) OBP: 0.355, SLG: 0.463	1 SAFE B CH 86 X FF 94 1-0 24 BB 15 2B 1-3 1B	C FF 94 1 SAFE X FF 93 0-1 ③ F8			B FF 94 B FC 88 X FF 93 2-0 2-H 1B		B FF 100 B FF 99 F FF 100 F CU 86 X CU 84 2-2 2-H 3-H HR			4	2	3	4	0	0	1
22 Andrew McCutchen, R (1, 8) OBP: 0.427, SLG: 0.511	S FC 92 B FC 90 F FC 91 C CH 86 1-3 ① K		B CU 74 F FC 90 S FF 94 B FF 95 X FF 94 2-2 24 G5-6-3 1B		F FF 93 F FF 94 S FF 94 0-3 ② K		C CU 90 X FF 100 0-1 ② P3			4	0	1	0	0	2	3
24 Pedro Alvarez, L (1, 5) OBP: 0.305, SLG: 0.397	1 SAFE B CH 87 B FC 90 B CH 86 B CU 76 4-0 15 2B 1-2 BB		1 SAFE 1 SAFE C CU 74 B FF 93 B FF 94 F FF 93 X FC 88 2-2 ①② G5-6-3 1-2f		C FF 93 F CU 75 B FF 94 F CH 86 D CH 88 F CH 86 S FF 96 2-3 ③ K		F FF 99 X FF 100 0-1 ③ G5-3			3	0	0	0	1	1	2
6 Starling Marte, R (1, 7) OBP: 0.329, SLG: 0.364	B FF 94 F FF 94 F FC 92 S CH 87 1-3 ② K		B FF 94 X FF 93 1-0 ③ F8			X SI 89 0-0 ① G4-3		B SI 93 C SI 93 T CU 79 B CU 78 B FF 95 X SI 93 3-2 ① G5-3		4	0	0	0	0	1	3
15 Ike Davis, L (1, 3) OBP: 0.362, SLG: 0.388	B FF 94 F CH 87 F FC 88 B FF 96 X CH 88 2-2 1-3 2-H 3-H 2B		C FF 91 C FF 93 B CH 86 B CH 87 S FF 94 2-3 ① K			C SI 90 B CH 72 S SI 92 X SI 91 1-2 ② F8		X SI 95 0-0 10 2B 1B		4	0	2	2	0	1	0
26 Tony Sanchez, R (1, 2) OBP: 0.265, SLG: 0.271	C FC 92 S FF 95 B FF 97 D FC 87 S FF 95 2-3 ③ K		B FF 92 S FC 92 B FC 91 B CU 74 S FF 93 X FF 94 3-2 ② G6-3			B SI 89 S SI 91 F SL 82 X SL 84 1-2 ③ F9		D FF 94 F FF 94 F SI 94 X CU 79 1-2 ② F8		4	0	0	0	0	1	3
10 Jordy Mercer, R (1, 6) OBP: 0.227, SLG: 0.231		C FF 92 B FF 92 B FC 88 C FF 93 F FF 92 X CU 74 2-2 31 FC4-6 1B		B FF 92 B FF 93 X FC 90 2-0 ③ P3			C FF 98 X CU 87 0-1 31 SH5-4 17 1B 18 HR 1B	X SI 94 0-0 1-3 2B		4	1	3	0	0	0	0
47 Francisco Liriano, L (1, 1) OBP: 0.077, SLG: 0.077 59 Brent Morel, R (5, PH) 30 Jeanmar Gómez, R (6, 1) 37 Justin Wilson, L (7, 1) 17 Gaby Sanchez, R (7, PH) OBP: 0.333, SLG: 0.533 44 Tony Watson, L (8, 1) 5 Josh Harrison, R (8, PH) OBP: 0.302, SLG: 0.488 35 Mark Melancon, R (9, 1)		X FF 93 0-0 ① B2			F FC 92 B FF 94 C CH 84 B FC 90 C FC 89 2-3 ① K		B SI 96 X FF 96 1-0 31 SH5-4 18 HR 1-2 1B	C FF 94 S CU 79 B FF 93 X CU 79 1-2 ③ F9		1 1 0 0 1 0 1 0	0 0 0 0 1 0 0 0	0 0 0 0 1 0 0 0	0 0 0 0 0 0 0 0	0 1 0 0 0 0 0 0	0 0 0 0 0 0 0 0	1 0 0 0 0 0 0 2
Inning Stats	R: 2 E: 0 K: 3 S: 16 H: 3 LOB: 2 BB: 1 P: 29	R: 0 E: 0 K: 0 S: 10 H: 1 LOB: 1 BB: 0 P: 12	R: 0 E: 0 K: 0 S: 7 H: 1 LOB: 0 BB: 0 P: 12	R: 0 E: 0 K: 1 S: 7 H: 0 LOB: 0 BB: 0 P: 14	R: 1 E: 0 K: 3 S: 17 H: 2 LOB: 1 BB: 0 P: 24	R: 0 E: 0 K: 0 S: 7 H: 0 LOB: 0 BB: 0 P: 9	R: 3 E: 0 K: 0 S: 11 H: 3 LOB: 0 BB: 0 P: 15	R: 0 E: 0 K: 0 S: 11 H: 2 LOB: 2 BB: 0 P: 16		1B: 8 2B: 3 3B: 0 HR: 1	SF: 0 SAC: 1 DP: 1 HBP: 0		WP: 0 PB: 0 SB: 0 CS: 0	PA: 36	

	AB	34
	R	6
	H	12
	RBI	6
	BB	1
	SO	7
	LOB	16

PITCHER		IP	WLS	BF	H	R	ER	SO	BB	IBB	HBP	BLK	WP	HR	S	P	ERA	WHIP
52 Michael Wacha, R ERA: 2.85	(1, 1)	5.0		22	7	3	3	7	1	0	0	0	0	0	57	91	5.40	1.600
37 Pat Neshek, R ERA: 1.15	(6, 1)	1.0		3	0	0	0	0	0	0	0	0	0	0	7	9	0.00	0.000
44 Carlos Martinez, R ERA: 4.19	(7, 1)	1.0	L	6	3	3	3	0	0	0	0	0	0	1	11	15	27.00	3.000
67 Eric Fornataro, R ERA: 3.18	(8, 1)	1.0		5	2	0	0	0	0	0	0	0	0	0	11	16	0.00	2.000

PITCHER	IP	WLS	BF	H	R	ER	SO	BB	IBB	HBP	BLK	WP	HR	S	P	ERA	WHIP

Batter	1	2	3	4	5	6	7	8	9	AB	R	H	RBI	BB	SO	LOB
13 Matt Carpenter, L (1, 5) OBP: 0.381, SLG: 0.345	B SI 92 C SI 92 B SI 92 B FF 94 F FF 93 S FF 93 3-3 ① K	B CH 82 X SI 93 1-0 ③ F8			C KC 77 B SI 93 B SI 91 C FF 91 B KC 78 X SI 93 3-2 ② G5-3		C FF 95 B FF 95 B FC 91 X FF 96 2-1 27 BB 1B		B FC 92 B FF 93 C FC 92 1 SAFE M FF 91 X FC 93 2-2 ① FC4-6 7 HBP 1-2f	5	0	1	0	0	1	2
27 Jhonny Peralta, R (1, 6) OBP: 0.319, SLG: 0.488	C SI 92 F SI 92 S FF 94 0-3 ② K	F SI 93 S KC 78 F FF 94 S KC 79 0-3 ① K			X SI 93 0-0 21 WP 7 1B 1B		F FF 97 B FF 96 1 SAFE 1 SAFE S FC 90 B FF 96 B FC 90 F FC 92 1 SAFE 4-2 F FF 97 B FC 92 1-2 BB		B KC 81 1 SAFE B FF 92 F FF 93 C KC 80 D KC 81 C FC 92 3-3 ② K	4	0	1	0	1	3	1
7 Matt Holliday, R (1, 7) OBP: 0.377, SLG: 0.387	C FF 94 F SI 94 X KC 80 0-2 ③ F9	C KC 80 X SI 93 0-1 ② G6-3			B FF 94 1 SAFE B FF 93 F SI 94 X FF 94 2-1 21 BB 1-2 1B		F FF 97 B FC 91 B FF 96 F FF 96 F FF 97 B FF 96 S FF 96 3-3 ② K		F FC 92 H FF 93 1-1 HBP 1-2	4	0	1	0	0	1	2
21 Allen Craig, R (1, 9) OBP: 0.270, SLG: 0.353		C SI 92 B SI 93 X CH 83 1-1 3 BB 1B 1B	C SI 93 B KC 78 B SI 93 B SI 93 B SI 92 4-1 BB		D FF 93 B KC 82 D FF 92 C FF 93 C FF 93 F FF 94 B KC 82 4-2 BB 1-2 2-3		C SI 97 X SI 97 0-1 ③ G1-3		S KC 81 D KC 82 B FF 94 S FC 91 S FC 92 2-3 ③ K	3	1	1	0	2	1	4
Matt Adams, L (1, 3) OBP: 0.331, SLG: 0.457		S FF 92 F SI 93 B FF 92 D KC 79 F FF 94 D KC 78 F FF 93 D SI 94 4-2 8 HBP 3 1B 48 G5-4-3 BB 1-2	S CH 83 C KC 78 F KC 79 X FF 93 0-2 ③ P6		B SI 91 X SI 93 1-0 ③ G4-3			B SI 92 B SI 92 F SI 92 X SI 93 2-1 2B		3	1	1	0	1	0	4
3 Mark Ellis, R (1, 4) OBP: 0.250, SLG: 0.222		D KC 79 C FF 93 F SI 93 F FF 94 B KC 80 X FF 93 2-2 48 G5-4-3 8 HBP 31 WP 1B 1-2 2-H		B SI 90 F SI 91 B SI 91 X FF 92 2-1 ① G6-3		C SI 91 B SI 91 B SI 92 S SI 92 B SI 92 F SI 93 X SI 93 3-2 ① G5-3		B CH 85 L SI 94 L CH 85 B SI 94 B CH 86 S SI 95 3-3 ① K	4	1	1	1	0	1	1
8 Peter Bourjos, R (1, 8) OBP: 0.284, SLG: 0.358		S FF 93 B SI 92 H CH 83 2-1 48 G5-4-3 HBP 1-2 2-3		C KC 78 C KC 78 C SI 92 0-3 ② K		C SI 93 S SI 92 B SL 87 B SI 92 F SI 93 F SI 93 X SI 92 2-2 ② G5-3		C SI 94 S CH 85 C SI 95 0-3 ② K		3	0	0	0	0	2	1
48 Tony Cruz, R (1, 2) OBP: 0.391, SLG: 0.316		B KC 80 X FF 92 1-0 ① ② G5-4-3 1-2f 2-3 3-H		C SI 91 C KC 78 X CH 84 0-2 ③ G1-3		C SI 92 B SI 92 X SI 92 1-1 ③ G1-3		S CH 86 B SI 95 X CH 86 1-1 ③ G6-3		4	0	0	0	0	0	3
31 Lance Lynn, S (1, 1) OBP: 0.133, SLG: 0.143 56 Joey Butler, R (7, PH) 46 Kevin Siegrist, L (7, 1) 43 Seth Maness, R (8, 1) 33 Daniel Descalso, L (9, PH) OBP: 0.225, SLG: 0.263		B SI 93 C FF 92 S FF 92 B FF 92 B FF 92 F FF 93 B FF 93 4-2 3-H BB			C FF 91 X FF 92 0-1 ① G6-3		F FF 95 B FF 94 F FC 90 S FF 96 1-3 ① K		X FF 93 0-0 13 FC4-6 1B	1 1 0 0 1	0 0 0 0 0	0 0 0 0 1	1 0 0 0 0	0 0 0 0 0	0 1 0 0 0	0 0 0 0 0
Inning Stats	R: 0 E: 0 K: 2 S: 9 H: 0 LOB: 0 BB: 0 P: 12	R: 3 E: 0 K: 0 S: 16 H: 2 LOB: 1 BB: 2 P: 31	R: 0 E: 0 K: 1 S: 11 H: 0 LOB: 1 BB: 1 P: 15	R: 0 E: 0 K: 1 S: 8 H: 0 LOB: 0 BB: 0 P: 10	R: 0 E: 0 K: 0 S: 12 H: 2 LOB: 3 BB: 1 P: 22	R: 0 E: 0 K: 0 S: 11 H: 0 LOB: 0 BB: 0 P: 17	R: 0 E: 0 K: 2 S: 15 H: 1 LOB: 2 BB: 1 P: 25	R: 0 E: 0 K: 2 S: 10 H: 1 LOB: 1 BB: 0 P: 16	R: 0 E: 0 K: 2 S: 11 H: 1 LOB: 2 BB: 0 P: 19	1B: 6 2B: 1 3B: 0 HR: 0 SF: 0 SAC: 0 DP: 1 HBP: 2						

PITCHER		IP	WLS	BF	H	R	ER	SO	BB	IBB	HBP	BLK	WP	HR	S	P	ERA	WHIP
36 Edinson Volquez, R ERA: 4.36	(1, 1)	4.2		22	4	3	3	4	4	0	1	0	2	0	55	88	5.79	1.714
48 Jared Hughes, R ERA: 1.29	(5, 1)	1.1	W	4	0	0	0	0	0	0	0	0	0	0	12	19	0.00	0.000
37 Justin Wilson, L ERA: 3.46	(7, 1)	0.2	H	4	1	0	0	2	1	0	0	0	0	0	13	23	0.00	3.000
29 Bryan Morris, R ERA: 2.51	(7, 1)	0.1	H	1	0	0	0	0	0	0	0	0	0	0	2	2	0.00	0.000
44 Tony Watson, L ERA: 1.59	(8, 1)	1.0	H	4	1	0	0	2	0	0	0	0	0	0	10	16	0.00	1.000

PITCHER		IP	WLS	BF	H	R	ER	SO	BB	IBB	HBP	BLK	WP	HR	S	P	ERA	WHIP
35 Mark Melancon, R ERA: 1.5	(9, 1)	1.0	S	5	1	0	0	2	0	0	1	0	0	0	11	19	0.00	1.000

TOP

St. Louis Cardinals @ Pittsburgh Pirates

PNC Park, Pittsburgh, PA

Sat May 10 2014, 7:09 PM - 10:38 PM EDT

Att. 34,914 - Cloudy - 62 F

livebaseballscorecards.com

AB	33
R	3
H	7
RBI	1
BB	5
SO	10
LOB	18

WP: 2	PA: 40
PB: 0	
SB: 0	
CS: 0	

BOTTOM

St. Louis Cardinals @ Pittsburgh Pirates

PNC Park, Pittsburgh, PA

Sat May 10 2014, 7:09 PM - 10:38 PM EDT

Att. 34,914 - Cloudy - 62 F

livebaseballscorecards.com

Batter	1	2	3	4	5	6	7	8	9	AB	R	H	RBI	BB	SO	LOB
31 Jose Tabata, R (1, 7) (5, 8) OBP: 0.300, SLG: 0.329	B FF 91 X SI 90 1-0 G6-3 ①		C CU 79 C CU 79 F SI 92 X FF 92 0-2 18 FC4-6 5 1B 1B	C SL 89 X SI 92 0-1 G4-3 ② 2-3 3-H		S FF 91 X SL 87 0-1 L9 ①		B SI 88 X SI 89 1-0 G1-6-3 ②③ 1-2f		5	0	1	1	0	0	2
5 Josh Harrison, R (1, 9) (5, 7) OBP: 0.319, SLG: 0.489	C FF 91 F SL 87 F FF 93 X CU 80 0-2 G5-3 ②		B SL 87 C FF 92 B FF 92 X FF 92 2-1 18 FC4-6 1B 1-2	D CU 81 X SL 86 1-0 18 1B 24 1B 1B 3-H		C CU 78 X CU 79 0-1 F9 ②				4	1	2	1	0	0	0
18 Neil Walker, S (1, 4) OBP: 0.353, SLG: 0.457	C SI 90 X CH 86 0-1 G1-3 ③		B FF 92 S CH 86 S FF 93 X SI 88 1-2 FC4-6 ① 1-2f 2-3	1 SAFE C FF 92 C FF 90 B SL 88 1 SAFE X SL 88 1-2 24 1B 1B 1-2		B CH 86 F CH 85 F CH 83 S FF 92 1-3 K ③				4	0	1	0	0	1	2
24 Pedro Alvarez, L (1, 5) OBP: 0.303, SLG: 0.393		C CH 86 F FF 92 B FF 92 S FF 92 1-3 K ①	B SI 92 X CH 87 1-0 P5 ②	B SI 91 X SI 91 1-0 1-3 2-H 1B			B CU 82 F FF 94 B CU 84 B FF 95 X FF 96 3-1 P6 ①			4	0	1	1	0	1	2
6 Starling Marte, R (1, 8) OBP: 0.325, SLG: 0.359 17 Gaby Sanchez, R (4, PH) OBP: 0.338, SLG: 0.532 (5, 9) 44 Tony Watson, L (8, 1) 35 Mark Melancon, R (9, 1)		X CU 79 0-0 G6-3 ②	C FF 94 B CU 79 B CU 80 X CU 80 2-1 G5-3 ③	S FF 94 B FF 93 S CU 81 B FF 94 B FF 95 S FF 94 3-3 K ③			B FF 96 B FF 96 C FF 96 X FF 95 2-1 26 S 1B			2 2 0 0	0 0 0 0	0 1 0 0	0 0 0 0	0 0 0 0	0 1 0 0	2 2 0 0
15 Ike Davis, L (1, 3) OBP: 0.378, SLG: 0.410		F FF 93 B FF 93 B FF 93 B FF 93 C FF 94 X FF 94 3-2 26 1B 2B		C CH 83 B SI 90 C SL 88 B CH 87 B SL 89 X CH 85 3-2 10 1B 26 HBP 36 G6-3 1B	B SL 86 C SI 89 B SI 88 B CH 84 B SI 90 4-1 BB		B FF 95 B FF 95 C FF 95 F FF 94 C FF 96 2-3 K ②			3	1	2	0	1	1	1
26 Tony Sanchez, R (1, 2) OBP: 0.283, SLG: 0.275		C FF 93 C SI 91 X CU 79 0-2 10 BB 1B 2-3		S FF 93 B SL 88 B SI 93 H SI 92 3-1 36 G6-3 10 1B 31 G4-3 HBP 1-2	C SL 88 B FF 93 F FF 93 S FF 94 1-3 K ①		D FF 95 F FF 95 B FF 95 F FF 94 B FF 95 T FF 96 3-2 K ③ 1-2			3	1	1	0	0	2	2
10 Jordy Mercer, R (1, 6) (8, 9) OBP: 0.238, SLG: 0.234		B SL 87 C SL 87 B SI 93 B SI 92 C FF 94 B SL 88 4-2 BB 1-2		C FF 94 B FF 94 F FF 94 B FF 95 F SI 93 X FF 94 2-2 31 G4-3 36 G6-3 5 1B 1B 1-2 2-3	C FF 94 F FF 93 S FF 94 0-3 K ②			C FF 88 B CU 78 X SI 89 1-1 F8 ①		3	1	1	0	1	1	1
36 Edinson Volquez, R (1, 1) OBP: 0.091, SLG: 0.091 48 Jared Hughes, R (5, 1) 37 Justin Wilson, L (7, 1) 29 Bryan Morris, L (7, 1) 12 Clint Barmes, R (8, 6) OBP: 0.244, SLG: 0.216		S SL 88 B SL 89 C FF 95 X FF 90 1-2 G4-3 ③		X FF 94 0-0 G6-3 ① 1-2 2-3 3-H	C FF 94 X FF 94 0-1 G1 ③			B CU 78 X SI 90 1-0 31 G1-6-3 1B		2 1 0 0 1	0 0 0 0 0	0 0 0 0 1	1 0 0 0 0	0 0 0 0 0	0 0 0 0 0	5 1 0 0 0
Inning Stats	R: 0 E: 0 K: 0 S: 7 H: 0 LOB: 0 BB: 0 P: 8	R: 0 E: 0 K: 1 S: 15 H: 2 LOB: 3 BB: 1 P: 24	R: 0 E: 0 K: 0 S: 12 H: 2 LOB: 2 BB: 0 P: 18	R: 4 E: 0 K: 1 S: 19 H: 5 LOB: 2 BB: 0 P: 33	R: 0 E: 0 K: 2 S: 9 H: 0 LOB: 1 BB: 1 P: 14	R: 0 E: 0 K: 1 S: 7 H: 0 LOB: 0 BB: 0 P: 8	R: 0 E: 0 K: 2 S: 10 H: 1 LOB: 1 BB: 0 P: 20	R: 0 E: 0 K: 0 S: 4 H: 1 LOB: 0 BB: 0 P: 7		1B: 10 2B: 1 3B: 0 HR: 0 SF: 0 SAC: 0 DP: 1 HBP: 1						

	AB	34
	R	4
	H	11
	RBI	4
	BB	2
	SO	7
	LOB	20

WP: 0 PB: 0 SB: 1 CS: 0 PA: 37

PITCHER		IP	WLS	BF	H	R	ER	SO	BB	IBB	HBP	BLK	WP	HR	S	P	ERA	WHIP
31 Lance Lynn, R ERA: 3.83	(1, 1)	6.0	L	30	9	4	4	5	2	0	1	0	0	0	69	105	6.00	1.833
46 Kevin Siegrist, L ERA: 3.45	(7, 1)	1.0		4	1	0	0	2	0	0	0	0	0	0	10	20	0.00	1.000
43 Seth Maness, R ERA: 3.21	(8, 1)	1.0		3	1	0	0	0	0	0	0	0	0	0	4	7	0.00	1.000

PITCHER	IP	WLS	BF	H	R	ER	SO	BB	IBB	HBP	BLK	WP	HR	S	P	ERA	WHIP

Batter	1	2	3	4	5	6	7	8	9	AB	R	H	RBI	BB	SO	LOB
13 Matt Carpenter, L (1, 5) OBP: 0.376, SLG: 0.336	C FF 93 B SI 91 B SI 92 X SI 93 2-1 L7 ①	B CU 77 X SI 91 1-0 L8 ①		1 SAFE 1 SAFE B FS 83 B FF 91 1 SAFE C SI 91 F SI 91 S CU 80 2-3 K ②			1 SAFE B SL 86 1 SAFE P PO 83 C FF 91 C FF 93 B FF 92 1 SAFE X FF 92 3-2 G4-3 ① 1-2	B FF 95 B FC 90 I IN 72 I IN 70 4-0 27 BB 1-2 3-H IBB		4	0	0	0	1	1	2
27 Jhonny Peralta, R (1, 6) OBP: 0.329, SLG: 0.485	C SI 92 B SI 92 F SI 92 B SI 93 H FS 85 3-2 7 E 7 FC5 21 1B HBP	X SI 91 0-0 21 FC6-4 1B		F SI 91 1 SAFE B FS 85 B CU 79 F SI 90 D CU 79 X CU 78 3-2 F8 ③ 1-2			S SL 85 F SL 85 X FF 93 0-2 E5	C CU 84 B SI 96 B SI 96 D FC 90 B SI 95 4-1 1-2 2-3 BB		3	1	1	0	1	0	2
7 Matt Holliday, R (1, 7) OBP: 0.366, SLG: 0.373	X SI 92 0-0 FC5 21 1B 4 1B 1-3	C SI 91 B SI 90 1 SAFE S FS 85 X SI 91 1-2 L9 ②			B SI 90 F SI 91 B FS 84 B SI 91 X SI 91 3-1 G6-3 ①		B FF 92 T FF 92 B FF 92 B FF 93 C FF 93 F FF 94 X FF 93 3-2 P3 ②	T FF 95 X SI 96 0-1 G6-3 ③		5	1	0	0	0	0	7
21 Allen Craig, R (1, 9) OBP: 0.276, SLG: 0.357 46 Kevin Siegrist, L (7, 1) 44 Carlos Martinez, R (7, 1) 33 Daniel Descalso, L (9, PH) OBP: 0.220, SLG: 0.256 26 Trevor Rosenthal, R (9, 1)	B SI 92 F SI 92 B SI 92 B SI 93 F SI 93 X SI 93 3-2 4 1B SF7 1-3 3-H 1B	C CU 79 C CU 79 F SI 92 D CU 77 X SI 91 1-2 FC6-4 ③ 1-2f			C SI 91 X SI 91 0-1 4 G6-4-3 1B		B FF 92 C SL 85 F FF 93 S SL 85 1-3 K ③		C SI 92 B SI 92 X SI 92 1-1 G1-3 ①	4 0 0 1 0	1 0 0 0 0	2 0 0 0 0	1 0 0 0 0	0 0 0 0 0	1 0 0 0 0	3 0 0 0 0
4 Yadier Molina, R (1, 2) OBP: 0.331, SLG: 0.452	F SI 92 1 SAFE B SI 92 1 SAFE B CU 80 F SI 93 X SI 92 2-2 19 1B 3 1B 1-3 3-H 1B	B SI 91 X SI 91 1-0 G4-5-3 1B			1 SAFE S CU 75 D FS 83 S CU 78 D SI 90 X CU 77 2-2 G6-4-3 ②③ 1-2f			X FC 91 0-0 G5-3 ① 1B	B SI 92 C SI 92 X SI 92 1-1 G6-3 ②	5	1	2	1	0	0	1
Matt Adams, L (1, 3) OBP: 0.327, SLG: 0.451	X FF 93 0-0 SF7 ② 3-H	C SI 91 B SI 91 F CU 78 D CU 78 X FF 91 2-2 G4-5-3 ①② 1-2f				C CU 78 C CU 78 X SI 90 0-2 L8 ①		C CU 82 X SI 96 0-1 19 1B 8 1B 1B	F SI 92 F FF 93 B FF 92 S SL 86 1-3 K ③	4	1	1	1	0	1	1
19 Jon Jay, L (1, 8) OBP: 0.330, SLG: 0.373 (7, 9)	B SI 93 L SI 91 F FS 87 X CU 79 1-2 3 1B 1-2 1B	B SI 92 X SI 91 1-0 G6-3 ③				B FF 91 F FS 85 F FS 85 T CU 78 1-2 K ②		X FC 91 0-0 8 1B 13 WP 1-2 1B		4	1	2	0	0	1	0
3 Mark Ellis, R (1, 4) OBP: 0.266, SLG: 0.228	C SI 92 B SI 92 X SI 92 1-1 1-2 2-H 1B			B SI 91 C SI 91 B SI 91 B SI 91 F SI 91 F FF 92 F SI 93 F SI 92 F SI 92 4-2 B CU 80 27 S BB		C SI 90 B FS 84 B SI 91 X SI 90 2-1 G5-3 ③		C FC 91 D CU 85 B SI 95 F FC 91 S FC 90 2-3 K ②		3	0	1	1	1	1	2
40 Shelby Miller, R (1, 1) OBP: 0.235, SLG: 0.313 43 Seth Maness, R (6, 1) 12 Greg Garcia, L (7, PH) OBP: 0.400, SLG: 0.375 8 Peter Bourjos, R (7, 8) OBP: 0.293, SLG: 0.368	B SI 92 X SI 92 1-0 G6-3 ③			M SI 91 L SI 91 D CU 79 C CU 78 1-3 K ①			B SI 90 F SI 90 X CH 86 1-1 13 G4-3 1B	F CU 84 D CU 85 F SI 96 X FC 90 1-2 27 BB 13 WP 1-3 2-H 1B		2 0 1 1	0 0 0 0	0 0 1 1	0 0 0 0	0 0 1 1	1 0 0 0	3 0 0 0

| Inning Stats | | | |

Batter	1	2	3	4	5	6	7	8	9	AB	R	H	RBI	BB	SO	LOB
23 Travis Snider, L (1, 9) OBP: 0.315, SLG: 0.358	C FF 92 B FF 93 F FC 86 X FF 94 1-2 L4		B FF 94 B FF 94 C FF 95 F FF 94 F FF 95 B FF 95 X FF 95 3-2 ② G6-3 1-2	B FF 93 1 SAFE 1-0 ③ PO 1-2	B FF 90 B CH 89 B FF 90 B FF 90 4-0 22 PB BB		C FF 95 B FF 94 B FF 94 F FF 94 F FF 95 X FF 95 2-2 22 BB 24 1B 1B	C FF 98 B FF 98 C FF 98 F FF 99 X CH 89 1-2 ③ L8		2	0	0	0	1	0	1
14 Jaff Decker, L (8, 7)										1	1	1	0	0	0	0
17 Gaby Sanchez, R (7, PH) OBP: 0.348, SLG: 0.540										1	0	0	0	0	0	1
18 Neil Walker, S (1, 4) OBP: 0.354, SLG: 0.458	B FF 94 C FF 93 F FF 94 X CU 78 1-2 ② F7		S FF 95 B FF 94 F FF 94 B CU 78 B FF 95 H FF 96 4-2 22 BB HBP		B FF 92 B CU 79 C FF 93 S FF 94 X FF 94 2-2 ① F9		C FF 94 F FF 94 C FF 96 0-3 ② K		C FF 95 B FF 96 S CH 88 F CH 86 B FF 97 X FF 96 2-2 22 1B 2B	4	1	1	0	0	1	2
22 Andrew McCutchen, R (1, 8) OBP: 0.438, SLG: 0.511	C FF 94 B FC 88 B CU 79 X FF 95 2-1 ③ G6-3		B FF 93 B CU 79 B FF 94 C FF 94 F FF 95 F FF 95 B CU 80 4-2 1-2 2-3 BB		C FF 95 B FF 94 B FF 93 B FF 94 C FF 94 F FF 94 F FF 93 B FF 92 4-2 1-2 BB		F FF 95 B FF 96 B FF 94 1 SAFE B FF 95 B FF 95 4-1 24 1B 1-2 BB		F FF 96 B FF 98 X FF 97 1-1 24 1B 10 G1-2-3 2-H 1B	2	0	1	1	3	0	0
24 Pedro Alvarez, L (1, 5) OBP: 0.313, SLG: 0.400		C CU 76 B FC 85 X FF 94 1-1 1B	X FF 94 0-0 ③ F8		S FF 95 X CU 78 0-1 ② F6		B FF 95 F FF 95 X FF 95 1-1 1-2 2-H 1B		X FF 97 0-0 12 BB 1-3 1B	5	0	3	1	0	0	5
31 Jose Tabata, R (1, 7) OBP: 0.287, SLG: 0.315		C CU 78 1 SAFE B FF 94 C FF 94 X FF 94 1-2 ① L9		B FF 92 C CU 78 X FC 86 1-1 ① G6-3	F FF 93 X FF 93 0-1 ③ G6-3		B FF 98 F FF 98 F CU 87 X FF 99 1-2 ③ F8		B FF 97 D FF 96 B FF 97 B FF 96 4-0 1-2 BB	4	0	0	0	0	0	5
29 Bryan Morris, L (8, 1)										0	0	0	0	0	0	0
48 Jared Hughes, R (9, 1)										0	0	0	0	0	0	0
12 Clint Barmes, R (9, PH) OBP: 0.262, SLG: 0.216										0	0	0	0	1	0	0
15 Ike Davis, L (1, 3) OBP: 0.379, SLG: 0.402		B FF 94 1 SAFE B FF 92 B FF 94 C FF 92 X FF 93 3-1 ② P5		C FF 93 B FC 86 C CU 77 B FF 94 B FF 93 B FF 95 4-2 10 HR BB		X FF 92 0-0 ① P6		C FF 95 C CU 84 B FF 98 X FF 97 1-2 10 2B 26 G6-3 1B	X FF 97 0-0 ① P4	4	2	1	0	1	0	4
10 Jordy Mercer, R (1, 6) OBP: 0.245, SLG: 0.283	C FF 94 X FF 95 0-1 ③ L5			C FF 93 B FF 94 X FC 86 1-1 1-H HR	C SI 90 B SL 82 S CH 84 X FF 91 1-2 ② G4-3			C FF 98 X SI 96 0-1 1-3 2B	B FF 96 B FF 97 T FF 97 X FF 98 2-1 ②③ G1-2-3 3-Hf	5	1	2	2	0	0	4
26 Tony Sanchez, R (1, 2) OBP: 0.298, SLG: 0.291			S FF 93 B FF 94 X CU 78 1-1 22 BB 23 G6-3 1B	B FF 93 C FF 93 B CU 80 X FF 94 2-1 23 PO 1B		B SI 91 F FF 91 B FF 90 B SI 90 F SI 89 S SI 90 3-3 ③ K		B SI 97 X FF 98 1-0 ① G6-3 3-H		4	0	2	1	0	1	1
50 Charlie Morton, R (1, 1)			L FF 92 F SI 92 L FF 94 0-3 ① K	L FF 90 L FF 91 C FF 92 0-3 ② K			C FF 93 X FF 94 0-1 ① L8	F FF 98 X SI 96 0-1 ② G6-3		2	0	0	0	0	2	2
32 Vin Mazzaro, R (7, 1)										0	0	0	0	0	0	0
5 Josh Harrison, R (7, PH) OBP: 0.306, SLG: 0.468										2	0	0	0	0	0	1
(8, 9)																
Inning Stats	R: 0 H: 0 E: 0 LOB: 0 K: 0 BB: 0 S: 8 P: 12	R: 0 H: 1 E: 0 LOB: 1 K: 0 BB: 0 S: 9 P: 14	R: 0 H: 1 E: 0 LOB: 3 K: 1 BB: 1 S: 15 P: 27	R: 2 H: 2 E: 0 LOB: 0 K: 1 BB: 1 S: 11 P: 20	R: 0 H: 0 E: 0 LOB: 2 K: 0 BB: 2 S: 11 P: 21	R: 0 H: 0 E: 0 LOB: 0 K: 1 BB: 0 S: 7 P: 11	R: 1 H: 2 E: 0 LOB: 2 K: 1 BB: 1 S: 16 P: 24	R: 1 H: 2 E: 0 LOB: 1 K: 0 BB: 0 S: 12 P: 15	R: 1 H: 3 E: 0 LOB: 2 K: 0 BB: 1 S: 10 P: 19	1B: 8 SF: 0 2B: 2 SAC: 0 3B: 0 DP: 1 HR: 1 HBP: 1						

PITCHER		IP	WLS	BF	H	R	ER	SO	BB	IBB	HBP	BLK	WP	HR	S	P	ERA	WHIP
40 Shelby Miller, R ERA: 3.22	(1, 1)	5.1	W	24	4	2	2	2	4	0	1	0	0	1	55	95	3.38	1.500
43 Seth Maness, R ERA: 3.07	(6, 1)	0.2	H	2	0	0	0	1	0	0	0	0	0	0	6	10	0.00	0.000
46 Kevin Siegrist, L ERA: 3.86	(7, 1)	0.2	H	5	2	1	1	1	1	0	0	0	0	0	12	19	13.50	4.500
44 Carlos Martinez, R ERA: 4.35	(7, 1)	1.1	H	6	2	1	1	0	0	0	0	0	0	0	16	20	6.75	1.500
26 Trevor Rosenthal, R ERA: 4.96	(9, 1)	1.0	S	6	3	1	1	0	1	0	0	0	0	0	10	19	9.00	4.000

PITCHER	IP	WLS	BF	H	R	ER	SO	BB	IBB	HBP	BLK	WP	HR	S	P	ERA	WHIP

BOTTOM

St. Louis Cardinals @ Pittsburgh Pirates

PNC Park, Pittsburgh, PA

Sun May 11 2014, 8:08 PM - 11:45 PM EDT

Att. 32,065 - Partly Cloudy - 73 F

livebaseballscorecards.com

AB	36
R	5
H	11
RBI	5
BB	6
SO	4
LOB	26

Batter	1	2	3	4	5	6	7	8	9	AB	R	H	RBI	BB	SO	LOB
5 Josh Harrison, R (1, 9) OBP: 0.321, SLG: 0.490 48 Jared Hughes, R (7, 1) 14 Jaff Decker, L (9, PH)	B FF 90 C FF 89 B FF 89 B FF 90 S FF 90 F FF 91 S FF 91 3-3 K		C FF 89 X CU 79 0-1 2B		B CH 78 C FF 89 F CH 78 X FF 88 1-2 22 FC4 1B		B SL 86 S SI 92 X SI 92 1-1 G4-3		B SI 90 S SI 90 S CH 83 B CH 85 S CH 84 2-3 K	4 0 1	0 0 0	2 0 0	0 0 0	0 0 0	1 0 1	1 0 0
18 Neil Walker, S (1, 4) OBP: 0.352, SLG: 0.473	B FF 90 B CH 78 B FF 90 C FF 90 X FF 90 3-1 HR	B FF 89 C CU 78 X FF 89 1-1 P3	C CH 78 1 SAFE B FF 88 1 SAFE X CU 78 1-1 P6				C FF 93 C SL 79 F SL 82 S FF 94 0-3 K		4	1	1	1	0	1	2
22 Andrew McCutchen, R (1, 8) OBP: 0.428, SLG: 0.496	C CU 78 B CH 77 S FF 90 S FF 90 1-3 K	C CH 77 F FF 89 D CH 77 F CH 77 F FF 89 D CH 76 D CH 77 S CH 78 3-3 K	D CU 79 C CH 78 B CH 79 C FF 89 1 SAFE X CH 77 2-2 FC4 1-2f				C SL 80 B FF 93 C FF 93 X SL 79 1-2 E6 24 FC1-6		4	0	0	0	0	2	2
24 Pedro Alvarez, L (1, 5) OBP: 0.311, SLG: 0.392	X CH 78 0-0 G1-3			B CU 76 B FF 89 B CH 77 C FF 89 S CH 77 F FF 89 B CH 78 4-2 31 S BB		B FF 88 S CH 78 S CH 77 F FF 90 B FF 89 S CH 77 2-3 K		B FF 93 1 SAFE S SL 81 S SL 81 X SL 82 1-2 FC1-6 31 1B 17 2B 1-2f		3	1	0	0	1	1	1
31 Jose Tabata, R (1, 7) OBP: 0.306, SLG: 0.333		B FF 89 B FF 89 F FF 89 B FF 89 C FF 89 X FF 91 3-2 10 CS 1B		C FF 89 D CU 80 F FF 89 D CH 76 D FF 89 F FF 89 S CH 78 3-3 K 1-2		C FF 89 F CH 77 X CH 76 0-2 15 G6-3 1B		B FF 95 X FF 94 1-0 17 2B 1-2 1B		4	0	3	0	0	1	1
15 Ike Davis, L (1, 3) OBP: 0.368, SLG: 0.389 17 Gaby Sanchez, R (8, PH) OBP: 0.357, SLG: 0.563 (8, 3)		B FF 90 1 SAFE 1 SAFE S CH 78 B FF 88 1 SAFE F CH 78 X FF 89 2-2 P3	B CU 78 B FF 89 X CH 79 2-0 F8		X CH 77 0-0 G6-3 1-2f		B SL 79 B FF 93 X SI 90 2-0 1-3 2-H 2B		3 1	0 0	0 1	0 1	0 0	0 0	3 0
10 Jordy Mercer, R (1, 6) OBP: 0.264, SLG: 0.304		S CU 77 B FF 89 X FF 89 1-1 1-2 2B	B CU 78 B CU 78 B CH 79 B FF 89 4-0 BB				C SL 84 X SI 92 0-1 19 SH5-3 1B	C FF 95 X SL 81 0-1 G6-3		3	0	2	0	1	0	2
19 Chris Stewart, R (1, 2) OBP: 0.281, SLG: 0.233		C CU 78 S CH 78 F FF 89 F FF 90 F CH 77 B FF 90 D CU 80 C FF 90 2-3 K	B CU 78 C CU 78 B CH 79 C FF 90 D FF 90 X CH 79 3-2 F7				X SI 92 0-0 SH5-3 1-2		C FF 91 C SI 91 F CH 86 B CH 85 B CH 85 F CH 82 F FF 90 B SI 92 X SI 90 3-2 G4-3	3	0	0	0	0	1	3
45 Gerrit Cole, R (1, 1) OBP: 0.368, SLG: 0.294 37 Justin Wilson, L (6, 1) 23 Travis Snider, L (7, PH) OBP: 0.309, SLG: 0.349 (7, 9)			C FF 89 S CU 78 B CU 78 S FF 89 1-3 K		C FF 89 B CU 79 B FF 89 C FF 88 B FF 90 F FF 89 S FF 89 3-3 K		X SI 92 0-0 F7		B CU 77 C CU 76 B SI 90 B SI 90 C SI 90 X SI 90 3-2 L7	2 0 2	0 0 0	0 0 0	0 0 0	0 0 0	2 0 1	0 0 1
Inning Stats	R: 1 E: 0 K: 2 S: 10 H: 1 LOB: 0 BB: 0 P: 17	R: 0 E: 0 K: 1 S: 14 H: 2 LOB: 1 BB: 0 P: 22	R: 0 E: 0 K: 2 S: 12 H: 1 LOB: 1 BB: 0 P: 17	R: 0 E: 0 K: 1 S: 11 H: 0 LOB: 2 BB: 2 P: 27	R: 0 E: 0 K: 1 S: 12 H: 1 LOB: 1 BB: 0 P: 19	R: 0 E: 0 K: 1 S: 8 H: 1 LOB: 0 BB: 0 P: 10	R: 0 E: 0 K: 0 S: 6 H: 1 LOB: 1 BB: 0 P: 7	R: 1 E: 1 K: 1 S: 14 H: 2 LOB: 2 BB: 0 P: 19	R: 0 E: 0 K: 1 S: 12 H: 0 LOB: 0 BB: 0 P: 20	1B: 5 2B: 3 3B: 0 HR: 1	SF: 0 SAC: 1 DP: 1 HBP: 0	WP: 0 PB: 0 SB: 1 CS: 1	PA: 37				

TOP

Pittsburgh Pirates @ Milwaukee Brewers

Miller Park, Milwaukee, WI

Tue May 13 2014, 7:12 PM - 10:24 PM CDT

Att. 24,176 - Roof Closed - 68 F

livebaseballscorecards.com

AB	34
R	2
H	9
RBI	2
BB	2
SO	10
LOB	16

PITCHER		IP	WLS	BF	H	R	ER	SO	BB	IBB	HBP	BLK	WP	HR	ERA	WHIP
41 Marco Estrada, R ERA: 3.28	(1, 1)	6.0	W	24	6	1	1	8	2	0	0	0	0	1	1.50	1.333
53 Brandon Kintzler, R ERA: 4.05	(7, 1)	1.0	H	4	1	0	0	0	0	0	0	0	0	0	0.00	1.000
13 Will Smith, L ERA: 0.49	(8, 1)	1.0		6	2	1	0	1	0	0	0	0	0	0	0.00	2.000
57 Francisco Rodríguez, R ERA: 0.43	(9, 1)	1.0	S	3	0	0	0	1	0	0	0	0	0	0	0.00	0.000

PITCHER	IP	WLS	BF	H	R	ER	SO	BB	IBB	HBP	BLK	WP	HR	S	P	ERA	WHIP

BOTTOM

Pittsburgh Pirates @ Milwaukee Brewers

Miller Park, Milwaukee, WI

Tue May 13 2014, 7:12 PM - 10:24 PM CDT

Att. 24,176 - Roof Closed - 68 F

livebaseballscorecards.com

Batter	1	2	3	4	5	6	7	8	9	AB	R	H	RBI	BB	SO	LOB
27 Carlos Gómez, R (1, 8) OBP: 0.369, SLG: 0.555 3 Elian Herrera, S (6, 7) OBP: 0.300, SLG: 0.276 (7, 9)	C SI 95 C FF 96 B SI 95 B SL 86 S SL 87 2-3 K ①		S FF 98 H CH 86 1-1 8 S 20 1B HBP		B SL 87 C KC 84 B FF 96 B SI 97 B SI 97 4-1 2 2B 7 FC1-2 BB	1 SAFE 1 SAFE B FF 96 B FF 93 F FF 95 1 SAFE 1 SAFE B SI 95 X SI 96 3-1 1-3 1B		S SI 91 C FF 92 X SL 85 0-2 2 CS 1B		1	1	0	0	1	1	0
										2	0	2	0	0	0	0
2 Scooter Gennett, L (1, 4) OBP: 0.320, SLG: 0.410	F FF 96 F SI 96 X KC 85 0-2 8 FC5-4 1B		X CH 86 0-0 F7 ②		1 SAFE B FF 97 1 SAFE B FF 98 X FF 97 2-0 7 FC1-2 1-3 2B	C SI 95 X FF 96 0-1 G4-3 ③		B SI 92 X SI 92 1-0 G4-3 ①② 1-2		5	0	2	0	0	0	5
8 Ryan Braun, R (1, 9) OBP: 0.360, SLG: 0.578 18 Khris Davis, R (7, 7) OBP: 0.250, SLG: 0.396	B FF 96 F FF 96 1 SAFE X FF 96 1-1 FC5-4 ② 1-2f		B SI 98 B SL 88 B FF 97 B FF 96 4-0 20 1B 1-2 2-3 BB		F SL 84 F FF 98 S SL 87 0-3 K ②		X SI 90 0-0 20 1B 7 SF8 1B	T SL 86 B SI 92 X SL 84 1-1 2B		2	0	0	0	1	1	3
										2	1	2	0	0	0	0
20 Jonathan Lucroy, R (1, 2) OBP: 0.378, SLG: 0.450	B FF 97 X SI 96 1-0 L9 ③		C SL 88 B FF 96 X FF 97 1-1 1-3 2-H 3-H 1B		D SL 85 C KC 84 B CH 86 S SL 87 F FF 97 B FF 98 B SL 87 4-2 7 FC1-2 BB		1 SAFE X SI 91 0-0 24 G1-5-3 9 E 1-3 1B	X SI 93 0-0 L4 ③		4	1	2	2	1	0	2
7 Mark Reynolds, R (1, 5) OBP: 0.297, SLG: 0.486		C FF 96 F FF 95 T FF 98 0-2 K ①	F CH 87 F FF 96 B SL 88 F CH 86 F SI 99 X SL 87 1-2 G3-1 ③		X SI 96 0-0 FC1-2 ③ 1-2 2-3 3-Hf		B SI 92 F SI 92 1 SAFE X SI 92 1-1 SF8 ① 3-H			3	0	0	1	0	1	5
24 Lyle Overbay, L (1, 3) OBP: 0.296, SLG: 0.292		B FF 97 C CH 90 B FF 97 S FF 96 C FF 98 2-3 K ②	B FF 94 C FF 93 S CH 85 S SL 86 1-3 K ①		B CH 85 S CH 86 F FF 95 X FF 96 1-2 F7 ①	X SI 92 0-0 G1-5-3 ② 1-2			4	0	0	0	0	2	1
9 Jean Segura, R (1, 6) OBP: 0.279, SLG: 0.351		C SI 96 B SI 97 X FF 96 1-1 G5-3 ③	C SL 87 B SL 85 B FF 98 F SI 100 F SL 87 X FF 93 1-2 G6-3 ②		B FF 94 F KC 82 X FF 95 1-1 1 G1-3 1B 2B	C SI 92 2 SAFE X SI 92 0-1 E3 2-H 1B			4	1	2	1	0	0	0
1 Logan Schafer, L (1, 7) OBP: 0.278, SLG: 0.340 (6, 8)			B FF 96 X FF 96 1-0 8 S 41 SH1-4 20 1B 1B		C FF 96 B CH 87 F CH 88 F FF 98 B SL 89 S SL 88 2-3 K ③	D SL 83 C CH 87 B FF 97 B SL 86 X CH 87 3-1 G1-3 ② 2-3	I IN 76 I IN 77 I IN 79 I IN 79 4-0 IBB			3	1	1	0	1	1	1
41 Marco Estrada, R (1, 1) Rickie Weeks Jr., R (6, PH) OBP: 0.388, SLG: 0.378 53 Brandon Kintzler, R (7, 1) 14 Jeff Bianchi, R (7, PH) OBP: 0.205, SLG: 0.167 13 Will Smith, R (8, 1) 57 Francisco Rodríguez, R (9, 1)			X SI 95 0-0 SH1-4 ① 1-2		B FF 94 C FF 95 F SI 92 X FF 98 1-2 G4-3 ①	D SL 87 B SL 86 S SI 98 B FF 98 S SI 97 X FF 98 3-2 3 1B 3-H 1B	F SI 92 F SI 92 B SL 85 F SI 92 D SI 92 X SI 92 2-2 F8 ③			1 0 0 0 0 0 0 1 0 1 1 0 0 0 0 0 0 0 0 0 0 1 0 0 0 0 0 2 0 0 0 0 0 0 0 0 0 0 0 0 0 0						

Inning Stats	1	2	3	4	5	6	7	8	9
	R: 0 E: 0 K: 1 S: 9 H: 1 LOB: 1 BB: 0 P: 13	R: 0 E: 0 K: 2 S: 8 H: 0 LOB: 0 BB: 0 P: 11	R: 2 E: 0 K: 0 S: 11 H: 2 LOB: 2 BB: 1 P: 19	R: 0 E: 0 K: 2 S: 12 H: 0 LOB: 0 BB: 0 P: 16	R: 0 E: 0 K: 1 S: 12 H: 1 LOB: 3 BB: 2 P: 23	R: 1 E: 0 K: 1 S: 14 H: 3 LOB: 2 BB: 0 P: 25	R: 2 E: 1 K: 0 S: 11 H: 3 LOB: 2 BB: 1 P: 18	R: 0 E: 0 K: 0 S: 7 H: 2 LOB: 1 BB: 0 P: 9	

AB	33
R	5
H	12
RBI	5
BB	4
SO	6
LOB	19

1B: 9 SF: 1
2B: 3 SAC: 1
3B: 0 DP: 0
HR: 0 HBP: 1

WP: 0 PA: 40
PB: 0
SB: 2
CS: 1

PITCHER		IP	WLS	BF	H	R	ER	SO	BB	IBB	HBP	BLK	WP	HR	S	P	ERA	WHIP
45 Gerrit Cole, R ERA: 3.76	(1, 1)	5.2	L	28	7	3	3	6	3	0	1	0	0	0	64	105	4.76	1.765
37 Justin Wilson, L ERA: 3.38	(6, 1)	0.1		1	0	0	0	0	0	0	0	0	0	0	2	2	0.00	0.000
48 Jared Hughes, R ERA: 2.7	(7, 1)	2.0		11	5	2	2	0	0	1	0	0	0	0	18	27	9.00	2.500

PITCHER	IP	WLS	BF	H	R	ER	SO	BB	IBB	HBP	BLK	WP	HR	S	P	ERA	WHIP

Pittsburgh Pirates @ Milwaukee Brewers

Miller Park, Milwaukee, WI

Wed May 14 2014, 7:12 PM - 10:13 PM CDT

Att. 24,962 - Roof Closed - 67 F

livebaseballscorecards.com

TOP

Batter	1	2	3	4	5	6	7	8	9	AB	R	H	RBI	BB	SO	LOB
23 Travis Snider, L (1, 9) OBP: 0.309, SLG: 0.349	C FF 94 T CH 82 S SL 87 0-3 ① K		B SL 85 B FF 95 F FF 95 B SI 95 F SI 95 X FF 96 3-2 1B		C SL 83 X SI 94 0-1 ② F8			C SL 79 B SL 80 C FF 93 B SL 82 B SL 81 S SL 82 3-3 ② K2-3	S SI 90 X CH 84 0-1 ② G5-3	3	0	1	0	0	1	1
17 Gaby Sanchez, R (8, PH) OBP: 0.352, SLG: 0.554										1	0	0	0	0	1	0
44 Tony Watson, L (8, 1)										0	0	0	0	0	0	0
14 Jaff Decker, L (9, PH)										1	0	0	0	0	0	1
35 Mark Melancon, R (9, 1)										0	0	0	0	0	0	0
18 Neil Walker, S (1, 4) OBP: 0.347, SLG: 0.464	S FF 95 B CH 84 F SI 96 F SL 88 S SI 96 1-3 ② K		1 SAFE B CH 82 T FF 95 X SI 95 1-1 ③ F7		C SI 95 F SL 88 B SI 95 B SI 95 B SI 96 F SI 96 F FF 96 F SL 87 X SI 97 3-2 ③ P5			B SL 79 X FF 94 1-0 22 1B 1B	C CU 75 S CH 84 C FF 91 0-3 ③ K	5	0	1	0	0	2	3
22 Andrew McCutchen, R (1, 8) OBP: 0.429, SLG: 0.493	F FF 95 F SL 86 B FF 97 B CH 85 X SL 88 2-2 ③ G5-3			C SL 84 B SL 87 B FF 95 F FF 95 B SL 85 B SL 84 4-2 24 1B 31 FC6-4 BB		B FF 94 B SL 83 X FF 94 2-0 ① G6-3		C SL 80 B SL 80 D SL 81 C FF 93 F SL 82 D SL 84 X SL 80 3-2 1-3 1B		3	1	1	0	1	0	0
24 Pedro Alvarez, L (1, 5) OBP: 0.315, SLG: 0.395		B SI 96 B SL 84 X FF 94 2-0 ① G3-1		1 SAFE C SL 85 X SL 85 0-1 31 FC6-4 1-3 1B		S SI 95 X SI 96 0-1 31 G5-4-3 1B		C SL 82 S SL 82 S SL 81 0-3 ③ K		4	0	2	0	0	1	2
31 Jose Tabata, R (1, 7) OBP: 0.294, SLG: 0.320 (8, 9)		B SI 95 C SI 96 X SI 95 1-1 ② L9		B FF 96 X CH 85 1-0 ① FC6-4 1-2f 3-H		F SI 95 B SI 95 1 SAFE S SI 95 F SI 95 B SI 95 X SL 85 2-2 ② ③ G5-4-3 1-2f			C CU 76 X SI 90 0-1 ① L9	4	0	0	1	0	0	2
15 Ike Davis, L (1, 3) OBP: 0.373, SLG: 0.404 12 Clint Barmes, R (9, PR) OBP: 0.262, SLG: 0.216 (9, 3)		B FF 95 X SI 96 1-0 2B		C FF 95 C CH 87 X SL 88 0-2 ② F8			C SL 82 X CH 80 0-1 ① G3-1		B CU 75 B CH 81 X CH 82 2-0 10 1B 19 1B 1B	4	0	2	0	0	0	1
										0	1	0	0	0	0	0
10 Jordy Mercer, R (1, 6) OBP: 0.263, SLG: 0.302		C SL 84 B SI 95 X SI 95 1-1 ③ P4		C SL 84 F FF 95 F SL 86 S SL 87 0-3 ③ K			C SI 93 B SL 83 F SI 94 B SL 86 B FF 96 X FF 95 3-2 ② L9		C FF 90 B SI 90 X FF 91 1-1 19 1B 6 2B 1-2 1B	4	1	1	0	0	1	2
19 Chris Stewart, R (1, 2) OBP: 0.278, SLG: 0.235			C FF 94 F SL 86 X FF 96 0-2 ① L9		X FF 93 0-0 ① G6-3		X FF 93 0-0 ③ F9		C SI 90 F FF 91 X CH 86 0-2 6 2B 1-3 2-H 1B	4	1	1	1	0	0	0
47 Francisco Liriano, L (1, 1) OBP: 0.133, SLG: 0.133 29 Bryan Morris, L (7, 1) 6 Starling Marte, R (8, PH) OBP: 0.327, SLG: 0.367 (8, 7)			B FF 94 C FF 94 B SI 95 T FF 94 F FF 96 F SI 96 S FF 96 2-3 ② K		C CH 89 C SL 84 B SL 86 X SL 85 1-2 1B			B FF 92 C SL 78 S SL 79 B SL 81 S FF 93 2-3 ① K	L SI 92 C FF 91 D SI 87 X CU 76 1-2 2-H 3-H 2B	2	0	1	0	0	1	0
										0	0	0	0	0	0	0
										2	0	1	2	0	1	0
Inning Stats	R: 0 E: 0 K: 2 S: 10 H: 0 LOB: 0 BB: 0 P: 13	R: 0 E: 0 K: 0 S: 6 H: 1 LOB: 1 BB: 0 P: 11	R: 0 E: 0 K: 1 S: 13 H: 1 LOB: 0 BB: 0 P: 19	R: 1 E: 0 K: 1 S: 12 H: 1 LOB: 1 BB: 1 P: 17	R: 0 E: 0 K: 0 S: 12 H: 1 LOB: 1 BB: 0 P: 16	R: 0 E: 0 K: 0 S: 7 H: 1 LOB: 0 BB: 0 P: 11	R: 0 E: 0 K: 0 S: 6 H: 0 LOB: 0 BB: 0 P: 9	R: 0 E: 0 K: 3 S: 14 H: 2 LOB: 2 BB: 0 P: 23	R: 3 E: 0 K: 1 S: 16 H: 4 LOB: 1 BB: 0 P: 20	1B: 9 2B: 2 3B: 0 HR: 0 SF: 0 SAC: 0 DP: 1 HBP: 0						

	AB	37
	R	4
	H	11
	RBI	4
	BB	1
	SO	8
	LOB	12

WP: 0 PA: 38
PB: 0
SB: 0
CS: 0

PITCHER		IP	WLS	BF	H	R	ER	SO	BB	IBB	HBP	BLK	WP	HR	S	P	ERA	WHIP
38 Wily Peralta, R ERA: 2.05	(1, 1)	7.0		26	5	1	1	4	1	0	0	0	0	0	66	96	1.29	0.857
13 Will Smith, L ERA: 0.47	(8, 1)	1.0		5	2	0	0	3	0	0	0	0	0	0	14	23	0.00	2.000
57 Francisco Rodríguez, R ERA: 1.64	(9, 1)	1.0	L	7	4	3	3	1	0	0	0	0	0	0	16	20	27.00	4.000

PITCHER		IP	WLS	BF	H	R	ER	SO	BB	IBB	HBP	BLK	WP	HR	S	P	ERA	WHIP

Batter	1	2	3	4	5	6	7	8	9	AB	R	H	RBI	BB	SO	LOB
3 Elian Herrera, S (1, 8) OBP: 0.265, SLG: 0.242	C SI 91 B SI 92 B CH 83 S CH 84 F SL 83 S SL 86 2-3 **K** ①		S SI 92 B SL 84 B SL 84 S SI 92 S CH 86 2-3 **K** ③		D SL 87 F CH 85 B CH 84 B SI 91 X SI 93 3-1 **G3** ③		X SI 96 0-0 **G6-3** ③			4	0	0	0	0	2	3
Rickie Weeks Jr., R (1, 4) OBP: 0.396, SLG: 0.375	C SL 83 B SI 93 F CH 85 F SL 84 F SI 94 F SI 94 F CH 86 B SL 86 S SL 87 2-3 **K** ②			B FF 91 X SL 82 1-0 7 G5-3 20 BB **1B**		B CH 84 B SI 91 C SI 92 X CH 84 2-1 **G5-3** ①		B SI 93 C SI 93 F CH 87 B SI 94 B SI 94 B SI 94 4-2 8 G5-4-3 **BB**		3	0	1	0	1	1	0
8 Ryan Braun, R (1, 9) OBP: 0.365, SLG: 0.574 57 Francisco Rodríguez, R (9, 1)	B SI 94 F SI 93 B SI 94 X SI 93 2-1 **1B**			C SL 83 S SI 92 T SI 93 0-2 **K** ①		B SI 92 X SL 85 1-0 **1B**		S CH 87 X SI 94 0-1 **G5-4-3** ① ② **1-2f**		4 0	0 0	2 0	0 0	0 0	1 0	2 0
20 Jonathan Lucroy, R (1, 2) OBP: 0.381, SLG: 0.447	B SL 84 C CH 85 F SL 85 X SL 87 1-2 **G1-3** ③			**B SL 84** **S SL 84** 1 SAFE 1 SAFE B SI 92 B CH 85 B SI 92 4-1 **BB** **1-2**		**1 SAFE** **F SI 90** **D SL 84** 1 SAFE 1 SAFE S CH 85 F SI 93 X SL 85 1-2 **L9** ②		B SI 94 S CH 87 C SI 95 X CH 86 1-2 7 S **1B**		3	0	1	0	1	0	2
7 Mark Reynolds, R (1, 3) OBP: 0.287, SLG: 0.468		S SI 92 X SI 92 0-1 **P3** ①		C CH 85 X CH 85 0-1 **G5-3** ② ③ **2-3f**		S SL 85 B CH 84 1 SAFE X CH 86 1-1 **G3** ③		**1 SAFE** **S SI 94** 1 SAFE 1 SAFE B SI 95 B CH 86 X CH 86 2-1 **F9** ③ **1-2**		4	0	0	0	0	0	4
18 Khris Davis, R (1, 7) OBP: 0.257, SLG: 0.401		S SL 83 B SI 93 S CH 86 B CH 87 B SL 85 S CH 86 3-3 **K** ②			C SL 84 B SI 92 S CH 86 X SL 86 1-2 9 E 14 SF7 **2B**		B FC 91 B FC 91 B SI 96 B SI 97 4-0 14 G4-3 9 SH1-3 **BB**		S FC 91 S FC 92 F KC 82 B KC 82 X FC 95 1-2 **G3** ①	3	1	1	0	1	1	0
9 Jean Segura, R (1, 6) OBP: 0.273, SLG: 0.343		X SI 93 0-0 **L9** ③			F SL 83 X CH 84 0-1 **E3** 38 S **2-3**		1 SAFE X FC 91 0-0 **SH1-3** ① **1-2**		F SI 93 X FF 92 0-1 **G1-3** ②	3	0	0	0	0	0	1
14 Jeff Bianchi, R (1, 5) OBP: 0.208, SLG: 0.178			C SI 91 B SI 93 C SL 84 S CH 86 1-3 **K** ①		C SL 82 S CH 85 F CH 86 X SL 86 0-2 **SF7** ① **3-H**		X SI 98 0-0 **G4-3** ② **2-3**		C FF 92 F FF 93 B KC 81 F KC 80 X FF 94 1-2 1 DI **1B**	3	0	1	1	0	1	1
38 Wily Peralta, R (1, 1) OBP: 0.143, SLG: 0.286 2 Scooter Gennett, L (7, PH) OBP: 0.326, SLG: 0.410 13 Will Smith, R (8, 1) 1 Logan Schafer, L (9, 9) OBP: 0.273, SLG: 0.333			B SI 92 X SI 93 1-0 **P4** ②		1 SAFE S SI 91 M CH 84 M CH 86 0-3 **K** ② **1-2**		I IN 66 I IN 61 I IN 64 I IN 61 4-0 **IBB**		C FF 92 B FC 90 S FC 90 F KC 81 F FF 93 F FC 92 X FF 91 1-2 **G1-3** ③ **1-2**	2 0 0 1	0 0 0 0	0 0 0 0	0 0 0 0	1 1 0 0	1 0 0 1	1 0 0 1
Inning Stats	R: 0 E: 0 K: 2 S: 16 H: 1 LOB: 1 BB: 0 P: 23	R: 0 E: 0 K: 1 S: 6 H: 0 LOB: 0 BB: 0 P: 9	R: 0 E: 0 K: 2 S: 7 H: 0 LOB: 0 BB: 0 P: 11	R: 0 E: 0 K: 1 S: 7 H: 1 LOB: 1 BB: 1 P: 12	R: 1 E: 1 K: 1 S: 14 H: 1 LOB: 1 BB: 0 P: 18	R: 0 E: 0 K: 0 S: 9 H: 1 LOB: 1 BB: 0 P: 14	R: 0 E: 0 K: 0 S: 3 H: 0 LOB: 2 BB: 2 P: 11	R: 0 E: 0 K: 0 S: 9 H: 1 LOB: 1 BB: 1 P: 16	R: 0 E: 0 K: 0 S: 16 H: 1 LOB: 1 BB: 0 P: 19	1B: 5 2B: 1 3B: 0 HR: 0 SF: 1 SAC: 1 DP: 2 HBP: 0						WP: 0 PB: 0 SB: 2 CS: 0 PA: 36

PITCHER		IP	WLS	BF	H	R	ER	SO	BB	IBB	HBP	BLK	WP	HR	S	P	ERA	WHIP
47 Francisco Liriano, L ERA: 4.25	(1, 1)	6.0		23	4	1	1	7	1	0	0	0	0	0	59	87	1.50	0.833
29 Bryan Morris, R ERA: 3.31	(7, 1)	1.0		5	0	0	0	0	1	1	0	0	0	0	3	11	0.00	1.000
44 Tony Watson, L ERA: 1.5	(8, 1)	1.0	W	4	1	0	0	0	1	0	0	0	0	0	9	16	0.00	2.000
35 Mark Melancon, R ERA: 1.42	(9, 1)	1.0	S	4	1	0	0	0	0	0	0	0	0	0	16	19	0.00	1.000

PITCHER	IP	WLS	BF	H	R	ER	SO	BB	IBB	HBP	BLK	WP	HR	S	P	ERA	WHIP

BOTTOM

Pittsburgh Pirates @ Milwaukee Brewers

Miller Park, Milwaukee, WI

Wed May 14 2014, 7:12 PM - 10:13 PM CDT

Att. 24,962 - Roof Closed - 67 F

livebaseballscorecards.com

AB	30
R	1
H	6
RBI	1
BB	4
SO	7
LOB	15

Batter	1	2	3	4	5	6	7	8	9	AB	R	H	RBI	BB	SO	LOB
23 Travis Snider, L (1, 9) OBP: 0.310, SLG: 0.341	B FF 89 C SI 89 B FF 90 B FF 90 B SI 89 4-1 BB		S CU 78 X CU 80 0-1 G4-1 ③		D CU 79 C FF 91 D SL 85 B SL 86 C SI 91 C SI 91 3-3 K ①		S CU 75 S CU 74 B CU 74 S CU 76 1-3 K ②		C SL 83 C SI 88 B SL 82 X SL 82 1-2 G6-4-3 ② ③ 1-2f	2	0	0	0	1	1	1
6 Starling Marte, R (7, PH) OBP: 0.323, SLG: 0.362										2	0	0	0	0	1	2
(7, 7)																
18 Neil Walker, S (1, 4) OBP: 0.345, SLG: 0.458	B SI 90 X SL 87 1-0 F7 ①			C CU 78 B FF 91 X SL 87 1-1 L6 ①	B CU 79 D SL 86 F SI 91 X SL 87 2-1 22 FC6-4 1B 1-2		C CU 76 B SI 90 X CU 75 1-1 G5-3 ③			4	0	1	0	0	0	1
22 Andrew McCutchen, R (1, 8) OBP: 0.425, SLG: 0.483	B SL 88 C SL 88 F SL 87 C SL 88 1-3 K ②			F SL 88 B CU 81 X CU 78 1-1 E5 17 FC5-4 24 BB	C CU 79 D CU 79 X SL 87 1-1 FC6-4 ② 1-2f 2-3			B FF 92 B CU 77 B CH 83 B FF 93 4-0 17 G5-4-3 24 S BB		3	0	0	0	1	1	3
24 Pedro Alvarez, L (1, 5) OBP: 0.320, SLG: 0.389	F CU 78 1 SAFE C CU 78 B FF 91 B FF 91 B SL 86 T CU 80 3-2 K ③			B SL 86 B CU 77 F CU 78 B SL 87 B SL 86 4-1 17 FC5-4 1-2 BB	B CU 78 B CU 79 C SL 85 X SL 85 2-1 G4-3 ③			C CU 78 B CU 79 B CH 83 B CH 86 F CU 79 B CU 76 4-2 17 G5-4-3 1-2 BB		2	0	0	0	2	1	3
17 Gaby Sanchez, R (1, 3) OBP: 0.347, SLG: 0.580		B FF 90 C SI 91 C CU 78 B FF 91 F SL 87 F CU 79 X FF 91 2-2 F8 ①		B FF 92 C SL 87 B CU 80 F SI 92 X CU 80 2-2 FC5-4 ② 1-2f 2-3		X FF 90 0-0 HR		D CU 78 B CH 84 F FF 93 D CU 80 X FF 92 3-1 G5-4-3 ① ② 1-2f 2-3		4	1	1	1	0	0	4
10 Jordy Mercer, R (1, 6) OBP: 0.254, SLG: 0.291		C CU 78 B SL 86 B SI 92 F SI 91 X CU 79 2-2 G6-3 ②		S SL 86 D SL 87 F FF 92 1 SAFE F CU 80 X SL 86 1-2 G5-3 ③		C FF 91 B SL 87 X SL 87 1-1 F9 ①		S SL 84 B SL 83 F SL 83 F CU 74 B SI 90 S CU 75 2-3 K ③		4	0	0	0	0	1	3
31 Jose Tabata, R (1, 7) OBP: 0.302, SLG: 0.327		F FF 91 B SI 91 B CU 80 X SI 91 2-1 L9 ③			B SL 86 C SL 86 B SI 91 X SI 91 2-1 26 HR 1B	S CU 80 B CU 80 B SI 92 F SI 91 B CU 78 S SL 87 3-3 K ②			S SL 84 B SI 88 X SL 83 1-1 15 BB 1B	4	1	2	0	0	1	0
(7, 9)																
26 Tony Sanchez, R (1, 2) OBP: 0.295, SLG: 0.339			X SL 86 0-0 G6-3 ①		F SI 92 1 SAFE S SL 86 X SL 86 0-2 1-H HR	B CU 78 S SL 86 B SL 87 F FF 91 S CU 80 2-3 K ③			1 SAFE 1 SAFE B SL 84 X SL 82 1-0 B2 ①	4	1	1	2	0	1	1
51 Wandy Rodriguez, S (1, 1) OBP: 0.286, SLG: 0.286			B FF 89 C FF 90 C FF 90 B CU 79 X SI 90 2-2 L7 ②		C FF 91 X SI 91 0-1 22 FC6-4 18 1B 1B		B FF 91 C FF 90 C FF 90 B CU 80 C FF 92 2-3 K ①		B FS 85 C SL 82 B SL 82 C FS 84 B SL 84 1 SAFE B FS 84 4-2 6 G6-4-3 1-2 BB	2	0	1	0	0	0	0
37 Justin Wilson, L (6, 1)										1	0	0	0	0	1	0
44 Tony Watson, L (8, 1)										0	0	0	0	0	0	0
15 Ike Davis, L (9, PH) OBP: 0.378, SLG: 0.404										0	0	0	0	1	0	0
5 Josh Harrison, R (9, PR) OBP: 0.321, SLG: 0.490										0	0	0	0	0	0	0
35 Mark Melancon, R (9, 1)										0	0	0	0	0	0	0
Inning Stats	R: 0 E: 0 K: 2 S: 8 H: 0 LOB: 1 BB: 1 P: 17	R: 0 E: 0 K: 0 S: 10 H: 0 LOB: 0 BB: 0 P: 16	R: 0 E: 0 K: 0 S: 6 H: 0 LOB: 0 BB: 0 P: 8	R: 0 E: 1 K: 0 S: 12 H: 0 LOB: 2 BB: 1 P: 21	R: 2 E: 0 K: 1 S: 16 H: 4 LOB: 2 BB: 0 P: 26	R: 1 E: 0 K: 2 S: 9 H: 1 LOB: 0 BB: 0 P: 15	R: 0 E: 0 K: 2 S: 8 H: 0 LOB: 0 BB: 0 P: 12	R: 0 E: 0 K: 1 S: 8 H: 0 LOB: 1 BB: 2 P: 21	R: 0 E: 0 K: 0 S: 8 H: 1 LOB: 2 BB: 1 P: 15	1B: 4 2B: 0 3B: 0 HR: 2	SF: 0 SAC: 0 DP: 2 HBP: 0			WP: 0 PB: 0 SB: 1 CS: 0	PA: 37		

TOP

Pittsburgh Pirates @ Milwaukee Brewers

Miller Park, Milwaukee, WI

Thu May 15 2014, 12:11 PM - 3:11 PM CDT

Att. 34,743 - Roof Closed - 66 F

livebaseballscorecards.com

AB	32
R	3
H	6
RBI	3
BB	5
SO	8
LOB	18

PITCHER		IP	WLS	BF	H	R	ER	SO	BB	IBB	HBP	BLK	WP	HR	S	P	ERA	WHIP
49 Yovani Gallardo, R ERA: 3.07	(1, 1)	6.1		27	5	3	3	6	2	0	0	0	0	2	64	108	4.26	1.105
59 Zach Duke, L ERA: 1.5	(7, 1)	0.2		2	0	0	0	1	0	0	0	0	0	0	5	7	0.00	0.000
30 Tyler Thornburg, R ERA: 2.37	(8, 1)	0.2		3	0	0	0	0	2	0	0	0	0	0	4	15	0.00	3.000
47 Rob Wooten, R ERA: 3.72	(8, 1)	1.1	W	5	1	0	0	1	1	0	0	0	0	0	12	21	0.00	1.500

PITCHER	IP	WLS	BF	H	R	ER	SO	BB	IBB	HBP	BLK	WP	HR	S	P	ERA	WHIP

BOTTOM

Pittsburgh Pirates @ Milwaukee Brewers

Miller Park, Milwaukee, WI

Thu May 15 2014, 12:11 PM - 3:11 PM CDT

Att. 34,743 - Roof Closed - 66 F

livebaseballscorecards.com

Batter	1	2	3	4	5	6	7	8	9	AB	R	H	RBI	BB	SO	LOB
Rickie Weeks Jr., R (1, 4) OBP: 0.421, SLG: 0.481	C FF 89 B SI 89 F SI 90 B CU 78 X CU 79 2-2 9 1B 2B		B CU 74 C FF 90 B CU 76 X SI 90 2-1 HR		B FF 90 C CH 82 F FF 90 B FF 90 B CH 83 S CU 76 3-3 ③ K			B CH 86 S CH 86 S SI 94 X SI 95 1-2 1B		4	1	3	1	0	1	0
9 Jean Segura, R (1, 6) OBP: 0.280, SLG: 0.343	B FF 90 C FF 89 X CU 75 1-1 8 G1-6-3 2-3 1B		C SI 90 B CU 73 B CU 75 B CH 83 B CH 84 4-1 8 BLK BB			X FF 94 0-0 ① F9		S SI 94 X CH 86 0-1 ③ G1-3		3	0	1	0	1	0	1
8 Ryan Braun, R (1, 9) OBP: 0.361, SLG: 0.561	F FF 90 B FF 90 F FF 89 X SI 89 1-2 ①② G1-6-3 1-2f		1 SAFE 1 SAFE X CH 82 0-0 ③ L8 1-2			B FF 93 C FC 89 X FF 95 1-1 ② G4-3			B FC 91 F FF 93 X KC 82 1-1 7 BB 20 BB 18 1B 1B	4	1	1	0	0	0	3
20 Jonathan Lucroy, R (1, 3) OBP: 0.377, SLG: 0.437 (8, 2)	B SI 91 F SI 91 X CU 76 1-1 ③ G5-3			B FF 89 B CH 82 F SI 88 B CH 83 X SI 88 3-1 ① L8		B FF 96 C SI 95 F SI 96 S FF 96 1-3 ③ K			B FC 91 B FC 91 B FF 92 D FC 90 4-0 7 BB 18 1B 1-2 BB	3	1	0	0	1	1	1
7 Mark Reynolds, R (1, 5) OBP: 0.286, SLG: 0.455 (8, 3)		B FF 89 X SI 90 1-0 ① F8		B FF 89 B CU 75 C CH 83 B CU 74 C CH 81 X FF 88 3-2 ② F7			B FC 89 S FF 95 F FF 94 F FF 96 S FC 89 1-3 ① K		B KC 82 B FC 91 B FC 92 C FF 92 S FC 92 D FC 94 4-2 18 1B 1-2 2-3 BB	3	0	0	0	1	1	0
18 Khris Davis, R (1, 7) OBP: 0.257, SLG: 0.397		B FF 90 C SI 88 B SI 89 X CH 82 2-1 ② G1-3		X SI 88 0-0 ③ G6-3			C FF 94 F CU 78 F FC 88 S FF 95 0-3 ② K		F FC 91 D KC 82 F FC 92 D KC 81 X FC 92 2-2 1-2 2-H 3-H 1B	4	0	1	2	0	1	0
12 Martín Maldonado, R (1, 2) OBP: 0.455, SLG: 0.630 47 Rob Wooten, R (8, 1)		B FF 88 B FF 88 C FF 88 B CH 82 X SI 89 3-1 ③ G5-3			C CU 74 X SI 88 0-1 HR		C SI 95 B FC 88 T FF 95 S FC 90 1-3 ③ K			3 0	1 0	1 0	1 0	0 0	1 0	0 0
1 Logan Schafer, L (1, 8) OBP: 0.263, SLG: 0.321 3 Elian Herrera, S (8, PH) OBP: 0.257, SLG: 0.235 (9, 8)			L FF 91 X SI 89 0-1 ① G3		C CU 76 C SI 89 S CU 76 0-3 ① K			C SI 92 C SI 92 C SI 93 0-3 ① K		2 1	0 0	0 0	0 0	0 0	1 1	0 0
49 Yovani Gallardo, R (1, 1) OBP: 0.143, SLG: 0.077 59 Zach Duke, L (7, 1) 30 Tyler Thornburg, R (8, 1) 14 Jeff Bianchi, R (8, 5) OBP: 0.204, SLG: 0.174			F FF 90 B SI 89 F SI 90 F CU 75 S FF 91 1-3 ② K		C CU 74 B FF 89 B FF 88 B CU 76 F FF 89 F FF 90 C FF 89 3-3 ② K			S SI 93 B CH 85 B SI 94 S CH 85 S SI 94 2-3 ② K		2 0 0 1	0 0 0 0	0 0 0 0	0 0 0 0	0 0 0 0	2 0 0 1	0 0 0 0

	AB	30
	R	4
	H	7
	RBI	4
	BB	3
	SO	10
	LOB	5

Inning Stats																																
	R: 0 E: 0 K: 0 S: 10	H: 2 LOB: 1 BB: 0 P: 15		R: 0 E: 0 K: 0 S: 5	H: 0 LOB: 0 BB: 0 P: 11		R: 1 E: 0 K: 1 S: 10	H: 1 LOB: 1 BB: 1 P: 17		R: 0 E: 0 K: 0 S: 6	H: 0 LOB: 0 BB: 0 P: 12		R: 1 E: 0 K: 3 S: 12	H: 1 LOB: 0 BB: 0 P: 18		R: 0 E: 0 K: 1 S: 6	H: 0 LOB: 0 BB: 0 P: 8		R: 0 E: 0 K: 3 S: 11	H: 0 LOB: 0 BB: 0 P: 13		R: 0 E: 0 K: 2 S: 11	H: 1 LOB: 1 BB: 0 P: 14		R: 2 E: 0 K: 0 S: 7	H: 2 LOB: 2 BB: 2 P: 18	1B: 4 2B: 1 3B: 0 HR: 2	SF: 0 SAC: 0 DP: 1 HBP: 0	PA: 33	WP: 0 PB: 0 SB: 0 CS: 0

PITCHER	IP	WLS	BF	H	R	ER	SO	BB	IBB	HBP	BLK	WP	HR	S	P	ERA	WHIP
51 Wandy Rodriguez, L (1, 1) ERA: 6.84	5.0		19	4	2	2	4	1	0	0	1	0	2	43	73	3.60	1.000
37 Justin Wilson, L (6, 1) ERA: 2.93	2.0	H	6	0	0	0	4	0	0	0	0	0	0	17	21	0.00	0.000
44 Tony Watson, L (8, 1) ERA: 1.42	1.0	H	4	1	0	0	2	0	0	0	0	0	0	11	14	0.00	1.000
35 Mark Melancon, R (9, 1) ERA: 2.37	0.0	L	4	2	2	2	0	2	0	0	0	0	0	7	18	∞	∞

PITCHER	IP	WLS	BF	H	R	ER	SO	BB	IBB	HBP	BLK	WP	HR	S	P	ERA	WHIP

Batter	1	2	3	4	5	6	7	8	9	AB	R	H	RBI	BB	SO	LOB
31 Jose Tabata, R (1, 9) OBP: 0.300, SLG: 0.324	C FF 90 B SI 90 F SL 87 B CH 83 B SL 88 F FF 91 F FF 91 X SI 92 3-2 ① G4-3		X KC 78 0-0 ① G6-3		B SI 89 F SI 89 F KC 80 F KC 80 B SL 87 B SL 86 X SI 90 3-2 1-2 1B		C KC 79 B SV 81 C KC 81 X KC 83 1-2 ② G5-3			4	0	1	0	0	0	0
18 Neil Walker, S (1, 4) OBP: 0.343, SLG: 0.449	B SI 90 S CH 82 B SI 91 F SI 91 B SI 91 B SI 90 4-2 BB		C SI 88 X SI 90 0-1 ② F7		C SL 86 2 SAFE S SL 85 B SI 89 F CH 82 C SI 90 1-3 ① K		C FF 96 B FF 96 B KC 82 X FF 96 2-1 ③ G5-3			3	0	0	0	1	1	2
22 Andrew McCutchen, R (1, 8) OBP: 0.422, SLG: 0.473	B SL 86 C KC 81 B FF 91 C CH 82 X SL 88 2-2 ② F8		B CH 81 B SI 89 B FF 90 C SL 89 B SI 90 4-1 24 S BB		B KC 81 B SL 87 C SI 90 D KC 81 X FF 90 3-1 ② L8			B FF 93 F FF 94 B SL 87 C SL 85 B CH 86 X FF 94 3-2 ① P3		3	0	0	0	1	0	3
24 Pedro Alvarez, L (1, 5) OBP: 0.313, SLG: 0.379	B KC 80 B KC 79 B CH 82 C SI 90 C SL 88 X KC 80 3-2 ③ G1-3		C CH 82 1 SAFE B SI 90 1 SAFE 1 SAFE S SL 88 C SI 90 1-3 ③ K 1-2		C SL 87 B SI 90 B SL 86 X KC 81 2-1 ③ G3			B FF 95 S CH 85 S CH 86 B FF 95 S CH 85 2-3 ② K		4	0	0	0	0	2	4
6 Starling Marte, R (1, 7) OBP: 0.339, SLG: 0.401		C CH 87 S CH 81 F FF 91 B KC 80 H SL 88 2-2 15 S HBP	C SI 87 S CH 79 B CH 81 F FF 90 B SL 86 X KC 81 2-2 15 CS 1B			X FF 93 0-0 HR		S SL 86 S SL 85 B FF 95 B FF 95 X SL 87 2-2 2B		3	1	3	1	0	0	0
15 Ike Davis, L (1, 3) OBP: 0.374, SLG: 0.392		B SI 89 1 SAFE B KC 81 C SI 90 F SL 86 F KC 80 B KC 80 B CH 83 4-2 1-2 BB	F SI 88 1 SAFE 1 SAFE C SL 86 C SL 87 0-3 ① ② K 1-2			F FF 96 F KC 81 B KC 83 C SV 83 1-3 ① K		F SL 85 C FF 94 D CH 87 S CH 87 1-3 ③ K		3	0	0	0	1	3	2
17 Gaby Sanchez, R (1, 10) OBP: 0.342, SLG: 0.575		B SL 87 C FF 91 X FF 90 1-1 ① F8	X FF 89 0-0 10 1B 2B			C KC 81 B FF 96 S FF 97 S FF 98 1-3 ② K			C FF 84 F FF 87 X FF 87 0-2 ① P6	4	0	1	0	0	1	2
10 Jordy Mercer, R (1, 6) OBP: 0.254, SLG: 0.289		C FF 90 C SL 86 B SI 92 F SL 86 S FF 90 1-3 ② K	B SI 89 X SI 89 1-0 ③ 2-H 1B			F FF 96 C KC 82 F FF 98 B KC 84 F FF 97 T FF 97 1-2 ③ K			C FF 87 F CU 76 B FF 86 F CU 78 X FF 86 1-2 ② L8	4	0	1	0	0	2	2
26 Tony Sanchez, R (1, 2) OBP: 0.308, SLG: 0.349		B KC 80 B SL 86 S FF 91 C SI 90 C SI 92 2-3 ③ K			F SI 87 C FF 89 B FF 89 F SL 87 X CH 81 1-2 31 1B 1B		B FF 93 X FF 94 1-0 ① 1B		C FF 85 F FF 86 S FF 88 0-3 ③ K	4	0	2	0	0	2	2
Inning Stats	R: 0 E: 0 K: 0 S: 13 H: 0 LOB: 1 BB: 1 P: 25	R: 0 E: 0 K: 2 S: 15 H: 0 LOB: 2 BB: 1 P: 25	R: 0 E: 0 K: 1 S: 7 H: 0 LOB: 1 BB: 1 P: 12	R: 0 E: 0 K: 1 S: 9 H: 3 LOB: 2 BB: 0 P: 12	R: 0 E: 0 K: 1 S: 16 H: 2 LOB: 2 BB: 0 P: 26	R: 1 E: 0 K: 3 S: 12 H: 1 LOB: 0 BB: 0 P: 15	R: 0 E: 0 K: 0 S: 6 H: 1 LOB: 0 BB: 0 P: 10	R: 0 E: 0 K: 2 S: 12 H: 1 LOB: 1 BB: 0 P: 20	R: 0 E: 0 K: 1 S: 10 H: 0 LOB: 0 BB: 0 P: 11	1B: 5 2B: 3 3B: 0 HR: 1 SF: 0 SAC: 0 DP: 1 HBP: 1						

PITCHER		IP	WLS	BF	H	R	ER	SO	BB	IBB	HBP	BLK	WP	HR	S	P	ERA	WHIP
41 David Phelps, R ERA: 3.33	(1, 1)	5.0	W	22	5	0	0	5	3	0	1	0	0	0	60	100	0.00	1.600
68 Dellin Betances, R ERA: 1.85	(6, 1)	2.0	H	7	2	1	1	3	0	0	0	0	0	1	18	25	4.50	1.000
43 Adam Warren, R ERA: 1.48	(8, 1)	1.0		4	1	0	0	2	0	0	0	0	0	0	12	20	0.00	1.000
40 Matt Daley, R ERA: 6.75	(9, 1)	1.0		3	0	0	0	1	0	0	0	0	0	0	10	11	0.00	0.000

PITCHER	IP	WLS	BF	H	R	ER	SO	BB	IBB	HBP	BLK	WP	HR	S	P	ERA	WHIP

TOP

Pittsburgh Pirates @ New York Yankees

Yankee Stadium, Bronx, NY

Sat May 17 2014, 4:08 PM - 7:02 PM EDT

Att. 47,353 - Partly Cloudy - 68 F

livebaseballscorecards.com

AB	32
R	1
H	8
RBI	1
BB	3
SO	11
LOB	17

Pittsburgh Pirates @ New York Yankees

Yankee Stadium, Bronx, NY

Sat May 17 2014, 4:08 PM - 7:02 PM EDT

Att. 47,353 - Partly Cloudy - 68 F

BOTTOM

livebaseballscorecards.com

Batter	1	2	3	4	5	6	7	8	9	AB	R	H	RBI	BB	SO	LOB
11 Brett Gardner, L (1, 8) OBP: 0.359, SLG: 0.397	B SI 90 B SI 92 X FF 91 2-0 B5-3 ①		C KC 78 B KC 80 C SI 92 X KC 80 1-2 G3 ①			B KC 77 X SI 92 1-0 HR		B SL 85 C SI 90 B CH 86 B FF 91 B FF 91 4-1 34 S 34 HR BB		3	2	1	1	1	0	0
2 Derek Jeter, R (1, 6) OBP: 0.336, SLG: 0.313	X SI 92 0-0 25 HR 1B		F CH 82 X CH 84 0-1 F7 ②			B CH 84 X KC 80 1-0 25 G3-5-3 1B		C FF 92 1 SAFE D SL 87 X FF 92 1-1 F9 ①		4	1	2	0	0	0	1
25 Mark Teixeira, S (1, 3) OBP: 0.375, SLG: 0.573	C FF 92 B CH 81 S FF 92 X SI 93 1-2 1-H HR		F CH 85 B KC 79 C KC 78 B CH 85 F KC 79 B FF 94 X SI 94 3-2 P5 ③			C KC 77 X KC 79 0-1 G3-5-3 ① ② 1-2f		1 SAFE 1 SAFE F FF 91 B FF 92 X FF 92 1-1 P5 ②		4	1	1	2	0	0	2
34 Brian McCann, L (1, 2) OBP: 0.262, SLG: 0.377	X SI 92 0-0 B1-3 ②			C KC 77 B KC 80 B CH 83 B CH 83 C CH 83 C KC 80 3-3 K ①		C CH 84 C KC 79 B FF 93 S KC 80 1-3 K ③		B FF 92 1 SAFE F FF 93 B FF 92 X FF 92 2-1 1-H HR		4	1	1	2	0	2	0
12 Alfonso Soriano, R (1, 9) OBP: 0.283, SLG: 0.443 31 Ichiro Suzuki, L (9, 9) OBP: 0.397, SLG: 0.436	C SI 92 F CH 83 X KC 80 0-2 L5 ③			B KC 80 C SI 94 F KC 82 F CH 84 B FF 91 C CH 86 2-3 K ②			B SI 92 F CH 83 X SI 92 1-1 HR	S SL 85 B SL 87 B FF 92 X SI 92 2-1 2B		4 0	1 0	2 0	1 0	0 0	1 0	0 0
26 Yangervis Solarte, S (1, 5) OBP: 0.392, SLG: 0.488		C SI 92 B SI 92 B KC 76 X SI 93 2-1 G3-1 ①		C KC 79 F FF 90 B KC 80 B CH 86 B KC 77 X KC 79 3-2 F8 ③			B CH 84 S SI 93 S CH 85 F KC 81 B KC 81 X CH 85 2-2 P5 ①	C SL 86 X SL 85 0-1 G3-1 ③		4	0	0	0	0	0	1
33 Kelly Johnson, L (1, 10) OBP: 0.290, SLG: 0.456		L SI 92 X KC 79 0-1 F8 ②			C KC 77 B CH 84 C SI 92 X KC 77 1-2 G4-3 ①		B SI 91 X SI 91 1-0 G4-3 ②			3	0	0	0	0	0	0
14 Brian Roberts, S (1, 4) OBP: 0.313, SLG: 0.350		X SI 92 0-0 G6-3 ③			C FF 92 B CH 85 B CH 84 F SI 93 X CH 84 2-2 G5-3 ②		X SI 92 0-0 1B			3	0	1	0	0	0	0
24 Zoilo Almonte, S (1, 7) OBP: 0.250, SLG: 1.000			X SI 93 0-0 HR		C KC 79 X KC 81 0-1 F7 ③		B FF 92 1 SAFE 1 SAFE X SI 92 1-0 G4-3 ③			3	1	1	1	0	0	1
Inning Stats	R: 2 E: 0 K: 0 S: 9 H: 2 LOB: 0 BB: 0 P: 12	R: 0 E: 0 K: 0 S: 5 H: 0 LOB: 0 BB: 0 P: 7	R: 1 E: 0 K: 0 S: 10 H: 1 LOB: 0 BB: 0 P: 14	R: 0 E: 0 K: 2 S: 10 H: 0 LOB: 0 BB: 0 P: 18	R: 0 E: 0 K: 0 S: 8 H: 0 LOB: 0 BB: 0 P: 11	R: 1 E: 0 K: 1 S: 7 H: 2 LOB: 0 BB: 0 P: 10	R: 1 E: 0 K: 0 S: 9 H: 2 LOB: 1 BB: 0 P: 14	R: 2 E: 0 K: 0 S: 11 H: 2 LOB: 1 BB: 1 P: 21		1B: 3 2B: 1 3B: 0 HR: 5 SF: 0 SAC: 0 DP: 1 HBP: 0						

	AB	32
	R	7
	H	9
	RBI	7
	BB	1
	SO	3
	LOB	5

WP: 0 PA: 33
PB: 0
SB: 1
CS: 0

PITCHER		IP	WLS	BF	H	R	ER	SO	BB	IBB	HBP	BLK	WP	HR	S	P	ERA	WHIP
36 Edinson Volquez, R ERA: 4.71	(1, 1)	6.1	L	24	6	5	5	3	0	0	0	0	0	4	55	81	7.11	0.947
48 Jared Hughes, R ERA: 2.53	(7, 1)	0.2		3	1	0	0	0	0	0	0	0	0	0	3	5	0.00	1.500
32 Vin Mazzaro, R ERA: 6.75	(8, 1)	1.0		6	2	2	2	0	1	0	0	0	0	1	11	21	18.00	3.000

PITCHER	IP	WLS	BF	H	R	ER	SO	BB	IBB	HBP	BLK	WP	HR	S	P	ERA	WHIP

Pittsburgh Pirates @ New York Yankees

Yankee Stadium, Bronx, NY

Sun May 18 2014, 1:10 PM - 4:00 PM EDT

Partly Cloudy - 66 F

livebaseballscorecards.com

Batter	1	2	3	4	5	6	7	8	9	AB	R	H	RBI	BB	SO	LOB
23 Travis Snider, L (1, 9) OBP: 0.301, SLG: 0.330 31 Jose Tabata, R (7, PH) OBP: 0.297, SLG: 0.321 (7, 9)	F SI 88 B FS 84 B CU 75 F SI 90 C SI 90 2-3 K	B CU 75 C SL 82 B FS 86 X SL 82 2-1 G1-3	F SI 92 S CU 77 B FF 91 B FS 87 D FS 86 X SI 92 3-2 G4-3 2-3	F SI 94 S SI 94 B FF 94 S FC 89 1-3 K						3 1	0 0	0 0	0 0	0 0	1 1	1 0
18 Neil Walker, S (1, 4) OBP: 0.346, SLG: 0.469	X SI 90 0-0 HR	B SI 91 S FC 77 X CU 74 1-1 F7	X SI 94 0-0 22 FC5-4 3-H 1B	B SI 83 X CH 84 1-0 G1-3						4	1	2	2	0	0	0
22 Andrew McCutchen, R (1, 8) OBP: 0.423, SLG: 0.471	B FF 91 S FF 91 B FF 91 C SL 82 X SL 82 2-2 F9	S SL 83 B CU 76 C SL 84 B FS 87 B FS 87 B SL 84 4-2 6 PB 24 1B BB	B SI 91 C SI 91 X FS 85 1-1 FC5-4 1-2f	B SL 87 X SL 84 1-0 24 G4-3 1B						3	0	1	0	1	0	1
24 Pedro Alvarez, L (1, 5) OBP: 0.311, SLG: 0.376	B FS 85 B CU 74 C SL 81 B SI 90 F SL 82 F SI 91 X SL 83 3-2 F9	B SL 80 1 SAFE B FS 84 F SI 91 C SI 90 F FS 86 B SI 90 X SL 83 3-2 6 PB 1-2 1B	1 SAFE 1 SAFE B CU 77 B FS 86 F SL 82 F SI 92 S FS 88 2-3 K	D CH 86 1 SAFE S SL 86 1 SAFE B SL 86 B CH 86 F SL 88 X SL 86 3-2 G4-3 1-2						4	0	1	0	0	1	2
6 Starling Marte, R (1, 7) OBP: 0.331, SLG: 0.391		B FF 90 B FS 82 S SI 89 L SL 83 S FS 87 2-3 K	S SL 84 S FS 86 B FS 88 S FS 88 1-3 K 1-2 2-3	C SI 90 B FS 87 F FS 83 B FS 88 S SI 88 2-3 K		S KC 82 F KC 82 C FC 92 0-3 K				4	0	0	0	0	4	3
15 Ike Davis, L (1, 3) OBP: 0.370, SLG: 0.380		B FS 86 X CU 77 1-0 G4-3	B CU 77 B FS 87 B FS 87 B CU 78 4-0 BB	F SI 92 X CU 78 0-1 G6-3			C FC 92 F KC 83 B KC 84 B KC 82 C FC 93 2-3 K			3	0	0	0	1	1	0
17 Gaby Sanchez, R (1, 10) OBP: 0.325, SLG: 0.545		C FF 91 B FF 91 S SL 83 S SL 83 1-3 K	S FF 94 B FS 86 X SI 89 1-1 G6-3	C CU 77 B SI 93 F SL 84 B SI 90 S SL 85 2-3 K			C KC 82 B KC 83 F FC 92 B KC 83 B KC 83 X FC 91 3-2 G6-3			4	0	0	0	0	2	3
26 Tony Sanchez, R (1, 2) OBP: 0.304, SLG: 0.388		B FF 89 C SL 82 X SL 82 1-1 F8	B SI 89 S SI 90 X SL 84 1-1 HR	X FF 84 0-0 F7			F FC 91 B FC 92 C KC 82 S KC 83 1-3 K			4	1	1	1	0	1	0
12 Clint Barmes, R (1, 6) OBP: 0.267, SLG: 0.250		C SL 82 X SI 91 0-1 L7	B FF 91 C SI 92 X FS 88 1-1 23 G4-3 18 1B 2B	C FF 86 X FF 86 0-1 F8						3	1	1	0	0	0	0
Inning Stats	R: 1 E: 0 K: 1 S: 11 H: 1 LOB: 0 BB: 0 P: 18	R: 0 E: 0 K: 2 S: 7 H: 0 LOB: 0 BB: 0 P: 11	R: 0 E: 0 K: 0 S: 6 H: 0 LOB: 0 BB: 0 P: 9	R: 0 E: 0 K: 1 S: 13 H: 1 LOB: 3 BB: 2 P: 27	R: 2 E: 0 K: 1 S: 13 H: 3 LOB: 1 BB: 0 P: 21	R: 0 E: 0 K: 2 S: 8 H: 0 LOB: 0 BB: 0 P: 12	R: 0 E: 0 K: 1 S: 6 H: 0 LOB: 0 BB: 0 P: 7	R: 0 E: 0 K: 1 S: 8 H: 1 LOB: 1 BB: 0 P: 13	R: 0 E: 0 K: 2 S: 9 H: 0 LOB: 0 BB: 0 P: 15	1B: 3 2B: 1 3B: 0 HR: 2	SF: 0 SAC: 0 DP: 0 HBP: 0		WP: 0 PB: 1 SB: 0 CS: 0	PA: 35			

TOP

AB	33
R	3
H	6
RBI	3
BB	2
SO	11
LOB	10

PITCHER		IP	WLS	BF	H	R	ER	SO	BB	IBB	HBP	BLK	WP	HR	S	P	ERA	WHIP
18 Hiroki Kuroda, R ERA: 4.61	(1, 1)	6.0	W	25	5	3	3	7	2	0	0	0	0	2	58	98	4.50	1.167
40 Matt Daley, R ERA: 6.0	(7, 1)	0.2	H	2	0	0	0	0	0	0	0	0	0	0	3	3	0.00	0.000
48 Matt Thornton, L ERA: 5.14	(7, 1)	0.1	H	1	0	0	0	1	0	0	0	0	0	0	3	4	0.00	0.000
43 Adam Warren, R ERA: 1.44	(8, 1)	0.2	H	3	1	0	0	0	0	0	0	0	0	0	5	10	0.00	1.500
30 David Robertson, R ERA: 1.54	(8, 1)	1.1	S	4	0	0	0	3	0	0	0	0	0	0	12	18	0.00	0.000

PITCHER		IP	WLS	BF	H	R	ER	SO	BB	IBB	HBP	BLK	WP	HR	S	P	ERA	WHIP
30 David Robertson, R ERA: 1.54	(9, 1)	1.1	S	4	0	0	0	3	0	0	0	0	0	0	12	18	0.00	0.000

Batter	1	2	3	4	5	6	7	8	9	AB	R	H	RBI	BB	SO	LOB
11 Brett Gardner, L (1, 10) (9, 7) OBP: 0.363, SLG: 0.403	B FF 91 B SI 90 F FF 92 B SI 91 L SI 92 B FF 93 4-2 22 HBP 2 1B 25 1B BB	B CU 79 B CU 79 X FF 92 2-0 22 WP 3-H 2B		1 SAFE 0-0 ③ PO 1-2	B SI 90 B SI 89 B SI 90 C SI 90 F FF 92 F SI 91 X SI 90 3-2 ① G3			C FF 95 B FF 95 B FF 95 S FF 95 B FC 91 C FF 96 3-3 ① K		3	1	1	1	1	1	0
2 Derek Jeter, R (1, 6) OBP: 0.333, SLG: 0.312	1 SAFE X SI 91 0-0 22 HBP 25 1B 1-2 1B	S SI 92 D CU 80 F SI 92 F SI 91 S CU 78 1-3 ② K			B SI 92 X SI 91 1-0 ② G1-4-3			C FF 96 X FF 96 0-1 ② G4-3		4	1	1	0	0	1	1
22 Jacoby Ellsbury, L (1, 8) OBP: 0.357, SLG: 0.404	B SI 92 C SI 91 C FS 85 B SI 92 F FS 86 H CU 80 3-2 25 1B 34 1B 1-2 2-3 HBP	C FF 91 B CU 79 C SI 92 B FS 84 S CU 80 2-3 ③ K 2-3			S FS 85 C SI 91 F FS 85 X FF 92 0-2 ③ F7			B FF 96 B FF 95 F FF 95 X FF 95 2-1 ③ P2		3	1	0	0	0	1	1
25 Mark Teixeira, S (1, 3) OBP: 0.374, SLG: 0.566	B FF 93 X SI 92 1-0 34 1B 1-3 2-H 3-H 1B		B SI 90 C SI 91 F FS 83 B CU 80 F SI 91 X FS 85 2-2 ① F8			S CU 80 B CU 79 F SI 90 F FS 83 C FF 90 1-3 ① K				3	0	1	2	0	1	0
34 Brian McCann, L (1, 2) OBP: 0.264, SLG: 0.376	B CU 79 X SI 92 1-0 26 G5-6-3 1-2 3-H 1B		B FF 92 C FF 92 B CU 79 C SI 91 F FS 84 B CU 80 F FF 91 F CU 79 X SI 90 3-2 ② G5-3			B FS 86 B SI 91 F SI 91 B SI 90 X SI 91 3-1 ② F9				3	0	1	1	0	0	0
12 Alfonso Soriano, R (1, 9) OBP: 0.278, SLG: 0.434	C CU 80 C CU 78 B SI 91 D SI 92 F FS 84 D CU 79 S SI 92 3-3 ① K		X SI 91 0-0 ③ G5-3			C SI 91 B SI 92 B CU 79 X SI 91 2-1 ③ G6-3				3	0	0	0	0	1	2
26 Yangervis Solarte, S (1, 4) OBP: 0.384, SLG: 0.477	C CU 80 X FF 92 0-1 ②③ G5-6-3 1-2f			L SI 90 B SI 91 B FS 85 X FF 91 2-1 ① G3			B FF 91 C SI 90 X CU 79 1-1 ① G4-3			3	0	0	0	0	0	2
33 Kelly Johnson, L (1, 5) OBP: 0.291, SLG: 0.452		C SI 91 B SI 90 X CU 78 1-1 24 E 24 S 11 2B 1B		F SI 91 B SI 90 B FS 84 X FF 91 2-1 ② F8			X FF 91 0-0 ② P6			3	1	1	0	0	0	0
24 Zoilo Almonte, S (1, 7) OBP: 0.286, SLG: 0.714 30 David Robertson, R (9, 1)		C FF 91 1 SAFE S FS 84 1 SAFE F SI 91 S CU 80 0-3 ① K 1-3		F FF 91 X FS 85 0-1 11 PO 1B			C SI 90 F CU 79 F FF 92 F CU 80 B CU 79 F CU 79 F CU 79 F SI 90 B FS 85 2-3 ③ F FS 85 S CU 79 K			3 0	0 0	1 0	0 0	0 0	2 0	1 0
Inning Stats	R: 3 H: 3 E: 0 LOB: 1 K: 1 BB: 1 S: 14 P: 26	R: 1 H: 2 E: 1 LOB: 1 K: 3 BB: 0 S: 14 P: 20	R: 0 H: 0 E: 0 LOB: 0 K: 0 BB: 0 S: 11 P: 16	R: 0 H: 1 E: 0 LOB: 0 K: 0 BB: 0 S: 6 P: 10	R: 0 H: 0 E: 0 LOB: 0 K: 0 BB: 0 S: 9 P: 13	R: 0 H: 0 E: 0 LOB: 0 K: 1 BB: 0 S: 8 P: 14	R: 0 H: 0 E: 0 LOB: 0 K: 1 BB: 0 S: 12 P: 15	R: 0 H: 0 E: 0 LOB: 0 K: 1 BB: 0 S: 7 P: 12		1B: 5 SF: 0 2B: 1 SAC: 0 3B: 0 DP: 1 HR: 0 HBP: 1						

PITCHER		IP	WLS	BF	H	R	ER	SO	BB	IBB	HBP	BLK	WP	HR	S	P	ERA	WHIP
50 Charlie Morton, R ERA: 3.45	(1, 1)	7.0	L	27	6	4	4	6	1	0	1	0	1	0	74	114	5.14	1.000
37 Justin Wilson, L ERA: 2.76	(8, 1)	1.0		3	0	0	0	1	0	0	0	0	0	0	7	12	0.00	0.000

PITCHER	IP	WLS	BF	H	R	ER	SO	BB	IBB	HBP	BLK	WP	HR	S	P	ERA	WHIP

BOTTOM

Pittsburgh Pirates @ New York Yankees

Yankee Stadium, Bronx, NY

Sun May 18 2014, 1:10 PM - 4:00 PM EDT

Partly Cloudy - 66 F

livebaseballscorecards.com

AB	28
R	4
H	6
RBI	4
BB	1
SO	7
LOB	7

Batter	1	2	3	4	5	6	7	8	9	AB	R	H	RBI	BB	SO	LOB
5 Josh Harrison, R (1, 5) (7, 7) OBP: 0.328, SLG: 0.554	B FF 87 C SI 86 B SI 87 X SL 81 2-1 ① F9		C SL 80 B CH 80 F CH 80 B FF 90 S FF 88 2-3 ① K		X SL 82 0-0 ③ 1-3 2B		S FF 94 X FF 93 0-1 HR		F CH 85 D SL 83 1 SAFE B FF 91 S CH 84 F FF 90 D SL 84 F CH 83 F FF 90 3-2 ③ F CH 84 F FF 91 F CH 84 X FF 90 G4-3	5	1	2	1	0	1	1
18 Neil Walker, S (1, 4) OBP: 0.339, SLG: 0.458	B SI 86 C SL 83 F FF 90 B CU 76 X FF 90 2-2 ② G4-3		X CU 75 0-0 ② B1-3			C SL 81 C FF 89 S FF 88 0-3 ① K	F FF 94 B FF 94 F FS 86 F SL 84 X SL 84 1-2 ③ P6			4	0	0	0	0	1	0
22 Andrew McCutchen, R (1, 8) OBP: 0.425, SLG: 0.468	B SI 89 B SL 84 S SI 88 B FF 89 B FF 90 4-1 17 FC6-4 BB		B FF 89 B CH 83 C SL 80 X SI 88 2-1 ③ G5-3			C SI 88 X CU 76 0-1 6 HR 1B		B FF 93 S FC 90 X CU 81 1-1 ① F8		3	1	1	0	1	0	0
17 Gaby Sanchez, R (1, 3) OBP: 0.310, SLG: 0.519	D CU 78 C CU 77 1 SAFE S SL 81 1 SAFE X CU 78 1-2 ③ FC6-4 1-2f		C CU 76 B FF 90 B SL 83 F SL 82 X FF 90 2-2 ① G6-3			B CU 73 C CH 82 B SL 82 1 SAFE X SI 88 2-1 ② F8		B CU 82 F FF 93 B FC 90 X FF 94 2-1 ② P3		4	0	0	0	0	0	2
6 Starling Marte, R (1, 7) OBP: 0.331, SLG: 0.409 24 Pedro Alvarez, L (7, 5) OBP: 0.309, SLG: 0.373		B FF 88 X CH 81 1-0 E5 31 E 31 FC5 19 1B	B CH 81 B CH 83 S SI 88 X FF 89 2-1 ② G6-3			1 SAFE C CH 80 X SL 82 0-1 1-H HR		B FF 94 F FF 94 B SL 84 F FF 95 B SL 84 X FF 95 3-2 ③ F7		3 1	2 0	1 0	2 0	0 0	0 0	0 0
10 Jordy Mercer, R (1, 6) OBP: 0.262, SLG: 0.305		B CH 80 F SL 82 1 SAFE F SI 88 X SL 81 1-2 ① F7	X SI 88 0-0 ③ G6-3			C SI 89 X CH 81 0-1 1B			B FF 93 B FF 93 C FF 93 X FF 94 2-1 23 SH5-4 19 SF9 2B	4	1	2	0	0	0	1
31 Jose Tabata, R (1, 9) OBP: 0.295, SLG: 0.318 23 Travis Snider, L (2, 9) OBP: 0.305, SLG: 0.333		1 SAFE B SL 82 X CH 81 1-0 FC5 19 1B 1-3			C SL 82 B SL 80 X CU 76 1-1 5 2B 1B	X SL 83 0-0 ③ P5			X FF 93 0-0 ① SH5-4 2-3	1 2	0 0	0 1	0 0	0 0	0 0	1 1
26 Tony Sanchez, R (1, 10) OBP: 0.292, SLG: 0.371 15 Ike Davis, L (9, PH) (9, 10) OBP: 0.375, SLG: 0.380		F SI 88 S SL 83 B SL 83 S CH 82 1-3 ② K			B CU 76 B CH 80 S SI 87 D SL 82 F SI 88 F CH 81 F SL 83 1 SAFE S SI 88 3-3 ① K		S FF 93 B CU 82 S FC 90 X FF 94 1-2 ① F8		I IN 76 I IN 78 I IN 78 I IN 77 4-0 IBB	3 0	0 0	0 0	0 0	0 1	2 0	3 0
19 Chris Stewart, R (1, 2) OBP: 0.275, SLG: 0.243		1 SAFE X SI 88 0-0 ③ 1-3 3-H 1B			C SL 82 B CH 80 1 SAFE C SL 82 C CH 81 1-3 ② K		B FF 93 C FF 94 F FF 94 C SL 84 1-3 ② K		L SL 84 F SL 84 D SL 83 B FF 92 D FF 91 X FF 91 3-2 ② SF9 3-H	3	0	1	2	0	2	1
Inning Stats	R: 0 E: 0 K: 0 S: 9 H: 0 LOB: 1 BB: 1 P: 18	R: 1 E: 2 K: 1 S: 9 H: 1 LOB: 2 BB: 0 P: 13	R: 0 E: 0 K: 1 S: 6 H: 0 LOB: 0 BB: 0 P: 10	R: 0 E: 0 K: 0 S: 6 H: 0 LOB: 0 BB: 0 P: 10	R: 0 E: 0 K: 2 S: 11 H: 2 LOB: 2 BB: 0 P: 16	R: 2 E: 0 K: 1 S: 12 H: 3 LOB: 1 BB: 0 P: 14	R: 1 E: 0 K: 1 S: 12 H: 1 LOB: 0 BB: 0 P: 15	R: 0 E: 0 K: 0 S: 7 H: 0 LOB: 0 BB: 0 P: 13	R: 1 E: 0 K: 0 S: 15 H: 1 LOB: 1 BB: 1 P: 27	1B: 4 2B: 2 3B: 0 HR: 2 SF: 1 SAC: 1 DP: 0 HBP: 0						

PITCHER		IP	WLS	BF	H	R	ER	SO	BB	IBB	HBP	BLK	WP	HR	S	P	ERA	WHIP
57 Vidal Nuño, L ERA: 5.82	(1, 1)	6.0		25	6	3	2	5	1	0	0	0	0	1	53	81	3.00	1.167
91 Alfredo Aceves, R ERA: 6.35	(7, 1)	1.2	L	6	1	1	1	1	0	0	0	0	0	1	16	22	5.40	0.600
48 Matt Thornton, L ERA: 5.87	(8, 1)	0.2		3	1	1	1	0	0	0	0	0	0	0	6	11	13.50	1.500
38 Preston Claiborne, R ERA: 2.19	(9, 1)	0.2		3	0	0	0	0	0	1	0	0	0	0	12	22	0.00	0.000

PITCHER	IP	WLS	BF	H	R	ER	SO	BB	IBB	HBP	BLK	WP	HR	S	P	ERA	WHIP

TOP

Pittsburgh Pirates @ New York Yankees

Yankee Stadium, Bronx, NY

Sun May 18 2014, 4:39 PM - 7:43 PM EDT

Att. 46,858 - Cloudy - 64 F

livebaseballscorecards.com

AB	33
R	5
H	8
RBI	5
BB	2
SO	6
LOB	10

WP: 0	PB: 0	SB: 0	CS: 0	PA: 37		

BOTTOM

Batter	1	2	3	4	5	6	7	8	9	AB	R	H	RBI	BB	SO	LOB
11 Brett Gardner, L (1, 8) OBP: 0.370, SLG: 0.419	B FF 97 B FF 95 C FF 96 X SI 94 2-1 25 BB 3B	B SL 85 B CH 84 C CH 87 B FF 96 B FF 96 4-1 14 BLK BB			B FF 95 C FF 94 C FF 95 B KC 84 B SL 85 S FF 96 3-3 ① K		B SI 94 C SI 92 C SI 94 B SI 94 F SI 93 B SI 94 F SI 93 F SI 93 X SI 93 3-2 14 2B 1B		C FF 93 X FC 92 0-1 B3 ③	4	0	2	0	1	1	0
14 Brian Roberts, S (1, 4) OBP: 0.319, SLG: 0.363	D SL 86 F FF 95 C FF 96 X SL 86 1-2 ① G3	B CH 86 B CH 86 F FF 95 T FF 96 F FF 97 F SL 85 X FF 97 2-2 ③ F8 1-2 2-3			X SL 83 0-0 25 G3-5-3 1B		F CH 86 B SI 93 1 SAFE X SI 93 1-1 1-3 2B			4	0	2	0	0	0	3
25 Mark Teixeira, S (1, 10) OBP: 0.370, SLG: 0.549	B FF 96 S CH 88 B FF 97 B FF 98 3 SAFE S FF 96 B FF 97 4-2 ② 3-H BB		C SL 84 S SL 84 X FF 96 0-2 ① P4		S FF 96 1 SAFE B FF 93 1 SAFE 1 SAFE B FF 94 F CH 85 X FF 96 2-2 ②③ G3-5-3 1-2f		B SI 94 C CH 86 B SI 94 X SI 94 2-1 ③ P4			3	0	0	0	1	0	3
33 Kelly Johnson, L (1, 3) OBP: 0.283, SLG: 0.438 2 Derek Jeter, R (8, PH) OBP: 0.338, SLG: 0.317 (9, 6)	L FF 95 C FF 97 C FF 97 0-3 ③ K		S SL 84 C FF 97 F KC 83 S SL 85 0-3 ② K			B SI 94 F FF 94 F FF 95 X SL 87 1-2 ① L3		C SI 94 F SI 94 B SI 95 B CH 85 B CH 86 F SI 94 F SI 96 F SI 94 F SI 95 3-2 X CH 86 1B		3 1	0 0	0 1	0 0	0 0	2 0	1 0
26 Yangervis Solarte, S (1, 5) OBP: 0.387, SLG: 0.500		B FF 94 F CH 86 F FF 94 B FF 95 B FF 95 X FF 95 3-2 66 1B 66 E 1B	X FF 94 0-0 ③ F7			C FF 96 B CH 87 B KC 84 X FF 96 2-1 HR		C SI 94 B SI 94 X SI 94 1-1 ① L7		4	2	2	1	0	0	1
24 Zoilo Almonte, S (1, 7) OBP: 0.200, SLG: 0.500 12 Alfonso Soriano, R (8, PH) OBP: 0.276, SLG: 0.431 (9, 9)	F FF 93 S FF 96 B FF 96 F SL 84 S FF 98 1-3 ① K		C SL 83 F CH 84 F FF 94 B CH 85 B FF 95 C FF 94 2-3 ① K			F CH 86 X SL 88 0-1 ② G4-3		T SI 94 1 SAFE T SI 94 S SI 94 0-3 ② K		3 1	0 0	0 0	0 0	0 0	2 1	1 1
31 Ichiro Suzuki, L (1, 9) OBP: 0.387, SLG: 0.424 (9, 7)	1 SAFE C FF 95 F FF 96 B FF 97 B SI 97 T CH 86 2-2 ② K		B FF 94 F FF 93 C SL 83 X FF 94 1-2 1B			C FF 93 C FF 93 F KC 84 B CH 87 C SL 85 1-3 ③ K		C SI 93 B SI 93 B SI 94 S SL 83 S SI 94 2-3 ③ K		4	0	1	0	0	3	2
66 John Ryan Murphy, R (1, 2) OBP: 0.419, SLG: 0.533 22 Jacoby Ellsbury, L (9, PH) OBP: 0.355, SLG: 0.401	C FF 96 B SL 87 X SL 87 1-1 E9 17 E 1-H 1B		B SL 83 X FF 95 1-0 ② P3				F SI 96 X SI 96 0-1 ① G6-3		C FF 93 B FC 92 C KC 81 B KC 83 B FC 94 X FC 93 3-2 ① G1-3	3 1	1 0	1 0	0 0	0 0	0 0	1 0
17 Brendan Ryan, R (1, 6) OBP: 0.600, SLG: 0.600 (9, 3) 34 Brian McCann, L (9, PH) OBP: 0.262, SLG: 0.373	X FF 96 0-0 E1 14 BLK 3-H 1B		1 SAFE F FF 94 F FF 97 S FF 96 0-3 ③ K				F FC 90 X SI 96 0-1 ② G6-3		B FF 93 B FF 93 B FC 92 C FF 93 X FF 92 3-1 ② F8	3 1	0 0	1 0	1 0	0 0	1 0	1 0
Inning Stats	R: 0 E: 0 K: 1 S: 10 H: 1 LOB: 1 BB: 1 P: 17	R: 2 E: 2 K: 2 S: 19 H: 3 LOB: 2 BB: 1 P: 32	R: 0 E: 0 K: 1 S: 8 H: 0 LOB: 0 BB: 0 P: 8	R: 0 E: 0 K: 2 S: 11 H: 1 LOB: 1 BB: 0 P: 15	R: 0 E: 0 K: 1 S: 7 H: 1 LOB: 0 BB: 0 P: 12	R: 1 E: 0 K: 1 S: 11 H: 1 LOB: 0 BB: 0 P: 15	R: 0 E: 0 K: 0 S: 14 H: 2 LOB: 2 BB: 0 P: 20	R: 0 E: 0 K: 2 S: 15 H: 1 LOB: 1 BB: 0 P: 21	R: 0 E: 0 K: 0 S: 7 H: 0 LOB: 0 BB: 0 P: 13	1B: 7 2B: 1 3B: 1 HR: 1 SF: 0 SAC: 0 DP: 1 HBP: 0						

PITCHER		IP	WLS	BF	H	R	ER	SO	BB	IBB	HBP	BLK	WP	HR	S	P	ERA	WHIP
45 Gerrit Cole, R ERA: 3.84	(1, 1)	6.0	W	25	7	3	3	8	2	0	0	1	0	1	66	99	4.50	1.500
29 Bryan Morris, R ERA: 3.18	(7, 1)	0.2	H	2	0	0	0	0	0	0	0	0	0	0	4	4	0.00	0.000
44 Tony Watson, L ERA: 1.33	(7, 1)	1.1	H	7	3	0	0	2	0	0	0	0	0	0	25	37	0.00	2.250
35 Mark Melancon, R ERA: 2.25	(9, 1)	1.0	S	3	0	0	0	0	0	0	0	0	0	0	7	13	0.00	0.000

PITCHER	IP	WLS	BF	H	R	ER	SO	BB	IBB	HBP	BLK	WP	HR	S	P	ERA	WHIP

Pittsburgh Pirates @ New York Yankees

Yankee Stadium, Bronx, NY

Sun May 18 2014, 4:39 PM - 7:43 PM EDT

Att. 46,858 - Cloudy - 64 F

livebaseballscorecards.com

AB	35
R	3
H	10
RBI	2
BB	2
SO	10
LOB	14

WP: 0	PA: 37		
PB: 0			
SB: 0			
CS: 0			

Batter	1	2	3	4	5	6	7	8	9	AB	R	H	RBI	BB	SO	LOB
21 Nick Markakis, L (1, 9) OBP: 0.344, SLG: 0.365	B SI 92 X SI 92 1-0 ① G4-3		C SI 94 S SL 86 X SL 87 0-2 13 FC4 1B	X SL 87 0-0 ③ FC4-6 1-2f		B SI 92 C SI 91 B FF 91 F SI 91 B SI 92 X SI 91 3-2 ② G3-1		X SL 79 0-0 ③ P5		5	0	1	0	0	0	3
13 Manny Machado, R (1, 5) OBP: 0.282, SLG: 0.278	B SI 91 C CH 83 C SI 92 B SL 84 B SL 84 S SI 92 3-3 ② K		B SL 84 F SI 91 X CH 85 1-1 ③ FC4 1-2f		C SL 86 B SI 92 F SI 93 B SL 85 X CH 86 2-2 10 2B 1B	B SI 92 X SI 91 1-0 ③ G5-3			C SL 83 B SL 83 B SI 90 X SI 90 2-1 ① G6-3	5	1	1	0	0	1	1
10 Adam Jones, R (1, 8) OBP: 0.303, SLG: 0.438	B SI 92 C SI 92 X SI 93 1-1 1B			B SL 83 B CH 84 C CH 84 X SL 85 2-1 ① G5-3	C SI 92 1 SAFE B SL 84 B CH 85 B SL 86 X SI 93 3-1 19 HR 2B 1-H		B SI 91 C SI 91 S SL 85 B SI 92 X SI 92 2-2 ① G6-3		C SI 91 F SI 90 H CH 81 1-2 19 HR HBP	4	2	2	1	0	0	0
19 Chris Davis, L (1, 3) OBP: 0.376, SLG: 0.468	C SI 94 F SI 93 D SL 88 S SL 87 1-3 ③ K			S SL 86 B SL 86 B SL 86 S SI 93 X SL 88 2-2 23 BB 2 1B 1B	X SL 87 0-0 2-H HR		X SI 92 0-0 HR		B SI 92 X SI 91 1-0 1-H HR	5	4	4	5	0	1	1
23 Nelson Cruz, R (1, 7) OBP: 0.335, SLG: 0.552		B SI 91 S SL 84 B SI 94 S CH 86 B CH 86 X SL 86 3-2 ① G6-3		B SL 84 D SI 92 B SI 92 B SI 92 4-0 6 1B 2 1B 36 BB 1-2 BB	C CH 85 X SI 92 0-1 HR		C SI 92 B SI 91 S SL 85 F SL 84 B SI 91 B SI 91 X SI 92 3-2 ② G5-3		B SL 83 S CH 82 X SI 90 1-1 ② F8	4	2	1	1	1	0	0
2 J.J. Hardy, R (1, 6) OBP: 0.291, SLG: 0.336		B SI 92 C SI 92 C SL 84 X SI 94 1-2 ② G3		C SL 85 F CH 84 X CH 87 0-2 36 BB 6 1B 1-2 2-H 1B	C SI 93 C SI 92 B SL 84 X SL 85 1-2 ① G1-3		C SI 92 B SI 84 S SL 85 X SI 91 1-2 1B		C SI 91 F CH 83 C SI 92 0-3 ③ K	5	0	2	1	0	1	0
6 Jonathan Schoop, R (1, 4) OBP: 0.269, SLG: 0.349		C SI 92 B SI 92 S CH 86 S SL 85 1-3 ③ K		D SL 86 B SL 82 F SI 93 F CH 85 F SL 86 X SI 94 2-2 36 BB 1-2 2-3 1B	B SI 92 C SL 84 S CH 86 B SI 93 X SL 86 2-2 ② F8		B SI 90 B SI 91 X SI 90 2-0 ③ F8			4	0	1	0	0	1	1
36 Caleb Joseph, R (1, 2) OBP: 0.133, SLG: 0.071			X SI 90 0-0 ① G6-3	D SL 86 S CH 86 B SI 92 S CH 87 D CH 87 B SI 93 4-2 21 FC4-6 1-2 2-3 3-H BB	C SI 93 B SI 94 C SL 86 X CH 87 1-2 ③ G5-3			B SI 91 C SI 91 X SI 90 1-1 ① G5-3		3	0	0	1	1	0	0
50 Miguel González, R (1, 1) 29 Tommy Hunter, R (7, 1) 27 Delmon Young, R (8, PH) OBP: 0.318, SLG: 0.381 53 Zack Britton, L (8, 1) 56 Darren O'Day, R (9, 1)			C SI 91 B SI 92 X SI 93 1-1 ② G6-3	B CH 86 C SI 91 B SI 92 F SI 92 S SL 86 2-3 ② K		B SI 90 B SI 91 C FF 91 X SI 90 2-1 ① G5-3		F SI 90 S CH 81 B SI 88 S CH 81 1-3 ② K		3 0 1 0 0	0 0 0 0 0	0 0 0 0 0	0 0 0 0 0	1 0 0 0 0	3 0 0 0 0	
Inning Stats	R: 0 E: 0 K: 2 S: 9 H: 1 LOB: 1 BB: 0 P: 15	R: 0 E: 0 K: 1 S: 9 H: 0 LOB: 0 BB: 0 P: 14	R: 0 E: 0 K: 0 S: 8 H: 1 LOB: 1 BB: 0 P: 10	R: 2 E: 0 K: 1 S: 18 H: 3 LOB: 3 BB: 2 P: 34	R: 4 E: 0 K: 0 S: 17 H: 4 LOB: 0 BB: 0 P: 26	R: 0 E: 0 K: 0 S: 6 H: 0 LOB: 0 BB: 0 P: 12	R: 1 E: 0 K: 0 S: 12 H: 2 LOB: 1 BB: 0 P: 20	R: 0 E: 0 K: 1 S: 6 H: 0 LOB: 0 BB: 0 P: 8	R: 2 E: 0 K: 1 S: 10 H: 1 LOB: 0 BB: 0 P: 15	1B: 7 2B: 1 3B: 0 HR: 4 SF: 0 SAC: 0 DP: 0 HBP: 1						

PITCHER		IP	WLS	BF	H	R	ER	SO	BB	IBB	HBP	BLK	WP	HR	S	P	ERA	WHIP
47 Francisco Liriano, L ERA: 4.86	(1, 1)	5.0	L	26	9	6	6	4	2	0	0	0	0	2	61	99	10.80	2.200
48 Jared Hughes, R ERA: 2.84	(6, 1)	2.0		8	2	1	1	0	0	0	0	0	0	1	18	32	4.50	1.000
30 Jeanmar Gómez, R ERA: 4.5	(8, 1)	2.0		8	1	2	2	2	0	0	1	0	0	1	16	23	9.00	0.500

PITCHER	IP	WLS	BF	H	R	ER	SO	BB	IBB	HBP	BLK	WP	HR	S	P	ERA	WHIP

TOP

Baltimore Orioles @ Pittsburgh Pirates

PNC Park, Pittsburgh, PA

Tue May 20 2014, 7:07 PM - 10:03 PM EDT

Att. 22,787 - Cloudy - 74 F

livebaseballscorecards.com

AB	39
R	9
H	12
RBI	9
BB	2
SO	6
LOB	9

WP: 0 PA: 42
PB: 0
SB: 0
CS: 0

BOTTOM

Baltimore Orioles @ Pittsburgh Pirates

PNC Park, Pittsburgh, PA

Tue May 20 2014, 7:07 PM - 10:03 PM EDT

Att. 22,787 - Cloudy - 74 F

livebaseballscorecards.com

Batter	1	2	3	4	5	6	7	8	9	AB	R	H	RBI	BB	SO	LOB
5 Josh Harrison, R (1, 9) OBP: 0.323, SLG: 0.533 30 Jeanmar Gómez, R (8, 1)	C FF 90 F FF 92 F CU 76 F FF 92 F CH 85 X FF 92 0-2 ① P5		C SL 84 F FF 92 F FF 92 B CH 86 X CU 78 1-2 18 1B 22 1B 1B		B FF 90 B SL 82 C FF 90 X CU 75 2-1 ①② G5-4-3 1-2f		B CU 84 S CU 84 B FF 97 X FF 96 2-1 ②③ G6-4-3 1-2f			4 0	1 0	1 0	0 0	0 0	0 0	3 0
18 Neil Walker, S (1, 4) OBP: 0.342, SLG: 0.459	C SI 92 F SI 92 B FF 92 F CU 78 X CH 84 1-2 24 FC1-6 22 1B 1B		1 SAFE B SI 89 B SL 83 X FF 92 2-0 22 1B 1-3 1B		B FF 92 B FF 92 S SI 92 S CU 77 S CH 86 2-3 ③ K			X SI 93 0-0 ① L4		4	0	2	0	0	1	0
22 Andrew McCutchen, R (1, 8) OBP: 0.431, SLG: 0.472	F FF 92 X FF 92 0-1 24 FC1-6 1-2 1B		F CU 77 D CU 76 D CH 83 F FF 92 X FF 92 2-2 1-2 3-H 1B			B SI 91 B CU 77 S SL 84 B CH 86 C FF 92 S FF 92 3-3 ① K		B SI 95 B FF 95 B SI 95 B SI 94 4-0 24 1B BB		3	0	2	1	1	1	0
24 Pedro Alvarez, L (1, 5) OBP: 0.308, SLG: 0.370	X CH 84 0-0 ② FC1-6 1-2f 2-3		B CH 85 F SI 92 F FF 91 B CU 76 F CU 77 F CH 85 F FF 92 F CU 76 F SL 84 2-3 ② K			B FF 92 X FF 92 1-0 ② F8		B SI 95 S SI 94 B SI 95 S SI 95 X SI 95 2-2 6 G4-6-3 1-2 1B		4	0	1	0	0	1	4
6 Starling Marte, R (1, 7) OBP: 0.324, SLG: 0.399	F FF 91 D CH 84 S CU 78 B SI 92 S CU 76 2-3 ③ K		C SL 84 B FF 92 B FF 92 X SL 84 2-1 ③ G5-3			F SI 92 C FF 92 B SI 92 B CU 79 S CU 78 2-3 ③ K		F SI 95 B SI 95 X SI 96 1-1 ②③ G4-6-3 1-2f		4	0	0	0	0	2	6
15 Ike Davis, L (1, 3) OBP: 0.371, SLG: 0.404		C SI 92 F SL 86 B FF 92 B FF 93 F CU 77 F FF 93 F FF 92 X CH 87 2-2 ① G1-3		B CU 75 X SI 91 1-0 ① F7			F FF 90 C CU 75 B CH 83 F CH 84 X FF 91 1-2 HR		B SL 80 C SI 94 X SI 94 1-1 ① G4-3	4	1	1	1	0	0	0
10 Jordy Mercer, R (1, 6) OBP: 0.262, SLG: 0.303		X FF 94 0-0 ② L6		C FF 92 C SI 92 S CU 78 0-3 ② K			X FF 97 0-0 19 1B 1B		C SL 80 F FF 89 S FF 87 0-3 ② K	4	0	1	0	0	2	0
19 Chris Stewart, R (1, 2) OBP: 0.295, SLG: 0.250		C FF 93 C SI 93 X SL 86 0-2 ③ G3		C FF 92 B CU 78 B SL 84 F SI 92 C FF 92 2-3 ③ K			X FF 96 0-0 5 G6-4-3 1-2 1B		B SL 79 B FF 88 B SI 87 H FF 88 4-0 HBP	3	0	1	0	0	1	0
47 Francisco Liriano, L (1, 1) OBP: 0.125, SLG: 0.125 31 Jose Tabata, R (5, PH) OBP: 0.301, SLG: 0.324 48 Jared Hughes, R (6, 1) 23 Travis Snider, L (7, PH) OBP: 0.299, SLG: 0.326 (8, 9)			C SI 90 X FF 91 0-1 ① F9		B CU 75 C FF 92 X SI 92 1-1 5 G5-4-3 1B		B CU 87 B FF 97 F FF 96 B FF 96 F FF 97 S FC 94 3-3 ① K		C SI 87 B FF 88 B SL 79 B SL 81 C SL 79 X SI 87 3-2 ③ G4-3	1 1 0 0 2	0 0 0 0 0	0 1 0 0 0	0 0 0 0 1	0 0 0 0 0	0 0 0 0 1	0 0 0 0 3
Inning Stats	R: 0 H: 2 E: 0 LOB: 2 K: 1 BB: 0 S: 16 P: 19	R: 0 H: 0 E: 0 LOB: 0 K: 0 BB: 0 S: 10 P: 12	R: 1 H: 3 E: 0 LOB: 2 K: 1 BB: 0 S: 20 P: 29	R: 0 H: 0 E: 0 LOB: 0 K: 2 BB: 0 S: 7 P: 10	R: 0 H: 1 E: 0 LOB: 0 K: 1 BB: 0 S: 7 P: 12	R: 0 H: 0 E: 0 LOB: 0 K: 2 BB: 0 S: 7 P: 13	R: 1 H: 3 E: 0 LOB: 1 K: 1 BB: 0 S: 11 P: 17	R: 0 H: 1 E: 0 LOB: 1 K: 0 BB: 1 S: 6 P: 13	R: 0 H: 0 E: 0 LOB: 1 K: 1 BB: 0 S: 8 P: 16	1B: 9 2B: 0 3B: 0 HR: 1	SF: 0 SAC: 0 DP: 3 HBP: 1						

	AB	34
	R	2
	H	10
	RBI	2
	BB	1
	SO	9
	LOB	16

	WP: 0	PA: 36
	PB: 0	
	SB: 0	
	CS: 0	

PITCHER		IP	WLS	BF	H	R	ER	SO	BB	IBB	HBP	BLK	WP	HR	S	P	ERA	WHIP
50 Miguel González, R ERA: 4.53	(1, 1)	6.0	W	24	7	2	2	7	0	0	0	0	0	1	71	100	3.00	1.167
29 Tommy Hunter, R ERA: 6.06	(7, 1)	1.0		4	2	0	0	1	0	0	0	0	0	0	7	12	0.00	2.000
53 Zack Britton, L ERA: 0.76	(8, 1)	1.1		5	1	0	0	0	1	0	0	0	0	0	8	16	0.00	1.500
56 Darren O'Day, R ERA: 0.52	(9, 1)	0.2		3	0	0	0	1	0	0	1	0	0	0	6	13	0.00	0.000

PITCHER	IP	WLS	BF	H	R	ER	SO	BB	IBB	HBP	BLK	WP	HR	S	P	ERA	WHIP

Baltimore Orioles @ Pittsburgh Pirates

PNC Park, Pittsburgh, PA

Wed May 21 2014, 7:17 PM - 10:44 PM EDT

Att. 19,365 - Cloudy - 74 F

TOP

livebaseballscorecards.com

Batter	1	2	3	4	5	6	7	8	9	AB	R	H	RBI	BB	SO	LOB
21 Nick Markakis, L (1, 9) OBP: 0.350, SLG: 0.370	C FF 90 B CU 76 C SI 90 B CU 79 X SI 89 2-2 10 F8 13 S 1B	X CU 75 0-0 ② SF8 2-3 3-H	C FF 91 X SL 85 0-1 ③ F9			X FC 88 0-0 1B	B SI 96 B SI 96 C SI 97 B FF 97 D SI 95 4-1 1-2 BB			3	0	2	1	1	0	1
13 Manny Machado, R (1, 5) OBP: 0.277, SLG: 0.286	C SI 89 L CU 73 B FF 88 B CU 75 B FF 90 X SI 88 3-2 ① F9 1-2	D CU 75 D CH 83 C CU 75 F SI 88 B SI 88 F CU 75 X SI 89 3-2 19 1B 23 2B 1-3 3-H 2B		C FF 90 F FF 90 B SL 86 X SL 86 1-2 ① F9		1 SAFE 1 SAFE C FF 96 F FC 89 S FF 96 0-3 ② K	S FC 92 F CU 85 S CU 86 0-3 ③ K			5	1	1	1	0	2	5
10 Adam Jones, R (1, 8) OBP: 0.300, SLG: 0.429	B SI 89 C CU 74 X CU 76 1-1 ② F8 2-3	C CU 76 D FF 90 D CU 74 F CU 75 F FF 89 B FF 89 F CU 74 D CU 74 4-2 19 1B 23 2B BB		C SL 85 X FF 93 0-1 ② G4-3		B FC 89 X FF 96 1-0 ③ G6-3		C SI 94 C SI 94 B SI 94 B SI 95 B CH 86 F SI 95 F SI 95 F SI 96 F CH 86 3-3 ① S CH 88 K		4	1	0	0	1	1	2
19 Chris Davis, L (1, 3) OBP: 0.391, SLG: 0.482	B SI 90 F CU 77 F SI 89 X CU 75 1-2 ③ G3-1	X SI 88 0-0 23 2B 1-2 2-3 3-H 1B		S FF 92 B CH 88 S SI 92 B SI 92 B SI 92 F SI 93 B SI 92 4-2 BB			C FF 94 F SI 94 F FF 96 B SI 96 B FC 89 X FF 96 2-2 23 1B 2 1B 2B	S SI 95 H SI 96 1-1 2 FC4-6 HBP		3	1	2	1	1	0	1
23 Nelson Cruz, R (1, 7) OBP: 0.342, SLG: 0.576		C FF 90 S CU 75 B FF 89 X FF 89 1-2 HR B CU 75 B FF 88 F CU 76 X CU 75 2-1 1-3 2-H 3-H 2B		D SL 88 B SI 92 C FF 92 B FF 92 S SL 86 S SL 88 3-3 ③ K			F SI 97 B SI 97 D CU 86 X SI 97 2-1 6 SH5-4 2 1B 28 1B 2-3 1B	F SI 95 S CH 87 F CH 87 1 SAFE B SI 96 C SI 96 1-3 ② K		5	2	3	3	0	2	2
2 J.J. Hardy, R (1, 6) OBP: 0.295, SLG: 0.345		C FF 90 F CU 74 B FF 89 X CU 74 6 1B 21 SF8 2B C FF 90 C FF 93 F CU 74 D SI 92 F FF 92 2-2 ③ K	C SL 84 S SL 84 S SL 85 0-3 ① K				C FC 92 D CU 86 1 SAFE 1 SAFE F FC 90 X CU 85 1-2 6 SH5-4 28 1B 3-H 1B	C SI 94 F CH 88 B SI 95 B SI 95 X CH 86 2-2 ③ FC4-6 1-2f		5	1	2	1	0	2	3
6 Jonathan Schoop, R (1, 4) OBP: 0.268, SLG: 0.346	C CH 81 B CU 72 D CH 84 S CU 72 X SI 89 2-2 21 SF8 30 SH 13 2B 2-3 1B	B FF 90 X SL 85 1-0 ① F9	F FF 91 B SI 91 B FF 91 X FF 91 2-1 ② G6-3			X FC 90 0-0 ① SH5-4 1-2 2-3			B FC 92 F FC 91 X FF 93 1-1 ① F9	4	1	1	0	0	0	0
36 Caleb Joseph, R (1, 2) OBP: 0.167, SLG: 0.063 45 Steve Clevenger, L (7, PH) OBP: 0.304, SLG: 0.406 (7, 2)	1 SAFE B SI 88 D CU 75 1 SAFE D CH 82 C SI 88 X SI 88 3-1 ① P4	B FF 92 F FF 91 B FF 92 B FF 92 B SI 92 4-1 35 SH3-4 BB	B SL 86 F FF 91 X SI 91 1-1 ③ G6-3			B SI 96 S CU 86 D FC 92 D CU 86 I IN 64 4-1 28 1B IBB		B FC 92 F FF 92 F FC 92 S KC 82 1-3 ② K	2 1	0 0	0 0	0 0	1 1	0 1	2 0
30 Chris Tillman, R (1, 1) 35 Brad Brach, R (2, 1) 27 Delmon Young, R (6, PH) OBP: 0.313, SLG: 0.375 17 Brian Matusz, L (6, 1) 28 Steve Pearce, R (7, PH) OBP: 0.340, SLG: 0.531 58 Ryan Webb, R (7, 1) 9 David Lough, L (9, PH) OBP: 0.233, SLG: 0.225	C CU 73 M CU 74 X CH 84 0-2 SH 13 2B 19 1B 1-2	L FF 90 X SL 85 0-1 ② SH3-4 1-2				F FF 93 F FF 94 X FC 88 0-2 ① P3	B SI 97 S SI 96 D CU 86 F SI 97 F SI 97 X SI 97 2-2 ② 21 BB 1-3 2-H 3-H 1B	S FC 92 C FF 93 C FC 92 0-3 ③ K	0 0 1 0 1 0 1	1 0 0 0 0 0 0	0 0 0 0 1 0 0	0 0 0 0 0 0 0	0 0 0 0 0 0 1	0 0 0 0 0 1 0	0 0 0 0 0 0 0
Inning Stats	R: 0 E: 0 K: 0 S: 11 H: 1 LOB: 1 BB: 0 P: 18	R: 6 E: 1 K: 1 S: 30 H: 6 LOB: 2 BB: 1 P: 49	R: 0 E: 0 K: 0 S: 6 H: 0 LOB: 1 BB: 1 P: 11	R: 0 E: 0 K: 1 S: 11 H: 0 LOB: 1 BB: 1 P: 19	R: 0 E: 0 K: 1 S: 7 H: 0 LOB: 0 BB: 0 P: 10	R: 0 E: 0 K: 1 S: 8 H: 1 LOB: 1 BB: 0 P: 9	R: 2 E: 0 K: 1 S: 19 H: 4 LOB: 3 BB: 2 P: 34	R: 0 E: 0 K: 2 S: 15 H: 0 LOB: 1 BB: 0 P: 22	R: 0 E: 0 K: 2 S: 8 H: 0 LOB: 0 BB: 0 P: 10	1B: 7 2B: 4 3B: 0 HR: 1 SF: 1 SAC: 3 DP: 0 HBP: 1						

AB	35
R	8
H	12
RBI	8
BB	5
SO	9
LOB	16

WP: 0 PB: 0 SB: 1 CS: 0 PA: 45

PITCHER		IP	WLS	BF	H	R	ER	SO	BB	IBB	HBP	BLK	WP	HR	S	P	ERA	WHIP
51 Wandy Rodriguez, L ERA: 6.75	(1, 1)	1.2		14	7	6	1	0	1	0	0	0	0	1	37	61	5.40	4.800
32 Vin Mazzaro, R ERA: 3.68	(2, 1)	3.1		12	0	0	0	3	2	0	0	0	0	0	28	46	0.00	0.600
37 Justin Wilson, L ERA: 3.12	(6, 1)	1.0	H	5	2	1	1	1	0	0	0	0	0	0	12	15	9.00	2.000
29 Bryan Morris, R ERA: 3.5	(7, 1)	1.0	W	7	3	1	1	1	1	1	0	0	0	0	15	28	9.00	4.000
44 Tony Watson, L ERA: 1.27	(8, 1)	1.0	H	4	0	0	0	2	0	0	1	0	0	0	15	22	0.00	0.000

PITCHER		IP	WLS	BF	H	R	ER	SO	BB	IBB	HBP	BLK	WP	HR	S	P	ERA	WHIP
35 Mark Melancon, R ERA: 2.14	(9, 1)	1.0	S	3	0	0	0	2	0	0	0	0	0	0	8	10	0.00	0.000

BOTTOM

Baltimore Orioles @ Pittsburgh Pirates

PNC Park, Pittsburgh, PA

Wed May 21 2014, 7:17 PM - 10:44 PM EDT

Att. 19,365 - Cloudy - 74 F

livebaseballscorecards.com

Batter	1	2	3	4	5	6	7	8	9	AB	R	H	RBI	BB	SO	LOB
5 Josh Harrison, R (1, 9) OBP: 0.328, SLG: 0.508	B FF 88 B FF 87 B FF 88 C FF 89 B FC 88 4-1 22 2B BB	B FF 89 B FF 88 B FF 87 C FF 90 B FF 90 4-1 18 2B BB	C FF 92 B SI 93 B FS 86 F FF 93 F FF 94 X SL 86 2-2 ② P3			B FF 90 X CH 82 1-0 ① F7		B SI 89 C SL 80 S SI 91 B SL 82 X SL 83 2-2 ① F7		3	2	0	0	2	0	0
18 Neil Walker, S (1, 4) OBP: 0.338, SLG: 0.457	B FC 89 B SL 86 C FC 90 C FF 90 X FF 90 2-2 ① P6	B CH 82 X FF 90 1-0 22 1B 24 1B 1-H 2B	F SL 85 F FS 86 B FF 94 F FF 93 X SL 88 1-2 ③ G6-3			C FF 90 B CU 76 B CH 84 S FF 90 B FF 90 F SL 85 T FF 92 3-2 ② K		C SL 81 B SL 82 X SI 91 1-1 ② G4-3		5	1	1	1	0	1	1
22 Andrew McCutchen, R (1, 8) OBP: 0.436, SLG: 0.488	B FF 91 C CH 82 C CH 82 B FC 90 F CH 82 X FC 91 2-2 24 1B 6 3B 1-H 2B	B KC 75 X CH 80 1-0 6 1B 24 1B 15 1B 2-3 1B		B SI 91 S FS 84 B SL 85 F FS 85 B FF 93 F FF 93 S FS 85 3-3 ① K		C CU 78 X CH 84 0-1 2B		C SI 91 F SI 92 S SL 83 0-3 ③ K		5	2	3	1	0	2	0
24 Pedro Alvarez, L (1, 5) OBP: 0.312, SLG: 0.373	B FC 90 T CH 83 B FF 90 X FC 90 2-1 6 3B 2-3 1B	X FC 89 0-0 15 1B 6 1B 10 G6-4-3 1-2 3-H 1B		B SI 92 X FS 83 1-0 ② G4-3		C SL 83 D SL 83 F FF 91 D SL 85 X CU 77 2-2 ③ P5				4	2	2	1	0	0	1
6 Starling Marte, R (1, 7) OBP: 0.333, SLG: 0.419	C FF 90 F KC 75 X KC 74 0-2 15 1B 1-H 3-H 3B	X SL 84 0-0 10 G6-4-3 15 1B 1-2 2-3 1B		X SI 93 0-0 ③ G5-3			X SI 91 0-0 15 1B 26 1B 1B			4	2	3	2	0	0	0
15 Ike Davis, L (1, 3) OBP: 0.383, SLG: 0.417	X CH 83 0-0 26 BB 3-H 1B	F SI 92 X FS 85 0-1 10 G6-4-3 1-2 2-3 3-H 1B			F FF 91 X FF 92 0-1 ① P5		1 SAFE C SI 91 F SI 92 1 SAFE B SI 93 X SI 93 1-2 26 1B 1-3 1B			4	0	3	2	0	0	0
10 Jordy Mercer, R (1, 6) OBP: 0.254, SLG: 0.294	F FF 88 B KC 73 F FC 90 S KC 75 1-3 ② K	B SL 84 S SL 85 F FF 93 F FF 95 X SL 86 1-2 ①② G6-4-3 1-2f 2-3 3-H			C FS 84 F SI 92 B FF 93 S SL 86 1-3 ② K		L SL 83 X SL 84 0-1 ① F9			4	0	0	0	0	2	5
26 Tony Sanchez, R (1, 2) OBP: 0.316, SLG: 0.375	D SL 85 B FF 89 F FF 90 B CH 82 B FC 90 4-1 1-2 BB	X FS 86 0-0 ③ G5-3			B SI 90 B SI 91 T FF 91 B FS 84 B FF 92 4-1 BB		C SL 84 X SI 93 0-1 23 G5-6-3 1-2 3-H 1B			2	0	1	1	2	0	1
51 Wandy Rodriguez, S (1, 1) OBP: 0.250, SLG: 0.250 32 Vin Mazzaro, R (2, 1) 31 Jose Tabata, R (5, PH) OBP: 0.298, SLG: 0.321 37 Justin Wilson, L (6, 1) 29 Bryan Morris, L (7, 1) 23 Travis Snider, L (7, PH) OBP: 0.296, SLG: 0.323 44 Tony Watson, L (8, 1) 35 Mark Melancon, R (9, 1)	X FC 89 0-0 ③ G6-3		C FF 92 F FF 92 X SL 86 0-2 ① G5-3		C SI 91 S SL 84 S SL 86 0-3 ③ K		C SL 83 X SI 92 0-1 ②③ G5-6-3 1-2f			1 1 1 0 0 0 1 0 0 0	0 0 0 0 0 0 0 0 0 0	0 0 0 0 0 0 0 0 0 0	0 0 1 0 0 0 0 0 0 0	0 0 1 0 0 0 0 0 0 0	0 0 1 0 0 0 0 0 0 0	2 0 1 0 0 0 2 0 0 0
Inning Stats	R: 4 E: 0 K: 1 S: 19 H: 4 LOB: 2 BB: 2 P: 34	R: 4 E: 0 K: 0 S: 12 H: 5 LOB: 1 BB: 1 P: 19	R: 0 E: 0 K: 0 S: 11 H: 0 LOB: 0 BB: 0 P: 14	R: 0 E: 0 K: 1 S: 6 H: 0 LOB: 0 BB: 0 P: 10	R: 0 E: 0 K: 2 S: 9 H: 0 LOB: 1 BB: 1 P: 14	R: 0 E: 0 K: 1 S: 10 H: 1 LOB: 1 BB: 0 P: 16	R: 1 E: 0 K: 0 S: 10 H: 3 LOB: 1 BB: 0 P: 11	R: 0 E: 0 K: 1 S: 8 H: 0 LOB: 0 BB: 0 P: 11		1B: 9 2B: 3 3B: 1 HR: 0	SF: 0 SAC: 0 DP: 2 HBP: 0			WP: 0 PB: 0 SB: 0 CS: 0	PA: 39	

PITCHER		IP	WLS	BF	H	R	ER	SO	BB	IBB	HBP	BLK	WP	HR	S	P	ERA	WHIP
30 Chris Tillman, R ERA: 4.53	(1, 1)	1.0		13	7	8	8	1	3	0	0	0	0	0	23	44	72.00	10.000
35 Brad Brach, R ERA: 4.05	(2, 1)	4.0		14	2	0	0	3	1	0	0	0	0	0	34	47	0.00	0.750
17 Brian Matusz, L ERA: 3.14	(6, 1)	1.0		4	1	0	0	1	0	0	0	0	0	0	10	16	0.00	1.000
58 Ryan Webb, R ERA: 3.66	(7, 1)	2.0	L	8	3	1	1	1	0	0	0	0	0	0	18	22	4.50	1.500

PITCHER	IP	WLS	BF	H	R	ER	SO	BB	IBB	HBP	BLK	WP	HR	S	P	ERA	WHIP

Washington Nationals @ Pittsburgh Pirates

PNC Park, Pittsburgh, PA

Thu May 22 2014, 7:09 PM - 10:21 PM EDT

Att. 23,468 - Partly Cloudy - 71 F

livebaseballscorecards.com

TOP

Batter	1	2	3	4	5	6	7	8	9	AB	R	H	RBI	BB	SO	LOB
2 Denard Span, L (1, 8) OBP: 0.315, SLG: 0.377	B SI 93 C SI 92 C CH 83 X KC 80 1-2 G6-3 ①		C KC 80 F FF 94 B FF 94 F KC 80 B CH 85 F SI 94 D KC 80 B FF 94 4-2 28 L8 6 FC6-5 1-2 BB		C KC 76 B CH 82 B CH 82 L SI 92 F KC 77 F KC 77 X SI 94 2-2 P5 ①			F SI 93 X SI 94 0-1 G6-3 ①	C FC 91 B FC 90 B KC 80 S FC 91 D KC 81 B FC 90 4-2 1-2 BB	3	0	0	0	2	0	0
6 Anthony Rendon, R (1, 5) OBP: 0.307, SLG: 0.432	C SI 94 F SI 93 X KC 80 0-2 G6-3 ②		B SI 93 C KC 81 C KC 80 F KC 81 X SI 94 1-2 FC6-5 ① 1-2 2-3f		X FF 93 0-0 G6-3 ②			F SI 94 B CH 85 C CH 85 T SI 93 1-2 K ②	S FC 91 C KC 81 B FF 92 D KC 82 X KC 81 2-2 L8 ③	5	0	0	0	0	1	4
28 Jayson Werth, R (1, 9) OBP: 0.368, SLG: 0.412	C SI 94 S SI 93 T FF 95 0-2 K ③		C KC 82 X SI 94 0-1 L8 ② 2-3		X FF 94 0-0 F9 ③			B CH 86 B CH 86 C CH 85 B SI 94 B CH 86 4-1 20 BB 40 1B BB		3	0	0	0	1	1	2
40 Wilson Ramos, R (1, 2) OBP: 0.240, SLG: 0.227		B FF 92 F SI 92 C SI 93 B FF 94 B CH 85 F SI 93 X SI 94 3-2 12 E/ 1B	B KC 82 S CH 84 X CH 85 1-1 G5-3 ③		X SI 92 0-0 L9 ①			X SI 94 0-0 20 BB 1-2 1B		4	0	2	0	0	0	2
20 Ian Desmond, R (1, 6) OBP: 0.283, SLG: 0.408		C FF 94 D KC 78 B CH 83 S FF 93 B SI 93 C FF 94 3-3 K ①	B KC 78 B SI 91 X SI 91 2-0 HR		B SI 92 C CH 83 S KC 80 S KC 80 1-3 K ②			F SI 95 B SI 95 B SI 95 B CH 85 F SI 95 F SI 95 B SI 94 4-2 1-2 2-3 BB		3	1	1	1	1	2	1
12 Tyler Moore, R (1, 3) OBP: 0.286, SLG: 0.365 30 Aaron Barrett, R (6, 1) 7 Scott Hairston, R (8, PH) OBP: 0.400, SLG: 0.526 48 Ross Detwiler, R (8, 1)		B KC 79 C KC 79 F FF 94 X KC 81 1-2 FC5 1-2	B SI 92 B CH 82 X SI 92 2-0 G4-3 ①		C KC 80 C KC 79 B CH 85 S KC 80 1-3 K ③			S SI 94 B SI 95 X SI 94 1-1 P6 ③		3 0 1 0	0 0 0 0	0 0 0 0	0 0 0 0	0 0 0 0	1 0 0 0	1 0 3 0
8 Danny Espinosa, S (1, 4) OBP: 0.266, SLG: 0.395		C CH 85 B FF 95 X SI 93 1-1 L9 ②	C KC 78 B KC 77 F CH 83 B KC 78 F FF 93 X SI 92 2-2 G3 ②				C SI 91 S CH 82 F CH 81 B SI 89 B SL 82 S CH 81 2-3 K ①		B FC 91 B FC 90 B FC 92 B FC 91 4-0 15 FC1-6 BB	3	0	0	0	1	1	2
15 Nate McLouth, L (1, 7) OBP: 0.275, SLG: 0.231		B SI 93 B CH 85 X CH 84 2-0 G3 ③	C FF 93 C KC 79 F KC 80 B FF 93 X SI 93 1-2 2B				X CH 84 0-0 19 G6-4-3 1B		C FC 91 X FC 92 0-1 FC1-6 2 PB ① 1-2f	4	0	2	0	0	0	3
64 Blake Treinen, R (1, 1) OBP: 0.400, SLG: 0.250 19 Kevin Frandsen, R (6, 3) OBP: 0.294, SLG: 0.321 33 Greg Dobbs, L (9, PH) OBP: 0.174, SLG: 0.217			B FF 91 B SI 92 C SI 91 B SI 92 C SI 91 F SI 93 B FF 93 4-2 6 FC6-5 2 BB BB	B SI 92 B SI 93 C SI 92 S SI 93 X FF 95 2-2 G6-3 ③			1 SAFE 1 SAFE D CH 82 F CH 82 1 SAFE X SI 90 1-1 G6-4-3 ②③ 1-2f		F FC 90 B FF 93 S FC 91 B FF 93 F FC 92 S KC 82 2-3 K ②	1 1 1	0 0 0	0 0 0	0 0 0	1 0 1	0 0 0	1 1 1
Inning Stats	R: 0 E: 0 K: 1 S: 9 H: 0 LOB: 0 BB: 0 P: 10	R: 0 E: 1 K: 1 S: 13 H: 1 LOB: 2 BB: 0 P: 23	R: 0 E: 0 K: 0 S: 15 H: 0 LOB: 2 BB: 2 P: 25	R: 1 E: 0 K: 0 S: 13 H: 2 LOB: 1 BB: 0 P: 22	R: 0 E: 0 K: 0 S: 7 H: 0 LOB: 0 BB: 0 P: 9	R: 0 E: 0 K: 2 S: 7 H: 0 LOB: 0 BB: 0 P: 9	R: 0 E: 0 K: 1 S: 7 H: 1 LOB: 0 BB: 0 P: 10	R: 0 E: 0 K: 1 S: 12 H: 1 LOB: 3 BB: 2 P: 22	R: 0 E: 0 K: 1 S: 11 H: 0 LOB: 2 BB: 2 P: 23	1B: 3 2B: 1 3B: 0 HR: 1 SF: 0 SAC: 0 DP: 1 HBP: 0						WP: 0 PB: 1 SB: 0 CS: 0 PA: 38	

	AB	32
	R	1
	H	5
	RBI	1
	BB	6
	SO	7
	LOB	21

PITCHER	IP	WLS	BF	H	R	ER	SO	BB	IBB	HBP	BLK	WP	HR	S	P	ERA	WHIP
36 Edinson Volquez, R (1, 1) ERA: 4.37	6.0	W	24	3	1	1	4	2	0	0	0	0	1	64	98	1.50	0.833
30 Jeanmar Gómez, R (7, 1) ERA: 4.32	1.0	H	3	1	0	0	1	0	0	0	0	0	0	7	10	0.00	1.000
44 Tony Watson, L (8, 1) ERA: 1.21	1.0	H	6	1	0	0	1	2	0	0	0	0	0	12	22	0.00	3.000
35 Mark Melancon, R (9, 1) ERA: 2.05	1.0	S	5	0	0	0	1	2	0	0	0	0	0	11	23	0.00	2.000

PITCHER	IP	WLS	BF	H	R	ER	SO	BB	IBB	HBP	BLK	WP	HR	S	P	ERA	WHIP

Batter	1	2	3	4	5	6	7	8	9	AB	R	H	RBI	BB	SO	LOB
5 Josh Harrison, R (1, 9) OBP: 0.347, SLG: 0.507	C SI 96 S FF 97 B FF 97 X SL 84 1-2 G6-3		B SI 94 X FF 94 1-0 22 HBP 18 BB 1-2 1B		B SI 94 B FF 92 B SI 92 B SI 93 4-0 18 F8 22 1B BB	B SL 85 B SL 84 X FF 94 2-0 FC6-4 1-2f		B FF 95 X SI 94 1-0 18 FC6-4 2-H 1B		4	1	2	1	1	0	2
18 Neil Walker, S (1, 4) OBP: 0.340, SLG: 0.453	C SI 97 B FF 96 F SI 96 F CH 87 B FF 97 F SI 98 B SL 81 X SI 95 3-2 G4-3		B SI 95 F SI 94 B FF 94 B SI 92 B SI 95 4-1 22 HBP 1-2 2-3 BB		C SI 92 1 SAFE X SI 93 0-1 F8 1-2		C FF 94 F SI 94 B FF 95 F SL 85 X CH 86 1-2 22 BB 1B	B SI 94 1 SAFE X FF 93 1-0 FC6-4 1-2f		4	0	1	0	1	0	2
22 Andrew McCutchen, R (1, 8) OBP: 0.442, SLG: 0.488	C FF 96 B CH 86 C CH 85 B FF 97 F SL 84 X SI 97 2-2 L1-3		H SL 81 1-0 1-2 2-3 3-H HBP		X SI 94 0-0 24 S 2-H 1B		B SI 93 D SL 84 B SI 93 F SI 93 C SI 94 D SL 86 4-2 1-2 BB			2	0	1	2	1	0	0
24 Pedro Alvarez, L (1, 5) OBP: 0.306, SLG: 0.365		C SI 95 X SI 96 0-1 F8	X CH 85 0-0 F8		F SI 93 1 SAFE 1 SAFE B FF 93 F CH 85 T CH 88 1-2 K 1-2		C CH 85 B SL 84 X CH 86 1-1 F3			4	0	0	0	0	1	6
6 Starling Marte, R (1, 7) OBP: 0.326, SLG: 0.409		C FF 96 X SI 96 0-1 G4-3		B FF 94 F SI 95 F SI 96 B SL 79 S SL 79 2-3 K	F SI 95 X SL 82 0-1 F9		S SL 85 S SL 84 F SL 86 S SL 86 0-3 K			4	0	0	0	0	2	3
15 Ike Davis, L (1, 3) OBP: 0.379, SLG: 0.411		C SI 96 X CH 86 0-1 G3-1		S CH 85 F SI 95 X CH 85 0-2 10 G5-3 1B		C CH 83 B CH 86 B SI 96 F SI 93 F CH 86 B SI 94 X SI 92 3-2 G1-4-3	X CH 88 0-0 L3			4	0	1	0	0	0	2
10 Jordy Mercer, R (1, 6) OBP: 0.246, SLG: 0.285			B FF 95 C FF 95 F SI 96 F SL 82 F SI 94 F SL 82 X SI 94 1-2 G6-3	F SI 94 B FF 95 F SI 94 X SI 93 1-2 G5-3 1-2	F SI 94 C SL 82 B SL 80 S SI 93 1-3 K			C FF 94 B SI 94 B SL 77 X SI 93 2-1 P6		4	0	0	0	0	1	1
19 Chris Stewart, R (1, 2) OBP: 0.333, SLG: 0.286			C SI 94 X SI 96 0-1 L6	I IN 74 I IN 74 I IN 76 I IN 75 4-0 IBB	B SI 93 B FF 94 B SI 94 C SI 92 C SI 94 B SI 94 4-2 23 E 23 1B BB			C FF 94 B FF 94 C SI 93 X SL 78 1-2 5 1B 2B		2	1	1	0	2	0	0
36 Edinson Volquez, R (1, 1) 23 Travis Snider, L (6, PH) OBP: 0.303, SLG: 0.330 30 Jeanmar Gomez, R (7, 1) 44 Tony Watson, L (8, 1) 17 Gaby Sanchez, R (8, PH) OBP: 0.307, SLG: 0.512 35 Mark Melancon, R (9, 1)			B FF 95 B SI 95 C SI 95 S SI 94 B SI 95 4-2 18 BB 5 1B 22 HBP BB	C SI 94 F SI 94 C SL 80 0-3 K	F SI 93 F SI 92 B FF 93 D CH 85 X SI 94 2-2 E6 5 FC6-4 1-3 1B			B FF 94 C CH 86 B FF 95 F SI 94 X FF 96 2-2 G5-3		1 1 0 0 0 1	1 0 0 0 0 0	0 1 0 0 0 0	0 0 0 0 0 1	1 0 0 0 0 1	1 0 0 0 0 0	2 0 0 0 1 0
Inning Stats	R: 0 E: 0 K: 0 S: 12 H: 0 LOB: 0 BB: 0 P: 18	R: 0 E: 0 K: 0 S: 6 H: 0 LOB: 0 BB: 0 P: 6	R: 1 E: 0 K: 0 S: 13 H: 1 LOB: 3 BB: 2 P: 24	R: 0 E: 0 K: 2 S: 12 H: 1 LOB: 2 BB: 1 P: 19	R: 1 E: 0 K: 1 S: 8 H: 1 LOB: 1 BB: 1 P: 13	R: 0 E: 1 K: 1 S: 13 H: 1 LOB: 2 BB: 1 P: 25	R: 0 E: 0 K: 1 S: 13 H: 1 LOB: 2 BB: 1 P: 19	R: 1 E: 0 K: 0 S: 10 H: 2 LOB: 1 BB: 0 P: 17		1B: 6 2B: 1 3B: 0 HR: 0 SF: 0 SAC: 0 DP: 0 HBP: 1		WP: 0 PB: 0 SB: 1 CS: 0 PA: 38		

PITCHER		IP	WLS	BF	H	R	ER	SO	BB	IBB	HBP	BLK	WP	HR	S	P	ERA	WHIP
64 Blake Treinen, R ERA: 1.56	(1, 1)	5.2	L	27	4	2	2	4	4	1	1	0	0	0	63	102	3.18	1.412
30 Aaron Barrett, R ERA: 0.49	(6, 1)	1.1		6	1	0	0	1	1	0	0	0	0	0	14	22	0.00	1.500
48 Ross Detwiler, L ERA: 5.24	(8, 1)	1.0		5	2	1	1	0	0	0	0	0	0	0	10	17	9.00	2.000

PITCHER	IP	WLS	BF	H	R	ER	SO	BB	IBB	HBP	BLK	WP	HR	S	P	ERA	WHIP

BOTTOM

Washington Nationals @ Pittsburgh Pirates

PNC Park, Pittsburgh, PA

Thu May 22 2014, 7:09 PM - 10:21 PM EDT

Att. 23,468 - Partly Cloudy - 71 F

livebaseballscorecards.com

AB	31
R	3
H	7
RBI	3
BB	6
SO	5
LOB	19

Washington Nationals @ Pittsburgh Pirates

PNC Park, Pittsburgh, PA

Fri May 23 2014, 7:07 PM - 10:21 PM EDT

Att. 31,592 - Partly Cloudy - 62 F

livebaseballscorecards.com

TOP

Batter	1	2	3	4	5	6	7	8	9	AB	R	H	RBI	BB	SO	LOB
2 Denard Span, L (1, 8) OBP: 0.317, SLG: 0.384	G4-3		6 SH3 2B		L3		28 WP 1B	G1-3		5	0	2	0	0	0	3
6 Anthony Rendon, R (1, 4) OBP: 0.306, SLG: 0.426	G6-3		SH3		F9		P3		BB	3	0	0	0	1	0	1
28 Jayson Werth, R (1, 9) OBP: 0.374, SLG: 0.411	40 BB BB		40 G6-4-3 BB			40 1B 33 SF7 1B	F7		K	3	1	1	0	2	1	2
40 Wilson Ramos, R (1, 2) OBP: 0.255, SLG: 0.229	20 FC4 BB		G6-4-3			20 HBP 1B		G4-3	F8	4	0	1	0	1	0	3
20 Ian Desmond, R (1, 6) OBP: 0.291, SLG: 0.406	FC4			4 S 1B		HBP		4 1B 19 1B 7 SF8 BB	F9	3	1	1	0	1	0	3
33 Greg Dobbs, L (1, 3) OBP: 0.154, SLG: 0.200 19 Kevin Frandsen, R (8, PH) OBP: 0.302, SLG: 0.329 (8, 3)		K	F7		SF7			7 SF8 4 1B 8 PB 1B		2 1	0 1	0 1	1 0	0 0	1 0	1 0
4 Zach Walters, S (1, 5) OBP: 0.257, SLG: 0.469	K		K		K			8 PB 1B		4	0	1	0	0	3	3
15 Nate McLouth, L (1, 7) OBP: 0.277, SLG: 0.225 7 Scott Hairston, R (8, PH) OBP: 0.381, SLG: 0.526 (8, 7)	BB		F8		G3-1			SF8		2 0	0 0	0 0	0 1	1 0	0 0	3 0
27 Jordan Zimmermann, R (1, 1) OBP: 0.400, SLG: 0.400 12 Tyler Moore, R (7, PH) OBP: 0.282, SLG: 0.359 22 Drew Storen, S (7, 1) 8 Danny Espinosa, S (8, PH) OBP: 0.270, SLG: 0.395 36 Tyler Clippard, R (8, 1)	G6-3				2 L3 1B		G5-3	HBP		2 1 0 0 0	0 0 0 0 0	1 0 0 0 0	0 0 0 0 0	0 0 0 0 0	0 0 0 0 0	1 0 0 0 0
Inning Stats	R: 0 E: 0 K: 0 S: 12 H: 0 LOB: 2 BB: 2 P: 23	R: 0 E: 0 K: 2 S: 13 H: 0 LOB: 1 BB: 1 P: 21	R: 0 E: 0 K: 0 S: 6 H: 1 LOB: 1 BB: 1 P: 12	R: 0 E: 0 K: 1 S: 10 H: 1 LOB: 1 BB: 0 P: 12	R: 0 E: 0 K: 0 S: 10 H: 1 LOB: 0 BB: 0 P: 17	R: 1 E: 0 K: 1 S: 14 H: 2 LOB: 2 BB: 0 P: 25	R: 0 E: 0 K: 0 S: 11 H: 1 LOB: 1 BB: 0 P: 17	R: 2 E: 0 K: 0 S: 15 H: 2 LOB: 2 BB: 1 P: 29	R: 0 E: 0 K: 1 S: 13 H: 0 LOB: 1 BB: 1 P: 22	1B: 7 2B: 2 3B: 0 HR: 0 SF: 2 SAC: 1 DP: 2 HBP: 2						

	AB	30
	R	3
	H	8
	RBI	2
	BB	6
	SO	5
	LOB	20

WP: 1 PB: 1 SB: 1 CS: 0 PA: 41

PITCHER	IP	WLS	BF	H	R	ER	SO	BB	IBB	HBP	BLK	WP	HR	S	P	ERA	WHIP
50 Charlie Morton, R (1, 1) ERA: 3.29	5.2	W	25	5	1	1	4	4	0	1	0	0	0	64	108	1.59	1.588
48 Jared Hughes, R (6, 1) ERA: 2.77	0.1	H	1	0	0	0	0	0	0	0	0	0	0	1	2	0.00	0.000
37 Justin Wilson, L (7, 1) ERA: 3.38	1.1	H	8	3	2	1	0	1	0	0	0	1	0	21	37	6.75	3.000
29 Bryan Morris, R (8, 1) ERA: 3.38	0.2	H	3	0	0	0	0	0	0	1	0	0	0	5	9	0.00	0.000
39 Jason Grilli, R (9, 1) ERA: 4.0	1.0	S	4	0	0	0	1	1	0	0	0	0	0	13	22	0.00	1.000

PITCHER	IP	WLS	BF	H	R	ER	SO	BB	IBB	HBP	BLK	WP	HR	S	P	ERA	WHIP

Batter	1	2	3	4	5	6	7	8	9	AB	R	H	RBI	BB	SO	LOB
5 Josh Harrison, R (1, 9) OBP: 0.342, SLG: 0.493	C FF 93 B FF 94 B FF 93 S FF 94 X SL 86 2-2 ① G5-3		F FF 94 B FF 94 C CU 79 X CU 79 1-2 ① G6-3	B SL 87 F FF 94 B CU 80 F FF 94 X FF 94 2-2 1-2 2-3 1B		X SL 85 0-0 ③ F8				4	0	1	0	0	0	1
18 Neil Walker, S (1, 4) OBP: 0.338, SLG: 0.448	C FF 94 F CU 79 X FF 94 0-2 22 G6-4-3 1B		B CH 86 S FF 95 S CU 79 B CU 79 X FF 95 2-2 ② F7	B FF 94 X FF 94 1-0 ③ P6			C SI 92 X SL 82 0-1 ① F9			4	0	1	0	0	0	3
22 Andrew McCutchen, R (1, 8) OBP: 0.433, SLG: 0.476	B FF 94 X SL 86 1-0 ②③ G6-4-3 1-2f		C CU 80 X SL 87 0-1 ③ F7		F CU 77 F FF 92 B FF 93 F CH 87 X FF 93 1-2 ① G6-3		C FF 93 F CH 87 X SL 83 0-2 ② G1-3			4	0	0	0	0	0	1
15 Ike Davis, L (1, 3) OBP: 0.382, SLG: 0.414		C CU 77 X CU 76 0-1 55 2B 6 G6-3 1B		B FF 93 B CH 85 C FF 93 X FF 93 2-1 24 HR 1B	B FF 94 S CU 79 B CU 78 B FF 93 X FF 94 3-1 ② F8		F FF 93 C SL 82 X CH 87 0-2 ③ G3-1			4	2	2	0	0	0	0
55 Russell Martin, R (1, 2) OBP: 0.351, SLG: 0.369		B FF 93 B SL 85 F FF 95 C FF 94 B SL 86 X FF 94 3-2 6 G6-3 1-3 12 WP 2B	C FF 94 F CU 80 C FF 94 0-3 ① K	F FF 93 C CU 80 B FF 94 F FF 93 B CU 80 F FF 93 B FF 94 D CU 80 4-2 BB				C FF 90 B CU 74 X FF 91 1-1 ① F7		3	1	1	0	1	1	1
24 Pedro Alvarez, L (1, 5) OBP: 0.305, SLG: 0.379		C CU 77 S FF 94 D CU 79 B FF 94 F CH 87 C FF 94 2-3 ① K	B CU 77 X CH 86 1-0 1-H HR	C CU 79 1 SAFE B FF 92 F FF 94 X CU 78 1-2 ③ G5-3				C CH 78 C FF 91 F FS 81 F CH 79 S FF 92 0-3 ② K		4	1	1	2	0	2	3
6 Starling Marte, R (1, 7) OBP: 0.319, SLG: 0.400		F SL 85 X SL 85 0-1 ② G6-3 2-3 3-H	S FF 94 X SL 86 0-1 E6 12 1B 50 FC1-2			L SL 84 B FF 93 X SL 85 1-1 ① G6-3		B S CH 80 B FF 92 B CH 80 X FF 91 3-1 ③ L7		4	0	0	1	0	0	1
12 Clint Barmes, R (1, 6) OBP: 0.313, SLG: 0.268		C CU 77 B FF 94 B SL 87 S FF 94 B FF 95 F SL 86 B FF 95 4-2 3-H BB	1 SAFE F FF 92 D SL 87 B FF 94 1 SAFE F FF 92 X CU 80 2-2 5 1B 50 FC1-2 1-3 1B			B FF 92 H FF 93 2-0 23 S HBP				1	0	1	0	1	0	0
50 Charlie Morton, R (1, 1) 48 Jared Hughes, R (6, 1) 23 Travis Snider, L (6, PH) OBP: 0.300, SLG: 0.327 37 Justin Wilson, L (7, 1) 29 Bryan Morris, L (8, 1) 39 Jason Grilli, R (9, 1)		C FF 94 F FF 94 S SL 86 0-3 ③ K	1 SAFE M FF 93 X FF 92 0-1 ② FC1-2 5 1B 1-2 3-H			S CU 78 C FF 93 F FF 92 S CU 80 0-3 ② K 1-2				2 0 0 1 0 0 0	0 0 0 0 0 0 0	0 0 0 0 0 0 0	0 0 0 0 0 0 0	1 0 1 0 0 0 0	0 0 1 0 0 0 0	3 0 1 0 0 0 0
Inning Stats	R: 0 E: 0 K: 0 S: 7 H: 1 LOB: 0 BB: 0 P: 10	R: 2 E: 0 K: 2 S: 17 H: 2 LOB: 1 BB: 1 P: 26	R: 0 E: 0 K: 0 S: 8 H: 0 LOB: 0 BB: 0 P: 11	R: 2 E: 1 K: 1 S: 17 H: 4 LOB: 3 BB: 0 P: 25	R: 0 E: 0 K: 0 S: 13 H: 0 LOB: 1 BB: 1 P: 22	R: 0 E: 0 K: 1 S: 7 H: 0 LOB: 1 BB: 0 P: 10	R: 0 E: 0 K: 0 S: 8 H: 0 LOB: 0 BB: 0 P: 8	R: 0 E: 0 K: 1 S: 9 H: 0 LOB: 0 BB: 0 P: 13		1B: 5 2B: 1 3B: 0 HR: 1 SF: 0 SAC: 0 DP: 1 HBP: 1					

PITCHER		IP	WLS	BF	H	R	ER	SO	BB	IBB	HBP	BLK	WP	HR	S	P	ERA	WHIP
27 Jordan Zimmermann, R ERA: 3.95	(1, 1)	6.0	L	28	7	4	4	4	2	0	1	0	1	1	69	104	6.00	1.500
22 Drew Storen, R ERA: 1.1	(7, 1)	1.0		3	0	0	0	0	0	0	0	0	0	0	8	8	0.00	0.000
36 Tyler Clippard, R ERA: 1.61	(8, 1)	1.0		3	0	0	0	1	0	0	0	0	0	0	9	13	0.00	0.000

PITCHER	IP	WLS	BF	H	R	ER	SO	BB	IBB	HBP	BLK	WP	HR	S	P	ERA	WHIP

BOTTOM

Washington Nationals @ Pittsburgh Pirates

PNC Park, Pittsburgh, PA

Fri May 23 2014, 7:07 PM - 10:21 PM EDT

Att. 31,592 - Partly Cloudy - 62 F

livebaseballscorecards.com

AB	31
R	4
H	7
RBI	3
BB	2
SO	5
LOB	14

WP: 1	PA: 34		
PB: 0			
SB: 1			
CS: 0			

Washington Nationals @ Pittsburgh Pirates

PNC Park, Pittsburgh, PA

Sat May 24 2014, 7:18 PM - 10:15 PM EDT

Att. 38,889 - Partly Cloudy - 75 F

TOP

livebaseballscorecards.com

Batter	1	2	3	4	5	6	7	8	9	AB	R	H	RBI	BB	SO	LOB
2 Denard Span, L (1, 8) OBP: 0.309, SLG: 0.373	B FF 96 C FF 94 X CH 87 1-1 ① P4		1 SAFE 1 SAFE B FF 96 B FF 96 X FF 95 2-0 ② P6 1-2		C KC 84 X SI 96 0-1 ② L7	B SL 90 B FF 95 C FF 96 B SI 97 X FF 95 3-1 ③ L9			C FF 93 B KC 81 X FC 90 1-1 ③ G4-3	5	0	0	0	0	0	2
6 Anthony Rendon, R (1, 5) OBP: 0.310, SLG: 0.424	B FF 96 C FF 94 X FF 96 1-1 ② F8		C FF 96 B FF 97 C SL 90 D SL 89 B SI 98 F FF 97 F FF 98 F FF 97 F FF 98 4-2 F FF 88 B SL 89 BB		B FF 95 C FF 95 B FF 96 B FF 97 X FF 96 3-1 28 S 40 1B 1B		C SI 91 B SL 83 X SI 92 1-1 ① P3			3	1	1	0	1	0	0
28 Jayson Werth, R (1, 9) OBP: 0.371, SLG: 0.404	B FF 96 B FF 94 F FF 95 F SI 95 X SL 87 2-2 ③ G6-3		C KC 86 B SL 89 C FF 97 B FF 98 F SL 87 F SL 89 C CH 87 2-3 ③ K		C FF 97 B FF 96 B FF 98 C SL 89 D KC 86 B FF 98 4-2 40 1B 1-2 BB		C SI 92 B FF 93 F SI 92 B SL 85 B SI 92 X SI 92 3-2 ② G1-3			3	0	0	0	1	1	2
40 Wilson Ramos, R (1, 2) OBP: 0.254, SLG: 0.231		B FF 94 F FF 94 F FF 95 X FF 96 1-2 ① G5-3		C FF 94 C FF 94 C FF 97 0-3 ① K	B SL 85 F FF 97 F FF 97 F SL 88 D SL 84 X FF 97 2-2 20 HBP 1-3 2-H 1B		S SI 93 B SI 92 F SI 91 B SL 84 X SL 84 2-2 ③ G6-3			4	0	1	1	0	1	0
20 Ian Desmond, R (1, 6) OBP: 0.295, SLG: 0.421		C FF 94 B SL 86 B SI 95 B SL 88 X FF 95 3-1 ② G5-3		C CH 88 X CH 87 0-1 HR	C FF 95 C FF 96 D SL 86 F SL 89 H SI 97 2-2 1-2 HBP			C SI 90 B SI 90 X SI 91 1-1 ① G6-3		3	1	1	1	0	0	0
33 Greg Dobbs, L (1, 3) OBP: 0.200, SLG: 0.241		X FF 94 0-0 1B		X FF 96 0-0 1B	B FF 97 B FF 95 X FF 94 2-0 ③ G3			X SI 91 0-0 ② G4-3		4	0	2	0	0	0	3
8 Danny Espinosa, S (1, 4) OBP: 0.264, SLG: 0.384		C FF 95 C KC 85 S FF 95 0-3 ③ K		C FF 96 S CH 88 S SL 86 0-3 ② K		S FF 95 C KC 83 C SL 89 0-3 ① K		X SI 90 0-0 ③ G3		4	0	0	0	0	3	2
15 Nate McLouth, L (1, 7) OBP: 0.286, SLG: 0.220			C FF 94 B FF 95 H FF 96 2-1 2 S HBP	B FF 97 F FF 96 C FF 96 B KC 86 B KC 87 X FF 95 3-2 ③ G4-3		B FF 95 F FF 95 B FF 96 B FF 95 B FF 96 4-1 37 SH3-4 BB			C FF 93 C KC 81 F KC 83 B FC 92 C FC 91 1-3 ① K	2	0	0	0	1	1	1
37 Stephen Strasburg, R (1, 1) OBP: 0.150, SLG: 0.056 22 Drew Storen, S (8, 1) 13 Jerry Blevins, L (8, 1) 4 Zach Walters, S (9, PH) OBP: 0.250, SLG: 0.455			M FF 96 L FF 95 L FF 95 0-3 ① K		B FF 94 C FF 93 B FF 95 F FF 94 S FF 96 2-3 ① K	1 SAFE X SI 94 0-0 ② SH3-4 1-2			B FC 92 S FC 92 X KC 82 1-1 ② G4-3	2 0 0 1	0 0 0 0	0 0 0 0	0 0 0 0	0 0 0 0	2 0 0 0	1 0 0 0
Inning Stats	R: 0 H: 0 E: 0 LOB: 0 K: 0 BB: 0 S: 7 P: 11	R: 0 H: 1 E: 0 LOB: 1 K: 1 BB: 0 S: 9 P: 13	R: 0 H: 0 E: 0 LOB: 2 K: 2 BB: 1 S: 17 P: 27	R: 1 H: 2 E: 0 LOB: 1 K: 2 BB: 0 S: 12 P: 15	R: 1 H: 2 E: 0 LOB: 3 K: 1 BB: 1 S: 17 P: 32	R: 0 H: 0 E: 0 LOB: 1 K: 1 BB: 1 S: 7 P: 14	R: 0 H: 0 E: 0 LOB: 0 K: 0 BB: 0 S: 8 P: 14	R: 0 H: 0 E: 0 LOB: 0 K: 0 BB: 0 S: 4 P: 5	R: 0 H: 0 E: 0 LOB: 0 K: 1 BB: 0 S: 8 P: 11	1B: 4 SF: 0 2B: 0 SAC: 1 3B: 0 DP: 0 HR: 1 HBP: 2						

	AB	31
	R	2
	H	5
	RBI	2
	BB	3
	SO	8
	LOB	11

WP: 0 PA: 37
PB: 0
SB: 2
CS: 0

PITCHER	IP	WLS	BF	H	R	ER	SO	BB	IBB	HBP	BLK	WP	HR	S	P	ERA	WHIP
45 Gerrit Cole, R (1, 1) ERA: 3.76	6.0		28	5	2	2	7	3	0	2	0	0	1	69	112	3.00	1.333
48 Jared Hughes, R (7, 1) ERA: 2.57	1.0	W	3	0	0	0	0	0	0	0	0	0	0	8	14	0.00	0.000
30 Jeanmar Gómez, R (8, 1) ERA: 4.15	1.0	H	3	0	0	0	0	0	0	0	0	0	0	4	5	0.00	0.000
35 Mark Melancon, R (9, 1) ERA: 1.96	1.0	S	3	0	0	0	1	0	0	0	0	0	0	8	11	0.00	0.000

PITCHER	IP	WLS	BF	H	R	ER	SO	BB	IBB	HBP	BLK	WP	HR	S	P	ERA	WHIP

BOTTOM

Washington Nationals @ Pittsburgh Pirates

PNC Park, Pittsburgh, PA

Sat May 24 2014, 7:18 PM - 10:15 PM EDT

Att. 38,889 - Partly Cloudy - 75 F

livebaseballscorecards.com

Batter	1	2	3	4	5	6	7	8	9	AB	R	H	RBI	BB	SO	LOB
5 Josh Harrison, R (1, 9) OBP: 0.338, SLG: 0.480 30 Jeanmar Gómez, R (8, 1) 35 Mark Melancon, R (9, 1)	B FF 95 X FF 95 1-0 ① P5			C CU 80 F CH 88 S FF 96 0-3 ① K		C FF 95 F CU 79 F CH 87 B CH 89 F FF 96 X CU 81 1-2 ① F7	B FF 94 X CH 88 1-0 ③ 1-3 2-H 1B			4 0 0	0 0 0	1 0 0	1 0 0	0 0 0	1 0 0	0 0 0
18 Neil Walker, S (1, 4) OBP: 0.337, SLG: 0.460	C FF 95 B CU 80 F SI 94 S CH 90 1-3 ② K			B FF 95 F CH 89 X SI 95 1-1 HR		B CU 79 C CH 88 S CH 88 B CH 89 B FF 96 X CH 89 3-2 ② G3-1		B SI 93 F FF 92 B CH 86 F CH 85 X SL 84 2-2 ① P5		4	1	1	1	0	1	0
22 Andrew McCutchen, R (1, 8) OBP: 0.430, SLG: 0.471	C FF 96 B CU 81 X CU 81 1-1 ③ F8			C FF 96 X FF 95 0-1 ② F9		B CH 88 C FF 95 C CU 79 B CH 90 B FF 95 X CH 89 3-2 1B		C SL 82 B SL 83 F FF 93 T SL 84 1-2 ② K		4	0	1	0	0	1	0
15 Ike Davis, L (1, 3) OBP: 0.386, SLG: 0.412		C FF 95 F CU 80 X CH 90 0-2 ① L8		B CU 80 B CU 79 B CH 87 C FF 94 F FF 95 B FF 95 4-2 55 1B BB		C FF 94 1 SAFE B CH 88 F FF 94 1 SAFE S CU 80 1-3 ③ K		B CH 86 B FF 92 X FF 93 2-0 55 HBP 1B		3	0	1	0	1	1	1
55 Russell Martin, R (1, 2) OBP: 0.383, SLG: 0.388		H CU 79 1-0 24 G6-3 HBP		B FF 94 C CH 87 1 SAFE X FF 93 1-1 1-2 1B			X SI 94 0-0 6 2B 31 SF8 1B	D SL 82 H FF 93 2-0 1-2 HBP		2	1	2	0	0	0	0
24 Pedro Alvarez, L (1, 5) OBP: 0.299, SLG: 0.371		1 SAFE C FF 93 X CU 80 0-1 ② ③ G6-3 1-2f		S CH 87 F FF 94 S CH 88 0-3 ③ K			C FF 94 1 SAFE D CU 79 B CH 87 F CH 88 S FF 94 1 SAFE 2-3 ① K	B SL 89 C SI 92 X CU 75 1-1 ③ G4-3		4	0	0	0	0	2	6
6 Starling Marte, R (1, 7) OBP: 0.325, SLG: 0.410			C CU 78 S FF 95 B FF 95 B FF 96 X CH 89 2-2 ① G5-3		C FF 94 X FF 94 0-1 12 CS 1B		1 SAFE 1 SAFE C FF 93 F CH 87 X CU 80 0-2 5 1B 1-3 2B			3	1	2	0	0	0	0
12 Clint Barmes, R (1, 6) OBP: 0.300, SLG: 0.256 31 Jose Tabata, R (7, PH) OBP: 0.296, SLG: 0.321 (8, 9)			C FF 94 F CH 89 B FF 95 F CH 88 F SI 95 X CU 80 1-2 ② G6-3		1 SAFE C FF 94 F CH 86 F CU 79 1 SAFE F FF 93 B CH 87 D CH 87 1 SAFE 3-3 ① ② B FF 93 S CH 88 K 1-2		F FF 93 D FF 92 B FF 93 X CU 80 2-1 ② SF8 3-H			2 0	0 0	0 0	0 1	0 0	1 0	1 0
45 Gerrit Cole, R (1, 1) OBP: 0.333, SLG: 0.263 48 Jared Hughes, R (7, 1) 23 Travis Snider, L (7, PH) OBP: 0.306, SLG: 0.327 10 Jordy Mercer, R (8, 6) OBP: 0.246, SLG: 0.285			C FF 95 B CU 81 F FF 95 B CH 89 B FF 96 X FF 95 3-2 ③ P4		B SI 95 C SI 95 B FF 95 B FF 95 C FF 96 F FF 95 T FF 96 3-2 ③ K		D CH 87 D CH 87 I IN 50 I IN 60 4-0 5 1B IBB			2 0 0 0	0 0 0 0	0 0 0 0	0 0 0 0	1 0 1 0	0 0 0 0	0 0 0 0
Inning Stats	R: 0 E: 0 K: 1 S: 6 H: 0 LOB: 0 BB: 0 P: 9	R: 0 E: 0 K: 0 S: 5 H: 0 LOB: 0 BB: 0 P: 6	R: 0 E: 0 K: 0 S: 11 H: 0 LOB: 0 BB: 0 P: 17	R: 1 E: 0 K: 2 S: 14 H: 2 LOB: 2 BB: 1 P: 20	R: 0 E: 0 K: 2 S: 11 H: 1 LOB: 0 BB: 0 P: 17	R: 0 E: 0 K: 1 S: 14 H: 1 LOB: 1 BB: 0 P: 22	R: 2 E: 0 K: 1 S: 10 H: 3 LOB: 2 BB: 1 P: 19	R: 0 E: 0 K: 1 S: 9 H: 1 LOB: 2 BB: 0 P: 17		1B: 6 2B: 1 3B: 0 HR: 1	SF: 1 SAC: 0 DP: 1 HBP: 2		WP: 0 PB: 0 SB: 0 CS: 1	PA: 33	

	AB	28
	R	3
	H	8
	RBI	3
	BB	2
	SO	8
	LOB	8

PITCHER		IP	WLS	BF	H	R	ER	SO	BB	IBB	HBP	BLK	WP	HR	S	P	ERA	WHIP
37 Stephen Strasburg, R ERA: 3.42	(1, 1)	7.0	L	28	7	3	3	7	1	1	1	0	0	1	71	110	3.86	1.143
22 Drew Storen, R ERA: 1.06	(8, 1)	0.2		4	1	0	0	1	0	0	1	0	0	0	7	14	0.00	1.500
13 Jerry Blevins, L ERA: 3.32	(8, 1)	0.1		1	0	0	0	0	0	0	0	0	0	0	2	3	0.00	0.000

PITCHER		IP	WLS	BF	H	R	ER	SO	BB	IBB	HBP	BLK	WP	HR	S	P	ERA	WHIP

Washington Nationals @ Pittsburgh Pirates

PNC Park, Pittsburgh, PA

Sun May 25 2014, 1:37 PM - 4:44 PM EDT

Att. 38,047 - Partly Cloudy - 75 F

TOP

livebaseballscorecards.com

Batter	1	2	3	4	5	6	7	8	9	AB	R	H	RBI	BB	SO	LOB
2 Denard Span, L (1, 8) OBP: 0.311, SLG: 0.379	C SI 92 X SI 92 0-1 25 G6-3 20 WP 2B	L SI 93 B SI 95 C SL 86 X SL 88 1-2 ③ G5-3			C SL 86 B SI 94 B SL 86 C SL 84 F SL 89 F SI 95 F SL 87 F SL 88 B CH 87 3-2 F SL 86 X SL 88 6 S 6 3B 1B	B FF 91 B FF 92 X FF 91 2-0 ③ G6-3		B SL 84 X SL 84 1-0 ② F8		5	2	2	0	0	0	0
6 Anthony Rendon, R (1, 5) OBP: 0.316, SLG: 0.433	C SI 91 2 SAFE B SI 92 B SL 85 B CH 85 B SI 92 4-1 20 WP 25 G6-3 20 1B BB	B SL 80 B SL 83 B SI 92 B SI 92 4-0 25 E BB			C SI 93 1 SAFE B SL 86 B SI 92 1 SAFE B CH 84 X SI 93 3-1 1-H 25 WP 3B		C SI 90 B SL 86 B SL 85 F FF 91 F FF 91 S SL 83 2-3 ① K	C SL 83 B FF 91 B FF 92 C SL 83 B SL 84 F SL 85 X FF 92 3-2 ③ L9		3	2	1	1	2	1	0
28 Jayson Werth, R (1, 9) OBP: 0.372, SLG: 0.404	C SL 84 B CH 86 B CH 85 S SL 87 1-3 ① K	B SI 93 B SI 92 B CH 85 C SI 93 S CH 85 X CH 86 3-2 ① P3			B SL 85 F SI 93 B SI 94 S CH 87 F SL 86 X CH 87 2-2 ① G5-3		B FF 90 B FF 92 F FF 92 B SL 86 C SI 92 X SL 85 3-2 25 1B 20 1B 1B		C FC 92 F SI 97 B FF 97 X FC 90 1-2 25 G4-5-3 1B	5	1	2	0	0	1	4
25 Adam LaRoche, L (1, 3) OBP: 0.420, SLG: 0.496	X SI 93 0-0 ② G6-3 1-2 2-3	1 SAFE C SL 85 1 SAFE F SL 87 S CH 88 0-3 ② K 1-2			B SI 95 B SI 94 C SL 88 B SL 88 B SI 94 4-1 20 G2-3 3-H BB		B FF 91 C SL 85 1 SAFE 1 SAFE X SI 92 1-1 12 F8 20 1B 1-3 1B		B SI 96 X SI 96 1-0 ① ② G4-5-3 1-2f	4	0	1	0	1	1	4
20 Ian Desmond, R (1, 6) OBP: 0.297, SLG: 0.421	B SL 85 D SL 85 X SI 92 2-0 12 1B 2-H 3-H 1B	B CH 85 B CH 85 C SL 83 S SL 86 C SL 85 2-3 ③ K			B SI 92 X CH 86 1-0 ② G2-3 1-2		S FF 92 B SL 86 X FF 93 1-1 19 S 1-2 3-H 1B		B FF 97 F FF 97 S SI 97 B FC 92 X CU 85 2-2 ③ F8	5	0	2	2	0	1	2
12 Tyler Moore, R (1, 7) OBP: 0.293, SLG: 0.358 15 Nate McLouth, L (9, 7) OBP: 0.286, SLG: 0.220	1 SAFE 1 SAFE C SI 92 B SI 94 X CH 86 1-1 1-3 1B			B SI 93 B SL 84 X SI 92 2-0 ① G6-3	B CH 86 F CH 85 B SI 94 B SI 93 S CH 86 B SL 84 4-2 BB		X FF 89 0-0 ② F8 2-3			3 0	0 0	1 0	0 0	1 0	0 0	2 0
19 Kevin Frandsen, R (1, 4) OBP: 0.311, SLG: 0.329	C SL 84 X SI 94 0-1 ③ L5			C SI 91 X SL 83 0-1 1B	S CH 87 S CH 86 F CH 87 S SL 86 0-3 ③ K		C SL 83 1 SAFE B FF 92 1 SAFE D SL 86 B SL 84 F FF 91 H FF 91 4-2 1-2 HBP			3	0	1	0	0	1	4
59 Jose Lobaton, S (1, 2) OBP: 0.292, SLG: 0.330		B SI 90 X SI 91 1-0 ① G5-3		D SL 84 1 SAFE 1 SAFE S CH 84 F SI 92 D SL 85 S SL 84 2-3 ② K		F FF 90 C SI 90 F FF 91 X SL 85 0-2 ① L6	C FF 92 F FF 92 B FF 93 S FF 92 1-3 ③ K			4	0	0	0	0	2	4
58 Doug Fister, L (1, 1) 35 Craig Stammen, R (6, 1) OBP: 0.250, SLG: 0.500 30 Aaron Barrett, R (8, 1) 29 Rafael Soriano, R (9, 1)		B SI 92 B SI 92 C SI 91 X SI 93 2-1 ② G3		X SI 94 0-0 ③ G6-3		B FF 91 C FF 90 B SI 91 F FF 91 X FF 91 2-2 ② G4-3		C SL 88 F SL 88 C FF 90 0-3 ① K		3 1 0 0	0 0 0 0	0 0 0 0	0 0 0 0	0 1 0 0	0 0 0 0	1 0 0 0
Inning Stats	R: 2 E: 0 K: 1 S: 12 H: 3 LOB: 2 BB: 1 P: 20	R: 0 E: 0 K: 0 S: 6 H: 0 LOB: 0 BB: 0 P: 10	R: 0 E: 1 K: 2 S: 9 H: 0 LOB: 1 BB: 1 P: 18	R: 0 E: 0 K: 1 S: 7 H: 1 LOB: 1 BB: 0 P: 11	R: 2 E: 0 K: 1 S: 22 H: 2 LOB: 2 BB: 2 P: 39	R: 0 E: 0 K: 0 S: 8 H: 0 LOB: 0 BB: 0 P: 12	R: 1 E: 0 K: 2 S: 17 H: 3 LOB: 3 BB: 0 P: 29	R: 0 E: 0 K: 1 S: 8 H: 0 LOB: 0 BB: 0 P: 12	R: 0 E: 0 K: 0 S: 7 H: 1 LOB: 0 BB: 0 P: 11	1B: 8 2B: 1 3B: 1 HR: 0	SF: 0 SAC: 0 DP: 1 HBP: 1			WP: 2 PB: 0 SB: 2 CS: 0	PA: 41		

	AB	36
	R	5
	H	10
	RBI	3
	BB	4
	SO	8
	LOB	21

PITCHER		IP	WLS	BF	H	R	ER	SO	BB	IBB	HBP	BLK	WP	HR	S	P	ERA	WHIP
47 Francisco Liriano, L ERA: 5.06	(1, 1)	5.0	L	25	6	4	4	5	4	0	0	0	2	0	56	98	7.20	2.000
32 Vin Mazzaro, R ERA: 3.48	(6, 1)	3.0		13	3	1	1	3	0	0	1	0	0	0	33	53	3.00	1.000
29 Bryan Morris, R ERA: 3.2	(9, 1)	1.0		3	1	0	0	0	0	0	0	0	0	0	7	11	0.00	1.000

PITCHER	IP	WLS	BF	H	R	ER	SO	BB	IBB	HBP	BLK	WP	HR	S	P	ERA	WHIP

Batter	1	2	3	4	5	6	7	8	9	AB	R	H	RBI	BB	SO	LOB
5 Josh Harrison, R (1, 9) OBP: 0.345, SLG: 0.519	B FC 86 C SI 87 B SI 87 X SI 88 2-1 ① F8		B FF 88 C SI 88 X FC 83 1-1 ③ G6-3			X FF 86 0-0 HR		B SI 92 B SI 92 C SI 91 X SI 92 2-1 18 1B, 15 1B, 1B		4	2	2	1	0	0	1
18 Neil Walker, S (1, 4) OBP: 0.344, SLG: 0.466	B FF 88 X SI 86 1-0 ② G4-3			C SI 87 F FC 85 B CU 74 F CU 72 X CH 79 1-2 6 FC5-4 1B		C CU 73 F CU 73 X SI 86 0-2 22 FC5-4 1B		B SI 92 F SI 91 1 SAFE B SI 92 F SI 90 X SI 92 2-2 15 1B, 1-3 1B		4	0	3	0	0	0	0
22 Andrew McCutchen, R (1, 8) OBP: 0.422, SLG: 0.461	C FF 88 C CH 81 C FF 88 0-3 ③ K			C SI 89 B SI 89 1 SAFE D FC 82 X SI 87 2-1 ① P4		X SI 87 0-0 ① FC5-4 6, G5-3, 15 1B 1-2f		C SL 86 F SI 96 F SL 87 F FF 96 S SL 86 0-3 ② K		4	0	0	0	0	2	4
15 Ike Davis, L (1, 3) OBP: 0.389, SLG: 0.415		B SI 88 S SI 88 B FF 88 C CH 80 X CU 75 2-2 ① G4-3		C SI 90 S FC 82 1 SAFE D CU 72 S FF 87 1-3 ② K		B CU 72 1 SAFE C SI 87 B CH 79 1 SAFE F CU 72 B FC 81 X CH 79 3-2 1-2 1B		D SL 86 B SI 94 X SI 95 2-0 1-3 3-H 1B		4	0	2	1	0	1	1
6 Starling Marte, R (1, 7) OBP: 0.318, SLG: 0.401		B SI 88 B SI 89 F SI 89 F SI 89 B SI 90 C CU 73 3-3 ② K		F SI 88 X SI 88 0-1 ③ FC5-4 1-2f		X SI 91 0-0 ②③ G5-3 2-3f		C SI 95 C SL 84 S SL 86 0-3 ③ K		4	0	0	0	0	2	5
24 Pedro Alvarez, L (1, 5) OBP: 0.298, SLG: 0.368		B SI 90 B FF 88 X CH 81 2-0 ③ F9	C CU 72 B FC 82 X SI 88 1-1 19 E 1B				B SI 92 B SI 91 X SI 91 2-0 ① G4-3		B SI 92 C FF 92 F SL 85 F FF 93 F SL 84 X SL 87 1-2 ① F8	4	0	1	0	0	0	0
10 Jordy Mercer, R (1, 6) OBP: 0.239, SLG: 0.276			C SI 87 C CH 79 B FF 88 X SI 89 1-2 ① P6		C SI 86 B SI 87 B FC 83 B SI 88 F SI 88 F SI 88 1 SAFE X SI 88 3-2 ① P5		C SI 91 S KC 80 B FC 88 B FC 86 T FC 85 2-2 ② K		B FF 92 C FF 92 C SL 85 X SL 86 1-2 ② P2	4	0	0	0	0	1	1
19 Chris Stewart, R (1, 2) OBP: 0.327, SLG: 0.283			C SI 88 C FC 84 F SI 89 X CH 79 0-2 1B		B CU 71 C SI 89 F SI 88 F SI 88 X SI 86 1-2 FC6 31 G6-4-3 1-2		C FF 92 B KC 80 C SI 92 X SI 92 1-2 ③ G6-3		C FC 90 X FC 90 0-1 ③ L7	4	0	1	0	0	0	1
47 Francisco Liriano, L (1, 1) OBP: 0.118, SLG: 0.118 31 Jose Tabata, R (5, PH) OBP: 0.293, SLG: 0.318 32 Vin Mazzaro, R (6, 1) 23 Travis Snider, L (8, PH) OBP: 0.304, SLG: 0.323 29 Bryan Morris, L (9, 1)			B SI 87 M SI 87 1 SAFE L SI 88 L CU 74 1-3 ② K		C SI 88 F SI 88 B FF 87 X FC 82 1-2 ②③ G6-4-3 1-2f			B SI 92 B SI 92 X SI 90 2-0 ① L7		1 1 0 1 0	0 0 0 0 0	0 0 0 0 0	0 0 0 0 0	1 0 0 0 0	1 2 0 0 0
Inning Stats	R: 0 E: 0 K: 1 S: 6 H: 0 LOB: 0 BB: 0 P: 9	R: 0 E: 0 K: 1 S: 7 H: 0 LOB: 0 BB: 0 P: 14	R: 0 E: 0 K: 1 S: 12 H: 1 LOB: 1 BB: 0 P: 15	R: 0 E: 0 K: 1 S: 11 H: 1 LOB: 1 BB: 0 P: 15	R: 0 E: 1 K: 0 S: 13 H: 1 LOB: 1 BB: 0 P: 19	R: 1 E: 0 K: 0 S: 9 H: 3 LOB: 0 BB: 0 P: 12	R: 0 E: 0 K: 1 S: 7 H: 0 LOB: 0 BB: 0 P: 12	R: 1 E: 0 K: 2 S: 15 H: 3 LOB: 2 BB: 0 P: 23	R: 0 E: 0 K: 0 S: 10 H: 0 LOB: 0 BB: 0 P: 12	1B: 8 2B: 0 3B: 0 HR: 1	SF: 0 SAC: 0 DP: 2 HBP: 0				WP: 0 PB: 0 SB: 0 CS: 0	PA: 35	

BOTTOM

Washington Nationals @ Pittsburgh Pirates

PNC Park, Pittsburgh, PA

Sun May 25 2014, 1:37 PM - 4:44 PM EDT

Att. 38,047 - Partly Cloudy - 75 F

livebaseballscorecards.com

AB	35
R	2
H	9
RBI	2
BB	0
SO	7
LOB	16

PITCHER		IP	WLS	BF	H	R	ER	SO	BB	IBB	HBP	BLK	WP	HR	S	P	ERA	WHIP
58 Doug Fister, R ERA: 3.42	(1, 1)	5.1	W	22	6	1	1	4	0	0	0	0	0	1	57	83	1.69	1.125
35 Craig Stammen, R ERA: 2.57	(6, 1)	2.0	H	7	2	1	1	1	0	0	0	0	0	0	14	25	4.50	1.000
30 Aaron Barrett, R ERA: 0.47	(8, 1)	0.2	H	3	1	0	0	2	0	0	0	0	0	0	9	11	0.00	1.500
29 Rafael Soriano, R ERA: 0.9	(9, 1)	1.0	S	3	0	0	0	0	0	0	0	0	0	0	10	12	0.00	0.000

PITCHER	IP	WLS	BF	H	R	ER	SO	BB	IBB	HBP	BLK	WP	HR	S	P	ERA	WHIP

Pittsburgh Pirates @ New York Mets

Citi Field, Flushing, NY

Mon May 26 2014, 1:14 PM - 4:42 PM EDT

Att. 29,309 - Partly Cloudy - 85 F

TOP

livebaseballscorecards.com

Batter	1	2	3	4	5	6	7	8	9	AB	R	H	RBI	BB	SO	LOB
5 Josh Harrison, R (1, 9) OBP: 0.326, SLG: 0.488	C FF 93 S FF 94 B SI 92 B SL 85 B FF 95 T FF 95 3-2 **K** ①	F SL 85 D SL 85 S SL 84 D SL 85 X FF 92 2-2 G6-3 ③			S FF 92 B CH 83 X SI 92 1-1 G6-3 ①		S SL 85 F SL 84 B SI 91 S FF 93 1-3 **K** ②		X FF 94 0-0 B5 ①	5	0	0	0	0	2	3
18 Neil Walker, S (1, 4) OBP: 0.350, SLG: 0.467	C SI 94 S CH 85 B FF 93 B CH 84 X SI 94 2-2 15 BB, 22 1B, 1B		B SI 90 B CH 82 F SI 92 X FF 92 2-1 F8 ①		C CH 83 S CH 83 B SI 90 X CH 81 1-2 G3 ②		D CH 83 B SI 92 B SI 92 B FF 91 4-0 **1-2** BB		C FF 95 B FF 94 F FS 84 B FS 83 F FF 95 X FF 95 2-2 22 BB, 17 1B, 1B	4	1	2	0	1	0	0
22 Andrew McCutchen, R (1, 8) OBP: 0.430, SLG: 0.464	B FF 93 B SL 85 X SI 92 2-0 15 BB, **1-2** 1B		B FF 92 B SI 92 C SI 92 B SL 85 B FF 93 4-1 55 FC5-4, BB		C SL 87 B SL 85 C FF 93 B CH 81 B SI 93 F SL 85 X CH 82 3-2 1B		B FF 97 C SL 83 B SL 85 B SL 83 F SI 97 C SL 86 3-3 **K** ③		B FF 95 D FS 82 B FF 94 F FF 93 B FF 94 4-1 17 1B, 17 E, **1-2** BB	3	1	2	0	2	1	2
15 Ike Davis, L (1, 3) OBP: 0.388, SLG: 0.408 17 Gaby Sanchez, R (8, PH) OBP: 0.322, SLG: 0.560 (8, 3)	D CU 80 B FF 94 B FF 94 C FF 93 B SI 94 B FF 94 4-2 55 G5-4-3, **1-2** **2-3** BB		1 SAFE B FF 92 S FF 92 F FF 93 B SI 93 X CU 81 2-2 F8 ②		1 **SAFE** 1 SAFE B **FF 91** C FF 92 1 SAFE D CU 80 X CH 83 2-1 L3 ③			C SL 81 B SL 81 S SL 83 X SI 87 1-2 HR	B FF 96 C FF 95 F FF 94 B FS 83 F FF 94 X FF 94 2-2 E7 55 2B, **1-H** **2-H** 1B	2	0	0	0	1	0	2
55 Russell Martin, R (1, 2) OBP: 0.372, SLG: 0.389	B SI 93 F SI 93 B SI 94 F SI 93 F SL 84 B SI 94 X SI 94 3-2 G5-4-3 ② ③ **1-2f**		1 SAFE B SL 86 C SL 85 X SI 93 1-1 FC5-4 ③ **1-2f**			X FF 92 0-0 F8 ①		B SI 90 B SI 89 X SI 89 2-0 F8 ①	D FC 91 B FC 91 F FC 89 D FC 91 S FC 90 F FC 89 F FC 90 F FC 90 X FF 92 3-2 44 1B, **3-H** 2B	5	0	1	1	0	0	4
24 Pedro Alvarez, L (1, 5) OBP: 0.305, SLG: 0.376		B FF 93 X FF 93 1-0 6 BB, 1B		C CU 80 X CU 78 0-1 2B		C FF 92 B SI 92 X CH 80 1-1 F8 ②		B SL 82 C SI 91 S SI 88 B SL 81 F SL 80 F SI 90 X SI 91 2-2 G4-3 ②	I IN 62 I IN 66 I IN 69 I IN 67 4-0 44 1B, IBB	4	0	2	0	1	0	0
6 Starling Marte, R (1, 7) OBP: 0.320, SLG: 0.403		C SI 93 B SI 93 F SI 94 B SI 93 D CH 82 F SI 93 B FF 94 4-2 **1-2** BB		B SI 92 F SI 92 L SI 92 X CH 82 1-2 G5-3 ①		B SI 92 S FF 92 F SI 92 B SL 85 F FF 93 S CH 83 2-3 **K** ③		X FF 93 0-0 31 1B, 2B	C FC 88 S FC 89 S FC 90 0-3 **K** ②	4	1	1	0	1	2	3
10 Jordy Mercer, R (1, 6) OBP: 0.234, SLG: 0.270 31 Jose Tabata, R (8, PH) OBP: 0.299, SLG: 0.324 44 Tony Watson, L (8, 1) OBP: 1.000, SLG: 1.000 35 Mark Melancon, R (9, 1)		D CU 81 X SI 92 1-0 F9 ①		B SL 85 X SI 92 1-0 L4 ②			B FF 93 X SI 91 1-0 G5-3 ①	F FF 95 B FS 81 X FF 96 1-1 12 S, **2-H** 1B	B FC 89 C FF 89 C FC 88 B FC 89 X FC 88 2-2 **1-2** **2-3** 1B	3 1 1 0	0 0 0 0	0 1 1 0	0 1 0 0	0 0 0 0	0 0 0 0	3 0 0 0
58 Brandon Cumpton, R (1, 1) 23 Travis Snider, L (7, PH) OBP: 0.310, SLG: 0.323 48 Jared Hughes, R (7, 1) 12 Clint Barmes, R (8, PH) OBP: 0.288, SLG: 0.244 (8, 6)		B FF 92 L SI 91 M FF 93 S SI 92 1-3 **K** ②		B SI 92 C FF 94 S SI 92 F SI 92 X SL 86 1-2 L9 ③			C SI 92 C SI 93 B CH 82 F CH 83 B FF 92 B SI 93 B SI 91 4-2 18 BB, BB	1 SAFE C FS 83 1 SAFE B FS 83 B FF 94 F FS 84 B FS 82 X FF 94 3-2 F9 ③ **1-2**	F FC 91 C FF 95 B FF 94 X CU 79 1-2 F8 ③	2 0 0 2	0 0 0 0	0 0 0 0	0 1 0 0	1 0 0 0	0 0 0 0	3 0 0 4
Inning Stats	R: 0 H: 2 E: 0 LOB: 2 K: 1 BB: 1 S: 13 P: 27	R: 0 H: 1 E: 0 LOB: 2 K: 1 BB: 1 S: 11 P: 20	R: 0 H: 0 E: 0 LOB: 1 K: 0 BB: 1 S: 8 P: 17	R: 0 H: 1 E: 0 LOB: 1 K: 0 BB: 0 S: 10 P: 13	R: 0 H: 1 E: 0 LOB: 1 K: 0 BB: 0 S: 11 P: 18	R: 0 H: 0 E: 0 LOB: 0 K: 1 BB: 0 S: 7 P: 10	R: 0 H: 0 E: 0 LOB: 2 K: 2 BB: 2 S: 10 P: 23	R: 2 H: 3 E: 0 LOB: 1 K: 0 BB: 0 S: 15 P: 24	R: 3 H: 4 E: 1 LOB: 3 K: 1 BB: 2 S: 25 P: 43	1B: 8 2B: 3 3B: 0 HR: 1	SF: 0 SAC: 0 DP: 1 HBP: 0						WP: 0 PA: 45 PB: 0 SB: 1 CS: 0

	AB	38
	R	5
	H	12
	RBI	4
	BB	7
	SO	6
	LOB	24

PITCHER		IP	WLS	BF	H	R	ER	SO	BB	IBB	HBP	BLK	WP	HR	S	P	ERA	WHIP
48 Jacob deGrom, R ERA: 1.83	(1, 1)	6.2		29	5	0	0	4	5	0	0	0	0	0	67	122	0.00	1.500
27 Jeurys Familia, R ERA: 3.13	(7, 1)	0.1	H	1	0	0	0	1	0	0	0	0	0	0	3	6	0.00	0.000
56 Scott Rice, L ERA: 5.56	(8, 1)	0.2	H	3	1	1	1	0	0	0	0	0	0	1	9	14	13.50	1.500
47 Jose Valverde, R ERA: 5.66	(8, 1)	0.2	L	7	4	4	4	0	1	0	0	0	0	0	16	28	54.00	7.500
52 Carlos Torres, R ERA: 2.76	(9, 1)	0.2		5	2	0	0	1	0	1	0	0	0	0	15	25	0.00	3.000

PITCHER	IP	WLS	BF	H	R	ER	SO	BB	IBB	HBP	BLK	WP	HR	S	P	ERA	WHIP

Batter	1	2	3	4	5	6	7	8	9	AB	R	H	RBI	BB	SO	LOB
12 Juan Lagares, R (1, 8) OBP: 0.336, SLG: 0.435	B SI 92 C SI 92 X SI 92 1-1 E5 5 G4-3 1B		B SI 93 F SI 92 B SI 92 X SI 93 2-1 E6 28 G6-3 1-2		B SI 92 B SL 84 B SI 92 C SI 91 F SI 92 B SI 92 4-2 28 1B 28 E 1-2 BB		C SI 92 S SL 84 B SL 83 B SL 84 F SI 91 X SI 92 2-2 ③ G5-3			3	1	1	0	1	0	1
28 Daniel Murphy, L (1, 4) OBP: 0.356, SLG: 0.422	F SI 92 X SI 93 0-1 ① L7		F SI 94 S SL 84 X SL 83 0-2 ②③ G6-3 1-2f		C CH 84 C SI 92 X SI 92 0-2 E9 1-H 2-H 1B			B SL 81 B SI 93 X SI 94 2-0 ① G4-3		4	0	1	1	0	0	3
5 David Wright, R (1, 5) OBP: 0.348, SLG: 0.405	C SI 92 X SI 92 0-1 ② G4-3 2-3			F SI 93 B SL 82 X SL 82 1-1 ① L4	B SI 92 B SI 92 F SI 93 F SI 92 B SL 84 X SI 92 3-2 ③ L7			C SI 94 X CH 87 0-1 ② F8		4	0	0	0	0	0	2
3 Curtis Granderson, L (1, 7) OBP: 0.318, SLG: 0.376	C SI 92 B SI 93 C SI 93 B SI 94 T SL 84 2-2 ③ K			C SI 93 L SI 92 B SL 85 X SL 83 1-2 ② F9		B SL 80 B SI 92 F SI 91 C SI 93 B SI 92 X CH 84 3-2 ① G1-3		C SL 82 B SI 95 B SI 94 B SI 93 F SI 94 B CH 86 4-2 BB		3	0	0	0	1	1	1
53 Bobby Abreu, L (1, 9) OBP: 0.364, SLG: 0.474 52 Carlos Torres, R (9, 1)		B SI 93 B SI 93 C SI 92 C SI 92 B SI 93 X SI 93 3-2 ① L9		B SI 93 B SI 93 B SI 93 C SI 92 X SI 92 3-1 1B		X SI 92 0-0 21 G3-1 2B		B SI 94 C SI 94 1 SAFE 1 SAFE X SL 82 1-1 ③ P4		4 0	0 0	2 0	0 0	0 0	0 0	1 0
21 Lucas Duda, L (1, 3) OBP: 0.310, SLG: 0.400		X SI 93 0-0 4 G5-4-3 1B		C CH 85 X SI 92 0-1 ③ G4-3		C CH 85 B SI 93 X CH 84 1-1 ② G3-1 2-3			X FC 92 0-0 HR	4	1	2	1	0	0	2
4 Wilmer Flores, R (1, 6) OBP: 0.286, SLG: 0.231		C SI 93 X SI 92 0-1 ②③ G5-4-3 1-2f			C SI 92 F SI 93 X SL 84 0-2 ① G4-3	B SI 92 X SI 92 1-0 ③ F9			X FC 93 0-0 ① F9	4	0	0	0	0	0	2
36 Juan Centeno, L (1, 2) OBP: 0.316, SLG: 0.278			C SI 92 B SI 92 X SI 92 1-1 ① G1-3		B SI 93 B SI 92 C SI 92 X SI 92 2-1 ② G5-3		B SI 91 X SI 90 1-0 ① G4-3		C FF 93 C KC 82 B KC 82 S KC 82 1-3 ② K	4	0	0	0	0	1	0
48 Jacob deGrom, L (1, 1) OBP: 0.800, SLG: 0.800 27 Jeurys Familia, R (7, 1) 1 Chris Young, R (7, PH) OBP: 0.287, SLG: 0.349 56 Scott Rice, L (8, 1) 47 Jose Valverde, R (8, 1) 6 Matthew den Dekker, L (9, 9)			B SI 92 F SI 92 C SI 92 F SI 93 F SL 83 X SI 92 1-2 12 E 1B		X SI 93 0-0 12 BB 28 1B 1B		B SI 90 S SI 90 X SI 91 1-1 ② L6		C FF 92 F FC 92 S FC 92 0-3 ③ K	2 0 1 0 0 1	1 0 0 0 0 0	2 0 0 0 0 0	0 0 0 0 0 1	0 0 0 0 0 0	0 0 0 0 0 0	0 0 0 0 0 0
Inning Stats	R: 0 E: 1 K: 1 S: 9 H: 1 LOB: 1 BB: 0 P: 12	R: 0 E: 0 K: 0 S: 6 H: 1 LOB: 0 BB: 0 P: 9	R: 0 E: 1 K: 0 S: 12 H: 1 LOB: 1 BB: 0 P: 16	R: 0 E: 0 K: 0 S: 9 H: 1 LOB: 1 BB: 0 P: 14	R: 2 E: 1 K: 0 S: 14 H: 2 LOB: 1 BB: 1 P: 23	R: 0 E: 0 K: 0 S: 7 H: 1 LOB: 1 BB: 0 P: 12	R: 0 E: 0 K: 0 S: 7 H: 0 LOB: 0 BB: 0 P: 11	R: 0 E: 0 K: 0 S: 7 H: 0 LOB: 1 BB: 1 P: 14	R: 1 E: 0 K: 2 S: 8 H: 1 LOB: 0 BB: 0 P: 9	1B: 6 2B: 1 3B: 0 HR: 1 SF: 0 SAC: 0 DP: 2 HBP: 0						

PITCHER	IP	WLS	BF	H	R	ER	SO	BB	IBB	HBP	BLK	WP	HR	S	P	ERA	WHIP
58 Brandon Cumpton, R (1, 1) ERA: 3.38	6.0		25	7	2	1	1	1	0	0	0	0	0	57	86	1.50	1.333
48 Jared Hughes, R (7, 1) ERA: 2.4	1.0		3	0	0	0	0	0	0	0	0	0	0	7	11	0.00	0.000
44 Tony Watson, L (8, 1) ERA: 1.16	1.0	W	4	0	0	0	0	1	0	0	0	0	0	7	14	0.00	1.000
35 Mark Melancon, R (9, 1) ERA: 2.25	1.0	S	4	1	1	1	2	0	0	0	0	0	1	8	9	9.00	1.000

PITCHER	IP	WLS	BF	H	R	ER	SO	BB	IBB	HBP	BLK	WP	HR	S	P	ERA	WHIP

BOTTOM

Pittsburgh Pirates @ New York Mets

Citi Field, Flushing, NY

Mon May 26 2014, 1:14 PM - 4:42 PM EDT

Att. 29,309 - Partly Cloudy - 85 F

livebaseballscorecards.com

AB	34
R	3
H	8
RBI	2
BB	2
SO	3
LOB	12

WP: 0	PA: 36				
PB: 0					
SB: 0					
CS: 0					

Pittsburgh Pirates @ New York Mets

Citi Field, Flushing, NY

Tue May 27 2014, 7:12 PM - 10:55 PM EDT

Att. 20,263 - Cloudy - 84 F

TOP

livebaseballscorecards.com

Batter	1	2	3	4	5	6	7	8	9	AB	R	H	RBI	BB	SO	LOB
5 Josh Harrison, R (1, 5) OBP: 0.319, SLG: 0.466	C FF 87 B SI 88 X FF 89 1-1 L8 ①			C CU 72 X CU 73 0-1 G6-3 ①		B SI 85 B CH 80 C SI 87 B SI 86 B FC 86 4-1 55 BB, 22 BB, 6 1B, BB	B FF 96 B CU 81 C FF 94 F FF 95 X FF 98 2-2 L8 ②		T FC 92 F SI 90 D SL 87 X FC 94 1-2 L7 ①	4	1	0	0	1	0	1
31 Jose Tabata, R (1, 9) OBP: 0.303, SLG: 0.322	B SI 89 F SI 88 F CH 84 F FF 89 B SI 89 X CH 84 2-2 G6-3 ②			C SI 87 C SI 88 F CH 79 X SI 88 0-2 22 FC5-4 1B		C CH 80 X SI 86 0-1 F9 ①	B FF 97 B FF 97 C FF 96 B CU 81 C FF 94 F FF 96 B FF 97 4-2 22 1B, BB		C SL 83 F FF 93 B FF 93 X FF 92 1-2 L9 ②	4	0	1	0	1	0	2
22 Andrew McCutchen, R (1, 8) OBP: 0.434, SLG: 0.462	X SI 90 0-0 F8 ③			D SI 88 X CU 75 1-0 FC5-4 17 1B 1-2f ②		**B FC 86** **B CU 74** **F SI 88** **1 SAFE** **C FF 87** **F CU 76** **F SI 89** **B FF 87** 1 SAFE 4-2 1 SAFE, B SI 88 1-2 55 BB, 6 1B, BB	C FF 96 B FF 96 B CU 82 F FF 98 X FF 98 2-2 1-3 1B ②		C FF 94 B SL 84 B SL 85 B SL 82 B FF 94 4-1 17 FC6-5 1-2 BB	3	1	1	0	2	0	1
17 Gaby Sanchez, R (1, 3) OBP: 0.326, SLG: 0.545		B SI 87 B CU 73 C SI 89 B CH 82 B SI 90 4-1 55 L7-3 BB		C CU 74 B FF 88 X SI 89 1-1 1-3 1B		C FF 86 C CU 73 F CU 74 F FC 87 F CU 74 D CU 75 F FF 88 F FF 87 B FC 88 3-2 B CU 74, X FF 88 F7 ②	**C FF 97** 1 SAFE **B FF 96** **C CU 82** 1 SAFE C CU 83 1-3 K ③		C SL 83 F FF 93 B CU 80 B SL 86 X FC 94 2-2 FC6-5 ③ 1-2 2-3f	4	0	1	0	1	1	6
55 Russell Martin, R (1, 2) OBP: 0.367, SLG: 0.373		L SI 89 F SI 88 D CU 75 B SI 90 **B FF 88** F FF 90 F SI 90 1 SAFE X SI 91 3-2 L7-3 ① ② 1-1		B FF 87 B FF 88 S CH 82 X FF 88 2-1 P3 ③		C CU 73 D CU 74 B FF 87 B FF 88 B SI 88 4-1 18 BB, 6 1B 1-2 2-3 BB		S FF 92 B FF 93 C FF 92 C SL 82 1-3 K ①		3	0	0	0	1	1	3
6 Starling Marte, R (1, 7) OBP: 0.324, SLG: 0.402		B SI 88 F FF 88 X SI 89 1-1 G1-3 ③			C CU 71 B FF 87 X SI 88 1-1 L9 ①	F SI 88 B FC 87 C SI 89 X CU 76 1-2 18 BB 1-2 2-H 3-H 1B		B CU 76 B CU 78 B FF 94 B SI 91 4-0 18 1B BB		3	0	1	2	1	0	0
18 Neil Walker, S (1, 4) OBP: 0.353, SLG: 0.465		B FF 87 B CU 73 S FF 88 S FF 88 B FF 90 F FF 91 F FF 88 S SI 89 3-3 K ①			C CU 73 B CU 74 X FF 89 1-1 G6-3 ②	B FF 98 B FF 98 B FF 98 B FF 98 B FF 99 4-0 1-2 2-3 BB		B SI 90 X CH 86 1-0 1-3 24 G6-3 1B		3	0	1	0	1	1	0
12 Clint Barmes, R (1, 6) OBP: 0.296, SLG: 0.255 15 Ike Davis, L (6, PH) OBP: 0.385, SLG: 0.405 30 Jeanmar Gomez, R (6, 1) 37 Justin Wilson, L (6, 1) 24 Pedro Alvarez, L (8, PH) OBP: 0.303, SLG: 0.374 39 Jason Grilli, R (8, 1)		C FF 89 X SI 89 0-1 G5-3 ②			B SI 88 C SI 88 C FF 88 B FF 88 B FC 88 X SI 90 3-2 1B	C FF 98 B FF 98 S CU 82 F FF 99 S CU 84 1-3 K ③		S CU 77 S CH 88 B CH 89 B SL 82 D SL 85 X SL 84 3-2 G6-3 ② ③ 1-2f		2 1 0 0 1	0 0 0 0 0	1 0 0 0 0	0 0 0 0 0	0 1 0 0 0	0 3 0 0 2	0 0 0 0 0
36 Edinson Volquez, R (1, 1) OBP: 0.133, SLG: 0.071 10 Jordy Mercer, R (6, 6) OBP: 0.233, SLG: 0.268 23 Travis Snider, L (9, PH) OBP: 0.307, SLG: 0.320		B SI 89 C SI 88 B FF 89 C FF 88 C FF 90 2-3 K ③			X SI 87 0-0 G1-3 ③		B FF 94 B CU 78 C FF 96 X FF 96 2-1 G6-3 ①		C FF 92 C CU 80 X FF 91 0-2 E3 17 FC6-5, 22 BB	2 1 1	0 0 0	0 0 0	0 0 0	0 0 0	1 0 0	1 0 0

Inning Stats																								
	R: 0	H: 0		R: 0	H: 0		R: 0	H: 0		R: 0	H: 2		R: 0	H: 1		R: 2	H: 1		R: 0	H: 1		R: 0	H: 0	
	E: 0	LOB: 0		E: 0	LOB: 0		E: 0	LOB: 0		E: 0	LOB: 2		E: 0	LOB: 1		E: 0	LOB: 3		E: 0	LOB: 2		E: 1	LOB: 2	
	K: 0	BB: 0		K: 0	BB: 1		K: 2	BB: 0		K: 0	BB: 0		K: 0	BB: 0		K: 1	BB: 4		K: 1	BB: 1		K: 0	BB: 1	
	S: 7	P: 10		S: 8	P: 16		S: 10	P: 15		S: 11	P: 15		S: 8	P: 13		S: 23	P: 44		S: 14	P: 25		S: 7	P: 16		S: 13	P: 21

1B: 6	SF: 0																																	
2B: 1	SAC: 0																																	
3B: 0	DP: 2																																	
HR: 0	HBP: 0																																	

PITCHER		IP	WLS	BF	H	R	ER	SO	BB	IBB	HBP	BLK	WP	HR	S	P	ERA	WHIP
49 Jonathon Niese, L ERA: 2.74	(1, 1)	5.2		24	4	2	2	2	4	0	0	0	0	0	63	104	3.18	1.412
38 Vic Black, R ERA:	(6, 1)	1.1	W	7	1	0	0	2	2	0	0	0	0	0	18	34	0.00	2.250
58 Jenrry Mejia, R ERA: 4.05	(8, 1)	2.0	S	9	1	0	0	1	2	0	0	0	0	0	20	37	0.00	1.500

PITCHER	IP	WLS	BF	H	R	ER	SO	BB	IBB	HBP	BLK	WP	HR	S	P	ERA	WHIP

AB	32
R	2
H	6
RBI	2
BB	8
SO	5
LOB	19

WP: 0 PA: 40
PB: 0
SB: 0
CS: 0

BOTTOM

Pittsburgh Pirates @ New York Mets

Citi Field, Flushing, NY

Tue May 27 2014, 7:12 PM - 10:55 PM EDT

Att. 20,263 - Cloudy - 84 F

Batter	1	2	3	4	5	6	7	8	9	AB	R	H	RBI	BB	SO	LOB
12 Juan Lagares, R (1, 8) OBP: 0.338, SLG: 0.441	B SI 93 C SI 93 X KC 79 1-1 ① G5-3		C SI 94 C KC 80 B CH 86 B KC 81 B SI 94 X SI 95 3-2 ① L8	C KC 81 B FF 94 X CH 83 1-1 5 WP 2-H 2B		C SI 90 S SL 83 B SL 84 B SI 91 F SI 91 B SL 85 X SL 83 3-2 28 2B 2-H 1B		C FF 94 S SL 82 B SL 82 F SL 82 F FF 93 B FF 94 F FF 93 S SL 83 3-3 ② K		5	1	2	2	0	1	1
28 Daniel Murphy, L (1, 4) OBP: 0.361, SLG: 0.433	C SI 94 X CH 85 0-1 E8 5 G4-3		F SI 95 B SI 95 B SI 95 X KC 80 2-1 5 F8 53 1B 2B	B KC 82 B KC 81 C CH 85 B FF 96 B CH 86 4-1 BB		X CH 84 0-0 5 G6-3 1-H 2B		B FF 93 T FF 93 F SL 81 B SL 83 S SL 83 2-3 ③ K		4	1	2	1	1	1	1
5 David Wright, R (1, 5) OBP: 0.342, SLG: 0.397	B SI 96 F SI 93 X SI 94 1-1 ② G4-3 2-3		B SI 94 X SI 94 1-0 ② F8 2-3	F SI 94 F SI 94 B KC 85 X SI 96 1-2 ③ G6-3 2-3		C FF 94 X FF 94 0-1 ② G6-3 2-3				4	0	0	0	0	0	5
3 Curtis Granderson, L (1, 7) OBP: 0.317, SLG: 0.370 (8, 9)	C SI 95 B FF 95 S CH 86 D CH 87 T KC 79 2-2 ③ K		B CH 85 C CH 85 F SI 96 B SI 95 B SI 89 D CH 87 4-2 53 1B BB		C SI 93 F CH 85 B KC 79 B CH 85 B SI 94 T SI 94 3-2 ① K	B SI 94 C SI 95 C CU 77 D FF 95 S FF 95 2-3 ③ K				3	0	0	0	1	3	2
53 Bobby Abreu, L (1, 9) OBP: 0.375, SLG: 0.463 58 Jenrry Mejia, R (8, 1)		B SI 94 B SI 93 B SI 93 C FF 94 B FF 94 4-1 21 FC5-6 BB	S CH 86 X SI 96 0-1 1-2 3-H 1B		B KC 80 C SI 94 B SI 94 B SI 94 C FF 94 F FF 95 X SI 93 3-2 ② G3-1		C CH 90 B FC 87 F SI 92 X FC 88 1-2 ① F7			3 0	0 0	1 0	1 0	1 0	0 0	0 0
21 Lucas Duda, L (1, 3) OBP: 0.310, SLG: 0.394 38 Vic Black, R (6, 1) 1 Chris Young, R (7, PH) OBP: 0.285, SLG: 0.345 (8, 7)		B CH 84 F CH 83 B KC 80 X CH 85 2-1 ① FC5-6 11 BB 1-2f	D CH 86 F SI 95 C KC 79 X CH 88 1-2 ③ G3		C KC 79 C KC 79 F KC 80 F CH 86 F KC 79 F FF 95 B KC 82 B CH 86 B CH 86 4-2 F KC 82 B SI 94 BB		B FC 93 F FC 92 C CU 77 F FC 87 F FC 88 B FF 93 S CU 77 2-3 ② K			2 0 1	0 0 0	0 0 0	0 0 0	1 0 0	0 0 1	3 0 0
20 Anthony Recker, R (1, 2) OBP: 0.270, SLG: 0.386		C SI 96 B SI 97 1 SAFE S KC 82 C FF 98 1-3 ② K		B KC 80 B KC 80 C SI 94 X SI 94 2-1 ① F9	F SI 94 B KC 80 C KC 80 S KC 82 1-3 ③ K2-3		C FF 92 S FF 93 B CU 76 T SI 94 1-2 ③ K			4	0	0	0	0	3	2
11 Rubén Tejada, R (1, 6) OBP: 0.331, SLG: 0.252		D SI 96 B FF 95 B SI 96 C FF 95 B FF 93 4-1 1-2 BB	X SI 94 0-0 12 WP 12 2B 2B			C SI 88 B SL 84 B SI 88 C SI 90 B SI 92 F SI 91 B SI 92 4-2 12 WP 29 WP 12 1B BB		X FF 93 0-0 29 S 1B		2	2	2	0	2	0	0
49 Jonathon Niese, L (1, 1) OBP: 0.278, SLG: 0.143 29 Eric Campbell, R (6, 3) OBP: 0.333, SLG: 0.500		S FF 95 S CH 85 C KC 82 0-3 ③ K	C CH 83 C KC 80 S KC 80 0-3 ② K			1 SAFE 1 SAFE B SL 81 X SI 91 1-0 ① G3 1-2		C FF 93 F SI 93 B FF 93 D SL 80 T FF 93 2-2 ① K 1-2		2 2	0 0	0 0	0 0	0 0	2 1	3 2
Inning Stats	R: 0 E: 1 K: 1 S: 9 H: 0 LOB: 1 BB: 0 P: 13	R: 0 E: 0 K: 2 S: 10 H: 0 LOB: 2 BB: 2 P: 21	R: 1 E: 0 K: 0 S: 13 H: 2 LOB: 2 BB: 1 P: 24	R: 1 E: 0 K: 1 S: 12 H: 2 LOB: 2 BB: 1 P: 20	R: 0 E: 0 K: 2 S: 17 H: 0 LOB: 1 BB: 1 P: 28	R: 2 E: 0 K: 1 S: 14 H: 2 LOB: 1 BB: 1 P: 24	R: 0 E: 0 K: 2 S: 11 H: 0 LOB: 0 BB: 0 P: 15	R: 0 E: 0 K: 3 S: 13 H: 1 LOB: 1 BB: 0 P: 20		1B: 3 2B: 4 3B: 0 HR: 0 SF: 0 SAC: 0 DP: 0 HBP: 0		WP: 4 PB: 0 SB: 1 CS: 0 PA: 38			

PITCHER	IP	WLS	BF	H	R	ER	SO	BB	IBB	HBP	BLK	WP	HR	S	P	ERA	WHIP
36 Edinson Volquez, R (1, 1) ERA: 4.3	5.0		25	4	2	2	6	5	0	0	0	2	0	61	106	3.60	1.800
30 Jeanmar Gómez, R (6, 1) ERA: 4.78	0.1	L	4	2	2	2	0	1	0	0	0	2	0	9	17	54.00	9.000
37 Justin Wilson, L (6, 1) ERA: 3.1	1.2		5	0	0	0	3	0	0	0	0	0	0	16	22	0.00	0.000
39 Jason Grilli, R (8, 1) ERA: 3.6	1.0		4	1	0	0	3	0	0	0	0	0	0	13	20	0.00	1.000

PITCHER	IP	WLS	BF	H	R	ER	SO	BB	IBB	HBP	BLK	WP	HR	S	P	ERA	WHIP

livebaseballscorecards.com

AB	32
R	4
H	7
RBI	4
BB	6
SO	12
LOB	19

Batter	1	2	3	4	5	6	7	8	9	AB	R	H	RBI	BB	SO	LOB
5 Josh Harrison, R (1, 9) OBP: 0.316, SLG: 0.457	C FF 87 C FF 89 F SI 88 F FF 90 C SI 89 0-3 K		B SL 79 X SI 87 1-0 G4-3		C SI 88 B FF 92 X SL 82 1-1 18 WP 1B			B SI 86 X SI 85 1-0 L8		4	0	1	0	0	1	0
18 Neil Walker, S (1, 4) OBP: 0.351, SLG: 0.460	C FF 88 F FF 91 F FF 92 F FF 92 X FF 92 0-2 F8		S SI 87 S CH 81 B FF 92 C SI 88 1-3 K		B SI 87 B CH 81 X FF 91 2-0 F8 1-2			C FF 90 X FF 92 0-1 22 1B 1B		4	0	1	0	0	1	1
22 Andrew McCutchen, R (1, 8) OBP: 0.435, SLG: 0.463	C SI 89 B SI 90 B SI 90 B SI 90 F SI 89 X SI 88 3-2 1B		C SI 88 X FF 90 0-1 F9			X SI 86 0-0 G5-3		C SI 87 C SI 88 B CH 82 F SI 88 F SI 88 B CH 81 F SI 87 F SI 89 2-2 X SI 87 15 G4-6-3 1-2 1B		4	0	2	0	0	0	0
15 Ike Davis, L (1, 3) OBP: 0.375, SLG: 0.392	B SI 86 C SI 85 B CH 80 B CH 80 X SI 87 3-1 L7			B SI 85 F SI 86 F FF 90 F FF 91 F FF 91 X CH 82 1-2 G4-3		C FF 90 F FF 93 F FF 92 F FF 93 C SI 89 0-3 K		X SI 95 0-0 G4-6-3 1-2f		4	0	0	0	0	1	3
6 Starling Marte, R (1, 7) OBP: 0.318, SLG: 0.394		B SI 84 B SI 86 B SI 86 C SI 85 C SI 86 X SI 86 3-2 P4		C SI 86 SL 80 F SL 82 B CH 83 X SI 88 1-2 E5		C SL 82 B FF 92 F SI 89 B SI 90 B SL 82 X SI 89 3-2 E5			B FF 94 S SI 94 X SL 82 1-1 G4-3	4	0	0	0	0	0	0
24 Pedro Alvarez, L (1, 5) OBP: 0.307, SLG: 0.382		B SI 87 X SI 88 1-0 2B		F CH 80 D CH 82 D SL 79 C SI 87 S SI 89 2-3 K		1 SAFE S SI 88 1 SAFE C SI 87 S SI 87 0-3 K			F SI 96 S SI 97 F FF 97 F SL 84 F FF 96 B CH 87 F SL 84 X SI 96 1-2 10 FC5-4 1B	4	0	2	0	0	2	2
10 Jordy Mercer, R (1, 6) OBP: 0.227, SLG: 0.261		C SI 87 D SL 84 C FF 91 C SI 90 1-3 K		B SL 82 F SI 89 F FF 91 X SI 90 1-2 G6-3			B SL 79 C SI 86 X FF 90 1-1 G3		C SI 95 B SI 94 C SL 83 X SL 84 1-2 FC5-4 19 DI 1-2f	4	0	0	0	0	1	3
19 Chris Stewart, R (1, 2) OBP: 0.321, SLG: 0.265		I IN 75 I IN 78 I IN 77 I IN 78 4-0 IBB			C SL 78 B SL 80 C SL 81 B SI 88 C SI 89 2-3 K		C SI 87 B FF 90 B FF 90 C SI 87 C SI 89 2-3 K		C SI 95 B FF 95 X SI 96 1-1 P2 1-2	3	0	0	0	1	2	1
50 Charlie Morton, R (1, 1) 48 Jared Hughes, R (6, 1) 23 Travis Snider, L (7, PH) OBP: 0.304, SLG: 0.317 29 Bryan Morris, L (7, 1)		C SI 88 X FF 90 0-1 G4-3			C SI 87 F SL 80 C SI 89 0-3 K		C SI 87 C SI 90 X FF 92 0-2 G4-3			2 0 1 0	0 0 0 0	0 0 0 0	0 0 0 0	0 0 0 0	1 0 0 0	2 0 0 0
Inning Stats	R: 0 E: 0 K: 1 S: 15 H: 1 LOB: 1 BB: 0 P: 21	R: 0 E: 0 K: 1 S: 9 H: 1 LOB: 2 BB: 1 P: 18	R: 0 E: 0 K: 1 S: 6 H: 0 LOB: 0 BB: 0 P: 8	R: 0 E: 1 K: 1 S: 15 H: 0 LOB: 1 BB: 0 P: 20	R: 0 E: 0 K: 2 S: 9 H: 1 LOB: 1 BB: 0 P: 14	R: 0 E: 1 K: 2 S: 12 H: 0 LOB: 1 BB: 0 P: 15	R: 0 E: 0 K: 1 S: 8 H: 0 LOB: 0 BB: 0 P: 11	R: 0 E: 0 K: 0 S: 12 H: 2 LOB: 1 BB: 0 P: 15	R: 0 E: 0 K: 0 S: 14 H: 1 LOB: 1 BB: 0 P: 18	1B: 5 2B: 1 3B: 0 HR: 0 SF: 0 SAC: 0 DP: 1 HBP: 0						

WP: 1 PB: 0 SB: 0 CS: 0 PA: 35

PITCHER		IP	WLS	BF	H	R	ER	SO	BB	IBB	HBP	BLK	WP	HR	S	P	ERA	WHIP
40 Bartolo Colon, R ERA: 4.73	(1, 1)	7.1	W	30	5	0	0	9	0	1	0	0	1	0	85	121	0.00	0.682
27 Jeurys Familia, R ERA: 2.92	(8, 1)	1.2	S	5	1	0	0	0	0	0	0	0	0	0	15	19	0.00	0.600

PITCHER	IP	WLS	BF	H	R	ER	SO	BB	IBB	HBP	BLK	WP	HR	S	P	ERA	WHIP

Pittsburgh Pirates @ New York Mets

Citi Field, Flushing, NY

Wed May 28 2014, 1:11 PM - 4:18 PM EDT

Att. 34,839 - Cloudy - 56 F

TOP

livebaseballscorecards.com

AB	34
R	0
H	6
RBI	0
BB	1
SO	9
LOB	12

BOTTOM

Batter	1	2	3	4	5	6	7	8	9	AB	R	H	RBI	BB	SO	LOB
12 Juan Lagares, R (1, 8) OBP: 0.333, SLG: 0.433	B FF 92 C SI 91 M SI 91 B CU 78 B SI 92 X SI 92 3-2 **G5-3** ①		C SI 91 C CU 80 B CU 79 S CU 79 1-3 **K** ①		C CU 79 L CU 79 F CU 79 B SI 91 B CU 77 X CU 78 2-2 5 CS 28 G3 1B		C CU 84 B SI 96 X FC 89 1-1 **G5-3** ②	C FC 89 S FF 94 C FC 90 0-3 **K** ③		5	0	1	0	0	2	2
28 Daniel Murphy, L (1, 4) OBP: 0.364, SLG: 0.431	F SI 92 F CU 79 F SI 92 B CU 78 X FS 85 1-2 5 BB 1B		F CU 80 B SI 91 C SI 90 B SI 92 X CU 80 2-2 **E5** 5 1B		1 SAFE P PQ 85 X FS 84 1-0 **G3** ② **1-2**		C SI 96 B SI 96 C FC 91 B FC 89 F SI 96 F SI 96 B FF 96 F FC 91 F SI 96 4-2 F SI 96 B CU 84 **BB**			3	1	1	0	1	0	1
5 David Wright, R (1, 5) OBP: 0.349, SLG: 0.415	1 SAFE 1 SAFE B SI 91 B SI 90 B SI 91 C SI 91 B SI 91 4-1 **BB** **1-2**		B SI 91 C CU 79 X SI 91 1-1 3 G4-3 3 S 1B **3-H**		D CU 79 1-0 **CS** ③ **2-3**	C SI 92 B FS 85 B CU 79 F CU 79 X SI 91 2-2 **HR**	C CU 84 1 SAFE S FC 89 B FC 89 B FF 95 X CU 84 2-2 **G5-3** ③			3	1	2	2	1	0	1
3 Curtis Granderson, L (1, 9) OBP: 0.316, SLG: 0.364	B SI 91 B CU 79 B SI 93 C SI 92 X SI 92 3-1 **F8** ②		B FF 92 C SI 91 B SI 91 X CU 80 2-1 **G4-3** ② **1-3**			B SI 91 X SI 92 1-0 **F7** ①		B FF 94 C FF 94 B FC 89 F FC 90 B FF 94 B SI 95 4-2 1 BLK 21 HR BB		3	1	0	0	1	0	3
1 Chris Young, R (1, 7) OBP: 0.283, SLG: 0.336	B SI 92 S SI 93 C CU 79 F SI 92 F CU 79 F SI 91 S SI 92 1-3 **K** ③		M SI 92 3 SAFE X SI 92 0-1 **G5-3** ③			B SI 92 B SI 92 F SI 91 B SI 91 T SI 92 B SI 92 4-2 11 BB 21 BB BB		S FF 94 1 SAFE F FC 89 B FF 96 B FC 90 F FF 96 X FC 90 2-2 **L6** ① **1-2**		3	0	0	0	1	1	4
21 Lucas Duda, L (1, 3) OBP: 0.321, SLG: 0.417		B SI 92 C SI 92 B FS 83 B SI 91 F SI 91 B FF 93 4-2 36 G6-3 11 WP 40 WP BB		C SI 91 C FS 84 S CU 79 0-3 **K** ①		1 SAFE 1 SAFE B FS 83 1 SAFE B FS 84 C SI 92 C SI 91 B CU 78 1 SAFE 4-2 B SI 90 11 BB **BB** **1-2**		B FC 89 X SI 95 1-0 **HR** ② **2-H**	2	2	1	2	2	1	0
11 Rubén Tejada, R (1, 6) OBP: 0.329, SLG: 0.246		C SI 91 B SI 92 1 SAFE F SI 91 F SI 91 B CU 80 X SI 91 2-2 **G5-3** ① **1-2**		B SI 92 B SI 92 B SI 91 C SI 92 C SI 92 X SI 92 3-2 **L9** ②		S SI 90 S SI 90 D SI 92 D SI 91 D SI 92 B SI 92 4-2 ② **1-2** **2-3** **BB**		C CU 82 B SI 94 S FC 88 F FC 88 C FF 95 1-3 **K** ②	3	0	0	0	1	1	1
36 Juan Centeno, L (1, 2) OBP: 0.304, SLG: 0.238		F SI 91 X SI 91 0-1 **G6-3** ② **2-3**		C FF 91 X FS 86 0-1 **G4-3** ③		B SI 92 B SI 90 B SI 91 C SI 91 X SI 92 3-1 **F8** ③		B CU 83 C CU 82 B FF 94 S FC 88 F SI 95 B FC 89 B FC 89 4-2 27 1B BB		3	0	0	0	1	0	3
40 Bartolo Colon, R (1, 1) 27 Jeurys Familia, R (8, 1) OBP: 1.000, SLG: 1.000		S SI 92 S SI 92 S SI 92 0-3 **K** ③ **3-H**			C SI 92 X SI 91 0-1 **G5-3** ①		S FF 94 S FF 95 F FF 97 X SI 96 0-2 **G1-3** ① **1-2**	X FF 93 0-0 1B		3 1	0 0	0 1	0 0	0 0	1 0	0 0
Inning Stats	R: 0 E: 0 K: 1 S: 16 H: 1 LOB: 2 BB: 1 P: 28	R: 1 E: 0 K: 1 S: 11 H: 0 LOB: 0 BB: 1 P: 17	R: 1 E: 1 K: 1 S: 12 H: 1 LOB: 1 BB: 0 P: 18	R: 0 E: 0 K: 1 S: 8 H: 0 LOB: 0 BB: 0 P: 11	R: 0 E: 0 K: 0 S: 8 H: 1 LOB: 0 BB: 0 P: 11	R: 1 E: 0 K: 0 S: 12 H: 1 LOB: 2 BB: 3 P: 30	R: 0 E: 0 K: 0 S: 16 H: 0 LOB: 1 BB: 1 P: 23	R: 2 E: 0 K: 2 S: 18 H: 2 LOB: 2 BB: 2 P: 30		1B: 4 2B: 0 3B: 0 HR: 2 SF: 0 SAC: 0 DP: 0 HBP: 0						

PITCHER		IP	WLS	BF	H	R	ER	SO	BB	IBB	HBP	BLK	WP	HR	S	P	ERA	WHIP
50 Charlie Morton, R ERA: 3.29	(1, 1)	5.1	L	24	4	3	2	4	4	0	0	0	2	1	63	104	3.38	1.500
48 Jared Hughes, R ERA: 2.3	(6, 1)	0.2		2	0	0	0	0	1	0	0	0	0	0	4	11	0.00	1.500
29 Bryan Morris, R ERA: 3.74	(7, 1)	2.0		11	2	2	2	2	3	0	0	1	0	1	34	53	9.00	2.500

PITCHER	IP	WLS	BF	H	R	ER	SO	BB	IBB	HBP	BLK	WP	HR	S	P	ERA	WHIP

Pittsburgh Pirates @ New York Mets

Citi Field, Flushing, NY

Wed May 28 2014, 1:11 PM - 4:18 PM EDT

Att. 34,839 - Cloudy - 56 F

livebaseballscorecards.com

AB	29
R	5
H	6
RBI	4
BB	8
SO	6
LOB	15

WP: 2 PA: 38
PB: 0
SB: 1
CS: 1

Pittsburgh Pirates @ Los Angeles Dodgers

Dodger Stadium, Los Angeles, CA

Thu May 29 2014, 7:11 PM - 10:08 PM PDT

Att. 39,643 - Partly Cloudy - 72 F

livebaseballscorecards.com

TOP

Batter	1	2	3	4	5	6	7	8	9	AB	R	H	RBI	BB	SO	LOB
5 Josh Harrison, R (1, 9) OBP: 0.320, SLG: 0.454	C SI 88 B SI 88 X FC 85 1-1 F9 ①		B FC 83 B FF 87 C FC 84 X FF 88 2-1 G4-3 ①		B FS 85 D FS 81 X FC 86 2-0 2-H 1B		B SI 94 X SI 94 1-0 18 1B 2-H 1B	B FF 95 S FF 95 B SL 84 X FF 96 2-1 G5-3 ③		5	1	2	2	0	0	1
35 Mark Melancon, R (8, 1)										0	0	0	0	0	0	0
39 Jason Grilli, R (9, 1)										0	0	0	0	0	0	0
18 Neil Walker, S (1, 4) OBP: 0.352, SLG: 0.459	C SI 89 F FC 85 X FS 82 0-2 15 CS 1B		C KC 78 B FC 84 B FC 84 X FF 88 2-1 G4-3 ②		C KC 77 B FF 87 B FC 84 F FC 85 F KC 78 B FF 88 S FC 84 3-3 K ③		B SI 95 B SI 95 S SI 95 X SI 94 2-1 22 BB 17 2B 2-H 1B		C FC 88 F CU 77 B CU 78 X FC 87 1-2 F7 ①	5	1	2	1	0	1	1
22 Andrew McCutchen, R (1, 8) OBP: 0.430, SLG: 0.453	C SI 88 B SI 87 X FC 83 1-1 F9 ②		B FS 81 S FS 82 B SI 88 X FC 85 2-1 G6-3 ③			S KC 78 S FS 82 F FF 88 B FC 82 B FC 82 B FC 85 X FS 83 3-2 G5-3 ①	D FS 85 B SI 94 B SI 94 B SI 94 4-0 17 2B 1-2 BB		C SL 83 B FC 86 B FC 88 B SI 92 X FC 88 3-1 F8 ②	4	0	0	0	1	0	1
15 Ike Davis, L (1, 3) OBP: 0.374, SLG: 0.391	1 SAFE B FC 83 F FF 87 T FC 84 B FF 88 2-2 CS ③ 1-2	B KC 76 C KC 77 F SI 87 B FF 86 X FF 88 2-2 F8 ①		B SI 86 X FC 81 1-0 55 L4-3 1B		F FC 84 B KC 79 B KC 77 F FF 88 B FF 89 X SI 88 3-2 G4-3 ②	B SI 88 X CH 80 1-0 1-3 2-H 2B		X SI 92 0-0 G1-3 ③	3	0	1	0	0	0	0
17 Gaby Sanchez, R (7, PH) OBP: 0.330, SLG: 0.556										2	0	1	1	0	0	0
(7, 3)																
55 Russell Martin, R (1, 2) OBP: 0.372, SLG: 0.410		C FC 84 X FC 83 0-1 G5-3 ②		F FF 87 B FF 87 S FS 80 D FS 82 X FC 83 2-2 L4-3 ①② 1-1		F KC 79 B SI 88 X FS 81 1-1 HR	I IN 66 I IN 69 I IN 70 I IN 69 4-0 IBB			3	1	1	1	1	0	1
24 Pedro Alvarez, L (1, 5) OBP: 0.306, SLG: 0.395		C KC 77 F FS 84 B FC 84 F FC 84 F SI 88 X FC 84 1-2 HR		B FS 81 B FF 88 C FS 81 S KC 79 S FS 82 2-3 K ③		X KC 78 0-0 G4-3 ③	C CU 73 B SL 80 X CU 74 1-1 G4-3 ③			4	1	1	1	0	1	3
6 Starling Marte, R (1, 7) OBP: 0.316, SLG: 0.391		S FF 88 F FC 84 X FC 84 0-2 12 1B 1B			B SI 85 C FF 88 X FS 80 1-1 P4 ①		S SI 94 X SI 94 0-1 E6 12 CS 2-0	B FF 94 B FF 94 X FF 95 G5-3 ①		4	0	1	0	0	0	0
12 Clint Barmes, R (1, 6) OBP: 0.328, SLG: 0.294		B FF 86 F FF 87 X FC 84 1-1 1-3 1B			C FF 87 F FS 81 B FS 85 X FS 81 1-2 45 SH1-4 5 1B 1B		B SI 94 B SI 94 C SI 94 X SI 95 2-1 ① 45 SH3-4 5 1B 1-2 1B	B FF 96 X FF 94 1-0 F9 ②		4	2	3	0	0	0	0
45 Gerrit Cole, R (1, 1) OBP: 0.318, SLG: 0.250		C FC 85 B SI 87 F FC 84 B FF 88 X FF 88 2-2 G3 ③			L FF 86 X KC 77 0-1 SH1-4 ② 1-2		1 SAFE X SI 93 0-0 SH3-4 ② 1-2	H SL 84 1-0 HBP		1	0	0	0	0	0	2
44 Tony Watson, L (7, 1) OBP: 1.000, SLG: 1.000										0	0	0	0	0	0	0
23 Travis Snider, L (8, PH) OBP: 0.310, SLG: 0.317										0	0	0	0	0	0	0
(8, 9)																
Inning Stats	R: 0 E: 0 K: 0 S: 9 H: 1 LOB: 0 BB: 0 P: 13	R: 1 E: 0 K: 0 S: 18 H: 3 LOB: 2 BB: 0 P: 24	R: 0 E: 0 K: 0 S: 6 H: 0 LOB: 0 BB: 0 P: 12	R: 0 E: 0 K: 1 S: 7 H: 1 LOB: 0 BB: 0 P: 12	R: 1 E: 0 K: 1 S: 12 H: 2 LOB: 1 BB: 0 P: 19	R: 1 E: 0 K: 0 S: 10 H: 1 LOB: 0 BB: 0 P: 17	R: 3 E: 1 K: 0 S: 11 H: 4 LOB: 3 BB: 2 P: 26	R: 0 E: 0 K: 0 S: 4 H: 0 LOB: 1 BB: 0 P: 10	R: 0 E: 0 K: 0 S: 6 H: 0 LOB: 0 BB: 0 P: 10	1B: 9 2B: 2 3B: 0 HR: 2 SF: 0 SAC: 2 DP: 1 HBP: 1						

PITCHER		IP	WLS	BF	H	R	ER	SO	BB	IBB	HBP	BLK	WP	HR	S	P	ERA	WHIP
14 Dan Haren, R ERA: 3.28	(1, 1)	6.0		24	8	3	3	2	0	0	0	0	0	2	62	97	4.50	1.333
43 Brandon League, R ERA: 2.25	(7, 1)	0.2	L	6	3	3	3	0	1	0	0	0	0	0	8	17	40.50	6.000
47 Paul Maholm, L ERA: 5.02	(7, 1)	0.1		3	1	0	0	0	0	1	0	0	0	0	3	9	0.00	3.000
54 Chris Perez, R ERA: 5.4	(8, 1)	1.0		4	0	0	0	0	0	0	1	0	0	0	4	10	0.00	0.000
28 Jamey Wright, R ERA: 3.04	(9, 1)	1.0		3	0	0	0	0	0	0	0	0	0	0	6	10	0.00	0.000

PITCHER	IP	WLS	BF	H	R	ER	SO	BB	IBB	HBP	BLK	WP	HR	S	P	ERA	WHIP

AB	35
R	6
H	12
RBI	6
BB	2
SO	2
LOB	9

WP: 0 PA: 41
PB: 0
SB: 0
CS: 2

Batter	1	2	3	4	5	6	7	8	9	AB	R	H	RBI	BB	SO	LOB
9 Dee Strange-Gordon, L (1, 4) OBP: 0.338, SLG: 0.376	C FF 96 X FF 96 0-1 F7	F FF 97 B FF 97 B FF 96 B FF 97 C FF 96 X SI 97 3-2 16 S 2-H 1B			X FF 94 0-0 B2-3		X SI 94 0-0 G4-6-3 1-2f			4	0	1	1	0	0	1
16 Andre Ethier, L (1, 8) OBP: 0.327, SLG: 0.412	C FF 96 X SL 89 0-1 66 2B 3B	1 SAFE C FF 96 C SL 84 F FF 97 D SL 84 S CH 86 1-3 K 1-3			X FF 96 0-0 G6-3			C FF 94 F FF 93 X KC 82 0-2 G2-3		4	1	1	0	0	1	1
66 Yasiel Puig, R (1, 9) OBP: 0.443, SLG: 0.631	B FF 97 F FF 95 X FF 97 1-1 3-H 2B		B FF 94 B CH 85 C FF 94 X FF 94 2-1 G5-3			C SL 82 B SL 87 F FF 96 B FF 96 B FF 97 X FF 97 3-2 13 1B 2B		F FC 93 F FF 94 B KC 83 B FF 93 B KC 83 F FC 93 S FC 92 3-3 K		4	1	2	1	0	1	0
13 Hanley Ramirez, R (1, 6) OBP: 0.324, SLG: 0.434	C FF 96 X SI 96 0-1 P3		B SL 81 X FF 93 1-0 G6-3			B FF 98 F FF 96 B FF 98 X FF 97 2-1 27 G1-3 27 S 2-H 1B		C FF 92 C FF 93 C FC 92 0-3		4	0	1	1	0	1	1
23 Adrián González, L (1, 3) OBP: 0.341, SLG: 0.500	B FF 97 C FF 96 D SL 84 F FF 98 F FF 99 B SL 90 B FF 98 4-2 27 FC5-4 BB		B FF 94 C SL 88 X FF 96 1-1 P6			X CH 87 0-0 F9			B FF 91 C SL 82 B FF 92 X FF 92 2-1 F8	3	0	0	0	1	0	1
27 Matt Kemp, R (1, 7) OBP: 0.310, SLG: 0.427	X FF 97 0-0 FC5-4 1-2f			C SL 86 X FF 96 0-1 G4-3		C SL 83 D SL 86 X SI 97 1-1 G1-3 1-3			C SL 82 B SL 82 F SL 82 B FF 93 B FF 93 S SL 83 3-3 K2-3	4	0	0	0	0	1	3
10 Justin Turner, R (1, 5) OBP: 0.294, SLG: 0.374		X FF 95 0-0 26 SH1-3 9 1B 1B		C SL 85 B SL 82 C FF 96 C CH 86 1-3 K		C FF 97 B SI 96 D KC 84 C SL 85 B SI 98 F FF 97 X SL 85 3-2 G5-3			X FF 93 0-0 2B	4	1	2	0	0	1	1
26 Tim Federowicz, R (1, 2) OBP: 0.157, SLG: 0.146 33 Scott Van Slyke, R (9, PH) OBP: 0.362, SLG: 0.576		C FF 94 X FF 94 0-1 SH1-3 1-2		X FF 95 0-0 G4-3			B FF 94 C FF 93 X SI 95 1-1 G5-3		B FF 93 C FF 93 B SL 84 X FF 93 2-1 F9	2 1	0 0	0 0	0 0	0 0	0 0	0 1
14 Dan Haren, R (1, 1) OBP: 0.208, SLG: 0.136 43 Brandon League, R (7, 1) 47 Paul Maholm, L (7, 1) 18 Chone Figgins, S (7, PH) OBP: 0.415, SLG: 0.344 54 Chris Perez, R (8, 1) 28 Jamey Wright, R (9, 1)		C SI 96 F FF 96 B FF 95 B FF 98 S FF 96 2-3 K	C FF 94 S FF 95 B SL 84 X FF 96 1-2 G1				B FF 94 B FF 95 C FF 96 B SI 96 C FF 94 B SI 96 4-2 9 G4-6-3 BB			2 0 0 0 0 0 0	0 0 0 0 0 0 0	0 0 0 0 1 0 0	0 0 0 0 0 0 0	0 0 0 0 0 0 0	1 0 0 0 0 0 0	1 0 0 0 0 0 0
Inning Stats	R: 1 H: 2 E: 0 LOB: 2 K: 0 BB: 1 S: 12 P: 17	R: 1 H: 2 E: 0 LOB: 1 K: 2 BB: 0 S: 13 P: 19	R: 0 H: 0 E: 0 LOB: 0 K: 0 BB: 0 S: 5 P: 9	R: 0 H: 0 E: 0 LOB: 0 K: 1 BB: 0 S: 6 P: 7	R: 0 H: 0 E: 0 LOB: 0 K: 0 BB: 0 S: 5 P: 6	R: 1 H: 2 E: 0 LOB: 1 K: 0 BB: 0 S: 12 P: 21	R: 0 H: 0 E: 0 LOB: 0 K: 0 BB: 1 S: 5 P: 10	R: 0 H: 0 E: 0 LOB: 0 K: 2 BB: 0 S: 10 P: 13	R: 0 H: 1 E: 0 LOB: 1 K: 1 BB: 0 S: 8 P: 15	1B: 3 SF: 0 2B: 3 SAC: 1 3B: 1 DP: 1 HR: 0 HBP: 0						

PITCHER		IP	WLS	BF	H	R	ER	SO	BB	IBB	HBP	BLK	WP	HR	S	P	ERA	WHIP
45 Gerrit Cole, R ERA: 3.8	(1, 1)	6.1	W	27	6	3	3	3	2	0	0	0	0	0	57	88	4.26	1.263
44 Tony Watson, L ERA: 1.13	(7, 1)	0.2	H	1	0	0	0	0	0	0	0	0	0	0	1	1	0.00	0.000
35 Mark Melancon, R ERA: 2.16	(8, 1)	1.0	H	3	0	0	0	2	0	0	0	0	0	0	10	13	0.00	0.000
39 Jason Grilli, R ERA: 3.27	(9, 1)	1.0	S	4	1	0	0	1	0	0	0	0	0	0	8	15	0.00	1.000

PITCHER	IP	WLS	BF	H	R	ER	SO	BB	IBB	HBP	BLK	WP	HR	S	P	ERA	WHIP

BOTTOM

Pittsburgh Pirates @ Los Angeles Dodgers

Dodger Stadium, Los Angeles, CA

Thu May 29 2014, 7:11 PM - 10:08 PM PDT

Att. 39,643 - Partly Cloudy - 72 F

livebaseballscorecards.com

AB	32
R	3
H	7
RBI	3
BB	2
SO	6
LOB	10

Pittsburgh Pirates @ Los Angeles Dodgers

Dodger Stadium, Los Angeles, CA

Fri May 30 2014, 7:11 PM - 10:35 PM PDT

Att. 47,503 - Clear - 74 F

TOP

livebaseballscorecards.com

Batter	1	2	3	4	5	6	7	8	9	AB	R	H	RBI	BB	SO	LOB
5 Josh Harrison, R (1, 9) OBP: 0.330, SLG: 0.460	C SI 91 C CU 72 X FF 92 0-2 ① L7		B CU 71 S CH 86 X CU 72 1-1 18 1B 1-2 1B		C SI 91 X FF 90 0-1 18 CS 1B			B CU 74 S SL 86 F SL 87 X SL 88 1-2 E3 18 G4-6-3		3	0	2	0	0	0	0
44 Tony Watson, L (7, 1) OBP: 1.000, SLG: 1.000										0	0	0	0	0	0	0
31 Jose Tabata, R (8, PH) OBP: 0.301, SLG: 0.319										1	0	0	0	0	0	0
35 Mark Melancon, R (8, 1)										0	0	0	0	0	0	0
39 Jason Grilli, R (9, 1)										0	0	0	0	0	0	0
18 Neil Walker, S (1, 4) OBP: 0.350, SLG: 0.455	C CU 71 B CU 76 X CH 85 1-1 ② G4-3		B CH 85 C SI 92 X CU 72 1-1 1-3 2-H 1B		B CU 71 C CU 70 1-1 ③ CS 1-2	B SI 88 B CH 80 F SI 85 X CU 73 2-1 ① F9		C SL 88 F SL 87 X SL 88 0-2 ① ② G4-6-3 1-2f		4	0	1	1	0	0	1
22 Andrew McCutchen, R (1, 8) OBP: 0.427, SLG: 0.446	S FC 89 F CU 73 B CU 72 F CH 84 X CU 76 1-2 ③ P3		C FF 90 B FF 90 B FF 93 S FF 90 F CU 72 B FC 90 F CH 84 T CH 84 3-2 ③ K			B CU 72 C SI 87 C SI 87 X SI 88 1-2 ② G4-3		B SL 88 C CU 79 B SL 90 B FF 91 F FF 93 F CU 81 F SL 90 B FF 92 4-2 BB		3	0	0	0	1	1	2
15 Ike Davis, L (1, 3) OBP: 0.377, SLG: 0.416		C FF 91 C CH 84 B CU 72 B CU 72 B CH 86 F SI 92 F FF 92 C FF 92 3-3 ① K		C FF 91 B CU 69 B FF 90 X SI 91 2-1 HR		B CU 75 B FF 89 C SI 86 B SI 87 C FF 89 X FF 90 3-2 55 BB 1B		1 SAFE F SL 89 D SL 90 1 SAFE B SI 93 B FF 91 C FF 93 X SL 90 3-2 ③ G4-3		4	1	2	1	0	1	1
55 Russell Martin, R (1, 2) OBP: 0.378, SLG: 0.407		C FF 88 S CU 69 X FF 93 0-2 6 CS 1B		B CH 85 C FF 92 C CH 85 X CU 72 1-2 ① G5-3		F CH 79 B CU 74 C SI 88 F FF 88 D SL 81 B FF 89 D CU 73 4-2 1-2 BB			C SI 87 F SI 85 B KC 79 F KC 79 B KC 79 X KC 79 2-2 ① G5-3	3	0	1	0	1	0	0
24 Pedro Alvarez, L (1, 5) OBP: 0.300, SLG: 0.387		C CU 72 B CU 72 S CU 72 1 SAFE B CU 73 F CU 76 D CH 87 F CH 86 X CH 86 3-2 ② L8		C CU 72 F CU 76 S FC 90 0-3 ② K		B CU 72 B CU 72 C SI 88 F SL 80 B SL 80 X SL 80 3-2 ③ F8			B SI 87 B SI 85 F SI 86 F SI 87 B KC 79 X KC 78 3-2 ② F9	4	0	0	0	0	1	3
6 Starling Marte, R (1, 7) OBP: 0.320, SLG: 0.387	B FF 90 S CH 85 F CH 86 B FF 92 2-2 ③ CS 1-2	S SI 92 L FF 89 B CU 72 B CU 71 H SI 90 3-2 47 K 12 BB HBP	S FC 90 B CU 72 S CU 71 B CU 77 C FC 88 2-3 ③ K				B SL 83 C SL 82 F SI 94 B FF 96 B SL 84 X FF 95 3-2 ① G6-3		S SI 86 B SI 85 B KC 78 S KC 78 B KC 79 B SI 88 4-2 BB	2	0	0	0	1	1	0
12 Clint Barmes, R (1, 6) OBP: 0.323, SLG: 0.278		C CU 73 B FF 90 B FF 89 B FF 89 B SI 91 4-1 5 1B 18 1B 1-2 BB		B FF 91 B FF 88 X SI 90 2-0 ① G5-3			C FF 95 F FF 95 B SL 84 C FF 95 1-3 ② K		C SI 86 1 SAFE C KC 79 1 SAFE F KC 78 S SI 86 0-3 ③ K	3	1	0	0	1	2	1
47 Francisco Liriano, L (1, 1) OBP: 0.105, SLG: 0.105			C CU 65 M SI 92 2 SAFE L CU 73 0-3 ① ② K 2-3		B SI 92 B FF 91 C FF 91 X FF 91 2-1 ② L8		C SI 94 S CH 90 B FF 94 B CH 91 F FF 94 X SL 82 2-2 ③ F7			2	0	0	0	0	1	2
37 Justin Wilson, L (6, 1)										0	0	0	0	0	0	0
23 Travis Snider, L (7, PH) OBP: 0.308, SLG: 0.314										1	0	0	0	0	0	0
(7, 9)																

	AB	30
	R	2
	H	6
	RBI	2
	BB	4
	SO	7
	LOB	10

Inning Stats																																		
	R: 0	E: 0	K: 0	S: 9	H: 0	LOB: 0	BB: 0	P: 11	R: 0	E: 0	K: 1	S: 15	H: 1	LOB: 0	BB: 0	P: 23	R: 1	E: 0	K: 2	S: 15	H: 2	LOB: 2	BB: 1	P: 27	R: 1	E: 0	K: 2	S: 11	H: 1	LOB: 0	BB: 0	P: 16
	R: 0	E: 0	K: 0	S: 6	H: 1	LOB: 0	BB: 0	P: 11	R: 0	E: 0	K: 0	S: 14	H: 1	LOB: 2	BB: 1	P: 27	R: 0	E: 0	K: 1	S: 10	H: 0	LOB: 0	BB: 0	P: 16	R: 0	E: 1	K: 0	S: 13	H: 0	LOB: 1	BB: 1	P: 21
	R: 0	E: 0	K: 1	S: 13	H: 0	LOB: 1	BB: 1	P: 22	1B: 5	2B: 0	3B: 0	HR: 1	SF: 0	SAC: 0	DP: 1	HBP: 1	WP: 0	PB: 0	SB: 0	CS: 2	PA: 37													

PITCHER		IP	WLS	BF	H	R	ER	SO	BB	IBB	HBP	BLK	WP	HR	S	P	ERA	WHIP
61 Josh Beckett, R ERA: 2.52	(1, 1)	5.0	L	19	5	2	2	5	1	0	1	0	0	1	56	88	3.60	1.200
47 Paul Maholm, L ERA: 4.91	(6, 1)	1.0		5	1	0	0	0	1	0	0	0	0	0	14	27	0.00	2.000
54 Chris Perez, R ERA: 5.14	(7, 1)	1.0		3	0	0	0	1	0	0	0	0	0	0	10	16	0.00	0.000
0 Brian Wilson, R ERA: 6.75	(8, 1)	1.0		4	0	0	0	0	1	0	0	0	0	0	13	21	0.00	1.000
56 J.P. Howell, L ERA: 1.89	(9, 1)	1.0		4	0	0	0	1	1	0	0	0	0	0	13	22	0.00	1.000

PITCHER	IP	WLS	BF	H	R	ER	SO	BB	IBB	HBP	BLK	WP	HR	S	P	ERA	WHIP

Batter	1	2	3	4	5	6	7	8	9	AB	R	H	RBI	BB	SO	LOB
9 Dee Strange-Gordon, L (1, 4) OBP: 0.341, SLG: 0.375	B SI 93 C SL 85 B SI 94 S SL 85 B SL 87 F SL 88 B SI 94 4-2 18 S BB		X SI 93 0-0 ② FC4-6 1-2f		B SI 94 X SI 94 1-0 18 S 2-3 1B		C SI 95 X SI 94 0-1 ③ G4-3			3	0	1	0	1	0	1
18 Chone Figgins, S (1, 5) OBP: 0.422, SLG: 0.343	D SI 93 C SI 91 B CH 86 D CH 85 X SI 93 3-1 ① B2 1-2		1 SAFE 1 SAFE C SI 93 X SI 94 0-1 ③ L6		C SL 84 D SL 87 B CH 86 C SL 85 F SL 87 D SL 87 F SL 86 F SL 87 F SL 84 4-2 F SL 86 D SL 86 1-2 BB			C FF 93 C FC 91 F KC 83 B FC 92 X KC 82 1-2 66 G1-3 13 1B 1B		3	1	1	0	1	0	2
66 Yasiel Puig, R (1, 9) OBP: 0.439, SLG: 0.623	C SI 94 F SL 85 B CH 86 S CH 86 1-3 ② K			S CH 84 B SL 87 X CH 86 1-1 E1 1B	D CH 87 B SL 86 S SL 85 S CH 86 X CH 87 2-2 ③ P4			X FF 92 0-0 ① G1-3 1-2		4	0	1	0	0	1	5
13 Hanley Ramirez, R (1, 6) OBP: 0.327, SLG: 0.440	B SI 94 S CH 86 C SL 87 F SL 86 F SL 87 S CH 87 1-3 ③ K			B SL 86 C SL 84 S CH 86 S CH 86 1-3 ① K		B SI 92 B SI 93 C SI 93 X SI 93 2-1 27 G4-3 2B		X FC 92 0-0 27 G1-3 2-H 1B		4	0	2	1	0	2	2
27 Matt Kemp, R (1, 7) OBP: 0.303, SLG: 0.416		C SL 84 X SI 93 0-1 ① L9		B CH 87 S SL 86 B CH 85 S CH 86 F CH 88 S SL 88 2-3 ② K		X SI 93 0-0 ① G4-3 2-3		1 SAFE B FF 92 S FF 93 X KC 82 1-1 ② G1-3 1-2		4	0	0	0	0	1	3
33 Scott Van Slyke, R (1, 3) OBP: 0.347, SLG: 0.548 23 Adrián González, L (8, PH) OBP: 0.339, SLG: 0.498 (9, 3)		B SI 94 B SL 86 C CH 84 B SL 85 S SL 85 C SL 86 3-3 ② K		B SI 93 C SL 87 X CH 88 1-1 ③ G2-3		B CH 85 F SL 85 B SI 94 S CH 86 D CH 86 S CH 85 3-3 ② K		B FF 92 X FC 91 1-0 ③ G6-3		3 1	0 0	0 0	0 0	0 0	2 0	2 1
16 Andre Ethier, L (1, 8) OBP: 0.325, SLG: 0.414		C SL 86 C SL 84 X SL 87 0-2 ③ P5			X SL 85 0-0 9 1B 2B	S FF 95 F CU 78 S FF 97 0-3 ③ K			B SL 81 C SL 80 X SI 91 1-1 ① G4-3	4	0	1	0	0	1	1
31 Drew Butera, R (1, 2) OBP: 0.277, SLG: 0.315			B SI 91 B CH 84 B SL 81 C SI 91 X SL 86 3-1 9 FC4-6 1B		B SI 94 C SI 94 C SI 95 X CH 87 1-2 ① L9		C SI 94 S SI 94 S CH 87 0-3 ① K		B SL 81 F FF 92 F SL 82 B FF 93 X SI 93 2-2 ② L9	4	0	1	0	0	1	1
61 Josh Beckett, R (1, 1) OBP: 0.105, SLG: 0.105 35 Jamie Romak, R (5, PH) 47 Paul Maholm, L (6, 1) 54 Chris Perez, R (7, 1) 10 Justin Turner, R (7, PH) OBP: 0.291, SLG: 0.370 0 Brian Wilson, R (8, 1) 56 J.P. Howell, L (9, 1) 26 Tim Federowicz, R (9, PH) OBP: 0.154, SLG: 0.143			L SI 92 B SI 92 L SI 93 B SL 87 B SI 92 C SL 84 3-3 ① K		C SL 86 S CH 87 S CH 87 0-3 ② K		B SI 94 B SI 95 F SI 94 F SI 95 S CH 87 2-3 ② K		B SL 82 C SL 82 F FF 93 B SI 93 F FF 93 S SL 82 2-3 ③ K	1 1 0 0 1 0 0 0 1	0 0 0 0 0 0 0 0 0	0 0 0 0 0 0 0 0 0	0 0 0 0 0 0 0 0 0	0 0 0 0 1 0 0 0 0	1 1 0 0 0 0 0 0 1	1 1 0 0 0 0 0 0 0
Inning Stats	R: 0 E: 0 K: 2 S: 13 H: 0 LOB: 1 BB: 1 P: 22	R: 0 E: 0 K: 1 S: 8 H: 0 LOB: 0 BB: 0 P: 11	R: 0 E: 0 K: 1 S: 8 H: 1 LOB: 1 BB: 0 P: 14	R: 0 E: 1 K: 2 S: 11 H: 1 LOB: 1 BB: 0 P: 16	R: 0 E: 0 K: 1 S: 18 H: 2 LOB: 3 BB: 1 P: 26	R: 0 E: 0 K: 2 S: 9 H: 1 LOB: 1 BB: 0 P: 14	R: 0 E: 0 K: 2 S: 8 H: 0 LOB: 0 BB: 0 P: 10	R: 1 E: 0 K: 0 S: 9 H: 2 LOB: 1 BB: 0 P: 12	R: 0 E: 0 K: 1 S: 9 H: 0 LOB: 0 BB: 0 P: 14	1B: 5 2B: 2 3B: 0 HR: 0	SF: 0 SAC: 0 DP: 0 HBP: 0	WP: 0 PB: 0 SB: 2 CS: 0	PA: 36			

PITCHER		IP	WLS	BF	H	R	ER	SO	BB	IBB	HBP	BLK	WP	HR	S	P	ERA	WHIP
47 Francisco Liriano, L ERA: 4.62	(1, 1)	5.2	W	24	5	0	0	8	2	0	0	0	0	0	64	100	0.00	1.235
37 Justin Wilson, L ERA: 3.05	(6, 1)	0.1	H	1	0	0	0	1	0	0	0	0	0	0	3	3	0.00	0.000
44 Tony Watson, L ERA: 1.08	(7, 1)	1.0	H	3	0	0	0	2	0	0	0	0	0	0	8	10	0.00	0.000
35 Mark Melancon, R ERA: 2.42	(8, 1)	1.0	H	5	2	1	1	0	0	0	0	0	0	0	9	12	9.00	2.000
39 Jason Grilli, R ERA: 3.0	(9, 1)	1.0	S	3	0	0	0	1	0	0	0	0	0	0	9	14	0.00	0.000

PITCHER	IP	WLS	BF	H	R	ER	SO	BB	IBB	HBP	BLK	WP	HR	S	P	ERA	WHIP

BOTTOM

Pittsburgh Pirates @ Los Angeles Dodgers

Dodger Stadium, Los Angeles, CA

Fri May 30 2014, 7:11 PM - 10:35 PM PDT

Att. 47,503 - Clear - 74 F

livebaseballscorecards.com

AB	34
R	1
H	7
RBI	1
BB	2
SO	12
LOB	20

Batter	1	2	3	4	5	6	7	8	9	AB	R	H	RBI	BB	SO	LOB
5 Josh Harrison, R (1, 5) OBP: 0.333, SLG: 0.467	C FF 89 B CU 73 X CU 73 1-1 18 FC5-4 1B		B FF 90 B CH 82 C FF 90 F FF 91 F FF 93 B FF 92 T SI 86 3-2 ① K		F CH 82 X FF 90 0-1 22 FC5-2 1-3 2B	C CU 72 B FF 92 X SL 81 1-1 ③ P4			F FC 87 X CU 77 0-1 ② F9	5	0	2	0	0	1	2
18 Neil Walker, S (1, 4) OBP: 0.346, SLG: 0.449 12 Clint Barmes, R (6, 4) OBP: 0.313, SLG: 0.268	C SI 88 C SI 90 F FF 90 X FF 86 0-2 ① FC5-4 1-2f		B SI 86 B FF 92 F FF 92 X FF 93 2-1 ② F8		X CU 73 0-0 ① L6		C SI 90 B SL 83 B FC 87 F FC 88 B CU 80 X SI 91 3-2 ① G5-3		B FC 87 C SI 90 X CH 83 1-1 ③ L8	3 2	0 0	0 0	0 0	0 0	0 0	3 0
22 Andrew McCutchen, R (1, 8) OBP: 0.422, SLG: 0.439 Bryan Morris, L (6, 1) 48 Jared Hughes, R (8, 1)	F CH 83 C FF 90 F FF 90 F FF 91 B FF 84 X FF 91 1-2 ② F8		B CU 72 C CU 74 B SI 87 B SI 94 X FF 94 3-1 ③ L9		C CU 74 X FF 91 0-1 ② FC5-2 2-3 3-H		B SI 90 C FC 87 S FC 87 C CU 78 1-3 ② K			3 1 0	0 0 0	0 0 0	0 0 0	0 0 0	0 1 0	3 0 0
17 Gaby Sanchez, R (1, 3) OBP: 0.317, SLG: 0.532	C CU 72 B FF 90 B FF 89 S CH 83 B CH 83 X FF 91 3-2 ③ L8			C FF 89 B FF 90 T CH 81 C FF 93 1-3 ① K	B FF 93 C CU 74 S SL 84 B SL 85 X FF 92 2-2 ③ F8		C FC 88 T SL 80 B CU 79 B CU 78 F SI 91 S CH 83 2-3 ③ K			4	0	0	0	0	2	3
6 Starling Marte, R (1, 7) OBP: 0.314, SLG: 0.379 (6, 8)		C FF 87 F SL 82 F SL 82 B FF 90 B SL 83 B FF 91 C SI 92 3-3 ① K		F CU 72 X SL 83 0-1 ② G3-1		C FF 88 T SL 80 C FF 90 0-3 ① K		X FC 86 0-0 ① L4		4	0	0	0	0	2	0
31 Jose Tabata, R (1, 9) OBP: 0.315, SLG: 0.333 (6, 7)		B CU 72 T FF 91 X FF 90 1-1 ② G5-3		C FF 92 B CH 84 X FF 92 1-1 10 2B 1B		B CH 80 F FF 89 F FF 91 B FF 91 F FF 92 X FF 93 2-2 10 FC6-4 1B		B SI 91 B FC 86 B SI 89 C SI 90 C FC 88 X FC 87 3-2 10 G5-3 1B		4	1	3	0	0	0	0
10 Jordy Mercer, R (1, 6) OBP: 0.234, SLG: 0.274		B CH 84 B FF 91 F SI 91 X CH 85 2-1 19 1B 1B		B CH 80 B FF 91 C CH 81 F CH 79 B FF 92 X CH 80 3-2 1-H 2B		C FF 90 S SL 82 X SL 81 0-2 ② FC6-4 19 1B 23 1B 1-2f		C FC 86 F SL 82 D CU 79 X CH 83 1-2 ② G5-3 1-2		4	1	2	1	0	0	2
19 Chris Stewart, R (1, 2) OBP: 0.333, SLG: 0.283		D SI 90 S SL 82 X CH 80 1-1 1-2 1B		X FF 90 0-0 ③ F9		F FF 90 D CH 84 B FF 90 F FF 89 B SL 82 X SI 90 3-2 23 1B 1-2 1B		B FC 89 X SI 91 1-0 ③ G6-3		4	0	2	0	0	0	2
58 Brandon Cumpton, R (1, 1) 30 Jeanmar Gómez, R (4, 1) OBP: 1.000, SLG: 1.000 23 Travis Snider, L (6, PH) OBP: 0.311, SLG: 0.317 (6, 9)		X FF 90 0-0 ③ G6-3			C FF 86 B FF 88 X FF 89 1-1 5 2B 22 FC5-2 1B	D CU 74 B SL 82 C FF 91 F FF 91 F SL 82 X SL 83 2-2 1-2 2-H 1B			C FC 86 B CH 84 C CH 82 F CU 78 X FC 88 1-2 ① G4-3	1 1 2	0 0 0	0 1 1	0 0 1	0 0 0	0 0 0	2 0 0
Inning Stats	R: 0 E: 0 K: 0 S: 14 H: 1 LOB: 1 BB: 0 P: 19	R: 0 E: 0 K: 1 S: 11 H: 2 LOB: 2 BB: 0 P: 18	R: 0 E: 0 K: 1 S: 8 H: 0 LOB: 0 BB: 0 P: 16	R: 1 E: 0 K: 1 S: 11 H: 2 LOB: 1 BB: 0 P: 16	R: 0 E: 0 K: 0 S: 10 H: 2 LOB: 2 BB: 0 P: 13	R: 1 E: 0 K: 1 S: 19 H: 3 LOB: 2 BB: 0 P: 27	R: 0 E: 0 K: 2 S: 10 H: 0 LOB: 0 BB: 0 P: 16	R: 0 E: 0 K: 0 S: 8 H: 1 LOB: 1 BB: 0 P: 13	R: 0 E: 0 K: 0 S: 8 H: 0 LOB: 0 BB: 0 P: 10	1B: 9 2B: 2 3B: 0 HR: 0 SF: 0 SAC: 0 DP: 0 HBP: 0						

TOP

Pittsburgh Pirates @ Los Angeles Dodgers

Dodger Stadium, Los Angeles, CA

Sat May 31 2014, 4:16 PM - 7:22 PM PDT

Att. 49,455 - Sunny - 77 F

livebaseballscorecards.com

AB	38
R	2
H	11
RBI	2
BB	0
SO	6
LOB	17

WP: 0 PA: 38
PB: 0
SB: 0
CS: 0

PITCHER	IP	WLS	BF	H	R	ER	SO	BB	IBB	HBP	BLK	WP	HR	S	P	ERA	WHIP
99 Hyun Jin Ryu, L (1, 1) ERA: 3.09	6.0	W	28	10	2	2	4	0	0	0	0	0	0	73	109	3.00	1.667
28 Jamey Wright, R (7, 1) ERA: 2.73	3.0	S	10	1	0	0	2	0	0	0	0	0	0	26	39	0.00	0.333

PITCHER	IP	WLS	BF	H	R	ER	SO	BB	IBB	HBP	BLK	WP	HR	S	P	ERA	WHIP

Batter	1	2	3	4	5	6	7	8	9	AB	R	H	RBI	BB	SO	LOB
9 Dee Strange-Gordon, L (1, 4) OBP: 0.338, SLG: 0.380	B SI 92 F SI 92 X SI 94 1-1 ① F9	C SI 92 C CH 86 B SL 86 F SL 86 S SI 94 1-3 ③ K		X CH 84 0-0 66 FC5 3B	C SI 91 F CH 84 B SI 91 B CH 77 C SI 88 2-3 ① K		C SI 95 D SI 95 F FC 90 B FF 95 X SI 95 2-2 ② G5-3 1-2			5	0	1	0	0	2	1
16 Andre Ethier, L (1, 8) OBP: 0.322, SLG: 0.404 35 Jamie Romak, R (9, 9)	C SI 93 B SI 94 B CH 86 B SI 93 F SI 94 B SI 93 4-2 66 G5-3 13 1B BB		B SL 92 C SI 93 B SI 92 C SI 93 B SI 93 X SI 94 3-2 E7 66 1B 13 1B	C SI 92 B SL 86 B SI 92 B CH 86 F SI 92 X SI 92 3-2 ① P6	C SL 80 B SI 91 C CH 82 S CH 84 1-3 ② K		C SI 96 F SI 95 D FC 89 S FC 89 1-3 ③ K			4 0	2 0	0 0	0 0	1 0	2 0	2 0
66 Yasiel Puig, R (1, 9) OBP: 0.436, SLG: 0.615 18 Chone Figgins, S (7, 5) OBP: 0.413, SLG: 0.333	C SI 93 1 SAFE X SI 93 0-1 ② G5-3 1-2		X SL 87 0-0 13 1B 23 2B 1B 2-3	B SI 93 X CH 86 1-0 ② FC5 13 HR 3-H	C SI 92 B SI 91 B CH 83 X CH 84 2-1 ③ G6-3			C SI 90 C SI 91 F SI 92 S FF 93 0-3 ① K		4 1	2 0	1 0	0 0	0 0	0 1	2 0
13 Hanley Ramirez, R (1, 6) OBP: 0.339, SLG: 0.480 28 Jamey Wright, R (7, 1)	C SI 94 X SI 93 0-1 23 S 27 1B 1B 2-H		1 SAFE 1 SAFE X SI 92 0-0 23 2B 27 SF9 1B 1-2 3-H	1 SAFE 1 SAFE P PO 83 X SI 92 1-0 1-H HR		X CU 83 0-0 HR		B FF 93 S SI 92 F SI 92 B SI 92 F SI 92 F SI 92 F FF 92 X SI 92 2-2 ② G6-3		4 1	4 0	4 0	5 0	0 0	0 0	0 0
23 Adrián González, L (1, 3) OBP: 0.349, SLG: 0.507	B SI 92 B SI 93 B SL 86 C SI 94 F SI 93 B SL 86 4-2 27 1B 1-2 BB		C CH 86 X SI 92 0-1 27 SF9 10 1B 2B 1-3 2-H	B SI 92 C SL 86 C CH 85 X SI 92 1-2 27 1B 10 1B 1B		C SI 95 X SI 94 0-1 ① F7		S SI 92 B CH 88 S CH 88 B FF 93 B SI 93 X SI 93 3-2 1B		4	2	3	1	1	0	0
27 Matt Kemp, R (1, 7) OBP: 0.306, SLG: 0.418	B SL 86 D SL 87 S SI 93 X SI 94 2-1 1-2 2-H 1B		X SI 94 0-0 ① SF9 2-3 3-H	X CH 85 0-0 10 1B 31 3B 1-2 1B		C SI 95 X SI 96 0-1 ② G5-3		F SI 92 B SI 92 F SI 92 B CH 85 F SI 92 S SI 92 2-3 ③ K		4	1	2	2	0	1	1
10 Justin Turner, R (1, 5) OBP: 0.298, SLG: 0.375 (7, 6)	B SI 94 C SI 93 D CH 85 C SL 86 X SI 94 2-2 ③ G6-3		X SL 86 0-0 31 S 1B 3-H	B SI 93 F SI 93 C SI 92 X SL 86 1-2 31 3B 1B 2-H		T SI 95 B FC 89 F FC 90 S SI 96 1-3 ③ K				4	1	2	2	0	1	2
31 Drew Butera, R (1, 2) OBP: 0.276, SLG: 0.338		C SI 93 B SI 92 X SI 92 1-1 ① G6-3	B SI 93 X SI 93 1-0 ② P4 1-2	B SL 81 C SI 90 C CH 80 D CH 81 X SI 90 2-2 1-H 2-H 3B			X FF 95 0-0 ① F7			4	0	1	2	0	0	1
99 Hyun Jin Ryu, R (1, 1) OBP: 0.095, SLG: 0.095 33 Scott Van Slyke, R (7, 9) OBP: 0.356, SLG: 0.548 (9, 8)		X SI 92 0-0 ② G3	F SI 91 S SL 86 B SL 86 S SL 85 1-3 ③ K	B SI 92 B SI 91 C SI 90 B SI 91 C SI 89 X SI 90 3-2 ③ F9			B FF 95 B FC 89 B FF 95 B SI 95 4-0 9 G5-3 BB			3 0	0 0	0 0	0 0	0 1	1 0	2 0
Inning Stats	R: 2 E: 0 K: 0 S: 15 H: 2 LOB: 2 BB: 2 P: 28	R: 0 E: 0 K: 1 S: 7 H: 0 LOB: 0 BB: 0 P: 9	R: 4 E: 1 K: 1 S: 13 H: 4 LOB: 1 BB: 0 P: 18	R: 5 E: 0 K: 0 S: 20 H: 6 LOB: 1 BB: 0 P: 31	R: 0 E: 0 K: 2 S: 8 H: 0 LOB: 0 BB: 0 P: 13	R: 1 E: 0 K: 1 S: 8 H: 1 LOB: 0 BB: 0 P: 9	R: 0 E: 0 K: 1 S: 7 H: 0 LOB: 1 BB: 1 P: 14	R: 0 E: 0 K: 2 S: 17 H: 1 LOB: 1 BB: 0 P: 24		1B: 9 2B: 1 3B: 2 HR: 2 SF: 1 SAC: 0 DP: 0 HBP: 0				WP: 0 PB: 0 SB: 2 CS: 0 PA: 42	

PITCHER	IP	WLS	BF	H	R	ER	SO	BB	IBB	HBP	BLK	WP	HR	S	P	ERA	WHIP
58 Brandon Cumpton, R (1, 1) ERA: 6.85	3.2	L	25	11	11	10	2	2	0	0	0	0	1	49	75	24.55	3.545
30 Jeanmar Gómez, R (4, 1) ERA: 4.55	1.1		5	1	0	0	2	0	0	0	0	0	0	14	24	0.00	0.750
Bryan Morris, R (6, 1) ERA: 3.8	2.0		8	1	1	1	2	1	0	0	0	0	1	15	23	4.50	1.000
48 Jared Hughes, R (8, 1) ERA: 2.16	1.0		4	1	0	0	2	0	0	0	0	0	0	17	24	0.00	1.000

PITCHER	IP	WLS	BF	H	R	ER	SO	BB	IBB	HBP	BLK	WP	HR	S	P	ERA	WHIP

BOTTOM

Pittsburgh Pirates @ Los Angeles Dodgers

Dodger Stadium, Los Angeles, CA

Sat May 31 2014, 4:16 PM - 7:22 PM PDT

Att. 49,455 - Sunny - 77 F

livebaseballscorecards.com

AB	38
R	12
H	14
RBI	12
BB	3
SO	8
LOB	11

Batter	1	2	3	4	5	6	7	8	9	AB	R	H	RBI	BB	SO	LOB
5 Josh Harrison, R (1, 9) OBP: 0.330, SLG: 0.486	B FF 90 X FF 91 1-0 ① F8	B CU 72 X FF 90 1-0 ③ F9			B SL 84 B SL 84 C SI 91 X SI 91 2-1 ② F8		B SL 85 B FF 96 F FF 96 X FF 96 2-1 HR		F SI 95 B FS 87 F SI 94 X FS 87 1-2 ③ G5-3	4	1	1	1	0	0	0
44 Tony Watson, L (7, 1) OBP: 1.000, SLG: 1.000										0	0	0	0	0	0	0
35 Mark Melancon, R (8, 1)										0	0	0	0	0	0	0
17 Gaby Sanchez, R (9, PH) OBP: 0.314, SLG: 0.526										1	0	0	0	0	0	0
39 Jason Grilli, R (9, 1)										0	0	0	0	0	0	0
18 Neil Walker, S (1, 4) OBP: 0.340, SLG: 0.440	C FF 91 X FF 91 0-1 ② F8		F FF 92 F FF 91 F FF 92 S SL 83 0-3 ① K		B CH 88 B SI 92 B SI 92 C FF 89 S CH 87 X CH 86 3-2 ③ G4-3		C SL 83 X SL 85 0-1 ② G5-3			4	0	0	0	0	1	0
22 Andrew McCutchen, R (1, 8) OBP: 0.427, SLG: 0.470	X FF 90 0-0 55 BB 24 1B 2B		X FF 92 0-0 HR			C CU 70 B SL 84 X CH 87 1-1 15 F7 24 1B 2B	C SL 84 C SL 85 C FF 94 0-3 ③ K			4	3	3	1	0	1	0
15 Ike Davis, L (1, 3) OBP: 0.380, SLG: 0.410	B CU 74 B CH 87 B CH 86 C FF 92 B FF 92 4-1 55 BB 24 1B BB		B CU 72 C CU 72 C FF 91 B SL 85 C SL 85 2-3 ② K			B CH 87 X CU 73 1-0 ① F7 2-3		F SI 86 B SI 87 B SI 87 B SI 86 B SI 87 4-1 24 CS BB		2	1	0	0	2	1	1
55 Russell Martin, R (1, 2) OBP: 0.382, SLG: 0.398	C SL 85 B SI 92 B SL 85 C FF 93 B SI 93 B SL 85 4-2 24 1B 1-2 2-3 BB		B CU 73 B SI 91 C SI 92 F SL 84 S FF 91 2-3 ③ K			C SI 92 F SI 92 H FF 92 1-2 24 1B HBP		D SI 87 C CH 81 C SI 87 S KC 79 1-3 ① K		2	0	0	0	1	2	1
24 Pedro Alvarez, L (1, 5) OBP: 0.308, SLG: 0.391	B CU 75 B CH 88 C FF 94 X FF 94 2-1 1-2 2-H 3-H 1B			C CU 73 B SL 84 S CH 86 B CH 88 F CH 87 S CH 83 2-3 ① K		B CH 88 B CH 87 C CH 87 C SL 86 X CH 82 2-2 12 FC4 1-2 3-H 1B		D KC 80 B SI 86 C KC 78 D KC 79 C SI 88 B SI 87 4-2 ② 1-2 BB		3	0	2	3	1	1	0
6 Starling Marte, R (1, 7) OBP: 0.308, SLG: 0.372	S SL 85 S SL 85 B SL 85 B SI 92 F SL 88 B CH 88 X SI 93 3-2 ③ G5-3			X SL 80 0-0 ② B1-3		B SI 93 B SL 85 F SI 92 F SI 92 F SL 86 D SL 85 C SI 91 3-3 ② K		1 SAFE S SI 86 1 SAFE B SI 86 S KC 79 S KC 78 1-3 ③ K2-3		4	0	0	0	0	2	5
12 Clint Barmes, R (1, 6) OBP: 0.294, SLG: 0.250		B FF 90 C FF 90 F SL 83 B FF 91 X SL 84 2-2 ① L3		B SL 85 F FF 91 B FF 91 X SL 84 2-1 ③ P4		D SL 86 F SL 86 C FF 92 B FF 91 X SL 85 2-2 ③ FC4 1-2f			C FS 87 B SI 94 S FS 85 S FS 87 1-3 ① K	4	0	0	0	0	1	2
36 Edinson Volquez, R (1, 1) OBP: 0.118, SLG: 0.063		B FF 91 C FF 89 S SL 84 S SL 83 1-3 ② K			C FF 91 S SL 84 S SL 83 0-3 ① K		C SL 84 B SI 96 S FF 95 S FF 96 1-3 ① K		F FS 87 B FS 86 B SI 95 B SI 95 S SI 95 X SI 96 3-2 ② L7	2	0	0	0	0	2	0
37 Justin Wilson, L (6, 1)										0	0	0	0	0	0	0
23 Travis Snider, L (7, PH) OBP: 0.306, SLG: 0.311										2	0	0	0	0	1	0
(7, 9)																
Inning Stats	R: 2 E: 0 K: 0 S: 13 H: 2 LOB: 2 BB: 2 P: 27	R: 0 E: 0 K: 1 S: 7 H: 0 LOB: 0 BB: 0 P: 11	R: 1 E: 0 K: 3 S: 11 H: 1 LOB: 0 BB: 0 P: 15	R: 0 E: 0 K: 1 S: 7 H: 0 LOB: 0 BB: 0 P: 11	R: 0 E: 0 K: 1 S: 8 H: 0 LOB: 0 BB: 0 P: 13	R: 1 E: 0 K: 1 S: 15 H: 2 LOB: 2 BB: 0 P: 25	R: 1 E: 0 K: 2 S: 10 H: 1 LOB: 0 BB: 0 P: 13	R: 0 E: 0 K: 2 S: 9 H: 0 LOB: 1 BB: 2 P: 19	R: 0 E: 0 K: 1 S: 9 H: 0 LOB: 0 BB: 0 P: 14	1B: 2 2B: 2 3B: 0 HR: 2 SF: 0 SAC: 0 DP: 0 HBP: 1	WP: 0 PB: 0 SB: 0 CS: 1 PA: 37						

Pittsburgh Pirates @ Los Angeles Dodgers

Dodger Stadium, Los Angeles, CA

Sun Jun 01 2014, 5:08 PM - 8:30 PM PDT

Att. 51,020 - Clear - 74 F

TOP

livebaseballscorecards.com

AB	32
R	5
H	6
RBI	5
BB	4
SO	12
LOB	9

PITCHER		IP	WLS	BF	H	R	ER	SO	BB	IBB	HBP	BLK	WP	HR	S	P	ERA	WHIP
21 Zack Greinke, R ERA: 2.5	(1, 1)	6.0	L	26	5	4	4	7	2	0	1	0	0	1	61	102	6.00	1.167
54 Chris Perez, R ERA: 5.32	(7, 1)	1.0		4	1	1	1	2	0	0	0	0	0	1	10	13	9.00	1.000
56 J.P. Howell, L ERA: 1.8	(8, 1)	1.0		4	0	0	0	2	2	0	0	0	0	0	9	19	0.00	2.000
43 Brandon League, R ERA: 2.17	(9, 1)	1.0		3	0	0	0	1	0	0	0	0	0	0	9	14	0.00	0.000

PITCHER	IP	WLS	BF	H	R	ER	SO	BB	IBB	HBP	BLK	WP	HR	S	P	ERA	WHIP

BOTTOM

Pittsburgh Pirates @ Los Angeles Dodgers

Dodger Stadium, Los Angeles, CA

Sun Jun 01 2014, 5:08 PM - 8:30 PM PDT

Att. 51,020 - Clear - 74 F

livebaseballscorecards.com

Batter	1	2	3	4	5	6	7	8	9	AB	R	H	RBI	BB	SO	LOB
9 Dee Strange-Gordon, L (1, 4) OBP: 0.331, SLG: 0.372	B SI 93 C SI 93 C CH 84 B CH 84 C KC 79 2-3 ① K		X SI 94 0-0 ① G3		C FF 94 L CH 84 F KC 80 S KC 80 0-3 ① K2-3		C SI 94 T SI 95 X SL 82 0-2 ③ P5		X FF 94 0-0 ③ L6	5	0	0	0	0	2	2
16 Andre Ethier, L (1, 8) OBP: 0.314, SLG: 0.394	C CH 83 B SI 94 X KC 78 1-1 ② G4-3		C SI 94 B SI 94 B CH 85 X CH 85 2-1 ② G3		B CH 83 B SI 95 X CH 84 2-0 ② L9			C FF 94 S KC 82 F FC 93 B KC 83 B KC 83 S KC 83 2-3 ① K		4	0	0	0	0	1	0
66 Yasiel Puig, R (1, 9) OBP: 0.437, SLG: 0.618	B FF 95 X CH 84 1-0 2B		C FF 96 B SI 94 B FF 95 C KC 83 B FF 96 X KC 83 3-2 13 BB 1B		F FF 95 F FF 95 B CH 87 B KC 82 X SI 97 2-2 ③ F8			C KC 82 X KC 82 0-1 ② G5-3		4	0	2	0	0	0	0
13 Hanley Ramirez, R (1, 6) OBP: 0.338, SLG: 0.473	D SI 94 C KC 80 B SI 94 F SI 94 F CH 85 S KC 82 2-3 ③ K		1 SAFE C KC 81 B FF 96 1 SAFE B SI 95 D KC 80 B CH 84 4-1 1-2 BB			B FF 95 B FF 96 S FC 90 X FF 96 2-1 ① P2		X FF 93 0-0 ③ G4-3		3	0	0	0	1	1	1
23 Adrián González, L (1, 3) OBP: 0.347, SLG: 0.500		L FF 94 C SI 93 B KC 79 S KC 79 1-3 ① K	C FF 95 D SI 96 F CH 87 B FF 96 S KC 82 2-3 ③ K			B FF 96 B FC 88 B FF 96 B FF 96 4-0 BB			C SI 93 T SI 93 S FF 95 0-3 ① K	3	0	0	0	1	3	2
27 Matt Kemp, R (1, 7) OBP: 0.304, SLG: 0.420		C KC 80 X FF 95 0-1 10 1B 2B		C SI 94 X CH 85 0-1 ① G5-3		B FF 96 B FF 96 F FC 90 C FC 91 S FF 97 2-3 ② K			F FF 93 C FF 94 S SL 84 0-3 ② K	4	1	1	0	0	2	1
10 Justin Turner, R (1, 5) OBP: 0.314, SLG: 0.411		C KC 81 C KC 81 D KC 83 X CH 85 1-2 2-H 1B		X FF 94 0-0 HR	B FC 91 C FF 96 X CU 78 1-1 ③ L9				C SL 82 S SL 83 B FF 95 B SL 84 B SL 83 D SL 83 4-2 35 DI 33 1B BB	3	2	2	2	1	0	1
31 Drew Butera, R (1, 2) OBP: 0.267, SLG: 0.325 35 Jamie Romak, R (9, PH)		1 SAFE B SI 95 B FF 94 B SI 93 C FF 94 F FF 94 S FF 96 3-3 ② K		X FF 95 0-0 ② P6			C SI 94 F CH 86 B SI 95 F SI 95 X CH 86 1-2 ① F8		D SL 84 S FF 94 C FF 94 B SL 85 B FF 94 F FF 95 B FF 95 4-2 33 1B 1-2 BB	3	0	0	0	0	1	1
										0	0	0	0	1	0	0
21 Zack Greinke, R (1, 1) OBP: 0.250, SLG: 0.318 54 Chris Perez, R (7, 1) 18 Chone Figgins, S (7, PH) OBP: 0.404, SLG: 0.324 56 J.P. Howell, L (8, 1) 43 Brandon League, R (9, 1) 33 Scott Van Slyke, R (9, PH) OBP: 0.365, SLG: 0.556		C SI 94 C KC 80 X KC 80 0-2 ③ G4-3		B FF 95 B FF 94 C SI 93 C FF 94 X FF 95 2-2 ③ G5-3			B SI 96 X SI 94 1-0 ② F9		B FF 94 D SL 84 C FF 95 S FF 95 X FF 95 2-2 1-3 2-H 1B	2	0	0	0	0	0	1
										0	0	0	0	0	0	0
										1	0	0	0	0	0	0
										0	0	0	0	0	0	0
										0	0	0	0	0	0	0
										1	0	1	1	0	0	0

	AB	33
	R	3
	H	6
	RBI	3
	BB	4
	SO	10
	LOB	9

Inning Stats	1	2	3	4	5	6	7	8	9	1B: 3	SF: 0	WP: 0	PA: 37
	R: 0 E: 0 K: 2 S: 10	H: 1 LOB: 1 BB: 0 P: 16	R: 1 E: 0 K: 2 S: 14	H: 2 LOB: 1 BB: 0 P: 19	R: 0 E: 0 K: 1 S: 10	H: 1 LOB: 2 BB: 1 P: 21	R: 1 E: 0 K: 0 S: 7	H: 1 LOB: 0 BB: 0 P: 9	R: 0 E: 0 K: 1 S: 8	H: 0 LOB: 0 BB: 0 P: 12	R: 0 E: 0 K: 1 S: 7	H: 0 LOB: 1 BB: 1 P: 16	R: 0 E: 0 K: 0 S: 8	H: 0 LOB: 0 BB: 0 P: 10	R: 0 E: 0 K: 1 S: 7	H: 0 LOB: 0 BB: 0 P: 9	R: 1 E: 0 K: 2 S: 15	H: 1 LOB: 2 BB: 2 P: 25	2B: 2 3B: 0 HR: 1	SAC: 0 DP: 0 HBP: 0	PB: 0 SB: 0 CS: 0	

PITCHER	IP	WLS	BF	H	R	ER	SO	BB	IBB	HBP	BLK	WP	HR	S	P	ERA	WHIP
36 Edinson Volquez, R (1, 1) ERA: 4.25	5.0	W	21	5	2	2	6	1	0	0	0	0	1	49	77	3.60	1.200
37 Justin Wilson, L (6, 1) ERA: 2.91	1.0	H	4	0	0	0	1	1	0	0	0	0	0	7	16	0.00	1.000
44 Tony Watson, L (7, 1) ERA: 1.04	1.0	H	3	0	0	0	0	0	0	0	0	0	0	8	10	0.00	0.000
35 Mark Melancon, R (8, 1) ERA: 2.33	1.0	H	3	0	0	0	1	0	0	0	0	0	0	7	9	0.00	0.000
39 Jason Grilli, R (9, 1) ERA: 3.46	1.0	S	6	1	1	1	2	2	0	0	0	0	0	15	25	9.00	3.000

PITCHER	IP	WLS	BF	H	R	ER	SO	BB	IBB	HBP	BLK	WP	HR	S	P	ERA	WHIP

Pittsburgh Pirates @ San Diego Padres

Petco Park, San Diego, CA

Mon Jun 02 2014, 7:12 PM - 11:15 PM PDT

Att. 18,876 - Partly Cloudy - 69 F

TOP

livebaseballscorecards.com

Batter	1	2	3	4	5	6	7	8	9	AB	R	H	RBI	BB	SO	LOB
5 Josh Harrison, R (1, 9) OBP: 0.339, SLG: 0.487	B FF 92 C FF 91 F CU 74 S CH 82 1-3 ① K		C FF 91 B CH 82 S SL 86 X SL 86 1-2 18 1B, 18 BLK, 15 SF7 1B	X CH 86 0-0 22 G5-3, 18 HBP 1B		C FF 91 B FF 92 X FF 90 1-1 ① B2	F SL 88 B FF 91 B FF 91 S FF 92 X FF 92 2-2 18 2B, 22 FC5-2-1 1B 1-2 2-3 3-H	B SI 89 B FS 83 C SI 86 B SI 87 C SI 86 X SI 88 3-2 ② G5-3		6	1	3	1	0	1	3
18 Neil Walker, S (1, 4) OBP: 0.352, SLG: 0.450	F FF 93 B SL 87 B CU 74 B FF 92 S FF 92 F FF 93 S CH 81 3-3 ② K		D SI 89 1 SAFE 1 SAFE B SL 86 X SI 89 2-0 15 SF7, 22 BB 1B 1-3	S CH 85 D FF 94 B CH 83 H FF 92 3-2 1-2 2-3 HBP		X FF 91 0-0 15 BB 1B 1-2 2-H	B FF 91 B SL 89 F SL 88 X SL 88 2-1 15 BB 2B 1-3 2-H 3-H	C SI 87 H CU 76 1-1 22 2B HBP		4	0	3	3	0	1	0
22 Andrew McCutchen, R (1, 8) OBP: 0.425, SLG: 0.469	C FF 93 X CH 81 0-1 ③ L7		D CU 75 B SI 90 C SL 85 D CU 74 F SI 90 3 SAFE B SL 86 4-2 55 BB 1-2 BB	S FF 92 B FF 92 B CH 84 S CH 84 B CH 86 X CH 84 3-2 ②③ G5-3 2-3f		B SL 82 C FF 92 S SL 81 X SL 80 1-2 ② F7	X SI 89 0-0 ② FC5-2-1 15 BB 3-H	C SI 87 B CU 76 X SI 87 1-1 1-3 2-H 2B		5	0	1	1	1	0	7
15 Ike Davis, L (1, 3) OBP: 0.379, SLG: 0.401 30 Jeanmar Gómez, R (8, 1) OBP: 1.000, SLG: 1.000		F FF 91 B FF 91 F CH 80 B SI 91 F CU 74 F SL 87 F SL 86 X CH 80 2-2 ① F8	D CH 80 B SI 90 X SI 89 2-0 ② SF7 2-3 3-H		S FF 90 B CH 84 S CH 84 B CH 82 B CH 84 S CH 85 3-3 ① K	B FF 92 B FF 91 C FF 92 S SL 81 D CH 86 D SL 80 4-2 1-2 2-3 BB	B SI 89 B FF 87 B SI 89 C SI 88 B SI 88 4-1 55 FC5-4 1-2 2-3 BB	F CU 76 B CU 77 S SL 84 X SI 91 1-2 ③ G3		3	0	0	1	2	1	2
55 Russell Martin, R (1, 2) OBP: 0.370, SLG: 0.375		C FF 92 F FF 91 B SL 86 B CH 81 B FF 93 X FF 91 3-2 ② F8	B FF 90 C SI 89 D CU 74 B SI 90 B FF 90 4-1 1-2 BB		B FF 92 C FF 91 C CH 84 B FF 91 B FF 92 C CH 84 3-3 ② K	B SL 81 C FF 92 B FF 93 F FF 92 F FF 93 B FF 94 C FF 92 3-3 ③ K	B SI 89 X SI 90 1-0 ③ FC5-4 1-2f		B CH 87 C SI 88 S SI 89 F CH 85 F SL 84 S CU 77 1-3 K 24 G3	5	0	0	0	1	3	6
24 Pedro Alvarez, L (1, 5) OBP: 0.313, SLG: 0.391		B SI 90 B CH 81 F SL 87 F FF 92 B CU 74 X SL 86 3-2 1B	F FF 92 B CH 84 F CH 85 B FF 93 B FC 84 S CH 86 3-3 ③ K		X CH 83 0-0 1B	B FF 90 F SI 89 S CH 83 F SL 88 B SL 88 F SL 87 B CH 83 F SL 87 B SL 89 4-2 31 1B, 10 1B, 5 1B BB	F SI 88 C CU 77 X FS 84 0-2 ① G5-3	S CU 78 S SL 84 F SL 85 B CU 79 X SL 84 1-2 ① G3		5	1	2	0	1	1	4
6 Starling Marte, R (1, 7) OBP: 0.309, SLG: 0.365		B FF 92 C FF 91 S CU 74 D CU 75 B FF 91 T FF 91 3-2 ③ K		F FF 91 B FF 92 H FF 90 2-1 10 S, 10 1B HBP	B FF 90 1 SAFE F FF 90 B FF 90 B FF 90 X FF 90 3-1 ③ F8		B FF 91 L SL 88 B SL 88 S SL 88 B SL 88 X SL 88 3-2 ① F9	B CU 74 B SI 90 B SI 88 C SI 88 B SI 88 4-1 10 BB, 17 2B BB	F SI 90 F CU 77 B CH 85 B SL 85 F SI 91 B CH 85 F SI 90 F SL 82 X CU 77 3-2 ② G5-3	4	2	0	0	1	1	4
10 Jordy Mercer, R (1, 6) OBP: 0.256, SLG: 0.311			B FF 91 C FF 90 C FF 90 B FF 90 F FF 90 F FF 91 X FF 92 2-2 HR	B FF 92 C CH 84 1 SAFE B CH 83 S CH 84 B FF 92 F FF 94 F CH 85 X CH 86 3-2 18 HBP, 50 SH3-4 1-H 1B		C SI 93 F FF 93 X SL 82 0-2 23 1B, 18 1B 1B	C FF 90 S SL 88 X SL 88 0-2 5 1B, 31 1B, 18 2B 1B 1-2	B FF 89 B SI 88 1 SAFE D SI 88 C SI 88 B SI 88 4-1 17 2B BB 1-2	C CU 76 B SI 91 F CU 78 F CU 77 C SI 91 1-3 ③ K	5	4	4	2	1	1	1
50 Charlie Morton, R (1, 1) 23 Travis Snider, L (6, PH) OBP: 0.311, SLG: 0.318 48 Jared Hughes, R (6, 1) 31 Jose Tabata, R (7, PH) OBP: 0.320, SLG: 0.339 37 Justin Wilson, L (7, 1) 17 Gaby Sanchez, R (8, PH) OBP: 0.320, SLG: 0.542 (8, 3)			C FF 91 B FF 91 F FF 90 S CH 81 1-3 ① K	X FF 92 0-0 ① SH3-4 1-2		B FF 90 T FF 92 F FF 93 F FF 93 F FF 92 X FF 92 1-2 15 BB, 18 1B 1B	F FF 90 B SL 88 B SL 87 F SL 88 F FF 91 F SL 88 F FF 91 X SL 89 2-2 5 1B, 18 2B 1B 1-2 2-3	C SI 88 D CU 76 B SI 88 X SI 88 2-1 22 2B 2B 1-H 2-H		1 1 0 1 0 1	0 0 0 1 0 1	0 1 0 1 0 2	0 0 0 0 0 0	1 0 0 0 0 0	0 0 0 0 0 0	0 0 0 0 0 0

	AB	R	H	RBI	BB	SO	LOB
	41	10	16	10	7	10	27

| Inning Stats | | |

BOTTOM

Pittsburgh Pirates @ San Diego Padres

Petco Park, San Diego, CA

Mon Jun 02 2014, 7:12 PM - 11:15 PM PDT

Att. 18,876 - Partly Cloudy - 69 F

livebaseballscorecards.com

Batter	1	2	3	4	5	6	7	8	9	AB	R	H	RBI	BB	SO	LOB
2 Everth Cabrera, S (1, 6) OBP: 0.279, SLG: 0.346	B FF 93 C SI 93 C SI 92 B FF 92 X SI 92 2-2 E1 12 BB		B SI 92 B CU 78 S SI 92 B SI 92 C SI 92 F SI 92 B SI 92 4-2 12 S BB		1 SAFE C SI 92 B SI 92 X SI 92 1-1 12 1B 1-H 2B	X SI 92 0-0 ③ G4-3		X SI 91 0-0 ③ G5-3		3	1	1	1	0	0	0
39 Donn Roach, R (7, 1) OBP: 0.250, SLG: 0.500										0	0	0	0	0	0	0
44 René Rivera, R (8, 3) OBP: 0.269, SLG: 0.446										1	0	0	0	0	0	1
12 Seth Smith, L (1, 9) OBP: 0.419, SLG: 0.548	1 SAFE 1 SAFE B SI 90 B FF 92 B SI 92 B SI 92 4-0 1-2 BB		1 SAFE C SI 93 B FS 84 1 SAFE F FS 84 1 SAFE 1 SAFE S CU 79 1-3 ② K 1-2		S CU 80 X SI 91 0-1 18 FC5-4 2-H 1B		B FF 91 B SI 92 B SI 92 B FC 92 4-0 7 F9 18 BB 23 G4-3 BB		C CH 82 B SI 90 B SL 82 F SI 90 B CH 81 F SI 90 F SI 91 C SI 91 3-3 ① K	3	1	1	1	2	2	1
18 Carlos Quentin, R (1, 7) OBP: 0.432, SLG: 0.486	C SI 93 F SI 93 F CU 80 B SI 92 F CU 79 S CU 78 1-3 ① K		H SI 92 1-0 HBP		F CU 78 F FS 84 D CU 79 F CU 77 D FS 86 X SI 92 2-2 ① FC5-4 23 G4-3 7 HBP 1-2f		C FF 92 C FC 88 B FF 92 F FC 89 F SI 93 F SI 94 F FC 88 F CU 77 F FF 94 4-2 B FC 86 B FF 93 B SI 93 23 G4-3 7 F9 1-2 BB		S SI 91 X SI 91 0-1 ② G5-3	3	0	0	0	1	1	3
7 Chase Headley, S (1, 5) OBP: 0.286, SLG: 0.338	C CU 79 S FF 94 B FF 93 B SI 92 C SI 92 2-3 ② K		C CU 79 F CU 79 S CU 79 0-3 ③ K2-3		H CU 80 1-0 23 G4-3 1-2 HBP		X SI 92 0-0 ① F9 1-2 2-3		B SI 91 C SI 91 B SI 91 X SI 91 2-1 1B	3	0	0	0	0	2	6
29 Troy Patton, S (8, 1)										0	0	0	0	0	0	0
24 Cameron Maybin, R (9, PH) OBP: 0.340, SLG: 0.456										1	0	1	0	0	0	0
23 Yonder Alonso, L (1, 3) OBP: 0.248, SLG: 0.332	X FF 94 0-0 ③ G3-1			C SI 92 B CU 78 B FS 83 X FF 92 2-1 ① P6	B CU 79 B SI 91 C FF 93 X SI 92 2-1 ② G4-3 1-2 2-3		F SI 92 X SI 92 0-1 ② G4-3 2-3 3-H		X SL 78 0-0 ③ G4-3	5	0	0	1	0	0	6
(8, 5)																
9 Jedd Gyorko, R (1, 4) OBP: 0.217, SLG: 0.275		B SI 92 B CU 78 X SI 92 2-0 ① L6		C FF 93 H CU 78 1-1 HBP	B SI 93 B SI 92 F SI 92 D SI 92 B SI 92 4-1 BB		B CU 76 C SI 92 B SI 92 X FF 93 2-1 ③ G5-3			2	0	0	0	1	0	1
25 Will Venable, L (1, 8) OBP: 0.280, SLG: 0.286	F SI 93 L FF 92 B FF 92 F CU 78 S CU 78 1-3 ② K		C SI 92 F FF 92 B SI 90 S CU 78 1-3 ② K		B SI 91 F SI 92 C SI 92 D SI 92 S SI 92 2-3 ③ K			C FF 89 B CH 84 X SI 90 1-1 ① F9		2	0	0	0	0	2	1
59 Kevin Quackenbush, R (5, PH) OBP: 0.321, SLG: 0.560										0	0	0	0	0	0	0
14 Tommy Medica, R (6, 1)										1	0	0	0	0	1	3
33 Dale Thayer, R (7, 1)										0	0	0	0	0	0	0
50 Nick Vincent, R (7, 1)										0	0	0	0	0	0	0
13 Chris Denorfia, R (7, 8) OBP: 0.311, SLG: 0.375										1	0	0	0	0	0	0
8 Yasmani Grandal, S (1, 2) OBP: 0.275, SLG: 0.371	C CU 77 B SI 90 S CU 78 B CU 77 C SI 90 2-3 ③ K		F SI 92 C CU 78 X CU 80 0-2 ③ G2-3			B SI 90 S SI 90 F SI 91 S FF 92 1-3 ① K		F SI 91 S CH 82 B CH 84 B SL 83 B SI 91 X SI 91 3-2 1B		4	0	1	0	0	2	1
46 Tim Stauffer, R (1, 1) OBP: 0.250, SLG: 0.250			C SI 91 B SI 92 S SI 91 F SI 91 S CU 77 1-3 ① K		B SI 91 B SI 91 B SI 91 C SI 91 X SI 92 3-1 2 2B 1B	C SI 91 B FF 93 X SI 92 1-1 ② G1-3		F SI 91 X SI 90 0-1 ② F9		0	0	0	0	0	0	0
54 Alex Torres, L (3, 1)										1	0	0	0	0	1	0
5 Alexi Amarista, L (5, 8) OBP: 0.273, SLG: 0.283										3	1	1	0	0	0	1
(7, 6)																
Inning Stats	R: 0 E: 1 K: 2 S: 12 H: 0 LOB: 2 BB: 1 P: 21	R: 0 E: 0 K: 2 S: 8 H: 0 LOB: 0 BB: 0 P: 13	R: 0 E: 0 K: 3 S: 13 H: 0 LOB: 2 BB: 1 P: 20	R: 0 E: 0 K: 1 S: 9 H: 0 LOB: 1 BB: 0 P: 13	R: 2 E: 0 K: 1 S: 16 H: 3 LOB: 3 BB: 1 P: 31	R: 0 E: 0 K: 1 S: 6 H: 0 LOB: 0 BB: 0 P: 8	R: 1 E: 0 K: 0 S: 13 H: 0 LOB: 1 BB: 2 P: 23	R: 0 E: 0 K: 0 S: 8 H: 1 LOB: 1 BB: 0 P: 12	R: 0 E: 0 K: 1 S: 10 H: 1 LOB: 1 BB: 0 P: 15	1B: 4 2B: 1 3B: 0 HR: 0	SF: 0 SAC: 0 DP: 0 HBP: 3						

	AB	33
	R	3
	H	5
	RBI	3
	BB	5
	SO	11
	LOB	24

PITCHER		IP	WLS	BF	H	R	ER	SO	BB	IBB	HBP	BLK	WP	HR	S	P	ERA	WHIP
50 Charlie Morton, R ERA: 3.31	(1, 1)	5.0	W	25	3	2	2	9	3	0	3	0	0	0	58	98	3.60	1.200
48 Jared Hughes, R ERA: 2.04	(6, 1)	1.0	H	3	0	0	0	1	0	0	0	0	0	0	6	8	0.00	0.000
37 Justin Wilson, L ERA: 3.18	(7, 1)	1.0		5	0	1	1	0	2	0	0	0	0	0	13	23	9.00	2.000
30 Jeanmar Gómez, R ERA: 4.25	(8, 1)	2.0		8	2	0	0	1	0	0	0	0	0	0	18	27	0.00	1.000

PITCHER	IP	WLS	BF	H	R	ER	SO	BB	IBB	HBP	BLK	WP	HR	S	P	ERA	WHIP

Batter	1	2	3	4	5	6	7	8	9	AB	R	H	RBI	BB	SO	LOB
5 Josh Harrison, R (1, 7) OBP: 0.336, SLG: 0.479	B FF 94 B FF 93 C FF 94 C FF 96 X SL 78 2-2 P4		B CU 75 B CU 76 C FF 92 F SI 93 F SI 92 F CU 76 S FF 93 2-3 K	1 SAFE B CU 74 B FF 90 C FF 89 F FF 91 X FF 90 2-2 1-2 1B			B CH 79 S CH 79 B FF 86 X CH 79 2-1 G5-3			4	0	1	0	0	1	1
44 Tony Watson, L (7, 1) OBP: 1.000, SLG: 1.000										0	0	0	0	0	0	0
35 Mark Melancon, R (8, 1)										0	0	0	0	0	0	0
39 Jason Grilli, R (9, 1)										0	0	0	0	0	0	0
18 Neil Walker, S (1, 4) OBP: 0.351, SLG: 0.460	B SI 93 B FF 95 C SI 93 F SI 95 B FF 95 F SI 93 X SI 94 3-2 G6-3		S CU 75 X CU 75 0-1 1-H HR	F CH 79 F FF 86 B FF 88 S CH 79 1-3 K			B FF 85 C FF 87 F FF 86 B FF 87 F FF 88 S SL 80 2-3 K			4	1	1	2	0	2	2
22 Andrew McCutchen, R (1, 8) OBP: 0.422, SLG: 0.462	B SI 88 B CU 77 C FF 94 C FF 94 S FF 94 2-3 K		C FF 91 B FF 90 B FF 91 B CU 74 C FF 90 B FF 92 4-2 BB		C CH 79 B CH 81 X FF 87 1-1 L7			C CU 74 X FF 90 0-1 L3		3	0	0	0	1	1	0
15 Ike Davis, L (1, 3) OBP: 0.370, SLG: 0.390		C CU 74 T FF 92 S CU 75 0-3 K	1 SAFE B FF 91 X FF 92 1-0 G4-3		C FF 88 F SL 79 X FF 89 0-2 G6-3			B FF 90 X FF 91 1-0 L6		4	0	0	0	0	1	1
55 Russell Martin, R (1, 2) OBP: 0.375, SLG: 0.374		B FF 93 B FF 93 X FF 93 2-0 1B		C CU 74 B SI 91 B SI 91 B FF 92 B FF 92 4-1 24 HR BB	B FF 87 B FF 88 C CH 80 F CH 80 F FF 88 X CH 82 2-2 G6-3			X FF 91 0-0 G6-3		3	1	1	0	1	0	0
24 Pedro Alvarez, L (1, 5) OBP: 0.312, SLG: 0.403		C FF 93 B FF 93 C FF 93 S FF 92 1-3 K		B FF 91 B FF 92 F SI 91 B SI 91 X FF 90 3-1 1-H HR		C CH 79 X FF 88 0-1 F7			X CH 80 0-0 G3-1	4	1	1	2	0	1	1
23 Travis Snider, L (1, 9) OBP: 0.302, SLG: 0.306		B SI 93 C CU 76 F CU 76 F FF 93 F FF 93 C CU 75 1-3 K		X SI 90 0-0 G4-3		B SL 78 F FF 87 B CH 80 X FF 87 2-1 G1-3			C CH 80 X CH 81 0-1 G4-3	4	0	0	0	0	1	1
10 Jordy Mercer, R (1, 6) OBP: 0.262, SLG: 0.316			C FF 91 B SL 82 B FF 93 B FF 91 X FF 92 3-1 45 FC1-6 1B	C CU 74 C CU 74 F CU 75 F FF 88 X SL 81 0-2 5 1B 1B		X FF 86 0-0 P3			C SI 89 C SI 90 S SL 82 0-3 K	4	0	2	0	0	1	0
45 Gerrit Cole, R (1, 1) OBP: 0.292, SLG: 0.227			L FF 92 X FF 92 0-1 FC1-6 18 HR 1-2f	X FF 89 0-0 B3			C FF 88 F CH 78 C FF 88 0-3 K			2	1	0	0	0	0	2
48 Jared Hughes, R (6, 1)										0	0	0	0	0	0	0
6 Starling Marte, R (7, PH) OBP: 0.308, SLG: 0.363										1	0	0	0	0	1	0
(7, 7)																
Inning Stats	R: 0 E: 0 K: 1 S: 10 H: 0 LOB: 0 BB: 0 P: 17	R: 0 E: 0 K: 3 S: 12 H: 1 LOB: 1 BB: 0 P: 16	R: 2 E: 0 K: 1 S: 14 H: 2 LOB: 1 BB: 1 P: 24	R: 2 E: 0 K: 1 S: 16 H: 3 LOB: 2 BB: 1 P: 26	R: 0 E: 0 K: 0 S: 9 H: 0 LOB: 0 BB: 0 P: 12	R: 0 E: 0 K: 0 S: 5 H: 0 LOB: 0 BB: 0 P: 7	R: 0 E: 0 K: 2 S: 9 H: 0 LOB: 0 BB: 0 P: 13	R: 0 E: 0 K: 0 S: 4 H: 0 LOB: 0 BB: 0 P: 5	R: 0 E: 0 K: 1 S: 6 H: 0 LOB: 0 BB: 0 P: 6	1B: 4 2B: 0 3B: 0 HR: 2 SF: 0 SAC: 0 DP: 0 HBP: 0	WP: 0 PB: 0 SB: 0 CS: 0 PA: 35					

TOP

Pittsburgh Pirates @ San Diego Padres

Petco Park, San Diego, CA

Tue Jun 03 2014, 7:13 PM - 9:55 PM PDT

Att. 20,520 - Clear - 70 F

livebaseballscorecards.com

AB	33
R	4
H	6
RBI	4
BB	2
SO	9
LOB	8

PITCHER		IP	WLS	BF	H	R	ER	SO	BB	IBB	HBP	BLK	WP	HR	S	P	ERA	WHIP
45 Jesse Hahn, R ERA: 9.82	(1, 1)	3.2	L	19	6	4	4	5	2	0	0	0	0	2	49	79	9.82	2.182
40 Jason Lane, L ERA:	(4, 1)	3.1		10	0	0	0	3	0	0	0	0	0	0	26	36	0.00	0.000
59 Kevin Quackenbush, R ERA: 3.75	(8, 1)	1.0		3	0	0	0	0	0	0	0	0	0	0	4	5	0.00	0.000
16 Huston Street, R ERA: 1.17	(9, 1)	1.0		3	0	0	0	1	0	0	0	0	0	0	6	6	0.00	0.000

PITCHER	IP	WLS	BF	H	R	ER	SO	BB	IBB	HBP	BLK	WP	HR	S	P	ERA	WHIP

BOTTOM

Pittsburgh Pirates @ San Diego Padres

Petco Park, San Diego, CA

Tue Jun 03 2014, 7:13 PM - 9:55 PM PDT

Att. 20,520 - Clear - 70 F

livebaseballscorecards.com

Batter	1	2	3	4	5	6	7	8	9	AB	R	H	RBI	BB	SO	LOB
2 Everth Cabrera, S (1, 6) OBP: 0.278, SLG: 0.342	C FF 96 B FF 96 B FF 96 B FF 96 C FF 96 F FF 97 B FF 97 4-2 7 CS BB		C KC 84 C FF 96 B KC 85 S KC 85 1-3 ②			S CH 87 C KC 80 B KC 79 F CH 86 B FF 96 F KC 82 X SI 95 2-2 ②		B FF 93 X FC 91 1-0 ①		3	0	0	0	1	1	1
7 Chase Headley, S (1, 5) OBP: 0.285, SLG: 0.336	B FF 96 F FF 96 F SI 95 B SL 90 F FF 98 B CH 88 C SL 86 3-3 ① ② 1-2		C KC 84 C SL 84 B FF 96 B FF 96 F KC 85 X SL 85 2-2 ③ F7			B SI 91 S SL 82 S SL 85 B CH 84 X SI 93 2-2 12 1B 23 1B 1B		L FC 91 B KC 82 F KC 81 B KC 81 C FC 91 2-3 ②		4	1	1	0	0	2	2
12 Seth Smith, L (1, 7) OBP: 0.416, SLG: 0.541	B FF 97 C FF 96 B KC 86 B FF 97 F FF 98 F FF 98 S SL 86 3-3 ③			B FF 93 B KC 82 X FF 94 2-0 ① L7		C FF 91 B CH 87 X SL 83 1-1 23 1B 1-2 1B		S FC 91 B FS 87 S FC 92 S KC 81 1-3 ③ K2-3		4	0	1	0	0	2	0
23 Yonder Alonso, L (1, 3) OBP: 0.248, SLG: 0.330		X FF 96 0-0 ① F7		C FF 92 C CH 86 B KC 84 B FF 94 F FF 95 C SL 88 2-3 ②		C SI 93 X FF 94 0-1 1-2 2-H 1B			C FF 92 C FF 92 F FF 92 F FF 93 S CH 84 0-3 ①	4	0	1	1	0	2	0
9 Jedd Gyorko, R (1, 4) OBP: 0.213, SLG: 0.270		B FF 96 B FF 94 C FF 93 F FF 96 X FF 97 2-2 ② G4-3		C SL 86 F FF 95 B CH 88 S SL 85 1-3 ③		S SI 90 X SI 91 0-1 ③ G4-3			S SL 82 F FF 93 B SL 82 C FF 93 1-3 ②	4	0	0	0	0	2	2
25 Will Venable, L (1, 9) OBP: 0.282, SLG: 0.294 13 Chris Denorfia, R (7, PH) OBP: 0.307, SLG: 0.370 (8, 9)		C SI 95 B FF 96 S FF 97 B FF 98 X FF 96 2-2 2B			B FF 94 C SL 87 F FF 94 X KC 84 1-2 ① G6-3		C SI 93 B CH 85 F SI 94 F CH 84 X CH 86 1-2 ① G6-3		X FF 93 0-0 ③ G4-3	2 2	0 0	1 0	0 0	0 0	0 0	0 0
24 Cameron Maybin, R (1, 8) OBP: 0.340, SLG: 0.446		B FF 97 C KC 86 B FF 95 S KC 86 S KC 87 2-3 ③ K			X FF 93 0-0 ② G5-3		B SI 95 S CH 85 B CH 85 B SI 94 B SI 94 4-1 BB			2	0	0	0	1	1	1
44 René Rivera, R (1, 2) OBP: 0.272, SLG: 0.434			B FF 94 F FF 95 B KC 83 C FF 95 B FF 95 F FF 95 B SI 95 4-2 45 SH1-4 BB		C FF 94 B SL 87 B FF 95 X FF 96 2-1 ③ P4		X CH 85 0-0 ② F7			2	0	0	0	1	0	1
45 Jesse Hahn, R (1, 1) 40 Jason Lane, R (4, 1) 18 Carlos Quentin, R (7, PH) OBP: 0.422, SLG: 0.472 59 Kevin Quackenbush, R (8, 1) 16 Huston Street, R (9, 1)			L FF 95 F FF 97 B KC 84 B FF 95 X FF 96 2-2 ① SH1-4 1-2			C FF 91 X FF 95 0-1 ① F9		B SI 94 C CH 85 F CH 85 B CH 86 C CH 85 2-3 ③ K		0 1 1 0 0	0 0 0 0 0	0 0 0 0 0	0 0 0 0 0	0 0 1 0 0	0 0 1 0 0	0 0 1 0 0
Inning Stats	R: 0 E: 0 K: 2 S: 11 H: 0 LOB: 0 BB: 1 P: 21	R: 0 E: 0 K: 1 S: 10 H: 1 LOB: 1 BB: 0 P: 16	R: 0 E: 0 K: 1 S: 13 H: 0 LOB: 1 BB: 1 P: 22	R: 0 E: 0 K: 2 S: 8 H: 0 LOB: 0 BB: 0 P: 13	R: 0 E: 0 K: 0 S: 6 H: 0 LOB: 0 BB: 0 P: 9	R: 1 E: 0 K: 0 S: 16 H: 3 LOB: 2 BB: 0 P: 21	R: 0 E: 0 K: 1 S: 9 H: 0 LOB: 1 BB: 1 P: 16	R: 0 E: 0 K: 2 S: 7 H: 0 LOB: 0 BB: 0 P: 11	R: 0 E: 0 K: 2 S: 9 H: 0 LOB: 0 BB: 0 P: 10	1B: 3 2B: 1 3B: 0 HR: 0	SF: 0 SAC: 1 DP: 0 HBP: 0	WP: 0 PB: 0 SB: 0 CS: 1	PA: 33			

	AB	29
	R	1
	H	4
	RBI	1
	BB	3
	SO	11
	LOB	8

PITCHER	IP	WLS	BF	H	R	ER	SO	BB	IBB	HBP	BLK	WP	HR	S	P	ERA	WHIP
45 Gerrit Cole, R (1, 1) ERA: 3.64	5.2	W	22	4	1	1	6	2	0	0	0	0	0	62	100	1.59	1.059
48 Jared Hughes, R (6, 1) ERA: 2.0	0.1	H	1	0	0	0	0	0	0	0	0	0	0	2	2	0.00	0.000
44 Tony Watson, L (7, 1) ERA: 1.0	1.0	H	4	0	0	0	1	1	0	0	0	0	0	9	16	0.00	1.000
35 Mark Melancon, R (8, 1) ERA: 2.25	1.0	H	3	0	0	0	2	0	0	0	0	0	0	7	11	0.00	0.000
39 Jason Grilli, R (9, 1) ERA: 3.21	1.0	S	3	0	0	0	2	0	0	0	0	0	0	9	10	0.00	0.000

PITCHER	IP	WLS	BF	H	R	ER	SO	BB	IBB	HBP	BLK	WP	HR	S	P	ERA	WHIP

Batter	1	2	3	4	5	6	7	8	9	AB	R	H	RBI	BB	SO	LOB
5 Josh Harrison, R (1, 4) (8, 9) OBP: 0.349, SLG: 0.520	B FF 91 T FF 91 B SI 94 X FF 92 2-1 ① L4		B FF 92 C KC 79 X FF 93 1-1 3B		B CH 83 X KC 77 1-0 2-H 2B			B FF 95 B CH 85 S SI 96 B FF 97 X FF 96 3-1 22 F8 2B		4	0	3	1	0	0	0
23 Travis Snider, L (1, 9) OBP: 0.295, SLG: 0.298 18 Neil Walker, S (8, PH) OBP: 0.349, SLG: 0.458 12 Clint Barmes, R (8, 4) OBP: 0.294, SLG: 0.250	S CH 84 S FF 93 S FF 94 0-3 ② K		X CH 85 0-0 ③ F9		C FF 92 T FF 93 B FF 92 B FF 92 F KC 79 X CH 84 2-2 ③ G4-3			X SI 96 0-0 ① F8		3 1 0	0 0 0	0 0 0	0 0 0	0 0 0	1 0 0	2 1 0
22 Andrew McCutchen, R (1, 8) OBP: 0.420, SLG: 0.472	C FF 93 B CH 85 S FF 94 F FF 94 S CH 85 1-3 ③ K			B CH 83 X CH 84 1-0 HR		B FF 91 C FF 92 X FF 92 1-1 ① F9		F CH 85 B CH 84 F CH 85 B SI 96 X FF 96 2-2 ② F8 2-3		4	1	1	1	0	1	1
15 Ike Davis, L (1, 3) OBP: 0.362, SLG: 0.380		X FF 91 0-0 ① F8		B FF 93 B FF 92 C KC 78 S KC 78 T KC 80 2-2 ① K		X SI 92 0-0 ② G4-3		C FF 96 S FF 96 B FF 96 F FF 95 X SI 96 1-2 ③ G5-3		4	0	0	0	0	1	1
31 Jose Tabata, R (1, 7) OBP: 0.326, SLG: 0.339		B FF 92 C FF 92 F KC 75 B FF 92 X FF 93 2-2 1B		C FF 92 B FF 92 S KC 78 B KC 79 F FF 94 B KC 78 X KC 76 3-2 ② F9		B KC 77 B KC 77 B FF 92 C FF 90 B FF 92 4-1 BB			B SI 90 X SL 82 1-0 ① F8	3	0	1	0	1	0	0
24 Pedro Alvarez, L (1, 5) OBP: 0.311, SLG: 0.400		B CH 83 C CH 84 B FF 91 C FF 91 B FF 93 S CH 84 3-3 ② K		X FF 92 0-0 ③ P6		F CH 84 B FF 92 S CH 84 F CH 84 T SI 94 1-2 ③ K			B SI 90 C SI 89 X CH 80 1-1 1B	4	0	1	0	0	2	2
10 Jordy Mercer, R (1, 6) OBP: 0.262, SLG: 0.314		1 SAFE 1 SAFE C FF 92 B SL 87 B FF 92 B KC 76 C FF 92 X FF 93 3-2 ③ F9		B FF 91 C FF 92 B FF 92 B KC 78 X FF 93 3-1 47 SH2-4 5 2B 1B			B SL 88 X SL 89 1-0 ① F8		B SL 83 S SL 83 S SL 83 X SL 83 1-2 ② P2	4	1	1	0	0	0	2
19 Chris Stewart, R (1, 2) OBP: 0.317, SLG: 0.268 55 Russell Martin, R (9, PH) OBP: 0.372, SLG: 0.370			C FF 88 X FF 90 0-1 ① F9		C FF 92 D KC 78 C KC 76 S FF 94 1-3 ① K		C FF 91 B SL 90 B SL 88 F SL 89 S FF 92 2-3 ② K		1 SAFE C SI 90 B SL 84 S SL 83 B SL 84 F SL 84 S SL 83 2-3 ③ K	3 1	0 0	0 0	0 0	0 0	2 1	1 1
47 Francisco Liriano, L (1, 1) OBP: 0.100, SLG: 0.100 48 Jared Hughes, R (6, 1) 6 Starling Marte, R (7, PH) OBP: 0.306, SLG: 0.362 44 Tony Watson, L (7, 1) OBP: 1.000, SLG: 1.000 35 Mark Melancon, R (8, 1)			C FF 89 F FF 92 B KC 76 S FF 93 1-3 ② K		L FF 89 X FF 93 0-1 ② SH2-4 1-2		C SL 88 S SL 89 S FF 92 0-3 ③ K			1 0 1 0 0	0 0 0 0 0	0 0 0 0 0	0 0 0 0 0	1 0 1 0 0	0 0 0 0 0	0 0 0 0 0
Inning Stats	R: 0 E: 0 K: 2 S: 9 H: 0 LOB: 0 BB: 0 P: 12	R: 0 E: 0 K: 1 S: 10 H: 1 LOB: 1 BB: 0 P: 18	R: 0 E: 0 K: 1 S: 8 H: 1 LOB: 1 BB: 0 P: 10	R: 1 E: 0 K: 1 S: 9 H: 1 LOB: 0 BB: 0 P: 15	R: 1 E: 0 K: 1 S: 12 H: 2 LOB: 0 BB: 0 P: 19	R: 0 E: 0 K: 1 S: 8 H: 0 LOB: 1 BB: 1 P: 14	R: 0 E: 0 K: 2 S: 7 H: 0 LOB: 0 BB: 0 P: 10	R: 0 E: 0 K: 0 S: 10 H: 1 LOB: 1 BB: 0 P: 16	R: 0 E: 0 K: 1 S: 10 H: 1 LOB: 1 BB: 0 P: 15	1B: 3 2B: 2 3B: 1 HR: 1 SF: 0 SAC: 1 DP: 0 HBP: 0						

TOP

Pittsburgh Pirates @ San Diego Padres

Petco Park, San Diego, CA

Wed Jun 04 2014, 3:41 PM - 6:29 PM PDT

Att. 17,923 - Partly Cloudy - 73 F

livebaseballscorecards.com

AB	33
R	2
H	7
RBI	2
BB	1
SO	10
LOB	11

PITCHER		IP	WLS	BF	H	R	ER	SO	BB	IBB	HBP	BLK	WP	HR	S	P	ERA	WHIP
22 Ian Kennedy, R ERA: 3.39	(1, 1)	6.0	W	24	5	2	2	7	1	0	0	0	0	1	56	88	3.00	1.000
50 Nick Vincent, R ERA: 3.86	(7, 1)	1.0	H	3	0	0	0	2	0	0	0	0	0	0	7	10	0.00	0.000
56 Joaquín Benoit, R ERA: 1.69	(8, 1)	1.0	H	4	1	0	0	0	0	0	0	0	0	0	10	16	0.00	1.000
16 Huston Street, R ERA: 1.13	(9, 1)	1.0	S	4	1	0	0	1	0	0	0	0	0	0	10	15	0.00	1.000

PITCHER	IP	WLS	BF	H	R	ER	SO	BB	IBB	HBP	BLK	WP	HR	S	P	ERA	WHIP

Pittsburgh Pirates @ San Diego Padres

Petco Park, San Diego, CA

Wed Jun 04 2014, 3:41 PM - 6:29 PM PDT

Att. 17,923 - Partly Cloudy - 73 F

livebaseballscorecards.com

BOTTOM

Batter	1	2	3	4	5	6	7	8	9	AB	R	H	RBI	BB	SO	LOB
13 Chris Denorfia, R (1, 9) OBP: 0.313, SLG: 0.368 12 Seth Smith, L (6, PH) OBP: 0.414, SLG: 0.538 (7, 9) (8, 7)	C SI 91 B SI 92 B CH 85 B CH 84 C SI 92 F SL 84 F SL 86 B CH 85 4-2 2 1B 2 S 18 SF4 BB	F SL 85 B CH 85 D SI 92 D SL 86 X SI 91 3-1 ③ FC6-4 1-2f		F CH 86 D CH 87 B CH 84 B SL 85 B SL 83 4-1 1-2 2-3 3-H BB		S SI 91 X SI 92 0-1 ②③ G4-6-3 1-2f				1	1	0	1	2	0	1
										1	0	0	0	0	0	3
2 Everth Cabrera, S (1, 6) OBP: 0.278, SLG: 0.340	C FF 93 B SL 84 1 SAFE B SL 82 B SI 94 X SI 92 3-1 7 HBP 14 E 1-3 1B		B SL 81 C SI 91 C SI 92 X SL 85 1-2 ① G6-3	C SI 90 S CH 86 D CH 87 B SL 84 X CH 84 2-2 ③ G4-3			C SI 93 B CH 86 S SI 93 B SI 94 C SI 95 2-3 ① K			4	1	1	0	0	1	3
18 Carlos Quentin, R (1, 7) OBP: 0.388, SLG: 0.436 56 Joaquín Benoit, R (8, 1) 16 Huston Street, R (9, 1)	X SI 93 0-0 ① SF4 3-H		B CH 84 C CH 85 B SI 92 S CH 85 F CH 87 B SL 85 S SL 84 3-3 ② K		B CH 89 B CH 83 S CH 85 B SL 82 X SI 91 3-1 ① G4-3		F CH 87 F SI 94 F SI 94 B SI 95 X CH 87 1-2 ② P5			3	0	0	1	0	1	0
										0	0	0	0	0	0	0
										0	0	0	0	0	0	0
7 Chase Headley, S (1, 5) OBP: 0.287, SLG: 0.333 5 Alexi Amarista, L (5, PH) OBP: 0.268, SLG: 0.277 (6, 5)	C SL 83 D CH 86 C SI 94 H SI 95 2-2 14 FC1-4 1-2 HBP		B SI 93 X SI 92 1-0 ③ G4-3		C SL 83 F SI 93 T SL 87 0-2 ② K		S SI 95 T SI 95 B SI 96 T SI 96 1-2 ③ K			1	0	0	0	0	0	0
										2	0	0	0	0	2	0
14 Tommy Medica, R (1, 3) OBP: 0.316, SLG: 0.528	C CH 86 B SI 95 X CH 86 1-1 ② FC1-4 1-2f 2-H			B SI 91 B SL 83 B CH 85 B SI 90 4-0 22 BB 44 G1-3 13 BB BB	F SI 92 B CH 85 F SI 93 B SL 87 B CH 86 S CH 85 3-3 ③ K			C KC 79 F KC 82 F SC 93 S KC 82 0-3 ① K2-3		3	1	0	0	1	2	1
24 Cameron Maybin, R (1, 8) OBP: 0.337, SLG: 0.432	B SI 93 C SL 83 S CH 86 S SL 86 1-3 ③ K			C SI 92 B CH 84 1 SAFE B CH 84 F SI 90 D SL 87 S SL 85 3-3 ① K		B SI 91 C SI 92 S SI 92 B SI 92 F SI 92 B SI 92 F SI 93 B SI 93 4-2 3 SH1-4 44 S BB		B FC 93 S KC 80 B FC 92 X KC 80 2-1 ② G6-3		3	0	0	0	1	2	2
44 René Rivera, R (1, 2) OBP: 0.282, SLG: 0.423		C SI 92 S SI 92 B CH 86 B SL 87 B SL 85 B SL 83 4-2 13 FC6-4 BB		1 SAFE B CH 84 F SI 91 S SL 85 B SL 86 X CH 85 2-2 ② G1-3 1-2		1 SAFE C SI 92 P PO 86 1 SAFE D SI 93 B SI 92 B SI 92 4-1 3 SH1-4 1-2 BB		C KC 80 X FF 92 0-1 ③ F8		2	0	0	0	2	0	1
3 Jace Peterson, L (1, 4) OBP: 0.231, SLG: 0.167		S SI 94 B SL 86 S SL 86 D SL 88 F SI 96 C SI 95 2-3 ① K		B SL 85 B SL 84 B SL 86 I IN 77 4-0 13 BB 22 BB IBB		X SI 92 0-0 ① SH1-4 1-2 2-3				1	0	0	0	1	1	1
22 Ian Kennedy, R (1, 1) OBP: 0.190, SLG: 0.300 23 Yonder Alonso, L (6, PH) OBP: 0.251, SLG: 0.330 50 Nick Vincent, R (7, 1) 25 Will Venable, L (8, 9) OBP: 0.282, SLG: 0.294		C SI 92 B CH 86 C SI 92 F SL 83 L CH 85 1-3 ② K		D SL 85 F SI 92 D SI 94 T SI 93 B SI 92 B SI 90 4-2 13 BB 1-2 2-3 BB		I IN 74 I IN 74 I IN 77 I IN 78 4-0 12 G4-6-3 IBB				1	0	0	0	1	1	1
										0	0	0	0	1	0	0
										0	0	0	0	0	0	0
										0	0	0	0	0	0	0

	AB	R	H	RBI	BB	SO	LOB
	22	3	1	2	9	10	13

Inning Stats	1	2	3	4	5	6	7	8	9
	R: 2 E: 1 K: 1 S: 14	R: 0 E: 0 K: 2 S: 12	R: 0 E: 0 K: 1 S: 8	R: 1 E: 0 K: 1 S: 12	R: 0 E: 0 K: 2 S: 8	R: 0 E: 0 K: 0 S: 9	R: 0 E: 0 K: 2 S: 10	R: 0 E: 0 K: 1 S: 8	
	H: 1 LOB: 1 BB: 1 P: 25	H: 0 LOB: 1 BB: 1 P: 22	H: 0 LOB: 0 BB: 0 P: 13	H: 0 LOB: 3 BB: 4 P: 35	H: 0 LOB: 0 BB: 0 P: 14	H: 0 LOB: 2 BB: 3 P: 20	H: 0 LOB: 0 BB: 0 P: 14	H: 0 LOB: 0 BB: 0 P: 10	

1B: 1 SF: 1
2B: 0 SAC: 1
3B: 0 DP: 1
HR: 0 HBP: 1

WP: 0 PA: 34
PB: 0
SB: 2
CS: 0

PITCHER		IP	WLS	BF	H	R	ER	SO	BB	IBB	HBP	BLK	WP	HR	S	P	ERA	WHIP
47 Francisco Liriano, L ERA: 4.54	(1, 1)	5.0	L	23	1	3	2	7	5	1	1	0	0	0	54	109	3.60	1.200
48 Jared Hughes, R ERA: 1.89	(6, 1)	1.0		5	0	0	0	0	2	1	0	0	0	0	9	20	0.00	2.000
44 Tony Watson, L ERA: 0.96	(7, 1)	1.0		3	0	0	0	2	0	0	0	0	0	0	10	14	0.00	0.000
35 Mark Melancon, R ERA: 2.17	(8, 1)	1.0		3	0	0	0	1	0	0	0	0	0	0	8	10	0.00	0.000

PITCHER		IP	WLS	BF	H	R	ER	SO	BB	IBB	HBP	BLK	WP	HR	S	P	ERA	WHIP

Milwaukee Brewers @ Pittsburgh Pirates

PNC Park, Pittsburgh, PA

Fri Jun 06 2014, 7:08 PM - 10:18 PM EDT

Att. 35,544 - Partly Cloudy - 75 F

TOP

livebaseballscorecards.com

Batter	1	2	3	4	5	6	7	8	9	AB	R	H	RBI	BB	SO	LOB
9 Jean Segura, R (1, 6) OBP: 0.292, SLG: 0.338	C SI 93 B SI 94 B SI 93 B SI 93 B SI 94 4-1 20 CS BB		C SI 93 F SI 93 F SI 93 X SI 93 0-2 ③ G5-3		B SI 92 F SI 92 L SI 92 F SL 82 B SL 84 S SL 83 2-3 ① K		B SI 88 C SI 92 C SI 92 B CH 84 T SI 91 2-2 ② K		F SI 92 F SL 85 F SI 93 X SL 84 0-2 ① SF8 2-3 3-H	3	0	0	1	1	2	1
8 Ryan Braun, R (1, 9) OBP: 0.349, SLG: 0.554	1 SAFE F SI 93 X SI 92 0-1 ① F7			C SI 93 S SI 93 S SI 92 0-3 ① K	C SI 94 B SI 93 C SI 92 X SI 93 1-2 ② G6-3		B SI 91 B SI 91 F SI 92 F SI 91 X SI 92 2-2 1B		X SI 92 0-0 ② G6-3 3-H	5	0	1	1	0	1	1
20 Jonathan Lucroy, R (1, 2) OBP: 0.392, SLG: 0.486 51 Wei-Chung Wang, L (7, 1) 24 Lyle Overbay, L (9, PH) OBP: 0.297, SLG: 0.303	1 SAFE 1 SAFE C SI 93 B SL 84 B SI 93 C SI 93 B SL 86 S SI 94 3-3 ②③ K 1-2			B SI 92 B SI 94 X SI 92 2-0 ③ 27 2B 16 1B 1B	F SI 93 B SI 92 X SI 92 1-1 ③ L9		B SI 91 X SI 91 1-0 ③ L8		B SI 92 C SI 91 X CH 86 1-1 ③ G4-3	4 0 1	1 0 0	1 0 0	0 0 0	0 0 0	1 0 0	2 0 0
27 Carlos Gómez, R (1, 8) OBP: 0.382, SLG: 0.568 1 Logan Schafer, L (8, PH) OBP: 0.276, SLG: 0.286 (8, 8)		C SI 93 F SL 84 B SL 84 B SL 84 F SL 84 F SI 93 X SL 84 2-2 ① F9		B SI 93 F SI 93 X SI 93 1-1 16 1B 18 SF9 1-3 2B		B SL 84 B SL 84 X SI 93 2-0 16 G5-3 18 1B 1B		X SI 93 0-0 ① F7		3 1	2 0	2 0	0 0	0 0	0 0	0 0
16 Aramis Ramirez, R (1, 5) OBP: 0.313, SLG: 0.410 21 Irving Falu, S (7, 5)		B SI 94 F CH 86 F SI 94 X SI 94 1-2 18 G4-3 1B		B SI 93 X SI 93 1-0 2 1B 2-3 3-H 1B		T SI 92 X SI 92 0-1 ① G5-3 1-2		C SI 93 X CH 86 0-1 ② G2-3		3 1	0 0	2 0	1 0	0 0	0 0	1 0
18 Khris Davis, R (1, 7) OBP: 0.302, SLG: 0.493		X SI 93 0-0 ②③ G4-3 1-2f		B SI 92 X SL 84 1-0 ② SF9 3-H		X SI 92 0-0 7 S 2-H 1B		B SI 92 B SI 93 B SI 93 C SI 92 F SI 92 F SI 93 D SI 94 4-2 BB		2	0	1	2	1	0	1
2 Scooter Gennett, L (1, 4) OBP: 0.321, SLG: 0.425 12 Martín Maldonado, R (7, 2) OBP: 0.407, SLG: 0.500			C SI 94 X CH 86 0-1 7 FC6-4 1B	B SL 84 X SI 92 1-0 7 BB 1-3 1B		1 SAFE C FF 95 X SI 95 0-1 ② P5		C SI 92 B SI 93 C SI 92 S SL 85 1-3 ③ K		3 1	0 0	2 0	0 0	0 0	0 1	1 1
7 Mark Reynolds, R (1, 3) OBP: 0.295, SLG: 0.451			C SI 92 1 SAFE C SI 92 X SI 93 0-2 ① FC6-4 26 SH3-4 1-2f	C SI 93 B SI 92 D SL 86 B SI 93 B SL 85 4-1 26 FC6-4 1-2 BB		B FF 96 F FF 96 1 SAFE S FF 96 B FF 96 S FF 96 2-3 ③ K 1-2		B SI 92 X SI 91 1-0 2B 9 SF8 1B	3	1	1	0	1	1	2
26 Kyle Lohse, R (1, 1) OBP: 0.226, SLG: 0.172 30 Tyler Thornburg, R (6, 1) Rickie Weeks Jr., R (6, 4) OBP: 0.370, SLG: 0.459			S SI 91 B SI 92 M SI 91 X SI 91 1-2 ② SH3-4 1-2	C SI 92 X SI 92 0-1 ③ FC6-4 1-2f		C SI 90 B SL 84 X SI 90 1-1 ① G6-3		F SI 92 X SI 93 0-1 9 SF8 8 G6-3 1-3 2B	1 0 2	0 0 1	0 0 1	0 0 0	0 0 0	0 0 0	3 0 0
Inning Stats	R: 0 E: 0 K: 1 S: 6 H: 0 LOB: 0 BB: 1 P: 13	R: 0 E: 0 K: 0 S: 9 H: 1 LOB: 0 BB: 0 P: 12	R: 0 E: 0 K: 0 S: 12 H: 1 LOB: 1 BB: 0 P: 13	R: 2 E: 0 K: 1 S: 12 H: 4 LOB: 3 BB: 1 P: 22	R: 0 E: 0 K: 1 S: 9 H: 0 LOB: 0 BB: 0 P: 13	R: 1 E: 0 K: 1 S: 9 H: 2 LOB: 1 BB: 0 P: 13	R: 0 E: 0 K: 1 S: 9 H: 1 LOB: 1 BB: 0 P: 15	R: 0 E: 0 K: 1 S: 9 H: 0 LOB: 1 BB: 1 P: 14	R: 2 E: 0 K: 0 S: 10 H: 2 LOB: 0 BB: 0 P: 12	1B: 9 2B: 2 3B: 0 HR: 0 SF: 2 SAC: 1 DP: 1 HBP: 0	WP: 0 PB: 0 SB: 1 CS: 1 PA: 39					

	AB	33
	R	5
	H	11
	RBI	5
	BB	3
	SO	6
	LOB	13

PITCHER	IP	WLS	BF	H	R	ER	SO	BB	IBB	HBP	BLK	WP	HR	S	P	ERA	WHIP
58 Brandon Cumpton, R (1, 1) ERA: 6.51	5.1	W	24	8	3	3	3	2	0	0	0	0	0	52	79	5.06	1.875
37 Justin Wilson, L (6, 1) ERA: 3.09	0.2	H	2	0	0	0	1	0	0	0	0	0	0	5	7	0.00	0.000
30 Jeanmar Gómez, R (7, 1) ERA: 4.11	1.0		4	1	0	0	1	0	0	0	0	0	0	9	15	0.00	1.000
65 Casey Sadler, R (8, 1) ERA: 3.0	2.0		9	2	2	2	1	1	0	0	0	0	0	19	26	9.00	1.500

PITCHER	IP	WLS	BF	H	R	ER	SO	BB	IBB	HBP	BLK	WP	HR	S	P	ERA	WHIP

Batter	1	2	3	4	5	6	7	8	9	AB	R	H	RBI	BB	SO	LOB
5 Josh Harrison, R (1, 9) (7, 7) OBP: 0.348, SLG: 0.508	C SI 90 B SI 90 F SL 85 B SL 86 F SI 90 F CU 75 X SI 92 2-2 22 WP 22 2B 1B		B CU 74 C SL 84 B SI 90 X SL 84 2-1 ① G5-3		C SI 89 F SL 83 F SL 84 B SI 90 X SL 82 1-2 ① G1-3 1-2	B CU 79 D CH 87 B FF 94 B FF 92 4-0 15 BB 55 2B 1-2 2-3 3-H BB	B FF 89 S FF 90 F SI 90 X CH 85 1-2 ① L7	X CU 76 0-2 ③ F8		5	2	1	1	1	0	3
18 Neil Walker, S (1, 4) OBP: 0.350, SLG: 0.457	1 SAFE C SI 90 S SI 90 B CH 80 C SL 85 B SI 91 F SL 86 X SI 92 3-2 ① L5		B CH 80 C SI 91 S SI 90 B SI 91 F SL 85 F SI 90 X SL 83 2-2 ② G6-3		C CU 73 C SL 83 F SI 90 B SL 84 F SI 91 X SL 84 1-2 22 G6-3 2-H 1B	C CH 84 C FF 94 S CH 86 0-3 ① K	C CU 80 F SI 92 X FF 92 0-2 1-2 1B			5	0	2	1	0	1	4
22 Andrew McCutchen, R (1, 8) OBP: 0.419, SLG: 0.489 65 Casey Sadler, R (8, 1)	B SL 86 C SL 85 S CU 75 D CU 74 X SI 91 2-2 55 1B 1-H 2B		X CU 73 0-0 HR		B SL 85 X SL 84 1-0 ② G6-3 2-3	S CU 77 D CH 86 C CH 85 D CU 79 S CU 78 2-3 ② K	B SI 90 D CH 83 F CH 83 B SI 90 T SI 90 X FF 92 3-2 ② F8			5 0	2 0	2 0	2 0	0 0	1 0	6 0
15 Ike Davis, L (1, 3) OBP: 0.359, SLG: 0.373 17 Gaby Sanchez, R (7, PH) OBP: 0.317, SLG: 0.536 (8, 3)	B CU 74 B SI 88 B CH 80 C SI 90 X CU 75 3-1 ② F9		B SL 84 F SI 91 X SL 84 1-1 ③ P4		F SI 90 X CU 74 0-1 ③ L8	B CU 77 B FF 92 B FF 92 B FC 91 4-0 55 2B 1-2 2-3 3-H BB	S CU 80 F CU 78 B SI 91 S CH 86 1-3 ③ K			3 1	1 0	0 0	1 0	1 0	0 1	2 2
55 Russell Martin, R (1, 2) OBP: 0.398, SLG: 0.400	B SI 91 C SL 85 X SI 90 1-1 2-H 1B			S SL 83 B SI 90 F SL 83 F SL 82 H SI 90 2-2 24 FC4-6 HBP		0-1 24 1B 31 1B 1B X FF 93 0-0 31 1B 1-H 2-H 3-H 2B		B SI 88 B CH 83 B FF 90 B FF 89 4-0 6 WP 24 1B 6 6 G4-3 BB		3	3	3	4	1	0	0
24 Pedro Alvarez, L (1, 5) OBP: 0.317, SLG: 0.402	C CU 76 X SI 90 0-1 ③ G4-3			B CU 74 X CH 79 1-0 ① FC4-6 31 G1-6-3 1-2f		C CH 78 2-2 31 1B 10 1B 1-3 1B B CU 78 4-1 31 1B BB		F CU 77 F CU 78 X CU 79 0-2 6 G4-3 6 WP 10 G4-3 1-2 1B		4	2	2	0	1	0	2
31 Jose Tabata, R (1, 7) OBP: 0.331, SLG: 0.344 30 Jeanmar Gómez, R (7, 1) OBP: 1.000, SLG: 1.000 6 Starling Marte, R (8, 8) OBP: 0.305, SLG: 0.360		B SI 89 B SL 84 X SI 89 2-0 ① G1-3	B SI 89 X SL 83 1-0 ②③ G1-6-3 1-2f		F SI 90 S SI 90 B SI 90 S SL 83 1-2 23 BB 10 1B 5 BB 3-H 1B S FF 93 X FF 93 1-1 10 FC6-4 1-2 2-H 1B		F SI 89 B SI 90 B CH 83 X FF 91 2-1 ① G4-3 1-3 2-H		4 0 1	1 0 0	2 0 1	2 0 0	0 0 1	0 0 0	1 0 1
10 Jordy Mercer, R (1, 6) OBP: 0.266, SLG: 0.335		X SI 89 0-0 ② G6-3			B CU 75 B SL 84 X SL 84 2-0 HR	C CH 78 2-2 5 BB 23 BB 19 BB 1-2 2-H 1B C CU 74 1-2 ③ FC6-4 1-2f		C FF 91 B FF 91 X SI 89 1-1 ② G4-3 3-H		5	2	2	3	0	0	2
58 Brandon Cumpton, R (1, 1) 37 Justin Wilson, L (6, 1) 23 Travis Snider, L (6, PH) OBP: 0.311, SLG: 0.310 (7, 9)		B SI 90 C SI 90 C SL 84 C SL 83 1-3 ③ K			B SI 91 B SI 90 B SI 90 B SI 87 4-0 5 G1-3 18 1B BB	B CU 78 B FF 94 B FF 94 B FF 93 4-0 15 BB 5 BB 55 2B 1-2 2-3 BB	C FF 90 F SI 90 B CU 77 X FF 92 1-2 18 1B 1B	X FF 90 0-0 1B		1 0 2	1 0 1	0 0 2	0 0 1	1 0 0	1 0 0	0 0 0
Inning Stats	R: 2 H: 3 E: 0 LOB: 1 K: 0 BB: 0 S: 18 P: 29	R: 0 H: 0 E: 0 LOB: 0 K: 1 BB: 0 S: 5 P: 8	R: 1 H: 1 E: 0 LOB: 0 K: 0 BB: 0 S: 10 P: 15	R: 0 H: 0 E: 0 LOB: 0 K: 0 BB: 0 S: 5 P: 9	R: 2 H: 2 E: 0 LOB: 1 K: 0 BB: 1 S: 13 P: 22	R: 8 H: 6 E: 0 LOB: 2 K: 2 BB: 4 S: 26 P: 52	R: 0 H: 2 E: 0 LOB: 2 K: 1 BB: 0 S: 15 P: 21	R: 2 H: 2 E: 0 LOB: 1 K: 0 BB: 1 S: 9 P: 16		1B: 12 SF: 0 2B: 2 SAC: 0 3B: 0 DP: 1 HR: 2 HBP: 1					WP: 2 PA: 46 PB: 0 SB: 0 CS: 0	

PITCHER		IP	WLS	BF	H	R	ER	SO	BB	IBB	HBP	BLK	WP	HR	S	P	ERA	WHIP
26 Kyle Lohse, R ERA: 3.27	(1, 1)	5.0	L	25	9	8	8	1	1	0	1	0	1	2	60	95	14.40	2.000
30 Tyler Thornburg, R ERA: 4.25	(6, 1)	1.0		10	3	5	5	2	4	0	0	0	0	0	17	40	45.00	7.000
51 Wei-Chung Wang, L ERA: 12.79	(7, 1)	2.0		11	4	2	2	1	1	0	0	0	1	0	24	37	9.00	2.500

PITCHER	IP	WLS	BF	H	R	ER	SO	BB	IBB	HBP	BLK	WP	HR	S	P	ERA	WHIP

BOTTOM

Milwaukee Brewers @ Pittsburgh Pirates

PNC Park, Pittsburgh, PA

Fri Jun 06 2014, 7:08 PM - 10:18 PM EDT

Att. 35,544 - Partly Cloudy - 75 F

livebaseballscorecards.com

AB	39
R	15
H	16
RBI	15
BB	6
SO	4
LOB	23

Batter	1	2	3	4	5	6	7	8	9	AB	R	H	RBI	BB	SO	LOB
9 Jean Segura, R (1, 6) OBP: 0.290, SLG: 0.335	F FF 92 B FF 94 C SI 94 F KC 79 F KC 78 X FF 95 1-2 E6 8 E 8 E 20 SF7		C SI 94 B CH 84 B FF 94 B FF 94 X FF 93 3-1 ② G1-3	B SI 94 C FF 94 B FF 94 X CH 86 2-1 ③ G3			C SI 92 B SI 92 X SI 92 1-1 ① G1	C FF 96 B FF 95 X CU 77 1-1 1-3 8 2B 3-H 1B		5	2	1	1	0	0	2
8 Ryan Braun, R (1, 9) OBP: 0.345, SLG: 0.550	B FF 94 1 SAFE 1 SAFE T SI 94 S FF 94 X FF 94 1-2 ① P4 1-3		C SI 93 B SI 94 B CH 85 C SI 94 S SI 93 2-3 ③ K		B FF 93 X FF 94 1-0 ① L7		B SI 92 B FF 94 C SI 93 F SI 93 B FF 93 S SI 93 3-3 ② K	C SI 89 B SI 88 X SI 90 1-1 1-H 3-H 2B		5	0	1	2	0	2	1
20 Jonathan Lucroy, R (1, 2) OBP: 0.392, SLG: 0.486	B KC 78 C KC 81 X FF 94 1-1 ② SF7 3-H			C SI 92 F SI 92 B FF 91 B FF 91 F SI 91 B KC 79 F SI 92 F FF 94 F FF 94 3-2 X KC 79 16 HBP 18 2B 1B	C SI 94 B FF 94 C SI 94 X CH 84 1-2 ② G6-3		X SI 93 0-0 1B	X SI 91 0-0 ③ F8		4	1	2	1	0	0	1
27 Carlos Gómez, R (1, 8) OBP: 0.378, SLG: 0.559	S KC 80 B KC 80 S SI 95 X KC 81 1-2 ③ G5-3			C KC 79 B KC 80 1 SAFE X SI 94 1-1 ① P4	C FF 95 S KC 81 B KC 83 C CH 86 1-3 ③		S SL 85 S SL 84 S SL 85 0-3 ③ K		X SL 80 0-0 E1 21 SF8 1B	5	1	1	0	0	2	2
16 Aramis Ramirez, R (1, 5) OBP: 0.318, SLG: 0.409 21 Irving Falu, S (8, 5)		C KC 78 X FF 93 0-1 1B		S SI 94 H FF 94 1-1 18 2B 24 1B 1-2 HBP		C KC 79 X SI 93 0-1 ① G6-3		C CU 75 F FF 94 F FC 88 S FC 89 0-3 ① K	F SI 90 B CH 83 B CH 82 X SL 80 2-1 ① SF8 3-H	3 0	1 0	1 0	0 1	0 0	1 0	0 0
18 Khris Davis, R (1, 7) OBP: 0.308, SLG: 0.498		S FF 93 S KC 79 F KC 80 B FF 94 S CH 85 1-3 ① K		X KC 81 0-0 24 1B 1-3 2-H 2B		C SI 93 F SI 93 B CH 85 X FF 94 2-2 E5 2 WP		B FF 95 B FC 88 C SI 96 B CU 76 S FC 89 F SI 96 B FC 90 4-2 7 HBP 2 BB FC6-4 BB	X SL 80 0-0 1B	4	2	2	1	1	1	1
2 Scooter Gennett, L (1, 4) OBP: 0.323, SLG: 0.418		C KC 78 S CH 85 F CH 86 F KC 79 B SI 94 S KC 80 1-3 ② K		B CH 85 B KC 78 I IN 64 I IN 69 4-0 24 1B IBB		B FF 94 C CH 84 B CH 85 F FF 94 B KC 81 F FF 96 X SI 94 3-2 ② P5 2-3		1 SAFE 1 SAFE P PO 89 B FF 95 B FF 95 B SI 96 4-1 FC6-4 7 HBP 9 1B 1-2 BB	X SI 89 0-0 ② F7	3	1	0	0	2	1	3
24 Lyle Overbay, L (1, 3) OBP: 0.305, SLG: 0.306 7 Mark Reynolds, R (8, PH) OBP: 0.297, SLG: 0.448 (8, 3)		S FF 94 X FF 94 0-1 ③ F7		X KC 78 0-0 22 SH1-4 1-3 2-H 3-H 1B		I IN 61 I IN 64 I IN 63 I IN 61 4-0 IBB		C FF 96 F FC 90 D CU 79 B FF 96 B FC 89 H FF 96 4-2 FC6-4 1-2 2-3 HBP	C SI 91 B CH 85 C SI 91 F SL 86 B SL 85 S CH 83 2-3 ③ K	2 1	0 0	1 0	2 0	1 1	0 1	1 1
22 Matt Garza, R (1, 1) OBP: 0.037, SLG: 0.074 47 Rob Wooten, R (7, 1) Rickie Weeks Jr., R (8, PH) OBP: 0.366, SLG: 0.453 13 Will Smith, R (8, 1) 53 Brandon Kintzler, R (9, 1)			B FF 92 F FF 91 X FF 92 1-1 ① G1-3	X FF 94 0-0 ② SH1-4 1-2		X FF 94 0-0 ③ G4-3		F FF 95 F FF 96 X FC 89 0-2 ② FC6-4 9 1B 9 S 8 2B 1-2f 2-3 3-H		2 0 1 0 0	0 0 1 0 0	0 0 1 0 0	0 0 1 0 0	0 0 0 0 0	0 0 0 0 0	2 0 2 0 0

Inning Stats	1	2	3	4	5	6	7	8	9
	R: 1 E: 2 K: 0 S: 13 H: 0 LOB: 0 BB: 0 P: 17	R: 0 E: 0 K: 2 S: 13 H: 1 LOB: 1 BB: 0 P: 15	R: 0 E: 0 K: 1 S: 7 H: 0 LOB: 0 BB: 0 P: 13	R: 3 E: 0 K: 0 S: 15 H: 3 LOB: 2 BB: 1 P: 26	R: 0 E: 0 K: 1 S: 7 H: 0 LOB: 0 BB: 0 P: 10	R: 0 E: 1 K: 0 S: 10 H: 0 LOB: 2 BB: 1 P: 19	R: 0 E: 0 K: 2 S: 9 H: 1 LOB: 1 BB: 0 P: 13	R: 4 E: 0 K: 1 S: 19 H: 2 LOB: 1 BB: 2 P: 32	R: 1 E: 1 K: 1 S: 9 H: 2 LOB: 1 BB: 0 P: 13

1B: 7 SF: 2 WP: 1 PA: 44
2B: 2 SAC: 1 PB: 0
3B: 0 DP: 0 SB: 1
HR: 0 HBP: 2 CS: 0

PITCHER		IP	WLS	BF	H	R	ER	SO	BB	IBB	HBP	BLK	WP	HR	S	P	ERA	WHIP
36 Edinson Volquez, R ERA: 4.27	(1, 1)	6.0	L	27	4	4	3	4	0	2	1	0	1	0	65	100	4.50	0.667
48 Jared Hughes, R ERA: 1.8	(7, 1)	1.0		4	1	0	0	2	0	0	0	0	0	0	9	13	0.00	1.000
37 Justin Wilson, L ERA: 4.5	(8, 1)	0.2		6	1	4	4	1	2	0	1	0	0	0	16	28	54.00	4.500
30 Jeanmar Gómez, R ERA: 3.94	(8, 1)	1.1		7	3	1	0	1	0	0	0	0	0	0	12	17	0.00	2.250

PITCHER	IP	WLS	BF	H	R	ER	SO	BB	IBB	HBP	BLK	WP	HR	S	P	ERA	WHIP

TOP

Milwaukee Brewers @ Pittsburgh Pirates

PNC Park, Pittsburgh, PA

Sat Jun 07 2014, 4:12 PM - 7:32 PM EDT

Att. 38,525 - Sunny - 82 F

livebaseballscorecards.com

AB	35
R	9
H	9
RBI	9
BB	4
SO	8
LOB	16

Milwaukee Brewers @ Pittsburgh Pirates

PNC Park, Pittsburgh, PA

Sat Jun 07 2014, 4:12 PM - 7:32 PM EDT

Att. 38,525 - Sunny - 82 F

livebaseballscorecards.com

BOTTOM

Batter	1	2	3	4	5	6	7	8	9	AB	R	H	RBI	BB	SO	LOB
5 Josh Harrison, R (1, 9) OBP: 0.343, SLG: 0.504	B FF 91 C FF 92 B SI 92 X FF 93 2-1 ① F9		B SL 85 B CU 74 F FF 94 F FF 93 X FF 94 2-2 ① F7	C FF 92 X SL 83 0-1 ③ G1-3		B SL 84 F FF 94 X FF 93 1-1 ③ P4			X SI 92 0-0 2B	5	0	1	0	0	0	1
18 Neil Walker, S (1, 4) OBP: 0.351, SLG: 0.456	F SI 93 B SI 91 B CH 86 X FF 94 2-1 ② F7		C FF 93 X CH 86 0-1 15 G2-3 22 1B 24 1B 1B		F FF 92 B SL 84 B FF 93 C FF 93 F FF 94 S SL 86 2-3 ① K		B CU 74 X SL 84 1-0 22 G6-4-3 1B		F FF 93 F SI 92 F SI 93 F FF 92 X SL 84 0-2 ③ F9	5	1	2	0	0	1	1
22 Andrew McCutchen, R (1, 8) OBP: 0.421, SLG: 0.486	B FF 94 B FF 93 C SL 86 B SL 87 F SL 88 B SL 89 4-2 BB		X FF 93 0-0 15 G2-3 24 1B 1-2 1B		B CU 75 C CU 74 F SL 85 B FF 95 X SL 87 2-2 ② G2-3		C SL 84 X CU 75 0-1 ① ② G6-4-3 1-2f			3	1	1	0	1	0	1
15 Ike Davis, L (1, 3) OBP: 0.357, SLG: 0.365 30 Jeanmar Gómez, R (8, 1) OBP: 1.000, SLG: 1.000	C FF 92 X CU 75 0-1 ③ F8		B CU 75 C SL 85 B FF 92 X CH 87 2-1 ② G2-3 1-2 2-3		F FF 93 B CU 77 B FF 94 C FF 93 B FF 94 B FF 95 4-2 BB		C CU 74 F SI 91 S FF 90 0-3 ③ K			3 0	0 0	0 0	0 0	1 0	1 0	3 0
55 Russell Martin, R (1, 2) OBP: 0.402, SLG: 0.392		L SL 84 B SI 93 X FF 90 1-1 ① P1	B FF 94 B SL 86 F FF 94 F FF 94 D SL 87 B FF 96 4-2 24 1B BB		S SL 82 B SI 94 D FF 92 B FF 94 X FF 93 3-1 ③ G6-3			C FF 91 B FF 92 B FF 92 B SI 89 C SI 90 F FF 93 F FF 94 B FF 95 4-2 31 G5-4-3 BB		2	0	0	0	2	0	1
24 Pedro Alvarez, L (1, 5) OBP: 0.324, SLG: 0.410		C CU 74 X FF 94 0-1 10 FC1-6 2B	X FF 95 0-0 1-3 2-H 3-H 1B			B CU 74 B FF 91 C FF 92 B SL 84 B FF 93 4-1 31 E 31 1B 10 G6-4-3 BB		B CU 78 F FF 92 S SL 81 S SL 80 1-3 ① K		3	1	2	2	1	1	1
31 Jose Tabata, R (1, 7) OBP: 0.336, SLG: 0.344		B FF 92 B FF 92 B FF 92 B FF 93 4-0 10 FC1-6 BB	X FF 92 0-0 ③ F9			X FF 91 0-0 E5 10 G6-4-3 1-3 1B		X FF 93 0-0 ② ③ G5-4-3 1-2f		3	0	1	0	1	0	3
10 Jordy Mercer, R (1, 6) OBP: 0.260, SLG: 0.327		C SL 84 F FF 94 F FF 94 X SL 84 0-2 ② FC1-6 36 FC4 1-2f 2-3		C CU 73 X FF 93 0-1 ① G6-3		C SL 82 F FF 93 X FF 93 0-2 ① ② G6-4-3 1-2f 3-H			B FF 92 C SI 92 C SI 92 X SI 94 1-2 ① G3-1	4	0	0	0	0	0	3
36 Edinson Volquez, R (1, 1) OBP: 0.105, SLG: 0.056 23 Travis Snider, L (6, PH) OBP: 0.316, SLG: 0.316 48 Jared Hughes, R (7, 1) 37 Justin Wilson, L (8, 1) 17 Gaby Sanchez, R (8, 3) OBP: 0.314, SLG: 0.531		X FF 94 0-0 ③ FC4 1-2f		C FF 92 S SL 84 B SL 84 X SL 84 1-2 ② G6-3		B CU 76 S CU 76 F FF 93 X SL 84 1-2 1B			C SI 91 B SL 84 F SI 92 F SI 93 B SL 84 C SI 93 2-3 ② K	2 1 0 0 1	0 0 0 0 0	0 1 0 0 0	0 0 0 0 0	0 0 0 0 1	0 0 0 0 0	2 0 0 0 0
Inning Stats	R: 0 E: 0 K: 0 S: 8 H: 0 LOB: 1 BB: 1 P: 16	R: 0 E: 0 K: 0 S: 9 H: 1 LOB: 2 BB: 1 P: 14	R: 2 E: 0 K: 0 S: 12 H: 3 LOB: 2 BB: 1 P: 20	R: 0 E: 0 K: 0 S: 7 H: 0 LOB: 0 BB: 0 P: 8	R: 0 E: 0 K: 1 S: 11 H: 0 LOB: 1 BB: 1 P: 22	R: 1 E: 1 K: 0 S: 10 H: 2 LOB: 1 BB: 1 P: 16	R: 0 E: 0 K: 1 S: 6 H: 1 LOB: 0 BB: 0 P: 7	R: 0 E: 0 K: 1 S: 8 H: 0 LOB: 0 BB: 1 P: 13	R: 0 E: 0 K: 1 S: 13 H: 1 LOB: 1 BB: 0 P: 16	1B: 6 2B: 2 3B: 0 HR: 0	SF: 0 SAC: 0 DP: 3 HBP: 0					

AB	32
R	3
H	8
RBI	2
BB	6
SO	4
LOB	16

WP: 0 PB: 0 SB: 0 CS: 0 PA: 38

PITCHER		IP	WLS	BF	H	R	ER	SO	BB	IBB	HBP	BLK	WP	HR	S	P	ERA	WHIP
22 Matt Garza, R ERA: 4.42	(1, 1)	6.0	W	28	6	3	3	1	5	0	0	0	0	0	57	96	4.50	1.833
47 Rob Wooten, R ERA: 3.05	(7, 1)	1.0	H	3	1	0	0	1	0	0	0	0	0	0	6	7	0.00	1.000
13 Will Smith, L ERA: 0.94	(8, 1)	1.0		3	0	0	0	1	1	0	0	0	0	0	8	13	0.00	1.000
53 Brandon Kintzler, R ERA: 3.38	(9, 1)	1.0		4	1	0	0	1	0	0	0	0	0	0	13	16	0.00	1.000

PITCHER	IP	WLS	BF	H	R	ER	SO	BB	IBB	HBP	BLK	WP	HR	S	P	ERA	WHIP

Batter	1	2	3	4	5	6	7	8	9	AB	R	H	RBI	BB	SO	LOB
9 Jean Segura, R (1, 6) OBP: 0.286, SLG: 0.329	C SI 90 X CH 79 0-1 ① F8			C SI 91 C SI 91 X CH 78 0-2 ① G4-3		S CH 78 B SI 91 S CH 80 X SI 92 1-2 ② G1-3			C FF 92 X FF 92 0-1 ① G4-3	4	0	0	0	0	0	0
8 Ryan Braun, R (1, 9) OBP: 0.338, SLG: 0.538	C SI 91 B SI 92 F CH 80 B KC 81 F SI 92 S CH 80 2-3 ② K			S CH 80 X SI 92 0-1 ② L6		B SI 91 X SI 91 1-0 ③ L4			X SI 92 0-0 ② F7	4	0	0	0	0	1	0
20 Jonathan Lucroy, R (1, 2) OBP: 0.398, SLG: 0.500	B SI 92 F CH 80 C SI 92 X CH 79 1-2 ③ G5-3			B CH 80 B SI 91 C SI 91 C SI 92 X SI 92 2-2 27 1B 27 S 1B			S CH 79 X CH 78 0-1 27 L8 16 G3 2B		C SL 81 B SL 81 C SL 81 X FF 93 1-2 2B	4	1	3	0	0	0	0
27 Carlos Gómez, R (1, 8) OBP: 0.376, SLG: 0.554		X SI 91 0-0 ① G4-3		T CH 80 S CH 79 B SI 92 X SI 92 1-2 1-3 1B			X SI 89 0-0 ① L8 2-3		X SL 83 0-0 ③ F7	4	0	1	0	0	0	2
16 Aramis Ramirez, R (1, 5) OBP: 0.312, SLG: 0.400		B SI 91 B SI 91 B SI 92 X SI 90 3-0 ② G6-3		B CH 78 1 SAFE C SI 91 X SI 92 1-1 ③ F8			F SI 90 X CH 79 0-1 ② G3 3-H			3	0	0	1	0	0	2
18 Khris Davis, R (1, 7) OBP: 0.304, SLG: 0.491		C SI 92 C SI 92 S CH 80 0-3 ③ K			C SI 92 C SI 92 C SI 92 0-3 ① K		C CH 78 X SI 92 0-1 ③ F9			3	0	0	0	0	2	0
Rickie Weeks Jr., R (1, 4) OBP: 0.365, SLG: 0.443			X SI 90 0-0 ① L8		B CH 79 B SI 92 S CH 78 B SI 92 B SI 90 4-1 7 CS BB			C SI 94 X SI 95 0-1 ① G5-3		2	0	0	0	1	0	0
7 Mark Reynolds, R (1, 3) OBP: 0.292, SLG: 0.441			B SI 91 B SI 91 S CH 79 B SI 92 X SI 92 3-1 ② F9		B SI 90 T SI 90 S CH 79 B SI 92 1 SAFE S CH 79 2-3 ② ③ K 1-2			C SI 95 B CH 87 B CH 88 C CH 87 X CH 88 2-2 ② F8		3	0	0	0	0	1	1
49 Yovani Gallardo, R (1, 1) OBP: 0.182, SLG: 0.190			C SI 91 F CH 80 X SI 91 0-2 ③ G4-3			C SI 88 S CH 78 S CH 77 0-3 ① K		F SI 95 L SI 95 B SI 94 X SI 95 1-2 ③ G6-3		2	0	0	0	0	1	0
21 Irving Falu, S (8, PH)										1	0	0	0	0	0	0
47 Rob Wooten, R (8, 1)										0	0	0	0	0	0	0
57 Francisco Rodríguez, R (8, 1)										0	0	0	0	0	0	0
Inning Stats	R: 0 E: 0 K: 1 S: 9 H: 0 LOB: 0 BB: 0 P: 12	R: 0 E: 0 K: 1 S: 5 H: 0 LOB: 0 BB: 0 P: 8	R: 0 E: 0 K: 0 S: 6 H: 0 LOB: 0 BB: 0 P: 9	R: 0 E: 0 K: 0 S: 13 H: 2 LOB: 2 BB: 0 P: 17	R: 0 E: 0 K: 2 S: 7 H: 0 LOB: 0 BB: 1 P: 13	R: 0 E: 0 K: 1 S: 7 H: 0 LOB: 0 BB: 0 P: 9	R: 1 E: 0 K: 0 S: 7 H: 1 LOB: 0 BB: 0 P: 7	R: 0 E: 0 K: 0 S: 8 H: 0 LOB: 0 BB: 0 P: 11	R: 0 E: 0 K: 0 S: 7 H: 1 LOB: 1 BB: 0 P: 8	1B: 2 2B: 2 3B: 0 HR: 0	SF: 0 SAC: 0 DP: 0 HBP: 0						

TOP

Milwaukee Brewers @ Pittsburgh Pirates

PNC Park, Pittsburgh, PA

Sun Jun 08 2014, 1:42 PM - 4:38 PM EDT

Att. 35,002 - Cloudy - 74 F

livebaseballscorecards.com

AB	30
R	1
H	4
RBI	1
BB	1
SO	5
LOB	5

WP: 0 PB: 0 SB: 1 CS: 1 PA: 31

PITCHER		IP	WLS	BF	H	R	ER	SO	BB	IBB	HBP	BLK	WP	HR	S	P	ERA	WHIP
49 Jeff Locke, L ERA: 5.11	(1, 1)	7.0	L	24	3	1	1	5	1	0	0	0	0	0	54	75	1.29	0.571
44 Tony Watson, L ERA: 0.93	(8, 1)	1.0		3	0	0	0	0	0	0	0	0	0	0	8	11	0.00	0.000
39 Jason Grilli, R ERA: 3.0	(9, 1)	1.0		4	1	0	0	0	0	0	0	0	0	0	7	8	0.00	1.000

PITCHER	IP	WLS	BF	H	R	ER	SO	BB	IBB	HBP	BLK	WP	HR	S	P	ERA	WHIP

BOTTOM

Batter	1	2	3	4	5	6	7	8	9	AB	R	H	RBI	BB	SO	LOB
5 Josh Harrison, R (1, 9) OBP: 0.331, SLG: 0.486	B SI 89 C FF 89 B SI 89 X SL 87 2-1 ① G6-3		B SL 87 X SL 88 1-0 ① F9		C CU 80 B FF 92 B SL 88 F FF 91 X SL 88 2-2 ③ F9		F SL 89 C SI 91 X SI 92 0-2 ③ P3		D CU 77 S CH 82 B FF 90 X SI 91 2-1 ③ L8	5	0	0	0	0	0	6
18 Neil Walker, S (1, 4) OBP: 0.353, SLG: 0.452	B SI 90 F FF 90 S CU 78 H CU 78 2-2 22 1B 17 F9-2 HBP		D FF 92 B CU 80 B SI 91 C FF 90 D SL 88 4-1 1-2 BB			B SI 90 B CU 79 F FF 90 C FF 91 S SL 88 2-3 ① K		S CU 75 F SI 92 X CU 78 0-2 ① F9		2	0	0	0	1	1	0
22 Andrew McCutchen, R (1, 8) OBP: 0.422, SLG: 0.491	1 SAFE B SL 88 C SI 92 B SL 88 F SL 88 F CU 79 F SL 87 B CU 80 X FF 92 3-2 1-3 1B		C SI 92 B SI 91 D SL 88 S SL 90 F SL 88 F SL 87 F SL 89 X CU 79 2-2 ② F6			C CU 79 C FF 93 S SL 89 0-3 ② K		S CU 77 B SL 86 F SL 85 F SI 91 X CU 77 1-2 17 G4-3 2B		4	0	2	0	0	1	2
17 Gaby Sanchez, R (1, 3) OBP: 0.303, SLG: 0.510	C CU 79 1 SAFE C FF 92 1 SAFE D CU 80 X CU 79 1-2 ②③ F9-2 3-H		B CU 78 D CU 81 B SL 88 C SL 88 C FF 91 C FF 92 3-3 ③ K			C CU 79 S SL 88 F SL 88 B SI 92 F SL 87 F SI 91 X SI 92 1-2 ③ G4-3		B CU 76 F SI 90 X SI 90 1-1 ② G4-3 2-3		4	0	0	0	0	1	5
55 Russell Martin, R (1, 2) OBP: 0.405, SLG: 0.390 19 Chris Stewart, R (9, 2) OBP: 0.317, SLG: 0.268		C FF 90 B SI 91 S SL 88 C FF 92 1-3 ① K	B SL 87 S FF 90 B SI 91 H SI 90 3-1 24 G1-6-3 HBP				B SL 87 X SI 90 1-0 6 F9 24 FC5 1B	B FF 92 D CU 79 C CU 78 S CH 83 B FF 92 F FF 92 C CU 78 3-3 ③ K		3 0	0 0	1 0	0 0	0 0	2 0	1 0
24 Pedro Alvarez, L (1, 5) OBP: 0.319, SLG: 0.403		F SI 92 B FF 91 C CU 79 B FF 90 S CU 79 2-3 ② K	F CU 79 B SI 92 X CU 79 1-1 ①② G1-6-3 1-2f				F CU 78 1 SAFE D CU 78 X SI 90 1-1 FC5 10 1B 1-2		B CU 77 B SI 90 X SI 91 2-0 ① G6-3	4	0	0	0	0	1	2
6 Starling Marte, R (1, 7) OBP: 0.304, SLG: 0.355		X FF 92 0-0 E6	B SL 88 C SI 90 C SI 92 B CU 80 F FF 91 S SL 89 2-3 ③ K				L SL 86 L SL 87 B SL 88 X SL 87 1-2 ① F9 2-3		L SI 91 S CH 84 B CU 79 B CH 85 B SI 93 B SI 91 4-2 23 FC6-4 15 S BB	3	0	0	0	1	1	2
10 Jordy Mercer, R (1, 6) OBP: 0.261, SLG: 0.327 15 Ike Davis, L (9, PH) OBP: 0.360, SLG: 0.365 12 Clint Barmes, R (9, PR) OBP: 0.294, SLG: 0.250		C CU 79 X FF 92 0-1 ③ F8			B CU 78 C FF 90 F SI 92 X SL 87 1-2 ① F9		L FF 90 B SI 91 X CU 79 1-1 1-2 1B		1 SAFE C SI 89 B SI 90 B SI 90 B SI 89 B SI 91 4-1 23 FC6-4 1-2 BB	3 0 0	0 0 0	1 0 0	0 0 0	0 1 0	0 0 0	1 0 0
49 Jeff Locke, L (1, 1) OBP: 0.250, SLG: 0.250 31 Jose Tabata, R (7, PH) OBP: 0.333, SLG: 0.341 44 Tony Watson, L (8, 1) OBP: 1.000, SLG: 1.000 39 Jason Grilli, R (9, 1) 23 Travis Snider, L (9, PH) OBP: 0.313, SLG: 0.314			C FF 90 B SI 91 X FF 90 1-1 18 BB 1B		B SI 91 C SL 86 C SL 87 C SL 86 1-3 ② K		S SL 88 F FF 92 D SI 92 D SL 88 F SI 92 F SL 88 F SI 91 S FF 92 2-3 ② K		C SI 90 X FF 90 0-1 ② FC6-4 1-2f 2-3	2 1 0 0 1	0 0 0 0 0	1 0 0 0 0	0 0 0 0 0	0 1 0 0 0	1 3 0 0 2	0 0 0 0 0
Inning Stats	R: 0 H: 1 E: 0 LOB: 1 K: 0 BB: 0 S: 12 P: 20	R: 0 H: 0 E: 1 LOB: 1 K: 2 BB: 0 S: 9 P: 12	R: 0 H: 1 E: 0 LOB: 2 K: 1 BB: 1 S: 14 P: 25	R: 0 H: 0 E: 0 LOB: 0 K: 1 BB: 0 S: 7 P: 13	R: 0 H: 0 E: 0 LOB: 0 K: 1 BB: 0 S: 9 P: 13	R: 0 H: 0 E: 0 LOB: 0 K: 2 BB: 0 S: 12 P: 15	R: 0 H: 2 E: 0 LOB: 3 K: 1 BB: 0 S: 17 P: 23	R: 0 H: 1 E: 0 LOB: 1 K: 1 BB: 0 S: 13 P: 18	R: 0 H: 0 E: 0 LOB: 2 K: 0 BB: 2 S: 8 P: 20	1B: 4 2B: 2 3B: 0 HR: 0		SF: 0 SAC: 0 DP: 2 HBP: 2		WP: 0 PB: 0 SB: 1 CS: 0		PA: 37

PITCHER	IP	WLS	BF	H	R	ER	SO	BB	IBB	HBP	BLK	WP	HR	S	P	ERA	WHIP
49 Yovani Gallardo, R (1, 1) ERA: 3.71	7.0	W	28	4	0	0	8	1	0	2	0	0	0	80	121	0.00	0.714
47 Rob Wooten, R (8, 1) ERA: 2.95	0.2	H	3	1	0	0	0	0	0	0	0	0	0	9	11	0.00	1.500
57 Francisco Rodríguez, R (8, 1) ERA: 2.08	1.1	S	6	0	0	0	1	2	0	0	0	0	0	12	27	0.00	1.500

PITCHER	IP	WLS	BF	H	R	ER	SO	BB	IBB	HBP	BLK	WP	HR	S	P	ERA	WHIP

Milwaukee Brewers @ Pittsburgh Pirates

PNC Park, Pittsburgh, PA

Sun Jun 08 2014, 1:42 PM - 4:38 PM EDT

Att. 35,002 - Cloudy - 74 F

livebaseballscorecards.com

AB	32
R	0
H	5
RBI	0
BB	3
SO	9
LOB	24

Chicago Cubs @ Pittsburgh Pirates

PNC Park, Pittsburgh, PA

Mon Jun 09 2014, 7:07 PM - 9:40 PM EDT

Att. 24,075 - Cloudy - 69 F

TOP

livebaseballscorecards.com

Batter	1	2	3	4	5	6	7	8	9	AB	R	H	RBI	BB	SO	LOB
64 Emilio Bonifácio, S (1, 4) OBP: 0.312, SLG: 0.346	B FF 92 X SI 92 1-0 F7 ①		C CU 77 B FS 84 F FS 84 B SI 92 X CU 78 2-2 G1-3 ③			C SI 90 B SI 90 X CU 78 1-1 G4-3 ①		C FF 92 C KC 80 S FC 92 0-3 K ①		4	0	0	0	0	1	0
21 Junior Lake, R (1, 8) OBP: 0.270, SLG: 0.439	X SI 93 0-0 G5-3 ②			C SI 92 B CU 79 F SI 92 B CU 79 S CU 79 2-3 K ①		B CU 78 F SI 92 S SI 92 F CU 79 B CU 78 X SI 92 2-2 G5-3 ②		B FC 93 X KC 81 1-0 G6-3 ②		4	0	0	0	0	1	0
44 Anthony Rizzo, L (1, 3) OBP: 0.401, SLG: 0.486	C SI 93 C SI 92 B FS 85 S CU 79 1-3 K ③			B FS 86 C SI 93 X SI 91 1-1 F8 ②		F SI 91 S CU 78 F CU 79 X CU 78 0-2 13 2B 1B		B FF 94 X FF 93 1-0 F7 ③		4	1	1	0	0	1	0
13 Starlin Castro, R (1, 6) OBP: 0.318, SLG: 0.455		B SI 90 C SI 92 B CU 79 X SI 91 2-1 G5-3 ①		C FF 92 B SI 92 B FS 84 B SI 92 C SI 93 X SI 92 3-2 1B		X SI 92 0-0 1-H 2B			B SI 92 C SI 92 B SI 92 X SI 91 2-1 HR	4	1	3	2	0	0	0
24 Luis Valbuena, L (1, 5) OBP: 0.379, SLG: 0.429		C SI 93 X SI 93 0-1 1B		1 SAFE B SI 90 X SI 90 1-0 G3 ③		B CU 77 C CU 77 C CU 78 S CU 78 1-3 K ③			B SI 92 B SI 92 C SI 91 X SI 92 2-1 G4-3 ①	4	0	1	0	0	1	2
19 Nate Schierholtz, L (1, 9) OBP: 0.276, SLG: 0.325		C SI 91 F FS 84 B SI 89 1 SAFE S CU 78 1-3 K ②			S CU 78 X SI 91 0-1 12 G6-3 2B		B SI 90 F SI 90 X SI 90 1-1 F8 ①		B SI 92 C SI 92 X CH 88 1-1 G3 ②	4	0	1	0	0	1	1
8 Chris Coghlan, L (1, 7) OBP: 0.300, SLG: 0.340		L SI 90 C SI 91 1 SAFE C SI 90 0-3 K ③			B SI 91 B SI 90 C SI 91 C SI 91 S CU 79 2-3 K ①		X SI 91 0-0 L8 ②		B SI 92 C SI 92 B CH 87 X SI 92 2-1 2B	4	0	1	0	0	2	2
12 John Baker, L (1, 2) OBP: 0.211, SLG: 0.185			X SI 91 0-0 G4-3 ①		X SI 92 0-0 G6-3 ② 2-3		B SI 92 B SI 91 X SI 90 2-0 1B		C SI 93 X SI 93 0-1 L7 ③	4	0	1	0	0	0	2
36 Edwin Jackson, R (1, 1) OBP: 0.080, SLG: 0.120 20 Justin Ruggiano, R (7, PH) OBP: 0.338, SLG: 0.390 33 Carlos Villanueva, R (7, 1)			C SI 92 S SI 92 S SI 92 0-3 K ②		X SI 92 0-0 G5-3 ③		C SI 91 S CU 80 X CU 79 0-2 F8 ③			2 1 0	0 0 0	0 0 0	0 0 0	0 0 0	1 0 0	1 1 0
Inning Stats	R: 0 E: 0 K: 1 S: 5 H: 0 LOB: 0 BB: 0 P: 7	R: 0 E: 0 K: 2 S: 10 H: 1 LOB: 1 BB: 0 P: 13	R: 0 E: 0 K: 1 S: 7 H: 0 LOB: 0 BB: 0 P: 9	R: 0 E: 0 K: 1 S: 9 H: 1 LOB: 1 BB: 0 P: 16	R: 0 E: 0 K: 1 S: 7 H: 1 LOB: 1 BB: 0 P: 9	R: 1 E: 0 K: 1 S: 14 H: 2 LOB: 1 BB: 0 P: 18	R: 0 E: 0 K: 0 S: 7 H: 1 LOB: 1 BB: 0 P: 10	R: 0 E: 0 K: 1 S: 5 H: 0 LOB: 0 BB: 0 P: 7	R: 1 E: 0 K: 0 S: 10 H: 2 LOB: 1 BB: 0 P: 17	1B: 4 2B: 3 3B: 0 HR: 1	SF: 0 SAC: 0 DP: 0 HBP: 0					

	AB	35
	R	2
	H	8
	RBI	2
	BB	0
	SO	8
	LOB	9

WP: 0 PB: 0 SB: 0 CS: 0 PA: 35

PITCHER		IP	WLS	BF	H	R	ER	SO	BB	IBB	HBP	BLK	WP	HR	S	P	ERA	WHIP
50 Charlie Morton, R ERA: 3.14	(1, 1)	7.0	W	27	6	1	1	7	0	0	0	0	0	0	59	82	1.29	0.857
35 Mark Melancon, R ERA: 2.1	(8, 1)	1.0	H	3	0	0	0	1	0	0	0	0	0	0	5	7	0.00	0.000
48 Jared Hughes, R ERA: 2.14	(9, 1)	1.0		5	2	1	1	0	0	0	0	0	0	1	10	17	9.00	2.000

PITCHER	IP	WLS	BF	H	R	ER	SO	BB	IBB	HBP	BLK	WP	HR	S	P	ERA	WHIP

Batter	1	2	3	4	5	6	7	8	9	AB	R	H	RBI	BB	SO	LOB
5 Josh Harrison, R (1, 4) OBP: 0.327, SLG: 0.472	B FF 92 B FF 91 B FF 91 B FF 92 4-0 BB		C SL 84 F SL 84 X SL 88 0-2 ① G5-3		C SL 86 S SL 85 B SL 87 B FF 93 S SL 87 2-3 ② K		B FF 90 X CH 81 1-0 ② L6	X FF 89 0-0 ③ F9		4	0	0	0	1	1	2
23 Travis Snider, L (1, 9) OBP: 0.326, SLG: 0.331	B FF 92 1 SAFE 1 SAFE C CU 78 F FF 91 F SL 86 S FF 93 1-3 ① K		X FF 93 0-0 22 HR 2B		B CU 81 C SL 85 B FF 93 X FF 93 2-1 22 2B 1B		B CU 72 B CU 74 B CH 81 C FF 88 B CH 82 4-1 BB			3	2	2	0	1	1	1
22 Andrew McCutchen, R (1, 8) OBP: 0.423, SLG: 0.509	S FF 92 1 SAFE X FF 93 0-1 ② F8		C SL 88 S SL 86 D SL 88 X FF 95 1-2 2-H HR		C FF 91 B SL 88 X FF 95 1-1 1-H 2B		B CH 81 F CH 82 S CU 77 D SL 85 B FF 92 T CH 83 3-2 ③ K			4	1	2	3	0	1	2
15 Ike Davis, L (1, 3) OBP: 0.363, SLG: 0.384	F FF 92 S SL 84 B SL 86 1 SAFE B FF 94 1 SAFE S SL 86 2-3 ③ K		C SL 84 X SL 85 0-1 ② L8		S SL 85 B SL 86 D SL 86 B SL 84 B FF 93 4-1 BB			B CU 76 B SI 89 X FF 90 2-0 HR		3	1	1	1	1	1	1
24 Pedro Alvarez, L (1, 5) OBP: 0.322, SLG: 0.409		B CU 78 X FF 92 1-0 6 2B 1B	F FF 93 F CU 78 S SL 86 0-3 ③ K		C SL 85 B FF 94 S FF 94 S FF 94 1-3 ③ K			X CH 82 0-0 6 2B 2B		4	2	2	0	0	2	2
6 Starling Marte, R (1, 7) OBP: 0.311, SLG: 0.371		L FF 92 X FF 93 0-1 19 G1 1-H 2B		F FF 94 S SL 85 B FF 92 X SL 86 1-2 ① G6-3		B SL 82 C FF 92 B FF 91 X FF 92 2-1 10 G6-3 10 S 19 CS 1B		B SI 88 F CH 81 X FF 90 1-1 17 FC3-6 2-H 2B		4	0	3	2	0	0	0
10 Jordy Mercer, R (1, 6) OBP: 0.255, SLG: 0.320		B SL 86 S SL 84 S SL 85 X SL 88 1-2 ① L4	C FF 94 S SL 85 B SL 86 S SL 86 1-3 ② K		1 SAFE B FF 89 B FF 92 C SL 85 F SL 85 X SL 87 2-2 ① G6-3 1-3			X FF 88 0-0 E5 17 FC3-6		4	0	0	0	0	1	3
19 Chris Stewart, R (1, 2) OBP: 0.299, SLG: 0.250		C FF 94 X SL 87 0-1 ② G1 2-3	B SL 86 B FF 93 C FF 93 X SL 85 2-1 ③ F8		M SL 88 S SL 87 B SL 86 X SL 87 1-2 ②③ G6-3 3-H			C CU 74 F FF 89 S SL 82 0-3 ① K		4	0	0	0	0	1	4
50 Charlie Morton, R (1, 1) 31 Jose Tabata, R (7, PH) OBP: 0.331, SLG: 0.338 35 Mark Melancon, R (8, 1) 17 Gaby Sanchez, R (8, PH) OBP: 0.300, SLG: 0.505 48 Jared Hughes, R (9, 1)		S FF 93 S FF 95 S FF 94 0-3 ③ K			C FF 93 B FF 93 F FF 91 F FF 94 F SL 86 F FF 92 S FF 93 1-3 ① K		B CU 72 X FF 89 1-0 ① G5-3	S SL 82 C FF 89 B SL 83 X SL 84 1-2 ② FC3-6 1-2f 2-3		2 1 0 1 0	0 0 0 0 0	0 0 0 0 0	0 0 0 0 0	2 0 0 0 0	1 0 0 2 0
Inning Stats	R: 0 E: 0 K: 2 S: 9 H: 0 LOB: 1 BB: 1 P: 16	R: 1 E: 0 K: 1 S: 11 H: 2 LOB: 1 BB: 0 P: 13	R: 2 E: 0 K: 1 S: 12 H: 2 LOB: 0 BB: 0 P: 13	R: 0 E: 0 K: 1 S: 8 H: 0 LOB: 0 BB: 0 P: 12	R: 1 E: 0 K: 3 S: 17 H: 2 LOB: 2 BB: 1 P: 28	R: 0 E: 0 K: 0 S: 8 H: 1 LOB: 0 BB: 0 P: 13	R: 0 E: 0 K: 1 S: 6 H: 0 LOB: 1 BB: 1 P: 15	R: 2 E: 1 K: 1 S: 12 H: 3 LOB: 2 BB: 0 P: 16		1B: 3 2B: 5 3B: 0 HR: 2	SF: 0 SAC: 0 DP: 0 HBP: 0		WP: 0 PB: 0 SB: 1 CS: 1	PA: 37		

PITCHER		IP	WLS	BF	H	R	ER	SO	BB	IBB	HBP	BLK	WP	HR	S	P	ERA	WHIP
36 Edwin Jackson, R ERA: 4.7	(1, 1)	6.0	L	26	7	4	4	8	2	0	0	0	0	1	65	95	6.00	1.500
33 Carlos Villanueva, R ERA: 7.41	(7, 1)	2.0		11	3	2	2	2	1	0	0	0	0	1	18	31	9.00	2.000

PITCHER	IP	WLS	BF	H	R	ER	SO	BB	IBB	HBP	BLK	WP	HR	S	P	ERA	WHIP

BOTTOM

Chicago Cubs @ Pittsburgh Pirates

PNC Park, Pittsburgh, PA

Mon Jun 09 2014, 7:07 PM - 9:40 PM EDT

Att. 24,075 - Cloudy - 69 F

livebaseballscorecards.com

AB	34
R	6
H	10
RBI	6
BB	3
SO	10
LOB	18

Chicago Cubs @ Pittsburgh Pirates

PNC Park, Pittsburgh, PA

Tue Jun 10 2014, 7:09 PM - 10:27 PM EDT

Att. 31,567 - Partly Cloudy - 75 F

TOP

livebaseballscorecards.com

Batter	1	2	3	4	5	6	7	8	9	AB	R	H	RBI	BB	SO	LOB
64 Emilio Bonifácio, S (1, 8) OBP: 0.310, SLG: 0.343	C SI 90 B SL 82 F SI 91 B CH 82 F SI 93 B CH 85 X CH 84 3-2 G5-3		B SI 92 L SI 91 B SI 92 B CH 84 C SI 92 F SI 93 S SL 85 3-3 K		C SI 93 S SI 93 B SI 92 B SI 93 B CH 85 X SI 94 3-2 G4-3		X SI 92 0-0 F7		B FF 94 F SI 92 X SI 93 1-1 21 CS 1B	5	0	1	0	0	1	0
21 Junior Lake, R (1, 7) OBP: 0.273, SLG: 0.438	F SI 91 S CH 84 B CH 86 B SL 83 X CH 83 2-2 44 S 44 HR 1B		S SL 85 C SI 94 X SL 85 0-2 G2-3		C SI 93 B SI 94 S SI 94 1-3 K		C SI 94 X SI 92 0-1 44 2B 1B		1 SAFE 1 SAFE B FF 93 C SI 93 S SL 85 X SI 94 1-2 G1-3 1-2	5	2	2	0	0	1	1
44 Anthony Rizzo, L (1, 3) OBP: 0.406, SLG: 0.514	C SL 87 B SI 95 X SL 86 1-1 1-H HR			B SI 92 C SI 92 B SI 92 X SI 90 2-1 13 F8 15 2B 2B		B SI 92 C SI 93 B SI 94 B SI 94 F SI 93 X SI 94 3-2 G3-1	1 SAFE B SI 92 1 SAFE X SI 93 1-0 1-H 13 1B 2B			4	3	3	3	0	0	0
13 Starlin Castro, R (1, 6) OBP: 0.321, SLG: 0.454	C CH 84 B SI 94 F SI 94 B SI 94 F SL 85 F CH 86 S SL 87 2-3 K			B SI 90 X SI 91 1-0 F8 2-3		B SI 94 B SL 88 B SL 86 C SI 93 F SL 86 F SI 93 B SI 94 4-2 20 HBP 24 2B BB	C SL 85 B SI 94 X SL 85 1-1 20 FC4-6 2-H 1B			3	1	1	1	1	1	1
20 Justin Ruggiano, R (1, 9) OBP: 0.361, SLG: 0.393	B SI 93 X SI 94 1-0 30 CS 1B			F SI 90 B SI 90 B SI 91 H SI 91 3-1 15 2B HBP		H SI 93 1-0 1-2 24 2B HBP	1 SAFE B SI 94 X CH 87 1-0 FC4-6 1-2f			2	1	1	0	0	0	1
30 Mike Olt, R (1, 5) OBP: 0.234, SLG: 0.367 24 Luis Valbuena, L (6, PH) (6, 5)	F CH 86 1 SAFE B SI 94 1-1 CS 1-2	F SI 92 B SI 92 S CH 85 B SL 84 C SL 85 2-3		B SI 92 C SI 91 C SI 90 D CH 85 B SI 90 C SI 92 3-3		X SI 93 0-0 1-H 2-H 2B		B FF 92 X SI 91 1-0 15 G6-4-3 1B		2 2	0 0	0 2	0 2	0 0	2 0	2 0
15 Darwin Barney, R (1, 4) OBP: 0.264, SLG: 0.300		B SI 93 C SI 93 X SI 94 1-1 L9		B SI 92 C SI 91 B SI 92 X SL 79 2-1 1-3 3-H 2B		C SL 84 X SL 87 0-1 G5-3		C SI 93 B SI 92 1 SAFE F SI 93 X SI 94 1-2 G6-4-3 1-2f		4	0	1	1	0	0	2
32 Eli Whiteside, R (1, 2)		C SI 93 F SI 94 F SL 86 C SI 94 0-3		X SI 91 0-0 G3-1		C SI 93 C SI 94 B SI 94 X SL 85 1-2 P3		F SI 93 B FF 95 S SI 92 S SL 85 1-3 K		4	0	0	0	0	2	3
37 Travis Wood, R (1, 1) OBP: 0.296, SLG: 0.520 63 Brian Schlitter, R (7, 1) OBP: 1.000, SLG: 1.000 53 Wesley Wright, R (7, 1) 46 Pedro Strop, R (8, 1) 19 Nate Schierholtz, L (9, PH) OBP: 0.274, SLG: 0.323 40 James Russell, L (9, 1) 54 Neil Ramírez, R (9, 1)			C SL 81 B SI 92 F CH 84 X CH 84 1-2 G5-3		F SI 93 X SI 93 0-1 G6-3		F SI 92 X SI 92 0-1 G5-3		B FF 93 B FF 93 X SI 92 2-0 G6-3	3 0 0 0 1 0 0 0	0 0 0 0 0 0 0 0	0 0 0 0 0 0 0 0	0 0 0 0 0 0 0 0	0 0 0 0 0 0 0 0	0 0 0 0 0 0 0 0	0 0 0 0 0 0 0 0
Inning Stats	R: 2 E: 0 K: 1 S: 16 H: 3 LOB: 0 BB: 0 P: 26	R: 0 E: 0 K: 2 S: 9 H: 0 LOB: 0 BB: 0 P: 12	R: 0 E: 0 K: 1 S: 10 H: 0 LOB: 0 BB: 0 P: 14	R: 1 E: 0 K: 1 S: 10 H: 2 LOB: 2 BB: 0 P: 21	R: 0 E: 0 K: 1 S: 8 H: 0 LOB: 0 BB: 0 P: 12	R: 2 E: 0 K: 0 S: 12 H: 1 LOB: 1 BB: 1 P: 21	R: 2 E: 0 K: 0 S: 9 H: 3 LOB: 1 BB: 0 P: 12	R: 0 E: 0 K: 1 S: 7 H: 1 LOB: 0 BB: 0 P: 10	R: 0 E: 0 K: 0 S: 6 H: 1 LOB: 0 BB: 0 P: 10	1B: 6 2B: 4 3B: 0 HR: 1	SF: 0 SAC: 0 DP: 1 HBP: 2					

	AB	35
	R	7
	H	11
	RBI	7
	BB	1
	SO	7
	LOB	10

WP: 0 PB: 0 SB: 1 CS: 2 PA: 39

PITCHER		IP	WLS	BF	H	R	ER	SO	BB	IBB	HBP	BLK	WP	HR	S	P	ERA	WHIP
47 Francisco Liriano, L ERA: 4.6	(1, 1)	3.0		11	3	2	2	4	0	0	0	0	0	1	35	52	6.00	1.000
30 Jeanmar Gómez, R ERA: 4.09	(4, 1)	1.0		6	2	1	1	1	0	0	1	0	0	0	10	21	9.00	2.000
65 Casey Sadler, R ERA: 6.23	(5, 1)	2.2	L	14	4	4	4	1	1	0	1	0	0	0	28	43	13.50	1.875
37 Justin Wilson, L ERA: 4.44	(7, 1)	0.1		1	0	0	0	0	0	0	0	0	0	0	1	2	0.00	0.000
48 Jared Hughes, R ERA: 1.96	(8, 1)	2.0		6	2	0	0	1	0	0	0	0	0	0	13	20	0.00	1.000

PITCHER	IP	WLS	BF	H	R	ER	SO	BB	IBB	HBP	BLK	WP	HR	S	P	ERA	WHIP

Chicago Cubs @ Pittsburgh Pirates

PNC Park, Pittsburgh, PA

Tue Jun 10 2014, 7:09 PM - 10:27 PM EDT

Att. 31,567 - Partly Cloudy - 75 F

livebaseballscorecards.com

Batter	1	2	3	4	5	6	7	8	9	AB	R	H	RBI	BB	SO	LOB
5 Josh Harrison, R (1, 5) OBP: 0.323, SLG: 0.473	C SI 88 C SI 89 B FC 85 B FF 90 T FC 87 2-2 ① **K**		B CH 79 S SI 89 X FC 87 1-1 ② **L7** X SI 90 0-0 ② **SF8** **2-3** **3-H**				F FF 89 F SI 89 F SL 82 B FF 89 B FC 87 F FF 90 F CH 80 X CH 80 2-2 25 G4-3 **2B**		B FF 95 C FF 95 B SL 88 S FF 95 B FF 96 X FF 95 3-2 ① **P5** **1-2**	4	0	1	1	0	1	1
25 Gregory Polanco, L (1, 9) OBP: 0.200, SLG: 0.200	C FC 86 F FF 90 X SL 81 0-2 ② **P6**		C FF 90 X SI 90 0-1 22 HR **1B**	C FC 86 1 SAFE X FC 86 0-1 ③ **P6**			B FC 86 B FC 87 C SI 89 X FC 85 2-1 ② **G4-3** **2-3**		C FF 95 F CU 81 B FF 95 B SL 86 F FF 95 S SL 89 2-3 ② **K**	5	1	1	0	0	1	4
22 Andrew McCutchen, R (1, 8) OBP: 0.426, SLG: 0.521	B SI 90 F SI 89 B SL 76 T SI 90 X FF 91 2-2 ③ **F9**		1 SAFE 1 SAFE X SI 89 0-0 **1-H** **HR**		X FC 86 0-0 55 G6-4-3 **1B**		B SI 92 B SL 84 C SI 93 B SI 94 B SI 94 4-1 **BB**		S SL 89 B FF 94 S SL 87 D SL 88 D FF 95 X FF 95 3-2 ③ **L9**	4	1	2	2	1	0	1
17 Gaby Sanchez, R (1, 3) OBP: 0.301, SLG: 0.495 15 Ike Davis, L (7, PH) (8, 3) OBP: 0.361, SLG: 0.381		B SI 89 C SI 88 F FF 88 F CU 75 X FF 91 1-2 ① **L9**	C FC 87 F FC 87 B CH 82 B SL 81 B FF 88 B FC 87 4-2 55 S **BB**		B FC 85 B FF 88 X SI 88 2-0 ① **L7**		X SL 82 0-0 ③ **P6**			2	0	0	0	1	0	1
										1	0	0	0	0	0	2
55 Russell Martin, R (1, 2) OBP: 0.408, SLG: 0.394		C SI 89 X CU 74 0-1 12 FC5 10 S **1B**	C FC 85 C SI 88 B FF 89 X FC 86 1-2 ③ **P5** **1-2**		C FC 86 1 SAFE B FF 87 X SL 79 1-1 ② ③ **G6-4-3** **1-2f**			F SI 95 B SL 82 F SI 94 X SI 95 1-2 6 E **1B**		4	0	2	0	0	0	2
6 Starling Marte, R (1, 7) OBP: 0.315, SLG: 0.378		S FC 86 S CH 80 D CH 80 B FC 86 F FF 90 T FC 87 2-2 ② **K**		C FC 85 B CH 79 B FC 85 B CH 79 X SI 89 3-1 10 FC1-6 **2B**		C FF 88 B SI 89 F FC 86 F SL 81 B FF 90 X FC 87 3-2 10 P5-3 **1B**		F SI 96 B SI 96 X SI 96 1-1 **FC6** 12 G5-4-3 **1-2**		4	0	2	0	0	1	2
10 Jordy Mercer, R (1, 6) OBP: 0.255, SLG: 0.315		B SI 89 B FC 87 C SI 89 B FC 87 B FC 87 4-1 12 FC5 **BB** **1-2**		F FC 85 B FC 85 X CH 78 1-1 ① **FC1-6** 31 1B 12 1B 5 SF8 **2-2**		1 SAFE D FC 85 X FF 87 1-0 ① ② **P5-3** **1-1f**		C SI 96 C SI 95 S SL 83 0-3 ① **K**		3	1	0	0	1	1	4
12 Clint Barmes, R (1, 4) OBP: 0.292, SLG: 0.250		F FC 86 X FC 87 0-1 ③ **FC5** **1-2** **2-3f**		B SI 88 X FC 85 1-0 5 SF8 31 1B **1B** **1-2**		B SI 89 T FC 86 X CH 79 1-1 ③ **G6-3**		C SL 82 X SI 96 0-1 ② ③ **G5-4-3** **1-2f**		4	0	1	0	0	0	4
47 Francisco Liriano, L (1, 1) OBP: 0.095, SLG: 0.095 30 Jeanmar Gómez, R (4, 1) OBP: 1.000, SLG: 1.000 31 Jose Tabata, R (4, PH) OBP: 0.336, SLG: 0.343 65 Casey Sadler, R (5, 1) 37 Justin Wilson, L (7, 1) 23 Travis Snider, L (7, PH) OBP: 0.324, SLG: 0.328 48 Jared Hughes, R (8, 1) 24 Pedro Alvarez, L (9, PH) OBP: 0.324, SLG: 0.409			C SI 87 X FC 85 0-1 ① **F8**	B SI 88 S FC 86 X FC 85 1-1 **1B** **1-2** **2-3**			S FC 85 B SL 78 B FC 84 X FC 84 2-1 ① **G4-3**		B FF 89 B FC 87 F FF 89 B FC 87 F FF 91 B FF 90 4-2 5 BLK **BB**	1 0 1 0 0 1 0 0	0 0 0 0 0 0 0 0	0 0 1 0 0 0 0 1	0 0 0 0 0 0 0 0	0 0 0 0 0 0 0 1	0 0 0 0 0 0 0 0	0 0 0 0 0 0 0 0
Inning Stats	R: 0 E: 0 K: 1 S: 9 H: 0 LOB: 0 BB: 0 P: 13	R: 0 E: 0 K: 1 S: 13 H: 1 LOB: 2 BB: 1 P: 20	R: 2 E: 0 K: 0 S: 12 H: 2 LOB: 1 BB: 1 P: 18	R: 1 E: 0 K: 0 S: 10 H: 3 LOB: 2 BB: 0 P: 16	R: 0 E: 0 K: 0 S: 4 H: 1 LOB: 0 BB: 0 P: 7	R: 0 E: 0 K: 0 S: 7 H: 1 LOB: 0 BB: 0 P: 12	R: 0 E: 0 K: 0 S: 12 H: 1 LOB: 2 BB: 1 P: 22	R: 0 E: 1 K: 1 S: 10 H: 1 LOB: 1 BB: 0 P: 12	R: 0 E: 0 K: 1 S: 13 H: 0 LOB: 1 BB: 1 P: 25	1B: 7 2B: 3 3B: 0 HR: 1 SF: 1 SAC: 0 DP: 3 HBP: 0						

	AB	34
	R	3
	H	10
	RBI	3
	BB	4
	SO	4
	LOB	21

WP: 0 PB: 0 SB: 2 CS: 0 PA: 39

PITCHER		IP	WLS	BF	H	R	ER	SO	BB	IBB	HBP	BLK	WP	HR	S	P	ERA	WHIP
37 Travis Wood, L ERA: 4.95	(1, 1)	6.2	W	29	9	3	3	2	2	0	0	0	0	1	65	102	4.05	1.650
63 Brian Schlitter, R ERA: 2.43	(7, 1)	0.0		1	0	0	0	0	1	0	0	0	0	0	1	5	∞	∞
53 Wesley Wright, L ERA: 2.79	(7, 1)	0.1	H	1	0	0	0	0	0	0	0	0	0	0	1	1	0.00	0.000
46 Pedro Strop, R ERA: 4.34	(8, 1)	1.0		4	1	0	0	1	0	0	0	0	0	0	10	12	0.00	1.000
40 James Russell, L ERA: 3.0	(9, 1)	0.0		1	0	0	0	0	1	0	0	0	0	0	3	7	∞	∞

PITCHER		IP	WLS	BF	H	R	ER	SO	BB	IBB	HBP	BLK	WP	HR	S	P	ERA	WHIP
54 Neil Ramírez, R ERA: 0.6	(9, 1)	1.0		3	0	0	0	1	0	0	0	1	0	0	10	18	0.00	0.000

Chicago Cubs @ Pittsburgh Pirates

PNC Park, Pittsburgh, PA

Wed Jun 11 2014, 8:44 PM - 11:40 PM EDT

Att. 20,540 - Cloudy - 67 F

TOP

livebaseballscorecards.com

Batter	1	2	3	4	5	6	7	8	9	AB	R	H	RBI	BB	SO	LOB
8 Chris Coghlan, L (1, 7) OBP: 0.277, SLG: 0.310	C SI 91 B SI 92 F SI 93 X SI 92 1-2 ① F8	C SI 92 F SL 85 F SL 84 B CH 85 B SI 93 X SI 92 2-2 ③ F9			B SI 92 C CH 84 F CH 84 X SI 93 1-2 ① F9		B SI 94 X SI 93 1-0 ① F8		B SL 80 C FF 91 X CH 85 1-1 ③ P4	5	0	0	0	0	0	1
20 Justin Ruggiano, R (1, 8) (8, 9) OBP: 0.368, SLG: 0.391	B SI 93 X SI 93 1-0 1B		X SI 93 0-0 ① L9		B SL 84 B SI 92 X SI 92 2-0 E5 24 1B		B SI 94 C SI 94 C CH 87 B CH 87 B CH 87 F SI 94 F SI 95 B SI 95 4-2 BB			3	0	1	0	1	0	0
44 Anthony Rizzo, L (1, 3) OBP: 0.407, SLG: 0.509	F SI 93 B SI 93 1 SAFE C SI 93 1 SAFE S SL 85 1-3 ② K		H SI 93 1-0 24 2B HBP		D CH 86 D CH 86 D CH 85 C CH 85 B SL 81 4-1 24 1B BB		B SI 94 B SI 95 F SI 94 C SI 95 S SI 96 2-3 ② K			2	0	0	0	1	2	2
13 Starlin Castro, R (1, 6) OBP: 0.316, SLG: 0.447	X SI 93 0-0 ③ L8		C SL 85 C SI 92 B SI 91 B SI 92 S SL 84 2-3 ② K		B SL 84 X SI 93 1-0 ② L8		B SI 95 C SI 95 F SI 95 X CH 87 1-2 ③ G5-3			4	0	0	0	0	1	5
24 Luis Valbuena, L (1, 5) OBP: 0.394, SLG: 0.456		C SI 92 B SI 91 F SI 92 X SI 93 1-2 19 BB 12 1B 1B	C CH 86 F SI 92 F SL 84 X SL 83 0-2 1-3 2B		F CH 85 B SI 93 2 SAFE F SI 93 D CH 86 X SI 92 2-2 1-2 2-3 1B			C FC 91 S KC 81 S KC 80 0-3 ① K		4	1	3	0	0	1	0
19 Nate Schierholtz, L (1, 9) OBP: 0.274, SLG: 0.318 52 Justin Grimm, R (8, 1)		B SI 92 F SI 92 D SL 84 1 SAFE F SL 83 B SL 84 1 SAFE B SI 92 4-2 12 1B 15 G4-3 1-2 BB	C SI 93 F SI 93 X SI 92 0-2 ③ F9		F CH 85 C SI 93 S SL 85 0-3 ③ K			X FC 92 0-0 ② G4-3		3 0	1 0	0 0	0 0	1 0	1 0	5 0
12 John Baker, L (1, 2) OBP: 0.213, SLG: 0.188		B SI 93 X SI 93 1-0 15 G4-3 1-3 2-H 1B		B SI 91 C CH 84 C SI 91 S CH 85 1-3 ① K		C SI 93 C CU 77 B FF 95 S FC 88 1-3 ① K		C FC 91 B FC 92 F FC 92 C KC 80 1-3 ③ K		4	0	1	1	0	3	0
15 Darwin Barney, R (1, 4) OBP: 0.256, SLG: 0.289		C SI 93 F SI 93 F SL 85 X SL 84 0-2 ① G4-3 1-2 3-H		F SL 84 C SI 92 B SI 93 B SL 85 F SI 93 B SI 94 X SI 93 3-2 ② G5-3		X SI 94 0-0 ② L7			B FF 90 C FF 91 B SL 82 X FF 92 2-1 ① G4-3	4	0	0	1	0	0	1
39 Jason Hammel, R (1, 1) OBP: 0.111, SLG: 0.077 30 Mike Olt, R (6, PH) OBP: 0.233, SLG: 0.364 33 Carlos Villanueva, R (6, 1) 64 Emilio Bonifácio, S (8, 8) OBP: 0.309, SLG: 0.342		C SI 93 C SI 93 S SL 86 0-3 ② K		F SI 92 C SI 93 B SL 83 B SI 92 F SI 93 F SI 93 B SI 93 X SI 93 3-2 ③ G6-3		C FF 93 X CH 87 0-1 ③ F8			C SL 81 F FF 91 F FF 92 B FF 91 B FF 92 F SL 82 X FF 91 2-2 ② G3-1	2 1 0 1	0 0 0 0	0 0 0 0	0 0 0 0	0 0 0 0	1 0 0 0	1 0 0 0
Inning Stats	R: 0 E: 0 K: 1 S: 8 H: 1 LOB: 1 BB: 0 P: 11	R: 2 E: 0 K: 1 S: 17 H: 2 LOB: 1 BB: 1 P: 25	R: 0 E: 0 K: 1 S: 11 H: 1 LOB: 2 BB: 0 P: 14	R: 0 E: 0 K: 1 S: 12 H: 0 LOB: 0 BB: 0 P: 19	R: 0 E: 1 K: 1 S: 12 H: 1 LOB: 3 BB: 1 P: 22	R: 0 E: 0 K: 1 S: 6 H: 0 LOB: 0 BB: 0 P: 7	R: 0 E: 0 K: 1 S: 11 H: 0 LOB: 1 BB: 1 P: 19	R: 0 E: 0 K: 2 S: 7 H: 0 LOB: 0 BB: 0 P: 8	R: 0 E: 0 K: 0 S: 9 H: 0 LOB: 0 BB: 0 P: 14	1B: 4 2B: 1 3B: 0 HR: 0 SF: 0 SAC: 0 DP: 0 HBP: 1						

	AB	33
	R	2
	H	5
	RBI	2
	BB	3
	SO	9
	LOB	15

WP: 0 PA: 37
PB: 0
SB: 0
CS: 0

PITCHER		IP	WLS	BF	H	R	ER	SO	BB	IBB	HBP	BLK	WP	HR	S	P	ERA	WHIP
58 Brandon Cumpton, R ERA: 6.06	(1, 1)	5.0	W	24	5	2	2	5	2	0	1	0	0	0	60	91	3.60	1.400
37 Justin Wilson, L ERA: 4.26	(6, 1)	1.0	H	3	0	0	0	1	0	0	0	0	0	0	6	7	0.00	0.000
44 Tony Watson, L ERA: 0.9	(7, 1)	1.0	H	4	0	0	0	1	1	0	0	0	0	0	11	19	0.00	1.000
35 Mark Melancon, R ERA: 2.03	(8, 1)	1.0	H	3	0	0	0	2	0	0	0	0	0	0	7	8	0.00	0.000
39 Jason Grilli, R ERA: 2.81	(9, 1)	1.0	S	3	0	0	0	0	0	0	0	0	0	0	9	14	0.00	0.000

PITCHER	IP	WLS	BF	H	R	ER	SO	BB	IBB	HBP	BLK	WP	HR	S	P	ERA	WHIP

BOTTOM

Chicago Cubs @ Pittsburgh Pirates

PNC Park, Pittsburgh, PA

Wed Jun 11 2014, 8:44 PM - 11:40 PM EDT

Att. 20,540 - Cloudy - 67 F

livebaseballscorecards.com

Batter	1	2	3	4	5	6	7	8	9	AB	R	H	RBI	BB	SO	LOB
5 Josh Harrison, R (1, 4) OBP: 0.331, SLG: 0.473 12 Clint Barmes, R (3, PH) OBP: 0.280, SLG: 0.239 (4, 4)	B FF 93 B FF 93 B FF 92 B FF 92 4-0 22 HR BB	F SL 84 F SL 84 H FF 92 1-2 25 G3-1 1-2 HBP	C SL 81 C SL 82 S SL 83 0-3 ③ K			X FF 89 0-0 ① F8		C FF 94 B SL 84 B FF 93 S FF 93 B CU 82 F FF 94 C FF 93 3-3 ② K		0 3	1 0	0 0	0 0	1 0	0 2	0 2
25 Gregory Polanco, L (1, 9) OBP: 0.200, SLG: 0.200	C FF 91 ① 1 SAFE X FF 92 0-1 L8	B CU 77 F FF 93 X SL 84 1-1 ② G3-1 1-2 2-3 3-H		X SI 91 0-0 22 2B 15 L4-5 1B		C FF 89 S CU 78 B SL 84 C FF 90 1-3 ② K		C CU 80 X FF 94 0-1 ③ L6		5	0	1	1	0	1	3
22 Andrew McCutchen, R (1, 8) OBP: 0.434, SLG: 0.542	B FF 93 X FF 92 1-0 1-H HR	I IN 72 I IN 75 I IN 80 I IN 78 4-0 IBB		B SL 82 X FF 92 1-0 1-3 2B		B SL 84 B CU 75 B FF 90 B FF 90 4-0 15 S BB				2	1	2	2	2	0	0
15 Ike Davis, L (1, 3) OBP: 0.354, SLG: 0.372	C CU 76 B FF 93 C SL 84 C SL 84 1-3 ② K	S SL 85 B SL 86 B FF 94 C SL 84 S SL 85 2-3 ③ K		X SL 82 0-0 ①② L4-5 3-3		S CU 73 B CU 76 S CU 76 D CU 78 S SL 83 2-3 ③ K 1-2				4	0	0	0	0	3	6
55 Russell Martin, R (1, 2) OBP: 0.410, SLG: 0.393	B SL 84 C FF 92 C SL 82 X FF 92 2-1 1B		C FF 92 B FF 92 C SL 84 B SL 84 F SL 84 F FF 93 S SL 84 2-3 ① K	S SL 82 C SL 82 B FF 93 B FF 92 X SL 82 2-2 ③ F8			C FF 89 C SI 88 B SL 85 B SL 84 B CH 82 F FF 91 B CH 82 4-2 24 FC6-5 24 S BB			3	0	1	0	1	1	1
24 Pedro Alvarez, L (1, 5) OBP: 0.323, SLG: 0.415	S FF 91 X FF 93 0-1 ③ P6		B CU 76 B SL 83 B FF 91 X FF 90 3-0 6 1B 3B		C SL 81 X FF 91 0-1 ① G3		F FF 89 B CU 78 D CU 78 S SL 84 X FF 90 2-2 ① FC6-5 6 WP 1-3			4	1	1	0	0	0	2
6 Starling Marte, R (1, 7) OBP: 0.317, SLG: 0.380		C FF 92 B FF 91 S SL 83 B SL 85 S SL 83 2-3 ① K	B FF 91 F SI 93 X FF 92 1-1 10 1B 3-H 1B		C SL 82 B FF 91 X SL 82 1-1 10 1B 23 P2-4-5 1B		1 SAFE B SI 89 C SI 90 F CH 83 1 SAFE S FF 90 1-3 ② K 1-2			4	0	2	1	0	2	1
10 Jordy Mercer, R (1, 6) OBP: 0.266, SLG: 0.330		C FF 93 B FF 93 C SL 84 B SL 85 B FF 94 X FF 94 3-2 58 1B 25 G3-1 2B	B FF 88 1 SAFE C FF 90 B FF 89 1 SAFE B SL 83 C FF 90 X SI 88 3-2 1-3 1B		1 SAFE 1 SAFE D FF 91 1 SAFE C FF 91 1 SAFE X FF 91 1-1 1-3 1B		X CU 77 0-0 ③ F8		4	1	3	0	0	0	1
58 Brandon Cumpton, R (1, 1) OBP: 0.222, SLG: 0.125 23 Travis Snider, L (5, PH) OBP: 0.321, SLG: 0.325 37 Justin Wilson, L (6, 1) 44 Tony Watson, L (7, 1) OBP: 1.000, SLG: 1.000 35 Mark Melancon, R (8, 1) 31 Jose Tabata, R (8, PH) OBP: 0.333, SLG: 0.341 39 Jason Grilli, R (9, 1)		X FF 93 0-0 25 G3-1 5 HBP 2-3 1B	B FF 89 L FF 88 1 SAFE S SL 82 C SL 82 1-3 ② K		S FF 92 S FF 92 B FF 92 X FF 92 1-2 ②③ P2-4-5 3-3f			X FF 92 0-0 ① G6-3		2 1 0 0 0 1 0	0 0 0 0 0 0 0	1 0 0 0 0 0 0	0 0 0 0 0 0 0	0 0 0 0 0 0 0	1 2 0 0 0 0 0	2 2 0 0 0 0 0
Inning Stats	R: 2 E: 0 K: 1 S: 10 H: 2 LOB: 1 BB: 1 P: 18	R: 1 E: 0 K: 2 S: 14 H: 2 LOB: 3 BB: 1 P: 27	R: 1 E: 0 K: 3 S: 17 H: 3 LOB: 2 BB: 0 P: 27	R: 0 E: 0 K: 0 S: 6 H: 2 LOB: 1 BB: 0 P: 9	R: 0 E: 0 K: 0 S: 9 H: 2 LOB: 1 BB: 0 P: 12	R: 0 E: 0 K: 2 S: 7 H: 0 LOB: 1 BB: 1 P: 14	R: 0 E: 0 K: 1 S: 10 H: 0 LOB: 1 BB: 1 P: 17	R: 0 E: 0 K: 1 S: 7 H: 0 LOB: 0 BB: 0 P: 10		1B: 7 2B: 4 3B: 1 HR: 1	SF: 0 SAC: 0 DP: 2 HBP: 1		WP: 1 PB: 0 SB: 2 CS: 0	PA: 38		

	AB	33
	R	4
	H	11
	RBI	4
	BB	4
	SO	10
	LOB	20

PITCHER		IP	WLS	BF	H	R	ER	SO	BB	IBB	HBP	BLK	WP	HR	S	P	ERA	WHIP
39 Jason Hammel, R ERA: 2.81	(1, 1)	5.0	L	27	11	4	4	6	1	1	1	0	0	1	56	93	7.20	2.400
33 Carlos Villanueva, R ERA: 7.0	(6, 1)	2.0		8	0	0	0	3	2	0	0	0	1	0	17	31	0.00	1.000
52 Justin Grimm, R ERA: 3.0	(8, 1)	1.0		3	0	0	0	1	0	0	0	0	0	0	7	10	0.00	0.000

PITCHER	IP	WLS	BF	H	R	ER	SO	BB	IBB	HBP	BLK	WP	HR	S	P	ERA	WHIP

Batter	1	2	3	4	5	6	7	8	9	AB	R	H	RBI	BB	SO	LOB
64 Emilio Bonifácio, S (1, 8) OBP: 0.307, SLG: 0.340 8 Chris Coghlan, L (1, 7) OBP: 0.279, SLG: 0.300	C FF 93 X SI 93 0-1 G6-3		D KC 80 B CH 84 B KC 78 B FF 94 4-0 BB		C CH 85 S CH 87 X CH 86 0-2 F9		D KC 81 X SI 93 1-0 G6-3			1 2	0 0	0 0	0 0	0 1	0 0	0 3
21 Junior Lake, R (1, 7) OBP: 0.273, SLG: 0.434 (1, 8)	F SI 93 X SI 92 0-1 13 CS 1B		F FF 96 S KC 81 S KC 81 0-3 K		S KC 81 D KC 83 B SI 95 F KC 81 S KC 82 2-3 K		S SI 94 D KC 81 X KC 80 1-1 G4-3			4	0	1	0	0	2	5
44 Anthony Rizzo, L (1, 3) OBP: 0.401, SLG: 0.500	B KC 77 1 SAFE C CH 83 X FF 93 1-1 L8		D FF 96 B SI 95 C CH 85 S CH 86 S KC 82 2-3 K			B SI 94 F KC 78 X CH 84 1-1 G3-1		C SI 93 B SL 83 C SI 93 B SL 83 B CH 86 C SI 94 3-3 K		4	0	0	0	0	2	3
13 Starlin Castro, R (1, 6) OBP: 0.315, SLG: 0.444	1 SAFE B FF 93 1-0 CS 1-2	C KC 77 B SI 93 C SI 92 X KC 78 1-2 G5-3		B SI 93 B KC 93 X SI 94 2-0 G6-3		B KC 80 B KC 79 X SI 93 2-0 24 2B 1B		F SI 94 B SL 84 B SI 93 S CH 86 S SI 94 2-3 K		4	0	1	0	0	1	0
24 Luis Valbuena, L (1, 5) OBP: 0.396, SLG: 0.463		C CH 84 X KC 78 0-1 19 FC5-6 1B		C SI 92 S CH 86 C KC 82 0-3 K		C CH 83 F CH 85 F CH 86 X CH 86 0-2 1-3 2B		B SL 82 S SI 94 S SL 83 C SL 83 1-3 K		4	0	2	0	0	2	0
19 Nate Schierholtz, L (1, 9) OBP: 0.269, SLG: 0.312		B KC 78 C KC 77 1 SAFE F SI 94 F KC 80 F KC 81 X SI 95 1-2 FC5-6 1-2f		F SI 94 B SI 95 S CH 86 B KC 81 X SI 94 2-2 G4-3		C KC 79 F KC 79 S KC 80 0-3 K			C SI 92 F SI 93 S SL 85 0-3 K	4	0	0	0	0	2	3
12 John Baker, L (1, 2) OBP: 0.215, SLG: 0.181		B SI 93 S CH 84 1 SAFE B FF 94 F CH 84 B CH 85 X CH 84 3-2 F8			C CH 84 B SI 93 F SI 92 B KC 78 F KC 78 B FF 95 B SI 94 4-2 29 SH5-4 15 1B BB	B SI 93 B CH 82 X SI 93 2-0 G4-3			B SI 92 C SI 92 X SI 92 1-1 G4-3	3	0	0	0	1	0	3
15 Darwin Barney, R (1, 4) OBP: 0.264, SLG: 0.297			C SI 93 F SI 93 B FF 93 B FF 95 X SI 94 2-2 29 SH5-3 1B		C FF 93 X CH 85 0-1 29 SH5-4 1-2 1B		C FF 92 X SI 92 0-1 L7		F SI 93 B SL 85 S SI 93 X SI 93 1-2 G5-3	4	0	2	0	0	0	0
29 Jeff Samardzija, R (1, 1) OBP: 0.194, SLG: 0.300 40 James Russell, L (7, 1) 63 Brian Schlitter, R (7, 1) OBP: 1.000, SLG: 1.000 53 Wesley Wright, R (8, 1)			S SI 93 L KC 80 X KC 82 0-2 SH5-3 1-2		X FF 95 0-0 SH5-4 1-2 2-3		X FF 93 0-0 2B			1 0 0 0	0 0 0 0	1 0 0 0	0 0 0 0	0 0 0 0	0 0 0 0	0 0 0 0
Inning Stats	R: 0 E: 0 K: 0 S: 6 H: 1 LOB: 0 BB: 0 P: 8	R: 0 E: 0 K: 0 S: 13 H: 1 LOB: 1 BB: 0 P: 18	R: 0 E: 0 K: 2 S: 12 H: 1 LOB: 2 BB: 1 P: 20	R: 0 E: 0 K: 1 S: 7 H: 0 LOB: 0 BB: 0 P: 11	R: 0 E: 0 K: 1 S: 12 H: 1 LOB: 2 BB: 1 P: 18	R: 0 E: 0 K: 1 S: 11 H: 2 LOB: 2 BB: 0 P: 16	R: 0 E: 0 K: 0 S: 6 H: 1 LOB: 1 BB: 0 P: 8	R: 0 E: 0 K: 3 S: 9 H: 0 LOB: 0 BB: 0 P: 15	R: 0 E: 0 K: 1 S: 8 H: 0 LOB: 0 BB: 0 P: 10	1B: 5 2B: 2 3B: 0 HR: 0 SF: 0 SAC: 2 DP: 0 HBP: 0						

PITCHER		IP	WLS	BF	H	R	ER	SO	BB	IBB	HBP	BLK	WP	HR	S	P	ERA	WHIP
36 Edinson Volquez, R ERA: 3.89	(1, 1)	7.0	W	29	7	0	0	5	2	0	0	0	0	0	67	99	0.00	1.286
44 Tony Watson, L ERA: 0.87	(8, 1)	1.0		3	0	0	0	3	0	0	0	0	0	0	9	15	0.00	0.000
48 Jared Hughes, R ERA: 1.88	(9, 1)	1.0		3	0	0	0	1	0	0	0	0	0	0	8	10	0.00	0.000

PITCHER	IP	WLS	BF	H	R	ER	SO	BB	IBB	HBP	BLK	WP	HR	S	P	ERA	WHIP

TOP

Chicago Cubs @ Pittsburgh Pirates

PNC Park, Pittsburgh, PA

Thu Jun 12 2014, 7:27 PM - 11:27 PM EDT

Att. 25,431 - Partly Cloudy - 73 F

livebaseballscorecards.com

AB	31
R	0
H	7
RBI	0
BB	2
SO	9
LOB	17

Chicago Cubs @ Pittsburgh Pirates

PNC Park, Pittsburgh, PA

Thu Jun 12 2014, 7:27 PM - 11:27 PM EDT

Att. 25,431 - Partly Cloudy - 73 F

livebaseballscorecards.com

BOTTOM

Batter	1	2	3	4	5	6	7	8	9	AB	R	H	RBI	BB	SO	LOB
25 Gregory Polanco, L (1, 9) OBP: 0.214, SLG: 0.214	B FF 95 C FF 95 F FC 94 X FS 86 1-2 ① G3-1		B FF 94 B SI 96 X FS 86 2-0 ②③ L9-2 3-H		C FF 96 F FS 86 X SI 97 0-2 6 1B 22 2B 1B		S SL 80 C SL 81 S SL 81 0-3 ① K			4	1	1	0	0	1	2
6 Starling Marte, R (1, 7) OBP: 0.316, SLG: 0.378	C FF 95 F FF 95 B FF 94 S SL 87 1-3 ② K2-3			F FF 95 C SI 96 B SL 86 X SL 88 1-2 ① G5-3	1 SAFE C SI 95 F SI 95 1 SAFE X SL 88 0-2 22 2B 1-2 1B		F SI 90 X FF 91 0-1 ② P3			4	1	1	0	0	1	1
22 Andrew McCutchen, R (1, 8) OBP: 0.435, SLG: 0.550	B SI 97 B FF 97 C FF 96 C FF 94 T FC 94 2-2 ③ K			B FF 98 S SI 98 X FF 97 1-1 15 1B 55 2B 2B	X FF 95 0-0 ① 1-H 2-H 2B		B SI 91 F FF 92 B SI 93 C SL 83 X SI 93 2-2 ③ G1-3			4	1	2	2	0	1	1
15 Ike Davis, L (1, 3) OBP: 0.354, SLG: 0.371 17 Gaby Sanchez, R (8, PH) OBP: 0.307, SLG: 0.509 (9, 3)		C SI 95 F FF 94 B SI 96 X FS 86 1-2 ① G1		X FF 95 0-0 55 2B 10 SF8 2-3 1B	B SL 86 S FS 86 F FF 95 B FS 87 B SL 86 X FF 96 3-2 ② F7			B KC 77 B CH 84 C SI 89 B CH 85 X SI 91 3-1 55 G4-3 2B		3 1	1 0	1 1	0 0	0 0	0 0	0 0
55 Russell Martin, R (1, 2) OBP: 0.413, SLG: 0.414		X FF 94 0-0 2B		B FF 96 B SI 97 C SL 88 X SL 89 2-1 12 S 1-3 3-H 2B	C SL 88 B FF 95 F SI 95 B FS 87 S FS 85 2-3 ③ K			C KC 78 B CH 85 X SI 91 1-1 ① G4-3 2-3		4	0	2	1	0	1	1
24 Pedro Alvarez, L (1, 5) OBP: 0.322, SLG: 0.409		S FF 95 S FC 94 S FF 94 0-3 ② K		B FC 94 B FC 94 B SL 89 I IN 72 4-0 12 S IBB		C SL 87 B FF 94 F FS 86 S FS 85 1-3 ① K		B SL 86 B SL 86 F KC 79 C KC 79 S SL 85 2-3 ② K		3	0	0	0	1	3	2
10 Jordy Mercer, R (1, 6) OBP: 0.260, SLG: 0.324		B SL 88 F SI 96 B FF 96 B SI 95 X FC 94 3-1 ③ F7		C SI 96 S SL 87 D SL 89 X SL 89 1-2 ② SF8 3-H		C SL 86 S SL 88 B FS 86 X FS 85 1-2 ② G5-3		B SI 90 C KC 79 X CH 86 1-1 ③ G4-3		3	0	0	1	0	0	2
12 Clint Barmes, R (1, 4) OBP: 0.295, SLG: 0.261			C FF 95 B FF 94 X SI 95 1-1 36 SH1-4 25 L9-2 2B	C SI 96 I IN 74 I IN 75 I IN 76 I IN 78 4-1 1-2 2-3 IBB		C FF 94 S SL 87 B SL 88 F FF 95 S FS 86 1-3 ③ K				2	0	1	0	1	1	0
36 Edinson Volquez, R (1, 1) OBP: 0.100, SLG: 0.053 23 Travis Snider, L (7, PH) OBP: 0.326, SLG: 0.339 44 Tony Watson, L (8, 1) OBP: 1.000, SLG: 1.000 48 Jared Hughes, R (9, 1)			X FF 94 0-0 ① SH1-4 2-3	S FF 96 F FF 95 C SI 96 0-3 ③ K			F FC 93 X FS 85 0-1 2B			1 1 0 0	0 0 0 0	0 1 0 0	0 0 0 0	0 0 0 0	1 0 0 0	3 0 0 0
Inning Stats	R: 0 E: 0 K: 2 S: 9 H: 0 LOB: 0 BB: 0 P: 13	R: 0 E: 0 K: 1 S: 9 H: 1 LOB: 1 BB: 0 P: 13	R: 0 E: 0 K: 0 S: 4 H: 1 LOB: 0 BB: 0 P: 7	R: 2 E: 0 K: 1 S: 15 H: 3 LOB: 3 BB: 2 P: 28	R: 2 E: 0 K: 1 S: 13 H: 3 LOB: 0 BB: 0 P: 18	R: 0 E: 0 K: 2 S: 10 H: 0 LOB: 0 BB: 0 P: 13	R: 0 E: 0 K: 1 S: 10 H: 1 LOB: 1 BB: 0 P: 12	R: 0 E: 0 K: 1 S: 9 H: 1 LOB: 1 BB: 0 P: 16		1B: 3 2B: 8 3B: 0 HR: 0	SF: 1 SAC: 1 DP: 1 HBP: 0				WP: 0 PB: 0 SB: 2 CS: 0	PA: 34	

	AB	R	H	RBI	BB	SO	LOB
AB	30						
R	4						
H	10						
RBI	4						
BB	2						
SO	9						
LOB	12						

PITCHER		IP	WLS	BF	H	R	ER	SO	BB	IBB	HBP	BLK	WP	HR	S	P	ERA	WHIP
29 Jeff Samardzija, R ERA: 2.77	(1, 1)	6.0	L	27	9	4	4	7	0	2	0	0	0	0	62	94	6.00	1.500
40 James Russell, L ERA: 2.93	(7, 1)	0.1		1	0	0	0	1	0	0	0	0	0	0	3	3	0.00	0.000
63 Brian Schlitter, R ERA: 2.37	(7, 1)	0.2		2	0	0	0	0	0	0	0	0	0	0	5	7	0.00	0.000
53 Wesley Wright, L ERA: 2.66	(8, 1)	1.0		4	1	0	0	1	0	0	0	0	0	0	9	16	0.00	1.000

PITCHER	IP	WLS	BF	H	R	ER	SO	BB	IBB	HBP	BLK	WP	HR	S	P	ERA	WHIP

Batter	1	2	3	4	5	6	7	8	9	10	11	12	13	AB	R	H	RBI	BB	SO	LOB
25 Gregory Polanco, L (1, 9) OBP: 0.381, SLG: 0.524	6 HR 1B		K		22 F9 6 1B 15 2B 1B	22 PB 6 1B		K 1B		K			2-H HR	7	3	5	2	0	2	2
6 Starling Marte, R (1, 7) OBP: 0.323, SLG: 0.396	1-H HR		22 S 22 1B 1B		15 WP 15 2B 1B	22 PB 1B		1 SAFE 1 SAFE B FF 95 1 SAFE X FF 94 F8			F8		F8	7	3	4	2	0	0	1
22 Andrew McCutchen, R (1, 8) OBP: 0.431, SLG: 0.543	55 G6-4-3 15 1B 1B		15 G4-6-3 1-H 1B		F9 2-3	K 1-2 2-3			K		K	F8	L7	7	0	2	1	0	3	4
15 Ike Davis, L (1, 3) OBP: 0.358, SLG: 0.382 17 Gaby Sanchez, R (6, PH) OBP: 0.299, SLG: 0.495 (6, 3)	55 G6-4-3 1-2 1B		1 SAFE 1 SAFE C CU 77 1 SAFE F FF 95 X FF 92 G4-6-3 1-2f		B CU 76 X SL 86 10 1B 1-H 3-H 2B	B SL 83 S SL 83 X SL 84 F7			C SL 86 S SL 86 B FF 95 B SL 87 C FF 94 K 2-3 K		K	F9		3 3	1 0	2 0	2 0	0 0	0 1	1 2
55 Russell Martin, R (1, 2) OBP: 0.403, SLG: 0.402	B SL 87 X FF 96 G6-4-3 1-2f 2-3			C CU 76 C SL 87 F CU 77 B FF 97 F SL 89 X FF 96 10 CS 1B	X FF 94 L9		B FF 91 X FF 90 P6					P3		6	0	1	0	0	1	3
24 Pedro Alvarez, L (1, 5) OBP: 0.319, SLG: 0.401	C CU 76 X FF 96 F8			S FF 96 B FF 94 S SL 86 B SL 85 B FF 95 F SL 85 F SL 86 F SL 84 C FF 93 K	B SL 82 B FF 90 B FF 91 B FF 92 10 1B BB		C FF 91 S SL 83 X SL 83 F7			B SL 81 C SL 81 S SL 83 S SL 82 K		B CH 84 F SI 92 F CH 85 B SL 81 S CH 86 K		5	0	0	0	1	3	2
10 Jordy Mercer, R (1, 6) OBP: 0.257, SLG: 0.319		C FF 95 B SL 86 B FF 96 X FF 96 F8		C FF 94 B SL 86 B SL 85 1 SAFE C FF 94 X SL 89 E6 3 WP 1-2	B FF 92 C FF 92 B FF 93 F FF 93 X FF 93 1-2 2-H 1B		C FF 92 B SL 83 X FF 91 G5-3			C SI 92 B SI 91 C SI 92 S SL 81 K		F FF 94 S SL 82 S SL 83 K		6	0	1	1	0	2	1
3 Michael Martinez, S (1, 4) 12 Clint Barmes, R (8, 4) OBP: 0.313, SLG: 0.282		T FF 94 B CU 78 F FF 94 X SL 86 G3-1		C FF 95 B CU 78 B CU 74 I IN 71 I IN 73 IBB	B FF 94 B FF 92 B FF 92 X FF 92 G5-3			F SI 93 F FF 96 C FF 95 K		C SI 91 B SL 80 F SI 92 B SL 80 X SL 80 23 E 1B			C FF 95 B SI 95 X SI 94 30 SH1-3 25 HR 1B	3 2	0 1	0 2	0 0	1 0	1 0	2 0
49 Jeff Locke, L (1, 1) OBP: 0.125, SLG: 0.125 37 Justin Wilson, L (9, 1) 39 Jason Grilli, R (9, 1) 35 Mark Melancon, R (9, 1) 23 Travis Snider, L (10, PH) OBP: 0.324, SLG: 0.338 30 Jeanmar Gomez, R (10, 1) OBP: 1.000, SLG: 1.000		C FF 94 B FF 95 S FF 93 T FF 96 K		C FF 96 B FF 95 X FF 94 G6-3	C FF 91 C FF 92 S SL 83 K			C SI 93 S SI 94 B SI 94 F FF 96 S FS 88 K		C SL 80 C SL 82 X SL 81 E1 1-2			X FF 94 0-0 SH1-3 1-2	4 0 0 0 1 0	0 0 0 0 0 0	0 0 0 0 0 0	0 0 0 0 0 0	3 0 0 0 0 0	2 0 0 0 1 0	
Inning Stats	R: 2 E: 0 K: 0 S: 13 H: 4 LOB: 1 BB: 0 P: 20	R: 0 E: 0 K: 1 S: 8 H: 0 LOB: 0 BB: 0 P: 12	R: 1 E: 0 K: 1 S: 13 H: 2 LOB: 0 BB: 0 P: 18	R: 0 E: 1 K: 1 S: 17 H: 1 LOB: 2 BB: 1 P: 28	R: 3 E: 0 K: 0 S: 18 H: 4 LOB: 2 BB: 1 P: 33	R: 0 E: 0 K: 2 S: 10 H: 2 LOB: 2 BB: 0 P: 14	R: 0 E: 0 K: 0 S: 6 H: 0 LOB: 0 BB: 0 P: 8	R: 0 E: 0 K: 2 S: 13 H: 1 LOB: 1 BB: 0 P: 18	R: 0 E: 0 K: 3 S: 9 H: 0 LOB: 0 BB: 0 P: 13	R: 0 E: 1 K: 3 S: 15 H: 1 LOB: 2 BB: 0 P: 22	R: 0 E: 0 K: 1 S: 5 H: 0 LOB: 0 BB: 0 P: 6	R: 0 E: 0 K: 2 S: 7 H: 0 LOB: 0 BB: 0 P: 9	R: 2 E: 0 K: 0 S: 10 H: 2 LOB: 0 BB: 0 P: 15	1B: 14 2B: 1 3B: 0 HR: 2 SF: 0 SAC: 1 DP: 2 HBP: 0						

PITCHER		IP	WLS	BF	H	R	ER	SO	BB	IBB	HBP	BLK	WP	HR	S	P	ERA	WHIP
24 Nathan Eovaldi, R ERA: 3.5	(1, 1)	4.2		23	10	6	6	3	0	1	0	0	2	1	65	98	11.57	2.143
43 Dan Jennings, L ERA: 0.95	(5, 1)	2.1		11	3	0	0	2	1	0	0	0	0	0	20	35	0.00	1.714
41 Chris Hatcher, R ERA: 3.48	(8, 1)	2.0		7	1	0	0	5	0	0	0	0	0	0	22	31	0.00	0.500
31 Steve Cishek, R ERA: 2.28	(10, 1)	1.0		5	1	0	0	3	0	0	0	0	0	0	15	22	0.00	1.000
44 AJ Ramos, R ERA: 2.64	(11, 1)	2.0		6	0	0	0	3	0	0	0	0	0	0	12	15	0.00	0.000

PITCHER		IP	WLS	BF	H	R	ER	SO	BB	IBB	HBP	BLK	WP	HR	S	P	ERA	WHIP
40 Mike Dunn, L ERA: 4.15	(13, 1)	1.0	L	5	2	2	2	0	0	0	0	0	0	1	10	15	18.00	2.000

TOP

Pittsburgh Pirates @ Miami Marlins

Marlins Park, Miami, FL

Fri Jun 13 2014, 7:12 PM - 11:36 PM EDT

Att. 19,054 - Roof Closed - 75 F

livebaseballscorecards.com

AB	54
R	8
H	17
RBI	8
BB	2
SO	16
LOB	21

PA: 57

WP: 2 PB: 1 SB: 1 CS: 1

Pittsburgh Pirates @ Miami Marlins

Marlins Park, Miami, FL

Fri Jun 13 2014, 7:12 PM - 11:36 PM EDT

Att. 19,054 - Roof Closed - 75 F

livebaseballscorecards.com

BOTTOM

Batter	1	2	3	4	5	6	7	8	9	10	11	12	13	AB	R	H	RBI	BB	SO	LOB
15 Rafael Furcal, S (1, 4)	K		G6-3		G5-3			G6-3	BB		K		G4-3	6	1	0	0	1	2	0
21 Christian Yelich, L (1, 7) OBP: 0.342, SLG: 0.418 5 Reed Johnson, R (2, 7) OBP: 0.325, SLG: 0.481 (10, 8)	G6-3		F9			G6-3		G5-3	1B		F8			1	0	0	0	0	0	0
														5	0	1	2	0	0	0
27 Giancarlo Stanton, R (1, 9) OBP: 0.399, SLG: 0.598	F8		HR			1B		2B	IBB			L9		5	1	3	1	1	0	0
9 Casey McGehee, R (1, 5) OBP: 0.361, SLG: 0.382		K	F8			G5-3		F9	BB			2B		5	0	1	1	1	1	2
13 Marcell Ozuna, R (1, 8) OBP: 0.312, SLG: 0.442		2B		F9		K						K		4	1	1	0	1	2	4
31 Steve Cishek, R (10, 1)														0	0	0	0	0	0	0
44 AJ Ramos, R (11, 1)														0	0	0	0	0	0	0
60 J.T. Realmuto, R (12, PH) OBP: 0.231, SLG: 0.231														1	0	0	0	0	1	1
40 Mike Dunn, L (13, 1)														0	0	0	0	0	0	0
10 Jeff Baker, R (1, 3) OBP: 0.294, SLG: 0.337 43 Dan Jennings, L (5, 1) 17 Donovan Solano, R (7, PH) OBP: 0.235, SLG: 0.265 41 Chris Hatcher, R (8, 1) 46 Garrett Jones, L (9, PH) OBP: 0.337, SLG: 0.458 (10, 3)		FC6-5-4		K		G6-3		K		F9		FC5-4		2	1	0	0	0	1	1
														0	0	0	0	0	0	0
														1	0	0	0	0	0	0
														0	0	0	0	0	0	0
														2	0	0	0	1	1	1
3 Adeiny Hechavarría, R (1, 6) OBP: 0.290, SLG: 0.317		1B		G6-3		1B		G5-3	BB		G5-3	FC5-4		5	1	2	0	1	0	2
6 Jeff Mathis, R (1, 2) OBP: 0.338, SLG: 0.318		1B			G6-3	K		K	BB		K		K	5	0	1	1	1	3	1
24 Nathan Eovaldi, R (1, 1) OBP: 0.077, SLG: 0.077 59 Ed Lucas, R (5, 3) OBP: 0.323, SLG: 0.314 (10, 7)		K			F8			K	FC4-6		G4-3		G5-3	1	0	0	0	0	1	2
														5	1	0	1	0	1	3
Inning Stats	R: 0 E: 0 K: 1 S: 7 H: 0 LOB: 0 BB: 0 P: 10	R: 1 E: 0 K: 2 S: 13 H: 3 LOB: 2 BB: 0 P: 20	R: 1 E: 0 K: 0 S: 10 H: 1 LOB: 0 BB: 0 P: 13	R: 0 E: 0 K: 1 S: 6 H: 0 LOB: 0 BB: 0 P: 8	R: 0 E: 0 K: 0 S: 6 H: 0 LOB: 0 BB: 0 P: 13	R: 0 E: 0 K: 1 S: 8 H: 1 LOB: 1 BB: 0 P: 13	R: 0 E: 0 K: 2 S: 10 H: 1 LOB: 1 BB: 0 P: 14	R: 0 E: 0 K: 0 S: 7 H: 1 LOB: 1 BB: 0 P: 10	R: 4 E: 0 K: 2 S: 23 H: 1 LOB: 3 BB: 6 P: 53	R: 0 E: 0 K: 1 S: 8 H: 0 LOB: 0 BB: 0 P: 12	R: 0 E: 0 K: 1 S: 8 H: 0 LOB: 0 BB: 0 P: 10	R: 0 E: 0 K: 1 S: 8 H: 1 LOB: 2 BB: 1 P: 14	R: 0 E: 0 K: 1 S: 7 H: 0 LOB: 0 BB: 0 P: 10	1B: 5 2B: 3 3B: 0 HR: 1 SF: 0 SAC: 0 DP: 0 HBP: 0	WP: 0 PB: 0 SB: 0 CS: 0 PA: 55						

PITCHER	IP	WLS	BF	H	R	ER	SO	BB	IBB	HBP	BLK	WP	HR	S	P	ERA	WHIP
49 Jeff Locke, L (1, 1) ERA: 3.98	8.0		31	7	2	2	7	0	0	0	0	0	1	67	101	2.25	0.875
37 Justin Wilson, L (9, 1) ERA: 4.91	0.1		3	0	2	2	1	2	0	0	0	0	0	5	15	54.00	6.000
39 Jason Grilli, R (9, 1) ERA: 3.86	0.1	H	5	1	1	1	0	2	1	0	0	0	0	13	27	27.00	9.000
35 Mark Melancon, R (9, 1) ERA: 2.01	0.1	B	2	0	1	1	1	1	0	0	0	0	0	5	11	27.00	3.000
30 Jeanmar Gómez, R (10, 1) ERA: 3.65	4.0	W	14	1	0	0	4	0	1	0	0	0	0	31	46	0.00	0.250

PITCHER	IP	WLS	BF	H	R	ER	SO	BB	IBB	HBP	BLK	WP	HR	S	P	ERA	WHIP

AB	48
R	6
H	9
RBI	6
BB	7
SO	13
LOB	17

Batter	1	2	3	4	5	6	7	8	9	AB	R	H	RBI	BB	SO	LOB
25 Gregory Polanco, L (1, 9) OBP: 0.407, SLG: 0.500	C SI 87 X SI 86 0-1 G4-3	X SL 82 0-0 ① FC4-6 6 G6-3 1-2f 2-3 3-H		C SI 88 D CU 72 B CU 71 D SL 82 B SL 79 4-1 22 HR BB	D FF 88 S FF 88 X FF 88 1-1 6 1B 2-H 1B		B FF 95 S FC 90 S FC 91 B SI 95 B FC 90 X FC 91 3-2 1B		B FF 95 C FF 94 B SL 89 S FF 94 F FF 94 F FF 94 B SL 89 X FF 95 3-2 ③ L8	5	1	2	2	1	0	2
6 Starling Marte, R (1, 7) OBP: 0.325, SLG: 0.396	C SI 87 F SL 79 B SL 82 X FF 88 1-2 17 1B 1B	1 SAFE 1 SAFE D CU 71 S CU 70 X CU 70 1-1 ②③ G6-3 1-2f		D CU 69 B CU 70 S SI 88 S SI 89 F FF 90 S CU 70 2-3 ② K	1 SAFE F SL 83 1 SAFE F SL 83 X FF 89 0-2 22 BB 1-3 1B		S SI 94 B SI 95 S FC 89 S SI 96 1-3 ② K			5	0	2	0	0	2	5
22 Andrew McCutchen, R (1, 8) OBP: 0.434, SLG: 0.554	X SI 89 0-0 ② F9		C SI 88 B CU 69 X CH 78 1-1 10 F9 17 BB 1B	S CU 70 D CU 70 B FF 89 X CU 69 2-1 1-H 2-H HR	B SI 89 S SL 84 B FF 89 C FF 89 B SI 90 F FF 91 F CU 77 B SL 85 4-2 1-2 BB		F FC 90 F CU 82 D SI 96 S SI 95 1-3 ③ K			4	1	2	3	1	1	2
17 Gaby Sanchez, R (1, 3) OBP: 0.306, SLG: 0.491 15 Ike Davis, L (8, PH) OBP: 0.356, SLG: 0.380 (8, 3)	1 SAFE 1 SAFE 1 SAFE C FF 88 X FF 88 0-1 5 FC6-4 1-2 1B		B SI 88 B SI 89 1 SAFE F SI 88 C CU 68 D CU 70 1 SAFE B SI 88 4-2 1-2 BB	B SL 78 B FF 87 X SI 88 2-0 ③ F8	B FF 90 B FF 90 X FF 90 2-0 ③ F8			C SI 92 X FC 88 0-1 ① G4-3		3 1	0 0	1 0	0 0	1 0	0 0	3 0
5 Josh Harrison, R (1, 4) OBP: 0.340, SLG: 0.477 12 Clint Barmes, R (8, 4) OBP: 0.313, SLG: 0.282	F SI 89 X CU 70 0-1 ③ FC6-4 1-2f		B CU 69 X CU 69 1-0 ① F8		B FF 88 C FF 88 B SL 82 X FF 89 2-1 10 2B 1B	S SL 83 S SL 82 X FF 89 0-2 10 G5-4-3 1B		B FC 88 C FF 94 X SI 94 1-1 1B		5 0	1 0	3 0	0 0	0 0	0 0	4 0
10 Jordy Mercer, R (1, 6) OBP: 0.261, SLG: 0.342		B SI 87 C SI 88 X SL 82 1-1 HR	B FF 89 C SI 89 B FF 88 X SI 89 2-1 ② F9 2-3		X FF 88 0-0 ① 24 G4-3 50 SH1-4 1-H 2B	C FF 90 C SL 84 X FF 89 0-2 ①② G5-4-3 1-2f		B SI 94 D FC 89 F FC 89 X SI 94 2-1 ② F7		5	2	2	2	0	0	4
24 Pedro Alvarez, L (1, 5) OBP: 0.320, SLG: 0.401		B FF 88 C SL 82 C SI 87 B CU 72 X CU 71 2-2 50 1B 19 1B 25 FC4-6 1B	D SL 82 S SL 80 C SI 90 D FF 92 S FF 90 2-3 ③ K		B FF 88 X FF 87 1-0 ① G4-3 2-3	B CU 76 F FF 90 X CH 85 1-1 1B		F FC 89 C CU 81 T FF 94 0-2 ③ K		5	1	2	0	0	2	4
19 Chris Stewart, R (1, 2) OBP: 0.333, SLG: 0.281		B SI 87 C SI 88 X CH 78 1-1 25 FC4-6 50 1B 1-2 1B		B SI 87 F SI 88 B SI 88 B SI 88 X SI 89 3-1 50 SH1-3 22 HR 1B	C FF 90 F FF 88 H FF 89 1-2 50 SH1-4 25 1B HBP	B SI 89 B FF 89 S FF 89 X FF 89 2-1 ③ F9			C FF 93 X SL 88 0-1 ① 1B	4	2	3	0	0	0	1
50 Charlie Morton, R (1, 1) OBP: 0.048, SLG: 0.048 38 Stolmy Pimentel, R (8, 1) 39 Jason Grilli, R (9, 1)		X FF 87 0-0 25 FC4-6 1-2 2-3 1B		X EP 57 0-0 ① SH1-3 1-2	X FF 89 0-0 ② SH1-4 1-2 3-H		C FC 92 B FF 94 X FF 93 1-1 ① L1		C FF 94 B FF 94 B FF 94 C FF 94 F FF 94 F FF 94 S FF 94 2-3 ② K	2 1 0	0 0 0	1 0 0	1 0 0	0 0 0	0 1 0	0 0 0
Inning Stats	R: 0 E: 0 K: 0 S: 10 H: 2 LOB: 2 BB: 0 P: 11	R: 2 E: 0 K: 0 S: 11 H: 4 LOB: 1 BB: 0 P: 16	R: 0 E: 0 K: 1 S: 10 H: 1 LOB: 2 BB: 1 P: 20	R: 3 E: 0 K: 1 S: 11 H: 2 LOB: 0 BB: 1 P: 24	R: 3 E: 0 K: 0 S: 17 H: 4 LOB: 3 BB: 1 P: 28	R: 0 E: 0 K: 0 S: 11 H: 2 LOB: 1 BB: 0 P: 14	R: 0 E: 0 K: 2 S: 11 H: 1 LOB: 1 BB: 0 P: 17	R: 0 E: 0 K: 1 S: 9 H: 1 LOB: 1 BB: 0 P: 12	R: 0 E: 0 K: 1 S: 12 H: 1 LOB: 0 BB: 0 P: 17	1B: 15 2B: 1 3B: 0 HR: 2 SF: 0 SAC: 2 DP: 2 HBP: 1	WP: 0 PB: 0 SB: 0 CS: 0 PA: 46					

PITCHER		IP	WLS	BF	H	R	ER	SO	BB	IBB	HBP	BLK	WP	HR	S	P	ERA	WHIP
29 Randy Wolf, L ERA: 5.26	(1, 1)	4.0	L	22	9	5	5	2	2	0	0	0	0	2	42	71	11.25	2.750
45 Kevin Slowey, R ERA: 5.3	(5, 1)	2.0		13	6	3	3	0	1	0	1	0	0	0	28	42	13.50	3.500
57 Bryan Morris, R ERA: 2.9	(7, 1)	2.0		8	2	0	0	3	0	0	0	0	0	0	20	29	0.00	1.000
40 Mike Dunn, L ERA: 4.0	(9, 1)	1.0		3	1	0	0	1	0	0	0	0	0	0	12	17	0.00	1.000

PITCHER	IP	WLS	BF	H	R	ER	SO	BB	IBB	HBP	BLK	WP	HR	S	P	ERA	WHIP

TOP

Pittsburgh Pirates @ Miami Marlins

Marlins Park, Miami, FL

Sat Jun 14 2014, 4:11 PM - 7:19 PM EDT

Att. 21,195 - Roof Closed - 77 F

livebaseballscorecards.com

AB	40
R	8
H	18
RBI	8
BB	3
SO	6
LOB	25

Pittsburgh Pirates @ Miami Marlins

Marlins Park, Miami, FL

Sat Jun 14 2014, 4:11 PM - 7:19 PM EDT

Att. 21,195 - Roof Closed - 77 F

BOTTOM

livebaseballscorecards.com

Batter	1	2	3	4	5	6	7	8	9	AB	R	H	RBI	BB	SO	LOB
15 Rafael Furcal, S (1, 4) OBP: 0.167, SLG: 0.091	B SI 90 C SI 90 B SI 90 S SI 91 C SI 90 2-3 ① K		1 SAFE F SI 90 X FS 83 0-1 ① FC4-6 1-2f		B SI 91 B SI 90 C SI 91 L SI 91 X SI 91 2-2 ① L8			B FF 93 C FF 92 B SL 86 C FF 93 B SL 87 F FF 95 X FF 95 3-2 ① G6-3	C SL 80 F FF 90 B FF 90 B FF 91 X FF 92 2-2 1B	5	0	1	0	0	1	1
5 Reed Johnson, R (1, 7) OBP: 0.318, SLG: 0.458	B SI 90 F SI 90 C CU 76 F SI 90 H CU 76 2-2 27 BB HBP		1 SAFE 1 SAFE B CU 78 S SI 92 1 SAFE S SI 91 S SI 90 1-3 ② K		B SI 92 F SI 92 S SI 91 F SI 92 B CU 78 X CU 77 2-2 ② G4-3			C FF 93 S SL 87 S SL 85 0-3 ② K	X FF 91 0-0 ③ P3	4	0	0	0	0	2	2
27 Giancarlo Stanton, R (1, 9) OBP: 0.397, SLG: 0.591	1 SAFE C SI 90 1 SAFE B SI 90 B CU 78 S CU 78 D CU 78 F CU 77 B SI 92 4-2 9 G4-3 1-2 BB		C SI 92 B SI 91 D FS 85 X FS 84 2-1 ③ F9		F SI 92 C SI 90 C CU 75 0-3 ③ K			S SL 86 B SL 87 B SL 88 F FF 93 X FF 94 2-2 ③ P3		3	0	0	0	1	1	1
9 Casey McGehee, R (1, 5) OBP: 0.359, SLG: 0.380	D SI 92 X SI 92 1-0 ②③ G4-3 1-2f			B SI 92 C SI 91 B FS 84 C SI 91 S FS 82 2-3 ① K		B SI 90 X SI 91 1-0 ① G4-3			X FF 92 0-0 13 HR 1B	4	1	1	0	0	1	2
46 Garrett Jones, L (1, 3) OBP: 0.341, SLG: 0.459 57 Bryan Morris, L (7, 1) 40 Mike Dunn, L (9, 1) 59 Ed Lucas, R (9, PH) OBP: 0.319, SLG: 0.310		C SI 91 F FF 91 F SI 92 F CU 78 F CU 77 B FF 92 X SI 91 1-2 60 G4-6-3 13 BB 1B		B FS 84 C FS 84 C CU 78 B SI 92 F CU 77 F CU 77 B SI 90 F SI 91 B CU 77 4-2 13 3B BB		F SI 90 B SI 91 B FS 84 F FS 84 B CU 78 X SI 91 3-2 ② F7			C FF 92 B SL 84 F FF 93 B SL 85 F FF 95 C FF 94 2-3 ① K	2	1	1	0	1	0	0
13 Marcell Ozuna, R (1, 8) OBP: 0.319, SLG: 0.466	D SI 91 B SI 92 B SI 92 C SI 92 B SI 92 4-1 60 G4-6-3 1-2 BB			B SI 91 X SI 92 1-0 60 G6-3 1-H 3B	C SI 92 C CU 78 S CU 76 0-3 ③ K				S SL 87 D SL 86 B FF 94 B SL 87 X FF 95 3-1 1-H HR	0	0	0	0	0	0	0
										0	0	0	0	0	0	0
										1	0	0	0	0	1	1
60 J.T. Realmuto, R (1, 2) OBP: 0.235, SLG: 0.235	B SI 92 X SI 92 1-0 ①② G4-6-3 1-2f 2-3			C CU 77 B SI 92 B CU 79 S SI 92 F FS 84 X CU 78 2-2 ② G6-3 3-H			X SI 91 0-0 10 G6-4-3 1B		C FF 93 F FF 93 B SL 84 X FF 93 1-2 ② P5	4	0	1	1	0	0	2
3 Adeiny Hechavarria, R (1, 6) OBP: 0.293, SLG: 0.320	B SI 92 X SI 92 1-0 ③ G4-3			C CU 78 X SI 92 0-1 1B			C SI 92 D CU 79 C CU 78 F CU 78 B SI 92 F SI 92 S CU 77 2-3 ① K		X FF 94 0-0 10 DI 10 HR 1B	4	1	2	0	0	1	2
29 Randy Wolf, L (1, 1) OBP: 0.143, SLG: 0.143 17 Donovan Solano, R (4, PH) OBP: 0.231, SLG: 0.260 45 Kevin Slowey, R (5, 1) 10 Jeff Baker, R (7, 3) OBP: 0.289, SLG: 0.375			B SI 90 C SI 90 X SI 90 1-1 15 FC4-6 1B	X SI 92 0-0 ③ G6-3			C SI 91 X CU 79 0-1 ②③ G6-4-3 1-2f		S SL 88 S SL 89 F SL 87 B SL 86 X SL 85 1-2 1-H HR	1	0	1	0	0	0	0
										1	0	0	0	0	0	1
										0	0	0	0	0	0	0
										2	1	1	2	0	0	1

	AB	34
	R	6
	H	10
	RBI	6
	BB	3
	SO	8
	LOB	13

Inning Stats	1	2	3	4	5	6	7	8	9
	R: 0 E: 0 K: 1 S: 10	H: 0 LOB: 1 BB: 1 P: 19	R: 0 E: 0 K: 0 S: 9	H: 1 LOB: 1 BB: 1 P: 16	R: 0 E: 0 K: 1 S: 9	H: 1 LOB: 1 BB: 0 P: 13	R: 2 E: 0 K: 1 S: 16	H: 2 LOB: 1 BB: 1 P: 25	R: 0 E: 0 K: 1 S: 10	H: 0 LOB: 0 BB: 0 P: 14	R: 0 E: 0 K: 1 S: 7	H: 0 LOB: 0 BB: 0 P: 11	R: 0 E: 0 K: 1 S: 8	H: 1 LOB: 0 BB: 0 P: 10	R: 0 E: 0 K: 1 S: 10	H: 0 LOB: 0 BB: 0 P: 15	R: 4 E: 0 K: 1 S: 19	H: 5 LOB: 1 BB: 0 P: 28

	1B: 7	SF: 0	WP: 0	PA: 38
	2B: 0	SAC: 0	PB: 0	
	3B: 1	DP: 3	SB: 0	
	HR: 2	HBP: 1	CS: 0	

PITCHER		IP	WLS	BF	H	R	ER	SO	BB	IBB	HBP	BLK	WP	HR	S	P	ERA	WHIP
50 Charlie Morton, R ERA: 3.09	(1, 1)	7.0	W	27	5	2	2	6	3	0	1	0	0	0	69	108	2.57	1.143
38 Stolmy Pimentel, R ERA: 5.54	(8, 1)	1.2		9	4	4	4	2	0	0	0	0	0	2	25	37	21.60	2.400
39 Jason Grilli, R ERA: 3.78	(9, 1)	0.1	S	2	1	0	0	0	0	0	0	0	0	0	4	6	0.00	3.000

PITCHER	IP	WLS	BF	H	R	ER	SO	BB	IBB	HBP	BLK	WP	HR	S	P	ERA	WHIP

Batter	1	2	3	4	5	6	7	8	9	10	AB	R	H	RBI	BB	SO	LOB
25 Gregory Polanco, L (1, 9) OBP: 0.406, SLG: 0.484	B FF 93 C SI 94 B SI 95 X SI 94 2-1 F7 ①		C FF 92 B EP 62 X CH 89 1-1 6 2B 1B	B CH 88 T CH 86 C SI 93 X SI 94 1-2 FC6 ③ 1-2f			C FF 93 B SL 83 F SI 92 B SI 93 X CH 88 2-2 6 FC6-4 1B		C SI 92 B SL 82 S SI 92 B SL 80 X SL 80 2-2 L9 ③		5	1	2	0	0	0	2
6 Starling Marte, R (1, 7) OBP: 0.326, SLG: 0.398	C SI 95 B SL 86 S FF 94 F SI 96 B SI 96 S SI 92 2-3 K2-3 ②		X SI 94 0-0 1-H 2B		C FF 92 B SL 83 B SI 93 X FF 92 2-1 F9 ①		C SL 80 1 SAFE 1 SAFE F CH 89 1 SAFE B FF 94 F SL 82 X SI 94 1-2 FC6-4 ② 1-2f			B SL 80 B SL 80 B FF 90 C FF 92 B FF 92 4-1 22 1B 55 G5-2-3 BB	4	0	1	1	1	1	1
22 Andrew McCutchen, R (1, 8) OBP: 0.437, SLG: 0.553	B CH 89 B SI 90 X SI 95 2-0 1B		B FF 94 B SI 90 S FF 92 B SI 94 B SL 84 4-1 15 G4-6-3 BB		C SI 92 C SL 85 B SI 90 F FF 94 F SL 82 B CH 88 S CH 89 2-3 K ②		1 SAFE F FF 94 B FF 95 C FF 94 X SL 83 1-2 L9 ③			F FF 92 X SL 79 0-1 55 G5-2-3 15 S 1-3 1B	4	0	2	0	1	1	1
15 Ike Davis, L (1, 3) OBP: 0.353, SLG: 0.371	B SI 93 1 SAFE C SI 92 B SI 93 B SI 94 X SI 94 3-1 G6-3 ③		S CH 87 F CH 89 B CH 87 X CH 88 1-2 G4-6-3 ②③ 1-2f		B FF 92 S SI 92 X FF 94 1-1 F7 ③			C SI 94 S FF 96 C FS 87 0-3 K ①		D SL 80 C SL 79 S SL 80 D SL 80 F SL 80 F FF 92 F SL 80 F SL 81 B FF 92 4-2 B SL 81 55 G5-2-3 1-2 BB	4	0	0	0	1	1	3
55 Russell Martin, R (1, 2) OBP: 0.409, SLG: 0.400		B SI 92 C SL 81 H CH 88 2-1 HBP	B CU 76 C SI 92 B FF 93 F CH 89 B SI 91 F CH 90 F SI 94 B SL 84 4-2 24 1B 5 1B BB			B FF 92 B SI 92 X SI 93 2-0 G5-3 ①		X FF 96 0-0 1B	C SL 80 B SL 79 B FF 90 B FF 91 C FF 89 F FF 90 F FF 90 X FF 89 3-2 G5-2-3 ①② 1-2 2-3 3-Hf	3	1	1	0	1	0	3
24 Pedro Alvarez, L (1, 5) OBP: 0.322, SLG: 0.398		C SI 92 S CH 89 C SI 94 0-3 K ①	X SI 93 0-0 46 FC2-5 5 1B 1-3 1B			B FF 92 C CH 88 B CH 89 C SI 92 F SI 93 X CH 89 2-2 G4-3 ②		F SI 95 C FF 95 1 SAFE B FF 95 S FF 95 1-3 K ②		I IN 67 I IN 69 I IN 73 I IN 72 4-0 IBB	4	0	1	0	1	2	2
5 Josh Harrison, R (1, 4) OBP: 0.343, SLG: 0.477 12 Clint Barmes, R (8, 4) OBP: 0.309, SLG: 0.278		C SI 93 F FF 94 B FF 93 F SL 85 S SI 90 1-3 K ②	C FF 94 X FF 95 0-1 46 FC2-5 1-2 3-H 1B			C SI 93 X SI 91 0-1 1B		C FF 95 S SI 95 D SL 88 1 SAFE 1 SAFE F SI 94 S FS 87 1-3 K ③		C FF 91 S SL 81 D SL 82 S SL 82 1-3 K ③	4	0	2	1	0	2	2
											1	0	0	0	0	1	3
10 Jordy Mercer, R (1, 6) OBP: 0.256, SLG: 0.335		C SI 93 B SI 93 F SI 90 1 SAFE S SI 91 1-3 K ③	C FF 93 F SI 93 F SI 90 D SL 84 F SI 94 S CH 88 1-3 K ①			1 SAFE X SI 93 0-0 L8 ③			C SI 92 C SI 91 X SL 82 0-2 G6-3 ①		4	0	0	0	0	2	4
46 Vance Worley, R (1, 1) 44 Tony Watson, L (8, 1) OBP: 1.000, SLG: 1.000 23 Travis Snider, L (9, PH) OBP: 0.322, SLG: 0.333 48 Jared Hughes, R (9, 1)			C SI 91 C SI 92 X FF 94 0-2 L9 ①	X CH 90 0-0 FC2-5 25 FC6 1-2 2-3f			X SI 91 0-0 G1-3 ①		X SL 79 0-0 G4-3 ②	3 0 1 0	0 0 0 0	0 0 0 0	0 0 0 0	0 0 0 0	0 0 0 0	2 0 0 0

Inning Stats	1	2	3	4	5	6	7	8	9	10
	R: 0 E: 0 K: 1 S: 9 H: 1 LOB: 1 BB: 0 P: 18	R: 0 E: 0 K: 3 S: 11 H: 0 LOB: 1 BB: 0 P: 15	R: 1 E: 0 K: 0 S: 10 H: 2 LOB: 1 BB: 1 P: 16	R: 1 E: 0 K: 1 S: 16 H: 2 LOB: 2 BB: 1 P: 22	R: 0 E: 0 K: 1 S: 9 H: 0 LOB: 0 BB: 0 P: 14	R: 0 E: 0 K: 0 S: 8 H: 1 LOB: 1 BB: 0 P: 12	R: 0 E: 0 K: 0 S: 11 H: 1 LOB: 1 BB: 0 P: 15	R: 0 E: 0 K: 3 S: 12 H: 1 LOB: 1 BB: 0 P: 14	R: 0 E: 0 K: 0 S: 7 H: 0 LOB: 0 BB: 0 P: 9	R: 0 E: 0 K: 1 S: 17 H: 1 LOB: 3 BB: 3 P: 33

PITCHER		IP	WLS	BF	H	R	ER	SO	BB	IBB	HBP	BLK	WP	HR	S	P	ERA	WHIP
37 Henderson Alvarez III, R ERA: 2.56	(1, 1)	7.0		30	7	2	2	6	2	0	1	0	0	0	74	112	2.57	1.286
41 Chris Hatcher, R ERA: 3.18	(8, 1)	1.0		4	1	0	0	3	0	0	0	0	0	0	12	14	0.00	1.000
31 Steve Cishek, R ERA: 2.2	(9, 1)	1.0		3	0	0	0	0	0	0	0	0	0	0	7	9	0.00	0.000
44 AJ Ramos, R ERA: 2.56	(10, 1)	1.0	W	6	1	0	0	1	2	1	0	0	0	0	17	33	0.00	3.000

PITCHER	IP	WLS	BF	H	R	ER	SO	BB	IBB	HBP	BLK	WP	HR	S	P	ERA	WHIP

TOP

Pittsburgh Pirates @ Miami Marlins

Marlins Park, Miami, FL

Sun Jun 15 2014, 1:12 PM - 4:33 PM EDT

Att. 25,953 - Roof Closed - 77 F

livebaseballscorecards.com

AB	37
R	2
H	9
RBI	2
BB	5
SO	10
LOB	23

1B: 8	SF: 0	WP: 0	PA: 43
2B: 1	SAC: 0	PB: 0	
3B: 0	DP: 2	SB: 1	
HR: 0	HBP: 1	CS: 0	

Batter	1	2	3	4	5	6	7	8	9	10	AB	R	H	RBI	BB	SO	LOB
15 Rafael Furcal, S (1, 4) OBP: 0.235, SLG: 0.188 59 Ed Lucas, R (10, PR) OBP: 0.319, SLG: 0.310	B SI 87 F SI 88 X FC 89 1-1 B1-3 ①		C FF 89 B FF 88 X FC 87 1-1 E5		B FF 89 C FC 89 C SI 86 F SI 90 B KC 76 X SI 90 2-2 G4-3 ③			F SI 96 B SI 95 C SI 95 B SI 95 F SI 94 D CH 87 F SI 95 F SI 95 X CH 88 3-2 1-2 9 2B 1B		B SI 91 C SI 91 B SI 91 C SI 92 F FF 93 X SI 91 2-2 9 WP 5 SH1-4 9 SF9 1B	5 0	1 1	2 0	0 0	0 0	0 0	0 0
5 Reed Johnson, R (1, 7) OBP: 0.304, SLG: 0.437	C FF 89 T SI 89 F SI 89 F SL 83 X SI 90 0-2 P4 ②		1 SAFE C FF 87 D SL 85 F SL 85 X SL 85 1-2 F8 ②			C SI 87 F SI 86 C SI 90 0-3 K ①		S SI 95 S CH 86 S CH 88 0-3 K ①		X SI 92 0-0 SH1-4 ① 1-2	4	0	0	0	0	2	3
27 Giancarlo Stanton, R (1, 9) OBP: 0.397, SLG: 0.586	C SI 90 X SL 84 0-1 1B		C SL 84 B SI 90 C SL 84 C FF 90 1-3 K ③			B SI 90 C FF 90 B SI 90 X FF 90 2-1 G5-3 ②		B CH 88 F SI 94 T SI 95 S CH 89 1-3 K ②		I IN 76 I IN 77 I IN 77 I IN 77 4-0 9 WP IBB	4	0	1	0	1	2	3
9 Casey McGehee, R (1, 5) OBP: 0.363, SLG: 0.389	D SI 89 B FF 90 B SI 90 C FF 90 F FF 90 X SL 84 3-2 P3 ③			C SI 90 X FF 88 0-1 46 1B 1B		B SI 89 F SI 88 X SI 89 1-1 1B		B CH 89 F SI 95 B SI 96 X CH 88 2-1 1-H 2-H 2B		C SI 93 B SI 93 F SI 93 B SL 86 X SI 93 2-2 1-2 2-H SF9 ②	4	0	3	3	0	0	1
46 Garrett Jones, L (1, 3) OBP: 0.340, SLG: 0.455		X SI 88 0-0 F7 ①		C KC 74 B FF 89 B FF 89 X FF 90 2-1 3 G4-6-3 1-2 1B		B FF 89 B SI 89 S SI 90 C SI 89 F SL 84 B FF 90 X SI 90 3-2 P2 ③		C SI 95 X SI 95 0-1 G6-3 ③			4	0	1	0	0	0	2
13 Marcell Ozuna, R (1, 8) OBP: 0.318, SLG: 0.463		B FF 90 B SI 91 C SL 85 C KC 77 X SL 82 2-2 G5-3 ②		B SL 84 F SL 84 B SI 90 B FF 90 C SL 85 S FF 89 3-3 K ①			B SI 89 B FF 89 C FF 89 C SL 83 C SI 89 2-3 K ①		C SL 84 B SI 92 B SI 91 C SI 92 F SL 84 F SI 93 F SI 92 X SL 84 2-2 3 SH1-4 1B	4	0	1	0	0	2	2
3 Adeiny Hechavarría, R (1, 6) OBP: 0.294, SLG: 0.324		C SL 83 X KC 77 0-1 2B		B SL 85 C FF 90 F SL 84 F SL 83 X SI 91 1-2 1-2f G4-6-3 ②③		X SI 88 0-0 P5 ②			1 SAFE X SI 92 0-0 1-2 SH1-4 ①	3	0	1	0	0	0	2
6 Jeff Mathis, R (1, 2) OBP: 0.321, SLG: 0.300		X SL 83 0-0 F7 ③			C FC 89 S FF 90 B SL 82 X SL 83 1-2 F8 ①		C FC 89 F SI 86 X KC 77 0-2 L8 ③		F SI 93 F SI 93 X SI 94 0-2 G5-3 ②	4	0	0	0	0	0	2
37 Henderson Alvarez III, R (1, 1) OBP: 0.200, SLG: 0.200 41 Chris Hatcher, R (8, 1) 10 Jeff Baker, R (8, PH) OBP: 0.286, SLG: 0.371 31 Steve Cishek, R (9, 1) 17 Donovan Solano, R (9, PH) OBP: 0.226, SLG: 0.255 44 AJ Ramos, R (10, 1)			B FF 88 C FC 87 S SL 82 S SL 79 1-3 K ①		C SL 81 X FF 88 0-1 L4 ②			F B SI 94 S CH 87 F CH 86 F SI 95 B CH 87 X SI 95 2-2 E5 15 1B 9 2B	F SI 93 F SI 93 S SI 93 0-3 K ③		2 0 0 1 0 1	0 0 0 1 0 0	0 0 0 1 0 0	0 0 0 0 0 0	1 0 0 0 1 0	0 0 0 0 1 0
Inning Stats	R: 0 E: 0 K: 0 S: 12 H: 1 LOB: 1 BB: 0 P: 16	R: 0 E: 0 K: 0 S: 7 H: 1 LOB: 1 BB: 0 P: 9	R: 0 E: 1 K: 2 S: 11 H: 0 LOB: 1 BB: 0 P: 15	R: 0 E: 0 K: 1 S: 11 H: 2 LOB: 1 BB: 0 P: 17	R: 0 E: 0 K: 0 S: 9 H: 0 LOB: 0 BB: 0 P: 12	R: 0 E: 0 K: 1 S: 11 H: 1 LOB: 1 BB: 0 P: 17	R: 0 E: 0 K: 1 S: 7 H: 0 LOB: 0 BB: 0 P: 9	R: 2 E: 1 K: 2 S: 21 H: 2 LOB: 1 BB: 0 P: 29	R: 0 E: 0 K: 1 S: 13 H: 1 LOB: 1 BB: 0 P: 15	R: 1 E: 0 K: 0 S: 8 H: 1 LOB: 2 BB: 1 P: 16	1B: 7 2B: 2 3B: 0 HR: 0 SF: 1 SAC: 2 DP: 1 HBP: 0						

PITCHER		IP	WLS	BF	H	R	ER	SO	BB	IBB	HBP	BLK	WP	HR	S	P	ERA	WHIP
46 Vance Worley, R ERA:	(1, 1)	7.0		26	5	0	0	5	0	0	0	0	0	0	68	95	0.00	0.714
44 Tony Watson, L ERA: 0.84	(8, 1)	1.0	B	6	2	2	0	2	0	0	0	0	0	0	21	29	0.00	2.000
48 Jared Hughes, R ERA: 2.1	(9, 1)	1.2	L	8	2	1	1	1	0	1	0	0	1	0	21	31	5.40	1.200

PITCHER	IP	WLS	BF	H	R	ER	SO	BB	IBB	HBP	BLK	WP	HR	S	P	ERA	WHIP

BOTTOM

Pittsburgh Pirates @ Miami Marlins

Marlins Park, Miami, FL

Sun Jun 15 2014, 1:12 PM - 4:33 PM EDT
Att. 25,953 - Roof Closed - 77 F

livebaseballscorecards.com

AB	36
R	3
H	9
RBI	3
BB	1
SO	8
LOB	16

MIAMI

WP: 1 PA: 40
PB: 0
SB: 0
CS: 0

Cincinnati Reds @ Pittsburgh Pirates

PNC Park, Pittsburgh, PA

Tue Jun 17 2014, 7:08 PM - 11:02 PM EDT

Att. 23,565 - Partly Cloudy - 86 F

TOP

livebaseballscorecards.com

Batter	1	2	3	4	5	6	7	8	9	AB	R	H	RBI	BB	SO	LOB
6 Billy Hamilton, S (1, 8) OBP: 0.311, SLG: 0.393	B SI 91 C SI 92 X SI 92 1-1 19 S 19 1B 2B		X SI 94 0-0 21 E 21 S 1B	B SI 92 B SI 92 B SI 92 B SI 93 4-0 1-2 2-3 BB			B SI 96 C FF 96 C FF 95 X FF 96 1-2 21 1B 21 S 19 1B 1B	F FC 92 B FC 92 S FC 92 B KC 83 F FC 92 X FC 93 2-2 ③ F9		4	2	3	0	1	0	0
21 Todd Frazier, R (1, 5) OBP: 0.349, SLG: 0.524	X SI 93 0-0 ① B1		1 SAFE B SI 93 1 SAFE C SI 93 B SI 93 F SL 87 F SI 93 S SL 86 2-3 ② K 1-3	F SI 93 X SI 93 0-1 ③ F9			1 SAFE 1 SAFE F SI 96 1 SAFE P PO 92 C FF 96 F FF 97 X CU 80 1-2 19 S 19 1B 1-3 1B		B SL 80 B SL 81 X FF 94 2-0 HR	5	2	2	1	0	1	5
19 Joey Votto, L (1, 3) OBP: 0.412, SLG: 0.451	C SI 92 B SI 93 B SI 93 B CH 86 X CH 86 3-1 2-H 1B		C SI 94 S SI 94 D SL 86 B SI 94 B SI 94 S SI 94 3-3 ③ K		C SI 94 F SI 92 B CH 85 C SI 93 1-3 ① K		F FF 96 B SI 96 C SI 96 B FC 91 F SI 96 F SI 98 B SI 98 X FF 98 3-2 32 FC4-5 1-H 3-H 1B		B FF 93 B CH 85 B SL 83 X SI 94 3-0 ① L7	5	0	2	3	0	2	1
4 Brandon Phillips, R (1, 4) OBP: 0.311, SLG: 0.400	B SI 93 X SI 92 1-0 ② L6			C SI 92 S SI 93 B SL 86 X SL 85 1-2 32 2B 48 1B 1B	C SI 94 F SI 94 F CH 86 B SI 94 X SI 94 1-2 ② G4-3		F SI 97 F FF 97 F SI 97 B FF 98 F FC 90 S FC 90 1-3 ① K		C FF 93 X FF 94 0-1 32 G6-5-3 1B	5	1	2	0	0	1	2
32 Jay Bruce, L (1, 9) OBP: 0.316, SLG: 0.363 54 Aroldis Chapman, L (9, 1)	C SI 93 D CH 86 X CH 86 1-1 ③ G4-3			X SI 93 0-0 48 1B 29 FC5-4 1-3 2B	B SI 93 C SI 94 C CH 85 X SI 93 1-2 ③ L7		S FF 97 B FC 89 S FF 95 F SI 96 B FC 90 X SI 97 2-2 ② FC4-5 48 BB 1-2f		L CH 85 D CH 86 S SI 94 X FF 93 1-2 ②③ G6-5-3 1-2f	5 0	1 0	1 0	0 0	0 0	0 0	3 0
48 Ryan Ludwick, R (1, 7) OBP: 0.339, SLG: 0.428 63 Sam LeCure, R (7, 1) 43 Manny Parra, L (7, 1) Logan Ondrusek, R (7, 1) 15 Roger Bernadina, L (9, 9) OBP: 0.290, SLG: 0.207		B SI 92 C SI 93 X SI 92 1-1 29 L4-3 1B		F SI 94 B SI 93 X SI 93 1-1 29 FC5-4 2-3 3-H 1B	F SI 93 B SI 92 S CH 84 B CH 85 X CH 85 2-2 ① G4-3		1 SAFE 1 SAFE B SI 92 B CH 85 B SI 92 C SI 92 B SI 93 4-1 29 FC4 1-2 BB			3 0 0 0 0 0	0 0 0 0 0 0	2 0 0 0 0 0	1 0 0 0 0 0	1 0 0 0 0 0	0 0 0 0 0 0	0 0 0 0 0 0
29 Brayan Peña, S (1, 2) OBP: 0.284, SLG: 0.373		C SI 92 D CH 86 1 SAFE B SI 92 B SI 93 X SI 93 3-1 ①② L4-3 1-1		X SI 94 0-0 ① FC5-4 6 BB 2 1B 1-2f 3-H	C SI 94 B CH 85 B CH 84 X SI 94 2-1 ② L9	S CH 84 S CH 85 D CH 87 B SI 93 F CH 84 X CH 84 2-2 ③ FC4 1-2f			4	0	0	1	0	0	4
2 Zack Cozart, R (1, 6) OBP: 0.265, SLG: 0.309		C SI 93 F SL 86 B SL 85 F SI 94 F SI 94 B SL 86 F SI 93 X SI 94 2-2 ③ L7		C SL 86 B SI 93 C SI 93 B SL 86 X SI 92 2-2 6 BB 1-2 1B	B SI 94 B SI 92 C SI 92 X SI 91 2-1 E5			B FF 94 C FC 93 S FC 92 B KC 83 X FC 93 2-2 ① L8		4	0	1	0	0	0	0
47 Johnny Cueto, R (1, 1) OBP: 0.118, SLG: 0.118 28 Chris Heisey, R (7, 7) OBP: 0.282, SLG: 0.345			C SI 92 C SI 93 F SI 93 X SL 84 0-2 ① G1-3	B SI 92 B SI 92 M SI 92 M SI 92 C SI 93 2-3 ② K		X SI 94 0-0 ③ G4-3		B FC 92 B FC 92 B FF 94 C FC 93 S FC 92 X FC 93 3-2 ② G1-3		3 1	0 0	0 0	0 0	0 0	1 0	3 0
Inning Stats	R: 1 E: 0 K: 0 S: 8 H: 2 LOB: 1 BB: 0 P: 14	R: 0 E: 0 K: 0 S: 10 H: 1 LOB: 0 BB: 0 P: 16	R: 0 E: 0 K: 2 S: 12 H: 1 LOB: 1 BB: 0 P: 17	R: 2 E: 0 K: 1 S: 15 H: 4 LOB: 3 BB: 1 P: 25	R: 0 E: 0 K: 1 S: 10 H: 0 LOB: 0 BB: 0 P: 13	R: 0 E: 1 K: 0 S: 8 H: 0 LOB: 1 BB: 0 P: 14	R: 2 E: 0 K: 1 S: 27 H: 3 LOB: 2 BB: 1 P: 40	R: 0 E: 0 K: 0 S: 10 H: 0 LOB: 0 BB: 0 P: 17	R: 1 E: 0 K: 0 S: 7 H: 2 LOB: 0 BB: 0 P: 13	1B: 10 2B: 3 3B: 0 HR: 1 SF: 0 SAC: 0 DP: 2 HBP: 0						

	AB	39
	R	6
	H	13
	RBI	6
	BB	2
	SO	5
	LOB	18

WP: 0 PA: 41
PB: 0
SB: 4
CS: 0

PITCHER		IP	WLS	BF	H	R	ER	SO	BB	IBB	HBP	BLK	WP	HR	S	P	ERA	WHIP
58 Brandon Cumpton, R ERA: 5.82	(1, 1)	6.0		27	8	3	3	4	1	0	0	0	0	0	63	99	4.50	1.500
37 Justin Wilson, L ERA: 5.47	(7, 1)	0.2		5	3	2	2	1	0	0	0	0	0	0	22	29	27.00	4.500
30 Jeanmar Gómez, R ERA: 3.62	(7, 1)	0.1		2	0	0	0	0	1	0	0	0	0	0	5	11	0.00	3.000
35 Mark Melancon, R ERA: 1.95	(8, 1)	1.0		3	0	0	0	0	0	0	0	0	0	0	10	17	0.00	0.000
39 Jason Grilli, R ERA: 4.08	(9, 1)	1.0	L	4	2	1	1	0	0	0	0	0	0	1	7	13	9.00	2.000

PITCHER	IP	WLS	BF	H	R	ER	SO	BB	IBB	HBP	BLK	WP	HR	S	P	ERA	WHIP

Cincinnati Reds @ Pittsburgh Pirates

PNC Park, Pittsburgh, PA

Tue Jun 17 2014, 7:08 PM - 11:02 PM EDT

Att. 23,565 - Partly Cloudy - 86 F

BOTTOM

livebaseballscorecards.com

Batter	1	2	3	4	5	6	7	8	9	AB	R	H	RBI	BB	SO	LOB
25 Gregory Polanco, L (1, 9) OBP: 0.405, SLG: 0.457	C FF 91 B FC 88 X FF 91 1-1 ① L8		C CH 83 X FF 94 0-1 6 FC6-4 1B	B CH 85 B CH 87 B FF 91 X FF 95 3-0 ③ P6		B FF 95 B CH 85 C FF 95 C FF 94 B FC 89 3-2 ③ CS 1-2	C KC 70 S KC 74 X KC 72 0-2 ① L6	B CU 77 B CH 84 B FF 95 B FF 95 4-0 6 1B BB		4	0	1	0	1	0	1
6 Starling Marte, R (1, 7) OBP: 0.327, SLG: 0.398	C FC 87 B FF 91 F FF 92 F SI 92 B CH 85 X CH 84 2-2 ② G6-3		L FC 87 1 SAFE T FF 94 1 SAFE B FF 94 X FC 86 1-2 ① FC6-4 22 2B 55 BB 1-2f		C SL 80 X SI 93 0-1 ① G4-3		X FF 88 0-0 15 WP 22 BB 15 1B 1B	X FF 93 0-0 1-2 1B		5	2	2	0	0	0	1
22 Andrew McCutchen, R (1, 8) OBP: 0.436, SLG: 0.552	C FF 91 B FF 93 F FC 89 B FC 90 F FF 94 S CH 84 2-3 ③ K		1 SAFE B FF 94 S SI 94 1 SAFE B FF 94 X SI 94 2-1 55 BB 24 F8-2 2B 1-3		B SL 85 F FF 94 X FC 87 1-1 ② F9		F FF 88 B SL 80 C SI 88 B SL 81 B SL 79 D SL 80 4-2 15 1B 55 1B BB 1-2	S FC 92 T FC 92 S FC 93 0-3 ② K		4	1	1	0	1	2	2
15 Ike Davis, L (1, 3) OBP: 0.358, SLG: 0.380		C FC 87 F FF 92 B FC 87 F FC 86 X SI 92 1-2 ① G4-3	B FF 91 B FC 92 C CH 83 F FF 95 B SL 85 B FF 96 4-2 55 BB BB		B CH 86 F FC 90 C FF 93 F FF 95 X FC 88 1-2 2B		C FF 88 B SI 87 C SI 88 B KC 75 X KC 73 2-2 55 1B 5 1B 1B 1-2 2-H	F FF 94 B FC 93 D FF 95 B FF 93 F FF 93 F FF 94 F FF 95 S CU 76 3-3 ③ K		4	1	2	1	1	1	2
55 Russell Martin, R (1, 2) OBP: 0.422, SLG: 0.402		B FF 91 B SL 83 C SL 83 S FF 93 B FF 94 F FC 89 D CH 83 4-2 5 2B BB	B FF 95 B FC 90 B SL 86 C FF 95 F CH 86 F CH 86 F SL 85 B FF 97 4-2 1-2 2-3 3-H BB		B FF 96 B FF 95 C CH 86 D CH 87 C FC 89 B FF 95 4-2 24 FC5-4 BB		B SI 88 C SI 86 B SI 88 B SI 87 C SI 87 F SI 88 F KC 73 X SI 89 3-2 5 1B 1-2 2-H 1B		F FF 100 B CH 88 B CH 87 F FF 100 S CH 87 2-3 ① K	2	1	1	2	3	1	0
24 Pedro Alvarez, L (1, 5) OBP: 0.318, SLG: 0.394 17 Gaby Sanchez, R (7, PH) OBP: 0.303, SLG: 0.487 35 Mark Melancon, R (8, 1) 39 Jason Grilli, R (9, 1) 19 Chris Stewart, R (9, PH) OBP: 0.342, SLG: 0.281		1 SAFE B FC 88 X FC 89 1-0 ② P4	B FC 91 F FF 94 B CH 86 X FC 90 2-1 ② ③ F8-2 3-H		F FF 94 F FF 92 X SI 95 0-2 ③ FC5-4 1-2f		F SL 84 S SL 84 B SL 84 S FS 84 1-3 ② K		F FF 100 B CH 88 B CH 89 B FF 100 C FF 99 B FF 99 4-2 5 1B BB	3 1 0 0 0	0 0 0 0 0	0 0 0 0 1	0 0 0 0 0	0 1 0 0 0	0 0 0 0 0	6 2 0 0 0
5 Josh Harrison, R (1, 4) OBP: 0.357, SLG: 0.494 (8, 5)		B FC 88 X FF 93 1-0 10 1B 1-H 2B	B SL 82 C SL 83 F SL 82 X FF 94 1-2 ① F8	X SI 94 0-0 31 FC6-5 10 S 1B	C FF 94 F FC 90 F CU 79 B FC 92 X FF 93 1-2 1-3 2-H 1B		X FF 101 0-0 1-2 1B	5	0	4	2	0	0	0
10 Jordy Mercer, R (1, 6) OBP: 0.259, SLG: 0.337		X SL 86 0-0 58 S 2-3 1B	C SL 85 X FC 86 0-1 58 SH1-4 1B	1 SAFE L FF 91 B FF 92 1 SAFE L FF 90 B FF 96 F FC 89 B SI 94 S SL 85 3-3 ① K 1-2	F FF 94 F FC 92 X FC 91 0-2 ③ L9		C FF 101 B SL 91 S SL 90 D SL 93 S FF 102 2-3 ② K	5	0	2	0	0	2	5
58 Brandon Cumpton, R (1, 1) OBP: 0.200, SLG: 0.111 31 Jose Tabata, R (6, PH) OBP: 0.331, SLG: 0.338 37 Justin Wilson, L (7, 1) 30 Jeanmar Gómez, R (7, 1) OBP: 1.000, SLG: 1.000 12 Clint Barmes, R (8, 4) OBP: 0.301, SLG: 0.270		B FC 88 C FF 94 C SI 94 F FF 94 F FC 90 B FF 95 F FF 96 F FC 87 X FC 89 2-2 ③ G4-3 1-2	C FF 89 X CH 85 0-1 ② SH1-4 1-2	C SI 94 B FF 95 F FF 95 B FF 96 F FF 96 X CH 85 2-2 ② FC6-5 25 CS 2-3	C FF 93 X FC 92 0-1 ① P4		S SL 91 B CH 90 X SL 90 1-1 ③ L7	1 1 0 0 2	0 0 0 0 0	0 0 0 0 0	0 0 0 0 0	0 0 0 0 0	0 0 0 0 0	2 1 0 0 2
Inning Stats	R: 0 E: 0 K: 1 S: 10 H: 0 LOB: 0 BB: 0 P: 15	R: 1 E: 0 K: 0 S: 17 H: 2 LOB: 2 BB: 1 P: 26	R: 1 E: 0 K: 0 S: 15 H: 2 LOB: 2 BB: 2 P: 28	R: 0 E: 0 K: 0 S: 8 H: 1 LOB: 1 BB: 0 P: 12	R: 0 E: 0 K: 0 S: 13 H: 1 LOB: 2 BB: 1 P: 19	R: 0 E: 0 K: 1 S: 11 H: 1 LOB: 0 BB: 0 P: 19	R: 3 E: 0 K: 1 S: 24 H: 4 LOB: 2 BB: 1 P: 35	R: 0 E: 0 K: 2 S: 11 H: 1 LOB: 2 BB: 1 P: 18	R: 0 E: 0 K: 2 S: 11 H: 1 LOB: 2 BB: 1 P: 20	1B: 10 2B: 4 3B: 0 HR: 0 SF: 0 SAC: 1 DP: 1 HBP: 0						

	AB	37
	R	5
	H	13
	RBI	5
	BB	7
	SO	7
	LOB	24

WP: 1 PA: 46
PB: 0
SB: 2
CS: 1

PITCHER		IP	WLS	BF	H	R	ER	SO	BB	IBB	HBP	BLK	WP	HR	S	P	ERA	WHIP
47 Johnny Cueto, R ERA: 1.92	(1, 1)	6.0		27	7	2	2	2	4	0	0	0	0	0	74	119	3.00	1.833
63 Sam LeCure, R ERA: 3.58	(7, 1)	0.1	H	5	3	3	3	0	1	0	0	0	1	0	14	23	81.00	12.000
43 Manny Parra, L ERA: 4.57	(7, 1)	0.1	H	1	0	0	0	1	0	0	0	0	0	0	3	4	0.00	0.000
Logan Ondrusek, R ERA: 4.26	(7, 1)	1.1	W	7	2	0	0	2	1	0	0	0	0	0	18	26	0.00	2.250
54 Aroldis Chapman, L ERA: 1.06	(9, 1)	1.0	S	5	1	0	0	2	1	0	0	0	0	0	11	20	0.00	2.000

PITCHER	IP	WLS	BF	H	R	ER	SO	BB	IBB	HBP	BLK	WP	HR	S	P	ERA	WHIP

Cincinnati Reds @ Pittsburgh Pirates

PNC Park, Pittsburgh, PA

Wed Jun 18 2014, 7:09 PM - 11:48 PM EDT

Att. 23,329 - Partly Cloudy - 86 F

TOP

livebaseballscorecards.com

Batter	1	2	3	4	5	6	7	8	9	AB	R	H	RBI	BB	SO	LOB
6 Billy Hamilton, S (1, 8) OBP: 0.316, SLG: 0.400	K		L7 E9 1B		F8		S SL 85 D SL 88 B FF 95 X FF 94 2-1 1-2 1B		X SL 82 0-0 1-3 2-H 2B	6	0	3	3	0	1	0
21 Todd Frazier, R (1, 5) OBP: 0.345, SLG: 0.515	X SI 95 0-0 G5-3		19 1B 4 WP 1B K		S SL 88 B SL 88 S SL 88 B SL 88 S SL 86 2-3 K		C SI 91 X SI 91 0-1 F9		X CH 77 0-0 G6-3 3-H	6	1	1	1	0	2	5
19 Joey Votto, L (1, 3) OBP: 0.414, SLG: 0.446	B SI 94 C KC 80 B SI 93 S CH 85 B SI 95 B KC 80 4-2 BB		4 WP 4 2B 1B G4-3			B SI 93 C FF 93 B FF 94 F SL 88 F SL 89 B FF 96 B SL 84 4-2 39 FC6-4 BB		C CH 82 F SI 90 B SI 90 C SI 92 1-3 K	B FC 85 C CH 83 S CH 77 B SI 79 S CH 77 2-3 K	4	1	1	0	2	2	3
4 Brandon Phillips, R (1, 4) OBP: 0.313, SLG: 0.404	B SI 94 B SI 94 C SI 94 X SI 94 2-1 P4		C KC 81 B FF 94 X FF 94 1-1 39 HBP 25 1B 2-H 3-H 2B	C FF 94 B SL 84 X FF 94 1-1 F8		C SL 87 C SL 86 X SL 87 0-2 F7		C SI 93 X CH 86 0-1 1B		5	1	2	1	0	0	2
32 Jay Bruce, L (1, 9) OBP: 0.318, SLG: 0.360		S SI 92 B CH 84 X SI 92 1-1 25 WP 39 BB 25 SF9 1B	B CH 85 B KC 79 C CH 84 S FF 95 D KC 83 F SI 95 B CH 84 4-2 25 1B 39 HBP 2 1B BB	C SL 86 T FF 95 F SL 89 B FF 95 S FF 96 1-3 K		F SL 86 B SI 94 D SL 87 X FF 95 2-1 P6		B CH 84 S CH 84 B SI 91 F SI 92 B CH 85 X SI 91 3-2 F8		4	2	1	0	1	1	2
39 Devin Mesoraco, R (1, 2) OBP: 0.356, SLG: 0.575		D KC 79 B CH 82 C CH 84 1 SAFE F FF 93 D KC 81 B SI 94 4-2 25 SF9 25 WP 1-2 BB	B KC 79 B KC 79 H SI 93 3-0 2 1B 25 1B 31 1B 1-2 2-3 HBP	X FF 96 0-0 25 1B 2B		B SL 88 S SL 87 X SL 86 1-1 FC6-4 1-2f		F SI 92 C CH 84 S SL 86 0-3 K		3	2	1	0	1	1	2
25 Skip Schumaker, L (1, 7) OBP: 0.267, SLG: 0.303		B SI 94 C CH 84 X FF 95 1-1 SF9 1-3 2-H	C CH 84 F FF 95 X CH 86 0-2 31 1B 2 1B 6 E 1-2 2-3 3-H 1B	B FF 95 S SL 88 B SL 88 X FF 95 2-1 2 FC6-4 2-H 1B			F FF 92 B FF 92 C SL 84 C SL 86 1-3 K		X CH 82 0-0 G6-3	4	1	2	3	0	1	0
2 Zack Cozart, R (1, 6) OBP: 0.272, SLG: 0.312		C SI 94 F FF 94 D KC 82 S CH 87 1-3 K	D KC 81 B FF 95 C SI 94 X SI 94 2-1 31 1B 6 E 1-2 2-3 3-H 1B	F FF 96 F FF 95 B SL 88 X SL 89 1-2 FC6-4 1-2f			B SL 83 F FF 95 C SL 84 X SL 86 1-2 6 1B 1B		B FC 85 B FC 86 B FF 84 C CH 83 B FC 85 4-1 60 BB 6 2B BB	4	2	2	1	1	1	2
31 Alfredo Simon, R (1, 1) OBP: 0.103, SLG: 0.138 60 J.J. Hoover, R (7, 1)		X FF 94 0-0 F9	B FF 93 X FF 94 1-0 6 E 1-2 2-3 3-H 1B	F FF 93 X SL 85 0-1 G6-3			F FF 93 C FF 93 F SL 86 S SL 89 0-3 K		F SL 82 B FC 84 F SL 82 B CH 77 B FC 83 B CH 83 4-2 6 2B 21 G6-3 1-2 BB	4 0	0 1	1 0	1 0	0 1	1 0	2 0
Inning Stats	R: 0 E: 0 K: 1 S: 8 H: 0 LOB: 1 BB: 1 P: 15	R: 1 E: 0 K: 1 S: 10 H: 1 LOB: 1 BB: 1 P: 17	R: 7 E: 1 K: 1 S: 29 H: 7 LOB: 2 BB: 1 P: 49	R: 1 E: 0 K: 1 S: 12 H: 2 LOB: 1 BB: 0 P: 17	R: 0 E: 0 K: 1 S: 7 H: 0 LOB: 0 BB: 0 P: 11	R: 0 E: 0 K: 0 S: 10 H: 0 LOB: 1 BB: 1 P: 17	R: 0 E: 0 K: 2 S: 14 H: 2 LOB: 2 BB: 0 P: 18	R: 0 E: 0 K: 2 S: 11 H: 1 LOB: 1 BB: 0 P: 15	R: 2 E: 0 K: 1 S: 9 H: 1 LOB: 1 BB: 2 P: 19	1B: 11 2B: 3 3B: 0 HR: 0 SF: 1 SAC: 0 DP: 0 HBP: 1						

AB	40
R	11
H	14
RBI	10
BB	6
SO	10
LOB	18

WP: 2 PB: 0 SB: 0 CS: 0 — PA: 48

PITCHER		IP	WLS	BF	H	R	ER	SO	BB	IBB	HBP	BLK	WP	HR	S	P	ERA	WHIP
36 Edinson Volquez, R ERA: 4.67	(1, 1)	2.1	L	17	6	8	8	2	3	0	1	0	2	0	35	64	30.86	3.857
38 Stolmy Pimentel, R ERA: 4.67	(3, 1)	4.1		20	6	1	1	5	1	0	0	0	0	0	53	78	2.08	1.615
30 Jeanmar Gómez, R ERA: 3.49	(7, 1)	1.1		5	1	0	0	2	0	0	0	0	0	0	13	17	0.00	0.750
23 Travis Snider, L ERA: 18.0	(9, 1)	1.0		6	1	2	2	1	2	0	0	0	0	0	9	19	18.00	3.000

PITCHER	IP	WLS	BF	H	R	ER	SO	BB	IBB	HBP	BLK	WP	HR	S	P	ERA	WHIP

Batter	1	2	3	4	5	6	7	8	9	AB	R	H	RBI	BB	SO	LOB
25 Gregory Polanco, L (1, 9) OBP: 0.429, SLG: 0.487	C SI 94 X FS 84 0-1 G3-1		B SI 94 C SI 94 C FS 82 B CU 77 X FS 86 2-2 G3-1		C SI 94 B CU 76 X FS 84 1-1 2-H 1B		B SI 93 B SI 93 B SI 92 B SI 93 4-0 6 FC6-4 1-2 2-3 BB		C FF 93 B SL 84 B FF 93 F FF 94 F FF 94 B SL 83 F FF 93 F FF 93 X FF 93 3-2 31 1B 2B	4	1	2	1	1	0	0
6 Starling Marte, R (1, 7) OBP: 0.329, SLG: 0.395 (7, 8)	C FF 94 F SI 95 F CU 78 B CU 81 B SI 96 B SI 96 X SI 96 3-2 22 G5-3 22 S 1B		C SI 95 S FC 88 F CU 79 B FC 91 B FC 90 X FC 90 2-2 F9		B SI 94 F SI 94 B SI 95 S SI 95 D SI 96 B SI 95 4-2 BB		X SI 95 0-0 FC6-4 15 BB 1-2f 2-3 3-H		B FF 91 X FF 91 1-0 L8	4	0	1	1	1	0	3
22 Andrew McCutchen, R (1, 8) OBP: 0.432, SLG: 0.546 31 Jose Tabata, R (7, 7) OBP: 0.333, SLG: 0.343	B FF 94 1 SAFE 1 SAFE F SI 95 1 SAFE C FC 89 X SI 96 1-2 G5-3 1-3		B FF 95 F FF 96 C FC 89 C CU 81 1-3		X SI 95 0-0 G6-3		F SI 93 B CU 74 B CU 75 X FF 92 2-1 SF9 3-H		X FF 91 0-0 2-H 1B	3 1	0 0	0 1	0 2	0 0	1 0	3 0
15 Ike Davis, L (1, 3) OBP: 0.355, SLG: 0.372	B SI 96 X SI 96 1-0 G4-3			C SI 94 C FS 83 F FS 84 F FS 85 B FS 86 B FS 85 S FS 86 2-3 K	B SI 92 B SI 94 F SI 94 X SI 94 2-1 G4-3		B FF 92 B FF 92 C FF 92 B CH 87 S FF 93 F FF 93 B FF 94 4-2 1-2 BB		B CH 84 F FF 90 X FF 91 1-1 G3-1	4	0	0	0	1	1	2
55 Russell Martin, R (1, 2) OBP: 0.418, SLG: 0.392		B FF 95 C SI 95 B FC 89 C FC 90 B CU 78 F SI 96 X SI 96 3-2 F8		C FC 88 B CU 77 B FC 91 X FF 95 2-1 F8	C FC 87 F FS 84 F FS 84 H CU 76 1-2 HBP		B FF 93 C SL 82 C SL 84 F FF 93 S SL 82 1-3 K			3	0	0	0	0	1	2
5 Josh Harrison, R (1, 4) OBP: 0.354, SLG: 0.488 (7, 5)		C FF 96 X FC 89 0-1 24 S 1B		B FF 96 C FF 95 C FC 90 B CU 78 F FS 86 B EP 64 F FF 95 X FF 95 3-2 P3	S FF 95 X SI 94 0-1 L5			X FF 92 0-0 G4-3		4	0	1	0	0	0	1
24 Pedro Alvarez, L (1, 5) OBP: 0.318, SLG: 0.397 30 Jeanmar Gómez, R (7, 1) OBP: 1.000, SLG: 1.000 23 Travis Snider, L (8, PH) OBP: 0.319, SLG: 0.331 (9, 1)		1 SAFE 1 SAFE B SI 94 S FS 85 1 SAFE B SI 94 D SI 94 S FS 88 T FS 87 3-2 K 1-2		F SI 94 S FS 86 X FS 87 0-2 25 1B 2B	X FF 94 0-0 F7			B SL 81 X FF 93 1-0 G6-3	3 0 1	1 0 0	1 0 0	0 0 0	0 0 0	1 0 0	2 0 0
10 Jordy Mercer, R (1, 6) OBP: 0.264, SLG: 0.337		I IN 70 I IN 72 I IN 73 I IN 76 4-0 IBB			X SI 94 0-0 G5-3		C SI 91 X FC 86 0-1 25 BB 12 HBP 6 FC6-4 1B	C FF 92 B FF 93 S SL 83 X FF 94 1-2 F9		3	1	1	0	1	0	1
36 Edinson Volquez, R (1, 1) OBP: 0.095, SLG: 0.050 38 Stolmy Pimentel, R (3, 1) 12 Clint Barmes, R (7, 4) OBP: 0.306, SLG: 0.267		B FF 95 F FF 95 C FF 96 F FF 96 S FF 96 1-3 K		C FF 94 F FF 94 T FF 95 0-2 K			C FF 91 H SI 93 1-1 6 FC6-4 25 BB 31 SF9 1-2 HBP		B FF 92 X FF 90 1-0 P3	1 1 1	0 0 1	0 0 0	0 0 0	0 0 0	1 1 0	2 1 0
Inning Stats	R: 0 E: 0 K: 0 S: 10 H: 1 LOB: 1 BB: 0 P: 15	R: 0 E: 0 K: 2 S: 13 H: 1 LOB: 2 BB: 1 P: 24	R: 0 E: 0 K: 1 S: 10 H: 0 LOB: 0 BB: 0 P: 15	R: 0 E: 0 K: 1 S: 12 H: 0 LOB: 0 BB: 0 P: 19	R: 1 E: 0 K: 1 S: 12 H: 2 LOB: 2 BB: 1 P: 17	R: 0 E: 0 K: 0 S: 8 H: 0 LOB: 1 BB: 0 P: 11	R: 2 E: 0 K: 1 S: 13 H: 1 LOB: 2 BB: 2 P: 25	R: 0 E: 0 K: 0 S: 5 H: 0 LOB: 0 BB: 0 P: 7	R: 1 E: 0 K: 0 S: 11 H: 2 LOB: 1 BB: 0 P: 17	1B: 5 2B: 2 3B: 0 HR: 0 SF: 1 SAC: 0 DP: 0 HBP: 2					WP: 0 PB: 0 SB: 2 CS: 0	PA: 40	

PITCHER	IP	WLS	BF	H	R	ER	SO	BB	IBB	HBP	BLK	WP	HR	S	P	ERA	WHIP
31 Alfredo Simon, R (1, 1) ERA: 3.05	6.1	W	29	5	3	3	5	2	1	2	0	0	0	69	110	4.26	1.105
60 J.J. Hoover, R (7, 1) ERA: 5.23	2.2		11	2	1	1	1	1	0	0	0	0	0	25	40	3.38	1.125

PITCHER	IP	WLS	BF	H	R	ER	SO	BB	IBB	HBP	BLK	WP	HR	S	P	ERA	WHIP

BOTTOM

Cincinnati Reds @ Pittsburgh Pirates

PNC Park, Pittsburgh, PA

Wed Jun 18 2014, 7:09 PM - 11:48 PM EDT

Att. 23,329 - Partly Cloudy - 86 F

livebaseballscorecards.com

AB	33
R	4
H	7
RBI	4
BB	4
SO	6
LOB	17

Cincinnati Reds @ Pittsburgh Pirates

PNC Park, Pittsburgh, PA

Thu Jun 19 2014, 12:38 PM - 5:27 PM EDT

Att. 30,710 - Cloudy - 73 F

livebaseballscorecards.com

TOP

Batter	1	2	3	4	5	6	7	8	9	10	11	12	AB	R	H	RBI	BB	SO	LOB
6 Billy Hamilton, S (1, 8) OBP: 0.313, SLG: 0.400	C SI 89 C SI 90 X CH 79 0-2 19 S 19 SF8 2B		C KC 73 B SI 90 F FF 88 X KC 77 1-2 ② G5-3		S CH 76 S CH 78 B CH 78 S CH 78 1-3 ③ K			C KC 81 B FC 92 F FC 92 S KC 81 1-3 ① K		B SI 90 C SI 91 F SI 92 B SI 92 F SI 93 X SI 93 2-2 ① G4-3			5	1	1	0	0	2	1
21 Todd Frazier, R (1, 5) OBP: 0.349, SLG: 0.517	B SI 89 S SI 89 F CH 79 B SI 90 B SI 90 X CH 79 3-2 ① G5-3		B CH 79 C CH 78 F CH 80 B SI 90 C SI 90 2-3 ③ K			B SI 88 B SI 89 X CH 79 2-0 ① 1B		B FC 93 B FC 92 X KC 80 2-0 4 FC6-4 1B		S SL 85 C SI 93 B SL 86 F SI 92 B SL 85 X SI 93 2-2 4 CS 1B			5	0	3	0	0	1	1
19 Joey Votto, L (1, 3) OBP: 0.409, SLG: 0.448	B SI 88 F SI 90 X SI 89 1-1 ② SF8 2-H			B SI 89 C CH 78 B CH 78 X CH 79 2-1 4 F8 32 SF8 2B		S SI 90 C KC 75 B SI 92 F SI 91 B SI 92 X CH 80 2-2 ② G3		B FF 92 B FC 92 S KC 81 F FC 92 D KC 81 X FC 92 3-2 ② F8		B SI 92 X SI 93 1-0 ② F8			4	1	1	1	0	0	2
4 Brandon Phillips, R (1, 4) OBP: 0.307, SLG: 0.396	B SI 90 X SI 90 1-0 ③ G4-3			X KC 73 0-0 ① F8 2-3		C CH 78 X CH 79 0-1 ③ G3		B KC 82 C KC 82 X FC 92 1-1 ③ FC6-4 1-2f		C SI 92 0-1 ③ CS 1-2	B SL 84 B SI 92 X SI 92 2-0 ① L8		5	0	0	0	0	0	2
32 Jay Bruce, L (1, 9) OBP: 0.311, SLG: 0.353		C SI 86 F SI 88 F SI 88 B KC 78 X CH 79 1-2 ① F8		B SI 90 B SI 90 F SI 90 B SI 90 S CH 77 F SI 90 F SI 90 F CH 79 X SI 91 3-2 ② SF8 3-H			B SI 93 C SI 93 B SL 82 B SI 94 X SI 93 3-1 ① G3-1		C SL 81 F FF 93 X FF 92 0-2 ① F8		B SI 92 B SI 93 X SI 92 2-0 ② G4-3		4	0	0	1	0	0	0
39 Devin Mesoraco, R (1, 2) OBP: 0.358, SLG: 0.587		C KC 74 X CH 78 0-1 ② G5-3		F SI 90 C SI 90 X SI 90 0-2 ③ L4			S CH 87 B CH 85 B CH 86 B SI 94 D SI 94 4-1 2 1B BB		B SL 84 X SL 82 1-0 HR		C SI 92 X SL 85 0-1 ③ G3		4	1	1	1	1	0	0
28 Chris Heisey, R (1, 7) OBP: 0.272, SLG: 0.331	C SI 89 X SI 90 0-1 E3				C CH 76 X SI 88 0-1 ① F9		C SI 94 X SI 95 0-1 ② F9		B FF 94 B FF 93 C SL 82 X FF 93 2-1 ② F8			S FF 92 B FF 92 F FC 87 T FF 94 1-2 ① K	5	0	0	0	0	1	1
2 Zack Cozart, R (1, 6) OBP: 0.278, SLG: 0.320	1 SAFE F SI 88 1 SAFE 1 SAFE B SI 88 1 SAFE S CH 77 B SI 89 X CH 78 2-2 ③ G6-3				B KC 73 C KC 72 F CH 75 B SI 90 B SI 90 B SI 90 4-2 34 SH2-4 BB		B SI 94 B SI 94 B SI 94 C SI 94 C SI 94 X SI 95 3-2 1-2 1B		X FF 93 0-0 2B			C SI 93 B FC 87 X FF 93 1-1 ② G6-3	4	0	2	0	1	0	1
34 Homer Bailey, R (1, 1) 63 Sam LeCure, R (0, 1) 48 Ryan Ludwick, R (1 PH) DNP: LAST: BLK 9 (10) Logan Ondrusek, R (1, 1) 43 Manny Parra, L (0, 1) 29 Brayan Peña, S (0 PH) DNP: LAST: SLH 9 (10) 51 Jonathan Broxton, R (0, 1) 54 Aroldis Chapman, L (0, 1) 52 Tony Cingrani, L (1P, 1) DNP: LAST: BLK 9 (10)			C SI 87 S SI 88 B SI 89 B SI 90 X SI 89 2-2 ① G4-3		X SI 88 0-0 ② SH2-4 1-2		B SI 95 X CH 88 1-0 ③ G4-3		C FF 93 F FF 93 B FF 93 B FF 93 F SL 85 B CH 85 X FF 92 3-2 ③ L9			X FF 93 0-0 ③ B1-3	1 0 0 1 0 0 1 0 1 0 1	0 0 0 0 0 0 0 0 0 0 0	0 0 0 0 0 0 0 0 0 0 0	0 0 0 0 0 0 0 0 0 0 0	0 0 0 0 0 0 0 0 0 0 0	0 0 2 0 0 1 0 0 0 0 0	0 0 0 0 0 0 0 0 0 0 0
Inning Stats	R: 1 E: 0 K: 0 S: 9 H: 1 LOB: 0 BB: 0 P: 14	R: 0 E: 1 K: 0 S: 11 H: 0 LOB: 1 BB: 0 P: 14	R: 0 E: 0 K: 1 S: 9 H: 0 LOB: 0 BB: 0 P: 14	R: 1 E: 0 K: 0 S: 12 H: 1 LOB: 0 BB: 0 P: 17	R: 0 E: 0 K: 1 S: 8 H: 0 LOB: 1 BB: 1 P: 13	R: 0 E: 0 K: 0 S: 7 H: 1 LOB: 0 BB: 0 P: 11	R: 0 E: 0 K: 0 S: 9 H: 1 LOB: 2 BB: 1 P: 20	R: 0 E: 0 K: 1 S: 9 H: 1 LOB: 1 BB: 0 P: 16	R: 1 E: 0 K: 0 S: 11 H: 2 LOB: 1 BB: 0 P: 17	R: 0 E: 0 K: 0 S: 10 H: 1 LOB: 0 BB: 0 P: 15	R: 0 E: 0 K: 0 S: 4 H: 0 LOB: 0 BB: 0 P: 8	R: 0 E: 0 K: 1 S: 6 H: 0 LOB: 0 BB: 0 P: 8	1B: 4 2B: 3 3B: 0 HR: 1 SF: 2 SAC: 1 DP: 0 HBP: 0	WP: 0 PB: 0 SB: 1 CS: 1 PA: 46					

PITCHER		IP	WLS	BF	H	R	ER	SO	BB	IBB	HBP	BLK	WP	HR	S	P	ERA	WHIP
49 Jeff Locke, L ERA: 3.76	(1, 1)	6.0		22	3	2	2	2	1	0	0	0	0	0	56	83	3.00	0.667
44 Tony Watson, L ERA: 0.82	(7, 1)	1.0	H	5	1	0	0	0	1	0	0	0	0	0	9	20	0.00	2.000
35 Mark Melancon, R ERA: 1.89	(8, 1)	1.0	H	4	1	0	0	1	0	0	0	0	0	0	9	16	0.00	1.000
39 Jason Grilli, R ERA: 4.34	(9, 1)	1.0	B	5	2	1	1	0	0	0	0	0	0	1	11	17	9.00	2.000
48 Jared Hughes, R ERA: 1.95	(10, 1)	2.0		6	1	0	0	0	0	0	0	0	0	0	14	23	0.00	0.500

PITCHER		IP	WLS	BF	H	R	ER	SO	BB	IBB	HBP	BLK	WP	HR	S	P	ERA	WHIP
37 Justin Wilson, L ERA: 5.27	(12, 1)	1.0	W	3	0	0	0	1	0	0	0	0	0	0	6	8	0.00	0.000

AB	40
R	3
H	8
RBI	3
BB	2
SO	4
LOB	11

Batter	1	2	3	4	5	6	7	8	9	10	11	12	AB	R	H	RBI	BB	SO	LOB
25 Gregory Polanco, L (1, 9) OBP: 0.417, SLG: 0.467	C FF 92 C SI 92 B CH 83 X SI 94 1-2 G4-3 ①			C FF 92 B CH 85 C SI 92 X SL 86 1-2 17 1B 1B	B KC 78 X SI 93 1-0 6 1B 22 1B 1-3 3-H 1B	D KC 74 C FF 88 S KC 74 X SI 87 1-2 FC6 ③ 1-2f			B SI 91 F SI 90 B SI 90 B SI 89 1 SAFE F CH 88 X SI 90 3-2 G4-3 ② 1-2		B FF 91 X FF 91 1-0 P6 ②		6	1	2	0	0	0	6
6 Starling Marte, R (1, 7) OBP: 0.329, SLG: 0.392	C FF 92 B SL 82 F SL 83 S SL 87 1-3 K ②			S FF 93 S FF 93 S FF 94 0-3 K ①	F FF 93 X SI 95 0-1 22 1B 1-3 3-H 1B		B FF 93 C FF 92 F FC 91 X CU 78 1-2 F8 ①		B FF 91 F FF 90 C SL 87 B FF 92 B FF 92 B SL 86 4-2 BB		C FF 92 F CH 88 B FF 91 B FF 92 B FF 91 F CH 88 F FF 92 S FF 92 3-3 K ③		5	0	1	1	1	3	3
22 Andrew McCutchen, R (1, 8) OBP: 0.427, SLG: 0.537	B FF 92 B FF 92 S SL 86 F FF 94 S SL 85 2-3 K ③			B SL 87 X SL 86 1-0 L9 ②	S SL 86 B FF 94 X SL 87 1-1 1-2 3-H 1B		X FF 92 0-0 L8 ②		B FF 100 C SL 88 S FF 101 C CH 88 1-3 K ③			X FF 90 0-0 F8 ①	6	0	1	1	0	2	3
17 Gaby Sanchez, R (1, 3) OBP: 0.305, SLG: 0.479		B FF 90 C SL 85 F SL 85 B FF 93 X SL 85 2-2 P4 ①		C FF 94 F FF 94 B FF 92 B SL 88 F SL 89 B FF 95 X FF 94 3-2 1-3 1B	C FF 94 S SL 86 F FF 94 X FF 95 0-2 F7 ③		C FF 92 C FC 90 T FC 91 0-2 K ③		S CH 87 F FF 98 S SL 89 0-3 K ①			B FF 89 C FF 91 X CH 86 1-1 12 HBP 5 BLK 55 BB 1B	6	1	2	0	0	2	2
5 Josh Harrison, R (1, 4) OBP: 0.348, SLG: 0.473 (9, 5)		B FF 93 X FF 93 1-0 G6-3 ②		S SL 88 F SL 88 F FF 94 F CH 85 T SI 95 0-2 K ③		B SL 84 B SL 86 F FF 91 X FF 92 2-1 G5-3 ①		F FF 91 B FC 89 X FF 92 1-1 G5-3 ①	B SL 86 B CH 88 C SL 89 B CH 88 F FF 98 F SL 89 F FF 98 F FF 100 S SL 90 3-3 K ②			I IN 71 I IN 74 I IN 74 I IN 77 4-0 55 BB 12 HBP 1-2 IBB	5	0	0	0	1	2	2
24 Pedro Alvarez, L (1, 5) OBP: 0.318, SLG: 0.400 10 Jordy Mercer, R (8, PH) OBP: 0.260, SLG: 0.332 (9, 6)		B FF 92 X CH 86 1-0 L9 ③			B SI 92 X FF 92 1-0 G4-3 ① X SI 92 0-0 12 1B 2B			C FF 89 B FS 82 B FS 81 F FF 92 B FF 94 X FF 91 3-2 F7 ②	C FF 99 F FF 99 B CH 88 S CH 88 1-3 K ③			C FF 91 S FF 91 B FF 90 B FF 92 F FF 92 T FF 89 2-2 K ②	3 3	0 0	1 0	0 0	0 0	0 2	0 2
12 Clint Barmes, R (1, 6) OBP: 0.341, SLG: 0.313 (9, 4)			C FF 92 X FF 91 0-1 G6-3 ①	C FF 92 C FF 94 F CH 85 B FF 95 X SL 88 1-2 49 FC2-6 19 1B 25 BLK 1B	C SL 85 X SI 92 0-1 49 DI 2-3 1B		X FF 90 0-0 19 CS 1B				C FF 93 X FF 94 0-1 2B	H FF 90 1-0 55 BB 1-2 2-3 HBP	5	1	4	0	0	0	0
19 Chris Stewart, R (1, 2) OBP: 0.351, SLG: 0.284 31 Jose Tabata, R (9, PR) OBP: 0.333, SLG: 0.343 55 Russell Martin, R (10, 2) OBP: 0.425, SLG: 0.392			B FF 92 X FF 92 1-0 G4-3 ②	C SL 86 X FF 93 0-1 49 FC2-6 1-2 1B	P PO 85 L SI 91 3 SAFE D SI 91 F KC 78 X FF 94 2-2 L4 ②		1 SAFE C FF 93 S FF 93 1 SAFE B FS 93 B FF 93 B FS 84 3-2 CS ③ 1-2		B FF 89 F FF 90 B FF 90 D FF 89 4-1 25 G4-3 BB		B FF 94 B CH 88 F CH 87 B FF 92 B FF 94 4-1 BB	B FF 92 C FF 93 B FF 92 B FF 92 4-1 1-2 2-3 3-H BB	3 0 0	0 0 0	1 0 0	0 0 1	1 0 2	0 0 0	2 0 0
49 Jeff Locke, L (1, 1) OBP: 0.182, SLG: 0.100 44 Tony Watson, L (7, 1) OBP: 1.000, SLG: 1.000 35 Mark Melancon, R (8, 1) 39 Jason Grilli, R (9, 1) 23 Travis Snider, L (9, PH) OBP: 0.317, SLG: 0.328 48 Jared Hughes, R (10, 1) 46 Vance Worley, R (11, PH) 37 Justin Wilson, L (12, 1)			C SL 90 C FF 92 B FF 93 B KC 76 T FF 92 2-2 K ③	X FF 92 0-0 FC2-6 25 1B 25 BLK 6 1B 1-2f 2-3 ②	C FF 94 S FF 94 B FF 96 B FF 94 B FF 94 F FF 94 B FF 92 4-2 25 FC6 1-2 BB				1 SAFE B CH 87 B SI 89 F SI 89 1 SAFE X SI 90 2-1 L8 ①		B FF 90 C FF 90 T FF 89 B FF 90 L FF 92 2-3 K ①		2 0 0 0 0 1 1 0	1 0 0 0 0 0 0 0	0 0 0 0 0 0 0 0	0 0 0 0 0 0 1 1	1 0 0 0 0 0 0 2	1 0 0 0 0 0 1 0	2 0 0 0 1 0 2 0
Inning Stats	R: 0 E: 0 K: 2 S: 9 H: 0 LOB: 0 BB: 0 P: 13	R: 0 E: 0 K: 0 S: 5 H: 0 LOB: 0 BB: 0 P: 9	R: 0 E: 1 K: 1 S: 6 H: 0 LOB: 0 BB: 0 P: 9	R: 0 E: 0 K: 2 S: 16 H: 2 LOB: 2 BB: 0 P: 21	R: 3 E: 0 K: 0 S: 17 H: 5 LOB: 2 BB: 0 P: 21	R: 0 E: 0 K: 0 S: 15 H: 2 LOB: 3 BB: 1 P: 23	R: 0 E: 0 K: 0 S: 7 H: 0 LOB: 0 BB: 0 P: 8	R: 0 E: 0 K: 0 S: 8 H: 1 LOB: 0 BB: 0 P: 15	R: 0 E: 0 K: 1 S: 11 H: 0 LOB: 2 BB: 2 P: 25	R: 0 E: 0 K: 3 S: 12 H: 0 LOB: 0 BB: 0 P: 16	R: 0 E: 0 K: 2 S: 12 H: 1 LOB: 2 BB: 1 P: 22	R: 1 E: 0 K: 1 S: 8 H: 1 LOB: 3 BB: 2 P: 20	1B: 10 2B: 2 3B: 0 HR: 0 SF: 0 SAC: 0 DP: 0 HBP: 1	WP: 0 PB: 0 SB: 0 CS: 1 PA: 54						

PITCHER		IP	WLS	BF	H	R	ER	SO	BB	IBB	HBP	BLK	WP	HR	S	P	ERA	WHIP
34 Homer Bailey, R ERA: 4.68	(1, 1)	5.2		27	9	3	3	5	1	0	0	1	0	0	65	92	4.76	1.765
63 Sam LeCure, R ERA: 3.54	(6, 1)	0.1		1	0	0	0	0	0	0	0	0	0	0	3	4	0.00	0.000
Logan Ondrusek, R ERA: 4.05	(7, 1)	1.1		4	0	0	0	1	0	0	0	0	0	0	9	11	0.00	0.000
43 Manny Parra, L ERA: 4.43	(8, 1)	0.2		2	1	0	0	0	0	0	0	0	0	0	6	12	0.00	1.500
51 Jonathan Broxton, R ERA: 0.4	(9, 1)	0.2		4	0	0	0	0	2	0	0	0	0	0	8	21	0.00	3.000

PITCHER		IP	WLS	BF	H	R	ER	SO	BB	IBB	HBP	BLK	WP	HR	S	P	ERA	WHIP
54 Aroldis Chapman, L ERA: 0.98	(9, 1)	1.1		4	0	0	0	4	0	0	0	0	0	0	15	20	0.00	0.000
52 Tony Cingrani, L ERA: 4.55	(11, 1)	1.2	L	11	2	1	1	3	2	1	1	1	0	0	20	42	5.40	2.400

Cincinnati Reds @ Pittsburgh Pirates

PNC Park, Pittsburgh, PA

Thu Jun 19 2014, 12:38 PM - 5:27 PM EDT

Att. 30,710 - Cloudy - 73 F

BOTTOM

livebaseballscorecards.com

AB	46
R	4
H	12
RBI	3
BB	6
SO	13
LOB	25

Pittsburgh Pirates @ Chicago Cubs

Wrigley Field, Chicago, IL

Fri Jun 20 2014, 3:08 PM - 6:09 PM CDT

Att. 36,423 - Cloudy - 81 F

TOP

livebaseballscorecards.com

Batter	1	2	3	4	5	6	7	8	9	AB	R	H	RBI	BB	SO	LOB
25 Gregory Polanco, L (1, 9) OBP: 0.415, SLG: 0.449	C FF 94 B FF 93 S CH 86 X CH 86 1-2 6 K 1B		S CU 79 F FF 92 D SL 87 D SL 86 X SL 86 2-2 ② FC3-6 1-2f		B SL 85 S CH 85 B SI 92 F SL 82 B SL 85 F CH 86 X FF 90 3-2 ② G3		B FF 92 D CU 78 S FF 93 1 SAFE C FF 92 B FF 92 B FF 93 4-2 1-2 BB		C FC 90 C SI 96 B SI 96 T FF 93 1-2 ③ K	4	0	1	0	1	1	1
6 Starling Marte, R (1, 7) OBP: 0.324, SLG: 0.386	B FF 93 1 SAFE F FF 93 B FF 93 C FF 92 1 SAFE F SL 86 S SL 86 2-3 ① ② K 1-2		D SI 93 1 SAFE X FF 94 1-0 ③ L8		B SL 84 S SL 86 F FF 91 C SL 86 1-3 ③ K		D SL 87 B FF 93 F FF 93 B FF 92 S FF 92 F FF 93 X FF 91 3-2 ② F9			4	0	0	0	0	2	4
22 Andrew McCutchen, R (1, 8) OBP: 0.422, SLG: 0.529	B FF 94 F SL 85 B SL 86 X SL 86 2-1 ③ G5-3			C FF 92 S SL 86 S SL 87 0-3 ① K		X SI 91 0-0 ① G6-3	F FF 93 F SL 87 B SL 87 S FF 93 1-3 ③ K			4	0	0	0	0	2	2
15 Ike Davis, L (1, 3) OBP: 0.357, SLG: 0.374		F FF 93 X CU 79 0-1 55 SH5-3 24 1B 1B		C FF 93 B FF 94 C SL 85 F SL 87 B SI 93 S SL 86 2-3 ② K		C SI 92 B SL 82 C SI 92 B SI 92 X SI 93 2-2 55 1B 1B		B FF 94 B FF 93 C SI 94 S SL 82 S SL 84 2-3 ① K		4	0	2	0	0	2	0
55 Russell Martin, R (1, 2) OBP: 0.429, SLG: 0.394		X FF 92 0-0 ① SH5-3 1-2		B CU 80 S SL 85 S SI 92 B FF 93 B SL 87 S SL 86 3-3 ③ K		B SI 91 C SI 92 C SI 92 D SL 84 F SI 92 F SL 83 F SI 92 X SI 93 2-2 1-2 1B		B SI 94 F SI 95 B SL 83 C SL 83 B SL 83 B SI 94 4-2 BB		2	0	1	0	1	1	0
5 Josh Harrison, R (1, 4) OBP: 0.346, SLG: 0.465		S SL 86 B FF 94 F SL 87 D SL 88 S SL 87 2-3 ② K			B FF 93 B FF 92 B FF 90 B FF 92 4-0 24 BB 10 HR BB	C SI 92 B SI 92 X SI 93 1-1 ② L9		S SL 81 S SL 82 D SL 82 F SL 82 F SI 95 C FF 96 1-3 ② K		3	1	0	0	1	2	4
24 Pedro Alvarez, L (1, 5) OBP: 0.321, SLG: 0.399		D CU 81 B CU 80 S SL 84 S SL 86 X SL 87 2-2 ③ 2-H 1B			D FF 95 D SL 86 B SI 92 B FF 92 4-0 10 HR 1-2 BB	S SL 83 B SL 85 C KC 79 X SL 84 1-2 ③ F8		X SI 94 0-0 ③ G3		3	1	1	0	1	0	3
10 Jordy Mercer, R (1, 6) OBP: 0.264, SLG: 0.346			C FF 92 B FF 91 B SL 83 C SL 84 S SL 86 2-3 ① K2-3		C SL 86 B SL 86 C FF 92 D SL 88 X SL 87 2-2 1-H 2-H HR		C FF 94 B SL 87 S FF 93 F FF 94 B SL 88 H FF 94 3-2 25 BB HBP		C FF 95 S SL 85 S SL 83 0-3 ① K	3	1	1	3	0	2	0
50 Charlie Morton, R (1, 1) OBP: 0.087, SLG: 0.087 23 Travis Snider, L (7, PH) OBP: 0.315, SLG: 0.326 37 Justin Wilson, L (7, 1) 39 Jason Grilli, R (8, 1) 31 Jose Tabata, R (9, PH) OBP: 0.331, SLG: 0.341			C FF 92 B FF 92 F FF 91 X SL 86 1-2 25 FC3-6 1B		B FF 90 C FF 92 C FF 91 S FF 91 1-3 ① K		C CU 77 S FF 92 X FF 92 0-2 ① F7		X FF 96 0-0 ② F8	2 1 0 0 1	0 0 0 0 0	1 0 0 0 0	0 0 0 0 0	1 0 0 0 0	0 0 0 0 0	0 1 0 0 0

	AB	31
	R	3
	H	7
	RBI	3
	BB	4
	SO	13
	LOB	15

Inning Stats																		
	R: 0 E: 0 K: 1 S: 9	H: 1 LOB: 0 BB: 0 P: 14	R: 0 E: 0 K: 1 S: 9	H: 2 LOB: 2 BB: 0 P: 13	R: 0 E: 0 K: 1 S: 10	H: 1 LOB: 1 BB: 0 P: 16	R: 0 E: 0 K: 3 S: 10	H: 0 LOB: 0 BB: 0 P: 15	R: 3 E: 0 K: 2 S: 13	H: 1 LOB: 0 BB: 2 P: 28	R: 0 E: 0 K: 0 S: 15	H: 2 LOB: 2 BB: 0 P: 21	R: 0 E: 0 K: 1 S: 15	H: 0 LOB: 2 BB: 1 P: 26	R: 0 E: 0 K: 2 S: 11	H: 0 LOB: 1 BB: 1 P: 18	R: 0 E: 0 K: 2 S: 7	H: 0 LOB: 0 BB: 0 P: 8

| | | | | | | | | | | | | | | | | | |

BOTTOM

Pittsburgh Pirates @ Chicago Cubs

Wrigley Field, Chicago, IL

Fri Jun 20 2014, 3:08 PM - 6:09 PM CDT

Att. 36,423 - Cloudy - 81 F

livebaseballscorecards.com

Batter	1	2	3	4	5	6	7	8	9	AB	R	H	RBI	BB	SO	LOB
24 Luis Valbuena, L (1, 4) OBP: 0.378, SLG: 0.451	B FF 88 B SI 88 X SI 88 2-0 ① P5		B CU 74 C CU 77 X SI 89 1-1 8 BB 1-2 44 2B 1B	B FS 83 C CU 78 S CU 76 B SI 90 X SI 90 2-2 ③ G4-3		X SI 92 0-0 ③ F9		B FF 93 S FF 93 X FF 93 1-1 ③ F9		5	1	1	0	0	0	4
8 Chris Coghlan, L (1, 7) OBP: 0.305, SLG: 0.397	B FF 89 X FF 89 1-0 3B		C CU 76 F FS 82 F SI 91 D FS 82 B CU 76 B SI 90 B SI 91 4-2 44 2B 13 HR 1-2 2-3 BB		B SI 89 C CU 77 X FS 83 1-1 HR		B FF 91 X FC 91 1-0 ① P6			3	2	2	1	1	0	0
44 Anthony Rizzo, L (1, 3) OBP: 0.402, SLG: 0.498	F CU 75 F CU 76 S CU 76 0-3 ② K		C FS 83 D FS 84 F CU 78 B SI 91 X CU 78 2-2 13 HR 1-3 2-H 3-H 2B		C SI 91 B FS 84 C SI 90 X SI 89 1-2 ① G5-3		B FF 91 B CH 90 B FC 90 C CH 90 C FC 85 B SI 92 4-2 BB			3	1	1	2	1	1	1
13 Starlin Castro, R (1, 6) OBP: 0.332, SLG: 0.490	X SI 90 0-0 ③ F9		C CU 77 F SI 91 X CU 77 0-2 2-H 3-H HR		B SI 91 B SI 91 X SI 91 2-0 ② G6-3		C FC 91 C FC 91 B FC 92 S FC 86 1-3 ② K			4	1	1	3	0	1	2
6 Ryan Sweeney, L (1, 8) OBP: 0.247, SLG: 0.241 46 Pedro Strop, R (8, 1) 56 Héctor Rondón, R (9, 1)		B SI 88 C CU 76 B FF 89 X SI 90 2-1 ① G3	B SI 92 C SI 91 S FS 84 C SI 91 1-3 ② K		C SI 90 C SI 90 F CU 77 B SI 90 X CU 78 1-2 1B		X FC 92 0-0 ③ G4-3			4 0 0	0 0 0	1 0 0	0 0 0	0 0 0	1 0 0	1 0 0
19 Nate Schierholtz, L (1, 9) OBP: 0.262, SLG: 0.314		B CU 76 B SI 88 X SI 89 2-0 ② P4	X 0-0 ③ F9		B FS 82 C SI 90 S CU 78 F SI 90 B SI 90 S CU 79 2-3 ③ K			F FF 92 F FF 93 C FF 93 0-3 ① K		4	0	0	0	0	2	1
30 Mike Olt, R (1, 5) OBP: 0.230, SLG: 0.364		B SI 90 B SI 90 C CU 77 S SI 90 S CU 77 2-3 ③ K		B SI 90 C SI 90 S CU 78 B FS 84 B SI 89 F SI 91 F SI 91 B SI 90 4-2 36 SH3 BB		C CU 77 B SI 91 F SI 90 S CU 77 1-3 ① K		S FF 93 B SI 94 B SL 83 C SL 82 C FF 93 2-3 ② K		3	0	0	0	1	3	0
12 John Baker, L (1, 2) OBP: 0.235, SLG: 0.191			B SI 88 X SI 90 1-0 ① F7 1-3 ① K		C SI 91 B CU 77 B FF 90 C SI 90 B CU 78 X SI 90 3-2 20 FC3-6 1B			F FF 93 F FF 94 F FF 93 B FF 93 B CH 86 B FF 93 B FF 93 4-2 21 1B BB		3	0	1	0	1	1	1
36 Edwin Jackson, R (1, 1) OBP: 0.111, SLG: 0.148 63 Brian Schlitter, R (6, 1) OBP: 1.000, SLG: 1.000 53 Wesley Wright, R (6, 1) 20 Justin Ruggiano, R (6, PH) OBP: 0.351, SLG: 0.390 54 Neil Ramírez, R (7, 1) 21 Junior Lake, R (8, 8) OBP: 0.268, SLG: 0.432			C SI 89 X SI 89 0-1 8 BB 24 1B 44 2B 1B X 0-0 ② SH3 1-2			C SI 90 F SI 90 B CU 77 B SI 91 X SI 91 2-2 ② FC3-6 1-2f		C SL 83 X FF 93 0-1 1-2 1B	1 0 0 1 0 1	1 0 0 0 0 0	1 0 0 0 0 1	0 0 0 0 0 0	0 0 0 0 0 0	0 0 0 1 0 0	0 0 0 0 0 1
Inning Stats	R: 0 E: 0 K: 1 S: 6 H: 1 LOB: 1 BB: 0 P: 9	R: 0 E: 0 K: 1 S: 6 H: 0 LOB: 0 BB: 0 P: 12	R: 5 E: 0 K: 1 S: 18 H: 4 LOB: 0 BB: 1 P: 27	R: 0 E: 0 K: 1 S: 12 H: 0 LOB: 1 BB: 1 P: 19	R: 1 E: 0 K: 1 S: 14 H: 2 LOB: 1 BB: 0 P: 21	R: 0 E: 0 K: 1 S: 10 H: 1 LOB: 1 BB: 0 P: 16	R: 0 E: 0 K: 1 S: 7 H: 0 LOB: 1 BB: 1 P: 13	R: 0 E: 0 K: 2 S: 13 H: 1 LOB: 2 BB: 1 P: 20		1B: 5 2B: 1 3B: 1 HR: 2 SF: 0 SAC: 1 DP: 0 HBP: 0						

	AB	32
	R	6
	H	9
	RBI	6
	BB	4
	SO	9
	LOB	11

WP: 0 PB: 0 SB: 0 CS: 0 PA: 37

PITCHER		IP	WLS	BF	H	R	ER	SO	BB	IBB	HBP	BLK	WP	HR	S	P	ERA	WHIP
50 Charlie Morton, R ERA: 3.47	(1, 1)	6.0	L	28	8	6	6	6	2	0	0	0	0	2	66	104	9.00	1.667
37 Justin Wilson, L ERA: 5.08	(7, 1)	1.0		4	0	0	0	1	1	0	0	0	0	0	7	13	0.00	1.000
39 Jason Grilli, R ERA: 4.12	(8, 1)	1.0		5	1	0	0	2	1	0	0	0	0	0	13	20	0.00	2.000

PITCHER	IP	WLS	BF	H	R	ER	SO	BB	IBB	HBP	BLK	WP	HR	S	P	ERA	WHIP

Batter	1	2	3	4	5	6	7	8	9	AB	R	H	RBI	BB	SO	LOB
25 Gregory Polanco, L (1, 9) OBP: 0.421, SLG: 0.442	C FC 86 B FC 84 T FC 84 B SL 79 B FF 90 S FC 85 3-3 ① **K**		C FC 84 B FF 89 B FC 85 T FC 85 2-2 ③ **K**		B FC 84 F FC 84 B FC 84 C FC 84 B FF 88 F FC 84 B FF 87 4-2 5 1B 22 1B **BB**		B FF 94 X SI 94 1-0 5 **HR** **1B**			3	2	1	0	1	2	0
5 Josh Harrison, R (1, 5) OBP: 0.349, SLG: 0.483	C FF 88 F FC 85 F SL 79 X FC 89 0-2 ② **L8**			B FC 83 F FC 84 B FC 86 B FC 84 F FF 87 F FC 84 F FF 89 X FC 86 3-2 ① **G6-3**	X FC 83 0-0 22 1B **1-2** **2-H** **1B**		1 SAFE 1 SAFE F FF 92 X SL 81 0-1 **1-H** **HR**			4	1	2	3	0	0	0
22 Andrew McCutchen, R (1, 8) OBP: 0.423, SLG: 0.527	B FC 84 C FF 89 B FC 86 B CH 81 F SI 88 X FC 85 3-2 ③ **G6-3**			B FC 85 S FC 86 B FF 88 B FC 86 F FC 85 B FC 86 4-2 31 S **BB**	D SL 78 F SI 87 B FC 84 B SI 88 X FC 85 3-1 **1-3** **2-H** **1B**		X SL 82 0-0 ③ **G5-3**			3	0	1	1	1	0	0
55 Russell Martin, R (1, 2) OBP: 0.419, SLG: 0.382		B FC 83 C FC 83 B CH 79 C FC 84 B FF 89 S FC 85 3-3 ① **K**		B FF 86 B FC 84 B FC 84 S FF 87 C FF 88 1 SAFE F FC 85 X SI 88 3-2 ② **F9**	C SI 92 1 SAFE B SL 82 X SI 93 1-1 ③ **G5-3**			B FF 89 C CH 81 F SL 84 S FF 91 1-3 ① **K**		4	0	0	0	0	2	3
31 Jose Tabata, R (1, 7) OBP: 0.329, SLG: 0.333		C SI 88 X FC 86 0-1 ② **F9**		1 SAFE B FC 84 B SI 87 B SI 87 C SI 86 B FC 85 4-1 **1-2** **BB**		C FF 93 B FC 93 S SL 82 B SL 84 S SL 82 2-3 ① **K**		B CU 74 B CH 82 B CH 82 C FF 88 X CH 81 3-1 ② **G3**		3	0	0	0	1	1	0
17 Gaby Sanchez, R (1, 3) OBP: 0.305, SLG: 0.475 15 Ike Davis, L (8, PH) OBP: 0.356, SLG: 0.372 (8, 3)		B FC 84 C FF 88 B SL 79 X FC 86 2-1 ③ **F8**		B FC 84 F SI 87 F SL 79 B FF 87 F FC 84 X FF 89 2-2 ③ **F7**		B FF 94 B SL 82 B FF 94 C FF 93 X FF 93 3-1 10 G6-3 **1B**		X CU 77 0-0 ③ **F7**		3 1	0 0	1 0	0 0	0 0	0 0	2 0
10 Jordy Mercer, R (1, 6) OBP: 0.268, SLG: 0.362			S FF 85 B CH 78 F FC 84 X SL 79 1-2 **HR**		B SI 85 C SI 86 X SI 86 1-1 46 SH2-4 5 1B **1B**	B FF 93 C FF 94 1 SAFE B FF 93 X FF 93 2-1 ② ③ **G6-3** **1-2f**			B SL 83 C FF 90 F SI 89 B FF 91 S SL 85 2-3 ① **K**	4	2	2	1	0	1	1
12 Clint Barmes, R (1, 4) OBP: 0.326, SLG: 0.298			S SI 87 F SI 87 X FF 89 0-2 ① **F7**		C CH 75 B FC 84 B SI 86 D FC 84 C SI 86 X SI 87 3-2 ① **L9**		C FF 92 F FF 94 F FF 94 X CU 82 0-2 ① **L9**		B CH 80 S CH 81 B FF 90 B FF 91 X FF 90 3-1 ② **F9**	4	0	0	0	0	0	1
46 Vance Worley, R (1, 1) 48 Jared Hughes, R (7, 1) 44 Tony Watson, L (8, 1) OBP: 1.000, SLG: 1.000 24 Pedro Alvarez, L (9, PH) OBP: 0.320, SLG: 0.398 35 Mark Melancon, R (9, 1)			C FF 87 F FC 84 C FF 88 0-3 ② **K**		B FC 85 X FC 84 1-0 ② **SH2-4** **1-2**		C FF 94 F FF 94 X FF 94 0-2 ② **G4-3**		B FF 90 B CU 75 F CH 82 T FF 90 X SL 84 2-2 ③ **F7**	2 0 0 1 0	0 0 0 0 0	0 0 0 0 0	0 0 0 0 0	0 0 0 0 0	1 0 0 0 0	0 0 0 0 0
Inning Stats	R: 0 E: 0 K: 1 S: 10 H: 0 LOB: 0 BB: 0 P: 16	R: 0 E: 0 K: 1 S: 7 H: 0 LOB: 0 BB: 0 P: 12	R: 1 E: 0 K: 2 S: 12 H: 1 LOB: 0 BB: 0 P: 15	R: 0 E: 0 K: 0 S: 16 H: 0 LOB: 2 BB: 2 P: 32	R: 2 E: 0 K: 0 S: 14 H: 3 LOB: 2 BB: 1 P: 27	R: 0 E: 0 K: 1 S: 7 H: 1 LOB: 0 BB: 0 P: 14	R: 2 E: 0 K: 0 S: 11 H: 2 LOB: 0 BB: 0 P: 12	R: 0 E: 0 K: 1 S: 6 H: 0 LOB: 0 BB: 0 P: 10	R: 0 E: 0 K: 1 S: 8 H: 0 LOB: 0 BB: 0 P: 15	1B: 5 2B: 0 3B: 0 HR: 2 SF: 0 SAC: 1 DP: 1 HBP: 0						

PITCHER		IP	WLS	BF	H	R	ER	SO	BB	IBB	HBP	BLK	WP	HR	S	P	ERA	WHIP
37 Travis Wood, L ERA: 4.55	(1, 1)	4.2	L	21	4	3	3	4	3	0	0	0	0	1	57	99	5.79	1.500
63 Brian Schlitter, R ERA: 2.94	(5, 1)	0.1		1	0	0	0	0	0	0	0	0	0	0	2	3	0.00	0.000
52 Justin Grimm, R ERA: 3.24	(6, 1)	2.0		8	3	2	2	1	0	0	0	0	0	1	18	26	9.00	1.500
33 Carlos Villanueva, R ERA: 6.1	(8, 1)	2.0		6	0	0	0	2	0	0	0	0	0	0	14	25	0.00	0.000

PITCHER	IP	WLS	BF	H	R	ER	SO	BB	IBB	HBP	BLK	WP	HR	S	P	ERA	WHIP

TOP

Pittsburgh Pirates @ Chicago Cubs

Wrigley Field, Chicago, IL

Sat Jun 21 2014, 8:18 PM - 11:11 PM CDT

Att. 36,563 - Overcast - 70 F

livebaseballscorecards.com

AB	32
R	5
H	7
RBI	5
BB	3
SO	7
LOB	7

WP: 0 PA: 36
PB: 0
SB: 1
CS: 0

Pittsburgh Pirates @ Chicago Cubs

Wrigley Field, Chicago, IL

Sat Jun 21 2014, 8:18 PM - 11:11 PM CDT

Att. 36,563 - Overcast - 70 F

livebaseballscorecards.com

BOTTOM

Batter	1	2	3	4	5	6	7	8	9	AB	R	H	RBI	BB	SO	LOB
8 Chris Coghlan, L (1, 7) OBP: 0.302, SLG: 0.390	C SI 87 B SI 90 F FF 88 F SL 83 X SI 90 1-2 ① F7			B SI 87 X SI 89 1-0 44 HR 1B	F SL 86 F SL 86 B SI 92 B SI 93 B SI 93 F SL 87 X SI 93 3-2 ③ G1-3			F SI 93 S SI 94 B SI 94 X SI 94 1-2 ① G3		4	1	1	0	0	0	1
20 Justin Ruggiano, R (1, 9) OBP: 0.337, SLG: 0.372	S SI 91 F SI 90 B SI 89 F SL 85 X SI 89 1-2 ② G6-3			1 SAFE F SI 89 X SI 89 0-1 ① F9		F SL 83 C KC 76 B SI 91 X SI 90 1-2 ① G6-3		S SI 95 B SI 95 C CH 88 C SI 95 1-3 ② K		4	0	0	0	0	1	1
44 Anthony Rizzo, L (1, 3) OBP: 0.400, SLG: 0.506	C SI 90 C SL 86 C SI 91 0-3 ③ K			B SI 88 F FF 90 X KC 78 1-1 1-H HR		F SL 86 X SL 86 0-1 ② F9		X SI 95 0-0 ③ B1-3		4	1	1	2	0	1	0
13 Starlin Castro, R (1, 6) OBP: 0.331, SLG: 0.484		C FF 89 F SI 87 B SI 90 C SI 91 1-3 ① K		B SL 85 F SL 86 B SI 90 F FF 91 B SI 91 B SI 91 4-2 BB		C SI 90 F SI 92 F SI 91 C SI 91 0-3 ③ K			C FF 92 B FF 92 F FF 93 B KC 82 S KC 82 2-3 ① K	3	0	0	0	1	3	0
24 Luis Valbuena, L (1, 5) OBP: 0.371, SLG: 0.442		L SI 90 B KC 77 X SI 90 1-1 ② F9		S KC 78 B SI 91 X SI 90 1-1 ② L7			C SI 89 F SL 84 X KC 78 0-2 ① F8		B FF 92 C FC 90 F FF 92 S KC 82 1-3 ② K	4	0	0	0	0	1	1
21 Junior Lake, R (1, 8) OBP: 0.268, SLG: 0.429		X SL 84 0-0 ③ F8		C SI 91 F SI 89 F KC 79 X SI 92 0-2 ③ F9			X SL 85 0-0 15 FC4 1B		F FF 92 S KC 82 S KC 81 0-3 ③ K2-3	4	0	1	0	0	1	1
15 Darwin Barney, R (1, 4) OBP: 0.250, SLG: 0.285			C FF 89 F FF 88 F SI 88 F SI 90 B KC 79 X SL 84 1-2 ① F7		F SL 83 B FF 88 X SI 87 1-1 6 G3 2B		X SL 85 0-0 ② FC4 32 2B 1-2f			3	1	1	0	0	0	1
32 Eli Whiteside, R (1, 2) OBP: 0.115, SLG: 0.160			B SI 90 F SI 89 T FF 91 B SL 85 X SI 90 2-2 ② G4-3		C SI 88 L SI 90 S SL 85 0-3 ① K		B FF 90 X SL 85 1-0 1-H 2B			3	0	1	1	0	1	1
37 Travis Wood, R (1, 1) OBP: 0.313, SLG: 0.533 63 Brian Schlitter, R (5, 1) OBP: 1.000, SLG: 1.000 6 Ryan Sweeney, L (5, PH) OBP: 0.244, SLG: 0.238 52 Justin Grimm, R (6, 1) 19 Nate Schierholtz, L (7, PH) OBP: 0.261, SLG: 0.313 33 Carlos Villanueva, R (8, 1)			X SL 84 0-0 ③ G5-3		B SI 89 C FF 90 F FF 90 F SI 90 F SI 90 X SL 85 1-2 ② G3 2-3		X SI 91 0-0 ③ F9			1 0 1 0 1 0	0 0 0 0 0 0	0 0 0 0 0 0	0 0 0 0 0 0	0 0 0 0 0 0	0 0 1 0 1 0	0 0 1 0 1 0
Inning Stats	R: 0 E: 0 K: 1 S: 11 H: 0 LOB: 0 BB: 0 P: 13	R: 0 E: 0 K: 1 S: 6 H: 0 LOB: 0 BB: 0 P: 8	R: 0 E: 0 K: 0 S: 9 H: 0 LOB: 0 BB: 0 P: 12	R: 2 E: 0 K: 0 S: 13 H: 2 LOB: 1 BB: 1 P: 20	R: 0 E: 0 K: 1 S: 14 H: 1 LOB: 1 BB: 0 P: 19	R: 0 E: 0 K: 1 S: 9 H: 0 LOB: 0 BB: 0 P: 10	R: 1 E: 0 K: 0 S: 7 H: 2 LOB: 1 BB: 0 P: 8	R: 0 E: 0 K: 1 S: 7 H: 0 LOB: 0 BB: 0 P: 9	R: 0 E: 0 K: 3 S: 9 H: 0 LOB: 0 BB: 0 P: 12	1B: 2 2B: 2 3B: 0 HR: 1	SF: 0 SAC: 0 DP: 0 HBP: 0					

	AB	32
	R	3
	H	5
	RBI	3
	BB	1
	SO	8
	LOB	8

PITCHER		IP	WLS	BF	H	R	ER	SO	BB	IBB	HBP	BLK	WP	HR	S	P	ERA	WHIP
46 Vance Worley, R ERA: 1.98	(1, 1)	6.2	W	26	5	3	3	4	1	0	0	0	0	1	68	89	4.05	0.900
48 Jared Hughes, R ERA: 1.93	(7, 1)	0.1	H	1	0	0	0	0	0	0	0	0	0	0	1	1	0.00	0.000
44 Tony Watson, L ERA: 0.79	(8, 1)	1.0	H	3	0	0	0	1	0	0	0	0	0	0	7	9	0.00	0.000
35 Mark Melancon, R ERA: 1.83	(9, 1)	1.0	S	3	0	0	0	3	0	0	0	0	0	0	9	12	0.00	0.000

PITCHER	IP	WLS	BF	H	R	ER	SO	BB	IBB	HBP	BLK	WP	HR	S	P	ERA	WHIP

Batter	1	2	3	4	5	6	7	8	9	AB	R	H	RBI	BB	SO	LOB
25 Gregory Polanco, L (1, 9) OBP: 0.410, SLG: 0.418	B FF 93 X FF 92 1-0 P4		D CU 77 B SL 83 C CH 85 X SI 93 2-1 G4-3 2-3			L CH 83 X SL 82 0-1 G3-1		B FF 92 B CU 78 B FF 93 B FF 92 4-0 22 FC6-5 5 S BB		3	0	0	0	1	0	1
5 Josh Harrison, R (1, 4) OBP: 0.347, SLG: 0.478	B FF 93 B SL 84 C FF 93 S SL 84 S SL 82 2-3 K		B SL 84 F FF 93 F SL 83 D SL 84 X SL 84 2-2 22 S 3-H 1B			C SI 92 B SL 84 X FF 92 1-1 F9		1 SAFE 1 SAFE B FF 92 B FF 93 C FF 93 1 SAFE S SL 86 F SL 86 X CU 78 2-2 P3 1-2		4	0	1	1	0	1	1
22 Andrew McCutchen, R (1, 8) OBP: 0.421, SLG: 0.523	F SI 92 B SL 83 B FF 92 B SL 84 S FF 93 X FF 94 3-2 L9		1 SAFE F SI 93 C SI 92 B FF 94 S SL 83 1-3 K 1-2			C SL 82 B SL 80 S SL 83 B SI 94 F SL 83 B SL 82 X SL 83 3-2 15 1B		X SL 85 0-0 FC6-5 15 BB 2-3		4	0	1	0	0	1	2
15 Ike Davis, L (1, 3) OBP: 0.363, SLG: 0.377		B FF 91 B CU 77 F SI 92 B SL 83 C SI 92 X SI 92 3-2 10 FC5-4 1B		C CU 76 C SL 82 X SL 81 0-2 G3-1		B FF 93 X SI 93 1-0 1-2 1B		D CU 76 1 SAFE B FF 93 D SL 86 B FF 92 4-0 10 FC6-4 1-2 BB		3	0	2	0	1	0	0
10 Jordy Mercer, R (1, 6) OBP: 0.264, SLG: 0.356		C SI 92 C SL 84 X SL 81 0-2 FC5-4 24 CS 1-2f		S FF 93 B FF 93 S SL 83 B SL 83 B SI 93 C SL 83 3-3 K		C SL 84 B SI 93 X SL 83 1-1 P4		C SL 87 F FF 93 X SL 86 0-2 FC6-4 1-2f		4	0	0	0	0	1	5
24 Pedro Alvarez, L (1, 5) OBP: 0.316, SLG: 0.392		C CU 78 B SI 93 F SL 83 B SI 92 F SL 82 F SI 93 F SL 82 S CH 85 2-3 K 1-2		C SL 84 S SL 83 S FF 93 0-3 K			B SL 82 C SL 82 F SL 82 X SI 93 1-2 F8		C SL 80 F FF 88 B SL 80 B SL 79 F FF 90 F FF 90 X SL 81 2-2 F9	4	0	0	0	0	2	1
23 Travis Snider, L (1, 7) OBP: 0.322, SLG: 0.356 31 Jose Tabata, R (9, PH) OBP: 0.327, SLG: 0.331 (9, 7)			X SI 92 0-0 HR		C SL 82 F FF 92 F FF 94 B SL 80 X FF 93 1-2 L3		B SL 82 B CU 76 F SI 92 B FF 92 X SI 92 3-1 58 PB 1B		B FF 94 C FF 94 B FF 94 X SL 81 2-1 G5-3	3 1	1 0	2 0	1 0	0 0	0 0	0 0
19 Chris Stewart, R (1, 2) OBP: 0.346, SLG: 0.271			B FF 91 C FF 92 C FF 91 B SL 82 B FF 93 B FF 92 4-2 25 G4-3 58 SH1-3 5 1B BB		C SL 81 C SI 93 B SL 83 B SL 82 X SI 93 2-2 G6-3		C FF 92 C SI 93 1 SAFE S SL 82 0-3 K		C FF 94 B SI 95 C SI 95 B SL 83 X FF 93 2-2 F8	3	1	0	0	1	1	1
58 Brandon Cumpton, R (1, 1) OBP: 0.167, SLG: 0.091 44 Tony Watson, L (8, 1) OBP: 1.000, SLG: 1.000 35 Mark Melancon, R (9, 1)			X FF 92 0-0 SH1-3 1-2		C FF 93 B FF 93 X FF 92 1-1 F8		1 SAFE F SI 93 B FF 93 X SI 93 1-1 G4-3 1-2			2 0 0	0 0 0	0 0 0	0 0 0	0 0 0	0 0 0	1 0 0
Inning Stats	R: 0 E: 0 K: 1 S: 7 H: 0 LOB: 0 BB: 0 P: 13	R: 0 E: 0 K: 1 S: 12 H: 1 LOB: 0 BB: 0 P: 17	R: 2 E: 0 K: 1 S: 12 H: 2 LOB: 1 BB: 1 P: 21	R: 0 E: 0 K: 2 S: 9 H: 0 LOB: 0 BB: 0 P: 12	R: 0 E: 0 K: 0 S: 9 H: 0 LOB: 0 BB: 0 P: 13	R: 0 E: 0 K: 0 S: 11 H: 2 LOB: 2 BB: 0 P: 17	R: 0 E: 0 K: 1 S: 10 H: 1 LOB: 1 BB: 0 P: 15	R: 0 E: 0 K: 0 S: 8 H: 0 LOB: 2 BB: 2 P: 18	R: 0 E: 0 K: 0 S: 10 H: 0 LOB: 0 BB: 0 P: 16	1B: 5 2B: 0 3B: 0 HR: 1 SF: 0 SAC: 1 DP: 0 HBP: 0						

TOP

Pittsburgh Pirates @ Chicago Cubs

Wrigley Field, Chicago, IL

Sun Jun 22 2014, 1:24 PM - 4:13 PM CDT

Att. 33,573 - Partly Cloudy - 65 F

livebaseballscorecards.com

AB	31
R	2
H	6
RBI	2
BB	3
SO	6
LOB	12

PITCHER		IP	WLS	BF	H	R	ER	SO	BB	IBB	HBP	BLK	WP	HR	S	P	ERA	WHIP
39 Jason Hammel, R ERA: 2.99	(1, 1)	7.0	L	27	6	2	2	6	1	0	0	0	0	1	70	108	2.57	1.000
54 Neil Ramírez, R ERA: 0.95	(8, 1)	1.0		5	0	0	0	0	2	0	0	0	0	0	8	18	0.00	2.000
40 James Russell, L ERA: 2.29	(9, 1)	0.1		1	0	0	0	0	0	0	0	0	0	0	5	7	0.00	0.000
46 Pedro Strop, R ERA: 3.47	(9, 1)	0.2		2	0	0	0	0	0	0	0	0	0	0	5	9	0.00	0.000

PITCHER	IP	WLS	BF	H	R	ER	SO	BB	IBB	HBP	BLK	WP	HR	S	P	ERA	WHIP

Pittsburgh Pirates @ Chicago Cubs

Wrigley Field, Chicago, IL

Sun Jun 22 2014, 1:24 PM - 4:13 PM CDT

Att. 33,573 - Partly Cloudy - 65 F

BOTTOM

livebaseballscorecards.com

Batter	1	2	3	4	5	6	7	8	9	AB	R	H	RBI	BB	SO	LOB
8 Chris Coghlan, L (1, 7) OBP: 0.303, SLG: 0.380 5 Welington Castillo, R (8, PH) OBP: 0.285, SLG: 0.383 (9, 2)	C SI 90 B SI 91 F SI 92 S SL 86 1-3 K ①		X SI 93 0-0 G4-3 ③			B SI 91 F SI 92 B CH 85 B SI 92 B SI 92 4-1 1-2 BB		B SI 94 B SI 94 F SI 95 F SI 94 F SI 96 F SI 95 T CH 88 2-2 K ②		2 1	0 0	0 0	0 0	1 0	1 1	0 2
6 Ryan Sweeney, L (1, 8) OBP: 0.247, SLG: 0.241 20 Justin Ruggiano, R (8, PH) OBP: 0.333, SLG: 0.368 (9, 7)	C SI 92 B CH 84 B SI 92 B SI 91 X SI 92 3-1 1B			C SI 92 B SI 92 X CH 85 1-1 L6 ①		B SI 92 B SI 92 X SI 92 2-0 F8 ②		F SI 96 S SI 96 B SI 96 C SI 95 1-3 K ③		3 1	0 0	1 0	0 0	0 0	0 1	2 2
44 Anthony Rizzo, L (1, 3) OBP: 0.398, SLG: 0.502	B SI 89 B SI 91 1 SAFE F SI 91 X CH 85 2-1 F8 ②			B SL 85 X SL 84 1-0 G3 ②		C SI 92 B SI 92 C SI 92 X SI 92 1-2 G6-3 ③			X FC 90 0-0 13 1B 19 FC4-6 1B	4	1	1	0	0	0	3
13 Starlin Castro, R (1, 6) OBP: 0.330, SLG: 0.481	X SI 91 0-0 F8 ③			B SI 92 C SI 93 F SL 85 F SI 93 X SL 85 1-2 F8 ③			B SL 84 C SI 92 X SL 84 1-1 G5-3 ①		C FF 92 D KC 81 F KC 81 X FC 92 1-2 19 FC4-6 1-3 1B	4	0	1	0	0	0	1
24 Luis Valbuena, L (1, 5) OBP: 0.365, SLG: 0.433		B SI 90 X SI 90 1-0 F7 ①			C SI 92 C SI 92 B SL 86 T SI 93 1-2 K ①		B CH 85 B SI 91 X SI 92 2-0 P6 ②		F FC 92 F KC 81 B FF 93 D KC 81 S KC 81 2-3 K ①	4	0	0	0	0	2	2
19 Nate Schierholtz, L (1, 9) OBP: 0.261, SLG: 0.309		C SI 91 B CH 85 X CH 84 1-1 G4-3 ②			B SI 93 S SI 93 F SI 93 B CH 85 B SL 85 B SI 92 4-2 12 G1-6-3 BB		F SI 93 F SI 92 C SI 91 0-3 K ③		B FC 91 X FF 91 1-0 FC4-6 ② 1-2f 3-H	3	0	0	1	1	1	1
12 John Baker, L (1, 2) OBP: 0.230, SLG: 0.187 21 Junior Lake, R (8, PH) OBP: 0.270, SLG: 0.429 (9, 8)		C SI 91 F SI 92 X SL 84 0-2 L1 ③			B SI 92 1 SAFE B SI 92 C SI 91 1 SAFE 1 SAFE X SI 92 2-1 G1-6-3 ②③ 1-2f			B SI 94 F SI 94 X SI 94 1-1 37 SH1-4 15 1B 1B	X FF 91 0-0 F9 ③	2 2	0 0	0 1	0 0	0 0	0 0	1 1
15 Darwin Barney, R (1, 4) OBP: 0.252, SLG: 0.286			C SI 92 F SI 92 F SL 84 F SL 84 F SI 92 B SI 93 B SL 86 S SL 86 2-3 K ①			S SL 83 S CH 84 B SL 84 B SI 92 X SI 92 2-2 P4 ①		C SI 94 X SI 94 0-1 37 SH1-4 1-2 1B		3	0	1	0	0	1	0
39 Jason Hammel, R (1, 1) OBP: 0.133, SLG: 0.103 54 Neil Ramírez, R (8, 1) 37 Travis Wood, R (8, PH) OBP: 0.313, SLG: 0.533 40 James Russell, L (9, 1) 46 Pedro Strop, R (9, 1)			C SI 92 X SI 92 0-1 G5-3 ②			S SI 92 F SL 85 F SI 93 X SL 82 0-2 8 BB 1B		M SI 94 2 SAFE M SI 94 X SI 94 0-2 SH1-4 ① 1-2 2-3		2 0 0 0 0 0	0 0 0 0 0 0	1 0 0 0 0 0	0 0 0 0 0 0	0 0 0 0 0 0	0 0 0 0 0 0	0 0 0 0 0 0
Inning Stats	R: 0 E: 0 K: 1 S: 8 H: 1 LOB: 1 BB: 0 P: 14	R: 0 E: 0 K: 0 S: 6 H: 0 LOB: 0 BB: 0 P: 8	R: 0 E: 0 K: 1 S: 9 H: 0 LOB: 0 BB: 0 P: 11	R: 0 E: 0 K: 0 S: 7 H: 0 LOB: 0 BB: 0 P: 10	R: 0 E: 0 K: 1 S: 7 H: 0 LOB: 0 BB: 0 P: 14	R: 0 E: 0 K: 0 S: 12 H: 1 LOB: 2 BB: 1 P: 21	R: 0 E: 0 K: 1 S: 6 H: 0 LOB: 0 BB: 0 P: 9	R: 0 E: 0 K: 2 S: 15 H: 2 LOB: 2 BB: 0 P: 19	R: 1 E: 0 K: 1 S: 9 H: 2 LOB: 1 BB: 0 P: 13	1B: 6 2B: 0 3B: 0 HR: 0		SF: 0 SAC: 1 DP: 1 HBP: 0		WP: 0 PB: 0 SB: 0 CS: 0		PA: 34

	AB	31
	R	1
	H	6
	RBI	1
	BB	2
	SO	7
	LOB	15

PITCHER	IP	WLS	BF	H	R	ER	SO	BB	IBB	HBP	BLK	WP	HR	S	P	ERA	WHIP
58 Brandon Cumpton, R (1, 1) ERA: 4.93	7.0	W	24	2	0	0	4	2	0	0	0	0	0	55	87	0.00	0.571
44 Tony Watson, L (8, 1) ERA: 0.77	1.0	H	5	2	0	0	2	0	0	0	0	0	0	15	19	0.00	2.000
35 Mark Melancon, R (9, 1) ERA: 2.04	1.0	S	5	2	1	1	1	0	0	0	0	0	0	9	13	9.00	2.000

PITCHER	IP	WLS	BF	H	R	ER	SO	BB	IBB	HBP	BLK	WP	HR	S	P	ERA	WHIP

Batter	1	2	3	4	5	6	7	8	9	AB	R	H	RBI	BB	SO	LOB
25 Gregory Polanco, L (1, 9) OBP: 0.409, SLG: 0.407	C SI 92 B CH 87 B CH 86 S KC 81 B CH 88 X FF 93 3-2 G4-3 ①	C CH 85 B FF 90 F FF 91 X CH 87 1-2 G1-3 ③		B KC 79 S KC 79 S CH 85 B CH 86 B CH 87 B KC 80 4-2 6 G3 6 S BB			F SL 82 X SL 83 0-1 G1-3 ①		C FF 90 B FF 91 C FF 91 B FF 92 F SL 83 X CH 84 2-2 6 HBP 22 1B 1B	4	1	1	0	1	0	1
6 Starling Marte, R (1, 7) OBP: 0.329, SLG: 0.389	H FF 92 1-0 22 1B 22 S 15 G4-3 HBP		C FF 91 F CH 86 F CH 86 B KC 82 X CH 86 1-2 22 1B 2B	F FF 91 B FF 90 1 SAFE S CH 86 X KC 81 1-2 G3 ② 1-3			C FF 89 S FF 90 C FF 91 0-3 K ②		B FF 92 F FF 91 B FF 91 F SL 84 B FF 92 F FF 91 H FF 91 4-2 22 1B 1-2 HBP	3	2	1	0	0	1	1
22 Andrew McCutchen, R (1, 8) OBP: 0.424, SLG: 0.525	1 SAFE B SI 91 1 SAFE C FF 92 B CH 87 X CH 86 2-1 15 G4-3 15 S 55 E 1-3 1B		X KC 80 0-0 15 F8 15 S 24 HR 2-H 1B	B SI 90 D CH 86 X FF 91 2-0 F9 ③			F FF 91 F FF 90 B SL 85 B FF 91 B FF 91 F SL 84 X FF 92 3-2 G4-3 ③		C SL 82 X FF 90 0-1 5 FC6-4 1-2 2-H 1B	5	2	3	2	0	0	1
15 Ike Davis, L (1, 3) OBP: 0.362, SLG: 0.373 17 Gaby Sanchez, R (8, PH) OBP: 0.301, SLG: 0.468 (8, 3)	C KC 82 B CH 88 1 SAFE B FF 92 X KC 82 2-1 G4-3 ② 1-3 3-H		1 SAFE B FF 91 1 SAFE F FF 90 B CH 86 1 SAFE B FF 91 C KC 80 3-2 X CH 86 F8 ① 1-3		C KC 80 S FF 91 B CH 86 B CH 87 B KC 81 B FF 91 4-2 55 G6-4-3 BB			C CU 69 B FF 89 F SL 83 B FF 90 F FF 90 B FF 90 F FF 90 X FF 90 3-2 L9 ①	C SL 83 D SL 83 C SL 84 C FF 91 1-3 K ①	2	0	0	1	1	0	2
										2	0	0	0	0	1	2
55 Russell Martin, R (1, 2) OBP: 0.413, SLG: 0.375	B SI 92 B KC 81 X CH 87 2-0 E1 3-H 1B		C FF 91 D CH 88 F SI 91 D CH 87 S CH 86 2-3 K ②		C FF 90 C KC 80 D FF 90 B CH 88 X FF 89 2-2 G6-4-3 ① ② 1-2f			C SL 84 S FF 92 B SL 83 S FF 93 1-3 K ②	B FF 91 F FF 91 C FF 90 F FF 91 B SL 83 B FF 91 S SL 83 3-3 K ②	5	0	1	1	0	3	4
5 Josh Harrison, R (1, 4) OBP: 0.348, SLG: 0.473	C FF 91 B SI 90 X FF 90 1-1 G4-3 ③		B SI 91 B SI 90 B CH 86 B FF 90 4-0 24 HR BB		B FF 91 B KC 80 X FF 90 2-0 G4-3 ③			B FF 92 F FF 92 F FF 92 X SL 81 1-2 24 BB 23 1B 1B	S SL 84 X SL 84 0-1 FC6-4 ③ 1-2f	4	2	1	0	1	0	3
24 Pedro Alvarez, L (1, 5) OBP: 0.318, SLG: 0.402		C KC 79 B SI 90 S CH 86 T CH 85 1-2 K ①	X SI 90 0-0 1-H 3-H HR			C SL 82 S SL 82 B SL 83 C SL 82 1-3 K ①		1 SAFE C FF 91 B FF 92 B CH 83 B FF 92 B FF 92 4-1 23 1B 1-2 BB		3	1	1	3	1	2	0
23 Travis Snider, L (1, 10) OBP: 0.320, SLG: 0.353		F FF 90 F CH 85 X FF 91 0-2 F7 ②	B KC 80 X CH 86 1-0 L9 ③			C SL 82 C FF 90 S FF 91 0-3 K ②		C FF 92 F FF 92 B FF 93 B FF 93 B SL 84 F SL 83 X FF 93 3-2 1-3 2-H 1B		4	0	1	1	0	1	0
10 Jordy Mercer, R (1, 6) OBP: 0.264, SLG: 0.354		B FF 91 B SI 92 C FF 91 X FF 91 2-1 1B		B SI 91 C KC 79 F SI 90 X KC 81 1-2 G6-3 ①		C FF 90 F FF 91 S SL 85 0-3 K ③		B FF 92 F FF 92 C SL 83 F FF 92 X SL 83 1-2 F8 ③		4	0	1	0	0	1	2
Inning Stats	R: 2 E: 1 K: 0 S: 10 H: 2 LOB: 1 BB: 0 P: 21	R: 0 E: 0 K: 1 S: 11 H: 1 LOB: 1 BB: 0 P: 15	R: 4 E: 0 K: 1 S: 13 H: 3 LOB: 0 BB: 1 P: 24	R: 0 E: 0 K: 0 S: 9 H: 0 LOB: 1 BB: 1 P: 17	R: 0 E: 0 K: 0 S: 6 H: 0 LOB: 1 BB: 1 P: 14	R: 0 E: 0 K: 3 S: 9 H: 0 LOB: 0 BB: 0 P: 10	R: 0 E: 0 K: 1 S: 9 H: 0 LOB: 0 BB: 0 P: 12	R: 1 E: 0 K: 1 S: 20 H: 2 LOB: 2 BB: 1 P: 33	R: 1 E: 0 K: 2 S: 18 H: 2 LOB: 2 BB: 0 P: 28	1B: 8 2B: 1 3B: 0 HR: 1 SF: 0 SAC: 0 DP: 1 HBP: 2						

PITCHER		IP	WLS	BF	H	R	ER	SO	BB	IBB	HBP	BLK	WP	HR	S	P	ERA	WHIP
53 Alex Cobb, R ERA: 4.1	(1, 1)	5.0	L	24	6	6	6	2	3	0	1	0	0	1	49	91	10.80	1.800
27 Cesár Ramos, L ERA: 3.81	(6, 1)	2.1		7	0	0	0	4	0	0	0	0	0	0	23	30	0.00	0.000
49 Kirby Yates, R ERA: 3.24	(8, 1)	1.2		11	4	2	2	3	1	0	1	0	0	0	33	53	10.80	3.000

PITCHER	IP	WLS	BF	H	R	ER	SO	BB	IBB	HBP	BLK	WP	HR	S	P	ERA	WHIP

TOP

Pittsburgh Pirates @ Tampa Bay Rays

Tropicana Field, St. Petersburg, FL

Mon Jun 23 2014, 7:14 PM - 10:35 PM EDT

Att. 13,175 - Dome - 72 F

livebaseballscorecards.com

AB	36
R	8
H	10
RBI	8
BB	4
SO	9
LOB	16

BOTTOM

Pittsburgh Pirates @ Tampa Bay Rays

Tropicana Field, St. Petersburg, FL

Mon Jun 23 2014, 7:14 PM - 10:35 PM EDT

Att. 13,175 - Dome - 72 F

livebaseballscorecards.com

Batter	1	2	3	4	5	6	7	8	9	AB	R	H	RBI	BB	SO	LOB
8 Desmond Jennings, R (1, 8) OBP: 0.325, SLG: 0.375	B FF 93 C FF 92 X SI 93 1-1 3 F9 18 G4-3 21 1B 1B		B SI 92 B FF 92 C FF 91 C SI 93 B CH 84 X FF 94 3-2 ① G4-3		F SI 91 C FF 92 F CH 85 B CH 85 D CH 85 X FF 94 2-2 ③ F8			B FF 91 B FF 92 F SI 91 C FF 92 X FF 92 2-2 ③ P4		4	1	1	0	0	0	1
18 Ben Zobrist, S (1, 4) OBP: 0.332, SLG: 0.370	B CH 83 1 SAFE B FF 93 X FF 94 2-0 ① G4-3 1-2		C KC 78 B KC 79 X FF 93 1-1 ② P4			B KC 79 B FF 91 B SI 92 C FF 91 F SI 92 B FF 91 4-2 21 G6-5-3 BB			C SI 90 B SI 89 C CH 84 B SI 90 B SI 92 X SI 91 3-2 ① G1-3	3	0	0	0	1	0	1
3 Evan Longoria, R (1, 5) OBP: 0.330, SLG: 0.399	D FF 94 B CH 82 C KC 80 F CH 85 X FF 94 2-2 ② F9 2-3		B CH 85 C CH 84 F FF 93 X CH 86 1-2 ③ G5-3			B FF 92 X FF 92 1-0 ① P6			B SI 91 F SI 91 B SI 93 F CH 81 S SL 83 2-3 ② K	4	0	0	0	0	1	2
21 James Loney, L (1, 3) OBP: 0.340, SLG: 0.378	F FF 94 S CH 85 X SI 88 0-2 3-H 1B			C FF 92 B CH 84 C SI 92 T SI 92 1-2 ① K		C FF 93 X KC 78 0-1 ②③ G6-5-3 1-2f			B SI 91 B CH 82 X SI 91 2-0 5 DI 1B	4	0	2	1	0	1	1
5 Brandon Guyer, R (1, 7) OBP: 0.305, SLG: 0.354	B KC 79 B KC 80 S CH 85 S FF 95 X CH 86 2-2 ③ G1-3			C FF 92 B FF 92 F KC 78 F FF 94 X KC 82 1-2 20 G4-6-3 1B			B FF 90 F FF 90 B SI 92 B FF 92 X FF 91 3-1 ① G5-3		B SI 91 C SI 92 X SI 92 1-1 ③ G1-3 1-2	4	0	1	0	0	0	2
20 Matt Joyce, L (1, 10) OBP: 0.353, SLG: 0.388		X FF 92 0-0 ① F8		1 SAFE B CH 84 C CH 84 X CH 85 1-1 ②③ G4-6-3 1-2f			C CH 82 B KC 79 B CH 84 B SI 90 F FF 92 X FF 92 3-2 ② G6-3			3	0	0	0	0	0	1
11 Yunel Escobar, R (1, 6) OBP: 0.325, SLG: 0.332		C SI 93 F FF 93 X FF 92 0-2 39 1B 1B			B FF 93 B SI 91 B FF 91 C FF 92 B FF 92 4-1 BB		C FF 92 F CH 83 B CH 86 B CH 84 F CH 83 F FF 94 B SI 92 F FF 92 F KC 79 3-2 X FF 93 G5-3			2	0	1	0	1	0	0
39 Kevin Kiermaier, L (1, 9) OBP: 0.362, SLG: 0.581		X FF 93 0-0 24 G5-4-3 1-2 1B			B FF 92 C SI 92 D CH 84 B SI 94 X FF 93 3-1 ① F8			B SI 90 X SI 89 1-0 ① P2		3	0	1	0	0	0	1
24 Ryan Hanigan, R (1, 2) OBP: 0.318, SLG: 0.364		X FF 92 0-0 ②③ G5-4-3 1-2f			B KC 78 C FF 92 C KC 80 X KC 81 1-2 ② L8			F SI 90 X SI 91 0-1 ② L6		3	0	0	0	0	0	3
Inning Stats	R: 1 E: 0 K: 0 S: 12 H: 2 LOB: 1 BB: 0 P: 19	R: 0 E: 0 K: 0 S: 6 H: 2 LOB: 1 BB: 0 P: 6	R: 0 E: 0 K: 0 S: 8 H: 0 LOB: 0 BB: 0 P: 13	R: 0 E: 0 K: 1 S: 9 H: 1 LOB: 0 BB: 0 P: 12	R: 0 E: 0 K: 0 S: 10 H: 0 LOB: 1 BB: 1 P: 20	R: 0 E: 0 K: 0 S: 5 H: 0 LOB: 0 BB: 0 P: 10	R: 0 E: 0 K: 0 S: 12 H: 0 LOB: 0 BB: 0 P: 21	R: 0 E: 0 K: 0 S: 6 H: 0 LOB: 0 BB: 0 P: 9	R: 0 E: 0 K: 1 S: 9 H: 1 LOB: 1 BB: 0 P: 17	1B: 6 2B: 0 3B: 0 HR: 0	SF: 0 SAC: 0 DP: 3 HBP: 0						

PITCHER	IP	WLS	BF	H	R	ER	SO	BB	IBB	HBP	BLK	WP	HR	S	P	ERA	WHIP
36 Edinson Volquez, R (1, 1) ERA: 4.35	8.0	W	28	5	1	1	1	2	0	0	0	0	0	68	110	1.12	0.875
30 Jeanmar Gómez, R (9, 1) ERA: 3.4	1.0		4	1	0	0	1	0	0	0	0	0	0	9	17	0.00	1.000

PITCHER	IP	WLS	BF	H	R	ER	SO	BB	IBB	HBP	BLK	WP	HR	S	P	ERA	WHIP

AB	30
R	1
H	6
RBI	1
BB	2
SO	2
LOB	12

1B: 6 2B: 0 3B: 0 HR: 0
SF: 0 SAC: 0 DP: 3 HBP: 0
WP: 0 PB: 0 SB: 0 CS: 0
PA: 32

Batter	1	2	3	4	5	6	7	8	9	AB	R	H	RBI	BB	SO	LOB
25 Gregory Polanco, L (1, 9) OBP: 0.420, SLG: 0.410	B FF 93 B FF 93 B FF 93 C FF 93 B FF 93 4-1 6 E 6 S 22 G4-3 BB		X FF 93 0-0 ① SH2-3 1-2 2-3		C FF 93 X SL 85 0-1 6 FC3 1B		B FF 94 C SL 86 F CH 85 B FF 95 B SL 86 X SI 94 3-2 ② F7			2	1	1	0	1	0	0
6 Starling Marte, R (1, 7) OBP: 0.329, SLG: 0.388 23 Travis Snider, L (5, 7) OBP: 0.318, SLG: 0.350	C FF 92 C FF 93 F SI 96 S SL 88 0-3 ① K 1-3		X SL 86 0-0 22 1B 22 WP 18 SF9 1B 2-3 3-H		1 SAFE B FF 92 X FF 92 1-0 ① FC3 22 CS 1-2f		B CH 84 C SI 94 F FF 94 C SI 97 1-3 ③ K			3 1	1 0	1 0	1 0	0 0	1 1	2 0
22 Andrew McCutchen, R (1, 8) OBP: 0.422, SLG: 0.521	B FF 94 F FF 95 B FF 95 S SL 87 X FF 96 2-2 ② G4-3 3-H		C FF 95 B FF 94 1 SAFE 1 SAFE 1 SAFE B SL 87 C SL 86 D FF 95 X SL 89 3-2 55 1B 1-3 3-H		1 SAFE B FF 94 C SI 94 S SL 85 S SL 88 1-3 ②③ K 1-2			C FF 93 S FF 95 C FF 95 0-3 ① K		4	0	1	2	0	2	1
18 Neil Walker, S (1, 4) OBP: 0.348, SLG: 0.446	B FF 94 B FF 94 F FF 94 S FF 94 C FF 94 2-3 ③ K		S SL 87 S FF 94 X FF 95 0-2 ② SF9 3-H			F SL 84 X SL 85 0-1 ① P5		X CH 80 0-0 ② G6-3		3	0	0	1	0	1	0
55 Russell Martin, R (1, 2) OBP: 0.415, SLG: 0.400		C FF 94 C FF 96 C SL 88 0-3 ① K	X FF 95 0-0 1-2			B SL 85 C FF 94 C SL 85 B FF 96 F SL 86 B SL 88 F FF 94 X SI 96 3-2 ② L4		B FF 94 X FF 93 1-0 HR		4	1	2	1	0	1	0
15 Ike Davis, L (1, 3) OBP: 0.361, SLG: 0.376		C SL 87 X CH 87 0-1 ② G3-1	C SL 86 X SL 88 0-1 ③ F8			B FF 94 S SL 85 F SI 96 B FF 96 B FF 95 F FF 95 X SL 87 3-2 5 1B 2B		C CH 80 C CH 80 C FF 94 0-3 ③ K		4	1	1	0	0	1	2
5 Josh Harrison, R (1, 5) OBP: 0.347, SLG: 0.468		C SL 86 F FF 95 B FF 96 C SI 96 1-3 ③ K		B SL 85 S SL 83 B SI 94 X FF 94 2-1 ① F9		X SL 86 0-0 2-H 1B			X FF 92 0-0 ① G6-3	4	0	1	1	0	1	0
24 Pedro Alvarez, L (1, 10) OBP: 0.317, SLG: 0.398			B SI 94 C FF 94 B SL 86 C SL 85 B SL 85 B FF 93 4-2 25 SH2-3 10 1B 6 1B BB	X CH 86 0-0 ② L4		S FF 94 S FF 94 B FF 95 B FF 96 B FF 96 F FF 94 X SL 86 3-2 ③ G6-3			C CH 85 F CH 86 C FF 94 0-3 ② K	3	1	0	0	1	1	1
10 Jordy Mercer, R (1, 6) OBP: 0.263, SLG: 0.352			C FF 92 B FF 95 X SI 93 1-1 6 1B 25 SH2-3 22 1B 1-2 1B	B FF 94 F FF 94 X FF 94 1-1 ③ L6			F FF 93 F FF 93 B FF 96 S SL 89 1-3 ① K2-3		B CH 85 X FF 92 1-0 ③ F8	4	1	1	0	0	1	0
Inning Stats	R: 1 E: 0 K: 2 S: 11 H: 0 LOB: 0 BB: 1 P: 19	R: 0 E: 0 K: 2 S: 8 H: 0 LOB: 0 BB: 0 P: 9	R: 3 E: 0 K: 0 S: 15 H: 4 LOB: 2 BB: 1 P: 23	R: 0 E: 0 K: 0 S: 5 H: 0 LOB: 0 BB: 0 P: 8	R: 0 E: 0 K: 1 S: 6 H: 1 LOB: 0 BB: 0 P: 8	R: 1 E: 0 K: 0 S: 16 H: 2 LOB: 1 BB: 0 P: 25	R: 0 E: 0 K: 2 S: 9 H: 0 LOB: 0 BB: 0 P: 14	R: 1 E: 0 K: 2 S: 8 H: 1 LOB: 0 BB: 0 P: 9	R: 0 E: 0 K: 1 S: 5 H: 0 LOB: 0 BB: 0 P: 6	1B: 6 2B: 1 3B: 0 HR: 1 SF: 1 SAC: 1 DP: 0 HBP: 0						

PITCHER		IP	WLS	BF	H	R	ER	SO	BB	IBB	HBP	BLK	WP	HR	S	P	ERA	WHIP
22 Chris Archer, R ERA: 3.29	(1, 1)	7.0	L	29	7	5	4	7	2	0	0	0	1	0	70	106	5.14	1.286
26 Brad Boxberger, R ERA: 3.12	(8, 1)	1.0		4	1	1	1	2	0	0	0	0	0	1	8	9	9.00	1.000
46 Juan Carlos Oviedo, R ERA: 2.33	(9, 1)	1.0		3	0	0	0	1	0	0	0	0	0	0	5	6	0.00	0.000

PITCHER	IP	WLS	BF	H	R	ER	SO	BB	IBB	HBP	BLK	WP	HR	S	P	ERA	WHIP

TOP

Pittsburgh Pirates @ Tampa Bay Rays

Tropicana Field, St. Petersburg, FL

Tue Jun 24 2014, 7:12 PM - 10:14 PM EDT

Att. 14,684 - Dome - 72 F

livebaseballscorecards.com

AB	32
R	6
H	8
RBI	6
BB	2
SO	10
LOB	6

WP: 1 PA: 36
PB: 0
SB: 1
CS: 1

BOTTOM

Pittsburgh Pirates @ Tampa Bay Rays

Tropicana Field, St. Petersburg, FL

Tue Jun 24 2014, 7:12 PM - 10:14 PM EDT

Att. 14,684 - Dome - 72 F

livebaseballscorecards.com

Batter	1	2	3	4	5	6	7	8	9	AB	R	H	RBI	BB	SO	LOB
8 Desmond Jennings, R (1, 8) OBP: 0.329, SLG: 0.377	BB		1B		F8		FC6-4		5 WP 5 1B 1B	4	1	2	0	1	0	3
18 Ben Zobrist, S (1, 9) (9, 6) OBP: 0.326, SLG: 0.363	G5-4-3		FC5			G5-3		F8	F7	5	0	0	0	0	0	5
5 Brandon Guyer, R (1, 7) OBP: 0.310, SLG: 0.369	K			G4-3		K		3 HR 2B		5	1	2	2	0	2	0
3 Evan Longoria, R (1, 5) OBP: 0.331, SLG: 0.407		F9		P2		BB		2-H HR		4	1	1	2	1	0	1
21 James Loney, L (1, 3) OBP: 0.342, SLG: 0.380		11 G6-4-3 1B		G3		G6-3			1B	4	0	2	0	0	0	1
11 Yunel Escobar, R (1, 6) OBP: 0.322, SLG: 0.328		G6-4-3			G6-3		G3	K		3	0	0	0	0	0	1
39 Kevin Kiermaier, L (8, PH) OBP: 0.358, SLG: 0.575 (9, 9)		1-2f								1	0	0	0	0	1	1
1 Sean Rodríguez, R (1, 4) OBP: 0.252, SLG: 0.468			K		K		11 1B HBP	P3		3	0	0	0	0	2	1
11 Logan Forsythe, R (1, 10) OBP: 0.269, SLG: 0.284			F8		28 2B 3B		8 FC6-4 1B		5 WP 8 1B 5 1B 1B	4	2	3	0	0	0	0
28 José Molina, R (1, 2) OBP: 0.203, SLG: 0.171			18 FC5 8 1B 1B		3-H 2B		F8		F9	3	0	2	1	0	0	2
20 Matt Joyce, L (9, PH) OBP: 0.352, SLG: 0.386										1	0	0	0	0	0	1

	AB	37
	R	5
	H	12
	RBI	5
	BB	2
	SO	5
	LOB	16

Inning Stats	1	2	3	4	5	6	7	8	9
	R: 0 E: 0 K: 1 S: 7	H: 0 LOB: 0 BB: 1 P: 12	R: 0 E: 0 K: 0 S: 6	H: 1 LOB: 0 BB: 0 P: 9	R: 0 E: 0 K: 1 S: 17	H: 2 LOB: 2 BB: 0 P: 21	R: 0 E: 0 K: 0 S: 9	H: 0 LOB: 0 BB: 0 P: 12	R: 1 E: 0 K: 1 S: 7	H: 2 LOB: 1 BB: 0 P: 10
	R: 0 E: 0 K: 1 S: 7	H: 0 LOB: 1 BB: 1 P: 15	R: 0 E: 0 K: 0 S: 10	H: 1 LOB: 2 BB: 0 P: 16	R: 2 E: 0 K: 1 S: 18	H: 3 LOB: 1 BB: 0 P: 25	R: 2 E: 0 K: 0 S: 15	H: 3 LOB: 1 BB: 0 P: 25		

| | | | | | | | | | |

Batter	1	2	3	4	5	6	7	8	9	AB	R	H	RBI	BB	SO	LOB
25 Gregory Polanco, L (1, 9) OBP: 0.397, SLG: 0.385	C SI 91 F SI 91 B SI 93 C SI 92 1-3 ① K		C SI 94 X KC 80 0-1 ③ P5			B SI 94 S SI 93 B SI 93 X SI 94 2-1 ② G4-3		B SI 94 F SI 93 F SI 96 B SI 94 S FC 88 2-3 ③ K		4	0	0	0	0	2	0
5 Josh Harrison, R (1, 7) OBP: 0.345, SLG: 0.464	B SI 93 C CH 85 B KC 79 F CH 85 B FC 87 X FC 88 3-2 22 S 1B			B SI 92 B SI 92 C SI 93 S SI 93 B SI 93 F SI 94 X SI 90 3-2 ① G5-3		C KC 80 B KC 80 F CH 86 S SI 95 1-3 ③ K			S SI 91 F KC 78 F SI 92 B SI 91 F KC 77 F FC 87 F FC 86 X FC 87 1-2 ① F9	4	0	1	0	0	1	0
22 Andrew McCutchen, R (1, 8) OBP: 0.420, SLG: 0.527	C FC 88 C SI 93 B SI 93 S FC 88 1-3 ② K 1-2			C SI 94 X KC 80 0-1 ② G5-3			B FC 86 B FC 85 X CH 85 2-0 ① F8		F SI 91 B SI 92 X KC 79 1-1 HR	4	1	1	1	0	1	1
17 Gaby Sanchez, R (1, 3) OBP: 0.299, SLG: 0.461	C SI 94 B FF 94 X FC 88 1-1 ③ G6-3			X CH 86 0-0 ③ G4-3			B SI 93 B FC 86 X SI 92 2-0 55 FC6-4 1B		S FF 94 S FF 96 B FF 97 B SI 96 B SI 96 F SI 98 F SI 97 C FF 98 3-3 ② K	4	0	1	0	0	1	1
55 Russell Martin, R (1, 10) OBP: 0.411, SLG: 0.392		B SI 89 B CH 81 B FF 91 B SI 90 4-0 10 G6-4-3 BB			C CH 84 S SI 92 F SI 93 F FC 88 S FF 94 0-3 ① K		C FC 87 1 SAFE C KC 79 B FC 88 X KC 79 1-2 ② FC6-4 10 1B 1-2f		C SI 97 C CU 78 B FF 98 B FF 98 X FF 97 2-2 ③ G5-3	3	0	0	0	1	1	1
10 Jordy Mercer, R (1, 6) OBP: 0.264, SLG: 0.352		C CH 83 C FC 87 F SI 92 B SI 93 X FC 88 1-2 ① ② G6-4-3 1-2f			C KC 78 F KC 79 C SI 94 0-3 ② K		S CH 84 C FC 90 B SI 95 F SI 95 F FC 89 X SI 95 1-2 1B 1-2			3	0	1	0	0	1	1
18 Neil Walker, S (1, 4) OBP: 0.348, SLG: 0.445		B CH 85 F CH 85 S KC 78 T FC 89 1-2 ③ K			X CH 86 0-0 1B		B FC 87 C FC 86 C FC 87 B SI 94 F FC 88 X CH 86 2-2 ③ F8			3	0	1	0	0	1	2
12 Clint Barmes, R (1, 5) OBP: 0.316, SLG: 0.287		B SI 91 C SI 92 S KC 79 S SI 93 1-3 ① K			C FC 88 B SI 94 S CH 85 C SI 91 1-3 ③ K			C CH 84 F SI 92 F SI 94 S SI 94 0-3 ① K		3	0	0	0	0	3	1
19 Chris Stewart, R (1, 2) OBP: 0.333, SLG: 0.260		C SI 93 C KC 79 B KC 79 C SI 94 1-3 ② K				B CH 83 C FC 88 C FC 88 X SI 94 1-2 ① F9		B SI 93 X CH 85 1-0 ② P6		3	0	0	0	0	1	0
Inning Stats	R: 0 E: 0 K: 2 S: 11 H: 1 LOB: 1 BB: 0 P: 17	R: 0 E: 0 K: 1 S: 7 H: 0 LOB: 0 BB: 1 P: 13	R: 0 E: 0 K: 2 S: 8 H: 0 LOB: 0 BB: 0 P: 10	R: 0 E: 0 K: 0 S: 7 H: 0 LOB: 0 BB: 0 P: 10	R: 0 E: 0 K: 3 S: 12 H: 1 LOB: 1 BB: 0 P: 13	R: 0 E: 0 K: 1 S: 8 H: 0 LOB: 0 BB: 0 P: 12	R: 0 E: 0 K: 0 S: 14 H: 2 LOB: 2 BB: 0 P: 22	R: 0 E: 0 K: 2 S: 9 H: 0 LOB: 0 BB: 0 P: 12	R: 1 E: 0 K: 1 S: 17 H: 1 LOB: 0 BB: 0 P: 24	1B: 4 2B: 0 3B: 0 HR: 1 SF: 0 SAC: 0 DP: 1 HBP: 0						

TOP

Pittsburgh Pirates @ Tampa Bay Rays

Tropicana Field, St. Petersburg, FL

Wed Jun 25 2014, 12:12 PM - 3:02 PM EDT

Att. 23,761 - Dome - 72 F

livebaseballscorecards.com

AB	31
R	1
H	5
RBI	1
BB	1
SO	12
LOB	7

WP: 0 PB: 0 SB: 1 CS: 0 PA: 32

PITCHER		IP	WLS	BF	H	R	ER	SO	BB	IBB	HBP	BLK	WP	HR	S	P	ERA	WHIP
14 David Price, L ERA: 3.63	(1, 1)	8.1	W	30	5	1	1	11	1	0	0	0	0	1	85	120	1.08	0.720
57 Jake McGee, L ERA: 1.36	(9, 1)	0.2		2	0	0	0	1	0	0	0	0	0	0	8	13	0.00	0.000

PITCHER		IP	WLS	BF	H	R	ER	SO	BB	IBB	HBP	BLK	WP	HR	S	P	ERA	WHIP

Batter	1	2	3	4	5	6	7	8	9	AB	R	H	RBI	BB	SO	LOB
8 Desmond Jennings, R (1, 8) OBP: 0.328, SLG: 0.375	C SI 91 X SI 90 0-1 18 3B 1B	C SI 91 B CU 77 C CU 78 S SI 91 1-3 ② K		C SI 92 S SI 92 X CU 78 0-2 ③ FC6-4 1-2f			F SI 91 C SI 90 F FS 82 B CU 79 T CU 78 1-2 ③ K			4	1	1	0	0	2	1
18 Ben Zobrist, S (1, 6) OBP: 0.332, SLG: 0.375	1 SAFE 1 SAFE X SI 89 0-0 3 E 1-H 3B	B SI 91 B FS 84 B SI 91 B FF 92 4-0 20 E BB			C CU 78 F FF 92 S CU 78 0-3 ① K			B SL 81 B FF 93 C FF 92 C FF 93 B SL 82 F FF 94 X FF 94 3-2 3 1B 21 1B 1B		3	2	2	1	1	1	0
20 Matt Joyce, L (1, 10) OBP: 0.346, SLG: 0.379	C SI 90 B SI 91 F FS 85 D CU 79 F SI 91 S CU 78 2-3 ① K	1 SAFE S CU 78 B SI 89 1 SAFE 1 SAFE S CU 77 S CU 78 1-3 ③ K 1-2			B SI 92 C SI 91 B FS 84 S CU 78 B SI 90 X CU 79 3-2 ② G3-1			F FF 93 1 SAFE S FF 93 F FF 93 F FF 92 B SL 83 F SL 81 S FF 93 1-3 ① K		4	0	0	0	0	3	3
3 Evan Longoria, R (1, 5) OBP: 0.330, SLG: 0.405	F SI 91 B CU 78 F SI 91 X SI 92 1-2 E6 5 HBP 21 1B 39 SF8 3-H		C SI 91 S FS 84 B CU 78 S CU 78 1-3 ① K		F FF 92 X SI 90 0-1 ③ P2			1 SAFE B SL 83 X FF 93 1-0 21 1B 39 1B 1-3 1B		4	2	1	1	0	1	0
21 James Loney, L (1, 3) OBP: 0.344, SLG: 0.381	1 SAFE B SI 92 F SI 91 1 SAFE 1 SAFE F FF 92 B SI 91 F FF 92 F CU 79 3-2 D CU 77 X SI 91 39 SF8 5 HBP 1-2 1B		B FF 92 B SI 92 X FF 93 2-0 ② P5			X SI 90 0-0 ① G3-1		B FF 94 1 SAFE B FF 94 F FF 94 1 SAFE X SL 82 2-1 39 1B 1-3 3-H 1B		4	0	2	1	0	0	0
5 Brandon Guyer, R (1, 7) OBP: 0.308, SLG: 0.356	F SI 92 C CU 78 B CU 79 H SI 91 2-2 39 SF8 1-2 2-3 HBP		B SI 92 F SI 92 B FF 93 X SI 91 2-1 ③ G5-3			B CU 79 F SI 90 C FS 84 B CU 79 F CU 78 X SI 90 2-2 ② G5-3		L SL 83 S SL 82 B FF 93 S FF 93 1-3 ② K		3	0	0	0	0	1	2
39 Kevin Kiermaier, L (1, 9) OBP: 0.354, SLG: 0.567	F SI 91 C SI 91 X SI 91 0-2 ② SF8 1-2 2-3 3-H			L CU 78 C FF 92 C SI 91 0-3 ① K		S FF 92 B FS 84 B SI 90 F SI 90 S CU 78 2-3 ③ K		B FF 93 S CH 84 X FF 94 1-1 1-2 3-H 1B		3	0	1	2	0	2	0
11 Logan Forsythe, R (1, 4) OBP: 0.262, SLG: 0.275	X SI 91 0-0 ③ G6-3			C SI 91 C CU 78 B CU 78 S CU 79 1-3 ② K			C SI 89 F SI 88 F SI 90 B SI 88 B CU 79 B SI 90 S SI 90 3-3 ① K	B SI 94 B SI 94 C FF 94 B FC 89 F FF 94 S FF 95 3-3 ③ K		4	0	0	0	0	3	4
28 José Molina, R (1, 2) OBP: 0.207, SLG: 0.175		C SI 91 F SI 90 X CU 77 0-2 ① P4		F FF 93 X SI 90 0-1 8 FC6-4 1B			B CU 78 C SI 90 S CU 78 S CU 79 1-3 ② K			3	0	1	0	0	1	0
Inning Stats	R: 3 H: 3 E: 1 LOB: 2 K: 1 BB: 0 S: 21 P: 29	R: 0 H: 0 E: 1 LOB: 1 K: 2 BB: 1 S: 9 P: 15	R: 0 H: 0 E: 0 LOB: 0 K: 1 BB: 0 S: 6 P: 11	R: 0 H: 1 E: 0 LOB: 1 K: 2 BB: 0 S: 11 P: 12	R: 0 H: 0 E: 0 LOB: 0 K: 1 BB: 0 S: 8 P: 11	R: 0 H: 0 E: 0 LOB: 0 K: 1 BB: 0 S: 8 P: 12	R: 0 H: 0 E: 0 LOB: 0 K: 3 BB: 0 S: 11 P: 16	R: 2 H: 4 E: 0 LOB: 2 K: 3 BB: 0 S: 21 P: 33		1B: 7 SF: 1 2B: 0 SAC: 0 3B: 1 DP: 0 HR: 0 HBP: 1						

PITCHER		IP	WLS	BF	H	R	ER	SO	BB	IBB	HBP	BLK	WP	HR	S	P	ERA	WHIP
50 Charlie Morton, R ERA: 3.41	(1, 1)	7.0	L	28	4	3	2	11	1	0	1	0	0	0	74	106	2.57	0.714
39 Jason Grilli, R ERA: 4.87	(8, 1)	0.2		6	4	2	2	2	0	0	0	0	0	0	18	27	27.00	6.000
37 Justin Wilson, L ERA: 5.02	(8, 1)	0.1		1	0	0	0	1	0	0	0	0	0	0	3	6	0.00	0.000

PITCHER	IP	WLS	BF	H	R	ER	SO	BB	IBB	HBP	BLK	WP	HR	S	P	ERA	WHIP

BOTTOM

Pittsburgh Pirates @ Tampa Bay Rays

Tropicana Field, St. Petersburg, FL

Wed Jun 25 2014, 12:12 PM - 3:02 PM EDT

Att. 23,761 - Dome - 72 F

livebaseballscorecards.com

AB	32
R	5
H	8
RBI	5
BB	1
SO	14
LOB	10

WP: 0 PA: 35
PB: 0
SB: 0
CS: 0

New York Mets @ Pittsburgh Pirates

PNC Park, Pittsburgh, PA

Thu Jun 26 2014, 7:07 PM - 10:00 PM EDT

Att. 36,647 - Partly Cloudy - 81 F

TOP

livebaseballscorecards.com

Batter	1	2	3	4	5	6	7	8	9	AB	R	H	RBI	BB	SO	LOB
3 Curtis Granderson, L (1, 9) OBP: 0.360, SLG: 0.413	X SI 88 0-0 ① G1-3		D SI 90 S SL 86 F SL 85 B SI 91 C SI 91 2-3 ① K		B SI 89 C SL 82 B SI 90 B FF 90 B SL 83 4-1 28 FC3-6 BB		X CH 84 0-0 ③ F8			3	0	0	0	1	1	2
28 Daniel Murphy, L (1, 4) OBP: 0.349, SLG: 0.414	C SI 89 F FF 90 X SI 92 0-2 ② G6-3		F SL 86 S SL 87 X SL 86 0-2 ② F9		C SI 90 1 SAFE B SI 90 1 SAFE F SI 90 B SI 91 F SL 84 X SI 92 2-2 ① FC3-6 5 G4-6-3 1-2f			C SI 82 B SI 93 S SI 92 D SL 82 X SI 93 2-2 5 2B 2B		4	1	1	0	0	0	2
5 David Wright, R (1, 5) OBP: 0.333, SLG: 0.396	B SI 91 B SI 90 F FF 90 F SI 92 X SI 91 2-2 ③ G5-3		B SI 91 C SL 85 X SI 91 1-1 ③ F7		C SL 86 X SI 90 0-1 ②③ G4-6-3 1-2f			B SI 93 B CH 86 F SI 94 F SI 94 B SI 93 X SI 95 3-2 2-H 2B		4	0	1	1	0	0	2
21 Lucas Duda, L (1, 3) OBP: 0.346, SLG: 0.482		B SI 89 B KC 77 S SL 84 X FC 91 2-1 ① P5		F SL 84 F SL 84 B SI 91 X SI 92 1-2 HR		B KC 77 B SL 83 C SL 83 F SL 83 X CH 85 2-2 ① G3-1		C SI 94 S SL 83 B SL 84 B SL 83 S SI 94 2-3 ① K		4	1	1	1	0	1	1
53 Bobby Abreu, L (1, 7) OBP: 0.368, SLG: 0.418 1 Chris Young, R (8, PH) OBP: 0.290, SLG: 0.364 (8, 7) (8, 8)		B SI 91 C SL 84 C KC 78 B SI 92 F SL 85 B SI 91 X SI 91 3-2 12 1B 11 1B 1B		C SL 86 B SI 92 B SI 91 B SL 84 F SL 85 F SI 93 B SI 92 4-2 11 HBP BB		B SI 90 C SL 85 C FF 92 B KC 79 X SI 92 2-2 ② G4-3		C SI 94 C SI 93 X CH 87 0-2 ② G6-3		2 1	0 0	1 0	0 0	1 0	0 0	0 1
12 Juan Lagares, R (1, 8) OBP: 0.335, SLG: 0.425 38 Vic Black, R (8, 1)		S FF 90 X SI 91 0-1 11 1B 1-2 1B		C SL 85 F SL 85 C SI 92 0-3 ① K		C SI 91 F FF 91 F SL 84 F FF 87 B FF 89 X SI 91 1-2 ③ G6-3		C CH 86 S CH 86 S CH 86 0-3 ③ K		4 0	0 0	1 0	0 0	0 0	2 0	2 0
7 Travis d'Arnaud, R (1, 2) OBP: 0.269, SLG: 0.293		F FF 91 F SL 86 S SI 91 0-3 ② K		F SL 84 X SL 85 0-1 ② F7			B FF 89 X FF 89 1-0 11 G5-4-3 1B		X FC 94 0-0 ① F9	4	0	1	0	0	1	3
11 Rubén Tejada, R (1, 6) OBP: 0.351, SLG: 0.304		B FF 91 X SL 86 1-0 ③ 1-2 2-H 1B		H SI 91 1-0 1-2 HBP			F FF 89 F SL 85 X SI 89 0-2 ①② G5-4-3 1-2f		C FC 95 B FF 93 F FF 94 X FC 93 1-2 ② G6-3	3	0	1	0	0	0	1
16 Daisuke Matsuzaka, R (1, 1) OBP: 0.375, SLG: 0.286 9 Kirk Nieuwenhuis, L (7, PH) OBP: 0.345, SLG: 0.577 52 Carlos Torres, R (7, 1) 66 Josh Edgin, R (8, 1) 29 Eric Campbell, R (8, 7) OBP: 0.329, SLG: 0.409			C FC 88 C SL 83 X SL 84 0-2 1B	F FC 89 X FC 89 0-1 ③ L7			C SL 84 S SL 83 F SI 90 B SL 84 X SL 84 1-2 1B		B FC 94 X FF 95 1-0 ③ G4-3	2 1 0 0 1	0 0 0 0 0	1 1 0 0 0	0 0 0 0 0	0 0 0 0 0	0 0 0 0 0	2 0 0 0 0

Inning Stats	1	2	3	4	5	6	7	8	9
	R: 0 E: 0 K: 0 S: 7 H: 0 LOB: 0 BB: 0 P: 9	R: 0 E: 0 K: 1 S: 12 H: 3 LOB: 2 BB: 0 P: 18	R: 0 E: 0 K: 1 S: 11 H: 1 LOB: 1 BB: 0 P: 14	R: 1 E: 0 K: 1 S: 13 H: 1 LOB: 2 BB: 1 P: 19	R: 0 E: 0 K: 0 S: 7 H: 0 LOB: 0 BB: 1 P: 13	R: 0 E: 0 K: 0 S: 11 H: 0 LOB: 0 BB: 0 P: 16	R: 0 E: 0 K: 0 S: 9 H: 2 LOB: 1 BB: 0 P: 11	R: 1 E: 0 K: 2 S: 15 H: 2 LOB: 1 BB: 0 P: 22	R: 0 E: 0 K: 0 S: 5 H: 0 LOB: 0 BB: 0 P: 7

1B: 6 SF: 0 WP: 0 PA: 36
2B: 2 SAC: 0 PB: 0
3B: 0 DP: 2 SB: 0
HR: 1 HBP: 1 CS: 0

PITCHER		IP	WLS	BF	H	R	ER	SO	BB	IBB	HBP	BLK	WP	HR	S	P	ERA	WHIP
46 Vance Worley, R ERA: 1.74	(1, 1)	7.0	W	28	7	1	1	3	2	0	1	0	0	0	70	100	1.29	1.286
44 Tony Watson, L ERA: 0.98	(8, 1)	1.0		5	2	1	1	2	0	0	0	0	0	0	15	22	9.00	2.000
35 Mark Melancon, R ERA: 2.41	(9, 1)	1.0	S	3	0	0	0	0	0	0	0	0	0	0	5	7	0.00	0.000

PITCHER	IP	WLS	BF	H	R	ER	SO	BB	IBB	HBP	BLK	WP	HR	S	P	ERA	WHIP

AB	33
R	2
H	9
RBI	2
BB	2
SO	5
LOB	16

BOTTOM

New York Mets @ Pittsburgh Pirates

PNC Park, Pittsburgh, PA

Thu Jun 26 2014, 7:07 PM - 10:00 PM EDT

Att. 36,647 - Partly Cloudy - 81 F

livebaseballscorecards.com

Batter	1	2	3	4	5	6	7	8	9	AB	R	H	RBI	BB	SO	LOB
25 Gregory Polanco, L (1, 9) OBP: 0.416, SLG: 0.441	B FF 86 B FF 86 C SI 86 B FF 87 B SI 87 4-1 22 S BB		B SI 89 B SL 79 F FS 78 B SI 89 C FC 89 X FS 79 3-2 ② G4-3 2-H		B SL 79 C FF 91 C SI 90 F SI 91 B SL 79 B SI 91 F FF 92 X SL 81 3-2 1-H 2-H HR		B FF 92 S FC 91 B FC 91 F FF 92 X FF 92 2-2 5 SH5-3 1-2 1B			3	1	2	4	1	0	0
5 Josh Harrison, R (1, 7) OBP: 0.340, SLG: 0.456	1 SAFE 1 SAFE L SL 77 B SL 78 B SL 78 X FC 86 2-1 ① F7		X SI 88 0-0 ③ L8		C CU 78 B CU 72 C SI 89 F SL 78 F SI 89 X FC 86 1-2 ② P6		X FC 88 0-0 ① SH5-3 1-2 2-3			3	0	0	0	0	0	1
22 Andrew McCutchen, R (1, 8) OBP: 0.420, SLG: 0.529	B FF 88 D SL 78 F FC 87 1 SAFE F FF 87 F SL 79 T SL 79 2-2 ② K 1-2			S FF 88 X FS 78 0-1 ③ 55 G6-3 24 CS 2B	B SL 79 B SI 88 X CU 77 2-0 ③ F7		I IN 62 I IN 68 I IN 71 I IN 74 4-0 18 G4-6-3 IBB			3	1	1	0	1	1	1
18 Neil Walker, S (1, 4) OBP: 0.343, SLG: 0.438	F SL 79 B FC 86 X SL 79 1-1 ③ P6			F SL 78 B FS 77 F FC 87 S SL 81 1-3 ① K	C CU 72 C FF 88 B SI 89 S FS 78 1-3 ① K		X FC 91 0-0 ②③ G4-6-3 1-2f			4	0	0	0	0	2	5
55 Russell Martin, R (1, 2) OBP: 0.408, SLG: 0.384		C SL 77 B CU 72 H CU 72 2-1 15 G4-3 HBP		C SI 88 B SI 90 X SI 90 1-1 ② G6-3 2-3	F CU 77 X SI 88 0-1 ② G5-3			B FF 93 B SI 93 B FF 93 F FF 93 X FF 93 3-1 ① G6-3		3	0	0	0	0	0	1
15 Ike Davis, L (1, 3) OBP: 0.363, SLG: 0.372		B SI 87 C FC 87 C SL 78 F SI 90 X FC 88 1-2 ①② G4-3 1-2f		B FC 89 S CU 75 D FC 89 D FS 78 B FC 89 4-1 24 CS BB	B FC 86 B FC 87 C FF 88 B SI 89 B SI 88 4-1 24 1B BB			C FF 94 F SL 88 X CU 79 0-2 ② F7		2	0	0	0	2	0	1
24 Pedro Alvarez, L (1, 5) 35 Mark Melancon, R (9, 1)		B SL 78 B CU 73 F FC 89 F FC 88 S FS 79 2-3 ③ K		C SL 79 1 SAFE 0-1 ③ CS 1-2 3-H	B CU 71 F CU 73 X FC 87 1-1 10 FC6-4 1B	X SL 78 0-0 1-3 1B		B FF 93 X FF 93 1-0 1B		4 0	0 0	3 0	0 0	0 0	1 0	0 0
10 Jordy Mercer, R (1, 6) OBP: 0.264, SLG: 0.347			B FF 87 B FF 88 B SI 87 B FF 87 4-0 25 WP 46 SH2-4 25 G4-3 BB		C SL 78 X SI 89 0-1 ① FC6-4 25 PB 46 1B 1-2f 25 HR	X SI 88 0-0 ③ F7		C FF 96 S FF 96 F FF 97 D CU 80 X FF 97 1-2 ③ F8		3	2	0	0	1	0	4
46 Vance Worley, R (1, 1) OBP: 0.143, SLG: 0.143 23 Travis Snider, L (7, PH) OBP: 0.323, SLG: 0.355 44 Tony Watson, L (8, 1) OBP: 1.000, SLG: 1.000 12 Clint Barmes, R (9, 5) OBP: 0.316, SLG: 0.287			B FF 87 X FF 88 1-0 ① SH2-4 1-2		B SI 86 X CU 77 1-0 25 PB 25 HR 1-2 1B		F FF 92 X SI 92 0-1 5 SH5-3 25 1B 1B			1 1 0 0	1 0 0 0	1 1 0 0	0 0 0 0	0 0 0 0	0 0 0 0	0 0 0 0
Inning Stats	R: 0 E: 0 K: 1 S: 9 H: 0 LOB: 1 BB: 1 P: 18	R: 0 E: 0 K: 1 S: 8 H: 0 LOB: 0 BB: 0 P: 13	R: 1 E: 0 K: 0 S: 5 H: 0 LOB: 0 BB: 1 P: 13	R: 1 E: 0 K: 1 S: 9 H: 1 LOB: 0 BB: 1 P: 15	R: 3 E: 0 K: 0 S: 16 H: 3 LOB: 0 BB: 0 P: 24	R: 0 E: 0 K: 1 S: 8 H: 1 LOB: 2 BB: 1 P: 13	R: 0 E: 0 K: 0 S: 7 H: 2 LOB: 2 BB: 1 P: 13	R: 0 E: 0 K: 0 S: 10 H: 1 LOB: 1 BB: 0 P: 15		1B: 6 2B: 1 3B: 0 HR: 1 SF: 0 SAC: 2 DP: 2 HBP: 1				WP: 1 PB: 1 SB: 1 CS: 2 PA: 36		

	AB	27
	R	5
	H	8
	RBI	4
	BB	5
	SO	4
	LOB	13

PITCHER		IP	WLS	BF	H	R	ER	SO	BB	IBB	HBP	BLK	WP	HR	S	P	ERA	WHIP
16 Daisuke Matsuzaka, R ERA: 3.23	(1, 1)	6.0	L	26	5	5	5	4	4	0	1	0	1	1	55	96	7.50	1.500
52 Carlos Torres, R ERA: 3.21	(7, 1)	1.0		5	2	0	0	0	0	1	0	0	0	0	7	13	0.00	2.000
66 Josh Edgin, L ERA: 1.59	(8, 1)	0.2		3	1	0	0	0	0	0	0	0	0	0	6	10	0.00	1.500
38 Vic Black, R ERA: 1.23	(8, 1)	0.1		1	0	0	0	0	0	0	0	0	0	0	4	5	0.00	0.000

PITCHER		IP	WLS	BF	H	R	ER	SO	BB	IBB	HBP	BLK	WP	HR	S	P	ERA	WHIP

New York Mets @ Pittsburgh Pirates

PNC Park, Pittsburgh, PA

Fri Jun 27 2014, 7:09 PM - 10:51 PM EDT

Att. 37,952 - Partly Cloudy - 82 F

TOP

livebaseballscorecards.com

Batter	1	2	3	4	5	6	7	8	9	10	11	AB	R	H	RBI	BB	SO	LOB
3 Curtis Granderson, L (1, 9) OBP: 0.354, SLG: 0.405	B SI 92 B SI 92 B SI 93 C SI 92 C SI 92 F SI 93 X SI 93 3-2 ① F8		B SI 93 B SI 94 C CH 86 X SI 93 2-1 ③ F9		B SI 92 F CH 85 C SI 92 X SI 92 1-2 ② F8			C SI 95 S SI 94 X SI 95 0-2 ① F8		C SI 91 S CH 85 S SL 84 0-3 ① K		5	0	0	0	0	1	3
11 Rubén Tejada, R (1, 6) OBP: 0.352, SLG: 0.303	X SI 94 0-0 ② G5-3			C SI 92 X SI 92 0-1 ② 28 2B 21 1B 1B	B SI 93 X SI 92 1-0 ③ P3			B SI 95 C FC 86 B SI 95 B FF 95 C SI 95 B SI 97 4-2 BB		B SL 84 F SI 93 B SI 93 B SI 92 X SI 92 3-1 ② F7		4	1	1	0	1	0	2
28 Daniel Murphy, L (1, 4) OBP: 0.350, SLG: 0.417	F SI 93 X CH 86 0-1 ③ G4-3			1 SAFE B SI 92 B CH 85 B SI 93 F SI 92 X SI 94 3-1 ② 21 1B 1-3 2B		B SI 92 C SI 92 X SI 91 1-1 ① L8		B FC 91 D FF 96 F FF 96 F FF 96 F FF 96 S FF 96 2-3 ② K		B SL 84 B SI 92 C SI 92 X SI 92 2-1 ② 21 CS 1B		5	1	2	0	0	1	1
21 Lucas Duda, L (1, 3) OBP: 0.347, SLG: 0.478		B SL 84 F SI 93 B SL 84 B CH 85 D CH 85 4-1 ③ 29 G4-6-3 BB		X CH 86 0-0 ② 1 FC5-4 2-H 3-H 1B		B SI 92 C SL 83 B SI 92 C CH 86 S SL 84 2-3 ② K		C FF 97 D FC 92 X FF 96 1-1 ③ P5		P PO 93 1-0 ③ CS 1-2	B SI 91 F SI 92 C SL 84 B SL 85 C SI 93 2-3 ① K	4	0	1	2	1	2	1
1 Chris Young, R (1, 7) OBP: 0.284, SLG: 0.354		X SI 93 0-0 ① F9		C SI 93 S SI 92 F SI 92 F SL 84 B SL 84 F SI 93 F SL 83 F SI 93 F SI 93 1-2 ① X CH 85 FC5-4 29 CS 1-2f		B SL 81 C SI 92 C SI 91 S SL 84 1-3 K			B FC 93 S FC 92 X FF 94 1-1 ① P3		F SI 92 B SI 93 X SL 84 1-1 ② P4	5	0	0	0	0	1	2
29 Eric Campbell, R (1, 5) OBP: 0.321, SLG: 0.394		C SI 93 X SI 93 0-1 ② ③ G4-6-3 1-2f		1 SAFE 1 SAFE 1 SAFE S SI 92 B SI 92 C SI 92 X SI 93 1-2 ② ③ G5-3 1-2		C SI 91 F SI 92 F SI 93 1 SAFE F SL 84 C SI 92 0-3 ③ K			F FC 94 B FF 94 X FF 93 1-1 12 FC3-6 1B		F SI 92 S FF 94 F FF 93 S SL 84 0-3 ③ K	5	0	1	0	0	2	3
12 Juan Lagares, R (1, 8) OBP: 0.333, SLG: 0.421			L SL 82 X SI 93 0-1 ① G6-3		C SI 91 F SI 90 B SI 92 F SI 92 X SL 82 1-2 48 FC2-5 7 1B 1B			C SI 90 B SI 91 S CH 85 S SL 85 1-3 ① K		C FF 93 B FF 93 X FC 92 1-1 ② FC3-6 7 1B 1-2f		4	0	1	0	0	1	1
7 Travis d'Arnaud, R (1, 2) OBP: 0.281, SLG: 0.306			C SI 93 X SL 86 0-1 48 SH2-3 1B		1 SAFE B SI 91 1 SAFE X SI 91 1-0 48 FC2-5 1-2 1B			B SI 91 B SI 91 X SI 93 2-0 ② G4-3		F FC 91 F FC 92 D KC 81 D KC 82 1 SAFE X FF 92 2-2 1-3 1B		4	0	3	0	0	0	0
48 Jacob deGrom, L (1, 1) OBP: 0.333, SLG: 0.353 66 Josh Edgin, R (7, 1) 27 Jeurys Familia, R (8, 1) OBP: 1.000, SLG: 1.000 53 Bobby Abreu, L (9, PH) OBP: 0.364, SLG: 0.413 58 Jenrry Mejia, R (9, 1) 38 Vic Black, R (11, 1)			B SI 92 1 SAFE X SI 92 1-0 ② SH2-3 1-2		L SI 92 X SI 91 0-1 ① FC2-5 1-2 2-3f			C SI 93 B SL 84 X CH 84 1-1 ③ L4		B FC 92 X FC 93 1-0 ③ G5-3		2 0 0 0 1 0 0	0 0 0 0 0 0 0	0 0 0 0 0 0 0	0 0 0 0 0 0 0	0 0 0 0 0 0 0	0 0 0 0 0 0 0	2 0 0 0 2 0 0

Inning Stats																														
	R: 0	H: 0	E: 0	LOB: 0	K: 0	BB: 0	S: 7	P: 10	R: 0	H: 0	E: 0	LOB: 0	K: 0	BB: 1	S: 4	P: 8	R: 0	H: 1	E: 0	LOB: 1	K: 0	BB: 0	S: 7	P: 10	R: 2	H: 3	E: 0	LOB: 0	K: 0	BB: 0	S: 17	P: 22
	R: 0	H: 2	E: 0	LOB: 2	K: 0	BB: 0	S: 11	P: 15	R: 0	H: 0	E: 0	LOB: 0	K: 3	BB: 0	S: 13	P: 17	R: 0	H: 0	E: 0	LOB: 1	K: 1	BB: 0	S: 6	P: 10	R: 0	H: 0	E: 0	LOB: 1	K: 1	BB: 1	S: 10	P: 17
	R: 0	H: 2	E: 0	LOB: 2	K: 0	BB: 0	S: 10	P: 16	R: 0	H: 1	E: 0	LOB: 0	K: 1	BB: 0	S: 8	P: 13	R: 0	H: 0	E: 0	LOB: 0	K: 2	BB: 0	S: 9	P: 12								

	1B: 8	SF: 0	WP: 1	PA: 43
	2B: 1	SAC: 1	PB: 0	
	3B: 0	DP: 1	SB: 0	
	HR: 0	HBP: 0	CS: 2	

PITCHER	IP	WLS	BF	H	R	ER	SO	BB	IBB	HBP	BLK	WP	HR	S	P	ERA	WHIP
58 Brandon Cumpton, R (1, 1) ERA: 4.61	7.0		27	6	2	2	4	1	0	0	0	1	0	65	92	2.57	1.000
37 Justin Wilson, L (8, 1) ERA: 4.85	1.0		4	0	0	0	1	1	0	0	0	0	0	10	17	0.00	1.000
35 Mark Melancon, R (9, 1) ERA: 2.35	1.0		5	2	0	0	0	0	0	0	0	0	0	10	16	0.00	2.000
48 Jared Hughes, R (10, 1) ERA: 1.8	2.0	W	6	1	0	0	3	0	0	0	0	0	0	17	25	0.00	0.500

PITCHER	IP	WLS	BF	H	R	ER	SO	BB	IBB	HBP	BLK	WP	HR	S	P	ERA	WHIP

AB	39
R	2
H	9
RBI	2
BB	2
SO	8
LOB	17

Batter	1	2	3	4	5	6	7	8	9	10	11	AB	R	H	RBI	BB	SO	LOB
25 Gregory Polanco, L (1, 9) OBP: 0.402, SLG: 0.417	C FF 95 B FF 96 B CH 85 B SI 95 B FF 96 4-1 23 G4-6-3 BB		B FF 96 X SI 94 1-0 F7		B FF 93 C CH 85 X SI 93 1-1 G4-3		C SL 86 D CU 79 D FF 93 X CU 81 2-1 F9			S FC 94 X FC 92 0-1 FC1 1-3		4	0	0	0	1	0	2
23 Travis Snider, L (1, 7) OBP: 0.313, SLG: 0.343	1 SAFE F FF 94 S FF 95 F FF 95 X SL 88 0-2 G4-6-3 1-2f		C CU 80 F CU 81 B CH 84 X SI 95 1-2 L7		X FF 95 0-0 P5			B FF 92 S SL 87 C SL 86 S CU 80 1-3 K		B FC 91 F CU 79 C SL 83 B CU 80 C CU 79 2-3 K		5	0	0	0	0	2	3
22 Andrew McCutchen, R (1, 8) OBP: 0.420, SLG: 0.525	B FF 94 B SI 94 S FF 95 X SI 94 2-1 G5-3			C SL 87 X SL 87 0-1 15 FC4-6 10 1B 55 1B 1B	B FF 94 C SI 93 B SI 94 X SL 88 2-1 F9			B SI 96 B FF 95 C SI 96 X SI 96 2-1 G6-3		I I I I 4-0 IBB		4	1	1	0	1	0	0
18 Neil Walker, S (1, 4) OBP: 0.340, SLG: 0.433		C FF 94 X FF 94 0-1 55 G6-3 1B		B CH 83 1 SAFE F CH 85 F CH 83 F SI 94 1 SAFE F CH 82 1 SAFE B FF 85 2-3 K	C SL 87 S CU 81 F CH 84 X SI 93 0-2 G3-1			C SI 95 F SI 96 F SI 98 F FF 97 F SI 94 X CH 91 0-2 F8		B SL 85 S SL 82 F CU 79 D CH 89 S SL 84 2-3 K		5	0	1	0	0	2	4
55 Russell Martin, R (1, 2) OBP: 0.407, SLG: 0.384		L FF 94 X SI 94 0-1 G6-3 1-2f		C SL 87 B SI 95 B SI 94 X SI 94 2-1 15 FC4-6 1B 1-2	B CH 94 C CH 84 F SI 93 S SL 87 1-3 K				C FC 95 B FF 94 S SL 84 B SL 85 X FC 95 2-2 1B	B SL 85 B SL 83 X FF 93 2-0 F9		5	0	2	0	0	1	4
15 Ike Davis, L (1, 3) OBP: 0.360, SLG: 0.365	C CU 80 B CH 86 C SI 94 F SI 94 F FF 95 B CH 86 B CH 86 B CU 81 4-2 24 HBP BB			X SI 94 0-0 FC4-6 24 BB 10 1B 1-2f 2-3	C SI 94 X SL 89 0-1 G6-3				X FF 92 0-0 L9	C CU 81 B CU 83 X FF 96 1-1 L6		4	1	0	0	1	0	3
24 Pedro Alvarez, L (1, 5) OBP: 0.329, SLG: 0.405 6 Starling Marte, R (7, PR) OBP: 0.329, SLG: 0.388 37 Justin Wilson, L (8, 1) 35 Mark Melancon, R (9, 1) 17 Gaby Sanchez, R (9, PH) OBP: 0.297, SLG: 0.467 48 Jared Hughes, R (10, 1) 12 Clint Barmes, R (11, PH) OBP: 0.323, SLG: 0.287	H FF 94 1-0 1-2 HBP			B SI 94 S CH 85 B CU 81 B FF 94 B CH 84 4-2 10 1B 1-2 BB			X FF 94 0-0 10 SH1-3 1B	S SL 86 C SL 84 F FC 95 S SL 81 0-3 K	B CU 80 B FF 94 B FF 96 D FF 93 4-0 5 2B BB		1 0 0 0 0 1 0	0 0 0 0 0 0 1	1 0 0 0 0 0 0	0 0 0 0 0 1 0	1 0 0 0 0 1 0	0 0 0 0 0 1 0
10 Jordy Mercer, R (1, 6) OBP: 0.264, SLG: 0.346	C SI 94 C SI 95 X SL 89 0-2 G1-3			X FF 94 0-0 1-3 2-H 3-H 1B	X SI 92 0-0 SH1-3 1-2			1 SAFE C SL 84 S SL 81 S FF 94 0-3 K		B FF 96 C FF 96 S FF 96 S FF 97 1-3 K		4	0	1	2	0	2	4
58 Brandon Cumpton, R (1, 1) OBP: 0.143, SLG: 0.077 5 Josh Harrison, R (7, PH) OBP: 0.344, SLG: 0.465 (8, 5)			C FF 94 M SI 94 C SI 94 0-3 K	F FF 95 C SL 89 D SL 89 X FF 95 1-2 G1-3			F SL 87 C SI 93 B FF 94 S SI 94 1-3 K			B FF 94 X FC 93 1-0 25 FC1 25 S 1B	X FF 96 0-0 1-H 2B	2 3	0 0	0 2	0 1	0 0	1 1	2 1

Inning Stats																								
	R: 0	H: 0	R: 0	H: 1	R: 0	H: 0	R: 2	H: 3	R: 0	H: 0	R: 0	H: 0	R: 0	H: 1	R: 0	H: 0	R: 0	H: 1	R: 0	H: 1	R: 1	H: 1	1B: 7	SF: 0
	E: 0	LOB: 0	E: 0	LOB: 2	E: 0	LOB: 0	E: 0	LOB: 2	E: 0	LOB: 0	E: 0	LOB: 0	E: 0	LOB: 1	E: 0	LOB: 0	E: 0	LOB: 1	E: 0	LOB: 3	E: 0	LOB: 1	2B: 1	SAC: 1
	K: 0	BB: 1	K: 1	BB: 1	K: 1	BB: 0	K: 1	BB: 1	K: 0	BB: 0	K: 1	BB: 0	K: 1	BB: 0	K: 1	BB: 0	K: 2	BB: 1	K: 2	BB: 1	K: 1	BB: 1	3B: 0	DP: 2
	S: 7	P: 13	S: 11	P: 16	S: 7	P: 9	S: 19	P: 28	S: 5	P: 8	S: 9	P: 10	S: 7	P: 10	S: 11	P: 14	S: 11	P: 13	S: 10	P: 21	S: 6	P: 12	HR: 0	HBP: 1

PITCHER		IP	WLS	BF	H	R	ER	SO	BB	IBB	HBP	BLK	WP	HR	S	P	ERA	WHIP
48 Jacob deGrom, R ERA: 3.62	(1, 1)	6.2		27	5	2	2	4	3	0	1	0	0	0	63	90	2.70	1.200
66 Josh Edgin, L ERA: 1.5	(7, 1)	0.2		2	0	0	0	1	0	0	0	0	0	0	5	8	0.00	0.000
27 Jeurys Familia, R ERA: 2.29	(8, 1)	0.2		2	0	0	0	0	0	0	0	0	0	0	8	10	0.00	0.000
58 Jenrry Mejia, R ERA: 4.24	(9, 1)	2.0		10	2	0	0	4	0	1	0	0	0	0	21	34	0.00	1.000
38 Vic Black, R ERA: 1.76	(11, 1)	0.2	L	4	1	1	1	1	1	0	0	0	0	0	6	12	13.50	3.000

PITCHER	IP	WLS	BF	H	R	ER	SO	BB	IBB	HBP	BLK	WP	HR	S	P	ERA	WHIP

BOTTOM

New York Mets @ Pittsburgh Pirates
PNC Park, Pittsburgh, PA
Fri Jun 27 2014, 7:09 PM - 10:51 PM EDT
Att. 37,952 - Partly Cloudy - 82 F

livebaseballscorecards.com

AB	38
R	3
H	8
RBI	3
BB	5
SO	10
LOB	24

WP: 0	PA: 45
PB: 0	
SB: 1	
CS: 0	

New York Mets @ Pittsburgh Pirates

PNC Park, Pittsburgh, PA

Sat Jun 28 2014, 4:09 PM - 7:15 PM EDT

Att. 38,930 - Partly Cloudy - 88 F

TOP

livebaseballscorecards.com

Batter	1	2	3	4	5	6	7	8	9	AB	R	H	RBI	BB	SO	LOB
3 Curtis Granderson, L (1, 9) OBP: 0.352, SLG: 0.399	G3	11 S, 28 1B BB		F9		P3		K		4	1	0	0	1	1	1
11 Rubén Tejada, R (1, 6) OBP: 0.353, SLG: 0.302	21 1B, 29 2B 1B	K		28 G4-1 BB		G5-3			G6-3	4	1	1	0	1	1	2
28 Daniel Murphy, L (1, 4) OBP: 0.348, SLG: 0.414	F8	1B		G4-1			G3		F7	5	0	1	2	0	0	3
21 Lucas Duda, L (1, 3) OBP: 0.344, SLG: 0.472	29 2B, 9 WP 1B	G4-3		F8			K		L9	5	1	1	0	0	1	3
29 Eric Campbell, R (1, 5) OBP: 0.341, SLG: 0.440	9 WP, 9 1B 2B	K			9 S 1B		2B			4	1	3	1	0	1	0
9 Kirk Nieuwenhuis, L (1, 8) OBP: 0.364, SLG: 0.552 27 Jeurys Familia, R (7, 1) OBP: 1.000, SLG: 1.000 58 Jenrry Mejia, R (9, 1)	1B	F8			K	IBB				3 0 0	0 0 0	1 0 0	1 0 0	1 0 0	1 0 0	1 0 0
20 Anthony Recker, R (1, 2) OBP: 0.254, SLG: 0.327	F8	2B			P4	K				4	0	1	0	0	1	4
49 Jonathon Niese, L (1, 1) OBP: 0.156, SLG: 0.071 12 Juan Lagares, R (7, 8) OBP: 0.331, SLG: 0.418	K	K	K		K			K		3 1	0 0	0 0	0 0	0 0	3 1	2 0
22 Eric Young Jr., S (1, 7) OBP: 0.322, SLG: 0.311	11 S, 3 S, 28 1B BB			28 G4-1, 3 S 1B		B3		K		3	1	1	0	1	1	0
Inning Stats	R: 3 E: 0 K: 0 S: 18 H: 4 LOB: 1 BB: 0 P: 26	R: 2 E: 0 K: 2 S: 17 H: 1 LOB: 1 BB: 2 P: 31	R: 0 E: 0 K: 2 S: 9 H: 1 LOB: 1 BB: 0 P: 12	R: 0 E: 0 K: 0 S: 13 H: 1 LOB: 2 BB: 1 P: 24	R: 0 E: 0 K: 2 S: 12 H: 1 LOB: 1 BB: 0 P: 17	R: 0 E: 0 K: 0 S: 8 H: 0 LOB: 0 BB: 0 P: 11	R: 0 E: 0 K: 2 S: 14 H: 1 LOB: 2 BB: 1 P: 28	R: 0 E: 0 K: 3 S: 13 H: 0 LOB: 0 BB: 0 P: 17	R: 0 E: 0 K: 0 S: 6 H: 0 LOB: 0 BB: 0 P: 10	1B: 6 2B: 3 3B: 0 HR: 0 SF: 0 SAC: 0 DP: 0 HBP: 0						

AB	36
R	5
H	9
RBI	4
BB	4
SO	11
LOB	16

WP: 1 PB: 0 SB: 5 CS: 0 PA: 40

PITCHER		IP	WLS	BF	H	R	ER	SO	BB	IBB	HBP	BLK	WP	HR	S	P	ERA	WHIP
45 Gerrit Cole, R ERA: 4.02	(1, 1)	4.0	L	22	7	5	5	4	3	0	0	0	1	0	57	93	11.25	2.500
38 Stolmy Pimentel, R ERA: 3.8	(5, 1)	4.0		15	2	0	0	7	0	1	0	0	0	0	47	73	0.00	0.500
29 Ernesto Frieri, R ERA: 6.19	(9, 1)	1.0		3	0	0	0	0	0	0	0	0	0	0	6	10	0.00	0.000

PITCHER	IP	WLS	BF	H	R	ER	SO	BB	IBB	HBP	BLK	WP	HR	S	P	ERA	WHIP

BOTTOM

Batter	1	2	3	4	5	6	7	8	9	AB	R	H	RBI	BB	SO	LOB
25 Gregory Polanco, L (1, 9) OBP: 0.379, SLG: 0.390	C FF 86 B SI 87 C SI 87 S CU 73 1-3 ① **K**		B SI 85 S SI 88 X SI 89 1-1 ② **G3** 1-2	D CU 74 C FF 88 C SI 88 F CU 74 S CU 75 1-3 ③ **K**		C SI 87 X SI 88 0-1 ③ **G6-3**			C FF 95 B SL 82 F FF 94 X FF 94 1-2 ③ **G5-3**	5	0	0	0	0	2	4
10 Jordy Mercer, R (1, 6) OBP: 0.264, SLG: 0.344	B SI 88 B SI 88 C SI 87 S CH 81 F FF 87 X CH 82 2-2 **E1** 22 G4-3 1B		C CU 72 X FF 86 0-1 ③ **P6**		B CU 72 C CH 79 X FF 88 1-1 ① **P2**		B SI 96 X SI 96 1-0 ① **G6-3**			4	0	1	0	0	0	1
22 Andrew McCutchen, R (1, 8) OBP: 0.418, SLG: 0.525	B SI 88 X FF 88 1-0 ② **G4-3** 2-3			B SI 85 C FC 86 F FF 88 X FC 86 1-2 5 1B 24 BB 2B	B CU 70 B FC 86 B CU 71 C FF 88 F SI 87 X FF 91 3-2 ② **F9**		B SL 86 X SI 96 1-0 ② **F9**			4	1	1	0	0	0	1
17 Gaby Sanchez, R (1, 3) OBP: 0.298, SLG: 0.462 15 Ike Davis, L (7, PH) OBP: 0.358, SLG: 0.363 (8, 3)	B CU 71 X FC 86 1-0 ③ **L7**			F FC 85 F FC 86 S FF 88 0-3 ① **K**	B SI 88 C FC 87 X FF 90 1-1 5 1B 18 1B 2B		X SI 96 0-0 ③ **F8**			3	1	1	0	0	1	2
										1	0	0	0	0	0	0
5 Josh Harrison, R (1, 7) OBP: 0.347, SLG: 0.465		C SI 85 B FF 87 F CU 72 F FC 87 S FF 89 1-3 ① **K**		F CU 72 F CU 74 X FC 86 0-2 24 BB 18 BB 19 BB 2-3 1B	B CH 81 B FF 87 F CU 72 X FF 89 2-1 18 1B 2-3 1B			C SL 84 X SL 84 0-1 ① **G6-3**		4	1	2	0	0	1	0
18 Neil Walker, S (1, 4) OBP: 0.343, SLG: 0.432		C SI 88 X FF 87 0-1 ② **G5-3**		B FC 86 B FF 86 B FF 89 B FF 88 4-0 19 BB 24 BB 1-2 BB	F FF 86 X FF 89 0-1 1-2 3-H 1B			X SI 96 0-0 ② **F7**		3	0	1	1	1	0	0
24 Pedro Alvarez, L (1, 5) OBP: 0.328, SLG: 0.401		C FF 88 F SI 88 B CU 73 X SI 88 1-2 ③ **G6-3**		B SI 88 C SI 89 B CU 74 D SI 89 B SI 89 4-1 19 BB 1-2 2-3 3-H BB	B CU 74 B SI 88 B SI 89 F FF 88 X SI 88 3-1 ③ **G6-3**			B FF 97 S SL 86 F FF 98 C SL 86 1-3 ③ **K**		3	0	0	1	1	1	2
19 Chris Stewart, R (1, 2) OBP: 0.330, SLG: 0.250			B SI 86 F SI 86 X FC 86 1-1 ① **P4**	B FC 87 B SI 89 C SI 88 B SI 89 B FC 87 4-1 1-2 2-3 3-H BB		X SI 85 0-0 ① **G6-3**			C FC 93 B FC 89 X FC 92 1-1 ① **F8**	3	0	0	1	1	0	0
45 Gerrit Cole, R (1, 1) OBP: 0.320, SLG: 0.261 6 Starling Marte, R (4, PH) OBP: 0.328, SLG: 0.387 38 Stolmy Pimentel, R (5, 1) 29 Ernesto Frieri, R (9, 1) 23 Travis Snider, L (9, PH) OBP: 0.311, SLG: 0.340			C FF 86 B FF 85 X FF 88 1-1 25 G3 1B	B CU 72 F FC 87 C FF 90 C FF 88 1-3 ② **K**		B FF 86 C SI 86 X FF 86 1-1 ② **G3-1**			X FF 93 0-0 ② **G5-3**	1	0	1	0	0	0	0
										1	0	0	0	0	1	3
										1	0	0	0	0	0	0
										0	0	0	0	0	0	0
										1	0	0	0	0	0	0
Inning Stats	R: 0 E: 1 K: 1 S: 9 H: 1 LOB: 1 BB: 0 P: 14	R: 0 E: 0 K: 1 S: 9 H: 0 LOB: 0 BB: 0 P: 11	R: 0 E: 0 K: 0 S: 8 H: 1 LOB: 1 BB: 0 P: 11	R: 2 E: 0 K: 3 S: 18 H: 2 LOB: 3 BB: 3 P: 33	R: 1 E: 0 K: 0 S: 13 H: 3 LOB: 2 BB: 0 P: 23	R: 0 E: 0 K: 0 S: 5 H: 0 LOB: 0 BB: 0 P: 6	R: 0 E: 0 K: 0 S: 3 H: 0 LOB: 0 BB: 0 P: 5	R: 0 E: 0 K: 1 S: 6 H: 0 LOB: 0 BB: 0 P: 7	R: 0 E: 0 K: 0 S: 6 H: 0 LOB: 0 BB: 0 P: 8	1B: 5 2B: 2 3B: 0 HR: 0 SF: 0 SAC: 0 DP: 0 HBP: 0						

PITCHER		IP	WLS	BF	H	R	ER	SO	BB	IBB	HBP	BLK	WP	HR	S	P	ERA	WHIP
49 Jonathon Niese, L ERA: 2.88	(1, 1)	6.0	W	28	7	3	3	5	3	0	0	0	0	0	62	98	4.50	1.667
27 Jeurys Familia, R ERA: 2.18	(7, 1)	2.0	H	6	0	0	0	1	0	0	0	0	0	0	9	12	0.00	0.000
58 Jenrry Mejia, R ERA: 4.17	(9, 1)	1.0	S	3	0	0	0	0	0	0	0	0	0	0	6	8	0.00	0.000

PITCHER	IP	WLS	BF	H	R	ER	SO	BB	IBB	HBP	BLK	WP	HR	S	P	ERA	WHIP

New York Mets @ Pittsburgh Pirates

PNC Park, Pittsburgh, PA

Sat Jun 28 2014, 4:09 PM - 7:15 PM EDT

Att. 38,930 - Partly Cloudy - 88 F

livebaseballscorecards.com

AB	34
R	3
H	7
RBI	3
BB	3
SO	6
LOB	13

WP: 0 PB: 0 SB: 0 CS: 0 PA: 37

New York Mets @ Pittsburgh Pirates

PNC Park, Pittsburgh, PA

Sun Jun 29 2014, 1:39 PM - 4:36 PM EDT

Att. 37,290 - Cloudy - 81 F

TOP

livebaseballscorecards.com

Batter	1	2	3	4	5	6	7	8	9	AB	R	H	RBI	BB	SO	LOB
22 Eric Young Jr., S (1, 7) OBP: 0.325, SLG: 0.320	B SI 90 B SI 90 C SI 91 F FF 92 S SI 92 2-3 K ①		C KC 77 S CH 82 X CH 85 0-2 11 1B 2B		C FF 90 F KC 75 X FF 91 0-2 G4-3 ①		B FF 94 C FF 93 X FF 93 1-1 E4 1B		S SI 92 X FF 94 0-1 F9 ②	4	0	2	0	0	1	0
71 Gonzalez Germen, R (7, 1)										0	0	0	0	0	0	0
61 Dana Eveland, L (8, 1)										0	0	0	0	0	0	0
53 Bobby Abreu, L (9, PH) OBP: 0.361, SLG: 0.409										1	0	0	0	0	0	1
11 Rubén Tejada, R (1, 6) OBP: 0.354, SLG: 0.304	C SI 93 F SI 92 F KC 80 C SI 93 0-3 K ②		S KC 80 B C FF 92 X KC 80 1-2 2-3 1B		B FF 90 C KC 77 F FF 90 C CH 83 1-3 K ②		B FF 94 B FF 93 B FF 94 C FF 93 C FF 94 S FF 94 3-3 K ②		B SI 92 X SI 92 1-0 28 1B 2-H 1B	5	0	2	1	0	3	1
28 Daniel Murphy, L (1, 4) OBP: 0.351, SLG: 0.417	B SI 91 C SI 92 F CH 83 F SI 93 X KC 79 1-2 3 E 1B		F CH 86 F SI 93 S FF 92 0-3 K ②		C CH 82 X KC 78 0-1 1B		F FC 89 B SI 93 X SI 94 1-1 L6 ③		C FC 93 C FF 94 B FF 94 F FC 93 F FC 94 F KC 83 X KC 83 1-2 3 D 1-3 1B	5	0	3	0	0	1	3
3 Curtis Granderson, L (1, 9) OBP: 0.347, SLG: 0.392	1 SAFE C SI 93 B CH 84 X CH 85 1-1 F9 ③ 1-2		B CH 84 B SI 92 B CH 84 X SI 93 3-0 F9 ③		D FF 90 1 SAFE X SI 92 1-0 F8 ③			B SI 94 F SI 94 C SI 94 S SL 83 1-3 K ①	F FC 92 S FC 92 B FF 93 X FC 94 1-2 F9 ③ 1-2	5	0	0	0	0	1	6
21 Lucas Duda, L (1, 3) OBP: 0.347, SLG: 0.477		B SI 92 B FF 92 F SI 92 X SI 93 2-1 F8 ①		C KC 77 B SI 91 C CH 82 X SI 92 1-2 29 G2-3 2B		C KC 78 B KC 79 B KC 80 B CH 84 B KC 79 F CH 83 X SI 93 3-2 29 1B 1B		C SL 83 F SI 94 F SI 95 B SI 96 X SI 96 1-2 G4-3 ②		4	0	2	0	0	0	0
29 Eric Campbell, R (1, 5) OBP: 0.349, SLG: 0.443		C SI 92 C SI 92 F SI 93 B KC 81 X FF 94 1-2 1B		C KC 80 X SI 92 0-1 G2-3 ① 2-3		B CH 83 F SI 91 X SI 92 1-1 7 G6-4-3 1B 1-2 1B		B SI 95 B SI 95 S SI 95 C SI 96 F SI 96 X SI 96 2-2 P3 ③		4	0	2	0	0	0	1
12 Juan Lagares, R (1, 8) OBP: 0.330, SLG: 0.414		B SI 93 1 SAFE C KC 80 F SI 94 F KC 79 X KC 79 1-2 P3 ②		B FF 93 F CH 85 S SI 91 C FF 94 1-3 K ②		C KC 80 C SI 92 D KC 81 X CH 85 1-2 L8 ①			C SI 92 B SL 84 L SI 92 B SI 91 B SI 92 F SI 92 X SI 93 3-2 7 2B 1 G6-3 1B	4	1	1	0	0	1	4
7 Travis d'Arnaud, R (1, 2) OBP: 0.287, SLG: 0.313		B SI 92 B FF 92 C SI 90 X FF 93 2-1 F8 ③		I IN 59 I IN 57 I IN 56 I IN 56 4-0 IBB		C KC 79 X KC 80 0-1 G6-4-3 ② ③ 1-2f			C SI 92 B SI 93 X SI 93 1-1 11 1B 1-3 2B	3	1	1	0	1	0	3
40 Bartolo Colon, R (1, 1) OBP: 0.065, SLG: 0.097			C FF 91 B SI 92 S SI 90 F FF 92 S KC 78 1-3 K ①	S FF 92 S KC 81 S KC 80 0-3 K ③			B SI 91 F FC 92 X FC 88 1-1 P4 ①		C SI 93 B SI 93 B SI 93 F SI 93 B SI 93 X SI 92 3-2 G6-3 ① 3-H	2	0	0	0	0	2	2
1 Chris Young, R (7, PH) OBP: 0.281, SLG: 0.351										2	0	0	1	0	0	1
(7, 7)																

Inning Stats																																		
	R: 0	H: 1	E: 1	LOB: 1	K: 2	BB: 0	S: 13	P: 17	R: 0	H: 1	E: 0	LOB: 1	K: 0	BB: 0	S: 12	P: 18	R: 0	H: 2	E: 0	LOB: 2	K: 2	BB: 0	S: 14	P: 19	R: 0	H: 1	E: 0	LOB: 2	K: 2	BB: 1	S: 11	P: 17
	R: 0	H: 1	E: 0	LOB: 1	K: 1	BB: 0	S: 9	P: 11	R: 0	H: 2	E: 0	LOB: 1	K: 0	BB: 0	S: 11	P: 16	R: 0	H: 1	E: 1	LOB: 1	K: 1	BB: 0	S: 9	P: 15	R: 0	H: 0	E: 0	LOB: 0	K: 1	BB: 0	S: 11	P: 15
	R: 2	H: 4	E: 0	LOB: 2	K: 0	BB: 0	S: 21	P: 31	1B: 10	SF: 0	2B: 3	SAC: 0	3B: 0	DP: 1	HR: 0	HBP: 0	PA: 40																		
	WP: 0	PB: 0	SB: 0	CS: 0																														

PITCHER	IP	WLS	BF	H	R	ER	SO	BB	IBB	HBP	BLK	WP	HR	S	P	ERA	WHIP
36 Edinson Volquez, R (1, 1) ERA: 4.07	6.0	W	26	8	0	0	7	0	1	0	0	0	0	70	98	0.00	1.333
37 Justin Wilson, L (7, 1) ERA: 4.7	1.0		4	1	0	0	1	0	0	0	0	0	0	9	15	0.00	1.000
44 Tony Watson, L (8, 1) ERA: 0.96	1.0		3	0	0	0	1	0	0	0	0	0	0	11	15	0.00	0.000
48 Jared Hughes, R (9, 1) ERA: 2.35	0.2		5	3	2	2	0	0	0	0	0	0	0	12	20	27.00	4.500
35 Mark Melancon, R (9, 1) ERA: 2.33	0.1	S	2	1	0	0	0	0	0	0	0	0	0	9	11	0.00	3.000

AB	39
R	2
H	13
RBI	2
BB	1
SO	9
LOB	22

BOTTOM

New York Mets @ Pittsburgh Pirates

PNC Park, Pittsburgh, PA

Sun Jun 29 2014, 1:39 PM - 4:36 PM EDT

Att. 37,290 - Cloudy - 81 F

livebaseballscorecards.com

Batter	1	2	3	4	5	6	7	8	9	AB	R	H	RBI	BB	SO	LOB
25 Gregory Polanco, L (1, 9) OBP: 0.374, SLG: 0.375	C SL 87 B FF 89 B SI 87 X SI 88 2-1 G4-3 ①	C SI 88 C FF 91 B SI 89 B CH 83 B SI 90 X FF 92 3-2 L8 ③		C SI 88 B FF 90 B SI 88 D CH 81 D SL 83 4-1 BB			C FF 94 S CH 83 S FF 94 0-3 K ②			3	0	0	0	1	1	0
6 Starling Marte, R (1, 8) OBP: 0.327, SLG: 0.385	C SI 87 C SI 88 B SL 83 X SL 82 1-2 18 2B 15 1B 1B		C SI 84 F SI 85 B FF 91 X SI 88 1-2 G1-3 ①	F SI 88 S SI 86 D SI 88 F SI 90 X CH 81 1-2 P3 ③			C SL 84 B FF 94 B FF 94 F FF 93 S CH 84 2-3 K2-3 ③			4	1	1	0	0	1	2
18 Neil Walker, S (1, 4) OBP: 0.341, SLG: 0.433	1 SAFE 1 SAFE B CH 81 X SI 85 1-0 15 1B 1-3 2B		B FF 88 B SL 82 B SL 82 C SI 85 X SI 88 3-1 F7 ②		X SL 78 0-0 G4-3 ①			B FF 85 C FF 86 B CH 83 F SI 90 X SL 85 2-2 G6-3 ①		4	1	1	0	0	0	0
15 Ike Davis, L (1, 3) OBP: 0.360, SLG: 0.365	C FF 92 F FF 92 B FF 91 X FF 92 1-2 5 FC6-4 2-H 3-H 1B		F SI 88 F FF 88 C SI 89 0-3 K ③		C SI 87 F FF 91 B FF 90 B SI 89 X SI 88 2-2 F8 ②			B SI 91 B SL 84 B SI 91 C SI 90 F SI 91 X SI 91 3-2 1B		4	0	2	2	0	1	0
5 Josh Harrison, R (1, 7) OBP: 0.345, SLG: 0.466	X SI 85 0-0 FC6-4 1-2f 24 2B ②			L SI 85 X SI 87 0-1 24 HR 2B	C SI 88 F SI 88 S SI 88 0-3 K ③			C SL 84 S SL 84 X SL 83 0-2 F9 ②		4	2	1	0	0	1	2
24 Pedro Alvarez, L (1, 5) OBP: 0.330, SLG: 0.416	B SI 86 1 SAFE 1 SAFE C SI 85 C SI 86 X SI 87 1-2 1-H 2B			F FF 90 F SI 88 D CH 83 F FF 91 X SI 88 1-2 2-H HR		F SI 88 X FF 87 0-1 F9 ①		B SI 91 B SL 82 C SL 84 F SL 84 S SL 84 2-3 K ③		4	1	2	3	0	1	1
10 Jordy Mercer, R (1, 6) OBP: 0.261, SLG: 0.340 37 Justin Wilson, L (7, 1) 44 Tony Watson, L (8, 1) OBP: 1.000, SLG: 1.000 48 Jared Hughes, R (9, 1) 35 Mark Melancon, R (9, 1)	X FF 89 0-0 L6 ③			C SI 86 B SI 87 X SI 88 1-1 G5-3 ①		X SI 85 0-0 F9 ②				3 0 0 0 0	0 0 0 0 0	0 0 0 0 0	0 0 0 0 0	0 0 0 0 0	0 0 0 0 0	1 0 0 0 0
19 Chris Stewart, R (1, 2) OBP: 0.330, SLG: 0.253		C SI 84 B SI 86 X FF 88 1-1 L9 ①		B SI 85 X SI 86 1-0 36 SH5-4 1B		C SL 81 X SL 81 0-1 L4 ③				3	0	1	0	0	0	0
36 Edinson Volquez, R (1, 1) OBP: 0.091, SLG: 0.048 12 Clint Barmes, R (7, 6) OBP: 0.320, SLG: 0.284		B FF 87 C SI 86 X FF 89 1-1 G5-3 ②		C SI 86 X SI 85 0-1 SH5-4 1-2 ②			C FF 92 B FF 93 B FF 93 F SI 93 X CH 85 2-2 G1-3 ①			1 1	0 0	0 0	0 0	0 0	0 0	0 0
Inning Stats	R: 3 E: 0 K: 0 S: 14 H: 4 LOB: 1 BB: 0 P: 20	R: 0 E: 0 K: 0 S: 7 H: 0 LOB: 0 BB: 0 P: 12	R: 0 E: 0 K: 1 S: 8 H: 0 LOB: 0 BB: 0 P: 12	R: 2 E: 0 K: 0 S: 16 H: 3 LOB: 2 BB: 1 P: 24	R: 0 E: 0 K: 1 S: 7 H: 0 LOB: 0 BB: 0 P: 9	R: 0 E: 0 K: 0 S: 5 H: 0 LOB: 0 BB: 0 P: 5	R: 0 E: 0 K: 2 S: 9 H: 0 LOB: 0 BB: 0 P: 13	R: 0 E: 0 K: 1 S: 12 H: 1 LOB: 1 BB: 0 P: 19		1B: 4 2B: 3 3B: 0 HR: 1 SF: 0 SAC: 1 DP: 0 HBP: 0				WP: 0 PB: 0 SB: 0 CS: 0 PA: 33		

	AB	31
	R	5
	H	8
	RBI	5
	BB	1
	SO	5
	LOB	6

PITCHER	IP	WLS	BF	H	R	ER	SO	BB	IBB	HBP	BLK	WP	HR	S	P	ERA	WHIP
40 Bartolo Colon, R (1, 1) ERA: 3.88	6.0	L	26	7	5	5	2	1	0	0	0	0	1	57	82	7.50	1.333
71 Gonzalez Germen, R (7, 1) ERA: 3.86	1.0		3	0	0	0	2	0	0	0	0	0	0	9	13	0.00	0.000
61 Dana Eveland, L (8, 1) ERA: 1.46	1.0		4	1	0	0	1	0	0	0	0	0	0	12	19	0.00	1.000

PITCHER	IP	WLS	BF	H	R	ER	SO	BB	IBB	HBP	BLK	WP	HR	S	P	ERA	WHIP

Arizona Diamondbacks @ Pittsburgh Pirates

PNC Park, Pittsburgh, PA

Tue Jul 01 2014, 7:08 PM - 9:41 PM EDT

Att. 21,426 - Partly Cloudy - 88 F

TOP

livebaseballscorecards.com

Batter	1	2	3	4	5	6	7	8	9	AB	R	H	RBI	BB	SO	LOB
5 Ender Inciarte, L (1, 8) OBP: 0.268, SLG: 0.262	B SI 92 X SI 91 1-0 B5-3	B SI 92 D SI 91 C SI 90 S SI 90 X SI 91 2-2 P6			C SI 90 X SI 91 0-1 L7		F SI 89 X CH 79 0-1 L4		F FF 94 S FF 94 F FF 95 X FF 94 0-2 1-2 2-H 1B	5	0	1	0	0	0	2
14 Martín Prado, R (1, 5) OBP: 0.313, SLG: 0.361	C SI 92 X SI 92 0-1 44 1B 1B		B SI 89 B SI 90 C CH 78 X SI 90 2-1 F9		B SI 90 B CH 80 C CH 80 C CH 80 X SI 91 2-2 G5-3		C SI 90 B KC 76 B CH 79 X SI 90 2-1 L8		B FF 95 B SL 85 X FF 95 2-0 P3	5	0	1	0	0	0	2
44 Paul Goldschmidt, R (1, 3) OBP: 0.391, SLG: 0.530	X SI 91 0-0 1-3 1B		B SI 90 B SI 90 C SI 91 B SI 90 D CH 81 4-1 26 FC3-6 BB		B SI 91 B SI 91 B CH 80 X SI 90 3-0 26 S 26 1B 1B		C CH 79 B SI 91 B SI 91 X SI 92 2-1 F8			3	1	2	0	1	0	0
26 Miguel Montero, L (1, 2) OBP: 0.345, SLG: 0.428	C SI 92 F FF 90 1 SAFE F SI 91 S CH 80 0-3 K		B KC 74 X KC 75 1-0 FC3-6 2 FC5-4 1-2f		1 SAFE F SI 90 C SI 91 X SI 90 0-2 2 1B 1-H 1B			F SI 89 F SI 92 B KC 78 F KC 76 B KC 80 F SI 92 B SI 92 S SI 91 3-3 K		4	1	1	1	0	2	3
2 Aaron Hill, R (1, 4) OBP: 0.287, SLG: 0.373	B SI 91 1 SAFE X SI 90 1-0 G4-3		B CH 80 C CH 80 X SI 90 1-1 FC5-4 1-2f		B SI 90 D CH 80 X SI 88 2-0 2-H 1B			B SI 90 F SI 90 X KC 74 1-1 L9		4	0	1	1	0	0	3
6 David Peralta, L (1, 7) OBP: 0.330, SLG: 0.423		C SI 90 F KC 78 X SI 91 0-2 36 SH5-4 7 1B 1B		B SI 89 C SI 90 F CH 79 B KC 79 B SI 92 X CH 80 3-2 7 FC5-4 1B	X SI 91 0-0 G4-3			B SI 92 X SI 91 1-0 P6		4	0	2	0	0	0	1
7 Cody Ross, R (1, 9) OBP: 0.270, SLG: 0.268 8 Gerardo Parra, L (8, 9) OBP: 0.308, SLG: 0.362		B SI 89 X CH 80 1-0 36 SH5-4 1-2 1B		1 SAFE X SI 90 0-0 FC5-4 1-2f		C SI 89 F SI 89 B SI 89 F CH 79 S CH 78 1-3 K			B FF 94 F FF 95 S CH 85 B FF 94 F FF 94 F FF 94 B SL 81 X FF 95 3-2 13 1B 5 1B 1B	3 1	0 0	1 1	0 0	0 0	1 0	1 0
13 Nick Ahmed, R (1, 6) OBP: 0.286, SLG: 0.286		F SI 90 B SI 89 X CH 80 1-1 L5		B SI 90 X SI 89 1-0 F8	X SI 90 0-0 G5-3				1 SAFE F SL 80 1 SAFE 1 SAFE S FF 94 X FF 94 0-2 5 1B 1-2 1B	4	0	1	0	0	0	3
36 Wade Miley, L (1, 1) OBP: 0.200, SLG: 0.176 43 Addison Reed, L (9, 1)		C SI 89 D KC 79 C SI 91 X SI 91 1-2 SH5-4 1-2 2-3		C SI 90 B SI 90 X SI 90 1-1 G1-3		C SI 89 F SI 90 F KC 77 X SI 89 0-2 G4-3			S FF 95 C FF 93 F FF 94 B FF 94 T FF 93 1-2 K	3 0	0 0	0 0	0 0	0 0	1 0	3 0
Inning Stats	R: 0 E: 0 K: 1 S: 9 H: 2 LOB: 2 BB: 0 P: 11	R: 0 E: 0 K: 0 S: 12 H: 2 LOB: 2 BB: 0 P: 17	R: 0 E: 0 K: 0 S: 6 H: 0 LOB: 1 BB: 1 P: 14	R: 0 E: 0 K: 0 S: 7 H: 1 LOB: 1 BB: 0 P: 12	R: 2 E: 0 K: 0 S: 11 H: 3 LOB: 1 BB: 0 P: 18	R: 0 E: 0 K: 1 S: 9 H: 0 LOB: 0 BB: 0 P: 10	R: 0 E: 0 K: 0 S: 6 H: 0 LOB: 0 BB: 0 P: 10	R: 0 E: 0 K: 1 S: 8 H: 0 LOB: 0 BB: 0 P: 13	R: 0 E: 0 K: 1 S: 17 H: 3 LOB: 2 BB: 0 P: 23	1B: 11 2B: 0 3B: 0 HR: 0 SF: 0 SAC: 1 DP: 0 HBP: 0	WP: 0 PB: 0 SB: 1 CS: 0 PA: 38					

PITCHER		IP	WLS	BF	H	R	ER	SO	BB	IBB	HBP	BLK	WP	HR	S	P	ERA	WHIP
49 Jeff Locke, L ERA: 3.46	(1, 1)	8.0		33	8	2	2	3	1	0	0	0	0	0	68	105	2.25	1.125
29 Ernesto Frieri, R ERA: 6.0	(9, 1)	1.0	W	5	3	0	0	1	0	0	0	0	0	0	17	23	0.00	3.000

PITCHER	IP	WLS	BF	H	R	ER	SO	BB	IBB	HBP	BLK	WP	HR	S	P	ERA	WHIP

BOTTOM

Arizona Diamondbacks @ Pittsburgh Pirates

PNC Park, Pittsburgh, PA

Tue Jul 01 2014, 7:08 PM - 9:41 PM EDT

Att. 21,426 - Partly Cloudy - 88 F

livebaseballscorecards.com

Batter	1	2	3	4	5	6	7	8	9	AB	R	H	RBI	BB	SO	LOB
5 Josh Harrison, R (1, 9) OBP: 0.339, SLG: 0.457	F9			G6-3		L4			L8	4	0	0	0	0	0	2
6 Starling Marte, R (1, 7) OBP: 0.326, SLG: 0.387	K			G5-3			K		E6	4	1	1	2	0	2	0
22 Andrew McCutchen, R (1, 8) OBP: 0.416, SLG: 0.520	G5-3			F8			K		IBB	3	0	0	0	1	1	0
17 Gaby Sanchez, R (1, 3) OBP: 0.292, SLG: 0.452		G5-3			K		K		1B	3	0	0	0	0	2	0
15 Ike Davis, L (9, PH) OBP: 0.363, SLG: 0.368										1	0	1	1	0	0	0
55 Russell Martin, R (1, 2) OBP: 0.406, SLG: 0.383		K			K			18 CS 1B		3	0	1	0	0	2	0
10 Jordy Mercer, R (1, 6) OBP: 0.261, SLG: 0.340		L5			E1 1B			F9		3	0	1	0	0	0	1
24 Pedro Alvarez, L (1, 5) OBP: 0.327, SLG: 0.412			G6-3		K			K		3	0	0	0	0	2	2
18 Neil Walker, S (1, 4) OBP: 0.341, SLG: 0.432			F9			L7		CS 1-2	5 L8 25 1B 6 E 1B	3	1	1	0	0	0	0
49 Jeff Locke, L (1, 1) OBP: 0.154, SLG: 0.083			G6-3			K			6 E 1B	2	0	0	0	0	1	0
29 Ernesto Frieri, R (9, 1)										0	0	0	0	0	0	0
25 Gregory Polanco, L (9, PH) OBP: 0.380, SLG: 0.383										1	1	1	0	0	0	0
Inning Stats	R: 0 E: 0 K: 1 S: 11 H: 0 LOB: 0 BB: 0 P: 16	R: 0 E: 0 K: 1 S: 10 H: 0 LOB: 0 BB: 0 P: 16	R: 0 E: 0 K: 0 S: 7 H: 0 LOB: 0 BB: 0 P: 10	R: 0 E: 0 K: 0 S: 8 H: 0 LOB: 0 BB: 0 P: 12	R: 0 E: 1 K: 3 S: 10 H: 1 LOB: 1 BB: 0 P: 15	R: 0 E: 0 K: 1 S: 7 H: 0 LOB: 0 BB: 0 P: 10	R: 0 E: 0 K: 3 S: 11 H: 0 LOB: 0 BB: 0 P: 15	R: 0 E: 0 K: 1 S: 9 H: 1 LOB: 0 BB: 0 P: 12	R: 3 E: 1 K: 0 S: 10 H: 4 LOB: 2 BB: 1 P: 16	1B: 5 2B: 1 3B: 0 HR: 0 SF: 0 SAC: 0 DP: 0 HBP: 0	WP: 0 PB: 0 SB: 0 CS: 1 PA: 32					

PITCHER	IP	WLS	BF	H	R	ER	SO	BB	IBB	HBP	BLK	WP	HR	S	P	ERA	WHIP
36 Wade Miley, L (1, 1) ERA: 4.61	8.0		27	4	2	2	10	0	0	0	0	0	0	77	111	2.25	0.500
43 Addison Reed, R (9, 1) ERA: 4.15	0.1	L	4	2	1	1	0	0	1	0	0	0	0	6	11	27.00	6.000

PITCHER	IP	WLS	BF	H	R	ER	SO	BB	IBB	HBP	BLK	WP	HR	S	P	ERA	WHIP

AB	30
R	3
H	6
RBI	3
BB	1
SO	10
LOB	5

Arizona Diamondbacks @ Pittsburgh Pirates

PNC Park, Pittsburgh, PA

Wed Jul 02 2014, 7:07 PM - 10:20 PM EDT

Att. 24,161 - Partly Cloudy - 84 F

livebaseballscorecards.com

TOP

Batter	1	2	3	4	5	6	7	8	9	AB	R	H	RBI	BB	SO	LOB
5 Ender Inciarte, L (1, 8) OBP: 0.258, SLG: 0.252	B SI 89 C SI 91 X FF 92 1-1 ① L9	X SI 91 0-0 ③ G4-3			B SI 91 X SI 90 1-0 ① G3		X SI 93 0-0 ② L8		S FC 93 F FC 92 F FC 93 X KC 82 0-2 ② L7	5	0	0	0	0	0	5
8 Gerardo Parra, L (1, 9) OBP: 0.304, SLG: 0.357	C SI 89 C CU 77 S CU 76 0-3 ② K		C FF 91 C CU 77 X CU 77 0-2 ① G6-3		B CU 77 B SI 91 X SI 91 2-0 ② G5-3		F FC 89 B FC 88 S SI 95 F SI 96 B CU 77 F FF 96 F FF 96 X FC 90 2-2 ③ G4-3		D FC 93 X FC 92 1-0 ③ G4-3	5	0	0	0	0	1	3
44 Paul Goldschmidt, R (1, 3) OBP: 0.395, SLG: 0.536	B SI 89 B SI 90 F SI 91 X SI 89 2-1 2B		B X SI 92 1-0 26 G2-3 2 1B		B FF 93 X SI 91 1-0 1B			B SI 95 B CH 88 X SI 95 2-0 ① G5-3		4	1	3	0	0	0	0
26 Miguel Montero, L (1, 2) OBP: 0.347, SLG: 0.424	B CU 75 F SI 91 B CU 77 B SI 91 B CU 76 4-1 2 FC6-4 BB		1 SAFE D CU 78 C SI 90 B FS 84 1 SAFE B SI 90 X SI 91 3-1 ② G2-3 1-2		1 SAFE C CU 77 B FF 91 1 SAFE B SI 93 C SI 91 C SI 91 2-3 ③ K			B SL 84 F SI 95 B SI 95 C SI 95 B SL 83 H SI 94 4-2 HBP		2	0	0	0	1	1	2
2 Aaron Hill, R (1, 4) OBP: 0.286, SLG: 0.371	C SI 90 B CU 78 X SI 91 1-1 ③ FC6-4 1-2f		C CU 79 X CU 78 0-1 6 FC4-6 2-H 1B			B SI 90 B SI 91 B SI 90 C SI 91 X SI 92 3-1 ① F8		D CH 88 X SI 96 1-0 ② F8		4	0	1	1	0	0	3
6 David Peralta, L (1, 7) OBP: 0.337, SLG: 0.420		B SI 89 B SI 89 C SI 90 B SI 91 B SI 90 4-1 1 WP BB	C CU 78 X SI 90 0-1 ③ FC4-6 1-2f			B SI 90 X SI 91 1-0 14 G6-4-3 1B		S SI 95 X SI 95 0-1 ③ G3		3	0	1	0	1	0	2
14 Martín Prado, R (1, 5) OBP: 0.312, SLG: 0.359		C SI 91 C CU 78 C CU 77 0-3 ① K		B SI 91 C SI 91 X SI 90 1-1 ① G5-3		C SI 93 X SI 91 0-1 ②③ G6-4-3 1-2f			C FC 93 B FC 92 X FF 94 1-1 27 1B	4	0	1	0	0	1	2
1 Didi Gregorius, L (1, 6) OBP: 0.310, SLG: 0.367		1 SAFE C SI 90 1 SAFE C CU 77 F CU 77 F CU 77 F CU 77 B FF 91 F CU 77 4-2 F SI 91 1 SAFE D CU 76 B SI 93 B SI 92 1-2 BB	B SI 91 C SI 92 C CU 78 B CU 77 F SI 90 F CU 79 F FF 93 F SI 92 X CU 78 2-2 G6-3				S FF 94 C SI 94 B FF 96 C SI 94 1-3 ① K		C FC 93 F FC 92 S KC 82 0-3 ① K	3	0	0	0	1	2	1
57 Chase Anderson, R (1, 1) OBP: 0.071, SLG: 0.071 48 Randall Delgado, R (4, 1) 7 Cody Ross, R (7, PH) OBP: 0.275, SLG: 0.273 54 Joe Thatcher, L (7, 1) 37 Matt Stites, L (8, 1) 27 Roger Kieschnick, L (9, PH) OBP: 0.250, SLG: 0.417		C SI 91 M CU 78 D CU 78 C SI 91 1-3 ② K		B SI 91 C SI 92 C SI 91 C CU 79 1-3 ③ K			B FF 94 X SI 93 1-0 1B		F FC 92 B FC 93 C FF 93 F KC 82 B FC 92 X FF 94 2-2 1-2 1B	2 0 1 0 0 1	0 0 0 0 0 0	0 0 1 0 0 0	0 0 0 0 0 1	2 0 0 0 0 0	2 0 0 0 0 0	2 0 0 0 0 0

	AB	34
	R	1
	H	8
	RBI	1
	BB	3
	SO	7
	LOB	20

Inning Stats	1	2	3	4	5	6	7	8	9
	R: 0 E: 0 K: 1 S: 10 H: 1 LOB: 2 BB: 1 P: 18	R: 0 E: 0 K: 2 S: 15 H: 0 LOB: 2 BB: 2 P: 24	R: 1 E: 0 K: 0 S: 10 H: 2 LOB: 1 BB: 0 P: 14	R: 0 E: 0 K: 1 S: 12 H: 0 LOB: 0 BB: 0 P: 16	R: 0 E: 0 K: 1 S: 6 H: 1 LOB: 1 BB: 0 P: 12	R: 0 E: 0 K: 0 S: 5 H: 1 LOB: 0 BB: 0 P: 9	R: 0 E: 0 K: 1 S: 11 H: 1 LOB: 1 BB: 0 P: 15	R: 0 E: 0 K: 0 S: 6 H: 0 LOB: 1 BB: 0 P: 13	R: 0 E: 0 K: 1 S: 14 H: 2 LOB: 2 BB: 0 P: 18

	1B: 7	SF: 0	WP: 1	PA: 38
	2B: 1	SAC: 0	PB: 0	
	3B: 0	DP: 1	SB: 0	
	HR: 0	HBP: 1	CS: 0	

PITCHER		IP	WLS	BF	H	R	ER	SO	BB	IBB	HBP	BLK	WP	HR	S	P	ERA	WHIP
50 Charlie Morton, R ERA: 3.3	(1, 1)	6.0	W	25	5	1	1	5	3	0	0	0	1	0	58	93	1.50	1.333
37 Justin Wilson, L ERA: 4.55	(7, 1)	1.0	H	4	1	0	0	1	0	0	0	0	0	0	11	15	0.00	1.000
44 Tony Watson, L ERA: 0.93	(8, 1)	1.0	H	4	0	0	0	0	0	0	1	0	0	0	6	13	0.00	0.000
35 Mark Melancon, R ERA: 2.27	(9, 1)	1.0		5	2	0	0	1	0	0	0	0	0	0	14	18	0.00	2.000

PITCHER	IP	WLS	BF	H	R	ER	SO	BB	IBB	HBP	BLK	WP	HR	S	P	ERA	WHIP

BOTTOM

Arizona Diamondbacks @ Pittsburgh Pirates

PNC Park, Pittsburgh, PA

Wed Jul 02 2014, 7:07 PM - 10:20 PM EDT

Att. 24,161 - Partly Cloudy - 84 F

livebaseballscorecards.com

Batter	1	2	3	4	5	6	7	8	9	AB	R	H	RBI	BB	SO	LOB
25 Gregory Polanco, L (1, 9) OBP: 0.392, SLG: 0.435	B SI 90 C SI 90 S CU 76 X FF 91 1-2 E9 6 G6-3 2B	B CU 77 B CH 81 S CH 81 D SI 92 X CU 77 3-1 2-H HR		B SI 91 1 SAFE B FF 91 B SI 90 C SI 91 B SI 91 4-1 6 E 1-2 BB		B FF 94 C FF 94 C FF 95 S SI 93 1-3 ① K		B FF 97 X FF 97 1-0 ② F7		4	2	2	2	1	1	1
6 Starling Marte, R (1, 7) OBP: 0.327, SLG: 0.388 (9, 8)	F SI 92 X SI 92 0-1 ① G6-3 3-H	C CU 77 B FF 91 F FF 92 C SI 92 1-3 ③ K		B CU 77 S CH 81 X SI 91 1-1 ② FC5 1-3 2-3f		B SL 86 S SI 88 S SL 86 B SL 85 B SL 85 F FF 94 B FF 95 4-2 22 S BB		C SL 86 X FF 98 0-1 22 1B 2-H 2B		4	1	1	2	1	1	2
22 Andrew McCutchen, R (1, 8) OBP: 0.419, SLG: 0.519 35 Mark Melancon, R (9, 1)	C CU 78 C CH 81 B CH 82 F FF 92 F FF 93 S CH 81 1-3 ② K		F FF 90 B FF 91 F FF 91 X FF 91 1-2 55 BB 1B	C FF 92 B CU 78 D CH 83 B CH 80 B FF 91 4-1 BB		1 SAFE 1 SAFE F CH 84 1 SAFE 1 SAFE B CH 86 1 SAFE S CH 85 1 SAFE 2-3 ② K 1-2		S FF 98 C FF 98 F CH 88 X CH 87 0-2 2-H 1B		4 0	0 0	2 0	1 0	1 0	2 0	1 0
18 Neil Walker, S (1, 4) OBP: 0.339, SLG: 0.428	B SI 91 B CH 80 X SI 91 2-0 55 1B 1B		X FF 91 0-0 ① F9	C CH 87 B CH 86 S CH 86 S FF 95 1-3 ③ K		X FF 96 0-0 ③ L8		S CH 86 F CH 87 B CH 86 B FF 97 S FF 98 2-3 ③ K		5	0	1	0	0	2	6
55 Russell Martin, R (1, 2) OBP: 0.413, SLG: 0.395	B FF 90 B CH 81 C CH 80 B FF 91 S SI 91 F SI 90 X CH 81 3-2 1-2 1B		B SI 91 1 SAFE P PO 86 B FF 91 B FF 90 4-0 1-2 BB		B SL 83 F FF 95 B FF 95 F CH 86 B FF 94 X FF 95 3-2 15 G4-3 2B		X FF 85 0-0 ① L4			3	0	2	0	1	0	0
15 Ike Davis, L (1, 3) OBP: 0.359, SLG: 0.363 5 Josh Harrison, R (7, PH) OBP: 0.338, SLG: 0.455 (8, 5)	B CU 76 C SI 91 B SI 90 C CH 82 B CH 81 S CH 82 3-3 ③ K		2 SAFE C SI 90 F SI 91 B FF 91 B FF 91 X CH 82 2-2 ② F8		B FF 96 F FF 96 X FF 95 1-1 ① G4-3 2-3		C FF 85 S FF 87 B FF 86 F FF 86 X SL 79 1-2 ② G6-3			3 1	0 0	0 0	0 0	0 0	1 0	5 0
24 Pedro Alvarez, L (1, 5) OBP: 0.327, SLG: 0.411 17 Gaby Sanchez, R (7, PH) OBP: 0.290, SLG: 0.449 (8, 3)		B CU 77 B SI 90 S CH 81 X SI 92 2-1 50 10 B2-5-4 1B 1B	S CH 81 S CH 81 F FF 90 B CH 82 S CH 82 1-3 ③ K		S CH 86 B FF 95 S FF 95 S FF 94 1-3 ② K		B FF 86 C FF 86 F FF 86 B FF 87 X FC 86 2-2 ③ F9			3 1	0 0	1 0	0 0	0 0	2 0	3 0
10 Jordy Mercer, R (1, 6) OBP: 0.272, SLG: 0.348		C FF 91 X FF 91 0-1 50 B2-5-4 1-2 25 HR 1B		C FF 91 B CU 78 S CH 81 F CH 82 X SI 92 1-2 6 FC5 25 BB 1B	I IN 68 I IN 72 I IN 69 I IN 71 4-0 IBB			C SL 83 X SL 84 0-1 23 FC6 1B		3	1	3	0	1	0	0
50 Charlie Morton, R (1, 1) OBP: 0.077, SLG: 0.077 37 Justin Wilson, L (7, 1) 44 Tony Watson, L (8, 1) OBP: 1.000, SLG: 1.000 23 Travis Snider, L (8, PH) OBP: 0.309, SLG: 0.338 (9, 7)		M CH 79 1 SAFE L CU 77 F CU 78 B FF 91 X CU 77 1-2 ①② B2-5-4 1-2 2-3f		L CH 78 C CU 76 L CU 77 0-3 ① K	X FF 93 0-0 ③ F7			B FF 96 B FF 95 S CH 87 X FF 96 2-1 ① FC6 6 2B 1-2f		3 0 0 1	0 0 0 1	0 0 0 1	0 0 0 0	1 0 0 0	5 0 0 1	
Inning Stats	R: 1 E: 1 K: 2 S: 18 H: 3 LOB: 2 BB: 0 P: 28	R: 2 E: 0 K: 1 S: 13 H: 3 LOB: 0 BB: 0 P: 20	R: 0 E: 0 K: 1 S: 12 H: 1 LOB: 2 BB: 1 P: 19	R: 0 E: 1 K: 2 S: 14 H: 1 LOB: 3 BB: 2 P: 25	R: 0 E: 0 K: 1 S: 9 H: 1 LOB: 2 BB: 1 P: 18	R: 0 E: 0 K: 2 S: 11 H: 0 LOB: 1 BB: 1 P: 18	R: 0 E: 0 K: 0 S: 8 H: 0 LOB: 0 BB: 0 P: 11	R: 2 E: 1 K: 1 S: 14 H: 3 LOB: 1 BB: 0 P: 19		1B: 8 2B: 3 3B: 0 HR: 1	SF: 0 SAC: 0 DP: 1 HBP: 0			WP: 0 PB: 0 SB: 1 CS: 0	PA: 40	

	AB	35
	R	5
	H	12
	RBI	5
	BB	5
	SO	10
	LOB	24

PITCHER		IP	WLS	BF	H	R	ER	SO	BB	IBB	HBP	BLK	WP	HR	S	P	ERA	WHIP
57 Chase Anderson, R ERA: 3.91	(1, 1)	3.2	L	21	8	3	3	5	3	0	0	0	0	1	54	88	7.36	3.000
48 Randall Delgado, R ERA: 5.92	(4, 1)	2.1		10	1	0	0	4	1	1	0	0	0	0	23	40	0.00	0.857
54 Joe Thatcher, L ERA: 2.63	(7, 1)	1.0		3	0	0	0	0	0	0	0	0	0	0	8	11	0.00	0.000
37 Matt Stites, R ERA: 2.84	(8, 1)	1.0		6	3	2	2	1	0	0	0	0	0	0	14	19	18.00	3.000

PITCHER	IP	WLS	BF	H	R	ER	SO	BB	IBB	HBP	BLK	WP	HR	S	P	ERA	WHIP

Batter	1	2	3	4	5	6	7	8	9	AB	R	H	RBI	BB	SO	LOB
5 Ender Inciarte, L (1, 8) OBP: 0.263, SLG: 0.258	C SI 88 F SI 90 B SI 90 X SI 90 1-2 G1-3 ①			B SI 89 B SI 89 B SI 90 C FC 89 X FC 91 3-1 L4 ①		B SI 90 D SI 91 C SL 84 X FC 90 2-1 6 HR 2-H 1B		B SI 92 B SI 92 B SI 92 C FF 93 C SI 92 X SI 93 3-2 G4-3 ①	B FF 94 C SI 93 B SL 85 F FF 94 F FF 93 F CH 86 B SL 88 X FF 94 3-2 6 E 6 1B 44 3B 1-2 2-3 1B	5	2	2	1	0	0	0
6 David Peralta, L (1, 7) OBP: 0.349, SLG: 0.457	C SI 90 B SI 89 F SI 90 F SL 83 C SI 91 1-3 K ②			B SI 92 C KC 78 X SI 92 1-1 G4-3 ②		1 SAFE D KC 78 B SI 91 X SL 85 2-0 1-H HR		B SI 92 F SI 93 S SI 92 B SI 93 F SI 93 B SI 94 F SI 92 X SI 92 3-2 44 CS 1B	X SI 91 0-0 E8 44 3B 1-3 2-H 3-H 1B	5	2	3	4	0	1	0
44 Paul Goldschmidt, R (1, 3) OBP: 0.398, SLG: 0.545	B FC 92 C FC 91 T SL 86 C SI 91 1-3 K ③			C FF 92 X FF 92 0-1 F9 ③		X FF 92 0-0 2B		B SI 93 B SL 86 B SI 93 B SI 93 4-0 1-2 BB ②	C SI 91 B SI 92 F CH 84 F CH 85 F SI 92 D SL 86 B SI 92 X SI 92 3-2 26 1B 1-H 3-H 3B	4	1	2	2	1	1	0
26 Miguel Montero, L (1, 2) OBP: 0.348, SLG: 0.422		F SI 87 X SL 84 0-1 L3 ①			B FF 90 C SI 91 B SI 91 F SI 90 B SI 92 B SI 91 4-2 2 FC5-4 BB	S KC 78 S FF 91 C SI 92 0-3 K ②		1 SAFE F SI 93 1 SAFE S SI 93 F SI 94 B FF 95 S SL 86 1-3 K ③	X SI 91 0-0 2 G1-3 3-H 1B	4	0	1	1	1	2	2
2 Aaron Hill, R (1, 4) OBP: 0.285, SLG: 0.368		C FF 89 B SI 87 B SI 90 X FF 90 2-1 L6 ②			C FF 91 B SI 90 X SI 92 1-1 FC5-4 ① 1-2f	B SL 86 F SI 91 C FF 92 S SI 90 1-3 K ③			X FF 94 1-1 1 1B 7 2B 1B C SI 92 C CH 85 X CH 84 1-1 G1-3 ② 1-2	5	1	1	0	0	1	3
28 Nick Evans, R (1, 5) OBP: 0.071, SLG: 0.286 14 Martín Prado, R (8, 5) OBP: 0.313, SLG: 0.360		X FC 88 0-0 L9 ③			B SI 91 1 SAFE 1 SAFE X SI 90 1-0 P4 ②		C SI 90 F SI 89 C SI 90 0-3 K ①		3-2 7 2B 1 1B 1-3 1B B SI 91 C CH 84 F SL 86 X SI 92 2-2 G4-3 ③	3 2	0 1	0 1	0 0	0 0	1 0	1 1
27 Roger Kieschnick, L (1, 9) OBP: 0.222, SLG: 0.370 50 Evan Marshall, R (7, 1) 29 Brad Ziegler, R (8, 1) 7 Cody Ross, R (9, PH) OBP: 0.279, SLG: 0.285 37 Matt Stites, L (9, 1)		C SI 89 X SI 90 0-1 G1-3 ①			B KC 77 X SI 91 1-0 G1-3 ③		X SI 91 0-0 F7 ②		F FF 94 X FF 94 0-1 8 FC5 1-3 3-H 2B	3 0 0 1 0	0 0 0 0 0	0 0 0 1 0	0 0 0 1 0	0 0 0 0 0	0 0 0 0 0	1 0 0 0 0
1 Didi Gregorius, L (1, 6) OBP: 0.333, SLG: 0.381		C KC 76 F KC 77 F SI 91 X SI 91 0-2 G5-3 ②				B SI 89 B SI 90 B FF 91 C SI 88 B SL 83 4-1 32 SH2-4 5 1B BB	B SI 92 S CH 85 X FF 92 1-1 1B		F FF 94 B SI 94 X FF 94 1-1 5 1B 8 FC5 6 1B 3-H 1B	3	2	2	1	1	0	0
32 Brandon McCarthy, R (1, 1) OBP: 0.138, SLG: 0.138 59 Oliver Pérez, L (6, 1) 8 Gerardo Parra, L (7, PH) OBP: 0.302, SLG: 0.355 (7, 9)		C FC 87 S FF 88 C SI 88 0-3 K ③				L FC 87 L FF 90 X KC 76 0-2 SH2-4 ① 1-2	B KC 76 C KC 77 B KC 77 F SI 90 X SI 90 2-2 G5-3 ③		X FF 95 0-0 FC5 5 1B 6 1B 1-2 2-3f ①	1 0 2	0 0 1	0 0 0	0 0 0	0 0 0	1 0 0	0 0 3
Inning Stats	R: 0 E: 0 K: 2 S: 10 H: 0 LOB: 0 BB: 0 P: 13	R: 0 E: 0 K: 0 S: 5 H: 0 LOB: 0 BB: 0 P: 7	R: 0 E: 0 K: 1 S: 9 H: 0 LOB: 0 BB: 0 P: 9	R: 0 E: 0 K: 0 S: 6 H: 0 LOB: 0 BB: 0 P: 10	R: 0 E: 0 K: 0 S: 6 H: 0 LOB: 1 BB: 1 P: 13	R: 3 E: 0 K: 2 S: 14 H: 3 LOB: 1 BB: 1 P: 23	R: 0 E: 0 K: 1 S: 9 H: 1 LOB: 1 BB: 0 P: 12	R: 0 E: 0 K: 1 S: 12 H: 1 LOB: 1 BB: 1 P: 23	R: 7 E: 1 K: 0 S: 29 H: 8 LOB: 1 BB: 0 P: 43	1B: 9 2B: 2 3B: 1 HR: 1 SF: 0 SAC: 1 DP: 0 HBP: 0						

PITCHER	IP	WLS	BF	H	R	ER	SO	BB	IBB	HBP	BLK	WP	HR	S	P	ERA	WHIP
46 Vance Worley, R (1, 1) ERA: 2.28	7.0	L	27	4	3	3	6	2	0	0	0	0	1	59	87	3.86	0.857
48 Jared Hughes, R (8, 1) ERA: 2.27	1.0		4	1	0	0	1	1	0	0	0	0	0	12	23	0.00	2.000
29 Ernesto Frieri, R (9, 1) ERA: 7.29	0.1		6	5	5	5	0	0	0	0	0	0	0	15	23	135.00	15.000
30 Jeanmar Gómez, R (9, 1) ERA: 3.79	0.2		5	3	2	2	0	0	0	0	0	0	0	14	20	27.00	4.500

PITCHER	IP	WLS	BF	H	R	ER	SO	BB	IBB	HBP	BLK	WP	HR	S	P	ERA	WHIP

TOP

Arizona Diamondbacks @ Pittsburgh Pirates

PNC Park, Pittsburgh, PA

Thu Jul 03 2014, 7:08 PM - 10:24 PM EDT

Att. 27,473 - Partly Cloudy - 77 F

livebaseballscorecards.com

AB	38
R	10
H	13
RBI	10
BB	3
SO	7
LOB	11

1B: 9	SF: 0	WP: 0	PA: 42
2B: 2	SAC: 1	PB: 0	
3B: 1	DP: 0	SB: 0	
HR: 1	HBP: 0	CS: 1	

Batter	1	2	3	4	5	6	7	8	9	AB	R	H	RBI	BB	SO	LOB
25 Gregory Polanco, L (1, 9) OBP: 0.382, SLG: 0.422	C SI 91 X SI 92 0-1 G5-3 ①		S SI 92 F SI 94 B SI 93 F FF 93 X CU 82 1-2 G6-3 ② 3-H		B FC 90 B SI 92 F SI 92 F SI 92 B SI 92 X CU 82 3-2 18 CS 1B		C SI 94 B SI 93 B CH 87 X SI 95 2-1 G6-3 ③		S FF 96 F FF 97 T FF 98 0-2 K ③	5	0	1	1	0	1	2
6 Starling Marte, R (1, 7) OBP: 0.326, SLG: 0.386	B SI 92 C SI 93 B FC 82 L CU 82 F SI 92 X SI 93 2-2 G6-3 ②		C CU 81 S SI 93 B SI 94 X SI 93 1-2 22 S 1B		B SI 91 1 SAFE C CU 81 X CU 81 1-1 L7 ①			C SI 83 X SI 84 0-1 G1-3 ①		4	0	1	0	0	0	1
22 Andrew McCutchen, R (1, 8) OBP: 0.420, SLG: 0.519	C CU 81 F CU 82 B SI 94 B FC 90 F SI 93 B FF 94 X SI 94 3-2 1B		P PO 89 C SI 92 F SI 93 F SI 94 F CU 82 S CU 80 1-3 K ③ 1-2		S CU 81 F CU 80 S CU 81 0-3 K ②			B SI 84 C SI 84 B CH 77 B SI 86 F SI 85 X SI 84 3-2 18 G4-3 1B		4	0	2	0	0	2	2
18 Neil Walker, S (1, 4) OBP: 0.338, SLG: 0.429	C CU 80 D CU 80 C CU 82 F FF 93 C SI 93 1-3 K ③			C CU 80 F CU 81 X CU 79 0-2 55 1B 15 1B 2B	F SI 92 B SI 92 1-1 CS ③ 1-2	F SI 90 X SI 90 0-1 L6 ①		B SI 84 1 SAFE S CH 76 F SI 84 B CU 73 X CH 77 2-2 G4-3 ② 1-2		4	1	1	0	0	1	2
55 Russell Martin, R (1, 2) OBP: 0.410, SLG: 0.391		C SI 92 F SI 92 X FF 93 0-2 G6-3 ①		C CU 82 X SI 92 0-1 24 G5-3 15 1B 2-3 1B		C SI 92 B SI 91 F SI 91 S CU 82 1-3 K ②		C CU 71 B CU 70 B CH 76 F SI 85 S CU 72 2-3 K ③		4	0	1	0	0	2	1
15 Ike Davis, L (1, 3) OBP: 0.361, SLG: 0.363		B CU 83 B CU 81 C CU 81 B FF 93 C SI 93 C SI 93 3-3 K ②		X SI 92 0-0 24 G5-3 1-2 3-H 1B	B SI 91 B SI 92 C CU 81 B SI 92 B SI 91 4-1 5 FC6-4 BB				B FF 94 C FF 95 F FF 96 B FF 97 X FF 97 2-2 P5 ①	3	0	1	1	1	1	0
24 Pedro Alvarez, L (1, 5) OBP: 0.328, SLG: 0.412 5 Josh Harrison, R (6, PH) OBP: 0.339, SLG: 0.455 (7, 5)		B SI 93 B SI 94 X SI 94 2-0 10 CS 1B		T SI 92 X SI 92 0-1 G5-3 ①② 1-2 2-3f		X FF 90 0-0 FC6-4 ③ 1-2f			C FF 97 B FF 97 X FF 97 1-1 10 DI 1B	2 2	0 0	1 1	0 0	0 0	0 0	2 1
10 Jordy Mercer, R (1, 6) OBP: 0.279, SLG: 0.353		C CU 81 F SI 93 F SI 93 B SI 93 1-2 CS ③ 1-2	C CU 81 F CU 83 F FF 93 F SI 94 B CU 82 X CU 82 1-2 46 G3-4 25 G6-3 2B	I IN 77 I IN 77 I IN 80 I IN 79 4-0 IBB			C FF 95 B SI 94 F CH 86 F FF 95 F FF 95 F SI 94 S CH 85 1-3 K ①		B FF 96 D FF 95 B FF 96 B FF 95 4-0 BB 1-2	2	1	1	0	2	1	0
46 Vance Worley, R (1, 1) OBP: 0.111, SLG: 0.111 23 Travis Snider, L (7, PH) OBP: 0.307, SLG: 0.336 48 Jared Hughes, R (8, 1) 29 Ernesto Frieri, R (9, 1) 30 Jeanmar Gómez, R (9, 1) OBP: 1.000, SLG: 1.000 17 Gaby Sanchez, R (9, PH) OBP: 0.288, SLG: 0.445			B CU 82 T SI 92 X CU 81 1-1 G3-4 ① 2-3	S SI 91 T SI 92 S SI 93 0-3 K ③			B CH 84 C SI 94 B SI 95 C CH 85 S CH 86 2-3 K ②		C SL 86 X FF 95 0-1 L8 ②	2 1 0 0 0 1	0 0 0 0 0 0	0 0 0 0 0 0	0 0 0 0 0 0	1 1 0 0 0 0	0 0 0 0 0 0	3 0 0 0 0 2
Inning Stats	R: 0 E: 0 K: 1 S: 14 H: 1 LOB: 1 BB: 0 P: 20	R: 0 E: 0 K: 1 S: 10 H: 1 LOB: 0 BB: 0 P: 16	R: 1 E: 0 K: 1 S: 20 H: 2 LOB: 1 BB: 0 P: 24	R: 1 E: 0 K: 1 S: 11 H: 3 LOB: 2 BB: 1 P: 15	R: 0 E: 0 K: 1 S: 9 H: 1 LOB: 0 BB: 0 P: 14	R: 0 E: 0 K: 1 S: 7 H: 0 LOB: 1 BB: 1 P: 12	R: 0 E: 0 K: 2 S: 11 H: 0 LOB: 0 BB: 0 P: 16	R: 0 E: 0 K: 1 S: 11 H: 1 LOB: 1 BB: 0 P: 18	R: 0 E: 0 K: 1 S: 10 H: 1 LOB: 2 BB: 1 P: 17	1B: 8 2B: 2 3B: 0 HR: 0 SF: 0 SAC: 0 DP: 1 HBP: 0						WP: 0 PB: 0 SB: 1 CS: 2 PA: 39	

PITCHER		IP	WLS	BF	H	R	ER	SO	BB	IBB	HBP	BLK	WP	HR	S	P	ERA	WHIP
32 Brandon McCarthy, R ERA: 5.01	(1, 1)	5.2	W	24	8	2	2	6	1	1	0	0	0	0	70	100	3.18	1.588
59 Oliver Pérez, L ERA: 2.25	(6, 1)	0.1	H	1	0	0	0	0	0	0	0	0	0	0	1	1	0.00	0.000
50 Evan Marshall, R ERA: 3.74	(7, 1)	1.0	H	3	0	0	0	2	0	0	0	0	0	0	11	16	0.00	0.000
29 Brad Ziegler, R ERA: 2.28	(8, 1)	1.0	H	4	1	0	0	1	0	0	0	0	0	0	11	18	0.00	1.000
37 Matt Stites, R ERA: 2.45	(9, 1)	1.0		5	1	0	0	1	1	0	0	0	0	0	10	17	0.00	2.000

PITCHER	IP	WLS	BF	H	R	ER	SO	BB	IBB	HBP	BLK	WP	HR	S	P	ERA	WHIP

BOTTOM

Arizona Diamondbacks @ Pittsburgh Pirates

PNC Park, Pittsburgh, PA

Thu Jul 03 2014, 7:08 PM - 10:24 PM EDT

Att. 27,473 - Partly Cloudy - 77 F

livebaseballscorecards.com

AB	34
R	2
H	10
RBI	2
BB	3
SO	10
LOB	16

Batter	1	2	3	4	5	6	7	8	9	AB	R	H	RBI	BB	SO	LOB
2 Ben Revere, L (1, 8) OBP: 0.314, SLG: 0.354	B FF 95 C FF 96 S SL 88 B SL 85 X FF 97 2-2 G6-3 ①		C FF 95 B SL 87 C SL 86 B SL 85 X SI 97 2-2 11 S 1B ①			B FF 89 B FF 90 C FF 90 B FF 90 B FF 91 4-1 11 WP 26 1B BB ①		C SI 95 B SI 95 B SL 84 F SI 95 X SL 84 2-2 L8 ①		3	1	1	0	1	0	0
11 Jimmy Rollins, S (1, 6) OBP: 0.332, SLG: 0.382	C FF 97 B FF 97 X SL 87 1-1 G3-1 ②		C SL 86 1 SAFE B FF 96 B FF 95 1 SAFE B FF 96 F FF 95 C FF 95 3-3 K 1-2 ③			B FF 90 1 SAFE B FF 92 C FF 91 F SL 84 B SL 85 F SL 85 B SL 86 4-2 26 1B 3 G5-4-3 1-2 BB		F SI 96 B CH 90 B CH 88 X SI 95 2-1 P4 ②		3	1	0	0	1	1	1
26 Chase Utley, L (1, 4) OBP: 0.343, SLG: 0.434	B FF 97 B FF 96 C FF 97 B SI 91 C KC 87 F FF 97 X FF 97 3-2 G5-3 ③			B SI 94 X FF 95 1-0 F8 ①		C FF 92 X SL 86 0-1 3 G5-4-3 6 BB 1-3 2-H 1B		C SI 96 B SI 96 X SI 95 1-1 G3-1 ③		4	0	1	1	0	0	0
6 Ryan Howard, L (1, 3) OBP: 0.310, SLG: 0.398		C FF 93 B FF 93 F FF 94 S KC 84 1-3 K ①		B FF 95 S SL 82 B FF 92 B FF 94 F FF 95 F FF 94 F SI 93 F KC 84 X FF 95 3-2 G5-3 ②		D FF 93 B SL 86 T FF 94 F FF 91 D SL 87 B FF 94 4-2 3 G5-4-3 1-2 BB			B SI 90 F SI 90 X SI 90 1-1 L4 ①	3	0	0	0	1	1	0
3 Marlon Byrd, R (1, 9) OBP: 0.315, SLG: 0.482		C FF 95 B FF 96 C SL 87 F FF 96 S SL 86 1-3 K2-3 ②		B SL 79 C SI 94 S SL 84 B FF 93 F SL 86 F FF 94 S KC 84 2-3 K ③		X SI 92 0-0 G5-4-3 ①② 1-2f 2-3 3-H			X SI 91 0-0 G6-3 ②	4	0	0	0	0	2	2
25 Cody Asche, L (1, 5) OBP: 0.309, SLG: 0.390 30 Justin De Fratus, S (6, 1) 39 B.J. Rosenberg, R (8, 1) 9 Domonic Brown, L (9, PH) OBP: 0.276, SLG: 0.322		C KC 84 F FF 95 F SL 84 B KC 82 B SL 88 B FF 98 F SL 87 B SL 85 4-2 47 FC6-4 BB			C FF 91 X KC 79 0-1 L9 ①	B SI 91 C SI 91 F FF 92 F SL 85 B SI 93 F SI 93 D SL 86 C SI 92 3-3 K ③		C SI 92 X CH 86 0-1 G3 ③	2 0 0 1	0 0 0 0	0 0 0 0	0 0 0 0	1 0 0 0	1 0 0 0	1 0 0 0
47 Koyie Hill, S (1, 2) OBP: 0.214, SLG: 0.231		S FF 94 D SL 83 B FF 94 1 SAFE X FF 94 2-1 FC6-4 1-2f ③			X FF 91 0-0 G3 ②		C FF 92 X SI 94 0-1 G3 ①		3	0	0	0	0	0	1
19 Tony Gwynn Jr., L (1, 7) OBP: 0.290, SLG: 0.209 15 John Mayberry Jr., R (7, PH) OBP: 0.310, SLG: 0.407 (7, 7)			B FF 94 B FF 96 C FF 95 X FF 96 2-1 G4-3 ①		C CH 90 C FF 93 H FF 94 1-2 HBP		B FF 94 B SI 93 B FF 94 C FF 93 X FF 94 3-1 F7 ②		1 1	0 0	0 0	0 0	0 0	0 0	0 0
27 Roberto Hernandez, R (1, 1) OBP: 0.071, SLG: 0.071 16 César Hernández, S (6, 5) OBP: 0.297, SLG: 0.298			B FF 95 C FF 96 T FF 95 S FF 97 1-3 K ②		X FF 93 0-0 G4-3 ③		B FF 93 F SI 94 X FC 90 1-1 G6-3 ③		2 1	0 0	0 0	0 0	0 0	1 0	1 0
Inning Stats	R: 0 E: 0 K: 0 S: 9 H: 0 LOB: 0 BB: 0 P: 15	R: 0 E: 0 K: 2 S: 13 H: 0 LOB: 1 BB: 1 P: 21	R: 0 E: 0 K: 2 S: 11 H: 1 LOB: 1 BB: 0 P: 19	R: 0 E: 0 K: 1 S: 12 H: 0 LOB: 0 BB: 0 P: 18	R: 0 E: 0 K: 0 S: 6 H: 0 LOB: 1 BB: 0 P: 7	R: 2 E: 0 K: 1 S: 14 H: 1 LOB: 1 BB: 3 P: 29	R: 0 E: 0 K: 0 S: 6 H: 0 LOB: 0 BB: 0 P: 10	R: 0 E: 0 K: 0 S: 7 H: 0 LOB: 0 BB: 0 P: 12	R: 0 E: 0 K: 0 S: 5 H: 0 LOB: 0 BB: 0 P: 6	1B: 2 2B: 0 3B: 0 HR: 0 SF: 0 SAC: 0 DP: 1 HBP: 1						

TOP

Philadelphia Phillies @ Pittsburgh Pirates
PNC Park, Pittsburgh, PA
Fri Jul 04 2014, 5:09 PM - 8:21 PM EDT
Att. 38,977 - Partly Cloudy - 74 F

livebaseballscorecards.com

AB	28
R	2
H	2
RBI	1
BB	4
SO	6
LOB	6

WP: 1 PB: 0 SB: 1 CS: 0 PA: 33

PITCHER	IP	WLS	BF	H	R	ER	SO	BB	IBB	HBP	BLK	WP	HR	S	P	ERA	WHIP
45 Gerrit Cole, R (1, 1) ERA: 3.78	5.0	W	18	1	0	0	5	1	0	1	0	0	0	51	80	0.00	0.400
38 Stolmy Pimentel, R (6, 1) ERA: 4.64	0.0		4	1	2	2	0	3	0	0	0	1	0	8	20	∞	∞
48 Jared Hughes, R (6, 1) ERA: 2.2	1.0	H	2	0	0	0	1	0	0	0	0	0	0	6	9	0.00	0.000
37 Justin Wilson, L (7, 1) ERA: 4.41	1.0	H	3	0	0	0	0	0	0	0	0	0	0	6	10	0.00	0.000
44 Tony Watson, L (8, 1) ERA: 0.91	1.0		3	0	0	0	0	0	0	0	0	0	0	7	12	0.00	0.000

PITCHER	IP	WLS	BF	H	R	ER	SO	BB	IBB	HBP	BLK	WP	HR	S	P	ERA	WHIP
30 Jeanmar Gómez, R (9, 1) ERA: 3.7	1.0		3	0	0	0	0	0	0	0	0	0	0	5	6	0.00	0.000

BOTTOM

Philadelphia Phillies @ Pittsburgh Pirates
PNC Park, Pittsburgh, PA
Fri Jul 04 2014, 5:09 PM - 8:21 PM EDT
Att. 38,977 - Partly Cloudy - 74 F

livebaseballscorecards.com

Batter	1	2	3	4	5	6	7	8	9	AB	R	H	RBI	BB	SO	LOB
25 Gregory Polanco, L (1, 9) OBP: 0.393, SLG: 0.419	C SI 91 B SI 91 B CH 84 F SI 91 B SI 91 X SI 90 3-2 ① F7	B SI 89 B SI 91 C SI 90 F SI 90 B CH 83 B SI 92 4-2 6 CS BB		B SI 92 B SI 91 C CH 84 X SL 82 2-1 22 2B 1B		B SI 91 C SI 91 B SI 91 B CH 84 F SI 92 F SI 91 C SI 92 3-3 ② K		B SI 90 B SI 90 B SI 89 C FF 91 C FF 92 B FF 91 4-2 22 2B BB		3	2	1	0	2	1	0
6 Starling Marte, R (1, 7) OBP: 0.327, SLG: 0.384	B SI 90 F SI 91 B SI 91 B SI 90 F SI 90 X SI 91 3-2 22 S 22 1B 1B	B SL 83 B SI 87 X SI 91 2-0 ①② F7 1-2		B SI 89 X SL 83 1-0 ② F9		B SL 85 S SI 92 B SI 91 B SI 90 S SI 91 F SI 92 B SI 91 4-2 22 FC6-4 BB		X FF 92 0-0 ① F9		4	0	1	0	1	0	3
22 Andrew McCutchen, R (1, 8) OBP: 0.425, SLG: 0.536	D CH 83 1 SAFE 1 SAFE B SI 87 C SI 89 C SL 83 D CH 84 F SI 90 X SI 91 3-2 ② 18 S 55 1B 1B 1-H	C SL 85 B FF 92 X CH 83 1-1 3B		1 SAFE X CH 84 0-0 18 1B 1-H 2B		C SL 78 X FF 90 0-1 ③ FC6-4 1-2f		B SL 84 B FF 92 F FF 91 F SL 85 X FF 94 2-2 1-H 2B		5	1	4	2	0	0	1
18 Neil Walker, S (1, 4) OBP: 0.342, SLG: 0.428	1 SAFE B SI 90 D CH 84 B CH 84 C SI 93 B SI 92 4-1 55 1B 5 1B 1-2 BB	B SI 92 F SI 92 F CH 84 F SI 92 F CH 83 X CH 83 1-2 ③ G3-4-1		B SI 92 B CH 84 F SI 92 D SI 92 F SI 92 X SI 92 3-2 2-3 1B			B FF 89 C FF 91 B FF 91 X FF 91 2-1 ① F7	B CU 78 B SI 89 B FF 90 C FF 91 B CU 75 4-1 55 G4-3 BB		3	1	1	0	2	0	1
55 Russell Martin, R (1, 2) OBP: 0.415, SLG: 0.394	D SL 84 B CH 84 F SI 91 F CH 84 D CH 85 X SI 91 3-2 5 1B 10 1B 1B 1-2 2-H		X SI 90 0-0 ① 1B	X SL 83 0-0 ③ F9			S SL 82 S SL 83 B SL 81 B FF 93 B SL 83 B FF 92 4-2 17 E 10 2B BB	X FF 92 0-0 ②③ G4-3 1-2f		4	2	2	1	1	0	4
5 Josh Harrison, R (1, 5) OBP: 0.338, SLG: 0.452	B SI 91 X SL 85 1-0 17 S 10 1B 1B 1-3 2-H		B FF 89 C SI 88 F SI 89 S CH 83 1-3 ① K		X SI 90 0-0 ① G6-3		C FF 89 X FF 91 0-1 ② F8			4	1	1	1	0	1	2
17 Gaby Sanchez, R (1, 3) OBP: 0.287, SLG: 0.436	B SI 90 B SI 90 B SL 84 C SI 90 B SI 89 4-1 10 1B 1-2 BB		F SI 90 F SI 90 B SI 90 X SL 83 1-2 ② P2		C SI 90 C SL 85 B SL 82 T SI 91 1-2 ② K		C SL 79 S SL 80 X FF 92 0-2 E5 10 2B 1-3			3	1	0	0	1	1	2
10 Jordy Mercer, R (1, 6) OBP: 0.283, SLG: 0.359	B SI 90 C SI 90 B SI 89 F SI 91 X SI 91 2-2 1-3 2-H 3-H 1B		1 SAFE F SI 90 X FF 90 0-1 ③ P4		B SI 91 X SI 92 1-0 ③ F7		C SL 81 X SL 79 0-1 2-H 3-H 2B			4	0	2	4	0	0	1
45 Gerrit Cole, R (1, 1) OBP: 0.296, SLG: 0.240 38 Stolmy Pimentel, R (6, 1) 48 Jared Hughes, R (6, 1) 24 Pedro Alvarez, L (6, PH) OBP: 0.327, SLG: 0.410 37 Justin Wilson, L (7, 1) 46 Vance Worley, R (7, PH) OBP: 0.100, SLG: 0.100 44 Tony Watson, L (8, 1) OBP: 1.000, SLG: 1.000 30 Jeanmar Gomez, R (9, 1) OBP: 1.000, SLG: 1.000	C SI 90 C CH 83 X FF 91 0-2 ③ G2-3			C SI 89 X SL 84 0-1 ① F9		C SI 90 B SI 91 B CH 82 F SI 90 B CH 83 X FF 91 3-2 ① P6	S SL 81 F SL 81 D SL 82 X FF 92 1-2 ③ G5-3			2 0 0 1 0 1 0 0	0 0 0 0 0 0 0 0	0 0 0 0 0 0 0 0	0 0 0 0 0 0 0 0	0 0 0 0 0 0 0 0	0 0 0 0 0 0 0 0	2 0 0 0 0 1 0 0
Inning Stats	R: 4 E: 0 K: 0 S: 22 H: 5 LOB: 2 BB: 2 P: 45	R: 0 E: 0 K: 0 S: 10 H: 1 LOB: 1 BB: 1 P: 18	R: 0 E: 0 K: 1 S: 9 H: 1 LOB: 1 BB: 0 P: 11	R: 1 E: 0 K: 0 S: 10 H: 3 LOB: 2 BB: 0 P: 16	R: 0 E: 0 K: 1 S: 5 H: 0 LOB: 0 BB: 0 P: 7	R: 0 E: 0 K: 1 S: 12 H: 0 LOB: 1 BB: 1 P: 22	R: 2 E: 1 K: 0 S: 14 H: 1 LOB: 1 BB: 1 P: 21	R: 1 E: 0 K: 0 S: 8 H: 1 LOB: 1 BB: 2 P: 18		1B: 8 2B: 3 3B: 1 HR: 0 SF: 0 SAC: 0 DP: 1 HBP: 0		WP: 0 PB: 0 SB: 3 CS: 1 PA: 41		

AB	34
R	8
H	12
RBI	8
BB	7
SO	3
LOB	17

PITCHER		IP	WLS	BF	H	R	ER	SO	BB	IBB	HBP	BLK	WP	HR	S	P	ERA	WHIP
27 Roberto Hernandez, R ERA: 4.48	(1, 1)	5.2	L	29	10	5	5	3	4	0	0	0	0	0	66	117	7.94	2.471
30 Justin De Fratus, R ERA: 1.82	(6, 1)	1.1		7	1	2	0	0	1	0	0	0	0	0	16	23	0.00	1.500
39 B.J. Rosenberg, R ERA: 6.75	(8, 1)	1.0		5	1	1	1	0	2	0	0	0	0	0	8	18	9.00	3.000

PITCHER	IP	WLS	BF	H	R	ER	SO	BB	IBB	HBP	BLK	WP	HR	S	P	ERA	WHIP

Batter	1	2	3	4	5	6	7	8	9	AB	R	H	RBI	BB	SO	LOB
2 Ben Revere, L (1, 8) OBP: 0.313, SLG: 0.350	C FF 92 B KC 77 B KC 77 B SI 91 C FF 93 F FF 93 X SI 93 3-2 ① G3		C SI 93 C CH 84 B KC 81 B SI 95 B CH 83 B FF 94 4-2 26 1B BB		C SI 92 X CH 83 0-1 ① G5-3		C CH 84 X FF 94 0-1 ③ L7			3	0	0	0	1	0	1
11 Jimmy Rollins, S (1, 6) OBP: 0.332, SLG: 0.378	B SI 94 B FF 92 B FF 93 B FF 93 4-0 6 FC3-6 26 PB BB		1 SAFE B KC 79 C KC 77 1 SAFE X SI 93 1-1 ② F9		B CH 83 B FF 92 X SI 92 2-0 ② G3-1			C SI 95 B SI 95 B CH 88 X SI 95 2-1 ① G5-3		3	0	0	0	1	0	1
26 Chase Utley, L (1, 4) OBP: 0.345, SLG: 0.433	B KC 77 B SI 93 B FF 94 C FF 93 B SI 94 4-1 6 FC3-6 1-2 BB		B SI 93 D KC 79 1 SAFE B FF 93 X FF 92 3-0 6 BB 1-3 1B		C KC 78 B SI 92 X SI 92 1-1 ③ F7			C SI 95 C SI 96 F SI 96 B SL 85 B SL 83 B SI 95 S SI 96 3-3 ② K		3	0	1	0	1	1	0
6 Ryan Howard, L (1, 3) OBP: 0.310, SLG: 0.394	B KC 80 F CH 84 X FF 94 1-1 ② FC3-6 1-2f 2-3		F FF 94 B FF 94 S KC 80 D KC 82 B KC 79 B SI 92 4-2 1-2 BB			C KC 77 B SI 92 F CH 84 F KC 80 B FF 93 B SI 94 S SI 92 3-3 ① K		C SI 96 X SI 96 0-1 ③ G5-3		3	0	0	0	1	1	2
3 Marlon Byrd, R (1, 9) OBP: 0.315, SLG: 0.488	C KC 80 X FF 94 0-1 ③ F8		F SI 92 S KC 81 F KC 82 S SI 94 0-3 ③ K			X FF 93 0-0 ② F9			B KC 79 X FC 93 1-0 HR	4	1	1	1	0	1	5
25 Cody Asche, L (1, 5) OBP: 0.308, SLG: 0.403		C SI 91 C SI 92 B KC 79 S CH 85 1-3 ① K		C CH 81 F CH 80 B FF 92 F KC 79 X CH 84 1-2 HR		X SI 92 0-0 ③ F8			X FC 93 0-0 ① G1-3	4	1	1	1	0	1	0
9 Domonic Brown, L (1, 7) OBP: 0.275, SLG: 0.321		X SI 93 0-0 ② G6-3		C KC 77 X CH 83 0-1 29 G6-4-3 1B			B KC 76 B KC 76 B SI 92 C FF 93 F FF 94 X SI 94 3-2 ① G4-3		T FC 94 B FC 93 S KC 82 S KC 83 1-3 ② K2-3	4	0	1	0	0	1	0
29 Cameron Rupp, R (1, 2) OBP: 0.150, SLG: 0.250 16 César Hernández, S (9, PH) OBP: 0.294, SLG: 0.295		F SI 93 B SI 92 C SI 91 C FF 93 1-3 ③ K		F KC 79 1 SAFE C KC 79 F SI 94 F KC 79 D SI 93 1 SAFE X FF 94 1-2 ① ② G6-4-3 1-2f			X FF 94 0-0 ② L9		F FF 93 S FC 93 S KC 83 0-3 ③ K	3 1	0 0	0 0	0 0	0 0	1 1	1 0
55 David Buchanan, R (1, 1) 15 John Mayberry Jr., R (7, PH) OBP: 0.315, SLG: 0.412 53 Ken Giles, R (7, 1) 59 Antonio Bastardo, R (8, 1)			C SI 91 B SI 93 C FF 93 B FF 93 F SI 93 X FF 92 2-2 ① G2-3	C SI 92 C KC 79 S KC 80 0-3 ③ K			B FF 94 F SI 94 C KC 80 B KC 80 X SI 93 2-2 1B			2 1 0 0	0 0 0 0	0 1 0 0	0 0 0 0	0 0 0 0	1 0 0 0	0 0 0 0

TOP

Philadelphia Phillies @ Pittsburgh Pirates
PNC Park, Pittsburgh, PA
Sat Jul 05 2014, 4:10 PM - 6:48 PM EDT
Att. 37,821 - Sunny - 79 F

livebaseballscorecards.com

	AB	R	H	RBI	BB	SO	LOB
	31	2	5	2	4	8	10

Inning Stats	1	2	3	4	5	6	7	8	9
	R: 0 E: 0 K: 0 S: 9	R: 0 E: 0 K: 2 S: 7	R: 0 E: 0 K: 1 S: 15	R: 1 E: 0 K: 1 S: 14	R: 0 E: 0 K: 0 S: 5	R: 0 E: 0 K: 1 S: 6	R: 0 E: 0 K: 0 S: 9	R: 0 E: 0 K: 1 S: 8	R: 1 E: 0 K: 2 S: 8
	H: 0 LOB: 2 BB: 2 P: 21	H: 0 LOB: 0 BB: 0 P: 9	H: 1 LOB: 3 BB: 2 P: 29	H: 2 LOB: 0 BB: 0 P: 16	H: 0 LOB: 0 BB: 0 P: 8	H: 0 LOB: 0 BB: 0 P: 9	H: 1 LOB: 1 BB: 0 P: 14	H: 0 LOB: 0 BB: 0 P: 13	H: 1 LOB: 0 BB: 0 P: 10

1B: 3 SF: 0
2B: 0 SAC: 0
3B: 0 DP: 1
HR: 2 HBP: 0

WP: 0 PA: 35
PB: 1
SB: 0
CS: 0

PITCHER	IP	WLS	BF	H	R	ER	SO	BB	IBB	HBP	BLK	WP	HR	S	P	ERA	WHIP
36 Edinson Volquez, R (1, 1) ERA: 3.88	7.0	W	28	4	1	1	5	4	0	0	0	0	1	65	106	1.29	1.143
44 Tony Watson, L (8, 1) ERA: 0.89	1.0	H	3	0	0	0	1	0	0	0	0	0	0	8	13	0.00	0.000
35 Mark Melancon, R (9, 1) ERA: 2.43	1.0	S	4	1	1	1	2	0	0	0	0	0	1	8	10	9.00	1.000

PITCHER	IP	WLS	BF	H	R	ER	SO	BB	IBB	HBP	BLK	WP	HR	S	P	ERA	WHIP

BOTTOM

Philadelphia Phillies @ Pittsburgh Pirates
PNC Park, Pittsburgh, PA
Sat Jul 05 2014, 4:10 PM - 6:48 PM EDT
Att. 37,821 - Sunny - 79 F

livebaseballscorecards.com

Batter	1	2	3	4	5	6	7	8	9	AB	R	H	RBI	BB	SO	LOB
25 Gregory Polanco, L (1, 9) OBP: 0.387, SLG: 0.412	B FF 89 B SI 89 C FF 90 F SI 89 X SI 91 2-2 22 HR 1B	C FC 90 X CH 83 0-1 ② P6			B CH 80 B SI 88 C FF 89 S FC 89 S CH 82 2-3 ① K		F FF 98 B FF 97 X FF 97 1-1 ② F8			4	1	1	0	0	1	2
6 Starling Marte, R (1, 7) OBP: 0.323, SLG: 0.379	C SI 91 1 SAFE B SI 90 1 SAFE S FC 89 1 SAFE D CH 82 S CH 81 2-3 ① K	B FC 89 B FF 91 X FF 91 2-0 ③ F9			C FF 91 B CU 76 S SI 91 F CH 83 C FC 90 1-3 ② K		S FF 98 C SL 87 C SL 84 0-3 ③ K			4	0	0	0	0	3	3
22 Andrew McCutchen, R (1, 8) OBP: 0.423, SLG: 0.542	1 SAFE X SI 91 0-0 1-H HR	C SI 90 B FC 88 B CH 82 B FC 89 F FF 90 X CH 82 3-2 ① P5			B FC 90 C SI 91 S CH 83 F FC 90 B FF 91 F CH 83 X CU 80 2-2 ③ F8			S FF 96 S SL 87 B SL 85 B FF 98 S SL 86 2-3 ① K		4	1	1	2	0	1	0
15 Ike Davis, L (1, 3) OBP: 0.357, SLG: 0.358 17 Gaby Sanchez, R (8, PH) OBP: 0.285, SLG: 0.433 (9, 3)	B FF 90 B SI 90 X FC 89 2-0 ② G6-3	X SI 90 0-0 ② G3-1				C SI 89 B CH 82 X CH 81 1-1 ① F9		B FF 90 F FF 91 C SL 80 S SL 82 1-3 ② K		3 1	0 0	0 0	0 0	0 0	0 1	0 0
5 Josh Harrison, R (1, 4) OBP: 0.336, SLG: 0.448 (9, 5)	B FC 90 F FC 88 F FF 90 X CH 82 1-2 ③ G6-3	C FF 91 F FC 89 B CU 78 F CH 83 B SI 91 X FC 90 2-2 ③ F9				B FF 90 X FF 91 1-0 24 S 1B		F FF 92 S SL 81 X SL 82 0-2 ③ F7		4	0	1	0	0	0	0
24 Pedro Alvarez, L (1, 5) OBP: 0.327, SLG: 0.409 18 Neil Walker, S (9, 4) OBP: 0.342, SLG: 0.428		F FF 88 X SI 90 0-1 10 2B 36 G6-3 1B	B FF 89 X CH 82 1-0 ① G1-3			C CH 82 X CH 82 0-1 ② P6 1-2				3 0	1 0	1 0	0 0	0 0	0 0	1 0
10 Jordy Mercer, R (1, 6) OBP: 0.290, SLG: 0.372		B FC 89 F FF 91 B SI 90 1 SAFE B CH 81 X FF 90 3-1 36 G6-3 1-3 2B	B SI 90 X FC 89 1-0 2B			I IN 62 I IN 57 I IN 58 I IN 53 4-0 IBB				2	0	2	0	1	0	0
19 Chris Stewart, R (1, 2) OBP: 0.330, SLG: 0.247		F SI 91 B FC 90 S FC 90 H FF 92 2-2 36 G6-3 HBP	B FC 90 X FF 91 1-0 ② F9			B FF 91 S CH 81 X SI 90 1-1 ③ G5-3				2	0	0	0	0	0	3
36 Edinson Volquez, R (1, 1) OBP: 0.083, SLG: 0.043 23 Travis Snider, L (7, PH) OBP: 0.305, SLG: 0.333 44 Tony Watson, L (8, 1) OBP: 1.000, SLG: 1.000 35 Mark Melancon, R (9, 1)		X FF 91 0-0 ① G6-3 1-2 2-3 3-H	C FF 92 X FF 91 0-1 ③ P3				B FF 97 F FF 97 X FF 97 1-1 ① P6			2 1 0 0	0 0 0 0	0 0 0 0	1 0 0 0	0 0 0 0	0 0 0 0	3 0 0 0
Inning Stats	R: 2 E: 0 K: 1 S: 11 H: 2 LOB: 0 BB: 0 P: 18	R: 1 E: 0 K: 0 S: 10 H: 2 LOB: 2 BB: 0 P: 17	R: 0 E: 0 K: 0 S: 8 H: 0 LOB: 0 BB: 0 P: 13	R: 0 E: 0 K: 0 S: 5 H: 1 LOB: 1 BB: 0 P: 8	R: 0 E: 0 K: 2 S: 12 H: 0 LOB: 0 BB: 0 P: 17	R: 0 E: 0 K: 0 S: 7 H: 1 LOB: 2 BB: 1 P: 14	R: 0 E: 0 K: 1 S: 7 H: 0 LOB: 0 BB: 0 P: 9	R: 0 E: 0 K: 2 S: 9 H: 0 LOB: 0 BB: 0 P: 12		1B: 3 2B: 2 3B: 0 HR: 1 SF: 0 SAC: 0 DP: 0 HBP: 1					WP: 0 PB: 0 SB: 1 CS: 0 PA: 32	

	AB	30
	R	3
	H	6
	RBI	3
	BB	1
	SO	6
	LOB	12

PITCHER		IP	WLS	BF	H	R	ER	SO	BB	IBB	HBP	BLK	WP	HR	S	P	ERA	WHIP
55 David Buchanan, R ERA: 4.82	(1, 1)	6.0	L	26	6	3	3	3	0	1	1	0	0	1	53	87	4.50	1.000
53 Ken Giles, R ERA: 0.87	(7, 1)	1.1		4	0	0	0	2	0	0	0	0	0	0	10	14	0.00	0.000
59 Antonio Bastardo, L ERA: 3.6	(8, 1)	0.2		2	0	0	0	1	0	0	0	0	0	0	6	7	0.00	0.000

PITCHER	IP	WLS	BF	H	R	ER	SO	BB	IBB	HBP	BLK	WP	HR	S	P	ERA	WHIP

Batter	1	2	3	4	5	6	7	8	9	AB	R	H	RBI	BB	SO	LOB
2 Ben Revere, L (1, 8) OBP: 0.312, SLG: 0.349	C SI 91 X SI 93 0-1 ① G4-3		C SI 92 X SI 92 0-1 ①② G3-6-3 1-2f			C SI 91 L SI 91 F SI 91 X SI 91 0-2 ② G5-3			B SI 91 C SI 91 X SI 93 1-1 11 G3 1B	4	0	1	0	0	0	1
16 César Hernández, S (1, 4) OBP: 0.283, SLG: 0.283	B SI 92 X SI 92 1-0 ② L8		C SI 92 B CH 81 S CH 80 B SI 93 X SI 92 2-2 ③ G5-3			X SI 91 0-0 ③ G6-3			C SI 92 F SI 92 B SI 92 F SI 93 F SL 85 X FF 94 1-2 ① P5	4	0	0	0	0	0	1
11 Jimmy Rollins, S (1, 6) OBP: 0.328, SLG: 0.373	B SI 92 S CH 81 B SI 93 F CH 82 X CH 79 2-2 E5 3 1B			B SI 90 C SI 88 C SI 91 X SI 92 1-2 ① G5-3			B SI 89 X SI 89 1-0 ① G5-3		B SI 94 X SI 94 1-0 ② G3 1-2	4	1	0	0	0	0	1
3 Marlon Byrd, R (1, 9) OBP: 0.317, SLG: 0.497	D KC 77 F SI 91 B SI 91 X CH 80 2-1 2-H 1B			B SI 91 C SI 92 S SI 92 F SI 92 B CH 80 F SI 92 B SI 92 F CH 80 S CH 80 3-3 ② K			F CH 78 X CH 79 0-1 HR		X SI 94 0-0 ③ P3	4	1	2	2	0	1	1
15 John Mayberry Jr., R (1, 3) OBP: 0.308, SLG: 0.402	B SI 92 C SI 90 X SI 91 1-1 ③ P4			C SI 92 X CH 82 0-1 ③ G5-3			B FF 91 B SI 90 B SI 92 C SI 91 S CH 80 F SI 90 F CH 78 C SI 91 3-3 ② K			3	0	0	0	0	1	1
25 Cody Asche, L (1, 5)		C SI 90 F SI 91 B CH 79 C KC 81 1-3 ① K			C SI 91 F SI 91 X SI 91 0-2 29 G3-6-3 1B		S SI 91 X SI 91 0-1 ③ G3			3	0	1	0	0	1	0
9 Domonic Brown, L (1, 7) OBP: 0.273, SLG: 0.317		B SI 91 S CH 80 S SI 92 B SI 92 F SI 92 B SI 92 X SI 92 3-2 ② G5-3			C SI 91 F SI 91 B SI 91 B CH 79 X SI 90 2-2 ① L8			C SI 90 F SI 90 X SI 91 0-2 ① G4-3		3	0	0	0	0	0	1
29 Cameron Rupp, R (1, 2) OBP: 0.136, SLG: 0.227 26 Chase Utley, L (8, PH) OBP: 0.344, SLG: 0.432 47 Koyie Hill, S (8, 2) OBP: 0.214, SLG: 0.231		S SI 92 C SI 91 T CH 82 0-2 ③ K			B SI 91 X CH 79 1-0 ②③ G3-6-3 1-2f			B SI 91 X SI 91 1-0 ② F9		2 1 0	0 0 0	0 0 0	0 0 0	0 0 0	1 0 0	1 0 0
34 A.J. Burnett, R (1, 1) OBP: 0.231, SLG: 0.243 6 Ryan Howard, L (8, PH) OBP: 0.309, SLG: 0.393 30 Justin De Fratus, S (8, 1) 63 Jake Diekman, R (8, 1)			B SI 92 C CH 80 B SI 92 B SI 92 B SI 92 4-1 2 G3-6-3 BB			C SI 91 F SI 92 X SI 92 0-2 ① G6-3			F SI 92 F SI 91 B SI 92 F SI 92 B CH 80 X SI 92 2-2 ③ G3	1 1 0 0	0 0 0 0	0 0 0 0	0 0 0 0	1 0 0 0	0 0 0 0	0 0 0 0
Inning Stats	R: 1 E: 1 K: 0 S: 10 H: 1 LOB: 1 BB: 0 P: 16	R: 0 E: 0 K: 2 S: 10 H: 0 LOB: 0 BB: 0 P: 14	R: 0 E: 0 K: 0 S: 6 H: 0 LOB: 0 BB: 1 P: 12	R: 0 E: 0 K: 1 S: 11 H: 0 LOB: 0 BB: 0 P: 15	R: 0 E: 0 K: 0 S: 7 H: 1 LOB: 0 BB: 0 P: 10	R: 0 E: 0 K: 0 S: 8 H: 0 LOB: 0 BB: 0 P: 8	R: 1 E: 0 K: 1 S: 10 H: 1 LOB: 0 BB: 0 P: 14	R: 0 E: 0 K: 0 S: 8 H: 0 LOB: 0 BB: 0 P: 11	R: 0 E: 0 K: 0 S: 9 H: 1 LOB: 1 BB: 0 P: 12	1B: 3 2B: 0 3B: 0 HR: 1	SF: 0 SAC: 0 DP: 2 HBP: 0			WP: 0 PB: 0 SB: 0 CS: 0	PA: 31		

PITCHER		IP	WLS	BF	H	R	ER	SO	BB	IBB	HBP	BLK	WP	HR	S	P	ERA	WHIP
49 Jeff Locke, L ERA: 3.08	(1, 1)	8.0	W	27	3	2	1	4	1	0	0	0	0	1	70	100	1.12	0.500
48 Jared Hughes, R ERA: 2.14	(9, 1)	1.0		4	1	0	0	0	0	0	0	0	0	0	9	12	0.00	1.000

PITCHER	IP	WLS	BF	H	R	ER	SO	BB	IBB	HBP	BLK	WP	HR	S	P	ERA	WHIP

TOP

Philadelphia Phillies @ Pittsburgh Pirates
PNC Park, Pittsburgh, PA
Sun Jul 06 2014, 1:39 PM - 4:22 PM EDT
Att. 33,408 - Partly Cloudy - 78 F

livebaseballscorecards.com

AB	30
R	2
H	4
RBI	2
BB	1
SO	4
LOB	7

BOTTOM

Philadelphia Phillies @ Pittsburgh Pirates
PNC Park, Pittsburgh, PA
Sun Jul 06 2014, 1:39 PM - 4:22 PM EDT
Att. 33,408 - Partly Cloudy - 78 F

livebaseballscorecards.com

Batter	1	2	3	4	5	6	7	8	9	AB	R	H	RBI	BB	SO	LOB
25 Gregory Polanco, L (1, 9) OBP: 0.379, SLG: 0.396	C FF 92 C CH 88 S KC 83 0-3 ① K	X CH 88 0-0 ③ G4-3			B KC 81 B FF 92 S CH 87 B CH 88 B FF 92 4-1 BB		C CH 87 B KC 83 C KC 81 F FF 92 S KC 84 1-3 ③ K	S SL 83 B SI 97 B SL 84 C SI 97 C SI 97 2-3 ③ K		4	0	0	0	1	3	5
5 Josh Harrison, R (1, 7) (8, 5) OBP: 0.335, SLG: 0.453	B FF 92 C FF 93 S KC 83 S FF 93 1-3 ② K	F FF 92 B FF 92 X FF 92 1-1 18 SF8 3B			1 SAFE F FF 93 X KC 82 0-1 ② F9			C SL 81 X FF 91 0-1 E5 22 3B		4	2	1	0	0	1	1
22 Andrew McCutchen, R (1, 8) OBP: 0.424, SLG: 0.547	C FF 92 B FF 93 S FF 93 X KC 83 1-2 18 1B 55 2B 1B	F FF 93 B SI 89 X KC 84 1-1 ① G1-3			C FF 91 1 SAFE F KC 83 X FF 93 0-2 ③ L8			F SL 80 S SL 80 2 SAFE 2 SAFE D SL 83 B FF 92 X SL 80 2-2 6 1B 2-H 3B		4	2	2	1	0	0	2
18 Neil Walker, S (1, 4) OBP: 0.341, SLG: 0.427	B FF 94 1 SAFE D SI 95 F FF 93 S CH 88 X KC 83 2-2 55 S 55 2B 1-3 1B	S FF 94 X FF 94 0-1 ② SF8 3-H				C FF 91 B CH 86 X CH 87 1-1 ① G3		B SI 97 S SI 97 S SI 97 F SI 98 F SL 84 F SI 98 S SI 98 1-3 ① K		3	1	1	1	0	1	1
55 Russell Martin, R (1, 2) OBP: 0.416, SLG: 0.399	B SI 95 C SI 95 B KC 84 S FF 94 B SI 95 F SI 94 X SI 95 3-2 1-H 3-H 2B	C KC 82 B KC 83 S FF 92 T KC 83 1-2 ③ K				B CH 87 X FF 91 1-0 ② G6-3		I IN 72 I IN 76 I IN 77 I IN 79 4-0 6 1B 17 HBP 10 SF9 IBB		3	1	1	2	1	1	0
15 Ike Davis, L (1, 3) OBP: 0.352, SLG: 0.353 17 Gaby Sanchez, R (8, PH) OBP: 0.289, SLG: 0.433 (9, 3)	B CH 87 C KC 83 C KC 83 S KC 85 1-3 ③ K	X CH 86 0-0 ① G3				B FF 91 B KC 81 B CH 86 C FF 91 C CH 87 F FF 92 X KC 82 3-2 ③ G3-1		C SI 97 B SI 98 F SI 97 H SL 85 2-2 3 BB 6 1B 1-2 HBP		3 0	0 0	0 0	0 0	0 0	1 0	1 0
24 Pedro Alvarez, L (1, 5) OBP: 0.327, SLG: 0.407 6 Starling Marte, R (8, 7) OBP: 0.325, SLG: 0.381		B KC 82 B FF 92 B FF 92 F FF 92 B FF 92 4-1 49 SH5-4 BB	C SI 92 X KC 83 0-1 ② L9				X CH 86 0-0 ① G3	F SI 99 X SL 83 0-1 3 BB 1-2 2-3 3-H 1B		2 1	0 0	0 1	0 1	1 0	0 0	0 0
10 Jordy Mercer, R (1, 6) OBP: 0.290, SLG: 0.371		C FF 93 B KC 82 F KC 83 S SI 89 1-3 ① K	C FF 92 F KC 82 F FF 92 F KC 83 B CH 89 S KC 83 1-3 ③ K				C FF 92 T KC 82 X KC 82 0-2 49 SH5-4 1B	B SI 98 X SI 97 1-0 ② SF9 3-H		3	0	1	1	0	2	1
49 Jeff Locke, L (1, 1) OBP: 0.143, SLG: 0.077 3 Michael Martinez, S (8, PH) 48 Jared Hughes, R (9, 1)		B FF 92 B FF 92 X FF 92 2-0 ② SH5-4 1-2			C FF 91 S CH 86 X FF 92 0-2 ① G6-3		B FF 91 L FF 91 1 SAFE B FF 92 F FF 92 X FF 93 2-2 ② SH5-4 1-2	S SL 83 B SL 82 B SL 83 B SI 97 F SI 98 B SI 96 4-2 1-2 2-3 BB		1 0 0	0 0 0	0 0 0	0 0 0	0 1 0	0 0 0	0 0 0
Inning Stats	R: 2 E: 0 K: 3 S: 19 H: 3 LOB: 1 BB: 0 P: 27	R: 0 E: 0 K: 1 S: 6 H: 0 LOB: 1 BB: 1 P: 13	R: 1 E: 0 K: 1 S: 9 H: 1 LOB: 0 BB: 0 P: 12	R: 0 E: 0 K: 1 S: 8 H: 0 LOB: 0 BB: 0 P: 9	R: 0 E: 0 K: 0 S: 9 H: 0 LOB: 1 BB: 1 P: 13	R: 0 E: 0 K: 0 S: 7 H: 0 LOB: 0 BB: 0 P: 12	R: 0 E: 0 K: 1 S: 11 H: 1 LOB: 1 BB: 0 P: 14	R: 3 E: 1 K: 2 S: 21 H: 2 LOB: 3 BB: 2 P: 37		1B: 4 2B: 1 3B: 2 HR: 0	SF: 2 SAC: 2 DP: 0 HBP: 1			WP: 0 PB: 0 SB: 1 CS: 0	PA: 37		

	AB	28
	R	6
	H	7
	RBI	6
	BB	4
	SO	9
	LOB	11

PITCHER		IP	WLS	BF	H	R	ER	SO	BB	IBB	HBP	BLK	WP	HR	S	P	ERA	WHIP
34 A.J. Burnett, R ERA: 3.92	(1, 1)	7.0	L	28	5	3	3	7	2	0	0	0	0	0	69	100	3.86	1.000
30 Justin De Fratus, R ERA: 2.19	(8, 1)	0.0		2	1	2	1	0	0	0	0	0	0	0	5	7	∞	∞
63 Jake Diekman, L ERA: 4.39	(8, 1)	1.0		7	1	1	1	2	1	1	1	0	0	0	16	30	9.00	2.000

PITCHER	IP	WLS	BF	H	R	ER	SO	BB	IBB	HBP	BLK	WP	HR	S	P	ERA	WHIP

Batter	1	2	3	4	5	6	7	8	9	AB	R	H	RBI	BB	SO	LOB
5 Josh Harrison, R (1, 9) OBP: 0.332, SLG: 0.448	C SI 90 X SI 90 0-1 F9		B CU 70 C CU 74 S FF 89 X SI 90 1-2 22 G4-6-3 1B		X FF 88 0-0 G6-3		B CU 75 X FC 86 1-0 G5-3 1-2		C SI 89 X SI 91 0-1 P4	5	0	1	0	0	0	1
6 Starling Marte, R (1, 7) OBP: 0.329, SLG: 0.389	C SI 91 C CU 73 X SI 91 0-2 18 BB 1B		B SI 88 1 SAFE S FC 86 X CU 74 1-1 F7		B FF 89 X SI 89 1-0 3B		H SI 86 1-0 HBP		B SI 90 F SL 82 C SL 82 F SI 91 F SL 84 F SL 83 T SL 83 1-2 K	4	0	2	0	0	1	1
22 Andrew McCutchen, R (1, 8) OBP: 0.418, SLG: 0.539	B SI 91 X CU 74 1-0 F7		B SI 90 C SI 90 B SI 90 X SI 91 2-1 G4-6-3 1-2f		S CU 74 F SI 91 X CU 76 0-2 G5-3		D CU 75 X SI 90 1-0 F9		S SL 81 C SL 79 X SI 92 0-2 G1-3	5	0	0	0	0	0	5
18 Neil Walker, S (1, 4) OBP: 0.346, SLG: 0.429	B SI 91 B SI 91 B FF 92 B SI 89 4-0 1-2 BB			B CH 84 B FF 89 X FC 87 2-0 15 1B 1B		B SI 88 C CH 83 B FC 84 B FC 89 C SI 90 C CU 75 3-3 K		B SI 94 B SI 93 C SI 94 B SI 93 F SI 94 F SI 96 X SI 95 3-2 10 E 17 BB 1B		3	0	2	0	1	1	0
55 Russell Martin, R (1, 2) OBP: 0.408, SLG: 0.390	B FC 88 C FC 89 C CU 75 F FC 89 B SI 91 B CU 77 F FF 92 F FC 88 F CU 75 3-2 X FC 88 L7			C FC 87 C SI 90 B FC 84 F SI 91 F CU 76 D CU 76 F FC 85 C SI 90 2-3 K		S CU 74 F CU 70 B CU 72 B FC 87 X SI 90 2-2 G6-3		1 SAFE D FS 86 F SI 94 F FS 86 1 SAFE D FS 86 C FF 95 2-3 K	4	0	0	0	0	2	4
15 Ike Davis, L (1, 3) OBP: 0.360, SLG: 0.356 17 Gaby Sanchez, R (8, PH) OBP: 0.294, SLG: 0.433 (8, 3)		C SI 89 S CU 73 B SI 90 F CU 74 B CU 71 B FC 86 F CU 74 B FC 88 4-2 10 G5-4-3 24 1B BB		X SI 90 0-0 10 WP 1-3 1B		B FC 86 B CU 74 B FC 85 C FF 89 B FF 90 4-1 BB		D FS 87 S FS 85 F FS 86 F FS 95 1 SAFE D FS 85 1 SAFE 1 SAFE D FS 86 4-2 B FS 84 10 E 1-2 BB		1 0	0 0	1 0	0 0	2 1	0 0	0 0
24 Pedro Alvarez, L (1, 5) OBP: 0.327, SLG: 0.405		B FC 87 X FF 91 1-0 10 G5-4-3 1-2 1B		F FC 89 B CU 76 S CU 76 S CU 74 1-3 K		D CU 76 B SI 88 C CU 74 F FC 86 T CU 75 2-2 K		B FF 94 S SL 83 X SL 83 1-1 F8		4	0	1	0	0	2	5
10 Jordy Mercer, R (1, 6) OBP: 0.289, SLG: 0.369		C SI 91 F SI 92 X CU 76 0-2 G5-4-3 1-2f 2-3		S FC 88 B FC 86 F FF 92 D CU 76 3 SAFE X CU 76 2-2 P4 1-2			C FC 84 B CU 75 F SI 88 X FC 85 1-2 5 G5-3 1B	X SI 94 0-0 E4 1-2 2-3		4	0	1	0	0	0	6
50 Charlie Morton, R (1, 1) OBP: 0.069, SLG: 0.069 25 Gregory Polanco, L (8, PH) OBP: 0.376, SLG: 0.392 44 Tony Watson, L (8, 1) OBP: 1.000, SLG: 1.000 37 Justin Wilson, L (9, 1)		F SI 91 F FC 87 B CU 73 X FC 87 1-2 G6-3			B SI 88 C SI 87 S FF 90 S CU 73 1-3 K		X FC 82 0-0 P4	D SL 84 C FF 94 F FF 95 S SL 82 1-3 K		3 1 0 0	0 0 0 0	0 0 0 0	0 0 0 0	1 1 0 0	0 0 0 0	2 3 0 0

Inning Stats	1	2	3	4	5	6	7	8	9
	R: 0 E: 0 K: 0 S: 13 H: 1 LOB: 2 BB: 1 P: 21	R: 0 E: 0 K: 0 S: 11 H: 1 LOB: 1 BB: 1 P: 17	R: 0 E: 0 K: 0 S: 7 H: 1 LOB: 0 BB: 0 P: 11	R: 0 E: 0 K: 2 S: 14 H: 2 LOB: 2 BB: 0 P: 21	R: 0 E: 0 K: 1 S: 8 H: 1 LOB: 1 BB: 0 P: 10	R: 0 E: 0 K: 2 S: 11 H: 0 LOB: 1 BB: 1 P: 22	R: 0 E: 0 K: 0 S: 6 H: 1 LOB: 2 BB: 0 P: 10	R: 0 E: 1 K: 2 S: 16 H: 1 LOB: 3 BB: 1 P: 27	R: 0 E: 0 K: 1 S: 11 H: 0 LOB: 0 BB: 0 P: 12

	1B	SF	WP	PA
	7	0	1	39
	2B: 0	SAC: 0	PB: 0	
	3B: 1	DP: 2	SB: 0	
	HR: 0	HBP: 1	CS: 0	

PITCHER	IP	WLS	BF	H	R	ER	SO	BB	IBB	HBP	BLK	WP	HR	S	P	ERA	WHIP
50 Adam Wainwright, R (1, 1) ERA: 1.79	7.0		30	7	0	0	5	3	0	1	0	1	0	70	112	0.00	1.429
71 Sam Freeman, L (8, 1) ERA: 1.5	1.0		6	1	0	0	2	1	0	0	0	0	0	16	27	0.00	2.000
37 Pat Neshek, R (9, 1) ERA: 0.75	1.0	W	3	0	0	0	1	0	0	0	0	0	0	11	12	0.00	0.000

PITCHER	IP	WLS	BF	H	R	ER	SO	BB	IBB	HBP	BLK	WP	HR	S	P	ERA	WHIP

TOP

Pittsburgh Pirates @ St. Louis Cardinals

Busch Stadium, St. Louis, MO

Mon Jul 07 2014, 8:03 PM - 10:50 PM CDT

Att. 42,448 - Overcast - 83 F

livebaseballscorecards.com

AB	34
R	0
H	8
RBI	0
BB	4
SO	8
LOB	27

Batter	1	2	3	4	5	6	7	8	9	AB	R	H	RBI	BB	SO	LOB
13 Matt Carpenter, L (1, 5) OBP: 0.379, SLG: 0.387	B SI 90 F SI 90 B SI 90 X SI 90 2-1 ① G3		B SI 91 C SI 91 B SI 91 B SI 92 C SI 90 B SI 91 4-2 7 FC6-4 BB			B SI 91 B SI 91 C SI 92 B FF 94 B SI 91 4-1 7 G5-4-3 BB			B FF 95 B SI 94 B FF 96 B FF 95 4-0 32 HR BB	1	1	0	0	3	0	0
7 Matt Holliday, R (1, 7) OBP: 0.367, SLG: 0.373	B SI 90 B SI 90 B SI 90 C SI 92 X SI 91 3-1 ② G5-3		B SI 91 X SI 92 1-0 ③ FC6-4 1-2f			1 SAFE B CU 79 X SI 90 1-0 ①② G5-4-3 1-2f			C FC 91 F FC 90 X FF 96 0-2 ① F9	4	0	0	0	0	0	3
32 Matt Adams, L (1, 3) OBP: 0.344, SLG: 0.536	C SI 92 X FS 83 0-1 2B			C SI 90 F SI 90 F CU 78 B CU 79 S CU 79 1-3 ① K		B SI 93 C CU 78 X SI 92 1-1 ③ G3-1			F FF 96 X CU 80 0-1 1-H HR	4	1	2	2	0	1	0
21 Allen Craig, R (1, 9) OBP: 0.297, SLG: 0.362	X SI 92 0-0 ③ G5-3			C SI 91 C CU 77 B SI 90 B CU 77 B CU 78 S SI 92 3-3 ② K			C CU 79 X SI 91 0-1 ① F9			3	0	0	0	0	1	1
4 Yadier Molina, R (1, 2) OBP: 0.343, SLG: 0.409		X SI 90 0-0 ① G5-3		C SI 92 B SI 92 B SI 92 X SI 92 2-1 ③ G4-3			X CU 79 0-0 ② G5-3			3	0	0	0	0	0	0
27 Jhonny Peralta, R (1, 6) OBP: 0.317, SLG: 0.441		C SI 91 F SI 91 F CU 78 B SI 91 F CU 78 X SI 92 1-2 ② L9			X SI 92 0-0 ① F9		C SI 92 B CU 80 B CU 79 B CU 80 X SI 92 3-1 ③ L3			3	0	0	0	0	0	0
19 Jon Jay, L (1, 8) OBP: 0.351, SLG: 0.377		C SI 93 B CU 78 B CU 77 F SI 91 S CU 77 2-3 ③ K			B SI 91 C SI 91 B CU 78 C SI 91 B CU 79 H SI 92 4-2 HBP			C SI 95 B SI 96 X SI 95 1-1 18 L9-6 16 SH1-3 1B		2	0	1	0	0	1	0
16 Kolten Wong, L (1, 4) OBP: 0.284, SLG: 0.323			C SI 90 B SI 90 B SI 89 F FF 91 C CU 77 2-3 ① K		X SI 92 0-0 ② F8			1 SAFE X SI 94 0-0 ① SH1-3 1-2		2	0	0	0	0	1	1
50 Adam Wainwright, R (1, 1) OBP: 0.268, SLG: 0.308 71 Sam Freeman, R (8, 1) 18 Oscar Taveras, L (8, PH) OBP: 0.217, SLG: 0.286 37 Pat Neshek, S (9, 1)			C SI 91 B SI 91 C SI 91 F CU 80 S CU 79 1-3 ② K		1 SAFE X SI 90 0-0 ③ G6-3			X SI 96 0-0 ②③ L9-6 2-2		2 0 1 0	0 0 0 0	0 0 0 0	0 0 0 0	1 0 0 0	1 0 1 0	1 0 0 0
Inning Stats	R: 0 E: 0 K: 0 S: 7 H: 1 LOB: 1 BB: 0 P: 12	R: 0 E: 0 K: 1 S: 9 H: 0 LOB: 0 BB: 0 P: 12	R: 0 E: 0 K: 2 S: 10 H: 0 LOB: 1 BB: 1 P: 18	R: 0 E: 0 K: 2 S: 9 H: 0 LOB: 0 BB: 0 P: 15	R: 0 E: 0 K: 0 S: 5 H: 0 LOB: 1 BB: 0 P: 9	R: 0 E: 0 K: 0 S: 4 H: 0 LOB: 0 BB: 1 P: 10	R: 0 E: 0 K: 0 S: 5 H: 0 LOB: 0 BB: 0 P: 8	R: 0 E: 0 K: 0 S: 4 H: 1 LOB: 0 BB: 0 P: 5	R: 2 E: 0 K: 0 S: 5 H: 1 LOB: 0 BB: 1 P: 9	1B: 1 2B: 2 3B: 0 HR: 1	SF: 0 SAC: 1 DP: 2 HBP: 1			WP: 0 PB: 0 SB: 0 CS: 0		PA: 30	

PITCHER		IP	WLS	BF	H	R	ER	SO	BB	IBB	HBP	BLK	WP	HR	S	P	ERA	WHIP
50 Charlie Morton, R ERA: 3.1	(1, 1)	7.0		24	1	0	0	5	2	0	1	0	0	0	49	84	0.00	0.429
44 Tony Watson, L ERA: 0.86	(8, 1)	1.0		3	1	0	0	0	0	0	0	0	0	0	4	5	0.00	1.000
37 Justin Wilson, L ERA: 4.91	(9, 1)	0.1	L	3	1	2	2	0	1	0	0	0	0	1	5	9	54.00	6.000

PITCHER	IP	WLS	BF	H	R	ER	SO	BB	IBB	HBP	BLK	WP	HR	S	P	ERA	WHIP

BOTTOM

Pittsburgh Pirates @ St. Louis Cardinals

Busch Stadium, St. Louis, MO

Mon Jul 07 2014, 8:03 PM - 10:50 PM CDT

Att. 42,448 - Overcast - 83 F

livebaseballscorecards.com

AB	25
R	2
H	3
RBI	2
BB	3
SO	5
LOB	7

Pittsburgh Pirates @ St. Louis Cardinals

Busch Stadium, St. Louis, MO

Tue Jul 08 2014, 7:16 PM - 10:00 PM CDT

Att. 43,162 - Partly Cloudy - 84 F

livebaseballscorecards.com

Batter	1	2	3	4	5	6	7	8	9	AB	R	H	RBI	BB	SO	LOB
25 Gregory Polanco, L (1, 9) OBP: 0.385, SLG: 0.402	C CH 88 S CU 79 X CH 84 0-2 6 F8 6 S 1B		B FF 96 C FF 98 F FF 98 X CU 83 1-2 6 WP 1B		B FF 97 X FF 96 1-0 22 HR 1B		F SI 84 C SI 84 B SL 76 B SL 74 S SI 84 2-3 ① K		B FF 97 X FF 97 1-0 ② F8	5	1	3	0	0	1	2
6 Starling Marte, R (1, 7) OBP: 0.324, SLG: 0.383	C FF 95 1 SAFE S CU 85 X CU 85 0-2 ① F8 1-3		B FF 98 C CU 85 S SI 96 B CU 86 S CH 89 2-3 ② K 1-2		1 SAFE F FF 97 C FF 97 T FF 98 0-2 ① K		X SI 90 0-0 ② L4		C CU 80 S FF 98 F FF 99 S FF 99 0-3 ③ K	5	0	0	0	0	3	5
22 Andrew McCutchen, R (1, 8) OBP: 0.419, SLG: 0.546	S FF 98 S FF 99 S FF 99 0-3 ② K		T FF 100 D FF 99 C FF 99 D CU 85 F CU 86 B CU 86 B CU 85 4-2 BB		X FF 98 0-0 1-H HR		C SI 90 B FF 91 F CH 84 B FF 91 T SI 91 2-2 ③ K			3	1	1	2	1	2	1
18 Neil Walker, S (1, 4) OBP: 0.345, SLG: 0.434	X FF 98 0-0 ③ L6		B FF 99 X FF 96 1-0 ③ F8		B CH 90 B FF 95 F FF 96 X FF 98 2-1 55 K 3B			C SI 90 B CH 72 F CH 70 F SI 93 X CH 70 1-2 ① L8		4	0	1	0	0	0	3
55 Russell Martin, R (1, 2) OBP: 0.406, SLG: 0.386		X CH 91 0-0 15 FC6-4 1B		B FF 96 C CU 85 B CU 85 X SI 94 2-1 ① G1-3	S SI 96 F SI 96 D SI 95 3 SAFE S CU 88 1-3 ②③ K 3-H			C SL 81 F SI 92 X SL 85 0-2 ② F9		4	0	1	0	0	1	1
15 Ike Davis, L (1, 3) OBP: 0.358, SLG: 0.351		X SI 93 0-0 ① FC6-4 24 FC6 1-2f		B SI 93 B FF 96 C FF 95 B CH 88 B FF 93 4-1 24 HR BB		B FF 96 F FF 94 B FF 96 X FF 94 2-1 ① F8		B SI 92 S CH 71 B CH 70 F SI 91 X CH 70 2-2 ③ F7		3	1	0	0	1	0	1
24 Pedro Alvarez, L (1, 5) OBP: 0.326, SLG: 0.412		B SI 92 F FF 96 B FF 98 X SI 93 2-1 ② FC6 1-2f		S FF 97 F SI 93 X CU 86 0-2 1-H HR		X SI 95 0-0 ② F8			F FF 96 S FF 96 B FF 97 F FF 96 F CH 86 X CH 88 1-2 ① G4-3	4	1	1	2	0	0	1
10 Jordy Mercer, R (1, 6) OBP: 0.292, SLG: 0.371		B CU 85 1 SAFE S FF 97 1 SAFE S CU 86 X CU 84 1-2 ③ G4-3		C FF 98 C SI 97 F SI 95 B CH 90 B CU 86 S CU 85 2-3 ② K		B CU 85 X FF 97 1-0 1B			B FF 97 C FF 96 F FF 97 B CH 85 F CH 87 F CH 85 B FF 98 X FF 98 3-2 5 BB 1B	4	0	2	0	0	1	1
46 Vance Worley, R (1, 1) OBP: 0.083, SLG: 0.083 23 Travis Snider, L (6, PH) OBP: 0.303, SLG: 0.331 48 Jared Hughes, R (6, 1) 44 Tony Watson, L (8, 1) OBP: 1.000, SLG: 1.000 5 Josh Harrison, R (9, PH) OBP: 0.335, SLG: 0.448 29 Ernesto Frieri, R (9, 1)			C CH 90 C FF 98 F CU 83 F CU 85 S FF 98 0-3 ① K	F FF 96 X SI 98 0-1 ③ G1-3		X FF 96 0-0 ③ G4-3			B FF 97 B FF 97 B FF 98 C FF 97 F FF 98 F FF 97 B FF 97 4-2 1-2 BB	2 1 0 0 0 0	0 0 0 0 0 0	0 0 0 0 0 0	0 0 0 0 1 0	0 0 0 0 0 0	1 0 0 0 0 0	0 1 0 0 0 0
Inning Stats	R: 0 E: 0 K: 1 S: 10 H: 1 LOB: 1 BB: 0 P: 10	R: 0 E: 0 K: 0 S: 7 H: 1 LOB: 1 BB: 0 P: 10	R: 0 E: 0 K: 2 S: 15 H: 1 LOB: 2 BB: 1 P: 23	R: 2 E: 0 K: 1 S: 12 H: 1 LOB: 0 BB: 1 P: 20	R: 2 E: 0 K: 2 S: 10 H: 3 LOB: 0 BB: 0 P: 14	R: 0 E: 0 K: 0 S: 5 H: 1 LOB: 1 BB: 0 P: 8	R: 0 E: 0 K: 2 S: 7 H: 0 LOB: 0 BB: 0 P: 11	R: 0 E: 0 K: 0 S: 10 H: 0 LOB: 0 BB: 0 P: 13	R: 0 E: 0 K: 1 S: 18 H: 1 LOB: 2 BB: 1 P: 27	1B: 6 2B: 0 3B: 1 HR: 2 SF: 0 SAC: 0 DP: 0 HBP: 0						

	AB	35
	R	4
	H	9
	RBI	4
	BB	3
	SO	9
	LOB	16

WP: 1 PB: 0 SB: 1 CS: 0 PA: 38

PITCHER		IP	WLS	BF	H	R	ER	SO	BB	IBB	HBP	BLK	WP	HR	S	P	ERA	WHIP
44 Carlos Martinez, R ERA: 4.12	(1, 1)	6.0		27	8	4	4	6	2	0	0	0	1	2	59	85	6.00	1.667
36 Randy Choate, L ERA: 4.88	(7, 1)	0.1		1	0	0	0	1	0	0	0	0	0	0	3	5	0.00	0.000
43 Seth Maness, R ERA: 2.47	(7, 1)	0.2		2	0	0	0	1	0	0	0	0	0	0	4	6	0.00	0.000
37 Pat Neshek, R ERA: 0.73	(8, 1)	1.0		3	0	0	0	0	0	0	0	0	0	0	10	13	0.00	0.000
26 Trevor Rosenthal, R ERA: 3.67	(9, 1)	1.0	W	5	1	0	0	1	1	0	0	0	0	0	18	27	0.00	2.000

PITCHER		IP	WLS	BF	H	R	ER	SO	BB	IBB	HBP	BLK	WP	HR	S	P	ERA	WHIP

BOTTOM

Pittsburgh Pirates @ St. Louis Cardinals

Busch Stadium, St. Louis, MO

Tue Jul 08 2014, 7:16 PM - 10:00 PM CDT

Att. 43,162 - Partly Cloudy - 84 F

livebaseballscorecards.com

Batter	1	2	3	4	5	6	7	8	9	AB	R	H	RBI	BB	SO	LOB
13 Matt Carpenter, L (1, 5) OBP: 0.380, SLG: 0.388	C SI 88 B SI 88 B KC 77 C SI 89 F SI 89 X SI 91 2-2 19 G4-6-3 1B		C SI 90 F CH 84 B SI 92 X SI 90 1-2 ① F7		C SI 91 X SI 91 0-1 19 1B 7 2B 1B		C SI 92 B SL 85 F SI 92 B SI 93 B SI 93 X SI 94 3-2 ② G6-3			4	1	2	0	0	0	0
19 Jon Jay, L (1, 8) OBP: 0.349, SLG: 0.374	D SI 89 X SI 90 1-0 ① ② G4-6-3 1-2f		B SL 80 X SI 92 1-0 ② G6-3		B SI 89 1 SAFE F SI 89 1 SAFE X SI 90 1-1 7 2B 1-2 1B		B SI 92 B SI 92 F SI 92 F SI 93 F SL 85 X SL 83 2-2 ③ G1-3			4	1	1	0	0	0	1
7 Matt Holliday, R (1, 7) OBP: 0.366, SLG: 0.375	C SI 90 F SL 86 C SI 91 0-3 ③ K		C SI 91 F SL 86 B SL 85 B SL 84 X SI 92 2-2 ③ G3		D SL 85 B SI 90 X SI 92 2-0 32 G6-3 1-H 2-H 2B			F SI 94 F SI 96 X SI 96 0-2 ① F9		4	0	1	2	0	1	0
32 Matt Adams, L (1, 3) OBP: 0.346, SLG: 0.534		B SI 89 F SI 89 X SI 91 1-1 ① G4-3		X SI 91 0-0 18 1B 1B	C SI 91 C SI 91 X SL 85 0-2 ② G6-3 2-3			F SI 96 H SI 96 1-1 4 G5-4-3 HBP		3	0	1	0	0	0	1
4 Yadier Molina, R (1, 2) OBP: 0.339, SLG: 0.404		B SI 90 B SI 91 F SI 90 B SI 90 X SI 90 3-1 ② G5-3		C SI 88 1 SAFE F SI 89 C SI 90 0-3 ① K	D SL 86 D SL 86 D FC 88 F SI 91 X SI 91 3-1 ③ F7			F SI 96 B CH 88 X CH 88 1-1 ② ③ G5-4-3 1-2f		4	0	0	0	0	1	3
27 Jhonny Peralta, R (1, 6) OBP: 0.319, SLG: 0.442		S SI 91 F SL 84 B SL 86 B SI 91 X SI 92 2-2 18 1B 16 2B 1B		X SI 91 0-0 ② F9		B SI 92 F SI 92 B SL 84 B SI 92 F SI 92 X SI 92 3-2 18 G4-6-3 1B			C SL 86 F SI 95 B FF 94 B SI 93 F SI 95 X SI 95 2-2 ① G6-3	4	1	2	0	0	0	1
18 Oscar Taveras, L (1, 9) OBP: 0.234, SLG: 0.300		B SI 91 X KC 78 1-0 16 2B 1-3 1B		1 SAFE B SI 91 C SI 91 F SI 91 B SI 92 X SI 91 2-2 1-2 1B		F SI 92 X SI 92 0-1 ① ② G4-6-3 1-2f			C SI 95 B SI 94 B SI 94 F SI 94 C FF 94 2-3 ② K	4	1	2	0	0	1	1
16 Kolten Wong, L (1, 4) OBP: 0.289, SLG: 0.351		S SI 91 B SI 92 X SI 91 1-1 1-H 3-H 2B		B SI 91 B SI 91 X SI 90 2-0 ③ F9		B SI 93 B SI 92 X SI 93 2-0 ③ G6-3			C SI 94 F SI 94 B SI 95 B CH 89 B SI 94 X SI 95 3-2 HR	4	1	2	3	0	0	2
44 Carlos Martinez, R (1, 1) OBP: 0.300, SLG: 0.300 36 Randy Choate, L (7, 1) 43 Seth Maness, R (7, 1) OBP: 0.400, SLG: 0.400 33 Daniel Descalso, L (7, PH) OBP: 0.231, SLG: 0.244 37 Pat Neshek, S (8, 1) 26 Trevor Rosenthal, R (9, 1)		B SI 92 C SI 91 X SI 92 1-1 ③ G4-3			C CH 85 S SI 86 S SL 85 0-3 ① K		B SI 91 X SI 92 1-0 ① L4			2 0 0 1 0 0 0	0 0 0 0 0 0 0	0 0 0 0 0 0 0	0 0 0 0 0 0 0	0 0 0 0 0 0 0	1 0 0 0 0 0 0	1 0 0 0 0 0 0
Inning Stats	R: 0 E: 0 K: 1 S: 8 H: 1 LOB: 0 BB: 0 P: 11	R: 2 E: 0 K: 0 S: 12 H: 3 LOB: 1 BB: 0 P: 21	R: 0 E: 0 K: 0 S: 7 H: 0 LOB: 0 BB: 0 P: 11	R: 0 E: 0 K: 1 S: 9 H: 2 LOB: 2 BB: 0 P: 13	R: 2 E: 0 K: 1 S: 13 H: 3 LOB: 1 BB: 0 P: 19	R: 0 E: 0 K: 0 S: 6 H: 1 LOB: 0 BB: 0 P: 11	R: 0 E: 0 K: 0 S: 8 H: 0 LOB: 0 BB: 0 P: 14	R: 0 E: 0 K: 0 S: 6 H: 0 LOB: 0 BB: 0 P: 8	R: 1 E: 0 K: 1 S: 10 H: 1 LOB: 0 BB: 0 P: 17	1B: 8 2B: 2 3B: 0 HR: 1 SF: 0 SAC: 0 DP: 3 HBP: 1	WP: 0 PB: 0 SB: 0 CS: 0 PA: 35					

	AB	34
	R	5
	H	11
	RBI	5
	BB	0
	SO	4
	LOB	10

PITCHER		IP	WLS	BF	H	R	ER	SO	BB	IBB	HBP	BLK	WP	HR	S	P	ERA	WHIP
46 Vance Worley, R ERA: 3.03	(1, 1)	5.0		23	9	4	4	3	0	0	0	0	0	0	49	75	7.20	1.800
48 Jared Hughes, R ERA: 2.02	(6, 1)	2.0		6	1	0	0	0	0	0	0	0	0	0	14	25	0.00	0.500
44 Tony Watson, L ERA: 0.84	(8, 1)	1.0		3	0	0	0	0	0	0	1	0	0	0	6	8	0.00	0.000
29 Ernesto Frieri, R ERA: 7.41	(9, 1)	0.2	L	3	1	1	1	1	0	0	0	0	0	1	10	17	13.50	1.500

PITCHER	IP	WLS	BF	H	R	ER	SO	BB	IBB	HBP	BLK	WP	HR	S	P	ERA	WHIP

Batter	1	2	3	4	5	6	7	8	9	AB	R	H	RBI	BB	SO	LOB
25 Gregory Polanco, L (1, 9) OBP: 0.373, SLG: 0.387	C FF 91 S FF 92 X FF 94 0-2 ① F8		C SI 88 B CU 81 B SI 92 S FF 93 F FF 94 B FF 91 X FF 95 3-2 ② F7		C FF 93 B SI 90 B FF 91 X SI 90 2-1 ② G3		B SL 75 S SI 85 B SI 84 F SI 83 B SI 84 X SI 86 3-2 ③ G4-3			4	0	0	0	0	0	1
5 Josh Harrison, R (1, 7) (8, 4) OBP: 0.333, SLG: 0.449	B FF 93 B FF 92 C FF 92 F FF 93 F SI 92 S FF 95 2-3 ② K		B CU 79 X FF 93 1-0 ③ L7		B CU 78 B FF 89 X SI 92 2-0 2B			C SI 89 T SI 89 S FF 90 0-3 ① K		4	0	1	0	0	2	0
22 Andrew McCutchen, R (1, 8) OBP: 0.415, SLG: 0.540	F FF 94 B SI 92 C CU 79 S FF 90 1-3 ③ K			C CU 76 B SL 88 T FF 93 F FF 95 B CU 80 F CU 80 X FF 95 2-2 ① F9	B SI 92 B FF 94 B CU 80 S FF 95 S FF 95 F FF 95 F FF 94 X FF 94 3-2 ③ G5-3			F SI 90 S CH 84 F CH 84 X FF 90 0-2 ② F9		4	0	0	0	0	1	1
18 Neil Walker, S (1, 4) OBP: 0.347, SLG: 0.448 38 Stolmy Pimentel, R (8, 1)		C FF 91 B SI 88 X FF 92 1-1 HR		C SI 90 B CH 85 F CU 81 X CH 85 1-2 24 F8 10 1B 2B		X CH 80 0-0 ① F7		C SI 91 B CU 80 X SI 90 1-1 ③ G1-3		4 0	2 0	2 0	1 0	0 0	0 0	0 0
24 Pedro Alvarez, L (1, 5) OBP: 0.325, SLG: 0.408		C CU 78 B FF 94 F SI 92 S CU 79 1-3 ① K		C CU 78 D CU 75 B FF 94 B CU 78 S CU 79 X FF 95 3-2 ② F8 2-3		C SI 89 F FF 91 X CU 78 0-2 ② G4-3			B FF 95 F FF 94 B CU 77 B FF 94 S FF 94 B FF 96 4-2 55 S BB	3	0	0	0	1	1	1
10 Jordy Mercer, R (1, 6) OBP: 0.292, SLG: 0.370		B CU 79 B FF 92 F FF 92 F FF 93 B FF 90 X SI 92 3-2 ② G1-3		X CU 80 0-0 15 BB 1B 3-H		C FF 91 F SI 90 B FF 94 F CU 79 X FF 93 1-2 ③ F8			C FF 96 F FF 95 C CH 86 0-3 ① K	4	0	1	1	0	1	1
15 Ike Davis, L (1, 3) OBP: 0.364, SLG: 0.357		B CU 78 C SI 89 F SI 92 B FF 94 B CU 79 F FF 94 F FF 94 B SI 94 4-2 BB		B SI 90 B CU 78 F FF 93 1 SAFE B FF 90 B SI 90 4-1 1-2 BB			B CH 87 X CH 86 1-0 51 G5-4-3 2B		C FF 95 X FF 96 0-1 ② P6	2	0	1	0	2	0	1
19 Chris Stewart, R (1, 2) OBP: 0.330, SLG: 0.250 55 Russell Martin, R (9, PH) OBP: 0.404, SLG: 0.384		B SI 92 C FF 94 B FF 94 T FF 93 C FF 95 2-3 ③ K		B FF 94 B CU 80 S SI 92 C SI 92 B FF 95 X SI 93 3-2 ③ G5-3			X FF 92 0-0 51 G5-4-3 1B		B CH 86 D FF 97 F FF 97 B FF 96 X FF 97 3-1 ③ F8 1-2	3 1	0 0	1 0	0 0	0 0	1 0	3 1
58 Brandon Cumpton, R (1, 1) OBP: 0.133, SLG: 0.071 29 Ernesto Frieri, R (4, 1) 3 Michael Martinez, S (5, PH) 30 Jeanmar Gómez, R (5, 1) OBP: 1.000, SLG: 1.000 51 Matt Hague, R (7, PH) 37 Justin Wilson, L (7, 1) 23 Travis Snider, L (8, 7) OBP: 0.303, SLG: 0.331			C FF 90 B FF 92 X FF 91 1-1 ① G6-3		X SL 87 0-0 ① L6		X 0-0 ① ② G5-4-3 1-2f 2-3			1 0 1 0 1 0 0	0 0 0 0 0 0 0	0 0 0 0 0 0 0	0 0 0 0 0 0 0	0 0 0 0 0 0 0	0 0 0 0 0 2 0	0 0 0 0 0 0 0
Inning Stats	R: 0 E: 0 K: 2 S: 10 H: 0 LOB: 0 BB: 0 P: 13	R: 1 E: 0 K: 2 S: 15 H: 1 LOB: 1 BB: 1 P: 26	R: 0 E: 0 K: 0 S: 7 H: 0 LOB: 0 BB: 0 P: 12	R: 1 E: 0 K: 0 S: 16 H: 2 LOB: 2 BB: 1 P: 29	R: 0 E: 0 K: 0 S: 10 H: 1 LOB: 1 BB: 0 P: 17	R: 0 E: 0 K: 0 S: 8 H: 0 LOB: 0 BB: 0 P: 9	R: 0 E: 0 K: 0 S: 6 H: 2 LOB: 1 BB: 0 P: 10	R: 0 E: 0 K: 1 S: 9 H: 0 LOB: 0 BB: 0 P: 10	R: 0 E: 0 K: 1 S: 9 H: 0 LOB: 1 BB: 1 P: 16	1B: 2 2B: 3 3B: 0 HR: 1 SF: 0 SAC: 0 DP: 1 HBP: 0					WP: 0 PB: 0 SB: 1 CS: 0	PA: 35	

TOP

Pittsburgh Pirates @ St. Louis Cardinals

Busch Stadium, St. Louis, MO

Wed Jul 09 2014, 7:17 PM - 10:41 PM CDT

Att. 43,941 - Clear - 84 F

livebaseballscorecards.com

AB	32
R	2
H	6
RBI	2
BB	3
SO	6
LOB	11

PITCHER		IP	WLS	BF	H	R	ER	SO	BB	IBB	HBP	BLK	WP	HR	S	P	ERA	WHIP
31 Lance Lynn, R ERA: 3.14	(1, 1)	6.2	W	27	6	2	2	4	2	0	0	0	0	1	69	110	2.70	1.200
36 Randy Choate, L ERA: 4.81	(7, 1)	0.1	H	1	0	0	0	0	0	0	0	0	0	0	3	6	0.00	0.000
43 Seth Maness, R ERA: 2.42	(8, 1)	1.0	H	3	0	0	0	1	0	0	0	0	0	0	9	10	0.00	0.000
26 Trevor Rosenthal, R ERA: 3.59	(9, 1)	1.0	S	4	0	0	0	1	1	0	0	0	0	0	9	16	0.00	1.000

PITCHER	IP	WLS	BF	H	R	ER	SO	BB	IBB	HBP	BLK	WP	HR	S	P	ERA	WHIP

Batter	1	2	3	4	5	6	7	8	9	AB	R	H	RBI	BB	SO	LOB
13 Matt Carpenter, L (1, 5) OBP: 0.380, SLG: 0.389	C SI 92 C SI 93 B SI 92 F SI 92 X SI 93 1-2 7 BB 32 2B 1B	C SI 94 B SI 94 F SI 93 B SI 93 F SL 84 X SI 94 2-2 ③ L8		S CH 85 X SI 92 0-1 7 1B 18 1B 1-2 1B		C SL 80 B SL 82 B CH 82 C SI 91 F CH 86 F CH 84 B SI 92 X SI 92 3-2 ① G4-3	B FF 96 C FF 96 X FF 96 1-1 ③ G4-3			5	1	2	0	0	0	3
18 Oscar Taveras, L (1, 8) OBP: 0.246, SLG: 0.308 (8, 9)	1 SAFE 1 SAFE C SI 92 X SI 92 0-1 ① F7		F SI 93 B SI 92 X SI 92 1-1 ① G3	B CH 86 B CH 85 F SI 92 X SI 92 2-1 7 1B 1-2 2-3 1B		C SL 82 B SI 91 F CH 86 X SI 92 1-2 7 BB 1B		B SL 87 X FF 94 1-0 ① P2		5	0	2	0	0	0	1
7 Matt Holliday, R (1, 7)	F SI 93 1 SAFE F SI 92 1 SAFE B SI 93 B CH 86 D SI 92 B SI 93 4-2 32 2B 1-2 BB		C SL 84 F SI 92 B SL 85 B SI 94 B SI 94 F SI 92 F SI 93 F SI 92 F SL 84 3-2 F SI 84 X SI 93 32 1B 27 2B 1B	X SI 92 0-0 1-2 2-3 3-H 1B		F SI 92 1 SAFE F CH 83 B SI 93 1 SAFE P PO 87 1 SAFE B CH 84 B CH 84 4-2 27 FC6-4 1-2 BB		B FF 95 B FF 95 S SL 86 S FF 94 B SL 90 X SL 86 3-2 ② P6		3	2	2	1	2	0	0
32 Matt Adams, L (1, 3) OBP: 0.350, SLG: 0.538	X SI 93 0-0 ② 1-H 2-H 2B		B SI 92 C SI 92 1 SAFE S CH 86 X SL 85 1-2 27 2B 48 FC5-2 1-3 1B	X SI 93 0-0 ② P6		C CH 84 X CH 85 0-1 ② P6		C FF 95 X FF 95 0-1 1B		5	0	3	2	0	0	5
27 Jhonny Peralta, R (1, 6) OBP: 0.317, SLG: 0.441	B SI 93 C SI 93 C SI 93 S SL 86 1-3 ③ K		1 SAFE F SI 92 B SI 92 1 SAFE 1 SAFE F SL 85 X SI 93 1-2 48 FC5-2 1-3 3-H 2B	X SI 92 0-0 ③ F9		B SI 93 X CH 86 1-0 ③ FC6-4 1-2f		B SL 87 1 SAFE C SL 88 F FF 94 B SL 88 1 SAFE X SL 89 2-2 ③ G4-3		5	0	1	1	0	1	6
4 Yadier Molina, R (1, 2) OBP: 0.341, SLG: 0.409 48 Tony Cruz, R (3, PH) OBP: 0.345, SLG: 0.294 (4, 2)		B SI 92 X SI 91 1-0 21 G5-3 2B	B SI 93 C SI 91 F SI 94 X SI 93 1-2 ② FC5-2 2-3 3-H		B SL 80 X SI 91 1-0 21 G5-4-3 1B		F FF 95 B FF 95 S FC 89 C FF 96 1-3 ① K			1 3	0 0	1 1	0 0	0 0	0 1	0 2
21 Allen Craig, R (1, 9) OBP: 0.293, SLG: 0.358 43 Seth Maness, R (8, 1) OBP: 0.400, SLG: 0.400 26 Trevor Rosenthal, R (9, 1)		C SI 92 F SI 93 X SI 91 0-2 ① G5-3 2-3	F SI 93 F SI 92 B SL 84 F SI 93 S SL 85 1-3 ③ K		C SI 89 1 SAFE 1 SAFE X SI 90 0-1 ①② G5-4-3 1-2f		C CU 78 B FF 96 B FF 95 S FC 91 F FF 97 X FC 92 2-2 ② G5-3			4 0 0	0 0 0	0 0 0	0 0 0	1 0 0	0 0 0	4 0 0
16 Kolten Wong, L (1, 4) OBP: 0.299, SLG: 0.371		B SI 93 B SI 93 3 SAFE F SI 93 B CH 86 B SI 93 4-1 31 SH1-4 BB		X CH 85 0-0 ① L3	B SI 91 S CH 84 B SI 92 B CH 84 F SI 91 B SI 85 4-2 31 E 31 S BB		C FF 96 B FF 95 B FC 90 X FC 90 2-1 HR			2	1	1	1	2	0	0
31 Lance Lynn, S (1, 1) OBP: 0.114, SLG: 0.063 36 Randy Choate, L (7, 1) 8 Peter Bourjos, R (7, PH) OBP: 0.280, SLG: 0.335 (8, 8)		X SI 92 0-0 ② SH1-4 1-2		B SI 91 C SI 90 B SI 91 B SI 91 B SI 92 4-1 18 1B 13 1B 7 1B BB	1 SAFE P PO 84 F SI 91 C SI 91 C SI 93 1-3 ③ K 1-3		S FF 96 C FC 90 B FF 97 X FF 96 1-2 3B			1 0 1	1 0 0	0 0 1	0 0 0	1 0 0	1 0 0	1 0 0
Inning Stats	R: 2 H: 2 E: 0 LOB: 0 K: 1 BB: 1 S: 12 P: 18	R: 0 H: 1 E: 0 LOB: 2 K: 0 BB: 1 S: 10 P: 17	R: 1 H: 3 E: 0 LOB: 2 K: 1 BB: 0 S: 23 P: 31	R: 1 H: 3 E: 0 LOB: 3 K: 0 BB: 1 S: 9 P: 15	R: 0 H: 1 E: 0 LOB: 1 K: 1 BB: 1 S: 9 P: 14	R: 0 H: 1 E: 0 LOB: 2 K: 0 BB: 1 S: 14 P: 22	R: 1 H: 2 E: 0 LOB: 1 K: 1 BB: 0 S: 14 P: 21	R: 0 H: 1 E: 0 LOB: 1 K: 0 BB: 0 S: 9 P: 15		1B: 9 SF: 0 2B: 3 SAC: 1 3B: 1 DP: 1 HR: 1 HBP: 0						WP: 0 PA: 41 PB: 0 SB: 1 CS: 0

PITCHER	IP	WLS	BF	H	R	ER	SO	BB	IBB	HBP	BLK	WP	HR	S	P	ERA	WHIP
58 Brandon Cumpton, R (1, 1) ERA: 4.98	3.1	L	21	9	4	4	2	3	0	0	0	0	0	52	79	10.80	3.600
29 Ernesto Frieri, R (4, 1) ERA: 7.27	0.2		2	0	0	0	0	0	0	0	0	0	0	2	2	0.00	0.000
30 Jeanmar Gómez, R (5, 1) ERA: 3.53	2.0		9	2	0	0	1	2	0	0	0	0	0	23	36	0.00	2.000
37 Justin Wilson, L (7, 1) ERA: 5.03	1.0		5	2	1	1	1	0	0	0	0	0	1	14	21	9.00	2.000
38 Stolmy Pimentel, R (8, 1) ERA: 4.43	1.0		4	1	0	0	0	0	0	0	0	0	0	9	15	0.00	1.000

PITCHER	IP	WLS	BF	H	R	ER	SO	BB	IBB	HBP	BLK	WP	HR	S	P	ERA	WHIP

BOTTOM

Pittsburgh Pirates @ St. Louis Cardinals

Busch Stadium, St. Louis, MO

Wed Jul 09 2014, 7:17 PM - 10:41 PM CDT

Att. 43,941 - Clear - 84 F

livebaseballscorecards.com

AB	35
R	5
H	14
RBI	5
BB	5
SO	4
LOB	22

Batter	1	2	3	4	5	6	7	8	9	AB	R	H	RBI	BB	SO	LOB
25 Gregory Polanco, L (1, 9) OBP: 0.374, SLG: 0.377	C FF 93 B FF 94 B CU 74 F FF 94 B FF 94 X FF 94 3-2 ① F9	C CH 85 X FF 94 0-1 ③ P5			B FF 92 B FF 94 C FF 94 B CH 87 S FF 93 B FF 94 4-2 22 1B 18 2B BB	F SI 90 B SL 80 S SI 90 B SL 80 B SL 80 B SI 88 4-2 5 2B 22 PB 1-2 BB		F FF 90 B CU 75 C FF 90 S SL 81 1-3 ② K		3	2	0	0	2	1	2
5 Josh Harrison, R (1, 7) OBP: 0.335, SLG: 0.452	X FF 94 0-0 ② P6		C FF 93 F CU 75 X CU 73 0-2 ① P4		X FF 90 0-0 ② F9 2-3	F FF 90 F SI 90 D SL 82 F CH 80 X SI 90 1-2 22 PB 22 SF8 1-3 2-H 3-H 2B		F CH 83 F FF 91 X CU 76 0-2 1-2 1B		5	1	2	2	0	0	2
22 Andrew McCutchen, R (1, 8) OBP: 0.415, SLG: 0.539	B FF 94 X CU 76 1-0 55 S 18 S 55 1B 1B		X FC 87 0-0 ② F9		F FF 94 B FF 94 1 SAFE F CU 77 X FF 94 1-2 18 2B 3-H 1B	S CH 84 B FF 92 B SI 90 B CH 82 X FF 89 3-1 ② SF8 2-H 3-H		S SI 91 F CU 78 B FF 92 F SL 82 D CH 83 F CU 76 X CU 76 2-2 ③ G1-3		4	2	2	2	0	0	2
18 Neil Walker, S (1, 4) OBP: 0.348, SLG: 0.449	B SI 93 1 SAFE B SI 94 B CU 76 B SI 93 4-0 55 1B 1-2 BB		C SI 92 B FF 94 S SI 94 F CU 75 F CU 75 B FF 94 S FF 93 2-3 ③ K		B CU 76 F SI 94 X FF 94 1-1 1-H 2-H 2B	B SI 90 B CH 83 B FF 88 C FF 89 F SI 88 X FF 90 3-2 ③ P4			B FF 96 X FF 94 1-0 ① L8	4	0	1	2	1	1	0
55 Russell Martin, R (1, 2) OBP: 0.413, SLG: 0.409	C CU 76 F FF 94 B FF 94 B FF 96 X FF 96 2-2 1-2 2-H 1B			S SI 92 S FF 93 B FF 93 B CU 73 X CU 74 2-2 ① G5-3	B FF 94 B FF 94 B FF 88 F FF 94 C CU 76 F FF 94 D FF 95 4-2 BB		C CH 82 C CH 82 X CH 82 0-2 24 G3 1B		B FF 96 B FF 95 X FF 94 2-0 HR	4	1	3	2	1	0	0
15 Ike Davis, L (1, 3) OBP: 0.360, SLG: 0.352 17 Gaby Sanchez, R (7, PH) OBP: 0.290, SLG: 0.427 (7, 3)	B SI 94 B FC 87 X FF 93 2-0 ③ F8			B FF 93 B CU 74 S CH 88 F FF 94 X CU 75 2-2 ② P4	B CH 88 D FF 94 B FF 92 F FF 92 X SI 93 3-1 ③ P5		C SI 90 B FF 92 B FF 91 X SI 90 2-1 ① P4		S FC 89 B CH 83 B FF 94 C FC 87 F FC 90 F FF 96 X FF 96 2-2 ② P4	3 2	0 0	0 0	0 0	0 0	0 0	4 1
24 Pedro Alvarez, L (1, 5) OBP: 0.323, SLG: 0.408		C CU 74 C CU 75 B SI 94 X FF 94 1-2 36 SH1-3 2B		C FF 94 X CU 75 0-1 ③ F9	B FF 92 S SL 81 X SI 90 1-1 E3 36 FC5-8 10 E 5 2B	C SI 90 X FF 91 0-1 ② ③ G3 1-2f			C FC 90 B FF 94 F FF 95 B FF 95 B FF 94 X FC 89 3-2 ③ F7	5	1	1	0	0	0	1
10 Jordy Mercer, R (1, 6) OBP: 0.291, SLG: 0.366		C FF 93 B FF 92 X CU 76 1-1 ① L8		C CU 74 B FF 92 B CU 74 B FF 93 S FF 93 B FF 94 4-2 5 F9 36 SH5-3 22 1B BB	B SI 89 X SI 90 1-0 FC1 36 FC5-8 1-2			C CU 74 X SI 90 0-1 ① F8		3	1	0	0	1	0	2
36 Edinson Volquez, R (1, 1) OBP: 0.115, SLG: 0.042		B FF 94 F FF 94 B FF 94 X FF 91 2-1 ② SH1-3 2-3		1 SAFE B FF 90 C FF 91 X SI 91 1-1 ① SH5-3 1-2	B FF 88 X FF 88 1-0 ① FC5-8 25 BB 5 2B 1-2f 2-3			B SI 88 B FF 88 C FF 89 B FF 89 B FF 88 4-1 5 1B BB		1	1	0	0	1	0	2
Inning Stats	R: 1 H: 2 E: 0 LOB: 2 K: 0 BB: 1 S: 9 P: 21	R: 0 H: 1 E: 0 LOB: 1 K: 0 BB: 0 S: 9 P: 13	R: 0 H: 0 E: 0 LOB: 0 K: 1 BB: 0 S: 9 P: 11	R: 0 H: 0 E: 0 LOB: 0 K: 0 BB: 0 S: 8 P: 12	R: 3 H: 2 E: 0 LOB: 2 K: 0 BB: 3 S: 17 P: 35	R: 4 H: 1 E: 2 LOB: 0 K: 0 BB: 1 S: 15 P: 29	R: 0 H: 1 E: 0 LOB: 0 K: 0 BB: 0 S: 7 P: 9	R: 0 H: 1 E: 0 LOB: 2 K: 1 BB: 1 S: 14 P: 21	R: 1 H: 1 E: 0 LOB: 0 K: 0 BB: 0 S: 10 P: 18	1B: 5 SF: 1 2B: 3 SAC: 2 3B: 0 DP: 1 HR: 1 HBP: 0						

PITCHER		IP	WLS	BF	H	R	ER	SO	BB	IBB	HBP	BLK	WP	HR	S	P	ERA	WHIP
40 Shelby Miller, R ERA: 4.29	(1, 1)	5.0	L	24	5	4	4	1	4	0	0	0	0	0	52	92	7.20	1.800
70 Tyler Lyons, L ERA: 5.46	(6, 1)	3.0		15	3	4	0	1	2	0	0	0	0	0	36	59	0.00	1.667
30 Jason Motte, R ERA: 5.87	(9, 1)	1.0		4	1	1	1	0	0	0	0	0	0	1	10	18	9.00	1.000

PITCHER	IP	WLS	BF	H	R	ER	SO	BB	IBB	HBP	BLK	WP	HR	S	P	ERA	WHIP

TOP

Pittsburgh Pirates @ St. Louis Cardinals

Busch Stadium, St. Louis, MO

Thu Jul 10 2014, 6:19 PM - 9:22 PM CDT

Att. 43,974 - Partly Cloudy - 85 F

livebaseballscorecards.com

AB	34
R	9
H	9
RBI	8
BB	6
SO	2
LOB	16

WP: 0 PA: 43
PB: 1
SB: 2
CS: 0

Batter	1	2	3	4	5	6	7	8	9	AB	R	H	RBI	BB	SO	LOB
13 Matt Carpenter, L (1, 5) OBP: 0.379, SLG: 0.388 30 Jason Motte, R (9, 1)	C SI 93 B SI 93 B SI 92 X SI 93 2-1 1B		X CH 84 0-0 ② SF8 3-H		B SI 94 C KC 78 X SI 94 1-1 ③ F8			B SI 93 F SI 94 C KC 78 S SI 96 1-3 ③ K		3 0	0 0	1 0	1 0	0 0	1 0	1 0
18 Oscar Taveras, L (1, 9) OBP: 0.233, SLG: 0.290	F SI 92 B SI 93 1 SAFE F CH 83 B FF 94 F FF 94 S CH 85 2-3 ① K		B SI 94 F CH 84 X CH 85 1-1 ③ P5			C SI 93 F CH 84 F KC 79 F CH 88 B KC 80 X KC 80 1-2 ① G4-3			C SI 94 B SI 95 B SI 95 C CH 84 X CH 84 2-2 ① L9	4	0	0	0	0	1	1
7 Matt Holliday, R (1, 7) OBP: 0.371, SLG: 0.377 8 Peter Bourjos, R (9, 8) OBP: 0.283, SLG: 0.339	C SI 94 X KC 81 0-1 ② F8			C SI 93 F SI 93 F SI 93 B KC 81 F CH 86 X KC 82 1-2 27 F9 32 1B 1B		F SI 94 X SI 94 0-1 ② G6-3			X SI 95 0-0 63 BB 1B	3 1	0 0	1 1	0 0	0 0	0 0	1 0
32 Matt Adams, L (1, 3) OBP: 0.350, SLG: 0.536 63 Audry Pérez, R (9, PH)	C SI 94 X CH 86 0-1 ③ F7			X SI 94 0-0 19 G4-6-3 1-2 1B		B SI 93 F FF 94 X FF 93 1-1 ③ F8			D SI 95 S KC 79 B KC 80 F SI 93 D SI 86 B CH 85 4-2 27 G6-4-3 1-2 BB	3 0	0 0	1 0	0 0	0 1	0 0	1 0
27 Jhonny Peralta, R (1, 6) OBP: 0.319, SLG: 0.440		F SI 94 C KC 80 B FF 94 B SI 88 B KC 81 B SI 96 4-2 19 CS BB		B KC 81 X SI 94 1-0 ① F9 2-3			X SI 93 0-0 19 G6-4-3 1B		X SI 94 0-0 ②③ G6-4-3 1-2f	3 0	0 0	1 0	0 0	1 0	0 0	4 0
19 Jon Jay, L (1, 8) OBP: 0.345, SLG: 0.369 (9, 7)	C KC 78 B SI 95 1 SAFE C KC 79 D KC 80 F CH 84 F SI 94 B SI 94 S CH 87 3-3 ①② K 1-2			C SI 94 B SI 95 S KC 80 D KC 83 1 SAFE X CH 86 2-2 ②③ G4-6-3 1-2f			F CH 83 X KC 78 0-1 ①② G6-4-3 1-2f			3	0	0	0	0	1	4
48 Tony Cruz, R (1, 2) OBP: 0.328, SLG: 0.278	B SI 94 F SI 93 C SI 93 F FF 96 C KC 80 1-3 ③ K				C SI 92 T KC 78 B CH 84 B KC 78 X SI 92 2-2 ① G1-3		X SI 93 0-0 ③ F9			3	0	0	0	0	1	0
16 Kolten Wong, L (1, 4) OBP: 0.305, SLG: 0.372			B SI 93 S CH 82 X SI 92 1-1 40 SH1-4 40 S 13 SF8 1B		C FF 95 S SI 87 B SI 94 H KC 82 2-2 3 FC6-4 HBP			B KC 76 C CH 81 F CH 83 F SI 93 X CH 85 1-2 ① G1-3		2	1	1	0	0	0	0
40 Shelby Miller, R (1, 1) OBP: 0.194, SLG: 0.300 3 Mark Ellis, R (5, PH) OBP: 0.267, SLG: 0.231 70 Tyler Lyons, L (6, 1) 33 Daniel Descalso, L (8, PH) OBP: 0.228, SLG: 0.241 (9, 5)			1 SAFE B FF 92 1 SAFE B FF 91 L SI 91 C SI 93 X SI 93 2-2 ① SH1-4 1-3		X SI 93 0-0 ② FC6-4 1-2f			F SI 93 B KC 76 C KC 78 B CH 86 S CH 84 2-3 ② K		0 1 0 1	0 0 0 0	0 0 0 0	0 0 0 0	0 0 0 0	0 0 0 1	0 1 0 0
Inning Stats	R: 0 E: 0 K: 1 S: 10 H: 1 LOB: 1 BB: 0 P: 14	R: 0 E: 0 K: 2 S: 11 H: 0 LOB: 0 BB: 1 P: 19	R: 1 E: 0 K: 0 S: 8 H: 1 LOB: 0 BB: 0 P: 12	R: 0 E: 0 K: 0 S: 10 H: 2 LOB: 1 BB: 0 P: 14	R: 0 E: 0 K: 0 S: 8 H: 0 LOB: 1 BB: 0 P: 13	R: 0 E: 0 K: 0 S: 9 H: 0 LOB: 0 BB: 0 P: 11	R: 0 E: 0 K: 0 S: 4 H: 1 LOB: 0 BB: 0 P: 4	R: 0 E: 0 K: 2 S: 10 H: 0 LOB: 0 BB: 0 P: 14	R: 0 E: 0 K: 0 S: 7 H: 1 LOB: 1 BB: 1 P: 13	1B: 6 2B: 1 3B: 0 HR: 0		SF: 1 SAC: 1 DP: 4 HBP: 1		WP: 0 PB: 0 SB: 1 CS: 1		PA: 32

PITCHER	IP	WLS	BF	H	R	ER	SO	BB	IBB	HBP	BLK	WP	HR	S	P	ERA	WHIP
36 Edinson Volquez, R (1, 1) ERA: 3.65	9.0	W	32	6	1	1	5	2	0	1	0	0	0	77	114	1.00	0.889

PITCHER	IP	WLS	BF	H	R	ER	SO	BB	IBB	HBP	BLK	WP	HR	S	P	ERA	WHIP

BOTTOM

Pittsburgh Pirates @ St. Louis Cardinals

Busch Stadium, St. Louis, MO

Thu Jul 10 2014, 6:19 PM - 9:22 PM CDT

Att. 43,974 - Partly Cloudy - 85 F

livebaseballscorecards.com

AB	27
R	1
H	6
RBI	1
BB	2
SO	5
LOB	13

Pittsburgh Pirates @ Cincinnati Reds

Great American Ball Park, Cincinnati, OH

Fri Jul 11 2014, 7:13 PM - 10:23 PM EDT

Att. 36,613 - Clear - 85 F

TOP

livebaseballscorecards.com

Batter	1	2	3	4	5	6	7	8	9	AB	R	H	RBI	BB	SO	LOB
25 Gregory Polanco, L (1, 9) OBP: 0.363, SLG: 0.364	C FC 92 B FF 91 S FF 92 S FS 82 1-3 K		C FF 89 X FC 90 0-1 F7		C FF 88 F FF 89 B FF 87 S FS 81 1-3 K 1-2		F FF 92 S CH 86 S CH 89 0-3 K		S FF 102 F FF 100 S FF 103 0-3 K	4	0	0	0	0	3	2
51 Matt Hague, R (9, PH)										1	0	0	0	0	1	0
5 Josh Harrison, R (1, 7) OBP: 0.329, SLG: 0.444	B FC 94 C FF 94 X FF 94 1-1 F7			B SL 85 C FF 89 C CU 75 S FS 80 1-3 K	F FC 92 F SI 90 S FS 82 0-3 K2-3			B SL 86 C SL 84 F FF 96 F CH 84 F FF 97 F FF 97 F FF 96 X CH 84 1-2 L7		4	0	0	0	0	2	0
(8, 5)																
22 Andrew McCutchen, R (1, 8) OBP: 0.418, SLG: 0.552	B FC 90 F FC 94 T FC 93 F FS 83 X FC 95 1-2 F9			B FC 91 C SL 87 X FC 91 1-1 HR		B FF 93 B FF 92 C FF 92 X FF 93 2-1 18 G6-3 55 1B 2B		B SL 87 F SL 83 B FF 96 F SL 86 F FF 98 F FF 98 F FF 98 F SL 88 B SL 86 4-2 F SL 84 D SL 84 24 BB 18 BB BB		3	2	2	1	1	0	0
18 Neil Walker, S (1, 4) OBP: 0.346, SLG: 0.444		B FF 89 B FF 90 C FF 90 F FF 90 S FS 81 2-3 K		B CU 77 X CU 76 1-0 E3 55 PB 24 HR		B FF 93 B CH 86 C FF 93 S CH 87 X FF 94 2-2 G6-3 2-3		1 SAFE C FF 96 B CH 85 1 SAFE 1 SAFE B CH 86 B FF 96 B FF 93 4-1 24 BB 1-2 BB		3	1	0	0	1	1	1
55 Russell Martin, R (1, 2) OBP: 0.414, SLG: 0.408		F FC 91 C FC 93 F FS 82 F SL 88 B FF 91 B CU 79 B FF 93 X FC 93 3-2 G5-3		F SL 88 B FF 90 D CU 76 B SL 87 F SL 88 F FF 89 F SI 89 B FF 90 4-2 24 HR 1-2 BB		D FF 95 X CU 82 1-0 3-H 1B		S SL 85 F FF 96 D SL 86 B SL 86 C SL 85 2-3 K		3	1	1	1	1	1	2
24 Pedro Alvarez, L (1, 5) OBP: 0.325, SLG: 0.417		S CU 79 X FF 92 0-1 P5		B FF 89 D FS 82 X FF 90 2-0 1-H 2-H HR		C SI 92 S CH 86 D CH 89 F CH 87 F CH 86 S CH 88 1-3 K		B CH 85 B CH 85 B CH 85 B CH 87 4-0 1-2 2-3 BB		3	1	1	3	1	1	1
44 Tony Watson, L (8, 1) OBP: 1.000, SLG: 1.000										0	0	0	0	0	0	0
29 Ernesto Frieri, R (8, 1)										0	0	0	0	0	0	0
17 Gaby Sanchez, R (1, 3) OBP: 0.285, SLG: 0.418			C FC 91 X FC 90 0-1 L9	B FC 91 X FC 92 1-0 F9		1 SAFE F FC 94 B FF 94 B CU 82 B FF 93 X FF 91 3-1 P3		F FF 97 B FF 98 S FF 97 B FF 99 S FF 99 2-3 K		3	0	0	0	0	0	1
15 Ike Davis, L (8, PH) OBP: 0.359, SLG: 0.351										1	0	0	0	0	1	3
(8, 3)																
10 Jordy Mercer, R (1, 6) OBP: 0.287, SLG: 0.360			B FC 91 C FC 94 B FF 92 X FF 91 2-1 L7	B SL 87 B FC 90 F FC 90 X FC 90 2-1 L8			C FC 91 S CH 83 S FF 95 0-3 K		F FF 99 B FF 100 S SL 87 F FF 101 B SL 89 F SL 89 C FF 102 2-3 K	4	0	0	0	0	2	0
49 Jeff Locke, L (1, 1) OBP: 0.235, SLG: 0.133			C FF 92 X FF 91 0-1 1B		B FF 87 B FF 88 B SL 88 B FF 88 4-0 25 K BB		C FF 91 C FC 93 C CU 81 0-3 K		C FF 100 B FF 99 T FF 99 S FF 102 1-3 K	2	0	1	0	1	1	0
48 Jared Hughes, R (7, 1)										0	0	0	0	0	0	0
23 Travis Snider, L (8, 7) OBP: 0.303, SLG: 0.331										0	0	0	0	0	0	0
3 Michael Martinez, S (9, PH)										1	0	0	0	0	1	0

	AB	R	H	RBI	BB	SO	LOB
	32	5	5	5	5	14	10

Inning Stats	1	2	3	4	5	6	7	8	9
	R: 0 E: 0 K: 1 S: 9 H: 0 LOB: 0 BB: 0 P: 12	R: 0 E: 0 K: 1 S: 10 H: 0 LOB: 0 BB: 0 P: 15	R: 0 E: 0 K: 0 S: 8 H: 1 LOB: 1 BB: 0 P: 10	R: 4 E: 1 K: 1 S: 14 H: 2 LOB: 0 BB: 1 P: 26	R: 0 E: 0 K: 2 S: 6 H: 0 LOB: 0 BB: 1 P: 11	R: 1 E: 0 K: 1 S: 13 H: 2 LOB: 1 BB: 0 P: 22	R: 0 E: 0 K: 3 S: 9 H: 0 LOB: 0 BB: 0 P: 9	R: 0 E: 0 K: 2 S: 21 H: 0 LOB: 3 BB: 3 P: 38	R: 0 E: 0 K: 3 S: 11 H: 0 LOB: 0 BB: 0 P: 14

| | | | | | | | | | | | | | | | |

BOTTOM

Pittsburgh Pirates @ Cincinnati Reds

Great American Ball Park, Cincinnati, OH

Fri Jul 11 2014, 7:13 PM - 10:23 PM EDT

Att. 36,613 - Clear - 85 F

livebaseballscorecards.com

Batter	1	2	3	4	5	6	7	8	9	AB	R	H	RBI	BB	SO	LOB
6 Billy Hamilton, S (1, 8) OBP: 0.318, SLG: 0.424	X SI 90 0-0 2 2B 1B		B SI 90 B SI 91 X SI 91 2-0 2 CS 1B		B SI 92 F CH 81 B SI 90 B SI 92 C CH 81 F CH 80 X SI 92 3-2 1B		X SI 93 0-0 ② G4-3 1-2 3-H	B FF 94 F FF 93 C FF 93 B FF 94 X FF 93 2-2 ③ FC1-2 1-2 3-H		5	1	3	1	0	0	3
2 Zack Cozart, R (1, 6) OBP: 0.281, SLG: 0.309	1 SAFE X SI 90 0-0 21 FC5-2-6 1-H 2B		1 SAFE 1 SAFE F SI 91 B CH 81 F CH 81 B SI 92 F SI 92 X CH 81 2-2 ① ② G6-3 1-2		C KC 75 X CH 79 0-1 ③ L7		X SI 93 0-0 ③ G6-3			4	0	1	1	0	0	3
21 Todd Frazier, R (1, 5) OBP: 0.351, SLG: 0.487	B SI 90 F CH 81 B SI 91 S KC 77 X CH 80 2-2 ① FC5-2-6 3-H		X SI 92 0-0 1B			B SI 88 S CH 79 B KC 77 F KC 75 B KC 77 X CH 79 3-2 ① L8		B SI 95 C SI 96 X CH 90 1-1 ① L7		4	0	1	0	0	0	1
32 Jay Bruce, L (1, 3) (9, 9) OBP: 0.310, SLG: 0.415	B SI 91 F FF 91 S SI 89 S SI 92 1-3 ② K		C SI 92 D SI 91 B SI 91 F SI 92 F SI 91 X SI 91 2-2 ③ G4-3			X SI 89 0-0 ② B1-3		C SI 96 X SI 96 0-1 ② L8		4	0	0	0	0	1	2
39 Devin Mesoraco, R (1, 2) OBP: 0.368, SLG: 0.612	B SI 92 C SI 91 D CH 81 B SI 91 S CH 80 S CH 81 3-3 ③ K			B KC 73 B CH 79 C SI 89 F SI 91 B CH 80 F SI 91 X SI 92 3-2 ① F8		C SI 91 S KC 79 S CH 78 0-3 ③ K		S SI 96 B SI 96 S CH 89 X SI 96 1-2 HR		4	1	1	1	0	2	1
48 Ryan Ludwick, R (1, 7) OBP: 0.328, SLG: 0.407 54 Aroldis Chapman, L (9, 1)		B SI 90 B KC 78 S CH 80 B SI 91 S CH 80 X SI 92 3-2 7 1B 2B		C KC 76 B SI 90 S CH 80 B SI 91 B SI 92 X CH 80 3-2 ② L5			X KC 75 0-0 E5 28 G2-3 7 2B	B SI 97 B SI 96 B CH 90 C CH 88 X CH 89 3-1 28 1B 7 1B 1B		4 0	2 0	2 0	0 0	0 0	0 0	0 0
28 Chris Heisey, R (1, 9) (9, 7) OBP: 0.279, SLG: 0.331		B CH 80 C SI 92 B SI 90 C SI 89 S CH 81 2-3 ① K		F SI 92 X SI 91 0-1 ③ G1-3			X SI 89 0-0 ① G2-3 2-3	X SI 95 0-0 7 1B 29 1B 1-2 1B		4	1	1	0	0	1	2
7 Ramon Santiago, S (1, 4) OBP: 0.337, SLG: 0.312		C SI 91 B SI 91 X CH 81 1-1 55 B2-6-3 2-3 1B			X SI 88 0-0 ① G6-3		C SI 88 F CH 78 X SI 90 0-2 23 1B 6 G4-3 3-H 2B	C CH 89 B SI 96 F SI 96 X CH 88 1-2 29 1B 6 FC1-2 1-3 2-H 1B		4	1	3	2	0	0	0
55 Mat Latos, R (1, 1) 44 Mike Leake, R (5, PH) OBP: 0.122, SLG: 0.220 53 Carlos Contreras, R (6, 1) 23 Donald Lutz, L (7, PH) OBP: 0.313, SLG: 0.286 46 Curtis Partch, R (8, 1) 29 Brayan Peña, S (8, PH) OBP: 0.292, SLG: 0.383 (9, 3)		B SI 90 X SI 89 1-0 ② ③ B2-6-3 1-2f			B SI 89 F SI 90 F CH 80 F SI 91 B SI 92 S CH 80 2-3 ② K		S SI 90 X SI 91 0-1 6 G4-3 2-3 1B	B SI 96 F CH 90 X CH 89 1-1 6 FC1-2 1-3 3-H 1B		1 1 0 1 0 1	0 0 0 0 0 0	0 0 0 1 0 0	0 0 0 0 0 0	0 1 0 0 0 0	0 0 0 0 0 0	2 0 0 0 0 0
Inning Stats	R: 1 H: 2 E: 0 LOB: 1 K: 2 BB: 0 S: 11 P: 17	R: 0 H: 2 E: 0 LOB: 1 K: 1 BB: 0 S: 9 P: 16	R: 0 H: 2 E: 0 LOB: 1 K: 0 BB: 0 S: 10 P: 16	R: 0 H: 0 E: 0 LOB: 0 K: 0 BB: 0 S: 9 P: 15	R: 0 H: 1 E: 0 LOB: 1 K: 1 BB: 0 S: 11 P: 16	R: 0 H: 0 E: 0 LOB: 0 K: 1 BB: 0 S: 7 P: 10	R: 2 H: 2 E: 1 LOB: 1 K: 0 BB: 0 S: 9 P: 9	R: 3 H: 5 E: 0 LOB: 2 K: 0 BB: 0 S: 18 P: 27		1B: 10 SF: 0 2B: 3 SAC: 0 3B: 0 DP: 1 HR: 1 HBP: 0						

	AB	37
	R	6
	H	14
	RBI	6
	BB	0
	SO	5
	LOB	14

WP: 0 PA: 37
PB: 0
SB: 0
CS: 1

PITCHER		IP	WLS	BF	H	R	ER	SO	BB	IBB	HBP	BLK	WP	HR	S	P	ERA	WHIP
49 Jeff Locke, L ERA: 2.89	(1, 1)	6.1		27	9	3	1	5	0	0	0	0	0	0	64	97	1.42	1.421
48 Jared Hughes, R ERA: 1.98	(7, 1)	0.2	H	2	0	0	0	0	0	0	0	0	0	0	2	2	0.00	0.000
44 Tony Watson, L ERA: 1.45	(8, 1)	0.2	L	7	5	3	3	0	0	0	0	0	0	1	15	22	40.50	7.500
29 Ernesto Frieri, R ERA: 7.2	(8, 1)	0.1		1	0	0	0	0	0	0	0	0	0	0	3	5	0.00	0.000

PITCHER	IP	WLS	BF	H	R	ER	SO	BB	IBB	HBP	BLK	WP	HR	S	P	ERA	WHIP

Batter	1	2	3	4	5	6	7	8	9	10	11	AB	R	H	RBI	BB	SO	LOB
25 Gregory Polanco, L (1, 9) OBP: 0.362, SLG: 0.358	C SI 88 X SI 87 0-1 ① G4-3	C SL 79 F SI 91 S SL 81 0-3 ② K		3 SAFE B FC 90 B CH 85 X SI 92 2-0 23 1B 1B 2-H 3-H		B SI 90 S CH 84 B CH 85 F SI 91 F FC 90 B SI 92 F SI 92 F SI 92 F SI 87 4-2 ② 23 1B 23 S BB		C FF 92 X SL 86 0-1 ② FC6-4 1-2f 2-3			B CU 70 S FF 92 F FF 92 F FF 94 B FF 93 F CH 88 X FF 93 2-2 ① F7	5	0	1	1	1	3	3
23 Travis Snider, L (7, 7) 51 Matt Hague, R (8, PH) 15 Ike Davis, L (8, PH) 35 Mark Melancon, R (8, 1) 44 Tony Watson, L (8, 1) 29 Ernesto Frieri, R (10, 1) 37 Justin Wilson, L (10, 1) 14 Jaff Decker, L (11, PH) (11, 1)	B KC 76 C SI 89 X SI 89 1-1 ③ 18 BB 22 HBP 55 SF8 1B	B FC 89 F FC 89 X FC 90 1-1 ③ P4		1 SAFE B SI 91 1 SAFE F SI 90 X SI 92 1-1 18 FC6 1B 1-3		1 SAFE B FC 90 X CH 85 2-0 1B 1-3		X SI 99 0-0 ③ G4-3			C CU 74 B FF 94 C CU 74 B FF 94 S FF 94 2-3 ② K	4 0 1 0 0 0 0 1	1 0 0 0 0 0 0 0	3 0 0 0 0 0 0 0	0 0 0 0 0 0 0 0	0 0 0 0 0 0 0 1	1 0 2 0 0 0 0 0	0 0 0 0 0 0 0 0
22 Andrew McCutchen, R (1, 8) OBP: 0.422, SLG: 0.573	F SI 89 H SI 89 1-1 55 SF8 18 BB 1-2 HBP		B SI 89 X KC 78 1-0 18 G4-3 55 SF9 2B	D SL 83 C FC 91 B SL 82 F SI 91 S SL 82 2-3 ② K		X FC 90 0-0 ③ G5-3			C SL 87 B FF 94 B SL 89 T SL 86 F FF 95 X FF 95 2-2 HR		X SL 83 0-0 HR	5	3	3	2	0	1	4
18 Neil Walker, S (1, 4) OBP: 0.343, SLG: 0.437	B SI 90 S CH 84 B FC 89 B SI 90 B SI 92 4-1 24 BB 1-2 2-3 BB		F FC 89 F FC 90 D SL 82 B FC 90 F SL 82 X FF 92 2-2 ① G4-3 2-3	B SI 91 B FC 89 X SI 91 2-0 ③ FC6 1-2f			B SI 93 S FF 94 F SI 94 S CH 83 1-3 ① K		B FF 94 S SI 93 F SL 88 B FF 94 F SL 88 B FF 93 X FF 92 3-2 ① F8		X FF 94 0-0 ③ G3-1	5	0	0	0	1	1	3
55 Russell Martin, R (1, 2) OBP: 0.409, SLG: 0.406	F SL 81 X SI 92 0-1 ② SF8 2-3 3-H		X SI 92 0-0 ② SF9 3-H		C SI 88 X CH 82 0-1 24 G4-6-3 1B		S FF 94 X FF 95 0-1 ② F8		B SL 88 C SL 88 S FF 93 S FF 95 1-3 ② K			3	0	1	2	0	1	0
24 Pedro Alvarez, L (1, 5) OBP: 0.323, SLG: 0.412 30 Jeanmar Gómez, R (11, 1) OBP: 1.000, SLG: 1.000	B SI 91 F SI 91 B SI 91 B CH 85 F SI 92 B SL 82 4-2 1-2 BB		C KC 79 B SI 87 S FC 90 F SL 81 B FF 92 X FC 90 2-2 ③ G4-3		B SI 89 F SI 90 F FC 89 1 SAFE X FF 90 1-2 ① ② G4-6-3 1-2f		C CU 76 B CH 84 B CH 82 S CH 81 S CH 82 2-3 ③ K		B FF 92 C FF 93 C FF 92 S FF 93 1-3 ③ K			4 0	0 0	0 0	0 0	1 0	2 0	1 0
17 Gaby Sanchez, R (1, 3) OBP: 0.282, SLG: 0.411	C SI 92 F SI 91 F SL 82 X SL 82 0-2 ③ G5-3			C SI 89 X CH 83 0-1 50 SH1-4 10 1B 25 E 1B	B SI 91 X FC 88 1-0 ③ G4-3			B FF 88 C SI 88 G KC 74 B SI 90 S KC 76 2-3 ① K			C CU 72 F FF 92 B FF 94 C SL 84 1-3 ① K	5	1	1	0	0	2	3
10 Jordy Mercer, R (1, 6) OBP: 0.292, SLG: 0.365		B SI 88 C KC 77 X SI 89 1-1 50 SH1-4 1B		B KC 79 B SI 91 B SI 92 C SI 92 X SI 92 3-1 25 E 50 SH1-4 25 1B 1-2 1B		C KC 77 B SI 89 X SI 89 1-1 ① L9		X KC 75 0-0 25 FC6-4 5 1B 1B			F FF 93 B FF 94 F FF 94 B FF 94 F SL 84 S SL 84 2-3 ② K	5	1	3	0	0	1	0
50 Charlie Morton, R (1, 1) OBP: 0.067, SLG: 0.067 48 Jared Hughes, R (7, 1) 5 Josh Harrison, R (8, PH) OBP: 0.331, SLG: 0.445 (8, 7) (11, 5)		T SI 89 X SI 88 0-1 ① SH1-4 1-2		B SI 90 X SI 90 1-0 ① SH1-4 1-2 2-3		B SI 88 B SI 90 C SI 89 X SI 91 2-1 ② G6-3		C KC 74 D FF 88 X FF 90 1-1 25 FC6-4 1-2 1B			C CU 74 F FF 94 B FF 94 B SL 82 F SL 83 F SL 83 X FF 95 2-2 ③ F7	1 0 2	0 0 0	0 0 1	0 0 0	0 0 0	0 0 0	0 0 0
Inning Stats	R: 1 H: 1 E: 0 LOB: 3 K: 0 BB: 2 S: 14 P: 24	R: 0 H: 1 E: 0 LOB: 1 K: 1 BB: 0 S: 9 P: 11	R: 1 H: 1 E: 0 LOB: 0 K: 0 BB: 0 S: 10 P: 15	R: 2 H: 4 E: 1 LOB: 2 K: 1 BB: 0 S: 12 P: 23	R: 0 H: 0 E: 0 LOB: 0 K: 0 BB: 0 S: 6 P: 8	R: 0 H: 1 E: 0 LOB: 2 K: 0 BB: 1 S: 13 P: 22	R: 0 H: 0 E: 0 LOB: 0 K: 2 BB: 0 S: 8 P: 11	R: 0 H: 2 E: 0 LOB: 2 K: 1 BB: 0 S: 9 P: 12	R: 1 H: 1 E: 0 LOB: 0 K: 2 BB: 0 S: 14 P: 21	R: 0 H: 0 E: 0 LOB: 0 K: 2 BB: 0 S: 12 P: 17	R: 1 H: 1 E: 0 LOB: 0 K: 1 BB: 0 S: 10 P: 14	1B: 10 SF: 2 2B: 1 SAC: 2 3B: 0 DP: 1 HR: 2 HBP: 1						

PITCHER		IP	WLS	BF	H	R	ER	SO	BB	IBB	HBP	BLK	WP	HR	S	P	ERA	WHIP
44 Mike Leake, R ERA: 3.54	(1, 1)	6.0		30	9	4	4	2	3	0	1	0	0	0	64	103	6.00	2.000
Logan Ondrusek, R ERA: 4.31	(7, 1)	1.0	H	3	0	0	0	2	0	0	0	0	0	0	8	11	0.00	0.000
63 Sam LeCure, R ERA: 3.48	(8, 1)	0.1	H	3	2	0	0	1	0	0	0	0	0	0	6	9	0.00	6.000
43 Manny Parra, L ERA: 3.96	(8, 1)	0.1	H	1	0	0	0	0	0	0	0	0	0	0	2	2	0.00	0.000
70 Jumbo Díaz, R ERA: 4.91	(8, 1)	0.1	H	1	0	0	0	0	0	0	0	0	0	0	1	1	0.00	0.000

PITCHER		IP	WLS	BF	H	R	ER	SO	BB	IBB	HBP	BLK	WP	HR	S	P	ERA	WHIP
51 Jonathan Broxton, R ERA: 1.13	(9, 1)	1.0	B	4	1	1	1	2	0	0	0	0	0	1	14	21	9.00	1.000
60 J.J. Hoover, R ERA: 4.95	(10, 1)	2.0	L	7	1	1	1	3	0	0	0	0	0	1	22	31	4.50	0.500

TOP

Pittsburgh Pirates @ Cincinnati Reds

Great American Ball Park, Cincinnati, OH

Sat Jul 12 2014, 7:15 PM - 11:22 PM EDT

Att. 42,789 - Overcast - 85 F

AB	41
R	6
H	13
RBI	5
BB	3
SO	10
LOB	17

livebaseballscorecards.com

Batter	1	2	3	4	5	6	7	8	9	10	11	AB	R	H	RBI	BB	SO	LOB
6 Billy Hamilton, S (1, 8) OBP: 0.315, SLG: 0.419	C SI 89 F SI 90 S CU 77 0-3 K		F SI 91 F SI 90 S CU 78 0-3 K			B SI 91 X SI 90 1-0 7 S 21 HR 1B	B SI 93 X SI 94 1-0 L8		B SI 96 X SI 96 1-0 P2		C SI 93 B CH 86 B CH 85 B SI 92 F SI 92 X SI 92 3-2 L8	6	1	1	0	0	2	3
7 Ramon Santiago, S (1, 4) OBP: 0.352, SLG: 0.313	X FF 91 0-0 L9			C SI 90 B SI 90 B SI 90 X SI 91 2-1 32 G6-5-3 1B		B SI 91 C CU 79 F CU 79 B CU 77 D CU 79 F SI 91 B SI 91 4-2 21 HR 1-2 BB		X FC 92 0-0 L8		B FF 92 B FF 93 B FF 92 C FF 92 B FF 92 4-1 21 BB 32 1B BB		3	1	1	0	2	0	0
21 Todd Frazier, R (1, 5) OBP: 0.354, SLG: 0.496	C SI 90 B SI 90 C SI 91 B SI 90 X CU 77 2-2 32 S 1B			B SI 91 B SI 92 F SI 92 1 SAFE B SI 91 1 SAFE X SI 91 3-1 L8		B SI 91 C CU 78 F SI 92 2 SAFE B SI 91 B SI 92 X SI 91 3-2 1-H 2-H HR		C FF 93 F FF 93 X KC 81 0-2 G6-3		1 SAFE B FF 94 B SL 85 S SL 85 D SL 85 B FF 93 4-1 32 1B 1-2 BB		4	1	2	3	1	0	1
32 Jay Bruce, L (1, 9) OBP: 0.312, SLG: 0.415	C SI 91 B SI 90 C SI 90 S CU 77 1-3 K 1-2			X SI 91 0-0 G6-5-3 1-2f		F SI 90 F FS 83 B CU 78 F CU 79 B SI 91 X CU 76 2-2 L4		B FF 93 B FC 92 F FC 91 X KC 82 2-1 1B		B FF 94 B SI 95 F SI 96 B FF 96 X FF 97 3-1 1-3 2-H 1B		5	0	2	0	0	1	2
39 Devin Mesoraco, R (1, 2) OBP: 0.364, SLG: 0.600		B SI 90 C CU 77 S SI 90 S SI 90 1-3 K			S SI 89 B SI 90 S SI 90 B CU 79 F CU 78 S CU 78 2-3 K2-3	C SI 91 X CU 77 0-1 F8		S KC 81 D KC 81 B FF 92 F KC 81 S KC 82 2-3 K2-3		I IN 59 I IN 58 I IN 53 I IN 52 4-0 IBB		4	0	0	0	1	3	1
48 Ryan Ludwick, R (1, 7) OBP: 0.329, SLG: 0.407		F SI 90 B SI 90 S CU 77 B CU 77 X SI 91 2-2 29 G3-6-3 1B			X SI 92 0-0 L9	B CU 77 C CU 76 S FS 82 B FS 82 B CU 78 S CU 78 3-3 K			B SI 96 S CH 88 X SI 96 1-1 29 FC1-6 1B	B FF 96 S FF 96 S FF 97 B FF 97 S FF 98 2-3 K		5	0	2	0	0	2	3
29 Brayan Peña, S (1, 3) OBP: 0.290, SLG: 0.378		B SI 90 B SI 90 X SI 91 2-0 G3-6-3 1-2f			C SI 92 B CU 77 C CU 78 F CU 78 X SI 92 1-2 G5-3		B SI 92 B SI 92 X SI 92 2-0 2 FC5-4 1B		X SI 96 0-0 FC1-6 2 1B 1-2f	C FF 98 C FF 98 S FF 98 0-3 K		5	0	1	0	0	1	5
2 Zack Cozart, R (1, 6) OBP: 0.283, SLG: 0.308			C SI 89 X SI 91 0-1 G6-3			B SI 90 B SI 90 B SI 90 B SI 91 4-0 28 HR BB	1 SAFE C SI 92 X SI 93 0-1 FC5-4 23 S 1-2f		F CH 89 B CH 89 F SI 96 X CH 90 1-2 1B		C SI 92 X SI 93 0-1 L8	4	1	1	0	1	0	1
44 Mike Leake, R (1, 1) 28 Chris Heisey, R (6, PH) Logan Ondrusek, R (7, 1) 23 Donald Lutz, L (7, PH) 63 Sam LeCure, R (8, 1) 43 Manny Parra, L (8, 1) 70 Jumbo Diaz, R (9, 1) 51 Jonathan Broxton, R (9, 1) 50 Neftali Soto, R (9, PH) 60 J.J. Hoover, R (10, 1) 17 Kristopher Negron, R (11, PH)		B SI 90 B SI 91 C SI 91 X SI 91 2-1 G5-3		C SI 91 B SI 90 1 SAFE X SI 91 1-1 1-H HR	1 SAFE P PO 87 C SI 92 1 SAFE B SI 93 S SI 93 F SI 94 B SL 86 S SL 86 3-3 1-2 K		C SI 96 F CH 88 F SI 95 F CH 88 F CH 89 B CH 88 T SI 96 1-2 K		B SI 93 B SI 93 T SI 91 S SI 93 X SI 93 2-2 F9								
Inning Stats	R: 0 E: 0 K: 2 S: 10 H: 1 LOB: 1 BB: 0 P: 13	R: 0 E: 0 K: 1 S: 7 H: 1 LOB: 0 BB: 0 P: 12	R: 0 E: 0 K: 1 S: 7 H: 0 LOB: 0 BB: 0 P: 9	R: 0 E: 0 K: 0 S: 5 H: 1 LOB: 0 BB: 0 P: 10	R: 0 E: 0 K: 1 S: 9 H: 0 LOB: 0 BB: 0 P: 12	R: 5 E: 0 K: 1 S: 18 H: 3 LOB: 0 BB: 2 P: 36	R: 0 E: 0 K: 1 S: 9 H: 1 LOB: 1 BB: 0 P: 14	R: 0 E: 0 K: 1 S: 9 H: 1 LOB: 1 BB: 0 P: 13	R: 0 E: 0 K: 1 S: 13 H: 2 LOB: 2 BB: 0 P: 17	R: 0 E: 0 K: 2 S: 10 H: 1 LOB: 3 BB: 3 P: 27	R: 0 E: 0 K: 0 S: 8 H: 0 LOB: 0 BB: 0 P: 13	1B: 9 2B: 0 3B: 0 HR: 2 SF: 0 SAC: 0 DP: 2 HBP: 0	WP: 0 PB: 0 SB: 3 CS: 0 PA: 46					

PITCHER	IP	WLS	BF	H	R	ER	SO	BB	IBB	HBP	BLK	WP	HR	S	P	ERA	WHIP
50 Charlie Morton, R (1, 1) ERA: 3.32	6.0		24	6	5	5	6	2	0	0	0	0	2	56	92	7.50	1.333
48 Jared Hughes, R (7, 1) ERA: 1.93	1.0		4	1	0	0	1	0	0	0	0	0	0	9	14	0.00	1.000
35 Mark Melancon, R (8, 1) ERA: 2.38	1.0		4	1	0	0	1	0	0	0	0	0	0	9	13	0.00	1.000
44 Tony Watson, L (9, 1) ERA: 1.42	1.0		5	2	0	0	1	0	0	0	0	0	0	13	17	0.00	2.000
29 Ernesto Frieri, R (10, 1) ERA: 7.2	0.0		2	0	0	0	0	2	0	0	0	0	0	2	10	∞	∞

PITCHER	IP	WLS	BF	H	R	ER	SO	BB	IBB	HBP	BLK	WP	HR	S	P	ERA	WHIP
37 Justin Wilson, L (10, 1) ERA: 4.89	1.0	W	4	1	0	0	2	0	1	0	0	0	0	8	17	0.00	1.000
30 Jeanmar Gómez, R (11, 1) ERA: 3.45	1.0	S	3	0	0	0	0	0	0	0	0	0	0	8	13	0.00	0.000

BOTTOM

Pittsburgh Pirates @ Cincinnati Reds

Great American Ball Park, Cincinnati, OH

Sat Jul 12 2014, 7:15 PM - 11:22 PM EDT

Att. 42,789 - Overcast - 85 F

livebaseballscorecards.com

AB	41
R	5
H	11
RBI	5
BB	5
SO	11
LOB	19

Pittsburgh Pirates @ Cincinnati Reds

Great American Ball Park, Cincinnati, OH

Sun Jul 13 2014, 1:14 PM - 5:16 PM EDT

Att. 35,022 - Cloudy - 87 F

TOP

livebaseballscorecards.com

Batter	1	2	3	4	5	6	7	8	9	AB	R	H	RBI	BB	SO	LOB
25 Gregory Polanco, L (1, 9) OBP: 0.352, SLG: 0.346	B SI 90 B CH 81 C FC 87 S SL 82 B SL 83 F CU 78 S FC 87 3-3 ① K		C SI 92 B FC 90 X CH 83 1-1 ③ G4-3		B FC 88 C SI 91 S CH 82 S FF 94 1-3 ② K		B FF 97 B SI 96 T SL 89 X SL 88 2-1 ① G3			4	0	0	0	0	2	2
5 Josh Harrison, R (1, 7) OBP: 0.333, SLG: 0.450	C SL 83 X SI 92 0-1 2B			B FF 92 F SL 85 X FC 88 1-1 ① L9	X FF 95 0-0 1-2 2-H 1B		C FF 97 F SL 87 X FF 98 0-2 ② L7			4	0	2	1	0	0	0
22 Andrew McCutchen, R (1, 8) OBP: 0.420, SLG: 0.575	B SI 92 B FC 87 C SL 83 B SI 93 T FC 89 X FC 89 3-2 ② F9			B SL 83 X FC 90 1-0 18 G6-3 3B	F FC 90 B FF 91 F FF 95 D CH 85 S FF 96 2-3 ③ K		F FF 98 X FF 98 0-1 ③ G6-3			4	1	1	0	0	1	3
18 Neil Walker, S (1, 4) OBP: 0.342, SLG: 0.444	T FF 93 B FC 90 F CH 83 S FC 86 1-3 ③ K			B FC 91 X CH 84 1-0 ② G6-3 3-H		C SL 81 X FC 88 0-1 HR		C FF 92 B FF 92 X FF 92 1-1 ① L8		4	1	1	2	0	1	1
55 Russell Martin, R (1, 2) OBP: 0.407, SLG: 0.400		C SL 83 F FF 92 S FF 94 0-3 ① K		S FC 86 B FC 86 C FF 94 B FF 95 F CH 87 F FC 90 F FF 96 B FC 86 H FC 90 4-2 HBP		X SL 85 0-0 15 CS E6		B FF 93 S SL 87 S SL 88 B FF 94 B SL 87 X FF 92 3-2 ② G4-3		3	0	0	0	0	1	0
15 Ike Davis, L (1, 3) OBP: 0.354, SLG: 0.345 46 Vance Worley, R (6, 1) OBP: 0.083, SLG: 0.083 14 Jaff Decker, L (8, PH) 48 Jared Hughes, R (8, 1)		C CH 84 F FC 90 B FF 94 B FC 86 F FF 92 B FC 90 F SL 80 X FC 90 3-2 ② L8		1 SAFE S FF 92 B FC 90 B FF 93 F FC 89 S FF 94 2-3 ③ K		C FC 87 2 SAFE F FF 93 2 SAFE B FF 94 F FF 95 F FC 86 F FF 95 B CH 87 2-3 2-3 C FC 90 ① ② K		B SI 90 S SI 90 B SI 92 B SI 91 S SI 92 S FF 92 3-3 ③ K		3 0 1 0	0 0 0 0	0 0 0 0	0 0 0 0	0 0 1 0	2 0 0 0	2 0 0 0
24 Pedro Alvarez, L (1, 5) OBP: 0.325, SLG: 0.411		S CH 85 B SL 85 B FC 90 B CH 83 X FC 90 3-1 ③ F9			B SI 90 B CH 82 B FC 89 B FC 90 4-0 23 BB 5 1B BB	B CH 86 B CH 85 S FF 94 X SL 82 2-1 10 E 1B			B FF 100 S FF 98 S FF 101 S FF 102 1-3 ① K	3	1	1	0	1	1	0
10 Jordy Mercer, R (1, 6) OBP: 0.288, SLG: 0.360			B SL 82 C SL 83 B FF 92 S FC 87 B FF 94 X SI 93 3-2 ① G5-3		C SL 85 B SI 93 X SI 92 1-1 ① L4	C SL 85 B FF 95 X SI 94 1-1 1-2 E6			F FF 100 C CH 89 B FF 101 F SL 90 S FF 102 1-3 ② K	4	0	0	0	0	1	2
47 Francisco Liriano, L (1, 1) OBP: 0.091, SLG: 0.091 23 Travis Snider, L (5, PH) OBP: 0.318, SLG: 0.342 38 Stolmy Pimentel, R (5, 1) 17 Gaby Sanchez, R (6, PH) OBP: 0.279, SLG: 0.405 (6, 3)			B SI 89 X FC 87 1-0 ② F8		B SI 93 D CH 84 F FC 90 B FC 89 B FC 87 4-1 5 1B 1-2 BB	B FC 86 S FC 86 B FC 91 B FF 96 X FC 86 3-1 ③ F7			F FF 101 F SL 90 S FF 102 0-3 ③ K	1 0 0 2	0 0 0 0	0 0 0 0	0 0 0 0	0 1 0 0	0 0 0 1	0 0 0 2
Inning Stats	R: 0 H: 1 E: 0 LOB: 1 K: 2 BB: 0 S: 12 P: 19	R: 0 H: 0 E: 0 LOB: 0 K: 1 BB: 0 S: 10 P: 16	R: 0 H: 0 E: 0 LOB: 0 K: 0 BB: 0 S: 6 P: 11	R: 1 H: 1 E: 0 LOB: 1 K: 1 BB: 0 S: 12 P: 21	R: 1 H: 1 E: 0 LOB: 2 K: 2 BB: 2 S: 10 P: 22	R: 1 H: 2 E: 2 LOB: 2 K: 1 BB: 0 S: 15 P: 23	R: 0 H: 0 E: 0 LOB: 0 K: 0 BB: 0 S: 7 P: 9	R: 0 H: 0 E: 0 LOB: 0 K: 1 BB: 0 S: 8 P: 15	R: 0 H: 0 E: 0 LOB: 0 K: 3 BB: 0 S: 10 P: 12	1B: 2 SF: 0 2B: 1 SAC: 0 3B: 1 DP: 0 HR: 1 HBP: 1						

AB	33
R	3
H	5
RBI	3
BB	2
SO	11
LOB	12

PITCHER		IP	WLS	BF	H	R	ER	SO	BB	IBB	HBP	BLK	WP	HR	S	P	ERA	WHIP
47 Johnny Cueto, R ERA: 2.13	(1, 1)	6.0	W	27	5	3	3	7	2	0	1	0	0	1	65	112	4.50	1.167
70 Jumbo Díaz, R ERA: 4.32	(7, 1)	1.0	H	3	0	0	0	0	0	0	0	0	0	0	7	9	0.00	0.000
51 Jonathan Broxton, R ERA: 1.09	(8, 1)	1.0	H	3	0	0	0	1	0	0	0	0	0	0	8	15	0.00	0.000
54 Aroldis Chapman, L ERA: 2.12	(9, 1)	1.0	S	3	0	0	0	3	0	0	0	0	0	0	10	12	0.00	0.000

PITCHER	IP	WLS	BF	H	R	ER	SO	BB	IBB	HBP	BLK	WP	HR	S	P	ERA	WHIP

Batter	1	2	3	4	5	6	7	8	9	AB	R	H	RBI	BB	SO	LOB
6 Billy Hamilton, S (1, 8) OBP: 0.319, SLG: 0.423	B SI 92 B FF 92 C SI 92 L CH 85 X SL 86 2-2 G5-3	F SI 93 C SL 86 X SL 85 0-2 1-3 2B		B FF 93 B SI 92 B CH 86 C SI 91 B CH 86 4-1 2 BB 1-2 BB		B FF 89 B SI 89 B SI 90 C FF 89 X FC 89 3-1 21 HR 1B	B SI 90 C FF 91 X KC 78 1-1 E5 2 CS			4	1	2	0	1	0	0
2 Zack Cozart, R (1, 6) OBP: 0.284, SLG: 0.305	B SI 93 B CH 86 C FF 93 X CH 86 2-1 G6-3	D CH 88 B CH 87 B CH 87 B SI 92 4-0 BB		B SI 93 B SL 86 B SI 94 C FF 94 C SI 94 F FF 94 B CH 87 4-2 1-2 2-3 BB		1 SAFE C FF 90 P PO 86 X SL 84 1-1 P3	C FF 90 0-1 CS 1-2	C SI 91 S SL 84 S SL 85 0-3 K		3	0	0	0	2	1	1
21 Todd Frazier, R (1, 5) OBP: 0.353, SLG: 0.500	C SI 94 B CH 88 S SL 87 B CH 88 B SL 88 C CH 88 3-3 K	F SI 94 B SI 95 X CH 88 1-1 L9		B CH 86 B FF 94 T CH 88 C SL 87 F SL 85 F SL 87 B CH 88 F SL 86 S SL 86 3-3 K		X SL 86 0-0 1-H HR		S SL 85 F FF 93 X SL 85 0-2 L9		5	1	1	2	0	2	6
28 Chris Heisey, R (1, 7) OBP: 0.292, SLG: 0.376		C SI 92 B SI 93 X SI 94 1-1 32 L9 17 HR 2B	X SI 92 0-0 P3	S CH 88 B SL 86 D SL 87 S CH 87 S CH 84 2-3 K		B SI 90 F SL 85 F SI 92 B SI 90 F FF 90 X KC 79 2-2 39 1B 1B		X SI 93 0-0 2B		5	1	3	0	0	1	3
32 Jay Bruce, L (1, 9) OBP: 0.310, SLG: 0.409		C SI 94 B SI 93 X SI 94 1-1 L9 2-3	X SI 93 0-0 L7		C FF 92 B SL 85 B FF 93 S SL 86 B SL 86 B FF 94 4-2 39 2B BB	B SI 91 C FF 90 1 SAFE F FF 90 B SI 91 B FF 91 X SI 90 3-2 F7		X SI 94 0-0 G5-3		4	1	0	0	1	0	3
39 Devin Mesoraco, R (1, 2) OBP: 0.375, SLG: 0.609		B SI 93 B CH 87 B CH 87 B SL 86 4-0 17 HR BB	B SI 93 B SI 93 B SI 93 D SI 94 4-0 BB		C FF 93 B SL 86 1 SAFE 1 SAFE F SL 86 F SL 90 F SL 87 1 SAFE F SL 90 1-2 X SL 86 29 F9 17 CS 1-H 2B	X FF 90 0-0 1-2 1B				2	1	2	1	2	0	0
29 Brayan Peña, S (1, 3) OBP: 0.284, SLG: 0.370		C SI 94 F SI 94 X CH 88 0-2 L9	B SI 92 B SI 93 F SI 91 F CH 86 F CH 89 X CH 86 2-2 L9		X FF 96 0-0 F9 2-3	C FC 90 C SI 89 B SI 90 B KC 78 S SI 90 2-3 K				4	0	0	0	0	1	6
17 Kristopher Negrón, R (1, 4) OBP: 0.400, SLG: 1.000		B SI 92 F CH 87 X CH 87 1-1 1-H 3-H HR		C SI 90 F SL 84 B CH 87 B SL 85 X SL 86 2-2 G6-3	B FF 96 F FF 95 M SL 89 B FF 96 B FF 96 B FF 96 4-2 3-H BB		S FC 90 F FF 90 B SI 90 B SI 91 X SI 90 2-2 G6-3			3	1	1	3	1	0	0
47 Johnny Cueto, R (1, 1) OBP: 0.128, SLG: 0.109 70 Jumbo Díaz, R (7, 1) 23 Donald Lutz, L (7, PH) OBP: 0.278, SLG: 0.250 51 Jonathan Broxton, R (8, 1) 54 Aroldis Chapman, L (9, 1)		B SI 93 B SI 93 C SI 92 F SI 92 B SL 88 F SI 95 B SI 93 4-2 6 2B BB		C SI 93 T SI 94 S SL 89 0-3 K 2 BB 6 BB	F FF 94 B FF 95 F FF 94 B FF 96 F FF 96 F FF 95 F SL 89 S FF 96 2-3 K		C SI 90 X FF 91 0-1 G3			2 0 1 0 0	0 0 0 0 0	0 0 0 0 0	0 0 0 0 0	1 0 0 0 0	2 0 0 0 0	1 0 0 0 0
Inning Stats	R: 0 E: 0 K: 1 S: 8 H: 0 LOB: 0 BB: 0 P: 15	R: 3 E: 0 K: 0 S: 17 H: 3 LOB: 3 BB: 3 P: 33	R: 0 E: 0 K: 0 S: 6 H: 0 LOB: 1 BB: 1 P: 12	R: 0 E: 0 K: 3 S: 19 H: 0 LOB: 3 BB: 2 P: 34	R: 1 E: 0 K: 1 S: 17 H: 1 LOB: 2 BB: 2 P: 28	R: 2 E: 0 K: 1 S: 17 H: 4 LOB: 2 BB: 0 P: 27	R: 0 E: 1 K: 0 S: 8 H: 0 LOB: 0 BB: 0 P: 11	R: 0 E: 0 K: 1 S: 8 H: 1 LOB: 1 BB: 0 P: 8		1B: 3 2B: 4 3B: 0 HR: 2 SF: 0 SAC: 0 DP: 0 HBP: 0			WP: 1 PB: 0 SB: 0 CS: 2 PA: 42		

PITCHER		IP	WLS	BF	H	R	ER	SO	BB	IBB	HBP	BLK	WP	HR	S	P	ERA	WHIP
47 Francisco Liriano, L ERA: 4.72	(1, 1)	4.0	L	22	3	3	3	4	6	0	0	0	1	1	50	94	6.75	2.250
38 Stolmy Pimentel, R ERA: 4.63	(5, 1)	1.0		5	1	1	1	1	2	0	0	0	0	0	17	28	9.00	3.000
46 Vance Worley, R ERA: 3.38	(6, 1)	2.0		10	4	2	2	1	0	0	0	0	0	1	25	38	9.00	2.000
48 Jared Hughes, R ERA: 1.88	(8, 1)	1.0		4	1	0	0	1	0	0	0	0	0	0	8	8	0.00	1.000

PITCHER	IP	WLS	BF	H	R	ER	SO	BB	IBB	HBP	BLK	WP	HR	S	P	ERA	WHIP

BOTTOM

Pittsburgh Pirates @ Cincinnati Reds

Great American Ball Park, Cincinnati, OH

Sun Jul 13 2014, 1:14 PM - 5:16 PM EDT

Att. 35,022 - Cloudy - 87 F

livebaseballscorecards.com

AB	33
R	6
H	9
RBI	6
BB	8
SO	7
LOB	20

Colorado Rockies @ Pittsburgh Pirates

PNC Park, Pittsburgh, PA

Fri Jul 18 2014, 7:10 PM - 10:54 PM EDT

Att. 37,833 - Cloudy - 75 F

livebaseballscorecards.com

Batter	1	2	3	4	5	6	7	8	9	AB	R	H	RBI	BB	SO	LOB
6 Corey Dickerson, L (1, 7) OBP: 0.394, SLG: 0.575	C SI 94 B SI 94 C SL 84 B SL 88 F SL 88 X SI 95 2-2 2 BB 13 BB 1B	D SL 88 D SI 94 S SI 94 X SI 94 2-1 ② FC6-4 13 S 1-2f 2-3 3-H			B SI 93 B SL 86 B SI 92 C SI 92 B SL 86 4-1 5 S BB		B SI 95 C SI 94 S FF 94 B SI 96 S FF 96 2-3 ① K		C FF 94 B FS 87 X FC 93 1-1 1B	4	0	2	1	1	1	2
13 Drew Stubbs, R (1, 8) OBP: 0.332, SLG: 0.498 0 Adam Ottavino, S (7, 1) 34 Matt Belisle, R (8, 1) 14 Josh Rutledge, R (8, 4) OBP: 0.345, SLG: 0.426	F SI 93 B SI 93 D CH 88 S SL 86 D CH 87 B SL 84 4-2 2 BB 1-2 BB	C SI 93 B SI 93 F SL 86 D SL 86 T SL 86 2-2 ③ K 1-2			1 SAFE 1 SAFE D CH 84 S CH 85 S SL 85 S SL 82 1-3 ② K		B SI 95 B FF 94 S FF 95 X FF 95 2-1 E1 1B		C FC 94 X FC 92 0-1 ① F9	3 0 0 1	0 0 0 0	1 0 0 0	0 0 0 0	1 0 0 0	2 0 0 0	3 0 0 1
5 Carlos González, L (1, 9) OBP: 0.300, SLG: 0.439	F SI 94 F SI 94 B SL 90 B FF 95 S SL 88 2-3 ① K	B SI 93 S FF 90 B SI 93 F SL 86 S SL 88 2-3 ① K			1 SAFE B SI 93 S SI 92 S SL 87 S SL 89 1-3 ③ K 1-2		B SI 95 C SI 95 F SI 96 F FF 96 B FF 97 F FF 95 S FF 96 2-3 ② K		F FC 93 S FC 93 S FC 92 0-3 ② K	5	0	0	0	0	5	5
2 Troy Tulowitzki, R (1, 6) OBP: 0.434, SLG: 0.607	D CH 88 D SL 87 C SL 86 B SI 93 D CH 88 4-1 28 G5-4-3 1-2 2-3 BB	B SI 93 C SI 94 B SI 93 C SL 85 F SL 86 B SI 94 F CH 87 C SL 87 3-3 ② K				B SI 91 X SI 92 1-0 ① G5-3	I IN 56 I IN 56 I IN 52 I IN 50 4-0 IBB		C FC 91 D FF 92 S KC 82 X KC 82 1-2 ③ G5-3	3	0	0	0	2	1	1
28 Nolan Arenado, R (1, 5) OBP: 0.306, SLG: 0.449	B SI 94 B SI 94 D CH 87 C SI 95 X SI 95 3-1 ②③ G5-4-3 1-2f	B FF 93 B SI 92 B SI 92 C SI 93 F SL 84 X CH 87 3-2 ③ G6-3				X SI 92 0-0 ② L8	C FF 95 X FF 96 0-1 ③ P3			4	0	0	0	0	0	5
20 Wilin Rosario, R (1, 2) OBP: 0.281, SLG: 0.421		B SI 93 X CH 85 1-0 ① F8		B SI 90 X SL 82 1-0 ① G6-3		B SI 92 B SI 92 F SI 92 X SI 92 2-1 E5 23 1B 9 1B		S SI 93 B SI 95 B CH 88 X SI 95 2-1 1 FC6-4 1B		4	1	1	0	0	0	0
23 Charlie Culberson, R (1, 3) OBP: 0.244, SLG: 0.325		C SL 83 S CH 86 X SI 93 0-2 29 1B 9 E 6 FC6-4 1B		C SI 90 B SI 92 F CH 86 F SL 85 F SL 85 S CH 86 1-3 ② K2-3		T SI 93 D SL 87 1 SAFE X SI 93 1-1 9 1B 1-2 1B		L SI 95 L SI 95 F SI 95 D CH 88 D SI 95 D SI 95 S CH 87 3-3 ① K		4	1	2	0	0	2	1
9 DJ LeMahieu, R (1, 4) OBP: 0.336, SLG: 0.349 54 Tommy Kahnle, R (8, 1)		B SI 94 B SI 94 C SL 84 1 SAFE B SL 86 C CH 86 X CH 86 3-2 FC6 6 29 1B FC6-4 1-2		C SL 84 F SL 85 F CH 87 X CH 85 0-2 ③ F9		B SI 93 B SI 93 D SI 93 C SI 93 X SI 93 3-1 1-3 2-H 1B		C SI 95 B CH 88 1 SAFE F CH 88 X SI 95 1-2 ② F9		4 0	0 0	1 0	1 0	0 0	0 0	2 0
29 Jorge De La Rosa, L (1, 1) OBP: 0.200, SLG: 0.176 49 Rex Brothers, L (7, 1) 1 Brandon Barnes, R (7, 8) OBP: 0.298, SLG: 0.401		X SI 92 0-0 6 FC6-4 1-2 2-3 1B			C SI 91 F SI 92 S SL 86 0-3 ① K	X SI 93 0-0 ③ G6-3		F SI 95 S SI 95 D CH 88 X CH 88 1-2 ③ FC6-4 1-2f		3 0 1	0 0 0	1 0 0	0 0 0	0 0 0	1 0 0	2 0 1
Inning Stats	R: 0 H: 1 E: 0 LOB: 2 K: 1 BB: 2 S: 12 P: 27	R: 1 H: 2 E: 1 LOB: 2 K: 1 BB: 0 S: 13 P: 21	R: 0 H: 0 E: 0 LOB: 0 K: 2 BB: 0 S: 11 P: 19	R: 0 H: 0 E: 0 LOB: 0 K: 1 BB: 0 S: 10 P: 12	R: 0 H: 0 E: 0 LOB: 1 K: 3 BB: 1 S: 10 P: 16	R: 1 H: 2 E: 1 LOB: 2 K: 0 BB: 0 S: 9 P: 16	R: 0 H: 1 E: 1 LOB: 2 K: 2 BB: 1 S: 12 P: 22	R: 0 H: 1 E: 0 LOB: 1 K: 1 BB: 0 S: 12 P: 19	R: 0 H: 1 E: 0 LOB: 1 K: 1 BB: 0 S: 10 P: 12	1B: 8 SF: 0 2B: 0 SAC: 0 3B: 0 DP: 1 HR: 0 HBP: 0						

TOP	
AB	36
R	2
H	8
RBI	2
BB	4
SO	12
LOB	23

WP: 0 PA: 40
PB: 0
SB: 2
CS: 0

PITCHER		IP	WLS	BF	H	R	ER	SO	BB	IBB	HBP	BLK	WP	HR	S	P	ERA	WHIP
47 Francisco Liriano, L ERA: 4.43	(1, 1)	5.0		21	3	1	0	8	3	0	0	0	0	0	56	95	0.00	1.200
48 Jared Hughes, R ERA: 1.83	(6, 1)	1.0		6	2	1	0	0	0	0	0	0	0	0	9	16	0.00	2.000
37 Justin Wilson, L ERA: 4.75	(7, 1)	1.0		5	1	0	0	2	0	1	0	0	0	0	12	22	0.00	1.000
44 Tony Watson, L ERA: 1.39	(8, 1)	1.0	W	4	1	0	0	1	0	0	0	0	0	0	12	19	0.00	1.000
35 Mark Melancon, R ERA: 2.32	(9, 1)	1.0	S	4	1	0	0	1	0	0	0	0	0	0	10	12	0.00	1.000

PITCHER	IP	WLS	BF	H	R	ER	SO	BB	IBB	HBP	BLK	WP	HR	S	P	ERA	WHIP

BOTTOM

Colorado Rockies @ Pittsburgh Pirates

PNC Park, Pittsburgh, PA

Fri Jul 18 2014, 7:10 PM - 10:54 PM EDT

Att. 37,833 - Cloudy - 75 F

livebaseballscorecards.com

Batter	1	2	3	4	5	6	7	8	9	AB	R	H	RBI	BB	SO	LOB
25 Gregory Polanco, L (1, 9) OBP: 0.353, SLG: 0.348	C FF 90 B FF 91 B FF 91 X FF 92 2-1 L7 ①		B FF 91 B FC 88 X FF 93 2-0 F7 ①		B FC 84 C FC 82 X FC 85 1-1 6 3B 1B		C FF 93 S FF 94 F FF 94 B SL 86 B SL 87 B FF 93 X FF 94 3-2 6 HBP 1-2 2-3 1B	B FF 96 D CH 89 X FF 96 2-0 G6-3 ③		5	1	2	0	0	0	3
6 Starling Marte, R (1, 7) OBP: 0.329, SLG: 0.390 15 Ike Davis, L (9, 3) OBP: 0.354, SLG: 0.345	B FF 91 S FC 87 C FF 90 F FC 86 B FC 87 X CU 74 2-2 G5-3 ②		B FC 86 B FC 88 F FS 83 B FS 84 F FF 92 F FC 88 B FS 84 4-2 1-2 BB		S FF 90 X CU 75 0-1 1-H 3B ③		C FF 93 F ST 82 H FF 93 1-2 1-2 2-3 3-H HBP			2 0	0 0	1 0	2 0	1 0	0 0	0 0
22 Andrew McCutchen, R (1, 8) OBP: 0.418, SLG: 0.570	B FF 91 B FC 86 C FS 83 C CU 72 B FC 87 F FS 84 B FF 89 4-2 BB		D FC 88 S FC 88 B FF 93 F FC 89 X FF 92 2-2 F8 ②			B CU 70 S FS 81 C FC 84 B FC 86 X CU 75 2-2 F8 ①	C ST 82 B ST 82 B FF 92 F ST 82 S ST 82 2-3 K ②			3	0	0	0	1	1	5
55 Russell Martin, R (1, 2) OBP: 0.400, SLG: 0.392	X FF 91 0-0 F7 ③		C CU 76 B FS 83 X FC 88 1-1 G5-3 ③			S FS 81 F FC 84 S FF 91 0-3 K ②	F ST 81 B SI 95 S ST 81 D ST 82 F ST 82 B FF 94 X ST 82 3-2 F9 ③			4	0	0	0	0	1	6
18 Neil Walker, S (1, 4) OBP: 0.344, SLG: 0.443		C FF 90 B FC 85 B FS 82 C FS 82 C FC 87 2-3 K ①		F FF 90 F FC 85 F CU 76 F FC 85 F FC 86 X FC 87 0-2 G5-3 ①		B FS 81 B FS 81 B FF 90 B FF 90 4-0 BB		B FF 90 B FF 91 C FF 90 S FF 91 B SL 87 X FF 91 3-2 17 1B 23 2B 1B		3	1	1	0	1	1	0
17 Gaby Sanchez, R (1, 3) OBP: 0.284, SLG: 0.414 3 Michael Martinez, S (8, PR) 35 Mark Melancon, R (9, 1)		B CU 72 B FF 91 X FF 91 2-0 24 G4-3 2B		C FS 82 B FC 87 C FS 82 B FF 90 B FC 86 F FS 83 X FS 83 3-2 G5-3 ②		D FC 86 B FC 88 C FC 87 C FS 83 B FF 92 X FC 88 3-2 F7 ③		1 SAFE X FF 92 0-0 23 2B 1-3 5 SF8 1B		4 0 0	0 1 0	2 0 0	0 0 0	0 0 0	0 0 0	1 0 0
24 Pedro Alvarez, L (1, 5) OBP: 0.323, SLG: 0.407 44 Tony Watson, L (8, 1) OBP: 1.000, SLG: 1.000 23 Travis Snider, L (8, PH) OBP: 0.322, SLG: 0.353 (9, 7)	B FC 88 S FC 86 S FC 87 B FC 87 X FC 88 2-2 G4-3 ② 2-3			X FC 84 0-0 G1-3 ③			B FF 93 C FF 93 S SL 85 B SL 88 S SL 87 2-3 K2-3 ①	C FF 92 F FF 91 D SL 87 F FF 92 B FF 91 X SL 87 2-2 1-3 3-H 2B		3 0 1	0 0 0	0 0 1	0 0 1	0 0 1	1 0 0	1 0 0
10 Jordy Mercer, R (1, 6) OBP: 0.288, SLG: 0.358	C FF 92 B CU 73 S FC 87 F FC 88 B FF 89 X FF 89 2-2 P6 ③				B FC 83 X FF 90 1-0 G6-3 ①		B FF 93 C FF 94 B SL 86 X FF 94 2-1 25 1B 5 WP 6 HBP 1B	S FF 90 P PO 88 C FF 91 F FF 90 S CU 74 1-3 K ①		4	1	1	0	0	1	3
47 Francisco Liriano, L (1, 1) OBP: 0.125, SLG: 0.125 48 Jared Hughes, R (6, 1) 37 Justin Wilson, L (7, 1) 5 Josh Harrison, R (7, PH) OBP: 0.331, SLG: 0.448 (8, 5)			C FF 90 X FF 90 0-1 6 BB 1B		B FF 91 C FF 90 B FC 84 X FF 91 2-1 G1-3 ②		B FF 92 B SL 86 C FF 92 X FF 94 2-1 E5 6 HBP 25 1B 1-2	C FF 96 X SL 85 0-1 SF8 ② 3-H		2 0 0 1	0 0 0 0	1 0 0 1	0 0 0 0	0 0 0 0	0 0 0 1	0 0 0 1
Inning Stats	R: 0 E: 0 K: 0 S: 10 H: 0 LOB: 1 BB: 1 P: 18	R: 0 E: 0 K: 1 S: 11 H: 1 LOB: 1 BB: 0 P: 19	R: 0 E: 0 K: 0 S: 11 H: 1 LOB: 2 BB: 1 P: 20	R: 0 E: 0 K: 0 S: 11 H: 0 LOB: 0 BB: 0 P: 14	R: 1 E: 0 K: 0 S: 7 H: 2 LOB: 1 BB: 0 P: 11	R: 0 E: 0 K: 1 S: 9 H: 0 LOB: 1 BB: 1 P: 18	R: 1 E: 1 K: 2 S: 20 H: 2 LOB: 3 BB: 0 P: 35	R: 2 E: 0 K: 1 S: 16 H: 3 LOB: 2 BB: 0 P: 23		1B: 6 2B: 2 3B: 1 HR: 0 SF: 1 SAC: 0 DP: 0 HBP: 1					WP: 1 PB: 0 SB: 0 CS: 0 PA: 37	

PITCHER		IP	WLS	BF	H	R	ER	SO	BB	IBB	HBP	BLK	WP	HR	S	P	ERA	WHIP
29 Jorge De La Rosa, L ERA: 4.39	(1, 1)	6.0		24	4	1	1	2	3	0	0	0	0	0	59	100	1.50	1.167
49 Rex Brothers, L ERA: 4.35	(7, 1)	0.1	H	4	2	1	0	1	0	0	0	0	1	0	11	20	0.00	6.000
0 Adam Ottavino, R ERA: 4.06	(7, 1)	0.2	B	3	0	0	0	1	0	0	1	0	0	0	9	15	0.00	0.000
34 Matt Belisle, R ERA: 5.26	(8, 1)	0.1	L	4	3	2	2	1	0	0	0	0	0	0	13	18	54.00	9.000
54 Tommy Kahnle, R ERA: 2.65	(8, 1)	0.2		2	0	0	0	0	0	0	0	0	0	0	3	5	0.00	0.000

PITCHER	IP	WLS	BF	H	R	ER	SO	BB	IBB	HBP	BLK	WP	HR	S	P	ERA	WHIP

Batter	1	2	3	4	5	6	7	8	9	10	11	AB	R	H	RBI	BB	SO	LOB
19 Charlie Blackmon, L (1, 8) OBP: 0.350, SLG: 0.476	C SI 88 F FS 81 F CU 77 H SI 89 1-2 28 G6-4-3 HBP		C SI 88 F FS 80 B FS 80 F CU 76 F CU 77 F FS 81 F SI 90 F SI 89 C SI 89 1-3 ③ K			B SI 90 X SI 89 1-0 28 CS 1B			X FC 93 0-0 ① P5		X SI 94 0-0 ②③ L1-5 3-3	4	0	1	0	0	1	2
28 Nolan Arenado, R (1, 5) OBP: 0.306, SLG: 0.450	C SI 89 1 SAFE B SI 89 X SI 88 1-1 ①② G6-4-3 1-2f			C CU 75 B CU 75 B SI 89 C SI 90 X SI 90 2-2 ① G6-3		F SI 89 1 SAFE B CU 76 1-1 ③ CS 1-2	X SI 90 0-0 5 HR 2B		C FC 91 F KC 81 S FC 92 0-3 ② K			4	1	1	0	0	1	1
5 Carlos González, L (1, 9) OBP: 0.303, SLG: 0.452	B FF 90 B CU 74 B SI 88 C SI 89 C SI 89 B FF 91 4-2 BB			X FF 91 0-0 ② P4			C CU 78 D CU 79 S CU 77 B CU 76 F SI 89 X CU 76 2-2 2-H HR		X FC 91 0-0 ③ G4-3			3	1	1	2	1	0	0
2 Troy Tulowitzki, R (1, 6) OBP: 0.432, SLG: 0.603 14 Josh Rutledge, R (4, 6) OBP: 0.347, SLG: 0.427	C SI 89 C CU 77 C SI 89 0-3 ③ K			B SI 90 F SI 90 F FS 82 X CU 78 1-2 ③ G6-3			F SI 89 B SI 90 S CU 78 X CU 78 1-2 ① F8			C FF 93 X FC 90 0-1 ① 6 FC6-4 1B		2 2	0 0	0 1	0 0	0 0	1 0	1 0
6 Corey Dickerson, L (1, 7) OBP: 0.396, SLG: 0.573		F FF 90 X FS 81 0-1 ① 20 G5-4-3 1B			C CU 75 B FS 82 F SI 90 B SI 90 F CU 77 X FS 81 2-2 ① 23 CS 1B		C CU 76 X SI 89 0-1 ② G1-3			T SI 94 X SI 95 0-1 ① FC6-4 20 G6-4-3 1-2f		4	0	2	0	0	0	1
20 Wilin Rosario, R (1, 2) OBP: 0.277, SLG: 0.414		1 SAFE F SI 88 X SI 89 0-1 ①② G5-4-3 1-2f			1 SAFE B SI 89 X SI 89 1-0 ① L8		X SI 89 0-0 ③ P6			X FF 95 0-0 ②③ G6-4-3 1-2f		4	0	0	0	0	0	3
23 Charlie Culberson, R (1, 3) OBP: 0.244, SLG: 0.317		C FF 90 S FS 82 B CU 77 B FS 81 B SI 89 F SI 89 X SI 90 3-2 ③ G5-3			S SI 89 C CU 76 S CU 78 0-3 ②③ K2-3 1-2			C FF 92 F FF 92 C FF 93 0-3 ① K			H SI 90 1-0 13 1B 9 SH1-4 19 L1-5 HBP	3	0	0	0	0	2	1
9 DJ LeMahieu, R (1, 4) OBP: 0.333, SLG: 0.346			C SI 89 B SI 88 X FS 81 1-1 ① G5-3			B SI 90 C SI 90 X SI 89 1-1 ① G6-3		C FF 93 B SI 93 S SL 82 B FF 93 X FF 94 2-2 ② G4-3			1 SAFE C SI 92 1 SAFE X SI 92 0-1 ① SH1-4 1-2	3	0	0	0	0	0	0
30 Brett Anderson, L (1, 1) OBP: 0.125, SLG: 0.250 1 Brandon Barnes, R (8, PH) OBP: 0.296, SLG: 0.399 49 Rex Brothers, L (8, 1) 0 Adam Ottavino, S (8, 1) 54 Tommy Kahnle, R (8, 1) 51 Brooks Brown, L (10, 1) 13 Drew Stubbs, R (11, PH) OBP: 0.333, SLG: 0.500 35 Chad Bettis, R (11, 1)			B FF 90 C FF 90 B SI 89 B SI 89 C SI 89 F SI 90 X SI 89 3-2 ② G4-3			C SI 90 B SI 89 X SI 89 1-1 ② F7		C FF 94 F SL 83 B FF 93 B FF 93 B SL 82 S FF 93 3-3 ③ K			C SI 93 D SI 92 F SI 94 D SL 88 X SL 85 2-2 2-3 1B	2 1 0 0 0 0 1	0 0 0 0 0 0 0	0 0 0 0 0 0 1	0 0 0 0 0 0 0	0 0 0 0 0 0 0	0 1 0 0 0 0 0	0 0 0 0 0 0 0
Inning Stats	R: 0 E: 0 K: 1 S: 10 H: 0 LOB: 1 BB: 1 P: 16	R: 0 E: 0 K: 0 S: 8 H: 1 LOB: 0 BB: 0 P: 11	R: 0 E: 0 K: 1 S: 14 H: 0 LOB: 0 BB: 0 P: 19	R: 0 E: 0 K: 0 S: 7 H: 0 LOB: 0 BB: 0 P: 10	R: 0 E: 0 K: 1 S: 8 H: 1 LOB: 0 BB: 0 P: 11	R: 0 E: 0 K: 0 S: 6 H: 1 LOB: 0 BB: 0 P: 10	R: 2 E: 0 K: 0 S: 11 H: 2 LOB: 0 BB: 0 P: 14	R: 0 E: 0 K: 2 S: 9 H: 0 LOB: 0 BB: 0 P: 14	R: 0 E: 0 K: 1 S: 5 H: 0 LOB: 0 BB: 0 P: 5	R: 0 E: 0 K: 0 S: 5 H: 1 LOB: 0 BB: 0 P: 5	R: 0 E: 0 K: 0 S: 6 H: 1 LOB: 1 BB: 0 P: 9	1B: 5 2B: 2 3B: 0 HR: 1	SF: 0 SAC: 1 DP: 4 HBP: 2	WP: 0 PB: 0 SB: 0 CS: 2	PA: 38			

PITCHER		IP	WLS	BF	H	R	ER	SO	BB	IBB	HBP	BLK	WP	HR	S	P	ERA	WHIP
50 Charlie Morton, R ERA: 3.28	(1, 1)	7.0		24	5	2	2	3	1	0	1	0	0	1	64	91	2.57	0.857
29 Ernesto Frieri, R ERA: 7.0	(8, 1)	1.0		3	0	0	0	2	0	0	0	0	0	0	9	14	0.00	0.000
35 Mark Melancon, R ERA: 2.27	(9, 1)	1.0		3	0	0	0	1	0	0	0	0	0	0	5	5	0.00	0.000
37 Justin Wilson, L ERA: 4.62	(10, 1)	1.0		3	1	0	0	0	0	0	0	0	0	0	5	5	0.00	1.000
48 Jared Hughes, R ERA: 1.79	(11, 1)	1.0	W	4	1	0	0	0	0	0	1	0	0	0	6	9	0.00	1.000

TOP

Colorado Rockies @ Pittsburgh Pirates

PNC Park, Pittsburgh, PA

Sat Jul 19 2014, 7:07 PM - 10:38 PM EDT

Att. 37,396 - Cloudy - 67 F

livebaseballscorecards.com

AB	33
R	2
H	7
RBI	2
BB	1
SO	6
LOB	9

Colorado Rockies @ Pittsburgh Pirates

PNC Park, Pittsburgh, PA

Sat Jul 19 2014, 7:07 PM - 10:38 PM EDT

Att. 37,396 - Cloudy - 67 F

livebaseballscorecards.com

Batter	1	2	3	4	5	6	7	8	9	10	11	AB	R	H	RBI	BB	SO	LOB
25 Gregory Polanco, L (1, 9) OBP: 0.342, SLG: 0.336	B FF 89 B FF 90 C FF 89 F SI 90 X SI 91 2-2 G4-3 ①		L SL 79 X SI 88 0-1 G4-3 ①		C KC 71 S SL 80 B FF 89 S SL 81 1-3 K ①			B FF 90 B FF 91 F FF 91 F FF 92 X FF 92 2-2 L7 ①	C FF 92 B FF 92 X FF 93 1-1 L9 ③			5	0	0	0	0	1	1
5 Josh Harrison, R (1, 7) OBP: 0.328, SLG: 0.441	C FF 90 C CH 83 B SL 82 F SL 82 S CH 82 1-3 K ②		B SL 80 B FF 89 S SL 79 F CH 81 B SL 80 X SL 81 3-2 G4-3 ②		B KC 73 F SL 78 B FF 89 B SI 88 F SI 89 X FF 90 3-2 P4 ②			C ST 82 B FF 94 B ST 81 B SI 93 F FF 94 B ST 82 4-2 55 1B 22 WP 18 1B BB		C SI 94 F CH 87 F SL 87 B SL 88 S SI 93 1-3 K ①		4	1	0	0	1	2	0
22 Andrew McCutchen, R (1, 8) OBP: 0.418, SLG: 0.566	C FF 90 B SL 82 S CH 83 X SL 82 1-2 E5		C FF 90 B SI 89 X SL 82 1-1 1B		S KC 73 B SI 88 X CH 82 1-1 G6-3 ③			B FF 92 C SI 93 D ST 82 B ST 81 C ST 82 B FF 95 4-2 55 1B 18 1B 1-2 BB		B SI 95 B CH 85 X SL 87 2-0 G6-3 ②		4	0	1	0	1	0	0
55 Russell Martin, R (1, 2) OBP: 0.396, SLG: 0.387	C KC 74 X FF 88 0-1 L4 ③		S SL 79 B SL 79 C SI 87 B FF 89 D SL 81 F FF 88 X SI 89 3-2 G5-3 ③			B KC 73 S CH 80 B CH 81 S SI 87 C SL 80 2-3 K ①		C FF 94 C FF 95 F ST 83 B FF 94 D ST 83 B ST 83 X ST 82 3-2 18 1B 1-2 2-3 1B		C SL 87 X SL 87 0-1 G1-3 ③		5	0	1	0	0	1	2
18 Neil Walker, S (1, 4) OBP: 0.348, SLG: 0.449		B SI 87 F FF 90 C FF 90 S SL 82 1-3 K ①		C KC 73 X SL 80 0-1 17 2B 2B		B SI 87 X CH 82 1-0 F8 ②		X FF 93 0-0 1-3 2-H 3-H 1B ②		C FF 92 B SL 86 C SI 93 B CH 87 B FF 92 F FF 93 F FF 92 X FF 91 3-2 19 SH1-3 10 2B 1B		5	2	3	1	0	1	0
17 Gaby Sanchez, R (1, 3) OBP: 0.291, SLG: 0.421 23 Travis Snider, L (8, PH) OBP: 0.330, SLG: 0.351 35 Mark Melancon, R (9, 1) 37 Justin Wilson, L (10, 1) 48 Jared Hughes, R (11, 1) 19 Chris Stewart, R (11, PH) OBP: 0.330, SLG: 0.250		C FF 90 S CH 83 B SL 83 B FF 91 B SL 83 D SI 90 4-2 10 FC6-4 24 1B BB		C FF 87 F FF 89 D SL 79 F FF 87 X SL 80 1-2 10 FC1-5-4-2 2-H 2B		B SL 78 B CH 82 X SI 88 2-0 G5-3 ③		B FF 93 S CH 85 S CH 84 C FF 94 1-3 K ③		X FF 93 0-0 SH1-3 ① 1-2		2 1 0 0 0 0	0 0 0 0 0 0	1 0 0 0 0 0	1 0 0 0 0 0	1 0 0 0 0 0	0 1 0 0 0 0	0 2 0 0 0 0
24 Pedro Alvarez, L (1, 5) OBP: 0.324, SLG: 0.405	C FF 89 X KC 75 0-1 10 FC6-4 1-2 1B		F SL 79 F SI 88 B SL 80 X FF 87 1-2 G6-3 ①				B FF 87 B SI 87 C SL 79 F SL 79 B SL 80 F SL 80 C SL 80 3-3 K ①		X FC 92 0-0 G4-3 ①	I IN 66 I IN 70 I IN 68 I IN 68 4-0 10 2B IBB		4	0	1	0	1	1	1
10 Jordy Mercer, R (1, 6) OBP: 0.290, SLG: 0.360	B KC 74 X SI 89 1-0 FC6-4 ② 1-2f 2-3		B CH 84 B CH 80 X SI 87 2-0 FC1-5-4-2 ② 2-3				B KC 72 B SI 87 C SI 89 S SL 80 S SL 80 2-3 K2-3 ②		B FF 94 B CH 85 F FF 93 B SL 84 B FF 92 4-1 15 G3 BB	B SL 86 X FF 91 1-0 1-3 2-H 2B		4	0	1	1	1	1	3
50 Charlie Morton, R (1, 1) OBP: 0.063, SLG: 0.063 3 Michael Martinez, S (7, PH) 29 Ernesto Frieri, R (8, 1) 15 Ike Davis, L (9, 3) OBP: 0.352, SLG: 0.343	F FF 89 F SL 81 X SL 81 0-2 P4 ③		S SL 78 F FF 88 D SL 81 S SL 81 1-3 K ③				B FF 88 B SL 79 F SI 87 S FF 88 B SL 81 C SL 80 3-3 K ③		B FF 91 B CH 84 C FF 93 X FF 93 2-1 G3 ② 1-2			2 1 0 1	0 0 0 0	0 0 0 0	0 1 0 0	0 0 0 0	1 0 0 1	3 0 0 1
Inning Stats	R: 0 E: 1 K: 1 S: 12 H: 0 LOB: 1 BB: 0 P: 16	R: 0 E: 0 K: 1 S: 11 H: 1 LOB: 2 BB: 1 P: 17	R: 0 E: 0 K: 0 S: 11 H: 1 LOB: 1 BB: 0 P: 18	R: 1 E: 0 K: 1 S: 13 H: 2 LOB: 1 BB: 0 P: 18	R: 0 E: 0 K: 1 S: 8 H: 0 LOB: 0 BB: 0 P: 13	R: 0 E: 0 K: 1 S: 5 H: 0 LOB: 0 BB: 0 P: 10	R: 0 E: 0 K: 3 S: 10 H: 0 LOB: 0 BB: 0 P: 18	R: 1 E: 0 K: 1 S: 15 H: 2 LOB: 2 BB: 2 P: 29	R: 0 E: 0 K: 0 S: 6 H: 0 LOB: 1 BB: 1 P: 13	R: 0 E: 0 K: 1 S: 7 H: 0 LOB: 0 BB: 0 P: 10	R: 1 E: 0 K: 0 S: 7 H: 2 LOB: 2 BB: 1 P: 15	1B: 5 2B: 3 3B: 0 HR: 0 SF: 0 SAC: 1 DP: 0 HBP: 0	WP: 1 PB: 0 SB: 0 CS: 0 PA: 44					

	AB	38
	R	3
	H	8
	RBI	3
	BB	5
	SO	10
	LOB	13

PITCHER		IP	WLS	BF	H	R	ER	SO	BB	IBB	HBP	BLK	WP	HR	S	P	ERA	WHIP
30 Brett Anderson, L ERA: 4.0	(1, 1)	7.0		27	4	1	1	8	1	0	0	0	0	0	70	110	1.29	0.714
49 Rex Brothers, L ERA: 4.31	(8, 1)	0.1	H	1	0	0	0	0	0	0	0	0	0	0	3	5	0.00	0.000
0 Adam Ottavino, R ERA: 4.26	(8, 1)	0.0		3	1	0	0	0	2	0	0	0	1	0	8	19	∞	∞
54 Tommy Kahnle, R ERA: 2.56	(8, 1)	1.2	B	6	1	1	1	1	1	0	0	0	0	0	10	18	5.40	1.200
51 Brooks Brown, R ERA: 6.35	(10, 1)	1.0		3	0	0	0	1	0	0	0	0	0	0	7	10	0.00	0.000

PITCHER		IP	WLS	BF	H	R	ER	SO	BB	IBB	HBP	BLK	WP	HR	S	P	ERA	WHIP
35 Chad Bettis, R ERA: 8.87	(11, 1)	0.1	L	4	2	1	1	0	0	1	0	0	0	0	7	15	27.00	6.000

Colorado Rockies @ Pittsburgh Pirates

PNC Park, Pittsburgh, PA

Sun Jul 20 2014, 1:39 PM - 4:44 PM EDT

Att. 35,609 - Partly Cloudy - 77 F

TOP

livebaseballscorecards.com

Batter	1	2	3	4	5	6	7	8	9	AB	R	H	RBI	BB	SO	LOB
1 Brandon Barnes, R (1, 7) OBP: 0.301, SLG: 0.398	C SI 90 B SI 90 B SI 90 B SI 90 B SI 91 4-1 14 HR BB	F SI 89 F SI 88 B CH 79 X CH 80 1-2 14 CS 1B			B CH 79 F CH 78 X SI 89 1-1 ② P4		B SI 89 F CH 82 X SI 92 1-1 ② FC6-5 14 FC6-5 1-2 2-3f			3	1	1	0	1	0	2
34 Matt Belisle, R (7, 1)										0	0	0	0	0	0	0
51 Brooks Brown, L (7, 1)										0	0	0	0	0	0	0
14 Josh Rutledge, R (1, 6) OBP: 0.352, SLG: 0.456	C SI 90 B SI 91 1 SAFE S CH 80 X SI 91 1-2 1-H HR	1 SAFE 1 SAFE 0-0 ③ CS 1-2	B KC 74 B SI 89 C SI 90 X CH 77 2-1 5 G3-6 1B		X SI 88 0-0 ③ G6-3		C CH 82 B SI 92 F CH 85 X CH 85 1-2 ③ FC6-5 1-2 2-3f			4	1	2	2	0	0	2
5 Carlos González, L (1, 9) OBP: 0.298, SLG: 0.443	B SI 91 S CH 80 X SI 91 1-1 ① P5		B SI 88 1 SAFE C SI 84 X SI 89 1-1 ①② G3-6 1-2f			B CH 77 S CH 77 X SI 88 1-1 ① L8		B SI 94 B SI 94 S SI 95 X SI 95 2-1 ① G3-1		4	0	0	0	0	0	1
28 Nolan Arenado, R (1, 5) OBP: 0.305, SLG: 0.446	C SI 90 B SI 89 X CH 80 1-1 ② P4		F KC 76 X CH 78 0-1 ③ G3			B SI 88 X SI 89 1-0 ② 13 1B 1B		F CH 86 S SI 95 B SI 95 F CH 88 F SI 94 B SI 96 B CH 87 F SI 95 S SI 95 3-3 ② K		4	0	1	0	0	1	0
13 Drew Stubbs, R (1, 8) OBP: 0.337, SLG: 0.500	C SI 91 B SI 91 X SI 91 1-1 1B			B SI 86 F CH 77 B SI 88 B SI 89 C CH 78 S CH 78 3-3 ① K		B CH 78 1 SAFE C CH 77 B SI 88 X CH 77 2-1 23 G4-6-3 1-2 1B		F SI 95 B SI 95 C SI 96 S SI 95 1-3 ③ K		4	0	2	0	0	2	0
23 Charlie Culberson, R (1, 3) OBP: 0.237, SLG: 0.307	X SI 90 0-0 ③ P3			S CH 78 S CH 78 S CH 78 0-3 ② K		X SI 88 0-0 ②③ G4-6-3 1-2f			B FC 92 X FC 92 1-0 ① G4-3	4	0	0	0	0	1	3
8 Michael McKenry, R (1, 2) OBP: 0.368, SLG: 0.471		B SI 89 S SI 89 X CH 79 1-1 HR		F SI 90 B SI 90 B SI 90 B SI 91 D CH 79 4-1 BB			C SI 90 F SI 91 X SL 84 0-2 1 FC6-5 9 SH3 1B		C FF 92 B FC 92 C KC 81 B KC 81 X FF 94 2-2 ② F9	3	1	2	1	1	0	0
9 DJ LeMahieu, R (1, 4) OBP: 0.330, SLG: 0.342		B SI 90 C SI 90 F SI 90 X KC 78 1-2 ① G6-3		D CH 79 S CH 77 C SI 88 F CH 77 B CH 77 F SI 90 F KC 76 D CH 79 1 SAFE 3-3 S CH 78 ③ K			X SI 88 0-0 ① SH3 1-2		C FC 93 B FF 92 F FF 93 B KC 81 S KC 82 2-3 ③ K	3	0	0	0	0	2	1
46 Tyler Matzek, L (1, 1) OBP: 0.118, SLG: 0.118		B SI 90 C SI 90 C SI 89 F SI 89 B KC 75 X SI 90 2-2 ② G4-3			B SI 86 C SI 88 X SI 87 1-1 ① B5		I IN 77 I IN 75 I IN 74 I IN 75 4-0 14 FC6-5 1 FC6-5 IBB			2	0	0	0	0	0	0
6 Corey Dickerson, L (7, PH) OBP: 0.398, SLG: 0.573 (7, 7)										0	0	0	0	1	0	0

	AB	31
	R	3
	H	8
	RBI	3
	BB	3
	SO	6
	LOB	9

Inning Stats	1	2	3	4	5	6	7	8	9
	R: 2 E: 0 K: 0 S: 11 H: 2 LOB: 1 BB: 1 P: 19	R: 1 E: 0 K: 0 S: 12 H: 2 LOB: 0 BB: 0 P: 17	R: 0 E: 0 K: 0 S: 6 H: 1 LOB: 0 BB: 0 P: 9	R: 0 E: 0 K: 3 S: 13 H: 0 LOB: 1 BB: 1 P: 23	R: 0 E: 0 K: 0 S: 5 H: 0 LOB: 0 BB: 0 P: 7	R: 0 E: 0 K: 0 S: 6 H: 2 LOB: 1 BB: 0 P: 10	R: 0 E: 0 K: 0 S: 9 H: 1 LOB: 2 BB: 1 P: 15	R: 0 E: 0 K: 2 S: 11 H: 0 LOB: 0 BB: 0 P: 17	R: 0 E: 0 K: 1 S: 7 H: 0 LOB: 0 BB: 0 P: 12

| | | | | | | | | | |

Batter	1	2	3	4	5	6	7	8	9	AB	R	H	RBI	BB	SO	LOB
25 Gregory Polanco, L (1, 9) OBP: 0.331, SLG: 0.324	C FF 93 X SL 83 0-1 ① G3-1	B CU 79 X SL 83 1-0 ③ G6-3			L CU 81 F FF 92 F FF 94 F FF 93 S SL 83 0-3 ① K	B CU 81 F FF 92 D SL 82 B CU 81 F FF 93 S SL 82 3-3 ③ K		X SI 92 0-0 ② L8		5	0	0	0	0	2	4
5 Josh Harrison, R (1, 7) (8, 5) OBP: 0.333, SLG: 0.442	C FF 94 X FF 94 0-1 ② F9		X CH 88 0-0 ① G1-3		B CU 79 X CH 89 1-0 E5 1B		B FF 90 C FF 91 B FF 92 B FF 91 F FF 90 F FF 91 B FF 91 4-2 22 S 22 1B BB	X SI 94 0-0 22 E 22 S 1B		4	1	2	0	1	0	0
22 Andrew McCutchen, R (1, 8) OBP: 0.418, SLG: 0.563	B FF 94 F FF 94 B FF 95 F FF 95 F FF 96 B CU 80 S CU 80 3-3 ③ K		B CH 88 C FF 92 F CU 80 X FF 94 1-2 ② G6-3		C FF 92 2 SAFE X FF 94 0-1 ② G6-3		B FF 92 1 SAFE B FF 91 B FF 91 X SI 92 3-0 17 CS 1-H 1B	1 SAFE B SL 88 B SL 88 S CH 83 B CH 85 I IN 71 4-1 17 S 1-3 IBB		4	0	1	1	1	1	1
17 Gaby Sanchez, R (1, 3) OBP: 0.294, SLG: 0.417		C FF 93 X FF 93 0-1 18 1B 10 1B 1B	B FF 95 B CH 90 B CH 90 B FF 92 4-0 18 1B BB		C CU 78 X FF 92 0-1 ③ L6		D CH 87 1 SAFE 1 SAFE F FF 90 1 SAFE P PO 89 X SL 84 2-1 ①② P5 1-2	B SL 86 C SL 88 S SL 86 X SL 87 1-2 ③ L3 1-2		4	1	1	0	1	0	4
18 Neil Walker, S (1, 4) OBP: 0.352, SLG: 0.462		C FF 93 B FF 94 B SL 84 X FF 93 2-1 10 1B 1-3 1B	C CU 80 X FF 94 0-1 1-2 1B			B FF 91 C CH 88 B FF 92 F CH 89 X CU 80 2-2 ① P4	B SL 87 X FF 89 1-0 HR			4	2	3	1	0	0	0
10 Jordy Mercer, R (1, 6) OBP: 0.295, SLG: 0.363		D FF 94 X FF 94 1-0 19 2B 2-H 3-H 1B	B FF 92 B FF 93 C CU 78 X FF 92 2-1 ③ F9			B CU 78 B CU 77 B FF 92 B FF 92 4-0 24 S 19 2B BB	B FF 89 C FF 90 S CU 75 X CU 76 1-2 24 1B 1B			3	1	2	2	1	0	2
24 Pedro Alvarez, L (1, 5) OBP: 0.323, SLG: 0.404 44 Tony Watson, L (8, 1) OBP: 1.000, SLG: 1.000 35 Mark Melancon, R (9, 1)		1 SAFE B FF 93 S SL 82 X SL 82 1-1 ① F9		C CU 80 S FF 92 B FF 91 T SL 83 1-2 ① K		B SL 83 S CU 81 S SL 82 D SL 84 B CU 80 S SL 83 3-3 ② K 1-2	C FF 90 B FF 90 B FF 92 B FF 91 X SI 91 3-1 1-2 1B			4 0 0	0 0 0	1 0 0	0 0 0	0 0 0	2 0 0	2 0 0
19 Chris Stewart, R (1, 2) OBP: 0.337, SLG: 0.284		X FF 93 0-0 1-3 2B		C FF 92 C CH 89 B FF 94 F CU 81 B FF 93 C CH 89 2-3 ② K		C CU 77 F FF 93 X FF 95 0-2 2-H 2B	D SL 88 C SI 94 B SL 88 C SI 94 B SL 87 X SI 93 3-2 ③ P6			4	0	2	1	0	1	2
49 Jeff Locke, L (1, 1) OBP: 0.211, SLG: 0.118 6 Starling Marte, R (6, PH) OBP: 0.331, SLG: 0.390 30 Jeanmar Gómez, R (7, 1) OBP: 1.000, SLG: 1.000 23 Travis Snider, L (8, 7) OBP: 0.318, SLG: 0.348		C FF 92 M SL 84 B SL 84 S SL 83 1-3 ② K		B FF 92 B FF 93 C FF 91 C FF 92 C FF 92 2-3 ③ K		B FF 92 F FF 92 B CU 81 B FF 92 B FF 91 4-1 BB		B SI 93 S CH 85 S CH 85 S CH 86 1-3 ① K2-3		2 0 0 1	0 0 0 0	0 0 0 0	0 1 0 0	0 0 0 0	2 0 0 1	2 0 0 0
Inning Stats	R: 0 E: 0 K: 1 S: 8 H: 0 LOB: 0 BB: 0 P: 11	R: 2 E: 0 K: 1 S: 12 H: 4 LOB: 2 BB: 0 P: 18	R: 0 E: 0 K: 0 S: 8 H: 1 LOB: 2 BB: 1 P: 15	R: 0 E: 0 K: 3 S: 10 H: 0 LOB: 0 BB: 0 P: 15	R: 0 E: 1 K: 1 S: 10 H: 1 LOB: 1 BB: 0 P: 11	R: 1 E: 0 K: 2 S: 13 H: 1 LOB: 2 BB: 2 P: 29	R: 2 E: 0 K: 0 S: 16 H: 4 LOB: 2 BB: 1 P: 32	R: 0 E: 0 K: 1 S: 9 H: 1 LOB: 2 BB: 1 P: 15		1B: 9 2B: 2 3B: 0 HR: 1 SF: 0 SAC: 0 DP: 0 HBP: 0						

PITCHER		IP	WLS	BF	H	R	ER	SO	BB	IBB	HBP	BLK	WP	HR	S	P	ERA	WHIP
46 Tyler Matzek, L ERA: 4.91	(1, 1)	6.0		28	7	3	3	8	3	0	0	0	0	0	61	99	4.50	1.667
34 Matt Belisle, R ERA: 5.63	(7, 1)	0.2	L	6	4	2	2	0	1	0	0	0	0	1	13	26	27.00	7.500
51 Brooks Brown, R ERA: 5.14	(7, 1)	1.1		6	1	0	0	1	0	1	0	0	0	0	12	21	0.00	0.750

PITCHER	IP	WLS	BF	H	R	ER	SO	BB	IBB	HBP	BLK	WP	HR	S	P	ERA	WHIP

BOTTOM

Colorado Rockies @ Pittsburgh Pirates

PNC Park, Pittsburgh, PA

Sun Jul 20 2014, 1:39 PM - 4:44 PM EDT

Att. 35,609 - Partly Cloudy - 77 F

livebaseballscorecards.com

AB	35
R	5
H	12
RBI	5
BB	5
SO	9
LOB	17

WP: 0 PA: 40
PB: 0
SB: 4
CS: 1

Los Angeles Dodgers @ Pittsburgh Pirates

PNC Park, Pittsburgh, PA

Mon Jul 21 2014, 7:09 PM - 10:19 PM EDT

Att. 28,255 - Partly Cloudy - 85 F

TOP

livebaseballscorecards.com

Batter	1	2	3	4	5	6	7	8	9	AB	R	H	RBI	BB	SO	LOB
9 Dee Strange-Gordon, L (1, 4) OBP: 0.347, SLG: 0.403	B SI 92 B SI 92 F FF 93 C SI 93 C SI 94 2-3 K ①		C SI 91 C CH 83 F KC 79 X CH 86 0-2 10 FC4-6 1B	C SI 93 X SI 94 0-1 FC4-2 10 2B ② 2-3 3-H		C SI 93 B CH 84 B SI 94 F CH 83 F CH 84 X KC 79 2-2 10 CS 10 S 1B		C FF 93 F FF 93 X FF 93 0-2 G4-3 ①		5	1	2	0	0	1	2
10 Justin Turner, R (1, 6) OBP: 0.359, SLG: 0.434 0 Brian Wilson, R (8, 1) 56 J.P. Howell, L (8, 1) 74 Kenley Jansen, S (9, 1)	S SI 94 C KC 81 B KC 80 T CH 86 1-2 K ②		1 SAFE D CH 83 1 SAFE X SI 94 1-0 FC4-6 23 BB 27 2B ① 1-2f	B KC 81 C KC 80 C KC 80 D KC 82 X KC 80 2-2 23 1B 2B 2-H 3-H		1 SAFE 1 SAFE B FF 93 C SI 93 2 SAFE C SI 94 B FF 93 B SI 94 X CH 84 3-2 23 WP 1B ② 1-3		C FF 94 S SL 80 C FF 94 0-3 K ②	5 0 0 0	2 0 0 0	2 0 0 0	2 0 0 0	0 0 0 0	2 0 0 0	1 0 0 0
23 Adrián González, L (1, 3) OBP: 0.320, SLG: 0.433	B SI 94 B FF 94 F FF 94 B SI 93 C CH 82 X SI 94 3-2 2B		B FF 94 B FF 95 B CH 85 B SI 94 4-0 27 2B 16 G6-3 BB 1-2	C CH 84 F SI 94 X KC 79 0-2 27 FC6-4 1B 2-H		B SI 94 I IN 55 I IN 58 I IN 58 4-0 IBB 1-2		B FF 94 S FF 94 X SL 80 1-1 2B		3	1	3	1	2	0	0
27 Matt Kemp, R (1, 9) OBP: 0.330, SLG: 0.425	B KC 81 B SI 93 B CH 83 B SI 93 4-0 BB		B SI 94 F FF 93 X SI 94 1-1 16 G6-3 2B 1-3 2-H	C FF 94 X KC 80 0-1 FC6-4 ③ 1-2f		X SI 90 0-0 F9 ③		D SL 80 B FF 94 F SL 80 X FF 94 2-1 G6-3 ③		4	0	1	1	1	0	4
16 Andre Ethier, L (1, 8) OBP: 0.310, SLG: 0.376	B CH 84 B CH 83 X SI 94 2-0 G3-1 ③		F CH 84 X KC 79 0-1 G6-3 ② 2-3 3-H		X SI 92 0-0 G4-3 ①		C SI 89 B SI 90 S CH 83 B CH 82 X SI 90 2-2 G4-3 ①		C FF 94 B SL 86 B FF 92 B FF 94 X FF 93 3-1 F8 ①	5	0	0	1	0	0	3
3 Carl Crawford, L (1, 7) OBP: 0.284, SLG: 0.373		C SI 93 C SI 92 X KC 79 0-2 G1-3 ①	C SI 93 F CH 85 B FF 94 S CH 86 1-3 K ③		C SI 91 B SI 90 X SI 92 1-1 F7 ②		X CH 82 0-0 5 S 1B		S FF 95 B FF 94 S FF 94 C SL 87 1-3 K ②	5	0	1	0	0	2	1
5 Juan Uribe, R (1, 5) OBP: 0.332, SLG: 0.427		B SI 94 C CH 84 B KC 80 C KC 79 X FF 94 2-2 L9 ②		C KC 78 X SI 91 0-1 17 1B 9 FC4-2 1B	B SI 92 B FF 93 C SI 93 B FF 93 X SI 93 3-1 1B		C SI 91 F SI 91 X CH 84 0-2 G5-3 ② 1-2		F SL 87 S SL 85 S SL 87 0-3 K ③	5	0	2	0	0	1	1
17 A.J. Ellis, R (1, 2) OBP: 0.366, SLG: 0.269		C FF 94 B FF 93 H KC 78 2-1 99 FC4-6 HBP		C SI 92 X SI 92 0-1 9 FC4-2 99 SH3 10 2B 1B 1-3	X FF 91 0-0 L7 ③		I IN 71 I IN 77 I IN 78 I IN 79 4-0 IBB			2	1	1	0	1	0	1
99 Hyun Jin Ryu, R (1, 1) OBP: 0.167, SLG: 0.222 72 Miguel Rojas, R (8, 6) OBP: 0.274, SLG: 0.260		C SI 93 X FF 93 0-1 FC4-6 ③ 1-2f		B SI 92 C FF 92 L FF 93 B KC 80 X PO 93 2-2 SH3 ① 1-2		X SI 93 0-0 F9 ①		C SI 90 B SI 90 X SI 92 1-1 G6-3 ③		3 0	0 0	0 0	0 0	0 0	0 0	3 0
Inning Stats	R: 0 E: 0 K: 2 S: 10 H: 1 LOB: 2 BB: 1 P: 22	R: 0 E: 0 K: 0 S: 9 H: 0 LOB: 1 BB: 0 P: 13	R: 2 E: 0 K: 1 S: 12 H: 2 LOB: 1 BB: 1 P: 19	R: 3 E: 0 K: 0 S: 17 H: 4 LOB: 1 BB: 0 P: 21	R: 0 E: 0 K: 0 S: 6 H: 1 LOB: 1 BB: 0 P: 10	R: 0 E: 0 K: 0 S: 9 H: 2 LOB: 2 BB: 1 P: 18	R: 0 E: 0 K: 0 S: 9 H: 1 LOB: 2 BB: 1 P: 16	R: 0 E: 0 K: 1 S: 10 H: 1 LOB: 1 BB: 0 P: 13	R: 0 E: 0 K: 2 S: 8 H: 0 LOB: 0 BB: 0 P: 12	1B: 8 2B: 4 3B: 0 HR: 0	SF: 0 SAC: 1 DP: 0 HBP: 1					

	AB	37
	R	5
	H	12
	RBI	5
	BB	4
	SO	6
	LOB	16

WP: 1 PB: 0 SB: 2 CS: 1 PA: 43

PITCHER	IP	WLS	BF	H	R	ER	SO	BB	IBB	HBP	BLK	WP	HR	S	P	ERA	WHIP
36 Edinson Volquez, R (1, 1) ERA: 3.86	5.2	L	30	10	5	5	3	2	1	1	0	1	0	62	102	7.94	2.118
30 Jeanmar Gómez, R (6, 1) ERA: 3.28	1.1		6	1	0	0	0	0	1	0	0	0	0	10	17	0.00	0.750
29 Ernesto Frieri, R (8, 1) ERA: 6.81	1.0		4	1	0	0	1	0	0	0	0	0	0	10	13	0.00	1.000
38 Stolmy Pimentel, R (9, 1) ERA: 4.44	1.0		3	0	0	0	2	0	0	0	0	0	0	8	12	0.00	0.000

PITCHER	IP	WLS	BF	H	R	ER	SO	BB	IBB	HBP	BLK	WP	HR	S	P	ERA	WHIP

BOTTOM

Los Angeles Dodgers @ Pittsburgh Pirates

PNC Park, Pittsburgh, PA

Mon Jul 21 2014, 7:09 PM - 10:19 PM EDT

Att. 28,255 - Partly Cloudy - 85 F

livebaseballscorecards.com

Batter	1	2	3	4	5	6	7	8	9	AB	R	H	RBI	BB	SO	LOB
5 Josh Harrison, R (1, 5) OBP: 0.329, SLG: 0.435	B SI 89 C CH 82 S SL 86 F SI 92 F SL 87 B SI 92 X CU 76 2-2 ① G5-3		C SI 92 B SI 92 S CH 83 S SI 92 1-3 ③ K		B CU 72 C CU 72 F SL 87 F SL 81 X SI 93 1-2 ② G4-3			B CU 70 F SL 90 F CH 87 B CU 79 F SI 90 F SI 90 X FF 93 2-2 ① F7		4	0	0	0	0	1	0
6 Starling Marte, R (1, 7) OBP: 0.328, SLG: 0.385	B SI 92 X SI 92 1-0 ② F8			B SI 89 B FF 89 C SI 90 F SL 88 F SL 88 X CH 82 2-2 ① G6-3	X CH 83 0-0 ③ F9			C CU 74 B FF 91 F SL 88 S CU 80 1-3 ② K		4	0	0	0	0	1	0
22 Andrew McCutchen, R (1, 8) OBP: 0.419, SLG: 0.562	B SI 92 C SI 92 S SL 89 S SL 88 1-3 ③ K			B CH 83 C CH 83 C SI 93 F FF 92 X FF 93 1-2 18 BB 55 1B 1B		C CH 80 B FF 90 B SL 85 X SL 86 2-1 ① F9		F FF 91 B SL 86 C SL 88 X CU 80 1-2 1B		4	1	2	0	0	1	0
17 Gaby Sanchez, R (1, 3) OBP: 0.289, SLG: 0.410 15 Ike Davis, L (8, PH) OBP: 0.351, SLG: 0.342 (9, 3)		C CU 72 S SL 87 B FF 92 S SL 87 1-3 ① K		C CU 72 F SI 91 X SL 86 0-2 ② F8		X SI 90 0-0 ② F8		C SI 86 D KC 78 C SI 86 B SI 88 B KC 78 X SI 86 3-2 ③ G4-3		3 1	0 0	0 0	0 0	0 0	1 0	1 1
18 Neil Walker, S (1, 4) OBP: 0.354, SLG: 0.461		X FF 91 0-0 1B		1 SAFE 1 SAFE B SI 91 C CU 72 D SL 86 B CH 82 B CH 83 4-1 55 1B 10 1B 1-2 BB		B FF 90 C SI 92 X CU 75 1-1 ③ G5-3			C FC 93 B FC 94 F FC 92 B FF 95 F SL 82 F SL 82 X FC 95 2-2 ① G3-1	3	1	1	0	1	0	0
55 Russell Martin, R (1, 2) OBP: 0.394, SLG: 0.384		C SI 91 C CU 72 S SL 88 0-3 ② K		C CU 71 B CH 83 B FF 91 F CH 82 B SL 88 X SL 87 3-2 10 1B 1-2 2-H 1B			M FF 89 B FF 91 C CU 72 F CH 82 F CU 74 B SI 91 S CU 74 2-3 ① K		X FC 93 0-0 ② F9	4	0	1	1	0	2	1
10 Jordy Mercer, R (1, 6) OBP: 0.295, SLG: 0.362		B FF 92 B CH 83 X SI 92 2-0 ③ F9		X SI 93 0-0 3 FC6-4 1-3 2-H 1B			C CU 73 X FF 92 0-1 ② L7		C FC 92 C SL 85 F FC 95 B FC 96 F SL 84 F FC 95 B FC 94 B FC 96 X FC 96 3-2 ③ G6-3	4	0	1	1	0	0	1
3 Michael Martinez, S (1, 9) OBP: 0.273, SLG: 0.111 29 Ernesto Frieri, R (8, 1) 38 Stolmy Pimentel, R (9, 1)			B CU 71 B CH 81 C FF 90 X CH 82 2-1 ① G5-3	X CH 82 0-0 ③ FC6-4 1-2f			B CH 80 C CU 72 C CU 73 B SI 93 F CU 74 B SL 87 X CH 83 3-2 23 FC6-4 1B			3 0 0	0 0 0	1 0 0	0 0 0	0 0 0	0 0 0	2 0 0
36 Edinson Volquez, R (1, 1) OBP: 0.107, SLG: 0.038 30 Jeanmar Gómez, R (6, 1) OBP: 1.000, SLG: 1.000 23 Travis Snider, L (7, PH) OBP: 0.316, SLG: 0.346 (8, 9)			C FF 91 X FF 92 0-1 ② G3		C FF 89 F FF 90 B CU 74 B CU 72 X SI 91 2-2 ① G1-3		B SI 89 X SL 86 1-0 ③ FC6-4 1-2f			2 0 1	0 0 0	0 0 0	0 0 0	0 0 0	0 0 0	0 0 1
Inning Stats	R: 0 E: 0 K: 1 S: 9 H: 0 LOB: 0 BB: 0 P: 13	R: 0 E: 0 K: 2 S: 8 H: 1 LOB: 1 BB: 0 P: 11	R: 0 E: 0 K: 1 S: 7 H: 0 LOB: 0 BB: 0 P: 10	R: 2 E: 0 K: 0 S: 17 H: 3 LOB: 2 BB: 1 P: 27	R: 0 E: 0 K: 0 S: 8 H: 0 LOB: 0 BB: 0 P: 11	R: 0 E: 0 K: 0 S: 5 H: 0 LOB: 0 BB: 0 P: 8	R: 0 E: 0 K: 1 S: 12 H: 1 LOB: 1 BB: 0 P: 18	R: 0 E: 0 K: 1 S: 14 H: 1 LOB: 1 BB: 0 P: 21	R: 0 E: 0 K: 0 S: 12 H: 0 LOB: 0 BB: 0 P: 17	1B: 6 2B: 0 3B: 0 HR: 0 SF: 0 SAC: 0 DP: 0 HBP: 0						PA: 34 WP: 0 PB: 0 SB: 0 CS: 0

	AB	33
	R	2
	H	6
	RBI	2
	BB	1
	SO	6
	LOB	7

PITCHER	IP	WLS	BF	H	R	ER	SO	BB	IBB	HBP	BLK	WP	HR	S	P	ERA	WHIP
99 Hyun Jin Ryu, L (1, 1) ERA: 3.39	7.0	W	27	5	2	2	5	1	0	0	0	0	0	66	98	2.57	0.857
0 Brian Wilson, R (8, 1) ERA: 5.4	0.2	H	3	1	0	0	1	0	0	0	0	0	0	11	15	0.00	1.500
56 J.P. Howell, L (8, 1) ERA: 1.3	0.1	H	1	0	0	0	0	0	0	0	0	0	0	3	6	0.00	0.000
74 Kenley Jansen, R (9, 1) ERA: 3.32	1.0	S	3	0	0	0	0	0	0	0	0	0	0	12	17	0.00	0.000

PITCHER	IP	WLS	BF	H	R	ER	SO	BB	IBB	HBP	BLK	WP	HR	S	P	ERA	WHIP

Los Angeles Dodgers @ Pittsburgh Pirates

PNC Park, Pittsburgh, PA

Tue Jul 22 2014, 7:08 PM - 10:46 PM EDT

Att. 30,629 - Partly Cloudy - 87 F

TOP

livebaseballscorecards.com

Batter	1	2	3	4	5	6	7	8	9	AB	R	H	RBI	BB	SO	LOB
9 Dee Strange-Gordon, L (1, 4) OBP: 0.346, SLG: 0.400	C FC 88 C FF 89 C SI 88 0-3 ① K		X FF 88 0-0 ① SH1-3 2-3	C SI 91 X SI 90 0-1 ③ FC5-4 1-2f		F SI 90 F SI 91 X SI 91 0-2 ③ F8		B SI 96 B SI 96 C SI 95 B SI 96 B SI 95 4-1 BB		3	0	0	0	1	1	2
10 Justin Turner, R (1, 6) OBP: 0.360, SLG: 0.426	B FF 89 B FC 91 F FF 90 B FC 91 S SL 84 X SI 90 3-2 ② G5-3		B KC 76 B FF 90 C FC 90 F SL 85 F SI 91 B SL 84 F SI 91 B SI 91 4-2 27 1B 16 1B BB		C SI 90 C SI 92 S SI 91 0-3 ① K		B FF 98 H FF 97 2-0 23 HR HBP	1 SAFE F SI 95 1 SAFE B SI 95 1 SAFE X CH 86 1-1 ② F9		3	2	0	0	1	1	1
23 Adrián González, L (1, 3) OBP: 0.321, SLG: 0.442	C SI 89 X SI 89 0-1 27 1B 1B		B FF 90 F SI 90 F SI 91 B SI 91 X SI 91 2-2 ② SF9 3-H		C SI 92 C SI 91 X CH 85 0-2 ② L8		L SI 92 1 SAFE X FF 94 0-1 1-H HR	B SI 95 C SI 95 1 SAFE B SI 96 X SI 95 2-1 ③ G4-3		4	1	2	3	0	0	1
27 Matt Kemp, R (1, 9) OBP: 0.331, SLG: 0.424	B FC 89 F SL 84 X SI 89 1-1 1-3 1B		B SL 86 C FF 91 F SI 92 D SL 84 B SI 90 X SI 93 3-2 16 1B 1-2 1B		F FF 93 B SI 92 X KC 78 1-1 ③ F9		S SI 93 B SI 93 S SL 85 B SI 94 S SI 93 2-3 ① K		C FF 93 S SL 79 F FF 94 C FF 94 0-3 ① K	5	0	2	0	0	2	0
16 Andre Ethier, L (1, 8) OBP: 0.311, SLG: 0.374	B KC 77 B SI 90 F SI 89 S SI 89 1 SAFE C SI 90 2-3 ③ K		B SI 90 C SI 91 X CH 84 1-1 1-3 2-H 1B			C SI 89 X SI 89 0-1 ① L5	F SI 93 B SI 94 B SI 93 B SI 92 B SI 93 4-1 3 G3 BB		X FF 92 0-0 ② P5	4	0	1	1	1	1	2
3 Carl Crawford, L (1, 7) OBP: 0.287, SLG: 0.371		F FF 87 F SI 89 F CH 85 F FC 90 X SI 91 0-2 ① G4-3	X SI 91 0-0 ③ L7			X SI 91 0-0 5 E 17 1B 5 1B 1B	X SI 92 0-0 ② G3 1-2		B FF 93 B FF 92 B FF 92 C FF 90 S FF 92 F FF 92 B FF 93 4-2 BB	4	1	1	0	1	0	3
5 Juan Uribe, R (1, 5) OBP: 0.329, SLG: 0.422		C SL 86 X KC 79 0-1 ② P6		C FF 88 F SL 82 B SL 83 C SI 90 1-3 ① K		1 SAFE X SL 84 0-0 E5 17 1B 1-3 1B	C SI 93 F SI 94 S SL 86 0-3 ③ K		X FF 94 0-0 ③ F9	5	1	1	0	0	2	2
17 A.J. Ellis, R (1, 2) OBP: 0.363, SLG: 0.269		C SI 91 B SI 89 F SI 91 B SI 91 X SI 91 2-2 ③ G4-3		B SI 90 B FF 91 X SI 92 2-0 ② P4		B SI 90 F FF 89 F SI 90 F SI 90 X SI 93 1-2 2-H 3-H 1B		B SI 95 F SI 95 B SI 96 X CH 87 2-1 ① G6-3		4	0	1	2	0	0	0
61 Josh Beckett, R (1, 1) OBP: 0.216, SLG: 0.278 47 Paul Maholm, L (4, 1) 28 Jamey Wright, R (6, 1) 33 Scott Van Slyke, R (8, PH) OBP: 0.390, SLG: 0.529 54 Chris Perez, R (8, 1) 43 Brandon League, R (8, 1)			X SL 86 0-0 E5 9 SH1-3 23 SF9	C FF 90 B SL 84 B FC 90 F SI 90 B SI 90 F FC 91 B SI 90 4-2 9 FC5-4 BB		C SI 90 B SI 91 C KC 78 B SI 90 C SI 90 2-3 ② K		F SI 96 B CH 88 F SI 95 F SI 96 B CH 87 B CH 88 X CH 87 3-2 HR		1 1 0 1 0 0	1 0 0 1 0 0	0 0 0 1 0 0	0 0 0 1 0 0	1 0 0 0 0 0	0 1 0 0 0 0	0 1 0 0 0 0
Inning Stats	R: 0 E: 0 K: 2 S: 13 H: 2 LOB: 2 BB: 0 P: 19	R: 0 E: 0 K: 0 S: 10 H: 0 LOB: 0 BB: 0 P: 12	R: 2 E: 1 K: 0 S: 15 H: 2 LOB: 2 BB: 1 P: 25	R: 0 E: 0 K: 1 S: 9 H: 0 LOB: 1 BB: 1 P: 16	R: 0 E: 0 K: 1 S: 8 H: 0 LOB: 0 BB: 0 P: 9	R: 2 E: 1 K: 1 S: 14 H: 3 LOB: 1 BB: 0 P: 17	R: 2 E: 0 K: 2 S: 10 H: 1 LOB: 1 BB: 1 P: 18	R: 1 E: 0 K: 0 S: 11 H: 1 LOB: 1 BB: 1 P: 23	R: 0 E: 0 K: 1 S: 9 H: 0 LOB: 1 BB: 1 P: 13	1B: 7 2B: 0 3B: 0 HR: 2 SF: 1 SAC: 1 DP: 0 HBP: 1						

	AB	35
	R	7
	H	9
	RBI	7
	BB	5
	SO	8
	LOB	12

WP: 0 PA: 43
PB: 0
SB: 0
CS: 0

PITCHER		IP	WLS	BF	H	R	ER	SO	BB	IBB	HBP	BLK	WP	HR	S	P	ERA	WHIP
46 Vance Worley, R ERA: 3.1	(1, 1)	6.0	W	28	7	4	1	5	2	0	0	0	0	0	69	98	1.50	1.500
37 Justin Wilson, L ERA: 4.86	(7, 1)	0.0		1	0	1	1	0	0	0	1	0	0	0	0	2	∞	∞
48 Jared Hughes, R ERA: 1.96	(7, 1)	1.0		5	1	1	1	2	1	0	0	0	0	1	10	16	9.00	2.000
44 Tony Watson, L ERA: 1.52	(8, 1)	1.0	H	5	1	1	1	0	1	0	0	0	0	1	11	23	9.00	2.000
29 Ernesto Frieri, R ERA: 6.63	(9, 1)	1.0		4	0	0	0	1	1	0	0	0	0	0	9	13	0.00	1.000

PITCHER	IP	WLS	BF	H	R	ER	SO	BB	IBB	HBP	BLK	WP	HR	S	P	ERA	WHIP

Batter	1	2	3	4	5	6	7	8	9	AB	R	H	RBI	BB	SO	LOB
25 Gregory Polanco, L (1, 9) OBP: 0.339, SLG: 0.349	C FF 91 B CH 84 X CH 84 1-1 F7 ①		C FF 91 X FC 88 0-1 HR	C FF 89 X CU 73 0-1 G4-3 ③		B SI 91 T FC 88 F FC 87 B CH 84 B FC 87 X FC 88 3-2 22 HBP 23 1B 18 WP 1-2 2-H 3-H 1B		B SI 95 B CH 88 F FF 95 B SI 95 B FF 95 4-1 22 BB 23 BB 18 BB BB		4	3	2	3	1	0	1
23 Travis Snider, L (1, 7) OBP: 0.324, SLG: 0.350	C CU 73 F CU 73 F CH 86 B CH 86 X CH 81 1-2 F7 ②		B FC 84 B FF 91 F FF 92 C CU 73 X CU 73 2-2 18 2B 1B		B SI 88 F SI 86 B CU 71 X SI 89 2-1 G6-3 ①	X CH 83 0-0 18 WP 22 HBP 1-2 2-H 1B		D FF 93 1 SAFE S FF 94 B FF 92 B FF 95 B FF 94 4-1 18 BB 22 BB 55 1B 1-2 BB		4	2	2	1	1	0	0
22 Andrew McCutchen, R (1, 8) OBP: 0.419, SLG: 0.558	C CU 72 B FC 89 B CH 85 B CH 86 X FF 92 3-1 L7 ③		B CH 85 F CH 86 1 SAFE F CU 72 F FC 89 F FC 89 F CU 72 D CU 77 1 SAFE 2-3 S CH 84 K ②		B SI 88 F CU 73 B FC 83 F CH 81 B SI 88 X FC 82 3-2 G5-3 ②	H SI 90 1-0 18 WP 1-2 2-3 HBP		C FF 96 B FF 94 B SL 84 S FF 95 B FF 95 D FF 94 4-2 18 BB 55 1B 1-2 2-3 BB		3	1	0	0	1	1	1
18 Neil Walker, S (1, 4) OBP: 0.357, SLG: 0.474		B CH 85 X CU 70 1-0 HR	B FF 92 F FF 91 B FF 91 F FC 89 B FF 93 X FF 93 3-2 1-H 2B		X SI 89 0-0 G4-3 ③	B FC 88 B FC 87 X SI 90 2-0 G6-3 ③ 1-2 2-3 3-H		D FF 94 F FF 93 B FF 95 B FF 95 B FF 95 4-1 55 1B 15 1B 1-2 2-3 3-H BB		4	2	2	3	1	0	2
55 Russell Martin, R (1, 2) OBP: 0.402, SLG: 0.388		B FC 89 B FC 88 C FF 92 F CH 83 S CH 85 2-3 K ①	C CU 72 F CU 73 F CU 76 H CU 70 1-2 HBP			B CU 70 B CH 80 F CH 81 S SI 87 X CU 72 2-2 5 SH5-3 15 1B 25 1B 1B	C FC 86 H CU 75 1-1 5 G6-4-3 HBP	F SI 93 X SI 94 0-1 15 1B 1-2 2-H 3-H 1B		3	1	2	2	0	1	0
15 Ike Davis, L (1, 3) OBP: 0.355, SLG: 0.360		C FF 92 X FF 92 0-1 HR	B CH 85 B CU 72 X FF 92 2-0 P5 ③			C SI 88 F SL 81 X FF 88 0-2 5 SH5-3 25 1B 1-2 1B	S FC 85 F SI 89 B CU 76 X CU 77 1-2 F8 ①	B SI 94 B SI 94 X SI 94 2-0 1-2 2-H 1B		5	2	3	2	0	0	3
24 Pedro Alvarez, L (1, 5) OBP: 0.324, SLG: 0.407 5 Josh Harrison, R (5, 5) OBP: 0.326, SLG: 0.432		B CU 71 F FF 92 B CH 86 X CH 86 2-1 L8 ②	B CU 71 B CU 71 C FF 91 T SI 90 X FF 91 2-2 10 F7 2B			X SI 88 0-0 SH5-3 ① 1-2 2-3	X FC 88 0-0 G6-4-3 ② 1-2	B SI 94 F SI 93 S FS 84 B FS 84 S SI 93 2-3 K ②		2 2	0 0	1 0	0 0	0 0	0 1	0 3
10 Jordy Mercer, R (1, 6) OBP: 0.290, SLG: 0.356		C CH 87 S CU 73 B FC 90 B CH 87 S CH 86 2-3 K ③		X FF 91 0-0 F7 2-3		F SI 90 S CU 78 B FC 88 B CU 78 T CH 83 2-2 K ②	F FC 85 X FC 87 0-1 G6-3 ③	X SI 94 0-0 G5-3 ③		5	0	0	0	0	2	6
46 Vance Worley, R (1, 1) OBP: 0.071, SLG: 0.071 17 Gaby Sanchez, R (6, PH) OBP: 0.263, SLG: 0.410 37 Justin Wilson, L (7, 1) 48 Jared Hughes, R (7, 1) 44 Tony Watson, L (8, 1) OBP: 1.000, SLG: 1.000 3 Michael Martinez, S (8, PH) OBP: 0.250, SLG: 0.100 29 Ernesto Frieri, R (9, 1)			X FF 91 0-0 P4 ①	C CU 73 F FC 88 S FC 89 0-3 K ②		B SI 90 F SI 90 B CU 79 B SI 91 B FC 88 4-1 25 1B 23 1B BB		F FF 94 B SL 84 F FF 95 X FF 95 1-2 P6 ①		2 0 0 0 0 0 1 0	0 1 0 0 0 0 0 0	0 0 0 0 0 0 0 0	0 0 0 0 0 0 0 0	1 0 0 0 0 0 0 0	0 0 0 0 0 0 0 0	1 0 0 0 0 0 0 0
Inning Stats	R: 0 E: 0 K: 0 S: 8 H: 0 LOB: 0 BB: 0 P: 13	R: 2 E: 0 K: 2 S: 11 H: 2 LOB: 0 BB: 0 P: 18	R: 2 E: 0 K: 1 S: 19 H: 3 LOB: 2 BB: 0 P: 29	R: 0 E: 0 K: 1 S: 9 H: 1 LOB: 1 BB: 0 P: 11	R: 0 E: 0 K: 0 S: 6 H: 0 LOB: 0 BB: 0 P: 11	R: 4 E: 0 K: 1 S: 16 H: 4 LOB: 2 BB: 1 P: 30	R: 0 E: 0 K: 0 S: 7 H: 0 LOB: 1 BB: 0 P: 9	R: 4 E: 0 K: 1 S: 15 H: 2 LOB: 2 BB: 4 P: 36		1B: 7 2B: 2 3B: 0 HR: 3 SF: 0 SAC: 1 DP: 0 HBP: 3				WP: 1 PB: 0 SB: 0 CS: 0 PA: 44		

PITCHER		IP	WLS	BF	H	R	ER	SO	BB	IBB	HBP	BLK	WP	HR	S	P	ERA	WHIP
61 Josh Beckett, R ERA: 2.52	(1, 1)	3.2		18	6	4	4	4	0	0	1	0	0	3	45	69	9.82	1.636
47 Paul Maholm, L ERA: 4.73	(4, 1)	1.1	L	6	2	2	2	0	0	0	0	0	0	0	14	21	13.50	1.500
28 Jamey Wright, R ERA: 3.74	(6, 1)	2.0		11	2	2	2	1	1	0	2	0	1	0	17	31	9.00	1.500
54 Chris Perez, R ERA: 5.35	(8, 1)	0.1		5	0	4	4	0	4	0	0	0	0	0	8	25	108.00	12.000
43 Brandon League, R ERA: 2.01	(8, 1)	0.2		4	2	0	0	1	0	0	0	0	0	0	7	11	0.00	3.000

PITCHER	IP	WLS	BF	H	R	ER	SO	BB	IBB	HBP	BLK	WP	HR	S	P	ERA	WHIP

BOTTOM

Los Angeles Dodgers @ Pittsburgh Pirates

PNC Park, Pittsburgh, PA

Tue Jul 22 2014, 7:08 PM - 10:46 PM EDT

Att. 30,629 - Partly Cloudy - 87 F

livebaseballscorecards.com

AB	35
R	12
H	12
RBI	11
BB	5
SO	6
LOB	17

Batter	1	2	3	4	5	6	7	8	9	AB	R	H	RBI	BB	SO	LOB
9 Dee Strange-Gordon, L (1, 4) OBP: 0.345, SLG: 0.401	B SI 94 C SI 93 C SL 88 S SL 88 1-3 ① K		B SI 94 C SI 94 S SL 88 F SL 88 B SL 89 X SL 90 2-2 ② G6-3			X SI 93 0-0 ① 23 F8 1-3 2B		C FF 95 B FF 95 S FF 95 X SI 96 1-2 ① L5		4	0	1	0	0	1	1
27 Matt Kemp, R (1, 9) OBP: 0.333, SLG: 0.422 54 Chris Perez, R (8, 1)	B SI 94 B CH 87 B SI 94 B SI 93 4-0 23 BB BB		S CH 87 B FF 89 S CH 86 X FF 95 1-2 ③ F9			B SL 85 X SI 92 1-0 ① G6-3 3-H		C FF 94 D FF 96 B FC 90 F FF 95 F FC 92 D FF 98 B FF 96 4-2 23 G6-3 1-2 BB		2 0	0 0	0 0	1 0	2 0	0 0	1 0
23 Adrián González, L (1, 3) OBP: 0.321, SLG: 0.439	B SI 93 C SL 86 F SI 94 B SL 90 B SL 90 B SI 96 4-2 1-2 BB			C SI 93 B SL 89 X SL 88 1-1 ① F7		C FF 94 B SI 93 B SI 93 X SL 87 2-1 ② F8 2-3		X FF 96 0-0 ②③ G6-3 1-2f		3	0	0	0	1	0	3
33 Scott Van Slyke, R (1, 8) OBP: 0.381, SLG: 0.514 (8, 9)	C SI 94 B SI 95 D CH 88 F SL 86 F SL 88 S SL 87 2-3 ② K			B SI 93 X SI 92 1-0 ② G6-3		B SL 86 B SL 84 C SI 93 S SL 86 C SL 84 2-3 ③ K			F SI 92 S SI 92 F SI 93 S SL 85 0-3 ① K	4	0	0	0	0	3	3
5 Juan Uribe, R (1, 5) OBP: 0.332, SLG: 0.423	C SL 87 X SL 88 0-1 ③ F9			B SI 94 X CH 86 1-0 ③ G6-3			X CH 84 0-0 72 FC5-4 1B		X SI 93 0-0 3 G4-3 1B	4	0	2	0	0	0	2
3 Carl Crawford, L (1, 7) OBP: 0.286, SLG: 0.364		F SI 92 H SI 93 1-1 72 CS HBP			X SL 87 0-0 ① G5-3		C SI 92 X SI 92 0-1 ① L5		X SI 93 0-0 ② G4-3 1-2	3	0	0	0	0	0	2
72 Miguel Rojas, R (1, 6) OBP: 0.273, SLG: 0.272		B SL 82 B SI 92 C SI 91 1 SAFE F SL 86 X CH 88 2-2 ①② G4-3 1-2			B SI 92 X SI 93 1-0 31 L6-4 2B		F SL 85 B SL 86 B SI 93 B SI 93 C SL 86 X SL 88 3-2 ② FC5-4 31 FC5-4 1-2f		C SI 94 F SI 93 B SI 94 B SL 87 F SI 94 B SI 94 F SI 94 F SI 94 X SI 94 3-2 ③ G6-3	4	0	1	0	0	0	3
31 Drew Butera, R (1, 2) OBP: 0.279, SLG: 0.298		B SI 92 B SI 93 C SI 94 C SL 87 B SL 88 F SL 85 F CH 87 F SI 95 S SL 87 3-3 ③ K			C SL 86 C SI 93 D SL 87 B CH 86 B SL 88 X CH 87 3-2 ②③ L6-4 2-2		B FF 92 C SI 93 F SI 93 B SL 87 1 SAFE X SL 88 2-2 ③ FC5-4 1-2f			3	0	0	0	0	1	2
14 Dan Haren, R (1, 1) OBP: 0.200, SLG: 0.162 10 Justin Turner, R (6, PH) OBP: 0.363, SLG: 0.429 28 Jamey Wright, R (6, 1) 47 Paul Maholm, L (7, 1) 66 Yasiel Puig, R (8, PH) OBP: 0.398, SLG: 0.519 (8, 8)			C SI 92 B SI 94 X SI 93 1-1 ① G6-3			S SI 92 B SI 93 X CH 86 1-1 9 2B 27 G6-3 1B		C FF 95 B FF 96 B SI 96 B FF 95 B FF 95 4-1 27 BB BB		1 1 0 0 0	0 1 0 0 0	0 1 0 0 0	0 0 0 0 1	0 0 0 0 0	0 0 0 0 0	0 0 0 0 0
Inning Stats	R: 0 E: 0 K: 2 S: 11 H: 0 LOB: 2 BB: 2 P: 22	R: 0 E: 0 K: 1 S: 10 H: 0 LOB: 0 BB: 0 P: 16	R: 0 E: 0 K: 0 S: 9 H: 0 LOB: 0 BB: 0 P: 13	R: 0 E: 0 K: 0 S: 4 H: 0 LOB: 0 BB: 0 P: 7	R: 0 E: 0 K: 0 S: 5 H: 1 LOB: 0 BB: 0 P: 9	R: 1 E: 0 K: 1 S: 9 H: 2 LOB: 1 BB: 0 P: 15	R: 0 E: 0 K: 0 S: 9 H: 1 LOB: 1 BB: 0 P: 14	R: 0 E: 0 K: 0 S: 8 H: 0 LOB: 1 BB: 2 P: 17	R: 0 E: 0 K: 1 S: 12 H: 1 LOB: 1 BB: 0 P: 15	1B: 3 2B: 3 3B: 0 HR: 0 SF: 0 SAC: 0 DP: 2 HBP: 1						

PITCHER		IP	WLS	BF	H	R	ER	SO	BB	IBB	HBP	BLK	WP	HR	S	P	ERA	WHIP
47 Francisco Liriano, L ERA: 4.18	(1, 1)	7.0	W	26	4	1	1	4	2	0	1	0	0	0	57	96	1.29	0.857
37 Justin Wilson, L ERA: 4.74	(8, 1)	1.0		4	0	0	0	0	2	0	0	0	0	0	8	17	0.00	2.000
48 Jared Hughes, R ERA: 1.91	(9, 1)	1.0		4	1	0	0	1	0	0	0	0	0	0	12	15	0.00	1.000

PITCHER	IP	WLS	BF	H	R	ER	SO	BB	IBB	HBP	BLK	WP	HR	S	P	ERA	WHIP

TOP

Los Angeles Dodgers @ Pittsburgh Pirates

PNC Park, Pittsburgh, PA

Wed Jul 23 2014, 7:08 PM - 9:45 PM EDT

Att. 30,785 - Cloudy - 77 F

livebaseballscorecards.com

AB	29
R	1
H	5
RBI	1
BB	4
SO	5
LOB	17

BOTTOM

Los Angeles Dodgers @ Pittsburgh Pirates

PNC Park, Pittsburgh, PA

Wed Jul 23 2014, 7:08 PM - 9:45 PM EDT

Att. 30,785 - Cloudy - 77 F

livebaseballscorecards.com

Batter	1	2	3	4	5	6	7	8	9	AB	R	H	RBI	BB	SO	LOB
25 Gregory Polanco, L (1, 9) OBP: 0.337, SLG: 0.347	C FF 87 X FF 87 0-1 18 BB 23 1B 55 BB 1B	B KC 76 B FS 82 F FF 88 X FC 85 2-1 ① G3		B FF 88 B FS 84 C FF 87 F FC 86 B FC 86 C FF 88 3-3 ③ K			C SL 78 X SL 79 0-1 ①② G4-6-3 1-2f			4	1	1	0	0	1	1
23 Travis Snider, L (1, 7) OBP: 0.333, SLG: 0.374	1 SAFE X FC 84 0-0 55 BB 18 BB 15 SF7 1-2 1B	X FC 85 0-0 HR			B KC 75 C KC 76 B FS 83 F FF 87 X FC 82 2-2 ① L8		B EP 63 C SI 88 B SL 79 B SL 80 F FF 84 B SL 80 4-2 22 2B BB			3	3	2	1	1	0	0
22 Andrew McCutchen, R (1, 8) OBP: 0.417, SLG: 0.557	X FS 82 0-0 ① L5	C FC 86 B FS 83 S FF 88 B FC 86 X FF 87 2-2 ② G5-3			B KC 79 C FC 86 F FC 85 F FC 84 S FS 83 1-3 ② K		F CH 79 B FC 83 X CH 81 1-1 1-H 2B			4	0	1	1	0	1	2
18 Neil Walker, S (1, 4) OBP: 0.356, SLG: 0.470	C FC 85 B FF 89 D FF 88 B FS 82 F FF 89 B FC 87 4-2 15 SF7 55 BB 5 2B 1-2 2-3 BB	F FS 82 F FS 82 B FF 89 C FF 90 1-3 ③ K			B FF 88 C FF 88 F FC 85 F FS 83 B FF 88 C FC 86 2-3 ③ K		C SI 87 B FC 83 X CH 79 1-1 ③ G4-3			3	1	0	0	1	2	1
55 Russell Martin, R (1, 2) OBP: 0.407, SLG: 0.392	B FC 86 B FC 87 B FF 89 F FF 88 F FF 89 B FF 89 4-2 5 2B 1-2 2-3 3-H BB	B KC 76 F FC 84 B FF 87 X FF 85 2-1 ① G6-3				B FC 86 C FC 86 C SI 90 X SL 82 1-2 10 G5-3 5 1B 1B		F FF 94 B FF 93 X FF 94 1-1 15 FC1-6 1B		3	1	2	1	1	0	0
15 Ike Davis, L (1, 3) OBP: 0.351, SLG: 0.355	B FC 86 X FF 88 1-0 ② SF7 2-3 3-H	F FC 85 B FF 87 F FC 81 B FC 86 B FF 89 C FC 85 3-3 ② K				B CH 84 B FC 85 C FC 86 1 SAFE X FC 88 2-1 ① L6		X FF 94 0-0 ① FC1-6 5 G6-4-3 1-2f		3	0	0	1	0	1	2
5 Josh Harrison, R (1, 5) OBP: 0.329, SLG: 0.437	X FF 88 0-0 1-H 3-H 2B	C KC 77 B FC 84 B FS 83 F FS 83 X FF 89 2-2 ③ G6-3				1 SAFE B FC 88 F SI 90 F FC 86 X CU 77 1-2 1-2 1B		B SL 82 F FF 94 X CH 88 1-1 ②③ G6-4-3 1-2f		4	0	2	2	0	0	1
10 Jordy Mercer, R (1, 6) OBP: 0.291, SLG: 0.354	B FS 83 B FF 88 I IN 74 I IN 70 4-0 IBB			C FC 84 S FS 82 X FS 82 0-2 ① G5-3		B FC 87 2 SAFE B SI 90 X SI 90 2-0 ②③ G5-3 2-3f				2	0	0	0	1	0	2
47 Francisco Liriano, L (1, 1) OBP: 0.115, SLG: 0.115 59 Brent Morel, R (7, PH) OBP: 0.500, SLG: 0.500 37 Justin Wilson, L (8, 1) 48 Jared Hughes, R (9, 1)	X FF 87 0-0 ③ L9			C FF 87 B FS 83 C FF 87 F FC 84 F FC 86 S FC 82 1-3 ② K			C SI 84 C CU 70 B FC 82 B FF 86 X SL 81 2-2 25 G4-6-3 1B			2 1 0 0	0 0 0 0	0 1 0 0	0 0 0 0	0 0 0 0	1 0 0 0	2 0 0 0
Inning Stats	R: 4 H: 3 E: 0 LOB: 2 K: 0 BB: 3 S: 11 P: 24	R: 1 H: 1 E: 0 LOB: 0 K: 1 BB: 0 S: 9 P: 14	R: 0 H: 0 E: 0 LOB: 0 K: 1 BB: 0 S: 8 P: 15	R: 0 H: 0 E: 0 LOB: 0 K: 2 BB: 0 S: 11 P: 15	R: 0 H: 0 E: 0 LOB: 0 K: 2 BB: 0 S: 11 P: 16	R: 0 H: 2 E: 0 LOB: 1 K: 0 BB: 0 S: 9 P: 15	R: 1 H: 2 E: 0 LOB: 1 K: 0 BB: 1 S: 11 P: 19	R: 0 H: 1 E: 0 LOB: 0 K: 0 BB: 0 S: 5 P: 7		1B: 6 SF: 1 2B: 2 SAC: 0 3B: 0 DP: 3 HR: 1 HBP: 0				WP: 0 PA: 34 PB: 0 SB: 0 CS: 0		

PITCHER	IP	WLS	BF	H	R	ER	SO	BB	IBB	HBP	BLK	WP	HR	S	P	ERA	WHIP
14 Dan Haren, R (1, 1) ERA: 4.49	5.0	L	22	4	5	5	6	2	1	0	0	0	1	50	84	9.00	1.200
28 Jamey Wright, R (6, 1) ERA: 3.66	1.0		4	2	0	0	0	0	0	0	0	0	0	9	15	0.00	2.000
47 Paul Maholm, L (7, 1) ERA: 4.79	1.0		5	2	1	1	0	1	0	0	0	0	0	11	19	9.00	3.000
54 Chris Perez, R (8, 1) ERA: 5.2	1.0		3	1	0	0	0	0	0	0	0	0	0	5	7	0.00	1.000

PITCHER	IP	WLS	BF	H	R	ER	SO	BB	IBB	HBP	BLK	WP	HR	S	P	ERA	WHIP

AB	29
R	6
H	9
RBI	6
BB	4
SO	6
LOB	11

Batter	1	2	3	4	5	6	7	8	9	AB	R	H	RBI	BB	SO	LOB
25 Gregory Polanco, L (1, 9) OBP: 0.328, SLG: 0.335	F FF 91 S SI 89 X SI 91 0-2 ① G4-3		C SL 80 S SL 81 B SI 93 X FF 92 1-2 ③ F8			C SL 78 S SL 80 B SI 90 B SL 82 F SL 82 B SI 91 X SL 82 3-2 ① G3		B FF 91 S SL 84 F FF 92 B SL 87 X FF 91 2-2 ② L8	B FF 95 F FF 95 C FF 96 X FF 97 1-2 ③ FC5-4 1-2f	5	0	0	0	0	0	3
5 Josh Harrison, R (1, 7) OBP: 0.328, SLG: 0.434	B FF 90 S KC 76 X SI 90 1-1 ② G4-3			C KC 74 F SI 90 F SL 82 B FF 92 B SI 91 F SL 82 F FF 92 F FF 93 X KC 76 2-2 ① F9		X CH 82 0-0 ② L8		C FF 92 B CH 85 F SL 86 X FF 94 1-2 1B		4	0	1	0	0	0	0
22 Andrew McCutchen, R (1, 8) OBP: 0.416, SLG: 0.554	F SI 90 F FF 92 B FF 92 F SL 82 F FF 91 S SL 82 1-3 ③ K			B FF 92 C CH 84 S CH 84 F FF 92 B CH 83 F SL 83 F FF 93 F SL 82 X FF 92 2-2 ② G6-3		F KC 75 B CH 82 C FF 89 B SL 81 X SI 91 2-2 1B		S SI 93 B CU 78 C FF 92 S FF 94 1-3 ③ K		4	0	1	0	0	2	1
17 Gaby Sanchez, R (1, 3) OBP: 0.292, SLG: 0.406		C FF 89 X FF 89 0-1 ① L8		C SL 80 F SI 91 B FF 91 X FF 91 1-2 ③ G5-3		C KC 75 X CH 81 0-1 ③ L7			F FF 91 B SI 92 X SL 86 1-1 15 1B 18 BB 10 SF8 1B	4	1	1	0	0	0	1
18 Neil Walker, S (1, 4) OBP: 0.358, SLG: 0.468		B FF 91 C CH 82 B SI 90 X CH 83 2-1 ② G5-3			B SI 88 X FF 90 1-0 10 G5-6-3 55 BB 1B		F KC 73 B SL 79 C SI 89 B SL 81 F SL 80 B CH 83 X SL 82 3-2 ① F7		B FF 91 B SI 92 B SI 91 C FF 91 B FF 92 4-1 10 SF8 15 1B 1-2 BB	3	0	1	0	1	0	0
55 Russell Martin, R (1, 2) OBP: 0.414, SLG: 0.392 38 Stolmy Pimentel, R (8, 1) 15 Ike Davis, L (9, PH) OBP: 0.353, SLG: 0.358		C SI 89 C SI 90 B FF 92 B FF 92 B SL 83 D SL 82 4-2 BB			C SL 79 B SI 88 B FF 91 B FF 88 B SI 89 4-1 10 G5-6-3 1-2 BB		C SL 79 B SI 89 B SL 81 B SI 90 B FF 91 4-1 BB		C FF 91 B SL 87 C FF 91 F SL 86 X FF 92 1-2 24 BB 1-2 2-3 1B	0 0 1	0 0 0	0 0 1	0 0 0	3 0 0	0 0 0	0 0 0
10 Jordy Mercer, R (1, 6) OBP: 0.287, SLG: 0.350		C SI 88 B KC 75 F SI 89 X SL 80 1-2 ③ F9			C SL 80 X FF 91 0-1 ①② G5-6-3 1-2 2-3f		B FF 96 B FF 96 F FF 95 B FF 95 F FF 96 X FF 96 3-2 ② F7		X FF 90 0-0 ① SF8 2-3 3-H	3	0	0	1	0	0	4
59 Brent Morel, R (1, 5) OBP: 0.500, SLG: 0.333 24 Pedro Alvarez, L (7, PH) OBP: 0.325, SLG: 0.406 (7, 5)			B SI 89 C CH 82 B SI 89 X FF 91 2-1 ① G5-3		I IN 73 I IN 73 I IN 76 I IN 75 4-0 IBB		C FF 96 D CH 89 F FF 96 S CH 90 1-3 ③ K		B SI 91 B SL 88 S FF 91 B FF 92 B FF 92 4-1 25 FC5-4 1-2 BB	1 1	0 0	0 0	0 0	1 1	0 1	0 1
50 Charlie Morton, R (1, 1) OBP: 0.059, SLG: 0.059 29 Ernesto Frieri, R (7, 1) 3 Michael Martinez, S (8, PH) OBP: 0.231, SLG: 0.091 19 Chris Stewart, R (8, 2) OBP: 0.333, SLG: 0.281			C SI 90 S SI 90 X SL 82 0-2 ② G5-3		X SI 89 0-0 ③ G4-3			C FF 91 C FF 91 B SL 86 S SL 88 1-3 ① K2-3	F FF 93 X ST 81 0-1 ② F3	2 0 1 1	0 0 0 0	0 0 0 0	0 0 0 0	0 0 0 0	0 0 1 0	2 0 0 3
Inning Stats	R: 0 E: 0 K: 1 S: 10 H: 0 LOB: 0 BB: 0 P: 12	R: 0 E: 0 K: 0 S: 9 H: 0 LOB: 1 BB: 1 P: 16	R: 0 E: 0 K: 0 S: 8 H: 0 LOB: 0 BB: 0 P: 11	R: 0 E: 0 K: 0 S: 17 H: 0 LOB: 0 BB: 0 P: 22	R: 0 E: 0 K: 0 S: 5 H: 1 LOB: 2 BB: 2 P: 14	R: 0 E: 0 K: 0 S: 10 H: 1 LOB: 1 BB: 0 P: 15	R: 0 E: 0 K: 1 S: 11 H: 0 LOB: 1 BB: 1 P: 22	R: 0 E: 0 K: 2 S: 12 H: 1 LOB: 1 BB: 0 P: 17	R: 1 E: 0 K: 0 S: 14 H: 2 LOB: 3 BB: 2 P: 25	1B: 5 2B: 0 3B: 0 HR: 0 SF: 1 SAC: 0 DP: 1 HBP: 0						

TOP

Pittsburgh Pirates @ Colorado Rockies

Coors Field, Denver, CO

Fri Jul 25 2014, 6:44 PM - 9:39 PM MDT

Att. 38,487 - Cloudy - 79 F

livebaseballscorecards.com

AB	30
R	1
H	5
RBI	1
BB	6
SO	4
LOB	15

PITCHER		IP	WLS	BF	H	R	ER	SO	BB	IBB	HBP	BLK	WP	HR	S	P	ERA	WHIP
30 Brett Anderson, L ERA: 3.24	(1, 1)	6.1	W	24	2	0	0	1	3	1	0	0	0	0	64	102	0.00	0.789
54 Tommy Kahnle, R ERA: 2.77	(7, 1)	0.2	H	2	0	0	0	1	0	0	0	0	0	0	6	10	0.00	0.000
49 Rex Brothers, L ERA: 4.39	(8, 1)	0.2		3	1	0	0	1	0	0	0	0	0	0	9	13	0.00	1.500
37 Nick Masset, R ERA: 4.68	(8, 1)	0.1		1	0	0	0	1	0	0	0	0	0	0	3	4	0.00	0.000
34 Matt Belisle, R ERA: 5.66	(9, 1)	0.1		5	2	1	1	0	2	0	0	0	0	0	9	19	27.00	12.000

PITCHER		IP	WLS	BF	H	R	ER	SO	BB	IBB	HBP	BLK	WP	HR	S	P	ERA	WHIP
0 Adam Ottavino, R ERA: 4.14	(9, 1)	0.2		2	0	0	0	0	0	0	0	0	0	0	5	6	0.00	0.000

BOTTOM

Pittsburgh Pirates @ Colorado Rockies
Coors Field, Denver, CO
Fri Jul 25 2014, 6:44 PM - 9:39 PM MDT
Att. 38,487 - Cloudy - 79 F

livebaseballscorecards.com

Batter	1	2	3	4	5	6	7	8	9	AB	R	H	RBI	BB	SO	LOB
19 Charlie Blackmon, L (1, 8) OBP: 0.346, SLG: 0.466	C FF 91 B FS 84 X SI 91 1-1 F9 ①		S SI 91 F SI 91 B FS 83 B SI 90 F SI 91 S CU 75 2-3 K ②		B FS 84 C SI 91 B FS 83 F FS 83 X CU 76 2-2 G4-3 ②		I IN 66 I IN 64 I IN 65 I IN 64 4-0 14 2B IBB			3	1	0	0	1	1	1
14 Josh Rutledge, R (1, 6) OBP: 0.357, SLG: 0.492	B SI 91 C SI 91 F CU 76 S CU 77 1-3 K ②		B FF 91 B SI 91 X FS 84 2-1 3-H 2B		B SI 91 C SI 90 C SI 90 X CU 75 1-2 F7 ③		B FF 93 B FF 94 1 SAFE X FF 94 2-0 1-H 2-H 3-H 5 HR 2B			4	1	2	4	0	1	0
6 Corey Dickerson, L (1, 7) OBP: 0.395, SLG: 0.581	X SI 90 0-0 G6-3 ③		B CU 77 B FS 83 X SI 91 2-0 F7 ③			C SI 89 B FS 83 S CU 77 X SI 90 1-2 L8 ①	S SL 84 B FF 95 S FF 94 F FF 94 X SL 83 1-2 L9 ①			4	0	0	0	0	0	2
5 Carlos González, L (1, 9) OBP: 0.300, SLG: 0.448		B SI 90 B SI 90 L SI 90 C SI 90 F FS 83 S FS 84 2-3 K2-3 ①		B SI 90 B SI 90 F SI 90 X SI 90 2-1 P6 ①		S FS 84 S FS 83 B FS 84 B SI 90 F FS 82 B CU 78 X FS 83 3-2 F8 ②	B CH 85 S FF 94 X SL 81 1-1 2-H HR			4	1	1	2	0	1	0
28 Nolan Arenado, R (1, 5) OBP: 0.304, SLG: 0.451 23 Charlie Culberson, R (5, 5) OBP: 0.232, SLG: 0.300		B SI 90 B SI 92 X SI 91 2-0 G4-3 ②		C CU 75 X CU 75 0-1 G1-3 ②		B SI 91 X SI 90 1-0 G6-3 ③	F FF 95 S FF 94 S FF 93 0-3 K ②			2 2	0 0	0 0	0 0	0 0	0 1	0 0
4 Ben Paulsen, L (1, 3) OBP: 0.588, SLG: 0.667		B SI 90 C SI 90 F CU 76 B FF 90 F SI 90 B SI 89 B CU 76 4-2 BB		C SI 91 F SI 91 F CU 76 B SI 90 B CU 76 B CU 75 F SI 90 X SI 90 3-2 20 1B 1B			C FF 89 B SI 88 B CU 76 X CU 75 2-1 20 2B 2B 2-3 K ③			3	1	2	0	1	1	0
20 Wilin Rosario, R (1, 2) OBP: 0.276, SLG: 0.410		X SI 90 0-0 G5-3 ③		B CU 77 X SI 91 1-0 1-2 1B			B CU 76 X SI 89 1-0 9 1B 13 2B 2-H 2B C SL 87 F FF 94 S SL 87 0-3 K ①			4	1	2	1	0	1	1
9 DJ LeMahieu, R (1, 4) OBP: 0.338, SLG: 0.364			B SI 90 X SI 90 1-0 14 2B 3B	X SI 91 0-0 G4-3 ③			B SI 90 X SI 89 1-0 13 2B 14 2B 2-3 1B B FF 95 B FF 95 X FF 94 2-0 F9 ②			4	2	2	0	0	0	2
30 Brett Anderson, L (1, 1) OBP: 0.100, SLG: 0.200 54 Tommy Kahnle, R (7, 1) 13 Drew Stubbs, R (7, PH) OBP: 0.337, SLG: 0.504 49 Rex Brothers, L (8, 1) 37 Nick Masset, R (8, 1) 1 Brandon Barnes, R (8, PH) OBP: 0.294, SLG: 0.389 34 Matt Belisle, R (9, 1) 0 Adam Ottavino, S (9, 1)			S SI 90 B SI 91 X SI 91 1-1 G3 ①		X FF 90 0-0 G4-3 ①		C FF 94 1 SAFE S FF 95 X FF 94 0-2 1-3 14 2B 3-H 2B X FF 94 0-0 F7 ③			2 0 1 0 0 1 0 0	0 0 1 0 0 0 0 0	0 0 1 0 0 0 0 0	0 0 1 0 0 0 0 0	0 0 0 0 0 0 0 0	0 0 0 0 0 0 0 0	1 0 0 0 0 0 0 0
Inning Stats	R: 0 E: 0 K: 1 S: 6 H: 0 LOB: 0 BB: 0 P: 8	R: 0 E: 0 K: 1 S: 9 H: 0 LOB: 1 BB: 1 P: 17	R: 1 E: 0 K: 1 S: 10 H: 2 LOB: 1 BB: 0 P: 18	R: 0 E: 0 K: 0 S: 11 H: 2 LOB: 2 BB: 0 P: 17	R: 0 E: 0 K: 0 S: 7 H: 0 LOB: 0 BB: 0 P: 10	R: 0 E: 0 K: 0 S: 8 H: 0 LOB: 0 BB: 0 P: 13	R: 7 E: 0 K: 2 S: 20 H: 6 LOB: 0 BB: 1 P: 34	R: 0 E: 0 K: 1 S: 5 H: 0 LOB: 0 BB: 0 P: 7		1B: 3 2B: 5 3B: 1 HR: 1	SF: 0 SAC: 0 DP: 0 HBP: 0			WP: 0 PB: 0 SB: 0 CS: 0	PA: 36	

	AB	34
	R	8
	H	10
	RBI	8
	BB	2
	SO	6
	LOB	7

PITCHER		IP	WLS	BF	H	R	ER	SO	BB	IBB	HBP	BLK	WP	HR	S	P	ERA	WHIP
50 Charlie Morton, R ERA: 3.4	(1, 1)	6.0	L	26	7	4	4	3	1	0	0	0	0	0	55	91	6.00	1.333
29 Ernesto Frieri, R ERA: 7.38	(7, 1)	1.0		7	3	4	4	2	0	1	0	0	0	1	16	26	36.00	3.000
38 Stolmy Pimentel, R ERA: 4.26	(8, 1)	1.0		3	0	0	0	1	0	0	0	0	0	0	5	7	0.00	0.000

PITCHER		IP	WLS	BF	H	R	ER	SO	BB	IBB	HBP	BLK	WP	HR	S	P	ERA	WHIP

Batter	1	2	3	4	5	6	7	8	9	AB	R	H	RBI	BB	SO	LOB
5 Josh Harrison, R (1, 7) (7, 5) OBP: 0.323, SLG: 0.428	C FF 94 F FF 95 X SL 83 0-2 ① F8		C FF 94 B SL 86 B CH 91 X FF 90 2-1 ③ F7			B FF 91 B CH 86 X FF 92 2-0 ① F7		C FC 89 B CU 81 B SI 93 X FC 91 2-1 ①② G4-6-3 1-2f		4	0	0	0	0	0	1
10 Jordy Mercer, R (1, 6) OBP: 0.290, SLG: 0.353	B FF 94 F CH 90 X FF 94 1-1 ② G3			B FF 91 B CU 81 F FF 94 S FF 90 B FF 94 X FF 92 3-2 17 G5-3 2B		H CH 88 1-0 HBP		B FF 93 B SI 93 X FF 91 2-0 ③ G5-3		3	0	1	0	0	0	0
22 Andrew McCutchen, R (1, 8) OBP: 0.412, SLG: 0.548	F FF 96 B SL 84 X FF 94 1-1 ③ G5-3			B SL 83 F FF 93 B FF 90 X CH 90 2-1 ① G5-3		B FF 91 B CH 87 F SL 83 C FF 92 X CU 80 2-2 ② F8			B SI 94 X SI 95 1-0 ① G6-3	4	0	0	0	0	0	2
17 Gaby Sanchez, R (1, 3) OBP: 0.287, SLG: 0.399 15 Ike Davis, L (9, PH) OBP: 0.355, SLG: 0.372		B FF 93 C CH 89 F FF 93 X FF 94 1-2 ① L8		X CH 88 0-0 ② G5-3 2-3		F SL 84 X CH 89 0-1 ③ F8			B SI 94 S CH 85 B CH 86 X SI 93 2-1 HR	3 1	0 1	0 1	0 1	0 0	0 0	2 0
18 Neil Walker, S (1, 4) OBP: 0.354, SLG: 0.463		B FF 94 C FF 93 X CH 90 1-1 ② F9		C SL 84 B FF 94 F SL 83 X CU 81 1-2 ③ G3			X FF 92 0-0 ① G6-3		C SI 95 S CH 86 F SI 94 B SL 88 F CH 87 B CH 87 X SI 95 2-2 ② F7	4	0	0	0	0	0	1
55 Russell Martin, R (1, 2) OBP: 0.419, SLG: 0.393		B FF 95 B FF 93 F FF 90 C SL 84 F CU 81 X FF 94 2-2 1B			B SL 82 C FF 92 B CH 89 B FF 91 D CH 89 4-1 25 FC5-4 BB		B FF 94 B FF 90 B FF 92 C FF 92 F FF 93 B FF 94 4-2 25 1B BB		C SI 95 B SL 86 F CH 86 B SL 88 X SI 95 2-2 ③ P4	2	0	1	0	2	0	0
25 Gregory Polanco, L (1, 9) OBP: 0.328, SLG: 0.335		B FF 93 S SL 82 X SL 84 1-1 ③ G3			1 SAFE B CU 81 L FF 92 B SL 84 1 SAFE 1 SAFE F SL 82 X SL 85 2-2 ① FC5-4 1-2f		C FF 92 B SL 82 X FF 93 1-1 59 G4-6-3 1B 1-2			3	0	1	0	0	0	2
59 Brent Morel, R (1, 5) OBP: 0.286, SLG: 0.167 30 Jeanmar Gómez, R (7, 1) OBP: 1.000, SLG: 1.000			X FF 92 0-0 ① L6		C CH 88 C FF 91 1 SAFE C FF 94 0-3 ② K		B CH 88 B FF 91 S SL 82 2 SAFE X FF 94 2-1 ②③ G4-6-3 1-2f			3 0	0 0	0 0	0 0	0 0	1 0	3 0
49 Jeff Locke, L (1, 1) OBP: 0.190, SLG: 0.105 3 Michael Martinez, S (7, 7) OBP: 0.214, SLG: 0.083			C FF 90 C FF 92 C SL 83 0-3 ② K		C FF 93 C FF 93 D SL 85 B FF 92 B FF 91 F FF 94 S FF 93 3-3 ③ K			X SI 92 0-0 E6 5 G4-6-3		2 1	0 0	0 0	0 0	0 0	2 0	1 0
Inning Stats	R: 0 E: 0 K: 0 S: 7 H: 0 LOB: 0 BB: 0 P: 9	R: 0 E: 0 K: 0 S: 11 H: 1 LOB: 1 BB: 0 P: 16	R: 0 E: 0 K: 1 S: 6 H: 0 LOB: 0 BB: 0 P: 8	R: 0 E: 0 K: 0 S: 9 H: 1 LOB: 1 BB: 0 P: 15	R: 0 E: 0 K: 2 S: 11 H: 0 LOB: 1 BB: 1 P: 20	R: 0 E: 0 K: 0 S: 6 H: 0 LOB: 1 BB: 0 P: 11	R: 0 E: 0 K: 0 S: 7 H: 1 LOB: 1 BB: 1 P: 14	R: 0 E: 1 K: 0 S: 4 H: 0 LOB: 0 BB: 0 P: 8	R: 1 E: 0 K: 0 S: 11 H: 1 LOB: 0 BB: 0 P: 18	1B: 2 2B: 1 3B: 0 HR: 1	SF: 0 SAC: 0 DP: 2 HBP: 1			WP: 0 PB: 0 SB: 0 CS: 0	PA: 33	

TOP

Pittsburgh Pirates @ Colorado Rockies

Coors Field, Denver, CO

Sat Jul 26 2014, 6:14 PM - 9:02 PM MDT

Att. 44,611 - Cloudy - 74 F

livebaseballscorecards.com

AB	30
R	1
H	4
RBI	1
BB	2
SO	3
LOB	12

PITCHER		IP	WLS	BF	H	R	ER	SO	BB	IBB	HBP	BLK	WP	HR	S	P	ERA	WHIP
46 Tyler Matzek, L ERA: 4.28	(1, 1)	7.0	W	26	3	0	0	3	2	0	1	0	0	0	57	93	0.00	0.714
37 Nick Masset, R ERA: 4.5	(8, 1)	1.0		3	0	0	0	0	0	0	0	0	0	0	4	8	0.00	0.000
51 Brooks Brown, R ERA: 7.56	(9, 1)	1.0		4	1	1	1	0	0	0	0	0	0	1	11	18	9.00	1.000

PITCHER	IP	WLS	BF	H	R	ER	SO	BB	IBB	HBP	BLK	WP	HR	S	P	ERA	WHIP

BOTTOM

Pittsburgh Pirates @ Colorado Rockies

Coors Field, Denver, CO

Sat Jul 26 2014, 6:14 PM - 9:02 PM MDT

Att. 44,611 - Cloudy - 74 F

livebaseballscorecards.com

Batter	1	2	3	4	5	6	7	8	9	AB	R	H	RBI	BB	SO	LOB
19 Charlie Blackmon, L (1, 9) (6, 8) OBP: 0.344, SLG: 0.463	X SI 92 0-0 1B		X SI 91 0-0 ① FC3-6 14 S 14 1B 1-2f		S SI 92 S KC 80 X SI 92 0-2 ① L6	B SI 92 F SI 91 X KC 81 1-1 ③ G3		F SI 92 B SI 92 F SI 92 F SI 93 B SI 92 F SI 94 S SI 92 2-3 ① K		5	1	1	0	0	1	4
14 Josh Rutledge, R (1, 6) OBP: 0.365, SLG: 0.496	1 SAFE C SI 92 1 SAFE 1 SAFE F CH 81 S CH 78 0-3 ① K		B KC 80 X CH 82 1-0 28 1B 2-H 1B		D CH 81 D KC 79 C SI 91 X SI 92 2-1 28 1B 6 G6-3 1-2 1B		B SI 92 F KC 78 C SI 91 S CH 80 1-3 ① K	F SI 93 X SI 93 0-1 28 FC6-4 2-H 3-H 1B		5	1	3	3	0	2	1
28 Nolan Arenado, R (1, 5) OBP: 0.309, SLG: 0.465	X SI 92 0-0 ② F8		1 SAFE C CH 82 C KC 80 F SI 92 X CH 80 0-2 20 G6-4-3 1-2 1B		B SI 92 D KC 78 F CH 80 X SI 92 2-1 6 G6-3 1-3 2-H 1B		F KC 77 B CH 80 F KC 81 B SI 92 X SI 93 2-2 HR	F SI 93 F SL 87 B CH 87 X CH 87 1-2 ② FC6-4 1-2f		5	1	3	2	0	0	2
20 Wilin Rosario, R (1, 3) OBP: 0.274, SLG: 0.404	C SI 93 F CH 82 X SI 93 0-2 ③ G5-3		X SI 92 0-0 ② ③ G6-4-3 1-2f		I IN 69 I IN 77 I IN 78 I IN 79 4-0 6 G6-3 IBB		B KC 79 C KC 80 B SI 91 F CH 80 X SI 92 2-2 ② G5-3	C SL 84 B SI 94 X SI 93 1-1 ③ G5-3		4	0	0	0	1	0	4
13 Drew Stubbs, R (1, 8) OBP: 0.338, SLG: 0.517 6 Corey Dickerson, L (5, PH) OBP: 0.396, SLG: 0.593 (6, 7)		F SI 93 C KC 78 B CH 81 S CH 80 1-3 ① K		C SI 91 C SI 92 F SI 92 B SI 92 B SI 93 B CH 82 F CH 80 X SI 93 3-2 HR	F SI 91 F SI 92 F KC 80 B SI 92 D CH 80 F SI 91 X SI 92 2-2 ② G6-3 1-2 2-3 3-H		B KC 79 F SI 91 S KC 80 X CH 80 1-2 HR			2 2	1 1	1 1	1 2	0 0	1 0	0 2
8 Michael McKenry, R (1, 2) OBP: 0.393, SLG: 0.474		B SI 94 B CH 82 B SI 94 C SI 93 X CH 82 3-1 9 FC6-4 1B		B SI 93 C SI 93 F SI 92 B KC 82 B CH 83 C KC 81 3-3 ① K	B SI 92 B SI 91 B SI 91 C CH 80 B SI 92 4-1 BB		B SI 93 C SI 92 B SI 93 F SI 92 B CH 84 F SI 93 F CH 84 X SI 94 3-2 1B			3	0	2	0	1	1	0
1 Brandon Barnes, R (1, 7) (6, 9) OBP: 0.289, SLG: 0.381		F KC 78 F SI 92 F CH 80 D CH 81 S SI 92 1-3 ② K		F CH 82 X SI 92 0-1 ② F8	F SI 92 X SI 91 0-1 ③ F9		B SI 94 C SI 93 X SI 92 1-1 ③ L8			4	0	0	0	0	1	5
9 DJ LeMahieu, R (1, 4) OBP: 0.337, SLG: 0.363		B KC 78 X CH 80 1-0 ③ FC6-4 1-2f		B SI 92 C SI 92 C KC 81 C SI 92 1-3 ③ K		X KC 77 0-0 ① F9		S SI 92 B SI 93 X SI 93 1-1 4 2B 14 1B 1B		4	1	1	0	0	1	1
46 Tyler Matzek, L (1, 1) OBP: 0.200, SLG: 0.158 37 Nick Masset, R (8, 1) 4 Ben Paulsen, L (8, PH) OBP: 0.611, SLG: 0.750 51 Brooks Brown, L (9, 1)			C SI 92 X SI 92 0-1 19 FC3-6 1B		B SI 90 C SI 91 B KC 76 B SI 92 B SI 88 4-1 14 1B 28 1B BB	B SI 88 B SI 90 C SI 91 F SI 91 X SI 91 2-2 ② G1-3		B SI 91 X CH 83 1-0 14 1B 1-3 2B		2 0 1 0	1 0 1 0	1 0 1 0	0 0 0 0	1 0 0 0	0 0 0 0	0 0 0 0
Inning Stats	R: 0 E: 0 K: 1 S: 8 H: 1 LOB: 1 BB: 0 P: 8	R: 0 E: 0 K: 2 S: 10 H: 1 LOB: 1 BB: 0 P: 16	R: 1 E: 1 K: 0 S: 9 H: 3 LOB: 1 BB: 0 P: 10	R: 1 E: 0 K: 2 S: 13 H: 1 LOB: 0 BB: 0 P: 20	R: 2 E: 0 K: 0 S: 16 H: 2 LOB: 3 BB: 3 P: 34	R: 0 E: 0 K: 0 S: 6 H: 0 LOB: 0 BB: 0 P: 9	R: 2 E: 0 K: 1 S: 19 H: 3 LOB: 1 BB: 0 P: 29	R: 2 E: 0 K: 1 S: 15 H: 3 LOB: 1 BB: 0 P: 21		1B: 10 2B: 1 3B: 0 HR: 3	SF: 0 SAC: 0 DP: 1 HBP: 0			WP: 0 PB: 0 SB: 1 CS: 0	PA: 40	

PITCHER		IP	WLS	BF	H	R	ER	SO	BB	IBB	HBP	BLK	WP	HR	S	P	ERA	WHIP
49 Jeff Locke, L ERA: 3.54	(1, 1)	6.2	L	32	10	6	6	6	2	1	0	0	0	3	74	115	8.10	1.800
30 Jeanmar Gómez, R ERA: 3.56	(7, 1)	1.1		8	4	2	2	1	0	0	0	0	0	0	22	32	13.50	3.000

PITCHER	IP	WLS	BF	H	R	ER	SO	BB	IBB	HBP	BLK	WP	HR	S	P	ERA	WHIP

AB	37
R	8
H	14
RBI	8
BB	3
SO	7
LOB	19

Pittsburgh Pirates @ Colorado Rockies

Coors Field, Denver, CO

Sun Jul 27 2014, 2:17 PM - 6:14 PM MDT

Att. 40,382 - Partly Cloudy - 76 F

TOP

livebaseballscorecards.com

Batter	1	2	3	4	5	6	7	8	9	AB	R	H	RBI	BB	SO	LOB
5 Josh Harrison, R (1, 7) OBP: 0.330, SLG: 0.447 (7, 5)	2-1 2B	1-2 2-3 3-H 1B		2-1 F7		0-1 25 S 15 2B 1B		0-0 HR	1-3 K	6	2	4	2	0	1	3
25 Gregory Polanco, L (1, 9) OBP: 0.324, SLG: 0.352	0-3 K	1-1 SF7 3-H		3-3 K		1-3 K		2-1 HR		4	1	1	2	0	3	3
22 Andrew McCutchen, R (1, 8) OBP: 0.412, SLG: 0.544	4-2 BB	1-3 K			4-0 18 1B 17 BB 10 L5 BB	3-3 K		2-1 G5-3		3	0	0	0	2	2	3
17 Gaby Sanchez, R (1, 3) OBP: 0.293, SLG: 0.400 15 Ike Davis, L (6, PH) OBP: 0.356, SLG: 0.378 (6, 3)	1-2 F9		0-0 10 1B 1B		4-2 18 1B BB 1-2	1-2 3-H 2B		3-2 F7		2 2	0 0	1 1	0 0	1 0	0 0	2 0
18 Neil Walker, S (1, 4) OBP: 0.352, SLG: 0.459	3-2 P3		3-2 P2		1-0 1B 1-2 2-3	2-2 G4-3		0-1 L9		5	0	1	0	0	0	4
10 Jordy Mercer, R (1, 6) OBP: 0.291, SLG: 0.354		3-1 36 BB 19 BB 5 1B 1B	1-0 24 G4-6-3 1-2 1B		1-2 L5 3-3		0-1 L8		1-1 L8	5	1	2	0	0	0	3
24 Pedro Alvarez, L (1, 5) OBP: 0.324, SLG: 0.404 44 Tony Watson, L (7, 1) OBP: 1.000, SLG: 1.000 59 Brent Morel, R (9, PH) OBP: 0.250, SLG: 0.143 35 Mark Melancon, R (9, 1)	0-1 F9	3-2 G4-6-3 1-2f			0-0 G4-3		2-1 1B		1-2 L3	4 0 1 0	0 0 0 0	1 0 0 0	0 0 0 0	0 0 0 0	0 0 0 0	5 0 0 0
19 Chris Stewart, R (1, 2) OBP: 0.355, SLG: 0.301	4-2 5 1B 36 BB 25 SF7 1-2 BB			1-0 36 SH5-4 1B		3-1 23 HR 1B		1-3	0-0 3 1B	4	2	3	0	1	1	1
36 Edinson Volquez, R (1, 1) OBP: 0.138, SLG: 0.038 48 Jared Hughes, R (5, 1) 23 Travis Snider, L (6, PH) OBP: 0.337, SLG: 0.396 37 Justin Wilson, L (6, 1) 3 Michael Martinez, S (7, PH) OBP: 0.250, SLG: 0.143 (7, 7)	4-2 5 1B 1-2 2-3 BB			0-0 SH5-4 1-2		3-2 1-H HR	1-2 L4		0-0 1-2 1B	0 0 1 0 2	0 0 1 0 0	0 0 1 0 1	0 0 2 0 0	1 0 0 0 0	0 0 0 0 0	0 0 0 0 1
Inning Stats	R: 0 E: 0 K: 1 S: 17 H: 1 LOB: 2 BB: 1 P: 27	R: 2 E: 0 K: 1 S: 18 H: 2 LOB: 2 BB: 2 P: 33	R: 0 E: 0 K: 0 S: 8 H: 2 LOB: 1 BB: 0 P: 15	R: 0 E: 0 K: 1 S: 7 H: 1 LOB: 1 BB: 0 P: 13	R: 0 E: 0 K: 0 S: 11 H: 1 LOB: 2 BB: 2 P: 21	R: 3 E: 0 K: 2 S: 23 H: 4 LOB: 1 BB: 0 P: 36	R: 0 E: 0 K: 1 S: 10 H: 1 LOB: 1 BB: 0 P: 14	R: 2 E: 0 K: 0 S: 10 H: 2 LOB: 0 BB: 0 P: 17	R: 0 E: 0 K: 1 S: 10 H: 2 LOB: 2 BB: 0 P: 13	1B: 11 2B: 3 3B: 0 HR: 3	SF: 1 SAC: 1 DP: 2 HBP: 0					

AB	39
R	7
H	16
RBI	7
BB	5
SO	7
LOB	25

WP: 0 PB: 0 SB: 2 CS: 0 PA: 46

PITCHER		IP	WLS	BF	H	R	ER	SO	BB	IBB	HBP	BLK	WP	HR	S	P	ERA	WHIP
56 Franklin Morales, L (1, 1) ERA: 5.18		4.0		22	6	2	2	3	5	0	0	0	0	0	53	99	4.50	2.750
35 Chad Bettis, R (5, 1) ERA: 9.38		1.0		6	4	3	3	0	0	0	0	0	0	1	15	23	27.00	4.000
54 Tommy Kahnle, R (6, 1) ERA: 2.72		1.0		4	1	0	0	2	0	0	0	0	0	0	16	23	0.00	1.000
34 Matt Belisle, R (7, 1) ERA: 5.53		1.0		4	1	0	0	1	0	0	0	0	0	0	10	14	0.00	1.000
49 Rex Brothers, L (8, 1) ERA: 4.71		1.0	L	5	2	2	2	0	0	0	0	0	0	2	10	17	18.00	2.000
51 Brooks Brown, R (9, 1) ERA: 6.75		1.0		5	2	0	0	1	0	0	0	0	0	0	10	13	0.00	2.000

BOTTOM

Pittsburgh Pirates @ Colorado Rockies

Coors Field, Denver, CO

Sun Jul 27 2014, 2:17 PM - 6:14 PM MDT

Att. 40,382 - Partly Cloudy - 76 F

livebaseballscorecards.com

Batter	1	2	3	4	5	6	7	8	9	AB	R	H	RBI	BB	SO	LOB
19 Charlie Blackmon, L (1, 8) OBP: 0.347, SLG: 0.466	B FF 93 B SI 94 B SI 92 C FF 94 B FF 94 4-1 14 G6-4-3 BB		C KC 77 S CH 85 B FF 95 X CH 85 1-2 ① F7	B CH 84 B CH 85 F CH 84 F FF 94 F CH 85 X CH 86 2-2 2-H 2B		F FF 96 S FC 89 F FF 98 B FC 92 B FC 92 X SI 97 2-2 1B		C SI 95 C SI 95 X SI 96 0-2 ② ③ G5-3 2-3		4	0	2	1	1	0	1
14 Josh Rutledge, R (1, 6) OBP: 0.353, SLG: 0.479	1 SAFE 1 SAFE B SI 94 X SI 93 1-0 ① ② G6-4-3 1-2f		C KC 82 B KC 81 F SI 94 B KC 80 F KC 80 S SI 95 2-3 ② K	D SI 94 S KC 82 X SI 94 1-1 ③ F8		1 SAFE C FF 96 1 SAFE B FF 95 1 SAFE F FF 97 B FF 97 1 SAFE X FC 92 2-2 ③ G4-3			C FC 93 F FF 94 S KC 83 0-3 ① K	5	0	0	0	0	2	3
6 Corey Dickerson, L (1, 7) OBP: 0.389, SLG: 0.581	C SI 93 B SI 95 S CH 84 X CH 86 1-2 ③ G3		C KC 80 B FF 97 F SI 95 B FF 98 S CH 88 2-3 K 28 FC6-4		C SI 93 F SI 94 X KC 80 0-2 ① F8		B SI 95 X SI 94 1-0 ① G4-3		C FF 93 F FF 93 X KC 82 0-2 ② G5-3	5	0	0	0	0	1	0
28 Nolan Arenado, R (1, 5) OBP: 0.311, SLG: 0.473		C SI 94 F KC 81 B FF 96 B FF 95 X CH 86 2-2 ① G6-3	S KC 81 1 SAFE B KC 81 C FF 94 F FF 95 X KC 80 1-2 ③ FC6-4 1-2f		B SI 93 B KC 81 B SI 94 B SI 93 4-0 4 2B BB		X SI 93 0-0 HR		C FF 93 C FC 91 S FC 93 0-3 ③ K	4	1	1	1	1	1	1
4 Ben Paulsen, L (1, 3) OBP: 0.545, SLG: 0.700		C SI 95 C SI 95 B FF 95 X CH 85 1-2 ② G5-3		X CH 85 0-0 ① P4	B FF 94 1 SAFE B FF 95 X FF 95 2-0 1-3 2B		B SI 94 F SI 94 X SL 83 1-1 ② G3-1			4	0	1	0	0	0	0
20 Wilin Rosario, R (1, 2) OBP: 0.281, SLG: 0.411		C SI 95 X SI 96 0-1 1 WP 9 1B 2B	C KC 81 B SI 94 S CH 84 B KC 82 B CH 86 X CH 85 3-2 E5 1 HR	I I IN 62 I IN 59 I IN 59 4-0 1 G6-4-3 IBB			S CH 87 B SI 95 X SI 95 1-1 1B			3	2	2	0	1	0	0
1 Brandon Barnes, R (1, 9) OBP: 0.294, SLG: 0.398 34 Matt Belisle, R (7, 1) 23 Charlie Culberson, R (7, PH) OBP: 0.230, SLG: 0.298 49 Rex Brothers, L (8, 1) 51 Brooks Brown, L (9, 1)		B SI 95 B SI 94 C SI 94 F CH 85 B KC 81 F SI 96 B SI 95 4-2 9 1B 2-3 BB	F FF 94 B CH 86 B SI 95 F SI 94 B SI 96 X FF 95 3-2 2-H HR	F SI 92 B SI 94 X SI 93 1-1 ② ③ G6-4-3 1-2f		F SI 96 F SI 96 T SI 95 0-2 ③ K		2 0 1 0 0	1 0 0 0 0	1 0 0 0 0	2 0 0 0 0	1 0 1 0 0	0 0 1 0 0	3 0 1 0 0
9 DJ LeMahieu, R (1, 4) OBP: 0.342, SLG: 0.367		B SI 95 X CH 86 1-0 1-2 3-H 1B	B KC 82 B FF 94 C FF 94 C FF 95 X SI 94 2-2 56 SH3-4 19 2B 1B		C SI 94 F SI 93 F FF 94 S FF 96 0-3 ① K		X SI 95 0-0 19 CS 5 G3 1B		4	1	3	1	0	1	0
56 Franklin Morales, L (1, 1) OBP: 0.217, SLG: 0.143 35 Chad Bettis, R (5, 1) 54 Tommy Kahnle, R (6, 1) 5 Carlos González, L (6, 9) OBP: 0.298, SLG: 0.444		C FF 94 B SI 95 B FF 95 F FF 95 X SI 96 2-2 ③ G1-3	1 SAFE S FF 94 1 SAFE X CH 82 0-1 ② SH3-4 1-2		F SI 96 X FF 96 0-1 ② F7		X SI 95 0-0 ① G3 1-2		1 0 0 2	0 0 0 0	0 0 0 0	0 0 0 0	0 0 0 0	0 0 0 0	2 0 0 1

Inning Stats	1	2	3	4	5	6	7	8	9
	R: 0 E: 0 K: 0 S: 5 H: 0 LOB: 0 BB: 1 P: 11	R: 1 E: 0 K: 0 S: 15 H: 2 LOB: 2 BB: 1 P: 25	R: 0 E: 0 K: 2 S: 14 H: 0 LOB: 1 BB: 0 P: 20	R: 3 E: 1 K: 0 S: 18 H: 3 LOB: 1 BB: 0 P: 29	R: 0 E: 0 K: 0 S: 6 H: 1 LOB: 2 BB: 2 P: 17	R: 0 E: 0 K: 1 S: 13 H: 1 LOB: 1 BB: 0 P: 17	R: 1 E: 0 K: 1 S: 9 H: 2 LOB: 1 BB: 0 P: 12	R: 0 E: 0 K: 0 S: 5 H: 1 LOB: 0 BB: 0 P: 5	R: 0 E: 0 K: 2 S: 9 H: 0 LOB: 0 BB: 0 P: 9

| | | |

Batter	1	2	3	4	5	6	7	8	9	AB	R	H	RBI	BB	SO	LOB
5 Josh Harrison, R (1, 7) OBP: 0.336, SLG: 0.460	B FF 92 B FF 93 B FF 93 C FF 92 B FC 90 4-1 22 BB 10 1B 17 SF8 BB	C FF 92 F CU 77 B CU 72 F FF 93 F FC 89 B FF 93 X FC 89 2-2 HR		C FF 92 X CU 79 0-1 1B			S FF 93 C SI 94 B FF 92 X SI 92 1-2 ② L8			3	2	2	1	1	0	0
10 Jordy Mercer, R (1, 6) OBP: 0.294, SLG: 0.356	C FC 89 F FF 93 1 SAFE B 1 SAFE B FF 92 X FF 93 2-2 17 SF8 22 BB 18 1B 1-2 1B	C CH 86 B CU 76 X CU 76 1-1 1B		B CH 84 C CH 83 B FF 91 B FF 91 F FC 87 X FF 92 3-2 ③ F9			B CU 80 F FF 93 F FF 93 C CU 82 1-3 ③ K			4	1	2	0	0	1	1
22 Andrew McCutchen, R (1, 8) OBP: 0.410, SLG: 0.540	D FC 88 F FC 88 F CH 85 B CU 76 B FC 90 F FC 90 D CU 80 4-2 55 E 18 1B 55 1B 1-2 2-3 BB	S FF 90 B FC 89 F CH 86 X FC 88 1-2 ② P3			B SL 82 S CU 76 C FF 88 X CU 77 1-2 ① F9			X CU 79 0-0 ① L8		3	1	0	0	1	0	1
17 Gaby Sanchez, R (1, 3) OBP: 0.289, SLG: 0.395 15 Ike Davis, L (8, PH) OBP: 0.355, SLG: 0.376 (8, 3)	C FC 90 C FC 90 F FC 90 B FF 94 X CU 78 1-2 ① SF8 2-3 3-H	B FF 90 B FF 92 X CH 85 2-0 ③ P5			S SL 83 F FF 89 B FF 89 S CU 76 1-3 ② K			B FF 93 B CH 86 B SI 92 C SI 92 X SI 93 3-1 ② F7		2 1	0 0	0 0	1 0	0 0	1 0	1 0
18 Neil Walker, S (1, 4) OBP: 0.351, SLG: 0.456	F FC 88 X CH 86 0-1 55 1B 25 SF9 1-2 3-H 1B		B CH 81 F FF 92 C FF 92 F CU 78 F FF 92 X FC 89 1-2 ① G6-3		C FF 88 B CH 82 B CH 82 X FF 88 2-1 ③ L8			S CH 86 X FF 93 0-1 ③ F8		4	1	1	1	0	0	0
55 Russell Martin, R (1, 2) OBP: 0.416, SLG: 0.391	B FC 89 B FF 93 B FC 90 C FF 93 C FC 89 2 SAFE X FC 90 3-2 25 E 1-3 2-H 1B		C CU 76 B CH 85 F CH 86 F FC 87 X FC 88 1-2 ② G4-3			C FF 87 C FF 89 B CU 77 X CU 78 1-2 ① G4-3			C CU 82 X CU 82 0-1 ① G4-3	4	0	1	1	0	0	0
25 Gregory Polanco, L (1, 9) OBP: 0.323, SLG: 0.352	B FF 94 X FC 88 1-0 ② SF9 1-2 3-H		C CU 77 T FF 92 C FC 87 0-3 ③ K			X CH 80 0-0 ② P5			C SL 79 X SI 87 0-1 59 G3-1 1B	3	0	1	1	0	1	0
59 Brent Morel, R (1, 5) OBP: 0.167, SLG: 0.091	F FC 89 S CU 77 B CU 76 F FF 93 B FC 90 F CU 77 F FF 93 F FC 88 F FC 89 2-2 X CH 85 G3			C CH 84 S FF 92 X FF 92 0-2 ① F9		C FF 88 S SL 83 B FF 89 X FF 89 1-2 ③ G6-3			B SI 86 B SI 86 C SI 85 F SI 86 X CH 80 2-2 ② G3-1 1-2	4	0	0	0	0	0	2
46 Vance Worley, R (1, 1) OBP: 0.056, SLG: 0.056		C FF 89 F FF 92 F CU 77 S FF 92 0-3 ① K		C FF 92 X FC 88 0-1 ② L5			B FF 92 F FF 92 C CU 83 S CU 82 1-3 ① K		C SI 86 B SI 86 S CH 79 S SI 85 1-3 ③ K	4	0	0	0	0	3	1
Inning Stats	R: 4 H: 3 E: 2 LOB: 1 K: 0 BB: 2 S: 25 P: 42	R: 1 H: 2 E: 0 LOB: 1 K: 1 BB: 0 S: 15 P: 21	R: 0 H: 0 E: 0 LOB: 0 K: 1 BB: 0 S: 12 P: 14	R: 0 H: 1 E: 0 LOB: 1 K: 0 BB: 0 S: 10 P: 13	R: 0 H: 0 E: 0 LOB: 0 K: 1 BB: 0 S: 8 P: 12	R: 0 H: 0 E: 0 LOB: 0 K: 0 BB: 0 S: 7 P: 9	R: 0 H: 0 E: 0 LOB: 0 K: 2 BB: 0 S: 9 P: 12	R: 0 H: 0 E: 0 LOB: 0 K: 0 BB: 0 S: 5 P: 8	R: 0 H: 1 E: 0 LOB: 1 K: 1 BB: 0 S: 10 P: 13	1B: 6 SF: 2 2B: 0 SAC: 0 3B: 0 DP: 0 HR: 1 HBP: 0						

TOP

Pittsburgh Pirates @ San Francisco Giants

AT&T Park, San Francisco, CA

Mon Jul 28 2014, 7:18 PM - 9:51 PM PDT

Att. 41,794 - Cloudy - 68 F

livebaseballscorecards.com

AB	32
R	5
H	7
RBI	5
BB	2
SO	6
LOB	6

PITCHER		IP	WLS	BF	H	R	ER	SO	BB	IBB	HBP	BLK	WP	HR	S	P	ERA	WHIP
40 Madison Bumgarner, L ERA: 3.41	(1, 1)	4.0	L	20	6	5	5	2	2	0	0	0	0	1	62	90	11.25	2.000
52 Yusmeiro Petit, R ERA: 4.0	(5, 1)	2.0		6	0	0	0	1	0	0	0	0	0	0	15	21	0.00	0.000
57 Juan Gutierrez, R ERA: 2.83	(7, 1)	2.1		7	0	0	0	2	0	0	0	0	0	0	16	22	0.00	0.000
49 Javier López, L ERA: 2.31	(9, 1)	0.2		3	1	0	0	1	0	0	0	0	0	0	8	11	0.00	1.500

PITCHER		IP	WLS	BF	H	R	ER	SO	BB	IBB	HBP	BLK	WP	HR	S	P	ERA	WHIP

WP: 0 PA: 36
PB: 0
SB: 0
CS: 0

BOTTOM

Pittsburgh Pirates @ San Francisco Giants

AT&T Park, San Francisco, CA

Mon Jul 28 2014, 7:18 PM - 9:51 PM PDT

Att. 41,794 - Cloudy - 68 F

livebaseballscorecards.com

Batter	1	2	3	4	5	6	7	8	9	AB	R	H	RBI	BB	SO	LOB
8 Hunter Pence, R (1, 9) OBP: 0.349, SLG: 0.468	B CH 87 C FF 87 B SL 82 X SI 90 2-1 ① G6-3			B FF 86 F SI 88 B SL 86 X SL 85 2-1 ① G6-3			S SL 84 C SL 82 B SL 83 F SI 91 X SL 84 1-2 ① L6		X SL 84 0-0 3B	4	0	1	0	0	0	0
12 Joe Panik, L (1, 4) OBP: 0.270, SLG: 0.239	C FF 88 F SI 90 B SI 90 F SI 89 X SL 84 1-2 ② G4-3			X SI 90 0-0 ② G6-3			B SI 90 C FF 90 B KC 78 B SI 91 S FC 90 F SI 90 F SI 92 B SI 91 4-2 28 G4-6-3 BB		C SL 83 X FF 90 0-1 ③ G5-3	3	0	0	0	1	0	1
28 Buster Posey, R (1, 2) OBP: 0.342, SLG: 0.435	C SI 90 B SI 88 F FC 89 X SI 88 1-2 ③ G4-3			C SI 91 X SL 86 0-1 ③ F9			C SL 85 B SI 90 S SL 86 X SI 90 1-2 ②③ G4-6-3 1-2f			3	0	0	0	0	0	1
48 Pablo Sandoval, S (1, 5) OBP: 0.324, SLG: 0.426		C FF 89 B SL 83 F FF 88 B SI 89 F SI 91 B KC 79 X SL 85 3-2 ① G6-3			X SI 88 0-0 38 G6-4-3 1B			B KC 79 B SL 82 X SI 92 2-0 38 FC5-4 1B		3	0	2	0	0	0	0
38 Michael Morse, R (1, 3) OBP: 0.325, SLG: 0.472		B SI 88 F SI 89 F SL 85 C SI 90 1-3 ② K			F SI 88 F FF 91 X SL 84 0-2 ①② G6-4-3 1-2f			X SL 85 0-0 ① FC5-4 1-2f		3	0	0	0	0	1	2
21 Tyler Colvin, L (1, 7) OBP: 0.270, SLG: 0.384		B SI 90 X FF 91 1-0 ③ G3-1			X SI 89 0-0 ③ F8			C FF 91 X KC 78 0-1 ② L9		3	0	0	0	0	0	1
7 Grégor Blanco, L (1, 8) OBP: 0.312, SLG: 0.303		L CH 85 B KC 78 F FF 90 C KC 79 1-3 ① K			C SI 90 F SI 91 X SI 92 0-2 10 CS 1B			B KC 78 B FF 90 C FF 89 B FF 90 X SI 88 3-1 ③ G4-3		3	0	1	0	0	1	1
35 Brandon Crawford, L (1, 6) OBP: 0.321, SLG: 0.399		X SI 90 0-0 ② L5			T SL 85 X KC 78 0-1 ① F8				C SI 91 X SI 90 0-1 ① L9	3	0	0	0	0	0	1
40 Madison Bumgarner, R (1, 1) OBP: 0.280, SLG: 0.489 52 Yusmeiro Petit, R (5, 1) 10 Tony Abreu, S (6, PH) 57 Juan Gutierrez, R (7, 1) 49 Javier López, L (9, 1) 34 Andrew Susac, R (9, PH) OBP: 0.250, SLG: 0.250		B FF 89 F SI 88 B SL 86 F SI 88 C SI 89 2-3 ③ K			B KC 77 C SL 85 B KC 79 F FF 91 X SL 82 2-2 ②③ G3 1-2				C SI 90 F SL 84 B SI 90 F SI 91 F SI 91 F SL 85 B SL 81 F SI 91 X SI 92 2-2 ② F7	1 0 1 0 0 1	0 0 0 0 0 0	0 0 0 0 0 0	0 0 0 0 0 0	1 0 0 0 0 0	0 0 1 0 0 0	0 0 1 0 0 0
Inning Stats	R: 0 E: 0 K: 0 S: 9 H: 0 LOB: 0 BB: 0 P: 13	R: 0 E: 0 K: 1 S: 8 H: 0 LOB: 0 BB: 0 P: 13	R: 0 E: 0 K: 2 S: 7 H: 0 LOB: 0 BB: 0 P: 10	R: 0 E: 0 K: 0 S: 5 H: 0 LOB: 0 BB: 0 P: 7	R: 0 E: 0 K: 0 S: 5 H: 1 LOB: 0 BB: 0 P: 5	R: 0 E: 0 K: 0 S: 8 H: 1 LOB: 0 BB: 0 P: 10	R: 0 E: 0 K: 0 S: 11 H: 0 LOB: 0 BB: 1 P: 17	R: 0 E: 0 K: 0 S: 6 H: 1 LOB: 1 BB: 0 P: 11	R: 0 E: 0 K: 0 S: 12 H: 1 LOB: 1 BB: 0 P: 14	1B: 3 2B: 0 3B: 1 HR: 0 SF: 0 SAC: 0 DP: 2 HBP: 0						

	AB	28
	R	0
	H	4
	RBI	0
	BB	1
	SO	3
	LOB	8

WP: 0 PA: 29
PB: 0
SB: 0
CS: 1

PITCHER		IP	WLS	BF	H	R	ER	SO	BB	IBB	HBP	BLK	WP	HR	S	P	ERA	WHIP
46 Vance Worley, R ERA: 2.54	(1, 1)	9.0	W	29	4	0	0	3	1	0	0	0	0	0	71	100	0.00	0.556

PITCHER	IP	WLS	BF	H	R	ER	SO	BB	IBB	HBP	BLK	WP	HR	S	P	ERA	WHIP

Batter	1	2	3	4	5	6	7	8	9	AB	R	H	RBI	BB	SO	LOB
5 Josh Harrison, R (1, 5) OBP: 0.338, SLG: 0.469	B FF 88 B SI 89 B FF 89 C FF 88 F SI 88 X SI 89 3-2 HR	B FC 84 S FC 85 B SI 89 B FF 90 B SI 90 4-1 BB			B FC 81 C SI 88 X SI 87 1-1 ① F8		S FS 78 B FC 84 C CU 74 X FS 83 1-2 ③ L9			3	1	1	1	1	0	0
25 Gregory Polanco, L (1, 9) OBP: 0.316, SLG: 0.343	B SI 90 F FS 82 X FC 85 1-1 ① L6	1 SAFE B SI 90 B FC 83 D SI 89 C SI 86 X SI 90 3-1 ③ G4-3			C FS 79 B CU 74 X FS 80 1-1 ② L7			C CH 82 B CH 82 X SI 92 1-1 ① G6-3		4	0	0	0	0	0	1
22 Andrew McCutchen, R (1, 8) OBP: 0.409, SLG: 0.539	F SI 90 B FC 85 X FC 83 1-1 ② F9		B FC 81 C SI 88 F FS 81 X FC 84 1-2 ① F9		S SI 87 B CU 75 B FC 84 C FC 83 B SI 89 X FC 83 3-2 ③ G4-3			B CH 86 X SI 93 1-0 55 S 2B		4	0	1	0	0	0	0
18 Neil Walker, S (1, 4) OBP: 0.352, SLG: 0.457	X SI 91 0-0 1B		C FS 80 X FS 81 0-1 ② G4-3			B FF 88 B FC 82 B SI 90 C SI 87 F SI 87 X FC 83 3-2 55 G1-6-3 1B		D CH 87 C CH 86 X FF 92 1-1 ② F9		4	0	2	0	0	0	1
55 Russell Martin, R (1, 2) OBP: 0.410, SLG: 0.384	X FC 83 0-0 ③ G5-3		B FF 89 C FC 83 C FS 80 B SI 90 X FC 83 2-2 ③ G1-3			F SI 89 B FC 82 C FC 82 B SI 90 F SI 89 B FC 84 1 SAFE X SI 89 3-2 ① G1-6-3 1-2			C CU 82 F SI 92 F FF 93 D CH 88 F FF 92 X CU 82 1-2 ③ G5-3 2-3		4	0	0	0	0	0	3
15 Ike Davis, L (1, 3) OBP: 0.355, SLG: 0.375 59 Brent Morel, R (9, PH) OBP: 0.154, SLG: 0.083 35 Mark Melancon, R (9, 1)		C SI 88 F CU 79 B SI 89 X FS 82 1-2 23 HR 1B		C CU 75 B SI 89 F FS 80 B CU 77 X CU 77 2-2 ① G4-3		C CU 76 F CU 76 B SI 90 C SI 90 1-3 ② K			X SI 89 0-0 ① G5-3	3 1 0	1 0 0	1 0 0	0 0 0	0 0 0	1 0 0	1 0 0
23 Travis Snider, L (1, 7) OBP: 0.337, SLG: 0.413 44 Tony Watson, L (8, 1) OBP: 1.000, SLG: 1.000 17 Gaby Sanchez, R (9, PH) OBP: 0.287, SLG: 0.393 (9, 3)		B SI 89 C FC 85 F FS 81 X FC 84 1-2 1-H HR		B FS 82 B SI 90 C FS 81 C CU 76 X SI 90 2-2 ② G4-3		B CU 76 B SI 90 C CU 76 S FS 83 B SI 90 S FS 83 3-3 ③ K			C SI 90 C CH 87 F CH 86 B SI 91 B CU 76 X SI 91 2-2 ② F9	3 0 1	1 0 0	1 0 0	2 0 0	0 0 0	1 0 0	1 0 0
10 Jordy Mercer, R (1, 6) OBP: 0.296, SLG: 0.361		F SI 91 B FC 84 S FC 84 B FC 86 F SI 90 B FC 84 X SI 89 3-2 ① G5-3		C FF 90 X SI 90 0-1 3B			C FC 79 S FS 81 B SI 89 X FC 81 1-2 ① F9		C SI 90 B CH 88 B CH 88 B SI 91 B SI 91 4-1 3 FC6-4 BB	3	0	1	0	1	0	0
47 Francisco Liriano, L (1, 1) OBP: 0.103, SLG: 0.103 3 Michael Martinez, S (8, 7) OBP: 0.235, SLG: 0.133		C SI 90 F FS 79 X SI 90 0-2 ② G4-3		F SI 90 F FS 83 X FC 85 0-2 ③ L4			C FS 80 F CU 74 X SI 90 0-2 ② G6-3		1 SAFE X SI 91 0-0 ③ FC6-4 1-2f	3 1	0 0	0 0	0 0	0 0	0 0	1 1
Inning Stats	R: 1 E: 0 K: 0 S: 9 H: 2 LOB: 1 BB: 0 P: 14	R: 2 E: 0 K: 0 S: 16 H: 2 LOB: 1 BB: 1 P: 28	R: 0 E: 0 K: 0 S: 8 H: 0 LOB: 0 BB: 0 P: 11	R: 0 E: 0 K: 0 S: 11 H: 1 LOB: 1 BB: 0 P: 15	R: 0 E: 0 K: 0 S: 7 H: 0 LOB: 0 BB: 0 P: 12	R: 0 E: 0 K: 2 S: 13 H: 1 LOB: 1 BB: 0 P: 23	R: 0 E: 0 K: 0 S: 9 H: 0 LOB: 0 BB: 0 P: 11	R: 0 E: 0 K: 0 S: 10 H: 1 LOB: 1 BB: 0 P: 14	R: 0 E: 0 K: 0 S: 7 H: 0 LOB: 1 BB: 1 P: 13	1B: 3 2B: 1 3B: 1 HR: 2	SF: 0 SAC: 0 DP: 0 HBP: 0					WP: 0 PB: 0 SB: 1 CS: 0	PA: 36

TOP

Pittsburgh Pirates @ San Francisco Giants

AT&T Park, San Francisco, CA

Tue Jul 29 2014, 7:17 PM - 10:01 PM PDT

Att. 42,242 - Partly Cloudy - 62 F

livebaseballscorecards.com

AB	34
R	3
H	7
RBI	3
BB	2
SO	2
LOB	9

PITCHER		IP	WLS	BF	H	R	ER	SO	BB	IBB	HBP	BLK	WP	HR	S	P	ERA	WHIP
17 Tim Hudson, R ERA: 2.71	(1, 1)	7.0	L	28	6	3	3	2	1	0	0	0	0	2	73	114	3.86	1.000
63 Jean Machi, R ERA: 1.62	(8, 1)	1.0		4	1	0	0	0	0	0	0	0	0	0	10	14	0.00	1.000
41 Jeremy Affeldt, L ERA: 1.34	(9, 1)	1.0		4	0	0	0	0	1	0	0	0	0	0	7	13	0.00	1.000

PITCHER		IP	WLS	BF	H	R	ER	SO	BB	IBB	HBP	BLK	WP	HR	S	P	ERA	WHIP

BOTTOM

Pittsburgh Pirates @ San Francisco Giants

AT&T Park, San Francisco, CA

Tue Jul 29 2014, 7:17 PM - 10:01 PM PDT

Att. 42,242 - Partly Cloudy - 62 F

livebaseballscorecards.com

Batter	1	2	3	4	5	6	7	8	9	AB	R	H	RBI	BB	SO	LOB
8 Hunter Pence, R (1, 9) OBP: 0.346, SLG: 0.463	B SI 94 B CH 84 B FF 93 C FF 92 X SI 93 3-1 ① F7		C SI 93 C SI 94 B CH 88 F CH 87 B SL 85 S CH 86 2-3 ② K			S CH 84 B CH 85 B SL 84 S CH 86 X SI 94 2-2 ① G5-3		B SI 95 X CH 87 1-0 ① F7		4	0	0	0	0	1	1
7 Grégor Blanco, L (1, 8) OBP: 0.311, SLG: 0.307	B SI 93 B SI 94 B SI 94 C SI 92 X SI 94 3-1 2B		B SL 87 C SI 95 S SL 88 S SL 88 1-3 ③ K			C FF 94 C SI 94 S SL 87 0-3 ② K		C SI 95 B SI 94 B SI 94 X SI 95 2-1 ②③ G4-6-3 1-2f		4	0	1	0	0	2	1
28 Buster Posey, R (1, 3) OBP: 0.346, SLG: 0.439	C SI 94 F SI 93 D SL 86 D SL 87 X CH 88 2-2 ② P6			B SI 92 X SI 92 1-0 48 G5-3 1B		F FF 92 F SL 85 B SL 85 F SL 84 F SI 93 B CH 88 B SI 94 X SI 94 3-2 48 WP 1B			C FC 94 B FF 94 X FC 92 1-1 45 DI 1B	4	0	3	0	0	0	1
48 Pablo Sandoval, S (1, 5) OBP: 0.321, SLG: 0.422	B SL 85 X CH 86 1-0 ③ L7			C FF 91 F SI 92 X CH 87 0-2 ① G5-3 1-2		F CH 86 B SI 93 B CH 86 X CH 86 2-1 ③ G6-3 1-2			F FF 92 B FC 94 X KC 81 1-1 ① L9	4	0	0	0	0	0	4
38 Michael Morse, R (1, 7) OBP: 0.324, SLG: 0.478		B SI 94 X SL 83 1-0 HR		C CH 86 S CH 86 S CH 86 0-3 ② K			F SI 91 B SI 93 B SI 94 F SL 83 S SL 85 2-3 ① K		F FF 94 S KC 82 D KC 81 B FC 92 F FF 94 S KC 81 2-3 ② K	4	1	1	1	0	3	2
34 Andrew Susac, R (1, 2) OBP: 0.286, SLG: 0.167 45 Travis Ishikawa, L (9, PH) OBP: 0.275, SLG: 0.389		S SI 91 F CH 86 B CH 88 B SL 84 B SI 94 S CH 88 3-3 ① K		F CH 87 X CH 87 0-1 ③ G6-3			F CH 87 B CH 86 B SL 84 B CH 85 B SI 92 4-1 35 FC4-6 BB		C FC 91 C FC 92 S KC 82 0-3 ③ K 1-2	2 1	0 0	0 0	0 0	1 0	1 1	1 1
22 Dan Uggla, R (1, 4) OBP: 0.229, SLG: 0.213		C SI 93 B SL 85 S CH 86 B CH 87 S CH 86 2-3 ② K			X SI 91 0-0 ① G4-3		S CH 86 D CH 86 B CH 85 B SL 83 S CH 85 S CH 86 3-3 ② K			3	0	0	0	0	2	1
35 Brandon Crawford, L (1, 6) OBP: 0.319, SLG: 0.396		B SI 94 S SL 85 F SI 94 T SL 87 1-2 ③ K			C SI 92 B SI 95 B SL 86 F SL 86 F SL 85 S SL 88 2-3 ② K		S SL 84 C SI 93 D SL 88 D SL 88 X SI 94 2-2 ③ FC4-6 1-2f			3	0	0	0	0	2	1
17 Tim Hudson, R (1, 1) OBP: 0.116, SLG: 0.050 63 Jean Machi, R (8, 1) 13 Joaquin Arias, R (8, PH) OBP: 0.221, SLG: 0.208 41 Jeremy Affeldt, L (9, 1)			C SI 91 B CH 86 F SI 92 X CH 87 1-2 ① G5-3		F SI 93 B CH 86 F SI 94 S SL 85 1-3 ③ K			B SI 94 C SI 94 X SI 94 1-1 7 G4-6-3 1B		2 0 1 0	0 0 0 0	0 0 1 0	0 0 0 0	1 0 0 0	0 0 0 0	0 0 0 0
Inning Stats	R: 0 E: 0 K: 0 S: 8 H: 1 LOB: 1 BB: 0 P: 17	R: 1 E: 0 K: 3 S: 10 H: 1 LOB: 0 BB: 0 P: 17	R: 0 E: 0 K: 2 S: 10 H: 0 LOB: 0 BB: 0 P: 14	R: 0 E: 0 K: 1 S: 9 H: 1 LOB: 1 BB: 0 P: 10	R: 0 E: 0 K: 2 S: 8 H: 0 LOB: 0 BB: 0 P: 11	R: 0 E: 0 K: 1 S: 13 H: 1 LOB: 1 BB: 0 P: 20	R: 0 E: 0 K: 2 S: 10 H: 0 LOB: 1 BB: 1 P: 21	R: 0 E: 0 K: 0 S: 5 H: 1 LOB: 0 BB: 0 P: 9	R: 0 E: 0 K: 2 S: 11 H: 1 LOB: 1 BB: 0 P: 15	1B: 4 2B: 1 3B: 0 HR: 1 SF: 0 SAC: 0 DP: 1 HBP: 0						

	AB	32
	R	1
	H	6
	RBI	1
	BB	1
	SO	13
	LOB	13

WP: 1 PA: 33
PB: 0
SB: 0
CS: 0

PITCHER		IP	WLS	BF	H	R	ER	SO	BB	IBB	HBP	BLK	WP	HR	S	P	ERA	WHIP
47 Francisco Liriano, L ERA: 3.97	(1, 1)	7.0	W	26	4	1	1	11	1	0	0	0	1	1	68	110	1.29	0.714
44 Tony Watson, L ERA: 1.61	(8, 1)	1.0	H	3	1	0	0	0	0	0	0	0	0	0	5	9	0.00	1.000
35 Mark Melancon, R ERA: 2.12	(9, 1)	1.0	S	4	1	0	0	2	0	0	0	0	0	0	11	15	0.00	1.000

PITCHER	IP	WLS	BF	H	R	ER	SO	BB	IBB	HBP	BLK	WP	HR	S	P	ERA	WHIP

Batter	1	2	3	4	5	6	7	8	9	AB	R	H	RBI	BB	SO	LOB
5 Josh Harrison, R (1, 5) OBP: 0.335, SLG: 0.474	C FF 90 X SL 81 0-1 G5-3		C SL 81 X SL 81 0-1 1-H HR	C FF 92 X CU 82 0-1 F9			C CU 82 B FF 93 X CH 87 1-1 G6-3		S SI 96 F SI 96 B KC 82 S SL 89 1-3 K 1-2	5	1	1	2	0	1	2
25 Gregory Polanco, L (1, 9) OBP: 0.314, SLG: 0.341	C SI 91 X CH 83 0-1 18 2-5 22 S 1B		B SI 89 C CH 83 B CH 81 C FF 89 X CH 82 2-2 F7		C SI 91 X CH 85 0-1 P6		F CH 87 B CH 86 X CU 80 1-1 F7			4	0	1	0	0	0	0
22 Andrew McCutchen, R (1, 8) OBP: 0.406, SLG: 0.534	S FF 90 F FF 89 B SL 80 B CH 82 F CH 83 B SL 83 S SL 82 3-3 K 1-2		B SL 79 C FF 87 B CH 80 B SL 79 X SL 79 3-1 G5-3		F FF 92 X FF 92 0-1 F9			B SL 78 C SL 78 B SI 88 T SL 78 B SL 76 C SL 77 3-3 K		4	0	0	0	0	2	1
18 Neil Walker, S (1, 4) OBP: 0.351, SLG: 0.457	S CH 82 T SI 90 D CH 80 1-2 2-5 2-3	B SI 88 C FF 88 S CU 73 B CH 83 X CH 82 2-2 23 WP 23 G3 2B	C SI 86 F CU 73 B FF 88 X CH 82 1-2 G4-3		B CH 86 S CH 86 X FF 92 1-1 P5			B CH 83 C SI 87 X SI 87 1-1 F7		4	1	1	0	0	0	0
15 Ike Davis, L (1, 3) OBP: 0.355, SLG: 0.374 17 Gaby Sanchez, R (6, PH) OBP: 0.294, SLG: 0.393 (6, 3)		B SI 89 F SI 89 B CU 76 B SI 86 F SI 89 F CH 82 F CH 82 B FF 91 4-2 23 G3 23 WP BB	C FF 86 F CH 80 X SL 79 0-2 L4-3		B SI 85 B SI 80 B SI 84 C SI 84 B SI 85 4-1 10 SH3 19 BB 23 E BB		C SL 77 S SL 78 B SL 77 B SL 76 B FF 88 B SL 79 4-2 BB		1 0	0 0	0 0	0 0	1 2	0 0	0 0
23 Travis Snider, L (1, 7) OBP: 0.335, SLG: 0.409		B SI 89 B SI 89 X SL 80 2-0 G3 1-3 2-H	F CU 74 B CH 81 X CH 81 1-1 10 WP 10 HR 1B		M SI 86 B SI 87 X 1-1 FC1 19 CS 10 SH3 1-2			B SI 86 B SI 88 X FF 87 2-0 F8		4	1	1	1	0	0	3
10 Jordy Mercer, R (1, 6) OBP: 0.296, SLG: 0.370		B FF 89 C FF 90 S SL 79 S SL 81 1-3 K2-3	B SL 81 B SL 78 X SI 89 2-0 1-H HR		X CH 83 0-0 SH3 1-2 2-3				C FF 94 X SL 88 0-1 F8	3	1	1	2	0	1	1
19 Chris Stewart, R (1, 2) OBP: 0.369, SLG: 0.305		B FF 90 B FF 88 C SL 80 S SL 81 F SL 80 F SL 81 X SL 81 2-2 G5-3	B FF 87 F FF 86 B SL 78 B SL 78 B FF 88 4-1 BB		S CH 86 B CH 86 B SI 92 B CH 86 B FF 93 4-1 2-3 3-H BB				C SI 94 B SI 94 C SL 88 X FF 94 1-2 5 DI 1B	2	0	1	0	2	0	1
50 Charlie Morton, R (1, 1) OBP: 0.083, SLG: 0.057 48 Jared Hughes, R (6, 1) 3 Michael Martinez, S (7, PH) OBP: 0.222, SLG: 0.125 37 Justin Wilson, L (7, 1) 30 Jeanmar Gómez, R (8, 1) OBP: 1.000, SLG: 1.000 29 Ernesto Frieri, R (8, 1) 24 Pedro Alvarez, L (9, PH) OBP: 0.323, SLG: 0.403			B FF 86 C FF 88 B FF 87 C FF 88 F FF 89 B FF 89 B FF 89 4-2 5 HR BB	L B FF 91 C FF 91 L FF 92 1-3 K			F SI 92 F CH 84 B FF 93 B FF 93 X CH 86 2-2 G4-3		S SI 95 B SI 95 B SI 95 X SI 95 2-1 F7	1 0 1 0 0 0 0 1	1 0 0 0 0 0 0 0	0 0 0 0 0 0 0 0	0 0 0 0 0 0 0 0	1 0 0 0 0 0 0 0	1 0 0 0 0 0 0 0	1 0 0 0 0 0 0 1
Inning Stats	R: 0 E: 0 K: 1 S: 10 H: 1 LOB: 1 BB: 0 P: 14	R: 1 E: 0 K: 1 S: 16 H: 1 LOB: 1 BB: 1 P: 27	R: 2 E: 0 K: 0 S: 13 H: 1 LOB: 0 BB: 1 P: 23	R: 2 E: 0 K: 1 S: 12 H: 2 LOB: 1 BB: 1 P: 20	R: 0 E: 0 K: 0 S: 6 H: 0 LOB: 0 BB: 0 P: 7	R: 0 E: 1 K: 0 S: 5 H: 0 LOB: 1 BB: 2 P: 14	R: 0 E: 0 K: 0 S: 7 H: 0 LOB: 0 BB: 0 P: 11	R: 0 E: 0 K: 1 S: 8 H: 0 LOB: 1 BB: 1 P: 18	R: 0 E: 0 K: 1 S: 10 H: 1 LOB: 1 BB: 0 P: 14	1B: 3 2B: 1 3B: 0 HR: 2	SF: 0 SAC: 1 DP: 0 HBP: 0		WP: 2 PB: 0 SB: 1 CS: 1	PA: 37			

PITCHER		IP	WLS	BF	H	R	ER	SO	BB	IBB	HBP	BLK	WP	HR	S	P	ERA	WHIP
55 Tim Lincecum, R ERA: 4.21	(1, 1)	3.1		18	5	5	5	2	3	0	0	0	2	2	46	78	13.50	2.400
57 Juan Gutierrez, R ERA: 2.74	(4, 1)	1.2		5	0	0	0	1	0	0	0	0	0	0	11	13	0.00	0.000
49 Javier López, L ERA: 2.31	(6, 1)	0.0		2	0	0	0	0	1	0	0	0	0	0	3	8	∞	∞
63 Jean Machi, R ERA: 1.55	(6, 1)	2.0	W	5	0	0	0	0	1	0	0	0	0	0	9	17	0.00	0.500
54 Sergio Romo, R ERA: 4.71	(8, 1)	1.0	H	4	0	0	0	1	1	0	0	0	0	0	8	18	0.00	1.000

PITCHER		IP	WLS	BF	H	R	ER	SO	BB	IBB	HBP	BLK	WP	HR	S	P	ERA	WHIP
46 Santiago Casilla, R ERA: 1.11	(9, 1)	1.0	S	4	1	0	0	1	0	0	0	0	0	0	10	14	0.00	1.000

TOP

Pittsburgh Pirates @ San Francisco Giants

AT&T Park, San Francisco, CA

Wed Jul 30 2014, 12:45 PM - 4:09 PM PDT

Att. 42,272 - Partly Cloudy - 68 F

livebaseballscorecards.com

AB	30
R	5
H	6
RBI	5
BB	6
SO	5
LOB	10

Batter	1	2	3	4	5	6	7	8	9	AB	R	H	RBI	BB	SO	LOB
8 Hunter Pence, R (1, 9) OBP: 0.344, SLG: 0.460	C SI 90 X SI 89 0-1 P6 ①	F SI 88 B FS 81 C CU 75 B SI 88 B CU 78 F SI 88 X SI 90 3-2 G6-3 ①		X SI 89 0-0 35 S 1B		B SI 92 C SI 92 B SL 84 F SI 92 B SI 92 X SI 92 3-2 G4-3 ①		C SI 90 B SI 90 X SI 91 1-1 F8 ①		5	0	1	0	0	0	0
35 Brandon Crawford, L (1, 6) OBP: 0.322, SLG: 0.395	D SI 90 X SI 89 1-0 48 BB 38 1B 28 1B 1B	C CU 76 X SI 88 0-1 F7 ②		1 SAFE 1 SAFE P PO 84 F FF 90 B SI 90 C CU 76 D CU 76 F SI 91 B FF 92 4-2 1-2 BB		C SI 92 X CH 89 0-1 G4-3 ②		S SL 83 B CH 85 B SI 90 C SI 91 B CH 86 F CH 85 B SI 92 4-2 28 E 48 1B BB		3	2	1	0	2	0	0
28 Buster Posey, R (1, 3) OBP: 0.344, SLG: 0.435	1 SAFE B SI 89 C SI 90 D CU 78 1 SAFE D SI 90 X SI 90 3-1 38 1B 48 BB 12 BB 1-2 1B	X SI 90 0-0 G6-3 ③		B SI 90 B SI 90 B SI 91 X SI 91 3-1 L5 ①		C SI 92 B SI 93 C SI 92 B SL 86 X SI 92 2-2 L7 ③		C SI 92 1 SAFE C CH 85 B SI 91 X CH 86 1-2 FC4 48 1B 1-2		5	1	1	0	0	0	3
48 Pablo Sandoval, S (1, 5) OBP: 0.325, SLG: 0.423	C SI 89 B SI 89 D CU 76 F SI 89 B SI 90 D CU 77 4-2 12 BB 38 1B 7 1B 1-2 2-3 BB		X SI 88 0-0 12 F8 38 1B 34 1B 1B F SI 91 F SI 91 F CU 78 D CU 77 F CU 78 X FF 92 1-2 P2 ②			F FF 96 F FF 96 X FF 96 0-2 G3 ①	B CH 84 F CH 86 B SI 92 F CH 85 X CH 84 2-2 1-2 2-H 1B		4	2	2	1	1	0	2
38 Michael Morse, R (1, 7) OBP: 0.328, SLG: 0.479 2 Juan Carlos Perez, R (7, PR) OBP: 0.204, SLG: 0.261 (8, 7)	X SI 90 0-0 7 1B 12 BB 1-2 2-3 3-H 1B		B SI 89 F SI 90 B SI 90 X SI 90 2-1 34 1B 7 HBP 1-2 1B B SI 91 X SI 92 1-0 L9 ③			C FF 96 B FF 96 B FF 96 S FF 97 B FF 98 B FF 97 4-2 12 1B 7 1B BB	B SL 79 B FF 92 B FF 93 C FF 93 F SI 92 F FF 94 F FF 94 X FF 94 3-2 P4 ②		3 1	0 1	2 1	1 0	1 0	0 0	2 2
12 Joe Panik, L (1, 4) OBP: 0.278, SLG: 0.239	C FF 91 B SI 90 B SI 90 B SI 91 4-1 7 1B 1-2 2-3 3-H BB		D SI 90 X SI 90 1-0 F8 ① 2-3		B SI 89 S SI 90 B FS 85 B SI 91 X SI 89 3-1 L9 ①	D FF 97 C FF 97 1 SAFE F SI 96 B FF 97 X SI 96 2-2 7 1B 34 PB 1-2 1B	B FF 94 F SI 93 F FF 94 B SL 83 F FF 94 F FF 93 S FF 93 2-3 K ③		4	1	1	1	1	1	4
7 Grégor Blanco, L (1, 8) OBP: 0.321, SLG: 0.315	C SI 89 S CU 76 X CU 77 0-2 1-2 2-3 3-H 1B		L CU 77 T CU 76 H CU 78 1-2 34 1B 1-2 HBP		X SI 91 0-0 21 WP 34 G4-3 1B		X SI 97 0-0 34 PB 1-3 2-H 1B			3	0	3	2	0	0	0
34 Andrew Susac, R (1, 2) OBP: 0.273, SLG: 0.200	F SI 89 S SI 90 B SI 90 D CU 78 S SI 89 2-3 K ②		D SI 91 X SI 91 1-0 55 G5-4-3 1-2 2-3 3-H 1B		1 SAFE B SI 90 C SI 90 1 SAFE X SI 90 1-1 G4-3 ② 1-2		1 SAFE 1 SAFE F SI 97 B FC 92 1 SAFE C FC 90 B FF 96 S FF 96 2-3 K ② 1-2 3-H			4	0	1	1	0	2	6
55 Tim Lincecum, L (1, 1) OBP: 0.167, SLG: 0.079 57 Juan Gutierrez, R (4, 1) 21 Tyler Colvin, L (5, PH) OBP: 0.288, SLG: 0.381 49 Javier Lopez, L (6, 1) 63 Jean Machi, R (6, 1) 13 Joaquin Arias, R (7, PH) OBP: 0.219, SLG: 0.206 54 Sergio Romo, R (8, 1) 46 Santiago Casilla, R (9, 1)	C SI 89 S SI 89 B CU 77 B SI 90 X SI 91 2-2 G5-3 ③		C SI 91 B SI 92 X SI 91 1-1 G5-4-3 ② ③ 1-2f		C SI 91 S CU 79 B CU 79 B SI 91 B CU 79 S CU 79 3-3 K ③ 2-3	X FF 96 0-0 G4-3 ③			2 0 0 1 0 0 1 0 0	0 0 0 0 0 0 0 0 0	0 0 0 0 0 0 0 0 0	0 0 0 0 0 0 0 0 0	0 0 0 0 0 0 0 0 0	0 0 1 0 0 0 1 0 0	6 0 1 0 0 0 1 0 0
Inning Stats	R: 3 E: 0 K: 1 S: 18 H: 4 LOB: 3 BB: 2 P: 34	R: 0 E: 0 K: 0 S: 7 H: 0 LOB: 0 BB: 0 P: 10	R: 1 E: 0 K: 0 S: 9 H: 3 LOB: 2 BB: 0 P: 15	R: 0 E: 0 K: 0 S: 13 H: 1 LOB: 2 BB: 1 P: 21	R: 0 E: 0 K: 1 S: 8 H: 1 LOB: 1 BB: 0 P: 15	R: 0 E: 0 K: 0 S: 8 H: 0 LOB: 0 BB: 0 P: 13	R: 2 E: 0 K: 1 S: 13 H: 2 LOB: 1 BB: 1 P: 21	R: 1 E: 1 K: 1 S: 21 H: 1 LOB: 2 BB: 1 P: 34		1B: 12 2B: 0 3B: 0 HR: 0 SF: 0 SAC: 0 DP: 1 HBP: 1						

BOTTOM

Pittsburgh Pirates @ San Francisco Giants

AT&T Park, San Francisco, CA

Wed Jul 30 2014, 12:45 PM - 4:09 PM PDT

Att. 42,272 - Partly Cloudy - 68 F

livebaseballscorecards.com

AB	36
R	7
H	12
RBI	6
BB	5
SO	4
LOB	27

WP: 1 PA: 42
PB: 1
SB: 1
CS: 0

PITCHER		IP	WLS	BF	H	R	ER	SO	BB	IBB	HBP	BLK	WP	HR	S	P	ERA	WHIP
50 Charlie Morton, R ERA: 3.54	(1, 1)	5.0		27	9	4	4	2	3	0	1	0	1	0	55	95	7.20	2.400
48 Jared Hughes, R ERA: 1.84	(6, 1)	1.0	H	3	0	0	0	0	0	0	0	0	0	0	8	13	0.00	0.000
37 Justin Wilson, L ERA: 4.73	(7, 1)	1.0	L	6	2	2	1	1	1	0	0	0	0	0	13	21	9.00	3.000
30 Jeanmar Gómez, R ERA: 3.54	(8, 1)	0.1		4	1	1	0	0	1	0	0	0	0	0	11	19	0.00	6.000
29 Ernesto Frieri, R ERA: 7.26	(8, 1)	0.2		2	0	0	0	1	0	0	0	0	0	0	10	15	0.00	0.000

PITCHER	IP	WLS	BF	H	R	ER	SO	BB	IBB	HBP	BLK	WP	HR	S	P	ERA	WHIP

Batter	1	2	3	4	5	6	7	8	9	AB	R	H	RBI	BB	SO	LOB
5 Josh Harrison, R (1, 7) OBP: 0.333, SLG: 0.473	B FC 85 S FC 85 B FC 86 B CH 79 S FC 86 S FC 88 3-3 K ①	S FC 86 B FC 87 F FC 87 B FC 89 C FC 88 2-3 K ③			C FC 87 B CH 80 F FC 87 S FC 88 1-3 K ②		S FF 95 S FF 95 F FF 95 T SI 94 0-2 K ②		B FF 92 F FF 91 X FF 92 1-1 2B	5	0	1	0	0	4	2
25 Gregory Polanco, L (1, 9) OBP: 0.317, SLG: 0.348	C FC 87 C FC 87 B CH 80 X CH 79 1-2 L8 ②		B CH 78 S CH 79 B FC 85 F CH 80 X FC 86 2-2 18 G6-3 18 S 1B		C CH 80 X CH 79 0-1 G1-3 ③		B SI 95 C SI 94 B CH 87 X SI 93 2-1 22 1B 2B		B FF 92 C FF 91 F FF 92 F FF 92 S FF 91 1-3 K ③	5	1	2	0	0	1	1
22 Andrew McCutchen, R (1, 8) OBP: 0.404, SLG: 0.531	X FC 86 0-0 F8 ③		1 SAFE F CH 79 1 SAFE F FC 86 X FC 88 0-2 F9 ①			B CU 71 S CH 79 B FC 87 B FC 88 F FC 87 F FC 89 F CH 81 X CH 80 3-2 G5-3 ①	F SI 94 X SI 93 0-1 2-H 1B			4	0	1	1	0	0	1
18 Neil Walker, S (1, 4) OBP: 0.353, SLG: 0.466		C FC 85 X FC 85 0-1 15 BB 55 2B 1B	C FC 86 1 SAFE P PO 80 1 SAFE B CH 78 S CH 79 X FC 85 2-2 G6-3 ② 1-3			X CU 72 0-0 HR	C SI 94 B SI 94 F SI 94 F SI 94 D CH 86 S CH 86 2-3 K ③			4	2	2	1	0	1	2
15 Ike Davis, L (1, 3) OBP: 0.356, SLG: 0.373 17 Gaby Sanchez, R (6, PH) OBP: 0.302, SLG: 0.393 (6, 3)		C FC 86 B FC 85 1 SAFE B FC 86 B CH 80 B CH 80 4-1 55 2B 1-2 BB	C CU 74 X FC 86 0-1 F7 ③			B SL 79 B SL 79 B SL 78 C FF 91 F SI 90 B SL 79 4-2 55 FC6-4 BB		C SI 83 B CU 72 B CH 76 B SI 84 C SI 83 B SI 85 4-2 55 G4-6-3 BB		1 0	1 0	0 0	0 0	1 2	0 0	1 0
55 Russell Martin, R (1, 2) OBP: 0.408, SLG: 0.386		B FC 86 C CH 81 B FC 87 C FC 87 F FC 86 X FC 87 2-2 24 G3 1-H 2-H 2B		C CU 72 B CH 77 F CH 80 B CH 77 B CH 77 F FC 87 X FC 88 3-2 F9 ①		C FF 90 C SL 77 B FF 93 B SL 76 B FF 92 X SI 92 3-2 FC6-4 24 1B ② 1-2f		C SI 84 C SI 84 B CU 71 B SI 84 X SI 84 2-2 G4-6-3 ①② 1-2f		4	0	1	2	0	0	2
24 Pedro Alvarez, L (1, 5) OBP: 0.322, SLG: 0.401		C FC 86 B FC 86 C FC 86 X FC 86 1-2 G3 ① 2-3		C CH 79 S CH 78 B FC 85 X FC 86 1-2 P6 ②		B SL 79 C SL 81 B FF 91 F SI 92 X FF 93 2-2 1-2 1B		B SI 83 C SI 84 S CH 76 B CH 77 F CU 73 B CH 77 F SI 86 C SI 85 3-3 K ③		4	0	1	0	0	1	1
10 Jordy Mercer, R (1, 6) OBP: 0.296, SLG: 0.367		C CU 73 F CH 81 B FC 88 B FC 88 F FC 89 F FF 83 B FC 82 F FC 83 B FC 88 4-2 49 SH1-4 BB		B CH 77 X FC 86 1-0 P4 ③		C FF 91 B FF 91 F FF 92 B SL 81 X FF 92 2-2 F8 ③			C FF 91 X SL 82 0-1 G6-3 ①	3	0	0	0	1	0	2
49 Jeff Locke, L (1, 1) OBP: 0.182, SLG: 0.100 30 Jeanmar Gómez, R (6, 1) OBP: 1.000, SLG: 1.000 3 Michael Martinez, S (7, PH) OBP: 0.211, SLG: 0.118 38 Stolmy Pimentel, R (7, 1) 23 Travis Snider, L (9, PH) OBP: 0.333, SLG: 0.407		L FC 86 B CH 80 B CH 78 X FC 86 2-1 SH1-4 ② 1-2			C FC 86 C FC 86 C FC 87 0-3 K ①		C SI 94 C SI 93 B SI 94 B CH 87 B CH 87 X SI 94 3-2 G6-3 ①		C FC 92 B FF 92 F SL 85 S FF 92 1-3 K ②	1 0 0 1 0 1	0 0 0 0 0 0	0 0 0 0 0 0	0 0 0 0 0 0	0 0 0 0 0 0	1 0 0 0 0 1	0 0 0 0 0 0
Inning Stats	R: 0 E: 0 K: 1 S: 7 H: 0 LOB: 0 BB: 0 P: 11	R: 2 E: 0 K: 1 S: 20 H: 2 LOB: 2 BB: 2 P: 35	R: 0 E: 0 K: 0 S: 12 H: 1 LOB: 1 BB: 0 P: 15	R: 0 E: 0 K: 0 S: 8 H: 0 LOB: 0 BB: 0 P: 13	R: 0 E: 0 K: 2 S: 8 H: 0 LOB: 0 BB: 0 P: 9	R: 1 E: 0 K: 0 S: 17 H: 2 LOB: 2 BB: 1 P: 31	R: 1 E: 0 K: 2 S: 15 H: 2 LOB: 1 BB: 0 P: 22	R: 0 E: 0 K: 1 S: 10 H: 0 LOB: 0 BB: 1 P: 19	R: 0 E: 0 K: 2 S: 11 H: 1 LOB: 1 BB: 0 P: 14	1B: 4 2B: 3 3B: 0 HR: 1 SF: 0 SAC: 1 DP: 1 HBP: 0						

TOP

Pittsburgh Pirates @ Arizona Diamondbacks

Chase Field, Phoenix, AZ

Thu Jul 31 2014, 6:41 PM - 9:48 PM MST

Att. 20,145 - Roof Closed - 79 F

livebaseballscorecards.com

AB	33
R	4
H	8
RBI	4
BB	4
SO	9
LOB	12

WP: 0 PA: 38
PB: 0
SB: 1
CS: 0

PITCHER		IP	WLS	BF	H	R	ER	SO	BB	IBB	HBP	BLK	WP	HR	S	P	ERA	WHIP
55 Josh Collmenter, R ERA: 4.07	(1, 1)	5.1		22	4	3	3	4	2	0	0	0	0	1	61	92	5.06	1.125
59 Oliver Pérez, L ERA: 1.91	(6, 1)	0.2	W	4	1	0	0	0	1	0	0	0	0	0	11	22	0.00	3.000
50 Evan Marshall, R ERA: 3.68	(7, 1)	1.0	H	5	2	1	1	2	0	0	0	0	0	0	15	22	9.00	2.000
29 Brad Ziegler, R ERA: 2.75	(8, 1)	1.0	H	3	0	0	0	1	1	0	0	0	0	0	10	19	0.00	1.000
43 Addison Reed, R ERA: 3.86	(9, 1)	1.0	S	4	1	0	0	2	0	0	0	0	0	0	11	14	0.00	1.000

PITCHER	IP	WLS	BF	H	R	ER	SO	BB	IBB	HBP	BLK	WP	HR	S	P	ERA	WHIP

BOTTOM

Pittsburgh Pirates @ Arizona Diamondbacks

Chase Field, Phoenix, AZ

Thu Jul 31 2014, 6:41 PM - 9:48 PM MST

Att. 20,145 - Roof Closed - 79 F

livebaseballscorecards.com

Batter	1	2	3	4	5	6	7	8	9	AB	R	H	RBI	BB	SO	LOB
5 Ender Inciarte, L (1, 8) OBP: 0.277, SLG: 0.294	B SI 92 C SI 92 B KC 80 B SI 92 C SI 92 X SI 91 3-2 ① F7		X SI 92 0-0 2 BB 1-2 1B	B SI 91 C SI 91 X SI 91 1-1 ③ G3		B KC 78 X SI 91 1-0 ① L6		X FF 94 0-0 ② G4-3		5	0	1	0	0	0	2
2 Aaron Hill, R (1, 4) OBP: 0.290, SLG: 0.389	B SI 92 B CH 81 B SI 92 C SI 92 C SI 92 C SI 92 3-3 ② K		D KC 80 B SI 91 D CH 81 C SI 91 F SI 91 B SI 90 4-2 1-2 2-3 BB		F KC 78 F SI 90 S CH 80 0-3 ① K	B SI 91 B SI 91 B CH 82 F SI 90 S CH 81 X SI 90 3-2 HR		C FF 93 X FF 94 0-1 ③ L8		4	1	1	1	1	2	0
44 Paul Goldschmidt, R (1, 3) OBP: 0.395, SLG: 0.542	B KC 81 C KC 80 F SI 92 B SI 92 F CH 83 F KC 82 S CH 83 2-3 ③ K		D KC 80 B CH 81 F CH 81 B SI 91 C CH 80 F SI 91 S SI 91 3-3 ③ K		C KC 79 F KC 82 B CH 79 X KC 82 1-2 15 BB 31 1B 1B	B SI 91 F SI 92 S SL 83 X SI 91 1-2 ② F8				4	1	1	0	0	2	3
15 Mark Trumbo, R (1, 7) OBP: 0.236, SLG: 0.378		C SI 90 S KC 80 S CH 80 0-3 ① K		F SI 90 X SI 90 0-1 31 2B 55 E 1B	B CH 80 D CH 80 C CH 79 1 SAFE B SI 90 C SI 90 B SI 90 4-2 31 1B 1-2 BB	C SI 83 X SI 91 0-1 ③ F8				3	1	1	0	1	1	0
26 Miguel Montero, L (1, 2) OBP: 0.341, SLG: 0.396		B SI 91 X SI 92 1-0 ② G4-3		X SI 90 0-0 ① P4	B KC 77 X SI 90 1-0 ② P5		F FF 92 S SL 86 F SL 89 B FF 95 X FF 94 1-2 ① F8			4	0	0	0	0	0	3
31 Jordan Pacheco, R (1, 5) OBP: 0.312, SLG: 0.376		C SI 91 S CH 81 B SI 92 B CH 82 X SI 91 2-2 ③ L8		1 SAFE C KC 77 X CH 79 0-1 1-3 55 E 2B	B SI 90 X CH 79 1-0 1-2 2-H 1B		B FF 94 B FF 93 X FF 95 2-0 ② L9			4	1	2	1	0	0	0
6 David Peralta, L (1, 9) OBP: 0.340, SLG: 0.453			B KC 77 C SI 90 S KC 76 B KC 81 X KC 81 2-2 ① G3-1	S KC 78 H SI 90 1-1 55 E HBP	C SI 91 B SI 91 X SI 90 1-1 ③ G3		F FF 94 X SL 87 0-1 ③ L3			3	0	0	0	0	0	2
13 Nick Ahmed, R (1, 6) OBP: 0.250, SLG: 0.346			B SI 91 C CH 80 C KC 81 X CH 80 1-2 ② F7	C SI 90 X SI 91 0-1 ② F9		C SI 86 B KC 76 X SI 88 1-1 28 HR 1B		C FF 94 B FF 95 C SL 86 F SL 88 X SL 87 1-2 HR		4	2	2	1	0	0	3
55 Josh Collmenter, R (1, 1) OBP: 0.150, SLG: 0.132 59 Oliver Pérez, L (6, 1) 28 Andy Marte, R (6, PH) OBP: 1.000, SLG: 4.000 50 Evan Marshall, R (7, 1) 29 Brad Ziegler, R (8, 1) 27 Roger Kieschnick, L (8, PH) OBP: 0.200, SLG: 0.333 43 Addison Reed, L (9, 1)			C SI 90 X SI 91 0-1 2 BB 5 1B 1B	C SI 91 B KC 78 F SI 91 B CH 81 X SI 91 2-2 1-3 2-H 3-H E3		S SI 88 1 SAFE 1 SAFE X CH 79 0-1 1-H HR		B FF 95 F SL 88 S SL 87 S SL 88 1-3 ① K		2 0 1 0 0 0 1 0	0 0 1 0 0 0 0 0	1 0 1 0 0 0 0 0	0 0 1 0 0 0 0 0	0 0 0 0 0 0 1 0	0 0 0 0 0 0 0 0	1 0 1 0 0 0 0 0
Inning Stats	R: 0 E: 0 K: 2 S: 11 H: 0 LOB: 0 BB: 0 P: 19	R: 0 E: 0 K: 1 S: 7 H: 0 LOB: 0 BB: 0 P: 10	R: 0 E: 0 K: 1 S: 15 H: 2 LOB: 3 BB: 1 P: 25	R: 2 E: 1 K: 0 S: 13 H: 2 LOB: 2 BB: 0 P: 17	R: 1 E: 0 K: 1 S: 12 H: 2 LOB: 2 BB: 1 P: 20	R: 3 E: 0 K: 0 S: 13 H: 3 LOB: 0 BB: 0 P: 19	R: 0 E: 0 K: 0 S: 7 H: 0 LOB: 0 BB: 0 P: 10	R: 1 E: 0 K: 1 S: 10 H: 1 LOB: 0 BB: 0 P: 12		1B: 6 2B: 1 3B: 0 HR: 3 SF: 0 SAC: 0 DP: 0 HBP: 1				WP: 0 PB: 0 SB: 0 CS: 0 PA: 38	

	AB	35
	R	7
	H	10
	RBI	5
	BB	2
	SO	6
	LOB	14

PITCHER		IP	WLS	BF	H	R	ER	SO	BB	IBB	HBP	BLK	WP	HR	S	P	ERA	WHIP
49 Jeff Locke, L ERA: 3.77	(1, 1)	5.1	L	29	9	6	4	5	2	0	1	0	0	2	66	104	6.75	2.062
30 Jeanmar Gómez, R ERA: 3.49	(6, 1)	0.2		2	0	0	0	0	0	0	0	0	0	0	5	6	0.00	0.000
38 Stolmy Pimentel, R ERA: 4.28	(7, 1)	2.0		7	1	1	1	1	0	0	0	0	0	1	17	22	4.50	0.500

PITCHER	IP	WLS	BF	H	R	ER	SO	BB	IBB	HBP	BLK	WP	HR	S	P	ERA	WHIP

Pittsburgh Pirates @ Arizona Diamondbacks

Chase Field, Phoenix, AZ

Fri Aug 01 2014, 6:41 PM - 10:05 PM MST

Att. 22,766 - Roof Closed - 79 F

livebaseballscorecards.com

TOP

Batter	1	2	3	4	5	6	7	8	9	AB	R	H	RBI	BB	SO	LOB
5 Josh Harrison, R (1, 7) (7, 5) OBP: 0.334, SLG: 0.482	F FF 88 L SI 87 X CU 71 0-2 ① G5-3		X FF 88 0-0 ③ F8			B SI 86 C FF 89 C FF 90 S CU 75 1-3 ① K		X FF 95 0-0 22 2B 3B	C SL 85 X FF 97 0-1 10 2B 2B	5	2	2	0	0	1	0
10 Jordy Mercer, R (1, 6) OBP: 0.300, SLG: 0.374	C FF 88 B SI 87 X CH 83 1-1 ② F7			C SI 86 B FF 88 B FF 89 X CH 82 2-1 ① L7		C FF 89 B FF 90 F FF 90 X FF 91 1-2 17 1B 2B		C SL 84 D SL 84 S SL 83 B FF 92 B FF 95 F SI 93 F FF 96 B FF 94 4-2 22 2B 24 2B BB	F FF 98 X FF 96 0-1 2-H 3 1B 2B	4	3	2	1	1	0	0
22 Andrew McCutchen, R (1, 8) OBP: 0.406, SLG: 0.533	B FF 89 B SI 88 F SL 83 F CH 82 B FF 90 F SL 84 X FF 90 3-2 1B			C CU 76 B CU 77 X CU 77 1-1 ② G5-3		X FF 89 0-0 ② L7		X FF 93 0-0 1-3 3-H 24 2B 2B	I IN 68 I IN 70 I IN 69 I IN 71 4-0 3 1B 55 1B IBB	4	2	2	1	1	0	1
17 Gaby Sanchez, R (1, 3) OBP: 0.302, SLG: 0.392 37 Justin Wilson, L (6, 1) 24 Pedro Alvarez, L (8, PH) OBP: 0.324, SLG: 0.406 44 Tony Watson, L (8, 1) OBP: 1.000, SLG: 1.000 3 Michael Martinez, S (9, PH) OBP: 0.250, SLG: 0.167 (9, 7)	D SI 89 C SI 88 X SL 82 1-1 ③ F7			C FF 88 B SL 83 B SL 83 S CH 82 S SL 81 2-3 ③ K		C SI 89 D FF 89 X CU 77 1-1 2-H 1B		B SL 83 F SL 82 B SI 87 F SL 81 X FF 89 2-2 2-H 3-H 25 1B 2B	B FF 96 F FF 97 B FF 97 B FF 97 X FF 97 3-1 1-2 2-H 25 1B 55 1B 23 1B 1B	3 0 1 0 1	0 0 0 0 0	1 0 1 0 0	1 0 2 0 0	0 0 0 0 0	1 0 0 0 0	1 0 0 0 0
18 Neil Walker, S (1, 4) OBP: 0.348, SLG: 0.460		B SI 86 B CH 80 F SL 82 C FF 88 X SI 88 2-2 ① F9			C SI 86 B SL 84 X CU 76 1-1 ① F7	B CH 82 F SL 84 D FF 90 X FF 89 2-1 ③ F9		C SI 87 B CU 72 X SL 83 1-1 ② F8	F CH 85 B CH 85 B CH 86 B FF 96 C CH 84 S FF 97 3-3 ② K	5	0	0	0	0	1	4
55 Russell Martin, R (1, 2) OBP: 0.411, SLG: 0.385		C FF 88 C SI 87 B FF 89 B SI 88 C FF 90 2-3 ② K			B FF 88 C CH 82 B FF 89 B SL 79 B SI 89 4-1 36 FC5 25 BB BB		F FF 94 F FF 94 B FF 92 F FF 93 B CU 79 B CU 78 F FF 95 X FF 95 3-2 ① G6-3	I IN 78 I IN 79 I IN 77 I IN 79 4-0 25 1B IBB	C SL 84 S SL 86 F FF 96 X SL 85 0-2 1-2 2-H 25 1B 23 1B 1B	3	1	1	1	2	1	0
25 Gregory Polanco, L (1, 9) OBP: 0.324, SLG: 0.352		C SL 83 B CU 76 B CU 76 S SL 82 F FF 90 B CU 74 X SL 82 3-2 ③ P6			C SL 80 1 SAFE B FF 87 B FF 89 B SL 83 B FF 88 4-1 36 FC5 1-2 BB		C FF 94 B FF 94 B CH 85 B CH 87 T FF 94 X FF 95 3-2 ② L7	C SL 81 X CU 74 0-1 1-2 2-3 1B	C CH 84 F FF 96 B FF 95 F FF 96 X FF 96 1-2 1-2 2-3 23 1B 1B	4	0	2	0	1	0	0
59 Brent Morel, R (1, 5) OBP: 0.133, SLG: 0.071 23 Travis Snider, L (7, PH) OBP: 0.333, SLG: 0.406 (7, 7) 29 Ernesto Frieri, R (9, 1)			B SI 86 C SL 80 X CU 75 1-1 ① G6-3		B FF 87 S FF 88 F FF 89 C FF 90 1-3 ② K		B FF 94 F FF 94 F FF 94 C FF 95 1-3 ③ K	B SL 84 X SL 82 1-0 ③ P6	X SL 86 0-0 1-2 2-H 3-H 1B	2 3 0	0 0 0	0 1 0	0 2 0	0 0 0	1 1 0	2 3 0
36 Edinson Volquez, R (1, 1) OBP: 0.129, SLG: 0.036 15 Ike Davis, L (6, 3) OBP: 0.353, SLG: 0.368			C FF 88 B SI 86 C SI 87 C CU 74 1-3 ② K		C FF 90 B SI 89 C FF 89 B CU 76 X FF 90 2-2 ③ FC5 1-2 2-3f			C FF 93 B FF 93 B FF 93 C FF 94 F CH 86 C FF 95 2-3 ① K	1-2 G1-3 0-2 ③ K	2 3	0 0	0 0	0 0	0 0	1 2	2 2
Inning Stats	R: 0 E: 0 K: 0 S: 11 H: 1 LOB: 1 BB: 0 P: 16	R: 0 E: 0 K: 1 S: 10 H: 0 LOB: 0 BB: 0 P: 17	R: 0 E: 0 K: 1 S: 6 H: 0 LOB: 0 BB: 0 P: 8	R: 0 E: 0 K: 1 S: 7 H: 0 LOB: 0 BB: 0 P: 12	R: 0 E: 0 K: 1 S: 10 H: 0 LOB: 2 BB: 2 P: 22	R: 1 E: 0 K: 1 S: 11 H: 2 LOB: 1 BB: 0 P: 16	R: 0 E: 0 K: 1 S: 11 H: 0 LOB: 0 BB: 0 P: 18	R: 3 E: 0 K: 1 S: 18 H: 4 LOB: 3 BB: 2 P: 32	R: 5 E: 0 K: 2 S: 25 H: 6 LOB: 2 BB: 1 P: 39	1B: 7 2B: 5 3B: 1 HR: 0 SF: 0 SAC: 0 DP: 0 HBP: 0						WP: 0 PB: 0 SB: 0 CS: 0 PA: 45	

	AB	40
	R	9
	H	13
	RBI	9
	BB	5
	SO	9
	LOB	15

PITCHER		IP	WLS	BF	H	R	ER	SO	BB	IBB	HBP	BLK	WP	HR	S	P	ERA	WHIP
54 Vidal Nuño, L ERA: 4.78	(1, 1)	6.0		23	3	1	1	5	2	0	0	0	0	0	55	91	1.50	0.833
48 Randall Delgado, R ERA: 5.12	(7, 1)	1.1	H	7	2	3	3	2	1	0	0	0	0	0	21	34	20.25	2.250
56 Eury De La Rosa, L ERA: 2.92	(8, 1)	1.0	B	6	2	0	0	0	0	1	0	0	0	0	12	21	0.00	2.000
58 Bo Schultz, R ERA: 12.27	(9, 1)	0.2	L	9	6	5	5	2	0	1	0	0	0	0	21	34	67.50	9.000

PITCHER	IP	WLS	BF	H	R	ER	SO	BB	IBB	HBP	BLK	WP	HR	S	P	ERA	WHIP

BOTTOM

Pittsburgh Pirates @ Arizona Diamondbacks

Chase Field, Phoenix, AZ

Fri Aug 01 2014, 6:41 PM - 10:05 PM MST

Att. 22,766 - Roof Closed - 79 F

livebaseballscorecards.com

Batter	1	2	3	4	5	6	7	8	9	AB	R	H	RBI	BB	SO	LOB
5 Ender Inciarte, L (1, 8) OBP: 0.275, SLG: 0.307	B SI 93 X SI 93 1-0 ① G4-3		C SI 94 B KC 79 B CH 84 C FF 94 X CH 86 2-2 ② L8		B SI 93 X SI 93 1-0 1-H 2-H HR		B SI 93 C SI 93 B SI 94 F SI 94 C FF 95 2-3 ① K		S FF 94 C SI 94 F FF 95 B FF 94 F FF 94 F SL 84 X SI 94 1-2 ② P6 1-2	5	1	1	3	0	1	1
6 David Peralta, L (1, 9) OBP: 0.347, SLG: 0.454	C SI 94 X CH 83 0-1 1B		X CH 85 0-0 ③ G3		B SI 94 F KC 79 B SI 91 B SI 93 S FF 94 F CH 84 B SI 94 4-2 26 E 26 S 26 WP BB		X FF 94 0-0 1B		C CH 88 S FF 94 S FF 95 0-3 ③ K	4	1	2	0	1	1	1
2 Aaron Hill, R (1, 4) OBP: 0.287, SLG: 0.385	B SI 94 C FF 93 C SI 94 F KC 82 S KC 80 1-3 ② K			B KC 81 S KC 80 C KC 80 B KC 82 S CH 86 2-3 ① K	B SI 94 B SI 94 X SI 94 2-0 ② F7		C FF 94 F FF 96 C FF 93 0-3 ② K			4	0	0	0	0	3	3
26 Miguel Montero, L (1, 2) OBP: 0.340, SLG: 0.397	B SI 94 X SI 94 1-0 ③ F8			B SI 94 X KC 80 1-0 2B	F SI 94 B CH 85 B KC 81 S SI 96 B KC 81 F SI 95 F KC 81 F SI 95 X KC 80 3-2 ③ G3 1-H		C SI 94 B SI 95 X FF 94 1-1 ③ F9			4	0	1	0	0	0	2
15 Mark Trumbo, R (1, 7) OBP: 0.243, SLG: 0.381		B SI 93 C SI 92 B SI 93 X SI 94 2-1 31 FC5-4 1B		B SI 94 D KC 83 C CH 85 C KC 81 C KC 81 2-3 ② K	B FF 93 S KC 79 S SI 94 F KC 82 X CH 85 1-2 31 CS 1B			X SI 94 0-0 ① G4-3		4	0	2	0	0	1	1
31 Jordan Pacheco, R (1, 3) OBP: 0.299, SLG: 0.360 58 Bo Schultz, R (9, 1)		C SI 93 X FF 94 0-1 ① FC5-4 28 FC6-4 1-2f		C KC 80 T SI 93 X KC 82 0-2 ③ G6-3	1 SAFE D KC 81 B SI 94 S SI 95 X SI 95 2-1 ① ② G5-3 1-2			C SI 93 B SI 93 F SI 94 B SI 94 S CH 86 2-3 ② K		4 0	0 0	0 0	0 0	0 0	1 0	3 0
1 Didi Gregorius, L (1, 6) OBP: 0.341, SLG: 0.446	B SI 94 1 SAFE F SI 95 1 SAFE B KC 79 S CH 84 S KC 82 1 SAFE 2-3 ② K				C CH 84 B CH 86 X SI 93 1-1 54 HBP 5 HR 1B	B SI 95 B SI 94 B SI 94 C FF 94 F SI 94 B SI 94 4-2 28 1B BB		B SI 94 C SI 95 X SL 83 1-1 ③ F7		3	1	1	0	1	1	1
28 Andy Marte, R (1, 5) OBP: 0.400, SLG: 1.000	C KC 80 S KC 81 X FF 95 0-2 ③ FC6-4 1-2f				X FF 94 0-0 ① L7	F KC 78 B SI 94 1 SAFE F SI 94 D KC 79 F CH 85 F CH 85 X SI 93 2-2 1-2 1B			B FF 94 F FF 94 X FF 94 1-1 ① F8	4	0	1	0	0	0	2
54 Vidal Nuño, L (1, 1) 27 Roger Kieschnick, L (6, PH) OBP: 0.194, SLG: 0.323 48 Randall Delgado, R (7, 1) 56 Eury De La Rosa, L (8, 1) 44 Paul Goldschmidt, R (9, 3) OBP: 0.396, SLG: 0.542			B FF 93 C FF 93 F SI 92 S KC 80 1-3 ① K		L SI 94 M SI 93 H KC 79 1-2 5 HR 1-2 HBP	F SI 95 B SI 95 S SI 95 X FF 95 1-2 ③ G6-3			C FF 94 H FF 93 1-1 5 DI HBP	1 1 0 0 0	1 0 0 0 0	0 0 0 0 0	0 0 0 0 0	0 0 0 0 0	1 0 0 0 0	0 2 0 0 0
Inning Stats	R: 0 E: 0 K: 1 S: 8 H: 1 LOB: 1 BB: 0 P: 11	R: 0 E: 0 K: 1 S: 10 H: 1 LOB: 1 BB: 0 P: 14	R: 0 E: 0 K: 1 S: 7 H: 0 LOB: 0 BB: 0 P: 10	R: 0 E: 0 K: 2 S: 10 H: 1 LOB: 1 BB: 0 P: 15	R: 4 E: 0 K: 0 S: 16 H: 2 LOB: 0 BB: 1 P: 28	R: 0 E: 0 K: 0 S: 16 H: 2 LOB: 2 BB: 1 P: 26	R: 0 E: 0 K: 2 S: 9 H: 1 LOB: 1 BB: 0 P: 12	R: 0 E: 0 K: 1 S: 6 H: 0 LOB: 0 BB: 0 P: 9	R: 0 E: 0 K: 1 S: 12 H: 0 LOB: 1 BB: 0 P: 15	1B: 6 2B: 1 3B: 0 HR: 1	SF: 0 SAC: 0 DP: 0 HBP: 2						

	AB	34
	R	4
	H	8
	RBI	3
	BB	2
	SO	9
	LOB	16

WP: 1 PB: 0 SB: 1 CS: 1 PA: 38

PITCHER		IP	WLS	BF	H	R	ER	SO	BB	IBB	HBP	BLK	WP	HR	S	P	ERA	WHIP
36 Edinson Volquez, R ERA: 3.91	(1, 1)	5.2		26	7	4	3	5	2	0	1	0	1	1	64	100	4.76	1.588
37 Justin Wilson, L ERA: 4.57	(6, 1)	1.1		5	1	0	0	2	0	0	0	0	0	0	12	16	0.00	0.750
44 Tony Watson, L ERA: 1.58	(8, 1)	1.0	W	3	0	0	0	1	0	0	0	0	0	0	6	9	0.00	0.000
29 Ernesto Frieri, R ERA: 7.08	(9, 1)	1.0		4	0	0	0	1	0	0	1	0	0	0	12	15	0.00	0.000

PITCHER	IP	WLS	BF	H	R	ER	SO	BB	IBB	HBP	BLK	WP	HR	S	P	ERA	WHIP

Pittsburgh Pirates @ Arizona Diamondbacks

Chase Field, Phoenix, AZ

Sat Aug 02 2014, 5:12 PM - 8:40 PM MST

Att. 33,151 - Roof Closed - 78 F

livebaseballscorecards.com

TOP

Batter	1	2	3	4	5	6	7	8	9	AB	R	H	RBI	BB	SO	LOB
5 Josh Harrison, R (1, 4) OBP: 0.341, SLG: 0.498	C FF 91 B FF 91 F FF 91 F CU 78 X SI 92 1-2 2B		B CU 77 C CU 76 B CU 78 X FF 90 2-1 HR		C CU 76 F CU 77 D CU 78 B FF 91 S FF 92 2-3 ③ K			C SI 84 B SI 83 X CH 76 1-1 25 CI 22 1B 1B	B SI 91 C FF 93 S SL 83 B FF 94 F CU 77 F FF 95 F FF 94 B SL 84 D CH 87 4-2 25 2B 55 1B BB	4	3	3	1	1	1	1
25 Gregory Polanco, L (1, 9) OBP: 0.322, SLG: 0.355	C SI 90 B FF 91 X FF 92 1-1 ① F8		S CH 82 C CH 82 B FF 91 B CH 80 X CH 81 2-2 ② G3			C CH 80 F SI 90 F FF 91 X CH 80 0-2 ① F8		1 SAFE 1 SAFE P PO 83 F SI 83 B SI 85 1 SAFE F SI 84 B CH 77 F SI 84 3-2 X CI 15 G3 22 1B 55 E 1-2	B CH 85 B CH 86 B FF 94 C FF 92 X FF 93 3-1 55 1B 59 1B 1-3 2B	4	2	1	0	0	0	1
22 Andrew McCutchen, R (1, 8) OBP: 0.410, SLG: 0.534	B FF 92 C CH 81 B SI 92 B SI 92 D CU 77 4-1 BB		C CU 79 B CH 82 S CH 82 F FF 92 B CU 78 X FF 91 2-2 ③ G4-3			C CU 77 C SI 91 X CH 80 0-2 55 1B 1B		X SI 85 0-0 15 G3 55 E 1-2 2-H 1B	B FF 95 B SL 85 H SI 95 3-0 55 1B 59 1B HBP	3	2	2	1	1	0	0
15 Ike Davis, L (1, 3) OBP: 0.347, SLG: 0.361	F SI 92 B FF 90 B CH 80 C CH 80 B CH 80 F FF 92 S CH 81 3-3 ② K			X SI 90 0-0 ① G4-3		C SI 89 1 SAFE 1 SAFE X FF 90 0-1 ② F7		F SI 84 B CH 77 B CH 76 X SI 85 2-1 ① G3 1-2 2-3	B SL 82 F SI 87 C CU 72 B CU 74 S CU 73 2-3 ② K	5	0	0	0	0	2	8
55 Russell Martin, R (1, 2) OBP: 0.411, SLG: 0.385	B FF 91 F FF 91 B SI 91 D CU 78 C FF 91 X FF 91 3-2 ③ G5-3			C FF 88 B FF 91 B SI 90 B FF 91 F SI 91 X FF 90 3-2 ② P2		D CU 76 B FF 90 C FF 90 1 SAFE C FF 91 X FF 91 2-2 1-2 1B		B SI 86 B SI 86 C CU 72 B SI 84 F SI 85 X SI 86 3-2 E1 59 2B 2-H 3-H	B SL 84 B SL 83 F SI 87 X SI 87 2-1 59 1B 1-2 2-3 3-H 1B	5	1	2	2	0	0	2
24 Pedro Alvarez, L (1, 5) OBP: 0.322, SLG: 0.402 59 Brent Morel, R (6, 5) OBP: 0.235, SLG: 0.250		B SI 90 B CH 80 C CH 80 F SI 91 F FF 92 X CH 80 2-2 ① F8		C CH 82 B CH 80 X CH 80 1-1 ③ G3-1		B CH 79 B CH 80 S CH 80 S FF 91 S CH 81 2-3 ③ K		F SI 85 F SI 85 X SI 85 0-2 23 G6-3 1-H 2B	B SL 85 X CH 76 1-0 1-2 2-H 3-H 1B	3 2	0 0	0 2	0 3	0 0	1 0	2 0
23 Travis Snider, L (1, 7) OBP: 0.327, SLG: 0.397 44 Tony Watson, L (8, 1) OBP: 0.500, SLG: 0.500 29 Ernesto Frieri, R (9, 1)		B SI 91 X CU 76 1-0 ② G3		B SI 89 B SI 89 S CH 79 X FF 91 2-1 ① P6			C SL 76 F FF 92 B SI 90 S SL 78 1-3 ① K	C FF 93 S FF 93 B FF 95 F FF 95 B FF 96 B SL 86 X FF 95 3-2 ② G6-3 2-3	C SI 89 B FF 89 B SI 88 C SI 88 B SI 89 C FF 89 3-3 ③ K	4 1 0	0 0 0	0 0 0	0 0 0	0 0 0	1 1 0	1 2 0
10 Jordy Mercer, R (1, 6) OBP: 0.299, SLG: 0.373	C FF 92 X FF 91 0-1 ③ L4			B CU 76 X CH 80 1-0 46 SH1-4 1B			C SI 91 B SL 80 X FF 91 1-1 ② F8	B SL 86 F SL 86 B FF 95 X FF 94 2-1 ③ G6-3		4	0	1	0	0	0	1
46 Vance Worley, R (1, 1) OBP: 0.053, SLG: 0.053 17 Gaby Sanchez, R (7, PH) OBP: 0.300, SLG: 0.390 48 Jared Hughes, R (7, 1) 3 Michael Martinez, S (8, 7) OBP: 0.238, SLG: 0.158			C FF 89 C FF 90 F CU 76 F FF 91 X CU 76 0-2 ① G6-3		D CH 78 X CH 79 1-0 ② SH1-4 1-2		C FF 91 F SI 91 B FF 92 F SL 80 B SL 80 S SL 81 2-3 ③ K		X FF 93 0-0 ① G4-3	1 1 0 1	0 0 0 0	0 0 0 0	0 0 0 0	0 1 0 0	0 0 0 0	0 0 0 0

Inning Stats	1	2	3	4	5	6	7	8	9
R	0	0	1	0	0	0	0	4	3
E	0	0	0	0	0	0	0	0	0
K	1	0	0	0	0	1	2	0	2
S	14	7	14	7	7	15	9	22	17
H	1	0	1	0	1	2	0	3	3
LOB	2	0	0	0	1	2	0	0	2
BB	1	0	0	0	0	0	0	1	1
P	26	10	20	11	13	19	13	35	35

AB	38
R	8
H	11
RBI	7
BB	2
SO	7
LOB	18

1B: 7	SF: 0
2B: 3	SAC: 1
3B: 0	DP: 0
HR: 1	HBP: 1

WP: 0	PA: 43
PB: 0	
SB: 0	
CS: 0	

PITCHER		IP	WLS	BF	H	R	ER	SO	BB	IBB	HBP	BLK	WP	HR	S	P	ERA	WHIP
57 Chase Anderson, R ERA: 3.19	(1, 1)	6.0		24	5	1	1	3	1	0	0	0	0	1	64	99	1.50	1.000
59 Oliver Pérez, L ERA: 1.87	(7, 1)	1.0		3	0	0	0	2	0	0	0	0	0	0	9	13	0.00	0.000
29 Brad Ziegler, R ERA: 3.05	(8, 1)	0.1	L	6	3	4	2	0	0	0	0	0	0	0	16	24	54.00	9.000
37 Matt Stites, R ERA: 5.74	(8, 1)	0.2		2	0	0	0	0	0	0	0	0	0	0	6	11	0.00	0.000
48 Randall Delgado, R ERA: 5.61	(9, 1)	0.1		4	1	3	3	0	1	0	1	0	0	0	8	18	81.00	6.000

PITCHER		IP	WLS	BF	H	R	ER	SO	BB	IBB	HBP	BLK	WP	HR	S	P	ERA	WHIP
56 Eury De La Rosa, L ERA: 2.77	(9, 1)	0.2		4	2	0	0	2	0	0	0	0	0	0	9	17	0.00	3.000

Pittsburgh Pirates @ Arizona Diamondbacks

Chase Field, Phoenix, AZ

Sat Aug 02 2014, 5:12 PM - 8:40 PM MST

Att. 33,151 - Roof Closed - 78 F

livebaseballscorecards.com

BOTTOM

Batter	1	2	3	4	5	6	7	8	9	AB	R	H	RBI	BB	SO	LOB
5 Ender Inciarte, L (1, 8) OBP: 0.278, SLG: 0.306	B CH 86 B SI 87 C FF 87 C SI 89 X SI 90 2-2 ① G6-3	B SI 89 B SI 91 C SI 90 F SI 90 B SI 90 X SI 91 3-2 ① L9	X 0-0 2 G5-3 6 E 1B	B SI 91 B SI 91 B SI 91 B FF 92 4-0 2 1B BB	B FF 94 X SI 92 1-0 ① F8	4	1	1	0	1	0	0
2 Aaron Hill, R (1, 4) OBP: 0.291, SLG: 0.386	C SI 89 B SL 84 B SI 88 F SI 91 X SL 84 2-2 15 BB 1B	X SI 89 0-0 ② G5-3	1 SAFE B FF 89 C SI 90 B KC 76 X SI 90 2-1 ① G5-3 1-2	1 SAFE D SI 92 B SI 92 C SI 93 1 SAFE F SI 92 B SI 92 X SI 93 3-2 6 G3 1-3 1B	C FF 94 B SL 82 B SL 83 B FF 93 C FF 94 B FF 93 4-2 6 DI 6 HR BB	4	1	2	0	1	0	1
6 David Peralta, L (1, 9) OBP: 0.354, SLG: 0.479	B FF 90 B CH 85 F SI 90 X FF 89 2-1 ② L6	B SI 90 B SI 91 X SI 91 2-0 2B	F KC 77 2 SAFE X SI 90 0-1 E9 2-H 1B	F SI 93 X SI 93 0-1 ① G3 1-2	S FF 93 X FF 93 0-1 1-H HR	5	1	3	3	0	0	3
15 Mark Trumbo, R (1, 7) OBP: 0.242, SLG: 0.371	D SL 86 B FF 92 B SI 91 B SI 91 4-0 1-2 BB	F SI 89 X SI 89 0-1 ③ G6-3	X KC 78 0-0 ② P4	S SI 93 S SI 93 F SI 93 D SI 94 C SL 85 1-3 ② K	C FF 94 B SL 84 X SI 94 1-1 ② P2	4	0	0	0	1	1	4
26 Miguel Montero, L (1, 2) OBP: 0.338, SLG: 0.393	F SI 91 X SI 90 0-1 ③ G6-3	S FF 90 X FF 90 0-1 ① G3	B FF 91 F FF 90 C SI 89 X SI 90 1-2 ③ G6-3	I IN 76 I IN 77 I IN 78 I IN 77 4-0 IBB	F SI 94 F SL 85 B FF 93 F SL 84 B FF 93 B SL 84 X SL 83 3-2 ③ F9	4	0	0	0	1	0	3
31 Jordan Pacheco, R (1, 3) OBP: 0.297, SLG: 0.355	B FF 90 C SI 89 F SI 89 X SI 89 1-2 1B	B FC 90 X SI 90 1-0 ② G6-3	X SI 88 0-0 ① G6-3	B SI 92 B SI 92 C SI 92 S SI 91 F SI 93 S SI 92 2-3 ③ K	4	0	1	0	0	1	3
1 Didi Gregorius, L (1, 6) OBP: 0.338, SLG: 0.440	B SI 89 B FF 90 C FF 90 B FF 90 X SI 88 3-1 ① L7	C SI 90 B SI 90 B KC 79 F SI 92 F KC 80 X SI 92 2-2 28 E5 1B	C FF 90 B FF 90 C KC 78 F SI 90 X KC 76 1-2 1B	B SI 93 X SI 93 1-0 ① L6	4	0	1	0	0	0	1
28 Andy Marte, R (1, 5) OBP: 0.333, SLG: 0.667	X SI 89 0-0 ② L8	X SI 89 0-0 1-3 1B	X SI 90 0-0 ② F9	C SI 94 B CH 86 S CH 86 X CH 84 1-2 ② F8	4	0	1	0	0	0	2
57 Chase Anderson, R (1, 1) OBP: 0.045, SLG: 0.045 27 Roger Kieschnick, L (6, PH) OBP: 0.188, SLG: 0.313 59 Oliver Perez, L (7, 1) 29 Brad Ziegler, R (8, 1) 37 Matt Stites, L (8, 1) 17 Alfredo Marte, R (8, PH) OBP: 0.250, SLG: 0.438 48 Randall Delgado, R (9, 1) 56 Eury De La Rosa, L (9, 1)	F FF 88 C SI 86 C SI 88 0-3 ③ K	C FF 90 B SI 88 X FC 90 1-1 ③ G6-3	B SI 89 S KC 79 B SI 90 C KC 77 C SI 90 2-3 ③ K	C SI 94 S CH 86 S CH 86 0-3 ③ K	2 0 0 0 0 1 3 1 0 0 0 0 1 1 0 0 0 0 0 0 0 0 0 0 0 0 0 0 0 0 0 0 0 0 0 1 0 0 0 0 1 0 0 0 0 0 0 0 0 0 0 0 0 0 0 0							
Inning Stats	R: 0 H: 1 E: 0 LOB: 2 K: 0 BB: 1 S: 10 P: 20	R: 0 H: 1 E: 0 LOB: 1 K: 1 BB: 0 S: 9 P: 13	R: 0 H: 1 E: 0 LOB: 1 K: 0 BB: 0 S: 7 P: 12	R: 0 H: 1 E: 1 LOB: 2 K: 0 BB: 0 S: 10 P: 14	R: 1 H: 2 E: 1 LOB: 1 K: 0 BB: 0 S: 9 P: 12	R: 0 H: 1 E: 0 LOB: 1 K: 1 BB: 0 S: 9 P: 12	R: 0 H: 1 E: 0 LOB: 3 K: 2 BB: 2 S: 13 P: 27	R: 0 H: 0 E: 0 LOB: 0 K: 1 BB: 0 S: 7 P: 9	R: 2 H: 1 E: 0 LOB: 0 K: 0 BB: 1 S: 11 P: 20	1B: 7 SF: 0 2B: 1 SAC: 0 3B: 0 DP: 0 HR: 1 HBP: 0				WP: 0 PA: 41 PB: 0 SB: 0 CS: 0		

PITCHER		IP	WLS	BF	H	R	ER	SO	BB	IBB	HBP	BLK	WP	HR	S	P	ERA	WHIP
46 Vance Worley, R ERA: 2.43	(1, 1)	6.0		27	7	1	1	2	1	0	0	0	0	0	54	83	1.50	1.333
48 Jared Hughes, R ERA: 1.8	(7, 1)	1.0	W	6	1	0	0	2	1	1	0	0	0	0	13	27	0.00	2.000
44 Tony Watson, L ERA: 1.55	(8, 1)	1.0		3	0	0	0	1	0	0	0	0	0	0	7	9	0.00	0.000
29 Ernesto Frieri, R ERA: 7.34	(9, 1)	1.0		5	1	2	2	0	1	0	0	0	0	1	11	20	18.00	2.000

PITCHER	IP	WLS	BF	H	R	ER	SO	BB	IBB	HBP	BLK	WP	HR	S	P	ERA	WHIP

AB	37
R	3
H	9
RBI	3
BB	4
SO	5
LOB	21

Batter	1	2	3	4	5	6	7	8	9	10	AB	R	H	RBI	BB	SO	LOB
5 Josh Harrison, R (1, 5) OBP: 0.342, SLG: 0.497	B SI 92 B SI 90 C SI 90 S SI 90 X SI 92 2-2 ① F9		C KC 77 B CH 80 S SI 89 F SL 84 B SI 92 F KC 80 S SI 92 2-3 ① K		F SI 90 F SI 92 S SI 90 0-3 ② K			X SI 84 0-0 25 2B 22 SF7 1B		B SL 84 S SL 85 F SI 94 X SI 95 1-2 17 PB 25 E 1B	5	1	2	0	0	2	1
25 Gregory Polanco, L (1, 9) OBP: 0.329, SLG: 0.363	B SI 92 B CH 84 X SI 90 2-0 ② G1-3		B SI 87 X CH 84 1-0 22 CS 1B		C FF 91 X FF 92 0-1 ③ L8			B CH 77 B SI 84 L SI 85 X SI 85 2-1 1-3 55 G6-3-2 2B		1 SAFE 1 SAFE I IN 78 I IN 84 I IN 82 I IN 82 4-0 1-2 17 PB IBB	4	0	2	0	1	0	1
22 Andrew McCutchen, R (1, 8) OBP: 0.411, SLG: 0.536 44 Tony Watson, L (8, 1) OBP: 0.500, SLG: 0.500 37 Justin Wilson, L (9, 1) 17 Gaby Sanchez, R (10, PH) OBP: 0.299, SLG: 0.388 35 Mark Melancon, R (10, 1)	C SI 90 C SI 91 B SL 83 B CH 83 X SI 91 2-2 2B		D KC 79 C KC 76 B CH 78 B SI 89 B KC 76 4-1 ② 1-2 BB			X KC 76 0-0 ① P4		S CU 72 B CU 74 S CU 73 X CU 73 1-2 ① SF7 3-H		C SI 94 F SI 94 B SI 94 B FF 95 B SL 88 C SL 87 3-3 ② 1-2 2-3 K	2 0 0 1 0	0 0 0 0 0	1 0 0 0 0	1 0 0 0 0	1 0 0 1 0	0 0 0 2 0	0 0 0 2 0
23 Travis Snider, L (1, 7) OBP: 0.324, SLG: 0.388	B KC 79 B SI 90 F CH 84 B CH 83 X CH 84 3-1 ③ G4-3		X SI 88 0-0 ③ G4-3			C CH 80 C SI 90 B KC 79 B CH 79 F CH 84 X SI 91 2-2 ② F7		I IN 66 I IN 69 I IN 70 I IN 73 4-0 IBB		B SL 88 F CH 87 F CH 87 B SI 95 S CH 87 2-3 ③ K	4	0	0	0	1	1	4
55 Russell Martin, R (1, 2) OBP: 0.409, SLG: 0.383		C SI 89 B SI 90 B SI 90 X SI 88 2-1 15 2B 3 G4-3 1B	B SI 86 S CH 79 B SI 90 B KC 78 X SI 89 3-1 ① G6-3			B SI 87 B SI 89 C KC 77 C KC 77 B SI 91 S CH 81 3-3 ③ K		B SI 85 C SI 84 B SI 84 F SI 85 B CU 72 X SI 85 3-2 ②③ G6-3-2 2-Hf			4	1	1	0	0	1	2
15 Ike Davis, L (1, 3) OBP: 0.349, SLG: 0.367		S SI 88 B SI 90 C KC 78 X KC 79 1-2 3 G4-3 1-3 2B	C SI 85 X FF 91 0-1 ② P4				S CH 84 B SI 90 B CH 81 B CH 84 X SI 87 3-1 10 CS 1B		S SL 84 B SL 85 C FF 92 F FF 92 B SL 86 C FF 93 2-3 ① K		4	0	2	0	0	1	0
10 Jordy Mercer, R (1, 6) OBP: 0.296, SLG: 0.369		C CH 82 B SI 91 B SI 91 F CH 82 F SI 92 S KC 80 2-3 ① K	C SI 86 B SI 90 F CH 80 B SI 90 F KC 80 C SI 91 2-3 ③ K				B SI 90 1 SAFE S CH 80 S CH 79 B SI 89 B KC 79 F CH 81 S CH 81 3-3 ①② 1-2 K		S FF 93 F FF 94 B FF 91 C SL 83 1-3 ② K		4	0	0	0	0	4	3
3 Michael Martinez, S (1, 4) OBP: 0.280, SLG: 0.261 (8, 8)		X SI 90 0-0 ② G4-3 2-3 3-H			C SI 89 B SI 87 C CH 80 X SI 90 1-2 47 SH2-3 1B		X SI 88 0-0 2B		F FF 92 B SL 88 C FF 93 B FF 93 F FF 93 S SL 87 2-3 ③ K		4	0	2	1	0	1	1
47 Francisco Liriano, L (1, 1) OBP: 0.100, SLG: 0.100 24 Pedro Alvarez, L (7, PH) OBP: 0.321, SLG: 0.401 48 Jared Hughes, R (7, 1) 27 Jayson Nix, R (8, 4) OBP: 0.209, SLG: 0.225		S SI 91 X SI 91 0-1 ③ F7			1 SAFE M SI 90 X SI 90 0-1 ① SH2-3 1-2		B CH 80 B CH 81 S CH 82 S CH 82 S CH 82 2-3 ③ K			C FF 92 X SI 93 0-1 ① G5-3	1 1 0 1	0 0 0 0	0 0 0 0	0 0 0 0	0 1 0 0	0 1 0 0	1 1 0 0
Inning Stats	R: 0 E: 0 K: 0 S: 9 H: 1 LOB: 1 BB: 0 P: 18	R: 1 E: 0 K: 1 S: 12 H: 2 LOB: 1 BB: 0 P: 17	R: 0 E: 0 K: 1 S: 8 H: 1 LOB: 1 BB: 1 P: 15	R: 0 E: 0 K: 1 S: 8 H: 0 LOB: 0 BB: 0 P: 13	R: 0 E: 0 K: 1 S: 10 H: 1 LOB: 1 BB: 0 P: 11	R: 0 E: 0 K: 1 S: 8 H: 0 LOB: 0 BB: 0 P: 13	R: 0 E: 0 K: 2 S: 10 H: 2 LOB: 1 BB: 0 P: 18	R: 1 E: 0 K: 0 S: 9 H: 2 LOB: 1 BB: 1 P: 19	R: 0 E: 0 K: 3 S: 11 H: 0 LOB: 0 BB: 0 P: 16	R: 0 E: 1 K: 2 S: 11 H: 1 LOB: 2 BB: 1 P: 21	1B: 6 2B: 5 3B: 0 HR: 0	SF: 1 SAC: 1 DP: 1 HBP: 0					

PITCHER		IP	WLS	BF	H	R	ER	SO	BB	IBB	HBP	BLK	WP	HR	S	P	ERA	WHIP
35 Trevor Cahill, R ERA: 5.12	(1, 1)	7.0		27	7	1	1	7	1	0	0	0	0	0	65	105	1.29	1.143
29 Brad Ziegler, R ERA: 3.16	(8, 1)	1.0	B	5	2	1	1	0	0	1	0	0	0	0	9	19	9.00	2.000
43 Addison Reed, R ERA: 3.77	(9, 1)	1.0		3	0	0	0	3	0	0	0	0	0	0	11	16	0.00	0.000
50 Evan Marshall, R ERA: 3.56	(10, 1)	1.0	W	5	1	0	0	2	0	1	0	0	0	0	11	21	0.00	1.000

PITCHER	IP	WLS	BF	H	R	ER	SO	BB	IBB	HBP	BLK	WP	HR	S	P	ERA	WHIP

TOP

Pittsburgh Pirates @ Arizona Diamondbacks

Chase Field, Phoenix, AZ

Sun Aug 03 2014, 1:11 PM - 4:24 PM MST
Att. 26,913 - Roof Closed - 75 F

livebaseballscorecards.com

AB	35
R	2
H	10
RBI	2
BB	3
SO	12
LOB	16

WP: 0	PA: 40		
PB: 1			
SB: 0			
CS: 2			

Batter	1	2	3	4	5	6	7	8	9	10	AB	R	H	RBI	BB	SO	LOB
5 Ender Inciarte, L (1, 8) OBP: 0.282, SLG: 0.310	B SI 92 L SI 92 F SL 86 X SL 86 1-2 ① G6-3		X SL 87 0-0 ② G4-3 2-3 3-H			B SI 93 B SI 92 C SI 93 F SI 94 B SI 96 X SI 95 3-2 ① 1B		B SI 94 F SI 94 X SI 95 1-1 2-3 1B			4	0	2	1	0	0	1
31 Jordan Pacheco, R (1, 5) 43 Addison Reed, L (9, 1) 50 Evan Marshall, R (10, 1)	B SI 91 C SI 93 C SI 94 S SL 85 1-3 ② K		B FF 93 F SI 93 B CH 86 B CH 85 S SL 84 X SL 86 3-2 2 FC5-4 1B 3-H			B SI 92 F CH 87 B SI 94 X SI 94 2-1 ② F9		B SI 95 B SI 94 S CH 87 B SI 95 C SI 94 F SI 96 F SI 95 F SI 95 X SI 96 3-2 ③ P4			4 0 0	0 0 0	1 0 0	1 0 0	0 0 0	1 0 0	2 0 0
2 Aaron Hill, R (1, 4) OBP: 0.288, SLG: 0.383	B SI 92 C CH 86 B FF 93 F SI 92 X SL 83 2-2 ③ F9		C SI 93 D SI 92 X SI 94 1-1 ③ FC5-4 1-2f			S CH 87 B CH 87 F SL 85 C SI 95 1-3 ③ K			B FF 94 S FC 90 S FC 90 F FF 96 F FC 90 F FF 97 B FC 92 F FC 92 B FF 98 3-3 ① K S FC 93		4	0	0	0	0	2	1
15 Mark Trumbo, R (1, 3) OBP: 0.248, SLG: 0.381		B SI 92 B SL 82 S CH 85 F SI 93 F SL 84 S SL 84 2-3 ① K		B SI 93 C SI 92 X SI 93 1-1 17 L4 2B			B SI 91 C SI 91 B SI 92 X SI 92 2-1 ① G6-3			B FF 97 F FC 92 X FC 92 1-1 6 G6-3 1B	4	0	2	0	0	1	0
6 David Peralta, L (1, 9) OBP: 0.347, SLG: 0.469		C SL 84 F SL 86 B SL 87 T SL 86 1-2 ② K		F SI 93 S SL 86 B SL 88 S SL 85 1-3 ① K2-3			C SI 92 B SL 86 X SL 85 1-1 ② P5			F FF 96 X FC 92 0-1 ② ③ G6-3 1-2f	4	0	0	0	0	2	2
17 Alfredo Marte, R (1, 7) OBP: 0.222, SLG: 0.389		B SI 93 C CH 86 S CH 86 T CH 87 1-2 ③ K		X CH 86 0-0 ② ③ L4 2-2			B SI 92 X SI 92 1-0 ③ G6-3			F FC 91 X KC 81 0-1 ① L9	4	0	0	0	0	1	1
9 Tuffy Gosewisch, R (1, 2) OBP: 0.282, SLG: 0.338			C SI 92 F SL 83 X SL 84 0-2 35 SH1-4 13 BB 5 G4-3 1B		X CH 83 0-0 ① G4-3			B SI 93 B SI 93 B SI 92 B SI 93 4-0 5 1B 13 SH3-4 BB		F FC 90 F KC 81 F KC 80 B FF 91 B FC 92 X KC 81 2-2 13 WP 28 FC6-4 2B	3	2	2	0	1	0	0
13 Nick Ahmed, R (1, 6) OBP: 0.273, SLG: 0.340			B CH 85 B SI 92 B CH 85 B FF 92 4-0 5 G4-3 35 SH1-4 31 1B 1-2 BB		C SI 92 S CH 86 B CH 87 X SL 84 1-2 ② G5-3			L CH 86 X CH 86 0-1 ① SH3-4 1-2		D FC 92 S FC 91 F FC 91 D KC 81 B FC 91 B KC 81 4-2 28 FC6-4 2-3 BB	1	1	0	0	2	0	0
35 Trevor Cahill, R (1, 1) OBP: 0.091, SLG: 0.182 29 Brad Ziegler, R (8, 1) 28 Andy Marte, R (8, PH) OBP: 0.273, SLG: 0.545 (9, 5)			B FF 92 X FF 91 1-0 ① SH1-4 1-2 2-3		C SI 93 B CH 86 F FF 93 B SL 85 F CH 86 X FF 94 2-2 ③ G3			B SI 94 S SI 93 B SI 95 X SI 94 2-1 ② F9		F FC 91 B FC 91 B FF 92 X FC 91 2-1 ② FC6-4 1-2f 3-H	1 0 2	0 0 0	0 0 0	0 0 1	0 0 0	0 0 2	0 0 2
Inning Stats	R: 0 H: 0 E: 0 LOB: 0 K: 1 BB: 0 S: 9 P: 13	R: 0 H: 0 E: 0 LOB: 0 K: 3 BB: 0 S: 10 P: 14	R: 2 H: 2 E: 0 LOB: 1 K: 0 BB: 1 S: 10 P: 19	R: 0 H: 1 E: 0 LOB: 0 K: 1 BB: 0 S: 6 P: 8	R: 0 H: 0 E: 0 LOB: 0 K: 0 BB: 0 S: 8 P: 11	R: 0 H: 1 E: 0 LOB: 0 K: 1 BB: 0 S: 8 P: 14	R: 0 H: 0 E: 0 LOB: 0 K: 0 BB: 0 S: 5 P: 9	R: 0 H: 1 E: 0 LOB: 2 K: 0 BB: 1 S: 12 P: 22	R: 0 H: 1 E: 0 LOB: 0 K: 1 BB: 0 S: 11 P: 15	R: 1 H: 1 E: 0 LOB: 2 K: 0 BB: 1 S: 10 P: 18	1B: 5 SF: 0 2B: 3 SAC: 2 3B: 0 DP: 2 HR: 0 HBP: 0						

PITCHER		IP	WLS	BF	H	R	ER	SO	BB	IBB	HBP	BLK	WP	HR	S	P	ERA	WHIP
47 Francisco Liriano, L ERA: 3.91	(1, 1)	6.0		21	4	2	2	6	1	0	0	0	0	0	51	79	3.00	0.833
48 Jared Hughes, R ERA: 1.76	(7, 1)	1.0		3	0	0	0	0	0	0	0	0	0	0	5	9	0.00	0.000
44 Tony Watson, L ERA: 1.52	(8, 1)	1.0		5	1	0	0	0	1	0	0	0	0	0	12	22	0.00	2.000
37 Justin Wilson, L ERA: 4.46	(9, 1)	1.0		3	1	0	0	1	0	0	0	0	0	0	11	15	0.00	1.000
35 Mark Melancon, R ERA: 2.28	(10, 1)	0.2	L	4	1	1	1	0	1	0	0	0	1	0	10	18	13.50	3.000

PITCHER	IP	WLS	BF	H	R	ER	SO	BB	IBB	HBP	BLK	WP	HR	S	P	ERA	WHIP

BOTTOM

Pittsburgh Pirates @ Arizona Diamondbacks

Chase Field, Phoenix, AZ

Sun Aug 03 2014, 1:11 PM - 4:24 PM MST
Att. 26,913 - Roof Closed - 75 F

livebaseballscorecards.com

AB	31
R	3
H	7
RBI	3
BB	3
SO	7
LOB	9

WP: 1 PA: 36
PB: 0
SB: 0
CS: 0

Miami Marlins @ Pittsburgh Pirates

PNC Park, Pittsburgh, PA

Tue Aug 05 2014, 7:08 PM - 10:10 PM EDT

Att. 26,734 - Overcast - 73 F

TOP

livebaseballscorecards.com

Batter	1	2	3	4	5	6	7	8	9	AB	R	H	RBI	BB	SO	LOB
21 Christian Yelich, L (1, 7) OBP: 0.354, SLG: 0.408	C FF 91 F SI 90 B FF 91 B CU 79 B CU 78 S SI 90 3-3 ① **K**		C SI 90 X FS 83 0-1 ① G6-3		B CU 77 C CU 77 B SI 89 S CU 78 B CU 76 X SI 90 3-2 ② G6-3		1 SAFE 1 SAFE X SI 89 0-0 ③ FC6-4 1-2f	B CH 84 S CH 84 X SI 92 1-1 1-3 3-H 2B		5	0	1	1	0	1	1
1 Jordany Valdespin, L (1, 4) OBP: 0.286, SLG: 0.434	C SI 91 B SI 89 B CU 76 X SI 90 2-1 ② F9		B CU 90 B SI 90 B SI 90 C FF 91 X SI 90 2-1 ② G4-3		B CU 76 B SI 90 B SI 90 C FF 91 C FF 91 X SI 91 3-2 ③ G4-3			C SI 91 X SI 92 0-1 G4-3 B SI 91 C CH 83 O CH 84 O CH 84 B SI 91 4-1 BB		4	0	0	0	1	0	0
27 Giancarlo Stanton, R (1, 9) OBP: 0.393, SLG: 0.547	B SI 90 B SI 90 B SI 90 C SI 91 F SI 91 F SI 90 B CU 78 4-2 BB		X FS 82 0-0 9 PO 1B			B FF 91 S SI 90 X SI 90 1-1 9 G6-4-3 1B		B SI 86 S FF 92 B SL 90 10 9 10 13 9 E 13 BB BB 0-3 ② K		3	1	2	0	2	1	3
9 Casey McGehee, R (1, 5) OBP: 0.371, SLG: 0.369	B SI 90 C SI 90 1 SAFE X SI 90 1-1 ③ G6-3		B SI 88 1 SAFE 1-0 ③ PO 1-2	B CU 76 B SI 90 B SI 90 C SI 90 C SI 90 S SI 90 3-3 ① K		F SI 90 B SI 90 1 SAFE 1 SAFE S FS 83 X SI 90 1-2 ① ② G6-4-3 1-2f		F SI 92 X SI 92 0-1 E5 13 BB 10 1B 39 BB 1-2	F FF 94 C FF 95 C SL 87 0-3 ① K	5	1	0	0	0	2	3
46 Garrett Jones, L (1, 3) OBP: 0.319, SLG: 0.426 10 Jeff Baker, R (8, PH) OBP: 0.294, SLG: 0.356 (8, 3)		B SI 89 X SI 90 1-0 13 G5-3 1B		C CU 76 X SI 90 0-1 13 2B 1B		C FF 91 B FS 85 B CU 77 B CU 77 F FF 92 B CU 78 4-2 BB		B FF 94 X SI 95 1-0 39 BB 13 BB 3 1B 1-2 2-3 1B	C FF 95 B SL 85 S SL 87 F FF 94 F SL 83 B SL 88 B SL 87 X FF 94 3-2 ② G6-3	2 2	1 1	2 1	0 0	1 0	0 0	0 0
13 Marcell Ozuna, R (1, 8) OBP: 0.315, SLG: 0.440		B SI 90 X SI 90 1-0 ① G5-3 1-2		C SI 89 B SI 89 1 SAFE C SI 89 B CU 78 X CU 77 2-2 1-H 2B		B SI 91 1 SAFE X SI 91 1-0 ③ L9		C SI 95 D FC 90 B FF 96 B FF 96 C FF 97 F FF 96 F FF 97 D FC 91 4-2 3 1B 39 BB 5 FC5-4 1-2 2-3 3-H BB	C FF 96 X FF 96 0-1 ③ F9	4	1	1	2	1	0	2
39 Jarrod Saltalamacchia, S (1, 2) OBP: 0.330, SLG: 0.396		B SI 90 S SI 91 B FS 82 B CU 77 B FS 84 4-1 BB		F SI 91 B FF 91 S FS 84 D FS 86 F SI 92 B SI 90 B FS 85 4-2 3 G6-4-3 BB			C FF 90 C CU 78 S FF 92 0-3 ① K	C FF 96 B SI 96 B FC 91 B FF 96 S FF 96 B FF 96 4-2 5 3 FC5-4 21 1B 2B 1-2 2-3 3-H BB		1	1	0	1	3	1	0
3 Adeiny Hechavarría, R (1, 6) OBP: 0.305, SLG: 0.351		C SI 90 X CU 77 0-1 ② F9		C SI 91 B SI 91 X SI 91 1-1 ② ③ G6-4-3 1-2f			B CU 78 F FF 91 B FF 91 X SI 90 2-1 21 FC6-4 1B	B SI 92 D SI 91 X SI 89 2-0 5 FC5-4 1-2 2-3 3-H 1B		4	0	2	1	0	0	4
52 Brad Hand, L (1, 1) 44 AJ Ramos, R (7, 1) 5 Reed Johnson, R (8, PH) OBP: 0.270, SLG: 0.358 57 Bryan Morris, L (8, 1) 41 Chris Hatcher, R (9, 1)		B SI 90 C SI 90 T SI 90 B SI 91 X SI 90 2-2 ③ G6-3		C FF 91 X SI 90 0-1 ① G6-3			1 SAFE M SI 88 L SI 90 M CU 77 0-3 ② K	C SI 91 B SI 91 F CH 83 X CH 85 1-2 ② FC5-4 21 2B 1-2f 2-3 3-H		3 0 1 0 0	0 0 0 0 0	0 0 0 0 0	0 0 1 0 0	1 0 0 0 0	3 0 2 0 0

	AB	34
	R	6
	H	9
	RBI	6
	BB	8
	SO	6
	LOB	18

MIAMI

Inning Stats																				
	R: 0	H: 0	R: 0	H: 1	R: 0	H: 1	R: 1	H: 2	R: 0	H: 0	R: 0	H: 1	R: 0	H: 1	R: 5	H: 3	R: 0	H: 0	1B: 7	SF: 0	WP: 0	PA: 43
	E: 0	LOB: 1	E: 0	LOB: 2	E: 0	LOB: 0	E: 0	LOB: 1	E: 0	LOB: 0	E: 0	LOB: 1	E: 0	LOB: 1	E: 1	LOB: 3	E: 0	LOB: 0	2B: 2	SAC: 0	PB: 0	
	K: 1	BB: 1	K: 0	BB: 1	K: 0	BB: 0	K: 1	BB: 1	K: 0	BB: 0	K: 0	BB: 1	K: 2	BB: 0	K: 1	BB: 4	E: 0	BB: 0	3B: 0	DP: 2	SB: 0	
	S: 10	P: 20	S: 8	P: 16	S: 5	P: 8	S: 13	P: 23	S: 8	P: 14	S: 8	P: 15	S: 9	P: 11	S: 21	P: 42	S: 10	P: 13	HR: 0	HBP: 0	CS: 0	

PITCHER		IP	WLS	BF	H	R	ER	SO	BB	IBB	HBP	BLK	WP	HR	S	P	ERA	WHIP
50 Charlie Morton, R ERA: 3.43	(1, 1)	7.0		28	6	1	1	4	4	0	0	0	0	0	61	107	1.29	1.429
48 Jared Hughes, R ERA: 1.94	(8, 1)	0.1	L	3	0	2	2	0	1	0	0	0	0	0	4	8	54.00	3.000
37 Justin Wilson, L ERA: 5.1	(8, 1)	0.0	B	3	1	0	0	0	2	0	0	0	0	0	7	16	∞	∞
30 Jeanmar Gómez, R ERA: 3.47	(8, 1)	0.1		4	2	3	2	0	1	0	0	0	0	0	7	15	54.00	9.000
38 Stolmy Pimentel, R ERA: 4.08	(8, 1)	1.1		4	0	0	0	2	0	0	0	0	0	0	13	16	0.00	0.000

PITCHER	IP	WLS	BF	H	R	ER	SO	BB	IBB	HBP	BLK	WP	HR	S	P	ERA	WHIP

Miami Marlins @ Pittsburgh Pirates

PNC Park, Pittsburgh, PA

Tue Aug 05 2014, 7:08 PM - 10:10 PM EDT

Att. 26,734 - Overcast - 73 F

livebaseballscorecards.com

BOTTOM

Batter	1	2	3	4	5	6	7	8	9	AB	R	H	RBI	BB	SO	LOB
6 Starling Marte, R (1, 8) OBP: 0.327, SLG: 0.384 38 Stolmy Pimentel, R (8, 1)	B SI 90 C SI 89 B SI 91 S SI 91 S SI 91 2-3 ① **K**		B SI 92 X SI 92 1-0 **10 2B 1B**			X CH 84 0-0 ① **B1-3**	B SL 80 B SL 79 F FF 92 X FF 92 2-1 ③ **P3**			4 0	1 0	1 0	0 0	0 0	1 0	2 0
10 Jordy Mercer, R (1, 6) OBP: 0.298, SLG: 0.373	C FF 91 F SI 92 B CH 86 B SI 92 X SI 93 2-2 **1B**		C SI 91 D CH 84 1 SAFE B CH 85 X SI 91 2-1 **1-H 2B**			C SI 90 C CU 78 X FF 93 0-2 ② **L7**		B FF 97 C SI 96 X FC 92 1-1 ① **G6-3**		4	0	2	1	0	0	0
5 Josh Harrison, R (1, 7) OBP: 0.341, SLG: 0.497 (8, 5)	X FF 92 0-0 ② **P3**		B SI 92 S CH 84 S CH 86 D CU 78 F SI 93 S CH 86 2-3 ③ **K**			C SI 92 X CU 80 0-1 **2B**		B SI 96 C FC 92 B FC 92 F SI 97 S SI 97 2-3 ② **K**		4	0	1	0	0	2	2
17 Gaby Sanchez, R (1, 3) OBP: 0.295, SLG: 0.382 15 Ike Davis, L (8, PH) OBP: 0.348, SLG: 0.366 (9, 3)	B FF 92 X SI 92 1-0 ③ **G5-3**			S CH 84 C CU 77 B FF 93 X SI 93 1-2 ① **G4-3**		D CH 86 C CH 86 F SI 93 B FF 92 D CU 79 F CH 87 X FF 94 3-2 ③ **G4-3**		C CU 85 C SI 98 S SI 97 0-3 ③ **K**		3 1	0 0	0 0	0 0	0 1	0 0	2 0
18 Neil Walker, S (1, 4) OBP: 0.348, SLG: 0.457 48 Jared Hughes, R (8, 1) 37 Justin Wilson, L (8, 1) 30 Jeanmar Gómez, R (8, 1) OBP: 1.000, SLG: 1.000 3 Michael Martinez, S (8, 8) OBP: 0.308, SLG: 0.261		C FF 91 S SI 92 S CH 85 0-3 ① **K**		F CH 85 C SI 92 F CH 88 X FF 93 0-2 ② **F9**			B CH 85 B CH 85 B FF 92 C FF 92 B SI 91 4-1 **27 SH1-3 25 1B BB**		C FF 96 B SL 88 B FF 95 B FF 95 B FF 95 4-1 **25 FC4 BB**	2 0 0 0 0	1 0 0 0 0	0 0 0 0 0	0 0 0 0 0	1 0 0 0 1	1 0 0 0 0	0 0 0 0 0
27 Jayson Nix, R (1, 5) OBP: 0.196, SLG: 0.209 (8, 4)		B FF 92 F SI 92 X SI 93 1-1 ② **G6-3**		B FF 92 F CH 87 B CU 78 X CH 87 2-1 ③ **L8**			X CH 84 0-0 ① **SH1-3** **1-2**		C FF 96 F FF 95 F SI 95 F FS 89 S FS 88 0-3 ① **K**	3	0	0	0	0	1	1
25 Gregory Polanco, L (1, 9) OBP: 0.327, SLG: 0.361		B FF 92 C FF 92 B CU 78 C FF 93 B CU 77 X SI 92 3-2 ③ **G1-3**			L FF 91 X CU 78 0-1 ① **L9**		D CU 78 X FF 92 1-0 **19 S 2-H 1B**		C FF 96 S FS 88 X FS 88 0-2 ② **FC4 19 DI 19 1B 1-2f**	4	1	1	1	0	0	1
19 Chris Stewart, R (1, 2) OBP: 0.374, SLG: 0.313			C SI 90 B SI 91 X SI 92 1-1 ① **G6-3**		B SI 91 X SI 91 1-0 **50 B1-6-4 1B**		1 SAFE 1 SAFE B FF 90 F FF 93 B SL 80 S FF 92 S SL 81 2-3 ② **K** **1-2**		C FF 95 C FF 96 X FS 88 0-2 **1-H 1B**	4	0	2	1	0	1	1
50 Charlie Morton, R (1, 1) OBP: 0.079, SLG: 0.054 23 Travis Snider, L (7, PH) OBP: 0.325, SLG: 0.386 (8, 7)			C FF 90 B FF 92 T FF 91 S FF 93 1-3 ② **K**		L SI 89 X FF 90 0-1 ② ③ **B1-6-4** **1-2f**		B FF 93 B CH 81 B FF 92 B FF 92 4-0 **BB**		F SI 94 F SI 95 C FF 96 0-3 ③ **K**	2 1	0 0	0 0	0 1	0 1	1 1	1 1

	AB	32
	R	3
	H	7
	RBI	3
	BB	3
	SO	9
	LOB	11

Inning Stats	1	2	3	4	5	6	7	8	9
	R: 0 E: 0 K: 1 S: 8	H: 1 LOB: 1 BB: 0 P: 13	R: 0 E: 0 K: 1 S: 8	H: 0 LOB: 0 BB: 0 P: 12	R: 1 E: 0 K: 2 S: 12	H: 2 LOB: 1 BB: 0 P: 19	R: 0 E: 0 K: 0 S: 9	H: 0 LOB: 0 BB: 0 P: 12	R: 0 E: 0 K: 0 S: 5	H: 1 LOB: 0 BB: 0 P: 6
	R: 0 E: 0 K: 0 S: 10	H: 1 LOB: 1 BB: 0 P: 13	R: 1 E: 0 K: 1 S: 8	H: 1 LOB: 2 BB: 2 P: 21	R: 0 E: 0 K: 2 S: 8	H: 0 LOB: 0 BB: 0 P: 11	R: 1 E: 0 K: 2 S: 15	H: 1 LOB: 1 BB: 1 P: 19	1B: 5 2B: 2 3B: 0 HR: 0	SF: 0 SAC: 1 DP: 1 HBP: 0

WP: 0 PA: 36
PB: 0
SB: 1
CS: 0

PITCHER		IP	WLS	BF	H	R	ER	SO	BB	IBB	HBP	BLK	WP	HR	S	P	ERA	WHIP
52 Brad Hand, L ERA: 4.03	(1, 1)	6.1		25	6	2	2	4	1	0	0	0	0	0	55	83	2.84	1.105
44 AJ Ramos, R ERA: 2.06	(7, 1)	0.2	W	3	0	0	0	1	1	0	0	0	0	0	5	13	0.00	1.500
57 Bryan Morris, R ERA: 1.8	(8, 1)	1.0		3	0	0	0	2	0	0	0	0	0	0	8	11	0.00	0.000
41 Chris Hatcher, R ERA: 3.15	(9, 1)	1.0		5	1	1	1	2	1	0	0	0	0	0	15	19	9.00	2.000

PITCHER	IP	WLS	BF	H	R	ER	SO	BB	IBB	HBP	BLK	WP	HR	S	P	ERA	WHIP

Batter	1	2	3	4	5	6	7	8	9	AB	R	H	RBI	BB	SO	LOB
21 Christian Yelich, L (1, 7) OBP: 0.353, SLG: 0.415	C SI 91 B SI 91 X SI 91 1-1 ① G3	C KC 75 X SI 88 0-1 2-H HR			C SI 86 F KC 76 S CH 78 0-3 ① K			C SI 93 C SL 82 B SL 84 S SI 95 1-3 ① K		4	1	1	2	0	2	0
3 Adeiny Hechavarría, R (1, 6) OBP: 0.305, SLG: 0.350	X SI 90 0-0 9 1B 10 1B 1B	B CH 79 B SI 89 C SI 90 T CH 79 C SI 90 2-3 ③ K			B KC 74 F KC 76 F SI 88 X SI 90 1-2 ② L9			C SI 94 C SI 94 B SI 94 F CH 88 S SI 94 1-3 ② K		4	1	1	0	0	2	0
27 Giancarlo Stanton, R (1, 9) OBP: 0.390, SLG: 0.542	B CH 81 B SI 90 S CH 80 S CH 80 C SI 91 2-3 ② K		B SI 87 C SI 88 X SI 90 1-1 ① F9		C CH 79 B SI 90 C CH 80 B CH 79 F KC 79 B CH 79 X KC 78 3-2 ③ G6-3			C SL 83 B SI 95 B SI 95 S SL 83 X SI 94 2-2 ③ G6-3		4	0	0	0	0	1	1
9 Casey McGehee, R (1, 5) OBP: 0.370, SLG: 0.367	1 SAFE X SI 90 0-0 10 1B 1-3 1B		C SI 88 B SI 89 C KC 76 X SI 90 1-2 ② G6-3			B KC 74 C KC 74 F KC 76 C SI 89 1-3 ① K			X FC 92 0-0 ① G4-3	4	0	1	0	0	1	0
10 Jeff Baker, R (1, 3) OBP: 0.299, SLG: 0.360	B SI 90 C SI 89 S CH 80 D CH 80 B CH 80 X CH 79 3-2 1-3 3-H 1B		F CH 79 B SI 90 X SI 90 1-1 13 FC6-4 1B			C SI 89 B SI 90 C CH 80 B CH 78 B SI 91 F SI 90 S CH 76 3-3 ② K			C FC 92 B FC 91 S FC 92 X FC 92 1-2 ② G4-3	4	0	2	1	0	1	0
13 Marcell Ozuna, R (1, 8) OBP: 0.314, SLG: 0.438	B KC 75 B CH 78 B SI 90 S CH 79 T CH 79 X SI 90 3-2 ③ F9		X KC 75 0-0 ③ FC6-4 1-2f			B KC 77 C CH 79 B CH 80 F SI 89 X CH 78 2-2 ③ F7			B FC 92 S FC 91 X FC 91 1-1 46 DI 1B	4	0	1	0	0	0	3
12 Enrique Hernández, R (1, 4) OBP: 0.330, SLG: 0.395 46 Garrett Jones, L (9, PH) OBP: 0.318, SLG: 0.425		B SI 87 B SI 87 C CH 78 F SI 88 F CH 78 S CH 78 2-3 ① K		X CH 76 0-0 ① F9			C SI 88 B SI 88 S SI 89 B SI 90 X SI 90 2-2 ① G6-3		B FC 92 S FC 92 D FS 87 S FC 92 D FC 92 X FC 91 3-2 ③ F9 1-2	3 1	0 0	0 0	0 0	0 0	1 0	0 1
6 Jeff Mathis, R (1, 2) OBP: 0.278, SLG: 0.290		C SI 88 C SI 89 B CH 79 X CH 80 1-2 34 SH3 21 HR 1B		C SI 86 X SI 87 0-1 ② G6-3			C CH 77 F KC 77 F SI 90 F CH 79 C SI 90 0-3 ② K			3	1	1	0	0	1	0
34 Tom Koehler, R (1, 1) OBP: 0.083, SLG: 0.057 17 Donovan Solano, R (7, PH) OBP: 0.306, SLG: 0.314 41 Chris Hatcher, R (7, 1) 40 Mike Dunn, L (7, 1) 36 Sam Dyson, R (8, 1)		C SI 87 B KC 74 X SI 88 1-1 ② SH3 1-2		C SI 86 X SI 88 0-1 ③ G1-3			B KC 76 X SI 90 1-0 ③ F9			1 1 0 0 0	0 0 0 0 0	0 0 0 0 0	0 0 0 0 0	0 0 0 0 0	0 0 0 0 0	0 0 0 0 0
Inning Stats	R: 1 H: 3 E: 0 LOB: 2 K: 1 BB: 0 S: 13 P: 22	R: 2 H: 2 E: 0 LOB: 0 K: 2 BB: 0 S: 14 P: 20	R: 0 H: 1 E: 0 LOB: 1 K: 0 BB: 0 S: 8 P: 11	R: 0 H: 0 E: 0 LOB: 0 K: 0 BB: 0 S: 5 P: 5	R: 0 H: 0 E: 0 LOB: 0 K: 1 BB: 0 S: 10 P: 14	R: 0 H: 0 E: 0 LOB: 0 K: 2 BB: 0 S: 10 P: 16	R: 0 H: 0 E: 0 LOB: 0 K: 1 BB: 0 S: 9 P: 12	R: 0 H: 0 E: 0 LOB: 0 K: 2 BB: 0 S: 10 P: 14	R: 0 H: 1 E: 0 LOB: 1 K: 0 BB: 0 S: 9 P: 14	1B: 6 SF: 0 2B: 0 SAC: 1 3B: 0 DP: 0 HR: 1 HBP: 0						WP: 0 PA: 34 PB: 0 SB: 0 CS: 0

PITCHER		IP	WLS	BF	H	R	ER	SO	BB	IBB	HBP	BLK	WP	HR	S	P	ERA	WHIP
49 Jeff Locke, L ERA: 3.78	(1, 1)	7.0	W	27	6	3	3	7	0	0	0	0	0	1	69	100	3.86	0.857
44 Tony Watson, L ERA: 1.49	(8, 1)	1.0		3	0	0	0	2	0	0	0	0	0	0	10	14	0.00	0.000
35 Mark Melancon, R ERA: 2.23	(9, 1)	1.0		4	1	0	0	0	0	0	0	0	0	0	9	14	0.00	1.000

PITCHER	IP	WLS	BF	H	R	ER	SO	BB	IBB	HBP	BLK	WP	HR	S	P	ERA	WHIP

TOP

Miami Marlins @ Pittsburgh Pirates

PNC Park, Pittsburgh, PA

Wed Aug 06 2014, 7:08 PM - 9:51 PM EDT

Att. 26,976 - Partly Cloudy - 77 F

livebaseballscorecards.com

AB	33
R	3
H	7
RBI	3
BB	0
SO	9
LOB	5

MIAMI

Batter	1	2	3	4	5	6	7	8	9	AB	R	H	RBI	BB	SO	LOB
5 Josh Harrison, R (1, 5) OBP: 0.346, SLG: 0.503	C FF 91 S FF 92 B FF 94 B KC 80 F FF 93 F SL 86 X KC 79 2-2 55 BB 15 2B 2B	C FF 92 X SI 93 0-1 ② P3			C KC 78 B FF 93 X KC 78 1-1 55 S 1B		D FF 97 C FF 96 S SI 95 X SL 87 1-2 25 FC5 55 1B 1-2 1B			4	2	3	0	0	0	0
25 Gregory Polanco, L (1, 9) OBP: 0.326, SLG: 0.355	B KC 76 B SI 93 S FF 93 B FF 92 B SI 92 4-1 55 BB 15 2B BB	B SI 94 B FF 92 C FF 91 F FF 93 F SL 87 X FF 95 2-2 ③ G6-3			B FF 92 1 SAFE 1 SAFE F FF 92 1 SAFE F FF 93 B KC 80 1 SAFE F SL 86 2-3 F FF 94 C KC 77 ②		X FF 95 0-0 ② FC5 55 1B 17 2B 1-2 2-3f			3	2	0	0	1	1	3
55 Russell Martin, R (1, 2) OBP: 0.410, SLG: 0.382	B FF 93 F FF 91 B SL 86 F FF 93 B FF 94 B FF 94 4-2 15 2B 23 G4-3 1-2 2-3 BB	F FF 92 X FF 92 0-1 ① F8			C SL 86 1 SAFE C KC 76 1 SAFE 1 SAFE B KC 80 X SL 88 1-2 ③ P3 1-2		B FF 94 C FF 94 C CU 76 D SL 87 F SL 86 B FF 95 F FF 95 X FF 95 3-2 17 2B 1-3 2-H 1B			3	2	1	1	1	0	1
15 Ike Davis, L (1, 3) OBP: 0.351, SLG: 0.370 17 Gaby Sanchez, R (7, PH) OBP: 0.298, SLG: 0.390 (8, 3)	B KC 80 X FF 93 1-0 23 G4-3 10 1B 1-3 2-H 3-H 2B	B SI 93 B FF 94 X FF 93 2-0 ② F7				B FF 92 C KC 76 F KC 77 B SL 87 B FF 93 B KC 76 4-2 23 G1-6-3 6 1B BB	C SL 87 F SL 86 F FF 95 1 SAFE X FF 95 0-2 6 E 1-H 3-H 2B			2 1	1 0	1 1	2 2	1 0	0 0	0 0
6 Starling Marte, R (1, 8) OBP: 0.329, SLG: 0.383	B KC 77 F SL 86 X KC 79 1-1 ① G2-3	B FF 93 B FF 94 B FF 93 C FF 91 F FF 91 B FF 94 4-2 23 CS BB				X SL 85 0-0 23 G1-6-3 1-2 1B	F FF 95 F SL 87 B SL 89 D CU 77 B SL 87 X FF 95 3-2 E6 2-3			3	0	1	0	1	0	3
23 Travis Snider, L (1, 7) OBP: 0.319, SLG: 0.378	F KC 77 B KC 79 X SL 85 1-1 ② G4-3 2-3 3-H	1 SAFE C FF 93 0-1 ③ CS 1-2	C KC 77 S KC 79 B KC 82 S SL 88 1-3 ① K			C KC 76 X SL 84 0-1 ①② G1-6-3 1-2f 2-3	B SL 88 F FF 94 1 SAFE X SL 87 1-1 ③ L7			4	0	0	1	0	1	5
10 Jordy Mercer, R (1, 6) OBP: 0.298, SLG: 0.372	X SI 94 0-0 3-H 1B		B FF 94 F FF 91 B FF 93 X FF 93 2-1 ② G4-3			S SL 86 X KC 79 0-1 ③ G5-3		C FF 96 C CU 84 F CU 84 S SI 94 0-3 ① K		4	0	1	1	0	1	1
3 Michael Martinez, S (1, 4) OBP: 0.267, SLG: 0.222	B FF 93 B FF 92 S FF 92 C FF 93 B FF 94 X FF 93 3-2 ③ G4-3		C KC 78 C KC 80 F SL 87 F KC 81 B FF 95 B SL 87 S KC 78 2-3 ③ K				C FF 95 C SI 94 S SI 95 0-3 ① K	F SI 94 T SI 95 B CU 86 B SI 94 C FF 95 2-3 ② K		4	0	0	0	0	3	1
49 Jeff Locke, L (1, 1) OBP: 0.200, SLG: 0.130 44 Tony Watson, L (8, 1) OBP: 0.333, SLG: 0.333 35 Mark Melancon, R (9, 1)		C FF 90 C FF 91 B KC 79 C FF 92 1-3 ① K			C FF 90 X FF 92 0-1 ① G6-3		B FF 94 F FF 95 B FF 96 X FF 95 2-1 25 FC5 5 1B 1B	C SI 95 F SI 94 B SI 96 C CU 82 1-3 ③ K		3 1 0	0 0 0	1 0 0	0 0 0	0 0 0	1 1 0	0 0 0
Inning Stats	R: 4 E: 0 K: 0 S: 17 H: 3 LOB: 1 BB: 2 P: 33	R: 0 E: 0 K: 1 S: 9 H: 0 LOB: 0 BB: 0 P: 12	R: 0 E: 0 K: 0 S: 6 H: 0 LOB: 0 BB: 1 P: 12	R: 0 E: 0 K: 2 S: 10 H: 0 LOB: 0 BB: 0 P: 15	R: 0 E: 0 K: 1 S: 12 H: 1 LOB: 1 BB: 0 P: 16	R: 0 E: 0 K: 0 S: 7 H: 1 LOB: 1 BB: 1 P: 11	R: 3 E: 1 K: 1 S: 23 H: 4 LOB: 2 BB: 0 P: 33	R: 0 E: 0 K: 3 S: 10 H: 0 LOB: 0 BB: 0 P: 13		1B: 6 2B: 3 3B: 0 HR: 0 SF: 0 SAC: 0 DP: 1 HBP: 0						

PITCHER		IP	WLS	BF	H	R	ER	SO	BB	IBB	HBP	BLK	WP	HR	S	P	ERA	WHIP
34 Tom Koehler, R ERA: 3.8	(1, 1)	6.0	L	25	5	4	4	4	4	0	0	0	0	0	61	99	6.00	1.500
41 Chris Hatcher, R ERA: 3.63	(7, 1)	0.1		3	2	2	2	1	0	0	0	0	0	0	8	11	54.00	6.000
40 Mike Dunn, L ERA: 3.95	(7, 1)	0.2		5	2	1	1	0	0	0	0	0	0	0	15	22	13.50	3.000
36 Sam Dyson, R ERA: 1.53	(8, 1)	1.0		3	0	0	0	3	0	0	0	0	0	0	10	13	0.00	0.000

PITCHER	IP	WLS	BF	H	R	ER	SO	BB	IBB	HBP	BLK	WP	HR	S	P	ERA	WHIP

BOTTOM

Miami Marlins @ Pittsburgh Pirates

PNC Park, Pittsburgh, PA

Wed Aug 06 2014, 7:08 PM - 9:51 PM EDT

Att. 26,976 - Partly Cloudy - 77 F

livebaseballscorecards.com

AB	32
R	7
H	9
RBI	7
BB	4
SO	8
LOB	14

WP: 0 PA: 37
PB: 0
SB: 1
CS: 1

Miami Marlins @ Pittsburgh Pirates

PNC Park, Pittsburgh, PA

Thu Aug 07 2014, 7:08 PM - 10:10 PM EDT

Att. 29,035 - Partly Cloudy - 78 F

TOP

livebaseballscorecards.com

Batter	1	2	3	4	5	6	7	8	9	AB	R	H	RBI	BB	SO	LOB
21 Christian Yelich, L (1, 7) OBP: 0.354, SLG: 0.414	B SI 92 C FF 93 B CH 84 B FF 93 B SI 92 4-1 27 CS BB			C KC 79 F CH 83 B FF 93 S FF 94 1-3 ① K		S CH 84 B SI 93 F CH 82 F CH 85 X FF 94 1-2 ② G6-3			B FF 94 F FF 95 C SL 86 X FF 95 1-2 27 WP 27 HR 1B	3	1	1	0	1	1	0
1 Jordany Valdespin, L (1, 4) OBP: 0.283, SLG: 0.411	X SI 93 0-0 ① F8			C SI 94 B CH 85 B CH 85 B CH 83 B FF 94 4-1 27 G5-3 BB		B SI 94 C SI 93 B SI 93 F SI 92 F KC 78 C SI 93 2-3 ③ K			B SI 94 C FF 95 F SL 87 B FF 95 B SL 87 S FF 96 3-3 ② K	3	0	0	0	1	2	2
27 Giancarlo Stanton, R (1, 9) OBP: 0.389, SLG: 0.546	1 SAFE C FF 95 B KC 81 C SI 94 D KC 81 B FF 94 C FF 94 3-3 ②③ K 1-2			D KC 79 F SI 93 S SI 94 F KC 79 D KC 80 B SI 94 X SI 93 3-2 ② G5-3 1-2			C KC 77 B SI 93 F KC 79 X FF 96 1-2 ① L3		B FF 97 F FF 96 B FF 96 S FF 96 F FF 95 D SL 88 X FF 95 3-2 1-H HR	4	1	1	2	0	1	2
46 Garrett Jones, L (1, 3) OBP: 0.315, SLG: 0.420		C SI 92 X CH 82 0-1 ① G4-3		B SI 93 B CH 84 C CH 83 F SI 94 B KC 81 C KC 79 3-3 ③ K			S SI 93 F SI 94 F KC 79 F KC 80 F SI 93 C KC 78 0-3 ② K		X FF 96 0-0 ③ F9	4	0	0	0	0	2	1
13 Marcell Ozuna, R (1, 8) OBP: 0.312, SLG: 0.435		C KC 80 B KC 78 F SI 93 X KC 78 1-2 ② P6			B SI 93 C SI 93 X CH 84 1-1 ① G5-3		B SI 94 C SI 93 X KC 80 1-1 ③ G5-3			3	0	0	0	0	0	0
39 Jarrod Saltalamacchia, S (1, 2) OBP: 0.330, SLG: 0.393		C SI 93 B SI 93 B KC 76 S SI 93 S SI 93 2-3 ③ K			F SI 93 F CH 85 B KC 78 B FF 92 B KC 78 B KC 78 4-2 3 F9-5 17 1B BB			S FF 93 C FF 94 B FF 95 S FF 95 1-3 ① K		2	0	0	0	1	2	0
17 Donovan Solano, R (1, 5) OBP: 0.309, SLG: 0.317 43 Dan Jennings, L (7, 1) 44 AJ Ramos, R (7, 1) 5 Reed Johnson, R (8, PH) OBP: 0.268, SLG: 0.356 31 Steve Cishek, R (8, 1) 41 Chris Hatcher, R (8, 1)			B SI 92 B SI 92 C SI 92 B SI 92 F FF 93 F FF 93 X FF 94 3-2 ① F9		B SI 92 C SI 93 X SI 93 1-1 1-2 1B			C FF 95 B CU 78 F FF 95 S FC 91 1-3 ② K2-3		2 0 0 1 0 0	0 0 0 0 0 0	1 0 0 0 0 0	0 0 0 0 0 0	0 0 0 1 0 0	0 0 0 0 0 0
3 Adeiny Hechavarría, R (1, 6) OBP: 0.302, SLG: 0.347			B KC 78 B SI 93 C SI 94 S FF 93 F FF 93 F KC 79 B KC 79 F SI 93 X SI 94 3-2 ② G5-3		X FF 94 0-0 ②③ F9-5 2-3			F FC 92 X FC 89 0-1 ③ G4-3		3	0	0	0	0	0	2
35 Brian Flynn, L (1, 1) 36 Sam Dyson, R (5, 1) 12 Enrique Hernández, R (5, 5) OBP: 0.323, SLG: 0.386			C FF 93 X SI 93 0-1 ③ F3			C SI 92 C KC 78 B KC 79 B KC 79 B SI 93 S SI 94 3-3 ① K			B FF 94 F FF 94 F FF 95 S SL 87 1-3 ① K	1 0 2	0 0 0	0 0 0	0 0 0	0 0 0	0 0 2	0 0 0

	AB	28
	R	2
	H	3
	RBI	2
	BB	3
	SO	11
	LOB	7

Inning Stats																														
	R: 0	H: 0	R: 0	H: 0	R: 0	H: 0	R: 0	H: 0	R: 0	H: 1	R: 0	H: 0	R: 0	H: 0	R: 0	H: 0	R: 2	H: 2	1B: 2	SF: 0	WP: 1	PA: 31
	E: 0	LOB: 0	E: 0	LOB: 0	E: 0	LOB: 0	E: 0	LOB: 1	E: 0	LOB: 1	E: 0	LOB: 0	E: 0	LOB: 0	E: 0	LOB: 0	E: 0	LOB: 0	2B: 1	SAC: 0	PB: 0	
	K: 1	BB: 1	K: 1	BB: 0	K: 0	BB: 0	K: 2	BB: 1	K: 0	BB: 1	K: 2	BB: 0	K: 1	BB: 0	K: 2	BB: 0	K: 2	BB: 0	3B: 0	DP: 1	SB: 0	
	S: 5	P: 12	S: 8	P: 11	S: 12	P: 18	S: 11	P: 22	S: 7	P: 13	S: 11	P: 17	S: 11	P: 13	S: 8	P: 10	S: 14	P: 22	HR: 1	HBP: 0	CS: 1	

PITCHER		IP	WLS	BF	H	R	ER	SO	BB	IBB	HBP	BLK	WP	HR	S	P	ERA	WHIP
36 Edinson Volquez, R ERA: 3.7	(1, 1)	7.0	W	23	1	0	0	7	3	0	0	0	0	0	65	106	0.00	0.571
37 Justin Wilson, L ERA: 4.98	(8, 1)	1.0		3	0	0	0	2	0	0	0	0	0	0	8	10	0.00	0.000
38 Stolmy Pimentel, R ERA: 4.55	(9, 1)	1.0		5	2	2	2	2	0	0	0	0	1	1	14	22	18.00	2.000

PITCHER	IP	WLS	BF	H	R	ER	SO	BB	IBB	HBP	BLK	WP	HR	S	P	ERA	WHIP

Batter	1	2	3	4	5	6	7	8	9	AB	R	H	RBI	BB	SO	LOB
5 Josh Harrison, R (1, 7) OBP: 0.344, SLG: 0.498	C SI 90 B SI 91 B CH 83 F SI 90 X SI 92 2-2 L7		C CU 74 F CH 83 B CH 84 F SI 92 F SI 91 F CU 76 X CU 76 1-2 G6-3		X FF 88 0-0 10 S 10 1B 1B		C FF 92 F SL 82 B SL 84 S SL 84 1-3 K	S FS 86 D FS 87 S FS 88 X FF 96 1-2 F7		5	1	1	0	0	1	2
10 Jordy Mercer, R (1, 6) OBP: 0.303, SLG: 0.378	C SI 91 B CH 85 X SI 91 1-1 17 G5-3 55 1B 1B			C SI 90 B CU 74 B FF 90 F SI 91 B SI 91 X SI 91 3-2 55 WP 55 1B 2B	1 SAFE C CU 73 D SI 89 1 SAFE B SI 91 F CU 74 F FF 89 X SL 79 2-2 1-H 55 BB 17 1B 1B		B FF 94 X FF 93 1-0 L1-6			4	2	3	1	0	0	0
55 Russell Martin, R (1, 2) OBP: 0.415, SLG: 0.386	C SI 91 C SI 91 B FF 90 F SL 84 X SI 92 1-2 1-2 1B			B CU 73 X CH 84 1-0 6 2B 25 1B 2-H 1B	S SI 91 B SI 90 B CU 74 1 SAFE C SI 90 F SI 90 F FF 91 F CU 75 B SL 83 4-2 B SI 90 17 1B 1-2 BB		B FF 92 C FF 91 S SL 80 X SL 81 1-2 G5-3			3	1	2	1	1	0	0
17 Gaby Sanchez, R (1, 3) OBP: 0.299, SLG: 0.389 15 Ike Davis, L (8, PH) OBP: 0.350, SLG: 0.369 (9, 3)	B SI 92 X CH 83 1-0 G5-3 2-3f			X FF 90 0-0 F9	L SI 94 M SI 94 X SI 96 0-2 1-3 2-H 1B			B SI 92 S SI 93 C SL 82 B CH 85 C SL 82 2-3 K		3 1	0 0	1 0	1 0	0 0	0 1	3 0
6 Starling Marte, R (1, 8) OBP: 0.331, SLG: 0.391		C SI 90 X SI 91 0-1 G6-3		B SI 89 B SI 90 C SI 90 X SI 92 2-1 25 1B 1-3 2B	F SI 96 B FF 97 B CU 82 F SI 96 X CU 83 2-2 F8			S SL 80 B SI 92 C SI 93 F SI 93 F SI 92 B SI 92 X SL 82 2-2 27 1B 25 2B 2B		4	2	2	0	0	0	1
27 Jayson Nix, R (1, 5) OBP: 0.220, SLG: 0.217		C SI 91 B SI 91 F SI 90 F CU 76 X SI 92 1-2 G5-3		B CH 82 B CH 82 D CU 75 B SI 92 4-0 25 1B BB	X SI 95 0-0 G5-3			C SI 92 S SL 82 X SL 82 0-2 25 2B 2-3 1B		3	1	1	0	1	0	1
25 Gregory Polanco, L (1, 9) OBP: 0.329, SLG: 0.363		C SI 91 C SI 93 X SL 83 0-2 F3-1		B SI 91 B SI 90 F SI 92 F SI 91 X SL 84 2-2 1-2 2-H 3-H 1B		C FF 95 F FF 96 B SI 96 X CH 90 1-2 G4-3		C SL 83 X SI 92 0-1 23 1B 1-H 3-H 2B		4	0	2	4	0	0	0
3 Michael Martinez, S (1, 4) OBP: 0.235, SLG: 0.194			B SI 90 F SI 90 B CH 84 B SI 90 C SI 91 X SI 90 3-2 F8	F FF 90 F CU 75 D CU 76 C SI 92 1-3 K		F SI 95 S CH 89 X CU 86 0-2 G3-1		F SI 94 F SI 93 F SL 82 S SI 91 0-3 K		4	0	0	0	0	2	3
36 Edinson Volquez, R (1, 1) OBP: 0.118, SLG: 0.032 37 Justin Wilson, L (8, 1) 23 Travis Snider, L (8, PH) OBP: 0.322, SLG: 0.381 38 Stolmy Pimentel, R (9, 1)			C SI 92 F SI 92 C CU 74 0-3 K	B SI 90 C SI 91 F SI 91 S CU 75 1-3 K		B SI 96 F FF 95 B SI 98 S SI 97 S SI 98 2-3 K		C SL 81 B SL 82 B SL 82 B SL 81 X SI 91 3-1 2-3 1B		3 0 1 0	0 0 0 0	0 0 1 0	0 0 0 0	3 0 0 0	0 0 0 0	2 0 0 0
Inning Stats	R: 0 E: 0 K: 0 S: 10 H: 2 LOB: 1 BB: 0 P: 15	R: 0 E: 0 K: 0 S: 9 H: 0 LOB: 0 BB: 0 P: 10	R: 0 E: 0 K: 1 S: 12 H: 0 LOB: 0 BB: 0 P: 16	R: 3 E: 0 K: 2 S: 16 H: 4 LOB: 2 BB: 1 P: 30	R: 2 E: 0 K: 0 S: 17 H: 3 LOB: 1 BB: 1 P: 25	R: 0 E: 0 K: 1 S: 9 H: 0 LOB: 0 BB: 0 P: 12	R: 0 E: 0 K: 1 S: 7 H: 0 LOB: 0 BB: 0 P: 10	R: 2 E: 0 K: 2 S: 22 H: 4 LOB: 2 BB: 0 P: 30		1B: 9 2B: 4 3B: 0 HR: 0 SF: 0 SAC: 0 DP: 1 HBP: 0						

PITCHER	IP	WLS	BF	H	R	ER	SO	BB	IBB	HBP	BLK	WP	HR	S	P	ERA	WHIP
35 Brian Flynn, L (1, 1) ERA: 9.0	4.0	L	21	8	5	5	3	2	0	0	0	1	0	57	87	11.25	2.500
36 Sam Dyson, R (5, 1) ERA: 1.37	2.0		6	1	0	0	1	0	0	0	0	0	0	16	21	0.00	0.500
43 Dan Jennings, L (7, 1) ERA: 1.03	0.2		2	0	0	0	1	0	0	0	0	0	0	4	6	0.00	0.000
44 AJ Ramos, R (7, 1) ERA: 2.05	0.1		1	0	0	0	0	0	0	0	0	0	0	3	4	0.00	0.000
31 Steve Cishek, R (8, 1) ERA: 3.54	0.2		6	4	2	2	2	0	0	0	0	0	0	19	26	27.00	6.000

PITCHER	IP	WLS	BF	H	R	ER	SO	BB	IBB	HBP	BLK	WP	HR	S	P	ERA	WHIP
41 Chris Hatcher, R (8, 1) ERA: 3.6	0.1		1	0	0	0	0	0	0	0	0	0	0	3	4	0.00	0.000

BOTTOM

Miami Marlins @ Pittsburgh Pirates

PNC Park, Pittsburgh, PA

Thu Aug 07 2014, 7:08 PM - 10:10 PM EDT

Att. 29,035 - Partly Cloudy - 78 F

livebaseballscorecards.com

AB	35
R	7
H	13
RBI	7
BB	2
SO	7
LOB	12

WP: 1 PA: 37
PB: 0
SB: 1
CS: 0

San Diego Padres @ Pittsburgh Pirates

PNC Park, Pittsburgh, PA

Fri Aug 08 2014, 7:08 PM - 9:47 PM EDT

Att. 38,088 - Partly Cloudy - 76 F

livebaseballscorecards.com

TOP

Batter	1	2	3	4	5	6	7	8	9	AB	R	H	RBI	BB	SO	LOB
2 Everth Cabrera, S (1, 6) OBP: 0.270, SLG: 0.299	B FF 87 C FF 88 C KC 77 X SI 88 1-2 27 SH1-3 12 SF7 2B		F SI 91 C CH 85 B SL 84 X SL 85 1-2 ② G5-3			C SL 82 B SL 84 B SI 89 F SI 91 X SL 86 2-2 12 BB 27 1B 9 G5-2-3 1B		B SI 94 F SI 95 C SI 95 B CH 88 F SL 84 X CH 87 2-2 ② G3-1		4	1	2	0	0	0	0
27 Yangervis Solarte, S (1, 5) OBP: 0.343, SLG: 0.390	B FF 89 X FF 89 1-0 ① SH1-3 2-3		B KC 76 B SI 85 X FC 91 2-0 1B			1 SAFE B SI 90 F SL 84 1 SAFE C SI 90 X SI 91 1-2 9 G5-2-3 12 BB 1-2 1B		B SI 94 C CH 86 F CH 87 F SI 95 X CH 88 1-2 ③ P3		3	0	2	0	0	0	0
12 Seth Smith, L (1, 9) OBP: 0.383, SLG: 0.498	C FF 88 F SL 84 X SI 90 0-2 ② SF7 3-H		B KC 78 X SL 85 1-0 ③ L7			B SI 89 B KC 76 F SL 84 B SL 84 F SL 84 F SL 82 B SI 92 4-2 9 G5-2-3 1-2 2-3 BB			C FC 92 B KC 82 F FC 92 B KC 83 C FC 92 2-3 ① K	2	0	0	1	1	1	1
9 Jedd Gyorko, R (1, 4) OBP: 0.237, SLG: 0.308	X SI 91 0-0 ③ F9			F FF 90 C SI 90 B SI 88 S SL 86 1-3 ① K		X SL 84 0-0 ①② G5-2-3 1-2 2-3 3-Hf			C FC 93 F FC 92 S KC 80 0-3 ② K	4	0	0	0	0	2	3
23 Yonder Alonso, L (1, 3) OBP: 0.273, SLG: 0.383		X SI 90 0-0 44 G5-4-3 25 HBP 1B		B KC 77 B SL 83 X SI 90 2-0 ② G4-3		X SL 84 0-0 ③ F7			S FC 92 F FF 91 B KC 81 F FC 92 B KC 81 B FC 92 F FC 94 S FC 92 3-3 ③ K	4	0	1	0	0	1	2
25 Will Venable, L (1, 8) OBP: 0.277, SLG: 0.323		C SI 89 D KC 77 B SI 88 F SL 84 F SI 89 H SL 86 3-2 44 G5-4-3 1-2 HBP		L SI 89 M FC 90 X SL 84 0-2 ③ L4			B SL 86 B FF 90 C SL 85 C SI 91 F SI 90 C SL 84 2-3 ① K			2	0	0	0	0	1	0
44 René Rivera, R (1, 2) OBP: 0.306, SLG: 0.433		F FF 90 X SI 89 0-1 ①② G5-4-3 1-2f 2-3	F FC 90 X SL 82 0-1 ① G6-3				C SL 86 F FF 92 F SI 91 B SL 85 C SI 91 1-3 ② K			3	0	0	0	0	1	2
5 Alexi Amarista, L (1, 7) OBP: 0.280, SLG: 0.310		C FF 90 F KC 79 F SL 85 D SI 91 F SL 84 S SL 84 1-3 ③ K	C SL 82 X KC 76 0-1 ② G4-3				B SI 91 F SL 85 B SL 84 C FC 91 B SI 91 S SI 92 3-3 ③ K			3	0	0	0	0	2	1
22 Ian Kennedy, R (1, 1) OBP: 0.175, SLG: 0.189			C FF 87 C SI 87 B SL 82 C SI 89 1-3 ① K		C FF 86 B SL 83 C FC 89 B SI 88 C SI 89 2-3 ③ K			C SI 94 B CH 86 S CH 86 B CH 86 B SI 95 T SI 94 3-2 ① K		2	0	0	0	0	2	0
33 Dale Thayer, R (7, 1)										0	0	0	0	0	0	0
14 Tommy Medica, R (8, PH) OBP: 0.322, SLG: 0.473										1	0	0	0	0	1	0
58 Blaine Boyer, R (8, 1)										0	0	0	0	0	0	0
Inning Stats	R: 1 E: 0 K: 0 S: 8 H: 1 LOB: 0 BB: 0 P: 10	R: 0 E: 0 K: 1 S: 11 H: 1 LOB: 1 BB: 0 P: 15	R: 0 E: 0 K: 1 S: 8 H: 1 LOB: 1 BB: 0 P: 13	R: 0 E: 0 K: 1 S: 7 H: 0 LOB: 0 BB: 0 P: 10	R: 0 E: 0 K: 1 S: 7 H: 0 LOB: 0 BB: 0 P: 9	R: 0 E: 0 K: 0 S: 11 H: 2 LOB: 2 BB: 1 P: 18	R: 0 E: 0 K: 3 S: 11 H: 0 LOB: 0 BB: 0 P: 17	R: 0 E: 0 K: 1 S: 11 H: 0 LOB: 0 BB: 0 P: 17	R: 0 E: 0 K: 3 S: 11 H: 0 LOB: 0 BB: 0 P: 16	1B: 4 2B: 1 3B: 0 HR: 0 SF: 1 SAC: 1 DP: 2 HBP: 1						

	AB	28
	R	1
	H	5
	RBI	1
	BB	1
	SO	11
	LOB	9

WP: 0 PB: 0 SB: 0 CS: 0 PA: 32

PITCHER		IP	WLS	BF	H	R	ER	SO	BB	IBB	HBP	BLK	WP	HR	S	P	ERA	WHIP
46 Vance Worley, R ERA: 2.3	(1, 1)	7.0	W	26	5	1	1	7	1	0	1	0	0	0	63	92	1.29	0.857
44 Tony Watson, L ERA: 1.46	(8, 1)	1.0	H	3	0	0	0	1	0	0	0	0	0	0	11	17	0.00	0.000
35 Mark Melancon, R ERA: 2.19	(9, 1)	1.0	S	3	0	0	0	3	0	0	0	0	0	0	11	16	0.00	0.000

PITCHER	IP	WLS	BF	H	R	ER	SO	BB	IBB	HBP	BLK	WP	HR	S	P	ERA	WHIP

BOTTOM

San Diego Padres @ Pittsburgh Pirates

PNC Park, Pittsburgh, PA

Fri Aug 08 2014, 7:08 PM - 9:47 PM EDT

Att. 38,088 - Partly Cloudy - 76 F

livebaseballscorecards.com

Batter	1	2	3	4	5	6	7	8	9	AB	R	H	RBI	BB	SO	LOB
5 Josh Harrison, R (1, 5) OBP: 0.351, SLG: 0.509	B FF 89 B FF 89 C FF 91 B FF 91 X FF 91 3-1 25 1B 3B		B FF 89 S CH 80 F CH 81 X FF 91 1-2 25 2B 1B		S CH 81 B FF 90 F SL 83 B FF 92 F CH 83 B CH 82 B SL 84 4-2 25 CS BB		C SL 82 X SL 81 0-1 1B			3	1	3	0	1	0	0
25 Gregory Polanco, L (1, 9) OBP: 0.336, SLG: 0.376	B FF 90 X KC 76 1-0 15 E 15 S 15 SF9 3-H 1B		1 SAFE 1 SAFE X FF 88 0-0 6 L6-4 1-3 2B		1 SAFE B FF 89 1 SAFE P PO 83 B CH 82 C FF 89 C FF 92 X FF 92 3-2 ② 55 1B 1-2 1B		C FF 92 F FF 92 B FF 92 X FF 92 1-2 ② L7			4	1	3	1	0	0	1
55 Russell Martin, R (1, 2) OBP: 0.416, SLG: 0.385	1 SAFE C FF 89 B SL 82 B SL 84 1 SAFE F FF 90 B FF 90 1 SAFE X SL 84 3-2 ① F9		D SL 86 C FF 90 D SL 84 D CH 82 B FF 90 4-1 BB		F FF 91 F FF 91 1 SAFE X FF 92 0-2 1-2 1B		D SL 82 F FF 92 1 SAFE X FF 92 1-1 ③ F8			3	0	1	0	1	0	2
15 Ike Davis, L (1, 3) OBP: 0.346, SLG: 0.365	B FF 89 1 SAFE B FF 90 F FF 90 C KC 77 X KC 77 2-2 ② SF9 1-H		S CH 82 B FF 90 C FF 91 S KC 77 1-3 ① K		C KC 76 B KC 75 B FF 91 X CH 84 2-1 ③ G4-3			B CU 75 B FF 93 X FF 92 2-0 ① G4-3		3	0	0	1	0	1	5
6 Starling Marte, R (1, 8) OBP: 0.330, SLG: 0.387	B SL 85 B CH 83 C FF 91 F FF 92 B FF 92 B FF 93 4-2 BB		F SL 84 F FF 92 B FF 93 B SL 86 X FF 92 2-2 ②③ L6-4 2-2			C FF 87 B SL 82 S FF 90 C FF 90 1-3 ① K		C SL 84 B FF 93 B SL 85 S SL 84 S FF 94 2-3 ② K		3	0	0	0	1	2	3
23 Travis Snider, L (1, 7) OBP: 0.321, SLG: 0.378	1 SAFE 1 SAFE C CH 82 F FF 90 1 SAFE S FF 91 0-3 ③ K			B CH 81 B CH 81 C FF 90 X SI 91 2-1 ① F7		B CH 83 F FF 91 C FF 90 F KC 76 X FF 91 1-2 10 G4-3 1B		B CU 77 F FF 93 B CU 75 X FF 94 2-1 ③ G4-3		4	0	1	0	0	1	1
10 Jordy Mercer, R (1, 6) OBP: 0.300, SLG: 0.375		B FF 88 S CH 81 S CH 81 B CH 82 B FF 91 F FF 92 F CH 83 X FF 92 3-2 ① G6-3		C FF 90 C FF 90 B CH 82 B FF 92 B CH 84 S CH 84 3-3 ② K		X FF 90 0-0 ② G4-3 1-2				3	0	0	0	0	1	1
27 Jayson Nix, R (1, 4) OBP: 0.208, SLG: 0.204		X FF 90 0-0 ② F8		B FF 91 C FF 91 X FF 91 1-1 ③ G5-3		C FF 90 B FF 92 X SI 91 1-1 ③ G6-3				3	0	0	0	0	0	1
46 Vance Worley, R (1, 1) OBP: 0.048, SLG: 0.048 24 Pedro Alvarez, L (7, PH) OBP: 0.320, SLG: 0.400 44 Tony Watson, L (8, 1) OBP: 0.333, SLG: 0.333 35 Mark Melancon, R (9, 1)		C FF 90 S KC 77 X KC 74 0-2 ③ G6-3			C FF 89 C FF 89 C FF 91 0-3 ① K		C CH 84 X FF 92 0-1 ① P6			2 1 0 0	0 0 0 0	0 0 0 0	0 0 0 0	0 0 0 0	1 0 0 0	0 0 0 0
Inning Stats	R: 2 E: 0 K: 1 S: 14 H: 2 LOB: 1 BB: 1 P: 27	R: 0 E: 0 K: 0 S: 9 H: 0 LOB: 0 BB: 0 P: 12	R: 0 E: 0 K: 1 S: 11 H: 2 LOB: 2 BB: 1 P: 19	R: 0 E: 0 K: 1 S: 7 H: 0 LOB: 0 BB: 0 P: 13	R: 0 E: 0 K: 1 S: 15 H: 2 LOB: 2 BB: 1 P: 23	R: 0 E: 0 K: 1 S: 10 H: 1 LOB: 1 BB: 0 P: 13	R: 0 E: 0 K: 0 S: 9 H: 1 LOB: 1 BB: 0 P: 11	R: 0 E: 0 K: 1 S: 6 H: 0 LOB: 0 BB: 0 P: 12		1B: 6 2B: 2 3B: 1 HR: 0 SF: 1 SAC: 0 DP: 1 HBP: 0				WP: 0 PB: 0 SB: 1 CS: 1 PA: 33		

	AB	29
	R	2
	H	8
	RBI	2
	BB	3
	SO	6
	LOB	14

PITCHER		IP	WLS	BF	H	R	ER	SO	BB	IBB	HBP	BLK	WP	HR	S	P	ERA	WHIP
22 Ian Kennedy, R ERA: 3.51	(1, 1)	6.0	L	26	7	2	1	5	3	0	0	0	0	0	66	107	1.50	1.667
33 Dale Thayer, R ERA: 1.88	(7, 1)	1.0		4	1	0	0	0	0	0	0	0	0	0	9	11	0.00	1.000
58 Blaine Boyer, R ERA: 1.8	(8, 1)	1.0		3	0	0	0	1	0	0	0	0	0	0	6	12	0.00	0.000

PITCHER	IP	WLS	BF	H	R	ER	SO	BB	IBB	HBP	BLK	WP	HR	S	P	ERA	WHIP

San Diego Padres @ Pittsburgh Pirates

PNC Park, Pittsburgh, PA

Sat Aug 09 2014, 7:08 PM - 10:00 PM EDT

Att. 38,614 - Partly Cloudy - 80 F

TOP

livebaseballscorecards.com

Batter	1	2	3	4	5	6	7	8	9	AB	R	H	RBI	BB	SO	LOB
2 Everth Cabrera, S (1, 6) OBP: 0.272, SLG: 0.300	C SI 91 C CH 84 B SL 86 X CH 86 1-2 27 1B, 27 S, 9 1B 1B		B SI 92 C SL 82 C SI 93 B SL 85 X SI 94 2-2 ① G4-3			L CH 84 B SI 93 X SL 85 1-1 ① G4-3		1 SAFE 1 SAFE B SI 93 C SI 93 S SI 88 F SL 87 B SL 86 F SI 93 B SI 95 4-2 ② F SI 93 D FF 94 14 HBP, 27 S 1-2 BB		3	1	1	0	1	0	0
27 Yangervis Solarte, S (1, 7) (9, 5) OBP: 0.344, SLG: 0.389	B SI 90 C CH 85 X CH 86 1-1 9 1B, 14 HBP, 1 FC5-2 1-3 1B		B SI 94 F CH 86 C SI 93 B CH 87 X SL 86 2-2 ② G5-3			S SL 85 B SL 87 F SI 94 X CH 87 1-2 ② G5-3		1 SAFE C SI 94 1 SAFE P PO 86 B SI 94 B SI 94 B SI 94 4-1 14 HBP 1-2 BB		3	0	1	0	1	0	0
14 Tommy Medica, R (1, 3) OBP: 0.326, SLG: 0.467 45 Jesse Hahn, R (8, PR) OBP: 0.118, SLG: 0.118 59 Kevin Quackenbush, R (8, 1) 5 Alexi Amarista, L (9, 7) OBP: 0.280, SLG: 0.310	1 SAFE C SI 93 B SI 94 B SI 93 F CH 86 H SL 87 3-2 1 FC5-2, 9 1B, 8 SF9-6 1-2 HBP		X SI 94 0-0 ③ G6-3			C SI 92 X SI 93 0-1 ③ P3		B SI 93 F SI 93 H SI 92 2-1 1-2 2-3 HBP		2 0 0 0	1 0 0 0	0 0 0 0	0 0 0 0	0 0 0 0	0 0 0 0	0 0 0 0
9 Jedd Gyorko, R (1, 4) OBP: 0.237, SLG: 0.307	C CH 88 X CH 87 0-1 8 SF9-6, 1 FC5-2 1-2 2-3 3-H 1B			C SL 82 F CH 86 S SL 84 0-3 ① K			B SI 92 S FF 92 B CH 85 C FF 92 F CH 87 B SL 84 S SL 86 3-3 ① K	F SI 92 B SL 85 F SI 93 F SL 86 S SL 86 1-3 ③ K		4	0	1	1	0	3	3
1 Chris Nelson, R (1, 5) OBP: 0.302, SLG: 0.292 56 Joaquín Benoit, R (9, 1)	C SI 95 B SL 87 X CH 88 1-1 ① FC5-2 8 SF9-6 1-2 2-3 3-Hf			F SI 94 X CH 85 0-1 ② G5-3			B SI 93 X SI 93 1-0 ② G1-3		B FC 93 B FF 95 C FF 95 X FC 91 2-1 ① G6-3	4 0	0 0	0 0	0 0	0 0	0 0	3 0
8 Yasmani Grandal, S (1, 2) OBP: 0.300, SLG: 0.363	B SI 94 B SI 94 B CH 86 C SI 94 X SI 94 3-1 ②③ SF9-6 1-2 2-3 3-H			F SI 93 B SL 85 S CH 86 S CH 86 1-3 ③ K			B SL 85 F CH 86 B SI 94 F SL 84 B SL 84 F CH 86 B SI 95 4-2 15 FC6-4 BB		C FF 94 B FC 92 X FC 91 1-1 ② G4-3	2	0	0	1	1	1	0
15 Jeff Francoeur, R (1, 9) OBP: 0.185, SLG: 0.087		B FF 92 X CH 85 1-0 ① G1-3			C SL 82 F CH 84 B CH 87 X CH 84 1-2 ① G5-3		C SI 92 B SI 94 X CH 86 1-1 ③ FC6-4 1-2f		F FC 91 F FC 90 B FF 96 F FC 90 D CU 79 S FF 97 2-3 ③ K	4	0	0	0	0	1	1
16 Abraham Almonte, S (1, 8) OBP: 0.246, SLG: 0.289		B SI 92 C SI 92 B SL 86 S CH 86 F CH 88 X CH 83 2-2 ② G5-3			C SI 93 F SI 93 X CH 86 0-2 ② F9			T SI 92 F SI 92 S FF 93 0-3 ① K		3	0	0	0	0	1	0
53 Eric Stults, L (1, 1) OBP: 0.091, SLG: 0.121 54 Alex Torres, L (7, 1) 50 Nick Vincent, R (7, 1) 25 Will Venable, L (8, PH) OBP: 0.279, SLG: 0.325 23 Yonder Alonso, L (8, 3) OBP: 0.273, SLG: 0.383		B SI 94 C SI 94 X SL 89 1-1 ③ G3-1			C SL 84 C SI 95 S SL 88 0-3 ③ K			F SL 86 X SI 92 0-1 2 CS, 1B		2 0 0 1 0	0 0 0 0 0	0 0 0 1 0	0 0 0 0 0	1 0 0 0 0	0 0 0 0 0	0 0 0 0 0
Inning Stats	R: 2 H: 3 E: 0 LOB: 1 K: 0 BB: 0 S: 13 P: 22	R: 0 H: 0 E: 0 LOB: 0 K: 0 BB: 0 S: 7 P: 11	R: 0 H: 0 E: 0 LOB: 0 K: 0 BB: 0 S: 7 P: 11	R: 0 H: 0 E: 0 LOB: 0 K: 2 BB: 0 S: 8 P: 9	R: 0 H: 0 E: 0 LOB: 0 K: 1 BB: 0 S: 9 P: 10	R: 0 H: 0 E: 0 LOB: 0 K: 0 BB: 0 S: 7 P: 9	R: 0 H: 0 E: 0 LOB: 0 K: 1 BB: 1 S: 10 P: 19	R: 0 H: 1 E: 0 LOB: 3 K: 2 BB: 2 S: 17 P: 27	R: 0 H: 0 E: 0 LOB: 0 K: 1 BB: 0 S: 8 P: 13	1B: 4 SF: 1 2B: 1 SAC: 0 3B: 0 DP: 1 HR: 0 HBP: 2						

	AB	28
	R	2
	H	4
	RBI	2
	BB	3
	SO	7
	LOB	7

WP: 0 PB: 0 SB: 2 CS: 1 PA: 34

PITCHER		IP	WLS	BF	H	R	ER	SO	BB	IBB	HBP	BLK	WP	HR	S	P	ERA	WHIP
47 Francisco Liriano, L ERA: 3.82	(1, 1)	7.0	L	25	3	2	2	4	1	0	1	0	0	0	61	91	2.57	0.571
48 Jared Hughes, R ERA: 1.9	(8, 1)	1.0		6	1	0	0	2	2	0	1	0	0	0	17	27	0.00	3.000
37 Justin Wilson, L ERA: 4.87	(9, 1)	1.0		3	0	0	0	1	0	0	0	0	0	0	8	13	0.00	0.000

PITCHER	IP	WLS	BF	H	R	ER	SO	BB	IBB	HBP	BLK	WP	HR	S	P	ERA	WHIP

BOTTOM

Batter	1	2	3	4	5	6	7	8	9	AB	R	H	RBI	BB	SO	LOB
5 Josh Harrison, R (1, 7) OBP: 0.353, SLG: 0.509	C FF 86 C FF 87 F CH 80 X FF 89 0-2 55 S 55 1B 1B		B FF 87 C SL 79 B FF 88 F SL 81 F SL 81 X FF 88 1-2 ② F7		S CH 79 X CH 79 0-1 1-2 1B		C FF 90 B SL 87 S SL 88 F FF 90 X SL 88 1-2 ③ G1-3			4	1	2	0	0	0	1
10 Jordy Mercer, R (1, 6) OBP: 0.300, SLG: 0.374	C FF 87 S CH 79 B FF 89 D CH 79 1 SAFE X FF 89 2-2 ① F9		F SL 81 S CH 80 X FF 89 0-2 ③ P3		C CU 70 S CH 80 B FF 89 X CH 78 1-2 ③ G1-3			B FF 90 C FF 90 B SL 81 X FF 91 2-1 55 2B 1B		4	0	1	0	0	0	3
55 Russell Martin, R (1, 2) OBP: 0.417, SLG: 0.391	B FF 88 1 SAFE B FF 86 C SL 79 1 SAFE C SL 80 1 SAFE 1 SAFE B SL 82 3-2 X SL 82 1-H 1B			C FF 87 B SL 80 B CH 78 F SL 80 B FF 89 F FF 86 S CH 80 3-3 ① K2-3		C CU 66 B CH 80 C SL 79 B SI 88 B CH 80 C SL 80 3-3 ① K		1 SAFE C FF 91 F FF 90 D SL 85 1 SAFE F SL 84 1 SAFE X FF 91 1-2 1-3 2B		4	0	2	1	0	2	0
17 Gaby Sanchez, R (1, 3) OBP: 0.294, SLG: 0.383 15 Ike Davis, L (8, PH) OBP: 0.345, SLG: 0.364 (9, 3)	C CH 78 C SL 80 B FF 89 X CH 79 1-2 ② F8			C CU 68 C CH 80 X CH 80 0-2 ② G5-3		B FF 89 C CH 79 B FF 88 B SL 78 X SL 80 3-1 ② F8		B FF 91 B FF 91 C FF 91 B FF 91 X FF 91 3-1 ① L4		3 1	0 0	0 0	0 0	0 0	0 0	1 2
6 Starling Marte, R (1, 8) OBP: 0.332, SLG: 0.392	S FF 88 B SL 82 F FF 87 S CH 80 1-3 ③ K			B CU 69 X FF 88 1-0 2B		X CU 66 0-0 1B		F FF 92 B FF 92 B SL 81 B FF 91 F FF 92 S FF 92 3-3 ② K		4	0	2	0	0	2	3
25 Gregory Polanco, L (1, 9) OBP: 0.330, SLG: 0.368		B FF 87 B FF 88 B FF 86 C SI 85 C SL 81 X SL 81 3-2 ① F9		B FF 88 C SL 82 D CH 80 B CH 80 X SL 82 3-1 ③ G3-1		C FF 88 D CH 79 1 SAFE X SL 81 1-1 ③ G3		C FF 92 B FF 91 X CH 84 1-1 ③ F9		4	0	0	0	0	0	4
27 Jayson Nix, R (1, 5) OBP: 0.232, SLG: 0.231 18 Neil Walker, S (9, PH) OBP: 0.347, SLG: 0.456		B FF 87 B FF 88 C FF 87 X SL 80 2-1 ② F8			F FF 86 X CU 69 0-1 5 1B 1B		F FF 86 X CH 77 0-1 3 SH1-4 1B		B SI 95 F FF 95 S SI 96 S FF 96 1-3 ① K	3 1	0 0	2 0	0 0	0 0	0 1	0 0
3 Michael Martinez, S (1, 4) OBP: 0.216, SLG: 0.176		C FF 88 F FF 88 S CH 80 0-3 ③ K			B FF 86 X SI 87 1-0 ① L9		X FF 86 0-0 ① SH1-4 1-2		F FF 96 B SI 96 S CH 86 F FF 95 B CH 86 S CH 86 2-3 ② K	3	0	0	0	0	2	1
47 Francisco Liriano, L (1, 1) OBP: 0.094, SLG: 0.094 24 Pedro Alvarez, L (7, PH) OBP: 0.319, SLG: 0.399 48 Jared Hughes, R (8, 1) 37 Justin Wilson, L (9, 1) 23 Travis Snider, L (9, PH) OBP: 0.319, SLG: 0.376			B FF 86 C SI 85 C FF 87 F FF 89 T SL 81 1-2 ① K		C FF 86 L CH 78 M SL 80 0-3 ② K		B FF 93 X FF 92 1-0 ② F8		B CH 84 S CH 85 S CH 86 B SI 96 B SI 96 X CH 86 3-2 ③ G1-3	2 1 0 0 1	0 0 0 0 0	0 0 0 0 0	0 0 0 0 0	0 0 0 0 0	2 0 0 0 0	1 1 0 0 0
Inning Stats	R: 1 E: 0 K: 1 S: 16 H: 2 LOB: 1 BB: 0 P: 23	R: 0 E: 0 K: 1 S: 8 H: 0 LOB: 0 BB: 0 P: 13	R: 0 E: 0 K: 1 S: 12 H: 0 LOB: 0 BB: 0 P: 14	R: 0 E: 0 K: 1 S: 10 H: 1 LOB: 1 BB: 0 P: 17	R: 0 E: 0 K: 1 S: 11 H: 2 LOB: 2 BB: 0 P: 13	R: 0 E: 0 K: 1 S: 8 H: 1 LOB: 1 BB: 0 P: 15	R: 0 E: 0 K: 0 S: 8 H: 1 LOB: 1 BB: 0 P: 10	R: 0 E: 0 K: 1 S: 13 H: 2 LOB: 2 BB: 0 P: 23	R: 0 E: 0 K: 2 S: 10 H: 0 LOB: 0 BB: 0 P: 16	1B: 7 2B: 2 3B: 0 HR: 0	SF: 0 SAC: 1 DP: 0 HBP: 0					

PITCHER		IP	WLS	BF	H	R	ER	SO	BB	IBB	HBP	BLK	WP	HR	S	P	ERA	WHIP
53 Eric Stults, L ERA: 4.76	(1, 1)	6.1	W	26	7	1	1	6	0	0	0	0	0	0	68	98	1.42	1.105
54 Alex Torres, L ERA: 2.09	(7, 1)	0.1	H	1	0	0	0	0	0	0	0	0	0	0	1	2	0.00	0.000
50 Nick Vincent, R ERA: 4.46	(7, 1)	0.1	H	1	0	0	0	0	0	0	0	0	0	0	4	5	0.00	0.000
59 Kevin Quackenbush, R ERA: 2.55	(8, 1)	1.0	H	5	2	0	0	1	0	0	0	0	0	0	13	23	0.00	2.000
56 Joaquín Benoit, R ERA: 1.71	(9, 1)	1.0	S	3	0	0	0	2	0	0	0	0	0	0	10	16	0.00	0.000

PITCHER	IP	WLS	BF	H	R	ER	SO	BB	IBB	HBP	BLK	WP	HR	S	P	ERA	WHIP

San Diego Padres @ Pittsburgh Pirates

PNC Park, Pittsburgh, PA

Sat Aug 09 2014, 7:08 PM - 10:00 PM EDT

Att. 38,614 - Partly Cloudy - 80 F

livebaseballscorecards.com

AB	35
R	1
H	9
RBI	1
BB	0
SO	9
LOB	17

WP: 0 PA: 36
PB: 0
SB: 1
CS: 0

San Diego Padres @ Pittsburgh Pirates

PNC Park, Pittsburgh, PA

Sun Aug 10 2014, 1:38 PM - 4:57 PM EDT

Att. 38,030 - Partly Cloudy - 75 F

livebaseballscorecards.com

TOP

Batter	1	2	3	4	5	6	7	8	9	AB	R	H	RBI	BB	SO	LOB
5 Alexi Amarista, L (1, 6) OBP: 0.279, SLG: 0.308	C FF 89 B SI 89 B FF 89 F SI 88 S CU 78 2-3 **K2-3** ①			B CU 77 B SI 91 B FF 91 C FF 90 X SI 90 3-1 **G6-3** ①	S CU 79 F SI 90 F CU 79 X CU 79 0-2 **F7** ②		X FF 94 0-0 12 HBP, 27 1B, 23 SF7 **1B**	C CH 84 F FF 90 B CH 83 B CH 82 F SL 86 B SI 93 F CH 83 X CH 84 3-2 **G4-3** ③		5	1	1	0	0	1	3
27 Yangervis Solarte, S (1, 5) OBP: 0.348, SLG: 0.389	B FF 91 F SI 90 C CU 76 B SI 91 X CU 76 2-2 **G3** ②			B CU 79 S CU 78 B FF 92 B SI 92 F SI 92 B CU 77 4-2 12 G3, 23 1B **BB**	C SI 91 C CU 78 H CU 79 1-2 12 3B **HBP** **1-2** **2-3**		**B FF 95** 1 SAFE 1 SAFE B SL 88 X FF 96 2-0 25 BB, 12 HBP **1B** **1-2**		B SL 80 F FF 91 X SI 91 1-1 **G4-3** ①	3	2	1	0	1	0	0
12 Seth Smith, L (1, 9) OBP: 0.386, SLG: 0.508	B SI 91 X SI 91 1-0 **G3** ③			**B SI 91** 1 SAFE B SI 90 C SI 91 1 SAFE F SI 90 B CU 78 X FF 93 3-2 **G3** ② **1-2**	D CU 78 B CU 79 X SI 92 2-0 23 WP **3B** **1-H** **2-H** **3-H**		H FF 96 1-0 25 BB **HBP** **1-2** **2-3**		B SL 80 F SI 89 X SL 84 1-1 25 BB, 9 1B **2B**	4	2	2	3	0	0	1
23 Yonder Alonso, L (1, 3) OBP: 0.276, SLG: 0.383		C SI 89 X SI 88 0-1 **G3** ①		X SI 93 0-0 25 1B **1B** **2-H**	B SI 92 B FS 85 C SI 92 X FF 92 2-1 **L7** ③ **3-H**		B SL 88 B FF 95 B SL 87 F FF 94 F FF 95 X SI 96 3-2 **SF7** ② **3-H**		F FF 90 B SI 91 B CH 82 D CH 84 B CH 82 4-1 25 BB, 9 1B **BB**	3	1	1	2	1	0	0
25 Will Venable, L (1, 8) OBP: 0.284, SLG: 0.325		B FF 90 C SI 89 C CU 76 F FF 91 F CU 76 S FF 91 1-3 **K** ②		S SI 91 B CU 77 1 SAFE B CU 77 B FF 93 X SI 92 3-1 **1B** **1-2**		C FF 93 X SL 86 0-1 **G3** ①	B SL 87 F FF 94 F SL 87 F SL 88 F FF 96 F SL 87 D SL 89 F SL 87 B SI 94 4-2 B SL 87 **BB** **1-2** **2-3**		B SI 89 B CH 82 B SI 91 C SI 90 B SI 91 4-1 9 1B, 16 FC3 **BB** **1-2** **2-3**	3	0	1	0	2	1	0
9 Jedd Gyorko, R (1, 4) OBP: 0.240, SLG: 0.309		B SI 91 F SI 90 C FS 83 B SI 90 B FS 83 F FF 92 F FF 92 X SI 90 3-2 **G1-3** ③		C SI 93 C CU 78 D CU 80 D CU 80 F SI 93 F SI 92 C CU 79 2-3 **K** ③		F FF 95 B FF 95 C FF 95 B SL 85 X FF 95 2-2 **1B**	S SL 89 C FF 96 C SL 87 0-3 **K** ③		C SI 91 X CH 84 0-1 16 FC3 **1B** **1-3** **2-H** **3-H**	5	0	2	2	0	2	5
16 Abraham Almonte, S (1, 7) OBP: 0.244, SLG: 0.286			F FF 91 C SI 91 C SI 90 0-3 **K** ①		X SI 90 0-0 38 FC3-5, 44 1B **1B**	S SL 85 B FF 95 1 SAFE S SL 86 F SL 87 B FF 96 S SL 87 2-3 **K** ②		B CH 81 B SI 89 X SI 89 2-0 **F8** ①	C SI 92 C SI 91 X CH 83 0-2 **FC3** ② **1-2** **3-H**	5	0	1	0	0	2	3
44 René Rivera, R (1, 2) OBP: 0.303, SLG: 0.426			C FF 92 B SI 92 F SI 90 S CU 77 1-3 **K** ②		1 SAFE X SI 90 0-0 27 HBP, 38 FC3-5, 12 3B **1B** **1-2**	B FF 96 1 SAFE F FF 96 S SL 88 C SL 85 1-3 **K** ③		S FF 91 B CH 83 X SL 83 1-1 **G1-3** ② X SL 87 0-0 **F9** ③		5	1	1	0	0	2	3
38 Tyson Ross, R (1, 1) OBP: 0.188, SLG: 0.156 15 Jeff Francoeur, R (7, PH) OBP: 0.179, SLG: 0.083 58 Blaine Boyer, R (7, 1) 14 Tommy Medica, R (8, PH) OBP: 0.330, SLG: 0.476 33 Dale Thayer, R (8, 1) 46 Tim Stauffer, R (9, 1) OBP: 0.200, SLG: 0.200			C FF 91 X SI 90 0-1 **G5-3** ③		B SI 90 2 SAFE L SI 90 C SI 90 X SI 91 1-2 27 HBP, 12 3B **FC3-5** ① **1-2** **2-3f**		B FF 92 S FF 94 B SL 84 S FF 95 F FF 94 B SL 88 F FF 96 F FF 96 X FF 96 3-2 **L8** ①	B SI 91 B SI 91 C SI 91 X SL 84 2-1 **E8** **2B**		2 1 0 1 0 0	1 0 0 0 0 0	0 0 0 1 0 0	0 0 0 0 0 0	0 0 0 0 0 0	2 0 0 0 0 0
Inning Stats	R: 0 E: 0 K: 1 S: 7 H: 0 LOB: 0 BB: 0 P: 12	R: 0 E: 0 K: 1 S: 12 H: 0 LOB: 0 BB: 0 P: 16	R: 0 E: 0 K: 2 S: 8 H: 0 LOB: 0 BB: 0 P: 9	R: 1 E: 0 K: 1 S: 15 H: 2 LOB: 2 BB: 1 P: 30	R: 4 E: 0 K: 0 S: 14 H: 3 LOB: 0 BB: 0 P: 20	R: 0 E: 0 K: 2 S: 12 H: 1 LOB: 1 BB: 0 P: 17	R: 1 E: 0 K: 1 S: 20 H: 2 LOB: 3 BB: 1 P: 33	R: 0 E: 1 K: 0 S: 10 H: 1 LOB: 1 BB: 0 P: 18	R: 2 E: 0 K: 0 S: 12 H: 2 LOB: 2 BB: 2 P: 22	1B: 8 2B: 2 3B: 1 HR: 0 SF: 1 SAC: 0 DP: 0 HBP: 2						

	AB	37
	R	8
	H	11
	RBI	7
	BB	4
	SO	8
	LOB	17

WP: 1 PB: 0 SB: 0 CS: 0 PA: 44

PITCHER		IP	WLS	BF	H	R	ER	SO	BB	IBB	HBP	BLK	WP	HR	S	P	ERA	WHIP
50 Charlie Morton, R ERA: 3.62	(1, 1)	5.0	L	22	5	5	5	5	1	0	1	0	1	0	56	87	9.00	1.200
38 Stolmy Pimentel, R ERA: 4.55	(6, 1)	2.0		11	3	1	1	3	1	0	1	0	0	0	32	50	4.50	2.000
30 Jeanmar Gómez, R ERA: 3.68	(8, 1)	2.0		11	3	2	2	0	2	0	0	0	0	0	22	40	9.00	2.500

PITCHER	IP	WLS	BF	H	R	ER	SO	BB	IBB	HBP	BLK	WP	HR	S	P	ERA	WHIP

BOTTOM

San Diego Padres @ Pittsburgh Pirates

PNC Park, Pittsburgh, PA

Sun Aug 10 2014, 1:38 PM - 4:57 PM EDT

Att. 38,030 - Partly Cloudy - 75 F

livebaseballscorecards.com

Batter	1	2	3	4	5	6	7	8	9	AB	R	H	RBI	BB	SO	LOB
6 Starling Marte, R (1, 8) OBP: 0.333, SLG: 0.391	C FF 93 X SL 88 0-1 25 HR 1B	S SL 89 B SI 95 H SI 94 2-1 25 CS HBP			C SI 90 B SI 92 X SI 92 1-1 ② G6-3		C FF 94 F FF 94 F SI 94 X FF 95 0-2 ② F7			3	1	1	0	0	0	0
25 Gregory Polanco, L (1, 9) OBP: 0.333, SLG: 0.390 30 Jeanmar Gómez, R (8, 1) OBP: 1.000, SLG: 1.000	1 SAFE B SI 92 B FF 94 1 SAFE X SL 86 2-0 1-H HR	F FF 94 S FF 93 0-2 ③ CS 1-2	F FF 94 B FF 93 B SI 94 X SI 94 2-1 ① P6		C CH 88 T FF 93 B SL 88 B FF 95 X SI 93 2-2 2B		B SL 88 F FF 93 X FF 92 1-1 ③ G4-3			4 0	1 0	2 0	2 0	0 0	0 0	0 0
5 Josh Harrison, R (1, 5) OBP: 0.352, SLG: 0.504 (8, 4)	B FF 94 S SL 86 F SL 88 F SI 94 B SI 95 X SL 88 2-2 ① G6-3		X SI 94 0-0 ② L9		C SL 87 T FF 95 H FF 94 1-2 HBP			C SL 82 F SL 82 S FF 91 0-3 ① K		3	0	0	0	0	1	0
15 Ike Davis, L (1, 3) OBP: 0.345, SLG: 0.361 38 Stolmy Pimentel, R (6, 1) 24 Pedro Alvarez, L (8, 5) OBP: 0.318, SLG: 0.398	C SL 87 B FF 95 B FF 94 S SL 86 F SL 87 B SL 88 B SI 95 4-2 23 G1-3 10 1B BB		C FF 94 X FF 94 0-1 ③ P6		S SL 86 C SL 86 X SL 88 0-2 ③ F8			C CH 85 F FF 92 T FF 93 0-2 ② K		2 0 1	0 0 0	0 0 0	0 0 0	1 0 0	0 0 1	2 0 0
10 Jordy Mercer, R (1, 6) OBP: 0.304, SLG: 0.376	B SI 94 B SI 94 X SL 88 2-0 23 G1-3 1-2 1B			B SI 92 C FF 91 B SI 92 F SL 87 B SI 94 F SL 85 D SL 88 4-2 27 FC5-4 23 1B BB		B SL 84 F SI 90 X SL 88 1-1 1B		C FF 92 B CH 86 F CH 84 B CH 86 B SL 83 C FF 92 3-3 ③ K		3	0	2	0	1	1	0
23 Travis Snider, L (1, 7) OBP: 0.318, SLG: 0.374	C CH 88 B FF 96 X CH 88 1-1 ② G1-3 1-2 2-3			1 SAFE F FF 93 X CH 87 0-1 27 FC5-4 1-2 1B		F FF 93 C FF 94 B FF 93 F SL 86 T SI 94 1-2 ① K			S CH 79 X FF 91 0-1 ① F7	4	0	1	0	0	1	3
27 Jayson Nix, R (1, 4) OBP: 0.217, SLG: 0.214 (8, 9)	S SL 86 D SL 87 D SL 87 F FF 95 D SL 89 X SL 89 3-2 ③ P6			X SL 85 0-0 ①② FC5-4 19 S 1-2 2-3		C SL 86 B SL 88 F SI 94 B SL 86 X SL 87 2-2 ② P2			B FF 92 F SL 84 T FF 92 B FF 92 F SL 84 F SL 84 S CH 81 2-3 ② K	4	0	0	0	0	1	5
19 Chris Stewart, R (1, 2) OBP: 0.370, SLG: 0.311		C SI 93 F SI 95 B SL 87 B SL 89 F SI 95 X SI 95 2-2 ① G6-3		S SL 85 D SL 86 B SL 86 C SI 93 D SL 86 C SI 93 3-3 ③ K 1-2		B SI 91 C SL 85 B SL 84 F SI 91 X SL 85 2-2 ③ L5			C FF 92 C FF 91 X FF 92 0-2 17 DI 1B	4	0	1	0	0	1	2
50 Charlie Morton, R (1, 1) OBP: 0.077, SLG: 0.053 3 Michael Martinez, S (5, PH) OBP: 0.211, SLG: 0.171 17 Gaby Sanchez, R (6, 3) OBP: 0.292, SLG: 0.379		C FF 94 S SL 88 S SL 88 0-3 ② K			X SI 92 0-0 ① G4-3		C SL 83 X FF 92 0-1 ① F9		B SL 84 D SL 86 C FF 91 B SL 85 S FF 91 F FF 91 F FF 91 S CH 80 3-3 ③ K 1-2	1 1 2	0 0 0	0 0 0	0 0 0	0 0 0	1 0 1	0 0 1
Inning Stats	R: 2 H: 3 E: 0 LOB: 2 K: 0 BB: 1 S: 16 P: 30	R: 0 H: 0 E: 0 LOB: 0 K: 1 BB: 0 S: 10 P: 14	R: 0 H: 0 E: 0 LOB: 0 K: 0 BB: 0 S: 5 P: 7	R: 0 H: 1 E: 0 LOB: 1 K: 1 BB: 1 S: 9 P: 16	R: 0 H: 1 E: 0 LOB: 2 K: 0 BB: 0 S: 11 P: 15	R: 0 H: 1 E: 0 LOB: 1 K: 0 BB: 0 S: 12 P: 18	R: 0 H: 0 E: 0 LOB: 0 K: 0 BB: 0 S: 8 P: 9	R: 0 H: 0 E: 0 LOB: 0 K: 3 BB: 0 S: 9 P: 12	R: 0 H: 1 E: 0 LOB: 1 K: 2 BB: 0 S: 15 P: 20	1B: 5 SF: 0 2B: 1 SAC: 0 3B: 0 DP: 1 HR: 1 HBP: 2						

AB	32
R	2
H	7
RBI	2
BB	2
SO	8
LOB	13

WP: 0 PA: 37
PB: 0
SB: 1
CS: 1

PITCHER		IP	WLS	BF	H	R	ER	SO	BB	IBB	HBP	BLK	WP	HR	S	P	ERA	WHIP
38 Tyson Ross, R ERA: 2.63	(1, 1)	6.0	W	26	6	2	2	3	2	0	2	0	0	1	63	100	3.00	1.333
58 Blaine Boyer, R ERA: 1.73	(7, 1)	1.0		3	0	0	0	0	0	0	0	0	0	0	8	9	0.00	0.000
33 Dale Thayer, R ERA: 1.84	(8, 1)	1.0		3	0	0	0	3	0	0	0	0	0	0	9	12	0.00	0.000
46 Tim Stauffer, R ERA: 3.64	(9, 1)	1.0		4	1	0	0	2	0	0	0	0	0	0	15	20	0.00	1.000

PITCHER	IP	WLS	BF	H	R	ER	SO	BB	IBB	HBP	BLK	WP	HR	S	P	ERA	WHIP

Detroit Tigers @ Pittsburgh Pirates

PNC Park, Pittsburgh, PA

Mon Aug 11 2014, 7:08 PM - 10:37 PM EDT

Att. 35,314 - Cloudy - 72 F

TOP

livebaseballscorecards.com

Batter	1	2	3	4	5	6	7	8	9	AB	R	H	RBI	BB	SO	LOB
20 Rajai Davis, R (1, 8) (7, 7) OBP: 0.332, SLG: 0.419	C SI 92 F CH 81 X SI 93 0-2 24 S 3 SH5-3 24 1B 1B	B CH 79 B SI 91 C CH 80 C SI 91 X CH 79 2-2 ② ③ L7-2 3-H			S CH 80 B SI 90 C SI 91 F SI 91 X KC 79 1-2 1B	L SI 93 F SI 93 S SL 87 0-3 ③ K		F SI 91 X SL 87 0-1 24 1B 2-H 3-H 2B		5	1	3	2	0	1	4
3 Ian Kinsler, R (1, 4) OBP: 0.319, SLG: 0.429	L SI 92 1 SAFE X SI 91 0-1 ① SH5-3 1-2		C SI 89 F SI 90 X CH 79 0-2 ① G5-3		C CH 78 B SI 90 B SI 90 S CH 79 X CH 78 2-2 ③ L5		C SI 91 X SL 85 0-1 ① P6	B SI 93 F FF 93 C SI 92 S SI 93 1-3 ② K		4	0	0	0	0	1	2
24 Miguel Cabrera, R (1, 5) OBP: 0.366, SLG: 0.509	C SI 92 F SI 92 X SI 92 0-2 41 PB 2-H 1B		C KC 78 C CH 80 B SI 91 F SI 92 X CH 80 1-2 ② F9			S KC 79 B CH 78 B SI 90 B SI 90 X CH 79 3-1 41 1B 48 2B 1B	F SI 92 S SL 86 X SL 85 0-2 ② F8	B SI 94 F SI 94 B SI 95 X SI 95 2-1 ③ 2-H 1B		5	1	3	1	0	0	0
41 Victor Martinez, S (1, 3) OBP: 0.386, SLG: 0.554	S KC 78 C KC 82 D KC 83 F KC 80 B SI 91 S CH 81 2-3 ② K 1-2		C SI 91 B KC 80 B SI 92 X CH 80 2-1 ③ G4-3			B KC 75 S CH 79 B SI 88 C SI 88 F KC 76 X CH 78 2-2 48 2B 13 1B 1-2 1B	X SI 93 0-0 48 2B 1B		B FF 92 S FC 90 T FC 88 X FC 89 1-2 ① G5-3	5	1	2	0	0	1	1
48 Torii Hunter, R (1, 9) OBP: 0.311, SLG: 0.454	C SI 91 D CH 81 B SI 91 F CH 79 B SI 91 B SI 92 4-2 28 FC5-4 BB			B SI 91 C SI 90 X CH 79 1-1 ① F8		X CH 78 0-0 13 1B 32 FC4-6 1-3 2-H 2B	F SI 92 B SI 92 S SI 93 X SI 93 1-2 1-3 2B		X FC 92 0-0 ② G1-3	4	1	2	1	1	0	0
28 J.D. Martinez, R (1, 7) OBP: 0.347, SLG: 0.562 40 Phil Coke, L (7, 1) 9 Nick Castellanos, R (9, PH) OBP: 0.308, SLG: 0.403	X KC 80 0-0 ③ FC5-4 1-2f			C SI 91 X KC 80 0-1 13 G4-6-3 1B		B SI 89 B SI 89 B CH 80 B SI 89 4-0 32 FC4-6 13 1B BB	S SI 94 B SI 93 B SI 94 S SI 94 F SI 94 C SL 86 3-3 ③ K		C FF 94 F FC 89 X FF 94 0-2 ③ G4-3	3 0 1	0 0 0	1 0 0	0 0 0	1 0 0	1 0 0	4 0 0
13 Alex Avila, L (1, 2) OBP: 0.324, SLG: 0.369		B SI 89 B SI 90 B SI 89 B SI 89 4-0 35 SH1-4 30 BB 20 L7-2 BB		X SI 89 0-0 ② ③ G4-6-3 1-2f		C SI 90 C SI 89 D KC 80 X SI 90 1-2 32 FC4-6 1-2 2-3 3-H 1B		X SI 91 0-0 30 2B 20 2B 1B		3	1	2	1	1	0	1
30 Eugenio Suárez, R (1, 6) OBP: 0.326, SLG: 0.382		B SI 90 C CH 79 B CH 80 B SI 91 B SI 90 4-1 35 SH1-4 1-2 BB			C CH 78 C SI 90 X SI 91 0-2 ① G5-3	B SI 92 S SI 93 F SI 92 T SI 92 1-2 ① K		B SI 92 X SI 93 1-0 20 2B 1-3 2B		3	1	1	0	1	1	3
35 Justin Verlander, R (1, 1) OBP: 0.333, SLG: 0.333 60 Justin Miller, R (2, 1) 46 Ian Krol, L (4, 1) 32 Don Kelly, L (6, PH) OBP: 0.323, SLG: 0.292 66 Kevin Whelan, R (6, 1) 61 Ezequiel Carrera, L (7, 8) OBP: 0.400, SLG: 0.385		X SI 91 0-0 ① SH1-4 1-2 2-3			C SI 90 C SI 91 B SI 92 F SI 92 F SI 90 B KC 78 X SI 91 2-2 ② G6-3	F SI 93 B SI 93 S SL 87 D SL 87 X SI 92 2-2 ② FC4-6 1-2f 2-3 3-H		X SI 92 0-0 ① G3		0 0 1 1 0 1	0 0 0 0 0 0	0 0 0 0 0 0	0 0 0 1 0 0	0 0 0 0 0 0	0 0 0 2 0 2	0 0 0 0 0 0
Inning Stats	R: 1 E: 0 K: 1 S: 15 H: 2 LOB: 2 BB: 1 P: 21	R: 0 E: 0 K: 0 S: 5 H: 0 LOB: 1 BB: 2 P: 15	R: 0 E: 0 K: 0 S: 9 H: 0 LOB: 0 BB: 0 P: 12	R: 0 E: 0 K: 0 S: 5 H: 1 LOB: 0 BB: 0 P: 6	R: 0 E: 0 K: 0 S: 15 H: 1 LOB: 1 BB: 0 P: 20	R: 3 E: 0 K: 2 S: 19 H: 4 LOB: 2 BB: 1 P: 32	R: 0 E: 0 K: 1 S: 13 H: 2 LOB: 2 BB: 0 P: 17	R: 2 E: 0 K: 1 S: 10 H: 4 LOB: 2 BB: 0 P: 14	R: 0 E: 0 K: 0 S: 7 H: 0 LOB: 0 BB: 0 P: 8	1B: 10 2B: 5 3B: 0 HR: 0 SF: 0 SAC: 2 DP: 2 HBP: 0						

	AB	36
	R	6
	H	14
	RBI	6
	BB	4
	SO	5
	LOB	19

WP: 0 PA: 42
PB: 1
SB: 1
CS: 0

PITCHER		IP	WLS	BF	H	R	ER	SO	BB	IBB	HBP	BLK	WP	HR	S	P	ERA	WHIP
49 Jeff Locke, L ERA: 3.98	(1, 1)	5.0	W	25	8	4	4	1	4	0	0	0	0	0	59	94	7.20	2.400
48 Jared Hughes, R ERA: 1.82	(6, 1)	2.0	H	8	2	0	0	3	0	0	0	0	0	0	22	29	0.00	1.000
65 Casey Sadler, R ERA: 7.71	(8, 1)	0.2		5	3	2	2	1	0	0	0	0	0	0	8	10	27.00	4.500
44 Tony Watson, L ERA: 1.46	(8, 1)	0.1		1	1	0	0	0	0	0	0	0	0	0	2	4	0.00	3.000
37 Justin Wilson, L ERA: 4.76	(9, 1)	1.0		3	0	0	0	0	0	0	0	0	0	0	7	8	0.00	0.000

PITCHER	IP	WLS	BF	H	R	ER	SO	BB	IBB	HBP	BLK	WP	HR	S	P	ERA	WHIP

Batter	1	2	3	4	5	6	7	8	9	AB	R	H	RBI	BB	SO	LOB
5 Josh Harrison, R (1, 5) OBP: 0.355, SLG: 0.509	E8 15 BB 6 3B 1B K		X FF 93 0-0 25 1B 2B		B CH 87 F CH 85 B FF 93 F CH 85 B FF 93 X CH 87 3-2 ③ G4-3		C FF 92 X FF 88 0-1 55 FC4 1B			5	1	3	0	0	1	2
25 Gregory Polanco, L (1, 9) OBP: 0.339, SLG: 0.389	B FF 90 B CH 83 B CH 82 B FF 90 4-0 6 3B 15 BB BB	B FF 94 B FF 94 C FF 94 B SL 84 S FF 93 B FF 94 4-2 55 E 55 S 55 SF8 BB	B FF 92 T SL 82 X FF 92 1-1 ② 2-H 1B			C FF 93 B CH 85 X FF 94 1-1 ① P6	F FF 95 S SI 94 F SI 94 B SL 77 B SL 78 X SL 78 2-2 ② F9			3	2	1	0	2	0	1
55 Russell Martin, R (1, 2) OBP: 0.413, SLG: 0.401	F FF 92 B FF 91 B FF 92 C SL 84 S SL 87 2-3 ① K	B FF 93 B SL 86 F FF 93 X FF 94 2-1 ① SF8 1-H	C SL 82 B FF 92 B SL 83 F SL 81 X SL 83 2-2 ③ G5-3			F FF 93 X FF 94 0-1 HR	S CH 83 X SI 92 0-1 ③ FC4 1-2f			4	1	1	2	0	1	4
15 Ike Davis, L (1, 3) OBP: 0.346, SLG: 0.371 17 Gaby Sanchez, R (8, PH) OBP: 0.290, SLG: 0.378 (9, 3)	B FF 93 B CH 83 D FF 93 D FF 90 4-0 6 3B 1-2 2-3 BB	B FF 94 C SL 85 X SL 83 1-1 ② F9		C FF 93 F FF 95 X CU 79 0-2 ① G6-3		B FF 93 B FF 93 X FF 92 2-0 HR		B CH 84 X SI 92 1-0 ① G5-3		3 1	2 0	1 0	1 0	1 0	0 0	0 0
6 Starling Marte, R (1, 8) OBP: 0.337, SLG: 0.398	X SL 85 0-0 23 E 1-H 2-H 3-H 3B	X FF 94 0-0 23 S 23 HR 1B		C FF 95 F FF 95 B FF 94 S CH 84 1-3 ② K		B SL 84 F FF 92 F CH 85 B SL 84 F SL 84 B FF 94 F SL 84 F FF 94 B SL 83 4-2 23 G4-3 23 WP BB		F SI 94 S CH 84 B SI 93 S CH 86 1-3 ② K2-3		4	2	2	3	1	2	0
23 Travis Snider, L (1, 7) OBP: 0.324, SLG: 0.414	F FF 91 B CU 79 X CU 79 1-1 E3 10 1B 27 1B 3-H	1 SAFE B FF 92 B FF 94 X FF 93 2-0 1-H HR		C FF 94 B CU 80 X CU 80 1-1 2B		C FF 93 1 SAFE C SL 83 F SL 83 F FF 93 B SL 82 F SL 83 X FF 93 1-2 ② G4-3 1-3		B SI 92 S SI 93 B SL 81 S SI 92 B SI 92 X FF 94 3-2 HR		5	3	3	4	0	0	1
10 Jordy Mercer, R (1, 6) OBP: 0.308, SLG: 0.380	C FF 92 C FF 91 1 SAFE F SL 84 F FF 91 X CU 79 0-2 27 1B 1-2 1B	X FF 92 0-0 2B		C CH 84 C FF 93 X CH 85 0-2 ③ F9		B FF 92 F FF 93 B FF 92 D FF 91 B FF 92 4-1 BB		C SI 93 F CH 83 B CH 83 S CH 81 1-3 ③ K		4	0	2	0	1	1	1
27 Jayson Nix, R (1, 4) OBP: 0.219, SLG: 0.217	B FF 94 X FF 93 1-0 1-2 2-H 1B	B SL 83 C SL 84 B SL 85 X FF 93 2-1 ③ G4-3			B FF 92 X FF 92 1-0 ① F9	X SL 84 0-0 ③ L4				4	0	1	1	0	0	3
49 Jeff Locke, L (1, 1) OBP: 0.179, SLG: 0.115 48 Jared Hughes, R (6, 1) 24 Pedro Alvarez, L (7, PH) OBP: 0.318, SLG: 0.397 65 Casey Sadler, R (8, 1) 44 Tony Watson, L (8, 1) OBP: 0.333, SLG: 0.333 37 Justin Wilson, L (9, 1)	C FF 92 B FF 93 L FF 92 L FF 94 1-3 ② K		B FF 92 C FF 91 F FF 91 F SL 84 B SL 82 F FF 92 F FF 94 X SL 83 2-2 ① G6-3		C FF 93 C SI 94 B FF 95 B CU 78 B FF 93 S FF 93 3-3 ② K		C FF 91 B CH 86 B CH 85 S FF 92 F CH 84 S CH 86 2-3 ① K		3 0 1 0 0 0	0 0 0 0 0 0	0 0 0 0 0 0	0 0 0 0 0 0	2 0 1 0 0 0	1 0 0 0 0 0	2 0 0 0 0 0
Inning Stats	R: 5 E: 2 K: 3 S: 23 H: 4 LOB: 2 BB: 2 P: 40	R: 3 E: 0 K: 0 S: 11 H: 3 LOB: 1 BB: 1 P: 22	R: 0 E: 0 K: 0 S: 12 H: 2 LOB: 1 BB: 0 P: 17	R: 0 E: 0 K: 1 S: 11 H: 1 LOB: 1 BB: 0 P: 13	R: 0 E: 0 K: 1 S: 7 H: 0 LOB: 0 BB: 0 P: 14	R: 2 E: 0 K: 0 S: 18 H: 2 LOB: 2 BB: 2 P: 30	R: 0 E: 0 K: 1 S: 12 H: 1 LOB: 1 BB: 0 P: 16	R: 1 E: 0 K: 2 S: 10 H: 1 LOB: 0 BB: 0 P: 16								

PITCHER		IP	WLS	BF	H	R	ER	SO	BB	IBB	HBP	BLK	WP	HR	S	P	ERA	WHIP
35 Justin Verlander, R ERA: 4.76	(1, 1)	1.0	L	10	4	5	4	3	2	0	0	0	0	0	23	40	36.00	6.000
60 Justin Miller, R ERA: 5.11	(2, 1)	2.0		11	5	3	3	0	1	0	0	0	0	1	23	39	13.50	3.000
46 Ian Krol, L ERA: 4.65	(4, 1)	2.0		7	1	0	0	2	0	0	0	0	0	0	18	27	0.00	0.500
66 Kevin Whelan, R ERA: 13.5	(6, 1)	1.1		9	3	2	2	1	2	0	0	0	1	2	24	38	13.50	3.750
40 Phil Coke, L ERA: 4.22	(7, 1)	1.2		6	1	1	1	2	0	0	0	0	0	1	16	24	5.40	0.600

PITCHER	IP	WLS	BF	H	R	ER	SO	BB	IBB	HBP	BLK	WP	HR	S	P	ERA	WHIP

BOTTOM

Detroit Tigers @ Pittsburgh Pirates

PNC Park, Pittsburgh, PA

Mon Aug 11 2014, 7:08 PM - 10:37 PM EDT

Att. 35,314 - Cloudy - 72 F

livebaseballscorecards.com

AB	37
R	11
H	14
RBI	11
BB	5
SO	8
LOB	14

1B: 6	SF: 1	WP: 1	PA: 43
2B: 3	SAC: 0	PB: 0	
3B: 1	DP: 0	SB: 2	
HR: 4	HBP: 0	CS: 0	

Batter	1	2	3	4	5	6	7	8	9	AB	R	H	RBI	BB	SO	LOB
20 Rajai Davis, R (1, 7) OBP: 0.328, SLG: 0.412	C FF 94 X SI 95 0-1 ① G5-3	C KC 81 F KC 81 X FF 94 0-2 ③ G6-3		X KC 80 0-0 ③ L7			B FC 91 F FC 92 T FF 95 F FF 96 S FF 95 1-3 ② K		F FC 93 X FC 91 0-1 ③ G5-3	5	0	0	0	0	1	4
61 Ezequiel Carrera, L (1, 8) OBP: 0.368, SLG: 0.412	B SI 94 B SI 94 B SI 94 C SI 93 X SI 94 3-1 3 1B 2B		C FF 92 F CH 85 B SI 93 B KC 80 F KC 78 S KC 80 2-3 ① K		B SI 92 B CH 83 B SI 92 C SI 93 F SI 93 X SI 93 3-2 ① G4-3		F SI 96 C CU 80 B FF 96 B FF 96 F SI 96 F SI 96 F FC 92 X FC 92 2-2 ③ G4-3			4	1	1	0	0	1	0
3 Ian Kinsler, R (1, 4) OBP: 0.318, SLG: 0.428	B FF 94 X CH 84 1-0 24 1B 41 FC1-2 2-H 1B		B SI 94 F FF 93 F SI 94 S KC 80 1-3 ② K		B CH 85 B CH 84 S SI 94 B SI 95 F SI 94 X SI 95 3-2 ② G5-3			L SI 94 X SI 94 0-1 ① F7		4	0	1	1	0	1	0
24 Miguel Cabrera, R (1, 5) OBP: 0.369, SLG: 0.509	C KC 82 B SI 95 1 SAFE F SI 95 X CH 86 1-2 41 FC1-2 1-3 1B		S KC 81 B KC 82 F KC 81 F KC 82 B SI 95 D CH 86 4-2 BB		B FF 96 B SI 94 B SI 93 B SI 94 4-0 BB			B SL 85 B CH 87 B SI 95 C SI 94 C SI 95 S SI 95 3-3 ② K		2	0	1	0	2	1	0
41 Victor Martinez, S (1, 3) OBP: 0.383, SLG: 0.549	C CH 86 X CH 86 0-1 ② FC1-2 1-2 3-H		C KC 79 D CH 87 X KC 80 1-1 ③ G5-3		C KC 80 X KC 81 0-1 ③ G3			F SI 95 C CH 88 X SL 83 0-2 ③ F8		4	0	0	0	0	0	4
28 J.D. Martinez, R (1, 9) OBP: 0.342, SLG: 0.554	B SI 95 S SI 95 B SI 95 X FF 95 2-1 ③ F9			F SI 93 B FF 93 B CH 84 T CH 85 X SI 93 2-2 ① G5-3		B SI 92 F SI 93 C KC 80 B KC 82 X SI 93 2-2 ① G5-3			S FC 94 F FC 92 F KC 81 X KC 81 0-2 ① F7	4	0	0	0	0	0	2
13 Alex Avila, L (1, 2) OBP: 0.326, SLG: 0.381		X SI 94 0-0 ① F8		B SI 93 B CH 84 C SI 93 X SI 93 2-1 HR		B KC 79 B KC 78 F CH 84 F CH 86 B KC 80 F SI 94 X SI 94 3-2 ② G1-3			C FC 93 B FC 92 X FC 92 1-1 9 1B 1B	4	1	2	1	0	0	0
30 Eugenio Suárez, R (1, 6) OBP: 0.320, SLG: 0.375 40 Phil Coke, L (8, 1) 9 Nick Castellanos, R (9, PH) OBP: 0.310, SLG: 0.404 32 Don Kelly, L (9, PR) OBP: 0.323, SLG: 0.292		C SI 93 C SI 94 F KC 82 B FF 95 C KC 79 1-3 ② K		T SI 93 S KC 80 B KC 81 S KC 80 1-3 ② K		C SI 94 B FF 93 C KC 79 T KC 82 1-2 ③ K			X FC 90 0-0 1-2 1B	3 0 1 0	0 0 0 0	0 0 1 0	0 0 0 0	0 0 0 0	3 0 0 0	0 0 0 0
58 Robbie Ray, L (1, 1) OBP: 0.500, SLG: 0.500 62 Al Alburquerque, R (6, 1) 17 Andrew Romine, S (6, 6) OBP: 0.263, SLG: 0.275 48 Torii Hunter, R (9, PH) OBP: 0.310, SLG: 0.453		C FF 94 X SI 94 0-1 E4		B SI 92 C FF 93 B SI 94 F SI 91 B SI 93 X SI 92 3-2 1B			C FF 94 C FF 94 F FC 90 F FF 95 F SI 96 B FC 90 X FC 91 1-2 ① G3		F FC 93 S KC 82 D KC 82 X KC 80 1-2 ② F9	2 0 1 1	0 0 0 0	1 0 0 0	0 0 0 0	0 0 0 0	0 0 0 0	0 0 0 2

Inning Stats	1	2	3	4	5	6	7	8	9
	R: 1 H: 3 E: 0 LOB: 2 K: 0 BB: 0 S: 12 P: 19	R: 0 H: 0 E: 1 LOB: 1 K: 1 BB: 0 S: 10 P: 11	R: 0 H: 0 E: 0 LOB: 1 K: 2 BB: 1 S: 12 P: 20	R: 1 H: 2 E: 0 LOB: 1 K: 1 BB: 0 S: 12 P: 20	R: 0 H: 0 E: 0 LOB: 1 K: 0 BB: 1 S: 8 P: 18	R: 0 H: 0 E: 0 LOB: 0 K: 1 BB: 0 S: 10 P: 16	R: 0 H: 0 E: 0 LOB: 0 K: 1 BB: 0 S: 16 P: 20	R: 0 H: 0 E: 0 LOB: 0 K: 1 BB: 0 S: 8 P: 11	R: 0 H: 2 E: 0 LOB: 2 K: 0 BB: 0 S: 12 P: 14

1B: 5	SF: 0	WP: 0	PA: 37
2B: 1	SAC: 0	PB: 0	
3B: 0	DP: 0	SB: 0	
HR: 1	HBP: 0	CS: 0	

PITCHER		IP	WLS	BF	H	R	ER	SO	BB	IBB	HBP	BLK	WP	HR	S	P	ERA	WHIP
36 Edinson Volquez, R ERA: 3.67	(1, 1)	6.0	W	26	5	2	2	5	2	0	0	0	0	1	64	104	3.00	1.167
37 Justin Wilson, L ERA: 4.66	(7, 1)	1.0	H	3	0	0	0	1	0	0	0	0	0	0	16	20	0.00	0.000
44 Tony Watson, L ERA: 1.43	(8, 1)	1.0	H	3	0	0	0	1	0	0	0	0	0	0	8	11	0.00	0.000
35 Mark Melancon, R ERA: 2.15	(9, 1)	1.0	S	5	2	0	0	0	0	0	0	0	0	0	12	14	0.00	2.000

PITCHER	IP	WLS	BF	H	R	ER	SO	BB	IBB	HBP	BLK	WP	HR	S	P	ERA	WHIP

TOP

Detroit Tigers @ Pittsburgh Pirates

PNC Park, Pittsburgh, PA

Tue Aug 12 2014, 7:07 PM - 10:17 PM EDT

Att. 34,919 - Cloudy - 73 F

livebaseballscorecards.com

AB	35
R	2
H	7
RBI	2
BB	2
SO	7
LOB	12

BOTTOM

Detroit Tigers @ Pittsburgh Pirates

PNC Park, Pittsburgh, PA

Tue Aug 12 2014, 7:07 PM - 10:17 PM EDT

Att. 34,919 - Cloudy - 73 F

livebaseballscorecards.com

Batter	1	2	3	4	5	6	7	8	9	AB	R	H	RBI	BB	SO	LOB
5 Josh Harrison, R (1, 5) OBP: 0.357, SLG: 0.510	B FF 92 C FF 93 X FF 94 1-1 ① P4		B CH 83 X CH 84 1-0 10 S 10 1B 2B		B CH 82 B FF 92 B CH 83 B FF 91 4-0 10 G6-3 25 SH1-3 BB		C SL 85 C SL 86 B SL 86 X SL 85 1-2 ① P6			3	1	1	0	1	0	0
25 Gregory Polanco, L (1, 9) OBP: 0.339, SLG: 0.388	F FF 94 B FF 94 X SL 82 1-1 ② P6		L FF 92 B SL 80 B FF 91 X SL 82 2-1 ① F8		B CH 83 1 SAFE 1 SAFE C FF 91 X CH 80 1-1 ① SH1-3 1-2		B SI 95 C SL 86 B SL 87 X SL 85 2-1 10 CS 1B			3	0	1	0	0	0	1
10 Jordy Mercer, R (1, 6) OBP: 0.310, SLG: 0.380	B FF 94 C FF 94 B FF 94 F FF 93 B CH 85 X FF 94 3-2 ③ G6-3		B CH 83 B CH 82 F FF 92 C FF 92 D SL 83 X FF 92 3-2 55 WP 2-H 1B		B FF 90 C FF 90 2 SAFE X CH 83 1-2 ② G6-3 2-3		B SI 94 B SI 93 S SL 85 1 SAFE B SL 85 S SL 85 B SL 84 4-2 ② 1-2 BB			3	0	1	1	1	0	1
55 Russell Martin, R (1, 2) OBP: 0.411, SLG: 0.402		F FF 93 B CH 86 C CH 84 B CH 86 X FF 93 2-2 17 2B 2B	B CH 85 T CH 83 B FF 92 F FF 91 B CH 81 S CH 84 3-3 ② K 1-2		B SL 82 B CH 82 C CH 82 C FF 90 B FF 93 T FF 93 3-2 ③ K		C SI 93 B SL 86 S SL 85 C SI 92 1-3 ③ K			4	1	1	0	0	3	3
6 Starling Marte, R (1, 8) OBP: 0.339, SLG: 0.398		B CH 85 X CH 85 1-0 ① F9	F CH 84 B FF 91 T FF 89 F FF 92 S CH 84 1-3 ③ K			B FF 89 B FF 91 B FF 90 C FF 89 B FF 90 4-1 15 S 15 2B BB		X CH 83 0-0 15 G3-6-3 1B		3	1	1	0	1	1	2
17 Gaby Sanchez, R (1, 3) OBP: 0.292, SLG: 0.384 15 Ike Davis, L (6, PH) OBP: 0.347, SLG: 0.376 (7, 3)		X CH 83 0-0 23 2B 2-H 2B		C FF 92 X CH 83 0-1 ① F8		C SL 84 1 SAFE F SL 86 B SI 93 1 SAFE 1 SAFE B SI 93 X SL 87 2-2 1-H 2B		1 SAFE B SL 77 X SI 92 1-0 ① ② G3-6-3 1-2f		2	1	1	1	0	0	0
										2	0	1	1	0	0	1
23 Travis Snider, L (1, 7) OBP: 0.328, SLG: 0.420		B FF 93 B FF 93 B FF 92 C FF 91 F CH 84 X FF 92 3-2 2-H 2B		C SL 83 B CH 82 X FF 91 1-1 1B		X SL 85 0-0 ① F9		B SI 93 B SL 80 S SI 94 B SI 94 S SI 94 S SI 94 3-3 ③ K		4	0	2	1	0	1	1
27 Jayson Nix, R (1, 4) OBP: 0.209, SLG: 0.206		F FF 92 F FF 93 B SL 81 F CH 85 B CH 84 F CH 84 D FF 93 F CH 85 X FF 92 3-2 ② G5-3		C CH 82 F FF 92 X CH 83 0-2 ② L7		F SI 92 X SL 85 0-1 ② G4-3				3	0	0	0	0	0	3
36 Edinson Volquez, R (1, 1) OBP: 0.111, SLG: 0.030 24 Pedro Alvarez, L (6, PH) OBP: 0.317, SLG: 0.396 37 Justin Wilson, L (7, 1) 44 Tony Watson, L (8, 1) OBP: 0.333, SLG: 0.333 35 Mark Melancon, R (9, 1)		C FF 90 S CH 84 T CH 84 0-2 ③ K		F FF 90 C FF 91 S CH 82 0-3 ③ K		C SL 86 X SI 94 0-1 ③ F7				2	0	0	0	0	2	2
										1	0	0	0	0	0	1
										0	0	0	0	0	0	0
										0	0	0	0	0	0	0
										0	0	0	0	0	0	0
Inning Stats	R: 0 E: 0 K: 0 S: 7 H: 0 LOB: 0 BB: 0 P: 12	R: 2 E: 0 K: 1 S: 17 H: 3 LOB: 1 BB: 0 P: 26	R: 1 E: 0 K: 2 S: 13 H: 2 LOB: 1 BB: 0 P: 23	R: 0 E: 0 K: 1 S: 10 H: 1 LOB: 1 BB: 0 P: 11	R: 0 E: 0 K: 1 S: 8 H: 0 LOB: 1 BB: 1 P: 17	R: 1 E: 0 K: 0 S: 9 H: 1 LOB: 1 BB: 1 P: 15	R: 0 E: 0 K: 1 S: 10 H: 1 LOB: 1 BB: 1 P: 18	R: 0 E: 0 K: 1 S: 5 H: 1 LOB: 0 BB: 0 P: 9		1B: 4 2B: 5 3B: 0 HR: 0 SF: 0 SAC: 1 DP: 1 HBP: 0						

	AB	30
	R	4
	H	9
	RBI	4
	BB	3
	SO	7
	LOB	15

WP: 1 PA: 34
PB: 0
SB: 2
CS: 1

PITCHER		IP	WLS	BF	H	R	ER	SO	BB	IBB	HBP	BLK	WP	HR	S	P	ERA	WHIP
58 Robbie Ray, L ERA: 5.31	(1, 1)	5.0	L	23	6	4	4	5	2	0	0	0	1	0	56	94	7.20	1.600
62 Al Alburquerque, R ERA: 2.86	(6, 1)	2.0		8	2	0	0	1	1	0	0	0	0	0	18	28	0.00	1.500
40 Phil Coke, L ERA: 4.12	(8, 1)	1.0		3	1	0	0	1	0	0	0	0	0	0	5	9	0.00	1.000

PITCHER	IP	WLS	BF	H	R	ER	SO	BB	IBB	HBP	BLK	WP	HR	S	P	ERA	WHIP

Batter	1	2	3	4	5	6	7	8	9	AB	R	H	RBI	BB	SO	LOB
5 Josh Harrison, R (1, 5) OBP: 0.355, SLG: 0.509	C FF 93 S FF 94 X FF 94 0-2 ① F9		C FF 93 B CU 81 C CU 80 F FF 93 F CH 85 F FF 93 X CU 82 1-2 25 G4-3 55 2B 2B	C CU 79 B FF 91 X CU 81 1-1 ③ F7			X CH 79 0-0 ② G6-3		B CU 82 F SI 92 X CU 82 1-1 ②③ G5-3 2-3f	5	1	1	0	0	0	2
25 Gregory Polanco, L (1, 9) OBP: 0.333, SLG: 0.381	C FF 94 B FF 95 X FF 94 1-1 ② G4-3		D CH 85 B CH 83 S CH 84 F FF 93 X CH 85 2-2 ② G4-3 2-3		B CH 82 X CH 82 1-0 ① G5-3		C FF 89 X FC 85 0-1 ③ G1-3			4	0	0	0	0	0	1
55 Russell Martin, R (1, 2) OBP: 0.409, SLG: 0.404	C FF 94 S CU 82 B FF 94 B CU 83 C CU 83 2-3 ③ K		B FF 93 C FF 93 X FF 93 1-1 3-H 2B		F FF 90 X CH 83 0-1 ② G6-3			B FF 95 X FF 93 1-0 ① L8		4	0	1	1	0	1	0
15 Ike Davis, L (1, 3) OBP: 0.352, SLG: 0.377		B FF 92 C FF 91 B CH 83 B FF 92 C FF 94 B FF 94 4-2 6 HBP BB	C FF 92 B CH 86 F CH 86 B FF 93 B CH 86 C FF 93 3-3 ③ K		S CH 83 B CH 84 C FF 91 B CH 85 X CH 83 2-2 1B			B FF 93 B SL 87 B FF 92 C FF 91 C CU 79 B SL 87 4-2 BB	2	0	1	0	2	1	1
6 Starling Marte, R (1, 8) OBP: 0.338, SLG: 0.394		F FF 93 H FF 93 1-1 1-2 HBP		C FF 91 B CH 83 C CU 78 X CH 84 1-2 ① G6-3	B CU 80 B CU 79 B FF 91 C FF 92 X FF 92 3-1 ③ F9			C CU 80 D SL 88 F FF 95 F FF 94 S CU 80 1-3 ② K		3	0	0	0	0	1	2
24 Pedro Alvarez, L (1, 10) OBP: 0.316, SLG: 0.394		C CH 83 S CH 82 S CH 86 0-3 ① K		C FF 92 F FF 94 X FF 92 0-2 10 3B 1B		B FC 85 C FF 90 S FC 84 S CU 77 1-3 ① K		B SL 85 C CU 79 B FF 93 B CU 77 F SL 85 S SL 86 3-3 ③ K		4	1	1	0	0	3	3
10 Jordy Mercer, R (1, 6) OBP: 0.314, SLG: 0.386		B FF 93 C CH 83 X FF 92 1-1 ② F6		X FF 92 0-0 23 HR 1-H 3B		B CU 78 B CH 79 B FF 90 B FF 88 4-0 23 G4-6-3 BB			B FF 89 C FF 90 B SI 90 F SI 91 B SL 86 F SI 92 B FF 92 4-2 5 G5-3 23 BB BB	2	1	1	1	2	0	2
23 Travis Snider, L (1, 7) OBP: 0.330, SLG: 0.433		C FF 94 F FF 93 D CH 85 S CH 84 1-3 ③ K		X FF 92 0-0 3-H HR		1 SAFE C FF 89 1 SAFE B FC 86 B FC 84 1 SAFE X FC 86 2-1 ②③ G4-6-3 1-2f			B SI 91 C FF 92 B SI 91 B SI 92 B FF 91 4-1 1-2 BB	3	1	1	2	1	1	3
27 Jayson Nix, R (1, 4) OBP: 0.197, SLG: 0.194			C CU 78 S CU 80 F FF 92 B CU 81 X FF 93 1-2 ① F8	C FF 91 X CU 80 0-1 ② P4			B CH 78 C FF 88 F CU 77 F FF 88 B CH 78 X CH 79 2-2 ① G6-3		C FF 92 S SL 87 D SL 87 B SI 92 X SL 87 2-2 ① L7	4	0	0	0	0	0	2
Inning Stats	R: 0 E: 0 K: 1 S: 8 H: 0 LOB: 0 BB: 0 P: 11	R: 0 E: 0 K: 2 S: 11 H: 0 LOB: 2 BB: 1 P: 18	R: 1 E: 0 K: 1 S: 18 H: 2 LOB: 1 BB: 0 P: 26	R: 3 E: 0 K: 0 S: 12 H: 3 LOB: 0 BB: 0 P: 14	R: 0 E: 0 K: 0 S: 8 H: 1 LOB: 1 BB: 0 P: 14	R: 0 E: 0 K: 1 S: 5 H: 0 LOB: 0 BB: 1 P: 12	R: 0 E: 0 K: 0 S: 7 H: 0 LOB: 0 BB: 0 P: 9	R: 0 E: 0 K: 2 S: 10 H: 0 LOB: 1 BB: 1 P: 19	R: 0 E: 0 K: 0 S: 9 H: 0 LOB: 1 BB: 2 P: 20	1B: 2 2B: 2 3B: 1 HR: 1	SF: 0 SAC: 0 DP: 2 HBP: 1	WP: 0 PB: 0 SB: 0 CS: 0	PA: 37				

PITCHER		IP	WLS	BF	H	R	ER	SO	BB	IBB	HBP	BLK	WP	HR	S	P	ERA	WHIP
45 Buck Farmer, R ERA: 7.2	(1, 1)	5.0		23	6	4	4	4	1	0	1	0	0	1	57	83	7.20	1.400
65 Blaine Hardy, L ERA: 2.05	(6, 1)	2.0	W	6	0	0	0	1	1	0	0	0	0	0	12	21	0.00	0.500
44 Joba Chamberlain, R ERA: 3.19	(8, 1)	1.0		4	0	0	0	2	1	0	0	0	0	0	10	19	0.00	1.000
36 Joe Nathan, R ERA: 5.11	(9, 1)	1.0		4	0	0	0	0	2	0	0	0	0	0	9	20	0.00	2.000

PITCHER	IP	WLS	BF	H	R	ER	SO	BB	IBB	HBP	BLK	WP	HR	S	P	ERA	WHIP

TOP

Pittsburgh Pirates @ Detroit Tigers

Comerica Park, Detroit, MI

Wed Aug 13 2014, 7:09 PM - 10:14 PM EDT

Att. 41,043 - Partly Cloudy - 76 F

livebaseballscorecards.com

AB	31
R	4
H	6
RBI	4
BB	5
SO	7
LOB	16

Batter	1	2	3	4	5	6	7	8	9	AB	R	H	RBI	BB	SO	LOB
61 Ezequiel Carrera, L (1, 8) OBP: 0.333, SLG: 0.455	L SI 86 C KC 74 B SL 81 S CH 86 1-3 K ①		C KC 75 X SL 82 0-1 F9 ②		C SI 89 B FF 89 1 SAFE F FF 90 X SI 90 1-2 FC4 (24 SF9 / 3 SH5-3 / 41 1B)		L FF 93 X FF 93 0-1 (41 1B) 3B	C CH 85 X CH 86 0-1 G4-3 ③		5	2	1	0	0	1	1
3 Ian Kinsler, R (1, 4) OBP: 0.320, SLG: 0.428	B SI 87 C SL 83 F SL 83 C SI 88 1-3 K ②		B FF 91 X FF 90 1-0 (24 WP) 1B		X SI 89 0-0 SH5-3 ①		S SL 85 S SL 85 D SL 86 D SL 86 B SL 86 B FF 94 4-2 (24 S / 41 1B) BB			2	1	1	0	1	1	0
24 Miguel Cabrera, R (1, 3) OBP: 0.368, SLG: 0.507	B SI 87 F SI 86 S SL 83 F SL 82 F SI 89 B SI 89 B SI 89 X SI 89 3-2 F9 ③		B SL 85 F SI 88 B SL 84 B SI 88 X SI 89 3-1 L9 ③ 1-2		F SI 89 B SI 88 X SL 85 1-1 SF9 ② 2-3 3-H		B FF 94 B SL 88 I IN 83 I IN 83 4-0 (41 1B / 48 FC6-4) 1-2 IBB			2	1	0	1	1	0	1
41 Victor Martinez, S (1, 10) OBP: 0.386, SLG: 0.551		C SL 80 B FF 87 F FF 89 F KC 76 F SI 89 B SL 82 X KC 77 2-2 (32 G4-6-3 / 48 1B / 9 3B) 1B		B SI 87 F FF 89 X SI 86 1-1 G6-3 ①	C KC 76 B KC 77 F SL 83 D SL 83 X SI 90 2-2 (48 FC6-4) 3-H 1B		B SL 88 X SL 88 1-0 (48 FC6-4) 1-3 2-H 3-H 1B			4	1	3	3	0	0	0
48 Torii Hunter, R (1, 9) OBP: 0.312, SLG: 0.456		B SI 86 X SI 87 1-0 (32 G4-6-3) 1-2 1B		L SI 88 X SI 88 0-1 2B	F SI 89 B SI 91 S SL 85 F SI 91 X SI 90 1-2 FC6-4 ③ 1-2f		X SI 90 0-0 FC6-4 (32 1B) ① 1-2f 3-H			4	0	2	1	0	0	2
32 Don Kelly, L (1, 7) OBP: 0.321, SLG: 0.290		C SI 89 X SL 82 0-1 G4-6-3 ① ② 1-2f 2-3		C KC 75 C SI 88 B SI 88 D KC 77 S SI 90 2-3 K ②		X CH 85 0-0 G3 ① 1 SAFE B SI 91 1 SAFE 1 SAFE D CH 84 X SI 91 2-0 (9 G6-4-3) 1-2 1B				4	0	1	0	0	1	3
9 Nick Castellanos, R (1, 5) OBP: 0.312, SLG: 0.419		D SL 85 F FF 90 X SI 89 1-1 3B 3-H		X SL 84 0-0 G5-3 ③		C FF 90 X SL 83 0-1 HR D SI 91 S SI 92 X SI 91 1-1 G6-4-3 ② ③ 1-2f				4	1	2	2	0	0	3
13 Alex Avila, L (1, 2) OBP: 0.328, SLG: 0.391		D SL 86 D SL 86 C SL 84 B SL 83 F SL 83 C SI 89 3-3 K ③			B FF 86 C SI 88 B SL 83 X SL 84 2-1 HR B SI 90 S SI 90 S SI 90 B CH 83 F SI 92 F SI 90 F SI 90 D SI 92 4-2 (30 G5-4-3) BB			C SI 91 B FF 90 B CH 84 X CH 85 2-1 G6-3 ①		3	1	1	1	1	1	1
30 Eugenio Suárez, R (1, 6) OBP: 0.319, SLG: 0.372			B FF 87 C SL 82 B FF 88 C FC 88 F SI 88 B SI 88 X SI 89 3-2 G4-3 ①		C FF 90 C FF 90 X SL 83 0-2 (3 SH5-3 / 61 E / 24 SF9) 1B	F SI 90 S SI 92 D SI 93 X SI 92 1-2 G5-4-3 ② ③ 1-2f		T FF 92 C SI 92 X SL 87 0-2 G5-3 ②		4	1	1	0	0	0	1
Inning Stats	R: 0 E: 0 K: 2 S: 11 H: 0 LOB: 0 BB: 0 P: 16	R: 1 E: 0 K: 1 S: 13 H: 3 LOB: 1 BB: 1 P: 20	R: 0 E: 0 K: 0 S: 9 H: 1 LOB: 1 BB: 0 P: 16	R: 0 E: 0 K: 1 S: 8 H: 1 LOB: 1 BB: 1 P: 11	R: 3 E: 1 K: 0 S: 18 H: 3 LOB: 1 BB: 0 P: 25	R: 1 E: 0 K: 0 S: 10 H: 1 LOB: 0 BB: 1 P: 15	R: 3 E: 0 K: 0 S: 9 H: 3 LOB: 1 BB: 2 P: 21	R: 0 E: 0 K: 0 S: 7 H: 0 LOB: 0 BB: 0 P: 9		1B: 7 2B: 1 3B: 2 HR: 2 SF: 1 SAC: 1 DP: 3 HBP: 0	WP: 1 PB: 0 SB: 1 CS: 0 PA: 37					

PITCHER	IP	WLS	BF	H	R	ER	SO	BB	IBB	HBP	BLK	WP	HR	S	P	ERA	WHIP
46 Vance Worley, R (1, 1) ERA: 2.51	5.1	L	26	9	5	3	4	1	0	0	0	1	0	2	66	99	5.06	1.875
48 Jared Hughes, R (6, 1) ERA: 1.8	0.2		1	0	0	0	0	0	0	0	0	0	0	0	3	4	0.00	0.000
38 Stolmy Pimentel, R (7, 1) ERA: 5.4	0.0		4	2	3	3	0	1	1	0	0	0	0	0	5	14	∞	∞
30 Jeanmar Gómez, R (7, 1) ERA: 3.54	2.0		6	1	0	0	0	0	0	0	0	0	0	0	11	16	0.00	0.500

PITCHER	IP	WLS	BF	H	R	ER	SO	BB	IBB	HBP	BLK	WP	HR	S	P	ERA	WHIP

BOTTOM

Pittsburgh Pirates @ Detroit Tigers

Comerica Park, Detroit, MI

Wed Aug 13 2014, 7:09 PM - 10:14 PM EDT

Att. 41,043 - Partly Cloudy - 76 F

livebaseballscorecards.com

AB	32
R	8
H	12
RBI	8
BB	3
SO	4
LOB	12

TOP

Pittsburgh Pirates @ Detroit Tigers

Comerica Park, Detroit, MI

Thu Aug 14 2014, 1:09 PM - 4:03 PM EDT

Att. 41,986 - Partly Cloudy - 67 F

livebaseballscorecards.com

Batter	1	2	3	4	5	6	7	8	9	AB	R	H	RBI	BB	SO	LOB
25 Gregory Polanco, L (1, 9) OBP: 0.328, SLG: 0.374	B FF 89 C FF 91 S FF 91 S FF 93 1-3 ① K		C CU 77 F FF 94 S SL 82 0-3 ③ K			C FF 93 F FF 93 B FF 94 X CH 83 1-2 ② G4-3		F CH 84 B FF 94 X CH 84 1-1 ③ G4-3		4	0	0	0	0	2	1
23 Travis Snider, L (1, 7) OBP: 0.333, SLG: 0.437	B FF 90 S FF 91 C FF 93 S FF 93 1-3 ② K			B CU 75 F CH 82 X FF 93 1-1 2B		B FF 94 B FF 94 F CH 84 S CU 76 C FF 96 2-3 ③ K			B FF 94 C FF 94 B SL 80 C SI 93 B SI 94 F FF 96 F FF 95 B SL 79 4-2 5 FC5-4 BB	3	0	1	0	1	2	0
5 Josh Harrison, R (1, 5) (7, 6) OBP: 0.351, SLG: 0.503	F FF 91 B FF 92 S SL 85 B SL 86 F FF 94 S SL 84 2-3 ③ K			B SL 84 S SL 84 S FF 93 F SL 85 B CH 85 F FF 96 F SL 86 B FF 95 F SL 86 3-2 ① F7 X CH 85			X FF 90 0-0 ① F9		X SI 92 0-0 ① FC5-4 17 HR 1-2f	4	1	0	0	0	1	2
15 Ike Davis, L (1, 3) OBP: 0.352, SLG: 0.374 17 Gaby Sanchez, R (9, PH) OBP: 0.295, SLG: 0.402		C FF 90 B FF 92 F FF 93 F CU 81 C FF 95 1-3 ① K		D CU 77 C FF 93 F CH 84 S FF 95 1-3 ② K			B FF 90 B FF 92 B CH 82 B FF 91 4-0 BB		B SI 92 S CH 82 B CH 84 X CH 82 2-1 HR 1-H	2 1	0 1	0 1	0 2	1 0	2 0	1 0
6 Starling Marte, R (1, 8) OBP: 0.337, SLG: 0.395		X FF 92 0-0 2B		C SL 84 X SL 86 0-1 ③ G4-3			C SL 83 S CH 84 B SL 86 D SL 85 F FF 95 D CU 75 S SL 84 3-3 ② K		S FF 94 X SL 86 0-1 ② L9	4	0	1	0	0	1	2
24 Pedro Alvarez, L (1, 10) OBP: 0.313, SLG: 0.390		S FF 93 D CH 84 B FF 94 S CH 84 S CH 84 2-3 ② K			C CU 76 S CH 82 S CH 82 0-3 ① K		B FF 94 S CH 84 C FF 94 X CH 84 1-2 ③ G5-3		B FF 93 X FF 92 1-0 ③ G4-3	4	0	0	0	0	2	2
10 Jordy Mercer, R (1, 6) OBP: 0.313, SLG: 0.384 27 Jayson Nix, R (7, 5) OBP: 0.194, SLG: 0.191		S SL 85 S FF 93 B FF 95 D SL 85 F SL 87 B FF 95 F FF 95 F CH 87 S SL 85 3-3 ③ K			C FF 91 B FF 92 B FF 92 X FF 93 2-1 ② F8			X SL 82 0-0 ① F8		2 1	0 0	0 0	0 0	0 0	1 0	1 0
19 Chris Stewart, R (1, 2) OBP: 0.369, SLG: 0.311			B FF 90 C SL 84 B FF 93 F SL 85 X FF 94 2-2 3 CS 1B		C FF 92 S SL 84 T FF 95 0-2 ③ K			C FF 93 F FF 92 S CU 75 0-3 ② K		3	0	1	0	0	2	0
3 Michael Martinez, S (1, 4) OBP: 0.220, SLG: 0.162			L FF 93 B CH 82 1 SAFE B FF 93 F FF 94 F CH 85 B CH 86 C FF 95 1-2 3-3 ① ② K			B CH 82 C FF 91 C FF 93 B CH 83 X CU 75 2-2 ① G3-1		F CH 83 B CH 83 F FF 93 B CU 79 B CU 77 B FF 93 4-2 BB		2	0	0	0	1	1	1
Inning Stats	R: 0 E: 0 K: 3 S: 10 H: 0 LOB: 0 BB: 0 P: 14	R: 0 E: 0 K: 3 S: 14 H: 1 LOB: 1 BB: 0 P: 20	R: 0 E: 0 K: 2 S: 10 H: 1 LOB: 0 BB: 0 P: 15	R: 0 E: 0 K: 1 S: 14 H: 1 LOB: 1 BB: 0 P: 19	R: 0 E: 0 K: 2 S: 8 H: 0 LOB: 0 BB: 0 P: 10	R: 0 E: 0 K: 1 S: 9 H: 0 LOB: 1 BB: 0 P: 14	R: 0 E: 0 K: 1 S: 8 H: 0 LOB: 1 BB: 1 P: 16	R: 0 E: 0 K: 1 S: 8 H: 0 LOB: 1 BB: 1 P: 13	R: 2 E: 0 K: 0 S: 10 H: 1 LOB: 0 BB: 1 P: 17	1B: 1 2B: 3 3B: 0 HR: 1 SF: 0 SAC: 0 DP: 1 HBP: 0						

	AB	30
	R	2
	H	4
	RBI	2
	BB	3
	SO	14
	LOB	10

WP: 0 PB: 0 SB: 0 CS: 1 PA: 33

PITCHER		IP	WLS	BF	H	R	ER	SO	BB	IBB	HBP	BLK	WP	HR	S	P	ERA	WHIP
37 Max Scherzer, R ERA: 2.98	(1, 1)	8.0	W	28	3	0	0	14	2	0	0	0	0	0	81	121	0.00	0.625
40 Phil Coke, L ERA: 4.5	(9, 1)	0.1		3	1	2	2	0	1	0	0	0	0	1	7	13	54.00	6.000
44 Joba Chamberlain, R ERA: 3.14	(9, 1)	0.2		2	0	0	0	0	0	0	0	0	0	0	3	4	0.00	0.000

PITCHER	IP	WLS	BF	H	R	ER	SO	BB	IBB	HBP	BLK	WP	HR	S	P	ERA	WHIP

Pittsburgh Pirates @ Detroit Tigers

Comerica Park, Detroit, MI

Thu Aug 14 2014, 1:09 PM - 4:03 PM EDT

Att. 41,986 - Partly Cloudy - 67 F

BOTTOM

Batter	1	2	3	4	5	6	7	8	9	AB	R	H	RBI	BB	SO	LOB
20 Rajai Davis, R (1, 8) (9, 7) OBP: 0.327, SLG: 0.413	C FF 91 B SI 92 S CH 84 S SL 83 1-3 ① **K**	C CH 85 S CH 85 F CH 85 B SL 86 S SL 86 1-3 ② **K**	B SI 93 B SI 93 B SI 93 C SI 92 C SI 94 X SL 85 3-2 24 E 28 BB 2B	B SI 92 X SI 91 1-0 ③ **L4**			4	1	1	0	0	2	0
3 Ian Kinsler, R (1, 4) OBP: 0.319, SLG: 0.426	B SI 93 B FF 93 C SI 92 B SL 86 C SI 93 F FF 94 X CH 86 3-2 **E1** 24 S	B SI 95 X CH 87 1-0 ③ **G4-3**	B SI 93 B SI 93 B B SI 93 4-0 28 BB 24 E BB	F SI 92 C SI 92 B SL 84 B SI 92 F SI 93 X SL 84 2-2 ① **G5-3**			3	0	0	0	1	0	0
24 Miguel Cabrera, R (1, 3) OBP: 0.367, SLG: 0.507	1 SAFE F SI 93 B SI 92 B SL 86 X CH 85 2-1 ② **G6-3** **1-2**	B CH 84 X SL 83 1-0 ① **F8**	B CH 85 1 SAFE C FF 93 F SL 85 B CH 87 X SL 86 2-2 ① **G5-3** **1-2** **2-3**	B SI 94 B SL 84 X SI 92 2-0 28 1B 28 E 2B			4	1	1	0	0	0	3
41 Victor Martinez, S (1, 10) OBP: 0.389, SLG: 0.549	C FF 93 B SL 86 D SL 87 B CH 86 C CH 85 F SL 85 D SL 86 4-2 **BB**	B SI 92 B SI 92 C CH 85 F CH 85 X SI 94 2-2 ② **F8**	I IN 75 I IN 77 I IN 78 I IN 79 4-0 28 BB IBB	I IN 64 I IN 66 I IN 71 I IN 65 4-0 28 E 9 1B IBB			1	1	0	0	3	0	0
48 Torii Hunter, R (1, 9) OBP: 0.309, SLG: 0.451	C SI 93 B SI 93 X CH 88 1-1 ③ **G1-3**	F CH 86 B FF 93 S SL 86 S SL 84 1-3 ③ **K**	S SL 84 F FF 93 S SL 87 0-3 ② **K**	S SI 93 B SI 93 X SI 93 1-1 ② **F6**			4	0	0	0	0	2	7
28 J.D. Martinez, R (1, 7) OBP: 0.348, SLG: 0.566 32 Don Kelly, L (8, PR) OBP: 0.321, SLG: 0.290 (9, 5)		B FF 91 S CH 84 B SI 93 C FF 93 S SL 86 2-3 ① **K**	C CH 83 B CH 83 X SL 86 1-1 **HR**	B SI 94 B CH 87 S CH 87 B FF 93 B CH 87 4-1 **BB** **1-2** **2-3** **3-H**			F SI 93 B SI 91 X SI 93 1-1 **E4** 9 1B **1-3** **2-H** 1B		3 0	1 1	2 0	2 0	1 0	1 0	0 0
9 Nick Castellanos, R (1, 5) OBP: 0.314, SLG: 0.420 61 Ezequiel Carrera, L (8, PR) OBP: 0.333, SLG: 0.455 (9, 8)		B SI 93 S CH 86 X FF 94 1-1 ② **F9**	B CH 84 S CH 86 X SI 94 1-1 30 FC5-4 1B	S CH 86 S SL 86 S SL 87 0-3 ③ **K**			B SI 92 B SI 92 F SI 93 C SL 84 X SI 93 2-2 13 S **2-H** **3-H** 1B		4 0	0 0	2 0	2 0	0 0	1 0	3 0
13 Alex Avila, L (1, 2) OBP: 0.325, SLG: 0.385		B SI 94 C SL 86 S SL 88 S FF 95 1-3 ③ **K**	M SL 84 B SI 95 C SL 87 B SL 88 1 SAFE B SL 88 C SL 87 3-3 ① **K**				B SI 92 C SI 92 B SI 92 B SI 92 X SI 92 3-1 ① **F8**	C SI 93 1 SAFE P PO 84 S SI 94 S SL 85 1-3 ③ **K** **1-2**	4	0	0	0	0	3	3
30 Eugenio Suárez, R (1, 6) OBP: 0.314, SLG: 0.365			C SI 91 C FF 93 F FF 94 S SL 86 0-3 ① **K**		X CH 86 0-0 ② ③ **FC5-4** **1-2f**		B SI 92 B SI 93 C SI 93 X SI 93 2-1 ② **F9**		3	0	0	0	0	1	1
Inning Stats	R: 0 E: 1 K: 1 S: 14 H: 0 LOB: 2 BB: 1 P: 25	R: 0 E: 0 K: 2 S: 8 H: 0 LOB: 0 BB: 0 P: 12	R: 0 E: 0 K: 2 S: 9 H: 0 LOB: 0 BB: 0 P: 11	R: 0 E: 0 K: 1 S: 7 H: 0 LOB: 0 BB: 0 P: 11	R: 1 E: 0 K: 1 S: 8 H: 2 LOB: 1 BB: 0 P: 13	R: 1 E: 1 K: 2 S: 13 H: 1 LOB: 3 BB: 3 P: 30	R: 0 E: 0 K: 0 S: 5 H: 0 LOB: 0 BB: 0 P: 11	R: 3 E: 1 K: 1 S: 16 H: 3 LOB: 2 BB: 1 P: 28		1B: 3 2B: 2 3B: 0 HR: 1	SF: 0 SAC: 0 DP: 0 HBP: 0				WP: 0 PB: 0 SB: 2 CS: 0	PA: 35

PITCHER		IP	WLS	BF	H	R	ER	SO	BB	IBB	HBP	BLK	WP	HR	S	P	ERA	WHIP
47 Francisco Liriano, L ERA: 3.78	(1, 1)	6.0	L	25	3	2	2	9	3	1	0	0	0	1	59	102	3.00	1.000
58 Brandon Cumpton, R ERA: 5.12	(7, 1)	2.0		10	3	3	2	1	0	1	0	0	0	0	21	39	9.00	1.500

PITCHER	IP	WLS	BF	H	R	ER	SO	BB	IBB	HBP	BLK	WP	HR	S	P	ERA	WHIP

AB	30
R	5
H	6
RBI	4
BB	5
SO	10
LOB	17

livebaseballscorecards.com

TOP

Pittsburgh Pirates @ Washington Nationals

Nationals Park, Washington, DC

Fri Aug 15 2014, 7:08 PM - 10:11 PM EDT

Att. 36,945 - Partly Cloudy - 81 F

livebaseballscorecards.com

Batter	1	2	3	4	5	6	7	8	9	AB	R	H	RBI	BB	SO	LOB
5 Josh Harrison, R (1, 6) OBP: 0.346, SLG: 0.496	F8		G6-3		L9		P6		P2	5	0	0	0	0	0	2
25 Gregory Polanco, L (1, 9) OBP: 0.327, SLG: 0.370	55 F9 55 S BB		G5-3		L9			K		3	0	0	0	1	1	0
55 Russell Martin, R (1, 2) OBP: 0.404, SLG: 0.398	F9			F7	G6-3			F9		4	0	0	0	0	0	1
18 Neil Walker, S (1, 4) OBP: 0.346, SLG: 0.457	F9			6 HR 2B		F8		G4-3		4	1	1	0	0	0	1
6 Starling Marte, R (1, 8) OBP: 0.338, SLG: 0.405		G1-3		HR		K			17 F9 23 G3 24 1B 1B	4	2	2	2	0	1	0
23 Travis Snider, L (1, 7) OBP: 0.336, SLG: 0.435		K		24 2B BB		17 FC6-4 1B			G3 1-2	3	1	1	0	1	1	1
15 Ike Davis, L (1, 3) OBP: 0.353, SLG: 0.375		1B		F8		FC6-4 1-2f			F9 2-3	2	0	1	0	0	0	1
17 Gaby Sanchez, R (6, PH) OBP: 0.293, SLG: 0.398 (6, 3)										2	0	0	0	0	0	2
24 Pedro Alvarez, L (1, 5) OBP: 0.315, SLG: 0.394		K		1-H 2B			K		19 1B 3-H 1B	4	0	2	2	0	2	1
3 Michael Martinez, S (9, PR) OBP: 0.220, SLG: 0.162										0	0	0	0	0	0	0
50 Charlie Morton, R (1, 1) OBP: 0.075, SLG: 0.051			K	G1-6-3			B3			1	0	0	0	0	1	0
27 Jayson Nix, R (4, PH) OBP: 0.192, SLG: 0.188										1	0	0	0	0	0	1
30 Jeanmar Gomez, R (4, 1) OBP: 1.000, SLG: 1.000										0	0	0	0	0	0	0
37 Justin Wilson, L (6, 1)										0	0	0	0	0	0	0
10 Jordy Mercer, R (7, PH) OBP: 0.312, SLG: 0.383										1	0	0	0	0	0	0
44 Tony Watson, L (7, 1) OBP: 0.333, SLG: 0.333										0	0	0	0	0	0	0
53 John Axford, R (8, 1)										0	0	0	0	0	0	0
19 Chris Stewart, R (9, PH) OBP: 0.374, SLG: 0.318										1	0	1	0	0	0	0
Inning Stats	R: 0 E: 0 K: 0 S: 14 H: 0 LOB: 1 BB: 1 P: 22	R: 0 E: 0 K: 2 S: 16 H: 1 LOB: 1 BB: 0 P: 23	R: 0 E: 0 K: 1 S: 7 H: 0 LOB: 0 BB: 0 P: 12	R: 3 E: 0 K: 0 S: 15 H: 3 LOB: 1 BB: 1 P: 25	R: 0 E: 0 K: 0 S: 7 H: 0 LOB: 0 BB: 0 P: 12	R: 0 E: 0 K: 1 S: 10 H: 1 LOB: 1 BB: 0 P: 15	R: 0 E: 0 K: 1 S: 7 H: 0 LOB: 0 BB: 0 P: 9	R: 0 E: 0 K: 1 S: 7 H: 0 LOB: 0 BB: 0 P: 10	R: 1 E: 0 K: 0 S: 14 H: 3 LOB: 2 BB: 0 P: 19	1B: 5 2B: 2 3B: 0 HR: 1	SF: 0 SAC: 0 DP: 0 HBP: 0						

AB	35
R	4
H	8
RBI	4
BB	2
SO	6
LOB	10

WP: 0 PB: 0 SB: 1 CS: 0 PA: 37

PITCHER		IP	WLS	BF	H	R	ER	SO	BB	IBB	HBP	BLK	WP	HR	S	P	ERA	WHIP
57 Tanner Roark, R ERA: 2.93	(1, 1)	5.2	W	24	5	3	3	4	2	0	0	0	0	1	68	107	4.76	1.235
13 Jerry Blevins, L ERA: 4.98	(6, 1)	0.1	H	1	0	0	0	0	0	0	0	0	0	0	1	2	0.00	0.000
22 Drew Storen, R ERA: 1.6	(7, 1)	1.0	H	3	0	0	0	1	0	0	0	0	0	0	7	9	0.00	0.000
36 Tyler Clippard, R ERA: 1.53	(8, 1)	1.0	H	3	0	0	0	1	0	0	0	0	0	0	7	10	0.00	0.000
29 Rafael Soriano, R ERA: 2.05	(9, 1)	1.0	S	6	3	1	1	0	0	0	0	0	0	0	14	19	9.00	3.000

PITCHER	IP	WLS	BF	H	R	ER	SO	BB	IBB	HBP	BLK	WP	HR	S	P	ERA	WHIP

Batter	1	2	3	4	5	6	7	8	9	AB	R	H	RBI	BB	SO	LOB
2 Denard Span, L (1, 8) OBP: 0.355, SLG: 0.407	C FF 90 C CU 78 B FF 90 X SI 90 1-2 6 CS 3 S 1B	C SI 89 X FS 83 0-1 ③ G4-3		X SI 91 0-0 2B		C FF 94 C FC 91 X FF 96 0-2 3 S 1B				4	0	3	0	0	0	0
3 Asdrúbal Cabrera, S (1, 4) OBP: 0.311, SLG: 0.390	B FF 89 B SI 90 1 SAFE B SI 90 D SI 91 4-0 6 1B 25 1B 1-2 BB		X SI 89 0-0 6 BB 25 1B 1B	F SI 92 D CH 85 S CH 84 D CH 84 F SI 92 D SL 84 S CH 84 3-3 ② K		C FF 94 D FC 91 1 SAFE 1 SAFE B FC 92 X FC 91 2-1 ② G6-3 1-2				3	2	1	0	1	1	2
6 Anthony Rendon, R (1, 5) OBP: 0.333, SLG: 0.464	C SI 91 B CU 78 C CU 76 F CU 77 X SI 93 1-2 ① 25 1B 34 1B 1-2 2-3 1B		C SI 91 1 SAFE D SI 89 B CU 80 1 SAFE B SI 89 D SI 90 4-1 25 1B 40 1B 1-2 BB	S SL 85 D SL 85 B CH 86 F CH 85 D SI 93 F CH 85 B SL 85 4-2 BB		C FC 92 F FF 96 B FF 95 B FF 96 F FF 96 X FC 92 2-2 ③ F9				2	2	1	0	2	0	1
25 Adam LaRoche, L (1, 3) OBP: 0.376, SLG: 0.463	B SI 92 C CU 77 S FF 91 X CU 77 1-2 20 BB 34 1B 1-3 2-H 1B		F FS 84 B SI 91 C SI 91 B FF 91 B SI 91 X SI 91 3-2 20 FC5-4 1-3 2-H 1B	B CH 83 S CH 83 F SI 93 S CH 86 1-3 ③ K			F SI 93 B SL 83 S SI 94 B SL 83 X SI 94 2-2 ① G3-1			4	1	2	2	0	1	2
20 Ian Desmond, R (1, 6) OBP: 0.303, SLG: 0.428	D SI 91 B SI 92 B SI 92 B SI 94 4-0 34 1B 1-2 BB		D SI 92 X SI 91 1-0 ① FC5-4 40 1B 1-2f		F SL 84 B FF 92 B SI 86 F CH 86 X SI 94 2-2 40 G5-3 34 1B 1B		S CH 87 S SL 83 F SL 84 B SI 95 S SI 95 1-3 ② K			3	0	1	0	1	1	2
34 Bryce Harper, L (1, 7) OBP: 0.337, SLG: 0.394	B CU 80 F SI 92 F SI 92 F CU 80 D CU 79 F SI 92 B FF 92 F SI 92 X FF 93 3-2 40 G4-3 1-3 2-H 3-H 1B		1 SAFE F SI 90 F CU 80 1 SAFE S FF 91 0-3 ② K		1 SAFE T CH 85 B SI 91 1 SAFE S SI 92 X CH 86 1-2 40 G5-3 1-2 1B		S SL 84 B SI 95 X SI 96 1-1 ③ G4-3			4	0	2	2	0	1	2
40 Wilson Ramos, R (1, 2) OBP: 0.336, SLG: 0.405	X SI 92 0-0 ② ③ G4-3 1-2f		X FF 91 0-0 18 FC4 1-2 3-H 1B		X SI 91 0-0 ① ② G5-3 1-2 2-3f			B FF 96 B SL 87 F FF 95 X FF 96 2-1 ① L9		4	0	1	1	0	0	4
18 Michael Taylor, R (1, 9) OBP: 0.250, SLG: 0.357		B SI 89 C SI 90 S CU 76 F SI 90 B CU 78 C CU 79 2-3 ① K	D CU 80 B SI 91 S SI 92 X SI 92 2-1 ③ FC4 1-2f		S SL 88 C SI 93 D SL 87 D SL 85 C SI 93 2-3 ③ K			C FF 94 B CU 78 C FF 95 S SL 85 1-3 ② K		4	0	0	0	0	3	3
57 Tanner Roark, R (1, 1) OBP: 0.106, SLG: 0.106 13 Jerry Blevins, L (6, 1) 19 Kevin Frandsen, R (6, PH) OBP: 0.278, SLG: 0.293 22 Drew Storen, S (7, 1) 36 Tyler Clippard, R (8, 1) 7 Scott Hairston, R (8, PH) OBP: 0.266, SLG: 0.328 29 Rafael Soriano, R (9, 1)		C FF 91 S SI 91 S CU 79 0-3 ② K		B FF 90 C SI 90 X SI 91 1-1 ① G6-3		B SI 94 X SI 94 1-0 ① F9		B SL 84 B FF 96 B SL 84 C FF 96 S FF 96 S FF 96 3-3 ③ K		2 0 1 0 0 1	0 0 0 0 0 0	0 0 0 0 0 0	0 0 0 0 0 0	1 0 0 0 0 1	0 0 0 0 0 0	0 0 0 0 0 0
Inning Stats	R: 3 E: 0 K: 0 S: 17 H: 4 LOB: 1 BB: 2 P: 31	R: 0 E: 0 K: 2 S: 9 H: 0 LOB: 0 BB: 0 P: 11	R: 2 E: 0 K: 1 S: 12 H: 3 LOB: 2 BB: 1 P: 22	R: 0 E: 0 K: 2 S: 13 H: 1 LOB: 2 BB: 1 P: 22	R: 0 E: 0 K: 1 S: 10 H: 2 LOB: 1 BB: 0 P: 15	R: 0 E: 0 K: 0 S: 10 H: 1 LOB: 1 BB: 0 P: 15	R: 0 E: 0 K: 1 S: 9 H: 0 LOB: 0 BB: 0 P: 13	R: 0 E: 0 K: 2 S: 8 H: 0 LOB: 0 BB: 0 P: 14		1B: 10 2B: 1 3B: 0 HR: 0 SF: 0 SAC: 0 DP: 2 HBP: 0						

PITCHER		IP	WLS	BF	H	R	ER	SO	BB	IBB	HBP	BLK	WP	HR	S	P	ERA	WHIP
50 Charlie Morton, R ERA: 3.84	(1, 1)	3.0	L	17	7	5	5	3	3	0	0	0	0	0	38	64	15.00	3.333
30 Jeanmar Gómez, R ERA: 3.42	(4, 1)	2.0		9	3	0	0	3	1	0	0	0	0	0	23	37	0.00	2.000
37 Justin Wilson, L ERA: 4.56	(6, 1)	1.0		4	1	0	0	0	0	0	0	0	0	0	10	15	0.00	1.000
44 Tony Watson, L ERA: 1.4	(7, 1)	1.0		3	0	0	0	1	0	0	0	0	0	0	9	13	0.00	0.000
53 John Axford, R ERA: 3.83	(8, 1)	1.0		3	0	0	0	2	0	0	0	0	0	0	8	14	0.00	0.000

PITCHER	IP	WLS	BF	H	R	ER	SO	BB	IBB	HBP	BLK	WP	HR	S	P	ERA	WHIP

BOTTOM

Pittsburgh Pirates @ Washington Nationals

Nationals Park, Washington, DC

Fri Aug 15 2014, 7:08 PM - 10:11 PM EDT

Att. 36,945 - Partly Cloudy - 81 F

livebaseballscorecards.com

AB	32
R	5
H	11
RBI	5
BB	4
SO	9
LOB	16

WP: 0 PA: 36
PB: 0
SB: 2
CS: 1

Batter	1	2	3	4	5	6	7	8	9	AB	R	H	RBI	BB	SO	LOB
5 Josh Harrison, R (1, 6) OBP: 0.345, SLG: 0.493	S FF 89 B FF 91 T SI 91 F FF 92 F SI 92 X CH 83 1-2 ① P6		B CH 83 X SI 91 1-0 25 FC4 1B	X SI 92 0-0 ③ FC5-4 1-2f			B SI 91 B SI 91 C SI 91 X FC 87 2-1 ① F9			4	0	1	0	0	0	1
25 Gregory Polanco, L (1, 9) OBP: 0.322, SLG: 0.363	L FF 92 F FF 92 F CU 78 B CU 78 F FF 92 B FF 92 S FF 92 2-3 ② K		B FF 91 X FF 90 1-0 ② FC4 55 BB 6 2B 1-2f		B FF 91 C FF 92 C FF 91 B CU 78 F FF 92 F FF 93 X CH 84 2-2 ① G4-3		B SI 92 C SI 92 B SI 91 T SI 92 S SI 92 2-3 ② K			4	1	0	0	0	2	1
55 Russell Martin, R (1, 2) OBP: 0.409, SLG: 0.398	S CH 84 C CH 82 X FF 92 0-2 6 1B 1B		1 SAFE 1 SAFE B CH 82 B SI 91 F CH 82 1 SAFE B CH 83 F FF 91 B CH 84 4-2 6 2B 17 1B 1-2 BB		B SI 92 B FF 93 B FF 93 C FF 90 S FF 93 F FF 93 B FF 92 4-2 17 1B BB		B FC 88 F SI 91 X SI 92 1-1 ③ G4-3			2	1	1	0	2	0	0
6 Starling Marte, R (1, 8) OBP: 0.340, SLG: 0.409	B SI 92 B CH 84 F FF 92 F FF 92 1 SAFE X CH 82 2-2 1-2 1B		X FF 92 0-0 17 1B 1-3 2-H 2B		X SI 91 0-0 ② F8			B KC 80 X SI 92 1-0 ① G6-3		4	1	2	1	0	0	1
17 Gaby Sanchez, R (1, 3) OBP: 0.301, SLG: 0.405	C SI 92 F FF 92 D CU 77 B FF 92 B FF 92 X FF 93 3-2 ③ L9		X FF 92 0-0 2-H 3-H 1B		X CH 84 0-0 1-2 1B			C SI 91 B KC 81 B FC 86 X SI 92 2-1 18 G3-6-3 1B		4	0	3	2	0	0	2
24 Pedro Alvarez, L (1, 5) OBP: 0.313, SLG: 0.390 18 Neil Walker, S (7, 4) OBP: 0.345, SLG: 0.455		C SI 89 B CU 76 F SI 90 B SI 91 B FF 92 S SI 92 3-3 ① K	B SI 92 S FF 92 B SI 92 B FF 93 X FF 91 3-1 ③ G4-3		B FF 93 S SI 91 S CH 85 F CH 83 B CU 78 F CH 84 C SI 92 2-3 ③ K			B SI 90 1 SAFE F SI 91 X KC 78 1-1 ②③ G3-6-3 1-2f		3 1	0 0	0 0	0 0	0 0	2 0	3 1
27 Jayson Nix, R (1, 4) OBP: 0.195, SLG: 0.181 (7, 5)		B SI 91 S CH 83 F CH 83 F FF 92 S CU 76 1-3 ② K	F SI 90 B SI 91 B CH 83 X SI 91 2-1 ① P3	C SI 92 S SI 92 H SI 90 1-2 23 G4-6-3 HBP					B FF 96 L FF 95 F FF 96 C FF 96 1-3 ① K	3	0	0	0	0	2	0
23 Travis Snider, L (1, 7) OBP: 0.335, SLG: 0.432		C SI 90 B CU 78 B FF 91 C SI 91 T CH 83 2-2 ③ K	F FF 92 C SI 91 B CU 79 X CH 84 1-2 5 FC5-4 1B	X SI 92 0-0 ①② G4-6-3 1-2f					C FF 96 B FF 96 F FF 97 S FF 96 1-3 ② K	4	0	1	0	0	2	1
49 Jeff Locke, L (1, 1) OBP: 0.161, SLG: 0.103 48 Jared Hughes, R (6, 1) 44 Tony Watson, L (8, 1) OBP: 0.333, SLG: 0.333 3 Michael Martinez, S (9, PH) OBP: 0.214, SLG: 0.158 37 Justin Wilson, L (9, 1)			C FF 90 C FF 90 F FF 90 B FF 92 C SI 90 1-3 ① K	C SI 92 1 SAFE C CU 74 B CU 75 B FF 91 C FF 91 2-3 ② K		C SI 92 B SI 93 S SI 92 F SI 92 F FC 87 S FC 87 1-3 ③ K		C FF 96 B FF 96 B FF 96 X FF 96 2-1 ③ G4-3	3 0 0 1 0	0 0 0 0 0	0 0 0 0 0	0 0 0 0 0	3 0 0 0 0	0 0 0 0 0	1 0 0 0 0

Inning Stats	1	2	3	4	5	6	7	8	9
	R: 0 E: 0 K: 1 S: 19 H: 2 LOB: 2 BB: 0 P: 27	R: 0 E: 0 K: 3 S: 10 H: 0 LOB: 0 BB: 0 P: 16	R: 3 E: 0 K: 1 S: 12 H: 3 LOB: 1 BB: 1 P: 22	R: 0 E: 0 K: 1 S: 9 H: 1 LOB: 1 BB: 0 P: 14	R: 0 E: 0 K: 1 S: 15 H: 1 LOB: 2 BB: 1 P: 23	R: 0 E: 0 K: 1 S: 8 H: 0 LOB: 0 BB: 0 P: 10	R: 0 E: 0 K: 1 S: 7 H: 0 LOB: 0 BB: 0 P: 12	R: 0 E: 0 K: 0 S: 5 H: 1 LOB: 0 BB: 0 P: 9	R: 0 E: 0 K: 2 S: 8 H: 0 LOB: 0 BB: 0 P: 12

PITCHER		IP	WLS	BF	H	R	ER	SO	BB	IBB	HBP	BLK	WP	HR	S	P	ERA	WHIP
47 Gio González, L ERA: 4.06	(1, 1)	5.0		24	7	3	3	7	2	0	0	0	0	0	65	102	5.40	1.800
35 Craig Stammen, R ERA: 3.59	(6, 1)	3.0		9	1	0	0	2	0	0	1	0	0	0	20	31	0.00	0.333
46 Matt Thornton, L ERA: 2.22	(9, 1)	1.0	W	3	0	0	0	2	0	0	0	0	0	0	8	12	0.00	0.000

PITCHER	IP	WLS	BF	H	R	ER	SO	BB	IBB	HBP	BLK	WP	HR	S	P	ERA	WHIP

TOP

Pittsburgh Pirates @ Washington Nationals

Nationals Park, Washington, DC

Sat Aug 16 2014, 7:08 PM - 9:56 PM EDT

Att. 41,880 - Clear - 84 F

livebaseballscorecards.com

AB	33
R	3
H	8
RBI	3
BB	2
SO	11
LOB	11

1B: 7	SF: 0	WP: 0	PA: 36
2B: 1	SAC: 0	PB: 0	
3B: 0	DP: 2	SB: 0	
HR: 0	HBP: 1	CS: 0	

BOTTOM

Pittsburgh Pirates @ Washington Nationals

Nationals Park, Washington, DC

Sat Aug 16 2014, 7:08 PM - 9:56 PM EDT

Att. 41,880 - Clear - 84 F

livebaseballscorecards.com

Batter	1	2	3	4	5	6	7	8	9	AB	R	H	RBI	BB	SO	LOB
2 Denard Span, L (1, 8) OBP: 0.354, SLG: 0.406	C SI 90 B SI 91 X SI 92 1-1 ① G4-3		B SI 91 B FF 88 B SI 91 C SI 91 S SI 92 X SI 92 3-2 ③ F7			C CH 78 B KC 81 B SI 90 X SI 91 2-1 ① G4-3		C SI 94 B SI 95 F SI 95 B SL 86 X SI 94 2-2 6 G6-4-3 1-3 19 1B 25 HR 1B		4	1	1	0	0	0	0
19 Kevin Frandsen, R (1, 7) OBP: 0.289, SLG: 0.304	C SI 92 S CH 81 B CH 81 B CH 80 F CH 80 X SI 91 2-2 6 G5-3 1B			C SI 91 B SI 91 C SI 92 B CH 82 B CH 82 X CH 82 3-2 ① F7		B SI 92 X CH 81 1-0 25 BB 1B		X CH 87 0-0 6 G6-4-3 1-2 3-H 1B		4	0	3	1	0	0	0
6 Anthony Rendon, R (1, 5) OBP: 0.330, SLG: 0.460	B KC 77 B SI 91 C SI 91 1 SAFE F CH 80 B SI 92 X SI 92 3-2 ② G5-3 1-2			C KC 79 S CH 81 B SI 92 F CH 84 B SI 92 C SI 93 2-3 ② K		D SI 90 S CH 79 B KC 78 X SI 90 2-1 ② L7		F SI 94 F SI 94 F SI 96 X SI 95 0-2 ①② G6-4-3 1-2f 2-3		4	0	0	0	0	1	4
25 Adam LaRoche, L (1, 3) OBP: 0.377, SLG: 0.470	B KC 79 D KC 79 F SI 90 X SI 92 2-1 ③ P1			S SI 92 C KC 82 B CH 84 B KC 84 T SI 93 2-2 ③ K		C SI 91 B SI 90 B SI 92 B SI 91 B SI 92 4-1 1-2 BB		B SL 83 X SI 94 1-0 3-H HR		3	1	1	2	1	1	1
20 Ian Desmond, R (1, 6) OBP: 0.305, SLG: 0.427		B CH 80 C KC 79 B SI 92 B SI 91 B CH 80 4-1 34 CS BB			C SI 90 X SI 89 0-1 40 1B 1B	B SI 92 F SI 92 B SL 86 F SI 93 F SL 86 F SI 93 X SL 86 2-2 ③ L6		S SL 84 X SL 83 0-1 ③ G4-3		3	0	1	0	1	0	2
34 Bryce Harper, L (1, 9) OBP: 0.340, SLG: 0.390		B SI 91 1 SAFE C SI 91 1 SAFE 1 SAFE S SI 91 X CH 80 1-2 ①② G3 1-2			L KC 78 D SI 90 X SI 89 1-1 ① L7		H SL 86 1-0 40 G1-4-3 HBP		B FF 94 C FF 95 B FF 94 B FC 91 S FF 95 B FF 96 4-2 40 WP 40 2B BB	2	1	0	0	1	0	2
40 Wilson Ramos, R (1, 2) OBP: 0.339, SLG: 0.411	C SI 91 S CH 82 S CH 84 0-3 ③ K				X CH 81 0-0 1-2 1B		T SI 92 X SI 93 0-1 ①② G1-4-3 1-2f		1 SAFE B FC 93 F FF 96 F FC 92 X FF 96 1-2 1-H 2B	4	0	2	1	0	1	1
8 Danny Espinosa, S (1, 4) OBP: 0.278, SLG: 0.352			B SI 90 S CH 81 B SI 91 S CH 81 F CH 81 B SI 92 X CH 80 3-2 ① G5-3		F SI 91 B SI 91 C CH 80 B SI 91 C SI 91 2-3 ② K		X SI 92 0-0 ③ L8			3	0	0	0	0	1	2
47 Gio González, R (1, 1) OBP: 0.097, SLG: 0.194 7 Scott Hairston, R (5, PH) OBP: 0.262, SLG: 0.322 35 Craig Stammen, R (6, 1) OBP: 0.286, SLG: 0.429 18 Michael Taylor, R (8, PH) OBP: 0.294, SLG: 0.357 46 Matt Thornton, L (9, 1)			C SI 92 S KC 79 S SI 91 0-3 ② K		C KC 76 C SI 91 S CH 80 0-3 ③ K			B SI 93 B SI 94 S SI 94 F SI 94 B CH 87 B SI 94 4-2 2 1B 19 1B BB		1 1 0 0 0	0 0 0 1 0	0 0 0 0 0	0 0 0 1 0	1 1 0 0 0	0 2 0 0 0	0 2 0 0 0
Inning Stats	R: 0 E: 0 K: 0 S: 11 H: 1 LOB: 1 BB: 0 P: 19	R: 0 E: 0 K: 1 S: 7 H: 0 LOB: 0 BB: 1 P: 12	R: 0 E: 0 K: 1 S: 10 H: 0 LOB: 0 BB: 0 P: 16	R: 0 E: 0 K: 2 S: 10 H: 0 LOB: 0 BB: 0 P: 17	R: 0 E: 0 K: 2 S: 11 H: 2 LOB: 2 BB: 0 P: 14	R: 0 E: 0 K: 0 S: 11 H: 1 LOB: 2 BB: 1 P: 22	R: 0 E: 0 K: 0 S: 3 H: 0 LOB: 0 BB: 0 P: 4	R: 3 E: 0 K: 0 S: 13 H: 3 LOB: 0 BB: 1 P: 20	R: 1 E: 0 K: 0 S: 5 H: 1 LOB: 1 BB: 1 P: 10	1B: 6 2B: 1 3B: 0 HR: 1 SF: 0 SAC: 0 DP: 2 HBP: 1						

PITCHER		IP	WLS	BF	H	R	ER	SO	BB	IBB	HBP	BLK	WP	HR	S	P	ERA	WHIP
49 Jeff Locke, L ERA: 3.73	(1, 1)	5.2		22	4	0	0	6	2	0	0	0	0	0	55	93	0.00	1.059
48 Jared Hughes, R ERA: 1.75	(6, 1)	1.1	H	4	0	0	0	0	0	0	1	0	0	0	8	11	0.00	0.000
44 Tony Watson, L ERA: 1.84	(8, 1)	1.0	B	6	3	3	3	0	1	0	0	0	0	1	13	20	27.00	4.000
37 Justin Wilson, L ERA: 4.75	(9, 1)	0.0	L	2	1	1	1	0	1	0	0	0	1	0	5	10	∞	∞

PITCHER	IP	WLS	BF	H	R	ER	SO	BB	IBB	HBP	BLK	WP	HR	S	P	ERA	WHIP

AB	29
R	4
H	8
RBI	4
BB	4
SO	6
LOB	14

WP: 1 PA: 34
PB: 0
SB: 0
CS: 1

Batter	1	2	3	4	5	6	7	8	9	10	11	AB	R	H	RBI	BB	SO	LOB
25 Gregory Polanco, L (1, 9) OBP: 0.318, SLG: 0.363	C SI 87 F SI 89 S SI 88 0-3 K		C SI 89 B SI 88 X SI 88 1-1 F8			S SI 87 F CH 77 F SI 89 X SI 90 0-2 E6 5 1B 18 E	C CH 79 B SI 86 S CH 77 C SI 88 1-3 K		X SI 92 0-0 5 1B 1-H 2-H 2B		B FF 95 B SI 92 B SI 93 C FF 94 F SI 93 F SI 93 X SI 94 3-2 L3	6	1	1	2	0	2	1
5 Josh Harrison, R (1, 6) OBP: 0.346, SLG: 0.492	C SI 88 B FF 89 X FF 88 1-1 F9			B SI 86 X SI 88 1-0 L9		1 SAFE 1 SAFE X SI 87 0-0 18 E 55 1B 1-3 1B	B CU 72 T SI 89 X CU 73 1-1 G5-3		B FF 95 B FF 94 F SI 96 F FF 96 X FF 97 2-2 2-3 1B			5	1	2	0	0	0	0
18 Neil Walker, S (1, 4) OBP: 0.344, SLG: 0.452	C SI 90 X SI 89 0-1 P6			C SI 87 B FC 86 X SI 88 1-1 P3		B SI 88 X SI 88 1-0 FC1 24 1B 55 1B 6 FC1-2 1-3 3-H		C FF 92 X FF 91 0-1 55 S1-4-6-3 1B	F FF 96 X FC 90 0-1 G6-3			5	0	1	0	0	0	3
55 Russell Martin, R (1, 2) OBP: 0.405, SLG: 0.395		B SI 88 F SI 88 C FC 84 B SI 89 F SI 89 X SI 89 2-2 F9		F FC 86 S CU 73 B FF 90 B SI 90 X SI 89 2-2 G5-3		F SI 88 F SI 90 1 SAFE X SI 90 0-2 6 FC1-2 24 1B 23 FC3-2 1-2 3-H 1B		X FF 91 0-0 G1-4-6-3 1-2f		B FF 94 B SI 93 F SI 93 S SI 93 F CH 86 B SI 94 X SI 93 3-2 G6-3	5	0	1	1	0	0	1
24 Pedro Alvarez, L (1, 5) OBP: 0.314, SLG: 0.392 27 Jayson Nix, R (8, 5) OBP: 0.192, SLG: 0.178 58 Brandon Cumpton, R (10, 1) OBP: 0.133, SLG: 0.071		F SI 89 B FF 87 B SI 89 C CH 80 F SI 90 F SI 89 B FC 85 S CH 79 3-3 K			B FC 84 B FC 85 C SI 88 C SI 88 F CU 73 F CH 79 X FC 85 2-2 6 FC3-6 1B	X SI 88 0-0 23 FC3-2 6 FC1-2 1-2 2-3 1B		S CH 80 S CH 79 B FS 83 X CH 81 1-2 G1-3		C FF 94 B CH 86 C CH 86 F FF 95 X FF 96 1-2 F7	4 1 0	0 0 0	2 0 0	0 0 0	0 0 0	1 0 0	0 0 0
6 Starling Marte, R (1, 8) OBP: 0.341, SLG: 0.407		C SI 88 X SI 88 0-1 G1-3			S SI 88 F CU 73 1 SAFE X SI 88 0-2 FC3-6 15 F8 23 1B 1-2f	B SI 90 X SI 89 1-0 FC1-2 23 FC3-2 1-2 2-3 3-Hf			B SL 86 S FF 92 B FF 93 F FF 92 F FF 93 F FF 92 H SI 92 3-2 23 1B 15 WP HBP	F SI 94 X SI 94 0-1 1B	4	1	1	0	0	0	4
23 Travis Snider, L (1, 7) OBP: 0.337, SLG: 0.433 3 Michael Martinez, S (9, PR) OBP: 0.209, SLG: 0.154 (9, 7)			X SI 87 0-0 G6-3		C SI 87 X SI 86 0-1 15 F8 1-2 1B	C SI 90 B SI 90 X FF 88 1-1 FC3-2 1-2 2-3 3-Hf			B SI 91 F FF 91 B SI 91 C FF 91 B FF 91 X FF 92 3-2 17 FC2-5 15 WP 1-3 1B	X FF 94 0-0 G4-3	4 1	0 0	2 0	0 0	0 0	0 1	3 1
15 Ike Davis, L (1, 3) OBP: 0.354, SLG: 0.372 10 Jordy Mercer, R (9, PR) OBP: 0.312, SLG: 0.383 35 Mark Melancon, R (9, 1) 59 Brent Morel, R (10, 5) OBP: 0.222, SLG: 0.235			B SI 88 C FC 85 B SI 90 C SI 88 B FC 85 B SI 90 4-2 36 WP BB		B SI 89 X SI 89 1-0 F8 1-2 2-3 2	C CU 72 B FC 87 B FF 88 B SI 89 C CH 80 X CH 78 3-2 F9 3			B FF 92 B FF 93 B FF 92 F SI 92 B FF 93 4-1 17 FC2-5 25 2B 1-2 3-H BB		B FF 94 B SI 91 X SI 92 2-0 G6-3 1	2 0 0 1	0 1 0 0	0 0 0 0	0 0 0 0	2 0 0 0	0 0 0 0	5 0 0 0
36 Edinson Volquez, R (1, 1) OBP: 0.103, SLG: 0.028 48 Jared Hughes, R (7, 1) 53 John Axford, R (8, 1) 17 Gaby Sanchez, R (9, PH) OBP: 0.298, SLG: 0.401 (9, 3)			C SI 88 L CU 72 B FC 86 B SI 89 C SI 89 2-3 1-2 K		S SI 89 X FC 86 0-1 F9	C SI 84 S SI 86 S SI 88 0-3 K			C SL 85 X SL 87 0-1 FC2-5 25 2B 1-2 2-3f		B FF 94 X SI 92 1-0 G6-3	3 0 0 2	0 0 0 1	0 0 0 0	0 0 0 0	2 0 0 0	3 0 0 2	3 0 0 2
Inning Stats	R: 0 E: 0 K: 1 S: 7 H: 0 LOB: 0 BB: 0 P: 8	R: 0 E: 0 K: 1 S: 11 H: 0 LOB: 0 BB: 0 P: 16	R: 0 E: 0 K: 1 S: 8 H: 0 LOB: 1 BB: 1 P: 15	R: 0 E: 0 K: 0 S: 6 H: 0 LOB: 0 BB: 0 P: 10	R: 0 E: 0 K: 0 S: 13 H: 2 LOB: 2 BB: 0 P: 16	R: 2 E: 2 K: 0 S: 16 H: 3 LOB: 3 BB: 0 P: 22	R: 0 E: 0 K: 2 S: 8 H: 0 LOB: 0 BB: 0 P: 10	R: 0 E: 0 K: 0 S: 6 H: 1 LOB: 0 BB: 0 P: 7	R: 3 E: 0 K: 0 S: 16 H: 3 LOB: 2 BB: 1 P: 28	R: 0 E: 0 K: 0 S: 11 H: 1 LOB: 1 BB: 0 P: 15	R: 0 E: 0 K: 0 S: 6 H: 0 LOB: 0 BB: 0 P: 12	1B: 9 2B: 1 3B: 0 HR: 0 SF: 0 SAC: 0 DP: 1 HBP: 1			WP: 2 PB: 0 SB: 0 CS: 0 PA: 46			

PITCHER	IP	WLS	BF	H	R	ER	SO	BB	IBB	HBP	BLK	WP	HR	S	P	ERA	WHIP
58 Doug Fister, R (1, 1) ERA: 2.2	7.0		29	5	2	0	5	1	0	0	0	1	0	69	97	0.00	0.857
36 Tyler Clippard, R (8, 1) ERA: 1.5	1.0	H	3	1	0	0	0	0	0	0	0	0	0	6	7	0.00	1.000
29 Rafael Soriano, R (9, 1) ERA: 2.59	0.1	B	5	2	3	3	0	1	0	1	0	1	0	11	21	81.00	9.000
46 Matt Thornton, L (9, 1) ERA: 2.17	0.2		2	1	0	0	0	0	0	0	0	0	0	5	7	0.00	1.500
48 Ross Detwiler, L (10, 1) ERA: 3.29	2.0	W	7	1	0	0	0	0	0	0	0	0	0	17	27	0.00	0.500

PITCHER	IP	WLS	BF	H	R	ER	SO	BB	IBB	HBP	BLK	WP	HR	S	P	ERA	WHIP

TOP

Pittsburgh Pirates @ Washington Nationals

Nationals Park, Washington, DC

Sun Aug 17 2014, 5:06 PM - 8:49 PM EDT

Att. 34,430 - Partly Cloudy - 87 F

livebaseballscorecards.com

AB	43
R	5
H	10
RBI	3
BB	2
SO	5
LOB	23

Batter	1	2	3	4	5	6	7	8	9	10	11	AB	R	H	RBI	BB	SO	LOB
2 Denard Span, L (1, 8) OBP: 0.354, SLG: 0.405	C FF 94 B SI 94 B CH 86 F SI 96 X KC 80 2-2 ① G4-3		F SI 94 F SI 94 B SI 95 F SI 96 S SI 88 1-3 ① K			C SI 93 X CH 86 0-1 ① G5-3	X SI 94 0-0 3 E 6 E 1-2 2-3 1B		B FC 92 C FC 93 S FC 92 F FC 92 F FC 93 F KC 82 F FF 92 X FC 92 1-2 3 1B 1-3 1B		B SI 94 B SI 94 C SI 93 C SI 94 B SI 94 X SI 94 3-2 ① G3 2-3	6	1	2	0	0	1	1
3 Asdrúbal Cabrera, S (1, 4) OBP: 0.310, SLG: 0.388 48 Ross Detwiler, R (10, 1) 7 Scott Hairston, R (11, PH) OBP: 0.258, SLG: 0.322	X SI 94 0-0 ② L8		B SI 95 X CH 86 1-0 ② G4-3			B CH 85 B SI 93 X CH 84 2-0 ② F9	X SI 91 0-0 FC3 6 E 1-3 2-H 3-H		F FC 93 X FF 91 0-1 1-2 3-H 1B		X SI 93 0-0 ② SF7 3-H	5 0 0	0 0 0	1 0 0	1 0 1	0 0 0	0 0 0	1 0 0
6 Anthony Rendon, R (1, 5) OBP: 0.331, SLG: 0.460	C SI 94 C KC 81 X KC 82 0-2 25 WP 1B		B SI 94 C KC 82 B CH 86 C CH 85 F SI 88 C CH 87 2-3 ③ K			X SI 95 0-0 25 BB 20 1B 1B	C SI 92 B SL 87 X SI 93 1-1 FC5 25 G4-6-3 1-2 3-H		X FF 94 0-0 ② F8			5	1	2	0	0	1	3
25 Adam LaRoche, L (1, 3) OBP: 0.378, SLG: 0.466	C KC 80 S FF 95 B CH 88 D CH 86 B KC 84 F FF 96 D KC 82 4-2 1-2 BB			C CH 85 X CH 86 0-1 ① L8		C SI 95 B SI 96 B SI 95 S KC 81 B SI 94 B SI 95 4-2 20 1B 1-2 BB	B SI 93 C SI 94 B SL 87 X SI 93 2-1 ②③ G4-6-3 1-2f		B FC 92 C KC 82 S KC 82 D KC 82 C FC 92 2-3 ③ K			3	0	0	0	2	1	4
20 Ian Desmond, R (1, 6) OBP: 0.304, SLG: 0.425	C SI 96 F KC 83 B FF 95 S KC 84 1-3 ③ K			C KC 82 F KC 83 S KC 83 0-3 ② K2-3		D SI 96 F SI 96 S KC 84 X KC 83 1-2 1-3 2-H 1B		C FF 95 B FF 95 C FF 94 B SL 89 B SL 88 S FF 95 3-3 ① K		C SI 94 X SI 93 0-1 ① G6-3		5	0	1	1	0	3	2
34 Bryce Harper, L (1, 7) OBP: 0.337, SLG: 0.383		B SI 94 C CH 86 C KC 80 B SI 88 X KC 81 2-2 ① G3		S SI 96 F KC 82 B KC 83 B FF 96 B CH 86 X CH 87 3-2 ③ G3-1		X CH 86 0-0 ③ F7		B FF 95 C FF 95 B CU 78 B FF 94 B FF 94 4-1 40 G4-6-3 BB		C SI 95 T SI 94 C SI 95 0-3 ② K		4	0	0	0	1	1	2
40 Wilson Ramos, R (1, 2) OBP: 0.336, SLG: 0.406		C KC 82 X SI 95 0-1 ② G4-3			F SI 95 B KC 81 B KC 82 F SI 96 B SI 88 X SI 95 3-2 ① G6-3		X SI 94 0-0 ① F7	F FF 94 B FF 94 1 SAFE B FF 95 X FF 94 2-1 ②③ G4-6-3 1-2f		B SI 95 X SI 96 1-0 1B		5	0	1	0	0	0	1
18 Michael Taylor, R (1, 9) OBP: 0.333, SLG: 0.353 8 Danny Espinosa, S (10, 4) OBP: 0.277, SLG: 0.350		X SI 94 0-0 58 WP 1B			C FF 96 B FF 96 X SI 96 1-1 ② G4-3		B SI 94 C SI 92 B KC 79 H SI 93 3-1 2 1B 19 1B 3 FC3 HBP		C FF 93 S FF 94 S FC 93 0-3 ① K	B SI 95 B SI 94 X SI 94 2-0 ③ P2		3 1	1 0	1 0	0 0	0 0	1 0	0 1
58 Doug Fister, L (1, 1) OBP: 0.059, SLG: 0.059 19 Kevin Frandsen, R (7, PH) OBP: 0.293, SLG: 0.308 36 Tyler Clippard, R (8, 1) 29 Rafael Soriano, R (9, 1) 46 Matt Thornton, L (9, 1) 28 Jayson Werth, R (9, PH) OBP: 0.372, SLG: 0.434 (10, 9)		B SI 95 C SI 94 S KC 81 F KC 83 S SI 94 1-3 ③ K 1-2			B FF 96 B FF 95 C SI 94 X SI 94 2-1 ③ G3		1 SAFE 1 SAFE P PO 89 X SI 93 1-0 3 FC3 2 1B 3 E 1-2 1B		B FF 94 B FF 93 C FC 92 B FC 93 B FC 92 4-1 2 1B 3 1B BB		B SI 94 B SI 93 F SI 94 C SI 94 X SI 93 2-2 2 G3 7 SF7 2B	2 1 0 0 0 1	0 1 0 0 0 2	0 1 0 0 0 1	0 0 0 0 0 0	1 0 0 0 0 1	1 0 0 0 0 0	1 0 0 0 0 0
Inning Stats	R: 0 E: 0 K: 1 S: 13 H: 1 LOB: 2 BB: 1 P: 20	R: 0 E: 0 K: 1 S: 10 H: 1 LOB: 1 BB: 0 P: 13	R: 0 E: 0 K: 2 S: 9 H: 0 LOB: 0 BB: 0 P: 13	R: 0 E: 0 K: 1 S: 8 H: 0 LOB: 0 BB: 0 P: 11	R: 0 E: 0 K: 0 S: 7 H: 0 LOB: 0 BB: 0 P: 13	R: 1 E: 0 K: 0 S: 10 H: 2 LOB: 2 BB: 1 P: 17	R: 3 E: 2 K: 0 S: 10 H: 2 LOB: 1 BB: 0 P: 16	R: 0 E: 0 K: 1 S: 6 H: 0 LOB: 0 BB: 1 P: 15	R: 1 E: 0 K: 2 S: 17 H: 2 LOB: 2 BB: 1 P: 24	R: 0 E: 0 K: 1 S: 7 H: 1 LOB: 1 BB: 0 P: 10	R: 1 E: 0 K: 0 S: 7 H: 1 LOB: 0 BB: 0 P: 12	1B: 9 2B: 1 3B: 0 HR: 0	SF: 1 SAC: 0 DP: 2 HBP: 1	WP: 2 PB: 0 SB: 0 CS: 0	PA: 47			

PITCHER	IP	WLS	BF	H	R	ER	SO	BB	IBB	HBP	BLK	WP	HR	S	P	ERA	WHIP
36 Edinson Volquez, R (1, 1) ERA: 3.58	6.1		28	6	4	1	5	2	0	1	0	2	0	62	95	1.42	1.263
48 Jared Hughes, R (7, 1) ERA: 1.73	0.2	B	3	0	0	0	0	0	0	0	0	0	0	5	8	0.00	0.000
53 John Axford, R (8, 1) ERA: 3.74	1.0		3	0	0	0	1	1	0	0	0	0	0	6	15	0.00	1.000
35 Mark Melancon, R (9, 1) ERA: 2.28	1.0	B	6	2	1	1	2	1	0	0	0	0	0	17	24	9.00	3.000
58 Brandon Cumpton, R (10, 1) ERA: 5.13	1.2	L	7	2	1	1	1	0	0	0	0	0	0	14	22	5.40	1.200

PITCHER	IP	WLS	BF	H	R	ER	SO	BB	IBB	HBP	BLK	WP	HR	S	P	ERA	WHIP

BOTTOM

Pittsburgh Pirates @ Washington Nationals

Nationals Park, Washington, DC

Sun Aug 17 2014, 5:06 PM - 8:49 PM EDT

Att. 34,430 - Partly Cloudy - 87 F

livebaseballscorecards.com

AB	41
R	6
H	10
RBI	3
BB	4
SO	9
LOB	16

Atlanta Braves @ Pittsburgh Pirates

PNC Park, Pittsburgh, PA

Mon Aug 18 2014, 7:07 PM - 10:07 PM EDT

Att. 31,669 - Partly Cloudy - 81 F

TOP

livebaseballscorecards.com

Batter	1	2	3	4	5	6	7	8	9	AB	R	H	RBI	BB	SO	LOB
22 Jason Heyward, L (1, 9) OBP: 0.351, SLG: 0.389	HR F9			1B	1B			SF9		4	1	3	2	0	0	1
19 Andrelton Simmons, R (1, 6) OBP: 0.297, SLG: 0.345	HR	G6-3		K	G1-3			K		5	1	1	1	0	2	5
5 Freddie Freeman, L (1, 3) OBP: 0.382, SLG: 0.490	8 1B 23 1B BB	F7		K			G6-4-3 1B		23 1B 1B	4	1	2	0	1	1	1
8 Justin Upton, R (1, 7) OBP: 0.360, SLG: 0.515	23 1B 11 1B 1B	1B			G6-3		G6-4-3 1B		K	5	1	2	0	0	1	2
23 Chris Johnson, R (1, 5) OBP: 0.301, SLG: 0.386	1 BB 11 1B 30 FC6-4 1B	K			K		G5-3		11 FC6-4 1B	5	1	2	1	0	2	1
7 Tommy La Stella, L (1, 4) OBP: 0.351, SLG: 0.344	K	11 G6-4-3 1B			L7			L4	F3	4	0	1	0	0	1	2
15 Phil Gosselin, R (8, 4) OBP: 0.300, SLG: 0.400										1	0	0	0	0	0	2
11 Gerald Laird, R (1, 2) OBP: 0.299, SLG: 0.286	1 BB 30 E 1B		G6-4-3			F8		4 1B 1 1B 22 SF9 1B	FC6-4	5	2	2	1	0	0	3
1 Emilio Bonifácio, S (1, 8) OBP: 0.316, SLG: 0.358	30 FC6-4 BB		K			E6		22 SF9 4 1B 1B		3	0	1	0	1	1	0
30 Ervin Santana, R (1, 1) OBP: 0.130, SLG: 0.113	FC6-4			K		K				3	0	0	1	0	2	2
43 Luis Avilán, L (6, 1)										0	0	0	0	0	0	0
57 David Hale, R (7, 1) OBP: 0.059, SLG: 0.063										0	0	0	0	0	0	0
4 Ryan Doumit, S (8, PH) OBP: 0.234, SLG: 0.289										1	0	1	0	0	0	0
51 James Russell, L (8, 1)										0	0	0	0	0	0	0

	AB	40
	R	7
	H	15
	RBI	6
	BB	2
	SO	10
	LOB	19

Inning Stats	1	2	3	4	5	6	7	8	9
	R: 6 E: 1 K: 1 S: 20	H: 5 LOB: 1 BB: 2 P: 36	R: 0 E: 0 K: 1 S: 11	H: 1 LOB: 1 BB: 0 P: 16	R: 0 E: 0 K: 1 S: 7	H: 1 LOB: 0 BB: 0 P: 9	R: 0 E: 0 K: 3 S: 10	H: 1 LOB: 1 BB: 0 P: 16	R: 0 E: 0 K: 1 S: 10	H: 0 LOB: 0 BB: 0 P: 12
	R: 0 E: 1 K: 1 S: 8	H: 1 LOB: 2 BB: 0 P: 9	R: 0 E: 0 K: 0 S: 8	H: 1 LOB: 0 BB: 0 P: 13	R: 1 E: 0 K: 1 S: 14	H: 3 LOB: 2 BB: 0 P: 24	R: 0 E: 0 K: 1 S: 11	H: 2 LOB: 2 BB: 0 P: 15		

	1B: 13	SF: 1	WP: 0	PA: 43
	2B: 0	SAC: 0	PB: 0	
	3B: 0	DP: 2	SB: 0	
	HR: 2	HBP: 0	CS: 0	

PITCHER		IP	WLS	BF	H	R	ER	SO	BB	IBB	HBP	BLK	WP	HR	S	P	ERA	WHIP
46 Vance Worley, R ERA: 2.92	(1, 1)	6.0	L	29	9	6	5	8	2	0	0	0	0	2	66	98	7.50	1.833
30 Jeanmar Gómez, R ERA: 3.49	(7, 1)	1.1		7	4	1	1	0	0	0	0	0	0	0	17	27	6.75	3.000
53 John Axford, R ERA: 3.69	(8, 1)	0.2		2	0	0	0	1	0	0	0	0	0	0	5	10	0.00	0.000
37 Justin Wilson, L ERA: 4.66	(9, 1)	1.0		5	2	0	0	1	0	0	0	0	0	0	11	15	0.00	2.000

PITCHER		IP	WLS	BF	H	R	ER	SO	BB	IBB	HBP	BLK	WP	HR	S	P	ERA	WHIP

BOTTOM

Batter	1	2	3	4	5	6	7	8	9	AB	R	H	RBI	BB	SO	LOB
25 Gregory Polanco, L (1, 9) OBP: 0.313, SLG: 0.355	C FF 91 F FF 93 B SL 87 X SL 84 1-2 ① L8	B CH 84 F CH 83 F FF 92 D SL 83 X CH 85 2-2 ③ G3-1		C FF 89 B SL 83 D SL 80 B FF 92 F CH 84 X FF 94 3-2 ③ G3-1			B FF 93 F SI 93 X SI 93 1-1 ① G1-3		B CU 75 C FF 90 F SI 89 B CH 82 B FF 90 X FF 90 3-2 ③ G6-3	5	0	0	0	0	0	2
5 Josh Harrison, R (1, 6) OBP: 0.345, SLG: 0.489	C FF 92 C FF 92 X FF 93 0-2 24 WP 18 1B 1B	C FF 92 F FF 90 B SL 82 S SL 85 1-3 ① K	B FF 91 X CH 85 1-0 ① F9				B FF 92 C CH 79 X FF 92 1-1 ② G5-3			4	0	1	0	0	1	0
18 Neil Walker, S (1, 4) OBP: 0.348, SLG: 0.462	B SL 81 X FF 91 1-0 24 WP 1-2 1B	C CH 84 X FF 91 0-1 HR	B FF 88 B FF 89 X CH 84 2-0 ② L8				B SI 93 B CH 81 F SI 92 B SI 93 B SI 92 4-1 BB			3	1	2	1	1	0	0
55 Russell Martin, R (1, 2) OBP: 0.407, SLG: 0.392	B FF 93 B SL 84 X FF 93 2-0 ② F9	C SL 84 B FF 94 B FF 93 C SL 83 B FF 94 B FF 93 4-2 24 G4-6-3 BB	C SL 82 B SL 84 B FF 91 B CH 85 B FF 93 4-1 BB				C CH 80 B FF 92 B FF 94 X FF 93 2-1 ③ G3-1			2	0	0	0	2	0	3
24 Pedro Alvarez, L (1, 3) OBP: 0.311, SLG: 0.387	S CH 82 B FF 93 S SL 83 D SL 84 S CH 84 2-3 ③ K 1-2 2-3	C FF 90 X FF 91 0-1 ②③ G4-6-3 1-2f	B CH 84 X FF 90 1-0 ③ G3					C SI 90 X SI 90 0-1 ① L8		4	0	0	0	0	1	4
6 Starling Marte, R (1, 8) OBP: 0.345, SLG: 0.430		C FF 91 X SL 84 0-1 HR		B FF 90 X FF 90 1-0 HR		C FF 91 X FF 93 0-1 23 2B 2B		C CU 76 B CH 82 F CH 82 F FF 90 B FF 91 X CU 76 2-2 ② F9		4	2	3	2	0	0	0
23 Travis Snider, L (1, 7) OBP: 0.340, SLG: 0.439		T FF 91 S FF 93 B FF 93 X CH 85 1-2 46 SH1-4 1B	B CH 82 B CH 83 B FF 92 C FF 91 F FF 92 X CH 85 3-2 ① F9		X FF 89 0-0 15 L5-6 2B 2-3			X CU 75 0-0 ③ G3		4	0	2	0	0	0	0
59 Brent Morel, R (1, 5) OBP: 0.182, SLG: 0.190		B SL 83 S SL 84 B FF 92 B SL 82 C FF 92 X FF 93 3-2 ① P3	B FF 93 C SL 84 F FF 94 F SL 86 S SL 83 1-3 ② K		C SL 83 F SL 83 S SL 84 0-3 ① K			B SI 87 C CH 81 B SI 88 F SI 88 C FF 90 2-3 ① K	4	0	0	0	0	3	3
46 Vance Worley, R (1, 1) OBP: 0.091, SLG: 0.136 15 Ike Davis, L (6, PH) OBP: 0.353, SLG: 0.371 30 Jeanmar Gómez, R (7, 1) OBP: 1.000, SLG: 1.000 53 John Axford, R (8, 1) 37 Justin Wilson, L (9, 1) 17 Gaby Sanchez, R (9, PH) OBP: 0.297, SLG: 0.399		X FF 89 0-0 ② SH1-4 1-2	C FF 92 X FF 91 0-1 2B		B SI 92 B FF 94 B SI 93 C SI 93 S SI 93 X SI 93 3-2 ②③ L5-6 2-2			B CU 75 F SI 89 X FF 88 1-1 ② G5-3	1 1 0 0 0 1	0 0 0 0 0 0	1 0 0 0 0 0	0 0 0 0 0 0	0 0 0 0 0 0	0 2 0 0 0 0	0 0 0 0 0 0
Inning Stats	R: 0 E: 0 K: 1 S: 11 H: 2 LOB: 2 BB: 0 P: 17	R: 1 E: 0 K: 0 S: 12 H: 2 LOB: 1 BB: 0 P: 18	R: 1 E: 0 K: 1 S: 9 H: 1 LOB: 0 BB: 1 P: 14	R: 1 E: 0 K: 1 S: 13 H: 2 LOB: 1 BB: 0 P: 21	R: 0 E: 0 K: 0 S: 4 H: 0 LOB: 1 BB: 1 P: 12	R: 0 E: 0 K: 1 S: 9 H: 2 LOB: 1 BB: 0 P: 12	R: 0 E: 0 K: 0 S: 7 H: 0 LOB: 1 BB: 1 P: 15	R: 0 E: 0 K: 0 S: 7 H: 0 LOB: 0 BB: 0 P: 9	R: 0 E: 0 K: 1 S: 8 H: 0 LOB: 0 BB: 0 P: 14	1B: 3 2B: 4 3B: 0 HR: 3 SF: 0 SAC: 1 DP: 2 HBP: 0						

PITCHER		IP	WLS	BF	H	R	ER	SO	BB	IBB	HBP	BLK	WP	HR	S	P	ERA	WHIP
30 Ervin Santana, R ERA: 3.71	(1, 1)	5.1	W	26	9	3	3	4	2	0	0	0	1	3	55	88	5.06	2.062
43 Luis Avilán, L ERA: 4.88	(6, 1)	1.0	H	2	0	0	0	0	0	0	0	0	0	0	5	9	0.00	0.000
57 David Hale, R ERA: 3.04	(7, 1)	0.2	H	3	0	0	0	0	1	0	0	0	0	0	5	12	0.00	1.500
51 James Russell, L ERA: 3.51	(8, 1)	2.0		6	0	0	0	1	0	0	0	0	0	0	15	23	0.00	0.000

PITCHER	IP	WLS	BF	H	R	ER	SO	BB	IBB	HBP	BLK	WP	HR	S	P	ERA	WHIP

Atlanta Braves @ Pittsburgh Pirates

PNC Park, Pittsburgh, PA

Mon Aug 18 2014, 7:07 PM - 10:07 PM EDT

Att. 31,669 - Partly Cloudy - 81 F

livebaseballscorecards.com

AB	33
R	3
H	9
RBI	3
BB	3
SO	5
LOB	14

WP: 1 PA: 37
PB: 0
SB: 0
CS: 0

Atlanta Braves @ Pittsburgh Pirates

PNC Park, Pittsburgh, PA

Tue Aug 19 2014, 7:08 PM - 9:58 PM EDT

Att. 27,033 - Partly Cloudy - 84 F

livebaseballscorecards.com

Batter	1	2	3	4	5	6	7	8	9	AB	R	H	RBI	BB	SO	LOB
22 Jason Heyward, L (1, 9) OBP: 0.351, SLG: 0.388	X SI 93 0-0 ① G4-3	D SL 90 S SL 88 B SI 96 S SL 88 X SL 89 2-2 ③ G5-3		C SL 86 S SL 88 F SL 86 F SL 87 B SI 94 X SL 88 1-2 5 BB 3-H 1B	X SI 93 0-0 5 BB 8 1B 1-3 2-H 3-H 1B		C SL 86 B SI 94 B SI 94 F SL 85 F SL 87 F SI 94 X SI 95 2-2 ② L7		S SL 84 X SI 92 0-1 ③ G3-1	6	1	2	3	0	0	2
15 Phil Gosselin, R (1, 4) OBP: 0.286, SLG: 0.371	C SI 93 S CH 85 B CH 87 S CH 84 1-3 ② K		C SI 91 X SI 92 0-1 5 1B 8 HR 1B	B CH 86 C SL 84 1 SAFE B CH 86 X SL 84 2-1 ② L9	C SI 93 B SL 86 B SL 85 S SI 93 C SI 93 2-3 ② K		B SL 86 C SL 85 F SL 94 B SL 85 X SI 94 2-2 ③ G6-3			5	1	1	0	0	2	3
5 Freddie Freeman, L (1, 3) OBP: 0.386, SLG: 0.491	X SI 95 0-0 8 BB 1B		X SI 94 0-0 8 HR 1-2 1B	B SL 87 1 SAFE F SL 86 D SL 88 B SL 88 C SI 96 D SL 89 4-2 BB	B CH 85 S SL 86 B SI 93 F SL 84 B SI 93 B SI 94 4-2 8 1B BB			F SI 93 F SI 92 B SL 85 S SI 94 1-3 ① K		3	1	2	0	2	1	0
8 Justin Upton, R (1, 7) OBP: 0.363, SLG: 0.522	B SI 92 S SL 84 D SL 85 B CH 85 B SL 84 4-1 BB		S SL 85 X SL 85 0-1 1-H 2-H HR	F CH 86 B SI 94 B CH 87 S CH 87 X CH 88 2-2 ③ G3	C SI 94 X SI 94 0-1 1-2 2-H 3-H 1B			B SL 87 X SL 86 1-0 ② P3		4	1	2	5	1	0	2
23 Chris Johnson, R (1, 5) OBP: 0.298, SLG: 0.382	C CH 86 F SI 93 D CH 86 F CH 86 S SL 86 1-3 ③ K		C CH 87 F SI 93 S CH 86 0-3 ① K		C CH 85 0-2 E6 19 BB 24 1B 2 1B B SL 86 1-0 ③ G1-3			C SI 94 S SL 86 B SL 88 B SI 94 X SL 84 2-2 ③ G5-3		5	1	0	0	0	2	4
24 Evan Gattis, R (1, 2) OBP: 0.330, SLG: 0.516		X SI 92 0-0 ① G4-3	B CH 85 F CH 85 B SI 94 X SL 84 2-1 ② F8		X SI 92 0-0 2 1B 19 BB 22 1B 1-2 1B	F SI 94 B SI 94 X SI 94 1-1 ① F9			B SI 93 C SL 85 S SI 93 F SL 86 X SL 84 1-2 HR	5	2	2	1	0	0	0
19 Andrelton Simmons, R (1, 6) OBP: 0.299, SLG: 0.345 14 Ramiro Pena, S (6, 6) OBP: 0.294, SLG: 0.331		C SI 92 X CH 85 0-1 2 S 34 1B 1B	S CH 86 X SI 94 0-1 ③ G6-3		B SL 84 B SI 92 F FF 93 B CH 87 D CH 86 4-1 2 1B 22 1B 1-2 2-3 BB	B SL 86 F SL 85 F SI 94 B SI 94 F SI 94 X SI 94 2-2 ② L9			B SI 94 C SI 93 X SI 93 1-1 2 F9 2B	3 1	2 0	1 1	0 0	1 0	0 0	0 0
2 B.J. Upton, R (1, 8) OBP: 0.279, SLG: 0.332		B SI 92 F CH 85 C SI 94 B SL 85 D SL 86 1 SAFE C SL 85 3-3 ② K 1-2		X SI 92 0-0 34 SH5-4 22 1B 2B	B SL 86 B CH 87 D SL 87 X SI 92 3-0 22 1B 8 1B 1-2 2-3 3-H 1B	C SI 94 X SI 94 0-1 ③ G4-3			F SL 84 F SI 93 X SL 85 0-2 ① F9 2-3	5	2	2	1	0	1	2
34 Aaron Harang, R (1, 1) OBP: 0.102, SLG: 0.083 57 David Hale, R (9, 1) OBP: 0.059, SLG: 0.063		S SI 93 S SL 86 D SL 86 D SL 88 B SI 94 X SI 94 3-2 2-H 1B		B SI 91 L FF 90 X SI 90 1-1 ① SH5-4 2-3	C SI 92 C SI 92 B SL 85 B SL 85 C SI 93 2-3 ① K		C SI 93 S SI 93 C SI 93 0-3 ① K		S SI 93 S SI 92 S SL 86 0-3 ② K	4 0	0 0	1 0	1 0	0 0	3 0	4 0
Inning Stats	R: 0 E: 0 K: 2 S: 10 H: 1 LOB: 2 BB: 1 P: 16	R: 1 E: 0 K: 1 S: 12 H: 2 LOB: 1 BB: 0 P: 20	R: 3 E: 0 K: 1 S: 12 H: 3 LOB: 0 BB: 0 P: 14	R: 1 E: 0 K: 0 S: 15 H: 2 LOB: 2 BB: 1 P: 25	R: 5 E: 1 K: 2 S: 18 H: 4 LOB: 2 BB: 2 P: 34	R: 0 E: 0 K: 0 S: 8 H: 0 LOB: 0 BB: 0 P: 11	R: 0 E: 0 K: 1 S: 11 H: 0 LOB: 0 BB: 0 P: 15	R: 0 E: 0 K: 1 S: 7 H: 0 LOB: 0 BB: 0 P: 11	R: 1 E: 0 K: 1 S: 14 H: 2 LOB: 1 BB: 0 P: 16	1B: 10 2B: 2 3B: 0 HR: 2 SF: 0 SAC: 1 DP: 0 HBP: 0						

TOP	
AB	41
R	11
H	14
RBI	11
BB	4
SO	9
LOB	17

WP: 0 PB: 0 SB: 1 CS: 0 PA: 46

PITCHER		IP	WLS	BF	H	R	ER	SO	BB	IBB	HBP	BLK	WP	HR	S	P	ERA	WHIP
47 Francisco Liriano, L ERA: 4.18	(1, 1)	4.0	L	26	10	9	8	4	3	0	0	0	0	1	55	88	18.00	3.250
58 Brandon Cumpton, R ERA: 5.01	(5, 1)	5.0		20	4	2	1	5	1	0	0	0	0	1	52	74	1.80	1.000

PITCHER	IP	WLS	BF	H	R	ER	SO	BB	IBB	HBP	BLK	WP	HR	S	P	ERA	WHIP

BOTTOM

Atlanta Braves @ Pittsburgh Pirates

PNC Park, Pittsburgh, PA

Tue Aug 19 2014, 7:08 PM - 9:58 PM EDT

Att. 27,033 - Partly Cloudy - 84 F

livebaseballscorecards.com

Batter	1	2	3	4	5	6	7	8	9	AB	R	H	RBI	BB	SO	LOB
5 Josh Harrison, R (1, 5) OBP: 0.342, SLG: 0.484	C FF 87 B FF 86 B SI 87 X CH 83 2-1 G5-3 ①	F CH 83 D SL 80 F FF 89 D SL 80 X FF 90 2-2 G4-3 ③	X SL 80 0-0 FC6-4 ③ 1-2f			C FF 86 F CH 83 X SL 79 0-2 E6 23 1B			4	0	0	0	0	0	2
23 Travis Snider, L (1, 9) (9, 7) OBP: 0.342, SLG: 0.444	C SL 78 X FF 89 0-1 F9 ②	C CH 81 X SI 87 0-1 22 L9 18 G5-3 2B	B CU 76 X SL 85 1-0 G3 ①			F FF 87 B FF 89 B CU 74 B CH 83 X SI 90 3-1 22 G6-4-3 1-3 1B			4	1	2	0	0	0	0
22 Andrew McCutchen, R (1, 8) OBP: 0.408, SLG: 0.531 27 Jayson Nix, R (9, 9) OBP: 0.192, SLG: 0.178	C FF 85 F SL 80 B FF 88 F SL 79 F CU 74 B SL 80 B SL 86 C SI 89 3-3 K ③		F SL 80 B FF 86 X SI 88 1-1 L9 ① 2-3	S SL 83 F FF 89 B CU 73 F CH 83 X SL 80 1-2 G5-3 ②		S FF 89 B FF 89 B SL 81 X FF 87 2-1 G6-4-3 ②③ 1-2f		4 0	0 0	0 0	0 0	0 0	1 0	3 0
18 Neil Walker, S (1, 4) OBP: 0.344, SLG: 0.457		C SI 88 F CH 82 F SL 81 B SI 89 B SI 89 B CH 83 X SI 91 3-2 F7 ①	B CH 82 F SL 79 F FF 90 X CH 84 1-2 G5-3 ② 3-H	C CH 83 X FF 87 0-1 L3 ③			C SI 87 F CH 82 F SL 80 B FF 89 X SI 90 1-2 F8 ①	4	0	0	1	0	0	0
55 Russell Martin, R (1, 2) OBP: 0.408, SLG: 0.397 59 Brent Morel, R (9, PR) OBP: 0.182, SLG: 0.190		F FF 87 X SL 80 0-1 G1-3 ②	B FF 86 X CH 84 1-0 G6-3 ③			F FF 88 B CH 82 C SL 79 B FF 89 B CH 83 X FF 89 3-2 1B	B FF 88 B CH 84 X FF 89 2-0 6 1B 15 1B 2B	4 0	0 1	2 0	0 0	0 0	0 0	0 0
6 Starling Marte, R (1, 7) OBP: 0.346, SLG: 0.431 (9, 8)		C CU 74 S SL 79 B FF 88 F SL 80 S SL 80 1-3 K2-3 ③	C FF 86 X CH 81 0-1 10 G6-3 58 1B 1B			C SL 78 X SL 80 0-1 L4 ①	F FF 90 X SL 79 0-1 15 1B 2-3 1B	4	1	2	0	0	1	1
15 Ike Davis, L (1, 3) OBP: 0.352, SLG: 0.369		B SI 86 B SL 77 C SI 87 C SL 78 F SI 89 C SI 90 2-3 K ①	X CU 72 0-0 P6 ①			B SL 78 X FF 89 1-0 P5 ②	B SL 78 X FF 89 1-0 1-2 3-H 1B	4	0	1	1	0	1	2
10 Jordy Mercer, R (1, 6) OBP: 0.311, SLG: 0.381		B FF 88 X SI 89 1-0 47 SH5-4 1B	B FF 87 C SI 88 X CU 75 1-1 G6-3 ② 1-2			C CU 75 B FF 88 B FF 89 F FF 90 X SL 80 2-2 P3 ③	B FF 91 X SI 92 1-0 F6 ②	4	0	1	0	0	0	4
47 Francisco Liriano, L (1, 1) OBP: 0.094, SLG: 0.094 58 Brandon Cumpton, R (5, 1) OBP: 0.176, SLG: 0.125 24 Pedro Alvarez, L (9, PH) OBP: 0.311, SLG: 0.386		B SI 86 X SI 88 1-0 SH5-4 ② 1-2	D SL 84 X FF 87 1-0 5 FC6-4 2-H 1B			C FF 86 C FF 86 S SL 79 0-3 K ①	B SI 94 B SI 93 B SI 93 C SI 93 X SI 94 3-1 G1-3 ③	0 2 1	0 0 0	0 1 0	0 1 0	0 0 0	0 1 0	0 0 2
Inning Stats	R: 0 H: 0 E: 0 LOB: 0 K: 1 BB: 0 S: 9 P: 14	R: 0 H: 0 E: 0 LOB: 0 K: 1 BB: 0 S: 10 P: 14	R: 0 H: 1 E: 0 LOB: 1 K: 1 BB: 0 S: 9 P: 15	R: 1 H: 1 E: 0 LOB: 0 K: 0 BB: 0 S: 8 P: 11	R: 1 H: 2 E: 0 LOB: 1 K: 0 BB: 0 S: 7 P: 9	R: 0 H: 0 E: 0 LOB: 0 K: 0 BB: 0 S: 7 P: 9	R: 0 H: 1 E: 0 LOB: 1 K: 0 BB: 0 S: 9 P: 15	R: 0 H: 1 E: 1 LOB: 1 K: 1 BB: 0 S: 10 P: 15	R: 1 H: 3 E: 0 LOB: 2 K: 0 BB: 0 S: 11 P: 19	1B: 7 2B: 2 3B: 0 HR: 0	SF: 0 SAC: 1 DP: 1 HBP: 0		WP: 0 PB: 0 SB: 0 CS: 0	PA: 36			

PITCHER	IP	WLS	BF	H	R	ER	SO	BB	IBB	HBP	BLK	WP	HR	S	P	ERA	WHIP
34 Aaron Harang, R (1, 1) ERA: 3.5	8.1	W	34	9	3	3	4	0	0	0	0	0	0	77	114	3.24	1.080
57 David Hale, R (9, 1) ERA: 3.01	0.2		2	0	0	0	0	0	0	0	0	0	0	3	7	0.00	0.000

PITCHER	IP	WLS	BF	H	R	ER	SO	BB	IBB	HBP	BLK	WP	HR	S	P	ERA	WHIP

Atlanta Braves @ Pittsburgh Pirates

PNC Park, Pittsburgh, PA

Wed Aug 20 2014, 7:08 PM - 9:53 PM EDT

Att. 26,581 - Partly Cloudy - 80 F

TOP

livebaseballscorecards.com

Batter	1	2	3	4	5	6	7	8	9	AB	R	H	RBI	BB	SO	LOB
22 Jason Heyward, L (1, 9) OBP: 0.352, SLG: 0.390	B FF 95 B FF 94 S CH 88 B FF 95 B FF 95 4-1 5 1B 8 1B BB		C SI 95 B KC 80 B CH 86 S FF 97 F FF 97 B FF 98 S FF 96 3-3 ① K			B SL 86 X FF 95 1-0 19 SH5-3 23 1B 2B	X FF 96 0-0 ③ F9			3	2	1	0	1	1	1
19 Andrelton Simmons, R (1, 6) OBP: 0.297, SLG: 0.343	C FF 96 C SL 86 S SL 87 0-3 ① K		B KC 80 F FF 95 B FF 96 F SL 87 X SI 97 2-2 ② G4-3			X SI 94 0-0 ① SH5-3 2-3		B SI 94 X SI 93 1-0 ① P3		3	0	0	0	0	1	1
5 Freddie Freeman, L (1, 3) OBP: 0.387, SLG: 0.490	1 SAFE X FF 96 0-0 8 1B 1-2 1B		B FF 98 B SI 97 S CH 89 S SL 88 F SI 98 B CU 83 F SL 88 C FF 97 3-3 ③ K			I IN 59 I IN 62 I IN 64 I IN 60 4-0 8 WP 23 1B IBB		X SI 94 0-0 ② G3		3	0	1	0	1	1	0
8 Justin Upton, R (1, 7) OBP: 0.364, SLG: 0.520	X SI 96 0-0 23 G6-4-3 1-2 2-H 1B		C FF 97 S SL 84 X SL 87 0-2 ① G6-3			F SI 96 B SI 95 S FF 96 B FF 97 B KC 82 B KC 81 4-2 23 1B 1-2 BB		F SI 94 B SI 94 T SI 93 F SL 84 X SI 94 1-2 ③ F9		3	0	1	1	1	0	0
23 Chris Johnson, R (1, 5) OBP: 0.298, SLG: 0.381	D KC 82 X FF 95 1-0 ② G6-4-3 ③ 1-2f		X SI 96 0-0 ② G1-3			B FF 96 C FF 96 S FF 95 X FF 96 1-2 ② 1-2 2-H 3-H 1B			C KC 81 F FC 92 B FC 94 S FC 92 1-3 ① K	4	0	1	1	0	1	2
24 Evan Gattis, R (1, 2) OBP: 0.329, SLG: 0.516		C SL 86 X SI 95 0-1 2B	C SI 96 B SI 96 X SL 88 1-1 ③ F9			S KC 82 F KC 81 S KC 84 0-3 ③ K			B FC 92 B KC 80 X FC 92 2-0 ② G3-1	4	0	1	0	0	1	2
7 Tommy La Stella, L (1, 4) OBP: 0.347, SLG: 0.340 15 Phil Gosselin, R (8, 4) OBP: 0.278, SLG: 0.361		B FF 95 X FF 94 1-0 ① F8			X SI 97 0-0 ① G4-3		B SI 96 C SI 93 C CH 87 B FF 96 F CU 83 X SI 96 2-2 ① G1-3		B FC 94 B FC 91 C FC 92 C FC 91 B KC 81 X FC 91 3-2 ③ G4-3	3 1	0 0	0 0	0 0	0 0	0 0	1 0
2 B.J. Upton, R (1, 8) OBP: 0.279, SLG: 0.330		X FF 96 0-0 ② P3	C KC 83 B SL 87 C FF 96 B FF 96 X KC 83 2-2 ② G4-3				B FF 96 C FF 95 S KC 81 F FF 95 B FF 96 B KC 81 F FF 97 B FF 98 4-2 40 SH3-4 BB			2	0	0	0	1	0	1
40 Alex Wood, R (1, 1) OBP: 0.133, SLG: 0.071 52 Jordan Walden, R (8, 1) 48 David Carpenter, R (9, 1)		B FF 96 C FF 95 F KC 88 C FF 99 1-3 ③ K	C FF 94 C FF 94 B KC 82 B FF 96 C FF 97 2-3 ③ K				1 SAFE 1 SAFE L FF 96 F KC 79 1 SAFE X FF 96 0-2 ② SH3-4 1-2			2 0 0	0 0 0	0 0 0	0 0 0	0 0 0	2 0 0	1 0 0
Inning Stats	R: 1 E: 0 K: 1 S: 7 H: 2 LOB: 1 BB: 1 P: 12	R: 0 E: 0 K: 1 S: 7 H: 1 LOB: 1 BB: 0 P: 9	R: 0 E: 0 K: 2 S: 12 H: 0 LOB: 0 BB: 0 P: 20	R: 0 E: 0 K: 0 S: 6 H: 0 LOB: 0 BB: 0 P: 7	R: 0 E: 0 K: 1 S: 7 H: 0 LOB: 0 BB: 0 P: 11	R: 1 E: 0 K: 1 S: 10 H: 2 LOB: 2 BB: 2 P: 20	R: 0 E: 0 K: 0 S: 12 H: 0 LOB: 1 BB: 1 P: 18	R: 0 E: 0 K: 0 S: 6 H: 0 LOB: 0 BB: 0 P: 8	R: 0 E: 0 K: 1 S: 7 H: 0 LOB: 0 BB: 0 P: 13	1B: 3 2B: 2 3B: 0 HR: 0 SF: 0 SAC: 2 DP: 1 HBP: 0						

	AB	28
	R	2
	H	5
	RBI	2
	BB	4
	SO	7
	LOB	9

WP: 1 PA: 34
PB: 0
SB: 0
CS: 0

PITCHER		IP	WLS	BF	H	R	ER	SO	BB	IBB	HBP	BLK	WP	HR	S	P	ERA	WHIP
45 Gerrit Cole, R ERA: 3.69	(1, 1)	7.0		28	5	2	2	6	3	1	0	0	1	0	61	97	2.57	1.143
44 Tony Watson, L ERA: 1.81	(8, 1)	1.0		3	0	0	0	0	0	0	0	0	0	0	6	8	0.00	0.000
35 Mark Melancon, R ERA: 2.24	(9, 1)	1.0	W	3	0	0	0	1	0	0	0	0	0	0	7	13	0.00	0.000

PITCHER		IP	WLS	BF	H	R	ER	SO	BB	IBB	HBP	BLK	WP	HR	S	P	ERA	WHIP

BOTTOM

Atlanta Braves @ Pittsburgh Pirates

PNC Park, Pittsburgh, PA

Wed Aug 20 2014, 7:08 PM - 9:53 PM EDT

Att. 26,581 - Partly Cloudy - 80 F

livebaseballscorecards.com

Batter	1	2	3	4	5	6	7	8	9	AB	R	H	RBI	BB	SO	LOB
5 Josh Harrison, R (1, 5) OBP: 0.341, SLG: 0.484	X SI 88 0-0 10 G1-3 2B		B SI 90 B CH 83 X SI 90 2-0 ③ G5-3			C SI 90 F CH 83 X SI 91 0-2 ③ F9		C SL 82 1 SAFE S FF 96 B FF 95 X FF 96 1-2 ③ G5-3		4	0	1	0	0	0	1
10 Jordy Mercer, R (1, 6) OBP: 0.311, SLG: 0.380	2 SAFE B SI 89 C CH 82 X CH 82 1-1 ①② G1-3 2-3			B SI 89 F CH 82 B CH 83 B SI 89 X CH 82 3-1 ① G6-3			B CH 83 X SI 89 1-0 ① L7		B FF 96 F FF 96 X FF 96 1-1 6 E 17 SF8 1B	4	1	1	0	0	0	1
22 Andrew McCutchen, R (1, 8) OBP: 0.404, SLG: 0.526	C SI 89 F KC 80 X KC 80 0-2 ③ G6-3			B SI 89 B KC 78 C CH 82 B SI 90 F CH 82 C SI 90 3-3 ② K			B SI 90 B KC 79 B KC 79 C SI 88 X CH 82 3-1 ② F9		F FF 97 1 SAFE B FF 96 F SL 96 B FF 97 B FF 96 F FF 96 X FF 97 3-2 ① P3	4	0	0	0	0	1	1
6 Starling Marte, R (1, 7) OBP: 0.343, SLG: 0.426		B SI 89 C KC 80 X KC 80 1-1 ① G4-3		F SI 89 B SI 90 S KC 79 F SI 90 F KC 79 S SI 90 1-3 ③ K			B SI 89 B SI 90 S CH 83 F SI 90 B KC 81 F SI 91 F CH 81 X SI 90 3-2 ③ G6-3		1 SAFE B SL 88 F FF 95 X FF 96 1-1 E7 1-3	4	0	0	0	0	1	1
17 Gaby Sanchez, R (1, 3) OBP: 0.300, SLG: 0.400		X SI 90 0-0 23 FC6-4 1B			X SI 87 0-0 ① F8			B KC 78 C CH 82 B SI 88 B CH 82 B SI 90 4-1 23 2B 19 G3 BB	X FF 96 0-0 ② SF8 3-H	2	1	1	1	1	0	0
23 Travis Snider, L (1, 9) OBP: 0.346, SLG: 0.451		C SI 90 C KC 79 F SI 91 F KC 80 F SI 91 1 SAFE F CH 82 1 SAFE X KC 80 0-2 ② FC6-4 1-2f			C KC 78 B SI 89 S KC 78 B SI 89 F SI 90 X KC 78 2-2 19 G6-3 1B			C KC 80 C KC 79 X KC 78 0-2 19 G3 18 WP 1-3 2B		3	1	2	0	0	0	1
19 Chris Stewart, R (1, 2) OBP: 0.365, SLG: 0.309		C CH 82 C SI 90 D KC 80 B KC 80 F CH 81 X SI 91 2-2 ③ G6-3			B CH 82 X SI 88 1-0 ②③ G6-3 1-2f			L SL 81 C SL 82 B FF 97 X FF 96 1-2 ① G3 2-3 3-H		3	0	0	1	0	0	3
27 Jayson Nix, R (1, 4) OBP: 0.188, SLG: 0.173 18 Neil Walker, S (8, PH) OBP: 0.346, SLG: 0.457 (9, 4)			F SI 88 B SI 90 C KC 79 F SI 91 B KC 80 X KC 79 2-2 ① L5			B CH 81 C CH 82 B KC 79 X SI 89 2-1 ① L7		D SL 83 S FF 95 B CH 87 F CH 88 F SL 82 D SL 84 B SL 83 4-2 3-H BB		2 0	0 0	0 0	0 0	0 1	0 0	0 0
45 Gerrit Cole, R (1, 1) OBP: 0.276, SLG: 0.222 44 Tony Watson, L (8, 1) OBP: 0.333, SLG: 0.333 25 Gregory Polanco, L (8, PH) OBP: 0.311, SLG: 0.354 35 Mark Melancon, R (9, 1)			B SI 89 B SI 88 C SI 88 F CH 82 C SI 91 2-3 ② K			B SI 89 F SI 89 F SI 89 S KC 79 1-3 ② K		1 SAFE F SL 83 F FF 96 S FF 96 0-3 ② K		2 0 1 0	0 0 0 0	0 0 0 0	0 0 0 0	2 0 1 0	0 0 1 0	0 0 1 0

Inning Stats	1	2	3	4	5	6	7	8	9
	R: 0 E: 0 K: 0 S: 6 H: 1 LOB: 0 BB: 0 P: 7	R: 0 E: 0 K: 0 S: 14 H: 1 LOB: 1 BB: 0 P: 17	R: 0 E: 0 K: 1 S: 8 H: 0 LOB: 0 BB: 0 P: 14	R: 0 E: 0 K: 2 S: 10 H: 0 LOB: 0 BB: 0 P: 17	R: 0 E: 0 K: 0 S: 6 H: 1 LOB: 0 BB: 0 P: 9	R: 0 E: 0 K: 1 S: 8 H: 0 LOB: 0 BB: 0 P: 11	R: 0 E: 0 K: 0 S: 8 H: 0 LOB: 0 BB: 0 P: 15	R: 2 E: 0 K: 1 S: 16 H: 1 LOB: 1 BB: 2 P: 26	R: 1 E: 1 K: 0 S: 9 H: 1 LOB: 1 BB: 0 P: 14

	AB	29
	R	3
	H	5
	RBI	2
	BB	2
	SO	5
	LOB	9

	1B: 3	SF: 1	WP: 1	PA: 32
	2B: 2	SAC: 0	PB: 0	
	3B: 0	DP: 1	SB: 0	
	HR: 0	HBP: 0	CS: 0	

PITCHER	IP	WLS	BF	H	R	ER	SO	BB	IBB	HBP	BLK	WP	HR	S	P	ERA	WHIP
40 Alex Wood, L (1, 1) ERA: 3.05	7.0		24	4	2	2	4	1	0	0	0	0	0	64	98	2.57	0.714
52 Jordan Walden, R (8, 1) ERA: 2.23	1.0	B	4	0	0	0	1	1	0	0	0	1	0	12	18	0.00	1.000
48 David Carpenter, R (9, 1) ERA: 3.69	0.2	L	4	1	1	0	0	0	0	0	0	0	0	9	14	0.00	1.500

PITCHER	IP	WLS	BF	H	R	ER	SO	BB	IBB	HBP	BLK	WP	HR	S	P	ERA	WHIP

Pittsburgh Pirates @ Milwaukee Brewers

Miller Park, Milwaukee, WI

Fri Aug 22 2014, 7:13 PM - 10:26 PM CDT

Att. 37,437 - Cloudy - 73 F

livebaseballscorecards.com

TOP

Batter	1	2	3	4	5	6	7	8	9	AB	R	H	RBI	BB	SO	LOB
5 Josh Harrison, R (1, 5) OBP: 0.344, SLG: 0.496	C FF 90 B SI 91 T SL 88 F FF 91 B CU 78 F FF 91 F FF 91 S SL 89 2-3 **K** ①	B CU 78 X SI 92 1-0 23 CS 1-H 2-H 2B		S SI 92 B SL 88 D CU 78 X SL 87 2-1 2-H 1B		B CU 76 F CH 78 X FF 89 1-1 **L6** ②		B SI 93 B SI 92 B SI 92 C SI 92 F SI 93 X SI 92 3-2 2-H HR		5	1	3	5	0	1	0
23 Travis Snider, L (1, 9) OBP: 0.340, SLG: 0.442	B FF 91 C SI 91 B FF 90 B SI 91 X SI 90 3-1 **G6-3** ② 2-3	B SI 92 F FF 92 F SL 88 F SL 88 B SI 91 B SL 88 2 SAFE 3-2 **CS** ③	B FF 90 S CU 78 B SI 91 F SI 90 B SI 92 X SI 91 3-2 **F8** ①	F SI 92 F FF 91 B FF 92 B SI 92 X SI 92 2-2 **G6-3** ③		B FF 89 B FF 89 F FF 89 F FF 90 F FF 89 F CH 78 S FF 90 2-3 **K** ③		F SI 90 B SI 91 X SI 90 1-1 **G4-3** ③		5	0	0	0	0	1	1
22 Andrew McCutchen, R (1, 8) OBP: 0.404, SLG: 0.532	C SI 92 B SI 92 X SL 88 1-1 **E6**		X SL 88 0-0 18 3B 1B		F SL 86 B SL 87 X SI 90 1-1 **HR**		X CU 75 0-0 **G5-3** ①		B CH 82 S SI 87 B CH 83 B SI 87 X SI 89 3-1 **L9** ①	5	2	2	1	0	0	0
18 Neil Walker, S (1, 4) OBP: 0.347, SLG: 0.464	1 SAFE F FF 92 F SI 92 F FF 90 C CU 78 0-3 **K** ③		1 SAFE 1 SAFE B SI 92 S FF 92 X SL 88 1-1 1-H 3B		F CU 77 X FF 91 0-1 **G4-3** ①		B FF 88 X FF 88 1-0 **2B**		B FF 89 F SI 88 X CH 82 1-1 **G6-3** ②	5	0	2	1	0	1	1
55 Russell Martin, R (1, 2) OBP: 0.408, SLG: 0.395		X SI 91 0-0 E5 6 BB 17 BB 10 SF8	F SI 92 D SI 92 B FF 92 D SL 89 B SI 91 4-1 17 G4-3 BB		B SI 92 C SI 91 X SI 91 1-1 **P2** ②		D FF 89 C CH 80 C FF 90 X CH 80 1-2 **L9** ②		S SI 89 S FF 90 B FF 90 F FF 90 F SL 77 B FF 91 F FF 90 X FF 91 2-2 1B	4	1	1	0	1	0	1
17 Gaby Sanchez, R (1, 3) OBP: 0.303, SLG: 0.397		B SI 90 B SI 91 F SI 92 B SI 92 B SI 92 4-1 6 BB 5 2B 1-2 BB	B FF 91 X SL 88 1-0 **G4-3** ② ③ 1-2f		B SI 91 C SI 92 B SI 91 B SI 91 X SI 92 3-1 6 1B 1B		F CH 80 X CH 80 0-1 **F8** ③		B CH 83 B SI 91 F SI 91 X CH 84 2-1 **F7** ③	4	1	1	0	1	0	4
6 Starling Marte, R (1, 7) OBP: 0.349, SLG: 0.431		F SI 92 B SI 91 S SL 87 F SL 87 B SI 93 F SI 92 D FF 89 B SI 92 4-2 5 2B 1-2 2-3 BB		C SI 90 B SI 90 X SI 90 1-1 10 G5-3 5 1B 1B	X SI 92 0-0 10 FC5-4 1-2 1B			B SI 91 F SI 92 F SI 92 B CH 85 B SI 93 X SI 93 3-2 10 S 5 HR 1B		3	3	3	0	1	0	0
10 Jordy Mercer, R (1, 6) OBP: 0.308, SLG: 0.377		D SL 88 B SI 92 X FF 92 2-0 **SF8** ① 3-H		X SI 91 0-0 **G5-3** ① 1-2	B SL 87 D SL 88 X SL 88 2-0 **FC5-4** ③ 1-2f			1 SAFE 1 SAFE P PO 86 S SI 91 X SI 92 1-1 **G6-3** ① 1-2		3	0	0	1	0	0	4
49 Jeff Locke, L (1, 1) OBP: 0.147, SLG: 0.094 48 Jared Hughes, R (7, 1) 24 Pedro Alvarez, L (8, PH) OBP: 0.310, SLG: 0.385 53 John Axford, R (8, 1) 37 Justin Wilson, L (9, 1)		L FF 91 M CU 77 S CU 79 0-3 **K** ②		B FF 91 C SI 90 S SI 90 C SI 91 1-3 **K** ②		B FF 88 C FF 88 T FF 88 S FF 89 1-3 **K** ①		B CH 86 B SI 92 F SI 92 S CH 87 S CH 86 2-3 **K** ②		3 0 1 0 0	0 0 0 0 0	0 0 0 0 0	0 0 0 0 0	3 0 1 0 0	3 0 1 0 0	3 0 1 0 0
Inning Stats	R: 0 E: 1 K: 2 S: 14 H: 0 LOB: 1 BB: 0 P: 20	R: 3 E: 1 K: 1 S: 14 H: 1 LOB: 0 BB: 2 P: 28	R: 1 E: 0 K: 0 S: 8 H: 2 LOB: 1 BB: 1 P: 17	R: 1 E: 0 K: 1 S: 11 H: 2 LOB: 1 BB: 0 P: 17	R: 1 E: 0 K: 0 S: 10 H: 3 LOB: 2 BB: 0 P: 17	R: 0 E: 0 K: 2 S: 10 H: 0 LOB: 0 BB: 0 P: 14	R: 0 E: 0 K: 0 S: 7 H: 1 LOB: 1 BB: 0 P: 9	R: 2 E: 0 K: 1 S: 14 H: 2 LOB: 0 BB: 0 P: 23	R: 0 E: 0 K: 0 S: 12 H: 1 LOB: 1 BB: 0 P: 20	1B: 7 2B: 2 3B: 1 HR: 2 SF: 1 SAC: 0 DP: 1 HBP: 0						

	AB	38
	R	8
	H	12
	RBI	8
	BB	3
	SO	7
	LOB	15

WP: 0 PB: 0 SB: 1 CS: 1 PA: 43

PITCHER		IP	WLS	BF	H	R	ER	SO	BB	IBB	HBP	BLK	WP	HR	S	P	ERA	WHIP
49 Yovani Gallardo, R ERA: 3.38	(1, 1)	5.0	L	26	8	6	3	4	3	0	0	0	0	1	57	99	5.40	2.200
41 Marco Estrada, R ERA: 4.66	(6, 1)	2.0		7	1	0	0	2	0	0	0	0	0	0	17	23	0.00	0.500
53 Brandon Kintzler, R ERA: 3.86	(8, 1)	1.0		5	2	2	2	1	0	0	0	0	0	1	14	23	18.00	2.000
32 Tom Gorzelanny, L ERA: 0.59	(9, 1)	1.0		4	1	0	0	0	0	0	0	0	0	0	12	20	0.00	1.000

PITCHER		IP	WLS	BF	H	R	ER	SO	BB	IBB	HBP	BLK	WP	HR	S	P	ERA	WHIP

Batter	1	2	3	4	5	6	7	8	9	AB	R	H	RBI	BB	SO	LOB
27 Carlos Gómez, R (1, 8) OBP: 0.350, SLG: 0.492	S SI 90 T CH 78 B CH 80 B SI 90 X CH 79 2-2 P3 ①		X CH 78 0-0 G2-3 ②		X CH 81 0-0 P3-1 ②③ 1-1f		X SL 86 0-0 G1-5-3 ③		B FF 95 D FF 96 B FF 96 C FF 95 F FF 95 F SI 96 B FC 89 4-2 BB 1-2	4	0	0	0	1	0	2
20 Jonathan Lucroy, R (1, 2) OBP: 0.367, SLG: 0.486	C SI 90 B SI 92 B SI 91 B SI 90 B CH 81 4-1 8 HR BB		C SI 88 C KC 76 B SI 90 X SI 89 1-2 G5-3 ③			B SI 87 S CH 77 B SI 90 B SI 89 X SI 89 3-1 G3 ①		F FF 96 F FF 94 X SL 88 0-2 G5-3 ① C SI 95 F FC 89 X FF 96 0-2 L9 ②		4	1	0	0	1	0	2
8 Ryan Braun, R (1, 9) OBP: 0.327, SLG: 0.484	B SI 91 C CH 79 S KC 78 B SI 92 B SI 91 F KC 77 1 SAFE X KC 79 3-2 HR 1-H			C SI 90 B SI 89 X SI 90 1-1 G5-3 ①		B SI 91 B SI 90 X SI 90 2-0 F8 ②		F FF 95 C FF 96 B FF 97 B FF 96 X FF 97 2-2 1B 16 1B X FF 96 0-0 G6-3 ③		5	2	2	2	0	0	2
16 Aramis Ramirez, R (1, 5) OBP: 0.346, SLG: 0.456	B SI 91 C KC 78 B SI 91 B KC 77 B SI 90 4-1 18 G6-4-3 BB			C KC 74 F KC 77 B KC 77 B CH 79 F SI 91 B SI 92 B CH 79 4-2 2B BB		B SI 89 B SI 88 B SI 88 C SI 88 B SI 91 4-1 FC6-5 18 BB BB		B FF 96 F FF 96 S FF 95 B FF 95 D SL 88 F FF 97 X FF 96 3-2 1B 1-3 1B		1	0	1	0	3	0	0
18 Khris Davis, R (1, 7) OBP: 0.307, SLG: 0.482	C CH 81 B SI 91 B SI 91 X CH 81 2-1 G6-4-3 ②③ 1-2f			B SI 89 B SI 88 F CH 79 T CH 79 B SI 90 X CH 78 3-2 L7 ②		B SI 90 F CH 78 B SI 89 F SI 89 B SI 91 B SI 90 4-2 FC6-5 1-2 BB		C FF 96 S FF 96 D SL 91 F SL 88 S FF 95 1-3 K ②		3	0	0	0	1	1	4
Rickie Weeks Jr., R (1, 4) OBP: 0.332, SLG: 0.408		B SI 87 C CH 78 S CH 78 X SI 91 1-2 G4-3 ①	X CH 78 0-0 2B 1-3			B SI 89 B SI 86 S CH 78 X SI 88 2-1 FC6-5 ③ 1-2 2-3f		F FF 96 X FF 96 0-1 1B 1-2 3-H		4	0	2	1	0	0	2
7 Mark Reynolds, R (1, 3) OBP: 0.292, SLG: 0.413		B KC 77 S CH 79 X SI 91 1-1 F7 ②	X CH 78 0-0 L7 ③				B SI 91 X SI 92 1-0 P3 ①	F SL 86 F FF 96 X SL 88 0-2 G3-1 ③		4	0	0	0	0	0	4
9 Jean Segura, R (1, 6) OBP: 0.270, SLG: 0.316		C SI 86 X SI 91 0-1 G4-3 ③			B SI 86 B SI 85 F SI 90 B SI 87 B SI 89 4-1 27 P3-1 BB		C SI 92 B SI 92 C SI 92 X SI 93 1-2 G4-3 ②		B FC 93 X FC 88 1-0 F7 ①	3	0	0	0	1	0	0
49 Yovani Gallardo, R (1, 1) OBP: 0.133, SLG: 0.138 41 Marco Estrada, R (6, 1) OBP: 0.176, SLG: 0.097 24 Lyle Overbay, L (7, PH) OBP: 0.323, SLG: 0.335 53 Brandon Kintzler, R (8, 1) 32 Tom Gorzelanny, R (9, 1) 28 Gerardo Parra, L (9, PH) OBP: 0.306, SLG: 0.369			B SI 88 X SI 88 1-0 F8 ①		B SI 88 1 SAFE X SI 87 1-0 F9 ①		B SI 92 F SI 93 C FF 94 F SL 86 B SL 88 B SI 92 X SI 92 3-2 1B		B SI 94 B FF 93 F FF 94 F FF 94 B FF 95 B FF 95 4-2 27 BB BB	2 0 1 0 0 0	0 0 0 0 0 0	0 0 1 0 0 0	0 0 0 0 0 0	0 0 0 0 1 0	0 0 0 0 0 0	1 0 0 0 0 0
Inning Stats	R: 2 E: 0 K: 0 S: 11 H: 1 LOB: 0 BB: 2 P: 26	R: 0 E: 0 K: 0 S: 7 H: 0 LOB: 0 BB: 0 P: 9	R: 0 E: 0 K: 0 S: 5 H: 0 LOB: 0 BB: 0 P: 7	R: 0 E: 0 K: 0 S: 10 H: 1 LOB: 2 BB: 1 P: 18	R: 0 E: 0 K: 0 S: 3 H: 0 LOB: 0 BB: 1 P: 8	R: 0 E: 0 K: 0 S: 8 H: 0 LOB: 2 BB: 2 P: 23	R: 0 E: 0 K: 0 S: 9 H: 1 LOB: 1 BB: 0 P: 14	R: 1 E: 0 K: 1 S: 19 H: 3 LOB: 2 BB: 0 P: 25	R: 0 E: 0 K: 0 S: 10 H: 0 LOB: 2 BB: 2 P: 19	1B: 4 2B: 2 3B: 0 HR: 1	SF: 0 SAC: 0 DP: 2 HBP: 0					

BOTTOM

Pittsburgh Pirates @ Milwaukee Brewers

Miller Park, Milwaukee, WI

Fri Aug 22 2014, 7:13 PM - 10:26 PM CDT

Att. 37,437 - Cloudy - 73 F

livebaseballscorecards.com

AB	31
R	3
H	6
RBI	3
BB	8
SO	1
LOB	17

PITCHER		IP	WLS	BF	H	R	ER	SO	BB	IBB	HBP	BLK	WP	HR	S	P	ERA	WHIP
49 Jeff Locke, L ERA: 3.69	(1, 1)	6.0	W	24	2	2	2	0	6	0	0	0	0	1	44	91	3.00	1.333
48 Jared Hughes, R ERA: 1.7	(7, 1)	1.0		4	1	0	0	0	0	0	0	0	0	0	9	14	0.00	1.000
53 John Axford, R ERA: 3.8	(8, 1)	1.0		6	3	1	1	1	0	0	0	0	0	0	19	25	9.00	3.000
37 Justin Wilson, L ERA: 4.56	(9, 1)	1.0		5	0	0	0	0	2	0	0	0	0	0	10	19	0.00	2.000

PITCHER	IP	WLS	BF	H	R	ER	SO	BB	IBB	HBP	BLK	WP	HR	S	P	ERA	WHIP

WP: 0	PA: 39		
PB: 0			
SB: 0			
CS: 0			

Batter	1	2	3	4	5	6	7	8	9	AB	R	H	RBI	BB	SO	LOB
5 Josh Harrison, R (1, 5) OBP: 0.342, SLG: 0.495	C FF 94 B FF 97 F FF 95 X SL 86 1-2 F7 ①		B SL 85 F FF 97 B SI 97 F FF 97 S SL 86 2-3 K ③		B FF 95 C FF 94 X SL 84 1-1 G6-3 ①	S CU 77 S FF 90 B FF 90 B CU 79 F CH 79 X CH 79 2-2 18 1B 2B	X SI 97 0-0 G4-3 ③			5	1	1	0	0	1	1
23 Travis Snider, L (1, 9) OBP: 0.337, SLG: 0.437 (8, 7)	F SI 95 B SL 85 F CH 85 B FF 97 F SL 87 B FF 98 S FF 98 3-3 K ②			C SL 82 B FF 96 X SL 86 1-1 G4-3 ①	B SI 95 X SI 96 1-0 E4 22 1B 18 2B	X FF 89 0-0 P6 ②		S CU 76 C SI 90 B CU 78 X CU 77 1-2 22 WP 18 1B 1B		5	2	1	0	0	1	1
22 Andrew McCutchen, R (1, 8) OBP: 0.404, SLG: 0.529 30 Jeanmar Gómez, R (8, 1) OBP: 1.000, SLG: 1.000	F CH 86 B FF 97 C SL 86 F FF 97 B SL 88 B CH 89 F SL 88 X SL 90 3-2 L7 ③			F FF 96 B SL 88 F FF 96 C FF 90 1-3 K ②	F CH 85 X SL 86 0-1 18 2B 55 HR 1-2 1B	B CU 78 S FF 89 S CU 79 B FF 90 B CU 80 B CH 80 4-2 18 1B BB		C SI 91 B SL 83 D CU 76 B SI 91 C SI 92 S SI 92 3-3 K ① 1-2		4 0	1 0	1 0	0 0	1 0	2 0	1 0
18 Neil Walker, S (1, 4) OBP: 0.352, SLG: 0.469 27 Jayson Nix, R (9, 4) OBP: 0.188, SLG: 0.173		C SL 86 X CH 85 0-1 G4-3 ①		C SL 85 B FF 96 B CH 86 B SI 96 F SI 96 B FF 98 4-2 55 2B 24 HR BB	F SI 96 X CH 83 0-1 55 HR 1-3 2-H 2B	F CH 79 X FF 90 0-1 55 BB 1-3 2-H 1B		D CU 76 C SI 91 C SI 91 B SI 92 B CU 77 X SI 92 3-2 55 G6-4-3 2-H 1B		4 0	2 0	3 0	3 0	1 0	0 0	0 0
55 Russell Martin, R (1, 2) OBP: 0.410, SLG: 0.411 19 Chris Stewart, R (9, 2) OBP: 0.365, SLG: 0.309		B FF 97 S SL 87 F FF 98 B FF 99 X FF 97 2-2 G5-3 ②		B SI 97 C SL 86 X SI 95 1-1 24 HR 1-3 2B	B SL 84 B SL 84 X FF 96 2-0 2-H 3-H HR	B FF 90 F CH 81 B FF 90 B CU 78 F FF 90 B CH 80 4-2 1-2 BB		S SI 90 D SI 87 B FF 89 X SI 90 2-1 G6-4-3 ②③ 1-2f		4 0	2 0	2 0	3 0	1 0	0 0	1 0
24 Pedro Alvarez, L (1, 3) OBP: 0.314, SLG: 0.403 17 Gaby Sanchez, R (6, 3) OBP: 0.301, SLG: 0.395		B CH 86 B FF 98 B SI 96 C FF 97 B FF 97 4-1 6 S BB		B SL 86 X SI 97 1-0 2-H 3-H HR	B SI 96 B CH 82 X SI 97 2-0 HR	F CH 80 S FF 90 F CH 80 F FF 91 X CH 80 0-2 F8 ③			B SI 92 B SI 91 C SI 91 X SI 91 2-1 F8 ①	3 1	2 0	2 0	4 0	1 0	0 0	3 0
6 Starling Marte, R (1, 7) OBP: 0.350, SLG: 0.430 (8, 8)	S CH 88 F SI 96 1 SAFE 1 SAFE F FF 98 D SL 90 F SI 98 S SI 98 1-3 K ③ 1-2			B CH 86 S FF 97 X SI 97 1-1 10 S 1B	B SL 84 C SL 83 B SI 97 C CH 83 B SL 85 F FF 96 X SL 86 3-2 G5-3 ②		F SI 96 X SI 96 0-1 1B		X SI 92 0-0 G6-3 ②	5	0	2	0	0	1	1
10 Jordy Mercer, R (1, 6) OBP: 0.306, SLG: 0.373			C FF 96 B FF 97 B SL 84 F FF 96 X SI 96 2-2 G6-3 ①	1 SAFE C FF 96 B FF 97 B SI 97 B FF 97 B FF 97 4-1 1-2 BB	C FF 95 X SI 96 0-1 G6-3 ③		B SI 96 X SI 96 1-0 P6 ①		C SI 92 X SI 92 0-1 L8 ③	4	0	0	0	1	0	1
36 Edinson Volquez, R (1, 1) OBP: 0.095, SLG: 0.026 48 Jared Hughes, R (6, 1) 25 Gregory Polanco, L (8, 9) OBP: 0.311, SLG: 0.354			C SI 93 X FF 95 0-1 G4-3 ② F FF 95 S SL 86 S CH 89 0-3 K ③			B FF 90 C FF 89 C FF 90 B CH 78 S FF 91 2-3 K ①	M SI 96 L SI 96 B SI 97 L KC 80 1-3 K ②			3 1 0	0 0 0	0 0 0	0 0 0	0 0 0	2 1 0	2 1 0
Inning Stats	R: 0 E: 0 K: 1 S: 12 H: 0 LOB: 0 BB: 0 P: 19	R: 0 E: 0 K: 1 S: 11 H: 0 LOB: 1 BB: 1 P: 18	R: 0 E: 0 K: 1 S: 8 H: 0 LOB: 0 BB: 0 P: 12	R: 3 E: 0 K: 2 S: 16 H: 3 LOB: 2 BB: 2 P: 29	R: 5 E: 1 K: 0 S: 15 H: 4 LOB: 0 BB: 0 P: 24	R: 1 E: 0 K: 1 S: 19 H: 2 LOB: 3 BB: 2 P: 31	R: 0 E: 0 K: 1 S: 7 H: 1 LOB: 1 BB: 0 P: 9	R: 1 E: 0 K: 1 S: 11 H: 2 LOB: 0 BB: 0 P: 20	R: 0 E: 0 K: 0 S: 5 H: 0 LOB: 0 BB: 0 P: 7	1B: 6 2B: 3 3B: 0 HR: 3 SF: 0 SAC: 0 DP: 1 HBP: 0						

PITCHER		IP	WLS	BF	H	R	ER	SO	BB	IBB	HBP	BLK	WP	HR	S	P	ERA	WHIP
38 Wily Peralta, R ERA: 3.56	(1, 1)	5.0	L	26	7	8	7	5	3	0	0	0	0	3	62	102	12.60	2.000
41 Marco Estrada, R ERA: 4.7	(6, 1)	1.0		7	2	1	1	1	2	0	0	0	0	0	19	31	9.00	4.000
21 Jeremy Jeffress, R ERA: 2.81	(7, 1)	1.0		4	1	0	0	1	0	0	0	0	0	0	7	9	0.00	1.000
59 Zach Duke, L ERA: 2.37	(8, 1)	1.0		4	2	1	1	1	0	0	0	0	1	0	11	20	9.00	2.000
57 Francisco Rodríguez, R ERA: 2.79	(9, 1)	1.0		3	0	0	0	0	0	0	0	0	0	0	5	7	0.00	0.000

PITCHER	IP	WLS	BF	H	R	ER	SO	BB	IBB	HBP	BLK	WP	HR	S	P	ERA	WHIP

TOP

Pittsburgh Pirates @ Milwaukee Brewers

Miller Park, Milwaukee, WI

Sat Aug 23 2014, 6:12 PM - 9:29 PM CDT

Att. 40,557 - Partly Cloudy - 72 F

livebaseballscorecards.com

AB	39
R	10
H	12
RBI	10
BB	5
SO	8
LOB	12

1B: 6	SF: 0	WP: 1	PA: 44
2B: 3	SAC: 0	PB: 0	
3B: 0	DP: 1	SB: 2	
HR: 3	HBP: 0	CS: 0	

BOTTOM

Batter	1	2	3	4	5	6	7	8	9	AB	R	H	RBI	BB	SO	LOB
27 Carlos Gómez, R (1, 8) OBP: 0.351, SLG: 0.491	F SI 94 X KC 82 0-1 ① P3	S KC 84 D KC 84 D KC 84 B CH 89 X CH 87 3-1 ③ G6-3		D KC 83 D KC 82 X FF 94 2-0 1-2 20 1B 1B		B SI 93 C CH 84 X KC 79 1-1 20 1B 1B		X SI 91 0-0 ① F7		5	0	2	0	0	0	3
20 Jonathan Lucroy, R (1, 2) OBP: 0.369, SLG: 0.486 57 Francisco Rodríguez, R (9, 1)	B SI 94 C SI 93 B KC 80 B SI 94 B FF 95 4-1 BB		B SI 93 X FF 94 1-0 ① F9	C KC 82 C SI 94 B FF 94 X SI 94 1-2 1-2 2-3 1B		B SI 93 B SI 93 F SI 93 B SI 94 F FF 93 F FF 95 X SI 95 3-2 ② 1-3 8 1B 1B		B SI 91 B SI 91 X SI 90 2-0 ② P6		4 0	0 0	2 0	0 0	1 0	0 0	1 0
8 Ryan Braun, R (1, 9) OBP: 0.325, SLG: 0.481	D FF 94 X FF 94 1-0 ② F8		C KC 80 X SI 94 0-1 ② G5-3	C FF 96 F FF 95 X SI 96 0-2 ② F4		F SI 94 F SI 94 X FF 95 0-2 1-2 16 FC5-4 1B		C SL 79 B SI 92 X SI 91 1-1 ③ P4		5	0	1	0	0	0	5
16 Aramis Ramirez, R (1, 5) OBP: 0.345, SLG: 0.453 7 Mark Reynolds, R (8, 5) OBP: 0.294, SLG: 0.413	F SI 94 C KC 80 X CH 82 0-2 ③ P4		B KC 83 X CH 86 1-0 2 1B 18 2B 1B	B SI 95 C KC 83 S KC 82 D KC 84 S SI 95 2-3 ③ K		X SI 92 0-0 ③ FC5-4 1-2f			B SI 90 S SI 91 S CH 83 B CH 83 F SI 90 B CH 84 B SI 91 4-2 18 L3 BB	4 0	1 0	1 0	0 0	0 1	1 0	6 0
2 Scooter Gennett, L (1, 4) OBP: 0.341, SLG: 0.477		C SI 93 C SI 94 X KC 82 0-2 HR	X CH 86 0-0 18 2B 1-2 1B	C SI 91 F SI 93 B SI 93 S SI 93 1-3 ① K			X FF 93 0-0 ① F7		F SI 91 X CH 83 0-1 ① L6	5	1	2	1	0	1	1
18 Khris Davis, R (1, 7) OBP: 0.308, SLG: 0.482		C SI 95 S CH 86 B KC 82 B SI 94 F FF 95 H CH 87 3-2 24 1B HBP	C FF 94 B FF 94 S KC 83 D SI 89 F KC 82 X CH 88 2-2 1-3 2-H 2B	S FF 93 B SI 92 X KC 79 1-1 ② G4-3			C SI 92 F SI 93 B SL 87 S SL 86 1-3 ② K		X SI 92 0-0 ② ③ L3 1-1	4	0	1	1	0	1	1
24 Lyle Overbay, L (1, 3) OBP: 0.331, SLG: 0.344		F FF 95 1 SAFE L FF 95 F FF 95 1 SAFE X CH 86 0-2 1-3 1B	C KC 81 X FF 95 0-1 ③ F8	S FF 92 X SI 93 0-1 2B			B FF 95 B SI 93 B SI 92 C FF 92 B SI 93 4-1 BB			3	0	2	0	1	0	2
3 Elian Herrera, S (1, 6) OBP: 0.291, SLG: 0.336 41 Marco Estrada, R (6, 1) OBP: 0.176, SLG: 0.097 21 Jeremy Jeffress, R (7, 1) 28 Gerardo Parra, L (7, PH) OBP: 0.305, SLG: 0.368 59 Zach Duke, L (8, 1) 12 Martín Maldonado, R (9, 2) OBP: 0.343, SLG: 0.420		B SI 94 X SI 94 1-0 ① F8		B SI 92 C CH 84 B SI 94 B SI 92 S SI 92 X SI 93 3-2 ① G1-3	B SI 94 C CH 85 S FF 94 X SI 94 1-2 ③ L8		B SI 93 X SI 93 1-0 ③ G3			3 0 0 1 0 0	0 0 0 0 0 0	0 0 0 0 0 0	0 0 0 0 0 0	0 0 0 0 0 0	0 0 0 0 0 0	3 0 0 1 0 0
38 Wily Peralta, R (1, 1) OBP: 0.102, SLG: 0.106 9 Jean Segura, R (6, 6) OBP: 0.271, SLG: 0.317		S SI 95 S KC 82 S KC 85 0-3 ② K		C SI 92 C KC 80 B KC 80 B SI 92 B FF 93 B FF 94 4-2 20 1B 27 1B BB		X SI 92 0-0 ① G5-3		B SI 92 C SI 92 B SI 91 X SI 90 2-1 1B		1 2	0 0	0 1	0 0	1 0	1 0	2 0
Inning Stats	R: 0 E: 0 K: 0 S: 7 H: 0 LOB: 1 BB: 1 P: 12	R: 1 E: 0 K: 1 S: 16 H: 2 LOB: 2 BB: 0 P: 23	R: 1 E: 0 K: 0 S: 11 H: 3 LOB: 2 BB: 0 P: 15	R: 0 E: 0 K: 1 S: 15 H: 2 LOB: 3 BB: 1 P: 27	R: 0 E: 0 K: 1 S: 10 H: 1 LOB: 1 BB: 0 P: 13	R: 0 E: 0 K: 0 S: 11 H: 3 LOB: 2 BB: 0 P: 15	R: 0 E: 0 K: 1 S: 6 H: 0 LOB: 1 BB: 1 P: 12	R: 0 E: 0 K: 0 S: 6 H: 1 LOB: 1 BB: 0 P: 11	R: 0 E: 0 K: 0 S: 6 H: 0 LOB: 0 BB: 1 P: 10	1B: 9 2B: 3 3B: 0 HR: 1 SF: 0 SAC: 0 DP: 1 HBP: 1						

PITCHER	IP	WLS	BF	H	R	ER	SO	BB	IBB	HBP	BLK	WP	HR	S	P	ERA	WHIP
36 Edinson Volquez, R (1, 1) ERA: 3.56	5.2	W	30	11	2	2	3	2	0	1	0	0	1	69	104	3.18	2.294
48 Jared Hughes, R (6, 1) ERA: 1.66	1.1		5	0	0	0	1	1	0	0	0	0	0	7	13	0.00	0.750
30 Jeanmar Gómez, R (8, 1) ERA: 3.38	2.0		7	1	0	0	0	1	0	0	0	0	0	12	21	0.00	1.000

PITCHER	IP	WLS	BF	H	R	ER	SO	BB	IBB	HBP	BLK	WP	HR	S	P	ERA	WHIP

Pittsburgh Pirates @ Milwaukee Brewers

Miller Park, Milwaukee, WI

Sat Aug 23 2014, 6:12 PM - 9:29 PM CDT

Att. 40,557 - Partly Cloudy - 72 F

livebaseballscorecards.com

AB	37
R	2
H	12
RBI	2
BB	4
SO	4
LOB	25

PA: 42

Batter	1	2	3	4	5	6	7	8	9	AB	R	H	RBI	BB	SO	LOB
5 Josh Harrison, R (1, 5) OBP: 0.339, SLG: 0.490	B FF 88 B FF 88 C FF 88 F FC 86 S FF 90 C FF 90 2-3 ① K		B CU 71 F FF 88 C FF 90 X FF 89 1-2 ② P6			C CU 71 X FF 90 0-1 ① F7		1 SAFE B KC 79 X SI 95 1-0 ③ G4-3		4	0	0	0	0	1	1
25 Gregory Polanco, L (1, 9) OBP: 0.308, SLG: 0.349 23 Travis Snider, L (9, PH) OBP: 0.336, SLG: 0.435	B FF 88 B FF 89 C FF 89 B CH 82 C FF 90 S CH 83 3-3 ② K		C FF 90 F CH 82 S FF 91 0-3 ③ K			B FF 86 C FC 85 C FF 90 C FF 90 1-3 ② K			C SI 92 C CU 75 F FF 92 B CU 77 X FF 92 1-2 ① F8	3 1	0 0	0 0	0 0	0 0	3 0	0 0
22 Andrew McCutchen, R (1, 8) OBP: 0.403, SLG: 0.533	F CU 72 C FF 89 F FF 90 B FF 90 B CU 74 X FF 89 2-2 ③ P5			C FF 89 B FF 90 C CU 73 B CU 74 B CU 74 F CH 80 F CH 82 X FF 91 3-2 ① F9		X FF 90 0-0 ③ F8			B SI 92 C CU 76 F SI 91 F CH 85 F FF 91 B CU 76 F CH 79 F FF 91 B CH 78 3-2 X SI 88 HR	4	1	1	1	0	0	0
18 Neil Walker, S (1, 4) OBP: 0.349, SLG: 0.464		C FF 88 F FF 88 B FF 90 B FC 88 X CH 82 2-2 ① L8		X CU 72 0-0 ② G3			B CU 70 F FC 86 F FC 86 F FF 90 B FF 90 S FC 87 2-3 ① K		B CU 76 S CH 81 X CH 84 1-1 ② G1	4	0	0	0	0	1	0
55 Russell Martin, R (1, 2) OBP: 0.411, SLG: 0.410		B CU 70 C FC 86 B FF 89 B FF 89 X FF 88 3-1 ② G5-3		X FF 90 0-0 1B			B CU 73 C CH 81 B FF 90 X FF 90 2-1 ② P6		B CU 78 B SI 92 S CH 84 B CH 85 D CH 85 4-1 BB	3	0	1	0	1	0	0
24 Pedro Alvarez, L (1, 3) OBP: 0.314, SLG: 0.400		B CU 72 B CH 81 B CH 83 F CH 80 S FF 87 B FC 86 4-2 ③ 6 S 6 HR BB		C FF 90 B CH 83 X FC 87 1-1 ③ P6			B FC 86 T FC 86 T FC 87 X FF 90 1-2 ③ L6		C CU 76 F CH 84 S CH 85 0-3 ③ K	3	1	0	0	1	1	2
6 Starling Marte, R (1, 7) OBP: 0.350, SLG: 0.438	B FF 90 F FF 90 1 SAFE D CU 74 1 SAFE F FF 90 1 SAFE B FF 90 X FC 82 3-2 1-H HR			B FF 89 B FF 88 S FF 89 B FF 88 C FF 88 X FF 89 3-2 ① L8				C KC 78 F SI 96 B SI 95 S SI 96 1-3 ① K		3	1	1	2	0	1	0
10 Jordy Mercer, R (1, 6) OBP: 0.307, SLG: 0.373	B FF 89 X FF 91 1-0 ③ F8			C FF 89 B CU 71 C CU 72 F FF 90 C FF 90 1-3 ② K				B SI 96 X SI 95 1-0 1B		3	0	1	0	0	1	0
46 Vance Worley, R (1, 1) OBP: 0.083, SLG: 0.125 37 Justin Wilson, L (7, 1) 15 Ike Davis, L (8, PH) OBP: 0.351, SLG: 0.368 35 Mark Melancon, R (8, 1)			B FF 87 C FF 88 S FF 88 S FF 89 1-3 ① K	X FF 89 0-0 ③ P6				B SI 94 B SI 95 B SI 95 C SI 96 X SI 96 3-1 ② F7		2 0 1 0	0 0 0 0	0 0 0 0	0 0 0 0	1 0 0 0	0 0 1 0
Inning Stats	R: 0 E: 0 K: 2 S: 11 H: 0 LOB: 0 BB: 0 P: 18	R: 2 E: 0 K: 0 S: 11 H: 1 LOB: 0 BB: 1 P: 24	R: 0 E: 0 K: 2 S: 9 H: 0 LOB: 0 BB: 0 P: 11	R: 0 E: 0 K: 0 S: 9 H: 1 LOB: 1 BB: 0 P: 13	R: 0 E: 0 K: 1 S: 8 H: 0 LOB: 0 BB: 0 P: 12	R: 0 E: 0 K: 1 S: 6 H: 0 LOB: 0 BB: 0 P: 7	R: 0 E: 0 K: 1 S: 9 H: 0 LOB: 0 BB: 0 P: 14	R: 0 E: 0 K: 1 S: 7 H: 1 LOB: 1 BB: 0 P: 13	R: 1 E: 0 K: 1 S: 17 H: 1 LOB: 1 BB: 1 P: 26	1B: 2 2B: 0 3B: 0 HR: 2	SF: 0 SAC: 0 DP: 0 HBP: 0			WP: 0 PB: 0 SB: 1 CS: 0	PA: 33	

PITCHER		IP	WLS	BF	H	R	ER	SO	BB	IBB	HBP	BLK	WP	HR	S	P	ERA	WHIP
50 Mike Fiers, R ERA: 1.54	(1, 1)	7.0	W	24	2	2	2	7	1	0	0	0	0	1	63	99	2.57	0.429
21 Jeremy Jeffress, R ERA: 2.65	(8, 1)	1.0	H	4	1	0	0	1	0	0	0	0	0	0	7	13	0.00	1.000
57 Francisco Rodríguez, R ERA: 2.9	(9, 1)	1.0	S	5	1	1	1	1	1	0	0	0	0	1	17	26	9.00	2.000

PITCHER	IP	WLS	BF	H	R	ER	SO	BB	IBB	HBP	BLK	WP	HR	S	P	ERA	WHIP

TOP

Pittsburgh Pirates @ Milwaukee Brewers

Miller Park, Milwaukee, WI

Sun Aug 24 2014, 1:12 PM - 3:50 PM CDT

Att. 42,761 - Cloudy - 73 F

livebaseballscorecards.com

AB	31
R	3
H	4
RBI	3
BB	2
SO	9
LOB	4

Batter	1	2	3	4	5	6	7	8	9	AB	R	H	RBI	BB	SO	LOB
27 Carlos Gómez, R (1, 8) OBP: 0.350, SLG: 0.491	C SL 81 B SL 82 F FF 86 B SI 86 B FF 88 T SI 88 3-2 ① K	X SL 85 0-0 20 1B 2B		X KC 76 0-0 ② F7		B SI 88 X SI 90 1-0 ③ P3				4	1	1	0	0	1	1
20 Jonathan Lucroy, R (1, 2) OBP: 0.370, SLG: 0.488	C FF 89 X SI 87 0-1 ② P4	B SI 89 B SI 89 X SI 89 2-0 8 BB 16 1B 2-H 1B		C FF 87 B FF 88 B FC 88 X FC 89 2-1 2B			C FC 87 B KC 74 C KC 76 B CH 84 X SI 88 2-2 ① G4-3			4	1	2	1	0	0	0
8 Ryan Braun, R (1, 9) OBP: 0.329, SLG: 0.482	C SI 89 B SI 87 X SL 85 1-1 16 1B 2 1B 1B	B SI 87 B SI 90 D SL 85 B FF 89 4-0 16 1B 2 1B 1-2 BB		C SI 89 X SI 89 0-1 ③ G5-3			C SI 90 B KC 78 X FF 90 1-1 16 1B 1B			3	1	2	0	1	0	1
16 Aramis Ramirez, R (1, 5) OBP: 0.349, SLG: 0.456	F KC 77 F SL 84 X SI 88 0-2 2 1B 7 1B 1-3 1B	B SI 89 C SI 89 D SI 88 X SL 84 2-1 2 1B 1-2 2-H 1B			B SL 84 B SI 87 B SI 89 F FF 89 F SI 90 C SI 87 3-3 ① K		F SI 89 1 SAFE X SI 88 0-1 2 G6-4-3 1-2 1B			4	1	3	1	0	1	0
2 Scooter Gennett, L (1, 4) OBP: 0.342, SLG: 0.477	B SL 82 F SI 88 F SI 89 B SI 89 X SI 88 2-2 7 1B 1-2 3-H 1B	B FF 89 X CH 84 1-0 ③ 1-2 2-H 1B			X SI 90 0-0 ② G6-3		C FF 96 X FF 96 0-1 ② ③ G6-4-3 1-2f			4	0	2	1	0	0	2
7 Mark Reynolds, R (1, 3) OBP: 0.294, SLG: 0.412	X SL 84 0-0 1-2 2-H 1B		B FF 89 F KC 76 C SL 83 X SL 82 1-2 ① G4-3		B FF 90 C FF 89 B FF 89 F FF 89 B SI 86 C SI 90 3-3 ③ K			B FF 94 S FF 92 X FF 93 1-1 ① L6		4	0	1	1	0	1	0
28 Gerardo Parra, L (1, 7) OBP: 0.307, SLG: 0.369	B SI 90 C KC 77 S FF 88 C SI 88 1-3 ③ K		B KC 76 X FC 88 1-0 ② F9			X SI 88 0-0 50 SH1-3 1B		X FC 92 0-0 ② 1B		4	0	2	0	0	1	2
3 Elian Herrera, S (1, 6) OBP: 0.281, SLG: 0.325		B SI 87 X SI 88 1-0 ① G4-3	F FF 89 B KC 77 C SL 84 X SI 89 1-2 ③ F9			1 SAFE B SI 87 B SI 87 X SI 87 2-0 ① L8		F FF 90 C KC 80 S KC 80 0-3 ③ K		4	0	0	0	0	1	1
50 Mike Fiers, R (1, 1) OBP: 0.091, SLG: 0.091 21 Jeremy Jeffress, R (8, 1) 57 Francisco Rodríguez, R (9, 1)		C FF 87 B KC 74 C FF 89 F SI 86 F SL 84 S FF 90 1-3 ② K		X SL 85 0-0 ① P4		X FF 87 0-0 ② SH1-3 1-2				2 0 0	0 0 0	0 0 0	0 0 0	0 0 0	1 0 0	0 0 0
Inning Stats	R: 2 E: 0 K: 2 S: 17 H: 4 LOB: 2 BB: 0 P: 24	R: 2 E: 0 K: 1 S: 11 H: 4 LOB: 2 BB: 1 P: 22	R: 0 E: 0 K: 0 S: 7 H: 0 LOB: 0 BB: 0 P: 10	R: 0 E: 0 K: 0 S: 6 H: 1 LOB: 1 BB: 0 P: 8	R: 0 E: 0 K: 2 S: 7 H: 0 LOB: 0 BB: 0 P: 13	R: 0 E: 0 K: 0 S: 4 H: 1 LOB: 1 BB: 0 P: 7	R: 0 E: 0 K: 0 S: 9 H: 2 LOB: 0 BB: 0 P: 12	R: 0 E: 0 K: 1 S: 6 H: 1 LOB: 0 BB: 0 P: 7		1B: 11 2B: 2 3B: 0 HR: 0 SF: 0 SAC: 1 DP: 1 HBP: 0				WP: 0 PB: 0 SB: 0 CS: 0 PA: 35	

BOTTOM

Pittsburgh Pirates @ Milwaukee Brewers

Miller Park, Milwaukee, WI

Sun Aug 24 2014, 1:12 PM - 3:50 PM CDT

Att. 42,761 - Cloudy - 73 F

livebaseballscorecards.com

AB	33
R	4
H	13
RBI	4
BB	1
SO	6
LOB	7

PITCHER		IP	WLS	BF	H	R	ER	SO	BB	IBB	HBP	BLK	WP	HR	S	P	ERA	WHIP
46 Vance Worley, R ERA: 3.14	(1, 1)	6.1	L	31	12	4	4	5	1	0	0	0	0	0	59	94	5.68	2.053
37 Justin Wilson, L ERA: 4.5	(7, 1)	0.2		1	0	0	0	0	0	0	0	0	0	0	2	2	0.00	0.000
35 Mark Melancon, R ERA: 2.19	(8, 1)	1.0		3	1	0	0	1	0	0	0	0	0	0	6	7	0.00	1.000

PITCHER	IP	WLS	BF	H	R	ER	SO	BB	IBB	HBP	BLK	WP	HR	S	P	ERA	WHIP

St. Louis Cardinals @ Pittsburgh Pirates

PNC Park, Pittsburgh, PA

Mon Aug 25 2014, 7:07 PM - 10:02 PM EDT

Att. 24,352 - Partly Cloudy - 79 F

TOP

livebaseballscorecards.com

Batter	1	2	3	4	5	6	7	8	9	AB	R	H	RBI	BB	SO	LOB
13 Matt Carpenter, L (1, 5) OBP: 0.376, SLG: 0.396	X SI 94 0-0 ① F8		C SI 95 B SL 87 B SL 88 B SI 95 B SI 95 4-1 BB		C SL 86 B SI 94 F SL 89 D SL 88 S SL 89 2-3 ③ K		B SI 94 B SI 94 B SI 95 B SI 94 4-0 19 E, 19 1B, 7 1B BB		C FF 94 C FF 95 B FF 96 1 SAFE B FF 95 B FF 95 X FF 97 3-2 ②③ G6-3 1-2	3	1	0	0	2	1	2
8 Peter Bourjos, R (1, 8) OBP: 0.292, SLG: 0.358 19 Jon Jay, L (7, PH) OBP: 0.384, SLG: 0.402 (7, 8)	C SI 93 C SI 93 F CH 86 B CH 85 C SI 94 1-3 ② K		C CH 86 S CH 86 S SL 85 0-3 ③ K			B SI 91 X SI 92 1-0 ① G4-3	D FF 95 2 SAFE X FF 94 1-0 1-3 2-H E8, 7, 1B 1B			3	0	0	0	0	2	1
										1	1	1	1	0	0	0
7 Matt Holliday, R (1, 7) OBP: 0.366, SLG: 0.408	T SI 94 B SI 95 F SI 95 B SI 94 F SL 86 S SI 95 2-3 ③ K			F SL 84 C SL 85 B CH 86 B FF 93 B SI 94 X FF 92 3-2 ① G4-3		X FF 92 0-0 27 BB, 18 G5-2-3 2B	X SI 94 0-0 2-H 3-H 1B			4	0	2	2	0	1	0
32 Matt Adams, L (1, 3) OBP: 0.332, SLG: 0.481		F SI 93 S SI 94 F SI 94 S SL 88 0-3 ① K		C SL 87 B SL 88 F SI 93 S SL 88 1-3 ② K		B SI 92 F SI 92 D SL 88 B SL 86 F SL 86 B SL 88 4-2 27 BB BB	C FF 94 1 SAFE X FC 90 0-1 ③ G4-3			3	0	0	0	1	2	1
27 Jhonny Peralta, R (1, 6) OBP: 0.338, SLG: 0.457		S CH 86 B SI 94 B CH 86 X FF 94 2-1 E6, 16 FC6		X SI 93 0-0 1B		B CH 85 S CH 85 D SL 85 D CH 85 B SI 93 4-1 1-2 2-3 BB		F FC 88 C FC 89 B FF 95 X FF 96 1-2 ① F9		3	0	1	0	1	0	0
18 Oscar Taveras, L (1, 9) OBP: 0.273, SLG: 0.307		B SI 95 1 SAFE B SI 95 S SI 95 X SI 95 2-1 ② F8		B SL 86 C SI 93 B SL 86 F SL 88 C SL 87 2-3 ③ K		B SI 94 X SI 95 1-0 ②③ G5-2-3 3-Hf		C SI 96 F SI 96 F FF 95 B FF 97 B FF 96 S FC 90 2-3 ② K		4	0	0	0	0	2	5
16 Kolten Wong, L (1, 4) OBP: 0.290, SLG: 0.387		F SI 94 B SL 88 S SL 89 X SI 96 1-2 ③ FC6 1-2f			X SI 93 0-0 48 FC6-4 1B		B SL 83 C SI 93 F SL 88 B SL 86 X SL 87 2-2 48 1B 1B	C FC 89 F CU 79 B FF 95 S FF 97 1-3 ③ K		4	0	2	0	0	1	1
48 Tony Cruz, R (1, 2) OBP: 0.273, SLG: 0.242			B SI 91 F SI 91 X SI 92 1-1 ① G6-3		B CH 84 1 SAFE B SI 91 C CH 85 1 SAFE X SI 92 2-1 ① FC6-4, 41 SH2-3 1-2f		1 SAFE C SI 92 F SI 93 1 SAFE 1 SAFE X SI 93 0-2 ① 41 SH1, 19 1B 1B		B FF 96 C FF 96 C CU 79 B SL 90 X FF 97 2-2 ① G3-1	4	1	1	0	0	0	1
41 John Lackey, R (1, 1) OBP: 0.286, SLG: 0.286 37 Pat Neshek, S (8, 1) 43 Shane Robinson, R (9, PH) OBP: 0.227, SLG: 0.200 26 Trevor Rosenthal, R (9, 1)			C SI 90 B SI 91 S CH 86 T SI 93 1-2 ② K		X SI 91 0-0 ② SH2-3 1-2		M SI 92 B SI 93 L SI 93 X SI 92 1-2 ② SH1 1-2		F FF 96 X CU 78 0-1 13 CS	1	0	0	0	0	1	0
										0	0	0	0	0	0	0
										1	0	1	0	0	0	0
										0	0	0	0	0	0	0
Inning Stats	R: 0 E: 0 K: 2 S: 9 H: 0 LOB: 0 BB: 0 P: 12	R: 0 E: 1 K: 1 S: 11 H: 0 LOB: 1 BB: 0 P: 16	R: 0 E: 0 K: 2 S: 9 H: 0 LOB: 1 BB: 1 P: 15	R: 0 E: 0 K: 2 S: 10 H: 1 LOB: 1 BB: 0 P: 16	R: 0 E: 0 K: 1 S: 7 H: 1 LOB: 1 BB: 0 P: 11	R: 0 E: 0 K: 0 S: 6 H: 1 LOB: 2 BB: 2 P: 16	R: 3 E: 1 K: 0 S: 13 H: 4 LOB: 1 BB: 1 P: 21	R: 0 E: 0 K: 2 S: 10 H: 0 LOB: 0 BB: 0 P: 14	R: 0 E: 0 K: 0 S: 8 H: 1 LOB: 0 BB: 0 P: 13	1B: 7 2B: 1 3B: 0 HR: 0 SF: 0 SAC: 2 DP: 1 HBP: 0						

	AB	31
	R	3
	H	8
	RBI	3
	BB	4
	SO	10
	LOB	11

WP: 0 PB: 0 SB: 0 CS: 1 PA: 37

PITCHER		IP	WLS	BF	H	R	ER	SO	BB	IBB	HBP	BLK	WP	HR	S	P	ERA	WHIP
47 Francisco Liriano, L ERA: 3.98	(1, 1)	6.0		25	4	1	1	8	3	0	0	0	0	0	55	91	1.50	1.167
48 Jared Hughes, R ERA: 1.96	(7, 1)	0.2	L	5	3	2	1	0	1	0	0	0	0	0	8	14	13.50	6.000
37 Justin Wilson, L ERA: 4.38	(7, 1)	1.1		4	0	0	0	2	0	0	0	0	0	0	12	16	0.00	0.000
53 John Axford, R ERA: 3.72	(9, 1)	1.0		3	1	0	0	0	0	0	0	0	0	0	8	13	0.00	1.000

PITCHER		IP	WLS	BF	H	R	ER	SO	BB	IBB	HBP	BLK	WP	HR	S	P	ERA	WHIP

BOTTOM

St. Louis Cardinals @ Pittsburgh Pirates

PNC Park, Pittsburgh, PA

Mon Aug 25 2014, 7:07 PM - 10:02 PM EDT

Att. 24,352 - Partly Cloudy - 79 F

livebaseballscorecards.com

Batter	1	2	3	4	5	6	7	8	9	AB	R	H	RBI	BB	SO	LOB
5 Josh Harrison, R (1, 5) OBP: 0.340, SLG: 0.492	C FF 89 F FF 91 F FF 92 X FF 91 0-2 22 1B 2B	X SI 90 0-0 ③ F7			C SI 90 X FC 84 0-1 ① F9			C SI 92 F SI 93 B SI 94 B SL 86 F SI 92 F SL 82 X SI 90 2-2 23 G4-6-3 1B		4	0	2	0	0	0	3
23 Travis Snider, L (1, 9) OBP: 0.331, SLG: 0.428	X FF 90 0-0 ① G5-3		C FF 88 X FF 90 0-1 ① F8		C FF 91 B CH 82 F CH 83 F FC 84 X SI 92 1-2 ② ③ G6-3 1-2f			D CH 69 B SI 90 B CH 67 C SI 89 X SI 89 3-1 ② ③ G4-6-3 1-2f		4	0	0	0	0	0	3
22 Andrew McCutchen, R (1, 8) OBP: 0.406, SLG: 0.542	X FF 91 0-0 18 G6-4-3 2-3 1B		C FF 91 B FC 83 X FC 84 1-1 55 FC6-4 1B			B FF 90 F SI 90 C SI 91 X FF 93 1-2 ① F8			X FF 94 0-0 HR	4	1	3	1	0	0	0
18 Neil Walker, S (1, 4) OBP: 0.345, SLG: 0.460	B CH 82 B FF 90 C SI 89 F SI 90 B FF 91 X SI 91 3-2 ② ③ G6-4-3 1-2f		C CU 76 1 SAFE F CH 83 S FC 85 0-3 ② K			X 0-0 ② F8			F FF 95 S CH 85 B FF 97 S CH 87 1-3 ① K	4	0	0	0	0	2	3
55 Russell Martin, R (1, 2) OBP: 0.409, SLG: 0.405		C FF 89 F FC 83 F FF 93 B FC 85 B FC 84 F FC 85 B SI 92 F SI 92 X SI 91 3-2 ① P3	C CU 78 X FC 84 0-1 ③ FC6-4 1-2f			C FF 91 F FF 92 B FF 91 X SI 92 1-2 ③ F9			B CU 76 B CU 76 B FF 96 B FF 96 4-0 24 G1-3 BB	3	0	0	0	1	0	1
24 Pedro Alvarez, L (1, 3) OBP: 0.315, SLG: 0.409		B FF 91 F FF 90 B FF 92 S CH 83 F CH 83 X FF 92 2-2 HR		B CH 82 F FC 84 X FC 84 1-1 6 CS 1B			C CU 75 X CH 80 0-1 ① G4-3		X FF 96 0-0 ② G1-3 1-2	4	1	2	1	0	0	1
6 Starling Marte, R (1, 7) OBP: 0.349, SLG: 0.436		S FC 83 S FC 84 B CU 79 F FF 91 X FC 84 1-2 47 SH1-4 10 1B 1B		C SI 90 C SI 91 D FC 82 F FC 86 F SI 92 F SI 92 S FF 92 1-3 ① ② K 1-2			B CU 77 F FC 83 S FF 91 B FF 92 X SI 92 2-2 ② G6-3		D CH 86 X FF 97 1-0 ③ F8	4	0	1	0	0	1	2
10 Jordy Mercer, R (1, 6) OBP: 0.307, SLG: 0.373		1 SAFE C SI 90 B FC 84 B FC 83 X FC 84 2-1 47 SH1-4 1-2 1B		C FF 90 C CU 79 F FF 93 C FF 92 0-3 ③ K			X SI 90 0-0 ③ G5-3			3	0	1	0	0	1	0
47 Francisco Liriano, L (1, 1) OBP: 0.121, SLG: 0.094 48 Jared Hughes, R (7, 1) 37 Justin Wilson, L (7, 1) 15 Ike Davis, L (8, PH) OBP: 0.350, SLG: 0.367 53 John Axford, R (9, 1)		X FF 88 0-0 ② SH1-4 1-2 2-3			B FF 89 B FF 88 C FF 89 B FF 88 B FF 87 4-1 23 G6-3 BB			C SI 90 F SI 94 B SI 93 B CH 69 F CH 70 X CH 67 2-2 ① P6		0 0 0 1 0	0 0 0 0 0	0 0 0 0 0	0 0 0 0 0	1 0 0 0 0	0 0 0 0 0	0 0 0 0 0
Inning Stats	R: 0 E: 0 K: 0 S: 9 H: 2 LOB: 1 BB: 0 P: 12	R: 1 E: 0 K: 0 S: 18 H: 3 LOB: 2 BB: 0 P: 26	R: 0 E: 0 K: 1 S: 9 H: 1 LOB: 1 BB: 0 P: 10	R: 0 E: 0 K: 2 S: 12 H: 1 LOB: 0 BB: 0 P: 14	R: 0 E: 0 K: 0 S: 7 H: 0 LOB: 1 BB: 1 P: 12	R: 0 E: 0 K: 0 S: 7 H: 0 LOB: 0 BB: 0 P: 9	R: 0 E: 0 K: 0 S: 6 H: 0 LOB: 0 BB: 0 P: 8	R: 0 E: 0 K: 0 S: 11 H: 1 LOB: 0 BB: 0 P: 18	R: 1 E: 0 K: 1 S: 6 H: 1 LOB: 1 BB: 1 P: 12	1B: 6 2B: 2 3B: 0 HR: 2	SF: 0 SAC: 1 DP: 4 HBP: 0			WP: 0 PB: 0 SB: 0 CS: 1	PA: 34		

PITCHER		IP	WLS	BF	H	R	ER	SO	BB	IBB	HBP	BLK	WP	HR	S	P	ERA	WHIP
41 John Lackey, R ERA: 3.77	(1, 1)	7.0	W	26	7	1	1	3	1	0	0	0	0	1	68	91	1.29	1.143
37 Pat Neshek, R ERA: 0.81	(8, 1)	1.0	H	3	1	0	0	0	0	0	0	0	0	0	11	18	0.00	1.000
26 Trevor Rosenthal, R ERA: 3.6	(9, 1)	1.0	S	5	1	1	1	1	1	0	0	0	0	1	6	12	9.00	2.000

PITCHER	IP	WLS	BF	H	R	ER	SO	BB	IBB	HBP	BLK	WP	HR	S	P	ERA	WHIP

St. Louis Cardinals @ Pittsburgh Pirates

PNC Park, Pittsburgh, PA

Tue Aug 26 2014, 7:09 PM - 10:04 PM EDT

Att. 25,521 - Clear - 82 F

livebaseballscorecards.com

TOP

Batter	1	2	3	4	5	6	7	8	9	AB	R	H	RBI	BB	SO	LOB
13 Matt Carpenter, L (1, 5) OBP: 0.373, SLG: 0.392	L6		F8			F7	FC4-6 1-2f			4	0	0	0	0	0	2
16 Kolten Wong, L (1, 4) OBP: 0.289, SLG: 0.388	F8			P5		2B		G4-3		4	0	1	0	0	0	0
7 Matt Holliday, R (1, 7) OBP: 0.365, SLG: 0.407	K			G4-3		K		1B		4	0	1	0	0	2	1
32 Matt Adams, L (1, 3) OBP: 0.331, SLG: 0.482		K		K			27 1B 19 SF8 2B	K		4	1	1	0	0	3	1
27 Jhonny Peralta, R (1, 6) OBP: 0.337, SLG: 0.455		K			G3		18 1B 15 1B 1B 2-3	K		4	1	1	0	0	2	1
19 Jon Jay, L (1, 8) OBP: 0.382, SLG: 0.399		BB			K		SF8 3-H		G4-3	2	0	0	1	1	1	0
12 A.J. Pierzynski, L (1, 2) OBP: 0.295, SLG: 0.347		K			HBP		K		18 G3 BB	2	0	0	0	1	2	2
18 Oscar Taveras, L (1, 9) OBP: 0.272, SLG: 0.306			P5		G1-4-3		15 1B 1B 1-3		G3 1-2	4	0	1	0	0	0	2
31 Lance Lynn, S (1, 1) OBP: 0.118, SLG: 0.064			K			K	13 FC4-6 1B 1-3 3-H		K	2	0	0	0	0	2	0
15 Randal Grichuk, R (7, PH) OBP: 0.208, SLG: 0.289										1	0	1	1	0	0	0
71 Sam Freeman, R (7, 1)										0	0	0	0	0	0	0
43 Seth Maness, R (8, 1) OBP: 0.400, SLG: 0.400										0	0	0	0	0	0	0
33 Daniel Descalso, L (9, PH) OBP: 0.290, SLG: 0.288										1	0	0	0	0	1	1

Inning Stats	1	2	3	4	5	6	7	8	9
	R: 0 E: 0 K: 1 S: 9	H: 0 LOB: 0 BB: 0 P: 15	R: 0 E: 0 K: 3 S: 12	H: 0 LOB: 1 BB: 1 P: 22	R: 0 E: 0 K: 1 S: 10	H: 0 LOB: 0 BB: 0 P: 14	R: 0 E: 0 K: 1 S: 10	H: 0 LOB: 0 BB: 0 P: 14	R: 0 E: 0 K: 1 S: 11	H: 0 LOB: 1 BB: 0 P: 18	R: 0 E: 0 K: 2 S: 14	H: 1 LOB: 1 BB: 0 P: 21	R: 2 E: 0 K: 1 S: 18	H: 4 LOB: 2 BB: 0 P: 26	R: 0 E: 0 K: 2 S: 11	H: 1 LOB: 1 BB: 0 P: 14	R: 0 E: 0 K: 1 S: 7	H: 0 LOB: 1 BB: 1 P: 12

AB	32
R	2
H	6
RBI	2
BB	2
SO	13
LOB	10

PITCHER		IP	WLS	BF	H	R	ER	SO	BB	IBB	HBP	BLK	WP	HR	S	P	ERA	WHIP	PITCHER	IP	WLS	BF	H	R	ER	SO	BB	IBB	HBP	BLK	WP	HR	S	P	ERA	WHIP
45 Gerrit Cole, R ERA: 3.65	(1, 1)	6.0		23	3	2	2	9	1	0	1	0	0	0	69	108	3.00	0.667																	
44 Tony Watson, L ERA: 1.75	(7, 1)	2.0	W	9	3	0	0	3	0	0	0	0	0	0	26	36	0.00	1.500																	
35 Mark Melancon, R ERA: 2.15	(9, 1)	1.0	S	4	0	0	0	1	1	0	0	0	0	0	7	12	0.00	1.000																	

1B: 4	SF: 1
2B: 2	SAC: 0
3B: 0	DP: 0
HR: 0	HBP: 1

WP: 0	PA: 36
PB: 0	
SB: 0	
CS: 0	

Batter	1	2	3	4	5	6	7	8	9	AB	R	H	RBI	BB	SO	LOB
5 Josh Harrison, R (1, 5) OBP: 0.339, SLG: 0.496	X FF 90 0-0 ① F7		C FF 90 X SL 85 0-1 ① F8		L FF 90 X FF 92 0-1 HR	B FF 93 F FF 93 F FF 93 S FF 93 1-3 ③ K		C SL 83 B FF 90 S SL 84 S CH 84 1-3 ③ K		5	1	1	1	0	2	1
23 Travis Snider, L (1, 9) OBP: 0.326, SLG: 0.421 (6, 7)	C FF 89 B SI 89 X SI 89 1-1 ② F7		C FF 90 B SL 89 F SI 90 X FF 93 1-2 ② P5		B CH 83 C CH 83 X FF 92 1-1 ① P3		X CU 78 0-0 ① P4			4	0	0	0	0	0	0
22 Andrew McCutchen, R (1, 8) OBP: 0.403, SLG: 0.539 31 Jose Tabata, R (6, 9) OBP: 0.325, SLG: 0.329	C FF 91 B SI 90 B SI 90 T FF 92 X FF 93 2-2 ③ F9		C SL 87 B CU 81 F FF 94 B SI 92 S FF 93 2-3 ③ K		S FF 92 B CU 80 X FF 93 1-1 ② F9		B SI 92 X FF 92 1-0 ② G6-3			3 1	0 0	0 0	0 0	0 0	1 0	0 0
18 Neil Walker, S (1, 4) OBP: 0.347, SLG: 0.459		C SI 89 X CH 82 0-1 ① G4-3		B FF 91 B SI 90 B FF 92 B FF 91 4-0 55 1B 12 FC5-4 BB	B FF 89 B CH 82 B FF 93 C FF 92 F FF 92 F FF 94 F FF 94 X FF 95 3-2 55 1B 1B		C SI 91 X FS 84 0-1 ③ F8			3	1	1	0	1	0	0
55 Russell Martin, R (1, 2) OBP: 0.413, SLG: 0.414		C FF 92 X FF 92 0-1 12 BB 2B		C FF 92 L SI 90 B SI 92 B FF 93 F SI 93 B SI 92 X SI 93 3-2 12 FC5-4 6 HBP 1-3 1B	C FF 94 X SI 91 0-1 1-3 1B			B SI 90 C SI 90 F SI 90 S CH 84 1-3 ① K		4	0	3	0	0	1	0
24 Pedro Alvarez, L (1, 3) OBP: 0.313, SLG: 0.406 17 Gaby Sanchez, R (7, 3) OBP: 0.304, SLG: 0.398		F FF 92 B FF 94 S FF 92 X FF 94 1-2 ② F7		B CH 83 T FF 93 F FF 93 C FF 94 1-3 ① K	T FF 94 F FF 94 X FF 94 0-2 ③ P2			X SL 83 0-0 6 1B 15 HR 1B		3 1	0 1	0 1	0 0	0 0	1 0	5 0
6 Starling Marte, R (1, 7) OBP: 0.355, SLG: 0.438 (6, 8)		B SL 88 B FF 92 B SI 91 C FF 94 B FF 94 4-1 12 BB BB		F SI 92 H SI 92 1-1 12 FC5-4 1-2 HBP		C SL 82 B FF 91 F SI 90 B FF 92 X FF 93 2-2 45 SH1-3 1B		C SI 90 B SI 90 X SI 91 1-1 15 HR 1-2 1B		2	1	2	0	1	0	0
12 Clint Barmes, R (1, 6) OBP: 0.317, SLG: 0.275		F FF 94 S FF 94 B FF 95 B FF 94 B FF 94 F FF 94 B FF 94 4-2 1-2 2-3 BB		F FF 94 X SI 92 0-1 ② FC5-4 1-2f 2-3 3-H		1 SAFE S FF 92 F FF 92 B FF 93 B SI 91 F SI 91 F FF 94 F SL 88 X FF 94 2-2 ① L8		C SI 89 X SI 90 0-1 ② L8		3	0	0	1	1	0	5
45 Gerrit Cole, R (1, 1) OBP: 0.258, SLG: 0.207 44 Tony Watson, L (7, 1) OBP: 0.333, SLG: 0.333 15 Ike Davis, L (8, PH) OBP: 0.352, SLG: 0.379 35 Mark Melancon, R (9, 1)		C SI 92 F SI 92 B FF 94 X SI 92 1-2 ③ G1-3		S SI 92 X SI 91 0-1 ③ G5-3		L SI 90 X SI 91 0-1 ② SH1-3 1-2		B SI 90 S CH 83 C FF 90 D CH 84 X CH 84 2-2 1-H 2-H HR		2 0 1 0	0 0 1 0	0 0 1 0	0 0 3 0	0 0 0 0	0 0 0 0	5 0 0 0
Inning Stats	R: 0 E: 0 K: 0 S: 6 H: 0 LOB: 0 BB: 0 P: 9	R: 0 E: 0 K: 0 S: 14 H: 1 LOB: 3 BB: 2 P: 24	R: 0 E: 0 K: 1 S: 8 H: 0 LOB: 0 BB: 0 P: 11	R: 1 E: 0 K: 1 S: 12 H: 1 LOB: 2 BB: 1 P: 21	R: 1 E: 0 K: 0 S: 16 H: 3 LOB: 2 BB: 0 P: 21	R: 0 E: 0 K: 1 S: 14 H: 1 LOB: 1 BB: 0 P: 19	R: 0 E: 0 K: 0 S: 4 H: 0 LOB: 0 BB: 0 P: 5	R: 3 E: 0 K: 2 S: 14 H: 3 LOB: 0 BB: 0 P: 19		1B: 6 2B: 1 3B: 0 HR: 2 SF: 0 SAC: 1 DP: 0 HBP: 1						

BOTTOM

St. Louis Cardinals @ Pittsburgh Pirates

PNC Park, Pittsburgh, PA

Tue Aug 26 2014, 7:09 PM - 10:04 PM EDT

Att. 25,521 - Clear - 82 F

livebaseballscorecards.com

AB	32
R	5
H	9
RBI	5
BB	3
SO	5
LOB	16

PITCHER		IP	WLS	BF	H	R	ER	SO	BB	IBB	HBP	BLK	WP	HR	S	P	ERA	WHIP
31 Lance Lynn, R ERA: 2.79	(1, 1)	6.0		28	6	2	2	3	3	0	1	0	0	1	70	105	3.00	1.500
71 Sam Freeman, L ERA: 2.27	(7, 1)	1.0		3	0	0	0	0	0	0	0	0	0	0	4	5	0.00	0.000
43 Seth Maness, R ERA: 3.11	(8, 1)	1.0	L	6	3	3	3	2	0	0	0	0	0	1	14	19	27.00	3.000

PITCHER	IP	WLS	BF	H	R	ER	SO	BB	IBB	HBP	BLK	WP	HR	S	P	ERA	WHIP

Batter	1	2	3	4	5	6	7	8	9	AB	R	H	RBI	BB	SO	LOB
13 Matt Carpenter, L (1, 5) OBP: 0.372, SLG: 0.390	C SI 88 C KC 79 X CH 79 0-2 ① P4		C KC 74 C KC 78 B KC 76 X SI 90 1-2 ① G4-3		B SI 86 F SI 88 B SI 87 X SI 89 2-1 ② G4-3 2-3			B SI 87 C SI 89 B SI 90 C SI 89 F SI 91 B SI 89 B SI 89 4-2 BB		3	0	0	0	1	0	1
15 Randal Grichuk, R (1, 9) OBP: 0.212, SLG: 0.306	X SI 90 0-0 2B		B SI 90 B SI 90 B SI 90 C SI 90 F CH 80 X CH 79 3-2 ② G5-3		S CH 78 C SI 89 B SI 91 X CH 78 1-2 ③ G5-3			1 SAFE C SI 89 X CH 78 0-1 ① F8		4	0	1	0	0	0	2
7 Matt Holliday, R (1, 7) OBP: 0.364, SLG: 0.412	B KC 77 C SI 89 F KC 77 F KC 79 C SI 90 1-3 ② K		X CH 79 0-0 HR			B SI 88 F KC 73 B SI 88 F SI 89 X SI 90 2-2 ① G4-3		C SI 94 F SL 82 B SI 94 B SI 94 C CH 87 2-3 ② K		4	1	1	1	0	2	2
32 Matt Adams, L (1, 3) OBP: 0.333, SLG: 0.481	B SI 90 F CH 79 B KC 78 S SI 89 F SI 90 F SI 91 B SI 91 B SI 91 4-2 BB		X SI 91 0-0 ③ G3			C SI 88 X SI 90 0-1 1B		X SI 94 0-0 ③ G4-3		3	0	1	0	1	0	1
27 Jhonny Peralta, R (1, 6) OBP: 0.337, SLG: 0.453	C KC 75 S CH 80 1 SAFE S CH 79 0-3 ③ K 1-1			B KC 72 B KC 74 B CH 77 C SI 89 X SI 89 3-1 ① G5-3		C SI 88 D KC 74 F CH 77 F SI 90 S CH 77 1-3 ② K			X FC 92 0-0 1B	4	0	1	0	0	2	3
19 Jon Jay, L (1, 8) OBP: 0.381, SLG: 0.397		B SI 88 F SI 89 B SI 89 B SI 89 X SI 90 3-1 48 G5-4-3 1B		C SI 89 C SI 89 B SI 89 F CH 79 B KC 79 X SI 91 2-2 ② L7		X SI 89 0-0 ③ G3			C FC 92 B KC 79 S KC 82 X KC 82 1-2 ① L6	4	0	1	0	0	0	2
48 Tony Cruz, R (1, 2) OBP: 0.267, SLG: 0.236 12 A.J. Pierzynski, L (9, PH) OBP: 0.294, SLG: 0.346		B SI 89 1 SAFE B SI 88 X CH 78 2-0 ① ② G5-4-3 1-2f		C SI 90 X CH 80 0-1 ③ G6-3			L SI 88 X SI 90 0-1 ① F8		F FC 92 B FC 92 X KC 81 1-1 ② L7	3 1	0 0	0 0	0 0	0 0	0 0	1 1
33 Daniel Descalso, L (1, 4) OBP: 0.296, SLG: 0.295		B SI 89 B SI 90 F SI 90 X SI 89 2-1 1B			C SI 87 F SI 90 X CH 77 0-2 13 G4-3 50 SH3-4 1B		X SI 89 0-0 ② G4-3		C KC 80 X FC 93 0-1 ③ F7	4	0	2	0	0	0	1
50 Adam Wainwright, R (1, 1) OBP: 0.237, SLG: 0.250 8 Peter Bourjos, R (7, PH) OBP: 0.291, SLG: 0.356 44 Carlos Martinez, R (7, 1) OBP: 0.250, SLG: 0.250		B SI 89 X SI 89 1-0 ③ F7			X SI 86 0-0 ① SH3-4 1-2		C SI 90 X CH 79 0-1 ③ G6-3			1 1 0	0 0 0	0 0 0	0 0 0	0 0 0	0 0 0	1 0 0
Inning Stats	R: 0 E: 1 K: 2 S: 15 H: 1 LOB: 2 BB: 1 P: 20	R: 0 E: 0 K: 0 S: 6 H: 2 LOB: 1 BB: 0 P: 14	R: 1 E: 0 K: 0 S: 8 H: 1 LOB: 0 BB: 0 P: 12	R: 0 E: 0 K: 0 S: 8 H: 0 LOB: 0 BB: 0 P: 13	R: 0 E: 0 K: 0 S: 9 H: 1 LOB: 1 BB: 0 P: 12	R: 0 E: 0 K: 1 S: 10 H: 1 LOB: 1 BB: 0 P: 13	R: 0 E: 0 K: 0 S: 5 H: 0 LOB: 0 BB: 0 P: 5	R: 0 E: 0 K: 1 S: 9 H: 0 LOB: 1 BB: 1 P: 15	R: 0 E: 0 K: 0 S: 8 H: 1 LOB: 1 BB: 0 P: 10	1B: 5 2B: 1 3B: 0 HR: 1	SF: 0 SAC: 1 DP: 1 HBP: 0			WP: 0 PB: 0 SB: 0 CS: 0	PA: 35		

PITCHER	IP	WLS	BF	H	R	ER	SO	BB	IBB	HBP	BLK	WP	HR	S	P	ERA	WHIP
49 Jeff Locke, L (1, 1) ERA: 3.51	7.1	W	29	6	1	1	3	2	0	0	0	0	1	66	98	1.23	1.091
44 Tony Watson, L (8, 1) ERA: 1.73	0.2	H	2	0	0	0	1	0	0	0	0	0	0	4	6	0.00	0.000
35 Mark Melancon, R (9, 1) ERA: 2.11	1.0	S	4	1	0	0	0	0	0	0	0	0	0	8	10	0.00	1.000

PITCHER	IP	WLS	BF	H	R	ER	SO	BB	IBB	HBP	BLK	WP	HR	S	P	ERA	WHIP

TOP

St. Louis Cardinals @ Pittsburgh Pirates

PNC Park, Pittsburgh, PA

Wed Aug 27 2014, 12:38 PM - 3:21 PM EDT

Att. 29,905 - Partly Cloudy - 83 F

livebaseballscorecards.com

AB	32
R	1
H	7
RBI	1
BB	2
SO	4
LOB	15

BOTTOM

Batter	1	2	3	4	5	6	7	8	9	AB	R	H	RBI	BB	SO	LOB
5 Josh Harrison, R (1, 5) OBP: 0.340, SLG: 0.496	B FF 90 C SI 90 B SI 91 C FC 88 S FC 87 2-3 K ①		D FC 88 X FC 85 1-0 22 SF8 23 1B 1-2 1B		B CU 73 B FC 88 X FC 87 2-0 55 1B 18 1B 1B	X FF 89 0-0 L9 ③				4	0	2	0	0	1	1
23 Travis Snider, L (1, 9) OBP: 0.327, SLG: 0.422 31 Jose Tabata, R (3, PR) OBP: 0.321, SLG: 0.324 (4, 9)	B SI 91 C CH 84 F FC 89 S CU 76 1-3 K ②		X SI 91 0-0 1-2 2-3 1B		B FC 87 F FF 90 F SI 90 S CU 75 1-3 K ①		C CU 85 X SI 93 0-1 G6-3 ①			2 2	0 0	1 0	0 0	0 0	1 1	0 1
22 Andrew McCutchen, R (1, 8) OBP: 0.402, SLG: 0.537	F FC 87 X SI 90 0-1 P6 ③		S SI 91 D CU 76 X SI 92 1-1 SF8 ① 2-3 3-H		B CU 74 1 SAFE 1 SAFE 1 SAFE C SI 90 B CU 75 S CU 76 F CU 76 B SI 90 3-2 X CU 76 F8 ②		B CU 86 C CU 86 F FF 99 X CU 87 1-2 55 1B 1B			3	0	1	1	0	0	1
18 Neil Walker, S (1, 4) OBP: 0.346, SLG: 0.457		B SI 90 B CH 84 B FC 88 C FF 88 C FF 90 X FF 90 3-2 G6-3 ①	F FC 87 B FF 91 D CH 83 F FF 92 1 SAFE S CU 75 2-3 K ②		1 SAFE 1 SAFE B CH 84 B FC 88 X SI 91 2-0 55 1B 1-2 1B		B SI 96 B SI 94 B CH 89 C FF 96 X FF 96 3-1 F8 ②			4	0	1	0	0	1	3
55 Russell Martin, R (1, 2) OBP: 0.417, SLG: 0.416		C FF 90 H CU 74 1-1 15 HR HBP	B SI 92 B SI 91 F FF 92 C FC 86 S CU 76 2-3 K ③		C CU 74 X CU 77 0-1 1-2 2-3 1B		B SI 96 X SI 96 1-0 15 S 1-3 1B			3	1	2	0	0	1	2
15 Ike Davis, L (1, 3) OBP: 0.354, SLG: 0.389		X FC 88 0-0 1-H HR		B FC 86 B FC 88 C FC 88 B CU 73 S FC 90 F FF 91 D SI 92 4-2 49 FC4-6 BB	C CU 75 B FF 91 X CU 75 1-1 L4 ③		C FF 98 B CH 89 S CH 90 B FF 97 X FF 98 2-2 F7 ③ 1-2			3	1	1	2	1	0	5
6 Starling Marte, R (1, 7) OBP: 0.352, SLG: 0.434		B SI 90 B FC 85 S SI 89 C FC 85 B CU 74 F FF 90 F CU 75 X FC 88 3-2 L6 ②		B SI 90 S FC 86 X FC 87 1-1 F9 ①		C FC 83 X CU 72 0-1 G6-3 ①		B CU 86 F FF 98 C CU 88 X CU 86 1-2 E5 10 FC1-6		4	0	0	0	0	0	1
10 Jordy Mercer, R (1, 6) OBP: 0.304, SLG: 0.369		C FF 91 C CU 74 X FC 85 0-2 G5-3 ③		B FF 90 F SI 91 C CU 75 F SI 91 X FC 85 1-2 F9 ②		B SI 89 B SI 90 S FC 84 F FF 88 X FC 84 2-2 G6-3 ②		1 SAFE X SI 94 0-0 FC1-6 17 G4-3 ① 1-2f		4	0	0	0	0	0	2
49 Jeff Locke, L (1, 1) OBP: 0.189, SLG: 0.143 44 Tony Watson, L (8, 1) OBP: 0.333, SLG: 0.333 17 Gaby Sanchez, R (8, PH) OBP: 0.303, SLG: 0.396 35 Mark Melancon, R (9, 1)			C FC 88 B SI 89 B FC 83 X SI 88 2-1 23 1B 5 1B 22 SF8 1B	X SI 90 0-0 FC4-6 ③ 1-2f		B SI 88 B FC 86 C FF 87 B FC 84 C FC 86 X FC 87 3-2 1B		C SI 97 B SI 96 F SI 96 B SI 96 F FF 98 X SI 97 2-2 G4-3 ②③ 1-2f		3 0 1 0	1 0 0 0	2 0 0 0	0 0 0 0	0 0 0 0	0 0 1 0	1 0 1 0
Inning Stats	R: 0 E: 0 K: 2 S: 8 H: 0 LOB: 0 BB: 0 P: 11	R: 2 E: 0 K: 0 S: 13 H: 1 LOB: 0 BB: 0 P: 20	R: 1 E: 0 K: 2 S: 12 H: 3 LOB: 2 BB: 0 P: 20	R: 0 E: 0 K: 0 S: 10 H: 0 LOB: 1 BB: 1 P: 16	R: 0 E: 0 K: 1 S: 13 H: 3 LOB: 3 BB: 0 P: 22	R: 0 E: 0 K: 0 S: 9 H: 1 LOB: 1 BB: 0 P: 14	R: 0 E: 0 K: 0 S: 11 H: 2 LOB: 2 BB: 0 P: 18	R: 0 E: 1 K: 0 S: 8 H: 0 LOB: 0 BB: 0 P: 11		1B: 9 2B: 0 3B: 0 HR: 1	SF: 1 SAC: 0 DP: 1 HBP: 1			WP: 0 PB: 0 SB: 1 CS: 0	PA: 36		

PITCHER	IP	WLS	BF	H	R	ER	SO	BB	IBB	HBP	BLK	WP	HR	S	P	ERA	WHIP
50 Adam Wainwright, R (1, 1) ERA: 2.59	6.0	L	28	8	3	3	5	1	0	1	0	0	1	65	103	4.50	1.500
44 Carlos Martinez, R (7, 1) ERA: 4.68	2.0		8	2	0	0	0	0	0	0	0	0	0	19	29	0.00	1.000

PITCHER	IP	WLS	BF	H	R	ER	SO	BB	IBB	HBP	BLK	WP	HR	S	P	ERA	WHIP

St. Louis Cardinals @ Pittsburgh Pirates

PNC Park, Pittsburgh, PA

Wed Aug 27 2014, 12:38 PM - 3:21 PM EDT

Att. 29,905 - Partly Cloudy - 83 F

livebaseballscorecards.com

AB	33
R	3
H	10
RBI	3
BB	1
SO	5
LOB	18

Batter	1	2	3	4	5	6	7	8	9	AB	R	H	RBI	BB	SO	LOB
6 Billy Hamilton, S (1, 8) OBP: 0.304, SLG: 0.384	B FF 94 C FF 92 C FF 93 X KC 79 1-2 ① G3		B SI 91 L SI 92 S CH 85 C CH 85 1-3 ③ K			B SI 91 F SI 92 F CH 84 F FF 93 F SI 92 B FF 92 F CH 85 B SI 92 B FF 93 4-2 21 E 21 S BB		B FF 90 C FF 91 B KC 78 X FF 91 2-1 21 S 39 1B 1B		3	1	1	0	1	1	0
21 Todd Frazier, R (1, 3) OBP: 0.341, SLG: 0.454	C SI 94 B KC 80 B SI 94 C KC 79 B CH 86 X FF 95 3-2 ② L7			C KC 80 C CH 84 B FF 92 X CH 86 1-2 ① G5-3		B KC 79 1 SAFE F SI 92 F CH 84 1 SAFE B FF 91 S KC 82 2-3 ② K2-3 1-3		1 SAFE B KC 78 B CH 82 1 SAFE S CH 84 F KC 79 X KC 79 2-2 ② G6-3 1-2		4	0	0	0	0	1	2
4 Brandon Phillips, R (1, 4) OBP: 0.305, SLG: 0.378	B FF 94 X SI 93 1-0 ③ F8			B SI 92 C SI 92 X KC 79 1-1 ② L8		X FF 93 0-0 ③ L5		D SI 93 H CH 83 2-0 39 E 39 1B HBP		3	0	0	0	0	0	1
39 Devin Mesoraco, R (1, 2) OBP: 0.362, SLG: 0.536		C FF 93 C KC 79 B KC 78 H CH 85 2-2 17 FC6-4 HBP		C CH 85 X KC 81 0-1 ③ G5-3			B FF 91 C KC 79 B KC 80 S KC 80 X KC 79 2-2 17 G5-3 32 1B 1B	F SI 94 B CH 85 C SI 94 X SI 95 1-2 ③ E7 1-H 2-H 1B		3	0	2	1	0	0	0
32 Jay Bruce, L (1, 9) OBP: 0.294, SLG: 0.372		X SI 92 0-0 ① F7			B FF 91 C SI 91 F CH 84 F FF 92 F KC 80 X FF 94 1-2 ① G5-3		B CH 83 B CH 84 B FF 91 F FF 92 X FF 92 3-1 17 G5-3 1B 1-2		C FF 94 B FF 94 F FF 94 B KC 82 B FC 92 F FF 94 F FF 94 S FC 92 3-3 ① K	4	0	1	0	0	1	1
17 Kristopher Negrón, R (1, 5) OBP: 0.314, SLG: 0.463		C FF 92 X FF 92 0-1 ② FC6-4 1-2f			B KC 80 F SI 92 C KC 80 S CH 85 1-3 ② K		L SI 91 C KC 78 X KC 80 0-2 ①② G5-3 1-2 2-3f		C FC 94 X KC 80 0-1 ② L5	4	0	0	0	0	1	3
25 Skip Schumaker, L (1, 7) OBP: 0.289, SLG: 0.311		C KC 79 1 SAFE X SI 92 0-1 ③ L7			C CH 84 B CH 85 B SI 92 B CH 85 B SI 93 4-1 BB		B KC 77 F CH 84 B FF 92 B FF 92 B CH 83 4-1 BB		C FC 94 X FC 93 0-1 ③ G6-3	2	0	0	0	2	0	1
2 Zack Cozart, R (1, 6) OBP: 0.276, SLG: 0.306			B SI 92 X SI 93 1-0 ① G6-3		C SI 92 X KC 79 0-1 ③ G1-3		F SI 93 F FF 92 S KC 79 0-3 ③ K2-3			3	0	0	0	0	1	3
44 Mike Leake, R (1, 1) OBP: 0.183, SLG: 0.322 28 Chris Heisey, R (8, PH) OBP: 0.272, SLG: 0.368 51 Jonathan Broxton, R (8, 1)			C FF 92 S KC 81 B KC 80 B KC 77 C SI 92 2-3 ② K			F FF 90 C SI 91 B KC 79 S KC 81 1-3 ① K2-3		C KC 78 B SI 90 B KC 78 F FF 92 X FF 92 2-2 ① G3-1		2 1 0	0 0 0	0 0 0	0 0 0	0 0 0	2 0 0	0 0 0
Inning Stats	R: 0 E: 0 K: 0 S: 7 H: 0 LOB: 0 BB: 0 P: 12	R: 0 E: 0 K: 0 S: 7 H: 0 LOB: 1 BB: 0 P: 9	R: 0 E: 0 K: 2 S: 7 H: 0 LOB: 0 BB: 0 P: 11	R: 0 E: 0 K: 0 S: 7 H: 0 LOB: 0 BB: 0 P: 9	R: 0 E: 0 K: 1 S: 11 H: 0 LOB: 1 BB: 1 P: 17	R: 0 E: 0 K: 2 S: 12 H: 0 LOB: 1 BB: 1 P: 19	R: 0 E: 0 K: 1 S: 12 H: 2 LOB: 2 BB: 1 P: 21	R: 1 E: 1 K: 0 S: 11 H: 2 LOB: 1 BB: 0 P: 20	R: 0 E: 0 K: 1 S: 9 H: 0 LOB: 0 BB: 0 P: 12	1B: 4 2B: 0 3B: 0 HR: 0 SF: 0 SAC: 0 DP: 1 HBP: 2						

TOP

Cincinnati Reds @ Pittsburgh Pirates

PNC Park, Pittsburgh, PA

Fri Aug 29 2014, 7:09 PM - 9:37 PM EDT

Att. 37,209 - Partly Cloudy - 80 F

livebaseballscorecards.com

AB	29
R	1
H	4
RBI	1
BB	3
SO	7
LOB	11

WP: 0 PB: 0 SB: 2 CS: 0 PA: 34

PITCHER		IP	WLS	BF	H	R	ER	SO	BB	IBB	HBP	BLK	WP	HR	S	P	ERA	WHIP
36 Edinson Volquez, R ERA: 3.45	(1, 1)	7.2		30	3	1	1	6	3	0	2	0	0	0	71	114	1.17	0.783
44 Tony Watson, L ERA: 1.72	(8, 1)	0.1	W	1	1	0	0	0	0	0	0	0	0	0	3	4	0.00	3.000
35 Mark Melancon, R ERA: 2.08	(9, 1)	1.0	S	3	0	0	0	1	0	0	0	0	0	0	9	12	0.00	0.000

PITCHER		IP	WLS	BF	H	R	ER	SO	BB	IBB	HBP	BLK	WP	HR	S	P	ERA	WHIP

Batter	1	2	3	4	5	6	7	8	9	AB	R	H	RBI	BB	SO	LOB
5 Josh Harrison, R (1, 5) OBP: 0.344, SLG: 0.506	C SI 89 F SI 88 F FC 91 B SL 81 B SI 92 X FC 91 2-2 31 G6-4-3 1B	B SI 92 X SI 91 1-0 ③ F8	C SI 90 X SI 91 0-1 31 1B 2B	X FF 92 0-0 1-H 31 1B 3B	4	1	3	1	0	0	1
31 Jose Tabata, R (1, 9) OBP: 0.325, SLG: 0.329	B SI 90 B SI 91 B SI 92 C SI 92 F SI 92 X SI 92 3-2 ①② G6-4-3 1-2f	C SI 89 X SI 89 0-1 ① G4-3	B SI 92 F SI 91 X KC 81 1-1 2-3 1B	C FF 94 X FF 95 0-1 3-H 1B	4	0	2	1	0	0	1
22 Andrew McCutchen, R (1, 8) OBP: 0.401, SLG: 0.535	F SI 92 B FC 91 B SI 92 X SI 92 2-1 ③ G6-3	C SI 91 B FF 91 F SI 90 X FC 91 1-2 18 G6-4-3 1B	X SI 91 0-0 ③ P5	X FF 92 0-0 ② F9	4	0	1	0	0	0	3
18 Neil Walker, S (1, 4) OBP: 0.343, SLG: 0.452	B SI 89 C CH 83 B SI 90 C CH 84 B FC 90 X SI 92 3-2 ① G1-3	C SI 91 B SI 90 B SI 92 X CH 86 2-1 ②③ G6-4-3 1-2f	C CH 83 X CH 84 0-1 ① F7	B FF 90 C SI 91 X SL 87 1-1 ③ L4	4	0	0	0	0	0	2
55 Russell Martin, R (1, 2) OBP: 0.414, SLG: 0.412	B KC 78 B SI 91 C SI 91 F CH 86 X FC 91 2-2 ② L8	C KC 77 X CH 85 0-1 ① G5-3	X SI 91 0-0 ② F8	3	0	0	0	0	0	0	0
15 Ike Davis, L (1, 3) OBP: 0.354, SLG: 0.388	X SI 91 0-0 ③ G4-3	C SI 91 X SI 90 0-1 ② G3-1	B SI 91 B SI 89 X SI 90 2-0 1B	3	0	1	0	0	0	0
6 Starling Marte, R (1, 7) OBP: 0.349, SLG: 0.431	X SI 88 0-0 ① B3	C SI 91 B SI 92 C SI 91 B SL 82 X SL 81 2-2 ③ F8	C SI 92 F CH 87 B FC 91 1 SAFE F FF 92 X SL 82 1-2 ③ L1	3	0	0	0	0	0	1
10 Jordy Mercer, R (1, 6) OBP: 0.304, SLG: 0.369	B SI 88 B SI 89 X SI 90 2-0 1B	C SI 90 B SI 89 S CH 84 B SL 81 X SI 92 2-2 ① F8	C FF 94 F FF 93 X FF 94 0-2 ① F9	3	0	1	0	0	0	0
36 Edinson Volquez, R (1, 1) OBP: 0.091, SLG: 0.024 44 Tony Watson, L (8, 1) OBP: 0.333, SLG: 0.333 57 Andrew Lambo, L (8, PH) OBP: 1.000, SLG: 1.000 35 Mark Melancon, R (9, 1)	B SI 90 B SI 90 L SI 90 L SI 91 L SI 91 2-3 ② K	C SI 90 X SI 89 0-1 ② G6-3	B FF 94 X SI 93 1-0 5 3B 1B	2	0	0	0	0	1	1
				0	0	0	0	0	0	0
				1	1	1	0	0	0	0
				0	0	0	0	0	0	0
Inning Stats	R: 0 E: 0 K: 0 S: 9 H: 1 LOB: 0 BB: 0 P: 16	R: 0 E: 0 K: 0 S: 7 H: 0 LOB: 0 BB: 0 P: 12	R: 0 E: 0 K: 1 S: 6 H: 1 LOB: 1 BB: 0 P: 11	R: 0 E: 0 K: 0 S: 7 H: 1 LOB: 0 BB: 0 P: 10	R: 0 E: 0 K: 0 S: 7 H: 0 LOB: 0 BB: 0 P: 9	R: 0 E: 0 K: 0 S: 10 H: 2 LOB: 2 BB: 0 P: 13	R: 0 E: 0 K: 0 S: 8 H: 1 LOB: 1 BB: 0 P: 11	R: 2 E: 0 K: 0 S: 10 H: 3 LOB: 1 BB: 0 P: 12		1B: 7 2B: 1 3B: 1 HR: 0 SF: 0 SAC: 0 DP: 2 HBP: 0				

PITCHER		IP	WLS	BF	H	R	ER	SO	BB	IBB	HBP	BLK	WP	HR	S	P	ERA	WHIP
44 Mike Leake, R ERA: 3.33	(1, 1)	7.0		25	6	0	0	1	0	0	0	0	0	0	54	82	0.00	0.857
51 Jonathan Broxton, R ERA: 1.86	(8, 1)	1.0	L	6	3	2	2	0	0	0	0	0	0	0	10	12	18.00	3.000

PITCHER	IP	WLS	BF	H	R	ER	SO	BB	IBB	HBP	BLK	WP	HR	S	P	ERA	WHIP

BOTTOM

Cincinnati Reds @ Pittsburgh Pirates

PNC Park, Pittsburgh, PA

Fri Aug 29 2014, 7:09 PM - 9:37 PM EDT

Att. 37,209 - Partly Cloudy - 80 F

livebaseballscorecards.com

AB	31
R	2
H	9
RBI	2
BB	0
SO	1
LOB	9

PA: 31

WP: 0
PB: 0
SB: 0
CS: 0

Batter	1	2	3	4	5	6	7	8	9	AB	R	H	RBI	BB	SO	LOB
6 Billy Hamilton, S (1, 8) OBP: 0.303, SLG: 0.383	C CH 85 C SI 87 B CH 86 F SI 88 S SL 82 1-3 ① **K**			C CH 85 B SL 79 X FC 89 1-1 ① F8		X FF 86 0-0 4 CS 1B		C SI 95 B SI 96 S CH 88 F SI 95 X CH 88 1-2 ② G1-3		4	0	1	0	0	1	0
21 Todd Frazier, R (1, 5) OBP: 0.342, SLG: 0.460	B SI 88 S FF 88 B FC 89 B SI 88 F FF 89 F SI 89 B FF 90 4-2 4 G5-4-3 BB			B SL 84 B SL 85 B SL 84 C FC 89 X FF 90 3-1 HR		X SL 83 0-0 ② L6		X CH 87 0-0 ③ G4-3		3	1	1	1	1	0	1
4 Brandon Phillips, R (1, 4) OBP: 0.302, SLG: 0.374	S FC 89 X FF 89 0-1 ②③ G5-4-3 **1-2f**			B FC 89 X SI 90 1-0 ② G4-3		1 SAFE 1 SAFE S FC 88 B FF 89 1-1 ③ CS **1-2**	B FC 86 C FC 87 F FC 88 B SI 87 X SI 88 2-2 ① F8		B FC 93 C FC 93 C KC 81 F KC 81 B KC 81 X KC 82 2-2 ① G6-3	4	0	0	0	0	0	1
39 Devin Mesoraco, R (1, 2) OBP: 0.361, SLG: 0.531		C SL 82 F SL 82 X SI 88 0-2 ① G5-3		F SL 84 B SL 85 B FF 91 X SI 90 2-1 ③ L9			B SI 89 C SI 90 S SL 86 F SL 84 F SL 83 F SI 90 B SL 85 F SI 90 H SI 91 3-2 29 1B 2 E HBP		C FF 94 B FC 92 B KC 82 S KC 81 X KC 82 2-2 ② F7	3	1	0	0	0	0	0
29 Brayan Peña, S (1, 3) OBP: 0.293, SLG: 0.373		C KC 74 B SL 81 X SI 87 1-1 ② G3			B FF 86 S FF 88 F FF 88 B SI 90 F FF 90 B SL 82 B SL 84 4-2 25 FC5-4 BB		B SL 83 F SI 88 X SL 85 1-1 2 E **1-2** 1B		C FF 94 S FC 92 B KC 82 S FC 92 1-3 ③ **K**	3	0	1	0	1	1	0
32 Jay Bruce, L (1, 9) OBP: 0.292, SLG: 0.369		B SI 88 B SI 88 C SI 89 F SI 89 B SL 84 T SI 90 3-2 ③ **K**			C SI 88 X SI 88 0-1 ① L7		S FF 95 F FF 96 S FC 92 0-3 ② **K**			3	0	0	0	0	2	3
2 Zack Cozart, R (1, 6) OBP: 0.275, SLG: 0.304			B FF 88 B FC 88 B FC 88 C FC 87 X FC 88 3-1 ① P3		L FC 89 B SL 84 X FC 89 1-1 ② F9		F FF 96 X FF 96 0-1 E3 **1-3** **2-H**			3	0	0	0	0	0	2
25 Skip Schumaker, L (1, 7) OBP: 0.286, SLG: 0.307			C SL 81 B KC 76 B SI 88 S SI 88 F SL 82 B SL 82 C FF 89 3-3 ② **K**		C SI 89 X SI 88 0-1 ③ FC5-4 **1-2f**		S FF 96 C FF 96 S FC 92 0-3 ③ **K**			3	0	0	0	0	2	3
31 Alfredo Simon, R (1, 1) OBP: 0.115, SLG: 0.118			C FC 89 T SL 82 C SI 88 0-3 ③ **K**			C FC 90 X FC 89 0-1 ① G5-3		B SL 83 B CH 86 C SI 95 F CH 87 X SI 95 2-2 ① F9		2	0	0	0	0	1	0
28 Chris Heisey, R (8, PH) OBP: 0.271, SLG: 0.367										1	0	0	0	0	0	0
70 Jumbo Díaz, R (8, 1)										0	0	0	0	0	0	0
Inning Stats	R: 0 E: 0 K: 1 S: 9 H: 0 LOB: 0 BB: 1 P: 14	R: 0 E: 0 K: 1 S: 8 H: 0 LOB: 0 BB: 0 P: 12	R: 0 E: 0 K: 2 S: 9 H: 0 LOB: 0 BB: 0 P: 15	R: 1 E: 0 K: 0 S: 7 H: 1 LOB: 0 BB: 0 P: 14	R: 0 E: 0 K: 0 S: 9 H: 0 LOB: 1 BB: 1 P: 14	R: 0 E: 0 K: 0 S: 5 H: 1 LOB: 0 BB: 0 P: 6	R: 1 E: 1 K: 2 S: 19 H: 1 LOB: 2 BB: 0 P: 25	R: 0 E: 0 K: 0 S: 8 H: 0 LOB: 0 BB: 0 P: 11	R: 0 E: 0 K: 1 S: 10 H: 0 LOB: 0 BB: 0 P: 15	1B: 2 2B: 0 3B: 0 HR: 1	SF: 0 SAC: 0 DP: 1 HBP: 1			WP: 0 PB: 0 SB: 0 CS: 1	PA: 33		

TOP

Cincinnati Reds @ Pittsburgh Pirates

PNC Park, Pittsburgh, PA

Sat Aug 30 2014, 4:08 PM - 6:41 PM EDT

Att. 38,023 - Partly Cloudy - 88 F

livebaseballscorecards.com

AB	29
R	2
H	3
RBI	1
BB	2
SO	7
LOB	10

PITCHER		IP	WLS	BF	H	R	ER	SO	BB	IBB	HBP	BLK	WP	HR	S	P	ERA	WHIP
46 Vance Worley, R ERA: 3.01	(1, 1)	6.1	W	23	3	2	1	4	2	0	1	0	0	1	58	92	1.42	0.789
37 Justin Wilson, L ERA: 4.33	(7, 1)	0.2	H	3	0	0	0	2	0	0	0	0	0	0	8	8	0.00	0.000
44 Tony Watson, L ERA: 1.7	(8, 1)	1.0	H	3	0	0	0	0	0	0	0	0	0	0	8	11	0.00	0.000
35 Mark Melancon, R ERA: 2.04	(9, 1)	1.0	S	3	0	0	0	1	0	0	0	0	0	0	10	15	0.00	0.000

PITCHER	IP	WLS	BF	H	R	ER	SO	BB	IBB	HBP	BLK	WP	HR	S	P	ERA	WHIP

BOTTOM

Cincinnati Reds @ Pittsburgh Pirates

PNC Park, Pittsburgh, PA

Sat Aug 30 2014, 4:08 PM - 6:41 PM EDT

Att. 38,023 - Partly Cloudy - 88 F

livebaseballscorecards.com

Batter	1	2	3	4	5	6	7	8	9	AB	R	H	RBI	BB	SO	LOB
5 Josh Harrison, R (1, 5) OBP: 0.346, SLG: 0.505	B FF 94 F SI 94 X FC 89 1-1 ① F8	T FF 91 S CU 77 X FF 94 0-2 57 CS 1B			C FS 87 B FC 93 B CU 79 S FS 86 T CU 80 2-2 ③ K			B SL 90 C SL 88 B SI 97 B SL 87 B FF 96 4-1 57 G4-6-3 BB		3	0	1	0	1	1	0
57 Andrew Lambo, L (1, 9) OBP: 0.400, SLG: 0.400	X FF 94 0-0 22 BB 18 HR 1B	1 SAFE 1 SAFE B SI 93 1-0 ③ CS 1-2	C FC 85 B EP 61 X EP 72 1-1 ① F9			B FS 86 F FS 84 X FS 86 1-1 ① G1-3		B CH 89 C SL 89 1 SAFE F FF 96 X FF 97 1-2 ②③ G4-6-3 1-2f		4	1	1	0	0	0	1
22 Andrew McCutchen, R (1, 8) OBP: 0.401, SLG: 0.532	B FF 94 B SI 94 B FF 94 C FF 94 B FF 94 4-1 18 HR 1-2 BB		B FC 90 F SI 94 F EP 75 B CU 82 S FC 91 2-3 ② K			X FF 91 0-0 ② G5-3				2	1	0	0	1	1	0
18 Neil Walker, S (1, 4) OBP: 0.343, SLG: 0.459	X SI 94 0-0 1-H 2-H HR		C SI 96 B EP 65 B FF 90 X FS 87 2-1 ③ F9			B FS 83 B FS 84 C FS 86 B EP 72 S FS 86 F FS 88 S FS 86 3-3 ③ K				3	1	1	3	0	1	0
55 Russell Martin, R (1, 2) OBP: 0.416, SLG: 0.416	C FF 94 B CU 77 X FC 91 1-1 15 G3-1 2B			F FF 94 S SI 94 S SI 95 0-3 ① K			C FF 92 B FS 85 B SI 93 B FF 93 F FF 93 F SI 94 F SI 95 F SI 95 F SI 95 4-2 B FS 84 15 F8 BB			2	0	1	0	1	1	0
15 Ike Davis, L (1, 3) OBP: 0.351, SLG: 0.384	B SI 95 B FS 84 C FS 86 X FS 85 2-1 ② G3-1 2-3			F SI 95 B FS 87 F SI 94 F CU 79 B FS 82 X FS 89 2-2 ② G3			1 SAFE B SI 94 B SI 94 X SI 94 2-0 ① F8 1-2			3	0	0	0	0	0	2
6 Starling Marte, R (1, 7) OBP: 0.347, SLG: 0.428	F FF 95 F FS 86 X SI 96 0-2 ③ G1			B SI 95 F FC 90 S SI 95 F SI 96 S FS 89 1-3 ③ K2-3			X SI 95 0-0 ② G5-3			3	0	0	0	0	1	2
10 Jordy Mercer, R (1, 6) OBP: 0.302, SLG: 0.366		C FF 94 B SI 93 F FF 94 X FS 88 1-2 ① G5-3			B FF 93 X FC 88 1-0 ① P2		C SI 95 B SI 96 D FS 85 X FF 91 2-1 ③ L5			3	0	0	0	0	0	1
46 Vance Worley, R (1, 1) OBP: 0.077, SLG: 0.115 37 Justin Wilson, L (7, 1) 44 Tony Watson, L (8, 1) OBP: 0.333, SLG: 0.333 31 Jose Tabata, R (8, PH) OBP: 0.323, SLG: 0.327 35 Mark Melancon, R (9, 1)		C FF 94 T SI 94 S SI 95 0-3 ② K			C FF 93 F FC 88 S SI 96 0-3 ② K			C FF 96 F SI 96 X SL 86 0-2 ① F9		2 0 0 1 0	0 0 0 0 0	0 0 0 0 0	0 0 0 0 0	2 0 0 0 0	2 0 0 0 0	0 0 0 0 0
Inning Stats	R: 3 E: 0 K: 0 S: 12 H: 3 LOB: 1 BB: 1 P: 20	R: 0 E: 0 K: 1 S: 9 H: 1 LOB: 0 BB: 0 P: 11	R: 0 E: 0 K: 1 S: 7 H: 0 LOB: 0 BB: 0 P: 12	R: 0 E: 0 K: 2 S: 11 H: 0 LOB: 0 BB: 0 P: 14	R: 0 E: 0 K: 2 S: 7 H: 0 LOB: 0 BB: 0 P: 10	R: 0 E: 0 K: 1 S: 7 H: 0 LOB: 0 BB: 0 P: 11	R: 0 E: 0 K: 0 S: 10 H: 0 LOB: 1 BB: 1 P: 18	R: 0 E: 0 K: 0 S: 7 H: 0 LOB: 0 BB: 1 P: 12		1B: 2 2B: 1 3B: 0 HR: 1 SF: 0 SAC: 0 DP: 1 HBP: 0						

	AB	26
	R	3
	H	4
	RBI	3
	BB	3
	SO	7
	LOB	6

WP: 0 PA: 30
PB: 0
SB: 0
CS: 1

PITCHER		IP	WLS	BF	H	R	ER	SO	BB	IBB	HBP	BLK	WP	HR	S	P	ERA	WHIP
31 Alfredo Simon, R ERA: 3.28	(1, 1)	7.0	L	26	4	3	3	7	2	0	0	0	0	1	63	96	3.86	0.857
70 Jumbo Díaz, R ERA: 3.24	(8, 1)	1.0		3	0	0	0	0	1	0	0	0	0	0	7	12	0.00	1.000

PITCHER	IP	WLS	BF	H	R	ER	SO	BB	IBB	HBP	BLK	WP	HR	S	P	ERA	WHIP

Batter	1	2	3	4	5	6	7	8	9	AB	R	H	RBI	BB	SO	LOB
6 Billy Hamilton, S (1, 8) OBP: 0.302, SLG: 0.382	C SI 92 C SI 92 F SI 93 B CH 85 S SL 86 1-3 ① K2-3		X CH 85 0-0 ③ P3		D SL 85 B SI 92 X SI 92 2-0 ② G1-3 2-3		B SL 86 C SI 92 C SL 86 B SL 85 B SL 84 X SI 94 3-2 17 S 1B		B FF 96 B FF 95 B SI 96 C SI 96 F SI 95 X SI 97 3-2 ③ F9	5	0	1	0	0	1	3
17 Kristopher Negrón, R (1, 5) OBP: 0.311, SLG: 0.449	C SI 93 F SI 94 S SL 85 0-3 ② K			C CH 84 B SI 92 F SL 84 S SL 87 1-3 ① K2-3	B SI 92 B CH 85 B SI 93 C SI 93 S SL 83 B SL 85 4-2 4 WP BB		1 SAFE 1 SAFE 1 SAFE S SI 91 F CH 86 1 SAFE D SL 84 B SL 85 X SL 85 2-2 ③ F8 1-2			3	0	0	0	1	2	1
4 Brandon Phillips, R (1, 4) OBP: 0.300, SLG: 0.370	S CH 85 S CH 85 B SL 87 B CH 85 F SI 94 S SL 86 2-3 ③ K			X SI 93 0-0 ② G1-3	B SL 87 S CH 87 B SI 93 S CH 87 D SL 88 X CH 88 3-2 ③ G1-3 1-2			C SI 92 X SI 92 0-1 ① F8		4	0	0	0	0	1	2
21 Todd Frazier, R (1, 3) OBP: 0.342, SLG: 0.458		S SI 91 C SI 93 B SI 93 X CH 86 1-2 ① F9		B CH 84 X CH 85 1-0 29 FC4 1B		B SI 92 X SI 92 1-0 ① L9		B FF 95 F SI 93 S SL 86 B SL 86 X SI 93 2-2 ② G5-3		4	0	1	0	0	0	0
29 Brayan Peña, S (1, 2) OBP: 0.290, SLG: 0.368		X SI 91 0-0 ② G5-3		C CH 86 B SI 93 S SL 85 F SL 84 X CH 86 1-2 ③ FC4 1-2f		C SI 91 B SI 94 F CH 86 F SL 86 F SL 85 B SI 94 B CH 85 X CH 86 3-2 ② G6-3		C SI 93 X SI 94 0-1 ③ G4-3		4	0	0	0	0	0	1
48 Ryan Ludwick, R (1, 7) OBP: 0.308, SLG: 0.384 32 Jay Bruce, L (9, 9) OBP: 0.292, SLG: 0.369		X SI 92 0-0 ③ L8			B SI 91 B CH 85 B CH 84 B SI 91 4-0 28 HR BB	B SI 94 C SL 84 B CH 88 B SI 93 S CH 86 F SL 86 X SI 94 3-2 1B			B SI 93 F SI 93 S FF 93 B FF 94 S SI 94 2-3 ① K	3 0	1 0	1 0	0 0	1 0	1 0	0 0
28 Chris Heisey, R (1, 9) OBP: 0.275, SLG: 0.395 (9, 7)			B SI 92 C SI 92 X CH 85 1-1 ① F8		X CH 85 0-0 1-H HR	B SI 93 B SI 93 X SI 93 2-0 ③ G1-3			B SI 93 F SI 94 X SI 93 1-1 HR	4	2	2	3	0	0	1
7 Ramon Santiago, S (1, 6) OBP: 0.349, SLG: 0.311			B SI 91 B SI 91 B SI 90 C SI 90 B FF 93 4-1 47 SH2-4 BB		C SI 92 B SL 85 C SL 86 F CH 85 B SL 84 X SI 94 2-2 6 G1-3 47 SH3-4 1B		C CH 83 B CH 84 B SI 91 C SI 91 F SL 85 X SL 87 2-2 ① G6-3		F SI 93 B SI 93 X SI 93 1-1 ② G4-3	3	0	1	0	1	0	0
47 Johnny Cueto, R (1, 1) OBP: 0.148, SLG: 0.133 9 Jack Hannahan, L (9, PH) OBP: 0.185, SLG: 0.192 44 Mike Leake, R (9, PR) OBP: 0.183, SLG: 0.322 54 Aroldis Chapman, L (9, 1)			L SI 90 X CH 84 0-1 ② SH2-4 1-2		1 SAFE X SI 91 0-0 ① SH3-4 1-2		F SI 91 B SI 92 L CH 85 S SL 87 1-3 ② K		C SI 94 B FF 94 B SI 93 F SI 93 X SI 93 2-2 1B	1 1 0 0	0 0 0 0	0 1 0 0	0 0 0 0	0 0 0 0	1 0 0 0	0 0 0 0
Inning Stats	R: 0 E: 0 K: 3 S: 11 H: 0 LOB: 0 BB: 0 P: 14	R: 0 E: 0 K: 0 S: 5 H: 0 LOB: 0 BB: 0 P: 6	R: 0 E: 0 K: 0 S: 6 H: 0 LOB: 1 BB: 1 P: 11	R: 0 E: 0 K: 1 S: 9 H: 1 LOB: 1 BB: 0 P: 12	R: 2 E: 0 K: 0 S: 12 H: 2 LOB: 2 BB: 2 P: 27	R: 0 E: 0 K: 0 S: 11 H: 1 LOB: 1 BB: 0 P: 20	R: 0 E: 0 K: 1 S: 13 H: 1 LOB: 1 BB: 0 P: 21	R: 0 E: 0 K: 0 S: 7 H: 0 LOB: 0 BB: 0 P: 9	R: 1 E: 0 K: 1 S: 13 H: 2 LOB: 1 BB: 0 P: 22	1B: 5 2B: 0 3B: 0 HR: 2	SF: 0 SAC: 2 DP: 0 HBP: 0					

PITCHER		IP	WLS	BF	H	R	ER	SO	BB	IBB	HBP	BLK	WP	HR	S	P	ERA	WHIP
47 Francisco Liriano, L ERA: 3.91	(1, 1)	7.0		29	5	2	2	5	3	0	0	0	1	1	67	111	2.57	1.143
48 Jared Hughes, R ERA: 2.06	(8, 1)	1.2	L	7	2	1	1	1	0	0	0	0	0	1	17	25	5.40	1.200
37 Justin Wilson, L ERA: 4.3	(9, 1)	0.1		1	0	0	0	0	0	0	0	0	0	0	3	6	0.00	0.000

PITCHER	IP	WLS	BF	H	R	ER	SO	BB	IBB	HBP	BLK	WP	HR	S	P	ERA	WHIP

TOP

Cincinnati Reds @ Pittsburgh Pirates

PNC Park, Pittsburgh, PA

Sun Aug 31 2014, 1:38 PM - 4:37 PM EDT

Att. 37,591 - Overcast - 72 F

livebaseballscorecards.com

AB	32
R	3
H	7
RBI	3
BB	3
SO	6
LOB	8

1B: 5	SF: 0	WP: 1	PA: 37
2B: 0	SAC: 2	PB: 0	
3B: 0	DP: 0	SB: 1	
HR: 2	HBP: 0	CS: 0	

Cincinnati Reds @ Pittsburgh Pirates

PNC Park, Pittsburgh, PA

Sun Aug 31 2014, 1:38 PM - 4:37 PM EDT

Att. 37,591 - Overcast - 72 F

BOTTOM

Batter	1	2	3	4	5	6	7	8	9	AB	R	H	RBI	BB	SO	LOB
5 Josh Harrison, R (1, 5) OBP: 0.347, SLG: 0.512	X SL 84 0-0 HR		B FF 92 X FF 91 1-0 ① L8		B FF 93 B SI 94 C CH 84 X SI 94 2-1 ② G4-3			B SI 94 X SI 94 1-0 18 G1 22 1B 1B		4	1	2	1	0	0	0
57 Andrew Lambo, L (1, 9) OBP: 0.333, SLG: 0.444	C FF 90 F FC 88 F CH 84 X CH 84 0-2 ① G4-3		C FC 89 B FF 92 B FF 92 X FC 90 2-1 2B		B SL 84 S CH 86 F CH 87 F FF 95 S FC 88 1-3 ③ K			1 SAFE 1 SAFE F FC 90 1 SAFE S FF 94 B FC 87 B FC 88 1 SAFE B FF 93 3-2 ① 1 SAFE F FC 88 1 SAFE X FC 89 P4		4	0	1	0	0	1	1
22 Andrew McCutchen, R (1, 8) OBP: 0.402, SLG: 0.532	X FF 90 0-0 ② P3		B FF 94 B FF 93 B CH 84 C SL 84 C SL 84 F CH 86 F CH 84 F FC 89 S FF 94 3-3 ② K			X CH 83 0-0 18 FC4-6 1B		S FF 94 F SI 95 X FF 94 0-2 18 G1 1-2 1B		4	0	2	0	0	1	1
18 Neil Walker, S (1, 4) OBP: 0.342, SLG: 0.455	B FC 87 B FC 88 B SL 82 C FF 90 B FC 88 4-1 BB		B CH 85 S CH 85 X FC 90 1-1 ③ G6-3			C FC 89 X CH 84 0-1 ① FC4-6 1-2f		F FC 91 F FC 90 B FC 88 X CH 86 1-2 ② G1 1-2 2-3		3	0	0	0	1	0	4
15 Ike Davis, L (1, 3) OBP: 0.350, SLG: 0.383	C FC 89 C SI 91 C FC 88 0-3 ③ K			X CH 83 0-0 6 G4-6-3 1B		B FF 91 F FC 89 S FF 94 B FC 88 F FF 94 1 SAFE B FF 94 1 SAFE X FC 90 3-2 ② F9		F FC 92 F FC 91 B FF 94 B FC 88 X FC 91 2-2 ③ P5		4	0	1	0	0	1	4
6 Starling Marte, R (1, 7) OBP: 0.346, SLG: 0.426		C SL 82 B SI 92 F FF 92 X FC 87 1-2 10 CS 1B		C SI 93 C FF 92 F CH 86 X SI 93 0-2 ① ② G4-6-3 1-2f		C FC 89 F SI 94 S CH 85 0-3 ③ K2-3			C FF 98 S SL 86 B FF 101 F FF 101 B SL 87 F FF 100 S SL 88 2-3 ① K	4	0	1	0	0	2	2
10 Jordy Mercer, R (1, 6) OBP: 0.304, SLG: 0.375		1 SAFE B SI 92 1 SAFE F FC 86 1 SAFE F SI 90 1 SAFE 1 SAFE B FF 94 2-2 ① F CH 85 X SL 83 1-2 HR		F FF 90 X FF 91 0-1 1B			S SL 84 X SI 92 0-1 ① L7		C SL 87 B SL 89 S SL 86 S FF 101 1-3 ② K	4	1	2	1	0	1	0
19 Chris Stewart, R (1, 2) OBP: 0.357, SLG: 0.301 55 Russell Martin, R (9, PH) OBP: 0.414, SLG: 0.414	X SL 85 0-0 ② B1-3		B FC 90 B CH 86 B SL 84 C FF 93 X FF 93 3-1 ③ P3				F FF 93 X SI 92 0-1 ② G4-3		C CH 89 B FF 100 X FF 100 1-1 ③ F9	3	0	0	0	0	0	1
										1	0	0	0	0	0	0
47 Francisco Liriano, L (1, 1) OBP: 0.114, SLG: 0.088 59 Brent Morel, R (7, PH) OBP: 0.174, SLG: 0.182 48 Jared Hughes, R (8, 1) 37 Justin Wilson, L (9, 1)		B FF 92 C FC 89 X SI 91 1-1 ③ L6			C SI 89 C SL 85 F FC 87 S FF 93 0-3 ① K		C SL 85 F SL 86 B FF 94 C FC 87 1-3 ③ K			2	0	0	0	0	1	0
										1	0	0	0	0	1	0
										0	0	0	0	0	0	0
										0	0	0	0	0	0	0

Inning Stats	1	2	3	4	5	6	7	8	9
R	1	1	0	0	0	0	0	0	0
H	1	2	1	2	0	1	0	2	0
E	0	0	0	0	0	0	0	0	0
LOB	1	0	1	1	0	1	0	2	0
K	1	0	1	0	2	1	1	0	2
BB	1	0	0	0	0	0	0	0	0
S	10	10	11	9	10	10	7	14	10
P	14	14	18	12	13	13	8	21	14

1B	6
2B	1
3B	0
HR	2
SF	0
SAC	0
DP	1
HBP	0
WP	0
PB	0
SB	0
CS	1
PA	35

AB	34
R	2
H	9
RBI	2
BB	1
SO	8
LOB	13

livebaseballscorecards.com

PITCHER	IP	WLS	BF	H	R	ER	SO	BB	IBB	HBP	BLK	WP	HR	S	P	ERA	WHIP
47 Johnny Cueto, R (1, 1) ERA: 2.26	8.0	W	32	9	2	2	6	1	0	0	0	0	2	81	113	2.25	1.250
54 Aroldis Chapman, L (9, 1) ERA: 2.44	1.0	S	3	0	0	0	2	0	0	0	0	0	0	10	14	0.00	0.000

PITCHER	IP	WLS	BF	H	R	ER	SO	BB	IBB	HBP	BLK	WP	HR	S	P	ERA	WHIP

Batter	1	2	3	4	5	6	7	8	9	AB	R	H	RBI	BB	SO	LOB
5 Josh Harrison, R (1, 5) OBP: 0.348, SLG: 0.513	C FF 92 B SI 91 B SI 89 X FF 93 2-1 22 2B 18 2B 1B	F SL 89 B SL 88 D CU 80 S SL 86 B SL 86 X SL 86 3-2 ② FC6-4 57 2B 1-2f		B SL 88 F SL 93 S FF 94 X FF 95 1-2 57 E3 2B		B SL 88 F SL 83 X CU 81 1-1 ② F9		S CU 87 S CU 86 X CU 86 0-2 ② P3		5	2	2	0	0	0	3
57 Andrew Lambo, L (1, 9) OBP: 0.286, SLG: 0.429	B FF 92 F FF 92 X SI 90 1-1 F8	1 SAFE B FF 92 S FF 92 S CH 84 B CH 84 B FF 93 1 SAFE F FF 94 F FF 94 3-2 F FF 93 X FF 94 1-H 2B		X FF 93 0-0 E3 2-H		C CU 79 X CU 75 0-1 ③ G3		C CH 90 S CU 85 D CU 86 S CU 84 1-3 ③ K		5	0	1	1	0	1	4
22 Andrew McCutchen, R (1, 8) OBP: 0.401, SLG: 0.539	B FF 92 X FF 92 1-0 18 2B 1-3 2B	C SL 89 B CU 81 B SL 88 B SL 87 F FF 94 X SL 89 3-2 ③ F7		S FF 94 F FF 94 S FF 90 0-3 ③ K			C CH 85 B CH 83 B CH 85 B FF 94 X FF 94 3-1 HR		F CU 76 X CU 78 0-1 ① F9	5	2	2	1	0	1	2
18 Neil Walker, S (1, 4) OBP: 0.343, SLG: 0.456	X FF 93 0-0 2-H 3-H 2B		C FF 92 B FF 92 X SL 90 1-1 ① F8		C CH 87 B CU 78 X SI 90 1-1 ① G4-3		B FF 95 B CH 84 F FF 95 B FF 95 B FF 94 4-1 17 CS BB		C CH 85 B CH 84 S CH 86 S CH 87 1-3 ② K	4	0	1	2	1	1	0
55 Russell Martin, R (1, 2) OBP: 0.417, SLG: 0.416	B SL 88 C SL 88 C CU 79 B FF 94 B FF 95 B CU 81 4-2 BB		C SL 88 B SI 92 X SL 88 1-1 ② L8		B SL 88 S FF 94 B FF 94 B FF 94 F FF 93 X FF 94 3-2 6 1B 1B		C FF 95 F FF 96 D CH 87 1 SAFE 1 SAFE C CU 80 1-3 ① K		C CU 78 C CU 79 B CU 75 B CH 87 B FF 97 X FF 98 3-2 1B	4	0	2	0	1	1	1
15 Ike Davis, L (1, 3) OBP: 0.349, SLG: 0.380 17 Gaby Sanchez, R (7, PH) OBP: 0.300, SLG: 0.393 (7, 3)	B SI 91 B FF 91 C FF 92 B FF 93 X FF 93 3-1 ② P2		C CU 80 B FF 93 B FF 93 B CU 79 B SI 92 4-1 6 BB BB		B FF 94 B FF 90 1 SAFE B FF 93 C SI 90 C SI 90 X SI 93 3-2 ② F7		S FF 86 S SI 90 X CH 85 0-2 ②③ G6-3 1-2		B FF 96 C FF 97 S FF 98 F FF 98 S FF 98 1-3 ③ K	2 2	0 0	0 0	0 0	1 0	0 1	3 2
6 Starling Marte, R (1, 7) OBP: 0.350, SLG: 0.426	F FF 94 B SI 91 F FF 93 D CU 81 X SI 92 2-2 ③ F8		B SL 88 B FF 93 B FF 95 C FF 94 B FF 93 4-1 1-2 BB		B SL 88 S SL 89 F FF 94 X FF 91 1-2 1-2 1B			B FF 99 B FF 98 F FF 97 B CU 88 S FF 96 B FF 98 4-2 10 1B BB		2	0	1	0	2	0	2
10 Jordy Mercer, R (1, 6) OBP: 0.303, SLG: 0.374		C FF 91 F CU 79 X SL 89 0-2 ① G6-3 S FF 94 S FF 94 X FF 94 0-2 ③ F8			C SL 89 X SI 94 0-1 ③ F7			L FF 98 L CU 86 D CU 87 X CU 86 1-2 1-2 1B		4	0	1	0	0	0	4
45 Gerrit Cole, R (1, 1) OBP: 0.265, SLG: 0.219 53 John Axford, R (7, 1) 37 Justin Wilson, L (7, 1) 23 Travis Snider, L (8, PH) OBP: 0.326, SLG: 0.420 30 Jeanmar Gómez, R (8, 1) OBP: 1.000, SLG: 1.000		C FF 92 X SI 92 0-1 5 FC6-4 1B		C FF 91 S FF 92 B FF 89 B FF 94 S FF 94 2-3 ① K		C FF 91 B FF 92 C SI 90 S FF 94 1-3 ① K		B FF 97 X CH 89 1-0 ① L8	3 0 0 1 0	0 0 0 0 0	1 0 0 0 0	0 0 0 0 0	0 0 0 2 0	2 0 0 0 0	0 0 0 2 0
Inning Stats	R: 2 E: 0 K: 0 S: 13 H: 3 LOB: 2 BB: 1 P: 26	R: 1 E: 0 K: 0 S: 17 H: 2 LOB: 1 BB: 0 P: 26	R: 0 E: 0 K: 0 S: 9 H: 0 LOB: 2 BB: 2 P: 19	R: 0 E: 1 K: 2 S: 10 H: 1 LOB: 1 BB: 0 P: 13	R: 0 E: 0 K: 0 S: 13 H: 2 LOB: 2 BB: 0 P: 21	R: 0 E: 0 K: 1 S: 7 H: 0 LOB: 0 BB: 0 P: 9	R: 1 E: 0 K: 1 S: 9 H: 1 LOB: 0 BB: 1 P: 17	R: 0 E: 0 K: 1 S: 12 H: 1 LOB: 2 BB: 1 P: 19	R: 0 E: 0 K: 2 S: 12 H: 1 LOB: 1 BB: 0 P: 17	1B: 6 2B: 4 3B: 0 HR: 1 SF: 0 SAC: 0 DP: 0 HBP: 0						

PITCHER		IP	WLS	BF	H	R	ER	SO	BB	IBB	HBP	BLK	WP	HR	S	P	ERA	WHIP
31 Lance Lynn, R ERA: 2.85	(1, 1)	6.0		29	8	3	3	3	3	0	0	0	0	0	69	114	4.50	1.833
46 Kevin Siegrist, L ERA: 6.35	(7, 1)	0.1		3	1	1	1	1	1	0	0	0	0	1	6	14	27.00	6.000
43 Seth Maness, R ERA: 3.03	(7, 1)	0.2	W	1	0	0	0	0	0	0	0	0	0	0	3	3	0.00	0.000
44 Carlos Martinez, R ERA: 4.62	(8, 1)	1.0	H	5	1	0	0	1	1	0	0	0	0	0	12	19	0.00	2.000
26 Trevor Rosenthal, R ERA: 3.48	(9, 1)	1.0	S	4	1	0	0	2	0	0	0	0	0	0	12	17	0.00	1.000

PITCHER	IP	WLS	BF	H	R	ER	SO	BB	IBB	HBP	BLK	WP	HR	S	P	ERA	WHIP

TOP

Pittsburgh Pirates @ St. Louis Cardinals

Busch Stadium, St. Louis, MO

Mon Sep 01 2014, 1:16 PM - 4:23 PM CDT

Att. 43,347 - Partly Cloudy - 80 F

livebaseballscorecards.com

AB	37
R	4
H	11
RBI	4
BB	5
SO	7
LOB	23

Batter	1	2	3	4	5	6	7	8	9	AB	R	H	RBI	BB	SO	LOB
19 Jon Jay, L (1, 8) (8, 9) OBP: 0.383, SLG: 0.404	C FF 94 X SL 83 0-1 18 G4-6-3 1B		X SL 86 0-0 ① F7		B SI 95 F CH 87 B SI 94 B SI 94 B SL 88 4-1 32 CS BB		B FF 94 S SI 95 F CH 88 F KC 84 X SI 98 1-2 7 1B 3B			3	1	2	0	1	0	1
18 Oscar Taveras, L (1, 9) OBP: 0.268, SLG: 0.292 8 Peter Bourjos, R (7, PR) OBP: 0.295, SLG: 0.356 (8, 8)	B SI 96 X SI 94 1-0 ① ② G4-6-3 1-2f		B SI 93 B SI 95 B SI 95 B SI 94 4-0 7 2B 1-2 BB		1 SAFE C SI 96 X SI 96 0-1 ① F7		B FF 95 D FF 94 B CU 78 C FF 95 D SL 90 4-1 32 FC4 7 1B BB			2 0	1 0	0 0	0 0	2 0	0 0	2 0
7 Matt Holliday, R (1, 7) OBP: 0.370, SLG: 0.435	C FF 95 B SI 97 F SL 87 B SI 97 F FF 95 S FF 98 2-3 ③ K		B SI 95 F SI 95 X SI 99 1-1 1-H 2-H 2B		F SI 95 S SL 82 X KC 82 0-2 ② L6		B SL 87 B SL 88 B FF 96 C FF 94 X FF 95 3-1 32 FC4 1-2 3-H 1B			4	0	2	3	0	1	1
32 Matt Adams, L (1, 3) OBP: 0.322, SLG: 0.465		B SI 94 B SI 93 X FF 93 2-0 ① P6	C SL 88 S SI 97 B SI 95 S SI 98 1-3 ② K		D SL 85 F SI 96 B SI 96 B SI 97 3-1 ③ CS 1-2	F SL 84 X FF 93 0-1 ① F7	B FF 96 X FF 95 1-0 ② FC4 1-2f 2-3			4	0	0	0	0	1	3
27 Jhonny Peralta, R (1, 6) OBP: 0.344, SLG: 0.455		B KC 78 S SL 83 B KC 81 S FF 94 F FF 95 X SL 85 2-2 ② G5-3	B SL 85 F FF 95 B SL 85 B SL 83 F SI 97 B SI 98 4-2 4 FC6-4 BB			S KC 82 X CU 83 0-1 ② F9	F FC 92 X FF 95 0-1 ③ F8			3	0	0	0	1	0	2
4 Yadier Molina, R (1, 2) OBP: 0.344, SLG: 0.406		B SI 93 B SI 93 X SI 93 2-0 38 FC6-5 33 1B 1B	X SI 94 0-0 ③ FC6-4 1-2f			C SI 94 C KC 82 X SL 85 0-2 ③ G4-3		F SI 91 C SI 92 B CH 85 F CH 85 X CH 85 1-2 ① G5-3		4	0	1	0	0	0	2
33 Daniel Descalso, L (1, 5) OBP: 0.313, SLG: 0.309		X SI 94 0-0 38 FC6-5 1-2 1B	B SL 83 B SI 92 X SI 92 2-0 ① F7				C KC 80 F FF 93 B SI 95 C SI 94 1-3 ① K	B SL 82 C SI 91 X CH 85 1-1 1B		4	0	2	0	0	1	0
38 Pete Kozma, R (1, 4) OBP: 0.375, SLG: 0.500		X SI 94 0-0 ③ FC6-5 1-2 2-3f	F SI 94 B SL 83 F SI 94 S SL 82 1-3 ② K				C KC 81 B SL 85 B FF 94 B SI 95 X SI 94 3-1 16 HR 1B	1 SAFE C SI 92 1 SAFE X SI 92 0-1 ② L8		4	1	1	0	0	1	3
31 Lance Lynn, S (1, 1) OBP: 0.132, SLG: 0.082 46 Kevin Siegrist, L (7, 1) 43 Seth Maness, R (7, 1) OBP: 0.400, SLG: 0.400 16 Kolten Wong, L (7, PH) OBP: 0.293, SLG: 0.404 44 Carlos Martinez, R (8, 1) OBP: 0.250, SLG: 0.250 13 Matt Carpenter, L (8, PH) OBP: 0.376, SLG: 0.385 26 Trevor Rosenthal, R (9, 1)			C CH 89 B SI 93 X SI 91 1-1 18 BB 7 2B 1B		B SI 93 X CH 90 1-0 ③ F8		S SI 95 S FF 96 D SL 88 X SI 96 1-2 1-H HR	C SI 91 B SI 92 X SI 91 1-1 ③ G6-3		2 0 0 1 0 0 1 0	1 0 0 1 0 0 0 0	1 0 0 1 0 0 0 0	0 0 0 0 0 0 0 0	0 0 0 0 0 0 0 1	0 0 0 0 0 0 0 0	0 0 0 0 0 0 0 0
Inning Stats	R: 0 E: 0 K: 1 S: 7 H: 1 LOB: 0 BB: 0 P: 10	R: 0 E: 0 K: 0 S: 8 H: 2 LOB: 2 BB: 0 P: 14	R: 2 E: 0 K: 1 S: 11 H: 2 LOB: 2 BB: 2 P: 22	R: 0 E: 0 K: 1 S: 5 H: 0 LOB: 0 BB: 0 P: 9	R: 0 E: 0 K: 0 S: 7 H: 0 LOB: 0 BB: 1 P: 14	R: 0 E: 0 K: 0 S: 7 H: 0 LOB: 0 BB: 0 P: 7	R: 3 E: 0 K: 1 S: 18 H: 4 LOB: 2 BB: 1 P: 32	R: 0 E: 0 K: 0 S: 10 H: 1 LOB: 1 BB: 0 P: 13		1B: 7 2B: 1 3B: 1 HR: 1 SF: 0 SAC: 0 DP: 1 HBP: 0					WP: 0 PB: 0 SB: 0 CS: 1 PA: 37	

PITCHER		IP	WLS	BF	H	R	ER	SO	BB	IBB	HBP	BLK	WP	HR	S	P	ERA	WHIP
45 Gerrit Cole, R ERA: 3.86	(1, 1)	6.1	L	28	8	5	5	4	3	0	0	0	0	1	57	94	7.11	1.737
53 John Axford, R ERA: 3.72	(7, 1)	0.0		2	1	0	0	0	1	0	0	0	0	0	3	10	∞	∞
37 Justin Wilson, L ERA: 4.25	(7, 1)	0.2		2	0	0	0	0	0	0	0	0	0	0	3	4	0.00	0.000
30 Jeanmar Gómez, R ERA: 3.32	(8, 1)	1.0		4	1	0	0	0	0	0	0	0	0	0	10	13	0.00	1.000

PITCHER	IP	WLS	BF	H	R	ER	SO	BB	IBB	HBP	BLK	WP	HR	S	P	ERA	WHIP

BOTTOM

Pittsburgh Pirates @ St. Louis Cardinals

Busch Stadium, St. Louis, MO

Mon Sep 01 2014, 1:16 PM - 4:23 PM CDT

Att. 43,347 - Partly Cloudy - 80 F

livebaseballscorecards.com

AB	32
R	5
H	10
RBI	5
BB	4
SO	4
LOB	15

Batter	1	2	3	4	5	6	7	8	9	AB	R	H	RBI	BB	SO	LOB
5 Josh Harrison, R (1, 5) OBP: 0.349, SLG: 0.513	C SI 89 F SI 90 X CU 72 0-2 57 G4-6-3 1B		B CU 75 X FC 86 1-0 ② G5-3		C FC 85 B CU 75 X FC 86 1-1 1B		B CH 84 C CH 85 B CH 85 B SL 84 F CH 85 F CH 85 X SL 83 3-2 ③ G5-3			4	0	2	0	0	0	0
57 Andrew Lambo, L (1, 9) OBP: 0.333, SLG: 0.500	C FF 90 F FC 87 B SI 90 X CU 73 1-2 ① ② G4-6-3 1-2f		B FC 86 X FC 86 1-0 1B		C FC 88 F CU 75 F FF 92 D CU 77 F CU 78 X FC 88 1-2 ③ G4-1			C SI 89 X CH 84 0-1 18 G3 2B		4	0	2	0	0	0	2
22 Andrew McCutchen, R (1, 8) OBP: 0.399, SLG: 0.535	B FF 90 F SI 91 B CU 74 S CU 75 B SI 93 X CU 74 3-2 ③ L7		C SI 92 B SI 90 X SI 90 1-1 ③ F9			B FC 89 F CU 76 F CU 75 B CU 76 B FC 83 C FC 88 3-3 ① K		B SI 89 X SI 90 1-0 ① G5-3		4	0	0	0	0	1	2
18 Neil Walker, S (1, 4) OBP: 0.340, SLG: 0.452		C SI 88 B SI 88 B SI 87 C CU 70 F FC 82 F CU 74 C SI 91 2-3 ① K		C CH 81 B CU 70 B FC 85 X CU 72 2-1 ① G3-1		F FC 87 X CU 75 0-1 ② G4-3		C SI 89 B FF 90 X SI 89 1-1 ② G3 2-3		4	0	0	0	0	1	1
55 Russell Martin, R (1, 2) OBP: 0.415, SLG: 0.423		B SI 88 B CU 71 X SI 91 2-0 HR		F SI 90 B SI 89 B FF 89 B FC 87 S FC 86 F SI 93 X FC 88 3-2 ② G5-3		C FC 87 L CU 76 X SI 93 0-2 ③ G1-4-3		C SI 90 F FF 90 B FF 90 B CH 83 B SI 90 F SI 90 S CH 85 3-3 ③ K		4	1	1	1	0	1	1
15 Ike Davis, L (1, 3) OBP: 0.351, SLG: 0.380		B SI 89 C SI 88 X CH 83 1-1 ② F7		C CU 74 S CU 76 B SI 93 B FF 93 X CU 77 2-2 1B			C FF 90 B FF 90 B CU 74 B CU 77 B FF 90 4-1 6 HR BB		B SI 92 C CH 68 B SI 92 X SI 90 2-1 ① G4-3	3	1	1	0	1	0	0
6 Starling Marte, R (1, 7) OBP: 0.349, SLG: 0.432		C SI 89 B SI 88 B CU 73 S CU 74 B SI 92 X CU 73 3-2 ③ G6-3		X FC 86 0-0 ③ L9			B CU 74 B FC 86 C FC 86 X FC 87 2-1 1-H HR		C SI 90 X SL 85 0-1 ② F9	4	1	1	2	0	0	1
10 Jordy Mercer, R (1, 6) OBP: 0.303, SLG: 0.379			C FC 84 B CU 71 B FC 84 X SI 90 2-1 HR		C FC 85 X CU 72 0-1 ① G6-3		F SI 90 B CH 85 F CH 84 F SI 86 F SL 82 S SL 83 1-3 ① K		C SL 83 B SL 86 S SL 84 F SI 93 F SL 84 X SL 84 1-2 ③ G4-3	4	1	1	1	0	1	0
49 Jeff Locke, L (1, 1) OBP: 0.184, SLG: 0.139 58 Brandon Cumpton, R (4, 1) OBP: 0.167, SLG: 0.118 25 Gregory Polanco, L (7, PH) OBP: 0.307, SLG: 0.348 53 John Axford, R (7, 1) 43 John Holdzkom, R (8, 1)			B FC 84 C SI 89 C FC 85 S CU 75 1-3 ① K		B SI 89 B SI 88 C SI 88 C SI 89 X CU 73 2-2 ② G6-3		C SI 90 F CH 85 B CH 85 X SI 90 1-2 ② G3-1			1 1 1 0 0	0 0 0 0 0	0 0 0 0 0	0 0 0 0 0	1 0 0 0 0	0 0 0 0 0	
Inning Stats	R: 0 E: 0 K: 0 S: 9 H: 1 LOB: 0 BB: 0 P: 13	R: 1 E: 0 K: 1 S: 11 H: 1 LOB: 0 BB: 0 P: 19	R: 1 E: 0 K: 1 S: 9 H: 2 LOB: 0 BB: 0 P: 15	R: 0 E: 0 K: 0 S: 10 H: 1 LOB: 1 BB: 0 P: 17	R: 0 E: 0 K: 0 S: 12 H: 1 LOB: 1 BB: 0 P: 16	R: 0 E: 0 K: 1 S: 8 H: 0 LOB: 0 BB: 0 P: 11	R: 2 E: 0 K: 1 S: 15 H: 1 LOB: 0 BB: 1 P: 26	R: 0 E: 0 K: 1 S: 9 H: 1 LOB: 1 BB: 0 P: 14	R: 0 E: 0 K: 0 S: 9 H: 0 LOB: 0 BB: 0 P: 12	1B: 4 2B: 1 3B: 0 HR: 3 SF: 0 SAC: 0 DP: 1 HBP: 0						

TOP

Pittsburgh Pirates @ St. Louis Cardinals

Busch Stadium, St. Louis, MO

Tue Sep 02 2014, 7:16 PM - 10:20 PM CDT

Att. 43,693 - Partly Cloudy - 80 F

livebaseballscorecards.com

AB	34
R	4
H	8
RBI	4
BB	1
SO	5
LOB	7

PITCHER		IP	WLS	BF	H	R	ER	SO	BB	IBB	HBP	BLK	WP	HR	S	P	ERA	WHIP
50 Adam Wainwright, R ERA: 2.69	(1, 1)	6.0	W	25	7	4	4	3	1	0	0	0	0	3	62	100	6.00	1.333
43 Seth Maness, R ERA: 2.94	(7, 1)	2.0	H	7	1	0	0	2	0	0	0	0	0	0	21	31	0.00	0.500
37 Pat Neshek, R ERA: 1.37	(9, 1)	1.0	S	3	0	0	0	0	0	0	0	0	0	0	9	12	0.00	0.000

PITCHER		IP	WLS	BF	H	R	ER	SO	BB	IBB	HBP	BLK	WP	HR	S	P	ERA	WHIP

BOTTOM

Pittsburgh Pirates @ St. Louis Cardinals

Busch Stadium, St. Louis, MO

Tue Sep 02 2014, 7:16 PM - 10:20 PM CDT

Att. 43,693 - Partly Cloudy - 80 F

livebaseballscorecards.com

Batter	1	2	3	4	5	6	7	8	9	AB	R	H	RBI	BB	SO	LOB
13 Matt Carpenter, L (1, 5) OBP: 0.374, SLG: 0.383	G6-3	SF9		K		HBP		K		3	0	0	1	0	2	1
15 Randal Grichuk, R (1, 9) OBP: 0.254, SLG: 0.328	27 BB, 7 BB, 1B	K		1-2, 1B		7 FC5-4, 1-2, 1B				4	0	3	0	0	1	0
7 Matt Holliday, R (1, 7) OBP: 0.369, SLG: 0.432	27 BB, 1-2, BB		K2-3	F9		FC5-4, 1-2f				3	0	0	0	1	1	4
27 Jhonny Peralta, R (1, 6) OBP: 0.345, SLG: 0.456	1-2, 2-3, BB		K	L4			32 G4-3, 4 WP, 2B			3	1	1	0	1	1	2
32 Matt Adams, L (1, 3) OBP: 0.320, SLG: 0.461	P2		G3		K		G4-3, 2-3			4	0	0	0	0	1	4
4 Yadier Molina, R (1, 2) OBP: 0.343, SLG: 0.402	P4			33 BB, 8, 1B, BB	G1-3		G4-3, 3-H			3	1	0	0	1	0	3
33 Daniel Descalso, L (1, 4) OBP: 0.318, SLG: 0.304		50 PB, 8, 1B, 50 G6-3, BB		8, 1B, 50, 1B, 1-2, BB	G3		P6			2	2	0	0	2	0	0
8 Peter Bourjos, R (1, 8) OBP: 0.298, SLG: 0.359		50 G6-3, 50 PB, 13 SF9, 1-2, 1B		50, 1B, 1-3, 2-H, 1B		G6-3		K, 16 CS		4	2	2	1	0	1	0
50 Adam Wainwright, R (1, 1) OBP: 0.242, SLG: 0.254		G6-3, 1-3, 2-H		15, 1B, 2-H, 3-H, 1B		G6-3		K, 1-2		3	0	1	3	0	0	1
43 Seth Maness, R (7, 1) OBP: 0.400, SLG: 0.400										0	0	0	0	0	0	0
16 Kolten Wong, L (8, PH) OBP: 0.292, SLG: 0.402										1	0	0	0	0	1	1
37 Pat Neshek, S (9, 1)										0	0	0	0	0	0	0
Inning Stats	R: 0 E: 0 K: 0 S: 11 H: 1 LOB: 3 BB: 2 P: 22	R: 2 E: 0 K: 1 S: 17 H: 1 LOB: 0 BB: 1 P: 30	R: 0 E: 0 K: 2 S: 10 H: 0 LOB: 0 BB: 0 P: 16	R: 3 E: 0 K: 1 S: 19 H: 3 LOB: 2 BB: 2 P: 36	R: 0 E: 0 K: 1 S: 8 H: 0 LOB: 0 BB: 0 P: 12	R: 0 E: 0 K: 0 S: 13 H: 1 LOB: 2 BB: 0 P: 20	R: 1 E: 0 K: 0 S: 9 H: 1 LOB: 0 BB: 0 P: 15	R: 0 E: 0 K: 3 S: 10 H: 0 LOB: 0 BB: 0 P: 14		1B: 6 2B: 2 3B: 0 HR: 0	SF: 1 SAC: 0 DP: 1 HBP: 1			WP: 2 PB: 1 SB: 0 CS: 1	PA: 37		

PITCHER	IP	WLS	BF	H	R	ER	SO	BB	IBB	HBP	BLK	WP	HR	S	P	ERA	WHIP
49 Jeff Locke, L (1, 1) ERA: 3.75	3.0	L	18	4	5	4	3	5	0	0	0	0	0	46	86	12.00	3.000
58 Brandon Cumpton, R (4, 1) ERA: 4.79	3.0		12	2	0	0	2	0	0	1	0	0	0	32	50	0.00	0.667
53 John Axford, R (7, 1) ERA: 3.83	1.0		4	1	1	1	0	0	0	0	0	1	0	9	15	9.00	1.000
43 John Holdzkom, R (8, 1) ERA:	1.0		3	0	0	0	3	0	0	0	0	1	0	10	14	0.00	0.000

AB	30
R	6
H	7
RBI	5
BB	5
SO	8
LOB	16

Batter	1	2	3	4	5	6	7	8	9	AB	R	H	RBI	BB	SO	LOB
5 Josh Harrison, R (1, 5) OBP: 0.346, SLG: 0.508	C FF 93 C CU 77 F CU 77 X CU 76 0-2 G5-3		B FF 93 F FF 93 C CU 75 B FF 96 S FF 95 2-3 K			F CU 76 F CU 77 X CU 77 0-2 P4		L SI 95 L CU 87 S CU 86 0-3 K		4	0	0	0	0	2	1
57 Andrew Lambo, L (1, 9) OBP: 0.273, SLG: 0.409 35 Mark Melancon, R (8, 1)	B SI 92 F FF 94 B CU 76 F CU 75 F FF 95 S SI 94 2-3 K		C FF 94 F FF 94 X CU 76 0-2 L8			C SI 95 S FF 93 B CU 77 B SI 94 X FF 94 2-2 F9		1 SAFE B SI 94 X SI 94 1-0 G4-3 1-2		4 0	0 0	0 0	0 0	0 0	1 0	1 0
22 Andrew McCutchen, R (1, 8) OBP: 0.396, SLG: 0.530	C CU 78 F CU 77 X CU 75 0-2 L7			F CU 76 X SI 93 0-1 G4-3		B FF 94 B CU 79 X CU 80 2-0 F7		D CU 87 C FF 98 D CU 86 C CU 86 F FF 98 B CU 86 F CU 87 F CU 87 F SI 97 3-3 S CU 86 K		4	0	0	0	0	1	1
18 Neil Walker, S (1, 4) OBP: 0.345, SLG: 0.458		B CU 76 B FF 94 C SI 93 B SI 93 F FF 94 D CU 78 4-2 55 FC5-4 BB		B FF 94 C FF 94 X FF 94 1-1 55 G5-4-3 1B			S FF 93 B CU 78 B CU 77 B FF 93 C FF 92 F FF 94 F CU 78 X CU 78 3-2 55 F9 2B		X FF 95 0-0 55 G4-6-3 1B	3	0	3	0	1	0	0
55 Russell Martin, R (1, 2) OBP: 0.411, SLG: 0.418		F SI 93 B SI 93 X SI 94 1-1 FC5-4 6 1B 1-2f		C CU 78 X CU 77 0-1 G5-4-3 1-2f			X FF 95 0-0 F9 2-3		B FF 96 B FF 96 S FF 97 C CU 77 X FF 97 2-2 G4-6-3 1-2f	4	0	0	0	0	0	4
15 Ike Davis, L (1, 3) OBP: 0.354, SLG: 0.379 39 Chase d'Arnaud, R (7, PR) 17 Gaby Sanchez, R (7, 3) OBP: 0.300, SLG: 0.393 23 Travis Snider, L (9, PH) OBP: 0.325, SLG: 0.419 59 Brent Morel, R (9, 3) OBP: 0.174, SLG: 0.182		1 SAFE C FF 94 S FF 94 1 SAFE 1 SAFE B FF 94 B CU 76 C CU 78 2-3 K			C CU 76 B CU 75 B CU 75 C CU 76 F FF 94 F FF 94 B FF 95 F FF 95 B FF 95 4-2 BB		B FF 93 B SI 93 I I IN 66 4-0 IBB		C CU 78 B CH 87 S CH 86 B FF 99 X CH 87 2-2 P5	1 0 0 1 0	0 0 0 0 0	0 0 0 0 0	0 0 0 0 0	2 0 0 0 0	1 0 0 0 0	1 0 0 0 0
6 Starling Marte, R (1, 7) OBP: 0.349, SLG: 0.431		X SI 94 0-0 10 FC6-4 1-2 1B			C FF 94 F CU 95 F CU 76 F CU 76 X CU 75 0-2 P4		C SI 94 B SI 93 1 SAFE X SI 96 1-1 L4			3	0	1	0	0	0	3
10 Jordy Mercer, R (1, 6) OBP: 0.301, SLG: 0.377		B CU 77 C CU 77 B FF 95 X CU 77 2-1 FC6-4 1-2f			X FF 92 0-0 F9		B CU 78 C FF 95 C FF 95 F FF 96 X SI 95 1-2 L8			3	0	0	0	0	0	5
36 Edinson Volquez, R (1, 1) OBP: 0.087, SLG: 0.023 44 Tony Watson, L (7, 1) OBP: 0.333, SLG: 0.333 25 Gregory Polanco, L (8, PH) OBP: 0.309, SLG: 0.348 (8, 9)			C FF 92 S FF 92 C CU 74 0-3 K		S FF 93 F FF 93 F SI 94 F FF 94 C CU 78 0-3 K			F FF 97 F FF 95 F CU 85 B CU 87 B CU 86 B SI 99 F FF 96 F CU 86 F FF 97 4-2 B CH 88 57 G4-3 BB		2 0 0	0 0 0	0 0 0	0 0 0	2 0 1	1 0 0

Inning Stats																								
	R: 0 E: 0 K: 1 S: 11	H: 0 LOB: 0 BB: 0 P: 13	R: 0 E: 0 K: 1 S: 10	H: 1 LOB: 2 BB: 1 P: 19	R: 0 E: 0 K: 2 S: 9	H: 0 LOB: 0 BB: 0 P: 11	R: 0 E: 0 K: 0 S: 6	H: 1 LOB: 0 BB: 0 P: 7	R: 0 E: 0 K: 1 S: 16	H: 0 LOB: 1 BB: 1 P: 20	R: 0 E: 0 K: 0 S: 7	H: 0 LOB: 0 BB: 0 P: 11	R: 0 E: 0 K: 0 S: 12	H: 1 LOB: 2 BB: 1 P: 21	R: 0 E: 0 K: 2 S: 17	H: 0 LOB: 1 BB: 1 P: 25	R: 0 E: 0 K: 0 S: 7	H: 1 LOB: 0 BB: 0 P: 11	1B: 3 2B: 1 3B: 0 HR: 0	SF: 0 SAC: 0 DP: 2 HBP: 0	WP: 0 PB: 0 SB: 0 CS: 0	PA: 33

PITCHER		IP	WLS	BF	H	R	ER	SO	BB	IBB	HBP	BLK	WP	HR	S	P	ERA	WHIP
40 Shelby Miller, R ERA: 4.0	(1, 1)	7.0		26	3	0	0	5	2	1	0	0	0	0	71	102	0.00	0.714
44 Carlos Martinez, R ERA: 4.56	(8, 1)	1.0		4	0	0	0	2	1	0	0	0	0	0	17	25	0.00	1.000
26 Trevor Rosenthal, R ERA: 3.43	(9, 1)	1.0	W	3	1	0	0	0	0	0	0	0	0	0	7	11	0.00	1.000

PITCHER	IP	WLS	BF	H	R	ER	SO	BB	IBB	HBP	BLK	WP	HR	S	P	ERA	WHIP

TOP

Pittsburgh Pirates @ St. Louis Cardinals

Busch Stadium, St. Louis, MO

Wed Sep 03 2014, 12:46 PM - 3:35 PM CDT

Att. 42,864 - Partly Cloudy - 82 F

livebaseballscorecards.com

AB	29
R	0
H	4
RBI	0
BB	4
SO	7
LOB	17

BOTTOM

Pittsburgh Pirates @ St. Louis Cardinals

Busch Stadium, St. Louis, MO

Wed Sep 03 2014, 12:46 PM - 3:35 PM CDT

Att. 42,864 - Partly Cloudy - 82 F

livebaseballscorecards.com

Batter	1	2	3	4	5	6	7	8	9	AB	R	H	RBI	BB	SO	LOB
13 Matt Carpenter, L (1, 5) OBP: 0.373, SLG: 0.380	B SI 92 B SI 94 B SI 93 B FF 93 4-0 7 FC5-4 BB		X SI 94 0-0 ③ F7		C KC 79 F CH 86 B SI 95 C SI 94 1-3 ② K			C FF 93 X FF 92 0-1 ① G5-3		3	0	0	0	1	1	2
16 Kolten Wong, L (1, 4) OBP: 0.289, SLG: 0.398	C KC 78 F CH 85 T CH 86 0-2 ① K			X SI 93 0-0 ① P4	T CH 88 C KC 82 S KC 83 0-3 ③ K			B FF 92 B FC 92 C FF 92 B FC 91 X FF 92 3-1 ② G4-3		4	0	0	0	0	2	3
7 Matt Holliday, R (1, 7) OBP: 0.368, SLG: 0.429	C SI 94 X SI 94 0-1 ② FC5-4 32 FC6 1-2f			C SI 94 S CH 86 B CH 87 B KC 83 H SI 94 3-2 32 HBP HBP		B SI 95 B CH 85 X SI 94 2-0 ① L9		X FF 93 0-0 ③ G4-3		3	0	0	0	0	0	1
32 Matt Adams, L (1, 3) OBP: 0.321, SLG: 0.460	B CH 86 F SI 94 X FF 96 1-1 ③ FC6 1-2f			C SI 87 C KC 82 F SI 87 H KC 82 1-2 1-2 HBP		F SI 95 X FF 96 0-1 1B			F FC 91 S KC 82 S KC 82 0-3 ① K	3	0	1	0	0	1	1
27 Jhonny Peralta, R (1, 6) OBP: 0.343, SLG: 0.452		X SI 92 0-0 ① G6-3		C KC 80 F CH 85 C CH 85 0-3 ② K		1 SAFE B KC 82 D KC 82 F CH 85 B FF 95 F SI 94 X CH 86 3-2 ② L7			C KC 80 B KC 82 B KC 82 F FC 93 S KC 81 2-3 ② K	4	0	0	0	0	2	3
4 Yadier Molina, R (1, 2) OBP: 0.342, SLG: 0.399		B SI 93 B KC 79 F SI 94 C SI 93 X CH 84 2-2 ② G6-3		X SI 94 0-0 ③ G5-3		B SI 95 B CH 85 X SI 93 2-0 ③ L8			S FC 92 B FF 92 C FF 92 B FC 92 B FC 91 F FF 92 F KC 82 B FF 91 4-2 19 1B 8 1B BB	3	1	0	0	1	0	3
19 Jon Jay, L (1, 9) OBP: 0.387, SLG: 0.406		C CH 83 B SI 94 B KC 81 X SI 94 2-1 ③ L4			X KC 78 0-0 40 SH2-4 8 1B 1B		B SI 93 B SI 93 B SI 93 C SI 92 B SI 93 4-1 15 CS 8 SH1-3 BB		B FC 91 X FC 91 1-0 8 1B 1-2 1B	3	0	2	0	1	0	0
8 Peter Bourjos, R (1, 8) OBP: 0.302, SLG: 0.363			B SI 93 S CH 84 C KC 80 B CH 86 X FF 95 2-2 ① F9		1 SAFE F SI 93 C SI 95 B CH 85 1 SAFE D KC 81 X KC 82 2-2 40 SH2-4 1-2 1B		1 SAFE L SI 92 B SI 94 1 SAFE X SI 93 1-1 ① SH1-3 1-2		C FC 92 X FC 91 0-1 1-3 2-H 1B	3	0	2	1	0	0	0
40 Shelby Miller, R (1, 1) OBP: 0.222, SLG: 0.279 18 Oscar Taveras, L (7, PH) OBP: 0.268, SLG: 0.292 15 Randal Grichuk, R (7, PH) OBP: 0.250, SLG: 0.323 44 Carlos Martinez, R (8, 1) OBP: 0.250, SLG: 0.250 26 Trevor Rosenthal, R (9, 1)			B SI 94 C SI 94 C KC 80 S KC 80 1-3 ② K		X FF 92 0-0 ① SH2-4 1-2 2-3		B SI 94 B SI 94 F CH 87 B SI 94 S SI 95 S SI 96 3-3 ②③ K 2-3			1 0 1 0 0	0 0 0 0 0	0 0 0 0 0	0 0 0 0 0	0 0 1 0 0	1 0 1 0 0	0 0 1 0 0

Inning Stats	1	2	3	4	5	6	7	8	9
	R: 0 E: 0 K: 1 S: 7 H: 0 LOB: 1 BB: 1 P: 12	R: 0 E: 0 K: 0 S: 6 H: 0 LOB: 0 BB: 0 P: 10	R: 0 E: 0 K: 1 S: 7 H: 0 LOB: 0 BB: 0 P: 10	R: 0 E: 0 K: 1 S: 10 H: 0 LOB: 2 BB: 0 P: 14	R: 0 E: 0 K: 2 S: 11 H: 2 LOB: 2 BB: 0 P: 14	R: 0 E: 0 K: 0 S: 7 H: 1 LOB: 1 BB: 0 P: 14	R: 0 E: 0 K: 1 S: 6 H: 0 LOB: 0 BB: 1 P: 14	R: 0 E: 0 K: 0 S: 5 H: 0 LOB: 0 BB: 0 P: 8	R: 1 E: 0 K: 2 S: 13 H: 2 LOB: 2 BB: 1 P: 20

| | | |

Batter	1	2	3	4	5	6	7	8	9	10	11	AB	R	H	RBI	BB	SO	LOB
5 Josh Harrison, R (1, 5) OBP: 0.350, SLG: 0.515	C FF 88 B SL 81 X CH 81 1-1 55 E 2B		B FF 89 B FF 88 C CH 81 F FF 89 X CH 82 2-2 55 HBP 22 HBP 1B	C FF 88 B SL 82 F FF 88 X FF 89 1-2 2-H 2B			C FF 94 B FF 96 X SL 87 1-1 ① G6-3		C FF 96 B FF 93 F SL 85 B SL 85 F FF 96 S FF 97 2-3 ② K		F FF 90 S KC 79 X FF 92 0-2 1-2 2-3 3-H 1B	6	1	4	2	0	1	0
39 Chase d'Arnaud, R (11, 6)												0	0	0	0	0	0	0
10 Jordy Mercer, R (1, 6) OBP: 0.301, SLG: 0.374 44 Tony Watson, L (7, 1) OBP: 0.333, SLG: 0.333 23 Travis Snider, L (9, PH) OBP: 0.324, SLG: 0.417 35 Mark Melancon, R (9, 1) 26 Tony Sanchez, R (11, PH) OBP: 0.312, SLG: 0.375 43 John Holdzkom, R (11, 1)	B FF 88 X SL 81 1-0 ① G1-3		C FF 88 1 SAFE 1 SAFE X SL 79 0-1 ② L9	B SL 81 T FF 89 B FF 89 B CH 82 X FF 89 3-1 ③ F8			B FF 95 B FF 95 B FF 95 B FF 95 4-0 55 E 55 S BB		B FF 96 B FF 97 B FF 96 C FF 96 X FF 98 3-1 ③ G1-3		B KC 78 F FF 90 B SI 91 X CH 84 2-1 ② SF8	3	0	0	0	1	0	3
												0	0	0	0	0	0	0
												1	0	0	0	0	0	0
												0	0	0	0	0	0	0
												0	0	0	1	0	0	0
												0	0	0	0	0	0	0
22 Andrew McCutchen, R (1, 8) OBP: 0.395, SLG: 0.527	B FF 88 B CH 80 T CH 80 X FF 89 2-1 ② L8		F FF 87 H SL 81 1-1 1-2 55 HBP HBP	X CH 80 0-0 55 CS 1B			B FF 95 B CU 78 1 SAFE C FF 94 1 SAFE C SL 86 X FF 95 2-2 ② P4			C SI 92 F SI 93 S SI 94 0-3 ① K	T SAFE X FF 90 0-0 ③ P6	5	0	1	0	0	1	4
55 Russell Martin, R (1, 2) OBP: 0.411, SLG: 0.414	B FF 89 C CH 82 B SL 82 F FF 90 X FF 90 2-2 E5 2-H		H SL 81 1-0 1-2 2-3 HBP	B SI 88 1 SAFE B FF 88 B SL 83 F FF 88 B FF 88 4-1 ① 1-2 BB			C FF 94 S SL 87 F FF 94 S SL 86 0-3 ③ K 1-3			C SI 95 B SI 95 B SL 85 S SI 94 F SI 95 S SI 95 2-3 ② K		3	0	0	0	1	2	1
6 Starling Marte, R (1, 7) OBP: 0.347, SLG: 0.428	B FF 89 S FF 89 B FF 88 B FF 88 F CH 81 F FF 90 F FF 89 S CH 81 3-3 ③ K2-3		B FF 88 X CH 81 1-0 ③ G1-3	X FF 88 0-0 ② F8				B FF 93 F FF 94 X SI 94 1-1 ① G4-3		C SI 96 X SI 93 0-1 15 CS 1B		5	0	1	0	0	1	5
17 Gaby Sanchez, R (1, 3) OBP: 0.298, SLG: 0.389 15 Ike Davis, L (5, PH) OBP: 0.351, SLG: 0.375 (5, 3)		C FF 88 C SL 81 F FF 90 F SL 82 F FF 89 B CH 80 B SL 81 F FF 90 F FF 89 3-2 F CH 81 B CH 81 X SL 82 F8	B SI 87 C FF 87 X SL 80 1-1 ① G5-3	B CU 75 C CU 74 C CU 76 1 SAFE B SL 82 S CU 76 2-3 ③ K			S SL 81 B SI 94 X SI 94 1-1 ② G5-3		1 SAFE C SI 93 0-1 ③ CS 1-2		C KC 81 S SL 82 B SL 82 X SL 82 1-2 ① L6	2	0	0	0	0	0	0
												3	0	0	0	0	1	1
18 Neil Walker, S (1, 4) OBP: 0.348, SLG: 0.459		C FF 89 B CH 81 X CH 81 1-1 ② F9	B CH 80 B FF 88 B SL 81 B FF 87 4-0 31 2B BB	F FF 94 C CU 81 B SI 95 C SI 94 1-3 ① K			B FF 94 B CH 87 S SL 82 B SI 94 S SL 82 B SL 81 4-2 BB				B SI 90 S SI 90 F KC 79 X FF 90 1-2 59 BB 5 1B 2B	3	2	1	0	2	1	0
31 Jose Tabata, R (1, 9) OBP: 0.327, SLG: 0.338 25 Gregory Polanco, L (9, 9) OBP: 0.312, SLG: 0.348		B CU 75 B FF 89 S SL 82 B FF 89 S FF 89 X FF 90 3-2 ③ L9	B FF 88 B FF 87 C SL 79 B FF 88 X FF 88 3-1 1-H 5 2B 2B	X FF 95 0-0 ② 1B			C SL 81 F SI 95 S SL 82 0-3 ③ K				C SL 82 B SL 82 D KC 79 F KC 81 F FF 90 D SL 82 F FF 90 D KC 80 4-2 5 1B 59 BB 26 SF8 BB	4	1	2	1	0	1	1
												0	1	0	0	1	0	0
46 Vance Worley, R (1, 1) OBP: 0.071, SLG: 0.107 37 Justin Wilson, L (5, 1) 24 Pedro Alvarez, L (6, PH) OBP: 0.312, SLG: 0.405 48 Jared Hughes, R (6, 1) 12 Clint Barmes, R (7, 6) OBP: 0.314, SLG: 0.272 59 Brent Morel, R (11, PH) OBP: 0.208, SLG: 0.182 (11, 5)			C FF 86 S FF 88 S FF 89 0-3 ① K	F FF 86 B FF 87 S SI 88 S SL 81 1-3 ② K		B CU 82 S CU 82 S CU 83 B CU 85 B SI 95 S CU 83 3-3 ③ K2-3			C SL 84 X FF 96 0-1 ① G6-3		B FF 90 B KC 78 B FF 90 C FF 90 B FF 90 4-1 26 SF8 5 1B 1-2 2-3 BB	2	0	0	0	0	2	1
												0	0	0	0	0	0	0
												1	0	0	0	0	1	0
												0	0	0	0	0	0	0
												1	0	0	0	0	0	0
												0	0	0	0	1	0	0
Inning Stats	R: 1 E: 1 K: 1 S: 13 H: 1 LOB: 1 BB: 0 P: 22	R: 0 E: 0 K: 0 S: 14 H: 0 LOB: 0 BB: 0 P: 21	R: 0 E: 0 K: 1 S: 10 H: 1 LOB: 3 BB: 0 P: 15	R: 2 E: 0 K: 1 S: 12 H: 2 LOB: 1 BB: 1 P: 25	R: 0 E: 0 K: 1 S: 6 H: 1 LOB: 1 BB: 1 P: 12	R: 0 E: 0 K: 2 S: 7 H: 1 LOB: 0 BB: 0 P: 11	R: 0 E: 0 K: 1 S: 9 H: 0 LOB: 1 BB: 1 P: 16	R: 0 E: 0 K: 1 S: 9 H: 0 LOB: 1 BB: 1 P: 15	R: 0 E: 0 K: 1 S: 8 H: 0 LOB: 0 BB: 0 P: 13	R: 0 E: 0 K: 2 S: 10 H: 1 LOB: 0 BB: 0 P: 12	R: 2 E: 0 K: 0 S: 17 H: 2 LOB: 2 BB: 2 P: 29	1B: 5 2B: 4 3B: 0 HR: 0 SF: 1 SAC: 0 DP: 0 HBP: 2	WP: 0 PB: 0 SB: 1 CS: 2 PA: 49					

PITCHER		IP	WLS	BF	H	R	ER	SO	BB	IBB	HBP	BLK	WP	HR	S	P	ERA	WHIP
67 Tsuyoshi Wada, L ERA: 2.95	(1, 1)	3.1		17	3	3	2	2	1	0	2	0	0	0	41	70	5.40	1.200
33 Carlos Villanueva, R ERA: 4.74	(4, 1)	1.2		7	2	0	0	2	1	0	0	0	0	0	14	25	0.00	1.800
52 Justin Grimm, R ERA: 3.73	(6, 1)	1.0		3	1	0	0	2	0	0	0	0	0	0	7	11	0.00	1.000
54 Neil Ramírez, R ERA: 0.94	(7, 1)	1.0		4	0	0	0	1	1	0	0	0	0	0	9	16	0.00	1.000
46 Pedro Strop, R ERA: 2.32	(8, 1)	1.0		4	0	0	0	1	1	0	0	0	0	0	9	15	0.00	1.000

PITCHER		IP	WLS	BF	H	R	ER	SO	BB	IBB	HBP	BLK	WP	HR	S	P	ERA	WHIP
56 Héctor Rondón, R ERA: 2.6	(9, 1)	1.0		3	0	0	0	1	0	0	0	0	0	0	8	13	0.00	0.000
63 Brian Schlitter, R ERA: 3.33	(10, 1)	1.0		3	1	0	0	2	0	0	0	0	0	0	10	12	0.00	1.000
53 Wesley Wright, L ERA: 2.74	(11, 1)	0.2	L	6	2	2	2	0	2	0	0	0	0	0	16	28	27.00	6.000
11 Kyuji Fujikawa, R ERA: 4.15	(11, 1)	0.1		1	0	0	0	0	0	0	0	0	0	0	1	1	0.00	0.000

TOP

Pittsburgh Pirates @ Chicago Cubs

Wrigley Field, Chicago, IL

Fri Sep 05 2014, 1:22 PM - 3:52 PM CDT

Att. 35,541 - Partly Cloudy - 87 F

livebaseballscorecards.com

AB	39
R	5
H	9
RBI	4
BB	6
SO	11
LOB	16

Batter	1	2	3	4	5	6	7	8	9	10	11	AB	R	H	RBI	BB	SO	LOB
7 Arismendy Alcántara, S (1, 8) (6, 4) OBP: 0.271, SLG: 0.376	C CH 85 S SL 81 B SI 87 C SI 87 1-3 K ①		X SI 88 0-0 24 2B 68 SF9 1B	B SL 82 B CH 83 F SI 90 X SI 91 2-1 G4-3 ③		C SI 92 B SI 92 F SI 92 S SL 87 1-3 K ③		1 SAFE F SI 94 1 SAFE X SL 81 0-1 G5-3 ③			B FF 95 C FF 94 B FF 96 B FF 96 C FF 96 C FF 96 3-3 K ②	6	1	1	0	0	3	1
9 Javier Báez, R (1, 6) OBP: 0.222, SLG: 0.383	C KC 75 X SL 82 0-1 1B		1 SAFE C SL 83 F SI 90 C KC 75 0-3 K ①		B SL 85 C FF 91 B KC 79 S SL 84 C SI 90 2-3 K ①		B SI 93 B CH 86 T CH 85 B SI 93 F CH 86 B SI 94 4-2 8 G4-3 24 BB BB		F FF 90 S KC 81 S KC 81 0-3 K2-3 ①		B FF 96 S FF 95 S FF 96 S FF 97 1-3 K ③	5	0	1	0	1	4	1
24 Luis Valbuena, L (1, 5) OBP: 0.330, SLG: 0.449	D SL 81 S CH 87 F SI 87 B SI 88 X KC 76 2-2 F7 ②		1 SAFE S SI 89 P PO 82 X SI 88 1-1 68 SF9 4 E 1-3 2B		B SI 91 B KC 78 B SL 84 C FF 90 B SI 90 4-1 68 WP 4 1B BB		C SI 93 1 SAFE F SI 93 B SL 83 B SL 82 1 SAFE F SI 94 B SL 83 B SL 82 4-2 8 G4-3 1-2 BB		C FC 91 X FC 92 0-1 G6-3 ②			3	2	1	0	2	0	1
68 Jorge Soler, R (1, 9) OBP: 0.424, SLG: 0.867	B FC 87 S FF 89 C FF 89 T SI 88 1-2 K ③		F SI 89 F KC 78 X SI 87 0-2 SF9 2-3 3-H ②		B KC 78 B SI 92 B SL 84 C SL 85 F SL 85 F SI 90 C SI 91 3-3 K ② 1-2		S SI 94 F CH 86 B B CH 87 F SI 94 S SL 82 2-3 K ①		B FF 92 X FC 90 1-0 G3-1 ③			4	0	0	1	0	3	4
8 Chris Coghlan, L (1, 7) OBP: 0.349, SLG: 0.436		B CH 84 X CH 81 1-0 G3 ①	D SL 82 C SL 82 D CH 84 F KC 75 B SI 87 B SI 89 4-2 4 E BB		B SI 86 C SI 91 B KC 79 C SL 84 B SI 91 B FF 91 4-2 4 1B BB		X SI 94 0-0 G4-3 ② 1-2 2-3			S FC 91 B FC 91 S KC 81 C FF 92 1-3 K ①		3	0	0	0	2	1	2
4 Chris Valaika, R (1, 3) OBP: 0.286, SLG: 0.377		B FF 87 C SI 86 F SI 87 B SI 88 F SI 88 B SI 89 X SI 88 3-2 45 E 2B	D SI 90 C SL 84 X SI 90 1-1 E5 1-3 3-H		X SI 92 0-0 1-3 2-H 1B		C SI 94 S CH 87 F CH 87 F CH 85 D SL 83 C SI 95 1-3 K ③			B FF 91 X FF 93 1-0 61 G6-3 61 S 1B		5	0	3	1	0	1	3
45 Logan Watkins, L (1, 4) OBP: .333, SLG: .556 30 Mike Olt, R (5, PH) OBP: .231, SLG: 1.000 52 Justin Grimm, R (8, 1) 54 Neil Ramirez, R (7, 1) 46 Pedro Strop, R (8, 1) 21 Junior Lake, R (8, PH) OBP: .250, SLG: 1.000 56 Héctor Rondón, R (8, 1) 63 Brian Schlitter, R (10, 1) 61 Ryan Kalish, L (10, PH) OBP: .400, SLG: 1.000 53 Wesley Wright, R (11, 1) 11 Kyuji Fujikawa, L (11, 1)		2 SAFE B KC 75 B SI 89 F SL 82 S SI 88 S SI 87 2-3 K ② 2-3	F SI 88 L SL 82 X KC 78 0-2 G4-3 ③		B FF 95 X FC 90 1-0 G4-3 ③		X CH 85 0-0 F7 ①		C FC 90 B FC 91 B FC 91 S FC 91 X FC 91 2-2 G6-3 ② 1-3		2 0 0 0 0 1 3 1 0 0 0 0 0 2 0 0 0 0 0 0 0 0 0 0 0 0 0 0 1 0 0 0 0 0 0 0 0 0 0 0 0 0 1 0 0 0 0 0 1 0 0 0 0 0 0 0 0 0 0 0 0 0 0						
12 John Baker, L (1, 2) OBP: 0.275, SLG: 0.237	B SI 89 B FF 89 I I IN 65 4-0 IBB		C SL 80 X KC 72 0-1 G4-3 ①		X SI 92 0-0 L8 ①		C SI 92 B SL 83 F SI 93 B SL 82 F SL 81 F SL 81 C SI 93 2-3 K ②		D FC 92 F FF 92 C FC 91 D KC 81 B FC 91 S FF 91 3-3 K ③			4	0	0	0	1	2	1
67 Tsuyoshi Wada, L (1, 1) OBP: 0.125, SLG: 0.067 33 Carlos Villanueva, R (4, 1) 41 Matt Szczur, R (6, 8) OBP: 0.241, SLG: 0.214	F FF 88 B FF 88 X SI 88 1-1 P6 ③			C FF 88 X SI 88 0-1 G4-3 ②		B SI 92 X SL 85 1-0 G5-3 ②		F SI 94 X CH 86 0-1 1B			B FF 96 X FF 96 1-0 P6 ①	1 1 3	0 0 0	0 0 1	0 0 0	0 0 0	0 0 0	2 0 0
Inning Stats	R: 0 H: 1 E: 0 LOB: 1 K: 2 BB: 0 S: 11 P: 15	R: 0 H: 1 E: 1 LOB: 2 K: 1 BB: 1 S: 10 P: 21	R: 2 H: 2 E: 1 LOB: 2 K: 1 BB: 1 S: 17 P: 22	R: 0 H: 0 E: 0 LOB: 0 K: 0 BB: 0 S: 6 P: 8	R: 1 H: 1 E: 0 LOB: 2 K: 2 BB: 2 S: 12 P: 26	R: 0 H: 0 E: 0 LOB: 0 K: 1 BB: 0 S: 5 P: 7	R: 0 H: 0 E: 0 LOB: 2 K: 2 BB: 2 S: 15 P: 26	R: 0 H: 1 E: 0 LOB: 1 K: 1 BB: 0 S: 10 P: 12	R: 0 H: 0 E: 0 LOB: 0 K: 1 BB: 0 S: 6 P: 7	R: 0 H: 1 E: 0 LOB: 1 K: 2 BB: 0 S: 10 P: 17	R: 0 H: 0 E: 0 LOB: 0 K: 2 BB: 0 S: 7 P: 12	1B: 5 SF: 1 2B: 2 SAC: 0 3B: 0 DP: 0 HR: 0 HBP: 0						

PITCHER		IP	WLS	BF	H	R	ER	SO	BB	IBB	HBP	BLK	WP	HR	S	P	ERA	WHIP
46 Vance Worley, R ERA: 3.05	(1, 1)	4.2		24	5	3	2	6	3	1	0	0	1	0	55	90	3.86	1.714
37 Justin Wilson, L ERA: 4.22	(5, 1)	0.1		1	0	0	0	0	0	0	0	0	0	0	1	2	0.00	0.000
48 Jared Hughes, R ERA: 2.03	(6, 1)	1.0		3	0	0	0	1	0	0	0	0	0	0	5	7	0.00	0.000
44 Tony Watson, L ERA: 1.63	(7, 1)	2.0		9	1	0	0	3	2	0	0	0	0	0	25	38	0.00	1.500
35 Mark Melancon, R ERA: 2.07	(9, 1)	2.0	W	7	1	0	0	3	0	0	0	0	0	0	16	24	0.00	0.500

PITCHER		IP	WLS	BF	H	R	ER	SO	BB	IBB	HBP	BLK	WP	HR	S	P	ERA	WHIP
43 John Holdzkom, R ERA:	(11, 1)	1.0	S	3	0	0	0	2	0	0	0	0	0	0	7	12	0.00	0.000

BOTTOM

Pittsburgh Pirates @ Chicago Cubs

Wrigley Field, Chicago, IL

Fri Sep 05 2014, 1:22 PM - 3:52 PM CDT

Att. 35,541 - Partly Cloudy - 87 F

livebaseballscorecards.com

AB	40
R	3
H	7
RBI	2
BB	6
SO	15
LOB	21

1B: 5	SF: 1	WP: 1	PA: 47
2B: 2	SAC: 0	PB: 0	
3B: 0	DP: 0	SB: 1	
HR: 0	HBP: 0	CS: 0	

Batter	1	2	3	4	5	6	7	8	9	AB	R	H	RBI	BB	SO	LOB
6 Starling Marte, R (1, 7) OBP: 0.348, SLG: 0.428	B FF 87 X FC 85 1-0 10 WP 10 1B 1B	X FF 88 0-0 ③ F7			C FC 86 X SI 87 0-1 ① B1-3		1 SAFE B FF 89 1 SAFE F SI 89 C CU 73 B FF 91 1 SAFE X FF 91 2-2 10 FC5-4 1-2 1B	C FF 91 S FF 91 B FF 90 S FF 91 1-3 ③ K		5	1	2	0	0	1	4
10 Jordy Mercer, R (1, 6) OBP: 0.302, SLG: 0.381	C FF 88 B SI 90 B CH 83 1 SAFE C FC 87 B CU 76 X FC 86 3-2 22 G5-4-3 1-H 1B		B FF 88 F FF 87 F CH 81 X FF 89 1-2 ① G6-3		B FF 88 C FC 87 X CH 87 1-1 ② F7		B CU 73 F FF 91 B SL 82 F FF 91 X SI 90 2-2 ② FC5-4 22 1B 1-2f 2-3		T SI 94 F SI 96 X SL 83 0-2 HR	5	1	2	2	0	0	2
22 Andrew McCutchen, R (1, 8) OBP: 0.397, SLG: 0.527	C FF 89 B FC 87 B CH 82 B FC 87 X FF 90 3-1 ①② G5-4-3 1-2f		C FF 88 S CH 81 B CH 81 B FC 85 F FF 90 F FC 86 F FF 89 B CH 82 X FF 90 3-2 18 2B 17 G5-3 1B		B FC 87 X FC 87 1-0 ③ F7		F FF 90 B FF 90 X FF 90 1-1 1-2 3-H 1B		B SI 95 B SI 94 B SI 94 F SI 94 F SI 94 F SI 96 X SI 94 3-2 1B	5	1	3	1	0	0	1
18 Neil Walker, S (1, 4) OBP: 0.348, SLG: 0.460	B FF 90 B FF 90 B FC 87 C FF 88 T FF 89 B FF 92 4-2 17 FC5-4 BB		D FF 89 X FF 87 1-0 1-3 2B			B CU 72 C SI 90 F SI 91 B CH 82 S CH 84 2-3 ① K	B CU 73 S CH 83 X SI 90 1-1 ③ G4-3		D CH 86 C SI 92 F SI 93 X CH 86 1-2 ① P5	4	0	1	0	1	1	3
17 Gaby Sanchez, R (1, 3) OBP: 0.296, SLG: 0.386 15 Ike Davis, L (6, PH) OBP: 0.353, SLG: 0.376 (6, 3)	B FF 88 B CH 83 X FC 88 2-0 ③ FC5-4 1-2f		F FC 88 B SI 90 B FC 87 T FC 87 X FC 88 2-2 ② G5-3 3-H			B FF 90 B CH 83 X FF 90 2-0 1B		C FF 91 B FF 92 C FF 92 B SL 82 B FF 92 F SL 92 B FF 91 4-2 59 FC3-5 25 BB BB	B SI 94 B SI 92 B SI 92 C SI 92 C SI 92 X SI 92 3-2 ② F8	2 2	0 0	0 1	1 0	0 1	0 0	2 1
31 Jose Tabata, R (1, 9) OBP: 0.323, SLG: 0.333 25 Gregory Polanco, L (6, PH) OBP: 0.312, SLG: 0.345 (6, 9)		B FF 88 B FC 84 C FF 88 B FC 84 F SI 88 C FF 90 3-3 ① K	B SI 89 X FC 85 1-0 ③ F8			S FF 90 B FF 90 C FF 89 S FF 90 1-3 ② K		C FF 92 C SL 82 1 SAFE B SL 83 B FF 93 B FF 93 B FF 92 4-2 19 1B 59 FC3-5 1-2 BB	B SI 93 T SI 92 S SI 93 B SI 94 F SI 94 T SI 94 2-2 ③ K	2 2	0 1	0 0	0 0	0 1	1 2	1 2
59 Brent Morel, R (1, 5) OBP: 0.179, SLG: 0.154		F FF 89 B FC 86 X FC 86 1-1 E6 47 BLK 19 G5-3		C FF 88 C FF 89 X FF 90 0-2 ① L7		B CU 72 C FF 90 F FF 90 S SL 83 1-3 ③ K2-3		B FF 92 X FF 91 1-0 ① FC3-5 57 WP 19 1B 1-2 2-3f		4	0	0	0	0	1	3
19 Chris Stewart, R (1, 2) OBP: 0.361, SLG: 0.308		C SI 89 B SI 90 B FF 87 X FC 86 2-1 ② G5-3 1-2		B FF 90 B FF 89 C FF 89 F FF 88 F FF 90 X FC 85 2-2 47 B2-6-4 1B			C FF 89 S FF 90 X SL 83 0-2 ① G1-3	C FF 91 B FF 92 X FF 92 1-1 57 WP 1-2 2-H 1B		4	0	2	1	0	0	1
47 Francisco Liriano, L (1, 1) OBP: 0.135, SLG: 0.086 23 Travis Snider, L (7, PH) OBP: 0.335, SLG: 0.417 39 Chase d'Arnaud, R (7, PR) 37 Justin Wilson, L (7, 1) 26 Tony Sanchez, R (8, PH) OBP: 0.312, SLG: 0.375 57 Andrew Lambo, L (8, PH) OBP: 0.261, SLG: 0.391 48 Jared Hughes, R (8, 1) 58 Brandon Cumpton, R (9, 1) OBP: 0.167, SLG: 0.118		F FF 90 S FC 84 B FC 86 B FF 91 B FC 85 D FF 89 4-2 2-3 BB		X FF 88 0-0 ②③ B2-6-4 1-2f			B FF 91 B FF 90 B FF 90 C FF 90 F FF 90 F FF 90 D CH 84 4-2 10 FC5-4 6 1B 22 1B BB	S FF 91 B CH 82 T FF 91 D CH 83 F FF 91 S FF 90 2-3 ② K 1-2 2-3		1 0 0 0 0 1 0 0	0 0 1 0 0 0 0 0	0 0 0 0 0 0 0 0	0 1 0 0 0 0 0 0	1 0 0 0 0 1 0 0	0 0 0 0 0 2 0 0	1 0 0 0 0 2 0 0

TOP

Pittsburgh Pirates @ Chicago Cubs
Wrigley Field, Chicago, IL
Sat Sep 06 2014, 4:48 PM - 8:07 PM CDT
Att. 36,867 - Sunny - 72 F

livebaseballscorecards.com

AB	37
R	5
H	11
RBI	5
BB	5
SO	7
LOB	23

Inning Stats	1	2	3	4	5	6	7	8	9	1B: 9	SF: 0	WP: 2	PA: 42
	R: 1 E: 0 K: 0 S: 9 H: 2 LOB: 1 BB: 1 P: 22	R: 0 E: 1 K: 1 S: 10 H: 0 LOB: 2 BB: 1 P: 20	R: 1 E: 0 K: 0 S: 14 H: 2 LOB: 1 BB: 0 P: 22	R: 0 E: 0 K: 0 S: 8 H: 1 LOB: 0 BB: 0 P: 10	R: 0 E: 0 K: 0 S: 5 H: 0 LOB: 0 BB: 0 P: 7	R: 0 E: 0 K: 3 S: 10 H: 1 LOB: 1 BB: 0 P: 16	R: 1 E: 0 K: 0 S: 16 H: 2 LOB: 2 BB: 1 P: 26	R: 1 E: 0 K: 2 S: 15 H: 1 LOB: 2 BB: 2 P: 28	R: 1 E: 0 K: 1 S: 17 H: 2 LOB: 1 BB: 0 P: 26	2B: 1 3B: 0 HR: 1	SAC: 0 DP: 2 HBP: 0	SB: 0 CS: 0	

PITCHER		IP	WLS	BF	H	R	ER	SO	BB	IBB	HBP	BLK	WP	HR	S	P	ERA	WHIP
22 Felix Doubront, L ERA: 5.43	(1, 1)	5.0	L	21	5	2	2	1	2	0	0	1	1	0	46	81	3.60	1.400
19 Dan Straily, R ERA: 5.32	(6, 1)	2.0		10	3	1	1	3	1	0	0	0	0	0	26	42	4.50	2.000
59 Zac Rosscup, L ERA: 13.5	(8, 1)	0.1		4	1	1	1	0	2	0	0	0	0	0	8	18	27.00	9.000
11 Kyuji Fujikawa, R ERA: 3.86	(8, 1)	0.2		2	0	0	0	2	0	0	0	0	1	0	7	10	0.00	0.000
47 Arodys Vizcaíno, R ERA: 9.0	(9, 1)	1.0		5	2	1	1	1	0	0	0	0	0	1	17	26	9.00	2.000

PITCHER	IP	WLS	BF	H	R	ER	SO	BB	IBB	HBP	BLK	WP	HR	S	P	ERA	WHIP

Batter	1	2	3	4	5	6	7	8	9	AB	R	H	RBI	BB	SO	LOB
7 Arismendy Alcántara, S (1, 4) OBP: 0.266, SLG: 0.369	C SI 91 B SI 92 X CH 83 1-1 F7		B SI 93 X SI 92 1-0 G6-3		B FF 91 C CH 84 C SL 83 X SL 84 1-2 G1-3		B FF 95 F FF 95 S FF 96 X FF 95 1-2 FC6-4 1-2f			4	0	0	0	0	0	3
9 Javier Báez, R (1, 6) OBP: 0.216, SLG: 0.371	B SI 92 B SI 92 C CH 85 C CH 85 S SL 85 2-3 K			S CH 82 B SI 92 F CH 84 B CH 84 B SL 82 S SL 84 3-3 K		B SL 85 B SI 91 C FF 90 S CH 85 B SL 81 S CH 84 3-3 K		B SL 86 X SI 92 1-0 G6-3		4	0	0	0	0	3	0
68 Jorge Soler, R (1, 9) OBP: 0.405, SLG: 0.794	B SI 92 X SI 92 1-0 1B			S SL 82 C CH 85 B FF 93 B SL 84 S SL 83 2-3 K		X SI 92 0-0 F9		X SI 93 0-0 G6-3		4	0	1	0	0	1	0
5 Welington Castillo, R (1, 2) OBP: 0.296, SLG: 0.386	B SI 91 F CH 84 F SL 83 B SL 82 S SL 84 2-3 K			B SI 92 B FF 92 C FF 93 B CH 86 B SI 91 4-1 4 BB BB		X FF 89 0-0 1B		B SI 93 C SI 92 S SL 86 B SI 94 X SI 92 2-2 G5-3		3	0	1	0	1	1	1
4 Chris Valaika, R (1, 5) OBP: 0.295, SLG: 0.375		C SI 92 B SI 92 S SL 84 B SL 84 B SL 83 F SL 84 F FF 92 S SL 83 3-3 K		C CH 84 S SL 85 B SI 92 B SL 85 B CH 85 B SL 84 4-2 1-2 BB		B FF 92 S CH 85 T SI 92 X SL 85 1-2 F9			B SI 92 B SI 93 C SI 92 X SI 93 2-1 45 1B 1B	3	0	1	0	1	1	1
30 Mike Olt, R (1, 3) OBP: 0.221, SLG: 0.354		B SI 92 C CH 86 B FF 94 B CH 85 X SI 93 3-1 G6-3		D CH 85 B SI 91 F FF 92 B SL 84 S CH 85 S SL 82 3-3 K			B FF 95 F FF 95 F FF 95 B FF 95 F FF 96 F CU 80 X FC 91 2-2 8 FC6-5 2B		F SI 92 C SI 92 C SL 84 0-3 K	4	0	1	0	0	2	3
21 Junior Lake, R (1, 7) OBP: 0.240, SLG: 0.359 59 Zac Rosscup, R (8, 1) 11 Kyuji Fujikawa, L (8, 1) 47 Arodys Vizcaíno, R (9, 1) 45 Logan Watkins, L (9, PH) OBP: 0.406, SLG: 0.531		F FF 94 B SI 92 F SL 85 F SL 84 B CH 85 B SL 84 X SL 83 3-2 L9			B CH 84 X SI 90 1-0 G4-3		B FF 95 C FF 95 F FF 95 B FF 94 C FF 96 2-3 K		C SI 93 C SI 93 B SI 93 X SI 93 1-2 41 G4-6-3 1-2 1B	3 0 0 0 1	0 0 0 0 0	0 0 0 0 1	0 0 0 0 0	1 0 0 0 0	0 0 0 0 0	1 0 0 0 0
41 Matt Szczur, R (1, 8) OBP: 0.242, SLG: 0.194		B SI 91 F SI 91 L CH 85 B SL 84 S SL 84 2-3 K		B SI 90 X FF 91 1-0 G5-3		B FF 96 C FF 96 D FF 96 B FF 96 B FF 96 4-1 8 FC6-5 BB		F SI 92 C SL 84 B SL 85 F SI 93 B SI 93 B SI 93 F SI 93 X SI 94 3-2 G4-6-3 1-2f	3	0	0	0	1	1	2
22 Felix Doubront, L (1, 1) 61 Ryan Kalish, L (5, PH) OBP: 0.304, SLG: 0.330 19 Dan Straily, R (6, 1) 8 Chris Coghlan, L (7, PH) OBP: 0.348, SLG: 0.435 (8, 7)		B FF 91 F FF 91 F SI 93 S FF 93 1-3 K		C FF 91 B SI 92 S SL 85 X SL 88 1-2 1B		C FF 96 C FF 96 F FC 91 B FF 96 X FF 96 1-2 FC6-5 7 FC6-4 1-2 2-3f			1 1 0 1	0 0 0 0	0 1 0 0	0 0 0 0	0 0 0 0	1 0 0 0	0 0 0 2
Inning Stats	R: 0 E: 0 K: 2 S: 9 H: 1 LOB: 1 BB: 0 P: 15	R: 0 E: 0 K: 1 S: 11 H: 0 LOB: 0 BB: 0 P: 20	R: 0 E: 0 K: 2 S: 7 H: 0 LOB: 0 BB: 0 P: 11	R: 0 E: 0 K: 3 S: 12 H: 0 LOB: 2 BB: 2 P: 28	R: 0 E: 0 K: 0 S: 8 H: 1 LOB: 1 BB: 0 P: 12	R: 0 E: 0 K: 1 S: 8 H: 1 LOB: 1 BB: 0 P: 12	R: 0 E: 0 K: 1 S: 16 H: 1 LOB: 2 BB: 1 P: 26	R: 0 E: 0 K: 0 S: 5 H: 0 LOB: 0 BB: 0 P: 8	R: 0 E: 0 K: 1 S: 13 H: 2 LOB: 1 BB: 0 P: 19	1B: 5 2B: 1 3B: 0 HR: 0 SF: 0 SAC: 0 DP: 1 HBP: 0						WP: 0 PB: 0 SB: 0 CS: 0 PA: 35	

PITCHER		IP	WLS	BF	H	R	ER	SO	BB	IBB	HBP	BLK	WP	HR	S	P	ERA	WHIP
47 Francisco Liriano, L ERA: 3.74	(1, 1)	6.0	W	23	3	0	0	9	2	0	0	0	0	0	55	98	0.00	0.833
37 Justin Wilson, L ERA: 4.14	(7, 1)	1.0	H	5	1	0	0	1	1	0	0	0	0	0	16	26	0.00	2.000
48 Jared Hughes, R ERA: 1.99	(8, 1)	1.0		3	0	0	0	0	0	0	0	0	0	0	5	8	0.00	0.000
58 Brandon Cumpton, R ERA: 4.72	(9, 1)	1.0		4	2	0	0	1	0	0	0	0	0	0	13	19	0.00	2.000

PITCHER	IP	WLS	BF	H	R	ER	SO	BB	IBB	HBP	BLK	WP	HR	S	P	ERA	WHIP

BOTTOM

Pittsburgh Pirates @ Chicago Cubs

Wrigley Field, Chicago, IL

Sat Sep 06 2014, 4:48 PM - 8:07 PM CDT

Att. 36,867 - Sunny - 72 F

livebaseballscorecards.com

AB	32
R	0
H	6
RBI	0
BB	3
SO	11
LOB	13

Pittsburgh Pirates @ Chicago Cubs

Wrigley Field, Chicago, IL

Sun Sep 07 2014, 1:22 PM - 4:39 PM CDT

Att. 33,894 - Sunny - 76 F

livebaseballscorecards.com

Batter	1	2	3	4	5	6	7	8	9	AB	R	H	RBI	BB	SO	LOB
6 Starling Marte, R (1, 7) (7, 8) OBP: 0.347, SLG: 0.429	B FF 87 X SI 86 1-0 P6 ①	F FC 85 X FF 88 0-1 10 HR 1B 3-H	C SI 89 B SI 88 S CH 79 B SI 89 F CH 80 F CH 79 B SI 89 F CH 79 F SI 89 3-2 X SI 89 2B		B SI 87 X SI 88 1-0 G6-3 ②		X FF 91 0-0 G6-3 ②		B FC 89 F FF 91 F CH 81 B FF 90 C CH 80 2-3 K ③	6	1	2	1	0	1	1
10 Jordy Mercer, R (1, 6) OBP: 0.303, SLG: 0.388	C FF 86 C FF 87 X FF 90 0-2 G6-3 ② 1-H	F FC 86 F FC 85 1 SAFE 1 SAFE B FF 88 X FC 85 1-2 HR ③	C SI 89 X SI 89 0-1 G6-3 ③		C SI 88 F CH 78 B SI 87 X SL 83 1-2 L6 ③		B FF 92 S FF 91 F FF 91 B CU 78 X FF 91 2-2 22 FC6-4 1B			5	1	2	2	0	0	1
22 Andrew McCutchen, R (1, 8) OBP: 0.399, SLG: 0.534 25 Gregory Polanco, L (7, 9) OBP: 0.312, SLG: 0.345	B FF 87 F SI 86 X FF 88 1-1 18 HR 1B	B CH 80 X SI 89 1-0 HR		C CU 73 S CH 79 B SL 83 F CH 80 S SI 90 1-3 K ①		F CU 72 B SI 88 X CH 79 1-1 55 1B 1B	C FF 90 X CU 76 0-1 FC6-4 ③ 1-2f			5 0	2 0	3 0	1 0	0 0	1 0	1 0
18 Neil Walker, S (1, 4) OBP: 0.351, SLG: 0.468	F FF 87 D SI 88 X SL 78 1-1 HR 1-H	B SL 78 F FC 84 B FF 89 S CH 79 F FF 90 F SI 89 F CH 79 F FF 89 X CU 75 2-2 55 1B 31 1B 1B		F SI 88 T SI 88 B CH 78 B SI 90 X SI 88 2-2 31 1B 17 E 1B		C CH 79 F SI 87 B SI 88 F CU 74 B SI 90 1 SAFE F CH 79 B SI 89 C CH 78 3-3 K ①		B CU 75 C FF 90 C CU 76 S FS 82 1-3 K ①		5	3	3	2	0	2	1
55 Russell Martin, R (1, 2) OBP: 0.413, SLG: 0.415	B FF 87 B SI 88 B FF 87 B FF 87 4-0 31 FC6-4 BB	B SI 89 X CH 78 1-0 31 1B 1B 1-2		C CH 78 B CU 75 T SI 90 S CH 80 1-3 K ②		S SI 88 X SI 87 0-1 31 G6-4-3 1B 1-2		F FF 90 X FF 91 0-1 P4 ②		4	0	2	0	1	1	1
31 Jose Tabata, R (1, 9) (7, 7) OBP: 0.326, SLG: 0.335	B SI 87 C FC 84 B FC 84 X SI 87 2-1 FC6-4 ③ 1-2f	D FF 88 F FC 86 X FF 88 1-1 1B 1-2 2-H		X SI 89 0-0 17 E 1B 1-2		B SI 89 B CH 79 X SI 88 2-0 G6-4-3 ② ③ 1-2f		S CU 75 X FF 90 0-1 G1-3 ③		5	0	2	1	0	0	3
17 Gaby Sanchez, R (1, 3) OBP: 0.302, SLG: 0.399	59 F8 6 1B 2B B SI 88 S CH 78 X SI 86 1-1 L9 ③			D CH 79 C CU 74 F CH 80 B CH 79 X SI 90 2-2 E2 1-3 2-H 1B			S FF 91 B CU 76 B CU 76 X FF 90 2-1 45 HR 2B		B FF 90 B FC 90 F FF 90 X FC 91 2-1 P3 ①	5	2	3	1	0	0	2
59 Brent Morel, R (1, 5) OBP: 0.182, SLG: 0.161		B SL 78 D FC 84 T FC 87 X SI 87 2-1 F8 ① 2-3	X SI 87 0-0 G1-3 ①	B CU 75 X CH 80 1-0 F9 ③			F FF 91 B FF 92 C CU 75 X FF 91 1-2 G6-3 ①		C CU 74 B FF 91 F FC 88 X FF 90 1-2 1B	5	0	1	0	0	0	4
45 Gerrit Cole, R (1, 1) OBP: 0.263, SLG: 0.306 30 Jeanmar Gomez, R (7, 1) OBP: 1.000, SLG: 1.000 60 Bobby LaFromboise, L (7, 1) 53 John Axford, R (8, 1) 23 Travis Snider, L (9, PH) OBP: 0.325, SLG: 0.415 43 John Holdzkom, R (9, 1)		B FC 84 S SI 88 F FF 88 F FF 90 F FC 86 F FC 88 D SL 79 C FF 87 2-3 K ② 1-3 K ②	C SI 87 C CH 79 F CU 75 B SI 88 F CH 78 C SI 90		X SI 86 0-0 G5-3 ①		X FF 91 0-0 HR 2-H		C FF 91 S CH 81 D CH 82 S FF 91 1-3 K ②	4 0 0 0 1 0	1 0 0 0 0 0	1 0 0 0 0 0	2 0 0 0 0 0	0 0 0 0 1 0	2 0 0 0 1 0	1 0 0 0 1 0

Inning Stats																								
	R: 2	H: 2	R: 5	H: 7	R: 0	H: 1	R: 1	H: 3	R: 0	H: 0	R: 0	H: 2	R: 2	H: 3	R: 0	H: 0	R: 0	H: 1	1B: 12	SF: 0	WP: 0	PA: 46		
	E: 0	LOB: 1	E: 0	LOB: 2	E: 0	LOB: 1	E: 1	LOB: 2	E: 0	LOB: 0	E: 0	LOB: 1	E: 0	LOB: 1	E: 0	LOB: 0	E: 0	LOB: 1	2B: 3	SAC: 0	PB: 0			
	K: 0	BB: 1	K: 1	BB: 0	K: 1	BB: 0	K: 2	BB: 0	K: 0	BB: 0	K: 1	BB: 0	K: 0	BB: 1	K: 1	BB: 0	K: 2	BB: 0	3B: 0	DP: 1	SB: 0			
	S: 10	P: 19	S: 28	P: 42	S: 15	P: 19	S: 15	P: 22	S: 5	P: 7	S: 10	P: 16	S: 12	P: 17	S: 7	P: 8	S: 11	P: 17	HR: 4	HBP: 0	CS: 0			

PITCHER		IP	WLS	BF	H	R	ER	SO	BB	IBB	HBP	BLK	WP	HR	S	P	ERA	WHIP
37 Travis Wood, L ERA: 5.03	(1, 1)	1.2	L	15	9	7	7	1	1	0	0	0	0	3	36	58	37.80	6.000
43 Eric Jokisch, L ERA: 2.08	(2, 1)	4.1		18	6	1	1	4	0	0	0	0	0	0	47	67	2.08	1.385
50 Blake Parker, R ERA: 6.75	(7, 1)	2.0		9	3	2	2	1	0	0	0	0	0	1	19	25	9.00	1.500
11 Kyuji Fujikawa, R ERA: 3.48	(9, 1)	1.0		4	1	0	0	2	0	0	0	0	0	0	11	17	0.00	1.000

PITCHER		IP	WLS	BF	H	R	ER	SO	BB	IBB	HBP	BLK	WP	HR	S	P	ERA	WHIP

TOP	
AB	45
R	10
H	19
RBI	10
BB	1
SO	8
LOB	16

BOTTOM

Pittsburgh Pirates @ Chicago Cubs

Wrigley Field, Chicago, IL

Sun Sep 07 2014, 1:22 PM - 4:39 PM CDT

Att. 33,894 - Sunny - 76 F

livebaseballscorecards.com

Batter	1	2	3	4	5	6	7	8	9	AB	R	H	RBI	BB	SO	LOB
7 Arismendy Alcántara, S (1, 8) OBP: 0.265, SLG: 0.365	C FF 93 X SI 93 0-1 ① P6		B CH 85 C FF 96 F SI 96 S SI 98 1-3 ③ K		C KC 81 S CH 87 F FF 97 S SL 86 0-3 ③ K		C SI 91 S CH 84 D CH 85 X SL 85 1-2 ① FC4-6 24 WP 9 BB 1-2f		B FC 93 C B FF 94 X FF 94 2-1 8 G6-4-3 1B 1-3	5	0	1	0	0	2	3
9 Javier Báez, R (1, 6) OBP: 0.215, SLG: 0.360	C FF 95 B SL 83 F KC 82 C SI 98 1-3 ② K			C KC 80 S CU 82 B FF 94 B FF 97 X SL 85 2-2 ① G5-3		B FF 95 F SL 82 B FF 95 C FF 94 F FF 96 C SI 97 2-3 ① K	C SL 84 D SL 83 B CH 82 B SI 91 B SL 83 4-1 24 WP BB 1-2		C FF 94 F FF 96 B S 1-3 ① K	4	0	0	0	1	3	2
8 Chris Coghlan, L (1, 7) OBP: 0.348, SLG: 0.434	B SI 93 B CH 86 F SI 93 X CH 87 2-1 ③ G4-3			B CH 86 B CH 86 S FF 97 C SI 96 F SI 98 X CH 88 2-2 24 1B 1B		C KC 82 F FF 96 X SL 84 0-2 5 2B 5 E 1B	S SI 90 F SI 91 B SL 81 F SI 92 X SL 80 1-2 ② F8		F FF 95 C FF 95 B FF 95 B FF 94 X FF 94 2-2 ②③ G6-4-3 1-2f	5	1	2	0	0	0	4
24 Luis Valbuena, L (1, 5) OBP: 0.330, SLG: 0.447		C FF 94 B SL 86 B SL 84 F SI 95 S CH 87 2-3 ① K		C FF 95 C KC 83 B FF 98 F FF 97 F SI 98 X SL 86 1-2 ② 1-3 1B		B SI 94 F KC 82 D CH 87 B FF 94 X SI 92 3-1 ② F9	C SL 79 B SL 78 B SI 91 F SI 91 S SL 82 2-3 ③ K 1-2 2-3			4	0	1	0	0	2	3
5 Welington Castillo, R (1, 2) OBP: 0.296, SLG: 0.388 51 Raffy Lopez, L (8, 2)		C FF 95 B KC 82 X FF 97 1-1 ② L9		B FF 96 T SI 96 B FF 96 S SL 85 S SL 85 2-3 ③ K		B FF 94 C SI 95 F FF 94 X CH 86 1-2 E7 2B 1-H		F FF 94 B FF 96 C CU 78 F FF 96 F SL 88 F CU 79 C FF 96 1-3 ① K		3 1	0 0	1 0	0 0	0 0	1 1	1 0
61 Ryan Kalish, L (1, 9) OBP: 0.305, SLG: 0.351 50 Blake Parker, R (7, 1) 21 Junior Lake, R (8, PH) OBP: 0.239, SLG: 0.358 11 Kyuji Fujikawa, L (9, 1)		S FF 95 T FF 95 S FF 99 0-3 ③ K			B SI 97 S SI 96 B CH 87 X FF 96 2-1 30 1B 3B	C KC 81 D CH 88 S FF 96 B CH 86 X SI 96 2-2 ③ F7		B FF 96 C FF 96 S FF 97 B SL 89 S FF 96 2-3 ② K		3 0 1 0	1 0 0 0	1 0 0 0	0 0 0 0	0 0 1 0	1 0 0 0	1 0 0 0
30 Mike Olt, R (1, 3) OBP: 0.235, SLG: 0.364			C SI 80 B SL 86 B FF 97 X SI 94 2-1 43 SH1-4 1B		C SI 95 X SL 85 0-1 45 FC3-6 1B 3-H		B FF 94 X SI 93 1-0 41 WP 45 HBP 41 1B 1B	B FF 96 B FF 97 B FF 95 C FF 96 B FF 94 4-1 BB		3	1	3	1	1	0	0
45 Logan Watkins, L (1, 4) OBP: 0.389, SLG: 0.486			B FF 94 S SI 94 B SI 97 B SI 96 F FF 93 1 SAFE F FF 97 F SL 87 S FF 97 3-3 ① K		C KC 83 B SI 96 B FF 95 X CH 88 2-1 ① FC3-6 43 SH3 1-2f		S SI 96 H FF 97 1-1 41 WP 41 1B HBP 1-2	B FF 97 B FF 95 C FF 95 X FF 96 2-1 G5-3 ③		3	1	0	0	0	1	3
37 Travis Wood, R (1, 1) OBP: 0.286, SLG: 0.453 43 Eric Jokisch, R (2, 1) 41 Matt Szczur, R (7, 9) OBP: 0.286, SLG: 0.219			X SI 94 0-0 ② SH1-4 1-2		X SI 94 0-0 ② SH3 1-2		F FF 95 C FF 97 B KC 83 X FF 97 1-2 7 FC4-6 1B 1-H 2-H		B FF 94 C FC 92 B FC 92 B SI 96 B 4-1 7 1B BB	0 0 1	0 0 0	0 0 1	0 0 2	0 0 1	0 0 0	0 0 0
Inning Stats	R: 0 E: 0 K: 1 S: 7 H: 0 LOB: 0 BB: 0 P: 10	R: 0 E: 0 K: 2 S: 8 H: 0 LOB: 0 BB: 0 P: 11	R: 0 E: 0 K: 2 S: 11 H: 1 LOB: 1 BB: 0 P: 17	R: 0 E: 0 K: 1 S: 15 H: 2 LOB: 1 BB: 0 P: 22	R: 1 E: 0 K: 1 S: 11 H: 2 LOB: 1 BB: 0 P: 15	R: 1 E: 1 K: 1 S: 15 H: 2 LOB: 1 BB: 0 P: 23	R: 2 E: 0 K: 1 S: 16 H: 2 LOB: 2 BB: 1 P: 27	R: 0 E: 0 K: 2 S: 12 H: 0 LOB: 1 BB: 1 P: 21	R: 0 E: 0 K: 1 S: 9 H: 1 LOB: 1 BB: 1 P: 18	1B: 8 2B: 1 3B: 1 HR: 0	SF: 0 SAC: 2 DP: 1 HBP: 1		WP: 2 PB: 0 SB: 0 CS: 0		PA: 39		

	AB	33
	R	4
	H	10
	RBI	3
	BB	3
	SO	12
	LOB	17

PITCHER		IP	WLS	BF	H	R	ER	SO	BB	IBB	HBP	BLK	WP	HR	S	P	ERA	WHIP
45 Gerrit Cole, R ERA: 3.89	(1, 1)	6.0	W	27	9	4	3	8	0	0	1	0	1	0	72	106	4.50	1.500
30 Jeanmar Gómez, R ERA: 3.3	(7, 1)	0.1		2	0	0	0	0	1	0	0	0	0	0	4	9	0.00	3.000
60 Bobby LaFromboise, L ERA:	(7, 1)	0.2		2	0	0	0	1	0	0	0	0	1	0	7	10	0.00	0.000
53 John Axford, R ERA: 3.75	(8, 1)	1.0		4	0	0	0	2	1	0	0	0	0	0	12	21	0.00	1.000
43 John Holdzkom, R ERA:	(9, 1)	1.0		4	1	0	0	1	1	0	0	0	0	0	9	18	0.00	2.000

PITCHER	IP	WLS	BF	H	R	ER	SO	BB	IBB	HBP	BLK	WP	HR	S	P	ERA	WHIP

Batter	1	2	3	4	5	6	7	8	9	AB	R	H	RBI	BB	SO	LOB
6 Starling Marte, R (1, 7) OBP: 0.350, SLG: 0.440	C SL 76 F SI 90 B SI 91 B FC 87 X SI 92 2-2 22 1B 1B		X SI 89 0-0 2B		C FC 87 X SI 91 0-1 1-H HR		C SL 78 F SL 79 B SL 78 F FC 87 B SL 79 C SI 92 2-3 ② K	D SL 85 C SL 82 F SI 97 F SL 84 S SL 85 1-3 ③ K		5	1	3	2	0	2	1
23 Travis Snider, L (1, 9) OBP: 0.324, SLG: 0.411 25 Gregory Polanco, L (7, 9) OBP: 0.311, SLG: 0.344	B SI 90 B CH 83 1 SAFE X SI 90 2-0 ① L8		B FC 87 S CH 82 F CH 82 D CH 83 D SL 79 S FC 89 3-3 ① K		B CH 82 C FC 88 B SI 91 B FC 88 B SI 90 4-1 22 BB BB		B SL 78 C SI 90 S CH 83 X CH 84 1-2 ③ G3-1		C SL 81 X SL 80 0-1 ① F9	3 1	0 0	0 0	0 0	1 0	1 0	2 0
22 Andrew McCutchen, R (1, 8) OBP: 0.402, SLG: 0.536	X SI 91 0-0 1-2 1B		B SI 91 X FC 89 1-0 ② G6-3		S FC 87 D CH 82 D SL 81 B SI 91 F SI 91 F FC 89 B SI 92 4-2 1-2 BB			F CH 82 F CH 82 X SI 92 0-2 E5 18 1B 1B	X SI 92 0-0 1B	4	1	3	0	1	0	1
18 Neil Walker, S (1, 4) OBP: 0.349, SLG: 0.465	F SI 91 F CH 82 C SI 91 0-3 ② K		B SL 78 F CH 81 X SL 80 1-1 ③ G3		C FC 88 F SI 91 C FC 89 0-3 ② K			T CH 83 X CH 83 0-1 55 1B 17 SF9 2-H 1B	X FF 91 0-0 ② P5	5	1	1	1	0	2	6
55 Russell Martin, R (1, 2) OBP: 0.410, SLG: 0.412	C SL 78 B FC 88 X SI 91 1-1 ③ F9			C FC 86 C SI 90 F SL 77 S FC 88 0-3 ① K	S CH 82 B SI 92 B FC 90 S CH 84 X FC 84 2-2 ③ P5			B FC 88 X FC 89 1-0 10 E 1-3 1B	C SL 81 B SI 91 X FF 91 1-1 ③ G3	5	1	1	0	0	1	5
15 Ike Davis, L (1, 3) OBP: 0.351, SLG: 0.372 17 Gaby Sanchez, R (8, PH) OBP: 0.300, SLG: 0.399 (8, 3)		C SI 89 B SI 89 X CH 81 1-1 ① G5-3		B FC 88 B FC 88 S FC 87 X SL 79 2-1 ② G3-1		C CH 81 B SI 91 F SI 90 F CH 83 S SL 80 1-3 ① K		B SL 82 X SI 96 1-0 ① SF9 3-H		3 0	0 0	0 0	0 1	0 0	1 0	0 0
10 Jordy Mercer, R (1, 6) OBP: 0.304, SLG: 0.394		C SL 76 X CH 82 0-1 2B		C FC 86 B FC 87 S FC 87 B SL 78 F SI 92 X CH 83 2-2 ③ G6-3		X SI 92 0-0 ② F9		F SI 97 B SI 97 F SI 97 D SL 86 B SL 84 F SI 98 X SI 99 3-2 E9 59 2B 1-H 2B		4	1	2	1	0	0	0
59 Brent Morel, R (1, 5) OBP: 0.216, SLG: 0.229		B FC 86 S FC 86 X SI 90 1-1 ② L7			B SL 76 F FC 85 B FC 87 X SI 89 2-1 49 FC5-6 1B	B CH 83 C SI 91 C SI 92 X CH 82 1-2 ③ G6-3		F SI 98 X SI 97 0-1 3-H 2B		4	0	2	1	0	0	1
49 Jeff Locke, L (1, 1) OBP: 0.171, SLG: 0.128 57 Andrew Lambo, L (8, PH) OBP: 0.250, SLG: 0.375 48 Jared Hughes, R (8, 1) 44 Tony Watson, L (8, 1) OBP: 0.333, SLG: 0.333 35 Mark Melancon, R (9, 1)		C SI 91 B SI 90 F FC 88 F SI 91 C SI 91 1-3 ③ K			B SL 79 L SI 89 D CH 81 B SI 90 C SI 90 X SI 91 3-2 ① FC5-6 6 HR 1-2f		C SI 89 B SI 88 F SI 90 S SL 79 1-3 ① K	B SL 82 C SL 83 S SI 97 S SI 98 1-3 ② K		3 1 0 0 0	1 0 0 0 0	0 0 0 0 0	0 0 0 0 0	2 0 0 0 0	2 1 0 0 0
Inning Stats	R: 0 E: 0 K: 1 S: 10 H: 2 LOB: 2 BB: 0 P: 15	R: 0 E: 0 K: 1 S: 10 H: 1 LOB: 1 BB: 0 P: 13	R: 0 E: 0 K: 1 S: 7 H: 1 LOB: 1 BB: 0 P: 12	R: 0 E: 0 K: 1 S: 10 H: 0 LOB: 0 BB: 0 P: 14	R: 2 E: 0 K: 1 S: 17 H: 2 LOB: 2 BB: 2 P: 32	R: 0 E: 0 K: 1 S: 9 H: 0 LOB: 0 BB: 0 P: 11	R: 0 E: 0 K: 2 S: 10 H: 0 LOB: 0 BB: 0 P: 14	R: 4 E: 2 K: 2 S: 20 H: 5 LOB: 1 BB: 0 P: 27	R: 0 E: 0 K: 0 S: 6 H: 1 LOB: 1 BB: 0 P: 7	1B: 7 2B: 4 3B: 0 HR: 1 SF: 1 SAC: 0 DP: 0 HBP: 0						

PITCHER		IP	WLS	BF	H	R	ER	SO	BB	IBB	HBP	BLK	WP	HR	S	P	ERA	WHIP
38 Kyle Kendrick, R ERA: 4.83	(1, 1)	7.0	L	32	9	5	5	8	2	0	0	0	0	1	79	118	6.43	1.571
63 Jake Diekman, L ERA: 3.74	(8, 1)	0.1		3	2	1	1	0	0	0	0	0	0	0	7	11	27.00	6.000
57 Luis García, R ERA: 9.82	(8, 1)	0.2		2	0	0	0	2	0	0	0	0	0	0	7	9	0.00	0.000
30 Justin De Fratus, R ERA: 2.63	(9, 1)	1.0		4	1	0	0	0	0	0	0	0	0	0	6	7	0.00	1.000

PITCHER	IP	WLS	BF	H	R	ER	SO	BB	IBB	HBP	BLK	WP	HR	S	P	ERA	WHIP

TOP

Pittsburgh Pirates @ Philadelphia Phillies
Citizens Bank Park, Philadelphia, PA
Mon Sep 08 2014, 7:10 PM - 10:17 PM EDT
Att. 23,140 - Cloudy - 71 F

livebaseballscorecards.com

AB	38
R	6
H	12
RBI	6
BB	2
SO	10
LOB	19

WP: 0 PA: 41
PB: 0
SB: 0
CS: 0

BOTTOM

Batter	1	2	3	4	5	6	7	8	9	AB	R	H	RBI	BB	SO	LOB
2 Ben Revere, L (1, 8) OBP: 0.331, SLG: 0.374	C SI 91 B KC 79 B SI 93 X SI 93 2-1 ① G3			C SI 91 X SI 92 0-1 ① G1-3		X SI 90 0-0 ① G4-3		B SI 94 C SI 95 X SI 94 1-1 FC6 (26 3B) 1-2 2-3		4	1	0	0	0	0	2
11 Jimmy Rollins, S (1, 6) OBP: 0.323, SLG: 0.394 13 Freddy Galvis, S (5, 6) OBP: 0.141, SLG: 0.136 16 César Hernández, S (8, PH) OBP: 0.292, SLG: 0.282 (9, 6)	L KC 76 S CH 81 S CH 81 0-3 ② K			C SI 92 X SI 92 0-1 6 1B 3B		C SI 92 B CH 81 B SI 92 B SI 91 F SI 91 F CH 79 F CH 78 X CH 77 3-2 ② G5-3		F SI 94 X SI 95 0-1 ② SF8 2-3 3-H		2 1 0	1 0 0	1 0 0	0 0 1	0 0 0	1 0 0	0 0 0
26 Chase Utley, L (1, 4) OBP: 0.344, SLG: 0.419	F SI 94 F CH 82 B KC 84 X SI 93 1-2 ③ G3-1			D CH 79 F SI 91 L SI 92 F KC 80 X SI 91 1-2 ② G3-4		B SI 92 C SI 91 F SI 91 B KC 81 B SI 92 F SI 92 C CH 79 3-3 ③ K		F SL 83 F SI 95 B SL 83 X SL 82 1-2 1-H 3-H 3B		4	0	1	2	0	1	1
6 Ryan Howard, L (1, 3) OBP: 0.310, SLG: 0.384 19 Tony Gwynn Jr., L (8, PR) OBP: 0.274, SLG: 0.198 30 Justin De Fratus, S (9, 1)		B SI 93 F SI 93 S KC 78 B SI 93 F CH 80 F SI 94 C SI 93 2-3 ① K		B KC 77 F SI 92 S CH 79 X CH 79 1-2 3 2B 3-H 1B			F SI 90 F SI 91 S SI 92 0-3 ① K	F SI 95 B SI 94 S SI 95 H SI 95 2-2 3 FC6-4 HBP		3 0 0	0 0 0	1 0 0	1 0 0	0 0 0	2 0 0	0 0 0
3 Marlon Byrd, R (1, 9) OBP: 0.312, SLG: 0.459		S KC 79 F SI 93 S KC 82 0-3 ② K2-3		X SI 91 0-0 1-3 2B			C SI 91 X KC 81 0-1 ② G5-3	B SL 84 X SI 95 1-0 ③ FC6-4 1-2f		4	0	1	0	0	1	2
18 Darin Ruf, R (1, 7) OBP: 0.351, SLG: 0.446 (9, 3)		C SI 94 B SI 93 F CH 82 B KC 82 X SI 93 2-2 ③ G4-3		S KC 76 B SI 92 S KC 79 F KC 80 B SI 92 T KC 78 2-2 ③ K			B CH 79 C SI 92 C SI 91 T KC 82 1-2 ③ K		C FF 93 F FC 94 F KC 81 F KC 82 S KC 82 0-3 ① K	4	0	0	0	0	3	2
51 Carlos Ruiz, R (1, 2) OBP: 0.356, SLG: 0.389			C SI 91 C KC 81 C SI 92 0-3 ① K		C SI 91 B SI 91 B CH 80 X SI 92 2-1 ① G5-3			B SI 92 C SI 93 B SL 86 B SI 93 C SI 93 S SI 93 3-3 ① K	F FC 94 F FF 92 B KC 83 B FC 93 F FC 91 F KC 82 X KC 82 2-2 ② G5-3	4	0	0	0	0	2	0
7 Maikel Franco, R (1, 5) OBP: 0.125, SLG: 0.133			B KC 79 S CH 81 X SI 92 1-1 ② G6-3		B CH 79 C CH 78 C KC 79 B KC 81 C SI 92 2-3 ② K			X SI 93 0-0 2 E 9 HBP 16 SF8 1B	F FF 93 C KC 81 B FC 92 B KC 81 X FF 93 2-2 ③ G5-3	4	1	1	0	0	1	0
38 Kyle Kendrick, R (1, 1) OBP: 0.100, SLG: 0.085 63 Jake Diekman, R (8, 1) 57 Luis García, R (8, 1) 9 Domonic Brown, L (8, PH) OBP: 0.285, SLG: 0.351 (9, 7)			S SI 92 B KC 81 C SI 93 B CH 80 X SI 92 2-2 ③ P4		X SI 92 0-0 ③ G6-3			F SI 92 H SL 89 1-1 16 SF8 2 E 26 3B 1-2 HBP		2 0 0 0	0 0 0 1	0 0 0 0	0 0 0 0	0 0 0 0	0 0 0 0	0 0 0 0
Inning Stats	R: 0 E: 0 K: 1 S: 8 H: 0 LOB: 0 BB: 0 P: 11	R: 0 E: 0 K: 2 S: 11 H: 0 LOB: 0 BB: 0 P: 15	R: 0 E: 0 K: 1 S: 8 H: 0 LOB: 0 BB: 0 P: 11	R: 1 E: 0 K: 1 S: 16 H: 3 LOB: 2 BB: 0 P: 20	R: 0 E: 0 K: 1 S: 6 H: 0 LOB: 0 BB: 0 P: 10	R: 0 E: 0 K: 1 S: 10 H: 0 LOB: 0 BB: 0 P: 16	R: 0 E: 0 K: 2 S: 8 H: 0 LOB: 0 BB: 0 P: 9	R: 3 E: 1 K: 1 S: 15 H: 2 LOB: 2 BB: 0 P: 24	R: 0 E: 0 K: 1 S: 13 H: 0 LOB: 0 BB: 0 P: 17	1B: 2 2B: 1 3B: 2 HR: 0 SF: 1 SAC: 0 DP: 0 HBP: 2						

PITCHER		IP	WLS	BF	H	R	ER	SO	BB	IBB	HBP	BLK	WP	HR	S	P	ERA	WHIP
49 Jeff Locke, L ERA: 3.6	(1, 1)	7.0	W	24	3	1	1	9	0	0	0	0	0	0	67	92	1.29	0.429
48 Jared Hughes, R ERA: 1.98	(8, 1)	0.1		4	1	3	0	1	0	0	1	0	0	0	7	12	0.00	3.000
44 Tony Watson, L ERA: 1.61	(8, 1)	0.2	H	4	1	0	0	0	0	0	1	0	0	0	8	12	0.00	1.500
35 Mark Melancon, R ERA: 2.03	(9, 1)	1.0	S	3	0	0	0	1	0	0	0	0	0	0	13	17	0.00	0.000

PITCHER	IP	WLS	BF	H	R	ER	SO	BB	IBB	HBP	BLK	WP	HR	S	P	ERA	WHIP

Pittsburgh Pirates @ Philadelphia Phillies
Citizens Bank Park, Philadelphia, PA
Mon Sep 08 2014, 7:10 PM - 10:17 PM EDT
Att. 23,140 - Cloudy - 71 F

livebaseballscorecards.com

AB	32
R	4
H	5
RBI	4
BB	0
SO	11
LOB	7

Batter	1	2	3	4	5	6	7	8	9	AB	R	H	RBI	BB	SO	LOB
5 Josh Harrison, R (1, 5) OBP: 0.348, SLG: 0.511	C SI 89 X FF 91 0-1 G6-3		B SI 90 B FF 89 C FF 91 S CH 82 X CH 83 2-2 G6-3		S FF 88 X SI 89 0-1 G6-3		B SL 82 F SL 81 B SI 90 C FF 91 B FF 93 X SI 92 3-2 6 1B 1B		B FF 93 S FF 92 F FF 92 S SL 80 1-3 K	5	0	1	0	0	1	1
6 Starling Marte, R (1, 7) OBP: 0.353, SLG: 0.444	B FF 89 X FF 89 1-0 G6-3		L CH 81 C FF 90 F FC 90 B FF 92 B CU 80 B CH 83 B FF 90 4-2 22 S 55 2B BB		B CU 77 F SI 90 B SI 90 X FF 90 2-1 22 G5-3 2B		B FF 90 F SI 90 1 SAFE S FF 90 B SL 80 X SL 82 2-2 1-2 1B			3	1	2	0	1	0	0
22 Andrew McCutchen, R (1, 8) OBP: 0.401, SLG: 0.533	B FF 91 C CH 81 S CU 78 H FF 91 2-2 HBP		C FF 89 B SI 89 B SI 90 1 SAFE C FF 92 F FF 89 D CH 83 S CH 84 3-3 K 1-2		B SI 90 X CU 78 1-0 G5-3 2-3		C FF 91 S FF 92 B FF 94 F FF 92 S SL 81 1-3 K			3	0	0	0	0	2	4
18 Neil Walker, S (1, 4) OBP: 0.349, SLG: 0.462	1 SAFE C FF 89 F SI 90 B CU 79 F FF 90 S CH 82 1-3 K		B SI 91 S CU 79 B SI 92 B FF 91 B CH 84 4-1 55 2B BB		D CH 82 X FF 89 1-0 F7			C FF 99 B FF 98 F FF 99 B SL 89 X FF 100 2-2 G6-3		3	1	0	0	1	1	2
55 Russell Martin, R (1, 2) OBP: 0.411, SLG: 0.416		B CH 80 B FF 89 B SI 90 C SI 89 X SI 91 3-1 1B	F CH 83 X FF 90 0-1 1-H 2-H 2B			X SI 89 0-0 G6-3		X FF 99 0-0 L7		4	0	2	2	0	0	0
15 Ike Davis, L (1, 3) OBP: 0.347, SLG: 0.368		F SI 91 X FF 89 0-1 F7	B CU 77 X FF 90 1-0 L9			C SI 89 C CU 78 B CH 81 F CH 81 C FF 89 1-3 K		C SL 86 B FF 98 C SL 87 B SL 86 C SL 88 2-3 K		4	0	0	0	0	2	1
25 Gregory Polanco, L (1, 9) OBP: 0.314, SLG: 0.344		C CH 80 B CH 82 B SI 91 F CH 82 B CU 79 F CH 82 B SI 90 4-2 10 2B BB		F SI 89 C SI 90 C SI 89 0-3 K		B CH 81 C SI 90 X CU 77 1-1 G4-3			B FF 91 C FF 91 X FS 85 1-1 57 G3 10 SH3 1B	3	1	1	0	1	1	0
10 Jordy Mercer, R (1, 6) OBP: 0.305, SLG: 0.396		C FF 89 C CU 78 1 SAFE X CU 78 0-2 1-H 2B		C SI 90 F FF 89 X SI 91 0-2 G6-3			C SI 91 B FF 92 X SL 81 1-1 L5		L FF 91 X FF 92 0-1 SH3 1-2	3	0	1	1	0	0	0
36 Edinson Volquez, R (1, 1) OBP: 0.083, SLG: 0.022 23 Travis Snider, L (7, PH) OBP: 0.323, SLG: 0.409 37 Justin Wilson, L (7, 1) 48 Jared Hughes, R (8, 1) 57 Andrew Lambo, L (9, PH) OBP: 0.240, SLG: 0.360		S FF 89 X FF 89 0-1 G5-3		C SI 90 C SI 90 S CH 83 0-3 K			X FF 91 0-0 G4-3		C FF 92 B FF 92 S FF 91 X FS 87 1-2 G3 2-3	2 1 0 0 1	0 0 0 0 0	0 0 0 0 0	0 0 0 0 0	1 0 0 0 0	1 0 0 0 1	1 0 0 0 1
Inning Stats	R: 0 E: 0 K: 1 S: 9 H: 0 LOB: 1 BB: 0 P: 13	R: 1 E: 0 K: 0 S: 12 H: 2 LOB: 1 BB: 1 P: 19	R: 2 E: 0 K: 1 S: 14 H: 1 LOB: 1 BB: 2 P: 28	R: 0 E: 0 K: 2 S: 9 H: 0 LOB: 0 BB: 0 P: 9	R: 0 E: 0 K: 0 S: 6 H: 1 LOB: 1 BB: 0 P: 10	R: 0 E: 0 K: 1 S: 7 H: 0 LOB: 0 BB: 0 P: 9	R: 0 E: 0 K: 1 S: 13 H: 2 LOB: 2 BB: 0 P: 20	R: 0 E: 0 K: 1 S: 7 H: 0 LOB: 0 BB: 0 P: 11	R: 0 E: 0 K: 1 S: 10 H: 1 LOB: 1 BB: 0 P: 13	1B: 4 2B: 3 3B: 0 HR: 0 SF: 0 SAC: 1 DP: 0 HBP: 1						

PITCHER		IP	WLS	BF	H	R	ER	SO	BB	IBB	HBP	BLK	WP	HR	S	P	ERA	WHIP
55 David Buchanan, R ERA: 3.9	(1, 1)	6.0		25	4	3	2	5	3	0	1	0	0	0	57	88	3.00	1.167
30 Justin De Fratus, R ERA: 2.57	(7, 1)	1.0	W	5	2	0	0	1	0	0	0	0	0	0	13	20	0.00	2.000
53 Ken Giles, R ERA: 1.13	(8, 1)	1.0	H	3	0	0	0	1	0	0	0	0	0	0	7	11	0.00	0.000
58 Jonathan Papelbon, R ERA: 1.61	(9, 1)	1.0	S	4	1	0	0	1	0	0	0	0	0	0	10	13	0.00	1.000

PITCHER	IP	WLS	BF	H	R	ER	SO	BB	IBB	HBP	BLK	WP	HR	S	P	ERA	WHIP

TOP

Pittsburgh Pirates @ Philadelphia Phillies
Citizens Bank Park, Philadelphia, PA
Tue Sep 09 2014, 7:07 PM - 10:02 PM EDT
Att. 26,900 - Cloudy - 70 F

livebaseballscorecards.com

AB	32
R	3
H	7
RBI	3
BB	3
SO	8
LOB	10

WP: 0 PA: 37
PB: 0
SB: 1
CS: 0

BOTTOM

Pittsburgh Pirates @ Philadelphia Phillies
Citizens Bank Park, Philadelphia, PA
Tue Sep 09 2014, 7:07 PM - 10:02 PM EDT
Att. 26,900 - Cloudy - 70 F

Batter	1	2	3	4	5	6	7	8	9	AB	R	H	RBI	BB	SO	LOB
2 Ben Revere, L (1, 8) OBP: 0.329, SLG: 0.371	C SI 92 B KC 77 F SI 93 X CH 85 1-2 G4-3 ①	B CH 83 F SI 93 X KC 78 1-1 G4-3-6-3 ② ③ 1-2f			C SI 92 B CH 84 X CH 83 1-1 G4-3 ②		C FF 97 B FF 96 1 SAFE F FF 97 1 SAFE 1 SAFE 1 SAFE S FF 96 1-3 K ②			4	0	0	0	0	1	2
7 Maikel Franco, R (1, 5) OBP: 0.200, SLG: 0.263	C SI 93 B KC 81 B SI 95 X FF 94 2-1 26 1B 2B		C SI 92 S CH 82 B KC 79 S CH 83 1-3 K ①		S KC 80 S CH 84 B SI 85 F CH 84 F CH 85 X SI 94 1-2 G4-3 ③		1 SAFE B FF 97 C FF 95 B FF 96 X FC 92 2-1 1-H 1B			4	1	2	1	0	1	0
26 Chase Utley, L (1, 4) OBP: 0.345, SLG: 0.419	B SI 94 B SI 94 X SI 93 2-0 3 BB 2-H 1B		C SI 93 B KC 77 S CH 84 B FF 94 F SI 94 F KC 79 X SI 94 2-2 P5 ②			B CH 82 C KC 77 F CH 84 H KC 80 2-2 9 S HBP	C FF 97 B FF 96 X FF 96 1-1 G6-3 ③			3	0	1	1	0	0	1
6 Ryan Howard, L (1, 3) OBP: 0.308, SLG: 0.381 58 Jonathan Papelbon, R (9, 1)	C KC 79 F SI 93 S KC 79 0-3 K ②		X SI 94 0-0 F7 ③			F KC 79 S CH 85 B SI 94 S CH 86 1-3 K ①		B SL 86 F SI 92 S CH 88 B CH 88 B SL 88 X SI 94 3-2 G5-3 ①		4 0	0 0	0 0	0 0	0 0	2 0	2 0
3 Marlon Byrd, R (1, 9) OBP: 0.313, SLG: 0.458	1 SAFE B KC 78 B SI 93 C SI 93 B CH 84 B FF 94 4-1 1-2 BB			S CH 83 X SI 92 0-1 51 G6-4-3 1B		1 SAFE B KC 81 1 SAFE 1 SAFE C CH 84 F CH 84 S KC 81 1-3 K ②		B SI 93 S SL 87 B SL 88 S SI 94 S SI 95 2-3 K ②		3	0	1	0	1	2	1
9 Domonic Brown, L (1, 7) OBP: 0.284, SLG: 0.349	C SI 94 X SI 94 0-1 P5 ③			S CH 84 X SI 94 0-1 L7 ①		S CH 84 S CH 86 B CH 86 B FF 93 D CH 86 F CH 85 F CH 85 F SI 95 F KC 81 4-2 D CH 87 1-2 BB		B CH 90 X SI 95 1-0 G6-3 ③		3	0	0	0	1	0	3
51 Carlos Ruiz, R (1, 2) OBP: 0.353, SLG: 0.386		X SI 93 0-0 G6-3 ①		1 SAFE C SI 93 C SI 92 X CH 86 0-2 G6-4-3 ② ③ 1-2f		B CH 84 C KC 80 C FF 94 B SI 95 S SI 95 2-3 K ③				3	0	0	0	0	1	3
13 Freddy Galvis, S (1, 6) OBP: 0.179, SLG: 0.242		C SI 94 F SI 94 B KC 78 F KC 80 B CH 86 X SI 93 2-2 55 1B 2B			B SI 92 X SI 92 1-0 HR		B FF 96 X FC 91 1-0 7 S 7 1B 1B			3	3	3	1	0	0	0
55 David Buchanan, R (1, 1) OBP: 0.167, SLG: 0.074 30 Justin De Fratus, S (7, 1) 16 César Hernández, S (7, PH) OBP: 0.289, SLG: 0.279 53 Ken Giles, R (8, 1) 18 Darin Ruf, R (9, 3) OBP: 0.351, SLG: 0.446		B FF 93 X FF 94 1-0 2 64-3-6-3 2-H 1B			B SI 92 X SI 91 1-0 G5-3 ①		L FF 97 L FF 96 1 SAFE B FF 96 S FF 97 1-3 K ①			2 0 1 0 0	0 0 0 0 0	1 0 0 0 0	1 0 0 0 0	0 0 1 0 0	0 0 1 0 0	0 0 1 0 0
Inning Stats	R: 1 E: 0 K: 1 S: 12 H: 2 LOB: 2 BB: 1 P: 21	R: 1 E: 0 K: 0 S: 8 H: 2 LOB: 0 BB: 0 P: 12	R: 0 E: 0 K: 1 S: 9 H: 0 LOB: 0 BB: 0 P: 12	R: 0 E: 0 K: 0 S: 7 H: 1 LOB: 0 BB: 0 P: 7	R: 1 E: 0 K: 0 S: 9 H: 1 LOB: 0 BB: 0 P: 13	R: 0 E: 0 K: 3 S: 17 H: 0 LOB: 2 BB: 1 P: 27	R: 1 E: 0 K: 2 S: 11 H: 2 LOB: 1 BB: 0 P: 17	R: 0 E: 0 K: 1 S: 7 H: 0 LOB: 0 BB: 0 P: 13		1B: 5 2B: 2 3B: 0 HR: 1 SF: 0 SAC: 0 DP: 2 HBP: 1				WP: 0 PB: 0 SB: 2 CS: 0 PA: 33		

	AB	30
	R	4
	H	8
	RBI	4
	BB	2
	SO	8
	LOB	13

livebaseballscorecards.com

PITCHER	IP	WLS	BF	H	R	ER	SO	BB	IBB	HBP	BLK	WP	HR	S	P	ERA	WHIP
36 Edinson Volquez, R (1, 1) ERA: 3.36	6.0		25	6	3	3	5	2	0	1	0	0	1	62	92	4.50	1.333
37 Justin Wilson, L (7, 1) ERA: 4.23	1.0	L	5	2	1	1	2	0	0	0	0	0	0	11	17	9.00	2.000
48 Jared Hughes, R (8, 1) ERA: 1.95	1.0		3	0	0	0	1	0	0	0	0	0	0	7	13	0.00	0.000

PITCHER	IP	WLS	BF	H	R	ER	SO	BB	IBB	HBP	BLK	WP	HR	S	P	ERA	WHIP

TOP

Pittsburgh Pirates @ Philadelphia Phillies
Citizens Bank Park, Philadelphia, PA
Wed Sep 10 2014, 7:07 PM - 10:14 PM EDT
Att. 25,315 - Cloudy - 79 F

livebaseballscorecards.com

Batter	1	2	3	4	5	6	7	8	9	AB	R	H	RBI	BB	SO	LOB
5 Josh Harrison, R (1, 5) OBP: 0.351, SLG: 0.514	C FF 91 F FF 90 F FF 92 H CH 86 1-2 22 1B 6 HBP 55 1B HBP	C SL 80 X FF 89 0-1 1B		F FF 92 X CU 79 0-1 ③ G5-3		S SL 85 S SL 87 F SL 88 F SL 89 X SI 99 0-2 6 1B 1-3 3-H 2B		B FF 95 C FF 95 C FF 96 S FF 97 1-3 ① K		4	1	2	1	0	1	0
6 Starling Marte, R (1, 7) OBP: 0.356, SLG: 0.447	B FF 87 C CH 87 1 SAFE H SI 92 2-1 22 1B 55 1B 1-2 HBP	B FF 91 X SI 88 1-0 ② P4			C CU 78 C FC 87 F FF 90 F SI 91 F FF 92 S CH 86 0-3 ① K	C SL 85 X SL 87 0-1 22 PB 2-3 3-H 1B		X FF 96 0-0 2B		4	1	2	1	0	1	1
22 Andrew McCutchen, R (1, 8) OBP: 0.403, SLG: 0.539	D FF 90 C SI 88 X FF 92 1-1 23 FC4 55 1B 1-2 2-3 1B	S SI 88 S SI 90 X SI 88 0-2 ③ G6-3			X FF 92 0-0 IHR	B FF 95 B FF 97 D SL 87 B SL 84 4-0 55 G5-4-3 1-2 BB		D CU 79 C CH 82 B CU 77 C CH 83 B CU 79 F FF 97 X CU 77 3-2 ② G6-3		4	1	2	1	1	0	2
18 Neil Walker, S (1, 4) OBP: 0.345, SLG: 0.457	B SI 92 F FC 90 D SI 87 B SI 92 S SI 92 S FF 89 3-3 ① K		C SI 91 F FF 89 B SI 92 F SI 92 X CH 86 1-2 ① F7		B FF 89 X SI 91 1-0 ② G4-3	C SL 79 X CH 78 0-1 ① P3		B FF 85 B FF 96 F CH 83 D FF 96 C FF 96 F CU 78 F FF 97 F FF 96 F FF 95 3-3 S CU 80 ③ K		5	0	0	0	0	2	7
55 Russell Martin, R (1, 2) OBP: 0.411, SLG: 0.424	B FF 89 C FF 86 X CH 86 1-1 23 FC4 1-2 2-H 3-H 1B		F SI 92 F SI 92 B SL 85 B FF 90 B SI 91 T CH 85 3-2 ② K		X FF 90 0-0 HR	F SL 81 B SL 81 B CH 79 X CH 78 2-1 ②③ G5-4-3 1-2f			C FF 92 C SL 76 X CH 82 0-2 ① G5-3	5	1	2	3	0	1	3
23 Travis Snider, L (1, 9) 31 Jose Tabata, R (7, PH) OBP: 0.324, SLG: 0.333 25 Gregory Polanco, L (7, 9) OBP: 0.313, SLG: 0.342	B SI 92 B FF 90 F SI 92 D FF 88 F SI 91 F FF 89 X SI 92 3-2 ② FC4 17 S 1-2f 2-3		T SI 92 X SI 92 0-1 1B		C CH 84 X SI 91 0-1 2B		C FF 88 C FF 89 B FF 89 B FF 89 F CH 80 S SL 80 2-3 ① K		C SL 78 B FF 93 B FF 93 B CH 82 X SI 93 3-1 ② L8	3 1 1	0 0 0	2 0 0	0 0 0	0 0 0	0 1 0	2 0 0
17 Gaby Sanchez, R (1, 3) OBP: 0.298, SLG: 0.392	B FF 91 B SI 92 S FF 88 S SI 92 B SI 91 B FF 91 4-2 1-2 BB		B SI 92 C CH 85 C CH 86 S CH 86 1-3 ③ K		B FF 88 B SI 90 C FF 88 F SI 90 C FF 90 2-3 ③ K		X FF 89 0-0 ② G5-3		C SL 79 B SL 80 X SI 93 1-1 ③ G6-3	4	0	0	0	1	2	2
10 Jordy Mercer, R (1, 6) OBP: 0.306, SLG: 0.396	B SI 92 C SI 92 B FF 92 F FF 91 S FC 90 2-3 ③ K		B FF 91 F FF 88 B CH 84 F FF 88 C FF 93 2-3 ① K			C FF 96 B SL 85 X SI 97 1-1 57 1B 5 2B 1B	C SL 80 B CH 81 F CH 79 F FF 89 F FF 89 X FF 90 1-2 1B		4	1	2	0	0	2	3
46 Vance Worley, R (1, 1) OBP: 0.067, SLG: 0.100 57 Andrew Lambo, L (6, PH) OBP: 0.269, SLG: 0.385 60 Bobby LaFromboise, L (6, 1) 26 Tony Sanchez, R (7, PH) OBP: 0.308, SLG: 0.370 43 John Holdzkom, R (7, 1) 44 Tony Watson, L (8, 1) OBP: 0.333, SLG: 0.333 35 Mark Melancon, R (9, 1)		C FF 91 X FF 89 0-1 ① F8		C FF 92 B SI 93 F FF 91 S CH 85 1-3 ② K		C SI 97 F SI 97 B SI 98 X SL 86 1-2 5 2B 6 1B 1-3 1B	S SL 81 F SL 83 D CH 80 B CH 80 T FF 90 2-2 ③ K		2 1 0 1 0 0 0	0 1 0 0 0 0 0	0 1 0 0 0 0 0	0 0 0 0 0 0 0	1 0 0 1 0 0 0	0 0 0 1 0 0 0	0 0 0 1 0 0 0
Inning Stats	R: 2 E: 0 K: 2 S: 20 H: 2 LOB: 3 BB: 1 P: 37	R: 0 E: 0 K: 0 S: 8 H: 1 LOB: 1 BB: 0 P: 9	R: 0 E: 0 K: 2 S: 12 H: 1 LOB: 1 BB: 0 P: 17	R: 0 E: 0 K: 2 S: 8 H: 0 LOB: 0 BB: 0 P: 11	R: 2 E: 0 K: 2 S: 14 H: 3 LOB: 1 BB: 0 P: 17	R: 2 E: 0 K: 0 S: 16 H: 4 LOB: 2 BB: 1 P: 24	R: 0 E: 0 K: 2 S: 13 H: 1 LOB: 1 BB: 0 P: 18	R: 0 E: 0 K: 2 S: 15 H: 1 LOB: 1 BB: 0 P: 22	R: 0 E: 0 K: 0 S: 7 H: 0 LOB: 0 BB: 0 P: 11	1B: 8 2B: 3 3B: 0 HR: 2	SF: 0 SAC: 0 DP: 1 HBP: 2	WP: 0 PB: 1 SB: 1 CS: 0	PA: 43			

	AB	39
	R	6
	H	13
	RBI	6
	BB	2
	SO	12
	LOB	21

PITCHER		IP	WLS	BF	H	R	ER	SO	BB	IBB	HBP	BLK	WP	HR	S	P	ERA	WHIP
31 Jerome Williams, R ERA: 5.44	(1, 1)	5.0	L	25	7	4	4	8	1	0	2	0	0	1	62	91	7.20	1.600
57 Luis García, R ERA: 12.27	(6, 1)	0.0		5	4	2	2	0	1	0	0	0	0	0	12	18	∞	∞
56 Cesar Jimenez, L ERA:	(6, 1)	2.0		6	1	0	0	2	0	0	0	0	0	0	17	24	0.00	0.500
75 Miguel Alfredo Gonzalez, R ERA: 9.0	(8, 1)	1.0		4	1	0	0	2	0	0	0	0	0	0	15	22	0.00	1.000
61 Sean O'Sullivan, R ERA: 6.39	(9, 1)	1.0		3	0	0	0	0	0	0	0	0	0	0	7	11	0.00	0.000

PITCHER	IP	WLS	BF	H	R	ER	SO	BB	IBB	HBP	BLK	WP	HR	S	P	ERA	WHIP

BOTTOM

Batter	1	2	3	4	5	6	7	8	9	AB	R	H	RBI	BB	SO	LOB
2 Ben Revere, L (1, 8) OBP: 0.327, SLG: 0.369	C SI 87 X SL 80 0-1 G4-3 ①		B SI 90 B SL 85 X SI 89 2-0 G3 ② 2-2 G3 ③	D SL 86 B SI 90 C SI 90 F SI 89 X SL 86			C FF 95 X FF 96 0-1 G4-3 ③			4	0	0	0	0	0	2
24 Grady Sizemore, L (1, 9) OBP: 0.308, SLG: 0.375	C SI 87 X CH 83 0-1 F7 ②		C SI 90 F SI 90 B SL 85 S KC 80 1-3 K	C SI 86 B SL 83 X SI 88 1-1 G4-3 ①				B SI 93 F SI 94 S SI 95 X SI 95 1-2 G4-3 ①		4	0	0	0	0	1	0
26 Chase Utley, L (1, 4) OBP: 0.343, SLG: 0.415	C FF 88 B SI 89 C FF 89 F SI 89 X SL 83 2-2 G5-3 ③		C KC 78 F SI 89 B KC 77 F SI 90 1 SAFE X KC 78 1-2 F7 ③		B SI 88 X SI 88 1-0 G4-3 ②			C SI 95 C SI 95 S SI 95 0-3 K ②		4	0	0	0	0	1	1
6 Ryan Howard, L (1, 3) OBP: 0.308, SLG: 0.379		B SI 88 B SL 81 X SL 82 2-0 G3-1 ①		B SI 89 S SL 83 B SI 90 B SI 89 C SL 84 F SI 91 F SL 85 D SL 86 4-2 13 BB 25 1B 31 1B BB	B SL 86 F SL 84 X SI 90 1-1 G4-3 ③			C SI 95 S SI 95 B SI 96 F SI 95 S SL 85 1-3 K ③		3	1	0	0	1	1	0
9 Domonic Brown, L (1, 7) OBP: 0.283, SLG: 0.347 18 Darin Ruf, R (6, PH) OBP: 0.342, SLG: 0.433 (7, 7)		C SI 88 C SL 82 F SI 88 B SL 78 B SI 92 F SL 85 B KC 79 C SL 83 3-3 K ②	C SL 83 X SI 90 0-1 13 BB 31 1B 1-2 1B	B KC 77 B SL 83 F SL 84 F SI 89 B SI 89 S FF 90 3-3 K ①		F SI 89 B SI 89 B SI 89 X SL 78 2-1 G5-3 ①			C FF 92 B FF 91 X FC 91 1-1 G6-3 ①	2 2	0 0	0 0	0 0	0 0	2 0	1 0
25 Cody Asche, L (1, 5) OBP: 0.312, SLG: 0.388		C KC 75 B SL 83 B KC 75 X SI 90 2-1 21 1B 2B				F SI 90 C SL 78 S SL 77 0-3 K2-3 ②			B FC 92 C FC 91 S FC 92 B KC 82 F KC 82 S FC 92 2-3 K ②	4	2	2	0	0	2	0
21 Wil Nieves, R (1, 2) OBP: 0.278, SLG: 0.371		C FF 88 B SI 87 B SI 89 X SI 88 2-1 2-H 1B	C SL 84 B FF 90 X SI 88 1-1 F9 ②			B SI 89 C SI 90 S CH 80 S CH 79 1-3 K ③		X FC 92 0-0 G6-3 ③		4	0	1	1	0	1	2
13 Freddy Galvis, S (1, 6) OBP: 0.186, SLG: 0.234		B KC 77 B KC 76 S SL 82 B FF 89 S FF 89 F SI 88 S SL 83 3-3 K2-3 ③		D SL 84 C SL 83 B SI 89 B SI 90 B SL 84 4-1 31 1B 1-2 2-3 BB			B FF 95 C FF 94 T FF 96 X CH 85 1-2 F9 ①			2	0	0	0	1	1	1
31 Jerome Williams, R (1, 1) OBP: 0.111, SLG: 0.111 57 Luis García, R (6, 1) 56 Cesar Jimenez, L (6, 1) 16 César Hernández, S (7, PH) OBP: 0.287, SLG: 0.276 75 Miguel Alfredo Gonzalez, R (8, 1) 61 Sean O'Sullivan, R (9, 1)			C FF 87 S SL 82 B SI 88 B SI 88 B SL 84 X SI 90 3-2 G5-3 ①	C FF 90 X SI 91 0-1 1-3 2-H 3-H 1B			F FF 95 B FF 96 S FF 96 S FF 96 1-3 K ②			2 0 0 0 1 0 0	0 0 0 0 0 0 0	1 0 0 0 0 0 0	2 0 0 0 0 0 0	0 0 0 0 0 1 0	0 0 0 0 0 0 0	0 0 0 0 0 0 0
Inning Stats	R: 0 E: 0 K: 0 S: 7 H: 0 LOB: 0 BB: 0 P: 9	R: 1 E: 0 K: 2 S: 14 H: 2 LOB: 1 BB: 0 P: 26	R: 0 E: 0 K: 1 S: 11 H: 0 LOB: 1 BB: 0 P: 18	R: 2 E: 0 K: 1 S: 17 H: 2 LOB: 2 BB: 2 P: 31	R: 0 E: 0 K: 0 S: 5 H: 0 LOB: 0 BB: 0 P: 8	R: 0 E: 0 K: 2 S: 8 H: 0 LOB: 0 BB: 0 P: 11	R: 0 E: 0 K: 1 S: 8 H: 0 LOB: 0 BB: 0 P: 10	R: 0 E: 0 K: 2 S: 10 H: 0 LOB: 0 BB: 0 P: 12	R: 0 E: 0 K: 1 S: 7 H: 0 LOB: 0 BB: 0 P: 10	1B: 3 2B: 1 3B: 0 HR: 0	SF: 0 SAC: 0 DP: 0 HBP: 0			WP: 1 PB: 0 SB: 0 CS: 0	PA: 34		

PITCHER	IP	WLS	BF	H	R	ER	SO	BB	IBB	HBP	BLK	WP	HR	S	P	ERA	WHIP
46 Vance Worley, R (1, 1) ERA: 3.18	5.0	W	22	4	3	3	4	2	0	0	0	1	0	54	92	5.40	1.200
60 Bobby LaFromboise, L (6, 1) ERA:	1.0	H	3	0	0	0	2	0	0	0	0	0	0	8	11	0.00	0.000
43 John Holdzkom, R (7, 1) ERA:	1.0	H	3	0	0	0	1	0	0	0	0	0	0	8	10	0.00	0.000
44 Tony Watson, L (8, 1) ERA: 1.59	1.0	H	3	0	0	0	2	0	0	0	0	0	0	10	12	0.00	0.000
35 Mark Melancon, R (9, 1) ERA: 2.0	1.0	S	3	0	0	0	1	0	0	0	0	0	0	7	10	0.00	0.000

PITCHER	IP	WLS	BF	H	R	ER	SO	BB	IBB	HBP	BLK	WP	HR	S	P	ERA	WHIP

Pittsburgh Pirates @ Philadelphia Phillies
Citizens Bank Park, Philadelphia, PA
Wed Sep 10 2014, 7:07 PM - 10:14 PM EDT
Att. 25,315 - Cloudy - 79 F

livebaseballscorecards.com

AB	32
R	3
H	4
RBI	3
BB	2
SO	10
LOB	7

Batter	1	2	3	4	5	6	7	8	9	AB	R	H	RBI	BB	SO	LOB
5 Josh Harrison, R (1, 5) OBP: 0.347, SLG: 0.508	B FF 93 F SI 92 B SI 92 F SI 92 S KC 82 2-3 ① K		B SI 92 X KC 82 1-0 ② P4		B SI 93 X SI 91 1-0 ③ P4		B FF 95 C FF 96 B SL 85 S SL 85 X FF 97 2-2 ① G4-3		C CH 82 X FF 94 0-1 ② F9 2-3	5	0	0	0	0	1	1
23 Travis Snider, L (1, 9) (3, 7) OBP: 0.328, SLG: 0.413	C SI 93 B KC 80 C KC 80 T KC 82 1-2 ② K		B CH 85 B CH 87 C SI 93 F SI 93 B SI 94 B KC 81 4-2 22 WP BB			F SI 92 F KC 81 F KC 82 B FF 93 X SI 93 1-2 22 2B 18 2B 1B	B SL 84 S SI 97 X FF 97 1-1 ② G5-3		S FF 95 S FF 95 D CU 79 X CH 82 1-2 ③ F7	4	1	1	0	1	1	2
22 Andrew McCutchen, R (1, 8) OBP: 0.402, SLG: 0.538	X SI 92 0-0 ③ G6-3		S KC 81 B KC 83 F SI 91 F SI 94 F FF 93 X FF 94 1-2 ③ P4 1-2			B KC 82 D KC 83 1 SAFE C SI 92 1 SAFE X SI 92 2-1 18 2B 55 SF7 1-3 2B	B FF 96 S FF 96 S SL 85 F SL 86 B SL 84 B SI 96 X FF 97 3-2 ③ G1-3			4	1	1	0	0	0	1
18 Neil Walker, S (1, 4) OBP: 0.348, SLG: 0.460		T SI 93 B SI 92 B KC 80 S SI 93 F KC 82 C SI 93 2-3 ① K		C SI 92 B SI 92 B CH 87 B SI 92 F SI 93 B SI 94 4-2 25 G6-3 55 G6-3 BB		B SI 94 X SI 93 1-0 55 SF7 25 1B 2-3 3-H 2B		B FF 92 S FF 92 X FF 93 1-1 55 G5-3 1B		3	1	2	1	1	1	0
55 Russell Martin, R (1, 2) OBP: 0.410, SLG: 0.424		S KC 82 B SI 94 F FF 93 B FF 94 X KC 82 2-2 6 HBP 15 1B 1B		C SI 92 B SI 92 X SI 89 1-1 ① G6-3 1-2		C KC 82 F SI 92 B FF 91 F KC 83 B FF 93 F SI 92 F KC 82 X KC 82 2-2 ① SF7 2-3 3-H		B SL 81 C FF 92 S FF 93 B SL 84 B SL 84 1 SAFE X FF 93 3-2 ① G5-3 1-2		3	1	1	1	0	0	2
6 Starling Marte, R (1, 7) OBP: 0.357, SLG: 0.447 25 Gregory Polanco, L (3, 9) OBP: 0.313, SLG: 0.342		F SI 94 B SI 93 1 SAFE 1 SAFE H KC 81 2-1 15 1B HBP 1-2 HBP		S KC 82 B SI 92 X SI 93 1-1 ② G6-3 2-3		B SI 92 X SI 92 1-0 15 S 1B 3-H		B FF 92 B FF 92 S FF 92 B SL 84 X FF 93 3-1 ② F8		0 3	0 0	0 1	0 1	0 0	0 0	0 2
15 Ike Davis, L (1, 3) OBP: 0.347, SLG: 0.367 17 Gaby Sanchez, R (8, PH) OBP: 0.297, SLG: 0.391 (8, 3)		S KC 81 S KC 82 X KC 82 0-2 10 G6-4-3 1B 1-3 2-H		B SI 94 D KC 83 C SI 93 C KC 82 S KC 83 2-3 ③ K		D KC 80 D CH 85 D KC 82 C SI 93 C SI 92 S KC 82 3-3 ② K 1-2		B FF 92 D SL 82 C FF 92 B FF 92 S FF 93 X FF 94 3-2 ③ G5-3		3 1	0 0	1 0	1 0	0 0	2 0	2 1
10 Jordy Mercer, R (1, 6) OBP: 0.306, SLG: 0.394		X SI 94 0-0 ② ③ G6-4-3 1-2f			C SI 90 B FF 92 B KC 80 X SI 93 2-1 ① L8	I IN 74 I IN 76 I IN 77 I IN 79 4-0 IBB			B FF 94 F FF 93 C CU 75 B FF 95 F CH 82 B FF 97 F FF 95 F FF 94 F CU 77 3-2 ① L6 X FF 95	3	0	0	0	1	0	2
47 Francisco Liriano, L (1, 1) OBP: 0.125, SLG: 0.079 57 Andrew Lambo, L (9, PH) OBP: 0.296, SLG: 0.444 39 Chase d'Arnaud, R (9, PR) 48 Jared Hughes, R (9, 1) 35 Mark Melancon, R (9, 1)			C FF 92 X SI 92 0-1 ① G4-3		C SI 92 B KC 80 F SI 92 C KC 81 1-3 ② K	C KC 79 B SI 92 F SI 92 F KC 82 S SI 92 1-3 ③ K			B CH 83 X FF 96 1-0 5 F9 2B	3 1 0 0 0	0 0 0 0 0	0 1 0 0 0	0 0 0 0 0	0 0 0 0 0	2 0 0 0 0	2 0 0 0 0

Inning Stats	1	2	3	4	5	6	7	8	9
	R: 0 E: 0 K: 2 S: 7	H: 0 LOB: 0 BB: 0 P: 10	R: 1 E: 0 K: 1 S: 12	H: 2 LOB: 1 BB: 0 P: 18	R: 0 E: 0 K: 0 S: 10	H: 0 LOB: 1 BB: 1 P: 16	R: 0 E: 0 K: 1 S: 9	H: 0 LOB: 1 BB: 1 P: 17	R: 0 E: 0 K: 1 S: 6	H: 0 LOB: 0 BB: 0 P: 10	R: 3 E: 0 K: 2 S: 21	H: 4 LOB: 2 BB: 1 P: 36	R: 0 E: 0 K: 0 S: 9	H: 0 LOB: 0 BB: 0 P: 15	R: 0 E: 0 K: 0 S: 10	H: 1 LOB: 1 BB: 0 P: 20	R: 0 E: 0 K: 0 S: 13	H: 1 LOB: 2 BB: 0 P: 18

PITCHER		IP	WLS	BF	H	R	ER	SO	BB	IBB	HBP	BLK	WP	HR	S	P	ERA	WHIP	PITCHER		IP	WLS	BF	H	R	ER	SO	BB	IBB	HBP	BLK	WP	HR	S	P	ERA	WHIP
34 A.J. Burnett, R ERA: 4.34	(1, 1)	6.0	L	27	6	4	4	7	2	1	1	0	1	0	65	107	6.00	1.333																			
57 Luis García, R ERA: 10.8	(7, 1)	1.0		3	0	0	0	0	0	0	0	0	0	0	9	15	0.00	0.000																			
59 Antonio Bastardo, L ERA: 4.07	(8, 1)	1.0		4	1	0	0	0	0	0	0	0	0	0	10	20	0.00	1.000																			
75 Miguel Alfredo Gonzalez, R ERA: 6.0	(9, 1)	1.0		4	1	0	0	0	0	0	0	0	0	0	13	18	0.00	1.000																			

TOP

Pittsburgh Pirates @ Philadelphia Phillies
Citizens Bank Park, Philadelphia, PA
Thu Sep 11 2014, 7:10 PM - 10:18 PM EDT
Att. 26,535 - Partly Cloudy - 81 F

livebaseballscorecards.com

AB	33
R	4
H	8
RBI	4
BB	3
SO	7
LOB	15

WP: 1	PA: 38
PB: 0	
SB: 1	
CS: 0	

1B: 5	SF: 1
2B: 3	SAC: 0
3B: 0	DP: 1
HR: 0	HBP: 1

BOTTOM

Pittsburgh Pirates @ Philadelphia Phillies
Citizens Bank Park, Philadelphia, PA

Thu Sep 11 2014, 7:10 PM - 10:18 PM EDT
Att. 26,535 - Partly Cloudy - 81 F

livebaseballscorecards.com

Batter	1	2	3	4	5	6	7	8	9	AB	R	H	RBI	BB	SO	LOB
2 Ben Revere, L (1, 8) OBP: 0.326, SLG: 0.368	B FF 93 C SI 92 X FF 93 1-1 G6-3		B FF 94 X FF 94 1-0 L7			C SI 94 X FF 95 0-1 7 WP 1B		B FF 92 C SI 92 C SL 87 F SL 86 S SL 88 1-3 K		4	0	1	0	0	1	2
7 Maikel Franco, R (1, 5) OBP: 0.208, SLG: 0.227	B FF 93 B FF 92 S CH 85 S CH 85 S SL 87 2-3 K		S CH 86 D CH 87 S SL 87 S SL 86 1-3 K			B FF 94 B CH 86 B CH 84 C FF 92 B FF 92 4-1 1-2 BB		B SL 86 S CH 85 B CH 85 X FF 92 2-1 G6-3		3	0	0	0	1	2	2
3 Marlon Byrd, R (1, 9) OBP: 0.313, SLG: 0.457	S CH 86 S SL 86 B SL 87 X CH 86 1-2 G5-3			X SI 93 0-0 F9		C CH 86 X SL 85 0-1 F6			F SI 94 X SI 94 0-1 6 WP 51 1B 1B	4	1	1	0	0	0	2
6 Ryan Howard, L (1, 3) OBP: 0.309, SLG: 0.377		B SI 92 F SI 93 B SL 87 C SL 86 B SL 89 B SL 86 4-2 51 G4-6-3 BB		B FF 93 S FF 94 S CH 86 B SL 89 S SL 89 2-3 K		B SL 86 B SI 93 F SI 95 C SL 89 S SL 86 2-3 K			C SI 95 B SI 95 B CH 89 B SI 94 F SI 93 F CH 88 D SI 95 4-2 1-2 51 1B BB	2	0	0	0	2	2	2
18 Darin Ruf, R (1, 7) OBP: 0.325, SLG: 0.408		C FF 92 F SI 94 F SL 85 S CH 87 0-3 K		C FF 94 C SL 86 S SL 86 0-3 K			S SL 83 B SI 94 B CH 84 S SL 84 B SL 85 X FF 94 3-2 L8		C FF 93 T FF 92 S KC 81 0-3 K	4	0	0	0	0	3	3
51 Carlos Ruiz, R (1, 2) OBP: 0.355, SLG: 0.387		B FF 93 F SL 85 F SI 95 X CH 88 1-2 G4-6-3 1-2f			X FF 92 0-0 F8		B SL 84 C SL 84 B CH 86 X CH 86 2-1 1B		B FC 93 X FF 91 1-0 1-2 2-H 1B	4	0	2	1	0	0	1
16 César Hernández, S (1, 4) OBP: 0.288, SLG: 0.278 26 Chase Utley, L (9, PH) OBP: 0.342, SLG: 0.415			X FF 92 0-0 13 1B 1B		C SI 93 S SL 85 B SL 86 B CH 87 S SL 85 2-3 K2-3		B SI 93 C SL 85 S CH 86 D SL 86 1 SAFE B SL 84 F SL 83 S CH 86 3-3 K		B FC 92 C FC 92 F KC 81 S FF 92 1-3 K	3 1	0 0	1 0	0 0	0 0	2 1	1 2
13 Freddy Galvis, S (1, 6) OBP: 0.192, SLG: 0.239 24 Grady Sizemore, L (9, PH) OBP: 0.307, SLG: 0.373			B CH 85 X SI 94 1-0 1-2 1B		C CH 87 B SL 86 B CH 87 F SL 86 S SL 86 2-3 K		B CH 86 C FF 92 B FF 94 X CH 88 2-1 G5-3		X FF 92 0-0 P5	3 1	0 0	1 0	0 0	0 0	1 0	1 2
34 A.J. Burnett, R (1, 1) OBP: 0.167, SLG: 0.172 25 Cody Asche, L (6, PH) OBP: 0.311, SLG: 0.387 57 Luis García, R (7, 1) 59 Antonio Bastardo, R (8, 1) 19 Tony Gwynn Jr., L (8, PH) OBP: 0.277, SLG: 0.196 75 Miguel Alfredo Gonzalez, R (9, 1)			C FF 92 M SI 91 L FF 94 0-3 K			F SI 92 S SL 86 S SL 87 0-3 K		X SI 93 0-0 G3		1 1 0 0 1 0	0 0 0 0 0 0	0 0 0 0 0 0	0 0 0 0 0 0	0 1 0 0 0 0	1 0 0 0 0 0	2 0 0 0 0 0
Inning Stats	R: 0 E: 0 K: 1 S: 8 H: 0 LOB: 0 BB: 0 P: 12	R: 0 E: 0 K: 1 S: 9 H: 0 LOB: 0 BB: 1 P: 14	R: 0 E: 0 K: 2 S: 9 H: 2 LOB: 2 BB: 0 P: 12	R: 0 E: 0 K: 2 S: 7 H: 0 LOB: 0 BB: 0 P: 9	R: 0 E: 0 K: 2 S: 7 H: 0 LOB: 0 BB: 0 P: 11	R: 0 E: 0 K: 2 S: 11 H: 1 LOB: 2 BB: 1 P: 17	R: 0 E: 0 K: 1 S: 11 H: 1 LOB: 1 BB: 0 P: 21	R: 0 E: 0 K: 1 S: 7 H: 0 LOB: 0 BB: 0 P: 10	R: 1 E: 0 K: 2 S: 13 H: 2 LOB: 2 BB: 1 P: 19	1B: 6 2B: 0 3B: 0 HR: 0 SF: 0 SAC: 0 DP: 1 HBP: 0						

	AB	32
	R	1
	H	6
	RBI	1
	BB	3
	SO	14
	LOB	20

WP: 2 PB: 0 SB: 0 CS: 0 PA: 35

PITCHER		IP	WLS	BF	H	R	ER	SO	BB	IBB	HBP	BLK	WP	HR	S	P	ERA	WHIP
47 Francisco Liriano, L ERA: 3.53	(1, 1)	8.0	W	29	4	0	0	12	2	0	0	0	1	0	69	106	0.00	0.750
48 Jared Hughes, R ERA: 2.1	(9, 1)	0.0		2	1	1	1	0	1	0	0	0	1	0	5	9	∞	∞
35 Mark Melancon, R ERA: 1.97	(9, 1)	1.0	S	4	1	0	0	2	0	0	0	0	0	0	8	10	0.00	1.000

PITCHER	IP	WLS	BF	H	R	ER	SO	BB	IBB	HBP	BLK	WP	HR	S	P	ERA	WHIP

Batter	1	2	3	4	5	6	7	8	9	AB	R	H	RBI	BB	SO	LOB
8 Chris Coghlan, L (1, 7) OBP: 0.340, SLG: 0.423	B FF 96 F FF 94 F FF 96 B SL 86 F FF 96 F SL 86 B KC 87 X FF 97 3-2 ① G4-3		C CU 83 B CH 86 1 SAFE B SI 97 X FF 94 2-1 ③ G4-3			B FF 95 C FF 94 F KC 84 F FF 96 B FF 97 B SL 85 F FF 96 F SI 98 F FF 97 4-2 BB 24 1B 5 1B	C FF 94 F FF 94 B FF 95 C FF 95 1-3 ③ K			3	1	0	0	1	1	1
9 Javier Báez, R (1, 6) OBP: 0.230, SLG: 0.373	B FF 97 F FF 95 S SL 85 S SL 86 1-3 ② K			C KC 81 S KC 81 B FF 93 B FF 95 F KC 84 X SL 84 2-2 HR		B FF 96 C FF 94 S FF 95 X FF 96 1-2 ① F8		F SI 93 S CH 86 B SI 93 C SI 94 1-3 ① K		4	1	1	1	0	2	1
24 Luis Valbuena, L (1, 5) OBP: 0.327, SLG: 0.443	X FF 94 0-0 ③ F7			B FF 96 B CH 90 X FF 95 2-0 ① P5		1 SAFE S CH 88 B FF 96 1 SAFE B SL 84 F CH 88 1 SAFE X SL 87 2-2 61 FC3-6 5 1B 1-2 1B		B SI 94 F SI 94 B SI 94 X SI 94 2-1 ② G1-3		4	0	1	0	0	0	0
5 Welington Castillo, R (1, 2) OBP: 0.301, SLG: 0.393		C FF 95 C FF 94 B FF 96 X SL 84 1-2 ① G4-3		C KC 83 S CU 83 F FF 96 B KC 82 F SL 83 X SI 97 1-2 ② G4-3		F FF 96 B FF 96 S SL 87 D SL 87 X FF 97 2-2 61 FC3-6 1-2 2-H 1B		S SI 94 B CH 86 F CH 86 X SI 94 1-2 1B		4	0	2	1	0	0	0
61 Ryan Kalish, L (1, 9) OBP: 0.291, SLG: 0.333 4 Chris Valaika, R (8, PH) OBP: 0.292, SLG: 0.364 63 Brian Schlitter, R (8, 1) OBP: 1.000, SLG: 1.000		F FF 95 F FF 96 C SL 85 0-3 ② K		C CU 83 X CH 88 0-1 ③ L7		F FF 95 X SL 86 0-1 ② FC3-6 30 HBP 1-2f 2-3		B SI 95 B SI 94 S SI 94 F SI 95 F SI 95 B SI 95 S SI 95 3-3 ③ K		3 1 0	0 0 0	0 0 0	0 0 0	0 0 0	1 1 0	2 1 0
30 Mike Olt, R (1, 3) OBP: 0.234, SLG: 0.356		C FF 96 F SI 95 B SI 94 B KC 84 S SL 84 2-3 ③ K			B FF 93 C FF 93 C FF 95 F SI 95 S KC 84 1-3 ① K2-3	H FF 95 1-0 1-2 HBP			B FF 94 B FF 95 C FF 94 F FF 94 X FF 95 2-2 2B	3	0	1	0	0	2	0
7 Arismendy Alcántara, S (1, 8) OBP: 0.262, SLG: 0.369			B FF 96 B FF 95 C FF 93 X SI 94 2-1 1B		C FF 96 X SI 94 0-1 HR	B CH 86 B CH 87 C KC 85 B FF 95 X FF 96 3-1 ③ P2			C FF 94 B CU 77 C CU 76 F FF 94 C CU 77 1-3 ① K	4	1	2	1	0	1	4
45 Logan Watkins, L (1, 4) OBP: 0.311, SLG: 0.386			B FF 94 1 SAFE X FF 95 1-0 ① F8		C KC 84 X FF 95 0-1 ② P5		C FF 93 C FF 94 S FF 95 0-3 ① K		C CU 77 X CU 77 0-1 ② B1-3	4	0	0	0	0	1	2
67 Tsuyoshi Wada, L (1, 1) OBP: 0.111, SLG: 0.059 52 Justin Grimm, R (5, 1) 50 Blake Parker, R (6, 1) 51 Raffy Lopez, L (7, PH) 59 Zac Rosscup, R (7, 1) 41 Matt Szczur, R (8, 9) OBP: 0.293, SLG: 0.237			L FF 95 C KC 82 B FF 95 1 SAFE M KC 83 1-3 ② K		C FF 94 F FF 96 B FF 95 B KC 83 S FF 96 2-3 ③ K		X FF 94 0-0 ② G6-3		B FF 94 C FF 95 C SL 89 F FF 95 D CU 79 D SL 91 F FF 95 S FF 95 3-3 ③ K	2 0 0 1 0 1	0 0 0 0 0 0	0 0 0 0 0 0	0 0 0 0 0 0	2 0 0 0 0 1	1 0 0 0 0 1
Inning Stats	R: 0 E: 0 K: 1 S: 9 H: 0 LOB: 0 BB: 0 P: 13	R: 0 E: 0 K: 2 S: 9 H: 0 LOB: 0 BB: 0 P: 12	R: 0 E: 0 K: 1 S: 8 H: 1 LOB: 1 BB: 0 P: 14	R: 1 E: 0 K: 0 S: 12 H: 1 LOB: 0 BB: 0 P: 17	R: 1 E: 0 K: 2 S: 11 H: 1 LOB: 0 BB: 0 P: 14	R: 1 E: 0 K: 0 S: 20 H: 2 LOB: 3 BB: 1 P: 33	R: 0 E: 0 K: 2 S: 7 H: 0 LOB: 0 BB: 0 P: 8	R: 0 E: 0 K: 2 S: 12 H: 1 LOB: 1 BB: 0 P: 19	R: 0 E: 0 K: 2 S: 14 H: 1 LOB: 1 BB: 0 P: 20	1B: 4 2B: 1 3B: 0 HR: 2	SF: 0 SAC: 0 DP: 0 HBP: 1	WP: 0 PB: 0 SB: 0 CS: 0	PA: 36			

PITCHER		IP	WLS	BF	H	R	ER	SO	BB	IBB	HBP	BLK	WP	HR	S	P	ERA	WHIP
45 Gerrit Cole, R ERA: 3.92	(1, 1)	6.0	W	25	5	3	3	6	1	0	1	0	0	2	69	103	4.50	1.000
43 John Holdzkom, R ERA:	(7, 1)	1.0	H	3	0	0	0	2	0	0	0	0	0	0	7	8	0.00	0.000
44 Tony Watson, L ERA: 1.57	(8, 1)	1.0	H	4	1	0	0	2	0	0	0	0	0	0	12	19	0.00	1.000
53 John Axford, R ERA: 3.68	(9, 1)	1.0		4	1	0	0	2	0	0	0	0	0	0	14	20	0.00	1.000

PITCHER	IP	WLS	BF	H	R	ER	SO	BB	IBB	HBP	BLK	WP	HR	S	P	ERA	WHIP

TOP

Chicago Cubs @ Pittsburgh Pirates

PNC Park, Pittsburgh, PA

Fri Sep 12 2014, 7:09 PM - 10:35 PM EDT

Att. 35,638 - Cloudy - 62 F

livebaseballscorecards.com

AB	34
R	3
H	7
RBI	3
BB	1
SO	12
LOB	13

Chicago Cubs @ Pittsburgh Pirates

PNC Park, Pittsburgh, PA

Fri Sep 12 2014, 7:09 PM - 10:35 PM EDT

Att. 35,638 - Cloudy - 62 F

livebaseballscorecards.com

BOTTOM

Batter	1	2	3	4	5	6	7	8	9	AB	R	H	RBI	BB	SO	LOB
5 Josh Harrison, R (1, 5) OBP: 0.352, SLG: 0.510	B FF 88 B FF 88 B SI 88 C SI 86 S SI 89 F SI 88 X SI 89 3-2 10 G5-4-3 1B		C CU 73 B CH 81 S FF 89 B CH 82 F FF 90 F SI 89 B SL 82 F SL 84 X FF 91 3-2 10 1B 18 1B	B FF 88 D CH 81 B SL 80 C FF 88 B CH 81 4-1 10 1B BB		X FF 95 0-0 10 WP 10 1B 1-2 1B		C SI 94 X SL 83 0-1 ① G6-3		4	2	3	0	1	0	0
10 Jordy Mercer, R (1, 6) OBP: 0.309, SLG: 0.396	B SI 88 X SI 88 1-0 ① ② G5-4-3 1-2f		B FF 89 1 SAFE B SI 88 X SI 87 2-0 31 FC5-4 18 1B 1-2 1B	C SL 80 X CH 82 0-1 1-2 2-H 1B		B SL 87 B FF 96 F FF 95 X FF 96 2-1 22 E 1-H 2-H 1B		B SI 94 C SI 94 S SI 93 F SI 94 B SL 84 X SI 94 2-2 ② G6-3		5	0	3	3	0	0	1
22 Andrew McCutchen, R (1, 8) OBP: 0.402, SLG: 0.539	C SI 89 C FF 89 X SL 83 0-2 18 FC6-4 1B		X SL 80 0-0 ① F7	X FF 88 0-0 ③ F9		B FF 95 1 SAFE B FF 96 B CU 82 X FF 94 3-0 FC5 1-2		B SI 95 B SI 95 B SI 93 C SI 93 X SI 95 3-1 18 1B 2B		5	1	2	0	0	0	5
18 Neil Walker, S (1, 4) OBP: 0.349, SLG: 0.460	F FF 89 B SI 89 F FF 89 X CH 81 1-2 ③ FC6-4 1-2f		C CU 73 F CH 82 X CU 73 0-2 31 FC5-4 1-2 2-H 1B		S SI 86 B SI 87 X SL 80 1-1 ① P6	C CU 77 B CU 77 S FS 82 T FS 82 1-2 ② K		C SI 94 X SI 94 0-1 2-H 1B		5	0	2	2	0	1	3
31 Jose Tabata, R (1, 9) OBP: 0.324, SLG: 0.345 25 Gregory Polanco, L (6, PH) OBP: 0.311, SLG: 0.340 (7, 9)		C SI 87 B FF 88 X FF 89 1-1 ① F9	D SI 90 X FF 87 1-0 ② FC5-4 17 FC6-4 1-2f 2-3		B SL 79 X SI 88 1-0 15 SF7 3B	C CU 76 C FS 82 D FS 83 F FS 82 S FF 91 1-3 ③ K		F SI 93 X CH 87 0-1 ③ G3		3 2	1 0	1 0	0 0	0 0	0 1	2 3
17 Gaby Sanchez, R (1, 3) OBP: 0.299, SLG: 0.396 15 Ike Davis, L (5, PH) OBP: 0.345, SLG: 0.366 (6, 3)		X SI 88 0-0 23 G3 19 1B 2B	1 SAFE C SL 79 B SL 79 X CH 81 1-1 ③ FC6-4 1-2f		B CU 80 C CU 82 F FF 95 D CU 83 X SL 84 2-2 ② SF7 3-H		T SL 84 C SL 84 C FF 94 0-3 ① K			2 1	1 0	1 0	0 1	0 0	0 1	2 0
23 Travis Snider, L (1, 7) OBP: 0.330, SLG: 0.410		F FF 89 2 SAFE S SL 83 B SL 82 D SL 83 X CU 73 2-2 ② G3 2-3		C SL 79 B SL 80 C FF 88 B FF 88 F FF 89 B CH 82 B CH 80 4-2 19 G5-3 10 1B BB	B FF 95 F CU 81 B CU 83 F FF 94 B FF 96 S CU 82 3-3 ③ K		B FF 94 F FF 93 B SL 85 B FF 92 S FF 92 F FF 92 B FF 93 4-2 BB		2	1	0	0	2	1	1
19 Chris Stewart, R (1, 2) OBP: 0.365, SLG: 0.314		C SL 81 B FF 90 X FF 90 1-1 3-H 1B		C SL 87 S FF 88 B FF 86 F SL 81 F FF 87 X CH 80 1-2 ① G5-3 1-2		C FF 94 B FF 95 X FF 95 1-1 10 WP 5 1B 10 1B 1B	C FF 93 X FF 92 0-1 ② P5			4	1	2	1	0	0	2
45 Gerrit Cole, R (1, 1) OBP: 0.250, SLG: 0.289 57 Andrew Lambo, L (6, PH) OBP: 0.286, SLG: 0.429 43 John Holdzkom, R (7, 1) 59 Brent Morel, R (7, PH) OBP: 0.211, SLG: 0.222 44 Tony Watson, L (8, 1) OBP: 0.333, SLG: 0.333 53 John Axford, R (9, 1)		C FF 88 B FF 88 F CH 82 S FF 88 1-3 ③ K		S CH 80 D CH 81 T CH 80 T FF 87 1-2 ② K		1 SAFE D CU 81 F FF 94 B FF 93 X SI 93 2-1 ① F8	D FF 92 B FF 93 F FF 94 B FF 92 F FF 92 X FF 92 3-2 ③ F8			2 1 0 1 0 0	0 0 0 0 0 0	0 0 0 0 0 0	0 0 0 0 0 0	2 0 0 0 0 0	2 1 0 1 0 0	2 1 0 1 0 0
Inning Stats	R: 0 E: 0 K: 0 S: 11 H: 2 LOB: 1 BB: 0 P: 16	R: 1 E: 0 K: 1 S: 11 H: 2 LOB: 1 BB: 0 P: 16	R: 1 E: 0 K: 0 S: 14 H: 3 LOB: 2 BB: 0 P: 21	R: 1 E: 0 K: 1 S: 15 H: 1 LOB: 2 BB: 2 P: 25	R: 1 E: 0 K: 1 S: 9 H: 1 LOB: 0 BB: 0 P: 16	R: 2 E: 1 K: 2 S: 15 H: 3 LOB: 2 BB: 0 P: 25	R: 0 E: 0 K: 1 S: 11 H: 0 LOB: 1 BB: 1 P: 18	R: 1 E: 0 K: 0 S: 12 H: 2 LOB: 1 BB: 0 P: 17		1B: 11 2B: 2 3B: 1 HR: 0	SF: 1 SAC: 0 DP: 1 HBP: 0			WP: 1 PB: 0 SB: 0 CS: 0	PA: 41	

	AB	R	H	RBI	BB	SO	LOB
	37	7	14	7	3	6	23

PITCHER		IP	WLS	BF	H	R	ER	SO	BB	IBB	HBP	BLK	WP	HR	S	P	ERA	WHIP
67 Tsuyoshi Wada, L ERA: 3.34	(1, 1)	4.1	L	23	9	4	4	2	2	0	0	0	0	0	54	83	8.31	2.538
52 Justin Grimm, R ERA: 3.92	(5, 1)	1.0		7	3	2	2	1	0	0	0	0	1	0	14	27	18.00	3.000
50 Blake Parker, R ERA: 6.35	(6, 1)	0.2		2	0	0	0	2	0	0	0	0	0	0	7	9	0.00	0.000
59 Zac Rosscup, L ERA: 11.7	(7, 1)	1.0		4	0	0	0	1	1	0	0	0	0	0	11	18	0.00	1.000
63 Brian Schlitter, R ERA: 4.08	(8, 1)	1.0		5	2	1	1	0	0	0	0	0	0	0	12	17	9.00	2.000

PITCHER	IP	WLS	BF	H	R	ER	SO	BB	IBB	HBP	BLK	WP	HR	S	P	ERA	WHIP

Chicago Cubs @ Pittsburgh Pirates

PNC Park, Pittsburgh, PA

Sat Sep 13 2014, 7:08 PM - 10:34 PM EDT

Att. 38,024 - Partly Cloudy - 61 F

livebaseballscorecards.com

Batter	1	2	3	4	5	6	7	8	9	AB	R	H	RBI	BB	SO	LOB
7 Arismendy Alcántara, S (1, 8) OBP: 0.265, SLG: 0.370	B SI 92 C SI 92 B SI 92 B CH 81 X SI 92 3-1 ① F8		X SI 90 0-0 9 HR 1B	S CH 78 D KC 78 D CH 79 B SI 90 C CH 79 F SI 90 X CH 78 3-2 ③ G2-3			S SI 93 C SI 93 B SI 93 X SI 93 1-2 9 WP 9 S 5 SF8 1B	B FF 94 B CU 83 X SI 95 2-0 ② G6-3		5	2	2	0	0	0	1
9 Javier Báez, R (1, 6) OBP: 0.229, SLG: 0.387	B KC 78 C CH 80 B SI 92 C SI 92 C SI 92 2-3 ② K		1 SAFE D CH 79 X CH 79 1-0 1-H HR		B KC 76 S KC 74 C SI 89 X KC 77 1-2 ① G4-3		B SI 93 C SI 93 B SL 88 F SI 94 C SI 93 2-3 ① K 1-3	B CU 80 B CU 80 C FF 96 B FC 91 X FC 90 3-1 ③ P3		5	1	1	2	0	2	1
24 Luis Valbuena, L (1, 5) OBP: 0.330, SLG: 0.445	B SI 93 F SI 92 B CH 81 F SI 93 B KC 80 X SI 92 3-2 E4 5 BB		B SI 90 B CH 80 S SI 91 B KC 79 X SI 90 3-1 5 1B 4 G6-4-3 2B		C SI 88 S KC 75 S KC 80 0-3 ② K		I IN 57 I IN 62 I IN 60 I IN 61 4-0 4 1B 30 2B IBB		B CU 76 B FF 95 B FF 94 C FF 94 B FF 94 4-1 BB	3	2	1	0	2	1	0
5 Welington Castillo, R (1, 2) OBP: 0.302, SLG: 0.392	B SI 91 B SI 91 B SI 91 C SI 90 S CH 81 B SI 91 4-2 1-2 BB		X SI 91 0-0 4 G6-4-3 2-3 1B		C SI 90 B SI 90 C SI 90 F KC 81 B KC 79 S SI 91 2-3 ③ K		C SI 94 B SI 93 B SI 93 1 SAFE C SI 94 B SL 87 X SI 94 3-2 ② SF8 3-H		C FF 95 C FF 95 D SL 92 X CU 78 1-2 ① F8	3	0	1	1	1	1	1
4 Chris Valaika, R (1, 4) OBP: 0.287, SLG: 0.355	B KC 76 F CH 80 F KC 76 S CH 79 1-3 ③ K		C SI 90 X CH 81 0-1 ① ② G6-4-3 1-2f 3-H			F SI 90 B KC 76 B KC 75 F CH 77 F SI 89 F SI 90 B SI 90 F KC 74 X SI 90 3-2 ① G4-3	C SI 94 F SI 94 B SL 88 X SL 87 1-2 30 2B 1-2 1B		B FF 94 1 SAFE B FF 94 F FF 95 1 SAFE F FF 94 F SL 88 S FF 94 2-3 ② K	5	0	1	0	0	2	4
30 Mike Olt, R (1, 3) OBP: 0.238, SLG: 0.358		B SI 90 S SI 90 B SI 90 X SI 90 2-1 ① F8	B KC 78 C CH 80 F SI 90 F KC 79 X KC 81 1-2 ③ F7			B CH 78 F KC 77 B CH 78 F CH 78 B SI 90 B SI 91 4-2 21 BB BB	B SI 89 T CH 81 X SI 90 1-1 1-3 2-H 2B		F FF 95 B FF 93 X FF 95 1-1 ③ F9	4	0	1	1	1	0	1
21 Junior Lake, R (1, 7) OBP: 0.241, SLG: 0.353 19 Dan Straily, R (7, 1) 46 Pedro Strop, R (8, 1) 56 Héctor Rondón, R (9, 1)		B CH 80 S KC 77 X SI 90 1-1 ② P4		F SI 90 B SI 90 S KC 78 F KC 80 B CH 79 S KC 80 2-3 ① K		D KC 74 B SI 88 B SI 89 S CH 79 B SI 89 4-1 1-2 BB	S SL 84 C SI 90 D SL 84 B CH 83 S SI 90 2-3 ③ K			3 0 0 0	0 0 0 0	0 0 0 0	0 0 0 0	1 0 0 0	2 0 0 0	2 0 0 0
41 Matt Szczur, R (1, 9) OBP: 0.311, SLG: 0.357		C KC 77 X SI 91 0-1 2B		B SI 90 B CH 79 C CH 79 X KC 76 2-1 ② G5-3		X SI 93 0-0 ② P6		B CH 87 X FF 94 1-0 HR		4	1	2	1	0	0	2
22 Felix Doubront, L (1, 1) OBP: 0.286, SLG: 0.167 8 Chris Coghlan, L (7, 7) OBP: 0.340, SLG: 0.421		F SI 89 X KC 73 0-1 ③ G2-3		B SI 91 B SI 91 X SI 90 2-0 1B		C SI 93 B SI 93 B SI 94 F SI 94 C SI 93 2-3 ③ K		B SI 94 F SI 93 S CU 80 B CU 80 S FF 95 2-3 ① K		3 1	0 0	1 0	0 0	0 0	1 1	3 0
Inning Stats	R: 0 E: 1 K: 2 S: 13 H: 0 LOB: 2 BB: 1 P: 26	R: 0 E: 0 K: 0 S: 8 H: 1 LOB: 1 BB: 0 P: 11	R: 3 E: 0 K: 0 S: 11 H: 4 LOB: 0 BB: 0 P: 16	R: 0 E: 0 K: 1 S: 11 H: 1 LOB: 1 BB: 0 P: 20	R: 0 E: 0 K: 2 S: 10 H: 0 LOB: 0 BB: 0 P: 13	R: 0 E: 0 K: 1 S: 13 H: 0 LOB: 2 BB: 2 P: 26	R: 2 E: 0 K: 2 S: 17 H: 3 LOB: 2 BB: 1 P: 31	R: 1 E: 0 K: 1 S: 7 H: 1 LOB: 0 BB: 0 P: 15	R: 0 E: 0 K: 1 S: 10 H: 0 LOB: 1 BB: 1 P: 18	1B: 5 2B: 3 3B: 0 HR: 2 SF: 1 SAC: 0 DP: 1 HBP: 0	WP: 1 PB: 0 SB: 1 CS: 0 PA: 42					

PITCHER	IP	WLS	BF	H	R	ER	SO	BB	IBB	HBP	BLK	WP	HR	S	P	ERA	WHIP
49 Jeff Locke, L (1, 1) ERA: 3.66	5.1	L	25	6	3	3	5	3	0	0	0	0	1	62	106	5.06	1.688
58 Brandon Cumpton, R (6, 1) ERA: 4.89	1.1		7	2	2	2	2	0	1	0	0	1	0	16	29	13.50	1.500
30 Jeanmar Gómez, R (7, 1) ERA: 3.28	0.1		2	1	0	0	1	0	0	0	0	0	0	5	8	0.00	3.000
37 Justin Wilson, L (8, 1) ERA: 4.31	1.0		4	1	1	1	1	0	0	0	0	0	1	7	15	9.00	1.000
53 John Axford, R (9, 1) ERA: 3.61	1.0		4	0	0	0	1	1	0	0	0	0	0	10	18	0.00	1.000

PITCHER	IP	WLS	BF	H	R	ER	SO	BB	IBB	HBP	BLK	WP	HR	S	P	ERA	WHIP

TOP	
AB	36
R	6
H	10
RBI	5
BB	5
SO	10
LOB	15

Chicago Cubs @ Pittsburgh Pirates

PNC Park, Pittsburgh, PA

Sat Sep 13 2014, 7:08 PM - 10:34 PM EDT

Att. 38,024 - Partly Cloudy - 61 F

livebaseballscorecards.com

BOTTOM

Batter	1	2	3	4	5	6	7	8	9	AB	R	H	RBI	BB	SO	LOB
5 Josh Harrison, R (1, 5) OBP: 0.351, SLG: 0.507	B FC 85 C CH 86 X SI 88 1-1 ① G6-3		B SI 88 X FF 90 1-0 ② F9		X FF 91 0-0 ③ L8			B FF 89 C FF 87 X FF 90 1-1 10 2B 55 2B 1B	S FF 98 X FF 98 0-1 ② P3	5	1	1	0	0	0	2
10 Jordy Mercer, R (1, 6) OBP: 0.310, SLG: 0.397	C FC 86 X SI 88 0-1 ② G6-3		C SI 89 B SI 91 X SI 91 1-1 ③ FC6-4 1-2f			B CH 86 B SI 87 C FC 86 B SI 88 D SI 87 4-1 BB		C FF 90 F FF 89 1 SAFE B SL 80 F FF 90 1 SAFE X FF 90 1-2 55 2B 1-3 2B	B FF 98 C FF 97 C FF 96 B SL 87 X FF 97 2-2 ③ G6-3	4	1	1	0	1	0	1
22 Andrew McCutchen, R (1, 8) OBP: 0.401, SLG: 0.537	B FF 88 S SI 88 C SI 90 C CH 83 1-3 ③ K			B SI 89 B SI 88 S SI 89 B SI 90 C SI 89 F SI 91 X SI 90 3-2 18 F7 1B		X FF 89 0-0 ① F9		X FF 90 0-0 ① P6		4	0	1	0	0	1	3
18 Neil Walker, S (1, 4) OBP: 0.348, SLG: 0.457		B FC 86 B SI 87 F CH 86 X SI 89 2-1 E6 55 SH5-3		C FF 90 C CH 82 D CH 84 F SI 91 D CH 83 B FF 90 X SI 91 3-2 ① ② F7 1-2		C FF 89 F SI 89 D SI 91 D CH 82 X SI 91 2-2 ② F9		B FF 90 B CH 83 D CH 82 B FF 89 4-0 55 2B BB		3	1	0	0	1	0	2
55 Russell Martin, R (1, 2) OBP: 0.411, SLG: 0.429		X SI 88 0-0 ① SH5-3 1-2		C SI 88 X FC 85 0-1 1B		F SI 90 B SI 92 C SI 91 X CH 81 1-2 ③ G5-3		F FF 90 F FF 90 F SL 82 B SL 80 D CH 84 X FF 90 2-2 1-H 2-H 3-H 2B		3	0	2	3	0	0	1
31 Jose Tabata, R (1, 9) OBP: 0.320, SLG: 0.341 57 Andrew Lambo, L (7, PH) OBP: 0.267, SLG: 0.400 (8, 9)		X FF 88 0-0 ② F9		C SI 90 B FF 92 1 SAFE X SI 89 1-1 ③ L9			B FF 89 F FF 89 B CH 83 S FF 90 X FF 90 2-2 ① G3	B FF 95 F SI 95 X SL 83 1-1 ② P3		2 2	0 0	0 0	0 0	0 0	0 0	2 1
17 Gaby Sanchez, R (1, 3) OBP: 0.299, SLG: 0.395 15 Ike Davis, L (8, PH) OBP: 0.344, SLG: 0.365 (9, 3)		C SI 89 X SI 92 0-1 ③ L8			B SI 89 B SI 88 B SI 88 C FF 89 X FF 88 3-1 49 G3 23 G3 1B			B FF 90 B FF 90 X FF 90 2-0 ② P4	B SI 96 C FF 95 C SI 95 D SL 82 S SL 83 2-3 ③ K	3 1	0 0	1 0	0 0	0 1	0 1	1 1
23 Travis Snider, L (1, 7) OBP: 0.336, SLG: 0.424			B FF 89 C FF 89 B CU 77 S FF 89 B CH 86 X FF 90 3-2 49 FC5-6 1B		D FC 86 B FF 90 T FF 90 B FF 90 C SI 89 F SI 90 X SI 90 3-2 ① G3 1-2		S FF 89 B FF 90 B FF 90 F FF 90 B SL 82 B FF 89 4-2 BB		C FF 97 F SI 98 B FF 98 F SI 98 B SL 86 X SI 96 2-2 HR	3	1	2	1	1	0	1
49 Jeff Locke, L (1, 1) OBP: 0.163, SLG: 0.122 58 Brandon Cumpton, R (6, 1) OBP: 0.167, SLG: 0.118 30 Jeanmar Gomez, R (7, 1) OBP: 1.000, SLG: 1.000 25 Gregory Polanco, L (7, PH) OBP: 0.310, SLG: 0.338 37 Justin Wilson, L (8, 1) 53 John Axford, R (9, 1) 59 Brent Morel, R (9, PH) OBP: 0.205, SLG: 0.216			C FF 89 B FF 90 X FF 88 1-1 ① FC5-6 10 FC6-4 1-2f		F FF 90 S SI 90 B SI 91 B FF 89 F FF 90 X SI 91 2-2 ② G3 2-3		B FF 90 B FF 90 F FF 88 C FF 89 B CH 81 X FF 89 3-2 ③ F9		B FF 98 F FF 97 C SI 97 B SL 87 S SL 86 2-3 ① K	2 0 0 1 0 0 1	0 0 0 0 0 0 0	0 0 0 0 0 0 0	0 0 0 0 0 0 0	0 0 0 0 0 0 1	0 0 0 1 0 0 0	2 0 0 0 1 0 0
Inning Stats	R: 0 E: 0 K: 1 S: 7 H: 0 LOB: 0 BB: 0 P: 9	R: 0 E: 1 K: 0 S: 6 H: 0 LOB: 1 BB: 0 P: 8	R: 0 E: 0 K: 0 S: 8 H: 1 LOB: 1 BB: 0 P: 14	R: 0 E: 0 K: 0 S: 12 H: 2 LOB: 1 BB: 0 P: 19	R: 0 E: 0 K: 0 S: 11 H: 1 LOB: 1 BB: 0 P: 19	R: 0 E: 0 K: 0 S: 8 H: 0 LOB: 1 BB: 1 P: 15	R: 0 E: 0 K: 0 S: 9 H: 0 LOB: 1 BB: 1 P: 20	R: 3 E: 0 K: 1 S: 16 H: 3 LOB: 1 BB: 1 P: 27	R: 1 E: 0 K: 1 S: 12 H: 1 LOB: 0 BB: 0 P: 18	1B: 5 2B: 2 3B: 0 HR: 1 SF: 0 SAC: 1 DP: 0 HBP: 0						WP: 0 PB: 0 SB: 0 CS: 0 PA: 38	

	AB	34
	R	4
	H	8
	RBI	4
	BB	3
	SO	3
	LOB	18

PITCHER		IP	WLS	BF	H	R	ER	SO	BB	IBB	HBP	BLK	WP	HR	S	P	ERA	WHIP
22 Felix Doubront, L ERA: 5.0	(1, 1)	6.0	W	23	4	0	0	1	1	0	0	0	0	0	52	84	0.00	0.833
19 Dan Straily, R ERA: 6.1	(7, 1)	1.1		9	3	3	3	0	2	0	0	0	0	0	20	39	20.25	3.750
46 Pedro Strop, R ERA: 2.29	(8, 1)	0.2	H	2	0	0	0	1	0	0	0	0	0	0	5	8	0.00	0.000
56 Héctor Rondón, R ERA: 2.72	(9, 1)	1.0	S	4	1	1	1	1	0	0	0	0	0	1	12	18	9.00	1.000

PITCHER	IP	WLS	BF	H	R	ER	SO	BB	IBB	HBP	BLK	WP	HR	S	P	ERA	WHIP

Chicago Cubs @ Pittsburgh Pirates

PNC Park, Pittsburgh, PA

Sun Sep 14 2014, 1:39 PM - 4:32 PM EDT

Att. 37,655 - Partly Cloudy - 64 F

TOP

livebaseballscorecards.com

Batter	1	2	3	4	5	6	7	8	9	AB	R	H	RBI	BB	SO	LOB
7 Arismendy Alcántara, S (1, 8) OBP: 0.261, SLG: 0.364	C FF 93 C KC 78 S CH 85 0-3 ① K		C FF 92 B CH 84 F CH 83 F KC 79 B SI 93 X KC 79 2-2 ① F9		C SI 93 B FF 91 B CH 84 X SI 93 2-1 ③ G3			C SI 93 B CH 86 B SI 94 F SI 93 S SI 94 2-3 ① K		4	0	0	0	0	2	0
9 Javier Báez, R (1, 6) OBP: 0.235, SLG: 0.386	B SI 94 B FF 94 C SI 93 S CH 84 B CH 86 D CH 85 4-2 8 F7-3 BB		C FF 94 X SI 93 0-1 8 E 8 S 8 SF7 1B			C SI 94 C CH 82 S KC 80 0-3 ① K		B SI 94 B SI 94 C CH 88 S SL 84 F SI 95 X SL 84 2-2 ② P5		3	1	1	0	1	1	0
8 Chris Coghlan, L (1, 7) OBP: 0.339, SLG: 0.424	X FF 93 0-0 ② ③ F7-3 1-2		B CH 85 X CH 84 1-0 ② SF7 1-H			C SI 94 B SI 94 B CH 84 X SI 94 2-1 2B		B SI 95 B SI 94 F SI 94 X SI 94 2-1 ③ G4-3		3	0	1	1	0	0	1
24 Luis Valbuena, L (1, 5) OBP: 0.329, SLG: 0.442		B SI 92 B SI 92 B SI 92 B FF 91 4-0 41 1B 4 G3 41 E BB	C KC 79 X FF 94 0-1 ③ F7			B KC 79 F CH 84 C KC 79 B SI 96 F KC 80 X FF 94 2-2 ② F7			C FC 92 C FS 87 T FC 92 0-2 ① K	3	1	0	0	1	1	1
4 Chris Valaika, R (1, 4) 61 Ryan Kalish, L (9, PH) OBP: 0.288, SLG: 0.365 OBP: 0.288, SLG: 0.330		B FF 91 B FF 92 C SI 92 B FF 92 C FF 93 X SI 94 3-2 ① G3 1-2		F FF 92 X KC 79 0-1 41 G5-4-3 2B		B FF 94 C CH 85 S CH 85 F CH 86 X KC 80 1-2 ③ G4-3			X FC 91 0-0 ② G3-1	3 1	0 0	1 0	0 0	0 0	0 0	2 0
30 Mike Olt, R (1, 3) OBP: 0.242, SLG: 0.355		B KC 79 B SI 93 C KC 78 F CH 84 B KC 81 B FF 94 4-2 41 E 12 SF7 BB		B SI 94 B KC 80 B SI 93 C SI 94 C SI 93 B FF 95 4-2 41 G5-4-3 BB			X SI 92 0-0 ① G6-3		B FC 91 F FC 92 F FC 91 B KC 82 C KC 82 2-3 ③ K	2	1	0	0	2	1	0
41 Matt Szczur, R (1, 9) OBP: 0.313, SLG: 0.356		B FF 94 C CH 84 B SI 93 S FF 92 X CH 84 2-2 E1 12 SF7 1B 1-3 2-H		X SI 93 0-0 ① ② ③ G5-4-3 1-2f 2-3f			C SI 93 S CH 83 C KC 80 0-3 ② K			3	0	1	0	0	1	2
12 John Baker, L (1, 2) OBP: 0.276, SLG: 0.235		B KC 80 X FF 93 1-0 ② SF7 2-3 3-H			X SI 92 0-0 ① F9		C SI 93 B CH 84 B FF 92 B SI 92 B SI 93 4-1 BB			1	0	0	1	1	0	0
38 Jacob Turner, R (1, 1) OBP: 0.200, SLG: 0.263 43 Eric Jokisch, R (5, 1) 47 Arodys Vizcaíno, R (8, 1)		S SI 92 C SI 93 D KC 82 B FF 94 B FF 94 S SI 94 3-3 ③ K			C SI 93 C SI 92 S FF 93 0-3 ② K		D FF 93 C SI 93 X SI 93 1-1 ③ G4-3			2 1 0	0 0 0	0 0 0	0 0 0	0 0 0	2 0 0	1 1 0

	AB	26
	R	3
	H	4
	RBI	2
	BB	5
	SO	8
	LOB	8

Inning Stats																		
	R: 0	H: 0	R: 2	H: 1	R: 1	H: 1	R: 0	H: 1	R: 0	H: 0	R: 0	H: 1	R: 0	H: 0	R: 0	H: 0	R: 0	H: 0
	E: 0	LOB: 0	E: 1	LOB: 1	E: 0	LOB: 0	E: 0	LOB: 0	E: 0	LOB: 0	E: 0	LOB: 1	E: 0	LOB: 0	E: 0	LOB: 0	E: 0	LOB: 0
	K: 1	BB: 1	K: 1	BB: 2	K: 0	BB: 0	K: 0	BB: 1	K: 1	BB: 0	K: 1	BB: 0	K: 1	BB: 1	K: 1	BB: 0	K: 2	BB: 0
	S: 6	P: 10	S: 12	P: 29	S: 9	P: 12	S: 5	P: 9	S: 6	P: 8	S: 13	P: 18	S: 7	P: 12	S: 9	P: 15	S: 7	P: 9

	1B: 2	SF: 2
	2B: 3	SAC: 0
	3B: 1	DP: 1
	HR: 0	HBP: 0

	WP: 0	PA: 33
	PB: 0	
	SB: 1	
	CS: 0	

PITCHER		IP	WLS	BF	H	R	ER	SO	BB	IBB	HBP	BLK	WP	HR	S	P	ERA	WHIP
36 Edinson Volquez, R ERA: 3.27	(1, 1)	7.0	W	27	4	3	1	5	5	0	0	0	0	0	58	98	1.29	1.286
44 Tony Watson, L ERA: 1.54	(8, 1)	1.0		3	0	0	0	1	0	0	0	0	0	0	9	15	0.00	0.000
35 Mark Melancon, R ERA: 1.94	(9, 1)	1.0		3	0	0	0	2	0	0	0	0	0	0	7	9	0.00	0.000

PITCHER		IP	WLS	BF	H	R	ER	SO	BB	IBB	HBP	BLK	WP	HR	S	P	ERA	WHIP

Chicago Cubs @ Pittsburgh Pirates

PNC Park, Pittsburgh, PA

Sun Sep 14 2014, 1:39 PM - 4:32 PM EDT

Att. 37,655 - Partly Cloudy - 64 F

livebaseballscorecards.com

BOTTOM

Batter	1	2	3	4	5	6	7	8	9	AB	R	H	RBI	BB	SO	LOB
5 Josh Harrison, R (1, 5) OBP: 0.351, SLG: 0.508	C FF 90 X FC 84 0-1 G6-3 ①	C FC 84 B FC 87 F FC 86 B SI 92 B FC 86 X FF 92 3-2 F8 ②	X SI 93 0-0 23 2B 2-H 3-H 2B	C SI 88 X CH 78 0-1 23 FC4-6 1B	C SI 83 B SI 97 F SL 83 B SI 98 X SI 98 2-2 L9 ①			5	1	2	2	0	0	0
23 Travis Snider, L (1, 7) OBP: 0.334, SLG: 0.425 6 Starling Marte, R (8, 7) OBP: 0.356, SLG: 0.446	C FF 91 B CU 78 B FF 92 B FC 86 F SI 93 X SI 93 3-2 G6-3 ②	C CU 76 X SI 93 0-1 G4-3 ③	X CU 78 0-0 22 1B 18 2B 2-H 2B	B SI 88 B SL 83 C SI 89 X SI 89 2-1 FC4-6 ① 18 1B 1-2f	F SI 97 F SI 98 B SI 97 F SI 97 B SL 84 B SI 97 C SI 97 3-3 K ②			4 1	1 0	1 0	1 0	0 0	0 1	1 0
22 Andrew McCutchen, R (1, 8) OBP: 0.399, SLG: 0.533	B CU 76 F FF 92 B FC 84 X FC 84 2-1 F8 ③	B FF 91 B FF 91 C CH 85 X SI 92 2-1 L9 ①	F FC 84 B FF 92 X FC 83 1-1 18 2B 17 1B 2-3 1B	X SI 89 0-0 F9 ②	C SL 83 C SL 84 F SI 97 X SL 84 0-2 G5-3 ③			5	1	1	0	0	0	1
18 Neil Walker, S (1, 4) OBP: 0.351, SLG: 0.468	B FF 90 C FF 91 B CH 85 F FF 90 B FC 86 F SI 93 X SI 92 3-2 F9 ①	C CU 76 X SI 92 0-1 HR	1 SAFE 1 SAFE B SI 91 C SI 91 D CH 85 1 SAFE B SI 92 X CH 84 3-1 17 1B 25 1B 1-3 3-H 2B	X SI 90 0-0 1-3 1B				4	2	3	2	0	0	0
55 Russell Martin, R (1, 2) OBP: 0.412, SLG: 0.431	B FF 90 B FF 90 X FF 91 2-0 2B	B CU 77 C FF 92 S FC 87 F FC 86 X FF 93 1-2 G5-3 ②	I IN 78 I IN 80 I IN 79 I IN 79 4-0 25 1B 17 1B IBB	X CH 79 0-0 L7 ③				3	0	1	0	1	0	2
57 Andrew Lambo, L (1, 3) OBP: 0.250, SLG: 0.375 17 Gaby Sanchez, R (5, PH) OBP: 0.301, SLG: 0.396 (6, 3)	F FF 91 T SI 92 B SI 92 S SI 92 1-3 K ②	C SI 92 B CH 86 X SI 93 1-1 G4-3 ③	S CH 80 S CH 79 D CH 77 X SI 91 1-2 25 1B 1-2 2-3 3-H 1B	C SI 88 C CH 78 S CH 81 0-3 K ①				2 2	0 0	0 1	0 1	0 0	1 1	1 0
10 Jordy Mercer, R (1, 6) OBP: 0.311, SLG: 0.397	F FF 92 B SI 92 B SI 92 B FC 87 F SI 92 F FF 93 D CU 80 4-2 BB	C CU 77 C FF 92 S FC 87 F FC 86 X SI 93 1-2 36 SH2-4 25 BB 5 2B 1B		X SI 88 0-0 L9 ②				3	1	1	0	1	1	3
25 Gregory Polanco, L (1, 9) OBP: 0.315, SLG: 0.342	X FF 94 0-0 G6-3 ③		B SI 92 B SI 92 B FF 92 C FF 93 B FF 93 4-1 36 SH2-4 5 2B 1-2 BB	C SI 90 B SL 83 T SL 84 X CU 75 1-2 26 FC6-4 1B				3	1	2	1	1	0	2
36 Edinson Volquez, R (1, 1) OBP: 0.080, SLG: 0.021 26 Tony Sanchez, R (7, PH) OBP: 0.304, SLG: 0.365 44 Tony Watson, L (8, 1) OBP: 0.333, SLG: 0.333 35 Mark Melancon, R (9, 1)		C FF 90 B FF 92 X FF 91 1-1 G5-3 ①	C SI 92 L SI 92 F FF 93 X CU 77 1-2 SH2-4 ① 1-2 2-3 K SI 90 0-0 G1-4-3 ③	C SI 90 X SI 90 0-1 FC6-4 ③ 1-2f				2 1 0 0	0 0 0 0	0 0 0 0	0 0 0 0	0 0 0 0	0 0 0 0	3 1 0 0
Inning Stats	R: 0 E: 0 K: 0 S: 7 H: 0 LOB: 0 BB: 0 P: 12	R: 0 E: 0 K: 1 S: 12 H: 1 LOB: 2 BB: 1 P: 22	R: 0 E: 0 K: 0 S: 7 H: 0 LOB: 0 BB: 0 P: 11	R: 1 E: 0 K: 0 S: 10 H: 1 LOB: 0 BB: 0 P: 14	R: 6 E: 0 K: 1 S: 23 H: 7 LOB: 3 BB: 2 P: 42	R: 0 E: 0 K: 0 S: 7 H: 2 LOB: 2 BB: 0 P: 9	R: 0 E: 0 K: 1 S: 9 H: 1 LOB: 1 BB: 0 P: 10	R: 0 E: 0 K: 1 S: 11 H: 0 LOB: 0 BB: 0 P: 16		1B: 7 2B: 4 3B: 0 HR: 1	SF: 0 SAC: 1 DP: 0 HBP: 0			WP: 0 PB: 0 SB: 0 CS: 0	PA: 39	

	AB	35
	R	7
	H	12
	RBI	7
	BB	3
	SO	4
	LOB	14

PITCHER	IP	WLS	BF	H	R	ER	SO	BB	IBB	HBP	BLK	WP	HR	S	P	ERA	WHIP
38 Jacob Turner, R (1, 1) ERA: 6.2	4.1	L	23	7	7	7	1	2	1	0	0	0	1	49	86	14.54	2.077
43 Eric Jokisch, L (5, 1) ERA: 1.29	2.2		13	5	0	0	2	0	0	0	0	0	0	26	34	0.00	1.875
47 Arodys Vizcaíno, R (8, 1) ERA: 9.0	1.0		3	0	0	0	1	0	0	0	0	0	0	11	16	0.00	0.000

PITCHER	IP	WLS	BF	H	R	ER	SO	BB	IBB	HBP	BLK	WP	HR	S	P	ERA	WHIP

Boston Red Sox @ Pittsburgh Pirates

PNC Park, Pittsburgh, PA

Tue Sep 16 2014, 7:07 PM - 10:13 PM EDT

Att. 34,698 - Partly Cloudy - 66 F

TOP

livebaseballscorecards.com

Batter	1	2	3	4	5	6	7	8	9	AB	R	H	RBI	BB	SO	LOB
50 Mookie Betts, R (1, 4) OBP: 0.362, SLG: 0.434	C SI 90 C SI 92 B CU 79 X SI 92 1-2 ① G5-3		C SI 89 B CU 79 B CU 78 F SI 90 B CU 79 B SI 90 4-2 2 1B BB		C CU 76 X SI 88 0-1 ② G5-3			B SI 95 B CH 88 C SI 95 C SI 95 T CH 88 2-2 ② K		3	0	0	0	1	1	1
2 Xander Bogaerts, R (1, 6) OBP: 0.305, SLG: 0.372	C FF 92 F SI 91 F CU 78 B FS 86 F SI 91 S CU 79 1-3 ② K		X SI 89 0-0 1-2 1B		C SI 88 F CU 78 D CU 78 B SI 89 B SI 88 S SI 88 3-3 ③ K			C SL 83 S CH 87 F CH 88 B SI 95 B CH 89 X CH 88 2-2 5 2B 1B		4	0	2	0	0	2	1
29 Daniel Nava, S (1, 9) OBP: 0.339, SLG: 0.358 5 Allen Craig, R (8, PH) (8, 9) OBP: 0.286, SLG: 0.330	C SI 91 B SI 91 F SI 92 X SI 91 1-2 2B		C SI 89 F FF 90 C SI 89 0-3 ③ K			B SI 89 X SI 88 1-0 ① L8		F SI 95 C SI 95 B SL 86 X SI 96 1-2 1-3 2B		3 1	0 0	1 1	0 0	0 0	1 0	2 0
52 Yoenis Cespedes, R (1, 7) OBP: 0.301, SLG: 0.454	C SI 91 B CU 79 F SI 92 S CU 80 1-3 ③ K			B SI 90 B CU 76 C SI 89 C SI 91 F SI 90 F CU 79 F SI 89 X SI 90 2-2 16 G4-6-3 2B		C SI 92 B SL 84 X SI 92 1-1 ② G6-3		B SI 96 S CH 88 B CH 88 C SI 96 S CH 89 2-3 ③ K		4	0	1	0	0	2	3
12 Mike Napoli, R (1, 3) OBP: 0.366, SLG: 0.419		B SI 91 C SI 91 B SI 89 F SI 91 F CU 79 F FS 86 F CU 78 B SI 92 F SI 92 3-2 F FF 93 F SI 92 X FF 92 ① G4-3		B SI 90 C CU 77 B SI 91 B SI 90 2 SAFE B SI 90 4-1 16 G4-6-3 BB		X SI 92 0-0 ③ G5-3			C FC 94 F FC 92 F KC 80 B KC 83 S KC 81 1-3 ① K	3	0	0	0	1	1	0
16 Will Middlebrooks, R (1, 5) OBP: 0.253, SLG: 0.266		C SI 92 C SI 92 B SI 92 S SI 92 1-3 ② K		F SI 90 F SI 90 X SI 90 0-2 ① ② G4-6-3 1-2f 2-3			C FF 95 B FF 97 S FF 96 F FF 97 S FF 97 1-3 ① K		C FC 92 C KC 81 B KC 81 X FC 94 1-2 25 G4-3 2B	4	0	1	0	0	2	2
25 Jackie Bradley Jr., L (1, 8) OBP: 0.274, SLG: 0.275		C SI 91 F FS 85 B FF 90 F CU 78 F CU 78 X SI 90 1-2 ③ F8		X SI 89 0-0 ③ P4			B FF 95 C FF 95 C FF 97 B FF 96 F FF 95 X FF 96 2-2 ② G5-3		B FC 92 C FC 91 B FC 90 S FC 91 X FC 92 2-2 ② G4-3 2-3	4	0	0	0	0	0	2
55 Christian Vázquez, R (1, 2) OBP: 0.274, SLG: 0.262			C SI 90 B SI 90 C CU 78 F SI 90 F CU 77 B CU 80 B SI 90 X SI 90 3-2 ① G4-3		X SI 87 0-0 2B		C FF 96 B FF 96 B FF 96 F FF 96 F FF 97 B FF 96 C FF 96 3-3 ③ K		C FC 92 B FC 90 X KC 81 1-1 ③ G4-3	4	0	1	0	0	1	1
63 Anthony Ranaudo, R (1, 1) 66 Drake Britton, L (6, 1) 30 Alex Wilson, R (7, 1) 59 Tommy Layne, L (7, 1) 7 Jemile Weeks, S (8, PH) OBP: 0.323, SLG: 0.448 19 Koji Uehara, R (8, 1)			C FF 90 B CU 78 S SI 89 B CU 78 X SI 90 2-2 ② G4-3		L SI 88 L FS 87 L SI 88 0-3 ① K			B SI 94 C SI 95 F SI 95 X CH 88 1-2 ① F9		2 0 0 0 1 0	0 0 0 0 0 0	0 0 0 0 0 0	0 0 0 0 0 0	1 0 0 0 0 0	1 0 0 0 0 0

Inning Stats									
	R: 0 E: 0 K: 2 S: 14	H: 1 LOB: 1 BB: 0 P: 18	R: 0 E: 0 K: 1 S: 17	H: 0 LOB: 0 BB: 0 P: 22	R: 0 E: 0 K: 1 S: 14	H: 1 LOB: 2 BB: 1 P: 23	R: 0 E: 0 K: 0 S: 11	H: 1 LOB: 1 BB: 1 P: 17
	R: 0 E: 0 K: 2 S: 9	H: 1 LOB: 1 BB: 0 P: 12	R: 0 E: 0 K: 0 S: 4	H: 0 LOB: 0 BB: 0 P: 6	R: 0 E: 0 K: 2 S: 12	H: 0 LOB: 0 BB: 0 P: 18	R: 0 E: 0 K: 2 S: 16	H: 2 LOB: 2 BB: 0 P: 24
	R: 0 E: 0 K: 1 S: 12	H: 1 LOB: 1 BB: 0 P: 17	1B: 2 2B: 5 3B: 0 HR: 0	SF: 0 SAC: 0 DP: 1 HBP: 0	WP: 0 PB: 0 SB: 0 CS: 0	PA: 35		

	AB	33
	R	0
	H	7
	RBI	0
	BB	2
	SO	11
	LOB	13

PITCHER		IP	WLS	BF	H	R	ER	SO	BB	IBB	HBP	BLK	WP	HR	S	P	ERA	WHIP
50 Charlie Morton, R ERA: 3.72	(1, 1)	5.0	W	20	4	0	0	6	2	0	0	0	0	0	65	92	0.00	1.200
60 Bobby LaFromboise, L ERA:	(6, 1)	0.1	H	1	0	0	0	0	0	0	0	0	0	0	1	2	0.00	0.000
48 Jared Hughes, R ERA: 2.08	(6, 1)	0.2	H	2	0	0	0	0	0	0	0	0	0	0	3	4	0.00	0.000
43 John Holdzkom, R ERA:	(7, 1)	1.0	H	3	0	0	0	2	0	0	0	0	0	0	12	18	0.00	0.000
44 Tony Watson, L ERA: 1.52	(8, 1)	1.0		5	2	0	0	2	0	0	0	0	0	0	16	24	0.00	2.000

PITCHER		IP	WLS	BF	H	R	ER	SO	BB	IBB	HBP	BLK	WP	HR	S	P	ERA	WHIP
35 Mark Melancon, R ERA: 1.91	(9, 1)	1.0		4	1	0	0	1	0	0	0	0	0	0	12	17	0.00	1.000

BOTTOM

Boston Red Sox @ Pittsburgh Pirates

PNC Park, Pittsburgh, PA

Tue Sep 16 2014, 7:07 PM - 10:13 PM EDT

Att. 34,698 - Partly Cloudy - 66 F

livebaseballscorecards.com

Batter	1	2	3	4	5	6	7	8	9	AB	R	H	RBI	BB	SO	LOB
5 Josh Harrison, R (1, 5) OBP: 0.350, SLG: 0.505	C FF 91 B FF 92 B FF 91 X FF 90 2-1 F9 ①	B CH 82 S FF 91 D CU 79 X FF 91 2-1 FC5-4 ③ 1-2f			B FF 91 C FF 91 F CH 81 X FF 92 1-2 P3 ②		F SL 89 B SL 88 X FF 94 1-1 E4 23 1B 1B			4	1	1	0	0	0	3
23 Travis Snider, L (1, 9) OBP: 0.337, SLG: 0.424 44 Tony Watson, L (8, 1) OBP: 0.333, SLG: 0.333 35 Mark Melancon, R (9, 1)	F FF 90 B CH 83 B CU 76 F FF 91 F CU 77 X CU 79 2-2 G3-1 ②		B CU 77 C FF 90 X CU 77 1-1 G3 ①		S FF 91 B FF 92 B CU 78 B CU 75 B FF 91 4-1 1-2 BB		B SL 87 C SI 90 B SL 88 B SI 90 C SI 90 F SL 87 X SL 87 3-2 2-H 1B			3 0 0	0 0 0	1 0 0	1 0 0	1 0 0	0 0 0	0 0 0
22 Andrew McCutchen, R (1, 8) OBP: 0.396, SLG: 0.529	F FF 92 F SL 82 B FF 92 B CU 79 X FF 92 2-2 L7 ③		C CH 84 C FF 93 F CH 85 B SL 86 S FF 92 1-3 K ②		B CU 78 X FF 92 1-0 P4 ③		S SL 87 F SL 86 1 SAFE 1 SAFE B FF 88 S FF 89 1-3 K ③			4	0	0	0	0	2	3
18 Neil Walker, S (1, 4) OBP: 0.352, SLG: 0.469		B FF 91 B CH 82 S FF 89 B CH 83 F FF 91 B FF 90 4-2 55 HR BB	F CH 84 B CH 84 T CH 83 B FF 92 F CH 83 C CH 83 2-3 K ③			F CH 81 B FF 91 B CH 82 S CH 82 X FF 91 2-2 G3-1 ①		X FF 89 0-0 2B		3	1	1	0	1	1	0
55 Russell Martin, R (1, 2) OBP: 0.411, SLG: 0.437		X FF 91 0-0 1-H HR		B CU 75 C CU 75 B FF 91 X CU 75 2-1 G5-3 ①		S FF 91 X CH 84 0-1 F7 ②		D FS 80 F FF 88 B FS 80 C FF 88 B FS 80 S FS 80 3-3 K ①		4	1	1	2	0	1	1
6 Starling Marte, R (1, 7) OBP: 0.358, SLG: 0.453		C CU 79 B FF 92 B FF 92 X CU 78 2-1 15 WP 1B		C FF 91 F CH 84 B SL 84 B CU 78 B FF 91 X CU 77 3-2 G5-3 ②		F CH 83 C FF 92 B FF 91 F CU 78 B CU 78 X CH 83 2-2 HR		S FF 88 B FS 80 S FF 88 S FF 88 1-3 K ②		4	1	2	1	0	1	1
15 Ike Davis, L (1, 3) OBP: 0.345, SLG: 0.364 17 Gaby Sanchez, R (6, PH) OBP: 0.299, SLG: 0.393 (7, 3)		1 SAFE B FF 91 C FF 92 B CU 77 D CU 78 B FF 90 4-1 5 FC5-4 1-2 BB		C CU 76 B CU 78 C FF 92 F CU 78 B CU 77 B CU 76 X CU 76 3-2 G3 ③		B FF 92 B SL 79 B FF 91 C FF 92 X SI 90 3-1 P5 ③		D FS 80 B SI 88 C FF 88 C FS 79 B FF 89 C FS 80 3-3 K ③		1 2	0 0	0 0	0 0	1 0	0 1	0 1
12 Clint Barmes, R (1, 6) OBP: 0.315, SLG: 0.274		B FF 91 X FF 90 1-0 F7 ①			C FF 89 X SL 80 0-1 23 WP 1B		B SL 88 C FF 93 X SL 88 1-1 G1-3 ①			3	0	1	0	0	0	2
50 Charlie Morton, R (1, 1) OBP: 0.073, SLG: 0.050 57 Andrew Lambo, L (5, PH) OBP: 0.242, SLG: 0.364 60 Bobby LaFromboise, L (6, 1) 48 Jared Hughes, R (6, 1) 43 John Holdzkom, R (7, 1) 31 Jose Tabata, R (7, PH) OBP: 0.318, SLG: 0.339 25 Gregory Polanco, L (8, 9) OBP: 0.315, SLG: 0.342		L FF 91 X FF 91 0-1 B3 ②			C CU 75 S FF 90 S FF 90 0-3 K ①		C FF 93 X SL 88 0-1 G1-3 ②			1 1 0 0 0 1 0	0 0 0 0 0 0 0	0 0 0 0 0 0 0	0 0 0 0 0 0 0	0 1 0 0 0 0 0	0 0 0 0 0 0 0	2 1 0 0 0 0 0
Inning Stats	R: 0 E: 0 K: 0 S: 9 H: 0 LOB: 0 BB: 0 P: 15	R: 2 E: 0 K: 0 S: 11 H: 2 LOB: 2 BB: 2 P: 24	R: 0 E: 0 K: 2 S: 10 H: 0 LOB: 0 BB: 0 P: 14	R: 0 K: 0 S: 9 H: 0 LOB: 0 BB: 0 P: 17	R: 0 E: 0 K: 1 S: 10 H: 1 LOB: 2 BB: 1 P: 16	R: 1 E: 0 K: 0 S: 11 H: 1 LOB: 0 BB: 0 P: 18	R: 1 E: 1 K: 1 S: 13 H: 2 LOB: 1 BB: 0 P: 19	R: 0 E: 0 K: 3 S: 10 H: 1 LOB: 1 BB: 0 P: 17		1B: 4 2B: 1 3B: 0 HR: 2	SF: 0 SAC: 0 DP: 0 HBP: 0			WP: 2 PB: 0 SB: 0 CS: 0	PA: 34	

	AB	R	H	RBI	BB	SO	LOB
BOTTOM	31	4	7	4	3	7	14

PITCHER	IP	WLS	BF	H	R	ER	SO	BB	IBB	HBP	BLK	WP	HR	S	P	ERA	WHIP
63 Anthony Ranaudo, R (1, 1) ERA: 5.29	5.2	L	24	4	3	3	3	3	0	0	0	2	2	58	99	4.76	1.235
66 Drake Britton, L (6, 1) ERA:	0.1		1	0	0	0	0	0	0	0	0	0	0	2	5	0.00	0.000
30 Alex Wilson, R (7, 1) ERA: 2.25	0.2		3	1	1	0	0	0	0	0	0	0	0	6	8	0.00	1.500
59 Tommy Layne, L (7, 1) ERA: 0.98	0.1		2	1	0	0	1	0	0	0	0	0	0	7	11	0.00	3.000
19 Koji Uehara, R (8, 1) ERA: 2.56	1.0		4	1	0	0	3	0	0	0	0	0	0	10	17	0.00	1.000

PITCHER	IP	WLS	BF	H	R	ER	SO	BB	IBB	HBP	BLK	WP	HR	S	P	ERA	WHIP

Boston Red Sox @ Pittsburgh Pirates

PNC Park, Pittsburgh, PA

Wed Sep 17 2014, 7:10 PM - 10:12 PM EDT

Att. 34,785 - Partly Cloudy - 67 F

TOP

livebaseballscorecards.com

Batter	1	2	3	4	5	6	7	8	9	AB	R	H	RBI	BB	SO	LOB
50 Mookie Betts, R (1, 4) OBP: 0.365, SLG: 0.432	C SI 92 B CH 84 B SI 94 B FF 93 F FF 92 X CH 86 3-2 12 WP 1B		B SI 91 B SI 91 C SI 91 F SI 91 F SL 86 B CH 85 B SI 92 4-2 2 G6-4-3 BB		X SI 92 0-0 ① F9 2-3		C FF 96 C FF 95 F FF 95 F CU 80 F FF 96 F FC 91 S FF 96 0-3 ② K			3	0	1	0	1	1	3
2 Xander Bogaerts, R (1, 6) OBP: 0.302, SLG: 0.369	B SI 91 C SI 92 F CH 84 S SL 86 1-3 ① K		B SI 91 X SI 92 1-0 ① ② G6-4-3 1-2f		D CH 86 X SI 92 1-0 ② G6-3 3-H		C FF 96 F FF 96 B FF 96 F FF 96 X FC 92 1-2 ③ F9 1-2 2-3			4	0	0	1	0	1	4
52 Yoenis Cespedes, R (1, 7) OBP: 0.300, SLG: 0.451 70 Garin Cecchini, L (6, 5) OBP: 0.667, SLG: 1.000	1 SAFE C CH 86 D SL 85 1 SAFE S CH 85 F SL 86 B SL 84 X CH 87 2-2 ② F7		F SI 94 X SL 86 0-1 ③ P3		B CH 86 B SI 92 C CH 86 X SL 86 2-1 ③ F7			C FF 93 B FF 94 F FF 94 H SL 89 2-2 HBP		3 0	0 0	0 0	0 0	0 0	0 0	1 0
12 Mike Napoli, R (1, 3) OBP: 0.370, SLG: 0.419 68 Matt Barnes, R (6, 1) 20 Ryan Lavarnway, R (8, PH) 37 Heath Hembree, R (8, 1)	B SI 92 B CH 87 D SL 86 B CH 85 4-0 5 BB 1-3 BB			C SI 92 F SL 85 B SI 91 F SL 85 B SL 86 B CH 86 B CH 86 4-2 38 1B BB		B SI 90 C SI 90 B SL 86 F SI 91 B SI 93 B SI 93 4-2 5 G6-4-3 BB		C FF 94 B FF 94 B CU 77 C FF 94 S FF 95 2-3 ① K		0 0 1 0	0 0 0 0	0 0 0 0	0 0 0 0	3 0 1 0	0 0 1 0	0 0 1 0
5 Allen Craig, R (1, 9) OBP: 0.286, SLG: 0.328	B SL 86 B SI 94 C CH 88 B SI 93 B CH 88 4-1 16 FC6-4 1-2 BB			B SI 91 C SI 92 X SI 93 1-1 ① L8		C SI 92 C SI 87 F SL 86 B CH 87 X SI 93 1-2 ① ② G6-4-3 1-2f		C FF 94 S SL 90 B SL 89 B SL 90 C FF 95 2-3 ② K		3	0	0	0	1	1	3
16 Will Middlebrooks, R (1, 5) OBP: 0.249, SLG: 0.261 (6, 3)	B SI 92 D CH 87 B SI 92 C SI 92 X SI 92 3-1 ③ FC6-4 1-2f			C SL 82 F CH 86 X SL 85 0-2 ② L7		B SI 94 B SI 92 C SI 92 B FF 92 X SI 93 3-1 ③ G6-3		X FF 94 0-0 ③ L7		4	0	0	0	0	0	5
38 Rusney Castillo, R (1, 8) OBP: 0.250, SLG: 0.250		B SI 91 B CH 84 C SI 92 X CH 85 2-1 ① G2-3		B SI 91 X SI 93 1-0 ① 1-2 1B			S FF 93 B FF 95 F FC 91 X FF 96 1-2 ① F8		X FF 91 0-0 ① G6-3	4	0	1	0	0	0	0
55 Christian Vázquez, R (1, 2) OBP: 0.273, SLG: 0.261		B SI 92 C SI 92 B CH 84 S SL 85 B SL 86 C CH 85 3-3 ② K		B CH 86 C SI 93 X CH 86 1-1 ③ G6-3			C SI 96 C FF 95 B FF 96 X CU 81 1-2 2 WP 29 1B 1B		C SI 90 B SI 90 C CH 82 B CH 85 X SI 90 2-2 ② G3-1	4	0	1	0	0	1	2
11 Clay Buchholz, L (1, 1) OBP: 0.500, SLG: 0.500 73 Bryce Brentz, R (5, PH) OBP: 1.000, SLG: 2.000 35 Steven Wright, R (5, 1) 29 Daniel Nava, S (6, 7) OBP: 0.340, SLG: 0.358		C SI 92 B SL 86 B SI 94 X SI 94 2-1 ③ G6-3			B SI 92 S CH 84 X CH 85 1-1 50 F9 2 G6-3 2B		B FF 96 F FF 96 F FC 91 D FF 95 F FC 92 F FC 92 B FF 96 F FF 96 X FC 92 3-2 2 WP 1-2 1B		C SI 90 S CH 84 S SI 90 0-3 ③ K	1 1 0 2	0 1 0 0	0 1 0 1	0 0 0 0	0 0 0 1	0 0 0 0	0 0 0 0

	AB	30
	R	1
	H	5
	RBI	1
	BB	5
	SO	6
	LOB	19

Inning Stats																		
	R: 0	H: 1	R: 0	H: 0	R: 0	H: 0	R: 0	H: 1	R: 1	H: 1	R: 0	H: 0	R: 0	H: 2	R: 0	H: 0	R: 0	H: 0
	E: 0	LOB: 3	E: 0	LOB: 0	E: 0	LOB: 0	E: 0	LOB: 2	E: 0	LOB: 0	E: 0	LOB: 0	E: 0	LOB: 2	E: 0	LOB: 1	E: 0	LOB: 0
	K: 1	BB: 2	K: 1	BB: 0	K: 0	BB: 1	K: 0	BB: 1	K: 0	BB: 0	K: 0	BB: 1	K: 1	BB: 0	K: 2	BB: 0	K: 1	BB: 0
	S: 13	P: 30	S: 7	P: 14	S: 6	P: 11	S: 11	P: 18	S: 6	P: 10	S: 8	P: 16	S: 24	P: 30	S: 9	P: 15	S: 7	P: 9

	1B: 4	SF: 0	WP: 2	PA: 36
	2B: 1	SAC: 0	PB: 0	
	3B: 0	DP: 2	SB: 0	
	HR: 0	HBP: 1	CS: 0	

PITCHER		IP	WLS	BF	H	R	ER	SO	BB	IBB	HBP	BLK	WP	HR	S	P	ERA	WHIP
47 Francisco Liriano, L ERA: 3.45	(1, 1)	6.0	W	24	3	1	1	2	5	0	0	0	1	0	51	99	1.50	1.333
37 Justin Wilson, L ERA: 4.24	(7, 1)	1.0		5	2	0	0	1	0	0	0	0	1	0	24	30	0.00	2.000
53 John Axford, R ERA: 3.54	(8, 1)	1.0		4	0	0	0	2	0	0	1	0	0	0	9	15	0.00	0.000
30 Jeanmar Gómez, R ERA: 3.23	(9, 1)	1.0		3	0	0	0	1	0	0	0	0	0	0	7	9	0.00	0.000

PITCHER		IP	WLS	BF	H	R	ER	SO	BB	IBB	HBP	BLK	WP	HR	S	P	ERA	WHIP

Batter	1	2	3	4	5	6	7	8	9	AB	R	H	RBI	BB	SO	LOB
5 Josh Harrison, R (1, 5) (8, 4) OBP: 0.351, SLG: 0.506	C FF 90 X FC 88 0-1 P4	X FF 93 0-0 25 FC6-4 1-2 3-H 1B		C CU 78 B CH 79 F CH 80 B FF 93 S CH 80 2-3 K2-3		B FF 92 X FF 91 1-0 F7		X FF 91 0-0 1-3 2B		5	0	2	1	0	1	0
25 Gregory Polanco, L (1, 9) OBP: 0.314, SLG: 0.351	B FF 91 C CU 75 B FC 89 C CU 78 B SI 93 X SI 91 3-2 HR	C FF 93 X SI 92 0-1 FC6-4 1-2f 2-3			X KN 75 0-0 G6-3	C FF 93 S CH 84 B FF 92 B KC 80 F FF 93 B FF 94 F FF 94 X FF 94 3-2 F7		B FF 92 F FF 92 F FF 92 F FF 94 C FF 92 1-3 K		5	1	1	1	0	1	4
22 Andrew McCutchen, R (1, 8) OBP: 0.399, SLG: 0.532 37 Justin Wilson, L (7, 1) 19 Chris Stewart, R (8, 2) OBP: 0.362, SLG: 0.311	B FF 92 B FC 86 B FF 92 B FF 91 4-0 18 G5-6-3 BB	C FC 90 S CH 80 B FF 92 B CU 79 T CH 80 2-2 K			B FF 85 C KN 73 X KN 76 1-1 55 1B 18 1B 6 FC4-6 1B	B CH 85 X FF 93 1-0 2B		X FF 91 0-0 P6		3 0 1	1 0 0	2 0 0	0 0 0	1 0 0	1 0 0	2 0 2
18 Neil Walker, S (1, 4) OBP: 0.353, SLG: 0.476 59 Brent Morel, R (8, 5) OBP: 0.205, SLG: 0.216	1 SAFE B CH 78 1 SAFE 1 SAFE B FF 92 C SI 91 1 SAFE F FC 88 F CH 78 2-2 X CH 79 G5-6-3 1-2f	X CH 80 0-0 HR			1 SAFE B KN 74 X KN 74 1-0 6 FC4-6 55 1B 15 HR 1-2 1B	C FF 95 X CH 87 0-1 P6				4 0	2 0	2 0	1 0	0 0	0 0	2 0
55 Russell Martin, R (1, 2) OBP: 0.409, SLG: 0.435 53 John Axford, R (8, 1) 30 Jeanmar Gómez, R (9, 1) OBP: 1.000, SLG: 1.000		B CU 77 B FC 88 C SI 91 C CU 78 B FC 89 X FF 92 3-2 L7	C FC 87 X SI 90 0-1 P3		C KN 75 S KN 76 X KN 76 0-2 6 FC4-6 1-2 2-3 1B		B FF 92 B FF 92 F FF 93 F FF 95 B FF 93 X FF 94 3-2 G6-3			4 0 0	0 0 0	1 0 0	0 0 0	0 0 0	0 0 0	0 0 0
6 Starling Marte, R (1, 7) OBP: 0.357, SLG: 0.451 (7, 8)		C SI 94 S CH 80 B SI 93 X CH 80 1-2 E3 15 2B 12 2B	B FC 89 S SI 91 S CH 82 F FF 91 B FF 92 X SI 91 2-2 G1-3		F KN 76 F KN 77 D CU 65 X CU 69 1-2 FC4-6 15 HR 1-2f 2-3 3-H		F FF 94 B FF 93 X FF 93 1-1 15 G4-6-3 1B			4	2	1	1	0	0	2
15 Ike Davis, L (1, 3) OBP: 0.347, SLG: 0.378		1 SAFE B SI 91 1 SAFE B CU 76 C CU 76 X FC 89 2-1 12 2B 1-3 2B	B CU 77 C CU 77 F CU 78 X FS 86 1-2 G3		C KN 76 1 SAFE X KN 76 0-1 1-H 3-H HR		C FF 93 C KC 79 X KC 80 0-2 G4-6-3 1-2f			4	2	2	3	0	0	1
12 Clint Barmes, R (1, 6) OBP: 0.330, SLG: 0.303		X FC 88 0-0 47 1B 5 1B 2-H 3-H 2B		C FF 91 S CH 82 X SI 92 0-2 G4-3	B KN 73 B KN 74 C FF 83 F KN 74 X KN 77 2-2 1B			B FF 90 S FF 91 B FF 92 T FF 92 F FF 90 F FF 92 X SL 83 2-2 5 2B 1B		4	1	3	2	0	0	0
47 Francisco Liriano, L (1, 1) OBP: 0.140, SLG: 0.098 23 Travis Snider, L (7, 7) OBP: 0.335, SLG: 0.423		C CU 76 C CU 77 B FF 93 F FF 92 F FF 93 X FF 91 1-2 25 FC6-4 5 1B 2-3 1B		C FC 87 B CU 76 C CU 74 F CH 78 C CU 78 1-3 K	F FF 83 B KN 75 S KN 75 X KN 76 1-2 F8			X FF 92 0-0 P6		3 1	0 0	1 0	0 0	0 0	1 0	1 1
Inning Stats	R: 1 E: 0 K: 0 S: 9 H: 1 LOB: 0 BB: 1 P: 18	R: 3 E: 1 K: 1 S: 20 H: 4 LOB: 2 BB: 0 P: 29	R: 1 E: 0 K: 0 S: 10 H: 1 LOB: 0 BB: 0 P: 13	R: 0 E: 0 K: 2 S: 10 H: 0 LOB: 0 BB: 0 P: 13	R: 4 E: 0 K: 0 S: 18 H: 5 LOB: 1 BB: 0 P: 24	R: 0 E: 0 K: 0 S: 9 H: 1 LOB: 1 BB: 0 P: 14	R: 0 E: 0 K: 0 S: 8 H: 1 LOB: 0 BB: 0 P: 12	R: 0 E: 0 K: 1 S: 12 H: 2 LOB: 2 BB: 0 P: 15		1B: 8 2B: 4 3B: 0 HR: 3 SF: 0 SAC: 0 DP: 2 HBP: 0				WP: 0 PB: 0 SB: 0 CS: 0 PA: 39		

BOTTOM

Boston Red Sox @ Pittsburgh Pirates

PNC Park, Pittsburgh, PA

Wed Sep 17 2014, 7:10 PM - 10:12 PM EDT

Att. 34,785 - Partly Cloudy - 67 F

livebaseballscorecards.com

AB	38
R	9
H	15
RBI	9
BB	1
SO	4
LOB	15

PITCHER		IP	WLS	BF	H	R	ER	SO	BB	IBB	HBP	BLK	WP	HR	S	P	ERA	WHIP
11 Clay Buchholz, R ERA: 5.29	(1, 1)	4.0	L	19	6	5	4	3	1	0	0	0	0	2	49	73	9.00	1.750
35 Steven Wright, R ERA: 3.46	(5, 1)	1.0		8	5	4	4	0	0	0	0	0	0	1	18	24	36.00	5.000
68 Matt Barnes, R ERA: 3.0	(6, 1)	2.0		7	2	0	0	0	0	0	0	0	0	0	17	26	0.00	1.000
37 Heath Hembree, R ERA: 3.86	(8, 1)	1.0		5	2	0	0	1	0	0	0	0	0	0	12	15	0.00	2.000

PITCHER	IP	WLS	BF	H	R	ER	SO	BB	IBB	HBP	BLK	WP	HR	S	P	ERA	WHIP

Boston Red Sox @ Pittsburgh Pirates

PNC Park, Pittsburgh, PA

Thu Sep 18 2014, 7:08 PM - 10:00 PM EDT

Att. 36,862 - Partly Cloudy - 67 F

TOP

livebaseballscorecards.com

Batter	1	2	3	4	5	6	7	8	9	AB	R	H	RBI	BB	SO	LOB
50 Mookie Betts, R (1, 4) OBP: 0.363, SLG: 0.428	C FF 94 X FF 94 0-1 ① F8		D KC 81 B SL 84 B SL 85 C FF 95 C FF 94 X FF 93 3-2 2 S 2-H 1B		C FF 96 F FF 97 B FF 95 B KC 85 B KC 85 X FF 98 3-2 ③ L9			C SI 94 F SI 94 B SI 94 F CH 87 F CH 87 X SI 95 1-2 ① F9		4	0	1	1	0	0	2
2 Xander Bogaerts, R (1, 6) OBP: 0.300, SLG: 0.367	C FF 94 X FF 94 0-1 ② G6-3		1 SAFE 1 SAFE B FF 94 C FF 95 B SL 85 B FF 96 X FF 94 3-1 ③ G5-3 1-2			C FF 95 X FF 93 0-1 ① G5-3		C SI 95 S SI 96 B SI 95 B SI 94 X CH 86 2-2 ② SF8 3-H		3	0	0	1	0	0	1
34 David Ortiz, L (1, 3) OBP: 0.355, SLG: 0.504	C FF 94 B FF 96 X CH 88 1-1 ③ G3-1			B KC 82 X FF 95 1-0 ① F7		C SL 85 F FF 96 B FF 96 S SL 88 1-3 ② K		F SI 95 B SL 85 F SI 94 S SI 96 1-3 ③ K		4	0	0	0	0	2	1
5 Allen Craig, R (1, 9) OBP: 0.286, SLG: 0.326 7 Jemile Weeks, S (9, PR) OBP: 0.323, SLG: 0.448		B FF 94 X FF 92 1-0 ① G5-3		C FF 94 F FF 96 C KC 84 0-3 ② K		B FF 96 B KC 84 C FF 95 F FF 95 C SL 87 2-3 ③ K			F FF 94 H FF 95 1-1 29 1B 16 1B HBP	3 0	0 0	0 0	0 0	0 0	2 0	0 0
29 Daniel Nava, S (1, 7) OBP: 0.341, SLG: 0.360		C FF 94 C FF 94 F SI 97 S SL 85 0-3 ② K		C FF 95 B SI 95 S FF 95 B KC 84 X FF 97 2-2 16 1B 1B			B X FF 95 1-0 ① F8		F FF 92 X FC 92 0-1 1-3 16 1B 1B	4	0	2	0	0	1	0
16 Will Middlebrooks, R (1, 5) OBP: 0.253, SLG: 0.266		B FF 94 C KC 82 B FF 94 X FF 93 2-1 ③ G6-3		1 SAFE B FF 94 B SI 94 X SI 96 2-0 1-3 1B			C FF 95 C FF 96 B KC 85 S SL 86 1-3 ② K		C FF 94 X FF 94 0-1 ① 1-2 3-H 1B	4	0	2	0	0	1	0
25 Jackie Bradley Jr., L (1, 8) OBP: 0.271, SLG: 0.272			C FF 95 F FF 94 F SL 85 F KC 82 B FF 94 F FF 96 X SL 86 1-2 ① F8	C FF 95 X CU 82 0-1 ③ F8			B SL 84 S FF 95 S FF 96 X FF 98 1-2 ③ G4-3		B FC 93 B FC 92 S FC 92 F FC 93 C FC 92 2-3 ② K	4	0	0	0	0	1	4
55 Christian Vázquez, R (1, 2) OBP: 0.278, SLG: 0.268			B SI 95 X FF 94 1-0 67 SH3-4 50 1B 1B		B FF 94 C KC 84 S KC 82 F FF 95 B KC 84 B FF 96 S FF 96 3-3 ① K			B FF 94 C FF 96 X SL 86 1-1 70 1B 2 SF8 1B	C KC 82 F FC 92 D KC 82 X KC 81 1-2 ③ G4-3	4	2	2	0	0	1	2
67 Brandon Workman, R (1, 1) 30 Alex Wilson, R (6, 1) 36 Junichi Tazawa, R (7, 1) 70 Garin Cecchini, L (8, PH) OBP: 0.750, SLG: 1.000 66 Drake Britton, L (8, 1) 35 Burke Badenhop, R (8, 1)			M FF 93 B FF 93 L FF 93 X FF 96 1-2 ② SH3-4 1-2		C FF 94 F FF 95 S KC 84 0-3 ② K			B FF 96 X FF 94 1-0 1-3 1B		1 0 0 1 0 0	0 0 0 0 0 0	0 0 0 1 0 0	0 0 0 0 0 0	0 0 0 0 0 0	1 0 0 0 0 0	0 0 0 0 0 0

Inning Stats	1	2	3	4	5	6	7	8	9
	R: 0 E: 0 K: 0 S: 6	H: 0 LOB: 0 BB: 0 P: 7	R: 0 E: 0 K: 1 S: 7	H: 0 LOB: 0 BB: 0 P: 10	R: 1 E: 0 K: 0 S: 15	H: 2 LOB: 1 BB: 0 P: 24	R: 0 E: 0 K: 1 S: 10	H: 2 LOB: 2 BB: 0 P: 15	R: 0 E: 0 K: 2 S: 10	H: 0 LOB: 0 BB: 0 P: 16	R: 0 E: 0 K: 2 S: 8	H: 0 LOB: 0 BB: 0 P: 11	R: 0 E: 0 K: 1 S: 7	H: 0 LOB: 0 BB: 0 P: 10	R: 1 E: 0 K: 1 S: 14	H: 2 LOB: 1 BB: 0 P: 20	R: 0 E: 0 K: 1 S: 11	H: 2 LOB: 2 BB: 0 P: 15

AB	32
R	2
H	8
RBI	2
BB	0
SO	9
LOB	10

		1B	SF	WP	PA	35
		2B: 0	SAC: 1	PB: 0		
		3B: 0	DP: 0	SB: 1		
		HR: 0	HBP: 1	CS: 0		

PITCHER		IP	WLS	BF	H	R	ER	SO	BB	IBB	HBP	BLK	WP	HR	S	P	ERA	WHIP
45 Gerrit Cole, R ERA: 3.85	(1, 1)	7.0	W	27	6	2	2	7	0	0	0	0	0	0	66	98	2.57	0.857
44 Tony Watson, L ERA: 1.5	(8, 1)	1.0	H	3	0	0	0	1	0	0	0	0	0	0	11	15	0.00	0.000
35 Mark Melancon, R ERA: 1.88	(9, 1)	1.0	S	5	2	0	0	1	0	0	1	0	0	0	11	15	0.00	2.000

PITCHER	IP	WLS	BF	H	R	ER	SO	BB	IBB	HBP	BLK	WP	HR	S	P	ERA	WHIP

Boston Red Sox @ Pittsburgh Pirates

PNC Park, Pittsburgh, PA

Thu Sep 18 2014, 7:08 PM - 10:00 PM EDT

Att. 36,862 - Partly Cloudy - 67 F

livebaseballscorecards.com

BOTTOM

Batter	1	2	3	4	5	6	7	8	9	AB	R	H	RBI	BB	SO	LOB
5 Josh Harrison, R (1, 5) OBP: 0.352, SLG: 0.506	B FF 88 B FF 88 B FF 88 C FF 88 C FF 88 X FF 89 3-2 23 CS 1B	C KC 75 X CH 85 0-1 1B		X FF 88 0-0 ② P4			C CU 74 F FF 94 D SL 81 X FF 93 1-2 ① L8			4	0	2	0	0	0	2
23 Travis Snider, L (1, 9) OBP: 0.334, SLG: 0.418 25 Gregory Polanco, L (8, 9) OBP: 0.314, SLG: 0.351	1 SAFE B FF 89 C KC 77 B KC 77 B KC 75 S FF 89 B FF 89 4-2 ① 6 1B 22 E 15 BB 1-2 BB	F FC 85 B FF 89 1 SAFE F FF 89 F FF 89 B FF 89 S KC 75 2-3 ③ K		C KC 74 D FC 84 X KC 75 1-1 ③ G3			C CU 76 B FF 93 B CU 74 X FF 94 2-1 ② G4-3			3 0	1 0	0 0	0 0	1 0	1 0	3 0
22 Andrew McCutchen, R (1, 8) OBP: 0.398, SLG: 0.529	B FF 90 D KC 75 X FC 85 2-0 E5 15 BB 6 1B 1-2		C FC 84 B KC 73 F FF 89 X FF 89 1-2 ① G4-3		B KC 76 C FC 83 B KC 75 B FC 84 B FF 89 4-1 18 G6-3 BB		S FF 95 B FO 88 B FF 93 S CU 76 S FO 89 2-3 ③ K			3	0	0	0	1	1	1
18 Neil Walker, S (1, 4) OBP: 0.351, SLG: 0.472	C KC 74 B FF 90 B FF 89 F FF 89 C KC 76 2-3 ② K	C KC 75 B CH 85 X FF 90 1-1 ② G5-3			C FF 88 B FF 88 C FF 89 X FF 89 1-2 ①② G6-3 1-2f			C SL 80 B SI 91 X SL 81 1-1 ① L7		4	0	0	0	0	1	3
6 Starling Marte, R (1, 7) OBP: 0.358, SLG: 0.458	B FC 85 C FF 90 X FF 89 1-1 15 BB 1-2 2-3 1B		S FF 90 X FC 82 0-1 ③ F8		C FF 88 X FF 88 0-1 HR			B SL 82 X FF 92 1-0 ② F9		4	1	2	1	0	0	0
15 Ike Davis, L (1, 3) OBP: 0.349, SLG: 0.378 17 Gaby Sanchez, R (8, PH) OBP: 0.297, SLG: 0.391 (9, 3)	B KC 74 B KC 73 B FF 89 C FF 88 C FF 89 B KC 75 4-2 1-2 2-3 3-H BB			C KC 75 F FF 89 B KC 75 B KC 74 F KC 76 B FA 88 X FF 90 3-2 10 2B 19 1B 1B	B KC 75 B FF 89 C FF 89 S FF 89 X KC 76 2-2 ③ G1-3		C SI 90 C SI 90 X SL 83 0-2 ③ P2		2 1	1 0	1 0	1 0	1 0	0 0	0 0
10 Jordy Mercer, R (1, 6) OBP: 0.311, SLG: 0.398	C FC 86 C KC 75 S FF 90 0-3 ③ K			F FF 88 C FC 87 F KC 74 B FF 89 X KC 73 1-2 19 1B 1-3 2B		C FF 93 F SL 88 F FF 92 B SL 85 X SL 88 1-2 ① L4				3	0	1	0	0	1	3
19 Chris Stewart, R (1, 2) OBP: 0.362, SLG: 0.312		B FF 88 C FF 88 S FC 86 F FF 89 S FC 86 1-3 ① K		X FC 83 0-0 2-3 3-H 1B		F FF 93 F SL 87 F FF 94 B SL 86 B FF 94 F SL 87 X FF 92 2-2 ② F9				3	0	1	1	0	1	0
45 Gerrit Cole, R (1, 1) OBP: 0.233, SLG: 0.268 44 Tony Watson, L (8, 1) OBP: 0.333, SLG: 0.333 35 Mark Melancon, R (9, 1)		C FF 88 S FC 85 F FF 89 C KC 75 0-3 ② K		T KC 74 F FF 87 F FF 88 B KC 73 S KC 75 1-3 ① K		B SL 88 C FF 93 X SL 86 1-1 ③ G6-3				3 0 0	0 0 0	0 0 0	0 0 0	0 0 0	2 0 0	2 0 0
Inning Stats	R: 1 E: 1 K: 2 S: 16 H: 2 LOB: 3 BB: 2 P: 32	R: 0 E: 0 K: 3 S: 13 H: 1 LOB: 1 BB: 0 P: 16	R: 0 E: 0 K: 0 S: 7 H: 0 LOB: 0 BB: 0 P: 9	R: 1 E: 0 K: 1 S: 16 H: 3 LOB: 2 BB: 0 P: 22	R: 1 E: 0 K: 0 S: 9 H: 1 LOB: 0 BB: 1 P: 16	R: 0 E: 0 K: 0 S: 11 H: 0 LOB: 0 BB: 0 P: 15	R: 0 E: 0 K: 1 S: 8 H: 0 LOB: 0 BB: 0 P: 13	R: 0 E: 0 K: 0 S: 6 H: 0 LOB: 0 BB: 0 P: 8		1B: 5 2B: 1 3B: 0 HR: 1 SF: 0 SAC: 0 DP: 1 HBP: 0					WP: 0 PB: 0 SB: 0 CS: 1 PA: 33	

	AB	30
	R	3
	H	7
	RBI	3
	BB	3
	SO	7
	LOB	14

PITCHER	IP	WLS	BF	H	R	ER	SO	BB	IBB	HBP	BLK	WP	HR	S	P	ERA	WHIP
67 Brandon Workman, R (1, 1) ERA: 5.17	5.0	L	24	7	3	2	6	3	0	0	0	0	1	61	95	3.60	2.000
30 Alex Wilson, R (6, 1) ERA: 2.16	1.0		3	0	0	0	0	0	0	0	0	0	0	11	15	0.00	0.000
36 Junichi Tazawa, R (7, 1) ERA: 2.92	1.0		3	0	0	0	1	0	0	0	0	0	0	8	13	0.00	0.000
66 Drake Britton, L (8, 1) ERA:	0.2		2	0	0	0	0	0	0	0	0	0	0	3	5	0.00	0.000
35 Burke Badenhop, R (8, 1) ERA: 2.37	0.1		1	0	0	0	0	0	0	0	0	0	0	3	3	0.00	0.000

PITCHER	IP	WLS	BF	H	R	ER	SO	BB	IBB	HBP	BLK	WP	HR	S	P	ERA	WHIP

Batter	1	2	3	4	5	6	7	8	9	AB	R	H	RBI	BB	SO	LOB
27 Carlos Gómez, R (1, 8) OBP: 0.355, SLG: 0.472	X CH 78 0-0 ① F8		C SI 89 H KC 79 1-1 8 CS HBP		B KC 76 S CH 78 H SI 91 2-1 1-2 HBP			S FF 94 F FF 96 F FF 96 F CH 86 B FF 95 F FF 96 B FF 97 F FF 95 X CH 86 2-2 ② F7		2	0	0	0	0	0	0
8 Ryan Braun, R (1, 9) OBP: 0.328, SLG: 0.469	C SI 91 B SI 91 X KC 76 1-1 20 WP 20 1B 2B		B SI 90 1 SAFE C SI 88 B SI 90 X SI 91 2-1 ② ③ G5-3 1-2		C SI 89 B SI 91 B SI 91 S SI 91 F SI 91 F SI 90 F CH 79 X SI 91 2-2 ③ P3			B FF 96 S FF 95 F FF 96 B FF 96 B FF 95 B FF 95 4-2 BB		3	1	1	0	1	0	3
20 Jonathan Lucroy, R (1, 2) OBP: 0.374, SLG: 0.476	C SI 87 F KC 76 B KC 78 X CH 77 1-2 16 G5-3 2-H 1B			X SI 86 0-0 ① G5-3		C SI 89 B SI 88 B SI 90 X SI 90 2-1 16 G5-4-3 1B		C FF 95 B FF 94 F FF 96 X FF 95 1-2 ③ F9		4	0	2	1	0	0	1
16 Aramis Ramirez, R (1, 5) OBP: 0.335, SLG: 0.438	X SI 89 0-0 ② G5-3 1-2			X SI 88 0-0 ② G5-3		C KC 74 X CH 78 0-1 ① ② G5-4-3 1-2f			C FC 91 F KC 80 X KC 80 0-2 ① G5-3	4	0	0	0	0	0	2
18 Khris Davis, R (1, 7) OBP: 0.305, SLG: 0.465	X SI 89 0-0 ③ F8			C SI 88 X CH 77 0-1 ③ G5-3		C CH 77 F SI 91 S CH 74 0-3 ③ K			B FC 92 X FC 91 1-0 ② G1-3	4	0	0	0	0	1	1
Rickie Weeks Jr., R (1, 4) OBP: 0.335, SLG: 0.430 51 Jonathan Broxton, R (8, 1) 21 Jeremy Jeffress, R (8, 1) 24 Lyle Overbay, L (9, PH) OBP: 0.333, SLG: 0.335		C SI 88 S CH 79 B SI 90 F SI 91 B CH 79 F SI 90 F SI 91 B KC 79 X SI 91 3-2 ① G5-3			B SI 89 C SI 90 X SI 90 1-1 HR		C KC 76 X SI 91 0-1 ① F8		C FC 91 C FC 92 X FC 92 0-2 ③ G6-3	3 0 0 1	1 0 0 0	1 0 0 0	1 0 0 0	0 0 0 0	0 0 0 0	0 0 0 0
7 Mark Reynolds, R (1, 3) OBP: 0.287, SLG: 0.394		B KC 76 S CH 78 F SI 91 S CH 79 1-3 ② K			C SI 90 X CH 79 0-1 ① G5-3		C KC 77 S CH 79 B CH 79 B CH 78 F KC 77 X CH 78 2-2 ② L7			3	0	0	0	0	1	0
9 Jean Segura, R (1, 6) OBP: 0.281, SLG: 0.312		B SI 89 C SI 91 B SI 90 B CH 80 F SI 90 C SI 92 3-3 ③ K			F SI 88 S CH 77 X SI 91 0-2 ② F9		B CH 77 X SI 90 1-0 ③ F8			3	0	0	0	0	1	0
49 Yovani Gallardo, R (1, 1) OBP: 0.132, SLG: 0.135 2 Scooter Gennett, L (8, PH) OBP: 0.324, SLG: 0.441 (8, 4)			C SI 87 B SI 88 B SI 89 X SI 88 2-1 ① G5-3		X SI 88 0-0 27 HBP 1B			C FF 95 X FF 95 0-1 ① G6-3		2 1	0 0	1 0	0 0	0 0	0 0	0 0
Inning Stats	R: 1 E: 0 K: 0 S: 8 H: 2 LOB: 1 BB: 0 P: 10	R: 0 E: 0 K: 2 S: 12 H: 0 LOB: 0 BB: 0 P: 19	R: 0 E: 0 K: 0 S: 5 H: 0 LOB: 0 BB: 0 P: 10	R: 0 E: 0 K: 0 S: 4 H: 0 LOB: 0 BB: 0 P: 4	R: 1 E: 0 K: 0 S: 15 H: 2 LOB: 2 BB: 0 P: 20	R: 0 E: 0 K: 1 S: 7 H: 1 LOB: 0 BB: 0 P: 9	R: 0 E: 0 K: 0 S: 7 H: 0 LOB: 0 BB: 0 P: 10	R: 0 E: 0 K: 0 S: 14 H: 0 LOB: 1 BB: 1 P: 21	R: 0 E: 0 K: 0 S: 7 H: 0 LOB: 0 BB: 0 P: 8	1B: 3 2B: 1 3B: 0 HR: 1	SF: 0 SAC: 0 DP: 1 HBP: 2	WP: 1 PB: 0 SB: 0 CS: 1	PA: 33			

TOP

Milwaukee Brewers @ Pittsburgh Pirates

PNC Park, Pittsburgh, PA

Fri Sep 19 2014, 7:07 PM - 10:04 PM EDT

Att. 37,974 - Cloudy - 70 F

livebaseballscorecards.com

AB	30
R	2
H	5
RBI	2
BB	1
SO	3
LOB	7

PITCHER		IP	WLS	BF	H	R	ER	SO	BB	IBB	HBP	BLK	WP	HR	S	P	ERA	WHIP
49 Jeff Locke, L ERA: 3.6	(1, 1)	7.0		26	5	2	2	3	0	0	2	0	1	1	58	82	2.57	0.714
43 John Holdzkom, R ERA:	(8, 1)	1.0	W	4	0	0	0	0	1	0	0	0	0	0	14	21	0.00	1.000
35 Mark Melancon, R ERA: 1.85	(9, 1)	1.0	S	3	0	0	0	0	0	0	0	0	0	0	7	8	0.00	0.000

PITCHER	IP	WLS	BF	H	R	ER	SO	BB	IBB	HBP	BLK	WP	HR	S	P	ERA	WHIP

Batter	1	2	3	4	5	6	7	8	9	AB	R	H	RBI	BB	SO	LOB
5 Josh Harrison, R (1, 5) OBP: 0.350, SLG: 0.503	B FF 90 X SL 89 1-0 ① F9		C CU 79 B CU 80 B FF 91 B SI 93 C SI 93 X SI 93 3-2 22 1B 1B		B CU 79 C CU 79 X SL 87 1-1 ① G1-3		X CU 80 0-0 ③ FC6-4 1-2f	B KC 79 B SI 97 C KC 79 F SI 97 S KC 81 2-3 ③ K		5	0	1	0	0	1	3
6 Starling Marte, R (1, 7) OBP: 0.357, SLG: 0.456	B FF 92 C SI 92 X CU 80 1-1 ② G6-3		1 SAFE 1 SAFE S CU 81 1 SAFE F CU 80 F SI 93 1 SAFE F SI 92 1 SAFE 1-3 ② P PO-65 C CU 80 K		C SL 88 F SI 91 F SL 89 C FF 92 0-3 ② K			C FF 94 B FF 95 F FF 95 F FF 94 B SL 90 X SL 88 2-2 18 1B 55 HR 1B		4	1	1	0	0	2	1
22 Andrew McCutchen, R (1, 8) OBP: 0.398, SLG: 0.532	B CU 80 X SI 92 1-0 3B		S CU 81 X SL 89 0-1 1-2 1B		S SL 88 C CU 80 B CU 81 S SL 89 1-3 ③ K			F FF 93 F FF 94 1 SAFE S FF 96 0-3 ① K		4	0	2	0	0	2	1
18 Neil Walker, S (1, 4) OBP: 0.350, SLG: 0.470 39 Chase d'Arnaud, R (8, PR) 35 Mark Melancon, R (9, 1)	F CU 79 S FF 91 B FF 91 B CU 80 X FF 92 2-2 ③ G4-3		S CU 81 C SI 93 F CU 80 B FF 93 F SL 89 F FF 93 S SL 90 2-3 ③ K			X SI 91 0-0 ① G4-3		B FF 94 B FF 94 F FF 95 X FF 95 2-1 1-2 55 HR 1B		4 0 0	0 1 0	1 0 0	0 0 0	0 0 0	1 0 0	3 0 0
55 Russell Martin, R (1, 2) OBP: 0.408, SLG: 0.441		B FF 91 C SI 91 B SI 93 B FF 89 X SI 91 3-1 ① P5		C CU 81 C SI 92 B SI 92 F SI 93 B CU 81 F FF 92 C SL 89 2-3 ① K		B SL 89 S SL 88 B SI 93 T SI 92 T SL 89 2-2 ② K		S FF 95 B FF 96 X FF 96 1-1 1-H 2-H HR		4	1	1	3	0	2	0
23 Travis Snider, L (1, 9) OBP: 0.336, SLG: 0.419 25 Gregory Polanco, L (8, PR) OBP: 0.314, SLG: 0.351 (9, 9)		C CU 80 C SI 92 B FF 91 C SI 92 1-3 ② K		C SI 92 F FF 94 F SI 93 B CU 79 X FF 93 1-2 17 FC6-4 1B		B CU 79 F SI 91 X CU 80 1-1 ③ G3-1		B FF 95 B FF 95 F SI 95 X FF 95 2-1 57 1B 15 1B		4 0	0 1	2 0	0 0	0 0	1 0	0 0
17 Gaby Sanchez, R (1, 3) OBP: 0.298, SLG: 0.390 43 John Holdzkom, R (8, 1) 57 Andrew Lambo, L (8, PH) OBP: 0.265, SLG: 0.382 12 Clint Barmes, R (9, 4) OBP: 0.330, SLG: 0.303	B SL 89 B SI 92 C SI 92 X SL 87 2-1 1B		C FF 92 X CU 79 0-1 ② FC6-4 10 WP 1-2f				F CU 78 C SI 92 B SL 88 F CU 80 X CU 80 1-2 E5 5 FC6-4	1 SAFE 1 SAFE C KC 80 X SI 96 0-1 15 1B 1-2 1B		3 0 1 0	0 0 0 0	1 0 1 0	0 0 0 0	0 0 0 0	0 0 0 0	1 0 0 0
10 Jordy Mercer, R (1, 6) OBP: 0.311, SLG: 0.396	F SI 93 1 SAFE X FF 92 0-1 ③ F9		B CU 81 D SL 89 I IN 68 I IN 65 4-0 2-3 IBB				B SL 87 F FF 91 F SI 92 B SI 93 B CU 80 S SL 88 3-3 ① K	C KC 80 C SI 97 B FF 96 B KC 80 S SI 97 2-3 ② K		3	0	0	0	1	2	4
49 Jeff Locke, L (1, 1) OBP: 0.156, SLG: 0.116 15 Ike Davis, L (7, PH) OBP: 0.350, SLG: 0.379 (8, 3)			C FF 90 F SI 92 S CU 79 0-3 ① K	S CU 80 C FF 93 S CU 80 0-3 ③ K			D CU 80 C CU 80 F FF 92 F CU 80 F FF 93 T SI 93 1-2 ② K	C KC 80 B SI 96 C KC 80 D FF 98 B KC 80 X KC 80 3-2 1-3 2-H 1B		2 2	0 0	0 1	0 1	0 1	2 1	2 1
Inning Stats	R: 0 E: 0 K: 0 S: 7 H: 1 LOB: 1 BB: 0 P: 12	R: 0 E: 0 K: 1 S: 9 H: 1 LOB: 1 BB: 0 P: 15	R: 0 E: 0 K: 3 S: 21 H: 2 LOB: 2 BB: 0 P: 26	R: 0 E: 1 K: 2 S: 14 H: 1 LOB: 2 BB: 1 P: 21	R: 0 E: 0 K: 2 S: 9 H: 0 LOB: 0 BB: 0 P: 11	R: 0 E: 0 K: 1 S: 6 H: 0 LOB: 0 BB: 0 P: 9	R: 0 E: 1 K: 2 S: 13 H: 0 LOB: 1 BB: 0 P: 18	R: 4 E: 0 K: 3 S: 24 H: 6 LOB: 2 BB: 0 P: 38		1B: 9 2B: 0 3B: 1 HR: 1 SF: 0 SAC: 0 DP: 0 HBP: 0				WP: 1 PB: 0 SB: 0 CS: 0 PA: 37		

PITCHER		IP	WLS	BF	H	R	ER	SO	BB	IBB	HBP	BLK	WP	HR	S	P	ERA	WHIP
49 Yovani Gallardo, R ERA: 3.46	(1, 1)	7.0		28	5	0	0	11	0	1	0	0	1	0	79	112	0.00	0.714
51 Jonathan Broxton, R ERA: 2.38	(8, 1)	0.1	L	5	4	4	4	1	0	0	0	0	0	1	13	20	108.00	12.000
21 Jeremy Jeffress, R ERA: 2.45	(8, 1)	0.2		4	2	0	0	2	0	0	0	0	0	0	11	18	0.00	3.000

PITCHER	IP	WLS	BF	H	R	ER	SO	BB	IBB	HBP	BLK	WP	HR	S	P	ERA	WHIP

BOTTOM

Milwaukee Brewers @ Pittsburgh Pirates

PNC Park, Pittsburgh, PA

Fri Sep 19 2014, 7:07 PM - 10:04 PM EDT

Att. 37,974 - Cloudy - 70 F

livebaseballscorecards.com

AB	36
R	4
H	11
RBI	4
BB	1
SO	14
LOB	16

Batter	1	2	3	4	5	6	7	8	9	AB	R	H	RBI	BB	SO	LOB
27 Carlos Gómez, R (1, 8) OBP: 0.352, SLG: 0.467	F SI 94 B CH 87 B CH 85 C KC 81 X CH 86 2-2 G6-3		X KC 80 0-0 F9		X CH 86 0-0 F8			F CH 87 X SI 95 0-1 B5	F KC 80 F FF 92 F FC 91 S KC 78 0-3 K	5	0	0	0	0	1	3
2 Scooter Gennett, L (1, 4) OBP: 0.324, SLG: 0.442 Rickie Weeks Jr., R (8, PH) OBP: 0.337, SLG: 0.433 (8, 4)	C KC 80 B FF 95 S SI 94 B CH 87 X SI 95 2-2 2B		F SI 94 B CH 86 B CH 87 X CH 84 2-1 FC4-6 20 BB 1-2f		B SI 94 B KC 79 S CH 83 X SI 94 2-1 L6			B SL 84 B SI 96 C CH 88 X CH 88 2-1 20 E 1B		3 1	0 0	1 1	0 0	0 0	0 0	1 0
20 Jonathan Lucroy, R (1, 2) OBP: 0.374, SLG: 0.475	B SI 94 B CH 84 C KC 79 B KC 80 X SI 94 3-1 G5-3		B FF 94 F FF 94 B CH 84 1 SAFE B FF 94 C FF 93 B FF 95 4-2 1-2 BB			C SI 93 X CH 85 0-1 8 FC6-4 1B		C SL 84 C SI 95 X CH 88 0-2 FC1 16 G4-6-3 1-2		3	0	1	0	1	0	2
16 Aramis Ramirez, R (1, 5) OBP: 0.333, SLG: 0.434	C FF 94 B FF 94 S CH 86 D FF 94 2 SAFE F CH 86 F CH 86 F SI 94 X KC 80 2-2 F7		B CH 84 F FF 93 B FF 94 D CH 85 F SI 93 S CH 86 3-3 K			X SI 94 0-0 F9		X SI 95 0-0 G4-6-3 1-2f		4	0	0	0	0	1	6
8 Ryan Braun, R (1, 9) OBP: 0.327, SLG: 0.467		C SI 93 X SI 92 0-1 G6-3		B FF 93 B FF 91 C SI 93 C FF 92 C SI 93 2-3 K		B SI 93 X SI 94 1-0 FC6-4 1-2f			S FF 93 F FC 91 B KC 81 F FC 92 X KC 81 1-2 3 FC1-6 1B	4	0	1	0	0	1	1
18 Khris Davis, R (1, 7) OBP: 0.303, SLG: 0.462 3 Elian Herrera, S (9, PH) OBP: 0.289, SLG: 0.344 7 Mark Reynolds, R (9, 3) OBP: 0.287, SLG: 0.394		C FF 94 X KC 80 0-1 G6-3		C CH 84 B KC 80 X SI 94 1-1 F9		F KC 82 1 SAFE X CH 86 0-1 L6			C FC 91 M FC 91 X FF 91 0-2 FC1-6 24 2B 1 SF7 1-2f	3 1 0	0 1 0	0 0 0	0 0 0	0 0 0	0 0 0	1 1 0
24 Lyle Overbay, L (1, 3) OBP: 0.339, SLG: 0.347 9 Jean Segura, R (9, PR) OBP: 0.281, SLG: 0.312 (9, 6)		X SI 94 0-0 2B		X KC 78 0-0 E1 5 S			S CH 86 F CH 86 B KC 80 B CH 88 F CH 87 B SI 95 B SI 95 4-2 28 G6-4-3 BB		F FF 91 B FC 91 F FC 91 F FC 91 X FC 91 1-2 1-3 2B	3 0	0 0	2 0	0 0	1 0	0 0	0 0
5 Héctor Gómez, R (1, 6) OBP: 0.143, SLG: 0.143 60 Matt Clark, L (9, PH) OBP: 0.269, SLG: 0.636 57 Francisco Rodríguez, R (9, 1)		C KC 80 S KC 80 B KC 81 S CH 87 1-3 K		B SI 93 S SI 93 C KC 82 B KC 82 S KC 80 2-3 K 1-2			L SI 94 L KC 80 L KC 80 0-3 K		I IN 70 I IN 74 I IN 73 I IN 73 4-0 IBB	3 0	0 0	0 0	0 0	0 1	3 0	3 0
22 Matt Garza, R (1, 1) 41 Marco Estrada, R (8, 1) 28 Gerardo Parra, L (7, PH) 21 Jeremy Jeffress, R (7, 1) 13 Will Smith, R (7, 1) 53 Brandon Kintzler, R (8, 1) 59 Zach Duke, L (8, 1) 1 Logan Schafer, L (9, PH) OBP: 0.364, SLG: 0.273 (8, 1)			B FF 93 B SI 92 S SI 92 B SI 93 D SI 92 4-1 2 FC4-6 BB		F SI 92 F FF 93 B SI 94 S KC 79 1-3 K		B KC 80 B CH 86 F FF 94 F SI 95 F CH 87 X KC 80 2-2 G6-4-3 1-2f		S FC 91 B FC 91 X FC 90 1-1 SF7 3-H	1 0 1 0 0 0 0 0	0 0 0 0 0 0 0 0	0 0 0 0 0 0 0 0	0 0 0 0 0 0 0 1	1 0 1 0 0 0 0 0	1 0 0 0 0 0 0 0	0 0 1 0 0 0 0 0
Inning Stats	R: 0 E: 0 K: 0 S: 14 H: 1 LOB: 1 BB: 0 P: 23	R: 0 E: 0 K: 1 S: 8 H: 1 LOB: 1 BB: 0 P: 9	R: 0 E: 0 K: 1 S: 9 H: 0 LOB: 2 BB: 2 P: 22	R: 0 E: 1 K: 2 S: 9 H: 0 LOB: 1 BB: 0 P: 14	R: 0 E: 0 K: 1 S: 6 H: 0 LOB: 0 BB: 0 P: 9	R: 0 E: 0 K: 0 S: 6 H: 1 LOB: 1 BB: 0 P: 7	R: 0 E: 0 K: 1 S: 10 H: 0 LOB: 0 BB: 1 P: 16	R: 0 E: 1 K: 0 S: 8 H: 1 LOB: 1 BB: 0 P: 10	R: 1 E: 0 K: 1 S: 17 H: 2 LOB: 2 BB: 1 P: 24	1B: 3 2B: 3 3B: 0 HR: 0 SF: 1 SAC: 0 DP: 2 HBP: 0						WP: 0 PB: 0 SB: 1 CS: 0 PA: 37	

TOP

Milwaukee Brewers @ Pittsburgh Pirates

PNC Park, Pittsburgh, PA

Sat Sep 20 2014, 7:09 PM - 10:39 PM EDT

Att. 39,027 - Partly Cloudy - 77 F

livebaseballscorecards.com

AB	32
R	1
H	6
RBI	1
BB	4
SO	7
LOB	19

PITCHER		IP	WLS	BF	H	R	ER	SO	BB	IBB	HBP	BLK	WP	HR	S	P	ERA	WHIP
36 Edinson Volquez, R ERA: 3.15	(1, 1)	7.0		27	3	0	0	6	3	0	0	0	0	0	62	100	0.00	0.857
44 Tony Watson, L ERA: 1.48	(8, 1)	1.0		4	1	0	0	0	0	0	0	0	0	0	8	10	0.00	1.000
35 Mark Melancon, R ERA: 1.96	(9, 1)	1.0	L	6	2	1	1	1	0	1	0	0	0	0	17	24	9.00	2.000

PITCHER	IP	WLS	BF	H	R	ER	SO	BB	IBB	HBP	BLK	WP	HR	S	P	ERA	WHIP

BOTTOM

Milwaukee Brewers @ Pittsburgh Pirates

PNC Park, Pittsburgh, PA

Sat Sep 20 2014, 7:09 PM - 10:39 PM EDT

Att. 39,027 - Partly Cloudy - 77 F

livebaseballscorecards.com

Batter	1	2	3	4	5	6	7	8	9	AB	R	H	RBI	BB	SO	LOB
5 Josh Harrison, R (1, 5) OBP: 0.349, SLG: 0.500	C FF 91 B FF 91 B SL 82 B FF 93 X FF 91 3-1 ① G5-3		B CU 72 C SL 82 S FF 92 B SL 85 X SL 84 2-2 ① G5-3		C FF 92 B CU 73 S FF 93 B FF 93 S CU 76 2-3 ① K		C SI 96 B KC 79 S SI 96 1 SAFE X SI 96 1-2 1-3 1B		B CU 76 B CU 76 X FF 90 2-0 ③ G6-3	5	0	1	0	0	1	0
23 Travis Snider, L (1, 9) OBP: 0.336, SLG: 0.422 31 Jose Tabata, R (7, PH) OBP: 0.318, SLG: 0.339 44 Tony Watson, L (8, 1) OBP: 0.333, SLG: 0.333 59 Brent Morel, R (8, PH) OBP: 0.225, SLG: 0.237 39 Chase d'Arnaud, R (8, PR) 35 Mark Melancon, R (9, 1)	C FF 92 F FF 90 B FF 93 B CU 75 X SL 84 2-2 22 WP 2B		C FF 93 B FF 93 S CU 75 F FF 94 F SL 84 B FF 94 C FF 95 2-3 ② K		B CU 76 B FF 93 F FF 93 C FF 94 S CU 76 2-3 ② K		C SL 82 F FF 95 B SL 83 1 SAFE 1-2 ③ CS 3-H	B FF 92 C SL 86 B SI 92 X SL 86 2-1 18 G1 22 BB 1B		3 0 0 1 0 0	0 0 0 0 0 0	1 0 0 1 0 0	0 0 0 0 0 0	2 0 0 0 0 0	0 0 0 0 0 0
22 Andrew McCutchen, R (1, 8) OBP: 0.402, SLG: 0.532	B CU 72 B SL 85 B FF 93 D SL 84 4-0 2-3 BB		H SI 93 1-0 HBP		S SL 84 B FF 92 C CU 75 H FF 92 2-2 18 CS HBP			B SL 86 F SL 85 B FF 93 D SL 86 C SI 94 F SI 94 1 SAFE B SI 92 4-2 18 G1 1-2 BB		0	0	0	0	2	0	0
18 Neil Walker, S (1, 4) OBP: 0.348, SLG: 0.466	B FF 91 F FF 92 X FF 94 1-1 ② L4		B FF 94 F FF 93 B FF 94 1 SAFE B FF 94 X FF 93 3-1 ③ G2-3		1 SAFE D CH 77 B FF 89 2-0 ③ CS 1-2	B FF 90 X CH 77 1-0 ① F8		B SI 93 X SI 92 1-0 ① G1 1-2 2-3		4	0	0	0	0	0	5
55 Russell Martin, R (1, 2) OBP: 0.409, SLG: 0.443	S FF 92 X FF 93 0-1 ③ L4			C CU 74 B SL 84 C FF 93 B FF 92 F FF 92 X SL 85 2-2 15 G6-3 2B		B CU 75 C CH 78 X FF 90 1-1 ② G6-3		I IN 75 I IN 79 I IN 78 I IN 76 4-0 17 FC6-4 IBB		3	0	1	0	1	0	2
6 Starling Marte, R (1, 7) OBP: 0.356, SLG: 0.455		X FF 92 0-0 10 FC6-4 1B		F FF 94 L FF 92 C FF 93 0-3 ① K		B FF 89 T CH 79 X FF 90 1-1 ③ G6-3		X FF 92 0-0 ② L5		4	0	1	0	0	1	4
15 Ike Davis, L (1, 3) OBP: 0.347, SLG: 0.376 17 Gaby Sanchez, R (8, PH) OBP: 0.297, SLG: 0.389 (9, 3)		1 SAFE C FF 93 1 SAFE B FF 93 X FF 93 1-1 ① L4		D CU 74 B FF 92 C FF 93 S FF 93 B FF 93 X FF 94 3-2 ② G6-3 2-3			B KC 79 C SI 95 F SI 95 X KC 79 1-2 ① F9	X CH 86 0-0 ③ FC6-4 1-2f		3 1	0 0	0 0	0 0	0 0	0 0	2 3
10 Jordy Mercer, R (1, 6) OBP: 0.310, SLG: 0.393		X FF 93 0-0 ② FC6-4 1-2f		I IN 83 I IN 81 I IN 82 I IN 83 4-0 36 S IBB			B KC 79 X SI 95 1-0 ② L8		C CU 75 X FF 91 0-1 ① F9	3	0	0	0	1	0	1
36 Edinson Volquez, R (1, 1) OBP: 0.077, SLG: 0.020 57 Andrew Lambo, L (7, PH) OBP: 0.286, SLG: 0.400 25 Gregory Polanco, L (7, PR) OBP: 0.313, SLG: 0.349 (8, 9)	C FF 93 D FF 92 F FF 94 S SL 85 1-3 ③ K		T FF 93 B FF 95 C FF 94 S SL 85 1-3 ③ K 1-2				B KC 79 C SI 96 X FF 95 1-1 5 1B 31 CS		X SI 91 0-0 ② G1-3	2 1 1	0 0 0	0 1 0	0 0 0	0 0 0	2 0 0	3 0 0

Inning Stats	R: 0 E: 0 K: 0 S: 9	H: 1 LOB: 2 BB: 1 P: 19	R: 0 E: 0 K: 1 S: 7	H: 1 LOB: 1 BB: 0 P: 9	R: 0 E: 0 K: 1 S: 10	H: 0 LOB: 1 BB: 0 P: 18	R: 0 E: 0 K: 2 S: 13	H: 1 LOB: 2 BB: 1 P: 23	R: 0 E: 0 K: 2 S: 8	H: 0 LOB: 0 BB: 0 P: 16	R: 0 E: 0 K: 0 S: 5	H: 0 LOB: 0 BB: 0 P: 8	R: 0 E: 0 K: 0 S: 12	H: 2 LOB: 2 BB: 0 P: 17	R: 0 E: 0 K: 0 S: 8	H: 1 LOB: 3 BB: 2 P: 19	R: 0 E: 0 K: 0 S: 4	H: 0 LOB: 0 BB: 0 P: 6	1B: 4 2B: 2 3B: 0 HR: 0	SF: 0 SAC: 0 DP: 0 HBP: 2	WP: 1 PB: 0 SB: 1 CS: 2	PA: 39

PITCHER		IP	WLS	BF	H	R	ER	SO	BB	IBB	HBP	BLK	WP	HR	S	P	ERA	WHIP
22 Matt Garza, R ERA: 3.64	(1, 1)	4.2		21	3	0	0	6	1	1	2	0	1	0	47	83	0.00	0.857
41 Marco Estrada, R ERA: 4.5	(5, 1)	1.1		3	0	0	0	0	0	0	0	0	0	0	5	10	0.00	0.000
21 Jeremy Jeffress, R ERA: 2.4	(7, 1)	0.2		4	2	0	0	0	0	0	0	0	0	0	10	14	0.00	3.000
13 Will Smith, L ERA: 3.82	(7, 1)	0.1		0	0	0	0	0	0	0	0	0	0	0	2	3	0.00	0.000
53 Brandon Kintzler, R ERA: 3.4	(8, 1)	0.2		5	1	0	0	0	1	1	0	0	0	0	7	18	0.00	3.000
59 Zach Duke, L ERA: 2.54	(8, 1)	0.1	W	1	0	0	0	0	0	0	0	0	0	0	1	1	0.00	0.000
57 Francisco Rodríguez, R ERA: 3.09	(9, 1)	1.0	S	3	0	0	0	0	0	0	0	0	0	0	4	6	0.00	0.000

AB	31
R	0
H	6
RBI	0
BB	4
SO	6
LOB	20

Milwaukee Brewers @ Pittsburgh Pirates

PNC Park, Pittsburgh, PA

Sun Sep 21 2014, 1:40 PM - 4:03 PM EDT

Att. 38,650 - Partly Cloudy - 76 F

TOP

livebaseballscorecards.com

Batter	1	2	3	4	5	6	7	8	9	AB	R	H	RBI	BB	SO	LOB
27 Carlos Gómez, R (1, 8) OBP: 0.351, SLG: 0.466	G5-3		F9			G4-3			1B	4	0	1	0	0	0	1
2 Scooter Gennett, L (1, 4) OBP: 0.322, SLG: 0.439	G6-3		G6-3			G4-3			16 HBP	3	0	0	0	0	0	1
Rickie Weeks Jr., R (9, PH) OBP: 0.340, SLG: 0.435									1B	1	0	1	0	0	0	0
3 Elian Herrera, S (9, PR) OBP: 0.289, SLG: 0.344									1-3	0	0	0	0	0	0	0
20 Jonathan Lucroy, R (1, 2) OBP: 0.372, SLG: 0.472	G5-3			G1-3		K			P6	4	0	0	0	0	1	1
16 Aramis Ramirez, R (1, 5) OBP: 0.334, SLG: 0.434		G6-4-3		G4-3			F9		HBP	3	0	1	0	0	0	0
1 Logan Schafer, L (9, PR) OBP: 0.264, SLG: 0.272		1B							1-2	0	0	0	0	0	0	0
8 Ryan Braun, R (1, 9) OBP: 0.327, SLG: 0.466		G6-4-3		G1-3			P2		F8	4	0	1	0	0	0	3
		1-2f		1B												
28 Gerardo Parra, L (1, 7) OBP: 0.312, SLG: 0.377		1B		K			G3			3	0	1	0	0	1	1
24 Lyle Overbay, L (1, 3) OBP: 0.336, SLG: 0.343		G3			K			K		3	0	0	0	0	2	1
9 Jean Segura, R (1, 6) OBP: 0.282, SLG: 0.312			38 SH1-4		P6			K		2	0	1	0	0	0	0
60 Matt Clark, L (8, PH) OBP: 0.259, SLG: 0.609			1B							1	0	0	0	0	1	0
41 Marco Estrada, R (8, 1) OBP: 0.171, SLG: 0.094										0	0	0	0	0	0	0
38 Wily Peralta, R (1, 1) OBP: 0.088, SLG: 0.093			SH1-4		F8			G6-3		1	0	0	0	0	0	0
18 Khris Davis, R (8, PH) OBP: 0.302, SLG: 0.461			1-2							1	0	0	0	0	0	0
5 Héctor Gómez, R (8, 6) OBP: 0.143, SLG: 0.143										0	0	0	0	0	0	0

	AB	30
	R	0
	H	6
	RBI	0
	BB	0
	SO	5
	LOB	8

Inning Stats	1	2	3	4	5	6	7	8	9
	R: 0 E: 0 K: 0 S: 9	H: 0 LOB: 0 BB: 0 P: 14	R: 0 E: 0 K: 0 S: 9	H: 2 LOB: 1 BB: 0 P: 10	R: 0 E: 0 K: 0 S: 8	H: 1 LOB: 1 BB: 0 P: 8	R: 0 E: 0 K: 1 S: 8	H: 1 LOB: 1 BB: 0 P: 9	R: 0 E: 0 K: 1 S: 8	H: 0 LOB: 0 BB: 0 P: 12	R: 0 E: 0 K: 1 S: 8	H: 0 LOB: 0 BB: 0 P: 10	R: 0 E: 0 K: 0 S: 6	H: 0 LOB: 0 BB: 0 P: 10	R: 0 E: 0 K: 2 S: 7	H: 0 LOB: 0 BB: 0 P: 9	R: 0 E: 0 K: 0 S: 14	H: 2 LOB: 2 BB: 0 P: 18

1B: 6	SF: 0	WP: 0	PA: 32
2B: 0	SAC: 1	PB: 0	
3B: 0	DP: 1	SB: 0	
HR: 0	HBP: 1	CS: 0	

PITCHER		IP	WLS	BF	H	R	ER	SO	BB	IBB	HBP	BLK	WP	HR	S	P	ERA	WHIP
46 Vance Worley, R ERA: 2.93	(1, 1)	8.0	W	27	4	0	0	5	0	0	0	0	0	0	63	82	0.00	0.500
44 Tony Watson, L ERA: 1.46	(9, 1)	1.0	S	5	2	0	0	0	0	0	1	0	0	0	14	18	0.00	2.000

PITCHER	IP	WLS	BF	H	R	ER	SO	BB	IBB	HBP	BLK	WP	HR	S	P	ERA	WHIP

Batter	1	2	3	4	5	6	7	8	9	AB	R	H	RBI	BB	SO	LOB
5 Josh Harrison, R (1, 5) OBP: 0.350, SLG: 0.500	F FF 95 F FF 97 F SL 86 S SL 86 0-3 ① **K**		B SL 86 F SL 85 B FF 98 X SL 86 2-1 **1B** 2-3			X SL 83 0-0 **23 G6-3 1B**		C CU 76 B FF 90 B CH 77 F CH 78 B FF 91 F FF 91 X CH 78 3-2 ② **G6-3**		4	0	2	0	0	1	0
23 Travis Snider, L (1, 9) OBP: 0.336, SLG: 0.419 25 Gregory Polanco, L (8, 9) OBP: 0.311, SLG: 0.348	B SI 97 B FF 95 B SI 96 C FF 95 B FF 96 4-1 **22 G6-4-3 BB**		C SL 85 X CH 86 0-1 ③ **G4-3**			1 SAFE B FF 96 B SI 97 B FF 97 C FF 92 X FF 95 3-1 ②③ **G6-3** 1-2		B CH 78 F CH 78 F FF 91 B CH 77 T FF 90 2-2 ③ **K**		2 1	0 0	0 0	0 0	1 0	0 1	3 0
22 Andrew McCutchen, R (1, 8) OBP: 0.404, SLG: 0.532	C FF 97 X SL 85 0-1 ②③ **G6-4-3** 1-2f			S SL 87 B SL 87 B FF 97 B SL 86 B FF 96 4-1 **18 G6-3 BB**			X SL 85 0-0 **55 WP 18 PB 55 1B 1B**			2	1	1	0	1	0	1
18 Neil Walker, S (1, 4) OBP: 0.346, SLG: 0.463		B FF 95 B FF 97 X FF 96 2-0 ① **G3**		1 SAFE 1 SAFE B SL 85 X FF 96 1-0 ①② **G6-3** 1-2f			1 SAFE B SL 85 F SL 84 F FF 95 S SL 89 1-3 ① **K** 1-2			3	0	0	0	0	1	2
55 Russell Martin, R (1, 2) OBP: 0.408, SLG: 0.442		B FF 96 F FF 95 X SL 86 1-1 ② **F9**		X FF 96 0-0 ③ **G6-3**			C SL 87 F SI 95 B FF 98 X SL 89 1-2 **6 1B** 2-H **1B**			3	0	1	1	0	0	0
6 Starling Marte, R (1, 7) OBP: 0.356, SLG: 0.454		S FF 96 C FF 97 B FF 96 X SL 89 1-2 ③ **F8**			B FF 96 X SI 95 1-0 ① **F9**		B SI 96 F FF 96 S FF 95 F FF 97 D FF 98 F FF 96 X SL 88 2-2 **1B** 1-2			3	0	1	0	0	0	0
15 Ike Davis, L (1, 3) OBP: 0.347, SLG: 0.374 17 Gaby Sanchez, R (8, 3) OBP: 0.297, SLG: 0.389			B FF 95 B SI 95 C FF 96 F FF 95 B FF 98 B FF 96 4-2 **10 FC6 BB**		X FF 95 0-0 ② **P6**		C CH 82 F FF 98 B SL 86 C CH 85 1-3 ② **K**			2 0	0 0	0 0	0 0	1 0	1 0	2 0
10 Jordy Mercer, R (1, 6) OBP: 0.308, SLG: 0.391			C SL 84 F FF 96 B SL 87 B SL 87 F SI 96 X FF 97 2-2 ① **FC6 5 1B 46 SH2-4** 1-2f		B FF 95 B SI 96 X FF 96 2-0 ③ **F8**		B SL 86 X SI 96 1-0 ③ **P2**			3	0	0	0	0	0	3
46 Vance Worley, R (1, 1) OBP: 0.065, SLG: 0.097 57 Andrew Lambo, L (8, PH) OBP: 0.278, SLG: 0.389 44 Tony Watson, L (9, 1) OBP: 0.333, SLG: 0.333			B SL 83 C FF 95 X FF 94 1-1 ② **SH2-4** 1-2			C FF 93 S SL 86 T SL 87 0-2 ① **K**		B CU 75 C CH 77 X FF 91 1-1 ① **F7**		1 1 0	0 0 0	0 0 0	0 0 0	0 0 0	1 0 0	0 0 0
Inning Stats	R: 0 E: 0 K: 1 S: 7 H: 0 LOB: 0 BB: 1 P: 11	R: 0 E: 0 K: 0 S: 6 H: 0 LOB: 0 BB: 0 P: 10	R: 0 E: 0 K: 0 S: 12 H: 1 LOB: 2 BB: 1 P: 21	R: 0 E: 0 K: 0 S: 3 H: 0 LOB: 0 BB: 1 P: 8	R: 0 E: 0 K: 0 S: 3 H: 0 LOB: 0 BB: 0 P: 6	R: 0 E: 0 K: 1 S: 6 H: 1 LOB: 0 BB: 0 P: 9	R: 1 E: 0 K: 2 S: 16 H: 3 LOB: 2 BB: 0 P: 22	R: 0 E: 0 K: 1 S: 9 H: 0 LOB: 0 BB: 0 P: 15		1B: 5 2B: 0 3B: 0 HR: 0	SF: 0 SAC: 1 DP: 2 HBP: 0					

PITCHER	IP	WLS	BF	H	R	ER	SO	BB	IBB	HBP	BLK	WP	HR	S	P	ERA	WHIP
38 Wily Peralta, R (1, 1) ERA: 3.62	7.0	L	26	5	1	1	4	3	0	0	0	1	0	53	87	1.29	1.143
41 Marco Estrada, R (8, 1) ERA: 4.47	1.0		3	0	0	0	1	0	0	0	0	0	0	9	15	0.00	0.000

PITCHER	IP	WLS	BF	H	R	ER	SO	BB	IBB	HBP	BLK	WP	HR	S	P	ERA	WHIP

BOTTOM

Milwaukee Brewers @ Pittsburgh Pirates

PNC Park, Pittsburgh, PA

Sun Sep 21 2014, 1:40 PM - 4:03 PM EDT

Att. 38,650 - Partly Cloudy - 76 F

livebaseballscorecards.com

AB	25
R	1
H	5
RBI	1
BB	3
SO	5
LOB	11

Batter	1	2	3	4	5	6	7	8	9	AB	R	H	RBI	BB	SO	LOB
5 Josh Harrison, R (1, 5) OBP: 0.349, SLG: 0.498	C FF 87 B FF 86 F SI 88 T SI 89 1-2 ① K		T SL 80 B SL 78 T SI 89 B SL 78 F SL 78 X FF 88 2-2 ① F9		C CU 72 B SL 78 B CU 76 F SL 85 B FF 88 F SI 89 F SI 89 X FF 87 3-2 1B			C FF 92 F SL 80 S SL 82 0-3 ① K		4	0	1	0	0	2	0
23 Travis Snider, L (1, 9) OBP: 0.332, SLG: 0.413 43 John Holdzkom, R (8, 1) 35 Mark Melancon, R (9, 1)	C SI 88 F SL 77 F SL 80 F SI 89 B SI 88 X CU 71 1-2 ② G3		B CU 73 F SI 89 B FF 86 X CH 84 2-1 ② F8		1 SAFE C SI 90 F SL 79 B SI 90 1 SAFE X FF 87 1-2 ③ F9			C SL 80 S CH 86 S CH 85 0-3 ② K		4 0 0	0 0 0	0 0 0	0 0 0	0 0 0	1 0 0	1 0 0
22 Andrew McCutchen, R (1, 8) OBP: 0.404, SLG: 0.537	B FF 88 F FF 85 B SI 89 B SL 79 B SI 89 4-1 BB		B SI 90 F CU 74 X FF 88 1-1 ③ P3			B SI 87 B FF 87 X SI 86 2-0 HR		B SL 82 C FF 95 B SL 84 B FF 94 F FF 94 S FF 96 3-3 ③ K		3	1	1	1	1	1	0
18 Neil Walker, S (1, 4) OBP: 0.343, SLG: 0.459	C SI 88 C FF 87 F CU 74 1 SAFE C SI 89 0-3 ③ K			C CU 72 B SI 88 X CH 81 1-1 ① F7		F SI 87 X SI 88 0-1 ① G6-3			B FF 94 S FF 95 C FF 95 S KC 85 1-3 ① K	4	0	0	0	0	2	1
55 Russell Martin, R (1, 2) OBP: 0.409, SLG: 0.441		B FF 87 C SI 88 B SL 78 B FF 85 B SI 88 4-1 6 1B BB		B CU 73 F SI 88 S SL 78 X CU 72 1-2 1B		F SI 88 C SL 79 X FF 89 0-2 ② G4-3			B KC 85 B FF 95 B FF 94 X FF 95 3-0 ② L7	3	0	1	0	1	0	0
6 Starling Marte, R (1, 7) OBP: 0.355, SLG: 0.452		B SI 88 1 SAFE F FF 88 B SI 90 T SI 90 F SI 90 X SL 81 2-2 1-2 1B		F SI 90 1 SAFE X FF 86 0-1 ② F9		S CU 74 B SL 78 F FF 85 F CU 72 B FF 88 F SI 89 F FF 86 X CU 73 2-2 ③ F7			S KC 85 X KC 86 0-1 ③ G6-3	4	0	1	0	0	0	1
15 Ike Davis, L (1, 3) OBP: 0.344, SLG: 0.370 25 Gregory Polanco, L (8, 9) OBP: 0.311, SLG: 0.348		B SI 89 C SI 89 C SL 78 S CU 74 1-3 ① K		F CH 83 C CU 72 1 SAFE S SI 90 0-3 ③ K			B FF 87 S CH 83 B CH 82 C FF 87 F CU 74 F FF 87 X FF 88 2-2 ① P2			3 0	0 0	0 0	0 0	0 0	2 0	3 0
10 Jordy Mercer, R (1, 6) OBP: 0.307, SLG: 0.388		C SI 90 F FF 86 C SL 80 0-3 ② K			B SI 88 S SL 84 S CU 74 S SL 77 1-3 ① K		B CU 73 C SI 88 F SI 88 X FF 89 1-2 ② L7			3	0	0	0	0	2	2
47 Francisco Liriano, L (1, 1) OBP: 0.133, SLG: 0.093 31 Jose Tabata, R (7, PH) OBP: 0.317, SLG: 0.337 48 Jared Hughes, R (7, 1) 17 Gaby Sanchez, R (8, 3) OBP: 0.297, SLG: 0.389		B SI 89 B SI 89 F SI 88 F SI 90 F SI 90 S CU 73 2-3 ③ K			C SI 87 B CU 71 X SI 88 1-1 ② L8		S SL 80 B SL 79 X CH 84 1-1 ③ L3			2 1 0 0	0 0 0 0	0 0 0 0	0 0 0 0	0 0 0 0	1 0 0 0	2 0 0 0
Inning Stats	R: 0 E: 0 K: 2 S: 13 H: 0 LOB: 1 BB: 1 P: 19	R: 0 E: 0 K: 3 S: 15 H: 1 LOB: 2 BB: 1 P: 24	R: 0 E: 0 K: 0 S: 8 H: 0 LOB: 0 BB: 0 P: 13	R: 0 E: 0 K: 1 S: 10 H: 1 LOB: 1 BB: 0 P: 12	R: 0 E: 0 K: 1 S: 13 H: 1 LOB: 1 BB: 0 P: 19	R: 1 E: 0 K: 0 S: 12 H: 1 LOB: 0 BB: 0 P: 16	R: 0 E: 0 K: 0 S: 10 H: 0 LOB: 0 BB: 0 P: 14	R: 0 E: 0 K: 3 S: 9 H: 0 LOB: 0 BB: 0 P: 12	R: 0 E: 0 K: 1 S: 6 H: 0 LOB: 0 BB: 0 P: 10	1B: 3 2B: 0 3B: 0 HR: 1		SF: 0 SAC: 0 DP: 0 HBP: 0		WP: 0 PB: 0 SB: 0 CS: 0		PA: 33

PITCHER		IP	WLS	BF	H	R	ER	SO	BB	IBB	HBP	BLK	WP	HR	S	P	ERA	WHIP
34 Aaron Harang, R ERA: 3.6	(1, 1)	7.0	L	27	4	1	1	7	2	0	0	0	0	1	81	117	1.29	0.857
52 Jordan Walden, R ERA: 2.77	(8, 1)	1.0		3	0	0	0	3	0	0	0	0	0	0	9	12	0.00	0.000
46 Craig Kimbrel, R ERA: 1.68	(9, 1)	1.0		3	0	0	0	1	0	0	0	0	0	0	6	10	0.00	0.000

PITCHER	IP	WLS	BF	H	R	ER	SO	BB	IBB	HBP	BLK	WP	HR	S	P	ERA	WHIP

TOP

Pittsburgh Pirates @ Atlanta Braves

Turner Field, Atlanta, GA

Mon Sep 22 2014, 7:12 PM - 10:01 PM EDT

Att. 20,252 - Partly Cloudy - 75 F

livebaseballscorecards.com

AB	31
R	1
H	4
RBI	1
BB	2
SO	11
LOB	10

BOTTOM

Pittsburgh Pirates @ Atlanta Braves

Turner Field, Atlanta, GA

Mon Sep 22 2014, 7:12 PM - 10:01 PM EDT

Att. 20,252 - Partly Cloudy - 75 F

livebaseballscorecards.com

Batter	1	2	3	4	5	6	7	8	9	AB	R	H	RBI	BB	SO	LOB
1 Emilio Bonifácio, S (1, 9) OBP: 0.311, SLG: 0.349	B SI 92 C FF 90 B SL 84 B CH 82 C SI 92 B SI 94 4-2 23 S 5 S BB		B SI 92 B SI 92 B SI 92 C SI 90 C SI 92 S SL 84 3-3 ① K		B CH 82 X SI 89 1-0 ① G6-3			C FF 94 C FF 95 F FF 96 C FF 96 0-3 ① K		3	0	0	0	1	2	0
15 Phil Gosselin, R (1, 4) OBP: 0.314, SLG: 0.339	F SI 92 X SL 84 0-1 ① F8		C SI 94 B SI 93 S SL 85 B SL 84 F CH 86 B SI 92 S SL 85 3-3 ② K		B SI 90 B SI 89 B SI 90 B FF 90 4-0 5 CS BB			F FF 96 X FF 96 0-1 ② G4-3		3	0	0	0	1	1	1
5 Freddie Freeman, L (1, 3) OBP: 0.387, SLG: 0.466	S SL 86 D CH 85 1 SAFE B SL 86 1 SAFE B SI 92 B SL 88 4-1 1-2 BB		C SL 86 C SL 87 B SL 84 X CU 70 1-2 1B		C SL 84 F SI 93 F SL 87 B SL 87 1 SAFE 1 SAFE B SI 95 C SI 94 2-3 ② ③ 1-2 K			B FF 96 C FF 96 C FF 96 X FF 96 1-2 1B		3	0	2	0	1	1	1
8 Justin Upton, R (1, 7) OBP: 0.342, SLG: 0.484	C SI 93 F SI 93 F SL 86 D CH 86 S CH 87 1-3 ② K		B SI 93 F SI 93 B SL 83 S CH 85 C SL 85 2-3 ③ K			F SI 92 C SI 91 F SL 83 B CH 85 B CH 84 X SI 92 2-2 ① G6-3		X FF 95 0-0 ③ P2		4	0	0	0	0	2	4
23 Chris Johnson, R (1, 5) OBP: 0.293, SLG: 0.355	D CH 85 S CH 86 X CH 86 1-1 ③ G3 2-3			C SI 91 B FF 91 B CH 84 C SL 83 X SI 93 2-2 ① G6-3		X SI 91 0-0 ② G4-3			B FC 92 F FC 89 X KC 80 1-1 ① G6-3	4	0	0	0	0	0	2
25 Christian Bethancourt, R (1, 2) OBP: 0.270, SLG: 0.250		X FF 91 0-0 2 WP 1B		B SI 92 B SL 82 S CH 84 B SL 82 B SI 92 4-1 19 FC1-4 BB		S SI 92 S CH 85 X SL 84 0-2 ③ G6-3			F FC 90 S KC 80 B KC 80 B KC 80 S KC 81 2-3 ② K2-3	3	0	1	0	1	1	0
19 Andrelton Simmons, R (1, 6) OBP: 0.284, SLG: 0.333 13 Jose Constanza, L (9, PR)		F CH 84 B SI 92 F SI 92 X CH 87 1-2 ① F8		B SI 90 D SL 81 X SI 92 2-0 ② FC1-4 2 1B 1-2f			X SI 90 0-0 ① G5-3		F FC 92 S FC 90 B KC 80 B KC 80 F FC 89 B KC 80 X FC 93 3-2 E1	4 0	0 0	0 0	0 0	0 0	0 0	2 0
2 B.J. Upton, R (1, 8) OBP: 0.282, SLG: 0.327		S SI 93 D SL 87 B CH 85 F CH 85 B SL 85 C SL 85 3-3 ② 1-2 K		B SL 82 F SI 91 1 SAFE X CH 84 1-1 1-3 1B			S SI 91 B SI 92 X SL 84 1-1 ② F7		F FC 90 F FC 90 B FC 90 B FC 91 S KC 80 2-3 ③ K2-3	4	0	1	0	0	2	2
34 Aaron Harang, R (1, 1) OBP: 0.102, SLG: 0.086 24 Evan Gattis, R (7, PH) OBP: 0.323, SLG: 0.504 52 Jordan Walden, R (8, 1) 46 Craig Kimbrel, R (9, 1)		B SI 93 D SL 82 C SI 90 F SI 92 X SI 95 2-2 ③ G6-3		S SI 91 B SI 93 S SL 82 S SL 84 1-3 ③ K2-3			S SI 92 F SI 92 B SI 94 B FF 94 B FF 94 S SI 93 3-3 ③ K		2 1 0 0	0 0 0 0	0 0 0 0	0 0 0 0	0 0 0 0	1 1 0 0	3 0 0 0

	AB	R	H	RBI	BB	SO	LOB
	31	0	4	0	4	11	15

Inning Stats	1	2	3	4	5	6	7	8	9	1B	SF	WP	PA
R	0	0	0	0	0	0	0	0	0	4	0	1	35
E	0	0	0	0	0	0	0	0	1	2B 1	SAC 0	PB 0	
K	1	1	3	1	1	0	0	1	2	3B 0	DP 1	SB 2	
BB	2	0	1	1	0	0	0	0	0	HR 0	HBP 0	CS 1	
LOB	2	1	1	2	1	0	0	1	0				
P	21	16	22	20	12	10	6	11	20				
S	11	10	13	10	5	8	6	10	12				

PITCHER		IP	WLS	BF	H	R	ER	SO	BB	IBB	HBP	BLK	WP	HR	S	P	ERA	WHIP
47 Francisco Liriano, L ERA: 3.32	(1, 1)	6.0	W	24	3	0	0	7	4	0	0	0	1	0	57	101	0.00	1.167
48 Jared Hughes, R ERA: 2.04	(7, 1)	1.0	H	3	0	0	0	1	0	0	0	0	0	0	6	10	0.00	0.000
43 John Holdzkom, R ERA:	(8, 1)	1.0	H	4	1	0	0	1	0	0	0	0	0	0	10	11	0.00	1.000
35 Mark Melancon, R ERA: 1.93	(9, 1)	1.0	S	4	0	0	0	2	0	0	0	0	0	0	12	20	0.00	0.000

PITCHER	IP	WLS	BF	H	R	ER	SO	BB	IBB	HBP	BLK	WP	HR	S	P	ERA	WHIP

Batter	1	2	3	4	5	6	7	8	9	AB	R	H	RBI	BB	SO	LOB
5 Josh Harrison, R (1, 5) OBP: 0.349, SLG: 0.496	B SI 88 C SI 90 X SI 90 1-1 P4 ①		X SI 88 0-0 L6 ②		B CH 83 X 1-0 F9 ②		C SI 90 F SI 90 F SI 91 X SI 91 0-2 1B		B FF 91 F FF 92 F SL 82 1 SAFE 1-2 CS ③ 1-2	4	0	1	0	0	0	0
10 Jordy Mercer, R (1, 6) OBP: 0.306, SLG: 0.387	C SI 90 C SI 91 X SI 91 0-2 22 PB 1B		B CH 81 X CH 83 1-0 G1-3 ③		B SI 89 B KC 80 B SI 89 C SI 88 S CH 82 X CH 83 3-2 P4 ③		1 SAFE C FF 96 F FF 97 D SL 85 S FF 95 1-3 K ③			4	0	1	0	0	1	1
22 Andrew McCutchen, R (1, 8) OBP: 0.408, SLG: 0.540	1 SAFE B SI 90 B SI 90 F CH 82 B SI 91 S CH 82 B KC 79 4-2 1-2 BB			X SI 88 0-0 6 1B 17 E 1B		B SI 89 B KC 79 F CH 83 C SI 91 F CH 83 B KC 80 X CH 84 3-2 6 2B 2B		C FF 95 B SL 85 B SL 85 C FF 96 B FF 96 B SL 84 4-2 55 FC6-4 BB		2	2	2	0	2	0	0
55 Russell Martin, R (1, 2) OBP: 0.405, SLG: 0.437	S SI 90 C KC 79 C SI 91 0-3 K ②			S SI 89 X CH 83 0-1 F8 ①		C SI 91 B KC 79 X CH 85 1-1 L6 ①		B FF 96 1 SAFE F FF 96 B FF 95 F FF 96 1 SAFE F FF 97 X SL 87 2-2 FC6-4 ① 1-2f		4	0	0	0	0	1	5
6 Starling Marte, R (1, 7) OBP: 0.356, SLG: 0.455	B CH 82 F CH 83 F SI 91 F KC 79 F SI 91 F CH 84 B SI 91 F KC 79 T CH 83 2-2 K ③			1 SAFE F SI 89 B SI 90 F CH 82 B SI 90 1 SAFE B KC 79 X CH 83 3-2 17 S 1-3 1B		F KC 80 F SI 91 B SI 90 X KC 80 1-2 2-H 2B		1 SAFE 1 SAFE S SL 87 B FF 96 1 SAFE B FF 96 F SL 86 B FF 95 X SL 85 3-2 F8 ②		4	0	2	1	0	1	3
18 Neil Walker, S (1, 4) OBP: 0.341, SLG: 0.456		B SI 88 F SI 88 B SI 90 C SI 89 T SI 90 2-2 K ①		F SI 89 F KC 79 S SI 91 0-3 K ②		B CH 84 B SI 89 B CH 82 F SI 89 X CH 83 3-1 P3 ②		C SL 85 S SL 84 S FF 97 0-3 K ③		4	0	0	0	0	3	4
17 Gaby Sanchez, R (1, 3) OBP: 0.296, SLG: 0.384		C KC 79 B KC 78 B SI 90 B CH 83 B SI 90 4-1 23 G4-6-3 BB		C KC 80 1 SAFE F KC 79 F SI 90 F KC 80 B SI 89 B CH 82 F KC 80 C SI 92 2-3 K ③ 1-2 3-H		B KC 80 B CH 83 X CH 83 2-0 F9 ③			X CH 81 0-0 G1-3 ①	3	0	0	0	1	1	2
23 Travis Snider, L (1, 9) OBP: 0.332, SLG: 0.422 25 Gregory Polanco, L (7, 9) OBP: 0.310, SLG: 0.347		B SI 89 C SI 90 X SI 90 1-1 G4-6-3 ② ③ 1-2f			X SI 88 0-0 HR		B KC 80 X KC 78 1-0 G4-3 ①		C FF 89 B CH 81 S SL 82 F SL 83 B FF 92 C FF 92 2-3 K ②	3 1	1 0	1 0	1 0	0 0	0 1	1 0
45 Gerrit Cole, R (1, 1) OBP: 0.217, SLG: 0.250 48 Jared Hughes, R (8, 1) 31 Jose Tabata, R (9, PH) OBP: 0.320, SLG: 0.341 39 Chase d'Arnaud, R (9, PR) 44 Tony Watson, L (9, 1) OBP: 0.333, SLG: 0.333		B SI 88 C SI 88 S KC 78 S KC 78 1-3 K ①			B SI 89 C SI 89 S SI 90 X KC 79 1-2 G5-3 ①		C SI 89 B SI 89 F SI 88 X SI 90 1-2 F9 ②		C FF 92 B CH 84 S CH 83 B SL 83 F FF 92 X FF 93 2-2 5 CS 1B	3 0 1 0 0	0 0 0 0 0	0 0 1 0 0	0 0 0 0 0	1 0 0 0 0	0 0 0 0 0	0 0 0 0 0
Inning Stats	R: 0 E: 0 K: 2 S: 17 H: 1 LOB: 2 BB: 1 P: 24	R: 0 E: 0 K: 1 S: 6 H: 0 LOB: 0 BB: 1 P: 13	R: 0 E: 0 K: 1 S: 5 H: 0 LOB: 0 BB: 0 P: 7	R: 1 E: 0 K: 2 S: 15 H: 2 LOB: 1 BB: 0 P: 20	R: 1 E: 0 K: 0 S: 8 H: 1 LOB: 0 BB: 0 P: 13	R: 1 E: 0 K: 0 S: 12 H: 2 LOB: 1 BB: 0 P: 22	R: 0 E: 0 K: 1 S: 11 H: 1 LOB: 1 BB: 0 P: 14	R: 0 E: 0 K: 1 S: 12 H: 0 LOB: 1 BB: 1 P: 21	R: 0 E: 0 K: 1 S: 11 H: 1 LOB: 1 BB: 0 P: 16	1B: 5 2B: 2 3B: 0 HR: 1	SF: 0 SAC: 0 DP: 1 HBP: 0					

PITCHER	IP	WLS	BF	H	R	ER	SO	BB	IBB	HBP	BLK	WP	HR	S	P	ERA	WHIP
40 Alex Wood, L (1, 1) ERA: 2.78	6.2	L	28	7	3	2	6	2	0	0	0	0	1	71	109	2.70	1.350
48 David Carpenter, R (7, 1) ERA: 3.51	1.1		5	0	0	0	2	1	0	0	0	0	0	15	25	0.00	0.750
61 Chasen Shreve, L (9, 1) ERA: 0.79	1.0		3	1	0	0	1	0	0	0	0	0	0	11	16	0.00	1.000

PITCHER	IP	WLS	BF	H	R	ER	SO	BB	IBB	HBP	BLK	WP	HR	S	P	ERA	WHIP

TOP

Pittsburgh Pirates @ Atlanta Braves

Turner Field, Atlanta, GA

Tue Sep 23 2014, 7:10 PM - 9:58 PM EDT

Att. 23,029 - Partly Cloudy - 72 F

livebaseballscorecards.com

AB	33
R	3
H	8
RBI	2
BB	3
SO	9
LOB	16

WP: 0	PA: 37		
PB: 1			
SB: 1			
CS: 1			

Batter	1	2	3	4	5	6	7	8	9	AB	R	H	RBI	BB	SO	LOB
1 Emilio Bonifácio, S (1, 8) OBP: 0.310, SLG: 0.347	C FF 91 C FF 92 B FF 91 B KC 84 B SI 94 4-2 15 FC1-6 BB	C FF 94 B FF 94 F FF 94 F SI 94 S KC 84 1-3 ① K	C SI 93 F SI 93 F SI 94 F CH 86 B SI 95 S CH 86 1-3 ① K	3	0	0	0	1	3	0
15 Phil Gosselin, R (1, 4) (9, 6) OBP: 0.311, SLG: 0.336	X FF 93 0-0 ① FC1-6 5 2B 1-2f	B FF 95 F FF 95 C KC 82 B FF 97 X SI 96 2-2 ② G4-3	C SL 84 B KC 83 F KC 83 X SI 94 1-2 ② G6-3	C SI 94 X SI 95 0-1 5 G3-6-3 1B	4	1	1	0	0	0	1
5 Freddie Freeman, L (1, 3) OBP: 0.387, SLG: 0.466	B FF 93 B FF 93 T FF 93 F FF 94 1 SAFE X SL 86 2-2 ② 1-H 2B	C KC 83 B CH 87 S KC 83 F FF 98 B CH 86 F KC 84 F KC 84 X CH 88 2-2 ③ F8	F KC 84 S FF 95 B SL 84 B KC 86 B KC 85 C FF 97 3-3 ③ K	F SI 94 B SI 95 C SI 94 X SI 95 1-2 ②③ G3-6-3 1-2f	4	0	1	1	0	1	1
8 Justin Upton, R (1, 7) OBP: 0.342, SLG: 0.484	B FF 93 X SI 94 1-0 22 CS 1B	X SI 94 0-0 ① F8	B FF 95 B KC 84 C KC 84 C SI 94 F KC 85 B FF 95 F SI 96 S FF 96 3-3 ① K	3	0	1	0	0	1	0
22 Jason Heyward, L (1, 9) OBP: 0.351, SLG: 0.385	B FF 94 C FF 95 1-1 ③ CS 1-2	B FF 93 B KC 82 F KC 82 S FF 94 F FF 98 B FF 97 F FF 95 B FF 96 4-2 23 1B 25 1B 19 G4-6-3 BB	C FF 94 F KC 83 B KC 84 B FF 96 X SI 94 2-2 ② F7	C SI 94 F SI 96 X SL 87 0-2 ② G6-3	2	1	0	0	1	0	0
25 Christian Bethancourt, R (1, 2) OBP: 0.272, SLG: 0.253		C FF 96 S KC 84 X KC 83 0-2 19 G4-6-3 23 1B 1-2 1B	F SI 94 F SI 96 X FF 96 0-2 ③ F9	S KC 84 S KC 85 B SI 95 B SI 97 C KC 85 2-3 ③ K	3	0	1	0	0	1	0
23 Chris Johnson, R (1, 5) OBP: 0.293, SLG: 0.354		B FF 96 X FF 96 1-0 19 G4-6-3 1-2 2-3 1B	B SI 94 C FF 92 F SL 84 B CU 83 F SI 95 S KC 85 2-3 ① K	X SI 92 0-0 ① G6-3	3	0	1	0	0	1	0
19 Andrelton Simmons, R (1, 6) OBP: 0.285, SLG: 0.333 13 Jose Constanza, L (8, PR) 14 Ramiro Pena, S (9, 4) OBP: 0.307, SLG: 0.343		D SL 86 X FF 94 1-0 ①② G4-6-3 1-2f 2-3 3-H	C KC 83 S KC 83 F SL 85 B SI 96 X FF 95 1-2 ② F7	X SI 92 0-0 24 G6-4-3 1B	3 0 0	0 0 0	1 0 0	0 0 0	0 0 0	0 0 0	2 0 0
40 Alex Wood, R (1, 1) OBP: 0.116, SLG: 0.073 48 David Carpenter, R (7, 1) 24 Evan Gattis, R (8, PH) OBP: 0.322, SLG: 0.503 61 Chasen Shreve, L (9, 1)	C FF 95 B FF 95 S FF 94 F FF 97 D KC 84 C FF 95 2-3 ③ K	C FF 94 B FF 94 B SI 94 C SI 92 C FF 95 2-3 ③ K	X SI 92 0-0 ②③ G6-4-3 1-2f	2 0 1 0	0 0 0 0	0 0 0 0	0 0 0 0	2 0 0 0	2 0 1 0	1 0 1 0
Inning Stats	R: 1 E: 0 K: 0 S: 8 H: 2 LOB: 0 BB: 1 P: 16	R: 1 E: 0 K: 1 S: 13 H: 2 LOB: 1 BB: 1 P: 21	R: 0 E: 0 K: 1 S: 13 H: 0 LOB: 0 BB: 0 P: 18	R: 0 E: 0 K: 0 S: 7 H: 0 LOB: 0 BB: 0 P: 9	R: 0 E: 0 K: 2 S: 11 H: 0 LOB: 0 BB: 0 P: 16	R: 0 E: 0 K: 2 S: 9 H: 0 LOB: 0 BB: 0 P: 15	R: 0 E: 0 K: 2 S: 11 H: 0 LOB: 0 BB: 0 P: 16	R: 0 E: 0 K: 0 S: 3 H: 1 LOB: 1 BB: 0 P: 3	R: 0 E: 0 K: 1 S: 10 H: 1 LOB: 0 BB: 0 P: 12	1B: 5 2B: 1 3B: 0 HR: 0 SF: 0 SAC: 0 DP: 3 HBP: 0						

PITCHER		IP	WLS	BF	H	R	ER	SO	BB	IBB	HBP	BLK	WP	HR	S	P	ERA	WHIP
45 Gerrit Cole, R ERA: 3.78	(1, 1)	7.0	W	24	4	2	2	8	2	0	0	0	0	0	72	111	2.57	0.857
48 Jared Hughes, R ERA: 2.01	(8, 1)	1.0	H	3	1	0	0	0	0	0	0	0	0	0	3	3	0.00	1.000
44 Tony Watson, L ERA: 1.44	(9, 1)	1.0	S	3	1	0	0	1	0	0	0	0	0	0	10	12	0.00	1.000

PITCHER	IP	WLS	BF	H	R	ER	SO	BB	IBB	HBP	BLK	WP	HR	S	P	ERA	WHIP

BOTTOM

Pittsburgh Pirates @ Atlanta Braves

Turner Field, Atlanta, GA

Tue Sep 23 2014, 7:10 PM - 9:58 PM EDT

Att. 23,029 - Partly Cloudy - 72 F

livebaseballscorecards.com

AB	28
R	2
H	6
RBI	1
BB	2
SO	9
LOB	6

Batter	1	2	3	4	5	6	7	8	9	AB	R	H	RBI	BB	SO	LOB
5 Josh Harrison, R (1, 5) OBP: 0.347, SLG: 0.493	F FF 90 F SI 89 F SL 82 S SL 82 0-3 ① K		C SI 86 F SL 81 B FF 88 X FF 90 1-2 ① L8		C CU 71 B FF 91 B CU 70 X SI 89 2-1 ① G6-3		S FF 96 B FF 96 F FF 95 B CU 77 X FF 97 2-2 ① F9		S SL 83 X SL 84 0-1 6 E 1B	5	0	1	0	0	1	0
6 Starling Marte, R (1, 7) OBP: 0.359, SLG: 0.455	C SI 89 F SI 89 B FF 91 B FF 92 F SL 82 X SL 81 2-2 ② F7		C CU 73 B SL 82 B SI 90 B SL 80 F SI 89 B FF 92 4-2 22 S BB		F SI 88 X SI 88 0-1 22 HR 1B		B FF 98 X FF 95 1-0 22 WP 1B		B FF 95 X FF 93 1-0 FC5 1-2	4	1	2	0	1	0	1
22 Andrew McCutchen, R (1, 8) OBP: 0.408, SLG: 0.545	C SI 89 B CU 74 X CH 81 1-1 1B		1 SAFE C SI 89 F SI 88 F SI 90 F FF 91 F CU 74 S FF 90 0-3 ② K 1-2		S SL 79 X SI 87 0-1 1-H HR		B FF 96 1 SAFE 1 SAFE C FF 95 S CU 75 B CH 87 B CU 76 X CU 76 3-2 ② F7 1-2		B FF 97 S FF 96 B FF 96 B KC 87 C FF 97 S FF 96 3-3 ② K	5	1	2	2	0	2	4
23 Travis Snider, L (1, 9) OBP: 0.333, SLG: 0.420	B CH 82 B SI 88 1 SAFE X SI 89 2-0 ③ G1-3		B CU 74 B SI 89 B CH 82 2 SAFE T SI 89 F SL 80 B SL 81 4-2 BB		B SI 86 B SI 87 X SL 81 2-0 1B		C SL 82 S SL 82 B FF 93 D SL 84 S SL 84 2-3 ③ K		B KC 84 B FF 97 F FF 97 C FF 97 B FF 97 S FF 98 3-3 ③ K	4	0	1	0	1	2	4
55 Russell Martin, R (1, 2) OBP: 0.406, SLG: 0.437 19 Chris Stewart, R (4, 2) OBP: 0.364, SLG: 0.315		C SI 87 B FF 90 X SI 88 1-1 15 G3-4-3 1B	S SL 81 C SI 87 C CU 75 B FF 91 D CU 73 S SL 82 2-3 ③ K		B FF 90 C SI 87 B SL 81 B SI 88 C SI 89 C FF 91 3-3 ② K			C FF 90 B SL 83 C SL 82 F FF 90 X SI 90 1-2 12 FC5-4 1B		2 2	0 0	1 1	0 0	0 0	1 1	2 1
15 Ike Davis, L (1, 3) OBP: 0.344, SLG: 0.373 17 Gaby Sanchez, R (8, PH) OBP: 0.295, SLG: 0.382 (8, 3)		B SI 88 F SI 88 D CU 73 C SI 88 1 SAFE 1 SAFE X SL 80 2-2 ① G3-4-3 1-2	B SI 85 C SI 87 X CU 71 1-1 2B		B SI 88 X CH 82 1-0 ③ L9			C CH 82 F CH 83 T SL 83 0-2 ① K		3 1	0 0	1 0	0 0	0 0	0 1	2 1
10 Jordy Mercer, R (1, 6) OBP: 0.306, SLG: 0.385		B SI 88 X FF 91 1-0 ② L7	C SI 88 X SL 82 0-1 ① G5-3			B FF 91 B FF 91 B FF 90 B FF 89 4-0 12 FC5-4 BB		X FF 90 0-0 ② P4		3	0	0	0	1	0	3
12 Clint Barmes, R (1, 4) OBP: 0.328, SLG: 0.294		B SI 90 B SI 90 I IN 81 I IN 84 4-0 IBB	B SL 82 B SI 88 X SL 82 2-0 ② F7			B FF 91 C FF 91 X FF 91 1-1 ① FC5-4 31 G5-4-3 1-2f		C CH 83 B SL 84 F FF 89 B SL 83 X FF 90 2-2 ③ FC5-4 1-2f		3	0	0	0	1	0	3
49 Jeff Locke, L (1, 1) OBP: 0.149, SLG: 0.111 30 Jeanmar Gómez, R (5, 1) OBP: 1.000, SLG: 1.000 60 Bobby LaFromboise, L (5, 1) 31 Jose Tabata, R (6, PH) OBP: 0.319, SLG: 0.339 37 Justin Wilson, L (6, 1) 53 John Axford, R (7, 1) 38 Stolmy Pimentel, R (8, 1) 25 Gregory Polanco, L (9, PH) OBP: 0.309, SLG: 0.345		C SI 90 B SI 90 B FF 91 S SI 89 B FF 92 F SI 89 S SI 89 3-3 ③ K	B SI 88 B FF 89 C FF 89 S SI 88 C FF 91 2-3 ③ K			C FF 91 F FF 91 X CU 78 0-2 ②③ G5-4-3 1-2f		C FF 94 S SL 82 F FF 94 T SL 83 0-2 ① K	2 0 0 1 0 0 0 0 1	0 0 0 0 0 0 0 0 0	0 0 0 0 0 0 0 0 0	0 0 0 0 0 0 0 0 0	0 0 0 0 0 0 0 0 0	2 0 0 0 0 0 0 0 1	3 0 0 1 0 0 0 0 0
Inning Stats	R: 0 E: 0 K: 1 S: 11 H: 1 LOB: 1 BB: 0 P: 16	R: 0 E: 0 K: 1 S: 10 H: 1 LOB: 2 BB: 1 P: 21	R: 0 E: 0 K: 2 S: 16 H: 0 LOB: 2 BB: 2 P: 27	R: 0 E: 0 K: 1 S: 8 H: 1 LOB: 1 BB: 0 P: 13	R: 2 E: 0 K: 1 S: 11 H: 3 LOB: 1 BB: 0 P: 19	R: 0 E: 0 K: 0 S: 5 H: 0 LOB: 0 BB: 1 P: 10	R: 0 E: 0 K: 1 S: 10 H: 1 LOB: 1 BB: 0 P: 18	R: 0 E: 0 K: 1 S: 11 H: 1 LOB: 1 BB: 0 P: 14	R: 0 E: 1 K: 3 S: 13 H: 1 LOB: 2 BB: 0 P: 20	1B: 7 2B: 1 3B: 0 HR: 1 SF: 0 SAC: 0 DP: 1 HBP: 0						

PITCHER		IP	WLS	BF	H	R	ER	SO	BB	IBB	HBP	BLK	WP	HR	S	P	ERA	WHIP
49 Julio Teheran, R ERA: 2.89	(1, 1)	5.0	W	24	6	2	2	6	2	1	0	0	0	1	56	96	3.60	1.600
38 Anthony Varvaro, R ERA: 2.73	(6, 1)	1.0		3	0	0	0	0	1	0	0	0	0	0	5	10	0.00	1.000
58 Juan Jaime, R ERA: 6.0	(7, 1)	0.2		3	1	0	0	0	0	0	0	0	1	0	7	13	0.00	1.500
61 Chasen Shreve, L ERA: 0.77	(7, 1)	0.1		1	0	0	0	1	0	0	0	0	0	0	3	5	0.00	0.000
51 James Russell, L ERA: 3.27	(8, 1)	1.0		4	1	0	0	1	0	0	0	0	0	0	11	14	0.00	1.000

PITCHER		IP	WLS	BF	H	R	ER	SO	BB	IBB	HBP	BLK	WP	HR	S	P	ERA	WHIP
52 Jordan Walden, R ERA: 2.76	(9, 1)	0.1		3	1	0	0	1	0	0	0	0	0	0	7	8	0.00	3.000
46 Craig Kimbrel, R ERA: 1.66	(9, 1)	0.2	S	2	0	0	0	2	0	0	0	0	0	0	6	12	0.00	0.000

TOP

Pittsburgh Pirates @ Atlanta Braves

Turner Field, Atlanta, GA

Wed Sep 24 2014, 7:13 PM - 10:28 PM EDT

Att. 25,457 - Cloudy - 74 F

livebaseballscorecards.com

AB	36
R	2
H	9
RBI	2
BB	4
SO	11
LOB	25

WP: 1 PA: 40
PB: 0
SB: 1
CS: 0

Pittsburgh Pirates @ Atlanta Braves

Turner Field, Atlanta, GA

Wed Sep 24 2014, 7:13 PM - 10:28 PM EDT

Att. 25,457 - Cloudy - 74 F

BOTTOM

livebaseballscorecards.com

Batter	1	2	3	4	5	6	7	8	9	AB	R	H	RBI	BB	SO	LOB
1 Emilio Bonifácio, S (1, 4) OBP: 0.311, SLG: 0.346	B SI 90 C SI 90 C CH 80 C SI 91 1-3 K ①	T CH 79 B SI 90 X SI 90 1-1 19 G4-3 1B 1-2 2-H 3-H	C SI 90 S KC 76 S KC 76 0-3 K ③		F SI 90 B SI 91 B CH 82 S CH 81 B SI 91 B SI 90 4-2 19 1B BB		F FF 94 B FF 95 D SL 89 B CU 79 X FF 96 3-1 G1-3 ③			4	0	1	2	1	2	3
19 Andrelton Simmons, R (1, 6) OBP: 0.286, SLG: 0.333	B SI 92 X CH 80 1-0 F8 ②	B SI 91 F SI 91 X KC 77 1-1 G4-3 ② 1-2 2-3		X KC 73 0-0 L7 ①	1 SAFE P PQ 85 X SI 90 1-0 1-2 1B			C FF 92 B SL 89 X FF 95 1-1 1B		5	0	2	0	0	0	2
5 Freddie Freeman, L (1, 3) OBP: 0.387, SLG: 0.464	B SI 90 B SI 89 F SI 91 F SI 92 F SI 92 B SI 92 F SI 92 F SI 92 B CH 81 4-2 8 BB BB	B KC 77 X SI 91 1-0 F8 ③		B KC 75 C CH 78 B CH 79 S SI 91 B SI 91 B SI 92 4-2 8 HR BB	T SI 88 B SL 77 X SI 89 1-1 G4-3 ③			X FF 93 0-0 F7 ①		3	1	0	0	2	0	5
8 Justin Upton, R (1, 7) OBP: 0.344, SLG: 0.489	B SI 90 B KC 75 B SI 90 S CH 80 B SI 90 4-1 1-2 BB	B SI 89 C SI 89 B SI 88 X SI 90 2-1 23 FC1-5 23 S 1B		F SI 90 S CH 78 B SI 90 B SI 91 X CH 80 2-2 1-H HR		B FF 95 X FF 95 1-0 F9 ①		C SL 90 F SL 88 S SL 89 0-3 K ②		4	1	2	2	1	1	1
22 Jason Heyward, L (1, 9) OBP: 0.349, SLG: 0.382	C SI 90 F SI 91 S SI 91 0-3 K ③	C KC 76 X SI 90 0-1 L7 ①	C SI 91 X SI 91 0-1 G4-3 ②			C FF 95 F FF 94 B FF 96 S CU 83 1-3 K2-3 ②		B SL 86 F FF 94 B FF 93 F FF 95 1 SAFE X SL 87 2-2 P5 ③		5	0	0	0	0	2	4
23 Chris Johnson, R (1, 5) OBP: 0.295, SLG: 0.360 15 Phil Gosselin, R (6, 5) OBP: 0.309, SLG: 0.333		S SI 87 B SI 90 X SI 90 1-1 25 G4-3 1 1B 2B	C CH 78 F SI 89 D CH 79 B SI 91 B SI 89 X SI 90 3-2 FC1-5 ② 25 2B 49 1B 1-3	X SI 89 0-0 2B		C FF 96 X FC 90 0-1 G5-3 ③				3 1	2 0	2 0	0 0	0 0	0 0	1 0
25 Christian Bethancourt, R (1, 2) OBP: 0.280, SLG: 0.282		C SI 89 F CH 79 X KC 75 0-2 G4-3 ① 2-3	X CH 81 0-0 49 1B 1-3 2B	B SI 88 B SI 90 X CH 77 2-0 G5-3 ③			B FF 95 B FF 95 X FF 94 2-0 4 L4-3 2B			4	1	2	0	0	0	2
2 B.J. Upton, R (1, 8) OBP: 0.284, SLG: 0.326		D KC 75 B SI 90 B SI 90 3 SAFE C KC 76 B CH 77 4-1 49 S 1 1B BB	I IN 73 I IN 76 I IN 75 I IN 76 4-0 49 1B IBB		C FF 90 S SI 90 B SI 91 C SL 84 1-3 K ①		B FF 94 B CU 77 F FF 94 B FF 96 X FF 97 3-1 G6-3 ①			2	1	0	0	2	1	1
49 Julio Teheran, R (1, 1) 7 Tommy La Stella, L (5, PH) 38 Anthony Varvaro, R (8, 1) 58 Juan Jaime, R (7, 1) 61 Chasen Shreve, L (7, 1) 4 Ryan Doumit, S (7, PH) 51 James Russell, L (8, 1) 52 Jordan Walden, R (9, 1) 46 Craig Kimbrel, R (9, 1)		B SI 90 F SI 90 B SI 90 X SI 89 2-1 19 G4-3 1 1B 1-2	B SI 89 X SI 87 1-0 1-2 2-H 3-H 1B		B FF 90 B SI 89 X SI 89 2-0 F7 ②		B FF 95 S SL 89 C FF 95 D SL 90 X FF 95 2-2 L4-3 ② 2-3			2 1 0 0 0 1 0 0 0	0 0 0 0 0 0 0 0 0	2 0 0 0 0 0 0 0 0	2 0 0 0 0 0 0 0 0	0 0 0 0 0 0 0 0 0	0 0 0 0 0 1 0 0 0	0 0 0 0 0 0 0 0 0
Inning Stats	R: 0 E: 0 K: 2 S: 13 H: 0 LOB: 2 BB: 2 P: 23	R: 2 E: 0 K: 0 S: 13 H: 3 LOB: 2 BB: 1 P: 23	R: 2 E: 0 K: 1 S: 12 H: 3 LOB: 2 BB: 1 P: 22	R: 2 E: 0 K: 0 S: 10 H: 2 LOB: 1 BB: 1 P: 18	R: 0 E: 0 K: 1 S: 10 H: 1 LOB: 2 BB: 1 P: 18	R: 0 E: 0 K: 1 S: 6 H: 0 LOB: 0 BB: 0 P: 8	R: 0 E: 0 K: 0 S: 8 H: 1 LOB: 1 BB: 0 P: 18	R: 0 E: 0 K: 1 S: 9 H: 1 LOB: 1 BB: 0 P: 12		1B: 6 2B: 4 3B: 0 HR: 1	SF: 0 SAC: 0 DP: 0 HBP: 0			WP: 0 PB: 0 SB: 2 CS: 0	PA: 41	

	AB	R	H	RBI	BB	SO	LOB
	35	6	11	6	6	6	20

PITCHER	IP	WLS	BF	H	R	ER	SO	BB	IBB	HBP	BLK	WP	HR	S	P	ERA	WHIP
49 Jeff Locke, L (1, 1) ERA: 3.91	4.0	L	25	8	6	6	3	4	1	0	0	0	1	48	86	13.50	3.000
30 Jeanmar Gómez, R (5, 1) ERA: 3.19	0.2		4	1	0	0	1	1	0	0	0	0	0	8	15	0.00	3.000
60 Bobby LaFromboise, L (5, 1) ERA:	0.1		1	0	0	0	0	0	0	0	0	0	0	2	3	0.00	0.000
37 Justin Wilson, L (6, 1) ERA: 4.17	1.0		3	0	0	0	1	0	0	0	0	0	0	6	8	0.00	0.000
53 John Axford, R (7, 1) ERA: 3.48	1.0		4	1	0	0	0	0	0	0	0	0	0	8	18	0.00	1.000

PITCHER	IP	WLS	BF	H	R	ER	SO	BB	IBB	HBP	BLK	WP	HR	S	P	ERA	WHIP
38 Stolmy Pimentel, R (8, 1) ERA: 5.23	1.0		4	1	0	0	1	0	0	0	0	0	0	9	12	0.00	1.000

Pittsburgh Pirates @ Atlanta Braves

Turner Field, Atlanta, GA

Thu Sep 25 2014, 7:12 PM - 10:37 PM EDT

Att. 35,140 - Cloudy - 71 F

TOP

livebaseballscorecards.com

Batter	1	2	3	4	5	6	7	8	9	AB	R	H	RBI	BB	SO	LOB
5 Josh Harrison, R (1, 5) OBP: 0.350, SLG: 0.496	B FF 92 C FF 92 B CH 79 F FF 92 X SI 93 2-2 G4-3		S CU 82 S SI 90 X FF 90 0-2 23 1B 22 SF9 1B		C FF 90 B CH 79 S FF 90 X CU 83 1-2 G6-3		S SI 92 B SI 92 B CH 79 F CH 85 F FF 93 F FF 92 F CH 79 X FF 93 2-2 23 2B 6 WP 1B	C SI 88 B SI 89 B SI 87 B SI 85 X SI 87 3-1 1-3 22 1B 2B	X CH 81 0-0 G3	5	3	3	0	0	0	0
59 Brent Morel, R (8, 5) OBP: 0.220, SLG: 0.231										1	0	0	0	0	0	1
23 Travis Snider, L (1, 9) OBP: 0.338, SLG: 0.437	B SI 92 F CH 82 C FF 93 F FF 93 X CU 82 1-2 HR		B CU 80 F FF 90 1 SAFE B FF 89 C FF 90 1 SAFE 1 SAFE F FF 90 X FF 91 2-2 18 G3-6-3 1-3 1B		C CU 81 C CH 80 F FF 92 B CH 78 X FF 90 1-2 P5		C FF 92 1 SAFE D SI 88 X FF 92 1-1 6 WP 6 2B 1-3 2B	C SI 90 F SL 76 F SI 89 B SL 75 B SL 75 F SI 89 B SI 87 X CH 81 3-2 F8		4	1	3	1	0	0	0
25 Gregory Polanco, L (7, PR) OBP: 0.308, SLG: 0.344										1	1	0	0	0	0	2
(7, 9)																
22 Andrew McCutchen, R (1, 8) OBP: 0.409, SLG: 0.545	C SI 93 B SI 92 B CU 84 B FF 93 F SI 92 T SI 93 3-2 K		X FF 90 0-0 SF9 3-H		C FF 91 B CU 83 B CU 80 F FF 90 B SI 92 F CU 82 B SI 92 4-2 18 S BB		I IN 64 I IN 67 I IN 67 I IN 67 4-0 6 WP 6 2B IBB	C SI 89 B SL 75 B SI 89 D SL 77 C SI 88 X SI 89 3-2 18 HR 2-H 3-H 1B		2	2	1	3	2	1	0
60 Bobby LaFromboise, L (8, 1)										0	0	0	0	0	0	0
65 Casey Sadler, R (9, 1)										0	0	0	0	0	0	0
18 Neil Walker, S (1, 4) OBP: 0.341, SLG: 0.460	B SI 90 S CH 82 X FF 92 1-1 L1		B CH 80 X CH 79 1-0 G3-6-3 1-2f		D CH 80 1 SAFE 1 SAFE 1 SAFE B FF 90 B FF 89 B SI 89 4-0 1-2 BB		T SI 92 S FF 92 F FF 92 F CU 75 S FF 94 0-3 K	F SI 88 B SI 88 B CH 78 B SI 89 F SI 89 F SI 88 X SI 87 3-2 1-H HR		4	1	1	2	1	1	4
55 Russell Martin, R (1, 2) OBP: 0.402, SLG: 0.432		B FF 91 C CH 82 C CU 81 X SI 90 1-2 P6		B CH 78 C FF 91 T FF 90 B CU 81 X SI 92 2-2 G6-3	F FF 94 B FF 95 B FF 94 X FF 95 2-1 F9		B SL 76 C SI 87 F SL 76 X SI 88 1-2 P1	C FF 89 F SL 82 F CH 81 X FF 91 0-2 1B		4	0	0	0	0	0	5
19 Chris Stewart, R (8, PH) OBP: 0.368, SLG: 0.320										1	0	1	0	0	0	0
(8, 2)																
6 Starling Marte, R (1, 7) OBP: 0.359, SLG: 0.456		F FF 92 F FF 91 F CH 80 B FF 91 S SI 90 1-3 K		S CH 80 B CH 79 F CU 81 S SI 92 1-3 K		B FF 93 X FF 92 1-0 17 S 17 1B 1B	S SL 77 S SL 78 B SL 78 X SI 89 1-2 1-H 2-H 3-H 2B	X CH 82 0-0 F8		5	1	2	2	0	2	1
(8, 8)																
15 Ike Davis, L (1, 3) OBP: 0.348, SLG: 0.382		C SI 91 B SI 91 S FF 92 X FF 91 1-2 2B		X CU 81 0-0 2B		B SI 93 S SI 88 1 SAFE F FF 92 B FF 92 B FF 94 X SI 93 3-2 10 G6-4-3 1-H 1B	X SI 88 0-0 P3		X CH 81 0-0 F8	2	0	2	0	0	0	0
17 Gaby Sanchez, R (6, PH) OBP: 0.295, SLG: 0.382										3	0	1	1	0	0	1
(6, 3)																
10 Jordy Mercer, R (1, 6) OBP: 0.309, SLG: 0.385		D CU 83 I IN 79 I IN 78 I IN 78 4-0 IBB		I IN 77 I IN 77 I IN 78 I IN 78 4-0 IBB		S CH 80 S CH 80 B FF 94 X CH 80 1-2 G6-4-3 1-2f		C SI 86 B SI 86 B SI 86 X SI 86 2-1 F7	B SI 89 C SI 88 B CH 81 X CH 81 2-1 1B	3	0	1	0	2	0	1
36 Edinson Volquez, R (1, 1) OBP: 0.089, SLG: 0.038		F FF 90 F FF 90 D CU 81 S FF 89 1-3 K		S CU 81 S CU 79 D CU 80 B FF 91 B FF 90 X FF 90 3-2 F8		C SI 93 F SI 93 B CU 73 S SI 93 1-3 K		C SI 88 X SI 87 0-1 5 2B 22 1B 1B	F FF 90 X FC 88 0-1 L6	4	1	1	0	0	2	4
31 Jose Tabata, R (8, 7) OBP: 0.317, SLG: 0.337										1	0	0	0	0	0	1

Inning Stats	1	2	3	4	5	6	7	8	9
	R: 1 E: 0 K: 1 S: 12 H: 1 LOB: 0 BB: 0 P: 19	R: 0 E: 0 K: 2 S: 13 H: 1 LOB: 2 BB: 1 P: 21	R: 1 E: 0 K: 0 S: 9 H: 2 LOB: 0 BB: 0 P: 12	R: 0 E: 0 K: 1 S: 10 H: 1 LOB: 2 BB: 1 P: 20	R: 0 E: 0 K: 0 S: 12 H: 0 LOB: 2 BB: 2 P: 24	R: 1 E: 0 K: 1 S: 10 H: 2 LOB: 0 BB: 0 P: 16	R: 3 E: 0 K: 1 S: 20 H: 3 LOB: 1 BB: 1 P: 29	R: 4 E: 0 K: 0 S: 23 H: 5 LOB: 1 BB: 0 P: 37	R: 0 E: 0 K: 0 S: 6 H: 1 LOB: 0 BB: 0 P: 8

1B: 9	SF: 1
2B: 5	SAC: 0
3B: 0	DP: 2
HR: 2	HBP: 0

WP: 1	PA: 46
PB: 0	
SB: 2	
CS: 0	

AB	40
R	10
H	16
RBI	9
BB	5
SO	6
LOB	20

PITCHER		IP	WLS	BF	H	R	ER	SO	BB	IBB	HBP	BLK	WP	HR	S	P	ERA	WHIP
57 David Hale, R ERA: 3.3	(1, 1)	4.2	L	22	5	2	2	4	2	2	0	0	0	1	54	92	3.86	1.500
58 Juan Jaime, R ERA: 5.84	(5, 1)	0.1		1	0	0	0	0	0	0	0	0	0	0	2	4	0.00	0.000
43 Luis Avilán, L ERA: 4.79	(6, 1)	1.1		8	4	4	4	2	0	1	0	0	0	0	23	36	27.00	3.000
50 Gus Schlosser, R ERA: 7.64	(7, 1)	1.1		9	5	4	4	0	0	0	0	0	1	1	25	41	27.00	3.750
51 James Russell, L ERA: 3.19	(8, 1)	1.1		6	2	0	0	0	0	0	0	0	0	0	11	13	0.00	1.500

PITCHER		IP	WLS	BF	H	R	ER	SO	BB	IBB	HBP	BLK	WP	HR	S	P	ERA	WHIP

BOTTOM

Pittsburgh Pirates @ Atlanta Braves

Turner Field, Atlanta, GA

Thu Sep 25 2014, 7:12 PM - 10:37 PM EDT

Att. 35,140 - Cloudy - 71 F

livebaseballscorecards.com

Batter	1	2	3	4	5	6	7	8	9	AB	R	H	RBI	BB	SO	LOB
1 Emilio Bonifácio, S (1, 8) OBP: 0.308, SLG: 0.342	C SI 93 B SI 93 C SI 93 F KC 79 S SI 94 1-3 K ①		F SI 91 F KC 78 S CH 86 0-3 K ③		X CH 85 0-0 L8 ③			S SI 88 B SL 78 S SL 79 S SI 88 1-3 K ①		4	0	0	0	0	3	4
15 Phil Gosselin, R (1, 5) OBP: 0.307, SLG: 0.331 (8, 6)	C FF 93 B SI 93 C KC 80 S CH 85 1-3 K ②			B SI 92 X SI 93 1-0 1B		B SI 92 B SI 90 C FF 93 B FF 93 X SI 92 3-1 G6-3 ①		B SI 88 F SI 89 X SI 88 1-1 L8 ②		4	0	1	0	0	1	1
5 Freddie Freeman, L (1, 3) OBP: 0.385, SLG: 0.461 17 Joey Terdoslavich, S (8, PH) OBP: 0.429, SLG: 0.714 (9, 3)	F FF 94 S FF 94 S KC 81 0-3 K ③			B KC 78 S CH 83 C CH 86 S FF 93 1-3 K ①		F CH 86 B KC 79 F SI 92 S FF 94 1-3 K ②		B SI 88 S CH 80 F SI 90 D SL 76 X CH 81 2-2 2B 1-3		3 1	0 0	0 1	0 0	0 0	3 0	1 0
8 Justin Upton, R (1, 7) OBP: 0.342, SLG: 0.486 13 Jose Constanza, L (9, 7)		C SI 93 C CH 85 T KC 80 0-2 K ①		1 SAFE B SI 93 C SI 93 C KC 78 1 SAFE S CH 85 1-3 K ②		C SI 93 C KC 82 X KC 82 0-2 G6-3 ③		B SI 89 B SI 89 F SI 90 S CH 80 B SI 91 X SI 90 3-2 L8 ③		4 0	0 0	0 0	0 0	0 0	2 0	3 0
22 Jason Heyward, L (1, 9) OBP: 0.349, SLG: 0.382		F SI 94 B FF 93 X KC 79 1-1 P6 ②		X KC 78 0-0 G4-3 ③			B SI 91 C KC 77 B SI 92 X SI 92 2-1 19 FC6-4 1B		F SI 92 F SI 92 B SI 92 B SI 92 F SI 92 B SL 88 F SI 92 B SI 91 4-2 25 1B 14 SF7 BB	3	1	1	0	1	0	1
24 Evan Gattis, R (1, 2) OBP: 0.321, SLG: 0.500 25 Christian Bethancourt, R (7, 2) OBP: 0.284, SLG: 0.286		S SI 93 B SI 93 C SI 93 F FF 95 F KC 80 B CH 86 X KC 80 2-2 G6-3 ③			B SI 90 F KC 77 X KC 79 1-1 G5-3 ①		B SI 92 C SI 92 B KC 80 C SI 93 S CH 84 2-3 K ①		F SI 92 F SL 86 B SI 93 X SI 93 1-2 1B 1-3	2 2	0 0	0 1	0 0	0 1	0 1	0 1
19 Andrelton Simmons, R (1, 6) OBP: 0.288, SLG: 0.334 51 James Russell, L (8, 1) 11 Gerald Laird, R (9, PH) OBP: 0.277, SLG: 0.258			C SI 92 M KC 79 B KC 80 B FF 93 B CH 84 B KC 78 4-2 14 FC3-6 BB		C SI 92 B KC 78 B KC 80 F SI 92 F SI 92 X KC 79 2-2 14 1B 1B		C KC 80 S KC 80 X KC 80 0-2 FC6-4 ② 1-2f		F SI 92 B SI 93 F SL 86 S SL 89 1-3 K ①	2 0 1	0 0 0	1 0 0	0 0 0	1 0 0	0 0 1	1 0 2
14 Ramiro Pena, S (1, 4) OBP: 0.306, SLG: 0.343 (8, 5)			B FF 93 X CH 84 1-0 FC3-6 57 SH2-4 ① 1-2f		D FF 93 1 SAFE X SI 93 1-0 1B 1-2		X CH 84 0-0 F7 ③		D SI 93 B SI 93 X SI 93 2-0 SF7 ② 3-H	3	0	1	1	0	0	2
57 David Hale, R (1, 1) OBP: 0.056, SLG: 0.059 58 Juan Jaime, R (5, 1) 4 Ryan Doumit, S (5, PH) OBP: 0.235, SLG: 0.320 43 Luis Avilán, L (6, 1) 50 Gus Schlosser, R (7, 1) OBP: 1.000, SLG: 1.000 7 Tommy La Stella, L (8, 4) OBP: 0.331, SLG: 0.320			B B FF 91 C FF 92 X FF 93 2-1 SH2-4 ② 1-2		S CH 84 C KC 79 B KC 80 D CH 85 F SI 93 F FF 94 S KC 80 2-3 K ②			X SI 89 0-0 17 2B 1B	C SI 92 C SI 93 X SI 93 0-2 G1-3 ③	0 0 1 0 0 2	0 0 0 0 0 0	0 0 0 0 0 1	0 0 0 0 0 0	0 0 0 0 0 0	0 0 1 0 0 1	0 0 2 0 0 1
Inning Stats	R: 0 H: 0 E: 0 LOB: 0 K: 3 BB: 0 S: 10 P: 12	R: 0 H: 0 E: 0 LOB: 0 K: 1 BB: 0 S: 10 P: 13	R: 0 H: 0 E: 0 LOB: 1 K: 1 BB: 1 S: 8 P: 15	R: 0 H: 1 E: 0 LOB: 1 K: 2 BB: 0 S: 8 P: 11	R: 0 H: 2 E: 0 LOB: 2 K: 1 BB: 0 S: 13 P: 19	R: 0 H: 0 E: 0 LOB: 0 K: 1 BB: 0 S: 8 P: 12	R: 0 H: 1 E: 0 LOB: 1 K: 1 BB: 0 S: 9 P: 13	R: 0 H: 2 E: 0 LOB: 2 K: 1 BB: 0 S: 12 P: 19	R: 1 H: 1 E: 0 LOB: 1 K: 1 BB: 1 S: 14 P: 22	1B: 6 2B: 1 3B: 0 HR: 0	SF: 1 SAC: 1 DP: 0 HBP: 0			WP: 0 PB: 0 SB: 0 CS: 0	PA: 36		

	AB	32
	R	1
	H	7
	RBI	1
	BB	2
	SO	12
	LOB	19

PITCHER		IP	WLS	BF	H	R	ER	SO	BB	IBB	HBP	BLK	WP	HR	S	P	ERA	WHIP
36 Edinson Volquez, R ERA: 3.04	(1, 1)	7.0	W	26	4	0	0	10	1	0	0	0	0	0	66	95	0.00	0.714
60 Bobby LaFromboise, L ERA:	(8, 1)	1.0		5	2	0	0	1	0	0	0	0	0	0	12	19	0.00	2.000
65 Casey Sadler, R ERA: 7.84	(9, 1)	1.0		5	1	1	1	1	1	0	0	0	0	0	14	22	9.00	2.000

PITCHER	IP	WLS	BF	H	R	ER	SO	BB	IBB	HBP	BLK	WP	HR	S	P	ERA	WHIP

Batter	1	2	3	4	5	6	7	8	9	AB	R	H	RBI	BB	SO	LOB
5 Josh Harrison, R (1, 5) OBP: 0.349, SLG: 0.494	B SI 89 C SI 88 X SI 90 1-1 F9 ①		C KC 80 F SI 92 F SI 93 F KC 82 D SI 88 X SL 82 1-2 L5 ③		F SI 91 C KC 82 B SL 82 F CH 86 B SI 93 S SI 92 2-3 K ③			C FF 93 S CU 87 X SL 88 0-2 23 2B 1B		4	1	1	0	0	1	1
23 Travis Snider, L (1, 9) OBP: 0.340, SLG: 0.441 25 Gregory Polanco, L (8, PR) OBP: 0.308, SLG: 0.344 (8, 9)	B SI 90 C CH 84 B SI 91 F SI 91 X SI 92 2-2 G4-3 ②			B SI 90 B SI 91 B SI 91 C SI 91 X SI 92 3-1 E5 55 WP 1B		C KC 78 C CH 84 B FF 93 S KC 82 1-3 K2-3 ①		1 SAFE 1 SAFE B FF 92 X SL 90 1-0 22 2B 1-H 2B		4 0	0 1	2 0	1 0	0 0	1 0	0 0
22 Andrew McCutchen, R (1, 8) OBP: 0.408, SLG: 0.544	C SI 91 B SL 81 C SL 82 B SI 92 X SI 92 2-2 P4 ③			B SI 91 D SL 82 B SI 92 C SI 92 C SI 92 S SL 82 3-3 K ①		C SI 93 X SI 92 0-1 G4-3 ②		D CU 86 D CU 84 X SL 90 2-0 2-H 2B		4	0	1	1	0	1	1
18 Neil Walker, S (1, 4) OBP: 0.340, SLG: 0.457		B SI 90 F SI 91 F FC 90 X CH 86 1-2 F8 ①		C SI 91 F FC 90 B SI 86 X SI 92 1-2 G6-3 ②		B CH 86 C SI 92 S SI 92 B KC 82 X SI 94 2-2 G3 ③		I IN 76 I IN 75 I IN 76 I IN 76 4-0 IBB		3	0	0	0	1	0	1
55 Russell Martin, R (1, 2) OBP: 0.402, SLG: 0.430 39 Chase d'Arnaud, R (7, PR) 19 Chris Stewart, R (7, 2) OBP: 0.366, SLG: 0.318		C SL 79 F CH 84 B KC 81 F SI 93 F SL 81 F SI 94 B SL 83 F CH 87 B FC 92 3-2 X KC 82 G5-3 ②		S SL 81 F CH 85 S SL 82 0-3 K 2-3			B CH 83 C KC 80 B KC 80 F SI 92 B SL 82 D KC 82 4-2 10 CS BB	C CU 85 X FF 91 0-1 F9 ③		2 0 1	0 0 0	0 0 0	0 0 0	1 0 0	1 0 0	1 0 2
6 Starling Marte, R (1, 7) OBP: 0.358, SLG: 0.455		X SI 93 0-0 17 CS 1B		C SL 82 F SL 81 S FF 92 0-3 K ③			F SI 91 F SI 91 B SI 91 1 SAFE S SL 82 1-3 K ①		B CU 75 X FF 92 1-0 L9 ①	4	0	1	0	0	2	3
17 Gaby Sanchez, R (1, 3) OBP: 0.298, SLG: 0.393		C KC 79 1 SAFE B SI 92 1-1 CS 1-2 ③	F SI 91 B KC 80 B SI 92 C KC 80 S SL 81 2-3 K ①		X FC 89 0-0 HR		1 SAFE B KC 81 X KC 81 1-0 L8 ②		C SL 84 B SL 84 B FF 92 B FF 93 B FF 92 4-1 BB	3	1	1	1	1	1	1
10 Jordy Mercer, R (1, 6) OBP: 0.306, SLG: 0.382			C KC 80 X SI 92 0-1 G4-3 ②		X SI 90 0-0 G5-3 ①		B SI 92 1-0 CS 1-2 ③	B FF 94 X SL 91 1-0 G4-3 ①	C FF 92 B FF 91 B FF 91 X FF 92 2-1 F9 ②	4	0	0	0	0	0	1
46 Vance Worley, R (1, 1) OBP: 0.091, SLG: 0.094 48 Jared Hughes, R (7, 1) 57 Andrew Lambo, L (8, PH) OBP: 0.270, SLG: 0.378 44 Tony Watson, L (8, 1) OBP: 0.333, SLG: 0.333 31 Jose Tabata, R (9, PH) OBP: 0.315, SLG: 0.335 35 Mark Melancon, R (9, 1)			B SI 92 B FF 92 B FF 91 C SI 91 F SI 91 B FC 92 4-2 BB		B SI 90 C SI 90 T SI 90 S SL 82 1-3 K2-3 ②			B SL 91 B SL 90 X FF 93 2-0 L7 ②	B CU 74 F FF 91 B SL 84 B FF 92 S FF 92 F FF 92 F FF 93 F FF 93 F SL 83 3-2 F FF 83 X FF 94 L9 ③	1 0 1 0 1 0	0 0 0 0 0 0	0 0 0 0 0 0	0 0 0 0 0 0	1 0 0 0 0 0	1 0 0 0 0 0	0 0 0 0 1 0
Inning Stats	R: 0 E: 0 K: 0 S: 8 H: 0 LOB: 0 BB: 0 P: 13	R: 0 E: 0 K: 0 S: 12 H: 1 LOB: 0 BB: 0 P: 17	R: 0 E: 0 K: 1 S: 12 H: 0 LOB: 1 BB: 1 P: 19	R: 0 E: 1 K: 3 S: 14 H: 1 LOB: 2 BB: 0 P: 21	R: 1 E: 0 K: 2 S: 9 H: 1 LOB: 0 BB: 0 P: 12	R: 0 E: 0 K: 1 S: 8 H: 0 LOB: 0 BB: 0 P: 11	R: 0 E: 0 K: 1 S: 6 H: 0 LOB: 1 BB: 1 P: 13	R: 2 E: 0 K: 0 S: 9 H: 3 LOB: 2 BB: 1 P: 19	R: 0 E: 0 K: 0 S: 12 H: 0 LOB: 1 BB: 1 P: 22	1B: 3 2B: 2 3B: 0 HR: 1 SF: 0 SAC: 0 DP: 0 HBP: 0						

PITCHER		IP	WLS	BF	H	R	ER	SO	BB	IBB	HBP	BLK	WP	HR	S	P	ERA	WHIP
44 Mike Leake, R ERA: 3.7	(1, 1)	7.0		25	3	1	1	8	2	0	0	0	1	1	69	106	1.29	0.714
62 Pedro Villarreal, R ERA: 4.3	(8, 1)	1.0	L	7	3	2	2	0	0	1	0	0	0	0	9	19	18.00	3.000
60 J.J. Hoover, R ERA: 4.96	(9, 1)	1.0		4	0	0	0	0	1	0	0	0	0	0	12	22	0.00	1.000

PITCHER	IP	WLS	BF	H	R	ER	SO	BB	IBB	HBP	BLK	WP	HR	S	P	ERA	WHIP

TOP

Pittsburgh Pirates @ Cincinnati Reds

Great American Ball Park, Cincinnati, OH

Fri Sep 26 2014, 7:10 PM - 9:59 PM EDT

Att. 35,611 - Clear - 77 F

livebaseballscorecards.com

AB	32
R	3
H	6
RBI	3
BB	4
SO	8
LOB	12

WP: 1 PA: 38
PB: 0
SB: 0
CS: 2

Batter	1	2	3	4	5	6	7	8	9	AB	R	H	RBI	BB	SO	LOB
17 Kristopher Negrón, R (1, 5) OBP: 0.311, SLG: 0.441	C FF 86 F FF 87 F SI 88 F SI 87 F KC 78 B SI 89 X SI 88 1-2 ① G6-3		X SI 88 0-0 ① 4 G6-4-3 1B		F FF 90 F SI 89 X SI 89 0-2 2-H 1B		F SI 92 B SI 92 S SI 92 X SI 93 1-2 1-2 1B			4	0	3	1	0	0	0
29 Brayan Peña, S (1, 3) OBP: 0.292, SLG: 0.354	C SI 87 B FF 90 X KC 76 1-1 ② F7		B SL 83 X SL 83 1-0 ① F7		B SL 84 C SL 85 B SI 90 S SI 90 F SL 84 X KC 76 2-2 ③ L7		C SI 92 F FF 93 B FF 94 F CH 88 B SI 93 B SI 93 X SI 93 3-2 ③ G3			4	0	0	0	0	0	4
4 Brandon Phillips, R (1, 4) OBP: 0.305, SLG: 0.373	B FF 90 X FF 90 1-0 1B		X FF 89 0-0 ②③ G6-4-3 1-2f			C FF 90 S KC 77 B KC 76 T SI 88 1-2 ① K		S CH 87 S SI 94 B SI 95 B SI 95 F SI 95 B SI 96 F SI 95 X SI 96 3-2 1B		4	0	2	0	0	1	1
32 Jay Bruce, L (1, 9) OBP: 0.281, SLG: 0.374	X FF 87 0-0 ③ G3			C SI 87 C SL 81 B SL 83 C SI 89 1-3 ① K		F SL 84 S SL 86 S KC 78 0-3 ② K		B SI 96 S SI 96 C SI 95 F SI 96 S SI 96 1-3 ① K		4	0	0	0	0	3	2
28 Chris Heisey, R (1, 8) OBP: 0.269, SLG: 0.386		C SI 90 X KC 75 0-1 16 1B 1B		X SL 85 0-0 ② G5-3		B SL 86 S FF 92 C FF 92 X SI 90 1-2 33 WP 2B		C SI 96 X SI 96 0-1 ② F7		4	0	2	0	0	0	1
33 Yorman Rodriguez, R (1, 7) OBP: 0.280, SLG: 0.250		F FF 87 S FF 89 C SI 88 0-3 ① K	B FC 91 X SL 85 1-0 ③ L8			F SL 85 B SI 89 S FF 91 B FF 92 X SL 84 2-2 ③ G6-3 2-3		S SI 96 X CH 87 0-1 ③ P6		4	0	0	0	0	1	3
2 Zack Cozart, R (1, 6) OBP: 0.269, SLG: 0.302		1 SAFE 1 SAFE C SL 84 B FF 89 1 SAFE B FF 90 X SL 84 2-1 ② P2	B SL 85 X FF 89 1-0 ① 1B			C FF 90 X FF 89 0-1 ① G6-3		X FC 91 0-0 ① G5-3		4	0	1	0	0	0	1
16 Tucker Barnhart, L (1, 2) OBP: 0.241, SLG: 0.241		B KC 76 F SI 88 S SL 85 B SI 88 F SL 83 X SI 90 2-2 1-3 1B	X KC 76 0-0 ② F8			B FF 90 C FF 90 X SL 85 1-1 17 1B 1B		C FC 90 B FC 91 C KC 78 S KC 80 1-3 ② K		4	0	2	0	0	1	0
44 Mike Leake, R (1, 1) OBP: 0.188, SLG: 0.338 21 Todd Frazier, R (7, PH) OBP: 0.333, SLG: 0.456 62 Pedro Villarreal, R (8, 1) OBP: 0.500, SLG: 0.500 60 J.J. Hoover, R (9, 1) 30 Jason Bourgeois, R (9, PH) OBP: 0.267, SLG: 0.241		X SL 86 0-0 ③ L1	X SL 84 0-0 17 1B 2B				C SL 84 F SI 91 B SL 86 F SI 93 S FF 93 1-3 ② K		B FC 91 S FC 90 B FC 90 X FC 90 2-1 ③ G6-3	2 1 0 0 1	1 0 0 0 0	1 0 0 0 0	0 0 0 0 0	0 1 0 0 0	0 1 0 0 0	2 1 0 0 0
Inning Stats	R: 0 H: 1 E: 0 LOB: 1 K: 0 BB: 0 S: 10 P: 13	R: 0 H: 2 E: 0 LOB: 2 K: 1 BB: 0 S: 12 P: 16	R: 0 H: 1 E: 0 LOB: 0 K: 0 BB: 0 S: 3 P: 4	R: 0 H: 0 E: 0 LOB: 0 K: 1 BB: 0 S: 5 P: 7	R: 1 H: 3 E: 0 LOB: 1 K: 0 BB: 0 S: 10 P: 13	R: 0 H: 1 E: 0 LOB: 1 K: 2 BB: 0 S: 12 P: 16	R: 0 H: 2 E: 0 LOB: 2 K: 1 BB: 0 S: 15 P: 21	R: 0 H: 1 E: 0 LOB: 1 K: 1 BB: 0 S: 13 P: 17	R: 0 H: 0 E: 0 LOB: 0 K: 1 BB: 0 S: 6 P: 9	1B: 9 2B: 2 3B: 0 HR: 0	SF: 0 SAC: 0 DP: 1 HBP: 0			WP: 1 PB: 0 SB: 0 CS: 0	PA: 36		

PITCHER		IP	WLS	BF	H	R	ER	SO	BB	IBB	HBP	BLK	WP	HR	S	P	ERA	WHIP
46 Vance Worley, R ERA: 2.85	(1, 1)	6.1		26	9	1	1	4	0	0	0	0	1	0	56	74	1.42	1.421
48 Jared Hughes, R ERA: 1.99	(7, 1)	0.2	W	3	1	0	0	1	0	0	0	0	0	0	11	16	0.00	1.500
44 Tony Watson, L ERA: 1.42	(8, 1)	1.0	H	4	1	0	0	1	0	0	0	0	0	0	13	17	0.00	1.000
35 Mark Melancon, R ERA: 1.9	(9, 1)	1.0	S	3	0	0	0	1	0	0	0	0	0	0	6	9	0.00	0.000

PITCHER	IP	WLS	BF	H	R	ER	SO	BB	IBB	HBP	BLK	WP	HR	S	P	ERA	WHIP

BOTTOM

Pittsburgh Pirates @ Cincinnati Reds

Great American Ball Park, Cincinnati, OH

Fri Sep 26 2014, 7:10 PM - 9:59 PM EDT

Att. 35,611 - Clear - 77 F

AB	36
R	1
H	11
RBI	1
BB	0
SO	7
LOB	15

livebaseballscorecards.com

Batter	1	2	3	4	5	6	7	8	9	10	AB	R	H	RBI	BB	SO	LOB
5 Josh Harrison, R (1, 5) OBP: 0.349, SLG: 0.494	H SI 90 1-0 18 S HBP		C FF 92 X FC 88 0-1 ② P5		X FF 93 0-0 1-3 18 1B 2B		B KC 75 C KC 74 X CH 83 1-1 ② G6-3		X SL 86 0-0 ① F9		4	1	1	0	0	0	0
23 Travis Snider, L (1, 9) OBP: 0.339, SLG: 0.437 25 Gregory Polanco, L (7, PR) OBP: 0.307, SLG: 0.343 (7, 9)	C SI 90 B SI 91 1 SAFE F SI 91 X FS 84 1-2 ① L8		B FS 84 C FS 85 S FS 84 B FS 85 B EP 57 X FS 84 3-2 ③ G1-3		B SI 94 B SI 94 F FS 84 B FS 85 F FS 84 X FS 86 3-2 ② L9		B KC 72 C CH 82 H SI 88 2-1 22 S 22 1B HBP		S FF 99 C FF 101 S FF 101 0-3 ② K		3 1	0 1	0 0	0 0	0 0	0 1	3 0
22 Andrew McCutchen, R (1, 8) OBP: 0.410, SLG: 0.543	S FF 92 F SI 93 B FF 89 F FC 88 B FS 83 1 SAFE S FS 85 2-3 ② K			F FF 91 B SI 93 B SI 93 F FF 93 F FS 87 F FS 85 B FS 89 B SI 96 4-2 6 G6-3 18 G3 BB	B SI 95 B SI 95 B SI 95 C SI 95 B SI 95 4-1 18 1B BB		1 SAFE F FF 89 1 SAFE B FF 88 F KC 77 B SI 90 F SI 87 X SI 88 2-2 1-H 18 3B 1B		S FF 101 C FF 101 S FF 101 0-3 ③ K		3	1	1	1	2	2	1
18 Neil Walker, S (1, 4) OBP: 0.341, SLG: 0.461	B FS 86 B FS 85 C FS 84 C FS 83 F FS 85 X FS 85 2-2 ③ F9 1-2			C FS 84 1 SAFE B SI 92 D FS 82 X FS 83 2-1 ① G3 1-2	X FS 84 0-0 6 FC5-4 1-3 2-H 3-H 1B		1 SAFE B CH 81 F SI 86 B CH 81 B CH 82 C FF 88 X CH 82 3-2 1-H 3B			B CH 79 X CH 82 1-0 ① F8	5	0	2	3	0	0	2
6 Starling Marte, R (1, 7) OBP: 0.357, SLG: 0.454		C FF 90 X FS 80 0-1 15 G3 10 G6-3 2B		B SI 94 X SI 94 1-0 ② G6-3 2-3	B SI 95 X SI 94 1-0 ③ FC5-4 1-2f		C KC 75 B CH 82 C CH 82 X KC 75 1-2 ③ F8			C SL 82 S FF 90 X FF 89 0-2 ② L8	5	1	1	0	0	0	5
15 Ike Davis, L (1, 3) OBP: 0.345, SLG: 0.379 17 Gaby Sanchez, R (7, 3) OBP: 0.296, SLG: 0.390		F SI 92 C SI 92 F SI 93 F CU 74 D FS 87 X 1-2 ① G3 2-3		F SI 94 F FS 83 B SI 95 D SI 95 F SI 94 S EP 78 2-3 ③ K		C FF 94 X FF 93 0-1 ① P5		S FF 97 B FF 97 F FF 97 T FF 97 1-2 ① K		B SL 82 F SL 82 F FF 90 F CH 80 S SL 82 1-3 ③ K	3 2	0 0	0 0	0 0	0 0	1 2	2 0
10 Jordy Mercer, R (1, 6) OBP: 0.308, SLG: 0.390		X SI 94 0-0 ② G6-3 3-H			B FF 90 L FF 90 X SI 93 1-1 HR	B SL 84 F FF 94 S FF 94 B SL 85 B FF 94 S FF 95 3-3 ② K		S FF 97 X FF 97 0-1 2B			4	1	2	2	0	1	0
19 Chris Stewart, R (1, 2) OBP: 0.356, SLG: 0.308		B FF 91 X FF 91 1-0 ③ G5-3			B FF 92 F SI 91 F FF 92 S SI 94 1-3 ① K	F FF 94 B CU 76 F FF 94 S FF 95 1-3 ③ K		B FF 97 S FF 96 S SL 88 F FF 97 B SL 85 B SL 88 C SL 89 3-3 ② K			4	0	0	0	0	3	1
47 Francisco Liriano, L (1, 1) OBP: 0.143, SLG: 0.214 48 Jared Hughes, R (6, 1) 57 Andrew Lambo, L (7, PH) OBP: 0.261, SLG: 0.348 43 John Holdzkom, R (7, 1) 31 Jose Tabata, R (8, PH) OBP: 0.333, SLG: 0.429 37 Justin Wilson, L (8, 1) 44 Tony Watson, L (8, 1) OBP: 0.333, SLG: 0.500 53 John Axford, R (10, 1) 60 Bobby LaFromboise, L (10, 1)		C SI 90 S SI 93 F SI 93 S FS 83 0-3 ① K		B SI 91 B SI 92 C SI 91 X SI 93 2-1 5 2B 18 1B 1B		C FF 87 X KC 74 0-1 ① G4-3	F FF 99 X SI 97 0-1 ③ G6-3			2 1 1 0 0 1 0 0 0 0 0 0 0 0 1 0 0 0 0 0 0 0 0 0 0 0 0 0 1 0 0 0 0 0 1 0 0 0 0 0 0 0 0 0 0 0 0 0 0 0 0 0 0 0 0 0 0 0 0 0 0 0 0							
Inning Stats	R: 0 H: 0 E: 0 LOB: 1 K: 1 BB: 0 S: 11 P: 17	R: 1 H: 1 E: 0 LOB: 0 K: 0 BB: 0 S: 9 P: 11	R: 0 H: 0 E: 0 LOB: 0 K: 1 BB: 0 S: 9 P: 12	R: 0 H: 0 E: 0 LOB: 1 K: 1 BB: 1 S: 11 P: 20	R: 3 H: 4 E: 0 LOB: 2 K: 1 BB: 1 S: 14 P: 26	R: 0 H: 0 E: 0 LOB: 0 K: 2 BB: 0 S: 8 P: 12	R: 2 H: 2 E: 0 LOB: 2 K: 0 BB: 0 S: 15 P: 24	R: 0 H: 1 E: 0 LOB: 1 K: 2 BB: 0 S: 11 P: 15	R: 0 H: 0 E: 0 LOB: 0 K: 2 BB: 0 S: 7 P: 7	R: 0 H: 0 E: 0 LOB: 0 K: 1 BB: 0 S: 8 P: 10	1B: 3 SF: 0 2B: 3 SAC: 0 3B: 1 DP: 0 HR: 1 HBP: 2						WP: 0 PA: 42 PB: 0 SB: 2 CS: 0

PITCHER	IP	WLS	BF	H	R	ER	SO	BB	IBB	HBP	BLK	WP	HR	S	P	ERA	WHIP
31 Alfredo Simon, R (1, 1) ERA: 3.44	5.0		23	5	4	4	4	2	0	1	0	0	1	54	86	7.20	1.400
60 J.J. Hoover, R (6, 1) ERA: 4.88	1.0		3	0	0	0	2	0	0	0	0	0	0	8	12	0.00	0.000
63 Sam LeCure, R (7, 1) ERA: 3.81	1.0		6	2	2	2	0	0	0	1	0	0	0	15	24	18.00	2.000
70 Jumbo Díaz, R (8, 1) ERA: 3.38	1.0		4	1	0	0	2	0	0	0	0	0	0	11	15	0.00	1.000
54 Aroldis Chapman, L (9, 1) ERA: 2.04	1.0		3	0	0	0	2	0	0	0	0	0	0	7	7	0.00	0.000

PITCHER	IP	WLS	BF	H	R	ER	SO	BB	IBB	HBP	BLK	WP	HR	S	P	ERA	WHIP
40 Dylan Axelrod, R (10, 1) ERA: 2.95	1.0	W	3	0	0	0	1	0	0	0	0	0	0	8	10	0.00	0.000

TOP

Pittsburgh Pirates @ Cincinnati Reds

Great American Ball Park, Cincinnati, OH

Sat Sep 27 2014, 1:06 PM - 4:47 PM EDT

Att. 35,268 - Sunny - 74 F

livebaseballscorecards.com

AB	38
R	6
H	8
RBI	6
BB	2
SO	11
LOB	15

Batter	1	2	3	4	5	6	7	8	9	10	AB	R	H	RBI	BB	SO	LOB
17 Kristopher Negrón, R (1, 5) OBP: 0.320, SLG: 0.450	C SI 91 B SI 94 B FF 93 S FF 94 B SL 86 B SI 92 4-2 4 1B 39 1B BB	B SI 93 S SL 85 B SL 88 B SI 94 X SI 94 3-1 1B		B SI 94 C FF 94 X SL 86 1-1 2B			C FF 95 F FF 96 B FF 96 B FF 97 C FF 96 2-3 ① K		L CH 87 F SI 96 B SI 94 S CH 86 1-3 ② K		4	1	2	0	1	2	0
4 Brandon Phillips, R (1, 4) OBP: 0.306, SLG: 0.373	X SI 93 0-0 21 BB 39 1B 1-3 1B	1 SAFE 1 SAFE B CH 84 S CH 86 X SL 85 1-1 ③ P4		B CH 86 B SI 94 C SL 86 S CH 86 X SL 84 2-2 ③ F7			F FF 96 X FF 97 0-1 21 HR 1B		B CH 87 F CH 86 B SI 96 F SI 96 X SI 96 2-2 ③ G6-3		5	2	2	0	0	0	2
21 Todd Frazier, R (1, 3) OBP: 0.337, SLG: 0.461	F SL 85 B CH 86 D SL 86 D SI 94 B SI 93 4-1 39 E 28 G4-3 39 1B 1-2 BB		F SI 93 F SL 87 B SI 94 F SL 88 B SL 87 C SL 88 2-3 ① K		C SL 83 B SI 93 B SI 94 B CH 86 B CH 87 4-1 28 WP 39 G2-3 48 1B BB		B FF 97 B FF 96 B FF 96 X FF 96 3-0 1-H HR			B FF 97 B SL 88 B FF 96 B FF 96 4-0 48 BB 28 1B 7 HR BB	2	4	1	2	3	1	0
39 Devin Mesoraco, R (1, 2) OBP: 0.360, SLG: 0.538	C CH 86 X CH 86 0-1 E7 28 G4-3 48 FC6-2 1-3 2-H 3-H 1B		B SI 94 B SI 94 B CH 87 B SI 94 4-0 48 BB BB		S CH 87 X SI 93 0-1 ① G2-3 1-2		F FF 96 F FF 95 C FF 96 0-3 ② K			C SL 90 B CU 78 B FF 96 F FF 96 F FF 96 B CU 78 F SL 90 X FF 96 3-2 ① L8	4	0	1	2	1	1	2
28 Chris Heisey, R (1, 8) OBP: 0.268, SLG: 0.382	C SI 94 X SI 94 0-1 ① G4-3 2-3 3-H		B CH 86 C FF 94 F SL 86 B SI 96 X CH 87 2-2 ② L7		F SI 92 B SL 88 F SI 94 S SL 88 1-3 ② K 2-3		X FF 96 0-0 ③ P5			1 SAFE C FF 95 S FF 95 F FF 96 X CU 79 0-2 48 BB 7 HR 1-2 1B	5	1	1	1	0	1	3
48 Ryan Ludwick, R (1, 7) OBP: 0.308, SLG: 0.375	S CH 87 F SI 94 X CH 88 0-2 ② FC6-2 3-H		B FF 94 B CH 86 S CH 87 D SL 87 B SI 94 4-1 1-2 BB		B SL 89 F CH 88 F CH 88 X SI 95 1-2 33 CS 3-H 1B			F FF 95 F FC 91 B FF 95 B FF 97 S FC 92 2-3 ① K		B SL 88 D FF 96 B FF 95 C FF 96 F SL 90 B FF 95 4-2 7 HR 1-2 2-3 BB	3	1	1	1	2	1	1
33 Yorman Rodriguez, R (1, 9) OBP: 0.276, SLG: 0.222 29 Brayan Peña, S (10, PH) OBP: 0.291, SLG: 0.353	B SI 91 S CH 86 F CH 86 S SL 86 1-3 ③ K		S CH 86 D SL 88 B CH 85 C SI 94 S SL 86 2-3 ③ K		S SI 95 0-1 ③ CS 1-2	L SI 91 H SI 91 1-1 9 G4-6-3 HBP	S FF 96 B FF 96 B FC 92 X FF 97 2-1 ② G5-3			B SI 90 B SI 90 B SI 91 C SI 90 C SI 90 X SI 90 3-2 ② F9	3	0	0	0	0	2	3
7 Ramon Santiago, S (1, 6) OBP: 0.343, SLG: 0.324		B SI 90 F SI 93 X CH 86 1-1 ① L9		C SL 83 B SI 93 X CH 86 1-1 ① G5-3		B SI 90 1 SAFE 1 SAFE X SI 92 1-0 ① F8	F FF 97 F FF 96 C CU 80 0-3 ③ K			B SI 92 X SI 92 1-0 1-H 2-H 3-H HR	1	0	0	0	0	1	0
31 Alfredo Simon, R (1, 1) OBP: 0.133, SLG: 0.169 60 J.J. Hoover, R (6, 1) 9 Jack Hannahan, L (6, PH) OBP: 0.220, SLG: 0.250 63 Sam LeCure, R (7, 1) 70 Jumbo Díaz, R (8, 1) 54 Aroldis Chapman, L (9, 1) 30 Jason Bourgeois, R (9, PH) OBP: 0.258, SLG: 0.233 40 Dylan Axelrod, R (10, 1)		B SI 93 F SI 93 F SI 94 B SL 87 X SI 94 2-2 ② G4-3		B SI 92 C SI 92 B SI 94 C SI 92 C SI 93 2-3 ② K		B SI 93 1 SAFE B SI 93 X SI 94 2-0 ② ③ G4-6-3 1-2f			B SI 94 S CH 85 F SI 94 S SI 95 1-3 ① K		2 0 1 0 0 0 1 0	0 0 0 0 0 0 0 0	0 0 0 0 0 0 1 0	0 0 0 0 0 0 0 0	1 0 0 0 0 0 0 1	0 0 1 0 0 0 0 0	0 0 1 0 0 0 0 0
Inning Stats	R: 3 H: 2 E: 1 LOB: 1 K: 1 BB: 2 S: 14 P: 23	R: 0 H: 1 E: 0 LOB: 1 K: 0 BB: 0 S: 9 P: 16	R: 0 H: 0 E: 0 LOB: 2 K: 2 BB: 2 S: 11 P: 25	R: 0 H: 1 E: 0 LOB: 1 K: 1 BB: 0 S: 10 P: 16	R: 1 H: 1 E: 0 LOB: 0 K: 1 BB: 1 S: 10 P: 16	R: 0 H: 0 E: 0 LOB: 0 K: 0 BB: 0 S: 3 P: 7	R: 2 H: 2 E: 0 LOB: 0 K: 2 BB: 0 S: 10 P: 15	R: 0 H: 0 E: 0 LOB: 0 K: 2 BB: 0 S: 8 P: 12	R: 0 H: 0 E: 0 LOB: 0 K: 2 BB: 0 S: 9 P: 13	R: 4 H: 2 E: 0 LOB: 0 K: 0 BB: 2 S: 15 P: 30	1B: 6 2B: 1 3B: 0 HR: 2	SF: 0 SAC: 0 DP: 1 HBP: 1	WP: 1 PB: 0 SB: 0 CS: 1	PA: 45			

PITCHER		IP	WLS	BF	H	R	ER	SO	BB	IBB	HBP	BLK	WP	HR	S	P	ERA	WHIP
47 Francisco Liriano, L ERA: 3.38	(1, 1)	5.0		24	5	4	3	5	5	0	0	0	1	0	54	96	5.40	2.000
48 Jared Hughes, R ERA: 1.96	(6, 1)	1.0		3	0	0	0	0	0	0	1	0	0	0	3	7	0.00	0.000
43 John Holdzkom, R ERA: 2.0	(7, 1)	1.0	B	5	2	2	2	2	0	0	0	0	0	1	10	15	18.00	2.000
37 Justin Wilson, L ERA: 4.1	(8, 1)	1.0		3	0	0	0	2	0	0	0	0	0	0	8	12	0.00	0.000
44 Tony Watson, L ERA: 1.4	(9, 1)	1.0		3	0	0	0	2	0	0	0	0	0	0	9	13	0.00	0.000

PITCHER		IP	WLS	BF	H	R	ER	SO	BB	IBB	HBP	BLK	WP	HR	S	P	ERA	WHIP
53 John Axford, R ERA: 3.95	(10, 1)	0.1	L	4	1	3	3	0	2	0	0	0	0	0	11	22	81.00	9.000
60 Bobby LaFromboise, L ERA: 2.45	(10, 1)	0.1		2	1	1	1	0	0	0	0	0	0	1	4	8	27.00	3.000

BOTTOM

Pittsburgh Pirates @ Cincinnati Reds

Great American Ball Park, Cincinnati, OH

Sat Sep 27 2014, 1:06 PM - 4:47 PM EDT

Att. 35,268 - Sunny - 74 F

livebaseballscorecards.com

AB	36
R	10
H	9
RBI	10
BB	7
SO	11
LOB	16

Pittsburgh Pirates @ Cincinnati Reds

Great American Ball Park, Cincinnati, OH

Sun Sep 28 2014, 1:11 PM - 3:57 PM EDT

Att. 34,424 - Sunny - 77 F

TOP

livebaseballscorecards.com

Batter	1	2	3	4	5	6	7	8	9	AB	R	H	RBI	BB	SO	LOB
5 Josh Harrison, R (1, 5) OBP: 0.347, SLG: 0.490	C FF 92 B SI 94 X CH 85 1-1 ① G5-3		C SL 85 F SI 94 S CH 86 0-3 ① K		S FC 88 X SI 94 0-1 ② F8			B FC 87 X SI 94 1-0 ② L5		4	0	0	0	0	1	1
23 Travis Snider, L (1, 9) OBP: 0.338, SLG: 0.438 25 Gregory Polanco, L (8, PR) OBP: 0.307, SLG: 0.343 (8, 9)	F FC 90 B FC 90 X CH 84 1-1 ② G1-3		B FF 92 F CH 86 B CH 87 F FF 91 B SI 94 X CH 84 3-2 ② L6		B CH 86 C FF 93 X CH 86 1-1 ③ F7			B FF 93 X CH 87 1-0 2B		4 0	0 0	1 0	0 0	0 0	0 0	1 0
22 Andrew McCutchen, R (1, 8) OBP: 0.410, SLG: 0.542	B FC 89 S FF 93 X SI 94 1-1 18 1B 1B		B FC 91 S FC 86 B SI 95 S FC 86 S FF 94 2-3 ③ K			S SL 85 S CH 84 F FF 93 B CH 83 B CH 85 S SI 87 2-3 ① K		B SI 95 H SI 95 2-0 HBP		3	0	1	0	0	2	0
18 Neil Walker, S (1, 4) OBP: 0.342, SLG: 0.467	B FC 90 X CH 84 1-0 1-2 1B			C SI 93 X FF 90 0-1 HR		B CH 87 B FF 94 B FC 89 C FF 94 S FF 94 F FF 95 F FF 92 F CH 86 F FF 94 3-2 ② X FF 95 L7		B FC 89 B FF 93 C FC 90 X CH 86 2-1 ③ G3-1		4	1	2	1	0	0	2
6 Starling Marte, R (1, 7) OBP: 0.356, SLG: 0.453	X FF 94 0-0 ③ F9			L FF 93 F SI 94 F FC 91 F FF 92 S CH 83 0-3 ① K		X FF 95 0-0 ③ G5-3			B FF 99 X FF 98 1-0 10 WP 10 S 1B	4	0	1	0	0	1	2
15 Ike Davis, L (1, 3) OBP: 0.344, SLG: 0.378 17 Gaby Sanchez, R (4, PH) OBP: 0.293, SLG: 0.385 (4, 3)		S SI 93 B SL 81 B FC 89 B FC 86 X FC 88 3-1 ① F9		C FF 95 X SI 95 0-1 ② G1-3			B SL 84 C CH 83 F SI 92 B CH 84 X FF 93 2-2 ① L7		B FF 98 C FF 97 C SL 86 S SL 88 1-3 ① K	1 3	0 0	0 0	0 0	0 1	0 1	0 1
10 Jordy Mercer, R (1, 6) OBP: 0.305, SLG: 0.387		C FC 87 F SI 94 B CH 88 B FF 95 F CH 88 S FF 95 2-3 ② K		C FF 91 X FF 94 0-1 ③ G5-3			S FF 92 B CH 87 F SI 94 X FF 94 1-2 ② G4-3		B FF 98 C SL 84 S SL 87 F FF 100 B SL 89 C FF 100 2-3 ② 1-3 K	4	0	0	0	0	2	1
19 Chris Stewart, R (1, 2) OBP: 0.362, SLG: 0.331 26 Tony Sanchez, R (8, 2) OBP: 0.300, SLG: 0.360		C SL 85 B SI 95 B FC 91 X FC 91 2-1 2B			B FF 92 X SL 81 1-0 45 FC3-5 2B		C SI 94 X SI 94 0-1 ③ G5-3		C FF 99 S FF 100 B FF 101 F FF 101 S FF 102 1-3 ③ K	3 1	0 0	2 0	0 0	0 0	0 1	0 1
45 Gerrit Cole, R (1, 1) OBP: 0.208, SLG: 0.239 57 Andrew Lambo, L (8, PH) OBP: 0.256, SLG: 0.359 44 Tony Watson, L (8, 1) OBP: 0.333, SLG: 0.333 37 Justin Wilson, L (8, 1)		F FC 88 B SI 95 F SI 95 C FC 90 1-3 ③ K			L FF 92 2 SAFE 2 SAFE F SL 83 X FF 94 0-2 ① FC3-5 2-3			C FC 88 F CH 85 S FF 94 0-3 ① K		2 1 0 0	0 0 0 0	0 0 0 0	0 0 0 0	1 1 0 0	2 0 0 0	2 0 0 0
Inning Stats	R: 0 E: 0 K: 0 S: 8 H: 2 LOB: 2 BB: 0 P: 12	R: 0 E: 0 K: 2 S: 11 H: 1 LOB: 1 BB: 0 P: 19	R: 0 E: 0 K: 2 S: 9 H: 0 LOB: 0 BB: 0 P: 14	R: 1 E: 0 K: 1 S: 11 H: 1 LOB: 0 BB: 0 P: 11	R: 0 E: 0 K: 0 S: 8 H: 1 LOB: 1 BB: 0 P: 10	R: 0 E: 0 K: 1 S: 12 H: 0 LOB: 0 BB: 0 P: 17	R: 0 E: 0 K: 0 S: 8 H: 0 LOB: 0 BB: 0 P: 11	R: 0 E: 0 K: 1 S: 7 H: 1 LOB: 2 BB: 0 P: 13	R: 0 E: 0 K: 3 S: 12 H: 1 LOB: 1 BB: 0 P: 17	1B: 3 2B: 3 3B: 0 HR: 1 SF: 0 SAC: 0 DP: 0 HBP: 1						

	AB	34
	R	1
	H	7
	RBI	1
	BB	0
	SO	10
	LOB	11

WP: 1 PA: 35
PB: 0
SB: 1
CS: 0

PITCHER		IP	WLS	BF	H	R	ER	SO	BB	IBB	HBP	BLK	WP	HR	S	P	ERA	WHIP
47 Johnny Cueto, R ERA: 2.25	(1, 1)	8.0	W	31	6	1	1	7	0	0	1	0	0	1	74	107	1.12	0.750
54 Aroldis Chapman, L ERA: 2.0	(9, 1)	1.0	S	4	1	0	0	3	0	0	0	0	1	0	12	17	0.00	1.000

PITCHER		IP	WLS	BF	H	R	ER	SO	BB	IBB	HBP	BLK	WP	HR	S	P	ERA	WHIP

Pittsburgh Pirates @ Cincinnati Reds

Great American Ball Park, Cincinnati, OH

Sun Sep 28 2014, 1:11 PM - 3:57 PM EDT

Att. 34,424 - Sunny - 77 F

livebaseballscorecards.com

BOTTOM

Batter	1	2	3	4	5	6	7	8	9	AB	R	H	RBI	BB	SO	LOB
17 Kristopher Negrón, R (1, 5) OBP: 0.331, SLG: 0.479	C FF 92 F FF 93 B SI 96 B SI 96 F FF 94 X FF 95 2-2 4 1B 21 G5-3 1B		B FF 95 S SL 85 X SI 95 1-1 4 G5-3 4 WP 1B			B SI 97 C SL 86 X SI 96 1-1 ① G5-3		1 SAFE X FC 92 0-0 1-H HR		4	2	3	2	0	0	0
4 Brandon Phillips, R (1, 4) OBP: 0.306, SLG: 0.372	L FF 94 L SI 94 1 SAFE B KC 83 X SI 95 1-2 21 G5-3 1-3 1B		1 SAFE S CH 87 1 SAFE S FF 95 B KC 85 B KC 84 D SL 86 F FF 97 X SI 97 3-2 ② G5-3 1-3			B FF 98 C FF 96 B CH 88 C SI 96 F FF 97 C SL 89 2-3 ② K		B FF 96 S FF 97 C FF 96 X FF 96 1-2 ② G3		4	0	1	0	0	1	2
21 Todd Frazier, R (1, 3) OBP: 0.336, SLG: 0.459	B SI 95 X FF 94 1-0 ① G5-3 1-2 3-H		C FF 95 B FF 98 B SL 85 C SL 87 B SI 97 F SI 96 X SI 97 3-2 ③ G6-3			S CH 89 S FF 96 B FF 96 B KC 86 F CH 88 B SI 96 C SL 88 3-3 ③ K		B FC 93 B FF 97 S FF 96 S FF 97 B CU 84 B FF 97 4-2 39 HBP BB		3	0	0	1	1	1	2
39 Devin Mesoraco, R (1, 2) OBP: 0.359, SLG: 0.534	B FF 96 S SL 86 F FF 96 T FF 93 1-2 ② K			F KC 84 F FF 94 B SL 87 C SL 88 1-3 ① K			B FF 97 B FF 97 C FF 95 F SL 86 C FF 98 2-3 ① K	S FF 97 C CU 80 B FF 96 D CU 80 H FF 98 3-2 1-2 HBP		3	0	0	0	0	3	1
32 Jay Bruce, L (1, 9) OBP: 0.281, SLG: 0.373	B SI 92 C SI 93 S SL 86 C SL 86 1-3 ③ K			S FF 94 B SI 96 B SI 94 B FF 95 F FF 97 S SL 87 3-3 ② K			X SL 86 0-0 28 CS 1B	X FC 91 0-0 ③ G4-3		4	0	1	0	0	2	3
28 Chris Heisey, R (1, 8) OBP: 0.265, SLG: 0.378		F FF 93 F FF 92 F FF 91 C KC 81 0-3 ① K		F SL 84 C FF 96 X SI 97 0-2 ③ G2			C SI 96 C SI 97 X SL 87 0-2 ②③ P3 1-2			3	0	0	0	0	1	1
30 Jason Bourgeois, R (1, 7) OBP: 0.265, SLG: 0.303		F SI 94 C FF 97 B SI 95 X SI 95 1-2 ② F8			B KC 82 B KC 82 X FF 94 2-0 ① L9			B SI 94 B SI 93 C SI 94 X SI 94 2-1 47 1B 3B		3	1	1	0	0	0	0
2 Zack Cozart, R (1, 6) OBP: 0.268, SLG: 0.300		B FF 94 F FF 93 C FF 95 S SL 86 1-3 ③ K			B SI 95 C SI 95 S SL 86 C SI 98 1-3 ② K			B SI 95 X SI 95 1-0 ① L5		3	0	0	0	0	2	1
47 Johnny Cueto, R (1, 1) OBP: 0.157, SLG: 0.132 33 Yorman Rodriguez, R (8, PR) OBP: 0.276, SLG: 0.222 54 Aroldis Chapman, L (9, 1)		C FF 92 F FF 95 C SL 86 0-3 ① K			C FF 92 B SI 94 F SI 94 F FF 98 T FF 98 1-2 ③ K			C SI 95 P PO 83 S SL 95 B SI 95 F SI 96 B SI 95 X SI 96 3-2 17 HR 3-H 1B		3 0 0	0 1 0	1 0 0	1 0 0	0 0 0	2 0 0	0 0 0
Inning Stats	R: 1 E: 0 K: 2 S: 14 H: 2 LOB: 1 BB: 0 P: 20	R: 0 E: 0 K: 2 S: 10 H: 0 LOB: 0 BB: 0 P: 12	R: 0 E: 0 K: 1 S: 13 H: 1 LOB: 1 BB: 0 P: 20	R: 0 E: 0 K: 2 S: 9 H: 0 LOB: 0 BB: 0 P: 13	R: 0 E: 0 K: 2 S: 8 H: 0 LOB: 0 BB: 0 P: 12	R: 0 E: 0 K: 2 S: 10 H: 0 LOB: 0 BB: 0 P: 16	R: 0 E: 0 K: 1 S: 7 H: 1 LOB: 0 BB: 0 P: 9	R: 3 E: 0 K: 0 S: 17 H: 3 LOB: 2 BB: 1 P: 30		1B: 5 2B: 0 3B: 1 HR: 1 SF: 0 SAC: 0 DP: 0 HBP: 1					WP: 1 PB: 0 SB: 0 CS: 1 PA: 32	

	AB	30
	R	4
	H	7
	RBI	4
	BB	1
	SO	12
	LOB	10

PITCHER		IP	WLS	BF	H	R	ER	SO	BB	IBB	HBP	BLK	WP	HR	S	P	ERA	WHIP
45 Gerrit Cole, R ERA: 3.65	(1, 1)	7.0		24	4	1	1	12	0	0	0	0	1	0	71	102	1.29	0.571
44 Tony Watson, L ERA: 1.63	(8, 1)	0.1	L	3	2	2	2	0	0	0	0	0	0	0	8	13	54.00	6.000
37 Justin Wilson, L ERA: 4.2	(8, 1)	0.2		5	1	1	1	0	1	0	1	0	0	1	9	17	13.50	3.000

PITCHER	IP	WLS	BF	H	R	ER	SO	BB	IBB	HBP	BLK	WP	HR	S	P	ERA	WHIP

Batter	1	2	3	4	5	6	7	8	9	AB	R	H	RBI	BB	SO	LOB
7 Grégor Blanco, L (1, 8)	B FF 94 F SI 95 C CH 85 B KC 80 X CH 84 2-2 ① F8		B SI 93 B SI 94 X SI 94 2-0 ② G4-3	C SI 93 X CH 84 0-1 ③ G3-1		B SI 93 X SI 94 1-0 ③ FC6-4 1-2f		C FF 96 B FF 97 B FF 97 B FF 97 B FF 97 4-1 12 1B; 28 1B; BB		4	1	0	0	1	0	2
12 Joe Panik, L (1, 4) OBP: 0.600, SLG: 0.600	C SI 95 X CH 86 0-1 ② G4-3		C SI 94 X CH 85 0-1 1B		C CH 83 F SI 91 B FF 92 X SI 92 1-2 ① G4-3		C FF 92 B FF 93 C CH 87 X SI 93 1-2 48 BB; 28 1B; 8 FC4-2; 1B	B FF 96 B FF 97 B FF 97 C FF 96 X FF 96 3-1 28 1B; 1-2; 1B		5	0	3	0	0	0	0
28 Buster Posey, R (1, 2) OBP: 0.400, SLG: 0.400	X SI 96 0-0 ③ L8		C KC 80 1 SAFE X FF 94 0-1 ③ F9		B SI 93 B KC 79 B FF 91 C SI 92 X FF 93 3-1 ② L8		B SL 86 1 SAFE X SI 93 1-0 8 FC4-2; 48 BB; 9 1B; 1-2; 1B	C FF 96 B FF 96 X FF 97 1-1 48 FC1-4-6; 1-2; 2-H; 1B		5	1	2	1	0	0	1
48 Pablo Sandoval, S (1, 5) OBP: 0.600, SLG: 0.500 13 Joaquin Arias, R (8, 5)		C CH 85 B FF 95 F KC 82 B SI 94 F KC 82 X CH 88 2-2 9 BB; 1B		B KC 79 C CH 85 F KC 80 B SI 93 F FF 94 F SI 94 X KC 83 2-2 9 BB; 8 1B; 35 HR; 1B	C FF 92 B SI 93 B SI 92 F SI 93 S CH 85 2-3 ③ K		B SI 94 B SI 94 B SI 94 C SI 93 F SI 93 B SI 94 4-2 8 FC4-2; 9 1B; 1-2; 2-3; BB	F FF 96 X FF 96 0-1 ③ FC1-4-6 1-2f		4 0	2 0	2 0	0 0	1 0	1 0	2 0
8 Hunter Pence, R (1, 9) OBP: 0.400, SLG: 0.250		X SI 94 0-0 ① L6		C KC 83 X FF 94 0-1 9 BB; 35 HR; 1-2; 1B		C FF 90 B CH 84 F SI 91 B CH 85 B CH 85 D SI 94 4-2 9 WP; 9 1B; BB	X SI 93 0-0 ① FC4-2; 9 1B; 1-2; 2-3; 3-Hf		X FC 93 0-0 ① G4-3	4	2	1	0	1	0	4
9 Brandon Belt, L (1, 3) OBP: 0.800, SLG: 0.667		F SI 94 C SI 95 D KC 82 B FF 95 F SI 95 B KC 80 B SI 94 4-2 1-2 BB		B SI 93 B FF 94 1 SAFE C CH 86 F FF 94 B KC 83 B FF 95 4-2 35 HR; 1-2; 2-3; BB		1 SAFE C FF 94 B FF 96 X SI 96 1-1 45 BB; 1-H; 1B	X SI 93 0-0 35 G4-6-3; 1-2; 2-H; 3-H; 1B		C FF 93 B FC 85 F FC 91 B KC 81 X FC 92 2-2 ② G1	3	1	2	3	2	0	0
35 Brandon Crawford, L (1, 6) OBP: 0.200, SLG: 0.800		S KC 80 X CH 86 0-1 ② L9		B CH 85 C SI 94 F KC 80 X KC 82 1-2 1-H; 2-H; 3-H; HR		B FC 92 C FF 97 F FF 96 F FF 96 1 SAFE 1 SAFE S CU 81 1-3 ① K	C SI 90 S SL 81 B SL 79 B SI 91 X SI 91 2-2 ② ③ G4-6-3; 1-2f		F FC 91 C FS 85 B KC 80 T FC 91 1-2 ③ K	5	1	1	4	0	2	5
45 Travis Ishikawa, L (1, 7) 2 Juan Carlos Perez, R (6, PR) (6, 7)		F SI 94 B FF 94 F SI 94 S CH 87 1-3 ③ K		X SI 94 0-0 ① G4-3		S FF 96 1 SAFE F FF 95 B FF 94 1 SAFE B FF 96 F FF 96 D CU 81 B FF 96 4-2 7 FC6-4; 1-2; BB		C FF 97 X FF 96 0-1 ① F9		2 1	0 0	0 0	0 0	1 0	1 0	2 0
40 Madison Bumgarner, R (1, 1)			S SI 93 C KC 81 X KC 81 0-2 ① G4-3	S SI 93 C KC 81 S KC 80 0-3 ② K		F SI 92 L SI 92 F SI 93 S SI 93 0-3 ② K		B FF 97 B FF 97 S FF 96 C FF 97 B FF 96 S FF 97 3-3 ② K		4	0	0	0	0	3	2
Inning Stats	R: 0 E: 0 K: 0 S: 6 H: 0 LOB: 0 BB: 0 P: 8	R: 0 E: 0 K: 1 S: 13 H: 1 LOB: 2 BB: 1 P: 20	R: 0 E: 0 K: 0 S: 8 H: 1 LOB: 1 BB: 0 P: 10	R: 4 E: 0 K: 1 S: 18 H: 3 LOB: 0 BB: 1 P: 25	R: 0 E: 0 K: 1 S: 8 H: 0 LOB: 0 BB: 0 P: 14	R: 1 E: 0 K: 2 S: 16 H: 1 LOB: 2 BB: 2 P: 27	R: 2 E: 0 K: 0 S: 11 H: 3 LOB: 1 BB: 1 P: 19	R: 1 E: 0 K: 1 S: 12 H: 2 LOB: 2 BB: 1 P: 23	R: 0 E: 0 K: 1 S: 7 H: 0 LOB: 0 BB: 0 P: 10	1B: 10 2B: 0 3B: 0 HR: 1 SF: 0 SAC: 0 DP: 1 HBP: 0						

PITCHER		IP	WLS	BF	H	R	ER	SO	BB	IBB	HBP	BLK	WP	HR	S	P	ERA	WHIP
36 Edinson Volquez, R ERA: 9.0	(1, 1)	5.0	L	23	5	5	5	3	3	0	0	0	0	1	55	83	9.00	1.600
37 Justin Wilson, L ERA:	(6, 1)	0.1		3	1	0	0	1	1	0	0	0	1	0	9	15	0.00	6.000
48 Jared Hughes, R ERA: 18.0	(6, 1)	1.0		7	3	2	2	1	1	0	0	0	0	0	13	20	18.00	4.000
60 Bobby LaFromboise, L ERA:	(7, 1)	0.2		1	0	0	0	0	0	0	0	0	0	0	3	5	0.00	0.000
43 John Holdzkom, R ERA: 9.0	(8, 1)	1.0		6	2	1	1	1	1	0	0	0	0	0	12	23	9.00	3.000

PITCHER		IP	WLS	BF	H	R	ER	SO	BB	IBB	HBP	BLK	WP	HR	S	P	ERA	WHIP
35 Mark Melancon, R ERA:	(9, 1)	1.0		3	0	0	0	1	0	0	0	0	0	0	7	10	0.00	0.000

TOP

San Francisco Giants @ Pittsburgh Pirates

PNC Park, Pittsburgh, PA

Wed Oct 01 2014, 8:11 PM - 11:21 PM EDT

Att. 40,629 - Cloudy - 63 F

livebaseballscorecards.com

AB	37
R	8
H	11
RBI	8
BB	6
SO	7
LOB	18

WP: 1	PA: 43		
PB: 0			
SB: 0			
CS: 0			

BOTTOM

San Francisco Giants @ Pittsburgh Pirates

PNC Park, Pittsburgh, PA

Wed Oct 01 2014, 8:11 PM - 11:21 PM EDT

Att. 40,629 - Cloudy - 63 F

livebaseballscorecards.com

Batter	1	2	3	4	5	6	7	8	9	AB	R	H	RBI	BB	SO	LOB
5 Josh Harrison, R (1, 5) OBP: 0.500, SLG: 0.500	C FF 93 X FC 88 0-1 ① F9		B SI 92 B FC 87 C FF 93 F FF 94 S CU 79 2-3 ③ K2-3			X FC 87 0-0 10 G1-3 1B		C FF 93 F FF 91 X CU 74 0-2 E5 22 FC6-4 1B 1-3		4	0	2	0	0	1	0
10 Jordy Mercer, R (1, 6)	C FF 93 X FF 93 0-1 ② G6-3			C FF 93 B FC 86 S FC 87 B FF 93 F FC 88 S CU 78 2-3 ① K2-3		X FC 86 0-0 ② G1-3 1-2		C FC 86 F FC 85 B FF 92 S CU 76 1-3 ② K		4	0	0	0	0	2	3
22 Andrew McCutchen, R (1, 8)	B FF 94 S FC 88 F FF 93 S CU 80 1-3 ③ K			F FF 94 B FC 88 F CH 83 F FF 94 B FC 88 B FC 86 B CU 77 4-2 55 B5-3 BB		B FF 94 X FF 93 1-0 ③ F8		F FF 94 C FF 94 X FF 94 0-2 ③ FC6-4 1-2f		3	0	0	0	1	1	3
55 Russell Martin, R (1, 2) OBP: 0.250, SLG: 0.250		B FF 93 X FC 85 1-0 1B		C FC 85 X FC 86 0-1 ② B5-3 1-2			B FF 93 C FC 88 B CU 77 F FC 87 B FF 92 X FF 93 3-2 ① P5		X FC 88 0-0 ① F8	4	0	1	0	0	0	1
6 Starling Marte, R (1, 7) OBP: 0.250, SLG: 0.250		X FC 85 0-0 ① F8		B FF 94 X FF 94 1-0 ③ L7			C FF 93 B FC 86 B CU 76 X FC 87 2-1 1B		C FF 93 S CU 76 B FF 93 S CU 78 1-3 ② K2-3	4	0	1	0	0	1	2
18 Neil Walker, S (1, 4)		C FF 93 1 SAFE S FF 94 C FF 93 0-3 ② K			F FC 88 B FF 93 F FF 92 B FF 94 F FC 88 B FC 87 S FF 94 3-3 ① K		F FC 85 F FF 90 X FF 91 0-2 ② P6		C FF 93 C FC 87 X FF 94 0-2 ③ P2	4	0	0	0	0	2	2
17 Gaby Sanchez, R (1, 3)		C FF 94 F FF 94 X FC 87 0-2 ③ P4			B CH 83 C FF 92 B FC 87 B FF 93 X FF 93 3-1 ② F8		X FF 92 0-0 ③ P6			3	0	0	0	0	0	2
23 Travis Snider, L (1, 9) 48 Jared Hughes, R (6, 1) 60 Bobby LaFromboise, L (7, 1) 43 John Holdzkom, R (8, 1) 59 Brent Morel, R (8, PH) 35 Mark Melancon, R (9, 1)			B FF 93 C FF 92 F FF 93 C FF 93 1-3 ① K		C FF 93 C FF 92 F FF 93 B FC 87 S CU 78 1-3 ③ K2-3			X FF 92 0-0 ① F9		2 0 0 0 1 0	0 0 0 0 0 0	0 0 0 0 0 0	0 0 0 0 0 0	0 0 0 0 0 0	2 0 0 0 0 0	0 0 0 0 0 0
36 Edinson Volquez, R (1, 1) 37 Justin Wilson, L (6, 1) 31 Jose Tabata, R (6, 9)			S FF 93 X FF 92 0-1 ② F9			B FF 92 C FF 92 S FF 92 C FF 93 1-3 ① K		C FF 93 B FF 92 B FC 88 F FF 92 F CU 77 X CU 67 2-2 E6 5 E 5 1B		1 0 2	0 0 0	0 0 0	0 0 0	0 0 0	0 0 1	0 0 0
Inning Stats	R: 0 E: 0 K: 1 S: 7 H: 0 LOB: 0 BB: 0 P: 8	R: 0 E: 0 K: 1 S: 8 H: 1 LOB: 1 BB: 0 P: 9	R: 0 E: 0 K: 2 S: 8 H: 0 LOB: 0 BB: 0 P: 11	R: 0 E: 0 K: 1 S: 10 H: 0 LOB: 1 BB: 1 P: 17	R: 0 E: 0 K: 2 S: 10 H: 0 LOB: 0 BB: 0 P: 17	R: 0 E: 0 K: 1 S: 6 H: 1 LOB: 1 BB: 0 P: 8	R: 0 E: 0 K: 0 S: 9 H: 1 LOB: 1 BB: 0 P: 14	R: 0 E: 2 K: 1 S: 14 H: 1 LOB: 2 BB: 0 P: 17	R: 0 E: 0 K: 1 S: 7 H: 0 LOB: 0 BB: 0 P: 8	1B: 4 2B: 0 3B: 0 HR: 0	SF: 0 SAC: 0 DP: 0 HBP: 0						

PITCHER	IP	WLS	BF	H	R	ER	SO	BB	IBB	HBP	BLK	WP	HR	S	P	ERA	WHIP
40 Madison Bumgarner, L (1, 1) ERA:	9.0	W	33	4	0	0	10	1	0	0	0	0	0	79	109	0.00	0.556

PITCHER	IP	WLS	BF	H	R	ER	SO	BB	IBB	HBP	BLK	WP	HR	S	P	ERA	WHIP

AB	32
R	0
H	4
RBI	0
BB	1
SO	10
LOB	13

WP: 0 PA: 33
PB: 0
SB: 0
CS: 0