Pittsburgh Pirates - 2015

Batter	1	2	3	4	5	6	7	8	9	AB	R	H	RBI	BB	SO	LOB
14 Jaff Decker, L (1, 8) OBP: 0.667, SLG: 1.000	L1	1-H 2-H 2B		1B		HR		FC6-4 23 G4-3 1-2f		3	0	2	2	0	0	0
66 Elias Díaz, R (6, PH) OBP: 0.500, SLG: 2.000										2	1	1	1	0	0	1
(6, 2)																
3 Sean Rodríguez, R (1, 4)	G2-3	G1-3		P2		G3-1		G4-3 1-2		3	0	0	0	0	0	2
23 Steve Lombardozzi, S (6, PH)										2	0	0	0	0	0	1
(6, 4)																
25 Gregory Polanco, L (1, 9) OBP: 0.333, SLG: 0.333	6 E 24 HR 1B	F7			L7	53 FC6-4 1B			P4	3	1	1	0	0	0	1
73 Willy García, R (6, PH) OBP: 0.500, SLG: 0.500										2	0	1	0	0	0	0
(6, 9)																
6 Starling Marte, R (1, 10) OBP: 0.333, SLG: 0.333	E5 24 HR 1-2		F9		24 2B 1B	FC6-4 1-2f			15 CS 1B	3	2	1	0	0	0	1
53 Brent Morel, R (6, PH) OBP: 0.500, SLG: 0.500										2	0	1	0	0	0	1
(6, 10)																
67 Gustavo Nunez, S (9, PR)										0	0	0	0	0	0	0
(9, 10)																
24 Pedro Alvarez, L (1, 3) OBP: 0.667, SLG: 2.000	1-H 2-H HR		G3-1		1-H 2B		G4-3		17 1B 1-2 2B	3	1	2	4	0	0	0
15 Andrew Lambo, L (6, 3) OBP: 0.500, SLG: 1.000										2	0	1	0	0	0	0
27 Jung Ho Kang, R (1, 6) OBP: 0.667, SLG: 2.000	G6-3		HR		BB		G4-3		79 S 2-3 1B	2	1	1	1	1	0	0
17 Pedro Florimón, S (6, 6) OBP: 0.500, SLG: 0.500										2	0	1	0	0	0	0
31 Jose Tabata, R (1, 7)		G4-3	K		K		K		K 1-2	3	0	0	0	0	2	2
79 Keon Broxton, R (6, 7)										2	0	0	0	0	2	2
57 Deibinson Romero, R (1, 5)		26 1B 14 2B BB		G5-3	F8			G1-3		2	1	0	0	1	0	2
51 Justin Sellers, R (6, 5)										1	0	0	0	0	0	0
26 Tony Sanchez, R (1, 2) OBP: 0.500, SLG: 0.500		14 2B 1-2 1B		F9		K		66 FC6-4 1B		2	1	1	0	0	0	0
81 Mel Rojas Jr., S (6, PH) OBP: 0.500, SLG: 0.500										2	0	1	0	0	1	0
(6, 8)																
Inning Stats	R: 3 E: 1 K: 0 S: 6 H: 2 LOB: 0 BB: 0 P: 7	R: 2 E: 0 K: 0 S: 5 H: 2 LOB: 1 BB: 1 P: 9	R: 1 E: 0 K: 1 S: 7 H: 1 LOB: 0 BB: 0 P: 7	R: 0 E: 0 K: 0 S: 4 H: 1 LOB: 1 BB: 0 P: 4	R: 1 E: 0 K: 1 S: 7 H: 2 LOB: 2 BB: 1 P: 11	R: 1 E: 0 K: 1 S: 7 H: 2 LOB: 1 BB: 0 P: 8	R: 0 E: 0 K: 1 S: 5 H: 0 LOB: 0 BB: 0 P: 5	R: 0 E: 0 K: 0 S: 4 H: 1 LOB: 1 BB: 0 P: 4	R: 0 E: 0 K: 1 S: 7 H: 3 LOB: 3 BB: 0 P: 9	1B: 8 2B: 3 3B: 0 HR: 3 SF: 0 SAC: 0 DP: 0 HBP: 0							

TOP

Pittsburgh Pirates @ Toronto Blue Jays

Florida Auto Exchange Stadium, Dunedin, FL

Tue Mar 03 2015, 4:25 PM - 4:30 PM EST

Att. 4,593 - Partly Cloudy - 78 F

livebaseballscorecards.com

AB	41
R	8
H	14
RBI	8
BB	2
SO	5
LOB	13

WP: 0 PB: 0 SB: 1 CS: 1 PA: 43

PITCHER		IP	WLS	BF	H	R	ER	SO	BB	IBB	HBP	BLK	WP	HR	S	P	ERA	WHIP
41 Aaron Sanchez, R ERA: 13.5	(1, 1)	1.1	L	10	4	5	2	0	1	0	0	0	0	1	9	14	13.50	3.750
44 Cory Burns, R ERA:	(2, 1)	0.2		2	0	0	0	0	0	0	0	0	0	0	2	2	0.00	0.000
25 Marco Estrada, R ERA: 4.5	(3, 1)	2.0		8	2	1	1	1	0	0	0	0	0	1	11	11	4.50	1.000
50 Steve Delabar, R ERA: 9.0	(5, 1)	1.0		6	2	1	1	1	1	0	0	0	0	0	7	11	9.00	3.000
4 Kyle Drabek, R ERA: 9.0	(6, 1)	1.0		5	2	1	1	1	0	0	0	0	0	1	7	8	9.00	2.000
46 Wilton Lopez, R ERA:	(7, 1)	1.0		3	0	0	0	1	0	0	0	0	0	0	5	5	0.00	0.000
51 Miguel Castro, R ERA:	(8, 1)	1.0		4	1	0	0	0	0	0	0	0	0	0	4	4	0.00	1.000
53 Gregory Infante, R ERA:	(9, 1)	1.0		5	3	0	0	1	0	0	0	0	0	0	7	9	0.00	3.000

BOTTOM

Batter	1	2	3	4	5	6	7	8	9	AB	R	H	RBI	BB	SO	LOB
7 José Reyes, S (1, 6)	F8		10 PB 55 F8 1-2 BB		G5-3	FC6-4 1-2f		FC1-2 39 WP 22 1B 1-2 2-3 3-Hf	G6-3	1	0	0	0	1	0	0
29 Devon Travis, R (5, 4)										4	0	0	0	0	0	7
55 Russell Martin, R (1, 2) OBP: 0.333, SLG: 0.333	G6-3		F8 1-2 2-3		19 1B 37 1B 1B		37 FC4-6 39 BB 23 K 1B	39 WP 1-2 2-H 3-H 1B		3	0	1	0	0	0	2
75 Anthony Alford, R (5, PR)										0	1	0	0	0	0	0
22 Josh Thole, L (6, 2) OBP: 1.000, SLG: 1.000										2	0	2	2	0	0	0
74 Dwight Smith Jr., L (8, PR)										0	0	0	0	0	0	0
(9, 7)																
19 José Bautista, R (1, 9) OBP: 0.333, SLG: 0.333	G6-3		G5-3 3-H		37 1B 1-2 1B		37 FC4-6 1-2 BB	K 1-2 2-3		3	0	1	1	0	0	1
1 Jonathan Diaz, R (5, PR)										0	0	0	0	0	0	0
39 Caleb Gindl, L (6, 7)										1	0	0	0	1	1	2
8 A.J. Jimenez, R (9, 2)										0	0	0	0	0	0	0
10 Edwin Encarnación, R (1, 10)		20 G6-4-3 BB	K 2-3		1-3 2-H 1B		FC4-6 23 K 1-2f 2-3		28 HBP 73 1B BB	1	0	0	0	1	1	1
37 Daric Barton, L (5, PH) OBP: 0.667, SLG: 0.500										2	1	1	1	1	0	2
(6, 10)																
20 Josh Donaldson, R (1, 5)		G6-4-3 1-2f		13 G1-3 BB	BB		2-3 K 1-2 3-H		1-0 3 FC4-6 73 1B 1-2 HBP	1	0	0	0	1	0	1
23 Danny Valencia, R (5, PH)										1	0	0	0	1	1	2
(6, 5)																
28 Matt Hague, R (8, 5)										0	0	0	0	0	0	0
(9, 3)																
14 Justin Smoak, S (1, 3)		G6-3	K 1-2		K			17 1B 29 FC1-2 2B	3 FC4-6 1-2 2-H 1B	2	0	0	0	0	1	1
15 Chris Colabello, R (5, PH) OBP: 0.500, SLG: 1.000										2	0	1	0	0	1	3
(6, 3)																
73 Mitch Nay, R (8, PR) OBP: 1.000, SLG: 1.000										1	0	1	1	0	0	0
(9, 5)																
13 Maicer Izturis, S (1, 4)			11 HR BB	G1-3 1-2		29 FC6-4 1B		29 FC1-2 33 BB 22 1B 2-3 1B	K	1	1	0	0	1	0	1
17 Ryan Goins, L (5, 6) OBP: 0.667, SLG: 0.667										3	1	2	0	0	1	2
11 Kevin Pillar, R (1, 7) OBP: 0.500, SLG: 2.000			1-H HR	F8		F7		K	FC4-6 33 BB 1-2f 2-3	2	1	1	2	0	0	1
(5, 8)																
3 Ezequiel Carrera, L (6, 8)										3	0	0	0	0	1	6
45 Dalton Pompey, S (1, 8) OBP: 0.500, SLG: 0.500			55 F8 7 S 19 G5-3 1B		F8	F7		29 FC1-2 22 1B 1-2 BB		2	1	1	0	0	0	0
(5, 7)																
33 Chris Dickerson, L (6, 9)										1	1	0	0	2	0	1

Inning Stats	1	2	3	4	5	6	7	8	9	1B: 9	SF: 0	WP: 1	PA: 46
R:	0	0	3	0	1	0	0	2	1	2B: 1	SAC: 0	PB: 1	
E:	0	0	0	0	0	0	0	0	0	3B: 0	DP: 1	SB: 1	
K:	0	0	1	1	1	0	1	2	1	HR: 1	HBP: 1	CS: 0	
S:	3	2	8	5	8	4	5	10	6				
H:	0	0	2	0	3	1	1	3	1				
LOB:	0	0	1	1	3	1	2	3	3				
BB:	0	1	2	1	1	0	1	1	2				
P:	3	6	18	9	12	4	11	15	15				

PITCHER		IP	WLS	BF	H	R	ER	SO	BB	IBB	HBP	BLK	WP	HR	S	P	ERA	WHIP
65 Casey Sadler, R	(1, 1)	2.0	W	6	0	0	0	0	1	0	0	0	0	0	5	9	0.00	0.500
ERA:																		
38 Stolmy Pimentel, R	(3, 1)	1.0		7	2	3	3	1	2	0	0	0	0	1	8	18	27.00	4.000
ERA: 27.0																		
37 Arquimedes Caminero, R	(4, 1)	1.0	H	4	0	0	0	1	1	0	0	0	0	0	5	9	0.00	1.000
ERA:																		
39 Bobby LaFromboise, L	(5, 1)	1.0	H	7	3	1	1	1	1	0	0	0	0	0	8	12	9.00	4.000
ERA: 9.0																		
52 Rob Scahill, R	(6, 1)	1.0	H	4	1	0	0	0	0	0	0	0	0	0	4	4	0.00	1.000
ERA:																		

PITCHER		IP	WLS	BF	H	R	ER	SO	BB	IBB	HBP	BLK	WP	HR	S	P	ERA	WHIP
32 Brad Lincoln, R	(7, 1)	1.0	H	4	1	0	0	1	1	0	0	0	0	0	5	11	0.00	2.000
ERA:																		
61 Josh Wall, R	(8, 1)	1.0		7	3	2	2	2	1	0	0	0	1	0	10	15	18.00	4.000
ERA: 18.0																		
23 Ryan Beckman, R	(9, 1)	1.0	S	7	1	1	1	1	2	0	1	0	0	0	6	15	9.00	3.000
ERA: 9.0																		

Pittsburgh Pirates @ Toronto Blue Jays

Florida Auto Exchange Stadium, Dunedin, FL

Tue Mar 03 2015, 4:25 PM - 4:30 PM EST

Att. 4,593 - Partly Cloudy - 78 F

livebaseballscorecards.com

AB	36
R	7
H	11
RBI	7
BB	9
SO	7
LOB	33

Toronto Blue Jays @ Pittsburgh Pirates

McKechnie Field, Bradenton, FL

Wed Mar 04 2015, 4:04 PM - 4:07 PM EST

Att. 6,127 - Partly Cloudy - 84 F

TOP

livebaseballscorecards.com

Batter	1	2	3	4	5	6	7	8	9	AB	R	H	RBI	BB	SO	LOB
3 Ezequiel Carrera, L (1, 9) (3, 7) (5, 8)	G1-3		K		K		28 1B 3B		K	3	0	0	0	0	2	0
39 Caleb Gindl, L (6, 9) OBP: 0.500, SLG: 1.000										2	1	1	0	0	1	0
66 Munenori Kawasaki, L (1, 5)	45 2B 30 G4-3 HBP		F7		K		45 1B 1B 3-H			1	1	0	0	0	0	0
28 Matt Hague, R (4, 5) OBP: 0.667, SLG: 0.500 (7, 3)										2	0	1	1	0	1	0
45 Dalton Pompey, S (1, 7) OBP: 0.667, SLG: 0.800 (3, 8) (5, 9) (6, 7)	30 G4-3 1-3 2B		F9		BB		1B 1-3			3	0	2	0	1	0	0
74 Dwight Smith Jr., L (7, PR) (7, 7)										0	0	0	0	0	0	0
30 Dioner Navarro, S (1, 2) OBP: 0.333, SLG: 0.667	G4-3 2-3 3-H			2B	FC6-4 1-2f		P4			3	1	1	1	0	0	2
8 A.J. Jimenez, R (5, 2)										1	0	0	0	0	0	2
37 Daric Barton, L (1, 3) OBP: 0.667, SLG: 0.333	BB			11 2B 9 G4-3 HBP		P5		G1-3		1	1	0	0	1	0	0
73 Mitch Nay, R (7, 5) OBP: 0.500, SLG: 0.500										1	0	0	0	0	0	0
15 Chris Colabello, R (1, 10) OBP: 0.200, SLG: 0.400	K			K		K		G6-3		3	0	0	0	0	3	4
69 Sean Ochinko, R (8, PH) (8, 10)										1	0	0	0	0	0	0
11 Kevin Pillar, R (1, 8) OBP: 0.333, SLG: 1.000		F9		9 G4-3 1-3 2-H 2B		G6-3		G5-3		4	0	1	1	0	0	0
(3, 9) (5, 7) (6, 8)																
9 Ramon Santiago, S (1, 6) (4, 4)		K		G4-3 2-3 3-H			K		F8	2	0	0	1	0	1	1
18 Steve Tolleson, R (6, 6) (8, 4)										2	0	0	0	0	1	0
17 Ryan Goins, L (1, 4) OBP: 0.400, SLG: 0.400 (4, 6)		K		G4-3			F9		K	2	0	0	0	0	1	1
29 Devon Travis, R (6, 4)										1	0	0	0	0	0	0
1 Jonathan Diaz, R (8, 6)										1	0	0	0	0	1	0

	AB	33
	R	4
	H	6
	RBI	4
	BB	2
	SO	11
	LOB	10

Inning Stats	1	2	3	4	5	6	7	8	9
	R: 1 E: 0 K: 1 S: 6 H: 1 LOB: 2 BB: 1 P: 11	R: 0 E: 0 K: 2 S: 7 H: 0 LOB: 0 BB: 0 P: 7	R: 0 E: 0 K: 1 S: 5 H: 0 LOB: 0 BB: 0 P: 5	R: 2 E: 0 K: 1 S: 7 H: 2 LOB: 1 BB: 0 P: 8	R: 0 E: 0 K: 2 S: 7 H: 0 LOB: 1 BB: 1 P: 11	R: 0 E: 0 K: 1 S: 5 H: 0 LOB: 0 BB: 0 P: 5	R: 1 E: 0 K: 1 S: 8 H: 3 LOB: 2 BB: 0 P: 8	R: 0 E: 0 K: 0 S: 3 H: 0 LOB: 0 BB: 0 P: 3	R: 0 E: 0 K: 2 S: 7 H: 0 LOB: 0 BB: 0 P: 7

1B: 2	SF: 0	WP: 0	PA: 37
2B: 3	SAC: 0	PB: 0	
3B: 1	DP: 0	SB: 0	
HR: 0	HBP: 2	CS: 0	

PITCHER		IP	WLS	BF	H	R	ER	SO	BB	IBB	HBP	BLK	WP	HR	S	P	ERA	WHIP
45 Gerrit Cole, R ERA: 4.5	(1, 1)	2.0		9	1	1	1	3	1	0	1	0	0	0	13	18	4.50	1.000
46 Vance Worley, R ERA: 9.0	(3, 1)	2.0	L	9	2	2	2	2	0	0	1	0	0	0	12	13	9.00	1.000
44 Tony Watson, L ERA:	(5, 1)	1.0		4	0	0	0	2	1	0	0	0	0	0	7	11	0.00	1.000
58 Radhames Liz, R ERA:	(6, 1)	1.0		3	0	0	0	1	0	0	0	0	0	0	5	5	0.00	0.000
59 Antonio Bastardo, L ERA: 9.0	(7, 1)	1.0		6	3	1	1	1	0	0	0	0	0	0	8	8	9.00	3.000

PITCHER		IP	WLS	BF	H	R	ER	SO	BB	IBB	HBP	BLK	WP	HR	S	P	ERA	WHIP
48 Jared Hughes, R ERA:	(8, 1)	1.0		3	0	0	0	0	0	0	0	0	0	0	3	3	0.00	0.000
43 John Holdzkom, R ERA:	(9, 1)	1.0		3	0	0	0	2	0	0	0	0	0	0	7	7	0.00	0.000

Batter	1	2	3	4	5	6	7	8	9	AB	R	H	RBI	BB	SO	LOB
5 Josh Harrison, R (1, 5) OBP: 1.000, SLG: 1.000 53 Brent Morel, R (2, 5) OBP: 0.250, SLG: 0.250 17 Pedro Florimón, S (7, 5) OBP: 0.667, SLG: 1.000	29 F8-4 29 WP 1B		F7		F7 1-2			G5-3		1 2 1	0 0 0	1 0 1	0 0 0	0 0 0	0 0 0	0 1 0
29 Francisco Cervelli, R (1, 2) 83 Wilkin Castillo, S (6, 2)	F8-4 1-2		F9			F8		FC1		2 1	0 0	0 0	0 0	0 0	0 0	1 1
15 Andrew Lambo, L (1, 10) OBP: 0.167, SLG: 0.333	G3-1		P6			1B		K		4	0	0	0	0	0	1
18 Neil Walker, S (1, 4) 63 Alen Hanson, S (6, 4) OBP: 0.500, SLG: 0.500		K	F9			K		K		2 2	0 0	0 1	0 0	0 0	1 1	0 2
24 Pedro Alvarez, L (1, 3) OBP: 0.600, SLG: 1.400 57 Deibinson Romero, R (6, 3)		10 E 23 FC5-2-5 1B	K			G4-3			K	2 2	0 0	1 0	0 0	0 0	1 2	0 3
10 Jordy Mercer, R (1, 6) 67 Gustavo Nunez, S (6, 6)		E5 23 FC5-2-5 81 WP 1-3	F9				K		F9	2 2	1 0	0 0	0 0	0 0	0 1	1 1
23 Steve Lombardozzi, S (1, 7) 79 Keon Broxton, R (6, 7)		FC5-2-5 81 WP 2-3 3-H	F7				73 G5-4-3 BB		K	2 2	0 0	0 0	0 0	0 0	0 1	2 0
81 Mel Rojas Jr., S (1, 8) OBP: 0.800, SLG: 0.500 6 Taylor Lewis, L (8, 8)		73 FC5-4 2-3 3-H BB	73 CS BB			G5-4-3 1-2f				0 1	0 0	0 0	0 0	3 0	0 1	0 0
73 Willy García, R (1, 9) OBP: 0.400, SLG: 0.250		FC5-4 1-2f		53 S BB 1-2					2B	2	0	0	0	1	0	3
Inning Stats	R: 0 E: 0 K: 0 S: 3 H: 1 LOB: 0 BB: 0 P: 4	R: 1 E: 1 K: 1 S: 7 H: 1 LOB: 2 BB: 1 P: 11	R: 0 E: 0 K: 0 S: 3 H: 0 LOB: 0 BB: 0 P: 3	R: 0 E: 0 K: 1 S: 5 H: 0 LOB: 0 BB: 0 P: 5	R: 0 E: 0 K: 0 S: 2 H: 0 LOB: 1 BB: 2 P: 11	R: 0 E: 0 K: 1 S: 6 H: 1 LOB: 1 BB: 0 P: 6	R: 0 E: 0 K: 1 S: 4 H: 0 LOB: 0 BB: 1 P: 8	R: 0 E: 0 K: 2 S: 9 H: 1 LOB: 2 BB: 0 P: 9	R: 0 E: 0 K: 2 S: 7 H: 0 LOB: 0 BB: 0 P: 7	1B: 3 2B: 2 3B: 0 HR: 0	SF: 0 SAC: 0 DP: 2 HBP: 0						

BOTTOM

Toronto Blue Jays @ Pittsburgh Pirates

McKechnie Field, Bradenton, FL

Wed Mar 04 2015, 4:04 PM - 4:07 PM EST

Att. 6,127 - Partly Cloudy - 84 F

livebaseballscorecards.com

AB	30
R	1
H	4
RBI	0
BB	4
SO	8
LOB	16

WP: 2 PB: 0 SB: 1 CS: 1 PA: 34

PITCHER		IP	WLS	BF	H	R	ER	SO	BB	IBB	HBP	BLK	WP	HR	S	P	ERA	WHIP
6 Marcus Stroman, R	(1, 1)	1.2		7	2	1	0	1	0	0	0	0	1	0	9	10	0.00	1.200
ERA:																		
59 Rob Rasmussen, L	(2, 1)	0.1	B	2	0	0	0	0	1	0	0	0	1	0	1	5	0.00	3.000
ERA:																		
58 Todd Redmond, R	(3, 1)	1.0	W	3	0	0	0	0	0	0	0	0	0	0	3	3	0.00	0.000
ERA:																		
63 Scott Barnes, L	(4, 1)	1.0	H	3	0	0	0	1	0	0	0	0	0	0	5	5	0.00	0.000
ERA:																		
47 Bo Schultz, R	(5, 1)	1.0	H	4	0	0	0	0	2	0	0	0	0	0	2	11	0.00	2.000
ERA:																		

PITCHER		IP	WLS	BF	H	R	ER	SO	BB	IBB	HBP	BLK	WP	HR	S	P	ERA	WHIP
52 Ryan Tepera, R	(6, 1)	1.0	H	4	1	0	0	1	0	0	0	0	0	0	6	6	0.00	1.000
ERA:																		
67 Andrew Albers, L	(7, 1)	1.0	H	3	0	0	0	1	1	0	0	0	0	0	4	8	0.00	1.000
ERA:																		
31 Liam Hendriks, R	(8, 1)	1.0	H	5	1	0	0	2	0	0	0	0	0	0	9	9	0.00	1.000
ERA:																		
76 Matt West, R	(9, 1)	1.0	S	3	0	0	0	2	0	0	0	0	0	0	7	7	0.00	0.000
ERA:																		

New York Yankees @ Pittsburgh Pirates

McKechnie Field, Bradenton, FL

Thu Mar 05 2015, 3:49 PM - 3:52 PM EST

Att. 7,880 - Partly Cloudy - 83 F

TOP

livebaseballscorecards.com

Batter	1	2	3	4	5	6	7	8	9	AB	R	H	RBI	BB	SO	LOB
22 Jacoby Ellsbury, L (1, 8) 93 Jake Cave, L (6, 8) OBP: 0.250, SLG: 0.250	G6-3		G3-1		G4-3		G6-3			3 1	0 0	0 0	0 0	0 0	0 0	0 0
11 Brett Gardner, L (1, 7) 77 Ramón Flores, L (6, 7) OBP: 0.333, SLG: 0.333	66 G4-3 33 1B BB		BB		G3		79 PO 1B			1 1	0 0	0 1	0 0	2 0	0 0	0 0
24 Chris Young, R (1, 9) OBP: 0.400, SLG: 0.600 79 Tyler Austin, R (6, 9) OBP: 0.333, SLG: 1.333	K		F8		33 2B 2B		1 SAFE PO 1-2	HR		3 1	1 1	1 1	0 1	0 0	1 0	2 0
33 Garrett Jones, L (1, 3) OBP: 0.800, SLG: 1.000 95 Greg Bird, L (6, 3) OBP: 0.500, SLG: 0.750	66 G4-3 1-2 1B			66 FC5-4 BB	2-H 2B			K		2 1	0 0	2 0	1 0	1 0	0 1	0 0
66 John Ryan Murphy, R (1, 2) 62 Cole Figueroa, L (6, 4) OBP: 0.200, SLG: 0.200	G4-3 1-2 2-3			FC5-4 98 1B 63 1B 1-2f	G6-3			F9		3 1	0 0	0 0	0 0	0 0	0 0	4 0
63 José Pirela, R (1, 5) OBP: 0.400, SLG: 0.400 97 Jonathan Galvez, R (6, 5) OBP: 0.333, SLG: 0.333		K		98 1B 1-2 1B		K		K		3 1	0 0	1 0	0 0	0 0	2 1	0 0
94 Kyle Roller, L (1, 10) OBP: 0.200, SLG: 0.200 67 Eddy Rodriguez, R (9, PH) (9, 10)		F7		K		K			P2	3 1	0 0	0 0	0 0	0 0	2 0	2 0
98 Rob Refsnyder, R (1, 4) OBP: 0.500, SLG: 0.600 73 Tyler Wade, L (6, 6) OBP: 1.000, SLG: 1.000		2B		1-2 2-3 1B		F8			55 G6-4-3 1B	3 1	0 0	2 1	0 0	0 0	0 0	0 0
96 Cito Culver, R (1, 6) OBP: 0.167, SLG: 0.167 55 Austin Romine, R (6, 2)			G5-3	P4			F9		G6-4-3 1-2f	2 2	0 0	0 0	0 0	0 0	0 0	3 1

AB	33
R	2
H	9
RBI	2
BB	3
SO	7
LOB	12

Inning Stats	1	2	3	4	5	6	7	8	9
	R: 0 E: 0 K: 1 S: 6	H: 1 LOB: 2 BB: 1 P: 10	R: 0 E: 0 K: 1 S: 5	H: 1 LOB: 1 BB: 0 P: 5	R: 0 E: 0 K: 0 S: 3	H: 0 LOB: 1 BB: 1 P: 7	R: 0 E: 0 K: 1 S: 7	H: 2 LOB: 3 BB: 1 P: 11	R: 1 E: 0 K: 0 S: 5	H: 2 LOB: 1 BB: 0 P: 5	R: 0 E: 0 K: 2 S: 7	H: 0 LOB: 0 BB: 0 P: 7	R: 0 E: 0 K: 0 S: 3	H: 1 LOB: 0 BB: 0 P: 3	R: 1 E: 0 K: 2 S: 9	H: 1 LOB: 0 BB: 0 P: 10	R: 0 E: 0 K: 0 S: 3	H: 1 LOB: 0 BB: 0 P: 3

1B: 5	SF: 0
2B: 3	SAC: 0
3B: 0	DP: 1
HR: 1	HBP: 0

WP: 0	PA: 37
PB: 0	
SB: 0	
CS: 0	

PITCHER		IP	WLS	BF	H	R	ER	SO	BB	IBB	HBP	BLK	WP	HR	S	P	ERA	WHIP
47 Francisco Liriano, L ERA:	(1, 1)	2.0		8	2	0	0	2	1	0	0	0	0	0	11	15	0.00	1.500
50 Charlie Morton, R ERA:	(3, 1)	2.0		10	2	0	0	1	2	0	0	0	0	0	10	18	0.00	2.000
35 Mark Melancon, R ERA: 9.0	(5, 1)	1.0		5	2	1	1	0	0	0	0	0	0	0	5	5	9.00	2.000
77 Tyler Glasnow, R ERA:	(6, 1)	1.0		3	0	0	0	2	0	0	0	0	0	0	7	7	0.00	0.000
30 Clayton Richard, L ERA:	(7, 1)	1.0		3	1	0	0	0	0	0	0	0	0	0	3	3	0.00	1.000

PITCHER		IP	WLS	BF	H	R	ER	SO	BB	IBB	HBP	BLK	WP	HR	S	P	ERA	WHIP
64 Deolis Guerra, R ERA: 9.0	(8, 1)	1.0	L	4	1	1	1	2	0	0	0	0	0	1	9	10	9.00	1.000
68 Jeremy Bleich, L ERA:	(9, 1)	1.0		3	1	0	0	0	0	0	0	0	0	0	3	3	0.00	1.000

Batter	1	2	3	4	5	6	7	8	9	AB	R	H	RBI	BB	SO	LOB
31 Jose Tabata, R (1, 7) 81 Mel Rojas Jr., S (6, 7) OBP: 0.571, SLG: 0.250	G6-3		K			P6		K		2 2	0 0	0 0	0 0	0 0	1 1	0 0
25 Gregory Polanco, L (1, 9) OBP: 0.200, SLG: 0.200 73 Willy García, R (6, 9) OBP: 0.571, SLG: 0.667	G3-1			F8		14 1B 2B		74 WP 1B		2 2	0 1	0 2	0 0	0 0	0 0	0 0
22 Andrew McCutchen, R (1, 10) 74 Sebastian Valle, R (8, PH) (9, 10)	P4			L6		P3		K 1-2		3 1	0 0	0 0	0 0	0 0	0 1	1 1
6 Starling Marte, R (1, 8) OBP: 0.400, SLG: 0.400 14 Jaff Decker, L (6, 8) OBP: 0.600, SLG: 0.800		K		1B		57 1B 2-H 1B		K		2 2	0 0	1 1	0 1	0 0	1 1	0 1
15 Andrew Lambo, L (1, 3) OBP: 0.125, SLG: 0.250 57 Deibinson Romero, R (6, 3) OBP: 0.286, SLG: 0.167		G1-3		F7		2-H 1B			G5-3	2 2	0 0	0 1	0 0	0 0	0 0	1 0
27 Jung Ho Kang, R (1, 6) OBP: 0.600, SLG: 1.500 63 Alen Hanson, S (6, 4) OBP: 0.500, SLG: 0.500		2B			K		67 WP 26 S 1B		F8	2 2	0 0	1 1	0 0	0 0	1 0	0 0
19 Chris Stewart, R (1, 2) OBP: 0.500, SLG: 0.500 26 Tony Sanchez, R (6, 2) OBP: 0.250, SLG: 0.250		G4-3			3 FC4-6 1B		K 1-2		G5-3	2 2	0 0	1 0	0 0	0 0	0 1	1 1
3 Sean Rodríguez, R (1, 4) OBP: 0.200, SLG: 0.200 67 Gustavo Nunez, S (5, PR) (6, 6)			1B		FC4-6 51 S 1-2f		K 2-3			2 1	0 0	1 0	0 0	0 0	0 1	1 1
51 Justin Sellers, R (1, 5) 53 Brent Morel, R (6, 5) OBP: 0.200, SLG: 0.200			G6-3		G6-3 1-2		F9			2 1	0 0	0 0	0 0	0 0	0 0	1 1
Inning Stats	R: 0 E: 0 K: 0 S: 3 H: 0 LOB: 0 BB: 0 P: 3	R: 0 E: 0 K: 1 S: 6 H: 1 LOB: 1 BB: 0 P: 6	R: 0 E: 0 K: 1 S: 5 H: 1 LOB: 0 BB: 0 P: 5	R: 0 E: 0 K: 0 S: 4 H: 1 LOB: 1 BB: 0 P: 4	R: 0 E: 0 K: 1 S: 6 H: 1 LOB: 2 BB: 0 P: 7	R: 1 E: 0 K: 0 S: 5 H: 3 LOB: 2 BB: 0 P: 5	R: 0 E: 0 K: 2 S: 8 H: 1 LOB: 1 BB: 0 P: 9	R: 0 E: 0 K: 3 S: 10 H: 1 LOB: 1 BB: 0 P: 10	R: 0 E: 0 K: 0 S: 3 H: 0 LOB: 0 BB: 0 P: 3	1B: 7 2B: 2 3B: 0 HR: 0 SF: 0 SAC: 0 DP: 0 HBP: 0						

PITCHER		IP	WLS	BF	H	R	ER	SO	BB	IBB	HBP	BLK	WP	HR	S	P	ERA	WHIP
53 Esmil Rogers, R ERA:	(1, 1)	2.0		7	1	0	0	1	0	0	0	0	0	0	9	9	0.00	0.500
39 Chase Whitley, R ERA:	(3, 1)	2.0		7	2	0	0	1	0	0	0	0	0	0	9	9	0.00	1.000
53 Esmil Rogers, R ERA:	(5, 1)	2.0		7	1	0	0	1	0	0	0	0	0	0	9	9	0.00	0.500
85 César Vargas, R ERA: 4.5	(5, 1)	2.0		9	4	1	1	1	0	0	0	0	0	0	11	12	4.50	2.000
93 Fred Lewis, L ERA:	(7, 1)	1.0	W	4	1	0	0	2	0	0	0	0	1	0	8	9	0.00	1.000

PITCHER		IP	WLS	BF	H	R	ER	SO	BB	IBB	HBP	BLK	WP	HR	S	P	ERA	WHIP
90 Nick Rumbelow, R ERA:	(8, 1)	1.0	H	4	1	0	0	3	0	0	0	0	1	0	10	10	0.00	1.000
79 Taylor Garrison, R ERA:	(9, 1)	1.0	S	3	0	0	0	0	0	0	0	0	0	0	3	3	0.00	0.000

BOTTOM

New York Yankees @ Pittsburgh Pirates

McKechnie Field, Bradenton, FL

Thu Mar 05 2015, 3:49 PM - 3:52 PM EST

Att. 7,880 - Partly Cloudy - 83 F

livebaseballscorecards.com

AB	34
R	1
H	9
RBI	1
BB	0
SO	8
LOB	10

WP: 2 PA: 34
PB: 0
SB: 2
CS: 0

Batter	1	2	3	4	5	6	7	8	9	AB	R	H	RBI	BB	SO	LOB
17 Pedro Florimón, S (1, 5) OBP: 0.500, SLG: 0.667 57 Deibinson Romero, R (6, 5) OBP: 0.250, SLG: 0.143	0-0 29 G5-3 29 PB 1B	0-3 ① K	0-3 ① K	0-3 ① K	0-0 ③ G5-3					3 1	0 0	1 0	0 0	0 0	2 0	0 0
29 Francisco Cervelli, R (1, 2) OBP: 0.200, SLG: 0.200 74 Sebastian Valle, R (6, 2)	1-0 ① G5-3 1-3		0-0 ② 10 G6-4-3 1B	0-0 ② F7				0-3 ① K		3 1	0 0	1 0	0 0	0 0	0 1	1 0
10 Jordy Mercer, R (1, 6) 51 Justin Sellers, R (6, 6)	0-2 ② K		0-0 ②③ G6-4-3 1-2f	0-0 ③ G3-1				4-0 BB		3 0	0 0	0 0	0 0	0 1	1 0	2 0
18 Neil Walker, S (1, 4) OBP: 0.250, SLG: 0.500 67 Gustavo Nunez, S (6, PH) (6, 4)	0-3 ③ K			0-0 26 G4-3 2B		0-3 ① K		0-3 ② K		2 2	0 0	1 0	0 0	0 0	1 2	1 1
31 Jose Tabata, R (1, 7) 23 Steve Lombardozzi, S (6, PH) OBP: 0.167, SLG: 0.167 (6, 7)		0-3 ① K		0-3 ① K		0-0 53 S 1B		0-0 ③ P3		2 2	0 0	0 1	0 0	0 0	2 0	1 1
24 Pedro Alvarez, L (1, 3) OBP: 0.714, SLG: 1.333 53 Brent Morel, R (6, PH) OBP: 0.143, SLG: 0.143 (6, 3)	0-0 26 HR 1B			4-0 26 G4-3 BB		1-0 ② G5-3 1-2			0-0 ① G1-3	1 2	1 0	1 0	0 0	1 0	0 0	0 1
26 Tony Sanchez, R (1, 10) OBP: 0.250, SLG: 0.625	1-0 1-H HR		0-0 ② G4-3 1-2 2-3			0-3 ③ K			0-3 ② K	4	1	1	2	0	2	3
81 Mel Rojas Jr., S (1, 9) OBP: 0.444, SLG: 0.167 73 Willy García, R (6, 9) OBP: 0.444, SLG: 0.500	0-3 ② K		0-0 ③ G4-3				0-0 ① G6-3		0-0 ③ F8	2 2	0 0	0 0	0 0	0 0	1 0	2 0
14 Jaff Decker, L (1, 8) OBP: 0.571, SLG: 1.143 79 Keon Broxton, R (6, 8)	0-0 ③ G4-3				0-0 HR		0-0 ② G6-3			2 1	1 0	1 0	1 0	0 0	0 0	0 0
Inning Stats	R: 0 E: 0 K: 2 S: 8 H: 1 LOB: 1 BB: 0 P: 9	R: 2 E: 0 K: 2 S: 9 H: 2 LOB: 0 BB: 0 P: 10	R: 0 E: 0 K: 1 S: 5 H: 1 LOB: 0 BB: 0 P: 5	R: 0 E: 0 K: 1 S: 6 H: 1 LOB: 2 BB: 1 P: 10	R: 1 E: 0 K: 1 S: 6 H: 1 LOB: 0 BB: 0 P: 6	R: 0 E: 0 K: 2 S: 8 H: 1 LOB: 1 BB: 0 P: 9	R: 0 E: 0 K: 0 S: 3 H: 0 LOB: 0 BB: 0 P: 3	R: 0 E: 0 K: 2 S: 7 H: 0 LOB: 1 BB: 1 P: 11	R: 0 E: 0 K: 1 S: 5 H: 0 LOB: 0 BB: 0 P: 5	1B: 4 2B: 1 3B: 0 HR: 2 SF: 0 SAC: 0 DP: 1 HBP: 0						

PITCHER		IP	WLS	BF	H	R	ER	SO	BB	IBB	HBP	BLK	WP	HR	S	P	ERA	WHIP
26 Chris Capuano, L ERA: 9.0	(1, 1)	2.0	L	9	3	2	2	4	0	0	0	0	0	1	17	19	9.00	1.500
29 David Carpenter, R ERA:	(3, 1)	1.0		3	1	0	0	1	0	0	0	0	0	0	5	5	0.00	1.000
57 Chris Martin, R ERA:	(4, 1)	1.0		5	1	0	0	1	1	0	0	0	0	0	6	10	0.00	2.000
71 José Ramirez, R ERA: 9.0	(5, 1)	1.0		4	1	1	1	1	0	0	0	0	0	1	6	6	9.00	1.000
88 Diego Moreno, R ERA: 2.7	(6, 1)	1.2		6	1	0	0	2	0	0	0	0	0	0	10	11	0.00	0.600

PITCHER		IP	WLS	BF	H	R	ER	SO	BB	IBB	HBP	BLK	WP	HR	S	P	ERA	WHIP
87 Jacob Lindgren, L ERA:	(7, 1)	1.1		5	0	0	0	2	1	0	0	0	0	0	8	12	0.00	0.750
45 Chasen Shreve, L ERA:	(9, 1)	1.0		3	0	0	0	1	0	0	0	0	0	0	5	5	0.00	0.000

Pittsburgh Pirates @ New York Yankees

George M. Steinbrenner Field, Tampa, FL

Fri Mar 06 2015, 10:02 PM - 10:05 PM EST

Att. 9,429 - Cloudy - 61 F

TOP

AB	33
R	3
H	7
RBI	3
BB	2
SO	12
LOB	13

WP: 0 PB: 1 SB: 1 CS: 0 PA: 35

livebaseballscorecards.com

BOTTOM

Batter	1	2	3	4	5	6	7	8	9	AB	R	H	RBI	BB	SO	LOB
22 Jacoby Ellsbury, L (1, 8) OBP: 0.111, SLG: 0.111 83 Francisco Arcia, L (7, 3) OBP: 0.667, SLG: 1.000	K		1B		K			73 FC4-6 93 1B 2-3 1B		3 1	0 0	1 1	0 0	0 0	2 0	1 0
11 Brett Gardner, L (1, 7) OBP: 0.333, SLG: 0.143 90 Dante Bichette, R (7, 5)	34 G4-3 1B		K			L6		K		3 1	0 0	1 0	0 0	0 0	1 1	1 2
36 Carlos Beltrán, S (1, 9) 93 Jake Cave, L (6, PR) OBP: 0.400, SLG: 0.400 (7, 7)	K			K		34 G4-6-3 BB		73 FC4-6 1-2 3-H 1B		2 1	0 0	0 1	0 1	1 0	2 0	1 0
34 Brian McCann, L (1, 2) 73 Tyler Wade, L (7, 4) OBP: 0.500, SLG: 0.500	G4-3 1-2			33 WP BB		G4-6-3 1-2f		FC4-6 1-2f 2-3		2 1	0 0	0 0	0 0	1 0	0 0	2 2
13 Alex Rodriguez, R (1, 10) OBP: 0.500, SLG: 0.250 66 John Ryan Murphy, R (9, PH)		33 G6-3 BB		L6			K		F9	2 1	0 0	0 0	0 0	1 0	1 0	1 0
33 Garrett Jones, L (1, 3) OBP: 0.571, SLG: 0.667 24 Chris Young, R (7, 8) OBP: 0.286, SLG: 0.429	G6-3 1-2f			K 1-2			K		P2	2 2	0 0	0 0	0 0	0 0	1 1	2 0
63 José Pirela, R (1, 4) OBP: 0.429, SLG: 0.333 79 Tyler Austin, R (7, 9) OBP: 0.200, SLG: 0.800	L8				BB		G4-3		L7	1 2	0 0	0 0	0 0	1 0	0 0	0 0
97 Jonathan Galvez, R (1, 5) OBP: 0.200, SLG: 0.200 67 Eddy Rodriguez, R (7, 2) OBP: 0.500, SLG: 1.000			K		K			83 1B 93 1B 2B		2 1	0 1	0 1	0 1	0 0	2 0	1 0
62 Cole Figueroa, L (1, 6) OBP: 0.143, SLG: 0.143 96 Cito Culver, R (7, 6) OBP: 0.143, SLG: 0.143			K		P6			F9		2 1	0 0	0 0	0 0	0 0	1 0	1 1
Inning Stats	R: 0 E: 0 K: 2 S: 8 H: 1 LOB: 1 BB: 0 P: 8	R: 0 E: 0 K: 0 S: 2 H: 0 LOB: 0 BB: 1 P: 6	R: 0 E: 0 K: 3 S: 10 H: 1 LOB: 1 BB: 0 P: 10	R: 0 E: 0 K: 2 S: 7 H: 0 LOB: 1 BB: 1 P: 12	R: 0 E: 0 K: 2 S: 7 H: 0 LOB: 1 BB: 1 P: 11	R: 0 E: 0 K: 0 S: 2 H: 0 LOB: 1 BB: 1 P: 6	R: 0 E: 0 K: 2 S: 7 H: 0 LOB: 0 BB: 0 P: 7	R: 1 E: 0 K: 1 S: 8 H: 3 LOB: 2 BB: 0 P: 9	R: 0 E: 0 K: 0 S: 3 H: 0 LOB: 0 BB: 0 P: 3	1B: 4 2B: 1 3B: 0 HR: 0	SF: 0 SAC: 0 DP: 2 HBP: 0					

PITCHER		IP	WLS	BF	H	R	ER	SO	BB	IBB	HBP	BLK	WP	HR	S	P	ERA	WHIP
49 Jeff Locke, L ERA:	(1, 1)	2.0	W	7	1	0	0	2	1	0	0	0	0	0	10	14	0.00	1.000
37 Arquimedes Caminero, R ERA:	(3, 1)	1.0	H	4	1	0	0	3	0	0	0	0	0	0	10	10	0.00	1.000
82 Charlie Leesman, L ERA:	(4, 1)	1.0	H	4	0	0	0	2	1	0	0	0	1	0	7	12	0.00	1.000
71 Collin Balester, R ERA:	(5, 1)	1.0	H	4	0	0	0	2	1	0	0	0	0	0	7	11	0.00	1.000
76 Adrian Sampson, R ERA:	(6, 1)	1.0	H	3	0	0	0	0	1	0	0	0	0	0	2	6	0.00	1.000

PITCHER		IP	WLS	BF	H	R	ER	SO	BB	IBB	HBP	BLK	WP	HR	S	P	ERA	WHIP
55 Blake Wood, R ERA:	(7, 1)	1.0	H	3	0	0	0	2	0	0	0	0	0	0	7	7	0.00	0.000
72 Angel Sánchez, R ERA: 13.5	(8, 1)	0.2	H	5	3	1	1	1	0	0	0	0	0	0	7	7	13.50	4.500
23 Ryan Beckman, R ERA: 6.75	(8, 1)	0.1	H	1	0	0	0	0	0	0	0	0	0	0	1	2	0.00	0.000
69 Wilfredo Boscan, R ERA:	(9, 1)	1.0	S	3	0	0	0	0	0	0	0	0	0	0	3	3	0.00	0.000

Pittsburgh Pirates @ New York Yankees
George M. Steinbrenner Field, Tampa, FL
Fri Mar 06 2015, 10:02 PM - 10:05 PM EST
Att. 9,429 - Cloudy - 61 F

livebaseballscorecards.com

AB	30
R	1
H	5
RBI	1
BB	4
SO	12
LOB	15

1B: 4	SF: 0	WP: 1	PA: 34
2B: 1	SAC: 0	PB: 0	
3B: 0	DP: 2	SB: 0	
HR: 0	HBP: 0	CS: 0	

Tampa Bay Rays @ Pittsburgh Pirates

McKechnie Field, Bradenton, FL

Sat Mar 07 2015, 4:23 PM - 4:24 PM EST

Att. 8,303 - Cloudy - 69 F

TOP

livebaseballscorecards.com

Batter	1	2	3	4	5	6	7	8	9	10	AB	R	H	RBI	BB	SO	LOB
1 Tim Beckham, R (1, 6) 63 Eugenio Velez, S (5, 6) OBP: 0.333, SLG: 0.333	F8		1-2 HBP	F7	36 2-4 1B		F9				2 2	0 0	0 1	0 0	0 0	0 0	0 0
28 John Jaso, L (1, 10) OBP: 0.500, SLG: 0.667 67 Luke Maile, R (3, PH) (3, 10) 36 Hak-Ju Lee, L (7, PH) (7, 10)	3 FC5-4 8 1B HBP		K	F8	2-4 1-2		P5			K	0 2 2	0 0 0	0 0 0	0 0 0	0 0 0	0 1 1	0 2 0
8 Desmond Jennings, R (1, 7) OBP: 0.600, SLG: 0.500 64 Corey Brown, L (6, 7) OBP: 0.750, SLG: 2.333 79 Boog Powell, L (10, PR) (10, 7)	3 FC5-4 1-2 1B		F9		3 2B 21 FC1-2 1B			HR		BB	3 1 0	0 1 0	2 1 0	0 1 0	0 1 0	0 0 0	2 0 0
3 Evan Longoria, R (1, 5) OBP: 0.200, SLG: 0.400 10 Alexi Casilla, S (6, PR) (6, 5)	FC5-4 21 FC4-6 1-2f 2-3		F8			20 FC5 1-3 2B		G4-3		K	3 2	0 0	1 0	0 0	0 1	0 1	4 1
21 James Loney, L (1, 3) 30 Vince Belnome, L (6, PR) (6, 3)	FC4-6 1-2f			G4-3		FC1-2 20 FC5 3-H		4-0 29 HBP BB			3 0	0 0	0 0	0 0	0 1	0 0	4 0
2 Nick Franklin, S (1, 4) OBP: 0.200, SLG: 0.200 29 Ryan Brett, R (4, 4)		G4-3		K		L3		1-0 27 PO 1-2 HBP			2 1	0 0	0 0	0 0	0 0	1 0	0 2
20 Steven Souza Jr., R (1, 8) OBP: 0.400, SLG: 0.600 27 Mikie Mahtook, R (6, 8)		G1-3		2B		FC5 1-2 2-3f		PO 1-2	G1-3		3 1	0 0	1 0	0 0	0 0	0 0	2 0
65 Joey Butler, R (1, 9) OBP: 0.400, SLG: 1.200 69 Taylor Motter, R (7, 9) OBP: 0.667, SLG: 0.667		G4-3		F9			G6-3		9 G4-6-3 1B		3 1	0 0	0 1	0 0	0 0	0 0	1 0
60 Bobby Wilson, R (1, 2) OBP: 0.500, SLG: 0.333 9 Justin O'Conner, R (6, 2)			1 HBP 1B	F8			K			G4-6-3 1-2f	2 2	0 0	1 0	0 0	0 0	0 1	0 1
Inning Stats	R: 0 H: 1 E: 0 LOB: 2 K: 0 BB: 0 S: 4 P: 6	R: 0 H: 0 E: 0 LOB: 0 K: 0 BB: 0 S: 3 P: 3	R: 0 H: 1 E: 0 LOB: 2 K: 1 BB: 0 S: 6 P: 7	R: 0 H: 1 E: 0 LOB: 1 K: 1 BB: 0 S: 6 P: 6	R: 0 H: 0 E: 0 LOB: 0 K: 0 BB: 0 S: 3 P: 3	R: 0 H: 2 E: 0 LOB: 2 K: 0 BB: 0 S: 5 P: 5	R: 0 H: 1 E: 0 LOB: 1 K: 1 BB: 0 S: 5 P: 6	R: 1 H: 1 E: 0 LOB: 1 K: 0 BB: 1 S: 3 P: 9	R: 0 H: 1 E: 0 LOB: 0 K: 0 BB: 0 S: 3 P: 3	R: 0 H: 0 E: 0 LOB: 1 K: 2 BB: 1 S: 7 P: 11	1B: 5 2B: 2 3B: 0 HR: 1	SF: 0 SAC: 0 DP: 1 HBP: 3					

AB	35
R	1
H	8
RBI	1
BB	2
SO	5
LOB	19

WP: 0 PA: 41
PB: 0
SB: 0
CS: 0

PITCHER		IP	WLS	BF	H	R	ER	SO	BB	IBB	HBP	BLK	WP	HR	S	P	ERA	WHIP
34 A.J. Burnett, R ERA:	(1, 1)	2.0		8	1	0	0	0	0	0	1	0	0	0	7	9	0.00	0.500
62 Nick Kingham, R ERA:	(3, 1)	2.0		9	2	0	0	2	0	0	1	0	0	0	12	13	0.00	1.000
44 Tony Watson, L ERA:	(5, 1)	1.0		3	0	0	0	0	0	0	0	0	0	0	3	3	0.00	0.000
48 Jared Hughes, R ERA:	(6, 1)	1.0		5	2	0	0	0	0	0	0	0	0	0	5	5	0.00	2.000
59 Antonio Bastardo, L ERA: 4.5	(7, 1)	1.0		4	1	0	0	1	0	0	0	0	0	0	5	6	0.00	1.000

PITCHER		IP	WLS	BF	H	R	ER	SO	BB	IBB	HBP	BLK	WP	HR	S	P	ERA	WHIP
32 Brad Lincoln, R ERA: 4.5	(8, 1)	1.0		5	1	1	1	0	1	0	1	0	0	1	3	9	9.00	2.000
52 Rob Scahill, R ERA:	(9, 1)	1.0		3	1	0	0	0	0	0	0	0	0	0	3	3	0.00	1.000
50 Adam Miller, R ERA:	(10, 1)	1.0		4	0	0	0	2	1	0	0	0	0	0	7	11	0.00	1.000

Batter	1	2	3	4	5	6	7	8	9	10	AB	R	H	RBI	BB	SO	LOB
67 Gustavo Nunez, S (1, 4) 51 Justin Sellers, R (6, 4) OBP: 0.286, SLG: 0.167	G1-3		G5-3			G6-4-3 1-2f		3 SAFE 73 FC6-4 3-H 1B		K	2 3	0 0	0 1	0 0	0 0	0 1	0 3
25 Gregory Polanco, L (1, 9) OBP: 0.286, SLG: 0.429 73 Willy García, R (6, 9) OBP: 0.417, SLG: 0.545	22 G5-3 2B			G4-3		2B		FC6-4 1-2f		K	2 3	0 0	1 1	0 0	0 0	0 1	0 3
22 Andrew McCutchen, R (1, 10) 3 Sean Rodríguez, R (6, PH) OBP: 0.125, SLG: 0.125 (7, 10)	G5-3 2-3			L7		F8		G4-3		G5-3 1-2	2 3	0 0	0 0	0 0	0 0	0 0	1 4
6 Starling Marte, R (1, 7) OBP: 0.429, SLG: 0.429 6 Taylor Lewis, L (6, 7) OBP: 0.333, SLG: 0.333	G5-3			1B			66 G4-3 53 BB 1B		G3		2 2	0 0	1 1	0 0	0 0	0 0	1 0
27 Jung Ho Kang, R (1, 6) OBP: 0.429, SLG: 1.000 80 Gift Ngoepe, R (6, 6)		F7		F8			K		K		2 2	0 0	0 0	0 0	0 0	0 2	1 1
15 Andrew Lambo, L (1, 3) OBP: 0.100, SLG: 0.200 53 Brent Morel, R (6, 3) OBP: 0.333, SLG: 0.250		K		G4-3			4-0 66 G4-3 1-2 BB		66 WP 1B		2 1	0 0	0 1	0 0	0 1	1 0	0 0
19 Chris Stewart, R (1, 2) OBP: 0.250, SLG: 0.250 66 Elias Díaz, R (6, 2) OBP: 0.250, SLG: 1.000		K		F8			G4-3 1-2f 2-3		G6-3 1-2		2 2	0 0	0 0	0 0	0 0	1 0	0 3
57 Deibinson Romero, R (1, 5) OBP: 0.300, SLG: 0.222 23 Steve Lombardozzi, S (6, 5) OBP: 0.375, SLG: 0.500			79 G6-4-3 1B	G5-3				70 G3-1 51 E 2B		70 1B 1B	2 2	0 1	1 2	0 0	0 0	0 0	0 0
79 Keon Broxton, R (1, 8) 70 Gorkys Hernández, R (7, 8) OBP: 0.500, SLG: 0.500			G6-4-3 1-2f			51 G6-4-3 BB		G3-1 2-3		3 DI 1-3 1B	1 2	0 0	0 1	0 0	1 0	0 0	1 1
Inning Stats	R: 0 E: 0 K: 0 S: 4 H: 1 LOB: 1 BB: 0 P: 4	R: 0 E: 0 K: 2 S: 7 H: 0 LOB: 0 BB: 0 P: 7	R: 0 E: 0 K: 0 S: 3 H: 1 LOB: 0 BB: 0 P: 3	R: 0 E: 0 K: 0 S: 4 H: 1 LOB: 1 BB: 0 P: 4	R: 0 E: 0 K: 0 S: 3 H: 0 LOB: 0 BB: 0 P: 3	R: 0 E: 0 K: 0 S: 3 H: 1 LOB: 1 BB: 1 P: 7	R: 0 E: 0 K: 1 S: 5 H: 1 LOB: 1 BB: 1 P: 9	R: 1 E: 2 K: 0 S: 5 H: 2 LOB: 1 BB: 0 P: 5	R: 0 E: 0 K: 1 S: 6 H: 1 LOB: 1 BB: 0 P: 7	R: 0 E: 0 K: 2 S: 9 H: 2 LOB: 2 BB: 0 P: 10	1B: 7 2B: 3 3B: 0 HR: 0	SF: 0 SAC: 0 DP: 3 HBP: 0	WP: 1 PB: 0 SB: 0 CS: 0	PA: 39			

PITCHER		IP	WLS	BF	H	R	ER	SO	BB	IBB	HBP	BLK	WP	HR	S	P	ERA	WHIP
53 Alex Cobb, R ERA:	(1, 1)	2.0		7	1	0	0	2	0	0	0	0	0	0	11	11	0.00	0.500
75 Everett Teaford, L ERA:	(3, 1)	2.0		7	2	0	0	0	0	0	0	0	0	0	7	7	0.00	1.000
58 Grayson Garvin, L ERA:	(5, 1)	2.0		7	1	0	0	0	1	0	0	0	0	0	6	10	0.00	1.000
74 Dylan Floro, R ERA: 5.4	(7, 1)	1.2		8	3	1	1	1	1	0	0	0	0	0	9	13	5.40	2.400
73 Bryce Stowell, R ERA:	(8, 1)	1.1		5	1	0	0	1	0	0	0	0	1	0	7	8	0.00	0.750

PITCHER		IP	WLS	BF	H	R	ER	SO	BB	IBB	HBP	BLK	WP	HR	S	P	ERA	WHIP
76 Robert Zárate, L ERA: 18.0	(10, 1)	0.2		4	2	0	0	2	0	0	0	0	0	0	8	8	0.00	3.000
72 Jhan Mariñez, R ERA:	(10, 1)	0.1		1	0	0	0	0	0	0	0	0	0	0	1	2	0.00	0.000

BOTTOM

Tampa Bay Rays @ Pittsburgh Pirates

McKechnie Field, Bradenton, FL

Sat Mar 07 2015, 4:23 PM - 4:24 PM EST

Att. 8,303 - Cloudy - 69 F

livebaseballscorecards.com

AB	37
R	1
H	10
RBI	0
BB	2
SO	6
LOB	19

Pittsburgh Pirates @ Toronto Blue Jays

Florida Auto Exchange Stadium, Dunedin, FL

Sun Mar 08 2015, 3:42 PM - 3:45 PM EDT

Att. 5,190 - Partly Cloudy - 75 F

TOP

livebaseballscorecards.com

Batter	1	2	3	4	5	6	7	8	9	AB	R	H	RBI	BB	SO	LOB
23 Steve Lombardozzi, S (1, 4) OBP: 0.273, SLG: 0.364	G3-1		K 1-3		K2-3			81 S, 74 1B, 1-3, 1B		3	0	0	0	0	2	2
63 Alen Hanson, S (6, 4) OBP: 0.600, SLG: 0.600										1	0	1	0	0	0	0
29 Francisco Cervelli, R (1, 2) OBP: 0.250, SLG: 0.143	K			HBP		G6-3		1-2, 1B		2	0	0	0	0	1	0
74 Sebastian Valle, R (6, 2) OBP: 0.333, SLG: 0.333										1	0	1	0	0	0	0
25 Gregory Polanco, L (1, 9) OBP: 0.300, SLG: 0.400	L3			P3		15 G4-3, 1B		P6, 2-3		3	0	1	0	0	0	1
81 Mel Rojas Jr., S (6, 9) OBP: 0.400, SLG: 0.143										1	0	0	0	0	0	2
15 Andrew Lambo, L (1, 10) OBP: 0.077, SLG: 0.154		G5-3		P6		G4-3, 1-2		G4-3		3	0	0	0	0	0	2
73 Willy García, R (8, PH) OBP: 0.385, SLG: 0.500										1	0	0	0	0	0	2
(8, 10)																
3 Sean Rodríguez, R (1, 5) OBP: 0.091, SLG: 0.091		K		G5-3		K			F9	3	0	0	0	0	2	2
87 Kelson Brown, R (6, 5)										1	0	0	0	0	0	0
14 Jaff Decker, L (1, 8) OBP: 0.400, SLG: 0.800		G4-3			K2-3		K		K	3	0	0	0	0	2	0
70 Gorkys Hernández, R (7, 8) OBP: 0.333, SLG: 0.333										1	0	0	0	0	1	0
31 Jose Tabata, R (1, 7) OBP: 0.100, SLG: 0.200			G6-3		53 2B		F8		F9	3	1	1	0	0	0	0
79 Keon Broxton, R (7, 7)										1	0	0	0	0	0	0
53 Brent Morel, R (1, 3) OBP: 0.417, SLG: 0.400			BB 23 E		2-H, 2B		L1			2	0	1	1	1	0	0
57 José Osuna, R (7, 3)										0	0	0	0	0	0	0
80 Gift Ngoepe, R (1, 6) OBP: 0.200, SLG: 0.200			F8		L5			63 1B, 1B		3	0	1	0	0	0	2
67 Gustavo Nunez, S (8, 6)										0	0	0	0	0	0	0
Inning Stats	R: 0 E: 0 K: 1 S: 5 H: 0 LOB: 0 BB: 0 P: 5	R: 0 E: 0 K: 1 S: 5 H: 0 LOB: 0 BB: 0 P: 5	R: 0 E: 0 K: 1 S: 5 H: 0 LOB: 1 BB: 1 P: 10	R: 0 E: 0 K: 0 S: 3 H: 0 LOB: 1 BB: 0 P: 4	R: 1 E: 0 K: 2 S: 9 H: 2 LOB: 1 BB: 0 P: 9	R: 0 E: 0 K: 1 S: 6 H: 1 LOB: 1 BB: 0 P: 6	R: 0 E: 0 K: 1 S: 5 H: 0 LOB: 0 BB: 0 P: 5	R: 0 E: 0 K: 0 S: 5 H: 3 LOB: 2 BB: 0 P: 6	R: 0 E: 0 K: 1 S: 5 H: 0 LOB: 0 BB: 0 P: 5	1B: 4 2B: 2 3B: 0 HR: 0	SF: 0 SAC: 0 DP: 0 HBP: 1						

	AB	32
	R	1
	H	6
	RBI	1
	BB	1
	SO	8
	LOB	13

WP: 0 PB: 0 SB: 1 CS: 0 PA: 34

PITCHER		IP	WLS	BF	H	R	ER	SO	BB	IBB	HBP	BLK	WP	HR	S	P	ERA	WHIP
41 Aaron Sanchez, R ERA: 4.15	(1, 1)	3.0		10	0	0	0	3	1	0	0	0	0	0	15	20	0.00	0.333
58 Todd Redmond, R ERA:	(4, 1)	1.0		4	0	0	0	0	0	0	1	0	0	0	3	4	0.00	0.000
63 Scott Barnes, L ERA: 4.5	(5, 1)	1.0	L	5	2	1	1	2	0	0	0	0	0	0	9	9	9.00	2.000
64 Chad Jenkins, R ERA: 13.5	(6, 1)	1.0		4	1	0	0	1	0	0	0	0	0	0	6	6	0.00	1.000
49 Colt Hynes, L ERA:	(7, 1)	1.0		3	0	0	0	1	0	0	0	0	0	0	5	5	0.00	0.000

PITCHER		IP	WLS	BF	H	R	ER	SO	BB	IBB	HBP	BLK	WP	HR	S	P	ERA	WHIP
67 Andrew Albers, L ERA:	(8, 1)	0.2		4	3	0	0	0	0	0	0	0	0	0	4	5	0.00	4.500
47 Bo Schultz, R ERA:	(8, 1)	1.1		4	0	0	0	1	0	0	0	0	0	0	6	6	0.00	0.000

BOTTOM

Pittsburgh Pirates @ Toronto Blue Jays

Florida Auto Exchange Stadium, Dunedin, FL

Sun Mar 08 2015, 3:42 PM - 3:45 PM EDT

Att. 5,190 - Partly Cloudy - 75 F

livebaseballscorecards.com

Batter	1	2	3	4	5	6	7	8	9	AB	R	H	RBI	BB	SO	LOB
7 José Reyes, S (1, 6) OBP: 0.250, SLG: 0.143 17 Ryan Goins, L (7, 6) OBP: 0.300, SLG: 0.500	G4-3			G6-3		P4			G4-6-3 1-2f	3 1	0 0	0 0	0 0	0 0	0 0	0 1
20 Josh Donaldson, R (1, 5) OBP: 0.444, SLG: 0.750 9 Ramon Santiago, S (7, 4) OBP: 0.500, SLG: 0.400	K			19 BB 1B			15 G6-3 BB		1B	2 1	0 0	1 1	0 0	0 1	1 0	0 0
19 José Bautista, R (1, 9) OBP: 0.400, SLG: 0.250 15 Chris Colabello, R (4, PR) OBP: 0.300, SLG: 0.700 (5, 9) (7, 3)	K			10 G6-4-3 1-2 BB			G6-3 1-2f		K	1 2	0 0	0 0	0 0	0 0	1 1	0 2
10 Edwin Encarnación, R (1, 10) 29 Devon Travis, R (7, PR) OBP: 0.077, SLG: 0.077 (8, 10)		K		G6-4-3 1-2f			4-0 BB			2 0	0 0	0 0	0 0	0 0	1 0	2 0
30 Dioner Navarro, S (1, 2) OBP: 0.375, SLG: 0.429 8 A.J. Jimenez, R (6, 2)		F8			G6-3		G6-3			2 1	0 0	0 0	0 0	0 0	0 0	0 1
14 Justin Smoak, S (1, 3) 73 Mitch Nay, R (7, 5) OBP: 0.200, SLG: 0.200		G3-1			K			K		2 1	0 0	0 0	0 0	0 0	1 1	0 0
45 Dalton Pompey, S (1, 7) OBP: 0.357, SLG: 0.385 (5, 8) 75 Anthony Alford, R (8, 8)			G1-3		G5-3			K		2 1	0 0	0 0	0 0	0 0	0 1	0 0
11 Kevin Pillar, R (1, 8) OBP: 0.214, SLG: 0.500 (5, 7) 3 Ezequiel Carrera, L (7, 9)			F7			K		P4		2 1	0 0	0 0	0 0	0 0	1 0	0 0
13 Maicer Izturis, S (1, 4) 74 Dwight Smith Jr., L (7, 7) OBP: 0.667, SLG: 0.667			F8			G3-1			17 G4-6-3 1B	2 1	0 0	0 1	0 0	0 0	0 0	0 0

Inning Stats	1	2	3	4	5	6	7	8	9
	R: 0 E: 0 K: 2 S: 7	H: 0 LOB: 0 BB: 0 P: 7	R: 0 E: 0 K: 1 S: 7	H: 0 LOB: 0 BB: 0 P: 7	R: 0 E: 0 K: 0 S: 3	H: 0 LOB: 0 BB: 0 P: 3	R: 0 E: 0 K: 0 S: 3	H: 1 LOB: 2 BB: 1 P: 7	R: 0 E: 0 K: 1 S: 5	H: 0 LOB: 0 BB: 0 P: 5	R: 0 E: 0 K: 1 S: 5	H: 0 LOB: 0 BB: 0 P: 5	R: 0 E: 0 K: 0 S: 2	H: 0 LOB: 1 BB: 2 P: 10	R: 0 E: 0 K: 2 S: 7	H: 0 LOB: 0 BB: 0 P: 7	R: 0 E: 0 K: 1 S: 6	H: 2 LOB: 1 BB: 0 P: 6

1B: 3	SF: 0	WP: 0	PA: 30
2B: 0	SAC: 0	PB: 0	
3B: 0	DP: 3	SB: 0	
HR: 0	HBP: 0	CS: 0	

	AB	27
	R	0
	H	3
	RBI	0
	BB	3
	SO	8
	LOB	6

PITCHER	IP	WLS	BF	H	R	ER	SO	BB	IBB	HBP	BLK	WP	HR	S	P	ERA	WHIP
65 Casey Sadler, R (1, 1) ERA:	3.0		9	0	0	0	3	0	0	0	0	0	0	17	17	0.00	0.000
38 Stolmy Pimentel, R (4, 1) ERA: 13.5	1.0	W	4	1	0	0	0	1	0	0	0	0	0	3	7	0.00	2.000
39 Bobby LaFromboise, L (5, 1) ERA: 4.5	1.0	H	3	0	0	0	1	0	0	0	0	0	0	5	5	0.00	0.000
43 John Holdzkom, R (6, 1) ERA:	1.0	H	3	0	0	0	1	0	0	0	0	0	0	5	5	0.00	0.000
68 Jeremy Bleich, L (7, 1) ERA:	1.0	H	4	0	0	0	0	2	0	0	0	0	0	2	10	0.00	2.000

PITCHER	IP	WLS	BF	H	R	ER	SO	BB	IBB	HBP	BLK	WP	HR	S	P	ERA	WHIP
64 Deolis Guerra, R (8, 1) ERA: 4.5	1.0	S	3	0	0	0	2	0	0	0	0	0	0	7	7	0.00	0.000
61 Josh Wall, R (9, 1) ERA: 9.0	1.0	H	4	2	0	0	1	0	0	0	0	0	0	6	6	0.00	2.000

Batter	1	2	3	4	5	6	7	8	9	AB	R	H	RBI	BB	SO	LOB
39 Danny Santana, S (1, 6) OBP: 0.444, SLG: 0.625 17 Doug Bernier, R (5, 6)	x 0-0 8 S 1B		x 0-0 ① G5-3		x 0-0 ③ F9			B 2 SAFE 2 SAFE B B B 4-0 ① 12 FC4-6 1-3 BB		3 0 1 0 0 0 0 0 0 0 0 1 0 0						
8 Kurt Suzuki, R (1, 2) OBP: 0.375, SLG: 0.286 12 Chris Herrmann, L (5, 2) OBP: 0.333, SLG: 0.143	B B B B 4-0 1-2 BB		x 0-0 ② G4-3			S S S 0-3 ① K		x 0-0 ② FC4-6 30 G1-3 1-2f		1 0 0 0 1 0 0 2 0 0 0 0 1 1						
2 Brian Dozier, R (1, 4) OBP: 0.500, SLG: 0.600 30 James Beresford, L (6, 4)	x 0-0 ① F8		B B B B 4-0 19 G6-3 BB			x 0-0 ② F8		x 0-0 ③ G1-3 1-2		2 0 0 0 1 0 2 1 0 0 0 0 0 1						
19 Kennys Vargas, S (1, 3) OBP: 0.333, SLG: 0.250 66 Jose Martinez, R (6, 3)	S S S 0-3 ② K		x 0-0 ③ G6-3 1-2			S S S 0-3 ③ K			x 0-0 ① F7	3 0 0 0 0 2 3 1 0 0 0 0 0 0						
24 Trevor Plouffe, R (1, 5) OBP: 0.222, SLG: 0.125 78 Heiker Meneses, R (7, 5)	S S C 0-3 ③ K			x 0-0 ① G6-3			x 0-0 ① G5-3		x 0-0 ② G5-3	3 0 0 0 0 1 2 1 0 0 0 0 0 0						
31 Oswaldo Arcia, L (1, 7) OBP: 0.222, SLG: 0.333 84 Dan Rohlfing, R (7, 7)		x 0-0 ① F9		x 0-0 ② G1-4-3			S S S 0-3 ② K		S S S 0-3 ③ K	3 0 0 0 0 1 0 1 0 0 0 0 1 0						
61 Miguel Sanó, R (1, 10) OBP: 0.500, SLG: 1.000		x 0-0 HR		x 0-0 ③ G5-3			B B B B 4-0 BB			2 1 1 1 1 0 0						
1 Jordan Schafer, L (1, 9) OBP: 0.444, SLG: 0.167 53 Eric Farris, R (7, 9)		x 0-0 32 CS 1B			x 0-0 ① B1-3		x 0-0 ③ F7			3 0 1 0 0 0 1 0 0 0 0 0 0 0						
32 Aaron Hicks, S (1, 8) OBP: 0.222, SLG: 0.500 70 Byron Buxton, R (8, 8)	B X 1-0 ② ③ G4-3 1-2				x 0-0 ② P5			x 0-0 17 CS 17 BLK 1B		3 0 1 0 0 0 1 0 0 0 0 0 0 0						
Inning Stats	R: 0 E: 0 K: 2 S: 8 H: 1 LOB: 2 BB: 1 P: 12	R: 1 E: 0 K: 0 S: 4 H: 2 LOB: 0 BB: 0 P: 5	R: 0 E: 0 K: 0 S: 3 H: 0 LOB: 1 BB: 1 P: 7	R: 0 E: 0 K: 0 S: 3 H: 0 LOB: 0 BB: 0 P: 3	R: 0 E: 0 K: 0 S: 3 H: 0 LOB: 0 BB: 0 P: 3	R: 0 E: 0 K: 2 S: 7 H: 0 LOB: 0 BB: 0 P: 7	R: 0 E: 0 K: 1 S: 5 H: 0 LOB: 1 BB: 1 P: 9	R: 0 E: 0 K: 0 S: 3 H: 1 LOB: 1 BB: 1 P: 7	R: 0 E: 0 K: 1 S: 5 H: 0 LOB: 0 BB: 0 P: 5	1B: 3 2B: 0 3B: 0 HR: 1 SF: 0 SAC: 0 DP: 0 HBP: 0							

TOP

Minnesota Twins @ Pittsburgh Pirates

McKechnie Field, Bradenton, FL

Mon Mar 09 2015, 3:53 PM - 3:56 PM EDT

Att. 6,105 - Partly Cloudy - 81 F

livebaseballscorecards.com

AB	29
R	1
H	4
RBI	1
BB	4
SO	6
LOB	11

WP: 0 PB: 0 SB: 1 CS: 2 PA: 33

PITCHER		IP	WLS	BF	H	R	ER	SO	BB	IBB	HBP	BLK	WP	HR	S	P	ERA	WHIP
45 Gerrit Cole, R ERA: 3.6	(1, 1)	3.0		13	3	1	1	2	2	0	0	0	0	1	15	24	3.00	1.667
58 Radhames Liz, R ERA:	(4, 1)	2.0		6	0	0	0	0	0	0	0	0	0	0	6	6	0.00	0.000
37 Arquimedes Caminero, R ERA:	(6, 1)	1.0		3	0	0	0	2	0	0	0	0	0	0	7	7	0.00	0.000
82 Charlie Leesman, L ERA:	(7, 1)	1.0		4	0	0	0	1	1	0	0	0	0	0	5	9	0.00	1.000
72 Angel Sánchez, R ERA: 5.4	(8, 1)	1.0		4	1	0	0	0	1	0	0	1	0	0	3	7	0.00	2.000

PITCHER		IP	WLS	BF	H	R	ER	SO	BB	IBB	HBP	BLK	WP	HR	S	P	ERA	WHIP
69 Wilfredo Boscan, R ERA:	(9, 1)	1.0		3	0	0	0	1	0	0	0	0	0	0	5	5	0.00	0.000

Batter	1	2	3	4	5	6	7	8	9	AB	R	H	RBI	BB	SO	LOB
5 Josh Harrison, R (1, 5) OBP: 0.500, SLG: 0.333	F8		BBB 4-0 18 HBP 2-3 BB		G6-3		G4-3			2	0	0	0	1	0	0
67 Gustavo Nunez, S (6, 4)										1	0	0	0	0	0	1
25 Gregory Polanco, L (1, 9) OBP: 0.231, SLG: 0.308	F7		P6		F7			BBBB 4-0 81 K2-5 23 SH5-3 BB		3	0	0	0	0	0	2
37 Arquimedes Caminero, R (6, 1)										0	0	0	0	0	0	0
14 Jaff Decker, L (7, 8) OBP: 0.455, SLG: 0.800										0	0	0	0	1	0	0
22 Andrew McCutchen, R (1, 8) OBP: 0.125, SLG: 0.250	18 2B 2B		L5			P3		SH5-3 1-2		3	1	1	0	0	0	2
23 Steve Lombardozzi, S (7, 7) OBP: 0.273, SLG: 0.364										0	0	0	0	0	0	0
18 Neil Walker, S (1, 4) OBP: 0.500, SLG: 0.800	2-H 2B		H 1-2 HBP			SSS K		SSS K2-5 2-3f		1	0	1	1	0	0	0
81 Mel Rojas Jr., S (6, 9) OBP: 0.333, SLG: 0.111										2	0	0	0	0	2	1
6 Starling Marte, R (1, 7) OBP: 0.400, SLG: 0.500	SSS K		SSS K			2B			F7	3	0	1	0	0	2	4
57 José Osuna, R (7, 3)										1	0	0	0	0	0	0
15 Andrew Lambo, L (1, 3) OBP: 0.063, SLG: 0.125	SSS K			G3-1		G4-1			BBBB 4-0 66 G6-3 BB	3	0	0	0	0	1	1
82 Charlie Leesman, L (7, 1)										0	0	0	0	0	0	0
17 Pedro Florimón, S (8, 6) OBP: 0.571, SLG: 0.667										0	0	0	0	1	0	0
10 Jordy Mercer, R (1, 6)	SSC K			P5			F9		F8	3	0	0	0	0	1	0
72 Angel Sánchez, R (8, 1)										0	0	0	0	0	0	0
69 Wilfredo Boscan, R (9, 1)										0	0	0	0	0	0	0
73 Willy García, R (9, PH) OBP: 0.357, SLG: 0.462										1	0	0	0	0	0	1
19 Chris Stewart, R (1, 2) OBP: 0.200, SLG: 0.200	G5-3			BBBB 4-0 58 CS BB			2B		G6-3 1-2	1	0	0	0	0	0	0
66 Elias Díaz, R (4, 2) OBP: 0.429, SLG: 1.000										2	0	1	0	1	0	1
45 Gerrit Cole, R (1, 1) OBP: 1.000, SLG: 2.000			5 WP 2B	CS 1-2	F9		F7			1	0	1	0	0	0	0
58 Radhames Liz, R (4, 1)										0	0	0	0	0	0	0
27 Jung Ho Kang, R (5, PH) OBP: 0.333, SLG: 0.750 (6, 5)										2	0	0	0	0	0	1
Inning Stats	R: 1 H: 2 E: 0 LOB: 1 K: 1 BB: 0 S: 7 P: 7		R: 0 H: 0 E: 0 LOB: 0 K: 2 BB: 0 S: 7 P: 7	R: 0 H: 1 E: 0 LOB: 3 K: 1 BB: 1 S: 6 P: 11	R: 0 H: 0 E: 0 LOB: 0 K: 0 BB: 1 S: 2 P: 7	R: 0 H: 0 E: 0 LOB: 0 K: 0 BB: 0 S: 3 P: 3	R: 0 H: 1 E: 0 LOB: 1 K: 1 BB: 0 S: 6 P: 6	R: 0 H: 1 E: 0 LOB: 1 K: 0 BB: 0 S: 4 P: 4	R: 0 H: 0 E: 0 LOB: 1 K: 1 BB: 1 S: 4 P: 8	R: 0 H: 0 E: 0 LOB: 1 K: 0 BB: 1 S: 3 P: 7	1B: 0 SF: 0 2B: 6 SAC: 1 3B: 0 DP: 1 HR: 0 HBP: 1						

PITCHER		IP	WLS	BF	H	R	ER	SO	BB	IBB	HBP	BLK	WP	HR	S	P	ERA	WHIP
47 Ricky Nolasco, R	(1, 1)	2.0		8	2	1	1	3	0	0	0	0	0	0	14	14	4.50	1.000
ERA: 4.5																		
51 Alex Meyer, R	(3, 1)	1.2		9	1	0	0	1	2	0	1	0	1	0	8	17	0.00	1.800
ERA:																		
81 Adrian Salcedo, R	(4, 1)	0.1		0	0	0	0	0	0	0	0	0	0	0	0	1	0.00	0.000
ERA:																		
36 Blaine Boyer, R	(5, 1)	2.0		7	1	0	0	1	0	0	0	0	0	0	9	9	0.00	0.500
ERA:																		
38 Logan Darnell, L	(7, 1)	2.0		7	1	0	0	1	1	0	0	0	0	0	8	12	0.00	1.000
ERA: 2.7																		

PITCHER		IP	WLS	BF	H	R	ER	SO	BB	IBB	HBP	BLK	WP	HR	S	P	ERA	WHIP
64 Aaron Thompson, L	(9, 1)	1.0		4	0	0	0	0	1	0	0	0	0	0	3	7	0.00	1.000
ERA:																		

BOTTOM

Minnesota Twins @ Pittsburgh Pirates

McKechnie Field, Bradenton, FL

Mon Mar 09 2015, 3:53 PM - 3:56 PM EDT

Att. 6,105 - Partly Cloudy - 81 F

livebaseballscorecards.com

AB	29
R	1
H	5
RBI	1
BB	4
SO	6
LOB	14

Batter	1	2	3	4	5	6	7	8	9	AB	R	H	RBI	BB	SO	LOB
17 Pedro Florimón, S (1, 5) OBP: 0.500, SLG: 0.556 57 Deibinson Romero, R (6, 5) OBP: 0.250, SLG: 0.182	S S S 0-3 ① K	X 0-0 ① F8	X 0-0 22 G4-6-3 1-2 1B	X 0-0 ① P6	X 0-0 ① F7	X 0-0 ③ F8				3 0 1 0 0 1 0 2 0 0 0 0 0 2						
6 Starling Marte, R (1, 7) OBP: 0.308, SLG: 0.385 79 Keon Broxton, R (5, 7) OBP: 0.222, SLG: 0.125	X 0-0 ② B3	X 0-0 ① F9	S S S 0-3 ② K	X 0-0 67 E 67 1B 1B						3 0 0 0 0 1 2 1 1 1 0 0 0 0						
22 Andrew McCutchen, R (1, 8) OBP: 0.091, SLG: 0.182 48 Jared Hughes, R (5, 1) 73 Willy García, R (6, 9) OBP: 0.333, SLG: 0.429	X 0-0 ③ P5	X 0-0 ② ③ G4-6-3 1-2f	X 0-0 ③ G1-3	S S S 0-3 ② K						3 0 0 0 0 0 2 0 0 0 0 0 0 0 1 0 0 0 0 1 1						
27 Jung Ho Kang, R (1, 6) OBP: 0.250, SLG: 0.545 67 Gustavo Nunez, S (6, 6) OBP: 0.111, SLG: 0.111	X 0-0 ① F8	X 0-0 E6 15 2B	S S S 0-3 ① K	X 0-0 78 S 1-H 1B						3 1 0 0 0 1 0 1 0 1 1 0 0 0						
15 Andrew Lambo, L (1, 3) OBP: 0.158, SLG: 0.316 78 Stetson Allie, R (6, 3)	X 0-0 3 WP 3 G4-3 2B	X 0-0 3 WP 1-H 3 1B 2B	S S S 0-3 ② K	B X 1-0 ③ G6-3 1-2						3 2 2 1 0 1 0 1 0 0 0 0 0 1						
3 Sean Rodríguez, R (1, 9) OBP: 0.143, SLG: 0.143 59 Antonio Bastardo, R (6, 1) 83 Wilkin Castillo, S (7, 2)	B X 1-0 ② G4-3 2-H	B X 1-0 51 FC5-4 26 1B 2-H 1B	X 0-0 ③ G5-3	B B B B 4-0 81 FC5 63 1B BB						3 0 1 2 0 0 0 0 0 0 0 0 0 0 0 0 0 0 1 0 0						
26 Tony Sanchez, R (1, 2) OBP: 0.455, SLG: 0.800 63 Alen Hanson, S (7, PR) OBP: 0.667, SLG: 0.667 (7, 4)	B B B B 4-0 BB	X 0-0 51 FC5-4 1-2 1B	X 0-0 51 G4-3 81 F8-2 2B	X 0-0 81 E 1-2 1B						2 0 2 0 1 0 0 1 0 1 0 0 0 0						
51 Justin Sellers, R (1, 4) OBP: 0.200, SLG: 0.111 52 Rob Scahill, L (7, 1) 23 Ryan Beckman, R (7, 1) 55 Blake Wood, R (8, 1) 23 Steve Lombardozzi, S (9, PH) OBP: 0.250, SLG: 0.333 71 Collin Balester, R (9, 1)	C C C 0-3 ③ K	X 0-0 ① ② FC5-4 1-2 2-3	X 0-0 ① G4-3 2-3	S S S 0-3 ① K						3 0 0 0 0 1 4 0 0 0 0 0 0 0 0 0 0 0 0 0 0 0 0 0 0 0 0 0 1 0 0 0 0 1 2 0 0 0 0 0 0 0						
47 Francisco Liriano, L (1, 1) OBP: 1.000, SLG: 1.000 31 Jose Tabata, R (4, PH) OBP: 0.091, SLG: 0.182 44 Tony Watson, L (4, 1) 81 Mel Rojas Jr., S (5, 8) OBP: 0.286, SLG: 0.091	X 0-0 17 1B 1B	X 0-0 ③ F9	X 0-0 ② ③ F8-2 3-H	X 0-0 ② FC5 1-3 2-3f						1 0 1 0 0 0 0 1 0 0 0 0 0 1 0 0 0 0 0 0 0 2 0 0 0 0 0 4						
Inning Stats	R: 0 H: 0 E: 0 LOB: 0 K: 1 BB: 0 S: 5 P: 5	R: 1 H: 1 E: 0 LOB: 1 K: 1 BB: 1 S: 6 P: 11	R: 0 H: 2 E: 0 LOB: 1 K: 0 BB: 0 S: 4 P: 4	R: 2 H: 3 E: 1 LOB: 1 K: 0 BB: 0 S: 6 P: 7	R: 0 H: 0 E: 0 LOB: 0 K: 1 BB: 0 S: 5 P: 5	R: 0 H: 0 E: 0 LOB: 0 K: 2 BB: 0 S: 7 P: 7	R: 0 H: 1 E: 0 LOB: 1 K: 0 BB: 0 S: 3 P: 3	R: 1 H: 2 E: 0 LOB: 1 K: 1 BB: 0 S: 7 P: 8	R: 0 H: 1 E: 1 LOB: 2 K: 1 BB: 1 S: 6 P: 10	1B: 7 SF: 0 2B: 4 SAC: 0 3B: 0 DP: 3 HR: 0 HBP: 0						

PITCHER	IP	WLS	BF	H	R	ER	SO	BB	IBB	HBP	BLK	WP	HR	S	P	ERA	WHIP
56 Burch Smith, R (1, 1) ERA: 2.25	3.0		12	3	1	1	2	1	0	0	0	1	0	15	20	3.00	1.333
75 Everett Teaford, L (4, 1) ERA: 2.25	2.0		9	3	2	1	1	0	0	0	0	1	0	11	12	4.50	1.500
72 Jhan Mariñez, R (6, 1) ERA:	2.0		6	1	0	0	2	0	0	0	0	0	0	10	10	0.00	0.500
45 Enny Romero, L (8, 1) ERA: 6.0	1.0	L	5	2	1	1	1	0	0	0	0	0	0	7	8	9.00	2.000
58 Grayson Garvin, L (9, 1) ERA:	1.0		5	1	0	0	1	1	0	0	0	0	0	6	10	0.00	2.000

PITCHER	IP	WLS	BF	H	R	ER	SO	BB	IBB	HBP	BLK	WP	HR	S	P	ERA	WHIP

TOP

Pittsburgh Pirates @ Tampa Bay Rays

Charlotte Sports Park, Port Charlotte, FL

Tue Mar 10 2015, 1:06 PM - 5:21 PM EDT
Att. 3,989 - Partly Cloudy - 85 F

livebaseballscorecards.com

AB	35
R	4
H	10
RBI	4
BB	2
SO	7
LOB	19

WP: 2 PA: 37
PB: 0
SB: 1
CS: 0

BOTTOM

Batter	1	2	3	4	5	6	7	8	9	AB	R	H	RBI	BB	SO	LOB
28 John Jaso, L (1, 7) OBP: 0.429, SLG: 0.667 60 Joey Rickard, R (7, 7)	G4-3			K		8 1B 1-3 2B		G6-3		3 1	0 0	1 0	0 0	0 0	1 0	0 0
8 Desmond Jennings, R (1, 8) OBP: 0.600, SLG: 0.556 27 Mikie Mahtook, R (7, 8)	K			K		13 FC5-4 2-3 3-H 1B		K		3 1	0 0	1 0	1 0	0 0	2 1	0 0
13 Asdrúbal Cabrera, S (1, 6) OBP: 0.100, SLG: 0.100 80 Daniel Robertson, R (7, 6) OBP: 0.600, SLG: 0.333	F9			F9		FC5-4 1-2f		G4-3		3 1	0 0	0 0	0 0	0 0	0 0	2 0
3 Evan Longoria, R (1, 5) OBP: 0.300, SLG: 0.333 63 Eugenio Velez, S (8, 5) OBP: 0.333, SLG: 0.333		K			K		21 2B 7 1B BB		F7	2 1	1 0	0 0	0 0	1 0	2 0	0 0
21 James Loney, L (1, 3) OBP: 0.200, SLG: 0.300 68 Allan Dykstra, L (8, 3)	44 2-4 1B				P6		7 1B 67 1B 1-3 2B		K	3 1	1 0	2 0	0 0	0 0	0 1	0 0
7 David DeJesus, L (1, 9) OBP: 0.300, SLG: 0.222 37 Kes Carter, L (8, 9)	K				F8		2-3 3-H 1B		F9	3 1	0 0	1 0	1 0	0 0	1 0	1 0
44 René Rivera, R (1, 2) 67 Luke Maile, R (7, 2) OBP: 0.250, SLG: 0.375	2-4 1-2	K				F7	78 FC6 3-H 1B			2 1	0 0	0 1	0 1	0 0	1 0	0 0
83 Jake Elmore, R (1, 4) OBP: 0.286, SLG: 0.167 59 Thomas Coyle, L (7, 4)		F9				L8	F7			2 1	0 0	0 0	0 0	0 0	0 0	0 1
60 Bobby Wilson, R (1, 10) OBP: 0.375, SLG: 0.167 78 Mayo Acosta, R (7, PH) (8, 10)		F7				28 2B 8 1B BB	FC6 1-2f			1 1	1 0	0 0	0 0	1 0	0 0	0 1
Inning Stats	R: 0 E: 0 K: 1 S: 5 H: 0 LOB: 0 BB: 0 P: 5	R: 0 E: 0 K: 2 S: 7 H: 1 LOB: 1 BB: 0 P: 8	R: 0 E: 0 K: 1 S: 5 H: 0 LOB: 0 BB: 0 P: 5	R: 0 E: 0 K: 2 S: 7 H: 0 LOB: 0 BB: 0 P: 7	R: 0 E: 0 K: 1 S: 5 H: 0 LOB: 0 BB: 0 P: 5	R: 1 E: 0 K: 0 S: 5 H: 2 LOB: 2 BB: 1 P: 9	R: 2 E: 0 K: 0 S: 5 H: 3 LOB: 1 BB: 1 P: 9	R: 0 E: 0 K: 1 S: 5 H: 0 LOB: 0 BB: 0 P: 5	R: 0 E: 0 K: 1 S: 5 H: 0 LOB: 0 BB: 0 P: 5	1B: 4 2B: 2 3B: 0 HR: 0	SF: 0 SAC: 0 DP: 0 HBP: 0			WP: 0 PB: 0 SB: 0 CS: 0		PA: 33	

PITCHER		IP	WLS	BF	H	R	ER	SO	BB	IBB	HBP	BLK	WP	HR	S	P	ERA	WHIP
47 Francisco Liriano, L ERA:	(1, 1)	3.0		10	1	0	0	4	0	0	0	0	0	0	17	18	0.00	0.333
44 Tony Watson, L ERA:	(4, 1)	1.0	H	3	0	0	0	2	0	0	0	0	0	0	7	7	0.00	0.000
48 Jared Hughes, R ERA:	(5, 1)	1.0	H	3	0	0	0	1	0	0	0	0	0	0	5	5	0.00	0.000
59 Antonio Bastardo, L ERA: 6.0	(6, 1)	1.0	H	6	2	1	1	0	1	0	0	0	0	0	5	9	9.00	3.000
52 Rob Scahill, R ERA: 6.75	(7, 1)	0.2	B	5	3	2	2	0	1	0	0	0	0	0	4	8	27.00	6.000

PITCHER		IP	WLS	BF	H	R	ER	SO	BB	IBB	HBP	BLK	WP	HR	S	P	ERA	WHIP
23 Ryan Beckman, R ERA: 5.4	(7, 1)	0.1	W	1	0	0	0	0	0	0	0	0	0	0	1	1	0.00	0.000
55 Blake Wood, R ERA:	(8, 1)	1.0	H	3	0	0	0	1	0	0	0	0	0	0	5	5	0.00	0.000
71 Collin Balester, R ERA:	(9, 1)	1.0	S	3	0	0	0	1	0	0	0	0	0	0	5	5	0.00	0.000

Pittsburgh Pirates @ Tampa Bay Rays

Charlotte Sports Park, Port Charlotte, FL

Tue Mar 10 2015, 1:06 PM - 5:21 PM EDT

Att. 3,989 - Partly Cloudy - 85 F

livebaseballscorecards.com

AB	31
R	3
H	6
RBI	3
BB	2
SO	9
LOB	5

Batter	1	2	3	4	5	6	7	8	9	AB	R	H	RBI	BB	SO	LOB
5 Josh Harrison, R (1, 5) OBP: 0.286, SLG: 0.167	F9		P6		P4			G4-3		3	0	0	0	0	0	1
23 Steve Lombardozzi, S (6, 5) OBP: 0.231, SLG: 0.308					F9			1B		1	0	0	0	0	0	0
29 Francisco Cervelli, R (1, 2) OBP: 0.364, SLG: 0.125	BB 10 FC5-4		BB 10 HR							1	1	0	0	2	0	1
66 Elias Díaz, R (7, 2) OBP: 0.500, SLG: 1.000										1	0	1	0	0	0	0
10 Jordy Mercer, R (1, 6) OBP: 0.091, SLG: 0.364	FC5-4 1-2f		HR 1-H			G6-3				3	1	1	2	0	0	1
17 Pedro Florimón, S (6, 6) OBP: 0.455, SLG: 0.500										1	0	0	0	0	0	1
18 Neil Walker, S (1, 4) OBP: 0.333, SLG: 0.500	G5-3		F8			K			K	3	0	0	0	0	1	1
80 Gift Ngoepe, R (6, 4) OBP: 0.167, SLG: 0.167										1	0	0	0	0	1	0
31 Jose Tabata, R (1, 7) OBP: 0.071, SLG: 0.143		G4-3		G6-3		F9			1B 79 FC5-4	3	0	0	0	0	0	0
81 Mel Rojas Jr., S (7, 7) OBP: 0.333, SLG: 0.167										1	0	1	0	0	0	0
25 Gregory Polanco, L (1, 9) OBP: 0.188, SLG: 0.250		G4-3		G5-3			L8		FC5-4 1-2f	3	0	0	0	0	0	0
79 Keon Broxton, R (7, 8) OBP: 0.200, SLG: 0.111										1	0	0	0	0	0	1
57 Deibinson Romero, R (1, 3) OBP: 0.267, SLG: 0.214							G6-3		G6-3	3	0	1	0	0	0	0
78 Stetson Allie, R (7, 3)		1B		F9						1	0	0	0	0	0	1
70 Gorkys Hernández, R (1, 8) OBP: 0.167, SLG: 0.167		G6-3			K		P3			3	0	0	0	0	1	1
43 John Holdzkom, R (7, 1)										0	0	0	0	0	0	0
38 Stolmy Pimentel, R (8, 1)										0	0	0	0	0	0	0
50 Charlie Morton, R (1, 1)			K		BB			F9		1	0	0	0	0	1	0
49 Jeff Locke, L (4, 1)										0	0	0	0	1	0	0
73 Willy García, R (7, 9) OBP: 0.313, SLG: 0.400										1	0	0	0	0	0	0
Inning Stats	R: 0 E: 0 K: 0 S: 3 H: 0 LOB: 1 BB: 1 P: 7	R: 0 E: 0 K: 0 S: 4 H: 1 LOB: 1 BB: 0 P: 4	R: 2 E: 0 K: 1 S: 8 H: 1 LOB: 0 BB: 1 P: 15	R: 0 E: 0 K: 0 S: 3 H: 0 LOB: 0 BB: 0 P: 3	R: 0 E: 0 K: 1 S: 5 H: 0 LOB: 1 BB: 1 P: 9	R: 0 E: 0 K: 1 S: 5 H: 0 LOB: 0 BB: 0 P: 5	R: 0 E: 0 K: 0 S: 3 H: 0 LOB: 0 BB: 0 P: 3	R: 0 E: 0 K: 0 S: 4 H: 1 LOB: 1 BB: 0 P: 4	R: 0 E: 0 K: 1 S: 6 H: 1 LOB: 1 BB: 0 P: 6	1B: 3 2B: 0 3B: 0 HR: 1	SF: 0 SAC: 0 DP: 0 HBP: 0						

TOP

Pittsburgh Pirates @ Philadelphia Phillies

Bright House Field, Clearwater, FL

Wed Mar 11 2015, 1:09 PM - 3:32 PM EDT

Att. 7,140 - Partly Cloudy - 85 F

livebaseballscorecards.com

AB	31
R	2
H	4
RBI	2
BB	3
SO	4
LOB	8

WP: 0 PB: 0 SB: 0 CS: 0 PA: 34

PITCHER		IP	WLS	BF	H	R	ER	SO	BB	IBB	HBP	BLK	WP	HR	S	P	ERA	WHIP
35 Cole Hamels, L ERA: 3.6	(1, 1)	3.0		13	2	2	2	1	2	0	0	0	0	1	15	26	6.00	1.333
58 Jonathan Papelbon, R ERA:	(4, 1)	1.0		3	0	0	0	0	0	0	0	0	0	0	3	3	0.00	0.000
52 Andy Oliver, L ERA:	(5, 1)	2.0	W	7	0	0	0	2	1	0	0	0	0	0	10	14	0.00	0.500
74 Elvis Araujo, L ERA:	(7, 1)	1.0	H	3	0	0	0	0	0	0	0	0	0	0	3	3	0.00	0.000
43 Mario Hollands, L ERA: 13.5	(8, 1)	1.0	H	4	1	0	0	0	0	0	0	0	0	0	4	4	0.00	1.000

PITCHER		IP	WLS	BF	H	R	ER	SO	BB	IBB	HBP	BLK	WP	HR	S	P	ERA	WHIP
46 Jeanmar Gómez, R ERA:	(9, 1)	1.0	S	4	1	0	0	1	0	0	0	0	0	0	6	6	0.00	1.000

Batter	1	2	3	4	5	6	7	8	9	AB	R	H	RBI	BB	SO	LOB
2 Ben Revere, L (1, 8) OBP: 0.263, SLG: 0.176 19 Darin Mastroianni, R (7, 8) OBP: 0.143, SLG: 0.286	B B B B 4-0 16 SH1-3 16 E 24 FC4-2 BB		X 0-0 ① SH1-3 1-2 2-3			X 0-0 16 2B 24 G3-1 1B		X 0-0 ① F9		1 1	1 0	1 0	0 0	1 0	0 0	0 0
16 César Hernández, S (1, 4) OBP: 0.222, SLG: 0.188	1 SAFE X 0-0 ① SH1-3 1-3		X 0-0 ② G6-3 2-3 3-H			X 0-0 24 G3-1 3 1B 1-3 2B		X 0-0 ② G4-3		3	1	1	1	0	0	1
24 Grady Sizemore, L (1, 7) OBP: 0.188, SLG: 0.071 40 Aaron Altherr, R (7, 7) OBP: 0.286, SLG: 0.286	X 0-0 ② FC4-2 6 WP 3-H		X 0-0 ③ G4-3			X 0-0 ① G3-1 2-3 3-H		S S S 0-3 ③ K		3 1	0 0	0 0	1 0	0 0	0 1	3 0
6 Ryan Howard, L (1, 3) OBP: 0.211, SLG: 0.211 47 Koyie Hill, S (7, 2)	B X 1-0 ③ F7 1-2			X 0-0 ① L6		S S S 0-3 ② K				3 0	0 0	0 0	0 0	0 0	1 0	2 0
3 Jeff Francoeur, R (1, 9) OBP: 0.214, SLG: 0.357 17 Brian Bogusevic, L (7, 9) OBP: 0.429, SLG: 0.571		X 0-0 ① F9		X 0-0 ② G5-3		X 0-0 ③ 3-H 1B				3 0	0 0	1 0	1 0	0 0	0 0	0 0
9 Domonic Brown, L (1, 10) OBP: 0.391, SLG: 0.316		X 0-0 ② G6-3		X 0-0 ③ G3			S S S 0-3 ① K			3	0	0	0	0	1	0
7 Maikel Franco, R (1, 5) OBP: 0.222, SLG: 0.222		X 0-0 ③ G6-3			X 0-0 ① G6-3		X 0-0 68 G6-3 1B			3	0	1	0	0	0	0
73 Tommy Joseph, R (1, 2) OBP: 0.125, SLG: 0.125 68 Russ Canzler, R (7, 3)			X 0-0 2 SH1-3 62 1B 16 G6-3 1B		S S C 0-3 ② K		X 0-0 ② G6-3 1-2			2 1	1 0	1 0	0 0	0 0	1 0	0 1
62 Chase d'Arnaud, R (1, 6) OBP: 0.500, SLG: 0.500 4 Andrés Blanco, S (6, 6) OBP: 0.308, SLG: 0.615			X 0-0 16 G6-3 2 SH1-3 1-2 1B		X 0-0 ③ G6-3		X 0-0 ③ G4-3			2 1	0 0	1 0	0 0	0 0	0 0	0 1
Inning Stats	R: 0 E: 1 K: 0 S: 3 H: 0 LOB: 1 BB: 1 P: 8	R: 0 E: 0 K: 0 S: 3 H: 0 LOB: 0 BB: 0 P: 3	R: 1 E: 0 K: 0 S: 5 H: 2 LOB: 1 BB: 0 P: 5	R: 0 E: 0 K: 0 S: 3 H: 0 LOB: 0 BB: 0 P: 3	R: 0 E: 0 K: 1 S: 5 H: 0 LOB: 0 BB: 0 P: 5	R: 2 E: 0 K: 1 S: 7 H: 3 LOB: 1 BB: 0 P: 7	R: 0 E: 0 K: 1 S: 6 H: 1 LOB: 1 BB: 0 P: 6	R: 0 E: 0 K: 1 S: 5 H: 0 LOB: 0 BB: 0 P: 5		1B: 5 2B: 1 3B: 0 HR: 0 SF: 0 SAC: 2 DP: 0 HBP: 0				WP: 1 PB: 0 SB: 0 CS: 0 PA: 30		

PITCHER		IP	WLS	BF	H	R	ER	SO	BB	IBB	HBP	BLK	WP	HR	S	P	ERA	WHIP
50 Charlie Morton, R ERA: 1.8	(1, 1)	3.0		12	2	1	1	0	1	0	0	0	1	0	11	16	3.00	1.000
49 Jeff Locke, L ERA: 3.6	(4, 1)	3.0	L	11	3	2	2	2	0	0	0	0	0	0	15	15	6.00	1.000
43 John Holdzkom, R ERA:	(7, 1)	1.0		4	1	0	0	1	0	0	0	0	0	0	6	6	0.00	1.000
38 Stolmy Pimentel, R ERA: 9.0	(8, 1)	1.0		3	0	0	0	1	0	0	0	0	0	0	5	5	0.00	0.000

PITCHER	IP	WLS	BF	H	R	ER	SO	BB	IBB	HBP	BLK	WP	HR	S	P	ERA	WHIP

BOTTOM

Pittsburgh Pirates @ Philadelphia Phillies

Bright House Field, Clearwater, FL

Wed Mar 11 2015, 1:09 PM - 3:32 PM EDT

Att. 7,140 - Partly Cloudy - 85 F

livebaseballscorecards.com

AB	27
R	3
H	6
RBI	3
BB	1
SO	4
LOB	8

Batter	1	2	3	4	5	6	7	8	9	AB	R	H	RBI	BB	SO	LOB
18 Shane Victorino, S (1, 9) OBP: 0.444, SLG: 0.333 76 Blake Tekotte, L (5, 7) OBP: 0.286, SLG: 0.167	G4-3		34 HR BB	2B			P6		F7	2 2	1 0	1 0	1 0	1 0	0 0	0 0
15 Dustin Pedroia, R (1, 4) OBP: 0.417, SLG: 0.750 80 Sean Coyle, R (4, 4) OBP: 0.400, SLG: 0.500	G5-3		F8	G6-3			K			3 1	0 0	0 0	0 0	0 0	0 1	3 0
34 David Ortiz, L (1, 10) OBP: 0.333, SLG: 0.545 91 Jantzen Witte, R (7, PH) (7, 10)	BB		HR		F7		G4-3			2 1	1 0	1 0	3 0	1 0	0 0	0 0
13 Hanley Ramirez, R (1, 7) OBP: 0.333, SLG: 0.500 61 Bryan LaHair, L (5, 3) OBP: 0.200, SLG: 0.077	G4-3		L7		G4-3			K		3 1	0 0	0 0	0 0	0 0	0 1	1 0
48 Pablo Sandoval, S (1, 5) OBP: 0.333, SLG: 0.545 82 Mike Miller, R (5, PR) OBP: 0.333, SLG: 0.333 (5, 5)		F8	HR		1B			G1-3		3 1	1 0	2 0	1 0	0 0	0 0	0 0
12 Mike Napoli, R (1, 3) OBP: 0.417, SLG: 0.417 75 Kevin Heller, R (5, 9) OBP: 0.667, SLG: 1.000		K	K		K			64 WP 2B		3 1	0 0	0 1	0 0	0 0	3 0	1 0
2 Xander Bogaerts, R (1, 6) OBP: 0.375, SLG: 0.692 64 Deven Marrero, R (6, 6) OBP: 0.300, SLG: 0.222		E6		K		G4-3		K		3 1	0 0	0 0	0 0	0 1	1 1	0 1
25 Jackie Bradley Jr., L (1, 8) OBP: 0.444, SLG: 0.500 78 Henry Ramos, S (8, 8) OBP: 0.500, SLG: 0.667		K	71 G1 18 2B 1B		F8				G1-3	3 1	1 0	1 0	1 0	0 0	1 0	1 0
71 Blake Swihart, S (1, 2) OBP: 0.500, SLG: 0.778 40 Humberto Quintero, R (7, 2) OBP: 0.167, SLG: 0.167			15 F8 18 BB 34 HR BB	G1	G4-3				L7	2 1	1 0	0 0	0 0	1 0	0 0	1 0
Inning Stats	R: 0 E: 0 K: 0 S: 3 H: 0 LOB: 1 BB: 1 P: 7	R: 0 E: 1 K: 2 S: 8 H: 0 LOB: 1 BB: 0 P: 8	R: 4 E: 0 K: 1 S: 9 H: 2 LOB: 0 BB: 2 P: 17	R: 1 E: 0 K: 1 S: 7 H: 2 LOB: 1 BB: 0 P: 7	R: 0 E: 0 K: 1 S: 6 H: 1 LOB: 1 BB: 0 P: 6	R: 0 E: 0 K: 0 S: 3 H: 0 LOB: 0 BB: 0 P: 3	R: 0 E: 0 K: 1 S: 5 H: 0 LOB: 0 BB: 0 P: 5	R: 0 E: 0 K: 2 S: 8 H: 1 LOB: 1 BB: 0 P: 9	R: 0 E: 0 K: 0 S: 3 H: 0 LOB: 0 BB: 0 P: 3	1B: 2 2B: 2 3B: 0 HR: 2 SF: 0 SAC: 0 DP: 0 HBP: 0						

PITCHER		IP	WLS	BF	H	R	ER	SO	BB	IBB	HBP	BLK	WP	HR	S	P	ERA	WHIP
34 A.J. Burnett, R ERA: 4.15	(1, 1)	2.1	L	11	0	2	2	2	3	0	0	0	0	0	12	24	7.71	1.286
23 Ryan Beckman, R ERA: 11.57	(3, 1)	0.2		4	2	2	2	1	0	0	0	0	0	2	8	8	27.00	3.000
35 Mark Melancon, R ERA: 9.0	(4, 1)	1.0		5	2	1	1	1	0	0	0	0	0	0	7	7	9.00	2.000
37 Arquimedes Caminero, R ERA:	(5, 1)	1.0		4	1	0	0	1	0	0	0	0	0	0	6	6	0.00	1.000
62 Nick Kingham, R ERA:	(6, 1)	2.0		6	0	0	0	1	0	0	0	0	0	0	8	8	0.00	0.000

PITCHER		IP	WLS	BF	H	R	ER	SO	BB	IBB	HBP	BLK	WP	HR	S	P	ERA	WHIP
39 Bobby LaFromboise, L ERA: 3.0	(8, 1)	1.0		4	1	0	0	2	0	0	0	0	1	0	8	9	0.00	1.000
64 Deolis Guerra, R ERA: 3.0	(9, 1)	1.0		3	0	0	0	0	0	0	0	0	0	0	3	3	0.00	0.000

TOP

Boston Red Sox @ Pittsburgh Pirates

McKechnie Field, Bradenton, FL

Thu Mar 12 2015, 1:08 PM - 3:58 PM EDT

Att. 8,455 - Partly Cloudy - 84 F

livebaseballscorecards.com

AB	34
R	5
H	6
RBI	5
BB	3
SO	8
LOB	8

WP: 1	PA: 37								
PB: 0									
SB: 0									
CS: 0									

Boston Red Sox @ Pittsburgh Pirates

McKechnie Field, Bradenton, FL

Thu Mar 12 2015, 1:08 PM - 3:58 PM EDT

Att. 8,455 - Partly Cloudy - 84 F

livebaseballscorecards.com

Batter	1	2	3	4	5	6	7	8	9	AB	R	H	RBI	BB	SO	LOB
3 Sean Rodríguez, R (1, 4) OBP: 0.176, SLG: 0.176	0-0 10 1B 10 E 22 SF7 1B		0-3 ① K		0-3 ② K		0-0 ① FC5 1-2 2-3f		0-0 ② F8	3	1	1	0	0	2	0
67 Gustavo Nunez, S (6, 6) OBP: 0.091, SLG: 0.091										2	0	0	0	0	0	2
10 Jordy Mercer, R (1, 6) OBP: 0.143, SLG: 0.357	1 SAFE 1-3 0-0 27 WP 1B		0-0 ② P2		0-0 ③ G4-3		0-3 ② K		0-0 ③ F8	3	0	1	0	0	0	0
62 Nick Kingham, R (6, 1)										0	0	0	0	0	0	0
74 Sebastian Valle, R (7, PH) OBP: 0.200, SLG: 0.200 (8, 2)										2	0	0	0	0	1	2
22 Andrew McCutchen, R (1, 8) OBP: 0.214, SLG: 0.250	0-0 ① SF7 3-H		4-0 27 1B BB			0-0 15 WP 12 1B 1B	0-0 ③ G4-3			1	0	1	1	1	0	0
70 Gorkys Hernández, R (6, PR) OBP: 0.143, SLG: 0.143 (7, 8)										1	0	0	0	0	0	2
27 Jung Ho Kang, R (1, 5) OBP: 0.333, SLG: 0.538	2-0 24 G6-3 1-2 HBP		0-0 1-2 1B			0-3 ① K		0-0 ① F7		2	0	1	0	0	1	1
57 Deibinson Romero, R (7, 5) OBP: 0.250, SLG: 0.200 (9, 3)										1	0	0	0	0	0	0
24 Pedro Alvarez, L (1, 3) OBP: 0.556, SLG: 1.000	0-0 ② G6-3 ③ 1-2f		0-0 ③ G3-1			0-0 15 WP 1-2 1B		1-0 23 1B HBP		2	0	0	0	0	0	4
12 Corey Hart, R (6, 3) OBP: 1.000, SLG: 1.000										1	0	1	0	0	0	0
80 Gift Ngoepe, R (9, 5) OBP: 0.167, SLG: 0.167										0	0	0	0	0	0	0
6 Starling Marte, R (1, 7) OBP: 0.250, SLG: 0.313		0-0 ① G5-3		0-0 ① F7		0-0 ② P3		0-0 ② F9		3	0	0	0	0	0	2
79 Keon Broxton, R (7, 7) OBP: 0.182, SLG: 0.100										1	0	0	0	0	0	1
15 Andrew Lambo, L (1, 9) OBP: 0.136, SLG: 0.273		0-0 ② G4-3		0-0 ② F8		B 1-0 ③ F9 1-2 2-3		0-0 1-2 1B		3	0	0	0	0	0	2
23 Steve Lombardozzi, S (7, 9) OBP: 0.286, SLG: 0.357										1	0	1	0	0	0	0
66 Elias Díaz, R (1, 2) OBP: 0.545, SLG: 0.900		0-0 1B		0-0 ③ G5-3			0-0 67 FC5 17 E 1B	0-0 ③ F7		3	0	2	0	0	0	0
39 Bobby LaFromboise, L (8, 1)										0	0	0	0	0	0	0
81 Mel Rojas Jr., S (8, PH) OBP: 0.313, SLG: 0.154										1	0	0	0	0	0	2
64 Deolis Guerra, R (9, 1)										0	0	0	0	0	0	0
34 A.J. Burnett, R (1, 1)		0-3 ③ K			0-3 ① K		0-0 E5 67 FC5 1-2		0-3 ① K	1	0	0	0	0	1	1
23 Ryan Beckman, R (3, 1)										0	0	0	0	0	0	0
35 Mark Melancon, R (4, 1)										0	0	0	0	0	0	0
37 Arquimedes Caminero, R (5, 1)										0	0	0	0	0	0	0
17 Pedro Florimón, S (5, PH) OBP: 0.357, SLG: 0.385 (6, 4)										3	0	0	0	0	2	1
(6, 4)																
Inning Stats	R: 1 H: 2 E: 1 LOB: 1 K: 0 BB: 0 S: 4 P: 6	R: 0 H: 1 E: 0 LOB: 1 K: 1 BB: 0 S: 6 P: 6	R: 0 H: 1 E: 0 LOB: 2 K: 1 BB: 1 S: 6 P: 10	R: 0 H: 0 E: 0 LOB: 0 K: 0 BB: 0 S: 3 P: 3	R: 0 H: 0 E: 0 LOB: 0 K: 2 BB: 0 S: 7 P: 7	R: 0 H: 2 E: 0 LOB: 2 K: 1 BB: 0 S: 7 P: 8	R: 0 H: 1 E: 1 LOB: 2 K: 1 BB: 0 S: 7 P: 7	R: 0 H: 1 E: 0 LOB: 2 K: 0 BB: 0 S: 4 P: 5	R: 0 H: 0 E: 0 LOB: 0 K: 1 BB: 0 S: 5 P: 5	1B: 8 SF: 1 2B: 0 SAC: 0 3B: 0 DP: 1 HR: 0 HBP: 2						

AB	34
R	1
H	8
RBI	1
BB	1
SO	7
LOB	20

WP: 2 PA: 38
PB: 0
SB: 0
CS: 0

PITCHER		IP	WLS	BF	H	R	ER	SO	BB	IBB	HBP	BLK	WP	HR	S	P	ERA	WHIP
11 Clay Buchholz, R	(1, 1)	3.0	W	14	4	1	0	2	1	0	1	0	1	0	16	22	0.00	1.667
ERA:																		
41 Alexi Ogando, R	(4, 1)	1.0		3	0	0	0	0	0	0	0	0	0	0	3	3	0.00	0.000
ERA: 6.0																		
79 Eduardo Rodriguez, L	(5, 1)	2.2		12	3	0	0	4	0	0	0	0	1	0	20	21	0.00	1.125
ERA:																		
74 Keith Couch, R	(7, 1)	0.1	H	1	0	0	0	0	0	0	0	0	0	0	1	1	0.00	0.000
ERA:																		
37 Heath Hembree, R	(8, 1)	1.0		5	1	0	0	0	0	0	1	0	0	0	4	5	0.00	1.000
ERA:																		

PITCHER		IP	WLS	BF	H	R	ER	SO	BB	IBB	HBP	BLK	WP	HR	S	P	ERA	WHIP
75 Miguel Celestino, R	(9, 1)	1.0		3	0	0	0	1	0	0	0	0	0	0	5	5	0.00	0.000
ERA:																		

Batter	1	2	3	4	5	6	7	8	9	AB	R	H	RBI	BB	SO	LOB
39 Danny Santana, S (1, 6) OBP: 0.400, SLG: 0.714 78 Heiker Meneses, R (6, PH) OBP: 0.125, SLG: 0.125 (6, 6)	1 E 2B	G3		3B		F9		G3-1		3 2	1 0	2 0	0 0	0 0	0 0	1 0
1 Jordan Schafer, L (1, 9) OBP: 0.438, SLG: 0.182 77 Danny Ortiz, L (6, PR) (6, 9)	E4 19 HR 2-H	8 1B 19 1B 31 1B BB				24 G4-6-3 BB		G6-3		2 1	2 0	0 0	0 0	2 0	1 0	1 0
24 Trevor Plouffe, R (1, 5) OBP: 0.125, SLG: 0.067 66 Jose Martinez, R (6, 5) OBP: 0.111, SLG: 0.222	P5	K	K	G4-6-3 1-2f				G6-3		4 1	0 0	0 0	0 0	0 0	2 0	4 0
19 Kennys Vargas, S (1, 3) OBP: 0.444, SLG: 0.750 30 James Beresford, L (6, 3) OBP: 0.222, SLG: 0.125	1-H HR	31 1B 8 1B 1-2 1B	31 2B 1B		G6-3		E3 82 G6-4-3			3 2	2 0	3 0	2 0	0 0	0 0	0 0
8 Kurt Suzuki, R (1, 2) OBP: 0.385, SLG: 0.333 82 Mitch Garver, R (6, 2)	F8	31 1B 1-2 2-3 1B	F8		85 1B 53 1B BB		G6-4-3 1-2f			3 1	0 1	1 1	0 0	0 1	0 0	1 1
31 Oswaldo Arcia, L (1, 10) OBP: 0.333, SLG: 0.500 85 Stuart Turner, R (7, PH) OBP: 0.500, SLG: 0.500 (7, 10)	L4	1-2 2-3 3-H 1B	60 HR 1-H 2B		53 1B 1-2 1B		G1-3			3 2	1 0	2 1	2 0	0 0	0 0	0 0
70 Byron Buxton, R (1, 8) OBP: 0.300, SLG: 0.125 53 Eric Farris, R (6, 8) OBP: 0.200, SLG: 0.200	60 E 1B	P4	K		1-3 2-H 1B					3 1	0 0	1 1	0 1	0 0	1 0	4 0
60 Eddie Rosario, L (1, 7) OBP: 0.313, SLG: 0.750 84 Dan Rohlfing, R (6, 7)	1 SAFE K 1-2	G3	2-H HR		K					3 1	1 0	1 0	2 0	0 0	1 1	4 2
17 Doug Bernier, R (1, 4) OBP: 0.300, SLG: 0.125 11 Jorge Polanco, S (6, 4) OBP: 0.429, SLG: 0.429	F9	F8	P4		G4-3					3 1	0 0	0 0	0 0	0 0	0 0	1 2
Inning Stats	R: 3 H: 2 E: 1 LOB: 0 K: 0 BB: 0 S: 6 P: 7	R: 0 H: 1 E: 1 LOB: 1 K: 1 BB: 0 S: 6 P: 6	R: 1 H: 3 E: 0 LOB: 3 K: 1 BB: 1 S: 8 P: 12	R: 0 H: 1 E: 0 LOB: 1 K: 2 BB: 0 S: 8 P: 8	R: 3 H: 3 E: 0 LOB: 0 K: 1 BB: 0 S: 8 P: 8	R: 0 H: 0 E: 0 LOB: 1 K: 0 BB: 1 S: 2 P: 6	R: 1 H: 2 E: 0 LOB: 2 K: 1 BB: 1 S: 7 P: 11	R: 0 H: 0 E: 0 LOB: 0 K: 0 BB: 0 S: 3 P: 3	R: 0 H: 0 E: 1 LOB: 0 K: 0 BB: 0 S: 3 P: 3	1B: 7 SF: 0 2B: 2 SAC: 0 3B: 1 DP: 2 HR: 2 HBP: 0						WP: 0 PA: 42 PB: 0 SB: 0 CS: 0	

TOP

Minnesota Twins @ Pittsburgh Pirates

McKechnie Field, Bradenton, FL

Fri Mar 13 2015, 1:09 PM - 4:21 PM EDT

Att. 6,363 - Partly Cloudy - 87 F

livebaseballscorecards.com

AB	39
R	8
H	12
RBI	7
BB	3
SO	6
LOB	21

PITCHER		IP	WLS	BF	H	R	ER	SO	BB	IBB	HBP	BLK	WP	HR	S	P	ERA	WHIP
65 Casey Sadler, R ERA: 3.68	(1, 1)	2.1	L	14	5	4	3	2	1	0	0	0	0	1	17	22	11.57	2.571
69 Wilfredo Boscan, R ERA:	(3, 1)	0.2		3	1	0	0	0	0	0	0	0	0	0	3	3	0.00	1.500
44 Tony Watson, L ERA:	(4, 1)	1.0		4	1	0	0	2	0	0	0	0	0	0	8	8	0.00	1.000
48 Jared Hughes, R ERA: 6.75	(5, 1)	1.0		6	3	3	3	1	0	0	0	0	0	1	8	8	27.00	3.000
58 Radhames Liz, R ERA: 1.8	(6, 1)	2.0		9	2	1	1	1	2	0	0	0	0	0	9	17	4.50	2.000
52 Rob Scahill, R ERA: 4.91	(8, 1)	1.0		3	0	0	0	0	0	0	0	0	0	0	3	3	0.00	0.000
61 Josh Wall, R ERA: 6.0	(9, 1)	1.0		3	0	0	0	0	0	0	0	0	0	0	3	3	0.00	0.000

BOTTOM

Minnesota Twins @ Pittsburgh Pirates

McKechnie Field, Bradenton, FL

Fri Mar 13 2015, 1:09 PM - 4:21 PM EDT

Att. 6,363 - Partly Cloudy - 87 F

Batter	1	2	3	4	5	6	7	8	9	AB	R	H	RBI	BB	SO	LOB
5 Josh Harrison, R (1, 5) OBP: 0.400, SLG: 0.333	0-0 1B		0-0 P2		0-0 1B	0-3 K		0-3 K		3	0	2	0	0	0	0
80 Gift Ngoepe, R (6, 5) OBP: 0.125, SLG: 0.125										2	0	0	0	0	2	4
25 Gregory Polanco, L (1, 9) OBP: 0.211, SLG: 0.263	0-0 G4-3		0-0 27 G5-4-3 1B		0-0 P5		1-0 24 S HBP		0-0 F7	3	0	1	0	0	0	1
31 Jose Tabata, R (6, 9) OBP: 0.125, SLG: 0.133										1	0	0	0	0	0	0
27 Jung Ho Kang, R (1, 6) OBP: 0.278, SLG: 0.438	0-3 K		0-0 G5-4-3 1-2f		0-0 F8		0-0 F8		0-0 G3-1	3	0	0	0	0	1	2
67 Gustavo Nunez, S (6, 6) OBP: 0.077, SLG: 0.077										2	0	0	0	0	0	1
18 Neil Walker, S (1, 4) OBP: 0.417, SLG: 0.636		0-0 F7		0-0 15 1B 1B		0-0 24 WP 73 PB 2B	0-3 K		0-0 F8	3	0	2	0	0	0	0
23 Steve Lombardozzi, S (6, PR) OBP: 0.250, SLG: 0.313 (7, 4)										2	1	0	0	0	1	1
24 Pedro Alvarez, L (1, 10) OBP: 0.385, SLG: 0.667		0-0 G4-3		0-0 F8		1-3 K 2-3	1-2 F8 1-2			4	0	0	0	0	1	3
14 Jaff Decker, L (1, 8) OBP: 0.462, SLG: 0.833		0-0 29 BB 2B		0-3 K		1-3 K 3-H		0-3 K		2	0	1	0	0	1	1
73 Willy García, R (6, 7) OBP: 0.278, SLG: 0.353										2	0	0	0	0	2	1
15 Andrew Lambo, L (1, 3) OBP: 0.208, SLG: 0.304	4-0 29 BB BB		0-0 1-2 1B			4-0 26 2B BB		4-0 26 HBP BB		1	0	1	0	1	0	0
78 Stetson Allie, R (6, 3)										0	1	0	0	2	0	0
29 Francisco Cervelli, R (1, 2) OBP: 0.385, SLG: 0.111	4-0 1-2 2-3 BB		0-3 K			0-0 70 1B 1-H 2B		1-0 1-2 HBP		1	0	0	0	1	1	2
26 Tony Sanchez, R (6, 2) OBP: 0.538, SLG: 0.909										1	1	1	1	0	0	0
3 Sean Rodríguez, R (1, 7) OBP: 0.158, SLG: 0.158	0-2 K				0-0 F7	0-0 1B 2-H		0-3 K		2	0	0	0	0	1	3
70 Gorkys Hernández, R (6, 8) OBP: 0.222, SLG: 0.222										2	0	1	1	0	1	2
Inning Stats	R: 0 E: 0 K: 1 S: 5 H: 1 LOB: 0 BB: 0 P: 5	R: 0 E: 0 K: 1 S: 6 H: 1 LOB: 3 BB: 2 P: 14	R: 0 E: 0 K: 0 S: 3 H: 1 LOB: 0 BB: 0 P: 3	R: 0 E: 0 K: 2 S: 9 H: 2 LOB: 2 BB: 0 P: 9	R: 0 E: 0 K: 0 S: 4 H: 1 LOB: 1 BB: 0 P: 4	R: 3 E: 0 K: 3 S: 12 H: 3 LOB: 2 BB: 1 P: 18	R: 0 E: 0 K: 1 S: 7 H: 0 LOB: 1 BB: 0 P: 9	R: 0 E: 0 K: 3 S: 9 H: 0 LOB: 2 BB: 1 P: 14	R: 0 E: 0 K: 0 S: 3 H: 0 LOB: 0 BB: 0 P: 3							

livebaseballscorecards.com

AB	34
R	3
H	9
RBI	2
BB	4
SO	11
LOB	21

1B: 6 SF: 0 WP: 1 PA: 40
2B: 3 SAC: 0 PB: 1
3B: 0 DP: 1 SB: 1
HR: 0 HBP: 2 CS: 0

PITCHER	IP	WLS	BF	H	R	ER	SO	BB	IBB	HBP	BLK	WP	HR	S	P	ERA	WHIP
54 Ervin Santana, R (1, 1) ERA:	2.0	W	9	2	0	0	2	2	0	0	0	0	0	11	19	0.00	2.000
68 José Berríos, R (3, 1) ERA:	3.0	H	12	4	0	0	2	0	0	0	0	0	0	16	16	0.00	1.333
38 Logan Darnell, L (6, 1) ERA: 6.75	2.0		11	3	3	3	4	1	0	1	0	1	0	19	27	13.50	2.000
49 Lester Oliveros, R (8, 1) ERA:	1.0		5	0	0	0	3	1	0	1	0	0	0	9	14	0.00	1.000
55 Stephen Pryor, R (9, 1) ERA: 3.0	1.0		3	0	0	0	0	0	0	0	0	0	0	3	3	0.00	0.000

PITCHER	IP	WLS	BF	H	R	ER	SO	BB	IBB	HBP	BLK	WP	HR	S	P	ERA	WHIP

Pittsburgh Pirates @ Boston Red Sox

JetBlue Park, Ft. Myers, FL

Sat Mar 14 2015, 1:07 PM - 5:42 PM EDT

Att. 9,770 - Partly Cloudy - 84 F

TOP

livebaseballscorecards.com

Batter	1	2	3	4	5	6	7	8	9	AB	R	H	RBI	BB	SO	LOB
14 Jaff Decker, L (1, 7) OBP: 0.438, SLG: 0.714	F8		BB		G3-1		B2-3		G1-3	2	0	0	0	1	0	0
23 Steve Lombardozzi, S (6, 7) OBP: 0.222, SLG: 0.278 (8, 3)			1-2							2	0	0	0	0	0	0
10 Jordy Mercer, R (1, 6) OBP: 0.176, SLG: 0.412	L5		F9		2B		K		G1-3	3	0	1	0	0	0	2
80 Gift Ngoepe, R (5, 6) OBP: 0.111, SLG: 0.111			2-3							1	0	0	0	0	1	0
30 Clayton Richard, L (7, 1)										0	0	0	0	0	0	0
83 Wilkin Castillo, S (9, PH)										1	0	0	0	0	0	0
32 Brad Lincoln, L (9, 1)										0	0	0	0	0	0	0
25 Gregory Polanco, L (1, 9) OBP: 0.182, SLG: 0.227	K		K		P2			78 2B 67 G4-3	G4-3	3	0	0	0	0	2	3
43 John Holdzkom, R (5, 1)								BB		0	0	0	0	0	0	0
81 Mel Rojas Jr., S (6, 8) OBP: 0.333, SLG: 0.143 (8, 7)										1	1	0	0	1	0	0
78 Stetson Allie, R (1, 3) OBP: 0.375, SLG: 0.333		G5-3		K		G6-3		67 G4-3 3 1B 1-3		4	0	1	0	0	1	0
70 Gorkys Hernández, R (8, PR) OBP: 0.222, SLG: 0.222 (8, 8)								2B		0	1	0	0	0	0	0
6 Starling Marte, R (1, 8) OBP: 0.368, SLG: 0.556		BB 17 S		2B 26 1B 17 2B		3B 26 1B		K		2	2	2	0	1	0	0
57 Deibinson Romero, R (6, 5) OBP: 0.235, SLG: 0.188										1	0	0	0	0	1	2
26 Tony Sanchez, R (1, 2) OBP: 0.563, SLG: 0.857		P4		1B 17 2B 63 E8-2-5 2-3		1B 3-H		BB 3 1B 67 G4-3		3	0	2	1	0	0	1
66 Elias Díaz, R (7, 2) OBP: 0.583, SLG: 0.900										0	1	0	0	1	0	0
17 Pedro Florimón, S (1, 5) OBP: 0.353, SLG: 0.438		K 1-2		2B 1-3 3-H		K		G4-3 1-2 2-3 3-H		3	0	1	1	0	2	2
67 Gustavo Nunez, S (6, 4) OBP: 0.071, SLG: 0.071										1	0	0	1	0	0	2
63 Alen Hanson, S (1, 4) OBP: 0.444, SLG: 0.444			P3	F8-2-5 3-3		F8		73 FC4-6 2-H 3-H		3	0	0	0	0	0	3
38 Stolmy Pimentel, R (6, 1)										0	0	0	0	0	0	0
3 Adam Frazier, L (7, 6) OBP: 1.000, SLG: 1.000										1	0	1	2	0	0	0
45 Gerrit Cole, R (1, 1) OBP: 1.000, SLG: 2.000			BB 10 F9 14 BB		K		K	FC4-6 1-2f		0	0	0	0	1	0	0
71 Collin Balester, R (4, 1)										0	0	0	0	0	0	0
51 Austin Meadows, L (5, PH)										1	0	0	0	0	1	0
73 Willy García, R (5, 9) OBP: 0.250, SLG: 0.316										2	0	0	0	0	1	2
Inning Stats	R: 0 E: 0 K: 1 S: 5 H: 0 LOB: 0 BB: 0 P: 6	R: 0 E: 0 K: 1 S: 5 H: 0 LOB: 1 BB: 1 P: 10	R: 0 E: 0 K: 1 S: 5 H: 0 LOB: 2 BB: 2 P: 13	R: 1 E: 0 K: 1 S: 7 H: 3 LOB: 1 BB: 0 P: 7	R: 0 E: 0 K: 1 S: 6 H: 1 LOB: 1 BB: 0 P: 6	R: 1 E: 0 K: 1 S: 7 H: 2 LOB: 1 BB: 0 P: 7	R: 0 E: 0 K: 2 S: 7 H: 0 LOB: 0 BB: 0 P: 7	R: 3 E: 0 K: 1 S: 7 H: 2 LOB: 2 BB: 2 P: 15	R: 0 E: 0 K: 0 S: 3 H: 0 LOB: 0 BB: 0 P: 3	1B: 3 2B: 5 3B: 1 HR: 0 SF: 0 SAC: 0 DP: 1 HBP: 0							

AB	34
R	5
H	8
RBI	5
BB	5
SO	9
LOB	17

WP: 0 PB: 0 SB: 1 CS: 0 PA: 39

PITCHER		IP	WLS	BF	H	R	ER	SO	BB	IBB	HBP	BLK	WP	HR	S	P	ERA	WHIP
76 Henry Owens, L ERA: 2.57	(1, 1)	3.0		12	0	0	0	3	3	0	0	0	0	0	15	29	0.00	1.000
19 Koji Uehara, R ERA: 6.0	(4, 1)	1.0	B	5	3	1	1	1	0	0	0	0	0	0	7	7	9.00	3.000
32 Craig Breslow, L ERA:	(5, 1)	1.0	H	4	1	0	0	1	0	0	0	0	0	0	6	6	0.00	1.000
46 Anthony Varvaro, R ERA: 3.0	(6, 1)	1.0	B	5	2	1	1	1	0	0	0	0	0	0	7	7	9.00	2.000
68 Matt Barnes, R ERA: 4.5	(7, 1)	2.0	L	10	2	3	3	3	2	0	0	0	0	0	14	22	13.50	2.000

PITCHER		IP	WLS	BF	H	R	ER	SO	BB	IBB	HBP	BLK	WP	HR	S	P	ERA	WHIP
41 Mitchell Boggs, R ERA:	(9, 1)	1.0		3	0	0	0	0	0	0	0	0	0	0	3	3	0.00	0.000

Batter	1	2	3	4	5	6	7	8	9	AB	R	H	RBI	BB	SO	LOB
50 Mookie Betts, R (1, 8) OBP: 0.400, SLG: 0.600	G6-3		F8		F9			80 1B HBP	F8	2	0	0	0	0	0	1
25 Jackie Bradley Jr., L (4, 8) OBP: 0.429, SLG: 0.444										2	0	0	0	0	0	3
15 Dustin Pedroia, R (1, 4) OBP: 0.353, SLG: 0.588	G6-3		G5-3		FC4-6 1-2f			F8		2	0	0	0	0	0	1
30 Jemile Weeks, S (4, 4) OBP: 0.375, SLG: 0.462										2	0	0	0	0	0	2
(5, 5)																
48 Pablo Sandoval, S (1, 5) OBP: 0.235, SLG: 0.375	F7			F7		G6-3		1-2 1B		2	0	0	0	0	0	0
80 Sean Coyle, R (5, 4) OBP: 0.375, SLG: 0.429										2	0	1	0	0	0	0
13 Hanley Ramirez, R (1, 7) OBP: 0.235, SLG: 0.353		L9		G4-3		K		P2		2	0	0	0	0	0	0
73 Bryce Brentz, R (5, 7) OBP: 0.316, SLG: 0.375										2	0	0	0	0	1	2
12 Mike Napoli, R (1, 3) OBP: 0.500, SLG: 0.867		1-2 HR		2-2 HR		5 CS 1B		K		2	2	2	2	0	0	0
77 Travis Shaw, L (5, 3) OBP: 0.375, SLG: 0.688										2	0	1	0	0	1	2
5 Allen Craig, R (1, 10) OBP: 0.350, SLG: 0.333		18 CS 1B		1B	1 SAFE	CS 1-2	P5		K	3	0	2	0	0	0	0
72 Luke Montz, R (9, PH) OBP: 0.267, SLG: 0.500										1	0	0	0	0	1	0
18 Shane Victorino, S (1, 9) OBP: 0.333, SLG: 0.222	K 1-2		G4-3			K		K	K	3	0	0	0	0	2	2
75 Aneury Tavárez, L (8, 9) OBP: 0.250, SLG: 0.250										1	0	0	0	0	1	0
2 Xander Bogaerts, R (1, 6) OBP: 0.350, SLG: 0.563			G3		G3-1		1B		40 BB 1B	2	0	0	0	0	0	0
64 Deven Marrero, R (6, 6) OBP: 0.417, SLG: 0.364										2	0	2	0	0	0	0
71 Blake Swihart, S (1, 2) OBP: 0.583, SLG: 0.800			HBP		30 FC4-6 1B		K		BB	1	0	1	0	0	0	0
40 Humberto Quintero, R (6, 2) OBP: 0.250, SLG: 0.143										1	0	0	0	1	1	1
Inning Stats	R: 0 H: 0 E: 0 LOB: 0 K: 0 BB: 0 S: 3 P: 3	R: 1 H: 2 E: 0 LOB: 1 K: 1 BB: 0 S: 8 P: 9	R: 0 H: 0 E: 0 LOB: 1 K: 0 BB: 0 S: 3 P: 4	R: 1 H: 2 E: 0 LOB: 1 K: 0 BB: 0 S: 7 P: 9	R: 0 H: 1 E: 0 LOB: 1 K: 0 BB: 0 S: 4 P: 4	R: 0 H: 1 E: 0 LOB: 0 K: 1 BB: 0 S: 5 P: 5	R: 0 H: 1 E: 0 LOB: 1 K: 2 BB: 0 S: 8 P: 8	R: 0 H: 1 E: 0 LOB: 2 K: 1 BB: 0 S: 6 P: 7	R: 0 H: 1 E: 0 LOB: 2 K: 2 BB: 1 S: 8 P: 12	1B: 7 SF: 0 2B: 1 SAC: 0 3B: 0 DP: 1 HR: 2 HBP: 2						

PITCHER		IP	WLS	BF	H	R	ER	SO	BB	IBB	HBP	BLK	WP	HR	S	P	ERA	WHIP
45 Gerrit Cole, R ERA: 4.15	(1, 1)	3.2		15	4	2	2	1	0	0	1	0	0	2	20	24	4.91	1.091
71 Collin Balester, R ERA:	(4, 1)	0.1		1	0	0	0	0	0	0	0	0	0	0	1	1	0.00	0.000
43 John Holdzkom, R ERA: 6.75	(5, 1)	1.0		4	1	0	0	0	0	0	0	0	0	0	4	4	0.00	1.000
38 Stolmy Pimentel, R ERA:	(6, 1)	1.0		3	1	0	0	1	0	0	0	0	0	0	5	5	0.00	1.000
30 Clayton Richard, L ERA:	(7, 1)	2.0	W	9	2	0	0	3	0	0	1	0	0	0	14	15	0.00	1.000

PITCHER		IP	WLS	BF	H	R	ER	SO	BB	IBB	HBP	BLK	WP	HR	S	P	ERA	WHIP
32 Brad Lincoln, R ERA: 3.0	(9, 1)	1.0	S	5	1	0	0	2	1	0	0	0	0	0	8	12	0.00	2.000

BOTTOM

Pittsburgh Pirates @ Boston Red Sox

JetBlue Park, Ft. Myers, FL

Sat Mar 14 2015, 1:07 PM - 5:42 PM EDT

Att. 9,770 - Partly Cloudy - 84 F

livebaseballscorecards.com

AB	34
R	2
H	9
RBI	2
BB	1
SO	7
LOB	14

WP: 0	PA: 38		
PB: 0			
SB: 0			
CS: 2			

Batter	1	2	3	4	5	6	7	8	9	AB	R	H	RBI	BB	SO	LOB
12 Alejandro De Aza, L (1, 7) OBP: 0.208, SLG: 0.238 38 Jimmy Paredes, S (6, 5) OBP: 0.421, SLG: 0.500	G4-3		F7			28 HR BB	1B			2 1	1 0	0 1	0 0	1 0	0 0	0 0
28 Steve Pearce, R (1, 3) OBP: 0.400, SLG: 0.750 51 Henry Urrutia, L (6, 9) OBP: 0.400, SLG: 0.471	1B		F7	1-H HR		G3				3 1	1 0	2 0	2 0	0 0	0 0	0 1
Chris Davis, L (1, 9) OBP: 0.280, SLG: 0.263 1 Everth Cabrera, S (6, 6) OBP: 0.333, SLG: 0.238	K		23 1B BB	F7		G4-3				2 1	0 0	0 0	0 0	1 0	1 0	1 0
10 Adam Jones, R (1, 8) OBP: 0.208, SLG: 0.217 85 Mike Yastrzemski, L (6, PR) (6, 7)	F8		F8	23 1B 1B		K				3 1	0 0	1 0	0 0	0 0	0 1	2 0
23 Travis Snider, L (1, 10) OBP: 0.348, SLG: 0.318 89 Garabez Rosa, R (8, PR) OBP: 1.000, SLG: 1.000 (8, 10)	K		1-3 1B	1-2 1B		1B				4 0	0 0	3 0	0 0	0 0	1 0	0 0
13 Manny Machado, R (1, 5) OBP: 0.292, SLG: 0.304 86 Julio Borbon, L (6, 8) OBP: 0.667, SLG: 1.000	P4		G4-3	K		F8				3 1	0 0	0 0	0 0	0 0	1 0	4 1
3 Ryan Flaherty, L (1, 6) OBP: 0.286, SLG: 0.167 41 Chris Parmelee, L (6, 3) OBP: 0.294, SLG: 0.267	G3-1			B1-3	P2		K		K	3 1	0 0	0 0	0 0	0 0	0 1	2 0
36 Caleb Joseph, R (1, 2) OBP: 0.400, SLG: 0.400 60 Ryan Lavarnway, R (6, 2) OBP: 0.364, SLG: 0.300		G6-3		G1-5-3			K		K	2 2	0 0	0 0	0 0	0 0	0 2	0 0
6 Jonathan Schoop, R (1, 4) OBP: 0.182, SLG: 0.409 57 Jayson Nix, R (7, 4) OBP: 0.235, SLG: 0.375		F8		G3-1			P2		K	3 1	0 0	0 0	0 0	0 0	0 1	0 0
Inning Stats	R: 0 E: 0 K: 1 S: 6 H: 1 LOB: 1 BB: 0 P: 7	R: 0 E: 0 K: 1 S: 5 H: 0 LOB: 0 BB: 0 P: 5	R: 0 E: 0 K: 0 S: 3 H: 0 LOB: 0 BB: 0 P: 3	R: 0 E: 0 K: 0 S: 4 H: 1 LOB: 2 BB: 1 P: 8	R: 0 E: 0 K: 0 S: 3 H: 0 LOB: 0 BB: 0 P: 3	R: 2 E: 0 K: 1 S: 8 H: 3 LOB: 2 BB: 1 P: 12	R: 0 E: 0 K: 1 S: 6 H: 1 LOB: 1 BB: 0 P: 6	R: 0 E: 0 K: 1 S: 6 H: 1 LOB: 1 BB: 0 P: 6	R: 0 E: 0 K: 3 S: 9 H: 0 LOB: 0 BB: 0 P: 9	1B: 6 2B: 0 3B: 0 HR: 1	SF: 0 SAC: 0 DP: 0 HBP: 0					

PITCHER	IP	WLS	BF	H	R	ER	SO	BB	IBB	HBP	BLK	WP	HR	S	P	ERA	WHIP
46 Vance Worley, R (1, 1) ERA: 3.0	4.0		15	2	0	0	2	1	0	0	0	0	0	18	23	0.00	0.750
35 Mark Melancon, R (5, 1) ERA: 6.0	1.0	H	3	0	0	0	0	0	0	0	0	0	0	3	3	0.00	0.000
59 Antonio Bastardo, L (6, 1) ERA: 9.0	1.0	B	7	3	2	2	1	1	0	0	0	0	1	8	12	18.00	4.000
37 Arquimedes Caminero, R (7, 1) ERA:	2.0	W	8	2	0	0	2	0	0	0	0	0	0	12	12	0.00	1.000
55 Blake Wood, R (9, 1) ERA:	1.0	S	3	0	0	0	3	0	0	0	0	0	0	9	9	0.00	0.000

PITCHER	IP	WLS	BF	H	R	ER	SO	BB	IBB	HBP	BLK	WP	HR	S	P	ERA	WHIP

TOP

Baltimore Orioles @ Pittsburgh Pirates

McKechnie Field, Bradenton, FL

Sun Mar 15 2015, 1:09 PM - 5:03 PM EDT

Att. 7,603 - Sunny - 82 F

livebaseballscorecards.com

AB	34
R	2
H	7
RBI	2
BB	2
SO	8
LOB	11

1B: 6	SF: 0	WP: 0	PA: 36
2B: 0	SAC: 0	PB: 0	
3B: 0	DP: 0	SB: 0	
HR: 1	HBP: 0	CS: 0	

BOTTOM

Baltimore Orioles @ Pittsburgh Pirates

McKechnie Field, Bradenton, FL

Sun Mar 15 2015, 1:09 PM - 5:03 PM EDT

Att. 7,603 - Sunny - 82 F

livebaseballscorecards.com

Batter	1	2	3	4	5	6	7	8	9	AB	R	H	RBI	BB	SO	LOB
5 Josh Harrison, R (1, 5) OBP: 0.500, SLG: 0.500 57 Deibinson Romero, R (7, PR) OBP: 0.235, SLG: 0.188 (8, 5)	18 2B 2B	HBP		B5-3 1-1f			1B			3	1	2	0	0	0	1
										0	0	0	0	0	0	0
18 Neil Walker, S (1, 4) OBP: 0.400, SLG: 0.643 80 Gift Ngoepe, R (7, PH) OBP: 0.100, SLG: 0.100 (8, 4)	10 G4-3 2-H 2B	F9			G4-3		K			3	0	1	1	0	0	3
										1	0	0	0	0	1	1
10 Jordy Mercer, R (1, 6) OBP: 0.150, SLG: 0.350 78 Stetson Allie, R (6, 3) OBP: 0.444, SLG: 0.429	G4-3 2-3	F9			F7			15 F8 15 S 70 1B 1B		3	0	0	0	0	0	1
										1	1	1	0	0	0	0
12 Corey Hart, R (1, 3) OBP: 0.600, SLG: 0.500 59 Antonio Bastardo, R (6, 1) 15 Andrew Lambo, L (7, 9) OBP: 0.200, SLG: 0.292	K	6 G1-3 1B			K			F8 1-3		3	0	1	0	0	2	1
										0	0	0	0	0	0	0
										1	0	0	0	0	0	1
6 Starling Marte, R (1, 8) OBP: 0.364, SLG: 0.524 70 Gorkys Hernández, R (7, 8) OBP: 0.300, SLG: 0.300	G4-3	G1-3 1-2				1B		37 WP 73 G6-3 37 1B 3-H 1B		3	0	1	0	0	0	2
										1	1	1	1	0	0	0
31 Jose Tabata, R (1, 7) OBP: 0.158, SLG: 0.167 73 Willy García, R (7, 7) OBP: 0.238, SLG: 0.300		66 1B 1B	F9			K		G6-3 1-2		3	0	1	0	0	1	1
										1	0	0	0	0	0	1
3 Sean Rodríguez, R (1, 9) OBP: 0.182, SLG: 0.182 37 Arquimedes Caminero, R (7, 1) OBP: 1.000, SLG: 1.000 55 Blake Wood, R (9, 1)	F7	66 G1-3 26 1B 1B			K			74 FC5-4 2-H 1B		3	1	1	0	0	1	1
										1	0	1	1	0	0	0
										0	0	0	0	0	0	0
66 Elias Díaz, R (1, 2) OBP: 0.571, SLG: 0.833 74 Sebastian Valle, R (7, 2) OBP: 0.143, SLG: 0.143	1-3 1B	G1-3 1-2					K	FC5-4 1-2f		2	0	1	0	0	0	1
										2	0	0	0	0	1	1
46 Vance Worley, R (1, 1) 26 Tony Sanchez, R (4, PH) OBP: 0.588, SLG: 0.867 35 Mark Melancon, R (5, 1) 17 Pedro Florimón, S (6, 6) OBP: 0.333, SLG: 0.412	K	5 B5-3 2-H 1B					F8			1	0	0	0	0	1	2
										1	0	1	1	0	0	0
										0	0	0	0	0	0	0
										1	0	0	0	0	0	0
Inning Stats	R: 1 H: 2 E: 0 LOB: 1 K: 1 BB: 0 S: 7 P: 7	R: 0 H: 2 E: 0 LOB: 3 K: 1 BB: 0 S: 7 P: 8	R: 0 H: 1 E: 0 LOB: 1 K: 0 BB: 0 S: 4 P: 4	R: 1 H: 2 E: 0 LOB: 0 K: 0 BB: 0 S: 4 P: 4	R: 0 H: 0 E: 0 LOB: 0 K: 1 BB: 0 S: 5 P: 5	R: 0 H: 1 E: 0 LOB: 0 K: 2 BB: 0 S: 7 P: 7	R: 0 H: 1 E: 0 LOB: 1 K: 2 BB: 0 S: 8 P: 8	R: 2 H: 3 E: 0 LOB: 1 K: 0 BB: 0 S: 6 P: 8		1B: 10 SF: 0 2B: 3 SAC: 0 3B: 0 DP: 1 HR: 0 HBP: 1						

	AB	34
	R	4
	H	12
	RBI	4
	BB	0
	SO	7
	LOB	17

WP: 1 PA: 35
PB: 0
SB: 1
CS: 0

PITCHER		IP	WLS	BF	H	R	ER	SO	BB	IBB	HBP	BLK	WP	HR	S	P	ERA	WHIP
16 Wei-Yin Chen, L ERA: 2.16	(1, 1)	3.1		18	7	2	2	2	0	0	1	0	0	0	21	22	5.40	2.100
59 Mike Wright Jr., R ERA: 3.18	(4, 1)	2.2		7	1	0	0	3	0	0	0	0	0	0	13	13	0.00	0.375
52 Steve Johnson, R ERA:	(7, 1)	1.0		4	1	0	0	2	0	0	0	0	0	0	8	8	0.00	1.000
34 Mark Hendrickson, L ERA: 16.2	(8, 1)	1.0	L	6	3	2	2	0	0	0	0	0	1	0	6	8	18.00	3.000

PITCHER	IP	WLS	BF	H	R	ER	SO	BB	IBB	HBP	BLK	WP	HR	S	P	ERA	WHIP

Houston Astros @ Pittsburgh Pirates

McKechnie Field, Bradenton, FL

Tue Mar 17 2015, 1:08 PM - 4:37 PM EDT

Att. 5,577 - Sunny - 82 F

TOP

livebaseballscorecards.com

Batter	1	2	3	4	5	6	7	8	9	AB	R	H	RBI	BB	SO	LOB
19 Robbie Grossman, S (1, 7) OBP: 0.517, SLG: 0.667	0-0 23 1B 2B		0-0 4 2B 23 2B 1B	4-0 4 2B 23 2B 1-2 2-3 BB		0-3 ① K		0-0 77 F 76 1B 1B		2	2	2	0	1	0	0
0 L.J. Hoes, R (4, 7) OBP: 0.412, SLG: 0.400										2	1	1	0	0	1	0
4 George Springer, R (1, 9) OBP: 0.500, SLG: 0.708	0-3 ① K		0-0 23 2B 1-3 2B	0-0 23 2B 1-3 2-H 3-H 2B		0-0 ② G3		0-0 FC3 70 WP 76 1B 70 G1-3 1-2		4	2	2	2	0	1	1
77 Colin Moran, L (6, 5) OBP: 0.556, SLG: 0.500										1	1	0	0	0	0	1
23 Chris Carter, R (1, 10) OBP: 0.429, SLG: 0.438	0-0 2-3 1B		0-0 15 HR 2-H 3-H 2B	0-0 15 2B 2-H 3-H 2B		2-2 HR		0-0 70 G1-3 70 WP 1-2 2-H 1B		3	1	3	4	0	0	0
76 Carlos Correa, R (4, PR) OBP: 0.417, SLG: 0.500 (4, 10)										2	2	2	2	0	0	0
15 Jason Castro, L (1, 2) OBP: 0.391, SLG: 0.600	0-3 ② K		0-1 2-H HR	0-0 2-H 2B		0-0 ③ L4		2-0 ① G1-3 1-3 2-H		4	1	2	3	0	1	2
70 Tyler Heineman, S (6, 2) OBP: 0.250, SLG: 0.500										1	0	0	1	0	0	1
30 Matt Dominguez, R (1, 5) OBP: 0.304, SLG: 0.238	0-0 ③ G1-3		0-0 ② F7	0-0 ② G5-3			4-0 75 G4-3 2 WP 3 WP BB	0-0 ② L7		3	0	0	0	0	0	3
78 Nolan Fontana, L (6, 4) OBP: 0.300, SLG: 0.125										1	1	0	0	1	0	1
21 Jon Singleton, L (1, 3) OBP: 0.367, SLG: 0.481		0-0 ① G4-3	0-3 ③ K	0-0 ③ F9			0-3 ① K	0-0 ③ P5		3	0	0	0	0	1	1
26 Dan Johnson, L (6, 3) OBP: 0.294, SLG: 0.077										2	0	0	0	0	1	2
2 Jonathan Villar, S (1, 6) OBP: 0.409, SLG: 0.500 (5, 8)		0-0 E5 9 G5-4-3		4-0 19 BB 9 1B 4 2B BB	0-0 ① G6-3		4-0 3 WP 75 G4-3 1-2 BB		0-3 ① K	2	1	0	0	2	0	0
79 Andrew Aplin, L (8, 8) OBP: 0.333, SLG: 0.077										1	0	0	0	0	1	0
9 Marwin Gonzalez, S (1, 4) OBP: 0.261, SLG: 0.333	0-0 ②③ G5-4-3 1-2f		0-0 19 BB 4 2B 1-2 1B	4-0 6 G6-4-3 BB		0-0 ② G4-3 1-2 2-3		0-3 ② K		2	1	1	0	1	0	1
75 Preston Tucker, L (6, 9)										2	0	0	0	0	1	2
6 Jake Marisnick, R (1, 8) OBP: 0.423, SLG: 0.476		0-0 ① G6-3	0-0 ① F8	0-0 ②③ G6-4-3 1-2f		1-0 ③ F9 2-3 3-H		0-0 ③ F9		3	0	0	0	0	0	3
3 Gregorio Petit, R (5, 6) OBP: 0.333, SLG: 0.353										2	0	0	0	0	0	1

Inning Stats	1	2	3	4	5	6	7	8	9
	R: 0 E: 0 K: 2 S: 9 H: 2 LOB: 2 BB: 0 P: 9	R: 0 E: 1 K: 0 S: 3 H: 0 LOB: 0 BB: 0 P: 3	R: 4 E: 0 K: 1 S: 10 H: 4 LOB: 0 BB: 0 P: 10	R: 5 E: 0 K: 0 S: 7 H: 4 LOB: 1 BB: 2 P: 15	R: 0 E: 0 K: 0 S: 2 H: 0 LOB: 0 BB: 1 P: 6	R: 1 E: 0 K: 1 S: 8 H: 1 LOB: 0 BB: 0 P: 10	R: 1 E: 0 K: 1 S: 5 H: 0 LOB: 1 BB: 2 P: 14	R: 2 E: 1 K: 0 S: 6 H: 2 LOB: 1 BB: 0 P: 8	R: 0 E: 0 K: 2 S: 7 H: 0 LOB: 0 BB: 0 P: 7

AB	40
R	13
H	13
RBI	12
BB	5
SO	7
LOB	19

1B: 5 2B: 6 3B: 0 HR: 2	SF: 0 SAC: 0 DP: 2 HBP: 0	WP: 3 PB: 0 SB: 0 CS: 0	PA: 45

PITCHER		IP	WLS	BF	H	R	ER	SO	BB	IBB	HBP	BLK	WP	HR	S	P	ERA	WHIP
49 Jeff Locke, L ERA: 9.0	(1, 1)	3.0	L	17	7	6	6	3	1	0	0	0	0	1	23	27	18.00	2.667
64 Deolis Guerra, R ERA: 10.8	(4, 1)	0.1		5	3	3	3	0	1	0	0	0	0	0	4	8	81.00	12.000
68 Jeremy Bleich, L ERA:	(4, 1)	0.2		2	0	0	0	0	0	0	0	0	0	0	2	2	0.00	0.000
48 Jared Hughes, R ERA: 5.4	(5, 1)	1.0		3	0	0	0	0	1	0	0	0	0	0	2	6	0.00	1.000
43 John Holdzkom, R ERA: 3.38	(6, 1)	1.1		7	1	2	2	2	2	0	0	0	1	1	11	21	13.50	2.250

PITCHER		IP	WLS	BF	H	R	ER	SO	BB	IBB	HBP	BLK	WP	HR	S	P	ERA	WHIP
71 Collin Balester, R ERA:	(7, 1)	0.2		2	0	0	0	0	0	0	0	0	1	0	2	3	0.00	0.000
55 Blake Wood, R ERA: 2.25	(8, 1)	1.0		6	2	2	1	0	0	0	0	0	1	0	6	8	9.00	2.000
52 Rob Scahill, R ERA: 3.86	(9, 1)	1.0		3	0	0	0	2	0	0	0	0	0	0	7	7	0.00	0.000

BOTTOM

Batter	1	2	3	4	5	6	7	8	9	AB	R	H	RBI	BB	SO	LOB
5 Josh Harrison, R (1, 5) OBP: 0.529, SLG: 0.500	G6-3		29 1B 18 HR 1B	29 FC6-4 HBP		BBBB 4-0 29 G4-3 1-2 BB		SSS 0-3 K		2	1	1	0	0	0	0
48 Jared Hughes, R (5, 1)										0	0	0	0	0	0	0
12 Corey Hart, R (6, 3) OBP: 0.571, SLG: 0.400										1	0	0	0	1	1	0
29 Francisco Cervelli, R (1, 2) OBP: 0.412, SLG: 0.167	BBBB 4-0 BB		0-0 18 HR 1-2 1B	0-0 FC6-4 1-2f		0-0 G4-3 1-2f		0-0 3 G5-3 1B		3	1	1	0	1	0	5
71 Collin Balester, R (7, 1)										0	0	0	0	0	0	0
55 Blake Wood, R (8, 1)										0	0	0	0	0	0	0
26 Tony Sanchez, R (8, PH) OBP: 0.611, SLG: 0.875										1	0	1	0	0	0	0
63 Alen Hanson, S (9, 4) OBP: 0.444, SLG: 0.444										0	0	0	0	0	0	0
25 Gregory Polanco, L (1, 9) OBP: 0.200, SLG: 0.208	0-0 F8		0-0 F6		BBBB 4-0 18 2B 18 S 24 SF7 BB		BBBB 4-0 70 BB 31 1B 67 G4-3 BB	0-0 G5-3 1-2		2	1	0	0	1	0	3
3 Sean Rodríguez, R (6, 4) OBP: 0.208, SLG: 0.174										1	1	0	0	1	0	1
52 Rob Scahill, L (9, 1)										0	0	0	0	0	0	0
18 Neil Walker, S (1, 4) OBP: 0.444, SLG: 0.882	0-0 F8		B 1-0 1-H 2-H HR		B 1-0 1-3 2B		0-0 67 G4-3 70 BB 66 1B 1-2 1B	0-0 G5-3		3	1	2	3	0	0	1
31 Jose Tabata, R (6, 9) OBP: 0.190, SLG: 0.200										2	1	1	0	0	0	1
6 Starling Marte, R (1, 8) OBP: 0.320, SLG: 0.458		0-0 F7	0-0 G1-3		0-0 L5		BBBB 4-0 67 G4-3 66 1B 1-2 2-3 BB		0-0 G4-3	3	0	0	0	0	0	2
70 Gorkys Hernández, R (6, 8) OBP: 0.333, SLG: 0.273										1	1	0	0	1	0	0
24 Pedro Alvarez, L (1, 3) OBP: 0.375, SLG: 0.643		0-0 1B		0-0 G3	0-0 SF7 3-H		0-0 G4-3 1-2 2-3 3-H		SSS 0-3 K	2	0	1	1	0	0	0
67 Gustavo Nunez, S (6, 6) OBP: 0.063, SLG: 0.063										2	0	0	1	0	1	2
10 Jordy Mercer, R (1, 6) OBP: 0.130, SLG: 0.304	0-0 F9		0-0 G5-3		0-0 F9		0-0 23 WP 2-H 3-H 1B		0-0 G6-3	3	0	0	0	0	0	2
43 John Holdzkom, R (6, 1)										0	0	0	0	0	0	0
66 Elias Díaz, R (7, 2) OBP: 0.563, SLG: 0.786										2	0	1	2	0	0	0
14 Jaff Decker, L (1, 7) OBP: 0.421, SLG: 0.625	0-0 F7		BBBB 4-0 15 2B BB			0-0 G4-3 1-3	B 1-0 1-3 1B			2	0	0	0	1	0	1
23 Steve Lombardozzi, S (7, 7) OBP: 0.263, SLG: 0.316										1	0	1	0	0	0	0
49 Jeff Locke, L (1, 1)		CCC 0-3 K	0-0 1-3 2B			BBBB 4-0 12 WP BB	SSS 0-3 K			1	0	0	0	0	1	0
64 Deolis Guerra, R (4, 1)										0	0	0	0	0	0	0
68 Jeremy Bleich, L (4, 1)										0	0	0	0	0	0	0
15 Andrew Lambo, L (4, PH) OBP: 0.231, SLG: 0.360										1	0	1	0	0	0	0
27 Jung Ho Kang, R (5, 5) OBP: 0.300, SLG: 0.412										1	0	0	0	1	1	1
Inning Stats	R: 0 E: 0 K: 0 S: 3 H: 0 LOB: 1 BB: 1 P: 7	R: 0 E: 0 K: 0 S: 4 H: 1 LOB: 1 BB: 0 P: 4	R: 3 E: 0 K: 1 S: 8 H: 3 LOB: 0 BB: 0 P: 9	R: 0 E: 0 K: 0 S: 4 H: 1 LOB: 3 BB: 1 P: 9	R: 1 E: 0 K: 0 S: 4 H: 1 LOB: 1 BB: 1 P: 9	R: 0 E: 0 K: 0 S: 2 H: 0 LOB: 1 BB: 2 P: 10	R: 3 E: 0 K: 1 S: 7 H: 3 LOB: 1 BB: 2 P: 16	R: 0 E: 0 K: 1 S: 6 H: 1 LOB: 1 BB: 0 P: 6	R: 0 E: 0 K: 1 S: 5 H: 0 LOB: 0 BB: 0 P: 5	1B: 7 2B: 2 3B: 0 HR: 1 SF: 1 SAC: 0 DP: 1 HBP: 1						

PITCHER		IP	WLS	BF	H	R	ER	SO	BB	IBB	HBP	BLK	WP	HR	S	P	ERA	WHIP
56 Roberto Hernandez, R ERA: 5.63	(1, 1)	3.0	W	14	4	3	3	1	1	0	0	0	0	1	15	20	9.00	1.667
43 Alex White, R ERA: 15.75	(4, 1)	2.0		11	2	1	1	0	2	0	1	0	0	0	8	18	4.50	2.000
47 Dan Straily, R ERA: 7.71	(6, 1)	2.0		11	3	3	3	1	4	0	0	0	2	0	9	26	13.50	3.500
84 Lance McCullers Jr., R ERA:	(8, 1)	1.0		4	1	0	0	1	0	0	0	0	0	0	6	6	0.00	1.000
80 James Hoyt, R ERA:	(9, 1)	1.0		3	0	0	0	1	0	0	0	0	0	0	5	5	0.00	0.000

PITCHER	IP	WLS	BF	H	R	ER	SO	BB	IBB	HBP	BLK	WP	HR	S	P	ERA	WHIP

Houston Astros @ Pittsburgh Pirates

McKechnie Field, Bradenton, FL

Tue Mar 17 2015, 1:08 PM - 4:37 PM EDT

Att. 5,577 - Sunny - 82 F

livebaseballscorecards.com

AB	34
R	7
H	10
RBI	7
BB	7
SO	4
LOB	19

WP: 2 PA: 43
PB: 0
SB: 1
CS: 0

Batter	1	2	3	4	5	6	7	8	9	AB	R	H	RBI	BB	SO	LOB
64 Xavier Avery, L (1, 9) OBP: 0.381, SLG: 0.368	C C C 0-3 ① K		X 0-0 1-2 1B	X 0-0 ③ G4-3			S S S 0-3 ② K		X 0-0 1-2 9 1B 49 1B 1B	4	0	1	0	0	2	3
33 Ross Kivett, R (8, 9) OBP: 0.667, SLG: 0.500										1	1	1	0	0	0	0
1 Jose Iglesias, R (1, 6) OBP: 0.174, SLG: 0.143	X 0-0 ② G4-3		S S S 0-3 ③ K		X 0-0 ① F8		B B B B 4-0 3 E BB		X 0-0 1-2 2-3 9 1B 73 1B 1B	3	1	0	0	1	1	2
49 Dixon Machado, R (8, 6) OBP: 0.333, SLG: 0.364										1	1	1	0	0	0	0
3 Ian Kinsler, R (1, 4) OBP: 0.500, SLG: 0.955	X 0-0 ③ F8			X 0-0 18 1B 2B	X 0-0 18 G3 1B		X 0-0 1-H E8 2B		X 0-0 1-2 2-H 3-H 73 1B 70 1B 1B	4	1	3	1	0	0	0
9 Joey Pankake, R (8, 4) OBP: 0.500, SLG: 0.500										1	1	1	2	0	0	0
18 Tyler Collins, L (1, 7) OBP: 0.361, SLG: 0.419		X 0-0 ① G4-3		X 0-0 2-H 13 BB 74 BB 9 1B 1B	X 0-0 ② G3 1-2		X 0-0 ③ P2		X 0-0 1-3 2-H 70 1B 1B	4	1	1	1	0	0	2
73 Jason Krizan, L (8, 7) OBP: 0.211, SLG: 0.500										1	0	1	1	0	0	0
9 Nick Castellanos, R (1, 5) OBP: 0.387, SLG: 0.481		X 0-0 13 G4-6-3 1B		X 0-0 1-2 74 BB 13 BB 1B	X 0-0 ③ G6-3			S S S 0-3 ① K	S C C 0-3 ① K	3	0	2	0	0	0	1
59 Francisco Martinez, R (8, PH) (8, 5)										2	0	0	0	0	2	2
13 Alex Avila, L (1, 2) OBP: 0.438, SLG: 0.273		X 0-0 ② ③ G4-6-3 1-2f		B B B B 4-0 1-2 2-3 74 BB BB		X 0-0 ① F7		X 0-0 1B	X 0-0 1-2 3-H 63 G6-4-3 1B	2	0	0	0	1	0	1
70 Miguel Gonzalez, R (7, 2) OBP: 0.400, SLG: 0.400										2	0	2	1	0	0	0
29 Daniel Fields, L (1, 8) OBP: 0.394, SLG: 0.655			X 0-0 ① L4	C C C 0-3 ① K		X 0-0 ② B3		C C C 0-3 ② K	X 0-0 1-2f G6-4-3	3	0	0	0	0	1	3
63 Wynton Bernard, R (8, PH) OBP: 0.450, SLG: 0.529										2	0	0	0	0	1	3
(8, 8)																
50 Bryan Holaday, R (1, 10) OBP: 0.150, SLG: 0.158			S S S 0-3 ② K	S S S 0-3 ② K			S C C 0-3 ③ K	S S S 0-3 ③ K		3	0	0	0	0	3	3
76 Jefry Marte, R (8, PH) OBP: 0.250, SLG: 0.320										1	0	0	0	0	1	1
(8, 10)																
74 Jordan Lennerton, L (1, 3) OBP: 0.343, SLG: 0.286			B B B B 4-0 64 1B BB	B B B B 4-0 1-2 2-3 3-H BB			S S S 0-3 ① K		X 0-0 49 1B 33 1B 9 1B 1B	1	0	0	1	2	1	0
80 Aaron Westlake, L (8, 3) OBP: 0.367, SLG: 0.423										1	1	1	0	0	0	0

Inning Stats	1	2	3	4	5	6	7	8	9
	R: 0 H: 0 E: 0 LOB: 0 K: 1 BB: 0 S: 5 P: 5	R: 0 H: 1 E: 0 LOB: 0 K: 0 BB: 0 S: 3 P: 3	R: 0 H: 1 E: 0 LOB: 2 K: 2 BB: 1 S: 8 P: 12	R: 2 H: 3 E: 0 LOB: 3 K: 2 BB: 2 S: 10 P: 18	R: 0 H: 1 E: 0 LOB: 1 K: 0 BB: 0 S: 4 P: 4	R: 0 H: 0 E: 0 LOB: 0 K: 1 BB: 0 S: 5 P: 5	R: 1 H: 1 E: 1 LOB: 1 K: 2 BB: 1 S: 8 P: 12	R: 0 H: 1 E: 0 LOB: 1 K: 3 BB: 0 S: 10 P: 10	R: 4 H: 6 E: 0 LOB: 1 K: 1 BB: 0 S: 10 P: 10

1B: 12 SF: 0
2B: 2 SAC: 0
3B: 0 DP: 2
HR: 0 HBP: 0

WP: 0 PA: 43
PB: 0
SB: 0
CS: 0

PITCHER		IP	WLS	BF	H	R	ER	SO	BB	IBB	HBP	BLK	WP	HR	S	P	ERA	WHIP
34 A.J. Burnett, R ERA: 4.5	(1, 1)	3.2		17	5	2	2	5	2	0	0	0	0	0	25	33	4.91	1.909
82 Charlie Leesman, L ERA:	(4, 1)	0.1	W	2	0	0	0	0	1	0	0	0	0	0	1	5	0.00	3.000
35 Mark Melancon, R ERA: 4.5	(5, 1)	1.0	H	4	1	0	0	0	0	0	0	0	0	0	4	4	0.00	1.000
44 Tony Watson, L ERA:	(6, 1)	1.0	H	3	0	0	0	1	0	0	0	0	0	0	5	5	0.00	0.000
59 Antonio Bastardo, L ERA: 9.0	(7, 1)	1.0	H	5	1	1	1	2	1	0	0	0	0	0	8	12	9.00	2.000

PITCHER		IP	WLS	BF	H	R	ER	SO	BB	IBB	HBP	BLK	WP	HR	S	P	ERA	WHIP
65 Casey Sadler, R ERA: 3.24	(8, 1)	1.0		4	1	0	0	3	0	0	0	0	0	0	10	10	0.00	1.000
39 Bobby LaFromboise, L ERA: 13.5	(9, 1)	0.1		6	5	4	4	1	0	0	0	0	0	0	8	8	108.00	15.000
61 Josh Wall, R ERA: 4.91	(9, 1)	0.2	S	2	1	0	0	0	0	0	0	0	0	0	2	2	0.00	1.500

TOP

Detroit Tigers @ Pittsburgh Pirates

McKechnie Field, Bradenton, FL

Wed Mar 18 2015, 6:08 PM - 9:40 PM EDT

Att. 9,018 - Clear - 81 F

livebaseballscorecards.com

AB	39
R	7
H	14
RBI	7
BB	4
SO	12
LOB	21

BOTTOM

Batter	1	2	3	4	5	6	7	8	9	AB	R	H	RBI	BB	SO	LOB
5 Josh Harrison, R (1, 5) OBP: 0.450, SLG: 0.412 17 Pedro Florimón, S (7, 5) OBP: 0.368, SLG: 0.412	S S S 0-3 ① K		X 0-0 ② F8		S S S 0-3 ① K		B B B 4-0 81 SH1-4 73 HR 1-2 BB			3 0 0 0 0 2 1 0 1 0 0 1 0 0						
31 Jose Tabata, R (1, 7) OBP: 0.182, SLG: 0.190 81 Mel Rojas Jr., S (3, PH) OBP: 0.300, SLG: 0.125 (4, 7)	X 0-0 ② G6-3		B F X 1-1 ③ G4-3		X 0-0 ② FC4-6 1-2f		X 0-0 ① SH1-4 1-2 2-3			1 0 0 0 0 0 0 2 0 0 0 0 0 1						
27 Jung Ho Kang, R (1, 6) OBP: 0.261, SLG: 0.350 67 Gustavo Nunez, S (7, 6) OBP: 0.059, SLG: 0.059	X 0-0 ③ G6-3			S S S 0-3 ① K	S S S 0-3 ③ K		S S S 0-3 ② K			3 0 0 0 0 2 1 1 0 0 0 0 1 2						
18 Neil Walker, S (1, 4) OBP: 0.476, SLG: 0.842 73 Willy García, R (7, 9) OBP: 0.273, SLG: 0.476		S S S 0-3 ① K		X 0-0 26 PB 6 1B 15 WP 1B		B B B B 4-0 6 HR BB	F X 0-1 2-H 3-H HR			2 2 1 0 1 1 0 1 1 1 3 0 0 0						
6 Starling Marte, R (1, 8) OBP: 0.393, SLG: 0.630 70 Gorkys Hernández, R (7, 8) OBP: 0.308, SLG: 0.250		X 0-0 24 S 26 HR 1B		X 0-0 15 WP 26 PB 1-2 1B		F B X 1-1 1-H HR	X 0-0 ③ G6-3			3 2 3 2 0 0 0 1 0 0 0 0 0 0						
24 Pedro Alvarez, L (1, 3) OBP: 0.316, SLG: 0.529 57 Deibinson Romero, R (7, 3) OBP: 0.222, SLG: 0.176		C C C 0-3 ② K 1-2		X 0-0 ② F6		C C C 0-3 ① K		S S S 0-3 ① K		3 0 0 0 0 2 3 1 0 0 0 0 1 0						
26 Tony Sanchez, R (1, 2) OBP: 0.571, SLG: 0.947 74 Sebastian Valle, R (7, 2) OBP: 0.125, SLG: 0.125		B B S S X 2-2 2-H HR		S S S 0-3 K 15 WP 1-2 2-3		S S S 0-3 ② K		X 0-0 ② G5-3		3 1 1 2 0 2 2 1 0 0 0 0 0 0						
15 Andrew Lambo, L (1, 9) OBP: 0.207, SLG: 0.321 59 Antonio Bastardo, R (7, 1) 65 Casey Sadler, R (8, 1) 63 Alen Hanson, S (8, PH) OBP: 0.400, SLG: 0.400 39 Bobby LaFromboise, L (9, 1) 61 Josh Wall, R (9, 1)		X 0-0 ③ G4-3		B X 1-0 ③ G4-3 1-2 2-3 3-H		X 0-0 ③ F8		X 0-0 ③ G5-3		3 0 0 0 0 0 2 0 0 0 0 0 0 0 0 0 0 0 0 0 0 1 0 0 0 0 0 0 0 0 0 0 0 0 0 0 0 0 0 0 0 0						
34 A.J. Burnett, R (1, 1) 82 Charlie Leesman, L (4, 1) 35 Mark Melancon, R (5, 1) 14 Jaff Decker, L (5, PH) OBP: 0.450, SLG: 0.625 44 Tony Watson, L (6, 1) 23 Steve Lombardozzi, S (7, 4) OBP: 0.300, SLG: 0.350			X 0-0 ① G5-3		B B B B 4-0 81 FC4-6 BB		X 0-0 81 SH1-4 17 BB 73 HR 1B			1 0 0 0 0 0 0 0 0 0 0 0 0 0 0 0 0 0 0 0 0 0 0 0 0 1 0 0 0 0 0 0 0 0 0 1 1 1 0 0 0 0						
Inning Stats	R: 0 E: 0 K: 1 S: 5 H: 0 LOB: 0 BB: 0 P: 5	R: 2 E: 0 K: 2 S: 11 H: 2 LOB: 0 BB: 0 P: 13	R: 0 E: 0 K: 0 S: 4 H: 0 LOB: 0 BB: 0 P: 5	R: 1 E: 0 K: 2 S: 10 H: 2 LOB: 2 BB: 0 P: 11	R: 0 E: 0 K: 2 S: 7 H: 0 LOB: 1 BB: 1 P: 11	R: 2 E: 0 K: 2 S: 9 H: 1 LOB: 0 BB: 1 P: 14	R: 3 E: 0 K: 1 S: 8 H: 2 LOB: 0 BB: 1 P: 12	R: 0 E: 0 K: 1 S: 5 H: 0 LOB: 0 BB: 0 P: 5		1B: 4 2B: 0 3B: 0 HR: 3	SF: 0 SAC: 1 DP: 0 HBP: 0					

PITCHER		IP	WLS	BF	H	R	ER	SO	BB	IBB	HBP	BLK	WP	HR	S	P	ERA	WHIP
61 Shane Greene, R ERA: 5.19	(1, 1)	3.2	L	15	4	3	2	4	0	0	0	0	0	1	26	29	4.91	1.091
66 Alberto Cabrera, R ERA: 7.11	(4, 1)	0.1		2	0	0	0	1	0	0	0	0	1	0	4	5	0.00	0.000
60 Angel Nesbitt, R ERA: 1.5	(5, 1)	1.0		4	0	0	0	2	1	0	0	0	0	0	7	11	0.00	1.000
32 Tom Gorzelanny, L ERA: 9.0	(6, 1)	1.0		5	1	2	2	2	1	0	0	0	0	1	9	14	18.00	2.000
56 Kyle Ryan, L ERA: 3.86	(7, 1)	1.0		6	2	3	3	1	1	0	0	0	0	1	8	12	27.00	3.000

PITCHER		IP	WLS	BF	H	R	ER	SO	BB	IBB	HBP	BLK	WP	HR	S	P	ERA	WHIP
30 Alex Wilson, R ERA: 6.0	(8, 1)	1.0		3	0	0	0	1	0	0	0	0	0	0	5	5	0.00	0.000

Detroit Tigers @ Pittsburgh Pirates

McKechnie Field, Bradenton, FL

Wed Mar 18 2015, 6:08 PM - 9:40 PM EDT

Att. 9,018 - Clear - 81 F

livebaseballscorecards.com

AB	31
R	8
H	7
RBI	7
BB	3
SO	11
LOB	12

1B: 4 SF: 0
2B: 0 SAC: 1
3B: 0 DP: 0
HR: 3 HBP: 0

WP: 1 PA: 35
PB: 1
SB: 1
CS: 0

Batter	1	2	3	4	5	6	7	8	9	AB	R	H	RBI	BB	SO	LOB
14 Jaff Decker, L (1, 8) OBP: 0.435, SLG: 0.579	G4-3		K		25 S 1B 3-H		67 FC6-2 3B 1-H		K	3	0	1	1	0	1	0
49 Elvis Escobar, L (6, 8) OBP: 0.500, SLG: 1.500										2	0	1	1	0	1	1
23 Steve Lombardozzi, S (1, 4) OBP: 0.304, SLG: 0.391	25 G4-3 2B		G4-3		F7		FC6-2 51 E 3-H		K 1-2	3	0	1	0	0	0	1
67 Gustavo Nunez, S (5, 4) OBP: 0.053, SLG: 0.053										2	0	0	0	0	1	2
25 Gregory Polanco, L (1, 9) OBP: 0.214, SLG: 0.192	G4-3 2-3			K	12 CS BB 1-2		 1-3			2	0	0	0	1	1	1
51 Austin Meadows, L (6, 9)							BB			0	0	0	0	1	0	0
12 Corey Hart, R (1, 10) OBP: 0.545, SLG: 0.778	K			10 1B 1B	CS 1-2	HR	K			4	1	2	1	0	2	3
10 Jordy Mercer, R (1, 6) OBP: 0.231, SLG: 0.385		3 G6-3 3 S 66 SF8 1B		 1-2		66 G6-4-3 1B		G6-3		3	1	3	0	0	0	0
14 Chris Diaz, R (6, 4)										1	0	0	0	0	0	0
3 Sean Rodríguez, R (1, 3) OBP: 0.185, SLG: 0.154		G6-3 1-3		F4		K		G6-3		3	0	0	0	0	1	4
15 Andrew Lambo, L (6, 3) OBP: 0.200, SLG: 0.310										1	0	0	0	0	0	0
66 Elias Díaz, R (1, 2) OBP: 0.474, SLG: 0.688		SF8 3-H		P4		G6-4-3 1-2f		P4		2	0	0	1	0	0	3
83 Wilkin Castillo, S (7, 2)										1	0	0	0	0	0	0
17 Pedro Florimón, S (1, 5) OBP: 0.318, SLG: 0.350		K			K		K		K	3	0	0	0	0	3	0
57 Deibinson Romero, R (7, 5) OBP: 0.211, SLG: 0.167										1	0	0	0	0	1	0
70 Gorkys Hernández, R (1, 7) OBP: 0.375, SLG: 0.467			K		14 1B 3B		49 3B 1B		67 DI BB	3	2	2	0	0	1	0
43 Junior Sosa, L (7, 7)										0	0	0	0	1	0	0
Inning Stats	R: 0 E: 0 K: 1 S: 6 H: 1 LOB: 1 BB: 0 P: 6	R: 1 E: 0 K: 1 S: 6 H: 1 LOB: 0 BB: 0 P: 7	R: 0 E: 0 K: 2 S: 7 H: 0 LOB: 0 BB: 0 P: 7	R: 0 E: 0 K: 1 S: 7 H: 2 LOB: 2 BB: 0 P: 7	R: 1 E: 0 K: 1 S: 6 H: 2 LOB: 1 BB: 1 P: 11	R: 1 E: 0 K: 1 S: 7 H: 2 LOB: 0 BB: 0 P: 8	R: 1 E: 0 K: 2 S: 9 H: 2 LOB: 2 BB: 1 P: 13	R: 0 E: 0 K: 0 S: 3 H: 0 LOB: 0 BB: 0 P: 3	R: 0 E: 0 K: 3 S: 9 H: 0 LOB: 1 BB: 1 P: 14	1B: 6 2B: 1 3B: 2 HR: 1	SF: 1 SAC: 0 DP: 1 HBP: 0						

TOP

Pittsburgh Pirates @ Baltimore Orioles

Ed Smith Stadium, Sarasota, FL

Thu Mar 19 2015, 1:07 PM - 3:51 PM EDT

Att. 7,883 - Sunny - 82 F

livebaseballscorecards.com

AB	34
R	4
H	10
RBI	4
BB	3
SO	12
LOB	15

WP: 0 PB: 0 SB: 2 CS: 1 PA: 39

PITCHER		IP	WLS	BF	H	R	ER	SO	BB	IBB	HBP	BLK	WP	HR	S	P	ERA	WHIP
30 Chris Tillman, R ERA: 1.5	(1, 1)	4.0		16	4	1	1	5	0	0	0	0	0	0	26	27	2.25	1.000
29 Tommy Hunter, R ERA: 7.2	(5, 1)	1.0	B	5	2	1	1	1	1	0	0	0	0	0	6	11	9.00	3.000
56 Darren O'Day, R ERA: 1.8	(6, 1)	1.0	H	4	2	1	1	1	0	0	0	0	0	1	7	8	9.00	2.000
35 Brad Brach, R ERA: 2.45	(7, 1)	2.0	W	9	2	1	1	2	1	0	0	0	0	0	12	16	4.50	1.500
59 Mike Wright Jr., R ERA: 2.7	(9, 1)	1.0	S	4	0	0	0	3	1	0	0	0	0	0	9	14	0.00	1.000

PITCHER	IP	WLS	BF	H	R	ER	SO	BB	IBB	HBP	BLK	WP	HR	S	P	ERA	WHIP

Pittsburgh Pirates @ Baltimore Orioles

Ed Smith Stadium, Sarasota, FL

Thu Mar 19 2015, 1:07 PM - 3:51 PM EDT

Att. 7,883 - Sunny - 82 F

BOTTOM

Batter	1	2	3	4	5	6	7	8	9	AB	R	H	RBI	BB	SO	LOB
13 Manny Machado, R (1, 5) OBP: 0.258, SLG: 0.267	23 G3 10 1B 23 S 1B		L7		F8		G6-3			4	1	1	0	0	0	0
41 Chris Parmelee, L (8, 3) OBP: 0.318, SLG: 0.263										0	0	0	0	0	0	0
23 Travis Snider, L (1, 9) OBP: 0.344, SLG: 0.333	G3 1-3		E 2B		K			HR		3	1	1	0	0	1	1
51 Henry Urrutia, L (6, 9) OBP: 0.423, SLG: 0.591										1	1	1	1	0	0	0
10 Adam Jones, R (1, 8) OBP: 0.267, SLG: 0.357	27 FC6-4 3-H 1B		P3		HR			F7		3	1	2	2	0	0	1
79 Dariel Álvarez, R (8, 8) OBP: 0.381, SLG: 0.737										1	0	0	0	0	0	0
Chris Davis, L (1, 3) OBP: 0.314, SLG: 0.552	F9		E4 27 S 2-H		K			60 S 60 2B 1B		3	0	0	0	0	1	1
57 Jayson Nix, R (8, 5) OBP: 0.296, SLG: 0.423										1	1	1	0	0	0	0
27 Delmon Young, R (1, 10) OBP: 0.250, SLG: 0.160	FC6-4 1-2f		F8 1-2			G5-3		P3		4	0	0	0	0	0	3
45 Steve Clevenger, L (1, 2) OBP: 0.227, SLG: 0.238		BBBB 4-0 38 FC6-4 BB		E4 2 G4-6-3		F8		1-H 2B		2	0	0	0	1	0	0
60 Ryan Lavarnway, R (7, 2) OBP: 0.353, SLG: 0.438										1	0	1	1	0	0	0
2 J.J. Hardy, R (1, 6) OBP: 0.333, SLG: 0.292		L8		G4-6-3 1-2f		K		BB		3	0	0	0	0	1	2
14 Nolan Reimold, R (8, 7) OBP: 0.458, SLG: 0.474										0	0	0	0	1	0	0
38 Jimmy Paredes, S (1, 7) OBP: 0.429, SLG: 0.731		FC6-4 3 S 1-2f		L3			G4-3	G1-3		3	0	0	0	0	0	1
6 Jonathan Schoop, R (8, 4) OBP: 0.200, SLG: 0.467										1	0	0	0	0	0	2
3 Ryan Flaherty, L (1, 4) OBP: 0.308, SLG: 0.318		BCCC 1-3 1-2			HR		F8			3	1	1	1	0	1	1
1 Everth Cabrera, S (8, 6) OBP: 0.355, SLG: 0.370										0	0	0	0	0	0	0
Inning Stats	R: 1 E: 0 K: 0 S: 5 H: 2 LOB: 1 BB: 0 P: 6	R: 0 E: 0 K: 1 S: 5 H: 0 LOB: 1 BB: 1 P: 10	R: 1 E: 1 K: 0 S: 5 H: 1 LOB: 1 BB: 0 P: 6	R: 0 E: 1 K: 0 S: 3 H: 0 LOB: 0 BB: 0 P: 3	R: 2 E: 0 K: 2 S: 10 H: 2 LOB: 0 BB: 0 P: 14	R: 0 E: 0 K: 1 S: 5 H: 0 LOB: 0 BB: 0 P: 5	R: 0 E: 0 K: 0 S: 3 H: 0 LOB: 0 BB: 0 P: 3	R: 2 E: 0 K: 0 S: 6 H: 3 LOB: 2 BB: 1 P: 11		1B: 3 2B: 2 3B: 0 HR: 3	SF: 0 SAC: 0 DP: 1 HBP: 0						

	AB	33
	R	6
	H	8
	RBI	5
	BB	2
	SO	4
	LOB	12

WP: 0 PB: 0 SB: 4 CS: 0 PA: 35

livebaseballscorecards.com

PITCHER	IP	WLS	BF	H	R	ER	SO	BB	IBB	HBP	BLK	WP	HR	S	P	ERA	WHIP
58 Radhames Liz, R (1, 1) ERA: 2.57	2.0		9	2	1	1	1	1	0	0	0	0	0	10	16	4.50	1.500
62 Nick Kingham, R (3, 1) ERA:	2.0		8	1	1	0	0	0	0	0	0	0	0	8	9	0.00	0.500
37 Arquimedes Caminero, R (5, 1) ERA: 2.25	2.0		8	2	2	2	3	0	0	0	0	0	2	15	19	9.00	1.000
48 Jared Hughes, R (7, 1) ERA: 4.5	1.0		3	0	0	0	0	0	0	0	0	0	0	3	3	0.00	0.000
38 Stolmy Pimentel, R (8, 1) ERA: 9.0	1.0	L	7	3	2	2	0	1	0	0	0	0	1	6	11	18.00	4.000

PITCHER	IP	WLS	BF	H	R	ER	SO	BB	IBB	HBP	BLK	WP	HR	S	P	ERA	WHIP

Batter	1	2	3	4	5	6	7	8	9	AB	R	H	RBI	BB	SO	LOB
15 Jordan Danks, L (1, 8) (9, 7) OBP: 0.346, SLG: 0.478	0-0 25 FC4-6 1B		0-0 ① G4-3 1-2		0-0 71 1B 1B		0-0 ① G6-3		0-0 ① G6-3	5	0	2	0	0	0	1
71 Cord Phelps, S (1, 4) (6, 5) OBP: 0.467, SLG: 0.458	0-0 ① F7		0-0 ② G6-3 2-3		0-0 1-2 1B		4-0 16 BB BB		0-0 ② L4	4	0	1	0	1	0	2
25 Cody Asche, L (1, 5) OBP: 0.303, SLG: 0.533 16 César Hernández, S (6, 4) OBP: 0.242, SLG: 0.179	0-0 ② FC4-6 1-2f		0-1 HR 3-H		0-0 ③ G4-3		4-0 1-2 BB		0-0 ③ G4-3	3 1	1 0	1 0	2 0	0 1	0 0	3 0
18 Darin Ruf, R (1, 7) OBP: 0.216, SLG: 0.286 19 Darin Mastrojanni, R (9, 8) OBP: 0.067, SLG: 0.133	0-3 ③ K		0-0 ③ G5-3			0-0 ① F7	0-3 ② K			4 0	0 0	0 0	0 0	0 0	2 0	3 0
17 Brian Bogusevic, L (1, 9) OBP: 0.429, SLG: 0.900		0-2 HR		0-3 ① K		0-0 68 2B 1B	0-0 ③ P6			4	2	2	1	0	1	2
68 Russ Canzler, R (1, 10) OBP: 0.238, SLG: 0.333		0-0 ① G5-3		0-0 ② G5-3		0-0 29 1B 1-H 2B		0-0 77 G4-3 76 FC1-2 2B		4	1	2	1	0	0	0
77 Chris McGuiness, L (1, 3) OBP: 0.471, SLG: 0.308		0-0 ② F7		0-3 ③ K		0-0 ② F7		0-0 ① G4-3 2-3		4	0	0	0	0	1	2
29 Cameron Rupp, R (1, 2) OBP: 0.438, SLG: 0.500 76 René García, R (7, 2)		0-0 ③ G5-3			0-0 ① F9	0-0 2-H 1B		0-0 ② FC1-2 3-H		3 1	0 0	1 0	1 0	0 0	0 0	0 1
4 Andrés Blanco, S (1, 6) OBP: 0.207, SLG: 0.414			0-0 71 G6-3 15 G4-3 25 HR 1B		0-3 ② K	0-3 ③ K		0-0 ③ P2		4	1	1	0	0	2	2
Inning Stats	R: 0 E: 0 K: 1 S: 6 H: 1 LOB: 1 BB: 0 P: 6	R: 1 E: 0 K: 0 S: 6 H: 1 LOB: 0 BB: 0 P: 6	R: 2 E: 0 K: 0 S: 6 H: 2 LOB: 0 BB: 0 P: 6	R: 0 E: 0 K: 2 S: 7 H: 0 LOB: 0 BB: 0 P: 7	R: 0 E: 0 K: 1 S: 7 H: 2 LOB: 2 BB: 0 P: 7	R: 2 E: 0 K: 1 S: 8 H: 3 LOB: 1 BB: 0 P: 8	R: 0 E: 0 K: 1 S: 5 H: 0 LOB: 2 BB: 2 P: 13	R: 0 E: 0 K: 0 S: 4 H: 1 LOB: 1 BB: 0 P: 4	R: 0 E: 0 K: 0 S: 3 H: 0 LOB: 0 BB: 0 P: 3	1B: 6 2B: 2 3B: 0 HR: 2	SF: 0 SAC: 0 DP: 0 HBP: 0						

PITCHER	IP	WLS	BF	H	R	ER	SO	BB	IBB	HBP	BLK	WP	HR	S	P	ERA	WHIP
46 Vance Worley, R (1, 1) ERA: 4.09	5.0		21	6	3	3	4	0	0	0	0	0	2	32	32	5.40	1.200
30 Clayton Richard, L (6, 1) ERA: 3.0	3.0		15	4	2	2	2	2	0	0	0	0	0	17	25	6.00	2.000
52 Rob Scahill, R ERA: 3.18	1.0	W	3	0	0	0	0	0	0	0	0	0	0	3	3	0.00	0.000

PITCHER	IP	WLS	BF	H	R	ER	SO	BB	IBB	HBP	BLK	WP	HR	S	P	ERA	WHIP

TOP

Philadelphia Phillies @ Pittsburgh Pirates
McKechnie Field, Bradenton, FL
Fri Mar 20 2015, 1:06 PM - 3:54 PM EDT
Att. 6,662 - Sunny - 80 F

livebaseballscorecards.com

AB	37
R	5
H	10
RBI	5
BB	2
SO	6
LOB	16

1B: 6 2B: 2 3B: 0 HR: 2 SF: 0 SAC: 0 DP: 0 HBP: 0

WP: 0 PB: 0 SB: 0 CS: 0 PA: 39

BOTTOM

Batter	1	2	3	4	5	6	7	8	9	AB	R	H	RBI	BB	SO	LOB
23 Steve Lombardozzi, S (1, 7) OBP: 0.346, SLG: 0.423	x 0-0 1B		x 0-0 10 1B		x 0-0 ① G6-3	x 0-0 ② F7		S S S 0-3 ③ K		3	0	2	0	0	0	0
38 Erich Weiss, L (6, 4)										2	0	0	0	0	1	2
10 Jordy Mercer, R (1, 6) OBP: 0.290, SLG: 0.419	x 0-0 ① P4		x 0-0 1-2 1B		x 0-0 1B	C C C 0-3 ③ K			x 0-0 74 2B 16 G4-3 1B	5	1	3	0	0	1	2
25 Gregory Polanco, L (1, 9) OBP: 0.219, SLG: 0.200	x 0-0 ② F9		x 0-0 ③ F8		x 0-0 ② F8		x 0-0 6 G5-4-3 1B		x 0-0 ① G4-3 1-2	4	0	1	0	0	0	4
16 Wes Freeman, R (8, 8)										1	0	0	0	0	0	1
18 Neil Walker, S (1, 4) OBP: 0.417, SLG: 0.727	x 0-0 ③ P5			x 0-0 ① G4-3	S C C 0-3 ③ K		S S S 0-3 ① K		x 0-0 2-H 2B	3	0	0	0	0	1	2
30 Clayton Richard, L (6, 1)										1	0	0	0	0	1	1
74 Sebastian Valle, R (9, 2) OBP: 0.222, SLG: 0.333										1	0	1	1	0	0	0
6 Starling Marte, R (1, 8) OBP: 0.406, SLG: 0.645		x 0-0 ① G6-3		x 0-0 24 2B 2B		x 0-0 24 S 24 HR 1B	x 0-0 ②③ G5-4-3 1-2f			4	2	2	0	0	0	1
Justin Howard, L (8, 9)										0	0	0	0	0	0	0
24 Pedro Alvarez, L (1, 3) OBP: 0.391, SLG: 0.810		C S S 0-3 ② K		x 0-0 2-H 2B		B B B X 3-0 1-H HR		x 0-0 26 2B 2B		4	2	3	3	0	1	0
76 Edwin Espinal, R (9, 3)										0	0	0	0	0	0	0
26 Tony Sanchez, R (1, 2) OBP: 0.560, SLG: 0.909		x 0-0 ③ F9		B B B 4-0 BB		C C C 0-3 ① K		x 0-0 2-H 31 S 2B		3	0	1	1	1	1	0
52 Rob Scahill, L (9, 1)										0	0	0	0	0	0	0
3 Sean Rodríguez, R (1, 5) OBP: 0.200, SLG: 0.207			x 0-0 ① G3	x 0-0 ② F8		x 0-0 31 1B 2B		x 0-0 ① G6-3		3	1	1	0	0	0	2
57 Deibinson Romero, R (7, 5) OBP: 0.200, SLG: 0.158										1	0	0	0	0	0	1
46 Vance Worley, R (1, 1)			x 0-0 ② L6	S S S 0-3 ③ K		x 0-0 2-H 1B		B x 1-0 2-3 P4		2	0	0	0	0	1	2
31 Jose Tabata, R (6, 7) OBP: 0.208, SLG: 0.217										2	0	1	1	0	0	1
Inning Stats	R: 0 H: 1 E: 0 LOB: 1 K: 0 BB: 0 S: 4 P: 4	R: 0 H: 0 E: 0 LOB: 0 K: 1 BB: 0 S: 5 P: 5	R: 0 H: 2 E: 0 LOB: 2 K: 0 BB: 0 S: 5 P: 5	R: 1 H: 2 E: 0 LOB: 2 K: 1 BB: 1 S: 7 P: 11	R: 0 H: 1 E: 0 LOB: 1 K: 1 BB: 0 S: 6 P: 6	R: 3 H: 4 E: 0 LOB: 1 K: 2 BB: 0 S: 11 P: 14	R: 0 H: 1 E: 0 LOB: 0 K: 1 BB: 0 S: 5 P: 5	R: 1 H: 2 E: 0 LOB: 1 K: 1 BB: 0 S: 7 P: 8	R: 1 H: 2 E: 0 LOB: 1 K: 0 BB: 0 S: 3 P: 3	1B: 8 SF: 0 2B: 6 SAC: 0 3B: 0 DP: 1 HR: 1 HBP: 0						

PITCHER	IP	WLS	BF	H	R	ER	SO	BB	IBB	HBP	BLK	WP	HR	S	P	ERA	WHIP
75 Miguel Alfredo Gonzalez, R (1, 1) ERA: 6.97	3.1		16	5	1	1	1	1	0	0	0	0	0	17	21	2.70	1.800
53 Ken Giles, R (4, 1) ERA: 1.59	1.2	H	6	1	0	0	2	0	0	0	0	0	0	10	10	0.00	0.600
43 Mario Hollands, L (6, 1) ERA: 11.81	0.2	H	6	4	3	3	1	0	0	0	0	0	1	8	11	40.50	6.000
50 Héctor Neris, R (6, 1) ERA: 6.75	1.1	H	4	1	0	0	2	0	0	0	0	0	0	8	8	0.00	0.750
63 Jake Diekman, L (8, 1) ERA: 4.5	1.0	B	5	2	1	1	1	0	0	0	0	0	0	7	8	9.00	2.000

PITCHER	IP	WLS	BF	H	R	ER	SO	BB	IBB	HBP	BLK	WP	HR	S	P	ERA	WHIP
46 Jeanmar Gómez, R (9, 1) ERA: 1.69	0.1	L	3	2	1	1	0	0	0	0	0	0	0	3	3	27.00	6.000

Philadelphia Phillies @ Pittsburgh Pirates

McKechnie Field, Bradenton, FL

Fri Mar 20 2015, 1:06 PM - 3:54 PM EDT

Att. 6,662 - Sunny - 80 F

livebaseballscorecards.com

AB	39
R	6
H	15
RBI	6
BB	1
SO	7
LOB	19

WP: 0 PA: 40
PB: 0
SB: 2
CS: 0

Batter	1	2	3	4	5	6	7	8	9	AB	R	H	RBI	BB	SO	LOB
5 Josh Harrison, R (1, 5) OBP: 0.417, SLG: 0.381	G6-3	G6-3			G6-3		13 CS 1B 2-H			4	0	1	1	0	0	3
32 Brad Lincoln, L (7, 1)										0	0	0	0	0	0	0
6 Taylor Lewis, L (8, 7) OBP: 0.333, SLG: 0.333										0	0	0	0	0	0	0
29 Francisco Cervelli, R (1, 2) OBP: 0.450, SLG: 0.667	G6-3		HR		HR		K 1-2			3	2	2	2	0	0	0
82 Charlie Leesman, L (6, 1)										0	0	0	0	0	0	0
13 Eric Wood, R (7, PH) (7, 5)										1	0	0	0	0	1	1
14 Jaff Decker, L (1, 7) OBP: 0.370, SLG: 0.478	L3		G4-3		G3			L6		4	0	0	0	0	0	0
61 Josh Wall, R (8, 1)										0	0	0	0	0	0	0
39 Bobby LaFromboise, L (9, 1)										0	0	0	0	0	0	0
27 Jung Ho Kang, R (1, 4) OBP: 0.259, SLG: 0.304		70 1B 15 1B 45 BB BB	K		K			L6		3	1	0	0	1	2	0
10 Max Moroff, S (8, 4)										0	0	0	0	0	0	0
15 Andrew Lambo, L (1, 3) OBP: 0.235, SLG: 0.313		45 BB 70 1B 1-2 1B	70 FC6-4 BB			G3-1		G3		3	0	1	0	1	0	0
70 Gorkys Hernández, R (1, 8) OBP: 0.400, SLG: 0.526		45 BB 1-2 2-3 1B	FC6-4 1-2f			L9			51 F8 17 FC4-2 2B	4	0	2	0	0	0	1
51 Austin Meadows, L (1, 9)		K		K		G4-3			F8 2-3	4	0	0	0	0	2	4
17 Pedro Florimón, S (1, 6) OBP: 0.308, SLG: 0.333		K		G4-3			83 G6-3 5 1B 1B		FC4-2 3-H	4	1	1	0	0	1	4
45 Gerrit Cole, R (1, 1) OBP: 0.750, SLG: 1.000		BB 1-2 2-3 3-H		G3-1			G6-3 1-2		G1-3	1	0	0	1	1	0	0
83 Wilkin Castillo, S (6, 2)										2	0	0	0	0	0	2
Inning Stats	R: 0 E: 0 K: 0 S: 4 / H: 0 LOB: 0 BB: 0 P: 4	R: 1 E: 0 K: 2 S: 9 / H: 2 LOB: 3 BB: 2 P: 17	R: 1 E: 0 K: 1 S: 7 / H: 1 LOB: 1 BB: 1 P: 12	R: 0 E: 0 K: 1 S: 5 / H: 0 LOB: 0 BB: 0 P: 5	R: 1 E: 0 K: 1 S: 6 / H: 1 LOB: 0 BB: 0 P: 8	R: 0 E: 0 K: 0 S: 3 / H: 0 LOB: 0 BB: 0 P: 3	R: 1 E: 0 K: 1 S: 6 / H: 2 LOB: 0 BB: 0 P: 6	R: 0 E: 0 K: 0 S: 3 / H: 0 LOB: 0 BB: 0 P: 3	R: 0 E: 0 K: 0 S: 4 / H: 1 LOB: 1 BB: 0 P: 4	1B: 4 2B: 1 3B: 0 HR: 2 / SF: 0 SAC: 0 DP: 0 HBP: 0						

TOP

Pittsburgh Pirates @ Minnesota Twins

CenturyLink Sports Complex, Fort Myers, FL

Fri Mar 20 2015, 1:04 PM - 3:39 PM EDT

Att. 7,876 - Partly Cloudy - 81 F

livebaseballscorecards.com

AB	33
R	4
H	7
RBI	4
BB	3
SO	6
LOB	15

WP: 0 PB: 0 SB: 0 CS: 1 PA: 36

PITCHER		IP	WLS	BF	H	R	ER	SO	BB	IBB	HBP	BLK	WP	HR	S	P	ERA	WHIP
44 Kyle Gibson, R ERA: 3.29	(1, 1)	4.2	L	21	4	3	3	4	3	0	0	0	0	2	28	43	5.79	1.500
36 Blaine Boyer, R ERA: 2.45	(5, 1)	1.1		4	0	0	0	1	0	0	0	0	0	0	6	6	0.00	0.000
Michael Tonkin, R ERA: 6.75	(7, 1)	1.0		4	2	1	1	1	0	0	0	0	0	0	6	6	9.00	2.000
55 Stephen Pryor, R ERA: 1.5	(8, 1)	2.0		7	1	0	0	0	0	0	0	0	0	0	7	7	0.00	0.500

PITCHER	IP	WLS	BF	H	R	ER	SO	BB	IBB	HBP	BLK	WP	HR	S	P	ERA	WHIP

BOTTOM

Batter	1	2	3	4	5	6	7	8	9	AB	R	H	RBI	BB	SO	LOB
2 Brian Dozier, R (1, 4) OBP: 0.538, SLG: 0.913	P6		48 CS HBP		F8			G6-3		2	0	0	0	0	0	0
66 Jose Martinez, R (6, 4) OBP: 0.167, SLG: 0.222										1	0	0	0	0	0	0
48 Torii Hunter, R (1, 9) OBP: 0.286, SLG: 0.300	K		G5-3 1-2 2-3			G6-3		30 FC4-6 1B		3	0	0	0	0	1	2
53 Eric Farris, R (7, 9) OBP: 0.273, SLG: 0.364										1	0	1	0	0	0	0
7 Joe Mauer, L (1, 3) OBP: 0.238, SLG: 0.211	F7			G4-3		K		FC4-6 1-2f		3	0	0	0	0	1	0
30 James Beresford, L (7, 3) OBP: 0.211, SLG: 0.118										1	0	0	0	0	0	1
24 Trevor Plouffe, R (1, 10) OBP: 0.233, SLG: 0.357		G6-3		K		2B		F8		4	0	1	0	0	1	1
8 Kurt Suzuki, R (1, 2) OBP: 0.409, SLG: 0.500		G1-3		5 1B 3B		K			P2	3	1	1	0	0	1	1
84 Dan Rohlfing, R (7, 2)										1	0	0	0	0	0	0
5 Eduardo Escobar, S (1, 6) OBP: 0.345, SLG: 0.586		F7		3-H 1B			P6		F8	3	0	1	1	0	0	0
17 Doug Bernier, R (8, 6) OBP: 0.294, SLG: 0.143										1	0	0	0	0	0	0
9 Eduardo Núñez, R (1, 5) OBP: 0.417, SLG: 0.571			32 G3 32 S 21 2B 1B	F8			HBP		K	2	1	1	0	0	0	1
83 Tyler Grimes, R (8, 5) OBP: 0.400, SLG: 0.286										1	0	0	0	0	1	0
32 Aaron Hicks, S (1, 8) OBP: 0.357, SLG: 0.435			G3 1-3		K		L8			3	0	0	0	0	1	2
21 Shane Robinson, R (1, 7) OBP: 0.360, SLG: 0.364			48 CS 3-H 2B		G6-3		P3			3	0	1	1	0	0	1
77 Danny Ortiz, L (8, 7)										0	0	0	0	0	0	0
Inning Stats	R: 0 E: 0 K: 1 S: 5 H: 0 LOB: 0 BB: 0 P: 5	R: 0 E: 0 K: 0 S: 3 H: 0 LOB: 0 BB: 0 P: 3	R: 1 E: 0 K: 0 S: 5 H: 2 LOB: 1 BB: 0 P: 7	R: 1 E: 0 K: 1 S: 7 H: 2 LOB: 1 BB: 0 P: 7	R: 0 E: 0 K: 1 S: 5 H: 0 LOB: 0 BB: 0 P: 5	R: 0 E: 0 K: 2 S: 8 H: 1 LOB: 1 BB: 0 P: 8	R: 0 E: 0 K: 0 S: 3 H: 0 LOB: 1 BB: 0 P: 4	R: 0 E: 0 K: 0 S: 4 H: 1 LOB: 1 BB: 0 P: 4	R: 0 E: 0 K: 1 S: 5 H: 0 LOB: 0 BB: 0 P: 7	1B: 3 2B: 2 3B: 1 HR: 0 SF: 0 SAC: 0 DP: 0 HBP: 2	WP: 0 PB: 0 SB: 1 CS: 2 PA: 34					

PITCHER		IP	WLS	BF	H	R	ER	SO	BB	IBB	HBP	BLK	WP	HR	S	P	ERA	WHIP
45 Gerrit Cole, R ERA: 3.95	(1, 1)	5.0	W	19	4	2	2	3	0	0	1	0	0	0	25	27	3.60	0.800
82 Charlie Leesman, L ERA:	(6, 1)	1.0	H	4	1	0	0	2	0	0	0	0	0	0	8	8	0.00	1.000
32 Brad Lincoln, R ERA: 2.25	(7, 1)	1.0	H	4	0	0	0	0	0	0	1	0	0	0	3	4	0.00	0.000
61 Josh Wall, R ERA: 3.86	(8, 1)	1.0	H	4	1	0	0	0	0	0	0	0	0	0	4	4	0.00	1.000
39 Bobby LaFromboise, L ERA: 10.38	(9, 1)	1.0	S	3	0	0	0	1	0	0	0	0	0	0	5	7	0.00	0.000

PITCHER	IP	WLS	BF	H	R	ER	SO	BB	IBB	HBP	BLK	WP	HR	S	P	ERA	WHIP

Pittsburgh Pirates @ Minnesota Twins

CenturyLink Sports Complex, Fort Myers, FL

Fri Mar 20 2015, 1:04 PM - 3:39 PM EDT

Att. 7,876 - Partly Cloudy - 81 F

livebaseballscorecards.com

AB	32
R	2
H	6
RBI	2
BB	0
SO	6
LOB	9

Batter	1	2	3	4	5	6	7	8	9	AB	R	H	RBI	BB	SO	LOB
38 Rusney Castillo, R (1, 8) OBP: 0.750, SLG: 2.000 52 Quintin Berry, L (6, 8) OBP: 0.400, SLG: 0.400	S C S 0-3 ① K2-3		X 0-0 29 BB 1B		X 0-0 5 1B 3B		X 0-0 70 S 1B		X 0-0 ① FC4-6 72 G5-3 76 1B 1-2f	3 1 2 0 0 1 0 2 1 1 0 0 0 1						
29 Daniel Nava, S (1, 3) OBP: 0.424, SLG: 0.462 72 Luke Montz, R (7, 3) OBP: 0.238, SLG: 0.400	H 1-0 5 BB HBP		B B B B 4-0 1-2 BB		X 0-0 ② L3		S S S 0-3 ① K		X 0-0 ② G5-3 1-2	2 0 0 0 1 1 2 1 0 0 0 0 0 1						
5 Allen Craig, R (1, 7) OBP: 0.324, SLG: 0.400 76 Blake Tekotte, L (7, 7) OBP: 0.500, SLG: 0.500 (8, 9)	B B B B 4-0 ② 1-2 BB		S S S 0-3 ② K		X 0-0 70 E 70 1B 3-H 1B		S S T 0-2 ② K		X 0-0 2-H 1B	3 0 1 1 1 2 3 1 0 1 1 0 0 0						
70 Garin Cecchini, L (1, 10) OBP: 0.314, SLG: 0.371	S S S 0-3 ③ K		S C S 0-3 ③ K		X 0-0 E6 1-3 1B		B S S S 1-3 ③ 1-2 K		X 0-0 ③ F9	5 0 1 0 0 3 5						
30 Jemile Weeks, S (1, 5) OBP: 0.344, SLG: 0.407 82 Mike Miller, R (8, 5) OBP: 0.333, SLG: 0.333		X 0-0 ① F7		X 0-0 ① F7	C C C 0-3 ③ K			X 0-0 81 S 2B		4 0 1 0 0 1 2 0 0 0 0 0 0 0						
40 Humberto Quintero, R (1, 2) OBP: 0.286, SLG: 0.250 81 Matt Spring, R (7, 2) OBP: 0.556, SLG: 1.125		S S S 0-3 ② K		X 0-0 ② G4-3		S S S 0-3 ① K		S S S 0-3 ① K 2-3		3 0 0 0 0 2 0 1 0 0 0 0 1 1						
25 Jackie Bradley Jr., L (1, 9) OBP: 0.441, SLG: 0.448 73 Bryce Brentz, R (8, PH) OBP: 0.281, SLG: 0.414 (8, 7)		X 0-0 1B		B B B 4-0 BB		X 0-0 64 G6-3 2B		S S S 0-3 ② K		2 0 2 0 1 0 0 1 0 0 0 0 1 1						
64 Deven Marrero, R (1, 6) OBP: 0.318, SLG: 0.286 89 Tzu-Wei Lin, L (8, 6)		X 0-0 ③ G1-3		S S S 0-3 ③ K2-3		X 0-0 ② G6-3 2-3		S S S 0-3 ③ K		4 0 0 0 0 2 4 0 0 0 0 0 0 0						
16 Jeff Bianchi, R (1, 4) OBP: 0.346, SLG: 0.292 89 Carlos Asuaje, L (9, PR) (9, 4)			X 0-0 ① F9		S S S 0-3 ① K	X 0-0 ③ G3-1			X 0-0 52 FC4-6 1B	4 0 1 0 0 1 1 0 0 0 0 0 0 0						
Inning Stats	R: 0 H: 0 E: 0 LOB: 1 K: 2 BB: 1 S: 6 P: 11	R: 0 H: 1 E: 0 LOB: 1 K: 1 BB: 0 S: 6 P: 6	R: 0 H: 1 E: 0 LOB: 2 K: 2 BB: 1 S: 8 P: 12	R: 0 H: 0 E: 0 LOB: 1 K: 1 BB: 1 S: 5 P: 9	R: 1 H: 3 E: 1 LOB: 2 K: 2 BB: 0 S: 10 P: 10	R: 0 H: 1 E: 0 LOB: 1 K: 1 BB: 0 S: 6 P: 6	R: 0 H: 1 E: 0 LOB: 1 K: 3 BB: 0 S: 10 P: 11	R: 0 H: 1 E: 0 LOB: 1 K: 3 BB: 0 S: 10 P: 10	R: 1 H: 2 E: 0 LOB: 1 K: 0 BB: 0 S: 5 P: 5	1B: 7 SF: 0 2B: 2 SAC: 0 3B: 1 DP: 0 HR: 0 HBP: 1						

PITCHER		IP	WLS	BF	H	R	ER	SO	BB	IBB	HBP	BLK	WP	HR	S	P	ERA	WHIP
47 Francisco Liriano, L ERA:	(1, 1)	4.0		17	2	0	0	6	3	0	1	0	0	0	25	38	0.00	1.250
64 Deolis Guerra, R ERA: 10.38	(5, 1)	1.0		6	3	1	1	2	0	0	0	0	0	0	10	10	9.00	3.000
35 Mark Melancon, R ERA: 3.6	(6, 1)	1.0		4	1	0	0	1	0	0	0	0	0	0	6	6	0.00	1.000
44 Tony Watson, L ERA:	(7, 1)	1.0		4	1	0	0	3	0	0	0	0	0	0	10	11	0.00	1.000
59 Antonio Bastardo, L ERA: 7.5	(8, 1)	1.0	H	4	1	0	0	3	0	0	0	0	0	0	10	10	0.00	1.000

PITCHER		IP	WLS	BF	H	R	ER	SO	BB	IBB	HBP	BLK	WP	HR	S	P	ERA	WHIP
38 Stolmy Pimentel, R ERA: 9.0	(9, 1)	1.0	B	5	2	1	1	0	0	0	0	0	0	0	5	5	9.00	2.000

TOP

Boston Red Sox @ Pittsburgh Pirates

McKechnie Field, Bradenton, FL

Sat Mar 21 2015, 1:10 PM - 3:57 PM EDT

Att. 8,963 - Partly Cloudy - 82 F

livebaseballscorecards.com

AB	36
R	2
H	10
RBI	2
BB	3
SO	15
LOB	21

Boston Red Sox @ Pittsburgh Pirates

McKechnie Field, Bradenton, FL

Sat Mar 21 2015, 1:10 PM - 3:57 PM EDT

Att. 8,963 - Partly Cloudy - 82 F

BOTTOM

Batter	1	2	3	4	5	6	7	8	9	AB	R	H	RBI	BB	SO	LOB
31 Jose Tabata, R (1, 9) OBP: 0.185, SLG: 0.192 23 Steve Lombardozzi, S (8, 7) OBP: 0.333, SLG: 0.407	F9			K2-3		G6-3		P4		3 1	0 0	0 0	0 0	0 0	1 0	0 0
18 Neil Walker, S (1, 4) OBP: 0.357, SLG: 0.615 38 Stolmy Pimentel, R (9, 1)	F9			F7		K		K		4 0	0 0	0 0	0 0	0 0	2 0	0 0
6 Starling Marte, R (1, 8) OBP: 0.429, SLG: 0.647 74 Sebastian Valle, R (7, 2) OBP: 0.200, SLG: 0.300	G3-1			29 1B, 12 HBP, 1B		12 S, 12 E, 1B		G5-3		3 1	1 0	2 0	0 0	0 0	0 0	0 0
12 Corey Hart, R (1, 3) OBP: 0.533, SLG: 0.667		K		29 1B, HBP 1-2		E6 1-H, 1B			K	3	0	1	1	0	2	0
29 Francisco Cervelli, R (1, 2) OBP: 0.478, SLG: 0.647 44 Tony Watson, L (7, 1) 15 Andrew Lambo, L (8, 9) OBP: 0.229, SLG: 0.303		3 G5-4-3, BB		1B 1-2, 2-3		G3-1			F7	2 0 1	0 0 0	1 0 0	0 0 0	1 0 0	0 0 0	1 0 0
3 Sean Rodríguez, R (1, 5) OBP: 0.182, SLG: 0.188 57 Deibinson Romero, R (8, 5) OBP: 0.190, SLG: 0.150		G5-4-3 1-2f		G5-3			K		K	3 1	0 0	0 0	0 0	0 0	1 0	4 0
70 Gorkys Hernández, R (1, 7) OBP: 0.391, SLG: 0.591 59 Antonio Bastardo, R (8, 1) 17 Pedro Florimón, S (9, 4) OBP: 0.308, SLG: 0.333		F8			G6-3		67 SH1-4, 3B			3 0 0	1 0 0	1 0 0	0 0 0	0 0 0	0 0 0	0 0 0
67 Gustavo Nunez, S (1, 6) OBP: 0.095, SLG: 0.050		K2-3			26 A4 D8, BB		SH1-4 3-H			1	0	0	1	1	1	0
47 Francisco Liriano, L (1, 1) OBP: 0.500, SLG: 0.500 64 Deolis Guerra, R (5, 1) 26 Tony Sanchez, R (5, PH) OBP: 0.538, SLG: 0.870 35 Mark Melancon, R (6, 1) 14 Jaff Decker, L (7, 8) OBP: 0.357, SLG: 0.458		K			1 SAFE K 1-2		K			1 0 1 0 1	0 0 0 0 0	0 0 0 0 0	0 0 0 0 0	0 0 1 0 0	1 0 1 0 1	0 0 1 0 0
Inning Stats	R: 0 E: 0 K: 0 S: 3 H: 0 LOB: 0 BB: 0 P: 3	R: 0 E: 0 K: 1 S: 4 H: 0 LOB: 0 BB: 1 P: 8	R: 0 E: 0 K: 2 S: 7 H: 0 LOB: 0 BB: 0 P: 7	R: 0 E: 0 K: 1 S: 7 H: 2 LOB: 3 BB: 0 P: 8	R: 0 E: 0 K: 1 S: 4 H: 0 LOB: 0 BB: 1 P: 8	R: 1 E: 1 K: 1 S: 8 H: 2 LOB: 1 BB: 0 P: 8	R: 1 E: 0 K: 2 S: 8 H: 1 LOB: 0 BB: 0 P: 8	R: 0 E: 0 K: 1 S: 5 H: 0 LOB: 0 BB: 0 P: 5	R: 0 E: 0 K: 2 S: 7 H: 0 LOB: 0 BB: 0 P: 7	1B: 4 2B: 0 3B: 1 HR: 0	SF: 0 SAC: 1 DP: 1 HBP: 1			WP: 0 PB: 0 SB: 1 CS: 0	PA: 33		

PITCHER	IP	WLS	BF	H	R	ER	SO	BB	IBB	HBP	BLK	WP	HR	S	P	ERA	WHIP
20 Wade Miley, L (1, 1) ERA: 3.27	5.0		18	2	0	0	5	2	0	1	0	0	0	25	34	0.00	0.800
68 Matt Barnes, R (6, 1) ERA: 7.27	1.2	B	8	3	2	2	2	0	0	0	0	0	0	13	13	10.80	1.800
31 Dana Eveland, L (7, 1) ERA: 2.7	0.1		1	0	0	0	1	0	0	0	0	0	0	3	3	0.00	0.000
28 Robbie Ross Jr., L (8, 1) ERA: 6.0	1.0		3	0	0	0	1	0	0	0	0	0	0	5	5	0.00	0.000
94 Dalier Hinojosa, R (9, 1) ERA: 9.0	1.0		3	0	0	0	2	0	0	0	0	0	0	7	7	0.00	0.000

PITCHER	IP	WLS	BF	H	R	ER	SO	BB	IBB	HBP	BLK	WP	HR	S	P	ERA	WHIP

AB	29
R	2
H	5
RBI	2
BB	2
SO	11
LOB	6

livebaseballscorecards.com

Batter	1	2	3	4	5	6	7	8	9	AB	R	H	RBI	BB	SO	LOB
5 Josh Harrison, R (1, 5) OBP: 0.407, SLG: 0.375 70 Gorkys Hernández, R (6, 9) OBP: 0.375, SLG: 0.565 (7, 8)	10 G5-4-3 1B	G6-3	G6-3	G6-3	K					3 1	0 0	1 0	0 0	0 0	0 1	1 0
10 Jordy Mercer, R (1, 6) OBP: 0.294, SLG: 0.500 67 Gustavo Nunez, S (6, 6) OBP: 0.091, SLG: 0.048	G5-4-3 1-2f	F8	1-1 HR	G1-3						3 1	1 0	1 0	1 0	0 0	0 0	2 0
25 Gregory Polanco, L (1, 9) OBP: 0.229, SLG: 0.212 57 Deibinson Romero, R (6, 3) OBP: 0.227, SLG: 0.286	F8			26 F8 24 G3-1 26 WP 1B		P4		3B		3 1	1 0	1 1	0 0	0 0	0 0	0 0
26 Tony Sanchez, R (1, 2) OBP: 0.517, SLG: 0.800 74 Sebastian Valle, R (8, PH) OBP: 0.182, SLG: 0.273 (8, 2)		G5-3		1-0 F8 1-3		4-0 BB		0-2 K		2 1	0 0	0 0	0 0	1 1	0 1	1 1
24 Pedro Alvarez, L (1, 3) OBP: 0.346, SLG: 0.708 43 John Holdzkom, R (6, 1) 51 Tom Harlan, L (7, 1) 55 Blake Wood, R (8, 1) 28 Jacob Stallings, R (9, PH)		0-3 K		G3-1 3-H		G6-3			0-3 K	3 0 0 0 1	0 0 0 0 0	0 0 0 0 0	1 0 0 0 0	0 0 0 0 1	1 0 0 0 0	1 0 0 0 0
14 Jaff Decker, L (1, 8) OBP: 0.387, SLG: 0.481 67 Tito Polo, R (7, 9)		0-0 1B		F7			0-0 53 S 1B		0-3 K2-3	3 1	0 0	2 0	0 0	0 1	0 0	0 0
23 Steve Lombardozzi, S (1, 7) OBP: 0.310, SLG: 0.379 15 Andrew Lambo, L (5, 7) OBP: 0.216, SLG: 0.286		0-3 K			P6		0-3 K		0-2 K	2 2	0 0	0 0	0 0	0 0	1 2	1 1
17 Pedro Florimón, S (1, 4) OBP: 0.310, SLG: 0.308 5 Ashley Ponce, R (7, 4)			4-0 50 SH3-4 BB		0-3 K		0-0 F8			2 0	0 0	0 0	0 0	1 0	1 0	1 0
50 Charlie Morton, R (1, 1) 82 Charlie Leesman, L (5, 1) 53 Brent Morel, R (6, 5) OBP: 0.385, SLG: 0.364			SH3-4 1-2		K		F9 1-2			1 0 1	0 0 0	0 0 0	0 0 0	0 0 0	1 0 0	0 0 1
Inning Stats	R: 0 E: 0 K: 0 S: 3 H: 1 LOB: 0 BB: 0 P: 3	R: 0 E: 0 K: 2 S: 8 H: 1 LOB: 1 BB: 0 P: 8	R: 0 E: 0 K: 0 S: 3 H: 0 LOB: 1 BB: 1 P: 7	R: 1 E: 0 K: 0 S: 4 H: 1 LOB: 0 BB: 0 P: 5	R: 0 E: 0 K: 2 S: 7 H: 0 LOB: 0 BB: 0 P: 7	R: 1 E: 0 K: 0 S: 5 H: 1 LOB: 1 BB: 1 P: 10	R: 0 E: 0 K: 1 S: 6 H: 1 LOB: 1 BB: 0 P: 7	R: 0 E: 0 K: 2 S: 8 H: 1 LOB: 1 BB: 0 P: 8	R: 0 E: 0 K: 3 S: 9 H: 0 LOB: 0 BB: 0 P: 9	1B: 4 2B: 0 3B: 1 HR: 1	SF: 0 SAC: 1 DP: 1 HBP: 0					

PITCHER	IP	WLS	BF	H	R	ER	SO	BB	IBB	HBP	BLK	WP	HR	S	P	ERA	WHIP
56 Roberto Hernandez, R (1, 1) ERA: 4.5	4.0	W	15	3	1	1	2	1	0	0	0	1	0	18	23	2.25	1.000
47 Dan Straily, R (5, 1) ERA: 5.91	3.2	H	14	2	1	1	4	1	0	0	0	0	1	22	28	2.46	0.818
80 James Hoyt, R (8, 1) ERA:	1.1		5	1	0	0	4	0	0	0	0	0	0	13	13	0.00	0.750

PITCHER	IP	WLS	BF	H	R	ER	SO	BB	IBB	HBP	BLK	WP	HR	S	P	ERA	WHIP

TOP

Pittsburgh Pirates @ Houston Astros

Osceola County Stadium, Kissimmee, FL

Sun Mar 22 2015, 1:07 PM - 3:46 PM EDT

Att. 4,262 - Partly Cloudy - 82 F

livebaseballscorecards.com

AB	31
R	2
H	6
RBI	2
BB	2
SO	10
LOB	10

BOTTOM

Pittsburgh Pirates @ Houston Astros

Osceola County Stadium, Kissimmee, FL

Sun Mar 22 2015, 1:07 PM - 3:46 PM EDT

Att. 4,262 - Partly Cloudy - 82 F

Batter	1	2	3	4	5	6	7	8	9	AB	R	H	RBI	BB	SO	LOB
27 Jose Altuve, R (1, 4) OBP: 0.406, SLG: 0.516	G5-3	G6-3		F7	21 1B 26 1B 1B		2-H 2B			4	0	1	0	0	0	2
3 Gregorio Petit, R (5, PR) OBP: 0.364, SLG: 0.400 (6, 4)										1	1	1	1	0	0	0
4 George Springer, R (1, 9) OBP: 0.450, SLG: 0.636	G6-3		K		G5-3 1-2 26 1B 26 E 1B		P6			3	0	0	0	0	1	0
21 Jon Singleton, L (5, PH) OBP: 0.351, SLG: 0.471 (6, 3)										2	1	1	0	0	0	1
18 Luis Valbuena, L (1, 10) OBP: 0.424, SLG: 0.742	F8		G4-3		23 2B 1B E9 1-H 2-H 1B		BBBB BB			3	1	1	0	0	0	0
26 Dan Johnson, L (5, PH) OBP: 0.318, SLG: 0.118 (6, 10)										1	0	1	1	1	0	0
23 Chris Carter, R (1, 3) OBP: 0.433, SLG: 0.720		28 FC3-6 8 1B 2 3B 1B	BBCCCX HR		.8 WP 1-H 8 1B 2B K		F9			3	2	3	2	0	0	0
19 Robbie Grossman, S (5, PR) OBP: 0.405, SLG: 0.500 (6, 9)										2	1	0	0	0	1	4
8 Jed Lowrie, S (1, 6) OBP: 0.346, SLG: 0.480		28 FC3-6 1-2 1B	K		28 BB 2 1B 2-H 1B	L4		F8		3	1	2	1	0	1	0
76 Carlos Correa, R (6, 6) OBP: 0.313, SLG: 0.367										2	0	0	0	0	0	0
28 Colby Rasmus, L (1, 7) OBP: 0.462, SLG: 0.588	FC3-6 2 3B 1-2f 2-3		HR		2 1B 16 E 1-2	K		F8		2	3	1	1	1	0	2
0 L.J. Hoes, R (6, PH) OBP: 0.350, SLG: 0.333 (7, 7)					BBB BB	CCC				2	0	0	0	0	1	0
2 Jonathan Villar, S (1, 5) OBP: 0.419, SLG: 0.577	16 SF7 1-H 3-H 3B		G6-3		16 E 1-2 2-H 1B	F8		G4-3		3	2	2	3	0	0	0
30 Matt Dominguez, R (6, PH) OBP: 0.300, SLG: 0.250 (7, 5)										2	0	0	0	0	0	0
16 Hank Conger, L (1, 2) OBP: 0.200, SLG: 0.217	SF7 3-H		1B		E6 1-H 2-H 2B		TTT K			2	1	2	3	0	0	0
6 Jake Marisnick, R (7, PH) OBP: 0.364, SLG: 0.370 (8, 8)										1	0	0	0	0	1	0
79 Andrew Aplin, L (9, 8) OBP: 0.316, SLG: 0.071										0	0	0	0	0	0	0
20 Alex Presley, L (1, 8) OBP: 0.333, SLG: 0.346		3B		F7	G4-3		3 2B 2B			3	0	1	0	0	0	2
12 Max Stassi, R (7, PH) OBP: 0.471, SLG: 0.692 (8, 2)										1	1	1	0	0	0	0
Inning Stats	R: 0 E: 0 K: 0 S: 3 H: 0 LOB: 0 BB: 0 P: 3	R: 3 E: 0 K: 0 S: 7 H: 4 LOB: 1 BB: 0 P: 7	R: 1 E: 0 K: 2 S: 10 H: 1 LOB: 0 BB: 0 P: 13	R: 1 E: 0 K: 0 S: 5 H: 2 LOB: 1 BB: 0 P: 5	R: 8 E: 2 K: 1 S: 13 H: 8 LOB: 2 BB: 1 P: 18	R: 0 E: 0 K: 1 S: 5 H: 0 LOB: 0 BB: 0 P: 5	R: 1 E: 0 K: 1 S: 7 H: 2 LOB: 2 BB: 1 P: 11	R: 0 E: 0 K: 0 S: 3 H: 0 LOB: 0 BB: 0 P: 3		1B: 9 2B: 4 3B: 2 HR: 2 SF: 1 SAC: 0 DP: 0 HBP: 0					

livebaseballscorecards.com

AB	40
R	14
H	17
RBI	12
BB	2
SO	5
LOB	11

WP: 1 PA: 43
PB: 0
SB: 0
CS: 0

PITCHER		IP	WLS	BF	H	R	ER	SO	BB	IBB	HBP	BLK	WP	HR	S	P	ERA	WHIP
50 Charlie Morton, R ERA: 7.71	(1, 1)	4.1	L	22	9	7	7	2	0	0	0	0	0	2	28	31	14.54	2.077
82 Charlie Leesman, L ERA: 11.25	(5, 1)	0.2		9	6	6	5	1	1	0	0	0	1	0	10	15	67.50	10.500
43 John Holdzkom, R ERA: 3.86	(6, 1)	1.2		7	2	1	1	2	0	0	0	0	0	0	11	11	5.40	1.200
51 Tom Harlan, L ERA:	(7, 1)	0.1		2	0	0	0	0	1	0	0	0	0	0	1	5	0.00	3.000
55 Blake Wood, R ERA: 1.8	(8, 1)	1.0		3	0	0	0	0	0	0	0	0	0	0	3	3	0.00	0.000

PITCHER	IP	WLS	BF	H	R	ER	SO	BB	IBB	HBP	BLK	WP	HR	S	P	ERA	WHIP

Pittsburgh Pirates @ Tampa Bay Rays

Charlotte Sports Park, Port Charlotte, FL

Mon Mar 23 2015, 1:06 PM - 4:20 PM EDT

Att. 4,169 - Cloudy - 76 F

TOP

livebaseballscorecards.com

Batter	1	2	3	4	5	6	7	8	9	AB	R	H	RBI	BB	SO	LOB
70 Gorkys Hernández, R (1, 8) OBP: 0.429, SLG: 0.704 57 Deibinson Romero, R (6, 5) OBP: 0.217, SLG: 0.273	1B		G5-3		18 E 6 G5-3 1B	HR		FC5-4 1-2f		4 1	2 0	3 0	1 0	0 0	0 0	0 1
18 Neil Walker, S (1, 4) OBP: 0.344, SLG: 0.567 37 Arquimedes Caminero, R (6, 1) OBP: 1.000, SLG: 1.000 23 Steve Lombardozzi, S (8, 3) OBP: 0.333, SLG: 0.379	K	1B			E3 6 G5-3 15 1B 1-3	F8			BB 14 S 83 1B	4 0 0	1 0 1	1 0 0	0 0 0	0 0 1	1 0 0	2 0 0
6 Starling Marte, R (1, 7) OBP: 0.410, SLG: 0.605 19 Michael Suchy, R (7, 7)	F9		K		G5-3 2-3 3-H		14 CS 1B		F9	4 1	0 0	1 0	1 0	0 0	1 0	3 1
12 Corey Hart, R (1, 9) OBP: 0.444, SLG: 0.533 32 Brad Lincoln, L (5, 1) 14 Jaff Decker, L (6, 8) OBP: 0.364, SLG: 0.448	G4-3			P3	G5-3		K 1-2		K 1-2	3 0 2	0 0 0	0 0 0	0 0 0	0 0 0	0 0 2	2 0 2
15 Andrew Lambo, L (1, 3) OBP: 0.220, SLG: 0.282 83 Wilkin Castillo, S (8, 2) OBP: 0.286, SLG: 0.167		G5-3		G5-3	29 HR 3-H 1B		K		74 FC4-6 2-H 1B	4 1	1 0	1 1	1 1	0 0	1 0	0 0
29 Francisco Cervelli, R (1, 2) OBP: 0.519, SLG: 0.789 39 Bobby LaFromboise, L (8, 1) 74 Sebastian Valle, R (9, PH) OBP: 0.167, SLG: 0.250 64 Deolis Guerra, R (9, 1)		BB 53 FC6-4		BB 53 BB 3 BB	HR 1-H			G5-3	FC4-6 1-2f	2 0 1 0	1 0 0 0	1 0 0 0	2 0 0 0	2 0 0 0	0 0 0 0	0 0 1 0
3 Sean Rodríguez, R (1, 6) OBP: 0.194, SLG: 0.176 17 Pedro Florimón, S (6, 6) OBP: 0.333, SLG: 0.444		F9		53 BB 1-2 BB	F9			HR		2 1	0 1	0 1	0 1	1 0	0 0	1 0
53 Brent Morel, R (1, 5) OBP: 0.375, SLG: 0.308 67 Gustavo Nunez, S (6, 4) OBP: 0.130, SLG: 0.091		FC6-4 1-2f		BB 1-2 2-3		G5-3		57 FC5-4 1B		2 1	0 0	0 1	0 0	1 0	0 0	1 0
34 A.J. Burnett, R (1, 1) 31 Jose Tabata, R (5, 9) OBP: 0.172, SLG: 0.179			K	K		F9		F8		2 2	0 0	0 0	0 0	0 0	2 0	3 1
Inning Stats	R: 0 E: 0 K: 1 S: 6 H: 1 LOB: 1 BB: 0 P: 6	R: 0 E: 0 K: 0 S: 3 H: 0 LOB: 1 BB: 1 P: 7	R: 0 E: 0 K: 2 S: 8 H: 1 LOB: 1 BB: 0 P: 8	R: 0 E: 0 K: 1 S: 5 H: 0 LOB: 3 BB: 3 P: 17	R: 4 E: 1 K: 0 S: 7 H: 3 LOB: 0 BB: 0 P: 7	R: 1 E: 0 K: 0 S: 6 H: 1 LOB: 0 BB: 0 P: 8	R: 0 E: 0 K: 2 S: 7 H: 1 LOB: 0 BB: 0 P: 7	R: 1 E: 0 K: 0 S: 7 H: 2 LOB: 1 BB: 0 P: 10	R: 1 E: 0 K: 1 S: 6 H: 1 LOB: 1 BB: 1 P: 10	1B: 7 2B: 1 3B: 0 HR: 3 SF: 0 SAC: 0 DP: 1 HBP: 0						

	AB	37
	R	7
	H	10
	RBI	7
	BB	5
	SO	7
	LOB	18

WP: 0 PB: 0 SB: 1 CS: 1 PA: 42

PITCHER		IP	WLS	BF	H	R	ER	SO	BB	IBB	HBP	BLK	WP	HR	S	P	ERA	WHIP
22 Chris Archer, R ERA: 1.93	(1, 1)	4.2		22	3	2	1	4	4	0	0	0	0	0	26	42	1.93	1.500
71 Jordan Norberto, L ERA: 5.06	(5, 1)	0.1	B	3	2	2	1	0	0	0	0	0	0	1	3	3	27.00	6.000
50 Grant Balfour, R ERA: 9.0	(6, 1)	1.0	H	4	1	1	1	0	0	0	0	0	0	1	6	8	9.00	1.000
43 Ernesto Frieri, R ERA: 5.4	(7, 1)	1.0	H	3	1	0	0	2	0	0	0	0	0	0	7	7	0.00	1.000
40 Kevin Jepsen, R ERA: 1.8	(8, 1)	1.0	B	5	2	1	1	0	0	0	0	0	0	1	7	10	9.00	2.000
26 Brad Boxberger, R ERA: 1.8	(9, 1)	1.0	L	5	1	1	1	1	1	0	0	0	0	0	6	10	9.00	2.000

BOTTOM

Pittsburgh Pirates @ Tampa Bay Rays

Charlotte Sports Park, Port Charlotte, FL

Mon Mar 23 2015, 1:06 PM - 4:20 PM EDT

Att. 4,169 - Cloudy - 76 F

livebaseballscorecards.com

Batter	1	2	3	4	5	6	7	8	9	AB	R	H	RBI	BB	SO	LOB
7 David DeJesus, L (1, 7) OBP: 0.323, SLG: 0.370	BBBB 4-0 11 2B 13 G4-3 BB	X 0-0 ① F8	X 0-0 3 HBP 2-H 3B	X 0-0 13 WP 1-2 1B	SSS 0-3 ② K					2	2	1	1	1	0	0
64 Corey Brown, L (6, 7) OBP: 0.400, SLG: 0.577 (7, 8)										2	0	1	0	0	1	3
11 Logan Forsythe, R (1, 4) OBP: 0.321, SLG: 0.720	X 0-0 13 G4-3 21 1B 1-3 2B	X 0-0 ② L7	BBBB 4-0 3 HBP 13 BB 21 BB BB	SSS 0-3 ② K	X 0-0 ③ P6					2	2	1	0	1	0	0
10 Alexi Casilla, S (6, 4) OBP: 0.250, SLG: 0.385										2	0	0	0	0	1	5
13 Asdrúbal Cabrera, S (1, 6) OBP: 0.200, SLG: 0.172	X 0-0 ① G4-3 2-3 3-H	X 0-0 ③ F7	BBBB 4-0 21 BB 3 HBP 20 HBP 1-2 BB	BCSS 1-3 ③ K 1-2 2-3	SSS 0-3 ① K					3	1	0	1	1	1	3
1 Tim Beckham, R (7, 6) OBP: 0.156, SLG: 0.161										1	0	0	0	0	1	0
3 Evan Longoria, R (1, 5) OBP: 0.353, SLG: 0.448	CCC 0-3 ② K	SSS 0-3 ① K	H 1-0 20 HBP 21 BB 1-2 2-3 3-H HBP	X 0-0 ① G4-3	X 0-0 ② G6-3					2	0	0	1	0	2	1
83 Jake Elmore, R (6, 5) OBP: 0.250, SLG: 0.045										2	0	0	0	0	0	0
21 James Loney, L (1, 10) OBP: 0.273, SLG: 0.406	X 0-0 3-H 1B	X 0-0 ② F9	BBBB 4-0 20 HBP 1-2 2-3 3-H BB	CSS 0-3 ② K	X 0-0 ③ G3					2	0	1	2	1	0	0
63 Eugenio Velez, S (7, PH) OBP: 0.375, SLG: 0.333 (8, 10)										2	0	0	0	0	1	0
20 Steven Souza Jr., R (1, 9) OBP: 0.188, SLG: 0.367	X 0-0 ③ G5-3	SSS 0-3 ③ K	H 1-0 1-2 2-3 3-H HBP	SSS 0-3 ③ K						2	0	0	1	0	1	1
69 Taylor Motter, R (5, PR) (6, 9) (9, 3) OBP: 0.263, SLG: 0.235										1	0	0	0	0	1	0
61 Juan Francisco, L (1, 3) OBP: 0.259, SLG: 0.440		X 0-0 ① G6-3	X 0-0 G3	X 0-2 ③ K	BBBB 4-0 78 WP 65 BB BB					3	0	0	0	0	1	3
68 Allan Dykstra, L (6, 3) OBP: 0.294, SLG: 0.688										0	0	0	0	1	0	0
16 James Harris, R (8, PR) (9, 9)										0	0	0	0	0	0	0
39 Kevin Kiermaier, L (1, 8) OBP: 0.333, SLG: 0.346		SSS 0-3 ② K2-3	BBBB 4-0 19 S 7 3B BB	X 0-0 ① L9	BBBB 4-0 78 WP 1-2 BB					2	1	0	0	1	1	0
65 Joey Butler, R (7, 7) OBP: 0.346, SLG: 0.500										0	0	0	0	1	0	0
19 Curt Casali, R (1, 2) OBP: 0.200, SLG: 0.333		X 0-0 ③ G6-3	BCCC 1-3 ② K 1-2	X 0-0 E8 13 WP 64 1B	BSSS 1-3 ① K 1-2 2-3					3	0	0	0	0	1	1
78 Mayo Acosta, R (7, 2)										1	0	0	0	0	1	2
Inning Stats	R: 2 E: 0 K: 1 S: 7 H: 2 LOB: 1 BB: 1 P: 11	R: 0 E: 0 K: 1 S: 5 H: 0 LOB: 0 BB: 0 P: 5	R: 0 E: 0 K: 0 S: 3 H: 0 LOB: 0 BB: 0 P: 3	R: 0 E: 0 K: 2 S: 7 H: 0 LOB: 0 BB: 0 P: 7	R: 4 E: 0 K: 2 S: 8 H: 1 LOB: 3 BB: 4 P: 27	R: 0 E: 1 K: 2 S: 9 H: 1 LOB: 2 BB: 0 P: 10	R: 0 E: 0 K: 2 S: 7 H: 0 LOB: 0 BB: 0 P: 7	R: 0 E: 0 K: 2 S: 7 H: 0 LOB: 3 BB: 2 P: 16	R: 0 E: 0 K: 1 S: 5 H: 0 LOB: 0 BB: 0 P: 5	1B: 2 2B: 1 3B: 1 HR: 0	SF: 0 SAC: 0 DP: 0 HBP: 2						

	AB	32
	R	6
	H	4
	RBI	6
	BB	7
	SO	13
	LOB	19

WP: 2 PB: 0 SB: 1 CS: 0 PA: 41

PITCHER		IP	WLS	BF	H	R	ER	SO	BB	IBB	HBP	BLK	WP	HR	S	P	ERA	WHIP
34 A.J. Burnett, R ERA: 6.39	(1, 1)	4.2		20	3	5	5	5	3	0	0	0	0	0	27	40	9.64	1.286
32 Brad Lincoln, R ERA: 4.15	(5, 1)	0.1	B	5	0	1	1	1	2	0	2	0	0	0	3	13	27.00	6.000
37 Arquimedes Caminero, R ERA: 1.8	(6, 1)	2.0		8	1	0	0	4	0	0	0	0	1	0	16	17	0.00	0.500
39 Bobby LaFromboise, L ERA: 8.44	(8, 1)	1.0	W	5	0	0	0	2	2	0	0	0	1	0	7	16	0.00	2.000
64 Deolis Guerra, R ERA: 8.44	(9, 1)	1.0	S	3	0	0	0	1	0	0	0	0	0	0	5	5	0.00	0.000

PITCHER	IP	WLS	BF	H	R	ER	SO	BB	IBB	HBP	BLK	WP	HR	S	P	ERA	WHIP

Batter	1	2	3	4	5	6	7	8	9	AB	R	H	RBI	BB	SO	LOB
12 Alejandro De Aza, L (1, 7) OBP: 0.235, SLG: 0.290 86 Julio Borbon, L (6, 8) OBP: 0.571, SLG: 0.714	38 G4-6-3 28 1B 1B		F7	G4-3		G6-4-3 1-2f		1B		4 1	0 0	1 1	0 0	0 0	0 0	2 0
28 Steve Pearce, R (1, 9) OBP: 0.382, SLG: 0.853 79 Dariel Álvarez, R (7, PH) OBP: 0.379, SLG: 0.667 (7, 9)	38 G4-6-3 1-2 1B			BBSSX 2-2 HR	G6-3		27 1B 36 SF9 2B	F8		3 2	1 1	2 1	1 0	0 0	0 0	0 1
38 Jimmy Paredes, S (1, 5) OBP: 0.429, SLG: 0.697 57 Jayson Nix, R (7, PH) OBP: 0.313, SLG: 0.379 (7, 4)	G4-6-3 1-2f 2-3			E 2B	F8	BBBB 4-0	36 SF9 27 1B 41 BB BB	P3		3 1	1 1	1 0	0 0	0 1	0 0	2 1
27 Delmon Young, R (1, 10) OBP: 0.343, SLG: 0.375 45 Steve Clevenger, L (8, PH) OBP: 0.241, SLG: 0.286 (8, 10)	F8			E 60 G4-3 1B	1B		41 BB 14 BB 1-2 2-3 1B	F7		4 1	1 0	3 0	0 0	0 0	0 0	1 1
Chris Davis, L (1, 3) OBP: 0.333, SLG: 0.528 91 Osvaldo Martínez, R (7, 6) OBP: 0.375, SLG: 0.429		60 G6-4-3 1B		E4 60 G4-3 1 1B 1-3 2-H 1B	SSS K		P5		F8	4 1	1 0	2 0	1 0	0 0	1 0	4 0
60 Ryan Lavarnway, R (1, 2) OBP: 0.304, SLG: 0.333 36 Caleb Joseph, R (6, 2) OBP: 0.333, SLG: 0.444		G6-4-3 1-2f		G4-3 2-3 3-H		BBBB 4-0 3 2B 1 1B BB	SF9 2-3 3-H		BBBB 4-0 14 G6-4-3 BB	2 0	1 0	0 0	1 1	1 1	0 0	2 0
1 Everth Cabrera, S (1, 8) OBP: 0.333, SLG: 0.371 (6, 7) 14 Nolan Reimold, R (7, PH) OBP: 0.412, SLG: 0.429 (7, 7)		G3-1		3 S 3 1B 3-H 1B		F9 BBBB	41 BB 1-2 BB		G6-4-3 1-2f	3 1	1 0	1 0	1 0	0 1	0 0	1 1
3 Ryan Flaherty, L (1, 4) OBP: 0.371, SLG: 0.419 41 Chris Parmelee, L (7, PH) OBP: 0.367, SLG: 0.217 (7, 3)		1 G6-4-3 1B		BX 1-0 1-H 1B		1 1B 1-3 BBBB 2B	1-2 2-3 3-H BB			3 0	1 0	3 0	1 0	0 1	0 0	0 0
1 Paul Janish, R (1, 6) OBP: 0.286, SLG: 0.286 89 Garabez Rosa, R (7, PH) OBP: 0.500, SLG: 0.500 (7, 5)		G6-4-3 1-2f		L5		12 G6-4-3 2-H 3-H 1B	L4			3 1	0 0	1 0	2 0	0 0	0 0	2 3
Inning Stats	R: 0 E: 0 K: 0 S: 4 H: 2 LOB: 1 BB: 0 P: 4	R: 0 E: 0 K: 0 S: 3 H: 1 LOB: 0 BB: 0 P: 3	R: 0 E: 0 K: 0 S: 3 H: 1 LOB: 0 BB: 0 P: 3	R: 5 E: 1 K: 0 S: 11 H: 6 LOB: 1 BB: 0 P: 14	R: 0 E: 0 K: 1 S: 6 H: 1 LOB: 1 BB: 0 P: 6	R: 2 E: 0 K: 0 S: 4 H: 2 LOB: 0 BB: 1 P: 8	R: 2 E: 0 K: 0 S: 5 H: 2 LOB: 3 BB: 3 P: 17	R: 0 E: 0 K: 0 S: 4 H: 1 LOB: 1 BB: 0 P: 4	R: 0 E: 0 K: 0 S: 2 H: 0 LOB: 0 BB: 1 P: 6	1B: 12 2B: 3 3B: 0 HR: 1 SF: 1 SAC: 0 DP: 5 HBP: 0						

PITCHER		IP	WLS	BF	H	R	ER	SO	BB	IBB	HBP	BLK	WP	HR	S	P	ERA	WHIP
58 Radhames Liz, R ERA: 1.8	(1, 1)	3.0		10	4	0	0	0	0	0	0	0	0	0	10	10	0.00	1.333
48 Jared Hughes, R ERA: 11.37	(4, 1)	0.1	L	7	6	5	5	0	0	0	0	0	0	1	9	12	135.00	18.000
52 Rob Scahill, R ERA: 2.45	(4, 1)	1.2		6	1	0	0	1	0	0	0	0	0	0	8	8	0.00	0.600
55 Blake Wood, R ERA: 4.5	(6, 1)	1.0		5	2	2	2	0	1	0	0	0	0	0	4	8	18.00	3.000
61 Josh Wall, R ERA: 6.75	(7, 1)	0.2		6	2	2	2	0	2	0	0	0	0	0	4	12	27.00	6.000

PITCHER		IP	WLS	BF	H	R	ER	SO	BB	IBB	HBP	BLK	WP	HR	S	P	ERA	WHIP
54 A.J. Morris, R ERA:	(7, 1)	0.1		2	0	0	0	0	1	0	0	0	0	0	1	5	0.00	3.000
38 Stolmy Pimentel, R ERA: 6.75	(8, 1)	2.0		7	1	0	0	0	1	0	0	0	0	0	6	10	0.00	1.000

TOP

Baltimore Orioles @ Pittsburgh Pirates

McKechnie Field, Bradenton, FL

Tue Mar 24 2015, 1:08 PM - 4:08 PM EDT

Att. 6,186 - Partly Cloudy - 75 F

livebaseballscorecards.com

AB	37
R	9
H	16
RBI	9
BB	5
SO	1
LOB	21

WP: 0	PB: 0	SB: 1	CS: 0	PA: 43					

Baltimore Orioles @ Pittsburgh Pirates

McKechnie Field, Bradenton, FL

Tue Mar 24 2015, 1:08 PM - 4:08 PM EDT

Att. 6,186 - Partly Cloudy - 75 F

livebaseballscorecards.com

BOTTOM

Batter	1	2	3	4	5	6	7	8	9	AB	R	H	RBI	BB	SO	LOB
5 Josh Harrison, R (1, 5) OBP: 0.387, SLG: 0.357 67 Gustavo Nunez, S (8, 5) OBP: 0.130, SLG: 0.091	G6-3		F8			14 G4-6-3 25 E 18 1B 1B	K			4 0	1 0	1 0	0 0	0 0	1 0	1 0
25 Gregory Polanco, L (1, 9) OBP: 0.231, SLG: 0.216 23 Steve Lombardozzi, S (9, 9) OBP: 0.333, SLG: 0.379	22 CS 1B			G1-3		FC3 14 G4-6-3 1-2 2-3		P3		4 0	0 0	1 0	0 0	0 0	0 0	2 0
22 Andrew McCutchen, R (1, 8) OBP: 0.188, SLG: 0.214 14 Jaff Decker, L (5, 8) OBP: 0.371, SLG: 0.452	F9 1-2			K		G4-6-3 1-2f 2-3 3-H		31 F9 18 1B 1B		2 2	0 0	0 1	0 0	0 0	1 0	1 2
18 Neil Walker, S (1, 10) OBP: 0.389, SLG: 0.588		G3		K 1B		24 1B 6 1B 1B 3-H		24 DI 1B 1-2		4	0	3	1	0	0	0
6 Starling Marte, R (1, 7) OBP: 0.405, SLG: 0.585 31 Jose Tabata, R (7, 7) OBP: 0.167, SLG: 0.172		G6-3		K		24 1B 1-2		F9 2-3		3 1	0 0	1 0	0 0	0 0	1 0	1 2
24 Pedro Alvarez, L (1, 3) OBP: 0.333, SLG: 0.643 57 Deibinson Romero, R (9, 3) OBP: 0.217, SLG: 0.273		G3			G6-3	1-2 2-3		K 1-2		4 0	0 0	1 0	0 0	0 0	1 0	2 0
10 Jordy Mercer, R (1, 6) OBP: 0.297, SLG: 0.486 17 Pedro Florimón, S (7, 6) OBP: 0.323, SLG: 0.429			26 CS 1B		G1-3	G4-3			G3-1	3 1	0 0	1 0	0 0	0 0	0 0	3 0
27 Jung Ho Kang, R (1, 4) OBP: 0.226, SLG: 0.259			F7		K		K		F7	4	0	0	0	0	2	1
26 Tony Sanchez, R (1, 2) OBP: 0.531, SLG: 0.857 74 Sebastian Valle, R (8, 2) OBP: 0.154, SLG: 0.231			1-2 2B			25 E 14 G4-6-3 2B	K		K	3 1	1 0	2 0	0 0	0 0	1 1	0 0
Inning Stats	R: 0 E: 0 K: 0 S: 4 H: 1 LOB: 0 BB: 0 P: 4	R: 0 E: 0 K: 0 S: 3 H: 0 LOB: 0 BB: 0 P: 3	R: 0 E: 0 K: 0 S: 4 H: 2 LOB: 1 BB: 0 P: 5	R: 0 E: 0 K: 2 S: 8 H: 1 LOB: 1 BB: 0 P: 8	R: 0 E: 0 K: 1 S: 5 H: 0 LOB: 0 BB: 0 P: 5	R: 2 E: 1 K: 0 S: 8 H: 5 LOB: 3 BB: 0 P: 8	R: 0 E: 0 K: 3 S: 9 H: 0 LOB: 0 BB: 0 P: 9	R: 0 E: 0 K: 1 S: 7 H: 2 LOB: 2 BB: 0 P: 8	R: 0 E: 0 K: 1 S: 5 H: 0 LOB: 0 BB: 0 P: 5	1B: 9 2B: 2 3B: 0 HR: 0	SF: 0 SAC: 0 DP: 1 HBP: 0						

	AB	36
	R	2
	H	11
	RBI	1
	BB	0
	SO	8
	LOB	15

WP: 0 PB: 0 SB: 0 CS: 2 PA: 36

PITCHER	IP	WLS	BF	H	R	ER	SO	BB	IBB	HBP	BLK	WP	HR	S	P	ERA	WHIP
31 Ubaldo Jiménez, R (1, 1) ERA: 6.06	5.0	W	17	4	0	0	3	0	0	0	0	0	0	24	25	0.00	0.800
53 Zack Britton, L (6, 1) ERA:	1.0		8	5	2	0	0	0	0	0	0	0	0	8	8	0.00	5.000
35 Brad Brach, R (7, 1) ERA: 2.16	1.0		3	0	0	0	3	0	0	0	0	0	0	9	9	0.00	0.000
40 Wesley Wright, L (8, 1) ERA: 1.8	1.0		5	2	0	0	1	0	0	0	0	0	0	7	8	0.00	2.000
64 Logan Verrett, R (9, 1) ERA: 1.64	1.0		3	0	0	0	1	0	0	0	0	0	0	5	5	0.00	0.000

PITCHER	IP	WLS	BF	H	R	ER	SO	BB	IBB	HBP	BLK	WP	HR	S	P	ERA	WHIP

Atlanta Braves @ Pittsburgh Pirates

McKechnie Field, Bradenton, FL

Thu Mar 26 2015, 1:09 PM - 3:54 PM EDT

Att. 5,857 - Partly Cloudy - 85 F

TOP

livebaseballscorecards.com

Batter	1	2	3	4	5	6	7	8	9	AB	R	H	RBI	BB	SO	LOB
4 Eric Young Jr., S (1, 8) OBP: 0.397, SLG: 0.464	8 PB 8 1B 1B	G1-3			B2-3			G5-3	1-2 2-H 1B	5	1	2	0	0	0	0
8 Jace Peterson, L (1, 4) OBP: 0.442, SLG: 0.386 11 Phil Gosselin, R (8, PH) OBP: 0.271, SLG: 0.209 (8, 4)	7 1B 1 1B 27 G1-3 1-H 1B	G6-3			K			F9		3 1	1 0	1 0	1 0	0 0	1 0	0 0
1 Alberto Callaspo, S (1, 5) OBP: 0.212, SLG: 0.216	27 G1-3 7 1B 24 G4-3 1-2 1B		G5-3			27 1B 1B		F7		4	1	2	0	0	0	0
7 Jonny Gomes, R (1, 7) OBP: 0.250, SLG: 0.295 84 Brady Feigl, R (9, 1)	24 G4-3 27 G1-3 23 HR 1-2 2-3 1B		P3		F9				HR	4 0	2 0	2 0	1 0	0 0	0 0	1 0
27 Christian Bethancourt, R (1, 2) OBP: 0.345, SLG: 0.571 53 Jim Johnson, R (6, 1) 61 Pedro Ciriaco, R (7, 6) OBP: 0.364, SLG: 0.500	G1-3 1-2 2-3 3-H		K			24 1-2 1B			K	3 0 1	0 0 0	1 0 0	1 0 0	0 0 1	1 0 0	2 0 0
24 Kelly Johnson, L (1, 9) OBP: 0.340, SLG: 0.415	G4-3 2-3 3-H			G3-1		G1-4-6-3 1-2f			G1-3	4	0	0	1	0	0	3
23 Chris Johnson, R (1, 3) OBP: 0.325, SLG: 0.378	HR 3-H			G6-3			25 G6-4-3 1B		14 E 25 1B 2B	4	2	3	2	0	0	0
19 Andrelton Simmons, R (1, 6) OBP: 0.441, SLG: 0.636 43 Luis Avilan, L (7, 1) 55 Josh Outman, L (8, 1) Aaron Kurcz, R (8, 1) 14 Zoilo Almonte, S (9, PH) (9, 7) OBP: 0.265, SLG: 0.244	G4-3			G6-3			K		E5 25 1B 4 1B 2-3	3 0 0 0 1	0 0 0 0 0	0 0 0 0 0	0 0 0 0 0	1 0 0 0 0	1 0 0 0 1	1 0 0 0 1
32 Wandy Rodriguez, S (1, 1) 25 Jesus Flores, R (6, 2) OBP: 0.174, SLG: 0.174		K			G6-3		G6-4-3 1-2f		4 1B 1-2 3-H 1B	2 2	0 0	0 1	0 1	0 0	1 0	0 1

Inning Stats																								
	R: 5	H: 5	E: 0	LOB: 0	K: 0	BB: 0	S: 8	P: 10	R: 0	H: 0	E: 0	LOB: 0	K: 1	BB: 0	S: 5	P: 5	R: 0	H: 0	E: 0	LOB: 0	K: 1	BB: 0	S: 5	P: 5
	R: 0	H: 0	E: 0	LOB: 0	K: 0	BB: 0	S: 3	P: 3	R: 0	H: 0	E: 0	LOB: 0	K: 1	BB: 0	S: 5	P: 5	R: 0	H: 2	E: 0	LOB: 1	K: 0	BB: 0	S: 4	P: 4
	R: 0	H: 1	E: 0	LOB: 0	K: 1	BB: 0	S: 5	P: 5	R: 0	H: 0	E: 0	LOB: 0	K: 0	BB: 0	S: 3	P: 3	R: 2	H: 4	E: 1	LOB: 2	K: 1	BB: 0	S: 11	P: 12

1B: 9	SF: 0
2B: 1	SAC: 0
3B: 0	DP: 2
HR: 2	HBP: 0
WP: 0	PA: 37
PB: 1	
SB: 0	
CS: 0	

AB	37
R	7
H	12
RBI	7
BB	0
SO	5
LOB	9

PITCHER		IP	WLS	BF	H	R	ER	SO	BB	IBB	HBP	BLK	WP	HR	S	P	ERA	WHIP
46 Vance Worley, R ERA: 5.29	(1, 1)	6.0		24	7	5	5	3	0	0	0	0	0	1	30	32	7.50	1.167
30 Clayton Richard, L ERA: 3.12	(7, 1)	2.2	L	12	4	2	1	2	0	0	0	0	0	1	18	19	3.38	1.500
64 Deolis Guerra, R ERA: 7.94	(9, 1)	0.1		1	1	0	0	0	0	0	0	0	0	0	1	1	0.00	3.000

PITCHER	IP	WLS	BF	H	R	ER	SO	BB	IBB	HBP	BLK	WP	HR	S	P	ERA	WHIP

Atlanta Braves @ Pittsburgh Pirates

McKechnie Field, Bradenton, FL

Thu Mar 26 2015, 1:09 PM - 3:54 PM EDT

Att. 5,857 - Partly Cloudy - 85 F

BOTTOM

livebaseballscorecards.com

Batter	1	2	3	4	5	6	7	8	9	AB	R	H	RBI	BB	SO	LOB
5 Josh Harrison, R (1, 5) OBP: 0.371, SLG: 0.438 53 Brent Morel, R (8, 5) OBP: 0.353, SLG: 0.286	B B S X 2-1 HR		X 0-0 ② G1-3		X 0-0 ① G4-3		X 0-0 ② G6-3		S S S 0-3 ① K	4 1 1 1 0 0 0 1 0 0 0 0 1 1						
18 Neil Walker, S (1, 4) OBP: 0.400, SLG: 0.684 17 Pedro Florimón, S (8, 4) OBP: 0.313, SLG: 0.414	X 0-0 ① L9		X 0-0 22 1B 2B		S X 0-1 HR		X 0-0 ③ G5-3		X 0-0 ② ③ G6-4-3 1-2f	4 2 2 1 0 0 0 1 0 0 0 0 0 1						
22 Andrew McCutchen, R (1, 8) OBP: 0.263, SLG: 0.294 14 Jaff Decker, L (8, 8) OBP: 0.361, SLG: 0.438	X 0-0 ② P4		X 0-0 2-H 1B		X 0-0 1B			S S T 0-2 ① K		3 0 2 1 0 0 0 1 0 0 0 0 1 0						
12 Corey Hart, R (1, 9) OBP: 0.409, SLG: 0.474 70 Gorkys Hernández, R (8, PR) OBP: 0.429, SLG: 0.704 (9, 9)	X 0-0 ③ G5-3		X 0-0 ③ F8		X 0-0 ② P6			X 0-0 10 1B 6 1B 24 WP 1B		4 0 1 0 0 0 2 0 1 0 0 0 0 0						
6 Starling Marte, R (1, 7) OBP: 0.391, SLG: 0.556 23 Steve Lombardozzi, S (9, 7) OBP: 0.333, SLG: 0.379		S C S S 0-3 ① K		X 0-0 ① F9	X 0-0 ③ P4			X 0-0 24 WP 10 1B 24 1-2 FC4-2-5 1B		4 0 1 0 0 1 1 0 0 0 0 0 0 0						
10 Jordy Mercer, R (1, 6) OBP: 0.341, SLG: 0.512 67 Gustavo Nunez, S (9, 6) OBP: 0.130, SLG: 0.091	X 0-0 ② P6		X 0-0 29 2B 1B			X 0-0 24 G4-6-3 1B		B X 1-0 24 FC4-2-5 24 WP 1-2 2-3 1B		4 1 3 0 0 0 0 0 0 0 0 0 0 0						
24 Pedro Alvarez, L (1, 3) OBP: 0.324, SLG: 0.625 3 Sean Rodríguez, R (8, PR) OBP: 0.194, SLG: 0.176 (9, 3)	X 0-0 2B		S C 0-3 ② K			X 0-0 ① ② G4-6-3 1-2f		B X 1-0 ② FC4-2-5 1-3 2-H 3-H		4 0 1 0 0 1 4 0 0 0 0 0 0 0						
29 Francisco Cervelli, R (1, 2) OBP: 0.484, SLG: 0.739	S S S 0-3 ③ K		X 0-0 1-H 2B			S S S 0-3 ③ K		X 0-0 ③ G5-3		4 0 1 1 0 2 3						
46 Vance Worley, R (1, 1) 30 Clayton Richard, L (7, 1) 64 Deolis Guerra, R (9, 1) 31 Jose Tabata, R (9, PH) OBP: 0.194, SLG: 0.200			X 0-0 ① G4-3	X 0-0 ③ F8			S S S 0-3 ① K2-3		X 0-0 17 G6-4-3 1B	2 0 0 0 0 0 1 1 0 0 0 0 1 0 0 0 0 0 0 0 0 1 0 1 0 0 0 0						
Inning Stats	R: 1 H: 1 E: 0 LOB: 0 K: 0 BB: 0 S: 5 P: 7	R: 0 H: 1 E: 0 LOB: 1 K: 2 BB: 0 S: 8 P: 8	R: 1 H: 2 E: 0 LOB: 1 K: 0 BB: 0 S: 5 P: 5	R: 1 H: 2 E: 0 LOB: 1 K: 1 BB: 0 S: 7 P: 7	R: 1 H: 2 E: 0 LOB: 1 K: 0 BB: 0 S: 6 P: 6	R: 0 H: 1 E: 0 LOB: 0 K: 1 BB: 0 S: 5 P: 5	R: 0 H: 0 E: 0 LOB: 0 K: 1 BB: 0 S: 5 P: 5	R: 1 H: 3 E: 0 LOB: 2 K: 1 BB: 0 S: 8 P: 10	R: 0 H: 1 E: 0 LOB: 0 K: 1 BB: 0 S: 5 P: 5	1B: 8 SF: 0 2B: 3 SAC: 0 3B: 0 DP: 2 HR: 2 HBP: 0						

	AB	38
	R	5
	H	13
	RBI	4
	BB	0
	SO	7
	LOB	13

WP: 1 PA: 38
PB: 0
SB: 0
CS: 0

PITCHER		IP	WLS	BF	H	R	ER	SO	BB	IBB	HBP	BLK	WP	HR	S	P	ERA	WHIP
32 Wandy Rodriguez, L ERA: 2.5	(1, 1)	5.0		23	8	4	4	3	0	0	0	0	0	2	31	33	7.20	1.600
53 Jim Johnson, R ERA: 2.25	(6, 1)	1.0	H	3	1	0	0	1	0	0	0	0	0	0	5	5	0.00	1.000
43 Luis Avilán, L ERA: 2.84	(7, 1)	1.0	H	3	0	0	0	1	0	0	0	0	0	0	5	5	0.00	0.000
55 Josh Outman, L ERA: 8.1	(8, 1)	0.2	B	5	3	1	1	1	0	0	0	0	1	0	7	9	13.50	4.500
Aaron Kurcz, R ERA: 5.4	(8, 1)	0.1	W	1	0	0	0	0	0	0	0	0	0	0	1	1	0.00	0.000

PITCHER		IP	WLS	BF	H	R	ER	SO	BB	IBB	HBP	BLK	WP	HR	S	P	ERA	WHIP
84 Brady Feigl, L ERA: 1.5	(9, 1)	1.0	S	3	1	0	0	1	0	0	0	0	0	0	5	5	0.00	1.000

Pittsburgh Pirates @ Minnesota Twins

CenturyLink Sports Complex, Fort Myers, FL

Fri Mar 27 2015, 1:07 PM - 3:25 PM EDT

Att. 6,198 - Partly Cloudy - 81 F

TOP

Batter	1	2	3	4	5	6	7	8	9	AB	R	H	RBI	BB	SO	LOB
5 Josh Harrison, R (1, 5) OBP: 0.359, SLG: 0.417	0-3 K		0-0 1B (25 G4-6-3)		0-0 G5-3		0-0 P3			4	0	1	0	0	1	1
17 Pedro Florimón, S (7, 5) OBP: 0.313, SLG: 0.414										0	0	0	0	0	0	0
25 Gregory Polanco, L (1, 9) OBP: 0.256, SLG: 0.341	0-2 HR		0-0 G4-6-3 (1-2f)		0-0 2B (6 2B)		0-0 F8			4	2	2	1	0	0	2
6 Starling Marte, R (1, 7) OBP: 0.380, SLG: 0.551	0-3 K		0-0 F9		0-0 2B (2-H)		0-3 K			4	0	1	1	0	2	1
59 Antonio Bastardo, R (7, 1)										0	0	0	0	0	0	0
26 Tony Sanchez, R (1, 2) OBP: 0.528, SLG: 0.903	0-0 P4			1-1 HR	4-0 BB (24 FC6)			0-0 F9		3	1	1	1	1	0	0
24 Pedro Alvarez, L (1, 3) OBP: 0.316, SLG: 0.611		0-0 P3		0-0 2B	0-0 FC6 (1-2f)			0-0 G5-3		4	0	1	0	0	0	2
27 Jung Ho Kang, R (1, 6) OBP: 0.257, SLG: 0.333		0-0 3B (14 2B)		0-0 G5-3		0-0 F7		4-0 BB		3	1	1	0	1	0	1
14 Jaff Decker, L (1, 8) OBP: 0.359, SLG: 0.457		0-0 2B (3-H)		0-0 P2		0-0 F7				3	0	1	1	0	0	1
3 Sean Rodríguez, R (1, 4) OBP: 0.179, SLG: 0.162		0-0 P4		0-0 L4		0-3 K				3	0	0	0	0	1	2
49 Jeff Locke, L (1, 1)		0-0 F7			0-0 G4-3					2	0	0	0	0	0	1
55 Blake Wood, R (6, 1)										0	0	0	0	0	0	0
15 Andrew Lambo, L (7, PH) OBP: 0.238, SLG: 0.300 (7, 7)							0-0 1B			1	0	1	0	0	0	0

Inning Stats	1	2	3	4	5	6	7	8	9
R	1	1	0	1	1	0	0	0	
H	1	2	1	2	2	0	1	0	
E	0	0	0	0	0	0	0	0	
LOB	0	1	0	1	2	0	1	1	
K	2	0	0	0	0	1	1	0	
BB	0	0	0	0	1	0	0	1	
S	10	5	3	6	5	5	6	2	
P	10	5	3	7	9	5	6	6	

AB	31
R	4
H	9
RBI	4
BB	2
SO	4
LOB	11

1B: 2, 2B: 4, 3B: 1, HR: 2, SF: 0, SAC: 0, DP: 1, HBP: 0

WP: 0, PB: 0, SB: 0, CS: 0, PA: 33

PITCHER	IP	WLS	BF	H	R	ER	SO	BB	IBB	HBP	BLK	WP	HR	S	P	ERA	WHIP
65 Trevor May, R (1, 1) ERA: 4.22	4.2	L	22	8	4	4	2	1	0	0	0	0	2	28	33	7.71	1.929
52 Brian Duensing, L (5, 1) ERA: 2.25	1.1		4	0	0	0	1	0	0	0	0	0	0	6	6	0.00	0.000
62 J.R. Graham, R (7, 1) ERA: 0.84	1.2		7	1	0	0	1	1	0	0	0	0	0	8	12	0.00	1.200

PITCHER	IP	WLS	BF	H	R	ER	SO	BB	IBB	HBP	BLK	WP	HR	S	P	ERA	WHIP

livebaseballscorecards.com

BOTTOM

Batter	1	2	3	4	5	6	7	8	9	AB	R	H	RBI	BB	SO	LOB
39 Danny Santana, S (1, 6) OBP: 0.356, SLG: 0.455 9 Eduardo Núñez, R (6, 6) OBP: 0.410, SLG: 0.556	S S S 0-3 ① K2-3		x 0-0 ① 2 3B 1B	x 0-0 ③ FC5-4 1-2f			x 0-0 ① P2			3 1 1 0 0 1 1 1 0 0 0 0 0 0						
2 Brian Dozier, R (1, 4) OBP: 0.475, SLG: 0.833 Levi Michael, R (7, 4) OBP: 0.500, SLG: 1.000	x 0-0 ② G6-3		x 0-0 ① 7 G4-3 1-H 3B		x 0-0 ① 1B		x 0-0 2B			3 1 2 1 0 0 0 1 0 1 0 0 0 0						
7 Joe Mauer, L (1, 3) OBP: 0.257, SLG: 0.250 Brock Peterson, R (6, 3)	B B B B 4-0 48 BB BB		x 0-0 ① G4-3 3-H		x 0-0 ② G3		S S S 0-3 ② K			2 0 0 1 1 0 0 1 0 0 0 0 1 1						
48 Torii Hunter, R (1, 9) OBP: 0.353, SLG: 0.452 Adam Brett Walker, R (5, PR) (6, 9)	B B B B 4-0 1-2 BB		B B B 4-0 31 CS BB		x 0-0 1B		S S S 0-3 ③ K			1 0 1 0 2 0 0 1 0 0 0 0 1 1						
31 Oswaldo Arcia, L (1, 7) OBP: 0.289, SLG: 0.395 60 Eddie Rosario, L (6, 7) OBP: 0.227, SLG: 0.442	x 0-0 ③ G1-3		1 SAFE x 0-0 ② 1-2 1B		x 0-0 ③ G4-3					3 0 1 0 0 0 3 0 0 0 0 0 0 0						
24 Trevor Plouffe, R (1, 5) OBP: 0.300, SLG: 0.364 17 Doug Bernier, R (6, PR) OBP: 0.333, SLG: 0.250 (7, 5)		x 0-0 ① G5-3	x 0-0 ③ G5-3			x 0-0 1B				3 0 1 0 0 0 1 0 0 0 0 0 0 0						
12 Chris Herrmann, L (1, 2) OBP: 0.364, SLG: 0.448 84 Dan Rohlfing, R (7, 2)		x 0-0 1 FC6-4 1B		x 0-0 ① F9		x 0-0 ① F8				3 0 1 0 0 0 1 0 0 0 0 0 0 0						
1 Jordan Schafer, L (1, 10) OBP: 0.349, SLG: 0.368		x 0-0 ② FC6-4 32 FC6-4 1-2f		x 0-0 32 FC5-4 1B		S S S 0-3 ② K				3 0 1 0 0 1 2						
32 Aaron Hicks, S (1, 8) OBP: 0.300, SLG: 0.324		x 0-0 ③ FC6-4 1-2f		x 0-0 ② FC5-4 39 FC5-4 1-2f		S S S 0-3 ③ K				3 0 0 0 0 1 3						
Inning Stats	R: 0 H: 0 E: 0 LOB: 2 K: 1 BB: 2 S: 5 P: 13	R: 0 H: 1 E: 0 LOB: 1 K: 0 BB: 0 S: 4 P: 4	R: 2 H: 3 E: 0 LOB: 1 K: 0 BB: 1 S: 5 P: 9	R: 0 H: 1 E: 0 LOB: 1 K: 0 BB: 0 S: 4 P: 4	R: 0 H: 2 E: 0 LOB: 1 K: 0 BB: 0 S: 4 P: 4	R: 0 H: 1 E: 0 LOB: 1 K: 2 BB: 0 S: 8 P: 8	R: 0 H: 1 E: 0 LOB: 1 K: 2 BB: 0 S: 8 P: 8			1B: 7 SF: 0 2B: 1 SAC: 0 3B: 1 DP: 0 HR: 0 HBP: 0						

PITCHER		IP	WLS	BF	H	R	ER	SO	BB	IBB	HBP	BLK	WP	HR	S	P	ERA	WHIP
49 Jeff Locke, L ERA: 6.59	(1, 1)	5.2	W	26	8	2	2	2	3	0	0	0	0	0	27	39	3.18	1.941
55 Blake Wood, R ERA: 4.26	(6, 1)	0.1	H	1	0	0	0	1	0	0	0	0	0	0	3	3	0.00	0.000
59 Antonio Bastardo, L ERA: 6.43	(7, 1)	1.0	S	4	1	0	0	2	0	0	0	0	0	0	8	8	0.00	1.000

PITCHER	IP	WLS	BF	H	R	ER	SO	BB	IBB	HBP	BLK	WP	HR	S	P	ERA	WHIP

Pittsburgh Pirates @ Minnesota Twins

CenturyLink Sports Complex, Fort Myers, FL

Fri Mar 27 2015, 1:07 PM - 3:25 PM EDT

Att. 6,198 - Partly Cloudy - 81 F

livebaseballscorecards.com

AB	28
R	2
H	9
RBI	2
BB	3
SO	5
LOB	13

WP: 0 PA: 31
PB: 0
SB: 0
CS: 1

Toronto Blue Jays @ Pittsburgh Pirates

McKechnie Field, Bradenton, FL

Sat Mar 28 2015, 1:08 PM - 3:57 PM EDT

Att. 6,351 - Partly Cloudy - 66 F

TOP

livebaseballscorecards.com

Batter	1	2	3	4	5	6	7	8	9	AB	R	H	RBI	BB	SO	LOB
18 Steve Tolleson, R (1, 9) OBP: 0.324, SLG: 0.613 (6, 7) 46 Brad Glenn, R (7, PR) (7, 9)	G6-3	G5-3		F7			HBP		F9	3 1	0 0	0 0	0 0	0 0	0 0	3 0
37 Daric Barton, L (1, 3) OBP: 0.341, SLG: 0.389	HR		30 F9-5-3 1B		F9		P2			4	1	2	1	0	0	1
30 Dioner Navarro, S (1, 2) OBP: 0.323, SLG: 0.259 Sean Ochinko, R (7, 2) OBP: 0.231, SLG: 0.182	BB		F9-5-3 1-1		F9			K		2 1	0 0	0 0	0 0	1 0	0 1	1 0
14 Justin Smoak, S (1, 10) OBP: 0.320, SLG: 0.429	P5		G3		G3-1			39 G3 76 1B 1B		4	0	1	0	0	0	1
23 Danny Valencia, R (1, 5) OBP: 0.371, SLG: 0.576 76 Richard Urena, S (7, 6) OBP: 1.000, SLG: 1.000 (8, 4)	G5-3			HR		G4-3		39 G3 1-2 1B		3 1	1 0	1 1	1 0	0 0	0 0	1 0
39 Caleb Gindl, L (1, 8) OBP: 0.429, SLG: 0.595 (6, 9) (7, 7)		66 2B		17 24 G3-1 1B BB		G4-3		G3 1-2 2-3		3	1	1	0	1	0	2
24 Dayan Viciedo, R (1, 7) OBP: 0.237, SLG: 0.324 49 Roemon Fields, L (6, 8) OBP: 0.250, SLG: 0.750		G6-3		17 G3-1 1-2 1B		G4-3		K2-3		3 1	0 0	1 0	0 0	0 0	0 1	1 2
66 Munenori Kawasaki, L (1, 4) OBP: 0.462, SLG: 0.550 (7, 5) 78 Dawel Lugo, R (8, 6)		17 G4-3 2-H 2B		F6			F8		G5-3	3 1	0 0	1 0	1 0	0 0	0 0	2 0
17 Ryan Goins, L (1, 6) OBP: 0.347, SLG: 0.419 (7, 4) (8, 5)		G4-3 2-3		G3-1 1-2 2-3			K		K	4	0	0	0	0	2	3

Inning Stats										
	R: 1 E: 0 K: 0 S: 4	H: 1 LOB: 1 BB: 1 P: 8	R: 1 E: 0 K: 0 S: 5	H: 2 LOB: 1 BB: 0 P: 5	R: 0 E: 0 K: 0 S: 3	H: 1 LOB: 0 BB: 0 P: 3	R: 1 E: 0 K: 0 S: 5	H: 2 LOB: 2 BB: 1 P: 9	R: 0 E: 0 K: 0 S: 3	H: 0 LOB: 0 BB: 0 P: 3
	R: 0 E: 0 K: 0 S: 3	H: 0 LOB: 0 BB: 0 P: 3	R: 0 E: 0 K: 1 S: 5	H: 0 LOB: 1 BB: 0 P: 6	R: 0 E: 0 K: 2 S: 9	H: 2 LOB: 2 BB: 0 P: 9	R: 0 E: 0 K: 1 S: 5	H: 0 LOB: 0 BB: 0 P: 5		

	AB	34
	R	3
	H	8
	RBI	3
	BB	2
	SO	4
	LOB	17

	1B: 4	SF: 0	WP: 0	PA: 37
	2B: 3	SAC: 0	PB: 0	
	3B: 0	DP: 1	SB: 0	
	HR: 2	HBP: 1	CS: 0	

PITCHER		IP	WLS	BF	H	R	ER	SO	BB	IBB	HBP	BLK	WP	HR	S	P	ERA	WHIP
50 Charlie Morton, R ERA: 6.46	(1, 1)	6.0	W	25	6	3	3	0	2	0	0	0	0	2	23	31	4.50	1.333
35 Mark Melancon, R ERA: 3.0	(7, 1)	1.0		4	0	0	0	1	0	0	1	0	0	0	5	6	0.00	0.000
48 Jared Hughes, R ERA: 9.82	(8, 1)	1.0		5	2	0	0	2	0	0	0	0	0	0	9	9	0.00	2.000
52 Rob Scahill, R ERA: 2.25	(9, 1)	0.2		2	0	0	0	1	0	0	0	0	0	0	4	4	0.00	0.000
37 Arquimedes Caminero, R ERA: 1.74	(9, 1)	0.1		1	0	0	0	0	0	0	0	0	0	0	1	1	0.00	0.000

PITCHER		IP	WLS	BF	H	R	ER	SO	BB	IBB	HBP	BLK	WP	HR	S	P	ERA	WHIP

BOTTOM

Toronto Blue Jays @ Pittsburgh Pirates

McKechnie Field, Bradenton, FL

Sat Mar 28 2015, 1:08 PM - 3:57 PM EDT

Att. 6,351 - Partly Cloudy - 66 F

livebaseballscorecards.com

Batter	1	2	3	4	5	6	7	8	9	AB	R	H	RBI	BB	SO	LOB
10 Jordy Mercer, R (1, 6) OBP: 0.378, SLG: 0.500 17 Pedro Florimón, S (8, 6) OBP: 0.303, SLG: 0.400	4-0 25 HR BB	4-0 BB			0-3 K	4-0 25 HBP 18 2B BB		0-0 G4-3		1 2 0 0 3 1 0 1 0 0 0 0 0 0						
25 Gregory Polanco, L (1, 9) OBP: 0.271, SLG: 0.400 52 Rob Scahill, L (9, 1) 37 Arquimedes Caminero, R (9, 1) OBP: 1.000, SLG: 1.000	1-0 1-H HR	0-0 G5-3			0-0 F8	1-0 1-2 2-3 18 2B HBP		0-3 K		4 2 1 2 0 1 1 0 0 0 0 0 0 0 0 0 0 0 0 0 0						
22 Andrew McCutchen, R (1, 8) OBP: 0.304, SLG: 0.381 35 Mark Melancon, R (7, 1) 46 Edward Salcedo, R (8, 3) (9, 9)	0-3 K		0-0 18 G3-1 12 SF9 2B		0-0 12 BB 18 BB 1B	0-3 K				4 1 2 0 0 2 3 0 0 0 0 0 0 0 0 0 0 0 0 0 0						
18 Neil Walker, S (1, 4) OBP: 0.409, SLG: 0.683 75 Michael Fransoso, L (8, 4)	0-0 P4		0-0 G3-1 2-3		4-0 1-2 12 BB BB	0-0 1-H 2-H 3-H 2B				3 0 1 3 1 0 1 0 0 0 0 0 0 0						
12 Corey Hart, R (1, 3) OBP: 0.440, SLG: 0.500 27 Jung Ho Kang, R (6, 5) OBP: 0.250, SLG: 0.323	0-0 1B		0-0 SF9 3-H		4-0 1-2 2-3 BB	0-3 K				1 0 1 1 1 0 0 1 0 0 0 0 1 1						
15 Andrew Lambo, L (1, 7) OBP: 0.217, SLG: 0.273 (9, 3)	0-0 F8		0-2 K		0-0 F8		0-0 G1-3			4 0 0 0 0 1 4						
29 Francisco Cervelli, R (1, 2) OBP: 0.486, SLG: 0.815 83 Wilkin Castillo, S (9, 2) OBP: 0.286, SLG: 0.167		0-0 3 G6-3 3B		0-0 L8		0-0 3 E6 2B	0-0 P4			4 1 2 0 0 0 0 0 0 0 0 0 0 0						
3 Sean Rodríguez, R (1, 5) OBP: 0.163, SLG: 0.146 (6, 3) 48 Jared Hughes, R (8, 1) 43 Junior Sosa, L (9, 7)		0-0 G6-3 3-H		0-3 K		0-0 E6 7 S 7 2B 2-H	0-0 G6-3			4 1 0 1 0 1 1 0 0 0 0 0 0 0 0 0 0 0 0 0 0						
50 Charlie Morton, R (1, 1) 7 Reese McGuire, L (6, PH) OBP: 1.000, SLG: 2.000 14 Jaff Decker, L (7, 8) OBP: 0.350, SLG: 0.444		0-3 K		0-0 G1-3		1-0 25 HBP 18 2B 2-H 2B		0-3 K		2 0 0 0 0 1 0 1 1 1 1 0 0 0 1 0 0 0 0 1 0						
Inning Stats	R: 2 H: 2 E: 0 LOB: 1 K: 1 BB: 1 S: 7 P: 12	R: 1 H: 1 E: 0 LOB: 1 K: 1 BB: 1 S: 6 P: 10	R: 1 H: 1 E: 0 LOB: 0 K: 1 BB: 0 S: 6 P: 6	R: 0 H: 0 E: 0 LOB: 0 K: 1 BB: 0 S: 5 P: 5	R: 0 H: 1 E: 0 LOB: 3 K: 1 BB: 2 S: 6 P: 14	R: 4 H: 3 E: 1 LOB: 1 K: 2 BB: 1 S: 10 P: 16	R: 0 H: 0 E: 0 LOB: 0 K: 0 BB: 0 S: 3 P: 3	R: 0 H: 0 E: 0 LOB: 0 K: 2 BB: 0 S: 7 P: 7		1B: 2 SF: 1 2B: 4 SAC: 0 3B: 1 DP: 0 HR: 1 HBP: 1						

	AB	31
	R	8
	H	8
	RBI	8
	BB	5
	SO	9
	LOB	11

WP: 0 PB: 0 SB: 1 CS: 0 PA: 38

PITCHER		IP	WLS	BF	H	R	ER	SO	BB	IBB	HBP	BLK	WP	HR	S	P	ERA	WHIP
Randy Wolf, L ERA: 13.5	(1, 1)	2.2	L	14	4	4	4	2	2	0	0	0	0	1	16	25	13.50	2.250
62 Aaron Loup, L ERA: 2.45	(3, 1)	1.1		4	0	0	0	2	0	0	0	0	0	0	8	8	0.00	0.000
58 Todd Redmond, R ERA: 1.8	(5, 1)	1.0		6	1	0	0	1	2	0	0	0	0	0	6	14	0.00	3.000
74 Wil Browning, R ERA:	(6, 1)	0.1		4	2	3	1	0	1	0	0	0	0	0	3	8	27.00	9.000
75 Luis Perez, L ERA: 6.75	(6, 1)	1.1		6	1	1	0	2	0	0	1	0	0	0	9	10	0.00	0.750

PITCHER		IP	WLS	BF	H	R	ER	SO	BB	IBB	HBP	BLK	WP	HR	S	P	ERA	WHIP
Gregory Infante, R ERA:	(7, 1)	1.1		4	0	0	0	2	0	0	0	0	0	0	8	8	0.00	0.000

Batter	1	2	3	4	5	6	7	8	9	AB	R	H	RBI	BB	SO	LOB
5 Josh Harrison, R (1, 5) OBP: 0.326, SLG: 0.375	G5-3		K			G1		F8		4	0	0	0	0	1	2
14 Jaff Decker, L (1, 7) OBP: 0.326, SLG: 0.410	G4-3			G3-1		G6-3		G6-3		3	0	0	0	0	0	1
24 Jonathan Schwind, R (6, 7)										1	0	0	0	0	0	1
6 Starling Marte, R (1, 8) OBP: 0.370, SLG: 0.528	K			K			27 BLK, 12 BLK, 27 1B, 1B	G4-3		4	1	1	0	0	2	1
12 Corey Hart, R (1, 10) OBP: 0.414, SLG: 0.458		F8		F7			K, 1-2		15 G3, 27 HR, 1B	4	0	1	0	0	1	1
66 Tyler Filliben, R (9, PR)										0	1	0	0	0	0	0
(9, 10)																
15 Andrew Lambo, L (1, 3) OBP: 0.200, SLG: 0.250		P6			L7		K		G3, 1-2	4	0	0	0	0	1	2
27 Jung Ho Kang, R (1, 4) OBP: 0.275, SLG: 0.429		F8			P6		51 E, 2-H, 1B		HR, 2-H	4	1	2	3	0	0	0
51 Austin Meadows, L (1, 9) OBP: 0.200, SLG: 0.333			17 SF7, 3B		K		E3, 1-3		P3	4	1	1	0	0	1	2
83 Wilkin Castillo, S (1, 2) OBP: 0.273, SLG: 0.111			P4			5 G1, 17 G4-3, BB	P5		K	3	0	0	0	1	1	4
17 Pedro Florimón, S (1, 6) OBP: 0.306, SLG: 0.406			SF7, 3-H			G4-3, 1-2		24 G6-3, 1B		2	0	1	1	0	0	1
Inning Stats	R: 0 E: 0 K: 1 S: 5 H: 0 LOB: 0 BB: 0 P: 5	R: 0 E: 0 K: 0 S: 3 H: 0 LOB: 0 BB: 0 P: 3	R: 1 E: 0 K: 1 S: 6 H: 1 LOB: 0 BB: 0 P: 6	R: 0 E: 0 K: 1 S: 5 H: 0 LOB: 0 BB: 0 P: 5	R: 0 E: 0 K: 1 S: 5 H: 0 LOB: 0 BB: 0 P: 5	R: 0 E: 0 K: 0 S: 3 H: 0 LOB: 1 BB: 1 P: 7	R: 1 E: 1 K: 2 S: 10 H: 2 LOB: 2 BB: 0 P: 10	R: 0 E: 0 K: 0 S: 4 H: 1 LOB: 1 BB: 0 P: 4	R: 2 E: 0 K: 1 S: 7 H: 2 LOB: 1 BB: 0 P: 9	1B: 4 2B: 0 3B: 1 HR: 1	SF: 1 SAC: 0 DP: 0 HBP: 0					

TOP

Pittsburgh Pirates @ Atlanta Braves

Champion Stadium, Lake Buena Vista, FL

Sun Mar 29 2015, 1:08 PM - 4:26 PM EDT

Att. 8,288 - Sunny - 67 F

livebaseballscorecards.com

AB	33
R	4
H	6
RBI	4
BB	1
SO	7
LOB	15

WP: 0 PB: 0 SB: 0 CS: 0 PA: 35

1B: 4 2B: 0 3B: 1 HR: 1 SF: 1 SAC: 0 DP: 0 HBP: 0

PITCHER		IP	WLS	BF	H	R	ER	SO	BB	IBB	HBP	BLK	WP	HR	S	P	ERA	WHIP
17 Shelby Miller, R ERA: 3.44	(1, 1)	6.0		20	1	1	1	4	1	0	0	0	0	0	27	31	1.50	0.333
39 Jason Grilli, R ERA: 3.0	(7, 1)	1.0		6	2	1	1	2	0	0	0	2	0	0	10	10	9.00	2.000
53 Jim Johnson, R ERA: 1.8	(8, 1)	1.0		4	1	0	0	0	0	0	0	0	0	0	4	4	0.00	1.000
58 Michael Kohn, R ERA: 3.24	(9, 1)	1.0	L	5	2	2	2	1	0	0	0	0	0	1	7	9	18.00	2.000

PITCHER	IP	WLS	BF	H	R	ER	SO	BB	IBB	HBP	BLK	WP	HR	S	P	ERA	WHIP

Batter	1	2	3	4	5	6	7	8	9	AB	R	H	RBI	BB	SO	LOB
4 Eric Young Jr., S (1, 8) OBP: 0.400, SLG: 0.452	G3		P4		1-2 BB		G3			3	0	0	0	1	0	3
22 Nick Markakis, L (1, 9) OBP: 0.154, SLG: 0.231	F7			G5-3	F7			11 WP 98 S 11 1B BB		3	0	0	0	0	0	2
26 Todd Cunningham, S (7, 9) OBP: 0.386, SLG: 0.333										0	1	0	0	1	0	0
5 Freddie Freeman, L (1, 3) OBP: 0.455, SLG: 0.574	G3			K		K		F8 1-2		3	0	0	0	0	2	0
98 Joe Benson, R (7, 7) OBP: 0.444, SLG: 0.167										1	0	0	0	0	0	1
7 Jonny Gomes, R (1, 7) OBP: 0.259, SLG: 0.286		K		HBP		K		15 G6-3 1B 2-H		2	0	0	0	0	2	0
39 Jason Grilli, R (7, 1)										0	0	0	0	0	0	0
11 Phil Gosselin, R (8, 6) OBP: 0.316, SLG: 0.269										1	0	1	1	0	0	0
15 A.J. Pierzynski, L (1, 2) OBP: 0.417, SLG: 0.375		F8		F7		P5		G6-3 1-2f		4	0	0	0	0	0	2
1 Alberto Callaspo, S (1, 4) OBP: 0.237, SLG: 0.228		F7			G3		G4-3		G5-3	4	0	0	0	0	0	0
(8, 5)																
23 Chris Johnson, R (1, 5) OBP: 0.348, SLG: 0.452			19 G5-3 1B		HR		BB		F7	2	1	2	1	1	0	0
8 Jace Peterson, L (7, PR) OBP: 0.431, SLG: 0.388										1	0	0	0	0	0	0
(8, 4)																
19 Andrelton Simmons, R (1, 6) OBP: 0.400, SLG: 0.564			G5-3 1-2		G3		K 1-2		K	3	0	0	0	0	1	2
53 Jim Johnson, R (8, 1)										0	0	0	0	0	0	0
58 Michael Kohn, R (9, 1)										0	0	0	0	0	0	0
27 Christian Bethancourt, R (6, PH) OBP: 0.294, SLG: 0.485										1	0	0	0	0	1	0
17 Shelby Miller, R (1, 1)			K		BB 4		HBP			1	0	0	0	1	1	1
24 Kelly Johnson, L (7, 3) OBP: 0.396, SLG: 0.523										0	0	0	0	0	0	0
Inning Stats	R: 0 E: 0 K: 0 S: 3 H: 0 LOB: 0 BB: 0 P: 3	R: 0 E: 0 K: 1 S: 5 H: 0 LOB: 0 BB: 0 P: 5	R: 0 E: 0 K: 1 S: 6 H: 1 LOB: 1 BB: 0 P: 6	R: 0 E: 0 K: 1 S: 5 H: 0 LOB: 1 BB: 0 P: 6	R: 1 E: 0 K: 0 S: 4 H: 1 LOB: 2 BB: 2 P: 16	R: 0 E: 0 K: 2 S: 7 H: 0 LOB: 0 BB: 0 P: 7	R: 0 E: 0 K: 1 S: 5 H: 0 LOB: 2 BB: 1 P: 11	R: 1 E: 0 K: 0 S: 3 H: 1 LOB: 0 BB: 1 P: 9	R: 0 E: 0 K: 1 S: 5 H: 0 LOB: 0 BB: 0 P: 5	1B: 2 2B: 0 3B: 0 HR: 1	SF: 0 SAC: 0 DP: 1 HBP: 2						

BOTTOM

Pittsburgh Pirates @ Atlanta Braves

Champion Stadium, Lake Buena Vista, FL

Sun Mar 29 2015, 1:08 PM - 4:26 PM EDT

Att. 8,288 - Sunny - 67 F

livebaseballscorecards.com

AB	29
R	2
H	3
RBI	2
BB	4
SO	7
LOB	11

WP: 1 PB: 0 SB: 2 CS: 0 PA: 35

PITCHER		IP	WLS	BF	H	R	ER	SO	BB	IBB	HBP	BLK	WP	HR	S	P	ERA	WHIP
38 Stolmy Pimentel, R ERA: 5.4	(1, 1)	2.0		7	1	0	0	1	0	0	0	0	0	0	9	9	0.00	0.500
58 Radhames Liz, R ERA: 2.08	(3, 1)	3.0	B	13	1	1	1	2	2	0	1	0	0	1	14	27	3.00	1.000
59 Antonio Bastardo, L ERA: 5.63	(6, 1)	1.0		3	0	0	0	2	0	0	0	0	0	0	7	7	0.00	0.000
43 John Holdzkom, R ERA: 3.38	(7, 1)	1.0	H	5	0	0	0	1	1	0	1	0	0	0	5	11	0.00	1.000
55 Blake Wood, R ERA: 4.91	(8, 1)	1.0	W	4	1	1	1	0	1	0	0	0	1	0	3	9	9.00	2.000

PITCHER		IP	WLS	BF	H	R	ER	SO	BB	IBB	HBP	BLK	WP	HR	S	P	ERA	WHIP
29 Yhonathan Barrios, R ERA:	(9, 1)	1.0	S	3	0	0	0	1	0	0	0	0	0	0	5	5	0.00	0.000

TOP

Philadelphia Phillies @ Pittsburgh Pirates
McKechnie Field, Bradenton, FL
Mon Mar 30 2015, 1:08 PM - 3:59 PM EDT
Att. 6,588 - Sunny - 71 F

livebaseballscorecards.com

Batter	1	2	3	4	5	6	7	8	9	AB	R	H	RBI	BB	SO	LOB
24 Grady Sizemore, L (1, 7) OBP: 0.273, SLG: 0.158	G4-3		K			13 HR 1B	G4-3			4	1	1	0	0	1	2
13 Freddy Galvis, S (1, 6) 16 César Hernández, S (6, 6) OBP: 0.250, SLG: 0.239	1B		G6-3			1-H HR		71 3B 2B		3 1	1 1	2 1	2 1	0 0	0 0	1 0
71 Cord Phelps, S (1, 4) OBP: 0.420, SLG: 0.439	K			G4-3		3 G6-3 6 G3 1B		18 G5-3 2-H 3B		4	1	2	1	0	1	1
6 Ryan Howard, L (1, 3) 18 Darin Ruf, R (6, 3) OBP: 0.259, SLG: 0.373	K			3 G4-6-3 BB		G3 1-2		G5-3 3-H		2 1	0 0	0 0	0 1	1 0	1 0	2 0
3 Jeff Francoeur, R (1, 9) 15 Jordan Danks, L (6, 9) OBP: 0.357, SLG: 0.389		P6		G4-6-3 1-2f		G6-3 2-3		G3		3 1	0 0	0 0	0 0	0 0	0 0	2 0
25 Cody Asche, L (1, 5) 4 Andrés Blanco, S (5, 5) OBP: 0.217, SLG: 0.356		G3			17 G1-3 1B	F8		G4-1		2 2	0 0	1 0	0 0	0 0	0 0	0 1
17 Brian Bogusevic, L (1, 8) OBP: 0.333, SLG: 0.611		F7			G1-3 1-2		G3		G3-1	4	0	0	0	0	0	1
76 René García, R (1, 2) OBP: 0.167, SLG: 0.250			1B		F9		2B		G5-3	4	0	2	0	0	0	1
68 Russ Canzler, R (1, 10) OBP: 0.302, SLG: 0.405			K		G6-3		K		K	4	0	0	0	0	3	3
Inning Stats	R: 0 E: 0 K: 2 S: 8	H: 1 LOB: 1 BB: 0 P: 8	R: 0 E: 0 K: 0 S: 3	H: 0 LOB: 0 BB: 0 P: 3	R: 0 E: 0 K: 2 S: 8	H: 1 LOB: 1 BB: 0 P: 8	R: 0 E: 0 K: 0 S: 2	H: 0 LOB: 0 BB: 1 P: 6	R: 0 E: 0 K: 0 S: 4	H: 1 LOB: 1 BB: 0 P: 4	R: 2 E: 0 K: 0 S: 6	H: 3 LOB: 1 BB: 0 P: 6	R: 0 E: 0 K: 1 S: 6	H: 1 LOB: 1 BB: 0 P: 6	R: 2 E: 0 K: 0 S: 5	H: 2 LOB: 0 BB: 0 P: 5	R: 0 E: 0 K: 1 S: 5	H: 0 LOB: 0 BB: 0 P: 5	1B: 5 2B: 2 3B: 1 HR: 1	SF: 0 SAC: 0 DP: 1 HBP: 0	WP: 0 PB: 0 SB: 0 CS: 0	PA: 36

	AB	35
	R	4
	H	9
	RBI	4
	BB	1
	SO	6
	LOB	14

PITCHER		IP	WLS	BF	H	R	ER	SO	BB	IBB	HBP	BLK	WP	HR	S	P	ERA	WHIP
35 Mark Melancon, R ERA: 2.57	(1, 1)	1.0	W	4	1	0	0	2	0	0	0	0	0	0	8	8	0.00	1.000
44 Tony Watson, L ERA:	(2, 1)	1.0	H	3	0	0	0	0	0	0	0	0	0	0	3	3	0.00	0.000
37 Arquimedes Caminero, R ERA: 1.59	(3, 1)	1.0	H	4	1	0	0	2	0	0	0	0	0	0	8	8	0.00	1.000
52 Rob Scahill, R ERA: 1.8	(4, 1)	2.0		7	1	0	0	0	1	0	0	0	0	0	6	10	0.00	1.000
76 Adrian Sampson, R ERA: 7.2	(6, 1)	4.0	S	18	6	4	4	2	0	0	0	0	0	1	22	22	9.00	1.500

PITCHER	IP	WLS	BF	H	R	ER	SO	BB	IBB	HBP	BLK	WP	HR	S	P	ERA	WHIP

Batter	1	2	3	4	5	6	7	8	9	AB	R	H	RBI	BB	SO	LOB
5 Josh Harrison, R (1, 5) OBP: 0.348, SLG: 0.512 17 Pedro Florimón, S (6, PH) OBP: 0.342, SLG: 0.559 (7, 5)	C B X 1-1 HR		S S S 0-3 ② K		X 0-0 25 1B 3B	B C C X 1-2 1-H HR		X 0-0 1-3 86 1B 2B		3 2	2 2	2 2	1 2	0 0	1 0	1 0
25 Gregory Polanco, L (1, 9) OBP: 0.308, SLG: 0.449 86 Justin Maffei, R (8, PH) OBP: 1.000, SLG: 1.000 (9, 9)	X 0-0 ① G4-3		X 0-0 6 HR 2-H 1B		X 0-0 6 G4-3 18 E 3-H 1B	X 0-0 43 G3-1 2B		X 0-0 14 HBP 43 1B 24 HR 2-H 3-H 1B		4 1	2 1	3 1	2 2	0 0	0 0	0 0
6 Starling Marte, R (1, 8) OBP: 0.368, SLG: 0.571 43 Junior Sosa, L (6, PH) OBP: 0.667, SLG: 0.500 (7, 8)	S S S 0-3 ② K		B C X 1-1 1-H HR		X 0-0 ① G4-3 1-2	X 0-0 ② G3-1 2-3		X 0-0 14 HBP 24 HR 1-2 1B		3 2	1 1	1 1	2 0	0 0	1 0	1 1
18 Neil Walker, S (1, 4) OBP: 0.396, SLG: 0.644 14 Chris Diaz, R (8, PH) OBP: 0.000, SLG: 0.000 (9, 4)	X 0-0 ③ F8		X 0-0 ③ G4-3		X 0-0 E5 24 HR 2-H 1B	X 0-0 ③ F8		H 1-0 24 HR 1-2 2-3 HBP		4 0	1 1	1 0	0 0	0 0	0 0	1 0
24 Pedro Alvarez, L (1, 3) OBP: 0.349, SLG: 0.750		B B B B 4-0 26 G6-4-3 BB		X 0-0 E5 26 HR	B C X 1-1 2-H HR		S S S 0-3 ① K	X 0-0 1-H 2-H 3-H HR		4	3	2	6	1	1	0
26 Tony Sanchez, R (1, 10) OBP: 0.500, SLG: 0.914 Chase Simpson, S (8, PH) OBP: 0.000, SLG: 0.000 (9, 10)	X 0-0 ① ② G6-4-3 1-2f			X 0-0 ② 1-H HR	X 0-0 ② G4-3		C C C 0-3 ② K	C C C 0-3 ② K		4 1	1 0	1 0	2 0	0 0	1 1	1 0
10 Jordy Mercer, R (1, 6) OBP: 0.367, SLG: 0.478 Trace Tam Sing, R (8, PH) OBP: 0.000, SLG: 0.000 (9, 6)	X 0-0 ③ G4-3			X 0-0 29 G4-6-3 1B	S S S 0-3 ③ K		S S S 0-3 ③ K	S S S 0-3 ③ K		4 1	0 0	1 0	0 0	0 0	2 1	0 0
29 Francisco Cervelli, R (1, 2) OBP: 0.459, SLG: 0.759 83 Wilkin Castillo, S (6, 2) OBP: 0.308, SLG: 0.182			X 0-0 E5 3 G5-3 25 1B	X 0-0 ① ② G4-6-3 1-2f		X 0-0 17 HR 1B		X 0-0 ① G4-3		2 2	1 1	0 1	0 0	0 0	0 0	1 0
3 Sean Rodríguez, R (1, 7) OBP: 0.156, SLG: 0.140 15 Andrew Lambo, L (6, 7) OBP: 0.212, SLG: 0.245			X 0-0 ① G5-3 1-2	S S S 0-3 ③ K		S S S 0-3 ① K		B B B B 4-0 17 2B 86 1B BB		2 1	0 1	0 1	0 1	0 1	1 1	1 1
Inning Stats	R: 1 H: 1 E: 0 LOB: 0 K: 1 BB: 0 S: 7 P: 8	R: 0 H: 0 E: 0 LOB: 0 K: 0 BB: 1 S: 2 P: 6	R: 3 H: 2 E: 1 LOB: 0 K: 1 BB: 0 S: 9 P: 10	R: 2 H: 2 E: 1 LOB: 0 K: 1 BB: 0 S: 7 P: 7	R: 4 H: 4 E: 1 LOB: 0 K: 1 BB: 0 S: 10 P: 11	R: 2 H: 3 E: 0 LOB: 1 K: 1 BB: 0 S: 10 P: 11	R: 0 H: 0 E: 0 LOB: 0 K: 3 BB: 0 S: 9 P: 9	R: 6 H: 4 E: 0 LOB: 0 K: 2 BB: 1 S: 11 P: 16		1B: 7 SF: 0 2B: 2 SAC: 0 3B: 1 DP: 2 HR: 6 HBP: 1						

PITCHER		IP	WLS	BF	H	R	ER	SO	BB	IBB	HBP	BLK	WP	HR	S	P	ERA	WHIP
Zach Eflin, R ERA: 3.0	(1, 1)	3.0	L	13	3	4	1	2	1	0	0	0	0	2	18	24	3.00	1.333
59 Kevin Slowey, R ERA: 6.94	(4, 1)	2.0		12	6	6	5	2	0	0	0	0	0	2	17	18	22.50	3.000
30 Justin De Fratus, R ERA: 7.27	(6, 1)	0.1		3	2	2	2	1	0	0	0	0	0	1	7	8	54.00	6.000
63 Jake Diekman, L ERA: 10.0	(6, 1)	1.2		6	1	0	0	3	0	0	0	0	0	0	12	12	0.00	0.600
Ryan O'Sullivan, R ERA: 135.0	(8, 1)	0.1		6	3	5	5	0	1	0	1	0	0	0	4	9	135.00	12.000

PITCHER		IP	WLS	BF	H	R	ER	SO	BB	IBB	HBP	BLK	WP	HR	S	P	ERA	WHIP
39 Colton Murray, R ERA: 5.4	(8, 1)	0.2		3	1	1	1	2	0	0	0	0	0	1	7	7	13.50	1.500

BOTTOM

Philadelphia Phillies @ Pittsburgh Pirates
McKechnie Field, Bradenton, FL
Mon Mar 30 2015, 1:08 PM - 3:59 PM EDT
Att. 6,588 - Sunny - 71 F

livebaseballscorecards.com

AB	40
R	18
H	16
RBI	17
BB	2
SO	10
LOB	8

1B: 7 SF: 0
2B: 2 SAC: 0
3B: 1 DP: 2
HR: 6 HBP: 1

WP: 0 PA: 43
PB: 0
SB: 0
CS: 0

Batter	1	2	3	4	5	6	7	8	9	AB	R	H	RBI	BB	SO	LOB
10 Jordy Mercer, R (1, 6) OBP: 0.358, SLG: 0.460	G6-3			18 SH1-3 22 2B 1B	F9		K			4	1	1	0	0	1	0
12 Cole Tucker, S (7, 6)										0	0	0	0	0	0	0
18 Neil Walker, S (1, 4) OBP: 0.373, SLG: 0.604	K			SH1-3 1-2		G4-3	K			3	0	0	0	0	2	0
17 Pedro Florimón, S (7, 4) OBP: 0.342, SLG: 0.559										0	0	0	0	0	0	0
22 Andrew McCutchen, R (1, 8) OBP: 0.346, SLG: 0.458	G6-3			12 G4-3 27 2B 2-H 2B		12 1B 29 1B 1B		26 FC5-4 1B		3	2	2	1	0	0	0
86 Justin Maffei, R (7, 8) OBP: 1.000, SLG: 1.000										1	0	1	0	0	0	0
12 Corey Hart, R (1, 3) OBP: 0.406, SLG: 0.444		K		G4-3 2-3		29 1B 3 1B 1-2 1B	K	K		3	1	1	0	0	1	1
15 Andrew Lambo, L (7, 3) OBP: 0.208, SLG: 0.240										1	0	0	0	0	1	1
27 Jung Ho Kang, R (1, 5) OBP: 0.273, SLG: 0.436		G5-3		29 HR 3-H 2B		K	K	K		4	1	1	1	0	2	3
51 Tom Harlan, L (8, 1)										0	0	0	0	0	0	0
29 Francisco Cervelli, R (1, 2) OBP: 0.475, SLG: 0.844		K		HR 2-H		3 1B 1-3 2-H 1B		FC5-4 1-2f		3	2	2	3	0	1	0
26 Tony Sanchez, R (6, 2) OBP: 0.488, SLG: 0.889										1	0	0	0	0	0	1
3 Sean Rodríguez, R (1, 9) OBP: 0.167, SLG: 0.152			G5-3	P4		1B 2-H 3-H			K	3	0	1	2	0	0	0
67 Tito Polo, R (7, 9)										1	0	0	0	0	1	0
Mel Rojas Jr., S (1, 7) OBP: 0.250, SLG: 0.100			P3		F8	K			F8	4	0	0	0	0	1	1
46 Vance Worley, R (1, 1)			F9		F8		K		K	1	0	0	0	0	0	0
59 Antonio Bastardo, R (4, 1)										0	0	0	0	0	0	0
87 Kelson Brown, R (5, PH)										1	0	0	0	0	0	0
19 John Kuchno, R (5, 1)										1	0	0	0	0	1	0
75 Michael Fransoso, L (8, 5)										1	0	0	0	0	1	0
Inning Stats	R: 0 E: 0 K: 1 S: 5 H: 0 LOB: 0 BB: 0 P: 5	R: 0 E: 0 K: 2 S: 7 H: 0 LOB: 0 BB: 0 P: 7	R: 0 E: 0 K: 0 S: 3 H: 0 LOB: 0 BB: 0 P: 3	R: 4 E: 0 K: 0 S: 7 H: 4 LOB: 0 BB: 0 P: 7	R: 0 E: 0 K: 0 S: 3 H: 0 LOB: 0 BB: 0 P: 3	R: 3 E: 0 K: 2 S: 11 H: 4 LOB: 1 BB: 0 P: 11	R: 0 E: 0 K: 3 S: 9 H: 0 LOB: 0 BB: 0 P: 9	R: 0 E: 0 K: 2 S: 8 H: 1 LOB: 1 BB: 0 P: 8	R: 0 E: 0 K: 2 S: 7 H: 0 LOB: 0 BB: 0 P: 7	1B: 6 2B: 2 3B: 0 HR: 1 SF: 0 SAC: 1 DP: 0 HBP: 0						

PITCHER	IP	WLS	BF	H	R	ER	SO	BB	IBB	HBP	BLK	WP	HR	S	P	ERA	WHIP
14 David Price, L (1, 1) ERA: 5.76	6.0	L	26	8	7	7	5	0	0	0	0	0	1	36	36	10.50	1.333
43 Bruce Rondón, R (7, 1) ERA: 4.91	1.0		3	0	0	0	3	0	0	0	0	0	0	9	9	0.00	0.000
38 Joakim Soria, R (8, 1) ERA:	1.0		4	1	0	0	2	0	0	0	0	0	0	8	8	0.00	1.000
46 Ian Krol, L (9, 1) ERA: 3.38	1.0		3	0	0	0	2	0	0	0	0	0	0	7	7	0.00	0.000

PITCHER	IP	WLS	BF	H	R	ER	SO	BB	IBB	HBP	BLK	WP	HR	S	P	ERA	WHIP

TOP

Pittsburgh Pirates @ Detroit Tigers

Joker Marchant Stadium, Lakeland, FL

Tue Mar 31 2015, 1:06 PM - 3:27 PM EDT

Att. 6,540 - Overcast - 79 F

livebaseballscorecards.com

AB	35
R	7
H	9
RBI	7
BB	0
SO	12
LOB	7

PA: 36

WP: 0
PB: 0
SB: 0
CS: 0

Pittsburgh Pirates @ Detroit Tigers

Joker Marchant Stadium, Lakeland, FL

Tue Mar 31 2015, 1:06 PM - 3:27 PM EDT

Att. 6,540 - Overcast - 79 F

BOTTOM

Batter	1	2	3	4	5	6	7	8	9	AB	R	H	RBI	BB	SO	LOB
12 Anthony Gose, L (1, 8) OBP: 0.369, SLG: 0.483 Wynton Bernard, R (7, 8) OBP: 0.409, SLG: 0.474	0-0: 3 CS 1B		1-3: K 1-2		1-0: G4-3 1-3			0-3: K		3 1	0 0	1 0	0 0	0 0	1 1	2 0
3 Ian Kinsler, R (1, 4) OBP: 0.463, SLG: 0.674 33 Javier Betancourt, R (7, 4) OBP: 0.333, SLG: 0.286	1-0: G6-3 1-2		1-0: 24 WP HBP		1-0: CS 3-H	0-0: G1-3			4-0: 50 HR BB	2 0	0 1	0 0	0 0	0 1	0 0	1 0
24 Miguel Cabrera, R (1, 3) OBP: 0.385, SLG: 0.636 50 James Robbins, L (7, 3) OBP: 0.200, SLG: 0.800	0-0: G6-3		4-0: 41 G4-6-3 BB 1-2 2-3			0-0: G6-3			0-0: HR 1-H	2 1	0 1	0 1	0 2	0 0	1 0	0 0
41 Victor Martinez, S (1, 10) OBP: 0.091, SLG: 0.227		0-0: G4-3	0-0: G4-6-3 1-2f			0-0: G4-3			0-0: F8	4	0	0	0	0	0	3
52 Yoenis Cespedes, R (1, 7) OBP: 0.321, SLG: 0.673 17 Andrew Romine, S (8, 7) OBP: 0.286, SLG: 0.250		0-0: 9 SF8 3B		0-3: K			0-0: F8		0-0: 34 G5-4-3 1B	3 1	1 0	1 1	0 0	0 0	1 0	0 0
13 Alex Avila, L (1, 2) OBP: 0.298, SLG: 0.375 34 James McCann, R (8, 2) OBP: 0.410, SLG: 0.417		4-0: 1 FC5-4 BB		0-0: B1-3			0-0: G5-3		0-0: G5-4-3 1-2f	2 1	0 0	0 0	0 0	1 0	0 0	0 1
9 Nick Castellanos, R (1, 5) OBP: 0.328, SLG: 0.365 26 Hernán Pérez, R (8, 5) OBP: 0.333, SLG: 0.333		0-0: SF8 3-H		0-0: G5-3			0-0: G4-3			2 0	0 0	0 0	1 0	0 0	0 0	0 0
1 Jose Iglesias, R (1, 6) OBP: 0.130, SLG: 0.114 81 Josh Wilson, R (9, 6) OBP: 0.318, SLG: 0.211		0-0: FC5-4 1-2f			0-3: K			0-0: G6-3		3 0	0 0	0 0	0 0	0 0	1 0	1 0
20 Rajai Davis, R (1, 9) OBP: 0.362, SLG: 0.431 39 Ben Verlander, R (8, 9) OBP: 0.400, SLG: 0.400			0-0: 24 WP 12 S 1B		0-0: E3 12 G4-3 12 S 3 CS			0-0: F9		2 1	0 0	1 0	0 0	0 0	0 0	0 0
Inning Stats	R: 0 H: 1 E: 0 LOB: 0 K: 0 BB: 0 S: 3 P: 4	R: 1 H: 1 E: 0 LOB: 1 K: 0 BB: 1 S: 4 P: 8	R: 0 H: 1 E: 0 LOB: 2 K: 1 BB: 1 S: 5 P: 11	R: 0 H: 0 E: 0 LOB: 0 K: 1 BB: 0 S: 5 P: 5	R: 0 H: 0 E: 1 LOB: 0 K: 1 BB: 0 S: 5 P: 7	R: 0 H: 0 E: 0 LOB: 0 K: 0 BB: 0 S: 3 P: 3	R: 0 H: 0 E: 0 LOB: 0 K: 0 BB: 0 S: 3 P: 3	R: 0 H: 0 E: 0 LOB: 0 K: 1 BB: 0 S: 5 P: 5	R: 2 H: 2 E: 0 LOB: 0 K: 0 BB: 1 S: 4 P: 8	1B: 3 SF: 1 2B: 0 SAC: 0 3B: 1 DP: 2 HR: 1 HBP: 1						WP: 1 PA: 34 PB: 0 SB: 2 CS: 2	

livebaseballscorecards.com

AB	28
R	3
H	5
RBI	3
BB	3
SO	4
LOB	8

PITCHER		IP	WLS	BF	H	R	ER	SO	BB	IBB	HBP	BLK	WP	HR	S	P	ERA	WHIP
46 Vance Worley, R ERA: 4.95	(1, 1)	3.0	W	13	3	1	1	1	2	0	1	0	1	0	12	23	3.00	1.667
59 Antonio Bastardo, L ERA: 5.0	(4, 1)	1.0	H	3	0	0	0	1	0	0	0	0	0	0	5	5	0.00	0.000
19 John Kuchno, R ERA:	(5, 1)	3.0	H	9	0	0	0	1	0	0	0	0	0	0	11	13	0.00	0.000
51 Tom Harlan, L ERA: 7.71	(8, 1)	2.0		8	2	2	2	1	1	0	0	0	0	1	9	13	9.00	1.500

PITCHER	IP	WLS	BF	H	R	ER	SO	BB	IBB	HBP	BLK	WP	HR	S	P	ERA	WHIP

Pittsburgh Pirates @ Baltimore Orioles

Ed Smith Stadium, Sarasota, FL

Wed Apr 01 2015, 7:11 PM - 10:01 PM EDT

Att. 7,174 - Clear - 75 F

TOP

livebaseballscorecards.com

Batter	1	2	3	4	5	6	7	8	9	10	AB	R	H	RBI	BB	SO	LOB
5 Josh Harrison, R (1, 5) OBP: 0.360, SLG: 0.511	G1-3		F9			25 G3-6 1B		25 G4-6-3 1B 2-3			4	0	2	0	0	0	0
66 Tyler Filliben, R (8, 5)											0	0	0	0	0	0	0
25 Gregory Polanco, L (1, 9) OBP: 0.286, SLG: 0.415	P6		K2-3			G3-6 1-2f		G4-6-3 1-2f 3-H			4	0	0	0	0	1	2
38 Stolmy Pimentel, R (8, 1)											0	0	0	0	0	0	0
75 Michael Fransoso, L (9, 4)											0	0	0	0	0	0	0
22 Andrew McCutchen, R (1, 8) OBP: 0.333, SLG: 0.429	K			K		1B		G6-3			4	0	1	0	0	2	0
70 Andy Vasquez, L (8, 8)											0	0	0	0	0	0	0
18 Neil Walker, S (1, 4) OBP: 0.389, SLG: 0.627		24 HR 1B		2B		L4			G4-3		3	1	2	0	0	0	1
3 Sean Rodríguez, R (7, 4) OBP: 0.163, SLG: 0.149											1	0	0	0	0	0	0
(9, 3)																	
6 Starling Marte, R (1, 7) OBP: 0.344, SLG: 0.533		K		K			G4-3		G6-3		4	0	0	0	0	2	2
24 Jonathan Schwind, R (9, 7)											0	0	0	0	0	0	0
24 Pedro Alvarez, L (1, 3) OBP: 0.340, SLG: 0.773		1-H HR		F9			G4-3		K		4	1	1	2	0	1	1
50 Adam Miller, R (9, 1)											0	0	0	0	0	0	0
54 A.J. Morris, R (10, 1)											0	0	0	0	0	0	0
27 Jung Ho Kang, R (1, 6) OBP: 0.277, SLG: 0.429		K			K		1B			L6	3	0	1	0	0	2	0
17 Pedro Florimón, S (7, 6) OBP: 0.333, SLG: 0.543											1	0	0	0	0	0	0
26 Tony Sanchez, R (1, 2) OBP: 0.444, SLG: 0.800		F9			K		G4-3			G4-3	4	0	0	0	0	1	1
83 Wilkin Castillo, S (10, 2) OBP: 0.308, SLG: 0.182											0	0	0	0	0	0	0
47 Francisco Liriano, L (1, 1) OBP: 0.333, SLG: 0.333			G4-3		F9			5 1B 25 G4-6-3 2B		G4-3	1	0	0	0	0	0	0
45 Gerrit Cole, R (4, 1) OBP: 0.600, SLG: 0.667											1	0	0	0	0	0	0
37 Arquimedes Caminero, R (7, 1) OBP: 1.000, SLG: 1.000											0	0	0	0	0	0	0
15 Andrew Lambo, L (8, PH) OBP: 0.218, SLG: 0.269											2	1	1	0	0	0	0
(8, 9)																	
Inning Stats	R: 0 E: 0 K: 1 S: 5 H: 0 LOB: 0 BB: 0 P: 5	R: 2 E: 0 K: 2 S: 11 H: 2 LOB: 0 BB: 0 P: 14	R: 0 E: 0 K: 1 S: 5 H: 0 LOB: 0 BB: 0 P: 5	R: 0 E: 0 K: 2 S: 8 H: 1 LOB: 1 BB: 0 P: 8	R: 0 E: 0 K: 2 S: 7 H: 0 LOB: 0 BB: 0 P: 7	R: 0 E: 0 K: 0 S: 4 H: 2 LOB: 1 BB: 0 P: 4	R: 0 E: 0 K: 0 S: 4 H: 1 LOB: 1 BB: 0 P: 4	R: 1 E: 0 K: 0 S: 4 H: 2 LOB: 0 BB: 0 P: 4	R: 0 E: 0 K: 1 S: 5 H: 0 LOB: 0 BB: 0 P: 5	R: 0 E: 0 K: 0 S: 3 H: 0 LOB: 0 BB: 0 P: 3	1B: 5 2B: 2 3B: 0 HR: 1	SF: 0 SAC: 0 DP: 2 HBP: 0						

	AB	36
	R	3
	H	8
	RBI	2
	BB	0
	SO	9
	LOB	7

WP: 0 PB: 0 SB: 0 CS: 0 PA: 36

PITCHER		IP	WLS	BF	H	R	ER	SO	BB	IBB	HBP	BLK	WP	HR	S	P	ERA	WHIP
30 Chris Tillman, R ERA: 2.76	(1, 1)	5.0		18	3	2	2	8	0	0	0	0	0	1	36	39	3.60	0.600
17 Brian Matusz, L ERA: 1.88	(6, 1)	2.0		9	4	1	1	0	0	0	0	0	0	0	9	9	4.50	2.000
56 Darren O'Day, R ERA: 2.25	(8, 1)	1.0	B	3	1	0	0	0	0	0	0	0	0	0	3	3	0.00	1.000
53 Zack Britton, L ERA:	(9, 1)	1.0		3	0	0	0	1	0	0	0	0	0	0	5	5	0.00	0.000
95 Mychal Givens, R ERA:	(10, 1)	1.0		3	0	0	0	0	0	0	0	0	0	0	3	3	0.00	0.000

PITCHER	IP	WLS	BF	H	R	ER	SO	BB	IBB	HBP	BLK	WP	HR	S	P	ERA	WHIP

Batter	1	2	3	4	5	6	7	8	9	10	AB	R	H	RBI	BB	SO	LOB
14 Nolan Reimold, R (1, 7) OBP: 0.426, SLG: 0.477 12 Alejandro De Aza, L (7, PH) OBP: 0.277, SLG: 0.442 (8, 7)	C C C 0-3 K ①		x 0-0 10 FC6-4 1B		x 0-0 G5-3 ③		x 0-0 23 S 1B 3-H		x 0-0 G6-3 ③		3 0 1 0 0 1 0 2 0 1 1 0 0 2						
28 Steve Pearce, R (1, 9) OBP: 0.313, SLG: 0.638 23 Travis Snider, L (7, PH) OBP: 0.327, SLG: 0.326 (8, 9)	x 0-0 G5-3 ②		S S S 0-3 K ②			B B B 4-0 10 G3 BB	S x 0-1 G4-3 ③ 1-2			S S S 0-3 K ①	2 0 0 0 1 1 1 2 0 0 0 0 1 1						
10 Adam Jones, R (1, 8) OBP: 0.314, SLG: 0.563 86 Julio Borbon, L (9, 8) OBP: 0.308, SLG: 0.385	x 0-0 WP 1B		x 0-0 FC6-4 ③ 1-2f			x 0-0 G3 ① 1-2		x 0-0 G1-3 ①		x 0-0 G6-3 ②	4 0 1 0 0 0 2 1 0 0 0 0 0 0						
Chris Davis, L (1, 3) OBP: 0.300, SLG: 0.434 89 Garabez Rosa, R (9, 5) OBP: 0.500, SLG: 0.500 85 Mike Yastrzemski, L (10, PH) OBP: 0.071, SLG: 0.308	B x 1-0 G3-1 ③ 1-2			S S S 0-3 K ①		S S S 0-3 K ②		x 0-0 F9 ②		C C C 0-3 K ③	4 0 0 0 0 2 2 0 0 0 0 0 0 0 1 0 0 0 0 1 0						
27 Delmon Young, R (1, 10) OBP: 0.345, SLG: 0.462 45 Steve Clevenger, L (8, PH) OBP: 0.300, SLG: 0.368 (9, 10)		x 0-0 G6-3 ①		x 0-0 13 WP 1B		x 0-0 G5-3 ③		x 0-0 F9 ③			3 0 1 0 0 0 1 1 0 0 0 0 0 0						
13 Manny Machado, R (1, 5) OBP: 0.241, SLG: 0.321 3 Ryan Flaherty, L (8, 5) OBP: 0.340, SLG: 0.349 (9, 3)		x 0-0 G6-3 ②		B C C C 1-3 K ② 1-2			H 1-0 6 S 1 3B HBP		x 0-0 1 BLK 57 BB 1B		2 1 0 0 0 1 1 1 0 1 0 0 0 0						
6 Jonathan Schoop, R (1, 4) OBP: 0.291, SLG: 0.463 57 Jayson Nix, R (8, 4) OBP: 0.286, SLG: 0.395		x 0-0 G6-3 ③		x 0-0 L4 ③			C C C 0-3 K ① 1-2		B B B B 4-0 1 BLK 1-2 BB		3 0 0 0 0 1 2 0 0 0 0 1 0 0						
60 Ryan Lavarnway, R (1, 2) OBP: 0.211, SLG: 0.222			x 0-0 G5-3 ①		x 0-0 F9 ①		x 0-0 F7 ②		S S S 0-3 K ①		4 0 0 0 0 1 3						
1 Everth Cabrera, S (1, 6) OBP: 0.355, SLG: 0.464 1 Paul Janish, R (8, 6) OBP: 0.133, SLG: 0.133			B B x 2-0 HR		x 0-0 G5-3 ②		x 0-0 12 1B 3B 2-H		x 0-0 F8 ② 1-2 2-3		3 2 2 2 0 0 0 1 0 0 0 0 0 2						
Inning Stats	R: 0 H: 1 E: 0 LOB: 1 K: 1 BB: 0 S: 6 P: 7	R: 0 H: 0 E: 0 LOB: 0 K: 0 BB: 0 S: 3 P: 3	R: 1 H: 2 E: 0 LOB: 1 K: 1 BB: 0 S: 7 P: 9	R: 0 H: 1 E: 0 LOB: 1 K: 2 BB: 0 S: 8 P: 9	R: 0 H: 0 E: 0 LOB: 0 K: 0 BB: 0 S: 3 P: 3	R: 0 H: 0 E: 0 LOB: 1 K: 1 BB: 1 S: 5 P: 9	R: 2 H: 2 E: 0 LOB: 1 K: 1 BB: 0 S: 8 P: 9	R: 0 H: 0 E: 0 LOB: 0 K: 0 BB: 0 S: 3 P: 3	R: 0 H: 1 E: 0 LOB: 2 K: 1 BB: 1 S: 6 P: 10	R: 0 H: 0 E: 0 LOB: 0 K: 2 BB: 0 S: 7 P: 7	1B: 5 SF: 0 2B: 0 SAC: 0 3B: 1 DP: 0 HR: 1 HBP: 1						

PITCHER		IP	WLS	BF	H	R	ER	SO	BB	IBB	HBP	BLK	WP	HR	S	P	ERA	WHIP
47 Francisco Liriano, L ERA: 0.75	(1, 1)	3.0		12	3	1	1	2	0	0	0	0	1	1	16	19	3.00	1.000
45 Gerrit Cole, R ERA: 3.24	(4, 1)	3.0	H	11	1	0	0	3	1	0	0	0	1	0	16	21	0.00	0.667
37 Arquimedes Caminero, R ERA: 2.92	(7, 1)	1.0	B	6	2	2	2	1	0	0	1	0	0	0	8	9	18.00	2.000
38 Stolmy Pimentel, R ERA: 4.91	(8, 1)	1.0		3	0	0	0	0	0	0	0	0	0	0	3	3	0.00	0.000
50 Adam Miller, R ERA:	(9, 1)	1.0		5	1	0	0	1	1	0	0	1	0	0	6	10	0.00	2.000

PITCHER		IP	WLS	BF	H	R	ER	SO	BB	IBB	HBP	BLK	WP	HR	S	P	ERA	WHIP
54 A.J. Morris, R ERA:	(10, 1)	1.0		3	0	0	0	2	0	0	0	0	0	0	7	7	0.00	0.000

BOTTOM

Pittsburgh Pirates @ Baltimore Orioles

Ed Smith Stadium, Sarasota, FL

Wed Apr 01 2015, 7:11 PM - 10:01 PM EDT
Att. 7,174 - Clear - 75 F

livebaseballscorecards.com

AB	37
R	3
H	7
RBI	3
BB	2
SO	9
LOB	17

WP: 2 PA: 40
PB: 0
SB: 2
CS: 0

Batter	1	2	3	4	5	6	7	8	9	AB	R	H	RBI	BB	SO	LOB
5 Josh Harrison, R (1, 5) OBP: 0.340, SLG: 0.480	G6-3		F7		K		G6-3		F9	3	0	0	0	0	1	0
48 Jared Hughes, R (5, 1)										0	0	0	0	0	0	0
12 Corey Hart, R (7, PH) (7, 3) OBP: 0.382, SLG: 0.414										2	0	0	0	0	0	2
10 Jordy Mercer, R (1, 6) OBP: 0.375, SLG: 0.472	25 G3 1B		1B			G6-3		BB 17 SF9 2B		3	0	2	0	0	0	0
83 Wilkin Castillo, S (7, 2) OBP: 0.357, SLG: 0.333										1	1	1	0	0	0	0
25 Gregory Polanco, L (1, 9) OBP: 0.288, SLG: 0.411	G3 1-2		K			6 S 6 1B 1B		E5 BB		3	1	1	0	0	1	2
Stetson Allie, R (6, 9) OBP: 0.400, SLG: 0.375										1	0	0	0	0	0	1
6 Starling Marte, R (1, 8) OBP: 0.344, SLG: 0.524	G6-3		P3			24 G6-3 1B 1-H		1-2 2-3 BB		3	0	1	1	0	0	2
Keon Broxton, R (6, 8) OBP: 0.250, SLG: 0.100										0	0	0	0	1	0	0
24 Pedro Alvarez, L (1, 3) OBP: 0.320, SLG: 0.723		K		G3		G6-3 1-2f		SF9 3-H		3	0	0	0	0	1	1
56 Matt Benedict, R (7, 1)										0	0	0	0	0	0	0
17 Josh Bell, S (8, PH)										0	0	0	1	0	0	0
24 Jonathan Schwind, R (8, 7)										0	0	0	0	0	0	0
29 Francisco Cervelli, R (1, 2) OBP: 0.465, SLG: 0.794		F8		K			3 F BB	K		2	0	0	0	1	1	0
Gustavo Nunez, S (7, PR) (7, 6) OBP: 0.125, SLG: 0.087										1	0	0	0	0	1	2
15 Andrew Lambo, L (1, 7) OBP: 0.220, SLG: 0.268		3 1B 1B		G3-1			L8	P6		4	0	1	0	0	0	3
54 A.J. Morris, R (8, 1)										0	0	0	0	0	0	0
3 Sean Rodríguez, R (1, 4) OBP: 0.173, SLG: 0.160		1-2 1B			F9		K 1-3		K	3	0	1	0	0	1	1
10 Max Moroff, S (8, 4)										1	0	0	0	0	1	0
34 A.J. Burnett, R (1, 1)							BB			1	0	0	0	0	1	2
17 Pedro Florimón, S (5, PH) OBP: 0.333, SLG: 0.514										2	0	0	0	1	2	0
(5, 5)																
Inning Stats	R: 0 H: 1 E: 0 LOB: 1 K: 0 BB: 0 S: 4 P: 4	R: 0 H: 2 E: 0 LOB: 2 K: 2 BB: 0 S: 9 P: 9	R: 0 H: 1 E: 0 LOB: 1 K: 1 BB: 0 S: 6 P: 6	R: 0 H: 0 E: 0 LOB: 0 K: 1 BB: 0 S: 5 P: 5	R: 0 H: 0 E: 0 LOB: 0 K: 2 BB: 0 S: 7 P: 7	R: 1 H: 2 E: 0 LOB: 0 K: 0 BB: 0 S: 4 P: 5	R: 0 H: 0 E: 1 LOB: 2 K: 1 BB: 2 S: 5 P: 13	R: 1 H: 1 E: 1 LOB: 2 K: 1 BB: 1 S: 7 P: 11	R: 0 H: 0 E: 0 LOB: 0 K: 2 BB: 0 S: 7 P: 7	1B: 6 SF: 1 2B: 1 SAC: 0 3B: 0 DP: 1 HR: 0 HBP: 0						

TOP

Pittsburgh Pirates @ New York Yankees

George M. Steinbrenner Field, Tampa, FL

Thu Apr 02 2015, 1:08 PM - 3:50 PM EDT

Att. 8,240 - Sunny - 81 F

livebaseballscorecards.com

AB	33
R	2
H	7
RBI	2
BB	3
SO	10
LOB	16

PITCHER		IP	WLS	BF	H	R	ER	SO	BB	IBB	HBP	BLK	WP	HR	S	P	ERA	WHIP
35 Michael Pineda, R ERA: 1.42	(1, 1)	5.1		22	6	1	1	6	0	0	0	0	0	0	34	35	1.69	1.125
48 Andrew Miller, L ERA: 2.57	(6, 1)	0.2	W	1	0	0	0	0	0	0	0	0	0	0	1	1	0.00	0.000
68 Dellin Betances, R ERA: 6.14	(7, 1)	1.0	H	5	0	0	0	1	2	0	0	0	0	0	5	13	0.00	2.000
29 David Carpenter, R ERA: 4.7	(8, 1)	1.0		6	1	1	0	1	1	0	0	0	0	0	7	11	0.00	2.000
José Ramirez, R ERA: 4.15	(9, 1)	1.0		3	0	0	0	2	0	0	0	0	0	0	7	7	0.00	0.000

PITCHER	IP	WLS	BF	H	R	ER	SO	BB	IBB	HBP	BLK	WP	HR	S	P	ERA	WHIP

BOTTOM

Pittsburgh Pirates @ New York Yankees

George M. Steinbrenner Field, Tampa, FL

Thu Apr 02 2015, 1:08 PM - 3:50 PM EDT

Att. 8,240 - Sunny - 81 F

livebaseballscorecards.com

Batter	1	2	3	4	5	6	7	8	9	AB	R	H	RBI	BB	SO	LOB
22 Jacoby Ellsbury, L (1, 8) OBP: 0.212, SLG: 0.273 27 Gregorio Petit, R (7, 6) OBP: 0.353, SLG: 0.387 (8, 5)	34 G3 13 S 1B	G4-3			G3-1		G6-3	G4-3		3 0 1 0 0 0 3 2 0 0 0 0 0 0						
13 Alex Rodriguez, R (1, 3) OBP: 0.400, SLG: 0.524 Greg Bird, L (7, 3) OBP: 0.421, SLG: 0.706	K 1-2		F8		K		55 1B 34 BB 1B			3 0 0 0 0 2 1 1 1 1 0 0 0 0						
34 Brian McCann, L (1, 2) OBP: 0.292, SLG: 0.381 74 Radley Haddad, L (7, PR) 29 David Carpenter, R (8, 1) José Ramirez, R (9, 1)	G3 2-3		L7		K		55 1B 1-2 1B BB			3 0 0 0 1 1 1 0 1 0 0 0 0 0 0 0 0 0 0 0 0 0 0 0 0 0 0 0						
55 Austin Romine, R (1, 10) OBP: 0.229, SLG: 0.212 (8, 2)	K		L4			33 2B 24 1B 1B	1B 83 SF7 1-2 2-3 1B			4 2 2 0 0 1 1						
33 Garrett Jones, L (1, 9) OBP: 0.231, SLG: 0.250 Aaron Judge, R (6, PR) OBP: 0.429, SLG: 0.455 (7, 9)		24 G5-3 14 1B 1B		F8		1-3 24 1B 2B	1-3 2-H 3-H 1B			3 0 2 0 0 0 0 1 1 1 2 0 0 0						
24 Chris Young, R (1, 7) OBP: 0.304, SLG: 0.434 83 Ben Gamel, L (6, PR) (7, 7)	G5-3 1-2			98 G5-3 14 1B 1B		98 WP 14 G4-3 98 1B 2-H 3-H 1B	SF7 3-H			3 0 2 2 0 0 1 0 1 0 1 0 0 0						
14 Stephen Drew, L (1, 6) OBP: 0.315, SLG: 0.440 93 Jake Cave, L (7, 8) OBP: 0.375, SLG: 0.667	98 1B 2-H 1B			98 G5-3 1-2 1B	G4-3 1-2		L6			3 0 2 0 0 0 2 1 0 0 0 0 0 1						
98 Rob Refsnyder, R (1, 4) OBP: 0.460, SLG: 0.548 73 Tyler Wade, L (7, 4) OBP: 0.333, SLG: 0.333	95 BB 2-3 1B			G5-3 1-2 2-3		95 G4-6-3 2-H 1B		G3		3 0 2 1 0 0 2 1 0 0 0 0 0 0						
95 Eric Jagielo, L (1, 5) Cito Culver, R (8, 6) OBP: 0.133, SLG: 0.071	BB 1-2			G4-1		G4-6-3 1-2f		K		2 0 0 0 1 0 4 1 0 0 0 0 1 0						
Inning Stats	R: 0 E: 0 K: 2 S: 8 H: 1 LOB: 1 BB: 0 P: 8	R: 0 E: 0 K: 0 S: 5 H: 3 LOB: 3 BB: 1 P: 9	R: 0 E: 0 K: 0 S: 3 H: 0 LOB: 0 BB: 0 P: 3	R: 0 E: 0 K: 0 S: 5 H: 2 LOB: 2 BB: 0 P: 5	R: 0 E: 0 K: 2 S: 7 H: 0 LOB: 0 BB: 0 P: 7	R: 3 E: 0 K: 0 S: 6 H: 4 LOB: 2 BB: 0 P: 7	R: 3 E: 0 K: 0 S: 6 H: 3 LOB: 1 BB: 1 P: 10	R: 0 E: 0 K: 1 S: 5 H: 0 LOB: 0 BB: 0 P: 5		1B: 12 2B: 1 3B: 0 HR: 0 SF: 1 SAC: 0 DP: 1 HBP: 0						

	AB	34
	R	6
	H	13
	RBI	6
	BB	2
	SO	5
	LOB	16

WP: 1 PB: 0 SB: 1 CS: 0 PA: 37

PITCHER		IP	WLS	BF	H	R	ER	SO	BB	IBB	HBP	BLK	WP	HR	S	P	ERA	WHIP
34 A.J. Burnett, R ERA: 4.86	(1, 1)	4.0		18	6	0	0	2	1	0	0	0	0	0	21	25	0.00	1.750
48 Jared Hughes, R ERA: 10.61	(5, 1)	2.0	L	9	4	3	3	2	0	0	0	0	1	0	13	14	13.50	2.000
56 Matt Benedict, R ERA: 27.0	(7, 1)	1.0		7	3	3	3	0	1	0	0	0	0	0	6	10	27.00	4.000
54 A.J. Morris, R ERA:	(8, 1)	1.0		3	0	0	0	1	0	0	0	0	0	0	5	5	0.00	0.000

PITCHER	IP	WLS	BF	H	R	ER	SO	BB	IBB	HBP	BLK	WP	HR	S	P	ERA	WHIP

TOP

Pittsburgh Pirates @ Philadelphia Phillies
Citizens Bank Park, Philadelphia, PA
Fri Apr 03 2015, 7:08 PM - 10:24 PM EDT
Att. 16,609 - Overcast - 61 F

livebaseballscorecards.com

Batter	1	2	3	4	5	6	7	8	9	AB	R	H	RBI	BB	SO	LOB
5 Josh Harrison, R (1, 5) OBP: 0.351, SLG: 0.472	B FF 88 B FF 88 B FF 88 B SI 88 4-0 25 2B BB	B SL 80 X SI 88 1-0 ① FC6-4 22 1B 1-2f		C SI 89 X CH 84 0-1 22 1B 1-2 1B	C FF 87 D SL 86 F SI 92 B SL 82 S SI 92 2-3 ③ K			B SL 80 F SL 79 F SL 78 X SL 78 1-2 12 WP 12 1B 2B	C SL 79 B FF 88 S FF 90 S FF 90 1-3 ③ K	3	1	1	0	1	1	3
27 Jung Ho Kang, R (7, 5) OBP: 0.286, SLG: 0.455										2	1	1	0	0	1	0
25 Gregory Polanco, L (1, 9) OBP: 0.286, SLG: 0.417	C SI 90 X SI 90 0-1 22 1B 1-H 2B	1 SAFE X CH 83 0-0 ② F9		B SI 89 C CH 83 X SI 90 1-1 ② L7		B SI 90 C SI 91 F SI 91 C SI 92 1-3 ① K		D SI 90 B SL 81 X SL 80 2-0 3 1B 2-H 1B		4	1	1	1	0	1	3
12 Corey Hart, R (7, 3) OBP: 0.400, SLG: 0.433										1	0	1	1	0	0	0
22 Andrew McCutchen, R (1, 8) OBP: 0.382, SLG: 0.469	B CU 72 X FF 90 1-0 6 1B 2-H 1B	D SL 81 B CU 73 F FF 90 C FF 91 B SI 90 X SI 91 3-2 1-3 1B		F FF 87 S CU 73 D SL 80 F CU 73 X FF 88 1-2 1-2 2-3 1B		B SL 85 B SL 87 D SI 92 X SI 91 3-0 ② L8		C FF 91 F SL 80 X FF 90 0-2 1-3 1B		4	0	3	1	0	0	0
3 Sean Rodríguez, R (6, 4) OBP: 0.189, SLG: 0.176										1	0	1	0	0	0	0
18 Neil Walker, S (1, 4) OBP: 0.362, SLG: 0.582	B SI 89 F CH 83 F CH 84 X FF 88 1-2 ① F8	C CH 84 D SL 82 X CH 85 1-1 ③ G6-3		F CH 82 F FF 88 X CU 72 0-2 ③ F8		S CH 84 S CH 86 B CH 86 F CH 85 X SI 92 1-2 ③ G6-3		D SI 91 C SL 81 S CH 84 S CH 84 1-3 ① K2-3		4	0	0	0	0	0	6
58 Radhames Liz, R (6, 1)										0	0	0	0	0	0	0
26 Tony Sanchez, R (8, PH) OBP: 0.435, SLG: 0.780										1	0	0	0	0	1	2
(8, 2)																
6 Starling Marte, R (1, 7) OBP: 0.368, SLG: 0.530	1 SAFE C SI 90 S FF 88 1 SAFE 1 SAFE X SL 81 0-2 29 FC6-4 1-2 1B	B CU 72 B FF 89 F FF 88 S FF 90 B CU 74 X FF 88 3-2 ① L4			C SL 79 S FF 86 B FF 86 B CU 73 F FF 86 B CH 83 H CH 83 4-2 24 G1-3 49 1B HBP		X SI 90 0-0 15 WP 29 S 1B	C SL 80 C FF 90 B CH 84 B FF 90 F CH 84 X SL 82 2-2 FC4		3	1	2	0	0	0	0
(6, 8)																
Stetson Allie, R (7, 9) OBP: 0.364, SLG: 0.333										1	0	0	0	0	0	2
24 Pedro Alvarez, L (1, 3) OBP: 0.296, SLG: 0.667	C CU 73 B SI 90 B CH 83 B SI 90 F CH 84 X SL 81 3-2 ② F7	B SI 89 B CH 84 C SI 89 X CH 84 2-1 ② F7			B SI 88 X SI 86 1-0 ① G1-3 1-2		B SI 90 F SI 90 B SI 90 X FF 90 2-1 ① L7	B FF 90 F CH 82 B FF 91 B SI 89 S SI 90 S SI 91 3-3 ② K		4	0	0	0	0	0	4
Keon Broxton, R (7, 8) OBP: 0.231, SLG: 0.091										1	0	0	0	0	1	3
29 Francisco Cervelli, R (1, 2) OBP: 0.447, SLG: 0.730	F SL 81 X SL 80 0-1 ③ FC6-4 1-2f	C FF 90 B SL 83 S SI 86 F FF 91 F SL 81 B CU 72 S FF 90 2-3 ③ K			B FF 88 X SL 81 1-0 ② G5-3		1 SAFE F SL 80 1 SAFE B SI 90 1 SAFE B SI 90 H SL 81 3-1 15 WP 1-2 HBP	B SI 90 S CH 84 X CH 82 1-1 ③ L5		3	0	0	0	0	1	3
17 Josh Bell, S (8, PH)										1	0	0	0	0	0	3
44 Tony Watson, L (8, 1)										0	0	0	0	0	0	0
Angel Sánchez, R (9, 1)										0	0	0	0	0	0	0
10 Jordy Mercer, R (1, 6) OBP: 0.400, SLG: 0.527		B FF 86 B FF 87 C FF 87 C FF 88 B FF 87 X FF 89 3-2 HR		C FF 87 B CH 84 F CH 83 F FF 87 B SL 80 F SI 90 B SI 91 B CU 75 4-2 49 FC2-6 BB	B CU 72 2 SAFE I IN 79 I IN 76 I IN 74 4-0 49 1B IBB		C SI 91 D FF 92 B SI 91 F SI 91 S CH 84 2-3 ② K		X FS 88 0-0 ① G6-3	2	1	1	1	2	1	2
Gustavo Nunez, S (7, 6) OBP: 0.120, SLG: 0.083										1	0	0	0	0	0	0
49 Jeff Locke, L (1, 1) OBP: 0.429, SLG: 0.333		C SI 88 B SI 89 F SI 88 B FF 90 F SI 88 F SI 90 X SI 90 2-2 5 FC6-4 1-2f 1B		X SI 88 0-0 ① FC2-6 22 1B 5 1B 1-2f	C SI 90 X CH 83 0-1 1-3 2-H 1B		B SI 90 F SI 91 F CH 83 E CH 84 B FF 92 S SL 82 2-3 ③ K 1-2 2-3		C FF 89 C FS 83 C FF 89 0-3 ② K	3	0	2	1	0	0	1
15 Andrew Lambo, L (6, 7) OBP: 0.213, SLG: 0.259										2	0	0	0	0	2	2

	AB	41
	R	5
	H	13
	RBI	5
	BB	3
	SO	9
	LOB	34

Inning Stats	1	2	3	4	5	6	7	8	9
	R: 2 E: 0 K: 0 S: 14 H: 3 LOB: 2 BB: 1 P: 23	R: 1 E: 0 K: 0 S: 15 H: 3 LOB: 2 BB: 0 P: 25	R: 0 E: 0 K: 1 S: 10 H: 0 LOB: 0 BB: 0 P: 17	R: 0 E: 0 K: 0 S: 16 H: 2 LOB: 3 BB: 1 P: 22	R: 1 E: 0 K: 1 S: 10 H: 1 LOB: 2 BB: 1 P: 22	R: 0 E: 0 K: 1 S: 8 H: 0 LOB: 0 BB: 0 P: 13	R: 0 E: 0 K: 2 S: 11 H: 1 LOB: 2 BB: 0 P: 20	R: 1 E: 0 K: 2 S: 19 H: 3 LOB: 3 BB: 0 P: 29	R: 0 E: 0 K: 2 S: 7 H: 0 LOB: 0 BB: 0 P: 8

1B: 10 SF: 0
2B: 2 SAC: 0
3B: 0 DP: 0
HR: 1 HBP: 2

WP: 2 PA: 46
PB: 0
SB: 1
CS: 0

PITCHER		IP	WLS	BF	H	R	ER	SO	BB	IBB	HBP	BLK	WP	HR	S	P	ERA	WHIP
34 Aaron Harang, R ERA: 4.8	(1, 1)	4.2		27	9	4	4	1	2	1	1	0	0	1	62	104	7.71	2.357
46 Jeanmar Gómez, R ERA: 0.71	(5, 1)	1.1		4	0	0	0	2	0	0	0	0	0	0	11	18	0.00	0.000
30 Justin De Fratus, R ERA: 6.75	(7, 1)	2.0		12	4	1	1	4	0	0	1	0	2	0	30	49	4.50	2.000
58 Jonathan Papelbon, R ERA: 5.4	(9, 1)	1.0	W	3	0	0	0	2	0	0	0	0	0	0	7	8	0.00	0.000

PITCHER		IP	WLS	BF	H	R	ER	SO	BB	IBB	HBP	BLK	WP	HR	S	P	ERA	WHIP

Batter	1	2	3	4	5	6	7	8	9	AB	R	H	RBI	BB	SO	LOB
37 Odúbel Herrera, L (1, 8) OBP: 0.380, SLG: 0.455	C SI 90 S SI 90 X SI 92 0-2 E2 3 1B 6 FC3-6 1B	B SI 91 X SI 90 1-0 ③ G6-3			C SI 89 B KC 77 S KC 75 X SI 91 1-2 ② G4-3		1 SAFE B FF 92 F SI 93 B SI 92 1 SAFE F SI 91 B SL 81 F SI 91 F FF 93 4-2 B FF 94 1-3 BB		C SI 93 F SL 86 S CH 87 0-3 ② K	4	1	1	0	1	1	1
68 Russ Canzler, R (1, 7) OBP: 0.298, SLG: 0.378 2 Ben Revere, L (7, PH) OBP: 0.222, SLG: 0.232 (8, 7)	C SI 90 B CH 80 F SI 92 B SI 91 B SI 91 B SI 91 4-2 6 FC3-6 3 1B 18 E BB		S CH 78 S CH 78 B SI 90 C KC 80 1-3 ① K		C SI 90 S CH 80 B FF 90 S KC 81 1-3 ③ K		C CH 86 X FF 94 0-1 ③ F8		B SI 92 D CH 87 X SI 93 2-0 2-H HR	2 2	1 1	0 1	0 2	1 0	2 0	0 2
3 Jeff Francoeur, R (1, 9) OBP: 0.227, SLG: 0.295	X SI 92 0-0 6 FC3-6 1-2 2-3 1B		C KC 79 B SI 92 F SI 91 C SI 91 1-3 ② K			C FF 94 B SL 82 X FF 94 1-1 18 F9 2B		T SI 92 S CH 82 B CH 84 X SI 93 1-2 18 F9 1B		4	0	3	0	0	1	0
6 Ryan Howard, L (1, 10) OBP: 0.221, SLG: 0.333 71 Cord Phelps, S (6, PR) OBP: 0.434, SLG: 0.455 (7, 10)	C SI 92 S KC 80 F SI 93 B SI 92 X KC 80 1-2 ① FC3-6 18 E 25 SH4-3 1-2f 2-3 3-H		S SI 92 B SI 92 S KC 83 B SI 91 S KC 83 2-3 ③ K			B FF 93 B CH 86 B CH 85 B SI 94 4-0 25 G6-3 BB		1 SAFE X SI 92 0-0 ① F8		2 1	1 0	0 0	1 0	1 0	1 0	2 1
18 Darin Ruf, R (1, 3) OBP: 0.246, SLG: 0.355	B KC 79 B SI 92 X SI 92 2-0 E5 25 SH4-3 1-3 3-H			B KC 78 F FF 90 S CH 78 B SI 91 F KC 81 F SI 91 X CH 80 2-2 25 1B 2B		D SI 92 C SI 92 X SI 92 1-1 ① F9 2-3		C SI 93 B SI 92 S CH 84 X CH 84 1-2 ② F9 1-2		4	1	1	1	0	0	4
25 Cody Asche, L (1, 5) OBP: 0.263, SLG: 0.444	X SI 92 0-0 ② SH4-3 2-3 3-H			B SI 90 B SI 91 T SI 91 B SI 91 F SI 92 F SI 91 X SI 92 3-2 16 G4-3-6 2-H 1B		C SI 92 B FF 96 X SI 93 1-1 ②③ G6-3 1-2f		C SL 80 F SI 93 F SI 94 B SI 94 B SL 82 S SL 81 2-3 ③ K		3	0	1	2	0	1	3
16 César Hernández, S (1, 6) OBP: 0.242, SLG: 0.236	C SI 92 X CH 80 0-1 ③ G5-3			1 SAFE B SI 90 C SI 90 L SI 90 1 SAFE X SI 90 1-2 ①② G4-3-6 1-2f			C FF 94 X CH 86 0-1 ① G1-3		B SI 92 B SI 92 C SI 92 F SI 93 B SI 88 X SI 93 3-2 4 SH 2B	4	1	1	0	0	0	2
4 Andrés Blanco, S (1, 4) OBP: 0.255, SLG: 0.346		C SI 89 B SI 91 F CH 80 F SI 90 X SI 92 1-2 ① G6-3		X SI 90 0-0 ③ B1-3			B FF 96 B FF 94 X FF 94 2-0 37 E 1B		L SI 91 B SI 92 X SL 85 1-1 SH 2 HR 2-H	3	1	1	0	0	0	0
76 René García, R (1, 2) OBP: 0.158, SLG: 0.368 24 Grady Sizemore, L (9, PH) OBP: 0.291, SLG: 0.204		B SI 91 X SI 90 1-0 ② G1-3			X SI 89 0-0 ① G6-3		T FF 92 S SI 92 1 SAFE F SL 83 F SI 96 X SL 81 0-2 ② L8		X SI 92 0-0 ① F7	3 1	0 0	0 0	0 0	0 0	0 0	1 1
Inning Stats	R: 3 H: 2 E: 2 LOB: 1 K: 0 BB: 1 S: 14 P: 21	R: 0 H: 0 E: 0 LOB: 0 K: 0 BB: 0 S: 6 P: 9	R: 0 H: 0 E: 0 LOB: 0 K: 3 BB: 0 S: 9 P: 13	R: 1 H: 2 E: 0 LOB: 0 K: 0 BB: 0 S: 13 P: 19	R: 0 H: 0 E: 0 LOB: 0 K: 1 BB: 0 S: 7 P: 9	R: 0 H: 1 E: 0 LOB: 2 K: 0 BB: 1 S: 6 P: 13	R: 0 H: 1 E: 0 LOB: 2 K: 0 BB: 1 S: 14 P: 20	R: 0 H: 1 E: 0 LOB: 1 K: 1 BB: 0 S: 11 P: 15	R: 3 H: 2 E: 1 LOB: 0 K: 1 BB: 0 S: 10 P: 16	1B: 5 SF: 0 2B: 3 SAC: 2 3B: 0 DP: 2 HR: 1 HBP: 0						WP: 0 PA: 38 PB: 0 SB: 0 CS: 0	

PITCHER		IP	WLS	BF	H	R	ER	SO	BB	IBB	HBP	BLK	WP	HR	S	P	ERA	WHIP
49 Jeff Locke, L ERA: 6.27	(1, 1)	5.0		20	4	4	3	4	1	0	0	0	0	0	49	71	5.40	1.000
58 Radhames Liz, R ERA: 1.8	(6, 1)	2.0		9	2	0	0	0	2	0	0	0	0	0	20	33	0.00	2.000
44 Tony Watson, L ERA:	(8, 1)	1.0	H	4	1	0	0	1	0	0	0	0	0	0	11	15	0.00	1.000
Angel Sánchez, R ERA: 3.86	(9, 1)	0.2	L	5	2	3	0	1	0	0	0	0	0	1	10	16	0.00	3.000

PITCHER	IP	WLS	BF	H	R	ER	SO	BB	IBB	HBP	BLK	WP	HR	S	P	ERA	WHIP

BOTTOM

Pittsburgh Pirates @ Philadelphia Phillies
Citizens Bank Park, Philadelphia, PA
Fri Apr 03 2015, 7:08 PM - 10:24 PM EDT
Att. 16,609 - Overcast - 61 F

livebaseballscorecards.com

AB	33
R	7
H	9
RBI	6
BB	3
SO	6
LOB	17

Batter	1	2	3	4	5	6	7	8	9	AB	R	H	RBI	BB	SO	LOB
5 Josh Harrison, R (1, 5) OBP: 0.339, SLG: 0.455 13 Eric Wood, R (3, 5)	C SI 88 F SI 91 B FF 89 F FF 90 F CU 77 S SI 90 1-3 **K** ①		C SI 88 X SI 88 0-1 F9 ①		F FF 88 D CU 78 D CH 80 C SI 89 X SI 90 2-2 P4 ③		D FF 92 B FF 92 B FF 92 B FF 93 4-0 15 G4-3 1B **BB**		C SL 80 C S SL 83 0-3 **K** ③	2 2	0 1	0 0	0 0	0 1	1 1	0 1
25 Gregory Polanco, L (1, 9) OBP: 0.277, SLG: 0.403 15 Andrew Lambo, L (3, 9) OBP: 0.222, SLG: 0.283 37 Arquimedes Caminero, R (7, 1) OBP: 1.000, SLG: 1.000 29 Yhonathan Barrios, S (8, 1)	C SI 88 C SI 90 B SI 90 T SI 91 1-2 **K** ②		C SI 90 S CH 81 C CU 76 0-3 **K** ②			B FF 94 F FF 94 F FF 94 X SL 84 1-2 12 E 2B	B SL 82 C SL 82 S SL 82 D SL 82 X SL 83 2-2 G4-3 ② **1-2** **2-3**			2 2 0 0	0 1 0 0	0 1 0 0	0 0 0 0	0 0 0 0	2 0 0 0	0 2 0 0
6 Starling Marte, R (1, 8) OBP: 0.357, SLG: 0.515 Keon Broxton, R (3, 8) OBP: 0.333, SLG: 0.167	B FF 89 C FF 90 C CU 78 B CH 83 X SI 91 2-2 E5		S SI 90 X SI 91 0-1 G5-3 ③			B FF 95 B FF 94 B FF 93 B SI 93 4-0 12 E **BB**	B SI 89 B SI 88 X SI 89 2-0 **2-H** **3-H** 1B			2 1	0 1	0 1	0 2	0 1	0 0	0 0
18 Neil Walker, S (1, 4) OBP: 0.350, SLG: 0.561 27 Jung Ho Kang, R (4, 4) OBP: 0.280, SLG: 0.444 46 Vance Worley, R (6, 1) Stetson Allie, R (7, PH) OBP: 0.333, SLG: 0.300 (7, 9)	S CH 80 X FF 89 0-1 F7 ③			B SI 90 C SI 90 X CU 78 1-1 G3-1 ①		S SL 86 B FF 95 B SL 81 B FF 94 X FF 94 3-1 L7 ①	B CH 78 B SI 89 1 SAFE C SI 87 X SI 90 2-1 F8 ③			2 1 0 1	0 0 0 0	0 0 0 0	0 0 0 0	0 0 0 0	0 0 0 0	1 2 0 1
24 Pedro Alvarez, L (1, 3) OBP: 0.304, SLG: 0.660 12 Corey Hart, R (4, 3) OBP: 0.417, SLG: 0.484 10 Max Moroff, S (6, PR) (6, 4)		C SI 89 C FF 88 B SI 90 B CH 81 B CH 80 X SI 91 3-2 3 BB 26 1B 1B		B FF 88 C CH 80 S CU 78 X FF 89 1-2 F8 ②		B FF 94 C SL 83 S SL 82 X FF 94 1-2 E6 **1-H** **2-H** 2B		B SI 95 B SI 96 B SI 96 C SI 95 X SI 95 3-1 P3 ①		2 1 1	0 0 0	1 1 0	0 2 0	0 0 0	0 0 0	0 0 0
10 Jordy Mercer, R (1, 6) OBP: 0.387, SLG: 0.509 Gustavo Nunez, S (4, 6) OBP: 0.111, SLG: 0.077		C SI 88 B FF 88 X SI 90 1-1 P3 ①		C CU 79 C SI 91 X FF 89 0-2 G4-3 ③		X FF 87 0-0 P4 ②		B SI 95 X SI 96 1-0 G4-3 ②		2 2	0 0	0 0	0 0	0 0	0 0	1 1
26 Tony Sanchez, R (1, 2) OBP: 0.429, SLG: 0.750 Sebastian Valle, R (8, PH) OBP: 0.143, SLG: 0.214 (8, 2)		C SI 90 X SI 89 0-1 3 BB **1-2** 1B			X SI 89 0-0 G6-3 ①	S SL 79 B FF 88 B FF 88 C SL 80 S CH 78 2-3 **K** ③		C SI 95 S SL 83 B SL 84 B SL 82 S SL 82 2-3 K2-3 ③		3 1	0 0	1 0	0 0	0 0	1 1	1 0
3 Sean Rodríguez, R (1, 7) OBP: 0.218, SLG: 0.176 35 Mark Melancon, R (5, 1) 17 Josh Bell, S (6, 3) OBP: 0.250, SLG: 0.333		F FF 89 F CU 78 B FF 90 D CH 82 D CU 79 B SI 91 4-2 50 G6-4-3 **1-2** **2-3** BB		C SI 88 B CH 80 B CU 76 B SI 90 B SI 90 4-1 BB			B FF 92 C FF 94 X SL 80 1-1 15 G4-3 24 WP 1B 1B		B FF 92 B SI 93 F SI 95 F SI 95 B SI 94 X FF 94 3-2 G1-3 ①	0 0 2	0 0 1	0 0 1	0 0 0	2 0 0	0 0 0	0 0 0
50 Charlie Morton, R (1, 1) 19 John Kuchno, R (2, 1) 24 Jonathan Schwind, R (5, PH) (5, 7)		S FF 90 B CU 78 C FF 91 B SI 91 B FF 89 X FF 90 3-2 G6-4-3 ②③ **1-2f**		B SI 90 S SI 88 F SI 90 1 SAFE F CH 78 1 SAFE S SI 90 1-3 **K** ②			S SL 83 B FF 92 B SL 81 S SL 83 S SL 84 2-3 **K** ① **1-2**		S FF 94 B SL 82 F FF 93 B FF 95 B SL 81 X FF 94 3-2 F8 ②	1 0 3	0 0 0	0 0 0	0 0 0	0 0 2	0 0 2	3 0 2
Inning Stats	R: 0 E: 1 K: 2 S: 13 H: 0 LOB: 1 BB: 0 P: 17	R: 0 E: 0 K: 0 S: 12 H: 2 LOB: 2 BB: 1 P: 23	R: 0 E: 0 K: 1 S: 7 H: 0 LOB: 0 BB: 0 P: 7	R: 0 E: 0 K: 0 S: 8 H: 0 LOB: 0 BB: 0 P: 10	R: 0 E: 0 K: 1 S: 9 H: 0 LOB: 1 BB: 1 P: 16	R: 2 E: 1 K: 1 S: 12 H: 2 LOB: 1 BB: 1 P: 23	R: 2 E: 0 K: 1 S: 11 H: 2 LOB: 1 BB: 1 P: 24	R: 0 E: 0 K: 1 S: 6 H: 0 LOB: 0 BB: 0 P: 12	R: 0 E: 0 K: 1 S: 9 H: 0 LOB: 0 BB: 0 P: 15	1B: 4 2B: 2 3B: 0 HR: 0 SF: 0 SAC: 0 DP: 1 HBP: 0						WP: 1 PB: 0 SB: 0 CS: 0 PA: 37	

TOP

Pittsburgh Pirates @ Philadelphia Phillies
Citizens Bank Park, Philadelphia, PA
Sat Apr 04 2015, 1:06 PM - 4:14 PM EDT
Att. 24,728 - Partly Cloudy - 55 F

livebaseballscorecards.com

AB	33
R	4
H	6
RBI	4
BB	4
SO	8
LOB	15

PITCHER		IP	WLS	BF	H	R	ER	SO	BB	IBB	HBP	BLK	WP	HR	S	P	ERA	WHIP
55 David Buchanan, R ERA: 1.29	(1, 1)	5.0	W	19	2	0	0	4	2	0	0	0	0	0	49	73	0.00	0.800
53 Ken Giles, R ERA: 8.0	(6, 1)	0.1		4	2	2	2	0	1	0	0	0	0	0	8	17	54.00	9.000
56 Cesar Jimenez, L ERA: 4.35	(6, 1)	0.2	H	2	0	0	0	1	0	0	0	0	0	0	4	6	0.00	0.000
Andy Oliver, L ERA: 3.55	(7, 1)	0.2		4	1	2	2	1	1	0	0	0	1	0	8	17	27.00	3.000
29 Seth Rosin, R ERA: 2.08	(7, 1)	0.1	H	2	1	0	0	0	0	0	0	0	0	0	3	7	0.00	3.000
63 Jake Diekman, L ERA: 8.18	(8, 1)	1.0	H	3	0	0	0	1	0	0	0	0	0	0	6	12	0.00	0.000
57 Luis García, R ERA: 0.75	(9, 1)	1.0	S	3	0	0	0	1	0	0	0	0	0	0	9	15	0.00	0.000

BOTTOM

Batter	1	2	3	4	5	6	7	8	9	AB	R	H	RBI	BB	SO	LOB
2 Ben Revere, L (1, 7) OBP: 0.247, SLG: 0.247	C SI 87 B SI 89 B FS 82 F SI 89 X SI 90 2-2 37 WP 37 S 26 1B 1B	B FF 87 B SI 88 C SI 87 B SI 87 B SI 86 4-1 6 FC3 37 1B 6 E BB	C FF 89 X SI 88 0-1 ① G3 1-2		B FF 88 B FF 87 X FF 88 2-0 ③ F9			B FF 94 C FF 91 F FF 93 B FF 95 X FF 94 2-2 16 WP 37 S 1B		4	2	2	0	1	0	1
37 Odúbel Herrera, L (1, 8) OBP: 0.382, SLG: 0.443	B SI 89 B SI 88 B SI 87 B SI 89 4-0 26 S 26 1B 1-3 BB	1 SAFE 1 SAFE L SI 86 F SI 86 X SI 87 0-2 6 E 51 1B 1-2 1B	F SI 89 B SI 88 C SI 88 F CU 81 B CU 80 X SI 88 2-2 ② L7			B SL 81 X SL 82 1-0 ① G3-1		1 SAFE L FF 95 B FF 95 1 SAFE S CH 86 B CH 84 B FF 95 S CH 85 3-3 ① K 1-2		4	2	1	0	1	1	2
26 Chase Utley, L (1, 4) OBP: 0.474, SLG: 0.824 16 César Hernández, S (4, 4) OBP: 0.250, SLG: 0.232	B SI 88 B SI 88 X SI 87 2-0 51 BB 6 HBP 24 HBP 1-H 3-H 1B	S SI 87 F SI 87 B FS 82 S FS 81 1-3 ① K	C SI 88 C SI 89 B SI 90 X SI 90 1-2 ③ G3			B SI 88 F SI 87 C SI 89 S SL 84 1-3 ② K		B FF 95 B CH 85 B FF 95 C FF 94 B FF 93 4-1 15 S 2-3 BB		3 1	1 0	1 0	2 0	0 1	1 1	3 0
6 Ryan Howard, L (1, 3) OBP: 0.247, SLG: 0.338 Andy Oliver, L (7, 1) 29 Seth Rosin, R (7, 1) 15 Jordan Danks, L (8, 9) OBP: 0.347, SLG: 0.372	1 SAFE H CU 77 1-0 24 HBP 51 BB 25 BB 1-2 HBP	B SI 88 B FS 82 B SI 88 X SI 87 3-0 FC3 24 WP 51 1B 1-2 2-H		B SI 88 X CH 87 1-0 51 G6-4-3 1B		B SI 89 F SL 82 F SI 90 B SL 83 B SI 87 F SI 88 D SL 84 4-2 BB		B FF 96 C FF 95 B FF 94 F FF 94 S CH 86 2-3 ② K 1-2		2 0 0 1	1 0 0 0	1 0 0 0	0 0 0 0	1 0 0 0	0 0 0 1	1 0 0 2
51 Carlos Ruiz, R (1, 2) OBP: 0.289, SLG: 0.286 29 Cameron Rupp, R (6, 2) OBP: 0.378, SLG: 0.455	C SI 87 D FF 88 F SI 87 B CU 77 B SI 89 B SI 88 4-2 25 BB 24 HBP 1-2 2-3 BB	B SI 87 B SI 87 B SI 88 C SI 88 X SI 88 3-1 24 WP 1-2 2-H 1B		B FF 88 B SI 87 B SI 88 C CH 87 X SI 88 3-1 ①② G6-4-3 1-2f		B SI 86 F SI 87 C SI 87 D SL 84 F CH 85 X KC 77 2-2 ③ F9		S FF 93 B FF 94 C CH 82 B FF 95 S FF 94 2-3 ③ K		2 2	0 0	1 0	1 0	1 0	0 1	1 3
24 Grady Sizemore, L (1, 9) OBP: 0.305, SLG: 0.212 63 Jake Diekman, R (8, 1) 57 Luis García, R (9, 1)	H SI 89 1-0 25 BB 1-2 2-3 3-H HBP	B SI 88 C SI 89 B SI 89 C SI 88 B FS 79 S SI 89 3-3 ② K 1-2 2-3		B FF 88 X SI 88 1-0 1B			C SI 97 S FF 98 S FS 91 0-3 ① K			3 0 0	0 0 0	1 0 0	1 0 0	0 0 0	2 0 0	2 0 0
25 Cody Asche, L (1, 5) OBP: 0.279, SLG: 0.429	B FF 88 B SI 89 B FF 87 C FF 88 B FF 88 4-1 55 G6-4-3 1-2 2-3 3-H BB	F SI 88 D FS 83 S SI 86 B CU 76 F SI 88 F SI 89 B FS 82 B SI 90 4-2 BB		C CH 87 B CH 83 X SI 89 1-1 ③ F7			F SL 90 B FS 87 B FF 98 B FS 91 T FF 95 F FF 99 X FS 93 3-2 E5			2	0	0	1	2	0	1
13 Freddy Galvis, S (1, 6) OBP: 0.307, SLG: 0.375	D SI 87 C SI 89 F SI 89 F SI 89 S CU 78 1-3 ① K	C SI 89 X SI 89 0-1 ③ G1-3			C FS 88 B FF 87 X FS 83 1-1 ① G4-1		B FF 97 F SL 92 B FS 88 F SI 96 X SL 93 2-2 ② P6			4	0	0	0	0	1	7
55 David Buchanan, R (1, 1) OBP: 0.667, SLG: 0.500 71 Cord Phelps, S (5, PH) OBP: 0.426, SLG: 0.444 53 Ken Giles, R (6, 1) 56 Cesar Jimenez, L (6, 1) 18 Darin Ruf, R (7, 3) OBP: 0.242, SLG: 0.349	C SI 89 T SI 88 B SI 88 B SI 87 X SI 88 2-2 ②③ G6-4-3 1-2f	B SI 88 B SI 88 B CH 87 B SI 88 4-0 2 G3 BB			B FS 88 F FS 89 C KC 77 F KC 76 C KC 78 1-3 ② K		C FF 94 B FF 100 D FS 89 B FF 91 1 SAFE C FF 97 S FF 98 3-3 ③ K			1 1 0 0 1	0 0 0 0 0	0 0 0 0 0	0 0 0 0 0	1 0 0 0 1	0 1 0 0 1	3 0 0 0 1
Inning Stats	R: 4 H: 2 E: 0 LOB: 2 K: 1 BB: 3 S: 14 P: 35	R: 2 H: 2 E: 1 LOB: 3 K: 2 BB: 2 S: 19 P: 37	R: 0 H: 0 E: 0 LOB: 1 K: 0 BB: 1 S: 9 P: 16	R: 0 H: 2 E: 0 LOB: 1 K: 0 BB: 0 S: 6 P: 12	R: 0 H: 0 E: 0 LOB: 0 K: 1 BB: 0 S: 7 P: 11	R: 0 H: 0 E: 0 LOB: 1 K: 1 BB: 1 S: 11 P: 19	R: 0 H: 0 E: 1 LOB: 1 K: 2 BB: 0 S: 13 P: 21	R: 0 H: 1 E: 0 LOB: 2 K: 3 BB: 1 S: 13 P: 26		1B: 7 SF: 0 2B: 0 SAC: 0 3B: 0 DP: 2 HR: 0 HBP: 2						WP: 3 PA: 41 PB: 0 SB: 4 CS: 0	

Pittsburgh Pirates @ Philadelphia Phillies
Citizens Bank Park, Philadelphia, PA
Sat Apr 04 2015, 1:06 PM - 4:14 PM EDT
Att. 24,728 - Partly Cloudy - 55 F

livebaseballscorecards.com

AB	31
R	6
H	7
RBI	5
BB	8
SO	10
LOB	27

PITCHER		IP	WLS	BF	H	R	ER	SO	BB	IBB	HBP	BLK	WP	HR	S	P	ERA	WHIP
50 Charlie Morton, R ERA: 8.47	(1, 1)	1.2	L	16	4	6	5	3	5	0	2	0	2	0	31	70	27.00	5.400
19 John Kuchno, R ERA:	(2, 1)	2.1		9	2	0	0	0	1	0	0	0	0	0	17	30	0.00	1.286
35 Mark Melancon, R ERA: 2.25	(5, 1)	1.0		3	0	0	0	1	0	0	0	0	0	0	7	11	0.00	0.000
46 Vance Worley, R ERA: 4.71	(6, 1)	1.0		4	0	0	0	1	1	0	0	0	0	0	11	19	0.00	1.000
37 Arquimedes Caminero, R ERA: 2.7	(7, 1)	1.0		4	0	0	0	2	0	0	0	0	0	0	13	21	0.00	0.000

PITCHER		IP	WLS	BF	H	R	ER	SO	BB	IBB	HBP	BLK	WP	HR	S	P	ERA	WHIP
29 Yhonathan Barrios, R ERA:	(8, 1)	1.0		5	1	0	0	3	1	0	0	0	1	0	13	26	0.00	2.000

Pittsburgh Pirates @ Cincinnati Reds

Great American Ball Park, Cincinnati, OH

Mon Apr 06 2015, 4:12 PM - 7:16 PM EDT

Att. 43,633 - Overcast - 68 F

TOP

livebaseballscorecards.com

Batter	1	2	3	4	5	6	7	8	9	AB	R	H	RBI	BB	SO	LOB
5 Josh Harrison, R (1, 5) OBP: 0.500, SLG: 0.750	L6		2B			K		22 HR 1B		4	1	2	0	0	1	0
25 Gregory Polanco, L (1, 9) OBP: 0.250, SLG: 0.250	22 G5-3 1B		K			K		L7		4	0	1	0	0	2	2
22 Andrew McCutchen, R (1, 8) OBP: 0.500, SLG: 1.250	G5-3 1-2			F7		1B		1-H HR		4	1	2	2	0	0	1
18 Neil Walker, S (1, 4) OBP: 0.250, SLG: 0.250	K			K		P6		1B		4	0	1	0	0	2	2
6 Starling Marte, R (1, 7)		K		L8			K2-3	K		4	0	0	0	0	3	1
24 Pedro Alvarez, L (1, 3) 3 Sean Rodríguez, R (8, 3)		G4-3			G1-3		K		K	3 1	0 0	0 0	0 0	0 0	1 1	0 0
29 Francisco Cervelli, R (1, 2) OBP: 0.500, SLG: 0.333	G6-3				BB		1B		K	3	0	1	0	1	1	0
10 Jordy Mercer, R (1, 6)			K		L8		G1-3		F9	4	0	0	0	0	1	2
47 Francisco Liriano, L (1, 1) 15 Andrew Lambo, L (8, PH) 44 Tony Watson, L (8, 1)			K		G4-3			F8		2 1 0	0 0 0	0 0 0	0 0 0	0 0 0	1 0 0	1 0 0
Inning Stats	R: 0 H: 1 E: 0 LOB: 1 K: 1 BB: 0 S: 11 P: 15	R: 0 H: 0 E: 0 LOB: 0 K: 1 BB: 0 S: 8 P: 13	R: 0 H: 1 E: 0 LOB: 1 K: 3 BB: 0 S: 14 P: 17	R: 0 H: 0 E: 0 LOB: 0 K: 1 BB: 0 S: 8 P: 10	R: 0 H: 0 E: 0 LOB: 1 K: 0 BB: 1 S: 3 P: 8	R: 0 H: 1 E: 0 LOB: 1 K: 2 BB: 0 S: 10 P: 15	R: 0 H: 1 E: 0 LOB: 1 K: 2 BB: 0 S: 16 P: 22	R: 2 H: 3 E: 0 LOB: 1 K: 1 BB: 0 S: 19 P: 23	R: 0 H: 0 E: 0 LOB: 0 K: 2 BB: 0 S: 8 P: 9							

	AB	34
	R	2
	H	7
	RBI	2
	BB	1
	SO	13
	LOB	9

1B: 5 SF: 0 WP: 0 PA: 35
2B: 1 SAC: 0 PB: 0
3B: 0 DP: 0 SB: 0
HR: 1 HBP: 0 CS: 0

PITCHER		IP	WLS	BF	H	R	ER	SO	BB	IBB	HBP	BLK	WP	HR	S	P	ERA	WHIP
47 Johnny Cueto, R ERA:	(1, 1)	7.0		26	4	0	0	10	1	0	0	0	0	0	70	100	0.00	0.714
36 Kevin Gregg, R ERA: 27.0	(8, 1)	0.2	B	4	2	2	2	0	0	0	0	0	0	1	14	17	27.00	3.000
43 Manny Parra, L ERA:	(8, 1)	0.0		1	1	0	0	0	0	0	0	0	0	0	1	1	∞	∞
70 Jumbo Díaz, R ERA:	(8, 1)	0.1	W	1	0	0	0	1	0	0	0	0	0	0	4	5	0.00	0.000
54 Aroldis Chapman, L ERA:	(9, 1)	1.0	S	3	0	0	0	2	0	0	0	0	0	0	8	9	0.00	0.000

PITCHER	IP	WLS	BF	H	R	ER	SO	BB	IBB	HBP	BLK	WP	HR	S	P	ERA	WHIP

BOTTOM

Batter	1	2	3	4	5	6	7	8	9	AB	R	H	RBI	BB	SO	LOB
6 Billy Hamilton, S (1, 8) OBP: 0.250, SLG: 0.250	C SI 92 X CH 84 0-1 B2-3		C CH 85 X CH 85 0-1 ① FC5-4 19 1B 21 BLK 1-2f		B CH 84 F FF 92 B SI 93 F CH 85 F SL 85 B SI 94 X SI 92 3-2 ② L9			C SI 95 B SI 95 X SI 95 1-1 21 S 19 1B 21 HR 1B		4	2	1	0	0	0	1
19 Joey Votto, L (1, 3) OBP: 0.500, SLG: 0.500	B SI 94 C SI 94 S SL 87 B SL 89 X SI 95 2-2 ② G4-3		1 SAFE B SI 93 X SI 92 1-0 21 BLK 1-3 1B		X SL 87 0-0 ③ G3-1			F SI 94 C SI 95 B SI 94 B SI 94 B SI 95 X SI 95 3-2 21 HR 1-2 1B		4	1	2	0	0	0	0
21 Todd Frazier, R (1, 5) OBP: 0.250, SLG: 1.000	X SI 93 0-0 ③ G1-3		S SL 86 B SL 87 D CH 86 S CH 86 F SI 94 C SI 94 2-3 ② K 1-2 3-H			C SL 82 X SI 92 0-1 ① G4-3		B SI 94 C CH 85 X SI 94 1-1 1-H 2-H HR		4	1	1	3	0	1	1
39 Devin Mesoraco, R (1, 2)		B SI 92 B CH 84 B SI 91 C SI 94 C SI 93 D SL 85 4-2 32 BB BB	C SI 93 2 SAFE F SL 85 F SL 85 B SL 85 X CH 88 1-2 ③ P6			C SI 92 B SL 83 B CH 83 F CH 83 S SL 86 2-3 ② K		B SI 94 X SI 94 1-0 ② G6-3		3	0	0	0	1	1	1
9 Marlon Byrd, R (1, 7)		S SI 92 S CH 86 S SL 84 0-3 ① K		F SI 92 B SL 84 C SL 83 S SL 87 1-3 ① K		B CH 84 B SI 92 S CH 84 S SL 84 S SI 93 2-3 ③ K		X CH 87 0-0 ③ G6-3		4	0	0	0	0	3	1
32 Jay Bruce, L (1, 9) OBP: 0.667, SLG: 2.000		B SL 87 B FF 94 F SI 91 B SL 87 B SI 93 4-1 1-2 BB		S SI 93 B SL 88 F SL 87 X SI 95 1-2 HR			X SL 86 0-0 ① G4-3			2	1	1	1	1	0	0
4 Brandon Phillips, R (1, 4)		C CH 85 S CH 84 X SI 93 0-2 ② F7		X SI 94 0-0 ② L9			X SL 84 0-0 ② P3			3	0	0	0	0	0	2
2 Zack Cozart, R (1, 6)		D CH 84 S CH 84 B SL 85 F CH 84 C SI 93 2-3 ③ K		X SI 92 0-0 ③ F9			B SI 91 C SI 91 B SL 84 X SI 92 2-1 ③ G4-3			3	0	0	0	0	1	2
47 Johnny Cueto, R (1, 1) 36 Kevin Gregg, R (8, 1) 43 Manny Parra, L (8, 1) 70 Jumbo Díaz, R (8, 1) 15 Chris Dominguez, R (8, PH) 54 Aroldis Chapman, L (9, 1)			B SI 90 C SI 89 B SI 92 C SI 91 F SI 94 B SL 86 B SI 93 4-2 6 FC5-4 BB		C SI 89 B SI 91 C SI 89 S SL 82 1-3 ① K			C SI 94 F SI 94 B SI 94 S SI 96 1-3 ① K		1 0 0 0 1	0 0 0 0 0	0 0 0 0 0	0 0 0 0 1	1 0 0 0 0	1 0 0 0 1	0 0 0 0 0
Inning Stats	R: 0 E: 0 K: 0 S: 6 H: 0 LOB: 0 BB: 0 P: 8	R: 0 E: 0 K: 2 S: 12 H: 0 LOB: 2 BB: 2 P: 22	R: 1 E: 0 K: 1 S: 14 H: 1 LOB: 1 BB: 1 P: 22	R: 1 E: 0 K: 1 S: 8 H: 1 LOB: 0 BB: 0 P: 10	R: 0 E: 0 K: 1 S: 8 H: 0 LOB: 0 BB: 0 P: 12	R: 0 E: 0 K: 2 S: 8 H: 0 LOB: 0 BB: 0 P: 12	R: 0 E: 0 K: 0 S: 4 H: 0 LOB: 0 BB: 0 P: 6	R: 3 E: 0 K: 1 S: 12 H: 3 LOB: 0 BB: 0 P: 19		1B: 3 2B: 0 3B: 0 HR: 2 SF: 0 SAC: 0 DP: 0 HBP: 0						

PITCHER		IP	WLS	BF	H	R	ER	SO	BB	IBB	HBP	BLK	WP	HR	S	P	ERA	WHIP
47 Francisco Liriano, L ERA: 2.57	(1, 1)	7.0		26	2	2	2	7	3	0	0	1	0	1	60	92	2.57	0.714
44 Tony Watson, L ERA: 27.0	(8, 1)	1.0	L	6	3	3	3	1	0	0	0	0	0	1	12	19	27.00	3.000

PITCHER	IP	WLS	BF	H	R	ER	SO	BB	IBB	HBP	BLK	WP	HR	S	P	ERA	WHIP

Pittsburgh Pirates @ Cincinnati Reds

Great American Ball Park, Cincinnati, OH

Mon Apr 06 2015, 4:12 PM - 7:16 PM EDT

Att. 43,633 - Overcast - 68 F

livebaseballscorecards.com

AB	29
R	5
H	5
RBI	4
BB	3
SO	8
LOB	8

WP: 0 PA: 32
PB: 0
SB: 1
CS: 0

Batter	1	2	3	4	5	6	7	8	9	10	11	AB	R	H	RBI	BB	SO	LOB
5 Josh Harrison, R (1, 5) OBP: 0.400, SLG: 0.444	C SI 90 X CH 85 0-1 L7 ①		B SI 90 F SI 90 B KC 79 X SI 90 2-1 G6-3 ①		B KC 77 B CH 85 B SI 90 C SI 89 B SI 89 4-1 22 G5-3 25 BB 18 SF9 BB	X CH 85 0-0 1-2 2-3 1B		B SL 83 B FF 96 B FF 97 C FF 95 F FF 96 X FF 96 3-2 F8 ③			C SL 82 S FF 92 F FF 92 B SL 83 B SL 84 F CH 87 F CH 87 F FF 93 F FF 93 3-2 B CH 88 X FF 92 G4-3 ①	5	1	1	0	1	0	0
25 Gregory Polanco, L (1, 9) OBP: 0.300, SLG: 0.222	C SI 90 B FC 89 X SI 90 1-1 G3-1 ②		B CH 85 X CH 85 1-0 G3-1 ②		C SI 90 1 SAFE 1 SAFE B SI 90 B SI 89 B FF 90 B SI 90 4-1 18 SF9 22 G5-3 1-2 BB	B FF 93 C FF 92 F FF 92 F FF 92 S FF 92 1-3 K ③			B FF 98 B FF 97 F FF 97 F FF 98 X FF 100 2-2 6 S 22 G5-3 1B		C FF 92 X CH 88 0-1 G4-3 ②	5	0	1	0	1	1	3
22 Andrew McCutchen, R (1, 8) OBP: 0.300, SLG: 0.556	X SI 91 0-0 G5-3 ③		C SI 92 B SI 91 B CH 87 B FC 90 X SI 92 3-1 L8 ③		F SI 90 D SI 91 X SI 91 1-1 G5-3 ① 1-2 2-3		B SL 80 C FF 92 B FF 92 B FF 93 B FF 92 4-1 6 BLK 12 1B BB		B FF 98 B FF 98 F FF 98 1 SAFE X SL 88 2-1 G5-3 ① 1-2		B FF 94 X CU 75 1-0 G5-3 ③	5	1	0	0	1	0	3
18 Neil Walker, S (1, 4) OBP: 0.222, SLG: 0.143		B SI 90 F CH 84 B FC 90 F SI 91 B FC 92 B FC 92 4-2 24 2B BB		C SI 90 F FC 89 F SI 92 S SL 82 0-3 K ①	B SI 91 F SI 90 X FC 89 1-1 SF9 ② 2-3 3-H		1 SAFE B FF 90 X FF 92 1-0 L8 ①		B FF 98 C FF 99 X SL 89 1-1 G5-3 ②			3	1	0	1	1	1	2
6 Starling Marte, R (1, 7) OBP: 0.111, SLG: 0.222		F SI 91 F SI 92 X SL 82 0-2 L8 ①		B CH 87 B CH 87 C SI 91 X SI 91 2-1 29 2B 2B	S SI 90 B CH 87 F SI 90 F FC 90 D SL 82 D SL 82 C FC 89 3-3 K ③		1 SAFE B FF 92 B FF 92 F FF 91 T FF 92 B FF 93 F FF 92 X FF 92 3-2 L9 ② 1-2		S SL 88 S CH 88 S FF 100 0-3 K ③ 2-3			5	1	1	0	0	2	4
24 Pedro Alvarez, L (1, 3) OBP: 0.167, SLG: 0.333 12 Corey Hart, R (7, PH) OBP: 1.000, SLG: 1.000 3 Sean Rodríguez, R (7, PR) OBP: 0.500, SLG: 0.500 (7, 3)		B SI 91 F SI 90 B SI 91 X SI 91 2-1 29 WP 1-H 2B		X FC 90 0-0 P5 ②	C KC 77 B CH 84 F FC 87 C FC 88 1-3 K ①	X SI 89 0-0 29 FC4-6 2-H 1B				B CU 72 S FF 92 S FF 91 X SL 83 1-2 29 SH1-3 1B		3 1 1	0 0 0	1 1 1	1 0 0	0 1 0	1 0 0	1 0 0
29 Francisco Cervelli, R (1, 2) OBP: 0.375, SLG: 0.429		B KC 79 C SI 92 F SI 91 B SI 91 S FF 90 2-3 K ② 2-3		B SI 91 B KC 79 C SI 90 B SI 91 X SI 90 3-1 2-H 2B	C CH 85 X SI 90 0-1 L8 ② C SI 88 X SI 89 0-1 FC4-6 ③ 1-2f				X FF 92 0-0 SH1-3 ① 1-2		4	0	1	1	0	1	2
10 Jordy Mercer, R (1, 6) OBP: 0.333, SLG: 0.143		I IN 71 I IN 74 I IN 78 I IN 76 4-0 IBB		I IN 73 I IN 74 I IN 74 I IN 75 4-0 IBB	C SI 90 B KC 81 C SL 80 B SI 90 F SL 81 X SI 90 2-2 5 1B 15 BB 1B			B FF 97 B SL 86 B FF 97 C FF 95 C FC 94 X FC 93 3-2 G6-3 ①	B FF 92 S FF 92 B FF 92 C CU 73 S FF 93 2-3 K ②		3	0	1	0	2	1	1
45 Gerrit Cole, R (1, 1) 15 Andrew Lambo, L (8, PH) 48 Jared Hughes, R (8, 1) 59 Antonio Bastardo, R (7, 1) 37 Arquimedes Caminero, R (7, 1) 27 Jung Ho Kang, R (8, PH) 44 Tony Watson, L (8, 1) 52 Rob Scahill, L (8, 1) 26 Tony Sanchez, R (10, PH) 35 Mark Melancon, R (10, 1) 58 Radhames Liz, R (11, 1)		C SI 91 B SI 90 B SI 91 B SI 90 S SI 91 S SI 91 3-3 K ③		F SI 89 S SI 90 S SI 91 0-3 K ③	B KC 78 S SI 90 C SI 89 B SI 90 4-1 5 1B 1-2 BB			B FF 97 X FC 94 1-0 G5-3 ②	C CU 73 C FF 92 F FF 93 B SL 83 B FF 93 X SL 84 2-2 F8 ③		2 0 0 0 0 1 0 0 1 0 1	0 0 0 0 0 0 0 0 0 0 0	0 0 0 0 0 0 0 0 0 0 0	0 1 0 0 0 0 0 0 0 0 0	2 0 0 0 0 0 0 0 0 0 0	4 0 0 0 0 0 0 0 1 0 0
Inning Stats	R: 0 E: 0 K: 0 S: 5 H: 0 LOB: 0 BB: 0 P: 6	R: 1 E: 0 K: 2 S: 13 H: 1 LOB: 2 BB: 2 P: 28	R: 0 E: 0 K: 0 S: 5 H: 0 LOB: 0 BB: 0 P: 11	R: 1 E: 0 K: 2 S: 12 H: 2 LOB: 2 BB: 1 P: 21	R: 1 E: 0 K: 1 S: 10 H: 0 LOB: 1 BB: 2 P: 23	R: 0 E: 0 K: 2 S: 15 H: 2 LOB: 3 BB: 1 P: 23	R: 1 E: 0 K: 0 S: 9 H: 1 LOB: 1 BB: 1 P: 17	R: 0 E: 0 K: 0 S: 7 H: 0 LOB: 0 BB: 0 P: 14	R: 0 E: 0 K: 1 S: 10 H: 1 LOB: 1 BB: 0 P: 15	R: 0 E: 0 K: 1 S: 11 H: 1 LOB: 1 BB: 0 P: 16	R: 0 E: 0 K: 0 S: 11 H: 0 LOB: 0 BB: 0 P: 15						

PITCHER		IP	WLS	BF	H	R	ER	SO	BB	IBB	HBP	BLK	WP	HR	S	P	ERA	WHIP
44 Mike Leake, R ERA: 4.76	(1, 1)	5.2		28	5	3	3	6	4	2	0	0	1	0	56	107	4.76	1.588
52 Tony Cingrani, L ERA: 9.0	(6, 1)	1.0		4	0	1	1	1	1	0	0	1	0	0	10	19	9.00	1.000
25 Burke Badenhop, R ERA:	(7, 1)	0.1		2	1	0	0	0	0	0	0	0	0	0	3	3	0.00	3.000
70 Jumbo Díaz, R ERA:	(8, 1)	1.0		3	0	0	0	0	0	0	0	0	0	0	7	14	0.00	0.000
54 Aroldis Chapman, L ERA:	(9, 1)	1.0		4	1	0	0	1	0	0	0	0	0	0	10	15	0.00	1.000

PITCHER		IP	WLS	BF	H	R	ER	SO	BB	IBB	HBP	BLK	WP	HR	S	P	ERA	WHIP
60 J.J. Hoover, R ERA:	(10, 1)	2.0	W	7	1	0	0	1	0	0	0	0	0	0	22	31	0.00	0.500

TOP

Pittsburgh Pirates @ Cincinnati Reds

Great American Ball Park, Cincinnati, OH

Wed Apr 08 2015, 9:45 PM - 1:46 AM EDT

Att. 30,859 - Cloudy - 64 F

livebaseballscorecards.com

AB	39
R	4
H	8
RBI	4
BB	7
SO	9
LOB	21

1B: 5	SF: 1	WP: 1	PA: 48
2B: 3	SAC: 1	PB: 0	
3B: 0	DP: 0	SB: 1	
HR: 0	HBP: 0	CS: 0	

Batter	1	2	3	4	5	6	7	8	9	10	11	AB	R	H	RBI	BB	SO	LOB
6 Billy Hamilton, S (1, 8) OBP: 0.500, SLG: 0.444	B FF 94 F FF 92 X CH 87 1-1 G3		B FF 96 C SL 86 S SL 89 S SL 88 1-3 K		B CH 86 B FF 92 C FF 92 B FF 94 C FF 94 X FF 94 3-2 39 S 19 S 1B		F SI 92 X FF 93 0-1 19 WP 19 1B 1B		C SL 87 C CU 80 X FF 95 0-2 19 S 1B		B FF 90 B FF 91 C FF 93 B FF 92 B FF 91 4-1 1-2 19 1B BB	5	1	3	0	1	1	1
19 Joey Votto, L (1, 3) OBP: 0.400, SLG: 0.400	B FF 94 F FF 93 S SL 88 B FF 99 C FF 95 2-3		B SL 87 B CH 85 F FF 93 F FF 97 F SL 86 B CH 88 X FF 97 3-2 G5-3 3-H		S FF 95 1 SAFE F FF 95 B FF 96 B SL 89 S FF 96 2-3 1-2 K		F FF 91 1 SAFE C FF 92 B SL 84 D SL 84 X FF 91 2-2 1-H 21 S 1B		1 SAFE 1 SAFE C SI 94 1 SAFE B SL 86 B SL 87 B SL 86 X SL 86 3-1 1-2 G4-3		F FF 93 B SI 90 X CH 84 1-1 1-2 2-H 1B	6	0	2	2	0	2	2
21 Todd Frazier, R (1, 5) OBP: 0.333, SLG: 1.000	B FF 93 B FF 93 F FF 94 B FF 97 F FF 95 F FF 94 X FF 97 3-2 HR			B FF 94 B KC 83 C FF 91 B FF 94 C SL 86 X FF 94 3-2 39 G1-3 4 1B 1B	C FF 95 F FF 95 C FF 94 0-3		B FF 97 S SL 91 F FF 90 B SI 93 B FS 92 S SL 94 3-3 1-2 K			C FC 89 B KC 78 B FC 89 X FC 88 2-1 G6-3		5	2	2	1	0	2	2
39 Devin Mesoraco, R (1, 2)	C FF 96 B FF 95 X SL 87 1-1 G5-3			X SI 94 0-0 G1-3 1-2	B SL 86 F FF 95 S SL 87 B FF 97 B FF 97 F SI 96 F FF 96 F SL 86 C SL 88 3-3 2-3			C SI 90 B SI 92 F SI 92 B SI 93 S CH 82 2-3		B KC 79 F FF 90 X FC 89 1-1 G1-3		5	0	0	0	0	2	2
32 Jay Bruce, L (1, 9) OBP: 0.500, SLG: 0.833		X SL 84 0-0 E3 9 G6-4-3		D KC 81 S SL 87 B FF 96 D SL 87 S CH 87 B SL 88 4-2 4 1B BB		B SI 92 B SI 92 S SI 92 F SI 92 S SI 93 2-3		C SI 92 S SL 80 B SL 81 F SI 94 X SI 93 1-2 G4-3		C FC 88 B FC 88 X FC 88 1-1 1B		4	0	1	0	1	1	0
9 Marlon Byrd, R (1, 7) OBP: 0.111, SLG: 0.111		1 SAFE C FF 96 B SI 96 F SL 89 B FF 98 X SL 85 2-2 G6-4-3 1-2f		F FF 96 C SL 86 S FF 95 0-3		B FF 92 X SI 93 1-0 G6-3		F CH 83 B CH 83 C SI 94 F SI 94 X SI 92 1-2 4 FC4-6 1B		1 SAFE B FC 90 S FC 88 B FC 85 F FC 88 1 SAFE S FC 88 2-3		5	0	1	0	0	2	4
4 Brandon Phillips, R (1, 4) OBP: 0.125, SLG: 0.125		X FF 95 0-0 F8		C SL 87 X FF 96 0-1 2 BB 1-3 2-H 1B		X SI 93 0-0 G5-3		B SI 93 C CH 84 X SI 93 1-1 FC4-6 1-2f			X FF 91 0-0 P4	5	0	1	1	0	0	1
2 Zack Cozart, R (1, 6) OBP: 0.375, SLG: 0.333			B FF 94 B FF 93 X FF 94 2-0 44 SH1-4 19 WP 2B	B SI 95 B SL 85 B SI 96 C FF 95 F SI 95 F SL 89 B FF 98 4-2 1-2 BB			C FF 91 B SI 92 B SL 85 B FF 92 C SI 93 F SI 92 F SI 92 F SI 92 X SI 93 3-2 G6-3		B SL 88 C FF 95 F SL 87 B CU 80 F FF 95 F SL 87 C SL 88 2-3		F FF 91 H SL 76 1-1 6 BB 19 1B HBP	3	2	1	0	1	1	0
44 Mike Leake, R (1, 1) 52 Tony Cingrani, L (6, 1) 25 Burke Badenhop, R (7, 1) 27 Brennan Boesch, L (7, PH) 70 Jumbo Diaz, R (8, 1) 54 Aroldis Chapman, L (9, 1) 55 Skip Schumaker, L (9, PH) 60 J.J. Hoover, R (10, 1) 15 Chris Dominguez, R (11, PH)			B FF 93 B FF 96 X FF 95 2-0 SH1-4 2-3	L FF 97 B FF 96 X FF 96 1-1 P6			F FF 93 B SI 93 B SI 94 S SI 92 F SI 93 F SL 87 F SI 92 F SI 93 F SI 92 2-3 S SL 87 K		F SI 95 F FF 96 F FF 95 S SL 88 0-3		S FF 90 S SI 90 C FF 93 0-3	1 0 0 0 0 0 3 0 0 0 0 0 0 0 0 0 0 0 0 0 0 1 0 0 0 0 1 0 0 0 0 0 0 0 0 0 0 0 0 0 0 0 1 0 0 0 0 1 0 0 0 0 0 0 0 0 1 0 0 0 0 1 1							
Inning Stats	R: 1 E: 0 K: 1 S: 11 H: 1 LOB: 0 BB: 0 P: 18	R: 0 E: 1 K: 0 S: 5 H: 0 LOB: 0 BB: 0 P: 7	R: 1 E: 0 K: 1 S: 9 H: 1 LOB: 0 BB: 0 P: 17	R: 1 E: 0 K: 1 S: 16 H: 2 LOB: 3 BB: 2 P: 28	R: 0 E: 0 K: 3 S: 15 H: 1 LOB: 1 BB: 0 P: 23	R: 0 E: 0 K: 1 S: 5 H: 0 LOB: 0 BB: 0 P: 8	R: 1 E: 0 K: 2 S: 22 H: 2 LOB: 1 BB: 0 P: 32	R: 0 E: 0 K: 1 S: 13 H: 1 LOB: 1 BB: 0 P: 18	R: 0 E: 0 K: 2 S: 14 H: 1 LOB: 1 BB: 0 P: 19	R: 0 E: 0 K: 1 S: 9 H: 1 LOB: 1 BB: 0 P: 15	R: 1 E: 0 K: 1 S: 8 H: 1 LOB: 2 BB: 1 P: 14	1B: 9 2B: 1 3B: 0 HR: 1	SF: 0 SAC: 1 DP: 1 HBP: 1	WP: 2 PB: 0 SB: 4 CS: 0	PA: 47			

PITCHER		IP	WLS	BF	H	R	ER	SO	BB	IBB	HBP	BLK	WP	HR	S	P	ERA	WHIP
45 Gerrit Cole, R ERA: 5.4	(1, 1)	5.0		22	5	3	3	6	2	0	0	0	1	1	56	93	5.40	1.400
48 Jared Hughes, R ERA: 5.4	(6, 1)	1.2		6	1	1	1	2	0	0	0	0	0	0	21	29	5.40	0.600
59 Antonio Bastardo, L ERA:	(7, 1)	0.0	B	1	1	0	0	0	0	0	0	0	1	0	3	5	∞	∞
37 Arquimedes Caminero, R ERA:	(7, 1)	0.1		1	0	0	0	1	0	0	0	0	0	0	3	6	0.00	0.000
44 Tony Watson, L ERA: 13.5	(8, 1)	1.0		4	1	0	0	1	0	0	0	0	0	0	13	18	0.00	1.000

PITCHER		IP	WLS	BF	H	R	ER	SO	BB	IBB	HBP	BLK	WP	HR	S	P	ERA	WHIP
52 Rob Scahill, R ERA:	(9, 1)	1.0		4	1	0	0	2	0	0	0	0	0	0	14	19	0.00	1.000
35 Mark Melancon, R ERA:	(10, 1)	1.0		4	1	0	0	1	0	0	0	0	0	0	9	15	0.00	1.000
58 Radhames Liz, R ERA: 13.5	(11, 1)	0.2	L	5	1	1	1	1	1	0	1	0	0	0	8	14	13.50	3.000

BOTTOM

Pittsburgh Pirates @ Cincinnati Reds

Great American Ball Park, Cincinnati, OH

Wed Apr 08 2015, 9:45 PM - 1:46 AM EDT

Att. 30,859 - Cloudy - 64 F

livebaseballscorecards.com

AB	42
R	5
H	11
RBI	4
BB	3
SO	14
LOB	16

Pittsburgh Pirates @ Cincinnati Reds

Great American Ball Park, Cincinnati, OH

Thu Apr 09 2015, 12:37 PM - 4:24 PM EDT

Att. 15,616 - Cloudy - 73 F

TOP

livebaseballscorecards.com

Batter	1	2	3	4	5	6	7	8	9	AB	R	H	RBI	BB	SO	LOB
5 Josh Harrison, R (1, 5) OBP: 0.357, SLG: 0.333	C SI 90 X CH 84 0-1 F9		C SL 86 C FF 93 B FF 94 X CH 87 1-2 F9		H SI 94 1-0 25 1B HBP		1 SAFE C SI 87 B SI 88 X SI 87 1-1 G6-3 1-2f			3	0	0	0	0	0	1
25 Gregory Polanco, L (1, 9) OBP: 0.357, SLG: 0.308	L SI 90 B SI 91 X CH 84 1-1 L9			X CH 84 0-0 22 S 1B	B SI 91 F FF 94 X FF 94 1-1 22 FC6-4 1-2 2-3 3-H 1B			F FF 96 S CH 90 C FF 97 0-3 K		4	0	2	1	0	1	0
22 Andrew McCutchen, R (1, 8) OBP: 0.286, SLG: 0.417	C FF 92 B SL 87 B SL 87 B SI 93 D FF 93 4-1 BB			1 SAFE 1 SAFE B FF 91 F FF 91 D SI 92 C SL 86 X SL 87 2-2 P4 1-2	S SL 88 X SL 88 0-1 FC6-4 1-2f			C SL 85 F SL 87 B CH 89 S SL 87 2-3 K		3	0	0	0	1	1	4
18 Neil Walker, S (1, 4) OBP: 0.231, SLG: 0.273	B SI 92 S CH 84 B SI 92 X SI 90 2-1 L7			C CH 85 S FF 93 B SI 91 S SL 85 1-3 K		X CH 84 0-0 F8		B CH 87 F SI 95 F CH 89 X FF 97 1-2 2B		4	0	1	0	0	1	2
6 Starling Marte, R (1, 7) OBP: 0.077, SLG: 0.154		B FF 90 X FF 92 1-0 G6-3		X SI 92 0-0 P3		C FF 91 B CH 85 S CH 85 S SL 85 1-3 K		S SL 87 B SI 96 F SL 83 S CH 88 1-3 K		4	0	0	0	0	2	2
24 Pedro Alvarez, L (1, 3) OBP: 0.300, SLG: 0.700		C SI 90 C SI 90 B FF 90 B SL 87 S CH 86 2-3 K			B SI 89 X CH 84 1-0 34 SH5-4 10 1B 25 1B 1B	X SI 91 0-0 HR			C SL 85 S SL 89 F FF 99 S SL 88 0-3 K	4	2	2	1	0	2	0
10 Jordy Mercer, R (1, 6) OBP: 0.308, SLG: 0.182 52 Rob Scahill, L (9, 1)		B FF 92 X FF 93 1-0 L8			C SL 85 X SI 91 0-1 25 1B 34 SH5-4 1-2 1B	S SL 87 B CH 86 B CH 86 X SL 87 2-1 P6			S SL 87 X CH 88 0-1 P2	4 0	0 0	1 0	0 0	0 0	0 0	0 0
26 Tony Sanchez, R (1, 2)			F FF 91 B SI 91 F SI 91 S CH 85 1-3 K		B SI 93 F SI 92 S SI 93 B SI 94 B SI 93 S SL 85 3-3 K		B SI 88 F SI 88 F SI 88 B SL 81 B SI 88 B SI 87 4-2 5 G6-3 BB		C FF 98 B CH 88 B FF 99 S FF 99 B FF 100 F FF 100 S FF 100 3-3 K	3	0	0	0	1	3	2
34 A.J. Burnett, R (1, 1) 37 Arquimedes Caminero, R (6, 1) 15 Andrew Lambo, L (7, PH) 59 Antonio Bastardo, R (7, 1) 44 Tony Watson, L (8, 1) 27 Jung Ho Kang, R (9, 6)			C FF 93 F FF 90 B SL 87 S SL 87 1-3 K		X CH 86 0-0 SH5-4 1-2 2-3		B FS 81 X FS 83 1-0 L9			1 0 0 1 0 0 0	0 0 0 0 0 0 0	0 0 0 0 0 0 0	0 0 0 0 0 0 0	1 0 0 0 0 0 0	0 0 1 0 0 0 0	0 0 0 0 0 0 0

	AB	31
	R	2
	H	6
	RBI	2
	BB	2
	SO	11
	LOB	12

Inning Stats																		
	R: 0 E: 0 K: 0 S: 7	H: 0 LOB: 1 BB: 1 P: 14	R: 0 E: 0 K: 1 S: 5	H: 0 LOB: 0 BB: 0 P: 9	R: 0 E: 0 K: 2 S: 9	H: 0 LOB: 0 BB: 0 P: 12	R: 0 E: 0 K: 1 S: 8	H: 1 LOB: 1 BB: 0 P: 11	R: 1 E: 0 K: 1 S: 11	H: 3 LOB: 3 BB: 0 P: 17	R: 1 E: 0 K: 1 S: 7	H: 1 LOB: 0 BB: 0 P: 10	R: 0 E: 0 K: 0 S: 5	H: 0 LOB: 0 BB: 1 P: 11	R: 0 E: 0 K: 3 S: 12	H: 1 LOB: 1 BB: 0 P: 16	R: 0 E: 0 K: 2 S: 10	H: 0 LOB: 0 BB: 0 P: 13

	1B: 4	SF: 0	WP: 0	PA: 35
	2B: 1	SAC: 1	PB: 0	
	3B: 0	DP: 1	SB: 1	
	HR: 1	HBP: 1	CS: 0	

PITCHER		IP	WLS	BF	H	R	ER	SO	BB	IBB	HBP	BLK	WP	HR	S	P	ERA	WHIP
28 Anthony DeSclafani, R ERA: 3.0	(1, 1)	6.0		25	5	2	2	6	1	0	1	0	0	1	47	73	3.00	1.000
25 Burke Badenhop, R ERA:	(7, 1)	1.0		3	0	0	0	0	1	0	0	0	0	0	5	11	0.00	1.000
70 Jumbo Díaz, R ERA:	(8, 1)	1.0		4	1	0	0	3	0	0	0	0	0	0	12	16	0.00	1.000
54 Aroldis Chapman, L ERA:	(9, 1)	1.0	W	3	0	0	0	2	0	0	0	0	0	0	10	13	0.00	0.000

PITCHER		IP	WLS	BF	H	R	ER	SO	BB	IBB	HBP	BLK	WP	HR	S	P	ERA	WHIP

BOTTOM

Pittsburgh Pirates @ Cincinnati Reds

Great American Ball Park, Cincinnati, OH

Thu Apr 09 2015, 12:37 PM - 4:24 PM EDT

Att. 15,616 - Cloudy - 73 F

livebaseballscorecards.com

Batter	1	2	3	4	5	6	7	8	9	AB	R	H	RBI	BB	SO	LOB
6 Billy Hamilton, S (1, 8) OBP: 0.429, SLG: 0.333	K2-3		BB			FC4-6		G1-3		3	1	0	0	1	1	1
19 Joey Votto, L (1, 3) OBP: 0.357, SLG: 0.571	G6-3		K			HR		K		4	1	1	2	0	2	1
21 Todd Frazier, R (1, 5) OBP: 0.308, SLG: 0.846	G4-3			G5-3		F7			2B	4	1	1	0	0	0	0
39 Devin Mesoraco, R (1, 2) OBP: 0.154, SLG: 0.083		1B		K		P3			G6-3	4	0	1	0	0	1	1
32 Jay Bruce, L (1, 9) OBP: 0.417, SLG: 0.556		K		G6-3			K		IBB	3	0	0	0	1	2	1
9 Marlon Byrd, R (1, 7) OBP: 0.154, SLG: 0.154		4 G6-4-3 1B			K		F9		E9	4	0	1	0	0	1	1
4 Brandon Phillips, R (1, 4) OBP: 0.182, SLG: 0.182		G6-4-3			P6		1B			3	0	1	0	0	0	2
2 Zack Cozart, R (1, 6) OBP: 0.273, SLG: 0.222			G6-3		K		F8			3	0	0	0	0	1	1
28 Anthony DeSclafani, R (1, 1)			K			6 FC4-6 1B		L9		1	0	0	0	0	1	0
55 Skip Schumaker, L (6, PH) OBP: 0.500, SLG: 0.500										1	0	1	0	0	0	0
25 Burke Badenhop, R (7, 1)										0	0	0	0	0	0	0
70 Jumbo Díaz, R (8, 1)										0	0	0	0	0	0	0
17 Kristopher Negrón, R (8, PH)										1	0	0	0	0	0	0
54 Aroldis Chapman, L (9, 1)										0	0	0	0	0	0	0
Inning Stats	R: 0 E: 0 K: 1 S: 11 H: 0 LOB: 0 BB: 0 P: 15	R: 0 E: 0 K: 1 S: 11 H: 2 LOB: 1 BB: 0 P: 16	R: 0 E: 0 K: 2 S: 12 H: 0 LOB: 1 BB: 1 P: 20	R: 0 E: 0 K: 1 S: 10 H: 0 LOB: 0 BB: 0 P: 15	R: 0 E: 0 K: 2 S: 8 H: 0 LOB: 0 BB: 0 P: 10	R: 2 E: 0 K: 0 S: 12 H: 2 LOB: 0 BB: 0 P: 17	R: 0 E: 0 K: 1 S: 12 H: 1 LOB: 1 BB: 0 P: 18	R: 0 E: 0 K: 1 S: 5 H: 0 LOB: 0 BB: 0 P: 8	R: 1 E: 1 K: 0 S: 4 H: 1 LOB: 2 BB: 1 P: 12	1B: 4 2B: 1 3B: 0 HR: 1 SF: 0 SAC: 0 DP: 1 HBP: 0						

	AB	31
	R	3
	H	6
	RBI	2
	BB	2
	SO	9
	LOB	8

PITCHER		IP	WLS	BF	H	R	ER	SO	BB	IBB	HBP	BLK	WP	HR	S	P	ERA	WHIP
34 A.J. Burnett, R ERA: 3.38	(1, 1)	5.1		20	4	2	2	7	1	0	0	0	0	1	59	87	3.38	0.938
37 Arquimedes Caminero, R ERA:	(6, 1)	0.2		2	0	0	0	0	0	0	0	0	0	0	5	6	0.00	0.000
59 Antonio Bastardo, L ERA:	(7, 1)	1.0		4	1	0	0	1	0	0	0	0	0	0	12	18	0.00	1.000
44 Tony Watson, L ERA: 9.0	(8, 1)	1.0		3	0	0	0	1	0	0	0	0	0	0	5	8	0.00	0.000
52 Rob Scahill, R ERA:	(9, 1)	0.1	L	4	1	1	0	0	0	1	0	0	0	0	4	12	0.00	3.000

PITCHER	IP	WLS	BF	H	R	ER	SO	BB	IBB	HBP	BLK	WP	HR	S	P	ERA	WHIP

Batter	1	2	3	4	5	6	7	8	9	AB	R	H	RBI	BB	SO	LOB
5 Josh Harrison, R (1, 5) OBP: 0.368, SLG: 0.267	C FF 90 S FF 91 S FF 90 0-3 ① K	S FF 88 B CU 73 C FF 90 S FF 90 1-3 ③ K		T CU 73 S FF 90 B FF 92 B CU 73 F FF 89 S FF 89 2-3 ③ K			H KC 77 1-0 HBP	I IN 67 I IN 66 I IN 62 I IN 65 4-0 IBB		3	0	0	0	1	3	2
25 Gregory Polanco, L (1, 9) OBP: 0.263, SLG: 0.222	C FF 91 S FF 91 S FF 90 0-3 ② K		B CU 72 F CH 82 F FF 90 F CU 73 B CH 83 F CH 80 B FF 91 S FF 89 3-3 ① K		C CU 71 B FF 89 F CU 72 B FF 90 X FF 89 2-2 ① G3-1		C SI 94 S SI 94 S SI 95 0-3 ① K	S SL 86 F SL 87 S SL 85 0-3 ③ K		5	0	0	0	0	4	4
22 Andrew McCutchen, R (1, 8) OBP: 0.263, SLG: 0.313 15 Andrew Lambo, L (9, 7)	F FF 90 C FF 86 B FF 91 B CU 74 F FF 91 S CH 84 2-3 ③ K		S CU 73 B CH 82 B FC 86 X CH 84 2-1 ② G5-3		B CH 84 B CH 83 C FC 86 F FF 89 F FF 91 B CU 74 F FF 90 B CH 84 4-2 18 1B 6 SF8 BB		C SI 94 B KC 79 C KC 79 B SI 95 1 SAFE X KC 79 2-2 ② F8		C CU 74 C CU 75 B CU 76 B SL 80 F FF 94 B SL 83 X SL 83 3-2 ① F9	4 0	1 0	0 0	0 0	1 0	1 0	1 0
18 Neil Walker, S (1, 4) OBP: 0.333, SLG: 0.500		B CU 73 F FF 89 X FF 89 1-1 6 SH3 24 1B 2B	S CH 84 F FF 91 B CH 84 X FC 86 1-2 2B		B CH 84 1 SAFE X FC 87 1-0 24 S 1-3 1B		B SI 94 1 SAFE 1 SAFE B SI 94 F SI 95 1 SAFE B SI 94 X SI 95 3-1 ③ F8		F CU 77 B CU 77 B FF 94 B CU 77 F SI 93 S CU 79 3-3 ② K	5	1	3	0	0	1	1
6 Starling Marte, R (1, 7) OBP: 0.118, SLG: 0.375 (9, 8)		X FC 86 0-0 ① SH3 2-3	C FF 88 D CU 72 X CH 84 1-1 ③ G5-3		X FF 90 0-0 ② SF8 3-H			B SL 87 B SL 86 B FF 90 C FF 87 X FF 89 3-1 HR	F FF 94 B CU 79 X SL 82 1-1 ③ G1-3	3	1	1	2	0	0	1
24 Pedro Alvarez, L (1, 3) OBP: 0.357, SLG: 0.857 3 Sean Rodríguez, R (8, 3) OBP: 0.500, SLG: 0.500		C CH 85 C FF 90 F FF 91 D CU 74 X CH 84 1-2 29 2B 10 SF8 3-H 1B		X FF 89 0-0 HR	C CU 72 1 SAFE S CH 84 1 SAFE F FF 90 B CU 74 S CU 74 1-3 ③ K 1-2			C SL 87 F SL 87 B FF 90 F SL 89 S SL 84 1-3 ① K		4 0	2 0	2 0	2 0	0 0	2 0	1 0
29 Francisco Cervelli, R (1, 2) OBP: 0.417, SLG: 0.545		X FF 90 0-0 10 SF8 49 2B 1-3 2B	B CU 72 B CU 72 F FF 90 C FF 90 C FF 91 2-3 ① K		F FF 93 B CU 77 C CU 73 B CU 76 F FF 91 B FF 90 X FF 92 3-2 ① F8			S SL 86 X SL 87 0-1 48 SH5-4 10 1B 1B		4	1	2	0	0	1	0
10 Jordy Mercer, R (1, 6) OBP: 0.353, SLG: 0.231		B CU 73 D CH 86 X FF 87 2-0 ② SF8 2-3 3-H	B FC 86 H FF 89 2-0 49 FC5-6 HBP		B CH 82 X FF 93 1-0 ② L7			B FF 90 C FF 89 S SL 86 X FF 90 1-2 48 SH5-4 1B 1-2		2	0	1	1	0	0	0
49 Jeff Locke, L (1, 1) OBP: 0.333, SLG: 0.667 48 Jared Hughes, R (7, 1) 59 Antonio Bastardo, R (8, 1) 37 Arquimedes Caminero, R (8, 1) 35 Mark Melancon, R (9, 1)		X FF 90 0-0 3-H 2B	B CH 84 C CH 84 M CH 84 B CH 85 X FF 90 2-2 ② FC5-6 1-2f		C CH 80 X FF 93 0-1 ③ G4-3			X SL 85 0-0 ② SH5-4 1-2 2-3		3 0 0 0 0	0 0 0 0 0	1 0 0 0 0	1 0 0 0 0	0 0 0 0 0	0 0 0 0 0	1 0 0 0 0
Inning Stats	R: 0 H: 0 E: 0 LOB: 0 K: 3 BB: 0 S: 10 P: 12	R: 3 H: 4 E: 0 LOB: 1 K: 1 BB: 0 S: 13 P: 18	R: 0 H: 1 E: 0 LOB: 1 K: 1 BB: 0 S: 12 P: 19	R: 1 H: 1 E: 0 LOB: 1 K: 2 BB: 0 S: 11 P: 19	R: 1 H: 1 E: 0 LOB: 1 K: 1 BB: 1 S: 13 P: 21		R: 0 H: 0 E: 0 LOB: 1 K: 1 BB: 0 S: 8 P: 14	R: 1 H: 3 E: 0 LOB: 3 K: 2 BB: 1 S: 15 P: 24	R: 0 H: 0 E: 0 LOB: 0 K: 1 BB: 0 S: 9 P: 16	1B: 4 SF: 2 2B: 4 SAC: 2 3B: 0 DP: 0 HR: 2 HBP: 2						

PITCHER		IP	WLS	BF	H	R	ER	SO	BB	IBB	HBP	BLK	WP	HR	S	P	ERA	WHIP
50 Mike Fiers, R ERA: 9.0	(1, 1)	5.0	L	24	7	5	5	8	1	0	1	0	0	1	59	89	9.00	1.600
30 Tyler Thornburg, R ERA: 3.0	(6, 1)	1.0		3	0	0	0	0	0	0	0	0	0	0	7	11	0.00	0.000
21 Jeremy Jeffress, R ERA:	(7, 1)	1.0		4	0	0	0	1	0	0	1	0	0	0	8	14	0.00	0.000
48 Neal Cotts, L ERA: 3.0	(8, 1)	1.0		7	3	1	1	2	0	1	0	0	0	1	15	24	9.00	3.000
54 Michael Blazek, R ERA: 3.38	(9, 1)	1.0		3	0	0	0	1	0	0	0	0	0	0	9	16	0.00	0.000

PITCHER	IP	WLS	BF	H	R	ER	SO	BB	IBB	HBP	BLK	WP	HR	S	SAC	P	ERA	WHIP

TOP

Pittsburgh Pirates @ Milwaukee Brewers

Miller Park, Milwaukee, WI

Fri Apr 10 2015, 7:11 PM - 10:24 PM CDT

Att. 27,373 - Roof Closed - 66 F

livebaseballscorecards.com

AB	33
R	6
H	10
RBI	6
BB	2
SO	12
LOB	11

BOTTOM

Batter	1	2	3	4	5	6	7	8	9	AB	R	H	RBI	BB	SO	LOB
27 Carlos Gómez, R (1, 8) (9, 4) OBP: 0.222, SLG: 0.235	C SI 91 S KC 80 C SI 92 0-3 ① K		X SI 90 0-0 ③ L6		F KC 76 F SI 91 X SI 89 0-2 20 FC6-4 1B		S SL 84 F SL 85 X SI 92 0-2 ② G6-3		X FC 89 0-0 ② G5-3	5	0	1	0	0	1	0
20 Jonathan Lucroy, R (1, 2) OBP: 0.167, SLG: 0.188	C SI 92 C SI 92 B KC 82 B SI 92 X SI 93 2-2 ② G3-1			C KC 79 B KC 79 B SI 90 B SI 91 B SI 90 4-1 18 2B 24 1B BB	C SI 88 X SI 88 0-1 ② FC6-4 8 1B 1-2f		C SI 93 B SL 86 X SI 92 1-1 3B		B FC 90 B FC 88 C FC 88 F FC 89 C FC 88 2-3 ③ K	4	1	1	0	1	1	1
8 Ryan Braun, R (1, 9) OBP: 0.286, SLG: 0.286	B SI 91 T CH 81 F SI 92 S KC 83 1-3 ③ K			C SI 90 X SI 90 0-1 ① L8	F KC 78 F CH 78 X KC 80 0-2 1-3 1B		F SI 92 S SL 86 C FF 94 0-3 ③ K			4	0	1	0	0	2	2
16 Aramis Ramirez, R (1, 5) OBP: 0.188, SLG: 0.188		C SI 91 B SI 91 C SI 91 X CH 79 1-2 ① F8		F CH 80 B SI 90 X CH 79 1-1 ② P4	B SI 89 F SI 89 B SI 89 F CH 78 X SI 90 2-2 ③ P4			B SL 85 F SI 92 X SI 92 1-1 ① L9		4	0	0	0	0	0	3
18 Khris Davis, R (1, 7) OBP: 0.353, SLG: 0.438		C KC 79 B KC 82 C SI 92 B KC 82 B SI 92 F SI 91 F SI 92 X CH 81 3-2 ② G5-3		C CH 78 B SI 90 C SI 90 X KC 79 1-2 1-3 24 1B 2B	C CH 77 X CH 78 0-1 ① G5-3			B SI 92 F SI 93 B SL 86 X SI 93 2-1 9 FC4-6 2B		4	1	2	0	0	0	0
24 Adam Lind, L (1, 3) OBP: 0.706, SLG: 1.077		B SI 91 C KC 78 F SI 91 X CH 82 1-2 2B		B SI 89 X KC 78 1-0 9 1B 2-H 3-H 1B	C SI 90 X SI 90 0-1 ② G3-1			C SL 86 D FF 92 B FF 93 T FF 92 B FF 93 B FF 92 4-2 9 FC4-6 BB		3	0	2	2	1	0	0
9 Jean Segura, R (1, 6) OBP: 0.429, SLG: 0.462		B KC 77 X CH 78 1-0 ③ G6-3		B SI 90 D CH 78 B SI 90 C SI 90 F SI 89 F SI 89 F CH 78 F CH 78 X SI 90 3-2 1-3 1B	B KC 78 B SI 88 X CH 79 2-0 5 CS 2B			B SL 90 F FF 100 S FF 100 F FF 101 B FF 100 F SL 92 F FF 101 X FS 91 2-2 ② FC4-6 1-2f 2-3		4	0	2	0	0	0	3
2 Scooter Gennett, L (1, 4) OBP: 0.200, SLG: 0.077 54 Michael Blazek, R (9, 1)		B SI 88 X SI 89 1-0 ① G3		B KC 76 F SI 89 F SI 88 1 SAFE X SI 91 1-2 ③ G4-3		H SI 89 1-0 5 CS HBP		B FF 99 C FF 99 S SL 90 C FF 99 1-3 ③ K		3 0	0 0	0 0	0 0	0 0	1 0	4 0
50 Mike Fiers, R (1, 1) 14 Luis Jimenez, R (5, PH) 30 Tyler Thornburg, R (6, 1) 5 Héctor Gómez, R (6, PH) 21 Jeremy Jeffress, R (7, 1) 7 Logan Schafer, L (7, PH) 48 Neal Cotts, L (8, 1) 28 Gerardo Parra, L (9, 8) OBP: 0.182, SLG: 0.273		C SI 90 X SI 91 0-1 ② F8			B SI 88 X CH 78 1-0 ① G5-3	S CH 76 B SI 89 S CH 79 1-2 ③ CS 1-2 2-3	C SI 92 C SI 91 S SI 92 0-3 ① K		C FC 89 F FC 88 X FC 89 0-2 ① G3	1 1 0 0 0 0 1 0	0 0 0 0 0 0 0 0	0 0 0 0 0 0 0 0	0 0 0 0 0 0 1 0	0 0 0 0 0 0 0 0	0 0 0 0 0 0 0 0	0 0 0 0 0 0 0 0
Inning Stats	R: 0 E: 0 K: 2 S: 9 H: 0 LOB: 0 BB: 0 P: 12	R: 0 E: 0 K: 0 S: 12 H: 1 LOB: 1 BB: 0 P: 18	R: 0 E: 0 K: 0 S: 4 H: 0 LOB: 0 BB: 0 P: 5	R: 2 E: 0 K: 0 S: 18 H: 3 LOB: 2 BB: 1 P: 29	R: 0 E: 0 K: 0 S: 12 H: 2 LOB: 2 BB: 0 P: 15	R: 0 E: 0 K: 0 S: 7 H: 1 LOB: 1 BB: 0 P: 11	R: 0 E: 0 K: 2 S: 11 H: 1 LOB: 1 BB: 0 P: 12	R: 0 E: 0 K: 1 S: 15 H: 1 LOB: 2 BB: 1 P: 25	R: 0 E: 0 K: 1 S: 7 H: 0 LOB: 0 BB: 0 P: 9	1B: 4 2B: 4 3B: 1 HR: 0	SF: 0 SAC: 0 DP: 0 HBP: 1				WP: 0 PB: 0 SB: 0 CS: 2	PA: 39	

PITCHER		IP	WLS	BF	H	R	ER	SO	BB	IBB	HBP	BLK	WP	HR	S	P	ERA	WHIP
49 Jeff Locke, L ERA: 3.0	(1, 1)	6.0	W	26	7	2	2	2	1	0	1	0	0	0	62	90	3.00	1.333
48 Jared Hughes, R ERA: 3.0	(7, 1)	1.1	H	6	2	0	0	2	0	0	0	0	0	0	15	19	0.00	1.500
59 Antonio Bastardo, L ERA:	(8, 1)	0.0		1	0	0	0	0	1	0	0	0	0	0	2	6	∞	∞
37 Arquimedes Caminero, R ERA:	(8, 1)	0.2	H	2	0	0	0	1	0	0	0	0	0	0	9	12	0.00	0.000
35 Mark Melancon, R ERA:	(9, 1)	1.0		3	0	0	0	1	0	0	0	0	0	0	7	9	0.00	0.000

PITCHER	IP	WLS	BF	H	R	ER	SO	BB	IBB	HBP	BLK	WP	HR	S	P	ERA	WHIP

Pittsburgh Pirates @ Milwaukee Brewers

Miller Park, Milwaukee, WI

Fri Apr 10 2015, 7:11 PM - 10:24 PM CDT

Att. 27,373 - Roof Closed - 66 F

livebaseballscorecards.com

AB	35
R	2
H	9
RBI	2
BB	2
SO	6
LOB	13

Batter	1	2	3	4	5	6	7	8	9	AB	R	H	RBI	BB	SO	LOB
5 Josh Harrison, R (1, 5) OBP: 0.304, SLG: 0.211	F FF 93 F SI 93 S KC 83 0-3 ① K			C KC 82 S SL 89 T SL 88 0-2 ① K		C KC 82 B SI 93 X FF 93 1-1 ③ F9			F FF 93 C FF 95 B SL 89 F FF 95 F SL 88 F FF 95 F FF 95 X CU 78 1-2 ② F9	4	0	0	0	0	2	0
29 Francisco Cervelli, R (1, 2) OBP: 0.438, SLG: 0.500	S SI 92 B SI 93 B SI 93 F FF 93 B KC 83 X FF 94 3-2 6 CS 1B			H KC 81 1-0 18 G1-6-3 HBP			C FF 91 S KC 81 S SL 86 0-3 ① K		B FF 96 F FF 94 B SL 88 F FF 94 B SL 90 X FF 95 3-2 ③ G1-3	3	0	1	0	0	1	0
18 Neil Walker, S (1, 4) OBP: 0.286, SLG: 0.421	C KC 81 C SI 94 1 SAFE S KC 82 0-3 ② K			B SI 92 X KC 81 1-0 ② ③ G1-6-3 1-2f			C KC 81 F FF 93 F SL 86 B KC 83 X SI 94 1-2 ② G5-3			3	0	0	0	0	1	2
6 Starling Marte, R (1, 8) OBP: 0.200, SLG: 0.389	B SI 93 1-0 ③ CS 1-2	B KC 81 F FF 93 B FF 93 F FF 93 F SI 93 F SI 92 S SL 88 2-3 ① K			B KC 81 B SI 92 B SI 92 C FF 91 B FF 91 4-1 12 G5-3 24 BB BB		T FF 91 X SL 87 0-1 1B			2	0	1	0	1	1	0
24 Pedro Alvarez, L (1, 3) OBP: 0.353, SLG: 0.750 52 Rob Scahill, L (7, 1)		B KC 80 B KC 81 C SI 92 B SI 93 F SI 92 X SI 93 3-2 ② G3			B KC 80 B SI 92 1 SAFE B SI 92 C FF 91 B FF 89 4-1 12 G5-3 1-2 BB		B SI 92 C KC 81 C CH 84 D KC 83 B FF 92 F SI 91 S KC 82 3-3 ③ K			2 0	0 0	0 0	0 0	1 0	1 0	1 0
12 Corey Hart, R (1, 9) OBP: 0.250, SLG: 0.250 (7, 3)		C KC 81 X SI 94 0-1 ③ G5-3			X SI 92 0-0 ① ② G5-3 1-2 2-3f			B CU 76 T FF 93 B FF 93 X FF 94 2-1 ① L6-3		3	0	0	0	0	0	2
15 Andrew Lambo, L (1, 7)			C KC 80 S SI 93 S KC 81 0-3 ① K		C KC 80 B SI 93 S SI 92 B KC 82 X SI 93 2-2 ③ F7			C SL 79 B FF 93 C SL 82 S SL 83 1-3 ② K		3	0	0	0	0	2	1
27 Jung Ho Kang, R (1, 6)			C SI 92 S SI 92 B SI 94 B FF 93 S SI 93 2-3 ② K			S SI 91 B FF 91 F FF 91 S SI 93 1-3 ① K		X FF 95 0-0 ③ G6-3		3	0	0	0	0	2	0
46 Vance Worley, R (1, 1) 3 Sean Rodríguez, R (7, 9) OBP: 0.333, SLG: 0.333			C SI 92 B SL 87 X SI 91 1-1 ③ G6-3			B SI 92 B FF 91 X FF 91 2-0 ② P5			B CU 76 F FF 93 F FF 95 S SL 88 1-3 ① K	2 1	0 0	0 0	0 0	0 0	0 1	0 0
Inning Stats	R: 0 E: 0 K: 2 S: 9 H: 1 LOB: 0 BB: 0 P: 13	R: 0 E: 0 K: 1 S: 10 H: 0 LOB: 0 BB: 0 P: 15	R: 0 E: 0 K: 2 S: 8 H: 0 LOB: 0 BB: 0 P: 11	R: 0 E: 0 K: 1 S: 4 H: 0 LOB: 0 BB: 0 P: 6	R: 0 E: 0 K: 0 S: 6 H: 0 LOB: 1 BB: 2 P: 16	R: 0 E: 0 K: 1 S: 6 H: 0 LOB: 0 BB: 0 P: 10	R: 0 E: 0 K: 2 S: 13 H: 1 LOB: 1 BB: 0 P: 17	R: 0 E: 0 K: 1 S: 6 H: 0 LOB: 0 BB: 0 P: 9	R: 0 E: 0 K: 1 S: 13 H: 0 LOB: 0 BB: 0 P: 18	1B: 2 2B: 0 3B: 0 HR: 0 SF: 0 SAC: 0 DP: 2 HBP: 1						

PITCHER		IP	WLS	BF	H	R	ER	SO	BB	IBB	HBP	BLK	WP	HR	S	P	ERA	WHIP
52 Jimmy Nelson, R ERA:	(1, 1)	7.0	W	23	2	0	0	9	2	0	1	0	0	0	56	88	0.00	0.571
13 Will Smith, L ERA:	(8, 1)	1.0		3	0	0	0	1	0	0	0	0	0	0	6	9	0.00	0.000
51 Jonathan Broxton, R ERA: 6.0	(9, 1)	1.0		3	0	0	0	1	0	0	0	0	0	0	13	18	0.00	0.000

PITCHER	IP	WLS	BF	H	R	ER	SO	BB	IBB	HBP	BLK	WP	HR	S	P	ERA	WHIP

TOP

Pittsburgh Pirates @ Milwaukee Brewers

Miller Park, Milwaukee, WI

Sat Apr 11 2015, 6:11 PM - 8:37 PM CDT

Att. 41,108 - Roof Closed - 69 F

livebaseballscorecards.com

AB	26
R	0
H	2
RBI	0
BB	2
SO	11
LOB	6

PA: 30

WP: 0
PB: 0
SB: 0
CS: 1

Batter	1	2	3	4	5	6	7	8	9	AB	R	H	RBI	BB	SO	LOB
27 Carlos Gómez, R (1, 8) OBP: 0.227, SLG: 0.286	X SL 82 0-0 ① F9	F SI 89 B FF 89 F KC 76 B SI 89 X SL 84 2-2 ③ G6-3		C SI 90 B SI 88 X SI 89 1-1 ③ F9			B SI 91 X SI 88 1-0 20 G5-3 3-H 2B			4	0	1	1	0	0	1
20 Jonathan Lucroy, R (1, 2) OBP: 0.136, SLG: 0.150	C FC 88 F SI 88 B SI 83 B SI 89 B SL 84 X SI 89 3-2 ② G5-3		B KC 74 C SI 89 B SI 88 B SL 85 X SI 90 3-1 ① F9		C SI 88 F FF 88 X KC 75 0-2 ① L4		B FF 94 B SL 87 F FF 94 F FF 94 X SI 94 2-2 ② G5-3 2-3			4	0	0	0	0	0	1
8 Ryan Braun, R (1, 9) OBP: 0.273, SLG: 0.200	B KC 76 B SL 84 C SI 88 B SL 85 C SI 90 S SL 84 3-3 ③ K		B SI 89 B SL 84 B SI 90 B SI 90 4-0 BB		F KC 75 X SI 88 0-1 ② G5-3		F SL 88 B FF 94 X FF 94 1-1 ③ G5-3			3	0	0	0	1	1	1
24 Adam Lind, L (1, 3) OBP: 0.619, SLG: 0.882		C SI 87 F SL 82 F SL 81 X SI 90 0-2 16 2B 18 G4-3 1B	B SI 89 C SL 84 S SL 85 X SL 82 1-2 ② F7		C SL 81 X SL 83 0-1 ③ G3			B SL 89 B FF 94 C SI 93 C SL 87 B SL 89 X SL 88 3-2 ① F8		4	1	1	0	0	0	1
16 Aramis Ramirez, R (1, 5) OBP: 0.200, SLG: 0.250 14 Luis Jimenez, R (9, 5)		X SL 84 0-0 18 G4-3 5 2B 1-3 2B	X SI 88 0-0 ③ P3			C FF 88 X SL 83 0-1 ① G6-3		S SL 88 S SI 95 B CU 80 S SL 89 1-3 ② K		4 0	1 0	1 0	0 0	0 0	1 0	1 0
18 Khris Davis, R (1, 7) OBP: 0.333, SLG: 0.450		B SI 89 D SL 85 X SL 85 2-0 ① G4-3 2-3 3-H		S SL 85 X SI 87 0-1 9 HR 2B		B SL 86 B SL 84 C FF 89 B SI 91 X SI 89 3-1 ② G6-3		C FF 96 B SL 89 F SL 89 C CU 80 1-3 ③ K		4	1	1	1	0	1	1
9 Jean Segura, R (1, 6) OBP: 0.471, SLG: 0.667		B SI 88 B SI 89 B SL 85 C FF 89 F SL 85 F SI 90 B SL 83 4-2 5 2B BB		X SL 82 0-0 2-H HR		C SI 91 C SI 90 C SI 90 0-3 ③ K				2	2	1	2	1	1	0
5 Héctor Gómez, R (1, 4) OBP: 0.667, SLG: 1.333		F SI 87 X SL 86 0-1 1-H 3-H 2B		B KC 77 F SI 89 B SI 90 X SL 84 2-1 ① L7			C FF 89 C SI 87 X SI 88 0-2 7 SH1-3 27 2B 2B			3	1	2	2	0	0	0
52 Jimmy Nelson, R (1, 1) 7 Logan Schafer, L (7, PH) 13 Will Smith, R (8, 1) 51 Jonathan Broxton, R (9, 1)		L SI 86 B SI 88 F FF 90 C FF 90 1-3 ② K		F FF 89 C SI 90 C SI 90 0-3 ② K			X SL 82 0-0 ① SH1-3 2-3			2 0 0 0	0 0 0 0	0 0 0 0	0 0 0 0	0 0 0 0	2 0 0 0	1 0 0 0
Inning Stats	R: 0 E: 0 K: 1 S: 7 H: 0 LOB: 0 BB: 0 P: 13	R: 3 E: 0 K: 1 S: 17 H: 3 LOB: 1 BB: 1 P: 26	R: 0 E: 0 K: 0 S: 6 H: 0 LOB: 1 BB: 1 P: 14	R: 2 E: 0 K: 1 S: 10 H: 2 LOB: 0 BB: 0 P: 13	R: 0 E: 0 K: 0 S: 7 H: 0 LOB: 0 BB: 0 P: 7	R: 0 E: 0 K: 1 S: 7 H: 0 LOB: 0 BB: 0 P: 10	R: 1 E: 0 K: 0 S: 10 H: 2 LOB: 1 BB: 0 P: 14	R: 0 E: 0 K: 2 S: 9 H: 0 LOB: 0 BB: 0 P: 14		1B: 1 2B: 5 3B: 0 HR: 1 SF: 0 SAC: 1 DP: 0 HBP: 0				WP: 0 PB: 0 SB: 0 CS: 0 PA: 33	

PITCHER	IP	WLS	BF	H	R	ER	SO	BB	IBB	HBP	BLK	WP	HR	S	P	ERA	WHIP
46 Vance Worley, R (1, 1) ERA: 8.53	6.1	L	28	7	6	6	4	2	0	0	0	0	1	59	89	8.53	1.421
52 Rob Scahill, R (7, 1) ERA:	1.2		5	0	0	0	2	0	0	0	0	0	0	14	22	0.00	0.000

PITCHER	IP	WLS	BF	H	R	ER	SO	BB	IBB	HBP	BLK	WP	HR	S	P	ERA	WHIP

BOTTOM

Pittsburgh Pirates @ Milwaukee Brewers

Miller Park, Milwaukee, WI

Sat Apr 11 2015, 6:11 PM - 8:37 PM CDT

Att. 41,108 - Roof Closed - 69 F

livebaseballscorecards.com

AB	30
R	6
H	7
RBI	6
BB	2
SO	6
LOB	7

Pittsburgh Pirates @ Milwaukee Brewers

Miller Park, Milwaukee, WI

Sun Apr 12 2015, 1:11 PM - 4:12 PM CDT

Att. 39,017 - Roof Closed - 70 F

livebaseballscorecards.com

Batter	1	2	3	4	5	6	7	8	9	AB	R	H	RBI	BB	SO	LOB
25 Gregory Polanco, L (1, 9) OBP: 0.292, SLG: 0.304	C SI 88 F SI 89 B SI 88 S SI 90 1-3 ① K		B CU 73 B CU 73 C CH 78 X SI 88 2-1 2-H 1B			B SI 88 X SI 89 1-0 10 1B 22 HR 2B	B SL 80 D SL 80 F FF 94 C SL 82 S SL 82 2-3 ② K		F CU 75 B FF 92 F CH 82 C FF 94 1-3 ② K	5	1	2	1	0	3	4
10 Jordy Mercer, R (1, 6) OBP: 0.364, SLG: 0.278	C SI 90 B SI 90 B CH 78 F SI 89 X SI 90 2-2 ② G5-3		D SL 82 1 SAFE X SI 88 1-0 ③ L8			B SI 87 X CH 78 1-0 22 HR 2-3 1B	X SI 94 0-0 ③ L6		C CH 83 B FF 94 X FF 92 1-1 22 1B 18 HR 1-2 3-H 1B	5	2	2	1	0	0	3
22 Andrew McCutchen, R (1, 8) OBP: 0.292, SLG: 0.476	X SL 84 0-0 ③ G5-3			B SL 82 X SL 81 1-0 ① G1-3		X SL 83 0-0 1-H 3-H HR		X CU 76 0-0 ① L9	C FF 94 X FF 95 0-1 18 HR 1-3 2-H 1B	5	2	2	4	0	0	0
18 Neil Walker, S (1, 4) OBP: 0.269, SLG: 0.500		C SI 88 S SI 87 X SI 88 0-2 ① G3		X SI 88 0-0 ② G3		C SL 83 C SI 89 C SI 89 0-3 ① K		C FF 92 F CU 78 F FF 95 F FF 95 X CH 84 0-2 ② F9	F CU 74 S CH 83 X CH 85 0-2 1-H 3-H HR	5	1	1	3	0	1	0
6 Starling Marte, R (1, 7) OBP: 0.200, SLG: 0.318		S SL 83 S SL 82 B SL 82 C SI 89 1-3 ② K		C SI 89 B SI 88 S SL 83 F SL 83 B SI 88 S SI 89 2-3 ③ K		F CU 73 F SI 88 B SI 88 B SI 89 F SL 82 F SI 88 H SI 88 3-2 24 CS HBP		C CU 76 T CH 85 F FF 94 B CH 85 B CH 85 F FF 95 S FF 94 2-3 ③ K	C SL 86 S SL 89 S FF 89 0-3 ③ K	4	0	0	0	0	4	1
24 Pedro Alvarez, L (1, 3) OBP: 0.333, SLG: 0.650 3 Sean Rodríguez, R (9, PR) OBP: 0.333, SLG: 0.333 (9, 3)		C CU 74 S SI 89 B SI 89 T SL 83 1-2 ③ K			B CU 73 C CH 78 B SI 88 S SL 83 F SL 84 X SI 89 2-2 ① G3-1	C SL 81 B SI 88 B CU 74 S CH 80 X CH 78 2-2 ② ③ 1-2 G1-3			B CU 76 F FF 92 C CH 84 B CH 85 X FF 94 2-2 26 E 12 1B 1B	4 0	0 1	1 0	0 0	0 0	1 0	1 0
27 Jung Ho Kang, R (1, 5) OBP: 0.125, SLG: 0.125			X SI 87 0-0 ① G5-3		B SI 89 B SL 82 B SI 88 C SI 87 X SI 87 3-1 ② G5-3		C SL 84 B SL 83 F SI 88 F SI 89 X SL 81 1-2 15 FC3-6 26 1B 1B		F FF 92 B FF 92 S CH 84 B CH 84 1 SAFE X FF 92 2-2 ① F8	4	0	1	0	0	0	1
26 Tony Sanchez, R (1, 2) OBP: 0.444, SLG: 0.375			B SI 88 C SI 88 X CH 77 1-1 65 SH1-4 25 1B 1B		B CU 74 X SI 88 1-0 65 FC6-4 1B	X SI 87 0-0 15 FC3-6 1-2 1B			B CU 74 1 SAFE B CH 81 T FF 91 F FF 93 B CH 83 X FF 90 3-2 E7 12 1B 10 1B 1-2	4	2	3	0	0	0	1
65 Casey Sadler, R (1, 1) 48 Jared Hughes, R (6, 1) 15 Andrew Lambo, L (7, PH) 37 Arquimedes Caminero, R (7, 1) 44 Tony Watson, L (8, 1) 12 Corey Hart, R (9, PH) OBP: 0.400, SLG: 0.400 58 Radhames Liz, R (9, 1)			M SL 82 X SL 80 0-1 ② SH1-4 1-2		B SL 82 C SI 89 B SI 89 X SI 88 2-1 ③ FC6-4 1-2f	D CU 74 B CU 74 C SI 88 D SI 88 S SL 82 X SL 83 3-2 ① FC3-6 1-2f 2-3			X CU 76 0-0 10 1B 22 1B 1-3 2-H 1B	1 0 1 0 0 1	0 0 0 0 0 1	0 0 0 0 0 1	0 0 0 0 0 1	0 0 0 0 0 0	0 0 2 0 0 0	1 0 0 0 0 0
Inning Stats	R: 0 E: 0 K: 1 S: 7 H: 0 LOB: 0 BB: 0 P: 10	R: 0 E: 0 K: 2 S: 9 H: 0 LOB: 0 BB: 0 P: 11	R: 1 E: 0 K: 0 S: 8 H: 2 LOB: 1 BB: 0 P: 12	R: 0 E: 0 K: 1 S: 6 H: 0 LOB: 0 BB: 0 P: 9	R: 0 E: 0 K: 0 S: 9 H: 1 LOB: 1 BB: 0 P: 17	R: 3 E: 0 K: 1 S: 13 H: 3 LOB: 0 BB: 0 P: 20	R: 0 E: 0 K: 1 S: 12 H: 2 LOB: 2 BB: 0 P: 18	R: 0 E: 0 K: 1 S: 11 H: 0 LOB: 0 BB: 0 P: 13	R: 6 E: 1 K: 2 S: 23 H: 5 LOB: 1 BB: 0 P: 32	1B: 10 2B: 1 3B: 0 HR: 2 SF: 0 SAC: 1 DP: 0 HBP: 1				WP: 0 PB: 0 SB: 0 CS: 1	PA: 41	

	AB	39
	R	10
	H	13
	RBI	10
	BB	0
	SO	9
	LOB	14

TOP

Pitching

PITCHER		IP	WLS	BF	H	R	ER	SO	BB	IBB	HBP	BLK	WP	HR	S	P	ERA	WHIP
26 Kyle Lohse, R ERA: 11.17	(1, 1)	6.1	L	27	8	4	4	5	0	0	1	0	0	1	60	91	5.68	1.263
13 Will Smith, L ERA:	(7, 1)	0.1		1	0	0	0	1	0	0	0	0	0	0	3	5	0.00	0.000
21 Jeremy Jeffress, R ERA:	(7, 1)	0.1		1	0	0	0	0	0	0	0	0	0	0	1	1	0.00	0.000
30 Tyler Thornburg, R ERA: 1.93	(8, 1)	1.2		11	5	6	0	2	0	0	0	0	0	1	31	42	0.00	3.000
48 Neal Cotts, L ERA: 2.7	(9, 1)	0.1		1	0	0	0	1	0	0	0	0	0	0	3	3	0.00	0.000

PITCHER	IP	WLS	BF	H	R	ER	SO	BB	IBB	HBP	BLK	WP	HR	S	P	ERA	WHIP

Batter	1	2	3	4	5	6	7	8	9	AB	R	H	RBI	BB	SO	LOB
27 Carlos Gómez, R (1, 8) OBP: 0.269, SLG: 0.480	B SI 90 X SI 91 1-0 G5-3 ①		T SI 91 X SI 91 0-1 2-H HR		C SI 91 F SL 85 F CH 84 X CH 85 0-2 9 CS 2B		B FF 99 S FF 99 S FF 100 F FF 100 F FS 91 X SL 92 1-2 FC5-4 ③ 1-2f			4	1	2	2	0	0	2
9 Jean Segura, R (1, 6) OBP: 0.381, SLG: 0.526	X SI 90 0-0 B1 ②		X SI 92 0-0 G6-3 ②		B SI 90 B CH 84 2 SAFE C SI 92 2 SAFE 2-1 CS ③ 2-3	C SI 91 T SI 92 S SI 92 0-3 K ①		F SI 92 B SI 93 X CH 84 1-1 F9 ①		4	0	0	0	0	1	0
8 Ryan Braun, R (1, 9) OBP: 0.267, SLG: 0.214	B SI 90 F SI 90 C SI 91 F SI 90 F SL 87 F SI 91 S CH 85 1-3 K ③		C SL 87 B SL 86 C SI 92 X SI 92 1-2 1B			B FF 93 F SL 85 B SI 93 S SI 92 B SI 92 X SI 92 3-2 F9 ②		B SI 93 S CH 84 F CH 85 B SL 82 F SI 93 F SI 94 F CH 85 F SI 95 F SI 94 2-2 P4 ②		4	0	1	0	0	1	0
24 Adam Lind, L (1, 3) OBP: 0.560, SLG: 0.750		B SL 84 B SI 89 C SI 90 B SI 90 C SI 89 X SI 90 3-2 G4-3 ①	C SI 92 C SI 91 1 SAFE B SI 91 1 SAFE S SL 86 1-3 K ③			B FF 93 C SI 92 B SI 93 B SI 92 B SI 92 4-1 BB		C SI 94 T SI 93 X SI 94 0-2 L9 ③		3	0	0	0	1	1	1
16 Aramis Ramirez, R (1, 5) OBP: 0.174, SLG: 0.217 14 Luis Jimenez, R (9, PH)		C SI 91 X SI 91 0-1 L4 ②		X SL 85 0-0 L7 ①		X SI 93 0-0 G4-3 ③			F FF 95 B FF 95 X FF 96 1-1 P2 ①	3 1	0 0	0 0	0 0	0 0	0 0	1 0
18 Khris Davis, R (1, 7) OBP: 0.360, SLG: 0.409		C SI 91 B SI 90 F CH 85 B SI 91 B SI 92 B SL 85 4-2 BB		B SI 90 C SI 90 X CH 83 1-1 F7 ②			S FF 98 F FF 99 B FF 99 B SL 93 B FF 99 B FF 98 4-2 2 1B BB		B FF 97 C FF 95 S FF 98 S SL 82 1-3 K2-3 ②	2	0	0	0	2	1	0
12 Martín Maldonado, R (1, 2)		D SI 92 B SI 92 C SI 92 B SI 91 F SI 91 F SI 91 X SI 93 3-2 G6-3 ③		B SL 84 B SL 86 B SI 91 B CH 84 F SI 90 S SI 91 3-3 K ③			B SL 88 C FF 97 C SL 91 S FS 91 1-3 K ①		C FF 97 B FF 97 C CH 86 B SL 84 B SL 82 B FF 95 4-2 BB	3	0	0	0	1	2	2
5 Héctor Gómez, R (1, 4) OBP: 0.600, SLG: 1.200 2 Scooter Gennett, L (7, PH) OBP: 0.235, SLG: 0.133 (8, 4)			B SI 90 B SI 89 C SI 89 F SI 89 B SI 91 X SI 90 3-2 27 HR 2B		B SI 90 S CH 84 F SI 90 S CH 84 1-3 K ①		C FF 98 F FS 90 1 SAFE F FF 99 B SL 90 X FS 92 1-2 27 FC5-4 1-2 1B		F SI 92 F SI 93 S SL 84 0-3 K2-3 ③	2 2	1 0	1 1	0 0	0 1	1 1	0 1
26 Kyle Lohse, R (1, 1) OBP: 0.333, SLG: 0.333 13 Will Smith, R (7, 1) 21 Jeremy Jeffress, R (7, 1) 28 Gerardo Parra, L (7, PH) OBP: 0.167, SLG: 0.250 30 Tyler Thornburg, R (8, 1) 48 Neal Cotts, L (9, 1)			L SL 87 B SL 85 C SI 92 L SL 87 1-3 K ①		B SI 90 C SI 90 C SI 90 X SL 86 1-2 G1-3 ②		B FF 98 X FF 98 1-0 F5 ②			2 0 0 1 0 0	0 0 0 0 0 0	0 0 0 0 0 0	0 0 0 0 0 0	0 0 0 0 0 0	1 0 0 0 0 0	1 0 0 2 0 0
Inning Stats	R: 0 E: 0 K: 1 S: 8 H: 0 LOB: 0 BB: 0 P: 10	R: 0 E: 0 K: 0 S: 11 H: 0 LOB: 1 BB: 1 P: 21	R: 2 E: 0 K: 2 S: 15 H: 3 LOB: 1 BB: 0 P: 21	R: 0 E: 0 K: 1 S: 6 H: 0 LOB: 0 BB: 0 P: 10	R: 0 E: 0 K: 1 S: 11 H: 1 LOB: 0 BB: 0 P: 15	R: 0 E: 0 K: 1 S: 8 H: 0 LOB: 1 BB: 1 P: 15	R: 0 E: 0 K: 1 S: 15 H: 1 LOB: 2 BB: 1 P: 23	R: 0 E: 0 K: 0 S: 14 H: 0 LOB: 0 BB: 0 P: 17	R: 0 E: 0 K: 2 S: 10 H: 0 LOB: 1 BB: 1 P: 16	1B: 2 2B: 2 3B: 0 HR: 1	SF: 0 SAC: 0 DP: 0 HBP: 0					WP: 0 PB: 0 SB: 0 CS: 1	PA: 36

PITCHER		IP	WLS	BF	H	R	ER	SO	BB	IBB	HBP	BLK	WP	HR	S	P	ERA	WHIP
65 Casey Sadler, R ERA: 3.6	(1, 1)	5.0	W	19	4	2	2	5	1	0	0	0	0	1	51	77	3.60	1.000
48 Jared Hughes, R ERA: 2.25	(6, 1)	1.0	H	4	0	0	0	1	1	0	0	0	0	0	8	15	0.00	1.000
37 Arquimedes Caminero, R ERA:	(7, 1)	1.0	H	5	1	0	0	1	1	0	0	0	0	0	15	23	0.00	2.000
44 Tony Watson, L ERA: 6.75	(8, 1)	1.0	H	3	0	0	0	0	0	0	0	0	0	0	14	17	0.00	0.000
58 Radhames Liz, R ERA: 5.4	(9, 1)	1.0		4	0	0	0	2	1	0	0	0	0	0	10	16	0.00	1.000

PITCHER	IP	WLS	BF	H	R	ER	SO	BB	IBB	HBP	BLK	WP	HR	S	P	ERA	WHIP

BOTTOM

Pittsburgh Pirates @ Milwaukee Brewers

Miller Park, Milwaukee, WI

Sun Apr 12 2015, 1:11 PM - 4:12 PM CDT
Att. 39,017 - Roof Closed - 70 F

livebaseballscorecards.com

AB	31
R	2
H	5
RBI	2
BB	4
SO	9
LOB	10

Detroit Tigers @ Pittsburgh Pirates

PNC Park, Pittsburgh, PA

Mon Apr 13 2015, 1:40 PM - 4:10 PM EDT

Att. 39,933 - Partly Cloudy - 76 F

TOP

livebaseballscorecards.com

Batter	1	2	3	4	5	6	7	8	9	AB	R	H	RBI	BB	SO	LOB
12 Anthony Gose, L (1, 8) OBP: 0.391, SLG: 0.696	B FF 95 X FF 95 1-0 G6-3		S CH 90 B CH 89 S FF 97 S SL 85 1-3 K			S SL 87 C SL 87 B SL 87 S SI 96 1-3 K		C SI 94 S SI 94 B SI 95 S CH 84 1-3 K		3	0	0	0	0	2	0
26 Hernán Pérez, R (8, PH)										1	0	0	0	0	1	0
46 Ian Krol, L (8, 1)										0	0	0	0	0	0	0
3 Ian Kinsler, R (1, 4) OBP: 0.471, SLG: 0.552	B FF 95 F FF 95 B FF 96 C FF 96 F FF 96 B SL 88 S FF 96 3-3 K			S SL 85 B FF 95 F FF 95 C FF 97 1-3 K		B FF 96 B FF 96 X FF 94 2-0 G6-3			C FC 89 F FC 90 X FC 89 0-2 24 2B 2B	4	1	1	0	0	2	0
24 Miguel Cabrera, R (1, 3) OBP: 0.576, SLG: 0.828	C FF 95 S SL 88 F FF 96 X SL 85 0-2 F8			B SL 85 B FF 96 C SI 95 C SL 84 B FF 99 F FF 95 F FF 97 F CH 89 F FF 97 3-3 S SL 89 K			C FF 96 C FF 97 F FF 95 X FF 95 0-2 52 1B 28 BB 9 G6-4-3 1B		C FC 89 X FC 90 0-1 28 HR 2-H 2B	4	2	2	1	0	1	0
28 J.D. Martinez, R (1, 9) OBP: 0.313, SLG: 0.710		C FF 94 B FF 95 B FF 94 S SL 85 B FF 96 C FF 95 3-3 K		X FF 96 0-0 L8			C SL 86 S SL 87 D SL 85 F FF 97 B SL 85 B FF 96 B FF 96 4-2 9 G6-4-3 52 1B 1-2 BB		B FC 89 C FC 88 X FC 89 1-1 2-H HR	3	1	1	2	1	1	0
52 Yoenis Cespedes, R (1, 7) OBP: 0.344, SLG: 0.500		B SL 86 F FF 95 X FF 95 1-1 G1-3			X FF 96 0-0 G6-3		C FF 97 S SL 86 B FF 98 B SI 97 F SI 96 F SL 86 X SL 87 2-2 9 G6-4-3 1-2 2-3 1B		C FC 90 C KC 80 X KC 79 0-2 9 G5-4-3 1B	4	0	2	0	0	0	0
9 Nick Castellanos, R (1, 5) OBP: 0.281, SLG: 0.407		F FF 96 X KC 82 0-1 1B			B FF 96 X FF 97 1-0 L9		X SI 92 0-0 G6-4-3 1-2f 2-3 3-H		X FC 88 0-0 G5-4-3 1-2f	4	0	1	0	0	0	3
13 Alex Avila, L (1, 2) OBP: 0.476, SLG: 0.467 41 Victor Martinez, S (9, PH) OBP: 0.429, SLG: 0.273		C SI 95 F FF 96 B FF 95 D SL 89 B CH 89 X FF 96 3-2 G4-3			L FF 93 B CH 90 B CH 90 F FF 98 B SI 97 B FF 98 4-2 1 FC5-4 BB		C SI 93 X FF 93 0-1 P5		B FC 89 C FC 88 B KC 79 B FC 88 F FC 90 S KC 80 3-3 K	2	0	0	0	1	0	2
										1	0	0	0	0	1	0
1 Jose Iglesias, R (1, 6) OBP: 0.478, SLG: 0.500			F FF 94 X SI 96 0-1 G4-3		B FF 97 T FF 95 X FF 97 1-1 FC5-4 1-2f			C SI 93 B CH 84 X SI 94 1-1 F9		3	0	0	0	0	0	1
19 Aníbal Sánchez, R (1, 1) 62 Al Alburquerque, R (7, 1) 20 Rajai Davis, R (8, PH) OBP: 0.417, SLG: 0.125 (8, 8)			C FF 94 C FF 95 C FF 96 0-3 K			C FF 93 S FF 94 S FF 97 0-3 K		C SI 93 F CH 84 S SI 94 0-3 K		2	0	0	0	0	2	0
										0	0	0	0	0	0	0
										1	0	0	0	0	1	0

	AB	32
	R	4
	H	7
	RBI	3
	BB	2
	SO	11
	LOB	6

Inning Stats										
	R: 0 E: 0 K: 1 S: 9	H: 0 LOB: 0 BB: 0 P: 13	R: 0 E: 0 K: 1 S: 10	H: 1 LOB: 1 BB: 0 P: 17	R: 0 E: 0 K: 2 S: 8	H: 0 LOB: 0 BB: 0 P: 9	R: 0 E: 0 K: 2 S: 11	H: 0 LOB: 0 BB: 0 P: 15	R: 0 E: 0 K: 0 S: 6	H: 0 LOB: 1 BB: 1 P: 12
	R: 0 E: 0 K: 2 S: 7	H: 0 LOB: 0 BB: 0 P: 10	R: 1 E: 0 K: 0 S: 15	H: 2 LOB: 1 BB: 1 P: 21	R: 0 E: 0 K: 2 S: 8	H: 0 LOB: 0 BB: 0 P: 10	R: 3 E: 0 K: 1 S: 14	H: 4 LOB: 0 BB: 0 P: 18	1B: 4 2B: 2 3B: 0 HR: 1	SF: 0 SAC: 0 DP: 2 HBP: 0	WP: 0 PB: 0 SB: 0 CS: 0	PA: 34

PITCHER		IP	WLS	BF	H	R	ER	SO	BB	IBB	HBP	BLK	WP	HR	S	P	ERA	WHIP
45 Gerrit Cole, R ERA: 3.27	(1, 1)	6.0	W	23	3	1	1	8	2	0	0	0	0	0	63	94	1.50	0.833
48 Jared Hughes, R ERA: 1.8	(7, 1)	1.0	H	2	0	0	0	0	0	0	0	0	0	0	3	3	0.00	0.000
44 Tony Watson, L ERA: 5.4	(8, 1)	1.0		3	0	0	0	2	0	0	0	0	0	0	8	10	0.00	0.000
35 Mark Melancon, R ERA: 9.0	(9, 1)	1.0		6	4	3	3	1	0	0	0	0	0	1	14	18	27.00	4.000

PITCHER	IP	WLS	BF	H	R	ER	SO	BB	IBB	HBP	BLK	WP	HR	S	P	ERA	WHIP

Detroit Tigers @ Pittsburgh Pirates

PNC Park, Pittsburgh, PA

Mon Apr 13 2015, 1:40 PM - 4:10 PM EDT

Att. 39,933 - Partly Cloudy - 76 F

livebaseballscorecards.com

Batter	1	2	3	4	5	6	7	8	9	AB	R	H	RBI	BB	SO	LOB
5 Josh Harrison, R (1, 5) OBP: 0.333, SLG: 0.391	X FF 90 0-0 HR		B FS 84 C SL 85 F SI 91 B FF 92 X FF 94 2-2 25 2B 22 SF9 1B		F CU 77 X SL 89 0-1 ② G6-3		B SL 84 B SL 83 B SI 92 C SI 91 S SL 84 X SL 83 3-2 ② F8			4	2	2	1	0	0	0
25 Gregory Polanco, L (1, 9) OBP: 0.286, SLG: 0.333	X FC 91 0-0 ① F7		B FC 90 1 SAFE F FS 87 X FF 92 1-1 22 SF9 18 FC3-2 1-3 2B		B FS 86 B FS 84 C FS 85 S FC 90 B SL 86 T SL 85 3-2 ③ K		F SI 92 C SI 93 S SL 85 0-3 ③ K			4	0	1	0	0	2	0
22 Andrew McCutchen, R (1, 8) OBP: 0.286, SLG: 0.458	C FF 91 B FF 91 B SL 87 C FC 90 B SI 94 C FS 86 3-3 ② K		B SL 88 F FS 88 F SL 88 F FF 93 X FC 94 1-2 ① SF9 2-3 3-H			S FS 84 S CH 69 B FS 86 F SL 86 S FF 92 1-3 ① K		B SI 93 S CH 85 B SL 89 F CH 85 F CU 78 X FF 95 2-2 1B		3	0	1	1	0	2	0
18 Neil Walker, S (1, 4) OBP: 0.267, SLG: 0.464	F FF 93 F FC 91 X FF 94 0-2 1B		F SL 87 X FS 87 0-1 ② FC3-2 3-H			B CU 76 C FC 92 B SL 84 S FS 84 X FC 92 2-2 ② G6-3		X CH 82 0-0 ① F8		4	0	1	0	0	0	2
6 Starling Marte, R (1, 7) OBP: 0.172, SLG: 0.269	C SL 86 1 SAFE 1 SAFE B FC 91 F FS 87 1 SAFE B FF 94 C FC 93 2-3 ③ K		1 SAFE X SL 88 0-0 ③ F9			C CU 75 S FF 90 F FC 91 B FF 91 F FS 83 S SL 89 1-3 ③ K		C SL 85 1 SAFE S SL 85 X SL 86 0-2 ② P4		4	0	0	0	0	2	3
24 Pedro Alvarez, L (1, 3) OBP: 0.333, SLG: 0.739 44 Tony Watson, L (8, 1) 27 Jung Ho Kang, R (8, PH) OBP: 0.111, SLG: 0.111 35 Mark Melancon, R (9, 1)		S FS 84 S FS 83 S FS 86 0-3 ① K		C FS 81 B FC 92 S SL 88 B CH 76 X FS 85 2-2 ① G3-1			X SL 84 0-0 HR	C SI 93 F CH 86 X SI 95 0-2 ③ G4-3		3 0 1 0	1 0 0 0	1 0 0 0	1 0 0 0	0 0 0 0	1 0 1 0	0 0 0 0
29 Francisco Cervelli, R (1, 2) OBP: 0.421, SLG: 0.471		X FF 92 0-0 ② L9		C SL 86 B FS 85 F FS 85 S FF 92 1-3 ② K			X SL 84 0-0 10 SH1-4 12 HR 1B			3	1	1	0	0	1	0
10 Jordy Mercer, R (1, 6) OBP: 0.375, SLG: 0.300		C FF 92 S CU 80 F FC 92 B FC 92 F SL 86 B FC 93 B FS 86 X FS 86 3-2 1B		B CU 80 C FC 91 F FC 91 X FF 92 1-2 ③ F9			X FC 90 0-0 ① SH1-4 1-2			2	0	1	0	0	0	0
45 Gerrit Cole, R (1, 1) 48 Jared Hughes, R (7, 1) 12 Corey Hart, R (7, PH) OBP: 0.500, SLG: 1.000 3 Sean Rodríguez, R (8, 3) OBP: 0.333, SLG: 0.333		C SL 87 B FC 92 C FF 92 S SL 87 1-3 ③ K			C FF 89 B FF 90 B FC 90 C FF 90 S SL 85 2-3 ① K		D FS 86 X SL 86 1-0 2-H HR			2 0 1 0	0 0 1 0	0 0 1 0	0 0 2 0	0 0 0 0	2 0 0 0	1 0 0 0
Inning Stats	R: 1 E: 0 K: 2 S: 11 H: 2 LOB: 1 BB: 0 P: 16	R: 0 E: 0 K: 2 S: 12 H: 1 LOB: 1 BB: 0 P: 16	R: 1 E: 0 K: 0 S: 12 H: 2 LOB: 1 BB: 0 P: 16	R: 0 E: 0 K: 1 S: 9 H: 0 LOB: 0 BB: 0 P: 13	R: 0 E: 0 K: 2 S: 8 H: 0 LOB: 0 BB: 0 P: 13	R: 0 E: 0 K: 2 S: 12 H: 0 LOB: 0 BB: 0 P: 16	R: 3 E: 0 K: 1 S: 10 H: 3 LOB: 0 BB: 0 P: 14	R: 0 E: 0 K: 0 S: 11 H: 1 LOB: 1 BB: 0 P: 13		1B: 5 2B: 1 3B: 0 HR: 3 SF: 1 SAC: 1 DP: 0 HBP: 0				WP: 0 PB: 0 SB: 0 CS: 0 PA: 33		

	AB	31
	R	5
	H	9
	RBI	5
	BB	0
	SO	10
	LOB	7

PITCHER	IP	WLS	BF	H	R	ER	SO	BB	IBB	HBP	BLK	WP	HR	S	P	ERA	WHIP
19 Aníbal Sánchez, R (1, 1) ERA: 3.46	6.1	L	27	8	5	5	9	0	0	0	0	0	3	68	95	7.11	1.263
62 Al Alburquerque, R (7, 1) ERA: 3.86	0.2		2	0	0	0	1	0	0	0	0	0	0	6	9	0.00	0.000
46 Ian Krol, L (8, 1) ERA: 3.86	1.0		4	1	0	0	0	0	0	0	0	0	0	11	13	0.00	1.000

PITCHER	IP	WLS	BF	H	R	ER	SO	BB	IBB	HBP	BLK	WP	HR	S	P	ERA	WHIP

Detroit Tigers @ Pittsburgh Pirates

PNC Park, Pittsburgh, PA

Tue Apr 14 2015, 7:09 PM - 9:58 PM EDT

Att. 31,755 - Cloudy - 63 F

livebaseballscorecards.com

Batter	1	2	3	4	5	6	7	8	9	AB	R	H	RBI	BB	SO	LOB
20 Rajai Davis, R (1, 8) OBP: 0.471, SLG: 0.250	C FF 91 B SI 92 X SI 91 1-1 L9		C KC 82 B KC 84 B KC 83 X SI 92 2-1 3 PO 1B		C SI 92 X KC 82 0-1 G4-3		B SI 90 B KC 82 B FF 91 C SI 91 X SI 91 3-1 1-3 2-H 1B		C SL 87 D FF 93 B SL 87 F SL 89 B FF 95 F SL 89 F SI 93 F SI 95 F SL 88 4-2 B SI 94 3 1B BB	4	0	2	1	1	0	1
3 Ian Kinsler, R (1, 4) OBP: 0.436, SLG: 0.500	X FF 91 0-0 L7		1 SAFE 0-0 PO 1-2	F SI 91 F FF 91 B CH 87 S KC 83 1-3 K		C FF 91 B KC 83 B SI 91 B FF 90 X SI 91 3-1 F9	1 SAFE 1 SAFE X FF 100 0-0 G1-3		C FF 93 B SI 94 X SL 88 1-1 1-2 2-H 1B	5	0	1	1	0	1	2
24 Miguel Cabrera, R (1, 3) OBP: 0.526, SLG: 0.735	B FF 91 B KC 81 C SI 92 X SI 93 2-1 L9			B KC 83 F FF 91 F FF 91 F FF 91 S KC 84 1-3 K		X FF 91 0-0 1B		X FF 99 0-0 G5-3	C FF 95 F FF 95 F FF 95 B SI 94 F SI 95 F FF 95 C CU 80 1-3 K	5	0	1	0	0	2	2
28 J.D. Martinez, R (1, 9) OBP: 0.306, SLG: 0.657		F FF 91 X SI 92 0-1 G4-3		B SI 92 C KC 82 S KC 83 B KC 84 B FF 92 F SI 92 X SI 92 3-2 52 2B 1B		S KC 81 C KC 81 D KC 83 C SI 92 1-3 K		C FF 98 X SL 91 0-1 G5-3		4	0	1	0	0	1	1
52 Yoenis Cespedes, R (1, 7) OBP: 0.361, SLG: 0.514		C KC 82 B KC 82 S FF 92 S KC 82 1-3 K		B FF 92 X KC 82 1-0 1-3 2B		F KC 81 S KC 83 D KC 84 B FF 91 X SI 91 2-2 F9		F FF 98 S FF 100 B FF 101 B SL 91 F FF 100 B SL 91 D FF 99 4-2 BB		3	0	1	0	1	1	1
9 Nick Castellanos, R (1, 5) OBP: 0.278, SLG: 0.387 17 Andrew Romine, S (8, 5) OBP: 0.800, SLG: 0.500		X SI 92 0-0 1B		B KC 83 D SI 92 F SI 92 F SI 92 S KC 82 2-3 K			C KC 80 B SI 90 X KC 81 1-1 G5-3	X FF 98 0-0 G5-3		4 0	0 0	1 0	0 0	0 0	1 0	3 0
13 Alex Avila, L (1, 2) OBP: 0.440, SLG: 0.389		C SI 92 S CH 87 F SI 92 B KC 83 F KC 82 D KC 83 X SI 92 2-2 G3			B SI 90 B SI 90 X SI 91 2-0 G4-1		B KC 80 F SI 90 B CH 85 B SI 90 B FF 91 4-1 1 BB 20 1B BB		S FF 97 F FF 98 B FF 98 B FS 90 B FF 99 X FF 98 3-2 G4-3	3	1	0	0	1	0	1
1 Jose Iglesias, R (1, 6) OBP: 0.519, SLG: 0.560			C SI 91 F KC 81 B FF 92 B KC 82 X FF 92 2-2 G3-1		C FF 90 F KC 81 B KC 83 F FF 92 X KC 83 1-2 61 S 1B		C FF 91 F FF 91 D KC 83 B SI 92 F SI 92 B SI 91 B SI 91 4-2 20 1B 1-2 BB		X FF 98 0-0 3 1B 2B	3	1	2	0	1	0	0
61 Shane Greene, R (1, 1) 41 Victor Martinez, S (9, PH) OBP: 0.414, SLG: 0.261 38 Joakim Soria, R (9, 1)			C FF 91 C KC 81 B SI 90 C FF 91 1-3 K		M SI 90 B SI 91 L SI 91 M SI 91 1-3 1-2 K		B SI 91 M SI 90 M SI 91 L SI 91 1-3 K		B FF 98 C SL 88 B FF 99 S FF 97 F FF 101 S FS 90 2-3 K	3 1 0	0 0 0	0 0 0	0 0 0	0 0 0	3 1 0	3 1 0
Inning Stats	R: 0 E: 0 K: 0 S: 5 H: 0 LOB: 0 BB: 0 P: 8	R: 0 E: 0 K: 1 S: 11 H: 1 LOB: 1 BB: 0 P: 14	R: 0 E: 0 K: 1 S: 8 H: 1 LOB: 0 BB: 0 P: 13	R: 0 E: 0 K: 3 S: 15 H: 2 LOB: 2 BB: 0 P: 23	R: 0 E: 0 K: 1 S: 10 H: 1 LOB: 1 BB: 0 P: 14	R: 0 E: 0 K: 1 S: 9 H: 1 LOB: 1 BB: 0 P: 15	R: 1 E: 0 K: 1 S: 12 H: 1 LOB: 2 BB: 2 P: 25	R: 0 E: 0 K: 0 S: 7 H: 0 LOB: 1 BB: 1 P: 11	R: 1 E: 0 K: 2 S: 22 H: 2 LOB: 2 BB: 1 P: 33	1B: 7 2B: 2 3B: 0 HR: 0 SF: 0 SAC: 0 DP: 0 HBP: 0						

TOP	
AB	35
R	2
H	9
RBI	2
BB	4
SO	10
LOB	15

WP: 0 PA: 40
PB: 0
SB: 1
CS: 0

PITCHER		IP	WLS	BF	H	R	ER	SO	BB	IBB	HBP	BLK	WP	HR	S	P	ERA	WHIP
34 A.J. Burnett, R ERA: 2.25	(1, 1)	6.2	L	28	7	1	1	8	2	0	0	0	0	0	69	111	1.35	1.350
37 Arquimedes Caminero, R ERA: 1.93	(7, 1)	2.0		8	1	1	1	1	1	0	0	0	0	0	16	25	4.50	1.000
52 Rob Scahill, R ERA:	(9, 1)	0.1		3	1	0	0	1	1	0	0	0	0	0	14	20	0.00	6.000

PITCHER		IP	WLS	BF	H	R	ER	SO	BB	IBB	HBP	BLK	WP	HR	S	P	ERA	WHIP

Detroit Tigers @ Pittsburgh Pirates

PNC Park, Pittsburgh, PA

Tue Apr 14 2015, 7:09 PM - 9:58 PM EDT

Att. 31,755 - Cloudy - 63 F

BOTTOM

livebaseballscorecards.com

Batter	1	2	3	4	5	6	7	8	9	AB	R	H	RBI	BB	SO	LOB
5 Josh Harrison, R (1, 5) OBP: 0.323, SLG: 0.370	C SI 92 F SI 93 X FF 94 0-2 L9 ①		S SL 88 L FF 93 B CU 81 X SL 87 1-2 1B			B CU 77 C SL 86 B CU 78 X SI 93 2-1 L9 ②			B FC 90 C FF 90 X FF 92 1-1 G1-3 ②	4	0	1	0	0	0	0
25 Gregory Polanco, L (1, 7) OBP: 0.250, SLG: 0.290	C SI 92 S CH 86 X FF 93 0-2 L4 ②		1 SAFE B CH 85 F CH 87 X FF 93 1-1 G6-3 ③			B SI 93 C CH 87 F SI 88 X FF 94 1-2 G4-3 ③			C FC 91 B FC 90 B FF 90 X FC 90 2-1 F9 ③	4	0	0	0	0	0	1
22 Andrew McCutchen, R (1, 8) OBP: 0.258, SLG: 0.407	B SI 94 X CU 78 1-0 F9 ③			C SL 87 B CU 81 B SI 93 C SI 92 X SL 88 2-2 G1-3 ①			F SL 88 B FF 94 B CU 79 X SI 93 2-1 G6-3 ①			3	0	0	0	0	0	0
18 Neil Walker, S (1, 4) OBP: 0.242, SLG: 0.419		C SI 91 B SL 86 B CH 85 F SI 93 F SL 88 X SI 93 2-2 F7 ①		B CU 77 F SI 93 B CH 87 X SL 86 2-1 G3 ②			X CH 86 0-0 F8 ②			3	0	0	0	0	0	0
12 Corey Hart, R (1, 9) OBP: 0.333, SLG: 0.667 52 Rob Scahill, L (9, 1)		B SI 92 B FF 94 X SI 92 2-0 G5-3 ②		S SL 86 S CU 79 S SL 88 0-3 K ③			B SI 93 B SL 88 S SL 88 C SL 88 X CU 80 2-2 F7 ③			3 0	0 0	0 0	0 0	0 0	1 0	0 0
24 Pedro Alvarez, L (1, 3) OBP: 0.333, SLG: 0.692		X SI 94 0-0 29 FC5-4 1B			X CH 85 0-0 F8 ①			B CH 86 X CH 86 1-0 G4-3 ①		3	0	1	0	0	0	0
29 Francisco Cervelli, R (1, 2) OBP: 0.409, SLG: 0.450		B SI 91 B SI 91 X SI 90 2-0 FC5-4 ③ 1-2f			F SI 90 X CU 81 0-1 10 G6-4-3 1B			C SL 86 F SL 86 B FF 94 B SL 88 C SI 93 2-3 K ②		3	0	1	0	0	1	1
10 Jordy Mercer, R (1, 6) OBP: 0.333, SLG: 0.261			C SI 92 M SI 93 X SL 88 0-2 G2-3 ①		C CU 78 F SI 92 X SL 86 0-2 G6-4-3 ②③ 1-2f			B SI 92 X SI 92 1-0 L4 ③		3	0	0	0	0	0	1
34 A.J. Burnett, R (1, 1) 37 Arquimedes Caminero, R (7, 1) 15 Andrew Lambo, L (9, 9)			B SI 90 C FF 92 S SI 91 C CU 78 1-3 K ②			X SI 91 0-0 G6-3 ①			C FC 90 C FF 92 X CU 69 0-2 G1-3 ①	2 0 1	0 0 0	0 0 0	0 0 0	0 0 0	1 0 0	0 0 0
Inning Stats	R: 0 E: 0 K: 0 S: 7 H: 0 LOB: 0 BB: 0 P: 8	R: 0 E: 0 K: 0 S: 7 H: 1 LOB: 1 BB: 0 P: 13	R: 0 E: 0 K: 1 S: 11 H: 1 LOB: 1 BB: 0 P: 14	R: 0 E: 0 K: 1 S: 8 H: 0 LOB: 0 BB: 0 P: 12	R: 0 E: 0 K: 0 S: 6 H: 1 LOB: 0 BB: 0 P: 6	R: 0 E: 0 K: 0 S: 6 H: 0 LOB: 0 BB: 0 P: 9	R: 0 E: 0 K: 0 S: 6 H: 0 LOB: 0 BB: 0 P: 10	R: 0 E: 0 K: 1 S: 5 H: 0 LOB: 0 BB: 0 P: 9	R: 0 E: 0 K: 0 S: 7 H: 0 LOB: 0 BB: 0 P: 10	1B: 3 2B: 0 3B: 0 HR: 0 SF: 0 SAC: 0 DP: 1 HBP: 0						

	AB	29
	R	0
	H	3
	RBI	0
	BB	0
	SO	3
	LOB	3

WP: 0 PA: 29
PB: 0
SB: 0
CS: 0

PITCHER		IP	WLS	BF	H	R	ER	SO	BB	IBB	HBP	BLK	WP	HR	S	P	ERA	WHIP
61 Shane Greene, R ERA:	(1, 1)	8.0	W	26	3	0	0	3	0	0	0	0	0	0	56	81	0.00	0.375
38 Joakim Soria, R ERA: 2.45	(9, 1)	1.0	S	3	0	0	0	0	0	0	0	0	0	0	7	10	0.00	0.000

PITCHER	IP	WLS	BF	H	R	ER	SO	BB	IBB	HBP	BLK	WP	HR	S	P	ERA	WHIP

Batter	1	2	3	4	5	6	7	8	9	AB	R	H	RBI	BB	SO	LOB
20 Rajai Davis, R (1, 8) OBP: 0.429, SLG: 0.438	B SI 91 L SI 93 S CH 84 T SL 84 1-2 ① **K**		C CH 85 C SI 93 F SL 84 X SL 85 0-2 ② F9			X SL 81 0-0 HR		B SI 93 B CH 84 C SI 93 F SI 93 B SI 94 X SI 93 3-2 ② G5-3		4	1	1	1	0	1	1
3 Ian Kinsler, R (1, 4) OBP: 0.395, SLG: 0.447	C SI 93 B SI 92 B CH 84 B SI 91 C SI 93 X SI 93 3-2 ② G1-3		B CH 85 B CH 86 X CH 85 2-0 ③ L8			X SI 92 0-0 ① L9		C CH 84 B CH 85 X SI 94 1-1 ③ L9		4	0	0	0	0	0	1
24 Miguel Cabrera, R (1, 3) OBP: 0.500, SLG: 0.676	F SI 93 B SL 84 X CH 84 1-1 ③ G6-3			B CH 84 C SI 93 B SI 93 C SI 93 F SL 85 X CH 84 2-2 ① G6-3		X SL 84 0-0 ② F9			C FC 90 F KC 79 F FC 88 B KC 80 F KC 79 B FC 89 B KC 79 F KC 80 F FC 88 4-2 B FC 88 52 G5-4-3 BB	3	0	0	0	1	0	0
28 J.D. Martinez, R (1, 9) OBP: 0.300, SLG: 0.615		X SI 91 0-0 9 S 1B		B SI 94 C CH 85 C SI 94 S SL 82 1-3 ② **K**		C SI 92 F SL 86 B SL 83 F CH 87 B SL 86 B SL 88 F SL 85 S SL 86 3-3 ③ **K**			B FC 88 X FC 88 1-0 ① F7	4	0	1	0	0	2	1
52 Yoenis Cespedes, R (1, 7) OBP: 0.325, SLG: 0.462		B CH 82 F SI 91 S SL 83 D CU 78 B CH 83 S SL 86 3-3 ① **K**		B SI 93 C SL 84 X CH 85 1-1 ③ G6-3			C SI 92 B SL 86 B SL 86 F SI 93 F SL 85 F SI 94 F FF 94 S SL 86 2-3 ① **K**		B FC 89 F FC 89 F KC 79 X KC 77 1-2 ②③ G5-4-3 1-2f	4	0	0	0	0	2	2
9 Nick Castellanos, R (1, 5) OBP: 0.308, SLG: 0.412 17 Andrew Romine, S (9, 5) OBP: 0.800, SLG: 0.500		S SI 93 S CH 85 D SL 85 X CH 86 1-2 ② L6 **1-2**			B CH 83 B SI 92 X SI 92 2-0 34 CS 1B		B SL 86 X SI 93 1-0 1B			3 0	0 0	2 0	0 0	0 0	0 0	1 0
34 James McCann, R (1, 2) OBP: 0.250, SLG: 0.182		S SL 85 S SL 84 F SL 85 S SL 88 0-3 ③ K2-3			C CH 84 C SI 91 1 SAFE B SL 88 F SI 93 S CH 85 1-3 ①② **K** **1-2**		B SI 93 1 SAFE S SI 92 S SI 93 S SI 93 1-3 ② **K**			3	0	0	0	0	3	3
1 Jose Iglesias, R (1, 6) OBP: 0.533, SLG: 0.556			C SI 92 L FF 92 B SL 86 F CH 86 B CH 85 F SI 94 X SL 84 2-2 31 S 1B		B SI 93 B CH 85 B SI 93 C SI 92 B SI 93 4-1 BB		B SI 93 C SI 92 S SI 92 F SI 93 1 SAFE B SI 92 D SL 87 S SI 92 3-3 ③ **K**			2	0	1	0	1	1	1
31 Alfredo Simon, R (1, 1) 38 Joakim Soria, R (9, 1)			B SI 90 M FF 89 B SI 92 C SI 90 L SI 93 2-3 ① **K** **1-2**		X SI 92 0-0 ③ G4-3			S SI 90 S SI 92 F SI 94 X SI 93 0-2 ① G2		3 0	0 0	0 0	0 0	0 0	1 0	2 0
Inning Stats	R: 0 E: 0 K: 1 S: 8 H: 0 LOB: 0 BB: 0 P: 13	R: 0 E: 0 K: 2 S: 11 H: 1 LOB: 1 BB: 0 P: 15	R: 0 E: 0 K: 1 S: 13 H: 1 LOB: 1 BB: 0 P: 19	R: 0 E: 0 K: 1 S: 9 H: 0 LOB: 0 BB: 0 P: 13	R: 0 E: 0 K: 1 S: 7 H: 1 LOB: 1 BB: 1 P: 14	R: 1 E: 0 K: 1 S: 8 H: 1 LOB: 0 BB: 0 P: 11	R: 0 E: 0 K: 3 S: 14 H: 1 LOB: 1 BB: 0 P: 21	R: 0 E: 0 K: 0 S: 10 H: 0 LOB: 0 BB: 0 P: 14	R: 0 E: 0 K: 0 S: 10 H: 0 LOB: 0 BB: 1 P: 16	1B: 4 2B: 0 3B: 0 HR: 1 SF: 0 SAC: 0 DP: 1 HBP: 0						

PITCHER		IP	WLS	BF	H	R	ER	SO	BB	IBB	HBP	BLK	WP	HR	S	P	ERA	WHIP
47 Francisco Liriano, L ERA: 2.08	(1, 1)	6.0	L	22	4	1	1	7	1	0	0	0	0	1	56	85	1.50	0.833
48 Jared Hughes, R ERA: 1.5	(7, 1)	1.0		4	1	0	0	3	0	0	0	0	0	0	14	21	0.00	1.000
44 Tony Watson, L ERA: 4.5	(8, 1)	1.0		3	0	0	0	0	0	0	0	0	0	0	10	14	0.00	0.000
35 Mark Melancon, R ERA: 6.75	(9, 1)	1.0		3	0	0	0	0	1	0	0	0	0	0	10	16	0.00	1.000

PITCHER	IP	WLS	BF	H	R	ER	SO	BB	IBB	HBP	BLK	WP	HR	S	P	ERA	WHIP

TOP

Detroit Tigers @ Pittsburgh Pirates

PNC Park, Pittsburgh, PA

Wed Apr 15 2015, 7:07 PM - 9:58 PM EDT

Att. 19,509 - Cloudy - 64 F

livebaseballscorecards.com

AB	30
R	1
H	5
RBI	1
BB	2
SO	10
LOB	12

PA: 32

WP: 0
PB: 0
SB: 2
CS: 1

Detroit Tigers @ Pittsburgh Pirates

PNC Park, Pittsburgh, PA

Wed Apr 15 2015, 7:07 PM - 9:58 PM EDT

Att. 19,509 - Cloudy - 64 F

livebaseballscorecards.com

BOTTOM

Batter	1	2	3	4	5	6	7	8	9	AB	R	H	RBI	BB	SO	LOB
5 Josh Harrison, R (1, 5) OBP: 0.286, SLG: 0.323	B FC 91 B FC 91 C FF 91 F SI 92 S FC 85 2-3 K ①			B FC 86 B FC 85 B SI 92 C SI 92 F SI 92 X SI 93 3-2 G5-3 ①		X FC 86 0-0 G5-3 ②			B FC 90 C FC 89 B SL 78 X FC 90 2-1 F7 ②	4	0	0	0	0	1	0
25 Gregory Polanco, L (1, 9) OBP: 0.222, SLG: 0.257	C SI 92 X FC 85 0-1 L8 ②			B FS 86 C FS 85 B SI 92 F FS 83 F CU 77 B CU 76 X SI 92 3-2 G4-3 ②		C FS 81 C EP 69 X CU 76 0-2 L3 ③			C FC 91 F CH 84 B FC 92 S CU 70 1-3 K ③	4	0	0	0	0	1	0
22 Andrew McCutchen, R (1, 8) OBP: 0.294, SLG: 0.414	H FF 91 1-0 18 CS HBP			F FC 87 F CU 75 F SI 93 B CU 77 F FC 88 B CU 77 X FC 87 2-2 6 FC5 18 1B 1B			X FC 84 0-0 P6 ①			2	0	1	0	0	0	0
18 Neil Walker, S (1, 4) OBP: 0.250, SLG: 0.412	B FC 83 1 SAFE B FS 80 1 SAFE B FS 78 C SI 92 3-1 CS ③ 1-2	B FS 83 X SI 92 1-0 P6 ①		C SI 91 1 SAFE 1 SAFE B FS 81 1 SAFE 1 SAFE B FS 81 B SI 92 X SI 92 3-1 6 FC5 1-2 1B			C SI 92 X FS 79 0-1 G3 ②			3	0	1	0	0	0	0
6 Starling Marte, R (1, 7) OBP: 0.156, SLG: 0.241		F FF 93 B SI 93 B FC 84 F SI 93 F FC 85 B FC 85 X SI 94 3-2 G5-3 ②		X SI 93 0-0 FC5 ③ 1-2 2-3f			C SI 92 B CU 74 B FC 84 S FC 84 B FC 83 X FC 85 3-2 F9 ③			3	0	0	0	0	0	2
24 Pedro Alvarez, L (1, 3) OBP: 0.300, SLG: 0.621		B FS 79 C FS 81 B EP 58 S FS 83 B FS 84 X FS 83 3-2 G3 ③			B SI 92 C SI 91 F FS 83 X FS 81 1-2 G5-3 ①			B SI 91 B SI 92 C SI 92 F SI 92 X FS 80 2-2 G4-3 ①		3	0	0	0	0	0	0
29 Francisco Cervelli, R (1, 2) OBP: 0.360, SLG: 0.391			X FC 91 0-0 F8 ①		C FC 85 X SI 92 0-1 F8 ②			B SI 91 F FC 84 B FC 86 B FC 85 S SI 92 F SI 92 X SI 92 3-2 F8 ②		3	0	0	0	0	0	0
10 Jordy Mercer, R (1, 6) OBP: 0.300, SLG: 0.231			B FF 93 C FF 92 X FC 85 1-1 F9 ②		C FC 87 B CU 73 B CU 75 B SI 92 C FF 92 S SI 92 3-3 K ③			F FC 86 F SI 93 B SI 92 X FC 86 1-2 G6-3 ③		3	0	0	0	0	1	0
47 Francisco Liriano, L (1, 1) 15 Andrew Lambo, L (6, PH) 48 Jared Hughes, R (7, 1) 44 Tony Watson, L (8, 1) 35 Mark Melancon, R (9, 1) 12 Corey Hart, R (9, PH) OBP: 0.300, SLG: 0.600			B SI 94 C SI 93 F SI 94 X FC 86 1-2 L4 ③			B SI 91 B FS 81 C SI 91 C SI 92 F FC 84 X FS 81 2-2 F8 ①			B SL 75 X FC 89 1-0 G6-3 ①	1 1 0 0 0 1	0 0 0 0 0 0	0 0 0 0 0 0	0 0 0 0 0 0	0 0 0 0 0 0	0 0 0 0 0 0	0 0 0 0 0 0
Inning Stats	R: 0 E: 0 K: 1 S: 6 H: 0 LOB: 0 BB: 0 P: 12	R: 0 E: 0 K: 0 S: 8 H: 0 LOB: 0 BB: 0 P: 15	R: 0 E: 0 K: 0 S: 6 H: 0 LOB: 0 BB: 0 P: 8	R: 0 E: 0 K: 0 S: 15 H: 2 LOB: 2 BB: 0 P: 26	R: 0 E: 0 K: 1 S: 8 H: 0 LOB: 0 BB: 0 P: 12	R: 0 E: 0 K: 0 S: 8 H: 0 LOB: 0 BB: 0 P: 10	R: 0 E: 0 K: 0 S: 6 H: 0 LOB: 0 BB: 0 P: 9	R: 0 E: 0 K: 0 S: 10 H: 0 LOB: 0 BB: 0 P: 16	R: 0 E: 0 K: 1 S: 6 H: 0 LOB: 0 BB: 0 P: 10	1B: 2 2B: 0 3B: 0 HR: 0	SF: 0 SAC: 0 DP: 0 HBP: 1					

	AB	28
	R	0
	H	2
	RBI	0
	BB	0
	SO	3
	LOB	2

WP: 0 PA: 30
PB: 0
SB: 0
CS: 1

PITCHER		IP	WLS	BF	H	R	ER	SO	BB	IBB	HBP	BLK	WP	HR	S	P	ERA	WHIP
31 Alfredo Simon, R ERA: 2.03	(1, 1)	8.0	W	26	2	0	0	2	0	0	1	0	0	0	67	108	0.00	0.250
38 Joakim Soria, R ERA: 1.93	(9, 1)	1.0	S	3	0	0	0	1	0	0	0	0	0	0	6	10	0.00	0.000

PITCHER	IP	WLS	BF	H	R	ER	SO	BB	IBB	HBP	BLK	WP	HR	S	P	ERA	WHIP

Batter	1	2	3	4	5	6	7	8	9	AB	R	H	RBI	BB	SO	LOB
9 Jean Segura, R (1, 6) OBP: 0.368, SLG: 0.472	C SI 88 X SL 82 0-1 G4-3		B SL 84 X SL 84 1-0 L9		B KC 75 B SI 87 S SL 85 C SI 89 F SI 91 B SI 90 X SL 86 3-2 20 1B 1B		X SI 93 0-0 G6-3		F FF 92 D SL 84 X FF 92 1-1 2-H 1B	5	0	2	1	0	0	0
20 Jonathan Lucroy, R (1, 2) OBP: 0.250, SLG: 0.200	C FF 89 F KC 76 B SI 90 S SL 86 1-3 K		C SL 83 F SI 86 S SI 90 0-3 K		B SI 89 X SL 84 1-0 8 G4-6-3 1-2 1B		B SI 93 X SI 93 1-0 G6-3		X FC 88 0-0 F9	5	0	1	0	0	2	1
8 Ryan Braun, R (1, 9) OBP: 0.250, SLG: 0.226	B SI 88 B SL 85 X SI 90 2-0 L8		C FF 90 F SI 89 B SI 90 B SL 84 X SI 90 2-2 F9		S SI 88 F FF 89 X SI 90 0-2 G4-6-3 1-2f		C SI 94 F SI 94 B SI 94 X SL 86 1-2 L8			4	0	0	0	0	0	2
24 Adam Lind, L (1, 3) OBP: 0.405, SLG: 0.500		C SI 87 B CH 83 C SL 83 F SL 81 F SI 91 F SI 90 F SL 85 B SI 90 B SL 85 4-2 B SI 91 18 2B 28 G4-3 BB		C SL 82 X SI 87 0-1 P5		F KC 75 B SI 89 F SL 82 S SI 90 1-3 K		C SI 92 S SI 93 B SI 94 X SI 94 1-2 G5-3		3	1	0	0	1	1	0
16 Aramis Ramirez, R (1, 5) OBP: 0.154, SLG: 0.205		F SI 90 F SI 88 C SI 89 0-3 K		B SL 85 X SI 88 1-0 G5-3		X SL 84 0-0 F9		B CH 84 B SI 94 F SI 93 F SI 93 F SI 94 F CH 85 B CH 85 F CH 85 X SI 94 3-2 L9		4	0	0	0	0	1	1
18 Khris Davis, R (1, 7) OBP: 0.368, SLG: 0.429		F SL 84 C FF 91 X SI 89 0-2 28 G4-3 1-3 2B		B SL 86 X FC 91 1-0 28 BB 1B		B KC 78 C SI 90 B SI 90 C SL 86 F SI 91 F SI 91 X SI 92 2-2 28 2B 1B		B SI 94 B SI 94 S SI 94 B SI 94 C CH 85 S SI 94 3-3 K		4	1	3	0	0	1	0
28 Gerardo Parra, L (1, 8) OBP: 0.250, SLG: 0.348 14 Luis Jimenez, R (9, PH)		X SL 84 0-0 G4-3 2-3 3-H	1 SAFE B SI 87 B SL 83 B SI 88 B SI 89 4-0 1-2 BB		B SL 81 F SL 84 C SL 83 X SI 90 1-2 1-H 2B				C FF 91 S FF 92 T FF 92 0-2 K	2 1	0 0	1 0	2 0	1 0	0 1	1 0
2 Scooter Gennett, L (1, 4) OBP: 0.300, SLG: 0.192 15 Jason Rogers, R (9, PH) OBP: 1.000, SLG: 2.000		I IN 68 I IN 70 I IN 70 I IN 67 4-0 IBB	F SL 85 C FC 87 C SI 89 0-3 K		I IN 69 I IN 67 I IN 66 I IN 67 4-0 IBB				B FF 91 T FF 92 F FF 91 B CH 84 X FF 91 2-2 9 1B 2B	1 1	0 1	0 1	0 0	2 0	1 0	2 0
52 Jimmy Nelson, R (1, 1) 5 Héctor Gómez, R (6, PH) OBP: 0.375, SLG: 0.750 21 Jeremy Jeffress, R (6, 1) 51 Jonathan Broxton, R (8, 1) 54 Michael Blazek, R (8, 1) 12 Martín Maldonado, R (9, PH)		F FF 89 D SL 85 F FF 90 S SI 89 1-3 K	C FC 89 X FF 89 0-1 G1-3		C SL 85 X FF 91 0-1 L9				B FF 91 C FF 92 S FF 92 C FF 93 1-3 K	2 1 0 0 0 1	0 0 0 0 0 0	0 0 0 0 0 0	0 0 0 0 0 0	1 0 0 0 0 1	2 2 0 0 0 1	2 0 0 0 0 1
Inning Stats	R: 0 E: 0 K: 1 S: 6 H: 0 LOB: 0 BB: 0 P: 9	R: 1 E: 0 K: 2 S: 16 H: 1 LOB: 2 BB: 2 P: 25	R: 0 E: 0 K: 1 S: 7 H: 0 LOB: 0 BB: 0 P: 10	R: 0 E: 0 K: 1 S: 7 H: 1 LOB: 2 BB: 1 P: 13	R: 0 E: 0 K: 0 S: 10 H: 2 LOB: 1 BB: 0 P: 14	R: 1 E: 0 K: 1 S: 14 H: 2 LOB: 2 BB: 1 P: 22	R: 0 E: 0 K: 0 S: 5 H: 0 LOB: 0 BB: 0 P: 7	R: 0 E: 0 K: 1 S: 12 H: 0 LOB: 0 BB: 0 P: 19	R: 1 E: 0 K: 2 S: 12 H: 2 LOB: 1 BB: 0 P: 16	1B: 5 2B: 3 3B: 0 HR: 0	SF: 0 SAC: 0 DP: 1 HBP: 0			WP: 0 PB: 0 SB: 0 CS: 0	PA: 38	

TOP

Milwaukee Brewers @ Pittsburgh Pirates

PNC Park, Pittsburgh, PA

Fri Apr 17 2015, 7:07 PM - 10:05 PM EDT

Att. 25,664 - Partly Cloudy - 77 F

livebaseballscorecards.com

	AB	34
	R	3
	H	8
	RBI	3
	BB	4
	SO	9
	LOB	12

PITCHER		IP	WLS	BF	H	R	ER	SO	BB	IBB	HBP	BLK	WP	HR	S	P	ERA	WHIP
46 Vance Worley, R ERA: 5.84	(1, 1)	6.0	W	27	6	2	2	6	2	2	0	0	0	0	60	93	3.00	1.333
48 Jared Hughes, R ERA: 1.29	(7, 1)	1.0	H	3	0	0	0	0	0	0	0	0	0	0	5	7	0.00	0.000
44 Tony Watson, L ERA: 3.86	(8, 1)	1.0	H	3	0	0	0	1	0	0	0	0	0	0	12	19	0.00	0.000
59 Antonio Bastardo, L ERA: 5.4	(9, 1)	0.2		4	2	1	1	2	0	0	0	0	0	0	11	15	13.50	3.000
35 Mark Melancon, R ERA: 6.23	(9, 1)	0.1	S	1	0	0	0	0	0	0	0	0	0	0	1	1	0.00	0.000

PITCHER	IP	WLS	BF	H	R	ER	SO	BB	IBB	HBP	BLK	WP	HR	S	P	ERA	WHIP

BOTTOM

Batter	1	2	3	4	5	6	7	8	9	AB	R	H	RBI	BB	SO	LOB
5 Josh Harrison, R (1, 5) OBP: 0.282, SLG: 0.314	B FF 93 X FF 92 1-0 ① G5-3		C KC 80 S SL 86 T SL 88 0-2 ③ K		S FF 92 D SL 87 X KC 80 1-1 29 CS 1B 2-H		D FF 93 X SI 95 1-0 ② G4-3 1-2 2-3			4	0	1	1	0	1	2
29 Francisco Cervelli, R (1, 2) OBP: 0.345, SLG: 0.346	B SI 93 X SI 93 1-0 ② G5-3			H KC 79 1-0 ③ 25 1B 25 PB 22 G6-3 HBP	1 SAFE 1 SAFE P PO 87 1-0 ③ CS 1-2	C SI 94 B SI 94 B FF 95 F SI 95 T SI 95 2-2 ① K	X SI 94 0-0 ③ G4-3			3	1	0	0	0	1	2
25 Gregory Polanco, L (1, 9) OBP: 0.275, SLG: 0.333	B SI 93 C SI 93 X SI 94 1-1 ③ G6-3			L SI 91 B SI 92 D KC 80 B FF 93 X SI 92 3-1 22 G6-3 24 L5 1-3 1B		B KC 79 F SI 95 X SI 95 1-1 24 BLK 2B		C FF 92 F FF 93 F SL 87 B SL 89 X FF 94 1-2 24 E 24 S 24 1B 1B		4	1	3	0	0	0	0
22 Andrew McCutchen, R (1, 8) OBP: 0.289, SLG: 0.424		C FF 93 S KC 80 B KC 82 F SL 87 B SI 94 B KC 81 X KC 80 3-2 6 G4-3 2B		C SI 91 S SL 86 1 SAFE F SL 86 D KC 82 F SL 88 F SI 93 D KC 81 F FF 93 2-2 ① G6-3 1-3 3-H		C SI 95 S KC 80 B FF 97 F KC 80 F SI 96 S KC 80 1-3 ② K		S FF 92 1 SAFE X FF 92 0-1 ① L8		4	0	1	1	0	1	3
24 Pedro Alvarez, L (1, 3) OBP: 0.324, SLG: 0.594 59 Antonio Bastardo, R (9, 1) 35 Mark Melancon, R (9, 1)		C KC 80 B SI 94 B SI 94 2 SAFE F KC 80 S KC 80 2-3 ① K		B KC 80 F KC 80 X SI 93 1-1 ② L5 3-3		C KC 80 B KC 80 D KC 80 I IN 83 I IN 81 4-1 6 FC6-4 2-3 IBB		B FF 91 C FF 91 1 SAFE B FF 91 B FF 93 X SL 88 3-1 6 HR 1-H 1B		3 0 0	1 0 0	1 0 0	1 0 0	1 0 0	1 0 0	2 0 0
6 Starling Marte, R (1, 7) OBP: 0.194, SLG: 0.364	C SI 93 D SL 88 X SI 93 1-1 ② G4-3 2-3				B FF 90 F FF 90 S SL 86 X SI 92 1-2 10 G4-3 10 S 3 1B 1B	C SI 95 X KC 80 0-1 ③ FC6-4 1-2f		B FF 93 B FF 92 X FF 92 2-0 1-H HR		4	2	2	2	0	0	3
10 Jordy Mercer, R (1, 6) OBP: 0.294, SLG: 0.233	B SI 92 C KC 81 C KC 81 D KC 82 B SI 93 X SI 92 3-2 ③ G6-3				1 SAFE C FF 91 C SL 85 D SI 93 X SL 88 1-2 ① G4-3 1-3		C FF 95 F SI 94 X SI 95 0-2 5 G4-3 3 SH1-3 1B	C CU 76 S SL 86 B SL 87 C SL 86 1-3 ② K		4	0	1	0	0	1	2
3 Sean Rodríguez, R (1, 4) OBP: 0.500, SLG: 0.500 (9, 3)			C FF 92 S KC 80 F KC 82 X KC 81 0-2 ① G5-3		X KC 81 0-0 46 S 5 1B 1B 3-H		X SI 95 0-0 ① SH1-3 1-2	C CU 77 B SL 86 F FF 91 B SL 86 X SL 86 2-2 1B		3	1	2	1	0	0	0
46 Vance Worley, R (1, 1) 48 Jared Hughes, R (7, 1) 15 Andrew Lambo, L (7, PH) 44 Tony Watson, L (8, 1) 18 Neil Walker, S (8, PH) OBP: 0.243, SLG: 0.400 (9, 4)			B FF 92 C FF 91 T SI 92 X FF 92 1-2 ② L8		M KC 81 C SI 91 T KC 81 0-2 ② K 1-2		C KC 79 B FF 94 D KC 80 B SI 95 B SI 94 4-1 5 G4-3 BB	C CU 76 B SI 93 F CU 78 S FF 94 1-3 ③ K		2 0 0 0 1	0 0 0 0 0	0 0 0 0 0	0 0 0 0 0	1 0 1 0 0	1 0 0 0 1	1 0 0 0 1
Inning Stats	R: 0 E: 0 K: 0 S: 4 H: 0 LOB: 0 BB: 0 P: 7	R: 0 E: 0 K: 1 S: 12 H: 1 LOB: 1 BB: 0 P: 21	R: 0 E: 0 K: 1 S: 10 H: 0 LOB: 0 BB: 0 P: 11	R: 1 E: 0 K: 0 S: 11 H: 1 LOB: 0 BB: 0 P: 18	R: 2 E: 0 K: 1 S: 13 H: 3 LOB: 0 BB: 0 P: 16	R: 0 E: 0 K: 2 S: 13 H: 1 LOB: 2 BB: 1 P: 21	R: 0 E: 0 K: 0 S: 7 H: 1 LOB: 2 BB: 1 P: 12	R: 3 E: 0 K: 2 S: 18 H: 4 LOB: 1 BB: 0 P: 28		1B: 8 2B: 3 3B: 0 HR: 1 SF: 0 SAC: 1 DP: 1 HBP: 1						

PITCHER		IP	WLS	BF	H	R	ER	SO	BB	IBB	HBP	BLK	WP	HR	S	P	ERA	WHIP
52 Jimmy Nelson, R ERA: 1.5	(1, 1)	5.0	L	19	5	3	2	3	0	0	1	0	0	0	50	73	3.60	1.000
21 Jeremy Jeffress, R ERA: 2.7	(6, 1)	2.0		10	2	0	0	2	1	1	0	1	0	0	20	33	0.00	1.500
51 Jonathan Broxton, R ERA: 9.64	(8, 1)	0.2		6	4	3	3	1	0	0	0	0	0	1	15	24	40.50	6.000
54 Michael Blazek, R ERA: 1.8	(8, 1)	0.1		1	0	0	0	1	0	0	0	0	0	0	3	4	0.00	0.000

PITCHER		IP	WLS	BF	H	R	ER	SO	BB	IBB	HBP	BLK	WP	HR	S	P	ERA	WHIP

Milwaukee Brewers @ Pittsburgh Pirates

PNC Park, Pittsburgh, PA

Fri Apr 17 2015, 7:07 PM - 10:05 PM EDT

Att. 25,664 - Partly Cloudy - 77 F

livebaseballscorecards.com

AB	32
R	6
H	11
RBI	6
BB	2
SO	7
LOB	16

WP: 0 PB: 1 SB: 3 CS: 1 PA: 37

Batter	1	2	3	4	5	6	7	8	9	AB	R	H	RBI	BB	SO	LOB
8 Ryan Braun, R (1, 9) OBP: 0.306, SLG: 0.265	B SI 91 C SI 91 B SI 91 C SI 91 X SI 92 2-2 9 1B 20 SF9 1B		T KC 80 B CH 82 X SI 92 1-1 ② F9			X SI 91 0-0 9 G6-3 1B			H SI 98 1-0 9 FC3-6 HBP	3	1	2	0	0	0	0
9 Jean Segura, R (1, 6) OBP: 0.381, SLG: 0.475	B SI 90 B SI 91 X SI 90 2-0 1-3 1B		C SI 92 B CH 82 X CH 82 1-1 20 S 1B			X SI 90 0-0 ①② G6-3 1-2f			1 SAFE F FF 96 F FF 98 X SI 99 0-2 ① FC3-6 18 DI 18 1B 1-2f	4	1	2	0	0	0	2
20 Jonathan Lucroy, R (1, 3) OBP: 0.227, SLG: 0.184	C KC 78 B SI 91 D CH 79 X SI 91 2-1 ① SF9 3-H		B SI 92 C CH 80 G SI 92 S CH 81 1-3 ③ K2-3 1-2			C SI 90 S CH 80 F SI 92 F CH 81 B KC 80 B SI 92 X CH 80 2-2 ③ G5-3			C FF 97 B FF 100 F SL 89 S FF 100 1-3 ② K	3	0	0	1	0	2	2
18 Khris Davis, R (1, 7) OBP: 0.357, SLG: 0.410	C SI 90 S CH 81 S CH 79 0-3 ② K			C KC 77 C CH 80 B SI 90 S SI 92 1-3 ① K			B SI 90 C SI 89 F SI 91 B SI 92 X CH 81 2-2 ① G6-3		F SI 99 B FF 100 C SL 92 B FF 100 F FF 98 F FF 99 X FS 91 2-2 16 DI 1-H 1B	4	0	1	1	0	2	1
16 Aramis Ramirez, R (1, 5) OBP: 0.140, SLG: 0.186	F CH 79 B SI 91 X SI 90 1-1 ③ G6-3			C SI 92 F CH 82 F KC 79 X SI 92 0-2 ② G4-3			C KC 77 B SI 92 F CH 80 X SI 93 1-2 ② L4		F SI 98 S FF 99 S FF 98 0-3 ③ K 1-2	4	0	0	0	0	1	2
5 Héctor Gómez, R (1, 4) OBP: 0.273, SLG: 0.545 30 Tyler Thornburg, R (7, 1)		C SI 89 F KC 81 B SI 91 S CH 79 1-3 ① K		B CH 81 F CH 81 X SI 92 1-1 ③ G5-3			B CH 80 C SI 91 F KC 80 X KC 83 1-2 ③ F9			3 0	0 0	0 0	0 0	0 0	1 0	0 0
12 Martín Maldonado, R (1, 2)		B SI 91 C CH 80 B SI 91 C SI 92 X KC 82 2-2 ② G1-3			B SI 90 C SI 90 F CH 80 S KC 80 1-3 ① K			F SI 90 S CH 80 B KC 81 B CH 80 B SI 92 X SI 91 3-2 ① G3-1		3	0	0	0	0	1	0
7 Logan Schafer, L (1, 8) 15 Jason Rogers, R (8, PH) OBP: 0.500, SLG: 1.000 28 Gerardo Parra, L (8, 8) OBP: 0.250, SLG: 0.348		C SI 91 B SI 92 X KC 80 1-1 ③ G4-3			C KC 77 X SI 92 0-1 ② G6-3			C KC 80 X SI 92 0-1 ② L7		2 1 0	0 0 0	0 0 0	0 0 0	0 0 0	0 0 0	0 0 0
26 Kyle Lohse, R (1, 1) OBP: 0.200, SLG: 0.200 14 Luis Jimenez, R (7, 4)			S SI 90 C SI 92 B SI 92 S SI 91 1-3 ① K		B SI 92 B SI 91 B SI 91 C SI 91 C SI 91 X SI 92 3-2 ③ F9			B SI 92 X SI 91 1-0 ③ F7		2 1	0 0	0 0	0 0	0 0	1 0	0 0
Inning Stats	R: 1 E: 0 K: 1 S: 11 H: 2 LOB: 1 BB: 0 P: 18	R: 0 E: 0 K: 1 S: 8 H: 0 LOB: 0 BB: 0 P: 12	R: 0 E: 0 K: 2 S: 10 H: 1 LOB: 1 BB: 0 P: 14	R: 0 E: 0 K: 1 S: 9 H: 0 LOB: 0 BB: 0 P: 11	R: 0 E: 0 K: 1 S: 8 H: 0 LOB: 0 BB: 0 P: 12	R: 0 E: 0 K: 0 S: 7 H: 1 LOB: 0 BB: 0 P: 9	R: 0 E: 0 K: 0 S: 9 H: 0 LOB: 0 BB: 0 P: 13	R: 0 E: 0 K: 0 S: 6 H: 0 LOB: 0 BB: 0 P: 10	R: 1 E: 0 K: 2 S: 14 H: 1 LOB: 1 BB: 0 P: 18	1B: 5 2B: 0 3B: 0 HR: 0	SF: 1 SAC: 0 DP: 1 HBP: 1		WP: 0 PB: 0 SB: 1 CS: 0	PA: 32		

PITCHER	IP	WLS	BF	H	R	ER	SO	BB	IBB	HBP	BLK	WP	HR	S	P	ERA	WHIP
49 Jeff Locke, L (1, 1) ERA: 1.93	8.0	W	27	4	1	1	6	0	0	0	0	0	0	68	99	1.12	0.500
37 Arquimedes Caminero, R (9, 1) ERA: 3.18	1.0		5	1	1	1	2	0	0	1	0	0	0	14	18	9.00	1.000

PITCHER	IP	WLS	BF	H	R	ER	SO	BB	IBB	HBP	BLK	WP	HR	S	P	ERA	WHIP

Milwaukee Brewers @ Pittsburgh Pirates

PNC Park, Pittsburgh, PA

Sat Apr 18 2015, 7:09 PM - 9:37 PM EDT

Att. 33,961 - Partly Cloudy - 73 F

TOP

livebaseballscorecards.com

AB	30
R	2
H	5
RBI	2
BB	0
SO	8
LOB	7

BOTTOM

Milwaukee Brewers @ Pittsburgh Pirates

PNC Park, Pittsburgh, PA

Sat Apr 18 2015, 7:09 PM - 9:37 PM EDT

Att. 33,961 - Partly Cloudy - 73 F

livebaseballscorecards.com

Batter	1	2	3	4	5	6	7	8	9	AB	R	H	RBI	BB	SO	LOB
5 Josh Harrison, R (1, 5) OBP: 0.279, SLG: 0.308	C SI 88 B SI 89 B SL 84 F SI 89 X SI 90 2-2 25 2B 1B	C CU 75 X CH 80 0-1 ③ L9			C SL 85 S SL 83 F SL 80 B SI 88 F SL 83 B CH 81 F SL 84 F SL 84 F CH 80 2-2 ① F7		F FF 94 B FF 94 F CH 83 B CH 85 X FF 94 2-2 ① L6			4	1	1	0	0	0	0
25 Gregory Polanco, L (1, 9) OBP: 0.295, SLG: 0.357	X SI 89 0-0 18 G3 6 1B 1-H 2B		B CU 74 S CH 80 B CH 80 B SI 89 F SL 84 B CH 80 4-2 18 G4-3 BB		B CU 76 X CH 80 1-0 ② G4-3		C CU 77 S FF 95 B FF 95 X CH 84 1-2 ② G4-3			3	1	1	1	1	0	0
22 Andrew McCutchen, R (1, 8) OBP: 0.333, SLG: 0.412	F SL 85 B SI 89 B SL 84 B SL 85 B SL 86 4-1 18 G3 6 1B BB		B SL 85 X CH 77 1-0 ① P2		B SI 88 B SL 84 B SL 85 B SL 84 4-0 18 1B 6 HR BB		H FF 94 1-0 HBP			1	2	0	0	2	0	1
18 Neil Walker, S (1, 4) OBP: 0.244, SLG: 0.385	C SL 86 B SI 90 B SL 85 S CH 79 X CH 80 2-2 ① G3 1-2 2-3		1 SAFE C SL 86 B SI 90 X CH 80 1-1 ② G4-3 1-2		F CH 79 D SI 91 C SL 83 X CH 79 1-2 6 HR 1-2 1B		F CU 76 F FF 93 F FF 95 S CH 84 0-3 ③ K			4	1	1	0	0	1	4
6 Starling Marte, R (1, 7) OBP: 0.225, SLG: 0.459	X SL 85 0-0 24 G3 24 S 2-H 3-H 1B		B SL 85 X CH 78 1-0 ③ G6-3		C SL 86 B SL 86 X CH 79 1-1 1-H 2-H HR			B CU 76 F FF 92 B FF 94 F CH 82 X FF 94 2-2 ① G6-3		4	1	2	5	0	0	1
24 Pedro Alvarez, L (1, 3) OBP: 0.289, SLG: 0.528 3 Sean Rodríguez, R (9, 3) OBP: 0.500, SLG: 0.500	1 SAFE 1 SAFE S CU 76 B FF 89 D CH 79 X CH 80 2-1 ② G3 1-3			C CH 78 B SI 89 X CU 75 1-1 ① G3	F CU 74 C SI 90 B SI 91 C SL 85 1-3 ③ K			C CU 78 F FF 94 B FF 95 B CU 79 S CH 84 2-3 ② K		4 0	0 0	0 0	0 0	0 0	2 0	1 0
29 Francisco Cervelli, R (1, 2) OBP: 0.364, SLG: 0.367	B SL 86 S CH 79 F CH 79 B SI 91 F SI 91 D CH 81 S SL 84 3-3 ③ K			C CU 73 X SI 89 0-1 10 FC6-4 1B		B SI 90 C SI 90 B SL 83 C CH 78 F SI 90 S CH 79 2-3 ① K		X FF 94 0-0 10 WP 1B		4	0	2	0	0	2	1
10 Jordy Mercer, R (1, 6) OBP: 0.289, SLG: 0.212		C SI 89 B CH 79 B CH 79 C SI 90 X SI 90 2-2 ① G3		X SI 88 0-0 ② FC6-4 1-2f		C SI 90 B CH 80 C CH 79 X SI 90 1-2 ② G4-3		B FF 92 F CH 82 S CH 85 B FF 94 F CH 84 B CH 85 B CH 83 4-2 1-2 BB		3	0	0	0	1	0	1
49 Jeff Locke, L (1, 1) OBP: 0.167, SLG: 0.333 27 Jung Ho Kang, R (8, PH) OBP: 0.100, SLG: 0.100 37 Arquimedes Caminero, R (9, 1)		C CU 75 B SI 90 X SI 90 1-1 ② F8		C CU 74 C SI 89 S SI 89 0-3 ③ K		B SI 90 C SI 90 B SI 90 X SI 90 2-1 ③ G4-3		F FF 93 B CU 78 B CH 86 F FF 93 X CH 84 2-2 ③ F7		3 1 0	0 0 0	0 0 0	0 0 0	0 0 0	1 0 0	1 2 0
Inning Stats	R: 3 E: 0 K: 1 S: 15 H: 3 LOB: 1 BB: 1 P: 28	R: 0 E: 0 K: 0 S: 7 H: 0 LOB: 0 BB: 0 P: 10	R: 0 E: 0 K: 0 S: 6 H: 0 LOB: 1 BB: 1 P: 13	R: 0 E: 0 K: 1 S: 8 H: 1 LOB: 1 BB: 0 P: 9	R: 3 E: 0 K: 1 S: 17 H: 2 LOB: 0 BB: 1 P: 27	R: 0 E: 0 K: 1 S: 9 H: 0 LOB: 0 BB: 0 P: 14	R: 0 E: 0 K: 1 S: 11 H: 0 LOB: 1 BB: 0 P: 15	R: 0 E: 0 K: 1 S: 13 H: 1 LOB: 2 BB: 1 P: 23		1B: 5 2B: 1 3B: 0 HR: 1 SF: 0 SAC: 0 DP: 0 HBP: 1		WP: 1 PB: 0 SB: 1 CS: 0 PA: 36		

	AB	31
	R	6
	H	7
	RBI	6
	BB	4
	SO	6
	LOB	12

PITCHER		IP	WLS	BF	H	R	ER	SO	BB	IBB	HBP	BLK	WP	HR	S	P	ERA	WHIP
26 Kyle Lohse, R ERA: 10.34	(1, 1)	6.0	L	27	6	6	6	4	3	0	0	0	0	1	62	101	9.00	1.500
30 Tyler Thornburg, R ERA: 2.35	(7, 1)	2.0		9	1	0	0	2	1	0	1	0	1	0	24	38	0.00	1.000

PITCHER		IP	WLS	BF	H	R	ER	SO	BB	IBB	HBP	BLK	WP	HR	S	P	ERA	WHIP

Batter	1	2	3	4	5	6	7	8	9	AB	R	H	RBI	BB	SO	LOB
9 Jean Segura, R (1, 6) OBP: 0.348, SLG: 0.432	X FF 93 0-0 ① G4-3	C FF 98 X SL 87 0-1 ② G6-3 2-3 3-H			C FF 96 X FF 94 0-1 ① G3-1			B SI 92 F SI 92 B SI 93 B SI 92 X SI 93 3-1 ① P3		4	0	0	1	0	0	1
20 Jonathan Lucroy, R (1, 2) OBP: 0.229, SLG: 0.190	C FF 93 F FF 95 B SL 85 X FF 96 1-2 E5 24 1B	C SL 86 S FF 96 B FF 97 B FF 96 X SL 84 2-2 E5 8 FC6-4 3-H			C FF 96 B FF 96 B CH 87 F SI 96 B FF 97 X SI 96 3-2 8 G4-6-3 1B			B SI 93 B SI 94 F SI 94 S SI 94 X CH 85 2-2 ② F8		4	0	1	0	0	0	0
8 Ryan Braun, R (1, 9) OBP: 0.275, SLG: 0.237	B FF 96 1 SAFE S FF 94 S SL 85 S FF 96 1-3 ② K	F SL 88 1 SAFE C FF 95 F SL 85 X FF 95 0-2 ③ FC6-4 1-2f			F FF 96 X FF 97 0-1 ② ③ G4-6-3 1-2f			C CH 85 F CH 84 S SI 94 0-3 ③ K		4	0	0	0	0	2	3
24 Adam Lind, L (1, 3) OBP: 0.391, SLG: 0.475	B FF 95 X FF 96 1-0 18 BB 1-3 1B		C FF 94 F FF 96 F SL 85 B SI 96 B CU 84 F SI 94 S FF 98 2-3 ① K			B KC 79 B FF 93 X FF 94 2-0 ① G4-3			B FF 90 C FF 90 X FF 90 1-1 ① G3-1	4	0	1	0	0	1	0
18 Khris Davis, R (1, 7) OBP: 0.370, SLG: 0.405	B FF 96 B SL 85 D CH 90 F FF 96 B SI 95 4-1 1-2 BB		C FF 96 F FF 93 C FF 99 0-3 ② K			B FF 97 C SI 93 F CH 88 X SL 85 1-2 ② G6-3			S FC 90 F FC 90 X KC 78 0-2 28 G4-6-3 1B	3	0	1	0	1	1	0
28 Gerardo Parra, L (1, 8) OBP: 0.214, SLG: 0.296	C FF 95 C KC 82 X CU 82 0-2 ③ F7		B FF 95 F FF 93 B FF 97 C FF 93 F FF 96 S SL 87 2-3 ③ K			S FF 95 B CH 89 B FF 96 B CH 88 F SI 96 F SI 96 F SL 85 X FF 98 3-2 ③ G4-3			F FF 90 X FC 88 0-1 ② ③ G4-6-3 1-2f	4	0	0	0	0	1	4
2 Scooter Gennett, L (1, 4) OBP: 0.303, SLG: 0.207		B FF 96 F FF 95 X KC 81 1-1 14 1B 9 G6-3 1B		C FF 94 B FF 94 B FF 93 B FF 95 C FF 95 S FF 97 3-3 ① K			C SI 92 S SI 92 F SI 92 B SI 93 B SI 93 F SI 93 S SL 86 2-3 ① K			3	1	1	0	0	2	0
14 Luis Jimenez, R (1, 5) OBP: 0.100, SLG: 0.100		C FF 96 F FF 96 B FF 97 1 SAFE X SL 86 1-2 9 G6-3 20 E 1-3 1B		C SI 95 B FF 95 S CH 88 X FF 97 1-2 ② F8			C SI 93 F SI 93 B SI 93 S SI 92 1-3 ② K			3	1	1	0	0	1	0
22 Matt Garza, R (1, 1) 7 Logan Schafer, L (7, PH) 48 Neal Cotts, L (7, 1) 54 Michael Blazek, R (8, 1)		B FF 94 F FF 94 S SI 94 S FF 96 1-3 ① K2-3		C FF 94 B FF 96 X FF 94 1-1 ③ G1-3			F SI 93 B FF 94 C SI 93 F SL 86 B SI 94 X SI 93 2-2 ③ L7			2 1 0 0	0 0 0 0	0 0 0 0	0 0 0 0	0 0 0 0	1 0 0 0	2 0 0 0
Inning Stats	R: 0 E: 1 K: 1 S: 12 H: 1 LOB: 3 BB: 1 P: 19	R: 2 E: 1 K: 1 S: 17 H: 2 LOB: 1 BB: 0 P: 22	R: 0 E: 0 K: 3 S: 12 H: 0 LOB: 0 BB: 0 P: 16	R: 0 E: 0 K: 1 S: 8 H: 0 LOB: 0 BB: 0 P: 13	R: 0 E: 0 K: 0 S: 7 H: 1 LOB: 0 BB: 0 P: 10	R: 0 E: 0 K: 0 S: 9 H: 0 LOB: 0 BB: 0 P: 15	R: 0 E: 0 K: 2 S: 12 H: 0 LOB: 0 BB: 0 P: 17	R: 0 E: 0 K: 1 S: 8 H: 0 LOB: 0 BB: 0 P: 13	R: 0 E: 0 K: 0 S: 7 H: 1 LOB: 0 BB: 0 P: 8	1B: 5 2B: 0 3B: 0 HR: 0		SF: 0 SAC: 0 DP: 2 HBP: 0				

TOP

Milwaukee Brewers @ Pittsburgh Pirates

PNC Park, Pittsburgh, PA

Sun Apr 19 2015, 1:37 PM - 4:16 PM EDT

Att. 28,129 - Partly Cloudy - 70 F

livebaseballscorecards.com

AB	32
R	2
H	5
RBI	1
BB	1
SO	9
LOB	10

PITCHER		IP	WLS	BF	H	R	ER	SO	BB	IBB	HBP	BLK	WP	HR	S	P	ERA	WHIP
45 Gerrit Cole, R ERA: 2.65	(1, 1)	6.0	W	24	4	2	1	6	1	0	0	0	0	0	65	95	1.50	0.833
48 Jared Hughes, R ERA: 1.13	(7, 1)	1.0	H	3	0	0	0	2	0	0	0	0	0	0	12	17	0.00	0.000
44 Tony Watson, L ERA: 3.38	(8, 1)	1.0	H	3	0	0	0	1	0	0	0	0	0	0	8	13	0.00	0.000
35 Mark Melancon, R ERA: 5.06	(9, 1)	1.0	S	3	1	0	0	0	0	0	0	0	0	0	7	8	0.00	1.000

PITCHER	IP	WLS	BF	H	R	ER	SO	BB	IBB	HBP	BLK	WP	HR	S	P	ERA	WHIP

Batter	1	2	3	4	5	6	7	8	9	AB	R	H	RBI	BB	SO	LOB
5 Josh Harrison, R (1, 5) OBP: 0.298, SLG: 0.349	C FF 90 X FF 92 0-1 25 E 25 1B 22 WP 1B	C FF 92 F FF 93 B SL 88 F SL 87 X SI 94 1-2 1-3 2B		C SL 87 F SL 85 X CU 75 0-2 ② P4		X FF 92 0-0 ③ G5-3				4	1	2	0	0	0	1
25 Gregory Polanco, L (1, 9) OBP: 0.292, SLG: 0.348	B SI 90 X FF 91 1-0 E5 22 WP 22 1B 1-3 1B	D CU 76 X FF 94 1-0 E6		F SI 92 F CU 75 S SL 86 0-3 ③ K			X SL 86 0-0 ① G5-3			4	1	1	0	0	1	2
22 Andrew McCutchen, R (1, 8) OBP: 0.326, SLG: 0.395	F CU 72 B FF 92 B FF 92 S SL 87 F SL 86 X SL 86 2-2 18 BB 1-H 3-H 1B	C FF 93 C SL 86 D SL 87 X SL 87 1-2 ② P2			X SL 84 0-0 ① G6-3		B SL 87 B SL 87 B FF 90 C FF 89 F SL 86 X SL 86 3-2 ② F8			4	0	1	1	0	0	3
18 Neil Walker, S (1, 4) OBP: 0.267, SLG: 0.381	B FF 91 D FF 91 B SI 93 C FF 92 B FF 93 4-1 1-2 BB	C CU 75 B FF 95 F SL 86 S SL 88 1-3 ③ K			C SI 90 B SL 84 B FF 93 X SI 92 2-1 6 G5-4-3 1B		B FF 91 B FF 91 X FF 90 2-0 ③ P6			3	0	1	0	1	1	3
6 Starling Marte, R (1, 7) OBP: 0.205, SLG: 0.415	B FF 92 S FF 91 F SL 86 F FF 93 S FF 93 1-3 ① K		C CU 73 F SL 86 X SL 84 0-2 ① G1-3		X FF 92 0-0 ②③ G5-4-3 1-2f			C SL 81 B CU 77 B FF 93 F SL 81 B FF 92 S SL 81 3-3 ① K		4	0	0	0	0	2	3
24 Pedro Alvarez, L (1, 3) OBP: 0.310, SLG: 0.590 35 Mark Melancon, R (9, 1)	D CU 76 B FF 93 B FF 92 C FF 93 X SI 93 3-1 ② F7		B FF 92 B CH 84 X FF 93 2-0 HR			B CU 71 B CU 72 S CH 84 F FF 92 B SI 92 D SL 85 4-2 19 WP 10 HBP 19 1B BB		B CU 77 B CU 76 C CU 76 X FF 93 2-1 ② F8		3 0	2 0	1 0	1 0	1 0	0 0	2 0
10 Jordy Mercer, R (1, 6) OBP: 0.293, SLG: 0.200 27 Jung Ho Kang, R (6, PR) OBP: 0.182, SLG: 0.100 (7, 6)	C FF 92 D SL 88 X FF 93 1-1 ③ L4		C CU 74 X FF 93 0-1 ② G6-3			H SI 89 1-0 19 WP 19 1B 1-2 HBP		B FF 95 B SL 82 B FF 94 B FF 93 4-0 19 FC6-4 BB		2 0	0 1	0 0	0 1	0 0	0 0	2 0
19 Chris Stewart, R (1, 2) OBP: 0.250, SLG: 0.250		C FF 91 B SL 86 X SI 92 1-1 ① G5-3	F FF 93 F SL 87 B SL 85 F FF 94 F SL 86 B SL 85 F FF 94 B FF 93 X FF 94 3-2 ③ P4			B CU 70 B SL 84 X FF 92 2-0 12 G6-4-3 1-H 2-H 1B		D SL 83 1 SAFE C SL 83 X SL 84 1-1 ③ FC6-4 1-2f		4	0	1	2	0	0	1
45 Gerrit Cole, R (1, 1) 12 Corey Hart, R (6, PH) OBP: 0.273, SLG: 0.545 48 Jared Hughes, R (7, 1) 44 Tony Watson, L (8, 1) 3 Sean Rodríguez, R (9, 3) OBP: 0.500, SLG: 0.500		B SI 93 C FF 94 C FF 93 F FF 89 F SL 88 B FF 94 B FF 93 B FF 94 4-2 5 2B BB		B FF 92 C SI 90 C FF 92 F FF 92 X FF 93 1-2 ① G4-3		D SL 85 B FF 91 B FF 92 X FF 92 3-0 ①② G6-4-3 1-2f				1 1 0 0 0	0 0 0 0 0	0 0 0 0 0	0 0 0 0 0	1 0 0 0 0	0 0 0 0 0	0 1 0 0 0
Inning Stats	R: 2 E: 1 K: 1 S: 16 H: 3 LOB: 2 BB: 1 P: 28	R: 0 E: 1 K: 1 S: 17 H: 1 LOB: 3 BB: 1 P: 26	R: 1 E: 0 K: 0 S: 12 H: 1 LOB: 0 BB: 0 P: 17	R: 0 E: 0 K: 1 S: 10 H: 0 LOB: 0 BB: 0 P: 11	R: 0 E: 0 K: 0 S: 4 H: 1 LOB: 0 BB: 0 P: 6	R: 2 E: 0 K: 0 S: 5 H: 1 LOB: 1 BB: 1 P: 15	R: 0 E: 0 K: 0 S: 5 H: 0 LOB: 0 BB: 0 P: 10	R: 0 E: 0 K: 1 S: 7 H: 0 LOB: 1 BB: 1 P: 17		1B: 5 2B: 1 3B: 0 HR: 1 SF: 0 SAC: 0 DP: 2 HBP: 1						

PITCHER		IP	WLS	BF	H	R	ER	SO	BB	IBB	HBP	BLK	WP	HR	S	P	ERA	WHIP
22 Matt Garza, R ERA: 5.4	(1, 1)	6.0	L	28	7	5	5	3	3	0	1	0	2	1	64	103	7.50	1.667
48 Neal Cotts, L ERA: 1.59	(7, 1)	1.0		3	0	0	0	0	0	0	0	0	0	0	5	10	0.00	0.000
54 Michael Blazek, R ERA: 1.5	(8, 1)	1.0		4	0	0	0	1	1	0	0	0	0	0	7	17	0.00	1.000

PITCHER	IP	WLS	BF	H	R	ER	SO	BB	IBB	HBP	BLK	WP	HR	S	P	ERA	WHIP

BOTTOM

Milwaukee Brewers @ Pittsburgh Pirates

PNC Park, Pittsburgh, PA

Sun Apr 19 2015, 1:37 PM - 4:16 PM EDT

Att. 28,129 - Partly Cloudy - 70 F

livebaseballscorecards.com

AB	30
R	5
H	7
RBI	4
BB	4
SO	4
LOB	18

Batter	1	2	3	4	5	6	7	8	9	AB	R	H	RBI	BB	SO	LOB
24 Dexter Fowler, S (1, 8) OBP: 0.310, SLG: 0.434	F SI 92 C KC 81 F KC 82 X SI 92 0-2 G3-1		B KC 80 B SI 90 F SI 90 S KC 81 X CH 85 2-2 G5-3		X CH 85 0-0 G4-3		C FF 98 S SL 94 C FF 99 0-3 K	B CH 84 C FF 91 B FF 92 F FF 92 S SL 84 2-3 K		5	0	0	0	0	2	1
68 Jorge Soler, R (1, 9) OBP: 0.364, SLG: 0.520	B FF 92 X SI 92 1-0 44 FC4-6 1B		S KC 80 X FF 91 0-1 44 1B 1B		B KC 80 C KC 80 X SI 89 1-1 44 HBP 17 1B 1B		X FF 100 0-0 17 E 2B		X SL 88 0-0 F8	5	2	4	0	0	0	0
44 Anthony Rizzo, L (1, 3) OBP: 0.463, SLG: 0.385	B FF 93 1 SAFE C KC 81 F SI 92 1 SAFE X KC 82 1-2 FC4-6 17 S 1-2f		B CH 85 C SI 91 1 SAFE X SI 90 1-1 17 G5-4-3 1-3 1B		B SI 90 B KC 79 H FF 91 3-0 17 1B 47 1B 1-2 HBP		B SL 93 B FF 98 C SL 92 B FF 99 B FF 98 4-1 17 E BB		X SI 94 0-0 17 1B 1B	3	1	2	0	1	0	1
17 Kris Bryant, R (1, 5) OBP: 0.579, SLG: 0.571	B FF 91 1 SAFE C SI 92 S KC 83 B KC 84 B KC 83 B FF 93 4-2 1-2 BB		1 SAFE X SI 92 0-0 G5-4-3 1-2f		B KC 82 B SI 91 C SI 91 B SI 90 F SI 91 X SI 91 3-2 47 1B 1-2 2-H 1B		B FF 100 B SL 92 X FF 99 2-0 E2 1-H 2-H 2B		S SL 86 X SI 94 0-1 1-3 1B	4	1	3	3	1	0	2
47 Miguel Montero, L (1, 2) OBP: 0.278, SLG: 0.414	C KC 81 C SI 92 S KC 83 0-3 K			C CH 85 S SI 90 B KC 82 F KC 81 F SI 90 B KC 82 B SI 90 F SI 90 B KC 80 4-2 13 E 13 1B BB	B SI 90 C SI 90 F KC 80 D KC 80 X SI 91 2-2 1-2 2-H 1B		B FF 98 C SL 91 B SL 90 B FF 99 X FF 96 3-1 F7		B CU 77 B FF 94 C SI 93 X CH 85 2-1 G3	4	0	1	0	1	1	3
13 Starlin Castro, R (1, 6) OBP: 0.353, SLG: 0.408		C FF 88 F FF 90 X FF 90 0-2 1B		C SI 91 S KC 83 X KC 83 0-2 E6 49 G6-4-3 1-3 1B		C KC 80 S KC 81 B KC 80 X SI 90 1-2 F8		B CH 84 F FF 90 F SL 82 F FF 91 X SL 83 1-2 G5-3		4	0	2	0	0	0	0
8 Chris Coghlan, L (1, 7) OBP: 0.293, SLG: 0.459 15 Chris Denorfia, R (8, PH) OBP: 0.667, SLG: 0.667 (8, 7)		1 SAFE B SI 90 X SI 91 1-0 F8		C SI 91 X KC 80 0-1 F7		B CH 85 C SI 89 B KC 80 B FF 89 F SI 89 X SI 90 3-2 G3-1		C FF 92 B FF 91 B CH 85 F FF 92 B SL 83 F FF 92 X FF 92 3-2 5 G6-3 19 1B 1B		3 1	0 1	0 1	0 0	0 0	0 0	3 0
49 Jake Arrieta, R (1, 1) 5 Welington Castillo, R (8, PH) OBP: 0.250, SLG: 0.455 46 Pedro Strop, R (8, 1) 59 Zac Rosscup, R (9, 1)		C SI 90 X SI 90 0-1 G2		1 SAFE X SI 91 0-0 G6-4-3 1-2f	B SI 89 S FF 89 F FF 89 X SI 89 1-2 P4		C SI 92 1 SAFE C FF 91 1 SAFE 1 SAFE X SL 85 0-2 G6-3 1-2		3 1 0 0	0 0 0 0	0 0 0 0	0 0 0 0	0 0 0 0	0 0 0 0	3 1 0 0
19 Jonathan Herrera, S (1, 4) OBP: 0.222, SLG: 0.192		1 SAFE 1 SAFE B SI 90 X SI 90 1-0 F8		B SI 89 B SI 89 C SI 88 C SI 89 X SI 90 2-2 G3		C SI 96 X SI 99 0-1 G1-3	C FF 91 B CH 84 X CH 84 1-1 24 S 2-H 1B		4	0	1	1	0	0	1
Inning Stats	R: 0 E: 0 K: 1 S: 13 H: 1 LOB: 2 BB: 1 P: 19	R: 0 E: 0 K: 0 S: 7 H: 1 LOB: 1 BB: 0 P: 9	R: 0 E: 0 K: 0 S: 8 H: 2 LOB: 1 BB: 0 P: 11	R: 0 E: 1 K: 0 S: 11 H: 1 LOB: 1 BB: 1 P: 15	R: 1 E: 0 K: 0 S: 12 H: 3 LOB: 2 BB: 0 P: 23	R: 0 E: 0 K: 0 S: 9 H: 0 LOB: 0 BB: 0 P: 14	R: 3 E: 1 K: 1 S: 10 H: 2 LOB: 0 BB: 1 P: 19	R: 1 E: 0 K: 1 S: 16 H: 2 LOB: 1 BB: 0 P: 23	R: 0 E: 0 K: 0 S: 6 H: 2 LOB: 1 BB: 0 P: 8	1B: 12 2B: 2 3B: 0 HR: 0 SF: 0 SAC: 0 DP: 2 HBP: 1						

PITCHER		IP	WLS	BF	H	R	ER	SO	BB	IBB	HBP	BLK	WP	HR	S	P	ERA	WHIP
34 A.J. Burnett, R ERA: 2.0	(1, 1)	6.0		26	8	1	1	1	2	0	1	0	0	0	60	91	1.50	1.667
37 Arquimedes Caminero, R ERA: 5.4	(7, 1)	1.0	L	6	2	3	2	1	1	0	0	0	0	0	10	19	18.00	3.000
59 Antonio Bastardo, L ERA: 6.75	(8, 1)	1.0		5	2	1	1	1	0	0	0	0	0	0	16	23	9.00	2.000
52 Rob Scahill, R ERA:	(9, 1)	1.0		4	2	0	0	0	0	0	0	0	0	0	6	8	0.00	2.000

PITCHER	IP	WLS	BF	H	R	ER	SO	BB	IBB	HBP	BLK	WP	HR	S	P	ERA	WHIP

TOP

Chicago Cubs @ Pittsburgh Pirates

PNC Park, Pittsburgh, PA

Mon Apr 20 2015, 7:35 PM - 10:46 PM EDT

Att. 11,777 - Cloudy - 60 F

livebaseballscorecards.com

AB	37
R	5
H	14
RBI	4
BB	3
SO	3
LOB	15

WP: 0 PA: 41
PB: 0
SB: 2
CS: 0

BOTTOM

Chicago Cubs @ Pittsburgh Pirates

PNC Park, Pittsburgh, PA

Mon Apr 20 2015, 7:35 PM - 10:46 PM EDT

Att. 11,777 - Cloudy - 60 F

livebaseballscorecards.com

Batter	1	2	3	4	5	6	7	8	9	AB	R	H	RBI	BB	SO	LOB
5 Josh Harrison, R (1, 5) OBP: 0.275, SLG: 0.319	B FF 94 C FF 94 C FF 94 B SL 93 X SL 92 2-2 ① G6-3		X SI 94 0-0 ① L1-6-3			C SI 94 X SI 93 0-1 ① G6-3		B FF 95 B SI 96 B SL 82 C FF 95 C SI 83 F SI 94 X SI 94 3-2 ② G5-3		4	0	0	0	0	0	0
25 Gregory Polanco, L (1, 9) OBP: 0.288, SLG: 0.340 52 Rob Scahill, L (9, 1)	B SI 96 X FF 95 1-0 22 S 22 1B 1B		B SI 94 B CH 89 B SL 91 C FF 93 S SL 92 T SL 91 3-2 ② K			B CH 88 B FF 94 B SL 90 C FF 94 X SL 90 3-1 ② F8		C CH 88 F SL 82 B SL 82 S SL 83 1-3 ③ K		4 0	1 0	1 0	0 0	0 0	2 0	0 0
22 Andrew McCutchen, R (1, 8) OBP: 0.340, SLG: 0.429	C SL 92 B FF 94 B SI 94 X SL 92 2-1 18 2B 6 FC1-5 1-H 1B		C CU 80 B SL 92 F FF 95 B CU 80 S SL 90 2-3 ③ K			C SI 94 S CU 79 X FF 95 0-2 2B			C SI 92 S SL 86 B SL 86 S SL 86 1-3 ① K	4	0	2	1	0	2	0
18 Neil Walker, S (1, 4) OBP: 0.265, SLG: 0.391	1 SAFE F SI 94 1 SAFE 1 SAFE X SL 91 0-1 1-3 2B			F SL 90 B SI 94 S CH 86 X CH 88 1-2 ① G3-1		D CH 88 B SL 91 B SL 92 C SL 88 C SI 95 X SL 89 3-2 ③ G4-3			B SI 93 B SI 93 C SI 93 X SI 92 2-1 ② F9	4	0	1	0	0	0	1
6 Starling Marte, R (1, 7) OBP: 0.208, SLG: 0.467	S CU 80 C CU 81 D CU 81 B SL 90 D CU 80 F SL 89 F SL 91 X SL 90 3-2 ② FC1-5 3-H			L SL 91 S FF 94 X CU 81 0-2 ② G6-3			B SL 89 F SL 90 F SI 94 F CU 79 S SL 88 1-3 ① K		X SI 93 0-0 HR	4	1	1	1	0	1	2
24 Pedro Alvarez, L (1, 3) OBP: 0.283, SLG: 0.535	C CU 79 X CH 88 0-1 ③ L8			F CU 80 C FF 96 S CH 90 0-3 ③ K			F FF 94 X SI 95 0-1 E5 27 FC6-4		X SL 85 0-0 ③ G3-1	4	0	0	0	0	1	2
29 Francisco Cervelli, R (1, 2) OBP: 0.333, SLG: 0.333		B FF 92 X SL 89 1-0 ① G6-3			B SL 89 C SI 93 B SI 89 X SL 90 2-1 ① G1-3		S SL 89 S SL 90 B SI 94 C SL 90 1-3 ② K			3	0	0	0	0	1	1
27 Jung Ho Kang, R (1, 6) OBP: 0.143, SLG: 0.077		S SL 86 B SI 93 F CU 79 F SI 94 S SL 87 1-3 ② K			B SL 91 B SL 90 S SI 94 X FF 94 2-1 ② G6-3		F SL 86 B SL 88 F CU 79 X FF 93 1-2 ③ FC6-4 1-2f			3	0	0	0	0	1	1
34 A.J. Burnett, R (1, 1) 37 Arquimedes Caminero, R (7, 1) 59 Antonio Bastardo, R (8, 1) 15 Andrew Lambo, L (8, PH) (9, 9)		C SL 92 C SI 94 F SL 89 B SI 94 S SI 93 1-3 ③ K			C FF 92 B SI 94 S CU 90 X SI 94 1-2 ③ G1-3			C SI 94 B CH 86 S SL 82 B SL 82 S SL 83 2-3 ① K		2 0 0 1	0 0 0 0	0 0 0 0	0 0 0 0	0 0 0 0	1 0 0 1	0 0 0 0
Inning Stats	R: 1 E: 0 K: 0 S: 15 H: 3 LOB: 2 BB: 0 P: 23	R: 0 E: 0 K: 2 S: 9 H: 0 LOB: 0 BB: 0 P: 12	R: 0 E: 0 K: 2 S: 7 H: 0 LOB: 0 BB: 0 P: 12	R: 0 E: 0 K: 1 S: 9 H: 0 LOB: 0 BB: 0 P: 10	R: 0 E: 0 K: 0 S: 7 H: 0 LOB: 0 BB: 0 P: 12	R: 0 E: 0 K: 0 S: 10 H: 1 LOB: 1 BB: 0 P: 16	R: 0 E: 1 K: 2 S: 12 H: 0 LOB: 1 BB: 0 P: 15	R: 0 E: 0 K: 2 S: 10 H: 0 LOB: 0 BB: 0 P: 16	R: 1 E: 0 K: 1 S: 7 H: 1 LOB: 0 BB: 0 P: 10	1B: 2 2B: 2 3B: 0 HR: 1 SF: 0 SAC: 0 DP: 0 HBP: 0						

	AB	33
	R	2
	H	5
	RBI	2
	BB	0
	SO	10
	LOB	7

WP: 0 PB: 0 SB: 1 CS: 0 PA: 33

PITCHER		IP	WLS	BF	H	R	ER	SO	BB	IBB	HBP	BLK	WP	HR	S	P	ERA	WHIP
49 Jake Arrieta, R ERA: 1.74	(1, 1)	7.0	W	26	4	1	1	7	0	0	0	0	0	0	69	100	1.29	0.571
46 Pedro Strop, R ERA:	(8, 1)	1.0		3	0	0	0	2	0	0	0	0	0	0	10	16	0.00	0.000
59 Zac Rosscup, L ERA: 1.93	(9, 1)	1.0		4	1	1	1	1	0	0	0	0	0	1	7	10	9.00	1.000

PITCHER	IP	WLS	BF	H	R	ER	SO	BB	IBB	HBP	BLK	WP	HR	S	P	ERA	WHIP

Batter	1	2	3	4	5	6	7	8	9	AB	R	H	RBI	BB	SO	LOB
24 Dexter Fowler, S (1, 8) OBP: 0.317, SLG: 0.411	C SI 91 B CH 82 B SI 92 S SI 92 B SL 84 B SI 92 4-2 44 HBP 17 2B BB		B CH 82 C SI 90 B CH 85 T SI 89 B SI 93 F SI 93 B SI 93 4-2 68 F8 44 1B 17 E BB	B SI 93 F SI 92 C CH 85 B SL 86 S SL 84 2-3 K ③			X SI 93 0-0 G4-3 ①	F SI 93 C SI 93 C SI 93 0-3 K ③		3	2	0	0	2	2	0
44 Anthony Rizzo, L (1, 3) OBP: 0.475, SLG: 0.395	C SI 92 B SI 92 B SL 87 D SL 86 H SI 91 4-1 17 2B 1-2 HBP		C SL 86 S SL 86 X SL 85 0-2 17 E 13 1B 1-2 1B		F SL 86 B SI 91 C SI 91 X SL 87 1-2 L9 ①		B SI 93 B SI 93 F SI 93 F SI 93 B SI 94 X SI 94 3-2 F7 ②		X FC 89 0-0 68 2B 13 1B 1B	4	2	2	0	0	0	0
68 Jorge Soler, R (1, 9) OBP: 0.367, SLG: 0.527	F SI 92 C CH 85 C SL 85 0-3 K ①		D CH 85 X CH 85 1-0 F8 ① 2-3		S SL 85 B SI 92 B CH 86 C SL 84 S SL 84 2-3 K ②		B SL 86 X SI 93 1-0 17 1B 13 E 1B		X FC 88 0-0 13 1B 1-3 2B	5	2	2	0	0	2	4
17 Kris Bryant, R (1, 5) OBP: 0.583, SLG: 0.611	C CH 85 X SI 92 0-1 1-3 2-H 2B		F SL 85 B CH 86 B CH 85 X CH 86 2-1 E3 13 1B 1-3 3-H		B SL 83 C SI 93 B SL 83 X CH 84 2-1 F8 ③		X SI 94 0-0 13 E 8 1B 1-3 1B		F KC 78 D KC 80 C FC 88 B FC 89 D KC 78 D KC 78 4-2 13 1B 5 G4-3 BB	4	1	2	2	1	0	1
13 Starlin Castro, R (1, 6) OBP: 0.375, SLG: 0.481	C SL 85 S CH 85 F SL 85 B CH 85 S SL 86 1-3 K ②		L SI 92 B SI 91 B CH 85 X CH 86 2-1 1-2 3-H 1B			C SL 77 X FF 91 0-1 HR	X SI 93 0-0 E5 8 1B 1-2 3-H		S KC 78 B FC 89 X KC 79 1-1 5 G4-3 1-3 2-H 3-H 1B	5	1	3	4	0	1	3
15 Chris Denorfia, R (1, 7) OBP: 0.333, SLG: 0.333 8 Chris Coghlan, L (7, PH) OBP: 0.302, SLG: 0.462 (7, 7)	B SI 93 C CH 86 X SL 86 1-1 G6-3 ③		B SI 94 C SI 92 C SI 93 D SL 85 S SI 94 2-3 K ②			S FF 94 B SL 78 F FF 94 F SL 80 S SL 81 1-3 K ①	B SI 92 B SI 94 B SI 94 C SI 94 X SI 93 3-1 1-2 2-H 1B ③		F FC 88 F FC 88 D KC 78 D KC 79 B FC 87 S FC 87 3-3 K ①	3 2	0 0	0 1	0 0	0 0	2 1	4 2
5 Welington Castillo, R (1, 2) OBP: 0.294, SLG: 0.688		S SL 83 B SI 92 F CH 84 B SI 93 S SI 91 2-3 K ① B CH 85 B CH 86 C SI 92 S CH 86 B SL 86 X SI 94 3-2 G6-3 ③			B SL 80 X FF 96 1-0 37 G6-3 2B			B SI 93 C SI 91 X CH 83 1-1 HR	X FC 87 0-0 G4-3 ② 1-2 3-H	5	1	2	2	0	1	3
37 Travis Wood, R (1, 1) OBP: 0.100, SLG: 0.100 63 Brian Schlitter, R (6, 1) 27 Phil Coke, L (6, 1) 30 Jason Motte, R (7, 1) 3 David Ross, R (8, PH) OBP: 0.455, SLG: 0.286 36 Edwin Jackson, R (8, 1) 47 Miguel Montero, L (9, PH) OBP: 0.227, SLG: 0.414 56 Hector Rondon, R (9, 1)		B SI 90 B SI 90 C SI 91 F SI 92 F CH 84 S SL 84 2-3 K ②		F SI 91 B SI 92 S SL 82 F SL 84 B SI 93 B SI 93 C SI 94 3-3 K ①		B FF 94 S FF 94 S FF 94 X FF 96 1-2 G6-3 ② 2-3		B SI 93 X SI 92 1-0 F7 ①	I IN 70 I IN 71 I IN 74 I IN 71 4-0 IBB	3 0 0 0 0 1 0 0 0	0 0 0 0 0 0 0 0 0	0 0 0 0 0 0 0 0 0	0 0 0 0 0 0 0 0 0	0 0 0 0 1 0 0 0 0	2 0 0 0 0 0 0 0 0	1 0 0 0 0 0 0 0 0
22 Addison Russell, R (1, 4)		B SI 93 B CH 84 X SI 92 2-0 G4-3 ③		C SL 83 C SI 92 S SL 84 0-3 K2-3 ②		B SL 78 C SL 78 B FF 95 C SL 78 T SL 81 2-2 K ③		C SI 93 T SI 93 F SI 94 S SI 93 0-3 K ②	S KC 78 D KC 77 X KC 77 1-1 L6 ③	5	0	0	0	0	3	3

Inning Stats																								
	R: 1	H: 1	R: 0	H: 0	R: 2	H: 2	R: 0	H: 0	R: 0	H: 0	R: 1	H: 2	R: 1	H: 3	R: 1	H: 1	R: 3	H: 3	1B: 7	SF: 0	WP: 0	PA: 45
	E: 0	LOB: 2	E: 0	LOB: 0	E: 1	LOB: 2	E: 0	LOB: 0	E: 0	LOB: 1	E: 0	LOB: 1	E: 1	LOB: 2	E: 0	LOB: 0	E: 0	LOB: 2	2B: 3	SAC: 0	PB: 0	
	K: 2	BB: 1	K: 2	BB: 0	K: 1	BB: 1	K: 1	BB: 0	K: 3	BB: 0	K: 2	BB: 0	K: 0	BB: 0	K: 2	BB: 0	K: 1	BB: 2	3B: 0	DP: 0	SB: 0	
	S: 14	P: 24	S: 8	P: 14	S: 17	P: 31	S: 10	P: 15	S: 8	P: 13	S: 13	P: 18	S: 9	P: 16	S: 10	P: 12	S: 12	P: 25	HR: 2	HBP: 1	CS: 0	

PITCHER		IP	WLS	BF	H	R	ER	SO	BB	IBB	HBP	BLK	WP	HR	S	P	ERA	WHIP
47 Francisco Liriano, L ERA: 3.0	(1, 1)	5.0		22	3	3	3	9	2	0	1	0	0	0	57	97	5.40	1.000
58 Radhames Liz, R ERA: 6.75	(6, 1)	1.0		5	2	1	1	2	0	0	0	0	0	1	13	18	9.00	2.000
48 Jared Hughes, R ERA: 1.0	(7, 1)	1.0	B	6	3	1	0	0	0	0	0	0	0	0	9	16	0.00	3.000
44 Tony Watson, L ERA: 4.0	(8, 1)	1.0	H	4	1	1	1	2	0	0	0	0	0	1	10	12	9.00	1.000
35 Mark Melancon, R ERA: 8.53	(9, 1)	1.0	L	8	3	3	3	1	1	1	0	0	0	0	12	25	27.00	4.000

PITCHER	IP	WLS	BF	H	R	ER	SO	BB	IBB	HBP	BLK	WP	HR	S	P	ERA	WHIP

TOP

Chicago Cubs @ Pittsburgh Pirates

PNC Park, Pittsburgh, PA

Tue Apr 21 2015, 7:08 PM - 10:25 PM EDT

Att. 13,680 - Cloudy - 55 F

livebaseballscorecards.com

AB	40
R	9
H	12
RBI	8
BB	4
SO	14
LOB	21

Batter	1	2	3	4	5	6	7	8	9	AB	R	H	RBI	BB	SO	LOB
5 Josh Harrison, R (1, 5) OBP: 0.268, SLG: 0.365	B SI 86 C SI 86 X SI 86 1-1 HR		C FC 83 X SI 86 0-1 ① F8		B FC 84 B FC 84 C FC 84 1 SAFE B CH 79 1 SAFE F CH 79 X SI 88 3-2 ③ P6		C FC 90 X SI 93 0-1 ① G6-3	B SL 85 F FF 94 B FF 94 B SL 88 F FF 94 S SL 88 3-3 ③ K		5	1	1	1	0	1	1
18 Neil Walker, S (1, 4) OBP: 0.278, SLG: 0.380	C SI 88 F FC 86 F CH 80 B FF 88 F FC 85 B SI 88 F SI 89 F CH 79 B SI 90 3-2 ① X FF 90 P6		X FC 83 0-0 ② P6			C FC 84 S CH 78 B SI 86 B FC 85 B FF 88 B CH 78 4-2 24 FC6-4 6 1B 22 BB BB	C SI 94 C FF 95 B FC 91 X FC 87 1-2 15 FC3-6 27 2B 22 HBP 1B		F FF 96 C SI 97 B SL 85 B SL 85 B SI 96 X FF 96 3-2 ① F8	4	2	1	0	1	0	0
22 Andrew McCutchen, R (1, 8) OBP: 0.345, SLG: 0.400	C SI 89 B FC 86 C FC 86 F SL 79 F SI 89 X CH 83 1-2 ② L9		B SI 88 B FC 84 C SI 89 F SI 89 S FF 91 2-3 ③ K			1 SAFE B SI 94 B SI 93 B SI 94 C FF 95 B SI 94 4-1 24 FC6-4 1-2 BB	S FC 91 B FC 91 H SI 92 2-1 15 FC3-6 1-2 HBP		S FF 97 F FF 97 B SL 86 S SI 97 1-3 ② K	3	0	0	0	1	2	0
12 Corey Hart, R (1, 3) OBP: 0.231, SLG: 0.462 24 Pedro Alvarez, L (6, PH) OBP: 0.277, SLG: 0.523 48 Jared Hughes, R (7, 1) 15 Andrew Lambo, L (7, PH) 44 Tony Watson, L (8, 1) 35 Mark Melancon, R (9, 1) 19 Chris Stewart, R (9, PH) OBP: 0.200, SLG: 0.200	B FF 88 X SI 88 1-0 ③ G6-3			B FC 84 B SI 87 F FC 83 F SI 88 X FF 91 2-2 ① L5		F SI 93 B SI 95 C FF 94 B SI 95 F FF 96 B SI 96 X SI 95 3-2 ① FC6-4 27 G4-3 29 1B 6 1B 1-2f 2-3	X SI 94 0-0 ② FC3-6 6 IBB 27 2B 1-2f 2-3		C FF 96 B FF 97 X FF 96 1-1 ③ G5-3	2 1 0 1 0 0 0	0 1 0 1 0 0 1	0 0 0 0 0 0 0	0 0 0 0 0 0 0	0 0 0 0 0 0 0	0 2 0 2 0 0 0	0 2 0 2 0 0 0
6 Starling Marte, R (1, 7) OBP: 0.250, SLG: 0.542		L SI 88 X SI 89 0-1 HR	L FC 84 B FF 88 S CU 69 S CH 79 1-3 ② K		1 SAFE D SI 94 X FF 94 1-0 27 G4-3 29 1B 1-2 3-H 1B	I IN 61 I IN 60 I IN 57 I IN 55	4-0 27 2B 1-2 IBB			3	3	2	2	1	1	0
27 Jung Ho Kang, R (1, 6) OBP: 0.222, SLG: 0.235		B SI 87 C SI 87 B FC 85 X CH 79 2-1 ① G5-3	B SI 88 C CH 78 B SI 89 B CH 80 X SI 88 3-1 29 PO 1B		C FF 96 C SI 95 B FF 96 D SL 87 F SI 96 X SI 94 2-2 ② G4-3 1-2 2-3	C FF 95 X FF 96 0-1 1-H 2-H 3-H 2B			4	0	2	3	0	0	2
29 Francisco Cervelli, R (1, 2) OBP: 0.375, SLG: 0.361	B SI 88 B FC 85 C SI 89 B FC 86 B FC 85 4-1 BB			1 SAFE 0-0 ③ PO 1-2	B SI 86 F FC 84 B SI 87 X SI 87 2-1 1B	X SI 94 0-0 3 1B 2-H 3-H 1B	F FC 89 F FF 96 X FC 89 0-2 ③ G6-3			3	0	2	2	1	0	1
3 Sean Rodríguez, R (1, 9) OBP: 0.400, SLG: 0.400 (7, 3)	B FC 84 B FF 88 F SI 88 B FC 84 F FC 85 C SI 88 3-3 ② K				X FF 88 0-0 ① L9	C SL 85 B FF 95 F SI 93 B SL 86 X SL 85 2-2 1-2 1B		B FF 93 S FF 93 C FF 95 X FF 90 1-2 ① G4-3	4	0	1	0	0	1	2
47 Francisco Liriano, L (1, 1) 45 Gerrit Cole, R (5, PH) 58 Radhames Liz, R (6, 1) 25 Gregory Polanco, L (6, PH) OBP: 0.278, SLG: 0.327 (7, 9)	B FF 87 C FF 88 C FF 88 S FF 88 1-3 ③ K				M CH 77 S FC 84 M CH 78 0-3 ② K	B SL 82 C FF 94 B SL 80 B SI 94 F FF 94 S FF 96 3-3 ③ K		X FF 94 0-0 ② G1-3	1 1 0 2	0 0 0 0	0 0 0 0	0 0 0 0	1 1 0 1	0 0 0 0	1 1 0 2
Inning Stats	R: 1 E: 0 K: 0 S: 15 H: 1 LOB: 0 BB: 0 P: 21	R: 1 E: 0 K: 2 S: 11 H: 1 LOB: 1 BB: 1 P: 21	R: 0 E: 0 K: 1 S: 6 H: 0 LOB: 0 BB: 0 P: 8	R: 0 E: 0 K: 1 S: 8 H: 1 LOB: 0 BB: 0 P: 14	R: 0 E: 0 K: 1 S: 9 H: 1 LOB: 1 BB: 0 P: 14	R: 3 E: 0 K: 1 S: 19 H: 3 LOB: 2 BB: 2 P: 38	R: 3 E: 0 K: 0 S: 12 H: 2 LOB: 1 BB: 1 P: 19	R: 0 E: 0 K: 1 S: 7 H: 0 LOB: 0 BB: 0 P: 11	R: 0 E: 0 K: 1 S: 8 H: 0 LOB: 0 BB: 0 P: 13	1B: 6 2B: 1 3B: 0 HR: 2	SF: 0 SAC: 0 DP: 0 HBP: 1		WP: 0 PB: 0 SB: 0 CS: 0	PA: 41			

PITCHER		IP	WLS	BF	H	R	ER	SO	BB	IBB	HBP	BLK	WP	HR	S	P	ERA	WHIP
37 Travis Wood, L ERA: 3.24	(1, 1)	5.0		20	4	3	3	5	2	0	0	0	0	2	51	84	5.40	1.200
63 Brian Schlitter, R ERA: 9.64	(6, 1)	0.2	B	6	3	2	2	0	1	0	0	0	0	0	14	26	27.00	6.000
27 Phil Coke, L ERA: 6.75	(6, 1)	0.1		1	0	0	0	1	0	0	0	0	0	0	3	6	0.00	0.000
30 Jason Motte, R ERA: 6.43	(7, 1)	1.0		7	2	3	3	0	0	1	1	0	0	0	12	19	27.00	2.000
36 Edwin Jackson, R ERA:	(8, 1)	1.0	W	3	0	0	0	1	0	0	0	0	0	0	7	11	0.00	0.000

PITCHER		IP	WLS	BF	H	R	ER	SO	BB	IBB	HBP	BLK	WP	HR	S	P	ERA	WHIP
56 Héctor Rondón, R ERA: 2.25	(9, 1)	1.0	S	3	0	0	0	1	0	0	0	0	0	0	8	13	0.00	0.000

BOTTOM

Chicago Cubs @ Pittsburgh Pirates

PNC Park, Pittsburgh, PA

Tue Apr 21 2015, 7:08 PM - 10:25 PM EDT

Att. 13,680 - Cloudy - 55 F

livebaseballscorecards.com

AB	35
R	8
H	9
RBI	8
BB	4
SO	8
LOB	14

Batter	1	2	3	4	5	6	7	8	9	AB	R	H	RBI	BB	SO	LOB
24 Dexter Fowler, S (1, 8) OBP: 0.328, SLG: 0.421	B SL 80 S FF 85 X SL 81 1-1 44 S 1B		1 SAFE B FC 87 F SL 86 X FF 86 1-1 1-3 2B		D SL 85 C SI 88 1 SAFE B SI 88 F SL 84 X SI 88 2-2 ② FC4-6 44 BB 68 BB 1-2f		X FF 99 0-0 ② G6-3		B SI 92 C SI 92 S CH 84 F SI 94 B CH 83 X SI 93 2-2 ① G6-3	1	0	1	0	0	0	0
15 Chris Denorfia, R (3, PH) OBP: 0.300, SLG: 0.400										4	0	1	0	0	0	1
(3, 8)																
(8, 7)																
68 Jorge Soler, R (1, 9) OBP: 0.354, SLG: 0.492	C FF 88 B FF 85 C FF 87 D SL 82 F SI 87 F SI 87 F SI 88 1 SAFE S SL 82 2-3 ① K		S SL 83 B SI 87 C SI 87 B KC 78 S SL 83 2-3 ② K		B SI 89 B FC 88 F FF 89 F SL 83 B FF 90 F FF 90 D FF 91 4-2 44 BB 1-2 BB		B FF 100 S FF 98 C SL 92 B FF 100 F SL 93 F FF 100 S FS 90 2-3 ③ K		X SI 93 0-0 ② G4-3	4	0	0	0	1	3	3
44 Anthony Rizzo, L (1, 3) OBP: 0.484, SLG: 0.404	1 SAFE F FF 88 F SL 81 B SI 88 F SI 88 B SL 82 1 SAFE B SI 87 C SI 90 3-3 ② K 1-2		T SL 83 B SL 83 X SI 87 1-1 ③ F7		D SL 83 B SI 89 B SL 83 B SI 88 4-0 1-2 2-3 BB			X SI 92 0-0 13 1B 47 1B 17 WP 1B	C SI 92 B SL 82 B SI 92 B SI 94 F SI 93 X SI 94 3-2 1B	4	1	2	0	1	1	3
37 Travis Wood, R (9, PR) OBP: 0.100, SLG: 0.100										0	0	0	0	0	0	0
17 Kris Bryant, R (1, 5) OBP: 0.552, SLG: 0.591	B KC 77 F SI 88 C SI 88 F SI 88 C SI 88 1-3 ③ K			C CH 84 X SL 81 0-1 E9 13 G5-3 2B	B FF 88 B FF 89 D SL 84 S FC 91 C FF 91 X FF 91 3-2 ③ F9			F SI 92 B SL 85 C SI 93 B SI 94 B SI 94 B SI 93 4-2 47 1B 13 1B 3 FC6-5 1-2 BB	B SI 93 B CH 85 F SI 93 S CH 85 B SI 94 S SI 93 3-3 ③ K	4	2	1	0	1	2	5
13 Starlin Castro, R (1, 6) OBP: 0.367, SLG: 0.466		B FC 87 S SL 81 F SI 86 B SI 87 B SL 83 X SI 88 3-2 ① G6-3		F SI 85 C SI 87 X SL 82 0-2 ① G5-3 3-H		X SL 82 0-0 ① G6-3		B SI 92 B SI 93 X SI 93 2-0 3 FC6-5 47 1B 1-2 2-3 1B		4	0	1	1	0	0	0
47 Miguel Montero, L (1, 2) OBP: 0.293, SLG: 0.394		S SI 88 B SL 82 F SL 83 B SI 88 B FF 88 F FC 89 X SL 83 3-2 ② F7		B KC 75 F SL 82 C FF 88 X SI 89 1-2 ② G6-3		C SI 88 B SL 81 C SL 82 B SI 89 X SI 89 2-2 ② G5-3		C SI 93 B SI 93 B FF 93 T SI 93 F FF 94 F SI 92 F SI 94 X SI 92 2-2 19 F9 3 FC6-5 1-2 2-3 3-H 1B		4	0	1	1	0	0	0
8 Chris Coghlan, L (1, 7) OBP: 0.304, SLG: 0.452	C FF 88 B SL 83 F SL 84 C FF 89 1-3 ③ K			B SL 81 F SI 89 X SL 82 1-1 ③ F8		C SI 88 B SI 88 F SL 82 X SI 90 1-2 1B		F SI 93 C CH 83 X CH 83 0-2 ① FC6-5 1-2 2-3f 3-H		3	0	1	0	0	1	0
3 David Ross, R (8, PH) OBP: 0.417, SLG: 0.250										1	0	0	1	0	0	2
59 Zac Rosscup, R (8, 1)										0	0	0	0	0	0	0
46 Pedro Strop, R (8, 1)										0	0	0	0	0	0	0
39 Jason Hammel, R (1, 1) OBP: 0.500, SLG: 0.625			S FC 86 B FF 88 B FC 87 X FF 88 2-1 ① G1-5-3		X FC 89 0-0 22 FC6-4 1B	S SL 86 X SL 86 0-1 ③ L7		B SI 93 S CH 84 C SI 92 B SI 94 X CH 83 2-2 ② F9 2-3		2	0	1	0	0	0	0
5 Welington Castillo, R (6, PH) OBP: 0.278, SLG: 0.647										1	0	0	0	0	0	1
71 Gonzalez Germen, R (6, 1)										0	0	0	0	0	0	0
19 Jonathan Herrera, S (8, PH) OBP: 0.214, SLG: 0.185										1	0	0	0	0	0	2
(8, 5)																
22 Addison Russell, R (1, 4) OBP: 0.111, SLG: 0.111			B KC 75 C SL 82 X FF 86 1-1 ① 15 2B 1B		S FC 88 B SL 83 X SI 88 1-1 ① FC6-4 15 FC4-6 1-2f		S FF 99 C FF 99 B FF 100 S FF 98 1-3 ① K	F CH 84 B SI 94 X SI 94 1-1 ③ L4		4	0	1	0	0	1	3

TOP

Chicago Cubs @ Pittsburgh Pirates
PNC Park, Pittsburgh, PA
Wed Apr 22 2015, 7:09 PM - 10:10 PM EDT
Att. 15,101 - Cloudy - 42 F

livebaseballscorecards.com

AB	37
R	3
H	10
RBI	3
BB	3
SO	8
LOB	20

Inning Stats	1	2	3	4	5	6	7	8	9
	R: 0 E: 0 K: 3 S: 16 H: 1 LOB: 1 BB: 0 P: 23	R: 0 E: 0 K: 1 S: 10 H: 0 LOB: 0 BB: 0 P: 17	R: 0 E: 0 K: 1 S: 11 H: 2 LOB: 2 BB: 0 P: 18	R: 1 E: 1 K: 0 S: 10 H: 1 LOB: 0 BB: 0 P: 12	R: 0 E: 0 K: 0 S: 12 H: 1 LOB: 3 BB: 2 P: 26	R: 0 E: 0 K: 0 S: 9 H: 1 LOB: 1 BB: 0 P: 12	R: 0 E: 0 K: 2 S: 9 H: 0 LOB: 0 BB: 0 P: 12	R: 2 E: 0 K: 0 S: 18 H: 3 LOB: 2 BB: 1 P: 29	R: 0 E: 0 K: 1 S: 11 H: 1 LOB: 1 BB: 0 P: 19

1B: 8 SF: 0
2B: 2 SAC: 0
3B: 0 DP: 0
HR: 0 HBP: 0

WP: 1 PA: 40
PB: 0
SB: 1
CS: 0

PITCHER		IP	WLS	BF	H	R	ER	SO	BB	IBB	HBP	BLK	WP	HR	S	P	ERA	WHIP
46 Vance Worley, R ERA: 4.0	(1, 1)	5.2	W	25	6	1	0	5	2	0	0	0	0	0	66	106	0.00	1.412
52 Rob Scahill, R ERA:	(6, 1)	0.1	H	1	0	0	0	0	0	0	0	0	0	0	2	2	0.00	0.000
37 Arquimedes Caminero, R ERA: 4.7	(7, 1)	1.0	H	3	0	0	0	2	0	0	0	0	0	0	9	12	0.00	0.000
48 Jared Hughes, R ERA: 3.0	(8, 1)	0.0		4	3	2	2	0	1	0	0	0	1	0	10	18	∞	∞
44 Tony Watson, L ERA: 3.27	(8, 1)	2.0	S	7	1	0	0	1	0	0	0	0	0	0	19	30	0.00	0.500

PITCHER	IP	WLS	BF	H	R	ER	SO	BB	IBB	HBP	BLK	WP	HR	S	P	ERA	WHIP

Batter	1	2	3	4	5	6	7	8	9	AB	R	H	RBI	BB	SO	LOB
5 Josh Harrison, R (1, 5) OBP: 0.250, SLG: 0.339	B FF 92 B SL 81 C FF 91 X FF 92 2-1 G4-3 ①	C SL 84 F FF 92 B SL 83 B SL 83 D SL 83 F SL 82 S FF 93 3-3 K ③		B FF 91 C SL 82 B SL 82 X SL 83 2-1 G6-3 ③			S SL 86 B SL 85 S CH 84 C FF 92 1-3 K ①			4	0	0	0	0	2	1
25 Gregory Polanco, L (1, 9) OBP: 0.293, SLG: 0.411 (6, 7)	C FF 92 B CH 85 B CH 85 B FF 93 F FF 92 X FF 92 3-2 2B	B FF 92 B FF 91 F FF 91 B CH 85 C FF 93 S SL 84 3-3 K ①			B SI 90 B CH 84 C SI 91 F SI 91 X SI 92 2-2 HR		B FF 92 S CH 85 B FF 93 X CH 85 2-1 G4-3 ②			4	1	2	1	0	1	0
22 Andrew McCutchen, R (1, 8) OBP: 0.322, SLG: 0.367	X FF 93 0-0 F8 ②	B SL 85 C SL 84 X SI 93 1-1 E6 6 HBP 18 1B 24 SF9			F FF 91 B FF 92 B FF 92 C SL 83 B FF 92 X SL 82 3-2 F8 ①		B FF 93 C CH 85 X SL 87 1-1 G4-3 ③			4	1	0	0	0	0	1
18 Neil Walker, S (1, 4) OBP: 0.276, SLG: 0.370	B FF 92 B FF 92 B CH 86 C FF 93 X FF 93 3-1 F7 ③		C FF 90 C FF 93 1 SAFE X FF 92 0-2 24 SF9 6 HBP 1-2 1B		C CU 76 B SI 92 F SI 92 B SL 82 F SL 82 X SI 92 2-2 L7 ②			B SI 92 B SI 93 X SI 91 2-0 F8 ①		4	0	1	0	0	0	1
6 Starling Marte, R (1, 7) OBP: 0.278, SLG: 0.551 15 Andrew Lambo, L (5, PH) (6, 9)		B SL 82 F FF 93 B SL 82 X FF 93 2-1 24 1B 29 2B 1B	C SL 85 B FF 92 F FF 93 H SI 92 2-2 1-2 2-3 HBP		C CU 75 B SL 82 B SL 81 F SI 91 S FF 91 2-3 K ③			F FF 93 C FF 92 B SL 86 S SL 84 1-3 K ②		1 2	1 0	1 0	0 0	0 0	0 2	0 0
24 Pedro Alvarez, L (1, 3) OBP: 0.275, SLG: 0.511 3 Sean Rodríguez, R (8, PR) OBP: 0.400, SLG: 0.400 (9, 3)		X FF 91 0-0 29 2B 27 SF7 1-2 1B	B FF 93 S FF 92 B FF 92 X CH 86 2-1 SF9 ② 2-3 3-H			S CH 84 S CH 85 B CH 86 F CH 85 C FF 94 1-3 K ①		B SL 86 X SL 85 1-0 E4		3 0	1 0	1 0	1 0	0 0	1 0	0 0
29 Francisco Cervelli, R (1, 2) OBP: 0.364, SLG: 0.375		X FF 92 0-0 1-3 2-H 2B	C SL 84 X SL 82 0-1 G5-3 ③			F FF 93 S SL 88 B FF 95 B FF 95 S CH 85 2-3 K ②		S SL 82 X SI 94 0-1 G5-3 ③		4	0	1	1	0	1	3
27 Jung Ho Kang, R (1, 6) OBP: 0.238, SLG: 0.263		B SL 84 F SL 84 B SL 82 S SL 82 X SL 80 2-2 SF7 ① 3-H		C FF 91 F FF 92 B FF 92 S SL 83 1-3 K2-3 ①		C FF 94 B CH 85 C CH 84 X FF 94 1-2 1B				2	0	1	1	0	1	0
46 Vance Worley, R (1, 1) 52 Rob Scahill, L (6, 1) 12 Corey Hart, R (6, PH) OBP: 0.214, SLG: 0.429 37 Arquimedes Caminero, R (7, 1) 48 Jared Hughes, R (8, 1) 44 Tony Watson, L (8, 1)		B FF 93 X FF 92 1-0 F9 ②		C FF 91 S FF 92 C SL 83 0-3 K ②		B FF 94 S CH 85 B FF 93 X FF 94 2-1 F9 ③				2 0 1 0 0 0	0 0 0 0 0 0	0 0 0 0 0 0	0 0 0 0 0 0	0 0 0 0 0 0	1 0 1 0 0 0	1 0 1 0 0 0
Inning Stats	R: 0 E: 0 K: 0 S: 8 H: 1 LOB: 1 BB: 0 P: 16	R: 2 E: 0 K: 1 S: 12 H: 3 LOB: 1 BB: 0 P: 20	R: 1 E: 1 K: 1 S: 14 H: 1 LOB: 2 BB: 0 P: 22	R: 0 E: 0 K: 2 S: 8 H: 0 LOB: 0 BB: 0 P: 11	R: 1 E: 0 K: 1 S: 13 H: 1 LOB: 0 BB: 0 P: 22	R: 0 E: 0 K: 2 S: 12 H: 1 LOB: 1 BB: 0 P: 18	R: 0 E: 0 K: 1 S: 7 H: 0 LOB: 0 BB: 0 P: 11	R: 0 E: 1 K: 1 S: 7 H: 0 LOB: 1 BB: 0 P: 11		1B: 4 2B: 2 3B: 0 HR: 1 SF: 2 SAC: 0 DP: 0 HBP: 1				WP: 0 PB: 0 SB: 0 CS: 0 PA: 34		

PITCHER	IP	WLS	BF	H	R	ER	SO	BB	IBB	HBP	BLK	WP	HR	S	P	ERA	WHIP
39 Jason Hammel, R (1, 1) ERA: 5.19	5.0	L	23	6	4	3	5	0	0	1	0	0	1	55	91	5.40	1.200
71 Gonzalez Germen, R (6, 1) ERA:	2.0		7	1	0	0	3	0	0	0	0	0	0	19	29	0.00	0.500
59 Zac Rosscup, L (8, 1) ERA: 1.69	0.2		3	0	0	0	1	0	0	0	0	0	0	5	9	0.00	0.000
46 Pedro Strop, R (8, 1) ERA:	0.1		1	0	0	0	0	0	0	0	0	0	0	2	2	0.00	0.000

PITCHER	IP	WLS	BF	H	R	ER	SO	BB	IBB	HBP	BLK	WP	HR	S	P	ERA	WHIP

BOTTOM

Chicago Cubs @ Pittsburgh Pirates

PNC Park, Pittsburgh, PA

Wed Apr 22 2015, 7:09 PM - 10:10 PM EDT

Att. 15,101 - Cloudy - 42 F

livebaseballscorecards.com

AB	31
R	4
H	7
RBI	4
BB	0
SO	9
LOB	8

Chicago Cubs @ Pittsburgh Pirates

PNC Park, Pittsburgh, PA

Thu Apr 23 2015, 12:38 PM - 3:43 PM EDT

Att. 22,224 - Cloudy - 43 F

TOP

livebaseballscorecards.com

Batter	1	2	3	4	5	6	7	8	9	AB	R	H	RBI	BB	SO	LOB
15 Chris Denorfia, R (1, 7) OBP: 0.357, SLG: 0.429	C SI 91 C SI 92 B SI 92 S KC 82 1-3 K	C CH 81 D CH 81 S CH 80 S KC 79 1-3 K2-3			X SI 89 0-0 44 2B 17 BB 1B		B FF 94 X FF 92 1-0 44 CS 1B			4	1	2	0	0	2	1
30 Jason Motte, R (8, 1)										0	0	0	0	0	0	0
44 Anthony Rizzo, L (1, 3) OBP: 0.471, SLG: 0.412	C SI 92 X SI 92 0-1 B1-3		B SI 89 C KC 77 S CH 80 F SI 91 F SI 90 F KC 80 F CH 80 B SI 90 X SI 92 2-2 G5-3		D KC 76 1 SAFE T SI 90 D CH 80 X SI 90 2-1 17 BB 1-3 2B		B CH 83 C CH 84 C FF 95 B SL 82 B FF 95 X SI 93 3-2 G4-3 1-2			4	0	1	0	0	0	1
68 Jorge Soler, R (1, 9) OBP: 0.362, SLG: 0.475	C SI 93 B SI 92 B CH 83 B SI 91 B SI 92 4-1 17 FC5-4 BB		B KC 77 B CH 80 S CH 80 F SI 92 C SI 91 2-3 K		D KC 77 C SI 90 F SI 91 D KC 80 D KC 77 F CH 80 F SI 91 B SI 91 4-2 17 BB BB			C SL 88 S SL 91 S SL 92 0-3 K		2	0	0	0	2	2	0
17 Kris Bryant, R (1, 8) OBP: 0.515, SLG: 0.520	X SI 91 0-0 FC5-4 1-2f		S SI 92 C SI 91 S KC 82 0-3 K		D KC 76 B CH 80 S CH 80 B SI 91 F CH 80 F CH 79 B SI 90 4-2 13 G6-4-3 1-2 2-3 3-H BB			C FF 99 B SL 92 B SL 91 C SL 90 S SL 90 2-3 K		3	0	0	1	1	2	1
13 Starlin Castro, R (1, 6) OBP: 0.375, SLG: 0.468		B KC 76 S CH 80 C SI 90 F KC 80 X SI 92 1-2 5 1B 22 FC3-2 1B		B CH 79 B SI 89 C SI 88 C KC 78 X KC 79 2-2 5 G5-3 22 2B 1B	C CH 80 D CH 81 X CH 80 1-1 G6-4-3 1-2f			B FF 99 X SL 92 1-0 P5		4	1	2	0	0	0	3
5 Welington Castillo, R (1, 2) OBP: 0.273, SLG: 0.571		X SI 90 0-0 22 FC3-2 19 3B 1-3 1B		1 SAFE T CH 80 B SI 89 X SI 89 1-1 G5-3 1-2		F FF 93 X FF 95 0-1 P6			B KC 80 X FC 89 1-0 F9	4	1	1	0	0	0	1
22 Addison Russell, R (1, 4) OBP: 0.154, SLG: 0.231		C SI 90 D CH 80 F CH 81 B SI 91 X KC 77 2-2 FC3-2 19 3B 1-2 3-H		D KC 75 C CH 79 F CH 80 X SI 91 1-2 19 CS 2-H 2B		S FF 92 B FF 94 B SL 80 T FF 92 B FF 94 F FF 92 S FF 94 3-3 K			C FC 89 C FC 89 B FC 88 S FC 87 1-3 K	4	1	1	1	0	2	2
28 Kyle Hendricks, R (1, 1) OBP: 0.143, SLG: 0.143		S SI 89 C SI 89 C KC 78 0-3 K		B SI 90 S SI 88 C SI 91 C SI 90 1-3 K		B FF 93 B FF 92 S FF 91 F FF 93 C FF 94 2-3 K			F FC 90 S FC 88 B KC 80 X KC 79 1-2 G6-3	3	0	0	0	0	3	3
36 Edwin Jackson, R (6, 1)										0	0	0	0	0	0	0
63 Brian Schlitter, R (6, 1)										0	0	0	0	0	0	0
27 Phil Coke, L (7, 1)										0	0	0	0	0	0	0
8 Chris Coghlan, L (8, 7) OBP: 0.298, SLG: 0.442										1	0	0	0	0	0	0
19 Jonathan Herrera, S (1, 5) OBP: 0.226, SLG: 0.267		X SI 91 0-0 1-H 2-H 3B		F CH 80 D CH 80 B CH 79 2-1 CS 2-3	C KC 72 C SI 89 S KC 80 0-3 K		C FF 92 B CH 85 S FF 94 B FF 93 B FF 92 X FF 94 3-2 F7			3	0	1	2	0	1	0

	AB	32
	R	4
	H	8
	RBI	4
	BB	3
	SO	12
	LOB	12

Inning Stats	1	2	3	4	5	6	7	8	9
	R: 0 E: 0 K: 1 S: 7 H: 0 LOB: 1 BB: 1 P: 12	R: 2 E: 0 K: 2 S: 15 H: 3 LOB: 1 BB: 0 P: 19	R: 0 E: 0 K: 2 S: 13 H: 0 LOB: 0 BB: 0 P: 17	R: 1 E: 0 K: 1 S: 12 H: 2 LOB: 0 BB: 0 P: 19	R: 1 E: 0 K: 1 S: 15 H: 2 LOB: 2 BB: 2 P: 26	R: 0 E: 0 K: 2 S: 9 H: 0 LOB: 0 BB: 0 P: 14	R: 0 E: 0 K: 0 S: 7 H: 1 LOB: 0 BB: 0 P: 14	R: 0 E: 0 K: 2 S: 7 H: 0 LOB: 0 BB: 0 P: 10	R: 0 E: 0 K: 1 S: 7 H: 0 LOB: 0 BB: 0 P: 10

	1B: 5	SF: 0	WP: 0	PA: 36
	2B: 2	SAC: 0	PB: 0	
	3B: 1	DP: 1	SB: 0	
	HR: 0	HBP: 0	CS: 2	

PITCHER		IP	WLS	BF	H	R	ER	SO	BB	IBB	HBP	BLK	WP	HR	S	P	ERA	WHIP
49 Jeff Locke, L ERA: 3.32	(1, 1)	5.0		23	7	4	4	7	3	0	0	0	0	0	62	93	7.20	2.000
58 Radhames Liz, R ERA: 3.86	(6, 1)	2.0	W	6	1	0	0	2	0	0	0	0	0	0	16	28	0.00	0.500
37 Arquimedes Caminero, R ERA: 4.15	(8, 1)	1.0	H	3	0	0	0	2	0	0	0	0	0	0	7	10	0.00	0.000
35 Mark Melancon, R ERA: 7.36	(9, 1)	1.0	S	3	0	0	0	1	0	0	0	0	0	0	7	10	0.00	0.000

PITCHER		IP	WLS	BF	H	R	ER	SO	BB	IBB	HBP	BLK	WP	HR	S	P	ERA	WHIP

BOTTOM

Chicago Cubs @ Pittsburgh Pirates

PNC Park, Pittsburgh, PA

Thu Apr 23 2015, 12:38 PM - 3:43 PM EDT

Att. 22,224 - Cloudy - 43 F

livebaseballscorecards.com

Batter	1	2	3	4	5	6	7	8	9	AB	R	H	RBI	BB	SO	LOB
5 Josh Harrison, R (1, 5) OBP: 0.266, SLG: 0.383	F FC 88 F SI 85 F SI 87 X FC 88 0-2 ① F9		C CU 77 C SI 88 B CU 79 B CH 78 X SI 88 2-2 ② G6-3			C CU 75 X SI 86 0-1 15 G4-3 25 2B 2B	B FF 94 F FF 94 B SL 88 F SI 92 F SI 93 X SI 94 2-2 25 1B 2B			4	2	2	0	0	0	0
15 Andrew Lambo, L (1, 9) OBP: 0.176, SLG: 0.133 12 Corey Hart, R (7, PH) OBP: 0.267, SLG: 0.429 6 Starling Marte, R (7, PR) OBP: 0.278, SLG: 0.551 (8, 8)	B SI 88 X SI 89 1-0 ② F7		B CU 75 B CH 80 F FC 88 X SI 89 2-1 2B			B FC 86 X CH 79 1-0 ① G4-3 2-3	I IN 64 I IN 66 I IN 70 I IN 66 4-0 25 1B IBB			3 0 0	0 0 0	1 0 0	0 0 0	0 1 0	0 0 0	1 0 0
25 Gregory Polanco, L (1, 8) OBP: 0.323, SLG: 0.450 (8, 9)	B SI 89 C SI 89 B FC 86 B SI 89 X SI 89 3-1 18 E 18 S 1B		C CH 79 B FC 87 X CH 80 1-1 ③ G1-3			C CU 75 B FC 86 B CH 80 F CH 79 X CH 79 2-2 18 1B 2B 3-H	C FF 93 S SL 79 B SL 79 B FF 94 B FF 94 F FF 94 F SL 80 X FF 95 3-2 1-2 2-H 1B			4	1	3	2	0	0	1
18 Neil Walker, S (1, 4) OBP: 0.274, SLG: 0.362	B SI 88 1 SAFE C SI 87 B CH 78 S CH 79 2 SAFE F CH 79 S CH 79 2-3 ③ K 1-3			C CU 77 B FC 87 C SI 87 F CH 80 F CH 80 C SI 88 1-3 ① K		F SL 85 B FF 94 F SL 86 D SL 86 F SL 86 B FF 93 F SL 85 X FF 93 3-2 10 E 24 BB 10 1B 1B 2-H	S SI 86 F SL 84 B FF 94 F SI 83 F SI 95 C CH 87 1-3 ② K			4	1	1	1	0	3	3
24 Pedro Alvarez, L (1, 3)		B SI 89 X CH 79 1-0 ① F7		C CU 76 F CU 78 B CU 76 B CH 81 B SI 88 X CH 80 3-2 ② G4-3		1 SAFE B SL 84 B SL 84 F FF 92 F FF 92 B SL 85 B SL 85 4-2 10 1B 10 E BB 1-2	C SI 92 F FF 95 B FF 90 F FF 95 X SL 82 1-2 ③ G3-1			3	0	0	0	1	0	2
10 Jordy Mercer, R (1, 6) OBP: 0.289, SLG: 0.205		C SI 88 B CH 80 F SI 88 X CH 79 1-2 ② F9		B SI 89 C CH 80 F SI 88 B CU 80 X CH 80 2-2 ③ G1-3		D CU 79 F SL 86 B FF 93 1 SAFE B SL 88 S SL 86 X SL 88 3-2 1-3 2-H 1B		C FC 91 C FC 87 B FC 89 F FF 94 B FC 89 F FF 94 C FC 92 2-3 ① K		4	0	1	1	0	1	0
3 Sean Rodríguez, R (1, 7) OBP: 0.357, SLG: 0.571	B SI 89 B CH 78 C SI 87 X FC 87 2-1 HR			C SI 87 B SI 87 F SI 88 B CH 78 F CH 79 F SI 89 X CU 78 2-2 ① F9		1 SAFE 1 SAFE F SI 92 B SI 92 X SI 92 1-1 ② P3		F FF 94 S FF 95 B FF 95 B FC 90 S FC 91 2-3 ② K		4	1	1	1	0	1	2
19 Chris Stewart, R (1, 2) OBP: 0.222, SLG: 0.222	B SI 88 F SI 87 C SI 88 F SI 89 B CU 80 B CH 79 X SI 88 3-2 ③ G6-3			C SI 88 X SI 88 0-1 ② G5-3		C SI 94 B SI 93 F SI 94 S SI 94 1-3 ③ K		C FF 94 S FF 95 B FF 95 X FF 93 1-2 1B		4	0	1	0	0	1	2
49 Jeff Locke, L (1, 1) OBP: 0.143, SLG: 0.286 27 Jung Ho Kang, R (5, PH) OBP: 0.227, SLG: 0.250 58 Radhames Liz, R (6, 1) 22 Andrew McCutchen, R (7, PH) OBP: 0.317, SLG: 0.360 37 Arquimedes Caminero, R (8, 1) 29 Francisco Cervelli, R (8, PH) OBP: 0.356, SLG: 0.366 35 Mark Melancon, R (9, 1)			C SI 88 X SI 88 0-1 ① G3-1			C FC 86 S CH 79 F FF 91 F CH 80 B CU 78 B CH 80 X FC 86 2-2 ③ G5-3	C FF 94 B SI 93 F FF 94 B FF 93 B SL 87 S SI 93 3-3 ① K	X FC 90 0-0 ③ P4		1 1 0 1 0 1 0	0 0 0 0 0 0 0	0 0 0 0 0 0 0	0 0 0 0 0 0 0	0 0 0 1 0 0 1	0 0 0 0 0 0 0	0 0 0 0 0 1 0
Inning Stats	R: 0 E: 1 K: 1 S: 11 H: 1 LOB: 1 BB: 0 P: 17	R: 1 E: 0 K: 0 S: 10 H: 1 LOB: 0 BB: 0 P: 17	R: 0 E: 0 K: 0 S: 9 H: 1 LOB: 1 BB: 0 P: 14	R: 0 E: 0 K: 1 S: 11 H: 0 LOB: 0 BB: 0 P: 17	R: 0 E: 0 K: 0 S: 12 H: 0 LOB: 0 BB: 0 P: 16	R: 3 E: 1 K: 1 S: 21 H: 4 LOB: 2 BB: 1 P: 36	R: 1 E: 0 K: 2 S: 21 H: 2 LOB: 2 BB: 1 P: 35	R: 0 E: 0 K: 2 S: 12 H: 1 LOB: 1 BB: 0 P: 17		1B: 5 2B: 4 3B: 0 HR: 1 SF: 0 SAC: 0 DP: 0 HBP: 0					WP: 0 PB: 0 SB: 1 CS: 0 PA: 36	

	AB	34
	R	5
	H	10
	RBI	5
	BB	2
	SO	7
	LOB	12

PITCHER		IP	WLS	BF	H	R	ER	SO	BB	IBB	HBP	BLK	WP	HR	S	P	ERA	WHIP
28 Kyle Hendricks, R ERA: 5.74	(1, 1)	5.1		21	5	3	3	2	0	0	0	0	0	1	59	90	5.06	0.938
36 Edwin Jackson, R ERA:	(6, 1)	0.0	B	3	2	1	0	0	1	0	0	0	0	0	10	20	∞	∞
63 Brian Schlitter, R ERA: 9.53	(6, 1)	1.0	L	4	1	1	1	2	0	0	0	0	0	0	12	19	9.00	1.000
27 Phil Coke, L ERA: 5.79	(7, 1)	0.2		4	1	0	0	1	0	1	0	0	0	0	14	23	0.00	1.500
30 Jason Motte, R ERA: 5.63	(8, 1)	1.0		4	1	0	0	2	0	0	0	0	0	0	12	17	0.00	1.000

PITCHER	IP	WLS	BF	H	R	ER	SO	BB	IBB	HBP	BLK	WP	HR	S	P	ERA	WHIP

Batter	1	2	3	4	5	6	7	8	9	AB	R	H	RBI	BB	SO	LOB
5 Josh Harrison, R (1, 5) OBP: 0.279, SLG: 0.406	B FC 84 X FC 83 1-0 25 FC3-6 1B	F CH 79 F FC 85 B FC 85 F CH 78 X FC 86 1-2 ③ 1-H 2-H 2B			T CH 79 B FC 85 X FC 85 1-1 ③ F9			C SI 94 B SL 84 X SI 95 1-1 ① G6-3		4	0	2	2	0	0	0
25 Gregory Polanco, L (1, 9) OBP: 0.303, SLG: 0.422	1 SAFE C FC 83 X FC 84 0-1 ① FC3-6 22 F9 22 S 18 1B 1-2f	C CU 70 F FC 84 X CH 76 0-2 ① G4-3				C CH 76 B CH 75 B FC 85 X FC 85 2-1 ① G3		S SL 85 X FF 94 0-1 ② G6-3		4	1	0	0	0	0	1
22 Andrew McCutchen, R (1, 8) OBP: 0.313, SLG: 0.340	1 SAFE B FC 82 B FC 83 C FC 85 F FC 84 B CH 78 X FC 85 3-2 ② F9 1-3	B CU 71 B CH 78 B FC 84 C FC 84 X FC 86 3-1 ② G4-3				B FC 84 C FC 84 S CH 76 F CH 79 B CH 78 S CH 79 2-3 ② K		B FF 96 B FF 95 B CH 86 B FF 95 4-0 18 2B BB		3	1	0	0	1	1	1
18 Neil Walker, S (1, 4) OBP: 0.288, SLG: 0.387	C FC 86 B FC 84 B FC 85 X FC 86 2-1 3-H 1B	F FC 84 X FC 85 0-1 ③ G3				C FC 86 X FC 86 0-1 ③ G4-3		F SI 94 B SI 94 1 SAFE B CH 87 X SI 94 2-1 1-H 2B		4	0	2	2	0	0	0
6 Starling Marte, R (1, 7) OBP: 0.276, SLG: 0.547	T FC 85 B FC 85 F FC 84 B FC 84 F CH 77 X FC 85 2-2 ③ G6-3			C FC 84 C FC 85 B CH 76 S CH 78 1-3 ① K			X FC 83 0-0 45 FC5 2B	F FF 95 X SI 94 0-1 ③ L9		4	0	1	0	0	1	2
24 Pedro Alvarez, L (1, 3) OBP: 0.263, SLG: 0.462 12 Corey Hart, R (7, PH) OBP: 0.250, SLG: 0.400 3 Sean Rodríguez, R (7, 3) OBP: 0.333, SLG: 0.533		C FC 82 B FC 84 B FC 84 X CH 78 2-1 ① G1-3		B FC 85 X FC 84 1-0 ② G4-3			F FF 91 S SL 78 S SL 78 0-3 ① K		B FF 93 S CH 86 F SI 94 S SL 86 1-3 ① K	2 1 1	0 0 0	0 0 0	0 0 0	0 0 0	0 1 1	0 1 0
29 Francisco Cervelli, R (1, 2) OBP: 0.327, SLG: 0.333		B FC 84 F FC 84 B CH 77 F CH 78 X FC 86 2-2 ② G6-3		C FC 84 B CH 79 C FC 85 X FC 86 1-2 ③ F8			C SI 83 F SI 82 B CU 73 B CU 72 F CU 73 F CU 73 F SI 85 X CU 72 2-2 ② F8		B SI 95 X SI 95 1-0 ② G5-3	4	0	0	0	0	0	1
10 Jordy Mercer, R (1, 6) OBP: 0.327, SLG: 0.220		B FC 85 X FC 84 1-0 45 1B 5 2B 1B			B CU 70 C CH 77 B CH 77 B FC 84 X FC 85 3-1 ① F8		I IN 68 I IN 70 I IN 74 I IN 74 4-0 45 FC5 IBB		C SI 95 B FF 95 B FF 94 S CH 87 B SL 86 F FF 94 F CH 88 F CH 87 B SI 95 4-2 BB	2	1	1	0	2	0	0
45 Gerrit Cole, R (1, 1) OBP: 0.200, SLG: 0.111 48 Jared Hughes, R (8, 1) 15 Andrew Lambo, L (9, PH) OBP: 0.167, SLG: 0.125 35 Mark Melancon, R (9, 1)		C FC 85 B FC 84 F FC 84 D CU 73 X FC 84 2-2 5 2B 1-2 1B			C FC 86 B FC 83 F FC 86 C FC 86 1-3 ② K		X SI 85 0-0 ③ FC5 1-2 2-3f		X SI 95 0-0 ③ L4	3 0 1 0	1 0 0 0	1 0 0 0	0 0 0 0	0 0 0 0	1 0 0 0	2 0 1 0

| Inning Stats | | | |

Pittsburgh Pirates @ Arizona Diamondbacks

Chase Field, Phoenix, AZ

Fri Apr 24 2015, 6:41 PM - 9:21 PM MST

Att. 24,427 - Clear - 77 F

livebaseballscorecards.com

BOTTOM

Batter	1	2	3	4	5	6	7	8	9	AB	R	H	RBI	BB	SO	LOB
5 Ender Inciarte, L (1, 7) OBP: 0.354, SLG: 0.419	C FF 94 X FF 92 0-1 ① G6-3		B FF 96 C FF 96 B SL 87 B FF 96 X FF 95 3-1 11 1B 1B		C SL 85 B SL 85 X SI 95 1-1 ③ G4-3		C FF 95 X SL 86 0-1 1B			4	0	2	0	0	0	0
11 AJ Pollock, R (1, 8) OBP: 0.406, SLG: 0.456	C FF 94 X FF 94 0-1 ② G6-3		B FF 93 X FF 94 1-0 1-3 1B			X SL 85 0-0 ① F9	1 SAFE C FF 96 C FF 96 F FF 95 S SL 87 0-3 ③ K			4	0	1	0	0	1	1
44 Paul Goldschmidt, R (1, 3) OBP: 0.420, SLG: 0.596	C SI 93 F SL 84 B FF 96 B FF 94 F FF 95 B FF 97 B SL 86 4-2 BB		S FF 97 S FF 97 X FF 96 0-2 ③ G6-3			B FF 93 C CH 87 B SL 86 X FF 94 2-1 24 1B 16 1B 1B		F FF 93 S FF 94 B CH 87 B SL 86 B FF 98 F FF 98 F FF 96 X FF 96 3-2 ① L8		3	1	1	0	1	0	2
15 Mark Trumbo, R (1, 9) OBP: 0.286, SLG: 0.446	1 SAFE C FF 94 B FF 95 X FF 95 1-1 ③ F9			C SL 84 S SL 84 X FF 95 0-2 16 FC6-5 2B		C FF 97 X FF 96 0-1 ② F8		C SL 86 F FF 96 B SL 86 S SL 85 1-3 ② K		4	0	1	0	0	1	2
24 Yasmany Tomás, R (1, 5) OBP: 0.455, SLG: 0.400		B SL 85 C FF 92 X FF 92 1-1 ① G4-3		X FF 94 0-0 ① L9		C SI 94 1 SAFE D SL 85 X FF 97 1-1 16 1B 1-2 1B		F SL 84 B SL 85 B FF 95 C FF 94 B SL 86 F FF 98 B FF 96 4-2 16 S BB		3	0	1	0	1	0	1
16 Chris Owings, R (1, 4) OBP: 0.250, SLG: 0.352		C FF 92 F SL 85 S FF 95 0-3 ② K		C SI 93 X SI 95 0-1 ② FC6-5 2-3		S SL 85 D SL 86 B SL 85 B FF 93 X FF 96 3-1 1-2 2-H 1B		F SI 92 C SL 85 B SI 94 B SL 87 F SI 93 S SL 86 2-3 ③ K 1-2		4	0	1	1	0	2	2
9 Tuffy Gosewisch, R (1, 2) OBP: 0.226, SLG: 0.180 4 Cliff Pennington, S (9, PH) OBP: 0.357, SLG: 0.273		C FF 93 X FF 94 0-1 ③ L4		F FF 94 F FF 95 B FF 95 1 SAFE F SL 87 S FF 98 1-3 ③ K		F FF 94 F FF 96 S SL 86 0-3 ③ K			F FF 88 B FC 88 B FC 88 X FC 87 2-1 ① G3	3 1	0 0	0 0	0 0	0 0	2 0	3 0
55 Josh Collmenter, R (1, 1) OBP: 0.333, SLG: 0.333 59 Oliver Pérez, L (7, 1) 29 Brad Ziegler, R (7, 1) 26 Danny Dorn, L (7, PH) 50 Evan Marshall, R (8, 1) 2 Aaron Hill, R (9, PH) OBP: 0.214, SLG: 0.205		B FF 92 C FF 93 X FF 93 1-1 ① G1-3		C CH 90 B CH 90 X FF 91 1-1 ① G4-3		S FF 96 S CH 86 S SL 86 0-3 ① K		C FC 89 B KC 79 X FC 88 1-1 ② G5-3	2 0 0 0 1 0 1	0 0 0 0 0 0 0	0 0 0 0 0 0 0	0 0 0 0 0 0 0	0 0 0 0 1 0 0	0 0 0 0 0 0 0	0 0 0 0 0 0 0
13 Nick Ahmed, R (1, 6) OBP: 0.226, SLG: 0.149 6 David Peralta, L (9, PH) OBP: 0.275, SLG: 0.457		C FF 94 B SI 94 X SL 86 1-1 ② G5-3		F FF 93 C FF 96 B SL 85 S SL 85 1-3 ② K2-3		C FF 94 C FF 95 X SL 87 0-2 ② G1-3		C FC 86 X KC 78 0-1 ③ G3	3 1	0 0	0 0	0 0	1 0	0 0	0 0

Inning Stats	1	2	3	4	5	6	7	8	9
	R: 0 H: 0 E: 0 LOB: 1 K: 0 BB: 1 S: 9 P: 14	R: 0 H: 0 E: 0 LOB: 0 K: 1 BB: 0 S: 7 P: 8	R: 0 H: 2 E: 0 LOB: 2 K: 0 BB: 0 S: 10 P: 16	R: 0 H: 1 E: 0 LOB: 1 K: 1 BB: 0 S: 10 P: 11	R: 0 H: 0 E: 0 LOB: 0 K: 1 BB: 0 S: 7 P: 10	R: 1 H: 3 E: 0 LOB: 2 K: 1 BB: 0 S: 12 P: 18	R: 0 H: 1 E: 0 LOB: 1 K: 2 BB: 0 S: 12 P: 12	R: 0 H: 0 E: 0 LOB: 1 K: 2 BB: 1 S: 15 P: 25	R: 0 H: 0 E: 0 LOB: 0 K: 0 BB: 0 S: 6 P: 9

1B: 6	SF: 0	WP: 0 PA: 36
2B: 1	SAC: 0	PB: 0
3B: 0	DP: 0	SB: 1
HR: 0	HBP: 0	CS: 0

AB	34
R	1
H	7
RBI	1
BB	2
SO	8
LOB	11

PITCHER		IP	WLS	BF	H	R	ER	SO	BB	IBB	HBP	BLK	WP	HR	S	P	ERA	WHIP
45 Gerrit Cole, R ERA: 2.19	(1, 1)	7.2	W	32	7	1	1	7	2	0	0	0	0	0	78	108	1.17	1.174
48 Jared Hughes, R ERA: 2.89	(8, 1)	0.1	H	1	0	0	0	1	0	0	0	0	0	0	4	6	0.00	0.000
35 Mark Melancon, R ERA: 6.48	(9, 1)	1.0	S	3	0	0	0	0	0	0	0	0	0	0	6	9	0.00	0.000

PITCHER	IP	WLS	BF	H	R	ER	SO	BB	IBB	HBP	BLK	WP	HR	S	P	ERA	WHIP

Batter	1	2	3	4	5	6	7	8	9	AB	R	H	RBI	BB	SO	LOB
5 Josh Harrison, R (1, 5) OBP: 0.264, SLG: 0.382	C FF 92 C FF 93 X FF 97 0-2 F9		S CH 83 F CH 86 S CH 87 0-3 K	C FF 94 X SL 84 0-1 G5-3			S SI 84 S SI 83 B SI 86 S CU 72 1-3 K		4	0	0	0	0	2	1
25 Gregory Polanco, L (1, 9) OBP: 0.286, SLG: 0.397	F FF 94 B FF 96 B CH 88 B CH 84 X FF 93 3-1 E6 18 S		X CH 84 0-0 FC4-6 22 PO 1-2f			C CH 84 B FF 92 C CH 84 B FF 95 B FF 95 X CH 86 3-2 G3			C FF 93 B FF 93 F SL 82 B FF 94 B FF 93 F FC 93 F FF 94 F FF 93 S FF 94 3-3 K	4	0	0	0	0	1	1
22 Andrew McCutchen, R (1, 8) OBP: 0.294, SLG: 0.316	1 SAFE S CH 82 1 SAFE X FF 93 0-1 F8		1 SAFE 0-0 PO 1-2	C FF 90 S SL 81 B CH 88 B CH 87 B CH 87 S SL 83 3-3 K		B SL 82 B SL 86 X CU 80 2-0 G6-3			B FF 94 F FF 93 X FF 93 1-1 F8	4	0	0	0	0	1	1
18 Neil Walker, S (1, 4) OBP: 0.300, SLG: 0.424	1 SAFE 1 SAFE B SI 93 C CH 82 B CH 86 C FF 95 X CH 87 2-2 F7 1-2			C SL 81 S CH 88 B FF 96 X CH 87 1-2 G3-1 6 24 2B		C FF 94 B FF 95 F FF 95 T CH 89 1-2 K			B FF 94 B FF 93 C FF 93 B FF 93 X FF 93 3-1 6 1B 2B	4	2	2	0	0	1	1
6 Starling Marte, R (1, 7) OBP: 0.274, SLG: 0.526		C FF 92 B SL 84 B SI 92 F FF 96 F SI 94 B CH 88 S CH 88 3-3 K		F SL 82 B SI 95 F CH 87 X SI 95 1-2 G3-1 2-3			F FF 92 X SI 92 0-1 F9		B SL 85 B SL 84 X SL 85 2-0 24 1B 1B 2-H	4	0	1	1	0	1	1
24 Pedro Alvarez, L (1, 3) OBP: 0.279, SLG: 0.482 3 Sean Rodríguez, R (9, PR) OBP: 0.333, SLG: 0.533 (9, 3)		F FF 94 B CH 87 S CH 83 X CH 84 1-2 G4-3		F CH 86 F SI 96 X SL 86 0-2 3-H 2B			B FF 94 B CH 83 S CH 83 X CH 84 2-1 G3-1		1 SAFE B FF 91 1 SAFE F FF 92 1 SAFE B SL 85 F FF 92 1 SAFE X FF 93 2-2 1-2 1B	4 0	0 0	2 0	1 0	0 0	0 0	0 0
29 Francisco Cervelli, R (1, 2) OBP: 0.321, SLG: 0.347		C FF 94 T FF 96 B FF 96 B FF 95 F CH 88 B SI 95 X FF 94 3-2 2B	X CH 84 0-0 F9			C FF 94 B CH 84 B CH 85 C FF 95 S FF 97 2-3 K		S FF 92 B FF 93 B CH 84 F FF 92 F FF 91 B FF 91 X FF 91 3-2 F9	4	0	1	0	0	1	3
10 Jordy Mercer, R (1, 6) OBP: 0.308, SLG: 0.205		B SL 83 C CH 86 F CH 87 S CH 86 1-3 K			B FF 91 C FF 93 F CH 84 F SL 86 B SI 91 F CH 88 C FF 95 2-3 K			F SI 84 F SI 83 B CU 72 X CH 76 1-2 F7		3	0	0	0	0	2	1
34 A.J. Burnett, R (1, 1) OBP: 0.143, SLG: 0.143 15 Andrew Lambo, L (8, PH) OBP: 0.158, SLG: 0.118 44 Tony Watson, L (8, 1) 35 Mark Melancon, R (9, 1)			C FF 91 X FF 94 0-1 25 FC4-6 1B		B FF 90 C FF 92 S SL 82 C SL 85 1-3 K			C SI 83 B CH 76 F CH 76 B CU 71 X CH 77 2-2 L9		2 1 0 0	0 0 0 0	1 0 0 0	0 0 0 0	0 0 0 0	1 0 0 0	0 0 0 0

Inning Stats	1	2	3	4	5	6	7	8	9
R	0	0	0	1	0	0	0	0	1
E	1	0	0	0	0	0	0	0	0
K	0	2	1	1	2	1	1	1	1
S	10	14	6	13	10	7	7	9	18
H	0	1	1	2	0	0	0	0	3
LOB	1	1	0	1	0	0	0	0	2
BB	0	0	0	0	0	0	0	0	0
P	15	22	6	18	13	13	11	13	32

1B	3	SF	0	WP	0	PA	35
2B	4	SAC	0	PB	0		
3B	0	DP	0	SB	1		
HR	0	HBP	0	CS	0		

PITCHER		IP	WLS	BF	H	R	ER	SO	BB	IBB	HBP	BLK	WP	HR	S	P	ERA	WHIP
12 Rubby De La Rosa, R ERA: 4.68	(1, 1)	7.0		25	4	1	1	8	0	0	0	0	0	0	67	98	1.29	0.571
29 Brad Ziegler, R ERA:	(8, 1)	1.0		3	0	0	0	1	0	0	0	0	0	0	9	13	0.00	0.000
43 Addison Reed, R ERA: 3.6	(9, 1)	1.0	L	6	3	1	1	1	0	0	0	0	0	0	18	32	9.00	3.000

PITCHER	IP	WLS	BF	H	R	ER	SO	BB	IBB	HBP	BLK	WP	HR	S	P	ERA	WHIP

TOP

Pittsburgh Pirates @ Arizona Diamondbacks

Chase Field, Phoenix, AZ

Sat Apr 25 2015, 5:10 PM - 8:02 PM MST

Att. 38,859 - Cloudy - 77 F

livebaseballscorecards.com

AB	34
R	2
H	7
RBI	2
BB	0
SO	10
LOB	9

BOTTOM

Pittsburgh Pirates @ Arizona Diamondbacks

Chase Field, Phoenix, AZ

Sat Apr 25 2015, 5:10 PM - 8:02 PM MST

Att. 38,859 - Cloudy - 77 F

livebaseballscorecards.com

Batter	1	2	3	4	5	6	7	8	9	AB	R	H	RBI	BB	SO	LOB
5 Ender Inciarte, L (1, 9) (9, 7) OBP: 0.362, SLG: 0.415	B SI 90 X SI 90 1-0 F7 ①		B CH 84 B SI 89 B SI 90 B SI 89 4-0 11 FC6-4 BB		X SI 88 0-0 P5 ①			B SI 93 S SI 93 B SI 93 C SI 93 X SI 94 2-2 44 G5-3 11 1B 1B		3	0	1	0	1	0	0
11 AJ Pollock, R (1, 8) OBP: 0.397, SLG: 0.443	C FF 90 C KC 80 X KC 81 0-2 G5-3 ②		1 SAFE C SI 92 1 SAFE X SI 92 0-1 FC6-4 ① 44 S 1-2f		C SI 89 B KC 81 X SI 90 1-1 G4-3 ②			X SI 94 0-0 44 G5-3 1-2 1B		4	0	1	0	0	0	1
44 Paul Goldschmidt, R (1, 3) OBP: 0.397, SLG: 0.557	C SI 91 C SI 91 B FF 91 B KC 80 B SI 90 X FF 92 3-2 P4 ③		B SI 92 X KC 81 1-0 G6-3 ② 1-2		B KC 80 B KC 80 C SI 91 X SI 90 2-1 F7 ③			S SI 94 B SI 94 C CH 86 B SI 95 B SI 94 X SI 95 3-2 G5-3 ① 1-2 2-3		4	0	0	0	0	0	3
6 David Peralta, L (1, 7) OBP: 0.256, SLG: 0.421 15 Mark Trumbo, R (8, PH) OBP: 0.281, SLG: 0.439 (9, 9)		C SI 90 F CH 84 B SI 89 F SI 90 B KC 81 S KC 79 2-3 K ①	S KC 82 B SI 91 T KC 81 C KC 81 1-3 K ③			X CH 88 0-0 P5 ①		S SI 94 S SI 94 X SI 94 0-2 P3 ②		3 1	0 0	0 0	0 0	0 0	2 0	1 2
2 Aaron Hill, R (1, 5) OBP: 0.217, SLG: 0.209		B SI 90 F KC 80 B KC 81 X SI 90 2-1 L8 ②		C SI 89 B CH 84 B SI 89 F KC 79 B CH 81 X SI 90 3-2 F8 ①		B SI 88 S FF 89 F SI 89 X SI 89 1-2 16 G4-6-3 1B		C SI 96 T CH 86 B SI 94 B SI 95 S CH 87 2-3 K ③		4	0	1	0	0	1	2
16 Chris Owings, R (1, 4) OBP: 0.267, SLG: 0.362		C SI 90 X KC 79 0-1 9 S 9 1B 1B		X SI 91 0-0 9 S 1B		X SI 91 0-0 ② ③ G4-6-3 1-2f			B FC 88 S FC 88 F FC 88 X KC 79 1-2 P3 ①	4	1	2	0	0	0	1
9 Tuffy Gosewisch, R (1, 2) OBP: 0.246, SLG: 0.204 13 Nick Ahmed, R (9, PR) OBP: 0.226, SLG: 0.149		D SI 91 C SI 92 X SI 90 1-1 4 1B 1-H 1B	C SI 91 C SI 91 X KC 83 0-2 G5-3 ② 1-2		X SI 89 0-0 G6-3 ①			X FF 88 0-0 4 CS 1B		4 0	0 0	2 0	1 0	0 0	0 0	1 0
4 Cliff Pennington, S (1, 6) OBP: 0.444, SLG: 0.308		B SI 90 1 SAFE C SI 91 X KC 81 1-1 1-2 1B	I IN 72 I IN 74 I IN 73 I IN 74 4-0 IBB			B FF 89 B CH 84 F SI 89 C SI 90 X KC 80 2-2 F8 ②			C FC 88 1 SAFE 1 SAFE B KC 79 B KC 79 B FC 88 C FC 88 B FC 88 4-2 1-2 BB ②	2	0	1	0	2	0	0
12 Rubby De La Rosa, R (1, 1) 26 Danny Dorn, L (7, PH) 29 Brad Ziegler, R (8, 1) 43 Addison Reed, L (9, 1) 24 Yasmany Tomás, R (9, PH) OBP: 0.417, SLG: 0.364		B SI 91 F FF 90 B SI 91 T SI 91 C SI 91 2-3 K ③	S SI 90 X SI 90 0-1 G4-3 ③					B SI 90 F CH 85 T KC 81 B KC 80 B KC 81 S FF 91 3-3 K ③	B FC 87 S FC 88 D FC 87 F FC 87 D KC 80 F FC 87 F FS 86 X FC 86 3-2 G4-3 ③	2 1 0 0 1	0 0 0 0 0	0 0 0 0 0	0 0 0 0 0	1 0 0 0 0	4 0 0 0 1	1 0 0 0 1

Inning Stats	1	2	3	4	5	6	7	8	9
	R: 0 E: 0 K: 0 S: 7 H: 0 LOB: 0 BB: 0 P: 11	R: 1 E: 0 K: 2 S: 15 H: 3 LOB: 2 BB: 0 P: 23	R: 0 E: 0 K: 1 S: 6 H: 0 LOB: 1 BB: 1 P: 12	R: 0 E: 0 K: 0 S: 9 H: 1 LOB: 2 BB: 1 P: 16	R: 0 E: 0 K: 0 S: 5 H: 0 LOB: 0 BB: 0 P: 8	R: 0 E: 0 K: 0 S: 5 H: 1 LOB: 0 BB: 0 P: 6	R: 0 E: 0 K: 1 S: 7 H: 0 LOB: 0 BB: 0 P: 12	R: 0 E: 0 K: 1 S: 13 H: 2 LOB: 2 BB: 0 P: 20	R: 0 E: 0 K: 0 S: 11 H: 1 LOB: 1 BB: 1 P: 19

AB	33
R	1
H	8
RBI	1
BB	3
SO	5
LOB	16

| | | | | |

Pittsburgh Pirates @ Arizona Diamondbacks

Chase Field, Phoenix, AZ

Sun Apr 26 2015, 1:11 PM - 4:28 PM MST

Att. 32,353 - Partly Cloudy - 72 F

livebaseballscorecards.com

Batter	1	2	3	4	5	6	7	8	9	AB	R	H	RBI	BB	SO	LOB
5 Josh Harrison, R (1, 5) OBP: 0.273, SLG: 0.397	F SI 89 X CU 78 0-1 25 1B 24 1B 1B	B CH 82 C FF 90 F SI 90 X CH 81 1-2 ③ F9			B SI 89 B SI 88 B FF 89 C FF 88 X FF 89 3-1 ① F7		C FF 90 F SL 82 F SI 93 X SL 82 0-2 ① L9		X FF 93 0-0 25 2B 2B	5	2	2	0	0	0	0
25 Gregory Polanco, L (1, 9) OBP: 0.307, SLG: 0.425	B CH 80 F FF 90 1 SAFE C SI 88 F FF 90 D CU 79 B CH 81 X CH 80 3-2 22 BB 24 1B 1-3 1B		B FF 89 B FF 88 F CH 78 B CH 80 F FF 89 X FF 90 3-2 ① F8		C FF 89 B CH 78 B FF 89 F FF 90 B CU 79 X CU 77 3-2 22 1B 18 2B 1B		C SL 80 X SI 93 0-1 ② G4-3		X CH 85 0-0 22 WP 22 SF8 2-H 2B	5	3	3	1	0	0	0
22 Andrew McCutchen, R (1, 8) OBP: 0.315, SLG: 0.322	B SI 90 B CH 82 B SI 90 S SI 90 B SI 90 4-1 24 1B 1-2 BB		B CU 75 B CU 76 C FF 90 B SI 89 F SI 90 B CH 80 4-2 18 1B BB		1 SAFE B FF 89 1 SAFE D CU 80 X SI 90 2-0 18 2B 1-2 1B		C SI 92 B SI 94 B SI 82 B SI 92 X FF 91 3-1 ③ L8		D FF 96 B FF 95 F FF 96 B CH 86 X FF 95 3-1 ① SF8 2-H	2	1	1	1	2	0	0
18 Neil Walker, S (1, 4) OBP: 0.333, SLG: 0.457	B SI 90 X FF 90 1-0 ① P5		C CU 76 X SI 91 0-1 1-2 1B		B FF 90 B SI 90 F FF 90 F CU 76 X CU 80 2-2 1-H 2-H 2B			C FF 90 X FF 91 0-1 3 FC1-5 6 1B 1B	B FF 95 B CH 85 B SI 94 B SI 94 4-0 6 1B 3 1B BB	4	1	3	2	1	0	3
6 Starling Marte, R (1, 7) OBP: 0.284, SLG: 0.516	S CH 82 S CH 82 B SI 92 B FF 91 S CH 83 2-3 ② K		B SI 90 C FF 90 F FF 90 T CU 79 1-2 ② K		S FF 89 C FF 89 B CU 80 F CH 80 B FF 89 F CU 79 F FF 90 F FF 90 S CU 80 2-3 ② K			1 SAFE B F B B SI 90 C SL 77 X SI 92 3-2 10 1B 19 SF7 3 FC1-5 1-2 1B	X FF 95 0-0 10 FC6-4 3 1B 1-3 1B	5	1	2	0	0	3	6
24 Pedro Alvarez, L (1, 3) OBP: 0.281, SLG: 0.475 3 Sean Rodríguez, R (8, PH) OBP: 0.353, SLG: 0.529 (8, 3)	C CH 82 B FF 91 T CH 84 D CH 84 F CH 82 B SI 91 X CH 82 3-2 1-3 2-H 3-H 1B		S FF 90 B FF 90 B CH 81 F FF 90 F FF 90 S CU 79 2-3 ③ K		C SL 80 S SL 82 D SL 82 B SI 92 T SL 82 2-2 ③ K			L SL 77 X SI 90 0-1 ① FC1-5 10 1B 1-2 2-3f	C SL 78 S SL 80 X FF 92 0-2 10 FC6-4 1-2 3-H 1B	3 2	0 0	1 1	2 1	0 0	2 0	3 2
10 Jordy Mercer, R (1, 6) OBP: 0.298, SLG: 0.204	C FF 89 C SI 89 F CH 83 X FF 90 0-2 ③ L7			B CH 78 X SL 88 1-0 ① F8		B FF 91 F FF 91 C SL 81 X SI 92 1-2 ① G4-3		B SI 95 C FF 96 C FF 95 B FF 96 X FF 95 2-2 1-2 2-3 1B	C SL 80 B SI 91 X FF 91 1-1 ② FC6-4 1-2f 2-3	5	0	1	0	0	0	4
19 Chris Stewart, R (1, 2) OBP: 0.143, SLG: 0.154		C SI 88 C FF 89 X SI 89 0-2 ① G6-3		B FF 89 F FF 89 B FF 89 X FF 89 2-1 ② F7		L FF 92 X SI 92 0-1 ② G5-3		C FF 97 B FF 96 X CH 85 1-1 ② SF7 3-H	B SL 80 B SL 81 B FF 91 C FF 90 C SI 91 F FF 94 X SI 92 3-2 ③ G6-3	4	0	0	1	0	0	2
47 Francisco Liriano, L (1, 1) 48 Jared Hughes, R (7, 1) 15 Andrew Lambo, L (8, PH) OBP: 0.150, SLG: 0.111 37 Arquimedes Caminero, R (8, 1) 59 Antonio Bastardo, R (9, 1)		C FF 89 B SI 90 F SI 89 C CU 78 1-3 ② K		B SI 89 C FF 88 C FF 88 S CU 79 1-3 ③ K		C FF 91 F FF 91 S SL 82 0-3 ③ K		B FF 96 B FF 95 F FF 96 C CH 83 X FF 96 2-2 ③ G6-3		3 0 1 0 0	0 0 0 0 0	0 0 0 0 0	0 0 0 0 0	3 0 0 0 0	0 0 2 0 0	0 0 0 0 0

Inning Stats	1	2	3	4	5	6	7	8	9
	R: 2 E: 0 K: 1 S: 19 H: 3 LOB: 2 BB: 1 P: 32	R: 0 E: 0 K: 1 S: 9 H: 0 LOB: 0 BB: 0 P: 11	R: 0 E: 0 K: 2 S: 14 H: 1 LOB: 2 BB: 1 P: 24	R: 0 E: 0 K: 1 S: 6 H: 0 LOB: 0 BB: 0 P: 10	R: 2 E: 0 K: 2 S: 19 H: 3 LOB: 1 BB: 0 P: 33	R: 0 E: 0 K: 1 S: 8 H: 0 LOB: 0 BB: 0 P: 9	R: 0 E: 0 K: 0 S: 8 H: 0 LOB: 0 BB: 0 P: 11	R: 1 E: 0 K: 0 S: 15 H: 3 LOB: 2 BB: 0 P: 23	R: 3 E: 0 K: 0 S: 14 H: 4 LOB: 2 BB: 1 P: 25

| | | |

Batter	1	2	3	4	5	6	7	8	9	AB	R	H	RBI	BB	SO	LOB
5 Ender Inciarte, L (1, 7) OBP: 0.356, SLG: 0.406	B SI 91 B SI 91 B SI 90 C FF 90 C SI 91 X SI 93 3-2 ① 1B		C SL 84 B SI 92 F SL 85 F FF 94 X SL 87 1-2 ① L5		M SL 84 X SL 84 0-1 ② G3			C FF 96 B SI 96 S FF 96 X FF 98 1-2 ① G4-3		4	0	1	0	0	0	0
11 AJ Pollock, R (1, 8) OBP: 0.389, SLG: 0.431	C SI 91 B SI 93 S CH 84 F CH 81 X SL 85 1-2 ② P4		C CH 84 B CH 84 S SL 83 C SI 94 1-3 ② K		B SI 92 B SI 92 C SL 82 B SI 92 X SI 94 3-1 ③ L8			C SL 89 B FF 98 X SL 90 1-1 44 F9 44 S 1B		4	0	1	0	0	1	0
44 Paul Goldschmidt, R (1, 3) OBP: 0.403, SLG: 0.540	B SI 93 B SI 92 B SI 92 B SI 92 4-0 15 S BB		C SI 93 B SL 86 B CH 85 S CH 85 B SL 84 B SL 82 4-2 15 FC6-4 BB			B SL 84 X SL 81 1-0 ① L9		B FF 96 B FF 97 B FF 98 C FF 98 X FF 98 3-1 ② F9 1-3		2	0	0	0	2	0	1
15 Mark Trumbo, R (1, 9) OBP: 0.279, SLG: 0.417	C CH 85 B SI 92 D CH 85 B CH 84 B SI 93 4-1 1-2 BB		X SI 92 0-0 ③ FC6-4 1-2f			C SL 83 S CH 84 X SI 93 0-2 ② P6		X FF 97 0-0 ③ F8		3	0	0	0	1	0	2
24 Yasmany Tomás, R (1, 5) OBP: 0.375, SLG: 0.286	B SI 94 S CH 84 S SL 83 B SL 85 S SL 81 2-3 ③ K			X SI 93 0-0 E6 16 FC5-4		S SL 84 B SI 92 B SL 83 B CH 84 F SI 93 S SL 83 3-3 ③ K			B FF 92 S FF 92 B CH 84 B FF 92 S FF 92 B FF 93 4-2 BB	3	0	0	0	1	2	2
16 Chris Owings, R (1, 4) (5, 6) OBP: 0.250, SLG: 0.339		L SI 92 S SI 92 B SI 93 S SL 83 1-3 ① K2-3		B CH 83 S CH 83 F SI 93 X SL 84 1-2 ① FC5-4 1-2f			C SL 82 X CH 84 0-1 ① G4-3		S FF 92 S FF 92 S FF 92 0-3 ① K	4	0	0	0	0	2	2
31 Jordan Pacheco, R (1, 2) OBP: 0.316, SLG: 0.188		B SI 93 X SI 92 1-0 58 K 13 BB 1B		C SI 92 B SL 86 S CH 85 F SL 84 F CH 86 C FF 95 1-3 ② K			B SL 81 F SI 91 F CH 85 B SL 85 B SL 85 F FF 91 D CH 85 4-2 4 BB BB	B FF 92 S FF 92 B FF 93 S FF 93 B FF 92 T FF 92 3-2 ② K	3	0	1	0	1	2	2
13 Nick Ahmed, R (1, 6) OBP: 0.236, SLG: 0.146 40 Andrew Chafin, R (5, 1) 4 Cliff Pennington, S (7, PH) OBP: 0.474, SLG: 0.308 59 Oliver Pérez, L (8, 1) 41 Daniel Hudson, R (8, 1) 48 Randall Delgado, R (9, 1) 9 Tuffy Gosewisch, R (9, PH) OBP: 0.241, SLG: 0.200		B SI 92 B CH 84 F SI 91 B SI 91 F SI 93 B SL 82 4-2 1-2 BB		C SL 85 T CH 86 S SL 85 0-3 ③ K			B SL 81 B SI 91 C SI 91 B CH 83 B SI 93 4-1 2 G4-6-3 1-2 BB	B FF 91 X FF 92 1-0 ③ P2	1 0 0 0 0 0 1	0 0 0 0 0 0 0	0 0 0 0 0 0 0	0 0 1 0 0 0 0	1 0 0 0 0 0 0	1 0 0 0 0 0 0	1 0 0 0 0 0 1
58 Jeremy Hellickson, R (1, 1) 2 Aaron Hill, R (5, 4) OBP: 0.208, SLG: 0.200		B SI 91 2 SAFE 1 SAFE B SI 90 F SI 89 F SI 91 F SI 93 S SL 83 2-3 ②③ K 2-3			B SI 92 C SL 84 X SI 92 1-1 ① L9		B SI 91 X SI 92 1-0 ②③ G4-6-3 1-2f			1 2	0 0	0 0	0 0	0 0	1 0	2 2
Inning Stats	R: 0 E: 0 K: 1 S: 11 H: 1 LOB: 2 BB: 2 P: 25	R: 0 E: 0 K: 2 S: 10 H: 1 LOB: 1 BB: 1 P: 18	R: 0 E: 0 K: 1 S: 10 H: 0 LOB: 1 BB: 1 P: 16	R: 0 E: 2 K: 2 S: 12 H: 0 LOB: 1 BB: 0 P: 14	R: 0 E: 0 K: 0 S: 6 H: 0 LOB: 0 BB: 0 P: 10	R: 0 E: 0 K: 1 S: 7 H: 0 LOB: 0 BB: 0 P: 11	R: 0 E: 0 K: 0 S: 7 H: 0 LOB: 1 BB: 2 P: 16	R: 0 E: 0 K: 0 S: 8 H: 1 LOB: 1 BB: 0 P: 13	R: 0 E: 0 K: 2 S: 9 H: 0 LOB: 1 BB: 1 P: 17	1B: 3 2B: 0 3B: 0 HR: 0	SF: 0 SAC: 0 DP: 1 HBP: 0	WP: 0 PB: 0 SB: 2 CS: 0	PA: 35				

PITCHER		IP	WLS	BF	H	R	ER	SO	BB	IBB	HBP	BLK	WP	HR	S	P	ERA	WHIP
47 Francisco Liriano, L ERA: 2.22	(1, 1)	6.1	W	26	2	0	0	7	6	0	0	0	0	0	62	108	0.00	1.263
48 Jared Hughes, R ERA: 2.7	(7, 1)	0.2	H	1	0	0	0	0	0	0	0	0	0	0	1	2	0.00	0.000
37 Arquimedes Caminero, R ERA: 3.72	(8, 1)	1.0		4	1	0	0	0	0	0	0	0	0	0	8	13	0.00	1.000
59 Antonio Bastardo, L ERA: 4.91	(9, 1)	1.0		4	0	0	0	2	1	0	0	0	0	0	9	17	0.00	1.000

PITCHER	IP	WLS	BF	H	R	ER	SO	BB	IBB	HBP	BLK	WP	HR	S	P	ERA	WHIP

BOTTOM

Pittsburgh Pirates @ Arizona Diamondbacks

Chase Field, Phoenix, AZ

Sun Apr 26 2015, 1:11 PM - 4:28 PM MST

Att. 32,353 - Partly Cloudy - 72 F

livebaseballscorecards.com

AB	28
R	0
H	3
RBI	0
BB	7
SO	9
LOB	15

Batter	1	2	3	4	5	6	7	8	9	AB	R	H	RBI	BB	SO	LOB
5 Josh Harrison, R (1, 5) OBP: 0.259, SLG: 0.377	C FF 93 F FF 94 X FF 94 0-2 ① F9		C SL 83 B SL 84 C SL 82 S SL 84 1-3 ③ K2-3		C SL 85 F SL 83 S SL 82 0-3 ③ K			X SI 91 0-0 ② P4		4	0	0	0	0	2	4
15 Andrew Lambo, L (1, 9) OBP: 0.125, SLG: 0.091	B SI 93 F FF 93 B FF 93 S FF 93 X FF 93 2-2 ② G3-1			C SI 92 B CU 76 C CU 76 B SI 92 C FF 92 2-3 ① K		B CU 74 B SI 92 X SI 91 2-0 ① G3		C FF 92 S FF 92 X FF 92 0-2 ③ P6		4	0	0	0	0	1	1
22 Andrew McCutchen, R (1, 8) OBP: 0.299, SLG: 0.302	C FF 94 B SL 84 B SL 84 X SI 94 2-1 ③ G5-3			C SL 82 F FF 94 T FF 93 0-2 ② K		B SI 91 C SI 92 B SI 93 X SL 84 2-1 ② G5-3			C FF 94 B SI 95 X SI 95 1-1 ① F7	4	0	0	0	0	1	0
18 Neil Walker, S (1, 4) OBP: 0.329, SLG: 0.446		B SI 93 C FF 92 F FF 92 F SL 82 B SI 93 B SL 83 X SI 94 3-2 ① L9		B CH 86 B CH 86 X SI 93 2-0 1B	C FF 92 B CU 75 X CH 85 1-1 ③ F8			C FF 95 B FF 96 B CH 87 S SL 83 X FF 94 2-2 ② G6-3	4	0	1	0	0	0	0
6 Starling Marte, R (1, 7) OBP: 0.268, SLG: 0.485		L SL 85 F SL 83 S SI 93 0-3 ② K		D SL 84 C SL 82 B FF 92 F FF 92 F FF 93 B SL 81 F SL 82 X SL 82 3-2 ③ G4-3			B SL 82 B SL 83 X SI 92 2-0 ① G6-3		B SL 81 F FF 94 F SI 95 B SL 82 S SL 80 2-3 ③ K	4	0	0	0	0	2	1
24 Pedro Alvarez, L (1, 3) OBP: 0.269, SLG: 0.452		C CU 77 C SL 81 B SL 83 S SL 84 1-3 ③ K			F FF 91 B SI 93 C SI 92 F FF 93 B SL 83 X SI 93 2-2 ① L8		B SI 92 C SI 92 B CU 76 F SL 82 X SL 81 2-2 ② F8			3	0	0	0	0	1	0
29 Francisco Cervelli, R (1, 2) OBP: 0.321, SLG: 0.346 52 Rob Scahill, L (7, 1)			M SL 83 C SL 82 B SL 82 C SI 93 1-3 ① K		X FF 94 0-0 46 SH3-4 10 E 1B		C SL 83 B SL 83 C SL 81 X SL 82 1-2 ③ G6-3			3 0	0 0	1 0	0 0	0 0	1 0	0 0
10 Jordy Mercer, R (1, 6) OBP: 0.283, SLG: 0.192			B FF 94 C FF 93 B SI 93 C SL 84 X SL 83 2-2 ② G6-3	X SI 93 0-0 FC4 46 SH3-4 1-2				B FF 91 S SL 82 B SL 82 X SI 91 2-1 ① F7		3	0	0	0	0	0	1
46 Vance Worley, R (1, 1) OBP: 0.143, SLG: 0.143 19 Chris Stewart, R (7, 2) OBP: 0.200, SLG: 0.214			B FF 92 C SI 92 X FF 92 1-1 1B	X 0-0 ② SH3-4 1-2 2-3				B FF 91 B SI 91 C FF 91 X FF 91 2-1 1B		1 1	0 0	1 1	0 0	0 0	0 0	0 0
Inning Stats	R: 0 E: 0 K: 0 S: 8 H: 0 LOB: 0 BB: 0 P: 12	R: 0 E: 0 K: 2 S: 10 H: 0 LOB: 0 BB: 0 P: 14	R: 0 E: 0 K: 2 S: 11 H: 1 LOB: 1 BB: 0 P: 16	R: 0 E: 0 K: 2 S: 12 H: 1 LOB: 1 BB: 0 P: 19	R: 0 E: 1 K: 1 S: 10 H: 1 LOB: 2 BB: 0 P: 12	R: 0 E: 0 K: 0 S: 5 H: 0 LOB: 0 BB: 0 P: 10	R: 0 E: 0 K: 0 S: 7 H: 0 LOB: 0 BB: 0 P: 12	R: 0 E: 0 K: 0 S: 8 H: 1 LOB: 1 BB: 0 P: 12	R: 0 E: 0 K: 1 S: 8 H: 0 LOB: 0 BB: 0 P: 13	1B: 4 2B: 0 3B: 0 HR: 0 SF: 0 SAC: 1 DP: 0 HBP: 0						

TOP

Pittsburgh Pirates @ Chicago Cubs

Wrigley Field, Chicago, IL

Mon Apr 27 2015, 7:06 PM - 9:25 PM CDT

Att. 29,159 - Partly Cloudy - 43 F

livebaseballscorecards.com

AB	31
R	0
H	4
RBI	0
BB	0
SO	8
LOB	7

WP: 0 PA: 32
PB: 0
SB: 0
CS: 0

PITCHER		IP	WLS	BF	H	R	ER	SO	BB	IBB	HBP	BLK	WP	HR	S	P	ERA	WHIP
39 Jason Hammel, R ERA: 3.55	(1, 1)	8.0	W	29	4	0	0	7	0	0	0	0	0	0	71	107	0.00	0.500
46 Pedro Strop, R ERA:	(9, 1)	1.0		3	0	0	0	1	0	0	0	0	0	0	8	13	0.00	0.000

PITCHER	IP	WLS	BF	H	R	ER	SO	BB	IBB	HBP	BLK	WP	HR	S	P	ERA	WHIP

BOTTOM

Batter	1	2	3	4	5	6	7	8	9	AB	R	H	RBI	BB	SO	LOB
24 Dexter Fowler, S (1, 8) OBP: 0.338, SLG: 0.420	C CH 84 C SL 79 X FF 85 0-2 ① G4-3		F SL 82 B SL 81 S SI 89 B SI 89 B SI 90 F SI 90 B SL 82 4-2 68 1B 44 2B BB		L SI 88 B SI 88 1 SAFE B SL 82 X SI 88 2-1 68 G5-4-3 1-2 1B		B SI 94 B SI 95 B SI 93 C FF 93 X SI 93 3-1 68 S 1B			3	1	2	0	1	0	0
68 Jorge Soler, R (1, 9) OBP: 0.329, SLG: 0.432	B SL 81 B CH 84 C SI 88 X SL 80 2-1 2B		1 SAFE B SI 89 1 SAFE B SI 86 C SI 87 F SI 88 X SI 89 2-2 44 2B 17 1B 1-3 1B		X SI 86 0-0 ①② G5-4-3 1-2f 2-3		1 SAFE C SL 87 F SI 94 F CU 80 S CU 79 0-3 ② K 1-2			4	1	2	0	0	1	3
44 Anthony Rizzo, L (1, 3) OBP: 0.494, SLG: 0.508	B SI 86 C SL 82 C SI 87 S SI 87 1-3 ② K		B SL 84 B SI 88 X SL 83 2-0 17 1B 1-3 3-H 2B		B SI 88 D SL 83 C SI 87 X SI 87 2-1 17 1B 3-H 1B		B SI 94 B SL 86 B SL 86 B SI 94 4-0 17 FC5-4 BB			3	1	2	2	1	1	1
17 Kris Bryant, R (1, 5) OBP: 0.478, SLG: 0.459	B SI 89 B SI 87 D SL 84 C FF 89 S SL 84 X SI 88 3-2 ③ G6-3		B SI 88 F SI 89 B SL 85 S SL 85 F SI 89 X SI 91 2-2 2-H 3-H 1B		1 SAFE B SI 89 F SI 87 F SI 89 X SL 85 1-2 1-2 1B		X SI 94 0-0 ③ FC5-4 1-2f			4	0	2	2	0	0	3
47 Miguel Montero, L (1, 2) OBP: 0.300, SLG: 0.452		B SI 85 B SI 86 X SI 85 2-0 13 G6-4-3 1B	B SL 82 F SI 88 C SL 82 F SI 89 1 SAFE B SI 87 S SI 88 2-3 ③ K		D SL 83 B FF 88 X SI 88 2-0 ③ F7			F SI 93 F SI 94 X CH 87 0-2 ① G6-3		4	0	1	0	0	1	3
13 Starlin Castro, R (1, 6) OBP: 0.351, SLG: 0.419		D SL 83 C SI 86 B SI 87 C SI 87 X SI 88 2-2 ①② G6-4-3 1-2f		X SL 82 0-0 ① G6-3		B SI 85 S SL 82 B SI 85 S SL 82 T SI 89 2-2 ① K		F SL 86 F SI 94 X CH 86 0-2 8 L5-3 1B		4	0	1	0	0	1	1
8 Chris Coghlan, L (1, 7) OBP: 0.293, SLG: 0.472	B SI 88 B SL 82 X SI 89 2-0 ③ F7			C SI 86 X KC 75 0-1 ② F7		B KC 76 X SI 89 1-0 ② F8		F SI 94 X CH 86 0-1 ②③ L5-3 1-1		4	0	0	0	0	0	1
39 Jason Hammel, R (1, 1) OBP: 0.364, SLG: 0.455 46 Pedro Strop, R (9, 1)			C FF 88 S CH 82 F SI 88 F SI 87 F SI 90 X KC 72 0-2 ① P4	F FF 87 B SI 85 X FF 88 1-1 ③ G6-3		X FC 89 0-0 ③ G6-3				3 0	0 0	0 0	0 0	0 0	0 0	0 0
22 Addison Russell, R (1, 4) OBP: 0.160, SLG: 0.240			F SI 87 X SL 83 0-1 ② G5-3		C SL 83 S SL 83 B SL 81 X SI 88 1-2 68 G5-4-3 24 1B 44 1B 1B		S FF 95 B SL 86 F SL 87 B SI 94 T SI 96 2-2 ① K			3	1	1	0	0	1	0
Inning Stats	R: 0 E: 0 K: 1 S: 11 H: 1 LOB: 1 BB: 0 P: 17	R: 0 E: 0 K: 0 S: 5 H: 1 LOB: 0 BB: 0 P: 11	R: 3 E: 0 K: 1 S: 23 H: 3 LOB: 1 BB: 1 P: 35	R: 0 E: 0 K: 0 S: 5 H: 0 LOB: 0 BB: 0 P: 6	R: 1 E: 0 K: 0 S: 12 H: 4 LOB: 2 BB: 0 P: 20	R: 0 E: 0 K: 1 S: 5 H: 0 LOB: 0 BB: 0 P: 8	R: 0 E: 0 K: 2 S: 10 H: 1 LOB: 2 BB: 1 P: 19	R: 0 E: 0 K: 0 S: 8 H: 1 LOB: 0 BB: 0 P: 8		1B: 9 2B: 3 3B: 0 HR: 0 SF: 0 SAC: 0 DP: 3 HBP: 0		WP: 0 PB: 0 SB: 1 CS: 0 PA: 34				

PITCHER		IP	WLS	BF	H	R	ER	SO	BB	IBB	HBP	BLK	WP	HR	S	P	ERA	WHIP
46 Vance Worley, R ERA: 4.5	(1, 1)	6.0	L	26	9	4	4	3	1	0	0	0	0	0	61	97	6.00	1.667
52 Rob Scahill, R ERA:	(7, 1)	2.0		8	2	0	0	2	1	0	0	0	0	0	18	27	0.00	1.500

PITCHER	IP	WLS	BF	H	R	ER	SO	BB	IBB	HBP	BLK	WP	HR	S	P	ERA	WHIP

Pittsburgh Pirates @ Chicago Cubs

Wrigley Field, Chicago, IL

Mon Apr 27 2015, 7:06 PM - 9:25 PM CDT

Att. 29,159 - Partly Cloudy - 43 F

livebaseballscorecards.com

AB	32
R	4
H	11
RBI	4
BB	2
SO	5
LOB	12

Pittsburgh Pirates @ Chicago Cubs

Wrigley Field, Chicago, IL

Tue Apr 28 2015, 7:07 PM - 9:56 PM CDT

Att. 29,915 - Partly Cloudy - 44 F

livebaseballscorecards.com

Batter	1	2	3	4	5	6	7	8	9	AB	R	H	RBI	BB	SO	LOB
5 Josh Harrison, R (1, 5) OBP: 0.250, SLG: 0.363	B FF 88 F FF 89 B FF 89 F FF 90 B CU 72 F FF 90 S FF 92 3-3 ① K		B FF 88 F FC 84 X FF 88 1-1 ③ P3		X CU 67 0-0 ③ G3			B FF 93 F FF 93 C SI 92 S SL 87 1-3 ② K		3	0	0	0	0	1	2
58 Radhames Liz, R (5, 1)										0	0	0	0	0	0	0
25 Gregory Polanco, L (8, PH) OBP: 0.303, SLG: 0.419										1	0	0	0	0	1	0
48 Jared Hughes, R (8, 1)										0	0	0	0	0	0	0
10 Jordy Mercer, R (1, 6) OBP: 0.266, SLG: 0.179	C SI 90 C FF 90 C SI 90 0-3 ② K			C SI 87 F FC 86 X FF 90 0-2 ① G4-3		C SI 88 X SI 89 0-1 ① G6-3		C FF 92 F SL 85 B SL 87 B FF 92 B SL 86 X SI 92 3-2 ③ G5-3		4	0	0	0	0	1	0
22 Andrew McCutchen, R (1, 8) OBP: 0.296, SLG: 0.299	X SI 91 0-0 ③ L8			B FF 89 B FF 89 F FF 89 X FC 86 2-1 ① 6 HR 1B		F SI 90 B FF 89 C SI 90 B SL 79 X SI 88 2-2 ② G6-3			X FF 94 0-0 ① F8	4	1	1	0	0	0	0
12 Corey Hart, R (1, 3) OBP: 0.250, SLG: 0.421		C SI 87 B FC 87 F FC 85 B SI 88 F FF 89 S CH 80 2-3 ① K		B FF 87 F FF 87 B FC 84 1 SAFE X FC 85 2-1 ② L5		C SI 90 B SI 89 X SI 88 1-1 6 1B 2B			C FF 95 F FF 94 X CU 82 0-2 ② G3-1	4	0	1	0	0	1	1
6 Starling Marte, R (1, 7) OBP: 0.280, SLG: 0.529		X SI 89 0-0 ② G6-3		1 SAFE D CH 78 B FC 85 X SI 90 2-0 1-H HR		X FF 89 0-0 ③ 2-3 1B			B FF 95 F FC 88 B FF 95 F FF 94 B FF 94 T FF 95 3-2 ③ K	4	1	2	2	0	1	0
18 Neil Walker, S (1, 4) OBP: 0.317, SLG: 0.429		C SI 89 B SI 90 C FC 86 X SI 90 1-2 ③ G4-3		C SI 90 X SI 90 0-1 ③ G4-3			B CU 64 B SI 88 F SI 88 F SI 89 S FF 91 2-3 ① K			3	0	0	0	0	1	0
29 Francisco Cervelli, R (1, 2) OBP: 0.305, SLG: 0.327			C SI 88 C CU 70 B FF 87 B FC 86 B FF 89 S FF 91 3-3 ① K		C SI 88 X CU 69 0-1 ① L6		C SI 90 B SI 90 S SI 90 C SI 88 1-3 ② K			3	0	0	0	0	2	0
3 Sean Rodríguez, R (1, 9) OBP: 0.350, SLG: 0.500			F SI 89 B CU 70 F FF 89 X CH 80 1-2 E6		F CU 66 B FC 85 X CH 78 1-1 1B		C SI 90 C CH 82 B FF 88 S FC 86 1-3 ③ K			3	0	1	0	0	1	0
49 Jeff Locke, L (1, 1) OBP: 0.125, SLG: 0.250			1 SAFE L CH 76 B FF 88 C FF 87 M SL 77 1-3 ② K		B SI 87 S CH 79 C FF 88 B FF 90 S SI 87 2-3 ② K			S SI 92 T SI 92 B SL 86 B SL 86 B SI 93 F SI 92 X SI 92 3-2 ① G6-3		1	0	0	0	0	1	1
59 Antonio Bastardo, R (4, 1)										0	0	0	0	0	0	0
27 Jung Ho Kang, R (5, PH) OBP: 0.208, SLG: 0.227										2	0	0	0	0	1	1
(5, 5)																

Inning Stats																							
	R: 0 E: 0 K: 2 S: 8	H: 0 LOB: 0 BB: 0 P: 11	R: 0 E: 0 K: 1 S: 8	H: 0 LOB: 0 BB: 0 P: 11	R: 0 E: 1 K: 2 S: 11	H: 0 LOB: 1 BB: 0 P: 17	R: 2 E: 0 K: 0 S: 10	H: 2 LOB: 0 BB: 0 P: 16	R: 0 E: 0 K: 1 S: 8	H: 1 LOB: 1 BB: 0 P: 11	R: 0 E: 0 K: 0 S: 8	H: 2 LOB: 2 BB: 0 P: 11	R: 0 E: 0 K: 3 S: 9	H: 0 LOB: 0 BB: 0 P: 13	R: 0 E: 0 K: 1 S: 10	H: 0 LOB: 0 BB: 0 P: 17	R: 0 E: 0 K: 1 S: 7	H: 0 LOB: 0 BB: 0 P: 10	1B: 3 2B: 1 3B: 0 HR: 1	SF: 0 SAC: 0 DP: 0 HBP: 0	WP: 0 PB: 0 SB: 0 CS: 0	PA: 32

PITCHER		IP	WLS	BF	H	R	ER	SO	BB	IBB	HBP	BLK	WP	HR	S	P	ERA	WHIP
37 Travis Wood, L ERA: 3.04	(1, 1)	7.0	W	26	5	2	2	9	0	0	0	0	0	1	62	90	2.57	0.714
59 Zac Rosscup, L ERA: 1.04	(8, 1)	1.0		3	0	0	0	1	0	0	0	0	0	0	10	17	0.00	0.000
30 Jason Motte, R ERA: 4.5	(9, 1)	1.0		3	0	0	0	1	0	0	0	0	0	0	7	10	0.00	0.000

PITCHER	IP	WLS	BF	H	R	ER	SO	BB	IBB	HBP	BLK	WP	HR	S	P	ERA	WHIP

TOP

AB	32
R	2
H	5
RBI	2
BB	0
SO	11
LOB	5

Batter	1	2	3	4	5	6	7	8	9	AB	R	H	RBI	BB	SO	LOB
24 Dexter Fowler, S (1, 8) OBP: 0.366, SLG: 0.438	B SI 91 F SI 92 F CH 83 B KC 82 X SI 90 2-2 44 CS 1B	F CH 80 B SI 91 X SI 91 1-1 E3 2-H 3-H 1B		B KC 79 B SI 92 T SI 91 X CH 80 2-1 68 S 44 BB 68 FC5-2 1B	F FF 91 S CH 85 D CH 86 H SL 80 2-2 1-2 HBP		B SI 90 X CH 85 1-0 ① FC1-6 44 FC5-2 1-2f 2-3			4	0	3	2	0	0	2
44 Anthony Rizzo, L (1, 3) OBP: 0.477, SLG: 0.477	B SI 91 C SI 91 ① C SI 90 ② B SI 91 F KC 80 1 SAFE F SI 92 F KC 82 B KC 83 3-3 F SI 92 C SI 92 K 1-2	C KC 79 X SI 92 0-1 ③ G4-3		1 SAFE B SI 90 B SI 90 B SI 90 F SI 89 B SI 89 4-1 68 S 17 1B 1-2 BB	B FF 90 X CH 85 1-0 ③ G6-3		D SI 88 D SI 88 X CH 84 2-0 ② FC5-2 1-2 3-H			4	1	0	0	1	1	6
68 Jorge Soler, R (1, 9) OBP: 0.333, SLG: 0.416	B SI 93 B CH 83 B SI 93 B SI 90 4-0 BB		F SI 91 C SI 91 B SI 91 S KC 82 1-3 ① K	D KC 80 C SI 90 C SI 91 F KC 81 B KC 81 X SI 90 2-2 ② FC5-2 17 1B 13 1B 1-2 2-H		S SI 92 B SL 81 B SL 80 F FF 95 B SI 93 B SI 93 4-2 17 BB BB	F FF 95 B SL 82 C FF 93 S SL 82 1-3 ③ K			3	1	0	0	2	2	4
17 Kris Bryant, R (1, 5) OBP: 0.471, SLG: 0.439	X SI 92 0-0 ③ F9		S CH 81 C SI 92 T KC 83 0-2 ② K	B SI 91 S CH 81 X SI 91 1-1 21 S 13 1B 1-3 2-H 1B		1 SAFE B FF 92 B FF 92 C FF 92 B FF 91 F FF 92 B FF 92 4-2 1-2 BB		X SI 91 0-0 ① F8		4	0	1	1	1	1	1
13 Starlin Castro, R (1, 6) OBP: 0.366, SLG: 0.430		C KC 78 B SI 92 X CH 80 1-1 21 1B 22 2B 1B	B SI 92 F CH 82 X CH 81 1-1 E5 21 2B	B SL 80 B FF 90 F SL 81 X FF 91 2-1 21 S 1-2 3-H 1B		C SL 77 X SI 91 0-1 ① L6		C SI 92 S SL 86 X SL 85 0-2 21 CS 1B		5	2	3	1	0	0	2
21 Junior Lake, R (1, 7) OBP: 0.400, SLG: 0.600		C SI 90 S CH 80 F CH 80 D KC 81 X SI 91 1-2 22 2B 24 E 1B 1-3	F SI 92 F KC 80 X SI 91 0-2 2-H 2B	S CH 83 S SL 81 B SL 80 B SL 80 B SL 81 X SL 82 3-2 ③ F9 1-2 2-3		B SI 93 F FF 96 B SL 82 B SL 78 C SL 78 B FF 95 X SL 79 3-2 ② L3		B SI 92 C SL 84 S SI 92 F SL 84 S SI 93 1-3 ②③ K 1-2		5	1	2	1	0	1	5
5 Welington Castillo, R (1, 2) OBP: 0.321, SLG: 0.520		D KC 79 C SI 92 1 SAFE X SI 92 1-1 ① L4	I IN 73 I IN 78 I IN 80 I IN 78 4-0 IBB		B SL 77 B FF 95 X FF 92 2-0 24 HBP 1B	B SI 93 D SL 80 F FF 95 X FF 94 2-1 ③ F9				3	0	1	0	1	0	4
37 Travis Wood, R (1, 1) OBP: 0.071, SLG: 0.071 8 Chris Coghlan, L (7, PH) OBP: 0.305, SLG: 0.481 59 Zac Rosscup, R (8, 1) 30 Jason Motte, R (9, 1)		S SI 91 L SI 92 1 SAFE S KC 81 0-3 ② K	B SI 90 C SI 89 X SI 88 1-1 ③ G3		F FF 92 F FF 93 L FF 94 0-3 ① K		X SI 92 0-0 24 FC1-6 22 S 44 FC5-2 1B		3 1 0 0	0 0 0 0	0 1 0 0	0 0 0 0	2 0 0 0	5 0 0 0
22 Addison Russell, R (1, 4) OBP: 0.207, SLG: 0.286		B CH 79 B SI 91 F SI 91 X CH 80 2-1 24 E 2B 1-3 3-H		B SI 88 C SI 90 T CH 80 B KC 81 C SI 91 2-3 ① K	X FF 94 0-0 ② F7		B FF 94 B FF 92 B FF 94 C FF 92 C FF 94 F FF 96 B CH 85 4-2 24 FC1-6 1-2 BB			3	1	1	1	1	1	1
Inning Stats	R: 0 E: 0 K: 1 S: 11 H: 1 LOB: 1 BB: 1 P: 20	R: 3 E: 1 K: 1 S: 17 H: 4 LOB: 1 BB: 0 P: 23	R: 1 E: 1 K: 2 S: 13 H: 1 LOB: 2 BB: 1 P: 20	R: 2 E: 0 K: 1 S: 17 H: 3 LOB: 2 BB: 1 P: 33	R: 0 E: 0 K: 1 S: 8 H: 1 LOB: 2 BB: 0 P: 13	R: 0 E: 0 K: 0 S: 11 H: 0 LOB: 2 BB: 2 P: 24	R: 0 E: 0 K: 1 S: 9 H: 1 LOB: 2 BB: 1 P: 17	R: 0 E: 0 K: 1 S: 8 H: 1 LOB: 0 BB: 0 P: 9		1B: 10 2B: 2 3B: 0 HR: 0 SF: 0 SAC: 0 DP: 0 HBP: 1						

BOTTOM

Pittsburgh Pirates @ Chicago Cubs

Wrigley Field, Chicago, IL

Tue Apr 28 2015, 7:07 PM - 9:56 PM CDT

Att. 29,915 - Partly Cloudy - 44 F

livebaseballscorecards.com

AB	35
R	6
H	12
RBI	6
BB	6
SO	8
LOB	30

PITCHER		IP	WLS	BF	H	R	ER	SO	BB	IBB	HBP	BLK	WP	HR	S	P	ERA	WHIP
49 Jeff Locke, L ERA: 4.76	(1, 1)	3.2	L	22	8	6	5	5	2	1	0	0	0	0	53	86	12.27	2.727
59 Antonio Bastardo, L ERA: 4.5	(4, 1)	0.1		2	1	0	0	0	0	0	0	0	0	0	5	10	0.00	3.000
58 Radhames Liz, R ERA: 2.35	(5, 1)	3.0		15	2	0	0	2	3	0	1	0	0	0	28	54	0.00	1.667
48 Jared Hughes, R ERA: 2.45	(8, 1)	1.0		3	1	0	0	1	0	0	0	0	0	0	8	9	0.00	1.000

PITCHER	IP	WLS	BF	H	R	ER	SO	BB	IBB	HBP	BLK	WP	HR	S	P	ERA	WHIP

Batter	1	2	3	4	5	6	7	8	9	AB	R	H	RBI	BB	SO	LOB
25 Gregory Polanco, L (1, 9) OBP: 0.305, SLG: 0.405	X FF 90 0-0 10 F9-3 1B		B SI 88 C CH 80 B FC 88 X CH 80 2-1 P2		B FC 88 C CH 79 C SI 87 B SI 86 X SI 89 2-2 ① FC4-6 10 1B 6 BB 1-2f	I IN 73 I IN 74 I IN 75 I IN 75 4-0 10 1B 22 3B IBB	S FF 89 D FF 90 D SL 88 F CH 88 B FF 89 F SL 88 F FF 94 S SI 89 3-3 ③ K		C SI 94 B SL 79 X FF 92 1-1 ③ G3	5	2	1	0	1	1	2
10 Jordy Mercer, R (1, 6) OBP: 0.275, SLG: 0.197	X SI 88 0-0 ① ② F9-3 1-1		C SI 89 B CU 80 X SI 89 1-1 E5		B FC 87 1 SAFE C SI 87 B FC 86 B FC 86 X SI 87 3-1 6 BB 18 HBP 1-3 1B	C SL 86 S SL 84 X SL 85 0-2 22 3B 1-3 2-H 1B		B FF 94 C FF 89 F FF 93 B FF 90 X FF 94 2-2 ① L7		5	1	2	1	0	0	1
22 Andrew McCutchen, R (1, 8) OBP: 0.302, SLG: 0.333	C FC 88 B FC 88 C SI 89 C SI 88 1-3 ③ K		C FC 88 B FC 88 1 SAFE B FC 86 X CH 80 2-1 ③ G6-3		C SI 88 1 SAFE B SI 88 B SI 89 C SI 89 S CU 80 2-3 ② K	D CH 86 C CH 86 X FF 94 1-1 6 1B 2-H 3-H 3B		F FF 94 B FF 92 F CU 80 B FF 90 X SL 88 2-2 18 WP 1B		5	1	2	2	0	2	3
18 Neil Walker, S (1, 4) OBP: 0.333, SLG: 0.425		C SI 89 B FC 88 F SI 89 S CH 80 1-3 ① K	B FC 87 B SI 88 F SI 88 B SI 88 X SI 89 3-1 6 FC6-4 1B	S FC 88 H SI 88 1-1 6 BB 1-2 HBP	B FF 94 B FF 93 F CH 85 B FF 94 B FF 94 4-1 6 1B BB			S FF 94 B FF 94 X SL 88 1-1 ② L4-3 1-2		3	0	1	0	1	1	1
6 Starling Marte, R (1, 7) OBP: 0.300, SLG: 0.521		B FC 88 F CU 78 B SI 89 T SI 88 B SI 88 B SI 89 4-2 24 G6-3 BB	X CH 79 0-0 ① FC6-4 24 E 24 S 27 1B 1-2f	C SI 88 S CH 81 F CU 79 B SI 88 F SI 88 B CU 76 B CH 80 B SI 89 4-2 24 FC4-6 1-2 2-3 3-H BB	B SL 87 C CH 85 X FF 94 1-1 1-2 3-H 1B			D SL 87 S SL 87 D SL 88 C SL 88 S SL 88 2-3 ③ K		3	1	1	2	2	1	2
24 Pedro Alvarez, L (1, 3) OBP: 0.264, SLG: 0.448 35 Mark Melancon, R (9, 1)		B SI 88 1 SAFE X SI 89 1-0 ② G6-3 1-2	1 SAFE 1 SAFE 1 SAFE C SI 88 F SI 87 B FF 90 B SI 87 F CH 80 S CU 79 2-3 ② K 1-3	B SI 88 B FC 87 X SI 88 2-0 ③ FC4-6 1-2f	S CH 84 C FF 93 D CH 86 X CH 85 1-2 ③ P5				X FF 92 0-0 27 2B 2B	5 0	1 0	1 0	0 0	0 0	1 0	7 0
27 Jung Ho Kang, R (1, 5) OBP: 0.310, SLG: 0.346		B FC 88 B FC 86 C SI 89 B CU 78 F SI 88 B CH 80 4-2 BB	S FC 88 B FC 87 S CU 79 F CU 78 F SI 89 B CH 81 X CH 80 2-2 3-H 1B		C FF 93 C SL 87 B SL 85 S CH 85 1-3 ① K	B FF 94 F FF 94 X SL 87 1-1 19 S 1B		B SI 94 B SI 94 B SI 94 X FF 93 3-0 19 1B 3 G6-4-3 2-H 2B	4	1	3	2	1	1	0
19 Chris Stewart, R (1, 2) OBP: 0.250, SLG: 0.316		C SI 88 B SI 89 C SI 89 C SI 88 1-3 ③ K	B SI 88 C FC 87 X SI 88 1-1 ③ G6-3		B FF 93 X FF 92 1-0 10 1B 2B	1 SAFE C FF 92 B FF 94 B FF 93 B FF 93 X FF 94 3-1 ① F9 1-2		X SI 92 0-0 3 G6-4-3 2-3 1B	5	1	2	0	0	1	4
45 Gerrit Cole, R (1, 1) OBP: 0.231, SLG: 0.167 15 Andrew Lambo, L (7, PH) OBP: 0.120, SLG: 0.087 37 Arquimedes Caminero, R (7, 1) 44 Tony Watson, L (8, 1) 3 Sean Rodriguez, R (9, PH) OBP: 0.333, SLG: 0.476 (9, 3)			C SI 87 B SI 88 C SI 88 S SI 88 1-3 ① K		B SI 86 B SI 86 X SI 86 2-0 25 FC4-6 1B	C FF 92 S SL 86 S SL 86 0-3 ② K	B FF 94 S FF 94 C FF 94 S FF 95 1-3 ② K		X SI 91 0-0 ① ② G6-4-3 1-2f 3-H	3 1 0 0 1	0 0 0 0 0	1 0 0 0 0	0 0 0 0 0	0 1 0 0 0	2 1 0 0 0	1 1 0 0 1
Inning Stats	R: 0 E: 0 K: 1 S: 5 H: 1 LOB: 0 BB: 0 P: 6	R: 0 E: 0 K: 2 S: 11 H: 0 LOB: 2 BB: 2 P: 22	R: 0 E: 1 K: 1 S: 9 H: 0 LOB: 1 BB: 0 P: 15	R: 1 E: 0 K: 1 S: 14 H: 2 LOB: 1 BB: 0 P: 22	R: 1 E: 0 K: 1 S: 15 H: 2 LOB: 3 BB: 1 P: 31	R: 4 E: 0 K: 2 S: 18 H: 4 LOB: 2 BB: 2 P: 31	R: 0 E: 0 K: 2 S: 12 H: 1 LOB: 1 BB: 0 P: 20	R: 0 E: 0 K: 1 S: 11 H: 1 LOB: 1 BB: 0 P: 18	R: 2 E: 0 K: 0 S: 6 H: 3 LOB: 0 BB: 0 P: 10	1B: 10 2B: 4 3B: 1 HR: 0 SF: 0 SAC: 0 DP: 2 HBP: 1		WP: 1 PB: 0 SB: 2 CS: 0 PA: 46				

TOP

Pittsburgh Pirates @ Chicago Cubs

Wrigley Field, Chicago, IL

Wed Apr 29 2015, 7:05 PM - 10:09 PM CDT

Att. 30,634 - Partly Cloudy - 39 F

livebaseballscorecards.com

AB	40
R	8
H	14
RBI	7
BB	5
SO	11
LOB	23

PITCHER		IP	WLS	BF	H	R	ER	SO	BB	IBB	HBP	BLK	WP	HR	S	P	ERA	WHIP
28 Kyle Hendricks, R ERA: 5.23	(1, 1)	5.0	L	24	5	2	2	6	3	0	1	0	0	0	54	96	3.60	1.600
71 Gonzalez Germen, R ERA: 8.31	(6, 1)	1.0		9	4	4	4	2	1	1	0	0	0	0	18	31	36.00	5.000
36 Edwin Jackson, R ERA:	(7, 1)	2.0		8	2	0	0	3	0	0	0	0	1	0	23	38	0.00	1.000
27 Phil Coke, L ERA: 7.5	(9, 1)	1.0		5	3	2	2	0	0	0	0	0	0	0	6	10	18.00	3.000

PITCHER	IP	WLS	BF	H	R	ER	SO	BB	IBB	HBP	BLK	WP	HR	S	P	ERA	WHIP

Batter	1	2	3	4	5	6	7	8	9	AB	R	H	RBI	BB	SO	LOB
24 Dexter Fowler, S (1, 8) OBP: 0.372, SLG: 0.442	B SI 95 S FF 94 B FF 95 X FF 94 2-1 68 G4-3 1B		B CH 89 C FF 95 X FF 94 1-1 ② G6-3			F FF 93 F FF 94 B CU 81 B SL 86 F FF 98 B FF 97 X FF 98 3-2 ② G4-3		B SI 92 F SI 92 S CH 84 X SI 94 1-2 1-2 1B		4	0	2	0	0	0	0
68 Jorge Soler, R (1, 9) OBP: 0.319, SLG: 0.395	X FF 94 0-0 ①② G4-3 1-2f		F FF 96 B SL 85 S SL 86 S FF 97 1-3 ③ K			S CU 84 X FF 96 0-1 ③ L6		F SI 93 B SI 94 B CH 85 S CH 84 S SI 94 2-3 ③ K		4	0	0	0	0	2	3
44 Anthony Rizzo, L (1, 3) OBP: 0.478, SLG: 0.471	T FF 96 B FF 96 B FF 96 B SI 96 X FF 97 3-1 ③ 1B			B FF 94 B SL 85 C CH 88 F FF 96 B SI 96 F FF 97 H KC 82 4-2 47 CS HBP			F FF 98 F SL 92 S FF 99 0-3 ① K		B FF 88 C FC 88 C KC 78 B FC 88 B KC 78 X FC 88 3-2 ① G6-3	3	0	1	0	0	1	0
17 Kris Bryant, R (1, 5) OBP: 0.455, SLG: 0.409		C FF 96 B FF 96 F FF 96 B FF 97 B SL 86 B FF 96 4-2 47 E 47 1B BB		B FF 96 C SL 86 S SL 85 1 SAFE S SL 86 1-3 ① K			B SL 92 S FF 99 B SL 92 S FF 99 C FF 100 2-3 ② K		C FC 88 S FF 88 S FC 88 0-3 ② K2-3	3	1	0	0	1	3	1
47 Miguel Montero, L (1, 2) OBP: 0.333, SLG: 0.478		B FF 96 F SI 95 1 SAFE B FF 96 F SI 96 B FF 98 X FF 96 3-2 13 E 1-H 1B		F FF 97 B FF 95 B CH 88 B FF 95 F FF 96 F SI 96 C SL 85 3-3 ②③ K 1-2			X FF 99 0-0 1B		C FS 84 C FS 84 F FC 89 B FC 88 B FC 88 F FC 88 X KC 79 2-2 13 DI 1B	4	0	3	1	0	1	1
13 Starlin Castro, R (1, 6) OBP: 0.349, SLG: 0.410		C SL 87 F FF 96 B FF 96 1 SAFE F SL 85 B SL 85 F SI 95 C FF 96 2-3 ① K 1-2			B FF 93 X FF 94 1-0 ① G5-3		B FF 98 S SL 91 F SL 93 X FF 99 1-2 ③ P3		C FF 88 B KC 78 S KC 79 S FC 87 1-3 ③ K 1-2	4	0	0	0	0	2	3
8 Chris Coghlan, L (1, 7) OBP: 0.290, SLG: 0.456		C FF 95 S SL 86 B SI 96 D SL 86 F SI 96 S FF 96 2-3 ② K			F FF 96 F FF 95 B SI 94 B KC 82 F SL 85 F FF 95 S SL 85 2-3 ② K			C SI 91 B SL 80 F SI 91 F SI 93 B SL 80 F SI 93 X SI 94 2-2 ① G3		3	0	0	0	0	2	1
28 Kyle Hendricks, R (1, 1) OBP: 0.125, SLG: 0.125 15 Chris Denorfia, R (5, PH) OBP: 0.333, SLG: 0.400 71 Gonzalez Germen, R (6, 1) 36 Edwin Jackson, R (7, 1) 3 David Ross, R (8, PH) OBP: 0.333, SLG: 0.286 27 Phil Coke, L (9, 1)		F FF 94 B SI 96 C FF 96 B FF 98 F FF 97 C SL 86 2-3 ③ K			X FF 93 0-0 ③ F8			C SI 93 B SI 93 C SI 93 S CH 84 1-3 ② K		1 1 0 0 1 0	0 0 0 0 0 0	0 0 0 0 0 0	0 0 0 0 0 0	1 0 0 0 0 0	1 0 0 0 1 0	1 0 0 0 0 0
19 Jonathan Herrera, S (1, 4) OBP: 0.257, SLG: 0.294			C FF 96 S FF 95 X FF 97 0-2 ① G6-3			C FF 92 C FF 92 B FF 95 F SL 84 B SL 83 F FF 96 S SI 95 2-3 ① K		C SI 92 C SI 93 F SI 92 F SI 93 B SL 80 X CH 84 1-2 24 1B 1B		3	0	1	0	0	1	0
Inning Stats	R: 0 E: 0 K: 0 S: 5 H: 2 LOB: 1 BB: 0 P: 10	R: 1 E: 2 K: 3 S: 18 H: 1 LOB: 1 BB: 1 P: 31	R: 0 E: 0 K: 1 S: 8 H: 0 LOB: 0 BB: 0 P: 10	R: 0 E: 0 K: 2 S: 10 H: 0 LOB: 1 BB: 0 P: 18	R: 0 E: 0 K: 1 S: 7 H: 0 LOB: 0 BB: 0 P: 10	R: 0 E: 0 K: 1 S: 11 H: 0 LOB: 0 BB: 0 P: 16	R: 0 E: 0 K: 2 S: 10 H: 1 LOB: 1 BB: 0 P: 13	R: 0 E: 0 K: 2 S: 19 H: 2 LOB: 2 BB: 0 P: 26	R: 0 E: 0 K: 2 S: 14 H: 1 LOB: 1 BB: 0 P: 20	1B: 7 2B: 1 3B: 0 HR: 0 SF: 0 SAC: 0 DP: 2 HBP: 1						

PITCHER		IP	WLS	BF	H	R	ER	SO	BB	IBB	HBP	BLK	WP	HR	S	P	ERA	WHIP
45 Gerrit Cole, R ERA: 1.76	(1, 1)	6.0	W	20	3	1	0	8	1	0	1	0	0	0	59	95	0.00	0.667
37 Arquimedes Caminero, R ERA: 3.38	(7, 1)	1.0		4	1	0	0	2	0	0	0	0	0	0	10	13	0.00	1.000
44 Tony Watson, L ERA: 2.77	(8, 1)	1.0		5	2	0	0	2	0	0	0	0	0	0	19	26	0.00	2.000
35 Mark Melancon, R ERA: 5.23	(9, 1)	1.0		4	1	0	0	2	0	0	0	0	0	0	14	20	0.00	1.000

PITCHER	IP	WLS	BF	H	R	ER	SO	BB	IBB	HBP	BLK	WP	HR	S	P	ERA	WHIP

BOTTOM

Pittsburgh Pirates @ Chicago Cubs

Wrigley Field, Chicago, IL

Wed Apr 29 2015, 7:05 PM - 10:09 PM CDT

Att. 30,634 - Partly Cloudy - 39 F

livebaseballscorecards.com

AB	31
R	1
H	7
RBI	1
BB	1
SO	14
LOB	10

Batter	1	2	3	4	5	6	7	8	9	10	AB	R	H	RBI	BB	SO	LOB
25 Gregory Polanco, L (1, 9) OBP: 0.310, SLG: 0.398	C FF 88 B FF 89 F FF 88 T FF 90 1-2 ① K			B CU 76 X FF 90 1-0 5 G4-6-3 1B		C SI 88 B SL 85 F FF 92 B FF 93 B FF 94 B FF 94 4-2 1-2 BB		B SI 90 C SI 90 X CH 83 1-1 ③ G4-3		B SL 73 B SI 83 C SI 83 F SI 83 S SL 73 2-3 ③ K	4	0	1	0	1	2	2
5 Josh Harrison, R (1, 5) OBP: 0.239, SLG: 0.345	C CU 76 X CU 77 0-1 ② G6-3			B FF 91 1 SAFE F FF 91 B SI 90 F SI 90 X SL 86 2-2 ①② G4-6-3 1-2f		S SL 86 F SI 92 F SL 86 F SL 85 F SI 92 D CU 80 B SI 92 F FF 94 F SI 92 3-2 ① B FF 94 X FF 93 F3			C CU 81 X FF 95 0-1 ① F8		4	0	0	0	0	0	4
22 Andrew McCutchen, R (1, 8) OBP: 0.300, SLG: 0.329	B FF 91 B FF 90 X FF 90 2-0 ③ F8			F SI 92 C CU 77 C SL 88 0-3 ③ K		B FF 93 C SL 84 B FF 94 B FF 93 S FF 93 C FF 93 3-3 ② K			C FF 96 T FF 97 B FF 97 B SL 88 F CH 87 F FF 98 X FF 98 2-2 18 FC6-4 1B		4	0	1	0	0	2	3
18 Neil Walker, S (1, 4) OBP: 0.319, SLG: 0.405		B FF 87 F FF 88 F CU 75 B SL 84 B FF 92 X FF 91 3-2 ① F7			B FF 90 C FF 89 X CU 75 1-1 ① G4-3	F FF 93 B SI 92 F SI 90 S FF 94 1-3 ③ K			B CH 88 B FF 98 F CH 87 1 SAFE F FF 97 X FF 98 2-2 ② FC6-4 6 FC6-4 1-2f		4	0	0	0	0	1	4
6 Starling Marte, R (1, 7) OBP: 0.286, SLG: 0.494 52 Rob Scahill, L (9, 1)		F CU 76 B SI 91 F FF 90 B SI 90 X FF 92 2-2 ② L9			L SI 89 T CU 76 T FF 92 0-2 ② K		S FF 89 B CU 77 X CU 76 1-1 ① G6-3		B CU 81 C FF 96 F FF 98 F CH 87 B FF 98 X FF 98 2-2 ③ FC6-4 1-2f		4 0	0 0	0 0	0 0	0 0	1 0	1 0
24 Pedro Alvarez, L (1, 3) OBP: 0.253, SLG: 0.429 15 Andrew Lambo, L (9, 7) OBP: 0.115, SLG: 0.083		C FF 90 C FF 91 F FF 92 B SL 86 X CU 76 1-2 ③ G3-1			F SI 90 B SL 86 B CH 82 C FF 93 B CU 79 S CU 78 3-3 ③ K		S CU 75 X FF 92 0-1 ② F8			C FF 88 F SI 90 B SL 87 B FF 90 F FF 89 X FF 89 2-2 ① G4-3	3 1	0 0	0 0	0 0	0 0	1 0	0 0
29 Francisco Cervelli, R (1, 2) OBP: 0.317, SLG: 0.339			C FF 89 B SL 85 S SI 89 S FF 92 1-3 ① K	B CU 75 X FF 90 1-0 10 2B 34 1B 1B	S SL 82 F SL 84 S FF 94 0-3 ③ K				B CU 73 X SL 82 1-0 3 1B 1B		4	1	2	0	0	2	0
10 Jordy Mercer, R (1, 6) OBP: 0.274, SLG: 0.215			C FF 91 F FF 91 F SL 88 B SI 90 F SI 91 S SI 91 1-3 ② K	X SI 89 0-0 34 1B 1-3 2B				C SL 80 S FF 90 B SL 81 B SL 81 X FF 90 2-2 ① G1-3		1 SAFE C FF 89 F FF 90 S SL 83 0-3 ② K	4	0	1	0	0	2	1
34 A.J. Burnett, R (1, 1) OBP: 0.222, SLG: 0.222 37 Arquimedes Caminero, R (7, 1) 59 Antonio Bastardo, R (7, 1) 48 Jared Hughes, R (7, 1) 44 Tony Watson, L (7, 1) 3 Sean Rodríguez, R (7, 3) OBP: 0.391, SLG: 0.522			C FF 91 S FF 91 B SL 86 S FF 93 1-3 ③ K	B FF 91 X FF 92 1-0 25 BB 2-3 3-H 1B				C SL 81 B SL 81 X SI 90 1-1 ② 1 1B		X FF 89 0-0 1-3 1B	2 0 0 0 0 2	0 0 0 0 0 0	1 0 0 0 0 2	1 0 0 0 0 0	0 0 0 0 0 0	1 0 0 0 0 0	0 0 0 0 0 0
Inning Stats	R: 0 E: 0 K: 1 S: 6 H: 0 LOB: 0 BB: 0 P: 9	R: 0 E: 0 K: 0 S: 10 H: 0 LOB: 0 BB: 0 P: 16	R: 0 E: 0 K: 3 S: 11 H: 0 LOB: 0 BB: 0 P: 14	R: 0 E: 0 K: 1 S: 7 H: 1 LOB: 0 BB: 0 P: 10	R: 0 E: 0 K: 2 S: 8 H: 0 LOB: 0 BB: 0 P: 12	R: 1 E: 0 K: 2 S: 19 H: 3 LOB: 3 BB: 1 P: 32	R: 0 E: 0 K: 1 S: 7 H: 0 LOB: 0 BB: 0 P: 8	R: 0 E: 0 K: 0 S: 7 H: 1 LOB: 0 BB: 0 P: 11	R: 0 E: 0 K: 0 S: 13 H: 1 LOB: 1 BB: 0 P: 19	R: 0 E: 0 K: 2 S: 12 H: 2 LOB: 2 BB: 0 P: 17	1B: 7 2B: 1 3B: 0 HR: 0 SF: 0 SAC: 0 DP: 1 HBP: 0						

PITCHER		IP	WLS	BF	H	R	ER	SO	BB	IBB	HBP	BLK	WP	HR	S	P	ERA	WHIP
31 Lance Lynn, R ERA: 3.07	(1, 1)	7.0		25	4	1	1	10	1	0	0	0	0	0	68	101	1.29	0.714
43 Seth Maness, R ERA: 3.12	(8, 1)	1.0		3	1	0	0	0	0	0	0	0	0	0	7	11	0.00	1.000
44 Trevor Rosenthal, R ERA: 0.84	(9, 1)	1.0		4	1	0	0	0	0	0	0	0	0	0	13	19	0.00	1.000
37 Matt Belisle, R ERA: 0.96	(10, 1)	0.2		4	2	0	0	1	0	0	0	0	0	0	9	12	0.00	3.000
36 Randy Choate, L ERA: 6.0	(10, 1)	0.1	W	1	0	0	0	1	0	0	0	0	0	0	3	5	0.00	0.000

PITCHER	IP	WLS	BF	H	R	ER	SO	BB	IBB	HBP	BLK	WP	HR	S	P	ERA	WHIP

TOP

Pittsburgh Pirates @ St. Louis Cardinals

Busch Stadium, St. Louis, MO

Fri May 01 2015, 7:16 PM - 10:46 PM CDT
Att. 40,912 - Clear - 70 F

livebaseballscorecards.com

AB	36
R	1
H	8
RBI	1
BB	1
SO	12
LOB	15

WP: 0 PA: 37
PB: 0
SB: 0
CS: 0

Pittsburgh Pirates @ St. Louis Cardinals

Busch Stadium, St. Louis, MO

Fri May 01 2015, 7:16 PM - 10:46 PM CDT

Att. 40,912 - Clear - 70 F

livebaseballscorecards.com

BOTTOM

Batter	1	2	3	4	5	6	7	8	9	10	AB	R	H	RBI	BB	SO	LOB
19 Jon Jay, L (1, 8) OBP: 0.349, SLG: 0.297	B SI 91 X SI 91 1-0 13 CS 1B		C KC 79 F CH 85 C SI 89 0-3 ③ K		X KC 81 0-0 ③ F7		F SI 93 B SI 92 X SI 92 1-1 ③ G3			C SL 84 X CH 86 0-1 13 2B 32 1B 1B	5	1	2	0	0	1	4
13 Matt Carpenter, L (1, 5) OBP: 0.446, SLG: 0.656	B SI 92 1 SAFE F SI 92 1 SAFE B FF 93 B SI 91 C SI 92 X SI 92 3-2 ① ② F8 1-2			C KC 80 B CH 85 B CH 85 F SI 90 B SI 90 B FF 91 4-2 32 G4-3 7 G5-3 BB		F CH 88 B CH 88 F KC 80 B KC 81 F FF 90 F SI 89 B SI 89 X SI 90 3-2 E3 32 G4-5-3		F SI 92 F SI 92 B SI 93 B SL 82 F SI 94 B SI 93 X SI 93 3-2 7 G6-4-3 1B		1 SAFE 1 SAFE B SI 92 C SL 85 F SI 93 1 SAFE X CU 77 1-2 32 1B 1-3 2B	4	0	2	0	1	0	1
7 Matt Holliday, R (1, 7) OBP: 0.483, SLG: 0.457	B FF 91 B KC 82 F SI 92 F SI 92 C FF 93 2-3 ③ K			S KC 82 1 SAFE X KC 81 0-1 ① G5-3 1-2		1 SAFE S SI 90 F SI 90 B FF 90 F SI 90 1 SAFE B SI 91 S KC 82 2-3 ① K		F SI 94 X CH 84 0-1 ① ② G6-4-3 1-2f		I IN 78 I IN 81 I IN 81 I IN 82 4-0 32 1B IBB	4	0	0	0	1	2	3
32 Matt Adams, L (1, 3) OBP: 0.329, SLG: 0.473		X SI 91 0-0 ① G3-1		B KC 81 C CH 85 F KC 82 F KC 81 F SI 90 X KC 81 1-2 ② G4-3 2-3		C SI 90 X KC 81 0-1 ② ③ G4-5-3 1-2f		B SI 93 L SI 92 F SI 93 S SL 83 1-3 ③ K		B CU 76 C SL 84 X SI 93 1-1 1-2 2-3 3-H 1B	5	0	1	1	0	1	2
27 Jhonny Peralta, R (1, 6) OBP: 0.352, SLG: 0.458		T FF 90 B KC 82 F CH 86 B SI 91 F FF 91 B KC 82 C SI 91 3-3 ② K		D KC 83 F SI 91 B SI 90 S KC 82 S KC 82 2-3 ③ K			X FF 97 0-0 16 S 22 BB 12 1B 1B		B SL 84 B SI 94 S SI 93 S FF 93 F CU 78 X SI 94 2-2 ① G4-3		4	1	1	0	0	2	1
22 Jason Heyward, L (1, 9) OBP: 0.272, SLG: 0.341		C SI 91 F KC 81 B FF 91 B KC 83 B SI 90 B FF 91 4-2 4 S BB	C SI 89 B KC 80 F KC 79 F SI 89 X KC 82 1-2 ① G4-3				B FF 100 F SI 99 F SI 98 B FF 98 B SL 90 F SI 97 F SL 90 1 SAFE B FF 98 4-2 12 1B 16 S 1-2 BB		C CU 78 B CU 79 F CU 78 F SL 86 C SI 94 1-3 ② K	2	0	0	0	2	1	0
4 Yadier Molina, R (1, 2) OBP: 0.303, SLG: 0.304	B FF 91 C SI 90 X KC 81 1-1 ③ F9 1-2		B KC 81 C SI 88 B CH 85 B FF 89 X SI 90 3-1 16 BB 1B				B SI 98 L SI 95 L FF 95 X FF 100 1-2 ① L6		B SL 85 X SL 84 1-0 ③ F8	4	0	1	0	0	0	3
16 Kolten Wong, L (1, 4) OBP: 0.337, SLG: 0.403			B SI 89 X CH 85 1-0 E1 31 CS	F CH 85 F SI 90 D KC 82 B SI 90 F KC 81 F KC 81 B CH 84 B SI 90 4-2 1-2 BB			D SL 84 F SL 82 S SL 81 B FF 90 D SL 83 C FF 91 3-3 ② K 1-2 2-3		B SI 83 X SI 92 1-0 ① G6-3	3	0	0	0	1	1	2
31 Lance Lynn, S (1, 1) OBP: 0.154, SLG: 0.231 12 Mark Reynolds, R (7, PH) OBP: 0.314, SLG: 0.400 43 Seth Maness, R (8, 1) 44 Trevor Rosenthal, R (9, 1) 37 Matt Belisle, R (10, 1) 36 Randy Choate, L (10, 1) 8 Peter Bourjos, R (10, PH) OBP: 0.333, SLG: 0.375			1 SAFE L SI 89 C SI 90 F FF 89 B CH 88 S KC 80 1-3 ① ② K 1-2	L SI 88 M CH 88 L SI 89 0-3 ② K			F SI 91 F SI 92 X SL 86 0-2 2-3 3-H 1B		C SI 92 X SL 84 0-1 ② G5-3	2 1 0 0 0 0 1	0 0 0 0 0 0 0	0 1 0 0 0 0 0	0 1 0 0 0 0 0	2 0 0 0 0 0 0	0 0 0 0 0 0 0	3 0 0 0 0 0 0
Inning Stats	R: 0 E: 0 K: 1 S: 7 H: 1 LOB: 0 BB: 0 P: 13	R: 0 E: 0 K: 1 S: 9 H: 0 LOB: 1 BB: 1 P: 17	R: 0 E: 1 K: 2 S: 8 H: 0 LOB: 0 BB: 0 P: 10	R: 0 E: 0 K: 1 S: 12 H: 0 LOB: 1 BB: 1 P: 19	R: 0 E: 0 K: 1 S: 14 H: 1 LOB: 2 BB: 1 P: 22	R: 0 E: 1 K: 1 S: 11 H: 0 LOB: 0 BB: 0 P: 16	R: 1 E: 0 K: 1 S: 16 H: 2 LOB: 2 BB: 1 P: 25	R: 0 E: 0 K: 1 S: 9 H: 1 LOB: 0 BB: 0 P: 13	R: 0 E: 0 K: 1 S: 10 H: 0 LOB: 0 BB: 0 P: 14	R: 1 E: 0 K: 0 S: 10 H: 3 LOB: 3 BB: 1 P: 17	1B: 7 2B: 1 3B: 0 HR: 0 SF: 0 SAC: 0 DP: 2 HBP: 0						

PITCHER		IP	WLS	BF	H	R	ER	SO	BB	IBB	HBP	BLK	WP	HR	S	P	ERA	WHIP
34 A.J. Burnett, R ERA: 1.45	(1, 1)	6.0		22	2	0	0	7	3	0	0	0	0	0	61	97	0.00	0.833
37 Arquimedes Caminero, R ERA: 4.09	(7, 1)	0.1	H	3	1	1	1	0	1	0	0	0	0	0	8	13	27.00	6.000
59 Antonio Bastardo, L ERA: 4.15	(7, 1)	0.1	H	1	0	0	0	1	0	0	0	0	0	0	3	6	0.00	0.000
48 Jared Hughes, R ERA: 2.45	(7, 1)	0.0	B	1	1	0	0	0	0	0	0	0	0	0	3	3	∞	∞
44 Tony Watson, L ERA: 2.51	(7, 1)	1.1		4	1	0	0	1	0	0	0	0	0	0	11	16	0.00	0.750

PITCHER		IP	WLS	BF	H	R	ER	SO	BB	IBB	HBP	BLK	WP	HR	S	P	ERA	WHIP
52 Rob Scahill, R ERA: 1.08	(9, 1)	1.2	L	9	3	1	1	1	0	1	0	0	0	0	20	31	5.40	1.800

AB	35
R	2
H	8
RBI	2
BB	5
SO	10
LOB	19

WP: 0	PA: 40		
PB: 0			
SB: 3			
CS: 2			

Pittsburgh Pirates @ St. Louis Cardinals

Busch Stadium, St. Louis, MO

Sat May 02 2015, 1:18 PM - 4:42 PM CDT

Att. 45,095 - Sunny - 75 F

livebaseballscorecards.com

TOP

Batter	1	2	3	4	5	6	7	8	9	10	11	AB	R	H	RBI	BB	SO	LOB
25 Gregory Polanco, L (1, 9) OBP: 0.330, SLG: 0.407	F FF 90 B SI 92 B FC 84 B SI 90 C FF 90 F SI 92 X FF 91 3-2 G1-3 ①		C SI 91 X FF 92 0-1 5 E 5 S 5 1B 1B		C FF 90 B FC 83 B CH 82 C CU 76 X FC 84 2-2 5 SH1-3 5 PB 1B	I IN 54 I IN 54 I IN 55 4-0 IBB		1 SAFE 1 SAFE S SI 83 B SI 83 B SI 83 S SI 84 F SI 84 C SI 83 2-3 K ②		X FF 93 0-0 P5 ②		3	1	2	0	1	0	0
12 Corey Hart, R (8, PH) OBP: 0.238, SLG: 0.400												1	0	0	0	0	1	1
3 Sean Rodríguez, R (8, 9) OBP: 0.375, SLG: 0.500												1	0	0	0	0	0	1
5 Josh Harrison, R (1, 5) OBP: 0.237, SLG: 0.337	C CU 77 F FC 81 X FC 83 0-2 F9 ②		1 SAFE 1 SAFE B SI 90 B SI 91 X FC 83 2-0 18 1B 1-H 1B		B SI 90 F CU 80 X FF 89 1-1 SH1-3 ① 1-3	B SI 90 F CU 80 X FF 89 1-1 P3 ③		F FC 88 X FC 89 0-1 G1-3 ③		S FF 94 S CH 83 B CH 83 X FF 93 1-2 L9 ③		5	0	1	1	0	0	5
22 Andrew McCutchen, R (1, 8) OBP: 0.302, SLG: 0.321	S FF 91 S FF 92 B SI 93 X SI 92 1-2 18 HBP 1B		X CH 89 0-0 P5 ②		B SI 91 B SI 91 B SI 92 B CU 79 4-0 BB		C FF 90 B SL 80 X SI 89 1-1 G4-3 ①		B CU 79 B SL 92 B FF 98 C FF 97 X FF 97 3-1 L9 ①		S CU 81 X SL 81 0-1 G6-3 ①	5	0	1	0	1	0	1
18 Neil Walker, S (1, 4) OBP: 0.320, SLG: 0.393	F SI 90 1 SAFE 1 SAFE S FC 83 F FC 83 F FF 92 1 SAFE B CH 83 D CH 84 3-2 H CU 79 1-2 HBP		B CU 78 X CH 82 1-0 1-3 1B		B CH 82 C CU 77 F SI 91 F SI 92 X FC 84 1-2 P6 ②		C FF 90 X SI 90 0-1 G4-3 ②		C FF 98 X FF 98 0-1 F8 ②		C CH 78 F CU 74 B SL 83 S SL 82 1-3 K ②	5	0	1	0	0	1	2
6 Starling Marte, R (1, 7) OBP: 0.300, SLG: 0.506	B FC 83 S FC 83 C SI 92 B SI 92 B SI 93 X FC 83 3-2 G6-3 ③		S FF 91 F FF 91 F FC 83 B FC 85 S FC 85 1-3 K ③		B FF 92 B SI 92 X FC 82 2-0 G6-3 ③		B SL 81 C SI 90 X FF 90 1-1 24 2B 1B		X SL 92 0-0 24 WP 1B		S SL 81 C FF 88 B FF 88 X FF 88 1-2 2B	6	0	3	0	0	1	6
24 Pedro Alvarez, L (1, 3) OBP: 0.284, SLG: 0.438		C FC 83 F SI 90 C SI 91 0-3 K ①		C CU 75 S FC 81 S FC 83 0-3 K ①		F SI 90 S SI 91 S FC 84 B CU 78 B FC 85 F FC 83 F FC 82 B SI 91 4-2 10 F8 29 1B BB		1 SAFE B SI 89 X FF 89 1-0 1-3 2B		1 SAFE B CH 88 I IN 72 I IN 70 I IN 72 4-0 1-2 IBB		I IN 69 I IN 72 I IN 74 I IN 74 4-0 29 FC6-4 IBB	3	0	1	0	3	2	0
29 Francisco Cervelli, R (1, 2) OBP: 0.304, SLG: 0.323		C SI 92 F SI 91 F FC 84 X CU 79 0-2 G6-3 ②		X SI 91 0-0 E4		X SI 91 0-0 47 SH2-4 1-2 1B	C SI 90 B SI 89 B FF 90 X SI 89 2-1 G5-3 ③		S FF 98 X FF 98 0-1 L8 ③		D SL 81 D SL 80 C SL 81 X SL 81 2-1 FC6-4 ③ 1-2f	6	0	1	0	0	0	6
10 Jordy Mercer, R (1, 6) OBP: 0.269, SLG: 0.229		X SI 91 0-0 G5-3 ③		C FC 83 C FC 82 F SI 92 B SI 91 F FC 82 S FC 82 1-3 K ②		F SI 90 X FC 84 0-1 F8 ① 2-3	C SL 81 B SL 81 C SL 80 F SL 81 F FF 90 F FF 90 X SI 89 1-2 G5-3 ①			C FF 92 B CH 83 B CH 83 X FF 93 2-1 2B		5	0	1	0	0	1	3
47 Francisco Liriano, L (1, 1) OBP: 0.100, SLG: 0.100			B FF 88 X SI 88 1-0 G4-3 ①	X SI 90 0-0 F8 ③		L CH 88 X SI 90 0-1 SH2-4 ② 1-2	X SI 90 0-0 1B			C FF 92 S FF 91 B FF 93 F FF 93 B FF 93 F FF 93 C CH 83 2-3 K ①		3	0	1	0	0	0	1
44 Tony Watson, L (9, 1)												0	0	0	0	0	0	0
27 Jung Ho Kang, R (10, PH) OBP: 0.300, SLG: 0.333												1	0	0	0	0	1	1
48 Jared Hughes, R (10, 1)												0	0	0	0	0	0	0
Inning Stats	R: 0 E: 0 K: 0 S: 17 H: 1 LOB: 2 BB: 0 P: 27	R: 0 E: 0 K: 1 S: 8 H: 0 LOB: 0 BB: 0 P: 8	R: 1 E: 0 K: 1 S: 10 H: 3 LOB: 2 BB: 0 P: 15	R: 0 E: 1 K: 2 S: 10 H: 0 LOB: 1 BB: 0 P: 11	R: 0 E: 0 K: 0 S: 10 H: 1 LOB: 2 BB: 1 P: 20	R: 0 E: 0 K: 0 S: 11 H: 1 LOB: 3 BB: 2 P: 20	R: 0 E: 0 K: 0 S: 9 H: 2 LOB: 2 BB: 0 P: 14	R: 0 E: 0 K: 1 S: 13 H: 1 LOB: 1 BB: 0 P: 16	R: 0 E: 0 K: 0 S: 7 H: 1 LOB: 2 BB: 1 P: 14	R: 0 E: 0 K: 1 S: 11 H: 1 LOB: 1 BB: 0 P: 16	R: 0 E: 0 K: 1 S: 10 H: 1 LOB: 2 BB: 1 P: 18							

PITCHER		IP	WLS	BF	H	R	ER	SO	BB	IBB	HBP	BLK	WP	HR	S	P	ERA	WHIP
41 John Lackey, R (1, 1) ERA: 3.69		6.0		29	6	1	1	4	2	1	1	0	0	0	66	101	1.50	1.333
43 Seth Maness, R (7, 1) ERA: 2.7		1.1		7	3	0	0	0	0	0	0	0	0	0	16	22	0.00	2.250
36 Randy Choate, L (8, 1) ERA: 5.4		0.1		1	0	0	0	1	0	0	0	0	0	0	4	6	0.00	0.000
40 Mitch Harris, R (8, 1) ERA:		0.1		1	0	0	0	0	0	0	0	0	0	0	2	2	0.00	0.000
44 Trevor Rosenthal, R (9, 1) ERA: 0.77		1.0		5	1	0	0	0	0	1	0	0	1	0	7	14	0.00	1.000

PITCHER		IP	WLS	BF	H	R	ER	SO	BB	IBB	HBP	BLK	WP	HR	S	P	ERA	WHIP
46 Kevin Siegrist, L (10, 1) ERA: 1.69		1.0		4	1	0	0	1	0	0	0	0	0	0	11	16	0.00	1.000
33 Carlos Villanueva, R (11, 1) ERA: 0.87		1.0	W	5	1	0	0	1	0	1	0	0	0	0	10	18	0.00	1.000

AB	44
R	1
H	12
RBI	1
BB	5
SO	7
LOB	27

1B: 9	SF: 0	WP: 1	PA: 52
2B: 3	SAC: 2	PB: 1	
3B: 0	DP: 0	SB: 1	
HR: 0	HBP: 1	CS: 0	

Pittsburgh Pirates @ St. Louis Cardinals

Busch Stadium, St. Louis, MO

Sat May 02 2015, 1:18 PM - 4:42 PM CDT

Att. 45,095 - Sunny - 75 F

livebaseballscorecards.com

BOTTOM

Batter	1	2	3	4	5	6	7	8	9	10	11	AB	R	H	RBI	BB	SO	LOB
19 Jon Jay, L (1, 9) OBP: 0.341, SLG: 0.291	C SI 91 C SI 91 B SL 86 X SI 92 1-2 G6-3 ①		B SL 84 F SI 93 B SL 85 X SI 93 2-1 G4-3 ③			F SI 91 X SL 85 0-1 G3 ① 1-2 3-H		S FF 94 X SL 86 0-1 G4-3 ③			F SI 93 1 SAFE X SI 93 0-1 1-3 1B	5	0	1	1	0	0	3
13 Matt Carpenter, L (1, 5) OBP: 0.434, SLG: 0.634	F SI 92 S SL 85 B FF 94 B SI 93 B SL 87 B SI 94 4-2 7 G6-4-3 BB			C SL 83 B SL 85 B SI 94 F SI 92 F SL 86 S SL 87 2-3 K ①		F SI 92 B SI 93 X SL 85 1-1 F9 ②			B SI 92 C SI 93 B SI 93 F SI 93 C SI 93 2-3 K ①		C SI 92 X SI 93 0-1 SF7 ② 3-H	3	0	0	1	1	2	1
7 Matt Holliday, R (1, 7) OBP: 0.473, SLG: 0.438	B CH 83 F SI 90 D CH 84 1 SAFE X CH 84 2-1 G6-4-3 ②③ 1-2f			F CH 83 B SI 93 X SL 83 1-2 G5-3 ②		B SI 92 C SL 84 S SL 85 F SL 83 C SL 86 1-3 K ③			C CH 84 F SI 94 B CH 84 B CH 85 B CH 84 B SI 94 4-2 27 G5-4-3 BB			3	0	0	0	1	1	2
27 Jhonny Peralta, R (1, 6) OBP: 0.347, SLG: 0.442		B SI 92 S CH 82 B CH 83 X SI 90 2-1 L8 ①		B CH 85 X CH 84 1-0 P4 ③			C SL 82 B SI 92 B CH 84 B CH 84 F SL 82 F SL 85 B CH 82 4-2 12 G5-4-3 BB		S SI 94 X SI 94 0-1 G5-4-3 ②③ 1-2f			3	0	0	0	1	0	1
12 Mark Reynolds, R (1, 3) OBP: 0.282, SLG: 0.353		C SI 92 B SL 83 B CH 83 F FF 93 S SL 84 2-3 K ②			C SL 81 F CH 84 B SL 86 X SI 94 1-2 G6-3 ①		X SI 93 0-0 G5-4-3 ①② 1-2f			F SI 91 C SI 92 B SI 92 B SL 86 C SI 93 2-3 K ①		4	0	0	0	0	2	1
4 Yadier Molina, R (1, 2) OBP: 0.288, SLG: 0.288		T SI 93 C SL 83 B SI 94 X SI 94 1-2 G3-1 ③			X CH 84 0-0 P4 ②		X SI 92 0-0 F7 ③			C CH 85 S SL 87 F SI 93 X SL 85 0-2 F9 ②		4	0	0	0	0	0	0
16 Kolten Wong, L (1, 4) OBP: 0.322, SLG: 0.383 33 Carlos Villanueva, R (11, 1)			X SI 91 0-0 L8 ①		B SI 93 X SL 85 1-0 G3-1 ③			B SL 84 C SI 91 S SL 87 X SL 88 1-2 G4-3 ①		X SI 93 0-0 G4-3 ③		4 0	0 0	0 0	0 0	0 0	0 0	0 0
8 Peter Bourjos, R (1, 8) OBP: 0.364, SLG: 0.450			B SI 91 X SI 92 1-0 F8 ②			B SL 80 X SI 92 1-0 22 1B 19 G3 1B		B SI 93 C SI 93 S SL 83 C SL 82 1-3 K ②			X SI 91 0-0 38 CS 2B	4	1	2	0	0	1	0
41 John Lackey, R (1, 1) 22 Jason Heyward, L (6, PH) OBP: 0.364, SLG: 0.450 43 Seth Maness, R (7, 1) 36 Randy Choate, L (8, 1) 40 Mitch Harris, R (8, 1) 32 Matt Adams, L (8, PH) 44 Trevor Rosenthal, R (9, 1) 46 Kevin Siegrist, L (10, 1) 38 Pete Kozma, R (11, 4) OBP: 0.400, SLG: 0.333			B SI 91 F SI 90 C SI 92 F SI 93 B SL 83 B SI 93 B SI 92 4-2 BB			D SL 83 C SL 81 X SI 91 1-1 19 G3 1-3 1B		F SL 86 B SL 86 B SI 93 X SI 93 2-1 1B			C SI 92 B SI 93 C SI 92 F SL 86 X SI 93 1-2 19 1B 13 SF7 ① 2-3 1B	0 1 0 0 0 0 1 0 1	0 0 1 0 0 0 0 0 1	0 1 0 0 0 0 1 0 1	0 0 0 0 0 0 0 0 0	1 0 0 0 0 0 0 0 0	0 0 0 0 0 0 0 0 0	0 0 0 0 0 0 0 0 0
Inning Stats	R: 0 E: 0 K: 0 S: 7 H: 0 LOB: 0 BB: 1 P: 14	R: 0 E: 0 K: 1 S: 8 H: 0 LOB: 0 BB: 0 P: 13	R: 0 E: 0 K: 0 S: 7 H: 0 LOB: 1 BB: 1 P: 14	R: 0 E: 0 K: 1 S: 8 H: 0 LOB: 0 BB: 0 P: 12	R: 0 E: 0 K: 0 S: 5 H: 0 LOB: 0 BB: 0 P: 7	R: 1 E: 0 K: 1 S: 11 H: 2 LOB: 1 BB: 0 P: 15	R: 0 E: 0 K: 0 S: 5 H: 0 LOB: 0 BB: 1 P: 9	R: 0 E: 0 K: 1 S: 10 H: 1 LOB: 1 BB: 0 P: 14	R: 0 E: 0 K: 1 S: 7 H: 0 LOB: 0 BB: 1 P: 13	R: 0 E: 0 K: 1 S: 8 H: 0 LOB: 0 BB: 0 P: 10	R: 1 E: 0 K: 0 S: 9 H: 3 LOB: 1 BB: 0 P: 10	1B: 5 2B: 1 3B: 0 HR: 0 SF: 1 SAC: 0 DP: 3 HBP: 0	WP: 0 PB: 0 SB: 0 CS: 1 PA: 38					

PITCHER		IP	WLS	BF	H	R	ER	SO	BB	IBB	HBP	BLK	WP	HR	S	P	ERA	WHIP
47 Francisco Liriano, L ERA: 1.95	(1, 1)	8.0		28	3	1	1	4	3	0	0	0	0	0	61	98	1.12	0.750
44 Tony Watson, L ERA: 2.35	(9, 1)	1.0		3	0	0	0	1	1	0	0	0	0	0	7	13	0.00	1.000
48 Jared Hughes, R ERA: 2.84	(10, 1)	1.2	L	7	3	1	1	1	0	0	0	0	0	0	17	20	5.40	1.800

PITCHER		IP	WLS	BF	H	R	ER	SO	BB	IBB	HBP	BLK	WP	HR	S	P	ERA	WHIP

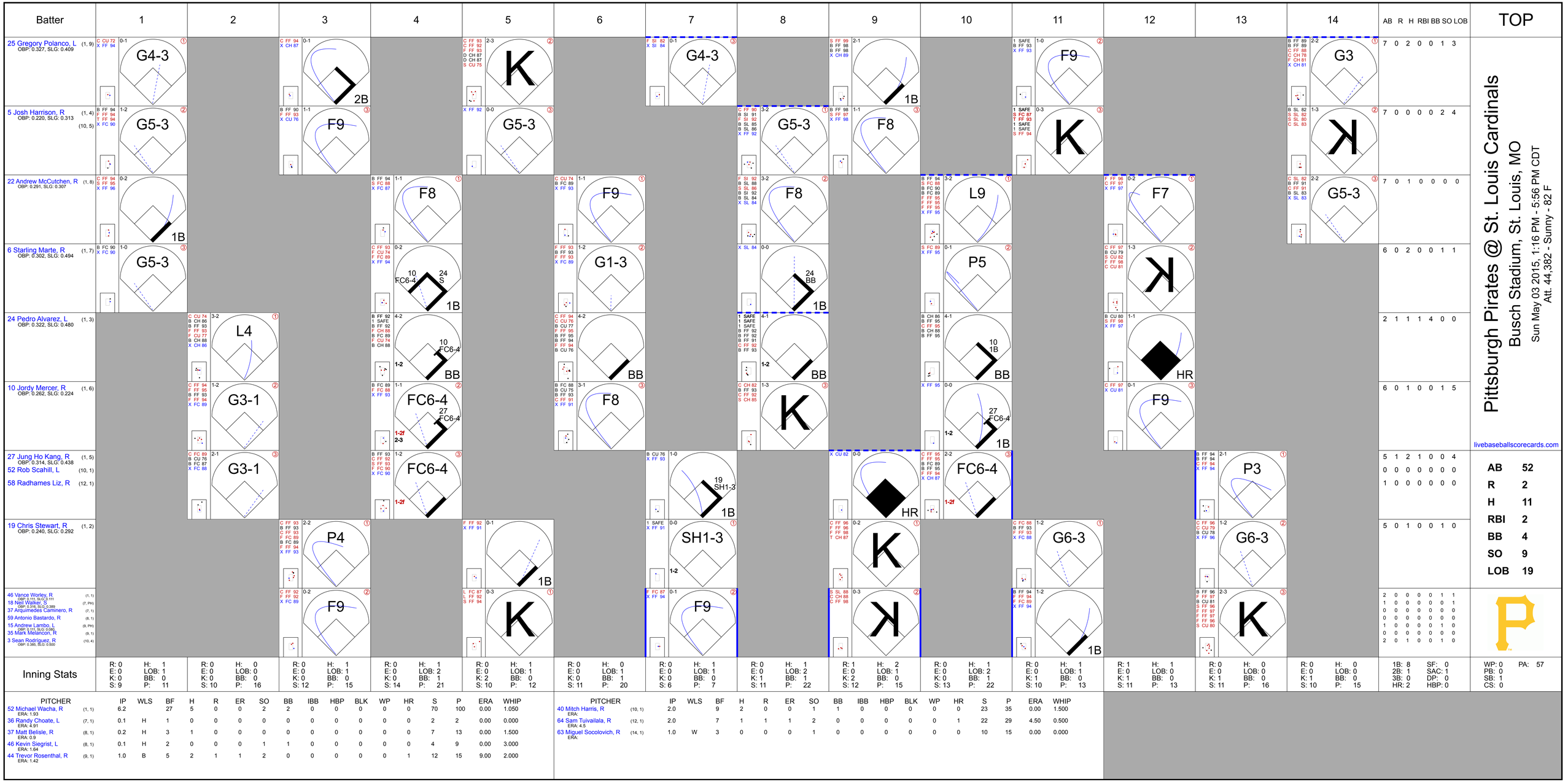
Batter
1
2
3
4
5
6
7
8
9
10
11
12
13
14
AB R H RBI BB SO LOB
TOP
25 Gregory Polanco, L (1, 9) OBP: 0.327, SLG: 0.409
5 Josh Harrison, R (1, 4) (10, 5) OBP: 0.220, SLG: 0.313
22 Andrew McCutchen, R (1, 8) OBP: 0.291, SLG: 0.307
6 Starling Marte, R (1, 7) OBP: 0.302, SLG: 0.494
24 Pedro Alvarez, L (1, 3) OBP: 0.322, SLG: 0.480
10 Jordy Mercer, R (1, 6) OBP: 0.262, SLG: 0.224
27 Jung Ho Kang, R (1, 5) OBP: 0.314, SLG: 0.438
52 Rob Scahill, L (10, 1)
58 Radhames Liz, R (12, 1)
19 Chris Stewart, R (1, 2) OBP: 0.240, SLG: 0.292
46 Vance Worley, R (1, 1) OBP: 0.111, SLG: 0.111
18 Neil Walker, S (7, PH) OBP: 0.316, SLG: 0.389
37 Arquimedes Caminero, R (7, 1)
59 Antonio Bastardo, R (8, 1)
15 Andrew Lambo, L (9, PH) OBP: 0.111, SLG: 0.060
35 Mark Melancon, R (9, 1)
3 Sean Rodriguez, R (10, 4) OBP: 0.385, SLG: 0.500
7 0 2 0 0 1 3
7 0 0 0 0 2 4
7 0 1 0 0 0 0
6 0 2 0 0 1 1
2 1 1 1 4 0 0
6 0 1 0 0 1 5
5 1 2 1 0 0 4
0 0 0 0 0 0 0
1 0 0 0 0 0 0
5 0 1 0 0 1 0
2 0 0 0 0 1 1
1 0 0 0 0 0 1
0 0 0 0 0 0 0
0 0 0 0 0 0 0
1 0 0 0 0 1 0
0 0 0 0 0 0 0
2 0 1 0 0 1 0
Pittsburgh Pirates @ St. Louis Cardinals
Busch Stadium, St. Louis, MO
Sun May 03 2015, 1:16 PM - 5:56 PM CDT
Att. 44,382 - Sunny - 82 F
livebaseballscorecards.com
AB 52
R 2
H 11
RBI 2
BB 4
SO 9
LOB 19
Inning Stats
R: 0 E: 0 K: 0 S: 9 H: 1 LOB: 1 BB: 0 P: 11
R: 0 E: 0 K: 0 S: 10 H: 0 LOB: 0 BB: 0 P: 16
R: 0 E: 0 K: 0 S: 12 H: 1 LOB: 1 BB: 0 P: 15
R: 0 E: 0 K: 0 S: 14 H: 1 LOB: 2 BB: 1 P: 21
R: 0 E: 0 K: 2 S: 10 H: 1 LOB: 1 BB: 0 P: 12
R: 0 E: 0 K: 0 S: 11 H: 0 LOB: 1 BB: 1 P: 20
R: 0 E: 0 K: 0 S: 6 H: 1 LOB: 1 BB: 0 P: 7
R: 0 E: 0 K: 1 S: 11 H: 1 LOB: 2 BB: 1 P: 22
R: 1 E: 0 K: 2 S: 12 H: 2 LOB: 1 BB: 0 P: 15
R: 0 E: 0 K: 0 S: 13 H: 1 LOB: 2 BB: 1 P: 22
R: 0 E: 0 K: 1 S: 10 H: 1 LOB: 1 BB: 0 P: 13
R: 1 E: 0 K: 1 S: 11 H: 1 LOB: 0 BB: 0 P: 13
R: 0 E: 0 K: 1 S: 11 H: 0 LOB: 0 BB: 0 P: 16
R: 0 E: 0 K: 1 S: 10 H: 0 LOB: 0 BB: 0 P: 15
1B: 8 2B: 1 3B: 0 HR: 2
SF: 0 SAC: 1 DP: 0 HBP: 0
PA: 57
WP: 0 PB: 0 SB: 1 CS: 0
PITCHER IP WLS BF H R ER SO BB IBB HBP BLK WP HR S P ERA WHIP
52 Michael Wacha, R (1, 1) ERA: 1.93 6.2 27 5 0 0 2 2 0 0 0 0 0 70 100 0.00 1.050
36 Randy Choate, L (7, 1) ERA: 4.91 0.1 H 1 0 0 0 0 0 0 0 0 0 0 2 2 0.00 0.000
37 Matt Belisle, R (8, 1) ERA: 0.9 0.2 H 3 1 0 0 0 0 0 0 0 0 0 7 13 0.00 1.500
46 Kevin Siegrist, L (8, 1) ERA: 1.64 0.1 H 2 0 0 0 1 1 0 0 0 0 0 4 9 0.00 3.000
44 Trevor Rosenthal, R (9, 1) ERA: 1.42 1.0 B 5 2 1 1 2 0 0 0 0 0 1 12 15 9.00 2.000
PITCHER IP WLS BF H R ER SO BB IBB HBP BLK WP HR S P ERA WHIP
40 Mitch Harris, R (10, 1) ERA: 2.0 9 2 0 0 1 1 0 0 0 0 0 23 35 0.00 1.500
64 Sam Tuivailala, R (12, 1) ERA: 4.5 2.0 7 1 1 1 2 0 0 0 0 0 1 22 29 4.50 0.500
63 Miguel Socolovich, R (14, 1) ERA: 1.0 W 3 0 0 0 1 0 0 0 0 0 0 10 15 0.00 0.000

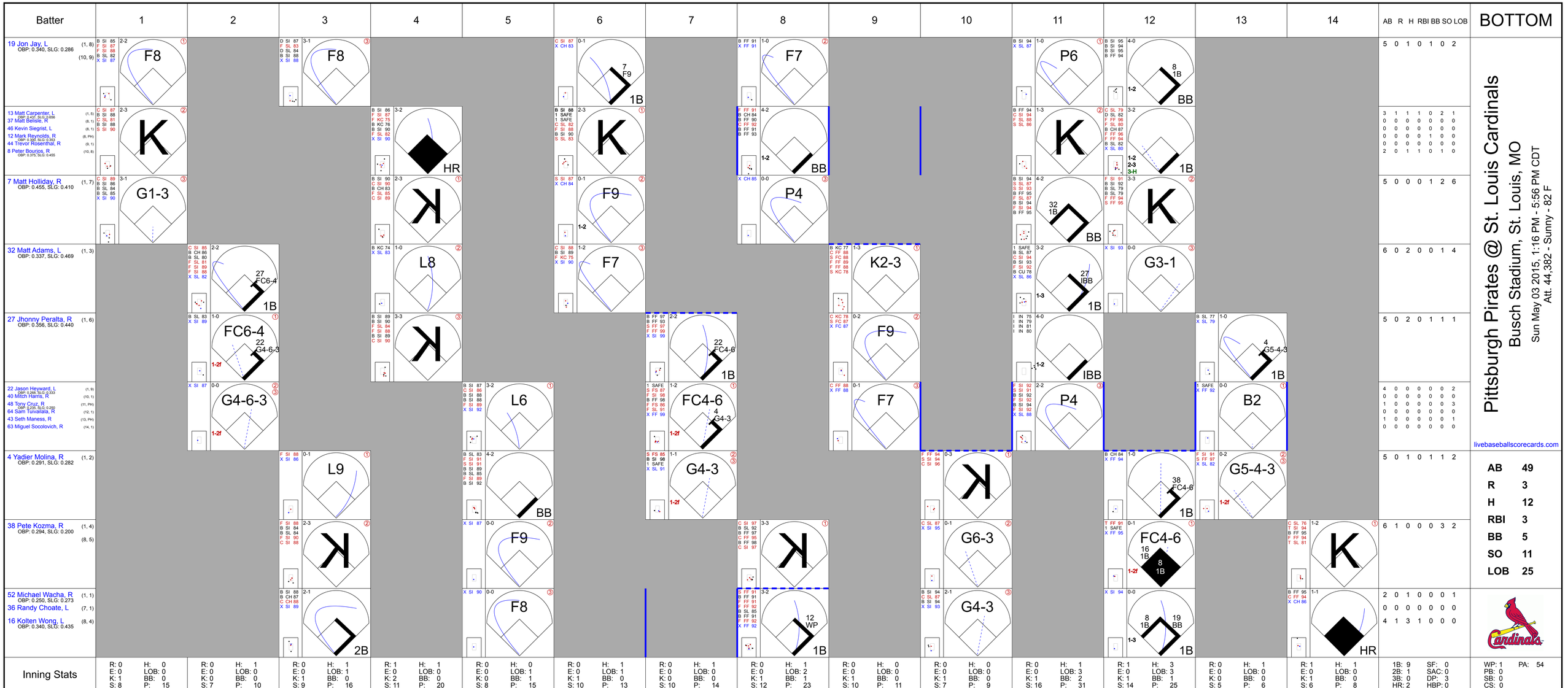
Batter
1
2
3
4
5
6
7
8
9
10
11
12
13
14
AB R H RBI BB SO LOB
BOTTOM
19 Jon Jay, L (1, 8) (10, 9)
OBP: 0.340, SLG: 0.286
F8
5 0 1 0 1 0 2
13 Matt Carpenter, L (1, 5)
OBP: 0.437, SLG: 0.656
37 Matt Belisle, R (8, 1)
46 Kevin Siegrist, L (8, 1)
12 Mark Reynolds, R (8, PH)
OBP: 0.300, SLG: 0.353
44 Trevor Rosenthal, R (9, 1)
8 Peter Bourjos, R (10, 8)
OBP: 0.375, SLG: 0.455
K
HR
F7
P6
K
K
1B
3 1 1 1 0 2 1
0 0 0 0 0 0 0
0 0 0 0 0 0 0
0 0 0 0 1 0 0
0 0 0 0 0 0 0
2 0 1 1 0 1 0
7 Matt Holliday, R (1, 7)
OBP: 0.455, SLG: 0.410
G1-3
F9
P4
P4
K
5 0 0 0 1 2 6
32 Matt Adams, L (1, 3)
OBP: 0.337, SLG: 0.469
L8
F7
K2-3
G3-1
6 0 2 0 0 1 4
27 Jhonny Peralta, R (1, 6)
OBP: 0.356, SLG: 0.440
FC6-4
F9
F9
IBB
G5-4-3
5 0 2 0 1 1 1
22 Jason Heyward, L (1, 9)
OBP: 0.268, SLG: 0.333
40 Mitch Harris, R (10, 1)
48 Tony Cruz, R (11, PH)
OBP: 0.235, SLG: 0.250
64 Sam Tuivailala, R (12, 1)
43 Seth Maness, R (13, PH)
63 Miguel Socolovich, R (14, 1)
G4-6-3
L6
FC4-6
F7
F7
P4
B2
4 0 0 0 0 0 2
0 0 0 0 0 0 0
1 0 0 0 0 0 3
0 0 0 0 0 0 0
1 0 0 0 0 0 1
0 0 0 0 0 0 0
4 Yadier Molina, R (1, 2)
OBP: 0.291, SLG: 0.282
L9
BB
G4-3
K
G5-4-3
5 0 1 0 1 1 2
38 Pete Kozma, R (1, 4) (8, 5)
OBP: 0.294, SLG: 0.200
K
F9
K
G6-3
FC4-6
K
6 1 0 0 0 3 2
52 Michael Wacha, R (1, 1)
OBP: 0.250, SLG: 0.273
36 Randy Choate, L (7, 1)
16 Kolten Wong, L (8, 4)
OBP: 0.340, SLG: 0.435
F8
12 WP
G4-3
2B
1B
HR
2 0 1 0 0 0 1
0 0 0 0 0 0 0
4 1 3 1 0 0 0
Inning Stats
R: 0 E: 0 K: 1 S: 8
H: 0 LOB: 0 BB: 0 P: 15
R: 0 E: 0 K: 0 S: 7
H: 1 LOB: 0 BB: 0 P: 10
R: 0 E: 0 K: 1 S: 9
H: 1 LOB: 1 BB: 0 P: 16
R: 1 E: 0 K: 2 S: 11
H: 1 LOB: 0 BB: 0 P: 20
R: 0 E: 0 K: 0 S: 8
H: 0 LOB: 1 BB: 1 P: 15
R: 0 E: 0 K: 1 S: 10
H: 1 LOB: 1 BB: 0 P: 13
R: 0 E: 0 K: 0 S: 10
H: 1 LOB: 0 BB: 0 P: 14
R: 0 E: 0 K: 1 S: 12
H: 1 LOB: 2 BB: 1 P: 23
R: 0 E: 0 K: 1 S: 10
H: 0 LOB: 0 BB: 0 P: 11
R: 0 E: 0 K: 1 S: 7
H: 0 LOB: 0 BB: 0 P: 9
R: 0 E: 0 K: 1 S: 16
H: 1 LOB: 3 BB: 2 P: 31
R: 1 E: 0 K: 1 S: 14
H: 3 LOB: 3 BB: 1 P: 25
R: 0 E: 0 K: 0 S: 5
H: 1 LOB: 0 BB: 0 P: 6
R: 1 E: 0 K: 1 S: 6
H: 1 LOB: 0 BB: 0 P: 8
1B: 9 2B: 1 3B: 0 HR: 2
SF: 0 SAC: 0 DP: 3 HBP: 0
WP: 1 PB: 0 SB: 0 CS: 0
PA: 54
PITCHER IP WLS BF H R ER SO BB IBB HBP BLK WP HR S P ERA WHIP
46 Vance Worley, R (1, 1) ERA: 3.9 6.0 22 4 1 1 5 1 0 0 0 0 1 53 89 1.50 0.833
37 Arquimedes Caminero, R (7, 1) ERA: 3.65 1.1 4 1 0 0 1 0 0 0 0 0 0 13 20 0.00 0.750
59 Antonio Bastardo, L (8, 1) ERA: 3.6 0.2 4 1 0 0 0 1 0 0 0 0 1 0 9 17 0.00 3.000
35 Mark Melancon, R (9, 1) ERA: 4.76 1.0 3 0 0 0 0 1 0 0 0 0 0 0 10 11 0.00 0.000
52 Rob Scahill, R (10, 1) ERA: 0.87 2.0 9 1 0 0 2 1 1 0 0 0 0 0 23 40 0.00 1.000
PITCHER IP WLS BF H R ER SO BB IBB HBP BLK WP HR S P ERA WHIP
58 Radhames Liz, R (12, 1) ERA: 3.6 2.1 L 12 5 2 2 2 1 0 0 0 0 0 1 25 39 7.71 2.571
Pittsburgh Pirates @ St. Louis Cardinals
Busch Stadium, St. Louis, MO
Sun May 03 2015, 1:16 PM - 5:56 PM CDT
Att. 44,382 - Sunny - 82 F
livebaseballscorecards.com
AB 49
R 3
H 12
RBI 3
BB 5
SO 11
LOB 25

Batter	1	2	3	4	5	6	7	8	9	AB	R	H	RBI	BB	SO	LOB
6 Billy Hamilton, S (1, 8) OBP: 0.267, SLG: 0.337	C SI 91 X SI 92 0-1 ① B3		C SI 90 B KC 78 X SI 90 1-1 9 HR 1B		B SI 90 C CH 80 S CH 80 F KC 77 S KC 79 1-3 ② K		F CH 79 B SI 90 B CH 80 C SI 90 F KC 79 X SI 91 2-2 ③ F8		S FF 93 B FF 94 X CH 88 1-1 9 2B 1B 1-2 3-H	5	2	2	1	0	1	0
9 Marlon Byrd, R (1, 7) OBP: 0.226, SLG: 0.364	F SI 92 B SI 93 X CH 83 1-1 ② G4-3		1 SAFE 1 SAFE B SI 89 B CH 80 X SI 90 2-0 1-H HR		B KC 78 S CH 80 S CH 78 C KC 80 1-3 ③ K			C SL 85 B SL 87 X SI 93 1-1 ① G6-3	X CH 86 0-0 19 G4-3 1-H 2-H 2B	5	1	2	4	0	1	0
19 Joey Votto, L (1, 3) OBP: 0.435, SLG: 0.608	F SI 91 X SI 93 0-1 ③ L7		B KC 80 B KC 79 B SI 91 X SI 91 3-0 32 CS 1B			B KC 75 B SI 89 B SI 90 B SI 92 4-0 21 1B 4 FC5-2 BB		X SI 93 0-0 4 1B 1B	C FF 92 S SL 83 X CH 87 0-2 ② G4-3 2-3	4	0	2	0	1	0	1
21 Todd Frazier, R (1, 5) OBP: 0.313, SLG: 0.541		S KC 76 X SI 91 0-1 HR	B CH 80 X CH 80 1-0 ① F7			B SI 90 X CH 80 1-0 4 FC5-2 1-3 1B		B SI 94 S SL 86 D SL 88 X SI 94 2-1 ② F8	C FF 93 X SL 85 0-1 ③ G5-3	5	1	2	1	0	0	3
4 Brandon Phillips, R (1, 4) OBP: 0.327, SLG: 0.340		B SI 91 S CH 81 S CH 81 X KC 81 1-2 17 BB 32 1B 29 G4-6-3 1B	X CH 81 0-0 ② F7			B KC 76 X CH 78 1-0 ① FC5-2 17 FC6-4 1-2 3-H		B SL 86 C SL 88 B SI 94 F SL 88 X SI 94 2-2 1-2 1B		4	1	2	0	0	0	3
32 Jay Bruce, L (1, 9) OBP: 0.301, SLG: 0.414		F SI 90 X SI 91 0-1 29 G4-6-3 17 BB 1-2 1B	B SI 90 C KC 77 B KC 78 1 SAFE 2-1 ③ CS 1-2	C SI 91 X KC 81 0-1 ① G4-3		B SI 88 C KC 76 B SI 90 F KC 75 F KC 78 C SI 90 2-3 ② K		C SI 95 B FF 95 B SI 94 S SL 89 C SL 89 2-3 ③ K		4	0	1	0	0	2	4
17 Kristopher Negrón, R (1, 6) OBP: 0.226, SLG: 0.077		B SI 90 C SI 91 B SI 92 S CH 80 B SI 91 F SI 91 F CH 80 B SI 91 4-2 29 G4-6-3 1-2 2-3 BB		C CH 80 S CH 81 B CH 79 X SI 92 1-2 ② G1-3		F CH 80 F SI 90 X KC 78 0-2 ③ FC6-4 1-2f			C FF 90 X SL 82 0-1 39 S 29 SH3 6 1B 1B	3	1	1	0	1	0	2
29 Brayan Peña, S (1, 2) OBP: 0.369, SLG: 0.339		D KC 78 B SI 91 X SI 90 2-0 ① ② G4-6-3 1-2f 2-3 3-H		B KC 77 B SI 92 C SI 91 C CH 82 X CH 81 2-2 ③ G5-3			C SI 87 F KC 78 X KC 77 0-2 ① G1-3		1 SAFE C FF 91 X FF 92 0-1 ① SH3 1-2	3	0	0	0	0	0	2
50 Michael Lorenzen, R (1, 1) OBP: 0.200, SLG: 0.200 70 Jumbo Díaz, R (7, 1) 52 Tony Cingrani, L (8, 1) 39 Devin Mesoraco, R (9, PH) OBP: 0.241, SLG: 0.083 54 Aroldis Chapman, L (9, 1)		C SI 91 B SI 91 C SI 90 S SI 91 1-3 ③ K		B SI 88 C SI 88 M SI 89 X SI 90 1-2 ① G4-3			B SI 90 F SI 90 F SI 89 B KC 78 S SI 90 2-3 ② K		C FF 91 B CH 85 S CH 85 F SL 85 D SL 85 B FF 93 B SL 84 4-2 6 1B 9 2B BB 2-3	3 0 0 0 0	0 0 0 1 0	0 0 0 0 0	0 0 0 0 0	2 0 0 1 0	0 0 0 0 0	1 0 0 0 0
Inning Stats	R: 0 E: 0 K: 0 S: 6 H: 0 LOB: 0 BB: 0 P: 7	R: 2 E: 0 K: 1 S: 15 H: 3 LOB: 1 BB: 1 P: 23	R: 2 E: 0 K: 0 S: 7 H: 3 LOB: 0 BB: 0 P: 16	R: 0 E: 0 K: 0 S: 8 H: 0 LOB: 0 BB: 0 P: 11	R: 0 E: 0 K: 2 S: 10 H: 0 LOB: 0 BB: 0 P: 13	R: 0 E: 0 K: 1 S: 9 H: 1 LOB: 2 BB: 1 P: 17	R: 0 E: 0 K: 1 S: 10 H: 0 LOB: 0 BB: 0 P: 14	R: 0 E: 0 K: 1 S: 11 H: 2 LOB: 2 BB: 0 P: 18	R: 3 E: 0 K: 0 S: 15 H: 3 LOB: 1 BB: 1 P: 20	1B: 9 2B: 1 3B: 0 HR: 2 SF: 0 SAC: 1 DP: 1 HBP: 0						

PITCHER		IP	WLS	BF	H	R	ER	SO	BB	IBB	HBP	BLK	WP	HR	S	P	ERA	WHIP
49 Jeff Locke, L ERA: 4.85	(1, 1)	7.0	L	28	7	4	4	5	2	0	0	0	0	2	65	101	5.14	1.286
48 Jared Hughes, R ERA: 2.63	(8, 1)	1.0		5	2	0	0	1	0	0	0	0	0	0	11	18	0.00	2.000
59 Antonio Bastardo, L ERA: 7.5	(9, 1)	1.0		7	3	3	3	0	1	0	0	0	0	0	15	20	27.00	4.000

PITCHER	IP	WLS	BF	H	R	ER	SO	BB	IBB	HBP	BLK	WP	HR	S	P	ERA	WHIP

TOP

Cincinnati Reds @ Pittsburgh Pirates

PNC Park, Pittsburgh, PA

Tue May 05 2015, 7:08 PM - 9:57 PM EDT

Att. 16,822 - Partly Cloudy - 73 F

livebaseballscorecards.com

AB	36
R	7
H	12
RBI	6
BB	3
SO	6
LOB	16

Batter	1	2	3	4	5	6	7	8	9	AB	R	H	RBI	BB	SO	LOB
25 Gregory Polanco, L (1, 9) OBP: 0.311, SLG: 0.388	S FF 94 F FF 95 X CH 86 0-2 ① G3-1	C FF 96 B CH 86 F CH 86 B FF 96 C FF 96 2-3 ③ K	C FF 94 S CU 82 B CU 82 S CU 81 1-3 ③ K			C FF 92 B SL 81 B FF 93 F FF 93 F FF 93 X FF 93 2-2 ① G1-3	B FF 101 C FF 100 B FF 101 B FF 100 C FF 99 S FF 100 3-3 ③ K	5	0	0	0	0	3	3
29 Francisco Cervelli, R (1, 2) OBP: 0.301, SLG: 0.309	S SL 85 F FF 93 B SL 86 F FF 96 F FF 95 X FF 95 1-2 ② G6-3			S FF 93 X CH 89 0-1 ① G5-3		B FF 92 X FF 93 1-0 ① G6-3		B FF 93 B FF 92 B FF 93 C FF 92 B FF 92 4-1 BB		3	0	0	0	1	0	0
22 Andrew McCutchen, R (1, 8) OBP: 0.280, SLG: 0.293	X FF 96 0-0 ③ G6-3			B SL 84 B CH 84 X FF 96 2-0 ② L9		C CU 79 B SL 86 C CU 80 F FF 96 B SI 95 X CH 86 2-2 ② F8		X FF 93 0-0 ② P4		4	0	0	0	0	0	1
18 Neil Walker, S (1, 4) OBP: 0.324, SLG: 0.387		B FF 94 C FF 95 C SI 95 X SI 96 1-2 ① L7		C CH 86 B FF 95 C FF 95 F FF 97 B FF 97 X CH 87 2-2 24 BB 6 BB 1B		B CU 80 B CH 85 F SI 95 H FF 95 3-1 HBP		C FF 92 B FF 92 1 SAFE B FF 92 B FF 92 T FF 92 X FF 92 3-2 ③ F9		3	0	1	0	0	0	1
6 Starling Marte, R (1, 7) OBP: 0.320, SLG: 0.527		B FF 96 X FF 95 1-0 HR		D SL 88 D SL 86 B FF 96 B FF 96 4-0 1-2 24 BB BB		D FF 92 X FF 93 1-0 ③ G5-3			B SL 88 C FF 98 S FF 100 F FF 101 B CH 88 B FF 101 B FF 100 4-2 10 BB 27 BB BB	2	1	1	1	2	0	1
24 Pedro Alvarez, L (1, 3) OBP: 0.330, SLG: 0.474		C FF 95 C SI 96 S FF 95 0-3 ② K		B FF 96 B FF 95 D CH 87 B FF 95 4-0 1-2 2-3 BB			F CU 79 B FF 94 B FF 95 X FF 94 2-1 12 G5-3 27 BB 1B		S FF 101 S FF 102 S FF 102 0-3 ① K	3	0	1	0	1	2	1
27 Jung Ho Kang, R (1, 5) OBP: 0.333, SLG: 0.412	S SL 86 B SL 87 B FF 95 B FF 96 S SL 86 X SL 85 3-2 ③ G6-3			C FF 95 X FF 95 0-1 ③ L8			C FF 93 D FF 93 D FF 94 B FF 94 B FF 94 4-1 1-2 BB		B FF 102 B FF 100 F FF 100 B FF 101 S FF 99 B FF 101 4-2 1-2 10 BB BB	2	0	0	0	2	0	3
10 Jordy Mercer, R (1, 6) OBP: 0.261, SLG: 0.215		B FF 95 C FF 93 X FF 96 1-1 ① G3		B SL 84 B FF 95 X FF 94 2-0 ① G5-3			X SI 96 0-0 ① L8		B FF 100 B FF 99 B FF 99 B FF 98 4-0 1-2 2-3 BB	3	0	0	0	1	0	2
49 Jeff Locke, L (1, 1) OBP: 0.100, SLG: 0.200 12 Corey Hart, R (7, PH) OBP: 0.227, SLG: 0.381 48 Jared Hughes, R (8, 1) 59 Antonio Bastardo, R (9, 1) 3 Sean Rodríguez, R (9, PH) OBP: 0.370, SLG: 0.481		C FF 95 T FF 94 F FF 96 B FF 95 S CU 82 1-3 ② K		C FF 95 B FF 94 B FF 94 X FF 94 2-1 ② G4-3			C SL 89 F SL 86 F FF 98 B FF 98 F FF 99 X FF 98 1-2 ②③ G5-3 2-3f		C FF 98 F FF 99 F FF 102 S FF 101 0-3 ② K	2 1 0 0 1	0 0 0 0 0	0 0 0 0 0	0 0 0 0 0	1 0 0 0 1	0 2 0 0 3	0 0 0 0 0

Inning Stats																																	
	R: 0 E: 0 K: 0 S: 9	H: 0 LOB: 0 BB: 0 P: 10	R: 1 E: 0 K: 1 S: 10	H: 1 LOB: 0 BB: 0 P: 15	R: 0 E: 0 K: 2 S: 9	H: 0 LOB: 0 BB: 0 P: 13	R: 0 E: 0 K: 0 S: 9	H: 1 LOB: 3 BB: 2 P: 21	R: 0 E: 0 K: 1 S: 6	H: 0 LOB: 0 BB: 0 P: 11	R: 0 E: 0 K: 0 S: 7	H: 0 LOB: 1 BB: 0 P: 14	R: 0 E: 0 K: 0 S: 9	H: 1 LOB: 1 BB: 1 P: 16	R: 0 E: 0 K: 0 S: 9	H: 0 LOB: 1 BB: 1 P: 18	R: 0 E: 0 K: 3 S: 15	H: 0 LOB: 3 BB: 3 P: 30	1B: 2 2B: 0 3B: 0 HR: 1	SF: 0 SAC: 0 DP: 1 HBP: 1	WP: 0 PB: 0 SB: 0 CS: 0	PA: 37

PITCHER		IP	WLS	BF	H	R	ER	SO	BB	IBB	HBP	BLK	WP	HR	S	P	ERA	WHIP
50 Michael Lorenzen, R ERA: 3.27	(1, 1)	6.0	W	25	3	1	1	4	3	0	1	0	0	1	53	93	1.50	1.000
70 Jumbo Díaz, R ERA: 8.38	(7, 1)	1.0	H	2	0	0	0	0	0	0	0	0	0	0	6	7	0.00	0.000
52 Tony Cingrani, L ERA: 1.86	(8, 1)	1.0	H	4	0	0	0	0	1	0	0	0	0	0	9	18	0.00	1.000
54 Aroldis Chapman, L ERA:	(9, 1)	1.0		6	0	0	0	3	3	0	0	0	0	0	15	30	0.00	3.000

PITCHER	IP	WLS	BF	H	R	ER	SO	BB	IBB	HBP	BLK	WP	HR	S	P	ERA	WHIP

BOTTOM

Cincinnati Reds @ Pittsburgh Pirates

PNC Park, Pittsburgh, PA

Tue May 05 2015, 7:08 PM - 9:57 PM EDT

Att. 16,822 - Partly Cloudy - 73 F

livebaseballscorecards.com

AB	29
R	1
H	3
RBI	1
BB	7
SO	7
LOB	17

Batter	1	2	3	4	5	6	7	8	9	AB	R	H	RBI	BB	SO	LOB
6 Billy Hamilton, S (1, 8) OBP: 0.264, SLG: 0.330	C FF 95 C FF 94 B FF 95 B KC 82 B FF 95 X FF 93 3-2 19 S 9 1B 1B	C FF 93 C FF 94 B SI 94 B SL 84 X FF 96 2-2 ① L6	F CH 88 C SL 86 B SL 86 B FF 96 X SI 96 2-2 ③ G6-3				B SL 86 S SI 93 B SI 93 F FF 93 X SL 87 2-2 ① L3		F SI 93 B SI 93 F CH 84 F SI 93 B SI 94 C SI 94 2-3 ③ K	5	0	1	0	0	1	2
9 Marlon Byrd, R (1, 7) OBP: 0.237, SLG: 0.402	1 SAFE 1 SAFE C FF 96 D FF 95 X FF 94 1-1 19 S **1-2** 1B	C SL 84 B SL 85 F FF 96 B KC 82 B FF 95 F FF 94 T FF 99 3-2 ② K	F SI 93 X KC 83 0-1 HR				B SI 95 F SL 86 X SI 95 1-1 ② G6-3			4	1	2	1	0	1	0
19 Joey Votto, L (1, 3) OBP: 0.427, SLG: 0.596 29 Brayan Peña, S (3, 3) OBP: 0.373, SLG: 0.345	B SL 88 C SL 88 C FF 97 B FF 97 F SI 96 X SL 87 2-2 ① G1-3 **1-2** **2-3**	C FF 96 S FF 97 T FF 97 0-2 ③ K	C FF 94 B FF 94 X CH 88 1-1 ① G5-3				B CH 87 C SI 94 X SL 88 1-1 1B			2 2	0 0	0 1	0 0	0 0	1 0	2 0
21 Todd Frazier, R (1, 5) OBP: 0.319, SLG: 0.554	B FF 96 C FF 96 F SL 86 F SL 85 S FF 99 1-3 ② K	B KC 82 X FF 94 1-0 4 1B 3B	S CU 82 B SL 84 B FF 94 B SI 94 B FF 98 4-1 4 1B BB				C SL 87 B SI 93 B SI 96 F SL 87 S CU 81 2-3 ③ K			3	1	1	0	1	2	3
4 Brandon Phillips, R (1, 4) OBP: 0.343, SLG: 0.357	S SL 86 B SL 86 F FF 96 B FF 98 F SL 88 X SI 98 2-2 ③ G4-3		B FF 94 F SL 85 X SI 96 1-1 32 G6-3 44 2B **3-H** 1B	X FF 95 0-0 32 G4-6-3 **1-2** 1B				C SL 91 S SL 90 X FF 98 0-2 17 G5-4-3 1B		4	1	3	1	0	0	2
32 Jay Bruce, L (1, 9) OBP: 0.290, SLG: 0.396		C FF 94 B CH 87 B CH 87 F FF 91 B FF 93 X FF 96 3-2 ① F8	C FF 96 F SL 86 B FF 96 B FF 96 1 SAFE X CH 88 2-2 ① G6-3 **1-3**	S CH 89 D CH 90 X SL 86 1-1 ②③ G4-6-3 **1-2f**				B FF 99 T SI 97 F SI 99 F SL 94 S FS 90 1-3 ① K		4	0	0	0	0	1	4
17 Kristopher Negrón, R (1, 6) OBP: 0.200, SLG: 0.067		B FF 93 X FF 94 1-0 ② G5-3	F SL 85 F FF 96 B SL 85 B FF 97 C FF 96 2-3 ② K		C SL 85 X SI 94 0-1 ① G5-3			X FF 100 0-0 ②③ G5-4-3 **1-2f**		4	0	0	0	0	1	2
16 Tucker Barnhart, L (1, 2) OBP: 0.333, SLG: 0.625		X FF 92 0-0 1B	I IN 70 I IN 65 I IN 64 I IN 69 4-0 44 2B IBB		C SI 94 X CH 87 0-1 ② G1-3				B SI 91 F SI 91 S CH 82 B CH 82 F SI 93 X CH 84 2-2 ① F8	3	0	1	0	1	0	0
44 Mike Leake, R (1, 1) OBP: 0.125, SLG: 0.375 39 Devin Mesoraco, R (9, PH) OBP: 0.233, SLG: 0.080 54 Aroldis Chapman, L (9, 1)		X FF 95 0-0 ③ F9	F FF 98 X SL 85 0-1 **1-3** **3-H** 2B		F SI 95 X FF 96 0-1 ③ G6-3				C SI 92 X CH 83 0-1 ② G6-3	3 1 0	0 0 0	1 0 0	1 0 0	0 0 0	0 0 0	1 0 0
Inning Stats	R: 0 E: 0 K: 1 S: 17 H: 2 LOB: 2 BB: 0 P: 26	R: 0 E: 0 K: 0 S: 6 H: 1 LOB: 1 BB: 0 P: 10	R: 0 E: 0 K: 2 S: 10 H: 0 LOB: 0 BB: 0 P: 15	R: 2 E: 0 K: 1 S: 14 H: 3 LOB: 2 BB: 1 P: 26	R: 1 E: 0 K: 0 S: 8 H: 2 LOB: 1 BB: 1 P: 14	R: 0 E: 0 K: 0 S: 6 H: 0 LOB: 0 BB: 0 P: 6	R: 0 E: 0 K: 1 S: 10 H: 1 LOB: 1 BB: 0 P: 16	R: 0 E: 0 K: 1 S: 8 H: 1 LOB: 0 BB: 0 P: 9	R: 0 E: 0 K: 1 S: 10 H: 0 LOB: 0 BB: 0 P: 14	1B: 7 2B: 1 3B: 1 HR: 1 SF: 0 SAC: 0 DP: 2 HBP: 0	WP: 0 PB: 0 SB: 2 CS: 0 PA: 37					

PITCHER		IP	WLS	BF	H	R	ER	SO	BB	IBB	HBP	BLK	WP	HR	S	P	ERA	WHIP
45 Gerrit Cole, R ERA: 2.27	(1, 1)	5.0	L	24	8	3	3	4	1	1	0	0	0	1	55	91	5.40	1.800
52 Rob Scahill, R ERA: 0.73	(6, 1)	2.0		7	1	0	0	1	0	0	0	0	0	0	16	22	0.00	0.500
37 Arquimedes Caminero, R ERA: 3.38	(8, 1)	1.0		3	1	0	0	1	0	0	0	0	0	0	8	9	0.00	1.000
44 Tony Watson, L ERA: 2.2	(9, 1)	1.0		3	0	0	0	1	0	0	0	0	0	0	10	14	0.00	0.000

PITCHER	IP	WLS	BF	H	R	ER	SO	BB	IBB	HBP	BLK	WP	HR	S	P	ERA	WHIP

Cincinnati Reds @ Pittsburgh Pirates

PNC Park, Pittsburgh, PA

Wed May 06 2015, 7:09 PM - 9:43 PM EDT

Att. 16,527 - Partly Cloudy - 81 F

TOP

livebaseballscorecards.com

AB	35
R	3
H	10
RBI	3
BB	2
SO	7
LOB	16

Batter	1	2	3	4	5	6	7	8	9	AB	R	H	RBI	BB	SO	LOB
25 Gregory Polanco, L (1, 9) OBP: 0.299, SLG: 0.373	B SI 89 C SI 89 C SI 90 X SI 92 1-2 ① L7		B CH 84 C SI 91 B FF 90 F SI 91 C SI 92 2-3 ② K			F FC 89 B CH 84 F CH 84 F SL 82 X FC 91 1-2 ① G3	B SI 91 X SI 92 1-0 ③ G1-3			4	0	0	0	0	1	3
18 Neil Walker, S (1, 4) OBP: 0.321, SLG: 0.381	X SI 90 0-0 ② G4-3		C SI 91 B FC 90 B CH 86 X SI 91 2-1 ③ G1-3			X CH 84 0-0 6 E 22 G3-1 1B		B SI 89 F SI 90 B FC 90 S KC 78 F SL 82 F KC 80 B SI 92 X SI 92 3-2 ① G4-3		4	0	1	0	0	0	1
22 Andrew McCutchen, R (1, 8) OBP: 0.279, SLG: 0.292	B FC 90 C SI 90 B SI 92 X FF 90 2-1 ③ G5-3			C SI 90 F FC 89 X SL 81 0-2 ① G6-3		S SL 82 C FC 90 X FC 91 0-2 ② G3-1 1-2		C SL 81 X SL 81 0-1 6 G6-4-3 1B		4	0	1	0	0	0	1
6 Starling Marte, R (1, 7) OBP: 0.308, SLG: 0.505		C SI 90 B SI 90 X FC 90 1-1 ① F8		C FC 90 B CH 85 X CH 85 1-1 ② G5-3		B SI 92 F SI 92 F SI 93 F SL 84 X CH 86 1-2 E5 24 S 2-3		F SI 91 X CH 87 0-1 ② ③ G6-4-3 1-2f		4	0	0	0	0	0	2
24 Pedro Alvarez, L (1, 3) OBP: 0.316, SLG: 0.451		X SI 91 0-0 ② G3		B SI 91 B KC 79 F SI 91 B CH 86 X SI 92 3-1 ③ G4-3		S FC 91 F FC 91 D KC 83 C KC 81 1-3 ③ K 1-2			C FF 99 B FF 101 F FF 100 B FF 101 X FF 100 2-2 ① L1-3	4	0	0	0	0	1	2
27 Jung Ho Kang, R (1, 6) OBP: 0.349, SLG: 0.447		C SL 80 X SL 80 0-1 1B			B SI 90 B CH 84 C SI 90 X SI 91 2-1 E6 5 FC6-4		B FC 88 S SL 79 C SI 91 X SL 82 1-2 ① P5		B FF 102 C FF 100 F FF 100 B CH 89 B FF 101 X FF 100 3-2 2B	4	0	2	0	0	0	0
5 Josh Harrison, R (1, 5) OBP: 0.212, SLG: 0.300		F SI 91 B SI 91 S SI 91 X SI 92 1-2 ③ G4-3			C SI 91 1 SAFE F CH 85 X CH 84 0-2 ① FC6-4 29 G6-3 1-2f		C CH 86 X CH 86 0-1 ② G6-3		X FF 99 0-0 ② F9	4	0	0	0	0	0	3
29 Francisco Cervelli, R (1, 2) OBP: 0.299, SLG: 0.306			B SI 89 B KC 77 X SI 90 2-0 ① G6-3		B SI 92 1 SAFE F SI 92 C SL 82 B FC 90 X SI 92 2-2 ② G6-3 1-2		B SL 81 B SI 91 B SI 91 C SI 91 X SI 92 3-1 12 1B 1B		S FF 101 S CH 88 X FF 102 0-2 ③ G5-3	4	0	1	0	0	0	2
45 Gerrit Cole, R (1, 1) OBP: 0.286, SLG: 0.231 23 Steve Lombardozzi, S (5, PH) 52 Rob Scahill, L (6, 1) 12 Corey Hart, R (7, PH) OBP: 0.261, SLG: 0.409 37 Arquimedes Caminero, R (8, 1) 44 Tony Watson, L (9, 1)			B SI 90 C SI 90 B SI 91 B SI 92 X SI 91 3-1 1B		B KC 79 X SI 92 1-0 ③ G1		X SL 82 0-0 1-2 1B			1 1 0 1 0 0	0 0 0 0 0 0	1 0 0 1 0 0	0 0 0 0 0 0	0 0 0 0 0 0	0 1 0 0 0 0	0 1 0 0 0 0
Inning Stats	R: 0 H: 0 E: 0 LOB: 0 K: 0 BB: 0 S: 6 P: 9	R: 0 H: 1 E: 0 LOB: 1 K: 0 BB: 0 S: 8 P: 10	R: 0 H: 1 E: 0 LOB: 1 K: 1 BB: 0 S: 8 P: 17	R: 0 H: 0 E: 0 LOB: 0 K: 0 BB: 0 S: 7 P: 11	R: 0 H: 0 E: 1 LOB: 1 K: 0 BB: 0 S: 9 P: 14	R: 0 H: 1 E: 1 LOB: 2 K: 1 BB: 0 S: 15 P: 18	R: 0 H: 2 E: 0 LOB: 2 K: 0 BB: 0 S: 9 P: 14	R: 0 H: 1 E: 0 LOB: 0 K: 0 BB: 0 S: 9 P: 12	R: 0 H: 1 E: 0 LOB: 1 K: 0 BB: 0 S: 10 P: 15	1B: 6 2B: 1 3B: 0 HR: 0	SF: 0 SAC: 0 DP: 1 HBP: 0			WP: 0 PB: 0 SB: 1 CS: 0	PA: 35		

PITCHER		IP	WLS	BF	H	R	ER	SO	BB	IBB	HBP	BLK	WP	HR	S	P	ERA	WHIP
44 Mike Leake, R ERA: 2.47	(1, 1)	8.0	W	31	6	0	0	2	0	0	0	0	0	0	71	105	0.00	0.750
54 Aroldis Chapman, L ERA:	(9, 1)	1.0	S	4	1	0	0	0	0	0	0	0	0	0	10	15	0.00	1.000

PITCHER	IP	WLS	BF	H	R	ER	SO	BB	IBB	HBP	BLK	WP	HR	S	P	ERA	WHIP

BOTTOM

Cincinnati Reds @ Pittsburgh Pirates

PNC Park, Pittsburgh, PA

Wed May 06 2015, 7:09 PM - 9:43 PM EDT

Att. 16,527 - Partly Cloudy - 81 F

livebaseballscorecards.com

AB	35
R	0
H	7
RBI	0
BB	0
SO	2
LOB	15

Cincinnati Reds @ Pittsburgh Pirates

PNC Park, Pittsburgh, PA

Thu May 07 2015, 7:10 PM - 10:05 PM EDT

Att. 27,302 - Clear - 83 F

TOP

livebaseballscorecards.com

Batter	1	2	3	4	5	6	7	8	9	AB	R	H	RBI	BB	SO	LOB
6 Billy Hamilton, S (1, 8) OBP: 0.254, SLG: 0.318	C SI 92 B KC 82 B SI 91 X SI 91 2-1 ① G4-1		D KC 82 B SI 91 X SI 92 2-0 ③ G4-3		C SI 90 B KC 81 B FF 92 X SI 91 2-1 ③ G6-3		C KC 82 B KC 81 B FF 91 X KC 81 2-1 ③ FC3-4-6 1-2f			4	0	0	0	0	0	3
9 Marlon Byrd, R (1, 7) OBP: 0.257, SLG: 0.432	C SI 92 S FF 91 F FF 92 S KC 84 0-3 ② K			B KC 79 B FF 90 B FF 91 C SI 91 F SI 91 B FF 91 4-2 19 G4-5-3 BB	S SI 90 X KC 81 0-1 19 G4-3 3B			F SI 93 B SI 92 F SI 93 B FF 94 F SI 93 X SI 94 2-2 21 HBP 1B		3	1	2	0	1	1	0
19 Joey Votto, L (1, 3) OBP: 0.413, SLG: 0.573	B SI 94 B SI 92 X SI 92 2-0 ③ G3			X FF 92 0-0 ①② G4-5-3 1-2f	B SI 90 X SI 91 1-0 ① G4-3 3-H			S SI 94 C SI 93 B SI 94 S SL 88 1-3 ① K		4	0	0	1	0	1	2
21 Todd Frazier, R (1, 5) OBP: 0.333, SLG: 0.587		C FF 92 C KC 82 B SI 92 X KC 84 1-2 4 F8-4 1B		X FF 91 0-0 HR	F SI 89 X SI 91 0-1 ② G5-3			B SI 94 1 SAFE B SI 94 C SI 94 C SL 88 F SI 94 H SI 94 3-2 1-2 HBP		3	1	2	1	0	0	0
4 Brandon Phillips, R (1, 4) OBP: 0.340, SLG: 0.353		B SI 92 X SI 92 1-0 ①② F8-4 1-2		B FF 90 X SI 90 1-0 32 S 1B	X FF 91 0-0 ③ L9			X CH 83 0-0 ② F7		4	0	1	0	0	0	3
32 Jay Bruce, L (1, 9) OBP: 0.288, SLG: 0.383		C SI 92 X SI 91 0-1 ③ G6-3		B KC 80 B KC 80 B KC 80 B FF 91 4-0 1-2 BB			B SI 89 C SI 90 S KC 80 B KC 82 X SI 90 2-2 ① F7	B SI 93 C SI 93 F SI 93 F SI 93 D SL 83 S SI 95 2-3 ③ K		3	0	0	0	1	1	2
17 Kristopher Negrón, R (1, 6) OBP: 0.231, SLG: 0.118			F SI 91 B FF 91 C SI 92 S KC 83 1-3 ① K	X SI 91 0-0 ③ G1-3			C FF 90 C SI 91 B FF 92 X KC 82 1-2 29 1B 1B		C FC 90 C FF 90 B FC 89 B FC 89 X FC 89 2-2 29 G1-6-3 1B	4	0	2	0	0	1	2
29 Brayan Peña, S (1, 2) OBP: 0.380, SLG: 0.355			B SI 92 B SI 92 B SI 91 C SI 91 X FF 91 3-1 1B	B SI 90 B SI 90 X SI 90 2-0 ① G3-1			1 SAFE B SI 90 F FF 90 1 SAFE C SI 90 X SI 90 1-2 6 FC3-4-6 1-3 1B		C FC 89 B FF 90 X FF 89 1-1 ①② G1-6-3 1-2f	4	0	2	0	0	0	1
28 Anthony DeSclafani, R (1, 1) OBP: 0.083, SLG: 0.091 60 J.J. Hoover, R (6, 1) 55 Skip Schumaker, L (7, PH) OBP: 0.192, SLG: 0.200 36 Kevin Gregg, R (7, 1) 53 Carlos Contreras, R (7, 1) 39 Devin Mesoraco, R (9, PH) OBP: 0.226, SLG: 0.077			L SI 90 L SI 91 B SI 92 L SI 91 1-3 ② K	X SI 90 0-0 ② G6-3			F FF 90 S KC 81 S KC 82 0-3 ② K		B FF 90 C FC 89 B KC 80 B FC 88 C FC 88 X FC 88 3-2 ③ F7	2 0 1 0 0 1	0 0 0 0 0 0	0 0 0 0 0 0	0 0 0 0 0 0	1 0 0 0 0 0	1 0 1 0 0 0	1 0 2 0 0 0
Inning Stats	R: 0 E: 0 K: 1 S: 7 H: 0 LOB: 0 BB: 0 P: 11	R: 0 E: 0 K: 0 S: 6 H: 1 LOB: 0 BB: 0 P: 8	R: 0 E: 0 K: 2 S: 9 H: 1 LOB: 1 BB: 0 P: 16	R: 1 E: 0 K: 0 S: 6 H: 2 LOB: 2 BB: 2 P: 15	R: 0 E: 0 K: 0 S: 4 H: 0 LOB: 0 BB: 0 P: 8	R: 1 E: 0 K: 0 S: 6 H: 1 LOB: 0 BB: 0 P: 7	R: 0 E: 0 K: 1 S: 14 H: 2 LOB: 2 BB: 0 P: 20	R: 0 E: 0 K: 2 S: 15 H: 1 LOB: 2 BB: 0 P: 23	R: 0 E: 0 K: 0 S: 8 H: 1 LOB: 0 BB: 0 P: 14	1B: 7 2B: 1 3B: 1 HR: 1	SF: 0 SAC: 0 DP: 3 HBP: 1					

	AB	33
	R	2
	H	9
	RBI	2
	BB	2
	SO	6
	LOB	16

WP: 0 PB: 0 SB: 1 CS: 0 PA: 36

PITCHER		IP	WLS	BF	H	R	ER	SO	BB	IBB	HBP	BLK	WP	HR	S	P	ERA	WHIP
34 A.J. Burnett, R ERA: 1.66	(1, 1)	7.0	W	28	7	2	2	4	2	0	0	0	0	1	52	85	2.57	1.286
48 Jared Hughes, R ERA: 2.57	(8, 1)	0.1		3	1	0	0	1	0	0	1	0	0	0	10	16	0.00	3.000
44 Tony Watson, L ERA: 2.12	(8, 1)	0.2	H	2	0	0	0	1	0	0	0	0	0	0	5	7	0.00	0.000
35 Mark Melancon, R ERA: 4.38	(9, 1)	1.0		3	1	0	0	0	0	0	0	0	0	0	8	14	0.00	1.000

PITCHER		IP	WLS	BF	H	R	ER	SO	BB	IBB	HBP	BLK	WP	HR	S	P	ERA	WHIP

Cincinnati Reds @ Pittsburgh Pirates

PNC Park, Pittsburgh, PA

Thu May 07 2015, 7:10 PM - 10:05 PM EDT

Att. 27,302 - Clear - 83 F

BOTTOM

Batter	1	2	3	4	5	6	7	8	9	AB	R	H	RBI	BB	SO	LOB
25 Gregory Polanco, L (1, 9) OBP: 0.313, SLG: 0.381	C SI 90 B FF 93 C FF 92 B SI 91 X FF 94 2-2 18 1B 2B	B KC 75 B SI 91 B SI 93 B FF 94 4-0 18 CS BB	B SI 89 X CH 86 1-0 ③ P6	B FF 93 B CU 76 F CH 86 C CU 74 X FF 93 2-2 ③ F9	S CU 77 B CU 81 B CH 85 B FF 91 B FF 92 4-1 22 S 22 1B BB	3	2	1	0	2	0	2
18 Neil Walker, S (1, 4) OBP: 0.342, SLG: 0.390	C FF 93 X SI 92 0-1 6 F7 22 S 24 FC3-2/5 2-H 1B	1 SAFE C SI 92 1 SAFE P PO 84 B CH 86 F SI 91 B SL 85 F SI 91 B SI 93 4-2 ① 22 FC6-4 1-2 BB	B KC 77 B CH 86 X SI 91 2-0 22 2B 6 SF9 1B	B FS 84 F FF 91 B FS 83 F FF 92 B FC 87 F FF 92 F FF 92 F FF 92 B FC 88 4-2 22 1B 6 1B BB	S FF 90 C FF 92 1 SAFE B FF 93 X FF 91 1-2 ① F8	3	2	2	1	2	0	1
22 Andrew McCutchen, R (1, 8) OBP: 0.302, SLG: 0.320	B FF 94 B SI 93 F SI 93 B FF 94 B SI 93 4-1 5 S 24 FC3-2-5 1-2 BB	B FF 93 X SI 91 1-0 ② FC6-4 6 BB 1-2f	C SL 86 X SL 87 0-1 6 SF9 24 2B 1-3 2B	C FF 92 1 SAFE X FF 91 0-1 5 BB 6 1B 19 1B 1-2 1B	1 SAFE B FF 92 B FF 91 X FF 92 2-0 6 G4-6-3 1-H 1B	4	2	3	1	1	0	1
6 Starling Marte, R (1, 7) OBP: 0.312, SLG: 0.500	B FF 94 F SI 93 X SL 89 1-1 ① F7 2-3	B SI 92 1 SAFE F FF 92 B SI 91 B SL 86 F SL 86 B CH 85 4-2 1-2 BB	F SL 86 C SI 92 X SL 86 0-2 ① SF9 2-3 3-H	B FF 91 X FF 91 1-0 5 BB 19 1B 1-2 2-H 1B	F FF 93 B FF 93 S CH 84 F CH 85 1 SAFE D CU 80 X FF 93 2-2 ② ③ G4-6-3 1-2f	3	1	1	2	1	0	3
24 Pedro Alvarez, L (1, 3) OBP: 0.313, SLG: 0.453 3 Sean Rodríguez, R (8, 3) OBP: 0.370, SLG: 0.481	X SI 92 0-0 ② FC3-2-5 1-2 3-H	B SI 91 X SI 92 1-0 ③ F8	C FF 93 S FF 93 X SL 86 0-2 3-H 2B	C FF 92 B FF 90 F FF 91 T FF 92 1-2 ① K	4	0	1	1	0	1	6
						0	0	0	0	0	0	0
5 Josh Harrison, R (1, 5) OBP: 0.213, SLG: 0.291	B FF 94 C SL 88 F FF 94 1 SAFE X SL 88 1-2 ③ G5-3 2-3	B SL 85 F SL 87 B FF 92 S SL 87 F FF 92 X SI 93 2-2 ① L9	F FF 93 C FF 93 S FF 93 0-3 ② K	F FF 92 F FF 91 F FF 92 B FC 89 B FF 92 B FF 91 F FC 89 B FF 92 4-2 19 1B 1-2 2-3 BB	3	0	0	0	1	1	3
10 Jordy Mercer, R (1, 6) OBP: 0.261, SLG: 0.217	C SL 86 B SI 91 F SI 92 X SL 87 1-2 ① F8	C SL 88 X SL 87 0-1 34 SH1-4 19 1B 1B	S SL 88 S SL 86 D SL 88 X FF 93 1-2 ③ G1-6-3	D FS 82 C CU 81 F FF 92 B FF 92 D FS 82 C FC 90 3-3 ② K	4	0	1	0	0	1	4
19 Chris Stewart, R (1, 2) OBP: 0.276, SLG: 0.321	C SL 85 B SI 91 X SI 91 1-1 ② G1-3	B FF 91 X SI 91 1-0 34 SH1-4 1-2 1B	B SL 83 C FF 92 S CU 74 B FF 94 X FF 93 2-2 ① L9	B FC 90 C FC 90 X FF 92 1-1 1-2 2-H 3-H 1B	4	0	2	2	0	0	0
34 A.J. Burnett, R (1, 1) OBP: 0.182, SLG: 0.182 12 Corey Hart, R (7, PH) OBP: 0.250, SLG: 0.391 48 Jared Hughes, R (8, 1) 44 Tony Watson, L (8, 1) 35 Mark Melancon, R (9, 1)	B FF 93 X FF 92 1-0 ③ F7	X CH 88 0-0 ② SH1-4 1-2 2-3	B FF 92 C FF 91 C CU 74 B FF 93 F SL 82 F FF 93 B CU 75 F FF 92 X FF 93 3-2 ② G5-3	F FF 94 S FF 95 B FF 95 F FF 94 F CH 84 S FF 94 1-3 ③ K	2	0	0	0	0	0	0
					1	0	0	0	0	1	2
					0	0	0	0	0	0	0
					0	0	0	0	0	0	0
					0	0	0	0	0	0	0
Inning Stats	R: 1 E: 0 K: 0 S: 12 H: 2 LOB: 2 BB: 1 P: 20	R: 0 E: 0 K: 0 S: 6 H: 0 LOB: 0 BB: 0 P: 9	R: 0 E: 0 K: 0 S: 8 H: 0 LOB: 2 BB: 3 P: 21	R: 0 E: 0 K: 0 S: 9 H: 2 LOB: 2 BB: 0 P: 13	R: 2 E: 0 K: 1 S: 15 H: 3 LOB: 1 BB: 0 P: 18	R: 0 E: 0 K: 0 S: 12 H: 0 LOB: 0 BB: 0 P: 19	R: 3 E: 0 K: 3 S: 25 H: 3 LOB: 2 BB: 2 P: 40	R: 1 E: 0 K: 0 S: 9 H: 1 LOB: 0 BB: 1 P: 18		1B: 8 2B: 3 3B: 0 HR: 0 SF: 1 SAC: 1 DP: 1 HBP: 0				WP: 0 PB: 0 SB: 3 CS: 1 PA: 40	

livebaseballscorecards.com

AB	31
R	7
H	11
RBI	7
BB	7
SO	4
LOB	22

PITCHER		IP	WLS	BF	H	R	ER	SO	BB	IBB	HBP	BLK	WP	HR	S	P	ERA	WHIP
28 Anthony DeSclafani, R ERA: 2.5	(1, 1)	5.0	L	25	7	3	3	1	4	0	0	0	0	0	50	81	5.40	2.200
60 J.J. Hoover, R ERA: 3.86	(6, 1)	1.0		3	0	0	0	0	0	0	0	0	0	0	12	19	0.00	0.000
36 Kevin Gregg, R ERA: 10.13	(7, 1)	0.2		7	3	3	3	2	2	0	0	0	0	0	20	34	40.50	7.500
53 Carlos Contreras, R ERA: 2.7	(7, 1)	1.1		5	1	1	1	1	1	0	0	0	0	0	14	24	6.75	1.500

PITCHER	IP	WLS	BF	H	R	ER	SO	BB	IBB	HBP	BLK	WP	HR	S	P	ERA	WHIP

Batter	1	2	3	4	5	6	7	8	9	AB	R	H	RBI	BB	SO	LOB
8 Peter Bourjos, R (1, 8) OBP: 0.410, SLG: 0.559	C SI 92 B SI 94 S SL 85 S CH 80 1-3 ① K		L CH 84 X SL 86 0-1 1-3 7 HR 2B		C SI 91 C SI 94 S SL 84 0-3 ② K2-3		1 SAFE F FF 98 X FF 97 0-1 1-3 16 HR 2B		S FF 93 S FF 93 B SL 85 C FF 94 1-3 ① K	5	2	2	0	0	3	0
16 Kolten Wong, L (1, 4) OBP: 0.375, SLG: 0.505	B FF 94 B SI 94 C SL 88 X SL 85 2-1 ② G2-3		S SL 86 F SI 94 D SL 89 X SL 87 1-2 ① P4		X SI 92 0-0 2B		X SL 92 0-0 2-H 3-H HR		B FF 93 X SL 86 1-0 32 L8 32 S 1B	5	1	3	3	0	0	2
7 Matt Holliday, R (1, 7) OBP: 0.466, SLG: 0.468 37 Matt Belisle, R (7, 1) 43 Seth Maness, R (8, 1) 32 Matt Adams, L (9, PH) OBP: 0.313, SLG: 0.422 44 Trevor Rosenthal, R (9, 1)	F SI 94 B SL 86 S CH 86 B CH 80 C SL 94 2-3 ③ K		B SL 85 X SL 85 1-0 2-H 3-H HR		X SI 92 0-0 ③ L8		S SL 92 S SL 92 B SL 95 B FF 99 S SL 91 2-3 ② K		B FF 92 F FF 92 S FF 93 1 SAFE B FF 94 B SL 84 2 SAFE X SL 86 3-2 ② L8 1-3	4 0 0 1 0	1 0 0 0 0	1 0 0 0 0	3 0 0 0 0	0 0 0 0 0	2 0 0 0 0	1 0 0 1 0
27 Jhonny Peralta, R (1, 6) OBP: 0.339, SLG: 0.469		B SI 93 B CH 85 X SI 92 2-0 HR	C CH 86 B SI 94 B CH 87 X SL 84 2-1 ② G5-3			B CH 82 B SL 82 B CH 82 C SI 92 S CH 84 S SL 83 3-3 ① K	B SL 89 B SL 90 S FF 99 B SL 93 X FF 98 3-1 ③ F9		F SL 86 F SL 86 B FF 93 D SL 86 S FF 94 2-3 ③ K	5	1	1	1	0	2	1
12 Mark Reynolds, R (1, 3) OBP: 0.305, SLG: 0.404		C SL 84 B SI 94 B CH 84 B CH 85 F SI 94 C SL 83 3-3 ① K	B SI 94 B CH 85 X CH 86 2-0 ③ G1-3			C SL 86 B CH 83 F CH 84 S SL 84 1-3 ② K		F SL 80 B FF 97 X SL 84 0-2 4 1B 1B		4	0	1	0	0	2	0
22 Jason Heyward, L (1, 9) OBP: 0.299, SLG: 0.343		B SL 87 B SI 93 B SI 95 C SI 92 B SI 94 4-1 BB	C SI 92 S SL 84 F SL 87 S SL 85 0-3 ① K			B SL 87 F SL 83 B SI 95 S SL 84 S SL 87 2-3 ③ K		B FF 95 B FF 96 X FF 94 2-0 ① L6		3	0	0	0	1	2	1
4 Yadier Molina, R (1, 2) OBP: 0.324, SLG: 0.333		S SI 92 B SI 93 C CH 87 X SL 86 1-2 ② F8	B CH 84 B CH 84 F CH 84 X SI 92 2-1 ② G1-3				X CH 82 0-0 38 PB 19 1B 2B	T FF 96 X FF 97 0-1 1-3 1B		4	1	2	0	0	0	1
38 Pete Kozma, R (1, 5) OBP: 0.240, SLG: 0.174		1 SAFE B CH 84 C CH 84 X SI 93 1-1 ③ L9	C SL 83 L CH 84 S SL 85 0-3 ③ K				B FF 89 S CH 84 B SL 86 F SL 83 F SL 83 S CH 84 2-3 ① K 2-3	C SL 80 B SI 93 X SL 81 1-1 ② F8		4	0	0	0	0	2	4
52 Michael Wacha, R (1, 1) OBP: 0.214, SLG: 0.231 19 Jon Jay, L (7, PH) OBP: 0.342, SLG: 0.276 (7, 7)			C SI 92 B SI 94 B SI 93 F SI 92 F SI 94 B CH 87 F SI 93 X SI 93 3-2 E5 8 2B 7 HR		B SI 90 X SI 90 1-0 ① F8		X SL 86 0-0 8 2B 16 HR 1B 3-H	B FF 94 X FF 88 1-0 ③ G4-3		2 2	1 1	0 1	0 1	0 0	0 0	0 2
Inning Stats	R: 0 E: 0 K: 2 S: 8 H: 0 LOB: 0 BB: 0 P: 13	R: 1 E: 0 K: 1 S: 10 H: 1 LOB: 1 BB: 1 P: 21	R: 3 E: 1 K: 0 S: 14 H: 2 LOB: 0 BB: 0 P: 23	R: 0 E: 0 K: 2 S: 9 H: 0 LOB: 0 BB: 0 P: 11	R: 0 E: 0 K: 1 S: 6 H: 1 LOB: 1 BB: 0 P: 7	R: 0 E: 0 K: 3 S: 9 H: 0 LOB: 0 BB: 0 P: 15	R: 4 E: 0 K: 2 S: 14 H: 4 LOB: 0 BB: 0 P: 21	R: 0 E: 0 K: 0 S: 9 H: 2 LOB: 2 BB: 0 P: 13	R: 0 E: 0 K: 2 S: 10 H: 1 LOB: 1 BB: 0 P: 17	1B: 4 2B: 4 3B: 0 HR: 3	SF: 0 SAC: 0 DP: 0 HBP: 0			WP: 0 PB: 1 SB: 1 CS: 0	PA: 40	

PITCHER		IP	WLS	BF	H	R	ER	SO	BB	IBB	HBP	BLK	WP	HR	S	P	ERA	WHIP
47 Francisco Liriano, L ERA: 2.79	(1, 1)	6.1	L	27	6	6	5	10	1	0	0	0	0	2	62	98	7.11	1.105
37 Arquimedes Caminero, R ERA: 4.5	(7, 1)	0.2		4	2	2	2	1	0	0	0	0	0	1	8	13	27.00	3.000
58 Radhames Liz, R ERA: 3.27	(8, 1)	1.0		5	2	0	0	0	0	0	0	0	0	0	9	13	0.00	2.000
59 Antonio Bastardo, L ERA: 6.43	(9, 1)	1.0		4	1	0	0	2	0	0	0	0	0	0	10	17	0.00	1.000

PITCHER	IP	WLS	BF	H	R	ER	SO	BB	IBB	HBP	BLK	WP	HR	S	P	ERA	WHIP

TOP

St. Louis Cardinals @ Pittsburgh Pirates

PNC Park, Pittsburgh, PA

Fri May 08 2015, 7:08 PM - 10:06 PM EDT

Att. 33,507 - Partly Cloudy - 87 F

livebaseballscorecards.com

AB	39
R	8
H	11
RBI	8
BB	1
SO	13
LOB	13

BOTTOM

Batter	1	2	3	4	5	6	7	8	9	AB	R	H	RBI	BB	SO	LOB
25 Gregory Polanco, L (1, 9) OBP: 0.308, SLG: 0.373	B FF 94 C FF 94 B CU 77 B FF 94 X FF 96 3-1 22 G4-3 18 G3 6 E 1B		C FF 94 C CU 77 X CU 78 0-2 ② G4-3		B FF 96 B FF 94 C FF 94 F FF 94 F CU 76 X FF 96 2-2 ② G6-3		B FF 90 S SL 85 D CU 74 X FF 91 2-1 ① G3 1-2		C FF 97 F CH 87 B FF 98 B FF 96 B CH 88 F FF 99 X FF 98 3-2 ① G4-3	5	1	1	0	0	0	1
18 Neil Walker, S (1, 4) OBP: 0.353, SLG: 0.394	C FF 94 F FF 96 F FF 96 1 SAFE X CH 86 0-2 ① G3 1-2		B CU 74 C FF 94 C CH 86 F CU 78 F CH 88 F FF 96 H FF 96 2-2 ② 22 6 1B HBP		F FF 94 B CH 87 B FF 95 X CH 87 2-1 ③ P5		C SL 83 F FF 91 B FF 92 F CU 75 X SL 86 1-2 6 1B 2-H 1B		F FF 99 S CH 88 B CH 88 B CH 90 X FF 99 2-2 22 L4-3 1B	4	1	2	1	0	0	1
22 Andrew McCutchen, R (1, 8) OBP: 0.306, SLG: 0.333	X FF 96 0-0 ② G4-3 2-3		B FF 95 B FC 91 B FC 89 C FF 94 S FC 90 F FF 96 F FF 95 X FC 91 3-2 6 1B 1-2 1B			B FF 94 B FC 89 S FF 94 X FC 92 2-1 6 1B 24 FC1-6 2B	B FF 91 S SL 85 B FF 90 1 SAFE 1 SAFE F FF 90 D SL 85 S FF 92 3-3 ② K		S FF 99 X FF 99 0-1 ②③ L4-3 1-1	5	1	2	0	0	1	3
6 Starling Marte, R (1, 7) OBP: 0.327, SLG: 0.510	B FF 96 F FC 90 B FF 96 F FC 92 X CU 77 2-2 E5 3-H		X FC 92 0-0 1-2 2-H 1B			B FF 96 X FF 95 1-0 24 FC1-6 2-3 1B	C FF 91 X CU 77 0-1 1-2 1B			4	0	3	1	0	0	0
24 Pedro Alvarez, L (1, 3) OBP: 0.301, SLG: 0.433	D FF 94 S FF 93 X CH 88 1-1 ③ G1-6-3		C CU 76 C CH 88 F FF 95 F CU 76 B CH 88 T CU 78 1-2 ③ K			C FF 95 F FF 94 1 SAFE B CH 88 D CH 88 F CU 77 X CH 89 2-2 ① FC1-6 29 1B 1-2f 3-H	B FF 91 B CU 75 X SL 86 2-0 ③ F9			4	0	0	1	0	1	6
5 Josh Harrison, R (1, 5) OBP: 0.214, SLG: 0.290		C FC 89 S FF 94 B FC 90 F FC 90 B CU 78 X FF 95 2-2 ① G5-3		B FF 93 B FF 92 C FF 92 X FF 91 2-1 ① L9		1 SAFE P PO 86 F FC 90 X FC 89 1-1 ② L8		C FF 91 C SL 82 B SL 82 X SL 81 1-2 29 1B 12 G6-4-3 1B		4	1	1	0	0	0	1
29 Francisco Cervelli, R (1, 2) OBP: 0.309, SLG: 0.316		B FF 95 X FF 94 1-0 ② L8		C FF 92 F FC 90 B FF 96 B CH 88 F FF 96 F CU 76 X FF 94 2-2 ② G5-3		C FF 93 X FF 94 0-1 1-2 1B		B SI 90 C SI 90 X FF 90 1-1 12 G6-4-3 1-3 1B		4	0	2	0	0	0	0
10 Jordy Mercer, R (1, 6) 37 Arquimedes Caminero, R (7, 1) 58 Radhames Liz, R (8, 1) 12 Corey Hart, R (8, PH) OBP: 0.240, SLG: 0.375 59 Antonio Bastardo, R (9, 1)		C FF 94 X FC 90 0-1 ③ G6-3		B FF 93 B FF 93 X FF 94 2-0 ③ F7		C CU 76 B FC 90 D CU 77 X FC 92 2-1 ③ P2		C SI 90 D SL 82 X SI 90 1-1 ①② G6-4-3 1-2f 3-H		3 0 0 1 0	0 0 0 0 0	0 0 0 0 0	0 0 0 0 0	0 0 0 0 0	0 0 0 0 0	2 0 0 1 0
47 Francisco Liriano, L (1, 1) OBP: 0.083, SLG: 0.083 27 Jung Ho Kang, R (7, 6) OBP: 0.356, SLG: 0.450			C FF 93 X FC 90 0-1 ① L6		C CU 74 C FF 94 B CH 87 X CH 88 1-2 ① G4-3		C FF 89 B FF 91 B FF 90 X FF 90 2-1 25 G3 18 1B 1B	B FF 90 B FF 91 F SI 89 B SI 90 F SI 90 C SI 89 3-3 ③ K		2 2	0 1	0 1	0 0	0 1	0 0	0 0
Inning Stats	R: 1 E: 1 K: 0 S: 12 H: 1 LOB: 1 BB: 0 P: 18	R: 0 E: 0 K: 0 S: 7 H: 0 LOB: 0 BB: 0 P: 10	R: 1 E: 0 K: 1 S: 21 H: 2 LOB: 2 BB: 0 P: 27	R: 0 E: 0 K: 0 S: 8 H: 0 LOB: 0 BB: 0 P: 14	R: 0 E: 0 K: 0 S: 9 H: 0 LOB: 0 BB: 0 P: 14	R: 1 E: 0 K: 0 S: 14 H: 3 LOB: 2 BB: 0 P: 21	R: 1 E: 0 K: 1 S: 14 H: 3 LOB: 2 BB: 0 P: 24	R: 1 E: 0 K: 1 S: 10 H: 2 LOB: 0 BB: 0 P: 16	R: 0 E: 0 K: 0 S: 9 H: 1 LOB: 0 BB: 0 P: 14	1B: 11 2B: 2 3B: 0 HR: 0 SF: 0 SAC: 0 DP: 2 HBP: 1						

PITCHER		IP	WLS	BF	H	R	ER	SO	BB	IBB	HBP	BLK	WP	HR	S	P	ERA	WHIP
52 Michael Wacha, R ERA: 2.09	(1, 1)	6.0	W	26	6	3	2	1	0	0	1	0	0	0	71	104	3.00	1.000
37 Matt Belisle, R ERA: 2.08	(7, 1)	1.0		6	3	1	1	1	0	0	0	0	0	0	14	24	9.00	3.000
43 Seth Maness, R ERA: 3.55	(8, 1)	1.0		4	2	1	1	1	0	0	0	0	0	0	10	16	9.00	2.000
44 Trevor Rosenthal, R ERA: 1.15	(9, 1)	1.0	S	3	1	0	0	0	0	0	0	0	0	0	9	14	0.00	1.000

PITCHER	IP	WLS	BF	H	R	ER	SO	BB	IBB	HBP	BLK	WP	HR	S	P	ERA	WHIP

St. Louis Cardinals @ Pittsburgh Pirates

PNC Park, Pittsburgh, PA

Fri May 08 2015, 7:08 PM - 10:06 PM EDT

Att. 33,507 - Partly Cloudy - 87 F

livebaseballscorecards.com

AB	38
R	5
H	12
RBI	3
BB	0
SO	3
LOB	15

WP: 0 PA: 39
PB: 0
SB: 0
CS: 0

Batter	1	2	3	4	5	6	7	8	9	AB	R	H	RBI	BB	SO	LOB
19 Jon Jay, L (1, 8) OBP: 0.330, SLG: 0.267	C SI 85 X CH 86 0-1 G1-3		B SI 88 B SL 82 B FF 91 C SI 91 C SI 89 X FF 89 3-2 L6	F FC 90 X SL 85 0-1 SF8 3-H		B SI 96 B CH 87 X SI 94 2-0 G1-3			B FC 92 F FC 90 F FC 89 X KC 81 1-2 G5-3	3	0	0	1	0	0	0
38 Pete Kozma, R (8, 5) OBP: 0.231, SLG: 0.167										1	0	0	0	0	0	0
16 Kolten Wong, L (1, 4) OBP: 0.376, SLG: 0.495	B SI 86 T SL 82 F SI 87 X SI 89 1-2 G3-1			32 FC3-6 7 1B 27 1B 1B			B SI 92 X SI 93 1-0 G4-3		X FC 91 0-0 G1-3	4	1	1	0	1	0	0
7 Matt Holliday, R (1, 7) OBP: 0.472, SLG: 0.485	C FF 90 B SI 87 B SL 84 B FC 90 X FF 91 3-1 2B			1-2 BB			S FF 94 X SL 86 0-1 32 G2-3 1B		C FF 90 S KC 80 B FC 89 F FC 90 X KC 80 1-2 F9	5	0	3	0	0	0	3
32 Matt Adams, L (1, 3) OBP: 0.300, SLG: 0.404	C SL 83 X SI 89 0-1 G3			C SL 84 X SL 83 0-1 FC3-6 27 1B 22 2B 1-2f 2-3	F SI 88 X FC 89 0-1 L6		X SI 94 0-0 G2-3 1-2			4	1	0	0	0	0	4
27 Jhonny Peralta, R (1, 6) OBP: 0.352, SLG: 0.474		B FF 87 S SI 86 F SI 87 B SL 84 B SI 88 4-1 22 2B 4 L4-5-4 BB		C SL 85 F SI 89 F SI 90 X SI 90 0-2 22 2B 4 2B 1-2 3-H 1B	C SI 89 B SI 87 C SL 84 F SI 91 B SL 84 F SI 90 F SI 93 F SL 86 F SI 92 2-2 X SI 91 22 G3 1B		C SL 86 S SL 88 S SL 88 0-3 K			3	1	2	1	1	1	1
22 Jason Heyward, L (1, 9) OBP: 0.306, SLG: 0.366		B SI 87 C SI 88 B FF 89 X SI 88 2-1 4 L4-5-4 1-3 2B		D SL 86 C SL 84 X FF 90 1-1 4 2B 1-3 2-H 2B	B FF 91 X SL 84 1-0 G3 1-2			C SI 92 B SI 93 X SI 94 1-1 G1-3		4	1	2	1	0	0	1
4 Yadier Molina, R (1, 2) OBP: 0.321, SLG: 0.340	X SI 88 0-0 L4-5-4 2-2 3-3			X SL 84 0-0 18 1B 19 SF8 2-H 3-H 2B	X SI 89 0-0 G6-3			X SI 93 0-0 G6-3		4	1	1	2	0	0	3
12 Mark Reynolds, R (1, 5) OBP: 0.317, SLG: 0.389		C FC 88 B SI 86 B SL 83 X SI 90 2-1 G2		B SI 88 B SI 89 D SL 85 C FF 91 B SI 88 4-1 16 BB 18 1B BB	C SL 86 S SI 95 C SI 96 0-3 K			B SI 96 C CH 85 B CH 84 F SI 95 B SI 95 B SI 95 4-2 8 FC6-4 BB		2	0	0	0	2	1	0
40 Mitch Harris, R (8, 1)										0	0	0	0	0	0	0
18 Carlos Martinez, R (1, 1) OBP: 0.091, SLG: 0.091		X FF 89 0-0 G4-3		L FC 88 L SI 88 X SI 89 0-2 16 BB 1-2 2-3 1B	B FF 96 C SI 94 B SI 96 F FF 94 X SI 96 2-2 G1			F SI 95 F SI 94 B SI 95 X SI 95 1-2 FC6-4 1-2f		3	0	1	0	0	0	0
43 Seth Maness, R (6, 1)										0	0	0	0	0	0	0
36 Randy Choate, L (7, 1)										0	0	0	0	0	0	0
63 Miguel Socolovich, R (7, 1)										0	0	0	0	0	0	0
8 Peter Bourjos, R (8, PH) OBP: 0.400, SLG: 0.543										1	0	0	0	0	0	1
										8, 8)						

TOP

St. Louis Cardinals @ Pittsburgh Pirates

PNC Park, Pittsburgh, PA

Sat May 09 2015, 7:07 PM - 9:41 PM EDT

Att. 38,068 - Clear - 86 F

livebaseballscorecards.com

AB	34
R	5
H	10
RBI	5
BB	4
SO	2
LOB	13

Inning Stats	1	2	3	4	5	6	7	8	9
	R: 0 E: 0 K: 0 S: 9 H: 1 LOB: 1 BB: 0 P: 13	R: 0 E: 0 K: 0 S: 4 H: 1 LOB: 0 BB: 1 P: 10	R: 0 E: 0 K: 0 S: 6 H: 0 LOB: 0 BB: 0 P: 11	R: 5 E: 0 K: 0 S: 23 H: 6 LOB: 3 BB: 2 P: 34	R: 0 E: 0 K: 0 S: 12 H: 1 LOB: 1 BB: 0 P: 15	R: 0 E: 0 K: 1 S: 7 H: 0 LOB: 0 BB: 0 P: 11	R: 0 E: 0 K: 1 S: 7 H: 1 LOB: 1 BB: 0 P: 8	R: 0 E: 0 K: 0 S: 8 H: 0 LOB: 1 BB: 1 P: 14	R: 0 E: 0 K: 0 S: 8 H: 0 LOB: 0 BB: 0 P: 10

1B: 6	SF: 1	WP: 0	PA: 39
2B: 4	SAC: 0	PB: 0	
3B: 1	DP: 0	SB: 0	
HR: 0	HBP: 0	CS: 0	

PITCHER		IP	WLS	BF	H	R	ER	SO	BB	IBB	HBP	BLK	WP	HR	S	P	ERA	WHIP
46 Vance Worley, R ERA: 4.63	(1, 1)	5.0		25	9	5	5	0	3	0	0	0	0	0	54	83	9.00	2.400
52 Rob Scahill, R ERA: 0.68	(6, 1)	1.0	W	3	0	0	0	1	0	0	0	0	0	0	7	11	0.00	0.000
48 Jared Hughes, R ERA: 2.4	(7, 1)	1.0	H	4	1	0	0	1	0	0	0	0	0	0	7	8	0.00	1.000
44 Tony Watson, L ERA: 2.0	(8, 1)	1.0	H	4	0	0	0	0	1	0	0	0	0	0	8	14	0.00	1.000
35 Mark Melancon, R ERA: 4.05	(9, 1)	1.0	S	3	0	0	0	0	0	0	0	0	0	0	8	10	0.00	0.000

PITCHER	IP	WLS	BF	H	R	ER	SO	BB	IBB	HBP	BLK	WP	HR	S	P	ERA	WHIP

BOTTOM

St. Louis Cardinals @ Pittsburgh Pirates

PNC Park, Pittsburgh, PA

Sat May 09 2015, 7:07 PM - 9:41 PM EDT

Att. 38,068 - Clear - 86 F

livebaseballscorecards.com

Batter	1	2	3	4	5	6	7	8	9	AB	R	H	RBI	BB	SO	LOB
25 Gregory Polanco, L (1, 9) OBP: 0.314, SLG: 0.381	C FF 91 X FF 96 0-1 ① G3	C FF 96 S CH 88 B CU 86 X FF 97 1-2 2-H 2B			B CU 82 C CU 83 B CU 85 B CH 86 B FF 94 4-1 18 CS BB		B SI 85 F SI 84 B SL 74 S SI 85 B SL 75 S SL 75 3-3 ① K			3	0	1	1	1	1	0
18 Neil Walker, S (1, 4) OBP: 0.350, SLG: 0.417	C FF 94 B CH 86 B FF 94 S CH 87 B FF 97 X FF 96 3-2 ② G3-1	C FF 97 B SI 97 C FF 96 S CH 88 1-3 ③ K			1 SAFE B SI 94 B CH 86 F FF 95 B FF 95 X FF 93 3-1 ② 1-2 HR		X SL 75 0-0 ② B1-3			4	1	1	1	0	1	1
22 Andrew McCutchen, R (1, 8) OBP: 0.304, SLG: 0.339	F FF 96 B CU 85 X FF 96 1-1 2B		X FF 96 0-0 ① L7		B FF 98 X FF 94 1-0 ③ L4		B FF 90 X FF 91 1-0 ③ L8			4	0	1	0	0	0	0
6 Starling Marte, R (1, 7) OBP: 0.322, SLG: 0.500 3 Sean Rodríguez, R (4, 7) OBP: 0.379, SLG: 0.483 (9, 3)	S SI 95 F CU 85 D CH 90 S CU 85 1-3 ③ K		C FF 97 S SI 95 S SI 97 0-3 ② K			X FF 95 0-0 29 BB 24 BB 10 2B 1B		B FC 86 X FC 88 1-0 ① G5-3		2 2	0 1	0 1	0 0	0 0	2 0	1 0
24 Pedro Alvarez, L (1, 3) OBP: 0.318, SLG: 0.435 35 Mark Melancon, R (9, 1)		C FF 92 B FF 96 S CH 86 B CH 87 B FF 97 D CH 86 4-2 29 G3-1 27 1B 10 WP BB	C CU 84 C CU 84 S CH 89 0-3 ③ K			F SI 94 B CU 83 S CH 86 B CH 89 B CU 84 1 SAFE D CH 87 4-2 29 BB 10 2B 1-2 BB		B FF 95 C FF 95 B FF 95 X FF 96 2-1 27 WP 1B		2 0	2 0	1 0	0 0	2 0	1 0	0 0
27 Jung Ho Kang, R (1, 5) OBP: 0.367, SLG: 0.455		X FF 96 0-0 10 WP 29 G3-1 10 G4-6-3 1-2 1B	C FF 96 B SI 95 X CU 86 1-1 10 G6-4-3 1B			F SI 95 B SI 95 S CU 85 S CU 86 1-3 ① K		B FC 89 C FF 95 F FF 95 F FF 96 C FC 86 1-3 ② K 1-2		4	1	2	0	0	2	3
29 Francisco Cervelli, R (1, 2) OBP: 0.306, SLG: 0.304		F FF 96 X FF 97 0-1 ① G3-1 1-2 2-3	F SI 95 S SI 95 C CU 84 0-3 ① K			C CU 86 B CU 85 B SI 95 B SI 94 C CU 86 B SI 95 4-2 10 2B 12 SF8-6-4 1-2 2-3 BB		B FC 87 X FC 87 1-0 ③ G6-3		3	1	0	0	1	1	4
10 Jordy Mercer, R (1, 6) OBP: 0.255, SLG: 0.225		B CU 85 C CU 86 S CU 85 B CH 89 F CU 86 X FF 98 2-2 ② G4-6-3 2-H 3-H	C FF 97 C CU 85 1 SAFE X CU 86 0-2 ② ③ G6-4-3 1-2f			X SI 88 0-0 12 SF8-6-4 1-3 2-H 3-H 2B				3	0	1	3	0	0	1
46 Vance Worley, R (1, 1) OBP: 0.200, SLG: 0.300 23 Steve Lombardozzi, S (5, PH) 52 Rob Scahill, L (6, 1) 12 Corey Hart, R (6, PH) OBP: 0.231, SLG: 0.375 48 Jared Hughes, R (7, 1) 44 Tony Watson, L (8, 1) 5 Josh Harrison, R (9, 7) OBP: 0.214, SLG: 0.290	C FF 94 X FF 97 0-1 25 2B 2B				F FF 94 F CU 84 B CH 87 T CH 87 1-2 ① K	S SL 80 F SI 90 X SL 81 0-2 ② ③ SF8-6-4 2-3 3-H				1 1 0 0 0 0 0	1 0 0 0 0 0 0	1 0 0 1 0 0 0	0 0 0 0 0 0 0	0 1 0 0 0 0 0	0 0 0 0 0 0 0	0 0 0 0 0 0 0
Inning Stats	R: 0 E: 0 K: 1 S: 10 H: 1 LOB: 1 BB: 0 P: 15	R: 3 E: 0 K: 1 S: 17 H: 3 LOB: 1 BB: 1 P: 25	R: 0 E: 0 K: 2 S: 7 H: 0 LOB: 0 BB: 0 P: 7	R: 0 E: 0 K: 1 S: 8 H: 1 LOB: 0 BB: 0 P: 9	R: 1 E: 0 K: 1 S: 7 H: 1 LOB: 0 BB: 1 P: 16	R: 3 E: 0 K: 1 S: 12 H: 2 LOB: 0 BB: 2 P: 21	R: 0 E: 0 K: 1 S: 5 H: 0 LOB: 0 BB: 0 P: 9	R: 0 E: 0 K: 1 S: 8 H: 1 LOB: 1 BB: 0 P: 13		1B: 4 2B: 5 3B: 0 HR: 1	SF: 1 SAC: 0 DP: 2 HBP: 0			WP: 2 PB: 0 SB: 0 CS: 1	PA: 34	

	AB	29
	R	7
	H	9
	RBI	6
	BB	4
	SO	9
	LOB	10

PITCHER		IP	WLS	BF	H	R	ER	SO	BB	IBB	HBP	BLK	WP	HR	S	P	ERA	WHIP
18 Carlos Martinez, R ERA: 4.89	(1, 1)	5.1	L	25	7	7	7	7	4	0	0	0	1	1	57	89	11.81	2.062
43 Seth Maness, R ERA: 3.38	(6, 1)	0.2	B	2	1	0	0	0	0	0	0	0	0	0	4	4	0.00	1.500
36 Randy Choate, L ERA: 3.38	(7, 1)	0.2		2	0	0	0	1	0	0	0	0	0	0	4	7	0.00	0.000
63 Miguel Socolovich, R ERA:	(7, 1)	0.1		1	0	0	0	0	0	0	0	0	0	0	1	2	0.00	0.000
40 Mitch Harris, R ERA:	(8, 1)	1.0		4	1	0	0	1	0	0	0	0	1	0	8	13	0.00	1.000

PITCHER	IP	WLS	BF	H	R	ER	SO	BB	IBB	HBP	BLK	WP	HR	S	P	ERA	WHIP

Batter	1	2	3	4	5	6	7	8	9	AB	R	H	RBI	BB	SO	LOB
8 Peter Bourjos, R (1, 8) OBP: 0.409, SLG: 0.526	B SI 91 C SI 92 B SI 92 B SI 93 B SI 92 4-1 7 G4-6-3 BB	C SI 91 X CH 81 0-1 ③ F8	B SI 90 B CH 80 X SI 89 2-0 16 HR 1B	X SI 92 0-0 ③ G5-3					3	1	1	0	1	0	3
16 Kolten Wong, L (1, 4) OBP: 0.380, SLG: 0.518	L SI 91 X SI 91 0-1 ① P5			C KC 78 B SI 90 F SI 92 B KC 80 F SI 93 B SI 92 F SI 92 X SI 92 3-2 ① G6-3		X SI 90 0-0 1-H HR		B SI 93 F SI 94 B SI 93 F SI 93 B SI 94 B SI 93 4-2 27 G4-6-3 BB		3	1	1	2	1	0	1
7 Matt Holliday, R (1, 7) OBP: 0.465, SLG: 0.471	X SI 92 0-0 ② ③ G4-6-3 1-2f			B KC 82 B CH 81 B SI 93 X SI 91 3-0 ② G4-3		B KC 81 B CH 81 C SI 91 B CH 82 C CH 80 B SI 91 4-2 BB		S SI 94 S SI 93 F SI 94 S SI 94 0-3 ① K		3	0	0	0	1	1	2
27 Jhonny Peralta, R (1, 6) OBP: 0.341, SLG: 0.458		B SI 90 B SI 92 B SI 90 C SI 91 X SI 91 3-1 ① F8		X SI 92 0-0 ③ F8		S CH 81 F CH 80 B SI 91 X CH 80 1-2 ③ F7		B CH 85 B CH 86 F SI 95 X SI 94 2-1 ② ③ G4-6-3 1-2f		4	0	0	0	0	0	2
4 Yadier Molina, R (1, 2) OBP: 0.318, SLG: 0.337		C SI 92 F CH 82 X CH 80 0-2 ② G5-3			X SI 88 0-0 ① F7		C CH 78 X CH 79 0-1 ① F8		X FC 90 0-0 12 1B 1B	4	0	1	0	0	0	0
32 Matt Adams, L (1, 3) OBP: 0.288, SLG: 0.388		C SI 92 F SI 92 B KC 82 S SI 93 1-3 ③ K			B SI 89 X SI 91 1-0 ② G2-3		C KC 75 F KC 78 B SI 91 B SI 90 F SI 92 B SI 90 X SI 92 3-2 ② G3		C FC 89 B KC 80 B FC 89 X FC 90 3-1 ① F8	4	0	0	0	0	1	1
12 Mark Reynolds, R (1, 5) OBP: 0.328, SLG: 0.414 Jon Jay, L (9, PR) OBP: 0.330, SLG: 0.267			B SI 91 B CH 80 B SI 92 C SI 90 X SI 92 3-1 ① G1-3		B SI 90 C SI 91 F SI 92 X SI 92 1-2 ③ F9		B SI 92 B CH 82 C CH 79 B CH 79 X SI 90 3-1 22 WP 22 1B 2B		X FC 89 0-0 1-2 1B	4 0	1 0	2 0	0 0	0 0	0 0	0 0
22 Jason Heyward, L (1, 9) OBP: 0.312, SLG: 0.371			B SI 93 C SI 92 C KC 82 B SI 94 B KC 84 X SI 93 3-2 1B			B KC 76 C SI 91 B KC 80 X SI 90 2-1 ① G3	C KC 76 B SI 90 S SI 90 B SI 91 B SI 92 X KC 79 3-2 48 1B 2-H 1B		B FC 89 F FC 89 C FC 90 F KC 80 B FC 89 F FC 89 S KC 80 2-3 ② K	4	0	2	1	0	1	2
70 Tyler Lyons, L (1, 1) 37 Matt Belisle, R (6, 1) 48 Tony Cruz, R (7, PH) OBP: 0.318, SLG: 0.350 40 Mitch Harris, R (7, 1) 46 Kevin Siegrist, L (8, 1) 38 Pete Kozma, R (9, PH) OBP: 0.222, SLG: 0.160			B SI 91 X SI 90 1-0 ② B5			C SI 90 B SI 91 X SI 91 1-1 ② G5-3	C SI 90 X SI 91 0-1 1-3 1B		F FC 90 X FC 89 0-1 ③ G3	2 0 1 0 0 1	0 0 0 0 0 0	0 0 1 0 0 0	0 0 0 0 0 0	0 0 0 0 0 0	1 0 0 0 0 0	1 0 0 0 0 2
Inning Stats	R: 0 E: 0 K: 0 S: 4 H: 0 LOB: 0 BB: 1 P: 8	R: 0 E: 0 K: 1 S: 8 H: 0 LOB: 0 BB: 0 P: 12	R: 0 E: 0 K: 0 S: 8 H: 1 LOB: 1 BB: 0 P: 15	R: 0 E: 0 K: 0 S: 7 H: 0 LOB: 0 BB: 0 P: 13	R: 0 E: 0 K: 0 S: 5 H: 0 LOB: 0 BB: 0 P: 7	R: 2 E: 0 K: 0 S: 11 H: 2 LOB: 1 BB: 1 P: 21	R: 1 E: 0 K: 0 S: 14 H: 3 LOB: 2 BB: 0 P: 23	R: 0 E: 0 K: 1 S: 8 H: 0 LOB: 0 BB: 1 P: 14	R: 0 E: 0 K: 1 S: 11 H: 2 LOB: 2 BB: 0 P: 16	1B: 6 2B: 1 3B: 0 HR: 1	SF: 0 SAC: 0 DP: 2 HBP: 0			WP: 1 PB: 0 SB: 0 CS: 0	PA: 36		

TOP

St. Louis Cardinals @ Pittsburgh Pirates

PNC Park, Pittsburgh, PA

Sun May 10 2015, 1:39 PM - 4:17 PM EDT

Att. 34,036 - Sunny - 84 F

livebaseballscorecards.com

AB	33
R	3
H	8
RBI	3
BB	3
SO	3
LOB	14

PITCHER		IP	WLS	BF	H	R	ER	SO	BB	IBB	HBP	BLK	WP	HR	S	P	ERA	WHIP
49 Jeff Locke, L ERA: 4.71	(1, 1)	6.2		26	5	3	3	1	2	0	0	0	1	1	54	96	4.05	1.050
48 Jared Hughes, R ERA: 2.35	(7, 1)	0.1	W	2	1	0	0	0	0	0	0	0	0	0	3	3	0.00	3.000
44 Tony Watson, L ERA: 1.89	(8, 1)	1.0	H	3	0	0	0	1	1	0	0	0	0	0	8	14	0.00	1.000
35 Mark Melancon, R ERA: 3.77	(9, 1)	1.0	S	5	2	0	0	1	0	0	0	0	0	0	11	16	0.00	2.000

PITCHER	IP	WLS	BF	H	R	ER	SO	BB	IBB	HBP	BLK	WP	HR	S	P	ERA	WHIP

BOTTOM

St. Louis Cardinals @ Pittsburgh Pirates
PNC Park, Pittsburgh, PA
Sun May 10 2015, 1:39 PM - 4:17 PM EDT
Att. 34,036 - Sunny - 84 F

livebaseballscorecards.com

Batter	1	2	3	4	5	6	7	8	9	AB	R	H	RBI	BB	SO	LOB
5 Josh Harrison, R (1, 4) OBP: 0.209, SLG: 0.282	B SI 90 C FF 91 S CH 84 B SL 83 B SL 79 F CH 83 X FF 91 3-2 G1-3 ①		L CH 85 C CU 76 B SL 82 F SL 82 X SI 92 1-2 G6-3 ②		L SI 90 F CH 84 X SL 82 0-2 F8-5 ①② 2-3		L FC 87 X FF 94 0-1 SH1-3 ① 1-2			3	0	0	0	0	0	2
27 Jung Ho Kang, R (1, 5) OBP: 0.377, SLG: 0.521	C SL 82 C FF 92 X FF 93 0-2 HR		B SI 90 B SI 90 B SI 89 C SI 90 C SI 89 X SI 89 3-2 G6-3 ③		C SL 82 B SI 91 B SI 89 C SI 89 S SL 80 2-3 K ③		C FC 86 X FF 95 0-1 22 BB 2-H 1B			4	1	2	2	0	1	1
22 Andrew McCutchen, R (1, 8) OBP: 0.310, SLG: 0.348	S SI 92 S CH 86 B SL 84 S CU 77 1-3 K ②			F SI 90 F CH 83 B CU 78 B CH 85 B CU 78 X SI 90 3-2 L6 ① B SI 90 B CH 85 S CH 86 X SI 90 2-1 E1 10 1B 1B		B CH 83 F SI 89 X SI 90 1-1 6 1B 25 SF7 2B F SL 81 X FF 90 0-1 3 E 3 1B 2-3 1B	F FF 95 F FF 94 B FC 89 D FC 87 B FC 86 F FC 89 B FF 96 4-2 6 G6-4-3 1-2 BB C FF 95 X FF 96 0-1 G6-4-3 ②③ 1-2f		3	1	1	0	1	1	0
6 Starling Marte, R (1, 7) OBP: 0.328, SLG: 0.500	F SI 92 X CH 86 0-1 G4-3 ③									4	1	2	0	0	0	2
12 Corey Hart, R (1, 3) OBP: 0.214, SLG: 0.346 25 Gregory Polanco, L (6, PH) OBP: 0.309, SLG: 0.377 (7, 9)		C SI 91 B SI 90 S SI 90 S CU 78 1-3 K ①		B SI 90 S CH 84 C CU 76 F SL 82 S SI 92 1-3 K ②		C FF 88 X FF 89 0-1 SF7 ① 3-H		C FF 95 B CU 80 F FF 94 X CU 81 1-2 F7 ①		2 1	0 0	0 0	0 1	0 0	2 0	1 0
10 Jordy Mercer, R (1, 6) OBP: 0.255, SLG: 0.226		B SI 92 F SI 90 X CH 83 1-1 F7 ②		F CH 86 C CU 77 B SL 83 D SI 93 X CU 76 2-2 3 WP 3-H 1B		P PO 86 1 SAFE 1 SAFE X SL 83 1-0 L7 ②		C CH 87 F CH 87 S FF 95 0-3 K ②		4	0	1	1	0	1	1
3 Sean Rodríguez, R (1, 9) OBP: 0.424, SLG: 0.531 (7, 3)	B CH 84 C CH 84 B CU 76 B CH 84 F FF 90 B CU 75 4-2 BB			B SI 91 X SI 91 1-0 G6-3 ③ 1-2		C SL 82 F CU 73 F FF 88 F FF 90 1 SAFE X SL 84 0-2 E4 1-3 1B		F FF 94 X CH 88 0-1 2B		3	0	2	0	1	0	1
29 Francisco Cervelli, R (1, 2) OBP: 0.303, SLG: 0.301	1 SAFE 1 SAFE B SI 88 B FF 90 X SI 91 2-0 L1-3 ③				X SI 90 0-0 5 F8-5 49 E 1B	C FF 89 X SL 84 0-1 G1-3 ③		C CH 85 B FF 94 B FF 94 F FF 93 F FF 95 X CH 84 2-2 F9 ③		4	0	1	0	0	0	4
49 Jeff Locke, L (1, 1) OBP: 0.083, SLG: 0.167 48 Jared Hughes, R (7, 1) 23 Steve Lombardozzi, S (7, PH) 44 Tony Watson, L (8, 1) 35 Mark Melancon, R (9, 1)			C FF 90 C SL 79 C SL 80 0-3 K ①		D FF 90 D FF 89 T FF 90 X FF 90 2-1 FC2 1-2		B FC 87 S FF 95 B FC 86 C FF 94 B FF 95 B FF 95 4-2 5 SH1-3 27 1B BB			2 0 0 0 0	0 0 1 0 0	0 0 0 0 0	0 0 1 0 0	1 0 0 0 0	1 0 0 0 0
Inning Stats	R: 1 E: 0 K: 1 S: 12 H: 1 LOB: 0 BB: 0 P: 16	R: 0 E: 0 K: 1 S: 8 H: 0 LOB: 1 BB: 1 P: 16	R: 0 E: 0 K: 1 S: 10 H: 0 LOB: 0 BB: 0 P: 14	R: 1 E: 1 K: 1 S: 13 H: 2 LOB: 1 BB: 0 P: 22	R: 0 E: 1 K: 1 S: 9 H: 1 LOB: 1 BB: 0 P: 13	R: 1 E: 1 K: 0 S: 15 H: 3 LOB: 2 BB: 0 P: 16	R: 1 E: 0 K: 0 S: 11 H: 1 LOB: 1 BB: 2 P: 19	R: 0 E: 0 K: 1 S: 12 H: 1 LOB: 1 BB: 0 P: 15		1B: 6 2B: 3 3B: 0 HR: 1 SF: 1 SAC: 1 DP: 2 HBP: 0						

	AB	30
	R	4
	H	9
	RBI	4
	BB	3
	SO	6
	LOB	13

WP: 1 PB: 0 SB: 0 CS: 0 PA: 35

PITCHER		IP	WLS	BF	H	R	ER	SO	BB	IBB	HBP	BLK	WP	HR	S	P	ERA	WHIP
70 Tyler Lyons, L ERA: 4.82	(1, 1)	5.0		21	5	3	2	5	1	0	0	0	1	1	54	84	3.60	1.200
37 Matt Belisle, R ERA: 1.93	(6, 1)	1.0		5	2	0	0	0	0	0	0	0	0	0	13	13	0.00	2.000
40 Mitch Harris, R ERA: 1.04	(7, 1)	1.0	L	5	1	1	1	0	2	0	0	0	0	0	11	19	9.00	3.000
46 Kevin Siegrist, L ERA: 1.32	(8, 1)	1.0		4	1	0	0	1	0	0	0	0	0	0	12	15	0.00	1.000

PITCHER	IP	WLS	BF	H	R	ER	SO	BB	IBB	HBP	BLK	WP	HR	S	P	ERA	WHIP

Batter	1	2	3	4	5	6	7	8	9	AB	R	H	RBI	BB	SO	LOB
25 Gregory Polanco, L (1, 9) OBP: 0.320, SLG: 0.381	X SI 89 0-0 ① G6-3		B FF 89 C CH 83 B FF 89 B SI 90 C SI 90 B FF 91 4-2 22 S 6 HR BB		C CH 83 X SI 88 0-1 ① G6-3		C SI 98 C SL 85 X SI 99 0-2 18 E 18 BB 22 SF7 1B		C SI 92 B SI 92 B CH 86 F SL 85 X SI 93 2-2 1B	4	2	2	0	1	0	0
18 Neil Walker, S (1, 4) OBP: 0.360, SLG: 0.423	C SI 90 B SI 89 H FF 90 2-1 HBP		X SI 88 0-0 ② F7		B SI 88 F SI 88 B CH 83 C SI 89 X CH 83 2-2 2B		C SI 97 B SI 95 B SI 96 B CH 89 F SI 96 F SI 98 F SL 85 B SI 97 4-2 E2 22 SF7 1-3 BB		B SI 92 1 SAFE B SI 92 S CH 84 B SI 92 F SI 92 X SI 92 3-2 ③ L7	3	0	1	0	1	0	2
22 Andrew McCutchen, R (1, 8) OBP: 0.308, SLG: 0.342	S SI 90 S SI 89 F SI 89 S FC 86 0-3 ② K		C SI 88 B FF 89 B FC 86 B SI 89 B FC 86 4-1 6 HR 1-2 BB		F SI 88 B SI 90 S SI 89 F SI 90 B FC 86 F CH 82 C FC 86 2-3 ② K		D SL 84 F SI 96 X SL 83 1-1 ② SF7 1-2 3-H			2	1	0	1	1	2	2
6 Starling Marte, R (1, 7) OBP: 0.325, SLG: 0.518	D FC 86 S FC 85 F SI 89 B SI 89 S CH 84 2-3 ③ K		F CH 84 F FC 87 F FF 89 B SI 90 F CH 85 X CU 75 1-2 1-H 2-H HR		F SI 89 X FC 87 0-1 ③ L9		B SI 96 B SI 96 F FF 94 S SL 86 X SL 87 2-2 ③ G1-3			4	1	1	3	0	1	3
24 Pedro Alvarez, L (1, 3) OBP: 0.306, SLG: 0.417 48 Jared Hughes, R (8, 1) 35 Mark Melancon, R (9, 1)		C CH 83 B FC 87 C FC 85 B CH 83 B SI 90 S CH 84 3-3 ① K	B FF 88 C SI 89 X SI 90 1-1 ③ F7			X SI 92 0-0 ① G6-3		X SL 86 0-0 ① L8		4 0 0	0 0 0	0 0 0	0 0 0	0 0 0	1 0 0	0 0 0
27 Jung Ho Kang, R (1, 5) OBP: 0.386, SLG: 0.529		C FC 86 B CH 85 B SI 89 X FF 91 2-1 2B		B SI 89 B FC 87 B FC 87 C FF 90 X SI 90 3-1 ① G1-3		B FF 94 F FF 93 F SL 82 H CH 85 2-2 HBP		B SI 91 S SI 92 C SI 92 S SI 92 1-3 ② K		3	0	1	0	0	1	0
10 Jordy Mercer, R (1, 6) OBP: 0.245, SLG: 0.216		B SI 91 D SI 91 C FC 88 S CH 83 X CH 84 2-2 ② G5-3		X SI 90 0-0 ② L7		C FF 92 F FF 92 F FF 93 S FF 93 0-3 ② K		B SI 92 S SL 87 X SL 88 1-1 ③ P6		4	0	0	0	0	1	2
19 Chris Stewart, R (1, 2) OBP: 0.303, SLG: 0.375		C FF 88 B SI 90 X FC 86 1-1 ③ G6-3		C FF 90 C SI 90 F FC 88 B FC 85 X SI 90 1-2 2B		B FF 93 1 SAFE X FF 91 1-0 ③ F7			B SI 92 F SI 92 X SI 91 1-1 3 G6-3 1B	4	0	2	0	0	0	2
45 Gerrit Cole, R (1, 1) OBP: 0.235, SLG: 0.188 3 Sean Rodríguez, R (8, 3) OBP: 0.412, SLG: 0.515			C SI 90 B SI 89 S FC 87 X FC 86 1-2 ① G6-3	F FC 87 X SI 89 0-1 ③ G6-3			C SI 96 C SI 97 F SL 84 S SI 98 0-3 ① K		F SL 85 X SI 92 0-1 ①② G6-3 1-2f	3 1	0 0	0 0	0 0	0 0	1 0	1 1
Inning Stats	R: 0 E: 0 K: 2 S: 9 H: 0 LOB: 1 BB: 0 P: 13	R: 0 E: 0 K: 1 S: 10 H: 1 LOB: 1 BB: 0 P: 18	R: 3 E: 0 K: 0 S: 14 H: 1 LOB: 0 BB: 2 P: 25	R: 0 E: 0 K: 0 S: 9 H: 1 LOB: 1 BB: 0 P: 13	R: 0 E: 0 K: 1 S: 12 H: 1 LOB: 1 BB: 0 P: 16	R: 0 E: 0 K: 1 S: 8 H: 0 LOB: 0 BB: 0 P: 11	R: 1 E: 1 K: 1 S: 16 H: 1 LOB: 1 BB: 1 P: 23	R: 0 E: 0 K: 1 S: 6 H: 0 LOB: 0 BB: 0 P: 8	R: 0 E: 0 K: 0 S: 10 H: 2 LOB: 1 BB: 0 P: 16	1B: 3 2B: 3 3B: 0 HR: 1 SF: 1 SAC: 0 DP: 1 HBP: 2						WP: 0 PB: 0 SB: 1 CS: 0 PA: 38	

PITCHER		IP	WLS	BF	H	R	ER	SO	BB	IBB	HBP	BLK	WP	HR	S	P	ERA	WHIP
31 Jerome Williams, R ERA: 5.21	(1, 1)	5.0	L	22	4	3	3	4	2	0	1	0	0	1	54	85	5.40	1.200
30 Justin De Fratus, R ERA: 2.6	(6, 1)	1.0		4	0	0	0	1	0	0	1	0	0	0	8	11	0.00	0.000
63 Jake Diekman, L ERA: 7.5	(7, 1)	0.1		3	1	1	0	1	1	0	0	0	0	0	11	15	0.00	6.000
57 Luis García, R ERA: 1.8	(7, 1)	0.2		2	0	0	0	0	0	0	0	0	0	0	5	8	0.00	0.000
59 Elvis Araujo, L ERA:	(8, 1)	0.1		1	0	0	0	0	0	0	0	0	0	0	1	1	0.00	0.000

PITCHER		IP	WLS	BF	H	R	ER	SO	BB	IBB	HBP	BLK	WP	HR	S	P	ERA	WHIP
46 Jeanmar Gómez, R ERA: 3.68	(8, 1)	1.2		6	2	0	0	1	0	0	0	0	0	0	15	23	0.00	1.200

TOP

Pittsburgh Pirates @ Philadelphia Phillies
Citizens Bank Park, Philadelphia, PA
Mon May 11 2015, 7:07 PM - 10:01 PM EDT
Att. 21,358 - Partly Cloudy - 77 F

livebaseballscorecards.com

AB	32
R	4
H	7
RBI	4
BB	3
SO	7
LOB	13

Batter	1	2	3	4	5	6	7	8	9	AB	R	H	RBI	BB	SO	LOB
2 Ben Revere, L (1, 7) OBP: 0.298, SLG: 0.350	C FF 94 X FF 95 0-1 G6-3 ①		B FF 95 B FF 91 X FF 93 2-0 L8 ①		D FF 96 C FF 96 F SL 86 1 SAFE D SL 84 X FF 97 2-2 G4-3 ③		C FF 96 X CH 89 0-1 1B		X FF 90 0-0 F8 ③	5	0	1	0	0	0	2
13 Freddy Galvis, S (1, 6) OBP: 0.376, SLG: 0.394	B FF 96 F FF 96 C SL 85 F FF 97 X FF 96 1-2 F8 ②		C KC 82 F FF 94 S SL 85 0-3 K ②			B SL 85 C CH 89 B FF 93 F SI 94 B FF 96 F FF 96 F FF 96 F FF 94 B FF 97 4-2 6 HBP 24 1B BB	D FF 97 X FF 96 1-0 P4 ③			3	1	0	0	1	1	1
26 Chase Utley, L (1, 4) OBP: 0.205, SLG: 0.224	B FF 97 B FF 96 B SI 94 B FF 95 4-0 6 1B 24 1B BB		C FF 95 B SL 86 C SL 84 F SL 84 C FF 97 1-3 K ③			C SL 87 B CH 88 X FF 97 1-1 P6 ①		C SI 94 B FF 93 F SI 93 F SL 86 B SL 88 X SI 94 2-2 24 G4-3 1B		3	1	1	0	1	1	1
6 Ryan Howard, L (1, 3) OBP: 0.288, SLG: 0.471	F FF 96 B FF 95 B FF 96 X FF 95 2-1 24 1B 1-2 1B			B CU 82 X SI 95 1-0 F8 ①		C SL 88 1 SAFE 1 SAFE H SL 87 1-1 24 1B 1-2 HBP		F SI 93 F SI 94 S SL 88 0-3 K ①		3	0	1	0	0	1	1
24 Grady Sizemore, L (1, 9) OBP: 0.283, SLG: 0.281	X FF 96 0-0 1-3 2-H 1B			B FF 94 B CH 90 X FF 92 2-0 G4-3 ②		B SL 88 S SL 88 S FF 96 F FF 97 B FF 97 X SL 86 2-2 1-2 2-H 1B		X SI 94 0-0 1-2f G4-3 ②③		4	0	2	2	0	0	1
37 Odúbel Herrera, L (1, 8) OBP: 0.298, SLG: 0.379	F FF 95 T SL 88 1 SAFE B FF 96 S SL 88 1-3 K ③			F FF 95 B SI 95 F SL 85 S FF 97 1-3 K ③		S SL 87 D SL 87 S FF 97 C FF 97 1-3 K ②			C FF 90 S FC 90 F FC 89 F KC 80 F FC 90 X KC 81 0-2 HR	4	1	1	1	0	3	4
25 Cody Asche, L (1, 5) OBP: 0.283, SLG: 0.349		B FF 94 C FF 94 X CH 90 1-1 51 G6-3 1B			B SL 85 C FF 94 X FF 94 1-1 1B	X FF 97 0-0 G3-1 ③			C FF 90 B FC 90 X FC 90 1-1 L8 ①	4	0	2	0	0	0	2
51 Carlos Ruiz, R (1, 2) OBP: 0.311, SLG: 0.259		F FF 94 X FF 96 0-1 G6-3 ①② 1-2f			B SL 87 C SL 88 B FF 92 F FF 95 S SL 88 2-3 K ①		B FF 95 X FF 94 1-0 L8 ①		B FF 88 X FF 89 1-0 1B	4	0	1	0	0	1	2
31 Jerome Williams, R (1, 1) 4 Andrés Blanco, S (3, PH) OBP: 0.000, SLG: 0.000 30 Justin De Fratus, S (8, 1) 63 Jake Diekman, R (7, 1) 57 Luis García, R (7, 1) 16 César Hernández, S (7, PH) OBP: 0.303, SLG: 0.371 59 Elvis Araujo, L (8, 1) 46 Jeanmar Gómez, R (8, 1) 18 Darin Ruf, R (9, PH) OBP: 0.240, SLG: 0.333		X FF 96 0-0 L8 ③			B FF 96 X FF 97 1-0 F8 ②		B FF 97 X FF 94 1-0 F8 ②		B FC 90 B FC 90 F FF 89 X FC 91 2-1 L9 ②	1 1 0 0 0 0 1 0 0 1 0 0	0 0 0 0 0 0 0 0 0 0 0 0	0 0 0 0 0 0 0 0 0 0 0 0	0 0 0 0 0 0 0 0 0 0 0 0	0 0 0 0 0 0 0 0 0 0 0 0	0 1 0 0 0 0 0 0 0 0 0 1	0 0 0 0 0 0 0 0 0 0 0 1
Inning Stats	R: 1 E: 0 K: 1 S: 12 H: 2 LOB: 2 BB: 1 P: 20	R: 0 E: 0 K: 0 S: 5 H: 1 LOB: 0 BB: 0 P: 6	R: 0 E: 0 K: 2 S: 8 H: 0 LOB: 0 BB: 0 P: 11	R: 0 E: 0 K: 1 S: 5 H: 0 LOB: 0 BB: 0 P: 9	R: 0 E: 0 K: 1 S: 9 H: 1 LOB: 1 BB: 0 P: 15	R: 1 E: 0 K: 1 S: 16 H: 1 LOB: 2 BB: 1 P: 25	R: 0 E: 0 K: 0 S: 5 H: 1 LOB: 1 BB: 0 P: 8	R: 0 E: 0 K: 1 S: 8 H: 1 LOB: 0 BB: 0 P: 10	R: 1 E: 0 K: 0 S: 12 H: 2 LOB: 1 BB: 0 P: 16	1B: 8 2B: 0 3B: 0 HR: 1 SF: 0 SAC: 0 DP: 2 HBP: 1						

PITCHER		IP	WLS	BF	H	R	ER	SO	BB	IBB	HBP	BLK	WP	HR	S	P	ERA	WHIP
45 Gerrit Cole, R ERA: 2.32	(1, 1)	7.0	W	29	6	2	2	6	2	0	1	0	0	0	60	94	2.57	1.143
48 Jared Hughes, R ERA: 2.2	(8, 1)	1.0	H	3	1	0	0	1	0	0	0	0	0	0	8	10	0.00	1.000
35 Mark Melancon, R ERA: 4.11	(9, 1)	1.0	S	5	2	1	1	0	0	0	0	0	0	1	12	16	9.00	2.000

PITCHER	IP	WLS	BF	H	R	ER	SO	BB	IBB	HBP	BLK	WP	HR	S	P	ERA	WHIP

BOTTOM

Pittsburgh Pirates @ Philadelphia Phillies
Citizens Bank Park, Philadelphia, PA
Mon May 11 2015, 7:07 PM - 10:01 PM EDT
Att. 21,358 - Partly Cloudy - 77 F

livebaseballscorecards.com

AB	34
R	3
H	9
RBI	3
BB	2
SO	7
LOB	16

WP: 0	PA: 37
PB: 0	
SB: 0	
CS: 0	

TOP

Pittsburgh Pirates @ Philadelphia Phillies

Citizens Bank Park, Philadelphia, PA

Tue May 12 2015, 7:09 PM - 9:56 PM EDT

Att. 20,393 - Cloudy - 84 F

livebaseballscorecards.com

Batter	1	2	3	4	5	6	7	8	9	AB	R	H	RBI	BB	SO	LOB
25 Gregory Polanco, L (1, 9) OBP: 0.316, SLG: 0.374	C FF 88 B SI 90 C SI 88 X SL 83 1-2 F9 ①		C CU 71 F CH 84 B FF 90 F SI 89 B CH 84 F FF 90 B SI 91 X CH 85 3-2 L9 ①		C SI 88 F CH 84 B CH 83 B CH 84 B SL 80 X SI 89 3-2 P6 ①		C SL 83 B FF 97 D FF 96 X SL 83 2-1 18 G5-3 22 HR 2-H 3-H 1B		F FF 91 B FS 85 X FS 84 1-1 G1-3 ② 2-3	5	1	1	2	0	0	1
18 Neil Walker, S (1, 4) OBP: 0.354, SLG: 0.414	B FF 90 C FF 89 X FF 90 1-1 F8 ②		C CU 72 B FF 91 C SI 90 F SI 91 X FF 91 1-2 22 G6-4-3 1B		B CH 84 C FF 89 F SI 89 F SL 80 B CH 85 X SI 90 2-2 G3-1 ②		1 SAFE 1 SAFE B SL 82 B SI 94 S SI 91 X SI 93 2-1 G5-3 ② 1-3		B FF 91 S FF 91 B FS 86 S FS 86 S FF 93 2-3 K ③	5	0	1	0	0	1	2
22 Andrew McCutchen, R (1, 8) OBP: 0.314, SLG: 0.373	F FF 91 B CH 83 F FF 91 B FF 86 F CH 86 B SL 80 X FF 91 3-2 6 BB 1B		F FF 89 X SI 90 0-1 G6-4-3 ② ③ 1-2f		B SL 80 B SL 80 C FF 89 C SI 90 B CH 85 X FF 90 3-2 G6-3 ③		B FF 95 B SI 94 X SI 95 2-0 3-H HR			4	1	2	2	0	0	1
6 Starling Marte, R (1, 7) OBP: 0.331, SLG: 0.509	C FF 89 F SI 89 B SI 89 B SI 88 B FF 90 F FF 88 B FF 89 4-2 1-2 BB			C FF 90 S CH 84 H SI 90 1-2 24 1B 5 HR HBP	X SI 92 0-0 L5 ①		T FF 95 F SL 84 F FF 96 B SL 86 B SL 84 B FF 96 S SI 95 3-3 K ③			2	1	0	0	1	1	0
24 Pedro Alvarez, L (1, 3) OBP: 0.304, SLG: 0.410 52 Rob Scahill, L (8, 1) 37 Arquimedes Caminero, R (9, 1)	B SI 87 X CH 84 1-0 G4-3 ③			X SI 89 0-0 5 HR 1-3 1B	C SL 82 S FF 93 B FF 94 B FF 93 B CH 86 F CH 85 X FF 93 3-2 G6-3 ②			B FF 94 B SL 84 X FF 94 2-0 G4-3 ①		4 0 0	1 0 0	1 0 0	0 0 0	0 0 0	0 0 0	2 0 0
27 Jung Ho Kang, R (1, 6) OBP: 0.361, SLG: 0.491		B FF 89 F FF 89 X SI 88 1-1 G4-3 ①		S SI 88 B SI 88 S SL 81 S SL 83 1-3 K ①	C FF 93 B CH 85 B SL 83 F SI 92 B FF 93 S SL 83 3-3 K ③			C FF 95 C SL 85 F FF 97 B FF 96 X SL 84 1-2 P2 ②		4	0	0	0	0	2	2
5 Josh Harrison, R (1, 5) OBP: 0.218, SLG: 0.310		X SL 82 0-0 G6-3 ②		X FF 89 0-0 1-H 3-H HR			B FF 95 B SI 95 C SI 93 B SL 82 F SI 94 B FF 95 4-2 34 SH5-4 29 S 25 1B BB	F FF 95 S FF 95 F SL 86 B FF 94 F SL 84 T SL 86 1-2 K ③		3	2	1	3	1	1	0
29 Francisco Cervelli, R (1, 2) OBP: 0.323, SLG: 0.337		C FF 91 B CH 86 X FF 90 1-1 2B		B SI 90 C SL 82 B SL 81 F CH 85 X CH 85 2-2 G3-1 ②			C SL 81 D FF 95 B SL 84 B SL 81 D FF 95 4-1 34 SH5-4 25 1B 1-2 BB		F FF 90 B FF 92 B SL 80 B FF 92 X FF 90 3-1 25 G1-3 2B	3	1	2	0	1	0	0
34 A.J. Burnett, R (1, 1) OBP: 0.154, SLG: 0.154 3 Sean Rodríguez, R (8, 3) OBP: 0.400, SLG: 0.500		D SL 81 F FF 89 C SL 82 X SL 82 1-2 L1 ③		C FF 90 F SI 90 B CU 73 F CH 85 F FF 91 B SL 81 S SL 81 2-3 K ③			B SL 81 B FF 94 B FF 93 C FF 93 C FF 94 X FF 95 3-2 SH5-4 ① 1-2 2-3		S FF 92 S FF 91 X FF 92 0-2 L9 ①	2 1	0 0	0 0	0 0	0 0	1 0	1 1

Inning Stats																								
	R: 0	H: 1		R: 0	H: 1		R: 0	H: 1		R: 3	H: 2		R: 0	H: 0		R: 0	H: 0		R: 4	H: 2		R: 0	H: 0	
	E: 0	LOB: 2		E: 0	LOB: 1		E: 0	LOB: 0		E: 0	LOB: 0		E: 0	LOB: 0		E: 0	LOB: 0		E: 0	LOB: 0		E: 0	LOB: 1	
	K: 0	BB: 1		K: 0	BB: 0		K: 0	BB: 0		K: 2	BB: 0		K: 0	BB: 0		K: 1	BB: 0		K: 1	BB: 2		K: 1	BB: 0	
	S: 13	P: 23		S: 8	P: 11		S: 11	P: 15		S: 15	P: 21		S: 10	P: 18		S: 8	P: 14		S: 15	P: 35		S: 10	P: 16	

	1B: 4	SF: 0
	2B: 2	SAC: 1
	3B: 0	DP: 1
	HR: 2	HBP: 1

	WP: 0	PA: 38
	PB: 0	
	SB: 1	
	CS: 0	

	AB	33
	R	7
	H	8
	RBI	7
	BB	3
	SO	6
	LOB	10

PITCHER		IP	WLS	BF	H	R	ER	SO	BB	IBB	HBP	BLK	WP	HR	S	P	ERA	WHIP
47 Sean O'Sullivan, R ERA: 5.06	(1, 1)	5.0	L	21	5	3	3	2	1	0	1	0	0	1	57	88	5.40	1.200
30 Justin De Fratus, R ERA: 2.45	(6, 1)	1.0		3	0	0	0	1	0	0	0	0	0	0	8	14	0.00	0.000
57 Luis García, R ERA: 3.94	(7, 1)	1.0		7	2	4	4	1	2	0	0	0	0	1	15	35	36.00	4.000
53 Ken Giles, R ERA: 0.63	(8, 1)	1.0		3	0	0	0	1	0	0	0	0	0	0	10	14	0.00	0.000
58 Jonathan Papelbon, R ERA: 1.35	(9, 1)	1.0		4	1	0	0	1	0	0	0	0	0	0	10	16	0.00	1.000

PITCHER		IP	WLS	BF	H	R	ER	SO	BB	IBB	HBP	BLK	WP	HR	S	P	ERA	WHIP

BOTTOM

Batter	1	2	3	4	5	6	7	8	9	AB	R	H	RBI	BB	SO	LOB
2 Ben Revere, L (1, 7) OBP: 0.296, SLG: 0.354	C SI 91 C SI 91 F KC 81 X SI 92 0-2 ① F9			B SI 90 C SI 89 F KC 80 B SI 91 X SI 91 2-2 ① L3		D KC 80 X SI 90 1-0 E9 26 G4-3 2-H 2B		B FF 95 C FF 94 X CH 85 1-1 ② G6-3		4	1	1	1	0	0	0
13 Freddy Galvis, S (1, 6) OBP: 0.372, SLG: 0.389	S SI 92 S KC 81 S KC 81 0-3 ② K			C KC 80 S KC 80 C SI 91 0-3 ② K		C SI 91 X SI 92 0-1 ① L6		X SI 93 0-0 26 E 1B		4	0	1	0	0	2	1
26 Chase Utley, L (1, 4) OBP: 0.207, SLG: 0.225	B SI 91 B SI 91 B FF 91 C SI 91 X SI 91 3-1 ③ G4-1			B SI 90 F SI 90 B KC 80 X SI 91 2-1 1B		X KC 80 0-0 ② G4-3 3-H		F FF 94 X SI 95 0-1 E5 1-3		4	0	1	1	0	0	1
6 Ryan Howard, L (1, 3) OBP: 0.278, SLG: 0.453		B SI 90 F SI 90 B FF 91 X SI 92 2-1 ① F9		C KC 80 B KC 81 S KC 81 S KC 81 1-3 ③ K		B SI 90 F KC 79 X KC 80 1-1 ③ G3		C CU 78 X SI 94 0-1 ③ G3		4	0	0	0	0	1	3
3 Jeff Francoeur, R (1, 9) OBP: 0.250, SLG: 0.364		X SI 91 0-0 ② G4-3			C SI 90 B KC 81 F SI 89 B FF 90 X KC 82 2-2 ① G4-3		C SI 89 X SI 88 0-1 ① G6-3		X FF 100 0-0 ① G5-3	4	0	0	0	0	0	0
16 César Hernández, S (1, 5) OBP: 0.391, SLG: 0.294		C SI 90 C KC 81 B SI 90 B KC 81 B FF 91 X SI 91 3-2 ③ F7			B KC 80 C SI 89 B KC 80 B SI 90 B SI 90 4-1 51 L4-6 37 1B BB		C SI 88 B SI 89 F KC 80 C SI 90 1-3 ② K		B SI 98 X FF 100 1-0 2B	3	0	1	0	1	1	0
37 Odúbel Herrera, L (1, 8) OBP: 0.304, SLG: 0.383			S SI 91 C KC 81 F SI 90 X KC 82 0-2 ① F9		1 SAFE T SI 90 1 SAFE X SI 90 0-1 1-2 1B		C KC 81 C KC 81 X SI 90 0-2 1B		C FF 101 F FF 101 S FF 100 0-3 ② K	4	0	2	0	0	1	1
51 Carlos Ruiz, R (1, 2) OBP: 0.309, SLG: 0.259			C SI 91 F FF 91 X SI 91 0-2 47 CS 1B		C SI 92 D KC 81 D KC 81 B SI 91 X SI 91 3-1 ②③ L4-6 2-3		B SI 90 X SI 89 1-0 ③ F9		B FF 100 X SI 99 1-0 ③ G6-3	4	0	1	0	0	0	4
47 Sean O'Sullivan, R (1, 1) 30 Justin De Fratus, S (6, 1) 4 Andrés Blanco, S (6, PH) OBP: 0.286, SLG: 0.385 57 Luis García, R (7, 1) 53 Ken Giles, R (8, 1) 24 Grady Sizemore, L (8, PH) OBP: 0.279, SLG: 0.276 58 Jonathan Papelbon, R (9, 1)			B SI 92 B SI 92 S SI 91 B FF 92 S SI 92 F SI 91 F SI 92 F SI 91 S SI 91 3-3 ②③ K 1-2			B SI 89 S SI 90 C SI 90 X KC 79 1-2 2 E 2B		C SI 94 B SI 95 C SL 86 S CU 79 1-3 ① K		1 0 0 0 0 1 1 0 0 0 0 0 0 0 1 1 1 0 0 0 0 0 0 0 0 0 0 0 0 0 0 0 0 0 0 1 0 0 0 0 1 0 0 0 0 0 0 0 0						
Inning Stats	R: 0 E: 0 K: 1 S: 9 H: 0 LOB: 0 BB: 0 P: 12	R: 0 E: 0 K: 0 S: 6 H: 0 LOB: 0 BB: 0 P: 11	R: 0 E: 0 K: 1 S: 13 H: 1 LOB: 0 BB: 0 P: 16	R: 0 E: 0 K: 2 S: 11 H: 1 LOB: 1 BB: 0 P: 16	R: 0 E: 0 K: 0 S: 8 H: 1 LOB: 1 BB: 1 P: 17	R: 2 E: 1 K: 0 S: 9 H: 2 LOB: 0 BB: 0 P: 12	R: 0 E: 0 K: 1 S: 9 H: 1 LOB: 1 BB: 0 P: 11	R: 0 E: 1 K: 1 S: 10 H: 1 LOB: 2 BB: 0 P: 12	R: 0 E: 0 K: 1 S: 6 H: 1 LOB: 1 BB: 0 P: 8	1B: 5 2B: 4 3B: 0 HR: 0	SF: 0 SAC: 0 DP: 1 HBP: 0						

PITCHER	IP	WLS	BF	H	R	ER	SO	BB	IBB	HBP	BLK	WP	HR	S	P	ERA	WHIP
34 A.J. Burnett, R (1, 1) ERA: 1.6	7.0	W	26	6	2	1	5	1	0	0	0	0	0	65	95	1.29	1.000
52 Rob Scahill, R (8, 1) ERA: 0.63	1.0		5	1	0	0	1	0	0	0	0	0	0	10	12	0.00	1.000
37 Arquimedes Caminero, R (9, 1) ERA: 4.2	1.0		4	1	0	0	1	0	0	0	0	0	0	6	8	0.00	1.000

PITCHER	IP	WLS	BF	H	R	ER	SO	BB	IBB	HBP	BLK	WP	HR	S	P	ERA	WHIP

Pittsburgh Pirates @ Philadelphia Phillies
Citizens Bank Park, Philadelphia, PA
Tue May 12 2015, 7:09 PM - 9:56 PM EDT
Att. 20,393 - Cloudy - 84 F

livebaseballscorecards.com

AB	34
R	2
H	8
RBI	2
BB	1
SO	7
LOB	11

1B: 5	SF: 0	WP: 0	PA: 35				
2B: 4	SAC: 0	PB: 0					
3B: 0	DP: 1	SB: 0					
HR: 0	HBP: 0	CS: 1					

Pittsburgh Pirates @ Philadelphia Phillies

Citizens Bank Park, Philadelphia, PA

Wed May 13 2015, 7:07 PM - 9:44 PM EDT

Att. 29,576 - Cloudy - 67 F

TOP

livebaseballscorecards.com

Batter	1	2	3	4	5	6	7	8	9	AB	R	H	RBI	BB	SO	LOB
5 Josh Harrison, R (1, 5) OBP: 0.228, SLG: 0.310	C FF 92 B FF 94 F FF 93 S CH 85 1-3 K ①		B CH 84 F FF 92 F FF 91 B FC 88 X FF 93 2-2 3 G4-6-3 1B		S CU 77 F CH 84 F SI 94 H CU 80 1-2 22 1B HBP		X CH 86 0-0 G6-3 ③			3	0	1	0	0	1	0
3 Sean Rodríguez, R (1, 3) OBP: 0.368, SLG: 0.459 25 Gregory Polanco, L (8, PH) OBP: 0.313, SLG: 0.371 (8, 9)	F FF 93 B FF 94 F FF 94 S FC 90 1-3 K ②		B FF 92 B CH 85 F FF 92 X FF 93 2-1 G4-6-3 1-2f ①②		B FF 93 F FF 93 S CH 86 S CH 80 1-3 K ②			C FF 95 F FF 94 B FF 95 B FF 95 F FF 95 F SL 86 X FF 96 2-2 L8 ①		3 1	0 0	0 0	0 0	0 0	2 0	4 0
22 Andrew McCutchen, R (1, 8) OBP: 0.319, SLG: 0.372	B FF 95 S CH 86 S CH 86 H FC 92 2-2 HBP		X FC 89 0-0 G6-3 ③		X SI 92 0-0 6 S 1-3 2-H 3-H 1B			X FF 96 0-0 G5-3 ②		3	0	1	2	0	0	0
6 Starling Marte, R (1, 7) OBP: 0.328, SLG: 0.500	F FF 93 1 SAFE 1 SAFE B FC 88 S CH 84 B CH 85 F CH 85 B SI 93 X FF 94 3-2 G4-3 ③			L FC 88 X CH 85 0-1 F7 ①	F FC 90 C FF 92 B FC 89 D CU 80 F FC 89 X CH 85 2-2 G5-3 ③ 1-2			B SL 85 X FF 95 1-0 1B		4	0	1	0	0	0	3
12 Corey Hart, R (1, 9) OBP: 0.194, SLG: 0.310 24 Pedro Alvarez, L (8, PH) OBP: 0.302, SLG: 0.406 (8, 3)		B FF 92 F FF 92 B FC 88 S CH 84 B FF 92 S CH 85 3-3 K ①		C FC 89 C CH 85 F FF 92 C CU 77 0-3 K ②		S CH 82 C CH 84 S CH 84 0-3 K ①		D FF 94 B FF 94 C FF 94 S SL 86 S SL 86 2-3 K ③		3 1	0 0	0 0	0 0	0 1	3 1	0 1
29 Francisco Cervelli, R (1, 2) OBP: 0.330, SLG: 0.337 23 Steve Lombardozzi, S (9, PR)		B FF 92 C FF 92 T FF 92 B SI 92 B CH 86 X FF 94 3-2 18 BB 1B		F FC 88 F FF 93 X CU 79 0-2 G5-3 ③		B FF 92 B CH 84 C FF 92 C FC 88 F CH 85 B FC 87 F FF 92 S CH 85 3-3 K ②			B FF 90 B FF 90 B FF 92 C FF 92 F FF 91 B FF 92 4-2 10 E 10 F9-2 BB	3 0	0 0	1 0	0 0	1 0	1 0	0 0
18 Neil Walker, S (1, 4) OBP: 0.358, SLG: 0.412		B FF 90 D CH 85 B CH 84 B SI 91 4-0 1-2 BB			B FF 92 F FC 88 F FF 93 B CH 85 B FC 88 F CH 85 X FF 93 3-2 47 SH1-4 10 1B 22 1B 1B	C CH 86 F FC 88 F CU 79 B CU 79 X FC 88 1-2 G5-3 ③			C FF 91 1 SAFE S FS 88 1 SAFE T FF 93 0-2 K ①	3	1	1	0	1	1	1
10 Jordy Mercer, R (1, 6) OBP: 0.245, SLG: 0.218		B CH 85 B FF 92 F SI 91 S CH 85 F CH 84 S SI 92 2-3 K ②			C SI 92 C CU 77 B FF 93 D CH 84 X FC 89 2-2 47 SH1-4 22 1B 1-2 1B		C CH 84 F FC 87 X CH 84 0-2 F9 ①		1 SAFE 1 SAFE B SL 80 1 SAFE C FF 91 X FF 92 1-1 F9-2 ②③ 1-H	4	1	1	0	0	1	3
47 Francisco Liriano, L (1, 1) OBP: 0.071, SLG: 0.071 52 Rob Scahill, L (8, 1)		X FF 91 0-0 L7 ③			M FC 87 2 SAFE B CU 76 M FC 87 X FC 86 1-2 SH1-4 ① 1-2 2-3		F FC 88 F SI 92 S CU 78 0-3 K ②			2 0	0 0	0 0	0 0	0 0	1 0	2 0

Inning Stats	1	2	3	4	5	6	7	8	9	1B: 6 SF: 0 2B: 1 SAC: 1 3B: 0 DP: 2 HR: 0 HBP: 2	WP: 0 PA: 35 PB: 0 SB: 1 CS: 0
	R: 0 H: 0 E: 0 LOB: 1 K: 2 BB: 0 S: 12 P: 19	R: 0 H: 1 E: 0 LOB: 2 K: 2 BB: 1 S: 11 P: 23	R: 0 H: 1 E: 0 LOB: 0 K: 0 BB: 0 S: 6 P: 10	R: 0 H: 0 E: 0 LOB: 0 K: 1 BB: 0 S: 9 P: 9	R: 2 H: 3 E: 0 LOB: 2 K: 1 BB: 0 S: 21 P: 31	R: 0 H: 0 E: 0 LOB: 0 K: 2 BB: 0 S: 12 P: 16	R: 0 H: 0 E: 0 LOB: 0 K: 1 BB: 0 S: 7 P: 7	R: 0 H: 1 E: 0 LOB: 1 K: 1 BB: 0 S: 10 P: 15	R: 0 H: 0 E: 1 LOB: 1 K: 1 BB: 1 S: 7 P: 12		

PITCHER		IP	WLS	BF	H	R	ER	SO	BB	IBB	HBP	BLK	WP	HR	S	P	ERA	WHIP
35 Cole Hamels, L ERA: 3.53	(1, 1)	7.0	W	28	5	2	2	9	1	0	2	0	0	0	78	115	2.57	0.857
53 Ken Giles, R ERA: 0.59	(8, 1)	1.0	H	4	1	0	0	1	0	0	0	0	0	0	10	15	0.00	1.000
58 Jonathan Papelbon, R ERA: 1.26	(9, 1)	1.0	S	3	0	0	0	1	1	0	0	0	0	0	7	12	0.00	1.000

PITCHER	IP	WLS	BF	H	R	ER	SO	BB	IBB	HBP	BLK	WP	HR	S	P	ERA	WHIP

AB	30
R	2
H	6
RBI	2
BB	2
SO	11
LOB	14

Batter	1	2	3	4	5	6	7	8	9	AB	R	H	RBI	BB	SO	LOB
2 Ben Revere, L (1, 8) (9, 7) OBP: 0.295, SLG: 0.351	C FF 92 X SI 91 0-1 ① L9		C FF 93 B SL 84 X SL 84 1-1 ② L8		F SI 93 B FF 91 B SL 88 X SI 94 2-1 ② G4-3 2-3 3-H		S SL 84 B SI 93 B FF 92 1 SAFE X SI 91 2-1 13 BB 1-2 1B			4	0	1	1	0	0	1
13 Freddy Galvis, S (1, 6) OBP: 0.384, SLG: 0.397	C SI 92 B CH 84 B CH 83 B SI 91 X FF 91 3-1 18 1B 1B		L FF 92 B SL 82 B SL 81 X SI 93 2-1 ③ G5-3		B CH 86 X CH 84 1-0 3-H 1B		D SL 85 B SI 92 B SL 83 B SI 93 4-0 1-2 2-3 BB			3	0	2	1	1	0	0
26 Chase Utley, L (1, 4) OBP: 0.200, SLG: 0.217 53 Ken Giles, R (8, 1) 37 Odúbel Herrera, L (9, 8) OBP: 0.304, SLG: 0.383	C SI 91 D SL 81 B SL 85 S SI 93 T SL 87 2-2 ② K			C FF 92 B SL 86 C SL 86 B SI 93 C SI 95 2-3 ① K	S SI 92 B SI 96 B SI 91 X FF 92 2-1 ③ G3		X SL 84 0-0 ③ G3			4 0 0	0 0 0	0 0 0	0 0 0	0 0 0	2 0 0	5 0 0
18 Darin Ruf, R (1, 7) (9, 3) OBP: 0.241, SLG: 0.329	B SI 93 C CH 84 D CH 84 X SI 91 2-1 1-3 1B			C SI 92 B SL 84 B SI 94 S SL 82 S SL 83 2-3 ② K		C CH 83 S SL 84 B SL 82 S SL 82 1-3 ① K		B SL 85 B SI 94 C SI 93 B SL 86 C SI 93 F SI 93 F SI 95 F SI 94 F SI 95 3-3 ① S CU 78 K		4	0	1	0	0	3	0
6 Ryan Howard, L (1, 3) OBP: 0.277, SLG: 0.440 58 Jonathan Papelbon, R (9, 1)	F SL 87 X SI 92 0-1 ③ G6-3			F SI 93 X SL 87 0-1 ③ G4-3		S SL 84 B SI 93 B FF 92 B SL 86 B SI 93 4-1 3 G6-4-3 BB		B CU 78 B SI 95 C SL 86 F SI 94 S CU 78 2-3 ② K		3 0	0 0	0 0	0 0	1 0	1 0	2 0
3 Jeff Francoeur, R (1, 9) OBP: 0.250, SLG: 0.358		C SI 92 B SL 84 B SI 91 F CH 84 B SI 92 S SL 81 3-3 ① K			S CH 84 S SL 84 B SL 82 X SI 92 1-2 16 1B 51 2B 1B	B FF 92 X SI 91 1-0 ② ③ G6-4-3 1-2f		X SI 94 0-0 ③ G6-3		4	1	1	0	0	1	1
16 César Hernández, S (1, 5) OBP: 0.388, SLG: 0.296 (8, 4)		X FF 93 0-0 ② B5-3			X SI 92 0-0 51 2B 2 G4-3 1-3 1B		B SI 91 X CH 84 1-0 ① G5-3			3	1	1	0	0	0	0
51 Carlos Ruiz, R (1, 2) OBP: 0.309, SLG: 0.273		B SI 93 C SI 92 X CH 84 1-1 ③ L9			B SL 84 S CH 84 B FF 90 B SI 92 X CH 85 3-1 2 G4-3 13 1B 1-3 3-H 2B		B CH 83 B SI 92 B SI 90 S FF 91 X SI 92 3-1 ② F9			3	1	1	1	0	0	0
35 Cole Hamels, L (1, 1) OBP: 0.231, SLG: 0.231 4 Andrés Blanco, S (7, PH) (8, 5) OBP: 0.321, SLG: 0.385			B FF 90 X SI 92 1-0 ① G4-3		C SI 93 C SL 84 B FF 94 S SL 85 1-3 ① K		B SI 92 B SI 92 F SI 92 B SL 82 B SI 90 4-1 13 BB 2 1B BB			2 0	0 0	0 0	0 0	0 1	1 0	2 0
Inning Stats	R: 0 E: 0 K: 1 S: 11 H: 2 LOB: 2 BB: 0 P: 18	R: 0 E: 0 K: 1 S: 6 H: 0 LOB: 0 BB: 0 P: 10	R: 0 E: 0 K: 0 S: 5 H: 0 LOB: 0 BB: 0 P: 9	R: 0 E: 0 K: 2 S: 8 H: 0 LOB: 0 BB: 0 P: 12	R: 3 E: 0 K: 1 S: 14 H: 4 LOB: 1 BB: 0 P: 24	R: 0 E: 0 K: 1 S: 5 H: 0 LOB: 0 BB: 1 P: 11	R: 0 E: 0 K: 0 S: 7 H: 1 LOB: 3 BB: 2 P: 21	R: 0 E: 0 K: 2 S: 11 H: 0 LOB: 0 BB: 0 P: 16		1B: 6 2B: 1 3B: 0 HR: 0 SF: 0 SAC: 0 DP: 1 HBP: 0				WP: 0 PB: 0 SB: 0 CS: 0 PA: 33		

PITCHER		IP	WLS	BF	H	R	ER	SO	BB	IBB	HBP	BLK	WP	HR	S	P	ERA	WHIP
47 Francisco Liriano, L ERA: 2.96	(1, 1)	7.0	L	30	7	3	3	6	3	0	0	0	0	0	56	105	3.86	1.429
52 Rob Scahill, R ERA: 0.59	(8, 1)	1.0		3	0	0	0	2	0	0	0	0	0	0	11	16	0.00	0.000

PITCHER	IP	WLS	BF	H	R	ER	SO	BB	IBB	HBP	BLK	WP	HR	S	P	ERA	WHIP

BOTTOM

Pittsburgh Pirates @ Philadelphia Phillies
Citizens Bank Park, Philadelphia, PA
Wed May 13 2015, 7:07 PM - 9:44 PM EDT
Att. 29,576 - Cloudy - 67 F

livebaseballscorecards.com

AB	30
R	3
H	7
RBI	3
BB	3
SO	8
LOB	11

Batter	1	2	3	4	5	6	7	8	9	AB	R	H	RBI	BB	SO	LOB
25 Gregory Polanco, L (1, 9) OBP: 0.304, SLG: 0.359	C SI 88 F SI 88 F SI 89 B CH 83 B CH 83 F SI 90 F SI 91 F SL 81 F CH 84 2-2 X FF 88 ① F7		C SI 89 X CH 83 0-1 ② G4-3			X SI 88 0-0 E6 18 G3-6-3		B SI 90 X SI 90 1-0 ③ L9		4	0	0	0	0	0	1
5 Josh Harrison, R (1, 7) OBP: 0.244, SLG: 0.325	B FF 89 X FF 90 1-0 6 2B 1B		C SI 88 F SL 79 B CH 84 X FF 88 1-2 18 CS 1B			C FF 89 X SL 80 0-1 ① P3			F FF 95 S SL 85 B SL 84 X SL 85 1-2 18 G3 18 PB 6 2B 1B	4	1	3	0	0	0	1
18 Neil Walker, S (1, 4) OBP: 0.348, SLG: 0.398	B SI 89 F SI 90 F SI 89 F FF 89 F SI 91 F CH 83 F SI 91 F CU 70 X FF 89 1-2 ② F7		S CH 85 B SI 89 1 SAFE B SI 90 2-1 ③ CS 1-2	X FF 86 0-0 ① F8		B SI 88 B SI 90 B SI 91 C SI 89 X SI 90 3-1 ②③ G3-6-3 1-2f			S FF 93 X FF 94 0-1 ① G3 1-3	4	0	0	0	0	0	3
6 Starling Marte, R (1, 8) OBP: 0.341, SLG: 0.525	F SI 90 C SL 80 X SL 80 0-2 1-3 2B			C FF 86 X CH 84 0-1 24 CS 1B			C SL 80 S CH 83 B FF 86 F SI 85 F FF 88 S SI 87 1-3 ① K2-3		S SL 84 X SL 84 0-1 24 DI 24 G3-1 2B 3-H	4	1	3	1	0	1	0
24 Pedro Alvarez, L (1, 3) OBP: 0.300, SLG: 0.394	C SI 90 S CH 83 X CH 84 0-2 ③ L3			C FF 88 F FF 90 S FF 90 0-3 ②③ K 1-2			B SI 88 B SI 89 B SI 88 B SI 87 4-0 27 G5-4-3 BB		S FF 89 F FF 88 B FF 91 X FS 82 1-2 ② G3-1 2-H	3	0	0	1	1	1	3
27 Jung Ho Kang, R (1, 5) OBP: 0.369, SLG: 0.474		B SI 87 C SI 86 X SL 79 1-1 ① G5-3			C FF 85 B SI 87 F SL 78 H CH 82 2-2 19 FC4-6 HBP		C SL 81 X SL 79 0-1 ②③ G5-4-3 1-2f		F SL 77 S FF 90 H FF 91 1-2 HBP	2	0	0	0	0	0	1
10 Jordy Mercer, R (1, 6) OBP: 0.239, SLG: 0.212 22 Andrew McCutchen, R (9, PH) OBP: 0.317, SLG: 0.369		B FF 87 C FF 86 S FF 87 F SI 89 S SL 80 1-3 ② K			X FF 89 0-0 ① F9			C SI 88 B SL 79 S CH 84 B SI 89 B SI 89 X SI 90 3-2 ① F8	B FF 91 X FF 92 1-0 ③ P3	3 1	0 0	0 0	0 0	0 0	1 0	1 1
19 Chris Stewart, R (1, 2) OBP: 0.278, SLG: 0.343		C SI 88 B SL 80 S SL 80 S CH 84 1-3 ③ K			B FF 89 S SL 82 S SL 82 X SL 81 1-2 ② FC4-6 1-2f			C SI 89 B SI 89 B SI 91 C SI 90 B SI 90 X SI 91 3-2 ② G5-3		3	0	0	0	0	1	1
46 Vance Worley, R (1, 1) OBP: 0.182, SLG: 0.273 23 Steve Lombardozzi, S (5, PH) 58 Radhames Liz, R (5, 1) 12 Corey Hart, R (8, PH) OBP: 0.219, SLG: 0.333 39 Bobby LaFromboise, L (8, 1)			C FF 87 B SL 80 F SL 80 B SI 90 C SI 90 2-3 ① K		S SI 88 B FF 90 D SI 85 F SI 90 F SL 83 C SI 91 2-3 ③ K			C SI 90 T SI 90 F SI 91 X SI 91 0-2 1B		1 1 0 1 0	0 0 0 0 0	0 0 0 1 0	0 0 0 0 0	1 1 0 0 0	0 1 0 0 0	0 1 0 0 0
Inning Stats	R: 0 E: 0 K: 0 S: 23 H: 2 LOB: 2 BB: 0 P: 27	R: 0 E: 0 K: 2 S: 9 H: 0 LOB: 0 BB: 0 P: 12	R: 0 E: 0 K: 1 S: 9 H: 1 LOB: 0 BB: 0 P: 14	R: 0 E: 0 K: 1 S: 6 H: 1 LOB: 1 BB: 0 P: 6	R: 0 E: 0 K: 1 S: 10 H: 0 LOB: 1 BB: 0 P: 15	R: 0 E: 1 K: 0 S: 5 H: 0 LOB: 0 BB: 0 P: 8	R: 0 E: 0 K: 1 S: 7 H: 0 LOB: 0 BB: 1 P: 12	R: 0 E: 0 K: 0 S: 11 H: 1 LOB: 1 BB: 0 P: 18	R: 2 E: 0 K: 0 S: 13 H: 2 LOB: 1 BB: 0 P: 17	1B: 5 2B: 3 3B: 0 HR: 0 SF: 0 SAC: 0 DP: 3 HBP: 2						

PITCHER		IP	WLS	BF	H	R	ER	SO	BB	IBB	HBP	BLK	WP	HR	S	P	ERA	WHIP
34 Aaron Harang, R ERA: 2.03	(1, 1)	8.0	W	28	5	0	0	6	1	0	1	0	0	0	80	112	0.00	0.750
53 Ken Giles, R ERA: 1.72	(9, 1)	0.1		3	2	2	2	0	0	0	0	0	0	0	7	8	54.00	6.000
58 Jonathan Papelbon, R ERA: 1.2	(9, 1)	0.2	S	3	0	0	0	0	0	0	1	0	0	0	6	9	0.00	0.000

PITCHER	IP	WLS	BF	H	R	ER	SO	BB	IBB	HBP	BLK	WP	HR	S	P	ERA	WHIP

TOP

Pittsburgh Pirates @ Philadelphia Phillies

Citizens Bank Park, Philadelphia, PA

Thu May 14 2015, 1:11 PM - 3:48 PM EDT

Att. 29,205 - Partly Cloudy - 67 F

livebaseballscorecards.com

AB	31
R	2
H	7
RBI	2
BB	1
SO	6
LOB	13

WP: 0 PA: 35
PB: 1
SB: 0
CS: 2

Batter	1	2	3	4	5	6	7	8	9	AB	R	H	RBI	BB	SO	LOB
2 Ben Revere, L (1, 7) OBP: 0.292, SLG: 0.346	B SI 85 C SI 86 B SL 82 X SI 86 2-1 E4 (6 1B, 13 1B, 16 BB)	B SI 89 L SI 88 F SL 83 B SI 89 X SL 84 2-2 13 CS 1B		B FF 88 B SI 88 B SI 87 C SI 87 C SL 84 X SI 88 3-2 ② F7		C FF 96 B SL 83 F SI 88 F FF 99 B SI 93 X SI 89 2-2 ① G6-3		F SI 88 D SI 87 S SL 79 F SL 77 D SL 78 F SL 78 B SI 90 X SI 90 3-2 ③ F7		5	1	1	0	0	0	2
13 Freddy Galvis, S (1, 6) OBP: 0.403, SLG: 0.412	X SI 86 0-0 (16 BB, 6 1B, 24 1B) 1-2 1B	B SL 85 B SI 87 2-0 ③ CS 1-2	B KC 74 C SI 89 B CH 83 B SI 90 X SI 88 3-1 (6 1B, 6 S, 24 E) 1B	C SI 90 B SL 83 B SL 84 X SL 85 2-1 2-3 1B		B SI 93 B SI 93 F FF 95 B FF 96 B FF 94 4-1 (26 G4-6-3) BB				3	2	3	0	1	0	0
26 Chase Utley, L (1, 4) OBP: 0.194, SLG: 0.209	B SI 86 F SI 86 D SL 84 X SI 87 2-1 ① F8		D SL 84 D SL 84 X SI 87 2-0 ① F8	B SI 88 B SI 89 F SI 88 F SI 88 X SI 90 2-2 ③ G3		1 SAFE 1 SAFE B SI 91 B SI 92 F FF 94 F FF 92 B CH 87 X SI 93 3-2 ② ③ G4-6-3 1-2f				4	0	0	0	0	0	6
6 Ryan Howard, L (1, 3) OBP: 0.293, SLG: 0.478	D SL 84 X SI 87 1-0 (24 1B, 16 BB) 1-2 2-3 1B		B KC 75 S SL 84 F SI 88 F SI 88 D SL 85 X SI 88 2-2 (24 E) 1-3 1B		X FF 91 0-0 HR		B SL 82 F FF 89 S FF 97 B SL 84 F SL 82 S FF 98 2-3 ① K			4	1	3	1	0	1	0
16 César Hernández, S (1, 5) OBP: 0.380, SLG: 0.281	B SL 83 C SI 90 B SL 83 S SI 86 B SL 83 B SI 89 4-2 (24 1B) 1-2 2-3 3-H BB		S SL 84 B SI 88 B SL 82 D SI 84 X SL 84 3-1 ② F7	X SI 91 0-0 ① G6-3		B FF 95 B SI 88 C FF 96 S FF 93 X FF 97 2-2 ② G4-3				3	0	0	1	1	0	2
24 Grady Sizemore, L (1, 9) OBP: 0.277, SLG: 0.274 53 Ken Giles, R (9, 1) 58 Jonathan Papelbon, R (9, 1)	X CH 85 0-0 (37 G4-6-3) 1-2 2-3 3-H 1B		B SL 84 X SI 89 1-0 E6 1-2 3-H	C FF 86 X FF 88 0-1 ② G4-3			F SI 95 S SI 92 F FF 96 C SL 83 0-3 ③ K			4 0 0	0 0 0	1 0 0	1 0 0	0 0 0	1 0 0	1 0 0
37 Odúbel Herrera, L (1, 8) OBP: 0.302, SLG: 0.387	S SI 90 S SL 84 D SL 84 F SL 84 X SI 88 1-2 ② ③ G4-6-3 1-2f		C SI 89 B SL 84 X SL 84 1-1 ③ G4-3	B FF 95 X FF 95 1-0 2B				F SI 87 F SI 90 S SL 79 0-3 ① K		4	0	1	0	0	1	5
29 Cameron Rupp, R (1, 2) OBP: 0.262, SLG: 0.263		S FF 88 F SI 85 F SL 83 B SI 87 F SL 83 F SL 85 X SI 90 1-2 ① L3		X SL 83 0-0 (13 1B, 34 SH1-4) 1B	I IN 79 I IN 80 I IN 80 I IN 79 4-0 IBB			B SI 88 X SI 88 1-0 2B		3	0	2	0	1	0	0
34 Aaron Harang, R (1, 1) OBP: 0.133, SLG: 0.071 3 Jeff Francoeur, R (8, PH) OBP: 0.247, SLG: 0.354 (9, 9)		B FF 88 F FF 88 X FF 90 1-1 ② G1-3		X SI 87 0-0 ① SH1-4 1-2	B FF 95 B FF 93 F FF 92 B FF 94 S FF 92 S FF 94 3-3 ③ K			B SL 79 C SI 88 D CH 80 C SI 87 X CH 80 2-2 ② G5-3		2 1	0 0	0 0	0 0	0 0	1 0	2 1
Inning Stats	R: 2 E: 1 K: 0 S: 13 H: 3 LOB: 2 BB: 1 P: 23	R: 0 E: 0 K: 0 S: 11 H: 1 LOB: 0 BB: 0 P: 17	R: 1 E: 1 K: 0 S: 12 H: 2 LOB: 2 BB: 0 P: 24	R: 0 E: 0 K: 0 S: 10 H: 2 LOB: 2 BB: 0 P: 17	R: 1 E: 0 K: 1 S: 8 H: 2 LOB: 2 BB: 1 P: 16	R: 0 E: 0 K: 0 S: 8 H: 0 LOB: 0 BB: 0 P: 17	R: 0 E: 0 K: 2 S: 11 H: 0 LOB: 0 BB: 0 P: 15	R: 0 E: 0 K: 1 S: 12 H: 1 LOB: 1 BB: 0 P: 18		1B: 8 2B: 2 3B: 0 HR: 1	SF: 0 SAC: 1 DP: 2 HBP: 0		WP: 0 PB: 0 SB: 1 CS: 1	PA: 38		

PITCHER		IP	WLS	BF	H	R	ER	SO	BB	IBB	HBP	BLK	WP	HR	S	P	ERA	WHIP
46 Vance Worley, R ERA: 4.38	(1, 1)	4.0	L	21	8	3	1	0	1	0	0	0	0	0	46	81	2.25	2.250
58 Radhames Liz, R ERA: 3.21	(5, 1)	3.0		12	2	1	1	3	1	1	0	0	0	1	27	48	3.00	1.000
39 Bobby LaFromboise, L ERA:	(8, 1)	1.0		4	1	0	0	1	0	0	0	0	0	0	12	18	0.00	1.000

PITCHER	IP	WLS	BF	H	R	ER	SO	BB	IBB	HBP	BLK	WP	HR	S	P	ERA	WHIP

BOTTOM

Pittsburgh Pirates @ Philadelphia Phillies

Citizens Bank Park, Philadelphia, PA

Thu May 14 2015, 1:11 PM - 3:48 PM EDT

Att. 29,205 - Partly Cloudy - 67 F

livebaseballscorecards.com

AB	33
R	4
H	11
RBI	3
BB	3
SO	4
LOB	19

Batter	1	2	3	4	5	6	7	8	9	10	11	12	AB	R	H	RBI	BB	SO	LOB
25 Gregory Polanco, L (1, 9) OBP: 0.317, SLG: 0.351	C FC 89 B FC 88 F SI 89 F SI 89 S CH 80 1-3 K		C CU 74 B FC 89 B FC 87 B SI 89 S SI 89 X SI 89 3-2 G4-3		B SI 89 C SI 89 C FC 88 B CU 78 X SI 88 2-2 F9	B FF 94 B SI 90 F FF 93 F FF 93 B FF 94 B FF 94 4-2 18 PB 1-2 BB		B SI 95 B SI 95 B SL 83 C FF 95 B SI 95 4-1 22 PB 10 FC6-5 22 HR 1-2 BB	B B B 4-0 10 G6-4-3 BB		B FF 95 C SI 95 B SL 89 B SI 94 B FF 96 4-1 10 F8 10 S BB	3	1	0	0	4	1	0
18 Neil Walker, S (1, 4) OBP: 0.352, SLG: 0.405 48 Jared Hughes, R (6, 1) 10 Jordy Mercer, R (8, PH) OBP: 0.233, SLG: 0.206 (8, 6)	B SI 90 S SI 90 F SI 89 X SI 89 1-2 2B		C CU 76 F FF 89 X CU 77 0-2 P4		B CU 74 F SI 90 B FC 88 B SI 90 S SI 90 F SI 91 S SI 89 3-3 K	B CU 78 B FF 91 C FF 94 F FF 94 B SI 83 B CU 81 4-2 1-2 2-3 BB		C SI 96 S FF 95 F SI 95 B SL 83 D SL 83 B SL 83 X SI 96 3-2 FC6-5 22 PB 22 HR 1-2 2-3f	1 SAFE 1 SAFE C X 0-1 G6-4-3 1-2f		C FF 96 F FF 96 F FF 97 1 SAFE B FF 96 X FF 90 1-2 F8 1-3	3	0	1	0	1	1	0
						P4							0	0	0	0	0	0	0
						F9							3	1	0	0	0	0	4
22 Andrew McCutchen, R (1, 8) OBP: 0.336, SLG: 0.397	B SI 89 C SI 88 B CH 80 B FC 88 B SI 89 4-1 BB		F SI 89 X SI 90 0-1 1B			B FF 96 B SI 96 X FF 95 2-0 1-H 2-H HR			B C B F B B 4-2 19 FC6-4 BB		I IN 86 I IN 84 I IN 85 I IN 85 4-0 IBB	4	1	2	3	3	0	3
6 Starling Marte, R (1, 7) OBP: 0.336, SLG: 0.512 44 Tony Watson, L (8, 1) 19 Chris Stewart, R (10, PH) OBP: 0.270, SLG: 0.333 35 Mark Melancon, R (10, 1) 46 Vance Worley, R (12, PH) OBP: 0.167, SLG: 0.250 58 Radhames Liz, R (12, 1)	F SI 88 X SI 88 0-1 F6		C CU 74 F CH 78 F CH 81 F SI 89 F SI 89 T CH 81 0-2 K			C SI 87 F SI 88 B CU 78 X CH 80 1-2 5 1B 24 1B 29 2B 1B	B FF 94 X FF 93 1-0 F8	C SL 82 B SL 83 B SL 83 S FF 95 1-3 K	X 0-0 FC6-4 1-2f		S FF 96 F FF 95 X FF 97 0-2 F9	5	1	1	0	0	2	3
													0	0	0	0	0	0	0
													1	0	0	0	0	0	1
													0	0	0	0	0	0	0
													1	0	0	0	0	0	2
													0	0	0	0	0	0	0
27 Jung Ho Kang, R (1, 6) OBP: 0.338, SLG: 0.429 (8, 5)	C FC 88 F SI 89 B CH 80 D CH 79 F SI 91 S SI 89 2-3 K			B SI 88 C SI 88 X SI 88 1-1 G6-3		B SI 89 X SI 86 1-0 F7	S SL 88 B SL 87 C SL 88 F FF 94 B FF 95 S SL 86 2-3 K		C SL 86 C SI 97 B FF 96 S SL 87 1-3 K		C CH 80 X CH 81 0-1 G6-3	6	0	0	0	0	3	3
24 Pedro Alvarez, L (1, 3) OBP: 0.310, SLG: 0.427		C FC 89 X SI 89 0-1 5 FC4-6 1B		B SI 89 C SI 89 X CH 79 1-1 HR		F SI 88 X SI 88 0-1 5 1B 29 2B 1-2 1B	S SL 87 C SL 89 B SL 88 B SL 88 X FF 95 2-2 G5-3		C SL 84 S SI 97 B SL 85 B SL 86 F SI 97 C FF 97 2-3 K		B FC 88 S SL 82 X SL 83 1-1 G3-1	6	2	3	1	0	1	0
5 Josh Harrison, R (1, 5) OBP: 0.263, SLG: 0.381 (8, 4)		B SI 88 C SI 87 F SI 88 X SI 90 1-2 FC4-6 1-2f		B SI 89 X SI 88 1-0 F9		S SI 89 F SI 89 X FC 89 0-2 29 2B 1-2 2-3 1B		F FF 95 F FF 95 B FF 94 B FF 93 F FF 94 F FC 89 X FF 96 2-2 HR	B SL 85 C SL 84 S SL 86 B FF 96 B SL 86 X SL 85 3-2 29 WP 29 1B 2B		X CH 81 0-0 2B	6	3	4	1	0	0	1
29 Francisco Cervelli, R (1, 2) OBP: 0.340, SLG: 0.358		F SI 89 1 SAFE 1 SAFE S SI 89 F SI 88 B SI 88 B CH 79 1 SAFE S SI 90 2-3 K		C SI 89 B FF 90 B SI 89 C SI 89 F SI 89 B CH 81 C CH 80 3-3 K		C SI 88 X FC 87 0-1 12 1B 1-H 2-H 3-H 2B		C FF 96 B FF 95 X FC 89 1-1 10 FC6-5 25 BB 1B	B SL 85 X FF 96 1-0 2-H 1B		C FF 89 C SI 89 B FF 90 X FC 85 1-2 F9	6	1	3	4	0	2	2
49 Jeff Locke, L (1, 1) OBP: 0.077, SLG: 0.154 59 Antonio Bastardo, R (4, 1) 23 Steve Lombardozzi, S (5, PH) 52 Rob Scahill, L (5, 1) 37 Arquimedes Caminero, R (5, 1) 12 Corey Hart, R (6, PH) OBP: 0.242, SLG: 0.355 3 Sean Rodriguez, R (6, 4) OBP: 0.341, SLG: 0.425 (8, 7)	C SI 88 F SI 88 F SI 90 S CH 80 0-3 K				C SI 88 X FC 88 0-1 P3	D CU 79 S FF 93 C FF 94 B SL 84 F FF 94 F FF 95 2-2 18 PB 25 BB 2-H 1B		B SL 81 B SL 82 S SI 95 F SI 95 F SL 82 X FF 95 2-2 P4	X FF 97 0-0 G6-3		B SL 89 X FF 94 1-0 F8	1	0	0	0	0	1	1
													0	0	0	0	0	0	0
													1	0	0	0	0	0	0
													0	0	0	0	0	0	0
													0	0	0	0	0	0	0
													1	0	1	1	0	0	0
													3	0	0	0	0	0	2

Inning Stats	1	2	3	4	5	6	7	8	9	10	11	12
	R: 0 E: 0 K: 2 S: 14 H: 1 LOB: 2 BB: 1 P: 22	R: 0 E: 0 K: 2 S: 13 H: 1 LOB: 1 BB: 0 P: 16	R: 0 E: 0 K: 1 S: 14 H: 1 LOB: 1 BB: 0 P: 17	R: 1 E: 0 K: 1 S: 9 H: 1 LOB: 0 BB: 0 P: 15	R: 0 E: 0 K: 1 S: 9 H: 0 LOB: 0 BB: 0 P: 14	R: 4 E: 0 K: 0 S: 24 H: 5 LOB: 3 BB: 2 P: 39	R: 0 E: 0 K: 1 S: 8 H: 0 LOB: 0 BB: 0 P: 13	R: 4 E: 0 K: 1 S: 20 H: 3 LOB: 0 BB: 1 P: 35	R: 1 E: 0 K: 2 S: 13 H: 2 LOB: 1 BB: 0 P: 20	R: 0 E: 0 K: 0 S: 5 H: 0 LOB: 1 BB: 2 P: 13	R: 0 E: 0 K: 0 S: 8 H: 1 LOB: 1 BB: 0 P: 10	R: 0 E: 0 K: 0 S: 9 H: 0 LOB: 2 BB: 2 P: 19

PITCHER		IP	WLS	BF	H	R	ER	SO	BB	IBB	HBP	BLK	WP	HR	S	P	ERA	WHIP
28 Kyle Hendricks, R ERA: 5.15	(1, 1)	5.2		26	8	5	5	7	1	0	0	0	0	1	72	99	7.94	1.588
52 Justin Grimm, R ERA:	(6, 1)	0.0		3	1	0	0	0	2	0	0	0	0	0	8	18	∞	∞
59 Zac Rosscup, L ERA: 3.07	(6, 1)	1.1	H	4	0	0	0	1	0	0	0	0	0	0	11	19	0.00	0.000
30 Jason Motte, R ERA: 5.52	(8, 1)	0.0		2	2	2	2	0	0	0	0	0	0	1	7	10	∞	∞
46 Pedro Strop, R ERA: 4.24	(8, 1)	1.0		5	1	2	2	1	1	0	0	0	0	1	13	25	18.00	2.000

PITCHER		IP	WLS	BF	H	R	ER	SO	BB	IBB	HBP	BLK	WP	HR	S	P	ERA	WHIP
56 Héctor Rondón, R ERA: 3.18	(9, 1)	1.0	B	5	2	1	1	2	0	0	0	0	1	0	13	20	9.00	2.000
40 James Russell, L ERA: 1.13	(10, 1)	2.0		8	1	0	0	0	2	0	0	0	0	0	13	23	0.00	1.500
36 Edwin Jackson, R ERA: 4.22	(12, 1)	1.0	W	5	0	0	0	0	1	1	0	0	0	0	9	19	0.00	1.000

TOP

Pittsburgh Pirates @ Chicago Cubs

Wrigley Field, Chicago, IL

Fri May 15 2015, 1:22 PM - 6:24 PM CDT

Att. 33,617 - Overcast - 73 F

livebaseballscorecards.com

AB	50
R	10
H	15
RBI	10
BB	8
SO	11
LOB	22

1B: 8	2B: 4	3B: 0	HR: 3
SF: 0	SAC: 0	DP: 1	HBP: 0
WP: 1	PB: 2	SB: 1	CS: 0
PA: 58			

Batter	1	2	3	4	5	6	7	8	9	10	11	12	AB	R	H	RBI	BB	SO	LOB
24 Dexter Fowler, S (1, 8) OBP: 0.353, SLG: 0.422	C SI 91 B SI 92 F CH 83 X SI 92 1-2 G5-3 ①		F CH 79 C SI 91 B KC 78 B SI 91 B CH 81 X SI 92 3-2 44 1B 44 S 17 HR 1B	F SI 91 B KC 74 B SI 90 D CH 80 X CH 80 3-1 SF7 ② 3-H	C FF 96 X FF 98 0-1 P5 ③		1 SAFE X SI 93 0-0 44 1B 17 SF8 1B 1-3		F B B S F S 2-3 K ②		B FC 90 C FC 88 B FC 89 S FC 88 S KC 81 2-3 K ②		6	2	2	1	0	2	3
44 Anthony Rizzo, L (1, 3) OBP: 0.468, SLG: 0.611	C SI 92 B SI 92 F KC 81 B SI 93 X SI 92 2-2 G3-1 ②		C SI 89 B SI 92 C SI 91 B SI 91 B SI 92 F SI 92 X SI 92 3-2 17 HR 1B 1-3	B KC 76 B KC 76 X SI 90 2-0 HR 3-H		F SI 93 B SL 87 X CH 87 1-1 G4-3 ①	X SI 94 0-0 13 HBP 1B 1-3 3-H		F C B F F F B X 2-2 L3 ③		C FC 89 F FC 89 B KC 79 X FF 89 1-2 G4-3 ③ 1-2		7	2	3	2	0	0	1
17 Kris Bryant, R (1, 5) OBP: 0.407, SLG: 0.465	B SI 92 F KC 80 B SI 92 F SI 92 F CH 83 B SI 94 B CH 83 4-2 13 WP BB		S CH 82 F CH 81 B CH 81 B SI 92 D CH 82 X CH 81 3-2 1-H 3-H HR	C FF 89 B FF 91 B SL 82 C FF 91 B FF 92 X FF 92 3-2 F9 ③		B SL 87 F SI 94 B SL 87 S SL 86 B SL 88 B SI 93 4-2 13 G5-3 68 1B BB	D SI 93 F SI 94 B SI 93 T SAFE X SI 93 2-1 SF8 ② 3-H		C X 0-1 F8 ①		S SL 80 C SL 82 S SL 80 0-3 K ①		4	2	1	4	2	1	0
13 Starlin Castro, R (1, 6) OBP: 0.311, SLG: 0.361	C SI 92 B SI 92 B CH 82 B CH 83 S CH 81 F SI 92 F CH 82 F SI 92 B KC 78 4-2 BB 1-2		B SI 91 C KC 81 X CH 82 1-1 1B		S SL 85 B SL 85 B FF 93 S SI 94 X CU 78 2-2 E5 68 BB 5 S 41 1B	B SI 94 X SL 87 1-0 G5-3 ② 1-2	B SI 93 C SL 86 H SI 92 2-1 HBP 1-2			X 0-0 47 1B 41 F9-2 1B		B SL 81 B FF 97 B FF 97 B FF 95 4-0 47 1B 41 1B BB		4	2	2	0	2	0	1
5 Welington Castillo, R (1, 2) OBP: 0.244, SLG: 0.366 47 Miguel Montero, L (6, PH) (7, 2) OBP: 0.427, SLG: 0.506	B SI 91 2 SAFE S CH 82 S CH 83 S CH 83 1-3 K ③		C SI 92 B SI 93 B SI 91 B SI 91 1 SAFE S CH 80 S SI 90 3-3 K ①		F SI 93 B SI 92 1 SAFE 1 SAFE F SL 85 B CU 78 B CU 78 H SI 93 4-2 68 BB 41 1B HBP 1-2	B SL 88 S SL 86 B FF 95 H CH 89 3-1 68 1B HBP	C SI 92 B SI 92 B SI 93 C SI 92 X CH 87 2-2 G4-1 ③			C FC 89 B FF 90 B B X 3-1 68 IBB 1B 1-3		F FF 98 B FF 95 X SI 89 1-1 41 1B 68 IBB 1B 1-3		2	1	0	0	0	2	3
68 Jorge Soler, R (1, 9) OBP: 0.344, SLG: 0.404		C SI 91 B SI 91 F CH 81 B CH 82 B SI 92 B SI 92 4-2 22 FC4-6 BB	F SI 91 B SI 89 F CH 81 B SI 90 C KC 76 2-3 K ②		B SI 93 B FF 94 S SI 94 C SI 95 F SI 94 B FF 96 B FF 94 4-2 41 1B BB 1-2 2-3	F SI 94 X SL 87 0-1 L6 ① 1-2 2-H	F SI 93 X CH 84 0-1 L6 ① 3-2 K ②			I I IN 76 I IN 75 4-0 1-2 IBB		I IN 75 I IN 75 I IN 74 I IN 72 4-0 41 1B IBB 1-2		3	0	1	1	4	1	1
41 Matt Szczur, R (1, 7) OBP: 0.242, SLG: 0.241		C SI 89 F SI 91 F SI 92 B KC 78 X SI 91 1-2 F8 ①	B SI 89 B FF 89 X SI 86 2-0 F8 ③		X SL 86 0-0 1-2 2-H 3-H 1B	S SI 94 S SI 93 S SI 92 0-3 K ③	S SI 93 S SI 94 B SI 95 B SI 94 B SI 94 T SI 94 3-2 K ②			B FC 90 B X FC 89 2-0 F9-2 ② ③ 3-H		D SL 80 F FF 94 B FF 96 B FF 94 X FF 92 3-1 1-2 2-3 3-H 1B		7	0	2	3	0	2	7
28 Kyle Hendricks, R (1, 1) SP, 0-0, 0.00 ERA 52 Justin Grimm, R (6, 1) 59 Zac Rosscup, R (8, 1) 8 Chris Coghlan, L (7, PH) SP, 0-0, 0.00 ERA 30 Jason Motte, R (8, 1) 46 Pedro Strop, R (8, 1) 19 Jonathan Herrera, S (6, PH) SP, 0-0, 0.00 ERA 56 Hector Rondon, R (8, 1) 40 James Russell, L (10, 1) 37 Travis Wood, R (11, PH) SP, 0-0, 0.00 ERA 36 Edwin Jackson, R (12, 1)		1 SAFE F SI 88 B SI 90 1 SAFE C SI 90 B CH 82 C SI 92 2-3 K ②	B SI 88 B SI 90 B SI 89 C SI 88 X SI 89 3-1 22 G5-3 24 SF7 2B	M SI 94 L SI 94 C SI 94 0-3 K ①		B SI 91 B SI 92 F SI 92 F SI 93 F SL 88 X SI 93 2-2 F8 ①	F SI 94 B SI 93 B CH 85 X SI 94 2-1 P3 ③			X FC 90 0-0 G5-3 ①			3 1 1 0 0 2 3 0 0 0 0 0 0 0 0 0 0 0 0 0 0 1 0 0 0 0 0 0 0 0 0 0 0 0 0 1 0 0 0 0 0 0 0 0 0 0 0 0 0 0 0 0 0 0 0 0 1 0 0 0 0 0 0 0 0 0 0 0 0 0				
22 Addison Russell, R (1, 4) OBP: 0.287, SLG: 0.422		1 SAFE F SI 92 B SI 91 S CH 81 B CH 83 X CH 82 2-2 FC4-6 ③ 1-2f		F SI 90 C CH 80 X SI 91 0-2 G5-3 ① 2-3	B FF 97 B FF 97 F FF 97 X FF 98 2-1 F3 ②		C SL 86 B SI 92 B SI 94 B SL 87 F SI 94 B FF 94 F SI 93 B SI 94 4-2 24 1B 44 1B BB	F F F B X 1-2 G5-3 ①		C FC 89 B FC 89 B FC 88 X FC 89 2-1 44 WP 1B		5	1	1	0	1	0	4
Inning Stats	R: 0 E: 0 K: 1 S: 17 H: 0 LOB: 2 BB: 2 P: 29	R: 0 E: 0 K: 1 S: 12 H: 0 LOB: 1 BB: 1 P: 21	R: 3 E: 0 K: 2 S: 19 H: 4 LOB: 1 BB: 0 P: 36	R: 2 E: 0 K: 0 S: 11 H: 2 LOB: 0 BB: 0 P: 22	R: 2 E: 1 K: 1 S: 16 H: 1 LOB: 2 BB: 1 P: 28	R: 1 E: 0 K: 1 S: 11 H: 1 LOB: 2 BB: 1 P: 20	R: 2 E: 0 K: 0 S: 16 H: 2 LOB: 2 BB: 1 P: 28	R: 0 E: 0 K: 1 S: 7 H: 0 LOB: 0 BB: 0 P: 12	R: 0 E: 0 K: 1 S: 14 H: 0 LOB: 0 BB: 0 P: 19	R: 0 E: 0 K: 0 S: 6 H: 2 LOB: 2 BB: 1 P: 15	R: 0 E: 0 K: 1 S: 9 H: 1 LOB: 1 BB: 0 P: 14	R: 1 E: 0 K: 1 S: 7 H: 2 LOB: 3 BB: 2 P: 19	1B: 12 2B: 2 3B: 0 HR: 2 SF: 2 SAC: 0 DP: 1 HBP: 3	WP: 2 PB: 0 SB: 2 CS: 0 PA: 61							

PITCHER		IP	WLS	BF	H	R	ER	SO	BB	IBB	HBP	BLK	WP	HR	S	P	ERA	WHIP
49 Jeff Locke, L ERA: 5.4	(1, 1)	3.2		20	6	5	5	4	3	0	0	0	1	2	56	102	12.27	2.455
59 Antonio Bastardo, L ERA: 6.14	(4, 1)	0.1		1	0	0	0	0	0	0	0	0	0	0	3	6	0.00	0.000
52 Rob Scahill, R ERA: 1.15	(5, 1)	0.1		5	1	2	1	1	1	0	1	0	0	0	12	22	27.00	6.000
37 Arquimedes Caminero, R ERA: 4.02	(5, 1)	0.2		2	0	0	0	0	0	0	0	0	0	0	4	6	0.00	0.000
48 Jared Hughes, R ERA: 3.44	(6, 1)	2.0		13	3	3	3	1	2	0	2	0	0	0	27	48	13.50	2.500

PITCHER		IP	WLS	BF	H	R	ER	SO	BB	IBB	HBP	BLK	WP	HR	S	P	ERA	WHIP
44 Tony Watson, L ERA: 1.71	(8, 1)	2.0		6	0	0	0	2	0	0	0	0	0	0	21	31	0.00	0.000
35 Mark Melancon, R ERA: 3.63	(10, 1)	2.0		9	3	0	0	1	0	1	0	0	1	0	15	29	0.00	1.500
58 Radhames Liz, R ERA: 3.77	(12, 1)	0.1	L	5	2	1	1	1	1	1	0	0	0	0	7	19	27.00	9.000

Pittsburgh Pirates @ Chicago Cubs

Wrigley Field, Chicago, IL

Fri May 15 2015, 1:22 PM - 6:24 PM CDT

Att. 33,617 - Overcast - 73 F

BOTTOM

livebaseballscorecards.com

AB	47
R	11
H	15
RBI	11
BB	9
SO	10
LOB	25

Pittsburgh Pirates @ Chicago Cubs

Wrigley Field, Chicago, IL

Sat May 16 2015, 3:07 PM - 6:11 PM CDT

Att. 38,883 - Overcast - 79 F

livebaseballscorecards.com

TOP

Batter	1	2	3	4	5	6	7	8	9	AB	R	H	RBI	BB	SO	LOB
5 Josh Harrison, R (1, 5) OBP: 0.268, SLG: 0.382	C FF 93 S CU 74 F FC 87 B FF 93 X CU 75 1-2 ① P4		S FC 85 B FF 92 X CU 74 1-1 ② L6		X SI 92 0-0 1-2 1B		B CU 73 X FC 90 1-0 22 WP 18 1B 1B		B SI 90 F FF 90 B FF 88 B FF 91 F FF 90 X FF 90 3-2 ② P6	5	0	2	0	0	0	1
18 Neil Walker, S (1, 4) OBP: 0.347, SLG: 0.397	C FF 93 C FC 87 B FF 93 S CU 78 1-3 ② K		C CU 76 C FF 93 F CU 76 B FF 93 B FC 84 X CU 76 2-2 ③ G1-3		X FC 90 0-0 ② L4		C FC 88 X FF 89 0-1 1-2 1B		C SI 92 X CU 73 0-1 ③ L8	5	0	1	0	0	1	3
22 Andrew McCutchen, R (1, 8) OBP: 0.327, SLG: 0.385	C FF 93 B FC 88 X FC 85 1-1 ③ F7			X SI 91 0-0 ① G5-3	D SI 93 S CU 75 X FF 93 1-1 ③ G6-3		S FC 90 F FC 89 B CU 77 C FF 94 1-3 2-3			4	0	0	0	0	1	4
6 Starling Marte, R (1, 7) OBP: 0.347, SLG: 0.527		C FF 91 X CU 74 0-1 ① F8		C CU 73 C FC 84 B FF 91 X FF 92 1-2 27 1B 27 S 1B		S FC 89 F FC 89 B FF 92 B CU 73 X CU 76 2-2 2B		C SI 95 X SI 94 0-1 27 2B 1B		4	0	3	0	0	0	0
27 Jung Ho Kang, R (1, 6) OBP: 0.360, SLG: 0.463		C FF 92 B FC 86 B FC 87 X SI 92 2-1 12 G5-4-3 1B		B FF 91 B CU 74 T SI 90 C FC 86 F FC 85 X FF 92 2-2 12 S 1-3 1B		C SI 92 F FF 89 B FF 89 B FF 93 X FC 89 2-2 ① G5-3		B SI 95 C SI 94 X SI 94 1-1 1-3 2B		4	0	3	0	0	0	1
12 Corey Hart, R (1, 3) OBP: 0.222, SLG: 0.324 25 Gregory Polanco, L (6, 9) OBP: 0.315, SLG: 0.348		X SI 92 0-0 ② ③ G5-4-3 1-2f		C FF 92 F FC 89 D FC 89 D CU 78 S FF 93 2-3 ② 1-2 K		S CU 76 B FF 93 F SI 93 S FC 90 1-3 ② K		C SL 79 X FF 95 0-1 ① G1-3		3 1	0 0	0 0	0 0	0 0	2 0	4 2
3 Sean Rodríguez, R (1, 9) (6, 3) OBP: 0.341, SLG: 0.488 24 Pedro Alvarez, L (8, PH) (8, 3) OBP: 0.307, SLG: 0.423			X FF 91 0-0 HR	B CU 77 B CU 76 S SI 92 D CU 76 C FC 88 C FF 94 3-3 ③ K		F FC 90 S FC 90 S CU 78 0-3 ③ K		C FC 90 B FF 94 F SI 95 B FF 96 B FF 95 T FC 93 3-2 ② K		3 1	1 0	1 0	1 0	0 0	2 1	3 2
19 Chris Stewart, R (1, 2) OBP: 0.268, SLG: 0.308			C FF 91 B CH 83 B SI 91 F SI 90 B FF 91 B FF 91 4-2 45 SH3-4 BB		C FF 91 C SI 92 B CU 75 X FC 89 1-2 ① G6-3		C CU 72 F FC 90 B FC 89 B FF 93 F FF 93 F CU 74 F FC 88 X SI 92 2-2 ① G5-3	C FF 97 C FC 91 B FF 98 X FF 98 1-2 ③ L9		3	0	0	0	1	0	2
45 Gerrit Cole, R (1, 1) OBP: 0.278, SLG: 0.235 10 Jordy Mercer, R (7, PH) OBP: 0.231, SLG: 0.204 37 Arquimedes Caminero, R (7, 1) 59 Antonio Bastardo, R (8, 1) 29 Francisco Cervelli, R (9, PH) OBP: 0.337, SLG: 0.354			B FF 92 X FF 92 1-0 ① SH3-4 1-2		B FF 94 B FF 92 S FF 93 X FF 93 2-1 5 1B 1B		B FF 92 B FC 89 C FF 90 S SI 91 S CU 75 2-3 ② K		B CU 68 X FF 90 1-0 ① F9	1 1 0 0 1	0 0 0 0 0	1 0 0 0 0	0 0 0 0 0	0 1 0 0 0	0 0 0 0 0	0 0 0 0 0
Inning Stats	R: 0 E: 0 K: 1 S: 9 H: 0 LOB: 0 BB: 0 P: 12	R: 0 E: 0 K: 0 S: 5 H: 1 LOB: 0 BB: 0 P: 7	R: 1 E: 0 K: 0 S: 10 H: 1 LOB: 1 BB: 1 P: 18	R: 0 E: 0 K: 2 S: 14 H: 2 LOB: 2 BB: 0 P: 22	R: 0 E: 0 K: 0 S: 9 H: 2 LOB: 2 BB: 0 P: 13	R: 0 E: 0 K: 2 S: 12 H: 1 LOB: 1 BB: 0 P: 17	R: 0 E: 0 K: 2 S: 15 H: 2 LOB: 2 BB: 0 P: 21	R: 0 E: 0 K: 1 S: 12 H: 2 LOB: 2 BB: 0 P: 17	R: 0 E: 0 K: 0 S: 6 H: 0 LOB: 0 BB: 0 P: 10	1B: 8 2B: 2 3B: 0 HR: 1 SF: 0 SAC: 1 DP: 1 HBP: 0						

AB	36
R	1
H	11
RBI	1
BB	1
SO	8
LOB	22

WP: 1 PA: 38
PB: 0
SB: 2
CS: 0

PITCHER		IP	WLS	BF	H	R	ER	SO	BB	IBB	HBP	BLK	WP	HR	S	P	ERA	WHIP
34 Jon Lester, L ERA: 3.7	(1, 1)	7.0	W	30	9	1	1	7	1	0	0	0	1	1	74	110	1.29	1.429
63 Brian Schlitter, R ERA: 9.53	(8, 1)	0.0		2	2	0	0	0	0	0	0	0	0	0	4	5	∞	∞
27 Phil Coke, L ERA: 6.3	(8, 1)	0.1	H	1	0	0	0	0	0	0	0	0	0	0	2	2	0.00	0.000
30 Jason Motte, R ERA: 5.28	(8, 1)	0.2	H	2	0	0	0	1	0	0	0	0	0	0	6	10	0.00	0.000
37 Travis Wood, L ERA: 5.45	(9, 1)	1.0	S	3	0	0	0	0	0	0	0	0	0	0	6	10	0.00	0.000

PITCHER	IP	WLS	BF	H	R	ER	SO	BB	IBB	HBP	BLK	WP	HR	S	P	ERA	WHIP

Batter	1	2	3	4	5	6	7	8	9	AB	R	H	RBI	BB	SO	LOB
24 Dexter Fowler, S (1, 8) OBP: 0.357, SLG: 0.420	B FF 97 T FF 95 B FF 95 X FF 95 2-1 ① F7		B CU 83 B CH 89 X FF 93 2-0 17 CS 1B		C FF 97 B SL 87 1 SAFE B SI 96 X SI 98 2-1 ①② G1-6-3 1-2f		1 SAFE B FF 94 F FF 98 1 SAFE F FS 90 B SI 98 B FS 88 B SL 93 4-2 17 BLK 17 WP 44 SF7 1-3 BB			3	1	1	0	1	0	1
17 Kris Bryant, R (1, 5) OBP: 0.425, SLG: 0.475	C FF 95 X FF 97 0-1 44 1B 13 SF8 1B		C SL 87 C FF 96 F FF 98 B FF 98 1 SAFE 1 SAFE D SL 88 B SL 88 F FF 97 4-2 ① B FF 98 44 1B 13 FC5-4 1-2 BB		S FF 98 B FF 99 S CU 83 X SI 100 1-2 1B		B SI 97 B FF 94 C SL 92 B FF 95 D SL 92 4-1 1-3 3-H BB			2	2	2	0	2	0	0
44 Anthony Rizzo, L (1, 3) OBP: 0.469, SLG: 0.612	X CH 89 0-0 8 S 1-3 1B		S FF 96 C FF 97 X SI 96 0-2 13 FC5-4 1-3 1B		B FF 98 S SL 88 C FF 98 X SL 88 1-2 ③ G1		F FF 100 X FF 95 0-1 ② SF7 3-H			3	0	2	1	0	0	1
13 Starlin Castro, R (1, 6) OBP: 0.303, SLG: 0.354	B FF 98 X SL 86 1-0 ② SF8 3-H		B FF 96 X FF 96 1-0 ② FC5-4 8 E 8 S 1-2f 3-H			B KC 83 B KC 81 B FF 97 C FF 94 C FF 96 X FF 98 3-2 ① F8	B SI 98 B FF 98 X FF 96 2-0 ③ P2			3	0	0	2	0	0	2
8 Chris Coghlan, L (1, 7) OBP: 0.270, SLG: 0.375	B FF 96 B FF 95 B FF 95 C FF 95 F FF 98 X FF 97 3-2 ③ G4-3 1-2		C FF 94 S SL 87 D SL 88 F FF 97 B FF 97 C SL 88 2-3 ③ K 1-3			F FF 97 F FF 97 S CU 84 0-3 ② K		X FF 90 0-0 ① F8		4	0	0	0	0	2	2
68 Jorge Soler, R (1, 9) OBP: 0.354, SLG: 0.410		X FF 97 0-0 3 G5-3 1B		C KC 81 C FF 94 B FF 95 C SL 86 1-3 ① K		B SL 86 B FF 96 F FF 96 C FF 97 B CU 83 X FF 98 3-2 1B		C FF 91 F FF 93 B FF 93 H SL 85 2-2 3 1B HBP		3	0	2	0	0	1	0
3 David Ross, R (1, 2) OBP: 0.351, SLG: 0.333		B FF 96 1 SAFE X FF 95 1-0 ① G5-3 1-2		S KC 83 C FF 95 B FF 98 F SL 86 B SL 83 C FF 98 2-3 ② K		D FF 96 S FF 97 F FF 98 D FF 99 S FF 97 2-3 ③ K		C FF 92 S FF 93 X FF 92 0-2 1-2 1B		4	0	1	0	0	2	2
34 Jon Lester, L (1, 1) 19 Jonathan Herrera, S (7, PH) OBP: 0.231, SLG: 0.263 63 Brian Schlitter, R (8, 1) 27 Phil Coke, L (8, 1) 30 Jason Motte, R (8, 1) 5 Welington Castillo, R (8, PH) OBP: 0.239, SLG: 0.357 37 Travis Wood, R (9, 1) OBP: 0.091, SLG: 0.091		C FF 95 L FF 97 B FF 98 F FF 99 F SI 98 T SL 90 1-2 ② K		F FF 95 C SL 86 B SI 96 C FF 97 1-3 ③ K			C FF 98 C FF 99 F FF 99 S FF 98 0-3 ① K	B FF 93 F FF 93 C CH 87 C FF 93 1-3 ② K		2 1 0 0 0 1 0	0 0 0 0 0 0 0	0 0 0 0 0 0 0	0 0 0 0 0 0 0	2 1 0 0 0 1 0	1 0 0 0 0 2 0	1 0 0 0 0 2 0
22 Addison Russell, R (1, 4) OBP: 0.286, SLG: 0.407		B FF 99 C FF 97 D SL 90 C FF 98 F FF 98 F FF 98 F FF 100 B FF 99 F FF 97 3-3 ③ C FF 100 K			F FF 96 C SL 86 F SL 86 B SI 97 X FF 97 1-2 E3 24 G1-6-3		F FF 100 B FF 100 B FF 98 B SL 92 B SI 98 4-1 24 E 24 S 17 WP BB	B FF 92 B FF 93 C FF 93 S FF 94 S FF 94 2-3 ③ K		3	1	0	0	1	2	3
Inning Stats	R: 1 E: 0 K: 0 S: 9 H: 2 LOB: 1 BB: 0 P: 15	R: 0 E: 0 K: 2 S: 14 H: 1 LOB: 1 BB: 0 P: 19	R: 1 E: 0 K: 1 S: 13 H: 2 LOB: 1 BB: 1 P: 22	R: 0 E: 0 K: 3 S: 10 H: 0 LOB: 0 BB: 0 P: 14	R: 0 E: 1 K: 0 S: 12 H: 1 LOB: 1 BB: 0 P: 17	R: 0 E: 0 K: 2 S: 12 H: 1 LOB: 1 BB: 0 P: 20	R: 2 E: 0 K: 1 S: 11 H: 0 LOB: 1 BB: 3 P: 25	R: 0 E: 0 K: 2 S: 12 H: 1 LOB: 2 BB: 0 P: 17		1B: 8 2B: 0 3B: 0 HR: 0 SF: 2 SAC: 0 DP: 1 HBP: 1			WP: 1 PB: 0 SB: 3 CS: 1 PA: 36		

BOTTOM

Pittsburgh Pirates @ Chicago Cubs

Wrigley Field, Chicago, IL

Sat May 16 2015, 3:07 PM - 6:11 PM CDT

Att. 38,883 - Overcast - 79 F

livebaseballscorecards.com

AB	29
R	4
H	8
RBI	3
BB	4
SO	11
LOB	14

PITCHER		IP	WLS	BF	H	R	ER	SO	BB	IBB	HBP	BLK	WP	HR	S	P	ERA	WHIP
45 Gerrit Cole, R ERA: 2.4	(1, 1)	6.0	L	25	7	2	2	8	1	0	0	0	0	0	70	107	3.00	1.333
37 Arquimedes Caminero, R ERA: 4.86	(7, 1)	1.0		6	0	2	2	1	3	0	0	1	1	0	11	25	18.00	3.000
59 Antonio Bastardo, L ERA: 5.4	(8, 1)	1.0		5	1	0	0	2	0	0	1	0	0	0	12	17	0.00	1.000

PITCHER	IP	WLS	BF	H	R	ER	SO	BB	IBB	HBP	BLK	WP	HR	S	P	ERA	WHIP

Pittsburgh Pirates @ Chicago Cubs

Wrigley Field, Chicago, IL

Sun May 17 2015, 1:23 PM - 4:28 PM CDT

Att. 36,289 - Cloudy - 77 F

TOP

livebaseballscorecards.com

Batter	1	2	3	4	5	6	7	8	9	AB	R	H	RBI	BB	SO	LOB
25 Gregory Polanco, L (1, 9) OBP: 0.307, SLG: 0.338	B FF 95 B SI 96 C SI 96 F SI 96 B CU 80 S SL 91 3-3 ① **K**		C CU 81 B SI 94 C FF 95 B FF 96 B CU 81 S FF 96 3-3 ② **K**			C CU 78 B SL 89 B SI 95 F SL 91 X CU 80 2-2 ① **G3-1**		S SL 87 S SL 86 D SL 88 S FF 94 1-3 ② **K**		4	0	0	0	0	3	1
18 Neil Walker, S (1, 4) OBP: 0.344, SLG: 0.400	X SI 96 0-0 ② **G5-3**		C FF 95 C SL 90 B FF 96 S FF 96 1-3 ③ **K**			B SI 95 B SL 90 X SI 96 2-0 ② **F8**		X FF 95 0-0 6 2B **2B** 2-H		4	1	1	1	0	1	0
22 Andrew McCutchen, R (1, 8) OBP: 0.331, SLG: 0.383	B SI 95 X SL 85 1-0 ③ **L8**			S CU 79 B SL 89 C SI 94 B SI 95 X SL 89 2-2 27 G4-6-3 **1B**		B SL 90 F SI 96 C SI 95 S CU 80 1-3 ③ **K**		D SL 88 D SL 88 S SL 87 B FF 94 B FF 94 4-1 6 2B **BB**		3	0	1	0	1	1	0
6 Starling Marte, R (1, 7) OBP: 0.345, SLG: 0.526		S SL 90 C FF 95 B SI 94 X FF 94 1-2 ① **G3-1**		F SI 96 1 SAFE S SL 93 S SL 92 0-3 ① **K**			B SL 91 S FF 94 B CU 79 B SL 90 S SI 94 X SI 95 3-2 ① **G5-3**	S SL 87 F SL 87 F SL 88 D SL 86 B FF 94 F FF 94 F SL 86 X SI 93 2-2 1-3 2-H **2B**		4	0	1	1	0	1	1
27 Jung Ho Kang, R (1, 6) OBP: 0.367, SLG: 0.457		B CU 80 C SL 87 C FF 94 F SL 89 B SI 95 X CU 78 2-2 24 1B **1B**		1 SAFE B SI 95 F SL 84 F SI 94 1 SAFE X SI 94 1-2 ②③ **G4-6-3** 1-2f			B SI 95 B SI 94 B SI 94 C FF 93 X SL 89 3-1 ② **L1**	D SL 88 D SL 88 B SL 87 B FF 93 4-0 **BB**		3	0	1	0	1	0	1
24 Pedro Alvarez, L (1, 3) 44 Tony Watson, L (8, 1) 35 Mark Melancon, R (9, 1)		C SI 94 B SL 87 1 SAFE C SI 94 B FF 94 B CU 80 X SL 90 3-2 ① **G6-3** 1-3 **1B**			C FF 94 B FF 95 B CU 79 B FF 95 C SI 95 F SL 90 F SL 91 X SI 95 3-2 ① **G6-3**		B SI 95 B SL 90 B SI 94 B SI 94 4-0 **BB**	C SL 88 B FF 94 C FF 93 S SL 88 1-3 ③ **K**		3 0 0	0 0 0	1 0 0	0 0 0	1 0 0	1 0 0	3 0 0
5 Josh Harrison, R (1, 5) OBP: 0.268, SLG: 0.385		S SL 91 S SL 92 X SL 90 0-2 ② **L4**			B SI 94 B SL 85 F SI 94 F SI 94 X SL 90 2-2 29 1B **2B**		C SL 89 B FF 94 B SI 95 X SI 94 2-1 ③ **F8**		C FF 95 B SL 90 C SI 94 F SL 89 B SI 94 B FF 96 X SI 95 3-2 ① **G5-3**	4	1	1	0	0	0	3
29 Francisco Cervelli, R (1, 2) OBP: 0.343, SLG: 0.360		C SL 92 B SL 92 F SI 96 S SL 91 1-3 ③ **K**			X SL 91 0-0 ② 2-H **1B**			B SI 92 C FF 92 B SL 88 X SI 94 2-1 3 SH1-3 18 2B **1B**	B SI 95 B SI 94 S SI 94 C SL 88 F FF 96 X FF 94 2-2 ② **G6-3**	4	1	2	1	0	1	2
34 A.J. Burnett, R (1, 1) OBP: 0.133, SLG: 0.133 3 Sean Rodríguez, R (8, PH) OBP: 0.333, SLG: 0.477 (8, 3)			C FF 94 C SI 94 B CU 77 C SI 95 1-3 ① **K**		B SI 94 C FF 94 X SI 94 1-1 ③ **G3-1**			F FF 93 B SI 93 X SL 85 1-1 ① **SH1-3** 1-2	X FF 95 0-0 ③ **G6-3**	2 1	0 0	0 0	0 0	0 0	1 0	0 0
Inning Stats	R: 0 E: 0 K: 1 S: 5 H: 0 LOB: 0 BB: 0 P: 9	R: 0 E: 0 K: 1 S: 16 H: 2 LOB: 2 BB: 0 P: 23	R: 0 E: 0 K: 3 S: 9 H: 0 LOB: 0 BB: 0 P: 14	R: 0 E: 0 K: 1 S: 9 H: 1 LOB: 0 BB: 0 P: 12	R: 1 E: 0 K: 0 S: 11 H: 2 LOB: 0 BB: 0 P: 17	R: 0 E: 0 K: 1 S: 7 H: 0 LOB: 0 BB: 0 P: 12	R: 0 E: 0 K: 0 S: 7 H: 0 LOB: 1 BB: 1 P: 19	R: 2 E: 0 K: 2 S: 18 H: 3 LOB: 3 BB: 2 P: 33	R: 0 E: 0 K: 0 S: 9 H: 0 LOB: 0 BB: 0 P: 14	1B: 5 2B: 3 3B: 0 HR: 0 SF: 0 SAC: 1 DP: 1 HBP: 0						

PITCHER		IP	WLS	BF	H	R	ER	SO	BB	IBB	HBP	BLK	WP	HR	S	P	ERA	WHIP
49 Jake Arrieta, R ERA: 2.77	(1, 1)	7.0	L	25	5	1	1	7	1	0	0	0	0	0	64	106	1.29	0.857
59 Zac Rosscup, L ERA: 4.02	(8, 1)	1.0		8	3	2	2	2	2	0	0	0	0	0	18	33	18.00	5.000
63 Brian Schlitter, R ERA: 8.1	(9, 1)	1.0		3	0	0	0	0	0	0	0	0	0	0	9	14	0.00	0.000

PITCHER	IP	WLS	BF	H	R	ER	SO	BB	IBB	HBP	BLK	WP	HR	S	P	ERA	WHIP

AB	32
R	3
H	8
RBI	3
BB	3
SO	9
LOB	11

WP: 0 PA: 36
PB: 0
SB: 0
CS: 0

BOTTOM

Pittsburgh Pirates @ Chicago Cubs

Wrigley Field, Chicago, IL

Sun May 17 2015, 1:23 PM - 4:28 PM CDT

Att. 36,289 - Cloudy - 77 F

livebaseballscorecards.com

Batter	1	2	3	4	5	6	7	8	9	AB	R	H	RBI	BB	SO	LOB
24 Dexter Fowler, S (1, 8) OBP: 0.354, SLG: 0.411	X SI 92 0-0 ① F8		1 SAFE C KC 80 B KC 83 B CH 86 B SI 92 C SI 92 F SI 92 X SI 92 3-2 ②③ G4-3 1-2		C SI 91 B KC 81 B SI 91 B SI 92 F SI 91 F SI 92 B SI 92 4-2 BB			X CH 86 0-0 ① G1-3		3	0	0	0	1	0	2
17 Kris Bryant, R (1, 5) OBP: 0.426, SLG: 0.476 19 Jonathan Herrera, S (5, 5) OBP: 0.220, SLG: 0.250	B FF 92 S SI 92 B SI 93 X SI 92 2-1 1B			C SI 91 F KC 83 S KC 83 0-3 ① K2-3	1 SAFE B SI 90 F SI 90 B KC 80 X SI 90 2-1 ③ G3			C SI 92 B SI 94 F SI 94 F SI 95 F SI 95 F SI 95 F SI 94 X SI 95 1-2 ② F7		2 2	0 0	1 0	0 0	0 0	1 0	0 2
44 Anthony Rizzo, L (1, 3) OBP: 0.470, SLG: 0.603	B KC 82 1 SAFE S SI 93 B CH 86 S SI 93 F SI 94 X FF 94 2-2 ② F8			B KC 80 B CH 86 B SI 92 C SI 92 B SI 92 4-1 47 BB 13 1B BB		X SI 91 0-0 ① F8		B SI 94 B SI 94 B SI 94 C SI 94 B SI 93 4-1 BB		2	0	0	0	2	0	1
13 Starlin Castro, R (1, 6) OBP: 0.308, SLG: 0.353	B FF 94 C SI 93 S KC 84 F KC 84 F SI 93 S KC 83 1-3 ③ K			C SI 92 C SI 92 B FF 92 F KC 82 X KC 83 1-2 47 BB 1B		B KC 84 B SI 92 B SI 92 C SI 91 B SI 92 4-1 47 CS BB		C CH 87 X CH 85 0-1 ③ L8		3	0	1	0	1	1	3
47 Miguel Montero, L (1, 2) OBP: 0.430, SLG: 0.500		X SI 90 0-0 8 F8-3 1B		B KC 79 B SI 90 C SI 91 B SI 91 C SI 91 F SI 92 B SI 93 4-2 1-2 2-3 BB		F SI 92 C KC 81 S KC 81 0-3 ②③ K 1-2			C FC 90 B KC 80 F KC 81 S FC 90 1-3 ① K	3	0	1	0	1	2	1
68 Jorge Soler, R (1, 9) OBP: 0.346, SLG: 0.399		B FF 92 C KC 81 S KC 83 D KC 82 C KC 83 2-3 ① K		C SI 93 C SI 93 B SI 93 C SI 93 1-3 ② K			B SI 91 B SI 91 B SI 92 C SI 91 X SI 92 3-1 ① L8		F FF 91 F KC 80 B FF 90 B KC 80 B KC 79 X FC 89 3-2 E6 5 F9 8 1B	4	0	0	0	0	2	4
8 Chris Coghlan, L (1, 7) OBP: 0.269, SLG: 0.370		B KC 81 B SI 92 X SI 93 2-0 ②③ F8-3 1-1		B SI 93 F SI 92 F KC 82 F KC 83 X KC 83 1-2 ③ F7			X SI 91 0-0 ② L8		C FF 90 B FC 88 X FC 90 1-1 22 FC5-4 1B 1-2	4	0	1	0	0	0	4
49 Jake Arrieta, R (1, 1) 3 David Ross, R (7, PH) OBP: 0.342, SLG: 0.323 59 Zac Rosscup, R (8, 1) 63 Brian Schlitter, R (9, 1) 5 Welington Castillo, R (9, PH) OBP: 0.234, SLG: 0.349			C SI 90 X SI 90 0-1 ① P5		C SI 89 C SI 90 S KC 80 0-3 ① K		X SI 91 0-0 ③ F7		B FC 89 F FC 90 X KC 80 1-1 ② F9 2-3	2 1 0 0 1	0 0 0 0 0	0 0 0 0 0	0 0 0 0 0	1 0 0 0 0	0 0 0 0 2	0 0 0 0 0
22 Addison Russell, R (1, 4) OBP: 0.295, SLG: 0.416			F SI 91 B SI 92 B KC 82 C SI 92 B SI 92 B SI 92 4-2 24 CS BB		C KC 80 S KC 82 S KC 83 0-3 ② K			F SI 93 B CH 84 X SI 94 1-1 2B	B FC 89 C FC 90 F FC 89 F FC 91 X KC 80 1-2 ③ FC5-4 1-2f	3	0	1	0	1	1	2
Inning Stats	R: 0 E: 0 K: 1 S: 12 H: 1 LOB: 1 BB: 0 P: 17	R: 0 E: 0 K: 1 S: 5 H: 1 LOB: 0 BB: 0 P: 9	R: 0 E: 0 K: 0 S: 8 H: 0 LOB: 0 BB: 1 P: 15	R: 0 E: 0 K: 2 S: 18 H: 1 LOB: 3 BB: 2 P: 29	R: 0 E: 0 K: 2 S: 11 H: 0 LOB: 1 BB: 1 P: 17	R: 0 E: 0 K: 1 S: 5 H: 0 LOB: 0 BB: 1 P: 9	R: 0 E: 0 K: 0 S: 4 H: 0 LOB: 0 BB: 0 P: 7	R: 0 E: 0 K: 0 S: 13 H: 1 LOB: 2 BB: 1 P: 19	R: 0 E: 1 K: 1 S: 14 H: 1 LOB: 2 BB: 0 P: 21	1B: 4 2B: 2 3B: 0 HR: 0 SF: 0 SAC: 0 DP: 1 HBP: 0						WP: 0 PB: 0 SB: 0 CS: 2 PA: 36	

	AB	30
	R	0
	H	5
	RBI	0
	BB	6
	SO	8
	LOB	21

PITCHER		IP	WLS	BF	H	R	ER	SO	BB	IBB	HBP	BLK	WP	HR	S	P	ERA	WHIP
34 A.J. Burnett, R ERA: 1.38	(1, 1)	7.0	W	26	3	0	0	7	5	0	0	0	0	0	63	103	0.00	1.143
44 Tony Watson, L ERA: 1.64	(8, 1)	1.0	H	5	1	0	0	0	1	0	0	0	0	0	13	19	0.00	2.000
35 Mark Melancon, R ERA: 3.44	(9, 1)	1.0	S	5	1	0	0	1	0	0	0	0	0	0	14	21	0.00	1.000

PITCHER	IP	WLS	BF	H	R	ER	SO	BB	IBB	HBP	BLK	WP	HR	S	P	ERA	WHIP

Minnesota Twins @ Pittsburgh Pirates

PNC Park, Pittsburgh, PA

Tue May 19 2015, 7:08 PM - 10:00 PM EDT

Att. 22,357 - Partly Cloudy - 72 F

TOP

livebaseballscorecards.com

Batter	1	2	3	4	5	6	7	8	9	AB	R	H	RBI	BB	SO	LOB
39 Danny Santana, S (1, 6) OBP: 0.268, SLG: 0.333	B SI 90 B SI 91 C SI 90 X SI 92 2-1 ① G4-3	S SL 84 H SL 85 1-1 2 WP 7 1B 1-2 HBP		X FF 96 0-0 ① F7		C SI 88 F FF 89 F SL 86 X SI 90 0-2 ③ L5			B FF 93 S FF 93 F FF 93 X FF 93 1-2 ② G4-3	4	1	0	0	0	0	0
2 Brian Dozier, R (1, 4) OBP: 0.349, SLG: 0.500	B SI 91 B CH 82 X SI 92 2-0 HR	C CH 87 B SI 93 B SL 85 F CH 85 B SL 86 D CH 87 4-2 7 1B 7 1B 1-2 2-3 3-H BB		B FF 98 C SL 82 B FF 92 F FF 98 T SL 84 2-2 ② K			C FF 97 B FF 99 C FF 99 B SL 92 B FF 99 F FF 97 C FF 99 3-3 ① K		F FF 92 B SL 83 F FF 93 B FF 93 F FF 92 B FF 93 F FF 92 X FF 93 3-2 ③ F8	4	2	1	1	1	2	0
7 Joe Mauer, L (1, 3) OBP: 0.341, SLG: 0.362	C SI 93 B SI 95 F SL 85 B SL 87 C SL 86 2-3 ② K	C SL 86 D SI 93 C SI 94 F SL 86 F SI 95 D SL 89 B SL 88 X SI 95 3-2 24 HR 1-H 2-H 3-H 1B		B SI 89 S FF 98 B FF 98 X SI 96 2-1 ③ G1-3			C FF 98 F FF 98 B FS 91 F FF 98 F SL 91 X FF 99 2-2 ② G4-3			4	1	1	3	0	1	0
24 Trevor Plouffe, R (1, 5) OBP: 0.340, SLG: 0.455	F SL 81 X CH 84 0-1 2B	B SI 94 B SI 93 X CH 86 2-0 2-H HR			B SL 85 X SI 88 1-0 ① G5-3		X FF 98 0-0 ③ P4			4	1	2	2	0	0	0
48 Torii Hunter, R (1, 9) OBP: 0.315, SLG: 0.453	B SI 93 X CH 86 1-0 ③ P3	B SI 91 X SI 92 1-0 ③ G1-3			C SL 87 B SI 87 B SI 90 T SL 85 B SI 90 X SI 90 3-2 ② G4-3			X SI 91 0-0 ① F8		4	0	0	0	0	0	1
8 Kurt Suzuki, R (1, 2) OBP: 0.325, SLG: 0.352		B SI 92 B SL 83 F SI 92 B SI 92 X SI 92 3-1 21 FC6-4 2 WP 32 BB 1B	B FF 93 C FF 92 X SL 81 1-1 32 1B 21 G6-3 2B		C FC 91 C SI 89 B SL 84 F SI 90 H SL 84 2-2 HBP			C SI 93 F SI 92 S SI 92 0-3 ② K		3	2	2	0	0	1	0
32 Aaron Hicks, S (1, 8) OBP: 0.320, SLG: 0.333		B SI 92 S CH 84 B CH 84 D SL 84 D SI 92 4-1 21 FC6-4 1-2 BB	X FF 92 0-0 21 G6-3 2-3 1B		F SL 82 C SI 90 B SI 90 X SI 89 1-2 ③ G6-3			C SI 92 B SI 93 F SI 93 F SL 85 B CH 88 B SI 93 X SI 93 3-2 1B		3	0	2	0	1	0	1
21 Shane Robinson, R (1, 7) OBP: 0.349, SLG: 0.310		X SI 91 0-0 ① FC6-4 2 WP 39 HBP 7 1B 1-2f 2-3	B FF 96 X SI 92 1-0 ①② G6-3 1-2f 3-H			C FF 89 B SI 86 X SI 87 1-1 ① L6		X SI 93 0-0 ③ G1-3		4	1	0	0	0	0	4
47 Ricky Nolasco, R (1, 1) 57 Ryan Pressly, R (6, 1) 64 Aaron Thompson, L (7, 1) 36 Blaine Boyer, R (7, 1) 9 Eduardo Núñez, R (9, PH) OBP: 0.440, SLG: 0.565 15 Glen Perkins, L (9, 1)		S SI 91 C SI 92 B SL 84 B SI 93 F SL 82 F SL 85 T SI 92 2-2 ② K	C FF 96 S FF 97 B FF 99 C FF 97 1-3 ③ K			C FF 88 S FF 89 C SI 90 0-3 ② K			C FF 92 F FF 93 X SL 83 0-2 ① P4	3 0 0 0 1 0	0 0 0 0 0 0	0 0 0 0 0 0	0 0 0 0 0 0	0 0 0 0 0 0	3 0 0 0 0 0	2 0 0 0 0 0

	AB	34
	R	8
	H	8
	RBI	6
	BB	2
	SO	7
	LOB	8

Inning Stats																												
	R: 1	H: 2	R: 6	H: 3	R: 1	H: 2	R: 0	H: 0	R: 0	H: 0	R: 0	H: 0	R: 0	H: 0	R: 0	H: 1	R: 0	H: 0	1B: 4	SF: 0	WP: 1	PA: 38
	E: 0	LOB: 1	E: 0	LOB: 0	E: 0	LOB: 0	E: 0	LOB: 0	E: 0	LOB: 1	E: 0	LOB: 0	E: 0	LOB: 0	E: 0	LOB: 1	E: 0	LOB: 0	2B: 2	SAC: 0	PB: 0	
	K: 1	BB: 0	K: 1	BB: 2	K: 1	BB: 0	K: 1	BB: 0	K: 0	BB: 0	K: 1	BB: 0	K: 1	BB: 0	K: 0	BB: 0	K: 0	BB: 0	3B: 0	DP: 1	SB: 0	
	S: 9	P: 16	S: 19	P: 39	S: 7	P: 10	S: 6	P: 10	S: 10	P: 17	S: 9	P: 10	S: 10	P: 15	S: 9	P: 12	S: 11	P: 15	HR: 2	HBP: 2	CS: 0	

PITCHER		IP	WLS	BF	H	R	ER	SO	BB	IBB	HBP	BLK	WP	HR	S	P	ERA	WHIP
47 Francisco Liriano, L ERA: 4.15	(1, 1)	2.0	L	14	5	7	7	2	2	0	1	0	1	2	28	55	31.50	3.500
58 Radhames Liz, R ERA: 3.86	(3, 1)	2.0		7	2	1	1	2	0	0	0	0	0	0	13	20	4.50	1.000
46 Vance Worley, R ERA: 4.17	(5, 1)	2.0		7	0	0	0	1	0	0	1	0	0	0	19	27	0.00	0.000
37 Arquimedes Caminero, R ERA: 4.58	(7, 1)	1.0		3	0	0	0	1	0	0	0	0	0	0	10	15	0.00	0.000
48 Jared Hughes, R ERA: 3.26	(8, 1)	1.0		4	1	0	0	1	0	0	0	0	0	0	9	12	0.00	1.000

PITCHER		IP	WLS	BF	H	R	ER	SO	BB	IBB	HBP	BLK	WP	HR	S	P	ERA	WHIP
59 Antonio Bastardo, L ERA: 4.82	(9, 1)	1.0		3	0	0	0	0	0	0	0	0	0	0	11	15	0.00	0.000

BOTTOM

Batter	1	2	3	4	5	6	7	8	9	AB	R	H	RBI	BB	SO	LOB
25 Gregory Polanco, L (1, 9) OBP: 0.297, SLG: 0.326	C FF 92 F FF 91 B CU 74 C CU 73 1-3 ① K	B FF 93 F FF 92 X CU 72 1-1 ③ F7		D CU 72 B FF 93 F SI 93 F FF 93 D CU 72 F SL 81 S SL 81 3-3 ③ K		X FF 92 0-0 E3 18 2B 2-3		C SI 92 X CU 74 0-1 ② G4-3		5	0	0	0	0	2	6
18 Neil Walker, S (1, 4) OBP: 0.346, SLG: 0.407 59 Antonio Bastardo, R (9, 1)	B FF 91 X SI 91 1-0 ② G3		C FF 90 F FF 91 S SL 82 0-3 ① K		S FS 79 B SL 82 B FF 91 F SL 84 X FF 92 2-2 6 2B 27 G6-3 1B	D FS 80 B SI 91 1 SAFE S SL 84 X SL 84 2-1 1-3 3-H 2B		C SI 92 B SI 94 F CU 76 S FF 94 1-3 ③ K		5 0	1 0	2 0	1 0	0 0	2 0	0 0
22 Andrew McCutchen, R (1, 8) OBP: 0.321, SLG: 0.370	B FF 92 B FF 92 F FF 92 X FF 93 2-1 ③ P4		C SL 81 S CU 74 X SL 83 0-2 ② G5-3		D SL 84 C SL 82 S SI 90 S FS 81 1-3 ① K	S SL 85 X CU 80 0-1 ③ L8			X FF 94 0-0 ① G6-3	5	0	0	0	0	1	3
6 Starling Marte, R (1, 7) OBP: 0.346, SLG: 0.525		C FF 89 S SL 81 S SL 81 0-3 ① K	B FF 93 F SL 82 S CU 75 S SL 84 1-3 ③ K		B SI 91 S SL 83 1 SAFE B SL 82 X SL 81 2-1 1-3 2B		B FF 93 B FF 92 B FF 92 B FF 91 4-0 24 FC4-6 5 1B 27 1B BB		B FF 93 F FF 94 B SL 83 C FF 93 S SL 84 2-3 ② K	4	1	1	0	1	3	0
27 Jung Ho Kang, R (1, 6) OBP: 0.381, SLG: 0.467 (9, 5)		X FF 91 0-0 24 1B 31 1B 24 WP 1B		B SL 83 C SL 83 S CU 74 B SL 82 X FF 92 2-2 ① F9	B SL 83 X SL 83 1-0 ② G6-3 3-H		B SL 86 C SL 84 1 SAFE B SL 85 X FF 93 2-1 24 FC4-6 1-2 1B		S SL 81 C SL 83 X SL 81 0-2 24 DI 1B	5	1	3	1	0	0	1
24 Pedro Alvarez, L (1, 3) OBP: 0.316, SLG: 0.445		B SI 90 X FF 91 1-0 31 1B 29 BB 1-3 1B		B FF 92 B FS 81 X SI 91 2-0 HR	C CU 73 F CU 74 F SL 82 X CU 74 0-2 ③ G4-3		1 SAFE X SL 83 0-0 ① FC4-6 5 1B 1-2f 2-3		C SL 82 B FF 94 S FF 94 F FF 94 C FF 95 1-3 ③ K 1-2	5	1	2	1	0	1	4
5 Josh Harrison, R (1, 5) OBP: 0.281, SLG: 0.403 (9, 4)		C SL 81 F SI 90 C CU 73 0-3 ② K		X FF 92 0-0 29 1B 1B		X FF 90 0-0 25 E 18 2B 2B T SL 81 B FF 90 X CH 84 1-1 19 G6-4-3 1-2 3-H 1B				4	1	3	1	0	1	2
29 Francisco Cervelli, R (1, 2) OBP: 0.355, SLG: 0.366 19 Chris Stewart, R (6, 2) OBP: 0.256, SLG: 0.293		B SL 82 B SL 82 F FF 92 C FF 92 B CU 74 B SI 91 4-2 31 1B 1-2 BB		X SI 91 0-0 1-2 1B		B SL 80 S SI 91 C SL 81 D CU 75 B SI 93 X FF 91 3-2 ① F9	B SL 85 X SI 93 1-0 ② ③ G6-4-3 1-2f			1 2	0 0	1 0	0 0	1 0	0 0	0 3
47 Francisco Liriano, L (1, 1) 31 Jose Tabata, R (2, PH) 58 Radhames Liz, R (3, 1) 12 Corey Hart, R (4, PH) 46 Vance Worley, R (5, 1) 3 Sean Rodriguez, R (6, PH) 37 Arquimedes Caminero, R (7, 1) 48 Jared Hughes, R (8, 1) 10 Jordy Mercer, R (9, PH)		B SL 82 X SI 94 1-0 1-2 2-3 3-H 1B		C SL 83 S SI 91 B CU 74 S CU 75 1-3 ② K		X SL 82 0-0 ② L6		C SL 82 C SL 85 X FF 94 0-2 ① L4		0 1 0 1 0 1 0 0 1	0 0 0 0 0 0 0 0 0	0 1 0 0 0 0 0 0 0	0 1 0 0 0 0 0 0 0	0 0 0 0 1 0 1 0 0	0 0 0 0 2 0 1 0 0	0 0 0 0 0 0 0 0 0
Inning Stats	R: 0 E: 0 K: 1 S: 6 H: 0 LOB: 0 BB: 0 P: 10	R: 1 E: 0 K: 2 S: 13 H: 3 LOB: 3 BB: 1 P: 20	R: 0 E: 0 K: 2 S: 9 H: 0 LOB: 0 BB: 0 P: 10	R: 1 E: 0 K: 2 S: 13 H: 3 LOB: 2 BB: 0 P: 21	R: 1 E: 0 K: 1 S: 13 H: 2 LOB: 1 BB: 0 P: 19	R: 1 E: 1 K: 0 S: 10 H: 2 LOB: 2 BB: 0 P: 15	R: 1 E: 0 K: 0 S: 6 H: 2 LOB: 1 BB: 1 P: 14	R: 0 E: 0 K: 1 S: 8 H: 0 LOB: 0 BB: 0 P: 9	R: 0 E: 0 K: 2 S: 11 H: 1 LOB: 1 BB: 0 P: 14	1B: 9 2B: 3 3B: 0 HR: 1 SF: 0 SAC: 0 DP: 1 HBP: 0						

PITCHER		IP	WLS	BF	H	R	ER	SO	BB	IBB	HBP	BLK	WP	HR	S	P	ERA	WHIP
47 Ricky Nolasco, R ERA: 6.0	(1, 1)	5.2	W	29	10	4	3	8	1	0	0	0	1	1	62	93	4.76	1.941
57 Ryan Pressly, R ERA: 3.6	(6, 1)	0.1	H	3	1	1	1	0	1	0	0	0	0	0	4	10	27.00	6.000
64 Aaron Thompson, L ERA: 3.27	(7, 1)	0.1	H	2	1	0	0	0	0	0	0	0	0	0	3	4	0.00	3.000
36 Blaine Boyer, R ERA: 2.18	(7, 1)	1.2	H	4	0	0	0	1	0	0	0	0	0	0	9	11	0.00	0.000
15 Glen Perkins, L ERA: 1.47	(9, 1)	1.0	S	4	1	0	0	2	0	0	0	0	0	0	11	14	0.00	1.000

PITCHER	IP	WLS	BF	H	R	ER	SO	BB	IBB	HBP	BLK	WP	HR	S	P	ERA	WHIP

Minnesota Twins @ Pittsburgh Pirates

PNC Park, Pittsburgh, PA

Tue May 19 2015, 7:08 PM - 10:00 PM EDT

Att. 22,357 - Partly Cloudy - 72 F

livebaseballscorecards.com

AB	40
R	5
H	13
RBI	5
BB	2
SO	11
LOB	22

WP: 1 PA: 42
PB: 0
SB: 0
CS: 0

Batter	1	2	3	4	5	6	7	8	9	10	11	12	13	AB	R	H	RBI	BB	SO	LOB
39 Danny Santana, S (1, 6) OBP: 0.264, SLG: 0.333	C SI 91 B SI 92 B SI 92 X SI 93 2-1 7 1B 48 2B 2B	X SI 89 0-0 ② F9		X KC 75 0-0 ②③ G6-4-3 1-2f			C SI 92 F SI 92 F FF 92 S SL 87 0-3 ③ K			C SL 86 F SI 93 B CU 78 F SI 95 X SL 84 1-2 ② F8		X FF 97 0-0 ③ G3		6	1	1	0	0	1	3
2 Brian Dozier, R (1, 4) OBP: 0.343, SLG: 0.484	S SI 90 D SI 92 D CH 81 F CH 79 B SI 91 F CH 80 X CH 81 3-2 ① G5-3	F SI 90 S KC 77 F KC 78 B SI 91 B SI 92 D CH 80 T CH 80 3-2 ③ K			L SI 89 L SI 89 X KC 79 0-2 ① G4-3			B SI 92 X CH 83 1-0 ① G5-3		B SL 85 B SL 85 C CU 77 B SI 93 D SL 86 4-1 BB			B CH 84 C FF 91 B FF 92 X FF 92 2-1 ① P6	5	0	0	0	1	1	2
7 Joe Mauer, L (1, 3) OBP: 0.341, SLG: 0.381	C SI 90 C SI 92 B SI 92 D KC 80 X SI 91 2-2 24 BB 48 2B 2-3 1B		C KC 77 F SI 90 X SI 89 0-2 ① G5-3		X SI 90 0-0 ② G1-3			C SI 91 T SI 92 X SI 92 0-2 ② G4-3		B SI 92 B SL 84 B SI 91 C SI 92 X SI 92 3-1 ③ G6-3			C FF 92 X SL 84 0-1 HR	6	2	2	1	0	0	1
24 Trevor Plouffe, R (1, 5) OBP: 0.353, SLG: 0.460	B SI 91 B CH 80 C SI 91 B SI 91 B SI 90 4-1 48 2B 1-2 BB		B KC 79 C KC 77 B SI 92 C SI 91 B CH 81 B KC 80 4-2 48 1B BB		B SI 90 C KC 76 S KC 78 F SI 90 B KC 80 S KC 80 2-3 ③ K			B SI 93 B SI 92 B SI 91 B SI 92 4-0 BB			C SL 85 B SI 94 C SI 93 C SI 94 1-3 ① K		X FF 91 0-0 8 G3 2B	3	1	1	0	3	2	0
48 Torii Hunter, R (1, 9) OBP: 0.329, SLG: 0.465	B KC 76 B SI 91 X SI 91 2-0 1-H 2-H 3-H 2B		D SI 90 X SI 89 1-0 ② 1-3 1B	C KC 77 B CH 81 C SI 90 B KC 81 B SI 92 F SI 92 X KC 78 3-2 ① G4-3							S CU 79 C SI 93 B CU 79 B SI 92 F SI 94 F SI 93 X SL 86 2-2 1B		I IN 73 I IN 74 I IN 74 I IN 76 4-0 8 G3 IBB	5	0	3	3	1	1	1
8 Kurt Suzuki, R (1, 2) OBP: 0.310, SLG: 0.333	C KC 75 C SI 92 B SI 92 F KC 76 S KC 79 1-3 ② K2-3		X SI 90 0-0 ③ G5-3	B CH 80 C SI 92 B CH 81 C SI 92 X SI 93 2-2 ② G5-3					B FF 91 X FC 89 1-0 ① G6-3		C FF 91 X SI 92 0-1 ② F8		B FF 91 B FF 91 F FF 92 F FF 91 X FF 91 2-2 ② G3 1-2 2-3	6	0	0	0	0	1	5
32 Aaron Hicks, S (1, 8) OBP: 0.290, SLG: 0.300	B CH 80 B SI 91 S CH 80 F CH 80 B CH 80 F SI 90 C SI 91 3-3 ③ K			X CH 78 0-0 37 1B 21 S 1B		C KC 77 S KC 82 S KC 81 0-3 ③ K			C FC 91 B FF 92 X FC 90 1-1 ② G4-3		B SL 84 C SL 84 T SAFE X SI 91 1-1 ③ G4-3		X FF 92 0-0 ③ L9	6	0	1	0	0	2	4
21 Shane Robinson, R (1, 7) OBP: 0.328, SLG: 0.290 62 J.R. Graham, R (9, 1) 9 Eduardo Núñez, R (12, PH) OBP: 0.423, SLG: 0.542 52 Brian Duensing, L (12, 1) 15 Glen Perkins, L (13, 1)		C SI 89 X KC 78 0-1 ① G1-3		1 SAFE B SI 88 B SI 90 B SI 90 C SI 89 F SI 90 C SI 90 3-3 ① K 1-2			X SI 91 0-0 ① G3		X FC 89 0-0 ③ L7			F FF 98 X FF 98 0-1 ① G6-3		4 0 1 0 0	0 0 0 0 0	0 0 0 0 0	0 0 0 0 0	1 0 0 0 0	1 0 0 0 0
37 Mike Pelfrey, R (1, 1) OBP: 1.000, SLG: 1.000 20 Eddie Rosario, L (7, PH) OBP: 0.250, SLG: 0.353 57 Ryan Pressly, R (7, 1) 64 Aaron Thompson, L (7, 1) 59 Michael Tonkin, R (7, 1) 36 Blaine Boyer, R (8, 1) 5 Eduardo Escobar, S (9, 7) OBP: 0.273, SLG: 0.371		B SI 90 X SI 89 1-0 1B		B SI 90 S SI 88 B SI 90 F SI 89 B SI 91 X SI 90 3-2 39 G6-4-3 2-3 1B			C SI 93 X SI 92 0-1 ② G4-3			C SL 86 B CU 78 B SI 93 F SL 84 X CU 78 2-2 G3		S FF 98 T FF 99 S FF 99 0-3 ② K	2 1 0 0 0 0 2	0 0 0 0 0 0 0	2 0 0 0 0 0 0	0 0 0 0 0 0 0	0 0 0 0 0 0 1	0 0 0 0 0 0 0
Inning Stats	R: 3 E: 0 K: 2 S: 19 H: 3 LOB: 1 BB: 1 P: 36	R: 0 E: 0 K: 1 S: 8 H: 1 LOB: 1 BB: 0 P: 12	R: 0 E: 0 K: 0 S: 7 H: 1 LOB: 1 BB: 1 P: 12	R: 0 E: 0 K: 1 S: 8 H: 2 LOB: 1 BB: 0 P: 14	R: 0 E: 0 K: 1 S: 8 H: 0 LOB: 0 BB: 0 P: 10	R: 0 E: 0 K: 1 S: 10 H: 0 LOB: 0 BB: 0 P: 15	R: 0 E: 0 K: 1 S: 7 H: 0 LOB: 0 BB: 0 P: 7	R: 0 E: 0 K: 1 S: 7 H: 0 LOB: 1 BB: 1 P: 13	R: 0 E: 0 K: 0 S: 4 H: 0 LOB: 0 BB: 0 P: 6	R: 0 E: 0 K: 0 S: 10 H: 0 LOB: 1 BB: 1 P: 20	R: 0 E: 0 K: 1 S: 12 H: 1 LOB: 1 BB: 0 P: 16	R: 0 E: 0 K: 1 S: 6 H: 0 LOB: 0 BB: 0 P: 6	R: 1 E: 0 K: 0 S: 9 H: 2 LOB: 2 BB: 1 P: 17	1B: 6 2B: 3 3B: 0 HR: 1 SF: 0 SAC: 0 DP: 1 HBP: 0			WP: 0 PB: 0 SB: 1 CS: 0	PA: 52		

PITCHER	IP	WLS	BF	H	R	ER	SO	BB	IBB	HBP	BLK	WP	HR	S	P	ERA	WHIP
49 Jeff Locke, L (1, 1) ERA: 5.28	6.0		25	7	3	3	6	2	0	0	0	0	0	60	99	4.50	1.500
48 Jared Hughes, R (7, 1) ERA: 3.1	1.0		3	0	0	0	1	0	0	0	0	0	0	7	7	0.00	0.000
44 Tony Watson, L (8, 1) ERA: 1.57	1.0		4	0	0	0	1	1	0	0	0	0	0	7	13	0.00	1.000
35 Mark Melancon, R (9, 1) ERA: 3.26	1.0		3	0	0	0	0	0	0	0	0	0	0	4	6	0.00	0.000
52 Rob Scahill, R (10, 1) ERA: 1.02	2.0		8	1	0	0	1	1	0	0	0	0	0	22	36	0.00	1.000

PITCHER	IP	WLS	BF	H	R	ER	SO	BB	IBB	HBP	BLK	WP	HR	S	P	ERA	WHIP
37 Arquimedes Caminero, R (12, 1) ERA: 4.34	1.0		3	0	0	0	1	0	0	0	0	0	0	6	6	0.00	0.000
59 Antonio Bastardo, L (13, 1) ERA: 5.23	1.0	L	6	2	1	1	0	0	1	0	0	0	1	9	17	9.00	2.000

TOP

Minnesota Twins @ Pittsburgh Pirates

PNC Park, Pittsburgh, PA

Wed May 20 2015, 7:08 PM - 11:03 PM EDT

Att. 21,718 - Partly Cloudy - 54 F

livebaseballscorecards.com

AB	47
R	4
H	10
RBI	4
BB	5
SO	10
LOB	17

Minnesota Twins @ Pittsburgh Pirates

PNC Park, Pittsburgh, PA

Wed May 20 2015, 7:08 PM - 11:03 PM EDT
Att. 21,718 - Partly Cloudy - 54 F

BOTTOM

Batter	1	2	3	4	5	6	7	8	9	10	11	12	13	AB	R	H	RBI	BB	SO	LOB
5 Josh Harrison, R (1, 9) (8, 5) OBP: 0.289, SLG: 0.407	2-2 18 FC6 1B		0-1 18 CS 1B			0-1 18 L4-3 1B	0-1 G1-3		1-1 L9			0-0 L9		6	0	3	0	0	0	2
18 Neil Walker, S (1, 4) OBP: 0.333, SLG: 0.390	2-0 FC6 22 G5-3 6 2B 1-2f		2-2 G4-3 1-2			3-2 L4-3 1-1		1-0 F8		0-3 K			1-2 L7	6	1	0	0	0	1	3
22 Andrew McCutchen, R (1, 8) OBP: 0.333, SLG: 0.399	1-1 G5-3 1-2		2-3 K			2-2 HBP		1-1 HR		1-1 6 K2 1B			0-1 27 WP 1B	5	1	3	1	0	1	1
6 Starling Marte, R (1, 7) OBP: 0.346, SLG: 0.531	0-2 27 1B 2B 2-H			2-2 G6-3		2-0 G4-3		0-1 2B		3-3 K2 1-2f			2-1 L9	6	0	2	1	0	1	3
27 Jung Ho Kang, R (1, 5) (8, 6) OBP: 0.378, SLG: 0.450	1-2 1B 2-3			3-1 G5-3			0-0 L8	1-1 P4			3-1 G1-3		4-0 BB 1-2	5	0	1	0	1	0	1
24 Pedro Alvarez, L (1, 3) OBP: 0.317, SLG: 0.431	2-3 K			1-1 G5-3			4-0 3 FC5-4 29 BB 31 1B BB	4-0 IBB			1-0 G1-3		0-3 K	4	1	0	0	2	2	4
29 Francisco Cervelli, R (1, 2) OBP: 0.348, SLG: 0.352		2-2 F9			1-3 K		4-1 3 FC5-4 BB 1-2	3-2 F9			1-1 F8			4	0	0	0	1	1	2
59 Antonio Bastardo, R (13, 1)														0	0	0	0	0	0	0
10 Jordy Mercer, R (1, 6) OBP: 0.225, SLG: 0.198		1-0 G3-1			1-0 F7									2	0	0	0	0	0	0
3 Sean Rodríguez, R (7, PH) (8, 9) OBP: 0.306, SLG: 0.438							0-1 FC5-4 31 1B 1-2f 2-3		1-1 G3-1			1-0 G5-3		3	0	0	0	0	0	2
49 Jeff Locke, L (1, 1) OBP: 0.067, SLG: 0.133		0-3 K			1-3 K		0-2 1B 1-2 3-H		2-2 F9			2-2 G1-3		2	0	0	0	0	2	0
48 Jared Hughes, R (7, 1)														0	0	0	0	0	0	0
25 Gregory Polanco, L (7, PH) OBP: 0.297, SLG: 0.326														0	0	0	0	0	0	0
31 Jose Tabata, R (7, PH) OBP: 1.000, SLG: 1.000														1	0	1	1	0	0	0
44 Tony Watson, L (8, 1)														0	0	0	0	0	0	0
35 Mark Melancon, R (9, 1)														0	0	0	0	0	0	0
12 Corey Hart, R (9, PH) OBP: 0.211, SLG: 0.306														1	0	0	0	0	0	0
52 Rob Scahill, L (10, 1)														0	0	0	0	0	0	0
37 Arquimedes Caminero, R (12, 1)														0	0	0	0	0	0	0
19 Chris Stewart, R (12, PH) (13, 2) OBP: 0.250, SLG: 0.286														1	0	0	0	0	0	0

Inning Stats	1	2	3	4	5	6	7	8	9	10	11	12	13
R	1	0	0	0	0	0	1	1	0	0	0	0	0
E	0	0	0	0	0	0	0	0	0	0	0	0	0
K	1	1	1	0	2	0	0	0	0	2	0	0	1
S	15	7	9	10	10	10	9	12	7	8	5	5	10
H	3	0	1	0	0	1	1	2	0	1	0	0	1
LOB	2	0	0	0	0	1	2	2	0	1	0	0	2
BB	0	0	0	0	0	0	2	1	0	0	0	0	1
P	23	10	13	16	13	17	17	22	11	12	10	8	17

1B: 7 SF: 0
2B: 4 SAC: 0
3B: 0 DP: 2
HR: 1 HBP: 1

WP: 1 PA: 51
PB: 0
SB: 0
CS: 1

AB	46
R	3
H	10
RBI	3
BB	4
SO	8
LOB	18

PITCHER		IP	WLS	BF	H	R	ER	SO	BB	IBB	HBP	BLK	WP	HR	S	P	ERA	WHIP
37 Mike Pelfrey, R ERA: 3.0	(1, 1)	6.0		22	5	1	1	5	0	0	1	0	0	0	61	92	1.50	0.833
57 Ryan Pressly, R ERA: 4.22	(7, 1)	0.2	H	4	0	1	1	0	2	0	0	0	0	0	4	12	13.50	3.000
64 Aaron Thompson, L ERA: 3.27	(7, 1)	0.0		1	1	0	0	0	0	0	0	0	0	0	3	3	∞	∞
59 Michael Tonkin, R ERA: 6.0	(7, 1)	0.1	H	1	0	0	0	0	0	0	0	0	0	0	2	2	0.00	0.000
36 Blaine Boyer, R ERA: 2.49	(8, 1)	1.0	B	6	2	1	1	0	0	1	0	0	0	1	12	22	9.00	2.000

PITCHER		IP	WLS	BF	H	R	ER	SO	BB	IBB	HBP	BLK	WP	HR	S	P	ERA	WHIP
62 J.R. Graham, R ERA: 3.63	(9, 1)	3.0		9	1	0	0	2	0	0	0	0	0	0	20	33	0.00	0.333
52 Brian Duensing, L ERA: 9.35	(12, 1)	1.0	W	3	0	0	0	0	0	0	0	0	0	0	5	8	0.00	0.000
15 Glen Perkins, L ERA: 1.4	(13, 1)	1.0	S	5	1	0	0	1	1	0	0	0	1	0	10	17	0.00	2.000

livebaseballscorecards.com

New York Mets @ Pittsburgh Pirates

PNC Park, Pittsburgh, PA

Fri May 22 2015, 7:08 PM - 9:30 PM EDT

Att. 33,337 - Clear - 64 F

TOP

livebaseballscorecards.com

Batter	1	2	3	4	5	6	7	8	9	AB	R	H	RBI	BB	SO	LOB
3 Curtis Granderson, L (1, 9) OBP: 0.349, SLG: 0.395	C FF 94 F FF 95 F FF 97 F SL 87 S KC 82 0-3 ① **K**		C FF 98 B SL 88 F SL 86 F FF 98 F SI 97 S FF 99 1-3 ② **K** 2-3 3-H			B SL 87 F FF 96 X FF 97 1-1 ①② **G4-6-3** 1-2f			C FF 96 B FF 97 S FF 98 X CU 84 1-2 29 BB 1B	4	0	1	0	0	2	2
29 Eric Campbell, R (1, 5) OBP: 0.323, SLG: 0.303	B FF 94 F FF 95 F FF 96 H FF 98 2-2 21 CS HBP		S SL 86 X FF 96 0-1 ③ **F9**			B FF 94 C SL 85 C KC 81 B FF 99 F FF 98 B SL 86 S SL 86 3-3 ③ **K**			S FF 97 D SL 87 B SI 96 C FF 97 B FF 96 B FF 95 4-2 23 FC6-4 1-2 BB	2	0	0	0	1	1	1
21 Lucas Duda, L (1, 3) OBP: 0.388, SLG: 0.484	C FF 95 C FF 95 S FF 96 0-3 ②③ **K** 1-2			B FF 95 C SL 86 S SL 86 F FF 98 F FF 96 B SL 87 S SL 88 2-3 ① **K**			C SL 86 F KC 82 B FF 96 C FF 97 1-3 ① **K**		B FC 90 X FC 90 1-0 ② **F7**	4	0	0	0	0	3	3
23 Michael Cuddyer, R (1, 7) OBP: 0.311, SLG: 0.353		B FF 95 X FF 93 1-0 ① **G5-3**		C FF 96 X FF 96 0-1 ② **G5-3**			S SL 84 S SL 87 B FF 95 F FF 97 C FF 96 1-3 ② **K**		X FC 90 0-0 ③ **FC6-4** 1-2f	4	0	0	0	0	1	2
28 Daniel Murphy, L (1, 4) OBP: 0.299, SLG: 0.370		X FF 94 0-0 ③ 12 CS 1B		X FF 98 0-0 ③ **P6**			B SL 86 B CH 87 F FF 95 F FF 96 S SL 87 2-3 ③ **K**			3	0	1	0	0	1	0
4 Wilmer Flores, R (1, 6) OBP: 0.281, SLG: 0.417		B FF 94 C FF 94 X FF 95 1-1 ② **F8**			B FF 96 C FF 93 C SL 85 X SL 85 1-2 ① **G5-3**			C SL 86 X FF 96 0-1 12 G6-4-3 1B		3	0	1	0	0	0	1
12 Juan Lagares, R (1, 8) OBP: 0.305, SLG: 0.323		B FF 96 1 SAFE C FF 95 B FF 96 2-1 ③ **CS** 1-2	C FF 93 X SL 83 0-1 **E5** 22 1B 3 WP		B FF 95 X FF 94 1-0 22 G4-6-3 1B			B SL 88 S SL 87 X FF 96 1-1 ①② **G6-4-3** 1-2f		3	1	1	0	0	0	1
22 Kevin Plawecki, R (1, 2) OBP: 0.247, SLG: 0.329			C FF 95 X FF 95 0-1 3 WP 34 SH1-4 1-3 1B		B FF 96 S SL 88 D SL 89 B FF 98 X FF 96 3-1 ②③ **G4-6-3** 1-2f			C SL 87 B KC 83 C FF 98 S FF 97 1-3 ③ **K**		3	0	1	0	0	1	1
34 Noah Syndergaard, L (1, 1) OBP: 0.167, SLG: 0.167 62 Erik Goeddel, R (7, 1) 1 Darrell Ceciliani, L (9, PH) OBP: 0.500, SLG: 0.333			C FF 97 B CU 83 B FF 96 3 SAFE X FF 95 2-1 ① **SH1-4** 1-2			B FF 92 F FF 94 B FF 96 X FF 93 2-1 3 G4-6-3 1B			S FF 96 B FF 95 B SL 86 B FF 94 F FF 96 C FF 99 3-3 ① **K**	1 0 1	0 0 0	1 0 0	0 0 0	0 0 0	0 0 1	0 0 0
Inning Stats	R: 0 E: 0 K: 2 S: 10 H: 0 LOB: 1 BB: 0 P: 12	R: 0 E: 0 K: 0 S: 5 H: 1 LOB: 0 BB: 0 P: 9	R: 1 E: 1 K: 1 S: 13 H: 1 LOB: 1 BB: 0 P: 16	R: 0 E: 0 K: 1 S: 8 H: 0 LOB: 0 BB: 0 P: 10	R: 0 E: 0 K: 0 S: 6 H: 1 LOB: 0 BB: 0 P: 11	R: 0 E: 0 K: 1 S: 8 H: 1 LOB: 0 BB: 0 P: 14	R: 0 E: 0 K: 3 S: 10 H: 0 LOB: 0 BB: 0 P: 14	R: 0 E: 0 K: 1 S: 7 H: 1 LOB: 0 BB: 0 P: 9	R: 0 E: 0 K: 1 S: 10 H: 1 LOB: 2 BB: 1 P: 19	1B: 6 2B: 1 3B: 0 HR: 0 SF: 0 SAC: 1 DP: 4 HBP: 1						

	AB	28
	R	1
	H	6
	RBI	0
	BB	1
	SO	10
	LOB	11

WP: 1 PB: 0 SB: 0 CS: 2 PA: 32

PITCHER		IP	WLS	BF	H	R	ER	SO	BB	IBB	HBP	BLK	WP	HR	S	P	ERA	WHIP
45 Gerrit Cole, R ERA: 2.05	(1, 1)	8.1	W	29	6	1	0	10	1	0	1	0	1	0	75	111	0.00	0.840
35 Mark Melancon, R ERA: 3.15	(9, 1)	0.2	S	2	0	0	0	0	0	0	0	0	0	0	2	3	0.00	0.000

PITCHER	IP	WLS	BF	H	R	ER	SO	BB	IBB	HBP	BLK	WP	HR	S	P	ERA	WHIP

BOTTOM

New York Mets @ Pittsburgh Pirates

PNC Park, Pittsburgh, PA

Fri May 22 2015, 7:08 PM - 9:30 PM EDT

Att. 33,337 - Clear - 64 F

Batter	1	2	3	4	5	6	7	8	9	AB	R	H	RBI	BB	SO	LOB
5 Josh Harrison, R (1, 5) OBP: 0.288, SLG: 0.403	B FF 96 B FF 95 C FF 96 S FF 96 T CH 87 2-2 ① K		C CU 80 X SI 96 0-1 ① G4-3		B SI 96 F FF 97 X CU 79 1-1 1-2 18 WP 1B		C CU 78 F FF 94 F CH 85 B FF 94 S CH 85 1-3 ③ K			4	0	1	0	0	2	0
18 Neil Walker, S (1, 4) OBP: 0.325, SLG: 0.380	C SI 97 B CH 87 C SI 96 T CU 79 1-2 ② K		B CU 76 C CU 80 X SI 97 1-1 ② G5-3		D SI 97 B CH 89 C SI 97 F FF 97 X CU 80 2-2 ③ P3 1-2 2-3			B FF 92 C CU 76 B CH 82 X FF 92 2-1 ① F9		4	0	0	0	0	1	2
22 Andrew McCutchen, R (1, 8) OBP: 0.337, SLG: 0.404	C SI 97 B CU 82 B FF 96 C SI 98 S FF 97 2-3 ③ K		C CU 79 F FF 96 B CU 81 X FF 97 1-2 ③ F8			X SI 95 0-0 6 G4-3 27 1B 2B		B FF 93 B CH 82 F FF 93 C CU 76 F CU 76 H CH 83 3-2 6 FC6-4 HBP		3	1	1	0	0	1	0
6 Starling Marte, R (1, 7) OBP: 0.337, SLG: 0.517		F CU 81 F SI 96 S FF 95 0-3 ① K		B CH 87 F CH 86 B SI 94 X CU 80 2-1 ① G1-3		F CU 80 B FF 96 B CH 88 X SI 97 2-1 ① G4-3 2-3		S CH 83 X FF 92 0-1 ② FC6-4 27 S 1-2f		4	0	0	0	0	1	2
27 Jung Ho Kang, R (1, 6) OBP: 0.372, SLG: 0.440		S SI 96 B SI 96 B CH 88 F CH 88 X SI 96 2-2 ② G3-1		B CU 82 C CU 78 C SI 95 F CU 80 F SI 97 X CH 87 1-2 ② G6-3		S CU 79 B FF 96 F CU 80 F SI 96 X FF 98 1-2 24 S 24 E 24 SF7 1B 3-H		B FF 93 B CU 78 S CU 78 D CH 84 C CH 83 F CU 78 C CH 82 3-3 ③ K 1-2		4	1	1	1	0	1	1
24 Pedro Alvarez, L (1, 3) OBP: 0.317, SLG: 0.440 3 Sean Rodríguez, R (8, 3) OBP: 0.306, SLG: 0.438		F SI 96 B CH 88 B CU 80 F FF 97 B CH 88 X SI 98 3-2 25 E 2B		B CH 88 F FF 97 X CH 87 1-1 ③ P5		1 SAFE B FF 96 C SI 96 X SI 96 1-1 ② SF7 1-H				2 0	1 0	1 0	1 0	0 0	0 0	0 0
25 Gregory Polanco, L (1, 9) OBP: 0.291, SLG: 0.319		C FF 97 B FF 97 S CH 88 B SI 97 X CH 87 2-2 E3 19 PB 19 S 19 2B 2-H			T FF 96 X CU 80 0-1 ① F9	C CU 81 B SI 97 F CU 78 X CH 89 1-2 ③ G4-3				3	1	0	0	0	0	0
19 Chris Stewart, R (1, 2) OBP: 0.277, SLG: 0.333		1 SAFE C FF 98 B FF 96 X SI 98 1-1 1-H 2B			C FF 97 B CU 80 C CU 80 B FF 96 X CU 80 2-2 18 WP 5 1B 1B		B FF 93 X FF 93 1-0 ① L8			3	0	2	1	0	0	0
45 Gerrit Cole, R (1, 1) OBP: 0.238, SLG: 0.200 35 Mark Melancon, R (9, 1)		C FF 98 B FF 98 X FF 97 1-1 ③ G4-3			L FF 94 L FF 94 B FF 95 F FF 95 B CU 80 S FF 97 2-3 ② K		C FF 94 S FF 94 X CU 79 0-2 ② G5-3			3 0	0 0	0 0	0 0	0 0	1 0	2 0
Inning Stats	R: 0 E: 0 K: 3 S: 9 H: 0 LOB: 0 BB: 0 P: 14	R: 2 E: 1 K: 1 S: 16 H: 2 LOB: 1 BB: 0 P: 25	R: 0 E: 0 K: 0 S: 7 H: 0 LOB: 0 BB: 0 P: 9	R: 0 E: 0 K: 0 S: 9 H: 0 LOB: 0 BB: 0 P: 13	R: 0 E: 0 K: 1 S: 14 H: 2 LOB: 2 BB: 0 P: 21	R: 2 E: 1 K: 0 S: 12 H: 2 LOB: 0 BB: 0 P: 17	R: 0 E: 0 K: 1 S: 8 H: 0 LOB: 0 BB: 0 P: 10	R: 0 E: 0 K: 1 S: 11 H: 0 LOB: 1 BB: 0 P: 19		1B: 3 2B: 3 3B: 0 HR: 0 SF: 1 SAC: 0 DP: 0 HBP: 1						

livebaseballscorecards.com

AB	30
R	4
H	6
RBI	3
BB	0
SO	7
LOB	7

WP: 1 PA: 32
PB: 1
SB: 3
CS: 0

PITCHER		IP	WLS	BF	H	R	ER	SO	BB	IBB	HBP	BLK	WP	HR	S	P	ERA	WHIP
34 Noah Syndergaard, R ERA: 2.6	(1, 1)	6.0	L	25	6	4	1	5	0	0	0	0	1	0	67	99	1.50	1.000
62 Erik Goeddel, R ERA: 1.13	(7, 1)	2.0		7	0	0	0	2	0	0	1	0	0	0	19	29	0.00	0.000

PITCHER	IP	WLS	BF	H	R	ER	SO	BB	IBB	HBP	BLK	WP	HR	S	P	ERA	WHIP

Batter	1	2	3	4	5	6	7	8	9	AB	R	H	RBI	BB	SO	LOB
3 Curtis Granderson, L (1, 9) OBP: 0.347, SLG: 0.387	B SI 92 C SI 91 C SI 91 S KC 82 1-3 K2-3 ①		B KC 82 B FF 91 F SI 92 B SI 92 F SI 92 F SI 92 C SI 92 3-3 K ③			C KC 79 F KC 81 H KC 82 1-2 28 1B HBP		F FF 90 B SL 84 C SL 84 B SL 84 B FF 91 F FF 91 S FF 91 3-3 K ①		3	0	0	0	0	3	0
12 Juan Lagares, R (1, 8) OBP: 0.304, SLG: 0.321	X SI 93 0-0 G5-3 ②			B SI 91 C SI 91 B KC 82 X SI 92 2-1 21 1B 28 FC3-6 1B		B SI 92 C SI 92 B KC 81 X SI 92 2-1 L9 ①		X CH 86 0-0 G3 ②		4	1	1	0	0	0	1
21 Lucas Duda, L (1, 3) OBP: 0.385, SLG: 0.478	C SI 92 B KC 83 B FF 93 F SI 93 F SI 92 S KC 84 2-3 K ③			B KC 83 1 SAFE X SI 93 1-0 28 FC3-6 1-3 1B		F CH 84 B CH 86 F SI 92 S KC 83 1-3 K ②		C CH 83 X FF 91 0-1 P6 ③		4	0	1	0	0	2	1
28 Daniel Murphy, L (1, 4) OBP: 0.310, SLG: 0.380		B SI 91 F SI 90 X SI 92 1-1 4 G5-3 1B		B SI 93 X KC 81 1-0 FC3-6 ① 4 1B 1-2f 3-H		F SI 90 B CH 86 B KC 80 X SI 91 2-1 1-3 1B			B FF 95 C FF 96 B FF 87 B FF 94 X FF 96 3-1 1B	4	0	3	1	0	0	1
4 Wilmer Flores, R (1, 6) OBP: 0.282, SLG: 0.415 51 Jack Leathersich, R (6, 1) 47 Hansel Robles, R (7, 1) 54 Alex Torres, L (8, 1) 19 Johnny Monell, L (9, PH) OBP: 0.125, SLG: 0.133		B SI 93 1 SAFE X SI 94 1-0 G5-3 ① 1-2		C SI 92 D KC 84 B KC 83 X SI 92 2-1 29 G4-6-3 1-2 1B		B KC 83 X SI 92 1-0 G1-3 ③			B FF 93 X FF 92 1-0 P2 ①	3 0 0 0 1	0 0 0 0 0	1 0 0 0 0	0 0 0 0 0	0 0 0 0 0	0 0 0 0 0	3 0 0 0 1
29 Eric Campbell, R (1, 5) OBP: 0.309, SLG: 0.288		F SI 94 X KC 84 0-1 G5-3 ②		B SI 93 B SI 92 B SI 93 C SI 93 T SI 93 X SI 92 3-2 G4-6-3 ②③ 1-2f			C SI 90 C KC 80 B KC 83 B SI 90 S KC 82 2-3 K ①		C SL 80 B FF 96 B SL 81 B SL 95 X FF 96 3-1 F8 ②	4	0	0	0	0	1	4
1 Darrell Ceciliani, L (1, 7) OBP: 0.250, SLG: 0.143		C SI 93 F KC 82 B SI 93 S KC 84 1-3 K ③			X SI 90 0-0 F8 ①		B SI 90 F SI 90 F KC 82 B FF 91 C KC 80 2-3 K ②		S FF 94 T SI 93 B SL 83 B FF 97 B SL 83 F FF 97 F FF 96 C FF 96 3-3 K ③	4	0	0	0	0	3	2
22 Kevin Plawecki, R (1, 2) OBP: 0.238, SLG: 0.316			B SI 92 F SI 92 C SI 92 B KC 84 B SI 92 F FF 93 C SI 94 3-3 K ①		C SI 91 B KC 81 F SI 91 B SI 90 C FF 92 2-3 K ②		S KC 80 X KC 82 0-1 G6-3 ③			3	0	0	0	0	2	0
33 Matt Harvey, R (1, 1) OBP: 0.059, SLG: 0.059 44 John Mayberry Jr., R (5, PH) OBP: 0.222, SLG: 0.268 52 Carlos Torres, R (5, 1) 11 Rubén Tejada, R (6, 6) OBP: 0.313, SLG: 0.357			C SI 92 X SI 92 0-1 G6-3 ②		B SI 90 B FF 90 T SI 91 C SI 90 S KC 82 2-3 K ③			C FF 91 B FF 92 B FF 91 F FF 92 X FF 92 2-2 HR		1 1 0 1	0 0 0 1	0 0 0 1	0 0 0 0	0 1 0 0	0 0 0 0	0 0 0 0
Inning Stats	R: 0 E: 0 K: 2 S: 8 H: 0 LOB: 0 BB: 0 P: 11	R: 0 E: 0 K: 1 S: 8 H: 1 LOB: 1 BB: 0 P: 11	R: 0 E: 0 K: 2 S: 10 H: 0 LOB: 0 BB: 0 P: 16	R: 1 E: 0 K: 0 S: 9 H: 3 LOB: 1 BB: 0 P: 18	R: 0 E: 0 K: 2 S: 7 H: 0 LOB: 0 BB: 0 P: 11	R: 0 E: 0 K: 1 S: 10 H: 1 LOB: 2 BB: 0 P: 17	R: 0 E: 0 K: 2 S: 8 H: 0 LOB: 0 BB: 0 P: 12	R: 1 E: 0 K: 1 S: 10 H: 1 LOB: 0 BB: 0 P: 15	R: 0 E: 0 K: 1 S: 10 H: 1 LOB: 1 BB: 0 P: 20	1B: 6 2B: 0 3B: 0 HR: 1	SF: 0 SAC: 0 DP: 1 HBP: 1			WP: 0 PB: 0 SB: 0 CS: 0	PA: 34		

PITCHER		IP	WLS	BF	H	R	ER	SO	BB	IBB	HBP	BLK	WP	HR	S	P	ERA	WHIP
34 A.J. Burnett, R ERA: 1.37	(1, 1)	7.0	W	26	5	1	1	10	0	0	1	0	0	0	60	96	1.29	0.714
59 Antonio Bastardo, L ERA: 5.56	(8, 1)	1.0		4	1	1	1	1	0	0	0	0	0	1	10	15	9.00	1.000
58 Radhames Liz, R ERA: 3.63	(9, 1)	1.0		4	1	0	0	1	0	0	0	0	0	0	10	20	0.00	1.000

PITCHER	IP	WLS	BF	H	R	ER	SO	BB	IBB	HBP	BLK	WP	HR	S	P	ERA	WHIP

TOP

New York Mets @ Pittsburgh Pirates

PNC Park, Pittsburgh, PA

Sat May 23 2015, 4:09 PM - 6:47 PM EDT

Att. 39,385 - Sunny - 73 F

livebaseballscorecards.com

AB	33
R	2
H	7
RBI	2
BB	0
SO	12
LOB	13

BOTTOM

New York Mets @ Pittsburgh Pirates

PNC Park, Pittsburgh, PA

Sat May 23 2015, 4:09 PM - 6:47 PM EDT

Att. 39,385 - Sunny - 73 F

livebaseballscorecards.com

Batter	1	2	3	4	5	6	7	8	9	AB	R	H	RBI	BB	SO	LOB
5 Josh Harrison, R (1, 5) (9, 4) OBP: 0.294, SLG: 0.412	X SL 88 0-0 18 S 22 HR 1B		C FF 96 B CH 89 X CU 83 1-1 ① G5-3	F FF 95 S FF 96 B FF 98 X FF 97 1-2 2-H 3-H 2B		S FF 94 F FF 93 F FF 94 X CH 83 0-2 ③ FC4 1-2f				4	1	2	2	0	0	2
18 Neil Walker, S (1, 4) OBP: 0.318, SLG: 0.370 10 Jordy Mercer, R (9, 6) OBP: 0.225, SLG: 0.198	1 SAFE L FF 94 B SL 89 S FF 97 F CU 82 D FF 96 D SL 88 S SL 89 3-3 ① K 1-2		C SI 96 X SL 90 0-1 ② F8	B FF 95 F FF 96 F FF 96 B FF 96 S CU 82 2-3 ③ K2-3			B FF 94 F FF 95 F SL 88 F FF 96 X SL 89 1-2 ① F7			4 0	0 0	0 0	0 0	0 0	2 0	2 0
22 Andrew McCutchen, R (1, 8) OBP: 0.347, SLG: 0.440 3 Sean Rodríguez, R (7, PR) OBP: 0.306, SLG: 0.438 (8, 7)	B FF 96 D SL 89 X FF 96 2-0 2-H HR		C FF 98 X CH 90 0-1 ③ F9		C FC 90 B FC 91 F FC 91 B FF 93 X CU 79 2-2 6 FC6-4 1B		C SL 87 B FF 97 S SL 87 B FF 96 F SL 87 X FF 95 2-2 6 E 2B			4 0	1 1	3 0	2 0	0 0	0 0	0 0
6 Starling Marte, R (1, 7) OBP: 0.329, SLG: 0.503 (8, 8)	S FF 95 S SL 90 X CU 83 0-2 ② F8			X SL 88 0-0 ① B2-3	F FC 90 B FF 93 X FC 90 1-1 ① ② FC6-4 1-2f		B SL 88 X SL 88 1-0 E5 2-H			4	0	0	0	0	0	1
27 Jung Ho Kang, R (1, 6) OBP: 0.367, SLG: 0.432 (9, 5)	C CU 82 X FF 98 0-1 ③ G5-3			C CU 82 F CH 89 B FF 97 X CU 84 1-2 24 2B 1B	C FC 90 B CH 84 X CU 80 1-1 ③ G6-3		B FF 94 B SL 87 C SL 85 F SL 87 B FF 96 F SL 87 X FF 95 3-2 ② P3			4	1	1	0	0	0	1
24 Pedro Alvarez, L (1, 3) OBP: 0.322, SLG: 0.473		X FF 96 0-0 HR		B FF 96 C CU 82 X CH 89 1-1 25 WP 34 SF8 1-H 2B		B FF 92 C FF 92 B FF 92 C FF 92 F FF 94 X FF 93 2-2 ① G6-3	F FF 95 X SL 87 0-1 ③ P5			4	2	2	2	0	0	1
25 Gregory Polanco, L (1, 9) OBP: 0.290, SLG: 0.313		C CH 88 S CU 83 F CH 89 S FF 97 0-3 ① K		B FF 96 F CU 81 B FF 96 B CH 90 B CU 85 4-1 34 SF8 29 WP 5 2B 2-3 BB		B FF 91 S FF 93 B CU 80 F FF 93 C FF 94 2-3 ② K		F FF 92 B FC 84 S CH 84 B FF 93 X FF 93 2-2 ① G4-3		3	1	0	0	1	2	0
29 Francisco Cervelli, R (1, 2) OBP: 0.353, SLG: 0.352		X SL 90 0-0 ② G5-3		1 SAFE C FF 95 C FF 94 B FF 95 F FF 95 B CU 84 D CU 83 F CU 83 B FF 97 4-2 34 SF8 5 2B 1-2 BB		C FF 93 F CH 84 X FF 94 0-2 34 1B 1B		F FF 91 T FF 92 X FF 93 0-2 ② G6-3		3	1	1	0	1	0	0
34 A.J. Burnett, R (1, 1) OBP: 0.167, SLG: 0.176 59 Antonio Bastardo, R (8, 1) 31 Jose Tabata, R (8, PH) OBP: 0.667, SLG: 0.667 58 Radhames Liz, R (9, 1)		C FF 96 C FF 97 S SL 89 0-3 ③ K		F FF 96 C FF 97 X SL 88 0-2 ② SF8 1-2 2-3 3-H		C FF 92 B FF 92 X FF 93 1-1 5 FC4 1-2 1B		B SI 92 X SI 92 1-0 ③ G4-3		2 0 0 1 0	0 0 0 0 0	1 0 0 0 0	1 0 0 0 0	0 0 0 0 0	1 0 0 0 0	0 0 0 0 0
Inning Stats	R: 2 E: 0 K: 1 S: 11 H: 2 LOB: 0 BB: 0 P: 16	R: 1 E: 0 K: 2 S: 9 H: 1 LOB: 0 BB: 0 P: 9	R: 0 E: 0 K: 0 S: 6 H: 0 LOB: 0 BB: 0 P: 7	R: 4 E: 0 K: 1 S: 20 H: 3 LOB: 1 BB: 2 P: 33	R: 0 E: 0 K: 0 S: 7 H: 1 LOB: 0 BB: 0 P: 11	R: 0 E: 0 K: 1 S: 16 H: 2 LOB: 2 BB: 0 P: 21	R: 1 E: 1 K: 0 S: 15 H: 1 LOB: 1 BB: 0 P: 22	R: 0 E: 0 K: 0 S: 7 H: 0 LOB: 0 BB: 0 P: 10		1B: 5 2B: 3 3B: 0 HR: 2 SF: 1 SAC: 0 DP: 0 HBP: 0						

AB	33
R	8
H	10
RBI	7
BB	2
SO	5
LOB	7

WP: 2 PB: 0 SB: 1 CS: 0 PA: 36

PITCHER		IP	WLS	BF	H	R	ER	SO	BB	IBB	HBP	BLK	WP	HR	S	P	ERA	WHIP
33 Matt Harvey, R ERA: 2.91	(1, 1)	4.0	L	20	6	7	7	4	2	0	0	0	2	2	46	65	15.75	2.000
52 Carlos Torres, R ERA: 3.26	(5, 1)	1.0		3	1	0	0	0	0	0	0	0	0	0	7	11	0.00	1.000
51 Jack Leathersich, L ERA:	(6, 1)	1.0		5	2	0	0	1	0	0	0	0	0	0	16	21	0.00	2.000
47 Hansel Robles, R ERA: 3.12	(7, 1)	1.0		5	1	1	0	0	0	0	0	0	0	0	15	22	0.00	1.000
54 Alex Torres, L ERA: 2.3	(8, 1)	1.0		3	0	0	0	0	0	0	0	0	0	0	7	10	0.00	0.000

PITCHER	IP	WLS	BF	H	R	ER	SO	BB	IBB	HBP	BLK	WP	HR	S	P	ERA	WHIP

Batter	1	2	3	4	5	6	7	8	9	AB	R	H	RBI	BB	SO	LOB
3 Curtis Granderson, L (1, 9) OBP: 0.339, SLG: 0.377	B SI 93 C SI 93 S SL 86 S SL 88 1-3 ① K		B SI 93 B SI 92 C SI 95 B SL 87 X SI 95 3-1 ① F8		C SL 86 F SI 93 S SL 85 0-3 ② K		B SI 92 F SI 92 S SL 86 B SL 87 X SI 93 2-2 ② F7			4	0	0	0	0	2	2
4 Wilmer Flores, R (1, 6) OBP: 0.288, SLG: 0.417	C SI 92 B CH 85 S CH 83 F SL 84 B CH 84 F SL 84 B SI 94 X SI 94 3-2 ② G4-3		C CH 85 X SI 94 0-1 1-2 1B		C SL 84 X CH 85 0-1 28 BB 23 1B 2-H 1B		B SI 94 X SI 93 1-0 ③ F7			4	0	2	1	0	0	0
23 Michael Cuddyer, R (1, 3) OBP: 0.310, SLG: 0.351	C SI 93 C SL 85 B SI 95 B CH 87 S SL 84 2-3 ③ K		C CH 85 F CH 85 D SL 85 C SI 95 1-3 ② K		1 SAFE B SI 93 X SI 93 1-0 28 BB 1-2 1B			B SI 93 C SI 92 X CH 84 1-1 ① G1-3		4	0	1	0	0	2	2
28 Daniel Murphy, L (1, 4) OBP: 0.316, SLG: 0.381 29 Eric Campbell, R (8, PH) OBP: 0.306, SLG: 0.284 (8, 5)		C SI 93 C SI 92 F SL 87 B SL 89 B CU 76 F SI 95 X SL 87 2-2 44 2B 1B	D SL 89 C SI 94 S SI 95 S SL 88 1-3 ③ K		B SI 94 B SL 87 B SL 88 C SI 95 B SI 94 4-1 1-2 2-3 BB			F SI 93 B SI 94 S CH 84 S CH 85 1-3 ② K		2 1	0 0	1 0	0 0	1 0	1 1	2 0
44 John Mayberry Jr., R (1, 7) OBP: 0.224, SLG: 0.289		B CH 83 C SI 93 D SI 90 X CH 85 2-1 1-3 2B		B SI 92 C SL 83 X SI 93 1-1 ① G6-3	D SL 87 B SI 94 F SL 83 F SI 94 S SL 85 2-3 ③ K			C SI 94 F SI 94 X SI 93 0-2 ③ G5-3		4	0	1	0	0	1	3
20 Anthony Recker, R (1, 2) OBP: 0.314, SLG: 0.379		D CU 51 C CH 86 B SI 94 F SL 86 S SL 84 2-3 ① K2-3	S CH 85 B SL 85 S CH 85 B FF 95 C SL 86 2-3 ② K		B SI 90 S CH 83 B SL 83 S CH 84 B CH 84 C SL 84 3-3 ① K				B FF 97 X FF 99 1-0 ① L3	4	0	0	0	0	3	2
1 Darrell Ceciliani, L (1, 8) OBP: 0.250, SLG: 0.182		S SL 87 C SL 88 B SL 82 S SL 88 1-3 ② K	C SL 85 S SI 95 S SL 86 0-3 ③ K		S SL 85 S SL 86 F SL 85 B SL 87 F SL 87 B SI 96 X SL 86 2-2 ② L4				B FF 98 B FF 97 X FF 96 2-0 22 DI 1B	4	0	1	0	0	2	2
11 Rubén Tejada, R (1, 5) OBP: 0.308, SLG: 0.333 (8, 4)		C SL 87 C CH 87 S SL 85 0-3 ③ K			C SI 91 S CH 84 B SL 84 B SI 93 F SI 94 B SL 85 B SI 95 4-2 49 G4-3 4 1B BB		L SI 92 B SL 85 F SL 85 B CH 86 X SL 85 2-2 ③ G5-3		B FF 96 X FF 96 1-0 ② F8	3	1	0	0	1	1	3
49 Jonathon Niese, L (1, 1) OBP: 0.263, SLG: 0.222 62 Erik Goeddel, R (5, 1) 19 Johnny Monell, L (7, PH) OBP: 0.118, SLG: 0.125 36 Sean Gilmartin, L (7, 1) 22 Kevin Plawecki, R (9, PH) OBP: 0.235, SLG: 0.313			C SI 92 B SI 94 X SI 93 1-1 4 1B 1B		X SI 90 0-0 ① G4-3 1-2		X SI 92 0-0 ① G6-3		C FF 98 F FF 99 F FF 100 B FF 98 B FF 99 S FF 99 2-3 ③ K 1-2	2 0 0 1 0 0 1	0 0 0 0 0 0 0	1 0 0 0 0 0 1	0 0 0 0 0 0 0	0 0 0 0 0 0 0	0 0 0 0 0 1 0	1 0 0 0 0 1 1
Inning Stats	R: 0 E: 0 K: 2 S: 11 H: 0 LOB: 0 BB: 0 P: 17	R: 0 E: 0 K: 3 S: 16 H: 2 LOB: 2 BB: 0 P: 23	R: 0 E: 0 K: 2 S: 12 H: 2 LOB: 2 BB: 0 P: 18	R: 0 E: 0 K: 2 S: 8 H: 0 LOB: 0 BB: 0 P: 11	R: 1 E: 0 K: 2 S: 14 H: 2 LOB: 3 BB: 2 P: 25	R: 0 E: 0 K: 1 S: 11 H: 0 LOB: 0 BB: 0 P: 18	R: 0 E: 0 K: 0 S: 5 H: 0 LOB: 0 BB: 0 P: 8	R: 0 E: 0 K: 1 S: 8 H: 0 LOB: 0 BB: 0 P: 10	R: 0 E: 0 K: 1 S: 7 H: 1 LOB: 1 BB: 0 P: 13	1B: 6 2B: 1 3B: 0 HR: 0	SF: 0 SAC: 0 DP: 0 HBP: 0			WP: 0 PB: 0 SB: 0 CS: 0	PA: 36		

PITCHER		IP	WLS	BF	H	R	ER	SO	BB	IBB	HBP	BLK	WP	HR	S	P	ERA	WHIP
47 Francisco Liriano, L ERA: 3.86	(1, 1)	6.0	W	26	6	1	1	12	2	0	0	0	0	0	72	112	1.50	1.333
48 Jared Hughes, R ERA: 2.95	(7, 1)	1.0		3	0	0	0	0	0	0	0	0	0	0	5	8	0.00	0.000
44 Tony Watson, L ERA: 1.5	(8, 1)	1.0		3	0	0	0	1	0	0	0	0	0	0	8	10	0.00	0.000
37 Arquimedes Caminero, R ERA: 4.12	(9, 1)	1.0		4	1	0	0	1	0	0	0	0	0	0	7	13	0.00	1.000

PITCHER	IP	WLS	BF	H	R	ER	SO	BB	IBB	HBP	BLK	WP	HR	S	P	ERA	WHIP

TOP

New York Mets @ Pittsburgh Pirates

PNC Park, Pittsburgh, PA

Sun May 24 2015, 1:38 PM - 4:23 PM EDT

Att. 37,784 - Sunny - 77 F

livebaseballscorecards.com

AB	34
R	1
H	7
RBI	1
BB	2
SO	14
LOB	18

BOTTOM

New York Mets @ Pittsburgh Pirates

PNC Park, Pittsburgh, PA

Sun May 24 2015, 1:38 PM - 4:23 PM EDT

Att. 37,784 - Sunny - 77 F

Batter	1	2	3	4	5	6	7	8	9	AB	R	H	RBI	BB	SO	LOB
5 Josh Harrison, R (1, 4) OBP: 0.291, SLG: 0.408	C FF 86 X CU 73 0-1 ① F8		C CH 82 B FF 87 X FF 87 1-1 22 1B 1B	B CU 75 X CH 83 1-0 ③ G5-3		X FF 92 0-0 ① L8	F SI 89 X CU 70 0-1 ② SF8 2-3 3-H			4	0	1	1	0	0	2
31 Jose Tabata, R (1, 9) OBP: 0.429, SLG: 0.333 48 Jared Hughes, R (7, 1) 12 Corey Hart, R (7, PH) OBP: 0.231, SLG: 0.324 44 Tony Watson, L (8, 1) 37 Arquimedes Caminero, R (9, 1)	C SI 88 S CH 83 B CH 83 B FF 91 T CH 84 2-2 ② K		1 SAFE B CH 81 S FC 88 1 SAFE F CU 73 B FF 90 S CH 82 2-3 ① K		B SI 86 B CH 82 C CH 82 B CH 82 B FF 88 4-1 22 HR BB	1 SAFE 1 SAFE X FF 92 0-0 ② G5-3 1-2	X CU 69 0-0 1-3 3-H 1B			3 0 1 0 0	1 0 0 0 0	0 0 1 0 0	0 0 1 0 0	1 0 1 0 0	2 0 0 0 0	2 0 0 0 0
22 Andrew McCutchen, R (1, 8) OBP: 0.359, SLG: 0.464	F FF 90 B SI 88 F CU 74 B FC 86 B FF 88 D CH 84 4-2 BB		B FF 88 1 SAFE X CU 74 1-0 1-2 1B		B CU 74 F CU 73 F FC 87 X CU 75 1-2 1-H HR	I IN 76 I IN 78 I IN 77 I IN 78 4-0 6 HR IBB	B FF 89 B FF 89 S CH 78 X FF 90 2-1 ③ L9			3	2	2	2	2	0	2
6 Starling Marte, R (1, 7) OBP: 0.326, SLG: 0.513	B FF 88 C CU 74 F FF 89 S FF 90 1-3 ③ K		C SI 88 C SI 90 F SL 82 F SI 89 F SL 83 C FF 90 0-3 ② K		X FF 90 0-0 ① G1-3	X CH 83 0-0 1-H 2-H HR		X SI 88 0-0 ① P2		5	1	1	3	0	2	3
27 Jung Ho Kang, R (1, 5) OBP: 0.369, SLG: 0.435		C SI 88 B CH 81 C FF 88 B CU 74 X FC 88 2-2 3 G3 2B	B CU 74 B SI 89 X CH 83 2-0 ③ G1-6-3		B FC 88 B FF 87 C SI 89 S CH 83 B CU 75 B FC 87 4-2 3 G6-3 29 1B BB	C FF 93 B FF 93 B CU 78 X CU 77 2-1 ③ F9		F SI 89 B CH 77 C SL 78 B FF 90 S CH 77 2-3 ② K		4	1	1	0	1	1	2
3 Sean Rodríguez, R (1, 3) OBP: 0.278, SLG: 0.396		B CU 73 C FC 88 F FC 87 X SL 82 1-2 ① G3 2-3	F CU 72 F CH 82 B SI 89 B FF 87 F SL 79 B CU 75 F CH 83 C SI 90 3-3 ① K	F SI 88 B CH 81 X CH 83 1-1 ② G6-3 1-2		F SI 88 S CH 76 B FF 89 X CH 76 1-2 ① G6-3	X SI 89 0-0 ③ G6-3			5	0	0	0	0	1	2
29 Francisco Cervelli, R (1, 2) OBP: 0.366, SLG: 0.366		B FC 87 B FC 88 F FC 87 F FF 89 B SL 81 S FF 90 3-3 ② K	C CU 74 F CH 83 B SI 89 X FC 88 1-2 10 2B 1B	F SI 88 B FF 87 S FF 88 X SL 79 1-2 2-H 1B		B SI 90 C CH 77 X FF 89 1-1 25 1B 10 BB 5 SF8 1B				4	2	3	1	0	1	1
10 Jordy Mercer, R (1, 6) OBP: 0.242, SLG: 0.212		I IN 70 I IN 75 I IN 74 I IN 74 4-0 47 S IBB	B FC 87 B CH 83 X SI 88 2-0 47 G3 1-H 2B	B CU 77 X FF 92 1-0 ③ F7		B CH 77 B CU 70 B FF 89 C SI 89 B CH 77 4-1 5 SF8 25 1B 12 1B 1-2 BB				2	1	1	1	2	0	1
47 Francisco Liriano, L (1, 1) OBP: 0.063, SLG: 0.063 25 Gregory Polanco, L (6, PH) OBP: 0.299, SLG: 0.322 (7, 9)	B FF 88 F FF 87 B FF 89 C FF 90 X CU 75 2-2 ③ P4 1-2		F SI 87 S CU 75 B FF 89 X CU 74 1-2 ② G3 2-3			B FF 92 B CH 82 S FF 92 X CH 83 2-1 31 G5-3 6 HR 1B	C CU 69 B SL 79 X SI 90 1-1 12 1B 1-2 2-3 1B			2 2	0 1	0 2	0 0	0 0	0 0	3 0
Inning Stats	R: 0 E: 0 K: 2 S: 10 H: 0 LOB: 1 BB: 1 P: 17	R: 0 E: 0 K: 1 S: 12 H: 1 LOB: 2 BB: 1 P: 24	R: 0 E: 0 K: 2 S: 13 H: 2 LOB: 2 BB: 0 P: 19	R: 1 E: 0 K: 1 S: 13 H: 2 LOB: 1 BB: 0 P: 21	R: 3 E: 0 K: 0 S: 13 H: 2 LOB: 1 BB: 2 P: 25	R: 3 E: 0 K: 0 S: 7 H: 2 LOB: 0 BB: 1 P: 15	R: 2 E: 0 K: 0 S: 13 H: 3 LOB: 2 BB: 1 P: 22	R: 0 E: 0 K: 1 S: 5 H: 0 LOB: 0 BB: 0 P: 7		1B: 8 2B: 2 3B: 0 HR: 2 SF: 1 SAC: 0 DP: 0 HBP: 0		WP: 0 PB: 0 SB: 1 CS: 0 PA: 42		

	AB	35
	R	9
	H	12
	RBI	9
	BB	6
	SO	7
	LOB	18

livebaseballscorecards.com

PITCHER	IP	WLS	BF	H	R	ER	SO	BB	IBB	HBP	BLK	WP	HR	S	P	ERA	WHIP
49 Jonathon Niese, L (1, 1) ERA: 4.08	4.2	L	25	7	4	4	6	3	1	0	0	0	1	60	104	7.71	2.143
62 Erik Goeddel, R (5, 1) ERA: 2.6	1.1		7	2	3	3	0	0	1	0	0	0	1	8	17	20.25	1.500
36 Sean Gilmartin, L (7, 1) ERA: 3.07	2.0		10	3	2	2	1	1	0	0	0	0	0	18	29	9.00	2.000

PITCHER	IP	WLS	BF	H	R	ER	SO	BB	IBB	HBP	BLK	WP	HR	S	P	ERA	WHIP

Miami Marlins @ Pittsburgh Pirates

PNC Park, Pittsburgh, PA

Mon May 25 2015, 7:09 PM - 9:28 PM EDT

Att. 20,046 - Cloudy - 81 F

livebaseballscorecards.com

Batter	1	2	3	4	5	6	7	8	9	AB	R	H	RBI	BB	SO	LOB
9 Dee Strange-Gordon, L (1, 4) OBP: 0.404, SLG: 0.449	B SI 92 C SI 92 F SI 93 X SI 92 1-2 13 G5-3 27 1B 13 S 1B		B SI 91 B SI 92 B SI 91 C SI 90 X SI 92 3-1 ① G1-3		B SI 90 F SI 91 X FF 90 1-1 ② G4-3			C SI 93 X SI 93 0-1 ① B2-3		4	1	1	0	0	0	0
13 Marcell Ozuna, R (1, 8) OBP: 0.341, SLG: 0.384	C SI 92 X SI 92 0-1 ① G5-3 1-3		B CU 76 X SI 91 1-0 ② G1-3		X SI 91 0-0 ③ G6-3			C SI 94 X CH 84 0-1 27 F7 1B		4	0	1	0	0	0	1
27 Giancarlo Stanton, R (1, 9) OBP: 0.323, SLG: 0.509	X SI 94 0-0 14 1B 1B 3-H		C FF 92 B SI 91 B CU 77 F SI 90 X FF 93 2-2 HR			F SI 90 F SI 92 S CU 77 0-3 ① K		C CH 85 X SI 94 0-1 ② F7 1-2		4	1	2	2	0	1	1
14 Martín Prado, R (1, 5) OBP: 0.313, SLG: 0.359	1 SAFE B SI 92 X SI 93 1-0 48 G3-6-1 1-2 1B		C SI 92 B SI 91 C SI 91 B CU 76 B CU 78 X SI 91 3-2 ③ G4-3			B CU 76 C CU 77 B CU 78 B SI 89 X SI 90 3-1 ② G3-1		B SI 94 C SI 95 X SI 96 1-1 ③ G6-3		4	0	1	0	0	0	1
48 Justin Bour, L (1, 3) OBP: 0.421, SLG: 0.538	C CU 79 S SI 93 B CU 79 X SI 93 1-2 ②③ G3-6-1 1-2f			B SI 90 X SI 89 1-0 20 G5-4-3 1B		S CU 78 T CU 78 C FF 92 0-3 ③ K			B FC 91 F FC 91 X KC 81 1-1 ① F9	4	0	1	0	0	1	2
20 J.T. Realmuto, R (1, 2) OBP: 0.244, SLG: 0.328		C SI 92 C CU 77 F SI 92 C SI 93 0-3 ① K		T SI 91 F SI 91 F SI 92 F SI 92 B SI 91 X SI 92 1-2 ①② G5-4-3 1-2f			X SI 90 0-0 3 G1-3 21 G4-3 1B		B KC 80 B FC 91 C FC 91 X FC 91 2-1 ② G6-3	4	0	1	0	0	1	1
21 Christian Yelich, L (1, 7) OBP: 0.274, SLG: 0.245		F SI 92 C SI 92 B FS 86 B SI 92 F CU 79 X SI 93 2-2 ② G6-3		C SI 92 B FS 84 F FS 84 X SI 91 1-2 1B			X SI 90 0-0 ① G4-3 1-2		B KC 80 C FC 91 F FC 91 B KC 81 B KC 82 X FC 92 3-2 ③ G1-3	4	0	1	0	0	0	1
3 Adeiny Hechavarría, R (1, 6) OBP: 0.333, SLG: 0.406		C SI 93 C CU 78 F SI 92 B CU 77 B CU 76 X SI 93 2-2 2B		C SI 90 X SI 91 0-1 ③ G4-3			F CU 77 X SI 91 0-1 ② G1-3 2-3			3	0	1	0	0	0	2
41 David Phelps, R (1, 1) OBP: 0.133, SLG: 0.071 51 Ichiro Suzuki, L (7, PH) OBP: 0.350, SLG: 0.339 56 Vin Mazzaro, R (7, 1)		X SI 92 0-0 ③ G4-3			B SI 91 S SI 90 X SI 91 1-1 ① G6-3		C SI 90 F FS 84 X FF 90 0-2 ③ G5-3			2 1 0	0 0 0	0 0 0	0 0 0	0 0 0	0 0 0	1 1 0

TOP	
AB	34
R	2
H	9
RBI	2
BB	0
SO	3
LOB	11

Inning Stats	1	2	3	4	5	6	7	8	9
	R: 1 E: 0 K: 0 S: 10	R: 0 E: 0 K: 1 S: 13	R: 1 E: 0 K: 0 S: 9	R: 0 E: 0 K: 0 S: 11	R: 0 E: 0 K: 0 S: 5	R: 0 E: 0 K: 2 S: 8	R: 0 E: 0 K: 0 S: 7	R: 0 E: 0 K: 0 S: 8	R: 0 E: 0 K: 0 S: 7
	H: 3 LOB: 1 BB: 0 P: 13	H: 1 LOB: 1 BB: 0 P: 17	H: 1 LOB: 0 BB: 0 P: 18	H: 2 LOB: 1 BB: 0 P: 14	H: 0 LOB: 0 BB: 0 P: 7	H: 0 LOB: 0 BB: 0 P: 11	H: 1 LOB: 1 BB: 0 P: 7	H: 1 LOB: 1 BB: 0 P: 9	H: 0 LOB: 0 BB: 0 P: 13

1B: 7	SF: 0	WP: 0	PA: 34
2B: 1	SAC: 0	PB: 0	
3B: 0	DP: 2	SB: 1	
HR: 1	HBP: 0	CS: 0	

PITCHER		IP	WLS	BF	H	R	ER	SO	BB	IBB	HBP	BLK	WP	HR	S	P	ERA	WHIP
50 Charlie Morton, R ERA: 2.57	(1, 1)	7.0	W	27	8	2	2	3	0	0	0	0	0	1	63	87	2.57	1.143
44 Tony Watson, L ERA: 1.44	(8, 1)	1.0	H	4	1	0	0	0	0	0	0	0	0	0	8	9	0.00	1.000
35 Mark Melancon, R ERA: 3.0	(9, 1)	1.0	S	3	0	0	0	0	0	0	0	0	0	0	7	13	0.00	0.000

PITCHER		IP	WLS	BF	H	R	ER	SO	BB	IBB	HBP	BLK	WP	HR	S	P	ERA	WHIP

Miami Marlins @ Pittsburgh Pirates

PNC Park, Pittsburgh, PA

Mon May 25 2015, 7:09 PM - 9:28 PM EDT

Att. 20,046 - Cloudy - 81 F

BOTTOM

Batter	1	2	3	4	5	6	7	8	9	AB	R	H	RBI	BB	SO	LOB
5 Josh Harrison, R (1, 5) OBP: 0.284, SLG: 0.398	G5-3	F9			F9		K			4	0	0	0	0	1	1
25 Gregory Polanco, L (1, 9) OBP: 0.298, SLG: 0.316	B2-3		22 G1-4-3 BB		L9		F7			3	0	0	0	1	0	0
22 Andrew McCutchen, R (1, 8) OBP: 0.351, SLG: 0.452	G6-3		G1-4-3 1-2f		K			F7		4	0	0	0	0	1	1
6 Starling Marte, R (1, 7) OBP: 0.330, SLG: 0.512		L9	K			18 CS 1B		18 2B 1B		4	0	2	0	0	1	0
18 Neil Walker, S (1, 4) OBP: 0.322, SLG: 0.380		24 1B 29 HR 1B		K		K 1-2		1-H 2B		4	1	2	0	0	2	1
24 Pedro Alvarez, L (1, 3) OBP: 0.327, SLG: 0.496 3 Sean Rodríguez, R (9, 3) OBP: 0.278, SLG: 0.396		29 HR 1-3 1B		G4-3		2-0 HR		G4-3		4 0	2 0	2 0	1 0	0 0	0 0	1 0
29 Francisco Cervelli, R (1, 2) OBP: 0.381, SLG: 0.404		1-H 3-H HR		10 1B 1B		4-2 BB				2	1	2	3	1	0	0
10 Jordy Mercer, R (1, 6) OBP: 0.252, SLG: 0.224		50 SH3-4 1B		1-2 1B		G6-3				3	0	2	0	0	0	1
50 Charlie Morton, R (1, 1) 31 Jose Tabata, R (7, PH) OBP: 0.375, SLG: 0.286 44 Tony Watson, L (8, 1) 35 Mark Melancon, R (9, 1)		SH3-4 1-2		G4-3			K			1 1 0 0	0 0 0 0	0 0 0 0	0 0 0 0	0 1 0 0	0 0 0 0	2 0 0 0

Inning Stats	1	2	3	4	5	6	7	8	9
	R: 0 E: 0 K: 0 S: 7	H: 0 LOB: 0 BB: 0 P: 12	R: 3 E: 0 K: 0 S: 15	H: 4 LOB: 1 BB: 0 P: 22	R: 0 E: 0 K: 1 S: 4	H: 0 LOB: 0 BB: 1 P: 9	R: 0 E: 0 K: 1 S: 11	H: 2 LOB: 2 BB: 0 P: 20	R: 0 E: 0 K: 1 S: 9	H: 0 LOB: 0 BB: 0 P: 11	R: 1 E: 0 K: 1 S: 14	H: 2 LOB: 1 BB: 1 P: 24	R: 0 E: 0 K: 2 S: 9	H: 0 LOB: 0 BB: 0 P: 15	R: 0 E: 0 K: 0 S: 7	H: 2 LOB: 1 BB: 0 P: 12

1B: 7	SF: 0	WP: 0
2B: 2	SAC: 1	PB: 0
3B: 0	DP: 2	SB: 0
HR: 2	HBP: 0	CS: 1

PA: 33

livebaseballscorecards.com

	AB	30
	R	4
	H	10
	RBI	4
	BB	2
	SO	6
	LOB	7

PITCHER		IP	WLS	BF	H	R	ER	SO	BB	IBB	HBP	BLK	WP	HR	S	P	ERA	WHIP
41 David Phelps, R ERA: 3.56	(1, 1)	6.0	L	26	8	4	4	4	2	0	0	0	0	2	60	98	6.00	1.667
56 Vin Mazzaro, R ERA:	(7, 1)	2.0		7	2	0	0	2	0	0	0	0	0	0	16	27	0.00	1.000

PITCHER		IP	WLS	BF	H	R	ER	SO	BB	IBB	HBP	BLK	WP	HR	S	P	ERA	WHIP

Miami Marlins @ Pittsburgh Pirates

PNC Park, Pittsburgh, PA

Tue May 26 2015, 7:08 PM - 9:45 PM EDT

Att. 20,806 - Partly Cloudy - 80 F

TOP

livebaseballscorecards.com

Batter	1	2	3	4	5	6	7	8	9	AB	R	H	RBI	BB	SO	LOB
9 Dee Strange-Gordon, L (1, 4) OBP: 0.399, SLG: 0.442	C SI 92 B SI 92 C KC 79 B SI 92 B SI 92 S SI 93 3-3 K		C SI 90 B KC 80 S KC 81 F KC 82 F SI 92 B SI 92 F SI 93 S KC 79 2-3 K		C KC 77 F SI 91 F SI 92 X SI 92 0-2 G5-3		S SL 87 X SI 94 0-1 27 WP 27 PB 14 2B 1B		C FF 97 S FS 90 X FS 90 0-2 G5-3	5	1	1	0	0	2	0
13 Marcell Ozuna, R (1, 8) OBP: 0.342, SLG: 0.381	C SI 93 B SI 93 B KC 81 B SI 94 B SI 92 4-1 BB		X KC 80 0-0 14 FC6-4 27 BB 1B		B SI 91 C SI 93 F CH 83 S SI 93 1-3 K		1 SAFE X SI 92 0-0 L4		B FF 95 F FF 96 X FF 95 1-1 G6-3	4	0	1	0	1	1	1
27 Giancarlo Stanton, R (1, 9) OBP: 0.332, SLG: 0.514	C CH 82 B SI 92 S CH 83 B SI 93 S KC 80 2-3 K		B SI 92 D CH 81 B CH 81 B SI 90 4-0 14 FC6-4 1-2 BB		S KC 80 B KC 84 F CH 82 X KC 83 1-2 2B		C SI 93 S CU 78 B CU 80 B FF 94 D CU 80 B SL 88 4-2 14 2B 1-3 BB			2	0	1	0	2	1	1
14 Martín Prado, R (1, 5) OBP: 0.312, SLG: 0.362	1 SAFE B SI 92 C CH 81 X CH 81 1-1 P3		C SI 90 B SI 91 B SI 90 C CH 80 B SI 92 F CH 81 X SI 91 3-2 FC6-4 1-2f 2-3		B SI 90 B SI 91 F SI 89 B CH 80 X SI 90 3-1 F7		X FF 93 0-0 1-3 3-H 2B			4	0	1	1	0	0	4
10 Jeff Baker, R (1, 3) OBP: 0.448, SLG: 0.391 48 Justin Bour, L (7, PH) OBP: 0.414, SLG: 0.528 (7, 3)		C KC 77 B SI 92 F CH 80 B KC 80 X SI 91 2-2 L9	B CH 80 S CH 81 X SI 92 1-1 L8			C SI 90 B CH 81 B SI 91 B CH 80 C SI 90 B SI 92 4-2 BB	C SL 87 X SI 93 0-1 F7			2 1	0 0	0 0	0 0	1 0	0 0	2 2
20 J.T. Realmuto, R (1, 2) OBP: 0.237, SLG: 0.317		C SI 92 C SI 91 B SI 91 X KC 82 1-2 G1-3		C SI 89 X CH 81 0-1 G5-3		X SI 90 0-0 F8		B FF 97 F FF 98 C FF 98 S FS 89 1-3 K		4	0	0	0	0	1	1
21 Christian Yelich, L (1, 7) OBP: 0.282, SLG: 0.255		C SI 92 B SI 93 B KC 82 X SI 92 2-1 3 BB 1B		C KC 78 X SI 92 0-1 1B		B SI 90 D SI 90 B SI 89 C SI 90 T SI 91 F SI 90 S SI 91 3-3 K		C FF 99 F FS 90 B FF 98 B FS 89 F FF 99 F SL 93 F FF 99 B FF 99 S FF 98 3-3 K		4	0	2	0	0	2	1
3 Adeiny Hechavarría, R (1, 6) OBP: 0.332, SLG: 0.399		B SI 91 D CH 79 1 SAFE B SI 91 C SI 89 F CH 81 B SI 91 4-2 1-2 BB		1 SAFE B SI 89 B SI 90 X SI 89 2-0 L6		B SI 92 F SI 92 C SI 92 B SL 86 X SI 93 2-2 G4-3		T FF 99 F FF 99 B FF 100 S FF 99 1-3 K		3	0	0	0	1	1	2
62 José Ureña, R (1, 1) 24 André Rienzo, R (5, 1) 51 Ichiro Suzuki, L (7, PH) OBP: 0.347, SLG: 0.336 31 Steve Cishek, R (7, 1) 22 Carter Capps, R (8, 1) 17 Donovan Solano, R (9, PH) OBP: 0.241, SLG: 0.296		X SI 90 0-0 G3		B SI 89 F SI 90 C SI 91 S KC 77 1-3 K			B SI 94 X SI 93 1-0 G2-3		B FF 96 X FF 98 1-0 L5	2 0 1 0 0 0 1	0 0 0 0 0 0 0	0 0 0 0 0 0 0	0 0 0 0 0 0 0	0 0 0 0 0 0 0	1 0 0 0 0 0 0	3 0 0 0 0 0 0

Inning Stats	1	2	3	4	5	6	7	8	9
	R: 0 E: 0 K: 2 S: 9	H: 0 LOB: 1 BB: 1 P: 19	R: 0 E: 0 K: 0 S: 11	H: 1 LOB: 2 BB: 1 P: 20	R: 0 E: 0 K: 1 S: 13	H: 1 LOB: 2 BB: 1 P: 23	R: 0 E: 0 K: 1 S: 8	H: 1 LOB: 1 BB: 0 P: 11	R: 0 E: 0 K: 1 S: 12	H: 1 LOB: 1 BB: 0 P: 17	R: 0 E: 0 K: 1 S: 10	H: 0 LOB: 1 BB: 1 P: 19	R: 1 E: 0 K: 0 S: 9	H: 2 LOB: 2 BB: 1 P: 14	R: 0 E: 0 K: 3 S: 12	H: 0 LOB: 0 BB: 0 P: 17	R: 0 E: 0 K: 0 S: 6	H: 0 LOB: 0 BB: 0 P: 8

| | | |

BOTTOM

Miami Marlins @ Pittsburgh Pirates

PNC Park, Pittsburgh, PA

Tue May 26 2015, 7:08 PM - 9:45 PM EDT

Att. 20,806 - Partly Cloudy - 80 F

livebaseballscorecards.com

Batter	1	2	3	4	5	6	7	8	9	AB	R	H	RBI	BB	SO	LOB
5 Josh Harrison, R (1, 9) OBP: 0.289, SLG: 0.406	C FF 94 F FF 94 F SL 86 B SL 85 X FF 95 1-2 22 1B 18 F7 27 1B 1B	X FF 94 0-0 18 HR 1-H 2B		C CH 87 S SL 84 B SL 84 X CH 87 1-2 ① L7		B SI 90 B FC 85 C FC 87 F FF 90 X CU 78 2-2 ③ G6-3				4	2	2	1	0	0	1
18 Neil Walker, S (1, 4) OBP: 0.320, SLG: 0.395	1 SAFE B SI 93 B FF 92 X SI 92 2-0 ① F7 1-2	F CH 88 B FF 93 B FF 94 X CH 88 2-1 2-H HR		C FF 93 X CH 86 0-1 ②③ G6-4-3 1-2f			C SL 81 B SI 93 F SL 81 S SI 92 1-3 ① K			4	1	1	2	0	1	2
22 Andrew McCutchen, R (1, 8) OBP: 0.349, SLG: 0.447	C FF 95 F CH 88 B FF 95 X CU 84 1-2 27 1B 2-3 1B	F CH 87 F FF 94 B SL 86 X SL 83 1-2 ③ F8			B CH 85 S FF 94 T SL 83 F CH 86 X CU 82 1-2 ① G6-3		B SI 92 B SI 91 C SL 80 S SI 91 F SL 81 B SI 92 X SI 92 3-2 ② G6-3			4	0	1	0	0	0	0
6 Starling Marte, R (1, 7) OBP: 0.328, SLG: 0.512	B FF 93 B SL 87 F FF 92 T CH 88 S CH 89 2-3 ② K	B FF 93 B SL 83 F FF 92 X SI 92 2-1 ① L3			X CU 79 0-0 24 1B 2B		F SL 80 B SI 92 X SI 91 1-1 ③ G6-3			4	1	1	0	0	1	2
27 Jung Ho Kang, R (1, 5) OBP: 0.383, SLG: 0.453	X FF 95 0-0 1-2 3-H 1B	C SL 84 B SL 83 B FF 94 C CH 88 X SL 82 2-2 24 F9 2B			C CH 85 B FF 93 F SL 84 X SL 85 1-2 ② G6-3			S KC 84 C KC 84 H FF 99 1-2 29 G3-6-1 HBP		3	0	2	1	0	0	1
24 Pedro Alvarez, L (1, 3) OBP: 0.325, SLG: 0.489 3 Sean Rodríguez, R (9, 3) OBP: 0.278, SLG: 0.396	S CH 87 F CH 89 X CH 89 0-2 ③ G6-3	C FF 94 B FF 94 X FF 93 1-1 ② F9 2-3			B CH 86 D SL 86 B CH 87 C FF 93 S CH 86 F CH 88 X FF 93 3-2 2-H 1B			1 SAFE C FF 96 S FF 97 1 SAFE S FF 98 0-3 ① K		4 0	0 0	1 0	1 0	0 0	1 0	4 0
29 Francisco Cervelli, R (1, 2) OBP: 0.377, SLG: 0.393		C FF 93 B CH 88 B SI 93 F FF 91 B CH 88 S CH 88 3-3 ① K	B FF 92 B FF 93 B SL 86 C SL 82 B CH 87 4-1 BB		S FC 86 B FC 87 C SI 90 S CU 80 1-3 ③ K			X FF 98 0-0 ②③ G3-6-1 1-2f		3	0	0	0	1	2	2
10 Jordy Mercer, R (1, 6) OBP: 0.254, SLG: 0.227		C FF 94 B FF 95 X FF 94 1-1 5 2B 1B	B CH 86 C SL 84 C CU 82 B FF 94 B CH 88 X CU 82 3-2 ③ G5-3			C FF 90 F FC 87 C CU 79 0-3 ① K				3	1	1	0	0	1	2
49 Jeff Locke, L (1, 1) OBP: 0.118, SLG: 0.176 48 Jared Hughes, R (6, 1) 31 Jose Tabata, R (6, PH) OBP: 0.333, SLG: 0.250 52 Rob Scahill, L (7, 1) 37 Arquimedes Caminero, R (8, 1)		C FF 92 B FF 92 T FF 92 F FF 94 B FF 93 L SI 92 2-3 ② K		B SI 90 C FF 92 F FF 92 F FF 93 F CU 81 B FF 92 X FF 93 2-2 18 G6-4-3 1B		B SI 90 F FC 86 X FF 91 1-1 ② L4				2 0 1 0 0	0 0 0 0 0	1 0 0 0 0	0 0 0 0 0	0 0 0 0 0	1 0 0 0 0	1 0 0 0 0
Inning Stats	R: 1 E: 0 K: 1 S: 15 H: 3 LOB: 2 BB: 0 P: 21	R: 3 E: 0 K: 2 S: 15 H: 3 LOB: 0 BB: 0 P: 24	R: 0 E: 0 K: 0 S: 11 H: 1 LOB: 2 BB: 1 P: 23	R: 0 E: 0 K: 0 S: 10 H: 1 LOB: 0 BB: 0 P: 13	R: 1 E: 0 K: 1 S: 15 H: 2 LOB: 1 BB: 0 P: 21	R: 0 E: 0 K: 1 S: 8 H: 0 LOB: 0 BB: 0 P: 11	R: 0 E: 0 K: 1 S: 9 H: 0 LOB: 0 BB: 0 P: 14	R: 0 E: 0 K: 1 S: 6 H: 0 LOB: 0 BB: 0 P: 7		1B: 6 2B: 3 3B: 0 HR: 1 SF: 0 SAC: 0 DP: 2 HBP: 1				WP: 0 PB: 0 SB: 0 CS: 0 PA: 34		

	AB	32
	R	5
	H	10
	RBI	5
	BB	1
	SO	7
	LOB	15

PITCHER		IP	WLS	BF	H	R	ER	SO	BB	IBB	HBP	BLK	WP	HR	S	P	ERA	WHIP
62 José Ureña, R ERA: 9.39	(1, 1)	4.2	L	24	10	5	5	3	1	0	0	0	0	1	63	98	9.64	2.357
24 André Rienzo, R ERA:	(5, 1)	1.1		4	0	0	0	2	0	0	0	0	0	0	11	15	0.00	0.000
31 Steve Cishek, R ERA: 6.75	(7, 1)	1.0		3	0	0	0	1	0	0	0	0	0	0	9	14	0.00	0.000
22 Carter Capps, R ERA: 1.29	(8, 1)	1.0		3	0	0	0	1	0	0	1	0	0	0	6	7	0.00	0.000

PITCHER	IP	WLS	BF	H	R	ER	SO	BB	IBB	HBP	BLK	WP	HR	S	P	ERA	WHIP

Miami Marlins @ Pittsburgh Pirates

PNC Park, Pittsburgh, PA

Wed May 27 2015, 12:37 PM - 3:15 PM EDT

Att. 33,238 - Cloudy - 73 F

TOP

livebaseballscorecards.com

Batter	1	2	3	4	5	6	7	8	9	AB	R	H	RBI	BB	SO	LOB
9 Dee Strange-Gordon, L (1, 4) OBP: 0.406, SLG: 0.448	B FF 97 X FF 95 1-0 ① F7		B FF 97 F FF 95 F SL 88 F FF 98 X CU 84 1-2 14 S 1B		C SL 88 X SL 86 0-1 1-3 1B			B SI 93 X SI 93 1-0 1B		4	0	3	0	0	0	0
14 Martín Prado, R (1, 5) OBP: 0.305, SLG: 0.354	B FF 95 C FF 94 F FF 98 T FF 97 1-2 ② K		1 SAFE 1 SAFE S SL 88 C FF 96 B SL 88 B SL 86 X SL 88 2-2 ③ G6-3 1-2		C FF 97 F FF 96 F FF 96 1 SAFE T SL 88 0-2 ③ K			C SI 92 X CH 86 0-1 ① F7		4	0	0	0	0	2	4
27 Giancarlo Stanton, R (1, 9) OBP: 0.325, SLG: 0.503	B FF 97 C FF 95 X KC 84 1-1 ③ G6-3			C SL 85 X SL 84 0-1 ① G5-3		C FF 97 B FF 96 B CU 84 B SL 87 S SL 87 C SI 95 3-3 ① K		C SI 94 B SI 95 F SI 94 F SI 96 T SI 94 1-2 ② K		4	0	0	0	0	2	1
48 Justin Bour, L (1, 3) OBP: 0.419, SLG: 0.579		F FF 96 B FF 95 X SL 87 1-1 HR		B FF 96 X FF 96 1-0 1B		X FF 96 0-0 ② F8		B SI 96 B SI 94 C SI 94 S SI 95 S SI 94 2-3 ③ K		4	1	2	1	0	1	1
13 Marcell Ozuna, R (1, 8) OBP: 0.335, SLG: 0.372		B FF 96 B FF 94 X FF 94 2-0 ① G6-3		S SL 86 D FF 97 D SL 88 S SL 88 F SI 97 C FF 98 2-3 ② K		C KC 83 B SI 96 B SL 87 X SL 87 2-1 ③ G4-3			B FC 90 C FC 89 C FC 87 B FC 89 F KC 80 X FC 90 2-2 ① G1-4-3	4	0	0	0	0	1	1
21 Christian Yelich, L (1, 7) OBP: 0.281, SLG: 0.282		X FF 96 0-0 ② F7		B FF 96 X FF 96 1-0 ③ F8			C KC 83 B CH 88 B FF 95 X FF 96 2-1 HR		C FC 90 X FC 90 0-1 ② G5-3	4	1	1	1	0	0	1
20 J.T. Realmuto, R (1, 2) OBP: 0.244, SLG: 0.323		C FF 95 X FF 95 0-1 ③ G5-3			B FF 95 X FF 94 1-0 9 1B 9 S 1B		C KC 82 X SL 85 0-1 3 FC1-6 1B		X FC 90 0-0 E6 3 1B	4	0	2	0	0	0	0
3 Adeiny Hechavarría, R (1, 6) OBP: 0.330, SLG: 0.395			B FF 94 C FF 93 F FF 95 C SL 85 1-3 ① K		B KC 84 D SL 88 F FF 94 X FF 97 2-1 ① F9		1 SAFE X CU 84 0-0 ① FC1-6 17 G6-4-3 1-2f		C FC 90 X KC 80 0-1 1-2 1B	4	0	1	0	0	1	2
52 Brad Hand, L (1, 1) 57 Bryan Morris, L (6, 1) 17 Donovan Solano, R (7, PH) OBP: 0.233, SLG: 0.286 40 Mike Dunn, L (7, 1) 36 Sam Dyson, R (7, 1) 22 Carter Capps, R (7, 1) 56 Vin Mazzaro, R (8, 1) 51 Ichiro Suzuki, L (9, PH) OBP: 0.344, SLG: 0.333			C FF 94 F FF 94 S FF 96 0-3 ② K		L FF 96 L FF 96 M SL 87 0-3 ② K		X FF 96 0-0 ② ③ G6-4-3 1-2f		C FF 90 B FC 89 C FC 89 F FC 88 F FC 89 X FC 89 1-2 ③ G1-3	2 0 1 0 0 0 0 0 1	0 0 0 0 0 0 0 0 0	0 0 0 0 0 0 0 0 0	0 0 0 0 0 0 0 0 0	0 0 0 0 0 0 0 0 0	2 0 1 0 0 0 0 0 0	1 0 1 0 0 0 0 0 2
Inning Stats	R: 0 E: 0 K: 1 S: 6 H: 0 LOB: 0 BB: 0 P: 9	R: 1 E: 0 K: 0 S: 6 H: 1 LOB: 0 BB: 0 P: 9	R: 0 E: 0 K: 2 S: 13 H: 1 LOB: 1 BB: 0 P: 17	R: 0 E: 0 K: 1 S: 8 H: 1 LOB: 1 BB: 0 P: 12	R: 0 E: 0 K: 2 S: 12 H: 2 LOB: 2 BB: 0 P: 15	R: 0 E: 0 K: 1 S: 6 H: 0 LOB: 0 BB: 0 P: 11	R: 1 E: 0 K: 0 S: 6 H: 2 LOB: 0 BB: 0 P: 8	R: 0 E: 0 K: 2 S: 10 H: 1 LOB: 1 BB: 0 P: 14	R: 0 E: 1 K: 0 S: 14 H: 1 LOB: 2 BB: 0 P: 17	1B: 7 2B: 0 3B: 0 HR: 2 SF: 0 SAC: 0 DP: 1 HBP: 0						WP: 0 PB: 0 SB: 2 CS: 0 PA: 36

	AB	36
	R	2
	H	9
	RBI	2
	BB	0
	SO	9
	LOB	14

PITCHER		IP	WLS	BF	H	R	ER	SO	BB	IBB	HBP	BLK	WP	HR	S	P	ERA	WHIP
45 Gerrit Cole, R ERA: 2.11	(1, 1)	7.0	W	27	7	2	2	7	0	0	0	0	0	2	57	81	2.57	1.000
44 Tony Watson, L ERA: 1.38	(8, 1)	1.0	H	4	1	0	0	2	0	0	0	0	0	0	10	14	0.00	1.000
35 Mark Melancon, R ERA: 2.86	(9, 1)	1.0	S	5	1	0	0	0	0	0	0	0	0	0	14	17	0.00	1.000

PITCHER	IP	WLS	BF	H	R	ER	SO	BB	IBB	HBP	BLK	WP	HR	S	P	ERA	WHIP

Batter	1	2	3	4	5	6	7	8	9	AB	R	H	RBI	BB	SO	LOB
5 Josh Harrison, R (1, 9) (8, 5) OBP: 0.287, SLG: 0.400	B FF 90 B FF 90 C FF 90 B SI 91 X FF 90 3-1 F8 ①		B CH 86 B CH 86 X SI 92 2-0 FC4-6 ② 1-2f 2-3		B SI 94 S CH 86 X SI 93 1-1 G2 ③		B SI 96 F SI 96 B SI 97 X SI 97 2-1 24 1B 6 BB 1B 1-3 2-H	C SL 85 X SL 84 0-1 L8 ③		5	1	1	1	0	0	4
10 Jordy Mercer, R (1, 6) OBP: 0.248, SLG: 0.221 24 Pedro Alvarez, L (7, PH) OBP: 0.329, SLG: 0.493 44 Tony Watson, L (8, 1) 35 Mark Melancon, R (9, 1)	B FF 93 C SI 91 X SI 93 1-1 G1-3 ②		F SI 94 F FF 94 B SI 94 X CU 79 1-2 F7 ③			B FF 96 S FC 90 F FC 90 F SI 97 S FC 90 1-3 K ①	B CH 88 B CH 90 X FF 98 2-0 6 BB 22 BB 27 1B 1B 1-3 3-H			3 1 0 0	0 1 0 0	0 1 0 0	0 1 0 0	0 0 0 0	1 0 0 0	2 0 0 0
22 Andrew McCutchen, R (1, 8) OBP: 0.358, SLG: 0.457	B SI 93 B FF 93 B SI 92 F FF 91 X SI 92 3-1 F9 ③			B CH 84 B SI 92 X SI 90 2-0 27 S 1B		B FF 95 C FF 96 B CU 85 X FC 90 2-1 2B	B SI 98 B CU 82 S SI 95 B CU 83 B SI 97 4-1 6 BB 27 1B BB 1-2			3	1	2	0	1	0	0
6 Starling Marte, R (1, 7) OBP: 0.326, SLG: 0.503		B FF 91 F SI 91 S CH 86 B CH 85 X SI 94 2-2 G5-3 ①		B CH 84 1 SAFE 1 SAFE X SI 90 1-0 L7 ①		S FF 96 X FC 90 0-1 G5-3 ②	B CU 81 D SI 96 S SI 97 B SI 97 F SI 96 B SI 96 4-2 27 1B BB 1-2 2-3 3-H			3	0	0	1	1	0	2
27 Jung Ho Kang, R (1, 5) (8, 6) OBP: 0.378, SLG: 0.444		C SI 94 B CH 86 B CH 86 B SI 92 X SI 92 3-1 G6-3 ②		1 SAFE B SI 92 C SI 93 S SI 92 B CH 86 S CU 80 2-3 K ② 1-2		F FC 89 S FC 90 X CU 85 0-2 P2 ③	C FF 96 C FF 98 F FF 96 D KC 83 X FF 98 1-2 1B 1-3 2-H 3-H			4	0	1	2	0	1	2
18 Neil Walker, S (1, 4) OBP: 0.313, SLG: 0.386		C SI 93 B SI 94 B SI 94 X SI 92 2-1 F9 ③		B CH 85 B SI 92 X CH 86 2-0 F7 ③			F8			4	0	0	0	0	0	3
3 Sean Rodríguez, R (1, 3) OBP: 0.293, SLG: 0.421			B SI 90 F SI 91 S CH 85 F CU 76 B FF 93 F CH 86 X SI 93 2-2 19 FC4-6 1B		B CU 75 X SI 91 1-0 19 G4-3 2B		S FF 95 C FF 95 B FF 95 S SL 85 1-3 K ② B FF 91 S SL 82 F SL 82 F SL 83 S SL 85 1-3 K ①			4	0	2	0	0	2	0
19 Chris Stewart, R (1, 2) OBP: 0.275, SLG: 0.327			L SI 92 X SI 91 0-1 FC4-6 5 FC4-6 45 1B ① 1-2f		B FF 91 F CH 85 D SI 93 S SI 92 F SI 93 X SI 92 2-2 G4-3 ① 2-3		B FF 96 C FF 95 X FF 95 1-1 31 5 1B 1B B FF 92 C FF 92 S SL 84 B SL 85 X FF 93 2-2 F8 ②			4	1	1	0	0	0	2
45 Gerrit Cole, R (1, 1) OBP: 0.261, SLG: 0.227 31 Jose Tabata, R (7, PH) OBP: 0.400, SLG: 0.333 25 Gregory Polanco, L (8, 9) OBP: 0.302, SLG: 0.333			L FF 90 B FF 90 1 SAFE X FF 94 1-1 5 FC4-6 1-2 1B		S SI 94 F SI 94 F SI 94 S CU 81 0-3 K ②		F SL 86 X FF 95 0-1 5 1B 24 1B 1B 1-2 B CH 86 F SI 92 F CH 87 B SL 84 X SL 84 2-2 3B			2 1 1	0 1 0	1 1 1	0 0 0	0 0 0	1 0 0	1 0 0
Inning Stats	R: 0 E: 0 K: 0 S: 6 H: 0 LOB: 0 BB: 0 P: 13	R: 0 E: 0 K: 0 S: 7 H: 0 LOB: 0 BB: 0 P: 14	R: 0 E: 0 K: 0 S: 13 H: 2 LOB: 2 BB: 0 P: 19	R: 0 E: 0 K: 1 S: 6 H: 1 LOB: 1 BB: 0 P: 13	R: 0 E: 0 K: 1 S: 11 H: 1 LOB: 1 BB: 0 P: 15	R: 0 E: 0 K: 1 S: 11 H: 1 LOB: 1 BB: 0 P: 14	R: 5 E: 0 K: 1 S: 21 H: 5 LOB: 2 BB: 2 P: 37	R: 0 E: 0 K: 1 S: 12 H: 1 LOB: 1 BB: 0 P: 17		1B: 8 2B: 2 3B: 1 HR: 0 SF: 0 SAC: 0 DP: 0 HBP: 0				WP: 0 PB: 0 SB: 1 CS: 0 PA: 37		

BOTTOM

Miami Marlins @ Pittsburgh Pirates

PNC Park, Pittsburgh, PA

Wed May 27 2015, 12:37 PM - 3:15 PM EDT

Att. 33,238 - Cloudy - 73 F

livebaseballscorecards.com

AB	35
R	5
H	11
RBI	5
BB	2
SO	5
LOB	16

PITCHER		IP	WLS	BF	H	R	ER	SO	BB	IBB	HBP	BLK	WP	HR	S	P	ERA	WHIP
52 Brad Hand, L ERA: 4.5	(1, 1)	5.0		19	4	0	0	2	0	0	0	0	0	0	43	74	0.00	0.800
57 Bryan Morris, R ERA: 4.13	(6, 1)	1.0	H	4	1	0	0	1	0	0	0	0	0	0	11	14	0.00	1.000
40 Mike Dunn, L ERA: 5.6	(7, 1)	0.2	H	4	2	2	2	1	0	0	0	0	0	0	10	12	27.00	3.000
36 Sam Dyson, R ERA: 3.42	(7, 1)	0.0	L	4	2	1	1	0	2	0	0	0	0	0	6	18	∞	∞
22 Carter Capps, R ERA: 1.23	(7, 1)	0.1		2	1	2	2	0	0	0	0	0	0	0	5	7	54.00	3.000

PITCHER		IP	WLS	BF	H	R	ER	SO	BB	IBB	HBP	BLK	WP	HR	S	P	ERA	WHIP
56 Vin Mazzaro, R ERA:	(8, 1)	1.0		4	1	0	0	1	0	0	0	0	0	0	12	17	0.00	1.000

Batter	1	2	3	4	5	6	7	8	9	AB	R	H	RBI	BB	SO	LOB
5 Josh Harrison, R (1, 5) OBP: 0.301, SLG: 0.410	B FF 89 C FF 89 B KC 76 X FF 90 2-1 F9 ①	B KC 77 C FF 90 B CH 82 B FF 89 B FF 89 4-1 18 S BB		B KC 74 B FF 88 B FF 88 C FF 88 B FF 88 4-1 22 2B BB		F CU 85 B CU 84 X CU 84 1-1 18 1B 22 2B 1-H 2B		C CU 76 B CU 79 X FF 90 1-1 6 BB 18 1B 1B		3	1	2	1	2	0	0
18 Neil Walker, S (1, 4) OBP: 0.321, SLG: 0.392	C FF 91 B FF 90 C FF 91 X KC 77 1-2 6 HBP 27 HR 1B	B FF 89 B FF 89 F CH 82 S FF 91 S FF 90 2-3 ③ K 1-2		B FF 89 S CH 81 B FF 89 S CH 82 F CH 83 S FF 90 2-3 ② K		C FF 96 B CU 85 F FF 96 X CU 85 1-2 22 2B 6 E 2-3 1B		F FF 90 B FF 90 B FF 90 F FF 90 F FF 91 X CU 79 2-2 6 BB 1-2 1B		5	2	3	0	0	2	3
22 Andrew McCutchen, R (1, 8) OBP: 0.364, SLG: 0.473	F FF 90 S FF 90 F FF 92 S CH 83 0-3 K ②	B FF 88 F FF 88 B KC 77 B FF 89 C FF 89 X FF 91 3-2 6 HR 1B	X KC 76 0-0 1-3 2-H 2B			F FF 95 B CH 87 X FF 95 1-1 6 E 1-3 3-H 2B		C CU 78 F FF 91 B CU 81 B FF 91 D CU 80 F FF 91 X FF 90 3-2 ② F8		5	2	3	2	0	1	3
6 Starling Marte, R (1, 7) OBP: 0.333, SLG: 0.517	C FF 90 C FF 89 D CH 82 H FF 90 2-2 27 HR 1-2 HBP	X FF 89 0-0 1-H HR	S SL 80 B SL 82 X FF 90 1-1 ③ F8			F CU 84 B CH 87 X CH 87 1-1 ② L6 2-H 3-H		F CU 78 D CU 79 B FF 89 B CU 78 B FF 91 4-1 1-2 2-3 BB		3	2	1	2	1	0	2
27 Jung Ho Kang, R (1, 6) OBP: 0.371, SLG: 0.462	X SL 85 0-0 1-H 2-H HR	C FF 91 B CH 82 C FF 90 B FF 90 F FF 90 F SL 84 F FF 90 X CH 82 2-2 ① G5-3			C SL 81 F FF 92 B SL 80 S SL 82 1-3 ① K	C CU 83 F FC 94 B CU 85 B CU 85 C FF 95 2-3 ③ K		B FF 90 C FF 90 S FF 90 F FF 91 S FF 91 1-3 ③ K		5	1	1	3	0	3	3
24 Pedro Alvarez, L (1, 3) 46 Vance Worley, R (7, 1) OBP: 0.167, SLG: 0.250 12 Corey Hart, R (9, PH) OBP: 0.225, SLG: 0.316 59 Antonio Bastardo, R (9, 1)	F FF 90 X KC 78 0-1 ③ G4-3	B CH 82 S FF 89 B CH 81 F FF 88 S KC 77 2-3 ② K			S FF 91 F FF 93 S SL 83 0-3 ② K		B FF 94 X FF 94 1-0 ① G6-3		B FF 91 B CH 81 B FF 91 C FF 89 X FF 91 3-1 ① L6	4 0 1 0	0 0 0 0	0 0 0 0	0 0 0 0	0 0 0 0	2 0 0 0	0 0 0 0
25 Gregory Polanco, L (1, 9) OBP: 0.305, SLG: 0.354		C FF 87 B FF 89 B CH 81 F FF 90 F FF 91 B FF 90 X FF 91 3-2 HR	F CH 81 X FF 89 0-1 ③ P6		C SL 85 S SL 84 B FF 92 X FF 92 1-2 29 CS 1B		C FF 94 B CU 84 B CU 84 X FF 94 2-1 ② G6-3		B FF 92 B CU 77 X FF 92 2-0 ② P6	5	1	2	1	0	0	0
29 Francisco Cervelli, R (1, 2) OBP: 0.385, SLG: 0.402		B KC 76 B FF 89 C FF 90 B CH 83 C FF 90 X FF 91 3-2 ① G4-3		C KC 74 B KC 74 B FF 88 B FF 89 X FF 88 3-1 34 SH1-4 22 2B 1B	C SL 83 B SL 81 1 SAFE 1 SAFE S SL 84 1-2 ③ CS 1-2	X FF 94 0-0 5 2B 1B	B CU 83 X FF 94 1-0 ③ L9		X FF 91 0-0 3 FC6-4 1B	5	2	3	0	0	0	0
34 A.J. Burnett, R (1, 1) OBP: 0.150, SLG: 0.158 48 Jared Hughes, R (6, 1) 3 Sean Rodríguez, R (7, 3) OBP: 0.283, SLG: 0.407		C FF 88 B FF 90 C FF 89 S KC 78 1-3 ② K		C CH 86 B FF 88 X FF 89 1-1 ① SH1-4 1-2		B FF 95 C FF 95 C FF 95 M CU 85 1-3 ① K		F FF 89 X CU 77 0-1 ① G6-3	S CH 81 B CH 84 S FF 91 F FF 92 F CU 78 X CH 84 1-2 ③ FC6-4 1-2f	2 0 2	0 0 0	0 0 0	0 0 0	0 0 0	2 0 0	1 0 1
Inning Stats	R: 3 E: 0 K: 1 S: 14 H: 2 LOB: 0 BB: 0 P: 19	R: 1 E: 0 K: 2 S: 14 H: 1 LOB: 1 BB: 1 P: 27	R: 2 E: 0 K: 1 S: 15 H: 2 LOB: 0 BB: 0 P: 22	R: 1 E: 0 K: 1 S: 12 H: 2 LOB: 2 BB: 1 P: 23	R: 0 E: 0 K: 2 S: 11 H: 1 LOB: 0 BB: 0 P: 14	R: 4 E: 1 K: 2 S: 16 H: 4 LOB: 0 BB: 0 P: 23	R: 0 E: 0 K: 0 S: 4 H: 0 LOB: 0 BB: 0 P: 8	R: 0 E: 0 K: 1 S: 17 H: 2 LOB: 3 BB: 1 P: 28	R: 0 E: 0 K: 0 S: 9 H: 1 LOB: 1 BB: 0 P: 15	1B: 9 2B: 3 3B: 0 HR: 3 SF: 0 SAC: 1 DP: 0 HBP: 1						WP: 0 PB: 0 SB: 1 CS: 1 PA: 46	

TOP

Pittsburgh Pirates @ San Diego Padres

Petco Park, San Diego, CA

Thu May 28 2015, 7:11 PM - 10:16 PM PDT

Att. 23,104 - Clear - 65 F

livebaseballscorecards.com

AB	40
R	11
H	15
RBI	9
BB	3
SO	10
LOB	13

PITCHER		IP	WLS	BF	H	R	ER	SO	BB	IBB	HBP	BLK	WP	HR	S	P	ERA	WHIP
22 Ian Kennedy, R ERA: 7.15	(1, 1)	3.2	L	21	7	7	7	5	2	0	1	0	0	3	53	88	17.18	2.455
56 Shawn Kelley, R ERA: 6.23	(4, 1)	1.1		4	1	0	0	2	0	0	0	0	0	0	13	17	0.00	0.750
43 Cory Mazzoni, R ERA: 14.4	(6, 1)	2.0		10	4	4	2	2	0	0	0	0	0	0	20	31	9.00	2.000
59 Kevin Quackenbush, R ERA: 2.3	(8, 1)	1.0		6	2	0	0	1	1	0	0	0	0	0	17	28	0.00	3.000
60 Frank Garces, L ERA: 4.5	(9, 1)	1.0		4	1	0	0	0	0	0	0	0	0	0	9	15	0.00	1.000

PITCHER	IP	WLS	BF	H	R	ER	SO	BB	IBB	HBP	BLK	WP	HR	S	P	ERA	WHIP

BOTTOM

Batter	1	2	3	4	5	6	7	8	9	AB	R	H	RBI	BB	SO	LOB
26 Yangervis Solarte, S (1, 3) OBP: 0.325, SLG: 0.384	C SI 90 B SI 91 F KC 79 S KC 83 1-3 K ①		B KC 79 X SI 90 1-0 G6-3 ②		1 SAFE C SI 90 F SI 90 B SI 91 1 SAFE X KC 82 1-2 E4 25 1B 10 1B 1-H	F CH 85 B FF 91 B SI 91 B SI 90 X FF 90 3-1 2B			B FF 92 B FF 92 F FF 93 C FF 93 S FF 93 2-3 K ②	5	1	1	0	0	2	0
25 Will Venable, L (1, 8) OBP: 0.347, SLG: 0.427	F SI 91 C KC 81 B KC 82 B SI 90 F SI 91 F SI 92 B SI 92 S SI 91 3-3 K ②		C CH 85 S KC 81 X SI 90 0-2 G6-3 ③		X KC 82 0-0 3 WP 10 1B 2-3 1B	F SI 91 C SL 85 S SL 86 0-3 K ③			S FF 92 X FF 92 0-1 F7 ③	5	0	1	0	0	2	1
10 Justin Upton, R (1, 7) OBP: 0.362, SLG: 0.554	B FF 92 F FF 91 B KC 83 B SI 92 F SI 91 B FF 92 4-2 BB			C SI 89 B KC 80 B SI 90 B SI 90 X SI 90 3-1 3 FC6 27 S 15 G3 1B	1 SAFE B SI 91 F SI 92 X FF 91 1-1 3 WP 1-2 3-H 1B		B SL 82 X CH 86 1-0 P3 ①			3	1	2	1	1	0	0
27 Matt Kemp, R (1, 9) OBP: 0.283, SLG: 0.337	C SI 92 X FF 92 0-1 F8 ③			C KC 80 C KC 82 F KC 81 S KC 81 0-3 K ① 1-2	S KC 82 C SI 91 B KC 82 B KC 83 S KC 83 2-3 K ①		C SI 88 B SL 83 C SI 88 F SL 83 X SI 89 1-2 F9 ②			4	0	0	0	0	2	4
3 Derek Norris, R (1, 2) OBP: 0.317, SLG: 0.444		B SI 90 C SI 91 C SI 92 F FF 92 B KC 84 S KC 83 2-3 K ①		X KC 82 0-0 FC6 15 G3 11 1B 2-3	B FF 90 C SI 91 F SI 92 B KC 85 S KC 83 2-3 K ② 1-2 2-3		C SI 88 X SL 87 0-1 G4-3 ③			4	1	0	0	0	2	3
15 Cory Spangenberg, L (1, 4) OBP: 0.283, SLG: 0.346 43 Cory Mazzoni, R (6, 1) 59 Kevin Quackenbush, R (8, 1) 12 Clint Barmes, R (8, PH) OBP: 0.271, SLG: 0.309 60 Frank Garces, L (9, 1)		S SI 92 X KC 81 0-1 1B		X SI 91 0-0 G3 ② 1-2 3-H	X FF 91 0-0 L8 ③			C SL 84 F SL 85 B SL 81 B SI 89 B FF 90 F SI 90 X SI 89 3-2 F7 ①		3 0 0 1 0	0 0 0 0 0	1 0 0 0 0	1 0 0 0 0	0 0 0 0 0	0 0 0 0 0	3 0 0 0 0
11 Will Middlebrooks, R (1, 5) OBP: 0.272, SLG: 0.407		S SI 92 X SI 93 0-1 F9 ②		B SI 91 X SI 90 1-0 2-H 1B		C CH 88 X KC 81 0-1 5 1B 9 G6-4-3 1B		B SI 90 X SL 85 1-0 5 G4-6-3 1B		4	1	3	1	0	0	1
5 Alexi Amarista, L (1, 6) OBP: 0.284, SLG: 0.256	C SI 92 1 SAFE B SI 92 X SI 91 1-1 L8 ③			B SI 90 X SI 91 1-0 F7 ③		C CH 88 X SI 89 0-1 9 G6-4-3 1-3 1B		C SL 83 X FF 89 0-1 G4-6-3 ②③ 1-2f		4	0	1	0	0	0	3
22 Ian Kennedy, R (1, 1) OBP: 0.083, SLG: 0.083 56 Shawn Kelley, R (4, 1) 16 Abraham Almonte, S (6, PH) OBP: 0.263, SLG: 0.176 9 Jedd Gyorko, R (6, 4) OBP: 0.276, SLG: 0.314			C SI 89 B SI 90 F SI 89 X SI 90 1-2 G4-3 ①	B SI 90 S SI 90 B KC 82 B SI 91 B SI 90 4-1 26 E 26 E BB	B FF 92 C SI 90 D KC 82 X SI 92 2-1 G6-4-3 ①② 1-2f 3-H				F FF 92 B FF 92 B FF 92 X FF 92 2-1 F8 ①	1 0 0 2	0 0 1 0	0 0 0 0	0 0 0 1	0 0 1 0	0 0 0 0	0 0 0 1
Inning Stats	R: 0 H: 0 E: 0 LOB: 1 K: 2 BB: 1 S: 12 P: 20	R: 0 H: 1 E: 0 LOB: 1 K: 1 BB: 0 S: 10 P: 13	R: 0 H: 0 E: 0 LOB: 0 K: 0 BB: 0 S: 7 P: 9	R: 2 H: 2 E: 0 LOB: 1 K: 1 BB: 0 S: 10 P: 15	R: 2 H: 2 E: 1 LOB: 2 K: 2 BB: 1 S: 14 P: 24	R: 1 H: 3 E: 0 LOB: 1 K: 1 BB: 0 S: 11 P: 16	R: 0 H: 0 E: 0 LOB: 0 K: 0 BB: 0 S: 7 P: 9	R: 0 H: 1 E: 0 LOB: 0 K: 0 BB: 0 S: 7 P: 11	R: 0 H: 0 E: 0 LOB: 0 K: 1 BB: 0 S: 7 P: 11	1B: 8 2B: 1 3B: 0 HR: 0	SF: 0 SAC: 0 DP: 2 HBP: 0					WP: 1 PB: 0 SB: 1 CS: 0	PA: 38

PITCHER	IP	WLS	BF	H	R	ER	SO	BB	IBB	HBP	BLK	WP	HR	S	P	ERA	WHIP
34 A.J. Burnett, R (1, 1) ERA: 1.81	5.2	W	28	8	5	4	6	2	0	0	0	1	0	61	94	6.35	1.765
48 Jared Hughes, R (6, 1) ERA: 2.86	0.1		1	0	0	0	1	0	0	0	0	0	0	3	3	0.00	0.000
46 Vance Worley, R (7, 1) ERA: 3.98	2.0		6	1	0	0	0	0	0	0	0	0	0	14	20	0.00	0.500
59 Antonio Bastardo, L (9, 1) ERA: 5.11	1.0		3	0	0	0	1	0	0	0	0	0	0	7	11	0.00	0.000

PITCHER	IP	WLS	BF	H	R	ER	SO	BB	IBB	HBP	BLK	WP	HR	S	P	ERA	WHIP

Pittsburgh Pirates @ San Diego Padres

Petco Park, San Diego, CA

Thu May 28 2015, 7:11 PM - 10:16 PM PDT

Att. 23,104 - Clear - 65 F

livebaseballscorecards.com

AB	36
R	5
H	9
RBI	3
BB	2
SO	8
LOB	16

Pittsburgh Pirates @ San Diego Padres

Petco Park, San Diego, CA

Fri May 29 2015, 7:11 PM - 10:26 PM PDT

Att. 28,317 - Partly Cloudy - 65 F

livebaseballscorecards.com

Batter	1	2	3	4	5	6	7	8	9	AB	R	H	RBI	BB	SO	LOB
25 Gregory Polanco, L (1, 9) OBP: 0.302, SLG: 0.350 3 Sean Rodriguez, R (9, 9) OBP: 0.283, SLG: 0.407	T FF 92 B CH 85 X CH 85 1-1 ① F8		C KC 78 X FF 91 0-1 18 1B 6 FC2-1 1B	C CH 84 F KC 79 F SI 90 B SI 91 B SI 91 F KC 79 X CH 84 2-2 ③ F8			C FF 89 F CU 76 B CU 76 X SI 91 1-2 ① G6-3		C KC 86 B KC 86 C KC 85 S KC 87 1-3 ③ K	5 0	0 0	1 0	0 0	0 0	1 0	0 0
18 Neil Walker, S (1, 4) OBP: 0.319, SLG: 0.389	B FF 91 C CH 85 B FC 89 X CH 85 2-1 ② G3-1		C FC 86 1 SAFE 1 SAFE S CH 86 X CH 86 0-2 6 FC2-1 22 F9 24 1B 1-3 1B		X FC 86 0-0 ① F8		F CH 81 X CH 84 0-1 ② G5-3			4	1	1	0	0	0	0
22 Andrew McCutchen, R (1, 8) OBP: 0.361, SLG: 0.465	B FF 92 B KC 80 B FC 87 C FF 92 F CH 86 B FF 93 4-2 27 FC5 6 1B BB		X FC 86 0-0 ① F9 1-2		B FF 90 C CH 82 S CH 83 F CH 82 B CH 83 C FC 87 2-3 ② K		X FF 93 0-0 ③ F9			3	0	0	0	1	1	2
6 Starling Marte, R (1, 7) OBP: 0.332, SLG: 0.511	X FC 87 0-0 27 FC5 1-2 1B		C SI 91 3 SAFE F CH 86 S KC 79 0-3 ② FC2-1 27 S 24 1B 2-3 3-H		B KC 79 S SI 91 S CH 84 B FC 86 F KC 79 F FC 86 B CH 84 F CH 84 S CH 84 3-3 ③ K			C FF 94 F CH 83 B FF 95 F FF 94 F SL 87 X CH 83 1-2 ① G5-3		4	1	1	0	0	1	2
27 Jung Ho Kang, R (1, 5) OBP: 0.375, SLG: 0.453	C SI 92 X CH 85 0-1 ③ FC5 1-2 2-3f		D FC 85 B SI 91 C FF 93 S CH 86 D CH 86 H CH 85 4-2 29 S 24 1B HBP 1-2			B FC 84 X FF 90 1-0 ① F8		B SL 86 S CH 83 B SL 88 B FF 94 B FF 95 4-1 BB		2	0	0	0	1	0	2
24 Pedro Alvarez, L (1, 3) OBP: 0.325, SLG: 0.479		C KC 78 B CH 86 B FC 88 X CH 84 2-1 ① G4-3	F KC 80 F KC 80 X CH 86 0-2 1-2 2-H 3-H 1B			F FC 86 B FF 91 X FF 91 1-1 29 BB 1B		C FF 94 F FF 94 F CH 84 S CH 84 0-3 ② K		4	0	2	2	0	1	1
29 Francisco Cervelli, R (1, 2) OBP: 0.388, SLG: 0.408		C FF 92 F KC 80 X KC 79 0-2 2B	B FC 86 C FF 92 B SI 91 B FC 86 C FC 86 C FF 93 3-3 ③ K 2-3			F SI 90 S CH 85 B FF 92 D CH 85 B CH 84 B FF 91 4-2 1-2 BB		B SL 87 C SL 87 C CH 82 S CH 84 1-3 ③ K		3	0	1	0	1	2	3
10 Jordy Mercer, R (1, 6) OBP: 0.241, SLG: 0.214		F FC 86 F FF 92 D CH 86 D CH 86 D KC 79 S CH 86 3-3 ② K		B FF 90 B FC 85 F FF 92 X FF 93 2-1 ① G6-3		S FC 86 B CH 84 F FC 86 B KC 78 B CH 86 X FF 92 3-2 ② F8			S FF 98 C KC 87 S FF 98 0-3 ① K	4	0	0	0	0	2	3
47 Francisco Liriano, L (1, 1) OBP: 0.053, SLG: 0.053 48 Jared Hughes, R (7, 1) 37 Arquimedes Caminero, R (7, 1) 44 Tony Watson, L (8, 1) 31 Jose Tabata, R (9, PH) OBP: 0.364, SLG: 0.300 52 Rob Scahill, L (9, 1)		F FF 92 F FF 92 S KC 80 0-3 ③ K		C FF 90 X KC 78 0-1 ② L8		B SI 91 B FF 91 X FF 90 2-0 ③ P6			B KC 88 C FF 98 B KC 86 X FF 97 2-1 ② G6-3	3 0 0 0 1 0	0 0 0 0 0 0	0 0 0 0 0 0	0 0 0 0 0 0	0 0 0 0 0 0	1 0 0 0 0 0	3 0 0 0 0 0
Inning Stats	R: 0 E: 0 K: 0 S: 9 H: 1 LOB: 2 BB: 1 P: 16	R: 0 E: 0 K: 2 S: 11 H: 1 LOB: 1 BB: 0 P: 16	R: 2 E: 0 K: 1 S: 17 H: 3 LOB: 2 BB: 0 P: 24	R: 0 E: 0 K: 0 S: 9 H: 0 LOB: 0 BB: 0 P: 13	R: 0 E: 0 K: 2 S: 11 H: 0 LOB: 0 BB: 0 P: 16	R: 0 E: 0 K: 0 S: 9 H: 1 LOB: 2 BB: 1 P: 20	R: 0 E: 0 K: 0 S: 6 H: 0 LOB: 0 BB: 0 P: 7	R: 0 E: 0 K: 2 S: 13 H: 0 LOB: 1 BB: 1 P: 19	R: 0 E: 0 K: 2 S: 8 H: 0 LOB: 0 BB: 0 P: 11	1B: 5 2B: 1 3B: 0 HR: 0 SF: 0 SAC: 0 DP: 0 HBP: 1						

PITCHER		IP	WLS	BF	H	R	ER	SO	BB	IBB	HBP	BLK	WP	HR	S	P	ERA	WHIP
33 James Shields, R ERA: 3.69	(1, 1)	6.0		27	6	2	2	6	2	0	1	0	0	0	66	105	3.00	1.333
60 Frank Garces, L ERA: 4.3	(7, 1)	0.2		2	0	0	0	0	0	0	0	0	0	0	5	6	0.00	0.000
44 Dale Thayer, R ERA: 2.95	(7, 1)	0.1		1	0	0	0	0	0	0	0	0	0	0	1	1	0.00	0.000
53 Joaquín Benoit, R ERA: 2.57	(8, 1)	1.0		4	0	0	0	2	1	0	0	0	0	0	13	19	0.00	1.000
46 Craig Kimbrel, R ERA: 4.74	(9, 1)	1.0	W	3	0	0	0	2	0	0	0	0	0	0	8	11	0.00	0.000

PITCHER	IP	WLS	BF	H	R	ER	SO	BB	IBB	HBP	BLK	WP	HR	S	P	ERA	WHIP

TOP	
AB	33
R	2
H	6
RBI	2
BB	3
SO	9
LOB	16

WP: 0	PA: 37
PB: 0	
SB: 2	
CS: 0	

BOTTOM

Batter	1	2	3	4	5	6	7	8	9	AB	R	H	RBI	BB	SO	LOB
26 Yangervis Solarte, S (1, 3) OBP: 0.321, SLG: 0.374	X SI 90 0-0 ① G4-3		B SI 91 X CH 83 1-0 ③ G5-3		F SL 86 X CH 85 0-1 ③ G5-3		B FF 97 D FS 89 C FF 98 B FF 98 S FS 89 B FF 98 4-2 BB		C SL 88 X SI 93 0-1 ② FC6-2 (3 HR) 1-2 2-3 3-Hf	4	1	0	0	1	0	5
3 Derek Norris, R (1, 2) OBP: 0.314, SLG: 0.455	C SI 90 S CH 82 S SL 84 0-3 ② K			C CH 82 B SI 91 B SI 92 B CH 84 F SI 91 F SL 83 F SL 82 F CH 85 S SL 84 3-3 ① K		B SI 91 F CH 84 B SI 91 F SL 83 B SL 85 S SI 94 3-3 ① K	C FF 98 C FF 97 S FF 98 0-3 ③ K		B SI 94 X SL 86 1-0 HR 1-H 2-H 3-H	5	1	1	4	0	4	2
10 Justin Upton, R (1, 7) OBP: 0.365, SLG: 0.550	C SI 91 C SI 91 S SL 82 0-3 ③ K			B SI 92 B SL 82 B CH 86 D SI 92 4-0 BB (27 PB)		S CH 85 B SL 83 S CH 85 X SL 84 1-2 ② F9		C SI 93 B SI 94 S CH 83 F SI 95 B CH 86 B CH 84 X SI 93 3-2 1B (27 G4-6-3)		3	0	1	0	1	1	0
27 Matt Kemp, R (1, 9) OBP: 0.278, SLG: 0.330		B SI 90 C SL 80 S CH 82 S SL 81 1-3 ① K		B CH 82 C SL 80 B SI 92 B CH 84 F CH 85 F SL 83 S CH 85 3-3 ② K 1-2		B SL 84 S CH 86 X SI 93 1-1 ③ F8		C SI 94 X SI 93 0-1 ①② G4-6-3 1-2f		4	0	0	0	0	2	2
11 Will Middlebrooks, R (1, 5) OBP: 0.278, SLG: 0.412 (8, 6)		S SL 81 B SI 93 S CH 83 X SL 82 1-2 2B		D CH 85 B SL 80 C CH 84 B SI 92 C SL 83 S SL 82 3-3 ③ K			B SI 91 B SI 92 B SI 92 B FF 92 4-0 BB (9 1B; 16 2B)	B CH 85 B CH 84 X SI 94 2-0 ③ F8		3	1	1	0	1	1	1
9 Jedd Gyorko, R (1, 4) OBP: 0.292, SLG: 0.324	F CH 83 B CH 83 B SI 92 C SL 82 B SL 84 F SL 82 X SI 93 3-2 ② G5-3		B SI 90 B SI 91 F SI 91 X CH 85 2-1 1B (12 1B)				C SI 93 B SI 93 T SI 93 X SI 94 1-2 1B (16 2B) 1-2		B SI 94 B SL 86 B SI 93 C SI 92 B SI 93 4-1 BB (16 SH; 5 FC4-2)	3	1	2	0	1	0	1
16 Abraham Almonte, S (1, 8) OBP: 0.268, SLG: 0.216	B SL 81 S CH 84 S CH 84 D SL 82 S SL 84 2-3 ③ K		L SI 89 C SI 92 B SL 83 S CH 85 1-3 ① K				B SI 93 B SI 94 X SI 94 2-0 (15 SH1-4; 25 FC3-5-2-3) 1-H 2-H 2B		B SI 92 X SI 92 1-0 (SH: 5 FC4-2; 26 FC6-2) 1-3	3	0	1	2	0	2	2
12 Clint Barmes, R (1, 6) OBP: 0.279, SLG: 0.316 15 Cory Spangenberg, L (7, PH) OBP: 0.289, SLG: 0.346 (8, 5)			C CH 88 B SI 90 F CH 83 F SL 82 C SI 92 1-3 ① K		B SI 91 X CH 84 1-0 1-3 1B		B SI 94 X SI 93 1-0 ① SH1-4 2-3		I IN 79 I IN 83 I IN 85 I IN 85 4-0 IBB (26 FC6-2; 5 FC4-2; 3 HR)	2 0	0 1	1 0	0 0	0 1	1 0	0 0
33 James Shields, R (1, 1) OBP: 0.154, SLG: 0.192 60 Frank Garces, L (7, 1) 44 Dale Thayer, R (7, 1) 25 Will Venable, L (7, PH) OBP: 0.343, SLG: 0.422 53 Joaquin Benoit, R (8, 1) 46 Craig Kimbrel, R (9, 1) 5 Alexi Amarista, L (9, PH) OBP: 0.281, SLG: 0.254			B SI 92 F SI 90 B SI 93 X SI 91 2-1 ② L8		C SL 84 D CH 86 B SI 92 F SI 92 F SL 83 B SL 83 C SL 83 3-3 ② K		B FF 97 B FF 98 S FS 88 X FF 97 2-1 ② FC3-5-2-3 3-H		X SI 93 0-0 ① FC4-2 (26 FC6-2; 3 HR) 1-2 2-3 3-Hf	2 0 0 1 0 0 1	0 0 0 0 0 0 1	0 0 0 0 0 0 0	0 0 0 0 0 0 0	1 0 0 0 0 0 0	2 0 0 1 0 0 3	0 0 0 0 0 0 0
Inning Stats	R: 0 E: 0 K: 2 S: 7 H: 0 LOB: 0 BB: 0 P: 7	R: 0 E: 0 K: 2 S: 13 H: 1 LOB: 1 BB: 0 P: 20	R: 0 E: 0 K: 1 S: 7 H: 0 LOB: 0 BB: 0 P: 11	R: 0 E: 0 K: 3 S: 13 H: 0 LOB: 1 BB: 1 P: 26	R: 0 E: 0 K: 2 S: 12 H: 2 LOB: 2 BB: 0 P: 19	R: 0 E: 0 K: 1 S: 8 H: 0 LOB: 0 BB: 0 P: 13	R: 2 E: 0 K: 1 S: 12 H: 2 LOB: 2 BB: 2 P: 26	R: 0 E: 0 K: 0 S: 7 H: 1 LOB: 0 BB: 0 P: 12	R: 4 E: 1 K: 0 S: 6 H: 1 LOB: 0 BB: 2 P: 16	1B: 4 2B: 2 3B: 0 HR: 1	SF: 0 SAC: 2 DP: 1 HBP: 0			WP: 0 PB: 1 SB: 0 CS: 0	PA: 38		

PITCHER		IP	WLS	BF	H	R	ER	SO	BB	IBB	HBP	BLK	WP	HR	S	P	ERA	WHIP
47 Francisco Liriano, L ERA: 3.47	(1, 1)	6.0		22	3	0	0	11	1	0	0	0	0	0	60	96	0.00	0.667
48 Jared Hughes, R ERA: 3.63	(7, 1)	0.1	B	4	2	2	2	0	1	0	0	0	0	0	5	13	54.00	9.000
37 Arquimedes Caminero, R ERA: 3.63	(7, 1)	0.2		3	0	0	0	1	1	0	0	0	0	0	7	13	0.00	1.500
44 Tony Watson, L ERA: 1.33	(8, 1)	1.0		3	1	0	0	0	0	0	0	0	0	0	7	12	0.00	1.000
52 Rob Scahill, R ERA: 1.4	(9, 1)	0.2	L	6	1	4	0	0	1	1	0	0	0	1	6	16	0.00	3.000

PITCHER	IP	WLS	BF	H	R	ER	SO	BB	IBB	HBP	BLK	WP	HR	S	P	ERA	WHIP

Pittsburgh Pirates @ San Diego Padres

Petco Park, San Diego, CA

Fri May 29 2015, 7:11 PM - 10:26 PM PDT

Att. 28,317 - Partly Cloudy - 65 F

livebaseballscorecards.com

AB	31
R	6
H	7
RBI	6
BB	5
SO	12
LOB	19

Batter	1	2	3	4	5	6	7	8	9	AB	R	H	RBI	BB	SO	LOB
5 Josh Harrison, R (1, 5) OBP: 0.303, SLG: 0.410	X FF 93 0-0 ① F9	D SI 92 S SL 87 1 SAFE D SL 87 F SI 93 F FF 93 X SL 86 2-2 25 1B 25 S 1-H 1B		C SI 94 X SL 88 0-1 ③ G6-3		B SL 87 D SI 92 F SL 88 F SL 90 D SI 93 F SL 90 F SL 86 X SL 87 3-2 ③ G1-3			C FF 92 X CU 79 0-1 22 2B 25 1B 1B	5	1	2	1	0	0	2
25 Gregory Polanco, L (1, 9) OBP: 0.304, SLG: 0.351	B FF 94 B SI 93 S SL 84 X SI 95 2-1 ② G2	1 SAFE 1 SAFE D SI 92 B SL 83 1 SAFE C SI 93 B SL 90 X SI 93 3-1 22 S 1-3 1B			C SL 84 B SL 85 B SI 91 B SL 85 F SI 92 X SI 92 3-2 ① G4-3		C FF 92 F FF 92 B FF 92 S SL 80 1-3 ① K		1 SAFE C FF 90 S FF 90 1 SAFE X FF 90 0-2 22 2B 6 G3 1-2 1B	5	1	2	0	0	1	0
22 Andrew McCutchen, R (1, 8) OBP: 0.372, SLG: 0.474	C SL 86 B SI 95 F SI 94 X SL 89 1-2 6 E 18 1B 1B	1 SAFE B SI 93 C SI 93 S SL 87 D SL 86 B SI 94 B SL 86 4-2 6 G6-3 1-2 BB			S SL 87 B SI 93 B SI 93 X SL 87 2-1 ② F8		B FF 92 B FF 92 B FF 92 B FF 92 4-0 BB		C FF 91 B FF 92 B FF 91 F FF 91 B FF 91 X FF 91 3-2 6 G3 1-3 2-H 2B	3	1	2	1	2	0	0
6 Starling Marte, R (1, 7) OBP: 0.323, SLG: 0.497	1 SAFE B SI 93 X SL 86 1-0 E5 18 1B 1-2	C SI 93 X SI 93 0-1 ② ③ G6-3 1-2f			C SI 92 S SL 87 S SL 86 0-3 ③ K		S FF 92 S FF 92 F FF 92 S FF 92 0-3 ② K		C CU 78 B FF 90 B FF 90 B FF 91 X FF 90 3-1 ② G3 2-3 3-H	5	0	0	1	0	2	6
18 Neil Walker, S (1, 4) OBP: 0.321, SLG: 0.385	C SL 86 X SI 92 0-1 24 BB 1-3 2-H 1B		C SL 84 B SL 86 C FF 91 S SL 85 1-3 ① K			X SL 89 0-0 ① F8	1 SAFE F CH 81 B SI 90 X CH 80 1-1 ③ F9		I IN 62 I IN 64 I IN 63 I 4-0 IBB	4	0	1	1	1	1	1
24 Pedro Alvarez, L (1, 3) OBP: 0.329, SLG: 0.483 3 Sean Rodríguez, R (8, 3) OBP: 0.279, SLG: 0.400	B SI 93 B SL 85 B SI 92 C SI 94 B SL 87 4-1 29 FC6-4 1-2 BB		F FF 92 X SL 86 0-1 ② F8			C SL 85 B FF 92 X SL 86 1-1 10 1B 50 G4-3 2B		C FF 91 C FF 92 F CU 79 S CU 78 0-3 ① K	S CU 78 S FF 90 B CU 79 S FF 90 1-3 ③ K	3 1	1 0	1 0	0 0	1 0	1 1	0 2
29 Francisco Cervelli, R (1, 2) OBP: 0.385, SLG: 0.398	T SI 93 F SL 87 B SL 88 X SL 88 1-2 ③ FC6-4 1-2f		S SL 86 C SI 93 B SL 85 B SI 93 X FC 91 2-2 ③ G1-3			B SI 92 C SI 91 H SL 85 2-1 50 G4-3 10 1B HBP		C SL 83 F SL 82 C FF 92 0-3 ② K		3	0	0	0	0	1	3
10 Jordy Mercer, R (1, 6) OBP: 0.248, SLG: 0.223		C SL 85 B SL 86 X SI 93 1-1 5 S 5 1B 1B		B SI 91 S SL 85 X SL 90 1-1 ① F8		B SL 84 B SI 91 C SL 90 S SL 86 F SL 86 B SL 86 X SI 93 3-2 50 G4-3 1-2 2-3 1B		C FF 91 B SL 83 F FF 91 C SL 84 2-3 ③ K		4	1	2	0	0	1	0
50 Charlie Morton, R (1, 1) 44 Tony Watson, L (8, 1) 31 Jose Tabata, R (9, PH) OBP: 0.333, SLG: 0.273 35 Mark Melancon, R (9, 1)		X FF 91 0-0 ① B3		B FF 91 C SI 91 F SL 85 B FF 93 F SL 86 X SI 93 2-2 ② G4-3		F SI 91 X SI 93 0-1 ② G4-3 1-2 2-3 3-H			B CU 78 F FF 89 B CU 79 F FF 90 B FF 91 X FF 91 3-2 ① F9	3 0 1 0	0 0 0 0	0 0 0 0	1 0 0 0	0 0 0 0	0 0 0 0	3 0 0 0
Inning Stats	R: 1 H: 2 E: 1 LOB: 3 K: 0 BB: 1 S: 13 P: 22	R: 1 H: 3 E: 0 LOB: 2 K: 0 BB: 1 S: 13 P: 23	R: 0 H: 0 E: 0 LOB: 0 K: 1 BB: 0 S: 8 P: 11	R: 0 H: 0 E: 0 LOB: 0 K: 0 BB: 0 S: 8 P: 11	R: 0 H: 0 E: 0 LOB: 0 K: 1 BB: 0 S: 8 P: 13	R: 1 H: 2 E: 0 LOB: 2 K: 0 BB: 0 S: 15 P: 24	R: 0 H: 0 E: 0 LOB: 1 K: 2 BB: 1 S: 9 P: 15	R: 0 H: 0 E: 0 LOB: 0 K: 3 BB: 0 S: 10 P: 12	R: 2 H: 3 E: 0 LOB: 2 K: 1 BB: 1 S: 16 P: 30	1B: 8 SF: 0 2B: 2 SAC: 0 3B: 0 DP: 1 HR: 0 HBP: 1						WP: 0 PA: 42 PB: 0 SB: 3 CS: 0

PITCHER		IP	WLS	BF	H	R	ER	SO	BB	IBB	HBP	BLK	WP	HR	S	P	ERA	WHIP
38 Tyson Ross, R ERA: 3.76	(1, 1)	6.0	L	28	7	3	2	2	2	0	1	0	0	0	65	104	3.00	1.500
44 Dale Thayer, R ERA: 2.86	(7, 1)	0.2		3	0	0	0	2	1	0	0	0	0	0	7	12	0.00	1.500
60 Frank Garces, L ERA: 4.11	(7, 1)	0.2		2	0	0	0	1	0	0	0	0	0	0	6	7	0.00	0.000
56 Shawn Kelley, R ERA: 5.93	(8, 1)	0.2		2	0	0	0	2	0	0	0	0	0	0	6	8	0.00	0.000
59 Kevin Quackenbush, R ERA: 3.24	(9, 1)	1.0		7	3	2	2	1	0	1	0	0	0	0	16	30	18.00	3.000

PITCHER	IP	WLS	BF	H	R	ER	SO	BB	IBB	HBP	BLK	WP	HR	S	P	ERA	WHIP

TOP

Pittsburgh Pirates @ San Diego Padres

Petco Park, San Diego, CA

Sat May 30 2015, 7:11 PM - 10:01 PM PDT

Att. 43,207 - Partly Cloudy - 65 F

livebaseballscorecards.com

AB	37
R	5
H	10
RBI	5
BB	4
SO	8
LOB	17

Batter	1	2	3	4	5	6	7	8	9	AB	R	H	RBI	BB	SO	LOB
25 Will Venable, L (1, 8) OBP: 0.343, SLG: 0.413	B SI 92 B SI 93 B SI 92 4-1 26 2B BB		B SI 91 B SI 91 T SI 91 F SI 92 B CU 79 F SI 92 F SI 92 X SI 92 3-2 ② G4-3		C SI 91 X CU 78 0-1 ③ G3-1			C SI 95 B CH 85 S SI 94 F SI 94 B CH 86 S CH 84 2-3 ③ K		2	1	0	0	1	0	0
9 Jedd Gyorko, R (8, PH) OBP: 0.289, SLG: 0.321										1	0	0	0	0	1	0
59 Kevin Quackenbush, R (9, 1)										0	0	0	0	0	0	0
26 Yangervis Solarte, S (1, 3) OBP: 0.320, SLG: 0.377	X SI 91 0-0 1-H 2B		B SI 92 C SI 92 C CU 78 F SI 92 X CU 78 1-2 ③ G2-3			C CU 76 F CU 78 B CU 78 F SI 90 F SI 89 B CU 79 X SI 91 2-2 ① G5-3			C FC 91 X FC 90 0-1 ① G2-3	4	0	1	1	0	0	0
10 Justin Upton, R (1, 7) OBP: 0.363, SLG: 0.543	X SI 93 0-0 ① G5-3			C SI 91 B CU 78 X CU 78 1-1 ① G1-3		B CU 77 B SI 91 B SI 91 S SI 91 F SI 92 F SI 92 X SI 92 3-2 ② G6-3			B FF 91 X FC 90 1-0 1B	4	0	1	0	0	0	1
27 Matt Kemp, R (1, 9) OBP: 0.277, SLG: 0.328	B SI 93 X SI 94 1-0 ② L8			X SI 92 0-0 15 FC3 15 E 3 1B 1B		F SI 92 S CU 79 X CU 79 0-2 ③ G6-3			X FC 89 0-0 ② F9	4	1	1	0	0	0	2
3 Derek Norris, R (1, 2) OBP: 0.312, SLG: 0.450	B SI 92 C SI 93 B CU 79 S SI 93 B SI 93 F SI 93 X SI 93 3-2 ③ G5-3			X SI 91 0-0 11 G5-3 15 E 1-2 1B			C CU 78 F SI 90 B CU 78 B CU 78 X SI 91 2-2 ① G4-3		C FC 90 B FC 90 C KC 80 S KC 80 1-3 ③ K	4	0	1	0	0	1	2
15 Cory Spangenberg, L (1, 4) OBP: 0.282, SLG: 0.336		C SI 90 X FF 90 0-1 ① P5		X SI 92 0-0 FC3 1-2 2-H			X SI 91 0-0 ② G3			3	0	0	0	0	0	1
11 Will Middlebrooks, R (1, 5) OBP: 0.273, SLG: 0.404		C SI 92 C SI 91 B SI 91 B CU 78 X CU 78 2-2 ② P3		X SI 91 0-0 ②③ G5-3 2-3f			B SI 92 B FF 90 X SI 91 2-0 ③ G6-3			3	0	0	0	0	0	2
5 Alexi Amarista, L (1, 6) OBP: 0.277, SLG: 0.250		B SI 91 C SI 90 X SI 90 1-1 ③ G6-3			C SI 90 B CU 76 B CU 76 F SI 91 S CU 78 2-3 ① K			F SI 93 S CH 85 F SI 93 B CH 85 F SI 95 S CH 85 1-3 ① K		2	0	0	0	1	0
12 Clint Barmes, R (8, PH) OBP: 0.274, SLG: 0.310										1	0	0	0	0	1	0
(9, 6)																
38 Tyson Ross, R (1, 1) OBP: 0.105, SLG: 0.105			C SI 90 C SI 91 B FF 91 C SI 90 1-3 ① K		C FF 92 X SI 92 0-1 ② G1-3			F SI 94 C SI 94 B SI 93 C CH 86 1-3 ② K		2	0	0	0	0	1	0
44 Dale Thayer, R (7, 1)										0	0	0	0	0	0	0
60 Frank Garces, L (7, 1)										0	0	0	0	0	0	0
56 Shawn Kelley, R (8, 1)										0	0	0	0	0	0	0
16 Abraham Almonte, S (8, PH) OBP: 0.262, SLG: 0.211										1	0	0	0	0	1	0
(9, 8)																
Inning Stats	R: 1 E: 0 K: 0 S: 8 H: 1 LOB: 1 BB: 1 P: 16	R: 0 E: 0 K: 0 S: 7 H: 0 LOB: 0 BB: 0 P: 10	R: 0 E: 0 K: 1 S: 12 H: 0 LOB: 0 BB: 0 P: 17	R: 1 E: 1 K: 0 S: 6 H: 2 LOB: 1 BB: 0 P: 7	R: 0 E: 0 K: 1 S: 7 H: 0 LOB: 0 BB: 0 P: 9	R: 0 E: 0 K: 0 S: 12 H: 0 LOB: 0 BB: 0 P: 17	R: 0 E: 0 K: 0 S: 5 H: 0 LOB: 0 BB: 0 P: 9	R: 0 E: 0 K: 3 S: 12 H: 0 LOB: 0 BB: 0 P: 16	R: 0 E: 0 K: 1 S: 7 H: 1 LOB: 1 BB: 0 P: 9	1B: 3 2B: 1 3B: 0 HR: 0 SF: 0 SAC: 0 DP: 1 HBP: 0						WP: 0 PB: 0 SB: 0 CS: 0 PA: 32

PITCHER		IP	WLS	BF	H	R	ER	SO	BB	IBB	HBP	BLK	WP	HR	S	P	ERA	WHIP
50 Charlie Morton, R ERA: 1.93	(1, 1)	7.0	W	25	3	2	1	2	1	0	0	0	0	0	57	85	1.29	0.571
44 Tony Watson, L ERA: 1.29	(8, 1)	1.0	H	3	0	0	0	3	0	0	0	0	0	0	12	16	0.00	0.000
35 Mark Melancon, R ERA: 2.74	(9, 1)	1.0	S	4	1	0	0	1	0	0	0	0	0	0	7	9	0.00	1.000

PITCHER	IP	WLS	BF	H	R	ER	SO	BB	IBB	HBP	BLK	WP	HR	S	P	ERA	WHIP

BOTTOM

Pittsburgh Pirates @ San Diego Padres

Petco Park, San Diego, CA

Sat May 30 2015, 7:11 PM - 10:01 PM PDT

Att. 43,207 - Partly Cloudy - 65 F

livebaseballscorecards.com

AB	31
R	2
H	4
RBI	1
BB	1
SO	6
LOB	8

Batter	1	2	3	4	5	6	7	8	9	AB	R	H	RBI	BB	SO	LOB
5 Josh Harrison, R (1, 5) OBP: 0.297, SLG: 0.401	B FC 89 C FF 89 B SI 90 F SI 89 S FF 91 2-3 K		C EP 69 F CU 80 F FF 91 S SI 92 0-3 K		X SI 91 0-0 P4		F CH 77 X SI 90 0-1 F9			4	0	0	0	0	2	4
3 Sean Rodríguez, R (8, 5) OBP: 0.279, SLG: 0.400										0	0	0	0	0	0	0
18 Neil Walker, S (1, 4) OBP: 0.325, SLG: 0.390	B SI 89 C FC 90 B CH 77 B FC 89 F FC 90 F FC 91 F SI 90 X FF 92 3-2 G4-3			C CH 74 B FF 88 C EP 67 B CU 76 B SI 90 B FF 90 4-2 BB		X SL 87 0-0 2B		B EP 66 C FC 88 S EP 67 B FF 90 X CH 77 2-2 G3		3	0	1	0	1	0	0
22 Andrew McCutchen, R (1, 8) OBP: 0.371, SLG: 0.472	X FF 92 0-0 6 CS 1B			F SI 90 X SI 91 0-1 F8		B SI 90 F SI 89 C FF 92 S CH 78 1-3 K		C FC 89 X CU 77 0-1 G6-3		3	0	1	0	0	1	2
31 Jose Tabata, R (7, 7) OBP: 0.308, SLG: 0.250										1	0	0	0	0	0	0
6 Starling Marte, R (1, 7) OBP: 0.317, SLG: 0.486	B SI 91 F FC 92 F SI 92 (7, 8) B SI 93 B SI 92 3-2 CS 1-2	C SI 91 X EP 67 0-1 B1-3		C SI 91 S CH 77 B SI 92 F SI 92 D FF 90 X SI 91 0-2 F8		C SI 91 B SI 91 X SI 91 1-1 G6-3		B CH 76 F SI 89 X SI 90 1-1 E6		4	0	0	0	0	0	2
27 Jung Ho Kang, R (1, 6) OBP: 0.363, SLG: 0.436		C SI 92 B FF 93 S SI 92 B FC 94 C SI 92 2-3 K		C FF 93 S CH 77 B SI 92 F SI 92 D FF 90 X SI 91 2-2 G6-3		X SI 92 0-0 L9		S FF 90 B CH 75 X SI 91 1-1 P4		4	0	0	0	0	1	3
24 Pedro Alvarez, L (1, 3) OBP: 0.322, SLG: 0.471		C FF 89 B FF 92 S EP 69 X FF 93 1-2 G3-1			B CH 76 C SI 88 X FF 90 1-1 F7		B EP 67 F SL 88 X EP 66 1-1 G4-3		C FF 94 B CH 86 C FF 95 S CU 86 1-3 K	4	0	0	0	0	1	0
25 Gregory Polanco, L (1, 9) OBP: 0.309, SLG: 0.372			C EP 67 B FC 90 B FC 90 X SI 90 2-1 L7		C CH 75 F FC 89 X EP 68 0-2 12 G5-3 29 1B 1B		B SL 84 X CH 76 1-0 HR		C CU 84 F CU 83 B FF 95 X CU 84 1-2 G4-3	4	1	2	1	0	0	0
29 Francisco Cervelli, R (1, 2) OBP: 0.395, SLG: 0.409			C FC 91 F CH 77 B SI 92 B CU 78 X SI 91 2-2 49 SH1-4 1B		C SI 90 X CH 77 0-1 12 G5-3 1-2 1B		F SI 89 F SL 87 X SL 88 0-2 L8		F FF 95 X FF 95 0-1 1B	4	0	3	0	0	0	0
49 Jeff Locke, L (1, 1) OBP: 0.118, SLG: 0.176			B FC 88 X FC 89 1-0 SH1-4 1-2		C CU 78 X SI 91 0-1 G5-3 1-2 2-3		C FF 88 F FC 90 B SI 91 X FC 90 1-2 1B		C FF 95 B CU 84 B CU 84 F FF 95 F FF 95 F FF 95 S CU 84 2-3 K	0	0	0	0	0	0	0
12 Corey Hart, R (5, PH) OBP: 0.220, SLG: 0.308										1	0	0	0	0	0	2
46 Vance Worley, R (5, 1) OBP: 0.231, SLG: 0.308										1	0	1	0	0	0	0
19 Chris Stewart, R (9, PH) OBP: 0.269, SLG: 0.320										1	0	0	0	0	1	1
Inning Stats	R: 0 E: 0 K: 1 S: 11 H: 1 LOB: 0 BB: 0 P: 19	R: 0 E: 0 K: 1 S: 8 H: 0 LOB: 0 BB: 0 P: 11	R: 0 E: 0 K: 1 S: 10 H: 1 LOB: 0 BB: 0 P: 15	R: 0 E: 0 K: 0 S: 11 H: 0 LOB: 1 BB: 1 P: 17	R: 0 E: 0 K: 0 S: 10 H: 2 LOB: 2 BB: 0 P: 11	R: 0 E: 0 K: 1 S: 7 H: 1 LOB: 1 BB: 0 P: 9	R: 1 E: 0 K: 0 S: 11 H: 2 LOB: 1 BB: 0 P: 14	R: 0 E: 1 K: 0 S: 9 H: 0 LOB: 1 BB: 0 P: 13	R: 0 E: 0 K: 2 S: 13 H: 1 LOB: 1 BB: 0 P: 17	1B: 6 2B: 1 3B: 0 HR: 1 SF: 0 SAC: 1 DP: 0 HBP: 0						

PITCHER		IP	WLS	BF	H	R	ER	SO	BB	IBB	HBP	BLK	WP	HR	S	P	ERA	WHIP
40 Odrisamer Despaigne, R ERA: 4.56	(1, 1)	8.0	W	32	7	1	1	4	1	0	0	0	0	0	77	109	1.12	1.000
43 Cory Mazzoni, R ERA: 12.0	(9, 1)	1.0		4	1	0	0	2	0	0	0	0	0	0	13	17	0.00	1.000

PITCHER		IP	WLS	BF	H	R	ER	SO	BB	IBB	HBP	BLK	WP	HR	S	P	ERA	WHIP

TOP

Pittsburgh Pirates @ San Diego Padres

Petco Park, San Diego, CA

Sun May 31 2015, 6:12 PM - 8:57 PM PDT

Att. 20,556 - Partly Cloudy - 68 F

livebaseballscorecards.com

AB	34
R	1
H	8
RBI	1
BB	1
SO	6
LOB	14

Batter	1	2	3	4	5	6	7	8	9	AB	R	H	RBI	BB	SO	LOB
26 Yangervis Solarte, S (1, 3) OBP: 0.316, SLG: 0.372	C SI 92 B SI 93 B CH 82 X SI 92 2-1 27 BB 3 BB 9 1B 1B	S CH 82 C SI 92 D KC 80 X SI 91 1-2 ② G5-3	X KC 78 0-0 ③ G6-3		B SL 84 F SI 88 B SI 89 B SI 89 C SI 88 X SL 85 3-2 ③ F7			B KC 74 S SL 84 B FC 90 B SL 85 X SI 89 3-1 ① G4-3		5	1	1	0	0	0	3
3 Derek Norris, R (1, 2) OBP: 0.320, SLG: 0.451	B SI 92 B CH 81 B SI 92 C SI 92 1 SAFE B SI 92 4-1 27 BB 9 1B 1-2 BB	C SI 92 C SI 92 X KC 81 0-2 E3 2-H		F CH 78 X CH 79 0-1 27 G1-3 10 1B 11 SF8 1B		F SI 88 F SI 89 B SI 90 X SI 90 1-2 ① L8		X SL 86 0-0 27 E 10 1B 11 F8-2 1B		4	2	2	0	1	0	0
10 Justin Upton, R (1, 7) OBP: 0.368, SLG: 0.545	B KC 77 C SI 92 B SI 92 C CH 82 C SI 93 2-3 ① K	S CH 81 S CH 81 D CH 81 1 SAFE X CH 80 1-2 ③ F9		X SI 89 0-0 11 SF8 27 G1-3 1-2 1B		B SL 84 C SI 90 B SL 86 X SI 88 2-1 27 1B 1B		B SI 87 F FF 89 X SL 85 1-1 27 E 1-2 1B		5	0	3	0	0	1	3
27 Matt Kemp, R (1, 9) OBP: 0.284, SLG: 0.332	B SI 93 B CH 81 B SI 92 C SI 92 F CH 82 B SI 92 4-2 25 FC5 9 1B 1-2 2-3 BB		B KC 78 C SI 91 X SI 91 1-1 11 HR 1B	B CH 78 F SI 90 X CH 79 1-1 ① G1-3 1-2 2-3		C SI 89 B SL 84 F SI 89 X SI 90 1-2 9 FC6-4 1-2 1B		B SI 89 B SI 90 F SL 86 F SI 88 X SL 88 2-2 E4 1-2 2-3		4	1	2	0	1	0	4
11 Will Middlebrooks, R (1, 5) OBP: 0.271, SLG: 0.419	C KC 77 B SI 92 F CH 82 F KC 80 B KC 80 B SI 93 F SI 93 S CH 83 3-3 ② K		X SI 90 0-0 1-H HR	F CH 80 B SI 89 B CH 80 D CH 80 X CH 79 3-1 ② SF8 2-3 3-H		C SL 86 C SL 87 F SL 87 F FF 90 C SI 90 0-3 ② K		B SI 88 S SL 86 B SI 89 B SI 89 C FF 90 F SI 92 X SL 86 3-2 ②③ F8-2 3-H		4	1	1	3	0	2	8
9 Jedd Gyorko, R (1, 4) OBP: 0.288, SLG: 0.319	X SI 92 0-0 25 FC5 1-2 2-H 3-H 1B		C CH 80 B CH 82 B SI 92 B CH 82 X SI 92 3-1 ① P4	B KC 77 S CH 80 D CH 80 X SI 90 2-1 ③ L5		X SL 86 0-0 ③ FC6-4 1-2f				4	0	1	2	0	0	3
25 Will Venable, L (1, 8) OBP: 0.340, SLG: 0.400	X SI 91 0-0 ③ FC5 1-2 2-3f		B SI 90 B KC 80 B SI 91 C SI 89 F SI 91 B SI 93 4-2 12 WP 12 1B BB		F SL 81 B SI 89 C SI 87 X SI 90 1-2 ① G1-3		S SL 85 B SL 81 B SI 88 F SL 86 B SI 90 S SL 85 3-3 ① K			3	1	0	0	1	1	2
12 Clint Barmes, R (1, 6) OBP: 0.303, SLG: 0.339		C SI 91 X SI 92 0-1 40 SH1-4 3 E 1B	B CH 81 C SI 92 B SI 92 S CH 83 F CH 82 X SI 91 2-2 1-H 1B		B SL 84 X SI 89 1-0 1B		C KC 75 F SL 85 B KC 78 F FC 92 S KC 78 1-3 ② K2-3			4	1	3	1	0	1	0
40 Odrisamer Despaigne, R (1, 1) OBP: 0.067, SLG: 0.067 43 Cory Mazzoni, R (9, 1)		B SI 91 L SI 90 L SI 91 B SI 91 X SI 90 2-2 ① SH1-4 1-2	F SI 90 S SI 90 B SI 91 S KC 77 1-3 ② K		B FF 90 C FF 88 L SI 89 C SI 89 1-3 ② K		F FF 88 S SI 89 B SI 90 X FC 90 1-2 ③ L3			3 0	0 0	0 0	0 0	0 0	2 0	2 0
Inning Stats	R: 2 H: 2 E: 0 LOB: 2 K: 2 BB: 2 S: 15 P: 30	R: 1 H: 1 E: 1 LOB: 1 K: 0 BB: 0 S: 14 P: 18	R: 3 H: 3 E: 0 LOB: 1 K: 1 BB: 1 S: 15 P: 26	R: 1 H: 2 E: 0 LOB: 1 K: 0 BB: 0 S: 9 P: 15	R: 0 H: 1 E: 0 LOB: 1 K: 1 BB: 0 S: 10 P: 16	R: 0 H: 2 E: 0 LOB: 2 K: 1 BB: 0 S: 14 P: 18	R: 0 H: 0 E: 0 LOB: 0 K: 2 BB: 0 S: 10 P: 15	R: 0 H: 2 E: 1 LOB: 2 K: 0 BB: 0 S: 12 P: 21		1B: 12 2B: 1 3B: 0 HR: 1	SF: 1 SAC: 1 DP: 1 HBP: 0			WP: 1 PB: 0 SB: 0 CS: 0	PA: 41	

PITCHER		IP	WLS	BF	H	R	ER	SO	BB	IBB	HBP	BLK	WP	HR	S	P	ERA	WHIP
49 Jeff Locke, L ERA: 5.34	(1, 1)	4.0	L	24	8	7	6	3	3	0	0	0	1	1	53	89	13.50	2.750
46 Vance Worley, R ERA: 3.64	(5, 1)	4.0		17	5	0	0	4	0	0	0	0	0	0	46	70	0.00	1.250

PITCHER	IP	WLS	BF	H	R	ER	SO	BB	IBB	HBP	BLK	WP	HR	S	P	ERA	WHIP

BOTTOM

Pittsburgh Pirates @ San Diego Padres

Petco Park, San Diego, CA

Sun May 31 2015, 6:12 PM - 8:57 PM PDT

Att. 20,556 - Partly Cloudy - 68 F

livebaseballscorecards.com

AB	36
R	7
H	13
RBI	6
BB	3
SO	7
LOB	25

Pittsburgh Pirates @ San Francisco Giants

AT&T Park, San Francisco, CA

Mon Jun 01 2015, 7:17 PM - 9:54 PM PDT

Att. 41,546 - Partly Cloudy - 61 F

livebaseballscorecards.com

TOP

Batter	1	2	3	4	5	6	7	8	9	AB	R	H	RBI	BB	SO	LOB
5 Josh Harrison, R (1, 5) OBP: 0.299, SLG: 0.395	C FF 91 B FF 92 X SL 89 1-1 ① F9		B FF 91 B CH 85 B SL 88 C FF 92 B CH 82 4-1 25 1B BB		S SL 87 F SL 87 B SL 87 H SI 90 2-2 25 BB 18 2B HBP 1-2		B FF 93 F FF 94 X CH 85 1-1 ① L5		X SI 91 0-0 ③ G4-3	3	1	0	0	1	0	1
25 Gregory Polanco, L (1, 9) OBP: 0.313, SLG: 0.371	B SI 92 B FF 92 X FF 92 2-0 ② F7		C CU 78 X CU 77 0-1 1-2 2-3 1B		C SI 90 B FF 89 C SI 91 F SL 87 B FF 90 B FF 91 B FF 91 4-2 18 2B 1-2 2-3 BB		B FF 93 X FF 94 1-0 ② L7			3	1	1	0	1	0	0
22 Andrew McCutchen, R (1, 8) OBP: 0.369, SLG: 0.472	B FF 91 X SL 89 1-0 1B		C SL 88 X CU 78 0-1 ② SF8 3-H		B SL 88 F SL 88 C FF 92 X FF 91 1-2 ② SF9 3-H		B CH 89 F FF 94 X FF 93 1-1 ③ F7			2	0	1	2	0	0	0
18 Neil Walker, S (1, 4) OBP: 0.324, SLG: 0.392	1 SAFE B FF 90 B SL 87 C FF 90 F SI 87 1 SAFE F CU 77 C FF 91 2-3 ③ K		S SL 87 F SL 88 C SL 87 0-3 ③ K		D CH 83 X FF 90 1-0 1-H 2-H 2B			S SI 91 B FF 90 X SL 84 1-1 ① F8		4	0	1	2	0	2	3
6 Starling Marte, R (1, 7) OBP: 0.311, SLG: 0.476		C FF 91 B FF 89 F FF 92 B FF 90 X CH 84 2-2 ① G5-3		B SL 87 C CU 77 B CH 83 F CH 84 X FF 92 2-2 ① G3	C SL 88 X SL 87 0-1 ③ L9			F FC 88 B FC 87 S FC 88 S SI 92 1-3 ② K		4	0	0	0	0	1	1
24 Pedro Alvarez, L (1, 3) OBP: 0.315, SLG: 0.459 3 Sean Rodríguez, R (8, 3) OBP: 0.279, SLG: 0.400		C FF 92 C CH 84 T SL 88 0-2 ② K		B CH 83 B FF 92 X SI 91 2-0 ② G3-1		C CU 76 S CH 83 B SL 88 S CU 77 1-3 ① K2-3		B SI 91 F SI 91 B CH 85 X SL 83 2-1 ③ G4-3		4 0	0 0	0 0	0 0	0 0	2 0	0 0
27 Jung Ho Kang, R (1, 6) OBP: 0.352, SLG: 0.421 10 Jordy Mercer, R (9, 6) OBP: 0.248, SLG: 0.223		C SL 88 B SL 88 B SL 89 X SL 89 2-1 ③ G4-3		C CU 77 B SL 88 B CH 85 T CU 78 B CH 83 X SL 90 3-2 ③ F9		B CU 77 S CU 77 F SL 88 C CH 82 1-3 ② K			C FC 88 C SL 85 S SL 84 0-3 ① K	4 0	0 0	0 0	0 0	0 0	2 0	0 0
19 Chris Stewart, R (1, 2) OBP: 0.304, SLG: 0.407			C FF 91 B CH 82 C FF 91 B FF 92 F FF 92 X CH 84 2-2 ① G1-3		C CH 83 B SL 88 F FF 91 X CH 82 2-2 45 FC2-5 2B	B SL 87 B SL 88 X SL 87 2-0 2B			C FC 88 X SL 84 0-1 31 F8 2B	4	0	3	0	0	0	0
45 Gerrit Cole, R (1, 1) OBP: 0.231, SLG: 0.200 44 Tony Watson, L (8, 1) 31 Jose Tabata, R (9, PH) OBP: 0.286, SLG: 0.231 35 Mark Melancon, R (9, 1)			C SL 87 C CU 77 B CU 77 B SL 88 X CU 79 2-2 E5 25 1B 22 SF8		B FF 90 X SL 87 1-0 ① FC2-5 25 BB 5 HBP 22 SF9 2-3	S CU 77 B SI 88 X CU 76 1-1 ③ G5-3			X FF 88 0-0 ② F8 2-3	3 0 1 0	2 0 0 0	0 0 0 0	0 0 0 0	0 0 0 0	0 0 0 0	2 0 1 0

Inning Stats	1	2	3	4	5	6	7	8	9	1B	SF	WP	PA
	R: 0 E: 0 K: 1 S: 8	R: 0 E: 0 K: 1 S: 8	R: 1 E: 1 K: 1 S: 15	R: 0 E: 0 K: 0 S: 7	R: 3 E: 0 K: 0 S: 15	R: 0 E: 0 K: 2 S: 9	R: 0 E: 0 K: 0 S: 5	R: 0 E: 0 K: 1 S: 7	R: 0 E: 0 K: 1 S: 7	2	2	0	37
	H: 1 LOB: 1 BB: 0 P: 14	H: 0 LOB: 0 BB: 0 P: 12	H: 1 LOB: 2 BB: 1 P: 23	H: 0 LOB: 0 BB: 0 P: 14	H: 2 LOB: 1 BB: 1 P: 26	H: 1 LOB: 1 BB: 0 P: 14	H: 0 LOB: 0 BB: 0 P: 8	H: 0 LOB: 0 BB: 0 P: 11	H: 1 LOB: 1 BB: 0 P: 7	2B: 4 3B: 0 HR: 0	SAC: 0 DP: 0 HBP: 1	PB: 0 SB: 0 CS: 0	

PITCHER	IP	WLS	BF	H	R	ER	SO	BB	IBB	HBP	BLK	WP	HR	S	P	ERA	WHIP
32 Ryan Vogelsong, R (1, 1) ERA: 4.26	6.0	L	27	5	4	3	5	2	0	1	0	0	0	62	103	4.50	1.167
63 Jean Machi, R (7, 1) ERA: 5.47	1.0		3	0	0	0	0	0	0	0	0	0	0	5	8	0.00	0.000
70 George Kontos, R (8, 1) ERA: 1.84	2.0		7	1	0	0	2	0	0	0	0	0	0	14	18	0.00	0.500

PITCHER	IP	WLS	BF	H	R	ER	SO	BB	IBB	HBP	BLK	WP	HR	S	P	ERA	WHIP

AB	32
R	4
H	6
RBI	4
BB	2
SO	7
LOB	8

BOTTOM

Pittsburgh Pirates @ San Francisco Giants

AT&T Park, San Francisco, CA

Mon Jun 01 2015, 7:17 PM - 9:54 PM PDT

Att. 41,546 - Partly Cloudy - 61 F

livebaseballscorecards.com

Batter	1	2	3	4	5	6	7	8	9	AB	R	H	RBI	BB	SO	LOB
23 Norichika Aoki, L (1, 7) OBP: 0.385, SLG: 0.404	C FF 94 B FF 94 X FF 94 1-1 28 WP 8 S 9 2B 1B		C SL 86 F CH 88 S FF 96 0-3 ① K		X FF 96 0-0 ③ G4-3			X SI 93 0-0 12 F9 8 G6-3 2B		4	2	2	0	0	1	0
12 Joe Panik, L (1, 4) OBP: 0.375, SLG: 0.451	1 SAFE C FF 95 X FF 96 0-1 ① F8		C SL 87 B CH 89 F FF 96 F SL 87 X SI 97 1-2 8 BB 1B			C FF 93 B SI 94 B CH 88 X FF 96 2-1 28 BB 8 1B 1B		C SI 94 X SI 94 0-1 ① F9 2-3		4	0	2	0	0	0	2
8 Hunter Pence, R (1, 9) OBP: 0.310, SLG: 0.424	S SI 95 B SL 86 X FF 96 1-1 E6 28 WP 9 2B 1-2		B FF 97 B SL 86 B FF 97 C SI 94 B SL 89 4-1 28 G5-4-3 1-2 BB			B FF 95 C FF 96 X FF 97 1-1 28 BB 1-2 1B		X SI 94 0-0 ② G6-3 3-H		3	1	1	1	1	0	1
28 Buster Posey, R (1, 2) OBP: 0.366, SLG: 0.453	D FF 96 S SL 87 B FF 95 B FF 96 C FF 97 S SL 88 3-3 ② K 1-2 2-3		B KC 82 C FF 96 F FF 96 X FF 97 1-2 ②③ G5-4-3 1-2f			B FF 97 D SL 89 B FF 98 C SI 97 B FF 96 4-1 35 G4-6-3 1-2 2-3 BB		X SI 92 0-0 ③ F		3	0	0	0	1	1	4
9 Brandon Belt, L (1, 3) OBP: 0.380, SLG: 0.543	X FF 96 0-0 2-H 3-H 2B			B FF 96 C SL 86 C FF 96 B FF 95 S SL 87 2-3 ① K		B SI 95 D SL 89 C FF 96 F FF 96 F SL 89 S SL 89 2-3 ① K			B FF 90 B FC 91 C FC 91 C FC 89 F FC 91 X FC 90 2-2 ① G1-3	4	0	1	2	0	2	3
35 Brandon Crawford, L (1, 6) OBP: 0.364, SLG: 0.494	F FF 95 X FF 97 0-1 ③ F8			B SL 88 B CH 89 F SI 96 F CH 90 F SI 97 B SL 87 C SI 96 3-3 ② K		B SL 88 X SI 98 1-0 ②③ G4-6-3 1-2f			F FC 90 S FC 89 S FF 90 0-3 ② K2-3	4	0	0	0	0	2	4
16 Ángel Pagán, S (1, 8) OBP: 0.324, SLG: 0.371		B FF 96 F FF 96 X SI 96 1-1 ① G4-3		C SI 95 C SL 88 C FF 99 0-3 ③ K			C FF 96 F SL 88 B SL 86 C SI 95 1-3 ① K		F FC 90 B FC 89 X FF 90 1-1 ③ G3	4	0	0	0	0	2	0
5 Matt Duffy, R (1, 5) OBP: 0.324, SLG: 0.388		C FF 93 C FF 95 C FF 96 0-3 ② K			B FF 94 C FF 95 X SL 87 1-1 ① F7		C CU 82 S FF 95 X SI 95 0-2 ② G3			3	0	0	0	0	1	0
32 Ryan Vogelsong, R (1, 1) OBP: 0.158, SLG: 0.211 63 Jean Machi, R (7, 1) 43 Justin Maxwell, R (7, PH) OBP: 0.296, SLG: 0.368 70 George Kontos, R (8, 1)		B SI 95 C FF 94 F FF 95 B FF 96 B SI 96 X SI 96 3-2 ③ G6-3			C FF 94 C SL 88 B FF 98 X FF 96 1-2 ② G3-1		C FF 95 S SL 85 F FF 95 C FF 97 0-3 ③ K			2 0 1 0	0 0 0 0	0 0 0 0	0 0 0 0	0 0 1 0	0 0 0 0	0 0 0 0
Inning Stats	R: 2 E: 1 K: 1 S: 12 H: 2 LOB: 1 BB: 0 P: 17	R: 0 E: 0 K: 1 S: 8 H: 0 LOB: 0 BB: 0 P: 12	R: 0 E: 0 K: 1 S: 11 H: 1 LOB: 1 BB: 1 P: 17	R: 0 E: 0 K: 3 S: 10 H: 0 LOB: 0 BB: 0 P: 15	R: 0 E: 0 K: 0 S: 6 H: 0 LOB: 0 BB: 0 P: 8	R: 0 E: 0 K: 1 S: 10 H: 2 LOB: 2 BB: 1 P: 20	R: 0 E: 0 K: 2 S: 10 H: 0 LOB: 0 BB: 0 P: 11	R: 1 E: 0 K: 0 S: 5 H: 1 LOB: 0 BB: 0 P: 5	R: 0 E: 0 K: 1 S: 9 H: 0 LOB: 0 BB: 0 P: 12	1B: 4 2B: 2 3B: 0 HR: 0 SF: 0 SAC: 0 DP: 2 HBP: 0						

	AB	32
	R	3
	H	6
	RBI	3
	BB	2
	SO	10
	LOB	14

PITCHER		IP	WLS	BF	H	R	ER	SO	BB	IBB	HBP	BLK	WP	HR	S	P	ERA	WHIP
45 Gerrit Cole, R ERA: 1.9	(1, 1)	7.0	W	27	5	2	0	9	2	0	0	0	1	0	67	100	0.00	1.000
44 Tony Watson, L ERA: 1.55	(8, 1)	1.0	H	4	1	1	1	0	0	0	0	0	0	0	5	5	9.00	1.000
35 Mark Melancon, R ERA: 2.63	(9, 1)	1.0	S	3	0	0	0	1	0	0	0	0	0	0	9	12	0.00	0.000

PITCHER	IP	WLS	BF	H	R	ER	SO	BB	IBB	HBP	BLK	WP	HR	S	P	ERA	WHIP

Batter	1	2	3	4	5	6	7	8	9	AB	R	H	RBI	BB	SO	LOB
5 Josh Harrison, R (1, 5) OBP: 0.302, SLG: 0.395	C SI 89 B SI 90 F SI 90 X SI 89 1-2 ① F8		B CU 72 X SI 87 1-0 25 BB, 22 1B, 1B	C SI 87 X CU 74 0-1 ① G5-3		B FF 89 S SL 86 F CU 77 B CU 79 B FF 90 X SL 85 3-2 ① F8		S CH 85 S CH 84 X CH 85 0-2 1B		5	1	2	0	0	0	0
25 Gregory Polanco, L (1, 9) OBP: 0.315, SLG: 0.369	S SI 89 B SI 90 B SI 90 B SI 89 C SI 89 X SI 90 3-2 ② F8		B SI 88 L SI 87 1 SAFE B SI 88 B CH 82 C SI 88 B SI 89 4-2 22 1B, 24 WP, 1-2 BB	B CU 73 B SL 76 C SI 88 F SI 88 C SI 88 2-3 ② K		B FF 88 C FF 88 C CU 77 X FF 89 1-2 22 2B, 1B		1 SAFE F SI 89 B CU 74 X SI 89 1-1 ② F8		4	2	1	0	1	1	1
22 Andrew McCutchen, R (1, 8) OBP: 0.379, SLG: 0.497	C SI 90 B CH 83 B SI 90 B SI 90 X SI 90 3-1 18 1B, 1B		S SL 77 X SI 91 0-1 24 WP, 6 BB, 24 2B, 1-3 2-H, 1B	C CU 73 B CH 82 B CU 76 X SI 89 2-1 18 1B, 3B		B FC 86 1 SAFE S CU 78 X SL 85 1-1 1-H, 2B		X SI 90 0-0 ③ L9		5	2	4	2	0	0	1
18 Neil Walker, S (1, 4) OBP: 0.325, SLG: 0.393	S CH 83 D CH 84 1 SAFE X SI 88 1-1 1-2 1B		C CU 74 C SI 90 B SI 89 S SI 90 1-3 ① K	F FF 87 B FF 88 B CH 82 B CH 83 C FF 87 F FF 89 X FF 89 3-2 3-H, 1B		F CH 82 F CH 82 X FF 88 0-2 ② P4			X SI 83 0-0 ① F9	5	0	2	1	0	1	3
6 Starling Marte, R (1, 7) OBP: 0.308, SLG: 0.466	S SL 77 C SI 90 S CU 75 0-3 ③ K		F SI 90 C SI 89 B SI 92 B SI 91 D CU 76 B SL 78 4-2 24 WP, 24 2B, 1-2 BB	X SL 85 0-0 ③ P4		S CU 78 S CU 79 B FF 89 X SL 85 1-2 ③ F9			C SI 83 S CH 78 B SI 84 S SL 78 1-3 ② K	4	1	0	0	1	2	4
24 Pedro Alvarez, L (1, 3) OBP: 0.319, SLG: 0.466 3 Sean Rodríguez, R (8, 3) OBP: 0.290, SLG: 0.410		B SI 88 C CH 81 C CU 74 X CH 81 1-2 ① G1-3	C CH 83 B CH 81 X CU 75 1-1 1-H, 2-H, 3-H, 2B		F FF 87 C CH 81 B CU 78 X CU 77 1-2 ① G3		X SI 90 0-0 29 G6-4-3, 1B		X SI 84 0-0 29 BB, 1B	4 1	0 0	2 1	2 0	0 0	0 0	0 0
29 Francisco Cervelli, R (1, 2) OBP: 0.388, SLG: 0.397		C SI 88 S SL 77 B SL 75 B SI 91 C CH 83 2-3 ② K	F SI 89 S SL 78 D SL 78 X SI 90 1-2 ② G5-3		X SL 85 0-0 ② G5-3		C SI 91 C SI 90 X CH 86 0-2 ① ② G6-4-3, 1-2f		B SI 84 F CH 78 C SI 83 1 SAFE B SL 76 B SI 83 F SI 83 B SL 78 4-2 1-2 BB	4	0	0	0	1	1	2
10 Jordy Mercer, R (1, 6) OBP: 0.260, SLG: 0.254		C SI 89 B SI 89 B SI 89 X SI 89 2-1 1B	I IN 76 I IN 76 I IN 76 I IN 74 4-0 IBB		B FF 87 F FF 88 X SL 85 1-1 HR		B SI 91 C SI 91 X CH 87 1-1 ③ L8		B SL 77 S SL 79 C SL 76 B SL 78 S SL 76 2-3 ③ K	4	1	2	1	1	1	2
34 A.J. Burnett, R (1, 1) OBP: 0.130, SLG: 0.136 37 Arquimedes Caminero, R (8, 1) 31 Jose Tabata, R (8, PH) OBP: 0.267, SLG: 0.214 44 Tony Watson, L (8, 1) 35 Mark Melancon, R (9, 1)		C SI 89 C SI 89 B CU 74 D CU 77 S SI 90 2-3 ③ K	S SI 90 C SI 90 C SI 91 0-3 ③ K		F FF 87 F CU 77 B FF 88 S CU 78 1-3 ③ K			B SI 89 B SI 89 C SI 90 F SI 90 C SI 91 2-3 ① K		3 0 1 0 0	0 0 0 0 0	0 0 0 0 0	0 0 0 0 0	3 0 1 0 0	3 0 0 0 0

Inning Stats	1	2	3	4	5	6	7	8	9
	R: 0 E: 0 K: 1 S: 13 H: 2 LOB: 2 BB: 0 P: 21	R: 0 E: 0 K: 2 S: 11 H: 1 LOB: 1 BB: 0 P: 18	R: 4 E: 0 K: 2 S: 18 H: 3 LOB: 2 BB: 3 P: 34	R: 1 E: 0 K: 1 S: 12 H: 2 LOB: 1 BB: 0 P: 19	R: 1 E: 0 K: 1 S: 9 H: 1 LOB: 0 BB: 0 P: 12	R: 1 E: 0 K: 0 S: 14 H: 2 LOB: 1 BB: 0 P: 20	R: 0 E: 0 K: 0 S: 6 H: 1 LOB: 0 BB: 0 P: 7	R: 0 E: 0 K: 1 S: 9 H: 1 LOB: 1 BB: 0 P: 12	R: 0 E: 0 K: 2 S: 11 H: 1 LOB: 2 BB: 1 P: 18

1B: 10 SF: 0
2B: 2 SAC: 0
3B: 1 DP: 1
HR: 1 HBP: 0

WP: 1 PA: 44
PB: 0
SB: 0
CS: 0

PITCHER		IP	WLS	BF	H	R	ER	SO	BB	IBB	HBP	BLK	WP	HR	S	P	ERA	WHIP
53 Chris Heston, R ERA: 4.29	(1, 1)	3.2	L	21	7	5	5	6	2	1	0	0	1	0	49	84	12.27	2.455
52 Yusmeiro Petit, R ERA: 3.9	(4, 1)	2.1		11	4	2	2	1	0	0	0	0	0	1	28	40	7.71	1.714
41 Jeremy Affeldt, L ERA: 4.86	(7, 1)	2.0		7	2	0	0	1	0	0	0	0	0	0	15	19	0.00	1.000
49 Javier López, L ERA: 1.32	(9, 1)	0.2		4	1	0	0	1	1	0	0	0	0	0	8	13	0.00	3.000
54 Sergio Romo, R ERA: 3.57	(9, 1)	0.1		1	0	0	0	1	0	0	0	0	0	0	3	5	0.00	0.000

PITCHER	IP	WLS	BF	H	R	ER	SO	BB	IBB	HBP	BLK	WP	HR	S	P	ERA	WHIP

TOP

Pittsburgh Pirates @ San Francisco Giants

AT&T Park, San Francisco, CA

Tue Jun 02 2015, 7:16 PM - 10:29 PM PDT

Att. 41,913 - Clear - 58 F

livebaseballscorecards.com

AB	40
R	7
H	14
RBI	6
BB	4
SO	10
LOB	16

Batter	1	2	3	4	5	6	7	8	9	AB	R	H	RBI	BB	SO	LOB
23 Norichika Aoki, L (1, 7) OBP: 0.385, SLG: 0.401	C SI 90 B SI 90 C SI 90 X KC 81 1-2 12 FC4-6 1B	B SI 91 F SI 91 F SI 91 S KC 82 1-3 K ②		C KC 80 B KC 81 C SI 89 F SI 90 B SI 90 X SI 90 2-2 G6-3 ②		C FF 98 F FF 97 X FS 90 0-2 G5-3 ③		H SI 94 1-0 12 FC6-4 1-2 HBP		4	0	1	0	0	1	1
12 Joe Panik, L (1, 4) OBP: 0.376, SLG: 0.447	C SI 92 ① 1 SAFE 1 SAFE S KC 82 1 SAFE X KC 83 0-2 FC4-6 28 WP 8 1B 28 2B 1-2f	D KC 80 D SI 90 B SI 90 B SI 90 4-0 8 FC6-4 BB		C KC 80 C KC 80 B KC 82 B SI 90 F KC 82 X SI 90 2-2 8 2B 1B			B SI 96 F SI 97 B FF 97 X FF 96 2-1 ① F8	X SI 95 0-0 ③ FC6-4 1-2f		4	1	1	0	1	0	4
8 Hunter Pence, R (1, 9) OBP: 0.329, SLG: 0.451	C FF 92 B SI 92 X SI 93 1-1 28 WP 28 2B 1-2 1B	C SI 91 X KC 82 0-1 ③ FC6-4 1-2f		C SI 91 X SI 91 0-1 1-3 2B			S SL 90 C SL 89 F FF 98 S FS 89 0-3 ② K		C FC 90 X FF 91 0-1 9 G4-3 28 G4-3 1B	5	1	3	0	0	1	2
28 Buster Posey, R (1, 2) OBP: 0.367, SLG: 0.454	C SI 92 B KC 83 B KC 84 X FF 92 2-1 1-H 2-H 2B		C SI 89 B FF 90 F KC 80 X FF 90 1-2 ① G5-3	B KC 82 F KC 82 B FF 91 B KC 83 C SI 92 X FF 91 3-2 ③ F9			B FF 98 F SL 89 B FF 97 B FF 96 C FF 96 F FF 97 B FF 96 4-2 BB		C FC 90 S KC 81 B KC 81 X KC 81 1-2 ① G4-3 1-2	4	0	1	2	1	0	3
9 Brandon Belt, L (1, 3) OBP: 0.376, SLG: 0.533	B KC 81 C SI 91 F FF 92 D KC 82 S KC 82 2-3 ② K		X KC 79 0-0 35 HR 1B		B SI 89 X CH 85 1-0 ① G3		B SI 95 F SL 90 F FF 96 B FS 90 S FS 91 2-3 ③ K		B FC 88 C FC 89 F FC 90 F KC 80 X KC 80 1-2 ② G4-3 2-3	5	1	1	0	0	2	3
35 Brandon Crawford, L (1, 6) OBP: 0.369, SLG: 0.511	B SI 91 B KC 82 B SI 90 C SI 91 B SI 91 4-1 BB		B SI 90 B SI 90 C SI 90 B SI 90 F SI 90 X SI 90 3-2 1-H HR		B SI 90 B CH 84 X CH 88 2-0 ② G3			B SI 93 C SI 93 B SI 93 C SI 94 F SI 95 F SI 94 F SL 84 X SI 93 2-2 16 1B 1B	B KC 80 C KC 80 X FC 89 1-1 ③ P5	4	1	2	2	1	0	1
16 Ángel Pagán, S (1, 8) OBP: 0.322, SLG: 0.369	F SI 91 C SI 91 F KC 83 C SI 91 0-3 ③ K		B KC 80 B CH 88 X SI 90 2-0 ② F7		C CH 86 X CH 85 0-1 ③ G4-3			B SI 94 X CH 85 1-0 23 HBP 1-3 1B		4	0	1	0	0	1	2
5 Matt Duffy, R (1, 5) OBP: 0.322, SLG: 0.391		S SI 90 S KC 82 X KC 82 0-2 2B	X SI 90 0-0 ③ F9			F FF 97 S SL 90 X FF 96 0-2 ① G4-3		F SI 94 B SI 94 X CH 86 1-1 ① L6		4	0	1	0	0	0	2
53 Chris Heston, R (1, 1) OBP: 0.150, SLG: 0.200 52 Yusmeiro Petit, R (4, 1) 7 Grégor Blanco, L (6, PH) OBP: 0.348, SLG: 0.447 41 Jeremy Affeldt, L (7, 1) 34 Andrew Susac, R (8, PH) OBP: 0.327, SLG: 0.319 49 Javier López, L (9, 1) 54 Sergio Romo, R (9, 1)		B SI 90 L SI 90 B SI 91 L SI 89 L SI 90 2-3 ① K		C CH 88 C CH 87 C CH 88 0-3 ① K		C FF 98 F FF 98 B FF 98 B FS 89 X FF 97 2-2 ② P4		1 SAFE B CH 85 F SI 94 C SI 95 F SI 94 B CH 86 S CH 86 2-3 ② K		1 1 1 0 1 0 0	0 0 0 0 0 0 0	0 0 0 0 0 0 0	0 0 0 0 0 0 0	0 0 0 0 0 1 0	1 0 0 0 0 2 0	1 0 0 0 2 0 0
Inning Stats	R: 2 E: 0 K: 2 S: 18 H: 3 LOB: 2 BB: 1 P: 28	R: 0 E: 0 K: 2 S: 11 H: 1 LOB: 2 BB: 1 P: 18	R: 2 E: 0 K: 0 S: 9 H: 2 LOB: 0 BB: 0 P: 15	R: 0 E: 0 K: 1 S: 16 H: 2 LOB: 2 BB: 0 P: 23	R: 0 E: 0 K: 0 S: 4 H: 0 LOB: 0 BB: 0 P: 7	R: 0 E: 0 K: 0 S: 9 H: 0 LOB: 0 BB: 0 P: 11	R: 0 E: 0 K: 2 S: 12 H: 0 LOB: 1 BB: 1 P: 20	R: 0 E: 0 K: 1 S: 14 H: 2 LOB: 3 BB: 0 P: 21	R: 0 E: 0 K: 0 S: 11 H: 1 LOB: 1 BB: 0 P: 14	1B: 7 2B: 3 3B: 0 HR: 1	SF: 0 SAC: 0 DP: 0 HBP: 1					

PITCHER		IP	WLS	BF	H	R	ER	SO	BB	IBB	HBP	BLK	WP	HR	S	P	ERA	WHIP
34 A.J. Burnett, R ERA: 2.2	(1, 1)	5.0	W	25	8	4	4	5	2	0	0	0	1	1	58	91	7.20	2.000
37 Arquimedes Caminero, R ERA: 3.33	(6, 1)	2.0	H	7	0	0	0	2	1	0	0	0	0	0	21	31	0.00	0.500
44 Tony Watson, L ERA: 1.5	(8, 1)	1.0	H	6	2	0	0	1	0	0	1	0	0	0	14	21	0.00	2.000
35 Mark Melancon, R ERA: 2.52	(9, 1)	1.0	S	4	1	0	0	0	0	0	0	0	0	0	11	14	0.00	1.000

PITCHER	IP	WLS	BF	H	R	ER	SO	BB	IBB	HBP	BLK	WP	HR	S	P	ERA	WHIP

BOTTOM

Pittsburgh Pirates @ San Francisco Giants

AT&T Park, San Francisco, CA

Tue Jun 02 2015, 7:16 PM - 10:29 PM PDT

Att. 41,913 - Clear - 58 F

livebaseballscorecards.com

AB	38
R	4
H	11
RBI	4
BB	3
SO	8
LOB	21

WP: 1 PA: 42
PB: 0
SB: 0
CS: 0

Batter	1	2	3	4	5	6	7	8	9	AB	R	H	RBI	BB	SO	LOB
5 Josh Harrison, R (1, 5) OBP: 0.295, SLG: 0.385	F SI 88 F SI 88 F FS 79 F SI 89 B SI 90 S FC 83 1-3 **K** ①		X SI 88 0-0 G6-3 ③		X FC 82 0-0 P4 ②		C FS 81 S FS 78 B FC 85 B CU 74 F FC 82 F SI 88 B SI 88 S FC 82 3-3 **K** ③		C FF 88 F FF 87 S FF 88 0-3 **K** ②	5	0	0	0	0	3	3
25 Gregory Polanco, L (1, 9) OBP: 0.312, SLG: 0.364	B SI 89 C SI 88 F SI 88 B SI 89 X SI 90 2-2 G1-3 ②			C SI 86 B FF 86 F FC 86 X FS 79 1-2 P6 ①	C FC 82 B FF 87 B SI 89 X SI 89 2-1 22 S 1B			C FF 96 F FF 96 S FF 96 0-3 **K** ① B SI 84 F SI 83 X SL 76 1-1 F9 ③	5	0	1	0	0	1	2
22 Andrew McCutchen, R (1, 8) OBP: 0.381, SLG: 0.495	S FC 83 X SI 89 0-1 P4 ③			B SI 89 X SI 88 1-0 18 1B 31 1B 1B	S FC 82 B FC 82 1 SAFE B FC 82 D FC 82 D FC 83 4-1 1-2 BB			C FF 96 C SI 95 B FF 97 F CU 86 B CU 87 S CU 86 2-3 **K** ②		3	1	1	0	1	1	0
18 Neil Walker, S (1, 4) OBP: 0.324, SLG: 0.390		B FS 79 X FF 86 1-0 F8 ①		B SI 88 C SI 88 C SI 88 X FS 79 1-2 31 1B 1B 1-2	B FF 88 F FF 88 F FF 89 F SI 88 C CU 75 1-3 **K** ③			X FF 96 0-0 F8 ③		4	0	1	0	0	1	2
24 Pedro Alvarez, L (1, 3) OBP: 0.319, SLG: 0.463 3 Sean Rodríguez, R (8, 3) OBP: 0.286, SLG: 0.403		B CU 74 X FS 80 1-0 G3 ②		B FS 81 F SI 88 B SI 88 F FS 81 X FC 84 2-2 L7 ②	X FS 78 0-0 31 G6-4-3 1B				F CU 84 S CU 84 F FF 96 X FF 97 0-2 P3 ① S FF 96 X FF 95	3 1	0 0	1 0	0 0	0 0	0 0	2 0
31 Jose Tabata, R (1, 7) OBP: 0.316, SLG: 0.278 6 Starling Marte, R (9, PR) OBP: 0.308, SLG: 0.466 (9, 7)		B SI 88 F FC 80 X SI 88 1-1 G5-3 ③		B SI 88 C SI 88 B SI 89 F SI 89 X SI 88 2-2 1-2 2-H 1B	B SI 88 X FC 82 1-0 G6-4-3 ①② 1-2f				0-1 29 E 29 S 29 1B 1B	4 0	0 1	2 0	1 0	0 0	0 0	1 0
29 Francisco Cervelli, R (1, 2) OBP: 0.385, SLG: 0.393			C FC 81 B SI 87 X SI 88 1-1 G6-3 ① C FC 83 C FC 82 C SI 89 0-3 **K** ③		B CU 74 B FF 87 F SI 87 C SI 88 B FC 84 X FC 81 3-2 G5-3 ③				1 SAFE B FF 96 1 SAFE B FF 96 C CU 85 S FF 96 X CU 84 2-2 10 2B 27 2B 1-H 1B	4	1	1	1	0	1	2
10 Jordy Mercer, R (1, 6) OBP: 0.267, SLG: 0.290			F SI 88 B CU 74 X FC 81 1-1 L1-3 ②		B FS 78 S FC 79 X FC 86 1-1 HR		B CU 72 B FS 78 X SI 86 2-0 G6-3 ①		L SL 78 D SL 78 1 SAFE X SL 78 1-1 27 2B 1-3 2B	4	2	2	1	0	0	0
47 Francisco Liriano, L (1, 1) OBP: 0.091, SLG: 0.091 48 Jared Hughes, R (8, 1) 27 Jung Ho Kang, R (9, PH) OBP: 0.357, SLG: 0.435 52 Rob Scahill, L (9, 1) 35 Mark Melancon, R (9, 1)			B FF 87 C SI 85 X SI 86 1-1 1B	B SI 88 F SI 88 C FC 82 S CU 74 1-3 **K** ①			B FC 81 C FC 79 F FS 79 C CU 73 1-3 **K** ②		B SL 79 B SL 78 B SL 80 C FF 87 F SL 78 X SL 79 3-2 2-H 3-H 2B	3 0 1 0 0	0 0 0 0 0	1 0 1 0 0	0 0 2 0 0	0 0 0 0 0	2 0 0 0 0	0 0 0 0 0
Inning Stats	R: 0 E: 0 K: 1 S: 10 H: 0 LOB: 0 BB: 0 P: 13	R: 0 E: 0 K: 0 S: 4 H: 0 LOB: 0 BB: 0 P: 7	R: 0 E: 0 K: 0 S: 7 H: 1 LOB: 1 BB: 0 P: 10	R: 1 E: 0 K: 1 S: 16 H: 3 LOB: 2 BB: 0 P: 23	R: 1 E: 0 K: 2 S: 13 H: 2 LOB: 2 BB: 1 P: 22	R: 0 E: 0 K: 0 S: 5 H: 1 LOB: 0 BB: 0 P: 9	R: 0 E: 0 K: 2 S: 9 H: 0 LOB: 0 BB: 0 P: 15	R: 0 E: 0 K: 2 S: 8 H: 0 LOB: 0 BB: 0 P: 10	R: 3 E: 0 K: 1 S: 19 H: 4 LOB: 2 BB: 0 P: 26	1B: 8 2B: 2 3B: 0 HR: 1 SF: 0 SAC: 0 DP: 1 HBP: 0					WP: 0 PB: 0 SB: 2 CS: 0	PA: 38

PITCHER		IP	WLS	BF	H	R	ER	SO	BB	IBB	HBP	BLK	WP	HR	S	P	ERA	WHIP
17 Tim Hudson, R ERA: 4.41	(1, 1)	7.0	L	28	7	2	2	6	1	0	0	0	0	1	64	99	2.57	1.143
60 Hunter Strickland, R ERA: 2.08	(8, 1)	1.1		6	2	2	2	2	0	0	0	0	0	0	17	21	13.50	1.500
54 Sergio Romo, R ERA: 4.0	(9, 1)	0.1		3	2	1	1	1	0	0	0	0	0	0	8	12	27.00	6.000
49 Javier López, L ERA: 1.29	(9, 1)	0.1		1	0	0	0	0	0	0	0	0	0	0	2	3	0.00	0.000

PITCHER	IP	WLS	BF	H	R	ER	SO	BB	IBB	HBP	BLK	WP	HR	S	P	ERA	WHIP

TOP

Pittsburgh Pirates @ San Francisco Giants

AT&T Park, San Francisco, CA

Wed Jun 03 2015, 12:47 PM - 3:44 PM PDT

Att. 41,495 - Partly Cloudy - 64 F

livebaseballscorecards.com

AB	37
R	5
H	11
RBI	5
BB	1
SO	9
LOB	12

Pittsburgh Pirates @ San Francisco Giants

AT&T Park, San Francisco, CA

Wed Jun 03 2015, 12:47 PM - 3:44 PM PDT

Att. 41,495 - Partly Cloudy - 64 F

BOTTOM

Batter	1	2	3	4	5	6	7	8	9	AB	R	H	RBI	BB	SO	LOB
23 Norichika Aoki, L (1, 7) OBP: 0.385, SLG: 0.401	K		1B (12 1B, 16 CS)			G5-3		1B (12 1B, 16 L6)	G3	5	0	2	0	0	1	2
12 Joe Panik, L (1, 4) OBP: 0.378, SLG: 0.448	G1-3		1B			K		1B		4	0	2	1	0	1	0
16 Ángel Pagán, S (1, 8) OBP: 0.321, SLG: 0.366	G5-3		CS	G4-3		1B		L6		4	0	1	0	0	0	2
28 Buster Posey, R (1, 3) OBP: 0.365, SLG: 0.446		K		BB		L9		G3		3	0	0	0	1	1	2
5 Matt Duffy, R (1, 5) OBP: 0.313, SLG: 0.380		K		K			F8		G4-3	4	0	0	0	0	2	1
34 Andrew Susac, R (1, 2) OBP: 0.322, SLG: 0.314		G4-3		G6-3			G5-3		1B (9 1B, 7 1B, 35 G3)	4	1	1	0	0	0	1
43 Justin Maxwell, R (1, 9) OBP: 0.289, SLG: 0.359			G5-3		K		E3 (13 E)			3	0	0	0	0	1	0
7 Grégor Blanco, L (9, PH) OBP: 0.353, SLG: 0.452									1B (35 G3, 9 1B)	1	0	1	0	0	0	0
13 Joaquin Arias, R (1, 6) OBP: 0.179, SLG: 0.256			G4-3		G6-3		E6 (35 FC6)			3	0	0	0	0	0	1
60 Hunter Strickland, R (8, 1)										0	0	0	0	0	0	0
54 Sergio Romo, R (9, 1)										0	0	0	0	0	0	0
49 Javier López, L (9, 1)										0	0	0	0	0	0	0
9 Brandon Belt, L (9, PH) OBP: 0.379, SLG: 0.535									1B (35 G3)	1	0	1	0	0	0	0
17 Tim Hudson, R (1, 1) OBP: 0.211, SLG: 0.222			2B (23 1B, 12 1B)		L7		FC6			2	1	1	0	0	0	0
35 Brandon Crawford, L (7, PH) (8, 6) OBP: 0.366, SLG: 0.505									G3	2	0	0	1	0	0	4

Inning Stats	1	2	3	4	5	6	7	8	9
R	0	0	1	0	0	0	0	0	1
H	0	0	3	0	0	1	0	2	3
E	0	0	0	0	0	0	2	0	0
LOB	0	0	1	1	0	1	2	1	2
K	1	2	0	1	1	1	0	0	0
BB	0	0	0	1	0	0	0	0	0
S	10	9	13	6	8	10	12	11	12
P	13	14	20	15	9	13	18	16	15

AB 36, R 2, H 9, RBI 2, BB 1, SO 6, LOB 13

1B: 8, 2B: 2, 3B: 0, HR: 0, SF: 0, SAC: 0, DP: 1, HBP: 0

WP: 0, PB: 0, SB: 0, CS: 1, PA: 38

PITCHER	IP	WLS	BF	H	R	ER	SO	BB	IBB	HBP	BLK	WP	HR	S	P	ERA	WHIP
47 Francisco Liriano, L (1, 1) ERA: 3.24	7.0	W	27	4	1	1	6	1	0	0	0	0	0	68	102	1.29	0.714
48 Jared Hughes, R (8, 1) ERA: 3.47	1.0	H	4	2	0	0	0	0	0	0	0	0	0	11	16	0.00	2.000
52 Rob Scahill, R (9, 1) ERA: 1.83	0.1		4	3	1	1	0	0	0	0	0	0	0	7	10	27.00	9.000
35 Mark Melancon, R (9, 1) ERA: 2.45	0.2	S	2	0	0	0	0	0	0	0	0	0	0	5	5	0.00	0.000

PITCHER	IP	WLS	BF	H	R	ER	SO	BB	IBB	HBP	BLK	WP	HR	S	P	ERA	WHIP

livebaseballscorecards.com

Pittsburgh Pirates @ Atlanta Braves

Turner Field, Atlanta, GA

Fri Jun 05 2015, 7:37 PM - 11:03 PM EDT

Att. 27,508 - Partly Cloudy - 83 F

TOP

livebaseballscorecards.com

Batter	1	2	3	4	5	6	7	8	9	AB	R	H	RBI	BB	SO	LOB
25 Gregory Polanco, L (1, 9) OBP: 0.319, SLG: 0.367	B SI 91 C SI 90 F CH 81 F CH 82 B SI 94 X CH 82 2-2 ① F9		B SI 89 B SI 90 C SI 90 F SI 90 B SI 93 B CH 75 4-2 22 F9 6 S BB	2 SAFE B CH 80 B SI 91 C SI 92 F SI 91 X CH 80 2-2 ③ G3		B CU 79 B SI 93 F SI 94 X SI 94 2-1 6 HR 1B		B KC 82 C CH 82 X SI 91 1-1 6 6 S 1B		4	2	2	0	1	0	2
6 Starling Marte, R (1, 7) OBP: 0.319, SLG: 0.485	C SI 93 X SI 92 0-1 ② G6-3		1 SAFE B SI 89 B SI 92 B SI 91 C SI 91 B SI 92 4-1 27 FC6-4 1-2 BB		S CU 76 B SI 91 B SI 90 S SI 90 F CH 80 B CU 77 F CH 77 B CU 77 4-2 22 1B 18 HR BB	D CH 83 X SI 94 1-0 1-H HR		1 SAFE 1 SAFE B SL 88 B SL 87 B SI 91 C SI 91 X SL 88 3-2 1-H 22 2B 1B		3	3	2	3	2	0	0
22 Andrew McCutchen, R (1, 8) OBP: 0.382, SLG: 0.497	B SI 92 B SI 91 X SI 91 2-0 ③ L7		F SI 91 X SI 91 0-1 ① F9 2-3		1 SAFE C SI 91 1 SAFE B SI 90 X SI 90 1-1 18 HR 1B 1-2	F SI 93 B CH 82 B CH 83 X SI 94 2-1 ③ G1-3		F KC 80 B SI 92 B SL 88 X KC 80 2-1 1-H 2B		5	1	2	1	0	0	2
18 Neil Walker, S (1, 4) OBP: 0.321, SLG: 0.400 48 Jared Hughes, R (8, 1) 35 Mark Melancon, R (9, 1)		C SI 90 B SI 92 F SI 91 B CH 80 S CH 80 2-3 ① K	X CH 79 0-0 ② L8	X SI 90 0-0 1-H 2-H HR		B SI 93 S CH 83 S FF 90 F SI 93 F SI 93 F SL 90 X KC 82 1-2 ① G3	X CH 81 0-0 ③ G4-3		5 0 0	1 0 0	1 0 0	3 0 0	0 0 0	1 0 0	3 0 0
27 Jung Ho Kang, R (1, 5) OBP: 0.351, SLG: 0.420		C SI 92 C SI 91 B SI 93 B CU 78 B CH 79 F CH 77 B SI 92 4-2 24 1B 29 1B BB	1 SAFE B SI 91 1 SAFE B SI 89 1 SAFE C SI 90 X SI 91 2-1 ③ FC6-4 1-2f		B CU 76 C SI 90 S CH 79 C SI 91 1-3 ① K		B SL 87 B SL 88 C SI 92 B SI 93 F SI 91 S SL 89 3-3 ② K	B FC 90 B SI 92 S SI 92 X SI 93 2-1 ① L3	4	1	0	0	1	2	2
24 Pedro Alvarez, L (1, 3) OBP: 0.317, SLG: 0.458 37 Arquimedes Caminero, R (7, 1) 44 Tony Watson, L (8, 1) 5 Josh Harrison, R (8, 4) OBP: 0.293, SLG: 0.383		C SI 92 X SI 92 0-1 1-3 29 1B 1B	B SI 89 B SI 90 X SI 90 2-0 ① F7	B CH 80 B CH 79 B SI 89 F SI 90 F SI 89 S CH 79 3-3 ② K		B KC 82 C SL 89 F CH 84 B CH 80 B CH 85 F FF 90 C SI 93 3-3 ③ K	C CU 78 F SI 92 F CU 80 X CU 79 0-2 E5 29 1B	4 0 0 1	0 0 0 1	1 0 0 1	0 0 0 0	0 0 0 0	2 0 0 0	0 0 0 0
29 Francisco Cervelli, R (1, 2) OBP: 0.398, SLG: 0.407		X SI 90 0-0 1-2 3-H 1B	B SI 91 B CU 76 B SI 91 C SI 91 C SI 90 X SI 92 3-2 10 G5-3 1B	C CU 76 B SI 90 B CH 78 C CU 76 F CH 81 C SI 91 2-3 ③ K			C SL 87 X KC 81 0-1 10 1B 3 G4-6-3 1B	C SI 93 S SI 93 F SI 93 F CU 80 F FF 93 D CU 82 X CU 80 1-2 2-H 10 G5-4-3 1B	5	1	4	2	0	1	0
10 Jordy Mercer, R (1, 6) OBP: 0.265, SLG: 0.287		B SI 91 F SI 92 X SI 92 1-1 ② L8	X SI 91 0-0 ② G5-3 1-2			C SL 80 F FF 92 X SL 81 0-2 ① P3		X SI 92 0-0 ② ③ 3 G4-6-3 1-3 1B	X SI 93 0-0 ② ③ G5-4-3 1-2f	5	0	1	0	0	0	4
50 Charlie Morton, R (1, 1) 12 Corey Hart, R (6, PH) OBP: 0.214, SLG: 0.300 59 Antonio Bastardo, R (6, 1) 3 Sean Rodríguez, R (7, 3) OBP: 0.281, SLG: 0.397		F SI 91 C SI 91 C CU 77 0-3 ③ K	B SI 91 F SI 91 F SI 91 B SI 90 B SI 90 F SI 89 F SI 90 B SI 91 4-2 BB			S SL 81 B SL 82 B SL 83 S SI 92 B FF 94 C FF 93 3-3 ② K		B SL 88 F SL 89 1 SAFE F SI 90 X SI 92 1-2 ① ② G4-6-3 1-2f 3-H		1 1 0 1	0 0 0 0	0 0 0 0	0 0 0 0	1 0 0 0	1 1 0 0	2 0 0 1
Inning Stats	R: 0 E: 0 K: 0 S: 7 H: 0 LOB: 0 BB: 0 P: 11	R: 1 E: 0 K: 2 S: 14 H: 2 LOB: 2 BB: 1 P: 21	R: 0 E: 0 K: 0 S: 8 H: 0 LOB: 2 BB: 2 P: 18	R: 0 E: 0 K: 0 S: 12 H: 1 LOB: 2 BB: 1 P: 23	R: 3 E: 0 K: 3 S: 17 H: 2 LOB: 0 BB: 1 P: 28	R: 2 E: 0 K: 1 S: 11 H: 2 LOB: 0 BB: 0 P: 19	R: 0 E: 0 K: 2 S: 13 H: 0 LOB: 0 BB: 0 P: 20	R: 3 E: 0 K: 0 S: 14 H: 5 LOB: 1 BB: 0 P: 21	R: 1 E: 1 K: 0 S: 13 H: 1 LOB: 0 BB: 0 P: 16	1B: 10 2B: 1 3B: 0 HR: 2 SF: 0 SAC: 0 DP: 2 HBP: 0						

	AB	39
	R	10
	H	13
	RBI	9
	BB	5
	SO	8
	LOB	16

WP: 0 PB: 0 SB: 2 CS: 0 PA: 44

PITCHER		IP	WLS	BF	H	R	ER	SO	BB	IBB	HBP	BLK	WP	HR	S	P	ERA	WHIP
61 Williams Pérez, R ERA: 3.55	(1, 1)	5.0		25	5	4	4	5	5	0	0	0	0	1	58	101	7.20	2.000
50 Brandon Cunniff, R ERA: 4.74	(6, 1)	0.2		2	0	0	0	1	0	0	0	0	0	0	6	9	0.00	0.000
43 Luis Avilán, L ERA: 3.32	(6, 1)	0.1	L	3	2	2	2	0	0	0	0	0	0	1	5	10	54.00	6.000
34 Trevor Cahill, R ERA: 7.82	(7, 1)	2.0		10	5	3	3	2	0	0	0	0	0	0	27	41	13.50	2.500
51 Nick Masset, R ERA: 3.86	(9, 1)	1.0		4	1	1	0	0	0	0	0	0	0	0	13	16	0.00	1.000

PITCHER	IP	WLS	BF	H	R	ER	SO	BB	IBB	HBP	BLK	WP	HR	S	P	ERA	WHIP

Pittsburgh Pirates @ Atlanta Braves

Turner Field, Atlanta, GA

Fri Jun 05 2015, 7:37 PM - 11:03 PM EDT

Att. 27,508 - Partly Cloudy - 83 F

livebaseballscorecards.com

BOTTOM

Batter	1	2	3	4	5	6	7	8	9	AB	R	H	RBI	BB	SO	LOB
25 Cameron Maybin, R (1, 8) OBP: 0.360, SLG: 0.420	C SI 93 B SI 92 X SI 91 1-1 19 WP 19 S 19 1B 1B	B SI 92 F SI 92 X SI 92 1-1 1-2 1B		B SI 92 C SI 92 X SI 92 1-1 ①② G6-4-3 1-2f			C FF 97 S SL 88 B FF 96 C FF 97 1-3 ① K	X CH 87 0-0 19 G6-3 2-3 3-H 1B		5	1	3	1	0	1	1
19 Andrelton Simmons, R (1, 6) OBP: 0.320, SLG: 0.388	1 SAFE B SI 91 B SI 92 F SI 94 X SI 94 2-1 22 G6-4-3 5 1B 15 E 1-H 1B	X SI 93 0-0 ② F8		C SI 93 B CU 79 X SI 92 1-1 ③ G5-3			C FF 98 B SL 91 X FF 97 1-1 22 BB 2 1B 1B	B SI 94 F SI 95 X SI 96 1-2 ② G6-3 1-2 3-H		5	2	2	2	0	0	3
5 Freddie Freeman, L (1, 3) OBP: 0.367, SLG: 0.529	B SI 92 X SI 92 1-0 22 G6-4-3 1-2 1B	C CU 78 S CU 78 B CU 79 B SI 92 F CU 78 B SI 92 X SI 93 3-2 ③ G4-3			X SI 90 0-0 22 1B 2 FC6-4 2B		F FF 98 C SL 90 S FF 98 0-3 ② K	B SI 95 B SI 94 B SI 94 B SI 94 4-0 BB		4	1	2	0	1	1	3
22 Nick Markakis, L (1, 9) OBP: 0.397, SLG: 0.376	C CU 78 B SI 92 B SI 93 F SI 93 X SI 94 2-2 ①② G6-4-3 1-2f 2-3		B SI 91 B SI 90 B SI 91 B SI 90 4-0 15 2B BB		B CU 77 C CU 78 C SI 91 X SI 91 1-2 2 FC6-4 2-3 1B		B FF 97 B FF 97 B SI 97 C FF 96 C FF 96 F FF 99 B FF 98 4-2 2 1B 1-2 BB	C SI 94 B SI 94 F CH 88 F SL 87 X SI 93 1-2 ③ G4-3		3	1	1	0	2	0	4
2 Juan Uribe, R (1, 5) OBP: 0.319, SLG: 0.370	B SI 92 B SI 93 C SI 92 B SI 93 B SI 91 4-1 15 E BB		F SI 91 1 SAFE F SI 90 S SI 92 0-3 ① K		B SI 92 X SI 92 1-0 ① FC6-4 15 G3-6-3 1-2f 3-H		S SL 92 X SL 92 0-1 1-2 2-H 1B		C FC 93 X FC 92 0-1 ① G3	4	0	1	2	1	1	2
15 A.J. Pierzynski, L (1, 2) OBP: 0.316, SLG: 0.430	C CU 77 C SI 92 X CU 78 0-2 E4 1-3 3-H		L SI 91 L SI 90 X CU 78 0-2 26 G3 1-H 2B		1 SAFE B SI 90 D SI 92 F SI 92 B SI 92 X SI 91 3-1 ②③ G3-6-3 1-2f		B FF 97 F FF 96 B FF 99 S FF 97 B FS 90 S FF 99 3-3 ③ K		C FC 91 X KC 82 0-1 26 E 26 FC1 13 1B 1B	5	1	2	1	0	1	4
26 Todd Cunningham, S (1, 7) OBP: 0.356, SLG: 0.370	F SI 93 F SI 92 F CU 78 X SI 93 0-2 ③ F8		X SI 92 0-0 ② G3 2-3			L FF 94 B FF 94 F FF 93 X SL 87 1-2 ① F7		B SI 93 X SI 92 1-0 13 E 25 1B 1B	X FC 90 0-0 FC1 13 1B 1-3	5	1	1	0	0	0	4
13 Pedro Ciriaco, R (1, 4) OBP: 0.229, SLG: 0.333		B SI 91 B SI 90 C SI 91 C SI 92 B CU 78 X SI 92 3-2 ① L4	X SI 92 0-0 ③ L7			B FF 93 B FF 94 C FF 93 S FF 93 F SL 86 S FF 93 2-3 ② K		L SI 93 B SI 94 B CH 85 X SI 94 2-1 E9 25 1B 19 G6-3 1-3 1B	C FF 91 F FC 91 F KC 80 F KC 82 F KC 81 X KC 81 0-2 28 G6-3 1-2 3-H 1B	5	1	2	1	0	1	1
61 Williams Pérez, R (1, 1) OBP: 0.250, SLG: 0.143 50 Brandon Cunniff, R (6, 1) 43 Luis Avilán, L (6, 1) 23 Chris Johnson, R (6, PH) OBP: 0.317, SLG: 0.333 34 Trevor Cahill, R (7, 1) OBP: 0.200, SLG: 0.200 7 Jonny Gomes, R (8, PH) OBP: 0.268, SLG: 0.340 51 Nick Masset, R (9, 1) 28 Joey Terdoslavich, S (9, PH)		B SI 92 B SI 91 C SI 91 F SI 91 F SI 92 B SI 92 B SI 92 4-2 25 1B BB		C SI 92 X SI 92 0-1 E5 25 G6-4-3		B FF 94 X FF 94 1-0 ③ F9	F SI 95 B SI 95 C CH 87 B SI 95 B SI 96 F CH 88 S CH 85 3-3 ① K	F FF 92 F FC 90 F FC 90 X FC 91 0-2 ②③ G6-3 1-2f	1 0 0 1 0 0 1 0	0 0 0 0 0 0 0 0	0 0 0 0 0 0 0 0	0 0 0 0 0 0 1 0	1 0 0 0 0 0 0 0	0 0 0 0 0 0 2 0	0 0 0 0 0 0 2 2
Inning Stats	R: 2 E: 1 K: 0 S: 16 H: 3 LOB: 2 BB: 1 P: 26	R: 0 E: 0 K: 0 S: 13 H: 1 LOB: 2 BB: 1 P: 24	R: 1 E: 0 K: 1 S: 8 H: 1 LOB: 1 BB: 1 P: 12	R: 0 E: 1 K: 0 S: 6 H: 0 LOB: 0 BB: 0 P: 8	R: 1 E: 0 K: 0 S: 7 H: 2 LOB: 0 BB: 0 P: 12	R: 0 E: 0 K: 1 S: 8 H: 0 LOB: 0 BB: 0 P: 12	R: 1 E: 0 K: 3 S: 16 H: 2 LOB: 2 BB: 1 P: 25	R: 2 E: 1 K: 1 S: 15 H: 3 LOB: 2 BB: 1 P: 27	R: 1 E: 1 K: 0 S: 15 H: 2 LOB: 1 BB: 0 P: 15	1B: 12 2B: 2 3B: 0 HR: 0	SF: 0 SAC: 0 DP: 4 HBP: 0		WP: 1 PB: 0 SB: 1 CS: 0	PA: 45			

	AB	40
	R	8
	H	14
	RBI	7
	BB	5
	SO	6
	LOB	26

PITCHER		IP	WLS	BF	H	R	ER	SO	BB	IBB	HBP	BLK	WP	HR	S	P	ERA	WHIP
50 Charlie Morton, R ERA: 2.84	(1, 1)	5.0	W	24	7	4	3	1	3	0	0	0	1	0	50	82	5.40	2.000
59 Antonio Bastardo, L ERA: 4.73	(6, 1)	1.0	H	3	0	0	0	1	0	0	0	0	0	0	8	12	0.00	0.000
37 Arquimedes Caminero, R ERA: 3.55	(7, 1)	1.0	H	6	2	1	1	3	1	0	0	0	0	0	16	25	9.00	3.000
44 Tony Watson, L ERA: 1.76	(8, 1)	0.2		6	3	2	1	1	1	0	0	0	0	0	11	22	13.50	6.000
48 Jared Hughes, R ERA: 3.42	(8, 1)	0.1	H	1	0	0	0	0	0	0	0	0	0	0	4	5	0.00	0.000

PITCHER		IP	WLS	BF	H	R	ER	SO	BB	IBB	HBP	BLK	WP	HR	S	P	ERA	WHIP
35 Mark Melancon, R ERA: 2.36	(9, 1)	1.0	S	5	2	1	0	0	0	0	0	0	0	0	15	15	0.00	2.000

Pittsburgh Pirates @ Atlanta Braves

Turner Field, Atlanta, GA

Sat Jun 06 2015, 7:17 PM - 9:59 PM EDT

Att. 33,268 - Partly Cloudy - 88 F

livebaseballscorecards.com

Batter	1	2	3	4	5	6	7	8	9	AB	R	H	RBI	BB	SO	LOB
25 Gregory Polanco, L (1, 9) OBP: 0.327, SLG: 0.375	B FF 91 B SI 91 F SI 92 B FF 93 C SI 92 X SI 93 3-2 18 CS 1B			B SL 81 B SI 92 S CH 82 X SL 83 2-1 22 HR 1B		B SI 91 B CH 81 B SI 92 C FF 91 X SI 92 3-1 ② G6-3		B SI 95 X CH 89 1-0 2-H 3-H 1B		4	1	3	2	0	0	0
6 Starling Marte, R (1, 7) OBP: 0.314, SLG: 0.475	C FF 93 1 SAFE F SI 93 X FF 92 0-2 ① L8			C SL 82 C SI 92 S SL 83 0-3 ① K		X SL 82 0-0 ③ L6		S FF 93 C CU 80 1 SAFE 1 SAFE F FF 95 X CU 79 0-2 ③ F9		4	0	0	0	0	1	3
22 Andrew McCutchen, R (1, 8) OBP: 0.379, SLG: 0.508	B FF 93 1 SAFE X FF 92 1-0 ② P4			B SL 83 1 SAFE 1 SAFE F SL 81 C FF 92 1 SAFE B FF 93 X SL 82 2-2 1-H HR			F FF 92 S FF 92 B FF 93 F FF 91 B FF 93 B CH 83 X SI 93 3-2 ① G4-3		X SL 82 0-0 ① F8	4	1	1	2	0	0	1
18 Neil Walker, S (1, 4) OBP: 0.315, SLG: 0.392	C SI 92 F CH 83 1 SAFE P PO 92 1-2 ③ CS 1-2	B FF 91 B CU 72 F SI 91 B SI 92 F FF 91 X SI 92 3-2 ① G3-1		B CH 82 X SI 92 1-0 ② L4			C SL 81 B CU 72 F CH 83 S SL 80 1-3 ② K		B FF 95 X SL 82 1-0 ② F9	4	0	0	0	0	1	0
5 Josh Harrison, R (1, 5) OBP: 0.288, SLG: 0.375 46 Vance Worley, R (9, 1) OBP: 0.231, SLG: 0.308		F FF 93 S SL 81 S SL 82 0-3 ② K		X SL 84 0-0 ③ G6-3			S SL 80 X FF 91 0-1 ③ G4-3		F FF 94 S SL 83 S FF 94 0-3 ③ K	4 0	0 0	0 0	0 0	0 0	2 0	0 0
24 Pedro Alvarez, L (1, 3) OBP: 0.313, SLG: 0.450		F FF 92 B CH 82 T FF 94 F FF 93 F FF 94 B SL 83 C SI 93 3-3 ③ K			B CU 73 X SI 91 1-0 ① G4-3			B SI 88 X CH 81 1-0 ① P6		3	0	0	0	0	1	0
29 Francisco Cervelli, R (1, 2) OBP: 0.396, SLG: 0.405			C SL 81 S SL 82 B FF 90 X SL 79 1-2 ① G6-3		F FF 92 B FF 94 B FF 94 S SL 82 X FF 94 2-2 ② G6-3			B SL 79 B SL 81 C FF 91 F FF 90 F FF 91 X SL 80 2-2 27 G4-3 10 1B 25 1B 1B		3	1	1	0	0	0	0
10 Jordy Mercer, R (1, 6) OBP: 0.266, SLG: 0.288			C FF 91 C SL 81 F SL 81 B FF 91 B CU 72 F SI 93 F FF 94 X SL 81 2-2 ② G5-3		C SL 83 S SL 84 X SL 82 0-2 ③ G6-3			C FF 91 1 SAFE B SL 82 X SI 91 1-1 27 G4-3 25 1B 1-2 1B		3	1	1	0	0	0	0
49 Jeff Locke, L (1, 1) OBP: 0.105, SLG: 0.158 59 Antonio Bastardo, R (7, 1) 27 Jung Ho Kang, R (8, PH) OBP: 0.348, SLG: 0.417 48 Jared Hughes, R (8, 1) 3 Sean Rodríguez, R (9, 5) OBP: 0.281, SLG: 0.397			C FF 92 B FF 93 F FF 92 S SL 82 1-3 ③ K			C FF 91 X FF 90 0-1 ① G4-3		B SI 95 X SI 94 1-0 ② G4-3 1-2 2-3		2 0 1 0 0	0 0 0 0 0	0 0 0 0 0	0 0 0 0 0	1 0 0 0 0	0 0 0 0 0	0 0 2 0 0

Inning Stats	1	2	3	4	5	6	7	8	9
R:	0	0	0	2	0	0	0	2	0
E:	0	0	0	0	0	0	0	0	0
K:	0	2	1	1	0	0	1	0	1
S:	10	10	12	10	7	5	9	13	5
H:	1	0	0	2	0	0	0	3	0
LOB:	0	0	0	0	0	0	0	1	0
BB:	0	0	0	0	0	0	0	0	0
P:	14	16	16	15	10	8	13	19	6

1B:	5
2B:	0
3B:	0
HR:	1
SF:	0
SAC:	0
DP:	0
HBP:	0
WP:	0
PB:	0
SB:	0
CS:	1
PA:	33

AB	32
R	4
H	6
RBI	4
BB	0
SO	6
LOB	6

PITCHER		IP	WLS	BF	H	R	ER	SO	BB	IBB	HBP	BLK	WP	HR	S	P	ERA	WHIP
49 Julio Teheran, R ERA: 4.87	(1, 1)	7.1		26	5	4	4	5	0	0	0	0	0	1	70	103	4.91	0.682
53 Jim Johnson, R ERA: 3.2	(8, 1)	0.2	B	3	1	0	0	0	0	0	0	0	0	0	6	8	0.00	1.500
39 Jason Grilli, R ERA: 3.93	(9, 1)	1.0	W	3	0	0	0	1	0	0	0	0	0	0	5	6	0.00	0.000

PITCHER		IP	WLS	BF	H	R	ER	SO	BB	IBB	HBP	BLK	WP	HR	S	P	ERA	WHIP

Batter	1	2	3	4	5	6	7	8	9	AB	R	H	RBI	BB	SO	LOB
25 Cameron Maybin, R (1, 8) OBP: 0.364, SLG: 0.422	B SI 91 F SI 92 F KC 80 X SI 94 1-2 ① F9		X CH 81 0-0 ① 19 G4-3 19 S 5 SF8 1B		C SI 90 F SI 91 F KC 81 B KC 81 B SI 91 X CH 82 2-2 ① G5-3		F FF 88 B SI 90 F KC 77 D KC 80 B KC 78 X CH 80 3-2 19 G6-3 2-H 1B			4	1	2	1	0	0	0
19 Andrelton Simmons, R (1, 6) OBP: 0.314, SLG: 0.380	X SI 93 0-0 ② G4-3		1 SAFE 1 SAFE L SI 91 B SI 92 L CH 81 B SI 92 X KC 78 2-2 ① G4-3 1-3		X CH 82 0-0 ② G6-3		1 SAFE 1 SAFE B FF 92 F FF 92 F FF 91 B FF 93 F FF 93 1 SAFE 1 SAFE 3-2 ② G6-3 1-2			4	0	0	0	0	0	2
5 Freddie Freeman, L (1, 3) OBP: 0.369, SLG: 0.529	B SI 92 B SI 93 B SI 93 F SI 92 B SI 92 4-1 BB		X SI 92 0-0 ② SF8 3-H		B KC 83 X SI 92 1-0 1B		B FF 92 C FF 92 B CH 86 B FF 93 X FF 94 3-1 ③ F7			2	0	1	1	1	0	1
22 Nick Markakis, L (1, 9) OBP: 0.390, SLG: 0.369	C SI 92 B SI 92 C KC 79 X SI 93 1-2 ③ G3		C KC 82 X KC 82 0-1 ③ G6-3		B SI 90 1 SAFE B KC 78 X SI 88 2-0 ③ G4-3			B SI 92 X SI 92 1-0 ① G5-3		4	0	0	0	0	0	2
23 Chris Johnson, R (1, 5) OBP: 0.318, SLG: 0.383 13 Pedro Ciriaco, R (7, 4) OBP: 0.222, SLG: 0.324		B SI 92 F SI 92 X SI 93 1-1 HR	C SI 90 S CH 82 B CH 81 S KC 82 1-3 ① K2-3		S CH 80 F FF 90 B FF 89 S KC 81 1-3 ① K			C SI 92 X SL 85 0-1 ② P6		3 1	1 0	1 0	1 0	0 0	2 0	0 0
2 Juan Uribe, R (1, 4) OBP: 0.317, SLG: 0.366 (7, 5)		C SI 92 X CH 84 0-1 ① F9	C KC 79 B SI 92 F SI 91 B SI 92 X CH 83 2-2 ② G6-3		S CH 80 F FF 92 B KC 82 X FF 92 1-2 ② F9			B SL 86 X SI 93 1-0 1B		4	0	1	0	0	0	0
7 Jonny Gomes, R (1, 7) OBP: 0.276, SLG: 0.340		B KC 80 S CH 83 B SI 93 B CH 83 C SI 93 X SI 93 3-2 1B	C SI 92 B SI 92 B CH 83 B CH 83 B CH 82 4-1 27 S 27 1B BB		C SI 91 C FF 92 S KC 81 0-3 ③ K			C SI 93 1 SAFE F SI 93 B SL 88 B SI 92 S SL 88 2-3 ③ K		3	1	1	0	1	2	1
27 Christian Bethancourt, R (1, 2) OBP: 0.231, SLG: 0.307		S SI 92 1 SAFE X SI 92 0-1 ② F9	C SI 91 S KC 80 B KC 79 F KC 81 X SI 91 1-2 1-H 1B				X KC 77 0-0 49 SH1-4 25 1B 1B		X SL 84 0-0 HR	4	2	3	2	0	0	1
49 Julio Teheran, R (1, 1) OBP: 0.100, SLG: 0.100 53 Jim Johnson, R (8, 1) 39 Jason Grilli, R (9, 1)		B SI 92 F SI 91 F SI 92 B SI 93 B SI 92 C SI 92 3-3 ③ K	B SI 91 X SI 91 1-0 ③ G6-3				1 SAFE L SI 87 X SI 88 0-1 ① SH1-4 1-2			2 0 0	0 0 0	0 0 0	0 0 0	0 0 0	1 0 0	2 0 0
Inning Stats	R: 0 E: 0 K: 0 S: 8 H: 0 LOB: 1 BB: 1 P: 14	R: 1 E: 0 K: 1 S: 12 H: 2 LOB: 1 BB: 0 P: 19	R: 1 E: 0 K: 0 S: 7 H: 1 LOB: 0 BB: 0 P: 9	R: 1 E: 0 K: 1 S: 12 H: 1 LOB: 1 BB: 1 P: 21	R: 0 E: 0 K: 0 S: 7 H: 1 LOB: 1 BB: 0 P: 12	R: 0 E: 0 K: 2 S: 9 H: 0 LOB: 0 BB: 0 P: 11	R: 1 E: 0 K: 0 S: 13 H: 2 LOB: 1 BB: 0 P: 22	R: 0 E: 0 K: 1 S: 7 H: 1 LOB: 1 BB: 0 P: 11	R: 1 E: 0 K: 0 S: 1 H: 1 LOB: 0 BB: 0 P: 1	1B: 7 2B: 0 3B: 0 HR: 2	SF: 1 SAC: 1 DP: 0 HBP: 0		WP: 0 PB: 0 SB: 2 CS: 0	PA: 35			

PITCHER		IP	WLS	BF	H	R	ER	SO	BB	IBB	HBP	BLK	WP	HR	S	P	ERA	WHIP
49 Jeff Locke, L ERA: 5.37	(1, 1)	6.1		28	7	4	4	4	2	0	0	0	0	1	61	95	5.68	1.421
59 Antonio Bastardo, L ERA: 4.5	(7, 1)	0.2		2	0	0	0	0	0	0	0	0	0	0	7	13	0.00	0.000
48 Jared Hughes, R ERA: 3.28	(8, 1)	1.0		4	1	0	0	1	0	0	0	0	0	0	7	11	0.00	1.000
46 Vance Worley, R ERA: 3.83	(9, 1)	0.0	L	1	1	1	1	0	0	0	0	0	0	1	1	1	∞	∞

PITCHER	IP	WLS	BF	H	R	ER	SO	BB	IBB	HBP	BLK	WP	HR	S	P	ERA	WHIP

BOTTOM

Pittsburgh Pirates @ Atlanta Braves

Turner Field, Atlanta, GA

Sat Jun 06 2015, 7:17 PM - 9:59 PM EDT

Att. 33,268 - Partly Cloudy - 88 F

livebaseballscorecards.com

AB	31
R	5
H	9
RBI	5
BB	2
SO	5
LOB	9

Batter	1	2	3	4	5	6	7	8	9	AB	R	H	RBI	BB	SO	LOB
5 Josh Harrison, R (1, 4) OBP: 0.300, SLG: 0.387	B SI 88 B SI 88 C SI 90 X SI 90 2-1 10 F8 2B		B SI 88 B SI 89 C SI 90 F KC 81 X SI 90 2-2 ① F8		F CH 83 X SI 90 0-1 10 1B 6 1B 1-2 1B	B SL 81 C FF 90 B SL 84 D SL 82 B SL 80 4-1 BB			C SI 93 B SI 93 X SL 88 1-1 10 G4-6-3 1-2 1B	4	1	3	0	1	0	0
10 Jordy Mercer, R (1, 6) OBP: 0.264, SLG: 0.285	B SI 89 X CH 83 1-0 ① F8 2-3		B SI 90 F SI 90 B KC 80 F SI 89 B SI 91 F SI 90 F CH 82 X SI 90 3-2 ② G5-3		C CH 83 B SI 91 S CH 83 B CH 81 X SI 92 2-2 6 1B 27 1B 1-2 2-3 1B	2 SAFE B FC 89 S FF 90 X FF 90 1-1 ③ F8			B SI 93 C SI 93 X SI 94 1-1 ①② G4-6-3 1-2f 2-3	5	1	1	0	0	0	5
22 Andrew McCutchen, R (1, 8) OBP: 0.371, SLG: 0.495	C SI 91 B CH 83 D CH 82 S CH 82 C KC 82 2-3 ② K		X SI 90 0-0 ③ G5-3		S KC 80 F SI 90 D CH 82 S KC 81 1-3 ② K		B SI 90 X FF 93 1-0 ① F9		C SI 93 B SI 93 F SI 94 X SI 94 1-2 ③ G4-3	5	0	0	0	0	2	5
6 Starling Marte, R (1, 7) OBP: 0.317, SLG: 0.473	B SI 91 B KC 82 F CH 83 H SI 91 3-1 27 S HBP			B KC 80 X CH 82 1-0 ① G5-3	C SI 91 F CH 83 F SI 92 F SI 90 X KC 82 0-2 27 1B 1-3 2-H 3-H 1B		C FF 94 X SL 84 0-1 ② G3			3	0	1	2	0	0	0
27 Jung Ho Kang, R (1, 5) OBP: 0.345, SLG: 0.411	C SI 90 1 SAFE B CH 82 F CH 83 1 SAFE 1 SAFE B SI 91 X KC 81 2-2 ③ G6-3 1-2			B SI 88 B SI 89 B CH 84 X SI 88 3-0 ② L6	X CH 83 0-0 1-3 3-H 1B		C SL 83 T SL 83 B SI 93 S FF 94 1-3 ③ K			4	0	1	1	0	1	2
31 Jose Tabata, R (1, 9) OBP: 0.318, SLG: 0.286 25 Gregory Polanco, L (7, 9) OBP: 0.325, SLG: 0.373		C SI 88 B SI 89 F CH 83 S SI 90 1-3 ① K		B SI 90 X SI 89 1-0 1B	1 SAFE C KC 81 1 SAFE X SI 91 0-1 ③ F9			B SI 91 F SI 93 B FF 94 X SI 93 2-1 ① F7		3 1	0 0	1 0	0 0	0 0	1 0	2 0
3 Sean Rodríguez, R (1, 3) OBP: 0.279, SLG: 0.388		X SI 90 0-0 ② F9		F SI 89 C KC 81 S KC 82 0-3 ③ K		B SL 79 B FF 90 X FF 88 2-0 45 SH1-4 1B		F SL 84 B FF 94 C SI 94 B FF 95 B FF 94 S FF 94 3-3 ② K		4	0	1	0	0	2	1
19 Chris Stewart, R (1, 2) OBP: 0.300, SLG: 0.397		C SI 90 B SI 89 B SI 89 C CH 83 X CH 83 2-2 1B			C SI 90 C SI 90 S KC 82 0-3 ① K	C FF 88 F FF 87 1 SAFE S FF 90 0-3 ① K		C SL 83 B FF 94 X FF 93 1-1 ③ P3		4	0	1	0	0	2	1
45 Gerrit Cole, R (1, 1) OBP: 0.250, SLG: 0.192 37 Arquimedes Caminero, R (8, 1) 24 Pedro Alvarez, L (9, PH) OBP: 0.316, SLG: 0.453 35 Mark Melancon, R (9, 1)		B SI 89 C SI 90 B SI 90 F SI 90 X KC 80 2-2 ③ G4-3			B SI 92 B SI 90 C SI 90 S SI 92 B KC 82 B SI 90 4-2 10 1B 5 1B 6 1B BB	X FF 89 0-0 ② SH1-4 1-2			C KC 80 B CH 81 B CH 83 X SI 91 2-1 10 G4-6-3 5 1B 1B	1 0 1 0	1 0 0 0	0 0 1 0	0 0 0 0	1 0 0 0	0 0 0 0	1 0 0 0

Pittsburgh Pirates @ Atlanta Braves

Turner Field, Atlanta, GA

Sun Jun 07 2015, 1:37 PM - 4:26 PM EDT

Att. 24,146 - Partly Cloudy - 86 F

TOP

livebaseballscorecards.com

AB	35
R	3
H	10
RBI	3
BB	2
SO	8
LOB	17

Inning Stats	1	2	3	4	5	6	7	8	9	1B: 9 SF: 0	WP: 0 PA: 39
	R: 0 H: 1 E: 0 LOB: 2 K: 1 BB: 0 S: 10 P: 20	R: 0 H: 1 E: 0 LOB: 1 K: 1 BB: 0 S: 10 P: 15	R: 0 H: 0 E: 0 LOB: 0 K: 0 BB: 0 S: 9 P: 14	R: 0 H: 1 E: 0 LOB: 1 K: 1 BB: 0 S: 6 P: 11	R: 3 H: 4 E: 0 LOB: 2 K: 2 BB: 1 S: 21 P: 28	R: 0 H: 1 E: 0 LOB: 2 K: 1 BB: 1 S: 8 P: 15	R: 0 H: 0 E: 0 LOB: 0 K: 1 BB: 0 S: 6 P: 8	R: 0 H: 0 E: 0 LOB: 0 K: 1 BB: 0 S: 7 P: 13	R: 0 H: 2 E: 0 LOB: 1 K: 0 BB: 0 S: 9 P: 14	2B: 1 SAC: 1 3B: 0 DP: 1 HR: 0 HBP: 1	PB: 0 SB: 1 CS: 0

PITCHER	IP	WLS	BF	H	R	ER	SO	BB	IBB	HBP	BLK	WP	HR	S	P	ERA	WHIP
40 Alex Wood, L (1, 1) ERA: 3.36	5.0	L	24	7	3	3	5	1	0	1	0	0	0	56	88	5.40	1.600
57 Cody Martin, R (6, 1) ERA: 4.57	1.0		5	1	0	0	1	1	0	0	0	0	0	8	15	0.00	2.000
50 Brandon Cunniff, R (7, 1) ERA: 4.29	2.0		6	0	0	0	2	0	0	0	0	0	0	13	21	0.00	0.000
34 Trevor Cahill, R (9, 1) ERA: 7.52	1.0		4	2	0	0	0	0	0	0	0	0	0	9	14	0.00	2.000

PITCHER	IP	WLS	BF	H	R	ER	SO	BB	IBB	HBP	BLK	WP	HR	S	P	ERA	WHIP

Pittsburgh Pirates @ Atlanta Braves

Turner Field, Atlanta, GA

Sun Jun 07 2015, 1:37 PM - 4:26 PM EDT

Att. 24,146 - Partly Cloudy - 86 F

livebaseballscorecards.com

Batter	1	2	3	4	5	6	7	8	9	AB	R	H	RBI	BB	SO	LOB
8 Jace Peterson, L (1, 4) OBP: 0.337, SLG: 0.335	B FF 94 B FF 91 S FF 93 S FF 95 B FF 95 B FF 97 4-2 25 CS BB		C FF 98 B KC 82 B FF 98 B FF 96 F FF 97 X FF 98 3-2 25 1B 1B		C FF 95 B FF 95 C SL 86 B FF 96 S FF 98 2-3 ① K		C SL 86 B SI 96 S FF 95 B SL 86 X FF 97 2-2 ① F7		C FF 91 S FC 91 B KC 82 F FC 90 S KC 81 1-3 ② K	4	0	1	0	1	2	0
25 Cameron Maybin, R (1, 8) OBP: 0.371, SLG: 0.428	1 SAFE C FF 94 B FF 96 B FF 95 F SL 85 X SL 87 2-2 ① 5 G1-3 1-2 1B		F KC 80 B FF 97 1 SAFE X FF 97 1-1 5 HBP 1-3 1B		C SL 85 F FF 96 B FF 96 S KC 82 1-3 ② K2-3		B FF 94 B FF 96 B SI 93 C FF 94 C FF 96 X FF 94 3-2 1B		F FC 90 B FF 92 F KC 82 S KC 81 1-3 ③ K	5	0	3	0	0	2	0
5 Freddie Freeman, L (1, 3) OBP: 0.367, SLG: 0.521	1 SAFE 1 SAFE X FF 98 0-0 ② G1-3 1-2		F FF 98 H FF 97 1-1 1-2 HBP		C SL 86 F SL 87 X FF 98 0-2 ③ G4-3		S SL 88 F FF 98 B SL 87 S SL 88 1-3 ② K			3	0	0	0	0	1	2
22 Nick Markakis, L (1, 9) OBP: 0.383, SLG: 0.362	B FF 96 X FF 96 1-0 ③ L7		B KC 82 F SL 89 C FF 98 S SL 89 1-3 ② K			C FF 97 F SI 95 B CU 82 F FF 96 X SL 87 1-2 ① G4-3	C SI 96 B SI 96 X SI 96 1-1 ③ G6-3			4	0	0	0	0	1	5
2 Juan Uribe, R (1, 5) OBP: 0.323, SLG: 0.379		B FF 94 X FF 93 1-0 19 G6-3 2B	F FF 97 X SL 87 0-1 ③ G5-3			X SL 86 0-0 26 BB 19 BB 1B		F FF 95 F FF 99 F SL 90 B SL 91 B FF 99 S SL 90 2-3 ① K		4	0	2	0	0	1	3
15 A.J. Pierzynski, L (1, 2) OBP: 0.307, SLG: 0.416		F FF 96 F FF 96 F FF 98 X KC 82 0-2 ① G5-3		B SL 87 X CH 88 1-0 ① F7		F FF 97 1 SAFE S SL 88 B FF 98 X SL 88 1-2 ② F8		F SL 90 B FF 98 B FS 88 X FF 98 2-1 ② G3-1		4	0	0	0	0	0	2
19 Andrelton Simmons, R (1, 6) OBP: 0.322, SLG: 0.379		F FF 95 F KC 82 F FF 98 D SL 87 F SL 87 X FF 99 1-2 ② G6-3 2-3		H FF 98 1-0 HBP		B SL 88 C SL 88 B KC 81 D SL 89 B FF 98 4-1 26 BB 1-2 BB		C FF 99 B FF 100 B SL 90 B FF 98 B FF 95 4-1 BB		1	0	0	0	2	0	1
26 Todd Cunningham, S (1, 7) OBP: 0.349, SLG: 0.351		C FF 98 F SL 88 B SI 97 X SI 97 1-2 ③ F7		C SL 88 X SL 88 0-1 ② F9		B FF 94 B FF 97 F FF 97 F FF 98 B FF 97 4-1 1-2 2-3 BB		F FF 98 F FF 98 B FF 100 B SL 88 X FF 100 2-2 ③ F7		3	0	0	0	1	0	3
40 Alex Wood, R (1, 1) OBP: 0.211, SLG: 0.211 57 Cody Martin, R (6, 1) 28 Joey Terdoslavich, S (6, PH) 50 Brandon Cunniff, R (7, 1) 34 Trevor Cahill, R (9, 1) OBP: 0.200, SLG: 0.200 13 Pedro Ciriaco, R (9, PH) OBP: 0.216, SLG: 0.314			B FF 96 C FF 94 C FF 95 C FF 97 1-3 ① K	F FF 97 B FF 98 B FF 98 F FF 96 C FF 98 2-3 ③ K		F FF 99 B FF 98 F SL 87 F FF 98 S SL 88 1-3 ③ K			B FC 91 C FC 91 X FC 89 1-1 ① L9	2 0 1 0 0 0	0 0 0 0 0 0	0 0 0 0 0 0	0 0 0 0 0 0	0 0 1 0 0 0	2 0 3 0 0 0	1 0 3 0 0 0
Inning Stats	R: 0 E: 0 K: 0 S: 7 H: 1 LOB: 1 BB: 1 P: 14	R: 0 E: 0 K: 0 S: 13 H: 1 LOB: 1 BB: 0 P: 16	R: 0 E: 0 K: 2 S: 14 H: 2 LOB: 3 BB: 0 P: 21	R: 0 E: 0 K: 1 S: 6 H: 0 LOB: 1 BB: 0 P: 10	R: 0 E: 0 K: 2 S: 9 H: 0 LOB: 0 BB: 0 P: 12	R: 0 E: 0 K: 1 S: 14 H: 1 LOB: 3 BB: 2 P: 25	R: 0 E: 0 K: 1 S: 11 H: 1 LOB: 1 BB: 0 P: 18	R: 0 E: 0 K: 1 S: 10 H: 0 LOB: 1 BB: 1 P: 20	R: 0 E: 0 K: 2 S: 9 H: 0 LOB: 0 BB: 0 P: 12	1B: 5 2B: 1 3B: 0 HR: 0 SF: 0 SAC: 0 DP: 0 HBP: 2			WP: 0 PB: 0 SB: 0 CS: 1	PA: 38		

BOTTOM

AB	32
R	0
H	6
RBI	0
BB	4
SO	10
LOB	20

PITCHER		IP	WLS	BF	H	R	ER	SO	BB	IBB	HBP	BLK	WP	HR	S	P	ERA	WHIP
45 Gerrit Cole, R ERA: 1.73	(1, 1)	7.0	W	31	6	0	0	7	3	0	2	0	0	0	74	116	0.00	1.286
37 Arquimedes Caminero, R ERA: 3.42	(8, 1)	1.0	H	4	0	0	0	1	1	0	0	0	0	0	10	20	0.00	1.000
35 Mark Melancon, R ERA: 2.28	(9, 1)	1.0	S	3	0	0	0	2	0	0	0	0	0	0	9	12	0.00	0.000

PITCHER	IP	WLS	BF	H	R	ER	SO	BB	IBB	HBP	BLK	WP	HR	S	P	ERA	WHIP

Milwaukee Brewers @ Pittsburgh Pirates

PNC Park, Pittsburgh, PA

Mon Jun 08 2015, 7:08 PM - 12:28 AM EDT

Att. 18,016 - Overcast - 74 F

TOP

livebaseballscorecards.com

Batter	1	2	3	4	5	6	7	8	9	AB	R	H	RBI	BB	SO	LOB
27 Carlos Gómez, R (1, 8) OBP: 0.318, SLG: 0.452	X SI 91 0-0 ① G6-3		S SI 91 S CH 85 F FF 92 S KC 83 0-3 ③ K2-3		B KC 81 F FF 90 B SI 91 F CH 85 D KC 81 X KC 82 3-2 ③ F7			F FF 93 F CH 86 B FF 94 X CH 86 1-2 8 WP 20 1B 8 1B 1B		4	1	1	0	0	1	2
20 Jonathan Lucroy, R (1, 2) OBP: 0.268, SLG: 0.303	C SI 91 F FF 92 F CH 88 C SI 93 0-3 ② K			C SI 90 B KC 82 B KC 81 X FF 91 2-1 ① G1-3		B FF 88 C CH 88 B CH 83 B FF 90 X SI 90 3-1 E8 8 G4-6-3		S FF 93 F FF 93 X FF 92 0-2 24 F8 8 1B 1-2 1B		4	0	1	0	0	1	0
8 Ryan Braun, R (1, 9) OBP: 0.336, SLG: 0.510	B FF 93 B SI 93 X SI 92 2-0 2B			C SI 91 C KC 82 X KC 82 0-2 ② G4-3		X FF 89 0-0 ①② G4-6-3 1-2f		S FF 94 2 SAFE B FF 93 B FF 93 S FF 94 F FF 94 F FF 94 F FF 94 B CH 87 3-2 F FF 93 F FF 94 F FF 94 X FF 94 1-2 2-H 1B		4	0	2	1	0	0	1
24 Adam Lind, L (1, 3) OBP: 0.357, SLG: 0.497	C SI 91 F CH 87 X KC 83 0-2 ③ P5			C KC 80 F CH 84 F SI 91 F KC 82 F KC 82 S CH 86 0-3 ③ K		X KC 85 0-0 ③ G1-3		B FF 92 C FF 93 B FF 93 B FF 93 F FF 94 F FF 92 X FF 92 3-2 ② F8 2-3		4	0	0	0	0	1	3
16 Aramis Ramirez, R (1, 5) OBP: 0.257, SLG: 0.375 14 Hernán Pérez, R (7, PR) OBP: 0.091, SLG: 0.070 (7, 5) 35 Shane Peterson, L (8, PH) OBP: 0.273, SLG: 0.200 21 Jeremy Jeffress, R (8, 1) 57 Francisco Rodríguez, R (9, 1)		X SI 91 0-0 ① F8			C CH 88 B KC 79 B SI 89 X SI 89 2-1 ① 28 2B 9 G6-3 1B		B CH 88 X CH 83 1-0 9 CS 28 1B 1B	F FF 94 B FF 95 B FF 95 1 SAFE S SL 87 D CU 81 C FF 95 3-3 ③ K		3 0 1 0 0 0	1 0 0 0 0 0	2 0 0 0 0 0	0 0 0 0 0 0	0 0 1 0 0 0	0 0 2 0 0 0	0 0 0 0 0 0
28 Gerardo Parra, L (1, 7) OBP: 0.315, SLG: 0.439		C FF 90 B SI 90 C SI 90 B FF 90 F SI 91 F SI 92 C KC 82 2-3 ② K			B SI 90 X SI 90 1-0 9 G6-3 1-3 2B		X SI 89 0-0 9 CS 1-2 1B		C SL 87 F SI 94 S FF 93 0-3 ① K	4	0	2	0	0	2	0
9 Jean Segura, R (1, 6) OBP: 0.318, SLG: 0.406		B SI 92 X SI 91 1-0 ③ G6-3			C KC 81 B SI 91 B SI 91 S KC 82 B SI 92 F SI 92 F KC 82 X SI 92 3-2 ① G6-3 2-3 3-H		C SI 89 F SI 90 D KC 82 B SI 90 F KC 80 F KC 81 B SI 91 F SI 91 S SI 90 3-3 ①② K 1-2 2-3		S SI 94 B SI 94 C SL 88 X SL 87 1-2 ② G6-3	4	0	0	1	0	1	3
52 Jimmy Nelson, R (1, 1) OBP: 0.200, SLG: 0.211 15 Jason Rogers, R (7, PH) OBP: 0.296, SLG: 0.343 51 Jonathan Broxton, R (7, 1) 5 Héctor Gómez, R (8, 5) OBP: 0.248, SLG: 0.392			B SI 89 C SI 90 S SI 90 C FF 90 1-3 ① K		B SI 91 X SI 91 1-0 ② G1-3		S KC 81 D KC 81 X KC 81 1-1 ③ G6-3		S SI 95 S SI 94 S CU 80 0-3 ③ K2-3	2 1 0 1	0 0 0 0	0 0 0 0	0 0 0 0	0 0 0 0	1 0 0 1	1 2 0 0
10 Luis Sardinas, S (1, 4) OBP: 0.243, SLG: 0.250			C SI 90 C KC 80 F KC 81 X SI 90 0-2 ② G4-3		S KC 81 S KC 81 F KC 83 F KC 83 B KC 82 B KC 80 B FF 90 B SI 92 4-2 BB			S FF 93 C FF 93 B FF 93 X FF 93 1-2 ① F7		2	0	0	0	1	0	0
Inning Stats	R: 0 E: 0 K: 1 S: 9 H: 1 LOB: 1 BB: 0 P: 11	R: 0 E: 0 K: 1 S: 7 H: 0 LOB: 0 BB: 0 P: 10	R: 0 E: 0 K: 2 S: 11 H: 0 LOB: 0 BB: 0 P: 12	R: 0 E: 0 K: 1 S: 11 H: 0 LOB: 0 BB: 0 P: 13	R: 1 E: 0 K: 0 S: 16 H: 2 LOB: 2 BB: 1 P: 30	R: 0 E: 1 K: 0 S: 4 H: 0 LOB: 0 BB: 0 P: 7	R: 0 E: 0 K: 1 S: 10 H: 2 LOB: 2 BB: 0 P: 15	R: 1 E: 0 K: 1 S: 25 H: 3 LOB: 2 BB: 0 P: 36	R: 0 E: 0 K: 2 S: 9 H: 0 LOB: 0 BB: 0 P: 10	1B: 6 2B: 3 3B: 0 HR: 0	SF: 0 SAC: 0 DP: 2 HBP: 0	WP: 1 PB: 0 SB: 0 CS: 2	PA: 35			

	AB	34
	R	2
	H	8
	RBI	2
	BB	1
	SO	9
	LOB	14

PITCHER		IP	WLS	BF	H	R	ER	SO	BB	IBB	HBP	BLK	WP	HR	S	P	ERA	WHIP
34 A.J. Burnett, R ERA: 2.11	(1, 1)	7.0	L	26	5	1	1	6	1	0	0	0	0	0	68	98	1.29	0.857
59 Antonio Bastardo, L ERA: 4.91	(8, 1)	0.2		5	3	1	1	0	0	0	0	0	1	0	22	30	13.50	4.500
52 Rob Scahill, R ERA: 1.71	(8, 1)	1.1		4	0	0	0	3	0	0	0	0	0	0	12	16	0.00	0.000

PITCHER		IP	WLS	BF	H	R	ER	SO	BB	IBB	HBP	BLK	WP	HR	S	P	ERA	WHIP

Batter	1	2	3	4	5	6	7	8	9	AB	R	H	RBI	BB	SO	LOB
25 Gregory Polanco, L (1, 7) OBP: 0.324, SLG: 0.367	C SI 94 S SI 94 B SL 89 S SI 96 1-3 ① **K**		B FF 94 C SI 94 D KC 85 B SI 95 F SI 95 T KC 84 3-2 ② **K**		X KC 83 0-0 ③ **L6**		I IN 80 I IN 85 I IN 84 I IN 84 4-0 **IBB**			3	0	0	0	1	2	4
5 Josh Harrison, R (1, 9) OBP: 0.294, SLG: 0.380	B SI 95 C SI 94 F FF 95 S SL 90 1-3 ② **K2-3**		X KC 84 0-0 ③ **G5-3**			F SI 92 X SL 86 0-1 ① **P4**	F SL 88 S FF 95 S FF 96 0-3 ③ **K**			4	0	0	0	0	2	4
18 Neil Walker, S (1, 4) OBP: 0.323, SLG: 0.404	C SI 95 B SL 86 S FF 95 F FF 95 B SL 90 F FF 96 X KC 84 2-2 ③ **G3-1**			B KC 84 B SI 94 X SI 94 2-0 **6 G6-4-3 1B**		F KC 84 X FF 94 0-1 **2B**		B FF 94 B SI 94 X SI 95 2-0 **6 FC6-4 1B**		4	0	3	0	0	0	0
6 Starling Marte, R (1, 8) OBP: 0.311, SLG: 0.464		F SI 93 B KC 85 F SI 93 F SI 94 B SL 89 F SI 93 F FF 96 X SL 88 2-2 ① **G6-3**		F FF 92 X SI 93 0-1 ① ② **G6-4-3** **1-2f**		C SI 93 D SL 88 S SL 86 B SL 88 F SI 93 S SL 88 2-3 ② **K**		B FF 95 X SI 95 1-0 ① **FC6-4** **1-2f**		4	0	0	0	0	1	3
24 Pedro Alvarez, L (1, 3) OBP: 0.315, SLG: 0.446		X CH 87 0-0 ② **F9**		C SL 84 B CH 86 F SI 95 B KC 85 B SL 86 X KC 84 3-2 ③ **G2**		I IN 80 I IN 80 I IN 80 I IN 81 4-0 **27 FC6-4 IBB**		F KC 79 B SI 95 S SI 95 S FF 95 1-3 ② **K**		3	0	0	0	1	1	1
27 Jung Ho Kang, R (1, 5) OBP: 0.343, SLG: 0.402		B SI 95 B SI 94 F SI 94 F SI 94 F SI 95 B FF 96 F SI 94 S FF 95 3-3 ③ **K**			C SI 93 B SL 86 C SI 94 B SL 87 B SI 93 B FF 94 4-2 **29 1B BB**	X SL 87 0-0 ③ **FC6-4** **1-2f**		D SI 94 F FF 94 B FF 95 D FF 96 F FF 95 X FF 95 3-2 ③ **F9**		3	0	0	0	1	1	3
29 Francisco Cervelli, R (1, 2) OBP: 0.405, SLG: 0.407			B SI 94 B SI 94 B SI 93 C FF 94 F FF 94 B SI 94 4-2 **34 G1-3 10 1B BB**		C KC 81 B SI 91 B SI 92 X SI 93 2-1 **1-3 1B**		B FF 95 B FF 94 F FF 94 B FF 95 C FF 94 F FF 95 B FF 95 4-2 **10 SH1-3 BB**		C SI 89 B CU 75 S CH 81 B CH 83 T CH 82 2-2 ① **K**	2	0	1	0	2	1	0
10 Jordy Mercer, R (1, 6) OBP: 0.265, SLG: 0.286			C SI 94 F SI 94 B SI 95 X SI 94 1-2 **34 G1-3 1-2 1B**		C KC 82 S SL 88 F SL 86 S SL 87 0-3 ① **K**		X FF 94 0-0 ① **SH1-3** **1-2**		B CU 76 C SI 88 X CH 82 1-1 ② **G5-3**	3	0	1	0	0	1	2
34 A.J. Burnett, R (1, 1) OBP: 0.120, SLG: 0.125 31 Jose Tabata, R (7, PH) OBP: 0.304, SLG: 0.273 59 Antonio Bastardo, R (8, 1) 52 Rob Scahill, L (8, 1) 3 Sean Rodríguez, R (9, PH) OBP: 0.275, SLG: 0.382			C KC 83 X KC 83 0-1 ① **G1-3** **1-2** **2-3**		C SI 92 L KC 83 D SL 87 B SL 86 L FF 93 2-3 ② **K**		B FF 95 B FF 95 C FF 93 F FF 94 B FF 95 T SL 90 3-2 ② **K**		C CH 81 C CH 83 B FF 90 B FF 90 S CH 81 2-3 ③ **K**	2 1 0 0 1	0 0 0 0 0	0 0 0 0 0	0 0 0 0 0	1 1 0 0 1	4 1 0 0 0
Inning Stats	R: 0 E: 0 K: 2 S: 11 H: 0 LOB: 0 BB: 0 P: 15	R: 0 E: 0 K: 1 S: 12 H: 0 LOB: 0 BB: 0 P: 17	R: 0 E: 0 K: 1 S: 11 H: 1 LOB: 2 BB: 1 P: 19	R: 0 E: 0 K: 0 S: 6 H: 1 LOB: 0 BB: 0 P: 11	R: 0 E: 0 K: 2 S: 12 H: 1 LOB: 2 BB: 1 P: 20	R: 0 E: 0 K: 1 S: 9 H: 1 LOB: 2 BB: 1 P: 15	R: 0 E: 0 K: 2 S: 10 H: 0 LOB: 2 BB: 2 P: 21	R: 0 E: 0 K: 1 S: 8 H: 1 LOB: 1 BB: 0 P: 15	R: 0 E: 0 K: 2 S: 8 H: 0 LOB: 0 BB: 0 P: 13	1B: 4 2B: 1 3B: 0 HR: 0 SF: 0 SAC: 1 DP: 1 HBP: 0						

PITCHER		IP	WLS	BF	H	R	ER	SO	BB	IBB	HBP	BLK	WP	HR	S	P	ERA	WHIP
52 Jimmy Nelson, R ERA: 4.05	(1, 1)	6.0	W	24	4	0	0	7	2	1	0	0	0	0	61	97	0.00	1.000
51 Jonathan Broxton, R ERA: 6.45	(7, 1)	1.0	H	5	0	0	0	2	1	1	0	0	0	0	10	21	0.00	1.000
21 Jeremy Jeffress, R ERA: 3.14	(8, 1)	1.0	H	4	1	0	0	1	0	0	0	0	0	0	8	15	0.00	1.000
57 Francisco Rodríguez, R ERA: 1.29	(9, 1)	1.0	S	3	0	0	0	2	0	0	0	0	0	0	8	13	0.00	0.000

PITCHER	IP	WLS	BF	H	R	ER	SO	BB	IBB	HBP	BLK	WP	HR	S	P	ERA	WHIP

BOTTOM

Milwaukee Brewers @ Pittsburgh Pirates

PNC Park, Pittsburgh, PA

Mon Jun 08 2015, 7:08 PM - 12:28 AM EDT

Att. 18,016 - Overcast - 74 F

livebaseballscorecards.com

AB	30
R	0
H	5
RBI	0
BB	5
SO	12
LOB	22

WP: 0 PA: 36
PB: 0
SB: 0
CS: 0

Batter	1	2	3	4	5	6	7	8	9	AB	R	H	RBI	BB	SO	LOB
9 Jean Segura, R (1, 6) OBP: 0.322, SLG: 0.408	C SI 90 B CH 84 B SI 91 B SI 91 X SI 92 3-1 8 G5-3 20 G4-3 1B		B SI 93 C CH 84 S CH 83 X SL 84 1-2 ② G1-3			B SI 90 B CH 84 X SI 90 2-0 ② F9		B SI 93 B SI 92 B SI 92 C SI 90 C SL 81 X SL 84 3-2 20 S 1B		4	0	2	0	0	0	0
20 Jonathan Lucroy, R (1, 2) OBP: 0.256, SLG: 0.288	B SI 91 C SL 83 X CH 85 1-1 ① G4-3 1-2		B SI 92 C SL 83 C SI 93 S CH 86 1-3 ③ K			C SL 82 X CH 84 0-1 ③ G5-3		1 SAFE B CH 83 D CH 84 T SL 85 X SI 93 2-1 ② G5-3 1-2		4	0	0	0	0	1	2
8 Ryan Braun, R (1, 9) OBP: 0.335, SLG: 0.503	C SL 84 X SI 94 0-1 ② G5-3 2-3			F SI 92 X CH 85 0-1 ① G6-3			C CH 83 B SI 92 B SL 84 C SL 84 B SL 86 B CH 84 4-2 27 1B 16 G1-3 BB	C SL 86 S SL 84 B SL 85 S SL 85 1-3 ③ K		3	1	0	0	1	1	2
27 Carlos Gómez, R (1, 8) OBP: 0.317, SLG: 0.447	F SI 93 L SI 93 S SL 86 0-3 ③ K			X CH 84 0-0 ② P3			X SI 91 0-0 16 G1-3 15 1B 1-3 1B		X SL 86 0-0 ① G6-3	4	1	1	0	0	1	1
16 Aramis Ramirez, R (1, 5) OBP: 0.257, SLG: 0.390 5 Héctor Gómez, R (9, 5) OBP: 0.248, SLG: 0.392		B SI 91 B SL 81 C SL 82 X CH 84 2-1 ① G6-3		C SI 91 B CH 85 B CH 84 C SL 84 B SL 86 X SL 83 3-2 ③ F9			S SL 85 1 SAFE 1 SAFE B CH 84 F CH 84 B SL 83 X SI 95 2-2 ① G1-3 1-2 3-H		C SI 94 B SL 88 X SL 87 1-1 HR	4 0	1 0	1 0	2 0	0 0	0 0	1 0
15 Jason Rogers, R (1, 3) OBP: 0.307, SLG: 0.394		C SL 83 C SI 93 X SL 86 0-2 HR			C CH 84 S CH 83 X CH 80 0-2 ① G5-3		C SI 92 B SI 92 X CH 85 1-1 2-H 1B		X SI 95 0-0 ② G1-3	4	1	2	2	0	0	0
28 Gerardo Parra, L (1, 7) OBP: 0.308, SLG: 0.429		B SI 94 B SI 94 S SI 95 S SL 87 X SI 96 2-2 ② G1-3			S SL 89 B SL 87 B SI 93 F SL 88 F SL 88 S SL 87 2-3 ② K		S SI 94 B CH 88 D SI 89 X SI 93 2-1 ② P5		X SI 94 0-0 ③ G3-1	4	0	0	0	0	1	1
14 Hernán Pérez, R (1, 4) OBP: 0.085, SLG: 0.065		X SI 93 0-0 ③ G6-3			F SI 93 X CH 86 0-1 ③ G5-3		B CH 84 S CH 84 F SL 85 S SL 85 1-3 ③ K			3	0	0	0	0	1	1
26 Taylor Jungmann, R (1, 1) 35 Shane Peterson, L (8, PH) OBP: 0.250, SLG: 0.182 21 Jeremy Jeffress, R (8, 1) 57 Francisco Rodríguez, R (9, 1)			S SI 89 B SI 92 X FF 93 1-1 ① G5-3			X SI 91 0-0 ① G4-3		F SL 85 B SL 89 C SI 94 F SL 82 S SL 88 1-3 ① K		2 1 0 0	0 0 0 0	0 0 0 0	0 0 0 0	0 0 0 0	0 1 0 0	0 0 0 0

Inning Stats	1	2	3	4	5	6	7	8	9
	R: 0 E: 0 K: 1 S: 9 H: 1 LOB: 1 BB: 0 P: 13	R: 1 E: 0 K: 0 S: 9 H: 1 LOB: 0 BB: 0 P: 13	R: 0 E: 0 K: 1 S: 8 H: 0 LOB: 0 BB: 0 P: 11	R: 0 E: 0 K: 0 S: 6 H: 0 LOB: 0 BB: 0 P: 9	R: 0 E: 0 K: 1 S: 9 H: 0 LOB: 0 BB: 0 P: 11	R: 0 E: 0 K: 0 S: 4 H: 0 LOB: 0 BB: 0 P: 6	R: 2 E: 0 K: 1 S: 13 H: 2 LOB: 1 BB: 1 P: 23	R: 0 E: 0 K: 2 S: 12 H: 1 LOB: 1 BB: 0 P: 19	R: 1 E: 0 K: 0 S: 5 H: 1 LOB: 0 BB: 0 P: 6

1B: 4 SF: 0 WP: 0 PA: 34
2B: 0 SAC: 0 PB: 0
3B: 0 DP: 0 SB: 1
HR: 2 HBP: 0 CS: 0

PITCHER	IP	WLS	BF	H	R	ER	SO	BB	IBB	HBP	BLK	WP	HR	S	P	ERA	WHIP
47 Francisco Liriano, L (1, 1) ERA: 3.25	8.0	L	30	5	3	3	6	1	0	0	0	0	1	70	105	3.38	0.750
48 Jared Hughes, R (9, 1) ERA: 3.51	1.0		4	1	1	1	0	0	0	0	0	0	1	5	6	9.00	1.000

PITCHER IP WLS BF H R ER SO BB IBB HBP BLK WP HR S P ERA WHIP

Milwaukee Brewers @ Pittsburgh Pirates

PNC Park, Pittsburgh, PA

Tue Jun 09 2015, 7:07 PM - 9:31 PM EDT

Att. 20,672 - Cloudy - 74 F

TOP

livebaseballscorecards.com

AB	33
R	4
H	6
RBI	4
BB	1
SO	6
LOB	8

BOTTOM

Milwaukee Brewers @ Pittsburgh Pirates

PNC Park, Pittsburgh, PA

Tue Jun 09 2015, 7:07 PM - 9:31 PM EDT

Att. 20,672 - Cloudy - 74 F

livebaseballscorecards.com

Batter	1	2	3	4	5	6	7	8	9	AB	R	H	RBI	BB	SO	LOB
5 Josh Harrison, R (1, 5) (9, 9) OBP: 0.293, SLG: 0.377	C FF 94 F SI 92 B CU 79 B FF 93 F SI 92 X CU 76 2-2 ① P4		B FF 93 F FF 92 F FF 93 B CU 77 B SI 93 X FF 92 3-2 ① G6-3			X FF 91 0-0 ① F7		C KC 79 X SI 95 0-1 1B		4	0	1	0	0	0	0
25 Gregory Polanco, L (1, 9) OBP: 0.318, SLG: 0.360 48 Jared Hughes, R (9, 1)	C FF 93 B CU 78 X FF 94 1-1 ② G4-3		C SI 92 B CU 76 B CU 77 B SI 92 S FF 92 F FF 91 F FF 91 F FF 91 S FF 91 3-3 ② K			B FF 92 F FF 91 F FF 92 B CU 76 X FF 90 2-2 ② G4-3		C SI 95 B FF 96 X SI 96 1-1 ② F7		4 0	0 0	0 0	0 0	0 0	1 0	1 0
22 Andrew McCutchen, R (1, 8) OBP: 0.369, SLG: 0.495	B CU 77 C CU 77 C FF 94 B CU 78 B FF 93 C FF 93 3-3 ③ K		X FF 94 0-0 ③ L8			B CU 76 X CU 76 1-0 2B		B FF 96 C FF 95 B KC 81 B FF 97 X SI 96 3-1 ③ F8		4	0	1	0	0	1	1
18 Neil Walker, S (1, 4) OBP: 0.317, SLG: 0.396		B FF 92 F FF 92 X FF 94 1-1 ① F7		F FF 92 F FF 92 B FF 92 B CU 76 F FF 91 S CH 85 2-3 ① K		B FF 93 F CH 84 F FF 92 F FF 91 S CU 78 1-3 ③ K			B SI 90 C SI 89 T SI 89 B CH 85 F CH 82 X CU 74 2-2 ① F8	4	0	0	0	0	2	1
6 Starling Marte, R (1, 7) OBP: 0.310, SLG: 0.474		L FF 94 S FF 92 B SI 91 X CU 77 1-2 HR		T FF 94 X FF 91 0-1 ② B1-3			C FF 91 B FF 91 X FF 91 1-1 ① G6-3		X FF 89 0-0 ② G1	4	1	1	1	0	0	0
24 Pedro Alvarez, L (1, 3) OBP: 0.313, SLG: 0.447		B CU 78 C CH 87 X SI 93 1-1 10 FC6-5 2B		B FF 93 X FF 92 1-0 ③ F7			X FF 92 0-0 ② G3		B CU 74 S CH 81 S CH 82 X CH 84 1-2 ③ G4-3	4	0	1	0	0	0	0
29 Francisco Cervelli, R (1, 2) OBP: 0.409, SLG: 0.404		C FF 92 B FF 92 H FF 91 2-1 47 S 10 FC6-5 HBP			X FF 92 0-0 ① G4-3		B FF 91 B FF 91 B FF 90 C FF 91 B FF 90 4-1 BB			1	0	0	0	1	0	0
10 Jordy Mercer, R (1, 6) OBP: 0.260, SLG: 0.280		C FF 93 X FF 93 0-1 ② FC6-5 47 WP 1-2 2-3f			B FF 92 C FF 92 C FF 93 X FF 94 1-2 ② L4		C FF 90 X FF 90 0-1 ③ G5-3			3	0	0	0	0	0	3
47 Francisco Liriano, L (1, 1) OBP: 0.083, SLG: 0.083 27 Jung Ho Kang, R (8, PH) (9, 5) OBP: 0.340, SLG: 0.398		T FF 93 T FF 92 F SI 93 B FF 92 S CU 78 1-3 ③ K 1-2 2-3			C FF 92 X FF 93 0-1 ③ G6-3			C SI 94 S FF 95 F SI 94 C FF 96 0-3 ① K		2 1	0 0	0 0	0 0	0 0	1 1	2 0
Inning Stats	R: 0 E: 0 K: 1 S: 9 H: 0 LOB: 0 BB: 0 P: 15	R: 1 E: 0 K: 1 S: 14 H: 2 LOB: 2 BB: 0 P: 20	R: 0 E: 0 K: 1 S: 10 H: 0 LOB: 0 BB: 0 P: 16	R: 0 E: 0 K: 1 S: 7 H: 0 LOB: 0 BB: 0 P: 10	R: 0 E: 0 K: 0 S: 6 H: 0 LOB: 0 BB: 0 P: 7	R: 0 E: 0 K: 1 S: 9 H: 1 LOB: 1 BB: 0 P: 13	R: 0 E: 0 K: 0 S: 6 H: 0 LOB: 1 BB: 1 P: 11	R: 0 E: 0 K: 1 S: 10 H: 1 LOB: 1 BB: 0 P: 14	R: 0 E: 0 K: 0 S: 8 H: 0 LOB: 0 BB: 0 P: 11	1B: 1 2B: 2 3B: 0 HR: 1	SF: 0 SAC: 0 DP: 0 HBP: 1		WP: 1 PB: 0 SB: 1 CS: 0		PA: 33		

	AB	31
	R	1
	H	4
	RBI	1
	BB	1
	SO	6
	LOB	8

PITCHER		IP	WLS	BF	H	R	ER	SO	BB	IBB	HBP	BLK	WP	HR	S	P	ERA	WHIP
26 Taylor Jungmann, R ERA: 1.29	(1, 1)	7.0	W	26	3	1	1	5	1	0	1	0	1	1	61	92	1.29	0.571
21 Jeremy Jeffress, R ERA: 3.03	(8, 1)	1.0	H	4	1	0	0	1	0	0	0	0	0	0	10	14	0.00	1.000
57 Francisco Rodríguez, R ERA: 1.23	(9, 1)	1.0	S	3	0	0	0	0	0	0	0	0	0	0	8	11	0.00	0.000

PITCHER		IP	WLS	BF	H	R	ER	SO	BB	IBB	HBP	BLK	WP	HR	S	P	ERA	WHIP

Batter	1	2	3	4	5	6	7	8	9	AB	R	H	RBI	BB	SO	LOB
9 Jean Segura, R (1, 6) OBP: 0.316, SLG: 0.399	B SI 92 B SI 93 C SI 92 B FF 92 X SI 91 3-1 ① F9		X SI 93 0-0 ③ G1-3			L SI 91 X SI 91 0-1 ① G6-3		C SI 93 X SI 94 0-1 ②③ G6-3 1-2f		4	0	0	0	0	0	2
20 Jonathan Lucroy, R (1, 2) OBP: 0.256, SLG: 0.277	B SI 91 B SI 94 B SI 92 B FF 93 4-0 BB			C SI 92 B CU 79 F SI 92 X SI 94 1-2 ① G3		C SI 92 C SI 90 X SI 90 0-2 ② G6-3			C FC 91 C KC 81 X FC 92 0-2 ① G1-3	3	0	0	0	1	0	0
8 Ryan Braun, R (1, 9) OBP: 0.332, SLG: 0.497 14 Hernán Pérez, R (6, PH) OBP: 0.082, SLG: 0.063 (6, 4)	C SI 93 F FF 93 B SI 94 1 SAFE B CU 78 F SI 93 S CU 78 2-3 ② K			S CU 79 S FF 93 B SI 93 B FF 92 F SI 92 X CU 79 2-2 ② G1-3		B SI 92 X SI 91 1-0 ③ G5-3			C FC 91 B FF 93 X FC 91 1-1 ② G5-3	2 2	0 0	0 0	0 0	0 0	1 0	1 0
24 Adam Lind, L (1, 3) OBP: 0.355, SLG: 0.489	1 SAFE C SI 93 S CU 80 S CU 79 0-3 ③ K			C CU 78 S FS 84 X FS 83 0-2 ③ F7			B FF 89 F SI 90 B FS 83 B SI 90 B FF 91 4-1 28 G4-6-3 BB		X FC 91 0-0 ③ G1-3	3	0	0	0	1	1	1
16 Aramis Ramirez, R (1, 5) OBP: 0.258, SLG: 0.389		B SI 91 S SI 92 B SI 91 F FF 92 B SI 92 F SI 92 X SI 92 3-2 ① G6-3			F SI 91 B CU 77 B FF 91 F SI 91 X SI 90 2-2 35 1B 1B		B SI 90 F SI 92 C SI 91 X FS 85 1-2 ① P3			3	0	1	0	0	0	1
28 Gerardo Parra, L (1, 8) OBP: 0.303, SLG: 0.421		C SI 92 X FS 86 0-1 ② L4			F SI 91 S FS 85 S SI 91 0-3 ① K		D FS 84 X SI 91 1-0 ②③ G4-6-3 1-2f			3	0	0	0	0	1	2
5 Héctor Gómez, R (1, 4) OBP: 0.240, SLG: 0.380 (6, 7)		L SI 93 C FF 93 C CU 78 0-3 ③ K			X SI 92 0-0 ② F9			F SI 91 B CU 78 C CU 78 S CU 78 1-3 ① K2-3		3	0	0	0	0	2	1
35 Shane Peterson, L (1, 7) OBP: 0.333, SLG: 0.231 (6, 9)			X SI 92 0-0 ① L8		C CU 79 B FS 85 B SI 91 C SI 92 D CU 79 X SI 93 3-2 1-3 1B			B FS 85 B SI 91 B FF 91 B SI 90 4-0 15 1B BB		2	0	1	0	1	0	0
26 Kyle Lohse, R (1, 1) OBP: 0.095, SLG: 0.095 48 Neal Cotts, L (7, 1) 54 Michael Blazek, R (7, 1) OBP: 0.333, SLG: 0.667 15 Jason Rogers, R (8, PH) OBP: 0.316, SLG: 0.403 46 Corey Knebel, R (8, 1)			C SI 91 B SI 92 T SI 92 B SI 92 F SI 93 S SI 92 2-3 ② K		F FF 92 S SI 92 X SI 93 0-2 ③ G5-3			C SI 91 B SI 92 C CU 78 B CU 78 F SI 92 F CU 79 X SI 92 2-2 9 G6-3 1-2 1B		2 0 0 1 0	0 0 0 0 0	0 0 0 1 0	0 0 0 0 0	1 0 0 0 0	0 0 0 0 0	2 0 0 0 0
Inning Stats	R: 0 E: 0 K: 2 S: 9 H: 0 LOB: 1 BB: 1 P: 18	R: 0 E: 0 K: 1 S: 9 H: 0 LOB: 0 BB: 0 P: 12	R: 0 E: 0 K: 1 S: 6 H: 0 LOB: 0 BB: 0 P: 8	R: 0 E: 0 K: 0 S: 10 H: 0 LOB: 0 BB: 0 P: 13	R: 0 E: 0 K: 1 S: 13 H: 2 LOB: 2 BB: 0 P: 18	R: 0 E: 0 K: 0 S: 6 H: 0 LOB: 0 BB: 0 P: 7	R: 0 E: 0 K: 0 S: 5 H: 0 LOB: 0 BB: 1 P: 11	R: 0 E: 0 K: 1 S: 10 H: 1 LOB: 1 BB: 1 P: 17	R: 0 E: 0 K: 0 S: 6 H: 0 LOB: 0 BB: 0 P: 7	1B: 3 2B: 0 3B: 0 HR: 0		SF: 0 SAC: 0 DP: 2 HBP: 0				

TOP

Milwaukee Brewers @ Pittsburgh Pirates

PNC Park, Pittsburgh, PA

Wed Jun 10 2015, 7:07 PM - 9:28 PM EDT

Att. 26,269 - Partly Cloudy - 83 F

livebaseballscorecards.com

AB	28
R	0
H	3
RBI	0
BB	3
SO	6
LOB	10

WP: 0 PA: 31
PB: 0
SB: 0
CS: 0

PITCHER		IP	WLS	BF	H	R	ER	SO	BB	IBB	HBP	BLK	WP	HR	S	P	ERA	WHIP
50 Charlie Morton, R ERA: 2.05	(1, 1)	7.1	W	27	3	0	0	6	3	0	0	0	0	0	66	102	0.00	0.818
44 Tony Watson, L ERA: 1.72	(8, 1)	0.2	H	1	0	0	0	0	0	0	0	0	0	0	2	2	0.00	0.000
35 Mark Melancon, R ERA: 2.2	(9, 1)	1.0	S	3	0	0	0	0	0	0	0	0	0	0	6	7	0.00	0.000

PITCHER	IP	WLS	BF	H	R	ER	SO	BB	IBB	HBP	BLK	WP	HR	S	P	ERA	WHIP

Milwaukee Brewers @ Pittsburgh Pirates

PNC Park, Pittsburgh, PA

Wed Jun 10 2015, 7:07 PM - 9:28 PM EDT

Att. 26,269 - Partly Cloudy - 83 F

livebaseballscorecards.com

BOTTOM

Batter	1	2	3	4	5	6	7	8	9	AB	R	H	RBI	BB	SO	LOB
25 Gregory Polanco, L (1, 9) OBP: 0.317, SLG: 0.363	B SI 89 F SI 87 X CU 74 1-1 6 WP 6 1B 2B	F FF 88 B CH 79 B SI 90 B SL 85 S CH 79 X CH 80 3-2 ③ F9			B SI 89 1 SAFE X SI 89 1-0 ② L7		C SL 86 B FF 90 T SL 86 S SL 85 1-3 ② K			4	1	1	0	0	1	3
6 Starling Marte, R (1, 7) OBP: 0.309, SLG: 0.470	F SL 83 L SI 87 B CH 78 X SL 85 1-2 22 S 22 1B 2-H 1B		F SL 82 B SI 89 S CH 80 X CH 81 1-2 ① G5-3		C SL 85 B SI 88 X SI 88 1-1 ③ FC6-4 1-2f		X SL 85 0-0 ③ F8			4	0	1	1	0	0	2
22 Andrew McCutchen, R (1, 8) OBP: 0.376, SLG: 0.498	1 SAFE B SI 88 S CH 79 D CH 79 S SL 84 X CH 78 2-2 ① 18 FC1-5 1-H 1B		F SL 85 X CH 81 0-1 ② G6-3			B SL 86 X SI 88 1-0 27 1B 18 BB 1B		B FF 96 B FF 94 B FF 96 F FF 96 S FF 94 B FF 95 4-2 27 1B BB		3	0	2	0	1	0	0
18 Neil Walker, S (1, 4) OBP: 0.316, SLG: 0.391	B SI 89 S CH 80 B CH 79 C SI 90 B SL 85 X SL 85 3-2 ② FC1-5 2-3		S CH 80 F SI 90 X CH 80 0-2 ③ F8			B SI 89 D CH 79 F CH 79 B CH 78 1 SAFE B SI 89 4-1 27 1B 1-2 BB		C FF 95 1 SAFE 1 SAFE F FF 96 B KC 82 C FF 95 1-3 ① K		3	0	0	0	1	1	2
27 Jung Ho Kang, R (1, 5) OBP: 0.351, SLG: 0.409	C SI 90 B FF 89 X SI 89 1-1 ③ G5-3			B SI 88 C SI 89 F SI 89 F SI 90 X CH 80 1-2 ① 1B		X SI 89 0-0 29 G6-4-3 1-2 2-3 1B		S FF 96 1 SAFE B FF 94 C FF 95 X FF 95 1-2 3 G6-4-3 1-2 1B		4	0	3	0	0	0	1
24 Pedro Alvarez, L (1, 3) OBP: 0.314, SLG: 0.462 3 Sean Rodríguez, R (7, 3) OBP: 0.271, SLG: 0.377		X SI 89 0-0 HR		S CH 80 C CH 79 S CH 79 0-3 ② K		S CH 80 S CH 80 B CH 79 X CH 80 1-2 ① P4		D KC 82 C KC 80 X FF 95 1-1 ②③ G6-4-3 1-2f		3 1	1 0	1 0	1 0	0 0	1 0	3 2
29 Francisco Cervelli, R (1, 2) OBP: 0.402, SLG: 0.396		C SI 90 B SL 86 B SI 90 B CH 80 X SI 89 3-1 ① G6-3		X SI 90 0-0 ③ G4-3		F SL 87 B SL 85 B SI 91 C SL 85 X SL 84 2-2 ②③ G6-4-3 1-2f				3	0	0	0	0	0	3
10 Jordy Mercer, R (1, 6) OBP: 0.273, SLG: 0.294		B SL 86 F SL 85 C SI 91 X SI 91 1-2 50 SH2-3 1B			C SI 88 B CH 79 B SL 86 X SI 90 2-1 6 FC6-4 1B		C SI 90 B CH 79 B SL 85 F CH 79 X CH 77 2-2 50 SH1-3 1B			3	0	3	0	0	0	0
50 Charlie Morton, R (1, 1) 44 Tony Watson, L (8, 1) 35 Mark Melancon, R (9, 1)		M SL 82 1 SAFE L SL 82 X SL 84 0-2 ② SH2-3 1-2			M SL 84 M CU 78 L CU 77 0-3 ① K		L SL 80 X SL 82 0-1 ① SH1-3 1-2			1 0 0	0 0 0	0 0 0	0 0 0	0 0 0	1 0 0	1 0 0
Inning Stats	R: 1 E: 0 K: 0 S: 13 H: 3 LOB: 1 BB: 0 P: 21	R: 1 E: 0 K: 0 S: 12 H: 2 LOB: 1 BB: 0 P: 19	R: 0 E: 0 K: 0 S: 8 H: 0 LOB: 0 BB: 0 P: 9	R: 0 E: 0 K: 1 S: 8 H: 1 LOB: 0 BB: 0 P: 9	R: 0 E: 0 K: 1 S: 8 H: 1 LOB: 1 BB: 0 P: 12	R: 0 E: 0 K: 0 S: 9 H: 2 LOB: 2 BB: 1 P: 17	R: 0 E: 0 K: 1 S: 9 H: 1 LOB: 1 BB: 0 P: 12	R: 0 E: 0 K: 1 S: 10 H: 1 LOB: 1 BB: 1 P: 17		1B: 9 2B: 1 3B: 0 HR: 1 SF: 0 SAC: 2 DP: 2 HBP: 0					WP: 1 PB: 0 SB: 1 CS: 0 PA: 33	

	AB	29
	R	2
	H	11
	RBI	2
	BB	2
	SO	4
	LOB	17

PITCHER		IP	WLS	BF	H	R	ER	SO	BB	IBB	HBP	BLK	WP	HR	S	P	ERA	WHIP
26 Kyle Lohse, R ERA: 6.27	(1, 1)	6.1	L	27	10	2	2	2	1	0	0	0	1	1	63	94	2.84	1.737
48 Neal Cotts, L ERA: 4.44	(7, 1)	0.1		1	0	0	0	1	0	0	0	0	0	0	3	4	0.00	0.000
54 Michael Blazek, R ERA: 1.15	(7, 1)	0.1		1	0	0	0	0	0	0	0	0	0	0	1	1	0.00	0.000
46 Corey Knebel, R ERA: 2.53	(8, 1)	1.0		4	1	0	0	1	1	0	0	0	0	0	10	17	0.00	2.000

PITCHER	IP	WLS	BF	H	R	ER	SO	BB	IBB	HBP	BLK	WP	HR	S	P	ERA	WHIP

Batter	1	2	3	4	5	6	7	8	9	10	11	12	13	AB	R	H	RBI	BB	SO	LOB
2 Ben Revere, L (1, 8) OBP: 0.308, SLG: 0.347	G6-3	L8			G3		F9					G6-3		6	0	1	0	0	0	2
4 Andrés Blanco, S (1, 4) OBP: 0.340, SLG: 0.478	F8				K			P4		SH2-3		G4-3		4	0	1	0	0	1	0
46 Jeanmar Gómez, R (10, 1)														0	0	0	0	0	0	0
6 Ryan Howard, L (12, PH) OBP: 0.276, SLG: 0.478 (12, 3)														1	0	0	0	0	0	0
7 Maikel Franco, R (1, 5) OBP: 0.330, SLG: 0.539	HBP		F8		P4			F8		IBB		1B		4	0	1	0	1	0	1
18 Darin Ruf, R (1, 3) OBP: 0.282, SLG: 0.386	FC5-4		L9			G6-3		G4-3		K		G5-3		6	0	2	0	0	1	3
40 Dustin McGowan, R (12, 1)														0	0	0	0	0	0	0
3 Jeff Francoeur, R (1, 9) OBP: 0.294, SLG: 0.425	FC5-4		G4-3			FC4-6			FC1-6	G5-3			P5	5	0	1	0	1	0	6
16 César Hernández, S (1, 6) OBP: 0.328, SLG: 0.297 (10, 4)		G4-6-3		G4-3		F9					G6-3		K	6	0	1	0	0	1	4
25 Cody Asche, L (1, 7) OBP: 0.276, SLG: 0.333									BB		G6-3		P5	5	0	1	0	1	0	2
29 Cameron Rupp, R (1, 2) OBP: 0.315, SLG: 0.338		1B		K			K			1B	2B	G6-3		5	0	2	0	0	2	1
28 Kevin Correia, R (1, 1) OBP: 0.500, SLG: 0.500														2	0	1	0	0	0	0
59 Elvis Araujo, L (6, 1)														0	0	0	0	0	0	0
37 Odúbel Herrera, L (7, PH) OBP: 0.294, SLG: 0.368														1	0	0	0	1	0	0
57 Luis García, R (7, 1)														0	0	0	0	0	0	0
53 Ken Giles, R (8, 1)														0	0	0	0	0	0	0
26 Chase Utley, L (9, PH) OBP: 0.263, SLG: 0.295														1	0	0	0	0	0	2
30 Justin De Fratus, S (9, 1)														0	0	0	0	0	0	0
13 Freddy Galvis, S (10, 6) OBP: 0.306, SLG: 0.297		1B		P6			K		G4-3		K			1	0	0	0	1	1	1
Inning Stats	R: 0 E: 0 K: 0 S: 12	H: 1 LOB: 2 BB: 0 P: 21	R: 0 E: 0 K: 0 S: 13	H: 3 LOB: 2 BB: 0 P: 19	R: 0 E: 0 K: 0 S: 15	H: 2 LOB: 2 BB: 0 P: 21	R: 0 E: 0 K: 1 S: 8	H: 0 LOB: 0 BB: 0 P: 10	R: 0 E: 0 K: 1 S: 10	H: 0 LOB: 0 BB: 0 P: 15	R: 0 E: 0 K: 0 S: 4	H: 0 LOB: 1 BB: 1 P: 9	R: 0 E: 0 K: 2 S: 8	H: 0 LOB: 0 BB: 0 P: 9	R: 0 E: 0 K: 0 S: 11	H: 0 LOB: 0 BB: 0 P: 15	R: 0 E: 0 K: 0 S: 12	H: 2 LOB: 2 BB: 1 P: 21	R: 0 E: 0 K: 1 S: 8	H: 1 LOB: 2 BB: 1 P: 16	R: 0 E: 0 K: 1 S: 10	H: 1 LOB: 1 BB: 0 P: 18	R: 0 E: 0 K: 0 S: 8	H: 1 LOB: 1 BB: 0 P: 15	R: 0 E: 0 K: 1 S: 11	H: 0 LOB: 0 BB: 0 P: 17	1B: 10 2B: 1 3B: 0 HR: 0	SF: 0 SAC: 1 DP: 1 HBP: 1	WP: 1 PB: 0 SB: 0 CS: 1	PA: 52

PITCHER		IP	WLS	BF	H	R	ER	SO	BB	IBB	HBP	BLK	WP	HR	S	P	ERA	WHIP
49 Jeff Locke, L ERA: 4.9	(1, 1)	6.0		25	6	0	0	2	1	0	1	0	0	0	62	95	0.00	1.167
37 Arquimedes Caminero, R ERA: 3.29	(7, 1)	1.0		3	0	0	0	2	0	0	0	0	0	0	8	9	0.00	0.000
44 Tony Watson, L ERA: 1.67	(8, 1)	1.0		3	0	0	0	0	0	0	0	0	0	0	11	15	0.00	0.000
35 Mark Melancon, R ERA: 2.12	(9, 1)	1.0		5	2	0	0	0	1	0	0	0	0	0	12	21	0.00	3.000
48 Jared Hughes, R ERA: 3.38	(10, 1)	1.0		5	1	0	0	1	0	1	0	0	1	0	8	16	0.00	1.000

PITCHER		IP	WLS	BF	H	R	ER	SO	BB	IBB	HBP	BLK	WP	HR	S	P	ERA	WHIP
52 Rob Scahill, R ERA: 1.57	(11, 1)	2.0		8	2	0	0	1	0	0	0	0	0	0	18	33	0.00	1.000
59 Antonio Bastardo, L ERA: 4.6	(13, 1)	1.0	W	3	0	0	0	1	0	0	0	0	0	0	11	17	0.00	0.000

TOP

Philadelphia Phillies @ Pittsburgh Pirates
PNC Park, Pittsburgh, PA
Fri Jun 12 2015, 8:32 PM - 1:05 AM EDT
Att. 33,749 - Partly Cloudy - 71 F

livebaseballscorecards.com

AB	47
R	0
H	11
RBI	0
BB	3
SO	7
LOB	22

Batter	1	2	3	4	5	6	7	8	9	10	11	12	13	AB	R	H	RBI	BB	SO	LOB
25 Gregory Polanco, L (1, 9) OBP: 0.307, SLG: 0.351	C FF 88 B SI 87 X SI 88 1-1 L8 ①		C FF 89 X CH 84 0-1 FC3-6 6 G6-4-3 ① 1-2f 2-3		B CH 83 B CH 84 C FF 88 F SL 87 X CU 75 2-2 L1-4 ③		C FF 96 X FF 96 0-1 G3-1 ② 1-2 2-3		1 SAFE B FF 93 X FF 93 1-0 L7 ①		X SI 91 0-0 P6 ①		B FF 98 B FF 96 C FF 97 X FF 98 2-1 G3 ② 1-2	7	0	0	0	0	0	6
6 Starling Marte, R (1, 7) OBP: 0.313, SLG: 0.468	B FF 90 B FF 90 S FF 89 X FF 89 2-1 1B		S SL 86 X SL 86 0-1 G6-4-3 ② ③ 1-2f			B SL 87 C SL 87 S SL 86 B CU 75 S CH 84 2-3 K ①	F FF 97 S FF 98 D SL 90 B FF 96 S SL 88 2-3 K ③		C FF 93 1 SAFE B FF 93 S SL 85 F FF 94 C FF 94 1-3 K ②		C CH 81 B SI 91 X SI 92 1-1 1B		F FF 97 X SL 91 0-1 2-H 1B	7	0	3	1	0	3	5
22 Andrew McCutchen, R (1, 8) OBP: 0.367, SLG: 0.484	B FC 89 F FC 89 B SL 87 C SI 88 X SL 85 2-2 F8 ②			C CU 78 F FC 88 X CU 74 0-2 G5-3 ①		B SL 86 X CH 84 1-0 F8 ②		S FF 97 F SL 86 S SL 89 0-3 K2-3 ①	1 SAFE B SL 83 C FF 93 F FF 94 D SL 83 B FF 93 S SL 84 3-3 K2-3 ③		C SI 91 B SL 86 B SI 91 X SL 86 2-1 P4 ②			6	0	0	0	0	2	3
18 Neil Walker, S (1, 4) OBP: 0.313, SLG: 0.385	C SI 86 B SL 87 F CH 85 D CU 76 X CH 84 2-2 G4-3 ③			F FC 90 S SL 87 B FF 89 S CU 77 1-3 K ②		F FC 88 B SL 85 C SL 86 B CU 75 F SI 87 X CH 84 2-2 5 1B 1B		B FF 97 F FF 95 B SL 84 B FF 97 F FF 95 F FF 97 X FF 97 3-2 G4-3 ②		C SI 91 B SI 92 X SI 91 1-1 G6-3 ①	S CH 85 1 SAFE B SI 90 B SI 90 Y CH 84 X SI 91 2-2 G6-3 ③			6	0	1	0	0	1	2
5 Josh Harrison, R (1, 5) OBP: 0.303, SLG: 0.390		X SL 88 0-0 B2 ①		B FC 89 B FC 88 C SL 86 B FF 88 X FC 88 3-1 2B		X SL 84 0-0 1-2 1B		B FF 97 S SL 86 C SL 87 X SL 87 1-2 E1 29 BB 1B		F SI 93 F SI 92 X SI 93 0-2 29 G5-3 3 1B 1B		C FF 97 S FF 96 B FF 96 B SL 91 S FF 97 2-3 K ①		6	0	4	0	0	1	0
24 Pedro Alvarez, L (1, 3) OBP: 0.317, SLG: 0.457		C FC 88 S SL 87 F CU 74 F CU 76 B CH 84 B SI 90 X CH 84 2-2 G6-3 ②		F CH 84 B SL 86 B SL 87 F SL 86 D CU 77 D CH 84 4-2 BB		B SL 88 S FF 96 X FF 95 1-1 F7 ③		I IN 71 I IN 70 I IN 74 I IN 70 4-0 29 BB IBB		B SI 92 B SI 93 X SI 93 2-0 29 G5-3 1-2 1B		X FF 97 0-0 F8 ②		2	0	0	0	2	0	2
3 Sean Rodríguez, R (8, PR) (9, 3) OBP: 0.278, SLG: 0.380														2	0	1	0	0	0	0
29 Francisco Cervelli, R (1, 2) OBP: 0.400, SLG: 0.390	C FF 90 B FF 88 X FF 88 1-1 F8 ③		F SL 86 B FF 87 C SL 85 F CU 76 S CU 76 1-3 K ③				C FF 96 B SL 84 B FF 95 X FF 96 2-1 25 G3-1 10 SH1-3 1B	B FF 97 C FF 97 B SL 86 B FF 95 B FF 97 4-1 1-2 2-3 BB		C SI 92 F CH 85 D SI 92 X SI 91 1-2 G5-3 1-2 2-3		F FF 98 S SL 89 B SL 91 S FF 97 2-3 K ③		5	0	1	0	1	2	4
10 Jordy Mercer, R (1, 6) OBP: 0.277, SLG: 0.293			B SL 88 B SL 86 F FF 89 X FF 88 2-1 25 FC3-6 49 SH 1B		C SL 86 B SL 86 F SL 86 C FF 88 1-3 K ①		L FF 94 X SL 83 0-1 SH1-3 ① 1-2	B FF 96 B SL 87 B FF 97 C FF 96 C FF 96 S FF 98 3-3 K ③		I IN 71 I IN 73 I IN 72 I IN 73 4-0 IBB			B FF 96 F FF 96 C SL 89 B SL 91 F FF 96 X SL 90 2-2 F9 ①	4	0	1	0	1	2	3
49 Jeff Locke, L (1, 1) 37 Acquimedes Caminero, R (1, 1) 27 Jung Ho Kang, R (7, PH) OF 0 for 0 in 0 PA 44 Tony Watson, L (8, 1) 35 Mark Melancon, R (9, 1) 31 Jose Tabata, R (9, PH) OF 0 for 0 in 0 PA 48 Jared Hughes, R (10, 1) 12 Corey Hart, R (10, PH) OF 0 for 0 in 0 PA 52 Rob Scahill, L (11, 1) 59 Antonio Bastardo, R (11, 1) 19 Chris Stewart, R (12, PH) OF 0 for 0 in 0 PA	M FF 88 X SI 88 0-1 SH 25 FC3-6 1-2				C SL 88 X FF 87 0-1 G3 ②		B FF 95 F SL 86 B FF 97 F FF 95 B SL 87 B FF 96 4-2 25 G3-1 BB		C FF 92 X SL 83 0-1 1B		B SL 88 S SI 93 B SI 93 S SI 93 S FF 89 2-3 K ③		C FF 97 X FF 96 0-1 6 1B 25 G3 1B	1 0 0 0

Batter	1	2	3	4	5	6	7	8	9	AB	R	H	RBI	BB	SO	LOB
2 Ben Revere, L (1, 9) (8, 8) OBP: 0.314, SLG: 0.357	B FF 95 C FF 92 X FF 95 1-1 37 E 37 S 26 SF8 1B		C FF 94 B CH 86 X CH 85 1-1 37 S 1B		B FF 96 C FF 93 X SL 87 1-1 ② F8			C SI 94 X SI 94 0-1 3 1B 2B	B FF 92 C FF 92 B FC 92 S FC 91 S FC 91 F FC 91 F FC 91 B FC 91 F FF 91 F FC 91 3-3 S FC 91 ③ K	5	2	3	0	0	1	0
37 Odúbel Herrera, L (1, 8) OBP: 0.280, SLG: 0.363 3 Jeff Francoeur, R (8, PH) OBP: 0.299, SLG: 0.430 (8, 9)	1 SAFE F FF 96 F FF 96 F SL 86 B SL 87 S FF 97 1-3 ① K 1-3		C FF 94 S SL 88 F SL 86 F FF 94 F FF 97 S SL 86 0-3 ① K 1-2		F FF 95 B FF 96 X SL 86 1-1 ③ P5			B SI 95 B SI 95 S SI 95 X SI 95 2-1 26 1B 7 FC5-2 2-H 1B		3 1 0 0 1 1 0 0 0 0 2 0 1 0 0 2 0	2 0	2 0
26 Chase Utley, L (1, 4) OBP: 0.262, SLG: 0.295	X FF 96 0-0 ② SF8 3-H		B FF 95 C CU 82 F SL 87 F FF 98 B FF 98 D KC 84 X FF 97 3-2 ② F7			B SL 86 B FF 95 X FF 95 2-0 ① P6		B SI 94 C SI 95 S SI 95 X SI 95 1-2 7 FC5-2 6 BB 25 FC1-2 1-3 1B		3	0	1	1	0	0	1
6 Ryan Howard, L (1, 3) OBP: 0.276, SLG: 0.471	B FF 94 C FF 95 S SL 86 F FF 97 B FF 95 F SL 87 S KC 80 2-3 ③ K		S KC 82 S SL 85 S FF 98 0-3 ③ K			C SL 86 B FF 97 S KC 82 C FF 96 1-3 ② K		F SI 94 D SL 85 S SL 84 B SI 94 D SL 83 F SI 94 B SI 96 4-2 25 FC1-2 7 FC5-2 1-2 BB		3	0	0	0	1	3	1
7 Maikel Franco, R (1, 5) OBP: 0.336, SLG: 0.547		C FF 93 F FF 94 X FF 96 0-2 51 F8 13 1B 1B		B KC 78 C SL 82 B SI 94 B FF 94 X FF 93 3-1 25 G1-3 13 G4-3 2B		B FF 95 X FF 94 1-0 ③ F9		X CH 88 0-0 ① FC5-2 25 FC1-2 1-2 2-3 3-Hf		4	1	2	0	0	0	3
25 Cody Asche, L (1, 7) OBP: 0.269, SLG: 0.325		C FF 95 B CH 86 X SL 87 1-1 ① L9		B SL 85 S FF 95 F FF 96 F CU 83 X SL 87 1-2 ① G1-3 2-3			L FF 97 B SL 89 X FF 98 1-1 ① G3-1	C SI 95 X SI 94 0-1 ② FC1-2 1-2 2-3 3-Hf		4	0	0	0	0	0	5
13 Freddy Galvis, S (1, 6) OBP: 0.309, SLG: 0.306		B FF 92 B FF 93 S FF 94 F FF 96 1 SAFE X KC 81 2-2 1-2 1B		B SL 86 X FF 97 1-0 ② G4-3 3-H			C FF 98 X FF 98 0-1 2B	B SI 95 B CH 88 C SI 93 B SI 96 X SI 95 3-1 ③ G4-3		4	0	2	1	0	0	3
51 Carlos Ruiz, R (1, 2) OBP: 0.311, SLG: 0.277		B SI 94 X FF 94 1-0 ② F8 2-3		B FF 94 C FF 94 C SL 85 B SL 85 B FF 98 F FF 95 F FF 97 F FF 99 C SL 88 3-3 ③ K			C FF 99 F FF 97 B SL 90 X FF 99 1-2 ② F9		C FC 92 S FC 91 X KC 82 0-2 ① G6-3	4	0	0	0	0	1	3
47 Sean O'Sullivan, R (1, 1) OBP: 0.125, SLG: 0.067 4 Andrés Blanco, S (7, PH) OBP: 0.333, SLG: 0.468 30 Justin De Fratus, S (7, 1) 46 Jeanmar Gómez, R (8, 1) 18 Darin Ruf, R (9, PH) OBP: 0.279, SLG: 0.382		F FF 92 F FF 96 F FF 95 B FF 96 X FF 95 1-2 ③ G6-3		C FF 94 B FF 94 C SI 94 C KC 83 1-3 ① K			F FF 97 S SI 96 F FS 90 F FF 98 B FF 98 F SL 90 F FF 98 B SI 99 B FS 91 3-2 ③ F7		X FC 92 0-0 ② G4-3	2 1 0 0 1	0 0 0 0 0	0 0 0 0 0	0 0 0 0 0	1 0 0 0 0	0 0 0 0 0	2 1 0 0 0
Inning Stats	R: 1 E: 0 K: 2 S: 12 H: 1 LOB: 0 BB: 0 P: 16	R: 0 E: 0 K: 0 S: 13 H: 2 LOB: 2 BB: 0 P: 18	R: 0 E: 0 K: 2 S: 15 H: 1 LOB: 1 BB: 0 P: 19	R: 1 E: 0 K: 1 S: 13 H: 1 LOB: 0 BB: 0 P: 21	R: 0 E: 0 K: 1 S: 7 H: 0 LOB: 0 BB: 0 P: 10	R: 0 E: 0 K: 1 S: 5 H: 0 LOB: 0 BB: 0 P: 9	R: 0 E: 0 K: 0 S: 16 H: 1 LOB: 1 BB: 0 P: 21	R: 1 E: 0 K: 0 S: 15 H: 3 LOB: 3 BB: 1 P: 25	R: 0 E: 0 K: 1 S: 11 H: 0 LOB: 0 BB: 0 P: 14	1B: 6 2B: 3 3B: 0 HR: 0 SF: 1 SAC: 0 DP: 0 HBP: 0						WP: 0 PB: 0 SB: 2 CS: 0 PA: 37	

TOP

Philadelphia Phillies @ Pittsburgh Pirates
PNC Park, Pittsburgh, PA
Sat Jun 13 2015, 4:08 PM - 7:12 PM EDT
Att. 37,516 - Cloudy - 84 F

livebaseballscorecards.com

AB	35
R	3
H	9
RBI	3
BB	1
SO	8
LOB	21

PITCHER		IP	WLS	BF	H	R	ER	SO	BB	IBB	HBP	BLK	WP	HR	S	P	ERA	WHIP
45 Gerrit Cole, R ERA: 1.71	(1, 1)	6.0	W	23	5	2	1	7	0	0	0	0	0	0	65	93	1.50	0.833
37 Arquimedes Caminero, R ERA: 3.18	(7, 1)	1.0	H	4	1	0	0	0	0	0	0	0	0	0	16	21	0.00	1.000
44 Tony Watson, L ERA: 1.89	(8, 1)	1.0	H	7	3	1	1	0	1	0	0	0	0	0	15	25	9.00	4.000
35 Mark Melancon, R ERA: 2.05	(9, 1)	1.0	S	3	0	0	0	1	0	0	0	0	0	0	11	14	0.00	0.000

PITCHER		IP	WLS	BF	H	R	ER	SO	BB	IBB	HBP	BLK	WP	HR	S	P	ERA	WHIP

Batter	1	2	3	4	5	6	7	8	9	AB	R	H	RBI	BB	SO	LOB
25 Gregory Polanco, L (1, 9) OBP: 0.311, SLG: 0.358	C CH 85 B CH 82 B FF 86 X FF 87 2-1 6 FC6 6 S 22 FC5 1B	S FF 90 B FF 89 F SL 77 X FF 90 1-2 ② P6		X FF 89 0-0 6 1B 2B		C CH 82 B CH 81 F CH 80 B FF 91 B FF 91 X CH 81 3-2 ② G4-3				4	1	2	0	0	0	2
6 Starling Marte, R (1, 7) OBP: 0.320, SLG: 0.473	F FF 86 B SI 86 S FF 86 X FF 87 1-2 FC6 18 G4-6-3 22 FC5 5 1B 1-3	F CH 84 B FF 90 F FF 89 D SL 78 X FF 91 2-2 22 1B 2-3 3-H 1B		F FF 89 X SL 77 0-1 ② 18 BB 2-H 1B		B CH 82 X FF 89 1-0 22 CS 1B				4	1	3	1	0	0	1
22 Andrew McCutchen, R (1, 8) OBP: 0.369, SLG: 0.482	X FF 87 0-0 FC5 18 G4-6-3 1-2 3-H	1 SAFE B FF 89 B FF 87 F SL 76 X CH 82 2-1 1-2 3-H 1B		C FF 90 B FF 90 B FF 89 B FF 89 B FF 90 4-1 18 BB BB		F FF 88 B SL 75 S FF 88 1-2 ③ CS 1-2	F SL 83 B SL 84 B FF 94 C FF 93 X FF 94 2-2 ① L3			3	0	1	2	1	0	1
18 Neil Walker, S (1, 4) OBP: 0.311, SLG: 0.379	B SI 86 C FF 86 F FF 87 X FF 89 1-2 ① ② G4-6-3 1-2f 2-3	X FF 88 0-0 ③ F8		F CH 83 B FF 89 S CH 83 D SL 77 B CH 81 F FF 89 D CH 83 4-2 1-2 2-3 BB			B FF 93 C FF 93 C FF 93 F FF 94 S CH 87 1-3 ② K2-3			3	0	0	0	1	1	4
5 Josh Harrison, R (1, 5) OBP: 0.302, SLG: 0.387	B FF 88 B SL 77 X FF 88 2-0 3-H 1B		C SL 75 F FF 86 F FF 87 B FF 89 F CU 70 B SL 76 X FF 90 2-2 ① G6-3	C SL 76 X SL 78 0-1 ③ G5-3			F FF 93 B SL 85 B FF 93 X FF 93 2-1 ③ G5-3			4	0	1	1	0	0	3
24 Pedro Alvarez, L (1, 3) OBP: 0.313, SLG: 0.449 3 Sean Rodríguez, R (8, 3) OBP: 0.274, SLG: 0.375	F CH 82 B FF 89 1 SAFE X FF 89 1-1 ③ P6		F CH 83 X CH 82 0-1 ② G5-3		S FF 88 C SI 89 B CU 70 F CH 82 X CH 82 1-2 ① G4-3			C SI 92 F SI 90 B SL 85 F CH 83 B SL 86 X SI 90 2-2 ① L1		3 1	0 0	0 0	0 0	0 0	0 0	1 0
27 Jung Ho Kang, R (1, 6) OBP: 0.359, SLG: 0.407		X FF 88 0-0 45 SH2-4 19 BB 6 1B 1B	B FF 89 B SL 75 B SI 87 B FF 86 4-0 BB		C SL 76 X SI 89 0-1 ② G4-3			S SI 92 S SI 92 B SI 91 X SI 90 1-2 ② G5-3		3	1	1	0	1	0	0
19 Chris Stewart, R (1, 2) OBP: 0.308, SLG: 0.387		C SL 76 B FF 88 1 SAFE B FF 88 B FF 86 B FF 89 4-1 6 1B 45 SH2-4 22 1B 1-2 BB	B SL 76 C FF 88 C FF 88 X FF 89 1-2 ③ L9		X FF 89 0-0 ③ P4			C SL 86 C SL 88 B SL 86 B CH 87 F SL 86 B SI 90 S SI 92 3-3 ③ K		3	1	0	0	1	1	1
45 Gerrit Cole, R (1, 1) OBP: 0.241, SLG: 0.185 31 Jose Tabata, R (6, PH) OBP: 0.320, SLG: 0.292 37 Arquimedes Caminero, R (7, 1) 44 Tony Watson, L (8, 1) 35 Mark Melancon, R (9, 1)		C SL 76 X SL 77 0-1 ① SH2-4 1-2 2-3		F FF 87 B FF 89 C FF 89 F CU 71 F SL 77 S SL 77 1-3 ① K		B SL 75 C FF 88 B SI 88 X FF 89 2-1 ① G2-3				1 1 0 0 0	0 0 0 0 0	0 0 0 0 0	0 0 0 0 0	0 0 0 0 0	1 0 0 0 0	0 0 0 0 0
Inning Stats	R: 2 E: 0 K: 0 S: 12 H: 2 LOB: 1 BB: 0 P: 19	R: 2 E: 0 K: 0 S: 13 H: 3 LOB: 2 BB: 1 P: 22	R: 0 E: 0 K: 0 S: 10 H: 0 LOB: 1 BB: 1 P: 17	R: 0 E: 0 K: 1 S: 14 H: 2 LOB: 3 BB: 2 P: 23	R: 0 E: 0 K: 0 S: 7 H: 0 LOB: 0 BB: 0 P: 8	R: 0 E: 0 K: 0 S: 8 H: 1 LOB: 0 BB: 0 P: 15	R: 0 E: 0 K: 1 S: 9 H: 0 LOB: 0 BB: 0 P: 14	R: 0 E: 0 K: 1 S: 11 H: 0 LOB: 0 BB: 0 P: 17		1B: 7 2B: 1 3B: 0 HR: 0	SF: 0 SAC: 1 DP: 1 HBP: 0			WP: 0 PB: 0 SB: 1 CS: 1	PA: 36	

PITCHER		IP	WLS	BF	H	R	ER	SO	BB	IBB	HBP	BLK	WP	HR	S	P	ERA	WHIP
47 Sean O'Sullivan, R ERA: 5.08	(1, 1)	6.0	L	29	8	4	4	1	4	0	0	0	0	0	64	104	6.00	2.000
30 Justin De Fratus, R ERA: 3.38	(7, 1)	1.0		3	0	0	0	1	0	0	0	0	0	0	9	14	0.00	0.000
46 Jeanmar Gómez, R ERA: 2.12	(8, 1)	1.0		3	0	0	0	1	0	0	0	0	0	0	11	17	0.00	0.000

PITCHER	IP	WLS	BF	H	R	ER	SO	BB	IBB	HBP	BLK	WP	HR	S	P	ERA	WHIP

BOTTOM

Philadelphia Phillies @ Pittsburgh Pirates
PNC Park, Pittsburgh, PA
Sat Jun 13 2015, 4:08 PM - 7:12 PM EDT
Att. 37,516 - Cloudy - 84 F

livebaseballscorecards.com

AB	30
R	4
H	8
RBI	4
BB	4
SO	3
LOB	13

Batter	1	2	3	4	5	6	7	8	9	10	11	AB	R	H	RBI	BB	SO	LOB
2 Ben Revere, L (1, 8) (10, 7) OBP: 0.316, SLG: 0.357	C SI 91 X SI 91 0-1 G4-3		C SI 90 C KC 82 S KC 83 0-3 K2-3			B SI 90 X CH 86 1-0 G3			C SI 90 X KC 81 0-1 26 CS 3 S 1B		C FF 93 B SL 85 B FF 93 X FF 93 2-1 1B	5	0	2	0	0	1	0
3 Jeff Francoeur, R (1, 7) (10, 9) OBP: 0.302, SLG: 0.436	B SI 91 F SI 91 B FF 92 F SI 91 X SI 91 2-2 26 G4-3 2B			B KC 82 C CH 86 B SI 91 X SI 90 2-1 7 CS 1B			X KC 81 0-0 G5-3		C SI 91 1 SAFE 1 SAFE C SI 90 F FF 92 S KC 82 0-3 K 1-2		1 SAFE 1 SAFE B FF 93 X FF 93 1-0 G4-3	5	0	2	0	0	1	2
26 Chase Utley, L (1, 4) OBP: 0.262, SLG: 0.291	B FF 90 X SI 91 1-0 G4-3 2-3			C SI 91 C KC 82 B KC 81 F SI 91 X KC 82 1-2 F8			B SI 89 F CH 85 B KC 81 F SI 89 X SI 90 2-2 P5		F KC 80 B SI 91 C KC 81 B KC 83 F FF 91 B KC 82 B CH 87 4-2 6 S BB 2-3			3	0	0	0	1	0	2
6 Ryan Howard, L (1, 3) OBP: 0.276, SLG: 0.467	B SI 92 C KC 79 X SI 91 1-1 F8			F KC 81 X KC 82 0-1 L9			X CH 85 0-0 7 FC6-4 1B		S KC 82 D KC 82 B FF 92 S KC 82 X KC 82 2-2 G3 1-2			4	0	1	0	0	0	3
7 Maikel Franco, R (1, 5) OBP: 0.325, SLG: 0.527		C SI 91 C KC 80 S KC 83 0-3 K		S KC 83 0-1 CS 1-2	C SI 89 X KC 80 0-1 G1-3		D KC 80 X SI 90 1-0 FC6-4 1-2f			S SL 86 F SI 93 B SI 87 B SI 94 X SI 93 2-2 G5-3		4	0	0	0	0	1	1
9 Domonic Brown, L (1, 9) 58 Jonathan Papelbon, R (10, 1)		B SI 90 C CH 84 S KC 82 X KC 83 1-2 F7			B CH 85 X SI 90 1-0 F7			B KC 79 X SI 90 1-0 G4-3		X SI 93 0-0 G1-3		4 0	0 0	0 0	0 0	0 0	0 0	0 0
13 Freddy Galvis, S (1, 6) OBP: 0.304, SLG: 0.300		F SI 92 B KC 82 F CH 85 C SI 91 1-3 K			B SI 91 B SI 91 F FF 90 C FF 91 F KC 83 F SI 91 X KC 82 2-2 L9			C CH 85 B KC 82 S KC 82 B KC 82 X SI 91 2-2 G4-3		B SI 93 S SI 92 B SL 88 F SI 93 X SI 93 2-2 G3		4	0	0	0	0	1	0
51 Carlos Ruiz, R (1, 2) OBP: 0.310, SLG: 0.276			C SI 90 X CH 84 0-1 G5-3			C KC 80 F SI 89 B KC 80 B SI 89 X SI 89 2-2 L4		B SI 90 B KC 80 C SI 90 X SI 91 2-1 1B			B FF 93 F FF 93 T FF 94 B FF 94 B FF 94 X FF 93 3-2 F9	4	0	1	0	0	0	0
35 Cole Hamels, L (1, 1) OBP: 0.143, SLG: 0.143 4 Andrés Blanco, S (8, PH) OBP: 0.327, SLG: 0.458 53 Ken Giles, R (8, 1) 57 Luis García, R (9, 1) 37 Odúbel Herrera, L (10, 8) OBP: 0.279, SLG: 0.361			C SI 91 B CH 86 X SI 91 1-1 G6-3			X SI 89 0-0 F7		X SI 91 0-0 F7			C SL 86 X FF 94 0-1 L7	2 1 0 0 1	0 0 0 0 0	0 0 0 0 0	0 0 0 0 0	0 0 0 0 0	0 1 0 0 0	0 0 0 0 0
Inning Stats	R: 0 E: 0 K: 0 S: 8 H: 1 LOB: 1 BB: 0 P: 12	R: 0 E: 0 K: 2 S: 9 H: 0 LOB: 0 BB: 0 P: 11	R: 0 E: 0 K: 1 S: 7 H: 0 LOB: 0 BB: 0 P: 8	R: 0 E: 0 K: 0 S: 9 H: 1 LOB: 0 BB: 0 P: 12	R: 0 E: 0 K: 0 S: 8 H: 0 LOB: 0 BB: 0 P: 11	R: 0 E: 0 K: 0 S: 5 H: 0 LOB: 0 BB: 0 P: 8	R: 0 E: 0 K: 0 S: 6 H: 1 LOB: 1 BB: 0 P: 9	R: 0 E: 0 K: 0 S: 7 H: 1 LOB: 1 BB: 0 P: 12	R: 0 E: 0 K: 1 S: 12 H: 1 LOB: 1 BB: 1 P: 18	R: 0 E: 0 K: 0 S: 7 H: 0 LOB: 0 BB: 0 P: 11	R: 0 E: 0 K: 0 S: 8 H: 1 LOB: 1 BB: 0 P: 14	1B: 5 2B: 1 3B: 0 HR: 0	SF: 0 SAC: 0 DP: 0 HBP: 0		WP: 0 PB: 0 SB: 2 CS: 2	PA: 39		

PITCHER		IP	WLS	BF	H	R	ER	SO	BB	IBB	HBP	BLK	WP	HR	S	P	ERA	WHIP
34 A.J. Burnett, R ERA: 1.89	(1, 1)	9.0		31	5	0	0	4	1	0	0	0	0	0	71	101	0.00	0.667
48 Jared Hughes, R ERA: 3.25	(10, 1)	1.0		3	0	0	0	0	0	0	0	0	0	0	7	11	0.00	0.000
59 Antonio Bastardo, L ERA: 4.32	(11, 1)	1.0	W	4	1	0	0	0	0	0	0	0	0	0	8	14	0.00	1.000

PITCHER	IP	WLS	BF	H	R	ER	SO	BB	IBB	HBP	BLK	WP	HR	S	P	ERA	WHIP

TOP

Philadelphia Phillies @ Pittsburgh Pirates

PNC Park, Pittsburgh, PA

Sun Jun 14 2015, 1:40 PM - 4:45 PM EDT

Att. 34,518 - Cloudy - 75 F

livebaseballscorecards.com

AB	37
R	0
H	6
RBI	0
BB	1
SO	4
LOB	9

Batter	1	2	3	4	5	6	7	8	9	10	11	AB	R	H	RBI	BB	SO	LOB
5 Josh Harrison, R (1, 4) (10, 5) OBP: 0.303, SLG: 0.386	F FF 91 S FF 92 B FF 92 S CH 84 1-3 K ①		S CH 86 X CU 79 0-1 6 S 1B		C SI 92 S FF 93 F SI 93 T SI 92 0-2 K ②			B FF 97 S SL 85 S FF 97 B FF 98 F FF 98 X SL 87 2-2 F7 ①		X FF 90 0-0 G6-3 ①	X FF 90 0-0 2-3 3-H 1B	6	0	2	1	0	2	0
6 Starling Marte, R (1, 7) OBP: 0.325, SLG: 0.481	B FF 92 B SI 91 C SI 92 F SI 92 F SI 92 B FC 90 X SI 92 3-2 1B		C SI 92 F FC 89 B SI 92 F SI 92 F CH 85 X SI 92 1-2 G6-3 ③ 1-2		F SI 92 S CH 86 B FC 89 S CU 80 1-3 K2-3 ③			F FF 97 B FF 97 X FF 97 1-1 1B		B FF 89 X FF 89 1-0 2B		5	0	3	0	0	1	1
22 Andrew McCutchen, R (1, 8) OBP: 0.369, SLG: 0.477	B SI 92 X CH 84 1-0 F8 ②			S FC 87 B FC 88 X FC 89 1-1 12 HBP 29 1B 1B		X FC 89 0-0 G6-3 ①		B FF 96 F FF 95 S SL 87 S SL 86 1-3 K ②		I IN 76 I IN 76 I IN 76 I IN 75 4-0 IBB		4	0	1	0	1	1	2
27 Jung Ho Kang, R (1, 5) (10, 6) OBP: 0.354, SLG: 0.396	1 SAFE 1 SAFE 1 SAFE C CH 80 B FF 89 D SI 90 F FF 91 S FF 91 2-3 K ③			1 SAFE 1 SAFE B SI 92 C FC 89 F SI 93 C SI 92 1-3 K ①		B SI 92 B CH 84 C SI 92 S CH 83 B CU 79 F SI 93 D CH 84 4-2 BB		S SL 86 F FF 96 S SL 86 0-3 K ③		X SL 80 0-0 L7 ②		4	0	0	0	1	3	5
3 Sean Rodríguez, R (1, 9) (8, 3) OBP: 0.269, SLG: 0.364		C FF 92 S CU 78 F SI 93 B CH 84 B FC 89 S CH 86 2-3 K ①		1 SAFE C FC 87 X SI 92 0-1 L9 ②		C CH 84 D CU 78 1 SAFE S FC 89 S SI 93 1-3 K ②			B SL 82 F FF 94 B FF 94 X FF 95 2-1 29 SH3 1B	C FF 91 B FF 91 F FF 90 X FS 86 1-2 F9 ③		5	0	1	0	0	2	4
29 Francisco Cervelli, R (1, 2) OBP: 0.397, SLG: 0.387		F SI 93 B SI 93 F SI 93 B SI 93 X SI 94 2-2 G6-3 ②		X SI 94 0-0 10 FC5 12 HBP 1-2 1B		F CH 85 S SI 93 1 SAFE B SI 92 S FC 88 1-3 K ③			X SL 83 0-0 SH3 ① 1-2		B SL 77 C FF 90 F SL 80 B SL 80 C SL 80 2-3 K ①	4	0	1	0	0	2	1
12 Corey Hart, R (1, 3) OBP: 0.217, SLG: 0.279 25 Gregory Polanco, L (8, 9) OBP: 0.312, SLG: 0.356	F FF 93 F SI 94 F CU 79 B SI 93 S CU 79 1-3 K2-3 ③			B CH 85 B SI 93 S CH 84 T SI 94 H CU 80 3-2 10 FC5 HBP 1-2 2-3			S CU 77 C SI 93 S CU 80 0-3 K ①	I IN 83 I IN 84 I IN 87 I IN 86 4-0 IBB		F FF 92 X FS 85 0-1 F8 ②	2	0	0	0	0	2	0
10 Jordy Mercer, R (1, 6) OBP: 0.272, SLG: 0.287 18 Neil Walker, S (9, PH) OBP: 0.313, SLG: 0.381 (10, 4)			B CH 84 X SI 93 1-0 G6-3 ① C CH 84 B CH 85 D CH 86 X FC 88 2-1 FC5 ③ 1-2 2-3f				C CU 78 F SI 93 X FF 94 0-2 L9 ②	D SL 84 C SL 84 S SL 84 S SL 86 1-3 K ②		B FS 86 X FS 85 1-0 31 E 5 1B 1B	1	0	0	0	0	3
34 A.J. Burnett, R (1, 1) OBP: 0.107, SLG: 0.111 24 Pedro Alvarez, L (9, PH) OBP: 0.311, SLG: 0.447 48 Jared Hughes, R (10, 1) 59 Antonio Bastardo, R (11, 1) 31 Jose Tabata, R (11, PH) OBP: 0.308, SLG: 0.280			B SI 93 C SI 92 T SI 92 S CU 80 1-3 K ②		C FF 91 S CH 85 S CU 78 0-3 K ①	X CH 86 0-0 G1 ③		C FF 98 S SL 86 D SL 86 S SL 88 1-3 K ③		C FF 91 F FF 92 1 SAFE F SL 79 F SL 80 X FF 91 0-2 E6 5 1B 1-3	2	1	1	0	0	1	2

Inning Stats	1	2	3	4	5	6	7	8	9	10	11
	R: 0 E: 0 K: 2 S: 12 H: 1 LOB: 1 BB: 0 P: 19	R: 0 E: 0 K: 2 S: 11 H: 0 LOB: 0 BB: 0 P: 16	R: 0 E: 0 K: 1 S: 11 H: 1 LOB: 1 BB: 0 P: 14	R: 0 E: 0 K: 1 S: 12 H: 2 LOB: 3 BB: 0 P: 19	R: 0 E: 0 K: 3 S: 10 H: 0 LOB: 0 BB: 0 P: 11	R: 0 E: 0 K: 2 S: 10 H: 0 LOB: 1 BB: 1 P: 16	R: 0 E: 0 K: 1 S: 7 H: 0 LOB: 0 BB: 0 P: 7	R: 0 E: 0 K: 2 S: 12 H: 1 LOB: 1 BB: 0 P: 16	R: 0 E: 0 K: 2 S: 9 H: 1 LOB: 2 BB: 1 P: 17	R: 0 E: 0 K: 0 S: 6 H: 1 LOB: 2 BB: 1 P: 12	R: 1 E: 1 K: 1 S: 12 H: 2 LOB: 2 BB: 0 P: 15

PITCHER	IP	WLS	BF	H	R	ER	SO	BB	IBB	HBP	BLK	WP	HR	S	P	ERA	WHIP
35 Cole Hamels, L (1, 1) ERA: 2.96	7.0		27	4	0	0	12	1	0	1	0	0	0	73	102	0.00	0.714
53 Ken Giles, R (8, 1) ERA: 2.0	1.0		4	1	0	0	2	0	0	0	0	0	0	12	16	0.00	1.000
57 Luis García, R (9, 1) ERA: 4.03	1.0		5	1	0	0	2	0	1	0	0	0	0	9	17	0.00	1.000
58 Jonathan Papelbon, R (10, 1) ERA: 1.05	1.2	L	10	3	1	0	1	0	1	0	0	0	0	18	27	0.00	1.800

PITCHER	IP	WLS	BF	H	R	ER	SO	BB	IBB	HBP	BLK	WP	HR	S	P	ERA	WHIP

BOTTOM

Philadelphia Phillies @ Pittsburgh Pirates
PNC Park, Pittsburgh, PA
Sun Jun 14 2015, 1:40 PM - 4:45 PM EDT
Att. 34,518 - Cloudy - 75 F

livebaseballscorecards.com

AB	41
R	1
H	9
RBI	1
BB	3
SO	17
LOB	21

1B: 8	SF: 0	WP: 0	PA: 46
2B: 1	SAC: 1	PB: 0	
3B: 0	DP: 0	SB: 1	
HR: 0	HBP: 1	CS: 0	

Batter	1	2	3	4	5	6	7	8	9	AB	R	H	RBI	BB	SO	LOB
1 Adam Eaton, L (1, 8) OBP: 0.299, SLG: 0.358	B SI 92 C SI 92 S SL 85 X SL 88 1-2 E4 79 G6-4-3			B SI 93 C SI 92 B SL 87 B SL 86 B SI 94 4-1 10 PB BB		S SL 87 B SI 92 F SI 94 B SI 95 F SL 87 S SL 81 2-3 ③ K			C SI 93 B SL 86 B SL 87 F FF 92 F SI 93 B CH 89 X FF 91 3-2 ③ F8	3	0	0	0	1	1	0
10 Alexei Ramirez, R (1, 6) OBP: 0.254, SLG: 0.316	1 SAFE C SI 93 S CH 85 1 SAFE F SL 84 B SI 92 F CH 84 S SL 85 1-3 ① K			S CH 84 B SI 91 F SL 85 D SL 87 S SI 93 2-3 ① K 1-2			B SI 90 C SI 90 X CH 85 1-1 79 G5-4-3 1B			3	0	1	0	0	2	2
79 José Abreu, R (1, 3) OBP: 0.339, SLG: 0.500	C SI 91 1 SAFE D CH 85 S CH 85 B SI 93 X SL 85 2-2 ②③ G6-4-3 1-2f			C SI 93 B SL 86 S CH 86 S SL 87 1-3 ② K			B SI 91 X CH 84 1-0 ①② G5-4-3 1-2f			3	0	0	0	0	1	3
26 Avisaíl García, R (1, 9) OBP: 0.336, SLG: 0.420		C SI 90 B SL 81 S CH 83 S SL 84 1-3 ① K		S CH 85 D SL 87 S CH 84 D SL 85 D CH 85 S SL 87 3-3 ③ K			B SI 92 S CH 84 F SI 92 F SI 94 S CH 84 1-3 ③ K			3	0	0	0	0	3	1
53 Melky Cabrera, S (1, 7) OBP: 0.279, SLG: 0.278 63 Junior Guerra, R (8, 1)		C SI 90 X SI 92 0-1 ② F8			C SI 92 X CH 84 0-1 5 G4-6-3 1B			B SI 91 C SL 81 F SL 82 B SI 93 S SI 93 2-3 ① K		3 0	0 0	1 0	0 0	0 0	1 0	0 0
15 Gordon Beckham, R (1, 5) OBP: 0.291, SLG: 0.345		C SI 92 C SL 85 B CH 84 X SL 85 1-2 ③ G5-3			F SI 90 B SI 93 F CH 85 F SL 86 S SL 87 1-3 ① K			C SL 83 S CH 85 X SL 83 0-2 ② G6-3		3	0	0	0	0	1	1
5 Yolmer Sánchez, S (1, 4) OBP: 0.211, SLG: 0.184 48 Hector Noesí, R (5, 1) 20 JB Shuck, L (8, PH) OBP: 0.347, SLG: 0.313 (8, 7)			B SI 90 B CH 83 C SI 92 X SI 93 2-1 ① G1-3		F SI 93 D CH 86 X CH 85 1-1 ②③ G4-6-3 1-2f			B SL 84 C SI 93 X SL 86 1-1 ③ G3		2 0 1	0 0 0	0 0 0	0 0 0	0 0 0	0 0 0	1 0 0
21 Tyler Flowers, R (1, 2) OBP: 0.239, SLG: 0.311			C SL 83 B CH 84 X CH 84 1-1 ② F9			C SI 90 B SL 83 C SI 92 S SL 83 1-3 ① K			S FF 94 S SI 94 F FF 94 B CU 80 B SI 93 B SI 93 X SI 94 3-2 ① G5-3	3	0	0	0	0	1	0
55 Carlos Rodón, L (1, 1) 40 Daniel Webb, R (4, 1) 64 Emilio Bonifácio, S (5, 4) OBP: 0.194, SLG: 0.185			C SI 95 C SI 95 S SL 88 0-3 ③ K			C SI 92 B SI 92 C SI 94 S FF 94 1-3 ② K			S SL 88 B FF 94 S CU 78 F CU 79 B SI 93 C SL 86 2-3 ② K	1 0 2	0 0 0	0 0 0	0 0 0	0 0 0	1 0 2	0 0 0
Inning Stats	R: 0 E: 1 K: 1 S: 11 H: 0 LOB: 0 BB: 0 P: 15	R: 0 E: 0 K: 1 S: 8 H: 0 LOB: 0 BB: 0 P: 10	R: 0 E: 0 K: 1 S: 7 H: 0 LOB: 0 BB: 0 P: 10	R: 0 E: 0 K: 3 S: 10 H: 0 LOB: 1 BB: 1 P: 20	R: 0 E: 0 K: 1 S: 8 H: 1 LOB: 0 BB: 0 P: 10	R: 0 E: 0 K: 3 S: 10 H: 0 LOB: 0 BB: 0 P: 14	R: 0 E: 0 K: 1 S: 7 H: 1 LOB: 0 BB: 0 P: 10	R: 0 E: 0 K: 1 S: 8 H: 0 LOB: 0 BB: 0 P: 11	R: 0 E: 0 K: 1 S: 12 H: 0 LOB: 0 BB: 0 P: 20	1B: 2 2B: 0 3B: 0 HR: 0 SF: 0 SAC: 0 DP: 3 HBP: 0						

PITCHER		IP	WLS	BF	H	R	ER	SO	BB	IBB	HBP	BLK	WP	HR	S	P	ERA	WHIP
47 Francisco Liriano, L ERA: 2.94	(1, 1)	8.0	W	25	2	0	0	12	1	0	0	0	0	0	69	100	0.00	0.375
52 Rob Scahill, R ERA: 1.5	(9, 1)	1.0		3	0	0	0	1	0	0	0	0	0	0	12	20	0.00	0.000

PITCHER	IP	WLS	BF	H	R	ER	SO	BB	IBB	HBP	BLK	WP	HR	S	P	ERA	WHIP

TOP

Chicago White Sox @ Pittsburgh Pirates

PNC Park, Pittsburgh, PA

Mon Jun 15 2015, 7:10 PM - 10:00 PM EDT

Att. 24,536 - Cloudy - 82 F

livebaseballscorecards.com

AB	27
R	0
H	2
RBI	0
BB	1
SO	13
LOB	8

WP: 0	PB: 1	SB: 0	CS: 0	PA: 28		

Batter	1	2	3	4	5	6	7	8	9	AB	R	H	RBI	BB	SO	LOB
5 Josh Harrison, R (1, 4) OBP: 0.317, SLG: 0.397	B SI 93 B SI 92 C SI 93 B FF 94 C SI 93 B SL 84 4-2 22 WP 6 1B 22 1B BB	C SL 83 F SI 93 B FF 95 B SL 86 F FF 95 X SI 96 2-2 6 S 1B		S FF 95 X SI 95 0-1 6 S 6 E 3-H 1B		C CU 80 S CH 88 X SL 88 0-2 6 E 1B	B FF 94 F FF 94 F FF 94 X CU 80 1-2 6 1B 1-2 1B			4	3	4	1	1	0	0
6 Starling Marte, R (1, 7) OBP: 0.335, SLG: 0.492 (7, 8)	X SI 93 0-0 22 1B 22 WP 27 1B 1-2 1B	B SI 92 B FF 95 X FF 94 2-0 G5-3 1-2 ②		1 SAFE C FF 95 S SI 94 B FF 96 1 SAFE F CH 83 F SI 97 B SL 87 F CH 88 2-2 X SL 86 E3 1-H 1B		X FF 94 0-0 E5 1-H 2B	D CH 87 S CH 86 C FF 95 X FF 95 1-2 1-2 2-3 1B			5	2	4	2	0	0	1
22 Andrew McCutchen, R (1, 8) OBP: 0.371, SLG: 0.482 25 Gregory Polanco, L (7, 7) OBP: 0.311, SLG: 0.355	B FF 94 C SI 94 B SL 85 B FF 95 X SI 94 3-1 27 1B 29 3B 1-3 2-H 1B	D SL 84 B SL 83 X SI 94 2-0 G5-3 ③		S FF 97 B SI 95 S CH 86 B CH 87 S FF 97 2-3 K ③		B SL 88 X SL 89 1-0 27 2B 2B	B FF 95 X CH 89 1-0 P5 ③			4 1	2 0	2 0	1 0	0 0	1 0	2 3
27 Jung Ho Kang, R (1, 5) OBP: 0.362, SLG: 0.406	B FF 92 S FF 94 B FF 92 B CH 83 1 SAFE X SI 94 3-1 29 3B 1-2 3-H 1B		C CH 83 S CH 84 B FF 95 F CH 86 X SL 88 1-2 L5 ①		B FF 93 C FF 94 C SI 96 B CH 88 B SL 88 F CH 85 F FF 96 B SL 89 4-2 31 29 G4-6-3 10 BB 2B BB	B FF 96 B CH 87 S FF 95 X FF 94 2-1 2-H 2B		C FF 96 B CU 82 B FF 94 F FF 94 X FS 86 2-2 G6-3 ①		4	2	2	2	1	0	0
29 Francisco Cervelli, R (1, 2) OBP: 0.402, SLG: 0.401	X SI 93 0-0 31 1B 1-H 2-H 3B		C FF 93 B CH 85 S CH 84 X FF 95 1-2 31 G6-4-3 1B		1 SAFE C SL 88 1 SAFE B CH 87 1 SAFE F SL 88 F CH 86 F FF 95 F SL 90 4-2 D CH 87 B FF 95 B FF 95 31 G4-6-3 1-2 BB	B SL 88 F CH 86 X FF 93 1-1 P4 ②		C FF 96 B CU 82 C CU 81 F FS 88 X FS 86 1-2 G5-3 ②		4	1	2	2	1	0	1
31 Jose Tabata, R (1, 9) OBP: 0.323, SLG: 0.300	B SL 82 X SI 94 1-0 10 CS 3-H 1B		X SI 91 0-0 ② ③ G6-4-3 1-2f		C SL 88 X FF 95 0-1 ① ② G4-6-3 1-2f 2-3	B CU 79 F FF 95 X FF 96 1-1 ③ G4-3		C CU 82 B FF 94 X FF 95 1-1 1B		5	0	2	1	0	0	4
10 Jordy Mercer, R (1, 6) OBP: 0.276, SLG: 0.302	C FF 93 B SI 94 B FF 93 B SI 94 F SI 94 F SI 94 S SL 87 3-3 ① ② K 1-2		C CH 83 X FF 93 0-1 3 G4-3 5 1B 2B	C FF 96 D SL 91 B SL 88 F FF 96 F CH 88 D CH 88 F FF 96 X FF 96 3-2 3-H 2B		C CU 79 F CH 88 F FF 94 C FF 94 0-3 ① K	B CU 82 X FF 94 1-0 ③ F9		5	1	2	1	0	2	2
3 Sean Rodríguez, R (1, 3) OBP: 0.256, SLG: 0.346	S SL 85 S CH 85 B SL 88 F SI 95 S SL 87 1-3 ③ K			X CH 82 0-0 ① G4-3 2-3	F SL 88 X SL 89 0-1 ③ L8		S CU 80 B FF 94 B CU 81 S CH 86 X CH 87 2-2 E6 6 1B 5 1B			4	0	0	0	0	1	2
47 Francisco Liriano, L (1, 1) OBP: 0.071, SLG: 0.071 52 Rob Scahill, L (9, 1)		B FF 93 B FF 93 B SI 92 C SI 93 C SI 93 C SI 93 3-3 ① K	D SL 84 F FF 93 X SI 93 1-1 ② G1-6-3		B FF 92 F FF 94 S FF 94 X FF 95 1-2 ① P4	F FF 92 F CH 86 S FF 93 0-3 ② K				4 0	0 0	0 0	0 0	0 0	2 0	2 0
Inning Stats	R: 5 E: 0 K: 2 S: 18 H: 5 LOB: 0 BB: 1 P: 33	R: 0 E: 0 K: 1 S: 9 H: 1 LOB: 1 BB: 0 P: 18	R: 0 E: 0 K: 0 S: 8 H: 1 LOB: 0 BB: 0 P: 10	R: 2 E: 1 K: 1 S: 16 H: 3 LOB: 1 BB: 0 P: 21	R: 1 E: 0 K: 0 S: 18 H: 1 LOB: 1 BB: 2 P: 29	R: 3 E: 1 K: 0 S: 14 H: 4 LOB: 1 BB: 0 P: 20	R: 0 E: 1 K: 2 S: 17 H: 2 LOB: 3 BB: 0 P: 22	R: 0 E: 0 K: 0 S: 10 H: 1 LOB: 1 BB: 0 P: 15		1B: 12 2B: 6 3B: 1 HR: 0	SF: 0 SAC: 0 DP: 3 HBP: 0					

PITCHER		IP	WLS	BF	H	R	ER	SO	BB	IBB	HBP	BLK	WP	HR	S	P	ERA	WHIP
55 Carlos Rodón, L ERA: 3.86	(1, 1)	3.2	L	19	9	7	7	3	1	0	0	0	1	0	42	69	17.18	2.727
40 Daniel Webb, R ERA:	(4, 1)	0.1		2	1	0	0	1	0	0	0	0	0	0	9	13	0.00	3.000
48 Hector Noesí, R ERA: 6.89	(5, 1)	3.0		18	7	4	3	2	2	0	0	0	0	0	49	71	9.00	3.000
63 Junior Guerra, R ERA: 3.0	(8, 1)	1.0		4	1	0	0	0	0	0	0	0	0	0	10	15	0.00	1.000

PITCHER	IP	WLS	BF	H	R	ER	SO	BB	IBB	HBP	BLK	WP	HR	S	P	ERA	WHIP

BOTTOM

Chicago White Sox @ Pittsburgh Pirates

PNC Park, Pittsburgh, PA

Mon Jun 15 2015, 7:10 PM - 10:00 PM EDT

Att. 24,536 - Cloudy - 82 F

livebaseballscorecards.com

AB	40
R	11
H	18
RBI	10
BB	3
SO	6
LOB	17

WP: 1 PA: 43
PB: 0
SB: 2
CS: 1

Batter	1	2	3	4	5	6	7	8	9	AB	R	H	RBI	BB	SO	LOB
1 Adam Eaton, L (1, 8) OBP: 0.302, SLG: 0.357	C SI 91 B SI 91 B SI 91 S SI 91 B SI 93 B SI 93 4-2 10 FC2-5 10 S BB		B CU 78 C SI 91 X SI 91 1-1 1B			B SI 91 C SI 90 F FS 84 F FF 90 X SI 90 1-2 ① G4-3		C SI 94 X SI 95 0-1 ② G5-3		3	0	1	0	1	0	0
10 Alexei Ramirez, R (1, 6) OBP: 0.254, SLG: 0.312	1 SAFE 1 SAFE B SI 91 S SI 91 B CU 76 F SI 90 B SI 92 F SI 92 F SI 92 3-2 ① X SI 92 FC2-5 79 1B 1-3		X SI 90 0-0 ② F8			C CU 77 B CU 78 F SI 90 X SI 90 1-2 ② F9		S CH 86 B CH 85 B SI 94 B SI 95 B SI 94 4-1 BB		3	0	0	0	1	0	2
79 José Abreu, R (1, 3) OBP: 0.337, SLG: 0.496	B SI 92 1 SAFE F SI 91 X SI 90 1-1 26 FC4-6 1-2 1B		1 SAFE 1 SAFE D SI 91 X SI 92 1-0 ③ G5-3			C SI 90 B CU 78 B SI 89 F SI 90 X FF 91 2-2 ③ F9		B SI 94 B CH 87 F SI 96 X CH 88 2-1 ③ F9		4	0	1	0	0	0	2
53 Melky Cabrera, S (1, 7) OBP: 0.278, SLG: 0.277	F SI 92 F SI 93 B SI 91 X CU 78 1-2 ② F8			C CU 76 B SI 89 X FS 83 1-1 ① L8			C SI 89 B SI 89 X SI 90 1-1 26 FC6-4 1B		B FF 93 C FC 91 X KC 82 1-1 ① G6-3	4	0	1	0	0	0	2
26 Avisaíl García, R (1, 9) OBP: 0.330, SLG: 0.412	C CU 77 D SI 91 X SI 92 1-1 ③ FC4-6 1-2f			S SI 90 X SI 91 0-1 ② G6-3			S SI 89 X SI 89 0-1 ① FC6-4 58 1B 1-2f		B KC 81 X FC 91 1-0 ② L8	4	0	0	0	0	0	3
12 Conor Gillaspie, L (1, 5) OBP: 0.285, SLG: 0.388		C SI 90 F CU 78 B SI 91 S CU 76 1-3 ① K		C SI 91 F FS 84 B CU 77 X FS 83 1-2 ③ G4-3			F FS 83 X FS 83 0-1 ② P6		C FC 92 S KC 82 X FC 90 0-2 ③ G3-1	4	0	0	0	0	1	1
58 Geovany Soto, R (1, 2) OBP: 0.277, SLG: 0.368		C SI 91 B CU 77 B FF 90 X SI 90 2-1 ② G6-3			C SI 91 F SI 91 B SI 90 B CU 78 X SI 90 2-2 ① G5-3		1 SAFE C SI 90 B CU 77 D SI 91 X SI 91 2-1 25 FC6-4 1-2 1B			3	0	1	0	0	0	0
5 Yolmer Sánchez, S (1, 4) OBP: 0.206, SLG: 0.180 25 Adam LaRoche, L (7, PH) OBP: 0.346, SLG: 0.400 40 Daniel Webb, R (7, 1) 33 Zach Duke, L (8, 1)		C SI 90 B SI 91 C CU 77 F CU 77 F CU 78 X SI 91 1-2 ③ G1-3			S FS 83 X FS 84 0-1 ② G4-3		D SI 92 X SI 92 1-0 ③ FC6-4 1-2f			2 1 0 0	0 0 0 0	0 0 0 0	0 0 0 0	0 0 0 0	0 2 0 0	0 0 0 0
62 Jose Quintana, R (1, 1) 64 Emilio Bonifácio, S (7, 4) OBP: 0.191, SLG: 0.182			C SI 92 S SI 91 S CU 78 0-3 ① K		B SI 91 C SI 91 C SI 91 C SI 92 1-3 ③ K			B SI 94 C SI 94 X CH 86 1-1 ① G6-3		2 1	0 0	0 0	0 0	0 0	2 0	0 0
Inning Stats	R: 0 E: 0 K: 0 S: 14 H: 1 LOB: 2 BB: 1 P: 24	R: 0 E: 0 K: 1 S: 10 H: 0 LOB: 0 BB: 0 P: 14	R: 0 E: 0 K: 1 S: 7 H: 1 LOB: 1 BB: 0 P: 9	R: 0 E: 0 K: 0 S: 7 H: 0 LOB: 0 BB: 0 P: 9	R: 0 E: 0 K: 1 S: 8 H: 0 LOB: 0 BB: 0 P: 11	R: 0 E: 0 K: 0 S: 10 H: 0 LOB: 0 BB: 0 P: 14	R: 0 E: 0 K: 0 S: 9 H: 2 LOB: 2 BB: 0 P: 13	R: 0 E: 0 K: 0 S: 7 H: 0 LOB: 1 BB: 1 P: 14	R: 0 E: 0 K: 0 S: 6 H: 0 LOB: 0 BB: 0 P: 8	1B: 4 2B: 0 3B: 0 HR: 0	SF: 0 SAC: 0 DP: 0 HBP: 0					

TOP

Chicago White Sox @ Pittsburgh Pirates

PNC Park, Pittsburgh, PA

Tue Jun 16 2015, 7:08 PM - 9:51 PM EDT

Att. 28,413 - Partly Cloudy - 79 F

livebaseballscorecards.com

AB	31
R	0
H	4
RBI	0
BB	2
SO	3
LOB	12

PITCHER		IP	WLS	BF	H	R	ER	SO	BB	IBB	HBP	BLK	WP	HR	S	P	ERA	WHIP
50 Charlie Morton, R ERA: 1.62	(1, 1)	7.0	W	26	4	0	0	3	1	0	0	0	0	0	65	94	0.00	0.714
44 Tony Watson, L ERA: 1.83	(8, 1)	1.0	H	4	0	0	0	0	1	0	0	0	0	0	7	14	0.00	1.000
35 Mark Melancon, R ERA: 1.99	(9, 1)	1.0	S	3	0	0	0	0	0	0	0	0	0	0	6	8	0.00	0.000

PITCHER	IP	WLS	BF	H	R	ER	SO	BB	IBB	HBP	BLK	WP	HR	S	P	ERA	WHIP

Batter	1	2	3	4	5	6	7	8	9	AB	R	H	RBI	BB	SO	LOB
5 Josh Harrison, R (1, 9) OBP: 0.323, SLG: 0.396	C FF 91 X FF 92 0-1 ① F7	B FF 92 F CU 82 F FF 88 X CU 81 1-2 ③ FC6-4 1-2f		F FF 92 S FF 90 H FF 90 1-2 6 CS HBP			S SI 95 F SI 95 F SL 86 B SL 88 X SI 96 1-2 6 FC5-4 1B	D CH 85 B SI 87 B SI 89 B SI 89 4-0 BB		3	0	1	0	1	0	1
6 Starling Marte, R (1, 7) OBP: 0.336, SLG: 0.490	C FF 93 F FF 92 B FF 92 S CU 80 1-3 ② K		X CU 80 0-0 22 S 22 1B 1B	C CU 80 1 SAFE 1 SAFE F FF 91 P PO 88 D CU 82 2-2 ③ CS 1-2	F CH 86 F FF 91 B CU 79 B CU 79 X FF 92 2-2 22 G6-4-3 1B		C FF 95 X SI 95 0-1 ① FC5-4 27 HBP 22 S 29 FC5-2 1-2f	C CU 75 F CU 75 D CU 75 S CU 75 1-3 ③ K		5	1	2	0	0	2	3
22 Andrew McCutchen, R (1, 8) OBP: 0.377, SLG: 0.485	C CU 80 B FF 91 B CH 87 C FF 93 F CU 82 X FF 93 2-2 29 BB 27 1B 1B		1 SAFE B FF 92 1 SAFE B CH 86 B FF 92 C FF 92 S CU 80 X CU 81 3-2 1-H 1B		B FF 90 1 SAFE X CH 88 1-0 ① ② G6-4-3 1-2f		1 SAFE S FF 95 1 SAFE B FF 96 B SL 86 B SL 86 S FF 96 D SL 86 4-2 29 FC5-2 27 HBP 1-2 BB			3	0	2	1	1	0	1
27 Jung Ho Kang, R (1, 5) OBP: 0.365, SLG: 0.404	1 SAFE B FF 93 C FF 93 1 SAFE C CU 81 1 SAFE X CU 82 1-2 29 BB 1B		B FF 91 F CH 87 S CU 82 D CU 82 X FF 92 2-2 ① G6-3		C FF 91 B FF 91 C CH 86 B CU 79 X FF 91 2-2 ③ L5		B FF 96 H CH 85 2-0 29 FC5-2 1-2 2-3 HBP			3	0	1	0	0	0	1
29 Francisco Cervelli, R (1, 2) OBP: 0.404, SLG: 0.418	F FF 93 B FF 93 B FF 93 B CU 83 F FF 94 B FF 94 4-2 1-2 2-3 BB		B CU 82 2 SAFE B FF 92 C CU 81 F CU 82 D CU 82 X FF 92 3-2 ② G1-3			B FF 91 B FF 90 X FF 91 2-0 HR	B SL 83 B FF 96 X SI 93 2-0 ② FC5-2 10 FC5-4 1-2 2-3 3-Hf			3	1	1	1	1	0	4
10 Jordy Mercer, R (1, 6) OBP: 0.270, SLG: 0.295	B CU 82 S FF 93 X FF 92 1-1 ③ F9		C CU 81 B FF 92 S CU 83 B SI 92 S FF 93 2-3 ③ K			X FF 90 0-0 ① L7	D SL 86 X FF 95 1-0 ③ FC5-4 1-2f			4	0	0	0	0	1	7
18 Neil Walker, S (1, 4) OBP: 0.308, SLG: 0.374		C FF 91 B FF 93 S CU 82 B SI 93 C FF 94 2-3 ① K		B CH 84 F FF 90 X CU 79 1-1 ① G1-3		C CU 79 C CH 87 C FF 91 0-3 ② K		B SI 88 B CH 85 B SI 89 C SI 89 X SI 90 3-1 ① F8		4	0	0	0	0	2	0
3 Sean Rodríguez, R (1, 3) OBP: 0.279, SLG: 0.393		C FF 94 B FF 89 F CU 83 B FF 93 S CU 80 2-3 ② K		C FF 91 B SI 92 X CU 80 1-1 HR		C FF 92 F FF 91 F FF 92 B FF 92 B CU 82 B CU 80 X FF 90 3-2 1B		B CH 86 C SI 88 H SL 81 2-1 12 S HBP		3	1	2	1	0	1	0
50 Charlie Morton, R (1, 1) OBP: 0.200, SLG: 0.111 44 Tony Watson, L (8, 1) 12 Corey Hart, R (8, PH) OBP: 0.213, SLG: 0.273 35 Mark Melancon, R (9, 1)		C FF 92 X FF 93 0-1 5 FC6-4 1B		C FF 91 B FF 91 X FF 92 1-1 ② F9		C CU 79 S CU 80 D CU 79 1 SAFE B CU 80 F FF 91 C FF 91 2-3 ③ K		B SI 89 S SI 88 S CH 84 1 SAFE S CU 75 1-3 ② K 1-2		3 0 1 0	0 0 0 0	1 0 0 0	0 0 0 0	0 0 1 0	1 0 1 0	1 0 1 0
Inning Stats	R: 0 E: 0 K: 1 S: 16 H: 2 LOB: 3 BB: 1 P: 25	R: 0 E: 0 K: 2 S: 11 H: 1 LOB: 1 BB: 0 P: 16	R: 1 E: 0 K: 1 S: 13 H: 2 LOB: 1 BB: 0 P: 23	R: 1 E: 0 K: 0 S: 11 H: 1 LOB: 0 BB: 0 P: 16	R: 0 E: 0 K: 0 S: 7 H: 1 LOB: 0 BB: 0 P: 12	R: 1 E: 0 K: 2 S: 13 H: 2 LOB: 1 BB: 0 P: 20	R: 0 E: 0 K: 0 S: 10 H: 1 LOB: 3 BB: 1 P: 20	R: 0 E: 0 K: 2 S: 9 H: 0 LOB: 2 BB: 1 P: 20		1B: 8 2B: 0 3B: 0 HR: 2	SF: 0 SAC: 0 DP: 1 HBP: 3			WP: 0 PB: 0 SB: 3 CS: 1	PA: 39		

PITCHER		IP	WLS	BF	H	R	ER	SO	BB	IBB	HBP	BLK	WP	HR	S	P	ERA	WHIP
62 Jose Quintana, L ERA: 4.03	(1, 1)	6.0	L	27	9	3	3	6	1	0	1	0	0	2	71	112	4.50	1.667
40 Daniel Webb, R ERA:	(7, 1)	1.0		6	1	0	0	0	1	0	1	0	0	0	10	20	0.00	2.000
33 Zach Duke, L ERA: 3.91	(8, 1)	1.0		5	0	0	0	2	1	0	1	0	0	0	9	20	0.00	1.000

PITCHER	IP	WLS	BF	H	R	ER	SO	BB	IBB	HBP	BLK	WP	HR	S	P	ERA	WHIP

BOTTOM

Chicago White Sox @ Pittsburgh Pirates

PNC Park, Pittsburgh, PA

Tue Jun 16 2015, 7:08 PM - 9:51 PM EDT

Att. 28,413 - Partly Cloudy - 79 F

livebaseballscorecards.com

AB	32
R	3
H	10
RBI	3
BB	3
SO	8
LOB	19

Batter	1	2	3	4	5	6	7	8	9	AB	R	H	RBI	BB	SO	LOB
5 Josh Harrison, R (1, 4) OBP: 0.322, SLG: 0.397	C FF 88 B FC 87 X CH 82 1-1 6 SH1-3 22 1B 2B		C FF 88 B SI 89 B FF 90 F FF 90 F FF 91 B FF 92 X FF 91 3-2 ① P2		C CH 81 X CH 81 0-1 ③ G1-3			B CH 86 F SI 91 X FF 90 1-1 ② L9		4	1	1	0	0	0	0
6 Starling Marte, R (1, 8) OBP: 0.332, SLG: 0.484 24 Pedro Alvarez, L (9, 3) OBP: 0.311, SLG: 0.447	S FF 90 X FC 86 0-1 ① SH1-3 2-3		C CH 82 F CU 77 F FF 90 X CH 80 0-2 ② G6-3			X FF 87 0-0 ① L8		F FF 90 X SI 89 0-1 ③ G6-3		3 0	0 0	0 0	0 0	0 0	0 0	0 0
22 Andrew McCutchen, R (1, 10) OBP: 0.379, SLG: 0.485	C CH 81 F FF 91 D CH 82 B CH 82 F FF 91 B CH 81 F CH 82 F CH 82 X FF 91 3-2 27 HR 3-H 1B		X FF 90 0-0 1B			B FF 89 B CH 80 X CH 81 2-0 ② P4			C FC 92 C FC 92 F FC 92 B KC 84 F KC 82 B SI 92 X FC 92 2-2 ① G5-3	4	1	2	1	0	0	0
27 Jung Ho Kang, R (1, 5) OBP: 0.363, SLG: 0.420	X FF 90 0-0 1-H HR		C CH 81 C CH 80 B CH 80 B CH 79 X FF 90 2-2 ③ L9			C FF 88 C FF 89 F CH 81 S CH 80 0-3 ③ K			F FC 93 B CH 87 B FC 92 F FC 91 F FC 93 B KC 85 X FC 91 3-2 ② G6-3	4	1	1	2	0	1	1
29 Francisco Cervelli, R (1, 2) OBP: 0.396, SLG: 0.408	C FF 90 B CU 78 B CH 83 F FF 90 S CH 82 2-3 ② K			S CH 81 X FF 90 0-1 ① L7			C FF 87 X CH 81 1-1 ① L8		B SI 92 B FC 93 C FC 93 X FC 92 2-1 ③ L8	4	0	0	0	0	1	0
10 Jordy Mercer, R (1, 6) OBP: 0.266, SLG: 0.291	B FF 90 X FF 90 1-0 ③ L5			C CU 74 X FF 90 0-1 ② L8			C FC 83 C CU 74 X CH 80 0-2 ② G3			3	0	0	0	0	0	0
3 Sean Rodríguez, R (1, 7) OBP: 0.281, SLG: 0.391 (7, 3) (9, 9)		B FF 88 X FF 90 1-0 ① P3		C FF 88 X FF 89 0-1 ③ G3			B FF 88 F FF 90 B CH 81 F FF 90 B FF 90 F CH 81 F CH 80 X CH 81 3-2 1B			3	0	1	0	0	0	0
12 Corey Hart, R (1, 3) OBP: 0.200, SLG: 0.255 31 Jose Tabata, R (7, 7) OBP: 0.323, SLG: 0.300		C FF 90 B CH 83 S CU 77 S CH 82 1-3 ② K			B FC 84 X FF 89 1-0 ① G6-3		X FF 89 0-0 ③ F8			3 0	0 0	0 0	0 0	0 0	1 0	1 0
25 Gregory Polanco, L (1, 9) OBP: 0.307, SLG: 0.350 (9, 8)		B FF 90 C FF 90 F CH 82 B CU 77 F CH 82 B CU 77 F FF 90 F CH 83 F FF 91 3-2 X CH 83 ③ G4-3			C FF 89 C CU 75 B FF 90 F CH 81 B CH 81 S CH 81 2-3 ② K			C FF 89 S SL 81 B CU 76 B SI 87 F SI 89 S SI 90 2-3 ① K		3	0	0	0	0	2	0
Inning Stats	R: 3 E: 0 K: 1 S: 15 H: 3 LOB: 0 BB: 0 P: 22	R: 0 E: 0 K: 1 S: 11 H: 0 LOB: 0 BB: 0 P: 16	R: 0 E: 0 K: 0 S: 12 H: 1 LOB: 1 BB: 0 P: 17	R: 0 E: 0 K: 0 S: 6 H: 0 LOB: 0 BB: 0 P: 6	R: 0 E: 0 K: 1 S: 7 H: 0 LOB: 0 BB: 0 P: 10	R: 0 E: 0 K: 1 S: 6 H: 0 LOB: 0 BB: 0 P: 8	R: 0 E: 0 K: 0 S: 11 H: 1 LOB: 1 BB: 0 P: 15	R: 0 E: 0 K: 1 S: 8 H: 0 LOB: 0 BB: 0 P: 11	R: 0 E: 0 K: 0 S: 11 H: 0 LOB: 0 BB: 0 P: 18	1B: 3 2B: 1 3B: 0 HR: 1	SF: 0 SAC: 1 DP: 0 HBP: 0					

TOP

Pittsburgh Pirates @ Chicago White Sox

U.S. Cellular Field, Chicago, IL

Wed Jun 17 2015, 8:11 PM - 10:38 PM EDT

Att. 19,194 - Overcast - 69 F

livebaseballscorecards.com

AB	31
R	3
H	5
RBI	3
BB	0
SO	5
LOB	2

WP: 0 PA: 32
PB: 0
SB: 0
CS: 0

PITCHER		IP	WLS	BF	H	R	ER	SO	BB	IBB	HBP	BLK	WP	HR	S	P	ERA	WHIP
50 John Danks, L ERA: 5.16	(1, 1)	7.0	L	26	5	3	3	4	0	0	0	0	0	1	68	94	3.86	0.714
33 Zach Duke, L ERA: 3.76	(8, 1)	1.0		3	0	0	0	1	0	0	0	0	0	0	8	11	0.00	0.000
30 David Robertson, R ERA: 1.95	(9, 1)	1.0		3	0	0	0	0	0	0	0	0	0	0	11	18	0.00	0.000

PITCHER	IP	WLS	BF	H	R	ER	SO	BB	IBB	HBP	BLK	WP	HR	S	P	ERA	WHIP

Batter	1	2	3	4	5	6	7	8	9	AB	R	H	RBI	BB	SO	LOB
1 Adam Eaton, L (1, 8) OBP: 0.305, SLG: 0.354	C SI 91 X SI 93 0-1 G1-3			C KC 79 B KC 82 S SI 92 H SI 92 2-2 53 K2 HBP		C SI 92 B FF 93 B SI 92 B SI 92 C SI 92 B FF 94 4-2 53 2B BB		B SI 94 B SI 96 X SI 95 2-0 G4-3		2	1	0	0	1	0	0
53 Melky Cabrera, S (1, 7) OBP: 0.281, SLG: 0.285	C SI 92 X KC 82 0-1 G6-3			C SI 93 B FF 93 1 SAFE B SI 92 B SI 92 F CH 81 1 SAFE F SI 93 F FF 93 3-3 S CH 80 K2 1-1f		S KC 79 X CH 82 0-1 1-H 26 1B 2B		B SI 95 C SI 96 B SI 95 F SI 94 B SI 96 X SI 96 3-2 1B		4	1	2	1	0	1	1
79 José Abreu, R (1, 3) OBP: 0.340, SLG: 0.494	C SI 93 B FF 94 B CH 83 S CH 83 F SI 94 B FF 95 X CH 83 3-2 F9			B CH 80 S CH 81 X SI 93 1-1 1B		B SI 92 B SI 92 B CH 82 B SI 93 4-0 26 1B BB		C SI 97 S SI 96 F SI 96 T CH 88 0-2 K		3	0	1	0	1	1	1
26 Avisaíl García, R (1, 9) OBP: 0.329, SLG: 0.409		F KC 78 B SI 93 B SI 92 F CH 81 S CH 82 2-3 K		C SI 92 B FF 93 S CH 82 D CH 82 B CH 82 X CH 81 3-2 G5-3		X KC 75 0-0 1-2 2-H 1B			S FC 92 S KC 83 S KC 82 0-3 K	4	0	1	1	0	2	1
25 Adam LaRoche, L (1, 10) OBP: 0.340, SLG: 0.392		B SI 93 B KC 80 C SI 93 F SI 93 S CH 82 2-3 K			C KC 78 F KC 79 B FF 91 B FF 94 F SI 92 S CH 81 2-3 K	B SI 92 S SI 90 X KC 78 1-1 G3			B FC 91 C FC 90 C KC 81 B FC 91 F KC 82 X FC 90 2-2 G4-3	4	0	0	0	0	2	2
10 Alexei Ramirez, R (1, 6) OBP: 0.250, SLG: 0.306		C CH 81 B SI 94 C SI 94 F KC 82 B CH 82 F CH 82 C SI 94 2-3 K			B SI 93 F SI 94 F SI 93 F FF 93 F KC 83 B CH 82 B CH 81 C SI 93 3-3 K		X FF 99 0-0 G6-3		B FF 93 B FC 90 X FC 91 2-0 P6	4	0	0	0	0	2	0
15 Gordon Beckham, R (1, 5) OBP: 0.287, SLG: 0.339 12 Conor Gillaspie, L (7, PH) OBP: 0.283, SLG: 0.385 (8, 5)			B SI 90 B SI 91 X SI 91 2-0 G5-3		B CH 82 X CH 82 1-0 F7		B FF 98 X FF 97 1-0 B2-3			2 1	0 0	0 0	0 0	0 0	0 0	0 0
58 Geovany Soto, R (1, 2) OBP: 0.268, SLG: 0.356			F SI 93 X CH 81 0-1 L8			B SI 90 F FF 92 B KC 79 X CH 81 2-1 F8	B FF 99 B SL 91 C FF 99 C SL 91 B FF 100 F FF 100 X FF 99 3-2 P2			3	0	0	0	0	0	0
5 Yolmer Sánchez, S (1, 4) OBP: 0.200, SLG: 0.174			C SI 93 C SI 93 F KC 82 B KC 83 T CH 81 1-2 K			C CH 80 S KC 81 B SI 92 C SI 93 1-3 K		F SI 95 X SI 95 0-1 G3-1		3	0	0	0	0	2	0
Inning Stats	R: 0 E: 0 K: 0 S: 8 H: 0 LOB: 0 BB: 0 P: 11	R: 0 E: 0 K: 3 S: 11 H: 0 LOB: 0 BB: 0 P: 17	R: 0 E: 0 K: 1 S: 7 H: 0 LOB: 0 BB: 0 P: 10	R: 0 E: 0 K: 1 S: 12 H: 1 LOB: 1 BB: 0 P: 21	R: 0 E: 0 K: 2 S: 10 H: 0 LOB: 0 BB: 0 P: 16	R: 2 E: 0 K: 1 S: 12 H: 2 LOB: 2 BB: 2 P: 24	R: 0 E: 0 K: 0 S: 6 H: 0 LOB: 0 BB: 0 P: 10	R: 0 E: 0 K: 1 S: 10 H: 1 LOB: 1 BB: 0 P: 15	R: 0 E: 0 K: 1 S: 8 H: 0 LOB: 0 BB: 0 P: 12	1B: 3 2B: 2 3B: 0 HR: 0	SF: 0 SAC: 0 DP: 1 HBP: 1	WP: 0 PB: 0 SB: 0 CS: 0	PA: 33			

BOTTOM

Pittsburgh Pirates @ Chicago White Sox

U.S. Cellular Field, Chicago, IL

Wed Jun 17 2015, 8:11 PM - 10:38 PM EDT

Att. 19,194 - Overcast - 69 F

livebaseballscorecards.com

AB	30
R	2
H	4
RBI	2
BB	2
SO	10
LOB	5

PITCHER		IP	WLS	BF	H	R	ER	SO	BB	IBB	HBP	BLK	WP	HR	S	P	ERA	WHIP
49 Jeff Locke, L ERA: 4.74	(1, 1)	6.0	W	23	3	2	2	8	2	0	1	0	0	0	60	99	3.00	0.833
37 Arquimedes Caminero, R ERA: 3.07	(7, 1)	1.0	H	3	0	0	0	0	0	0	0	0	0	0	6	10	0.00	0.000
44 Tony Watson, L ERA: 1.78	(8, 1)	1.0	H	4	1	0	0	1	0	0	0	0	0	0	10	15	0.00	1.000
35 Mark Melancon, R ERA: 1.93	(9, 1)	1.0	S	3	0	0	0	1	0	0	0	0	0	0	8	12	0.00	0.000

PITCHER	IP	WLS	BF	H	R	ER	SO	BB	IBB	HBP	BLK	WP	HR	S	P	ERA	WHIP

Batter	1	2	3	4	5	6	7	8	9	AB	R	H	RBI	BB	SO	LOB
5 Josh Harrison, R (1, 4) OBP: 0.323, SLG: 0.399	X FF 93 0-0 ① F9			C FF 94 X SL 87 0-1 6 FC5-4 1B	B FF 96 X FF 96 1-0 ② SF8 2-3 3-H		X SL 88 0-0 1-2 1B		C FF 90 F SI 90 S FS 85 0-3 ① K	4	0	2	1	0	1	1
6 Starling Marte, R (1, 7) OBP: 0.333, SLG: 0.482	B FF 94 C SL 86 T FF 93 B FF 94 X FS 84 2-2 22 CS 1B			B FF 94 X SI 95 1-0 ① FC5-4 22 1B 27 1B 1-2f	C SL 88 C SL 89 B FF 94 D SL 86 S FF 95 2-3 ③ K		B FF 95 B SI 95 C FF 94 F FF 96 B FF 94 S FF 94 3-3 ③ K		F SI 91 S FS 85 1 SAFE B FS 85 X FS 86 1-2 1B	5	1	2	0	0	2	5
22 Andrew McCutchen, R (1, 8) OBP: 0.375, SLG: 0.479	F FC 92 1 SAFE F FF 92 P PO 88 B FF 94 1 SAFE T FF 95 2-2 ②③ K 1-2			B SL 87 1 SAFE F FF 95 F FF 95 X FC 89 1-2 27 1B 1-3 1B	C SL 85 S FS 84 B FS 85 F FS 86 X FF 95 1-2 ① G4-3			C SI 94 B SL 91 X SI 95 1-1 ① G6-3	D FS 86 C SI 92 F FS 85 X FS 85 1-2 ② L5	5	0	1	0	0	1	3
27 Jung Ho Kang, R (1, 5) OBP: 0.364, SLG: 0.419		C FF 94 B FF 94 F FF 94 B FF 94 X SL 86 2-2 ① L7		X FF 96 0-0 24 G1-6-3 1-2 3-H 1B		C SL 86 S SL 87 F FF 96 F FS 84 B SI 96 X SL 88 1-2 ② G6-3		C SI 95 F SL 90 X SI 96 0-2 24 1B 25 G4-3 1B	B FS 84 X FF 89 1-0 ③ P4	5	1	2	1	0	0	2
24 Pedro Alvarez, L (1, 3) OBP: 0.315, SLG: 0.448 3 Sean Rodríguez, R (8, PR) OBP: 0.281, SLG: 0.391 (8, 3)		C FF 94 T FS 84 B FS 85 B FS 84 F FF 94 B FS 86 F SL 88 F FF 96 F FF 94 3-2 ② X FF 85 G4-3		F SI 94 B FF 94 B FF 94 X FF 96 2-1 ②③ G1-6-3 1-2f		B FF 94 F FS 85 F FF 93 F FF 94 X FF 92 1-2 1B		S SL 81 B SI 89 C SI 90 B CU 76 F SI 90 1 SAFE F SL 82 F SI 89 X CU 75 2-2 25 G4-3 1-3 1B		4 0	0 0	2 0	0 0	0 0	0 0	2 0
25 Gregory Polanco, L (1, 9) OBP: 0.302, SLG: 0.344		B FF 94 F FF 94 X SL 88 1-1 ③ G1-3			L FF 93 B FF 92 S FF 92 B FS 84 B FF 92 S FF 93 3-3 ① K	B FF 94 B FF 95 F FF 96 S FF 94 B FF 94 S FF 94 3-3 ③ K		X SI 91 0-0 ② G4-3 1-2 3-H		4	0	0	1	0	2	2
10 Jordy Mercer, R (1, 6) OBP: 0.270, SLG: 0.291			C FF 94 B SL 87 S SL 87 S SL 87 1-3 ① K	C SL 84 F FF 94 B FF 95 F SL 88 B FF 95 F FF 93 X FF 96 2-2 12 1B 5 SF8 1B		C SL 84 B FF 93 X SL 84 1-1 ① G6-3	B SI 88 B CH 85 F SI 89 B SI 89 B SI 88 4-1 31 FC5-4 BB		3	1	1	0	1	1	0
12 Corey Hart, R (1, 10) OBP: 0.245, SLG: 0.300 31 Jose Tabata, R (7, PR) OBP: 0.313, SLG: 0.290 (7, 10)			C SL 86 X FF 93 0-1 19 G5-4-3 1B	1 SAFE C FF 94 X FF 94 0-1 5 SF8 19 HBP 1-3 1B			F FF 92 X FS 84 0-1 5 1B 1B	X FF 89 0-0 ③ FC5-4 1-2f		3 1	0 0	3 0	0 0	0 0	0 0	0 2
19 Chris Stewart, R (1, 2) OBP: 0.319, SLG: 0.375			B FF 94 X FF 95 1-0 ②③ G5-4-3 1-2f	F FF 95 B FF 96 C FF 95 F SI 96 H FF 96 2-2 1-2 HBP			1 SAFE S SL 87 S SL 89 S SL 88 0-3 ② K		C FC 88 B SI 90 B FS 84 B FC 90 B SI 90 4-1 6 1B BB	2	0	0	0	1	1	2
Inning Stats	R: 0 E: 0 K: 1 S: 8 H: 1 LOB: 1 BB: 0 P: 11	R: 0 E: 0 K: 0 S: 12 H: 0 LOB: 0 BB: 0 P: 18	R: 0 E: 0 K: 1 S: 6 H: 1 LOB: 0 BB: 0 P: 8	R: 1 E: 0 K: 0 S: 9 H: 3 LOB: 1 BB: 0 P: 13	R: 1 E: 0 K: 2 S: 17 H: 2 LOB: 2 BB: 0 P: 27	R: 0 E: 0 K: 1 S: 16 H: 1 LOB: 1 BB: 0 P: 22	R: 0 E: 0 K: 2 S: 11 H: 2 LOB: 2 BB: 0 P: 15	R: 1 E: 0 K: 0 S: 14 H: 2 LOB: 2 BB: 1 P: 21	R: 0 E: 0 K: 1 S: 11 H: 1 LOB: 2 BB: 1 P: 18	1B: 13 2B: 1 3B: 0 HR: 0 SF: 1 SAC: 0 DP: 3 HBP: 1						

PITCHER		IP	WLS	BF	H	R	ER	SO	BB	IBB	HBP	BLK	WP	HR	S	P	ERA	WHIP
29 Jeff Samardzija, R ERA: 4.67	(1, 1)	7.0		29	10	2	2	7	0	0	1	0	0	0	79	114	2.57	1.429
52 Jake Petricka, R ERA: 3.92	(8, 1)	0.1	L	2	1	1	1	0	0	0	0	0	0	0	5	6	27.00	3.000
33 Zach Duke, L ERA: 3.71	(8, 1)	0.1		3	1	0	0	0	1	0	0	0	0	0	8	14	0.00	6.000
57 Zach Putnam, R ERA: 3.74	(8, 1)	1.1		6	1	0	0	1	1	0	0	0	0	0	12	19	0.00	1.500

PITCHER	IP	WLS	BF	H	R	ER	SO	BB	IBB	HBP	BLK	WP	HR	S	P	ERA	WHIP

TOP

Pittsburgh Pirates @ Chicago White Sox

U.S. Cellular Field, Chicago, IL

Thu Jun 18 2015, 8:11 PM - 11:08 PM EDT

Att. 21,296 - Cloudy - 77 F

livebaseballscorecards.com

AB	36
R	3
H	13
RBI	3
BB	2
SO	8
LOB	19

BOTTOM

Batter	1	2	3	4	5	6	7	8	9	AB	R	H	RBI	BB	SO	LOB
1 Adam Eaton, L (1, 8) OBP: 0.308, SLG: 0.354	F FF 96 B FF 95 B FF 96 X FF 96 2-1 20 WP 1B		B SL 86 X SL 88 1-0 ② F8			B FF 97 B FF 95 B FF 93 C FF 95 C FF 96 B FF 97 4-2 20 SH5-3 20 S BB		X FF 97 0-0 ① F7		3	0	1	0	1	0	0
20 JB Shuck, L (1, 9) OBP: 0.333, SLG: 0.299	B FF 97 B FF 96 F FF 96 F FF 98 S SL 88 2-3 ① K 1-2		C SL 85 B FF 96 C FF 96 X FF 97 1-2 ③ G2-3			1 SAFE S SL 88 X FF 97 0-1 ① SH5-3 1-3		C FF 97 B FF 99 F FF 98 B FS 90 X SI 99 2-2 ② G1-3		3	0	0	0	0	1	1
79 José Abreu, R (1, 3) OBP: 0.339, SLG: 0.494	C FF 99 X FF 97 0-1 ② G1-3			B KC 80 X CU 82 1-0 25 F8 53 SF9 2B		B FF 97 X FF 97 1-0 ② G5-3		B SL 92 X SL 91 1-0 ③ L7		4	1	1	0	0	0	2
25 Adam LaRoche, L (1, 10) OBP: 0.339, SLG: 0.386	B FF 98 C FF 98 D SL 88 C SL 88 S FF 98 2-3 ③ K			B SL 84 F SL 87 B FF 97 S FF 97 F SL 86 D SL 90 F SI 97 X FF 98 3-2 ① F8 2-3		C FF 97 B FF 97 F FF 97 B FF 97 D SL 89 D SL 90 4-2 BB			C FF 92 S KC 82 F FC 93 B FF 92 F FF 92 S KC 81 1-3 ① K	3	0	0	0	1	2	2
53 Melky Cabrera, S (1, 7) OBP: 0.277, SLG: 0.281		B FF 97 F FF 95 B FF 95 S FF 97 F FF 98 F SL 87 X FF 97 2-2 ① G1-3		S SL 89 F FF 97 B FF 98 X SL 90 1-2 ② SF9 3-H		T FF 97 B FF 98 F FF 98 F FF 99 X FF 98 1-2 ③ L8			C FC 92 F KC 82 B FC 91 C FC 92 1-3 ② K	3	0	0	1	0	1	2
10 Alexei Ramirez, R (1, 6) OBP: 0.246, SLG: 0.301		X FF 96 0-0 ② G5-3		B FF 96 S SL 86 B CU 82 X FF 95 2-1 ③ L8			C KC 81 B SL 87 X SL 86 1-1 ① G6-3		C FC 92 F KC 81 X FF 92 0-2 ③ G3-1	4	0	0	0	0	0	0
12 Conor Gillaspie, L (1, 5) OBP: 0.284, SLG: 0.379		B FF 95 B FF 95 B FF 95 B FF 95 4-0 BB			B SL 86 C FF 95 S FF 96 S FF 97 1-3 ① K		X CU 81 0-0 ② F9			2	0	0	0	1	1	0
58 Geovany Soto, R (1, 2) OBP: 0.270, SLG: 0.387		C FF 98 D FF 95 X FF 97 1-1 ③ G3			B FF 95 B FF 93 C FF 94 X FF 96 2-1 ② G1-3		C FF 93 C SL 84 F FF 98 F FF 96 B SL 86 B KC 82 F FF 98 B FF 96 X FF 98 3-2 HR			3	1	1	1	0	0	1
15 Gordon Beckham, R (1, 4) OBP: 0.281, SLG: 0.331			C FF 95 X FF 96 0-1 ① G6-3		F SL 87 C FF 98 B FF 99 T SL 86 1-2 ③ K		C FF 98 F FF 95 X SL 87 0-2 ③ G1-4-3			3	0	0	0	0	1	0
Inning Stats	R: 0 H: 1 E: 0 LOB: 1 K: 2 BB: 0 S: 10 P: 16	R: 0 H: 0 E: 0 LOB: 1 K: 0 BB: 1 S: 8 P: 15	R: 0 H: 0 E: 0 LOB: 0 K: 0 BB: 0 S: 6 P: 8	R: 1 H: 1 E: 0 LOB: 0 K: 0 BB: 0 S: 11 P: 18	R: 0 H: 0 E: 0 LOB: 0 K: 2 BB: 0 S: 8 P: 12	R: 0 H: 0 E: 0 LOB: 2 K: 0 BB: 2 S: 11 P: 21	R: 1 H: 1 E: 0 LOB: 0 K: 0 BB: 0 S: 12 P: 16	R: 0 H: 0 E: 0 LOB: 0 K: 0 BB: 0 S: 5 P: 8	R: 0 H: 0 E: 0 LOB: 0 K: 2 BB: 0 S: 11 P: 13	1B: 1 SF: 1 2B: 1 SAC: 1 3B: 0 DP: 0 HR: 1 HBP: 0						

PITCHER		IP	WLS	BF	H	R	ER	SO	BB	IBB	HBP	BLK	WP	HR	S	P	ERA	WHIP
45 Gerrit Cole, R ERA: 1.78	(1, 1)	7.0	W	27	3	2	2	4	3	0	0	0	1	1	66	106	2.57	0.857
37 Arquimedes Caminero, R ERA: 2.97	(8, 1)	1.0	H	3	0	0	0	0	0	0	0	0	0	0	5	8	0.00	0.000
35 Mark Melancon, R ERA: 1.87	(9, 1)	1.0	S	3	0	0	0	2	0	0	0	0	0	0	11	13	0.00	0.000

PITCHER	IP	WLS	BF	H	R	ER	SO	BB	IBB	HBP	BLK	WP	HR	S	P	ERA	WHIP

Pittsburgh Pirates @ Chicago White Sox

U.S. Cellular Field, Chicago, IL

Thu Jun 18 2015, 8:11 PM - 11:08 PM EDT

Att. 21,296 - Cloudy - 77 F

livebaseballscorecards.com

AB	28
R	2
H	3
RBI	2
BB	3
SO	6
LOB	8

WP: 1	PA: 33		
PB: 0			
SB: 1			
CS: 0			

Batter	1	2	3	4	5	6	7	8	9	AB	R	H	RBI	BB	SO	LOB
5 Josh Harrison, R (1, 4) OBP: 0.322, SLG: 0.397	C SI 93 B SI 94 X SI 93 1-1 F8 ①		S SL 82 X SI 92 0-1 6 L1-3 1B		B SL 82 F SL 83 F SI 93 F SL 84 X SL 84 1-2 L7 ③			B FF 95 S FF 95 X FF 94 1-1 F8 ②		4	0	1	0	0	0	2
6 Starling Marte, R (1, 7) OBP: 0.328, SLG: 0.474	C SI 94 S SL 86 B SL 85 F SI 94 X SL 86 1-2 L7 ②		1 SAFE S SI 92 B SI 92 S SL 82 1 SAFE X SL 83 1-2 L1-3 ①② 1-1			C SL 84 X CH 85 0-1 G5-3 ①		C FF 95 X FF 96 0-1 G4-3 ③		4	0	0	0	0	0	2
22 Andrew McCutchen, R (1, 8) OBP: 0.370, SLG: 0.471	C SI 95 F SI 96 S SL 86 0-3 K ③		S SI 95 F SL 84 B SI 94 B SL 85 S SL 85 2-3 K ③			X CH 86 0-0 F7 ②			F FF 94 B SL 82 B SL 82 S FF 94 T FF 96 2-2 K ①	4	0	0	0	0	3	0
27 Jung Ho Kang, R (1, 5) OBP: 0.361, SLG: 0.415		B SL 82 C SI 93 B SL 84 B SI 93 F SI 92 X SI 94 3-2 29 1B 25 1B 1B		C SI 91 B SI 92 C SL 82 B SL 82 S SL 83 2-3 K ①		C SL 84 S SL 84 F SL 83 C SI 93 0-3 K ③			C FF 94 C FF 94 B SL 84 T FF 95 1-2 K ②	4	1	1	0	0	3	0
24 Pedro Alvarez, L (1, 3) OBP: 0.314, SLG: 0.441		1 SAFE C SI 93 B SI 93 B SI 93 D CH 87 F SI 93 F SI 94 1 SAFE S SL 84 3-3 K ①		S SL 84 B CH 86 C SI 93 S SL 82 1-3 K ②			F SI 90 B SL 81 S CH 85 B SL 84 B SI 92 B CH 86 4-2 25 G6-3 BB		X FF 94 0-0 G3 ③	3	0	0	0	1	2	1
29 Francisco Cervelli, R (1, 2) OBP: 0.395, SLG: 0.407		C SI 93 B SI 94 F SL 85 X SI 93 1-2 25 1B 1B 1-3		C SI 94 B SI 94 F SL 84 B SL 84 S SL 84 2-3 K ③			B SI 92 F SI 92 S SL 84 S SL 82 1-3 K ①			3	0	1	0	0	2	1
25 Gregory Polanco, L (1, 9) OBP: 0.306, SLG: 0.352 48 Jared Hughes, R (7, 1)		F SI 94 B SI 93 X CH 88 1-1 1-2 1B 3-H			C SI 92 X SL 80 0-1 2B		B SI 91 X CH 85 1-0 G6-3 ②③ 1-2f			3	0	2	1	0	0	1
										0	0	0	0	0	0	0
10 Jordy Mercer, R (1, 6) OBP: 0.266, SLG: 0.286		C SI 93 S SL 84 X SL 84 0-2 F4 ②			F SL 82 F SI 92 S SL 82 0-3 K2-3 ①			C SL 82 B SL 82 F CH 85 X SL 84 1-2 G6-3 ①		3	0	0	0	0	1	3
34 A.J. Burnett, R (1, 1) OBP: 0.100, SLG: 0.103 31 Jose Tabata, R (7, 9) OBP: 0.333, SLG: 0.313		B SI 93 F SI 92 S SL 84 D SL 83 S SL 84 2-3 K ③			L SI 92 L SL 81 S SL 82 0-3 K ②			B SI 92 X SI 91 1-0 1B		2	0	0	0	0	2	3
										1	0	1	0	0	0	0
Inning Stats	R: 0 E: 0 K: 1 S: 9 H: 0 LOB: 0 BB: 0 P: 11	R: 1 E: 0 K: 2 S: 18 H: 3 LOB: 2 BB: 0 P: 28	R: 0 E: 0 K: 1 S: 8 H: 1 LOB: 0 BB: 0 P: 11	R: 0 E: 0 K: 3 S: 9 H: 0 LOB: 0 BB: 0 P: 14	R: 0 E: 0 K: 2 S: 12 H: 1 LOB: 1 BB: 0 P: 13	R: 0 E: 0 K: 1 S: 7 H: 0 LOB: 0 BB: 0 P: 7	R: 0 E: 0 K: 1 S: 6 H: 0 LOB: 0 BB: 1 P: 12	R: 0 E: 0 K: 0 S: 8 H: 1 LOB: 1 BB: 0 P: 11	R: 0 E: 0 K: 2 S: 7 H: 0 LOB: 0 BB: 0 P: 10	1B: 5 2B: 2 3B: 0 HR: 0 SF: 0 SAC: 0 DP: 2 HBP: 0						

PITCHER		IP	WLS	BF	H	R	ER	SO	BB	IBB	HBP	BLK	WP	HR	S	P	ERA	WHIP
41 Joe Ross, R ERA: 2.66	(1, 1)	7.1	W	27	6	1	1	11	1	0	0	0	0	0	73	102	1.23	0.955
48 David Carpenter, R ERA: 4.03	(8, 1)	0.2	H	2	0	0	0	0	0	0	0	0	0	0	4	5	0.00	0.000
22 Drew Storen, R ERA: 2.08	(9, 1)	1.0	S	3	0	0	0	2	0	0	0	0	0	0	7	10	0.00	0.000

PITCHER	IP	WLS	BF	H	R	ER	SO	BB	IBB	HBP	BLK	WP	HR	S	P	ERA	WHIP

TOP

Pittsburgh Pirates @ Washington Nationals

Nationals Park, Washington, DC

Fri Jun 19 2015, 7:05 PM - 9:41 PM EDT

Att. 38,935 - Cloudy - 84 F

livebaseballscorecards.com

AB	31
R	1
H	6
RBI	1
BB	1
SO	13
LOB	13

Pittsburgh Pirates @ Washington Nationals

Nationals Park, Washington, DC

Fri Jun 19 2015, 7:05 PM - 9:41 PM EDT

Att. 38,935 - Cloudy - 84 F

BOTTOM

livebaseballscorecards.com

Batter	1	2	3	4	5	6	7	8	9	AB	R	H	RBI	BB	SO	LOB
2 Denard Span, L (1, 8) OBP: 0.358, SLG: 0.452	B SI 92 F SI 91 B CH 87 C SI 92 B SI 92 X SI 92 3-2 6 1B 5 G6-3 1B	C CH 85 X KC 83 0-1 6 G6-4-3 1-2 2-3 1B		X CH 86 0-0 F7 1-2		1 SAFE B KC 82 B SI 91 B CH 86 C SI 92 F KC 82 X SI 92 3-2 G4-3 1-3		C SI 94 F CH 89 B SL 88 X SI 94 1-2 G5-3		5	1	2	0	0	0	3
6 Anthony Rendon, R (1, 4) OBP: 0.338, SLG: 0.298	C SI 93 C FF 93 B KC 84 1 SAFE 1 SAFE B SI 94 B FF 94 X SI 94 3-2 5 G6-3 40 2B 1-3 1B	B SI 93 X SI 93 1-0 G6-4-3 1-2f		C SI 93 B KC 84 D KC 84 B KC 84 C SI 92 F SI 93 B SI 93 4-2 BB		B KC 84 C SI 92 S SI 92 T FF 93 1-2 K				3	1	1	0	1	1	4
5 Yunel Escobar, R (1, 5) OBP: 0.380, SLG: 0.408	C SI 92 B KC 83 X KC 83 1-1 G6-3 1-2 3-H	X KC 81 0-0 E5 25 L8 40 1B 1B	X SI 93 0-0 G5-3				B FF 92 B KC 81 X SI 90 2-0 L9			4	1	1	1	0	0	4
25 Clint Robinson, L (1, 9) OBP: 0.327, SLG: 0.409	C SI 93 D KC 83 B SI 93 B SI 92 X SI 92 3-1 F7	C KC 79 X SI 91 0-1 L8 2-3		B CH 84 C KC 80 X KC 80 1-1 G3-1			C KC 82 X SI 90 0-1 8 3B 1B			4	1	1	0	0	0	2
40 Wilson Ramos, R (1, 2) OBP: 0.290, SLG: 0.419	C SI 93 X KC 82 0-1 2-H 2B	X SI 91 0-0 8 G4-6-3 3-H 1B		C SI 90 S KC 83 C KC 84 0-3 K			B SI 92 B SI 92 F FF 92 B FF 92 C FF 92 S FF 93 3-3 K			4	0	2	2	0	2	1
8 Danny Espinosa, S (1, 6) OBP: 0.356, SLG: 0.471	F SI 92 C SI 93 S KC 84 0-3 K	B SI 92 B KC 81 F SI 92 F SI 93 D KC 84 X KC 82 3-2 G4-6-3 1-2f		F CH 85 X KC 80 0-1 12 S 1B			X SI 92 0-0 1-H 3B			4	0	2	1	0	1	2
12 Tyler Moore, R (1, 3) OBP: 0.236, SLG: 0.386		B SI 90 X SI 91 1-0 2 1B 3 1B 1B		C KC 81 X SI 91 0-1 3 G6-3 2B	B SI 92 1 SAFE S SI 92 S SI 93 C KC 83 1-3 K 1-2		X SI 93 0-0 L8			4	0	2	0	0	1	2
3 Michael Taylor, R (1, 7) OBP: 0.284, SLG: 0.364		X SI 92 0-0 2 1B 1-2 1B	B SI 93 X KC 84 1-0 G6-3 2-3			X KC 82 0-0 2 G4-3 2 S 1B		X SI 93 0-0 G5-3		4	0	2	0	0	0	1
41 Joe Ross, R (1, 1) OBP: 0.111, SLG: 0.111 48 David Carpenter, R (8, 1) 26 Dan Uggla, R (8, PH) OBP: 0.313, SLG: 0.370 22 Drew Storen, S (9, 1)		C SI 92 M SI 92 C SI 92 0-3 K	X SI 93 0-0 2 F7 1B			B SI 92 S SI 92 M SI 92 1 SAFE C SI 93 1-3 K		B SI 94 B SI 94 B SI 94 S SI 94 F SI 94 F SI 95 F SI 94 X SI 94 3-2 F7		3 0 1 0	0 0 0 0	1 0 0 0	0 0 0 0	0 0 0 0	2 0 0 0	3 0 0 0
Inning Stats	R: 2 E: 0 K: 1 S: 15 H: 3 LOB: 1 BB: 0 P: 25	R: 0 E: 0 K: 1 S: 8 H: 3 LOB: 2 BB: 0 P: 10	R: 1 E: 1 K: 0 S: 7 H: 2 LOB: 0 BB: 0 P: 10	R: 0 E: 0 K: 0 S: 9 H: 2 LOB: 3 BB: 1 P: 14	R: 0 E: 0 K: 2 S: 10 H: 1 LOB: 1 BB: 0 P: 12	R: 0 E: 0 K: 2 S: 10 H: 1 LOB: 1 BB: 0 P: 15	R: 1 E: 0 K: 1 S: 8 H: 2 LOB: 1 BB: 0 P: 13	R: 0 E: 0 K: 0 S: 9 H: 0 LOB: 0 BB: 0 P: 13		1B: 11 2B: 2 3B: 1 HR: 0 SF: 0 SAC: 0 DP: 2 HBP: 0					WP: 0 PB: 0 SB: 2 CS: 0 PA: 37	

	AB	36
	R	4
	H	14
	RBI	4
	BB	1
	SO	7
	LOB	22

PITCHER		IP	WLS	BF	H	R	ER	SO	BB	IBB	HBP	BLK	WP	HR	S	P	ERA	WHIP
34 A.J. Burnett, R ERA: 2.05	(1, 1)	6.2	L	33	14	4	3	7	1	0	0	0	0	0	66	98	4.05	2.250
48 Jared Hughes, R ERA: 3.1	(7, 1)	1.1		4	0	0	0	0	0	0	0	0	0	0	10	14	0.00	0.000

PITCHER	IP	WLS	BF	H	R	ER	SO	BB	IBB	HBP	BLK	WP	HR	S	P	ERA	WHIP

Batter	1	2	3	4	5	6	7	8	9	AB	R	H	RBI	BB	SO	LOB
5 Josh Harrison, R (1, 4) OBP: 0.317, SLG: 0.390	X FF 92 0-0 ① P4			B FF 94 C SL 86 T SL 85 S FF 95 1-3 ① K			C FF 94 F FF 93 B CH 83 X SL 87 1-2 ① F7		F FF 96 F FF 95 X FF 96 0-2 ③ F7	4	0	0	0	0	1	1
6 Starling Marte, R (1, 7) OBP: 0.325, SLG: 0.469	B FF 93 C FF 94 X FF 94 1-1 ② F9			F CU 81 F FF 94 B FF 95 F CH 86 B FC 89 F FF 94 B FF 97 F CH 86 C SL 87 3-3 ② K			F FF 96 S FF 97 T SL 88 0-2 ② K			3	0	0	0	0	2	0
22 Andrew McCutchen, R (1, 8) OBP: 0.366, SLG: 0.465	C FF 93 X FF 94 0-1 ③ G6-3			B SL 84 C SL 85 F FF 95 S FF 94 1-3 ③ K			B SL 86 S FF 95 S FF 96 S SL 88 1-3 ③ K			3	0	0	0	0	2	0
27 Jung Ho Kang, R (1, 5) OBP: 0.355, SLG: 0.407		F FF 92 X SL 85 0-1 ① L9			X SL 87 0-0 ① G4-3			C SL 86 F FF 95 F FF 97 B FF 96 F SL 88 B CU 75 F FF 96 F FF 97 X CH 85 2-2 ① F7		3	0	0	0	0	0	0
29 Francisco Cervelli, R (1, 2) OBP: 0.389, SLG: 0.400		F SL 85 B FF 93 X FF 94 1-1 ② L8			B FF 93 S SL 86 B SL 88 X FF 94 2-1 ② F9			C FF 97 F SL 87 S CU 82 0-3 ② K		3	0	0	0	0	1	0
24 Pedro Alvarez, L (1, 3) OBP: 0.309, SLG: 0.434		F FF 93 B CH 84 F CH 85 X CH 85 1-2 ③ F7			T FF 93 B CU 79 F FF 94 B CH 84 F FF 96 B CU 80 X CH 85 3-2 ③ G4-3			C FF 97 X CU 78 0-1 ③ G4-3		3	0	0	0	0	0	0
25 Gregory Polanco, L (1, 9) OBP: 0.303, SLG: 0.348			C FF 91 S FF 93 B CU 80 F CU 79 B FF 94 S FF 94 2-3 ① K			C CU 76 C FF 93 S CH 84 0-3 ① K			S FF 95 X CU 80 0-1 ① P5	3	0	0	0	0	2	0
10 Jordy Mercer, R (1, 6) OBP: 0.262, SLG: 0.282			X FF 93 0-0 ② F7			F SL 85 X SL 87 0-1 ② P4			X FF 96 0-0 ② L8	3	0	0	0	0	0	0
47 Francisco Liriano, L (1, 1) OBP: 0.067, SLG: 0.067 52 Rob Scahill, L (6, 1) 46 Vance Worley, R (7, 1) OBP: 0.231, SLG: 0.308 31 Jose Tabata, R (9, PH) OBP: 0.353, SLG: 0.313			C FF 92 B FF 94 F FF 94 C FF 94 1-3 ③ K			B FF 94 F FF 93 F FF 93 F CH 85 F FF 95 F CU 79 S CH 83 1-3 ③ K			F FF 96 F SL 88 B SL 87 B FF 97 F SL 86 F FF 97 F FF 96 H SL 86 3-2 HBP	2 0 0 0	0 0 0 0	0 0 0 0	0 0 0 0	0 0 0 0	2 0 0 0	0 0 0 0
Inning Stats	R: 0 H: 0 E: 0 LOB: 0 K: 0 BB: 0 S: 5 P: 6	R: 0 H: 0 E: 0 LOB: 0 K: 0 BB: 0 S: 7 P: 9	R: 0 H: 0 E: 0 LOB: 0 K: 2 BB: 0 S: 8 P: 11	R: 0 H: 0 E: 0 LOB: 0 K: 3 BB: 0 S: 12 P: 17	R: 0 H: 0 E: 0 LOB: 0 K: 0 BB: 0 S: 7 P: 12	R: 0 H: 0 E: 0 LOB: 0 K: 2 BB: 0 S: 11 P: 12	R: 0 H: 0 E: 0 LOB: 0 K: 2 BB: 0 S: 9 P: 11	R: 0 H: 0 E: 0 LOB: 0 K: 1 BB: 0 S: 12 P: 14	R: 0 H: 0 E: 0 LOB: 1 K: 0 BB: 0 S: 11 P: 14	1B: 0 SF: 0 2B: 0 SAC: 0 3B: 0 DP: 0 HR: 0 HBP: 1						

PITCHER	IP	WLS	BF	H	R	ER	SO	BB	IBB	HBP	BLK	WP	HR	S	P	ERA	WHIP
31 Max Scherzer, R (1, 1) ERA: 1.76	9.0	W	28	0	0	0	10	0	0	1	0	0	0	82	106	0.00	0.000

PITCHER	IP	WLS	BF	H	R	ER	SO	BB	IBB	HBP	BLK	WP	HR	S	P	ERA	WHIP

TOP

Pittsburgh Pirates @ Washington Nationals

Nationals Park, Washington, DC

Sat Jun 20 2015, 4:06 PM - 6:26 PM EDT

Att. 41,104 - Cloudy - 91 F

livebaseballscorecards.com

AB	27
R	0
H	0
RBI	0
BB	0
SO	10
LOB	1

Pittsburgh Pirates @ Washington Nationals

Nationals Park, Washington, DC

Sat Jun 20 2015, 4:06 PM - 6:26 PM EDT

Att. 41,104 - Cloudy - 91 F

livebaseballscorecards.com

BOTTOM

Batter	1	2	3	4	5	6	7	8	9	AB	R	H	RBI	BB	SO	LOB
2 Denard Span, L (1, 8) OBP: 0.356, SLG: 0.448	C SI 92 B SI 92 X SI 94 1-1 6 G5-4-3 1B		X SI 94 0-0 ② ③ G4-6-3 1-2f			C SI 94 S SL 89 B SL 90 B SI 94 F SL 85 F SI 95 F SL 87 S SL 83 2-3 K 6 S 6 2B	C FF 91 B SL 84 B SI 90 B SI 90 C SI 89 X SI 91 3-2 ② L7			4	1	1	0	0	1	2
6 Anthony Rendon, R (1, 5) OBP: 0.333, SLG: 0.311	C SI 91 X CH 84 0-1 ① ② G5-4-3 1-2f			X SI 92 0-0 ① L9		B CH 85 C SI 91 B SI 94 X CH 86 2-1 34 1B 1-H 2B	B SI 91 C SI 90 B SL 85 F SI 92 C SI 92 2-3 ③ 3-H			4	1	1	1	0	1	1
34 Bryce Harper, L (1, 9) OBP: 0.477, SLG: 0.730	F SI 94 F SL 86 X SL 86 0-2 ③ P5			B SL 87 X SL 86 1-0 HR		B SI 95 F SL 88 B SI 93 B SI 93 X SI 94 3-1 8 G2-3 40 1B 12 1B 2-H 1B		C SI 89 F SI 89 F SI 92 X KC 79 0-2 ① L7		4	2	2	2	0	0	0
40 Wilson Ramos, R (1, 2) OBP: 0.289, SLG: 0.415		F CH 83 B SL 84 F SI 93 B SL 86 F CH 83 C SI 94 2-3 ① K		C SI 92 B SI 94 F CH 86 B SI 95 F SL 85 S CH 84 2-3 ② K		1 SAFE B SI 92 X SI 91 1-0 8 G2-3 12 1B 1-2 1B		C SI 90 B SI 88 B SL 86 B SI 90 F SI 93 C SI 92 3-3 ② K		4	1	1	0	0	3	0
8 Danny Espinosa, S (1, 4) OBP: 0.350, SLG: 0.462		B SL 82 F SI 93 S CH 85 F SL 87 X CH 85 1-2 ② G6-3		B SI 94 B SI 95 B SL 84 C SI 93 X SL 86 3-1 ③ P2		B SI 94 B SI 92 B SI 93 C SI 93 X SI 94 3-1 ② G2-3 1-2 2-3		C SL 84 B SI 90 F SI 90 X SI 92 1-2 ③ P6		4	0	0	0	0	0	2
12 Tyler Moore, R (1, 3) OBP: 0.250, SLG: 0.388		C CH 83 B SL 86 F SI 93 B SL 86 B CH 82 F SL 85 B SI 95 4-2 BB	C SL 83 B SI 92 X SI 92 1-1 ① F9			F SI 94 C SL 88 F SL 86 D SL 87 X SI 94 1-2 20 FC4 2-H 3-H 1B				2	0	1	2	1	0	0
20 Ian Desmond, R (1, 6) OBP: 0.266, SLG: 0.342		B SI 94 B SI 94 S SL 86 X CH 86 2-1 ③ F8	F CH 85 F CH 85 B SL 86 S SL 86 1-3 ② K2-3			B SI 93 S FF 93 B CU 80 B SI 93 X FF 94 3-1 ③ FC4 1-2f				3	0	0	0	0	1	2
3 Michael Taylor, R (1, 7) OBP: 0.285, SLG: 0.370			S SL 81 S CH 84 B SL 87 S CH 81 1-3 ① K		L SL 84 C SI 94 B SL 85 S SI 96 1-3 ③ K		B SI 88 X SL 85 1-0 31 SH1-4 6 WP 2B			3	1	1	0	0	2	0
31 Max Scherzer, R (1, 1) OBP: 0.242, SLG: 0.242			B SI 94 X SI 93 1-0 2 G4-6-3 1B			C SI 91 X SI 93 0-1 ① G6-3	B SI 88 X FF 88 1-0 ① SH1-4 2-3			2	0	1	0	0	0	0
Inning Stats	R: 0 E: 0 K: 0 S: 7 H: 1 LOB: 0 BB: 0 P: 8	R: 0 E: 0 K: 1 S: 13 H: 0 LOB: 1 BB: 1 P: 22	R: 0 E: 0 K: 1 S: 5 H: 1 LOB: 0 BB: 0 P: 7	R: 1 E: 0 K: 1 S: 8 H: 1 LOB: 0 BB: 0 P: 14	R: 0 E: 0 K: 2 S: 8 H: 0 LOB: 0 BB: 0 P: 11	R: 4 E: 0 K: 1 S: 21 H: 4 LOB: 1 BB: 0 P: 36	R: 1 E: 0 K: 1 S: 8 H: 1 LOB: 0 BB: 0 P: 15	R: 0 E: 0 K: 1 S: 10 H: 0 LOB: 0 BB: 0 P: 14		1B: 5 2B: 2 3B: 0 HR: 1 SF: 0 SAC: 1 DP: 2 HBP: 0					WP: 2 PB: 0 SB: 1 CS: 0 PA: 32	

	AB	30
	R	6
	H	8
	RBI	5
	BB	1
	SO	8
	LOB	7

PITCHER		IP	WLS	BF	H	R	ER	SO	BB	IBB	HBP	BLK	WP	HR	S	P	ERA	WHIP
47 Francisco Liriano, L ERA: 3.26	(1, 1)	5.2	L	24	7	5	5	6	1	0	0	0	1	1	60	93	7.94	1.412
52 Rob Scahill, R ERA: 1.48	(6, 1)	0.1		1	0	0	0	0	0	0	0	0	0	0	2	5	0.00	0.000
46 Vance Worley, R ERA: 3.86	(7, 1)	2.0		7	1	1	1	2	0	0	0	0	1	0	18	29	4.50	0.500

PITCHER	IP	WLS	BF	H	R	ER	SO	BB	IBB	HBP	BLK	WP	HR	S	P	ERA	WHIP

Pittsburgh Pirates @ Washington Nationals

Nationals Park, Washington, DC

Sun Jun 21 2015, 1:37 PM - 4:11 PM EDT

Att. 40,015 - Cloudy - 87 F

TOP

livebaseballscorecards.com

Batter	1	2	3	4	5	6	7	8	9	AB	R	H	RBI	BB	SO	LOB
5 Josh Harrison, R (1, 4) OBP: 0.320, SLG: 0.392	C FF 90 X SI 92 0-1 ① L4		B CH 83 X FF 92 1-0 ② F8			B CU 77 B SI 92 X SI 92 2-0 6 FC6-4 1-2 1B		C SI 95 X FC 88 0-1 19 DI 1B		4	0	2	0	0	0	1
6 Starling Marte, R (1, 7) OBP: 0.320, SLG: 0.462 (6, 8)	B FF 92 X SI 91 1-0 ② G4-3		C SI 92 B CH 84 X SI 92 1-1 ③ FC6-4 1-2f			S CH 85 X FF 92 0-1 ① FC6-4 27 FC6-4 1-2f 2-3		C SI 94 X SI 94 0-1 ② L8		4	0	0	0	0	0	4
22 Andrew McCutchen, R (1, 8) OBP: 0.369, SLG: 0.470 19 Chris Stewart, R (6, 2) OBP: 0.314, SLG: 0.369	C FF 92 X FF 92 0-1 2B			S CU 77 S CH 83 B FF 90 B CU 80 B CH 85 B SI 94 4-2 29 G6-4-3 BB		F CU 78 B CH 85 B SI 93 C CH 85 B FF 93 S CU 78 3-3 ② K		C FF 94 C SI 94 C FC 89 0-3 ③ K 1-2		2 1	0 0	1 0	0 0	1 0	1 1	2 1
27 Jung Ho Kang, R (1, 5) OBP: 0.349, SLG: 0.400 59 Antonio Bastardo, R (6, 1) 37 Arquimedes Caminero, R (8, 1) 24 Pedro Alvarez, L (9, PH) OBP: 0.308, SLG: 0.432	C SI 93 B CU 79 F CU 79 F FF 93 B CU 79 S FF 93 2-3 ③ K			C FF 93 B FF 93 C CU 77 S FF 92 1-3 ① K		B FF 92 T FF 93 B CU 77 F FF 93 X SI 92 2-2 ③ FC6-4 1-2f			C FF 95 X FF 95 0-1 ① G6-3	3 0 0 1	0 0 0 0	0 0 0 0	0 0 0 0	0 0 0 0	2 0 0 0	4 0 0 0
29 Francisco Cervelli, R (1, 2) OBP: 0.385, SLG: 0.396 3 Sean Rodríguez, R (6, 5) OBP: 0.286, SLG: 0.404		B FF 90 C SI 92 X CH 83 1-1 ① G5-3		B CH 84 X CH 84 1-0 ②③ G6-4-3 1-2f			B FF 92 B SI 92 C SI 91 F FF 92 X CU 79 2-2 ① G6-3		X FF 96 0-0 31 G6-3 12 HR 2B	2 2	0 1	0 1	0 0	0 0	0 0	1 0
31 Jose Tabata, R (1, 9) OBP: 0.342, SLG: 0.306		C SI 91 X FF 92 0-1 ② G5-3			B SI 91 B SI 91 C SI 91 X SI 91 2-1 ① G4-3		B SI 92 B CH 86 X SI 91 2-0 10 FC6-4 1B		C SL 79 X SI 96 0-1 ② G6-3 2-3	4	0	1	0	0	0	1
12 Corey Hart, R (1, 3) OBP: 0.246, SLG: 0.352		B SI 92 X SI 93 1-0 ③ G5-3			B SI 91 X SI 92 1-0 ② G1		B SI 92 B SI 92 X SI 92 2-0 ② F9		B FF 96 S SL 78 D CH 88 X FF 96 2-1 3-H HR	4	1	1	2	0	0	1
10 Jordy Mercer, R (1, 6) OBP: 0.267, SLG: 0.288			C SI 90 B SI 90 B CU 77 B FF 93 B SI 91 4-1 6 FC6-4 BB		B SI 91 C FF 92 F CU 78 X CH 84 1-2 ③ G6-3		C CU 78 B CH 84 X SI 92 1-1 ③ FC6-4 1-2f		C FF 94 B SL 77 F FF 95 F FF 97 X CH 88 1-2 2B	3	0	1	0	1	0	1
50 Charlie Morton, R (1, 1) OBP: 0.200, SLG: 0.111 46 Vance Worley, R (1, 1) OBP: 0.214, SLG: 0.286 18 Neil Walker, S (6, PH) OBP: 0.311, SLG: 0.377 25 Gregory Polanco, L (6, 7) OBP: 0.300, SLG: 0.345			L SI 90 C SI 90 M CU 76 0-3 ① K			X SI 90 0-0 6 FC6-4 5 1B 1B		B FF 94 X SI 95 1-0 ① G4-3	F FF 96 B FF 96 C SL 80 B SL 80 F FF 96 X FF 96 2-2 ③ L7	0 1 1 2	0 0 0 0	0 0 1 0	0 0 0 0	0 1 0 0	0 1 0 0	0 1 0 1
Inning Stats	R: 0 E: 0 K: 1 S: 9 H: 1 LOB: 1 BB: 0 P: 12	R: 0 E: 0 K: 0 S: 5 H: 0 LOB: 0 BB: 0 P: 7	R: 0 E: 0 K: 1 S: 7 H: 0 LOB: 1 BB: 1 P: 13	R: 0 E: 0 K: 1 S: 6 H: 0 LOB: 0 BB: 1 P: 12	R: 0 E: 0 K: 0 S: 6 H: 0 LOB: 0 BB: 0 P: 10	R: 0 E: 0 K: 1 S: 10 H: 2 LOB: 2 BB: 0 P: 17	R: 0 E: 0 K: 0 S: 7 H: 1 LOB: 1 BB: 0 P: 14	R: 0 E: 0 K: 1 S: 8 H: 1 LOB: 1 BB: 0 P: 9	R: 2 E: 0 K: 0 S: 15 H: 3 LOB: 1 BB: 0 P: 20	1B: 4 2B: 3 3B: 0 HR: 1 SF: 0 SAC: 0 DP: 1 HBP: 0						

	AB	34
	R	2
	H	8
	RBI	2
	BB	2
	SO	5
	LOB	18

	WP: 0	PA: 36
	PB: 0	
	SB: 0	
	CS: 0	

PITCHER		IP	WLS	BF	H	R	ER	SO	BB	IBB	HBP	BLK	WP	HR	S	P	ERA	WHIP
47 Gio González, L ERA: 4.41	(1, 1)	7.0	W	26	4	0	0	4	2	0	0	0	0	0	50	85	0.00	0.857
46 Matt Thornton, L ERA: 2.04	(8, 1)	1.0		4	1	0	0	1	0	0	0	0	0	0	8	9	0.00	1.000
73 Felipe Vázquez, L ERA: 4.0	(9, 1)	1.0		6	3	2	2	0	0	0	0	0	0	1	15	20	18.00	3.000

PITCHER	IP	WLS	BF	H	R	ER	SO	BB	IBB	HBP	BLK	WP	HR	S	P	ERA	WHIP

Batter	1	2	3	4	5	6	7	8	9	AB	R	H	RBI	BB	SO	LOB
2 Denard Span, L (1, 8) OBP: 0.354, SLG: 0.441 21 Matthew den Dekker, L (8, 7)	C SI 92 B SI 92 X SI 92 1-1 ① L7 B CU 78 B FF 92 B SI 93 F SI 94 B SI 94 4-2 5 HR BB		B SL 84 B SI 90 B SI 87 C SI 88 X SI 90 3-1 ② G4-3			C FF 91 B FF 92 C FF 92 X FF 93 1-2 ① L8		X SI 97 0-0 ② F7		3 1	1 0	0 0	0 0	1 0	0 0	0 2
5 Yunel Escobar, R (1, 5) OBP: 0.381, SLG: 0.420	F SI 90 B SI 92 C CU 77 X SI 92 2-1 34 HR 1B B SI 92 B SI 92 C SI 93 F SI 94 F CU 78 X CU 79 2-2 1-H 2-H HR		B SI 90 S FF 92 X SI 92 1-1 ③ F9			B FF 92 S FF 92 C CH 85 B FF 93 S FF 93 2-3 ② K		B FF 99 S FF 98 T FF 100 F FF 99 X FF 101 1-2 ③ G4-3		5	2	2	3	0	1	2
34 Bryce Harper, L (1, 9) OBP: 0.473, SLG: 0.735 46 Matt Thornton, L (8, 1) 73 Felipe Vázquez, L (9, 1)	X SAFE X SI 91 0-0 1-H HR B KC 81 F SI 88 S SI 94 B SI 91 C SI 90 2-3 ③ K			B SL 83 F SL 84 S SI 90 C SL 84 1-3 ① K		B FF 93 F FF 93 X FF 93 1-1 ③ P6				4 0 0	1 0 0	1 0 0	2 0 0	0 0 0	2 0 0	0 0 0
25 Clint Robinson, L (1, 3) OBP: 0.324, SLG: 0.412 (8, 9)	F SI 93 B SI 92 C FS 85 F CU 79 X CU 78 1-2 59 1B 2B	C SL 82 F SL 83 X SI 91 0-2 ① G5-3		C SL 84 S SL 84 B SI 92 B SL 84 B SI 91 S SL 84 3-3 ② K			F FF 92 B FF 92 B FF 93 B FF 93 C FF 92 F FF 92 F FF 93 X FF 93 3-2 ① L4			4	1	1	0	0	1	0
8 Danny Espinosa, S (1, 4) OBP: 0.348, SLG: 0.457	F SI 92 F SI 92 S CU 79 0-3 ② K	C KC 76 X SI 90 0-1 59 1B 1B		F SI 90 S SL 84 S SL 84 0-3 ③ K			C FF 92 B CH 85 B CH 86 S FF 93 S FF 93 2-3 ② K			4	0	1	0	0	3	1
59 Jose Lobaton, S (1, 2) OBP: 0.324, SLG: 0.339	B CU 77 B SI 94 F SI 94 T SI 94 F FS 86 X SI 93 2-2 20 1B 3 1B 2-H 1B	B SL 83 X SI 88 1-0 1-2 1B			B SL 78 B SI 88 B SI 88 C SI 86 B SI 89 4-1 BB		T FF 93 S FF 94 F FF 94 X FF 93 0-2 ③ F9			3	1	2	1	1	0	0
20 Ian Desmond, R (1, 6) OBP: 0.266, SLG: 0.341	C SI 93 X SI 93 0-1 3 1B 3 S 47 E 1-3 1B	C SI 87 X FF 87 0-1 ② F8			X SI 88 0-0 ① F9			C FF 98 C FF 98 S FF 98 0-3 ① K		4	1	1	0	0	1	3
3 Michael Taylor, R (1, 7) OBP: 0.290, SLG: 0.373 (8, 8)	C SI 93 X SI 93 0-1 47 E 47 2B 1-3 3-H 1B	B SI 88 C FF 91 F SL 86 X SI 91 1-2 ③ F9			X SI 89 0-0 ② P2			F FF 96 B FF 99 X FF 99 1-1 12 1B 1B		4	1	2	1	0	0	3
47 Gio González, R (1, 1) OBP: 0.158, SLG: 0.118 12 Tyler Moore, R (8, 3) OBP: 0.258, SLG: 0.395	1 SAFE 1 SAFE C SI 92 F SI 93 B SI 94 X SI 92 1-2 5 HR 1-H 3-H 2B		F FF 89 F SI 92 B SI 90 S SL 84 1-3 ① K			B SI 90 F SI 90 C SI 88 B SI 91 X FF 91 2-2 ③ G6-3		C FF 98 X SL 90 0-1 1-2 1B		3 1	1 0	1 1	1 0	0 0	1 0	1 0
Inning Stats	R: 9 E: 1 K: 2 S: 33 H: 8 LOB: 0 BB: 1 P: 48	R: 0 E: 0 K: 0 S: 11 H: 2 LOB: 2 BB: 0 P: 13	R: 0 E: 0 K: 1 S: 7 H: 0 LOB: 0 BB: 0 P: 12	R: 0 E: 0 K: 3 S: 9 H: 0 LOB: 0 BB: 0 P: 13	R: 0 E: 0 K: 0 S: 6 H: 0 LOB: 1 BB: 1 P: 12	R: 0 E: 0 K: 1 S: 8 H: 0 LOB: 0 BB: 0 P: 12	R: 0 E: 0 K: 1 S: 12 H: 0 LOB: 0 BB: 0 P: 17	R: 0 E: 0 K: 1 S: 12 H: 2 LOB: 2 BB: 0 P: 14		1B: 8 2B: 2 3B: 0 HR: 2 SF: 0 SAC: 0 DP: 0 HBP: 0						

BOTTOM

Pittsburgh Pirates @ Washington Nationals

Nationals Park, Washington, DC

Sun Jun 21 2015, 1:37 PM - 4:11 PM EDT

Att. 40,015 - Cloudy - 87 F

livebaseballscorecards.com

AB	36
R	9
H	12
RBI	8
BB	2
SO	9
LOB	12

PITCHER		IP	WLS	BF	H	R	ER	SO	BB	IBB	HBP	BLK	WP	HR	S	P	ERA	WHIP
50 Charlie Morton, R ERA: 3.97	(1, 1)	0.2	L	11	8	9	9	1	1	0	0	0	0	2	30	43	121.50	13.500
46 Vance Worley, R ERA: 3.54	(1, 1)	4.1		16	2	0	0	5	1	0	0	0	0	0	36	55	0.00	0.692
59 Antonio Bastardo, L ERA: 3.86	(6, 1)	2.0		6	0	0	0	2	0	0	0	0	0	0	20	29	0.00	0.000
37 Arquimedes Caminero, R ERA: 2.87	(8, 1)	1.0		5	2	0	0	1	0	0	0	0	0	0	12	14	0.00	2.000

PITCHER	IP	WLS	BF	H	R	ER	SO	BB	IBB	HBP	BLK	WP	HR	S	P	ERA	WHIP

Cincinnati Reds @ Pittsburgh Pirates

PNC Park, Pittsburgh, PA

Tue Jun 23 2015, 7:10 PM - 10:46 PM EDT

Att. 26,949 - Partly Cloudy - 78 F

TOP

livebaseballscorecards.com

Batter	1	2	3	4	5	6	7	8	9	AB	R	H	RBI	BB	SO	LOB
4 Brandon Phillips, R (1, 4) OBP: 0.323, SLG: 0.350	B FF 92 B SI 92 C SI 91 B SI 92 X SI 92 3-1 21 1B 19 1B 32 1B 1B	C CH 80 X CH 81 0-1 19 1B 1-2 1B		1 SAFE 1 SAFE C SI 90 B FF 90 S CH 81 X SI 92 1-2 ① G5-3 1-2	X SI 94 0-0 ② F8		1 SAFE 1 SAFE 1 SAFE B SL 90 X FF 96 1-0 ① G2-3 1-2			5	1	2	0	0	0	3
19 Joey Votto, L (1, 3) OBP: 0.405, SLG: 0.538	1 SAFE L SI 90 X SI 91 0-1 32 1B 21 1B 9 FC5-2 1-2 1B	B SI 89 C SI 88 X SI 89 1-1 1-2 2-3 1B		B KC 81 X SI 91 1-0 E3 32 G3 21 BB 2-3	C SL 88 B SI 94 S FF 94 B FF 95 B FF 94 B FF 94 4-2 21 FC5-4 1-2 BB		B FF 97 F SL 92 B SL 91 S SL 91 S FF 98 2-3 ② K 2-3			4	0	2	0	1	1	2
21 Todd Frazier, R (1, 5) OBP: 0.357, SLG: 0.631	S SI 91 X SI 92 0-1 9 FC5-2 32 1B 7 FC3-6 1-2 2-3 1B	B FF 91 F CH 82 X SI 91 1-1 ② F6		B SI 91 D CH 82 B CH 82 B SI 91 4-0 32 G3 1-2 BB	B CH 89 X SI 94 1-0 ③ FC5-4 1-2f		F SL 91 D SL 92 S FF 97 X FF 98 1-2 ③ L7			4	1	1	0	1	0	6
32 Jay Bruce, L (1, 9) OBP: 0.339, SLG: 0.449	B KC 78 F SI 91 X SI 92 1-1 9 FC5-2 7 E 1-2 2-3 3-H 1B	C KC 79 F FF 91 D KC 80 D KC 80 X SI 91 2-2 ③ G3		C SI 91 F SI 92 B KC 78 F SI 92 B SI 92 X KC 80 2-2 ② G3 1-2 2-3 3-H		X SI 97 0-0 HR		F SI 94 S SL 83 F SI 95 C SI 94 0-3 ① K		5	2	2	3	0	1	5
9 Marlon Byrd, R (1, 7) OBP: 0.289, SLG: 0.444	B CH 82 S CH 82 F CH 82 X KC 79 1-2 ① FC5-2 7 FC3-6 1-2 2-3 3-Hf		X SI 91 0-0 ① L8	I IN 74 I IN 76 I IN 79 I IN 81 4-0 IBB		C FF 98 X SL 91 0-1 ① G5-3		F SI 95 F SI 96 F SI 95 B SI 96 F CH 87 S CH 88 1-3 ② K		4	0	0	0	1	1	3
7 Eugenio Suárez, R (1, 6) OBP: 0.333, SLG: 0.417	B FF 90 F CH 81 F CH 81 X KC 78 1-2 ② FC3-6 1-2f 2-H 3-H		C SI 90 B SI 90 X CH 81 1-1 1B	C SI 90 F FF 92 B SI 92 X KC 79 1-2 ③ G6-3		B FF 97 B FF 97 X FF 96 2-0 17 WP 1B		C SI 95 B SI 95 C SI 95 B CH 88 S CH 86 2-3 ③ K		5	0	2	1	0	1	4
16 Tucker Barnhart, L (1, 2) OBP: 0.274, SLG: 0.388	C SI 92 F CH 82 X KC 80 0-2 ③ G3		B SI 89 C SI 90 X SI 90 1-1 ② L4		C FF 93 C SI 94 F CU 79 B SI 95 F SL 89 X SL 88 1-2 15 1B 6 SF7 2B	F FF 96 S SL 91 C SI 97 0-3 ② K			F FC 92 S FC 92 F KC 82 S KC 83 0-3 ① K	5	1	1	0	0	2	3
64 Josh Smith, R (1, 1) OBP: 0.500, SLG: 0.500 62 Pedro Villarreal, R (4, 1) 15 Chris Dominguez, R (5, PH) OBP: 0.278, SLG: 0.611 53 Carlos Contreras, R (5, 1) 17 Kristopher Negrón, R (6, PH) OBP: 0.240, SLG: 0.163 58 Nate Adcock, R (6, 1) 41 Ryan Mattheus, R (8, 1) 55 Skip Schumaker, L (9, PH) OBP: 0.312, SLG: 0.320		C SI 88 B SI 90 X SI 89 1-1 19 1B 4 1B 1B	D SI 89 B SI 89 S FF 89 X SI 90 2-1 ③ L7		B SI 94 D FF 90 S SI 94 X SI 94 2-1 19 BB 2-3 1B	1 SAFE B FF 97 S SL 89 C FF 98 F FF 98 B FF 98 C SL 90 2-3 ③ K 1-2			B FC 92 F FC 91 B KC 82 F FF 91 S FC 91 2-3 ② K	2 0 1 0 1 0 0	0 0 0 0 0 0 0	1 0 1 0 0 0 0	0 0 0 0 0 0 0	0 0 0 0 0 0 0	0 0 0 0 1 0 0	1 0 0 0 1 0 0
6 Billy Hamilton, S (1, 8) OBP: 0.270, SLG: 0.303		X SI 89 0-0 ① F8		B SI 90 B SI 90 B SI 89 C SI 90 X FF 88 3-1 19 E 4 S 32 G3 1B	X SI 94 0-0 ① SF7 3-H		B FF 96 C FF 96 B SL 90 X FF 96 2-1 19 S 4 G2-3 1B		F FC 93 L FC 92 S KC 83 0-3 ③ K	4	1	2	1	0	1	1

Inning Stats	1	2	3	4	5	6	7	8	9
	R: 3 E: 1 K: 0 S: 17 H: 4 LOB: 1 BB: 0 P: 23	R: 0 E: 0 K: 0 S: 12 H: 3 LOB: 3 BB: 0 P: 17	R: 0 E: 0 K: 0 S: 7 H: 1 LOB: 1 BB: 0 P: 11	R: 1 E: 1 K: 0 S: 13 H: 1 LOB: 3 BB: 2 P: 29	R: 1 E: 0 K: 0 S: 12 H: 2 LOB: 2 BB: 1 P: 20	R: 1 E: 0 K: 2 S: 11 H: 2 LOB: 1 BB: 0 P: 15	R: 0 E: 0 K: 1 S: 9 H: 1 LOB: 1 BB: 0 P: 15	R: 0 E: 0 K: 3 S: 12 H: 0 LOB: 0 BB: 0 P: 15	R: 0 E: 0 K: 3 S: 10 H: 0 LOB: 0 BB: 0 P: 12

1B: 12 2B: 1 3B: 0 HR: 1	SF: 1 SAC: 0 DP: 0 HBP: 0	WP: 1 PB: 0 SB: 2 CS: 0	PA: 45
---	---	---	---

PITCHER		IP	WLS	BF	H	R	ER	SO	BB	IBB	HBP	BLK	WP	HR	S	P	ERA	WHIP
49 Jeff Locke, L ERA: 4.73	(1, 1)	4.0		24	9	4	2	0	1	1	0	0	0	0	49	80	4.50	2.500
52 Rob Scahill, R ERA: 1.8	(5, 1)	0.2	W	5	2	1	1	0	1	0	0	0	0	0	11	18	13.50	4.500
48 Jared Hughes, R ERA: 3.07	(5, 1)	0.1	H	1	0	0	0	0	0	0	0	0	0	0	1	2	0.00	0.000
37 Arquimedes Caminero, R ERA: 2.97	(6, 1)	2.0	H	9	3	1	1	3	0	0	0	0	1	1	20	30	4.50	1.500
44 Tony Watson, L ERA: 1.73	(8, 1)	1.0	H	3	0	0	0	3	0	0	0	0	0	0	12	15	0.00	0.000

PITCHER		IP	WLS	BF	H	R	ER	SO	BB	IBB	HBP	BLK	WP	HR	S	P	ERA	WHIP
35 Mark Melancon, R ERA: 1.82	(9, 1)	1.0	S	3	0	0	0	3	0	0	0	0	0	0	10	12	0.00	0.000

AB	41
R	6
H	14
RBI	5
BB	3
SO	9
LOB	29

BOTTOM

Batter	1	2	3	4	5	6	7	8	9	AB	R	H	RBI	BB	SO	LOB
25 Gregory Polanco, L (1, 9) OBP: 0.306, SLG: 0.353	B FF 89 C CU 47 B CH 78 C FF 92 C FF 92 2-3 ① K		B CU 78 F SI 87 B CH 79 B FF 92 B SI 86 4-1 6 CS BB	C SI 93 F SL 90 B SL 90 F SL 90 X SI 93 1-2 6 E 3B		B SI 94 B SI 95 B FF 95 B FF 94 4-0 6 CS BB		C SI 95 B SI 94 X SI 94 1-1 ③ G4-3		3	1	1	0	2	1	0
6 Starling Marte, R (1, 7) OBP: 0.319, SLG: 0.456	B FF 93 B CU 76 B CU 75 C FF 88 F FF 90 B FF 92 4-2 18 BB 22 S BB		1 SAFE B FF 92 C CU 78 F CH 79 B CH 80 F CH 78 B FF 92 F FF 92 S FF 92 3-3 ①② K 1-2	S CU 86 S CU 86 X CU 86 0-2 E6 22 HR 3-H		B SL 91 F FF 95 1 SAFE P PO 87 S FF 95 F SL 91 B SL 92 X FF 95 3-2 ①② F9 1-2				3	1	0	0	1	1	2
22 Andrew McCutchen, R (1, 8) OBP: 0.375, SLG: 0.488	C FF 92 1 SAFE B CU 77 B CU 76 S FF 92 B FF 93 F FF 92 B FF 93 4-2 18 BB 1-2 BB		F SL 84 B CH 80 S CU 79 X FF 94 1-2 ③ G5-3	1 SAFE 1 SAFE S CU 84 1 SAFE P PO 89 X SI 92 1-1 HR 1-H		B SL 87 B FF 95 X FF 94 2-0 2B				3	1	2	2	1	0	0
18 Neil Walker, S (1, 4) OBP: 0.314, SLG: 0.373	B FF 90 B SI 85 B FF 90 C FF 89 F FF 89 B FF 90 4-2 5 G5-4-3 BB 1-2 2-3			5 1B 24 2B BB 2-2 L7		B SI 94 C SI 93 X SI 94 1-1 ③ G6-3				2	1	0	0	2	0	1
5 Josh Harrison, R (1, 5) OBP: 0.322, SLG: 0.398	B SL 83 S FF 91 X CU 80 1-1 ②③ G5-4-3 1-2f			L CU 78 B CH 78 F FF 92 X SL 84 1-2 24 2B 29 HR 1B 1-2	B FF 90 C FF 90 B FF 91 X FF 88 2-1 2B		F SL 87 B SL 88 B SL 89 X SI 92 2-1 ① G6-3			4	1	2	0	0	0	3
24 Pedro Alvarez, L (1, 3) OBP: 0.311, SLG: 0.436 44 Tony Watson, L (8, 1) 35 Mark Melancon, R (9, 1)		C FF 91 S CH 80 B CU 78 B CU 78 S CH 79 2-3 ① K		S CH 79 B CH 79 C FF 92 D CU 79 F CH 79 X CH 78 2-2 29 HR 2B 1-3 2-H	D CU 79 B CH 84 B FF 91 B FF 92 4-0 BB		X FF 94 0-0 ② G6-3			3 0 0	1 0 0	1 0 0	1 0 0	1 0 0	1 0 0	0 0 0
29 Francisco Cervelli, R (1, 2) OBP: 0.383, SLG: 0.409		C FF 91 B FF 92 S SL 84 X SL 85 1-2 ② G5-3		B FF 91 F CU 76 B CU 79 X FF 91 2-1 2-H 3-H HR	F FF 90 D CU 81 B FF 91 X FF 91 2-1 ① F8		B SL 89 C SI 92 F SI 94 B SL 90 F SI 93 B FF 97 F SI 93 X SI 92 3-2 ③ G5-3			4	1	1	3	0	0	2
10 Jordy Mercer, R (1, 6) OBP: 0.267, SLG: 0.284		B SL 84 B SL 84 B FF 92 C FF 91 B FF 91 4-1 49 FC6-4 BB		S CU 85 C SI 93 B SI 94 B CU 86 B SI 92 F SI 94 X SI 92 3-2 ① G6-3	S FF 93 D CU 82 X FF 92 1-1 ② L9			C SI 93 X FC 88 0-1 ① G4-3		3	0	0	0	1	0	2
49 Jeff Locke, L (1, 1) OBP: 0.095, SLG: 0.143 31 Jose Tabata, R (4, PH) OBP: 0.333, SLG: 0.297 52 Rob Scahill, L (5, 1) 48 Jared Hughes, R (5, 1) 27 Jung Ho Kang, R (5, PH) OBP: 0.348, SLG: 0.398 37 Arquimedes Caminero, R (6, 1) 3 Sean Rodriguez, R (8, 3) OBP: 0.283, SLG: 0.400		B FF 90 X FF 90 1-0 ③ FC6-4 1-2f		S CU 86 S SI 93 B SI 94 F CU 87 F SI 94 X SL 90 1-2 ② F9	D CU 83 B FF 94 F FF 91 C FF 90 F FF 94 F FF 94 C FF 94 2-3 ③ K			B FC 87 S SL 84 C FF 93 C FF 94 1-3 ② K		1 1 0 0 1 0 1	0 0 0 0 0 0 0	0 0 0 0 0 0 0	0 0 0 0 1 0 0	0 0 0 0 0 0 0	0 0 0 0 2 0 0	1 0 0 0 0 0 0
Inning Stats	R: 0 E: 0 K: 1 S: 12 H: 0 LOB: 2 BB: 3 P: 27	R: 0 E: 0 K: 1 S: 8 H: 0 LOB: 1 BB: 1 P: 16	R: 0 E: 0 K: 1 S: 9 H: 0 LOB: 0 BB: 1 P: 17	R: 7 E: 1 K: 0 S: 36 H: 5 LOB: 0 BB: 1 P: 52	R: 0 E: 0 K: 1 S: 11 H: 1 LOB: 2 BB: 1 P: 22	R: 0 E: 0 K: 0 S: 8 H: 1 LOB: 1 BB: 1 P: 17	R: 0 E: 0 K: 0 S: 8 H: 0 LOB: 0 BB: 0 P: 13	R: 0 E: 0 K: 1 S: 7 H: 0 LOB: 0 BB: 0 P: 9		1B: 1 2B: 3 3B: 1 HR: 2 SF: 0 SAC: 0 DP: 1 HBP: 0				WP: 0 PB: 0 SB: 1 CS: 2 PA: 37		

PITCHER		IP	WLS	BF	H	R	ER	SO	BB	IBB	HBP	BLK	WP	HR	S	P	ERA	WHIP
64 Josh Smith, R ERA: 12.0	(1, 1)	3.0		16	3	4	4	3	6	0	0	0	0	1	39	79	12.00	3.000
62 Pedro Villarreal, R ERA: 3.6	(4, 1)	1.0	L	6	2	3	0	0	0	0	0	0	0	1	26	33	0.00	2.000
53 Carlos Contreras, R ERA: 1.42	(5, 1)	1.0		5	1	0	0	1	1	0	0	0	0	0	11	22	0.00	2.000
58 Nate Adcock, R ERA: 4.91	(6, 1)	2.0		7	1	0	0	0	1	0	0	0	0	0	16	30	0.00	1.000
41 Ryan Mattheus, R ERA: 3.18	(8, 1)	1.0		3	0	0	0	1	0	0	0	0	0	0	7	9	0.00	0.000

PITCHER	IP	WLS	BF	H	R	ER	SO	BB	IBB	HBP	BLK	WP	HR	S	P	ERA	WHIP

Cincinnati Reds @ Pittsburgh Pirates

PNC Park, Pittsburgh, PA

Tue Jun 23 2015, 7:10 PM - 10:46 PM EDT

Att. 26,949 - Partly Cloudy - 78 F

livebaseballscorecards.com

AB	29
R	7
H	7
RBI	6
BB	8
SO	5
LOB	13

Cincinnati Reds @ Pittsburgh Pirates

PNC Park, Pittsburgh, PA

Wed Jun 24 2015, 7:11 PM - 10:17 PM EDT

Att. 37,659 - Partly Cloudy - 77 F

livebaseballscorecards.com

TOP

Batter	1	2	3	4	5	6	7	8	9	AB	R	H	RBI	BB	SO	LOB
6 Billy Hamilton, S (1, 8) OBP: 0.268, SLG: 0.298	B FF 96 L FF 94 B KC 85 S FF 95 B FF 96 F FF 96 F FF 97 B FF 96 4-2 19 S 3 S 21 2B BB	M FF 94 B CH 88 C SL 85 X KC 83 1-2 ② F9		B FF 97 X FF 93 1-0 ③ G3		X SI 94 0-0 ② L7			L FF 92 S FF 92 B FF 91 S FF 94 1-3 ① K	4	1	0	0	1	1	2
3 Iván De Jesús Jr., R (1, 4) OBP: 0.282, SLG: 0.486	1 SAFE 1 SAFE F FF 96 1 SAFE F FF 96 1 SAFE D SL 86 1 SAFE S SL 89 1-3 ① K 1-2	B FF 94 B FF 94 F FF 94 C FF 95 F FF 96 X FF 96 2-2 19 FC6-5 1B			B FF 93 C FF 94 B FF 95 B FF 95 C FF 95 F FF 97 F FF 96 F SI 96 B FF 96 4-2 19 CS BB	B SI 94 F SI 93 S SI 94 B SI 94 F SI 95 B SI 94 C SI 94 3-3 ③ K			F FF 92 B FF 93 X FF 92 1-1 2B	4	0	2	0	1	2	2
19 Joey Votto, L (1, 3) OBP: 0.405, SLG: 0.532	C FF 98 B FF 97 C SL 89 F FF 99 F FF 97 S SL 89 1-3 ② K 2-3	C SL 87 B SL 88 D SL 87 C FF 96 X FF 96 2-2 ③ FC6-5 1-2f			C FF 96 B FF 97 B CH 90 F FF 96 F SL 88 F SL 87 F FF 97 B FF 97 B SL 88 4-2 ① 32 1B 9 1B 1-2 BB		F SI 91 B SI 92 X SI 92 1-1 ① F7		C FF 93 C FF 93 D SL 86 F FF 93 B FF 93 B FF 93 B FF 93 4-2 BB	3	1	0	0	2	1	2
21 Todd Frazier, R (1, 5) OBP: 0.354, SLG: 0.626	B FF 97 B SI 97 F FF 97 S SL 90 X SL 89 2-2 32 2B 3-H 2B		S CU 83 B FF 93 C CH 88 S FF 94 1-3 ① K		B FF 91 F SI 97 1 SAFE X FF 96 1-1 ② F8		B SI 93 C SI 92 X CU 83 1-1 ② G5-3		S FF 93 X FF 94 0-1 ② F9	5	1	1	1	0	1	3
32 Jay Bruce, L (1, 9) OBP: 0.341, SLG: 0.452	S FF 96 B SL 88 S SL 89 B FF 97 B FF 98 F SL 90 X FF 98 3-2 9 HR 2-H 2B		S SL 85 B CH 89 X FF 95 1-1 ② F8		C FF 97 X SI 95 0-1 9 1B 1-2 1B		C SI 92 B CU 83 B CU 81 S SI 92 F FF 93 X SL 83 2-2 ③ G3		S FF 94 X FF 93 0-1 ③ L4	5	1	2	1	0	0	2
9 Marlon Byrd, R (1, 7) OBP: 0.293, SLG: 0.462	X FF 97 0-0 2-H HR		C CU 82 S SL 86 B FF 97 B FF 96 X SL 86 2-2 ③ F8		F FF 97 X FF 97 0-1 1-3 2-H 1B			B SI 90 S SI 90 X SI 90 1-1 ① G5-3		4	1	2	3	0	0	0
7 Eugenio Suárez, R (1, 6) OBP: 0.349, SLG: 0.425	B FF 96 X FF 95 1-0 1B			B KC 81 C KC 82 S SL 86 X FF 96 1-2 ① G6-3	B SI 92 F SI 92 1 SAFE D SI 94 B SI 93 F SI 94 S SI 94 3-3 ③ K			B SI 90 X SI 91 1-0 55 G5-3 16 1B 1B		4	0	2	0	0	1	2
16 Tucker Barnhart, L (1, 2) OBP: 0.299, SLG: 0.408	T FF 96 B FF 96 T SL 90 F FF 97 X SL 86 1-2 ③ G4-3			X CU 82 0-0 1B		C SI 93 X CH 86 0-1 44 SH1-4 1B		F SI 91 1 SAFE X FF 90 0-1 1-2 1B		4	0	3	0	0	0	1
44 Mike Leake, R (1, 1) OBP: 0.143, SLG: 0.286 55 Skip Schumaker, L (8, PH) OBP: 0.309, SLG: 0.316 41 Ryan Mattheus, R (8, 1) 43 Manny Parra, L (8, 1) 60 J.J. Hoover, R (9, 1)		C FF 95 C FF 95 S SL 86 0-3 ① K2-3		D CU 80 F FF 95 C FF 96 B FF 96 F SL 87 C FF 98 2-3 ② K		L SI 93 X SI 93 0-1 ① SH1-4 1-2		X FF 91 0-0 ②③ G5-3 2-3f		2 1 0 0 0	0 0 0 0 0	0 0 0 0 0	0 0 0 0 0	0 0 0 0 0	2 0 0 0 0	1 2 0 0 0

Inning Stats	1	2	3	4	5	6	7	8	9
	R: 4 E: 0 K: 2 S: 25 H: 4 LOB: 1 BB: 1 P: 38	R: 0 E: 0 K: 1 S: 13 H: 1 LOB: 1 BB: 0 P: 18	R: 0 E: 0 K: 1 S: 8 H: 0 LOB: 0 BB: 0 P: 12	R: 0 E: 0 K: 1 S: 9 H: 1 LOB: 1 BB: 0 P: 13	R: 1 E: 0 K: 1 S: 19 H: 2 LOB: 2 BB: 2 P: 31	R: 0 E: 0 K: 1 S: 9 H: 1 LOB: 1 BB: 0 P: 12	R: 0 E: 0 K: 0 S: 8 H: 0 LOB: 0 BB: 0 P: 12	R: 0 E: 0 K: 0 S: 6 H: 2 LOB: 1 BB: 0 P: 8	R: 0 E: 0 K: 1 S: 12 H: 1 LOB: 2 BB: 1 P: 18

	AB	36
	R	5
	H	12
	RBI	5
	BB	4
	SO	8
	LOB	17

1B: 8 SF: 0
2B: 3 SAC: 1
3B: 0 DP: 1
HR: 1 HBP: 0

WP: 0 PA: 41
PB: 0
SB: 2
CS: 1

PITCHER		IP	WLS	BF	H	R	ER	SO	BB	IBB	HBP	BLK	WP	HR	S	P	ERA	WHIP
45 Gerrit Cole, R ERA: 2.16	(1, 1)	4.2	L	24	8	5	5	5	3	0	0	0	0	1	71	106	9.64	2.357
48 Jared Hughes, R ERA: 2.93	(5, 1)	1.1		5	1	0	0	2	0	0	0	0	0	0	12	18	0.00	0.750
38 Chris Volstad, R ERA:	(7, 1)	2.0		7	2	0	0	0	0	0	0	0	0	0	14	20	0.00	1.000
59 Antonio Bastardo, L ERA: 3.66	(9, 1)	1.0		5	1	0	0	1	1	0	0	0	0	0	12	18	0.00	2.000

PITCHER	IP	WLS	BF	H	R	ER	SO	BB	IBB	HBP	BLK	WP	HR	S	P	ERA	WHIP

BOTTOM

Cincinnati Reds @ Pittsburgh Pirates

PNC Park, Pittsburgh, PA

Wed Jun 24 2015, 7:11 PM - 10:17 PM EDT

Att. 37,659 - Partly Cloudy - 77 F

livebaseballscorecards.com

Batter	1	2	3	4	5	6	7	8	9	AB	R	H	RBI	BB	SO	LOB
25 Gregory Polanco, L (1, 9) OBP: 0.305, SLG: 0.351	B SI 90 C KC 78 F KC 76 B FC 92 X SI 93 2-2 ① G1-3		C SI 88 X SI 92 0-1 ③ G4-3		B SI 92 B KC 81 1 SAFE X SI 91 2-0 ② L4		B FC 91 F KC 81 F SI 91 B SI 92 1 SAFE X SI 92 2-2 1-3 1B			4	0	1	0	0	0	2
6 Starling Marte, R (1, 7) OBP: 0.318, SLG: 0.457	B SI 92 C KC 79 F CH 86 X SL 81 1-2 ② L9			B CH 85 X SI 92 1-0 18 G4-3 2B	X SL 83 0-0 ③ G1-3		D CH 86 S SI 92 S SL 83 S SL 82 1-3 ③ K			4	0	1	0	0	1	4
22 Andrew McCutchen, R (1, 8) OBP: 0.376, SLG: 0.486	B FC 91 B SI 92 C SI 91 X SI 93 2-1 ③ F8			C SI 92 S FC 90 B SL 83 F SL 82 C SI 92 1-3 ① K	B SI 91 X FC 89 1-0 1B			B FF 93 B SI 93 S SI 93 B FF 94 B SI 94 4-1 3 G5-3 BB		3	0	1	0	1	1	1
18 Neil Walker, S (1, 4) OBP: 0.313, SLG: 0.376		B SI 91 B SI 91 B CH 85 C SI 91 C SI 92 F FC 92 F FC 92 X CH 87 3-2 5 SH1-3 24 G4-3 2B		F FC 91 B FF 92 F SI 92 F KC 81 X SI 93 1-2 ② G4-3 2-3	B FC 90 1 SAFE C SI 91 S KC 82 1 SAFE B FF 90 F SI 91 X KC 82 2-2 ① F7			B FF 95 F FF 94 F SI 94 T SI 92 1-2 ① K		4	1	1	0	0	1	3
5 Josh Harrison, R (1, 5) OBP: 0.321, SLG: 0.396 48 Jared Hughes, R (5, 1) 31 Jose Tabata, R (6, PH) OBP: 0.325, SLG: 0.289 38 Chris Volstad, R (7, 1) 3 Sean Rodríguez, R (8, PH) OBP: 0.280, SLG: 0.396 (9, 3)		X FF 92 0-0 ① SH1-3 2-3		F SI 94 S SL 83 S SL 83 0-3 ③ K2-3	S SL 82 1 SAFE 1 SAFE 1 SAFE S SL 81 F SI 92 1 SAFE C SI 92 0-3 ② K			B SI 94 B FF 93 F SI 92 F SI 94 B SI 94 F SI 93 X SI 94 3-2 ② G5-3 1-2		1 0 1 0 1	0 0 0 0 0	0 0 0 0 0	0 0 0 0 0	1 0 1 0 0	1 0 1 0 1
24 Pedro Alvarez, L (1, 3) OBP: 0.310, SLG: 0.432 59 Antonio Bastardo, R (9, 1)		B KC 80 X CH 86 1-0 ② G4-3 3-H			B SI 91 S SI 90 F CH 86 X SI 92 1-2 10 1B 19 FC1-4 1B	X SI 92 0-0 ③ L4		D SL 84 S SL 84 S SL 84 B SL 84 S SL 84 2-3 ③ K		4 0	1 0	1 0	1 0	0 0	1 0	2 0
10 Jordy Mercer, R (1, 6) OBP: 0.266, SLG: 0.283		B SI 93 X SI 92 1-0 ③ L8			C SI 92 B SI 92 X SL 83 1-1 19 FC1-4 1-3 1B		B SI 90 B SI 90 C SI 90 C SI 91 F SI 91 B SL 82 F SI 92 X SI 92 3-2 ① F8		B FF 94 C FF 94 C FF 93 X FF 95 1-2 ① L3	4	0	1	0	0	0	0
19 Chris Stewart, R (1, 2) OBP: 0.311, SLG: 0.362			C SI 92 F SI 91 X SI 93 0-2 ① G1-3		F SI 92 X SI 92 0-1 ① FC1-4 27 1B 1-2f 3-H		C KC 81 S KC 81 F FC 90 F SI 92 B SL 82 X SI 93 1-2 27 FC1-6 1B		C FF 95 B CU 76 C CU 76 S SL 85 1-3 ② K	4	0	1	1	0	1	1
45 Gerrit Cole, R (1, 1) OBP: 0.233, SLG: 0.179 27 Jung Ho Kang, R (5, 5) OBP: 0.347, SLG: 0.396			C SI 91 B SI 93 B KC 81 F SI 92 C SL 83 2-3 ② K		B SL 82 X FC 90 1-0 1-3 1B		F KC 81 F SI 92 X SI 93 0-2 ② FC1-6 25 1B 1-2f		S SL 83 B CU 76 S FF 94 F FF 94 B FF 96 S SL 84 2-3 ③ K	1 3	0 0	0 1	0 0	0 0	1 1	0 1
Inning Stats	R: 0 E: 0 K: 0 S: 8 H: 0 LOB: 0 BB: 0 P: 13	R: 1 E: 0 K: 0 S: 8 H: 1 LOB: 0 BB: 0 P: 13	R: 0 E: 0 K: 1 S: 8 H: 0 LOB: 0 BB: 0 P: 10	R: 0 E: 0 K: 2 S: 12 H: 1 LOB: 1 BB: 0 P: 15	R: 1 E: 0 K: 0 S: 10 H: 3 LOB: 2 BB: 0 P: 15	R: 0 E: 0 K: 1 S: 10 H: 1 LOB: 1 BB: 0 P: 13	R: 0 E: 0 K: 1 S: 19 H: 2 LOB: 2 BB: 0 P: 26	R: 0 E: 0 K: 2 S: 12 H: 0 LOB: 1 BB: 1 P: 22	R: 0 E: 0 K: 2 S: 10 H: 0 LOB: 0 BB: 0 P: 14	1B: 6 2B: 2 3B: 0 HR: 0 SF: 0 SAC: 1 DP: 0 HBP: 0						

	AB	34
	R	2
	H	8
	RBI	2
	BB	1
	SO	9
	LOB	17

PITCHER		IP	WLS	BF	H	R	ER	SO	BB	IBB	HBP	BLK	WP	HR	S	P	ERA	WHIP
44 Mike Leake, R ERA: 3.91	(1, 1)	7.0	W	29	8	2	2	5	0	0	0	0	0	0	75	105	2.57	1.143
41 Ryan Mattheus, R ERA: 3.06	(8, 1)	0.2	H	3	0	0	0	1	1	0	0	0	0	0	9	17	0.00	1.500
43 Manny Parra, L ERA: 2.45	(8, 1)	0.1	H	1	0	0	0	1	0	0	0	0	0	0	3	5	0.00	0.000
60 J.J. Hoover, R ERA: 1.39	(9, 1)	1.0	S	3	0	0	0	2	0	0	0	0	0	0	10	14	0.00	0.000

PITCHER	IP	WLS	BF	H	R	ER	SO	BB	IBB	HBP	BLK	WP	HR	S	P	ERA	WHIP

Batter	1	2	3	4	5	6	7	8	9	10	11	12	13	AB	R	H	RBI	BB	SO	LOB
4 Brandon Phillips, R (1, 4) OBP: 0.325, SLG: 0.373	C FF 92 F FF 92 B FF 93 X KC 83 1-2 E5 19 G4-3 19 S 21 1B	C SI 91 1 SAFE B SI 91 F KC 83 X FF 92 1-2 1-H 3B	F SI 91 S KC 83 F KC 82 X KC 82 0-2 19 G3-6-1 1-2 1B	B SI 91 C SI 92 X SI 91 1-1 L8		C CH 84 B CH 84 S CH 85 F SI 94 X SI 95 1-2 G4-3	1 SAFE C SI 89 F SI 89 X SI 90 0-2 G6-3 1-2	B SI 92 F SI 93 B SI 93 X SI 93 2-1 HR	7	2	3	2	0	0	2
19 Joey Votto, L (1, 3) OBP: 0.403, SLG: 0.525	C SI 92 C KC 83 X SI 92 0-2 G4-3 1-3	B SI 92 B CH 86 B SI 92 C SI 92 X SI 92 3-1 G3	B SI 91 D SI 90 F SI 91 B SI 91 X SI 91 3-1 G3-6-1 1-2f		C SI 98 X SL 93 0-1 E9 21 HR 1B	B SL 84 X SI 94 1-0 G6-3			C FF 87 F SI 88 B SL 83 F SI 90 B SL 84 B FF 91 F SI 84 X SI 91 3-2 29 FC6-4 21 WP 1B	S SL 85 F SI 86 X SI 92 0-2 B1-3	7	1	2	0	0	0	4
21 Todd Frazier, R (1, 5) OBP: 0.359, SLG: 0.634	B FF 93 B FF 93 S SI 93 F FF 92 X SI 93 2-2 29 FC3-6 9 1B 3-H 1B	C KC 83 S KC 84 B KC 84 F FF 91 X KC 84 1-2 G5-3	C SI 90 B CH 86 B CH 86 F KC 81 B KC 82 F SI 91 X KC 83 3-2 G6-3		F SL 91 X FF 99 0-1 3-H HR		B FF 92 S FF 91 S KC 82 B KC 81 C FC 90 2-3 K		C SI 90 B FF 88 I IN 73 I IN 73 I IN 74 4-1 29 FC6-4 1-2 IBB	X SL 86 0-0 29 CS 1B	6	1	3	3	1	1	0
9 Marlon Byrd, R (1, 7) (7, 9) OBP: 0.292, SLG: 0.455	1 SAFE F CH 84 1 SAFE S KC 83 1 SAFE X KC 83 0-2 29 FC3-6 1-2 1B	C KC 82 F FF 91 B KC 82 X KC 83 1-2 L7	F SI 90 X KC 82 0-1 29 FC1-6 1B	F FF 100 S FF 101 S FF 101 0-3 K		X FF 92 0-0 F8	B SI 89 F SI 89 F SL 86 B SI 90 B SI 91 S SI 89 3-3 K	1 SAFE X SI 91 0-0 F7	7	0	2	0	0	2	3
29 Brayan Peña, S (1, 2) OBP: 0.369, SLG: 0.341	B SI 92 F CH 86 B SI 92 C SI 91 X SI 93 2-2 FC3-6 1-2f 2-3	B CH 86 X KC 81 1-0 7 BB 1B	C SI 91 B SI 91 D KC 82 F SI 91 X SI 91 2-2 FC1-6 7 WP 1-2f	B SI 99 S FF 98 H SL 93 2-1 7 1B HBP		B FC 90 C FC 90 B KC 80 X FF 90 2-1 7 1B 1B	C FF 90 B SL 84 F SI 90 F SI 91 F SL 84 X SI 91 1-2 FC6-4 7 FC6-4 1-2f 2-3	C SL 86 1 SAFE B FF 92 C SI 92 1 SAFE F CU 80 B SL 86 2-2 CS 1-2	5	0	2	0	0	0	5
7 Eugenio Suárez, R (1, 6) OBP: 0.367, SLG: 0.422	C SI 92 S KC 84 S KC 83 0-3 K	B SI 92 B SI 92 B SI 91 B SI 91 4-0 1-2 BB	S KC 81 B KC 82 B KC 81 C SI 90 D KC 84 C SI 92 3-3 K 1-2	B FF 97 X SI 98 1-0 1-2 1B		S FC 90 X KC 80 0-1 1-2 1B	B SI 90 F SL 86 X SI 90 1-1 FC6-4 1-2f		5	0	2	0	1	2	5
55 Skip Schumaker, L (1, 9) OBP: 0.301, SLG: 0.307	C SI 90 C KC 81 S KC 83 0-3 K	C KC 80 S KC 81 F KC 82 S KC 83 0-3 K	C SI 90 F SI 90 F KC 81 T KC 82 0-2 K	C FF 91 B FF 92 B FF 92 S FF 92 S FF 92 2-3 K		F FC 89 F FC 89 D KC 80 X KC 80 1-2 G6-3	C FF 89 X SI 86 0-1 L7		3	0	0	0	0	3	2
3 Iván De Jesús Jr., R (7, PH) (7, 7) OBP: 0.262, SLG: 0.450		C SI 90 C KC 81 B KC 82 X SI 91 1-2 G4-3	B SI 90 B FF 89 S SI 90 B SI 90 B SI 90 4-1 4 1B BB	X SI 90 0-0 K	2 SAFE B FF 92 F FF 93 F FF 92 F FF 93 S SL 85 1-3 K		B SL 83 S SL 84 B SI 89 B SL 84 F SL 85 C SL 84 3-3 K	X SI 90 0-0 G6-3	3	0	0	0	0	1	4
28 Anthony DeSclafani, R (1, 3) 15 Chris Dominguez, R (7, PH) 25 Burke Badenhop, R (7, 7) 60 J.J. Hoover, R (8, 7) 41 Ryan Mattheus, R (8, 7) 32 Jay Bruce, L (10, PH) 53 Carlos Contreras, R (10, 7) 54 Aroldis Chapman, L (11, 7) 44 Mike Leake, R (12, PH) 62 Pedro Villarreal, R (12, 7)														2 0 1 0 1 0 0 1 0 0 0 0 0 0 0 0 0 0 0 0 0 0 0 0 1 0 0 0 0 0 0 0 0 0 0 0 0 0 0 0 0 0 0 0 0 0 0 0 1 0 0 0 0 0 0 0 0 0 0 0 0 0 0 0 0 0 0 0 0 0 0 0						
6 Billy Hamilton, S (1, 8) OBP: 0.270, SLG: 0.299	B SI 90 B SI 89 C SI 90 B FF 90 X SI 89 3-1 4 S 4 3B 1B		B SI 92 F SI 91 B KC 82 X SI 90 2-1 F7			X SI 91 0-0 F7	B SI 93 B SI 93 C SI 93 F SI 94 B SI 94 T SI 94 3-2 K		C SI 90 B SL 86 X SL 85 1-1 4 CS 1B	X SI 88 0-0 G6-3	6	1	2	0	0	1	2
Inning Stats	R: 1 E: 1 K: 1 S: 18 H: 2 LOB: 2 BB: 0 P: 23	R: 1 E: 0 K: 1 S: 13 H: 2 LOB: 1 BB: 0 P: 21	R: 0 E: 0 K: 1 S: 12 H: 1 LOB: 2 BB: 1 P: 19	R: 0 E: 0 K: 0 S: 9 H: 1 LOB: 1 BB: 1 P: 18	R: 0 E: 0 K: 1 S: 12 H: 1 LOB: 1 BB: 0 P: 20	R: 0 E: 0 K: 1 S: 8 H: 1 LOB: 1 BB: 0 P: 9	R: 2 E: 1 K: 3 S: 16 H: 3 LOB: 2 BB: 0 P: 22	R: 0 E: 0 K: 1 S: 8 H: 0 LOB: 0 BB: 0 P: 13	R: 0 E: 0 K: 1 S: 11 H: 2 LOB: 2 BB: 0 P: 16	R: 0 E: 0 K: 1 S: 8 H: 1 LOB: 0 BB: 0 P: 12	R: 0 E: 0 K: 1 S: 16 H: 1 LOB: 2 BB: 1 P: 28	R: 0 E: 0 K: 0 S: 4 H: 0 LOB: 0 BB: 0 P: 4	R: 1 E: 0 K: 0 S: 10 H: 2 LOB: 0 BB: 0 P: 14	1B: 14 2B: 0 3B: 1 HR: 2	SF: 0 SAC: 0 DP: 1 HBP: 1		WP: 2 PB: 0 SB: 2 CS: 2	PA: 59			

PITCHER		IP	WLS	BF	H	R	ER	SO	BB	IBB	HBP	BLK	WP	HR	S	P	ERA	WHIP
34 A.J. Burnett, R	(1, 1)	6.0		28	8	2	1	5	2	0	0	0	1	0	72	110	1.50	1.667
ERA: 2.01																		
37 Arquimedes Caminero, R	(7, 1)	0.1	B	5	3	2	2	1	0	0	1	0	0	1	9	12	54.00	9.000
ERA: 3.48																		
59 Antonio Bastardo, L	(7, 1)	0.2		2	0	0	0	2	0	0	0	0	0	0	7	10	0.00	0.000
ERA: 3.54																		
44 Tony Watson, L	(8, 1)	1.0		3	0	0	0	1	0	0	0	0	0	0	8	13	0.00	0.000
ERA: 1.69																		
35 Mark Melancon, R	(9, 1)	1.0		5	2	0	0	1	0	0	0	0	0	0	11	16	0.00	2.000
ERA: 1.77																		

PITCHER		IP	WLS	BF	H	R	ER	SO	BB	IBB	HBP	BLK	WP	HR	S	P	ERA	WHIP
46 Vance Worley, R	(10, 1)	3.0		11	2	0	0	2	0	0	0	0	1	0	28	44	0.00	0.667
ERA: 3.36																		
52 Rob Scahill, R	(13, 1)	1.0	L	4	2	1	1	0	0	0	0	0	0	1	10	14	9.00	2.000
ERA: 2.08																		

Cincinnati Reds @ Pittsburgh Pirates

PNC Park, Pittsburgh, PA

Thu Jun 25 2015, 8:03 PM - 12:42 AM EDT

Att. 35,015 - Overcast - 65 F

TOP

livebaseballscorecards.com

AB	54
R	5
H	17
RBI	5
BB	3
SO	12
LOB	29

Batter	1	2	3	4	5	6	7	8	9	10	11	12	13	AB	R	H	RBI	BB	SO	LOB
5 Josh Harrison, R (1, 9) OBP: 0.320, SLG: 0.393	C FF 93 B SI 92 F SI 92 C FF 94 1-3 K	X FF 94 0-0 G3			B SI 92 F SI 93 X SL 88 1-1 G5-3		B SI 90 X SI 90 1-0 F8		S SI 91 S SI 91 F SI 91 X FF 93 0-2 25 FC3-6 1B		B FF 98 X FF 98 1-0 1B		B FF 92 C SI 92 X SI 92 1-1 F9	7	0	2	0	0	1	2
25 Gregory Polanco, L (1, 7) OBP: 0.299, SLG: 0.343	C FF 93 S FF 93 C SL 87 0-3 K		C CH 86 B SL 86 X SL 86 1-1 F8		B CH 85 F CH 87 S SI 93 B FF 94 X FF 94 2-2 G4-3		B FS 83 B FS 83 X SI 90 2-0 L9		X SI 92 0-0 FC3-6 1-2f 2-3		X FF 99 0-0 L8			6	0	0	0	0	1	4
22 Andrew McCutchen, R (1, 8) OBP: 0.379, SLG: 0.486	C FF 94 C FF 93 X FF 95 0-2 F8		S SL 87 B SI 92 C KC 76 S SL 87 1-3 K			B KC 78 B CH 85 B SL 86 C SI 93 B FF 92 4-1 27 1B 29 1B BB		B FF 92 S FF 93 B FF 93 B CU 78 F FF 93 B FF 95 4-2 18 G4-6-3 BB	B SI 93 B SI 93 F SI 92 X FF 91 2-1 F9			C CU 83 B CU 85 C CU 84 X FF 93 1-2 2B	4	1	1	0	2	1	2
18 Neil Walker, S (1, 4) OBP: 0.317, SLG: 0.371		C FF 91 F FF 91 B SL 86 F FF 93 B FF 94 F FF 94 B CH 88 F FF 95 F FF 94 4-2 B FF 94 27 FC6-4 BB	B FF 93 B KC 79 S SI 92 B SI 93 X SI 93 3-1 G4-3			B CH 88 1 SAFE X FF 92 1-0 P6		S FF 93 B FF 94 1 SAFE X FF 93 1-1 G4-6-3 1-2f		B FF 92 B FF 90 T FF 90 B FF 91 B FF 91 4-1 27 FC6-4 BB	I IN 74 I IN 74 I IN 75 I IN 77 4-0 27 L3 IBB		3	0	0	0	3	0	2
27 Jung Ho Kang, R (1, 5) OBP: 0.347, SLG: 0.394		B FF 92 1 SAFE X SI 91 1-0 FC6-4 29 E 10 2B 1-2f	C SL 86 C SI 94 B SL 90 F SI 93 B KC 78 S SL 88 2-3 K			1 SAFE C FF 92 B SI 92 S SI 93 X SL 88 1-2 29 1B 1-2 1B		S CU 78 S CU 76 X FF 94 0-2 6 1B		B FF 92 B FF 90 1 SAFE F FF 93 D FF 92 F FF 91 X FF 92 3-2 FC6-4 46 FC3-6 1-2f	C SI 92 X FF 92 0-1 L3 1-1		6	1	2	0	0	1	4
24 Pedro Alvarez, L 37 Arquimedes Caminero, R 59 Antonio Bastardo, R 44 Tony Watson, L 6 Starling Marte, R 35 Mark Melancon, R 46 Vance Worley, R 31 Jose Tabata, R 52 Rob Scahill, L	C FF 93 C SI 92 C SL 86 0-3 K		B KC 75 F SI 93 F SI 93 F FF 94 F SL 86 B FF 95 X SL 88 2-2 29 G4-6-3 1B		S SI 93 B SI 92 X CH 87 1-1 P5		F FF 93 B FF 93 F FF 93 D SL 87 1 SAFE X SL 86 2-2 1-2 1B		B FF 91 1 SAFE 1 SAFE X FF 91 1-1 FC3-6 1-2f	C CU 84 D CU 84 F CU 84 B CU 85 D CU 85 D CU 85 4-2 29 FC5-4 BB		3 0 0 0 1 0	0 0 0 0 0 0	1 0 0 0 1 0	0 0 0 0 0 0	0 0 0 0 1 0	1 0 0 0 0 0	3 0 0 0 0 0
29 Francisco Cervelli, R (1, 2) OBP: 0.377, SLG: 0.401	B FF 92 B SI 93 C SL 86 B FF 93 X SI 93 3-1 FC6 10 2B 34 1B 1-2		B FF 93 1 SAFE X SI 92 1-0 G4-6-3 1-2f			X SI 92 0-0 1-3 2-H 1B		X FF 93 0-0 L9		F FF 94 D FF 94 F FF 92 F CH 84 X FF 93 1-2 P6		B FF 91 F SI 90 B SI 92 X SI 92 2-1 FC5-4 1-2f	6	1	1	1	0	0	7
10 Jordy Mercer, R (1, 6) OBP: 0.268, SLG: 0.289	C FF 92 X FF 92 0-1 34 1B 1-3 2-H 2B		B SL 84 B SI 91 C FF 92 B SI 92 X SI 93 3-1 34 SH3-4 1B		B SL 86 B SL 88 B FF 93 C FF 92 X FF 93 3-1 G5-3				X FF 93 0-0 E6 25 FC3-6 3 SH3-4		B SL 84 C FF 97 X FF 97 1-1 F8		C CU 84 F CU 84 X CU 84 0-2 F9	6	1	2	1	0	0	2
34 A.J. Burnett, R (1, 1) OBP: 0.129, SLG: 0.133 3 Sean Rodriguez, R (7, 3) OBP: 0.271, SLG: 0.383	B FF 93 X SI 94 1-0 2-H 3-H 1B		C SI 90 B SI 91 X FF 91 1-1 SH3-4 1-2				B SI 90 X SI 90 1-0 G5-3		B FF 91 B FF 93 C SI 91 1 SAFE X SI 91 2-1 SH3-4 1-2		X FF 99 0-0 F8		B CU 82 C SI 91 F SI 92 S CU 85 1-3 K	1 3	0 0	1 0	2 0	0 1	0 0	0 0
Inning Stats	R: 0 H: 0 E: 0 LOB: 0 K: 2 BB: 0 S: 9 P: 10	R: 3 H: 2 E: 1 LOB: 1 K: 1 BB: 1 S: 16 P: 25	R: 0 H: 0 E: 0 LOB: 0 K: 1 BB: 0 S: 7 P: 12	R: 0 H: 1 E: 0 LOB: 0 K: 1 BB: 0 S: 10 P: 15	R: 0 H: 1 E: 0 LOB: 1 K: 0 BB: 0 S: 9 P: 16	R: 1 H: 2 E: 0 LOB: 2 K: 0 BB: 1 S: 10 P: 20	R: 0 H: 0 E: 0 LOB: 0 K: 0 BB: 0 S: 3 P: 7	R: 0 H: 2 E: 0 LOB: 2 K: 0 BB: 1 S: 11 P: 18	R: 0 H: 1 E: 1 LOB: 2 K: 0 BB: 0 S: 10 P: 14	R: 0 H: 0 E: 0 LOB: 1 K: 0 BB: 1 S: 10 P: 19	R: 0 H: 1 E: 0 LOB: 1 K: 0 BB: 0 S: 5 P: 7	R: 0 H: 1 E: 0 LOB: 2 K: 0 BB: 2 S: 9 P: 20	R: 0 H: 0 E: 0 LOB: 0 K: 1 BB: 0 S: 8 P: 10	1B: 9 2B: 3 3B: 0 HR: 0	SF: 0 SAC: 2 DP: 3 HBP: 0	WP: 0 PB: 0 SB: 0 CS: 0	PA: 55			

PITCHER		IP	WLS	BF	H	R	ER	SO	BB	IBB	HBP	BLK	WP	HR	S	P	ERA	WHIP
28 Anthony DeSclafani, R ERA: 3.35	(1, 1)	6.0		26	6	4	1	5	2	0	0	0	0	0	61	98	1.50	1.333
25 Burke Badenhop, R ERA: 5.6	(7, 1)	1.0		3	0	0	0	0	0	0	0	0	0	0	3	7	0.00	0.000
60 J.J. Hoover, R ERA: 1.35	(8, 1)	1.0		5	2	0	0	0	1	0	0	0	0	0	11	18	0.00	3.000
41 Ryan Mattheus, R ERA: 2.89	(9, 1)	1.0		5	1	0	0	0	0	0	0	0	0	0	10	14	0.00	1.000
53 Carlos Contreras, R ERA: 1.23	(10, 1)	1.0		4	0	0	0	0	1	0	0	0	0	0	10	19	0.00	1.000

PITCHER		IP	WLS	BF	H	R	ER	SO	BB	IBB	HBP	BLK	WP	HR	S	P	ERA	WHIP
54 Aroldis Chapman, L ERA: 1.95	(11, 1)	1.0		4	1	0	0	0	0	0	0	0	0	0	5	7	0.00	1.000
62 Pedro Villarreal, R ERA: 3.0	(12, 1)	2.0	W	8	1	0	0	1	1	1	0	0	0	0	17	30	0.00	1.000

Cincinnati Reds @ Pittsburgh Pirates

PNC Park, Pittsburgh, PA

Thu Jun 25 2015, 8:03 PM - 12:42 AM EDT

Att. 35,015 - Overcast - 65 F

BOTTOM

livebaseballscorecards.com

AB	47
R	4
H	11
RBI	4
BB	6
SO	6
LOB	27

Batter	1	2	3	4	5	6	7	8	9	10	AB	R	H	RBI	BB	SO	LOB
8 Jace Peterson, L (1, 4) OBP: 0.345, SLG: 0.362	B SI 91 C SI 91 F SL 84 B SL 89 F SI 94 X FF 95 2-2 ① G3	C SL 89 S SL 88 B SL 88 S SL 88 1-3 ③ K			X SI 94 0-0 E3		C SL 86 S SL 88 D SL 87 X SL 85 1-2 ③ P5			B FC 89 B FC 91 C FC 90 B FC 89 C FC 91 F FC 91 F FC 90 B FC 90 4-2 BB	4	0	0	0	1	1	4
14 Eury Pérez, R (1, 8) OBP: 0.296, SLG: 0.333 (9, 7)	B SI 89 B SI 92 X SI 91 2-0 22 G6-3 1B		C SL 83 B CH 85 X SI 92 1-1 22 FC3-6 1B		1 SAFE S CH 84 B SL 83 F CH 84 S SI 93 1-3 ③ K			C SI 92 X SI 93 0-1 ① G5-3		C FC 89 F KC 81 S KC 81 0-3 ③ K	5	0	2	0	0	2	2
22 Nick Markakis, L (1, 9) OBP: 0.384, SLG: 0.354	C SI 92 B SL 87 X SI 93 1-1 ② ③ G6-3 1-2f		1 SAFE B FF 93 B SI 94 C SI 94 X SL 87 2-1 ① FC3-6 23 G6-4-3 1-2f			B SI 90 C SI 90 C SI 93 X SL 86 1-2 ① G5-3		C SI 93 X CH 88 0-1 ② G4-3			4	0	0	0	0	0	2
23 Chris Johnson, R (1, 3) OBP: 0.280, SLG: 0.326 53 Jim Johnson, R (8, 1) 39 Jason Grilli, R (10, 1)		B SL 81 B FF 92 X SI 92 2-0 2 1B 30 BB 1B	D SL 84 S CH 85 S CH 85 B SL 85 1 SAFE F SL 86 B SL 84 X CH 85 3-2 ② ③ G6-4-3 1-2f			B SI 90 F SI 91 S SL 82 B SI 92 F SL 84 S CH 85 2-3 ② K		F SI 93 B SI 94 X SI 94 1-1 ③ G6-3		4 0 0	1 0 0	1 0 0	0 0 0	0 0 0	1 0 0	1 0 0
2 Juan Uribe, R (1, 5) OBP: 0.332, SLG: 0.380		X CH 84 0-0 30 BB 7 BB 1-3 1B		C FF 91 B SL 83 B SL 82 B SI 92 B SI 92 4-1 19 G5-4-3 BB		C SI 92 B SL 84 X CH 85 1-1 HR			X SI 94 0-0 ① G5-3		3	1	2	1	1	0	0
19 Andrelton Simmons, R (1, 6) OBP: 0.324, SLG: 0.369		S FF 93 D SL 85 1 SAFE B CH 85 X CH 84 2-1 ① P4		B CH 84 X CH 85 1-0 ① ② G5-4-3 1-2f		X SI 92 0-0 ③ L8			X SI 94 0-0 ② G6-3		4	0	0	0	0	0	3
7 Jonny Gomes, R (1, 7) OBP: 0.293, SLG: 0.307 25 Cameron Maybin, R (9, 8) OBP: 0.361, SLG: 0.401		F SL 86 B FF 92 D CH 86 B SL 87 B CH 85 4-1 30 BB 1-2 BB		X SI 93 0-0 ③ G5-3			C SL 82 C SI 91 B FF 93 B SL 86 B SL 82 X SL 83 3-2 ① F7		C SI 94 B SI 94 X SI 94 1-1 ③ P6		3 0	0 0	0 0	0 0	1 0	0 0	0 0
30 Ryan Lavarnway, R (1, 2) OBP: 0.244, SLG: 0.194		B CH 86 D SI 94 B SI 93 B SI 92 4-0 1-2 2-3 3-H BB			C SI 90 B CH 85 X CH 85 1-1 ① G5-3		C SL 83 X CH 86 0-1 28 G5-3 1B			X FC 92 0-0 ① G4-3	3	0	1	1	1	0	0
61 Williams Pérez, R (1, 1) OBP: 0.214, SLG: 0.154 43 Luis Avilán, L (5, 1) 28 Joey Terdoslavich, S (7, PH) OBP: 0.286, SLG: 0.462 51 Nick Masset, R (7, 1) 24 Kelly Johnson, L (8, 3) OBP: 0.307, SLG: 0.442		C SI 92 X SI 93 0-1 ② P3			C SI 90 B SI 92 C SI 91 X FF 93 1-2 ② G4-3		X CH 85 0-0 ② G5-3 1-2			F FF 92 B FC 89 X FC 91 1-1 ② G4-3	2 0 1 0 1	0 0 0 0 0	0 0 0 0 0	0 0 0 0 0	0 0 0 0 0	0 0 0 0 0	3 0 1 0 0
Inning Stats	R: 0 E: 0 K: 0 S: 7 H: 1 LOB: 0 BB: 0 P: 12	R: 1 E: 0 K: 1 S: 10 H: 2 LOB: 3 BB: 2 P: 23	R: 0 E: 0 K: 0 S: 8 H: 1 LOB: 0 BB: 0 P: 14	R: 0 E: 0 K: 0 S: 3 H: 0 LOB: 0 BB: 1 P: 8	R: 0 E: 1 K: 1 S: 9 H: 0 LOB: 1 BB: 0 P: 12	R: 1 E: 0 K: 1 S: 11 H: 1 LOB: 0 BB: 0 P: 15	R: 0 E: 0 K: 0 S: 9 H: 1 LOB: 1 BB: 0 P: 13	R: 0 E: 0 K: 0 S: 6 H: 0 LOB: 0 BB: 0 P: 7	R: 0 E: 0 K: 0 S: 4 H: 0 LOB: 0 BB: 0 P: 5	R: 0 E: 0 K: 1 S: 10 H: 0 LOB: 1 BB: 1 P: 15	1B: 5 2B: 0 3B: 0 HR: 1	SF: 0 SAC: 0 DP: 3 HBP: 0					

PITCHER	IP	WLS	BF	H	R	ER	SO	BB	IBB	HBP	BLK	WP	HR	S	P	ERA	WHIP
47 Francisco Liriano, L (1, 1) ERA: 3.21	7.0		28	6	2	2	3	3	0	0	0	0	1	57	97	2.57	1.286
48 Jared Hughes, R (8, 1) ERA: 2.76	2.0		6	0	0	0	0	0	0	0	0	0	0	10	12	0.00	0.000
35 Mark Melancon, R (10, 1) ERA: 1.72	1.0	W	4	0	0	0	1	1	0	0	0	0	0	10	15	0.00	1.000

PITCHER	IP	WLS	BF	H	R	ER	SO	BB	IBB	HBP	BLK	WP	HR	S	P	ERA	WHIP

TOP

Atlanta Braves @ Pittsburgh Pirates

PNC Park, Pittsburgh, PA

Fri Jun 26 2015, 7:10 PM - 10:18 PM EDT

Att. 34,220 - Cloudy - 77 F

livebaseballscorecards.com

AB	34
R	2
H	6
RBI	2
BB	4
SO	4
LOB	16

Atlanta Braves @ Pittsburgh Pirates

PNC Park, Pittsburgh, PA

Fri Jun 26 2015, 7:10 PM - 10:18 PM EDT

Att. 34,220 - Cloudy - 77 F

BOTTOM

Batter	1	2	3	4	5	6	7	8	9	10	AB	R	H	RBI	BB	SO	LOB
5 Josh Harrison, R (1, 5) (10, 4) OBP: 0.318, SLG: 0.390	B SI 88 C SI 88 X SI 91 1-1 ① G5-3		B SI 89 B SI 90 C SI 90 X SI 90 2-1 18 HBP 1B		B CU 77 X SI 90 1-0 ② G1-3		B SI 92 X SI 92 1-0 ① G6-3		B CU 80 1 SAFE C SI 96 1 SAFE F SI 95 F CU 80 F SI 95 1 SAFE X CU 81 1-2 ② L6 1-2		5	0	1	0	0	0	1
18 Neil Walker, S (1, 4) OBP: 0.322, SLG: 0.370 35 Mark Melancon, R (10, 1)	C SI 91 S SI 92 X CH 82 0-2 ② L9		S CH 80 1 SAFE 1 SAFE 1 SAFE F SI 91 H CU 80 1-2 1-2 HBP		B SI 90 B CH 79 B SI 89 B SI 90 4-0 6 1B 22 BLK 24 1B BB		C SI 93 S CU 78 S CU 80 0-3 ② K		B SI 96 C SI 95 B SI 94 S CU 82 X FF 95 2-2 ③ 2-3 1B		3 0	1 0	1 0	0 0	1 0	1 0	0 0
22 Andrew McCutchen, R (1, 8) OBP: 0.382, SLG: 0.490	C SI 92 B SI 90 F SI 91 B SI 93 F SI 90 S CH 81 2-3 ③ K		C CH 80 B SI 92 X SI 90 1-1 ③ P3		B SI 88 B CU 78 H SI 89 3-0 6 1B 1-2 24 1B HBP		B SI 92 X SI 92 1-0 6 S 1B			X FF 94 0-0 10 2B 2B	4	2	2	0	0	1	2
6 Starling Marte, R (1, 7) OBP: 0.322, SLG: 0.456		C SI 91 X SI 90 0-1 ① G5-3		B SI 88 X SI 90 1-0 ① L8	C CH 80 F CH 92 F CH 80 F FF 94 D CU 78 B SI 93 X CH 80 2-2 24 1B 1-2 2-3 1B		1 SAFE D CU 80 B SI 92 B SI 93 C SI 92 X SI 93 3-1 ③ F7 1-2			I IN 68 I IN 70 I IN 71 I IN 70 4-0 10 2B IBB	4	0	1	0	1	0	1
24 Pedro Alvarez, L (1, 3) OBP: 0.313, SLG: 0.430		X SI 90 0-0 ② G3		L SI 89 X SI 90 0-1 10 FC5-4 1B	B SI 95 S CH 82 X SI 94 1-1 1-3 2-H 3-H 1B			F SI 94 F SI 95 S FF 93 0-3 ① K		F FF 94 F FF 95 B FF 94 F SL 84 C FF 95 1-3 ① K	5	0	2	2	0	2	2
10 Jordy Mercer, R (1, 6) OBP: 0.276, SLG: 0.306	C SI 91 B CU 78 X SI 91 1-1 2B			D SI 90 1 SAFE S SI 90 X SI 90 1-1 ② FC5-4 19 1B 25 BB 1-2f	C FF 94 B FF 93 F CH 84 F CH 82 S CH 82 1-3 ③ K			F SI 94 B SI 94 X SI 95 1-1 25 G4-6-3 1B		F SL 83 D SL 83 F FF 94 X FF 94 1-2 1-3 2-H 2B	5	0	3	1	0	1	3
25 Gregory Polanco, L (1, 9) OBP: 0.298, SLG: 0.339	C SI 90 B SI 91 F SI 90 D CU 80 F CH 83 C SI 92 2-3 ③ K			B SI 90 B SI 90 F SI 90 B SI 91 B SI 90 4-1 19 1B 1-2 BB		B SI 93 C FF 94 B CU 76 B CH 80 S SI 94 F SI 94 X FF 94 3-2 ① L4		X SI 93 0-0 ② ③ G4-6-3 1-2f			3	0	0	0	1	1	2
19 Chris Stewart, R (1, 2) OBP: 0.308, SLG: 0.356			C SI 89 X SI 89 0-1 ① G5-3	F SI 90 B CU 80 X SI 89 1-1 ③ 1-3 2-3 1B			X FF 94 0-0 ② G4-3		C SI 92 X CU 78 0-1 ① G6-3		4	0	1	0	0	0	0
47 Francisco Liriano, L (1, 1) OBP: 0.061, SLG: 0.061 48 Jared Hughes, R (8, 1) 27 Jung Ho Kang, R (9, PH) (10, 5) OBP: 0.350, SLG: 0.394			B SI 90 C SI 88 F SI 89 X SI 91 1-2 ② G4-3		C SI 89 X SI 90 0-1 ① P5		C FF 93 C SI 94 B CU 76 C SI 94 1-3 ③ K		B SI 94 S SI 94 B SI 95 B SI 94 B SI 94 4-1 18 1B 5 E BB		3 0 0	0 0 0	0 0 0	0 0 0	0 0 1	1 0 0	0 0 0
Inning Stats	R: 0 H: 0 E: 0 LOB: 0 K: 1 BB: 0 S: 9 P: 12	R: 0 H: 1 E: 0 LOB: 1 K: 1 BB: 0 S: 9 P: 12	R: 0 H: 1 E: 0 LOB: 2 K: 0 BB: 0 S: 11 P: 16	R: 0 H: 2 E: 0 LOB: 3 K: 0 BB: 1 S: 8 P: 15	R: 2 H: 2 E: 0 LOB: 2 K: 1 BB: 1 S: 14 P: 26	R: 0 H: 0 E: 0 LOB: 0 K: 1 BB: 0 S: 8 P: 12	R: 0 H: 1 E: 0 LOB: 1 K: 1 BB: 0 S: 7 P: 12	R: 0 H: 1 E: 0 LOB: 0 K: 1 BB: 0 S: 6 P: 7	R: 0 H: 1 E: 1 LOB: 2 K: 0 BB: 1 S: 11 P: 18	R: 1 H: 2 E: 0 LOB: 2 K: 1 BB: 1 S: 8 P: 14	1B: 8 2B: 3 3B: 0 HR: 0	SF: 0 SAC: 0 DP: 1 HBP: 2					

livebaseballscorecards.com

AB	36
R	3
H	11
RBI	3
BB	4
SO	7
LOB	11

WP: 0 PA: 42
PB: 0
SB: 1
CS: 0

PITCHER		IP	WLS	BF	H	R	ER	SO	BB	IBB	HBP	BLK	WP	HR	S	P	ERA	WHIP
61 Williams Pérez, R ERA: 2.88	(1, 1)	4.2		21	4	2	2	2	2	0	2	1	0	0	40	66	3.86	1.286
43 Luis Avilán, L ERA: 3.3	(5, 1)	1.1		6	2	0	0	2	0	0	0	0	0	0	19	27	0.00	1.500
51 Nick Masset, R ERA: 2.74	(7, 1)	1.0		4	1	0	0	1	0	0	0	0	0	0	7	12	0.00	1.000
53 Jim Johnson, R ERA: 2.48	(8, 1)	2.0		7	2	0	0	1	1	0	0	0	0	0	17	25	0.00	1.500
39 Jason Grilli, R ERA: 2.93	(10, 1)	0.1	L	4	2	1	1	1	0	1	0	0	0	0	8	14	27.00	6.000

PITCHER	IP	WLS	BF	H	R	ER	SO	BB	IBB	HBP	BLK	WP	HR	S	P	ERA	WHIP

Atlanta Braves @ Pittsburgh Pirates

PNC Park, Pittsburgh, PA

Sat Jun 27 2015, 4:22 PM - 7:53 PM EDT

Att. 36,417 - Cloudy - 75 F

TOP

livebaseballscorecards.com

Batter	1	2	3	4	5	6	7	8	9	AB	R	H	RBI	BB	SO	LOB
8 Jace Peterson, L (1, 4) OBP: 0.346, SLG: 0.367	C SI 93 B SI 92 F SI 92 B FS 85 F CU 79 B SI 93 F SI 93 X SI 94 3-2 25 G6-4-3 1B		X SI 91 0-0 ① F7		B SI 90 B SI 91 C SI 90 B SI 90 C SI 91 F SI 91 X SI 92 3-2 ① F7		B CU 78 X SI 92 1-0 15 WP 1-H 2-H 3-H 2B		C CH 80 B FF 91 S CH 80 C CU 78 1-3 ② K	5	0	2	3	0	1	1
25 Cameron Maybin, R (1, 8) OBP: 0.358, SLG: 0.401	1 SAFE 1 SAFE C SI 92 X SI 92 0-1 ① ② G6-4-3 1-2f		B SI 92 F SI 90 B SI 89 S SI 90 X CU 79 2-2 E9 22 1B 2B		B SI 90 B SI 90 F SI 90 X SI 91 2-1 ② G5-3		B SI 98 B SL 92 F FF 98 B FF 99 X FF 98 3-1 ① F8		B CU 78 X FF 91 1-0 ③ G6-3	5	1	1	0	0	0	3
22 Nick Markakis, L (1, 9) OBP: 0.386, SLG: 0.356	C SI 94 B SI 93 B CU 79 B SI 92 C SI 92 F FF 92 X SI 93 3-2 15 2B 1B		C FF 91 C CU 79 X SI 92 0-2 15 1B 3-H 1B		B SI 91 C SI 91 C FS 83 S CU 80 1-3 ③ K		X FF 91 0-0 ② F8			4	0	2	1	0	1	1
15 A.J. Pierzynski, L (1, 2) OBP: 0.309, SLG: 0.408	F SI 93 F SI 93 X FF 94 0-2 ③ 1-H 2B		B CU 78 B SI 92 X SI 92 2-0 1-2 1B			C SI 90 F FS 82 X FS 82 0-2 ① F9	F FF 92 B FF 92 S CH 84 B SL 84 F FF 92 X FF 91 2-2 ③ F8 2-3			4	0	2	0	0	0	1
2 Juan Uribe, R (1, 5) OBP: 0.330, SLG: 0.377		B FF 92 B FF 93 C SI 92 F SI 92 X SI 93 2-2 28 G3 1B	C SI 91 X SI 90 0-1 ② F9			F SI 91 X SI 90 0-1 ② G4-3		C CH 84 B FF 92 S FF 92 X FF 93 1-2 ① F9		4	0	1	0	0	0	2
24 Kelly Johnson, L (1, 7) OBP: 0.300, SLG: 0.432 23 Chris Johnson, R (8, PH) OBP: 0.277, SLG: 0.322 (8, 3)		C SI 93 F FS 85 S CU 80 0-3 ① K	S FS 84 F FS 85 F FS 82 F SI 92 C CU 79 0-3 ③ K			B SI 92 C CU 78 C FS 82 S CU 79 1-3 ③ K		B FF 92 F FF 92 F CH 86 B FF 92 S FF 92 2-3 ② K		3 1	0 0	0 0	0 0	0 0	3 1	3 0
28 Joey Terdoslavich, S (1, 3) OBP: 0.278, SLG: 0.412 (8, 7)		C SI 94 B SI 92 D SI 92 X SI 92 2-1 ② G3 1-2	B SI 90 F FF 90 B CU 78 X SI 91 2-1 ① G6-3				B FS 83 X SI 90 1-0 14 HBP 19 1B 8 2B 1B	B FF 92 S FF 93 X FF 92 1-1 ③ G4-3		4	1	1	0	0	0	1
19 Andrelton Simmons, R (1, 6) OBP: 0.327, SLG: 0.368		H FF 92 1-0 HBP	C CU 79 B CU 79 F SI 92 F SI 90 S CU 79 1-3 ② K				C SI 91 X SI 91 0-1 14 HBP 8 2B 1-2 1B		X FF 90 0-0 ① B1	3	1	1	0	0	1	0
49 Julio Teheran, R (1, 1) OBP: 0.077, SLG: 0.077 14 Eury Pérez, R (7, PH) OBP: 0.321, SLG: 0.333 51 Nick Masset, R (7, 1) 54 Sugar Ray Marimon, R (8, 1) OBP: 0.500, SLG: 0.500 13 Pedro Ciriaco, R (9, PH) OBP: 0.315, SLG: 0.451		F SI 92 C SI 92 F SI 92 F SI 92 S SI 92 0-3 ③ K	B SI 91 F SI 91 B SI 92 X SI 91 2-1 ③ G6-3				H SI 90 1-0 8 2B 1-2 2-3 HBP		C FF 91 B CU 78 C CU 78 X CH 80 1-2 2B	2 0 0 0 1	0 1 0 0 0	0 0 0 0 1	0 0 0 0 0	0 0 0 0 0	1 0 0 0 0	2 0 0 0 0
Inning Stats	R: 0 E: 0 K: 0 S: 14 H: 3 LOB: 2 BB: 0 P: 20	R: 0 E: 0 K: 2 S: 13 H: 1 LOB: 2 BB: 0 P: 18	R: 1 E: 1 K: 1 S: 15 H: 3 LOB: 2 BB: 0 P: 19	R: 0 E: 0 K: 1 S: 8 H: 0 LOB: 0 BB: 0 P: 13	R: 0 E: 0 K: 1 S: 9 H: 0 LOB: 0 BB: 0 P: 15	R: 0 E: 0 K: 1 S: 8 H: 0 LOB: 0 BB: 0 P: 9	R: 3 E: 0 K: 0 S: 11 H: 3 LOB: 1 BB: 0 P: 19	R: 0 E: 0 K: 1 S: 8 H: 0 LOB: 0 BB: 0 P: 12	R: 0 E: 0 K: 1 S: 8 H: 1 LOB: 1 BB: 0 P: 11	1B: 7 2B: 4 3B: 0 HR: 0 SF: 0 SAC: 0 DP: 1 HBP: 2	WP: 1 PB: 0 SB: 0 CS: 0 PA: 38					

PITCHER	IP	WLS	BF	H	R	ER	SO	BB	IBB	HBP	BLK	WP	HR	S	P	ERA	WHIP
50 Charlie Morton, R (1, 1) ERA: 4.28	6.0	W	28	10	4	4	6	0	0	2	0	0	0	71	101	6.00	1.667
37 Arquimedes Caminero, R (7, 1) ERA: 3.44	0.1	H	1	0	0	0	0	0	0	0	0	0	0	2	5	0.00	0.000
59 Antonio Bastardo, L (7, 1) ERA: 3.27	1.2	H	5	0	0	0	1	0	0	0	0	1	0	13	19	0.00	0.000
64 Deolis Guerra, R (9, 1) ERA:	1.0		4	1	0	0	1	0	0	0	0	0	0	8	11	0.00	1.000

PITCHER	IP	WLS	BF	H	R	ER	SO	BB	IBB	HBP	BLK	WP	HR	S	P	ERA	WHIP

AB	36
R	4
H	11
RBI	4
BB	0
SO	8
LOB	14

Atlanta Braves @ Pittsburgh Pirates

PNC Park, Pittsburgh, PA

Sat Jun 27 2015, 4:22 PM - 7:53 PM EDT

Att. 36,417 - Cloudy - 75 F

livebaseballscorecards.com

BOTTOM

Batter	1	2	3	4	5	6	7	8	9	AB	R	H	RBI	BB	SO	LOB
5 Josh Harrison, R (1, 5) (2, 9) OBP: 0.316, SLG: 0.386	G5-3 K			F9		E4		18 FC3-6 1B		5	0	1	0	0	1	3
18 Neil Walker, S (1, 4) OBP: 0.324, SLG: 0.371	22 HBP 6 1B 1B F8			27 FC5-4 1B		L8		FC3-6 27 G5-4-3 1-2f		5	1	2	0	0	0	2
22 Andrew McCutchen, R (1, 8) OBP: 0.384, SLG: 0.490 27 Jung Ho Kang, R (1, PR) OBP: 0.343, SLG: 0.385 (2, 5)	6 E 6 1B 24 2B 1-2 HBP F8			FC5-4 1-2f		G5-3		G5-4-3 1-2f		0 4	0 1	0 0	0 0	0 0	0 0	0 3
6 Starling Marte, R (1, 7) (2, 8) OBP: 0.328, SLG: 0.460	E7 24 2B 1-3 2-H 1B K				29 F8 24 1B 10 S 1B		24 WP 29 2B 1B			4	3	3	1	0	1	0
24 Pedro Alvarez, L (1, 3) OBP: 0.316, SLG: 0.436 3 Sean Rodríguez, R (8, 3) OBP: 0.271, SLG: 0.383	29 1B 2-H 3-H 2B		G4-3		10 S 1-2 1B		K 1-2			4 0	1 0	2 0	2 0	0 0	1 0	1 0
29 Francisco Cervelli, R (1, 2) OBP: 0.379, SLG: 0.408	25 BB 10 1B 2-H 1B		G5-3		F8 2-3		10 1B 2-H 2B			4	2	2	2	0	0	2
25 Gregory Polanco, L (1, 9) (2, 7) OBP: 0.301, SLG: 0.339	10 1B 1-2 BB		P5		P5		F7			3	0	1	0	1	0	3
10 Jordy Mercer, R (1, 6) OBP: 0.279, SLG: 0.310	50 SH3-4 1-3 2-H 1B		P5		K 1-2 3-H		2-H 1B			4	0	2	2	0	1	2
50 Charlie Morton, R (1, 1) OBP: 0.167, SLG: 0.091 37 Arquimedes Caminero, R (7, 1) 59 Antonio Bastardo, R (7, 1) 64 Deolis Guerra, R (9, 1)	SH3-4 1-2			K		K	K			2 0 1 0	0 0 0 0	0 0 0 0	0 0 0 0	0 0 0 0	2 0 1 0	0 0 1 0
Inning Stats	R: 5 E: 1 K: 1 S: 16 H: 5 LOB: 3 BB: 1 P: 30	R: 0 E: 0 K: 1 S: 8 H: 0 LOB: 0 BB: 0 P: 9	R: 0 E: 0 K: 0 S: 8 H: 1 LOB: 1 BB: 0 P: 13	R: 0 E: 0 K: 1 S: 13 H: 1 LOB: 1 BB: 0 P: 14	R: 1 E: 0 K: 1 S: 12 H: 2 LOB: 1 BB: 0 P: 15	R: 0 E: 1 K: 1 S: 16 H: 0 LOB: 1 BB: 0 P: 20	R: 2 E: 0 K: 2 S: 14 H: 3 LOB: 1 BB: 0 P: 20	R: 0 E: 0 K: 0 S: 9 H: 1 LOB: 0 BB: 0 P: 11		1B: 11 2B: 2 3B: 0 HR: 0 SF: 0 SAC: 1 DP: 1 HBP: 1						

	AB	36
	R	8
	H	13
	RBI	7
	BB	1
	SO	7
	LOB	17

WP: 1 PB: 0 SB: 2 CS: 0 PA: 39

PITCHER		IP	WLS	BF	H	R	ER	SO	BB	IBB	HBP	BLK	WP	HR	S	P	ERA	WHIP
49 Julio Teheran, R ERA: 4.94	(1, 1)	6.0	L	30	9	6	6	5	1	0	1	0	0	0	73	101	9.00	1.667
51 Nick Masset, R ERA: 3.38	(7, 1)	1.0		6	3	2	2	2	0	0	0	0	1	0	14	20	18.00	3.000
54 Sugar Ray Marimon, R ERA: 7.71	(8, 1)	1.0		3	1	0	0	0	0	0	0	0	0	0	9	11	0.00	1.000

PITCHER	IP	WLS	BF	H	R	ER	SO	BB	IBB	HBP	BLK	WP	HR	S	P	ERA	WHIP

Atlanta Braves @ Pittsburgh Pirates

PNC Park, Pittsburgh, PA

Sun Jun 28 2015, 1:39 PM - 4:23 PM EDT

Att. 36,082 - Cloudy - 63 F

TOP

livebaseballscorecards.com

Batter	1	2	3	4	5	6	7	8	9	AB	R	H	RBI	BB	SO	LOB
8 Jace Peterson, L (1, 4) OBP: 0.344, SLG: 0.375	G6-3		G4-3		F8		HR		L7	5	1	1	1	0	0	0
25 Cameron Maybin, R (1, 8) OBP: 0.359, SLG: 0.398	22 FC3-6 BB		K		22 PB 22 1B 1B		G6-3		G6-3	4	1	1	0	1	1	0
22 Nick Markakis, L (1, 9) OBP: 0.387, SLG: 0.355	FC3-6 23 FC6-4 1-2f		K		23 1B 1-H 1B		BB			3	0	1	1	1	1	1
23 Chris Johnson, R (1, 3) OBP: 0.286, SLG: 0.330	FC6-4 1-2f			13 SH1-3 15 1B 7 FC5-2 1B	1-2 1B		K			4	0	2	0	0	1	2
15 A.J. Pierzynski, L (1, 2) OBP: 0.308, SLG: 0.404		K		7 FC5-2 13 SH1-3 1-2 1B	L3		G4-3			4	0	1	0	0	1	3
13 Pedro Ciriaco, R (1, 5) OBP: 0.316, SLG: 0.444		K		SH1-3 1-2 2-3		7 G6-4-3 1B		G1-3		3	0	1	0	0	1	0
7 Jonny Gomes, R (1, 7) OBP: 0.291, SLG: 0.300 14 Eury Pérez, R (8, 7) OBP: 0.321, SLG: 0.333 28 Joey Terdoslavich, S (9, 7) OBP: 0.278, SLG: 0.412		19 BB BB		FC5-2 19 FC6-4 2-3 3-H		G6-4-3 1-2f		G6-3		3 0 0 0 1 0 3 0 0 0 0 0 0 0 0 0 0 0 0 0 0						
19 Andrelton Simmons, R (1, 6) OBP: 0.329, SLG: 0.368		BB		FC6-4 1-2f		1B		G4-3		3	0	1	0	1	0	2
40 Alex Wood, R (1, 1) OBP: 0.179, SLG: 0.148 53 Jim Johnson, R (8, 1) 24 Kelly Johnson, L (9, PH) OBP: 0.298, SLG: 0.429 39 Jason Grilli, R (9, 1)		B1-3			K	K			F7	3 0 0 0 0 2 3 0 0 0 0 0 0 0 1 0 0 0 0 0 0 0 0 0 0 0 0 0						

	AB	33
	R	2
	H	8
	RBI	2
	BB	4
	SO	7
	LOB	14

Inning Stats	1	2	3	4	5	6	7	8	9
	R: 0 E: 0 K: 0 S: 8	H: 0 LOB: 1 BB: 1 P: 19	R: 0 E: 0 K: 2 S: 13	H: 0 LOB: 2 BB: 2 P: 25	R: 0 E: 0 K: 2 S: 10	H: 0 LOB: 0 BB: 0 P: 13	R: 0 E: 0 K: 0 S: 10	H: 2 LOB: 2 BB: 0 P: 14	R: 1 E: 0 K: 1 S: 15	H: 3 LOB: 2 BB: 0 P: 23	R: 0 E: 0 K: 1 S: 9	H: 2 LOB: 1 BB: 0 P: 14	R: 1 E: 0 K: 1 S: 11	H: 1 LOB: 1 BB: 1 P: 18	R: 0 E: 0 K: 0 S: 4	H: 0 LOB: 0 BB: 0 P: 8	R: 0 E: 0 K: 0 S: 4	H: 0 LOB: 0 BB: 0 P: 7

	1B: 7	SF: 0	WP: 0	PA: 38
	2B: 0	SAC: 1	PB: 1	
	3B: 0	DP: 1	SB: 0	
	HR: 1	HBP: 0	CS: 0	

PITCHER	IP	WLS	BF	H	R	ER	SO	BB	IBB	HBP	BLK	WP	HR	S	P	ERA	WHIP
49 Jeff Locke, L (1, 1) ERA: 4.55	5.0	L	23	5	1	1	5	3	0	0	0	0	0	56	94	1.80	1.600
64 Deolis Guerra, R (6, 1) ERA:	1.0		4	2	0	0	1	0	0	0	0	0	0	9	14	0.00	2.000
46 Vance Worley, R (7, 1) ERA: 3.39	2.0		8	1	1	1	1	1	0	0	0	0	1	15	26	4.50	1.000
48 Jared Hughes, R (9, 1) ERA: 2.67	1.0		3	0	0	0	0	0	0	0	0	0	0	4	7	0.00	0.000

PITCHER	IP	WLS	BF	H	R	ER	SO	BB	IBB	HBP	BLK	WP	HR	S	P	ERA	WHIP

Atlanta Braves @ Pittsburgh Pirates

PNC Park, Pittsburgh, PA

Sun Jun 28 2015, 1:39 PM - 4:23 PM EDT

Att. 36,082 - Cloudy - 63 F

BOTTOM

Batter	1	2	3	4	5	6	7	8	9	AB	R	H	RBI	BB	SO	LOB
5 Josh Harrison, R (1, 4) (9, 5) OBP: 0.312, SLG: 0.381	C SI 87 X SI 88 0-1 ① F8		B KC 79 B SI 88 C SI 88 F SI 89 F SI 90 F KC 80 S KC 82 2-3 ② K			X SI 89 0-0 ② F9		C SI 94 S SI 92 S SI 93 0-3 ② K		4	0	0	0	0	2	1
27 Jung Ho Kang, R (1, 5) OBP: 0.343, SLG: 0.381 24 Pedro Alvarez, L (8, PH) OBP: 0.314, SLG: 0.434 48 Jared Hughes, R (9, 1)	C SI 88 H SI 89 1-1 ③ 6 S HBP		B CH 83 F CH 82 B SI 89 F SI 89 S KC 81 2-3 ③ K			B SI 89 C SI 90 C SI 89 X KC 81 1-2 ③ L9		D SI 95 S CH 88 X FF 94 1-1 ③ F8		2 1 0	0 0 0	0 0 0	0 0 0	0 0 0	1 0 0	0 1 0
22 Andrew McCutchen, R (1, 8) OBP: 0.383, SLG: 0.487	1 SAFE X SI 88 0-0 ② F9			C SI 88 B CH 82 B SI 88 X KC 80 2-1 ① F8			X SI 88 0-0 29 SH1-3 6 1B 1B		B SL 83 F SL 83 X SL 83 1-1 ① F8	4	0	1	0	0	0	1
6 Starling Marte, R (1, 7) OBP: 0.327, SLG: 0.457	B SI 87 S SI 89 B SI 90 F CH 82 F SI 90 B KC 80 S KC 82 3-3 ③ K 1-2			C KC 81 C SI 90 B SI 90 S KC 81 1-3 ② K2-3			X SI 87 0-0 29 SH1-3 1B 1-2		B FF 95 S FF 95 B FF 93 C FF 94 B FF 94 F FF 95 F FF 95 X SL 82 3-2 ② G1-3	4	0	1	0	0	2	1
29 Francisco Cervelli, R (1, 2) OBP: 0.378, SLG: 0.404		B SI 88 X CH 82 1-0 ① G5-3		B CH 82 B SI 89 C SI 90 F SI 89 C SI 90 2-3 ③ K			X CH 82 0-0 ① SH1-3 1-2 2-3		S FF 95 C SL 83 B SL 82 B FF 94 B FF 94 B FF 94 4-2 10 2B BB	2	1	0	0	1	1	0
10 Jordy Mercer, R (1, 6) OBP: 0.288, SLG: 0.323		C SI 88 X SI 88 0-1 1B			C SI 87 B SI 87 C SI 88 B SI 90 X KC 80 2-2 3 CS 1B		B SI 89 B SI 90 S CH 82 S SI 91 F SI 92 C SI 92 2-3 ② K		X FF 94 0-0 1-H 2B	4	0	3	1	0	1	2
3 Sean Rodríguez, R (1, 3) OBP: 0.263, SLG: 0.371 25 Gregory Polanco, L (9, PH) OBP: 0.300, SLG: 0.337		C SI 87 1 SAFE B CH 81 F CH 82 S SI 90 1-3 ② K			B CH 81 F SI 89 F SI 89 B SI 89 S SI 90 2-3 ① ② K 1-2		B SI 89 F SI 90 B SI 89 B SI 92 S SI 90 X KC 81 3-2 ③ P4		C FF 93 S FF 93 F FF 94 B FF 93 F FF 94 D SL 84 B FF 94 S SL 83 3-3 ③ K2-3	3 1	0 0	0 0	0 0	0 0	2 1	4 1
51 Gorkys Hernández, R (1, 9)		B SI 88 C SI 87 F KC 78 1 SAFE X SI 89 1-2 ③ G4-3			B SI 88 X CH 81 1-0 ③ G5-3			X SI 88 0-0 ① B2		3	0	0	0	0	0	1
49 Jeff Locke, L (1, 1) OBP: 0.091, SLG: 0.136 64 Deolis Guerra, R (6, 1) 23 Steve Lombardozzi, S (6, PH) 46 Vance Worley, R (7, 1) OBP: 0.200, SLG: 0.267 18 Neil Walker, S (8, PH) OBP: 0.326, SLG: 0.378 (9, 4)			C SI 87 B SI 88 C SI 88 X KC 79 1-2 ① G5-3			C SI 89 F SI 88 X SI 89 0-2 ① G1-3		C CH 83 B KC 79 F SI 90 B KC 81 X KC 82 2-2 2B		1 0 1 0 1	0 0 0 0 0	0 0 0 0 1	0 0 0 0 0	0 0 0 0 0	0 0 0 0 0	0 0 0 0 0
Inning Stats	R: 0 E: 0 K: 1 S: 8 H: 0 LOB: 1 BB: 0 P: 12	R: 0 E: 0 K: 1 S: 9 H: 1 LOB: 1 BB: 0 P: 12	R: 0 E: 0 K: 2 S: 11 H: 0 LOB: 0 BB: 0 P: 16	R: 0 E: 0 K: 2 S: 8 H: 0 LOB: 0 BB: 0 P: 13	R: 0 E: 0 K: 1 S: 7 H: 1 LOB: 0 BB: 0 P: 12	R: 0 E: 0 K: 0 S: 7 H: 0 LOB: 0 BB: 0 P: 8	R: 0 E: 0 K: 1 S: 10 H: 2 LOB: 2 BB: 0 P: 15	R: 0 E: 0 K: 1 S: 9 H: 1 LOB: 1 BB: 0 P: 12	R: 1 E: 0 K: 1 S: 15 H: 1 LOB: 1 BB: 1 P: 26	1B: 4 2B: 2 3B: 0 HR: 0	SF: 0 SAC: 1 DP: 0 HBP: 1		WP: 0 PB: 0 SB: 1 CS: 1	PA: 34			

livebaseballscorecards.com

AB	31
R	1
H	6
RBI	1
BB	1
SO	10
LOB	12

PITCHER		IP	WLS	BF	H	R	ER	SO	BB	IBB	HBP	BLK	WP	HR	S	P	ERA	WHIP
40 Alex Wood, L ERA: 3.17	(1, 1)	7.1	W	27	5	0	0	8	0	0	1	0	0	0	64	94	0.00	0.682
53 Jim Johnson, R ERA: 2.43	(8, 1)	0.2	H	2	0	0	0	1	0	0	0	0	0	0	5	6	0.00	0.000
39 Jason Grilli, R ERA: 3.14	(9, 1)	1.0	S	5	1	1	1	1	1	0	0	0	0	0	15	26	9.00	2.000

PITCHER	IP	WLS	BF	H	R	ER	SO	BB	IBB	HBP	BLK	WP	HR	S	P	ERA	WHIP

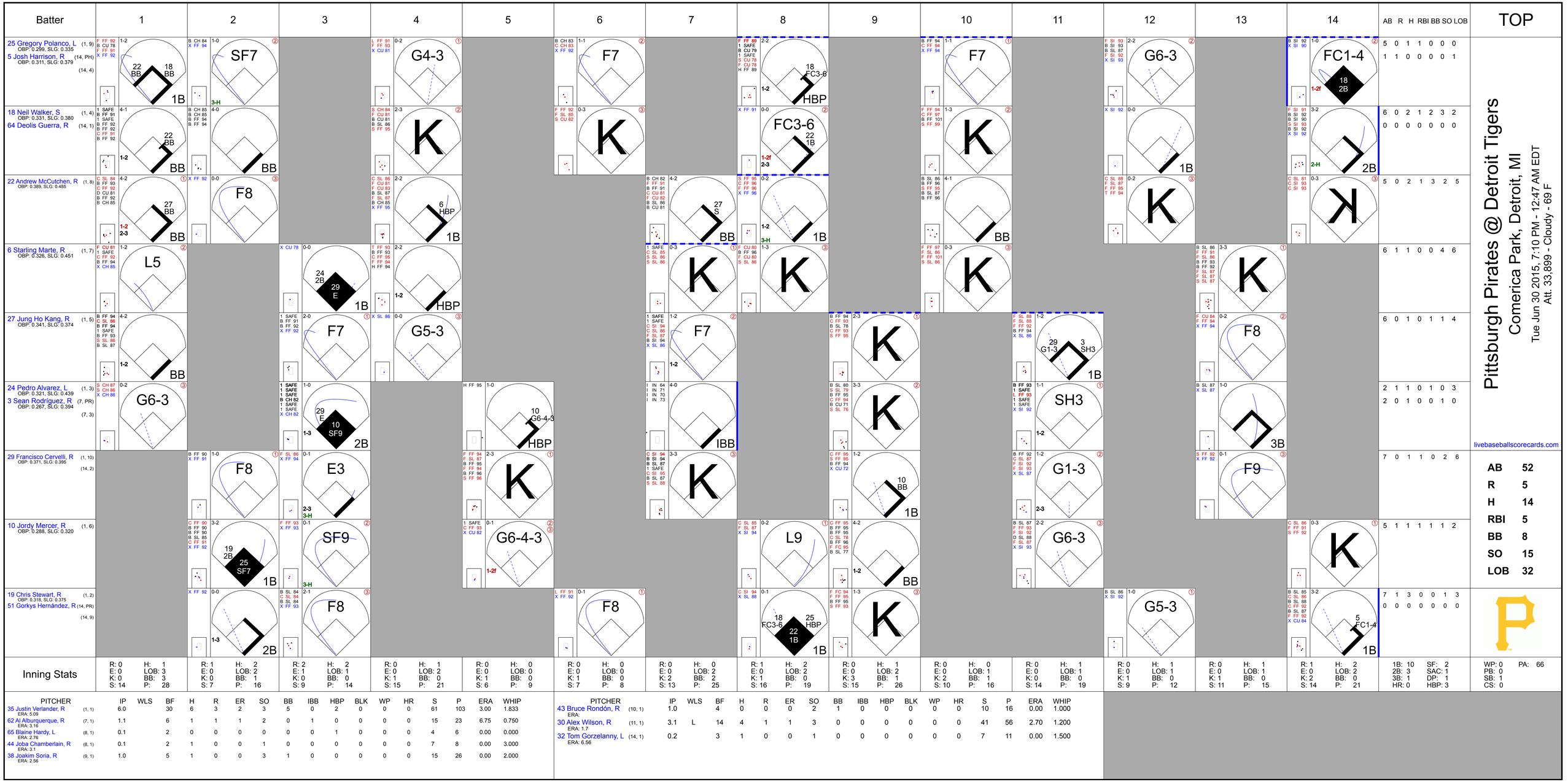
Batter
1
2
3
4
5
6
7
8
9
10
11
12
13
14
AB R H RBI BB SO LOB
TOP
25 Gregory Polanco, L (1, 9) OBP: 0.299, SLG: 0.335
5 Josh Harrison, R (14, PH) OBP: 0.311, SLG: 0.379
(14, 4)
18 Neil Walker, S (1, 4) OBP: 0.331, SLG: 0.380
64 Deolis Guerra, R (14, 1)
22 Andrew McCutchen, R (1, 8) OBP: 0.389, SLG: 0.485
6 Starling Marte, R (1, 7) OBP: 0.326, SLG: 0.451
27 Jung Ho Kang, R (1, 9) OBP: 0.341, SLG: 0.374
24 Pedro Alvarez, L (1, 3) OBP: 0.321, SLG: 0.439
3 Sean Rodriguez, R (7, PR) OBP: 0.267, SLG: 0.394
(7, 3)
29 Francisco Cervelli, R (1, 10) OBP: 0.371, SLG: 0.395
(14, 2)
10 Jordy Mercer, R (1, 6) OBP: 0.288, SLG: 0.320
19 Chris Stewart, R (1, 2) OBP: 0.318, SLG: 0.375
51 Gorkys Hernández, R (14, PR)
(14, 9)
Pittsburgh Pirates @ Detroit Tigers
Comerica Park, Detroit, MI
Tue Jun 30 2015, 7:10 PM - 12:47 AM EDT
Att. 33,899 - Cloudy - 69 F
livebaseballscorecards.com
AB 52
R 5
H 14
RBI 5
BB 8
SO 15
LOB 32
Inning Stats
PITCHER IP WLS BF H R ER SO BB IBB HBP BLK WP HR S P ERA WHIP
35 Justin Verlander, R (1, 1) ERA: 5.09 6.0 30 6 3 2 3 5 0 2 0 0 0 61 103 3.00 1.833
62 Al Alburquerque, R (7, 1) ERA: 3.16 1.1 6 1 1 1 2 0 1 0 0 0 0 15 23 6.75 0.750
65 Blaine Hardy, L (8, 1) ERA: 2.76 0.1 2 0 0 0 0 0 0 1 0 0 0 4 6 0.00 0.000
44 Joba Chamberlain, R (8, 1) ERA: 3.1 0.1 2 1 0 0 1 0 0 0 0 0 0 7 8 0.00 3.000
38 Joakim Soria, R (9, 1) ERA: 2.56 1.0 5 1 0 0 3 1 0 0 0 0 0 15 26 0.00 2.000
PITCHER IP WLS BF H R ER SO BB IBB HBP BLK WP HR S P ERA WHIP
43 Bruce Rondón, R (10, 1) ERA: 1.0 4 0 0 0 2 1 0 0 0 0 0 10 16 0.00 1.000
30 Alex Wilson, R (11, 1) ERA: 1.7 3.1 L 14 4 1 1 3 0 0 0 0 0 0 41 56 2.70 1.200
32 Tom Gorzelanny, L (14, 1) ERA: 6.56 0.2 3 1 0 0 1 0 0 0 0 0 0 7 11 0.00 1.500
1B: 10 SF: 2
2B: 3 SAC: 1
3B: 1 DP: 1
HR: 0 HBP: 3
WP: 0 PA: 66
PB: 0
SB: 1
CS: 0

BOTTOM

Pittsburgh Pirates @ Detroit Tigers

Comerica Park, Detroit, MI

Tue Jun 30 2015, 7:10 PM - 12:47 AM EDT

Att. 33,899 - Cloudy - 69 F

livebaseballscorecards.com

Batter	1	2	3	4	5	6	7	8	9	10	11	12	13	14	AB	R	H	RBI	BB	SO	LOB
12 Anthony Gose, L (1, 8) OBP: 0.311, SLG: 0.357	G1-3		G5-3		K		K		3 S 1B		1B		2-4	K	5	0	1	0	0	2	3
20 Rajai Davis, R (11, PH) OBP: 0.348, SLG: 0.446															2	0	1	0	0	1	0
(12, 8)																					
3 Ian Kinsler, R (1, 4) OBP: 0.333, SLG: 0.349	F9		P3		G6-3		2B		K		P3			24 1B 1B	7	0	2	1	0	1	4
24 Miguel Cabrera, R (1, 3) OBP: 0.453, SLG: 0.584	F8		G5-3		28 1B 1B		G6-3		IBB		K			41 G6-3 1B	6	0	2	0	1	1	2
41 Victor Martinez, S (1, 10) OBP: 0.324, SLG: 0.331		9 1B 2B		HBP	K			28 HR 1B	F7			P3		G6-3	6	1	2	0	0	1	5
52 Yoenis Cespedes, R (1, 7) OBP: 0.324, SLG: 0.485	F8			G6-4-3	K			K		F7		G4-3			6	0	0	0	0	2	4
28 J.D. Martinez, R (1, 9) OBP: 0.330, SLG: 0.535	K		9 1B 34 2B 1B					HR		K		K			6	2	3	2	0	3	1
9 Nick Castellanos, R (1, 5) OBP: 0.280, SLG: 0.349															5	0	3	0	0	1	2
17 Andrew Romine, S (10, PR) OBP: 0.342, SLG: 0.433	34 FC6-4 1B		34 2B 1B		K			P3		1B			K		1	0	0	0	0	1	0
(11, 5)																					
34 James McCann, R (1, 2) OBP: 0.301, SLG: 0.400	FC6-4				2B		1 1B 3 2B	K		K			K	20 2-4 1B	6	1	3	1	0	2	3
1 Jose Iglesias, R (1, 6) OBP: 0.374, SLG: 0.381			G6-3		F9		G3		F8		K		L8		6	0	0	0	0	1	4
Inning Stats	R: 0 E: 0 K: 0 S: 7 H: 0 LOB: 0 BB: 0 P: 12	R: 0 E: 0 K: 1 S: 12 H: 2 LOB: 2 BB: 0 P: 20	R: 0 E: 0 K: 0 S: 9 H: 0 LOB: 0 BB: 0 P: 11	R: 0 E: 0 K: 0 S: 4 H: 0 LOB: 0 BB: 0 P: 9	R: 1 E: 0 K: 1 S: 11 H: 3 LOB: 2 BB: 0 P: 16	R: 0 E: 0 K: 3 S: 13 H: 2 LOB: 2 BB: 0 P: 21	R: 1 E: 0 K: 1 S: 11 H: 2 LOB: 1 BB: 0 P: 20	R: 2 E: 0 K: 2 S: 15 H: 2 LOB: 0 BB: 0 P: 20	R: 0 E: 0 K: 1 S: 14 H: 1 LOB: 2 BB: 1 P: 22	R: 0 E: 0 K: 2 S: 12 H: 1 LOB: 1 BB: 0 P: 18	R: 0 E: 0 K: 2 S: 17 H: 1 LOB: 1 BB: 0 P: 22	R: 0 E: 0 K: 1 S: 9 H: 0 LOB: 0 BB: 0 P: 13	R: 0 E: 0 K: 1 S: 11 H: 1 LOB: 1 BB: 0 P: 18	R: 0 E: 0 K: 1 S: 8 H: 2 LOB: 1 BB: 0 P: 11	1B: 13 2B: 3 3B: 0 HR: 1	SF: 0 SAC: 0 DP: 2 HBP: 1					

	AB	56
	R	4
	H	17
	RBI	4
	BB	1
	SO	16
	LOB	28

WP: 1 PB: 0 SB: 1 CS: 0 PA: 58

PITCHER		IP	WLS	BF	H	R	ER	SO	BB	IBB	HBP	BLK	WP	HR	S	P	ERA	WHIP
45 Gerrit Cole, R ERA: 2.2	(1, 1)	6.2		29	9	2	2	6	0	0	1	0	0	0	66	107	2.70	1.350
48 Jared Hughes, R ERA: 2.65	(7, 1)	0.1	H	1	0	0	0	0	0	0	0	0	0	0	1	2	0.00	0.000
44 Tony Watson, L ERA: 2.11	(8, 1)	1.0	B	5	2	2	2	2	0	0	0	0	0	1	15	20	18.00	2.000
37 Arquimedes Caminero, R ERA: 3.34	(9, 1)	1.0		5	1	0	0	1	0	1	0	0	0	0	14	22	0.00	1.000
35 Mark Melancon, R ERA: 1.67	(10, 1)	1.0		4	1	0	0	2	0	0	0	0	1	0	12	18	0.00	1.000
59 Antonio Bastardo, L ERA: 3.13	(11, 1)	1.0		4	1	0	0	2	0	0	0	0	0	0	17	22	0.00	1.000
64 Deolis Guerra, R ERA:	(12, 1)	3.0	W	11	3	0	0	3	0	0	0	0	0	0	28	42	0.00	1.000
64 Deolis Guerra, R ERA:	(14, 1)	3.0	W	11	3	0	0	3	0	0	0	0	0	0	28	42	0.00	1.000

Batter	1	2	3	4	5	6	7	8	9	AB	R	H	RBI	BB	SO	LOB
5 Josh Harrison, R (1, 5) OBP: 0.311, SLG: 0.382	C FF 93 B SI 94 X FS 86 1-1 G5-3 ①		B FF 92 FC 87 X CU 76 1-1 18 HR 2B B SI 94 X FS 86 1-0 FC5 ③ 1-2 2-3F			C FC 89 B FS 82 S FS 86 S FS 87 1-3 K ①		S CU 80 X CU 82 0-1 F9 ①	B FF 88 F CH 79 X CU 78 1-1 18 WP 1B	6	1	2	0	0	1	2
18 Neil Walker, S (1, 4) OBP: 0.338, SLG: 0.410	C FF 94 B FC 88 F FC 91 B FS 86 F FS 84 X FS 85 2-2 6 1B 1B		X FF 93 0-0 2-H HR	B SI 93 X FS 87 1-0 G4-3 ①		S FS 86 F FS 86 X FS 86 0-2 6 1B 6 S 24 WP 1B		C FF 96 X FF 96 0-1 HR	C FF 89 S FF 89 B FF 89 B CU 79 B FF 90 S CH 79 3-3 1-2 K ③	6	3	4	3	0	1	1
22 Andrew McCutchen, R (1, 8) OBP: 0.386, SLG: 0.480	F SI 94 F SI 94 D FS 85 B FC 91 X SI 91 2-2 L7 ②		X SI 94 0-0 24 2B 29 G4-3 1B	C FC 89 X FC 88 0-1 G6-3 ②		D FC 90 F SI 93 B FC 91 S FS 86 F FS 87 F FS 86 1 SAFE F FS 86 F FC 91 2-3 S FS 83 K ②		B CU 80 C CU 80 X SL 86 1-1 G6-3 ②		5	1	1	0	0	1	2
6 Starling Marte, R (1, 7) OBP: 0.333, SLG: 0.471	1 SAFE F SI 94 B FS 84 1 SAFE 1 SAFE B FC 90 X FF 91 2-1 1-2 1B		C FC 89 S FF 93 S FF 93 0-3 K ①	B FF 93 F FC 89 F FF 94 B SI 93 X FC 90 2-2 2B		D FC 90 B FF 93 C FS 84 F FS 84 X SI 94 2-2 24 WP 1-3 1B		C CU 81 X SL 87 0-1 HR		5	1	4	1	0	1	1
24 Pedro Alvarez, L (1, 10) OBP: 0.323, SLG: 0.456	B FF 94 B FS 85 X FS 87 2-0 F8 ③		1 SAFE 1 SAFE S SI 92 1 SAFE 1 SAFE B SI 93 S SI 92 B FS 84 B FS 86 3-2 X FS 66 29 G4-3 25 1B 1-3 2B	S FS 88 F FS 88 S FS 86 0-3 K ③		C SL 84 F SI 94 S FF 93 F SL 87 B FF 94 B SL 86 X SL 86 3-2 G1-3 ③ 1-2 3-H		F CH 85 B FF 96 B CH 85 F CU 81 B FF 96 X CU 80 3-2 HR		5	2	2	1	0	1	4
29 Francisco Cervelli, R (1, 2) OBP: 0.372, SLG: 0.395		B SI 93 C FC 90 B FC 90 X FF 93 2-1 L8 ①	X SI 93 0-0 2-3 3-H G4-3 ②		B FF 93 B SI 93 C SI 92 F SI 93 F SI 93 C FC 87 2-3 K ①		B SI 92 B SL 85 X SI 92 2-0 10 L9-4-6 25 BB 1B	C SL 85 B FF 95 C FF 96 F SL 86 F FF 96 B FF 96 B SL 86 X SL 85 3-2 1B		5	0	2	1	0	1	1
25 Gregory Polanco, L (1, 9) OBP: 0.308, SLG: 0.345		C EP 66 B FS 87 B FF 94 X FS 87 2-1 10 1B 1B	B FF 94 F FC 91 X FF 91 1-1 10 WP 10 E 1B 3-H	X SI 93 0-0 2B			B SL 86 B SL 84 F SL 86 C SI 94 F FF 94 B FF 95 1 SAFE F SL 87 B SL 85 4-2 1-2 BB	X FF 88 0-0 F7 ③		4	1	3	1	1	0	1
10 Jordy Mercer, R (1, 6) OBP: 0.290, SLG: 0.322		B SI 92 1 SAFE X FC 89 1-0 1-3 ② 1B	B SI 94 X SI 94 1-0 E6 5 FC5 3 1B 1-H 1B	C SI 93 C FS 85 X FS 86 0-2 L9 ②			C SI 92 B SI 94 X SL 87 1-1 L9-4-6 ① ② 2-2		B FF 88 C CH 78 B FC 86 X FF 89 2-1 F9 ①	5	0	2	0	0	0	3
3 Sean Rodríguez, R (1, 3) OBP: 0.264, SLG: 0.385		B FF 94 F FF 94 D FF 92 S SI 95 S SI 95 2-3 K ③	X SI 93 0-0 1-2 5 FC5 1B	S FS 87 D FS 86 B FC 91 S FS 86 B FS 85 F FS 86 S FS 84 3-3 K ③			1 SAFE S SL 86 B FF 94 F SI 95 S SL 87 1-3 K ③		C CH 79 S CU 76 B CU 78 X CH 79 1-2 G6-3 ②	5	0	1	0	0	3	3

Inning Stats	1	2	3	4	5	6	7	8	9
	R: 0 E: 0 K: 0 S: 12	R: 0 E: 0 K: 1 S: 8	R: 5 E: 1 K: 1 S: 16	R: 0 E: 0 K: 1 S: 9	R: 0 E: 0 K: 2 S: 12	R: 1 E: 0 K: 2 S: 20	R: 0 E: 0 K: 1 S: 11	R: 3 E: 0 K: 0 S: 17	R: 0 E: 0 K: 1 S: 10
	H: 2 LOB: 2 BB: 0 P: 21	H: 2 LOB: 1 BB: 0 P: 15	H: 7 LOB: 2 BB: 0 P: 23	H: 1 LOB: 1 BB: 0 P: 12	H: 1 LOB: 1 BB: 0 P: 17	H: 2 LOB: 1 BB: 0 P: 28	H: 1 LOB: 1 BB: 1 P: 19	H: 4 LOB: 1 BB: 0 P: 24	H: 1 LOB: 1 BB: 0 P: 17

1B: 13	SF: 0
2B: 5	SAC: 0
3B: 0	DP: 1
HR: 4	HBP: 0

WP: 3	PA: 47
PB: 0	
SB: 1	
CS: 0	

PITCHER		IP	WLS	BF	H	R	ER	SO	BB	IBB	HBP	BLK	WP	HR	S	P	ERA	WHIP
31 Alfredo Simon, R ERA: 3.94	(1, 1)	5.2	L	31	15	6	6	7	0	0	0	0	1	1	73	109	9.53	2.647
62 Al Alburquerque, R ERA: 3.03	(6, 1)	1.1		5	1	0	0	1	1	0	0	0	1	0	15	26	0.00	1.500
44 Joba Chamberlain, R ERA: 4.29	(8, 1)	0.2		6	4	3	3	0	0	0	0	0	0	3	16	23	40.50	6.000
65 Blaine Hardy, L ERA: 2.65	(8, 1)	1.1		5	1	0	0	1	0	0	0	0	1	0	11	18	0.00	0.750

PITCHER	IP	WLS	BF	H	R	ER	SO	BB	IBB	HBP	BLK	WP	HR	S	P	ERA	WHIP

TOP

Pittsburgh Pirates @ Detroit Tigers

Comerica Park, Detroit, MI

Wed Jul 01 2015, 7:09 PM - 10:30 PM EDT

Att. 31,351 - Cloudy - 71 F

livebaseballscorecards.com

AB	46
R	9
H	21
RBI	7
BB	1
SO	9
LOB	18

Pittsburgh Pirates @ Detroit Tigers

Comerica Park, Detroit, MI

Wed Jul 01 2015, 7:09 PM - 10:30 PM EDT

Att. 31,351 - Cloudy - 71 F

BOTTOM

Batter	1	2	3	4	5	6	7	8	9	AB	R	H	RBI	BB	SO	LOB
20 Rajai Davis, R (1, 8) (9, 7) OBP: 0.344, SLG: 0.450	C SI 90 B KC 81 F FF 90 X SI 91 1-2 G6-3 ①		C SI 89 X KC 81 0-1 G5-3 ①		X KC 82 0-0 3B		X SI 91 0-0 G6-3 ② 2-3		B FS 88 X FF 100 1-0 F9 ①	5	0	1	0	0	0	2
3 Ian Kinsler, R (1, 4) OBP: 0.329, SLG: 0.344 39 Josh Wilson, R (9, 4) OBP: 0.368, SLG: 0.421	D SI 91 X SI 91 1-0 L9 ②		C SI 90 B SI 90 X SI 91 1-1 L7 ②		X SI 91 0-0 G6-3 ③		C SI 90 C SI 90 S KC 83 0-3 K ③		X FF 99 0-0 FC4-6 17 1B ② 1-2f	4 1	0 0	0 0	0 0	0 0	1 0	2 1
24 Miguel Cabrera, R (1, 3) OBP: 0.448, SLG: 0.575 17 Andrew Romine, S (9, 3) OBP: 0.351, SLG: 0.441	S FF 90 C FF 92 F KC 82 B KC 82 S FF 92 1-3 K ③		F CH 84 B CH 86 X KC 83 1-1 G1-3 ③			C CH 88 F SI 88 B FF 91 B KC 82 B SI 90 F SI 90 X SI 90 3-2 P3 ①		S SL 87 B SI 94 S SL 87 X SI 94 1-2 G5-3 ①	F FF 99 X FS 89 0-1 1B 1-2	4 1	0 0	0 1	0 0	0 0	1 0	0 0
41 Victor Martinez, S (1, 10) OBP: 0.326, SLG: 0.335		C SI 89 C CH 85 S KC 81 0-3 K ①		C KC 80 B KC 80 B SI 89 X SI 91 2-1 G4-3 ①		F CH 84 B CH 84 X KC 80 1-1 52 WP 52 G4-3 2B		F SI 94 H SL 89 1-1 9 FC6-5 28 1B HBP	C FF 99 X SI 98 0-1 G6-3 ③	4	1	1	0	0	1	2
52 Yoenis Cespedes, R (1, 7) OBP: 0.323, SLG: 0.481 12 Anthony Gose, L (9, 8) OBP: 0.311, SLG: 0.357		C SI 91 B FF 92 X KC 81 1-1 28 1B 9 1B		C SI 91 F FF 92 B SI 91 B SI 91 X SI 90 2-2 P3 ②		B KC 82 S SI 90 B SI 91 B SI 91 X SI 91 3-1 G4-3 ② 2-H		C SI 94 B SI 95 B SI 95 S SI 95 S SI 94 2-3 K ②		4 0	1 0	1 0	1 0	0 0	1 0	1 0
28 J.D. Martinez, R (1, 9) OBP: 0.335, SLG: 0.538		F SI 92 B SI 92 X SI 92 1-1 34 FC4-6 9 1B 1-3 1B		C FF 91 X KC 83 0-1 1B		F SI 91 B KC 81 X CH 86 1-1 E5 9 FC5-4		S SI 95 F SI 95 B SL 89 X SI 95 1-2 9 FC6-5 1-2 1B		4	0	3	0	0	0	0
9 Nick Castellanos, R (1, 5) OBP: 0.279, SLG: 0.347		C SI 93 C SI 92 X KC 85 0-2 34 FC4-6 1-2 3-H 1B		F SI 91 S FF 92 B FF 92 S KC 82 1-3 K ③		B SI 91 C SI 91 D KC 82 C SI 91 B SI 91 X SI 91 3-2 FC5-4 ③ 1-2f		B SI 94 S SI 94 B SI 94 F SI 95 X SI 95 2-2 FC6-5 ③ 1-2 2-3f		4	0	1	1	0	1	4
34 James McCann, R (1, 2) OBP: 0.305, SLG: 0.419		C SI 92 C SI 92 B FF 93 X SI 92 1-2 FC4-6 1 FC6-4 ② 1-2f 2-3	C SI 90 X KC 81 0-1 G6-3 ①			C SI 89 B KC 78 C SI 89 F KC 80 F KC 81 X CH 88 1-2 20 G6-3 1 B5-3 1B		X FF 97 0-0 HR	4	1	2	1	0	0	2
1 Jose Iglesias, R (1, 6) OBP: 0.372, SLG: 0.378		B FF 93 C SI 93 F KC 83 X KC 85 1-2 FC6-4 ③ 1-2f	F SI 90 B SI 89 F KC 82 X FF 91 1-2 G4-3 ②				B SI 90 L SI 90 B SI 91 X SI 90 2-1 B5-3 ① 1-2		C FF 98 C SI 98 X SI 99 0-2 39 FC4-6 1B	4	0	1	0	0	0	3

| Inning Stats | | | |

Pittsburgh Pirates @ Detroit Tigers

Comerica Park, Detroit, MI

Thu Jul 02 2015, 1:09 PM - 4:40 PM EDT

Att. 34,680 - Sunny - 70 F

livebaseballscorecards.com

Batter	1	2	3	4	5	6	7	8	9	AB	R	H	RBI	BB	SO	LOB
5 Josh Harrison, R (1, 7) OBP: 0.312, SLG: 0.379	B FF 89 B FF 88 B FF 88 C FF 90 F SI 88 X FF 88 3-2 ① G5-3		X SI 88 0-0 10 S 1B		1 SAFE B FC 82 B FC 83 B SI 85 C FC 87 B FF 88 4-1 22 SF9 10 SH1-4 1-2 BB	C CH 79 F FC 85 X CU 78 0-2 ③ G5-3		C SL 84 X SL 85 0-1 ③ F8	F SI 87 B CH 85 X SL 80 1-1 ③ F7	5	0	1	0	1	0	6
10 Jordy Mercer, R (1, 6) OBP: 0.297, SLG: 0.330	C SI 88 B SI 85 C FC 87 B FF 90 S CH 84 2-3 ② K		B SI 88 B CH 80 B FF 89 C FF 89 D FC 85 4-1 1-2 BB		L SL 83 X SL 84 0-1 ① SH1-4 1-2 2-3		C FF 88 X CH 78 0-1 22 F9 6 1B 2B		C FF 95 F FF 96 B FF 98 F SL 86 X SL 87 1-2 22 S 22 2B 1B	3	2	2	0	1	1	0
22 Andrew McCutchen, R (1, 10) OBP: 0.386, SLG: 0.482	B FF 90 C SI 89 F FC 86 B FC 87 F SI 85 B FC 87 B FF 90 4-2 BB		C CU 74 C FF 89 D CU 74 B FF 88 X FC 84 2-2 ③ L3		B SI 92 X SI 90 1-0 ② SF9 2-3 3-H		B CU 76 C FC 86 X FF 89 1-1 ① F9 2-3		B FF 96 C FF 97 X FF 97 1-1 6 1B 1-H 18 2B 2B	3	1	1	2	1	0	3
6 Starling Marte, R (1, 8) OBP: 0.338, SLG: 0.471	F FC 83 X FF 89 0-1 ③ F9			B SI 86 B CH 83 S FF 88 B CH 84 B FF 87 4-1 27 CS BB	S SL 86 B SI 93 X SI 93 1-1 ③ G6-3		F FC 84 F FC 85 X CU 77 0-2 27 G6-4-3 3-H 1B		X SL 84 0-0 27 S 18 2B 2-3 1B	4	1	2	1	1	0	2
27 Jung Ho Kang, R (1, 5) OBP: 0.338, SLG: 0.370		C SI 87 F FC 86 B FF 88 B CU 77 F FC 85 B CH 83 F FF 89 F FF 89 X FF 89 3-2 ① F8		1 SAFE 1 SAFE 1 SAFE B CU 75 C FF 88 C FF 87 F FC 84 B CH 82 B SI 86 3-2 ① ② P4 1-2		C SL 85 B SI 94 C SI 93 B SI 95 X SI 94 2-2 29 1B 18 1B 1B	C CH 79 B FC 85 1 SAFE S CH 78 B FF 88 D CU 77 X FF 89 3-2 ② ③ G6-4-3 1-2f		C FF 98 3 SAFE F FF 100 X FF 99 0-2 ① G6-3 1-2	5	1	1	0	0	0	4
29 Francisco Cervelli, R (1, 2) OBP: 0.377, SLG: 0.411		B CU 76 C FF 88 B CH 82 F CH 83 C FC 87 2-3 ② K		B FF 87 B CH 81 F FF 88 B FF 88 X FF 87 3-1 HR		C SL 86 X SL 86 0-1 18 1B 1-3 1B		S FF 94 S FF 96 B FF 96 B FF 96 B SL 87 X SL 85 3-2 ① G3	H FF 98 1-0 18 2B 3 G4-3 HBP	4	2	2	1	0	1	0
18 Neil Walker, S (1, 4) OBP: 0.346, SLG: 0.421		B FC 86 B FF 89 F SI 88 B CH 82 X FF 89 3-1 ③ F9		B FC 84 X SI 87 1-0 1B		X CU 76 0-0 1-2 3-H 1B		X CU 79 0-0 25 BB 1B	D FF 94 F FF 95 X FF 96 1-1 3 G4-3 1-3 2-H 3-H 2B	5	0	4	3	0	0	0
25 Gregory Polanco, L (1, 9) OBP: 0.310, SLG: 0.341			C FC 84 B FC 85 F FF 86 B CU 76 S FC 85 2-3 ① K	B FC 84 S FC 83 1 SAFE S FC 83 S FC 81 1-3 ③ K		L FC 85 B CU 76 L FF 89 B CU 78 B CU 77 S FF 90 3-3 ① K		B SI 93 C FF 95 D CU 81 1 SAFE B FF 94 F FF 95 F FF 95 B FF 94 4-2 1-2 BB	D SL 79 B SI 88 C SI 92 S SL 82 B SL 82 B SL 80 4-2 3 G4-3 BB	3	0	0	0	2	3	3
3 Sean Rodríguez, R (1, 3) OBP: 0.261, SLG: 0.370			S CU 76 F SI 88 B CU 76 B FC 84 X CH 83 2-2 ② G5-3		B CH 82 B CH 78 B SI 85 B FC 87 4-0 10 SH1-4 5 BB 22 SF9 BB	S CH 80 X CU 77 0-1 ② F7		C SL 84 B FF 96 F SL 84 F FF 96 B FF 97 X SL 86 2-2 ② F8	F SI 92 X CH 86 0-1 ② G4-3 1-2 2-3 3-H	4	1	0	1	1	0	6

Inning Stats																								
	R: 0	H: 0		R: 0	H: 0		R: 0	H: 1		R: 1	H: 2		R: 1	H: 0		R: 1	H: 3		R: 1	H: 2		R: 0	H: 1	
	E: 0	LOB: 1		E: 0	LOB: 0		E: 0	LOB: 1		E: 0	LOB: 1		E: 0	LOB: 2		E: 0	LOB: 2		E: 0	LOB: 0		E: 0	LOB: 2	
	K: 1	BB: 1		K: 1	BB: 0		K: 1	BB: 1		K: 1	BB: 1		K: 0	BB: 2		K: 1	BB: 0		K: 0	BB: 0		K: 0	BB: 1	
	S: 11	P: 20		S: 11	P: 19		S: 11	P: 21		S: 13	P: 25		S: 6	P: 16		S: 14	P: 19		S: 10	P: 14		S: 13	P: 22	

	R: 4	H: 4	1B: 9	SF: 1	WP: 0	PA: 46
	E: 0	LOB: 2	2B: 3	SAC: 1	PB: 0	
	K: 0	BB: 1	3B: 0	DP: 1	SB: 3	
	S: 18	P: 27	HR: 1	HBP: 1	CS: 1	

	AB	36
	R	8
	H	13
	RBI	8
	BB	7
	SO	5
	LOB	24

PITCHER		IP	WLS	BF	H	R	ER	SO	BB	IBB	HBP	BLK	WP	HR	S	P	ERA	WHIP
56 Kyle Ryan, L (1, 1) ERA: 4.55		4.0	L	19	3	2	2	4	5	0	0	0	0	1	47	94	4.50	2.000
62 Al Alburquerque, R (5, 1) ERA: 3.21		1.0		5	2	1	1	0	0	0	0	0	0	0	10	14	9.00	2.000
65 Blaine Hardy, L (6, 1) ERA: 2.75		2.0		8	3	1	1	1	0	0	0	0	0	0	19	26	4.50	1.500
44 Joba Chamberlain, R (8, 1) ERA: 4.09		1.0		5	1	0	0	0	1	0	0	0	0	0	13	22	0.00	2.000
43 Bruce Rondón, R (9, 1) ERA: 12.0		0.1		6	4	4	4	0	0	0	1	0	0	0	12	16	108.00	12.000

PITCHER		IP	WLS	BF	H	R	ER	SO	BB	IBB	HBP	BLK	WP	HR	S	P	ERA	WHIP
32 Tom Gorzelanny, L (9, 1) ERA: 6.38		0.2		3	0	0	0	0	1	0	0	0	0	0	6	11	0.00	1.500

Pittsburgh Pirates @ Detroit Tigers

Comerica Park, Detroit, MI

Thu Jul 02 2015, 1:09 PM - 4:40 PM EDT

Att. 34,680 - Sunny - 70 F

livebaseballscorecards.com

BOTTOM

Batter	1	2	3	4	5	6	7	8	9	AB	R	H	RBI	BB	SO	LOB
20 Rajai Davis, R (1, 8) OBP: 0.340, SLG: 0.443	X SI 91 0-0 3 G5-4-3 1B			B CH 83 X CH 83 1-0 ① F7	X SI 92 0-0 ③ FC6-4 1-2f		B SL 84 S CH 85 X SL 83 1-1 ③ FC4-6 1-2f		B SI 87 B SI 89 B FF 89 C SI 88 F SI 88 X SI 89 3-2 ② L9	5	0	1	0	0	0	5
3 Ian Kinsler, R (1, 4) OBP: 0.333, SLG: 0.352	B SI 90 B CH 83 B SI 91 C SI 90 1 SAFE S SL 82 F SI 92 1 SAFE X SL 84 3-2 ① ② G5-4-3 1-2f			B SL 86 X SI 93 1-0 41 FC6-5 24 BB 1B		X FF 92 0-0 ① F8		C FF 92 B FF 93 C FF 93 X FF 93 1-2 24 BB 28 HR 1B	B SI 89 X SI 90 1-0 24 1B 2B 2-H	5	1	3	1	0	0	1
24 Miguel Cabrera, R (1, 3) OBP: 0.453, SLG: 0.575	B SI 93 B SL 84 X SL 82 2-0 ③ F9			B FF 93 B SI 93 C SI 92 F CH 86 F SL 84 F CH 84 B SL 84 B SI 94 4-2 41 FC6-5 1-2 BB		C FF 91 B SI 92 B SL 85 B CH 84 C SI 93 B SL 84 4-2 BB		F FF 93 D CH 86 B FF 93 C FF 93 B FF 94 D FF 95 4-2 28 HR 1-2 BB	C SI 88 X SI 87 0-1 2-3 1B	2	1	1	0	3	0	0
41 Victor Martinez, S (1, 10) OBP: 0.317, SLG: 0.325		C SI 91 C SI 91 B SI 92 X CH 83 1-2 ① G6-3		B SI 93 C SI 92 S SL 84 D SL 84 X SI 93 2-2 ② FC6-5 52 FC6-4 1-2 2-3f		B SL 83 S CH 85 F SL 83 F CH 83 X SL 84 1-2 ② F7		B FF 93 X FF 94 1-0 ① P6	C FC 92 B KC 81 F FF 91 B FF 91 F FF 91 X FC 91 2-2 ③ G3	5	0	0	0	0	0	7
52 Yoenis Cespedes, R (1, 7) OBP: 0.319, SLG: 0.475		B SL 84 S CH 84 B SI 94 C SI 92 S SL 84 2-3 ② K		B CH 84 X SL 84 1-0 ③ FC6-4 1-2f		B SI 92 B CH 85 S SL 82 F SI 92 F SL 85 X CH 84 2-2 ③ P3		B FF 93 F FF 93 B FF 93 B FF 94 T FF 94 X FF 94 3-2 ② F9		4	0	0	0	0	1	5
28 J.D. Martinez, R (1, 9) OBP: 0.334, SLG: 0.545		S CH 84 B SI 93 S SL 86 S SL 86 1-3 ③ K		S SI 91 B CH 83 S SL 82 B SL 84 B CH 83 C SL 84 3-3 ① K			B SI 91 C SL 83 C SI 92 X SL 84 1-2 ① L7	B FF 93 B FF 94 X FF 94 2-0 1-H 2-H HR		4	1	1	3	0	2	0
9 Nick Castellanos, R (1, 5) OBP: 0.279, SLG: 0.346 17 Andrew Romine, S (9, 5) OBP: 0.351, SLG: 0.441			B FF 92 C SL 84 F CH 84 X SI 93 1-2 ① F9	X CH 85 0-0 1 1B 1B			B CH 84 S CH 85 B SL 86 F SL 84 C SI 93 2-3 ② K	B SI 94 S SI 95 S SI 95 B SI 95 S CH 86 2-3 ③ K		4 0	0 0	1 0	0 0	0 0	2 0	0 0
50 Bryan Holaday, R (1, 2) OBP: 0.271, SLG: 0.396			B FF 92 B CH 83 C SI 92 X SL 83 2-1 ② G5-3	X SI 91 0-0 ② F7			C SI 93 B SL 84 B CH 83 B SL 84 X SI 91 3-1 1 BB 1B		C SL 86 F SI 85 X FF 87 0-2 ① F8	4	0	1	0	0	0	1
1 Jose Iglesias, R (1, 6) OBP: 0.378, SLG: 0.387			C SI 92 S SL 83 S SL 84 0-3 ③ K	D SL 84 X CH 84 1-0 20 FC6-4 1-2 1B			D CH 85 D SI 93 B SI 91 D SI 90 4-0 20 FC4-6 1-2 BB		C SI 89 X SL 84 0-1 3 2B 2B	3	1	2	0	1	1	0
Inning Stats	R: 0 E: 0 K: 0 S: 6 H: 1 LOB: 0 BB: 0 P: 11	R: 0 E: 0 K: 2 S: 9 H: 0 LOB: 0 BB: 0 P: 13	R: 0 E: 0 K: 1 S: 8 H: 0 LOB: 0 BB: 0 P: 11	R: 0 E: 0 K: 0 S: 10 H: 1 LOB: 2 BB: 1 P: 19	R: 0 E: 0 K: 1 S: 7 H: 2 LOB: 2 BB: 0 P: 11	R: 0 E: 0 K: 0 S: 11 H: 0 LOB: 1 BB: 1 P: 18	R: 0 E: 0 K: 1 S: 10 H: 1 LOB: 2 BB: 1 P: 21	R: 3 E: 0 K: 1 S: 13 H: 2 LOB: 0 BB: 1 P: 26	R: 1 E: 0 K: 0 S: 15 H: 3 LOB: 2 BB: 0 P: 21	1B: 7 2B: 2 3B: 0 HR: 1 SF: 0 SAC: 0 DP: 1 HBP: 0						

	AB	36
	R	4
	H	10
	RBI	4
	BB	4
	SO	6
	LOB	19

PITCHER		IP	WLS	BF	H	R	ER	SO	BB	IBB	HBP	BLK	WP	HR	S	P	ERA	WHIP
47 Francisco Liriano, L ERA: 2.99	(1, 1)	7.0	W	28	5	0	0	5	3	0	0	0	0	0	61	104	0.00	1.143
59 Antonio Bastardo, L ERA: 4.18	(8, 1)	0.2		5	2	3	3	0	1	0	0	0	0	1	10	21	40.50	4.500
44 Tony Watson, L ERA: 2.09	(8, 1)	0.1	H	1	0	0	0	1	0	0	0	0	0	0	3	5	0.00	0.000
46 Vance Worley, R ERA: 3.51	(9, 1)	0.2		5	3	1	1	0	0	0	0	0	0	0	11	15	13.50	4.500
35 Mark Melancon, R ERA: 1.66	(9, 1)	0.1	S	1	0	0	0	0	0	0	0	0	0	0	4	6	0.00	0.000

PITCHER	IP	WLS	BF	H	R	ER	SO	BB	IBB	HBP	BLK	WP	HR	S	P	ERA	WHIP

Cleveland Indians @ Pittsburgh Pirates

PNC Park, Pittsburgh, PA

Fri Jul 03 2015, 7:07 PM - 12:26 AM EDT

Att. 38,840 - Cloudy - 75 F

TOP

livebaseballscorecards.com

Batter	1	2	3	4	5	6	7	8	9	AB	R	H	RBI	BB	SO	LOB
22 Jason Kipnis, L (1, 4) OBP: 0.420, SLG: 0.510	X SI 94 0-0 ① G4-3		C SI 91 X FS 85 0-1 ① G4-3	C FS 85 F SI 91 X FS 84 0-2 ③ G4-3			C FF 92 B FF 92 F SL 83 F SL 84 D SL 83 D FF 92 F FF 93 B FF 92 4-2 1-2 BB	C SI 94 B CH 88 B SI 94 D SI 94 F SI 93 B SI 94 4-2 1-2 2-3 BB		3	0	0	0	2	0	2
12 Francisco Lindor, S (1, 6) OBP: 0.250, SLG: 0.269	B SI 94 C SI 93 F SI 93 B CU 80 B SI 92 X SI 93 3-2 ② L8		B CU 78 X FF 90 1-0 ② G3		C SI 90 C CU 77 F FS 84 X FF 91 0-2 ① L4		F FF 91 C CH 85 F SL 85 C FF 92 0-3 ② K	B CH 88 X SI 94 1-0 ③ G1-3		5	0	0	0	0	1	5
23 Michael Brantley, L (1, 7) OBP: 0.368, SLG: 0.423	B FF 94 B SI 93 X SI 93 2-0 ③ G3-1		B SI 92 B FS 84 B FF 90 C SI 90 C FF 92 B SI 91 4-2 BB		C FS 83 X SI 90 0-1 ② G3		B SL 82 X FF 92 1-0 ③ F7		B SI 93 F SI 93 F SL 88 F SI 93 B FF 93 F SL 88 F SI 94 B SI 94 D SI 94 4-2 7 G3-6-3 BB	3	0	0	0	2	0	2
7 David Murphy, L (1, 9) OBP: 0.370, SLG: 0.485		B SI 93 B SI 94 F SI 93 F SI 93 X SI 92 2-2 44 HR 1B	B SI 91 C CU 77 X SI 92 1-1 ③ G6-3		C FF 92 X FS 83 0-1 ③ G1-3			B SI 97 B FF 97 B FF 97 C FF 96 B SI 98 4-1 39 1B 10 1B 24 1B BB	B SI 93 B SI 92 C SI 93 X SI 93 2-1 ① ② G3-6-3 1-2f	4	2	1	0	1	0	2
44 Brandon Moss, L (1, 3) OBP: 0.307, SLG: 0.450		X SI 93 0-0 1-H HR		C SI 91 B CU 78 F CU 77 H CU 79 1-2 10 1B 24 2B HBP		C CU 76 B FF 89 S FS 82 B CU 77 S FS 83 2-3 ① K		C FS 88 C FS 89 B FF 96 B FF 100 F SL 91 S FS 89 2-3 ① K	F FF 94 X SI 93 0-1 E3	4	2	1	2	0	2	1
10 Yan Gomes, R (1, 2) OBP: 0.227, SLG: 0.320		C SI 93 B SI 91 B SI 92 F SI 92 B CU 79 F SI 91 F SI 92 S SI 90 3-3 ① K		B SI 88 F SI 90 F SI 90 B SI 92 F SI 92 F SI 90 X SI 92 2-2 ① 1-3 1B		C SI 90 B CU 78 B CU 78 F SI 90 X FS 84 2-2 ② F7		1 SAFE B SL 90 X FF 97 1-0 39 1B 24 1B 1-2 1B	X SI 92 0-0 ③ L8	5	1	2	0	0	1	1
39 Gio Urshela, R (1, 5) OBP: 0.320, SLG: 0.357		F SI 92 F SI 91 B CU 78 B CU 78 F SI 91 B SI 92 F SI 91 F SI 91 F SI 92 3-2 ② F SI 92 X SI 91 G5-3		B SI 91 D SI 90 F SI 91 D SI 90 F SI 91 B SI 91 4-2 24 2B BB		C CU 78 S CU 78 C CU 78 0-3 ③ K		S FF 98 X SL 91 0-1 22 BB 24 1B 1-2 2-3 1B		3	0	1	0	1	1	0
24 Michael Bourn, L (1, 8) OBP: 0.305, SLG: 0.284		C SI 92 S FS 83 B FS 84 B CU 79 B SI 89 B SI 90 4-2 BB		F SI 91 B FS 84 B SI 91 X SI 92 2-1 1-3 3-H 2B			B FF 91 F FF 91 F FF 91 F SL 82 X FF 92 1-2 ① G5-3	B SI 97 X SI 97 1-0 22 BB 1-2 2-H 3-H 1B		3	0	2	3	1	0	0
47 Trevor Bauer, R (1, 1) OBP: 0.333, SLG: 0.200 35 Marc Rzepczynski, L (7, 1) 34 Zach McAllister, R (7, 1) 41 Carlos Santana, S (8, PH) OBP: 0.346, SLG: 0.366 27 Bryan Shaw, S (8, 1) 37 Cody Allen, R (9, 1)		S SI 90 B SI 90 S SI 91 X SI 91 1-2 ③ G1-3		X SI 91 0-0 ② G6-3			C FF 91 F FF 93 F FF 92 F SL 83 B FF 92 B FF 93 B FF 92 F FF 92 B FF 92 4-2 22 BB BB	B SI 93 C SI 93 C SI 94 S SI 94 1-3 ② K		2 0 0 1 0 0	0 0 0 0 0 0	0 0 0 0 0 0	1 0 0 0 0 0	0 0 0 1 0 0	3 0 0 2 0 0
Inning Stats	R: 0 E: 0 K: 0 S: 5 H: 0 LOB: 0 BB: 0 P: 10	R: 2 E: 0 K: 1 S: 22 H: 2 LOB: 1 BB: 1 P: 35	R: 0 E: 0 K: 0 S: 7 H: 0 LOB: 1 BB: 1 P: 13	R: 1 E: 0 K: 0 S: 16 H: 2 LOB: 2 BB: 1 P: 25	R: 0 E: 0 K: 0 S: 8 H: 0 LOB: 0 BB: 0 P: 8	R: 0 E: 0 K: 2 S: 9 H: 0 LOB: 0 BB: 0 P: 13	R: 0 E: 0 K: 1 S: 18 H: 0 LOB: 2 BB: 2 P: 28	R: 2 E: 0 K: 2 S: 15 H: 3 LOB: 3 BB: 2 P: 29	R: 0 E: 1 K: 0 S: 10 H: 0 LOB: 1 BB: 1 P: 16	1B: 5 2B: 1 3B: 0 HR: 1 SF: 0 SAC: 0 DP: 1 HBP: 1						

	AB	33
	R	5
	H	7
	RBI	5
	BB	8
	SO	6
	LOB	18

WP: 0 PB: 0 SB: 0 CS: 0 PA: 42

PITCHER		IP	WLS	BF	H	R	ER	SO	BB	IBB	HBP	BLK	WP	HR	S	P	ERA	WHIP
50 Charlie Morton, R ERA: 4.3	(1, 1)	6.0	L	25	4	3	3	3	3	0	1	0	0	1	67	104	4.50	1.167
59 Antonio Bastardo, L ERA: 4.01	(7, 1)	1.0		5	0	0	0	1	2	0	0	0	0	0	18	28	0.00	2.000
37 Arquimedes Caminero, R ERA: 3.96	(8, 1)	0.1		5	3	2	2	1	1	0	0	0	0	0	9	17	54.00	12.000
48 Jared Hughes, R ERA: 2.45	(8, 1)	1.2		7	0	0	0	1	2	0	0	0	0	0	16	28	0.00	1.200

PITCHER		IP	WLS	BF	H	R	ER	SO	BB	IBB	HBP	BLK	WP	HR	S	P	ERA	WHIP

Batter	1	2	3	4	5	6	7	8	9	AB	R	H	RBI	BB	SO	LOB
5 Josh Harrison, R (1, 5) (8, 9) OBP: 0.311, SLG: 0.377	C FF 92 X FF 92 0-1 ① F9			B FF 92 C FC 85 B FF 93 X FC 83 2-1 ① F9		B FF 94 X CH 85 1-0 18 G3-6-1 1B		F FC 94 F SL 81 F FC 94 S FC 92 0-3 ③ K		4	0	1	0	0	1	0
18 Neil Walker, S (1, 4) OBP: 0.344, SLG: 0.419	C FF 93 B FC 85 F FF 93 F FF 92 B KC 77 F FC 85 F SI 94 X KC 78 2-2 ② G3-1			B FC 86 F FF 93 B FC 87 F FF 95 X CH 85 2-2 22 HR 1B		X FF 93 0-0 ② ③ G3-6-1 1-2f			B FF 94 B KC 85 C FF 95 F FF 95 F FF 96 S KC 86 2-3 ① K	4	1	1	0	0	1	1
22 Andrew McCutchen, R (1, 8) OBP: 0.390, SLG: 0.493	B FF 94 B FF 94 S FC 83 B SI 93 X FF 94 3-1 ③ G6-3			C FF 94 X FF 93 0-1 1-H HR			C FC 82 B FC 83 S KC 77 B KC 77 B SI 94 D FC 84 4-2 6 FC6-4 BB		B FF 95 B KC 86 C FF 96 F FF 95 B KC 86 F FF 96 D KC 87 4-2 BB	2	1	1	2	2	0	0
6 Starling Marte, R (1, 7) OBP: 0.333, SLG: 0.465		C FF 93 S FF 93 B FC 87 S KC 79 1-3 ① K		F FF 93 X CH 86 0-1 ② L4			X FF 94 0-0 ① FC6-4 29 BB 1-2f		F FF 95 C KC 86 S KC 86 0-3 ② K	4	0	0	0	0	2	2
24 Pedro Alvarez, L (1, 3) OBP: 0.318, SLG: 0.448		X FF 93 0-0 ② G4-1		C CH 85 X FF 94 0-1 ③ G6-3			F SI 91 C SI 90 S SI 92 0-3 ② K		F FF 95 C KC 84 B FF 94 X KC 86 1-2 ③ G4-3	4	0	0	0	0	1	2
29 Francisco Cervelli, R (1, 2) OBP: 0.376, SLG: 0.407		C FF 94 F FF 93 B FF 94 B KC 80 C SI 95 2-3 ③ K			B FC 84 X FF 93 1-0 ① G6-3		C FF 96 S FF 97 B SI 98 B SI 98 F SI 97 F FF 98 B FF 97 B FF 96 4-2 1-2 BB			2	0	0	0	1	1	0
25 Gregory Polanco, L (1, 9) OBP: 0.306, SLG: 0.337 48 Jared Hughes, R (8, 1)		L FF 92 X FF 94 0-1 ① P5			C FF 93 B CH 85 X CH 84 1-1 ② F8		B FF 97 S FF 95 B SI 96 F FF 96 S FF 96 2-3 ③ K			3 0	0 0	0 0	0 0	0 0	1 0	2 0
10 Jordy Mercer, R (1, 6) OBP: 0.294, SLG: 0.326		C FC 84 C FC 84 X SI 94 0-2 ② G1-3			B FF 94 B FC 85 B FF 93 X FF 93 3-0 ③ G5-3			C FC 94 B FC 94 F FC 93 B FC 93 B SL 82 F FC 93 F FC 94 X FC 93 3-2 ① L9		3	0	0	0	0	0	0
50 Charlie Morton, R (1, 1) OBP: 0.154, SLG: 0.083 23 Steve Lombardozzi, S (6, PH) 59 Antonio Bastardo, R (7, 1) 37 Arquimedes Caminero, R (8, 1) 27 Jung Ho Kang, R (8, 5) OBP: 0.336, SLG: 0.368		C FF 93 F FF 94 B FC 89 B FF 96 S FF 94 2-3 ③ K				C FF 92 B FF 93 S CH 85 B KC 80 X SI 93 2-2 ① G4-3		C SL 79 F FC 94 S SL 82 0-3 ② K		1 1 0 0 1	0 0 0 0 0	0 0 0 0 0	0 0 0 0 0	0 0 0 0 0	1 0 0 0 1	0 0 0 0 0
Inning Stats	R: 0 E: 0 K: 0 S: 10 H: 0 LOB: 0 BB: 0 P: 15	R: 0 E: 0 K: 2 S: 7 H: 0 LOB: 0 BB: 0 P: 10	R: 0 E: 0 K: 1 S: 8 H: 0 LOB: 0 BB: 0 P: 10	R: 2 E: 0 K: 0 S: 11 H: 2 LOB: 0 BB: 0 P: 15	R: 0 E: 0 K: 0 S: 4 H: 0 LOB: 0 BB: 0 P: 9	R: 0 E: 0 K: 0 S: 5 H: 1 LOB: 0 BB: 0 P: 8	R: 0 E: 0 K: 2 S: 13 H: 0 LOB: 2 BB: 2 P: 23	R: 0 E: 0 K: 2 S: 12 H: 0 LOB: 0 BB: 0 P: 15	R: 0 E: 0 K: 2 S: 13 H: 0 LOB: 1 BB: 1 P: 20	1B: 2 2B: 0 3B: 0 HR: 1	SF: 0 SAC: 0 DP: 1 HBP: 0			WP: 0 PB: 0 SB: 0 CS: 0	PA: 32		

PITCHER	IP	WLS	BF	H	R	ER	SO	BB	IBB	HBP	BLK	WP	HR	S	P	ERA	WHIP
47 Trevor Bauer, R (1, 1) ERA: 3.88	6.1	W	22	3	2	2	3	1	0	0	0	0	1	48	74	2.84	0.632
35 Marc Rzepczynski, L (7, 1) ERA: 3.71	0.1	H	1	0	0	0	1	0	0	0	0	0	0	3	3	0.00	0.000
34 Zach McAllister, R (7, 1) ERA: 3.15	0.1	H	2	0	0	0	1	1	0	0	0	0	0	7	13	0.00	3.000
27 Bryan Shaw, R (8, 1) ERA: 1.88	1.0	H	3	0	0	0	2	0	0	0	0	0	0	12	15	0.00	0.000
37 Cody Allen, R (9, 1) ERA: 3.34	1.0	S	4	0	0	0	2	1	0	0	0	0	0	13	20	0.00	1.000

PITCHER	IP	WLS	BF	H	R	ER	SO	BB	IBB	HBP	BLK	WP	HR	S	P	ERA	WHIP

BOTTOM

Cleveland Indians @ Pittsburgh Pirates

PNC Park, Pittsburgh, PA

Fri Jul 03 2015, 7:07 PM - 12:26 AM EDT

Att. 38,840 - Cloudy - 75 F

livebaseballscorecards.com

AB	29
R	2
H	3
RBI	2
BB	3
SO	9
LOB	7

Batter	1	2	3	4	5	6	7	8	9	AB	R	H	RBI	BB	SO	LOB
22 Jason Kipnis, L (1, 4) OBP: 0.421, SLG: 0.506	C SI 91 B SI 92 F KC 81 H SI 92 2-2 12 G6-3 HBP		C KC 78 C KC 81 B SI 93 S KC 82 1-3 ③ K2-3			S SI 92 B SI 92 B CH 81 F SI 92 S CH 81 2-3 ③ K			B FC 92 B FC 92 C FC 91 B FC 91 B FC 91 4-1 12 1B BB	2	0	0	0	1	2	0
12 Francisco Lindor, S (1, 6) OBP: 0.250, SLG: 0.268	1 SAFE B SI 92 F SI 92 F CH 81 F CH 81 B SI 92 X CH 81 2-2 ①② G6-3 1-2f			C CH 80 X CH 79 0-1 ① G6-3			C SI 90 B SI 92 B KC 78 F CH 80 B SI 93 X SI 93 3-2 ① G4-3		B FC 92 F FC 92 C FC 91 B KC 82 X FC 92 2-2 1-2 1B	4	0	1	0	0	0	1
23 Michael Brantley, L (1, 8) OBP: 0.363, SLG: 0.417	C SI 92 X KC 81 0-1 ③ G1-3			B SI 91 X SI 91 1-0 ② G4-3			C KC 77 C SI 93 X SI 93 0-2 ② G4-3		C KC 81 S FC 91 X KC 81 0-2 ③ G3-1	4	0	0	0	0	0	2
10 Yan Gomes, R (1, 2) OBP: 0.229, SLG: 0.320		X SI 90 0-0 41 G5-4-3 1B		C SI 91 B SI 92 B CH 82 X CH 81 2-1 ③ L7			C CH 81 B SI 93 F SI 93 B KC 82 X CH 83 2-2 ③ L7			3	0	1	0	0	0	0
41 Carlos Santana, S (1, 3) OBP: 0.343, SLG: 0.362		C CH 81 B SI 91 1 SAFE X SI 91 1-1 ①② G5-4-3 1-2f			B SI 90 F CH 79 C CH 81 X SI 93 1-2 ① F7			B KC 75 B CH 79 F CH 80 X SI 91 2-1 ① G4-3		3	0	0	0	0	0	1
39 Gio Urshela, R (1, 5) OBP: 0.321, SLG: 0.356		B KC 78 S CH 81 F SI 93 X KC 79 1-2 1B			C CH 80 B SI 92 S CH 81 B CH 81 B SI 94 S CH 81 3-3 ② K			B KC 77 B SI 92 X CH 80 2-0 ② P3		3	0	1	0	0	1	0
44 Brandon Moss, L (1, 9) OBP: 0.304, SLG: 0.445		1 SAFE B SI 90 C KC 78 X SI 91 1-1 ③ G5-3			X KC 78 0-0 ③ G3			F SI 91 F KC 80 X KC 81 0-2 ③ L3		3	0	0	0	0	0	1
4 Mike Aviles, R (1, 7) OBP: 0.308, SLG: 0.361 24 Michael Bourn, L (9, PH) OBP: 0.304, SLG: 0.283			C SI 90 X CH 80 0-1 ① G6-3			B CH 79 F SI 91 F KC 76 B KC 80 S CH 81 2-3 ① K			B FF 93 C FC 91 S FF 91 C KC 81 1-3 ① K	2 1	0 0	0 0	0 0	0 0	1 1	0 0
56 Cody Anderson, R (1, 1) 7 David Murphy, L (9, PH) OBP: 0.368, SLG: 0.482			C SI 91 B SI 91 C SI 92 S SI 92 1-3 ② K			C SI 91 S SI 92 S SI 93 0-3 ② K			B FC 90 X FF 92 1-0 ② G4-1	2 1	0 0	0 0	0 0	0 0	2 0	0 0
Inning Stats	R: 0 H: 0 E: 0 LOB: 0 K: 0 BB: 0 S: 8 P: 12	R: 0 H: 2 E: 0 LOB: 1 K: 0 BB: 0 S: 8 P: 11	R: 0 H: 0 E: 0 LOB: 0 K: 2 BB: 0 S: 8 P: 10	R: 0 H: 0 E: 0 LOB: 0 K: 0 BB: 0 S: 5 P: 8	R: 0 H: 0 E: 0 LOB: 0 K: 1 BB: 0 S: 7 P: 11	R: 0 H: 0 E: 0 LOB: 0 K: 3 BB: 0 S: 9 P: 13	R: 0 H: 0 E: 0 LOB: 0 K: 0 BB: 0 S: 9 P: 14	R: 0 H: 0 E: 0 LOB: 0 K: 0 BB: 0 S: 6 P: 10	R: 0 H: 1 E: 0 LOB: 2 K: 1 BB: 1 S: 11 P: 19	1B: 3 SF: 0 2B: 0 SAC: 0 3B: 0 DP: 2 HR: 0 HBP: 1						

PITCHER		IP	WLS	BF	H	R	ER	SO	BB	IBB	HBP	BLK	WP	HR	S	P	ERA	WHIP
49 Jeff Locke, L ERA: 4.15	(1, 1)	8.0	W	25	2	0	0	6	0	0	1	0	0	0	60	89	0.00	0.250
35 Mark Melancon, R ERA: 1.62	(9, 1)	1.0	S	5	1	0	0	1	1	0	0	0	0	0	11	19	0.00	2.000

PITCHER	IP	WLS	BF	H	R	ER	SO	BB	IBB	HBP	BLK	WP	HR	S	P	ERA	WHIP

Cleveland Indians @ Pittsburgh Pirates

PNC Park, Pittsburgh, PA

Sat Jul 04 2015, 4:09 PM - 6:14 PM EDT

Att. 37,928 - Partly Cloudy - 80 F

TOP

livebaseballscorecards.com

AB	28
R	0
H	3
RBI	0
BB	1
SO	7
LOB	5

Batter	1	2	3	4	5	6	7	8	9	AB	R	H	RBI	BB	SO	LOB
5 Josh Harrison, R (1, 5) OBP: 0.313, SLG: 0.385	X FF 93 0-0 18 G4-3 2B		B FC 88 X FF 92 1-0 ② FC5 3-H			B CH 84 X FC 90 1-0 18 1B 2B		B FF 92 C FF 93 X CH 84 1-1 ② F7		4	1	2	0	0	0	1
18 Neil Walker, S (1, 4) OBP: 0.343, SLG: 0.416	X FF 94 0-0 ① G4-3 2-3		B FF 92 F FC 88 X FF 92 1-1 ③ G4-3			C FF 93 X FC 87 0-1 22 FC6-4 2-H 1B		X FF 90 0-0 ③ F8		4	0	1	1	0	0	2
22 Andrew McCutchen, R (1, 8) OBP: 0.390, SLG: 0.491	D FF 92 F FF 94 B FF 93 S CH 84 B FF 93 T CH 84 3-2 ② K			B FF 93 F FF 94 X FC 89 1-1 6 FC6-4 1B		D FF 91 C CH 82 C FF 92 F CH 84 X CH 84 1-2 ② FC6-4 6 FC6-4 1-2f				3	0	1	0	0	1	2
6 Starling Marte, R (1, 7) OBP: 0.330, SLG: 0.460	C FC 90 X FF 94 0-1 ③ L8			B CH 82 F FF 92 S FF 93 B FC 90 F FF 94 X CH 85 2-2 ① FC6-4 29 CS 1-2f		C FF 93 B FF 92 F CH 83 X CH 84 1-2 ③ FC6-4 1-2f				3	0	0	0	0	0	3
24 Pedro Alvarez, L (1, 3) OBP: 0.314, SLG: 0.442 3 Sean Rodríguez, R (8, 3) OBP: 0.261, SLG: 0.370		X FF 92 0-0 ① G1-3		B FF 92 C CH 83 1 SAFE X FF 92 1-1 ② P5			F FF 91 S CH 83 S CH 83 0-3 ① K			3 0	0 0	0 0	0 0	0 0	1 0	1 0
29 Francisco Cervelli, R (1, 2) OBP: 0.376, SLG: 0.406		C FF 93 S FC 90 B FC 89 S CH 86 1-3 ② K		1 SAFE 1 SAFE S CH 84 0-1 ③ CS 1-2	X FF 91 0-0 ① G5-3		B FF 92 B FF 93 C FF 93 B FF 91 X FF 93 3-1 25 FC4-6 1B			3	0	1	0	0	1	0
25 Gregory Polanco, L (1, 9) OBP: 0.303, SLG: 0.333		X FF 93 0-0 ③ F7			B FF 92 C FF 94 C CH 84 F FF 93 F FC 90 X CH 86 1-2 ② P6		C FF 92 X FF 91 0-1 ② FC4-6 10 FC4-6 1-2f			3	0	0	0	0	0	1
10 Jordy Mercer, R (1, 6) OBP: 0.294, SLG: 0.326			C FF 93 F CH 84 B FF 92 F CH 84 B FF 94 X FC 90 2-2 49 SH1-4 49 BLK 5 FC5 1B		C FF 94 B CU 79 X CH 84 1-1 ③ G5-3		C FF 91 X FF 90 0-1 ③ FC4-6 1-2f			3	0	1	0	0	0	1
49 Jeff Locke, L (1, 1) OBP: 0.087, SLG: 0.130 27 Jung Ho Kang, R (8, PH) OBP: 0.335, SLG: 0.366 35 Mark Melancon, R (9, 1)			L CH 83 C FF 92 B FF 94 X FF 93 1-2 ① SH1-4 1-3			F FF 92 F FF 92 B FF 93 X FF 93 1-2 ① G4-3		B FF 90 S CH 83 B FF 92 C FF 93 S CH 83 2-3 ① K		1 1 0	0 0 0	0 0 0	0 0 0	0 0 0	0 1 0	0 0 0
Inning Stats	R: 0 E: 0 K: 1 S: 7 H: 1 LOB: 1 BB: 0 P: 10	R: 0 E: 0 K: 1 S: 5 H: 0 LOB: 0 BB: 0 P: 6	R: 0 E: 0 K: 0 S: 10 H: 1 LOB: 1 BB: 0 P: 15	R: 0 E: 0 K: 0 S: 9 H: 1 LOB: 0 BB: 0 P: 13	R: 0 E: 0 K: 0 S: 8 H: 0 LOB: 0 BB: 0 P: 10	R: 1 E: 0 K: 0 S: 13 H: 2 LOB: 1 BB: 0 P: 17	R: 0 E: 0 K: 1 S: 9 H: 1 LOB: 1 BB: 0 P: 12	R: 0 E: 0 K: 1 S: 6 H: 0 LOB: 0 BB: 0 P: 9		1B: 4 2B: 2 3B: 0 HR: 0	SF: 0 SAC: 1 DP: 0 HBP: 0			WP: 0 PB: 0 SB: 0 CS: 1	PA: 30	

PITCHER	IP	WLS	BF	H	R	ER	SO	BB	IBB	HBP	BLK	WP	HR	S	P	ERA	WHIP
56 Cody Anderson, R (1, 1) ERA: 0.76	8.0	L	29	6	1	1	4	0	0	0	1	0	0	67	92	1.12	0.750

PITCHER	IP	WLS	BF	H	R	ER	SO	BB	IBB	HBP	BLK	WP	HR	S	P	ERA	WHIP

BOTTOM

Cleveland Indians @ Pittsburgh Pirates

PNC Park, Pittsburgh, PA

Sat Jul 04 2015, 4:09 PM - 6:14 PM EDT

Att. 37,928 - Partly Cloudy - 80 F

livebaseballscorecards.com

AB	28
R	1
H	6
RBI	1
BB	0
SO	4
LOB	11

Cleveland Indians @ Pittsburgh Pirates

PNC Park, Pittsburgh, PA

Sun Jul 05 2015, 1:38 PM - 4:28 PM EDT

Att. 36,812 - Partly Cloudy - 80 F

TOP

livebaseballscorecards.com

Batter	1	2	3	4	5	6	7	8	9	AB	R	H	RBI	BB	SO	LOB
22 Jason Kipnis, L (1, 4) OBP: 0.419, SLG: 0.506	B FF 95 C FF 95 B FF 95 F FF 96 C FF 97 2-3 ① K		C KC 80 B CH 87 X CU 82 1-1 ① 12 SH5-3 23 1B 2B		C FF 96 B CH 90 S FF 97 F SL 87 X FF 97 1-2 ③ G6-3			B FF 96 F FF 96 B FF 99 F FF 98 B FF 100 X FF 99 3-2 ③ L7		4	1	1	0	0	1	0
12 Francisco Lindor, S (1, 6) OBP: 0.241, SLG: 0.257	B FF 96 C FF 96 B FF 96 X FF 95 2-1 ② L4-3		X FF 95 0-0 ① SH5-3 2-3			C FF 97 B FF 97 B SL 87 F FF 96 F SI 97 X SL 85 2-2 ① L7			C FC 92 B FC 90 S FC 90 X FC 90 1-2 ① G5-3	3	0	0	0	0	0	0
23 Michael Brantley, L (1, 7) (7, 8) OBP: 0.362, SLG: 0.414	C FF 96 C KC 83 F SI 98 B FF 98 B SL 87 F FF 96 C FF 98 2-3 ③ K		D SL 88 B CH 88 X FF 96 2-0 41 G5-6-3 1B 3-H			X FF 96 0-0 ② G3-1			B FF 92 C FF 91 F FF 90 X FC 91 1-2 ② G1-3	4	0	1	1	0	1	0
41 Carlos Santana, S (1, 3) OBP: 0.345, SLG: 0.359		B FF 95 B FF 94 S SI 94 B FF 95 B SI 95 4-1 39 G6-4-3 24 1B 44 1B BB	C FF 96 C SL 86 1 SAFE X FF 98 0-2 ② ③ G5-6-3 1-2f			C SL 85 X FF 95 0-1 ③ P2			C FC 90 H FC 91 1-1 HBP	2	1	0	0	1	0	1
44 Brandon Moss, L (1, 9) OBP: 0.303, SLG: 0.442		C FF 95 X SL 87 0-1 39 G6-4-3 1-2 1B		B FF 95 S FF 94 X FF 95 1-1 ① L3			B FF 94 X FF 94 1-0 ① G3-1		F FC 90 F FC 90 F FC 90 F FC 90 S KC 80 0-3 ③ K2-3	4	0	1	0	0	1	1
39 Gio Urshela, R (1, 5) OBP: 0.309, SLG: 0.342		C FF 98 X SL 86 0-1 ① ② G6-4-3 1-2f 2-3		B KC 80 C FF 93 F FF 94 F FF 95 X FF 96 1-2 ② G1-3			C FF 96 X SL 86 0-1 ② G5-3			3	0	0	0	0	0	2
24 Michael Bourn, L (1, 8) OBP: 0.304, SLG: 0.283		F FF 97 X FF 98 0-1 55 E 55 S 55 1B 1B 3-H		B FF 95 B FF 95 F FF 95 X FF 95 2-1 ③ G4-3			B FF 97 F FF 97 B SL 87 T FF 97 F FF 97 C SL 87 2-3 ③ K			3	1	1	1	0	1	0
55 Roberto Pérez, R (1, 2) OBP: 0.340, SLG: 0.412		1 SAFE C FF 96 C FF 98 B FF 98 B SL 87 B SL 86 X SL 88 3-2 1-H 1B		B FF 96 B FF 95 F SI 95 B FF 96 X FF 95 3-1 ① G1-3				C SI 97 B KC 81 B FF 97 S FF 97 B FF 98 F FF 98 X SI 97 3-2 ① G6-3		3	0	1	1	0	0	0
31 Danny Salazar, R (1, 1) 50 Nick Hagadone, L (5, 1) 53 Jeff Manship, R (6, 1) 35 Marc Rzepczynski, L (7, 1) 54 Ryan Webb, R (7, 1) 7 David Murphy, L (7, 7) OBP: 0.366, SLG: 0.479		B FF 95 S FF 96 S FF 96 S FF 98 1-3 ③ K		F FF 95 B FF 97 F FF 97 C SL 87 1-3 ② K				X FF 96 0-0 ② F8		2 0 0 0 0 1	0 0 0 0 0 0	0 0 0 0 0 0	0 0 0 0 0 0	2 0 0 0 0 0	1 0 0 0 0 0	0 0 0 0 0 0
Inning Stats	R: 0 E: 0 K: 2 S: 10 H: 0 LOB: 0 BB: 0 P: 16	R: 2 E: 0 K: 1 S: 13 H: 3 LOB: 1 BB: 1 P: 21	R: 1 E: 0 K: 0 S: 7 H: 2 LOB: 0 BB: 0 P: 10	R: 0 E: 0 K: 0 S: 8 H: 0 LOB: 0 BB: 0 P: 12	R: 0 E: 0 K: 1 S: 9 H: 0 LOB: 0 BB: 0 P: 14	R: 0 E: 0 K: 0 S: 7 H: 0 LOB: 0 BB: 0 P: 9	R: 0 E: 0 K: 1 S: 7 H: 0 LOB: 0 BB: 0 P: 10	R: 0 E: 0 K: 0 S: 8 H: 0 LOB: 0 BB: 0 P: 14	R: 0 E: 0 K: 1 S: 12 H: 0 LOB: 1 BB: 0 P: 15	1B: 4 2B: 1 3B: 0 HR: 0 SF: 0 SAC: 1 DP: 2 HBP: 1						

	AB	29
	R	3
	H	5
	RBI	3
	BB	1
	SO	6
	LOB	5

WP: 0 PB: 0 SB: 1 CS: 0 PA: 32

PITCHER		IP	WLS	BF	H	R	ER	SO	BB	IBB	HBP	BLK	WP	HR	S	P	ERA	WHIP
45 Gerrit Cole, R ERA: 2.28	(1, 1)	8.0	W	28	5	3	3	5	1	0	0	0	0	0	69	106	3.38	0.750
35 Mark Melancon, R ERA: 1.58	(9, 1)	1.0	S	4	0	0	0	1	0	0	1	0	0	0	12	15	0.00	0.000

PITCHER		IP	WLS	BF	H	R	ER	SO	BB	IBB	HBP	BLK	WP	HR	S	P	ERA	WHIP

BOTTOM

Cleveland Indians @ Pittsburgh Pirates

PNC Park, Pittsburgh, PA

Sun Jul 05 2015, 1:38 PM - 4:28 PM EDT

Att. 36,812 - Partly Cloudy - 80 F

livebaseballscorecards.com

Batter	1	2	3	4	5	6	7	8	9	AB	R	H	RBI	BB	SO	LOB
5 Josh Harrison, R (1, 9) OBP: 0.313, SLG: 0.384 51 Gorkys Hernández, R (8, 7)	C FF 93 B FF 96 S FF 95 T FF 96 1-2 ① K	F FF 96 F FF 96 S CH 87 0-3 ② K	S CH 84 B CH 86 C FF 95 X CH 85 1-2 18 1B 22 2B 2-3 1B	C CU 84 X CU 85 0-1 E6 22 BB 18 S			4 1 1 0 0 2 2 0 0 0 0 0 0 0
18 Neil Walker, S (1, 4) OBP: 0.345, SLG: 0.415	L SI 94 B SI 95 B CH 85 S CH 83 B FF 96 X FF 97 3-2 ② F7	B SL 85 F CH 85 S FF 96 2 SAFE 1-2 ③ PO 2-3	C SI 95 F CU 81 F FF 96 S CH 86 0-3 ① K	X SI 95 0-0 22 2B 1-3 3-H 1B	B SI 90 B SI 91 B SI 91 F SI 89 B SI 91 4-1 22 BB 1-2 BB				3 1 1 1 1 1 0
22 Andrew McCutchen, R (1, 8) OBP: 0.391, SLG: 0.493	B FF 97 B SL 88 S FF 96 X CH 86 2-1 ③ G2-3		B CH 85 B FF 95 B FF 96 C FF 96 C FF 96 S SI 96 3-3 ② K	X CH 85 0-0 1-H 3-H 2B	B SL 84 B SL 86 B SI 94 S SI 93 B CH 85 4-1 25 FC4-6 1-2 2-3 BB				3 0 1 2 1 1 0
6 Starling Marte, R (1, 7) OBP: 0.329, SLG: 0.459 25 Gregory Polanco, L (4, PH) OBP: 0.300, SLG: 0.330 (5, 7) (8, 9)		C FF 95 C FF 94 B FF 97 S CH 86 1-3 ① K	S CH 87 S CH 87 F SI 97 B CH 87 F SL 87 X FF 97 1-2 ③ G6-3	X FF 95 0-0 ③ L9	C SI 94 B SI 93 F CH 86 B SI 94 X SL 84 2-2 ③ FC4-6 1-2f				1 0 0 0 0 1 0 3 0 0 0 0 0 4
27 Jung Ho Kang, R (1, 5) OBP: 0.333, SLG: 0.364		B SL 86 C FF 95 S CH 84 B SI 96 B CH 86 S FF 97 3-3 ② K		F FF 95 C FF 96 B FF 96 B CH 86 X CH 86 2-2 24 HR 1B	X FF 95 0-0 ① F8	C SL 82 C SI 92 B SI 93 X CH 84 1-2 ① G4-3			4 1 1 0 0 1 0
24 Pedro Alvarez, L (1, 3) OBP: 0.314, SLG: 0.453 3 Sean Rodríguez, R (8, 3) OBP: 0.259, SLG: 0.367		C SI 95 F SI 97 T FF 97 0-2 ③ K	B SI 93 F SI 95 S FF 96 X FF 97 1-2 1-H HR	B FF 93 B FC 88 S FF 95 X FF 95 2-1 ② G4-3		C SL 83 B SL 83 B SI 93 S SL 83 F SI 94 X SI 94 2-2 ② G1-3			3 1 1 2 0 1 0 1 0 0 0 0 0 0
10 Jordy Mercer, R (1, 6) OBP: 0.297, SLG: 0.326			B FF 94 B FF 95 B FF 96 C FF 95 B FF 95 4-1 45 FC3-5 19 1B BB	F SI 95 F FF 96 B CH 86 B CH 87 B FF 96 X SI 95 3-2 ① F9	C CU 84 S SI 93 B CU 85 S SI 93 1-3 ③ K		B SI 93 B SI 92 X SI 92 2-0 1B		3 0 1 0 1 1 0
19 Chris Stewart, R (1, 2) OBP: 0.326, SLG: 0.381			B FF 95 C FF 96 C SI 96 D CH 86 X FF 95 2-2 18 PO 45 FC3-5 1-2 1B	C FF 96 F SL 86 X CU 81 0-2 5 1B 45 SH1-4 18 1B 1B	C SI 92 B CU 84 B CU 84 F SI 92 F CU 85 X SI 94 2-2 ① P6	X SI 90 0-0 ③ F8			4 1 2 0 0 0 1
45 Gerrit Cole, R (1, 1) OBP: 0.219, SLG: 0.167 35 Mark Melancon, R (9, 1)			L FF 95 B FF 96 L FF 94 X FF 95 1-2 ① FC3-5 1-2 2-3f	X FF 94 0-0 ② SH1-4 1-2	F SI 92 B SI 90 B SI 93 X SI 92 2-1 ② G6-3				2 0 0 0 0 0 2 0 0 0 0 0 0 0
Inning Stats	R: 0 E: 0 K: 1 S: 8 H: 0 LOB: 0 BB: 0 P: 14	R: 0 E: 0 K: 3 S: 9 H: 0 LOB: 0 BB: 0 P: 13	R: 0 E: 0 K: 1 S: 12 H: 1 LOB: 1 BB: 1 P: 20	R: 0 E: 0 K: 2 S: 12 H: 0 LOB: 0 BB: 0 P: 16	R: 5 E: 0 K: 0 S: 19 H: 6 LOB: 1 BB: 0 P: 26	R: 0 E: 0 K: 1 S: 6 H: 0 LOB: 0 BB: 0 P: 9	R: 0 E: 1 K: 0 S: 13 H: 0 LOB: 3 BB: 2 P: 27	R: 0 E: 0 K: 0 S: 9 H: 1 LOB: 1 BB: 0 P: 14		1B: 6 2B: 1 3B: 0 HR: 1 SF: 0 SAC: 1 DP: 0 HBP: 0	WP: 0 PB: 0 SB: 1 CS: 0 PA: 36			

	AB
AB	31
R	5
H	8
RBI	5
BB	3
SO	8
LOB	9

PITCHER		IP	WLS	BF	H	R	ER	SO	BB	IBB	HBP	BLK	WP	HR	S	P	ERA	WHIP
31 Danny Salazar, R ERA: 4.1	(1, 1)	4.2	L	21	7	5	5	7	1	0	0	0	0	1	59	88	9.64	1.714
50 Nick Hagadone, L ERA: 4.1	(5, 1)	1.0		3	0	0	0	0	0	0	0	0	0	0	4	6	0.00	0.000
53 Jeff Manship, R ERA:	(6, 1)	1.0		4	0	0	0	1	0	0	0	0	0	0	11	16	0.00	0.000
35 Marc Rzepczynski, L ERA: 3.71	(7, 1)	0.0		1	0	0	0	0	1	0	0	0	0	0	1	5	∞	∞
54 Ryan Webb, R ERA: 2.84	(7, 1)	1.1		6	1	0	0	0	1	0	0	0	0	0	13	24	0.00	1.500

PITCHER	IP	WLS	BF	H	R	ER	SO	BB	IBB	HBP	BLK	WP	HR	S	P	ERA	WHIP

Batter	1	2	3	4	5	6	7	8	9	AB	R	H	RBI	BB	SO	LOB
3 Derek Norris, R (1, 2) OBP: 0.288, SLG: 0.425	B SI 91 C FF 91 X FF 91 1-1 P3		C SI 91 B KC 82 B KC 83 B SI 92 F SI 92 F SI 93 F FF 92 X SI 93 3-2 G5-3			B KC 80 B SI 90 C SI 90 X SI 90 2-1 G5-3		1 SAFE F SI 90 1 SAFE C SI 92 1 SAFE F KC 84 B KC 84 X SI 91 1-2 26 1B 1-2 1B		4	0	1	0	0	0	0
26 Yangervis Solarte, S (1, 5) OBP: 0.301, SLG: 0.375	C SI 92 B CH 87 F SI 92 X KC 83 1-2 G4-3		B CH 85 X SI 91 1-0 F9			B SI 90 F CH 85 C KC 80 X SI 90 1-2 P4		C KC 79 F SI 91 X KC 82 0-2 1-3 1B		4	0	1	0	0	0	0
27 Matt Kemp, R (1, 9) OBP: 0.279, SLG: 0.355 53 Joaquín Benoit, R (8, 1) 37 Brandon Maurer, R (9, 1)	S SI 92 B KC 82 B FF 93 B SI 90 F SI 92 F SI 93 C FF 92 3-3 K		F SI 92 F FF 93 X KC 82 0-2 G6-3			S KC 81 B KC 83 S KC 82 B FF 90 F KC 81 B KC 82 X SI 92 3-2 G4-3		C SI 95 F CH 85 B CH 84 F SI 91 F SI 95 B CH 86 F SI 96 S CH 86 2-3 K		4 0 0	0 0 0	0 0 0	0 0 0	0 0 0	2 0 0	2 0 0
10 Justin Upton, R (1, 7) OBP: 0.342, SLG: 0.439		X SI 91 0-0 L8	C SI 90 B CH 86 B KC 82 F SI 91 S KC 82 2-3 K				B KC 81 B SI 90 C SI 91 C SI 90 B KC 82 S SI 91 3-3 K		C SI 94 B SL 86 S SI 94 B SL 87 X SI 93 2-2 23 CS 1B	4	0	1	0	0	2	0
23 Yonder Alonso, L (1, 3) OBP: 0.393, SLG: 0.392		B SI 91 C CH 87 B KC 82 B SI 92 B SI 91 4-1 25 BB 9 1B 5 SF8 BB	X SI 91 0-0 P5				X CH 86 0-0 9 1B 25 G4-3-6-5 1B		1 SAFE 1 SAFE S SI 93 X SI 94 0-1 9 G6-4-3 1-2 1B	3	1	2	0	1	0	0
9 Jedd Gyorko, R (1, 4) OBP: 0.297, SLG: 0.345		F SI 93 1 SAFE B SI 92 X SI 92 1-1 5 SF8 25 BB 1-2 1B	B SI 92 S KC 82 F KC 81 F KC 82 X FF 91 1-2 G5-3				F SI 92 B SI 92 X SI 92 1-1 25 G4-3-6-5 1-2 1B		S SI 94 F SI 93 X SI 94 0-2 G6-4-3 1-2f	4	0	2	0	0	0	1
25 Will Venable, L (1, 8) OBP: 0.321, SLG: 0.406 (8, 9)		C CH 86 F CH 87 F KC 83 F SI 92 D KC 83 D KC 83 B SI 93 B SI 93 4-2 1-2 2-3 BB			B SI 89 X CH 88 1-0 P5		C SI 91 X SI 91 0-1 G4-3-6-5 1-2 2-Hf			2	0	0	0	1	0	2
5 Alexi Amarista, L (1, 6) OBP: 0.281, SLG: 0.296		X SI 93 0-0 SF8 2-3 3-H			B SI 90 B SI 90 C SI 90 B SI 90 C SI 90 X SI 90 3-2 F8			C FF 90 F KC 80 C KC 80 0-3 K		2	0	0	1	0	1	0
33 James Shields, R (1, 1) OBP: 0.179, SLG: 0.205 39 Brett Wallace, L (8, PH) OBP: 0.333, SLG: 0.300 2 B.J. Upton, R (8, PR) OBP: 0.250, SLG: 0.261 (8, 8)		B SI 92 X FF 92 1-0 G6-3			C SI 90 X SI 90 0-1 L7			C KC 79 B KC 82 B SI 89 B KC 81 B SI 90 4-1 3 1B BB		2 0 0	0 0 0	0 0 0	0 1 0	0 0 0	0 0 0	2 0 0
Inning Stats	R: 0 E: 0 K: 1 S: 9 H: 0 LOB: 0 BB: 0 P: 14	R: 1 E: 0 K: 0 S: 10 H: 1 LOB: 2 BB: 2 P: 20	R: 0 E: 0 K: 0 S: 9 H: 0 LOB: 0 BB: 0 P: 13	R: 0 E: 0 K: 1 S: 8 H: 0 LOB: 0 BB: 0 P: 11	R: 0 E: 0 K: 0 S: 6 H: 0 LOB: 0 BB: 0 P: 10	R: 0 E: 0 K: 0 S: 9 H: 0 LOB: 0 BB: 0 P: 15	R: 0 E: 0 K: 1 S: 8 H: 2 LOB: 1 BB: 0 P: 12	R: 0 E: 0 K: 2 S: 17 H: 2 LOB: 2 BB: 1 P: 24	R: 0 E: 0 K: 0 S: 8 H: 2 LOB: 0 BB: 0 P: 10	1B: 7 2B: 1 3B: 0 HR: 0 SF: 1 SAC: 0 DP: 2 HBP: 0						

PITCHER		IP	WLS	BF	H	R	ER	SO	BB	IBB	HBP	BLK	WP	HR	S	P	ERA	WHIP
34 A.J. Burnett, R ERA: 1.99	(1, 1)	7.2		29	5	1	1	4	3	0	0	0	0	0	70	111	1.17	1.043
44 Tony Watson, L ERA: 2.08	(8, 1)	0.1		1	0	0	0	1	0	0	0	0	0	0	6	8	0.00	0.000
48 Jared Hughes, R ERA: 2.39	(9, 1)	1.0	W	3	2	0	0	0	0	0	0	0	0	0	8	10	0.00	2.000

PITCHER	IP	WLS	BF	H	R	ER	SO	BB	IBB	HBP	BLK	WP	HR	S	P	ERA	WHIP

TOP

San Diego Padres @ Pittsburgh Pirates

PNC Park, Pittsburgh, PA

Mon Jul 06 2015, 7:34 PM - 10:27 PM EDT

Att. 23,182 - Partly Cloudy - 75 F

livebaseballscorecards.com

AB	29
R	1
H	7
RBI	1
BB	3
SO	5
LOB	7

BOTTOM

San Diego Padres @ Pittsburgh Pirates
PNC Park, Pittsburgh, PA
Mon Jul 06 2015, 7:34 PM - 10:27 PM EDT
Att. 23,182 - Partly Cloudy - 75 F

livebaseballscorecards.com

Batter	1	2	3	4	5	6	7	8	9	AB	R	H	RBI	BB	SO	LOB
25 Gregory Polanco, L (1, 9) OBP: 0.300, SLG: 0.329	B FF 90 B SI 91 X FF 92 2-0 F8 ①			C CH 84 S FC 87 B CH 85 B CH 85 B FC 85 X CH 85 3-2 G4-3 ①		C FF 89 S KC 79 F KC 77 F KC 78 B SI 90 B KC 77 B FC 85 X KC 78 3-2 G3-1 ③		B FF 95 S FF 95 X CH 86 1-1 18 CS 1B		4	0	1	0	0	0	0
18 Neil Walker, S (1, 4) OBP: 0.341, SLG: 0.409	B FF 92 C FF 91 F FC 88 F CH 85 C SI 89 1-3 K ②			S KC 79 C FC 86 S KC 79 0-3 K ②			S FC 86 X FC 85 0-1 G4-3 ①	B FF 94 F FF 92 B FF 94 2-1 CS ③ 1-2	F SL 88 F FF 97 B SL 91 X SL 91 1-2 G6-3 ①	4	0	0	0	0	2	0
22 Andrew McCutchen, R (1, 8) OBP: 0.395, SLG: 0.497	B FF 92 B FF 92 B FC 88 F SI 92 F CH 84 X FF 93 3-2 L9 ③			B KC 78 F FC 85 B CH 86 C CH 85 B FF 92 B CH 85 4-2 BB			X CH 84 0-0 24 E 2B		B FF 96 B CH 87 B FF 96 C FF 95 B SL 89 4-1 29 F8 27 1B 24 1B BB	2	2	1	0	2	0	0
27 Jung Ho Kang, R (1, 5) OBP: 0.332, SLG: 0.361		C FF 92 B FC 84 S SI 90 X CH 84 1-2 G1-3 ①		B FF 91 B CH 85 1 SAFE C CH 85 S FC 86 D CH 86 C FC 86 3-3 K ③			F SI 90 B FC 84 B SI 90 B CH 85 S FC 84 X CH 85 3-2 F9 ②		C SL 90 B SL 89 F FF 96 1 SAFE F CH 88 X FF 97 1-2 24 1B 24 DI 1-2 1B	4	0	1	0	0	1	2
29 Francisco Cervelli, R (1, 2) OBP: 0.373, SLG: 0.401		X FF 92 0-0 L9 ②			B FC 85 C CH 84 X SI 90 1-1 G5-3 ①		B SI 90 F FC 85 F KC 78 H CH 84 2-2 24 E HBP		B SL 89 B SL 89 X FF 97 2-0 F8 ② 2-3	3	0	0	0	0	0	2
24 Pedro Alvarez, L (1, 3) OBP: 0.313, SLG: 0.450		B FF 91 S CH 84 B CH 85 B FC 87 X SI 90 3-1 G3 ③			B KC 78 B FC 86 F CH 85 X CH 85 2-1 G3 ②		F FC 86 D KC 79 C SI 91 B FC 85 B CH 85 X FC 86 3-2 E5 10 FC6-4 1-3 2-H		C CH 88 B SL 90 T CH 86 B FF 96 D SL 90 X CH 86 3-2 1-3 3-H 1B	4	0	1	1	0	0	1
10 Jordy Mercer, R (1, 6) OBP: 0.298, SLG: 0.326			C FF 91 X KC 78 0-1 34 G6-4-3 1B		C FC 85 X SI 90 0-1 G4-3 ③		B FC 83 D SI 89 C FC 84 F SI 91 F CH 86 X FF 91 2-2 FC6-4 ③ 1-2f			3	0	1	0	0	0	2
3 Sean Rodríguez, R (1, 7) OBP: 0.252, SLG: 0.357			B SI 90 B CH 84 X FC 87 2-0 F8 ①			B KC 77 S KC 77 B CH 84 B SI 90 X FF 90 3-1 F8 ①		B FF 95 B CH 84 B SL 89 F FF 95 T FF 95 X FF 95 3-2 F8 ①		3	0	0	0	0	0	1
34 A.J. Burnett, R (1, 1) OBP: 0.121, SLG: 0.125 44 Tony Watson, L (8, 1) 30 Travis Ishikawa, L (8, PH) 48 Jared Hughes, R (9, 1)			B FF 91 C FF 91 X FF 92 1-1 G6-4-3 ②③ 1-2f			C FF 91 X FC 82 0-1 G5-3 ②		S CH 85 B CH 86 S CH 86 B CH 86 F FF 97 S FF 95 2-3 K ②		2 0 1 0	0 0 0 0	0 0 0 0	0 0 0 0	0 0 1 0	0 0 0 0	1 0 0 0

Inning Stats	1	2	3	4	5	6	7	8	9
	R: 0 E: 0 K: 1 S: 8 H: 0 LOB: 0 BB: 0 P: 14	R: 0 E: 0 K: 0 S: 6 H: 0 LOB: 0 BB: 0 P: 10	R: 0 E: 0 K: 0 S: 5 H: 1 LOB: 0 BB: 0 P: 8	R: 0 E: 0 K: 2 S: 11 H: 0 LOB: 1 BB: 1 P: 21	R: 0 E: 0 K: 0 S: 6 H: 0 LOB: 0 BB: 0 P: 9	R: 0 E: 0 K: 0 S: 9 H: 0 LOB: 0 BB: 0 P: 15	R: 1 E: 1 K: 0 S: 15 H: 1 LOB: 2 BB: 0 P: 25	R: 0 E: 0 K: 1 S: 10 H: 1 LOB: 0 BB: 0 P: 18	R: 1 E: 0 K: 0 S: 12 H: 2 LOB: 2 BB: 1 P: 23

AB	30
R	2
H	5
RBI	1
BB	2
SO	4
LOB	9

1B: 4 SF: 0
2B: 1 SAC: 0
3B: 0 DP: 1
HR: 0 HBP: 1

WP: 0 PA: 34
PB: 0
SB: 0
CS: 1

PITCHER		IP	WLS	BF	H	R	ER	SO	BB	IBB	HBP	BLK	WP	HR	S	P	ERA	WHIP
33 James Shields, R ERA: 3.88	(1, 1)	7.0		25	2	1	0	3	1	0	1	0	0	0	60	102	0.00	0.429
53 Joaquín Benoit, R ERA: 2.06	(8, 1)	1.0		3	1	0	0	1	0	0	0	0	0	0	10	18	0.00	1.000
37 Brandon Maurer, R ERA: 1.91	(9, 1)	0.2	L	5	2	1	1	0	1	0	0	0	0	0	12	23	13.50	4.500

PITCHER	IP	WLS	BF	H	R	ER	SO	BB	IBB	HBP	BLK	WP	HR	S	P	ERA	WHIP

Batter	1	2	3	4	5	6	7	8	9	AB	R	H	RBI	BB	SO	LOB
3 Derek Norris, R (1, 2) OBP: 0.288, SLG: 0.422	B SI 92 B SI 93 C SI 92 S CH 84 S CH 83 2-3 ① **K**		X CH 85 0-0 ② **FC5-4** 23 BB 27 2B 1-2f		X SI 92 0-0 ② **F8**			B CH 84 X SI 93 1-0 25 WP 27 1B 1B		4	1	1	0	0	1	2
23 Yonder Alonso, L (1, 3) OBP: 0.391, SLG: 0.386	X SI 95 0-0 ② **G6-3**		B SL 87 D SL 87 S SI 91 B SI 93 B SI 93 4-1 27 2B 1-2 BB		F SL 87 D FF 91 F SI 95 B SL 90 D SL 84 F SL 85 F SI 93 S SL 88 3-3 ③ **K**			B SI 93 F SI 93 C SI 94 S SI 94 1-3 ① **K**		3	1	0	0	1	2	2
27 Matt Kemp, R (1, 9) OBP: 0.282, SLG: 0.360	B SI 93 S CH 85 X SI 94 1-1 ③ **G5-3**		S SL 84 S CH 85 X SL 87 0-2 1-H 2-H 2B			B CH 84 S CH 84 B SI 92 C SI 92 X CH 84 2-2 ① **L4**		X SI 95 0-0 25 WP 1-2 1B		4	0	2	2	0	0	0
10 Justin Upton, R (1, 7) OBP: 0.338, SLG: 0.434		F SL 83 B SI 92 X SI 93 1-1 ① **F9**	C CH 87 B SL 86 D CH 88 X SL 86 2-1 ③ **G5-3**			B SI 93 C CH 86 C SI 93 B SL 85 F CH 84 S SI 94 2-3 ② **K**		S SI 94 F SI 95 B SI 94 F SI 95 X CH 85 1-2 ② **L8**		4	0	0	0	0	1	3
9 Jedd Gyorko, R (1, 4) OBP: 0.292, SLG: 0.338 56 Shawn Kelley, R (6, 1) 25 Will Venable, L (8, PH) OBP: 0.320, SLG: 0.404 53 Joaquín Benoit, R (8, 1)		B SI 92 S SI 93 S CH 85 B CH 84 X FF 93 2-2 ② **L1-3**		B SL 83 B CH 84 S CH 84 F SI 93 S SL 87 2-3 ① **K**		B SI 93 X CH 85 1-0 ③ **L4**		S SI 93 F SI 94 B SL 89 B SI 94 F SI 94 S SI 95 2-3 ③ **K** 1-2 2-3		3 0 1 0	0 0 0 0	0 0 0 0	0 0 0 0	1 0 1 0	0 0 2 0	0 0 0 0
11 Will Middlebrooks, R (1, 5) OBP: 0.248, SLG: 0.379		C SI 94 C SI 93 X SI 95 0-2 **1B**		C SL 85 B SI 94 F CH 86 X SL 84 1-2 ② **G5-3**			B SI 91 B SI 92 C SI 92 F SI 92 F SI 93 B SL 87 X SI 94 3-2 ① **G5-3**		C FC 91 S KC 80 B KC 78 X KC 79 1-2 ① **F8**	4	0	1	0	0	0	0
2 B.J. Upton, R (1, 8) OBP: 0.250, SLG: 0.260		D SI 94 B CH 85 X CH 85 2-0 ③ **G5-3**		F SL 85 T CH 85 B SI 94 B SL 85 S CH 86 2-3 ③ **K**			X FF 93 0-0 ② **L7**		B FC 90 B FC 91 F FC 90 X FC 90 2-1 **1B**	4	0	1	0	0	1	1
12 Clint Barmes, R (1, 6) OBP: 0.319, SLG: 0.422			C SI 93 S CH 86 B SL 84 F CH 84 B SL 86 S SL 85 2-3 ① **K**		X CH 83 0-0 33 SH5-3 1B		B SI 95 C SI 94 S SI 94 F SI 94 F SI 94 X SL 86 1-2 **1B**		B FC 90 S FC 90 X FC 90 1-1 ② **L8**	4	0	2	0	0	1	1
38 Tyson Ross, R (1, 1) OBP: 0.200, SLG: 0.367 60 Frank Garces, L (3, 1) 33 James Shields, R (5, PH) OBP: 0.179, SLG: 0.205 54 Marcos Mateo, R (5, 1) 26 Yangervis Solarte, S (6, 4) OBP: 0.299, SLG: 0.372			B SI 92 B SI 92 C SI 92 L SI 91 B CH 87 X SI 93 3-2 3 FC5-4 1B		X CH 88 0-0 ① **SH5-3** 1-2		1 SAFE X SI 93 0-0 ③ **P5**		B FC 89 C FF 90 D KC 80 F FC 90 F FC 90 F KC 80 S KC 82 2-3 ③ **K**	1 0 0 0 2	0 0 0 0 0	1 0 0 0 0	0 0 0 0 0	0 0 0 0 0	0 0 0 0 1	0 0 0 0 2
Inning Stats	R: 0 E: 0 K: 1 S: 6 H: 0 LOB: 0 BB: 0 P: 9	R: 0 E: 0 K: 0 S: 9 H: 1 LOB: 1 BB: 0 P: 14	R: 2 E: 0 K: 1 S: 14 H: 2 LOB: 1 BB: 1 P: 25	R: 0 E: 0 K: 2 S: 9 H: 0 LOB: 0 BB: 0 P: 14	R: 0 E: 0 K: 1 S: 8 H: 1 LOB: 1 BB: 0 P: 11	R: 0 E: 0 K: 1 S: 8 H: 0 LOB: 0 BB: 0 P: 13	R: 0 E: 0 K: 0 S: 11 H: 1 LOB: 1 BB: 0 P: 15	R: 0 E: 0 K: 2 S: 13 H: 2 LOB: 2 BB: 0 P: 18	R: 0 E: 0 K: 1 S: 12 H: 1 LOB: 1 BB: 0 P: 18	1B: 7 2B: 1 3B: 0 HR: 0	SF: 0 SAC: 1 DP: 0 HBP: 0					

PITCHER		IP	WLS	BF	H	R	ER	SO	BB	IBB	HBP	BLK	WP	HR	S	P	ERA	WHIP
47 Francisco Liriano, L ERA: 2.99	(1, 1)	6.0		23	4	2	2	6	1	0	0	0	0	0	54	86	3.00	0.833
48 Jared Hughes, R ERA: 2.33	(7, 1)	1.0		4	1	0	0	0	0	0	0	0	0	0	11	15	0.00	1.000
44 Tony Watson, L ERA: 2.03	(8, 1)	1.0	W	5	2	0	0	2	0	0	0	0	1	0	13	18	0.00	2.000
35 Mark Melancon, R ERA: 1.54	(9, 1)	1.0	S	4	1	0	0	1	0	0	0	0	0	0	12	18	0.00	1.000

PITCHER	IP	WLS	BF	H	R	ER	SO	BB	IBB	HBP	BLK	WP	HR	S	P	ERA	WHIP

TOP

San Diego Padres @ Pittsburgh Pirates

PNC Park, Pittsburgh, PA

Tue Jul 07 2015, 7:08 PM - 11:44 PM EDT

Att. 21,887 - Cloudy - 83 F

livebaseballscorecards.com

AB	34
R	2
H	8
RBI	2
BB	1
SO	9
LOB	13

WP: 1 PA: 36
PB: 0
SB: 0
CS: 0

Batter	1	2	3	4	5	6	7	8	9	AB	R	H	RBI	BB	SO	LOB
25 Gregory Polanco, L (1, 9) OBP: 0.304, SLG: 0.336	B FF 93 C SL 85 B FF 94 X SI 94 2-1 L7 ①		B CU 76 B FF 93 C FF 91 B FF 91 B FF 91 4-1 18 FC7-4 BB	B FF 92 X FF 90 1-0 L7 ③		B SL 84 B SL 81 B FF 92 B SL 83 4-0 1-2 BB		B CH 86 C FF 94 D CH 86 X SI 95 2-1 2-H 3B		3	0	1	1	2	0	1
18 Neil Walker, S (1, 4) OBP: 0.339, SLG: 0.406	C FF 94 B FF 96 S SL 86 X SI 95 1-2 G4-3 ②		F FF 90 1 SAFE B FF 90 D CH 82 F FF 89 1 SAFE 1 SAFE X FF 91 2-2 FC7-4 22 WP 22 2B 1-2f ②		C SL 87 B SL 86 C FF 95 F SL 87 X SL 83 1-2 22 F7 27 3B 1B	S SL 83 D SL 84 B FF 92 F FF 91 B SL 84 S SL 84 3-3 K ③		C CH 84 S CH 85 S CH 85 0-3 K ③		5	2	1	0	0	2	4
22 Andrew McCutchen, R (1, 8) OBP: 0.397, SLG: 0.500	B FF 96 C SI 94 F FF 95 B SL 89 C FC 93 2-3 K ③		F FF 94 S CH 86 B FF 88 X FF 94 1-2 10 1B 1-H 2B		B FF 94 B FF 95 X FF 92 2-0 F7 ① 1-2		F FF 92 C SL 85 B SL 83 X SL 86 1-2 1B			4	0	2	1	0	1	1
27 Jung Ho Kang, R (1, 5) OBP: 0.335, SLG: 0.371		X FF 94 0-0 G6-3 ①	H CU 77 1-0 10 1B HBP		X SL 87 0-0 2-H 3B		F FF 92 B FF 92 B FF 92 B SL 84 1 SAFE C FF 92 1 SAFE X FF 91 3-2 F8 ①			3	0	1	1	0	0	1
10 Jordy Mercer, R (1, 6) OBP: 0.297, SLG: 0.325		B FF 94 B SL 88 C FF 93 B SI 94 X SI 93 3-1 G6-3 ② 1-2	C CH 85 B FF 92 F CH 85 X FF 91 1-2 2-3 1B		C SL 86 B SL 83 F FF 95 B SL 85 D SL 85 X SL 85 3-2 G4-3 ②		1 SAFE C SL 82 F SL 85 D SL 84 X SL 84 1-2 L7 ②			4	0	1	0	0	0	2
24 Pedro Alvarez, L (1, 3) OBP: 0.313, SLG: 0.447 51 Gorkys Hernández, R (9, 7)		B SI 95 S SL 87 X FF 94 1-1 3 1B 1B	C CU 78 B CH 86 B FF 92 F CH 84 S FF 94 2-3 K ③		B SL 86 X SL 82 1-0 F9 ③		B FF 92 B FF 93 C SL 84 F SL 84 1 SAFE S SL 84 2-3 K ③			4 0	0 0	1 0	0 0	0 0	2 0	5 0
3 Sean Rodríguez, R (1, 7) OBP: 0.261, SLG: 0.357 (9, 3)		X SI 93 0-0 1-2 1B	B FF 89 B CH 83 F FF 89 B FF 90 C FF 88 X CH 82 3-2 G5-3 ①			C FF 94 B FF 95 S SL 85 B FF 96 F SL 85 B SL 82 S SL 83 3-3 K ①		S CH 83 S CH 84 B CH 85 H CH 84 2-2 19 SH3-4 25 3B HBP		3	1	1	0	0	1	0
19 Chris Stewart, R (1, 2) OBP: 0.337, SLG: 0.384		C SL 88 B SI 94 F SL 88 X SL 90 1-2 G6-3 ③	B CU 77 X CH 84 1-0 1B			C SL 81 C SL 80 B SL 83 B SL 83 F SL 84 F FF 96 B SL 83 F SL 85 F SL 84 4-2 H SL 83 25 BB HBP		L FF 92 X FF 93 0-1 SH3-4 ① 1-2		2	0	1	0	0	0	2
47 Francisco Liriano, L (1, 1) OBP: 0.057, SLG: 0.057 30 Travis Ishikawa, L (6, PH) 48 Jared Hughes, R (7, 1) 44 Tony Watson, L (8, 1) 23 Steve Lombardozzi, S (8, PH) 35 Mark Melancon, R (9, 1)			C FF 90 F FF 92 B CU 75 B FF 92 S FF 90 3-3 K ①	L FF 89 1 SAFE B FF 91 X FF 88 1-1 B5 ②		X FF 94 0-0 F7 ②		F FF 92 F FF 95 S CH 86 0-3 K ②		2 1 0 0 1 0	0 0 0 0 0 0	0 0 0 0 0 0	0 0 0 0 0 0	1 0 0 0 1 0	1 1 0 0 1 0
Inning Stats	R: 0 E: 0 K: 1 S: 8 H: 0 LOB: 0 BB: 0 P: 13	R: 0 E: 0 K: 0 S: 9 H: 2 LOB: 2 BB: 0 P: 14	R: 1 E: 0 K: 2 S: 16 H: 2 LOB: 3 BB: 1 P: 30	R: 0 E: 0 K: 0 S: 7 H: 1 LOB: 1 BB: 0 P: 13	R: 1 E: 0 K: 0 S: 10 H: 2 LOB: 1 BB: 0 P: 17	R: 0 E: 0 K: 2 S: 14 H: 0 LOB: 2 BB: 1 P: 28	R: 0 E: 0 K: 1 S: 12 H: 1 LOB: 1 BB: 0 P: 19	R: 1 E: 0 K: 2 S: 12 H: 1 LOB: 1 BB: 0 P: 16		1B: 6 2B: 1 3B: 2 HR: 0 SF: 0 SAC: 1 DP: 0 HBP: 3						

PITCHER		IP	WLS	BF	H	R	ER	SO	BB	IBB	HBP	BLK	WP	HR	S	P	ERA	WHIP
38 Tyson Ross, R ERA: 3.56	(1, 1)	2.0		8	2	0	0	1	0	0	0	0	0	0	17	27	0.00	1.000
60 Frank Garces, L ERA: 3.81	(3, 1)	2.0		11	3	1	1	2	1	0	1	0	1	0	23	43	4.50	2.000
54 Marcos Mateo, R ERA: 4.32	(5, 1)	1.2		9	2	1	1	1	1	0	1	0	0	0	21	39	5.40	1.800
56 Shawn Kelley, R ERA: 3.48	(6, 1)	1.1		5	1	0	0	2	0	0	0	0	0	0	15	25	0.00	0.750
53 Joaquín Benoit, R ERA: 2.25	(8, 1)	1.0	L	5	1	1	1	2	0	0	1	0	0	0	12	16	9.00	1.000

PITCHER	IP	WLS	BF	H	R	ER	SO	BB	IBB	HBP	BLK	WP	HR	S	P	ERA	WHIP

BOTTOM

San Diego Padres @ Pittsburgh Pirates

PNC Park, Pittsburgh, PA

Tue Jul 07 2015, 7:08 PM - 11:44 PM EDT

Att. 21,887 - Cloudy - 83 F

livebaseballscorecards.com

AB	32
R	3
H	9
RBI	3
BB	2
SO	8
LOB	19

San Diego Padres @ Pittsburgh Pirates

PNC Park, Pittsburgh, PA

Wed Jul 08 2015, 7:08 PM - 9:54 PM EDT

Att. 25,035 - Cloudy - 72 F

livebaseballscorecards.com

Batter	1	2	3	4	5	6	7	8	9	AB	R	H	RBI	BB	SO	LOB
3 Derek Norris, R (1, 2) OBP: 0.287, SLG: 0.419	C SI 92 S SI 92 B CU 79 F SI 92 B SI 92 B CU 78 S SI 93 3-3 ① K	C CU 78 C CU 80 F CU 79 C SI 93 0-3 ② K 2-3			B SI 90 C CU 77 C SI 91 B FS 84 F SI 92 B SI 91 X SI 92 3-2 1B		C CU 79 S FF 91 F CH 81 X CH 81 0-2 ① G5-3		B FF 93 X FF 93 1-0 ③ G5-3	5	0	1	0	0	2	3
5 Alexi Amarista, L (1, 6) OBP: 0.276, SLG: 0.290	C SI 92 X FS 86 0-1 ② G3-1	B FS 86 X FS 86 1-0 ③ G4-3			B SI 91 C SI 92 1 SAFE B SI 91 F SI 92 X SI 92 2-2 ① F7		B FF 92 C CH 81 B CU 79 X FF 91 2-1 ② F7			4	0	0	0	0	0	3
27 Matt Kemp, R (1, 9) OBP: 0.281, SLG: 0.367	C SI 93 F SI 93 B SI 92 F FS 84 X SI 92 1-2 HR		F SI 91 B CU 78 B CU 77 B SI 91 F SI 92 X SI 92 3-2 ① G5-3		1 SAFE C CU 79 S SI 92 F CU 78 D CU 79 F SI 92 X FS 85 1-2 ② F8		B FF 92 B CH 81 S CH 81 F FF 92 B CU 80 S CH 81 3-3 ③ K			4	1	1	1	0	1	1
26 Yangervis Solarte, S (1, 5) OBP: 0.298, SLG: 0.374	X SI 93 0-0 2B		C FS 84 S CU 79 F FS 82 F CU 78 T SI 92 0-2 ② K		X FS 85 0-0 ③ G3			X CH 81 0-0 ① P4		4	0	1	0	0	1	1
23 Yonder Alonso, L (1, 3) OBP: 0.384, SLG: 0.379	F SI 92 B SI 93 B CU 79 X FS 85 2-1 ③ G4-1		B CU 77 X SI 91 1-0 ③ G3-1			C CU 77 B FF 91 B CU 76 X FS 84 2-1 ① G4-3		B CU 79 B CH 81 C CH 80 B FF 92 F CH 81 F FF 92 S CU 79 3-3 ② K		4	0	0	0	0	1	1
9 Jedd Gyorko, R (1, 4) OBP: 0.291, SLG: 0.336		X SI 92 0-0 ① F7		C CU 78 X CU 78 0-1 ① G5-3		B SI 92 F SI 91 C FS 85 X CU 78 1-2 25 FC3-6 1B		C CU 79 B FF 93 S FF 91 B CH 81 B CH 82 F CH 81 X FF 92 3-2 ③ G6-3		4	0	1	0	0	0	0
25 Will Venable, L (1, 7) OBP: 0.324, SLG: 0.402 12 Clint Barmes, R (9, PH) OBP: 0.324, SLG: 0.422		B SI 92 B SI 91 B SI 92 C SI 92 B SI 91 4-1 2 2B BB		C SI 91 B FS 82 B FS 84 B FF 92 B FF 93 4-1 2 FC5-4 BB		C SI 92 X FS 84 0-1 ② FC3-6 2 E 1-2f			C FF 94 B CH 85 B FF 94 B FF 93 F FF 94 F FF 94 B FF 93 4-2 BB	1 0	1 0	0 0	0 0	2 1	0 0	1 0
2 B.J. Upton, R (1, 8) OBP: 0.267, SLG: 0.283		B SI 92 B SI 91 F SI 92 X SI 92 2-1 3 S 1-H 2B		C SI 93 1 SAFE 1 SAFE C SI 93 X CU 79 0-2 ② FC5-4 34 E 1-2f		1 SAFE I IN 66 I IN 73 I IN 75 I IN 72 4-0 1-2 IBB			C FF 93 S FF 94 B FF 94 S SL 83 1-3 ① K	3	0	1	1	1	1	2
34 Andrew Cashner, R (1, 1) OBP: 0.139, SLG: 0.114 37 Brandon Maurer, R (8, 1) 59 Kevin Quackenbush, R (8, 1) 11 Will Middlebrooks, R (9, PH) OBP: 0.247, SLG: 0.378		C SI 92 B SI 93 S SI 92 B SI 93 B SI 93 B SI 93 4-2 BB		1 SAFE B SI 92 S SI 91 F SI 92 C CU 79 1-3 ③ K 1-2		C SI 91 S SI 91 C CU 77 0-3 ③ K			C FF 93 B CH 87 F FF 94 D SL 86 F FF 94 F FF 94 F SL 84 F SL 84 S SL 85 2-3 ② K	2 0 0 1	0 0 0 0	0 0 0 0	0 0 0 0	1 0 0 0	2 0 0 1	3 0 0 1

Inning Stats																								
	R: 1	H: 2	R: 1	H: 1	R: 0	H: 0	R: 0	H: 0	R: 0	H: 1	R: 0	H: 1	R: 0	H: 0	R: 0	H: 0	R: 0	H: 0	1B: 2	SF: 0	WP: 0	PA: 37
	E: 0	LOB: 1	E: 0	LOB: 2	E: 0	LOB: 0	E: 1	LOB: 1	E: 0	LOB: 2	E: 1	LOB: 1	E: 0	LOB: 0	E: 0	LOB: 0	E: 0	LOB: 1	2B: 2	SAC: 0	PB: 0			
	K: 1	BB: 0	K: 1	BB: 2	K: 1	BB: 0	K: 1	BB: 1	K: 0	BB: 0	S: 10	BB: 1	S: 9	BB: 0	S: 9	BB: 0	K: 2	BB: 1	3B: 0	DP: 0	SB: 1			
	S: 13	P: 19	S: 11	P: 22	S: 9	P: 13	S: 9	P: 14	S: 13	P: 19	P: 17		S: 9	P: 14	S: 9	P: 15	S: 14	P: 22	HR: 1	HBP: 0	CS: 0			

PITCHER	IP	WLS	BF	H	R	ER	SO	BB	IBB	HBP	BLK	WP	HR	S	P	ERA	WHIP
50 Charlie Morton, R (1, 1) ERA: 4.15	6.0		27	5	2	2	5	3	1	0	0	0	1	65	104	3.00	1.333
64 Deolis Guerra, R (7, 1) ERA:	2.0	W	6	0	0	0	2	0	0	0	0	0	0	18	29	0.00	0.000
59 Antonio Bastardo, L (9, 1) ERA: 3.86	1.0	S	4	0	0	0	2	1	0	0	0	0	0	14	22	0.00	1.000

PITCHER	IP	WLS	BF	H	R	ER	SO	BB	IBB	HBP	BLK	WP	HR	S	P	ERA	WHIP

AB	32
R	2
H	5
RBI	2
BB	5
SO	9
LOB	16

BOTTOM

Batter	1	2	3	4	5	6	7	8	9	AB	R	H	RBI	BB	SO	LOB
25 Gregory Polanco, L (1, 9) OBP: 0.304, SLG: 0.335	B FF 94 C FF 94 F FF 95 B SL 85 B SI 95 X SI 94 3-2 G4-3 ①		B SL 81 X FF 93 1-0 F8 ③			B SI 94 C FF 94 B SL 84 F CH 86 X SI 93 2-2 F9 ③		C FF 93 B CH 83 X FF 94 1-1 18 WP 22 1B 1-H 1B		4	1	1	1	0	0	0
18 Neil Walker, S (1, 4) OBP: 0.341, SLG: 0.408	C FF 96 C SI 95 F SL 86 C FF 97 0-3 K ②			C SI 92 F SL 82 B SI 94 B SI 94 F CH 87 X SI 95 2-2 L7 ①			B CH 84 X CH 84 1-0 27 F8 29 FC6-4 2B	B SL 89 S CH 84 C FF 96 D SL 91 B SL 90 B SL 91 4-2 22 1B 27 1B 2-3 BB		3	2	1	0	1	1	0
22 Andrew McCutchen, R (1, 8) OBP: 0.398, SLG: 0.498	C FF 96 B SL 88 S FF 95 F SL 86 F FF 97 X FF 96 1-2 G5-3 ③			B SL 84 X SL 82 1-0 F9 ②			B FF 94 D SL 84 C SI 95 B FF 94 F FF 95 F CH 88 F CH 88 B SI 98 4-2 29 FC6-4 BB	F FF 96 B FF 96 X CH 84 1-1 27 1B 1-2 3-H 1B		3	0	1	1	1	0	0
27 Jung Ho Kang, R (1, 5) OBP: 0.338, SLG: 0.378		B SI 92 B FF 92 C FF 95 B FF 93 C FF 93 F FF 94 X SI 96 3-2 29 G4-3 24 SF7 2B		C SI 93 X CH 86 0-1 P6 ③			X FF 96 0-0 F8 ① 2-3	B SL 92 S FF 96 F FF 95 B SL 92 F FF 97 X SL 90 2-2 1-2 2-H 1B		4	1	2	1	0	0	2
29 Francisco Cervelli, R (1, 2) OBP: 0.368, SLG: 0.394		X SI 95 0-0 G4-3 ① 2-3			C SI 91 B SL 85 B SI 92 S CH 86 C FF 97 2-3 K ①		F SI 96 D SI 93 F SI 95 F SL 85 1 SAFE B SI 96 X SI 96 2-2 FC6-4 ② 1-2f 3-H	B CU 77 X FF 91 1-0 F9 ③		4	0	0	1	0	1	4
24 Pedro Alvarez, L (1, 3) OBP: 0.309, SLG: 0.443 51 Gorkys Hernández, R (9, 7)		B FF 95 X SI 94 1-0 SF7 ② 3-H			X FF 94 0-0 B1-3 ②		1 SAFE B FF 94 B SI 94 X SI 93 2-0 G4-3 ③			2 0	0 0	0 0	1 0	0 0	0 0	1 0
10 Jordy Mercer, R (1, 6) OBP: 0.294, SLG: 0.321		C FF 96 C SL 86 S SL 83 0-3 K ③			C SI 92 F FF 96 F SL 84 C SI 94 0-3 K ③			C SL 82 B CH 85 S FF 92 X SL 84 1-2 G5-3 ①		3	0	0	0	0	2	0
3 Sean Rodríguez, R (1, 7) OBP: 0.254, SLG: 0.347 (9, 3)			B SI 91 B FF 94 B SI 90 X FF 92 3-0 F8 ①			F CH 86 F SI 93 C FF 96 0-3 K ①		X SI 93 0-0 P3 ②		3	0	0	0	0	1	0
50 Charlie Morton, R (1, 1) OBP: 0.143, SLG: 0.077 23 Steve Lombardozzi, S (6, PH) 64 Deolis Guerra, R (7, 1) 30 Travis Ishikawa, L (8, PH) 59 Antonio Bastardo, R (9, 1)			B FF 94 C SI 91 X SI 93 1-1 G1-3 ②			C SI 94 X FF 94 0-1 G6-3 ②		B SI 93 B FF 92 F SI 93 B FF 94 S SI 93 B FF 95 4-2 25 1B 25 1B BB		1 1 0 0 0	0 0 0 1 0	0 0 0 0 0	0 0 0 0 0	0 0 0 1 0	0 0 0 0 0	0 0 0 0 0
Inning Stats	R: 0 E: 0 K: 1 S: 12 H: 0 LOB: 0 BB: 0 P: 16	R: 1 E: 0 K: 1 S: 9 H: 1 LOB: 0 BB: 0 P: 13	R: 0 E: 0 K: 0 S: 4 H: 0 LOB: 0 BB: 0 P: 9	R: 0 E: 0 K: 0 S: 7 H: 0 LOB: 0 BB: 0 P: 10	R: 0 E: 0 K: 2 S: 8 H: 0 LOB: 0 BB: 0 P: 10	R: 0 E: 0 K: 1 S: 8 H: 0 LOB: 0 BB: 0 P: 10	R: 1 E: 0 K: 0 S: 11 H: 1 LOB: 1 BB: 1 P: 20	R: 3 E: 0 K: 0 S: 17 H: 3 LOB: 2 BB: 2 P: 31		1B: 3 2B: 2 3B: 0 HR: 0		SF: 1 SAC: 0 DP: 0 HBP: 0		WP: 1 PB: 0 SB: 0 CS: 0		PA: 32

PITCHER		IP	WLS	BF	H	R	ER	SO	BB	IBB	HBP	BLK	WP	HR	S	P	ERA	WHIP
34 Andrew Cashner, R ERA: 4.1	(1, 1)	7.2	L	28	3	4	4	5	2	0	0	0	0	0	67	102	4.70	0.652
37 Brandon Maurer, R ERA: 2.13	(8, 1)	0.0		3	2	1	1	0	1	0	0	0	1	0	8	15	∞	∞
59 Kevin Quackenbush, R ERA: 3.29	(8, 1)	0.1		1	0	0	0	0	0	0	0	0	0	0	1	2	0.00	0.000

PITCHER	IP	WLS	BF	H	R	ER	SO	BB	IBB	HBP	BLK	WP	HR	S	P	ERA	WHIP

San Diego Padres @ Pittsburgh Pirates
PNC Park, Pittsburgh, PA
Wed Jul 08 2015, 7:08 PM - 9:54 PM EDT
Att. 25,035 - Cloudy - 72 F

livebaseballscorecards.com

AB	28
R	5
H	5
RBI	5
BB	3
SO	5
LOB	7

Batter	1	2	3	4	5	6	7	8	9	AB	R	H	RBI	BB	SO	LOB
8 Peter Bourjos, R (1, 8) OBP: 0.323, SLG: 0.373	B SI 92 C SI 93 S CH 81 S KC 82 1-3 ① K		B KC 76 B SI 93 X SI 93 2-0 ③ F9		B SI 91 B SI 90 D CH 80 C CH 78 H SI 90 4-1 22 BB 13 1B 4 1B HBP		X SI 89 0-0 ① F7		F FF 98 F FF 98 S FS 90 0-3 ③ K	4	1	0	0	0	2	1
13 Matt Carpenter, L (1, 4) (6, 5) OBP: 0.371, SLG: 0.430	F SI 93 X KC 83 0-1 1B			B SI 90 C SI 91 X SI 91 1-1 ① G3	D SI 91 X SI 91 1-0 22 BB 4 1B 1-2 2-H 3-H 1B		C SI 88 B FC 90 F SI 89 C SI 91 1-3 ② K			4	1	2	2	0	1	0
27 Jhonny Peralta, R (1, 6) OBP: 0.346, SLG: 0.460	F SI 91 X SI 90 0-1 ② F8			S CH 80 B CH 80 S CH 80 X SI 94 1-2 ② G6-3	S SI 91 B SI 92 S CH 80 B CH 81 S CH 80 2-3 ② K		S SI 91 F FF 92 B SL 85 X SI 91 1-2 ③ G6-3			4	0	0	0	0	1	3
22 Jason Heyward, L (1, 9) OBP: 0.328, SLG: 0.424	B SI 92 X SI 92 1-0 ③ G3			C KC 77 B SI 94 F CH 81 B KC 83 B CH 80 F SI 94 B CH 80 4-2 4 1B BB	C KC 78 B SI 92 B SI 91 D KC 78 B SI 92 4-1 4 1B 1-2 2-3 BB			B FF 88 B SL 82 B SL 84 C SI 90 F SI 90 X SL 84 3-2 ① G4-3		2	0	0	0	2	0	1
4 Yadier Molina, R (1, 2) OBP: 0.333, SLG: 0.370		C FF 92 F SI 92 S KC 79 0-3 ① K2-3		1 SAFE F CH 78 X SI 89 0-1 1-2 1B	X SI 91 0-0 12 S 1-3 2-H 3-H 1B			C FF 92 F FF 91 F SL 86 F SI 90 B SI 90 C SI 91 1-3 ② K		4	0	2	2	0	2	0
12 Mark Reynolds, R (1, 5) (6, 3) OBP: 0.294, SLG: 0.372 43 Seth Maness, R (8, 1) 44 Trevor Rosenthal, R (9, 1)		C SI 92 B SI 93 B CH 81 C CH 81 B SI 94 B CH 79 4-2 15 FC5-4 BB		C SI 90 C SI 90 F KC 78 B KC 78 S CH 80 1-3 ③ K	S CH 79 S CH 80 F CH 80 B CH 79 F SI 93 B CH 81 X KC 76 2-2 ③ F8 1-2			X SI 90 0-0 ③ G4-3		3	0	0	0	1	1	4
										0	0	0	0	0	0	0
										0	0	0	0	0	0	0
15 Randal Grichuk, R (1, 7) OBP: 0.302, SLG: 0.520		F SI 93 B SI 92 1 SAFE C CH 81 B SI 93 X KC 78 2-2 ② FC5-4 59 CS 1-2f			F SI 90 F CH 79 B SI 90 X KC 80 1-2 18 SH1-4 59 E 13 1B 1B	X SI 89 0-0 ① F9			C FF 98 F SI 97 C FS 91 0-3 ① K	4	1	1	0	0	1	1
59 Xavier Scruggs, R (1, 3) OBP: 0.286, SLG: 0.317 16 Kolten Wong, L (6, PH) (6, 4) OBP: 0.343, SLG: 0.444		1 SAFE B CH 81 1-0 ③ CS 1-2	B CH 79 B SI 92 F FF 91 F CH 80 S KC 79 2-3 ① K		X CH 80 0-0 FC6 18 SH1-4 13 1B 1-2	C SI 90 F SI 91 B SL 84 X SI 90 1-2 18 G1-6-3 1B			B FF 99 C FS 92 H FF 99 2-1 30 G5-3 HBP	2	1	0	0	0	1	1
										1	0	1	0	0	0	0
18 Carlos Martinez, R (1, 1) OBP: 0.200, SLG: 0.152 36 Randy Choate, L (8, 1) 30 Dan Johnson, L (8, 3) OBP: 0.400, SLG: 0.400			B SI 91 B SI 92 C SI 90 F SI 93 X SI 93 2-2 ② G4-3		X SI 90 0-0 ① SH1-4 1-2 2-3	L FC 88 D FC 90 X SI 90 1-1 ②③ G1-6-3 1-2f			B FS 90 F FF 98 B FF 98 B FS 89 1 SAFE C FF 98 X FF 100 3-2 ② G5-3 1-2	2	0	0	0	0	0	1
										0	0	0	0	0	0	0
										1	0	0	0	0	0	1
Inning Stats	R: 0 E: 0 K: 1 S: 8 H: 1 LOB: 1 BB: 0 P: 10	R: 0 E: 0 K: 1 S: 8 H: 0 LOB: 0 BB: 1 P: 15	R: 0 E: 0 K: 1 S: 7 H: 0 LOB: 0 BB: 0 P: 13	R: 0 E: 0 K: 1 S: 14 H: 1 LOB: 2 BB: 1 P: 21	R: 4 E: 1 K: 1 S: 17 H: 3 LOB: 2 BB: 1 P: 31	R: 0 E: 0 K: 0 S: 6 H: 1 LOB: 0 BB: 0 P: 8	R: 0 E: 0 K: 1 S: 7 H: 0 LOB: 0 BB: 0 P: 9	R: 0 E: 0 K: 1 S: 9 H: 0 LOB: 0 BB: 0 P: 13	R: 0 E: 0 K: 2 S: 10 H: 0 LOB: 1 BB: 0 P: 15	1B: 6 2B: 0 3B: 0 HR: 0 SF: 0 SAC: 1 DP: 1 HBP: 2						

PITCHER		IP	WLS	BF	H	R	ER	SO	BB	IBB	HBP	BLK	WP	HR	S	P	ERA	WHIP
49 Jeff Locke, L ERA: 4.03	(1, 1)	5.0	L	24	5	4	1	5	3	0	1	0	0	0	54	90	1.80	1.600
46 Vance Worley, R ERA: 3.34	(6, 1)	3.0		9	1	0	0	2	0	0	0	0	0	0	22	30	0.00	0.333
37 Arquimedes Caminero, R ERA: 3.86	(9, 1)	1.0		4	0	0	0	2	0	0	1	0	0	0	10	15	0.00	0.000

PITCHER	IP	WLS	BF	H	R	ER	SO	BB	IBB	HBP	BLK	WP	HR	S	P	ERA	WHIP

St. Louis Cardinals @ Pittsburgh Pirates

PNC Park, Pittsburgh, PA

Thu Jul 09 2015, 7:09 PM - 10:36 PM EDT

Att. 35,183 - Cloudy - 72 F

TOP

livebaseballscorecards.com

AB	31
R	4
H	6
RBI	4
BB	3
SO	9
LOB	13

WP: 0 PA: 38
PB: 0
SB: 1
CS: 1

BOTTOM

St. Louis Cardinals @ Pittsburgh Pirates

PNC Park, Pittsburgh, PA

Thu Jul 09 2015, 7:09 PM - 10:36 PM EDT

Att. 35,183 - Cloudy - 72 F

livebaseballscorecards.com

Batter	1	2	3	4	5	6	7	8	9	AB	R	H	RBI	BB	SO	LOB
25 Gregory Polanco, L (1, 9) OBP: 0.306, SLG: 0.338	B FF 92 B FF 95 C FF 95 B SI 94 X SI 94 3-1 18 1B 22 FC5-4-2 2B	B FF 98 B FF 97 F SI 96 B FF 97 B CH 89 4-1 BB	C CU 83 C CU 85 B CU 87 F FF 98 F CH 88 C CU 86 1-3 ③ K	B SL 75 S SL 75 B SI 85 C SI 85 X SI 85 2-2 ② L7				3	0	1	0	1	1	1
18 Neil Walker, S (1, 4) OBP: 0.340, SLG: 0.406 37 Arquimedes Caminero, R (9, 1)	B FF 98 B SI 95 X SI 95 2-0 22 FC5-4-2 1B 2-3	C FF 98 D CH 89 S CH 88 S CU 89 1-3 ② K	B CU 83 S CH 88 B CU 86 B CH 88 C SI 96 S CH 88 3-3 ① K	C CH 83 F FF 91 F CH 84 B FF 90 X SI 90 1-2 ③ G3-1						4 0	0 0	1 0	0 0	0 0	2 0	3 0
22 Andrew McCutchen, R (1, 8) OBP: 0.396, SLG: 0.505	X SI 97 0-0 ① ② FC5-4-2 27 FC6-4 1-2 3-H	F SI 98 F CH 90 B CU 87 B CU 88 S CU 86 2-3 ③ K	S CU 89 B SI 96 F SI 98 F CU 86 F CU 88 X SI 97 1-2 ② L5	C SL 80 C FF 90 F FF 90 B CH 84 F SI 90 B SL 82 F SL 82 F CH 85 F FF 92 3-2 B SI 92 X SI 90 HR						4	1	1	1	0	1	4
27 Jung Ho Kang, R (1, 5) OBP: 0.336, SLG: 0.373	1 SAFE X SI 97 0-0 ③ FC6-4 1-2f	C SI 95 F SI 95 F CU 87 H SI 95 1-2 24 WP 24 L1-5 29 1B HBP	B CU 84 C SI 97 X SI 95 1-1 ③ G5-3	B CH 91 F FF 97 B FF 97 X FF 98 2-1 ① L7						3	0	0	0	0	0	1
29 Francisco Cervelli, R (1, 2) OBP: 0.366, SLG: 0.391		B FF 97 X SI 96 1-0 ① G6-3	C FF 97 1 SAFE B CU 86 F SI 96 X CH 89 1-2 24 WP 1B 1-2	C FF 97 S CU 88 F FF 99 B FF 100 X CU 88 1-2 ① G5-3			F FF 98 F SL 90 B FF 99 C FF 100 1-3 ② K		4	0	1	0	0	1	0
24 Pedro Alvarez, L (1, 3) OBP: 0.305, SLG: 0.436		X SI 95 0-0 ② G4-3	B FF 97 B SI 97 B CH 88 X FF 96 3-0 ① ② L1-5 1-2 2-3	B FF 97 S CH 86 F CU 88 B CH 84 B CU 88 S CH 87 3-3 ② K			C FF 98 F FF 97 B CH 89 B SL 85 S CH 90 2-3 ③ K		4	0	0	0	0	2	2
10 Jordy Mercer, R (1, 6) OBP: 0.290, SLG: 0.317		B FF 99 X SI 97 1-0 ③ G1-3	C FF 98 C CU 88 D CU 88 F FF 100 F FF 98 F CU 87 C CU 87 1-3 ③ K	C FF 99 B FF 100 C CU 87 T CU 86 1-2 ③ K					3	0	0	0	0	2	1
3 Sean Rodríguez, R (1, 7) OBP: 0.256, SLG: 0.342 (9, 4)			B FF 98 B CU 85 B SI 96 B FF 94 4-0 49 SH2-3 BB	C CU 84 X CU 87 0-1 ① B2-3		S SI 94 B CU 88 C CU 87 X CU 88 1-2 ① F8		2	0	0	0	1	0	0
49 Jeff Locke, L (1, 1) OBP: 0.087, SLG: 0.130 23 Steve Lombardozzi, S (5, PH) 46 Vance Worley, R (6, 1) OBP: 0.200, SLG: 0.267 30 Travis Ishikawa, L (8, PH) OBP: 0.300, SLG: 0.250 (9, 7)			B FF 95 C FF 93 B FF 97 L FF 93 F FF 97 X SI 96 2-2 ① SH2-3 1-2	C FF 97 F SI 95 S CH 88 0-3 ② K		B FF 97 B FF 97 C FF 93 F FF 94 X CH 87 2-2 2B		0 1 0 1	0 0 0 0	0 0 0 1	0 0 0 0	0 1 0 0	0 0 0 0	0 0 0 0
Inning Stats	R: 0 E: 0 K: 0 S: 5 H: 2 LOB: 1 BB: 0 P: 10	R: 0 E: 0 K: 0 S: 3 H: 0 LOB: 0 BB: 0 P: 5	R: 0 E: 0 K: 2 S: 11 H: 0 LOB: 2 BB: 2 P: 24	R: 0 E: 0 K: 1 S: 13 H: 1 LOB: 1 BB: 0 P: 19	R: 0 E: 0 K: 2 S: 10 H: 0 LOB: 0 BB: 0 P: 11	R: 0 E: 0 K: 1 S: 10 H: 0 LOB: 0 BB: 0 P: 15	R: 0 E: 0 K: 2 S: 10 H: 0 LOB: 0 BB: 0 P: 15	R: 0 E: 0 K: 0 S: 13 H: 1 LOB: 1 BB: 0 P: 19	R: 1 E: 0 K: 2 S: 16 H: 1 LOB: 0 BB: 0 P: 24	1B: 2 2B: 4 3B: 0 HR: 1	SF: 0 SAC: 1 DP: 2 HBP: 1			WP: 1 PB: 0 SB: 0 CS: 0	PA: 33		

	AB	29
	R	1
	H	5
	RBI	1
	BB	2
	SO	10
	LOB	12

PITCHER		IP	WLS	BF	H	R	ER	SO	BB	IBB	HBP	BLK	WP	HR	S	P	ERA	WHIP
18 Carlos Martinez, R ERA: 2.52	(1, 1)	7.1	W	27	4	0	0	8	2	0	1	0	1	0	68	108	0.00	0.818
36 Randy Choate, L ERA: 4.15	(8, 1)	0.1		1	0	0	0	0	0	0	0	0	0	0	3	5	0.00	0.000
43 Seth Maness, R ERA: 4.32	(8, 1)	0.1		2	1	1	1	0	0	0	0	0	0	1	12	16	27.00	3.000
44 Trevor Rosenthal, R ERA: 0.67	(9, 1)	1.0	S	3	0	0	0	2	0	0	0	0	0	0	8	13	0.00	0.000

PITCHER	IP	WLS	BF	H	R	ER	SO	BB	IBB	HBP	BLK	WP	HR	S	P	ERA	WHIP

Batter	1	2	3	4	5	6	7	8	9	AB	R	H	RBI	BB	SO	LOB
13 Matt Carpenter, L (1, 5) OBP: 0.372, SLG: 0.439	C FF 95 B FF 96 S FF 94 F KC 81 B FF 96 B SI 96 X SI 95 3-2 ① G3		B SI 96 B SL 86 X SL 86 2-0 2-H HR		B FF 97 B FF 93 B SI 94 C SI 94 B SI 93 4-1 BB		B FF 95 X CH 90 1-0 ③ G4-3			3	1	1	2	1	0	1
16 Kolten Wong, L (1, 4) OBP: 0.339, SLG: 0.439	B FF 96 S SI 95 C SL 88 S FF 96 1-3 ② K		C SL 86 F SI 96 X SI 95 0-2 ② G4-3		X SI 94 0-0 ③ G1-3			B SI 93 F SI 94 C SI 94 X SI 94 1-2 ① G4-3		4	0	0	0	0	1	1
27 Jhonny Peralta, R (1, 6) OBP: 0.347, SLG: 0.463	B FF 96 C FF 94 B FF 96 X FF 96 2-1 2B		C KC 80 F SI 94 B SI 97 B SL 84 X SL 85 2-2 1B			S FF 95 B KC 82 X CH 87 1-1 ① G4-3		B SI 94 F SI 94 X SI 94 1-1 ② G6-3		4	0	2	0	0	0	0
22 Jason Heyward, L (1, 9) OBP: 0.327, SLG: 0.422	X SI 96 0-0 ③ F7		C SI 96 B SL 86 B SI 93 F SI 95 1 SAFE X CH 88 2-2 ③ G4-3			C KC 81 X FF 95 0-1 4 WP 1B		C SI 95 B SI 94 C SI 94 C SI 94 1-3 ③ K		4	0	1	0	0	1	2
4 Yadier Molina, R (1, 2) OBP: 0.329, SLG: 0.365		F FF 95 B FF 95 X KC 80 1-1 ① P6	C FF 93 F SI 94 B SL 84 F SI 95 B FF 96 B SL 84 X KC 81 3-2 ① G5-3			S CH 88 B KC 81 F FF 95 X SI 96 1-2 ② G1-3 1-2			C KC 80 X FC 92 0-1 ① G4-3	4	0	0	0	0	0	1
15 Randal Grichuk, R (1, 7) OBP: 0.301, SLG: 0.514		C SI 95 F SI 95 B FF 96 X KC 81 1-2 ② F8	C KC 80 B SI 96 B FF 96 X SL 86 2-1 ② G2-3			S SI 95 B FF 97 B KC 79 S SL 85 B FF 97 C SI 96 3-3 ③ K			B KC 80 F FC 92 B FF 92 F FC 91 X FC 90 2-2 1B	4	0	1	0	0	1	1
30 Dan Johnson, L (1, 3) OBP: 0.333, SLG: 0.250		C FF 96 B FF 95 F FF 95 B SL 86 X FF 96 2-2 ③ P5	B SI 96 B FF 94 X FF 95 2-0 ③ F9				B KC 78 C KC 79 B SL 83 B FF 94 B FF 94 4-1 12 G4-3 60 G1-3 BB		B FC 91 C FC 92 S FC 91 F FC 90 F FC 91 D KC 81 B FC 91 F FC 90 F FC 91 3-2 ② F FC 91 F FC 91 X FC 91 F9	3	0	0	0	1	0	1
60 Tommy Pham, R (1, 8) OBP: 0.281, SLG: 0.414			F FF 95 B SI 95 X FF 95 1-1 13 HR 2B		C KC 79 F SL 84 B FF 93 X SL 84 1-2 59 G4-6-3 1B		F FF 96 B CH 90 C KC 82 X FF 95 1-2 ① G1-3 1-2		F FC 91 B FC 91 F KC 80 S KC 80 1-3 ③ K	4	1	2	0	0	1	2
31 Lance Lynn, S (1, 1) OBP: 0.222, SLG: 0.296 59 Xavier Scruggs, R (5, PH) OBP: 0.279, SLG: 0.310 33 Carlos Villanueva, R (5, 1) 12 Mark Reynolds, R (7, PH) OBP: 0.293, SLG: 0.371 63 Miguel Socolovich, R (7, 1)			L SI 96 M KC 82 S SL 86 0-3 ① K		B FF 97 B FF 96 S SL 86 S SI 96 X SI 95 2-2 ① ② G4-6-3 1-2f		C SI 97 C FF 96 F SL 86 B FF 97 F FF 97 F KC 81 F SL 85 F CH 89 X SI 97 1-2 ② G4-3 2-3			1 1 0 1 0	0 0 0 0 0	0 0 0 0 0	0 0 0 0 0	1 0 0 0 0	1 1 0 1 0	1 1 0 1 0

Inning Stats	1	2	3	4	5	6	7	8	9
R:	0	0	2	0	0	0	0	0	0
E:	0	0	0	0	0	1	0	0	1
K:	1	0	1	0	0	1	0	1	1
S:	10	8	15	7	8	10	13	8	17
H:	1	0	3	0	1	1	0	0	1
LOB:	1	0	1	0	1	1	1	0	1
BB:	0	0	0	0	1	0	1	0	0
P:	16	12	22	14	15	15	20	11	23

1B:	4
2B:	2
3B:	0
HR:	1
SF:	0
SAC:	0
DP:	1
HBP:	0
WP:	1
PB:	0
SB:	0
CS:	0
PA:	35

PITCHER		IP	WLS	BF	H	R	ER	SO	BB	IBB	HBP	BLK	WP	HR	S	P	ERA	WHIP
45 Gerrit Cole, R ERA: 2.3	(1, 1)	7.0	W	28	6	2	2	3	2	0	0	0	1	1	71	114	2.57	1.143
44 Tony Watson, L ERA: 1.98	(8, 1)	1.0	H	3	0	0	0	1	0	0	0	0	0	0	8	11	0.00	0.000
35 Mark Melancon, R ERA: 1.5	(9, 1)	1.0	S	4	1	0	0	1	0	0	0	0	0	0	17	23	0.00	1.000

PITCHER	IP	WLS	BF	H	R	ER	SO	BB	IBB	HBP	BLK	WP	HR	S	P	ERA	WHIP

TOP

St. Louis Cardinals @ Pittsburgh Pirates

PNC Park, Pittsburgh, PA

Fri Jul 10 2015, 7:08 PM - 9:40 PM EDT

Att. 36,825 - Cloudy - 72 F

livebaseballscorecards.com

AB	33
R	2
H	7
RBI	2
BB	2
SO	5
LOB	12

BOTTOM

St. Louis Cardinals @ Pittsburgh Pirates

PNC Park, Pittsburgh, PA

Fri Jul 10 2015, 7:08 PM - 9:40 PM EDT

Att. 36,825 - Cloudy - 72 F

livebaseballscorecards.com

Batter	1	2	3	4	5	6	7	8	9	AB	R	H	RBI	BB	SO	LOB
25 Gregory Polanco, L (1, 9) OBP: 0.309, SLG: 0.336	B FF 88 B FF 91 C FF 91 C FF 90 C FF 93 2-3 ① K		B CH 86 B FF 92 B SI 90 C FF 91 B FF 93 4-1 22 F8 18 1B 27 1B BB	S FF 92 X SI 90 0-1 ② G4-3 2-3		B FF 88 F CH 82 D CH 83 S CH 82 B FF 90 F SL 85 D CH 84 4-2 1-2 BB				2	1	0	0	2	1	1
18 Neil Walker, S (1, 4) OBP: 0.345, SLG: 0.421	B SI 89 B SI 89 C FF 92 B FF 90 X FF 91 3-1 22 1B 10 2B 1B		B FF 93 D SI 92 F FF 92 B SI 92 1 SAFE X FF 92 3-1 10 1B 27 1B 1-2 1B	F FF 94 D CU 81 B FF 92 B CU 79 X FF 94 3-1 3-H HR		F FF 89 C FF 90 S SL 85 0-3 ③ K				4	2	3	2	0	1	2
22 Andrew McCutchen, R (1, 8) OBP: 0.394, SLG: 0.502	X FF 92 0-0 10 2B 1-2 1B		B SL 89 B FF 94 B FF 94 S FF 94 S FF 96 X FF 96 3-2 ① F8 2-3	F FF 94 B SI 93 F FF 92 B FF 94 S FF 94 2-3 ③ K			C FF 89 F CH 81 F FF 90 F SL 83 B CH 83 F SL 84 X FF 91 1-2 ① G4-3			4	0	1	0	0	1	2
27 Jung Ho Kang, R (1, 5) OBP: 0.339, SLG: 0.375	C SI 92 S FF 94 B SL 89 F FF 95 F SI 94 T FF 96 1-2 ② K		B SL 90 B SL 88 B FF 95 C SI 93 X SI 95 3-1 10 1B 24 1B 1-2 3-H 1B		X FF 88 0-0 10 CS 1B		B FF 90 B SL 80 S FF 89 C SL 81 X CH 81 2-2 ② G5-3			4	1	2	1	0	1	2
10 Jordy Mercer, R (1, 6) OBP: 0.293, SLG: 0.324	X FF 93 0-0 1-3 2-H 2B		B SI 92 F FF 94 X FF 93 1-1 ② 24 1B 1-2 2-3 1B		B SI 88 1 SAFE B SL 81 C SL 84 C SL 83 S SL 84 2-3 ①② K 1-2		F SL 81 F SL 82 C SL 82 0-3 ③ K			4	0	2	1	0	2	1
24 Pedro Alvarez, L (1, 3) OBP: 0.305, SLG: 0.435 3 Sean Rodríguez, R (8, 3) OBP: 0.254, SLG: 0.339	C SI 92 B SI 92 C FF 94 B FF 94 S CH 86 2-3 ③ K		B FF 93 B SI 91 F FF 92 X FF 94 2-1 1-3 2-H 1B		C FF 88 B CH 83 B SL 84 X SL 82 2-1 ③ G6-3			C SL 81 F CH 83 B FF 91 X FF 90 1-2 ① F9		3 1	0 0	1 0	1 0	0 0	1 0	2 0
30 Travis Ishikawa, L (1, 7) OBP: 0.308, SLG: 0.200 51 Gorkys Hernández, R (6, PR) (7, 7)		B FF 90 X FF 90 1-0 ① P5	B FF 94 B FF 92 S FF 92 S FF 93 F FF 94 X FF 94 2-2 ③ P4			C FF 87 B SI 87 B CH 81 F FF 88 B SL 85 F FF 90 F FF 91 B SL 85 4-2 25 S BB		C FF 91 B SL 81 X SL 82 1-1 ② G5-3		2 1	0 0	0 0	0 0	1 0	0 0	2 0
19 Chris Stewart, R (1, 2) OBP: 0.333, SLG: 0.378		B FF 92 C FF 92 B FF 93 F SI 91 B FF 94 X FF 94 3-2 ② P3		B FF 90 X SI 89 1-0 25 G4-3 45 SH1-4 18 HR 1B		C SL 83 C FF 90 C FF 90 0-3 ① K		C SL 82 B CH 81 F FF 91 X SL 83 1-2 ③ F9		4	1	1	0	0	1	1
45 Gerrit Cole, R (1, 1) OBP: 0.206, SLG: 0.156 44 Tony Watson, L (8, 1) 35 Mark Melancon, R (9, 1)		C FF 94 F SI 92 F FF 96 B FF 94 S SL 89 1-3 ③ K		B SI 91 X SI 92 1-0 ① SH1-4 1-2		1 SAFE L SL 81 C FF 89 B SL 85 1 SAFE B SL 84 L SL 80 2-3 ② K				2 0 0	0 0 0	0 0 0	0 0 0	0 0 0	2 0 0	1 0 0
Inning Stats	R: 1 E: 0 K: 3 S: 15 H: 3 LOB: 2 BB: 0 P: 23	R: 0 E: 0 K: 1 S: 8 H: 0 LOB: 0 BB: 0 P: 13	R: 2 E: 0 K: 0 S: 16 H: 4 LOB: 2 BB: 1 P: 34	R: 2 E: 0 K: 1 S: 9 H: 2 LOB: 0 BB: 0 P: 16	R: 0 E: 0 K: 1 S: 6 H: 1 LOB: 0 BB: 0 P: 10	R: 0 E: 0 K: 3 S: 16 H: 0 LOB: 2 BB: 2 P: 26	R: 0 E: 0 K: 1 S: 12 H: 0 LOB: 0 BB: 0 P: 15	R: 0 E: 0 K: 0 S: 8 H: 0 LOB: 0 BB: 0 P: 11		1B: 8 2B: 2 3B: 0 HR: 1 SF: 0 SAC: 1 DP: 1 HBP: 0				WP: 0 PB: 0 SB: 1 CS: 1 PA: 35		

	AB	31
	R	5
	H	10
	RBI	5
	BB	3
	SO	10
	LOB	14

PITCHER		IP	WLS	BF	H	R	ER	SO	BB	IBB	HBP	BLK	WP	HR	S	P	ERA	WHIP
31 Lance Lynn, R ERA: 2.9	(1, 1)	4.0	L	21	9	5	5	5	1	0	0	0	0	1	48	86	11.25	2.500
33 Carlos Villanueva, R ERA: 1.77	(5, 1)	2.0		8	1	0	0	4	2	0	0	0	0	0	22	36	0.00	1.500
63 Miguel Socolovich, R ERA: 1.59	(7, 1)	2.0		6	0	0	0	1	0	0	0	0	0	0	20	26	0.00	0.000

PITCHER	IP	WLS	BF	H	R	ER	SO	BB	IBB	HBP	BLK	WP	HR	S	P	ERA	WHIP

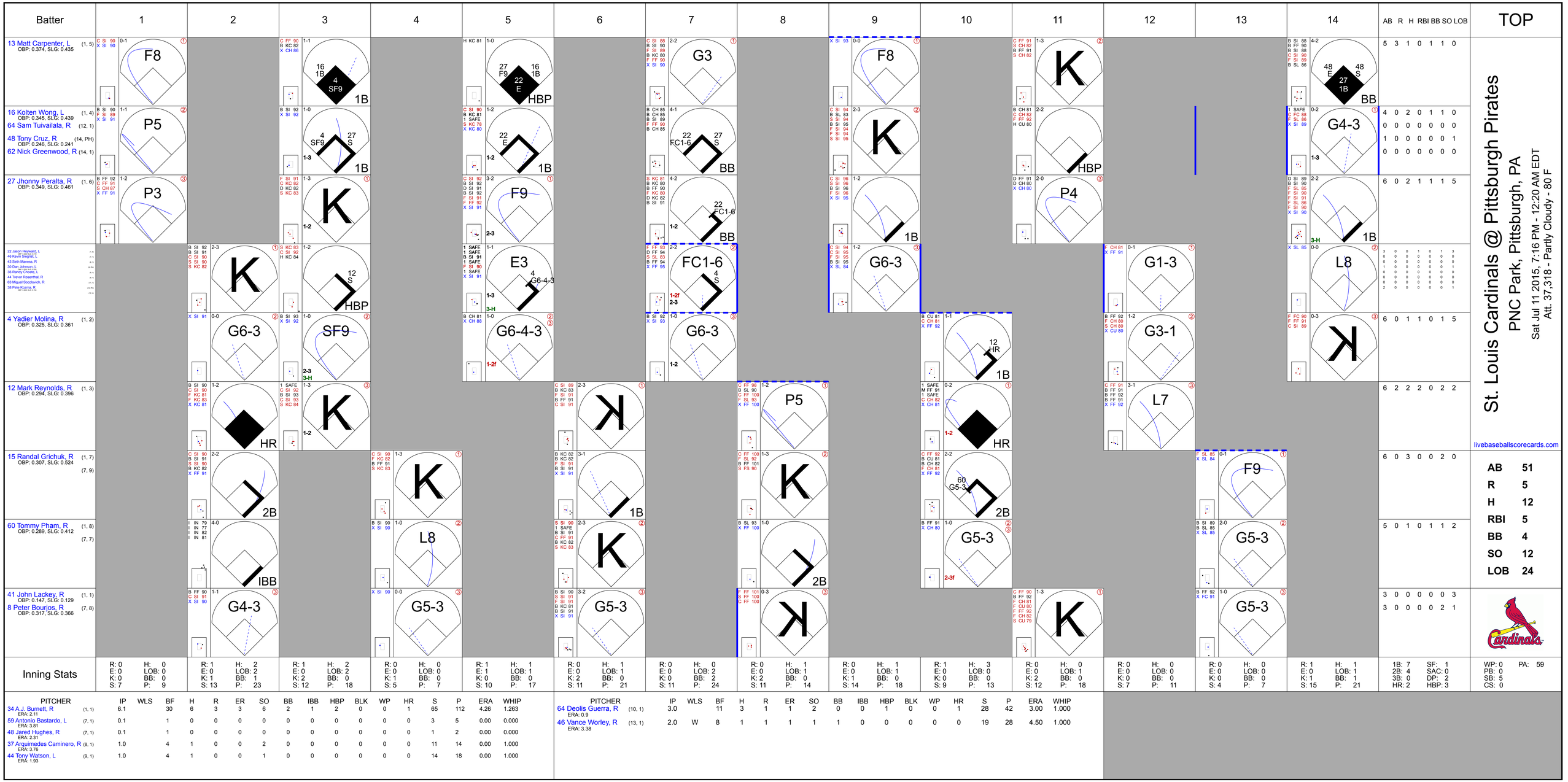
Batter
1
2
3
4
5
6
7
8
9
10
11
12
13
14
AB R H RBI BB SO LOB
TOP
13 Matt Carpenter, L (1, 5) OBP: 0.374, SLG: 0.435
16 Kolten Wong, L (1, 4) OBP: 0.345, SLG: 0.439
64 Sam Tuivailala, R (12, 1)
48 Tony Cruz, R (14, PH) OBP: 0.246, SLG: 0.241
62 Nick Greenwood, R (14, 1)
27 Jhonny Peralta, R (1, 6) OBP: 0.349, SLG: 0.461
4 Yadier Molina, R (1, 2) OBP: 0.325, SLG: 0.361
12 Mark Reynolds, R (1, 3) OBP: 0.294, SLG: 0.396
15 Randal Grichuk, R (1, 7) (7, 9) OBP: 0.307, SLG: 0.524
60 Tommy Pham, R (1, 8) (7, 7) OBP: 0.289, SLG: 0.412
41 John Lackey, R (1, 1) OBP: 0.147, SLG: 0.129
8 Peter Bourjos, R (7, 8) OBP: 0.317, SLG: 0.366
St. Louis Cardinals @ Pittsburgh Pirates
PNC Park, Pittsburgh, PA
Sat Jul 11 2015, 7:16 PM - 12:20 AM EDT
Att. 37,318 - Partly Cloudy - 80 F
livebaseballscorecards.com
AB 51
R 5
H 12
RBI 5
BB 4
SO 12
LOB 24
Inning Stats
PITCHER IP WLS BF H R ER SO BB IBB HBP BLK WP HR S P ERA WHIP
34 A.J. Burnett, R (1, 1) ERA: 2.11 6.1 30 6 3 3 6 2 1 2 0 0 1 65 112 4.26 1.263
59 Antonio Bastardo, L (7, 1) ERA: 3.81 0.1 1 0 0 0 0 0 0 0 0 0 0 3 5 0.00 0.000
48 Jared Hughes, R (7, 1) ERA: 2.31 0.1 1 0 0 0 0 0 0 0 0 0 0 1 2 0.00 0.000
37 Arquimedes Caminero, R (8, 1) ERA: 3.76 1.0 4 1 0 0 2 0 0 0 0 0 0 11 14 0.00 1.000
44 Tony Watson, L (9, 1) ERA: 1.93 1.0 4 1 0 0 1 0 0 0 0 0 0 14 18 0.00 1.000
PITCHER IP WLS BF H R ER SO BB IBB HBP BLK WP HR S P ERA WHIP
64 Deolis Guerra, R (10, 1) ERA: 0.9 3.0 11 3 1 1 2 0 0 1 0 0 1 28 42 3.00 1.000
46 Vance Worley, R (13, 1) ERA: 3.38 2.0 W 8 1 1 1 1 1 0 0 0 0 0 19 28 4.50 1.000
1B: 7 SF: 1
2B: 4 SAC: 0
3B: 0 DP: 2
HR: 2 HBP: 3
WP: 0 PA: 59
PB: 0
SB: 5
CS: 0

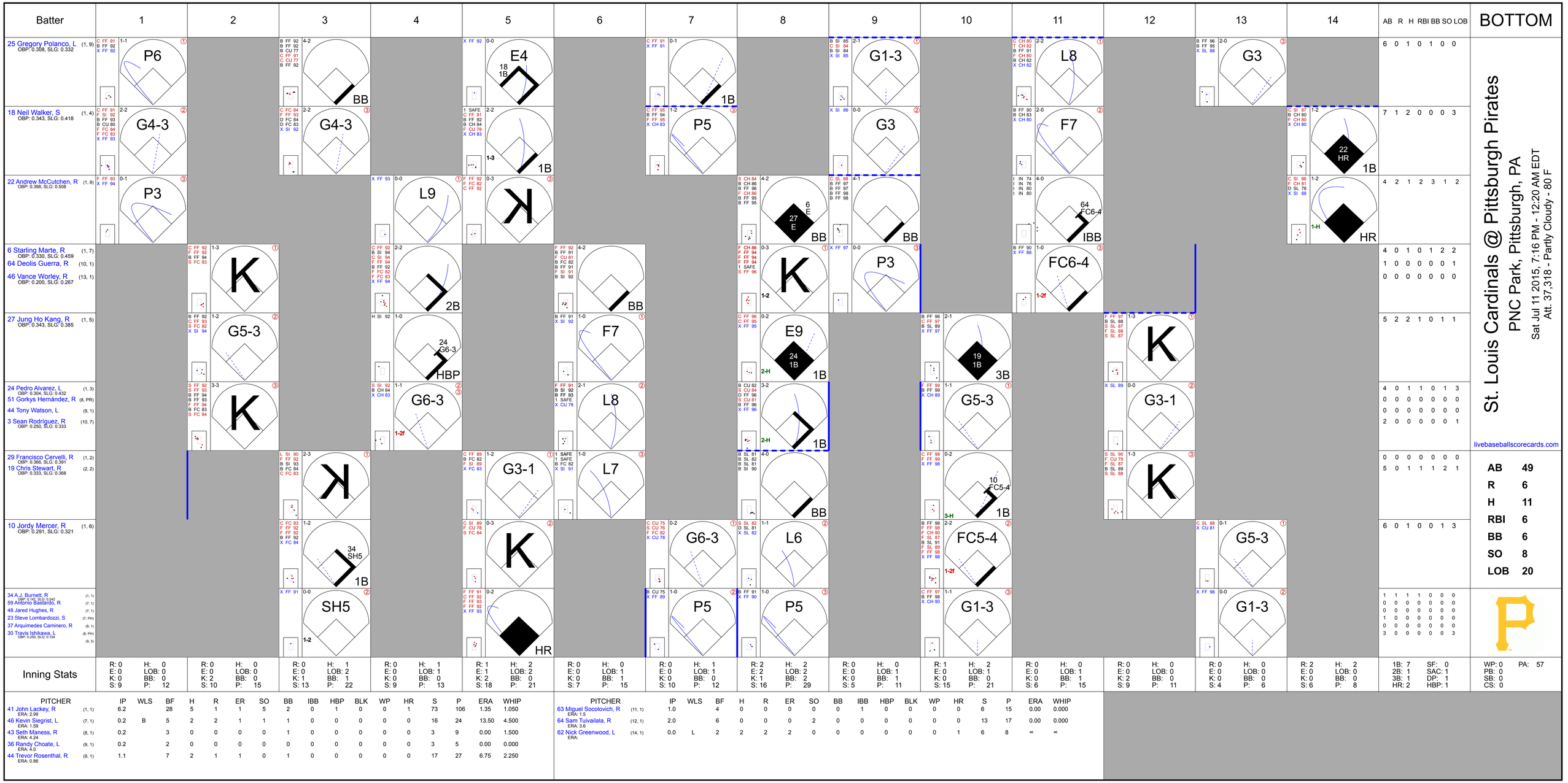
Batter
1
2
3
4
5
6
7
8
9
10
11
12
13
14
AB R H RBI BB SO LOB
BOTTOM
25 Gregory Polanco, L (1, 9) OBP: 0.308, SLG: 0.332
P6
G4-3
BB
E4
18
1B
1B
G3
6 0 1 0 1 0 0
18 Neil Walker, S (1, 4) OBP: 0.343, SLG: 0.418
G4-3
P5
1-3
1B
G3
L8
F7
22
HR
1B
7 1 2 0 0 0 3
22 Andrew McCutchen, R (1, 8) OBP: 0.398, SLG: 0.508
P3
L9
K
27
E
6
E
BB
BB
64
FC6-4
IBB
1-H
HR
4 2 1 2 3 1 2
6 Starling Marte, R (1, 7) OBP: 0.330, SLG: 0.459
64 Deolis Guerra, R (10, 1)
46 Vance Worley, R (13, 1) OBP: 0.200, SLG: 0.267
K
2B
BB
K
P3
FC6-4
1-2f
4 0 1 0 1 2 2
1 0 0 0 0 0 1
0 0 0 0 0 0 0
27 Jung Ho Kang, R (1, 5) OBP: 0.343, SLG: 0.385
G5-3
24
G6-3
HBP
F7
E9
24
1B
2-H
1B
19
1B
3B
K
5 2 2 1 0 1 1
24 Pedro Alvarez, L (1, 3) OBP: 0.304, SLG: 0.432
51 Gorkys Hernández, R (8, PR)
44 Tony Watson, L (9, 1)
3 Sean Rodríguez, R (10, 7) OBP: 0.250, SLG: 0.333
K
G6-3
1-2f
L8
2-H
1B
G5-3
G3-1
4 0 1 1 0 1 3
0 0 0 0 0 0 0
0 0 0 0 0 0 0
2 0 0 0 0 0 1
29 Francisco Cervelli, R (1, 2) OBP: 0.366, SLG: 0.391
19 Chris Stewart, R (2, 2) OBP: 0.333, SLG: 0.368
K
G3-1
L7
BB
10
FC5-4
3-H
1B
K
0 0 0 0 0 0 0
5 0 1 1 1 2 1
10 Jordy Mercer, R (1, 6) OBP: 0.291, SLG: 0.321
34
SH5
1B
G6-3
L6
FC5-4
1-2f
G5-3
6 0 1 0 0 1 3
34 A.J. Burnett, R (1, 1) OBP: 0.142, SLG: 0.242
59 Antonio Bastardo, R (7, 1)
48 Jared Hughes, R (7, 1)
23 Steve Lombardozzi, S (7, PH)
37 Arquimedes Caminero, R (8, 1)
30 Travis Ishikawa, L (8, PH) OBP: 0.250, SLG: 0.154
(9, 3)
SH5
HR
P5
P5
G1-3
G1-3
1 1 1 1 0 0 0
0 0 0 0 0 0 0
0 0 0 0 0 0 0
1 0 0 0 0 0 0
0 0 0 0 0 0 0
3 0 0 0 0 0 3
St. Louis Cardinals @ Pittsburgh Pirates
PNC Park, Pittsburgh, PA
Sat Jul 11 2015, 7:16 PM - 12:20 AM EDT
Att. 37,318 - Partly Cloudy - 80 F
livebaseballscorecards.com
AB 49
R 6
H 11
RBI 6
BB 6
SO 8
LOB 20
Inning Stats
1: R: 0 E: 0 K: 0 S: 9 | H: 0 LOB: 0 BB: 0 P: 12
2: R: 0 E: 0 K: 2 S: 10 | H: 0 LOB: 0 BB: 0 P: 15
3: R: 0 E: 0 K: 1 S: 13 | H: 1 LOB: 2 BB: 1 P: 22
4: R: 0 E: 0 K: 0 S: 9 | H: 1 LOB: 1 BB: 0 P: 13
5: R: 1 E: 1 K: 2 S: 18 | H: 2 LOB: 2 BB: 0 P: 21
6: R: 0 E: 0 K: 0 S: 7 | H: 0 LOB: 1 BB: 1 P: 15
7: R: 0 E: 0 K: 0 S: 10 | H: 1 LOB: 1 BB: 0 P: 12
8: R: 2 E: 2 K: 1 S: 16 | H: 2 LOB: 2 BB: 2 P: 29
9: R: 0 E: 0 K: 0 S: 5 | H: 0 LOB: 1 BB: 1 P: 11
10: R: 1 E: 0 K: 0 S: 15 | H: 2 LOB: 1 BB: 0 P: 21
11: R: 0 E: 0 K: 0 S: 6 | H: 0 LOB: 1 BB: 1 P: 15
12: R: 0 E: 0 K: 2 S: 9 | H: 0 LOB: 0 BB: 0 P: 11
13: R: 0 E: 0 K: 0 S: 4 | H: 0 LOB: 0 BB: 0 P: 6
14: R: 2 E: 0 K: 0 S: 6 | H: 2 LOB: 0 BB: 0 P: 8
1B: 7 2B: 1 3B: 1 HR: 2
SF: 0 SAC: 1 DP: 1 HBP: 1
WP: 0 PB: 0 SB: 0 CS: 0
PA: 57
PITCHER | IP | WLS | BF | H | R | ER | SO | BB | IBB | HBP | BLK | WP | HR | S | P | ERA | WHIP
41 John Lackey, R (1, 1) ERA: 2.99 | 6.2 | | 28 | 5 | 1 | 1 | 5 | 2 | 0 | 1 | 0 | 0 | 1 | 73 | 106 | 1.35 | 1.050
46 Kevin Siegrist, L (7, 1) ERA: 1.59 | 0.2 | B | 5 | 2 | 2 | 1 | 1 | 1 | 0 | 0 | 0 | 0 | 0 | 16 | 24 | 13.50 | 4.500
43 Seth Maness, R (8, 1) ERA: 4.24 | 0.2 | | 3 | 0 | 0 | 0 | 0 | 1 | 0 | 0 | 0 | 0 | 0 | 3 | 9 | 0.00 | 1.500
36 Randy Choate, L (9, 1) ERA: 4.0 | 0.2 | | 2 | 0 | 0 | 0 | 0 | 0 | 0 | 0 | 0 | 0 | 0 | 3 | 5 | 0.00 | 0.000
44 Trevor Rosenthal, R (9, 1) ERA: 0.86 | 1.1 | | 7 | 2 | 1 | 1 | 0 | 1 | 0 | 0 | 0 | 0 | 0 | 17 | 27 | 6.75 | 2.250
PITCHER | IP | WLS | BF | H | R | ER | SO | BB | IBB | HBP | BLK | WP | HR | S | P | ERA | WHIP
63 Miguel Socolovich, R (11, 1) ERA: 1.5 | 1.0 | | 4 | 0 | 0 | 0 | 0 | 0 | 1 | 0 | 0 | 0 | 0 | 6 | 15 | 0.00 | 0.000
64 Sam Tuivailala, R (12, 1) ERA: 0.6 | 2.0 | | 6 | 0 | 0 | 0 | 2 | 0 | 0 | 0 | 0 | 0 | 0 | 13 | 17 | 0.00 | 0.000
62 Nick Greenwood, L (14, 1) ERA: | 0.0 | L | 2 | 2 | 2 | 2 | 0 | 0 | 0 | 0 | 0 | 0 | 1 | 6 | 8 | ∞ | ∞

Batter	1	2	3	4	5	6	7	8	9	10	AB	R	H	RBI	BB	SO	LOB
13 Matt Carpenter, L (1, 5) OBP: 0.371, SLG: 0.430	B SI 93 B SI 93 F SI 92 B SL 85 F SI 93 F SI 94 B SI 93 4-2 16 G4-6-3 BB	F SI 92 C SL 85 S SL 89 0-3 ① K	B SL 87 F SL 85 C SI 94 S SL 90 1-3 ③ K			X FF 93 0-0 ③ L8	B FC 91 S FC 92 C KC 80 F KC 81 B KC 82 B KC 80 X FC 91 3-2 ② G4-3			4	0	0	0	1	2	2
16 Kolten Wong, L (1, 4) OBP: 0.343, SLG: 0.434	X SI 93 0-0 ① ② G4-6-3 1-2f	B SL 86 F SI 93 F SI 95 B SI 96 X SI 96 2-2 ② G4-3			S SL 84 S SL 84 S SL 87 0-3 ① K	C SI 93 B SL 82 H SI 92 2-1 22 E 4 G5-3 27 1B HBP	B FC 91 X FC 90 1-0 ③ L3			4	1	0	0	0	1	1
27 Jhonny Peralta, R (1, 6) OBP: 0.355, SLG: 0.473 38 Pete Kozma, R (10, PR) OBP: 0.225, SLG: 0.154 (10, 6)	B SI 93 X CH 84 1-0 ③ F7	B SL 86 B SL 82 S CH 85 C SI 95 B SL 85 F CH 83 F SL 84 F CH 86 X CH 86 3-2 HR			B SI 93 B SL 84 B SI 94 B SI 94 4-0 22 FC6-4 BB	X CH 85 0-0 4 G5-3 22 E 1-2 1B	B SL 88 X SL 91 1-0 4 FC6-4 22 1B 15 2B 1B			4 0	1 1	3 0	1 0	1 0	0 0	0 0
22 Jason Heyward, L (1, 9) OBP: 0.327, SLG: 0.416		B SI 94 B SI 93 B SL 82 C SI 91 B SI 92 4-1 4 1B 12 G1-4-3 BB	C SL 88 F SI 96 B SI 96 X SL 87 1-2 ③ G3		C SI 94 B SI 95 F SL 88 X SL 88 1-2 ② FC6-4 1-2f	B SI 95 X SI 94 1-0 E6 4 G5-3 1-2 2-3	1 SAFE X FF 99 0-0 4 FC6-4 1-2 1B			4	1	1	0	1	0	3
4 Yadier Molina, R (1, 2) OBP: 0.323, SLG: 0.358		F CH 84 B SI 91 X SI 92 1-1 12 G1-4-3 1-3 1B		S SI 91 B SL 84 B SL 86 S SI 92 F SI 94 C SI 95 2-3 ① K	1 SAFE 1 SAFE B SI 91 F CH 86 F SI 94 F SL 85 X CH 86 1-2 ③ G5-3		X SI 95 0-0 ① G5-3 1-2 2-3 3-H	L SL 88 B FS 93 L FF 99 F FS 91 X FF 99 1-2 ① FC6-4 12 HBP 15 2B 1-2f 2-3			5	1	1	1	0	1	5
12 Mark Reynolds, R (1, 3) OBP: 0.292, SLG: 0.389		X SI 93 0-0 ① ② G1-4-3 1-2f 3-H		B CH 85 B CH 84 B SI 92 C SI 93 X SI 94 3-1 ② F8	B SL 85 B CH 84 F SI 93 F SI 93 S SL 85 2-3 ① K	B SI 95 B SI 95 C SI 94 X SI 95 2-1 ② L4		F FF 97 H FF 98 1-1 15 2B 1-2 HBP		4	0	0	0	0	1	3
15 Randal Grichuk, R (1, 7) OBP: 0.319, SLG: 0.534		B SI 93 X SL 86 1-0 8 1B 1B		C SI 93 S SL 85 B SL 86 S CH 84 1-3 ③ K	X CH 85 0-0 60 FC5-4 8 BB 1B	B SI 95 D SI 95 B SI 94 B SI 95 4-0 BB		X SI 98 0-0 ② 1-H 2-H 3-H 2B		4	0	3	2	1	1	0
8 Peter Bourjos, R (1, 8) OBP: 0.320, SLG: 0.362		1 SAFE 1 SAFE B CH 86 S CH 84 B CH 84 F SI 91 F SL 83 X CH 86 2-2 66 WP 1-3 1B		B SI 90 X SI 91 1-0 ① G6-3	B CH 84 S CH 85 C SL 84 D SI 94 B SI 95 F SL 85 1 SAFE D SL 86 4-2 60 FC5-4 1-2 BB	B CH 86 F SI 94 D CH 85 S SI 94 C SI 95 2-3 ③ K		X SL 94 0-0 ③ L4		4	0	1	0	1	1	5
66 Tim Cooney, L (0, 1) 33 Carlos Villanueva, R (0, 1) 60 Tommy Pham, R (1, PH) 36 Randy Choate, L (1, 1) 43 Seth Maness, R (1, 1) 46 Kevin Siegrist, L (0, 1) 30 Dan Johnson, L (0, PH) 64 Sam Tuivailala, R (0, 1) 44 Trevor Rosenthal, R (10, 1)		B SI 94 S SI 92 F SI 96 B SL 88 B SI 93 X SI 94 3-2 ③ L9 1-2		C SI 92 C SL 85 B SI 89 X SL 87 1-2 ② G6-3	F SI 93 D SI 93 D SI 93 X SI 93 2-1 ② FC5-4 1-2f 2-3	B FC 92 B FC 91 C FC 91 B FC 92 S FC 91 S FC 92 3-3 ① K				2 0 1 0 0 0 0 1 0	0 0 0 0 0 0 0 0 0	0 0 0 0 0 0 0 0 0	0 0 0 0 0 0 0 1 0	0 0 0 0 0 0 0 0 0	0 0 0 0 0 0 0 0 0	2 0 2 0 0 0 0 0 0
Inning Stats	R: 0 E: 0 K: 0 S: 5 H: 0 LOB: 0 BB: 1 P: 10	R: 1 E: 0 K: 0 S: 12 H: 3 LOB: 2 BB: 1 P: 23	R: 1 E: 0 K: 1 S: 15 H: 1 LOB: 0 BB: 0 P: 21	R: 0 E: 0 K: 2 S: 9 H: 0 LOB: 0 BB: 0 P: 15	R: 0 E: 0 K: 1 S: 7 H: 0 LOB: 0 BB: 0 P: 10	R: 0 E: 0 K: 1 S: 10 H: 0 LOB: 1 BB: 1 P: 16	R: 0 E: 0 K: 1 S: 10 H: 1 LOB: 2 BB: 1 P: 18	R: 1 E: 1 K: 1 S: 9 H: 1 LOB: 3 BB: 1 P: 20	R: 0 E: 0 K: 1 S: 8 H: 0 LOB: 0 BB: 0 P: 15	R: 2 E: 0 K: 0 S: 9 H: 3 LOB: 2 BB: 0 P: 12	1B: 7 2B: 1 3B: 0 HR: 1	SF: 0 SAC: 0 DP: 2 HBP: 2					

PITCHER		IP	WLS	BF	H	R	ER	SO	BB	IBB	HBP	BLK	WP	HR	S	P	ERA	WHIP
47 Francisco Liriano, L ERA: 2.98	(1, 1)	6.1		26	5	2	2	6	4	0	0	0	1	1	65	108	2.84	1.421
48 Jared Hughes, R ERA: 2.29	(7, 1)	0.1	H	1	0	0	0	0	0	0	0	0	0	0	2	4	0.00	0.000
59 Antonio Bastardo, L ERA: 3.76	(7, 1)	0.1	H	1	0	0	0	0	0	0	0	0	0	0	1	1	0.00	0.000
44 Tony Watson, L ERA: 2.09	(8, 1)	1.0	B	7	1	1	1	1	1	0	1	0	0	0	9	20	9.00	2.000
35 Mark Melancon, R ERA: 1.47	(9, 1)	1.0		3	0	0	0	1	0	0	0	0	0	0	8	15	0.00	0.000

PITCHER		IP	WLS	BF	H	R	ER	SO	BB	IBB	HBP	BLK	WP	HR	S	P	ERA	WHIP
37 Arquimedes Caminero, R ERA: 4.12	(10, 1)	1.0	W	6	3	2	2	0	0	0	1	0	0	0	9	12	18.00	3.000

TOP

St. Louis Cardinals @ Pittsburgh Pirates

PNC Park, Pittsburgh, PA

Sun Jul 12 2015, 8:10 PM - 11:50 PM EDT

Att. 33,544 - Cloudy - 72 F

livebaseballscorecards.com

AB	37
R	5
H	9
RBI	4
BB	5
SO	8
LOB	23

WP: 1		PA:	44
PB: 0			
SB: 0			
CS: 0			

Batter	1	2	3	4	5	6	7	8	9	10	AB	R	H	RBI	BB	SO	LOB
10 Jordy Mercer, R (1, 6) OBP: 0.293, SLG: 0.322	B FF 90 S CH 82 C CU 75 X CU 76 1-2 ① G4-3	B CH 82 C FF 90 B FF 90 F CH 82 X FF 90 2-2 1-3 1B		B CH 82 X FF 89 1-0 ③ G4-3			F SI 90 B SL 80 S SL 81 X SL 81 1-2 ② F7			C FF 96 B FF 95 F FF 96 F FF 97 B CH 90 X FF 97 2-2 22 G5-3 6 1B 1B	5	1	2	0	0	0	2
18 Neil Walker, S (1, 4) OBP: 0.341, SLG: 0.414	C FF 91 B FF 92 X FF 92 1-1 1B	C FF 90 X CU 75 0-1 ③ F8			X FF 90 0-0 ① L7		F CH 84 C FF 91 D SL 81 S SL 82 1-3 ③ K			B FF 96 X CH 88 1-0 ① F8	5	0	1	0	0	1	4
22 Andrew McCutchen, R (1, 8) OBP: 0.392, SLG: 0.500	F FF 91 1 SAFE S CH 83 B CU 75 D CH 82 1 SAFE 1 SAFE B FF 90 C CH 83 3-3 ② K		B CU 74 S CH 83 S CU 75 B FF 91 T FF 91 2-2 ① K		B CH 82 B CH 84 B CH 84 F FF 91 X CH 83 3-1 ② G4-3			F CH 84 B CH 86 T FF 95 B FF 96 F FF 95 S CH 86 2-3 ① K		B SL 89 B FF 97 C FF 98 B FF 98 T FF 99 X FF 97 3-2 ② G5-3 1-2	5	0	0	0	0	3	2
6 Starling Marte, R (1, 7) OBP: 0.328, SLG: 0.455	X FF 91 0-0 ③ L7		C FF 91 S CH 83 S SL 83 0-3 ② K		B CU 75 X CH 82 1-0 ③ F8			B CH 86 B CH 87 S CH 86 B FF 95 X FF 94 3-1 ② L5		D SL 90 X FF 98 1-0 27 1B 29 1B 2-H 1B	5	1	1	1	0	1	1
27 Jung Ho Kang, R (1, 5) OBP: 0.348, SLG: 0.384		X FF 90 0-0 ① G6-3	B FF 90 B SI 90 B CH 83 F FF 90 C CH 82 B CH 84 4-2 29 CS BB			B SL 81 C SL 83 F CH 82 F SL 84 X FF 90 1-2 ① G6-3		B CH 85 B CH 87 B CH 86 D CH 87 4-0 BB		B SL 90 C FF 98 X FF 97 1-1 29 1B 25 1B 1-2 1B	3	1	1	0	2	0	0
29 Francisco Cervelli, R (1, 2) OBP: 0.366, SLG: 0.400	C FF 90 S SL 84 B CU 76 B CH 82 F CH 83 F FF 91 B CU 76 F FF 91 X FF 91 3-2 47 1B 3B	B FF 90 C FF 90 B CU 75 2-1 ③ CS 1-2	C SL 81 S CU 75 C FF 92 0-3 ① K			B FF 88 C FF 90 X FF 89 1-1 ② G6-3		B FF 95 B FF 95 B FF 96 F FF 94 F FF 95 F CH 87 X FF 95 3-2 ③ F9		B SL 88 D CH 89 F FF 98 F FF 99 X FF 99 2-2 25 1B 30 BB 1-3 2-H 1B	5	1	2	1	0	1	1
3 Sean Rodríguez, R (1, 3) OBP: 0.250, SLG: 0.339 30 Travis Ishikawa, L (10, PH) OBP: 0.294, SLG: 0.154	X FF 91 0-0 ② F9		B FF 89 F CH 84 B CH 82 X FF 91 2-1 25 1B 2B			S SL 83 X SL 85 0-1 ③ G1-3			C SL 87 B CU 81 C FF 97 F FF 97 C FF 98 1-3 ① K	B FF 97 B FF 98 B FF 98 B FF 98 4-0 25 1B 1-2 BB	4 0	1 0	1 0	0 0	0 1	1 0	1 0
25 Gregory Polanco, L (1, 9) OBP: 0.315, SLG: 0.338	I IN 75 I IN 73 I IN 71 I IN 70 4-0 47 1B 47 1B IBB		C CU 74 D CU 74 C SL 80 D SL 82 B CU 73 X CU 74 3-2 2-H 1B				C SL 75 X SL 75 0-1 51 G2-3 1B			C FF 98 F SL 88 C FF 97 0-3 ② K X FF 97 0-0 1-2 2-3 3-H 1B	4	1	3	2	1	1	0
47 Francisco Liriano, L (1, 1) OBP: 0.081, SLG: 0.081 48 Jared Hughes, R (7, 1) 59 Antonio Bastardo, R (7, 1) 51 Gorkys Hernández, R (7, PH) 44 Tony Watson, L (8, 1) 35 Mark Melancon, R (9, 1) 24 Pedro Alvarez, L (9, PH) OBP: 0.303, SLG: 0.430 37 Arquimedes Caminero, R (10, 1)	X FF 89 0-0 10 1B 1-H 3-H 1B		S SL 79 F FF 89 S SL 79 0-3 ② K				1 SAFE M SL 81 1 SAFE F FF 90 X SI 89 0-2 ① G2-3 1-2		B CU 79 X SL 87 1-0 ③ P6		2 0 0 0 1 0 0 1	0 0 0 0 0 0 0 0	1 0 0 0 0 0 0 0	2 0 0 0 0 0 0 0	0 0 0 1 0 0 0 0	1 0 0 0 0 0 0 0	1 0 0 1 0 0 0 0
Inning Stats	R: 0 E: 0 K: 1 S: 9 H: 1 LOB: 1 BB: 0 P: 14	R: 2 E: 0 K: 0 S: 14 H: 3 LOB: 2 BB: 1 P: 23	R: 0 E: 0 K: 2 S: 9 H: 0 LOB: 0 BB: 1 P: 17	R: 1 E: 0 K: 2 S: 12 H: 2 LOB: 1 BB: 0 P: 18	R: 0 E: 0 K: 0 S: 4 H: 0 LOB: 0 BB: 0 P: 8	R: 0 E: 0 K: 0 S: 8 H: 0 LOB: 0 BB: 0 P: 10	R: 0 E: 0 K: 1 S: 11 H: 1 LOB: 1 BB: 0 P: 13	R: 0 E: 0 K: 1 S: 10 H: 0 LOB: 1 BB: 1 P: 22	R: 0 E: 0 K: 2 S: 8 H: 0 LOB: 0 BB: 0 P: 10	R: 3 E: 0 K: 0 S: 15 H: 5 LOB: 3 BB: 1 P: 29	1B: 10 2B: 1 3B: 1 HR: 0	SF: 0 SAC: 0 DP: 0 HBP: 0	WP: 0 PB: 0 SB: 0 CS: 1	PA: 45			

PITCHER		IP	WLS	BF	H	R	ER	SO	BB	IBB	HBP	BLK	WP	HR	S	P	ERA	WHIP
66 Tim Cooney, L ERA: 4.34	(1, 1)	5.0		22	6	3	3	5	1	1	0	0	0	0	48	80	5.40	1.400
33 Carlos Villanueva, R ERA: 1.72	(6, 1)	1.0		3	0	0	0	0	0	0	0	0	0	0	8	10	0.00	0.000
36 Randy Choate, L ERA: 4.0	(7, 1)	0.0		1	1	0	0	0	0	0	0	0	0	0	2	2	∞	∞
43 Seth Maness, R ERA: 4.11	(7, 1)	1.0		3	0	0	0	1	0	0	0	0	0	0	9	11	0.00	0.000
46 Kevin Siegrist, L ERA: 1.55	(8, 1)	1.0		4	0	0	0	1	1	0	0	0	0	0	10	22	0.00	1.000

PITCHER		IP	WLS	BF	H	R	ER	SO	BB	IBB	HBP	BLK	WP	HR	S	P	ERA	WHIP
64 Sam Tuivailala, R ERA: 3.0	(9, 1)	1.0		3	0	0	0	2	0	0	0	0	0	0	8	10	0.00	0.000
44 Trevor Rosenthal, R ERA: 1.49	(10, 1)	0.2	L	8	5	3	3	0	1	0	0	0	0	0	15	29	40.50	9.000

BOTTOM

St. Louis Cardinals @ Pittsburgh Pirates

PNC Park, Pittsburgh, PA

Sun Jul 12 2015, 8:10 PM - 11:50 PM EDT

Att. 33,544 - Cloudy - 72 F

livebaseballscorecards.com

AB	40
R	6
H	12
RBI	6
BB	4
SO	9
LOB	13

Pittsburgh Pirates @ Milwaukee Brewers

Miller Park, Milwaukee, WI

Fri Jul 17 2015, 7:12 PM - 10:02 PM CDT

Att. 32,363 - Clear - 88 F

TOP

livebaseballscorecards.com

Batter	1	2	3	4	5	6	7	8	9	AB	R	H	RBI	BB	SO	LOB
25 Gregory Polanco, L (1, 9) OBP: 0.315, SLG: 0.337	B FF 89 C FF 89 S CH 82 X FF 90 1-2 F8		C CH 82 F FF 89 F FF 89 F CU 72 X FF 91 0-2 G6-3			M FF 89 C FF 89 B FF 90 B CU 73 F FF 90 X FF 89 2-2 22 G6-4-3 1B		B FF 94 B FF 94 T FF 94 X FF 94 2-1 P6		4	0	1	0	0	0	0
18 Neil Walker, S (1, 4) OBP: 0.340, SLG: 0.412	C FF 89 X FF 90 0-1 L7			B CU 72 X CH 83 1-0 6 L6-4 6 WP 1B		B FF 89 C FF 90 C FF 89 S FF 90 1-3 K		B FF 94 F FF 93 F FF 94 S SL 83 1-3 K		4	0	1	0	0	2	1
22 Andrew McCutchen, R (1, 8) OBP: 0.388, SLG: 0.494	F FF 87 B CH 82 B CH 84 B FF 90 X FF 89 3-1 F9			F FF 90 B CU 73 F CU 72 B CU 74 S FF 90 2-3 K		X FF 90 0-0 G6-4-3 1-2f			C FF 90 X SI 89 0-1 E6 6 FC4-6	4	0	0	0	0	1	2
6 Starling Marte, R (1, 7) OBP: 0.327, SLG: 0.451		F FF 89 B CH 82 F FF 90 H FF 90 2-2 24 S HBP		F CH 83 B FF 90 1 SAFE B CH 84 X FF 89 2-1 L6-4 1-2			B CH 81 B FF 88 S CH 83 B CH 81 X FF 88 3-1 F8		C SI 89 1 SAFE C SI 90 X SI 90 0-2 FC4-6 27 G6-3 27 WP 1-2f	3	0	0	0	0	0	2
27 Jung Ho Kang, R (1, 5) OBP: 0.350, SLG: 0.396		1 SAFE F FF 90 C FF 90 1 SAFE 1 SAFE S CH 81 0-3 K			F FF 89 H FF 90 1-1 24 G4-3 HBP		C FF 89 X FF 89 0-1 HR		C SI 90 B SI 90 C SI 89 B CH 83 X CH 83 2-2 G6-3 1-3	3	1	1	1	0	1	2
24 Pedro Alvarez, L (1, 3) OBP: 0.299, SLG: 0.424		B CU 72 D CU 73 F CH 83 C FF 90 C FF 91 2-3 K 1-2			X CH 83 0-0 G4-3 1-2		S CU 70 C CU 72 X FF 90 0-2 L8		S CH 82 B CH 84 S FF 89 S FF 90 1-3 K	4	0	0	0	0	2	3
29 Francisco Cervelli, R (1, 2) OBP: 0.362, SLG: 0.395		B CU 73 D CU 73 S CH 84 C FF 90 S FF 91 2-3 K			B FC 86 F FF 89 F FF 89 B CU 72 X FF 90 2-2 P4		B CU 71 X FF 88 1-0 E5			3	0	0	0	0	1	2
10 Jordy Mercer, R (1, 6) OBP: 0.293, SLG: 0.320			C FF 87 F FF 89 S FF 89 0-3 K		I IN 72 I IN 71 I IN 70 I IN 70 4-0 IBB		X FF 88 0-0 F9			2	0	0	0	1	1	1
50 Charlie Morton, R (1, 1) OBP: 0.125, SLG: 0.067 48 Jared Hughes, R (7, 1) 3 Sean Rodríguez, R (8, PH) OBP: 0.248, SLG: 0.336 37 Arquimedes Caminero, R (8, 1)			C FF 89 S FF 90 X FF 90 0-2 F9		C CU 70 S FF 90 S FF 90 0-3 K			F FF 92 C SL 81 S SL 82 0-3 K		2 0 1 0	0 0 0 0	0 0 0 0	0 0 0 0	1 0 0 0	2 0 1 0	2 0 0 0
Inning Stats	R: 0 E: 0 K: 0 S: 7 H: 0 LOB: 0 BB: 0 P: 11	R: 0 E: 0 K: 3 S: 11 H: 0 LOB: 1 BB: 0 P: 17	R: 0 E: 0 K: 1 S: 11 H: 0 LOB: 0 BB: 0 P: 11	R: 0 E: 0 K: 1 S: 6 H: 1 LOB: 0 BB: 0 P: 11	R: 0 E: 0 K: 1 S: 8 H: 0 LOB: 2 BB: 1 P: 15	R: 0 E: 0 K: 1 S: 8 H: 1 LOB: 0 BB: 0 P: 11	R: 1 E: 1 K: 0 S: 9 H: 1 LOB: 1 BB: 0 P: 13	R: 0 E: 0 K: 2 S: 8 H: 0 LOB: 0 BB: 0 P: 11	R: 0 E: 1 K: 1 S: 11 H: 0 LOB: 1 BB: 0 P: 14	1B: 2 2B: 1 3B: 0 HR: 1	SF: 0 SAC: 0 DP: 2 HBP: 2		WP: 2 PB: 0 SB: 1 CS: 0		PA: 33		

	AB	30
	R	1
	H	3
	RBI	1
	BB	1
	SO	10
	LOB	15

PITCHER		IP	WLS	BF	H	R	ER	SO	BB	IBB	HBP	BLK	WP	HR	S	P	ERA	WHIP
50 Mike Fiers, R ERA: 3.79	(1, 1)	7.0	W	26	3	1	1	7	0	1	2	0	1	1	60	89	1.29	0.429
13 Will Smith, L ERA: 1.82	(8, 1)	1.0	H	3	0	0	0	2	0	0	0	0	0	0	8	11	0.00	0.000
57 Francisco Rodríguez, R ERA: 1.36	(9, 1)	1.0	S	4	0	0	0	1	0	0	0	0	1	0	11	14	0.00	0.000

PITCHER		IP	WLS	BF	H	R	ER	SO	BB	IBB	HBP	BLK	WP	HR	S	P	ERA	WHIP

Batter	1	2	3	4	5	6	7	8	9	AB	R	H	RBI	BB	SO	LOB
28 Gerardo Parra, L (1, 7) OBP: 0.345, SLG: 0.502	X SI 93 0-0 20 SH5-3 8 G4-3 2B		F SI 92 B FS 85 X FS 84 1-1 ① G6-3		X FS 84 0-0 20 G4-3 2-H 2B		X CU 79 0-0 E3 20 G6-4-3 1-3 3-H	F SL 90 T SI 98 S FF 98 0-3 ② K		5	1	2	1	0	1	3
20 Jonathan Lucroy, R (1, 2) OBP: 0.306, SLG: 0.320	X SI 92 0-0 ① SH5-3 2-3		B SI 93 B SI 92 X SI 93 2-0 ② G6-3		F SI 92 B SI 92 B SI 92 F SI 91 F CU 78 X SI 92 2-2 ② G4-3 2-3		B SI 91 X SI 92 1-0 ①② G6-4-3 1-2f 3-H	C FF 99 C FF 100 B FF 98 H FS 88 2-2 8 FC6-4 HBP 1-2 2-3		3	0	0	0	0	0	2
8 Ryan Braun, R (1, 9) OBP: 0.338, SLG: 0.489	X SI 93 0-0 ② G4-3 3-H		B SI 93 F SI 91 S CU 80 C SI 93 1-3 ③ K		B CU 80 X SI 92 1-0 ③ G4-3		B SL 85 B SL 85 B SI 92 C SI 92 B SI 93 4-1 27 BB 24 S BB	S FF 98 B SI 98 X SL 90 1-1 ③ FC6-4 1-2f		4	0	0	1	1	1	4
24 Adam Lind, L (1, 3) OBP: 0.374, SLG: 0.507	B SI 93 F SI 88 F CU 80 B FS 85 B FF 92 F SI 94 X SI 94 3-2 ③ F7			C CU 79 X FF 90 0-1 ① P6		F SI 91 B SI 91 B CU 78 F FS 84 X FF 90 2-2 ① F7	C SI 93 H CH 88 1-1 27 BB 1-2 HBP			3	0	0	0	0	0	0
27 Carlos Gómez, R (1, 8) OBP: 0.325, SLG: 0.446		B CU 78 B SI 93 S SI 92 C SI 91 C SI 92 X SI 93 3-2 ① G4-3		B SI 92 S CU 78 S SI 92 B CU 78 B CU 78 C SI 93 3-3 ② K		C SI 93 F SI 92 B CU 80 B SI 90 B CU 79 B FS 84 4-2 9 FC6-4 BB	D SI 94 S SL 87 B SI 93 B SL 87 B SL 88 4-1 1-2 2-3 BB			2	0	0	0	2	1	0
16 Aramis Ramirez, R (1, 5) OBP: 0.282, SLG: 0.417		C SI 93 X FS 85 0-1 9 G3-1 2B		B SI 93 B SI 92 C SI 91 B SI 92 B SI 91 4-1 BB		1 SAFE 1 SAFE X SI 91 0-0 ② F9	B SI 94 X SI 93 1-0 ③ G4-3			3	0	1	0	1	0	4
9 Jean Segura, R (1, 6) OBP: 0.303, SLG: 0.345		B SI 93 B CU 80 F SI 92 X SI 92 2-1 ② G3-1 2-3		C SI 92 B CU 78 B SI 92 X SI 92 2-1 ③ P3		1 SAFE 1 SAFE 1 SAFE X SI 91 0-0 ③ FC6-4 1-2f		C FF 99 X FF 99 0-1 20 HBP 2 S 1B		4	0	1	0	0	0	3
2 Scooter Gennett, L (1, 4) OBP: 0.292, SLG: 0.388		I IN 63 I IN 75 I IN 74 I IN 73 4-0 IBB			H FF 92 1-0 50 SH2-4 28 2B HBP		B SI 90 F SI 91 F CU 78 F CU 78 F SI 90 X SI 90 1-2 35 1B 28 E 1B	1 SAFE 1 SAFE B FS 88 1 SAFE B FF 97 C FF 99 S FF 99 B FF 100 F FF 98 4-2 F SL 91 B SI 100 20 HBP 1-2 BB		1	2	1	0	2	0	0
50 Mike Fiers, R (1, 1) OBP: 0.071, SLG: 0.071 35 Shane Peterson, L (7, PH) OBP: 0.354, SLG: 0.370 13 Will Smith, R (8, 1) 18 Khris Davis, R (8, PH) OBP: 0.330, SLG: 0.444 57 Francisco Rodríguez, R (9, 1)		F SI 90 X SI 91 0-1 ③ G5-3			C SI 91 L SI 91 X CU 78 0-2 ① SH2-4 1-2		T SI 90 X SI 90 0-1 28 E 20 G6-4-3 1-3 1B	S FF 99 B FF 100 F FF 100 B FF 98 F SI 98 F FF 99 S FF 99 2-3 ① K		1 1 0 1 0	0 1 0 0 0	0 1 0 0 0	0 0 0 0 0	0 0 0 1 0	0 0 0 0 0	2 0 0 2 0
Inning Stats	R: 1 E: 0 K: 0 S: 7 H: 1 LOB: 0 BB: 0 P: 10	R: 0 E: 0 K: 0 S: 9 H: 1 LOB: 2 BB: 1 P: 18	R: 0 E: 0 K: 1 S: 6 H: 0 LOB: 0 BB: 0 P: 10	R: 0 E: 0 K: 1 S: 8 H: 0 LOB: 1 BB: 1 P: 17	R: 1 E: 0 K: 0 S: 9 H: 1 LOB: 1 BB: 0 P: 13	R: 0 E: 0 K: 0 S: 7 H: 0 LOB: 1 BB: 1 P: 13	R: 2 E: 1 K: 0 S: 13 H: 2 LOB: 3 BB: 2 P: 25	R: 0 E: 0 K: 2 S: 18 H: 1 LOB: 3 BB: 1 P: 27		1B: 3 2B: 3 3B: 0 HR: 0 SF: 0 SAC: 2 DP: 1 HBP: 3		WP: 0 PB: 0 SB: 2 CS: 0 PA: 39		

PITCHER	IP	WLS	BF	H	R	ER	SO	BB	IBB	HBP	BLK	WP	HR	S	P	ERA	WHIP
50 Charlie Morton, R (1, 1) ERA: 4.34	6.0	L	28	5	4	4	2	2	1	1	0	0	0	54	90	6.00	1.167
48 Jared Hughes, R (7, 1) ERA: 2.23	1.0		5	0	0	0	0	2	0	1	0	0	0	5	16	0.00	2.000
37 Arquimedes Caminero, R (8, 1) ERA: 4.02	1.0		6	1	0	0	2	1	0	1	0	0	0	18	27	0.00	2.000

PITCHER	IP	WLS	BF	H	R	ER	SO	BB	IBB	HBP	BLK	WP	HR	S	P	ERA	WHIP

BOTTOM

Pittsburgh Pirates @ Milwaukee Brewers

Miller Park, Milwaukee, WI

Fri Jul 17 2015, 7:12 PM - 10:02 PM CDT

Att. 32,363 - Clear - 88 F

livebaseballscorecards.com

AB	28
R	4
H	6
RBI	2
BB	6
SO	4
LOB	20

Batter	1	2	3	4	5	6	7	8	9	AB	R	H	RBI	BB	SO	LOB
25 Gregory Polanco, L (1, 9) OBP: 0.316, SLG: 0.341	X SI 94 0-0 18 18 1B 1B	C KC 83 B SI 96 X SI 95 1-1 ② G4-3		C KC 84 F KC 84 B KC 85 F SL 87 X SI 95 1-2 ③ G6-3			C SI 93 X KC 83 0-1 6 2B 2B		B FF 89 B FF 90 C FF 89 X SI 89 2-1 ① G4-3	5	2	2	0	0	0	0
18 Neil Walker, S (1, 4) OBP: 0.338, SLG: 0.409	X SI 93 0-0 E8 22 WP 1-H 1B	C KC 83 S SI 95 F FF 95 S SL 88 0-3 ③ K			C KC 82 X FF 94 0-1 ① P6		F FF 92 S SL 86 B SL 87 B SI 94 F SL 87 S SI 95 2-3 ① K		B FF 91 F SI 88 S CH 82 F CH 84 B CU 74 B CH 82 X CH 80 3-2 ② F9	5	1	1	0	0	2	1
22 Andrew McCutchen, R (1, 8) OBP: 0.394, SLG: 0.494	B FF 94 B SL 88 C FF 94 B FF 94 F FF 94 B FF 94 4-2 27 FC6 27 E 6 1B 3-H BB		C SL 86 C FF 95 X FF 95 0-2 27 BB 1B		B FF 93 F SL 86 B SL 87 B FF 94 B FF 94 4-1 6 FC5-4 BB		B FF 96 B FF 96 B FF 95 C FF 96 S FF 96 B FF 96 4-2 6 2B 30 G6-3 BB		C FF 90 B FF 89 S CH 82 B FF 90 X CH 84 2-2 ③ F9	2	2	1	0	3	0	0
6 Starling Marte, R (1, 7) OBP: 0.329, SLG: 0.455	X SI 94 0-0 27 E 29 L9-2 1-2 1B		C SL 86 1 SAFE S SI 93 F SI 92 B SI 92 S SL 86 1-3 ① K		X SL 86 0-0 ② FC5-4 1-2f		C SI 96 F FF 96 X KC 82 0-2 30 G6-3 1-3 2-H 2B			4	0	2	1	0	1	2
27 Jung Ho Kang, R (1, 5) OBP: 0.350, SLG: 0.393 64 Deolis Guerra, R (5, 1) 30 Travis Ishikawa, L (7, PH) OBP: 0.278, SLG: 0.143 (7, 3)	D SI 94 B SI 93 C FF 94 B FF 94 X SI 94 3-1 FC6 29 L9-2 1-3 2-H		1 SAFE B SI 92 D SL 87 B SI 93 B FF 92 4-0 1-2 BB		1 SAFE S SL 87 C SL 86 D SL 88 S SI 94 1-3 ③ K		B FF 96 F SI 96 B SI 96 X SI 95 2-1 ② G6-3 2-3 3-H			2 0 1	0 0 0	0 0 1	0 0 1	1 0 0	1 0 0	2 0 1
24 Pedro Alvarez, L (1, 3) OBP: 0.298, SLG: 0.419 59 Antonio Bastardo, R (7, 1)	B KC 84 C KC 83 F SI 94 H SL 86 2-2 HBP		B KC 83 S KC 83 C KC 83 D KC 85 C SI 95 2-3 ② K			B KC 81 C KC 82 X SL 87 1-1 ① P2	B KC 83 S KC 82 S KC 82 D KC 81 B KC 82 S KC 82 3-3 ③ K			3 0	0 0	0 0	0 0	0 0	2 0	3 0
29 Francisco Cervelli, R (1, 2) OBP: 0.361, SLG: 0.393	C SI 94 X SI 94 0-1 ① ② L9-2 2-3 3-H		B SL 88 X SI 94 1-0 ③ L9			C SL 85 S SL 87 X SI 94 0-2 1B		X SI 95 0-0 ① G6-3		4	0	1	0	0	0	5
10 Jordy Mercer, R (1, 6) OBP: 0.289, SLG: 0.315	C SL 87 B SL 88 F FF 95 S SL 87 1-3 ③ K			B FF 93 F FF 93 B SL 87 X FF 93 2-1 ① F9		B SL 86 B FF 93 X FF 93 2-0 ② F8		C FF 94 C FF 95 F FF 97 F FF 97 S SL 90 0-3 ② K		4	0	0	0	0	2	3
46 Vance Worley, R (1, 1) OBP: 0.176, SLG: 0.235 3 Sean Rodríguez, R (5, 5) OBP: 0.244, SLG: 0.331		C FF 93 F SL 86 S SL 87 0-3 ① K		F FF 93 S SL 87 X SL 88 0-2 ② G4-3		B SL 87 C FF 93 C SI 94 S SI 94 1-3 ③ K		C SL 87 X FF 96 0-1 ③ L3		2 2	0 0	0 0	0 0	0 0	1 1	0 1
Inning Stats	R: 3 H: 3 E: 2 LOB: 2 K: 1 BB: 1 S: 14 P: 24	R: 0 H: 0 E: 0 LOB: 0 K: 2 BB: 0 S: 9 P: 10	R: 0 H: 1 E: 0 LOB: 2 K: 2 BB: 1 S: 11 P: 19	R: 0 H: 0 E: 0 LOB: 0 K: 0 BB: 0 S: 9 P: 12	R: 0 H: 0 E: 0 LOB: 1 K: 1 BB: 1 S: 7 P: 12	R: 0 H: 1 E: 0 LOB: 1 K: 1 BB: 0 S: 9 P: 13	R: 2 H: 2 E: 0 LOB: 1 K: 2 BB: 1 S: 16 P: 27	R: 0 H: 0 E: 0 LOB: 0 K: 1 BB: 0 S: 8 P: 8	R: 0 H: 0 E: 0 LOB: 0 K: 0 BB: 0 S: 9 P: 16	1B: 5 2B: 3 3B: 0 HR: 0	SF: 0 SAC: 0 DP: 1 HBP: 1						

TOP

Pittsburgh Pirates @ Milwaukee Brewers

Miller Park, Milwaukee, WI

Sat Jul 18 2015, 6:11 PM - 9:35 PM CDT

Att. 33,104 - Partly Cloudy - 82 F

livebaseballscorecards.com

AB	34
R	5
H	7
RBI	2
BB	4
SO	10
LOB	18

PITCHER		IP	WLS	BF	H	R	ER	SO	BB	IBB	HBP	BLK	WP	HR	S	P	ERA	WHIP
52 Jimmy Nelson, R ERA: 4.21	(1, 1)	6.1	W	29	6	4	3	8	3	0	1	0	1	0	65	98	4.26	1.421
21 Jeremy Jeffress, R ERA: 3.12	(7, 1)	0.2		4	1	1	1	1	1	0	0	0	0	0	10	19	13.50	3.000
51 Jonathan Broxton, R ERA: 6.42	(8, 1)	1.0	H	3	0	0	0	1	0	0	0	0	0	0	8	8	0.00	0.000
57 Francisco Rodríguez, R ERA: 1.32	(9, 1)	1.0	S	3	0	0	0	0	0	0	0	0	0	0	9	16	0.00	0.000

PITCHER		IP	WLS	BF	H	R	ER	SO	BB	IBB	HBP	BLK	WP	HR	S	P	ERA	WHIP

WP: 1 PA: 39
PB: 0
SB: 0
CS: 0

Batter	1	2	3	4	5	6	7	8	9	AB	R	H	RBI	BB	SO	LOB
28 Gerardo Parra, L (1, 7) OBP: 0.346, SLG: 0.498	X SI 88 0-0 20 G1-6-3 1B	S SL 85 F SI 91 S SI 90 0-3 ③ K		C SL 81 B SL 84 F SL 82 B SL 84 B SI 90 F SI 90 F SI 91 F SI 92 F SL 82 4-2 D SL 84 20 HR BB		B CH 81 L CH 81 B CH 81 F FF 91 X CU 80 2-2 ① G5-3	C FF 92 B CH 85 S SL 84 F FF 92 X FF 92 1-2 ③ P5			4	1	1	0	1	1	1
20 Jonathan Lucroy, R (1, 3) OBP: 0.305, SLG: 0.333 14 Hernán Pérez, R (7, 3) OBP: 0.276, SLG: 0.373	C SI 90 B SI 88 B SI 89 B SI 90 F SI 92 X SI 92 3-2 ① ② G1-6-3 1-2f		B SL 83 B SL 88 X FF 89 2-0 ① G6-3	1 SAFE B SI 86 X SL 84 1-0 1-H HR		B FF 91 T FF 91 S FF 90 F CH 82 F CH 80 F FF 90 S CU 78 1-3 ② K		T FF 92 F FF 93 F SL 85 B SL 85 F FF 94 F SL 86 B SL 87 X FF 93 2-2 27 G4-3 2B		4 1	1 0	1 1	2 0	0 0	1 0	1 0
8 Ryan Braun, R (1, 9) OBP: 0.342, SLG: 0.488	B SI 91 C SI 92 X SI 91 1-1 1B		C FF 91 B SI 89 B SL 85 B SI 92 F SI 92 F SI 91 X SI 90 3-2 E6 27 G5-3 2 1B	F SI 90 C SI 90 F SI 90 C SI 87 0-3 ③ K		S CH 79 B FF 91 S FF 90 B CU 80 B CH 80 B FF 91 4-2 27 E 27 S 16 1B BB		B CH 86 B FF 92 F CH 87 F FF 93 D SL 86 D CH 87 4-2 2 P5-4 27 G4-3 BB		3	2	1	0	2	1	0
27 Carlos Gómez, R (1, 8) OBP: 0.322, SLG: 0.439	B SI 88 S SL 86 B SI 92 C SI 90 F SI 91 1 SAFE C SI 91 2-3 ③ K		D SI 90 S SI 91 1 SAFE X SL 85 1-1 ② G5-3 1-2		B CU 78 T FF 90 S CH 80 B FF 91 X CH 81 2-2 ① P6	1 SAFE D FF 90 F FF 89 B FF 90 F CH 80 B FF 91 D CU 78 4-2 16 1B 1-3 BB		B FF 93 C FF 93 X SL 85 1-1 ① G4-3 1-2 2-3		4	0	0	0	1	1	4
16 Aramis Ramirez, R (1, 5) OBP: 0.294, SLG: 0.434		B FF 90 X SI 91 1-0 12 PB 2 1B 52 1B 1B	C SI 89 B SI 88 S SL 85 B SI 90 H KC 75 3-2 2 1B HBP		B FF 92 F CH 80 X CH 80 1-1 HR	1 SAFE 1 SAFE B CH 79 B FF 89 X CH 79 2-0 1-3 3-H 1B		I IN 67 I IN 68 I IN 68 I IN 70 4-0 IBB		3	2	3	2	1	0	0
2 Scooter Gennett, L (1, 4) OBP: 0.301, SLG: 0.394		C FF 90 B SL 83 B SI 90 B SI 90 X SI 91 3-1 12 G1-3 52 1B 1-2 1B	D SL 85 C SL 84 F SI 90 X SI 89 1-2 1-2 2-H 1B	C FF 92 X CH 81 0-1 9 1B 1B	X FF 89 0-0 ③ F9		X FF 92 0-0 ② ③ P5-4 2-2f		5	1	3	1	0	0	5
9 Jean Segura, R (1, 6) OBP: 0.302, SLG: 0.343		F SI 91 M SL 86 C SI 91 0-3 ① K	X SL 84 0-0 ③ F9		X FF 91 0-0 1-2 1B		C FF 92 X SL 84 0-1 ① G6-3			4	0	1	0	0	1	4
12 Martín Maldonado, R (1, 2) OBP: 0.256, SLG: 0.268		F SL 87 F SI 90 B SI 90 X SI 90 1-2 ② G1-3 1-2 2-3		C SI 90 F SI 88 B SL 84 B SI 90 X SI 88 2-2 ① G6-3	F FF 90 F FF 90 C CU 78 0-3 ② K		C FF 92 X SL 84 0-1 ② B5-3		4	0	0	0	0	1	4
52 Jimmy Nelson, R (1, 1) OBP: 0.135, SLG: 0.139 21 Jeremy Jeffress, R (7, 1) 18 Khris Davis, R (7, PH) OBP: 0.333, SLG: 0.466 51 Jonathan Broxton, R (8, 1) 57 Francisco Rodríguez, R (9, 1)		B SI 89 X SI 90 1-0 2-H 3-H 1B	C SI 90 X SI 86 0-1 ② G1-3	B FF 90 X FF 90 1-0 ③ L8		B FF 92 B FF 92 C FF 92 S FF 93 X FF 93 2-2 HR			3 0 1 0 0	0 0 1 0 0	1 0 1 0 0	2 0 1 0 0	0 0 1 0 0	0 0 0 0 0	2 0 0 0 0
Inning Stats	R: 0 E: 0 K: 1 S: 10 H: 2 LOB: 1 BB: 0 P: 16	R: 2 E: 0 K: 2 S: 13 H: 3 LOB: 1 BB: 0 P: 19	R: 1 E: 1 K: 0 S: 13 H: 1 LOB: 2 BB: 0 P: 23	R: 2 E: 0 K: 1 S: 16 H: 1 LOB: 0 BB: 1 P: 23	R: 1 E: 0 K: 1 S: 12 H: 3 LOB: 2 BB: 0 P: 16	R: 1 E: 0 K: 1 S: 15 H: 1 LOB: 2 BB: 2 P: 28	R: 1 E: 0 K: 0 S: 11 H: 1 LOB: 0 BB: 0 P: 14	R: 0 E: 0 K: 0 S: 11 H: 1 LOB: 2 BB: 2 P: 22		1B: 9 2B: 2 3B: 0 HR: 3 SF: 0 SAC: 0 DP: 2 HBP: 1						

PITCHER		IP	WLS	BF	H	R	ER	SO	BB	IBB	HBP	BLK	WP	HR	S	P	ERA	WHIP
46 Vance Worley, R ERA: 3.71	(1, 1)	4.0	L	21	7	5	4	4	1	0	1	0	0	1	52	81	9.00	2.000
64 Deolis Guerra, R ERA: 2.25	(5, 1)	2.0		12	4	2	2	2	2	0	0	0	0	1	27	44	9.00	3.000
59 Antonio Bastardo, L ERA: 3.81	(7, 1)	2.0		9	2	1	1	0	1	1	0	0	0	1	22	36	4.50	1.500

PITCHER	IP	WLS	BF	H	R	ER	SO	BB	IBB	HBP	BLK	WP	HR	S	P	ERA	WHIP

BOTTOM

Pittsburgh Pirates @ Milwaukee Brewers

Miller Park, Milwaukee, WI

Sat Jul 18 2015, 6:11 PM - 9:35 PM CDT

Att. 33,104 - Partly Cloudy - 82 F

livebaseballscorecards.com

AB	36
R	8
H	13
RBI	8
BB	5
SO	6
LOB	21

WP: 0 PA: 42
PB: 1
SB: 1
CS: 0

Pittsburgh Pirates @ Milwaukee Brewers

Miller Park, Milwaukee, WI

Sun Jul 19 2015, 1:12 PM - 4:07 PM CDT

Att. 33,835 - Partly Cloudy - 80 F

livebaseballscorecards.com

TOP

Batter	1	2	3	4	5	6	7	8	9	AB	R	H	RBI	BB	SO	LOB
25 Gregory Polanco, L (1, 9) OBP: 0.318, SLG: 0.344	C FF 94 X FF 94 0-1 L7		S CH 84 X FF 93 0-1 1-3 2B		B CU 75 B CH 84 B FF 91 C FF 92 B FF 91 4-1 1-2 BB			B SL 81 F FF 92 F FF 93 B SL 82 S SL 83 2-3 K		3	0	1	0	1	1	0
18 Neil Walker, S (1, 4) OBP: 0.337, SLG: 0.410	C FF 94 B FF 95 C FF 94 B FF 95 C FF 94 2-3 K		C CU 75 S CH 85 X SI 94 0-2 G4-3		F FF 92 B CU 75 X CH 83 1-1 F8			F FF 92 S SL 83 B SL 84 B FF 94 F SL 83 X FF 94 2-2 2B		4	0	1	0	0	1	4
6 Starling Marte, R (1, 8) OBP: 0.326, SLG: 0.449	B SI 95 X FF 94 1-0 P3			C SI 91 F FF 93 F FF 93 B SI 92 S CH 84 1-3 K		C CU 76 B SI 92 B SI 92 X FF 93 2-1 G6-3		S SI 96 D SI 95 F SI 96 F SI 97 S SI 97 1-3 K		4	0	0	0	0	2	1
27 Jung Ho Kang, R (1, 5) (2, 6) OBP: 0.352, SLG: 0.395		C SI 92 B CH 84 C FF 94 B CH 86 X FF 93 2-2 29 G6-4-3 1B		F CH 85 X CH 85 0-1 G1-3		C FF 94 F FF 94 X CH 84 0-2 30 FC6-4 1B		C SI 97 F SI 96 B FF 97 F FF 97 S KC 83 1-3 K		4	0	2	0	0	1	1
30 Travis Ishikawa, L (1, 3) OBP: 0.227, SLG: 0.111		C FF 93 B FF 93 1 SAFE B FF 92 X FF 92 2-1 F7		C FF 92 B CH 83 S FF 93 B SI 92 X FF 91 2-2 L7		1 SAFE C CH 83 1 SAFE S SI 91 1 SAFE F CU 74 F FF 92 X SI 92 0-2 FC6-4 29 FC6-4 1-2f			C FF 91 F FF 91 B FF 92 S FF 92 1-3 K	4	0	0	0	0	1	2
29 Francisco Cervelli, R (1, 2) OBP: 0.359, SLG: 0.388		B SI 92 1 SAFE C FF 92 X FF 93 1-1 G6-4-3 1-2f			C CU 75 B CU 76 B SI 91 F FF 93 S CU 76 2-3 K	C CU 75 F FF 93 X 0-2 FC6-4 1-2f			B FF 91 B FF 91 B FF 91 B SL 89 4-0 3 DI BB	3	0	0	0	1	1	2
14 Jaff Decker, L (1, 7) OBP: 0.500, SLG: 1.000			C FF 93 B FF 94 C FF 93 F SI 94 T FF 94 1-2 K		X FF 92 0-0 49 1B 3B		C CU 75 C CH 85 F FF 92 B CH 84 F FF 93 B CU 76 F FF 92 B FF 89 D FF 91 4-2 3 G5-4-3 BB		B FF 91 C FF 89 B SL 86 C SL 90 B FF 91 X FF 91 3-2 P5	3	1	1	0	1	1	1
10 Jordy Mercer, R (1, 6) OBP: 0.289, SLG: 0.315 3 Sean Rodríguez, R (2, 5) OBP: 0.237, SLG: 0.321			B CU 76 X FF 93 1-0 P4		B CU 76 X CU 74 1-0 P6		X FF 91 0-0 G5-4-3 1-2f		C SL 87 F FF 93 X SL 87 0-2 G1-3 1-2	0 4	0 0	0 0	0 0	0 0	0 0	0 3
49 Jeff Locke, L (1, 1) OBP: 0.154, SLG: 0.160 48 Jared Hughes, R (8, 1) 37 Arquimedes Caminero, R (8, 1)			C FF 94 B SI 93 S FF 93 B CU 77 B FF 92 D FF 92 4-2 25 2B BB		B SI 92 D FF 91 B FF 92 C FF 90 C FF 90 X FF 90 3-2 25 BB 3-H 1B		B FF 92 C FF 92 F FF 91 S CU 75 1-3 K			2 0 0	0 0 0	1 0 0	1 0 0	1 0 0	1 0 0	0 0 0
Inning Stats	R: 0 E: 0 K: 1 S: 6 H: 0 LOB: 0 BB: 0 P: 9	R: 0 E: 0 K: 0 S: 7 H: 1 LOB: 0 BB: 0 P: 12	R: 0 E: 0 K: 1 S: 12 H: 1 LOB: 2 BB: 1 P: 18	R: 0 E: 0 K: 1 S: 9 H: 0 LOB: 0 BB: 0 P: 12	R: 1 E: 0 K: 1 S: 11 H: 2 LOB: 2 BB: 1 P: 22	R: 0 E: 0 K: 0 S: 13 H: 1 LOB: 1 BB: 0 P: 15	R: 0 E: 0 K: 1 S: 9 H: 0 LOB: 0 BB: 1 P: 14	R: 0 E: 0 K: 3 S: 15 H: 1 LOB: 1 BB: 0 P: 21	R: 0 E: 0 K: 1 S: 9 H: 0 LOB: 1 BB: 1 P: 17	1B: 3 2B: 2 3B: 1 HR: 0	SF: 0 SAC: 0 DP: 2 HBP: 0					

	AB	31
	R	1
	H	6
	RBI	1
	BB	4
	SO	9
	LOB	14

PITCHER		IP	WLS	BF	H	R	ER	SO	BB	IBB	HBP	BLK	WP	HR	S	P	ERA	WHIP
26 Taylor Jungmann, R ERA: 2.04	(1, 1)	7.0	W	27	5	1	1	5	3	0	0	0	0	0	67	102	1.29	1.143
13 Will Smith, L ERA: 1.8	(8, 1)	0.1	H	2	1	0	0	1	0	0	0	0	0	0	7	11	0.00	3.000
21 Jeremy Jeffress, R ERA: 3.07	(8, 1)	0.2	H	2	0	0	0	2	0	0	0	0	0	0	8	10	0.00	0.000
48 Neal Cotts, L ERA: 3.41	(9, 1)	1.0		4	0	0	0	1	1	0	0	0	0	0	9	17	0.00	1.000

PITCHER	IP	WLS	BF	H	R	ER	SO	BB	IBB	HBP	BLK	WP	HR	S	P	ERA	WHIP

BOTTOM

Pittsburgh Pirates @ Milwaukee Brewers

Miller Park, Milwaukee, WI

Sun Jul 19 2015, 1:12 PM - 4:07 PM CDT

Att. 33,835 - Partly Cloudy - 80 F

livebaseballscorecards.com

Batter	1	2	3	4	5	6	7	8	9	AB	R	H	RBI	BB	SO	LOB
9 Jean Segura, R (1, 6) OBP: 0.305, SLG: 0.346	F SI 92 X SI 92 0-1 ① G5-3		C CH 82 C KC 83 F KC 81 B SI 93 F SI 93 B CH 83 X CH 82 2-2 1B			F SI 89 B FF 90 B CH 80 X CH 80 2-1 20 G3-6-3 1B		B SI 89 B SI 90 B SI 90 C SI 89 F SI 90 X FF 92 3-2 ① G3		4	0	2	0	0	0	0
20 Jonathan Lucroy, R (1, 2) OBP: 0.308, SLG: 0.337	C SI 92 X CH 83 0-1 8 G6-4-3 1B		1 SAFE B CH 80 X CH 80 1-0 ② F8			1 SAFE C SI 89 B SI 91 1 SAFE S SI 91 X SI 92 1-2 ①② G3-6-3 1-2f		C CH 79 X CH 82 0-1 27 1B 24 E 8 1B 1B		4	1	2	0	0	0	2
8 Ryan Braun, R (1, 9) OBP: 0.341, SLG: 0.485	X SI 91 0-0 ②③ G6-4-3 1-2f		1 SAFE 1 SAFE C CH 79 F SI 91 D KC 81 F SI 92 S KC 82 1-3 ③ K			B KC 79 S CH 80 S SI 92 F SI 93 B KC 82 B CH 82 X SI 93 3-2 ③ G6-3		X SI 92 0-0 24 E 27 1B 16 SF8 1-2 1B		4	1	1	0	0	1	2
27 Carlos Gómez, R (1, 8) OBP: 0.329, SLG: 0.440		C SI 92 B SI 92 B CH 82 F CH 82 B SI 93 F CH 80 B SI 92 4-2 24 FC6 BB	C CH 81 X CH 79 0-1 ① P6				B CH 80 F SI 91 B KC 80 S SI 92 B SI 94 F CH 83 B SI 93 4-2 16 1B 18 2B BB	B SI 93 B SI 92 X SI 93 2-0 24 E 35 2B 1-2 2-3 1B		2	2	1	0	2	0	0
24 Adam Lind, L (1, 3) OBP: 0.370, SLG: 0.500		B SI 91 X SI 92 1-0 ① FC6 18 F9 16 1B 1-2f	B KC 79 B SI 90 C SI 93 X CH 80 2-1 ② G3				X SI 91 0-0 ① F9	X SI 94 0-0 E3 35 2B 35 E 1-2 2-3 3-H		4	1	0	1	0	0	4
16 Aramis Ramirez, R (1, 5) OBP: 0.297, SLG: 0.437		B SI 92 B CH 81 B SI 91 X SI 91 3-0 14 FC5-4 1-2 1B	X SI 91 0-0 ③ F8				C SI 92 1 SAFE B SI 93 F SI 92 D KC 82 X SI 93 2-2 18 2B 1-2 1B	F SI 93 F SI 93 B SI 93 B SI 94 F SI 94 X SI 93 2-2 ② SF8 3-H		3	1	2	1	0	0	0
18 Khris Davis, R (1, 7) OBP: 0.333, SLG: 0.470 13 Will Smith, R (8, 1) 21 Jeremy Jeffress, R (8, 1) 35 Shane Peterson, L (8, PH) OBP: 0.363, SLG: 0.392 48 Neal Cotts, L (9, 1)		B SI 90 B CH 81 X SI 91 2-0 ② F9 2-3	C CH 79 F SI 91 B KC 81 C CH 82 1-3 ① K				X SI 92 0-0 28 1B 1-H 2-H 2B	X SI 94 0-0 E7 1-H 2-H 2B		3 0 0 1 0	0 0 0 0 0	1 0 0 1 0	2 0 0 1 0	0 0 0 0 0	1 0 0 0 0	2 0 0 0 0
14 Hernán Pérez, R (1, 4) OBP: 0.266, SLG: 0.358		D KC 79 F CH 81 X SI 92 1-1 ③ FC5-4 1-2f	X SI 92 0-0 ② L6				S CH 80 X SI 92 0-1 ② P4	X FF 96 0-0 ③ P4		4	0	0	0	0	0	4
26 Taylor Jungmann, R (1, 1) OBP: 0.200, SLG: 0.143 28 Gerardo Parra, L (7, PH) OBP: 0.348, SLG: 0.500 (8, 7)		C SI 92 B SI 92 S CH 82 S KC 80 1-3 ① K	C SI 91 S KC 79 B KC 80 X SI 91 1-2 ③ G4-3				D KC 78 X SI 90 1-0 ③ 2-H 1B			2 1	0 0	0 1	0 0	0 0	1 0	0 0
Inning Stats	R: 0 E: 0 K: 0 S: 5 H: 1 LOB: 0 BB: 0 P: 5	R: 0 E: 0 K: 0 S: 8 H: 1 LOB: 2 BB: 1 P: 19	R: 0 E: 0 K: 2 S: 13 H: 1 LOB: 1 BB: 0 P: 18	R: 0 E: 0 K: 0 S: 5 H: 0 LOB: 0 BB: 0 P: 7	R: 0 E: 0 K: 1 S: 7 H: 0 LOB: 0 BB: 0 P: 9	R: 0 E: 0 K: 0 S: 9 H: 1 LOB: 0 BB: 0 P: 15	R: 2 E: 0 K: 0 S: 11 H: 3 LOB: 2 BB: 1 P: 18	R: 4 E: 2 K: 0 S: 14 H: 4 LOB: 1 BB: 0 P: 21		1B: 9 2B: 2 3B: 0 HR: 0 SF: 1 SAC: 0 DP: 2 HBP: 0				WP: 0 PB: 0 SB: 0 CS: 0 PA: 35		

	AB	32
	R	6
	H	11
	RBI	5
	BB	2
	SO	3
	LOB	14

PITCHER		IP	WLS	BF	H	R	ER	SO	BB	IBB	HBP	BLK	WP	HR	S	P	ERA	WHIP
49 Jeff Locke, L ERA: 4.01	(1, 1)	7.1	L	29	8	3	3	3	2	0	0	0	0	0	63	99	3.68	1.364
48 Jared Hughes, R ERA: 2.21	(8, 1)	0.1		5	3	3	0	0	0	0	0	0	0	0	8	12	0.00	9.000
37 Arquimedes Caminero, R ERA: 3.98	(8, 1)	0.1		1	0	0	0	0	0	0	0	0	0	0	1	1	0.00	0.000

PITCHER	IP	WLS	BF	H	R	ER	SO	BB	IBB	HBP	BLK	WP	HR	S	P	ERA	WHIP

Batter	1	2	3	4	5	6	7	8	9	AB	R	H	RBI	BB	SO	LOB
25 Gregory Polanco, L (1, 9) OBP: 0.319, SLG: 0.348	C FF 95 B FF 98 X FF 97 1-1 ① L6	B CH 89 F CH 90 B CU 86 F CH 90 F SI 99 D CU 86 C FF 99 3-3 ② K		F CU 82 B FF 97 B FF 98 B SI 95 X SI 95 3-1 18 G4-3 22 2B 2B		C SI 90 B CU 79 B FF 90 B SI 92 C SI 92 X SI 92 3-2 ① G3-1		1 SAFE B SI 91 B CH 84 1 SAFE 1 SAFE B CH 85 1 SAFE C SI 92 T CH 85 3-2 X CH 85 1-3 18 3B 1B		5	2	2	0	0	1	1
18 Neil Walker, S (1, 4) OBP: 0.335, SLG: 0.413	C FF 97 B CU 85 X FF 98 1-1 ② F7	X SI 99 0-0 ③ G6-3		F CH 87 B FF 97 X SI 95 1-1 ② G4-3 2-3		C CU 79 F FF 91 B CH 86 S CU 80 1-3 ② K		X FC 91 0-0 1-H 3-H 3B		5	0	1	2	0	1	2
22 Andrew McCutchen, R (1, 8) OBP: 0.394, SLG: 0.495	S FF 100 B CU 84 C FF 100 C CU 86 1-3 ③ K		C CU 81 B CU 83 B FF 99 F CH 90 F SI 100 F FF 98 B FF 100 X CH 89 3-2 27 BB 6 1B 29 FC3-2 1B	F SI 98 X CU 86 0-1 3-H 2B		F SI 92 C FF 92 F CU 80 S CU 80 0-3 ③ K		F FF 94 S FC 90 C FC 91 0-3 ② K		5	0	2	1	0	3	1
6 Starling Marte, R (1, 7) OBP: 0.330, SLG: 0.451		C SI 93 X FF 100 0-1 24 1B 27 1B 1B	F FF 95 F CU 86 F FF 97 X FF 98 0-2 29 FC3-2 27 BB 1-2 1B	C CH 88 D FF 98 B SI 96 S SI 96 F SI 97 S CU 85 2-3 ③ K2-3			F FF 90 S CU 79 B CU 79 X FF 92 1-2 27 F8 27 S 24 G3-4 1B	C FC 90 X KC 81 0-1 ③ G6-3		5	2	3	0	0	1	2
27 Jung Ho Kang, R (1, 6) OBP: 0.357, SLG: 0.401		F FF 97 D SI 98 D CU 87 B SI 97 X FF 97 3-1 29 1B 24 1B 29 E 1-2 1B	D CH 90 B FF 98 S SI 96 F SI 98 D CU 86 B FF 96 4-2 29 FC3-2 1-2 2-3 BB		B FF 94 B CH 88 C FF 96 B CH 88 X FF 97 3-1 30 HR 2B		1 SAFE C SI 92 F SI 92 1 SAFE B CU 80 X CH 84 1-2 ① F8 1-3		B FF 93 F FC 90 C KC 80 F FC 90 X FC 90 1-2 ① G6-3	4	2	2	0	1	0	1
24 Pedro Alvarez, L (1, 10) OBP: 0.300, SLG: 0.419		B FF 98 D CH 90 X SI 98 2-0 29 E 30 2B 1-2 2-H 1B	F SI 97 S CU 85 S CU 83 0-3 ① K		S CH 84 C FF 91 B FF 92 S CH 86 1-3 ① K		D CU 80 X SI 91 1-0 ② G3-4 3-H		B KC 80 B FC 91 X FF 94 2-0 19 1B 1B	5	1	2	2	0	2	4
29 Francisco Cervelli, R (1, 2) OBP: 0.357, SLG: 0.386 19 Chris Stewart, R (7, 2) OBP: 0.340, SLG: 0.375		B SI 98 F FF 97 S CU 85 X CU 86 1-2 E8 30 2B 1-2 2-H 1B	F SI 98 B SI 96 B SI 96 X SI 97 2-1 ② FC3-2 1-2 2-3 3-Hf		S FF 92 C CH 85 C FF 93 0-3 ② K		X SI 92 0-0 ③ G6-3		B FC 90 B FC 89 C FF 95 B FC 90 X FF 95 3-1 1-2 1B	4 1	1 0	1 1	0 0	0 0	1 0	4 0
30 Travis Ishikawa, L (1, 3) OBP: 0.296, SLG: 0.435		B FF 97 X SI 97 1-0 1-H 2-H 2B	F CH 90 S CU 85 S CU 85 0-3 ③ K		D CH 86 B FF 92 F CH 86 X CH 86 2-1 2-H HR			F SI 90 F FF 90 B FF 92 F CU 80 X CH 85 1-2 3 FC1-5 2B	T FF 95 B KC 81 B KC 80 B FC 90 F FC 90 S FF 95 3-3 ② K	5	1	3	4	0	2	5
3 Sean Rodríguez, R (1, 5) OBP: 0.229, SLG: 0.309		S FF 97 F CH 89 F SI 98 B CH 90 F CH 90 S CU 86 1-3 ① K		S CU 81 S SI 96 S CU 84 0-3 ① K	B FF 93 X SI 92 1-0 ③ G5-3			L SI 90 L SI 90 X SI 90 0-2 ① FC1-5 25 1B 18 3B 2-3	X FC 90 0-0 ③ L7	5	1	0	0	0	2	4
Inning Stats	R: 0 E: 0 K: 1 S: 7 H: 0 LOB: 0 BB: 0 P: 10	R: 4 E: 1 K: 2 S: 19 H: 5 LOB: 1 BB: 0 P: 30	R: 0 E: 0 K: 2 S: 19 H: 2 LOB: 3 BB: 1 P: 28	R: 1 E: 0 K: 2 S: 13 H: 2 LOB: 1 BB: 0 P: 19	R: 2 E: 0 K: 2 S: 11 H: 2 LOB: 0 BB: 0 P: 18	R: 0 E: 0 K: 2 S: 10 H: 0 LOB: 0 BB: 0 P: 14	R: 1 E: 0 K: 0 S: 8 H: 1 LOB: 0 BB: 0 P: 11	R: 2 E: 0 K: 1 S: 16 H: 3 LOB: 1 BB: 0 P: 20	R: 0 E: 0 K: 1 S: 11 H: 2 LOB: 2 BB: 0 P: 20	1B: 10 2B: 5 3B: 1 HR: 1 SF: 0 SAC: 0 DP: 0 HBP: 0						

PITCHER		IP	WLS	BF	H	R	ER	SO	BB	IBB	HBP	BLK	WP	HR	S	P	ERA	WHIP
30 Yordano Ventura, R ERA: 5.19	(1, 1)	4.0	L	23	10	6	6	7	1	0	0	0	0	0	60	92	13.50	2.750
39 Kris Medlen, R ERA: 10.8	(5, 1)	3.1		14	4	4	4	4	0	0	0	0	0	1	37	52	10.80	1.200
44 Luke Hochevar, R ERA: 3.32	(8, 1)	1.2		8	3	0	0	2	0	0	0	0	0	0	17	26	0.00	1.800

PITCHER	IP	WLS	BF	H	R	ER	SO	BB	IBB	HBP	BLK	WP	HR	S	P	ERA	WHIP

TOP

Pittsburgh Pirates @ Kansas City Royals

Kauffman Stadium, Kansas City, MO

Mon Jul 20 2015, 7:11 PM - 10:41 PM CDT

Att. 38,169 - Partly Cloudy - 86 F

livebaseballscorecards.com

AB	44
R	10
H	17
RBI	9
BB	1
SO	13
LOB	24

WP: 0 PA: 45
PB: 0
SB: 1
CS: 0

Batter	1	2	3	4	5	6	7	8	9	AB	R	H	RBI	BB	SO	LOB
2 Alcides Escobar, R (1, 6) OBP: 0.338, SLG: 0.373	X SI 92 0-0 8 S 8 1B 1B	F SI 93 C KC 82 F KC 84 B FF 93 X KC 82 1-2 ② L6		1 SAFE 1 SAFE C SI 92 X KC 84 0-1 ③ G6-3 1-2 3-H		1 SAFE S FF 91 1 SAFE C KC 82 D KC 84 F FF 92 X FF 93 1-2 ③ G3 1-3		B SI 96 B CH 86 B SI 95 C SI 95 F SI 95 X SI 95 3-2 8 HBP 1B		5	1	2	0	0	0	5
8 Mike Moustakas, L (1, 5) OBP: 0.361, SLG: 0.446	C SI 93 X SI 92 0-1 ① 1-H 1B	X SI 93 0-0 ③ F8			C SI 90 F SI 89 B KC 81 B SI 91 H KC 82 3-2 6 G4-6-3 HBP		C SI 89 F CH 83 B KC 80 B CH 86 X SI 91 2-2 HR	F SI 96 B SI 95 F SI 94 H SI 96 2-2 1-2 HBP		3	1	2	2	0	0	3
6 Lorenzo Cain, R (1, 8) OBP: 0.376, SLG: 0.508	C SI 92 F KC 83 X KC 83 0-2 ② P6		B FF 90 X SI 90 1-0 ① G6-3		B FF 92 B SI 92 C SI 92 F SI 91 B KC 82 F SI 92 X SI 94 3-2 ①② G4-6-3 1-2f		B SI 89 F KC 80 F KC 82 X KC 84 1-2 35 3B 1B	X SI 97 0-0 ③ F7		5	1	1	0	0	0	3
35 Eric Hosmer, L (1, 3) OBP: 0.357, SLG: 0.440	B SI 90 X CH 86 1-0 1B		F KC 81 B CH 86 B KC 82 F SI 91 S KC 82 2-3 ② K		C KC 80 S KC 82 F KC 83 X SI 92 0-2 25 HR 1B		B FF 93 X FF 92 1-0 25 G5-3 1-H 3B		B FF 92 C FF 92 B FF 92 F FC 93 F FC 92 B KC 80 B KC 80 4-2 25 G5-6-3 BB	4	2	3	1	1	1	0
25 Kendrys Morales, S (1, 10) OBP: 0.339, SLG: 0.454	1 SAFE C SI 91 D KC 82 X SI 93 1-1 ③ G5-3		C SI 91 X CH 84 0-1 ③ G5-3		B SI 91 B CH 85 X SI 92 2-0 1-H HR		F FF 94 X CH 88 0-1 ① G5-3 3-H		S FC 92 S KC 80 D KC 80 F KC 81 D KC 82 B FC 92 X FF 92 1-2f 3-2 ①② G5-6-3	5	1	1	3	0	0	2
13 Salvador Perez, R (1, 2) OBP: 0.269, SLG: 0.438		B SI 90 X SI 90 1-0 14 2B 1B		C SI 90 X KC 81 0-1 ① G5-3	X SI 90 0-0 ③ L9		C SI 93 X SI 93 0-1 14 G6-3 1B		B FF 93 B FF 91 C FC 92 F FC 91 F KC 81 S KC 81 2-3 ③ K	5	0	2	0	0	1	0
14 Omar Infante, R (1, 4) OBP: 0.248, SLG: 0.307		B SI 91 X SI 92 1-0 1-3 2B		B SI 90 C SI 91 C SI 91 X KC 83 1-2 ② G6-3		B SI 90 B FF 90 B SI 91 C SI 90 C SI 91 B FF 91 4-2 ②③ 1 FC4-6 BB	X SI 94 0-0 ②③ G6-3 1-2f			3	0	1	0	1	0	1
15 Alex Rios, R (1, 9) OBP: 0.286, SLG: 0.322		B KC 82 C SI 92 D KC 83 B SI 92 T SI 92 T SI 94 3-2 ① K		C SI 90 X KC 80 0-1 1 1B 2 S 2B		B SI 90 X FF 92 1-0 ① F9		C SI 95 B SI 95 X SI 94 1-1 ① G4-3		4	1	1	0	0	1	3
1 Jarrod Dyson, L (1, 7) OBP: 0.317, SLG: 0.397		C SI 93 H SI 93 1-1 HBP		B CH 85 X SI 90 1-0 2 S 2-3 1B		X SI 91 0-0 ② FC4-6 2 S 2 BLK 1-2f		C SI 95 L SI 96 F SI 95 F SI 95 B SL 84 S SI 95 1-3 ② K		3	0	1	0	0	1	1
Inning Stats	R: 1 E: 0 K: 0 S: 9 H: 3 LOB: 1 BB: 0 P: 11	R: 0 E: 0 K: 1 S: 11 H: 2 LOB: 3 BB: 0 P: 18	R: 0 E: 0 K: 1 S: 6 H: 0 LOB: 0 BB: 0 P: 9	R: 1 E: 0 K: 0 S: 10 H: 2 LOB: 2 BB: 0 P: 12	R: 2 E: 0 K: 0 S: 12 H: 2 LOB: 0 BB: 0 P: 20	R: 0 E: 0 K: 0 S: 8 H: 0 LOB: 1 BB: 1 P: 14	R: 3 E: 0 K: 0 S: 12 H: 4 LOB: 0 BB: 0 P: 16	R: 0 E: 0 K: 1 S: 13 H: 1 LOB: 2 BB: 0 P: 20	R: 0 E: 0 K: 1 S: 11 H: 0 LOB: 0 BB: 1 P: 20	1B: 9 2B: 2 3B: 1 HR: 2 SF: 0 SAC: 0 DP: 3 HBP: 3						

PITCHER		IP	WLS	BF	H	R	ER	SO	BB	IBB	HBP	BLK	WP	HR	S	P	ERA	WHIP
34 A.J. Burnett, R ERA: 2.44	(1, 1)	6.0	W	30	11	6	6	2	1	0	2	1	0	2	62	93	9.00	2.000
59 Antonio Bastardo, L ERA: 4.08	(7, 1)	0.1	H	2	1	1	1	0	0	0	0	0	0	0	3	4	27.00	3.000
48 Jared Hughes, R ERA: 2.18	(7, 1)	0.2	H	2	1	0	0	0	0	0	0	0	0	0	3	3	0.00	1.500
44 Tony Watson, L ERA: 2.05	(8, 1)	1.0	H	5	1	0	0	1	0	0	1	0	0	0	13	20	0.00	1.000
35 Mark Melancon, R ERA: 1.43	(9, 1)	1.0	S	3	0	0	0	1	1	0	0	0	0	0	11	20	0.00	1.000

PITCHER	IP	WLS	BF	H	R	ER	SO	BB	IBB	HBP	BLK	WP	HR	S	P	ERA	WHIP

BOTTOM

Pittsburgh Pirates @ Kansas City Royals

Kauffman Stadium, Kansas City, MO

Mon Jul 20 2015, 7:11 PM - 10:41 PM CDT

Att. 38,169 - Partly Cloudy - 86 F

livebaseballscorecards.com

AB	37
R	7
H	14
RBI	6
BB	2
SO	4
LOB	18

Pittsburgh Pirates @ Kansas City Royals

Kauffman Stadium, Kansas City, MO

Tue Jul 21 2015, 7:10 PM - 10:13 PM CDT

Att. 38,163 - Overcast - 78 F

livebaseballscorecards.com

Batter	1	2	3	4	5	6	7	8	9	AB	R	H	RBI	BB	SO	LOB
25 Gregory Polanco, L (1, 9) OBP: 0.318, SLG: 0.344	X FF 85 0-0 ① P6		B FF 91 C FF 91 F FF 91 B CU 80 S SL 85 2-3 ② K		1 SAFE F FF 90 C FF 90 B FF 89 X FF 90 1-2 ③ G4-3			B FF 99 B SI 99 B CH 89 C FF 98 B SI 98 4-1 1-2 BB	B SL 87 S SL 86 F FF 95 S SL 85 1-3 ③ K	4	0	0	0	1	2	4
18 Neil Walker, S (1, 4) OBP: 0.331, SLG: 0.408	C FF 85 C SI 87 S CH 80 0-3 ② K		X SI 91 0-0 E4 22 FC4-6			C FF 95 B FF 95 F CH 85 B CH 84 F FF 96 F FF 95 X CH 84 2-2 ① L8		F FF 98 F FF 101 X FF 99 0-2 ② F7		4	0	0	0	0	1	2
22 Andrew McCutchen, R (1, 8) OBP: 0.390, SLG: 0.489	F FF 87 B FF 88 B FF 85 F CH 81 B CH 81 X CH 81 3-2 ③ G6-3		B FF 89 X SL 84 1-0 ③ FC4-6 1-2f			C FC 92 B FC 92 S FC 91 B FF 96 B FC 92 X FF 96 3-2 ② G6-3		D FF 97 B FF 96 F FC 94 F FF 98 B FF 97 S FC 93 3-3 ③ K		4	0	0	0	0	1	3
6 Starling Marte, R (1, 7) OBP: 0.331, SLG: 0.455		X FF 85 0-0 24 S 2B		C FF 91 S CU 78 F SL 84 B SL 84 B CU 80 X CH 86 2-2 ① G5-3		F FC 93 B CH 85 X CH 85 1-1 ③ G5-3			C FF 94 X FF 94 0-1 27 2B 1B	4	0	2	0	0	0	0
27 Jung Ho Kang, R (1, 6) OBP: 0.359, SLG: 0.407		C FF 86 C CH 79 F KC 71 D CH 80 S CH 80 1-3 ① K		X FF 91 0-0 53 CS 1B			B SI 97 X FF 99 1-0 ① L8		X FF 93 0-0 ① 30 1B 1-H 2B	4	1	2	0	0	1	1
24 Pedro Alvarez, L (1, 10) OBP: 0.299, SLG: 0.414		C FF 87 B FF 87 F SI 86 B KC 70 B CH 81 B FF 86 4-2 19 S 2-3 BB		B FF 91 B SI 90 F CH 86 S FF 90 F SL 84 S CU 80 2-3 ② K			B FF 100 X SI 100 1-0 ② G3-1		F FF 95 D CU 79 C CU 78 S SL 86 1-3 ② K	3	0	0	0	1	2	2
53 Brent Morel, R (1, 5) 30 Travis Ishikawa, L (9, PH) OBP: 0.321, SLG: 0.458		B FF 85 B CH 79 S CH 78 B CH 75 F SI 90 S SL 83 3-3 ② K		B SL 84 1 SAFE B FF 89 2-0 ③ CS 1-2	B SL 84 C FF 90 B CU 78 B FF 89 X FF 89 3-1 ① G5-3		B SI 99 S FF 99 F FF 99 S SL 86 1-3 ③ K		X FF 94 0-0 3 1B 19 BB 2-H 1B	3 1	0 0	0 1	0 1	0 0	2 0	2 0
19 Chris Stewart, R (1, 2) OBP: 0.346, SLG: 0.374		B SI 91 C SI 92 S SL 85 F SL 84 D SL 84 B SI 91 S SL 85 3-3 ③ K 1-2			F SI 90 B SI 90 C SI 90 B SL 84 X SL 84 2-2 3 FC5-4 1B			C FF 100 F FF 97 F FF 100 S SL 89 0-3 ① K	C SL 86 D SL 85 B FF 94 F FF 94 B SL 86 B FF 92 4-2 3 1B 1-2 BB	3	0	1	0	1	2	2
3 Sean Rodríguez, R (1, 3) OBP: 0.236, SLG: 0.315			C FF 89 F SI 91 F CU 80 F FF 91 C CH 85 0-3 ① K		F FF 90 B SI 91 F SI 89 X CU 78 1-2 ② FC5-4 1-2f			C SL 88 F FF 98 B FF 99 F FF 100 B SL 87 X SL 86 2-2 25 BB 1B	C SL 86 S SL 85 X SL 84 0-2 1-2 2-3 1B	4	0	2	0	0	1	1
Inning Stats	R: 0 E: 0 K: 1 S: 7 H: 0 LOB: 0 BB: 0 P: 10	R: 0 E: 0 K: 3 S: 14 H: 1 LOB: 2 BB: 1 P: 25	R: 0 E: 1 K: 2 S: 10 H: 0 LOB: 1 BB: 0 P: 13	R: 0 E: 0 K: 1 S: 9 H: 1 LOB: 0 BB: 0 P: 15	R: 0 E: 0 K: 0 S: 11 H: 1 LOB: 1 BB: 0 P: 18	R: 0 E: 0 K: 0 S: 10 H: 0 LOB: 0 BB: 0 P: 16	R: 0 E: 0 K: 1 S: 5 H: 0 LOB: 0 BB: 0 P: 8	R: 0 E: 0 K: 2 S: 15 H: 1 LOB: 2 BB: 1 P: 24	R: 1 E: 0 K: 2 S: 15 H: 4 LOB: 3 BB: 1 P: 21	1B: 6 2B: 2 3B: 0 HR: 0 SF: 0 SAC: 0 DP: 0 HBP: 0						

TOP	
AB	34
R	1
H	8
RBI	1
BB	3
SO	12
LOB	17

WP: 0 PB: 0 SB: 2 CS: 1	PA: 38																		

PITCHER		IP	WLS	BF	H	R	ER	SO	BB	IBB	HBP	BLK	WP	HR	S	P	ERA	WHIP
51 Jason Vargas, L ERA: 3.98	(1, 1)	1.1		6	1	0	0	2	1	0	0	0	0	0	14	22	0.00	1.500
49 Joe Blanton, R ERA: 3.96	(2, 1)	3.2		13	2	0	0	5	0	0	0	0	0	0	37	59	0.00	0.545
46 Ryan Madson, R ERA: 1.86	(6, 1)	1.0		3	0	0	0	0	0	0	0	0	0	0	10	16	0.00	0.000
40 Kelvin Herrera, R ERA: 1.99	(7, 1)	1.2		7	1	0	0	2	1	0	0	0	0	0	17	26	0.00	1.200
17 Wade Davis, R ERA: 0.44	(8, 1)	0.1	W	1	0	0	0	1	0	0	0	0	0	0	3	6	0.00	0.000

PITCHER		IP	WLS	BF	H	R	ER	SO	BB	IBB	HBP	BLK	WP	HR	S	P	ERA	WHIP
56 Greg Holland, R ERA: 3.34	(9, 1)	1.0	S	7	4	1	1	2	1	0	0	0	0	0	15	21	9.00	5.000

Batter	1	2	3	4	5	6	7	8	9	AB	R	H	RBI	BB	SO	LOB
2 Alcides Escobar, R (1, 6) OBP: 0.337, SLG: 0.371	B FF 94 S FF 94 X FF 94 1-1 ① L7		B SL 88 X SL 86 1-0 ③ G6-3			B KC 80 B FF 95 S KC 80 X SL 89 2-1 ② G1-3		B FF 98 B FF 98 S FF 98 B FF 97 X FF 96 3-1 6 FC6-4 1B 2-H		4	0	1	1	0	0	1
8 Mike Moustakas, L (1, 5) OBP: 0.357, SLG: 0.441	C FF 95 B FF 94 B SI 95 X SI 95 2-1 ② F7			C SL 87 S KC 81 B SI 96 B FF 96 F SL 89 B FF 96 F SI 96 T FF 97 3-2 ① K		B SI 96 F SI 94 B SI 97 S FF 96 X KC 81 2-2 ③ F7		1 SAFE 1 SAFE P PO 89 1 SAFE B FS 88 X FF 97 2-0 ② P6		4	0	0	0	0	1	1
6 Lorenzo Cain, R (1, 8) OBP: 0.371, SLG: 0.502	C SI 94 F KC 80 B FF 95 B FF 97 B SL 88 S SL 88 3-3 ③ K			F FF 93 F SI 95 B FF 96 B SI 96 B SI 95 F SI 96 X SI 97 3-2 ② G1-3			C SL 84 F CH 86 B SI 94 B SL 86 S SL 84 2-3 ① K	1 SAFE S SL 90 B SL 89 D SI 98 X SI 98 2-1 ③ FC6-4 1-2f		4	0	0	0	0	2	1
35 Eric Hosmer, L (1, 3) OBP: 0.356, SLG: 0.439		C FF 95 B FF 94 C KC 80 B FF 95 F FF 96 S SL 88 2-3 ① K		B SL 85 C FF 93 X SI 95 1-1 ③ 1B			C FF 97 B CH 88 C SL 85 B FF 96 X SL 86 2-2 ② G5-3			3	0	1	0	0	1	0
25 Kendrys Morales, S (1, 10) OBP: 0.339, SLG: 0.452		C FF 94 C CH 85 F SI 96 B KC 80 F SL 87 S FF 97 1-3 ② K			B SL 84 F KC 79 H SI 93 2-1 13 G5-4-3 HBP		F SI 95 X CH 86 0-1 ③ G5-3			2	0	0	0	0	1	0
13 Salvador Perez, R (1, 2) OBP: 0.266, SLG: 0.434		B FF 95 X FF 94 1-0 ③ L7			F SI 96 S KC 81 X SL 85 0-2 ①② G5-4-3 1-2f			B KC 79 B SL 87 C SL 86 X FF 94 2-1 ① L9		3	0	0	0	0	0	1
14 Omar Infante, R (1, 4) OBP: 0.248, SLG: 0.310			B FF 94 X SI 95 1-0 ① G6-3		B FF 95 B FF 95 X SI 93 2-0 2B			B KC 79 B SL 87 C FF 94 C SL 87 X FF 96 2-2 E4 15 1B 1 E		3	1	1	0	0	0	0
15 Alex Rios, R (1, 9) OBP: 0.292, SLG: 0.333			C FF 93 B FF 95 X FF 96 1-1 1 G4-3 2B		C KC 81 D SL 88 B SL 86 X FF 96 2-1 ③ F9			X SI 96 0-0 1 E 1-3 1B		3	1	2	0	0	0	1
1 Jarrod Dyson, L (1, 7) OBP: 0.318, SLG: 0.395			B FF 96 C FF 95 D SL 89 B FF 95 X FF 96 3-1 ② G4-3 2-3			M SL 86 S KC 79 F FF 97 S FF 96 0-3 ① K		C FF 98 B SL 87 X FF 97 1-1 E9 2 S 2 1B 2-H 3-H 1B		3	1	1	2	0	1	1
Inning Stats	R: 0 E: 0 K: 1 S: 7 H: 0 LOB: 0 BB: 0 P: 13	R: 0 E: 0 K: 2 S: 10 H: 0 LOB: 0 BB: 0 P: 14	R: 0 E: 0 K: 0 S: 6 H: 1 LOB: 1 BB: 0 P: 12	R: 0 E: 0 K: 1 S: 11 H: 1 LOB: 1 BB: 0 P: 18	R: 0 E: 0 K: 0 S: 7 H: 1 LOB: 1 BB: 0 P: 13	R: 0 E: 0 K: 1 S: 9 H: 0 LOB: 0 BB: 0 P: 13	R: 0 E: 0 K: 1 S: 8 H: 0 LOB: 0 BB: 0 P: 12	R: 3 E: 2 K: 0 S: 14 H: 3 LOB: 1 BB: 0 P: 25		1B: 4 2B: 2 3B: 0 HR: 0 SF: 0 SAC: 0 DP: 1 HBP: 1						

PITCHER		IP	WLS	BF	H	R	ER	SO	BB	IBB	HBP	BLK	WP	HR	S	P	ERA	WHIP
45 Gerrit Cole, R ERA: 2.31	(1, 1)	7.1	L	27	5	3	2	6	0	0	1	0	0	0	66	108	2.46	0.682
37 Arquimedes Caminero, R ERA: 3.92	(8, 1)	0.2		3	1	0	0	0	0	0	0	0	0	0	6	12	0.00	1.500

PITCHER	IP	WLS	BF	H	R	ER	SO	BB	IBB	HBP	BLK	WP	HR	S	P	ERA	WHIP

BOTTOM

Pittsburgh Pirates @ Kansas City Royals

Kauffman Stadium, Kansas City, MO

Tue Jul 21 2015, 7:10 PM - 10:13 PM CDT

Att. 38,163 - Overcast - 78 F

livebaseballscorecards.com

AB	29
R	3
H	6
RBI	3
BB	0
SO	6
LOB	6

Batter	1	2	3	4	5	6	7	8	9	AB	R	H	RBI	BB	SO	LOB
25 Gregory Polanco, L (1, 9) OBP: 0.317, SLG: 0.346	C SI 94 F FF 95 S KC 82 0-3 K		X SI 93 0-0 1-3 2B		B KC 80 B CH 83 B SI 93 C SI 94 C SI 93 X CH 84 3-2 G4-3			F SI 92 S SI 94 X KC 82 0-2 G4-3		4	0	1	0	0	1	0
18 Neil Walker, S (1, 4) OBP: 0.331, SLG: 0.407	X SI 94 0-0 L8		B CH 83 3 SAFE F KC 81 F KC 82 D KC 84 B KC 83 F CH 85 X CH 86 3-2 SF8 3-H		X KC 79 0-0 1B			B SI 93 X SI 93 1-0 G4-3		3	0	1	1	0	0	0
22 Andrew McCutchen, R (1, 10) OBP: 0.388, SLG: 0.486	C SI 95 X CH 85 0-1 G6-3		C KC 83 B SI 95 F SI 94 F FF 95 S KC 82 1-3 K		F SI 95 C SI 96 B FF 95 S FF 96 1-3 K			S CH 85 S CH 85 B CH 87 B SI 95 X CH 85 2-2 6 1B		4	0	1	0	0	2	2
6 Starling Marte, R (1, 8) OBP: 0.336, SLG: 0.458		C KC 81 F SI 93 B FF 94 F CH 86 X KC 83 1-2 27 1B		S CH 82 X CH 83 0-1 27 1B		X KC 82 0-0 G6-3		C KC 82 X SI 94 0-1 1-2		4	0	3	0	0	0	0
27 Jung Ho Kang, R (1, 5) OBP: 0.361, SLG: 0.408		X FF 95 0-0 19 G4-6-3 1-2		B CH 84 C CH 84 1 SAFE X CH 84 1-1 1-2		C FF 95 S KC 82 S CH 87 0-3 K		B FC 93 S FC 94 D KC 85 X FC 94 2-1 F8		4	0	2	0	0	1	2
30 Travis Ishikawa, L (1, 3) OBP: 0.281, SLG: 0.393		D SI 95 C CH 84 C KC 81 F KC 81 C SI 96 1-3 K		B SI 95 F SI 94 C KC 82 F CH 86 S KC 82 1-3 K		B KC 80 S CH 84 X SI 94 1-1 G4-3			C FF 94 B FC 92 F FC 91 F FF 96 S CH 84 1-3 K	4	0	0	0	0	3	4
19 Chris Stewart, R (1, 2) OBP: 0.333, SLG: 0.359		C SI 94 B SI 94 X SI 95 1-1 G4-6-3 1-2f		C SI 94 C KC 83 X CH 84 0-2 L7			F SI 93 X SI 93 0-1 G5-3		C FF 96 X FF 96 0-1 G6-3	4	0	0	0	0	0	4
14 Jaff Decker, L (1, 7) OBP: 0.375, SLG: 0.500			C FF 92 B CH 84 B SI 94 B CH 83 B SI 94 4-1 25 2B 18 SF8 BB	D KC 82 X SI 93 1-0 L8			X SI 94 0-0 F7		C FF 96 B FF 95 S CH 85 S CH 85 1-3 K2-3	3	1	0	0	1	1	2
17 Pedro Florimón, S (1, 6)			X SI 94 0-0 B3		B SI 93 C CH 81 B KC 79 C SI 94 B CH 83 S FF 95 3-3 K		B SI 94 S CH 83 S KC 81 S CH 86 1-3 K			3	0	0	0	0	2	1
Inning Stats	R: 0 E: 0 K: 1 S: 6 H: 0 LOB: 0 BB: 0 P: 6	R: 0 E: 0 K: 1 S: 11 H: 2 LOB: 1 BB: 0 P: 14	R: 1 E: 0 K: 1 S: 11 H: 1 LOB: 1 BB: 1 P: 19	R: 0 E: 0 K: 1 S: 12 H: 2 LOB: 2 BB: 0 P: 15	R: 0 E: 0 K: 2 S: 10 H: 1 LOB: 1 BB: 0 P: 17	R: 0 E: 0 K: 1 S: 6 H: 0 LOB: 0 BB: 0 P: 7	R: 0 E: 0 K: 1 S: 6 H: 0 LOB: 0 BB: 0 P: 7	R: 0 E: 0 K: 0 S: 11 H: 2 LOB: 2 BB: 0 P: 16	R: 0 E: 0 K: 2 S: 9 H: 0 LOB: 0 BB: 0 P: 11	1B: 7 2B: 1 3B: 0 HR: 0 SF: 1 SAC: 0 DP: 1 HBP: 0						

PITCHER		IP	WLS	BF	H	R	ER	SO	BB	IBB	HBP	BLK	WP	HR	S	P	ERA	WHIP
36 Edinson Volquez, R ERA: 3.15	(1, 1)	7.2	W	31	8	1	1	8	1	0	0	0	0	0	71	97	1.17	1.174
17 Wade Davis, R ERA: 0.43	(8, 1)	0.1	H	1	0	0	0	0	0	0	0	0	0	0	2	4	0.00	0.000
46 Ryan Madson, R ERA: 1.82	(9, 1)	1.0		3	0	0	0	2	0	0	0	0	0	0	9	11	0.00	0.000

PITCHER	IP	WLS	BF	H	R	ER	SO	BB	IBB	HBP	BLK	WP	HR	S	P	ERA	WHIP

TOP

Pittsburgh Pirates @ Kansas City Royals

Kauffman Stadium, Kansas City, MO

Wed Jul 22 2015, 7:11 PM - 9:49 PM CDT

Att. 39,105 - Partly Cloudy - 80 F

livebaseballscorecards.com

AB	33
R	1
H	8
RBI	1
BB	1
SO	10
LOB	15

Batter	1	2	3	4	5	6	7	8	9	AB	R	H	RBI	BB	SO	LOB
2 Alcides Escobar, R (1, 6) OBP: 0.333, SLG: 0.367	S SI 93 F SI 93 X SI 93 0-2 ① G5-3		C SI 93 B CU 80 B SI 86 F SI 93 B CU 81 X SI 94 3-2 ② G6-3		1 SAFE X SI 92 0-0 ②③ G5-4-3 1-2f		C SI 93 F CU 80 D CU 80 T CU 80 1-2 ② K			4	0	0	0	0	1	3
8 Mike Moustakas, L (1, 5) OBP: 0.356, SLG: 0.448	X SI 93 0-0 ② L8		C FF 94 B CU 80 C CU 80 B FF 93 S CU 80 2-3 ③ K			C SI 92 B SI 91 X SI 92 1-1 ① G1-3	B CU 80 B SI 92 B SI 92 X SI 92 3-0 1-H 2-H HR			4	1	1	3	0	1	0
6 Lorenzo Cain, R (1, 8) OBP: 0.370, SLG: 0.502	B SI 93 C SI 94 C CU 80 X SI 94 1-2 2B			B SI 92 B FS 85 C SI 93 X FS 86 2-1 ① G6-3		C SI 93 S CU 80 B CU 81 X SI 93 1-2 ② G1-3	B FF 92 B FF 92 F CH 86 S FF 93 S CH 88 2-3 ③ K			4	0	1	0	0	1	0
35 Eric Hosmer, L (1, 3) OBP: 0.361, SLG: 0.452	B SI 92 C SI 92 H CU 80 2-1 HBP			C CU 79 B FF 92 B SI 92 X FF 92 2-1 HR		X SI 92 0-0 2B		B FF 92 X CH 81 1-0 ① L1		3	1	2	1	0	0	0
25 Kendrys Morales, S (1, 10) OBP: 0.340, SLG: 0.455	S SI 93 X FS 86 0-1 ③ F9			C CU 80 F CU 80 X SI 92 0-2 2B		D CU 80 C CU 80 C CU 81 S CU 80 1-3 ③ K2-3		C CH 82 C FF 93 F CU 81 X CH 83 0-2 13 2B 1B		4	0	2	0	0	1	3
13 Salvador Perez, R (1, 2) OBP: 0.269, SLG: 0.437		B SI 92 B SI 93 F SI 92 F FS 85 B CU 81 X SI 93 3-2 ① G5-3		C SI 94 D CU 80 B CU 80 S CU 79 X SI 93 2-2 ② F9			B CU 78 B SI 91 B SI 91 C SI 91 B SI 92 4-1 14 FC3-6 BB	X FF 93 0-0 1-3 2B		3	0	1	0	1	0	1
14 Omar Infante, R (1, 4) OBP: 0.245, SLG: 0.306		C SI 93 F FS 86 C CU 80 0-3 ② K		D CU 80 X SI 93 1-0 ③ G5-3			X SI 92 0-0 ① FC3-6 15 1B 1 1B 1-2f	D CH 82 S CH 82 C FF 92 F CH 82 S CU 81 1-3 ② K		4	1	0	0	0	2	4
15 Alex Rios, R (1, 9) OBP: 0.291, SLG: 0.332		C SI 93 B CU 80 C CU 80 F CU 80 B SI 92 X CU 79 2-2 ③ G3			B CU 80 C SI 93 B SI 92 X SI 91 2-1 ① G4-3		F SI 92 X SI 91 0-1 1 1B 8 HR 1-3 1B	B CH 82 D CH 82 D CH 82 C CH 82 C CU 79 F CH 82 S CH 83 3-3 ③ K		4	1	1	0	0	1	2
1 Jarrod Dyson, L (1, 7) OBP: 0.326, SLG: 0.397			C SI 92 F SI 93 X CU 79 0-2 ① G6-3		H CU 80 1-0 2 G5-4-3 HBP		X SI 91 0-0 8 HR 1-2 3-H 1B			2	1	1	1	0	0	0
Inning Stats	R: 0 H: 1 E: 0 LOB: 2 K: 0 BB: 0 S: 10 P: 13	R: 0 H: 0 E: 0 LOB: 0 K: 1 BB: 0 S: 10 P: 15	R: 0 H: 0 E: 0 LOB: 0 K: 1 BB: 0 S: 9 P: 14	R: 1 H: 2 E: 0 LOB: 1 K: 0 BB: 0 S: 11 P: 18	R: 0 H: 0 E: 0 LOB: 0 K: 0 BB: 0 S: 3 P: 6	R: 0 H: 1 E: 0 LOB: 1 K: 1 BB: 0 S: 9 P: 12	R: 4 H: 3 E: 0 LOB: 0 K: 2 BB: 1 S: 12 P: 22	R: 0 H: 2 E: 0 LOB: 2 K: 2 BB: 0 S: 14 P: 19		1B: 3 SF: 0 2B: 4 SAC: 0 3B: 0 DP: 1 HR: 2 HBP: 2						

PITCHER		IP	WLS	BF	H	R	ER	SO	BB	IBB	HBP	BLK	WP	HR	S	P	ERA	WHIP
50 Charlie Morton, R ERA: 4.59	(1, 1)	6.2	L	29	7	5	5	4	1	0	2	0	0	2	61	95	6.75	1.200
59 Antonio Bastardo, L ERA: 4.03	(7, 1)	0.1		1	0	0	0	1	0	0	0	0	0	0	3	5	0.00	0.000
64 Deolis Guerra, R ERA: 2.08	(8, 1)	1.0		5	2	0	0	2	0	0	0	0	0	0	14	19	0.00	2.000

PITCHER	IP	WLS	BF	H	R	ER	SO	BB	IBB	HBP	BLK	WP	HR	S	P	ERA	WHIP

BOTTOM

Pittsburgh Pirates @ Kansas City Royals

Kauffman Stadium, Kansas City, MO

Wed Jul 22 2015, 7:11 PM - 9:49 PM CDT

Att. 39,105 - Partly Cloudy - 80 F

livebaseballscorecards.com

AB	32
R	5
H	9
RBI	5
BB	1
SO	7
LOB	13

Batter	1	2	3	4	5	6	7	8	9	AB	R	H	RBI	BB	SO	LOB
3 Michael Taylor, R (1, 8) OBP: 0.276, SLG: 0.345	S FF 90 X CH 82 0-1 B1-3		B CH 85 F SI 91 F SI 93 S SL 86 1-3 K		B SL 85 B CH 84 S SL 84 F SI 91 D SL 88 F SL 85 X SL 84 3-2 G6-3			C FF 92 X SL 84 0-1 F7	F SL 92 B SL 89 C SL 92 D FS 90 X SL 90 2-2 G5-3	5	0	0	0	0	1	5
8 Danny Espinosa, S (1, 5) OBP: 0.321, SLG: 0.417	B SI 91 B SL 82 B SI 92 C SI 91 C SI 92 F SL 84 X SI 93 3-2 G1-3			C SI 90 B SI 92 F CH 85 S SL 85 1-3 K		X SI 88 0-0 34 FC4-6 1B		D SL 83 B FF 92 F FF 93 F SL 85 B FF 92 S FF 92 3-3 K		4	0	1	0	0	2	1
34 Bryce Harper, L (1, 9) OBP: 0.462, SLG: 0.681	S SI 93 S SI 94 B FF 93 B SL 88 S SL 86 2-3 K			S SL 87 B SI 94 B SI 93 B SL 89 S SL 88 S SL 89 3-3 K		X SI 90 0-0 FC4-6 40 G6-4-3 1-2f		F FF 91 S FF 93 D CH 86 D SL 86 X FF 91 2-2 1-2 1B		4	0	1	0	0	2	1
40 Wilson Ramos, R (1, 2) OBP: 0.273, SLG: 0.382		C SL 82 B CH 84 B SI 91 S CH 83 S SL 84 2-3 K		F SI 93 S SL 85 B SL 87 S CH 84 1-3 K		S CH 83 B CH 83 B SI 90 S SL 84 B CH 80 F SL 85 X CH 85 3-2 G6-4-3 1-2f		D CH 87 X FF 92 1-0 G4-3		4	0	0	0	0	2	3
25 Clint Robinson, L (1, 7) OBP: 0.352, SLG: 0.413		B SI 93 X SL 86 1-0 G1-3			B SL 86 B SI 91 S SI 91 F SL 82 B SI 93 F SL 83 B SI 93 4-2 26 WP 20 1B 12 WP BB		B SI 90 B SI 90 C SI 92 X SL 81 2-1 20 G4-3 2B		B FF 98 B SI 98 B FF 98 B FF 96 4-0 20 HR BB	2	2	1	0	2	0	0
20 Ian Desmond, R (1, 6) OBP: 0.262, SLG: 0.350		F SI 92 B SI 93 B CH 85 S CH 85 C SL 86 2-3 K			B SI 92 S CH 84 X CH 84 1-1 12 WP 26 WP 1-2 1B		B SI 92 F SI 92 S SI 93 X SI 93 1-2 G4-3 2-3		B SL 92 C FF 97 B FF 98 X FF 98 2-1 1-H HR	4	1	2	2	0	1	1
26 Dan Uggla, R (1, 4) OBP: 0.294, SLG: 0.298			B SL 83 F CH 84 C SI 93 B SL 86 C SI 93 2-3 K		C SL 83 S SI 91 B SL 85 S SL 86 1-3 K 1-2 2-3		F SI 93 B SI 93 S SI 93 B SI 93 S SI 94 2-3 K		X FF 97 0-0 P6	4	0	0	0	0	3	3
12 Tyler Moore, R (1, 3) OBP: 0.267, SLG: 0.370			B SI 93 B SI 92 C SL 82 B CH 84 B SI 93 4-1 BB		C SI 92 B SL 88 B SL 86 F CH 86 B SL 85 F SL 84 B SI 92 4-2 2-3 3-H BB		C SI 94 S SI 94 F SI 94 X SI 93 0-2 G5-3		C FF 98 X SL 94 0-1 F7	2	0	0	0	2	0	1
58 Doug Fister, L (1, 1) OBP: 0.308, SLG: 0.292 57 Tanner Roark, R (6, 1) OBP: 0.235, SLG: 0.353 16 Emmanuel Burriss, S (8, PH) OBP: 0.667, SLG: 0.500 62 Abel De Los Santos, R (8, 1) 21 Matthew den Dekker, L (9, PH) OBP: 0.302, SLG: 0.421			M SI 92 M SI 94 M SL 86 0-3 K		M SL 85 B SI 91 M SI 91 L SL 84 1-3 K			C FF 91 B FF 92 B CH 86 B FF 92 B FF 92 4-1 34 1B BB	B FF 98 C SL 92 B FS 89 X FF 97 2-1 1B	2 0 0 0 1 1	0 0 0 0 0 0	0 0 0 0 0 1	0 0 0 0 0 0	0 0 0 0 0 0	2 0 0 0 0 0	3 0 0 0 0 0
Inning Stats	R: 0 E: 0 K: 1 S: 9 H: 0 LOB: 0 BB: 0 P: 14	R: 0 E: 0 K: 2 S: 7 H: 0 LOB: 0 BB: 0 P: 12	R: 0 E: 0 K: 3 S: 10 H: 0 LOB: 1 BB: 1 P: 17	R: 0 E: 0 K: 3 S: 9 H: 0 LOB: 0 BB: 0 P: 14	R: 1 E: 0 K: 2 S: 19 H: 1 LOB: 2 BB: 2 P: 33	R: 0 E: 0 K: 0 S: 6 H: 1 LOB: 0 BB: 0 P: 9	R: 0 E: 0 K: 1 S: 12 H: 1 LOB: 1 BB: 0 P: 17	R: 0 E: 0 K: 1 S: 10 H: 1 LOB: 2 BB: 1 P: 20	R: 2 E: 0 K: 0 S: 10 H: 2 LOB: 1 BB: 1 P: 20	1B: 4 2B: 1 3B: 0 HR: 1 SF: 0 SAC: 0 DP: 1 HBP: 0						

TOP

Washington Nationals @ Pittsburgh Pirates

PNC Park, Pittsburgh, PA

Thu Jul 23 2015, 7:09 PM - 10:00 PM EDT

Att. 37,799 - Partly Cloudy - 80 F

livebaseballscorecards.com

AB	32
R	3
H	6
RBI	2
BB	5
SO	13
LOB	18

WP: 2 PA: 37
PB: 0
SB: 0
CS: 0

PITCHER		IP	WLS	BF	H	R	ER	SO	BB	IBB	HBP	BLK	WP	HR	S	P	ERA	WHIP
47 Francisco Liriano, L ERA: 2.91	(1, 1)	6.0	W	23	3	1	1	11	3	0	0	0	2	0	62	103	1.50	1.000
48 Jared Hughes, R ERA: 2.13	(7, 1)	1.0	H	3	0	0	0	1	0	0	0	0	0	0	10	13	0.00	0.000
59 Antonio Bastardo, L ERA: 3.9	(8, 1)	1.0		5	1	0	0	1	1	0	0	0	0	0	10	20	0.00	2.000
37 Arquimedes Caminero, R ERA: 4.25	(9, 1)	1.0		6	2	2	2	0	1	0	0	0	0	1	10	20	18.00	3.000

PITCHER	IP	WLS	BF	H	R	ER	SO	BB	IBB	HBP	BLK	WP	HR	S	P	ERA	WHIP

Batter	1	2	3	4	5	6	7	8	9	AB	R	H	RBI	BB	SO	LOB
25 Gregory Polanco, L (1, 9) OBP: 0.315, SLG: 0.347	C SI 85 F SI 86 B FF 86 B SI 88 F CH 80 X CH 80 2-2 ① F8	B FF 87 S SI 87 F SI 88 X SI 87 1-2 ② F8		B CU 71 F SI 86 X CH 77 1-1 2B		C CU 76 B SI 93 B SI 94 F SI 93 C SI 94 2-3 ③ K		C FF 95 B CH 85 B CH 84 B FF 94 S FF 94 F CH 85 X FF 94 3-2 ② F7		5	0	1	0	0	1	3
18 Neil Walker, S (1, 4) OBP: 0.329, SLG: 0.407	C SI 86 F FC 83 B CH 80 X SI 88 1-2 ② G4-3	B CU 71 S SI 88 S SI 88 T SI 88 1-2 ③ K		C SI 86 F SI 85 C SI 88 0-3 ③ K			B CU 76 F SI 92 X CU 78 1-1 22 HR 2B	F FF 93 C CU 77 S CU 79 0-3 ③ K		5	1	1	0	0	3	4
22 Andrew McCutchen, R (1, 8) OBP: 0.389, SLG: 0.496	B SI 86 X SI 88 1-0 6 3B 1B		C SI 87 F FC 81 B SI 88 X SI 88 1-2 ① L3		B SI 86 X SI 85 1-0 ① G2-3		B SI 93 F SL 85 X SI 92 1-1 2-H HR			4	2	2	2	0	0	0
6 Starling Marte, R (1, 7) OBP: 0.338, SLG: 0.465	B SI 85 B SI 83 1 SAFE F SI 87 F SI 87 1 SAFE X CU 71 2-2 1-H 3B		B SI 88 X SI 88 1-0 ② G1-3		B FC 79 B SI 86 X SI 83 2-0 27 2B 1B		F SI 93 B FF 93 B SL 88 F SI 94 F SL 86 C SI 93 2-3 ① K			4	1	2	1	0	1	0
27 Jung Ho Kang, R (1, 6) OBP: 0.363, SLG: 0.418 (7, 5)	C SI 87 B SI 88 C SI 88 B SI 87 F SI 88 F FC 83 X FC 81 2-2 ③ F9		C SI 88 X FC 82 0-1 24 WP 2B		B SI 83 1 SAFE B SI 83 B SI 85 C SI 84 X SI 84 3-1 1-H 24 G1-3 2B		B SI 93 B SI 92 F SI 93 F SI 93 X SI 94 2-2 ② G5-3			4	1	2	1	0	0	1
24 Pedro Alvarez, L (1, 3) OBP: 0.302, SLG: 0.424 59 Antonio Bastardo, R (8, 1) 37 Arquimedes Caminero, R (9, 1)		B SI 86 C SI 87 X SI 87 1-1 HR	D CU 72 S SI 88 B CH 80 C SI 86 B CU 71 F SI 88 D CU 72 4-2 2-3 BB		C SI 85 D CU 70 B SI 86 B FC 82 X CH 77 3-1 ② G1-3 3-H		B CU 77 B FF 92 B SI 92 X SI 93 3-0 ③ G4-3			3 0 0	1 0 0	1 0 0	2 0 0	1 0 0	0 0 0	0 0 0
29 Francisco Cervelli, R (1, 2) OBP: 0.359, SLG: 0.399		C SI 89 B FC 84 F SI 88 B SI 88 F SI 87 F FC 83 X SI 89 2-2 53 1B 1B	B SI 88 C SI 87 T SI 86 F SI 87 B FC 83 C SI 87 2-3 ③ K		C SI 86 B SI 85 X FC 81 1-1 ③ G5-3			C FF 94 B CU 76 X FF 94 1-1 HR	4	1	2	1	0	1	2
53 Brent Morel, R (1, 5) OBP: 0.167, SLG: 0.167 17 Pedro Florimón, S (7, 6) OBP: 0.250, SLG: 0.250		B SI 87 X SI 88 1-0 1-2 1B		C SI 85 B SI 85 S FC 82 1-3 ① K		B SL 86 C SI 92 C SI 92 B SL 87 B SI 94 F SI 92 F SI 93 X SI 94 3-2 ① G4-3		B FF 94 C FF 95 X CH 84 1-1 1B		3 1	0 0	1 1	0 0	0 0	1 0	0 0
47 Francisco Liriano, L (1, 1) OBP: 0.075, SLG: 0.075 48 Jared Hughes, R (7, 1) 3 Sean Rodríguez, R (8, 3) OBP: 0.235, SLG: 0.313		L SI 87 L SI 87 L SI 87 0-3 ① K		F SI 86 S SI 86 S CU 71 0-3 ② K		C SI 94 X SL 86 0-1 ② G2-3		C CU 76 F FF 94 S CU 79 0-3 ① K		3 0 1	0 0 0	0 0 0	0 0 0	0 0 0	2 0 1	2 0 1
Inning Stats	R: 1 E: 0 K: 0 S: 16 H: 2 LOB: 1 BB: 0 P: 24	R: 1 E: 0 K: 2 S: 17 H: 3 LOB: 2 BB: 0 P: 23	R: 0 E: 0 K: 1 S: 13 H: 1 LOB: 2 BB: 1 P: 21	R: 0 E: 0 K: 3 S: 11 H: 1 LOB: 1 BB: 0 P: 13	R: 2 E: 0 K: 0 S: 8 H: 2 LOB: 0 BB: 0 P: 18	R: 0 E: 0 K: 1 S: 10 H: 0 LOB: 0 BB: 0 P: 15	R: 2 E: 0 K: 1 S: 12 H: 2 LOB: 0 BB: 0 P: 21	R: 1 E: 0 K: 2 S: 14 H: 2 LOB: 1 BB: 0 P: 19		1B: 5 2B: 4 3B: 1 HR: 3	SF: 0 SAC: 0 DP: 0 HBP: 0			WP: 1 PB: 0 SB: 0 CS: 0	PA: 38	

PITCHER		IP	WLS	BF	H	R	ER	SO	BB	IBB	HBP	BLK	WP	HR	S	P	ERA	WHIP
58 Doug Fister, R ERA: 4.5	(1, 1)	5.0	L	25	9	4	4	6	1	0	0	0	1	1	65	99	7.20	2.000
57 Tanner Roark, R ERA: 5.1	(6, 1)	2.0		8	2	2	2	2	0	0	0	0	0	1	22	36	9.00	1.000
62 Abel De Los Santos, R ERA: 5.4	(8, 1)	1.0		5	2	1	1	2	0	0	0	0	0	1	14	19	9.00	2.000

PITCHER	IP	WLS	BF	H	R	ER	SO	BB	IBB	HBP	BLK	WP	HR	S	P	ERA	WHIP

BOTTOM

Washington Nationals @ Pittsburgh Pirates

PNC Park, Pittsburgh, PA

Thu Jul 23 2015, 7:09 PM - 10:00 PM EDT

Att. 37,799 - Partly Cloudy - 80 F

livebaseballscorecards.com

AB	37
R	7
H	13
RBI	7
BB	1
SO	10
LOB	13

Batter	1	2	3	4	5	6	7	8	9	AB	R	H	RBI	BB	SO	LOB
3 Michael Taylor, R (1, 8) OBP: 0.275, SLG: 0.342	C SI 92 B SI 93 S CH 82 F CH 82 B CH 80 S SI 94 2-3 ① K			C SI 91 F KC 80 B KC 81 S CH 82 1-3 ① K	F SI 90 B SI 90 B SI 91 X CH 79 2-1 ① L6		B SI 94 X SI 93 1-0 ① FC6-4 (8 G2-3, 8 S) 1-2f		X FF 92 0-0 1B	5	0	1	0	0	2	1
8 Danny Espinosa, S (1, 5) OBP: 0.319, SLG: 0.411	B SI 93 B CH 81 X SI 93 2-0 ② P4			C KC 81 B SI 94 B CH 83 S CH 81 F SI 92 F SI 94 B KC 84 F CH 82 B SI 94 4-2 34 BB, 40 1B BB	F CH 80 B SI 91 C SI 90 X KC 82 1-2 ② L5		S SI 94 S SL 88 X SI 95 0-2 ② G2-3 1-3		F FC 91 S KC 81 X KC 80 0-2 ③ G1-3	4	1	0	0	1	0	2
34 Bryce Harper, L (1, 9) OBP: 0.465, SLG: 0.683	X SI 93 0-0 ③ G6-3			B SI 91 F SI 90 B SI 91 B KC 79 F SI 92 B CH 81 4-2 40 1B, 12 2B BB 1-2	C KC 82 L KC 83 X SI 91 0-2 2B		B SI 94 B SI 94 B SI 93 B SI 94 4-0 BB			2	1	1	0	2	0	0
40 Wilson Ramos, R (1, 2) OBP: 0.273, SLG: 0.381		F SI 92 B SI 92 B SI 93 F CH 82 C SI 92 2-3 ① K		S CH 81 X SI 91 0-1 20 BB, 12 2B 1B 1-3 2-H	X SI 91 0-0 ③ L4		1 SAFE S SI 94 F SI 94 B SI 94 F SI 94 D SI 94 S SI 94 2-3 ③ K			4	1	1	1	0	2	3
20 Ian Desmond, R (1, 6) OBP: 0.265, SLG: 0.358		B SI 93 C KC 82 B SI 93 B SI 93 X CH 83 3-1 ② G5-3		B CH 81 B SI 92 B CH 81 F SI 92 F CH 82 B SI 92 4-2 12 2B, 26 1B BB 1-2		B SI 89 S SI 87 B SL 84 X SI 88 2-1 HR		B SI 94 C SI 93 F CH 84 B SI 94 C SI 94 2-3 ① K		3	2	1	1	1	1	0
12 Tyler Moore, R (1, 3) (6, 7) OBP: 0.267, SLG: 0.374		C SI 94 B SI 94 F CH 84 S KC 83 1-3 ③ K		F KC 78 S CH 81 X KC 80 0-2 21 FC4-6 1-3 2-H 3-H 2B	C SI 91 B SI 90 X SL 86 1-1 ① G6-3			F SI 94 F SI 94 X CH 86 0-2 ② F7		4	0	1	2	0	1	0
26 Dan Uggla, R (1, 4) OBP: 0.293, SLG: 0.296			F SI 91 S CH 82 X KC 82 0-2 ① L9	C SI 91 B SI 93 B CH 82 B CH 82 X KC 77 3-1 21 FC4-6 3-H 1B		B SI 91 B SL 85 C FF 91 S SI 90 B SI 90 C SI 92 3-3 ② K		B SI 94 F SI 93 S CH 86 X SI 94 1-2 ③ L7		4	0	1	1	0	1	0
21 Matthew den Dekker, L (1, 7) OBP: 0.283, SLG: 0.390 36 Sammy Solís, R (6, 1) OBP: 0.500, SLG: 0.500 30 Aaron Barrett, R (7, 1) 44 Casey Janssen, R (8, 1) 16 Emmanuel Burriss, S (9, PH) OBP: 0.750, SLG: 0.667			C KC 80 X KC 82 0-1 ② G6-3	C SI 91 B SI 92 X SI 92 1-1 ② FC4-6 1-2f 2-3		F SL 86 B SL 84 C SL 85 B SI 91 S SI 91 2-3 ③ K			F FC 91 X FC 91 0-1 25 G3-6-3 1B	3 0 0 0 1	0 0 0 0 0	0 0 0 0 1	0 0 0 0 0	1 0 0 0 0	2 0 0 0 0
31 Max Scherzer, R (1, 1) OBP: 0.214, SLG: 0.214 25 Clint Robinson, L (6, 3) OBP: 0.349, SLG: 0.408			C SI 93 C SI 93 F SI 93 B SI 94 S KC 83 1-3 ③ K	S SI 91 S SI 93 F SI 92 X KC 79 0-2 ③ G5-3			C SI 92 S CH 87 X SL 87 0-2 E6, 3 FC6-4		F FC 91 X FC 90 0-1 ① ② G3-6-3 1-2f	2 2	0 0	0 0	0 0	0 0	1 0	2 1
Inning Stats	R: 0 E: 0 K: 1 S: 6 H: 0 LOB: 0 BB: 0 P: 10	R: 0 E: 0 K: 2 S: 8 H: 0 LOB: 0 BB: 0 P: 14	R: 0 E: 0 K: 1 S: 9 H: 0 LOB: 0 BB: 0 P: 10	R: 4 E: 0 K: 1 S: 25 H: 3 LOB: 2 BB: 3 P: 42	R: 0 E: 0 K: 0 S: 9 H: 1 LOB: 1 BB: 0 P: 12	R: 1 E: 0 K: 2 S: 10 H: 1 LOB: 0 BB: 0 P: 18	R: 0 E: 1 K: 1 S: 11 H: 0 LOB: 2 BB: 1 P: 18	R: 0 E: 0 K: 1 S: 9 H: 0 LOB: 0 BB: 0 P: 12	R: 0 E: 0 K: 0 S: 8 H: 2 LOB: 1 BB: 0 P: 8	1B: 4 2B: 2 3B: 0 HR: 1 SF: 0 SAC: 0 DP: 1 HBP: 0	WP: 0 PB: 0 SB: 1 CS: 0 PA: 38					

PITCHER	IP	WLS	BF	H	R	ER	SO	BB	IBB	HBP	BLK	WP	HR	S	P	ERA	WHIP
49 Jeff Locke, L (1, 1) ERA: 4.15	5.0		22	4	4	4	5	3	0	0	0	0	0	57	88	7.20	1.400
46 Vance Worley, R (6, 1) ERA: 3.78	1.0	W	4	1	1	1	2	0	0	0	0	0	1	10	18	9.00	1.000
48 Jared Hughes, R (7, 1) ERA: 2.08	1.0	H	5	0	0	0	1	1	0	0	0	0	0	11	18	0.00	1.000
44 Tony Watson, L (8, 1) ERA: 2.0	1.0	H	3	0	0	0	1	0	0	0	0	0	0	9	12	0.00	0.000
35 Mark Melancon, R (9, 1) ERA: 1.4	1.0	S	4	2	0	0	0	0	0	0	0	0	0	8	8	0.00	2.000

PITCHER	IP	WLS	BF	H	R	ER	SO	BB	IBB	HBP	BLK	WP	HR	S	P	ERA	WHIP

TOP

Washington Nationals @ Pittsburgh Pirates

PNC Park, Pittsburgh, PA

Fri Jul 24 2015, 7:10 PM - 10:05 PM EDT

Att. 38,371 - Partly Cloudy - 82 F

livebaseballscorecards.com

AB	34
R	5
H	7
RBI	5
BB	4
SO	9
LOB	11

BOTTOM

Washington Nationals @ Pittsburgh Pirates

PNC Park, Pittsburgh, PA

Fri Jul 24 2015, 7:10 PM - 10:05 PM EDT

Att. 38,371 - Partly Cloudy - 82 F

livebaseballscorecards.com

Batter	1	2	3	4	5	6	7	8	9	AB	R	H	RBI	BB	SO	LOB
25 Gregory Polanco, L (1, 9) OBP: 0.317, SLG: 0.357	B FF 91 S FF 93 F CU 80 C FF 95 1-3 ① K		M CU 81 S FF 95 B CH 87 B CH 86 S FF 96 2-3 ② K		S FF 95 1 SAFE C FF 93 F FF 94 B FF 95 B FF 95 B CH 87 F FF 96 1 SAFE 3-2 F FF 95 F FF 95 1 SAFE F FF 86 F FF 96 X CU 82 1-H HR	X SI 94 0-0 2-H 1B			4	1	2	3	0	2	0
18 Neil Walker, S (1, 4) OBP: 0.331, SLG: 0.417	C FF 94 F FF 94 X FF 94 0-2 ② G6-3		B CH 85 T FF 95 X CH 86 1-1 1B		S FF 95 B FF 95 X FF 94 1-1 HR	1 SAFE B SI 92 S CH 84 1 SAFE 1 SAFE F SI 93 X CH 84 1-2 ③ F7				4	1	2	1	0	0	1
22 Andrew McCutchen, R (1, 8) OBP: 0.388, SLG: 0.493	S SL 87 F FF 94 S SL 86 0-3 ③ K		D SL 87 F SL 88 S FF 94 F SL 86 X FF 95 1-2 ③ L8		C SL 86 B FF 95 F SL 88 B SL 85 B FF 94 X FF 95 3-2 ① G5-3		B FF 94 S FF 94 B SI 95 B FF 94 F FF 94 X SL 87 3-2 27 G6-4-3 1B			4	0	1	0	0	1	1
6 Starling Marte, R (1, 7) OBP: 0.337, SLG: 0.462		S SL 87 F FF 93 F FF 95 X SL 88 0-2 ① G1-3		C FF 93 B FF 94 X SL 87 1-1 27 1B 1B	F SL 85 S FF 95 S CH 85 0-3 ② K		C FF 94 B SI 94 1 SAFE S SL 87 X SL 86 1-2 ① L8			4	0	1	0	0	1	1
27 Jung Ho Kang, R (1, 5) OBP: 0.365, SLG: 0.419		C FF 94 X FF 94 0-1 24 HR 1B		1 SAFE F FF 93 X CH 84 0-1 1-2 1B	B SL 85 B SL 85 B FF 94 X FF 94 3-0 ③ L5		1 SAFE C FF 94 X SI 94 0-1 ② ③ G6-4-3 1-2f			4	1	2	0	0	0	1
24 Pedro Alvarez, L (1, 3) OBP: 0.302, SLG: 0.434 3 Sean Rodríguez, R (7, 3) OBP: 0.233, SLG: 0.310		C CU 80 X FF 93 0-1 1-H HR		B CU 82 S CU 81 S CH 86 B FF 94 B CH 86 F SL 83 S FF 96 3-3 ① K		C SI 94 F KC 79 B SI 95 S KC 81 1-3 ① K		B FF 87 B FF 88 F FF 89 C FC 88 F CU 75 C FC 89 2-3 ① K		3 1	1 0	1 0	2 0	0 0	2 1	2 0
29 Francisco Cervelli, R (1, 2) OBP: 0.361, SLG: 0.405	S FF 93 C SL 86 B CH 85 S FF 94 1-3 ② K			C SL 85 F FF 95 D SL 84 X FF 95 1-2 ② F9		B SI 95 S CH 86 B SI 96 B SI 93 C CH 86 F CH 86 X SI 93 3-2 53 2B 1B		C FC 89 B CU 76 B FC 89 X FF 89 2-1 17 G4-3 2B		4	1	2	0	0	1	2
17 Pedro Florimón, S (1, 6) OBP: 0.125, SLG: 0.125	F FF 92 B CH 84 S FF 94 S CU 82 1-3 ③ K2-3			B FF 94 X FF 95 1-0 ③ G3		F SI 94 B SI 93 S CH 85 S CH 85 1-3 ② K		B FF 90 X FF 89 1-0 ② G4-3 2-3		4	0	0	0	0	2	4
49 Jeff Locke, L (1, 1) OBP: 0.148, SLG: 0.154 14 Jaff Decker, L (5, PH) OBP: 0.444, SLG: 0.500 46 Vance Worley, R (6, 1) OBP: 0.176, SLG: 0.235 53 Brent Morel, R (6, PH) OBP: 0.286, SLG: 0.429 48 Jared Hughes, R (7, 1) 44 Tony Watson, L (8, 1) 30 Travis Ishikawa, L (8, PH) OBP: 0.273, SLG: 0.379 35 Mark Melancon, R (9, 1)			B FF 92 C FF 92 B FF 92 C FF 94 S FF 94 2-3 ① K		F FF 93 C FF 94 B CU 80 B FF 95 B FF 94 F FF 94 F CH 88 B FF 96 4-2 25 HR BB	S SI 94 B SI 94 S CH 86 X KC 81 1-2 1-H 25 1B 2B		B FF 89 B FC 88 F FC 88 C CU 74 B FF 88 S CU 74 3-3 ③ K		1 0 0 1 0 0 0 1 0	0 1 0 1 0 0 0 0 0	0 0 0 1 0 0 0 1 0	0 1 0 0 0 0 0 0 0	0 0 0 0 0 0 0 1 0	1 0 0 0 0 0 0 1 0	0 0 0 0 0 0 0 1 0
Inning Stats	R: 0 E: 0 K: 2 S: 9 H: 0 LOB: 0 BB: 0 P: 10	R: 2 E: 0 K: 2 S: 14 H: 2 LOB: 0 BB: 0 P: 16	R: 0 E: 0 K: 2 S: 12 H: 1 LOB: 1 BB: 0 P: 18	R: 0 E: 0 K: 1 S: 12 H: 2 LOB: 2 BB: 0 P: 18	R: 3 E: 0 K: 1 S: 22 H: 2 LOB: 0 BB: 1 P: 36	R: 2 E: 0 K: 2 S: 17 H: 3 LOB: 1 BB: 0 P: 24	R: 0 E: 0 K: 0 S: 8 H: 1 LOB: 0 BB: 0 P: 12	R: 0 E: 0 K: 2 S: 10 H: 1 LOB: 1 BB: 0 P: 18		1B: 7 2B: 2 3B: 0 HR: 3 SF: 0 SAC: 0 DP: 1 HBP: 0				WP: 0 PB: 0 SB: 0 CS: 0 PA: 36		

PITCHER		IP	WLS	BF	H	R	ER	SO	BB	IBB	HBP	BLK	WP	HR	S	P	ERA	WHIP
31 Max Scherzer, R ERA: 2.33	(1, 1)	5.0		23	7	5	5	8	1	0	0	0	0	3	69	98	9.00	1.600
36 Sammy Solís, L ERA: 4.97	(6, 1)	1.0	L	6	3	2	2	2	0	0	0	0	0	0	17	24	18.00	3.000
30 Aaron Barrett, R ERA: 4.32	(7, 1)	1.0		3	1	0	0	0	0	0	0	0	0	0	8	12	0.00	1.000
44 Casey Janssen, R ERA: 3.1	(8, 1)	1.0		4	1	0	0	2	0	0	0	0	0	0	10	18	0.00	1.000

PITCHER	IP	WLS	BF	H	R	ER	SO	BB	IBB	HBP	BLK	WP	HR	S	P	ERA	WHIP

Washington Nationals @ Pittsburgh Pirates

PNC Park, Pittsburgh, PA

Sat Jul 25 2015, 7:10 PM - 10:10 PM EDT

Att. 38,185 - Partly Cloudy - 84 F

livebaseballscorecards.com

TOP

Batter	1	2	3	4	5	6	7	8	9	AB	R	H	RBI	BB	SO	LOB
3 Michael Taylor, R (1, 8) OBP: 0.284, SLG: 0.362	B FF 92 F SI 92 B FF 92 X SI 93 2-1 34 G4-3 6 F 1B		B SI 90 S KC 80 C KC 83 C SI 92 1-3 ① K	B KC 84 C SI 93 T SI 93 B KC 85 X KC 84 2-2 ③ 1-2 2-H 3-H 1B		C FF 93 B FF 93 X KC 83 1-1 6 SF9 6 S 2-3 1B		1 SAFE 1 SAFE X FF 96 0-0 1-H HR		5	1	4	3	0	1	0
6 Anthony Rendon, R (1, 4) OBP: 0.353, SLG: 0.342	C SI 93 1 SAFE 1 SAFE B KC 84 B FF 93 S SI 93 S KC 84 2-3 ① K 1-2		B KC 83 C SI 91 F FF 92 F KC 84 B SI 91 B SI 91 C SI 91 3-3 ② K		F SI 89 S KC 82 F KC 82 B KC 81 X SI 90 1-2 ① L9	1 SAFE B FF 91 B FF 92 X SI 93 2-0 ② SF9 1-3 3-H		C SI 99 F SI 97 C SL 90 0-3 ① K		4	0	0	1	0	3	1
34 Bryce Harper, L (1, 9) OBP: 0.462, SLG: 0.679	X SI 92 0-0 ② G4-3 2-3		S SI 92 X SI 91 0-1 ③ L7		B SI 90 C KC 81 S KC 82 B KC 83 X SI 92 2-2 5 1B 25 1B 2B	B CH 81 X CH 81 1-0 ③ G3-1		B SL 93 B FS 90 F SI 95 X SI 98 2-1 ② F7		5	1	1	0	0	0	2
5 Yunel Escobar, R (1, 5) OBP: 0.369, SLG: 0.429	C FF 92 S KC 84 B FF 93 D KC 86 S KC 84 2-3 ③ K			B KC 83 C SI 90 X FF 91 1-1 20 SH1-3 47 1B 2B	X SI 92 0-0 25 1B 2-3 1B		B FF 89 X FF 91 1-0 20 HR 2B	F SI 98 X SI 97 0-1 ③ G5-3		5	2	3	0	0	1	1
25 Clint Robinson, L (1, 3) OBP: 0.350, SLG: 0.404		C SI 91 F KC 82 C KC 82 0-3 ① K		H KC 82 1-0 47 1B 20 SH1-3 3 1B HBP	X SI 92 0-0 1-2 3-H 1B		B CH 80 D CH 80 B CH 80 C FF 91 X CH 81 3-1 ① F7		C SL 92 F SI 96 X FS 89 0-2 ① F8	4	1	1	1	0	1	1
20 Ian Desmond, R (1, 6) OBP: 0.270, SLG: 0.369		F FF 92 B KC 83 X SI 92 1-1 59 1B 21 WP 1B		X SI 92 0-0 ① SH1-3 1-2 2-3	C KC 83 C KC 81 C SI 92 0-3 ② K		F CU 78 B CU 79 F CH 82 D CH 81 F CU 78 X CH 81 2-2 2-H HR		B SI 96 B SL 89 F SI 96 B SI 98 B SL 90 4-1 59 E BB	3	2	2	2	1	1	2
59 Jose Lobaton, S (1, 2) OBP: 0.304, SLG: 0.325		X SI 93 0-0 21 WP 1-3 1B		F KC 82 F SI 92 H KC 84 1-2 47 1B 3 1B HBP	S KC 82 F KC 81 X KC 83 0-2 ③ F9		X FF 91 0-0 ② L9		X SI 96 0-0 FC5 1-2	4	0	1	0	0	0	3
21 Matthew den Dekker, L (1, 7) OBP: 0.275, SLG: 0.370		C KC 82 C FF 93 B KC 84 F KC 84 C KC 83 1-3 ② K 1-2 3-H		F SI 92 C SI 92 C SI 93 0-3 ② K		L SI 92 B KC 81 C KC 80 X KC 80 1-2 3 1B 47 SH1-3 6 SF9 1B	B CU 79 F CH 81 B FF 90 X CH 80 2-1 ③ G4-3		C SL 92 X SL 94 0-1 ② P5	5	1	1	0	0	2	6
47 Gio González, R (1, 1) OBP: 0.160, SLG: 0.130 30 Aaron Barrett, R (6, 1) 73 Felipe Vázquez, L (6, 1) 16 Emmanuel Burriss, S (8, PH) OBP: 0.800, SLG: 0.667 57 Tanner Roark, R (8, 1) OBP: 0.222, SLG: 0.333		X SI 91 0-0 ③ L9		C FF 92 S SI 92 F SI 93 X SI 93 0-2 3 1B 1-2 2-3 3-H 1B		M SI 91 1 SAFE X SI 91 0-1 ① SH1-3 1-2		B SL 91 C FF 97 B FS 90 B FF 98 F SI 97 F FF 98 B FF 98 4-2 3 HR BB	C SI 96 X SI 96 0-1 ③ G5-3	2 0 0 0 1	0 0 0 1 0	1 0 0 0 0	1 0 0 0 0	0 0 0 1 0	0 0 0 0 0	1 0 0 0 2

Inning Stats	1	2	3	4	5	6	7	8	9
	R: 0 E: 1 K: 2 S: 9	R: 1 E: 0 K: 2 S: 11	R: 0 E: 0 K: 2 S: 9	R: 2 E: 0 K: 1 S: 15	R: 1 E: 0 K: 1 S: 15	R: 1 E: 0 K: 0 S: 9	R: 2 E: 0 K: 0 S: 10	R: 2 E: 0 K: 1 S: 11	R: 0 E: 1 K: 0 S: 9
	H: 1 LOB: 1 BB: 0 P: 15	H: 2 LOB: 1 BB: 0 P: 13	H: 0 LOB: 0 BB: 0 P: 13	H: 3 LOB: 2 BB: 0 P: 20	H: 3 LOB: 2 BB: 0 P: 18	H: 2 LOB: 0 BB: 0 P: 14	H: 2 LOB: 0 BB: 0 P: 18	H: 1 LOB: 0 BB: 1 P: 17	H: 0 LOB: 2 BB: 1 P: 13

AB	38
R	9
H	14
RBI	8
BB	2
SO	9
LOB	19

1B: 9	SF: 1	WP: 1	PA: 45
2B: 3	SAC: 2	PB: 0	
3B: 0	DP: 0	SB: 1	
HR: 2	HBP: 2	CS: 0	

PITCHER		IP	WLS	BF	H	R	ER	SO	BB	IBB	HBP	BLK	WP	HR	S	P	ERA	WHIP
34 A.J. Burnett, R ERA: 2.68	(1, 1)	5.2	L	29	11	5	5	8	0	0	2	0	1	0	67	91	7.94	1.941
64 Deolis Guerra, R ERA: 3.14	(6, 1)	1.1		6	2	2	2	0	0	0	0	0	0	1	11	20	13.50	1.500
37 Arquimedes Caminero, R ERA: 4.47	(8, 1)	2.0		10	1	2	2	1	2	0	0	0	0	1	20	30	9.00	1.500

PITCHER		IP	WLS	BF	H	R	ER	SO	BB	IBB	HBP	BLK	WP	HR	S	P	ERA	WHIP

Batter	1	2	3	4	5	6	7	8	9	AB	R	H	RBI	BB	SO	LOB
25 Gregory Polanco, L (1, 9) OBP: 0.316, SLG: 0.359	C FF 91 L SI 91 B FF 91 B FF 92 B SI 92 X FF 94 3-2 ① L8		B CU 78 S FF 92 C FF 94 B FF 93 X CH 84 2-2 2B			X SI 92 0-0 FC3 6 1B 22 1B 1-3	C FF 97 X FF 97 0-1 ③ G6-3			4	1	1	0	0	0	1
6 Starling Marte, R (1, 7) OBP: 0.336, SLG: 0.460	C FF 92 S CH 84 B FF 93 B FF 94 B FF 93 F CH 84 X FF 93 3-2 ② G4-3		2 SAFE B CU 79 X FF 94 1-0 ③ G4-3			X SI 94 0-0 17 G6-4-3 22 1B 29 1B 1-3 3-H 1B		B SI 91 X SL 86 1-0 ① G6-3		4	1	1	1	0	0	1
22 Andrew McCutchen, R (1, 8) OBP: 0.387, SLG: 0.490	S CU 79 S FF 93 S CU 78 0-3 ③ K			C FF 92 F FF 92 B CU 80 C CH 81 1-3 ① K		S CH 84 D CH 85 1 SAFE X SI 93 1-1 17 G6-4-3 1-2 3-H 1B		C SI 92 B CU 76 B SL 87 B SI 93 F SI 93 S SI 93 3-3 ② K		4	0	1	1	0	3	0
17 Aramis Ramirez, R (1, 5) OBP: 0.291, SLG: 0.424 23 Pedro Florimón, S (9, 6) OBP: 0.125, SLG: 0.125		X FF 90 0-0 ① L8		C SI 94 C SI 94 B SI 93 B CU 80 B FF 94 X SI 94 3-2 ② L8		C SL 87 B SI 94 X SI 95 1-1 ①② G6-4-3 1-2f 2-3		F SI 93 F SI 93 F SL 87 X FF 93 0-2 ③ F8		4 0	0 0	0 0	0 0	0 0	0 0	2 0
27 Jung Ho Kang, R (1, 6) (9, 5) OBP: 0.367, SLG: 0.418		C SI 91 B CU 78 X FF 92 1-1 1B		B CU 80 C CH 85 B FF 94 S CH 86 B CH 86 X CU 78 3-2 ③ P3		B SI 94 B SI 93 C SI 93 H SI 94 3-1 29 1B HBP			F SI 91 S CU 76 B CU 76 S SI 92 1-3 ① K	3	0	1	0	0	1	0
29 Francisco Cervelli, R (1, 2) OBP: 0.363, SLG: 0.406		D CH 84 B SI 92 F SI 93 S CH 84 S FF 93 2-3 ② K			S CH 83 S CH 82 S CH 85 0-3 ① K	B SI 94 X SI 93 1-0 1-2 3-H 1B			C SI 92 B SL 86 B SL 86 F SI 92 B SI 93 X SI 92 3-2 18 G5-3 1B	4	0	2	1	0	2	1
18 Neil Walker, S (1, 4) OBP: 0.327, SLG: 0.412		C SI 92 C CU 78 X FF 92 0-2 ③ P4			X SI 92 0-0 ② G6-3	S FF 96 C FF 97 B FF 98 X FF 97 1-2 ③ L9			B SI 92 X SI 91 1-0 ② G5-3 1-2	4	0	0	0	0	0	4
3 Sean Rodríguez, R (1, 3) OBP: 0.230, SLG: 0.306 64 Deolis Guerra, R (6, 1) 14 Jaff Decker, L (7, PH) OBP: 0.400, SLG: 0.429 37 Arquimedes Caminero, R (8, 1) 30 Travis Ishikawa, L (9, PH) OBP: 0.265, SLG: 0.367			X SI 91 0-0 ① G6-3		C SI 93 F SI 93 B FF 92 B SI 92 X CH 85 2-2 ③ G1-3		C FF 95 B SL 84 F FF 97 F FF 96 X SL 82 1-2 ① L9		X SI 92 0-0 ③ F7	2 0 1 0 1	0 0 0 0 0	0 0 0 0 0	0 0 0 0 0	0 0 0 0 0	0 0 0 0 0	0 0 0 0 1
34 A.J. Burnett, R (1, 1) OBP: 0.143, SLG: 0.235 24 Pedro Alvarez, L (6, 3) OBP: 0.304, SLG: 0.434			C SI 91 F SI 92 S CU 78 0-3 ② K			C FF 93 F SI 92 B FF 93 B CU 80 X FF 94 2-2 25 E 25 FC3 6 1B 1B	C SL 80 B SL 80 B FF 97 B SL 78 X FF 96 3-1 ② F7			1 2	0 1	0 1	0 0	1 0	0 0	0 0
Inning Stats	R: 0 E: 0 K: 1 S: 10 H: 0 LOB: 0 BB: 0 P: 16	R: 0 E: 0 K: 1 S: 9 H: 1 LOB: 1 BB: 0 P: 12	R: 0 E: 0 K: 1 S: 8 H: 1 LOB: 1 BB: 0 P: 11	R: 0 E: 0 K: 1 S: 9 H: 0 LOB: 0 BB: 0 P: 16	R: 0 E: 0 K: 1 S: 7 H: 0 LOB: 0 BB: 0 P: 9	R: 3 E: 1 K: 0 S: 14 H: 4 LOB: 2 BB: 0 P: 23	R: 0 E: 0 K: 0 S: 8 H: 0 LOB: 0 BB: 0 P: 12	R: 0 E: 0 K: 1 S: 8 H: 0 LOB: 0 BB: 0 P: 12	R: 0 E: 0 K: 1 S: 8 H: 1 LOB: 1 BB: 0 P: 13	1B: 6 2B: 1 3B: 0 HR: 0	SF: 0 SAC: 0 DP: 1 HBP: 1	WP: 0 PB: 0 SB: 0 CS: 0	PA: 35				

PITCHER	IP	WLS	BF	H	R	ER	SO	BB	IBB	HBP	BLK	WP	HR	S	P	ERA	WHIP
47 Gio González, L (1, 1) ERA: 3.83	5.0	W	21	5	3	1	5	0	0	0	0	0	0	50	74	1.80	1.000
30 Aaron Barrett, R (6, 1) ERA: 4.21	0.2	H	3	1	0	0	0	0	0	1	0	0	0	4	9	0.00	1.500
73 Felipe Vázquez, L (6, 1) ERA: 1.96	1.1	H	4	0	0	0	0	0	0	0	0	0	0	11	16	0.00	0.000
57 Tanner Roark, R (8, 1) ERA: 4.95	2.0		7	1	0	0	2	0	0	0	0	0	0	16	25	0.00	0.500

PITCHER	IP	WLS	BF	H	R	ER	SO	BB	IBB	HBP	BLK	WP	HR	S	P	ERA	WHIP

BOTTOM

Washington Nationals @ Pittsburgh Pirates

PNC Park, Pittsburgh, PA

Sat Jul 25 2015, 7:10 PM - 10:10 PM EDT

Att. 38,185 - Partly Cloudy - 84 F

livebaseballscorecards.com

AB	34
R	3
H	7
RBI	3
BB	0
SO	7
LOB	10

Batter	1	2	3	4	5	6	7	8	9	AB	R	H	RBI	BB	SO	LOB
3 Michael Taylor, R (1, 8) OBP: 0.283, SLG: 0.371	X FF 95 0-0 ① G5-3		B FF 95 X FF 93 1-0 HR			B KC 81 X SI 95 1-0 ① L7		T FF 99 S SL 89 F SI 98 F SL 89 F KC 81 B SL 90 S SL 90 1-3 ② K		4	1	1	1	0	1	1
8 Danny Espinosa, S (1, 4) OBP: 0.321, SLG: 0.412	C FF 95 L FF 94 F FF 96 S SL 86 0-3 ② K		X FF 94 0-0 34 S 1B			C SL 85 B CH 87 F SI 96 B SI 97 B SI 95 X SL 88 3-2 ② P5		1 SAFE B FF 97 S FF 97 B FF 96 X SI 97 2-1 1-2 1B		4	0	2	0	0	1	0
34 Bryce Harper, L (1, 9) OBP: 0.460, SLG: 0.673	F FF 95 B SI 94 X KC 80 1-1 ③ 1B		B SI 97 1 SAFE S SI 97 B SL 90 B SL 90 S SL 88 S FF 97 3-3 ③ K 1-2			F KC 80 B CH 86 B FF 96 F SI 96 X SL 88 2-2 ③ G3		C SI 94 S SL 85 D SL 84 X SI 95 1-2 ③ G3-1		4	0	1	0	0	1	3
5 Yunel Escobar, R (1, 5) OBP: 0.368, SLG: 0.425		H SI 95 1-0 25 FC4-6 HBP		X SL 88 0-0 ① F9			X SI 95 0-0 ① G3-1		X FF 92 0-0 ① P3	3	0	0	0	0	0	0
25 Clint Robinson, L (1, 3) OBP: 0.348, SLG: 0.407		C SI 96 B FF 95 1 SAFE F CH 84 F FF 96 X SL 85 1-2 ① FC4-6 1-2f		B KC 81 B KC 79 B CH 86 F FF 95 X SI 94 3-1 ② F8			X SI 94 0-0 20 1B 2B		B FC 92 B FC 91 C FC 92 S FC 91 B KC 81 S FC 91 3-3 ② K	4	0	1	0	0	1	1
20 Ian Desmond, R (1, 6) OBP: 0.270, SLG: 0.368		C FF 94 F SL 85 S FF 96 0-3 ② K		F SL 88 C FF 95 B SL 88 B SL 84 T FF 95 2-2 ③ K			F FF 96 S SL 88 X FF 99 0-2 40 G6-4-3 2-3 1B		X FC 91 0-0 ③ G1	4	0	1	0	0	2	1
40 Wilson Ramos, R (1, 2) OBP: 0.270, SLG: 0.377		X FF 94 0-0 ③ G4-3			B KC 79 F FF 95 C KC 80 B SI 96 B FF 96 F SL 88 S FF 97 3-3 ① K		1 SAFE 1 SAFE X SI 95 0-0 ②③ G6-4-3 1-2f			3	0	0	0	0	1	3
21 Matthew den Dekker, L (1, 7) OBP: 0.259, SLG: 0.347			F SI 97 F SI 94 F FF 95 B KC 79 F SL 87 B FF 97 S FF 96 2-3 ① K		B SI 96 F SI 96 F FF 96 F SL 87 X FF 96 1-2 ② P6			B KC 80 S FF 96 B FF 96 X SL 88 2-1 ① G4-3		3	0	0	0	0	1	0
41 Joe Ross, R (1, 1) OBP: 0.077, SLG: 0.077 46 Matt Thornton, L (7, 1) 6 Anthony Rendon, R (8, PH) OBP: 0.360, SLG: 0.351 44 Casey Janssen, R (8, 1)			B FF 91 C FF 92 B FF 93 S SI 94 F SI 97 B SI 94 S FF 95 3-3 ② K		C FF 94 X FF 95 0-1 ③ G6-3			B FF 95 B SL 88 X SI 96 2-0 8 1B 1B		2 0 1 0	0 0 0 0	0 0 1 0	0 0 0 0	1 0 0 0	0 0 0 0	0 0 0 0

Inning Stats	1	2	3	4	5	6	7	8	9
R:	0	0	1	0	0	0	0	0	0
E:	0	0	0	0	0	0	0	0	0
K:	1	1	3	1	1	0	0	1	1
S:	7	8	14	6	10	7	6	14	5
H:	1	0	2	0	0	0	2	2	0
LOB:	1	1	1	0	0	0	1	2	0
BB:	0	0	0	0	0	0	0	0	0
P:	8	10	23	11	14	13	6	22	8

1B:	5
2B:	1
3B:	0
HR:	1
SF:	0
SAC:	0
DP:	1
HBP:	1
WP:	0
PB:	0
SB:	1
CS:	0
PA:	33

PITCHER		IP	WLS	BF	H	R	ER	SO	BB	IBB	HBP	BLK	WP	HR	S	P	ERA	WHIP
45 Gerrit Cole, R ERA: 2.24	(1, 1)	7.2	W	29	7	1	1	8	0	0	1	0	0	1	69	103	1.17	0.913
44 Tony Watson, L ERA: 1.99	(8, 1)	0.1	H	1	0	0	0	0	0	0	0	0	0	0	3	4	0.00	0.000
35 Mark Melancon, R ERA: 1.37	(9, 1)	1.0	S	3	0	0	0	1	0	0	0	0	0	0	5	8	0.00	0.000

PITCHER	IP	WLS	BF	H	R	ER	SO	BB	IBB	HBP	BLK	WP	HR	S	P	ERA	WHIP

TOP

Washington Nationals @ Pittsburgh Pirates

PNC Park, Pittsburgh, PA

Sun Jul 26 2015, 1:38 PM - 3:56 PM EDT

Att. 37,597 - Partly Cloudy - 85 F

livebaseballscorecards.com

AB	32
R	1
H	7
RBI	1
BB	0
SO	9
LOB	9

Batter	1	2	3	4	5	6	7	8	9	AB	R	H	RBI	BB	SO	LOB
25 Gregory Polanco, L (1, 9) OBP: 0.316, SLG: 0.358	X SI 94 0-0 ① G3-1		C CH 88 2 SAFE X SI 94 0-1 E8 22 1B 2-H 1B		B SI 91 C SI 91 B CH 87 X SI 92 2-1 ① L8			C FC 88 S FF 88 C FF 89 0-3 ① K		4	1	1	1	0	1	0
6 Starling Marte, R (1, 7) OBP: 0.338, SLG: 0.459	C SI 94 X SI 93 0-1 22 CS 1B		H SI 93 1-0 22 1B HBP		S SL 83 B SI 93 X SL 82 1-1 ② G5-3			C FF 89 B FC 88 B FF 89 X FC 88 2-1 ② F9		3	0	1	0	0	0	0
22 Andrew McCutchen, R (1, 8) OBP: 0.388, SLG: 0.488	B SI 94 B SL 84 1 SAFE S SL 84 B SI 94 B SI 95 4-1 ② 1-2 BB		B SL 85 B SL 85 X SL 85 2-0 1-2 3-H 1B		F SL 84 B SI 92 F SI 92 X SL 84 1-2 ③ G5-3			C FC 89 X FC 89 0-1 ③ F8		3	0	1	1	1	0	0
17 Aramis Ramirez, R (1, 5) OBP: 0.288, SLG: 0.420	S SL 84 C SI 95 S SL 85 0-3 ③ K		X SI 93 0-0 ② F9			X SI 90 0-0 ① G5-3				3	0	0	0	0	1	3
27 Jung Ho Kang, R (1, 6) OBP: 0.363, SLG: 0.413		C SI 93 F SL 83 B SI 93 S SL 85 1-3 ① K	B SI 94 S SL 84 C SI 94 C SL 84 1-3 ③ K			S SL 83 B SL 82 B SL 82 C SI 91 B SI 91 F SL 83 F SL 83 X SL 83 3-2 ② G5-3				3	0	0	0	0	2	2
18 Neil Walker, S (1, 4) OBP: 0.327, SLG: 0.420		B SI 94 X SI 93 1-0 ② L7		B SL 82 B CH 86 X SI 91 2-0 HR		F SI 92 S SL 83 F SL 83 B SL 83 S SL 84 1-3 ③ K				3	1	1	1	0	1	0
24 Pedro Alvarez, L (1, 3) OBP: 0.301, SLG: 0.430 3 Sean Rodríguez, R (8, 3) OBP: 0.230, SLG: 0.306		B CH 88 F CH 88 C SI 94 B SI 89 C SI 94 2-3 ③ K		B SI 92 B CH 87 S SI 93 F SI 94 S SL 84 2-3 ① K			C SI 93 F SL 83 S SL 82 0-3 ① K			3 0	0 0	0 0	0 0	0 0	3 0	0 0
19 Chris Stewart, R (1, 2) OBP: 0.333, SLG: 0.358			B SI 92 X SI 93 1-0 45 SH3-4 25 E 1B	B SI 93 S SL 83 C SL 84 S SL 83 1-3 ② K			F SI 93 X SI 93 0-1 ② P6			3	1	1	0	0	1	0
45 Gerrit Cole, R (1, 1) OBP: 0.194, SLG: 0.147 44 Tony Watson, L (8, 1) 35 Mark Melancon, R (9, 1)			L SI 91 X SI 91 0-1 ① SH3-4 1-2	B SI 93 C SI 93 S SL 82 X SL 82 1-2 ③ F7			S SI 93 S SI 92 X SI 93 0-2 ③ L9			2 0 0	0 0 0	0 0 0	0 0 0	0 0 0	0 0 0	0 0 0
Inning Stats	R: 0 E: 0 K: 1 S: 7 H: 1 LOB: 1 BB: 1 P: 11	R: 0 E: 0 K: 2 S: 7 H: 0 LOB: 0 BB: 0 P: 11	R: 2 E: 1 K: 1 S: 10 H: 3 LOB: 2 BB: 0 P: 15	R: 1 E: 0 K: 2 S: 10 H: 1 LOB: 0 BB: 0 P: 16	R: 0 E: 0 K: 0 S: 7 H: 0 LOB: 0 BB: 0 P: 11	R: 0 E: 0 K: 1 S: 10 H: 0 LOB: 0 BB: 0 P: 14	R: 0 E: 0 K: 1 S: 8 H: 0 LOB: 0 BB: 0 P: 8	R: 0 E: 0 K: 1 S: 7 H: 0 LOB: 0 BB: 0 P: 9		1B: 4 2B: 0 3B: 0 HR: 1 SF: 0 SAC: 1 DP: 0 HBP: 1					WP: 0 PB: 0 SB: 0 CS: 1	PA: 30

PITCHER		IP	WLS	BF	H	R	ER	SO	BB	IBB	HBP	BLK	WP	HR	S	P	ERA	WHIP
41 Joe Ross, R ERA: 3.03	(1, 1)	6.0	L	24	5	3	3	7	1	0	1	0	0	1	51	78	4.50	1.000
46 Matt Thornton, L ERA: 1.85	(7, 1)	1.0		3	0	0	0	1	0	0	0	0	0	0	8	8	0.00	0.000
44 Casey Janssen, R ERA: 2.95	(8, 1)	1.0		3	0	0	0	1	0	0	0	0	0	0	7	9	0.00	0.000

PITCHER	IP	WLS	BF	H	R	ER	SO	BB	IBB	HBP	BLK	WP	HR	S	P	ERA	WHIP

BOTTOM

Washington Nationals @ Pittsburgh Pirates

PNC Park, Pittsburgh, PA

Sun Jul 26 2015, 1:38 PM - 3:56 PM EDT

Att. 37,597 - Partly Cloudy - 85 F

livebaseballscorecards.com

AB	27
R	3
H	5
RBI	3
BB	1
SO	9
LOB	5

Batter	1	2	3	4	5	6	7	8	9	AB	R	H	RBI	BB	SO	LOB
25 Gregory Polanco, L (1, 9) OBP: 0.314, SLG: 0.358	C FF 91 F FF 91 B FS 77 B FS 78 F SI 93 X SI 93 2-2 ① L8		B SI 92 X FF 92 1-0 ③ L8		B SI 92 X SI 92 1-0 ① L6	B SL 79 S SL 80 S SL 79 S SL 79 1-3 ③ K		B FF 92 F FF 91 C SL 78 B SI 94 F FF 94 X SL 80 2-2 18 1B 2B 1-H 2-H 3-H		5	1	1	3	0	1	5
18 Neil Walker, S (1, 4) OBP: 0.328, SLG: 0.418	B SI 92 C SI 91 F SI 92 F SI 92 X FS 80 1-2 ② F8			B CU 72 B FF 91 B SI 92 B FF 92 4-0 27 1B BB	X FS 81 0-0 FC6 17 FC6 3-H		B FF 90 B CH 82 X FF 90 2-0 ① F7	F CH 85 B SI 92 X CH 84 1-1 1B 3-H		4	0	1	2	1	0	1
22 Andrew McCutchen, R (1, 8) OBP: 0.383, SLG: 0.481	B SL 86 B SI 92 F SI 93 F SI 93 S SL 87 2-3 ③ K			B FF 92 X FF 92 1-0 ① F8	B SL 84 B SL 85 X FF 93 2-0 ② F8 2-3		F FF 92 C SL 88 B SL 89 S FF 94 1-3 ② K	S FF 95 X FF 94 0-1 ③ F9		5	0	0	0	0	2	4
17 Aramis Ramirez, R (1, 5) OBP: 0.283, SLG: 0.412		C SI 93 S SL 87 B SL 87 X SI 94 1-2 ① G6-3		X FF 92 0-0 ② F8	X SI 94 0-0 ③ FC6 1-2f		B CU 78 F SL 88 F FF 93 B SL 89 B FF 94 X SL 88 3-2 ③ G5-3		S FF 95 S FF 96 B FF 95 X FF 95 1-2 ① L5	5	0	0	0	0	0	3
27 Jung Ho Kang, R (1, 6) OBP: 0.367, SLG: 0.426		C SL 85 B SI 93 B SI 94 F SI 94 S SI 93 2-3 ② K		B SL 86 D SL 85 S SI 92 X SI 93 2-1 1B 1-2		B SL 86 C SI 93 H SI 93 2-1 29 FC9-6 24 BB 30 1B HBP		C CU 78 F SL 88 B SL 88 B SL 88 F FF 93 B SL 90 X SL 88 3-2 ① F8	B FF 95 F FF 94 C FF 95 X SL 84 1-2 HR	4	2	2	1	0	1	0
24 Pedro Alvarez, L (1, 10) OBP: 0.305, SLG: 0.431		C SI 93 B FS 82 X SI 93 1-1 ③ G5-3		F SL 84 B SI 92 C FS 79 B SI 92 X FS 80 2-2 ③ G1-3		D SI 92 C SI 92 B SI 91 D FS 78 D SI 92 4-1 29 FC9-6 1-2 BB		C FF 93 C SL 88 X FF 93 0-2 14 BB 25 2B 29 1B 1B	B SL 83 F SL 81 X SL 83 1-1 29 G5-3 1B	4	1	2	0	1	0	2
29 Francisco Cervelli, R (1, 2) OBP: 0.367, SLG: 0.410			C SI 93 C SL 84 B SL 87 B SL 86 X FF 94 2-2 1B		B SL 85 B SI 92 S SI 91 X SI 93 2-1 14 SH 30 1B 1B	C SL 83 B FF 92 X SI 92 1-1 ① FC9-6 30 1B 1-2f 2-3		C FF 94 F SL 89 X SL 89 0-2 14 BB 25 2B 1B 1-2	B FF 94 F FF 94 F FF 96 X SL 84 1-2 ② G5-3 1-2	5	2	3	0	0	0	3
30 Travis Ishikawa, L (1, 3) OBP: 0.297, SLG: 0.394 3 Sean Rodríguez, R (8, PH) OBP: 0.227, SLG: 0.302 (8, 3)			S SI 91 F SI 91 B SI 92 F FS 81 B SI 93 X FS 80 2-2 ① F7		X FF 91 0-0 14 SH 18 FC6 1B 1-2	C SI 92 X SI 92 0-1 1B 1-2 3-H		B CH 84 B CH 84 F SI 91 S CH 85 S CH 86 2-3 ② K	B FF 94 B SL 83 B FF 94 C FF 94 X FF 94 3-1 ③ F7	3 2	1 0	2 0	1 0	0 1	0 3	1 3
14 Jaff Decker, L (1, 7) OBP: 0.385, SLG: 0.333			C SI 91 C FF 92 B SI 91 C SI 93 1-3 ② K		X FF 91 0-0 SH 22 F8 1-3 2-H	C SL 77 S SL 79 S SL 79 0-3 ② K		S SL 81 B SL 80 F FF 93 D SL 81 D SL 80 D SL 79 4-2 25 2B BB 1-2 2-3		2	1	0	0	1	2	3
Inning Stats	R: 0 E: 0 K: 1 S: 11 H: 0 LOB: 0 BB: 0 P: 16	R: 0 E: 0 K: 1 S: 8 H: 0 LOB: 0 BB: 0 P: 12	R: 0 E: 0 K: 1 S: 11 H: 1 LOB: 1 BB: 0 P: 17	R: 0 E: 0 K: 0 S: 7 H: 1 LOB: 2 BB: 1 P: 16	R: 2 E: 1 K: 0 S: 8 H: 2 LOB: 2 BB: 0 P: 13	R: 1 E: 0 K: 2 S: 12 H: 1 LOB: 2 BB: 1 P: 20	R: 0 E: 0 K: 1 S: 7 H: 0 LOB: 0 BB: 0 P: 13	R: 4 E: 0 K: 1 S: 23 H: 4 LOB: 1 BB: 1 P: 35	R: 1 E: 0 K: 0 S: 13 H: 2 LOB: 1 BB: 0 P: 20	1B: 9 2B: 1 3B: 0 HR: 1 SF: 0 SAC: 1 DP: 0 HBP: 1						

PITCHER		IP	WLS	BF	H	R	ER	SO	BB	IBB	HBP	BLK	WP	HR	S	P	ERA	WHIP
37 Mike Pelfrey, R ERA: 3.92	(1, 1)	5.1		26	5	3	2	3	2	0	1	0	0	0	51	87	3.38	1.312
61 Ryan O'Rourke, L ERA: 1.08	(6, 1)	1.0		3	0	0	0	2	0	0	0	0	0	0	7	10	0.00	0.000
50 Casey Fien, R ERA: 4.6	(7, 1)	1.0		5	2	2	2	1	0	0	0	0	0	0	16	23	18.00	2.000
52 Brian Duensing, L ERA: 5.54	(8, 1)	0.1		4	2	2	2	1	1	0	0	0	0	0	11	20	54.00	9.000
65 Trevor May, R ERA: 4.36	(8, 1)	0.1		1	0	0	0	0	0	0	0	0	0	0	2	2	0.00	0.000

PITCHER		IP	WLS	BF	H	R	ER	SO	BB	IBB	HBP	BLK	WP	HR	S	P	ERA	WHIP
15 Glen Perkins, L ERA: 2.41	(9, 1)	1.0	L	5	2	1	1	0	0	0	0	0	0	1	13	20	9.00	2.000

TOP

Pittsburgh Pirates @ Minnesota Twins

Target Field, Minneapolis, MN

Tue Jul 28 2015, 7:12 PM - 10:34 PM CDT

Att. 30,795 - Cloudy - 84 F

livebaseballscorecards.com

AB	39
R	8
H	11
RBI	7
BB	3
SO	7
LOB	25

Batter	1	2	3	4	5	6	7	8	9	AB	R	H	RBI	BB	SO	LOB
2 Brian Dozier, R (1, 4) OBP: 0.328, SLG: 0.507	B SI 92 S SI 92 F SI 92 X CU 79 1-2 L7 ①	D CU 79 X SI 93 1-0 G5-3 ③			B CU 77 F SI 92 S SI 92 F SI 91 B CU 78 C SI 91 2-3 K ①		B SL 87 C SI 92 B CH 87 F SI 92 X SI 94 2-2 L6 ②	X FC 90 0-0 G4-3 ② 2-3		5	0	0	0	0	1	2
48 Torii Hunter, R (1, 9) OBP: 0.308, SLG: 0.439	B SI 92 B SI 93 F SI 93 S SI 93 F SI 93 S CU 80 2-3 K ②		C SI 92 F FS 85 B CU 80 X SI 91 1-2 7 E 7 1B 1B		B CU 79 B SI 92 F SI 92 B FS 83 B SI 91 4-1 7 G4-6-3 BB		F SI 93 C SI 94 B SL 89 X SI 93 1-2 1B	X KC 81 0-0 F9 ③		4	0	2	0	1	1	2
7 Joe Mauer, L (1, 3) OBP: 0.340, SLG: 0.392	C SI 93 B FS 83 S FS 85 B SI 94 F CU 81 F SI 93 B SI 93 F SI 93 B SI 93 4-2 22 BLK 22 E BB		1 SAFE C SI 92 B SI 91 F FS 85 D CU 80 1 SAFE X SI 92 2-2 E6 24 G5-4-3 1-3 1B		1 SAFE B SI 92 C SI 92 1 SAFE X FS 86 1-1 G4-6-3 ②③ 1-2f		1 SAFE 1 SAFE B SI 92 F CH 88 X SL 86 1-1 F7 ③		B FC 91 C FC 92 X KC 81 1-1 G4-3 ①	4	1	1	0	1	0	2
22 Miguel Sanó, R (1, 10) OBP: 0.418, SLG: 0.508 9 Eduardo Núñez, R (9, PR) OBP: 0.315, SLG: 0.445	F SI 93 C CU 79 D CU 80 F FF 92 B CU 81 F SI 93 X SI 93 2-2 E5 24 1B 1-H 1B		C SI 92 F SI 92 S CU 80 0-3 K ①			C CU 79 B SI 90 B SI 92 B CU 80 F SI 92 D CU 79 4-2 32 3B BB		S SI 94 C SI 95 T SI 95 0-2 K ①	B FC 92 B KC 80 B FC 91 B FC 91 4-0 24 G4-6-3 BB	3 0	1 0	1 0	0 0	2 0	2 0	2 0
24 Trevor Plouffe, R (1, 5) OBP: 0.316, SLG: 0.456	F SI 93 X SI 92 0-1 1-3 1B		C SI 92 S SI 92 X SI 92 0-2 G5-4-3 ②③ 1-2f			B SI 92 F SI 91 F SI 91 S CU 79 1-3 K ①		F SI 94 X CH 86 0-1 20 1B 32 1B 1B	X FC 92 0-0 G4-6-3 ②③ 1-2f	5	1	2	0	0	1	4
20 Eddie Rosario, L (1, 7) OBP: 0.311, SLG: 0.428	1 SAFE C CU 80 X FS 84 0-1 G3 ③			B SI 90 B FS 84 B SI 92 C SI 91 X SI 91 3-1 32 G4-3 3B		C SI 91 D FS 84 F SI 91 S CU 80 1-3 K ②		C SI 94 B SL 84 X SI 95 1-1 32 1B 8 2B 1-2 1B		4	2	2	0	0	1	3
32 Aaron Hicks, S (1, 8) OBP: 0.345, SLG: 0.405		B SI 91 B SI 91 B SI 92 C SI 92 B SI 92 4-1 5 G6-3 8 G5-3 BB		F SI 91 S CU 80 D CU 80 B SI 94 X CU 79 2-2 G4-3 ① 3-H		S FS 84 C SI 91 X CU 81 0-2 1-H 3B		X CH 87 0-0 8 2B 1-3 2-H 1B		3	1	2	3	1	0	0
8 Kurt Suzuki, R (1, 2) OBP: 0.289, SLG: 0.304 39 Danny Santana, S (8, PR) OBP: 0.243, SLG: 0.300 26 Eric Fryer, R (9, 2) OBP: 0.375, SLG: 0.308		1 SAFE B SI 91 1 SAFE 1 SAFE B SI 91 X SI 92 2-0 G5-3 ① 1-2		X SI 93 0-0 F9 ②		B SI 91 X SI 92 1-0 L5 ③		F SI 95 C SI 95 X SI 94 0-2 5 2B 1-H 3-H 2B		4 0 0	0 1 0	1 0 0	2 0 0	0 0 0	0 0 0	2 0 0
5 Eduardo Escobar, S (1, 6) OBP: 0.279, SLG: 0.391		B CU 78 F SI 91 B FS 84 B FS 86 X SI 91 3-1 G6-3 ② 2-3		B FS 85 S SI 91 X SI 90 1-1 F8 ③			B SI 92 B SI 91 C SI 92 X SI 92 2-1 G3 ①	B SI 95 X CH 85 1-0 2 G4-3 2-H 2B		4	0	1	1	0	0	1
Inning Stats	R: 1 E: 1 K: 1 S: 21 H: 2 LOB: 2 BB: 1 P: 30	R: 0 E: 0 K: 0 S: 5 H: 0 LOB: 1 BB: 1 P: 15	R: 0 E: 1 K: 1 S: 12 H: 2 LOB: 1 BB: 0 P: 15	R: 1 E: 0 K: 0 S: 8 H: 1 LOB: 0 BB: 0 P: 14	R: 0 E: 0 K: 1 S: 7 H: 0 LOB: 0 BB: 1 P: 14	R: 1 E: 0 K: 2 S: 12 H: 1 LOB: 1 BB: 1 P: 19	R: 0 E: 0 K: 0 S: 10 H: 1 LOB: 1 BB: 0 P: 16	R: 4 E: 0 K: 1 S: 14 H: 5 LOB: 2 BB: 0 P: 16	R: 0 E: 0 K: 0 S: 3 H: 0 LOB: 1 BB: 0 P: 8	1B: 8 2B: 2 3B: 2 HR: 0	SF: 0 SAC: 0 DP: 3 HBP: 0				WP: 0 PB: 0 SB: 0 CS: 0	PA: 41	

PITCHER		IP	WLS	BF	H	R	ER	SO	BB	IBB	HBP	BLK	WP	HR	S	P	ERA	WHIP
50 Charlie Morton, R ERA: 4.61	(1, 1)	5.2		25	6	3	3	5	4	0	0	1	0	0	64	105	4.76	1.765
48 Jared Hughes, R ERA: 2.01	(6, 1)	1.1		5	1	0	0	0	0	0	0	0	0	0	11	18	0.00	0.750
44 Tony Watson, L ERA: 2.76	(8, 1)	0.1		6	5	4	4	1	0	0	0	0	0	0	12	14	108.00	15.000
35 Mark Melancon, R ERA: 1.32	(8, 1)	1.2	W	5	0	0	0	0	1	0	0	0	0	0	5	10	0.00	0.600

PITCHER	IP	WLS	BF	H	R	ER	SO	BB	IBB	HBP	BLK	WP	HR	S	P	ERA	WHIP

BOTTOM

Pittsburgh Pirates @ Minnesota Twins

Target Field, Minneapolis, MN

Tue Jul 28 2015, 7:12 PM - 10:34 PM CDT

Att. 30,795 - Cloudy - 84 F

livebaseballscorecards.com

AB	36
R	7
H	12
RBI	6
BB	5
SO	6
LOB	18

Batter	1	2	3	4	5	6	7	8	9	AB	R	H	RBI	BB	SO	LOB
25 Gregory Polanco, L (1, 9) OBP: 0.313, SLG: 0.356	F FF 94 B FF 94 X FF 95 1-1 G3-1 ①		1 SAFE T CH 82 1 SAFE B FF 93 X CH 84 1-1 E1 1-3		F FF 93 B FF 93 B FF 93 C FF 92 F FF 94 X FF 94 2-2 G1-4-3 ②	F FF 90 B SL 83 B CH 84 B FF 92 B FF 92 4-1 22 E 22 E 1-2 BB		C FF 89 C FF 90 B SL 78 B SL 77 B SL 76 C SL 77 3-3 K ①		2	0	0	0	0	0	1
14 Jaff Decker, L (4, 9) OBP: 0.375, SLG: 0.273										2	1	0	0	1	1	0
6 Starling Marte, R (1, 7) OBP: 0.336, SLG: 0.456	C FF 93 X FF 94 0-1 G4-3 ②		S SL 86 D SL 85 S SL 86 X SL 85 1-2 L7 ②		S FF 95 S FF 94 X SL 87 0-2 22 S 22 HR 1B	D FF 95 S FF 94 D FF 94 B FF 94 F FF 95 X FF 95 3-2 SF7 ② 3-H		C FF 94 F FF 96 F FF 96 F SL 85 X FF 97 0-2 L9 ②		4	1	1	1	0	0	2
22 Andrew McCutchen, R (1, 8) OBP: 0.386, SLG: 0.490	B FF 94 S FF 94 B SL 86 F FF 95 F SL 85 B SL 85 S FF 95 3-3 K ③		I IN 46 I I I I 4-0 IBB		1 SAFE B FF 94 1 SAFE S FF 92 1 SAFE S SL 82 1 SAFE B FF 92 X SL 84 2-2 1-H HR	B FF 95 X FF 94 1-0 E9 1-H 2-H 1B		B FF 97 S SL 84 B FF 96 S FF 96 X FF 96 2-2 G6-3 ③		4	2	2	3	1	1	0
17 Aramis Ramirez, R (1, 5) OBP: 0.285, SLG: 0.416		F FF 94 B SL 86 X SL 85 1-1 G6-3 ①	C FF 96 X SL 88 0-1 G4-3 ③		F FF 95 X FF 94 0-1 2B	F FF 93 F FF 94 X SL 84 0-2 G5-3 ③			B SL 84 X FF 94 1-0 18 FC5-4 24 2B 27 1B 1B	5	0	2	0	0	0	3
23 Pedro Florimón, S (9, PR) OBP: 0.125, SLG: 0.125										0	1	0	0	0	0	0
(9, 6)																
27 Jung Ho Kang, R (1, 6) OBP: 0.371, SLG: 0.440		C SL 83 S SL 84 B SL 85 X FF 94 1-2 HR		B FF 93 C SL 82 C FF 94 B SL 85 B SL 85 X FF 95 3-2 G6-3 ①	B SL 84 C FF 94 C FF 94 B FF 94 F SL 86 S CH 84 2-3 K ③		C FF 91 T FF 92 F CU 76 X SI 93 0-2 18 G3-6-1 1B		B FF 96 C FF 95 X SI 93 1-1 18 FC5-4 1-2 1B	5	1	3	1	0	1	1
(9, 5)																
18 Neil Walker, S (1, 4) OBP: 0.329, SLG: 0.421		X FF 94 0-0 G3 ②		C FF 91 F SL 86 B SL 86 X SL 85 1-2 24 G3 2B		X FF 91 0-0 24 FC3-6 1B	C SI 91 B FF 93 B SI 93 X SI 91 2-1 G3-6-1 ①② 1-2f		F SI 94 C SI 94 X FF 96 0-2 FC5-4 ① 1-2f 2-3 24 2B	5	1	2	0	0	0	3
24 Pedro Alvarez, L (1, 10) OBP: 0.307, SLG: 0.432		C FF 94 B CH 85 X CH 85 1-1 F9 ③		B SL 85 X FF 94 1-0 G3 ② 2-3		X SI 92 0-0 FC3-6 ① 29 2B 30 WP 1-2f	B SI 92 C FF 92 S CU 74 F SL 84 B CU 75 B SI 94 D SI 93 4-2 29 1B BB		X FF 94 0-0 29 WP 1-H 3-H 2B	4	1	1	2	1	0	2
29 Francisco Cervelli, R (1, 2) OBP: 0.371, SLG: 0.415			B FF 93 C SL 89 B SL 86 C SL 83 B FF 93 F FF 94 B FF 95 4-2 25 E BB	C SL 81 X FF 94 0-1 G6-3 ③		C SL 81 X FF 92 0-1 30 WP 6 SF7 1-3 2B	X SL 89 0-0 1-2 1B		C SL 82 F FF 94 D SL 85 B SL 87 F FF 97 X FF 96 2-2 G3-1 ② 2-3	4	1	2	0	1	0	3
30 Travis Ishikawa, L (1, 3) OBP: 0.286, SLG: 0.351			X FF 93 0-0 P5 ①		F FF 91 F CH 84 B SL 84 B FF 94 S CH 83 2-3 K ①	S SI 85 B FF 94 B FF 93 B CH 86 B FF 94 4-1 14 BB 22 E 2-3 3-H BB	C FF 90 S SL 76 B SL 79 S SL 76 1-3 K ③		B FF 96 B FF 95 F SI 93 X SI 95 2-1 G6-3 ③	4	1	0	0	1	2	5

Inning Stats										
	R: 0 E: 0 K: 1 S: 8	H: 0 LOB: 0 BB: 0 P: 12	R: 1 E: 0 K: 0 S: 8	H: 1 LOB: 0 BB: 0 P: 11	R: 0 E: 1 K: 0 S: 11	H: 0 LOB: 3 BB: 2 P: 21	R: 0 E: 0 K: 0 S: 9	H: 1 LOB: 1 BB: 0 P: 14	R: 2 E: 0 K: 2 S: 19	H: 3 LOB: 1 BB: 0 P: 27
	R: 5 E: 1 K: 0 S: 13	H: 3 LOB: 0 BB: 2 P: 25	R: 0 E: 0 K: 1 S: 13	H: 2 LOB: 2 BB: 1 P: 20	R: 0 E: 0 K: 1 S: 11	H: 0 LOB: 0 BB: 0 P: 16	R: 2 E: 0 K: 0 S: 13	H: 3 LOB: 2 BB: 0 P: 19	1B: 7 2B: 4 3B: 0 HR: 2	SF: 1 SAC: 0 DP: 1 HBP: 0
	WP: 2 PB: 0 SB: 1 CS: 0	PA: 45								

PITCHER		IP	WLS	BF	H	R	ER	SO	BB	IBB	HBP	BLK	WP	HR	S	P	ERA	WHIP
54 Ervin Santana, R ERA: 3.78	(1, 1)	5.2	L	30	8	8	6	3	3	1	0	0	1	2	65	107	9.53	1.941
36 Blaine Boyer, R ERA: 2.74	(6, 1)	1.0		5	2	0	0	0	1	0	0	0	0	0	13	19	0.00	3.000
61 Ryan O'Rourke, L ERA: 1.0	(7, 1)	0.2		2	0	0	0	2	0	0	0	0	0	0	6	10	0.00	0.000
62 J.R. Graham, R ERA: 3.64	(8, 1)	1.2		8	3	2	2	0	0	0	0	0	1	0	21	29	10.80	1.800

PITCHER	IP	WLS	BF	H	R	ER	SO	BB	IBB	HBP	BLK	WP	HR	S	P	ERA	WHIP

TOP

Pittsburgh Pirates @ Minnesota Twins

Target Field, Minneapolis, MN

Wed Jul 29 2015, 12:11 PM - 3:40 PM CDT

Att. 37,273 - Sunny - 78 F

livebaseballscorecards.com

AB	39
R	10
H	13
RBI	7
BB	5
SO	5
LOB	20

Batter	1	2	3	4	5	6	7	8	9	AB	R	H	RBI	BB	SO	LOB
2 Brian Dozier, R (1, 4) OBP: 0.329, SLG: 0.506	B SI 90 C SI 92 F CH 84 X SI 93 1-2 ① F7		X CH 85 0-0 32 E 2B		M SL 85 L SL 87 S SL 88 0-3 ① K		B FF 91 B FF 91 B FF 93 B FF 93 4-0 22 BB 7 E BB		F FF 92 F FF 93 B FF 92 B CU 80 C FF 93 2-3 ① K	4	1	1	0	1	2	1
32 Aaron Hicks, S (1, 8) OBP: 0.352, SLG: 0.411	B SI 92 C SL 81 X CH 82 1-1 7 G6-3 1B		B SI 92 C SL 82 B SI 92 X CH 85 2-1 E7 22 1B 2-H 1B		B SI 93 X SL 84 1-0 7 FC3-6 1B		C FF 92 B SL 85 B FF 94 S FF 92 1 SAFE S FF 94 2-3 ① K		B CH 81 C FF 91 B FF 92 S CH 81 B CU 79 F FF 92 F FF 92 T CH 81 3-2 ② K	5	1	3	1	0	2	1
7 Joe Mauer, L (1, 3) OBP: 0.338, SLG: 0.390	C SI 93 B SI 92 B SL 86 B SI 92 C SI 93 X SI 94 3-2 ② G6-3 1-2		B FF 95 S SI 93 B SI 94 C SI 94 X SL 87 2-2 ② G5-3		B SI 94 B SL 88 B SI 92 C SI 93 X SI 93 3-1 ② FC3-6 1-2f 2-3		B FF 95 B FF 95 C FF 94 F FF 94 X FF 95 2-2 FC1 22 BB 1-2		C FF 91 B CH 80 F CH 80 X FF 91 1-2 22 WP 22 DI 22 2B 1B	5	1	1	0	0	0	5
22 Miguel Sanó, R (1, 10) OBP: 0.429, SLG: 0.522	B SL 85 S CH 84 B SL 84 T CH 83 C SL 86 2-3 ③ K		X SI 95 0-0 ③ 2-H 1B		C SL 86 C SI 94 D SL 84 D SL 87 F SL 87 B SL 87 X SL 86 3-2 ③ G5-3		F CH 87 B CH 86 S FF 95 B FF 94 D SL 88 F FF 95 B FF 94 4-2 1-2 2-3 BB		B CU 79 S CH 81 B FF 91 F CH 81 X FF 91 2-2 ③ 1-H 2B	4	0	2	2	1	1	3
20 Eddie Rosario, L (1, 9) OBP: 0.310, SLG: 0.433		B SI 93 X SI 93 1-0 9 G3 3B		F SL 86 B SL 87 F SL 83 X SL 86 1-2 ① F8		C SI 93 C SI 88 B SL 88 X SI 94 1-2 ① G6-3	S SI 92 B SI 93 F CH 87 S SI 94 1-3 ② K			4	1	1	0	0	1	3
9 Eduardo Núñez, R (1, 5) OBP: 0.313, SLG: 0.439		C SI 93 X CH 84 0-1 ① G3 3-H		B CH 85 B CH 84 F SI 92 S SL 84 X SL 82 2-2 ② G6-3		C SL 86 X CH 86 0-1 8 1B 1B	C SI 93 B SI 93 B SI 93 F SI 93 F SI 94 X SI 94 2-2 ③ G3-1			4	0	1	1	0	0	3
5 Eduardo Escobar, S (1, 6) OBP: 0.279, SLG: 0.388 (9, 7)		C SI 93 C SL 84 S SL 85 0-3 ② K		X SL 85 0-0 1B		C SI 91 B SI 94 S SL 87 B SI 94 F SI 94 B SI 94 F SI 92 F SL 85 S SL 84 3-3 ② K		X SI 98 0-0 ① G4-3		4	0	1	0	0	2	1
8 Kurt Suzuki, R (1, 2) OBP: 0.288, SLG: 0.303		F SI 93 B SI 94 S CH 86 B SI 94 B SL 83 X SI 94 3-2 ③ F8		1 SAFE B CH 86 F SL 85 B SI 94 S SL 84 1 SAFE F SL 85 B FF 94 X SL 82 3-2 ③ F8		F SI 92 B SI 93 X CH 86 1-1 1-3 1B		C SI 98 X SL 94 0-1 ② G6-3		4	0	1	0	0	0	1
21 Shane Robinson, R (1, 7) OBP: 0.295, SLG: 0.326 11 Jorge Polanco, S (8, PH) OBP: 0.400, SLG: 0.250 (9, 6)			B SI 91 B SI 92 C SI 92 C SL 83 X SL 85 2-2 ① G3		C SI 90 B SL 85 B SI 93 B SI 90 C SI 92 F SI 92 X SI 94 3-2 7 FC3-6 2B	B FF 92 B FF 92 C FF 93 S FF 93 S FF 94 2-3 ③ K		B SI 98 C SI 98 X SL 94 1-1 ③ F8		3 1	0 0	1 0	0 0	0 0	1 0	2 0
Inning Stats	R: 0 E: 0 K: 1 S: 11 H: 1 LOB: 1 BB: 0 P: 18	R: 1 E: 0 K: 1 S: 9 H: 1 LOB: 0 BB: 0 P: 13	R: 2 E: 1 K: 0 S: 10 H: 3 LOB: 1 BB: 0 P: 16	R: 0 E: 0 K: 0 S: 11 H: 1 LOB: 1 BB: 0 P: 17	R: 0 E: 0 K: 1 S: 14 H: 2 LOB: 2 BB: 0 P: 24	R: 0 E: 0 K: 2 S: 16 H: 2 LOB: 2 BB: 0 P: 23	R: 0 E: 1 K: 2 S: 16 H: 0 LOB: 3 BB: 2 P: 31	R: 0 E: 0 K: 0 S: 5 H: 0 LOB: 0 BB: 0 P: 6	R: 1 E: 0 K: 2 S: 14 H: 2 LOB: 1 BB: 0 P: 22	1B: 8 2B: 3 3B: 1 HR: 0	SF: 0 SAC: 0 DP: 0 HBP: 0			WP: 1 PB: 0 SB: 0 CS: 0	PA: 40		

PITCHER		IP	WLS	BF	H	R	ER	SO	BB	IBB	HBP	BLK	WP	HR	S	P	ERA	WHIP
47 Francisco Liriano, L ERA: 2.92	(1, 1)	5.2	W	26	10	3	2	4	0	0	0	0	0	0	68	106	3.18	1.765
59 Antonio Bastardo, L ERA: 3.82	(6, 1)	0.2		5	0	0	0	2	2	0	0	0	0	0	12	26	0.00	3.000
48 Jared Hughes, R ERA: 1.99	(7, 1)	0.2	H	2	0	0	0	1	0	0	0	0	0	0	7	10	0.00	0.000
37 Arquimedes Caminero, R ERA: 4.37	(8, 1)	1.0		3	0	0	0	0	0	0	0	0	0	0	5	6	0.00	0.000
64 Deolis Guerra, R ERA: 3.52	(9, 1)	1.0		4	2	1	1	2	0	0	0	0	1	0	14	22	9.00	2.000

PITCHER	IP	WLS	BF	H	R	ER	SO	BB	IBB	HBP	BLK	WP	HR	S	P	ERA	WHIP

BOTTOM

Pittsburgh Pirates @ Minnesota Twins

Target Field, Minneapolis, MN

Wed Jul 29 2015, 12:11 PM - 3:40 PM CDT

Att. 37,273 - Sunny - 78 F

livebaseballscorecards.com

AB	38
R	4
H	12
RBI	4
BB	2
SO	9
LOB	20

Batter	1	2	3	4	5	6	7	8	9	AB	R	H	RBI	BB	SO	LOB
25 Gregory Polanco, L (1, 9) OBP: 0.316, SLG: 0.361	X FF 88 0-0 1B		B SL 80 B FF 89 C FF 88 C FF 88 X FF 89 2-2 ② G3-1		B SL 81 B FF 89 F FF 89 B FF 89 B FF 88 4-1 6 G6-4-3 BB		C SI 94 X SI 94 0-1 22 1B 2B		X SI 93 0-0 ① P2	4	1	2	0	1	0	0
6 Starling Marte, R (1, 7) OBP: 0.339, SLG: 0.457	B FF 88 C CH 81 F CH 81 B FF 90 F FF 89 B CH 83 X FF 89 3-2 ① F7		B FF 88 X FF 89 1-0 1B		F CH 82 X FF 90 0-1 ②③ G6-4-3 1-2f		F SI 94 C SI 94 H SI 92 1-2 22 1B 17 2B HBP		B SL 90 X SI 93 1-0 22 1B 1B	4	1	2	0	0	0	3
22 Andrew McCutchen, R (1, 8) OBP: 0.388, SLG: 0.492	D CH 82 S FF 88 D CH 82 1 SAFE X FF 88 2-1 ② F8		1 SAFE 1 SAFE C CH 82 F FF 88 1 SAFE B CU 74 F CH 82 B FF 88 C FF 89 2-3 ③			B FF 86 B FF 87 T FF 86 B FF 86 F FF 87 X FF 88 3-2 3 FC3-6 17 1B 19 SF8 1B	S FF 93 B SL 85 C SL 83 F FF 94 X SI 94 1-2 2-H 17 2B 1B		C SI 92 F SL 90 X SI 91 0-2 1-3 1B	5	2	3	1	0	1	2
17 Aramis Ramirez, R (1, 5) OBP: 0.287, SLG: 0.419	C FF 89 B FF 90 B SL 81 1 SAFE X FF 88 2-1 ③ L8			C FF 88 B SL 81 B SL 78 X SL 81 2-1 ① F7		X FF 86 0-0 3 FC3-6 1-2 1B	T FF 93 B FC 85 X FF 93 1-1 3 1B 1-H 2-H 2B		X SI 94 0-0 ② F9	5	0	2	2	0	0	3
27 Jung Ho Kang, R (1, 6) OBP: 0.368, SLG: 0.437 3 Sean Rodríguez, R (6, PH) OBP: 0.229, SLG: 0.303 (6, 6)		C FF 87 C FF 88 F FF 88 F CU 73 B CU 71 C FF 88 1-3 ① K		B CH 81 F FF 87 C FF 88 B FF 88 F CH 82 B CU 74 F CH 81 C FF 89 3-3 ② K		C CH 80 S CH 80 B FF 88 X FF 88 1-2 ① FC3-6 1-2f 2-3	X SL 84 0-0 19 DI 2-3 1B		S SI 93 S FF 94 X FF 94 0-2 ③ G1	2 3	0 0	0 1	0 0	0 0	2 0	0 4
29 Francisco Cervelli, R (1, 2) OBP: 0.372, SLG: 0.413 19 Chris Stewart, R (6, PH) OBP: 0.328, SLG: 0.355 (6, 2)		B CH 82 X FF 87 1-0 ② F9		B CU 74 B CH 82 B FF 87 B FF 88 4-0 BB		X FF 86 0-0 ② SF8 3-H	B SI 93 F SI 92 B SI 93 C SI 92 B SI 90 C FF 92 3-3 ③ K 1-2			1 1	0 0	0 0	0 1	1 0	0 1	0 2
24 Pedro Alvarez, L (1, 3) OBP: 0.307, SLG: 0.441 59 Antonio Bastardo, R (6, 1) 37 Arquimedes Caminero, R (7, 1) 14 Jaff Decker, L (8, PH) OBP: 0.353, SLG: 0.250 (8, 1)		B SL 79 C FF 88 B SL 81 X FF 87 2-1 HR		S SL 79 F SL 79 D SL 79 F SL 79 C FF 89 1-3 ③ K		C SL 80 F FF 87 X FF 88 0-2 ③ G3		C FF 92 F CH 85 B FF 94 F FF 94 B CU 76 F FF 93 X CH 86 2-2 ① G6-3		3 0 0 1	1 0 0 0	1 0 0 0	1 0 0 0	0 0 0 0	1 0 0 0	2 0 0 0
18 Neil Walker, S (1, 4) OBP: 0.330, SLG: 0.419 23 Pedro Florimón, S (7, PH) OBP: 0.100, SLG: 0.100 (7, 4)	C CU 72 S CH 82 F FF 88 X CH 82 0-2 ③ G6-3			C FF 87 B FF 88 B CH 81 B CH 82 B FF 87 4-1 34 SH2-4 BB			S SI 95 C SI 94 B SI 94 B SI 93 S FF 92 2-3 ① K	B FF 93 S FF 91 T FF 93 S FF 94 1-3 ② K		1 2	0 0	0 0	0 0	1 0	0 2	0 0
34 A.J. Burnett, R (1, 1) OBP: 0.139, SLG: 0.229 64 Deolis Guerra, R (5, 1) 30 Travis Ishikawa, L (6, 3) OBP: 0.273, SLG: 0.333			B FF 88 C FF 87 X FF 87 1-1 ① G6-3	C FF 87 1 SAFE F FF 89 B CU 72 X FF 89 1-2 ① SH2-4 1-2			B SI 94 C FF 93 X FF 93 1-1 ② P6	B FF 92 B FF 92 C FF 92 F CH 85 T FF 94 2-2 ③ K		1 0 2	0 0 0	0 0 0	0 0 0	0 0 0	0 0 1	0 0 0
Inning Stats	R: 0 E: 0 K: 0 S: 9 H: 1 LOB: 1 BB: 0 P: 16	R: 1 E: 0 K: 1 S: 12 H: 1 LOB: 0 BB: 0 P: 16	R: 0 E: 0 K: 1 S: 10 H: 1 LOB: 1 BB: 0 P: 16	R: 0 E: 0 K: 2 S: 11 H: 0 LOB: 1 BB: 1 P: 21	R: 0 E: 0 K: 0 S: 7 H: 0 LOB: 1 BB: 2 P: 16	R: 1 E: 0 K: 0 S: 11 H: 2 LOB: 1 BB: 0 P: 15	R: 3 E: 0 K: 2 S: 19 H: 4 LOB: 2 BB: 0 P: 28	R: 0 E: 0 K: 2 S: 11 H: 0 LOB: 0 BB: 0 P: 16	R: 0 E: 0 K: 0 S: 9 H: 2 LOB: 2 BB: 0 P: 10	1B: 8 2B: 2 3B: 0 HR: 1 SF: 1 SAC: 1 DP: 1 HBP: 1						

PITCHER		IP	WLS	BF	H	R	ER	SO	BB	IBB	HBP	BLK	WP	HR	S	P	ERA	WHIP
36 David Holmberg, L ERA: 3.0	(1, 1)	6.0	W	25	5	2	2	4	3	0	0	0	0	1	60	100	3.00	1.333
41 Ryan Mattheus, R ERA: 4.75	(7, 1)	1.0		8	4	3	3	2	0	0	1	0	0	0	19	28	27.00	4.000
48 Keyvius Sampson, R ERA:	(8, 1)	1.0		3	0	0	0	2	0	0	0	0	0	0	11	16	0.00	0.000
62 Pedro Villarreal, R ERA: 4.15	(9, 1)	1.0		5	2	0	0	0	0	0	0	0	0	0	9	10	0.00	2.000

PITCHER	IP	WLS	BF	H	R	ER	SO	BB	IBB	HBP	BLK	WP	HR	S	P	ERA	WHIP

TOP

Pittsburgh Pirates @ Cincinnati Reds

Great American Ball Park, Cincinnati, OH

Thu Jul 30 2015, 7:11 PM - 10:48 PM EDT

Att. 35,715 - Clear - 81 F

livebaseballscorecards.com

AB	35
R	5
H	11
RBI	5
BB	3
SO	8
LOB	16

1B: 8	SF: 1	WP: 0	PA: 41
2B: 2	SAC: 1	PB: 0	
3B: 0	DP: 1	SB: 0	
HR: 1	HBP: 1	CS: 0	

BOTTOM

Pittsburgh Pirates @ Cincinnati Reds

Great American Ball Park, Cincinnati, OH

Thu Jul 30 2015, 7:11 PM - 10:48 PM EDT

Att. 35,715 - Clear - 81 F

livebaseballscorecards.com

Batter	1	2	3	4	5	6	7	8	9	AB	R	H	RBI	BB	SO	LOB
4 Brandon Phillips, R (1, 4) OBP: 0.314, SLG: 0.374 41 Ryan Mattheus, R (7, 1) 30 Jason Bourgeois, R (7, PH) OBP: 0.219, SLG: 0.194 48 Keyvius Sampson, R (8, 1) 62 Pedro Villarreal, R (9, 1)	B CH 85 F CH 86 B FF 87 C CH 86 X CH 82 2-2 ① G6-3 F CH 87 F CH 82 F FF 88 F CH 88 X CH 88 0-2 1B		B SI 91 2 SAFE C SI 90 S KC 81 X KC 84 1-2 3 S 1-H 1B	F FF 90 B CU 78 B FF 90 S CH 80 X CH 81 2-2 2-H 3-H HR	B FF 90 B FF 90 C FF 89 D CU 78 X FF 90 3-1 1-H 2-H HR	B FF 94 S FF 95 B FF 94 F FF 95 B FF 94 B FF 95 4-2 1-2 2-3 3-H BB			5 2 4 7 0 0 0 0 0 0 0 0 0 0 0 0 0 1 1 0 0 0 0 0 0 0 0 0 0 0 0 0 0 0 0
3 Iván De Jesús Jr., R (1, 5) OBP: 0.358, SLG: 0.435	B CH 86 S CH 82 B CH 88 B CH 88 C CH 88 F CH 88 F CH 84 X SI 90 3-2 9 HR 19 1B 1B 1 SAFE C SI 89 X KC 80 0-1 ③ G1-3		B SI 92 S KC 83 C SI 93 D KC 85 B KC 83 B SI 93 4-2 19 BB 1-3 BB	B SI 92 C FF 91 F CH 81 F FF 92 B FF 92 X CU 78 2-2 32 WP 19 BB 32 2B 1B	B FF 91 C FF 90 B CH 80 S CH 80 F FF 89 F FF 90 F CH 80 X FF 89 2-2 9 WP 1B	X SI 96 0-0 ③ L9			5 2 3 0 1 0 4
19 Joey Votto, L (1, 3) OBP: 0.432, SLG: 0.539	B CH 86 X CH 82 1-0 9 HR 1-2 1B	B SI 89 C CH 87 C CH 88 F SI 89 X SI 89 1-2 9 1B 32 SF7 2B	C SI 94 B SI 93 C SI 93 B SI 94 F SI 94 B SI 93 B SI 93 4-2 1-2 BB	C CH 80 B FF 90 F CH 80 B FF 91 B FF 91 4-2 32 2B 1-2 BB	C FF 90 B CU 77 T FF 90 F CH 79 X CU 78 1-2 ② F7		S CH 78 F CH 82 B CH 82 X CH 81 1-2 9 2B 1B		4 3 3 0 2 0 1
9 Marlon Byrd, R (1, 7) OBP: 0.296, SLG: 0.466	B CH 88 B FF 88 F CH 87 B FF 88 X SI 89 3-1 1-H 2-H HR	S KC 79 X CH 83 0-1 2-3 1B	C SI 94 S KC 84 C FF 94 0-3 ② K	B CU 77 C CU 77 B FF 89 F CH 80 F FF 90 D FF 90 C FF 90 3-3 ② K	B CH 86 S FF 91 F FF 92 F SL 85 F FF 92 F FF 93 B CH 85 F FF 93 D CH 88 3-2 ③ F FF 94 F FF 94 X FF 94 1-2 F8		B CH 79 S CH 76 X CH 80 1-1 1-3 2B		6 1 3 3 0 2 6
32 Jay Bruce, L (1, 9) OBP: 0.341, SLG: 0.486	X CH 87 0-0 ② B1-3	C SI 91 X KC 81 0-1 ① SF7 3-H	D KC 84 C SI 94 B KC 84 C SI 94 X KC 83 2-2 ③ G4-3	C CU 77 S CH 80 F FF 90 B CH 81 D FF 92 X FF 91 2-2 1-H 2-H 2B		F SL 84 F FF 92 H FF 94 1-2 16 L8 7 BB 30 BB HBP	C CH 80 X CH 82 0-1 ① G1-3		4 1 1 3 0 0 5
7 Eugenio Suárez, R (1, 6) OBP: 0.338, SLG: 0.452	B FF 89 C CH 87 X KC 78 1-1 1B	C SI 92 T KC 82 S KC 82 0-3 ② K	1-3 ① K 2-3 ③ K			B CH 86 C CH 86 B FF 94 B FF 94 S FF 94 F FF 95 B FF 94 4-2 30 BB 55 BB 1-2 BB	B CH 80 C CH 80 X CH 82 1-1 ② F9		5 0 1 0 1 3 4
16 Tucker Barnhart, L (1, 2) OBP: 0.336, SLG: 0.355	X SI 90 0-0 ③ P5	C SI 92 C KC 81 D KC 81 F KC 81 X SI 91 1-2 ③ G4-3		C SI 90 B CH 86 F KC 80 B SI 90 H KC 82 3-2 36 1B 6 FC3 HBP	F FF 89 B FF 91 B CH 79 X CH 81 2-1 ① G1-3	B FF 94 X CH 86 1-0 ① L8 2-3	B CH 83 T CH 79 X CH 81 1-1 ③ L4		5 1 0 0 0 0 6
36 David Holmberg, R (1, 1) OBP: 0.333, SLG: 0.333 55 Skip Schumaker, L (6, PH) OBP: 0.309, SLG: 0.304 (7, 4)		C CH 84 B CH 88 X CH 88 1-1 ① G5-3	C CH 88 C CH 87 F CH 88 C FF 88 0-3 ① K	L SI 91 B SI 92 X SI 92 1-1 6 E 6 FC3 4 HR 1-3 1B	X FF 90 0-0 6 1B 4 HR 1B	F FF 94 B SL 84 B SL 84 B FF 93 F FF 92 B FF 94 4-2 30 BB 1-2 BB			3 1 1 0 0 1 0 1 1 1 0 1 0 0
6 Billy Hamilton, S (1, 8) OBP: 0.271, SLG: 0.291		B CH 88 X CH 88 1-0 ② F8	X CH 88 0-0 4 S 4 1B 1B	X SI 92 0-0 3-H FC3 4 HR	B FF 89 B FF 89 S FF 89 F FF 89 X CH 79 2-2 1-2 4 HR 1B	S FF 94 S FF 95 X FF 95 0-2 ② F9			5 3 2 1 0 0 4
Inning Stats	R: 3 E: 0 K: 0 S: 15 H: 4 LOB: 1 BB: 0 P: 25	R: 0 E: 0 K: 0 S: 10 H: 1 LOB: 1 BB: 0 P: 12	R: 1 E: 0 K: 1 S: 15 H: 2 LOB: 1 BB: 0 P: 17	R: 1 E: 0 K: 2 S: 19 H: 2 LOB: 3 BB: 2 P: 30	R: 6 E: 1 K: 3 S: 29 H: 4 LOB: 1 BB: 1 P: 49	R: 3 E: 0 K: 0 S: 27 H: 4 LOB: 1 BB: 0 P: 40	R: 1 E: 0 K: 0 S: 14 H: 0 LOB: 3 BB: 3 P: 28	R: 0 E: 0 K: 0 S: 11 H: 2 LOB: 2 BB: 0 P: 15		1B: 13 2B: 3 3B: 0 HR: 3 SF: 1 SAC: 0 DP: 0 HBP: 2	WP: 2 PB: 0 SB: 4 CS: 0 PA: 52	

PITCHER		IP	WLS	BF	H	R	ER	SO	BB	IBB	HBP	BLK	WP	HR	S	P	ERA	WHIP
34 A.J. Burnett, R ERA: 3.06	(1, 1)	4.1	L	27	10	8	8	4	2	0	1	0	0	1	67	97	16.61	2.769
64 Deolis Guerra, R ERA: 6.48	(5, 1)	1.1		12	7	6	5	2	1	0	0	0	1	2	39	64	33.75	6.000
59 Antonio Bastardo, L ERA: 3.98	(6, 1)	1.0		7	0	1	1	0	3	0	1	0	1	0	22	39	9.00	3.000
37 Arquimedes Caminero, R ERA: 4.34	(7, 1)	0.1		1	0	0	0	0	0	0	0	0	0	0	1	1	0.00	0.000
14 Jaff Decker, L ERA:	(8, 1)	1.0		5	2	0	0	0	0	0	0	0	0	0	11	15	0.00	2.000

PITCHER	IP	WLS	BF	H	R	ER	SO	BB	IBB	HBP	BLK	WP	HR	S	P	ERA	WHIP

Batter	1	2	3	4	5	6	7	8	9	AB	R	H	RBI	BB	SO	LOB
25 Gregory Polanco, L (1, 9) OBP: 0.317, SLG: 0.360	C FF 92 F FF 93 X CU 82 0-2 6 S 27 2B 1B	C FF 92 F FF 93 S FF 93 0-3 ③ K			C CU 81 B FF 93 B SL 82 F FF 92 F FF 94 S FF 93 2-3 ① K	B FF 98 C FF 98 B SL 89 B FF 98 C FF 98 F FF 98 B FF 98 4-2 6 1B 1-2 2-3 3-H BB			C SI 93 B FF 94 F SI 94 B FS 81 F SL 82 F FF 94 X SL 82 2-2 ② L8	4	1	1	0	1	2	1
6 Starling Marte, R (1, 7) OBP: 0.340, SLG: 0.455	1 SAFE P PO 79 F FF 93 H FF 93 2-1 27 2B 1-2 HBP		C SL 85 B SL 92 S SL 85 S SL 86 1-3 ① K		C SL 84 F SL 86 S SL 84 0-3 ② K2-3	X SI 98 0-0 ③ 1-2 2-H 3-H 1B			F FF 95 F FF 94 B SL 86 X SL 85 1-2 ③ F9	4	0	1	1	0	2	0
22 Andrew McCutchen, R (1, 8) OBP: 0.387, SLG: 0.497	S FF 93 C FF 94 S FF 95 0-3 ① K		C SL 85 B SL 86 B SL 86 X FF 94 2-1 ② F9		F FF 93 X FF 93 0-1 HR		C CU 75 B CU 74 T SL 85 B FF 94 S FF 94 2-3 ① K			4	1	1	1	0	2	2
17 Aramis Ramirez, R (1, 5) OBP: 0.284, SLG: 0.413	B FF 95 X FF 93 1-0 ② F7		S SL 86 F SL 86 B FF 95 X FF 95 1-2 ③ G4-3		F SL 86 S CH 84 B SL 86 F FF 94 B CU 81 F FF 94 X FF 92 2-2 ③ L4		C CU 75 F SL 85 X SL 84 0-2 ② G5-3			4	0	0	0	0	0	2
27 Jung Ho Kang, R (1, 6) OBP: 0.373, SLG: 0.453	X FF 94 0-0 1-3 2-H 2B			B SL 84 B SL 84 F FF 91 B FF 92 F FF 92 X FF 93 3-2 24 1B 2B		C SL 85 B CU 82 F SL 90 B FF 92 X SL 91 2-2 24 G6-3 25 WP 2B	C CU 76 B SL 85 X SL 85 1-1 ③ F9			4	2	3	1	0	0	0
18 Neil Walker, S (1, 4) OBP: 0.327, SLG: 0.415	B FF 94 F FF 94 S FF 95 B FF 95 X FF 94 2-2 ③ G6-3			B FF 92 X FF 93 1-0 ① F7		X FF 94 0-0 ① F7		B SI 88 C FS 82 X FS 83 1-1 ① P6		4	0	0	0	0	0	4
24 Pedro Alvarez, L (1, 3) OBP: 0.306, SLG: 0.438 3 Sean Rodríguez, R (8, 3) OBP: 0.229, SLG: 0.303		C FF 94 F FF 93 B CU 82 X CU 81 1-2 ① L8		F FF 94 X SL 83 0-1 2-H 1B		B FF 93 F FF 92 F FF 93 F FF 93 D SL 87 X FF 94 2-2 ② G6-3 2-3		F FS 84 B FS 85 F FS 82 X FS 84 1-2 ② G4-3		4 0	0 0	1 0	1 0	0 0	0 0	1 0
29 Francisco Cervelli, R (1, 2) OBP: 0.370, SLG: 0.409		C SL 85 B FF 93 X FF 93 1-1 ② P6		B FF 92 X FF 91 1-0 ② F9		I IN 61 I IN 58 I IN 56 I IN 49 4-0 25 WP 30 WP 6 1B IBB		B SI 88 C SI 89 X SI 89 1-1 ③ P3		3	1	0	0	1	0	1
49 Jeff Locke, L (1, 1) OBP: 0.172, SLG: 0.148 30 Travis Ishikawa, L (6, PH) OBP: 0.289, SLG: 0.333 48 Jared Hughes, R (6, 1) 38 Joakim Soria, R (7, 1) 44 Tony Watson, L (8, 1) 14 Jaff Decker, L (9, PH) OBP: 0.333, SLG: 0.231 35 Mark Melancon, R (9, 1)		C FF 93 B FF 93 B FF 92 C FF 90 F FF 93 B FF 93 B FF 92 4-2 BB		C FF 93 S FF 93 F FF 94 F SL 82 B FF 93 S FF 93 1-3 ③ K		F FF 91 B FF 93 F FF 91 F FF 93 F FF 93 B FF 93 B CH 84 B FF 94 4-2 25 WP 6 1B 1-2 BB			C SI 93 B FF 95 X FF 94 1-1 ① L5	1 0 0 0 0 1 0	0 0 0 0 0 0 0	0 0 0 0 0 0 0	0 1 0 0 0 0 0	1 1 0 0 0 0 0	1 0 0 0 0 0 0	1 0 0 0 0 0 0
Inning Stats	R: 1 E: 0 K: 1 S: 13 H: 2 LOB: 2 BB: 0 P: 17	R: 0 E: 0 K: 1 S: 11 H: 0 LOB: 1 BB: 1 P: 17	R: 0 E: 0 K: 1 S: 8 H: 0 LOB: 0 BB: 0 P: 12	R: 1 E: 0 K: 1 S: 12 H: 2 LOB: 1 BB: 0 P: 18	R: 1 E: 0 K: 2 S: 14 H: 1 LOB: 0 BB: 0 P: 18	R: 2 E: 0 K: 0 S: 16 H: 2 LOB: 2 BB: 3 P: 32	R: 0 E: 0 K: 1 S: 8 H: 0 LOB: 0 BB: 0 P: 11	R: 0 E: 0 K: 0 S: 7 H: 0 LOB: 0 BB: 0 P: 10	R: 0 E: 0 K: 0 S: 10 H: 0 LOB: 0 BB: 0 P: 14	1B: 3 2B: 3 3B: 0 HR: 1			SF: 0 SAC: 0 DP: 0 HBP: 1			WP: 2 PB: 0 SB: 1 CS: 0	PA: 38

Pittsburgh Pirates @ Cincinnati Reds

Great American Ball Park, Cincinnati, OH

Fri Jul 31 2015, 7:10 PM - 10:24 PM EDT

Att. 35,088 - Clear - 84 F

TOP

livebaseballscorecards.com

AB	33
R	5
H	7
RBI	4
BB	4
SO	7
LOB	12

PITCHER		IP	WLS	BF	H	R	ER	SO	BB	IBB	HBP	BLK	WP	HR	S	P	ERA	WHIP
50 Michael Lorenzen, R ERA: 4.8	(1, 1)	5.2	L	27	6	5	5	6	2	1	1	0	1	1	70	106	7.94	1.412
70 Jumbo Díaz, R ERA: 5.52	(6, 1)	0.1		2	1	0	0	0	1	0	0	0	1	0	4	8	0.00	6.000
60 J.J. Hoover, R ERA: 1.99	(7, 1)	1.0		3	0	0	0	1	0	0	0	0	0	0	8	11	0.00	0.000
25 Burke Badenhop, R ERA: 4.24	(8, 1)	1.0		3	0	0	0	0	0	0	0	0	0	0	7	10	0.00	0.000
41 Ryan Mattheus, R ERA: 4.6	(9, 1)	1.0		3	0	0	0	0	0	0	0	0	0	0	10	14	0.00	0.000

PITCHER	IP	WLS	BF	H	R	ER	SO	BB	IBB	HBP	BLK	WP	HR	S	P	ERA	WHIP

BOTTOM

Pittsburgh Pirates @ Cincinnati Reds

Great American Ball Park, Cincinnati, OH

Fri Jul 31 2015, 7:10 PM - 10:24 PM EDT

Att. 35,088 - Clear - 84 F

livebaseballscorecards.com

Batter	1	2	3	4	5	6	7	8	9	AB	R	H	RBI	BB	SO	LOB
4 Brandon Phillips, R (1, 4) OBP: 0.315, SLG: 0.374	B SI 92 T CH 81 X SI 91 1-1 G3-1 ①	C KC 78 S CH 82 X KC 81 0-2 19 S 30 FC6-5 1B 1-2 2-3		C KC 81 X SI 94 0-1 P3 ③			C SL 78 B FC 92 F FC 92 B FC 92 X FC 92 2-2 G4-3 ①		C FC 92 B KC 80 S KC 81 F FC 91 X KC 80 1-2 30 SH1-3 21 1B 1B	5	0	2	0	0	0	0
30 Jason Bourgeois, R (1, 7) OBP: 0.222, SLG: 0.200	C SI 92 B SI 92 C CH 83 X SI 93 1-2 G4-3 ②	B SI 92 F SI 92 B KC 79 X SI 93 2-2 FC6-5 19 S ② 1-2 2-3f 3-H			C SI 90 S SI 91 F KC 80 B SI 92 B SI 91 X CH 83 2-2 19 L9-3 1B		F FC 93 B FC 92 F FC 92 S CU 70 1-3 K ②		L FC 91 X KC 80 0-1 SH1-3 ① 1-2	4	0	1	1	0	1	2
19 Joey Votto, L (1, 3) OBP: 0.436, SLG: 0.538	C SI 92 C KC 82 B SI 94 B CH 83 B SI 94 B SI 93 4-2 21 WP BB	B SI 92 B SI 92 B SI 93 F FF 92 B KC 80 4-1 21 FC6-4 BB 1-2 2-3			1 SAFE B SI 91 C SI 89 C KC 79 1 SAFE B SI 90 B SI 91 X SI 91 3-2 L9-3 ①② 1-1		B FC 92 B FC 92 F FC 90 S FF 92 B CH 87 D FF 94 4-2 9 BB 21 1B BB		F FC 91 2 SAFE B FC 90 F FC 91 D KC 81 B FC 90 F FC 90 D KC 81 4-2 21 1B BB	1	0	0	0	4	0	1
21 Todd Frazier, R (1, 5) OBP: 0.327, SLG: 0.558	B SI 93 F CH 82 B CH 83 S CH 81 C SI 93 2-3 K ③ 1-2	S CH 82 B SI 92 F SI 92 X SI 92 1-2 FC6-4 ③ 1-2f			C SI 91 B KC 82 F SI 90 S KC 79 1-3 K2-3 ③		1 SAFE B FF 93 F SL 79 F FC 92 B CH 86 X FC 92 2-2 9 BB 1-2 1B		B FF 91 X KC 81 1-0 ② 1-2 2-H 1B	5	0	2	0	0	2	4
9 Marlon Byrd, R (1, 9) OBP: 0.300, SLG: 0.477		X SI 92 0-0 3 HR 1B	S KC 80 S CH 81 F CH 82 B SI 93 B KC 80 F CH 83 S SI 92 2-3 K ①			B SI 92 X SI 93 1-0 HR	D SL 79 S CU 74 B FC 93 T FC 93 B CU 69 F CU 74 F FC 93 B FC 93 4-2 1-2 2-3 BB		D KC 80 B FC 91 B KC 79 C FC 91 C KC 81 X KC 81 3-2 L7 ③	4	2	2	1	1	1	2
29 Brayan Peña, S (1, 2) OBP: 0.338, SLG: 0.311		B SI 92 C SI 92 1 SAFE F CH 82 C SI 92 1-3 ①	C SI 92 X KC 81 0-1 G6-3 ②			B SI 93 X SL 88 1-0 2B	B FC 92 B FC 93 B FC 93 C FC 93 X FC 92 3-1 L1 ③			4	0	1	0	0	1	4
3 Iván De Jesús Jr., R (1, 6) OBP: 0.354, SLG: 0.461		X CH 82 0-0 1-H HR	C SI 92 C KC 82 X KC 84 0-2 G5-3 ③			B SI 94 C SI 93 X SI 93 1-1 G1-3 ①		X SI 94 0-0 G4-3 ①		4	1	1	2	0	0	1
50 Michael Lorenzen, R (1, 1) OBP: 0.286, SLG: 0.357 70 Jumbo Díaz, R (6, 1) 55 Skip Schumaker, L (6, PH) OBP: 0.307, SLG: 0.301 60 J.J. Hoover, R (7, 1) 25 Burke Badenhop, R (8, 1) 7 Eugenio Suárez, R (8, PH) OBP: 0.335, SLG: 0.449 41 Ryan Mattheus, R (9, 1)		C SI 91 B SI 92 B SI 92 F SI 93 X SI 93 2-2 4 1B 6 BB 30 FC6-5 1B		C SI 91 X CH 80 0-1 L8 ①		S SI 94 B SI 94 F SI 94 X SI 94 1-2 P6 ②		C SI 94 B SI 94 C SI 94 S CH 86 1-3 K ②		2 0 1 0 0 0 1 0	1 0 0 0 0 0 0 0	1 0 0 0 0 0 0 0	0 0 0 0 0 0 1 0	0 0 1 0 0 0 0 0	0 0 0 0 0 0 1 0	0 0 0 0 0 0 0 0
6 Billy Hamilton, S (1, 8) OBP: 0.271, SLG: 0.288		C SI 93 B SI 91 D CH 81 S CH 81 B SI 92 B SI 92 4-2 30 FC6-5 4 1B 1-2 BB		S SI 91 F SI 92 S KC 81 0-3 K ②		D SI 94 X SI 94 1-0 G4-3 ③		L SI 94 F SI 94 B SI 95 S CH 87 1-3 K ③		3	0	0	0	1	2	1
Inning Stats	R: 0 E: 0 K: 1 S: 10 H: 0 LOB: 1 BB: 1 P: 18	R: 3 E: 0 K: 1 S: 20 H: 4 LOB: 3 BB: 2 P: 34	R: 0 E: 0 K: 1 S: 10 H: 0 LOB: 0 BB: 0 P: 12	R: 0 E: 0 K: 1 S: 7 H: 0 LOB: 0 BB: 0 P: 7	R: 0 E: 0 K: 1 S: 10 H: 1 LOB: 0 BB: 0 P: 16	R: 1 E: 0 K: 0 S: 8 H: 2 LOB: 1 BB: 0 P: 13	R: 0 E: 0 K: 1 S: 17 H: 1 LOB: 3 BB: 2 P: 33	R: 0 E: 0 K: 2 S: 7 H: 0 LOB: 0 BB: 0 P: 9	R: 0 E: 0 K: 0 S: 13 H: 2 LOB: 2 BB: 1 P: 22	1B: 7 2B: 2 3B: 0 HR: 2 SF: 0 SAC: 1 DP: 1 HBP: 0			WP: 1 PB: 0 SB: 2 CS: 0 PA: 41			

	AB	34
	R	4
	H	10
	RBI	4
	BB	6
	SO	8
	LOB	16

PITCHER		IP	WLS	BF	H	R	ER	SO	BB	IBB	HBP	BLK	WP	HR	S	P	ERA	WHIP
49 Jeff Locke, L ERA: 4.21	(1, 1)	5.0	W	22	5	3	3	5	3	0	0	0	1	1	57	87	5.40	1.600
48 Jared Hughes, R ERA: 2.14	(6, 1)	1.0	H	5	2	1	1	0	0	0	0	0	0	1	8	13	9.00	2.000
38 Joakim Soria, R ERA: 2.79	(7, 1)	1.0	H	6	1	0	0	1	2	0	0	0	0	0	17	33	0.00	3.000
44 Tony Watson, L ERA: 2.7	(8, 1)	1.0	H	3	0	0	0	2	0	0	0	0	0	0	7	9	0.00	0.000
35 Mark Melancon, R ERA: 1.29	(9, 1)	1.0	S	5	2	0	0	0	1	0	0	0	0	0	13	22	0.00	3.000

PITCHER	IP	WLS	BF	H	R	ER	SO	BB	IBB	HBP	BLK	WP	HR	S	P	ERA	WHIP

Pittsburgh Pirates @ Cincinnati Reds

Great American Ball Park, Cincinnati, OH

Sat Aug 01 2015, 7:10 PM - 10:07 PM EDT

Att. 42,284 - Clear - 81 F

TOP

livebaseballscorecards.com

Batter	1	2	3	4	5	6	7	8	9	AB	R	H	RBI	BB	SO	LOB
25 Gregory Polanco, L (1, 9) OBP: 0.321, SLG: 0.361	G1-3		6 FC6-4 1B			L7		1B	BB	4	0	2	0	1	0	0
6 Starling Marte, R (1, 7) OBP: 0.336, SLG: 0.448	K		FC6-4 1-2f			P5		B3	K	5	0	0	0	0	2	5
22 Andrew McCutchen, R (1, 8) OBP: 0.386, SLG: 0.493	BB			F9		G6-3		K		3	0	0	0	1	1	1
17 Aramis Ramirez, R (1, 5) OBP: 0.280, SLG: 0.408	K			G6-3			G1-3	P4		4	0	0	0	0	1	2
27 Jung Ho Kang, R (1, 6) OBP: 0.372, SLG: 0.460		L7		HR			G1-3		F8	4	1	1	1	0	0	0
18 Neil Walker, S (1, 4) OBP: 0.328, SLG: 0.416		G5-3		G5-3			24 BB 30 1B 1B		3 1B 29 1B 1B	4	2	2	0	0	0	0
24 Pedro Alvarez, L (1, 3) OBP: 0.306, SLG: 0.434		G3			G3-1		30 1B 1-2 BB		K	3	0	0	0	1	1	1
19 Chris Stewart, R (1, 2) 30 Travis Ishikawa, L (7, PH) OBP: 0.304, SLG: 0.350 55 Joe Blanton, R (7, 1) 3 Sean Rodríguez, R (9, PH) OBP: 0.234, SLG: 0.307			F9		K		1-3 2-H 1B		29 1B 1-3 1B	2 1 0 1	0 0 0 0	0 1 0 1	0 1 0 0	0 0 0 0	1 0 0 0	0 0 0 0
45 Gerrit Cole, R (1, 1) OBP: 0.184, SLG: 0.139 37 Arquimedes Caminero, R (8, 1) 29 Francisco Cervelli, R (7, PH) OBP: 0.371, SLG: 0.409 (7, 2)			K		K		K		1-3 3-H 1B	2 0 2	0 0 0	0 0 1	0 0 1	0 0 0	2 0 1	0 0 2
Inning Stats	R: 0 E: 0 K: 2 S: 14 H: 0 LOB: 1 BB: 1 P: 18	R: 0 E: 0 K: 0 S: 9 H: 0 LOB: 0 BB: 0 P: 12	R: 0 E: 0 K: 1 S: 7 H: 1 LOB: 1 BB: 0 P: 12	R: 1 E: 0 K: 0 S: 9 H: 1 LOB: 0 BB: 0 P: 13	R: 0 E: 0 K: 2 S: 12 H: 0 LOB: 0 BB: 0 P: 17	R: 0 E: 0 K: 0 S: 10 H: 0 LOB: 0 BB: 0 P: 15	R: 1 E: 0 K: 1 S: 13 H: 2 LOB: 2 BB: 1 P: 25	R: 0 E: 0 K: 1 S: 7 H: 1 LOB: 1 BB: 0 P: 11	R: 1 E: 0 K: 2 S: 17 H: 3 LOB: 3 BB: 1 P: 29	1B: 7 2B: 0 3B: 0 HR: 1	SF: 0 SAC: 0 DP: 0 HBP: 0						

	AB	35
	R	3
	H	8
	RBI	3
	BB	3
	SO	9
	LOB	11

WP: 0 PB: 0 SB: 0 CS: 0 PA: 38

PITCHER		IP	WLS	BF	H	R	ER	SO	BB	IBB	HBP	BLK	WP	HR	S	P	ERA	WHIP
26 Raisel Iglesias, R ERA: 5.13	(1, 1)	6.2	W	26	4	2	2	5	2	0	0	0	0	1	71	108	2.70	0.900
25 Burke Badenhop, R ERA: 4.2	(7, 1)	0.1	H	1	0	0	0	1	0	0	0	0	0	0	3	4	0.00	0.000
60 J.J. Hoover, R ERA: 1.94	(8, 1)	1.0	H	4	1	0	0	1	0	0	0	0	0	0	7	11	0.00	1.000
54 Aroldis Chapman, L ERA: 1.81	(9, 1)	1.0	S	7	3	1	1	2	1	0	0	0	0	0	17	29	9.00	4.000

PITCHER		IP	WLS	BF	H	R	ER	SO	BB	IBB	HBP	BLK	WP	HR	S	P	ERA	WHIP

Pittsburgh Pirates @ Cincinnati Reds

Great American Ball Park, Cincinnati, OH

Sat Aug 01 2015, 7:10 PM - 10:07 PM EDT

Att. 42,284 - Clear - 81 F

livebaseballscorecards.com

Batter	1	2	3	4	5	6	7	8	9	AB	R	H	RBI	BB	SO	LOB
4 Brandon Phillips, R (1, 4) OBP: 0.314, SLG: 0.373	C FF 94 B SI 93 S KC 80 S SL 88 1-3 ① K		P PO 92 F SI 94 1 SAFE X CH 87 1-1 ① L7		C SL 88 B SL 87 B SL 87 X SI 95 2-1 21 PB 32 2B 1B		C SL 84 B SI 91 X SI 91 1-1 ② L3			4	1	1	0	0	1	1
19 Joey Votto, L (1, 3) OBP: 0.432, SLG: 0.532	X SI 93 0-0 ② L7		1 SAFE B FF 97 S SI 97 B SL 88 C SL 88 S SI 97 2-3 ② K 1-2		1 SAFE S SI 97 C CH 89 F FF 98 B FF 98 F FF 98 1 SAFE F SL 92 B CH 88 2-3 ① K		C SL 83 B FF 91 B CH 85 F SL 82 S FF 91 2-3 ③ K			4	0	0	0	0	3	2
21 Todd Frazier, R (1, 5) OBP: 0.326, SLG: 0.554	B FF 94 F FF 94 B KC 80 B CH 88 B FF 95 4-1 BB		B SI 96 C SL 87 X CH 88 1-1 ③ G5-3 2-3		1 SAFE 1 SAFE B SI 95 B SL 90 B SL 88 C FF 94 F KC 80 F FF 96 S SL 90 3-3 ② K 1-2			F FF 91 B CH 85 B FF 90 C SL 84 S SI 90 2-3 ① K		3	0	0	0	1	2	2
32 Jay Bruce, L (1, 9) OBP: 0.342, SLG: 0.492	1 SAFE X SI 93 0-0 ③ L7			F FF 93 S KC 80 T SI 94 0-2 ① K	B SL 89 X SI 96 1-0 2-H 2B			B SL 82 F SL 82 X CH 84 1-1 29 1B 7 SF7 2B		4	1	2	1	0	1	1
9 Marlon Byrd, R (1, 7) OBP: 0.306, SLG: 0.485		S FF 95 F FF 93 B FF 95 F SI 96 B FF 94 F KC 82 X SL 86 2-2 7 SF8 3B		F SI 94 B CH 87 B SL 88 X SI 94 2-1 29 1B 7 2B 1B	C SI 96 F FF 95 F SL 89 S SL 90 0-3 ③ K			H FF 90 1-0 29 1B HBP		3	2	2	0	0	1	1
29 Brayan Peña, S (1, 2) OBP: 0.341, SLG: 0.314		X SI 96 0-0 ① G1-3		B SI 94 B SI 96 F SI 97 F SL 89 X KC 81 2-2 7 2B 1-2 1B		B SI 98 F SI 98 X SL 92 1-1 ① F8		B SL 83 C FF 90 F CH 85 F SI 91 F SL 84 X CH 85 1-2 1-2 2-3 1B		4	0	2	0	0	0	1
7 Eugenio Suárez, R (1, 6) OBP: 0.333, SLG: 0.456	F FF 94 B FF 96 B KC 80 S SL 87 B FF 95 X SI 95 3-2 ② SF8 3-H			C FF 95 S FF 96 F SL 89 B SL 88 X KC 82 1-2 1-3 2-H 2B		F SL 92 C FF 99 B FF 98 B SL 90 C SL 89 2-3 ② K		B FF 91 D SL 85 C SI 91 X FF 91 2-1 ② SF7 3-H		2	0	1	3	0	1	0
26 Raisel Iglesias, R (1, 1) 25 Burke Badenhop, R (7, 1) 60 J.J. Hoover, R (8, 1) 55 Skip Schumaker, L (8, PH) OBP: 0.305, SLG: 0.299 54 Aroldis Chapman, L (9, 1)	F FF 95 B SI 95 S SI 95 X FF 97 1-2 ③ G6-3			S FF 96 S SL 87 S SL 88 0-3 ② K		X FF 98 0-0 ③ G6-3		X FF 89 0-0 ③ L8		3 0 0 1 0	0 0 0 0 0	0 0 0 0 0	0 0 0 0 0	1 0 0 0 0	2 0 0 2 0	2 0 0 2 0
6 Billy Hamilton, S (1, 8) OBP: 0.272, SLG: 0.289			F FF 95 B FF 95 F FF 94 F SL 87 X FF 95 1-2 21 S 19 S 1B	D KC 82 S FF 97 B SI 96 C SI 97 B FF 97 S FF 97 3-3 ③ K			C SI 91 F CH 85 X SL 84 0-2 ① F9			3	0	1	0	0	1	2

Inning Stats									
	R: 0 E: 0 K: 1 S: 6	H: 0 LOB: 1 BB: 1 P: 11	R: 1 E: 0 K: 0 S: 12	H: 1 LOB: 0 BB: 0 P: 18	R: 0 E: 0 K: 1 S: 12	H: 1 LOB: 1 BB: 0 P: 16	R: 1 E: 0 K: 3 S: 18	H: 3 LOB: 2 BB: 0 P: 26	R: 1 E: 0 K: 3 S: 19	H: 2 LOB: 1 BB: 0 P: 27
	R: 0 E: 0 K: 1 S: 6	H: 0 LOB: 0 BB: 0 P: 9	R: 0 E: 0 K: 1 S: 8	H: 0 LOB: 0 BB: 0 P: 11	R: 1 E: 0 K: 1 S: 13	H: 2 LOB: 2 BB: 0 P: 20				

| | | | | | | | | |

Pittsburgh Pirates @ Cincinnati Reds

Great American Ball Park, Cincinnati, OH

Sun Aug 02 2015, 1:13 PM - 3:59 PM EDT

Att. 39,596 - Sunny - 84 F

TOP

livebaseballscorecards.com

Batter	1	2	3	4	5	6	7	8	9	AB	R	H	RBI	BB	SO	LOB
25 Gregory Polanco, L (1, 9) OBP: 0.320, SLG: 0.358	B FF 90 C FF 90 F FF 90 B CU 77 B FF 92 F FF 91 F FF 92 S FF 92 3-3 ① **K**		B CH 85 B CH 85 B CH 84 B FF 93 4-0 6 2B BB		B FF 92 C FF 91 X FF 92 1-1 ② **F9**			F SI 91 S CU 88 1 SAFE F SL 90 X SL 91 0-2 ① **P2**		3	1	0	0	1	1	1
6 Starling Marte, R (1, 7) OBP: 0.335, SLG: 0.449	X FF 90 0-0 ② **F7**		B CU 78 X FF 93 1-0 1-H 2-H 2B		C SL 86 T CH 84 B CU 78 X CU 76 1-2 ③ **L7**			C SI 92 S CU 83 1 SAFE B CU 84 X FF 91 1-2 ② **G1-3** 1-2		4	0	1	2	0	0	1
22 Andrew McCutchen, R (1, 8) OBP: 0.384, SLG: 0.489	C SL 86 B FF 93 S FF 92 B CU 78 T CU 76 2-2 ③ **K**		B FF 93 B FF 93 C FF 93 C FF 92 F FF 93 F FF 93 F CU 77 F CU 77 D FF 94 3-2 X FF 84 E6 27 FC6-4			C SL 88 S CU 82 B FF 93 F CU 83 S FF 92 1-3 ① **K**		H FF 92 1-0 **HBP**		3	0	0	0	0	2	1
27 Jung Ho Kang, R (1, 6) OBP: 0.367, SLG: 0.454 (7, 5)		X FF 91 0-0 ① **P5**	S CU 78 C CU 77 X FF 92 0-2 ③ **FC6-4** 1-2f			B SI 92 S CU 82 B FF 92 C SI 93 B FF 92 X FF 92 3-2 ② **F9**		B FF 92 T CU 83 X CU 83 1-1 ③ **P4**		4	0	0	0	0	0	4
18 Neil Walker, S (1, 4) OBP: 0.328, SLG: 0.422		B FF 90 B CH 84 F FF 92 F FF 92 B FF 93 S FF 93 3-3 ② **K**		X FF 91 0-0 **HR**		X SL 89 0-0 ③ **P6**			C CH 91 B CH 90 F SI 99 B FF 97 X CH 91 2-2 ① **G3**	4	1	1	1	0	1	0
29 Francisco Cervelli, R (1, 2) OBP: 0.367, SLG: 0.404		C FF 93 B SL 88 C FF 92 X CU 78 1-2 ③ **L7**		B FF 94 F FF 92 X FF 92 1-1 ① **G5-3**			X CU 83 0-0 ① **G3-1**		F SL 89 F SL 88 B SI 98 F SI 98 S SI 98 1-3 ② **K**	4	0	0	0	0	1	0
24 Pedro Alvarez, L (1, 3) OBP: 0.303, SLG: 0.430 23 Pedro Florimón, S (7, 6) OBP: 0.091, SLG: 0.091			C CU 75 B CH 84 S CH 84 B CU 77 C FF 93 2-3 ① **K** C CU 76 B FF 92 F FF 92 B CU 75 S CU 76 2-3 ② **K**				B SL 90 X CU 86 1-0 ② **G3**		B CH 90 B SI 99 B FF 97 C FF 98 F FF 97 S FF 98 3-3 ③ **K**	3 1	0 0	0 0	0 0	0 0	2 1	0 0
3 Sean Rodríguez, R (1, 5) OBP: 0.236, SLG: 0.314 (7, 3) 30 Travis Ishikawa, L (8, 3) OBP: 0.304, SLG: 0.350			S CU 76 X CU 76 0-1 6 2B 2B C FF 93 B CU 77 X FF 92 1-1 ③ **F8**				C CU 83 S CU 84 B CU 84 B CU 84 B FF 93 S FF 92 3-3 ③ **K**			3 0	1 0	1 0	0 0	0 0	1 0	0 0
50 Charlie Morton, R (1, 1) OBP: 0.111, SLG: 0.059 14 Jaff Decker, L (8, PH) OBP: 0.368, SLG: 0.231 44 Tony Watson, L (8, 1) 35 Mark Melancon, R (9, 1) 38 Joakim Soria, R (9, 1)			B CU 76 C FF 93 C FF 93 S CU 77 1-3 ② **K**		B FF 90 C FF 91 B FF 91 F FF 91 X FF 91 2-2 ① **F9**			B SI 92 B CH 85 B SI 92 B SI 92 4-0 6 G1-3 BB		2 0 0 0 0	0 0 0 0 0	0 0 0 0 0	0 1 0 0 0	1 0 0 0 0	1 0 0 0 0	1 0 0 0 0
Inning Stats	R: 0 E: 0 K: 2 S: 9 H: 0 LOB: 0 BB: 0 P: 14	R: 0 E: 0 K: 1 S: 7 H: 0 LOB: 0 BB: 0 P: 11	R: 2 E: 1 K: 2 S: 19 H: 2 LOB: 2 BB: 1 P: 30	R: 1 E: 0 K: 1 S: 8 H: 1 LOB: 0 BB: 0 P: 12	R: 0 E: 0 K: 0 S: 8 H: 0 LOB: 0 BB: 0 P: 12	R: 0 E: 0 K: 1 S: 8 H: 0 LOB: 0 BB: 0 P: 12	R: 0 E: 0 K: 1 S: 5 H: 0 LOB: 0 BB: 0 P: 9	R: 0 E: 0 K: 0 S: 9 H: 0 LOB: 2 BB: 1 P: 16	R: 0 E: 0 K: 2 S: 10 H: 0 LOB: 0 BB: 0 P: 16	1B: 0 2B: 2 3B: 0 HR: 1 SF: 0 SAC: 0 DP: 0 HBP: 1						

	AB	31
	R	3
	H	3
	RBI	3
	BB	2
	SO	10
	LOB	8

WP: 0 PB: 0 SB: 0 CS: 0 PA: 34

PITCHER		IP	WLS	BF	H	R	ER	SO	BB	IBB	HBP	BLK	WP	HR	S	P	ERA	WHIP
48 Keyvius Sampson, R ERA: 4.5	(1, 1)	5.0	L	20	3	3	3	6	1	0	0	0	0	1	51	79	5.40	0.800
62 Pedro Villarreal, R ERA: 3.72	(6, 1)	3.0		11	0	0	0	2	1	0	1	0	0	0	22	37	0.00	0.333
70 Jumbo Díaz, R ERA: 5.34	(9, 1)	1.0		3	0	0	0	2	0	0	0	0	0	0	10	16	0.00	0.000

PITCHER		IP	WLS	BF	H	R	ER	SO	BB	IBB	HBP	BLK	WP	HR	S	P	ERA	WHIP

BOTTOM

Pittsburgh Pirates @ Cincinnati Reds
Great American Ball Park, Cincinnati, OH
Sun Aug 02 2015, 1:13 PM - 3:59 PM EDT
Att. 39,596 - Sunny - 84 F

Batter	1	2	3	4	5	6	7	8	9	AB	R	H	RBI	BB	SO	LOB
4 Brandon Phillips, R (1, 4) OBP: 0.316, SLG: 0.373	0-1 G4-3 (1)		3-0 1B; 55 FC6-4; 1-2			1-2 G4-3 (1)		1-0 HBP; 21 FC6-4		3	0	1	0	0	0	0
55 Skip Schumaker, L (1, 7) OBP: 0.304, SLG: 0.298	0-0 G1-3 (2)		1-0 FC6-4 (3); 1-2f			3-1 1B		2-2 P4 (2)		4	0	1	0	0	0	3
21 Todd Frazier, R (1, 5) OBP: 0.324, SLG: 0.548	1-1 L7 (3)			0-2 F8 (1)		1-0 F8 (2)		0-1 FC6-4 (3); 1-2f		4	0	0	0	0	0	2
32 Jay Bruce, L (1, 9) OBP: 0.341, SLG: 0.492		1-3 K (1)		2-3 K (2)		0-0 G4-3 (3)			2-2 2B; 7 L8	4	0	1	0	0	2	1
9 Marlon Byrd, R (1, 8) OBP: 0.303, SLG: 0.480		1-3 K2-3 (2)		1-2 G5-3 (3)			2-1 G4-3 (1)		2-2 G1-3 (1)	3	0	0	0	0	1	0
70 Jumbo Díaz, R (9, 1)										0	0	0	0	0	0	0
6 Billy Hamilton, S (9, PH) OBP: 0.271, SLG: 0.288										1	0	0	0	0	0	1
16 Tucker Barnhart, L (1, 2) OBP: 0.333, SLG: 0.347		1-3 Ʞ (3)			0-0 L9 (1)		3-2 G6-3 (2)		1-1 HBP	3	0	0	0	0	1	0
7 Eugenio Suárez, R (1, 6) OBP: 0.331, SLG: 0.458			2-2 P3 (1)		0-1 G5-3 (2)		1-0 2B		0-1 L8 (2); 2-3	4	0	1	0	0	0	2
3 Iván De Jesús Jr., R (1, 3) OBP: 0.359, SLG: 0.462			2-1 1B; 4 1B		2-0 1B		2-3 K (3)		0-0 G4-3 (3)	4	0	2	0	0	1	3
48 Keyvius Sampson, R (1, 1)			0-3 K (2)		0-3 K (3)			0-2 L3 (1)		1	0	0	0	0	1	1
44 Kyle Waldrop, L (5, PH)										1	0	0	0	0	1	1
62 Pedro Villarreal, R (6, 1)										0	0	0	0	0	0	0
30 Jason Bourgeois, R (8, PH) OBP: 0.216, SLG: 0.194 (9, 8)										1	0	0	0	0	0	0

Inning Stats

Inning	R	H	E	LOB	K	BB	S	P
1	0	0	0	0	0	0	5	6
2	0	0	0	0	3	0	9	12
3	0	2	0	2	1	0	10	18
4	0	0	0	0	1	0	9	12
5	0	1	0	1	1	0	7	9
6	0	1	0	1	0	0	7	12
7	0	1	0	1	1	0	16	24
8	0	0	0	1	0	0	10	13
9	0	1	0	2	0	0	11	16

1B: 4, 2B: 2, 3B: 0, HR: 0, SF: 0, SAC: 0, DP: 0, HBP: 2

WP: 0, PB: 0, SB: 0, CS: 0, PA: 35

AB 33, R 0, H 6, RBI 0, BB 0, SO 7, LOB 14

PITCHER	IP	WLS	BF	H	R	ER	SO	BB	IBB	HBP	BLK	WP	HR	S	P	ERA	WHIP
50 Charlie Morton, R (1, 1) ERA: 4.19	7.0	W	26	5	0	0	7	0	0	0	0	0	0	63	93	0.00	0.714
44 Tony Watson, L (8, 1) ERA: 2.64	1.0	H	4	0	0	0	0	0	0	1	0	0	0	10	13	0.00	0.000
35 Mark Melancon, R (9, 1) ERA: 1.29	0.1	H	3	1	0	0	0	0	0	1	0	0	0	8	13	0.00	3.000
38 Joakim Soria, R (9, 1) ERA: 2.74	0.2	S	2	0	0	0	0	0	0	0	0	0	0	3	3	0.00	0.000

livebaseballscorecards.com

Batter	1	2	3	4	5	6	7	8	9	AB	R	H	RBI	BB	SO	LOB
24 Dexter Fowler, S (1, 8) OBP: 0.332, SLG: 0.378	C FF 92 B SI 92 S SL 84 B SL 84 C FF 92 2-3 K	1 SAFE B FF 91 F FF 92 B FF 92 C FF 92 1 SAFE C FF 92 2-3 K		B SI 90 B SL 83 F FF 90 X FF 91 2-1 G5-3		B SI 92 X SI 92 1-0 G4-3	B FS 91 B SI 97 B SL 90 B SI 96 4-0 15 WP 1-2 BB		C FF 93 B FF 92 F FF 93 D CH 86 X FF 93 2-2 F8	5	0	0	0	1	2	2
15 Chris Denorfia, R (1, 7) OBP: 0.323, SLG: 0.369	B SI 92 C FF 94 B SL 85 B FF 92 F FF 92 F FF 93 F SI 91 F FF 94 X FF 93 3-2 44 1B 17 1B 68 BB 1B	C SI 91 F FF 92 B FF 91 D SL 84 F FF 92 1 SAFE F SL 84 X FF 93 2-2 1-H 2B		B FF 91 X FF 92 1-0 F9		C SI 94 S SL 86 X SL 86 0-2 44 FC7-5 17 HBP 1B	F FF 98 C SI 97 B FF 99 C FS 88 1-3 1-2 2-3 K		S FF 93 C FF 93 S FF 94 0-3 K	6	1	3	0	0	2	3
17 Kris Bryant, R (1, 5) OBP: 0.357, SLG: 0.437	X SI 91 0-0 68 BB 44 1B 13 FC5-2 1-2 1B		S CU 76 C SL 83 B FF 89 F FF 92 S SL 82 1-3 K		B FF 91 B SL 82 F FF 90 B FF 91 C FF 91 C FF 91 3-3 K	B SI 93 F SI 94 1 SAFE F SI 94 H SI 93 2-2 44 FC7-5 68 1B 1-2 HBP		S SL 92 T SI 95 B FS 90 X SI 96 1-2 44 1B 1B		4	1	2	0	0	2	0
44 Anthony Rizzo, L (1, 3) OBP: 0.401, SLG: 0.534	S FF 93 B FF 94 X SL 84 1-1 13 FC5-2 68 BB 1-2 2-3 1B		B FF 92 C FF 93 F FF 92 X FF 91 1-2 68 WP 13 2B 2B		B SL 84 X FF 92 1-0 13 2B 2B	X SI 95 0-0 FC7-5 68 1B 1-2 2-3f		S SL 92 F FS 92 B FF 97 X FF 98 1-2 1-2 1B		5	2	4	0	0	0	2
68 Jorge Soler, R (1, 9) OBP: 0.319, SLG: 0.381 52 Justin Grimm, R (9, 1)	S FF 93 D CH 89 B CH 88 B FF 93 B FF 94 4-1 13 FC5-2 1-2 2-3 3-H BB		S SL 84 D SL 85 F FF 92 D SL 84 B SL 84 F FF 94 S SL 82 3-3 K 2-3		F FF 92 B SL 84 B FF 92 S SL 82 F FF 92 B SL 83 B SL 82 4-2 13 2B 49 FC1-2 BB	F SI 93 B SI 92 S SI 94 F SI 93 F SI 94 B SI 95 X SI 94 2-2 13 FC5-4 1-2 2-H 1B		B SI 98 S SL 92 C SI 98 S FF 99 1-3 K		3 0	0 0	1 0	2 0	2 0	2 0	3 0
13 Starlin Castro, R (1, 6) OBP: 0.272, SLG: 0.307	B SL 85 F FF 93 C FF 93 X FF 92 1-2 FC5-2 3 FC6-4 1-2 2-3 3-Hf		C FF 93 B FF 92 D SL 85 D SL 82 X SI 92 3-1 3 1B 3-H 2B		X SI 93 0-0 49 FC1-2 1-3 2-H 2B	C SL 91 X SI 99 0-1 FC5-4 1-2f		F SI 98 F SL 93 B SL 91 C SI 97 1-3 K		5	1	2	2	0	1	7
3 David Ross, R (1, 2) OBP: 0.303, SLG: 0.284	B FF 94 B FF 94 X FF 94 2-0 FC6-4 1-2f		B FF 93 X FF 92 1-0 2-H 1B		I IN 79 I IN 81 I IN 82 I IN 82 4-0 49 FC1-2 IBB		C SL 91 C FF 99 C SL 92 0-3 K	S SL 90 B SL 91 S SI 96 S SI 97 1-3 K		4	0	1	1	1	2	5
49 Jake Arrieta, R (1, 1) OBP: 0.128, SLG: 0.191 21 Tommy Hunter, R (8, 1) 41 Matt Szczur, R (9, PH) OBP: 0.242, SLG: 0.310 (9, 9)		C FF 90 B SI 90 F FF 91 S SL 84 1-3 K S FF 93 C FF 92 D SL 85 D FF 91 X FF 92 2-2 F8		C SI 92 X SI 92 0-1 FC1-2 1-2 2-3 3-Hf		B SI 98 C FF 98 C FF 96 X FF 99 1-2 15 WP 24 WP 1B		S FF 93 F CH 86 F SL 84 X FF 94 0-2 F9	4 0 1	0 0 0	1 0 0	0 0 0	0 0 0	1 0 0	4 0 0
22 Addison Russell, R (1, 4) OBP: 0.304, SLG: 0.366		C FF 91 X CH 87 0-1 15 2B 1B		S SI 90 X FF 91 0-1 G6-3	C SI 93 B SI 93 T SI 93 F SI 93 S SI 93 1-3 K		B SI 99 C SL 89 F SL 93 F FF 99 S FS 91 1-3 K		F FF 92 S SL 86 B FF 94 B CH 86 B FF 92 B FF 93 4-2 BB	4	0	1	0	1	2	4
Inning Stats	R: 1 E: 0 K: 1 S: 17 H: 3 LOB: 3 BB: 1 P: 30	R: 0 E: 0 K: 2 S: 13 H: 2 LOB: 2 BB: 0 P: 18	R: 2 E: 0 K: 2 S: 17 H: 3 LOB: 1 BB: 0 P: 28	R: 0 E: 0 K: 0 S: 5 H: 0 LOB: 0 BB: 0 P: 8	R: 1 E: 0 K: 2 S: 14 H: 2 LOB: 3 BB: 2 P: 27	R: 1 E: 0 K: 0 S: 14 H: 2 LOB: 2 BB: 0 P: 19	R: 0 E: 0 K: 3 S: 13 H: 1 LOB: 2 BB: 1 P: 20	R: 0 E: 0 K: 3 S: 15 H: 2 LOB: 2 BB: 0 P: 20	R: 0 E: 0 K: 1 S: 12 H: 0 LOB: 1 BB: 1 P: 18	1B: 10 2B: 5 3B: 0 HR: 0 SF: 0 SAC: 0 DP: 0 HBP: 1		WP: 3 PB: 0 SB: 0 CS: 0 PA: 47				

TOP

Chicago Cubs @ Pittsburgh Pirates

PNC Park, Pittsburgh, PA

Tue Aug 04 2015, 7:10 PM - 10:24 PM EDT

Att. 34,993 - Partly Cloudy - 81 F

livebaseballscorecards.com

AB	41
R	5
H	15
RBI	5
BB	5
SO	14
LOB	30

PITCHER		IP	WLS	BF	H	R	ER	SO	BB	IBB	HBP	BLK	WP	HR	S	P	ERA	WHIP
32 J.A. Happ, L ERA: 4.78	(1, 1)	4.1	L	23	9	4	4	6	2	0	0	0	1	0	59	99	8.31	2.538
48 Jared Hughes, R ERA: 2.27	(5, 1)	1.1		9	3	1	1	1	0	1	1	0	0	0	19	29	6.75	2.250
37 Arquimedes Caminero, R ERA: 4.04	(6, 1)	2.1		11	3	0	0	6	1	0	0	0	2	0	30	42	0.00	1.714
59 Antonio Bastardo, L ERA: 3.86	(9, 1)	1.0		4	0	0	0	1	1	0	0	0	0	0	12	18	0.00	1.000

PITCHER	IP	WLS	BF	H	R	ER	SO	BB	IBB	HBP	BLK	WP	HR	S	P	ERA	WHIP

Batter	1	2	3	4	5	6	7	8	9	AB	R	H	RBI	BB	SO	LOB
25 Gregory Polanco, L (1, 9) OBP: 0.317, SLG: 0.354	B FF 94 C FF 93 B CU 81 S SL 91 B SL 92 X FF 96 3-2 ① G6-3		S CH 89 S CH 89 B FF 93 X SI 95 1-2 ③ F7			C SL 91 X CH 89 0-1 ③ F9			C FF 95 C FF 95 S CU 84 0-3 ① K2-3	4	0	0	0	0	1	0
6 Starling Marte, R (1, 7) OBP: 0.337, SLG: 0.452	B FF 96 F FF 95 X SI 95 1-1 ② B1-3			B SL 90 B SI 94 F SL 92 B SI 95 X SI 95 3-1 ① G6-3			C SI 93 X SI 94 0-1 22 BB 1B		B FF 96 F FF 96 X CU 83 1-1 2B	4	0	2	0	0	0	0
22 Andrew McCutchen, R (1, 8) OBP: 0.388, SLG: 0.489	C SI 95 B CU 82 B CU 81 B SL 91 S FF 96 F FF 96 B SI 96 4-2 17 FC6-4 BB			B SI 95 B SL 91 C SI 95 X SI 95 2-1 17 G6-4-3 1B			B FF 94 S SI 95 B FF 95 1 SAFE F SI 95 B SI 95 F SL 90 D SL 91 1-2 BB		C FF 96 X FF 96 0-1 ② G6-3	2	0	1	0	2	0	1
17 Aramis Ramirez, R (1, 5) OBP: 0.277, SLG: 0.403	B SI 95 X SL 92 1-0 ③ FC6-4 1-2f			B SI 95 S SL 92 S SL 91 X FF 96 1-2 ②③ G6-4-3 1-2f			B SL 91 C SL 90 C SI 95 X SL 90 1-2 ① L7		B CU 84 X FF 96 1-0 ③ L4	4	0	0	0	0	0	5
27 Jung Ho Kang, R (1, 6) OBP: 0.364, SLG: 0.449		X SL 91 0-0 ① G2-3			B SL 90 F SL 89 B SL 92 F SI 95 B CH 89 X SL 92 3-2 ① L7		C CU 81 B SL 91 B SL 86 B SI 96 F SL 90 S FF 94 3-3 ② K			3	0	0	0	0	1	2
18 Neil Walker, S (1, 4) OBP: 0.328, SLG: 0.420		B FF 95 B SI 95 C SI 95 B SL 91 F FF 96 F SL 92 X SL 91 3-2 ② P5			S CH 90 F SI 96 B CU 81 F CH 89 B SI 95 B CU 82 B SL 90 4-2 24 G1-4-3 BB		C CU 80 X CU 79 0-1 ③ G3			2	0	0	0	1	0	2
24 Pedro Alvarez, L (1, 3) 37 Arquimedes Caminero, R (6, 1) 38 Michael Morse, R (8, PH) OBP: 0.274, SLG: 0.311 (9, 3)	C FF 96 C CU 81 B CU 81 S CH 90 1-3 ③ K			B SI 95 X SI 96 1-0 ②③ G1-4-3 1-2f			C CU 84 F FF 98 S CU 88 0-3 ① K			2 0 1	0 0 0	0 0 0	0 0 0	0 0 1	1 0 0	1 0 0
29 Francisco Cervelli, R (1, 2) OBP: 0.366, SLG: 0.403			B SL 91 C FF 94 B FF 94 F FF 95 S SL 89 2-3 ① K			F FF 93 B FF 94 B SL 90 B SL 91 C FF 94 X FF 94 3-2 ① F8			X FC 94 0-0 30 G6-4-3 1B	3	0	1	0	0	1	0
32 J.A. Happ, L (1, 1) 48 Jared Hughes, R (5, 1) 30 Travis Ishikawa, L (6, 3) OBP: 0.292, SLG: 0.333 59 Antonio Bastardo, R (9, 1)			B FF 93 B FF 92 C SI 94 S SI 94 F SI 95 B SI 94 C SI 93 3-3 ② K			C FF 95 S CU 80 B CH 89 B SI 93 F SL 90 C SI 94 2-3 ② K			C CU 83 F FF 98 X SI 97 0-2 ②③ G6-4-3 1-2f	1 0 2 0	0 0 0 0	0 0 0 0	0 0 0 0	0 0 0 0	1 0 1 0	0 0 1 0
Inning Stats	R: 0 E: 0 K: 0 S: 9 H: 0 LOB: 1 BB: 1 P: 18	R: 0 E: 0 K: 1 S: 8 H: 0 LOB: 0 BB: 0 P: 12	R: 0 E: 0 K: 2 S: 10 H: 0 LOB: 0 BB: 0 P: 16	R: 0 E: 0 K: 0 S: 7 H: 1 LOB: 0 BB: 0 P: 13	R: 0 E: 0 K: 0 S: 7 H: 0 LOB: 0 BB: 1 P: 15	R: 0 E: 0 K: 1 S: 9 H: 0 LOB: 0 BB: 0 P: 14	R: 0 E: 0 K: 1 S: 13 H: 1 LOB: 2 BB: 1 P: 21	R: 0 E: 0 K: 1 S: 7 H: 1 LOB: 0 BB: 0 P: 7	R: 0 E: 0 K: 1 S: 8 H: 1 LOB: 1 BB: 0 P: 10	1B: 3 2B: 1 3B: 0 HR: 0 SF: 0 SAC: 0 DP: 3 HBP: 0						

PITCHER		IP	WLS	BF	H	R	ER	SO	BB	IBB	HBP	BLK	WP	HR	S	P	ERA	WHIP
49 Jake Arrieta, R ERA: 2.5	(1, 1)	7.0	W	24	2	0	0	5	3	0	0	0	0	0	63	109	0.00	0.714
21 Tommy Hunter, R ERA: 3.5	(8, 1)	1.0		3	1	0	0	1	0	0	0	0	0	0	7	7	0.00	1.000
52 Justin Grimm, R ERA: 1.59	(9, 1)	1.0		4	1	0	0	1	0	0	0	0	0	0	8	10	0.00	1.000

PITCHER	IP	WLS	BF	H	R	ER	SO	BB	IBB	HBP	BLK	WP	HR	S	P	ERA	WHIP

BOTTOM

Chicago Cubs @ Pittsburgh Pirates

PNC Park, Pittsburgh, PA

Tue Aug 04 2015, 7:10 PM - 10:24 PM EDT

Att. 34,993 - Partly Cloudy - 81 F

livebaseballscorecards.com

AB	28
R	0
H	4
RBI	0
BB	3
SO	7
LOB	12

Batter	1	2	3	4	5	6	7	8	9	AB	R	H	RBI	BB	SO	LOB
24 Dexter Fowler, S (1, 8) OBP: 0.330, SLG: 0.374	B SI 91 C SI 91 S CH 82 X SI 93 1-2 ① F9		B CH 81 F CH 81 X SI 90 1-1 ③ F8			B SI 90 B SI 92 C SI 91 B CH 82 B SI 91 4-1 12 HR BB	C FF 94 X FC 93 0-1 ② G6-3		F FC 92 C FC 91 B KC 81 B FC 91 S FC 91 2-3 ③ K	4	1	0	0	1	1	2
12 Kyle Schwarber, L (1, 2) OBP: 0.425, SLG: 0.605	C SI 92 X SI 92 0-1 ② G3-1			C KC 75 B KC 80 F SI 91 X CH 80 1-2 44 WP 44 SF9 2B		B SI 90 F SI 91 X KC 78 1-1 1-H HR	F FF 94 B FF 94 B FF 88 F FF 94 F FF 94 S CU 72 2-3 ③ K			4	2	2	2	0	1	0
17 Kris Bryant, R (1, 5) OBP: 0.356, SLG: 0.435	B SI 92 F CH 83 T CH 82 S KC 81 1-3 ③ K			C SI 90 B SI 90 C SI 91 S FF 92 1-3 ① K		B SI 92 X CH 81 1-0 ② G6-3		F SI 94 B CH 84 X CH 85 1-1 68 G6-4-3 1B		4	0	1	0	0	2	1
44 Anthony Rizzo, L (1, 3) OBP: 0.400, SLG: 0.540		B SI 90 B KC 78 C SI 91 X KC 77 2-1 ① F8		B KC 77 B SI 91 X SI 91 2-0 ② SF9 2-H		X KC 81 0-0 HR		F SI 93 B SI 94 S SL 83 F SI 93 D SL 84 F SI 95 F SI 95 F SI 95 S SI 95 2-3 ① K		3	1	1	2	0	1	1
68 Jorge Soler, R (1, 9) OBP: 0.319, SLG: 0.379		C SI 92 B KC 82 S CH 81 C SI 92 1-3 ② K		C SI 91 X SI 92 0-1 ③ G6-3		B SI 90 X SL 84 1-0 15 BB 13 S 1B		B SI 94 X SI 95 1-0 ②③ G6-4-3 1-2f		4	0	1	0	0	1	1
13 Starlin Castro, R (1, 6) OBP: 0.274, SLG: 0.307		B SI 92 T CH 82 C SI 92 F KC 79 X KC 82 1-2 ③ G5-3			C SI 90 B SI 91 X SI 91 1-1 ① G4-3	1 SAFE B SI 92 B SI 91 B SI 92 C SI 92 D SL 86 4-1 15 BB 1-2 BB			S FC 93 B FC 90 X FC 91 1-1 41 2B 22 G6-3 1B	3	1	1	0	1	0	0
15 Chris Denorfia, R (1, 7) OBP: 0.327, SLG: 0.368			X SI 89 0-0 50 SH3-4 1B		C SI 92 S KC 81 C SI 92 0-3 ② K	B SI 93 F SI 92 B SI 93 B SI 92 B SI 93 4-1 1-2 2-3 BB			C FF 92 B FF 92 F FC 91 S KC 82 1-3 ① K	3	0	1	0	1	2	1
50 Dan Haren, R (1, 1) OBP: 0.200, SLG: 0.182 8 Chris Coghlan, L (6, PH) OBP: 0.338, SLG: 0.424 37 Travis Wood, R (6, 1) OBP: 0.172, SLG: 0.111 46 Pedro Strop, R (6, 1) 30 Jason Motte, R (7, 1) 40 James Russell, L (8, 1) 41 Matt Szczur, R (9, PH) OBP: 0.254, SLG: 0.339			F SI 89 1 SAFE X SI 89 0-1 ① SH3-4 1-2		C SI 91 B SI 92 X SI 91 1-1 ③ G4-3	X FF 92 0-0 ③ G3			X FC 91 0-0 1-3 2B	1 1 0 0 0 0 0 1	0 0 0 0 0 0 0 0	0 0 0 0 0 0 0 1	0 0 0 0 0 0 0 0	0 3 0 0 0 0 0 1	0 0 0 0 0 0 0 0	0 0 0 0 0 0 0 0
22 Addison Russell, R (1, 4) OBP: 0.301, SLG: 0.362			B SI 91 C CH 80 2 SAFE F KC 76 X SI 90 1-2 ② F9			B SI 88 B SI 90 B SI 90 C SI 89 F SI 89 X SI 91 3-2 ① L7	B FC 92 B FF 92 B FC 93 C FC 92 F FF 92 F FF 94 F SL 73 F FF 93 F FF 94 3-3 F CU 76 S SL 77 ① K		C KC 81 X FF 91 0-1 ② G6-3 3-H	4	0	0	1	0	1	2
Inning Stats	R: 0 E: 0 K: 1 S: 8 H: 0 LOB: 0 BB: 0 P: 10	R: 0 E: 0 K: 1 S: 9 H: 0 LOB: 0 BB: 0 P: 13	R: 0 E: 0 K: 0 S: 8 H: 1 LOB: 1 BB: 0 P: 10	R: 1 E: 0 K: 1 S: 9 H: 1 LOB: 0 BB: 0 P: 13	R: 0 E: 0 K: 1 S: 7 H: 0 LOB: 0 BB: 0 P: 9	R: 3 E: 0 K: 0 S: 12 H: 3 LOB: 3 BB: 3 P: 30	R: 0 E: 0 K: 2 S: 14 H: 0 LOB: 0 BB: 0 P: 19	R: 0 E: 0 K: 1 S: 10 H: 1 LOB: 0 BB: 0 P: 14	R: 1 E: 0 K: 2 S: 11 H: 2 LOB: 1 BB: 0 P: 15	1B: 4 2B: 2 3B: 0 HR: 2 SF: 1 SAC: 1 DP: 1 HBP: 0						

PITCHER		IP	WLS	BF	H	R	ER	SO	BB	IBB	HBP	BLK	WP	HR	S	P	ERA	WHIP
49 Jeff Locke, L ERA: 4.31	(1, 1)	5.2		22	4	4	4	4	1	0	0	0	1	2	49	72	6.35	0.882
48 Jared Hughes, R ERA: 2.27	(6, 1)	0.0		3	1	0	0	0	2	0	0	0	0	0	3	12	∞	∞
59 Antonio Bastardo, L ERA: 3.82	(6, 1)	0.1	W	1	0	0	0	0	0	0	0	0	0	0	1	1	0.00	0.000
38 Joakim Soria, R ERA: 2.68	(7, 1)	1.0	H	3	0	0	0	2	0	0	0	0	0	0	14	19	0.00	0.000
44 Tony Watson, L ERA: 2.59	(8, 1)	1.0	H	3	1	0	0	1	0	0	0	0	0	0	10	14	0.00	1.000

PITCHER		IP	WLS	BF	H	R	ER	SO	BB	IBB	HBP	BLK	WP	HR	S	P	ERA	WHIP
35 Mark Melancon, R ERA: 1.44	(9, 1)	1.0	S	5	2	1	1	2	0	0	0	0	0	0	11	15	9.00	2.000

TOP

Chicago Cubs @ Pittsburgh Pirates

PNC Park, Pittsburgh, PA

Wed Aug 05 2015, 7:09 PM - 10:13 PM EDT

Att. 35,759 - Partly Cloudy - 78 F

livebaseballscorecards.com

AB	32
R	5
H	8
RBI	5
BB	3
SO	9
LOB	11

1B: 4	SF: 1	WP: 1	PA: 37
2B: 2	SAC: 1	PB: 0	
3B: 0	DP: 1	SB: 1	
HR: 2	HBP: 0	CS: 0	

Chicago Cubs @ Pittsburgh Pirates

PNC Park, Pittsburgh, PA

Wed Aug 05 2015, 7:09 PM - 10:13 PM EDT

Att. 35,759 - Partly Cloudy - 78 F

livebaseballscorecards.com

BOTTOM

Batter	1	2	3	4	5	6	7	8	9	AB	R	H	RBI	BB	SO	LOB
25 Gregory Polanco, L (1, 9) OBP: 0.318, SLG: 0.363	B FF 85 B FF 85 C SI 85 X FC 83 2-1 HR	B KC 74 B KC 76 X FF 86 2-0 P6 ③			L FS 80 X FS 80 0-1 P6 ①	C FF 90 B FF 92 B SI 90 X FF 91 2-1 6 BB 1-2 2-H 1B		1 SAFE F FF 90 S CH 85 B FF 91 B SL 84 C FC 84 2-3 K ①② 1-2		5	1	2	2	0	1	1
6 Starling Marte, R (1, 7) OBP: 0.337, SLG: 0.450	C FF 86 S FC 82 C FF 86 0-3 K ①	S KC 75 X FC 81 0-1 F8 ①			C KC 76 X FC 82 0-1 17 S 17 1B 1B	B SL 82 B FF 95 S SL 83 B FF 96 B FF 97 4-1 1-2 2-3 BB		B CU 77 F SI 90 B FF 90 B FF 90 X SI 88 3-1 G5-3 ③		4	1	1	0	1	1	0
22 Andrew McCutchen, R (1, 8) OBP: 0.389, SLG: 0.497	F FF 86 B FS 82 B FS 81 B FC 84 S FC 84 B FC 85 4-2 27 E 17 1B 24 1B BB	B KC 77 B KC 76 X FF 86 2-0 HR			X KC 76 0-0 L5 ②	F FF 97 X FF 97 0-1 SF9 ② 3-H				2	2	1	2	1	0	1
17 Aramis Ramirez, R (1, 5) OBP: 0.279, SLG: 0.404	X KC 77 0-0 27 E 24 1B 1-2 1B	F FC 83 C FF 87 F FC 83 B FC 84 X FF 86 1-2 P6 ②			C FF 86 D FF 84 F FC 83 X FC 83 1-2 27 1B 1-H 1B	D SL 84 S FF 95 2 SAFE F FF 96 F SL 83 S SL 84 1-3 K ③				4	0	2	1	0	1	2
27 Jung Ho Kang, R (1, 6) OBP: 0.362, SLG: 0.446	C FC 84 X FC 82 0-1 FC5 24 1B 1-2 2-3	C KC 77 B KC 76 B FC 82 F FC 83 F FS 81 F FC 83 X KC 78 2-2 L9 ③			B FC 84 B FC 81 X KC 77 2-0 1-2 1B		B FF 93 X FC 87 1-0 F9 ①			4	0	1	0	0	0	2
18 Neil Walker, S (1, 4) OBP: 0.327, SLG: 0.416	B FF 87 F FF 85 F KC 76 F FF 86 X KC 76 1-2 F7 ②			C SI 84 F FC 81 B FC 81 B KC 74 B SI 86 B SI 87 4-2 29 24 WP FC4-5-4 BB	X FC 82 0-0 L4 ③		C FF 94 B FC 88 C SI 92 X FF 94 1-2 F7 ②			3	0	0	0	1	0	5
24 Pedro Alvarez, L (1, 3) OBP: 0.301, SLG: 0.426 38 Joakim Soria, R (7, 1) 30 Travis Ishikawa, L (7, PH) OBP: 0.286, SLG: 0.326 44 Tony Watson, L (8, 1) 35 Mark Melancon, R (9, 1)	B KC 75 C KC 76 S FC 81 F FC 81 F FF 86 B KC 75 F KC 76 X FS 80 2-2 1B 1-2 2-H 3-H			C KC 75 B FC 82 B FS 80 F KC 76 S FS 79 2-3 K ① 1-2	C FF 89 B FC 86 X FC 86 1-1 G5-3 ①	B FF 95 X FF 92 1-0 F8 ③			3 0 1 0 0	0 0 0 0 0	1 0 0 0 0	1 0 0 0 0	0 0 0 0 0	1 0 0 0 0	1 0 0 0 0
29 Francisco Cervelli, R (1, 2) OBP: 0.368, SLG: 0.411		C FF 85 B FC 83 X FC 83 1-1 L9 ①		B KC 77 X KC 76 1-0 FC4-5-4 ② 2-3		B SI 89 B SI 90 X SI 90 2-0 38 1B 25 1B 1B		B FF 93 C FF 90 B FF 92 C FC 90 B FF 94 X FF 95 3-2 3 1B 3B		4	2	2	0	0	0	1
49 Jeff Locke, L (1, 1) OBP: 0.161, SLG: 0.138 48 Jared Hughes, R (6, 1) 59 Antonio Bastardo, R (6, 1) 38 Michael Morse, R (6, PH) OBP: 0.278, SLG: 0.315 3 Sean Rodriguez, R (6, PR) OBP: 0.241, SLG: 0.318 (7, 3)		C FF 85 F FF 86 B KC 76 F FF 87 B FC 84 S KC 78 2-3 K ②		B FF 86 C FF 85 X FF 86 1-1 F7 ③		1 SAFE F FC 86 B FF 88 F SI 90 B FF 92 B FF 91 F FF 91 F FF 92 X FF 88 3-2 6 BB 25 1B 22 SF9 1-2 1B		C FF 95 C FF 94 F FF 95 B FF 94 F FC 91 D FC 90 F FC 90 B FF 96 F FF 96 3-2 X FF 96 25 CS 3-H 1B		2 0 0 1 1	0 0 0 0 1	0 0 0 1 1	0 0 0 0 1	0 0 0 0 0	1 0 0 0 0	1 0 0 0 0
Inning Stats	R: 2 E: 1 K: 1 S: 20 H: 3 LOB: 2 BB: 1 P: 29	R: 0 E: 0 K: 1 S: 7 H: 0 LOB: 0 BB: 0 P: 12	R: 1 E: 0 K: 0 S: 12 H: 1 LOB: 0 BB: 0 P: 17	R: 0 E: 0 K: 1 S: 8 H: 0 LOB: 1 BB: 1 P: 16	R: 1 E: 0 K: 0 S: 10 H: 3 LOB: 2 BB: 0 P: 13	R: 2 E: 0 K: 1 S: 17 H: 3 LOB: 2 BB: 1 P: 30	R: 0 E: 0 K: 0 S: 5 H: 0 LOB: 0 BB: 0 P: 8	R: 1 E: 0 K: 1 S: 15 H: 2 LOB: 0 BB: 0 P: 26		1B: 9 2B: 0 3B: 1 HR: 2 SF: 1 SAC: 0 DP: 0 HBP: 0		WP: 1 PB: 0 SB: 1 CS: 1 PA: 38		

	AB	34
	R	7
	H	12
	RBI	7
	BB	3
	SO	5
	LOB	14

PITCHER		IP	WLS	BF	H	R	ER	SO	BB	IBB	HBP	BLK	WP	HR	S	P	ERA	WHIP
50 Dan Haren, R ERA: 3.49	(1, 1)	5.0		24	7	4	3	3	2	0	0	0	1	2	57	87	5.40	1.800
37 Travis Wood, L ERA: 4.58	(6, 1)	0.1	L	4	3	2	2	0	0	0	0	0	0	0	10	18	54.00	9.000
46 Pedro Strop, R ERA: 2.83	(6, 1)	0.2		3	0	0	0	1	1	0	0	0	0	0	7	12	0.00	1.500
30 Jason Motte, R ERA: 3.64	(7, 1)	1.0		5	2	1	1	0	0	0	0	0	0	0	15	24	9.00	2.000
40 James Russell, L ERA: 2.7	(8, 1)	1.0		2	0	0	0	1	0	0	0	0	0	0	5	10	0.00	0.000

PITCHER	IP	WLS	BF	H	R	ER	SO	BB	IBB	HBP	BLK	WP	HR	S	P	ERA	WHIP

TOP

Los Angeles Dodgers @ Pittsburgh Pirates

PNC Park, Pittsburgh, PA

Fri Aug 07 2015, 7:09 PM - 10:52 PM EDT

Att. 39,404 - Cloudy - 76 F

livebaseballscorecards.com

Batter	1	2	3	4	5	6	7	8	9	10	AB	R	H	RBI	BB	SO	LOB
11 Jimmy Rollins, S (1, 6) OBP: 0.280, SLG: 0.366	0-1 47 G4-6-3 1B		4-0 47 S 47 1B BB		0-0 1-2 2-H 1B		3-2 B CH 88 1-H 2B			1-2 L8	4	1	3	2	1	0	0
47 Howie Kendrick, R (1, 4) OBP: 0.338, SLG: 0.416	1-0 G4-6-3 1-2f		1-2 1-H 3-H 1B		3-3 K		0-2 G5-3			2-1 9 WP 2B	5	0	2	2	0	1	4
23 Adrián González, L (1, 3) OBP: 0.368, SLG: 0.528	1-3 K		0-0 L6		1-2 F7			1-3 K		2-2 K	5	0	0	0	0	3	4
16 Andre Ethier, L (1, 7) OBP: 0.361, SLG: 0.472 33 Scott Van Slyke, R (8, PH) OBP: 0.355, SLG: 0.427 (8, 7)	1-3 K		4-0 9 G4-3 BB		0-0 L8			4-2 BB		4-2 9 WP BB	2 0	0 0	0 0	0 0	1 2	1 0	0 0
9 Yasmani Grandal, S (1, 2) OBP: 0.394, SLG: 0.504	1-3 K		0-2 G4-3 1-2f		3-2 P6			1-1 P5		1-3 K 1-2 2-3	5	0	0	0	0	2	4
66 Yasiel Puig, R (1, 9) OBP: 0.319, SLG: 0.422	3-2 L7		3-3 K		1-2 F8			0-0 P3			4	0	0	0	0	1	1
5 Alberto Callaspo, S (1, 5) OBP: 0.313, SLG: 0.274			1-1 P2		2-1 L8		2-2 G3		2-2 G3		4	0	0	0	0	0	0
31 Joc Pederson, L (1, 8) OBP: 0.352, SLG: 0.449			0-2 22 G4-3 47 1B 2B		4-1 22 HBP 11 1B BB		3-2 P3		2-2 G3		3	2	1	0	1	0	0
22 Clayton Kershaw, L (1, 1) OBP: 0.182, SLG: 0.173 3 Carl Crawford, L (7, PH) OBP: 0.243, SLG: 0.353 12 Juan Nicasio, R (7, 1) 43 Luis Avilán, L (8, 1) 7 Alex Guerrero, R (9, PH) OBP: 0.260, SLG: 0.477 54 Jim Johnson, R (9, 1) 56 J.P. Howell, L (10, 1)			0-0 G4-3 2-3		1-0 11 1B 1-2 HBP		0-0 CI 11 S 11 2B		0-3 K		1 0 0 0 0 1 0 0	0 1 0 0 0 0 0 0	0 0 0 0 0 0 0 0	0 0 0 0 0 1 0 0	0 0 0 0 0 0 0 0	0 0 0 0 0 0 0 0	1 0 0 0 0 0 0 0
Inning Stats	R: 0 E: 0 K: 1 S: 6 H: 1 LOB: 0 BB: 0 P: 8	R: 0 E: 0 K: 2 S: 10 H: 0 LOB: 0 BB: 0 P: 15	R: 2 E: 0 K: 0 S: 11 H: 2 LOB: 1 BB: 1 P: 17	R: 0 E: 0 K: 1 S: 7 H: 0 LOB: 0 BB: 1 P: 14	R: 1 E: 0 K: 1 S: 13 H: 1 LOB: 2 BB: 1 P: 24	R: 0 E: 0 K: 0 S: 9 H: 0 LOB: 0 BB: 0 P: 13	R: 1 E: 1 K: 0 S: 17 H: 1 LOB: 1 BB: 0 P: 25	R: 0 E: 0 K: 1 S: 9 H: 0 LOB: 1 BB: 1 P: 15	R: 0 E: 0 K: 1 S: 11 H: 0 LOB: 0 BB: 0 P: 15	R: 0 E: 0 K: 2 S: 14 H: 1 LOB: 2 BB: 1 P: 24	1B: 3 2B: 3 3B: 0 HR: 0 SF: 0 SAC: 0 DP: 2 HBP: 1						

	AB	34
	R	4
	H	6
	RBI	4
	BB	5
	SO	9
	LOB	14

WP: 1 PB: 0 SB: 2 CS: 0 PA: 41

PITCHER		IP	WLS	BF	H	R	ER	SO	BB	IBB	HBP	BLK	WP	HR	S	P	ERA	WHIP
45 Gerrit Cole, R ERA: 2.39	(1, 1)	6.0		24	4	3	3	5	3	0	1	0	0	0	56	91	4.50	1.167
38 Joakim Soria, R ERA: 2.62	(7, 1)	1.0	B	5	1	1	0	0	0	0	0	0	0	0	17	25	0.00	1.000
44 Tony Watson, L ERA: 2.54	(8, 1)	1.0		4	0	0	0	1	1	0	0	0	0	0	9	15	0.00	1.000
35 Mark Melancon, R ERA: 1.41	(9, 1)	1.0		3	0	0	0	1	0	0	0	0	0	0	11	15	0.00	0.000
59 Antonio Bastardo, L ERA: 3.71	(10, 1)	1.0	W	5	1	0	0	2	1	0	0	0	1	0	14	24	0.00	2.000

PITCHER	IP	WLS	BF	H	R	ER	SO	BB	IBB	HBP	BLK	WP	HR	S	P	ERA	WHIP

Batter	1	2	3	4	5	6	7	8	9	10	AB	R	H	RBI	BB	SO	LOB
25 Gregory Polanco, L (1, 9) OBP: 0.319, SLG: 0.371	X FF 93 0-0 HR		F FF 94 1 SAFE C SL 88 X SL 90 0-2 ② 1-2 1B		X FF 93 0-0 ① G4-3	B FF 93 C SL 86 D CU 73 B FF 93 X FF 93 3-1 ③ F9		B FF 94 C SI 95 F CH 81 X SI 94 1-2 ③ G3-1			5	1	2	1	0	0	4
6 Starling Marte, R (1, 7) OBP: 0.336, SLG: 0.445	F FF 93 X CU 73 0-1 ① G1-3		B SL 89 X SL 89 1-0 ③ P4		C FF 93 B SL 88 S SL 86 F CU 73 B SL 85 H FF 93 3-2 22 2B HBP		X FF 94 0-0 ① L6		B SI 94 F SI 94 C CH 88 S SI 94 1-3 ① K		4	1	0	0	0	1	1
22 Andrew McCutchen, R (1, 8) OBP: 0.393, SLG: 0.501	B FF 92 C SL 87 B CU 74 B SL 88 B FF 94 4-1 17 G5-4-3 BB			B CU 72 S FF 93 S CU 73 B FF 94 B SL 89 X FF 94 3-2 27 1B 17 1B 19 BB 1B	X FF 94 0-0 17 WP 1-H 17 1B 2B		B SL 86 C FF 95 B FF 90 C FF 94 F FF 96 F FF 96 S FF 88 2-3 ② K			B CU 79 C SI 95 F SI 94 B CU 79 B SI 94 F SI 95 B SI 95 4-2 17 G6-3 BB		3	2	2	1	2	1	0
17 Aramis Ramirez, R (1, 5) OBP: 0.281, SLG: 0.404	B FF 94 S SL 88 B CU 73 X FF 94 2-1 ②③ G5-4-3 1-2f			C SL 89 1 SAFE D CU 75 B FF 94 X FF 94 2-1 19 BB 27 1B 1-2 1B	C FF 94 B SL 89 B CU 72 F FF 94 X FF 94 2-2 38 FC6-4 2-H 1B		B SL 88 F SL 87 F SI 86 S SL 88 1-3 ③ K		X SI 95 0-0 ②③ G6-3 1-2f		5	0	2	1	0	1	2
27 Jung Ho Kang, R (1, 6) OBP: 0.366, SLG: 0.447		C FF 92 C FF 93 F CU 73 S CU 74 0-3 ① K2-3		S FF 94 C FF 94 D SL 90 F FF 95 X CU 75 1-2 19 BB 1-2 2-3 1B	F FF 93 B SL 87 F FF 94 1 SAFE F SL 88 B FF 92 S CU 73 2-3 ② K			B FF 93 B FF 94 B FF 93 C FF 93 C FF 93 X FF 96 3-2 3 BB 29 1B 19 FC4-2 1B		B FF 93 B SI 92 B SI 95 B SI 94 4-0 3 1B 29 1B 24 1B BB	4	1	2	0	1	2	1
38 Michael Morse, R (1, 3) OBP: 0.272, SLG: 0.309 38 Joakim Soria, R (7, 1) 44 Tony Watson, L (8, 1) 30 Travis Ishikawa, L (8, PH) OBP: 0.286, SLG: 0.326 29 Francisco Cervelli, R (8, PH) OBP: 0.372, SLG: 0.415 (9, 2)	X FF 93 0-0 ② L3		C FF 95 D CU 75 F FF 94 B FF 94 X CU 74 2-2 ① L3	X FF 94 0-0 ③ FC6-4 1-2f			1 SAFE B CH 81 C CH 79 F SI 93 B CH 79 B CH 79 X SI 94 3-2 19 FC4-2 3 BB 18 FC3-2 1-2 1B	F SI 94 X CH 89 0-1 24 1B 3 1B 1-2 1B	3 0 0 0 2	0 0 0 0 0	0 0 0 0 2	0 0 0 0 0	0 0 0 0 0	0 0 0 0 0	4 0 0 0 0
3 Sean Rodríguez, R (1, 4) OBP: 0.246, SLG: 0.317 (7, 3)	B FF 94 X FF 94 1-0 ③ G5-3		B FF 94 D SL 88 C FF 94 S FF 94 F FF 95 F SL 87 F CU 74 S SL 88 2-3 ② K		C SL 86 S CU 73 C FF 93 0-3 ① K			B CH 82 B SI 92 B CH 80 B SI 92 4-0 18 FC3-2 19 FC4-2 1-2 2-3 BB	X SI 94 0-0 24 1B 1-2 2-3 1B	4	0	1	0	1	2	3
19 Chris Stewart, R (1, 2) OBP: 0.328, SLG: 0.348 35 Mark Melancon, R (9, 1) 59 Antonio Bastardo, R (10, 1) 24 Pedro Alvarez, L (10, PH) OBP: 0.303, SLG: 0.428		X FF 93 0-0 25 1B 1B	B FF 94 B FF 94 B FF 94 C FF 95 C FF 95 B FF 95 4-2 1-2 2-3 3-H BB			X FF 93 0-0 ② G5-3		S CH 84 D CH 84 X SI 94 1-1 ① FC4-2 18 FC3-2 1-2 2-3 3-Hf	F SI 88 B SI 88 B SI 88 C SI 88 X CH 82 2-2 1-2 2-3 3-H 1B	3 0 0 1	0 0 0 0	1 0 0 1	1 0 0 1	1 0 0 0	0 0 0 0	3 0 0 0
45 Gerrit Cole, R (1, 1) OBP: 0.175, SLG: 0.132 18 Neil Walker, S (6, PH) OBP: 0.328, SLG: 0.417 (7, 4)		C FF 92 X FF 93 0-1 ① B3	F FF 94 S FF 93 S CU 73 0-3 ③ K			B FF 92 C FF 93 F SL 87 X CU 72 1-2 1B		F FF 94 F CH 83 D CH 82 F CH 79 X CH 81 1-2 1-2 2-3 3-Hf FC3-2			2	0	0	0	0	1	4
											2	0	1	0	0	0	3
Inning Stats	R: 1 H: 1 E: 0 LOB: 0 K: 0 BB: 1 S: 6 P: 12	R: 0 H: 0 E: 0 LOB: 0 K: 1 BB: 0 S: 6 P: 7	R: 0 H: 2 E: 0 LOB: 1 K: 0 BB: 0 S: 7 P: 8	R: 1 H: 3 E: 0 LOB: 3 K: 2 BB: 1 S: 23 P: 37	R: 2 H: 2 E: 0 LOB: 1 K: 1 BB: 0 S: 13 P: 20	R: 0 H: 1 E: 0 LOB: 1 K: 1 BB: 0 S: 9 P: 13	R: 0 H: 0 E: 0 LOB: 0 K: 2 BB: 0 S: 9 P: 12	R: 0 H: 2 E: 0 LOB: 3 K: 0 BB: 1 S: 15 P: 28	R: 0 H: 0 E: 0 LOB: 0 K: 1 BB: 1 S: 7 P: 12	R: 1 H: 3 E: 0 LOB: 3 K: 0 BB: 1 S: 6 P: 12	1B: 12 2B: 1 3B: 0 HR: 1	SF: 0 SAC: 0 DP: 2 HBP: 1		WP: 1 PB: 0 SB: 0 CS: 0	PA: 44			

PITCHER		IP	WLS	BF	H	R	ER	SO	BB	IBB	HBP	BLK	WP	HR	S	P	ERA	WHIP
22 Clayton Kershaw, L ERA: 2.51	(1, 1)	6.0		28	9	4	4	5	2	0	1	0	1	1	64	97	6.00	1.833
12 Juan Nicasio, R ERA: 3.13	(7, 1)	1.0		4	1	0	0	2	0	0	0	0	0	0	12	18	0.00	1.000
43 Luis Avilán, L ERA: 3.63	(8, 1)	1.0		5	1	0	0	0	1	0	0	0	0	0	12	22	0.00	2.000
54 Jim Johnson, R ERA: 2.82	(9, 1)	1.0	L	6	2	1	1	1	2	0	0	0	0	0	10	19	9.00	4.000
56 J.P. Howell, L ERA: 1.11	(10, 1)	0.0		1	1	0	0	0	0	0	0	0	0	0	3	5	∞	∞

PITCHER	IP	WLS	BF	H	R	ER	SO	BB	IBB	HBP	BLK	WP	HR	S	P	ERA	WHIP

BOTTOM

Los Angeles Dodgers @ Pittsburgh Pirates

PNC Park, Pittsburgh, PA

Fri Aug 07 2015, 7:09 PM - 10:52 PM EDT

Att. 39,404 - Cloudy - 76 F

livebaseballscorecards.com

AB	38
R	5
H	14
RBI	5
BB	5
SO	8
LOB	25

Batter	1	2	3	4	5	6	7	8	9	AB	R	H	RBI	BB	SO	LOB
11 Jimmy Rollins, S (1, 6) OBP: 0.279, SLG: 0.364	X SI 91 0-0 47 FC 1B	C SI 93 B CH 86 F CH 85 C SI 94 1-3 ② K	C SI 91 S SL 85 F SL 84 B SI 92 F CH 85 B SI 93 F SL 82 B CH 84 S SL 86 3-3 ③ K			C CH 88 B CH 84 F CH 84 B SL 84 C SI 90 2-3 ① K		X SI 94 0-0 ③ F8		5	0	1	0	0	3	2
47 Howie Kendrick, R (1, 4) OBP: 0.339, SLG: 0.416	B SI 90 X CH 83 1-0 ① FC 23 HBP 33 1B 1-2f	F CH 85 B SI 93 B SI 93 F SL 84 B SI 95 X SI 94 3-2 23 1B 1-3 1B		C FF 90 F SI 91 F SL 84 F SL 83 X SL 84 0-2 ① L9		C SL 82 F SI 90 B SI 90 X FF 91 1-2 ② G1-3			C FC 92 C FC 91 X KC 79 0-2 33 2B 1B	5	2	2	0	0	0	1
23 Adrián González, L (1, 3) OBP: 0.373, SLG: 0.530	1 SAFE C SI 91 B SL 87 H SI 93 2-1 14 BB 33 1B 1-2 HBP	B SI 93 X SI 94 1-0 1-2 3-H 1B		B CU 78 C SI 91 X SL 84 1-1 1B		B SI 90 C SL 82 X FF 90 1-1 1B			F FC 91 X FC 91 0-1 ① L7	4	0	3	1	0	0	1
33 Scott Van Slyke, R (1, 7) OBP: 0.356, SLG: 0.434	B CH 84 B CH 84 C SI 92 X SL 85 2-1 17 FC5 14 BB 1-2 2-H 1B	B SI 94 B SI 92 2 SAFE X SI 92 2-0 ③ P2		B FF 90 C SL 83 C FF 90 B SI 91 S SL 84 2-3 ② K		X FF 90 0-0 ③ F8			D KC 81 X FC 92 1-0 1-H 2B	5	0	2	2	0	1	4
66 Yasiel Puig, R (1, 9) OBP: 0.316, SLG: 0.414	B SI 92 S SL 85 F CH 85 F SL 85 B SL 87 S SI 94 2-3 ② K		B CH 82 B SI 90 B SI 91 B SI 90 4-0 14 HR BB	F SI 91 D FF 92 F SL 84 S SL 84 1-3 ③ K			B FF 92 C SL 75 X FF 91 1-1 ① G4-3		B FC 91 B FC 92 F KC 81 F FC 93 D KC 82 F FC 91 X KC 81 3-2 ② G5-3	4	1	0	0	1	2	4
14 Enrique Hernández, R (1, 8) OBP: 0.331, SLG: 0.488 31 Joc Pederson, L (7, PH) OBP: 0.355, SLG: 0.451 (7, 8)	C SI 93 B CH 85 S CH 85 F SL 87 B SI 94 F SL 87 B SI 96 B SL 85 4-2 17 FC5 1-2 2-3 BB		D SI 91 B SI 92 C SI 91 B SI 92 X SI 92 3-1 1-H HR		S SL 84 X SI 91 0-1 E5 7 G5-4-3 17 BB		S SL 74 T FC 92 B FC 92 B CU 69 B FC 93 X FC 94 3-2 9 G4-6-3 1B		B FC 92 F FC 92 S FC 91 B FC 92 B FC 92 B FC 91 4-2 BB	2 1	1 0	1 1	2 0	1 1	0 0	0 0
17 A.J. Ellis, R (1, 2) OBP: 0.324, SLG: 0.316 9 Yasmani Grandal, S (7, PH) OBP: 0.391, SLG: 0.500 (7, 2)	C SI 94 D SI 94 C SI 93 D SL 88 B SI 93 X SI 94 3-2 ③ FC5 1-2 2-3f		C SI 91 X CH 85 0-1 ① G6-3		S FF 89 B SI 91 1 SAFE 1 SAFE B SL 84 C FF 90 D SL 83 1 SAFE B FF 89 4-2 7 G5-4-3 1-2 BB		C SL 76 B FF 92 C FF 92 F CU 70 X CH 86 1-2 ②③ G4-6-3 1-2f		C KC 82 B KC 81 F FC 91 S KC 82 1-3 ③ K	2 2	0 0	0 0	0 0	1 0	0 1	3 3
7 Alex Guerrero, R (1, 5) OBP: 0.265, SLG: 0.477 62 Joel Peralta, R (8, 1)		B SI 90 S CH 82 F SL 86 F SL 84 B SI 92 F CH 85 S SL 86 2-3 ① K	X SL 85 0-0 55 FC2-6 1B	C SI 91 X SL 83 0-1 ①② G5-4-3 1-2f 2-3				B SI 94 X SI 94 1-0 5 G1-4-3 1B		4 0	0 0	2 0	0 0	0 0	1 0	2 0
55 Mat Latos, R (1, 1) OBP: 0.318, SLG: 0.318 16 Andre Ethier, L (5, PH) OBP: 0.360, SLG: 0.471 52 Pedro Báez, R (5, 1) 43 Luis Avilán, L (7, 1) 5 Alberto Callaspo, S (8, PH) OBP: 0.311, SLG: 0.272 (8, 5)		B SI 93 X SI 93 1-0 47 1B 23 1B 1B	C SI 92 B SI 93 B SI 93 X SI 91 2-1 ② FC2-6 1-2f		C SL 83 B SL 83 B CH 85 X CH 86 2-1 ③ G3-1			F SI 94 B CH 85 X CH 85 1-1 ①② G1-4-3 1-2f		2 1 0 0 1	1 0 0 0 0	1 0 0 0 0	0 0 0 0 0	0 0 0 0 0	0 1 0 0 1	1 1 0 0 1

Inning Stats										
1	R: 1	H: 2	E: 0	LOB: 3	K: 1	BB: 1	S: 16	P: 30		
2	R: 1	H: 3	E: 0	LOB: 2	K: 2	BB: 0	S: 14	P: 24		
3	R: 2	H: 2	E: 0	LOB: 1	K: 1	BB: 1	S: 13	P: 25		
4	R: 0	H: 1	E: 0	LOB: 1	K: 2	BB: 0	S: 13	P: 17		
5	R: 0	H: 0	E: 1	LOB: 1	K: 0	BB: 1	S: 8	P: 14		
6	R: 0	H: 1	E: 0	LOB: 0	K: 1	BB: 0	S: 9	P: 13		
7	R: 0	H: 1	E: 0	LOB: 0	K: 0	BB: 0	S: 9	P: 14		
8	R: 0	H: 1	E: 0	LOB: 0	K: 0	BB: 0	S: 4	P: 6		
9	R: 1	H: 2	E: 0	LOB: 2	K: 1	BB: 1	S: 15	P: 24		
	1B: 11	SF: 0	2B: 1	SAC: 0	3B: 0	DP: 3	HR: 1	HBP: 1		
	WP: 0	PA: 43	PB: 0		SB: 0		CS: 0			

PITCHER		IP	WLS	BF	H	R	ER	SO	BB	IBB	HBP	BLK	WP	HR	S	P	ERA	WHIP
47 Francisco Liriano, L ERA: 3.13	(1, 1)	3.0		19	7	4	4	4	2	0	1	0	0	1	43	79	12.00	3.000
55 Joe Blanton, R ERA: 3.66	(4, 1)	3.0	W	12	2	0	0	3	1	0	0	0	0	0	30	44	0.00	1.000
38 Joakim Soria, R ERA: 2.56	(7, 1)	1.0	H	3	1	0	0	0	0	0	0	0	0	0	9	14	0.00	1.000
44 Tony Watson, L ERA: 2.49	(8, 1)	1.0	H	3	1	0	0	0	0	0	0	0	0	0	4	6	0.00	1.000
35 Mark Melancon, R ERA: 1.56	(9, 1)	1.0	S	6	2	1	1	1	1	0	0	0	0	0	15	24	9.00	3.000

PITCHER	IP	WLS	BF	H	R	ER	SO	BB	IBB	HBP	BLK	WP	HR	S	P	ERA	WHIP

TOP

Los Angeles Dodgers @ Pittsburgh Pirates

PNC Park, Pittsburgh, PA

Sat Aug 08 2015, 4:08 PM - 7:50 PM EDT

Att. 38,981 - Partly Cloudy - 85 F

livebaseballscorecards.com

AB	38
R	5
H	13
RBI	5
BB	4
SO	8
LOB	23

BOTTOM

Los Angeles Dodgers @ Pittsburgh Pirates

PNC Park, Pittsburgh, PA

Sat Aug 08 2015, 4:08 PM - 7:50 PM EDT

Att. 38,981 - Partly Cloudy - 85 F

livebaseballscorecards.com

Batter	1	2	3	4	5	6	7	8	9	AB	R	H	RBI	BB	SO	LOB
25 Gregory Polanco, L (1, 9) OBP: 0.321, SLG: 0.371	C FF 92 B CU 76 B FF 92 B FC 93 B SI 91 4-1 6 FC9-6 BB	F FS 82 B FC 95 B FC 94 F FF 92 B SL 86 X FF 94 3-2 6 S 1B		C CU 75 B FF 91 F FF 90 X SI 94 1-2 ③ F7			L SI 95 F SI 94 B CH 80 B CH 80 F SI 94 B FF 95 S CH 81 3-3 ② K			3	0	1	0	1	1	0
6 Starling Marte, R (1, 7) OBP: 0.335, SLG: 0.442	C FC 93 X FF 92 0-1 ① FC9-6 22 S 22 1B 1-2f	F FC 92 F SL 86 D FS 81 F SI 91 X SL 88 1-2 ③ G4-3 1-2			C FF 97 S CH 87 B FF 96 F CH 88 B FF 96 F FF 97 B FF 97 X FF 98 3-2 ① F8		C FF 88 F SI 94 H FF 94 1-2 22 BB HBP			3	1	0	0	0	0	2
22 Andrew McCutchen, R (1, 8) OBP: 0.399, SLG: 0.508	B CU 75 1 SAFE F FC 92 S FS 79 F SI 92 F FS 82 F SL 88 B SL 87 F FS 80 3-2 B FF 93 F FF 93 X FF 93 17 G5-4-3 1-H 1B		C SL 84 X FS 80 0-1 27 S 27 G4-3 2B		B FF 97 B SL 88 S FF 98 X FF 97 2-1 17 1B 1B		B CH 81 F SI 94 1 SAFE 1 SAFE B SI 93 B CH 80 D CH 82 4-1 1-2 BB			3	1	3	1	1	0	0
17 Aramis Ramirez, R (1, 5) OBP: 0.281, SLG: 0.402 23 Pedro Florimón, S (8, 6) OBP: 0.091, SLG: 0.091	B FC 92 F SL 87 X SI 93 1-1 ②③ G5-4-3 1-2f		C FC 91 T FF 90 B SI 91 F FF 90 F SL 88 B SL 86 F FF 92 F FS 81 X FF 91 2-2 ① G5-3		X FF 94 0-0 ② 1-3 1B		C SI 93 S SI 95 B CH 81 F SI 94 B FF 94 S CH 81 2-3 ③ K			4 0	0 0	1 0	0 0	0 0	1 0	4 0
27 Jung Ho Kang, R (1, 6) OBP: 0.364, SLG: 0.444 (8, 5)		B CU 75 B SL 85 S SL 86 B FF 92 X FC 92 3-1 24 G4-3 18 1B 29 FC3-2 1B	B SL 86 C SL 87 C FS 80 D FS 83 X FS 81 2-2 ② G4-3 2-H		C FF 97 F FF 98 D CH 88 F FF 98 B FF 98 X SL 89 2-2 ③ G2-3			C FF 89 B FF 90 B FS 80 S FF 89 F FS 81 F FF 90 X FF 91 2-2 ① L9		4	0	1	1	0	0	1
18 Neil Walker, S (1, 4) OBP: 0.329, SLG: 0.426		X FC 90 0-0 24 G4-3 47 HR 1-2 1B	B SL 84 B CU 76 S FC 92 X SL 84 2-1 HR			C SI 96 F FF 97 F FF 97 F FF 98 X CH 89 0-2 ① G4-3		F CU 77 C FS 82 X FF 90 0-2 ② F7		4	2	2	1	0	0	0
24 Pedro Alvarez, L (1, 3) OBP: 0.301, SLG: 0.424 38 Joakim Soria, R (7, 1) 44 Tony Watson, L (8, 1) 30 Travis Ishikawa, L (8, PH) OBP: 0.280, SLG: 0.318 35 Mark Melancon, R (9, 1)		C SI 91 X CU 74 0-1 ① G4-3 1-2 2-3	F CH 84 X FC 94 0-1 ③ L8			F FF 98 S CH 88 S CH 88 0-3 ② K		C CU 78 B FF 90 B FS 81 X CU 77 2-1 ③ G4-3		3 0 0 1 0	0 0 0 0 0	0 0 0 0 0	0 0 0 0 0	1 0 0 0 0	2 0 0 0 0	
29 Francisco Cervelli, R (1, 2) OBP: 0.368, SLG: 0.411		F FC 93 D FF 93 X SL 88 1-1 ② FC3-2 47 HR 3-H		B CU 75 B FC 91 C SL 84 X FC 91 2-1 ① G6-3		X SL 92 0-0 ③ G6-3				3	1	0	0	0	0	2
47 Francisco Liriano, L (1, 1) OBP: 0.098, SLG: 0.171 55 Joe Blanton, R (4, 1) 3 Sean Rodríguez, R (7, 3) OBP: 0.244, SLG: 0.315		F CU 75 X FF 94 0-1 1-H 2-H HR		B FF 92 C FC 91 X FC 92 1-1 ② G3-1			C FF 94 B FF 94 F CH 82 S FF 93 1-3 ① K			1 1 1	1 0 0	1 0 0	3 0 0	0 0 1	0 0 0	0 0 0
Inning Stats	R: 1 E: 0 K: 0 S: 13 H: 1 LOB: 0 BB: 1 P: 21	R: 3 E: 0 K: 0 S: 16 H: 4 LOB: 1 BB: 0 P: 24	R: 2 E: 0 K: 0 S: 16 H: 2 LOB: 0 BB: 0 P: 22	R: 0 E: 0 K: 0 S: 7 H: 0 LOB: 0 BB: 0 P: 11	R: 0 E: 0 K: 0 S: 12 H: 2 LOB: 1 BB: 0 P: 19	R: 0 E: 0 K: 1 S: 9 H: 0 LOB: 0 BB: 0 P: 9	R: 0 E: 0 K: 3 S: 14 H: 0 LOB: 2 BB: 1 P: 25	R: 0 E: 0 K: 0 S: 10 H: 0 LOB: 0 BB: 0 P: 14		1B: 6 2B: 1 3B: 0 HR: 2	SF: 0 SAC: 0 DP: 1 HBP: 1		WP: 0 PB: 0 SB: 3 CS: 0	PA: 34	

	AB	31
	R	6
	H	9
	RBI	6
	BB	2
	SO	4
	LOB	11

PITCHER		IP	WLS	BF	H	R	ER	SO	BB	IBB	HBP	BLK	WP	HR	S	P	ERA	WHIP
55 Mat Latos, R ERA: 4.67	(1, 1)	4.0	L	19	7	6	6	0	1	0	0	0	0	2	52	78	13.50	2.000
52 Pedro Báez, R ERA: 2.48	(5, 1)	2.0		7	2	0	0	1	0	0	0	0	0	0	21	28	0.00	1.000
43 Luis Avilán, L ERA: 3.54	(7, 1)	1.0		5	0	0	0	3	1	0	1	0	0	0	14	25	0.00	1.000
62 Joel Peralta, R ERA: 4.82	(8, 1)	1.0		3	0	0	0	0	0	0	0	0	0	0	10	14	0.00	0.000

PITCHER	IP	WLS	BF	H	R	ER	SO	BB	IBB	HBP	BLK	WP	HR	S	P	ERA	WHIP

Los Angeles Dodgers @ Pittsburgh Pirates

PNC Park, Pittsburgh, PA

Sun Aug 09 2015, 8:10 PM - 11:48 PM EDT

Att. 37,094 - Partly Cloudy - 82 F

livebaseballscorecards.com

TOP

Batter	1	2	3	4	5	6	7	8	9	AB	R	H	RBI	BB	SO	LOB
11 Jimmy Rollins, S (1, 6) OBP: 0.278, SLG: 0.365	X SI 92 0-0 47 G3 23 1B 2B		B SI 90 X SI 91 1-0 ① G3	C CU 78 B FS 83 F CU 79 B CU 79 X SI 91 2-2 ③ F9		F SI 97 C FF 98 F FS 91 S FF 98 0-3 ① K		B SI 93 F SI 92 B SI 92 X SI 93 2-1 ①② G4-6-3 1-2f		5	1	1	0	0	1	2
47 Howie Kendrick, R (1, 4) OBP: 0.341, SLG: 0.418 14 Enrique Hernández, R (5, PR) OBP: 0.341, SLG: 0.520 (5, 4)	B SI 92 X SI 92 1-0 ① G3 2-3		B CU 77 X SI 91 1-0 23 S 23 1B 1B		C CU 78 S SI 92 F SI 91 X CU 79 0-2 16 BB 9 1B 1B	B SI 97 F SL 91 B SI 98 X SI 97 2-1 23 G4-6-3 1B		C SI 92 B SL 87 F SI 93 B SL 87 F SI 93 X SI 93 2-2 HR		3 2	1 2	2 2	0 1	0 0	0 0	1 0
23 Adrián González, L (1, 3) OBP: 0.373, SLG: 0.529 33 Scott Van Slyke, R (8, 3) OBP: 0.356, SLG: 0.434	B SI 93 C CU 79 X SI 93 1-1 16 1B 9 G5-3 3-H 1B		1 SAFE 1 SAFE C SI 91 X FS 84 0-1 9 1B 16 1B 1-H 1B		B SI 92 F SI 92 B SI 91 1 SAFE X SI 91 2-1 ① P5	X FF 99 0-0 ②③ G4-6-3 1-2f		B SL 86 S SI 94 S CH 87 B SI 94 B SI 94 X SI 93 3-2 ③ G4-3		5 0	1 0	2 0	2 0	0 0	0 0	2 0
16 Andre Ethier, L (1, 9) OBP: 0.363, SLG: 0.471 (7, 7)	X SI 93 0-0 9 S 1-3 1B		X SI 93 0-0 9 1B 1-2 1B		1 SAFE D FS 85 1 SAFE B CU 80 D SI 90 B SI 92 4-0 9 1B 5 2B 1-2 BB		C SL 92 S FS 88 S FF 98 0-3 ① K		C FF 91 S FF 92 S SL 83 0-3 ① K	4	1	2	0	1	2	0
9 Yasmani Grandal, S (1, 2) OBP: 0.391, SLG: 0.498	B SI 93 C FS 86 1 SAFE C CU 80 B SI 92 1 SAFE B CU 79 F SI 87 X SI 94 3-2 ② G5-3 1-2 3-H		X FS 85 0-0 ② 1-2 2-3 1B		B SI 91 C CU 79 X SI 91 1-1 5 2B 1-2 2-H 1B		F SI 95 S FS 88 S FS 92 0-3 ② K		B FF 92 B FF 91 S FF 92 C FF 93 X FF 93 2-2 ② F9	5	0	2	2	0	1	1
3 Carl Crawford, L (1, 7) OBP: 0.243, SLG: 0.347 54 Jim Johnson, R (7, 1) 62 Joel Peralta, R (7, 1) 7 Alex Guerrero, R (9, PH) OBP: 0.263, SLG: 0.475	B SI 93 F FS 86 C SI 93 F CU 80 S CU 79 1-3 ③ K		B SI 92 F SI 92 F CU 80 S CU 80 1-3 ③ K		B FS 85 C CU 79 F FS 84 S CU 80 1-3 ② K		F SI 94 F FF 99 B FS 90 X FF 98 1-2 5 S 1B		F FF 93 B SL 83 B FF 94 X FF 93 2-1 ③ F8	4 0 0 1	0 0 0 0	1 0 0 0	0 0 0 0	0 0 0 0	3 0 0 0	5 0 0 0
5 Alberto Callaspo, S (1, 5) OBP: 0.318, SLG: 0.279		C CU 78 X SI 92 0-1 ① G4-3		B SI 91 C FS 85 B CU 79 F SI 91 B CU 80 B SI 92 4-2 31 FC1-6 BB	B FS 84 C CU 79 X CU 80 1-1 57 FC5 1-3 2-H 2B		1 SAFE 1 SAFE B SI 94 B SL 91 C SI 95 B SI 96 B FS 90 4-1 1-2 BB			2	0	1	1	2	0	0
31 Joc Pederson, L (1, 8) OBP: 0.354, SLG: 0.447		C SI 92 S FS 84 S CU 79 0-3 ② K2-3		1 SAFE C CU 79 X CU 79 0-1 ① FC1-6 57 S 1-2f	I IN 73 I IN 80 I IN 79 I IN 79 4-0 57 FC5 IBB		B SI 99 X FS 87 1-0 ③ G4-3			3	0	0	0	1	1	3
57 Alex Wood, R (1, 1) OBP: 0.214, SLG: 0.179 12 Juan Nicasio, R (6, 1) 66 Yasiel Puig, R (7, 9) OBP: 0.319, SLG: 0.417		C SI 92 B SI 92 C SI 92 C CU 79 1-3 ③ K		M SI 92 S SI 93 S SI 92 0-3 ② K 1-2	F SI 92 C SI 91 B SI 92 X CU 79 1-2 ③ FC5 1-2 2-3f			X SI 93 0-0 11 G4-6-3 1B		3 0 1	0 0 0	0 0 1	0 0 0	2 0 0	4 0 0
Inning Stats	R: 2 E: 0 K: 1 S: 13 H: 3 LOB: 1 BB: 0 P: 19	R: 0 E: 0 K: 2 S: 8 H: 0 LOB: 0 BB: 0 P: 9	R: 1 E: 0 K: 1 S: 9 H: 4 LOB: 2 BB: 0 P: 12	R: 0 E: 0 K: 1 S: 10 H: 0 LOB: 1 BB: 1 P: 16	R: 2 E: 0 K: 1 S: 16 H: 3 LOB: 3 BB: 2 P: 30	R: 0 E: 0 K: 1 S: 7 H: 1 LOB: 0 BB: 0 P: 9	R: 0 E: 0 K: 2 S: 11 H: 1 LOB: 2 BB: 1 P: 17	R: 1 E: 0 K: 0 S: 10 H: 2 LOB: 0 BB: 0 P: 17	R: 0 E: 0 K: 1 S: 8 H: 0 LOB: 0 BB: 0 P: 12	1B: 11 2B: 2 3B: 0 HR: 1 SF: 0 SAC: 0 DP: 2 HBP: 0						

AB	38
R	6
H	14
RBI	6
BB	4
SO	10
LOB	18

WP: 0 PB: 0 SB: 4 CS: 0 PA: 42

PITCHER		IP	WLS	BF	H	R	ER	SO	BB	IBB	HBP	BLK	WP	HR	S	P	ERA	WHIP
50 Charlie Morton, R ERA: 4.48	(1, 1)	5.0		27	10	5	5	6	2	1	0	0	0	0	56	86	9.00	2.400
37 Arquimedes Caminero, R ERA: 3.88	(6, 1)	2.0	W	8	2	0	0	3	1	0	0	0	0	0	18	26	0.00	1.500
48 Jared Hughes, R ERA: 2.4	(8, 1)	1.0		4	2	1	1	0	0	0	0	0	0	1	10	17	9.00	2.000
59 Antonio Bastardo, L ERA: 3.6	(9, 1)	1.0		3	0	0	0	1	0	0	0	0	0	0	8	12	0.00	0.000

PITCHER	IP	WLS	BF	H	R	ER	SO	BB	IBB	HBP	BLK	WP	HR	S	P	ERA	WHIP

BOTTOM

Los Angeles Dodgers @ Pittsburgh Pirates

PNC Park, Pittsburgh, PA

Sun Aug 09 2015, 8:10 PM - 11:48 PM EDT

Att. 37,094 - Partly Cloudy - 82 F

livebaseballscorecards.com

Batter	1	2	3	4	5	6	7	8	9	AB	R	H	RBI	BB	SO	LOB
25 Gregory Polanco, L (1, 9) OBP: 0.323, SLG: 0.370	B SI 89 X SI 89 1-0 G4-3 ①		B KC 82 C KC 81 C SI 89 S CH 82 1-3 K 6 FC4-6		B KC 80 C KC 81 X KC 81 1-1 L8 ①	B FF 96 B FF 96 B FF 96 B FF 95 4-0 22 FC5 6 S BB	B CU 78 F FF 94 B SI 94 C CU 79 B CU 81 B CU 80 4-2 6 1B 22 1B 1-2 2-3 BB	B FF 89 X CU 76 1-0 6 FC6-4 1-2 1B		4	1	1	0	2	1	0
6 Starling Marte, R (1, 7) OBP: 0.340, SLG: 0.441	B SI 90 B CH 81 B CH 81 B SI 88 4-0 22 FC5-4 BB		1 SAFE C KC 81 B SI 88 B SI 90 S CH 81 X SI 90 2-2 ② FC4-6 1-2f		B CH 88 B KC 80 S CH 81 B SI 88 S CH 82 B SI 90 4-2 22 HR BB	B FF 96 S FF 95 C FF 95 F SL 88 H FF 94 2-2 22 FC5 1-2 HBP	F SI 94 B SI 95 F CU 81 X SI 95 1-2 22 1B 17 1B 1-2 2-3 3-H 1B	B FS 79 B FF 90 C FF 90 F FF 89 X FS 82 2-2 ② FC6-4 1-2f 2-3		3	2	1	1	2	0	3
22 Andrew McCutchen, R (1, 8) OBP: 0.398, SLG: 0.513	X SI 88 0-0 ② FC5-4 1-2f		1 SAFE S KC 81 1 SAFE C KC 80 F SI 89 B CH 82 C SI 90 1-3 ③ K		F KC 80 1 SAFE 1 SAFE B SI 88 B KC 80 B SI 89 S SI 88 1 SAFE 1 SAFE 3-2 1 SAFE X SI 89 1-H HR	X FF 96 0-0 ③ FC5 1-2 2-3f	D CU 80 C SI 95 X CU 80 1-1 17 1B 27 HR 1-2 2-H 3-H 1B	F FF 90 B FS 80 F FS 78 T FF 89 1-2 ③ K		6	2	2	4	0	2	7
17 Aramis Ramirez, R (1, 5) OBP: 0.285, SLG: 0.406 23 Pedro Florimón, S (8, 6) OBP: 0.091, SLG: 0.091	S SI 89 X SI 90 0-1 ③ G6-3			C KC 81 B SI 90 F CH 83 F SI 89 F KC 82 B CH 80 B KC 82 X CH 81 3-2 38 1B 29 SF8 2B	C KC 81 B SI 89 B SI 89 B SI 89 B SI 88 4-1 38 G5-3 27 HBP BB		B SI 95 F SI 94 B CU 79 X SI 95 1-3 K 1-2 2-H 27 HR 1B			4 0	2 0	2 0	1 0	1 0	1 0	1 0
27 Jung Ho Kang, R (1, 6) OBP: 0.368, SLG: 0.453 (8, 5)		X CH 88 0-0 ① G6-3		C SI 89 F SI 90 B SI 90 X KC 80 1-2 ① G6-3	C KC 80 H SI 90 1-1 1-2 HBP		B SI 95 H SI 94 1-1 24 E 29 1B HBP 1-H 2-H HR			3 0	2 0	1 0	3 0	0 0	0 0	1 0
38 Michael Morse, R (1, 3) OBP: 0.275, SLG: 0.310 37 Arquimedes Caminero, R (6, 1) 24 Pedro Alvarez, L (7, PH) OBP: 0.302, SLG: 0.424 48 Jared Hughes, R (8, 1) 59 Antonio Bastardo, R (9, 1)		B SI 88 S SI 89 S SI 89 S SI 90 2-3 ② K		F SI 88 B SI 89 S CH 81 B SI 89 X CH 81 2-2 18 1B 2-3 1B	C KC 80 X SI 89 0-1 ②③ G5-3 2-3f		CU 77 FF 89 SI 95 FS 80 FS 78 FF 90 1-1 E9 29 1B 18 SF7 1-3 1B 2-2 K			3 0 2 0 0 0	0 0 1 0 0 0	1 0 1 0 0 0	0 0 0 0 0 0	0 0 0 0 0 0	1 0 0 0 0 0	2 0 0 0 0 0
29 Francisco Cervelli, R (1, 2) OBP: 0.372, SLG: 0.432		B SI 90 C SI 89 X SI 89 1-1 3B		F KC 81 F CH 82 B SI 88 X CH 80 1-2 ② SF8 3-H		B SL 86 C FF 95 B SL 86 S FF 96 B SL 88 C FF 97 3-3 ① K	B SI 95 X SI 96 1-0 25 BB 3 1B 6 1B 2-3 3-H 1B	B CU 78 B FF 88 B FF 88 C FF 89 X FF 89 3-1 HR		4	2	3	3	0	1	0
18 Neil Walker, S (1, 4) OBP: 0.330, SLG: 0.432		B CH 82 B SI 90 C CH 81 B SI 90 C CH 81 X CH 82 3-2 ③ G5-3		X CH 88 0-0 1-2 1B	X SL 88 0-0 3B		C SI 95 D CU 80 X CU 80 1-1 ② SF7 3-H	F CU 76 F FF 89 B FS 79 F FF 88 X FF 89 1-2 ① L7		4	0	2	1	0	0	1
50 Charlie Morton, R (1, 1) OBP: 0.100, SLG: 0.053 3 Sean Rodríguez, R (6, 3) OBP: 0.251, SLG: 0.321			C SI 88 S SI 88 S KC 82 0-3 ① K	B SI 89 S KC 80 F KC 81 C KC 80 1-3 ③ K		C FF 95 S FF 95 S FF 97 0-3 ② K	X SI 95 0-0 6 1B 25 BB 22 1B 1-2 1B	C FS 78 X CU 79 0-1 6 FC6-4 25 1B 1B		2 3	0 1	0 2	0 0	0 1	2 1	2 1

Inning Stats	1	2	3	4	5	6	7	8	9
	R: 0 E: 0 K: 0 S: 4 H: 0 LOB: 1 BB: 1 P: 9	R: 0 E: 0 K: 1 S: 9 H: 1 LOB: 1 BB: 0 P: 15	R: 0 E: 0 K: 3 S: 13 H: 0 LOB: 1 BB: 0 P: 17	R: 1 E: 0 K: 1 S: 18 H: 3 LOB: 2 BB: 0 P: 26	R: 2 E: 0 K: 0 S: 11 H: 1 LOB: 1 BB: 2 P: 24	R: 0 E: 0 K: 2 S: 11 H: 1 LOB: 3 BB: 1 P: 20	R: 9 E: 1 K: 2 S: 26 H: 7 LOB: 0 BB: 1 P: 41	R: 1 E: 0 K: 1 S: 15 H: 3 LOB: 2 BB: 0 P: 23	

	AB	R	H	RBI	BB	SO	LOB
AB	38						
R		13					
H			16				
RBI				13			
BB					5		
SO						10	
LOB							18

	1B	SF	WP	PA
	10	2	1	48
	2B	SAC	PB	
	1	0	0	
	3B	DP	SB	
	2	1	1	
	HR	HBP	CS	
	3	3	0	

PITCHER		IP	WLS	BF	H	R	ER	SO	BB	IBB	HBP	BLK	WP	HR	S	P	ERA	WHIP
57 Alex Wood, L ERA: 3.72	(1, 1)	5.0		24	5	3	3	5	3	0	1	0	1	1	55	91	5.40	1.600
12 Juan Nicasio, R ERA: 3.06	(6, 1)	1.0	H	6	1	0	0	2	1	0	1	0	0	0	11	20	0.00	2.000
54 Jim Johnson, R ERA: 4.18	(7, 1)	0.2	L	10	6	8	8	1	1	0	1	0	0	0	20	33	108.00	10.500
62 Joel Peralta, R ERA: 5.4	(7, 1)	1.1		8	4	2	2	2	0	0	0	0	0	2	21	31	13.50	3.000

PITCHER	IP	WLS	BF	H	R	ER	SO	BB	IBB	HBP	BLK	WP	HR	S	P	ERA	WHIP

Batter	1	2	3	4	5	6	7	8	9	AB	R	H	RBI	BB	SO	LOB
25 Gregory Polanco, L (1, 9) OBP: 0.327, SLG: 0.379	C FF 93 F FF 94 X CU 83 0-2 ① F9		B SI 92 B CH 86 X FF 92 2-0 17 1B 3B		X CH 87 0-0 22 G6-3 6 1B 1B		B CU 82 F CU 86 X FF 97 1-1 6 G6-4-3 1B			4	1	3	0	0	0	0
6 Starling Marte, R (1, 7) OBP: 0.341, SLG: 0.444	B FF 94 X FF 95 1-0 27 2B 2B		B CU 84 X CU 86 1-0 ① P6		C CU 85 F FF 97 X FF 98 0-2 22 G6-3 1-2 1B		1 SAFE F SI 94 B CU 86 X CU 84 1-1 ②③ G6-4-3 1-2f			4	1	2	0	0	0	2
22 Andrew McCutchen, R (1, 8) OBP: 0.394, SLG: 0.508	C CU 85 S CU 86 B CU 85 F FF 98 F CU 84 C CU 86 1-3 ② K		S CU 86 C FF 98 F FF 99 S CU 87 0-3 ② K		S SI 96 B CU 86 C CU 86 F SI 98 X CU 86 1-2 ①② G6-3 1-2f 2-3			C CU 86 B FF 97 B SI 95 S CU 87 X FF 97 2-2 ① F8		4	0	0	0	0	2	4
17 Aramis Ramirez, R (1, 5) OBP: 0.288, SLG: 0.405	F CU 85 B CU 86 C FF 98 H SI 96 2-2 27 2B HBP		X CU 86 0-0 3-H 1B		X SI 97 0-0 ③ L7			B FF 95 F CU 84 F FF 96 B FF 97 B CU 85 F CU 85 X FF 97 3-2 ② F9		3	0	1	1	0	0	1
27 Jung Ho Kang, R (1, 6) OBP: 0.367, SLG: 0.454	B FF 97 S CU 86 X FF 97 1-1 1-3 2-H 2B		B SI 98 S SI 96 C CU 86 B CH 89 F FF 99 S CU 86 2-3 ③ K			C CU 83 C CU 85 F CU 85 X CU 86 0-2 ① G5-3		B CU 88 B CU 86 S SI 96 S SI 96 C CU 86 2-3 ③ K		4	0	1	1	0	2	1
18 Neil Walker, S (1, 4) OBP: 0.327, SLG: 0.427	T CH 90 X CH 89 0-1 ③ G3-1			C CH 87 F FF 96 B CU 85 X CH 86 1-2 ① G4-3		B SI 96 B SI 97 S CH 88 F CH 89 S CU 85 2-3 ② K			F CH 88 B CH 87 F FF 96 F CH 89 C FF 98 1-3 ① K	4	0	0	0	0	2	2
24 Pedro Alvarez, L (1, 3) OBP: 0.304, SLG: 0.438		C FF 93 B FF 94 C CU 84 S CH 86 1-3 ① K		X FF 96 0-0 HR		X CH 89 0-0 2B			C CH 89 B CU 80 B CH 88 F CH 90 F FF 98 S FF 98 2-3 ② K	4	1	2	1	0	2	0
29 Francisco Cervelli, R (1, 2) OBP: 0.367, SLG: 0.427		F FF 94 F CU 85 X CU 86 0-2 ② G6-3		B CU 85 B SI 95 X SI 95 2-0 ② G5-3		C CU 86 C CU 86 X CU 86 1-1 ③ F8			B SL 84 C FF 98 B SL 83 F FF 97 B FF 98 S CH 89 3-3 ③ K	4	0	0	0	0	1	1
49 Jeff Locke, L (1, 1) OBP: 0.152, SLG: 0.129 37 Arquimedes Caminero, R (8, 1) 30 Travis Ishikawa, L (7, PH) OBP: 0.275, SLG: 0.311 59 Antonio Bastardo, R (7, 1) 48 Jared Hughes, R (8, 1)		C FF 93 X CH 84 0-1 ③ G6-3		C FF 95 C SI 95 C CU 84 0-3 ③ K			B FF 96 S CH 87 C CU 83 B CU 83 B CU 84 S CH 87 3-3 ① K			2 0 1 0 0	0 0 0 0 0	0 0 0 0 0	0 0 0 0 0	0 0 0 0 0	1 0 1 0 0	0 0 0 0 0

| Inning Stats | | |

BOTTOM

Pittsburgh Pirates @ St. Louis Cardinals

Busch Stadium, St. Louis, MO

Tue Aug 11 2015, 7:16 PM - 9:56 PM CDT

Att. 41,273 - Clear - 81 F

livebaseballscorecards.com

Batter	1	2	3	4	5	6	7	8	9	AB	R	H	RBI	BB	SO	LOB
13 Matt Carpenter, L (1, 5) OBP: 0.368, SLG: 0.477	B SI 89 B SI 90 B SI 91 C SI 90 X SI 91 3-1 16 FC4-6 1B		B KC 79 C KC 77 B SI 91 B SI 90 B SI 89 4-1 22 1B 16 1B BB	D KC 79 C KC 77 B SI 91 B FF 90 X KC 76 3-1 ③ F7		B SL 90 C SI 94 B SI 96 X SI 95 2-1 ② G4-3		B SI 93 B SL 87 B SI 93 B SI 94 4-0 16 FC3-2 BB		3	0	1	0	2	0	1
16 Kolten Wong, L (1, 4) OBP: 0.332, SLG: 0.406	B FF 91 B SI 91 F SI 91 X SI 91 2-1 ① FC4-6 27 1B 22 FC3-6 1-2f		C SI 89 C SI 91 F KC 80 B SI 91 X CH 80 1-2 22 1B 1-2 1B		B KC 78 B SI 89 C SI 89 B SI 89 B FF 87 4-1 27 BB 22 1B BB	B SI 97 F SI 95 B SI 94 X SI 95 2-1 1B		B SI 94 X SI 93 1-0 ② FC3-2 27 FC5-4 1-2 2-3 3-Hf		4	2	2	0	1	0	4
27 Jhonny Peralta, R (1, 6) OBP: 0.334, SLG: 0.445	1 SAFE B SI 92 X CH 80 1-0 22 FC3-6 1-3 1B		F CH 80 C SI 91 B SI 91 D KC 79 S SI 91 2-3 ① K		1 SAFE B SI 88 F SI 90 1 SAFE B SI 91 B CH 80 F CH 79 B SI 90 4-2 15 G5-3 22 1B 4 SF8 1-2 BB	1 SAFE 1 SAFE X SI 96 0-0 ③ F9		C SI 94 F SI 93 X SI 94 0-2 ③ FC5-4 1-2f		4	1	1	0	1	1	6
22 Jason Heyward, L (1, 9) OBP: 0.344, SLG: 0.430	X KC 77 0-0 ② FC3-6 15 E 1-2f 3-H		C FF 90 X KC 80 0-1 1-2 2-3 1B		B SI 89 B SI 89 X SI 91 2-0 4 SF8 15 G5-3 55 1B 1-2 2-H 1B		B FF 91 B FF 91 C FF 90 B FF 91 F FF 91 X FF 92 3-2 ① F7			4	1	2	2	0	0	1
15 Randal Grichuk, R (1, 8) OBP: 0.328, SLG: 0.560 44 Trevor Rosenthal, R (9, 1)	1 SAFE B FF 90 X CH 80 1-0 E5 1-3		C SI 92 B FF 91 S SI 91 D KC 78 S SI 92 2-3 ② K		X CH 80 0-0 ① G5-3 1-2 2-3		F FF 92 C FF 92 B SL 83 X FF 92 1-2 ② F9			4 0	0 0	0 0	0 0	0 0	1 0	6 0
4 Yadier Molina, R (1, 2) OBP: 0.317, SLG: 0.351	X KC 76 0-0 ③ G6-3		X FF 92 0-0 ③ G4-3		X FF 90 0-0 ② SF8 2-3 3-H		B FF 92 B FF 91 S FF 92 S FF 93 F FF 93 X FF 92 2-2 ③ F7			3	0	0	1	0	0	5
55 Stephen Piscotty, R (1, 7) OBP: 0.397, SLG: 0.468		C SI 90 B SI 91 X CH 81 1-1 ① F9		B CH 79 F SI 91 X CH 80 1-1 18 F8 2B	S SI 91 B KC 79 S SI 92 B SI 92 X KC 79 2-2 3-H 1B			X SI 92 0-0 8 SH5-4 12 1B 16 FC3-2 1B		4	0	3	1	0	0	0
12 Mark Reynolds, R (1, 3) OBP: 0.303, SLG: 0.379		B SI 91 X KC 79 1-0 ② G5-3		B FF 90 F FF 90 B SI 92 B CH 80 C KC 76 X SI 91 3-2 ① L4	B SI 91 F CH 82 S SI 92 X SI 92 1-2 ③ F9			F SI 92 X SI 92 0-1 16 FC3-2 8 SH5-4 1-2 1B		4	0	1	0	0	0	2
18 Carlos Martinez, R (1, 1) OBP: 0.159, SLG: 0.119 8 Peter Bourjos, R (8, PH) OBP: 0.323, SLG: 0.343 (9, 8)		B FF 90 B SI 91 C SI 90 F SI 91 C SI 90 2-3 ③ K		X SI 90 0-0 ② F8 2-3		C SI 96 F SI 95 S SL 91 0-3 ① K		X SI 92 0-0 ① SH5-4 1-2 2-3		3 0	0 0	0 0	0 0	0 0	2 0	1 0
Inning Stats	R: 1 E: 1 K: 0 S: 8 H: 2 LOB: 2 BB: 0 P: 15	R: 0 E: 0 K: 1 S: 6 H: 0 LOB: 0 BB: 0 P: 10	R: 0 E: 0 K: 2 S: 14 H: 2 LOB: 3 BB: 1 P: 23	R: 0 E: 0 K: 0 S: 8 H: 1 LOB: 1 BB: 0 P: 15	R: 3 E: 0 K: 0 S: 12 H: 2 LOB: 1 BB: 2 P: 25	R: 0 E: 0 K: 1 S: 8 H: 1 LOB: 1 BB: 0 P: 12	R: 0 E: 0 K: 0 S: 10 H: 0 LOB: 0 BB: 0 P: 16	R: 0 E: 0 K: 0 S: 8 H: 2 LOB: 3 BB: 1 P: 13		1B: 9 2B: 1 3B: 0 HR: 0	SF: 1 SAC: 1 DP: 0 HBP: 0			WP: 0 PB: 0 SB: 0 CS: 0	PA: 39	

	AB	33
	R	4
	H	10
	RBI	4
	BB	4
	SO	4
	LOB	26

PITCHER		IP	WLS	BF	H	R	ER	SO	BB	IBB	HBP	BLK	WP	HR	S	P	ERA	WHIP
49 Jeff Locke, L ERA: 4.43	(1, 1)	5.0	L	26	7	4	4	3	3	0	0	0	0	0	48	88	7.20	2.000
37 Arquimedes Caminero, R ERA: 3.81	(6, 1)	1.0		4	1	0	0	1	0	0	0	0	0	0	8	12	0.00	1.000
59 Antonio Bastardo, L ERA: 3.5	(7, 1)	1.0		3	0	0	0	0	0	0	0	0	0	0	10	16	0.00	0.000
48 Jared Hughes, R ERA: 2.36	(8, 1)	1.0		6	2	0	0	0	1	0	0	0	0	0	8	13	0.00	3.000

PITCHER	IP	WLS	BF	H	R	ER	SO	BB	IBB	HBP	BLK	WP	HR	S	P	ERA	WHIP

Batter	1	2	3	4	5	6	7	8	9	AB	R	H	RBI	BB	SO	LOB
25 Gregory Polanco, L (1, 9) OBP: 0.333, SLG: 0.383	X CH 87 0-0 6 CS 1B		X FF 95 0-0 1B		C FF 94 F FF 94 B FF 94 X FF 95 1-2 22 3B 1B	I IN 64 I IN 66 I IN 66 I IN 67 4-0 IBB			B FF 97 B CH 87 S CH 88 B CH 90 X FF 97 3-1 ② F7	4	1	3	0	1	0	0
6 Starling Marte, R (1, 7) OBP: 0.339, SLG: 0.442 3 Sean Rodríguez, R (3, 7) OBP: 0.249, SLG: 0.317 38 Michael Morse, R (9, PH) OBP: 0.273, SLG: 0.308	C FF 95 S FF 94 F FC 90 1 SAFE F CH 87 1 SAFE B FF 91 B CU 77 X FF 96 2-2 ① ② P3 1-2		X FF 92 0-0 ③ P4		1 SAFE C FF 94 1 SAFE D CU 76 F CU 76 D CH 86 X CH 87 2-2 ① F8	B CH 87 C CU 76 B FF 95 F CH 87 F FF 96 C FF 96 2-3 ③ K			B FF 98 C CH 88 T FF 98 B FF 98 X CH 89 2-2 ③ G6-3	2 2 1	0 0 0	0 0 0	0 0 0	0 0 0	0 1 0	2 3 0
22 Andrew McCutchen, R (1, 8) OBP: 0.395, SLG: 0.520	B FF 96 C CU 76 B FF 96 B CU 76 S CU 77 F FF 96 S FF 96 3-3 ③ K			C FF 94 B CH 86 X FC 90 1-1 HR	X FF 95 0-0 1-H 3B		C FF 95 B CH 86 B CH 85 B CH 84 X CH 83 3-1 ① G3			4	1	2	2	0	1	0
17 Aramis Ramirez, R (1, 5) OBP: 0.287, SLG: 0.404		C CU 76 F CU 76 F CH 86 B FC 91 S FF 96 1-3 ① K		F FF 95 F FF 95 X FF 96 0-2 29 BB 27 1B 1B	C FF 96 X FF 96 0-1 ② G4-3		F FF 95 C CH 84 B CH 88 X CH 84 1-2 ② G5-3			4	0	1	0	0	1	1
27 Jung Ho Kang, R (1, 6) OBP: 0.371, SLG: 0.459		C FF 95 C CH 85 B FC 91 B CU 79 F CH 88 B FF 92 F CU 78 X FF 96 3-2 2B		C FF 94 C FF 94 B FF 94 F CH 84 F CU 76 F CH 85 X CH 84 1-2 29 BB 1B	B FF 94 B FF 95 B CU 76 B FF 93 4-0 BB		S CH 85 C CH 86 S CH 87 0-3 ③ K			3	0	2	0	1	1	0
18 Neil Walker, S (1, 4) OBP: 0.324, SLG: 0.423		S FF 96 X CH 87 0-1 ② L7		C CH 86 X FF 95 0-1 ① F6	X CH 88 0-0 ③ G3			C FF 94 C FF 94 B CH 86 F FF 95 X CH 86 1-2 ① G1-3		4	0	0	0	0	0	5
24 Pedro Alvarez, L (1, 3) OBP: 0.304, SLG: 0.438		D FF 94 C CH 87 C FF 96 B CH 86 C CH 88 2-3 ③ K		C CU 76 B FF 95 B CH 86 X CU 76 2-1 ② F8		F FF 94 B FF 92 B FC 90 F CH 83 B CH 86 X CH 86 3-2 2B		B CU 83 X FF 95 1-0 ② G6-3		4	0	1	0	0	1	3
29 Francisco Cervelli, R (1, 2) OBP: 0.366, SLG: 0.422			C FF 94 C FF 94 B CH 87 B CH 86 C FF 96 2-3 ① K	B FF 95 D CU 77 B FF 95 C CU 76 B FF 95 4-1 1-2 2-3 BB		X CU 75 0-0 ① F9		F FF 94 X CH 85 0-1 ③ F9		3	0	0	0	1	1	1
45 Gerrit Cole, R (1, 1) OBP: 0.163, SLG: 0.122 38 Joakim Soria, R (6, 1) 59 Antonio Bastardo, R (7, 1) 55 Joe Blanton, R (8, 1) 30 Travis Ishikawa, L (9, PH) OBP: 0.269, SLG: 0.304			C FF 95 B CU 77 X CU 78 1-1 ② G5-3	C FF 96 C FF 96 B FF 96 S CH 87 1-3 ③ K		S CU 75 S FF 95 T FF 96 0-2 ② K			B FF 96 C FF 96 X FF 97 1-1 ① L6	3 0 0 0 1	0 0 0 0 0	0 0 0 0 0	0 0 0 0 0	0 0 0 0 0	2 0 0 0 0	4 0 0 0 0
Inning Stats	R: 0 E: 0 K: 1 S: 10 H: 1 LOB: 0 BB: 0 P: 15	R: 0 E: 0 K: 2 S: 14 H: 1 LOB: 1 BB: 0 P: 20	R: 0 E: 0 K: 1 S: 7 H: 1 LOB: 0 BB: 0 P: 10	R: 1 E: 0 K: 1 S: 19 H: 3 LOB: 3 BB: 1 P: 28	R: 1 E: 0 K: 0 S: 10 H: 2 LOB: 2 BB: 1 P: 17	R: 0 E: 0 K: 2 S: 11 H: 1 LOB: 2 BB: 1 P: 20	R: 0 E: 0 K: 1 S: 8 H: 0 LOB: 0 BB: 0 P: 12	R: 0 E: 0 K: 0 S: 7 H: 0 LOB: 0 BB: 0 P: 9	R: 0 E: 0 K: 0 S: 7 H: 0 LOB: 0 BB: 0 P: 13	1B: 5 2B: 2 3B: 1 HR: 1 SF: 0 SAC: 0 DP: 0 HBP: 0						

TOP

Pittsburgh Pirates @ St. Louis Cardinals

Busch Stadium, St. Louis, MO

Wed Aug 12 2015, 7:15 PM - 10:04 PM CDT

Att. 41,493 - Clear - 83 F

livebaseballscorecards.com

AB	35
R	2
H	9
RBI	2
BB	3
SO	8
LOB	19

WP: 0 PA: 38
PB: 0
SB: 0
CS: 1

PITCHER		IP	WLS	BF	H	R	ER	SO	BB	IBB	HBP	BLK	WP	HR	S	P	ERA	WHIP
52 Michael Wacha, R ERA: 2.93	(1, 1)	6.0	W	29	9	2	2	7	2	1	0	0	0	1	71	110	3.00	1.833
46 Kevin Siegrist, L ERA: 1.51	(7, 1)	2.0	H	6	0	0	0	1	0	0	0	0	0	0	15	21	0.00	0.000
44 Trevor Rosenthal, R ERA: 1.51	(9, 1)	1.0	S	3	0	0	0	0	0	0	0	0	0	0	7	13	0.00	0.000

PITCHER	IP	WLS	BF	H	R	ER	SO	BB	IBB	HBP	BLK	WP	HR	S	P	ERA	WHIP

BOTTOM

Pittsburgh Pirates @ St. Louis Cardinals

Busch Stadium, St. Louis, MO

Wed Aug 12 2015, 7:15 PM - 10:04 PM CDT

Att. 41,493 - Clear - 83 F

livebaseballscorecards.com

Batter	1	2	3	4	5	6	7	8	9	AB	R	H	RBI	BB	SO	LOB
13 Matt Carpenter, L (1, 5) OBP: 0.367, SLG: 0.475	C FF 93 B SI 92 F SI 93 B SI 95 X SL 87 2-2 16 G5-6-3 1B		D SI 96 B FF 95 C SI 95 F SI 95 X SI 96 2-2 ① F8		C FF 94 B CH 88 B FF 94 X FF 94 2-1 ① F8	F FF 90 F FF 91 X CU 70 0-2 ③ F9				4	0	1	0	0	0	3
16 Kolten Wong, L (1, 4) OBP: 0.331, SLG: 0.404	X SI 94 0-0 ①② G5-6-3 1-2f		C SI 96 C KC 81 X SI 95 0-2 27 1B 22 E 1-2 1B		S SL 88 B KC 80 S FF 93 B SL 89 F KC 81 X FF 96 2-2 ② G6-3		X SL 82 0-0 ① P3			4	1	1	0	0	0	1
27 Jhonny Peralta, R (1, 6) OBP: 0.335, SLG: 0.446	C SI 94 B SI 94 B SI 94 X SL 88 2-1 22 BB 1B		C SL 87 X SI 94 0-1 22 FC4 1-2 2-3 1B		C FF 95 S SI 95 F SI 95 B KC 81 B FF 94 B CH 89 S SL 88 3-3 ③ K		S FF 92 X SL 83 0-1 ② P4			4	0	2	0	0	1	0
22 Jason Heyward, L (1, 9) OBP: 0.343, SLG: 0.427	C FF 95 B SI 95 B FF 96 F SI 94 F SI 96 B SI 97 F FF 97 F FF 96 B SI 96 4-2 1-2 BB		X SI 95 0-0 ② FC4 1-2f 2-H 3-H			B KC 79 B FF 91 B SL 85 C SI 94 F SL 87 X SI 93 3-2 ① G4-3	C FF 91 B SL 84 F FF 92 F FF 92 C SL 84 1-3 ③ K			3	0	0	1	1	1	1
15 Randal Grichuk, R (1, 8) OBP: 0.327, SLG: 0.556 44 Trevor Rosenthal, R (9, 1)	C SL 88 F SI 95 S SI 96 0-3 ③ K		1 SAFE 1 SAFE X SI 94 0-0 ③ F8			B SL 88 X SI 93 1-0 4 3B 1B		X SI 90 0-0 ① G6-3		4 0	1 0	1 0	0 0	0 0	1 0	3 0
4 Yadier Molina, R (1, 2) OBP: 0.319, SLG: 0.361		B FF 93 C SL 88 F SI 93 X FF 94 1-2 ① F9		C KC 81 B SL 87 F SL 87 B FF 95 B KC 81 X SI 93 3-2 ① F9		X SI 95 0-0 55 1B 1-H 3B		B SL 82 F SL 81 X SI 89 1-1 55 S 2B		4	1	2	1	0	0	0
55 Stephen Piscotty, R (1, 7) OBP: 0.389, SLG: 0.455		S FF 94 C SI 94 F SI 95 C FF 96 0-3 ② K		B SI 94 C SL 87 X FF 94 1-1 E6		F FF 96 B SI 96 B SI 96 F SI 93 X SI 96 2-2 12 1B 3-H 1B		B SL 83 B SL 84 C SL 82 C SI 90 F SI 90 B SL 82 F SL 82 S SI 90 3-3 ② K 2-3		4	0	1	1	0	2	1
37 Brandon Moss, L (1, 3) OBP: 0.281, SLG: 0.388 46 Kevin Siegrist, L (7, 1) 8 Peter Bourjos, R (8, PH) OBP: 0.321, SLG: 0.341 (9, 8)		C FF 94 B SL 90 B FF 94 F SL 89 F SL 88 F SI 97 S FF 95 2-3 ③ K		B SI 94 F FF 94 S SL 90 S SI 97 1-3 ② K		C FF 91 F FF 90 C SI 90 C FF 92 0-3 ② K		S SL 84 D SL 82 C FF 91 S SL 84 1-3 ③ K		3 0 1	0 0 0	0 0 0	0 0 0	0 0 1	3 0 1	2 0 1
52 Michael Wacha, R (1, 1) OBP: 0.214, SLG: 0.179 12 Mark Reynolds, R (6, PH) OBP: 0.305, SLG: 0.382 (7, 3)			B FF 93 C FF 93 C FF 93 F SL 88 B KC 81 B FF 96 B SI 95 4-2 27 1B 16 1B 22 FC4 BB	T FF 94 B SI 94 F SI 94 F SI 95 C FF 97 1-3 ③ K		B SL 79 1 SAFE X FF 92 1-0 1-2 1B				1 1	1 0	0 1	0 0	1 0	1 0	1 0
Inning Stats	R: 0 E: 0 K: 1 S: 14 H: 2 LOB: 2 BB: 1 P: 22	R: 0 E: 0 K: 2 S: 12 H: 0 LOB: 0 BB: 0 P: 15	R: 2 E: 1 K: 0 S: 13 H: 2 LOB: 1 BB: 1 P: 19	R: 0 E: 1 K: 2 S: 12 H: 0 LOB: 1 BB: 0 P: 18	R: 0 E: 0 K: 1 S: 11 H: 0 LOB: 0 BB: 0 P: 18	R: 2 E: 0 K: 1 S: 16 H: 4 LOB: 2 BB: 0 P: 23	R: 0 E: 0 K: 1 S: 7 H: 0 LOB: 0 BB: 0 P: 8	R: 0 E: 0 K: 2 S: 11 H: 1 LOB: 1 BB: 0 P: 16		1B: 7 2B: 1 3B: 1 HR: 0 SF: 0 SAC: 0 DP: 1 HBP: 0				WP: 0 PB: 0 SB: 1 CS: 0 PA: 35		

	AB	33
	R	4
	H	9
	RBI	3
	BB	2
	SO	10
	LOB	13

PITCHER		IP	WLS	BF	H	R	ER	SO	BB	IBB	HBP	BLK	WP	HR	S	P	ERA	WHIP
45 Gerrit Cole, R ERA: 2.48	(1, 1)	5.1	L	25	7	4	3	6	2	0	0	0	0	0	70	106	5.06	1.688
38 Joakim Soria, R ERA: 2.53	(6, 1)	0.2		3	1	0	0	1	0	0	0	0	0	0	8	9	0.00	1.500
59 Antonio Bastardo, L ERA: 3.41	(7, 1)	1.0		3	0	0	0	1	0	0	0	0	0	0	7	8	0.00	0.000
55 Joe Blanton, R ERA: 3.59	(8, 1)	1.0		4	1	0	0	2	0	0	0	0	0	0	11	16	0.00	1.000

PITCHER	IP	WLS	BF	H	R	ER	SO	BB	IBB	HBP	BLK	WP	HR	S	P	ERA	WHIP

Batter	1	2	3	4	5	6	7	8	9	AB	R	H	RBI	BB	SO	LOB
25 Gregory Polanco, L (1, 9) OBP: 0.333, SLG: 0.381	L8 1-2 18 1B			C SL 80 X FF 91 0-1 F7	B SL 82 B SL 81 C SL 82 X FF 91 2-1 F9		B SI 90 B CH 83 B CH 83 C SI 89 C CH 84 D CH 84 4-2 18 2B 27 G5-3 1-2 BB	4	1	1	1	1	0	0
18 Neil Walker, S (1, 4) OBP: 0.327, SLG: 0.433	22 2B 3B 22 FC6-4 1-3 2-H 1B			C CH 84 C SL 82 B SL 82 F CH 82 F CH 82 X SL 81 1-2 G6-3	B SL 81 B CH 83 C SI 90 X CH 83 2-1 P3		B CH 83 F CH 84 B FF 89 X CH 84 2-1 27 G5-3 1-3 2-H 2B	5	1	3	2	0	0	0
22 Andrew McCutchen, R (1, 8) OBP: 0.395, SLG: 0.520	27 E 2B FC6-4 3-H 1-2f			B SI 91 B SI 91 F SL 80 X CH 83 2-1 G5-3		B SL 81 C SI 91 B SI 91 F SI 90 F SL 81 S SL 81 2-3 K	I IN 79 I IN 81 I IN 85 I IN 78 4-0 27 G5-3 17 1B IBB	4	2	1	1	1	1	2
27 Jung Ho Kang, R (1, 6) OBP: 0.366, SLG: 0.452 (6, 5)	S FF 94 B FF 93 X CU 79 1-1 E5 24 HR 2-H	X FF 90 0-0 G4-3			B CH 83 X CH 84 1-0 G3	C SI 92 C SI 92 F SI 81 X SL 79 0-2 F8	C SI 89 X SI 89 0-1 G5-3 1-2 2-3f 3-H	5	1	0	0	0	0	2
24 Pedro Alvarez, L (1, 3) OBP: 0.309, SLG: 0.451 44 Tony Watson, L (7, 1) 17 Aramis Ramirez, R (9, PH) OBP: 0.289, SLG: 0.405 35 Mark Melancon, R (9, 1)	X SI 91 0-0 HR 2-H	C SL 81 B SL 83 B SL 83 X SL 81 2-1 29 G6-4-3 1B			C FF 92 X SL 81 0-1 29 FC6-4 1B	B SI 92 C SL 80 C SL 80 S SI 90 1-3 K	X SI 89 0-0 29 2B 1B 2-H	4 0 1 0	1 0 0 0	3 0 1 0	2 0 1 0	0 0 0 0	1 0 0 0	0 0 0 0
29 Francisco Cervelli, R (1, 2) OBP: 0.367, SLG: 0.423	C FF 92 H CU 76 1-1 30 1B 47 1B HBP	X FF 90 0-0 G6-4-3 1-2f			B SI 90 1 SAFE X FF 90 1-0 FC6-4 30 PB 1-2f		C SL 86 X SL 85 0-1 F9 C SI 88 B SI 89 X SI 88 1-1 1-3 2B	4	1	1	0	0	0	2
30 Travis Ishikawa, L (1, 7) OBP: 0.291, SLG: 0.313 23 Pedro Florimón, S (6, 6) OBP: 0.077, SLG: 0.077	B FF 91 C CU 76 X FF 91 1-1 47 1B 25 1B 1-2 1B	C FF 90 B FF 92 F FF 90 B SL 82 C SL 82 2-3 K			B FF 91 C FF 91 S SL 81 B SL 82 B FF 92 B SL 81 4-2 1-2 BB		B FF 92 C FF 91 X SL 88 1-1 B1-3 C FF 90 B FF 90 F FF 89 F SI 89 B FF 89 F SI 89 F SI 90 B SI 89 X FF 90 3-2 F9	2 2	1 0	1 0	0 0	1 0	1 0	0 3
3 Sean Rodríguez, R (1, 5) OBP: 0.243, SLG: 0.310 (6, 7) (9, 3)	S SL 86 F FF 92 B SI 91 F CU 79 B FF 94 F FF 94 B SI 93 S SL 88 3-3 K	C SI 92 B CH 83 F CH 84 B SL 82 F SI 91 X SL 80 2-2 P4			C SL 80 B CH 83 B SI 91 S CH 84 B SL 79 X CH 84 3-2 F8		S SL 86 X FF 93 0-1 G6-3	4	0	0	0	0	1	4
47 Francisco Liriano, L (1, 1) OBP: 0.114, SLG: 0.182 38 Joakim Soria, R (7, 1) 38 Michael Morse, R (7, 3) OBP: 0.277, SLG: 0.312 6 Starling Marte, R (9, PR) OBP: 0.339, SLG: 0.442 (9, 7)	B CU 78 F SI 90 B CU 78 F SI 92 X CU 79 2-2 25 1B 18 1B 1B 1-3 2-H	B FF 89 B FF 91 X FF 90 2-0 G4-3			C FF 89 C SL 78 B SL 82 B SL 79 C FF 88 2-3 K		B SI 89 F SI 90 X SI 90 1-1 25 BB 18 2B 1B	3 0 1 0	1 0 0 1	1 0 1 0	1 0 0 0	0 0 0 0	1 0 0 0	0 0 0 0
Inning Stats	R: 7 E: 1 K: 1 S: 30 H: 7 LOB: 2 BB: 0 P: 47	R: 0 E: 0 K: 0 S: 4 H: 1 LOB: 0 BB: 0 P: 6	R: 0 E: 0 K: 1 S: 8 H: 0 LOB: 0 BB: 0 P: 14	R: 0 E: 0 K: 0 S: 9 H: 0 LOB: 0 BB: 0 P: 12	R: 0 E: 0 K: 0 S: 9 H: 1 LOB: 2 BB: 1 P: 18	R: 0 E: 0 K: 1 S: 7 H: 0 LOB: 0 BB: 0 P: 13	R: 0 E: 0 K: 2 S: 11 H: 0 LOB: 0 BB: 0 P: 14	R: 0 E: 0 K: 0 S: 6 H: 0 LOB: 0 BB: 0 P: 7	R: 3 E: 0 K: 0 S: 17 H: 4 LOB: 3 BB: 2 P: 32	1B: 8 2B: 3 3B: 1 HR: 1 SF: 0 SAC: 0 DP: 2 HBP: 1						

PITCHER		IP	WLS	BF	H	R	ER	SO	BB	IBB	HBP	BLK	WP	HR	S	P	ERA	WHIP
31 Lance Lynn, R ERA: 2.95	(1, 1)	0.2	L	10	6	7	3	1	0	0	1	0	0	1	24	41	40.50	9.000
70 Tyler Lyons, L ERA: 4.24	(1, 1)	5.1		19	3	0	0	2	1	0	0	0	0	0	43	69	0.00	0.750
28 Steve Cishek, R ERA: 3.92	(7, 1)	1.0		3	0	0	0	2	0	0	0	0	0	0	11	14	0.00	0.000
30 Jonathan Broxton, R ERA: 5.36	(8, 1)	1.0		3	0	0	0	0	0	0	0	0	0	0	6	7	0.00	0.000
43 Seth Maness, R ERA: 4.08	(9, 1)	1.0		8	4	3	3	0	1	1	0	0	0	0	17	32	27.00	5.000

PITCHER	IP	WLS	BF	H	R	ER	SO	BB	IBB	HBP	BLK	WP	HR	S	P	ERA	WHIP

TOP

Pittsburgh Pirates @ St. Louis Cardinals

Busch Stadium, St. Louis, MO

Thu Aug 13 2015, 6:18 PM - 9:23 PM CDT

Att. 41,501 - Partly Cloudy - 88 F

livebaseballscorecards.com

AB	39
R	10
H	13
RBI	8
BB	3
SO	5
LOB	13

WP: 0	PA: 43		
PB: 1			
SB: 0			
CS: 0			

Batter	1	2	3	4	5	6	7	8	9	AB	R	H	RBI	BB	SO	LOB
13 Matt Carpenter, L (1, 5) OBP: 0.369, SLG: 0.475	B FF 91 B FF 90 B FF 90 B FF 89 4-0 22 BB 15 1B 4 1B BB		B SL 85 X SI 92 1-0 27 WP 1B		X FF 93 0-0 ② G4-3		C FF 92 X FF 91 0-1 15 WP 27 1B 1B		B FF 91 X FC 91 1-0 ① L7	4	2	2	0	1	0	0
15 Randal Grichuk, R (1, 7) (8, 8) OBP: 0.328, SLG: 0.552	C SI 89 B CH 82 X CH 83 1-1 22 BB 4 1B 1-2 1B		B SI 91 S FF 91 S FF 91 S SL 86 1-3 ① K		B SI 90 F FF 91 B SI 92 C SL 84 F SL 85 F SI 91 S SL 86 2-3 ③ K		B SL 78 S FF 91 B SL 77 B SL 78 F FF 92 F FF 93 F SL 77 F FF 90 D FF 93 4-2 22 1B 27 1B 4 SF7 1-2 BB		S FF 90 S FF 90 B FC 88 F KC 80 X FF 91 1-2 ② P2	4	2	1	0	1	2	1
27 Jhonny Peralta, R (1, 6) OBP: 0.338, SLG: 0.447	B SI 92 B SI 92 X SI 93 2-0 ① L4		D CH 84 F CH 84 1 SAFE D SL 85 B SL 87 B SL 86 4-1 1-2 BB			C SI 90 C SL 83 B SL 85 X SL 85 1-2 4 BB 22 1B 16 FC4-6 1B	B SL 79 F FF 92 X FF 92 1-1 22 1B 1-2 2-H 1B		F FF 90 X KC 79 0-1 ③ F9	4	1	2	1	1	0	2
22 Jason Heyward, L (1, 9) OBP: 0.346, SLG: 0.429	D SI 92 B SI 91 C SI 91 B SL 86 B SI 92 4-1 4 1B 1-2 2-3 BB		B FF 93 B SL 87 C SI 94 F SL 87 S SL 88 2-3 ② K			B FF 92 B FF 92 X SI 93 2-0 16 FC4-6 4 BB 1-2 1B	C FF 91 B FF 92 X FC 92 1-1 1-2 2-3 1B			3	0	2	0	1	1	2
4 Yadier Molina, R (1, 2) OBP: 0.320, SLG: 0.361	F CH 83 D SL 86 X SI 91 1-1 ② 1-3 2-H 3-H 1B		X SL 85 0-0 ③ F9			F CH 84 D CH 84 B SI 93 B SI 92 B SI 92 4-1 16 FC4-6 1-2 2-3 BB	S SI 92 B SI 93 F SI 94 X SI 94 1-2 ② SF7 3-H			2	0	1	3	1	0	2
16 Kolten Wong, L (1, 4) OBP: 0.330, SLG: 0.403	X SL 86 0-0 ③ G3-1			X SI 92 0-0 55 G4-6-3 1B		B SL 88 X SI 91 1-0 ① FC4-6 8 S 1-2f 2-3 3-H	C SL 82 F SI 93 B SI 94 S SL 83 1-3 ③ K2-3			4	0	1	1	0	1	5
55 Stephen Piscotty, R (1, 3) (8, 7) OBP: 0.368, SLG: 0.429		F FF 90 S SL 84 S SL 86 0-3 ① K		C FF 91 C FF 91 D SL 85 B SL 86 X CH 83 2-2 ①② G4-6-3 1-2f		S SL 87 B SI 93 C SL 86 X SL 87 1-2 ② F9		F SI 92 X SI 93 0-1 ① F9		4	0	0	0	0	1	3
8 Peter Bourjos, R (1, 8) OBP: 0.316, SLG: 0.335 30 Jonathan Broxton, R (8, 1) 12 Mark Reynolds, R (8, PH) OBP: 0.304, SLG: 0.380 (9, 3)		C FF 92 B SI 93 C SL 84 S SL 82 1-3 ② K2-3		B CH 83 X SI 91 1-0 ③ G4-3		S SL 86 B CH 85 S SL 84 F SL 88 B SL 85 B SI 93 X SL 88 3-2 ③ P3 1-2		S CH 84 B SI 93 B SI 93 B CH 84 F SI 93 F SI 94 X CH 85 3-2 ② P5		3 0 1	0 0 0	0 0 0	0 0 0	0 0 0	1 0 0	2 0 0
31 Lance Lynn, S (1, 1) OBP: 0.194, SLG: 0.250 70 Tyler Lyons, L (1, 1) OBP: 0.308, SLG: 0.250 28 Steve Cishek, R (7, 1) 37 Brandon Moss, L (7, PH) OBP: 0.280, SLG: 0.385 (8, 3) 43 Seth Maness, R (9, 1)		B FF 93 C FF 94 S FF 94 B SL 89 B SI 95 F SI 94 X FF 94 3-2 ③ G3			B FF 90 C FF 90 X FF 93 1-1 ① G4-3		C CH 82 B FF 89 B FF 90 C FF 90 X FF 90 2-2 ① L9	B SI 94 B SI 93 B SI 93 C SI 92 X SI 93 3-1 ③ G6-3		0 2 0 2 0	0 0 0 0 0	0 0 0 0 0	0 0 0 0 0	0 0 0 0 0	0 0 0 0 0	0 0 0 0 0
Inning Stats	R: 2 H: 2 E: 0 LOB: 1 K: 0 BB: 2 S: 7 P: 19	R: 0 H: 0 E: 0 LOB: 0 K: 2 BB: 0 S: 10 P: 14	R: 0 H: 1 E: 0 LOB: 2 K: 2 BB: 1 S: 9 P: 17	R: 0 H: 1 E: 0 LOB: 0 K: 0 BB: 0 S: 5 P: 8	R: 0 H: 0 E: 0 LOB: 0 K: 1 BB: 0 S: 8 P: 11	R: 1 H: 2 E: 0 LOB: 2 K: 0 BB: 1 S: 13 P: 25	R: 2 H: 3 E: 0 LOB: 2 K: 1 BB: 1 S: 20 P: 30	R: 0 H: 0 E: 0 LOB: 0 K: 0 BB: 0 S: 8 P: 14	R: 0 H: 0 E: 0 LOB: 0 K: 0 BB: 0 S: 7 P: 9	1B: 9 2B: 0 3B: 0 HR: 0	SF: 1 SAC: 0 DP: 1 HBP: 0			WP: 2 PB: 0 SB: 1 CS: 0	PA: 39		

PITCHER		IP	WLS	BF	H	R	ER	SO	BB	IBB	HBP	BLK	WP	HR	S	P	ERA	WHIP
47 Francisco Liriano, L ERA: 3.19	(1, 1)	6.0	W	26	6	3	3	5	4	0	0	0	1	0	52	94	4.50	1.667
38 Joakim Soria, R ERA: 2.89	(7, 1)	0.1		5	3	2	2	0	1	0	0	0	1	0	14	22	54.00	12.000
44 Tony Watson, L ERA: 2.41	(7, 1)	1.2	H	5	0	0	0	1	0	0	0	0	0	0	14	22	0.00	0.000
35 Mark Melancon, R ERA: 1.53	(9, 1)	1.0		3	0	0	0	0	0	0	0	0	0	0	7	9	0.00	0.000

PITCHER	IP	WLS	BF	H	R	ER	SO	BB	IBB	HBP	BLK	WP	HR	S	P	ERA	WHIP

BOTTOM

Pittsburgh Pirates @ St. Louis Cardinals

Busch Stadium, St. Louis, MO

Thu Aug 13 2015, 6:18 PM - 9:23 PM CDT

Att. 41,501 - Partly Cloudy - 88 F

livebaseballscorecards.com

AB	33
R	5
H	9
RBI	5
BB	5
SO	6
LOB	17

Batter	1	2	3	4	5	6	7	8	9	10	AB	R	H	RBI	BB	SO	LOB
25 Gregory Polanco, L (1, 9) OBP: 0.334, SLG: 0.382	B FF 90 C SI 88 B FF 91 X SI 88 2-1 F7 ①		X SI 86 0-0 F7 ②			X SI 87 0-0 18 G3-6 1B		C CH 80 F FF 93 B FF 93 S CH 81 1-3 K ①		X FF 91 0-0 17 SF9 18 G3 1-2 3-H 1B	5	0	2	1	0	1	2
18 Neil Walker, S (1, 4) OBP: 0.326, SLG: 0.437	X FF 91 0-0 HR		B SI 86 C SI 85 B SI 86 S SI 86 F SI 86 X SI 86 2-2 G1-3 ③			X SI 84 0-0 G3-6 1-2f ① ②		F CH 79 B FF 92 B FF 92 X CH 80 2-1 F7 ②		C FF 90 X FF 91 0-1 G3 1-2 2-3 ①	5	1	1	1	0	0	5
22 Andrew McCutchen, R (1, 8) OBP: 0.397, SLG: 0.518	F SI 89 F SI 87 S SI 88 0-3 K ②			B CH 81 F SI 86 F SI 85 B FF 91 B FF 89 B SI 89 4-2 27 1B BB		B SI 87 B FF 93 B SI 88 B SI 88 4-0 BB		D FS 82 1 SAFE F CH 79 C FF 91 B FS 83 B FF 92 S CH 80 3-3 K ③		I IN 63 I IN 70 I IN 71 I IN 74 4-0 IBB	2	0	0	0	3	2	1
17 Aramis Ramirez, R (1, 5) OBP: 0.285, SLG: 0.401 35 Mark Melancon, R (10, 1)	F FF 90 C FF 91 B FF 92 F SL 82 X SL 85 1-2 G5-3 ③			B SL 81 1 SAFE 1 SAFE B SI 84 X SI 85 2-0 F7 ①		X SI 87 0-0 F8 ③			B SL 89 X SL 90 1-0 F7 ①	F FC 92 X FF 91 0-1 SF9 2-3 3-H ②	4	0	0	1	0	0	2
											0	0	0	0	0	0	0
27 Jung Ho Kang, R (1, 6) OBP: 0.363, SLG: 0.448 (10, 5)		C SI 86 C SI 86 C SI 89 0-3 K ①		C SL 81 1 SAFE F SI 86 B SI 87 B SL 81 B SI 86 F SI 87 F SI 88 X SI 88 3-2 24 G1-6-3 1-3 1B			C SL 81 X SL 80 0-1 G5-3 ①		B SI 97 B SI 97 X SI 98 2-0 P4 ②	D CU 84 C FC 91 F FC 91 1 SAFE F CU 83 T FF 94 1-2 K ③	5	0	1	0	0	2	2
24 Pedro Alvarez, L (1, 3) OBP: 0.311, SLG: 0.452 23 Pedro Florimón, S (10, 6) OBP: 0.077, SLG: 0.077		B SI 89 S SI 89 S CH 82 B SI 84 S CH 83 2-3 K ②		F CH 82 B SI 87 B SI 90 B SI 89 X SI 89 3-1 G1-6-3 1-2f ② ③			C SI 90 B FF 93 X SI 90 1-1 1B		S SI 97 S FS 94 X FS 94 0-2 1B		4	0	2	0	0	1	2
											0	0	0	0	0	0	0
30 Travis Ishikawa, L (1, 7) OBP: 0.276, SLG: 0.294 3 Sean Rodríguez, R (7, 7) OBP: 0.242, SLG: 0.308 (10, 3)		B SI 88 B SI 89 X SI 88 2-0 L3 ③			B SI 86 C SI 86 B SI 87 S FF 92 C FF 93 2-3 K ①		1 SAFE B SI 86 B SI 87 X SI 85 2-0 P5 ②		B SL 89 C SL 89 B SI 98 X SI 98 2-1 L9 ③		3	0	0	0	0	1	1
											1	0	0	0	0	0	1
19 Chris Stewart, R (1, 2) OBP: 0.333, SLG: 0.353 6 Starling Marte, R (10, PR) OBP: 0.339, SLG: 0.442 (10, 7)		B FF 89 F FF 89 C SI 88 X SI 88 1-2 1B		B SL 81 B SL 83 B SI 88 C SI 88 C SI 90 X SI 89 3-2 G4-3 ②			C SI 88 F SL 82 T FF 92 0-2 K ③			C FF 90 B KC 81 X KC 81 1-1 29 1B 25 1B 1B	4	0	2	0	0	1	1
											0	1	0	0	0	0	0
32 J.A. Happ, L (1, 1) 48 Jared Hughes, R (6, 1) 38 Michael Morse, R (8, PH) OBP: 0.281, SLG: 0.312 59 Antonio Bastardo, R (8, 1) 37 Arquimedes Caminero, R (9, 1) 29 Francisco Cervelli, R (10, PH) OBP: 0.368, SLG: 0.425 (10, 2)			L SL 83 1 SAFE L CH 84 C CH 82 0-3 K ①		B FF 91 S FF 91 C FF 92 B FF 93 C SI 87 2-3 K ③			B FS 81 B CH 78 F FF 91 F FF 93 B FS 81 B CH 79 4-2 BB		1 SAFE B FF 92 B FF 94 B FF 94 C FF 93 1 SAFE F FF 93 X FF 94 3-2 18 G3 25 1B 17 SF9 1-3 1B	2	0	0	0	0	2	1
											0	0	0	0	0	0	0
											0	0	0	0	1	0	0
											0	0	0	0	0	0	0
											0	0	0	0	0	0	0
											1	1	1	0	0	0	0
Inning Stats	R: 1 E: 0 K: 1 S: 10 H: 1 LOB: 0 BB: 0 P: 13	R: 0 E: 0 K: 2 S: 7 H: 0 LOB: 0 BB: 0 P: 11	R: 0 E: 0 K: 1 S: 11 H: 1 LOB: 1 BB: 0 P: 14	R: 0 E: 0 K: 0 S: 10 H: 1 LOB: 1 BB: 1 P: 22	R: 0 E: 0 K: 2 S: 9 H: 0 LOB: 0 BB: 0 P: 16	R: 0 E: 0 K: 0 S: 3 H: 1 LOB: 1 BB: 1 P: 7	R: 0 E: 0 K: 1 S: 8 H: 1 LOB: 1 BB: 0 P: 11	R: 0 E: 0 K: 2 S: 10 H: 0 LOB: 1 BB: 1 P: 20	R: 0 E: 0 K: 0 S: 7 H: 1 LOB: 1 BB: 0 P: 12	R: 2 E: 0 K: 1 S: 14 H: 3 LOB: 2 BB: 1 P: 23	1B: 8 2B: 0 3B: 0 HR: 1 SF: 1 SAC: 0 DP: 2 HBP: 0	WP: 0 PB: 0 SB: 0 CS: 0 PA: 41					

PITCHER		IP	WLS	BF	H	R	ER	SO	BB	IBB	HBP	BLK	WP	HR	S	P	ERA	WHIP
40 Bartolo Colon, R ERA: 4.58	(1, 1)	7.0		26	5	1	1	7	2	0	0	0	0	1	58	94	1.29	1.000
46 Tyler Clippard, R ERA: 2.47	(8, 1)	1.0		4	0	0	0	2	1	0	0	0	0	0	10	20	0.00	1.000
27 Jeurys Familia, R ERA: 1.91	(9, 1)	1.0		4	1	0	0	0	0	0	0	0	0	0	7	12	0.00	1.000
39 Bobby Parnell, R ERA: 4.82	(10, 1)	0.0	L	3	3	2	2	0	0	0	0	0	0	0	6	10	∞	∞
72 Carlos Torres, R ERA: 3.43	(10, 1)	1.0		4	0	0	0	1	0	1	0	0	0	0	8	13	0.00	0.000

PITCHER	IP	WLS	BF	H	R	ER	SO	BB	IBB	HBP	BLK	WP	HR	S	P	ERA	WHIP

TOP

Pittsburgh Pirates @ New York Mets

Citi Field, Flushing, NY

Fri Aug 14 2015, 7:12 PM - 10:30 PM EDT

Att. 38,495 - Clear - 80 F

AB	36
R	3
H	9
RBI	3
BB	4
SO	10
LOB	18

livebaseballscorecards.com

Pittsburgh Pirates @ New York Mets

Citi Field, Flushing, NY

Fri Aug 14 2015, 7:12 PM - 10:30 PM EDT

Att. 38,495 - Clear - 80 F

livebaseballscorecards.com

Batter	1	2	3	4	5	6	7	8	9	10	AB	R	H	RBI	BB	SO	LOB
12 Juan Lagares, R (1, 8) OBP: 0.289, SLG: 0.356	G4-3		3 2B 1B		K		G5-3			3 WP 3 SF9 2B	5	1	2	0	0	1	0
3 Curtis Granderson, L (1, 9) OBP: 0.346, SLG: 0.451	K		1-3 2B		F8			G3		SF9 2-H	4	0	1	1	0	1	0
52 Yoenis Cespedes, R (1, 7) OBP: 0.322, SLG: 0.505	2B		K			HR		1B		K	5	1	3	1	0	2	2
2 Juan Uribe, R (1, 5) OBP: 0.315, SLG: 0.404	K		P4			F7		F9		G5-3	5	0	0	0	0	1	4
28 Daniel Murphy, L (1, 4) OBP: 0.331, SLG: 0.421		23 G5-4-3 1B	K			2B		G3			4	0	2	0	0	1	3
23 Michael Cuddyer, R (1, 3) OBP: 0.301, SLG: 0.375	G5-4-3		G6-3			G6-3				K	4	0	0	0	0	1	2
4 Wilmer Flores, R (1, 6) OBP: 0.289, SLG: 0.388	20 BB 1B		K			P3				G6-3	4	0	1	0	0	1	1
20 Anthony Recker, R (1, 2) OBP: 0.268, SLG: 0.233	BB		P4				K			1B	3	0	1	0	1	1	0
40 Bartolo Colon, R (1, 1) OBP: 0.140, SLG: 0.167	P4		K				G4-3			F8	2	0	0	0	0	1	2
55 Kelly Johnson, L (7, PH) OBP: 0.307, SLG: 0.444											1	0	0	0	0	0	0
46 Tyler Clippard, R (8, 1)											0	0	0	0	0	0	0
27 Jeurys Familia, R (9, 1)											0	0	0	0	0	0	0
30 Michael Conforto, L (9, PH) OBP: 0.342, SLG: 0.386											1	0	0	0	0	0	1
39 Bobby Parnell, R (10, 1)											0	0	0	0	0	0	0
72 Carlos Torres, R (10, 1)											0	0	0	0	0	0	0
Inning Stats	R: 0 E: 0 K: 2 S: 13 H: 1 LOB: 1 BB: 0 P: 22	R: 0 E: 0 K: 0 S: 12 H: 2 LOB: 2 BB: 1 P: 20	R: 0 E: 0 K: 2 S: 12 H: 2 LOB: 2 BB: 0 P: 15	R: 0 E: 0 K: 1 S: 5 H: 0 LOB: 0 BB: 0 P: 6	R: 0 E: 0 K: 2 S: 9 H: 0 LOB: 0 BB: 0 P: 11	R: 1 E: 0 K: 0 S: 12 H: 2 LOB: 1 BB: 0 P: 15	R: 0 E: 0 K: 1 S: 6 H: 0 LOB: 0 BB: 0 P: 9	R: 0 E: 0 K: 0 S: 11 H: 1 LOB: 1 BB: 0 P: 16	R: 0 E: 0 K: 1 S: 11 H: 1 LOB: 1 BB: 0 P: 11	R: 1 E: 0 K: 1 S: 14 H: 1 LOB: 0 BB: 0 P: 23	1B: 5 2B: 4 3B: 0 HR: 1	SF: 1 SAC: 0 DP: 1 HBP: 0	WP: 1 PB: 0 SB: 0 CS: 0	PA: 40			

PITCHER	IP	WLS	BF	H	R	ER	SO	BB	IBB	HBP	BLK	WP	HR	S	P	ERA	WHIP
32 J.A. Happ, L (1, 1) ERA: 4.64	5.1		23	7	1	1	7	1	0	0	0	0	1	58	84	1.69	1.500
48 Jared Hughes, R (6, 1) ERA: 2.28	1.2		5	0	0	0	1	0	0	0	0	0	0	11	14	0.00	0.000
59 Antonio Bastardo, L (8, 1) ERA: 3.32	1.0		4	1	0	0	0	0	0	0	0	0	0	11	16	0.00	1.000
37 Arquimedes Caminero, R (9, 1) ERA: 3.74	1.0	W	4	1	0	0	1	0	0	0	0	0	0	11	11	0.00	1.000
35 Mark Melancon, R (10, 1) ERA: 1.67	1.0	S	4	1	1	1	1	0	0	0	0	1	0	14	23	9.00	1.000

PITCHER	IP	WLS	BF	H	R	ER	SO	BB	IBB	HBP	BLK	WP	HR	S	P	ERA	WHIP

BOTTOM	
AB	38
R	2
H	10
RBI	2
BB	1
SO	10
LOB	15

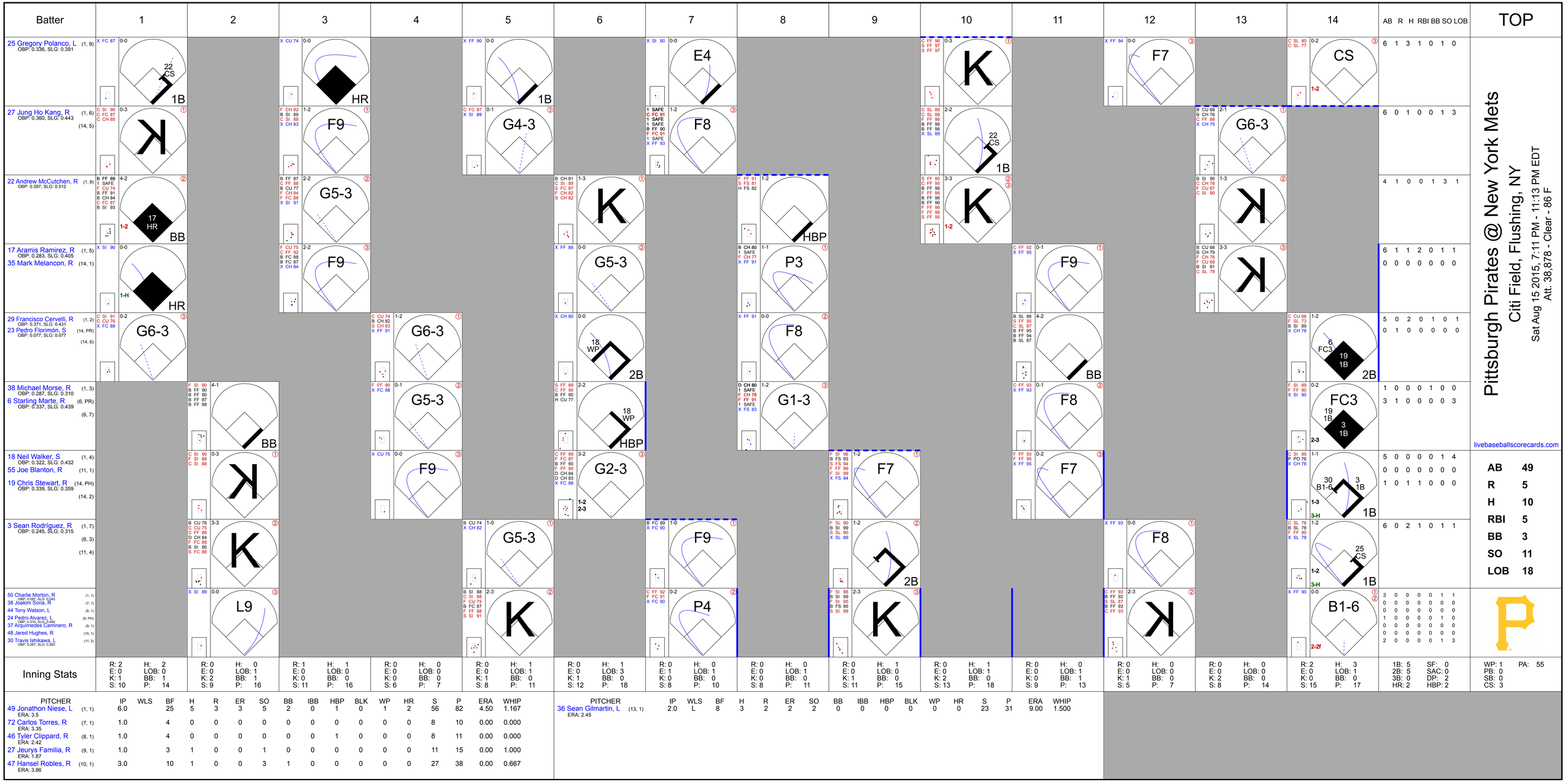
Batter
1
2
3
4
5
6
7
8
9
10
11
12
13
14
AB R H RBI BB SO LOB
TOP
25 Gregory Polanco, L (1, 9) OBP: 0.336, SLG: 0.391
27 Jung Ho Kang, R (1, 6) (14, 5) OBP: 0.360, SLG: 0.443
22 Andrew McCutchen, R (1, 8) OBP: 0.397, SLG: 0.512
17 Aramis Ramirez, R (1, 5) OBP: 0.283, SLG: 0.405
35 Mark Melancon, R (14, 1)
29 Francisco Cervelli, R (1, 2) OBP: 0.371, SLG: 0.431
23 Pedro Florimón, S (14, PR) OBP: 0.077, SLG: 0.077 (14, 6)
38 Michael Morse, R (1, 3) OBP: 0.287, SLG: 0.310
6 Starling Marte, R (6, PR) OBP: 0.337, SLG: 0.439 (6, 7)
18 Neil Walker, S (1, 4) OBP: 0.322, SLG: 0.432
55 Joe Blanton, R (11, 1)
19 Chris Stewart, R (14, PH) OBP: 0.339, SLG: 0.359 (14, 2)
3 Sean Rodríguez, R (1, 7) OBP: 0.245, SLG: 0.315 (6, 3) (11, 4)
50 Charlie Morton, R (1, 1) OBP: 0.097, SLG: 0.045
38 Joakim Soria, R (7, 1)
44 Tony Watson, L (8, 1)
24 Pedro Alvarez, L (9, PH) OBP: 0.333, SLG: 0.462
37 Arquimedes Caminero, R (9, 1)
48 Jared Hughes, R (10, 1)
30 Travis Ishikawa, L (11, 3) OBP: 0.267, SLG: 0.283
Inning Stats
PITCHER IP WLS BF H R ER SO BB IBB HBP BLK WP HR S P ERA WHIP
49 Jonathon Niese, L (1, 1) ERA: 3.5 6.0 25 5 3 3 5 2 0 1 0 1 2 56 82 4.50 1.167
72 Carlos Torres, R (7, 1) ERA: 3.35 1.0 4 0 0 0 0 0 0 0 0 0 0 8 10 0.00 0.000
46 Tyler Clippard, R (8, 1) ERA: 2.42 1.0 4 0 0 0 0 0 0 1 0 0 0 8 11 0.00 0.000
27 Jeurys Familia, R (9, 1) ERA: 1.87 1.0 3 1 0 0 1 0 0 0 0 0 0 11 15 0.00 1.000
47 Hansel Robles, R (10, 1) ERA: 3.86 3.0 10 1 0 0 3 1 0 0 0 0 0 27 38 0.00 0.667
36 Sean Gilmartin, L (13, 1) ERA: 2.45 2.0 L 8 3 2 2 2 0 0 0 0 0 0 23 31 9.00 1.500
1B: 5 SF: 0
2B: 5 SAC: 0
3B: 0 DP: 2
HR: 2 HBP: 2
WP: 1 PA: 55
PB: 0
SB: 0
CS: 3
AB 49
R 5
H 10
RBI 5
BB 3
SO 11
LOB 18
Pittsburgh Pirates @ New York Mets
Citi Field, Flushing, NY
Sat Aug 15 2015, 7:11 PM - 11:13 PM EDT
Att. 38,878 - Clear - 86 F
livebaseballscorecards.com

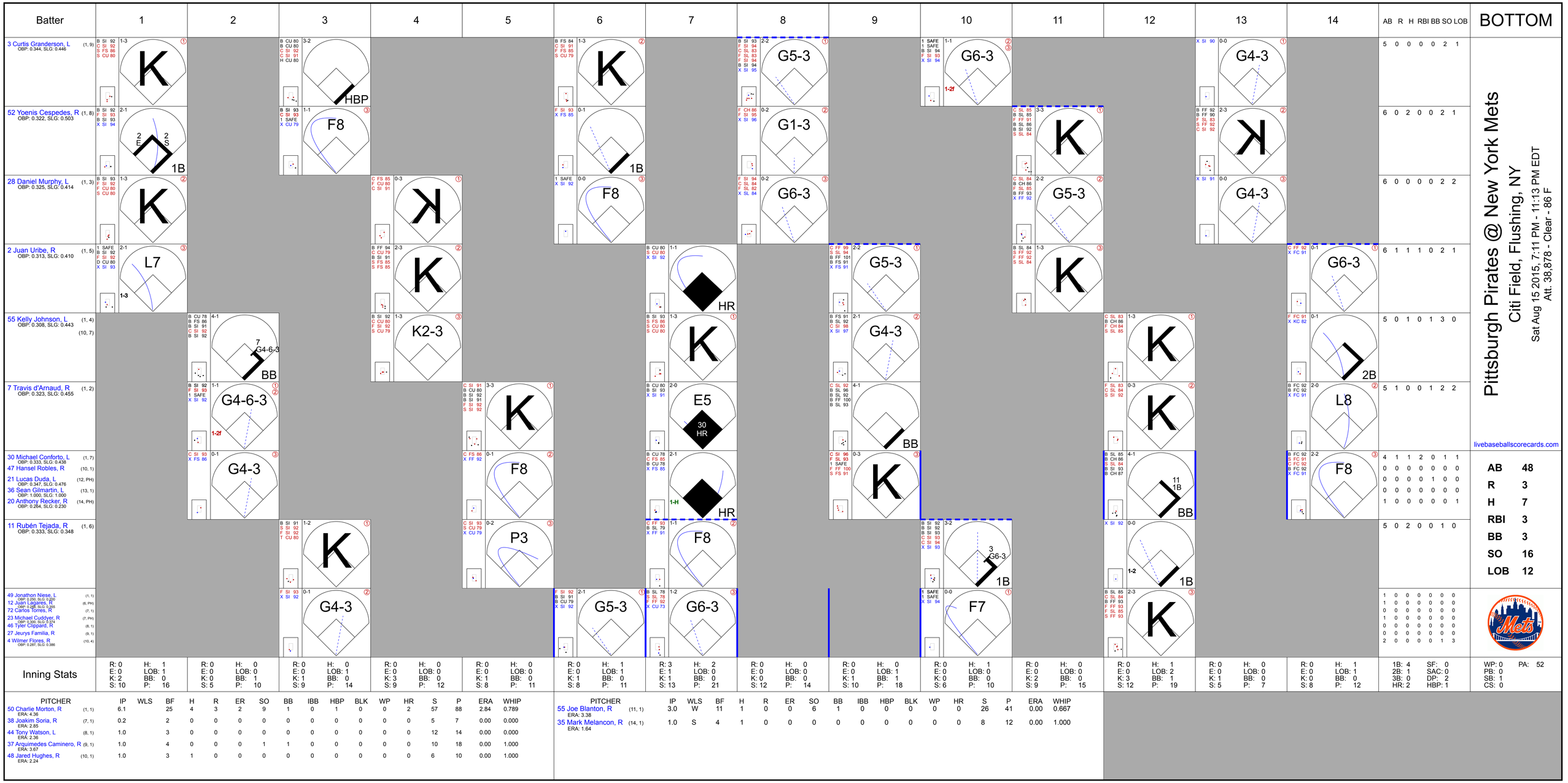
Batter
1
2
3
4
5
6
7
8
9
10
11
12
13
14
AB R H RBI BB SO LOB
BOTTOM
3 Curtis Granderson, L (1, 9) OBP: 0.344, SLG: 0.446
52 Yoenis Cespedes, R (1, 8) OBP: 0.322, SLG: 0.503
28 Daniel Murphy, L (1, 3) OBP: 0.325, SLG: 0.414
2 Juan Uribe, R (1, 5) OBP: 0.313, SLG: 0.410
55 Kelly Johnson, L (1, 4) (10, 7) OBP: 0.308, SLG: 0.443
7 Travis d'Arnaud, R (1, 2) OBP: 0.323, SLG: 0.455
30 Michael Conforto, L (1, 7) OBP: 0.333, SLG: 0.438
47 Hansel Robles, R (10, 1)
21 Lucas Duda, L (12, PH) OBP: 0.347, SLG: 0.476
36 Sean Gilmartin, L (13, 1) OBP: 1.000, SLG: 1.000
20 Anthony Recker, R (14, PH) OBP: 0.284, SLG: 0.230
11 Rubén Tejada, R (1, 6) OBP: 0.333, SLG: 0.348
49 Jonathon Niese, L (1, 1) OBP: 0.250, SLG: 0.200
12 Juan Lagares, R (6, PH) OBP: 0.098, SLG: 0.205
72 Carlos Torres, R (7, 1)
23 Michael Cuddyer, R (7, PH) OBP: 0.260, SLG: 0.374
46 Tyler Clippard, R (8, 1)
27 Jeurys Familia, R (9, 1)
4 Wilmer Flores, R (10, 4) OBP: 0.287, SLG: 0.386
Pittsburgh Pirates @ New York Mets
Citi Field, Flushing, NY
Sat Aug 15 2015, 7:11 PM - 11:13 PM EDT
Att. 38,878 - Clear - 86 F
livebaseballscorecards.com
AB 48
R 3
H 7
RBI 3
BB 3
SO 16
LOB 12
Inning Stats
PITCHER IP WLS BF H R ER SO BB IBB HBP BLK WP HR S P ERA WHIP
50 Charlie Morton, R (1, 1) ERA: 4.36 6.1 25 4 3 2 9 1 0 1 0 0 2 57 88 2.84 0.789
38 Joakim Soria, R (7, 1) ERA: 2.85 0.2 2 0 0 0 0 0 0 0 0 0 0 5 7 0.00 0.000
44 Tony Watson, L (8, 1) ERA: 2.36 1.0 3 0 0 0 0 0 0 0 0 0 0 12 14 0.00 0.000
37 Arquimedes Caminero, R (9, 1) ERA: 3.67 1.0 4 0 0 0 1 1 0 0 0 0 0 10 18 0.00 1.000
48 Jared Hughes, R (10, 1) ERA: 2.24 1.0 3 1 0 0 0 0 0 0 0 0 0 6 10 0.00 1.000
PITCHER IP WLS BF H R ER SO BB IBB HBP BLK WP HR S P ERA WHIP
55 Joe Blanton, R (11, 1) ERA: 3.38 3.0 W 11 1 0 0 6 1 0 0 0 0 0 26 41 0.00 0.667
35 Mark Melancon, R (14, 1) ERA: 1.64 1.0 S 4 1 0 0 0 0 0 0 0 0 0 8 12 0.00 1.000
1B: 4 SF: 0
2B: 1 SAC: 0
3B: 0 DP: 2
HR: 2 HBP: 1
WP: 0 PA: 52
PB: 0
SB: 1
CS: 0

Pittsburgh Pirates @ New York Mets

Citi Field, Flushing, NY

Sun Aug 16 2015, 1:13 PM - 5:17 PM EDT

Att. 40,250 - Sunny - 90 F

livebaseballscorecards.com

Batter	1	2	3	4	5	6	7	8	9	AB	R	H	RBI	BB	SO	LOB
25 Gregory Polanco, L (1, 9) OBP: 0.336, SLG: 0.395	S FF 95 X FF 96 0-1 ① G4-3		C CH 88 X CU 84 0-1 ② G3		B SI 94 C SI 95 B SL 89 F SI 96 F SI 97 B FF 97 X FF 97 3-2 ③ 3B		X FF 96 0-0 18 PB 17 1B 1B 1-2 3-H	B SI 91 X SI 92 1-0 ② G1-3 2-3	B FC 91 S FC 91 X FF 92 1-1 ③ G3-1	6	1	2	1	0	0	2
6 Starling Marte, R (1, 8) OBP: 0.338, SLG: 0.443 (7, 7)	B FF 94 T FF 94 S SL 89 C FF 96 1-3 ② K		S CH 89 S SL 91 F CH 88 F SL 91 X CU 86 0-2 3B		F FF 96 B FF 97 B FF 98 F FF 98 F FF 98 F FF 98 B CH 90 F FF 97 C SL 92 3-3 ③ K		B FF 96 X FF 96 1-0 ① F9 2-3	B FF 92 S FF 92 F FC 92 B FF 92 F FC 92 X FF 94 2-2 18 BB 17 2B 1B 3-H		5	1	2	1	0	2	3
18 Neil Walker, S (1, 4) OBP: 0.325, SLG: 0.433	C SI 95 X SI 96 0-1 2B		B FF 96 F FF 96 C FF 96 X SL 90 1-2 ③ G3-1			T SL 89 C CH 88 B CU 83 B SI 94 B CH 89 F FF 96 X SL 90 3-2 ① G3	1 SAFE C KC 83 F KC 83 B FF 94 F FF 94 F KC 82 1 SAFE B FF 96 B KC 84 4-2 F FF 97 B SI 96 17 1B 17 1B BB 1-2 3-H	B FF 93 B FF 92 F FC 92 S FC 91 B FF 93 D FF 92 4-2 17 2B BB 1-2		3	1	1	0	2	0	1
17 Aramis Ramirez, R (1, 5) OBP: 0.290, SLG: 0.414	X FF 95 0-0 ③ G5-3			C FF 94 T SL 89 F FF 97 X FF 96 0-2 19 FC5-4 1B		X SI 95 0-0 30 1B 1B	B KC 83 X KC 84 1-0 ② 24 1B 1B 1-H 2-H	X FC 91 0-0 1-H 2B 2-H		5	1	4	3	0	0	1
24 Pedro Alvarez, L (1, 3) OBP: 0.312, SLG: 0.460 22 Andrew McCutchen, R (7, 8) OBP: 0.398, SLG: 0.512		B SI 94 B CU 81 F FF 96 S FF 96 X FF 96 2-2 HR		B FF 97 S CH 88 F FF 96 X FF 96 1-2 ① F8		B CH 87 S CH 96 F SI 97 F CH 88 F SI 97 S CU 86 2-3 ② K	C SL 81 D SL 85 F SL 85 X SI 92 1-2 30 1B 1B 2-H	I IN 59 I IN 66 I IN 70 I IN 72 4-0 IBB		4	1	2	2	0	1	2
30 Travis Ishikawa, L (1, 7) OBP: 0.281, SLG: 0.298 59 Antonio Bastardo, R (7, 1) 38 Joakim Soria, R (9, 1)		B FF 95 C SI 96 X CU 84 1-1 ① L8		B FF 97 B CH 89 F FF 97 B SI 97 S CH 88 S FF 97 3-3 ② K		S CU 85 X CH 89 0-1 1-2 1B	C SI 92 X SL 84 0-1 1-2 1B	C FF 91 B FF 90 C FF 91 B FF 91 B FF 90 C FF 89 3-3 ③ K		4 1 0	0 0 0	2 0 0	0 0 0	0 1 0	1 2 0	1 2 0
19 Chris Stewart, R (1, 2) OBP: 0.333, SLG: 0.352		C SI 95 F FF 96 B SL 90 F SL 91 F FF 96 B FF 96 S SL 90 2-3 ② K		X SI 95 0-0 ③ FC5-4 1-2f		F FF 95 X SI 95 0-1 ③ L9	C SL 81 D SL 85 X SI 87 1-1 ③ G4-3		C FF 93 B FC 91 X FC 92 1-1 1B	5	0	1	0	0	1	5
23 Pedro Florimón, S (1, 6) OBP: 0.167, SLG: 0.063		B SI 94 B SI 94 B SI 96 C FF 96 F FF 95 C FF 97 3-3 ③ K			C SI 96 B CH 87 C CH 86 B FF 95 B SI 96 B SI 96 4-2 49 G6-4-3 BB		F FF 94 S KC 83 B FF 95 B KC 83 B FF 95 B FF 95 4-2 38 E 38 FC1 25 1B BB	C SL 81 B CH 86 X SI 90 1-1 ① G3	S FC 92 B FC 92 C CU 80 B FF 93 C FC 92 2-3 ① K	3	1	0	0	2	2	1
49 Jeff Locke, L (1, 1) OBP: 0.143, SLG: 0.121 37 Arquimedes Caminero, R (8, 1) 38 Michael Morse, R (7, PH) OBP: 0.286, SLG: 0.308 3 Sean Rodríguez, R (7, PR) OBP: 0.247, SLG: 0.322 (7, 3)			B CH 92 C FF 94 S SI 94 B SI 96 X FF 95 2-2 ① G6-3		1 SAFE 1 SAFE B X SI 94 1-0 ① ② G6-4-3 1-2f		1 SAFE 1 SAFE B FF 95 X FF 95 1-0 FC1 6 F9 25 1B 18 PB 1-3	B SL 83 X SL 83 1-0 25 G1-3 6 1B 2B	C CU 80 S CU 84 F FF 94 B CU 84 S CU 84 1-3 ② K	2 0 1 2	0 0 0 2	0 0 0 1	0 0 0 1	0 0 0 1	0 0 1 1	1 0 1 1
Inning Stats	R: 0 E: 0 K: 1 S: 8 H: 1 LOB: 1 BB: 0 P: 9	R: 1 E: 0 K: 2 S: 13 H: 1 LOB: 0 BB: 0 P: 21	R: 0 E: 0 K: 0 S: 13 H: 1 LOB: 0 BB: 0 P: 16	R: 0 E: 0 K: 1 S: 11 H: 1 LOB: 1 BB: 0 P: 15	R: 0 E: 0 K: 1 S: 13 H: 1 LOB: 1 BB: 1 P: 24	R: 0 E: 0 K: 1 S: 13 H: 2 LOB: 2 BB: 0 P: 18	R: 4 E: 1 K: 0 S: 18 H: 4 LOB: 2 BB: 2 P: 31	R: 3 E: 0 K: 1 S: 14 H: 3 LOB: 2 BB: 2 P: 30	R: 0 E: 0 K: 2 S: 11 H: 1 LOB: 1 BB: 0 P: 16	1B: 9 2B: 3 3B: 2 HR: 1 SF: 0 SAC: 0 DP: 1 HBP: 0						

PITCHER		IP	WLS	BF	H	R	ER	SO	BB	IBB	HBP	BLK	WP	HR	S	P	ERA	WHIP
33 Matt Harvey, R ERA: 2.57	(1, 1)	6.0		25	7	1	1	6	1	0	0	0	0	1	71	103	1.50	1.333
39 Bobby Parnell, R ERA: 5.59	(7, 1)	0.2	L	6	2	4	2	0	2	0	0	0	0	0	11	22	27.00	6.000
44 Eric O'Flaherty, L ERA: 6.93	(7, 1)	1.0		6	3	1	1	0	0	0	0	0	0	0	11	16	9.00	3.000
72 Carlos Torres, R ERA: 3.64	(8, 1)	1.1		9	3	2	2	3	1	1	0	0	0	0	21	39	13.50	3.000

PITCHER	IP	WLS	BF	H	R	ER	SO	BB	IBB	HBP	BLK	WP	HR	S	P	ERA	WHIP

TOP	
AB	41
R	8
H	15
RBI	7
BB	5
SO	9
LOB	21

WP: 0 PB: 1 SB: 0 CS: 0 PA: 46

Pittsburgh Pirates @ New York Mets

Citi Field, Flushing, NY

Sun Aug 16 2015, 1:13 PM - 5:17 PM EDT

Att. 40,250 - Sunny - 90 F

livebaseballscorecards.com

BOTTOM

Batter	1	2	3	4	5	6	7	8	9	AB	R	H	RBI	BB	SO	LOB
12 Juan Lagares, R (1, 8) OBP: 0.288, SLG: 0.354	C SI 92 B SI 93 F SI 93 B SI 94 B SI 93 X SI 94 3-2 2 F8 52 FC5 1B		C SI 91 B KC 81 S CH 82 F SI 93 F SI 92 S KC 80 1-3 ① K2-3		C CH 81 F KC 81 B FF 89 X KC 82 1-2 ① G5-3		B FF 92 C FF 92 S FF 92 S SL 86 1-3 ② K			4	0	1	0	0	2	0
3 Curtis Granderson, L (1, 9) OBP: 0.341, SLG: 0.442 72 Carlos Torres, R (8, 1)	C SI 93 B SI 93 X KC 81 1-1 ① L9		B SI 91 C SI 92 C CH 83 B SI 92 F SI 92 S CH 84 2-3 ② K		C KC 80 X SI 92 0-1 ② F9		F FF 92 S SL 85 B SL 84 B SL 82 C FF 92 2-3 ③ K			4 0	0 0	0 0	0 0	0 0	2 0	1 0
52 Yoenis Cespedes, R (1, 7) OBP: 0.322, SLG: 0.500 30 Michael Conforto, L (9, 7) OBP: 0.333, SLG: 0.438	B CH 83 X CH 84 1-0 FC5 1-2		B SI 92 B SI 93 C CH 83 C CH 83 B KC 81 B SI 94 4-2 BB		C FF 92 F FF 91 B SI 93 B KC 82 X CH 82 2-2 ③ G5-3			C FF 91 B FF 92 S FF 92 F FF 92 B SL 85 F FF 93 F CH 85 B FF 93 S FF 94 3-3 ① K		3 0	0 0	0 0	0 0	1 0	1 0	1 0
2 Juan Uribe, R (1, 5) OBP: 0.309, SLG: 0.404	B SI 93 F SI 94 B SI 94 X CH 84 2-1 ② F8 2-3		1 SAFE X CH 82 0-0 ③ P4			C SI 89 B KC 81 S SI 91 B SI 91 B SI 90 C SI 92 3-3 ① K		F CH 85 F FF 93 S SL 84 0-3 ② K		4	0	0	0	0	2	3
28 Daniel Murphy, L (1, 4) OBP: 0.325, SLG: 0.412	C SI 93 S SI 93 1 SAFE F KC 82 F KC 82 F SI 94 F SI 94 B SI 94 F SI 95 3-2 B CH 85 B KC 81 X SI 94 P3			C SI 90 F SI 92 B CH 82 X CH 82 1-2 ① F9		B SI 91 X KC 79 1-0 23 HBP 1B		F FF 94 B SL 85 B SL 84 F FF 93 F FF 94 F SL 85 B FF 94 X FF 94 3-2 ③ F8		4	0	1	0	0	0	2
23 Michael Cuddyer, R (1, 3) OBP: 0.299, SLG: 0.370		B SI 91 C SI 92 X CH 84 1-1 ① G6-3		B SI 92 X SI 93 1-0 ② G1-3		F CH 81 S B F H KC 80 2-2 11 FC4-6 1-2 HBP			F FF 90 C FC 91 F SL 81 F FC 92 B CU 71 S CH 87 1-3 ① K	3	0	0	0	0	1	0
7 Travis d'Arnaud, R (1, 2) OBP: 0.331, SLG: 0.496 20 Anthony Recker, R (9, 2) OBP: 0.260, SLG: 0.226		B SI 93 X SI 92 1-0 HR		B SI 93 B CH 82 B CH 82 C SI 90 S CH 82 X CH 82 3-2 2B		C SL 91 F SI 97 B SL 92 C SI 98 1-3 ② K			B FC 93 C FF 92 B FF 93 S FC 93 C CU 71 2-3 ② K	3 1	1 0	2 0	1 0	0 0	1 1	2 0
11 Rubén Tejada, R (1, 6) OBP: 0.333, SLG: 0.345 44 Eric O'Flaherty, L (7, 1) 55 Kelly Johnson, L (8, 9) OBP: 0.306, SLG: 0.442		C SI 92 F SI 92 B FF 94 T CH 85 1-2 ② K		I IN 70 I IN 74 I IN 76 I IN 79 4-0 IBB		S SL 92 X SI 99 0-1 ③ FC4-6 1-2f			X FC 94 0-0 ③ G5-3	2 0 1	0 0 0	0 0 0	0 0 0	1 0 0	1 0 0	2 0 0
33 Matt Harvey, R (1, 1) OBP: 0.135, SLG: 0.231 39 Bobby Parnell, R (7, 1) 4 Wilmer Flores, R (7, 6) OBP: 0.286, SLG: 0.385		S SI 93 S SI 93 X SI 94 0-2 ③ G3		F SI 92 F CH 81 S SI 93 0-3 ③ K			S FF 92 C FF 92 B SL 84 F FF 93 F FF 94 B CH 87 X FF 93 2-2 ① P4			2 0 1	0 0 0	0 0 0	0 0 0	0 0 0	1 0 0	2 0 0
Inning Stats	R: 0 E: 0 K: 0 S: 16 H: 1 LOB: 2 BB: 0 P: 26	R: 1 E: 0 K: 1 S: 9 H: 1 LOB: 0 BB: 0 P: 12	R: 0 E: 0 K: 2 S: 12 H: 0 LOB: 1 BB: 1 P: 19	R: 0 E: 0 K: 1 S: 10 H: 1 LOB: 2 BB: 1 P: 19	R: 0 E: 0 K: 0 S: 8 H: 0 LOB: 0 BB: 0 P: 11	R: 0 E: 0 K: 2 S: 12 H: 1 LOB: 2 BB: 0 P: 19	R: 0 E: 0 K: 2 S: 11 H: 0 LOB: 0 BB: 0 P: 16	R: 0 E: 0 K: 2 S: 14 H: 0 LOB: 0 BB: 0 P: 20	R: 0 E: 0 K: 2 S: 9 H: 0 LOB: 0 BB: 0 P: 12	1B: 2 2B: 1 3B: 0 HR: 1 SF: 0 SAC: 0 DP: 0 HBP: 1						

PITCHER	IP	WLS	BF	H	R	ER	SO	BB	IBB	HBP	BLK	WP	HR	S	P	ERA	WHIP
49 Jeff Locke, L (1, 1) ERA: 4.31	5.1		24	4	1	1	5	1	1	1	0	0	1	62	100	1.69	0.938
37 Arquimedes Caminero, R (6, 1) ERA: 3.62	0.2	W	2	0	0	0	1	0	0	0	0	0	0	5	6	0.00	0.000
59 Antonio Bastardo, L (7, 1) ERA: 3.15	2.0		6	0	0	0	4	0	0	0	0	0	0	25	36	0.00	0.000
38 Joakim Soria, R (9, 1) ERA: 2.79	1.0		3	0	0	0	2	0	0	0	0	0	0	9	12	0.00	0.000

PITCHER	IP	WLS	BF	H	R	ER	SO	BB	IBB	HBP	BLK	WP	HR	S	P	ERA	WHIP

AB	32
R	1
H	4
RBI	1
BB	2
SO	12
LOB	13

PA: 35

Arizona Diamondbacks @ Pittsburgh Pirates

PNC Park, Pittsburgh, PA

Mon Aug 17 2015, 7:09 PM - 10:35 PM EDT

Att. 27,365 - Partly Cloudy - 88 F

livebaseballscorecards.com

TOP

Batter	1	2	3	4	5	6	7	8	9	AB	R	H	RBI	BB	SO	LOB
5 Ender Inciarte, L (1, 7) OBP: 0.325, SLG: 0.387	C FF 95 F FF 94 X SI 95 0-2 G6-3	X SI 96 0-0 G4-6-3 1-2f			F SI 95 C KC 81 S SL 86 0-3 K		C SL 84 F FF 91 S CH 86 0-3 K			4	0	0	0	0	2	2
11 AJ Pollock, R (1, 8) OBP: 0.366, SLG: 0.479	B FF 94 B FF 95 X FF 95 2-0 6 2B 3B		S KC 83 F CH 89 B SL 89 C SI 96 1-3 K		C FF 94 F SI 93 X SL 85 0-2 G6-3			X SI 90 0-0 P6		4	1	1	0	0	1	0
44 Paul Goldschmidt, R (1, 3) OBP: 0.447, SLG: 0.570	B FF 97 C SL 86 F FF 97 F SL 90 B SI 97 S SL 91 2-3 K		S SL 87 T FF 94 B FF 94 X SI 96 1-2 G1-3		C FF 95 B KC 80 S SL 85 1-3 K2-3			C FF 91 B CH 85 C SL 84 F SI 91 B SI 91 X SL 85 2-2 G6-3		4	0	0	0	0	2	1
6 David Peralta, L (1, 9) OBP: 0.372, SLG: 0.529	F FF 98 F SL 91 B FF 98 B FF 98 F FF 98 X SL 89 2-2 7 PB 7 1B 3-H 2B		B SL 87 C SI 95 B CH 90 X CH 90 2-1 L8			C KC 80 S FF 95 F SI 93 B SI 97 B KC 81 F SI 96 B FF 96 F FF 95 F SL 90 3-2 X SI 95 7 CS 1B		X CH 85 0-0 G3		4	1	2	1	0	0	0
7 Welington Castillo, R (1, 2) OBP: 0.309, SLG: 0.493	C SL 88 B SI 97 B FF 97 X SL 89 2-1 2-H 1B			B FF 94 C FF 93 F CH 88 B FF 94 X CH 88 2-2 G5-3		1 SAFE B SI 95 B SI 95 C SI 96 C KC 82 X SI 95 2-2 G6-3 1-2			S FC 91 S CH 84 F FF 92 X CU 70 0-2 G5-3	4	0	1	1	0	0	1
19 Jake Lamb, L (1, 5) OBP: 0.332, SLG: 0.431	C FF 96 F FF 95 F FF 98 F SL 89 F CH 89 F CH 88 B SL 90 X FF 97 1-2 F8			B CH 88 B SL 87 F FF 95 X FF 94 2-1 HR		X FF 94 0-0 F7			C FC 93 B FF 92 F FC 92 C CU 71 1-3 K	4	1	1	1	0	1	1
16 Chris Owings, R (1, 4) OBP: 0.263, SLG: 0.332		C FF 93 X FF 92 0-1 13 L9 58 1B 2B		C SL 88 F KC 80 B SL 88 C FF 94 1-3 K			B FF 95 B SI 94 F SI 94 B FF 94 F SI 94 B FF 94 4-2 13 CS BB		S SL 76 F FF 93 F CU 72 B CH 86 X FC 91 1-2 F9	3	1	1	0	1	1	0
13 Nick Ahmed, R (1, 6) OBP: 0.275, SLG: 0.324		F SI 95 X FF 97 0-1 L9 2-3		C KC 82 S SL 88 B SI 96 X FF 95 1-2 1B			L KC 81 B SI 96 S SL 87 X SL 87 1-2 G5-3 1-2			3	0	1	0	0	0	2
58 Jeremy Hellickson, R (1, 1) OBP: 0.288, SLG: 0.216 48 Randall Delgado, R (6, 1) 8 Jarrod Saltalamacchia, S (7, PH) OBP: 0.296, SLG: 0.350 56 Keith Hessler, L (7, 1) 43 Addison Reed, L (7, 1) 41 Daniel Hudson, R (8, 1) 29 Brad Ziegler, R (9, 1)		B FF 96 D FF 95 F SI 96 F SI 97 X SL 88 2-2 5 G4-6-3 3-H 1B		X SI 95 0-0 G6-3			S KC 82 S SL 89 B SL 89 X SI 97 1-2 1B			2 0 1 0 0 0 0 0	0 0 0 0 0 0 0 0	1 0 1 0 0 0 0 0	1 0 0 0 0 0 0 0	0 0 0 0 0 0 0 0	0 0 0 0 0 0 0 0	1 0 0 0 0 0 0 0

	AB	33
	R	4
	H	9
	RBI	4
	BB	1
	SO	7
	LOB	8

Inning Stats	1	2	3	4	5	6	7	8	9	1B: 5	SF: 0	WP: 0	PA: 34
	R: 2 E: 0 K: 1 S: 21	H: 3 LOB: 1 BB: 0 P: 30	R: 1 E: 0 K: 0 S: 8	H: 2 LOB: 0 BB: 0 P: 10	R: 0 E: 0 K: 1 S: 8	H: 0 LOB: 0 BB: 0 P: 12	R: 1 E: 0 K: 1 S: 12	H: 2 LOB: 1 BB: 0 P: 18	R: 0 E: 0 K: 2 S: 9	H: 0 LOB: 0 BB: 0 P: 10	R: 0 E: 0 K: 0 S: 11	H: 1 LOB: 0 BB: 0 P: 16	R: 0 E: 0 K: 1 S: 11	H: 1 LOB: 1 BB: 1 P: 17	R: 0 E: 0 K: 0 S: 6	H: 0 LOB: 0 BB: 0 P: 8	R: 0 E: 0 K: 1 S: 11	H: 0 LOB: 0 BB: 0 P: 13	2B: 2 3B: 1 HR: 1	SAC: 0 DP: 1 HBP: 0	PB: 1 SB: 0 CS: 2	

PITCHER		IP	WLS	BF	H	R	ER	SO	BB	IBB	HBP	BLK	WP	HR	S	P	ERA	WHIP
45 Gerrit Cole, R ERA: 2.61	(1, 1)	6.2	L	27	9	4	4	5	1	0	0	0	0	1	77	110	5.40	1.500
55 Joe Blanton, R ERA: 3.29	(7, 1)	1.1		4	0	0	0	1	0	0	0	0	0	0	9	11	0.00	0.000
38 Joakim Soria, R ERA: 2.74	(9, 1)	1.0		3	0	0	0	1	0	0	0	0	0	0	11	13	0.00	0.000

PITCHER	IP	WLS	BF	H	R	ER	SO	BB	IBB	HBP	BLK	WP	HR	S	P	ERA	WHIP

Batter	1	2	3	4	5	6	7	8	9	AB	R	H	RBI	BB	SO	LOB
25 Gregory Polanco, L (1, 9) OBP: 0.333, SLG: 0.390	B FF 90 B FF 90 C SI 90 S FF 91 X FF 91 2-2 ① P6		C CU 74 B FC 88 F FC 85 F CH 80 B FF 91 B CU 79 X CH 81 3-2 ③ L7			B CU 76 B FC 86 S CH 80 X FF 91 2-1 ① L7	F FF 93 F FF 92 B FF 93 D SL 89 S FF 94 2-3 ② K		C SI 84 S CH 78 X CH 78 0-2 ③ G3	5	0	0	0	0	1	3
6 Starling Marte, R (1, 7) OBP: 0.337, SLG: 0.444	C FF 90 T CU 79 X CU 77 0-2 2B			B FF 90 C CH 80 X FF 90 1-1 ① F9		B SI 90 S CH 81 S CH 80 B CH 81 F CH 80 F FF 90 X CH 80 2-2 E4 22 BB	F FF 93 X FF 94 0-1 ③ F9			4	0	1	0	0	0	3
22 Andrew McCutchen, R (1, 8) OBP: 0.397, SLG: 0.509	C FF 90 B FF 90 D FF 90 B CU 76 F CU 77 F FF 90 S CH 82 3-3 ② K			B CU 73 B FF 90 F FF 90 X FF 90 2-1 ② G4-3		F SI 90 D SI 89 B FC 86 B CH 81 B FC 87 4-1 1-2 BB		B FF 96 F FF 96 B SL 89 B CH 85 S FF 97 X SI 96 3-2 ① L3		3	0	0	0	1	1	1
17 Aramis Ramirez, R (1, 5) OBP: 0.290, SLG: 0.415	F CU 78 B FF 91 T CU 79 B FF 93 S CU 79 2-3 ③ K			C FF 90 B CH 81 F CH 81 X FF 91 1-2 2B		B SL 82 S SL 83 B SI 92 S FF 94 C SI 88 2-3 ② K		F FF 97 X SL 87 0-1 ② F8		4	0	1	0	0	2	3
27 Jung Ho Kang, R (1, 6) OBP: 0.357, SLG: 0.439 55 Joe Blanton, R (7, 1) 38 Michael Morse, R (8, PH) OBP: 0.289, SLG: 0.312 (9, 3)		X FF 90 0-0 ① G5-3		X FF 91 0-0 ③ F9		B SL 85 D SL 86 S CH 86 B CH 86 F CH 87 X CH 86 3-2 ③ G5-3		S SL 88 F SL 90 X FF 96 0-2 18 1B 1B		3 0 1	0 0 0	0 0 1	0 0 0	0 0 0	0 0 0	3 0 0
18 Neil Walker, S (1, 4) OBP: 0.325, SLG: 0.432		C FF 91 B FF 88 F CH 81 B CH 81 F FF 91 S CU 78 2-3 ② K			B CH 79 S CH 79 F FC 87 B CU 78 X CH 80 2-2 ① P4		C FF 94 B SL 81 B FF 93 F FF 93 F FF 95 F FF 94 B SL 85 X FF 94 3-2 ① F7	D CH 84 B FF 97 C SI 96 X FF 97 2-1 1-2 1B		4	0	1	0	0	1	0
24 Pedro Alvarez, L (1, 3) OBP: 0.314, SLG: 0.469 38 Joakim Soria, R (9, 1)		C CU 74 B FF 91 C CU 77 F CU 78 X CH 80 1-2 ③ G2-3			B FF 89 B CH 80 X CU 73 2-0 HR		B FF 94 X FF 94 1-0 30 1B 29 BB 1B	F FF 96 D CH 85 F CH 84 S CH 85 1-3 ③ K		4 0	1 0	2 0	1 0	0 0	1 0	2 0
29 Francisco Cervelli, R (1, 2) OBP: 0.372, SLG: 0.429			F FF 91 B FF 91 B SI 90 F FF 91 B FF 91 X FF 90 3-2 ① F8		C CU 73 F CH 80 S CH 78 0-3 ② K		B SL 86 B SL 87 B FF 92 C FF 92 B FF 92 4-1 30 1B 1-2 BB		B SI 84 B SI 83 B SI 84 C SI 84 D SI 84 4-1 3 G6-3 BB	2	0	0	0	2	1	0
45 Gerrit Cole, R (1, 1) OBP: 0.156, SLG: 0.116 23 Pedro Florimón, S (7, 6) OBP: 0.167, SLG: 0.063 30 Travis Ishikawa, L (7, PH) OBP: 0.292, SLG: 0.310 3 Sean Rodríguez, R (7, PR) OBP: 0.246, SLG: 0.320 (8, 6)			C FF 90 S CU 77 X CU 79 0-2 ② L9		B FF 89 F FF 90 B FF 88 B SI 87 X FF 88 3-1 ③ G6-3		C FF 92 B FF 93 F FF 93 B SL 89 X FF 93 2-2 1-2 2-3 1B		B SI 85 B SI 84 C SI 84 X SI 84 2-1 ① ② G6-3 1-2f	2 0 1 1	0 0 0 0	0 0 1 0	0 0 0 0	0 0 0 0	0 0 0 0	0 0 0 1
Inning Stats	R: 0 E: 0 K: 2 S: 13 H: 1 LOB: 1 BB: 0 P: 20	R: 0 E: 0 K: 1 S: 9 H: 0 LOB: 0 BB: 0 P: 12	R: 0 E: 0 K: 0 S: 10 H: 0 LOB: 0 BB: 0 P: 16	R: 0 E: 0 K: 0 S: 8 H: 1 LOB: 1 BB: 0 P: 12	R: 1 E: 0 K: 1 S: 9 H: 1 LOB: 0 BB: 0 P: 16	R: 0 E: 1 K: 1 S: 14 H: 0 LOB: 2 BB: 1 P: 27	R: 0 E: 0 K: 1 S: 15 H: 2 LOB: 3 BB: 1 P: 27	R: 0 E: 0 K: 1 S: 13 H: 2 LOB: 2 BB: 0 P: 19	R: 0 E: 0 K: 0 S: 6 H: 0 LOB: 0 BB: 1 P: 12	1B: 4 2B: 2 3B: 0 HR: 1	SF: 0 SAC: 0 DP: 1 HBP: 0					

PITCHER	IP	WLS	BF	H	R	ER	SO	BB	IBB	HBP	BLK	WP	HR	S	P	ERA	WHIP
58 Jeremy Hellickson, R (1, 1) ERA: 4.6	5.1	W	21	3	1	1	4	1	0	0	0	0	1	57	92	1.69	0.750
48 Randall Delgado, R (6, 1) ERA: 2.76	0.2	H	2	0	0	0	1	0	0	0	0	0	0	6	11	0.00	0.000
56 Keith Hessler, L (7, 1) ERA: 13.5	0.1	H	2	1	0	0	0	0	0	0	0	0	0	6	10	0.00	3.000
43 Addison Reed, R (7, 1) ERA: 4.37	0.2	H	4	1	0	0	1	1	0	0	0	0	0	9	17	0.00	3.000
41 Daniel Hudson, R (8, 1) ERA: 4.01	1.0	H	5	2	0	0	1	0	0	0	0	0	0	13	19	0.00	2.000

PITCHER	IP	WLS	BF	H	R	ER	SO	BB	IBB	HBP	BLK	WP	HR	S	P	ERA	WHIP
29 Brad Ziegler, R (9, 1) ERA: 1.58	1.0	S	3	0	0	0	0	1	0	0	0	0	0	6	12	0.00	1.000

BOTTOM

Arizona Diamondbacks @ Pittsburgh Pirates

PNC Park, Pittsburgh, PA

Mon Aug 17 2015, 7:09 PM - 10:35 PM EDT

Att. 27,365 - Partly Cloudy - 88 F

livebaseballscorecards.com

AB	34
R	1
H	7
RBI	1
BB	3
SO	7
LOB	16

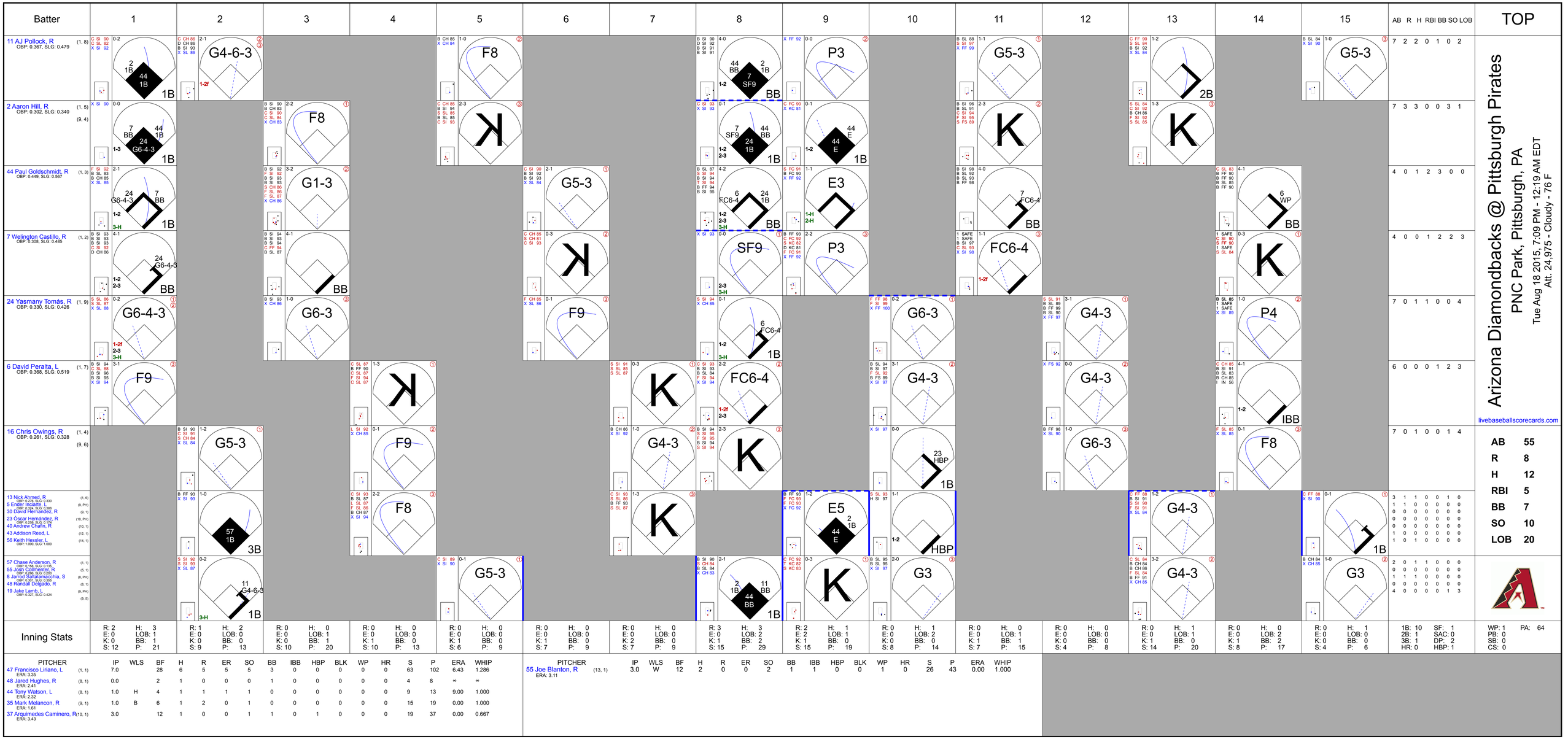
Batter
1
2
3
4
5
6
7
8
9
10
11
12
13
14
15
AB R H RBI BB SO LOB
TOP
11 AJ Pollock, R (1, 8) OBP: 0.367, SLG: 0.479
2 Aaron Hill, R (1, 5) (9, 4) OBP: 0.302, SLG: 0.340
44 Paul Goldschmidt, R (1, 3) OBP: 0.449, SLG: 0.567
7 Welington Castillo, R (1, 2) OBP: 0.308, SLG: 0.480
24 Yasmany Tomás, R (1, 9) OBP: 0.330, SLG: 0.426
6 David Peralta, L (1, 7) OBP: 0.369, SLG: 0.519
16 Chris Owings, R (1, 4) (9, 6) OBP: 0.261, SLG: 0.328
13 Nick Ahmed, R (1, 6) OBP: 0.276, SLG: 0.330
5 Ender Inciarte, L (9, PH) OBP: 0.324, SLG: 0.386
30 David Hernandez, R (9, 1)
23 Oscar Hernández, R (10, PH) OBP: 0.259, SLG: 0.174
40 Andrew Chafin, R (10, 1)
43 Addison Reed, L (12, 1)
56 Keith Hessler, L (14, 1) OBP: 1.000, SLG: 1.000
57 Chase Anderson, R (1, 1) OBP: 0.158, SLG: 0.133
55 Josh Collmenter, R (8, 1) OBP: 0.286, SLG: 0.200
8 Jarrod Saltalamacchia, S (8, PH) OBP: 0.301, SLG: 0.350
48 Randall Delgado, R (8, 1)
19 Jake Lamb, L (9, PH) OBP: 0.327, SLG: 0.424
(9, 5)
Inning Stats
R: 2 H: 3
E: 0 LOB: 1
K: 0 BB: 1
S: 12 P: 21
R: 1 H: 2
E: 0 LOB: 0
K: 0 BB: 0
S: 9 P: 13
R: 0 H: 0
E: 0 LOB: 1
K: 0 BB: 1
S: 10 P: 20
R: 0 H: 0
E: 0 LOB: 0
K: 1 BB: 0
S: 10 P: 13
R: 0 H: 0
E: 0 LOB: 0
K: 1 BB: 0
S: 6 P: 9
R: 0 H: 0
E: 0 LOB: 0
K: 1 BB: 0
S: 7 P: 9
R: 0 H: 0
E: 0 LOB: 0
K: 2 BB: 0
S: 7 P: 9
R: 3 H: 3
E: 0 LOB: 2
K: 1 BB: 2
S: 15 P: 29
R: 2 H: 1
E: 2 LOB: 1
K: 1 BB: 0
S: 15 P: 19
R: 0 H: 1
E: 0 LOB: 2
K: 0 BB: 0
S: 8 P: 14
R: 0 H: 0
E: 0 LOB: 1
K: 1 BB: 1
S: 7 P: 15
R: 0 H: 0
E: 0 LOB: 0
K: 0 BB: 0
S: 4 P: 8
R: 0 H: 1
E: 0 LOB: 1
K: 1 BB: 0
S: 14 P: 20
R: 0 H: 0
E: 0 LOB: 2
K: 1 BB: 2
S: 8 P: 17
R: 0 H: 1
E: 0 LOB: 0
K: 0 BB: 0
S: 4 P: 6
1B: 10 SF: 1
2B: 1 SAC: 0
3B: 1 DP: 2
HR: 0 HBP: 1
WP: 1 PA: 64
PB: 0
SB: 0
CS: 0
PITCHER IP WLS BF H R ER SO BB IBB HBP BLK WP HR S P ERA WHIP
47 Francisco Liriano, L (1, 1) ERA: 3.35 7.0 28 6 5 5 5 3 0 0 0 0 0 63 102 6.43 1.286
48 Jared Hughes, R (8, 1) ERA: 2.41 0.0 2 1 0 0 0 1 0 0 0 0 0 4 8 ∞ ∞
44 Tony Watson, L (8, 1) ERA: 2.32 1.0 H 4 1 1 1 1 0 0 0 0 0 0 9 13 9.00 1.000
35 Mark Melancon, R (9, 1) ERA: 1.61 1.0 B 6 1 2 0 1 0 0 0 0 0 0 15 19 0.00 1.000
37 Arquimedes Caminero, R (10, 1) ERA: 3.43 3.0 12 1 0 0 1 1 0 1 0 0 0 19 37 0.00 0.667
PITCHER IP WLS BF H R ER SO BB IBB HBP BLK WP HR S P ERA WHIP
55 Joe Blanton, R (13, 1) ERA: 3.11 3.0 W 12 2 0 0 2 1 1 0 0 1 0 26 43 0.00 1.000
Arizona Diamondbacks @ Pittsburgh Pirates
PNC Park, Pittsburgh, PA
Tue Aug 18 2015, 7:09 PM - 12:19 AM EDT
Att. 24,975 - Cloudy - 76 F
livebaseballscorecards.com
AB 55
R 8
H 12
RBI 5
BB 7
SO 10
LOB 20

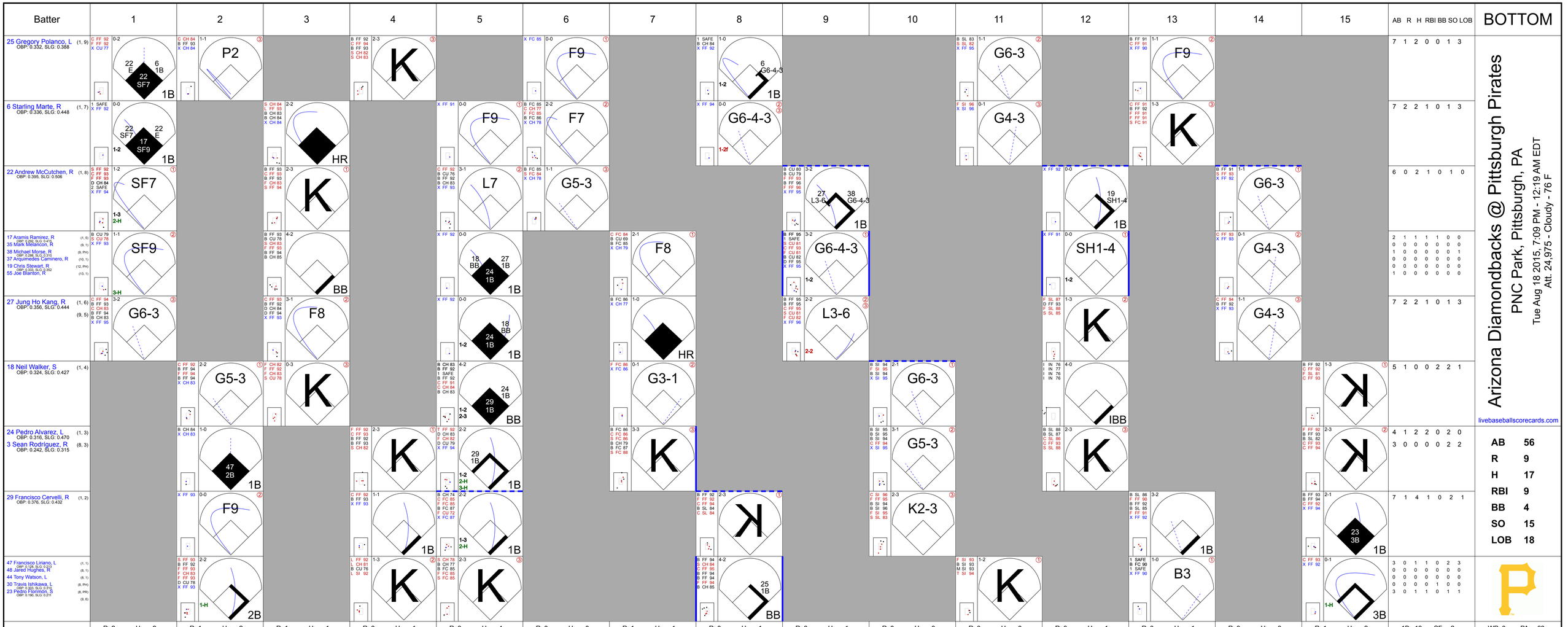
Batter
1
2
3
4
5
6
7
8
9
10
11
12
13
14
15
AB R H RBI BB SO LOB
BOTTOM
25 Gregory Polanco, L (1, 9) OBP: 0.332, SLG: 0.388
6 Starling Marte, R (1, 7) OBP: 0.336, SLG: 0.448
22 Andrew McCutchen, R (1, 8) OBP: 0.395, SLG: 0.506
17 Aramis Ramirez, R (1, 5) OBP: 0.292, SLG: 0.415
35 Mark Melancon, R (9, 1)
38 Michael Morse, R (9, PH) OBP: 0.288, SLG: 0.310
37 Arquimedes Caminero, R (10, 1)
19 Chris Stewart, R (12, PH) OBP: 0.333, SLG: 0.352
55 Joe Blanton, R (13, 1)
27 Jung Ho Kang, R (1, 6) OBP: 0.356, SLG: 0.444 (9, 5)
18 Neil Walker, S (1, 4) OBP: 0.324, SLG: 0.427
24 Pedro Alvarez, L (1, 3) OBP: 0.310, SLG: 0.470
3 Sean Rodriguez, R (8, 3) OBP: 0.242, SLG: 0.315
29 Francisco Cervelli, R (1, 2) OBP: 0.376, SLG: 0.432
47 Francisco Liriano, L (1, 1) OBP: 0.126, SLG: 0.213
48 Jared Hughes, R (8, 1)
44 Tony Watson, L (8, 1)
30 Travis Ishikawa, L (8, PH) OBP: 0.333, SLG: 0.370
23 Pedro Florimon, S (8, PR) OBP: 0.190, SLG: 0.211 (9, 6)
Inning Stats
R: 2 H: 2 E: 1 LOB: 0 K: 0 BB: 0 S: 13 P: 18
R: 1 H: 2 E: 0 LOB: 1 K: 0 BB: 0 S: 12 P: 18
R: 1 H: 1 E: 0 LOB: 1 K: 2 BB: 1 S: 14 P: 25
R: 0 H: 1 E: 0 LOB: 1 K: 3 BB: 0 S: 11 P: 17
R: 3 H: 4 E: 0 LOB: 2 K: 1 BB: 1 S: 17 P: 30
R: 0 H: 0 E: 0 LOB: 0 K: 0 BB: 0 S: 6 P: 9
R: 1 H: 1 E: 0 LOB: 0 K: 1 BB: 0 S: 8 P: 14
R: 0 H: 1 E: 0 LOB: 2 K: 1 BB: 1 S: 8 P: 15
R: 0 H: 1 E: 0 LOB: 0 K: 0 BB: 0 S: 11 P: 19
R: 0 H: 0 E: 0 LOB: 0 K: 1 BB: 0 S: 8 P: 15
R: 0 H: 0 E: 0 LOB: 0 K: 1 BB: 0 S: 7 P: 9
R: 0 H: 1 E: 0 LOB: 2 K: 2 BB: 1 S: 8 P: 15
R: 0 H: 1 E: 0 LOB: 1 K: 1 BB: 0 S: 10 P: 16
R: 0 H: 0 E: 0 LOB: 0 K: 0 BB: 0 S: 6 P: 8
R: 1 H: 2 E: 0 LOB: 1 K: 2 BB: 0 S: 10 P: 15
1B: 13 SF: 2 2B: 2 SAC: 1 3B: 1 DP: 2 HR: 2 HBP: 0
WP: 0 PA: 63 PB: 0 SB: 0 CS: 0
PITCHER IP WLS BF H R ER SO BB IBB HBP BLK WP HR S P ERA WHIP
57 Chase Anderson, R (1, 1) 4.2 25 9 7 5 5 2 0 0 0 0 1 60 97 9.64 2.357
ERA: 4.51
55 Josh Collmenter, R (5, 1) 2.1 9 2 1 1 2 0 0 0 0 0 1 21 34 3.86 0.857
ERA: 4.24
48 Randall Delgado, R (8, 1) 1.0 4 1 0 0 1 1 0 0 0 0 0 8 15 0.00 2.000
ERA: 2.7
30 David Hernandez, R (9, 1) 1.0 3 1 0 0 0 0 0 0 0 0 0 11 19 0.00 1.000
ERA: 4.05
40 Andrew Chafin, L (10, 1) 2.0 6 0 0 0 2 0 0 0 0 0 0 15 24 0.00 0.000
ERA: 2.3
PITCHER IP WLS BF H R ER SO BB IBB HBP BLK WP HR S P ERA WHIP
43 Addison Reed, R (12, 1) 2.0 9 2 0 0 3 0 0 0 0 0 0 18 31 0.00 1.000
ERA: 4.14
56 Keith Hessler, L (14, 1) 1.2 L 7 2 1 1 2 0 0 0 0 0 0 16 23 5.40 1.200
ERA: 10.8
Arizona Diamondbacks @ Pittsburgh Pirates
PNC Park, Pittsburgh, PA
Tue Aug 18 2015, 7:09 PM - 12:19 AM EDT
Att. 24,975 - Cloudy - 76 F
livebaseballscorecards.com
AB 56
R 9
H 17
RBI 9
BB 4
SO 15
LOB 18

Batter	1	2	3	4	5	6	7	8	9	AB	R	H	RBI	BB	SO	LOB
5 Ender Inciarte, L (1, 7) OBP: 0.323, SLG: 0.384	B FF 91 F FF 92 X SL 83 1-1 B2-3 ①		C SL 82 X FF 90 0-1 F7 ②			B FF 90 X CU 81 1-0 F7 ①			X FF 93 0-0 13 BB 44 1B 1B	4	1	1	0	0	0	1
13 Nick Ahmed, R (1, 6) OBP: 0.275, SLG: 0.328	X FF 92 0-0 G6-3 ②		C FF 92 B FF 90 F SL 83 F FF 92 F CU 76 C FF 92 1-3 K ③			X SL 81 0-0 B1-3 ②			B FF 94 B FF 94 B FF 93 B FF 94 4-0 44 1B 1-2 BB	3	0	0	0	1	1	1
44 Paul Goldschmidt, R (1, 3) OBP: 0.447, SLG: 0.564	C FF 91 F SI 91 B FF 92 B FF 92 B SI 91 C FF 92 3-3 K ③			C CH 82 S FF 89 F SL 82 X FF 92 0-2 G4-3 ①		S FF 91 X SL 84 0-1 F7 ③			B FF 92 X FC 91 1-0 1-2 2-H 1B	4	0	1	1	0	1	0
11 AJ Pollock, R (1, 8) OBP: 0.366, SLG: 0.475		B FF 89 F FF 91 B CH 83 B FF 92 F FF 91 B FF 92 4-2 19 G6-3 8 BB BB		B FF 90 B CU 74 X SI 91 2-0 G1-3 ②			B FF 92 F FF 92 C FC 93 F CU 70 S SL 80 1-3 K ①		B FF 92 S FC 91 L FC 91 B FC 92 C KC 81 2-3 K ①	3	0	0	0	1	2	2
8 Jarrod Saltalamacchia, S (1, 2) OBP: 0.299, SLG: 0.346		1 SAFE B FF 90 C FF 92 1 SAFE B FF 92 F FF 92 B FF 92 F FF 93 F FF 93 4-2 F FF 84 B FF 92 19 G6-3 1-2 BB		B CU 79 C SL 82 X FF 89 1-1 F7 ③			C FF 93 F FF 92 X FC 93 0-2 G4-3 ②		B FC 92 B FC 91 F FC 92 C FC 90 S KC 80 2-3 K ②	3	0	0	0	1	1	2
19 Jake Lamb, L (1, 5) OBP: 0.323, SLG: 0.418 52 Zack Godley, R (7, 1) 6 David Peralta, L (9, PH) OBP: 0.367, SLG: 0.518		C SL 84 F SL 85 B SL 86 X FF 92 1-2 G6-3 ①② 1-2f 2-3			B FF 89 C SL 81 S SI 89 B FF 92 F CU 76 B FF 89 X FF 90 3-2 F7 ①		B CH 86 B FC 93 C FC 93 C FC 92 S FC 94 2-3 K ③		F FC 92 F FC 91 C KC 79 0-3 K ③	3 0 1	0 0 0	0 0 0	0 0 0	0 0 0	1 0 1	2 0 2
24 Yasmany Tomás, R (1, 9) OBP: 0.330, SLG: 0.425		F SL 84 F FF 91 D CU 78 X FF 94 1-2 G3 ③			X FF 91 0-0 38 FC4-6 1B			S SI 93 B SI 94 S SI 93 F SI 93 X SI 94 1-2 G3-1 ①		3	0	1	0	0	0	1
16 Chris Owings, R (1, 4) OBP: 0.259, SLG: 0.325			C FF 90 B SL 81 B FF 90 F FF 90 F FF 92 X FF 92 2-2 P3 ①		B CU 81 F FF 90 F FF 90 F SL 82 F FF 91 F FF 92 T CU 76 1-2 K ②			X SI 93 0-0 G6-3 ②		3	0	0	0	0	1	1
38 Robbie Ray, L (1, 1) OBP: 0.125, SLG: 0.125 2 Aaron Hill, R (7, 5) OBP: 0.301, SLG: 0.339			C FF 92 X FF 91 0-1 1B		C FF 91 D FF 92 B FF 91 X FF 91 2-1 FC4-6 ③ 1-2f			C SI 93 S CH 86 B SI 93 B SI 94 F SI 94 X SI 94 2-2 G6-3 ③		2 1	0 0	1 0	0 0	0 0	0 0	1 0
Inning Stats	R: 0 E: 0 K: 1 S: 6 H: 0 LOB: 0 BB: 0 P: 10	R: 0 E: 0 K: 0 S: 13 H: 0 LOB: 1 BB: 2 P: 23	R: 0 E: 0 K: 1 S: 13 H: 1 LOB: 1 BB: 0 P: 16	R: 0 E: 0 K: 0 S: 7 H: 0 LOB: 0 BB: 0 P: 10	R: 0 E: 0 K: 1 S: 13 H: 1 LOB: 1 BB: 0 P: 19	R: 0 E: 0 K: 0 S: 4 H: 0 LOB: 0 BB: 0 P: 5	R: 0 E: 0 K: 2 S: 10 H: 0 LOB: 0 BB: 0 P: 13	R: 0 E: 0 K: 0 S: 9 H: 0 LOB: 0 BB: 0 P: 12	R: 1 E: 0 K: 3 S: 11 H: 2 LOB: 2 BB: 1 P: 20	1B: 4 2B: 0 3B: 0 HR: 0 SF: 0 SAC: 0 DP: 1 HBP: 0						

PITCHER		IP	WLS	BF	H	R	ER	SO	BB	IBB	HBP	BLK	WP	HR	S	P	ERA	WHIP
32 J.A. Happ, L ERA: 4.42	(1, 1)	6.0	W	21	2	0	0	3	2	0	0	0	0	0	56	83	0.00	0.667
38 Joakim Soria, R ERA: 2.68	(7, 1)	1.0	H	3	0	0	0	2	0	0	0	0	0	0	10	13	0.00	0.000
44 Tony Watson, L ERA: 2.28	(8, 1)	1.0	H	3	0	0	0	0	0	0	0	0	0	0	9	12	0.00	0.000
59 Antonio Bastardo, L ERA: 3.38	(9, 1)	0.0		2	1	1	1	0	1	0	0	0	0	0	1	5	∞	∞
35 Mark Melancon, R ERA: 1.58	(9, 1)	1.0	S	4	1	0	0	3	0	0	0	0	0	0	10	15	0.00	1.000

PITCHER	IP	WLS	BF	H	R	ER	SO	BB	IBB	HBP	BLK	WP	HR	S	P	ERA	WHIP

TOP

Arizona Diamondbacks @ Pittsburgh Pirates

PNC Park, Pittsburgh, PA

Wed Aug 19 2015, 7:08 PM - 9:58 PM EDT

Att. 32,088 - Partly Cloudy - 85 F

livebaseballscorecards.com

AB	30
R	1
H	4
RBI	1
BB	3
SO	8
LOB	13

WP: 0 PA: 33
PB: 0
SB: 0
CS: 0

BOTTOM

Arizona Diamondbacks @ Pittsburgh Pirates

PNC Park, Pittsburgh, PA

Wed Aug 19 2015, 7:08 PM - 9:58 PM EDT

Att. 32,088 - Partly Cloudy - 85 F

livebaseballscorecards.com

Batter	1	2	3	4	5	6	7	8	9	AB	R	H	RBI	BB	SO	LOB
25 Gregory Polanco, L (1, 9) OBP: 0.331, SLG: 0.389	B SI 94 B FF 94 B FF 94 C FF 94 C FF 94 F FF 95 F FF 95 T FF 95 3-2 ① **K**	D SL 86 B SL 82 B SI 94 C FF 95 S SI 95 X FF 95 3-2 6 1B **1-H** 2B		C SI 92 F SL 84 F SL 83 X FF 94 0-2 ③ **G6-3**			F FF 93 C CU 81 B CU 82 S FC 91 1-3 ③ **K**			4	0	1	1	0	2	2
6 Starling Marte, R (1, 7) OBP: 0.338, SLG: 0.451	B SL 86 B SL 85 F SI 94 F SI 94 C SI 95 2-3 ② **K**	S SL 83 X SI 95 0-1 ③ **2-H** 1B			C CH 86 X CH 79 0-1 ① **G3-1**			S FC 89 F FC 91 B CU 83 X CU 80 1-2 22 1B 24 BB 2B		4	1	2	0	0	1	0
22 Andrew McCutchen, R (1, 8) OBP: 0.398, SLG: 0.507	C SI 94 B SI 95 C FF 95 B FF 96 B SI 95 F SI 95 B FF 96 4-2 **BB**		B CH 86 X FF 90 1-0 ① **F9**		B CH 79 X SI 91 1-0 17 CS 1B			B FF 93 B FC 91 C FC 90 X FC 88 2-1 24 BB 27 BB **2-3** 1B		3	0	2	0	1	0	0
17 Aramis Ramirez, R (1, 5) OBP: 0.289, SLG: 0.410	S SI 94 B SI 94 F SI 93 F SL 81 X SI 92 1-2 ③ **F7**		C CH 79 B CH 79 F SI 92 B SL 78 X CH 79 2-2 ② **F7**		B CH 80 C SI 92 F FF 93 1 SAFE B SL 84 F CH 79 X FF 95 2-2 ②③ **G4-3** **1-2**			F SI 89 B FC 90 B CU 80 X FC 88 2-1 ① **L6**		4	0	0	0	0	0	4
27 Jung Ho Kang, R (1, 6) OBP: 0.360, SLG: 0.443		C FF 90 F SI 92 B SL 82 H SL 81 2-2 29 1B 38 WP HBP	X CH 77 0-0 ③ **G5-3**			B CH 88 B CH 78 C FF 93 B CH 81 B FF 91 4-1 29 G4-6-3 BB		B CU 80 B FC 90 B FC 90 B FF 92 4-0 24 BB **1-2** BB		1	1	0	0	2	0	0
29 Francisco Cervelli, R (1, 2) OBP: 0.375, SLG: 0.429		B SI 92 B SI 92 F FF 92 1 SAFE 1 SAFE B FF 92 X SI 92 3-1 38 WP 3 1B **1-3** 1B	C CH 86 F CH 81 B SI 93 B SL 79 C CH 76 2-3 ① **K**		B CH 79 S SI 92 F SI 93 B CH 80 1 SAFE F CH 79 X SI 94 2-2 ①② **G4-6-3** **1-2f**		F FC 89 F FF 91 B CU 80 T FC 89 1-2 ② **K**		4	1	1	0	0	2	4
38 Michael Morse, R (1, 3) OBP: 0.289, SLG: 0.311 38 Joakim Soria, R (7, 1) 44 Tony Watson, L (8, 1) 24 Pedro Alvarez, L (8, PH) OBP: 0.318, SLG: 0.470 59 Antonio Bastardo, R (9, 1) 35 Mark Melancon, R (9, 1)	C FF 92 S FF 93 B FF 93 B FF 92 S SL 81 2-3 ① **K** **1-2** **3-H**	F SL 80 X FF 88 0-1 32 SH1-4 3 1B 1B		F FF 91 F CH 80 S SL 83 0-3 ③ **K**		B CU 80 B CU 80 F FF 90 B FC 90 B FC 89 4-1 **1-2** **2-3** **3-H** BB		3 0 1 0 0 2 1 0 0 0 0 0 0 0 0 0 0 0 0 0 0 0 0 0 1 1 0 0 0 0 0 0 0 0 0 0 0 0 0 0 0 0						
3 Sean Rodríguez, R (1, 4) OBP: 0.253, SLG: 0.324	S SL 83 F SI 92 X FF 92 0-2 32 FC1-6 **2-H** 1B	X SI 91 0-0 32 SH1-4 **1-2** 1B			B FF 92 X FC 92 1-0 30 G4-6-3 1B	B FC 89 X FF 92 1-0 ③ **L4**		4	0	3	1	0	0	3
32 J.A. Happ, L (1, 1) 30 Travis Ishikawa, L (7, 3) OBP: 0.299, SLG: 0.305	B FF 93 B FF 92 X FF 93 2-0 ② **FC1-6** 25 2B **1-2f**	C FF 89 X FF 89 0-1 ② **SH1-4** **1-2** **2-3**			F SI 92 X FF 92 0-1 ①② **G4-6-3** **1-2f**			1 1 0 0 0 0 1 1 0 0 0 0 0 1						
Inning Stats	R: 0 E: 0 K: 2 S: 15 H: 0 LOB: 1 BB: 1 P: 25	R: 3 E: 0 K: 1 S: 16 H: 4 LOB: 2 BB: 0 P: 28	R: 0 E: 0 K: 0 S: 5 H: 0 LOB: 0 BB: 0 P: 8	R: 0 E: 0 K: 1 S: 12 H: 2 LOB: 2 BB: 0 P: 14	R: 0 E: 0 K: 0 S: 7 H: 1 LOB: 0 BB: 0 P: 10	R: 0 E: 0 K: 1 S: 8 H: 0 LOB: 0 BB: 1 P: 14	R: 0 E: 0 K: 1 S: 6 H: 1 LOB: 0 BB: 0 P: 8	R: 1 E: 0 K: 1 S: 12 H: 2 LOB: 3 BB: 2 P: 27		1B: 8 2B: 2 3B: 0 HR: 0 SF: 0 SAC: 1 DP: 2 HBP: 1		WP: 1 PB: 0 SB: 0 CS: 1 PA: 35		

	AB	29
	R	4
	H	10
	RBI	3
	BB	4
	SO	7
	LOB	16

PITCHER		IP	WLS	BF	H	R	ER	SO	BB	IBB	HBP	BLK	WP	HR	S	P	ERA	WHIP
38 Robbie Ray, L ERA: 3.38	(1, 1)	6.0	L	25	7	3	3	5	2	0	1	0	1	0	63	99	4.50	1.500
52 Zack Godley, R ERA: 1.8	(7, 1)	2.0		10	3	1	1	2	2	0	0	0	0	0	18	35	4.50	2.500

PITCHER	IP	WLS	BF	H	R	ER	SO	BB	IBB	HBP	BLK	WP	HR	S	P	ERA	WHIP

Batter	1	2	3	4	5	6	7	8	9	AB	R	H	RBI	BB	SO	LOB
7 Grégor Blanco, L (1, 8) OBP: 0.369, SLG: 0.410	C SI 92 C SI 92 S CU 79 0-3 K		1 SAFE B SI 92 B SI 92 X SI 92 2-0 FC4-6 5 1B 1-2f		S CU 80 C CU 79 F CU 80 B FF 92 C CU 78 1-3 K		B SI 92 F SI 93 T SL 86 B SI 93 X SL 86 2-2 L9		B SI 94 F SI 94 X SL 82 1-1 G4-3	5	0	0	0	0	2	7
5 Matt Duffy, R (1, 5) OBP: 0.340, SLG: 0.461	B SI 93 F SI 94 B CU 79 X SI 92 2-1 F9		D CU 79 X SI 92 1-0 1-2 1B			B SI 92 C SI 92 B FS 84 F SI 91 T CU 80 2-2 K		C SI 92 S SL 86 B SI 93 X SI 93 1-2 G3-1		4	0	1	0	0	1	0
9 Brandon Belt, L (1, 3) OBP: 0.349, SLG: 0.484	X FF 93 0-0 G6-3		B FS 85 C CU 80 F SI 92 F FF 93 S CU 80 1-3 K			C CU 78 B SI 91 S CU 80 B FF 92 B CU 80 S CU 80 3-3 K		X SI 92 0-0 28 FC5-4 1B		4	0	1	0	0	2	2
28 Buster Posey, R (1, 2) OBP: 0.380, SLG: 0.484		B SI 91 C SI 90 F SI 91 B SI 91 F CU 79 B CU 76 X SI 93 3-2 35 G6-3 1B		X SI 91 0-0 P4		C SI 92 C CU 79 X SI 91 0-2 G4-3		C SI 94 B CH 88 F SI 93 X SI 94 1-2 FC5-4 1-2f		4	0	1	0	0	0	1
35 Brandon Crawford, L (1, 6) OBP: 0.331, SLG: 0.493		X SI 92 0-0 G6-3 1-2f		B SI 91 B FS 85 X SI 92 2-0 F9			F FF 92 S CU 78 H CU 79 1-2 50 G4-3 37 1B HBP	B SI 94 X SI 93 1-0 L7		3	0	0	0	0	0	2
23 Norichika Aoki, L (1, 7) OBP: 0.370, SLG: 0.386		B FS 61 C SI 92 B FS 85 B SI 92 C FF 92 F SI 92 B SI 93 4-2 37 S BB		X SI 93 0-0 L7			C SI 91 F SI 91 F CU 79 S CU 78 0-3 K		X SI 93 0-0 37 FC4-6 1B	3	0	1	0	1	1	1
37 Kelby Tomlinson, R (1, 4) OBP: 0.361, SLG: 0.486		1 SAFE 1 SAFE S SI 93 S SI 93 1 SAFE B CU 79 X CU 79 1-2 G6-3 1-2			X SI 92 0-0 G4-3		X SI 92 0-0 50 G4-3 1-2 1B		S SI 93 F SI 94 B SI 94 B SI 94 X SI 94 2-2 FC4-6 34 BB 1-2f	4	0	1	0	0	0	2
50 Ryan Lollis, L (1, 9) OBP: 0.231, SLG: 0.167 43 Justin Maxwell, R (9, PH) OBP: 0.278, SLG: 0.347			C SI 92 X FS 83 0-1 7 FC4-6 1B		B SI 91 B SI 92 B SI 92 C SI 92 B SI 92 4-1 22 S BB		B CU 78 F SI 92 B SI 92 X SI 92 2-1 G4-3 1-2 2-3		B SI 94 S CH 84 F SI 94 S SI 95 1-3 K	2 1	0 0	1 0	0 0	1 0	0 1	2 1
22 Jake Peavy, R (1, 1) OBP: 0.200, SLG: 0.158 1 Ehire Adrianza, S (7, PH) OBP: 0.303, SLG: 0.263 52 Yusmeiro Petit, R (7, 1) 34 Andrew Susac, R (9, PH) OBP: 0.311, SLG: 0.395			B SI 92 L SI 92 L SI 92 L SI 92 1-3 K		S SI 92 T SI 93 S CU 80 0-3 K 1-2		B CU 78 C SI 91 S CU 79 H CU 80 2-2 HBP		B SI 95 B CH 85 B SI 94 C SI 93 C SI 94 B SI 94 4-2 1-2 BB	2 0 0 0	0 0 0 0	0 0 0 0	0 0 0 0	2 0 0 1	2 0 0 0	2 0 0 0
Inning Stats	R: 0 E: 0 K: 1 S: 6 H: 0 LOB: 0 BB: 0 P: 8	R: 0 E: 0 K: 0 S: 11 H: 1 LOB: 1 BB: 1 P: 19	R: 0 E: 0 K: 2 S: 11 H: 2 LOB: 2 BB: 0 P: 16	R: 0 E: 0 K: 0 S: 3 H: 0 LOB: 0 BB: 0 P: 5	R: 0 E: 0 K: 2 S: 9 H: 0 LOB: 1 BB: 1 P: 14	R: 0 E: 0 K: 2 S: 9 H: 0 LOB: 0 BB: 0 P: 14	R: 0 E: 0 K: 1 S: 14 H: 1 LOB: 3 BB: 0 P: 21	R: 0 E: 0 K: 0 S: 8 H: 1 LOB: 1 BB: 0 P: 11	R: 0 E: 0 K: 1 S: 11 H: 1 LOB: 2 BB: 1 P: 19	1B: 6 2B: 0 3B: 0 HR: 0	SF: 0 SAC: 0 DP: 1 HBP: 2			WP: 0 PB: 0 SB: 2 CS: 0	PA: 37		

PITCHER	IP	WLS	BF	H	R	ER	SO	BB	IBB	HBP	BLK	WP	HR	S	P	ERA	WHIP
50 Charlie Morton, R (1, 1) ERA: 4.06	6.2	W	27	4	0	0	8	2	0	2	0	0	0	60	92	0.00	0.900
48 Jared Hughes, R (7, 1) ERA: 2.35	1.1	H	5	1	0	0	0	0	0	0	0	0	0	11	16	0.00	0.750
44 Tony Watson, L (9, 1) ERA: 2.24	1.0		5	1	0	0	1	1	0	0	0	0	0	11	19	0.00	2.000

PITCHER	IP	WLS	BF	H	R	ER	SO	BB	IBB	HBP	BLK	WP	HR	S	P	ERA	WHIP

TOP

San Francisco Giants @ Pittsburgh Pirates

PNC Park, Pittsburgh, PA

Thu Aug 20 2015, 7:08 PM - 9:57 PM EDT

Att. 36,671 - Partly Cloudy - 78 F

livebaseballscorecards.com

AB	32
R	0
H	6
RBI	0
BB	3
SO	9
LOB	20

Batter	1	2	3	4	5	6	7	8	9	AB	R	H	RBI	BB	SO	LOB
25 Gregory Polanco, L (1, 9) OBP: 0.331, SLG: 0.388	B FF 89 C FC 86 B FF 91 F FC 86 S FF 90 2-3 **K** ①		C FF 90 M FF 90 B FF 91 B FC 87 X FF 91 2-2 6 FC6-4 1B		F CH 82 X CU 78 0-1 F7 ①		C CU 78 F FF 89 S CU 78 0-3 K2-3 ①			4	0	1	0	0	2	0
6 Starling Marte, R (1, 7) OBP: 0.341, SLG: 0.453	C FC 86 F FC 86 B CU 81 F SI 91 H FF 91 2-2 22 F8 17 2B HBP		S FC 87 X SI 91 0-1 FC6-4 17 S 27 2B ① 1-2f		B CU 79 X FC 84 1-0 1B		X FF 90 0-0 22 S 1B			3	2	2	0	0	0	1
22 Andrew McCutchen, R (1, 8) OBP: 0.395, SLG: 0.502	1 SAFE C FC 86 B SI 92 F SI 91 X FC 86 1-2 F8 ② 1-2		1 SAFE B FF 91 B SI 91 X FF 90 2-0 F8 ②		X SI 90 0-0 F9 ②		B SL 85 1 SAFE B FF 89 B SL 85 1 SAFE C FC 86 F FF 90 1 SAFE S CU 79 3-3 K ② 1-2			4	0	0	0	0	1	4
17 Aramis Ramirez, R (1, 5) OBP: 0.291, SLG: 0.413	F SI 92 F CU 82 B FF 92 B FC 88 F FC 87 X FC 86 2-2 2B ③ 2-H		F FC 86 F FF 90 1 SAFE B FC 84 B FC 86 F FF 91 B FC 87 F FF 92 F FF 90 4-2 27 2B BB ③ 1-2		1 SAFE X SI 90 0-0 F9 ③		B FC 87 C FC 87 S CU 80 F CU 78 S CU 79 1-3 K ③			3	0	1	1	1	1	2
27 Jung Ho Kang, R (1, 6) OBP: 0.361, SLG: 0.447	B SI 92 C FF 91 F FF 92 F SI 92 S FC 85 1-3 **K** ③		F FC 86 X FF 90 0-1 2B ① 1-3 2-H			C FC 85 B SI 89 X FF 88 1-1 18 HR 1B		S SL 85 C CU 77 F CU 77 B SL 86 S FF 89 1-3 **K** ①		4	1	2	1	0	2	1
18 Neil Walker, S (1, 4) OBP: 0.325, SLG: 0.434		B SI 89 S FF 90 X CH 83 1-1 F7 ① B FC 84 X FC 87 1-0 G3 ③				B SI 90 F FC 86 B FF 90 B FF 90 F FC 85 X FC 86 3-2 HR 1-H		B CH 80 B FF 89 C FF 88 F CH 82 B CU 77 X FF 89 3-2 24 G4-6-3 1B		4	1	2	2	0	0	2
24 Pedro Alvarez, L (1, 3) OBP: 0.314, SLG: 0.464 3 Sean Rodríguez, R (9, 3) OBP: 0.253, SLG: 0.324		B CU 79 B CU 79 F FC 85 B FF 90 X FC 84 3-1 F8 ②		F FF 89 C FC 85 F FF 90 B CU 80 B FF 90 C FC 86 2-3 **K** ①		X CU 79 0-0 G5-3 ①		X CH 82 0-0 G4-6-3 ②③ 1-2f		4 0	0 0	0 0	0 0	0 0	1 0	1 0
29 Francisco Cervelli, R (1, 2) OBP: 0.374, SLG: 0.429		C SI 90 C SI 90 X FC 86 0-2 50 FC4-6 1B		B FF 90 C FC 85 F CU 80 F SI 90 X SI 90 1-2 G5-3 ②		B FC 84 F SI 88 B CU 79 X SI 88 2-1 G3-1 ②				3	0	1	0	0	0	0
50 Charlie Morton, R (1, 1) OBP: 0.077, SLG: 0.040 48 Jared Hughes, R (7, 1) 44 Tony Watson, L (9, 1)		C FC 85 X SI 90 0-1 FC4-6 ③ 1-2f		C SI 90 S FC 84 F FF 90 B FC 86 C CU 79 1-3 **K** ③		C FC 85 S CU 79 S CU 79 0-3 **K** ③				3 0 0	0 0 0	0 0 0	0 0 0	0 0 0	2 0 0	1 0 0
Inning Stats	R: 1 E: 0 K: 2 S: 17 H: 1 LOB: 1 BB: 0 P: 25	R: 0 E: 0 K: 0 S: 9 H: 1 LOB: 1 BB: 0 P: 13	R: 1 E: 0 K: 0 S: 14 H: 2 LOB: 2 BB: 1 P: 23	R: 0 E: 0 K: 2 S: 12 H: 0 LOB: 0 BB: 0 P: 16	R: 0 E: 0 K: 0 S: 5 H: 1 LOB: 1 BB: 0 P: 6	R: 2 E: 0 K: 1 S: 11 H: 2 LOB: 0 BB: 0 P: 17	R: 0 E: 0 K: 3 S: 11 H: 1 LOB: 1 BB: 0 P: 15	R: 0 E: 0 K: 1 S: 8 H: 1 LOB: 0 BB: 0 P: 12		1B: 6 2B: 2 3B: 0 HR: 1 SF: 0 SAC: 0 DP: 1 HBP: 1				WP: 0 PB: 0 SB: 2 CS: 0 PA: 34		

PITCHER		IP	WLS	BF	H	R	ER	SO	BB	IBB	HBP	BLK	WP	HR	S	P	ERA	WHIP
22 Jake Peavy, R ERA: 4.35	(1, 1)	6.0	L	27	7	4	4	5	1	0	1	0	0	1	68	100	6.00	1.333
52 Yusmeiro Petit, R ERA: 3.88	(7, 1)	2.0		7	2	0	0	4	0	0	0	0	0	0	19	27	0.00	1.000

PITCHER	IP	WLS	BF	H	R	ER	SO	BB	IBB	HBP	BLK	WP	HR	S	P	ERA	WHIP

BOTTOM

San Francisco Giants @ Pittsburgh Pirates

PNC Park, Pittsburgh, PA

Thu Aug 20 2015, 7:08 PM - 9:57 PM EDT

Att. 36,671 - Partly Cloudy - 78 F

livebaseballscorecards.com

AB	32
R	4
H	9
RBI	4
BB	1
SO	9
LOB	12

San Francisco Giants @ Pittsburgh Pirates

PNC Park, Pittsburgh, PA

Fri Aug 21 2015, 7:08 PM - 10:20 PM EDT

Att. 37,692 - Clear - 76 F

TOP

livebaseballscorecards.com

Batter	1	2	3	4	5	6	7	8	9	AB	R	H	RBI	BB	SO	LOB
23 Norichika Aoki, L (1, 7) OBP: 0.373, SLG: 0.393 2 Juan Carlos Perez, R (9, 7) OBP: 0.375, SLG: 0.286	C SI 91 X SI 93 0-1 9 G4-3 5 BB 28 SF7 1B	C KC 78 F SI 92 F SI 92 X CH 81 0-2 9 1B 5 G6-3 1B		C SI 90 F SI 92 X SI 91 0-2 ② P4		B CH 84 C FF 90 B SL 84 X FF 90 2-1 2B		B FF 93 B FF 93 F FF 92 B FF 93 F FF 91 S FF 92 3-3 ① K		5 0	1 0	3 0	0 0	0 0	1 0	1 0
5 Matt Duffy, R (1, 5) OBP: 0.341, SLG: 0.459	1 SAFE B SI 92 D CH 81 B SI 91 B SI 90 4-0 9 G4-3 6 HR 1-2 BB	1 SAFE S CH 82 B SI 92 B CH 82 F CH 82 X SI 92 2-2 ② G6-3 1-2		C FF 92 B SI 92 C SI 92 B FF 93 X CH 82 2-2 9 2B 1-3 1B		B SL 86 B SI 90 B SL 84 C FF 91 C SI 92 S SL 84 3-3 ② K		S FF 91 C FF 92 S FF 93 0-3 ② K		4	1	1	0	1	2	2
9 Brandon Belt, L (1, 3) OBP: 0.350, SLG: 0.485	C KC 79 F SI 92 X SI 91 0-2 ① G4-3 1-2 2-3	F SI 92 B KC 80 X SI 91 1-1 2-3 1B		C KC 77 X SI 92 0-1 1-3 3-H 2B		B SL 84 X CH 84 1-0 ③ G4-3		C FF 92 B SL 84 B FF 93 B FF 93 S FF 93 F FF 94 X FF 92 3-2 ③ G4-3		5	0	2	1	0	0	3
28 Buster Posey, R (1, 2) OBP: 0.376, SLG: 0.480	B SI 91 B SI 92 X CH 82 2-0 ② SF7 3-H	X SI 91 0-0 ③ P3		C SI 93 X KC 81 0-1 ③ G5-3			C FF 90 C FF 91 B SL 84 C SI 91 1-3 ① K		S SL 89 S SI 96 X FF 96 0-2 ① G5-3	4	0	0	1	0	1	4
6 Marlon Byrd, R (1, 9) OBP: 0.290, SLG: 0.462	B KC 79 F CH 82 F SI 92 F SI 91 F KC 81 X KC 82 1-2 2-H HR		C CH 80 F SI 91 B SI 90 B SI 92 F CH 82 X SI 92 2-2 35 G3-6 1B		X SI 91 0-0 2B		C SL 84 S SL 84 S SL 85 0-3 ② K2-3		B SI 96 B SL 84 F SL 91 F SI 96 F FF 99 X FS 90 2-2 ② G2-3	5	1	3	2	0	1	0
35 Brandon Crawford, L (1, 6) OBP: 0.330, SLG: 0.489	C SI 92 B SI 92 S SI 92 F SI 92 F SI 93 B KC 81 F SI 92 F SI 92 S CH 83 2-3 ③ K		X SI 91 0-0 ①② G3-6 1-2f		C KC 77 F KC 78 F CH 81 B SI 92 X SI 93 1-2 ① L5		S CH 85 B CH 85 X CH 85 1-1 37 E 1B		S FS 90 B SI 98 X SL 91 1-1 ③ G4-3	5	0	1	0	0	1	2
37 Kelby Tomlinson, R (1, 4) OBP: 0.350, SLG: 0.462 1 Ehire Adrianza, S (7, 4) OBP: 0.303, SLG: 0.263		L SI 90 B SI 92 B SI 91 X SI 91 2-1 ① L7	C FF 92 S CH 82 S CH 81 0-3 ③ K		B CH 81 C CH 83 F SI 92 B SI 92 B SI 92 X CH 81 3-2 ② G5-3		X FF 91 0-0 E8 1-3 1B			4 0	0 0	1 0	0 0	0 0	1 0	1 0
7 Grégor Blanco, L (1, 8) OBP: 0.373, SLG: 0.417		C SI 90 C SI 92 X SI 91 0-2 40 HR 2B		L SI 90 X SI 92 0-1 5 1B 9 2B 1B	D KC 78 F SI 92 X SI 92 1-1 ③ L7		I IN 64 I IN 67 I IN 66 I IN 67 4-0 IBB			3	2	2	0	1	0	1
40 Madison Bumgarner, R (1, 1) OBP: 0.279, SLG: 0.525 54 Sergio Romo, R (7, 1) 61 Josh Osich, L (8, 1) 46 Santiago Casilla, R (9, 1)		B SI 91 B SI 90 B SI 91 C SI 91 X SI 91 3-1 2-H HR		X SI 90 0-0 ① P6		C FF 92 S SL 84 S SL 84 0-3 ① K	X FF 92 0-0 ③ G3-1			4 0 0 0	1 0 0 0	1 0 0 0	2 0 0 0	0 0 0 0	1 0 0 0	4 0 0 0

	AB	39
	R	6
	H	14
	RBI	6
	BB	2
	SO	8
	LOB	18

Inning Stats	1	2	3	4	5	6	7	8	9
	R: 3 E: 0 K: 1 S: 18	R: 2 E: 0 K: 0 S: 17	R: 0 E: 0 K: 1 S: 8	R: 1 E: 0 K: 0 S: 13	R: 0 E: 0 K: 0 S: 10	R: 0 E: 0 K: 2 S: 9	R: 0 E: 1 K: 2 S: 10	R: 0 E: 0 K: 2 S: 10	R: 0 E: 0 K: 0 S: 9
	H: 2 LOB: 0 BB: 1 P: 27	H: 4 LOB: 2 BB: 0 P: 25	H: 1 LOB: 0 BB: 0 P: 10	H: 3 LOB: 2 BB: 0 P: 15	H: 1 LOB: 1 BB: 0 P: 15	H: 1 LOB: 1 BB: 0 P: 15	H: 2 LOB: 3 BB: 1 P: 16	H: 0 LOB: 0 BB: 0 P: 16	H: 0 LOB: 0 BB: 0 P: 12

1B: 8	SF: 1	WP: 0	PA: 42
2B: 4	SAC: 0	PB: 0	
3B: 0	DP: 1	SB: 0	
HR: 2	HBP: 0	CS: 0	

PITCHER	IP	WLS	BF	H	R	ER	SO	BB	IBB	HBP	BLK	WP	HR	S	P	ERA	WHIP
49 Jeff Locke, L (1, 1) ERA: 4.56	5.0	L	26	11	6	6	2	1	0	0	0	0	2	66	92	10.80	2.400
55 Joe Blanton, R (6, 1) ERA: 3.0	2.0		10	3	0	0	4	0	1	0	0	0	0	19	31	0.00	1.500
59 Antonio Bastardo, L (8, 1) ERA: 3.29	1.0		3	0	0	0	2	0	0	0	0	0	0	10	16	0.00	0.000
37 Arquimedes Caminero, R (9, 1) ERA: 3.38	1.0		3	0	0	0	0	0	0	0	0	0	0	9	12	0.00	0.000

PITCHER	IP	WLS	BF	H	R	ER	SO	BB	IBB	HBP	BLK	WP	HR	S	P	ERA	WHIP

BOTTOM

San Francisco Giants @ Pittsburgh Pirates

PNC Park, Pittsburgh, PA

Fri Aug 21 2015, 7:08 PM - 10:20 PM EDT

Att. 37,692 - Clear - 76 F

livebaseballscorecards.com

Batter	1	2	3	4	5	6	7	8	9	AB	R	H	RBI	BB	SO	LOB
5 Josh Harrison, R (1, 4) OBP: 0.313, SLG: 0.381 25 Gregory Polanco, L (7, PH) OBP: 0.331, SLG: 0.389 (8, 9)	C FF 91 F FF 92 S FF 91 0-3 K 1-2	F FC 86 F FF 92 B FF 93 H SL 86 2-2 6 FC6 HBP 1-2 2-3			C FF 91 F CH 84 X FF 92 0-2 G6-3		X SI 88 0-0 6 G4-6-3 1-2 1B		C SI 94 X SI 95 0-1 G4-6-3 1-2f	2 2	0 0	0 1	0 0	0 0	1 0	0 1
6 Starling Marte, R (1, 7) OBP: 0.340, SLG: 0.450	C FC 86 B CU 76 F FC 84 X FF 92 1-2 22 1B 27 1B 1B	C FC 86 X FC 86 0-1 FC6 1-2f 2-3 3-H			S FF 93 S CU 77 F CU 74 B FF 92 B FC 85 B FF 91 X FF 93 3-2 F9		S SL 78 X SL 77 0-1 G4-6-3 1-2f		B KC 81 C SI 93 X SL 90 1-1 G6-3	5	1	1	1	0	0	4
22 Andrew McCutchen, R (1, 8) OBP: 0.396, SLG: 0.505	S FC 85 B FC 85 B FF 91 D FC 86 C FC 86 X FC 86 3-2 27 1B 1-2 1B	B FC 86 1 SAFE C FC 85 B FF 92 B FC 85 F FC 86 X FF 92 3-2 G6-3			C CH 85 X FC 86 0-1 L8			B FF 88 X FF 88 1-0 17 1B 2B		4	1	2	0	0	0	2
17 Aramis Ramirez, R (1, 5) OBP: 0.291, SLG: 0.411	B FF 90 C FC 86 F CU 74 B FF 91 X CU 73 2-2 P4		B FF 91 X FF 93 1-0 G1-3			F FC 86 X CU 74 0-1 G5-3		C SL 80 B SL 76 C SL 76 D SL 75 X SL 76 2-2 38 1B 2-H 1B		4	0	1	1	0	0	2
27 Jung Ho Kang, R (1, 6) OBP: 0.360, SLG: 0.444	B FC 86 C FF 92 X FC 85 1-1 1-2 2-H 1B		C FF 93 B CU 75 F FC 86 S CU 75 1-3 K			B FF 92 C FF 92 X CU 77 1-1 G5-3		C FF 87 B SL 77 C SL 76 F FF 87 S SL 77 1-3 K		4	0	1	1	0	2	1
29 Francisco Cervelli, R (1, 2) OBP: 0.370, SLG: 0.423	X FF 91 0-0 P5		C FF 92 B FC 86 B FC 86 F FF 93 B CU 75 X FF 92 3-2 F8			C FC 86 B CU 75 B CU 76 X FF 92 2-1 L5		C SL 78 B FF 86 F SL 76 B SL 77 X SL 76 2-2 P4		4	0	0	0	0	0	3
38 Michael Morse, R (1, 3) OBP: 0.298, SLG: 0.322		F FF 93 B FF 92 T FC 87 B CU 76 F FC 87 B FF 93 B SL 87 4-2 5 HBP 3 1B 6 FC6 BB		S FC 87 C FF 93 B FF 93 F CU 75 B CU 76 S FC 85 2-3 K			X FF 93 0-0 3 1B 18 SF8 2B	B SL 77 C FF 87 X SL 77 1-1 1-2 1B		3	2	2	0	1	1	0
3 Sean Rodríguez, R (1, 9) OBP: 0.259, SLG: 0.330 59 Antonio Bastardo, R (8, 1) 24 Pedro Alvarez, L (8, PH) OBP: 0.313, SLG: 0.463 37 Arquimedes Caminero, R (9, 1)		B FF 93 C FC 84 X FF 93 1-1 6 FC6 5 HBP 1-2 1B		F FC 86 B CU 75 C CU 75 F FF 92 S FC 85 1-3 K			B FC 85 B SI 91 F FF 93 X FF 93 2-1 25 1B 2-3 1B	B FC 87 S FC 90 S FC 89 F FC 90 B SI 96 X FC 88 2-2 G3-1		3 0 1	0 0 0	2 0 0	0 0 0	1 0 0	0 0 2	0 0 0
49 Jeff Locke, L (1, 1) OBP: 0.135, SLG: 0.114 55 Joe Blanton, R (6, 1) 18 Neil Walker, S (7, PH) OBP: 0.326, SLG: 0.434 (8, 4)		B CU 73 B FC 85 B FF 92 C FF 91 C M FF 92 3-3 K		C FF 92 C FF 92 C CU 76 0-3 K			B FC 85 F FC 84 1 SAFE F FC 84 B FF 91 B CU 73 F FF 91 X FC 86 3-2 SF8 3-H		B SI 93 B SI 94 B FF 94 C FF 93 B FF 93 4-1 25 G4-6-3 BB	2 0 0	0 0 0	0 0 0	0 0 1	0 0 1	2 0 0	2 0 0
Inning Stats	R: 1 E: 0 K: 1 S: 15 H: 3 LOB: 2 BB: 0 P: 22	R: 1 E: 0 K: 1 S: 15 H: 1 LOB: 2 BB: 1 P: 28	R: 0 E: 0 K: 1 S: 7 H: 0 LOB: 0 BB: 0 P: 12	R: 0 E: 0 K: 3 S: 11 H: 0 LOB: 0 BB: 0 P: 14	R: 0 E: 0 K: 0 S: 9 H: 0 LOB: 0 BB: 0 P: 12	R: 0 E: 0 K: 0 S: 6 H: 0 LOB: 0 BB: 0 P: 9	R: 1 E: 0 K: 0 S: 10 H: 3 LOB: 1 BB: 0 P: 15	R: 1 E: 0 K: 1 S: 17 H: 3 LOB: 2 BB: 0 P: 26	R: 0 E: 0 K: 0 S: 5 H: 0 LOB: 0 BB: 1 P: 10	1B: 8 2B: 2 3B: 0 HR: 0 SF: 1 SAC: 0 DP: 2 HBP: 1						

	AB	34
	R	4
	H	10
	RBI	4
	BB	2
	SO	7
	LOB	17

WP: 0 PB: 0 SB: 0 CS: 0 PA: 38

PITCHER		IP	WLS	BF	H	R	ER	SO	BB	IBB	HBP	BLK	WP	HR	S	P	ERA	WHIP
40 Madison Bumgarner, L ERA: 3.02	(1, 1)	6.1	W	27	6	3	3	6	1	0	1	0	0	0	70	109	4.26	1.105
54 Sergio Romo, R ERA: 3.48	(7, 1)	1.1	H	7	4	1	1	1	0	0	0	0	0	0	16	23	6.75	3.000
61 Josh Osich, L ERA: 1.46	(8, 1)	0.1	H	1	0	0	0	0	0	0	0	0	0	0	4	6	0.00	0.000
46 Santiago Casilla, R ERA: 3.61	(9, 1)	1.0	S	3	0	0	0	0	1	0	0	0	0	0	5	10	0.00	1.000

PITCHER	IP	WLS	BF	H	R	ER	SO	BB	IBB	HBP	BLK	WP	HR	S	P	ERA	WHIP

Batter	1	2	3	4	5	6	7	8	9	AB	R	H	RBI	BB	SO	LOB
23 Norichika Aoki, L (1, 7) OBP: 0.369, SLG: 0.388	C FF 97 F FF 96 F KC 83 B FF 96 S SL 87 1-3 ① **K**	C SL 90 F CH 88 F FF 98 X SI 96 0-2 ③ **G5-3**	F SI 97 1 SAFE B SL 90 X SL 90 1-1 ③ **F8** 1-2	B SI 98 X KC 82 1-0 ③ **G3-1**					4	0	0	0	0	1	2
5 Matt Duffy, R (1, 5) OBP: 0.343, SLG: 0.458	X FF 94 0-0 ② **G6-3**	B FF 96 B SL 85 C X SL 86 2-1 ① **P3**	C KC 81 S SI 94 B SL 89 X SI 97 1-2 28 FC6 9 S 1B	B FF 92 B FF 92 B FF 93 C FF 92 D FF 92 4-1 28 G6-4-3 9 1B 6 WP BB						3	1	1	0	1	0	0
9 Brandon Belt, L (1, 3) OBP: 0.351, SLG: 0.484	B KC 82 B FF 96 B FF 95 C FF 94 B SL 88 4-1 **BB**	F SL 89 B FF 95 T SI 94 B CH 88 B SI 97 C SI 96 3-3 ② **K**	B SI 97 S FF 97 X SL 87 1-1 ① **F8** 1-2	1 SAFE D FF 93 F FF 94 1 SAFE F FF 92 F CH 85 X FF 93 1-2 28 G6-4-3 1B						3	0	1	0	1	1	1
28 Buster Posey, R (1, 2) OBP: 0.375, SLG: 0.478	X FF 95 0-0 ③ **F8**	X FF 95 0-0 **1B**	B SL 87 C SL 89 X SI 96 1-1 **FC6** 2-3	C FC 93 S SL 80 X CU 69 0-2 ① ② **G6-4-3** 1-2f 2-3						4	0	1	0	0	0	4
6 Marlon Byrd, R (1, 9) OBP: 0.287, SLG: 0.457		C KC 82 S SL 89 B SL 88 F SI 95 B SL 85 F SL 88 S FF 97 2-3 ① **K**	F SI 95 F SI 95 1 SAFE B SL 89 B SI 95 X FF 96 2-2 ③ **G4-3**	S SL 88 C SI 98 1 SAFE S SL 89 0-3 ② **K**	B FF 94 B SL 79 S SL 79 S FC 94 S CH 85 2-3 ③ **K** 3-H				4	0	0	0	0	3	3
35 Brandon Crawford, L (1, 6) OBP: 0.327, SLG: 0.485		S SL 90 X SI 95 0-1 ② **F7**	S KC 83 B CH 88 S SL 88 B FF 96 C SI 97 2-3 ① **K**	B FF 98 B FF 98 F SI 96 F SL 88 S SL 88 2-3 ③ **K**			B FC 93 X FC 92 1-0 ① **G4-3**		4	0	0	0	0	2	2
7 Grégor Blanco, L (1, 8) OBP: 0.375, SLG: 0.414		F FF 97 B FF 96 B KC 83 X FF 96 2-1 ③ **L8**	B KC 85 B SL 89 B FF 95 C FF 96 C FF 97 F SL 89 F SI 97 F FF 97 B SL 90 4-2 1 E 1 S 1 1B **BB**	C FF 96 F KC 81 B KC 81 F SL 88 B SI 97 B SI 97 B SI 95 4-2 1 SH1-3 1 WP **BB**		X FC 92 0-0 ② **G1-3**			2	1	0	0	2	0	0
1 Ehire Adrianza, S (1, 4) OBP: 0.304, SLG: 0.267		T FF 95 F SI 94 B SI 94 F KC 82 X SL 88 1-2 ① **G3**	1 SAFE C FF 98 B SI 98 X SL 89 1-1 23 S 1B 1-H	D SI 96 1 SAFE B FF 98 F FF 98 X FF 96 2-1 ① **SH1-3** 1-3		S FC 92 F FC 92 S KC 81 0-3 ③ **K2-3**			3	0	1	1	0	1	0
13 Mike Leake, R (1, 1) OBP: 0.130, SLG: 0.241 37 Kelby Tomlinson, R (7, PH) OBP: 0.341, SLG: 0.450 60 Hunter Strickland, R (7, 1) 70 George Kontos, R (8, 1)		F FF 94 F SL 88 B SI 96 S SI 97 1-3 ② **K**	1 SAFE S SL 88 S SL 89 F SI 98 B FF 99 S SL 90 1-3 ② **K**	L KC 82 X SI 97 0-1 ② **L4**					2 1 0 0	0 0 0 0	0 0 0 0	0 0 0 0	0 0 0 0	2 0 0 0	1 1 0 0
Inning Stats	R: 0 E: 0 K: 1 S: 7 H: 0 LOB: 1 BB: 1 P: 12	R: 0 E: 0 K: 1 S: 9 H: 0 LOB: 0 BB: 0 P: 13	R: 0 E: 0 K: 1 S: 11 H: 0 LOB: 0 BB: 0 P: 13	R: 0 E: 0 K: 1 S: 9 H: 1 LOB: 1 BB: 0 P: 16	R: 1 E: 0 K: 2 S: 16 H: 1 LOB: 1 BB: 1 P: 25	R: 0 E: 0 K: 2 S: 13 H: 1 LOB: 2 BB: 0 P: 18	R: 0 E: 0 K: 0 S: 8 H: 0 LOB: 1 BB: 1 P: 15	R: 1 E: 0 K: 1 S: 11 H: 1 LOB: 0 BB: 1 P: 18	R: 0 E: 0 K: 1 S: 5 H: 0 LOB: 0 BB: 0 P: 6	1B: 4 2B: 0 3B: 0 HR: 0 SF: 0 SAC: 1 DP: 1 HBP: 0					WP: 2 PB: 0 SB: 3 CS: 0	PA: 35

PITCHER		IP	WLS	BF	H	R	ER	SO	BB	IBB	HBP	BLK	WP	HR	S	P	ERA	WHIP
45 Gerrit Cole, R ERA: 2.49	(1, 1)	7.0		28	3	1	0	8	3	0	0	0	1	0	73	112	0.00	0.857
38 Joakim Soria, R ERA: 2.81	(8, 1)	1.0	B	4	1	1	1	1	1	0	0	0	1	0	11	18	9.00	2.000
35 Mark Melancon, R ERA: 1.55	(9, 1)	1.0	W	3	0	0	0	1	0	0	0	0	0	0	5	6	0.00	0.000

PITCHER	IP	WLS	BF	H	R	ER	SO	BB	IBB	HBP	BLK	WP	HR	S	P	ERA	WHIP

TOP

San Francisco Giants @ Pittsburgh Pirates

PNC Park, Pittsburgh, PA

Sat Aug 22 2015, 4:08 PM - 6:41 PM EDT

Att. 38,259 - Sunny - 78 F

livebaseballscorecards.com

AB	30
R	2
H	4
RBI	1
BB	4
SO	10
LOB	14

Batter	1	2	3	4	5	6	7	8	9	AB	R	H	RBI	BB	SO	LOB
25 Gregory Polanco, L (1, 9) OBP: 0.329, SLG: 0.385	X SI 90 0-0 ① F7			B SI 88 L FC 88 F FC 88 C SI 91 1-3 ① K		C SI 91 B KC 80 B SI 92 B FC 90 C SI 91 X SI 92 3-2 ③ G4-3			C CU 81 F FC 90 T SL 84 0-2 ② K	4	0	0	0	0	2	0
6 Starling Marte, R (1, 7) OBP: 0.341, SLG: 0.459	B SI 92 C FC 90 F SI 91 S FC 91 1-3 ② K			S FC 90 B FC 89 X SI 91 1-1 ② G4-3			C FF 98 B FF 97 X CU 84 1-1 27 CS 2B		X FC 89 0-0 HR	4	1	2	1	0	1	0
22 Andrew McCutchen, R (1, 8) OBP: 0.395, SLG: 0.502	C SL 80 B FC 91 C SI 91 T SL 80 1-2 ③ K			C FC 91 B FC 90 B FC 90 B SI 93 B SI 92 4-1 27 CS BB			F FF 98 F FF 98 F FF 98 X FF 98 0-2 ① L6			2	0	0	0	1	1	1
27 Jung Ho Kang, R (1, 6) OBP: 0.363, SLG: 0.464		X SI 90 0-0 ① G6-3		S SI 91 B FC 90 F FC 89 1 SAFE B SI 92 2-2 ③ CS 1-2	B SL 78 B SI 90 C FC 88 C SL 79 X SI 91 2-2 HR		T CU 84 B FF 98 S CU 84 F CU 85 X FF 98 1-2 ② 2-3 HR			3	2	2	2	0	0	0
18 Neil Walker, S (1, 4) OBP: 0.324, SLG: 0.431		C SI 90 B FC 90 B CH 85 X SI 91 2-1 ② G6-3			S KC 80 C SI 92 S KC 82 0-3 ① K		B CH 88 B FF 96 C FF 96 X FF 97 2-1 ③ G3			3	0	0	0	0	1	0
5 Josh Harrison, R (1, 5) OBP: 0.310, SLG: 0.377		C SI 92 F SI 92 B FC 92 B SL 82 X FC 91 2-2 ③ G5-3			B SI 92 B FC 90 S FC 90 B SI 92 F FC 90 F FC 90 F SI 92 X SI 92 3-2 ② F9			B FF 93 B FC 88 S FF 93 F FC 88 T FF 93 2-2 ① K		3	0	0	0	0	1	0
24 Pedro Alvarez, L (1, 3) OBP: 0.312, SLG: 0.460 3 Sean Rodríguez, R (8, 3) OBP: 0.258, SLG: 0.328			B KC 78 B FC 89 B SI 91 X SI 91 3-0 ① G4-3		C SI 91 B SL 80 X SI 92 1-1 ③ G3-1-3			C FC 89 X SL 85 0-1 ② F8		2 1	0 0	0 0	0 0	0 0	0 0	0 0
19 Chris Stewart, R (1, 2) OBP: 0.326, SLG: 0.344			B SI 92 C FC 90 X SI 92 1-1 ② L5			X FC 86 0-0 ① P4		C FC 89 C FF 93 F FC 89 B FF 92 X FF 92 1-2 ③ F8		3	0	0	0	0	0	0
45 Gerrit Cole, R (1, 1) OBP: 0.149, SLG: 0.111 38 Joakim Soria, R (8, 1) 35 Mark Melancon, R (9, 1) 38 Michael Morse, R (9, PH) OBP: 0.296, SLG: 0.320			B SI 91 C SI 91 S FC 89 S FC 90 1-3 ③ K			B SI 88 C FC 87 F SI 90 F FC 89 S SL 80 1-3 ② K			C FC 89 T FC 89 C FF 93 0-3 ① K	2 0 0 1	0 0 0 0	0 0 0 0	0 0 0 0	0 0 0 1	2 0 0 0	0 0 0 0
Inning Stats	R: 0 E: 0 K: 2 S: 7 H: 0 LOB: 0 BB: 0 P: 9	R: 0 E: 0 K: 0 S: 6 H: 0 LOB: 0 BB: 0 P: 10	R: 0 E: 0 K: 1 S: 6 H: 0 LOB: 0 BB: 0 P: 11	R: 0 E: 0 K: 1 S: 8 H: 0 LOB: 0 BB: 1 P: 16	R: 1 E: 0 K: 1 S: 13 H: 1 LOB: 0 BB: 0 P: 19	R: 0 E: 0 K: 1 S: 8 H: 0 LOB: 0 BB: 0 P: 12	R: 1 E: 0 K: 0 S: 12 H: 2 LOB: 0 BB: 0 P: 16	R: 0 E: 0 K: 1 S: 9 H: 0 LOB: 0 BB: 0 P: 12	R: 1 E: 0 K: 2 S: 7 H: 1 LOB: 0 BB: 0 P: 7	1B: 0 2B: 1 3B: 0 HR: 3	SF: 0 SAC: 0 DP: 0 HBP: 0					

BOTTOM

San Francisco Giants @ Pittsburgh Pirates

PNC Park, Pittsburgh, PA

Sat Aug 22 2015, 4:08 PM - 6:41 PM EDT

Att. 38,259 - Sunny - 78 F

livebaseballscorecards.com

AB	28
R	3
H	4
RBI	3
BB	1
SO	9
LOB	1

PITCHER		IP	WLS	BF	H	R	ER	SO	BB	IBB	HBP	BLK	WP	HR	S	P	ERA	WHIP
13 Mike Leake, R ERA: 3.44	(1, 1)	6.0		19	1	1	1	6	1	0	0	0	0	1	48	77	1.50	0.333
60 Hunter Strickland, R ERA: 2.13	(7, 1)	1.0		4	2	1	1	0	0	0	0	0	0	1	12	16	9.00	2.000
70 George Kontos, R ERA: 1.97	(8, 1)	1.2	L	6	1	1	1	3	0	0	0	0	0	1	16	19	5.40	0.600

PITCHER	IP	WLS	BF	H	R	ER	SO	BB	IBB	HBP	BLK	WP	HR	S	P	ERA	WHIP

San Francisco Giants @ Pittsburgh Pirates

PNC Park, Pittsburgh, PA

Sun Aug 23 2015, 8:10 PM - 11:41 PM EDT

Att. 31,364 - Cloudy - 78 F

livebaseballscorecards.com

TOP

Batter	1	2	3	4	5	6	7	8	9	AB	R	H	RBI	BB	SO	LOB
23 Norichika Aoki, L (1, 7) OBP: 0.366, SLG: 0.385	C SI 94 X SI 92 0-1 G5-3	X SI 94 0-0 L4			B SL 84 F SI 93 B SL 86 F SI 93 F SI 94 S SL 87 2-3 K	C SI 93 D SI 94 F SI 92 X SI 92 1-2 5 G6-4-3 1-2 3-H 1B		X SI 95 0-0 B5-3		5	0	1	1	0	1	3
5 Matt Duffy, R (1, 5) OBP: 0.345, SLG: 0.460	B SI 91 C CH 84 F SI 93 F SL 85 B SI 94 B SL 84 X SI 93 3-2 1B	X CH 84 0-0 1B			C SI 93 B SI 94 F SL 84 B SI 94 B CH 84 F SI 94 X SI 95 3-2 28 E 28 FC4 6 E 1B	C SI 95 F SI 97 B SI 96 X SL 90 1-2 G6-4-3 1-2f			C FC 92 B FF 92 X FC 91 1-1 G6-3	5	1	3	0	0	0	2
28 Buster Posey, R (1, 3) OBP: 0.371, SLG: 0.472	B SI 95 B SI 92 C SI 93 X SL 83 2-1 F8	D FF 92 X CH 84 1-0 F8			X SI 92 0-0 FC4 6 E 1-3		B FC 92 F FC 92 F FC 93 X FF 92 1-2 G6-3		C FF 93 F KC 82 F FC 92 F KC 82 B KC 82 X FC 91 1-2 G5-3	5	0	0	0	0	0	3
6 Marlon Byrd, R (1, 9) OBP: 0.284, SLG: 0.450	X SI 93 0-0 L6		S CH 85 C SL 84 D SL 86 B SI 94 F SL 86 S CH 86 2-3 K		S CH 84 D SL 87 B CH 83 X CH 84 2-1 E3 1-2 3-H		C FF 94 B CU 70 B SL 80 S FC 93 F FC 93 X SL 80 2-2 G6-3		C FC 92 B KC 83 B KC 84 F FC 92 B KC 83 S KC 83 3-3 K	5	0	0	1	0	2	3
34 Andrew Susac, R (1, 2) OBP: 0.316, SLG: 0.388		B FF 91 F SI 89 C CH 84 B SL 86 F CH 84 B CH 80 B SI 94 4-2 35 G4-6-3 BB	S CH 86 B SL 84 B CH 85 B SI 92 F SI 93 X SL 83 3-2 G6-3		S SI 94 C SL 84 B SI 95 S SI 94 1-3 K		C SL 79 B FC 94 B FC 93 S FC 94 B SL 79 F FC 93 F FC 94 B SL 79 4-2 35 2B BB			2	0	0	0	2	1	3
35 Brandon Crawford, L (1, 6) OBP: 0.326, SLG: 0.485		F SI 93 C SI 89 X SL 89 0-2 G4-6-3 1-2f		C SL 84 F SL 86 S SL 87 0-3 K	X SI 95 0-0 G1-3		B FC 92 C FF 94 S FC 94 B CU 72 F FF 94 B CH 88 X FC 93 3-2 1-3 2B			4	0	1	0	0	1	3
37 Kelby Tomlinson, R (1, 4) OBP: 0.341, SLG: 0.442 9 Brandon Belt, L (7, PH) OBP: 0.351, SLG: 0.483 61 Josh Osich, L (7, 1) 60 Hunter Strickland, R (8, 1)		X 0-0 32 PB 7 BB 1B		B SI 91 B CH 84 F SI 93 B SL 84 X SI 93 3-1 G6-3	C SI 91 S SL 85 B SL 82 F SL 83 B SL 86 S SI 94 2-3 K	F FC 93 F FF 92 D CU 74 B FC 93 X CU 73 2-2 F8			3 0 1 0 0 1 0 1 0 0 0 0 0 2 0 0 0 0 0 0 0 0 0 0 0 0 0 0							
7 Grégor Blanco, L (1, 8) OBP: 0.377, SLG: 0.413		C SI 94 B SI 96 B SL 88 B SI 95 B SI 93 4-1 32 PB 1-2 BB		X SI 94 0-0 1B		C SL 88 X SL 86 0-1 E3 2 1B 23 1B		C SI 93 B SI 93 F SI 93 B SL 82 X SI 94 2-2 G3-1		3 1 1 0 1 0 0						
32 Ryan Vogelsong, R (1, 1) OBP: 0.147, SLG: 0.152 52 Yusmeiro Petit, R (4, 1) 2 Juan Carlos Perez, R (6, PH) OBP: 0.444, SLG: 0.375 41 Jeremy Affeldt, L (6, 1) 1 Ehire Adrianza, S (7, 4) OBP: 0.300, SLG: 0.262		F SI 94 B SL 86 B SI 94 C SI 94 B SL 86 B SI 94 4-2 1-2 2-3 BB		B SI 92 B SI 92 B SI 92 C SI 90 C SI 91 X SI 92 3-2 G6-3	B CH 84 X SI 92 1-0 23 1B 2-3 1B		B SI 93 F SI 93 F SI 93 B SI 94 B CH 86 F SI 93 X SI 94 3-2 P6		1 0 0 0 1 0 1 0 0 0 0 0 0 0 1 0 1 0 0 0 0 0 0 0 0 0 0 0 1 0 0 0 0 0 0						
Inning Stats	R: 0 E: 0 K: 0 S: 9 H: 1 LOB: 1 BB: 0 P: 14	R: 0 E: 0 K: 0 S: 11 H: 1 LOB: 3 BB: 3 P: 23	R: 0 E: 0 K: 1 S: 9 H: 1 LOB: 1 BB: 0 P: 15	R: 0 E: 0 K: 1 S: 9 H: 1 LOB: 1 BB: 0 P: 15	R: 1 E: 2 K: 2 S: 16 H: 1 LOB: 2 BB: 0 P: 24	R: 1 E: 1 K: 1 S: 13 H: 2 LOB: 1 BB: 0 P: 18	R: 0 E: 0 K: 0 S: 18 H: 1 LOB: 2 BB: 1 P: 30	R: 0 E: 0 K: 0 S: 8 H: 0 LOB: 0 BB: 0 P: 13	R: 0 E: 0 K: 1 S: 10 H: 0 LOB: 0 BB: 0 P: 15	1B: 7 2B: 1 3B: 0 HR: 0 SF: 0 SAC: 0 DP: 2 HBP: 0						

	AB	36
	R	2
	H	8
	RBI	2
	BB	4
	SO	6
	LOB	20

WP: 0 PB: 1 SB: 0 CS: 0 PA: 40

PITCHER		IP	WLS	BF	H	R	ER	SO	BB	IBB	HBP	BLK	WP	HR	S	P	ERA	WHIP
47 Francisco Liriano, L ERA: 3.23	(1, 1)	5.1	W	28	7	2	0	5	3	0	0	0	0	0	64	105	0.00	1.875
37 Arquimedes Caminero, R ERA: 3.34	(6, 1)	0.2	H	1	0	0	0	0	0	0	0	0	0	0	3	4	0.00	0.000
38 Joakim Soria, R ERA: 2.75	(7, 1)	1.0	H	5	1	0	0	0	1	0	0	0	0	0	18	30	0.00	2.000
44 Tony Watson, L ERA: 2.2	(8, 1)	1.0	H	3	0	0	0	0	0	0	0	0	0	0	8	13	0.00	0.000
35 Mark Melancon, R ERA: 1.53	(9, 1)	1.0	S	3	0	0	0	1	0	0	0	0	0	0	10	15	0.00	0.000

PITCHER	IP	WLS	BF	H	R	ER	SO	BB	IBB	HBP	BLK	WP	HR	S	P	ERA	WHIP

BOTTOM

San Francisco Giants @ Pittsburgh Pirates

PNC Park, Pittsburgh, PA

Sun Aug 23 2015, 8:10 PM - 11:41 PM EDT

Att. 31,364 - Cloudy - 78 F

livebaseballscorecards.com

Batter	1	2	3	4	5	6	7	8	9	AB	R	H	RBI	BB	SO	LOB
25 Gregory Polanco, L (1, 9) OBP: 0.329, SLG: 0.390	C FF 93 X CU 77 0-1 6 FC6-4 1B	C FF 93 X CH 85 0-1 3B		X FF 92 0-0 ① G4-3		B CU 73 L SI 90 F SI 91 F CU 74 S SI 91 1-3 ① K		C FF 97 B CH 90 X FF 96 1-1 ② G6-3		5	0	2	0	0	1	0
6 Starling Marte, R (1, 7) OBP: 0.342, SLG: 0.459	C FF 92 B FF 92 X FF 92 1-1 ① FC6-4 17 BB 22 1B 27 BB 1-2f	B SI 92 X CH 84 1-0 ② G4-3		C FF 91 F FF 91 B CU 78 F FF 92 X CH 84 2-2 22 S 1B		B SI 90 X SI 91 1-0 ② L7		F FF 98 B FF 97 X FF 99 1-1 1B		5	1	2	0	0	0	2
22 Andrew McCutchen, R (1, 8) OBP: 0.397, SLG: 0.509	C FF 93 F SL 90 B FF 91 X SI 93 1-2 27 BB 17 BB 18 1B 1-2 1B	B FF 91 B CH 86 X CH 85 2-0 ③ F9		B FF 92 B SL 88 B FF 92 I IN 82 4-0 1-2 IBB		X CU 74 0-0 HR		1 SAFE F FF 98 B FF 95 F FF 98 1 SAFE B FF 97 X FF 98 2-2 ③ F9		4	2	2	1	1	0	2
17 Aramis Ramirez, R (1, 5) OBP: 0.290, SLG: 0.408 38 Joakim Soria, R (7, 1) 44 Tony Watson, L (8, 1) 35 Mark Melancon, R (9, 1)	B FF 93 B FF 93 B SL 90 B FF 94 4-0 18 1B 27 BB 24 SF7 1-2 2-3 BB		B FF 92 F FF 92 B CU 78 S FF 93 X FF 91 2-2 ① F8	B FF 90 X FF 91 1-0 ② P4		X SI 90 0-0 ③ F8				3 0 0 0	1 0 0 0	0 0 0 0	0 0 0 0	1 0 0 0	0 0 0 0	2 0 0 0
27 Jung Ho Kang, R (1, 6) (7, 5) OBP: 0.364, SLG: 0.463	B FF 91 B CH 87 B SL 91 C FF 93 B FF 94 4-1 18 1B 1-2 2-3 3-H BB		B SI 92 B FF 90 X FF 90 2-0 29 1B 18 BB 1B	C SL 86 B FF 91 F FF 92 S CU 78 1-3 ③ K			B CH 83 B SI 96 X SI 95 2-0 ① G6-3			3	0	1	1	1	1	2
18 Neil Walker, S (1, 4) OBP: 0.326, SLG: 0.431	C CU 77 S CU 78 B FF 93 F CU 78 D CU 78 X CU 78 2-2 29 FC6-4 1-2 2-3 3-H 1B		1 SAFE B FF 91 B FF 92 B SI 92 1 SAFE B FF 92 4-0 29 1B 1-2 BB		F FF 89 C FF 89 F FF 90 F CU 78 X FF 90 0-2 ① F9		B FF 95 X SI 95 1-0 ② G6-3			3	0	1	1	1	0	0
24 Pedro Alvarez, L (1, 3) OBP: 0.311, SLG: 0.468 3 Sean Rodríguez, R (8, 3) OBP: 0.258, SLG: 0.328	B SI 94 X CH 86 1-0 ② SF7 3-H		D CU 77 F SI 92 F SL 88 C SL 84 1-3 ② K		F SL 83 F FF 90 B FF 90 S CU 80 1-3 ② K2-3		S FC 90 F FC 90 B FF 96 B FC 90 X FC 89 2-2 HR			3 0	1 0	1 0	2 0	0 0	2 0	2 0
29 Francisco Cervelli, R (1, 2) OBP: 0.372, SLG: 0.424	F SI 93 X FF 92 0-1 ③ FC6-4 1-2f		B FF 92 C FF 92 F CU 78 F FF 92 F FF 92 X CU 78 1-2 1-2 2-3 1B		B FF 86 C SL 86 F FF 90 B CU 79 X CU 79 2-2 1B		C SI 97 B SI 96 S CH 86 B SI 96 F FC 91 B SI 97 F FF 97 X CH 88 3-2 ③ G4-3			4	0	2	0	0	0	2
47 Francisco Liriano, L (1, 1) OBP: 0.120, SLG: 0.200 37 Arquimedes Caminero, R (8, 1) 10 Jordy Mercer, R (7, 6) OBP: 0.288, SLG: 0.314		C FF 92 F FF 92 X SL 90 0-2 ① F7	S CU 76 S CU 76 D CU 77 F CU 78 F SL 89 S CU 76 1-3 ③ K		F FC 88 B FC 88 1 SAFE B SL 85 X FC 89 2-1 ③ F8			C FF 97 T FF 97 B FF 98 X FF 98 1-2 ① G5-3		3 0 1	0 0 0	0 0 0	0 0 0	0 0 0	1 0 0	4 0 0
Inning Stats	R: 3 E: 0 K: 0 S: 15 H: 3 LOB: 2 BB: 2 P: 28	R: 0 E: 0 K: 0 S: 7 H: 1 LOB: 1 BB: 0 P: 10	R: 0 E: 0 K: 2 S: 17 H: 2 LOB: 3 BB: 1 P: 28	R: 0 E: 0 K: 1 S: 9 H: 1 LOB: 2 BB: 1 P: 17	R: 0 E: 0 K: 1 S: 13 H: 1 LOB: 1 BB: 0 P: 18	R: 1 E: 0 K: 1 S: 7 H: 1 LOB: 0 BB: 0 P: 9	R: 1 E: 0 K: 0 S: 10 H: 1 LOB: 0 BB: 0 P: 18	R: 0 E: 0 K: 0 S: 10 H: 1 LOB: 1 BB: 0 P: 15		1B: 8 2B: 0 3B: 1 HR: 2 SF: 1 SAC: 0 DP: 0 HBP: 0						

	AB	34
	R	5
	H	11
	RBI	5
	BB	4
	SO	5
	LOB	16

PITCHER		IP	WLS	BF	H	R	ER	SO	BB	IBB	HBP	BLK	WP	HR	S	P	ERA	WHIP
32 Ryan Vogelsong, R ERA: 4.05	(1, 1)	3.1	L	21	7	3	3	2	3	1	0	0	0	0	44	77	8.10	3.000
52 Yusmeiro Petit, R ERA: 3.78	(4, 1)	1.2		6	1	0	0	2	0	0	0	0	0	0	17	24	0.00	0.600
41 Jeremy Affeldt, L ERA: 5.46	(6, 1)	1.0		4	1	1	1	1	0	0	0	0	0	1	7	9	9.00	1.000
61 Josh Osich, L ERA: 2.03	(7, 1)	1.0		4	1	1	1	0	0	0	0	0	0	1	10	18	9.00	1.000
60 Hunter Strickland, R ERA: 2.08	(8, 1)	1.0		4	1	0	0	0	0	0	0	0	0	0	10	15	0.00	1.000

PITCHER	IP	WLS	BF	H	R	ER	SO	BB	IBB	HBP	BLK	WP	HR	S	P	ERA	WHIP

Pittsburgh Pirates @ Miami Marlins

Marlins Park, Miami, FL

Mon Aug 24 2015, 7:12 PM - 11:02 PM EDT

Att. 17,644 - Roof Closed - 76 F

TOP

livebaseballscorecards.com

Batter	1	2	3	4	5	6	7	8	9	AB	R	H	RBI	BB	SO	LOB
25 Gregory Polanco, L (1, 9) OBP: 0.334, SLG: 0.399	B FF 93 X FF 93 1-0 2B		F CH 85 B FF 93 B FF 93 X CH 85 2-1 6 1B 22 2B 1B		X FF 93 0-0 22 1B 27 G5-2-3 2B	F FF 92 X SL 84 0-1 ③ F8		B FF 94 F SL 86 F FF 94 X CH 89 1-2 6 E 6 S 3-H 1B		5	1	4	1	0	0	1
6 Starling Marte, R (1, 7) OBP: 0.344, SLG: 0.458	X FF 93 0-0 ① P3		B SL 84 1 SAFE F FF 93 B FF 93 S SL 86 X FF 93 2-2 22 2B 1-3 1B		D KC 76 S KC 78 B FF 92 B SL 84 B FF 90 4-1 27 G5-2-3 22 1B BB		H FF 97 1-0 22 F8 22 WP 18 SF8 HBP	1 SAFE C FF 94 B SL 88 S SL 85 C FF 95 1-3 ③ 1-3		3	2	1	0	1	1	2
22 Andrew McCutchen, R (1, 8) OBP: 0.397, SLG: 0.510	S FF 93 S SL 86 S SL 87 S KC 78 1-3 ② K		D FF 94 C SL 87 B FF 92 C KC 78 F SL 86 X SL 85 2-2 1-H 3-H 2B		B KC 78 B FF 92 X FF 93 2-0 27 G5-2-3 1-2 2-3 1B		B FF 96 B FF 96 X FF 96 2-0 ① F8 1-3		X SI 96 0-0 ① G4-3	5	0	2	2	0	1	2
27 Jung Ho Kang, R (1, 5) OBP: 0.365, SLG: 0.459	C SL 86 B FF 94 S FF 94 F SL 84 D SL 86 F FF 94 D KC 81 F FF 95 C FF 95 3-3 ③ K		B SL 85 F SL 84 B FF 92 B FF 93 C KC 79 X FF 94 2-2 ③ G6-3		B SL 85 F SL 84 C FF 93 B FF 94 X FF 93 2-2 ① ② G5-2-3 1-2 2-3 3-Hf		D CU 81 B FF 97 F FF 95 S FF 97 B CU 83 B FF 97 4-2 29 FC6-4 BB		B FF 96 B FC 90 C FC 89 B SI 95 B SI 96 4-1 3 BB 29 BB 10 BB BB		3	1	0	0	2	1	5
18 Neil Walker, S (1, 4) OBP: 0.326, SLG: 0.429 59 Antonio Bastardo, R (9, 1) 35 Mark Melancon, R (9, 1)		B SI 91 X FF 91 1-0 ① F7	B CH 84 C FF 92 B KC 78 B FF 91 B FF 91 4-1 29 BB BB	C KC 79 C FF 93 B SI 94 D SL 86 B KC 79 B KC 78 4-2 BB		S FF 95 S FF 96 B FF 96 B FF 96 X FF 96 2-2 ② SF8 3-H		S SI 96 S FC 90 B FC 90 B CU 84 S FC 90 2-3 ② K	2 0 0	0 0 0	0 0 0	1 0 0	2 0 0	1 0 0	1 0 0
29 Francisco Cervelli, R (1, 2) OBP: 0.372, SLG: 0.421		B FF 91 C FF 91 B CH 83 B FF 91 X FF 91 3-1 ② L9	B SL 81 B FF 91 B FF 91 D FF 91 4-0 1-2 BB	X SL 84 0-0 ③ P3		C FF 95 F FF 96 F CU 83 B CU 82 X FF 96 1-2 ③ FC6-4 1-2f		C SI 96 D CU 86 B FC 88 C FC 93 F FC 92 B SI 94 4-2 10 BB 3 BB 1-2 BB	3	0	0	0	2	0	4
24 Pedro Alvarez, L (1, 3) OBP: 0.309, SLG: 0.464 3 Sean Rodríguez, R (7, 3) OBP: 0.265, SLG: 0.328		F SI 94 B KC 80 B CH 86 S CH 86 B KC 79 X FF 93 3-2 ③ L4	B FF 93 D FF 94 F FF 93 C KC 77 S KC 80 2-3 ① K	C KC 78 S FF 91 F SL 83 S KC 79 0-3 ① K		B SL 85 H SI 98 2-0 38 G6-3 10 G4-3 25 1B HBP		S FC 89 D FC 90 B FC 90 B FC 87 B FC 92 4-1 10 BB 1-2 2-3 BB	3 0	0 1	0 0	0 0	0 1	2 0	2 0
10 Jordy Mercer, R (1, 6) OBP: 0.290, SLG: 0.313			C FF 91 B FF 90 B SL 82 X FF 91 2-1 ① L5	C KC 77 X FF 94 0-1 ② F9		B SL 90 C KC 75 C KC 78 F SL 85 X SL 84 1-2 32 SH2-4 1B		B FF 93 B FF 94 1 SAFE L FF 92 F FF 94 F CU 81 B CU 84 X FF 94 3-2 ① G4-3 1-2	B FC 86 B FC 87 B SI 94 B FF 93 4-0 5 FC6-4 1-2 2-3 3-H BB	4	0	1	1	1	0	3
32 J.A. Happ, L (1, 1) 48 Jared Hughes, R (7, 1) 38 Michael Morse, R (8, PH) OBP: 0.295, SLG: 0.319 44 Tony Watson, L (8, 1) 5 Josh Harrison, R (9, PH) OBP: 0.309, SLG: 0.376 (9, 4)			C FF 93 C FF 92 B KC 78 C KC 80 1-3 ② K	C FF 93 C KC 77 B KC 80 S FF 93 1-3 ③ K		B FF 91 L FF 90 X FF 89 1-1 ② SH2-4 1-2		X SL 87 0-0 ② G6-3 2-3	C SL 86 X SL 85 0-1 ③ FC6-4 1-2f	2 0 1 0 1	0 0 0 0 0	0 0 0 0 0	0 0 0 0 0	2 0 0 0 0	2 0 1 0 3	2 0 0 0 3

Inning Stats	1	2	3	4	5	6	7	8	9
	R: 0 E: 0 K: 2 S: 11	H: 1 LOB: 1 BB: 0 P: 16	R: 0 E: 0 K: 0 S: 6	H: 0 LOB: 0 BB: 0 P: 13	R: 2 E: 0 K: 1 S: 17	H: 3 LOB: 1 BB: 0 P: 28	R: 0 E: 0 K: 2 S: 9	H: 0 LOB: 2 BB: 2 P: 20	R: 0 E: 0 K: 0 S: 9	H: 2 LOB: 3 BB: 2 P: 21	R: 0 E: 0 K: 1 S: 12	H: 1 LOB: 1 BB: 0 P: 14	R: 1 E: 0 K: 0 S: 10	H: 0 LOB: 1 BB: 1 P: 20	R: 1 E: 0 K: 1 S: 11	H: 1 LOB: 1 BB: 0 P: 18	R: 1 E: 0 K: 1 S: 11	H: 0 LOB: 3 BB: 4 P: 29

| | | |

Pittsburgh Pirates @ Miami Marlins

Marlins Park, Miami, FL

Mon Aug 24 2015, 7:12 PM - 11:02 PM EDT

Att. 17,644 - Roof Closed - 76 F

BOTTOM

Batter	1	2	3	4	5	6	7	8	9	AB	R	H	RBI	BB	SO	LOB
9 Dee Strange-Gordon, L (1, 4) OBP: 0.358, SLG: 0.418	C FF 91 B FF 91 B SL 85 X FF 92 2-1 L7 ①		C SL 85 B SL 85 X FF 91 1-1 G5-3 ①		C FF 92 B FF 90 C FF 93 B FF 93 F SL 84 F FF 93 X FF 92 2-2 G3-1 ③			B SI 93 X SI 93 1-0 L8 ①		4	0	0	0	0	0	2
51 Ichiro Suzuki, L (1, 9) OBP: 0.314, SLG: 0.318	C FF 92 X CU 78 0-1 G3 ②		B FF 90 B SL 84 F FF 91 F FF 92 F CH 83 B FF 92 B FF 92 4-2 14 G4-6-3 BB			C FF 91 X SL 82 1-1 F8 ①		B SI 94 B SI 93 C SI 93 X SI 94 2-1 F8 ②		3	0	0	0	1	0	1
14 Martín Prado, R (1, 5) OBP: 0.317, SLG: 0.356	C FF 92 C SL 85 F FF 92 B CU 77 F FF 94 X FF 93 1-2 32 1B 1B		C FF 93 C FF 93 F FF 92 X FF 94 0-2 G4-6-3 ② ③ 1-2f			B CH 84 B FF 92 C FF 92 C FF 92 F FF 93 X FF 93 2-2 F9 ②		B SI 94 B CH 86 S SI 93 X SI 93 2-1 32 FC6 1B 1-2		4	0	2	0	0	0	1
32 Derek Dietrich, L (1, 7) OBP: 0.374, SLG: 0.519	F FF 92 B FF 94 B SL 85 F FF 93 X FF 93 2-2 1B 1-2			B CU 75 F SL 83 C FF 92 C FF 93 1-3 K ①		S SL 84 F SL 84 S CU 78 0-3 K ③		X SI 93 0-0 FC6 ③ 1-2f		4	0	1	0	0	2	2
13 Marcell Ozuna, R (1, 8) OBP: 0.296, SLG: 0.352	B FF 93 B SL 85 S FF 93 F FF 94 F SL 85 F FF 94 F FF 94 C FF 93 2-3 K ③			B SL 85 X FF 92 1-0 L8 ②			B SI 93 B SI 93 S SI 93 F SI 93 X SI 93 2-2 5 G4-3 20 G5-3 2B		X FF 91 0-0 5 1B 20 FC5-4 1B	4	2	2	0	0	1	2
5 Casey McGehee, R (1, 3) OBP: 0.283, SLG: 0.293		C FF 90 B FF 91 B CH 84 B FF 91 X FF 92 3-1 1B		C FF 92 B CH 84 C FF 92 X FF 91 1-2 F9 ③			B SI 94 X SI 94 1-0 G4-3 ① 2-3		B FF 92 B FF 91 C FF 92 F FF 92 F FF 94 B FF 94 X FF 94 3-2 20 FC5-4 1B 1-3	4	0	2	0	0	0	1
20 J.T. Realmuto, R (1, 2) OBP: 0.276, SLG: 0.385		C FF 93 F FF 90 X CU 77 0-2 F8 ①			C FF 91 B CH 82 B SL 84 F FF 91 C FF 91 2-3 K ①		F SI 93 S SI 93 X SI 94 0-2 G5-3 ② 3-H		C FC 91 X FF 91 0-1 FC5-4 ① 1-2f 3 G4-6-3 3-H	4	0	0	2	0	1	2
3 Adeiny Hechavarría, R (1, 6) OBP: 0.315, SLG: 0.371		C SL 85 S FF 91 F FF 93 C FF 92 0-3 K ②			X CU 76 0-0 G5-3 ②		C SI 94 X CH 88 0-1 G3 ③		X FF 91 0-0 G4-6-3 ② ③ 1-2f	4	0	0	0	0	1	2
34 Tom Koehler, R (1, 1) OBP: 0.103, SLG: 0.054 49 Brian Ellington, R (7, 1) 50 Erik Cordier, R (8, 1) 56 Scott McGough, R (8, 1) 28 Cole Gillespie, R (8, PH) OBP: 0.366, SLG: 0.455 57 Bryan Morris, L (9, 1) 40 Mike Dunn, L (9, 1) OBP: 1.000, SLG: 1.000		B FF 92 S FF 92 C FF 93 S FF 92 1-3 K ③			F FF 92 S FF 92 B CU 78 X FF 91 1-2 1B			C SI 92 B SI 93 S CH 84 X SI 94 1-2 14 1B 1B		2 0 0 0 1 0 0 0	0 0 0 0 0 0 0 0	1 0 0 0 1 0 0 0	0 0 0 0 0 0 0 0	1 0 0 0 0 0 0 0	1 0 0 0 0 0 0 0	1 0 0 0 0 0 0 0
Inning Stats	R: 0 E: 0 K: 1 S: 18 H: 2 LOB: 2 BB: 0 P: 25	R: 0 E: 0 K: 2 S: 12 H: 1 LOB: 1 BB: 0 P: 16	R: 0 E: 0 K: 0 S: 9 H: 0 LOB: 0 BB: 1 P: 14	R: 0 E: 0 K: 1 S: 7 H: 0 LOB: 0 BB: 0 P: 10	R: 0 E: 0 K: 1 S: 12 H: 1 LOB: 1 BB: 0 P: 17	R: 0 E: 0 K: 1 S: 9 H: 0 LOB: 0 BB: 0 P: 12	R: 1 E: 0 K: 0 S: 9 H: 1 LOB: 0 BB: 0 P: 12	R: 0 E: 0 K: 0 S: 9 H: 2 LOB: 2 BB: 0 P: 15	R: 1 E: 0 K: 0 S: 8 H: 2 LOB: 0 BB: 0 P: 11	1B: 8 2B: 1 3B: 0 HR: 0 SF: 0 SAC: 0 DP: 2 HBP: 0						

livebaseballscorecards.com

AB	34
R	2
H	9
RBI	2
BB	1
SO	6
LOB	14

PITCHER		IP	WLS	BF	H	R	ER	SO	BB	IBB	HBP	BLK	WP	HR	S	P	ERA	WHIP
32 J.A. Happ, L ERA: 4.21	(1, 1)	6.0	W	22	4	0	0	6	1	0	0	0	0	0	67	94	0.00	0.833
48 Jared Hughes, R ERA: 2.47	(7, 1)	1.0	H	4	1	1	1	0	0	0	0	0	0	0	9	12	9.00	1.000
44 Tony Watson, L ERA: 2.16	(8, 1)	1.0	H	5	2	0	0	0	0	0	0	0	0	0	9	15	0.00	2.000
59 Antonio Bastardo, L ERA: 3.51	(9, 1)	0.0		2	2	1	1	0	0	0	0	0	0	0	5	8	∞	∞
35 Mark Melancon, R ERA: 1.5	(9, 1)	1.0	S	2	0	0	0	0	0	0	0	0	0	0	3	3	0.00	0.000

PITCHER	IP	WLS	BF	H	R	ER	SO	BB	IBB	HBP	BLK	WP	HR	S	P	ERA	WHIP

Batter	1	2	3	4	5	6	7	8	9	AB	R	H	RBI	BB	SO	LOB
25 Gregory Polanco, L (1, 9) OBP: 0.331, SLG: 0.395	B FF 90 S FF 90 F SI 90 S SL 83 1-3 ① **K**		B SI 90 C SI 92 C SL 82 F FF 91 B SL 82 X SL 81 2-2 ② **F7**		B SL 82 X SL 83 1-0 ③ **G5-3**			B SI 90 F SI 91 C SL 82 S SL 84 1-3 ① **K**		4	0	0	0	0	2	2
6 Starling Marte, R (1, 7) OBP: 0.342, SLG: 0.454	X SI 90 0-0 ② **G3**		B SI 91 S CH 84 X FF 91 1-1 ③ **F8**			B SL 83 C CH 83 B SI 91 T SI 90 F SL 83 X SI 92 2-2 ① **F9**		F SI 92 C SL 82 S SL 83 0-3 ② **K**		4	0	0	0	0	1	1
22 Andrew McCutchen, R (1, 8) OBP: 0.400, SLG: 0.514	B SI 91 B SI 90 F SI 89 X SI 91 2-1 17 1B **2B**			B CU 75 T SI 90 H FF 90 2-1 17 G6-4-3 **HBP**		B SI 92 B SI 92 C FF 92 B CH 84 X SI 91 3-1 17 G5-4-3 **1B**		X SI 91 0-0 ③ **G5-3**		3	1	2	0	0	0	1
17 Aramis Ramirez, R (1, 5) OBP: 0.292, SLG: 0.408	B CU 76 B SI 91 X SI 90 2-0 **2-H** **1B**			C SI 90 B SL 82 1 SAFE F SI 91 F SL 81 1 SAFE F SL 83 F FF 91 B SI 91 2-2 ① ② X SI 92 **G6-4-3** **1-2f**		F SI 92 X SI 92 0-1 ② ③ **G5-4-3** **1-2f**			C SI 91 F SL 82 X SI 90 0-2 5 1B 29 1B 24 G4-3 **1B**	4	1	2	1	0	0	2
29 Francisco Cervelli, R (1, 2) OBP: 0.373, SLG: 0.422	B FF 91 X SI 91 1-0 ③ **G4-3**			C CH 85 X CH 84 0-1 **1B**			C SI 88 B SI 90 X FF 90 1-1 ① **F9**		B SI 90 F SI 91 X SI 91 1-1 24 G4-3 5 1B **1-2** **1B**	4	0	2	0	0	0	1
38 Michael Morse, R (1, 3) OBP: 0.296, SLG: 0.319 18 Neil Walker, S (9, PH) OBP: 0.326, SLG: 0.428		C SI 90 B FF 90 B FF 90 B SI 91 F SI 91 F FF 90 X SI 91 3-2 ① **L9**		B CU 76 F SI 91 1 SAFE C FF 90 F SL 81 C SL 83 1-3 ③ **K**			X SI 90 0-0 **1B**		C SL 81 S CH 86 B SI 94 B CH 85 F CH 85 B SL 82 S CH 86 3-3 ① **K**	3 1	0 0	1 0	0 0	0 0	1 1	1 2
5 Josh Harrison, R (1, 4) OBP: 0.308, SLG: 0.375		C SI 91 X CU 76 0-1 ② **F7**			C SI 88 X FF 89 0-1 ① **F9**		X SI 91 0-0 ② **F9**		B FF 91 C FF 90 X SL 81 1-1 24 G4-3 **1-2** **2-3** **1B**	4	0	1	0	0	0	1
10 Jordy Mercer, R (1, 6) OBP: 0.290, SLG: 0.313 24 Pedro Alvarez, L (9, PH) OBP: 0.308, SLG: 0.462		B SI 91 C SI 91 B SL 83 B FF 90 X SI 90 3-1 ③ **L7**			C CU 74 X SI 91 0-1 50 SH1-4 **1B**		B SI 89 C SI 90 C CH 84 B SL 85 X FF 91 2-2 ③ **F9**		D CH 87 X CH 86 1-0 ② **G4-3** **1-2** **2-3** **3-H**	3 1	0 0	1 0	0 1	0 0	0 0	1 2
50 Charlie Morton, R (1, 1) OBP: 0.074, SLG: 0.038 48 Jared Hughes, R (6, 1) 27 Jung Ho Kang, R (8, PH) OBP: 0.366, SLG: 0.460 59 Antonio Bastardo, R (8, 1) 3 Sean Rodríguez, R (9, PH) OBP: 0.264, SLG: 0.326			C FF 90 B SI 89 F SI 88 B SL 81 T FF 91 2-2 ① **K**		X CH 88 0-0 ② **SH1-4** **1-2**			B SI 89 X SI 89 1-0 **1B**	S SL 83 C SL 83 B CH 88 B SL 83 X SL 82 2-2 ③ **F8**	1 0 1 0 1	0 0 0 0 0	0 0 1 0 0	0 0 0 0 0	0 0 0 0 0	1 0 0 0 0	0 0 0 0 2
Inning Stats	R: 1 E: 0 K: 1 S: 8 H: 2 LOB: 1 BB: 0 P: 14	R: 0 E: 0 K: 0 S: 8 H: 0 LOB: 0 BB: 0 P: 14	R: 0 E: 0 K: 1 S: 9 H: 0 LOB: 0 BB: 0 P: 14	R: 0 E: 0 K: 1 S: 13 H: 1 LOB: 1 BB: 0 P: 18	R: 0 E: 0 K: 0 S: 6 H: 1 LOB: 1 BB: 0 P: 7	R: 0 E: 0 K: 0 S: 8 H: 1 LOB: 0 BB: 0 P: 13	R: 0 E: 0 K: 0 S: 7 H: 1 LOB: 1 BB: 0 P: 10	R: 0 E: 0 K: 2 S: 8 H: 1 LOB: 1 BB: 0 P: 10	R: 1 E: 0 K: 1 S: 15 H: 3 LOB: 2 BB: 0 P: 23	1B: 9 2B: 1 3B: 0 HR: 0 SF: 0 SAC: 1 DP: 2 HBP: 1						WP: 0 PB: 0 SB: 0 CS: 0 PA: 36

PITCHER		IP	WLS	BF	H	R	ER	SO	BB	IBB	HBP	BLK	WP	HR	S	P	ERA	WHIP
52 Brad Hand, L ERA: 4.23	(1, 1)	8.0	W	32	9	2	2	5	0	0	1	0	0	0	72	106	2.25	1.125
44 AJ Ramos, R ERA: 2.8	(9, 1)	1.0	S	4	1	0	0	1	0	0	0	0	0	0	10	17	0.00	1.000

PITCHER	IP	WLS	BF	H	R	ER	SO	BB	IBB	HBP	BLK	WP	HR	S	P	ERA	WHIP

TOP

Pittsburgh Pirates @ Miami Marlins

Marlins Park, Miami, FL

Tue Aug 25 2015, 7:11 PM - 9:58 PM EDT
Att. 17,371 - Roof Closed - 77 F

livebaseballscorecards.com

AB	34
R	2
H	10
RBI	2
BB	0
SO	6
LOB	16

Pittsburgh Pirates @ Miami Marlins

Marlins Park, Miami, FL

Tue Aug 25 2015, 7:11 PM - 9:58 PM EDT

Att. 17,371 - Roof Closed - 77 F

livebaseballscorecards.com

BOTTOM

Batter	1	2	3	4	5	6	7	8	9	AB	R	H	RBI	BB	SO	LOB
9 Dee Strange-Gordon, L (1, 4) OBP: 0.359, SLG: 0.419	B SI 92 C SI 92 C CU 78 B SI 92 T CU 79 2-2 ① K			B FS 83 B SI 91 C SI 91 B SI 90 C SI 91 X SI 91 3-2 14 F9 51 S 48 2B 1B		B SI 91 C SI 91 X CU 77 1-1 51 SH2-3 51 S 14 2B 1B	C SI 94 X SI 94 0-1 ② FC1-2 51 S 3-H			4	2	2	0	0	1	1
51 Ichiro Suzuki, L (1, 9) OBP: 0.315, SLG: 0.316	B SI 93 C SI 92 B FS 86 X FF 93 2-1 ② L9			L FF 91 C FF 92 B SI 92 B CU 78 F CU 78 1 SAFE F SI 92 B FF 91 X FF 93 3-2 ① F7 1-2		C SI 91 X FS 83 0-1 ① SH2-3 1-3	1 SAFE P PO 87 B SI 94 C SI 93 B SI 94 L SI 93 F SL 89 B SI 94 4-2 14 S 1-3 BB			2	0	0	0	1	0	1
14 Martín Prado, R (1, 5) OBP: 0.317, SLG: 0.357	C SI 94 B SI 92 B SI 93 X SI 92 2-1 ③ G6-3			X SI 92 0-0 ② F9 2-3		X SI 92 0-0 48 2B 3-H 2B	1 SAFE B SI 94 C CH 88 C CH 87 D SI 94 X SI 94 2-2 ③ G5-3 1-2			4	1	1	1	0	0	3
48 Justin Bour, L (1, 3) OBP: 0.330, SLG: 0.440		C SI 91 B CU 79 F FS 85 C SI 93 1-3 ① K		B CU 78 S CU 79 B SI 92 F CU 78 B CU 78 X CU 79 3-2 3-H 2B		B SI 91 F FF 92 X CU 78 1-1 21 WP 21 2B 2-H 2B		B FF 92 C FF 92 B SL 82 S FF 92 S FF 93 2-3 ① K		4	1	2	2	0	2	0
13 Marcell Ozuna, R (1, 8) OBP: 0.293, SLG: 0.348		X SI 93 0-0 ② F9		B SI 92 F SI 92 B CU 78 B SI 92 S FS 85 X SI 93 3-2 ③ G4-3		X SI 92 0-0 ② G1-3		C CH 85 S SL 82 S SL 84 0-3 ② K		4	0	0	0	0	1	2
21 Christian Yelich, L (1, 7) OBP: 0.345, SLG: 0.380		C SI 93 B FS 86 B CU 79 T FF 92 S CU 80 2-3 ③ K			F SI 92 B FF 92 B FS 84 X SI 92 2-1 20 1B 20 E 1B	C SI 92 S SL 87 B FF 92 F CH 87 B SI 92 X SI 92 2-2 2-H 2B		C FF 92 X SL 82 0-1 ③ G4-3		4	1	2	1	0	1	0
20 J.T. Realmuto, R (1, 2) OBP: 0.277, SLG: 0.384			C SI 91 B CU 78 B SI 91 F SI 92 X CU 77 2-2 ① P3		1 SAFE 1 SAFE F SI 91 X SI 92 0-1 E8 3 F9-5 1-H 1B	F SI 93 C CH 87 X SL 86 0-2 ③ P3				3	0	1	0	0	0	1
3 Adeiny Hechavarría, R (1, 6) OBP: 0.317, SLG: 0.380			B SI 92 F SI 91 C SI 92 B SI 91 F CU 80 X CU 78 2-2 ② 2B		B SI 92 C SI 91 D CU 78 X SI 92 2-1 ①② F9-5 2-3		B SL 87 X SI 92 1-0 9 FC1-2 3B			3	0	2	0	0	0	1
52 Brad Hand, L (1, 1) OBP: 0.067, SLG: 0.067 44 AJ Ramos, R (9, 1)			C FF 92 F SI 92 F FF 93 X CU 78 0-2 ③ G6-3		F FF 92 B SI 92 T SI 92 F CU 79 X SI 91 1-2 ③ G4-3		C SI 93 S SI 93 X SI 93 0-2 ① L5			3 0	0 0	0 0	0 0	0 0	0 0	1 0
Inning Stats	R: 0 E: 0 K: 1 S: 7 H: 0 LOB: 0 BB: 0 P: 13	R: 0 E: 0 K: 2 S: 7 H: 0 LOB: 0 BB: 0 P: 10	R: 0 E: 0 K: 0 S: 11 H: 1 LOB: 0 BB: 0 P: 15	R: 1 E: 0 K: 0 S: 15 H: 2 LOB: 1 BB: 0 P: 27	R: 1 E: 1 K: 0 S: 10 H: 2 LOB: 0 BB: 0 P: 15	R: 3 E: 0 K: 0 S: 15 H: 4 LOB: 1 BB: 0 P: 19	R: 0 E: 0 K: 0 S: 13 H: 1 LOB: 2 BB: 1 P: 19	R: 0 E: 0 K: 2 S: 8 H: 0 LOB: 0 BB: 0 P: 10		1B: 4 2B: 6 3B: 1 HR: 0 SF: 0 SAC: 1 DP: 1 HBP: 0					WP: 1 PB: 0 SB: 5 CS: 0 PA: 33	

	AB	31
	R	5
	H	10
	RBI	4
	BB	1
	SO	5
	LOB	10

PITCHER		IP	WLS	BF	H	R	ER	SO	BB	IBB	HBP	BLK	WP	HR	S	P	ERA	WHIP
50 Charlie Morton, R ERA: 4.2	(1, 1)	5.1	L	22	8	5	4	3	0	0	0	0	0	0	57	89	6.75	1.500
48 Jared Hughes, R ERA: 2.4	(6, 1)	1.2		8	2	0	0	0	1	0	0	0	1	0	21	29	0.00	1.800
59 Antonio Bastardo, L ERA: 3.43	(8, 1)	1.0		3	0	0	0	2	0	0	0	0	0	0	8	10	0.00	0.000

PITCHER	IP	WLS	BF	H	R	ER	SO	BB	IBB	HBP	BLK	WP	HR	S	P	ERA	WHIP

Batter	1	2	3	4	5	6	7	8	9	AB	R	H	RBI	BB	SO	LOB
5 Josh Harrison, R (1, 9) OBP: 0.313, SLG: 0.374	B FF 89 C FF 88 B CU 75 F SI 89 B CH 82 B SI 90 4-2 22 2B BB	B FC 84 D CH 84 C FF 88 B FC 84 B CH 83 4-1 6 1B 22 HR 1-2 BB		C FC 84 B CU 73 F FF 88 X FC 84 1-2 17 BB 1B		B SL 86 F FF 98 S FF 98 X FF 97 1-2 ② P6		B FF 94 F FF 93 X CU 85 1-1 ② P3		3	2	1	0	2	0	2
6 Starling Marte, R (1, 7) OBP: 0.340, SLG: 0.451	F FF 89 C FC 85 T CU 75 0-2 ① K	C FC 84 S SI 89 X FF 88 0-2 22 HR 1-3 2-H 1B		B CH 83 X CH 84 1-0 ① F8		B FF 98 B FF 98 T FF 98 X FF 99 2-1 ③ G6-3		C CU 84 S CU 84 S FF 95 0-3 ③ K		5	1	1	1	0	2	4
22 Andrew McCutchen, R (1, 8) OBP: 0.400, SLG: 0.521	1 SAFE 1 SAFE C FF 89 C FF 89 1 SAFE F CH 84 X FF 89 0-2 1-H 2B	S CH 84 F CH 83 B CU 72 X CH 84 1-2 1-H 3-H HR		S FC 85 S FC 85 S CH 84 0-3 ② K			B FF 97 C FF 97 F FF 98 B SL 87 B SL 88 C SL 86 3-3 ① K		B FF 93 X FF 93 1-0 ① L7	5	1	2	4	0	2	1
17 Aramis Ramirez, R (1, 5) OBP: 0.294, SLG: 0.405	F FF 90 X FC 86 0-1 ② G6-3	X FC 85 0-0 ② P3		B FF 88 B SI 88 F FF 88 F CH 83 F CU 74 B SI 89 F CH 83 B SI 90 4-2 27 FC6-4 1-2 BB			B FF 98 B FF 98 B FF 98 B FF 97 4-0 BB		S CU 85 C FF 94 B CU 85 B CU 84 B FF 94 F FF 93 X FF 94 3-2 ② G6-3	3	0	0	0	2	0	1
27 Jung Ho Kang, R (1, 6) OBP: 0.364, SLG: 0.457	C CH 83 B SI 89 F CH 83 B CH 82 C FF 90 2-3 ③ K	B FF 89 X CH 83 1-0 1B		X FF 96 0-0 ③ FC6-4 1-2f			C SL 87 S SL 86 0-3 ② K		C FF 94 S FF 94 C CU 84 0-3 ③ K	5	0	1	0	0	3	4
38 Michael Morse, R (1, 3) OBP: 0.295, SLG: 0.323 3 Sean Rodríguez, R (7, 3) OBP: 0.264, SLG: 0.326	B SI 89 0-1 X CU 74 18 2B 2B S SI 89 X FF 88 0-1 L8				B FF 97 C FF 98 B FF 98 F FF 97 C SL 87 2-3 ① K		F FF 98 F SL 86 B FF 99 S FF 98 1-3 ③ K			4 0	1 0	1 0	0 0	0 0	2 0	2 0
18 Neil Walker, S (1, 4) OBP: 0.327, SLG: 0.431	B FF 89 X CH 83 1-0 19 1B 2-H 2B	B FF 88 F FC 84 X FF 89 1-1 ① F8			C FF 98 S SL 88 F FF 98 B FF 98 B SL 87 X SL 87 2-2 ② P6			B FF 94 X FF 94 1-0 19 G5-3 1B		4	1	2	1	0	0	0
19 Chris Stewart, R (1, 2) OBP: 0.324, SLG: 0.341	B FF 89 B FF 89 S CH 83 X FC 84 2-1 49 FC5-6 2-H 1B	B FF 88 C FF 88 C SI 88 B CH 83 B CH 82 F FF 88 X FF 89 3-2 ② P4			C FF 98 X FF 98 0-1 ③ F9			B FF 94 1 SAFE X FF 94 1-0 ① G5-3 1-2		4	0	1	1	0	0	1
49 Jeff Locke, L (1, 1) OBP: 0.125, SLG: 0.105 24 Pedro Alvarez, L (8, PH) OBP: 0.310, SLG: 0.462 55 Joe Blanton, R (8, 1)	C FF 87 X 0-1 ① FC5-6 5 BB 6 1B 1-2f	C SI 88 B FF 88 X FF 88 1-1 ③ G5-3				C FF 97 F FF 98 F FF 98 B SL 86 X FF 98 1-2 ① G6-3		D CH 89 C FF 93 F CU 84 D CH 89 B FF 94 F FF 94 B FF 95 4-2 BB		3 0 0	1 0 0	0 0 0	0 0 0	0 1 0	0 0 0	1 0 0
Inning Stats	R: 1 H: 1 E: 0 LOB: 1 K: 2 BB: 1 S: 14 P: 20	R: 6 H: 6 E: 0 LOB: 1 K: 0 BB: 1 S: 18 P: 28	R: 0 H: 0 E: 0 LOB: 0 K: 0 BB: 0 S: 9 P: 14	R: 0 H: 1 E: 0 LOB: 2 K: 1 BB: 1 S: 12 P: 18	R: 0 H: 0 E: 0 LOB: 0 K: 1 BB: 0 S: 9 P: 13	R: 0 H: 0 E: 0 LOB: 0 K: 0 BB: 0 S: 9 P: 13	R: 0 H: 0 E: 0 LOB: 1 K: 3 BB: 1 S: 9 P: 17	R: 0 H: 1 E: 0 LOB: 2 K: 1 BB: 1 S: 10 P: 17	R: 0 H: 0 E: 0 LOB: 0 K: 1 BB: 0 S: 8 P: 12	1B: 5 2B: 3 3B: 0 HR: 1	SF: 0 SAC: 0 DP: 0 HBP: 0					

PITCHER		IP	WLS	BF	H	R	ER	SO	BB	IBB	HBP	BLK	WP	HR	S	P	ERA	WHIP
45 Chris Narveson, L ERA: 7.04	(1, 1)	3.2	L	22	8	7	7	3	3	0	0	0	0	1	52	79	17.18	3.000
50 Erik Cordier, R ERA: 2.45	(4, 1)	3.1		11	0	0	0	4	1	0	0	0	0	0	28	44	0.00	0.300
56 Scott McGough, R ERA: 7.36	(8, 1)	2.0		8	1	0	0	2	1	0	0	0	0	0	18	29	0.00	1.000

PITCHER	IP	WLS	BF	H	R	ER	SO	BB	IBB	HBP	BLK	WP	HR	S	P	ERA	WHIP

TOP

Pittsburgh Pirates @ Miami Marlins

Marlins Park, Miami, FL

Wed Aug 26 2015, 7:11 PM - 9:41 PM EDT

Att. 16,560 - Roof Closed - 76 F

livebaseballscorecards.com

AB	36
R	7
H	9
RBI	7
BB	5
SO	9
LOB	16

Batter	1	2	3	4	5	6	7	8	9	AB	R	H	RBI	BB	SO	LOB
28 Cole Gillespie, R (1, 9) OBP: 0.355, SLG: 0.441	C FF 92 B SI 92 X SI 93 1-1 G3		B KC 79 X CH 81 1-0 F7		C SI 91 F SI 92 D KC 79 X SI 92 1-2 L9 2-3			C FF 91 B SL 85 C SL 85 B SL 85 B SI 91 X FF 91 3-2 F9		4	0	0	0	0	0	1
19 Miguel Rojas, R (1, 4) (8, 6) OBP: 0.279, SLG: 0.351	C SI 93 X SI 94 0-1 P2		S CH 81 S CH 82 X CH 82 0-2 2B		B SI 92 B SI 92 X SI 92 2-0 L7			B FF 91 S SL 84 B SI 91 C FF 91 B SL 85 X FF 90 3-2 G5-3		4	0	1	0	0	0	1
14 Martín Prado, R (1, 5) (8, 4) OBP: 0.316, SLG: 0.364	C SI 93 B SI 93 B SI 94 C SI 94 X SI 93 2-2 HR		C FF 92 B CH 81 B CH 82 B SI 92 S SI 90 X CH 82 3-2 G6-3			C KC 78 B SI 92 C CH 82 F SI 93 X KC 80 1-2 G6-3			C FF 90 B FF 91 B SL 83 S SL 83 S SL 84 2-3 K	4	1	1	1	0	1	1
48 Justin Bour, L (1, 3) OBP: 0.329, SLG: 0.437	S SI 94 S SI 92 F KC 82 F SI 94 S SI 93 0-3 K			C SI 90 B SI 92 B SI 90 X SI 91 2-1 21 G4-6-3 13 1B 1B		B KC 79 B SI 91 T SI 91 B SI 93 S SI 92 X SI 93 3-2 L9			C FF 91 S SL 84 T SI 91 0-2 K	4	0	1	0	0	2	0
13 Marcell Ozuna, R (1, 8) OBP: 0.295, SLG: 0.353		C SI 91 F SI 93 X SI 93 0-2 21 G4-3 20 G4-3 2B		X SI 91 0-0 21 G4-6-3 1-2 1B		C CH 80 B SI 92 C SI 92 B KC 82 B CH 80 T CH 81 3-2 K			C SI 91 C FF 91 B SL 85 S SL 85 1-3 K	4	1	2	0	0	2	0
21 Christian Yelich, L (1, 7) OBP: 0.342, SLG: 0.377		S SI 91 B KC 77 B SI 92 X SI 93 2-1 G4-3 2-3		F KC 78 B SI 91 X SI 92 1-1 G4-6-3 1-2f 2-3			C KC 77 B KC 80 F SI 90 X SI 91 1-2 G4-3			3	0	0	0	0	0	3
20 J.T. Realmuto, R (1, 2) OBP: 0.274, SLG: 0.381		C SI 92 D CH 82 S CH 83 F SI 92 X KC 80 1-2 G4-3 3-H		D CH 82 C SI 92 X SI 92 1-1 L8			F FF 92 X KC 80 0-1 G5-3			3	0	0	1	0	0	1
3 Adeiny Hechavarría, R (1, 6) OBP: 0.317, SLG: 0.378 56 Scott McGough, R (8, 1)		X SI 93 0-0 G1-3			B SI 92 F SI 92 B KC 80 B SI 92 C SI 92 B SI 92 4-2 28 L9 50 SH2-4 BB		C SI 91 X SI 92 0-1 G6-3			2 0	0 0	0 0	0 0	1 0	0 0	0 0
45 Chris Narveson, L (1, 1) 50 Erik Cordier, R (4, 1) 5 Casey McGehee, R (8, 5) OBP: 0.282, SLG: 0.291			B SI 90 B FF 91 C SI 90 B SI 92 C SI 90 S SI 92 3-3 K		X FF 91 0-0 SH2-4 1-2			B FF 91 B FF 91 X FF 90 2-0 F9		1 0 1	0 0 0	0 0 0	0 0 0	0 0 0	1 0 0	0 0 0
Inning Stats	R: 1 E: 0 K: 1 S: 12 H: 1 LOB: 0 BB: 0 P: 15	R: 1 E: 0 K: 0 S: 10 H: 1 LOB: 0 BB: 0 P: 13	R: 0 E: 0 K: 1 S: 10 H: 1 LOB: 1 BB: 0 P: 17	R: 0 E: 0 K: 0 S: 7 H: 2 LOB: 1 BB: 0 P: 11	R: 0 E: 0 K: 0 S: 7 H: 0 LOB: 1 BB: 1 P: 14	R: 0 E: 0 K: 1 S: 10 H: 0 LOB: 0 BB: 0 P: 17	R: 0 E: 0 K: 0 S: 7 H: 0 LOB: 0 BB: 0 P: 8	R: 0 E: 0 K: 0 S: 7 H: 0 LOB: 0 BB: 0 P: 15	R: 0 E: 0 K: 3 S: 9 H: 0 LOB: 0 BB: 0 P: 12	1B: 2 2B: 2 3B: 0 HR: 1 SF: 0 SAC: 1 DP: 1 HBP: 0						

PITCHER	IP	WLS	BF	H	R	ER	SO	BB	IBB	HBP	BLK	WP	HR	S	P	ERA	WHIP
49 Jeff Locke, L (1, 1) ERA: 4.46	7.0	W	26	5	2	2	3	1	0	0	0	0	1	63	95	2.57	0.857
55 Joe Blanton, R (8, 1) ERA: 2.9	2.0		6	0	0	0	3	0	0	0	0	0	0	16	27	0.00	0.000

PITCHER	IP	WLS	BF	H	R	ER	SO	BB	IBB	HBP	BLK	WP	HR	S	P	ERA	WHIP

BOTTOM

Pittsburgh Pirates @ Miami Marlins

Marlins Park, Miami, FL

Wed Aug 26 2015, 7:11 PM - 9:41 PM EDT

Att. 16,560 - Roof Closed - 76 F

livebaseballscorecards.com

AB	30
R	2
H	5
RBI	2
BB	1
SO	6
LOB	7

MIAMI

Batter	1	2	3	4	5	6	7	8	9	AB	R	H	RBI	BB	SO	LOB
25 Gregory Polanco, L (1, 9) OBP: 0.335, SLG: 0.396	F FF 88 X CU 76 0-1 22 CS 1B		B FC 85 B FC 84 B FF 88 C FF 87 B FC 84 4-1 22 WP 6 G5-3 1-2 BB	X FC 84 0-0 F8			B FF 95 B SL 82 C FF 95 F FF 94 B FF 95 B SL 83 4-2 BB			2	0	1	0	2	0	1
6 Starling Marte, R (1, 7) OBP: 0.337, SLG: 0.447	F FF 88 B FF 88 F FC 85 B CH 81 1 SAFE F FC 86 X FF 88 2-2 F9 ①		B FC 85 X FF 88 1-0 G5-3 ①② 1-2 2-3f		C CH 80 B CU 77 F FF 88 F FF 90 F FC 85 X CH 81 1-2 F9 ①		F FF 94 T FF 95 1 SAFE D FF 94 F SL 82 S SL 83 1-3 K ②			4	0	0	0	0	1	4
22 Andrew McCutchen, R (1, 8) OBP: 0.403, SLG: 0.521	B FF 89 B FF 88 F CH 82 1 SAFE B FF 88 B FF 89 4-1 1-2 BB ②		B FF 89 B FF 87 B FF 88 I IN 64 4-0 17 BB 2-3 IBB		C FF 88 X CH 81 0-1 1B		B SL 83 D SL 84 F FF 95 X SL 82 2-1 F9 ③			2	0	1	0	2	0	1
17 Aramis Ramirez, R (1, 5) OBP: 0.296, SLG: 0.405 5 Josh Harrison, R (8, PR) OBP: 0.313, SLG: 0.374 (8, 5)	X FF 88 0-0 G5-3 ③		C CH 80 B FC 85 B CH 81 B FF 88 B FF 88 4-1 1-2 BB		F FF 89 1 SAFE 1 SAFE X FF 85 0-1 P4 ②			B FF 95 B FF 96 C FF 95 X FF 95 2-1 3 G4-3 1B		3 0	0 0	1 0	0 0	1 0	0 0	2 0
29 Francisco Cervelli, R (1, 2) OBP: 0.374, SLG: 0.428 19 Chris Stewart, R (3, 2) OBP: 0.319, SLG: 0.336		C FF 87 B FF 88 F FF 89 B FF 89 B CH 82 F FF 90 X FF 90 3-2 18 SF9 3B	C FF 86 B FF 88 C CH 82 F FC 85 X FF 89 1-2 G4-3 ③		B FF 88 1 SAFE B FF 86 X FF 87 2-0 F9 ③			1 SAFE X FF 95 0-0 L9 ①		2 2	1 0	1 0	0 0	0 0	0 0	3 2
24 Pedro Alvarez, L (1, 3) OBP: 0.310, SLG: 0.470 3 Sean Rodríguez, R (7, 3) OBP: 0.262, SLG: 0.325		C FC 85 B FC 86 X FC 85 1-1 G1-3 ①		C CU 72 S FC 85 F FF 87 X FC 85 0-2 HR		C FF 86 F CH 80 F FF 88 F CU 76 F CU 77 F CH 81 S CU 77 0-3 K ①		X FC 90 0-0 G4-3 ②③ 1-2f		3 1	1 0	1 0	1 0	0 0	1 0	1 1
18 Neil Walker, S (1, 4) OBP: 0.324, SLG: 0.428		X CH 82 0-0 SF9 ② 3-H		C FF 84 B FF 88 C FF 89 X FF 88 1-2 G3 ①		X FF 89 0-0 L9 ②			C FF 95 T FF 95 B SL 89 S FF 95 1-3 K ①	3	0	0	1	0	1	0
10 Jordy Mercer, R (1, 6) OBP: 0.290, SLG: 0.312		B FF 87 C FC 86 B FF 90 X FF 89 2-1 G6-3 ③		B FF 88 C FF 87 B FC 85 F FF 89 X FF 88 2-2 45 SH3-4 1B		C FF 88 B CH 81 B CH 79 X FF 87 2-1 L8 ③			C SL 88 C FF 95 S FF 95 0-3 K ②	4	0	1	0	0	1	0
45 Gerrit Cole, R (1, 1) OBP: 0.163, SLG: 0.128 44 Tony Watson, L (8, 1) 38 Michael Morse, R (9, PH) OBP: 0.293, SLG: 0.321 35 Mark Melancon, R (9, 1)			B FF 86 B FF 87 C FF 86 B FF 88 C FF 87 X FF 87 3-2 6 G5-3 25 BB 1B	X 0-0 SH3-4 ② 1-2			C FF 94 B FF 94 F FF 95 C SL 82 1-3 K ①		B FF 96 S FF 95 F FF 96 B FF 95 F SL 89 B SL 90 X FF 95 3-2 G1-3 ③	2 0 1 0	0 0 0 0	1 0 0 0	0 0 0 0	1 0 0 0	0 0 0 0	0 0 0 0

| Inning Stats | | |

BOTTOM

Pittsburgh Pirates @ Miami Marlins

Marlins Park, Miami, FL

Thu Aug 27 2015, 7:12 PM - 9:56 PM EDT

Att. 19,950 - Roof Closed - 74 F

livebaseballscorecards.com

Batter	1	2	3	4	5	6	7	8	9	AB	R	H	RBI	BB	SO	LOB
9 Dee Strange-Gordon, L (1, 4) OBP: 0.358, SLG: 0.417	X FF 93 0-0 ① G6-3		B KC 82 F FF 95 B FF 95 X SI 96 2-1 1B			B SL 86 F FF 94 B FF 94 F SI 94 X SL 88 2-2 ② G1-3		F SI 92 B SI 92 F SI 93 T SL 83 1-2 ② K		4	0	1	0	0	1	1
51 Ichiro Suzuki, L (1, 9) OBP: 0.311, SLG: 0.312	C FF 94 B KC 82 C FF 93 X CH 88 1-2 ② G4-3		C FF 96 B FF 96 X CH 89 1-1 ③ L6			X KC 82 0-0 ③ G6-3		C SI 92 B SI 93 X SI 94 1-1 ③ G4-3		4	0	0	0	0	0	2
14 Martín Prado, R (1, 5) OBP: 0.318, SLG: 0.365	C KC 81 B SL 88 F FF 95 F FF 95 C FF 96 1-3 ③ K			B SI 95 X SI 95 1-0 ① G6-3			C SL 85 X SL 87 0-1 13 1B 32 SF8 1B		C FC 93 B KC 82 S KC 82 B KC 81 X KC 82 2-2 48 G4-5-3 1B	4	1	2	0	0	1	0
48 Justin Bour, L (1, 3) OBP: 0.325, SLG: 0.431		B FF 94 C CH 88 B CH 87 B FF 95 X SI 94 3-1 ① G6-3		B FF 95 C FF 94 B SI 95 T SL 88 S SL 89 2-3 ② K			F SL 86 C SI 95 S FF 95 0-3 ① K		C FC 92 F FC 92 F FC 92 F FF 92 X KC 81 0-2 ①② G4-5-3 1-2f	4	0	0	0	0	2	2
13 Marcell Ozuna, R (1, 8) OBP: 0.297, SLG: 0.355		B SL 89 X FF 94 1-0 32 FC4-6 1B		C FF 95 X KC 80 0-1 ③ L7			X SL 89 0-0 1-3 1B		B FC 93 B FC 93 S FC 93 B FC 92 F FC 92 X FC 92 3-2 ③ G4-3	4	0	2	0	0	0	0
32 Derek Dietrich, L (1, 7) OBP: 0.368, SLG: 0.513	F FF 96 F FF 97 B SI 97 F KC 82 1 SAFE X FF 98 1-2 ② FC4-6 1-2f				B SL 85 X FF 93 1-0 ① F8		F SI 96 F FF 96 B SI 98 1 SAFE D SL 88 X SI 97 2-2 ② SF8 3-H			2	0	0	1	0	0	1
3 Adeiny Hechavarría, R (1, 6) OBP: 0.315, SLG: 0.376	1 SAFE B FF 96 X SL 88 1-0 ③ G1-3			B FF 95 B FF 94 F FF 95 X SL 87 2-1 ② F9			C FF 95 B FF 96 X KC 83 1-1 ③ P4			3	0	0	0	0	0	2
6 Jeff Mathis, R (1, 2) OBP: 0.187, SLG: 0.134 20 J.T. Realmuto, R (8, PH) OBP: 0.276, SLG: 0.383 (9, 2)		B FF 94 B FF 94 C FF 95 X FF 94 2-1 ① G1-3		C SI 94 C SL 88 B FF 95 F SL 88 B FF 96 B SL 90 X FF 95 3-2 ③ G6-3				C FF 95 B SL 88 B SL 88 C SL 88 F SI 96 F FF 96 F SL 88 F FF 95 X FF 97 2-2 19 SH1-3 1B		2 1	0 0	0 1	0 0	0 0	0 0	0 0
60 Justin Nicolino, L (1, 1) 28 Cole Gillespie, R (6, PH) OBP: 0.353, SLG: 0.438 46 Kyle Barraclough, R (7, 1) 57 Bryan Morris, L (8, 1) 19 Miguel Rojas, R (8, PH) OBP: 0.279, SLG: 0.351 40 Mike Dunn, L (9, 1) OBP: 1.000, SLG: 1.000		B FF 92 C FF 95 X FF 94 1-1 ② L5				B KC 81 C FF 93 C SL 86 C FF 93 1-3 ① K		B KC 81 1 SAFE X FF 94 1-0 ① SH1-3 1-2		1 1 0 0 0 0	0 0 0 0 0 0	0 0 0 0 0 0	0 0 0 0 0 0	0 1 0 0 0 0	0 0 0 0 0 0	0 0 0 0 0 0
Inning Stats	R: 0 E: 0 K: 1 S: 8 H: 0 LOB: 0 BB: 0 P: 10	R: 0 E: 0 K: 0 S: 8 H: 1 LOB: 1 BB: 0 P: 14	R: 0 E: 0 K: 0 S: 8 H: 1 LOB: 1 BB: 0 P: 14	R: 0 E: 0 K: 1 S: 6 H: 0 LOB: 0 BB: 0 P: 9	R: 0 E: 0 K: 0 S: 7 H: 0 LOB: 0 BB: 0 P: 13	R: 0 E: 0 K: 1 S: 7 H: 0 LOB: 0 BB: 0 P: 10	R: 1 E: 0 K: 1 S: 11 H: 2 LOB: 1 BB: 0 P: 14	R: 0 E: 0 K: 1 S: 13 H: 1 LOB: 1 BB: 0 P: 18	R: 0 E: 0 K: 0 S: 11 H: 1 LOB: 0 BB: 0 P: 16	1B: 6 2B: 0 3B: 0 HR: 0 SF: 1 SAC: 1 DP: 1 HBP: 0						

	AB	30
	R	1
	H	6
	RBI	1
	BB	0
	SO	5
	LOB	8

PITCHER		IP	WLS	BF	H	R	ER	SO	BB	IBB	HBP	BLK	WP	HR	S	P	ERA	WHIP
45 Gerrit Cole, R ERA: 2.44	(1, 1)	7.1	W	27	5	1	1	4	0	0	0	0	0	0	63	95	1.23	0.682
44 Tony Watson, L ERA: 2.14	(8, 1)	0.2	H	2	0	0	0	1	0	0	0	0	0	0	5	7	0.00	0.000
35 Mark Melancon, R ERA: 1.48	(9, 1)	1.0	S	3	1	0	0	0	0	0	0	0	0	0	11	16	0.00	1.000

PITCHER	IP	WLS	BF	H	R	ER	SO	BB	IBB	HBP	BLK	WP	HR	S	P	ERA	WHIP

Batter	1	2	3	4	5	6	7	8	9	AB	R	H	RBI	BB	SO	LOB
7 José Reyes, S (1, 6) OBP: 0.315, SLG: 0.396	C SI 90 S CH 83 B SL 83 X SI 93 1-2 ① G3		C SI 95 B SL 83 F CH 85 X SI 93 1-2 ② G4-3		B CH 85 X CH 84 1-0 3-H HR			C SI 92 B SI 92 F CH 83 B SI 93 X SI 93 2-2 28 S 9 SH2-3 28 L9-2 1B		4	1	2	2	0	0	0
9 DJ LeMahieu, R (1, 4) OBP: 0.371, SLG: 0.405	B SI 93 B CH 84 B SI 92 B SI 92 4-0 4 S 28 BB BB		B SL 82 B SI 94 B SI 92 C SI 93 F SI 93 F SI 94 X SI 94 3-2 2B		C SI 93 C SL 84 B SL 84 S CH 86 1-3 ③ K			1 SAFE X SI 92 0-0 ① SH2-3 1-2		2	0	1	0	1	1	0
28 Nolan Arenado, R (1, 5) OBP: 0.314, SLG: 0.547	B CH 83 F SI 92 B SL 83 F CH 83 B SI 92 F SL 82 B SI 94 4-2 1-2 BB		X CH 85 0-0 ③ L8			B SI 91 B SL 82 S SL 83 F SI 92 F SL 83 F SI 93 B SI 94 X SL 84 3-2 ① L4		C SI 93 B SI 93 B CH 84 S CH 85 F SI 94 X CH 85 2-2 ②③ L9-2 2-H		3	0	0	0	1	0	2
5 Carlos González, L (1, 9) OBP: 0.331, SLG: 0.543	D SI 94 C SL 88 X SI 94 1-1 ② L6			F SI 91 X SI 92 0-1 ① G4-3		X SL 86 0-0 HR			B FC 94 F FC 92 X KC 83 1-1 ① G3-1	4	1	1	1	0	0	2
4 Nick Hundley, R (1, 2) OBP: 0.334, SLG: 0.460	B SL 85 B CH 84 X CH 85 2-0 ③ F9 2-3			C SI 92 X SL 83 0-1 ② F9		T CH 86 B SI 94 B SI 93 B SI 92 X SI 92 3-1 ② 1B			T FF 94 B KC 83 B FC 93 X FC 94 2-1 ② F9	4	0	1	0	0	0	2
12 Matt McBride, R (1, 3) OBP: 0.212, SLG: 0.188		B SI 91 C SI 90 C SL 83 F SL 85 S SL 84 1-3 ① K		C SL 84 X CH 84 0-1 ③ G1		B SL 86 F SI 93 F CH 86 X SL 85 1-2 ③ P3			B FC 92 C FF 92 X FC 93 1-1 ③ F8	4	0	0	0	0	1	0
16 Kyle Parker, R (1, 7) OBP: 0.258, SLG: 0.344 47 Jairo Díaz, R (7, 1) 45 Scott Oberg, R (8, 1)		B SI 92 S SI 93 S SL 84 S SL 83 1-3 ② K			S CH 82 B SI 93 B CH 84 B SI 91 F SI 91 B SL 84 4-2 1 F8 1 WP 7 HR BB		C FC 92 C SL 80 B FF 93 F CU 70 B CH 87 B FC 93 X SL 78 3-2 ① F8			2 0 0	1 0 0	0 0 0	0 0 0	1 0 0	1 0 0	0 0 0
1 Brandon Barnes, R (1, 8) OBP: 0.322, SLG: 0.355 (7, 7)		C SI 94 S CH 85 X SL 82 0-2 ③ F8			B SI 92 C CH 84 1 SAFE B CH 85 S CH 84 X SL 80 2-2 ① F8 1-3		F SL 80 S SL 79 B FC 92 B FC 93 B CU 71 B FC 93 S FC 93 3-3 ② K			3	0	0	0	0	1	1
55 Jon Gray, R (1, 1) 36 Christian Bergman, R (5, 1) 19 Charlie Blackmon, L (7, PH) OBP: 0.353, SLG: 0.462 (7, 8)			C SI 89 B SI 93 S SI 91 B SI 94 S SI 92 2-3 ① K		C SI 92 S SL 83 S SL 84 0-3 ② K2-3		C FF 93 F FC 93 X FF 93 0-2 ③ F8			2 0 1	0 0 0	0 0 0	0 0 0	0 0 0	2 0 0	1 0 0
Inning Stats	R: 0 E: 0 K: 0 S: 9 H: 0 LOB: 2 BB: 2 P: 21	R: 0 E: 0 K: 2 S: 10 H: 0 LOB: 0 BB: 0 P: 12	R: 0 E: 0 K: 1 S: 11 H: 1 LOB: 1 BB: 0 P: 17	R: 0 E: 0 K: 0 S: 6 H: 0 LOB: 0 BB: 0 P: 6	R: 2 E: 0 K: 2 S: 12 H: 1 LOB: 0 BB: 1 P: 20	R: 1 E: 0 K: 0 S: 11 H: 2 LOB: 0 BB: 0 P: 18	R: 0 E: 0 K: 1 S: 10 H: 0 LOB: 0 BB: 0 P: 16	R: 0 E: 0 K: 0 S: 8 H: 1 LOB: 0 BB: 0 P: 12	R: 0 E: 0 K: 0 S: 6 H: 0 LOB: 0 BB: 0 P: 10	1B: 2 2B: 2 3B: 0 HR: 2 SF: 0 SAC: 1 DP: 1 HBP: 0						

PITCHER		IP	WLS	BF	H	R	ER	SO	BB	IBB	HBP	BLK	WP	HR	S	P	ERA	WHIP
47 Francisco Liriano, L ERA: 3.28	(1, 1)	6.0		24	4	3	3	5	3	0	0	0	1	2	59	94	4.50	1.167
38 Joakim Soria, R ERA: 2.7	(7, 1)	1.0		3	0	0	0	1	0	0	0	0	0	0	10	16	0.00	0.000
44 Tony Watson, L ERA: 2.1	(8, 1)	1.0	W	3	1	0	0	0	0	0	0	0	0	0	8	12	0.00	1.000
35 Mark Melancon, R ERA: 1.45	(9, 1)	1.0	S	3	0	0	0	0	0	0	0	0	0	0	6	10	0.00	0.000

PITCHER	IP	WLS	BF	H	R	ER	SO	BB	IBB	HBP	BLK	WP	HR	S	P	ERA	WHIP

TOP

Colorado Rockies @ Pittsburgh Pirates

PNC Park, Pittsburgh, PA

Fri Aug 28 2015, 7:09 PM - 10:18 PM EDT

Att. 32,607 - Clear - 80 F

livebaseballscorecards.com

AB	29
R	3
H	5
RBI	3
BB	3
SO	6
LOB	8

WP: 1 PA: 33
PB: 0
SB: 2
CS: 0

BOTTOM

Colorado Rockies @ Pittsburgh Pirates

PNC Park, Pittsburgh, PA

Fri Aug 28 2015, 7:09 PM - 10:18 PM EDT

Att. 32,607 - Clear - 80 F

livebaseballscorecards.com

Batter	1	2	3	4	5	6	7	8	9	AB	R	H	RBI	BB	SO	LOB
25 Gregory Polanco, L (1, 9) OBP: 0.337, SLG: 0.400	C FF 92 S FF 93 B FF 95 F FF 95 F CH 85 C FF 96 1-3 K ①		C FF 94 F FF 96 B SL 86 F FF 94 B FF 95 X FF 94 2-2 6 S 27 2B 1B		L FF 92 X FF 93 0-1 6 WP 6 SF7 2B	C CH 83 B SL 87 B FF 92 X FF 91 2-1 L9 ③		B CU 77 B FF 96 B FF 95 C FF 95 F FF 96 F SL 85 X FF 94 3-2 1-3 2-H 1B		5	2	3	1	0	1	3
6 Starling Marte, R (1, 7) OBP: 0.334, SLG: 0.443	B FF 94 X FF 94 1-0 F8 ②		1 SAFE F FF 92 B FF 92 1 SAFE P PO 86 X FF 92 2-1 F7 ② 1-2		F FF 92 L FF 92 B FF 93 B FF 94 F CH 85 B CH 86 X FF 93 3-2 SF7 ① 2-H		C SL 90 X FF 96 0-1 G5-3 ①	F SL 85 B FF 94 X FF 93 1-1 P3 ③		4	0	0	1	0	0	3
22 Andrew McCutchen, R (1, 8) OBP: 0.405, SLG: 0.522	C FF 94 S SL 86 B FF 95 F FF 96 X SL 85 1-2 27 S 27 1B 1B		B FF 92 S CH 84 B FF 92 S FF 94 B FF 94 B FF 94 4-2 27 2B BB		B CH 83 B FF 94 F FF 94 X FF 94 2-1 27 G5-4-3 1B		B SI 97 B SL 90 X SI 97 2-0 G6-3 ②			3	1	2	0	1	0	0
27 Jung Ho Kang, R (1, 5) (9, 6) OBP: 0.365, SLG: 0.460	B FF 93 B FF 92 B CH 85 F FF 94 F FF 94 X FF 95 3-2 1-H 1B		B CH 84 B FF 94 X CH 85 2-0 1-3 2-H 2B		C FF 90 F FF 88 B FF 88 X FF 88 1-2 G5-4-3 ②③ 1-2f		B FF 97 B FF 97 C SL 89 B SI 97 S SL 88 X SL 89 3-2 F8 ③			4	0	2	2	0	0	1
18 Neil Walker, S (1, 4) OBP: 0.324, SLG: 0.425	1 SAFE F FF 93 F CH 85 S FF 94 0-3 K ③		B FF 93 B FF 93 B CH 85 I IN 75 4-0 IBB			X CH 82 0-0 F8 ①		C CU 76 F FF 94 B CU 77 B FF 95 C FF 95 2-3 K ①		3	0	0	0	1	2	1
29 Francisco Cervelli, R (1, 2) OBP: 0.375, SLG: 0.427		C FF 94 B SL 86 X FF 94 1-1 L8 ①	F FF 94 C FF 94 B FF 95 S FF 95 1-3 K ③			C FF 90 B SL 88 F CH 83 B FF 89 X FF 87 2-2 10 E 1B		B CU 77 B SI 94 C FF 96 B FF 95 D FF 95 4-1 17 L9 24 BB 5 1B BB		3	1	1	0	1	1	3
24 Pedro Alvarez, L (1, 3) OBP: 0.309, SLG: 0.466 3 Sean Rodríguez, R (8, PR) OBP: 0.262, SLG: 0.325 (9, 3)		F CH 84 S FF 94 S FF 94 0-3 K ②	C FF 92 B FF 94 S FF 94 F SL 85 S FF 93 1-3 K ①			C FF 90 B FF 90 S FF 90 S FF 91 1-3 K ②		B FF 95 B CU 77 F FF 94 B FF 95 B FF 95 4-1 5 1B 25 1B 1-2 BB		3 0	0 1	0 0	0 0	1 0	3 0	1 0
10 Jordy Mercer, R (1, 6) OBP: 0.290, SLG: 0.313 17 Aramis Ramirez, R (8, PH) OBP: 0.295, SLG: 0.404 35 Mark Melancon, R (9, 1)		B FF 94 X FF 94 1-0 G5-3 ③	C FF 93 B SL 87 B CH 85 F CH 86 X FF 94 2-2 47 CS 1B			B CH 82 B CH 84 X FF 90 2-0 E4 38 WP 1-3		C FF 95 F FF 94 D CU 78 X FF 95 1-2 L9 ② 2-3		3 1 0	0 0 0	1 0 0	0 0 0	0 0 0	0 0 0	1 2 0
47 Francisco Liriano, L (1, 1) OBP: 0.115, SLG: 0.192 38 Michael Morse, R (6, PH) OBP: 0.287, SLG: 0.321 38 Joakim Soria, R (7, 1) 44 Tony Watson, L (8, 1) 5 Josh Harrison, R (8, PH) OBP: 0.315, SLG: 0.376 (9, 5)			C FF 92 B FF 94 X FF 93 1-1 L6 ①		L FF 90 B FF 90 F CH 84 B FF 93 F FF 92 S CH 85 2-3 K ②③ 1-2	C SL 86 F FF 88 F FF 91 F CU 81 D CU 79 B FF 89 B CH 83 B FF 91 4-2 1-2 BB		F FF 95 X FF 95 0-1 25 1B 1-2 3-H 1B		2 0 0 0 1	0 0 0 0 0	0 0 0 0 1	0 0 0 0 1	1 0 0 0 0	0 0 0 0 0	1 0 0 0 0
Inning Stats	R: 1 E: 0 K: 2 S: 16 H: 2 LOB: 1 BB: 0 P: 22	R: 0 E: 0 K: 1 S: 6 H: 0 LOB: 0 BB: 0 P: 8	R: 1 E: 0 K: 1 S: 15 H: 2 LOB: 3 BB: 2 P: 30	R: 0 E: 0 K: 2 S: 11 H: 1 LOB: 0 BB: 0 P: 16	R: 1 E: 0 K: 0 S: 11 H: 2 LOB: 0 BB: 0 P: 17	R: 0 E: 1 K: 0 S: 14 H: 1 LOB: 3 BB: 1 P: 25	R: 0 E: 0 K: 0 S: 6 H: 0 LOB: 0 BB: 0 P: 11	R: 2 E: 0 K: 1 S: 16 H: 2 LOB: 2 BB: 2 P: 31		1B: 8 2B: 2 3B: 0 HR: 0 SF: 1 SAC: 0 DP: 1 HBP: 0						

	AB	32
	R	5
	H	10
	RBI	5
	BB	5
	SO	8
	LOB	16

WP: 2 PB: 0 SB: 2 CS: 1 PA: 38

PITCHER		IP	WLS	BF	H	R	ER	SO	BB	IBB	HBP	BLK	WP	HR	S	P	ERA	WHIP
55 Jon Gray, R ERA: 6.0	(1, 1)	4.1		21	7	3	3	6	1	1	0	0	1	0	56	89	6.23	1.846
36 Christian Bergman, R ERA: 4.28	(5, 1)	1.2		7	1	0	0	1	1	0	0	0	1	0	17	29	0.00	1.200
47 Jairo Díaz, R ERA:	(7, 1)	1.0		3	0	0	0	0	0	0	0	0	0	0	6	11	0.00	0.000
45 Scott Oberg, R ERA: 5.67	(8, 1)	1.0	L	7	2	2	2	1	2	0	0	0	0	0	16	31	18.00	4.000

PITCHER	IP	WLS	BF	H	R	ER	SO	BB	IBB	HBP	BLK	WP	HR	S	P	ERA	WHIP

Colorado Rockies @ Pittsburgh Pirates

PNC Park, Pittsburgh, PA

Sat Aug 29 2015, 7:08 PM - 10:17 PM EDT

Att. 35,838 - Clear - 84 F

TOP

livebaseballscorecards.com

Batter	1	2	3	4	5	6	7	8	9	AB	R	H	RBI	BB	SO	LOB
19 Charlie Blackmon, L (1, 8) OBP: 0.349, SLG: 0.457	C FF 91 F FF 91 X CU 77 0-2 ① L9		F FF 92 B FF 92 F FF 92 X FF 93 1-2 ① FC3-6 7 E 7 S 1-2f 3-H		B SL 83 S SL 83 B SI 91 C FF 93 F FF 92 X FF 93 2-2 ② G1-3		C FF 99 F FS 88 B FS 91 B FF 99 F SI 98 F FS 88 F SL 90 F SL 92 S FF 99 2-3 ③ K		C FC 92 X FC 92 0-1 ②③ L4 1-1	5	0	0	1	0	1	2
7 José Reyes, S (1, 6) OBP: 0.312, SLG: 0.392	C FF 93 X FF 92 0-1 ② F9		1 SAFE 1 SAFE C FF 92 C FF 92 D SL 86 B FF 92 B FF 94 F FF 94 X FF 93 3-2 ② F9 1-3		C SL 82 X CH 85 0-1 ③ F7			B SI 93 B SI 92 C SI 92 S SI 93 X SI 94 2-2 ① L7		4	0	0	0	0	0	1
5 Carlos González, L (1, 9) OBP: 0.331, SLG: 0.541	C SI 91 F FF 92 F FF 94 B SL 87 F FF 93 B CH 85 F CU 78 X FF 94 2-2 ③ G5-3		X FF 92 0-0 ③ P1			B SL 84 X FF 93 1-0 10 FC6-4 9 E 1B		F SI 93 B SL 83 X SI 93 1-1 ② G6-3		4	0	1	0	0	0	1
28 Nolan Arenado, R (1, 5) OBP: 0.314, SLG: 0.545		C FF 92 F FF 91 X CH 85 0-2 ① F9		F SL 83 X FF 92 0-1 ① P4		X FF 92 0-0 ① F9		B SI 93 S CH 84 X SI 94 1-1 1B		4	0	1	0	0	0	1
9 DJ LeMahieu, R (1, 4) OBP: 0.370, SLG: 0.402		C FF 93 F SI 91 B FF 93 B CU 79 S SI 91 2-3 ② K		B SI 91 B FF 92 F FF 92 B FF 93 B FF 93 4-1 4 1B BB		1 SAFE B FF 92 X SL 83 1-0 FC6 10 FC6-4 1-2		C SI 94 F CH 86 D CH 85 B SI 93 F CH 86 F SI 94 B SI 93 F SI 93 F SI 93 3-2 ③ X SI 94 L7		3	0	0	0	1	1	2
10 Ben Paulsen, L (1, 3) OBP: 0.325, SLG: 0.474		S FF 93 S CU 79 X CU 79 0-2 4 FC6-4 1B		C FF 92 C FF 92 B FF 93 F FF 93 F FF 94 S FF 92 1-3 ② K		F FF 92 S SL 84 X FF 92 0-2 ② FC6-4 1-2f 2-3			B FC 92 B FC 93 F FC 92 X FC 92 2-1 4 HR 1B	4	1	2	0	0	1	3
4 Nick Hundley, R (1, 2) OBP: 0.336, SLG: 0.470		F FF 94 X FF 93 0-1 ③ FC6-4 1-2f		S FF 94 1 SAFE D SL 86 X FF 92 1-1 1-2 1B		X SI 96 0-0 ③ G5-3			B FF 93 B FC 92 C FC 92 X FF 92 2-1 1-H HR	4	1	2	2	0	0	3
1 Brandon Barnes, R (1, 7) OBP: 0.325, SLG: 0.362			B FF 92 B FF 90 C FF 92 X SI 91 2-1 52 1B 19 FC3-6 2B	B CU 75 C FF 93 B CH 85 B SL 84 C SL 84 X FF 94 3-2 ③ G5-3			B FS 92 S SI 96 X SL 91 1-1 ① F7		B FC 93 C FC 92 B KC 82 X FC 92 2-1 19 L4 1B	4	1	2	0	0	0	2
52 Chris Rusin, L (1, 1) OBP: 0.235, SLG: 0.324 12 Matt McBride, R (7, PH) OBP: 0.206, SLG: 0.182 65 Jason Gurka, L (7, 1) 62 Gonzalez Germen, R (7, 1) 3 Daniel Descalso, L (9, PH) OBP: 0.294, SLG: 0.347			C FF 92 M FF 92 D CU 78 X FF 94 1-2 19 FC3-6 2-3 1B		B FF 92 F FF 92 X SL 84 1-1 ① G4-3		B SI 96 C SI 95 X SL 89 1-1 ② G1-3		1 SAFE B FC 93 X FC 92 1-0 ① P4	2 1 0 0 1	0 0 0 0 0	1 0 0 0 0	0 0 0 0 0	0 0 0 0 0	0 0 0 0 0	0 0 0 0 1

	AB	36
	R	3
	H	9
	RBI	3
	BB	1
	SO	3
	LOB	16

Inning Stats																						
	R: 0	H: 0	R: 0	H: 1	R: 1	H: 2	R: 0	H: 1	R: 0	H: 0	R: 0	H: 1	R: 0	H: 0	R: 0	H: 1	R: 2	H: 3	1B: 7	SF: 0	WP: 0	PA: 37
	E: 0	LOB: 0	E: 0	LOB: 1	E: 0	LOB: 1	E: 0	LOB: 2	E: 0	LOB: 0	E: 1	LOB: 2	E: 0	LOB: 0	E: 0	LOB: 1	E: 0	LOB: 0	2B: 2	SAC: 0	PB: 0	
	K: 0	BB: 0	K: 1	BB: 0	K: 0	BB: 0	K: 1	BB: 1	K: 0	BB: 0	K: 0	BB: 0	K: 1	BB: 0	K: 0	BB: 0	K: 0	BB: 0	3B: 0	DP: 1	SB: 1	
	S: 11	P: 13	S: 11	P: 13	S: 13	P: 20	S: 13	P: 22	S: 8	P: 11	S: 7	P: 9	S: 11	P: 15	S: 14	P: 21	S: 9	P: 16	HR: 1	HBP: 0	CS: 0	

PITCHER		IP	WLS	BF	H	R	ER	SO	BB	IBB	HBP	BLK	WP	HR	S	P	ERA	WHIP
32 J.A. Happ, L ERA: 4.1	(1, 1)	5.2	W	24	5	1	1	2	1	0	0	0	0	0	62	87	1.59	1.059
37 Arquimedes Caminero, R ERA: 3.26	(6, 1)	1.1	H	4	0	0	0	1	0	0	0	0	0	0	12	16	0.00	0.000
44 Tony Watson, L ERA: 2.07	(8, 1)	1.0	H	4	1	0	0	0	0	0	0	0	0	0	14	21	0.00	1.000
35 Mark Melancon, R ERA: 1.71	(9, 1)	1.0	S	5	3	2	2	0	0	0	0	0	0	1	9	16	18.00	3.000

PITCHER	IP	WLS	BF	H	R	ER	SO	BB	IBB	HBP	BLK	WP	HR	S	P	ERA	WHIP

Batter	1	2	3	4	5	6	7	8	9	AB	R	H	RBI	BB	SO	LOB
25 Gregory Polanco, L (1, 9) OBP: 0.335, SLG: 0.397	X FF 89 0-0 ① F8		B FF 89 B FC 87 C FC 86 F SI 89 F FC 87 B CU 77 X SI 88 3-2 ① G6-3		B FC 86 C CU 78 B SI 87 B SI 88 C FC 85 X SI 89 3-2 ① G4-3		B CU 77 C CU 75 F FF 93 X FF 92 1-2 ① FC4-6 (5 FC4-6) 1-2f 3-H			4	0	0	1	0	0	1
5 Josh Harrison, R (1, 7) (8, 4) OBP: 0.317, SLG: 0.378	B FF 90 C SI 90 B CH 82 X CH 82 2-1 22 1B; 17 HR; 1B		B CH 80 C SI 87 C CH 80 C FC 88 1-3 ② K		B CH 78 X FC 86 1-0 22 CS; 1B		F FF 93 F FF 93 1 SAFE F SI 94 F SL 86 X FF 94 0-2 ② FC4-6 1-2f			4	1	2	0	0	1	1
22 Andrew McCutchen, R (1, 8) OBP: 0.406, SLG: 0.522	C SI 90 F FC 87 1 SAFE 1 SAFE B CH 82 X FC 88 1-2 17 HR; 1-3; 1B		B FC 87 B SI 87 B SI 89 C SI 88 X SI 87 3-1 1B		1 SAFE F FF 89 1 SAFE B CH 81 1 SAFE X SI 88 1-1 ②③ P3 1-2		B CH 86 S CH 85 X FF 94 1-1 ③ F9			4	1	2	0	0	0	2
17 Aramis Ramirez, R (1, 5) OBP: 0.295, SLG: 0.410 35 Mark Melancon, R (9, 1)	F FF 91 F CH 83 B FF 91 B FF 91 X FC 88 2-2 1-H; 3-H; HR		B SI 88 C FC 87 X CH 82 1-1 ③ P4			S CU 76 B FF 88 B CH 79 B CH 81 F SI 88 F FF 88 X CH 82 3-2 ① P3		B CH 86 S CH 85 C FF 94 F FF 94 B FF 94 F CH 86 F FF 95 F FF 95 X FF 94 2-2 ① G5-3		4 0	1 0	1 0	3 0	0 0	0 0	1 0
27 Jung Ho Kang, R (1, 6) (9, 5) OBP: 0.362, SLG: 0.455	C SI 90 B CH 82 C FF 91 B CU 80 S SI 88 2-3 ② K			C CU 76 F SI 88 X CH 79 0-2 ① L6		B FC 86 B SI 90 B CH 81 C FF 89 X FC 86 3-1 ② G6-3		C SI 94 X SI 94 0-1 ② G6-3		4	0	0	0	0	1	0
29 Francisco Cervelli, R (1, 2) OBP: 0.379, SLG: 0.426	C SI 89 F CH 79 B CH 82 X FF 88 1-2 ③ G6-3			C FC 85 F CH 81 F SI 90 B CH 80 B FC 85 F FF 88 B CU 80 B SI 87 4-2 24 E; 24 G3; BB		C CH 81 B SI 88 C FF 88 B FC 86 F SI 86 B CH 82 B FC 87 4-2 BB		B SI 94 B FF 94 B CH 86 B FF 92 4-0 3 1B; BB		1	0	0	0	3	0	0
24 Pedro Alvarez, L (1, 3) OBP: 0.307, SLG: 0.462 3 Sean Rodríguez, R (7, 3) OBP: 0.266, SLG: 0.328		C CU 79 X SI 88 0-1 ① G3-1		B SI 90 C SI 90 X SI 90 1-1 ② G3 1-3		S FC 87 B FC 86 S SI 90 X SI 91 1-2 ③ L8		S CH 84 C FF 95 X FF 93 0-2 1-2; 1B		3 1	0 0	0 1	0 0	0 0	0 0	2 0
18 Neil Walker, S (1, 4) OBP: 0.326, SLG: 0.425 6 Starling Marte, R (7, PR) OBP: 0.333, SLG: 0.442 (8, 7)		C FF 90 B CH 81 S CH 83 B SI 90 F FC 88 F CH 82 X CH 78 2-2 ② F8		I IN 71 I IN 70 I IN 70 I IN 67 4-0 IBB			F SI 90 X FF 93 0-1 38 1B; 25 FC4-6; 1B	S CH 86 B FF 94 S CH 86 B CH 88 F CH 87 B FF 95 F CH 87 X FF 94 3-2 ③ G6-3		2 1	0 1	1 0	0 0	1 0	0 0	0 2
32 J.A. Happ, L (1, 1) 37 Arquimedes Caminero, R (6, 1) 38 Michael Morse, R (7, PH) OBP: 0.300, SLG: 0.325 44 Tony Watson, L (8, 1) 10 Jordy Mercer, R (9, 6) OBP: 0.290, SLG: 0.313		C FF 90 B SI 88 S SI 88 X SI 88 1-2 ③ G3-1		F SI 88 C SI 87 B FF 89 B SI 89 B SI 88 S SI 88 3-3 ③ K			X FF 92 0-0 25 FC4-6 1-3; 1B			2 0 1 0 0	0 0 0 0 0	0 0 1 0 0	0 0 0 0 0	1 0 0 0 0	0 0 0 0 0	2 0 0 0 0
Inning Stats	R: 3 H: 3 E: 0 LOB: 0 K: 1 BB: 0 S: 15 P: 23	R: 0 H: 0 E: 0 LOB: 0 K: 0 BB: 0 S: 10 P: 13	R: 0 H: 1 E: 0 LOB: 1 K: 1 BB: 0 S: 11 P: 19	R: 0 H: 0 E: 1 LOB: 2 K: 1 BB: 2 S: 12 P: 24	R: 0 H: 1 E: 0 LOB: 0 K: 0 BB: 0 S: 6 P: 11	R: 0 H: 0 E: 0 LOB: 1 K: 0 BB: 1 S: 12 P: 23	R: 1 H: 2 E: 0 LOB: 1 K: 0 BB: 0 S: 13 P: 15	R: 0 H: 1 E: 0 LOB: 2 K: 0 BB: 1 S: 17 P: 26		1B: 7 2B: 0 3B: 0 HR: 1	SF: 0 SAC: 0 DP: 0 HBP: 0		WP: 0 PB: 0 SB: 0 CS: 1	PA: 35		

PITCHER	IP	WLS	BF	H	R	ER	SO	BB	IBB	HBP	BLK	WP	HR	S	P	ERA	WHIP
52 Chris Rusin, L (1, 1) ERA: 4.94	6.0	L	25	5	3	3	3	2	1	0	0	0	1	66	113	4.50	1.167
65 Jason Gurka, L (7, 1) ERA: 27.0	0.1		3	2	1	1	0	0	0	0	0	0	0	6	7	27.00	6.000
62 Gonzalez Germen, R (7, 1) ERA: 6.12	1.2		7	1	0	0	0	1	0	0	0	0	0	24	34	0.00	1.200

PITCHER	IP	WLS	BF	H	R	ER	SO	BB	IBB	HBP	BLK	WP	HR	S	P	ERA	WHIP

BOTTOM

Colorado Rockies @ Pittsburgh Pirates

PNC Park, Pittsburgh, PA

Sat Aug 29 2015, 7:08 PM - 10:17 PM EDT

Att. 35,838 - Clear - 84 F

livebaseballscorecards.com

AB	31
R	4
H	8
RBI	4
BB	4
SO	3
LOB	11

Colorado Rockies @ Pittsburgh Pirates

PNC Park, Pittsburgh, PA

Sun Aug 30 2015, 1:39 PM - 4:35 PM EDT

Att. 36,271 - Partly Cloudy - 83 F

livebaseballscorecards.com

Batter	1	2	3	4	5	6	7	8	9	AB	R	H	RBI	BB	SO	LOB
19 Charlie Blackmon, L (1, 8) OBP: 0.350, SLG: 0.456	C FF 92 X SI 91 0-1 ① P5		B FS 84 X SI 92 1-0 ③ F8		B FF 92 B CU 76 F SI 91 F SI 93 X FS 84 2-2 5 G4-6-3 1B		B FF 90 S FF 91 B FF 92 F FF 91 F FF 92 X SL 83 2-2 5 S 1B		C SI 91 F SL 83 B SL 85 X SI 92 1-2 ② G6-3	5	0	2	0	0	0	1
9 DJ LeMahieu, R (1, 4) OBP: 0.368, SLG: 0.400	C FF 92 B SI 92 B CU 78 F SI 92 X SI 92 2-2 ② G4-3			B SI 92 B SI 92 X SI 92 2-0 5 1B 28 2B 1B	C SI 93 D SI 92 P PO 85 F SI 92 S SI 92 2-3 ① K		C FF 91 F FF 92 F SL 84 S SL 84 0-3 ① K		S SL 85 B SI 91 X SL 85 1-1 ③ G6-3	5	1	1	0	0	2	2
5 Carlos González, L (1, 9) OBP: 0.330, SLG: 0.538	B FF 92 B SI 91 B SI 92 C SI 92 F SI 92 C SI 93 3-3 ③ K			1 SAFE X SI 92 0-0 28 2B 10 3B 1B 1-2	1 SAFE X SI 91 0-0 ② ③ G4-6-3 1-2f		S FF 91 1 SAFE B FF 92 S SL 83 C FF 93 1-3 ② K 1-2			4	1	1	0	0	2	2
28 Nolan Arenado, R (1, 5) OBP: 0.313, SLG: 0.545		X SI 91 0-0 ① G4-3		B SI 92 X SI 92 1-0 10 3B 2B 1-3 2-H		S CU 78 F SI 92 X FS 85 0-2 ① G4-3	D FF 92 D SL 84 B FF 93 C FF 92 S SL 83 F FF 93 S SL 84 3-3 ③ K			4	1	1	1	0	1	1
10 Ben Paulsen, L (1, 3) OBP: 0.331, SLG: 0.483		C SI 91 C SI 92 F CU 77 X SI 92 0-2 ② G3-1		X CU 80 0-0 2-H 3-H 3B		F SI 93 B CU 80 X FS 85 1-1 3 WP 50 E 1B		B FF 90 B FF 91 B FF 91 C FF 91 B FF 91 4-1 BB		3	1	2	2	1	0	0
16 Kyle Parker, R (1, 7) OBP: 0.246, SLG: 0.328 1 Brandon Barnes, R (6, 7) OBP: 0.324, SLG: 0.361		B SI 92 X SI 92 1-0 ③ G4-3		F SI 93 X SI 93 0-1 ① G4-3		B SI 92 S SI 92 S CU 79 F SI 93 F CU 80 C SI 93 1-3 ② K		M FF 91 C FF 92 D SL 85 S FF 93 1-3 ① K		3 1	0 0	0 0	0 0	0 0	1 1	2 1
3 Daniel Descalso, L (1, 6) OBP: 0.293, SLG: 0.340			C SI 92 B FS 84 X SI 91 1-1 ① G4-3	C SI 93 X SI 93 0-1 ② L6		C SI 92 S CU 79 B CU 80 B SI 92 B CU 78 I IN 65 4-2 50 E 50 E IBB 1-2		B SL 84 F FF 92 B SL 83 C FF 92 S FF 93 2-3 ② K		3	1	0	0	1	1	2
50 Dustin Garneau, R (1, 2) OBP: 0.286, SLG: 0.333			C SI 91 B SI 92 C CU 79 C CU 79 1-3 ② K	I IN 61 I IN 73 I IN 75 I IN 76 4-0 IBB		B SI 93 X SI 92 1-0 E1 1-H 2-H		X FF 92 0-0 ③ P4		3	0	0	0	1	1	1
29 Jorge De La Rosa, L (1, 1) OBP: 0.070, SLG: 0.070 45 Scott Oberg, R (7, 1) 53 Christian Friedrich, R (8, 1) 47 Jairo Díaz, R (8, 1) 12 Matt McBride, R (9, PH) OBP: 0.200, SLG: 0.176 66 John Axford, R (9, 1)			C FF 92 C SI 91 X SI 92 0-2 E5	C SI 92 S SI 92 B SI 92 S CU 80 1-3 ③ K		F SI 92 S SI 92 S CU 78 0-3 ③ K			X FF 90 0-0 ① P3	3 0 0 0 1 0	0 0 0 0 0 0	0 0 0 0 0 0	0 0 0 0 0 0	0 0 0 0 0 0	2 0 0 0 0 0	3 0 0 0 0 0

TOP

AB	35
R	5
H	7
RBI	3
BB	3
SO	11
LOB	15

Inning Stats	1	2	3	4	5	6	7	8	9
	R: 0 E: 0 K: 1 S: 8	H: 0 LOB: 0 BB: 0 P: 13	R: 0 E: 0 K: 0 S: 6	H: 0 LOB: 0 BB: 0 P: 7	R: 0 E: 1 K: 1 S: 9	H: 0 LOB: 1 BB: 0 P: 12	R: 3 E: 0 K: 1 S: 11	H: 4 LOB: 2 BB: 1 P: 19	R: 0 E: 0 K: 1 S: 8	H: 1 LOB: 0 BB: 0 P: 11
	R: 2 E: 1 K: 2 S: 16	H: 1 LOB: 1 BB: 1 P: 23	R: 0 E: 0 K: 3 S: 15	H: 1 LOB: 1 BB: 0 P: 21	R: 0 E: 0 K: 2 S: 8	H: 0 LOB: 1 BB: 1 P: 15	R: 0 E: 0 K: 0 S: 6	H: 0 LOB: 0 BB: 0 P: 8	1B: 5 2B: 1 3B: 1 HR: 0	SF: 0 SAC: 0 DP: 1 HBP: 0

WP: 1 PA: 38
PB: 0
SB: 1
CS: 0

PITCHER		IP	WLS	BF	H	R	ER	SO	BB	IBB	HBP	BLK	WP	HR	S	P	ERA	WHIP
50 Charlie Morton, R ERA: 4.22	(1, 1)	6.0	L	27	6	5	3	6	0	2	0	0	1	0	58	85	4.50	1.000
59 Antonio Bastardo, L ERA: 3.27	(7, 1)	2.0		8	1	0	0	5	1	0	0	0	0	0	23	36	0.00	1.000
55 Joe Blanton, R ERA: 2.85	(9, 1)	1.0		3	0	0	0	0	0	0	0	0	0	0	6	8	0.00	0.000

PITCHER	IP	WLS	BF	H	R	ER	SO	BB	IBB	HBP	BLK	WP	HR	S	P	ERA	WHIP

Batter	1	2	3	4	5	6	7	8	9	AB	R	H	RBI	BB	SO	LOB
25 Gregory Polanco, L (1, 9) OBP: 0.332, SLG: 0.393	C FC 88 C FF 90 B FS 83 F FS 81 S FC 87 1-3 K ①	B FS 81 B FS 80 C FS 79 C FF 91 S FS 81 2-3 K ②	B FC 83 X FS 80 1-0 L3 ①	C CU 78 X SL 89 0-1 G6-3 ②		4	0	0	0	0	2	1
6 Starling Marte, R (1, 7) OBP: 0.331, SLG: 0.438 55 Joe Blanton, R (9, 1)	B FF 91 X FF 90 1-0 G5-3 ②	B FS 82 C FF 89 F FC 87 F FF 91 F FS 82 X FS 82 1-2 G1-3 ③	B FS 79 S FC 85 F FC 86 X FC 88 1-2 G6-3 ②	X SI 92 0-0 E9		4 0	0 0	0 0	0 0	0 0	0 0	1 0
22 Andrew McCutchen, R (1, 8) OBP: 0.405, SLG: 0.520	B FF 90 C FS 81 X FF 91 1-1 1B	B FF 90 C FS 80 B FC 87 X FS 80 2-1 G6-3 ①	C FF 89 F FC 88 B FS 80 B FS 81 S FS 80 2-3 K ③	B SL 91 B SI 95 S FF 98 X SI 93 3-1 L7 ③		4	0	1	0	0	1	1
17 Aramis Ramirez, R (1, 5) OBP: 0.294, SLG: 0.411	B FF 91 S FF 90 F FS 82 B FF 91 F FF 92 F FS 82 F FC 87 B FC 87 X FF 92 3-2 F7 ③	B FF 90 B FC 87 F FS 80 B FF 91 C FS 82 X FS 82 3-2 F9 ②	X FC 88 0-0 5 G6-3 2B	C FF 98 F FF 99 B FF 98 X FF 98 1-2 L3 ①		4	0	1	0	0	0	1
29 Francisco Cervelli, R (1, 2) OBP: 0.378, SLG: 0.422	B FC 89 S FS 80 F FS 81 F FS 81 S FF 91 1-3 K ①	C CU 72 B FS 81 B FC 86 B FS 80 F FF 91 S FS 82 3-3 K ③	B FS 79 B FS 79 B FS 79 D FF 90 4-0 5 G6-3 BB	X FF 98 0-0 G4-3 ②		3	0	0	0	1	2	0
38 Michael Morse, R (1, 3) OBP: 0.297, SLG: 0.321 24 Pedro Alvarez, L (7, PH) OBP: 0.306, SLG: 0.459 (8, 3)	C CU 72 B FC 86 X FC 86 1-1 G6-3 ②	S FS 79 F FC 86 S FS 80 0-3 K ①	C FF 94 B FF 95 S FF 95 S FF 95 1-3 K ①	S FF 98 B FF 98 F FF 98 S FF 98 1-3 K ③		2 2	0 0	0 0	0 0	0 0	1 2	0 2
5 Josh Harrison, R (1, 4) OBP: 0.314, SLG: 0.374 (9, 7)	B FS 81 F FS 80 F FF 90 F FS 81 S FS 81 1-3 K ③	S FF 89 X FC 86 0-1 L3 ②	B SL 86 B FF 94 F FF 95 X FF 95 2-1 G6-3 ② 1-2 2-3			3	0	0	0	0	1	2
10 Jordy Mercer, R (1, 6) OBP: 0.294, SLG: 0.316	B FF 88 C FC 86 C FS 80 F FC 86 X CU 73 1-2 50 FC5-6 1B	B FC 84 F FC 85 X FF 90 1-1 1B	C SL 85 F FF 94 B SL 83 F FF 95 S SL 84 1-3 K2-3 ③			3	0	2	0	0	1	2
50 Charlie Morton, R (1, 1) OBP: 0.069, SLG: 0.036 59 Antonio Bastardo, R (7, 1) 18 Neil Walker, S (8, PH) OBP: 0.325, SLG: 0.424 (9, 4)	L FF 91 X FF 91 0-1 FC5-6 ① 1-2f	S FF 90 B FF 90 X FF 90 1-1 G5-3 ③	B SI 93 F SI 93 F FF 92 F FF 89 F SI 93 B SI 89 X SL 87 2-2 L8 ①			2 0 1	0 0 0	0 0 0	0 0 0	0 0 0	0 0 0	2 0 0
Inning Stats	R: 0 E: 0 K: 1 S: 13 H: 1 LOB: 1 BB: 0 P: 19	R: 0 E: 0 K: 2 S: 10 H: 0 LOB: 0 BB: 0 P: 13	R: 0 E: 0 K: 1 S: 14 H: 1 LOB: 1 BB: 0 P: 18	R: 0 E: 0 K: 1 S: 8 H: 0 LOB: 0 BB: 0 P: 16	R: 0 E: 0 K: 1 S: 9 H: 1 LOB: 1 BB: 0 P: 11	R: 0 E: 0 K: 1 S: 7 H: 0 LOB: 0 BB: 0 P: 11	R: 0 E: 0 K: 2 S: 10 H: 1 LOB: 2 BB: 1 P: 18	R: 0 E: 1 K: 0 S: 10 H: 0 LOB: 1 BB: 0 P: 15	R: 0 E: 0 K: 1 S: 7 H: 0 LOB: 0 BB: 0 P: 9	1B: 3 2B: 1 3B: 0 HR: 0	SF: 0 SAC: 0 DP: 0 HBP: 0	WP: 0 PB: 0 SB: 0 CS: 0	PA: 33			

PITCHER		IP	WLS	BF	H	R	ER	SO	BB	IBB	HBP	BLK	WP	HR	S	P	ERA	WHIP
29 Jorge De La Rosa, L ERA: 4.4	(1, 1)	6.0	W	23	4	0	0	7	1	0	0	0	0	0	62	93	0.00	0.833
45 Scott Oberg, R ERA: 5.55	(7, 1)	1.0		3	0	0	0	2	0	0	0	0	0	0	9	13	0.00	0.000
53 Christian Friedrich, L ERA: 5.37	(8, 1)	0.2		3	0	0	0	0	0	0	0	0	0	0	8	10	0.00	0.000
47 Jairo Díaz, R ERA:	(8, 1)	0.1		1	0	0	0	0	0	0	0	0	0	0	2	5	0.00	0.000
66 John Axford, R ERA: 4.33	(9, 1)	1.0		3	0	0	0	1	0	0	0	0	0	0	7	9	0.00	0.000

PITCHER	IP	WLS	BF	H	R	ER	SO	BB	IBB	HBP	BLK	WP	HR	S	P	ERA	WHIP

BOTTOM

Colorado Rockies @ Pittsburgh Pirates

PNC Park, Pittsburgh, PA

Sun Aug 30 2015, 1:39 PM - 4:35 PM EDT

Att. 36,271 - Partly Cloudy - 83 F

livebaseballscorecards.com

AB	32
R	0
H	4
RBI	0
BB	1
SO	10
LOB	12

Pittsburgh Pirates @ Milwaukee Brewers

Miller Park, Milwaukee, WI

Tue Sep 01 2015, 7:12 PM - 10:06 PM CDT

Att. 18,468 - Partly Cloudy - 87 F

livebaseballscorecards.com

Batter	1	2	3	4	5	6	7	8	9	AB	R	H	RBI	BB	SO	LOB
25 Gregory Polanco, L (1, 9) OBP: 0.330, SLG: 0.390	G4-3		F8			K		K		4	0	0	0	0	2	1
6 Starling Marte, R (1, 7) OBP: 0.328, SLG: 0.434	G1-3			G6-3		FC5-4 22 S 1-2f			P5	4	0	0	0	0	0	1
22 Andrew McCutchen, R (1, 8) OBP: 0.404, SLG: 0.520	2B			K		P4 1-2			K	4	0	1	0	0	2	1
17 Aramis Ramirez, R (1, 5) OBP: 0.294, SLG: 0.417	G6-3			K			F9		HR	4	1	1	1	0	1	1
27 Jung Ho Kang, R (1, 6) OBP: 0.363, SLG: 0.466		K			18 1B 2B		L4		HR	4	2	2	1	0	1	0
18 Neil Walker, S (1, 4) OBP: 0.327, SLG: 0.427		G3-1			29 L3 2-H 1B				2B	4	0	2	1	0	1	0
24 Pedro Alvarez, L (1, 3) OBP: 0.305, SLG: 0.465		G6-3			F7			HR	F8	4	1	1	1	0	0	2
29 Francisco Cervelli, R (1, 2) OBP: 0.376, SLG: 0.420 19 Chris Stewart, R (7, 2) OBP: 0.317, SLG: 0.333			L9		L3 1-1			K		2 1	0 0	0 0	0 0	0 0	0 1	1 0
45 Gerrit Cole, R (1, 1) OBP: 0.160, SLG: 0.125 48 Jared Hughes, R (5, 1) 14 Jaff Decker, L (6, PH) OBP: 0.400, SLG: 0.286 58 Radhames Liz, R (6, 1) 23 Travis Snider, L (8, PH) OBP: 0.316, SLG: 0.340 38 Joakim Soria, R (8, 1) 39 Bobby LaFromboise, L (8, 1)			1-3			6 FC5-4 1B		K		1 0 1 0 1 0 0	0 0 0 0 0 0 0	0 0 1 0 0 0 0	0 0 0 0 0 0 0	1 0 0 0 0 0 0	0 0 0 0 1 0 0	0 0 0 0 0 0 0
Inning Stats	R: 0 E: 0 K: 0 S: 18 H: 1 LOB: 1 BB: 0 P: 24	R: 0 E: 0 K: 1 S: 7 H: 0 LOB: 0 BB: 0 P: 7	R: 0 E: 0 K: 1 S: 5 H: 0 LOB: 0 BB: 0 P: 10	R: 0 E: 0 K: 2 S: 16 H: 0 LOB: 0 BB: 0 P: 21	R: 1 E: 0 K: 0 S: 7 H: 2 LOB: 0 BB: 0 P: 11	R: 0 E: 0 K: 1 S: 9 H: 1 LOB: 1 BB: 0 P: 13	R: 0 E: 0 K: 1 S: 10 H: 0 LOB: 0 BB: 0 P: 15	R: 1 E: 0 K: 3 S: 10 H: 1 LOB: 0 BB: 0 P: 12	R: 2 E: 0 K: 1 S: 10 H: 3 LOB: 1 BB: 0 P: 13	1B: 2 2B: 4 3B: 0 HR: 3 SF: 0 SAC: 0 DP: 1 HBP: 0						

TOP	
AB	34
R	4
H	8
RBI	4
BB	0
SO	10
LOB	7

PITCHER		IP	WLS	BF	H	R	ER	SO	BB	IBB	HBP	BLK	WP	HR	S	P	ERA	WHIP
52 Jimmy Nelson, R ERA: 3.7	(1, 1)	7.0	W	24	4	1	1	6	0	0	0	0	0	0	72	101	1.29	0.571
46 Corey Knebel, R ERA: 3.66	(8, 1)	1.0		4	1	1	1	3	0	0	0	0	0	1	10	12	9.00	1.000
32 David Goforth, R ERA: 6.52	(9, 1)	0.2		5	3	2	2	1	0	0	0	0	0	2	9	12	27.00	4.500
57 Francisco Rodríguez, R ERA: 2.51	(9, 1)	0.1	S	1	0	0	0	0	0	0	0	0	0	0	1	1	0.00	0.000

PITCHER		IP	WLS	BF	H	R	ER	SO	BB	IBB	HBP	BLK	WP	HR	S	P	ERA	WHIP

Batter	1	2	3	4	5	6	7	8	9	AB	R	H	RBI	BB	SO	LOB
2 Scooter Gennett, L (1, 4) OBP: 0.298, SLG: 0.400	F FF 94 X FF 94 0-1 20 1B 8 1B 1B	C KC 82 B CH 90 X SI 97 1-1 ② P6		F FF 97 D KC 83 F SI 96 F SI 97 F SL 88 X SL 88 1-2 ③ G3-1			F FF 98 B FF 98 B FF 97 B FF 97 C FF 96 F FF 97 X FF 98 3-2 ② F7			4	1	1	0	0	0	2
20 Jonathan Lucroy, R (1, 2) OBP: 0.322, SLG: 0.390	B FF 96 X SL 87 1-0 8 1B 24 2B 1-3 1B	C SI 97 C SI 96 B SI 97 B FF 98 F FF 98 X SI 96 2-2 2-H 1B			C SI 92 F SI 92 B FF 94 B SI 92 X SI 94 2-2 ① G6-3		C SI 99 C SL 86 X FF 98 0-2 ③ L9			4	1	2	1	0	0	0
8 Ryan Braun, R (1, 9) OBP: 0.349, SLG: 0.503 7 Logan Schafer, L (9, 8) OBP: 0.250, SLG: 0.246	X FF 95 0-0 24 2B 1-2 3-H 1B	B SI 97 S KC 83 F KC 82 B SI 97 X KC 83 2-2 ③ F8			B CH 87 B SI 93 C SI 93 B SL 88 B SI 93 4-1 24 G6-3 24 S BB			F FF 91 B FC 91 F FF 92 X FF 90 1-2 ① G4-3		3 0	1 0	1 0	1 0	1 0	0 0	1 0
24 Adam Lind, L (1, 3) OBP: 0.365, SLG: 0.476	B KC 83 B SL 87 B SI 94 C FF 96 X SI 95 3-1 16 G6-3 9 1B 1-H 2-H 2B		B SL 88 B SI 93 B SI 94 C FF 95 B KC 81 4-1 18 L4-3 BB		C SI 93 B SI 94 F CH 89 B CH 89 F SI 94 F SL 88 X CH 88 2-2 ② G6-3 1-3			B FF 93 B FC 92 B FC 91 C FF 92 X FC 91 3-1 18 WP 9 1B 2B		3	2	2	2	1	0	1
18 Khris Davis, R (1, 7) OBP: 0.312, SLG: 0.469	D SL 89 C SI 95 F SI 96 B FF 97 D SL 89 F SL 88 S SI 97 3-3 ① K		C FF 94 C KC 83 B SI 95 D SL 88 X KC 83 2-2 ①② L4-3 1-1		B SI 94 D SI 94 F SI 94 C SL 87 X SI 93 2-2 ③ G5-3			D SL 82 F FC 92 F FC 92 B CU 72 B SL 81 F SL 78 F FC 91 B FF 93 4-2 9 S 9 1B 2-3 BB		3	1	0	0	1	1	3
16 Domingo Santana, R (1, 8) OBP: 0.299, SLG: 0.478 (9, 9)	X SI 95 0-0 ② G6-3 2-3		F SI 93 F SI 96 B KC 81 B SL 87 F SI 95 F FF 96 B KC 84 X SI 95 3-2 ③ F9			B FF 96 C FF 98 C SL 85 F SL 83 B SL 83 H FF 96 3-2 9 L4-3 HBP		1 SAFE S SL 80 F FF 90 F CU 72 F SL 82 B FC 90 B FC 92 1 SAFE S SL 78 2-3 ② K		3	0	0	0	0	1	3
9 Jean Segura, R (1, 6) OBP: 0.288, SLG: 0.329	S KC 81 B SI 96 S SL 84 D KC 81 B FF 98 X SI 96 3-2 3 CS 3-H 1B			B SI 95 C SL 86 C FF 92 X SI 96 1-2 ① G5-3		D FF 97 X FF 98 1-0 ①② L4-3 1-1		B FF 90 C CU 76 S FC 90 B FC 91 X FF 92 2-2 1-H 3-H 1B		4	0	2	3	0	0	1
3 Elian Herrera, S (1, 5) OBP: 0.294, SLG: 0.390	1 SAFE C SI 95 0-1 ③ CS 1-2	C KC 83 X FF 95 0-1 20 S 20 1B 2B		C CH 88 X CH 89 0-1 52 G4-3 2B		B FF 98 S CH 89 C FF 98 F SL 85 F FF 99 S FF 99 1-3 ③ K		B SI 88 B SI 88 F SI 87 X SI 87 2-1 ③ F7		4	1	2	0	0	1	1
52 Jimmy Nelson, R (1, 1) OBP: 0.132, SLG: 0.135 35 Shane Peterson, L (7, PH) OBP: 0.324, SLG: 0.331 46 Corey Knebel, R (8, 1) 32 David Goforth, R (9, 1) 57 Francisco Rodríguez, R (9, 1)		B FF 97 L FF 94 C SI 97 L FF 96 1-3 ① K		B FF 98 X SI 94 1-0 ② G4-3 2-3			B FF 97 B FF 97 F FF 97 C FF 96 B FF 97 F FF 98 F FF 98 S FF 98 3-3 ① K			2 1 0 0 0	0 0 0 0 0	0 0 0 0 0	0 0 0 0 0	1 1 0 0 0	2 0 0 0 0
Inning Stats	R: 4 E: 0 K: 1 S: 15 H: 5 LOB: 0 BB: 0 P: 25	R: 1 E: 0 K: 1 S: 14 H: 2 LOB: 1 BB: 0 P: 20	R: 0 E: 0 K: 0 S: 9 H: 0 LOB: 0 BB: 1 P: 18	R: 0 E: 0 K: 0 S: 11 H: 1 LOB: 1 BB: 0 P: 14	R: 0 E: 0 K: 0 S: 12 H: 0 LOB: 1 BB: 1 P: 22	R: 0 E: 0 K: 1 S: 9 H: 0 LOB: 0 BB: 0 P: 14	R: 0 E: 0 K: 1 S: 12 H: 0 LOB: 0 BB: 0 P: 18	R: 2 E: 0 K: 1 S: 19 H: 2 LOB: 1 BB: 1 P: 33		1B: 6 2B: 6 3B: 0 HR: 0	SF: 0 SAC: 0 DP: 2 HBP: 1		WP: 1 PB: 0 SB: 3 CS: 1	PA: 36		

BOTTOM

Pittsburgh Pirates @ Milwaukee Brewers

Miller Park, Milwaukee, WI

Tue Sep 01 2015, 7:12 PM - 10:06 PM CDT

Att. 18,468 - Partly Cloudy - 87 F

livebaseballscorecards.com

AB	31
R	7
H	10
RBI	7
BB	3
SO	5
LOB	14

PITCHER		IP	WLS	BF	H	R	ER	SO	BB	IBB	HBP	BLK	WP	HR	S	P	ERA	WHIP
45 Gerrit Cole, R ERA: 2.64	(1, 1)	4.0	L	19	8	5	5	2	1	0	0	0	0	0	49	77	11.25	2.250
48 Jared Hughes, R ERA: 2.35	(5, 1)	1.0		4	0	0	0	0	1	0	0	0	0	0	12	22	0.00	1.000
58 Radhames Liz, R ERA: 3.26	(6, 1)	2.0		6	0	0	0	2	0	0	1	0	0	0	21	32	0.00	0.000
38 Joakim Soria, R ERA: 3.0	(8, 1)	0.2		5	2	2	2	1	1	0	0	0	1	0	17	29	27.00	4.500
39 Bobby LaFromboise, L ERA:	(8, 1)	0.1		1	0	0	0	0	0	0	0	0	0	0	2	4	0.00	0.000

PITCHER	IP	WLS	BF	H	R	ER	SO	BB	IBB	HBP	BLK	WP	HR	S	P	ERA	WHIP

Batter	1	2	3	4	5	6	7	8	9	AB	R	H	RBI	BB	SO	LOB
25 Gregory Polanco, L (1, 9) OBP: 0.327, SLG: 0.387	F SI 88 X SI 89 0-1 ① G4-3		C CU 71 C SI 88 B CH 78 B SI 91 F SI 89 X SI 90 2-2 ③ L8		B CU 71 B CU 72 F CH 79 S CH 78 B CH 77 1 SAFE F CH 78 X CH 76 3-2 ① L8		S KC 81 B SI 97 B KC 82 X SI 96 2-1 ② G1-4-3			4	0	0	0	0	0	1
6 Starling Marte, R (1, 7) OBP: 0.329, SLG: 0.437	B SI 90 B SI 90 S SI 89 X SI 90 2-1 ② G5-3			C CU 71 X CH 78 0-1 17 HR 2B	S SI 88 S FC 84 X SI 87 0-2 17 2B 1-2 1B		X SI 97 0-0 ③ G5-3			4	1	2	0	0	0	0
22 Andrew McCutchen, R (1, 8) OBP: 0.404, SLG: 0.517	B SI 90 C CH 79 C CH 80 B CH 80 F CH 79 B SI 90 D CH 79 4-2 BB			F SI 89 B SI 89 B CH 78 B SI 89 B SI 90 4-1 17 HR BB	C KC 80 F KC 81 C FF 94 0-3 ② K			C SI 96 F FF 96 X KC 82 0-2 ① G5-3		2	1	0	0	2	1	2
17 Aramis Ramirez, R (1, 5) OBP: 0.296, SLG: 0.428	C SI 88 X SI 88 0-1 ③ G6-3			C SI 89 X SI 89 0-1 1-H 2-H HR	C FF 95 D KC 83 X KC 81 1-1 1-3 2-H 2B			S FF 96 S FF 96 F FF 96 F FF 95 X FF 96 0-2 ② G4-3		4	1	2	4	0	0	1
27 Jung Ho Kang, R (1, 6) OBP: 0.360, SLG: 0.461		C SI 88 B SI 88 S CH 78 F CH 79 B SI 88 S CH 78 2-3 ① K		X CH 78 0-0 ① L9	B FF 95 D FF 95 C FF 94 X FF 94 2-1 ③ P4			B SI 96 X SI 96 1-0 ③ F9		4	0	0	0	0	1	2
18 Neil Walker, S (1, 4) OBP: 0.326, SLG: 0.425		C SI 88 B SI 89 S CH 79 X SI 89 1-2 ② F8		S CH 79 B SI 90 S CH 79 B SI 90 B SI 90 X CH 79 3-2 ② G3-1		X FF 90 0-0 29 G6-4-3 1B			B FF 92 F FF 91 B CH 84 B FF 93 X FF 92 3-1 ① G4-3	4	0	1	0	0	0	0
24 Pedro Alvarez, L (1, 3) OBP: 0.305, SLG: 0.462		B CH 78 S CH 78 S CH 78 S CH 78 1-3 ③ K		B FC 84 B CH 79 B CH 79 C CH 79 D CH 79 4-1 BB		B CH 80 B FF 90 F FF 90 F CH 79 B FF 91 1 SAFE X CH 79 3-2 ① P1			C CU 76 B CH 85 X CH 85 1-1 ② L9	3	0	0	0	1	1	1
29 Francisco Cervelli, R (1, 2) OBP: 0.372, SLG: 0.415			X SI 88 0-0 ① G6-3	C CU 72 B CH 78 B SI 88 B SI 89 X SI 89 3-1 ③ L8		1 SAFE C CH 80 B FF 90 1 SAFE B FF 90 X SL 81 2-1 ②③ G6-4-3 1-2f			B FF 92 C CU 75 B FF 93 F FF 92 B FF 93 F FF 93 X FF 93 3-2 ③ P4	4	0	0	0	0	0	2
49 Jeff Locke, L (1, 1) OBP: 0.122, SLG: 0.103 48 Jared Hughes, R (4, 1) 14 Jaff Decker, L (5, PH) OBP: 0.429, SLG: 0.333 55 Joe Blanton, R (5, 1) 5 Josh Harrison, R (7, PH) OBP: 0.313, SLG: 0.373 37 Arquimedes Caminero, R (7, 1) 52 Rob Scahill, L (8, 1) 39 Bobby LaFromboise, L (8, 1)			C SI 88 B SI 88 C SI 89 S CH 79 1-3 ② K		S CH 78 C SI 89 B CH 79 X SI 89 1-2 6 1B 17 2B 1B		B FF 96 B FF 97 X SI 97 2-0 ① G5-3			1 0 1 0 1 0 0 0	0 0 1 0 0 0 0 0	0 0 1 0 0 0 0 0	0 0 0 0 0 0 0 0	0 0 0 0 0 0 0 0	1 0 0 0 0 0 0 0	0 0 0 0 0 0 0 0
Inning Stats	R: 0 E: 0 K: 0 S: 9 H: 0 LOB: 1 BB: 1 P: 15	R: 0 E: 0 K: 2 S: 10 H: 0 LOB: 0 BB: 0 P: 14	R: 0 E: 0 K: 1 S: 8 H: 0 LOB: 0 BB: 0 P: 11	R: 3 E: 0 K: 0 S: 12 H: 2 LOB: 1 BB: 2 P: 26	R: 1 E: 0 K: 1 S: 17 H: 3 LOB: 2 BB: 0 P: 24	R: 0 E: 0 K: 0 S: 6 H: 1 LOB: 0 BB: 0 P: 11	R: 0 E: 0 K: 0 S: 4 H: 0 LOB: 0 BB: 0 P: 8	R: 0 E: 0 K: 0 S: 9 H: 0 LOB: 0 BB: 0 P: 10	R: 0 E: 0 K: 0 S: 8 H: 0 LOB: 0 BB: 0 P: 15	1B: 3 2B: 2 3B: 0 HR: 1	SF: 0 SAC: 0 DP: 1 HBP: 0			WP: 0 PB: 0 SB: 0 CS: 0	PA: 35	

TOP

Pittsburgh Pirates @ Milwaukee Brewers

Miller Park, Milwaukee, WI

Wed Sep 02 2015, 7:11 PM - 10:17 PM CDT

Att. 24,521 - Partly Cloudy - 86 F

livebaseballscorecards.com

AB	32
R	4
H	6
RBI	4
BB	3
SO	4
LOB	9

PITCHER		IP	WLS	BF	H	R	ER	SO	BB	IBB	HBP	BLK	WP	HR	S	P	ERA	WHIP
27 Zach Davies, R ERA: 8.31	(1, 1)	4.1		20	4	4	4	3	3	0	0	0	0	1	49	80	8.31	1.615
46 Corey Knebel, R ERA: 3.6	(5, 1)	0.2		3	1	0	0	1	0	0	0	0	0	0	7	10	0.00	1.500
51 Cesar Jimenez, L ERA:	(6, 1)	1.0	H	3	1	0	0	0	0	0	0	0	0	0	6	11	0.00	1.000
21 Jeremy Jeffress, R ERA: 2.68	(7, 1)	2.0	W	6	0	0	0	0	0	0	0	0	0	0	13	18	0.00	0.000
37 Tyler Thornburg, R ERA: 3.42	(9, 1)	1.0		3	0	0	0	0	0	0	0	0	0	0	8	15	0.00	0.000

PITCHER	IP	WLS	BF	H	R	ER	SO	BB	IBB	HBP	BLK	WP	HR	S	P	ERA	WHIP

Batter	1	2	3	4	5	6	7	8	9	AB	R	H	RBI	BB	SO	LOB
9 Jean Segura, R (1, 6) OBP: 0.291, SLG: 0.336	F SI 92 B SI 93 X CH 82 1-1 20 1B 2B		B SI 91 F SI 91 B SI 91 C CH 82 X SI 91 2-2 ① G6-3	X CH 80 0-0 1-3 20 1B 2B		F FF 91 C FF 92 X SI 92 0-2 ③ G4-3		S SI 92 L SI 92 X SI 93 0-2 8 1B 1-2 1B		5	2	3	0	0	0	0
20 Jonathan Lucroy, R (1, 2) OBP: 0.323, SLG: 0.391	C SI 90 F SI 92 X SI 91 0-2 2-H 18 2B 1B		B SI 90 F CH 81 B SI 92 B SI 90 X CH 82 3-1 ② L7	C SI 90 F SI 89 F SI 90 B SI 92 X SI 91 1-2 2-H 3-H 1B			C SI 97 X SI 98 0-1 ① G6-3	C SI 92 D SI 93 X SI 92 1-1 ① L7		5	1	2	3	0	0	2
8 Ryan Braun, R (1, 9) OBP: 0.351, SLG: 0.504	C FF 93 B SI 92 B KC 80 B SI 92 F SI 92 F SI 92 S CH 81 3-3 ① K		B KC 81 S CH 81 X SI 92 1-1 18 1B 24 1B 1B	C SI 92 1 SAFE B SI 92 X SI 91 1-1 ③ G1-3			F SI 98 F SL 93 X SI 99 0-2 E6 16 1B 2 1B 1B	D SI 93 S SL 86 B SI 92 X SI 93 2-1 1-3 2-H 1B		5	2	3	1	0	1	2
18 Khris Davis, R (1, 7) OBP: 0.314, SLG: 0.472 7 Logan Schafer, L (8, 8) OBP: 0.246, SLG: 0.242	X SI 92 0-0 24 G4-3 1-H 2B		B SI 92 S CH 80 B SI 92 B CH 81 X CH 81 3-1 24 1B 1-2 1B		B SL 84 S FF 91 B SI 92 X SL 85 2-1 ① P4		B SI 98 F SI 97 F SI 96 S FF 100 1-3 ② K	D SL 80 X SL 80 1-0 ② P2		4 1	0 0	2 0	1 0	0 0	1 0	1 2
24 Adam Lind, L (1, 3) OBP: 0.368, SLG: 0.483	B KC 78 B SI 92 X SI 91 2-0 ② G4-3 2-3		X SI 90 0-0 16 FC5-4 1-2 2-H 1B		C SL 83 S CH 85 B CH 86 B SI 92 F SL 84 F CH 86 F SI 91 F CH 85 F CH 86 2-2 X SI 91 HR		I IN 83 I IN 82 I IN 80 I IN 81 4-0 16 1B 2 1B IBB	B SI 87 C SL 78 D SL 78 C SL 80 S SL 78 2-3 ③ K		4	2	2	2	1	1	3
16 Domingo Santana, R (1, 8) OBP: 0.296, SLG: 0.466 (8, 7)	B SI 93 C CH 82 S CH 82 F CH 81 F SI 92 B SI 92 D KC 81 X CH 81 3-2 ③ G6-3		B SI 92 X CH 81 1-0 ③ FC5-4 1-2f		S SL 85 S SL 85 B SL 84 X SL 84 1-2 ② F9		S SI 99 X SI 97 0-1 2 1B 1-2 2-3 1B			4	0	1	0	0	0	3
14 Hernán Pérez, R (1, 5) OBP: 0.247, SLG: 0.326 2 Scooter Gennett, L (7, PH) OBP: 0.300, SLG: 0.402 (8, 4)		S CH 80 X SI 92 0-1 ① G4-3	B SI 88 C SI 90 B SI 90 B CH 79 T SI 90 F SI 91 X SI 91 3-2 ① G6-3		B SI 92 C SL 85 B SI 91 X FF 92 2-1 ③ P3		X SI 98 0-0 1-3 2-H 3-H 1B			3 1	0 0	0 1	0 2	0 0	0 0	0 0
3 Elian Herrera, S (1, 4) OBP: 0.288, SLG: 0.382 (8, 5)		C KC 80 F CH 81 S KC 80 0-3 ② K2-3		C KC 80 B SI 92 B KC 82 X CH 80 2-2 ② G5-3		S CH 85 F SL 85 B SL 84 F CH 85 F CH 86 B FF 91 F SL 84 F CH 84 B CU 79 3-2 ① X CH 85 G3	X FF 100 0-0 ③ G4-3			4	0	0	0	0	1	2
27 Zach Davies, R (1, 1) OBP: 0.500, SLG: 0.500 46 Corey Knebel, R (5, 1) 51 Cesar Jimenez, L (6, 1) 35 Shane Peterson, L (6, PH) OBP: 0.322, SLG: 0.329 21 Jeremy Jeffress, R (7, 1) 15 Jason Rogers, R (8, PH) OBP: 0.314, SLG: 0.358 37 Tyler Thornburg, R (9, 1)			B SI 89 F SI 91 B SI 92 C SI 91 B SI 91 F SI 92 F SI 92 X SI 93 3-2 ③ G4-3	C SI 90 B SI 90 X CH 80 1-1 9 2B 20 1B 1B		C SI 91 S SI 91 B FF 92 S SL 85 1-3 ② K		B SI 92 C CU 78 S SI 92 F SI 93 F SI 94 B CU 80 F SI 93 B SI 95 F SI 93 4-2 B SI 92 9 1B 8 1B BB		2 0 0 0 1 0 0 0	1 0 0 0 0 0 1 0	1 0 0 0 0 0 0 1	0 0 0 0 0 0 1 0	0 0 0 0 0 0 0 0	0 0 0 1 0 0 0 0	0 0 0 0 0 0 0 0
Inning Stats	R: 2 E: 0 K: 1 S: 16 H: 3 LOB: 1 BB: 0 P: 25	R: 0 E: 0 K: 1 S: 10 H: 0 LOB: 0 BB: 0 P: 13	R: 1 E: 0 K: 0 S: 11 H: 3 LOB: 2 BB: 0 P: 21	R: 2 E: 0 K: 0 S: 16 H: 3 LOB: 1 BB: 0 P: 24	R: 1 E: 0 K: 0 S: 15 H: 1 LOB: 0 BB: 0 P: 22	R: 0 E: 0 K: 1 S: 13 H: 0 LOB: 0 BB: 0 P: 17	R: 2 E: 1 K: 1 S: 12 H: 3 LOB: 2 BB: 1 P: 17	R: 1 E: 0 K: 1 S: 17 H: 2 LOB: 2 BB: 1 P: 27		1B: 11 2B: 3 3B: 0 HR: 1	SF: 0 SAC: 0 DP: 0 HBP: 0		WP: 0 PB: 0 SB: 0 CS: 0	PA: 41		

PITCHER		IP	WLS	BF	H	R	ER	SO	BB	IBB	HBP	BLK	WP	HR	S	P	ERA	WHIP
49 Jeff Locke, L ERA: 4.66	(1, 1)	3.2	L	20	9	5	5	2	0	0	0	0	0	0	51	80	12.27	2.455
48 Jared Hughes, R ERA: 2.34	(4, 1)	0.1		1	0	0	0	0	0	0	0	0	0	0	2	3	0.00	0.000
55 Joe Blanton, R ERA: 2.9	(5, 1)	2.0		7	1	1	1	1	0	0	0	0	0	1	28	39	4.50	0.500
37 Arquimedes Caminero, R ERA: 3.5	(7, 1)	1.0		7	3	2	2	1	0	1	0	0	0	0	12	17	18.00	3.000
52 Rob Scahill, R ERA: 2.39	(8, 1)	0.1		4	2	1	1	0	1	0	0	0	0	0	13	20	27.00	9.000

PITCHER		IP	WLS	BF	H	R	ER	SO	BB	IBB	HBP	BLK	WP	HR	S	P	ERA	WHIP
39 Bobby LaFromboise, L ERA:	(8, 1)	0.2		2	0	0	0	1	0	0	0	0	0	0	4	7	0.00	0.000

BOTTOM

Pittsburgh Pirates @ Milwaukee Brewers

Miller Park, Milwaukee, WI

Wed Sep 02 2015, 7:11 PM - 10:17 PM CDT

Att. 24,521 - Partly Cloudy - 86 F

livebaseballscorecards.com

AB	39
R	9
H	15
RBI	9
BB	2
SO	5
LOB	15

Pittsburgh Pirates @ Milwaukee Brewers

Miller Park, Milwaukee, WI

Thu Sep 03 2015, 6:23 PM - 9:33 PM CDT

Att. 22,424 - Partly Cloudy - 77 F

TOP

livebaseballscorecards.com

Batter	1	2	3	4	5	6	7	8	9	AB	R	H	RBI	BB	SO	LOB
25 Gregory Polanco, L (1, 9) OBP: 0.326, SLG: 0.383	C FF 92 F FF 94 B FF 92 B CU 78 F SI 93 X FF 93 2-2 F7 ①	B CU 78 D CU 78 F FF 93 B FF 92 C FF 91 X FF 90 3-2 L7 ③			B CU 77 B FF 93 D FF 92 B FF 92 4-0 5 G6-3 5 S BB		1 SAFE B SL 82 B FF 92 L FF 94 1 SAFE L FF 94 C SL 81 2-3 K ①		C FF 89 X CH 82 0-1 G3 ①	4	0	0	0	1	1	4
5 Josh Harrison, R (1, 7) OBP: 0.312, SLG: 0.370	B FF 94 F FF 93 B SI 92 X SI 93 2-1 17 S 1B		C CU 75 F CU 75 F FF 93 B CU 76 F FF 92 B CU 78 X FF 91 2-2 G5-3 ①		1 SAFE B SI 92 X SI 92 1-0 G6-3 ② 1-3 3-H		C FF 92 X SL 81 0-1 FC6 6 1B ② 1-2f		C FF 90 F CU 74 B CH 85 X CH 85 1-2 G5-3 ②	5	0	1	1	0	0	2
6 Starling Marte, R (1, 8) OBP: 0.328, SLG: 0.435	1 SAFE 1 SAFE C SI 91 1 SAFE B SI 92 S CU 75 1 SAFE S CU 78 1-3 K ②		C FF 93 X FF 93 0-1 F9 ②		B FF 93 S SI 91 X FF 92 1-1 G4-3 ③		1 SAFE 1 SAFE F FF 93 1 SAFE C SL 81 1 SAFE F SL 81 B FF 94 F SL 80 1-2 F SL 82 1 SAFE F FF 94 X FF 94 1-2 1B		C SI 88 X SI 89 0-1 G6-3 ③	5	0	1	0	0	1	2
17 Aramis Ramirez, R (1, 5) OBP: 0.293, SLG: 0.423 58 Radhames Liz, R (7, 1)	1 SAFE C FF 93 1 SAFE F FF 93 D CU 77 B FF 93 B CU 77 F FF 93 X FF 93 3-2 P6 ③ 1-2		X FF 93 0-0 G5-3 ③			C FF 91 F CH 81 X FF 93 0-2 G1-3 ① F FF 91 B CH 82 B FF 90 X FF 89 2-1 F8 ②	F FF 94 B FF 94 F CH 84 F FF 94 F CU 78 S FF 94 1-3 K ③			4	0	0	0	0	1	3
18 Neil Walker, S (1, 4) OBP: 0.324, SLG: 0.422		B FF 92 X FF 92 1-0 G4-3 ①	B SI 90 F FF 92 B FF 92 B FF 91 X SI 90 3-1 G4-3 ①					B FF 95 X SI 95 1-0 L6 ①		4	0	0	0	0	0	0
29 Francisco Cervelli, R (1, 2) OBP: 0.371, SLG: 0.412		C FF 91 B SI 92 C CU 77 B CU 77 H SI 91 3-2 10 WP 24 1B HBP	X FF 93 0-0 F9 ②			C CU 74 X FF 92 0-1 F9 ③		B SI 96 C SI 95 X SI 96 1-1 G6-3 ②		3	0	0	0	0	0	0
24 Pedro Alvarez, L (1, 3) OBP: 0.305, SLG: 0.462 38 Michael Morse, R (7, PH) OBP: 0.304, SLG: 0.344 (7, 3) 17 Pedro Florimón, S (8, PR) OBP: 0.190, SLG: 0.211 3 Sean Rodríguez, R (8, 3) OBP: 0.266, SLG: 0.328		C FF 93 C CU 76 X CU 76 0-2 10 BB 1B 1-2	C FF 93 S CH 84 B CH 84 B FF 92 F FF 91 C CU 77 2-3 K ③				B CU 76 C CU 76 F FF 92 X SL 82 1-2 10 2B 3B	B FF 95 B FF 96 X FF 96 2-0 2B		2 2 0 0	0 1 0 0	1 2 0 0	0 0 0 0	1 0 0 0	0 0 0 0	0 0 0 0
10 Jordy Mercer, R (1, 6) OBP: 0.303, SLG: 0.328		C FF 93 B CU 78 C SI 91 D SI 92 B CU 78 F SI 92 B CU 78 4-2 BB 1-2 2-3			C FF 91 X FF 92 0-1 47 F8 5 G6-3 2B		B FF 93 B CU 77 F FF 94 F FF 95 B FF 95 X FF 95 3-2 27 1B 2B 3-H	B SI 96 B SI 95 B KC 80 C FF 95 B SI 96 4-1 27 FC5-4 BB		2	2	2	1	2	0	0
47 Francisco Liriano, L (1, 1) OBP: 0.111, SLG: 0.185 59 Antonio Bastardo, R (6, 1) 27 Jung Ho Kang, R (7, PH) OBP: 0.360, SLG: 0.461 (7, 5)		F CU 78 B CU 77 B FF 93 F FF 93 F FF 92 S FF 91 2-3 K ②			S FF 92 X CU 76 0-1 F8 ① 2-3		B FF 93 B FF 93 S FF 92 F FF 94 X FF 94 2-2 5 FC6 1B 2-H	X FF 96 0-0 FC5-4 ③ 1-2f		2 0 2	0 0 0	0 0 1	0 0 1	0 0 0	1 0 0	4 0 2
Inning Stats	R: 0 E: 0 K: 1 S: 13 H: 1 LOB: 1 BB: 0 P: 21	R: 0 E: 0 K: 1 S: 16 H: 1 LOB: 3 BB: 1 P: 29	R: 0 E: 0 K: 0 S: 8 H: 0 LOB: 0 BB: 0 P: 10	R: 0 E: 0 K: 1 S: 7 H: 0 LOB: 0 BB: 0 P: 12	R: 1 E: 0 K: 0 S: 7 H: 1 LOB: 1 BB: 1 P: 13	R: 0 E: 0 K: 0 S: 7 H: 0 LOB: 0 BB: 0 P: 9	R: 2 E: 0 K: 2 S: 26 H: 4 LOB: 2 BB: 0 P: 36	R: 0 E: 0 K: 0 S: 6 H: 1 LOB: 2 BB: 1 P: 14	R: 0 E: 0 K: 0 S: 7 H: 0 LOB: 0 BB: 0 P: 8	1B: 4 2B: 3 3B: 1 HR: 0 SF: 0 SAC: 0 DP: 0 HBP: 1						

	AB	35
	R	3
	H	8
	RBI	3
	BB	3
	SO	5
	LOB	17

WP: 1 PA: 39
PB: 0
SB: 2
CS: 0

PITCHER		IP	WLS	BF	H	R	ER	SO	BB	IBB	HBP	BLK	WP	HR	S	P	ERA	WHIP
26 Taylor Jungmann, R ERA: 2.42	(1, 1)	6.0	W	24	3	1	1	3	2	0	1	0	1	0	58	94	1.50	0.833
13 Will Smith, L ERA: 2.79	(7, 1)	0.2	H	6	4	2	2	1	0	0	0	0	0	0	21	30	27.00	6.000
37 Tyler Thornburg, R ERA: 3.38	(7, 1)	0.1	H	1	0	0	0	1	0	0	0	0	0	0	5	6	0.00	0.000
21 Jeremy Jeffress, R ERA: 2.63	(8, 1)	1.0	H	5	1	0	0	0	1	0	0	0	0	0	6	14	0.00	2.000
57 Francisco Rodríguez, R ERA: 2.45	(9, 1)	1.0	S	3	0	0	0	0	0	0	0	0	0	0	7	8	0.00	0.000

PITCHER	IP	WLS	BF	H	R	ER	SO	BB	IBB	HBP	BLK	WP	HR	S	P	ERA	WHIP

Batter	1	2	3	4	5	6	7	8	9	AB	R	H	RBI	BB	SO	LOB
9 Jean Segura, R (1, 6) OBP: 0.291, SLG: 0.336	B SI 90 B SI 90 X SI 89 2-0 ① L8		L SL 92 X SI 93 0-1 ① G1-3		C SL 82 B SI 92 X SI 92 1-1 ① G5-3	X SL 82 0-0 ② 2-H 1B				4	0	1	0	0	0	1
20 Jonathan Lucroy, R (1, 2) OBP: 0.325, SLG: 0.390	B SI 90 B CH 82 B SI 90 B FF 90 4-0 8 G4-6-3 BB		B SL 83 C SI 93 B SI 94 X CH 87 2-1 ② G1-3		X SI 91 0-0 8 FC5-4 1B	2 SAFE C FF 93 C FF 93 S FF 93 0-3 ③ K				3	0	1	0	1	1	2
8 Ryan Braun, R (1, 9) OBP: 0.350, SLG: 0.501	D SL 84 X SI 92 1-0 ②③ G4-6-3 1-2f		B CH 85 C CH 85 B SI 93 S SL 86 D SL 86 B CH 85 4-2 BB		X SI 92 0-0 ② FC5-4 18 S 18 2B 1-2f		C SL 80 F FF 97 S SL 84 0-3 ① K			3	1	0	0	1	1	2
18 Khris Davis, R (1, 7) OBP: 0.313, SLG: 0.473 21 Jeremy Jeffress, R (8, 1) 57 Francisco Rodríguez, R (9, 1)		C SL 81 S CH 83 S CH 82 0-3 ① K	B SL 86 F CH 87 C SI 95 F SI 95 B SL 87 X SI 94 2-2 ③ G4-3		S CH 84 B CH 83 B SI 93 X SL 85 2-1 1-H 2B		S FF 96 C SL 84 X FF 98 0-2 ② L4			4 0 0	0 0 0	1 0 0	1 0 0	0 0 0	1 0 0	2 0 0
15 Jason Rogers, R (1, 3) OBP: 0.320, SLG: 0.352		B SI 92 B CH 83 C SL 82 C SI 92 B CU 79 B SL 82 4-2 14 1B BB		B SI 91 B SI 91 B SI 91 C FF 91 C SI 92 B SI 94 4-2 16 2B 14 SF8 BB	C SI 94 X SI 94 0-1 ③ G1-3		C SL 84 C SL 85 S SL 85 0-3 ③ K			2	1	0	0	2	1	1
16 Domingo Santana, R (1, 8) OBP: 0.318, SLG: 0.526 (8, 7)		B SI 91 C SL 80 S CH 84 S CH 83 1-3 ② K		X SI 92 0-0 1-3 2B		B CH 82 C SL 82 B SI 92 S CH 84 B SL 85 B CH 83 4-2 14 3B BB		B FF 96 C FF 97 C SL 83 X SL 84 1-2 HR		3	2	2	1	1	1	1
14 Hernán Pérez, R (1, 5) OBP: 0.258, SLG: 0.347		B SI 93 S SL 84 B CH 85 B CH 84 S SI 93 X SI 94 3-2 1-3 1B		X SL 85 0-0 ① SF8 3-H		1 SAFE B SI 91 X SI 92 1-0 1-H 3 2B 3B		F FF 97 B FF 98 C SL 84 X FF 98 1-2 7 G6-3 1B		3	1	3	2	0	0	0
3 Elian Herrera, S (1, 4) OBP: 0.288, SLG: 0.385		S CH 85 B SI 93 B SL 84 F CH 87 S SL 84 2-3 ③ K		X SI 92 0-0 ② P3		S SL 85 F SL 86 D SL 84 X SL 86 1-2 9 1B 3-H 2B		F SI 94 C FF 97 S FF 96 0-3 ① K		4	0	1	1	0	2	4
26 Taylor Jungmann, R (1, 1) OBP: 0.345, SLG: 0.393 35 Shane Peterson, L (6, PH) OBP: 0.320, SLG: 0.327 13 Will Smith, R (7, 1) 37 Tyler Thornburg, R (7, 1) 7 Logan Schafer, L (8, 8) OBP: 0.243, SLG: 0.238			F SI 89 X SL 84 0-1 2B	B SI 94 S SI 92 F SI 93 S FF 94 1-3 ③ K		S SL 82 D SL 81 C FF 91 F SL 83 F FF 92 S FF 91 1-3 ① K		C FF 95 B SI 93 F SI 94 X FF 97 1-2 ②③ G6-3 1-2f		2 1 0 0 1	0 0 0 0 0	1 0 0 0 0	0 0 0 0 0	1 1 0 0 1	1 1 0 0 1	1 1 0 0 1
Inning Stats	R: 0 E: 0 K: 0 S: 2 H: 0 LOB: 0 BB: 1 P: 9	R: 0 E: 0 K: 3 S: 14 H: 1 LOB: 2 BB: 1 P: 24	R: 0 E: 0 K: 0 S: 12 H: 1 LOB: 2 BB: 1 P: 20	R: 1 E: 0 K: 1 S: 8 H: 1 LOB: 1 BB: 1 P: 13	R: 1 E: 0 K: 0 S: 8 H: 2 LOB: 1 BB: 0 P: 11	R: 2 E: 0 K: 2 S: 15 H: 3 LOB: 1 BB: 1 P: 22	R: 0 E: 0 K: 2 S: 9 H: 0 LOB: 0 BB: 0 P: 9	R: 1 E: 0 K: 1 S: 12 H: 2 LOB: 0 BB: 0 P: 15		1B: 4 2B: 4 3B: 1 HR: 1 SF: 1 SAC: 0 DP: 2 HBP: 0					WP: 0 PB: 0 SB: 1 CS: 0	PA: 36

PITCHER		IP	WLS	BF	H	R	ER	SO	BB	IBB	HBP	BLK	WP	HR	S	P	ERA	WHIP
47 Francisco Liriano, L ERA: 3.4	(1, 1)	5.0	L	26	7	4	4	4	5	0	0	0	0	0	50	89	7.20	2.400
59 Antonio Bastardo, L ERA: 3.2	(6, 1)	1.0		3	1	0	0	2	0	0	0	0	0	0	9	10	0.00	1.000
58 Radhames Liz, R ERA: 3.38	(7, 1)	2.0		7	2	1	1	3	0	0	0	0	0	1	21	24	4.50	1.000

PITCHER	IP	WLS	BF	H	R	ER	SO	BB	IBB	HBP	BLK	WP	HR	S	P	ERA	WHIP

BOTTOM

Pittsburgh Pirates @ Milwaukee Brewers

Miller Park, Milwaukee, WI

Thu Sep 03 2015, 6:23 PM - 9:33 PM CDT

Att. 22,424 - Partly Cloudy - 77 F

livebaseballscorecards.com

AB	30
R	5
H	10
RBI	5
BB	5
SO	9
LOB	16

Batter	1	2	3	4	5	6	7	8	9	AB	R	H	RBI	BB	SO	LOB
25 Gregory Polanco, L (1, 9) OBP: 0.326, SLG: 0.381	B FF 97 F FF 98 F FF 98 B CU 89 F CU 87 B CU 86 F CH 87 F CH 89 B CH 89 4-2 22 1B 27 1B BB	B CH 88 X FF 98 1-0 ② G4-3			C CH 86 X FF 96 0-1 ① F9	C SI 88 B CH 83 X FF 88 1-1 ③ L4		S SI 84 F SL 74 B SL 74 X SI 85 1-2 5 FC4-6 1-2 2-3 1B	B SL 83 F CH 81 F SL 82 X FF 88 1-2 ③ F7	5	1	1	0	1	0	2
5 Josh Harrison, R (1, 4) OBP: 0.310, SLG: 0.368	1 SAFE 1 SAFE P PO 84 S CU 87 S CU 88 S FF 99 1-3 ① K	F FF 99 C CU 86 F CU 87 F CU 86 F FF 100 X CU 87 0-2 ③ G6-3			B FF 97 X SI 95 1-0 27 WP 22 BB 6 2B 1B		C FF 90 B CU 80 F CH 83 X FF 90 1-2 ① G4-3	C FC 87 X FC 87 0-1 ③ FC4-6 1-2f		5	1	1	0	0	1	4
22 Andrew McCutchen, R (1, 8) OBP: 0.406, SLG: 0.517 14 Jaff Decker, L (9, 8) OBP: 0.429, SLG: 0.333	C FF 99 B FF 98 X CU 88 1-1 27 1B 6 1B 1-3 1B		F CU 81 S CH 88 B CU 88 F CU 86 X FF 98 1-2 ① L8		B FF 98 S SI 95 B CU 85 F SI 97 F CH 88 F CU 87 B CU 88 B CH 87 4-2 27 WP 6 2B 1-2 BB		C FF 90 S FF 90 S CH 83 0-3 ② K		C FF 87 B SI 89 S FF 89 B FF 90 X SL 84 2-2 27 1B 3 1B 1B	4 0	3 0	2 0	0 0	1 0	1 0	0 0
27 Jung Ho Kang, R (1, 5) OBP: 0.361, SLG: 0.461	C CU 87 X SI 97 0-1 24 G1-3 6 1B 1-2 3-H 1B		C FF 98 F SI 97 C CH 89 0-3 ② K		S CU 88 S CH 88 B CU 86 S CH 89 1-3 ② K 1-2 2-3		C FF 89 B CH 83 C CH 82 S SL 82 1-3 ③ K		X SI 88 0-0 3 1B 10 1B 1-2 1B	5	1	2	1	0	3	2
6 Starling Marte, R (1, 7) OBP: 0.331, SLG: 0.438	S FF 99 F FF 98 B CU 88 X CH 89 1-2 24 G1-3 1-2 2-H 1B		B CU 86 F CH 87 F FF 98 B SI 96 X FF 99 2-2 1B		X CU 87 0-0 2-H 3-H 2B			C FF 88 S SL 80 B FF 90 F FF 89 B CH 79 F CH 78 S SL 80 2-3 ① K	C SI 87 F SI 88 T FF 88 0-2 ① K	5	0	3	3	0	2	2
24 Pedro Alvarez, L (1, 3) OBP: 0.303, SLG: 0.458 3 Sean Rodríguez, R (7, 3) OBP: 0.273, SLG: 0.340	B SI 98 B CH 88 S CH 90 B FF 99 X CH 89 2-2 ② G1-3 1-2 2-3		C CH 87 S CU 87 1 SAFE B FF 96 S FF 96 1-3 ③ K		S CH 89 C CU 85 D FF 99 X SI 97 1-2 ③ G4-3			C FF 90 C SL 80 X CH 80 0-2 29 1B 2B	X SL 83 0-0 10 1B 23 2B 1-2 2-H 1B	3 2	0 2	0 2	0 1	0 0	1 0	4 0
29 Francisco Cervelli, R (1, 2) OBP: 0.374, SLG: 0.413 19 Chris Stewart, R (9, 2) OBP: 0.317, SLG: 0.333	B CU 88 B CU 87 B SI 97 C CU 86 C CU 85 B FF 98 4-2 BB			F CH 82 C FF 95 B SI 94 X SI 95 1-2 10 G5-4-3 1B		C SI 89 B SL 80 F SI 89 B CH 84 X SL 81 2-2 ① G3-1		X SL 81 0-0 25 1B 38 1B 2-H 1B	C SI 88 C SL 83 B FF 88 S FF 89 1-3 ② K	4 0	0 0	2 0	1 0	1 0	1 0	2 0
10 Jordy Mercer, R (1, 6) OBP: 0.301, SLG: 0.326	C CU 88 B SI 97 X SI 97 1-1 ③ G3			B SI 97 C SI 96 B SI 96 C CU 87 X FF 96 2-2 ① ② G5-4-3 1-2f		B CH 84 X SI 90 1-0 ② G6-3		C FF 89 C FF 90 C FF 90 0-3 ② K	X SI 87 0-0 23 2B 1-2 2-H 1B	5	1	1	1	0	1	5
32 J.A. Happ, L (1, 1) OBP: 0.154, SLG: 0.083 38 Michael Morse, R (8, PH) OBP: 0.307, SLG: 0.347 59 Antonio Bastardo, R (8, 1) 44 Tony Watson, L (8, 1) 23 Travis Snider, L (9, PH) OBP: 0.319, SLG: 0.347 48 Jared Hughes, R (9, 1)		B FF 95 C FF 93 C FF 95 X FF 95 1-2 ① G5-3		C FF 95 B CH 87 F FF 93 F CH 86 C CU 86 1-3 ③ K		C SI 89 B FF 90 X SI 89 1-1 1B		F FF 91 F SL 81 B FF 90 F CH 82 X CH 83 1-2 25 1B 1-2 1B	D CU 73 F FF 88 X SI 88 1-1 1-H 2-H 2B	3 1 0 0 1	0 0 0 0 0	1 1 0 0 1	0 0 0 0 2	0 0 0 0 0	1 0 0 0 0	0 0 0 0 0
Inning Stats	R: 2 E: 0 K: 1 S: 23 H: 3 LOB: 3 BB: 2 P: 36	R: 0 E: 0 K: 0 S: 10 H: 0 LOB: 0 BB: 0 P: 12	R: 0 E: 0 K: 2 S: 13 H: 1 LOB: 1 BB: 0 P: 17	R: 0 E: 0 K: 1 S: 10 H: 1 LOB: 0 BB: 0 P: 14	R: 2 E: 0 K: 1 S: 14 H: 2 LOB: 1 BB: 1 P: 21	R: 0 E: 0 K: 0 S: 8 H: 1 LOB: 1 BB: 0 P: 13	R: 0 E: 0 K: 2 S: 9 H: 0 LOB: 0 BB: 0 P: 11	R: 1 E: 0 K: 2 S: 21 H: 4 LOB: 3 BB: 0 P: 25	R: 4 E: 0 K: 2 S: 17 H: 5 LOB: 1 BB: 0 P: 22	1B: 14 2B: 3 3B: 0 HR: 0		SF: 0 SAC: 0 DP: 1 HBP: 0			WP: 1 PB: 0 SB: 0 CS: 0	PA: 46

PITCHER		IP	WLS	BF	H	R	ER	SO	BB	IBB	HBP	BLK	WP	HR	S	P	ERA	WHIP
18 Carlos Martinez, R ERA: 3.04	(1, 1)	5.0	L	24	7	4	4	5	3	0	0	0	1	0	70	100	7.20	2.000
43 Seth Maness, R ERA: 3.56	(6, 1)	2.0		7	1	0	0	2	0	0	0	0	0	0	17	24	0.00	0.500
63 Miguel Socolovich, R ERA: 1.8	(8, 1)	0.2		5	3	1	1	2	0	0	0	0	0	0	16	19	13.50	4.500
36 Randy Choate, L ERA: 4.01	(8, 1)	0.0		1	1	0	0	0	0	0	0	0	0	0	3	4	∞	∞
40 Mitch Harris, R ERA: 2.78	(8, 1)	0.1		1	0	0	0	0	0	0	0	0	0	0	2	2	0.00	0.000

PITCHER		IP	WLS	BF	H	R	ER	SO	BB	IBB	HBP	BLK	WP	HR	S	P	ERA	WHIP
33 Carlos Villanueva, R ERA: 2.82	(9, 1)	1.0		8	5	4	4	2	0	0	0	0	0	0	17	22	36.00	5.000

TOP

Pittsburgh Pirates @ St. Louis Cardinals

Busch Stadium, St. Louis, MO

Fri Sep 04 2015, 7:19 PM - 10:37 PM CDT

Att. 44,338 - Clear - 92 F

livebaseballscorecards.com

AB	43
R	9
H	17
RBI	9
BB	3
SO	11
LOB	21

BOTTOM

Pittsburgh Pirates @ St. Louis Cardinals

Busch Stadium, St. Louis, MO

Fri Sep 04 2015, 7:19 PM - 10:37 PM CDT

Att. 44,338 - Clear - 92 F

livebaseballscorecards.com

Batter	1	2	3	4	5	6	7	8	9	AB	R	H	RBI	BB	SO	LOB
13 Matt Carpenter, L (1, 5) OBP: 0.359, SLG: 0.459 28 Tommy Pham, R (9, PH) OBP: 0.339, SLG: 0.368	C FF 91 B SL 85 B FF 91 X FF 91 2-1 F8 ①		C SL 85 C FF 92 S FF 90 0-3 K ②			F SL 83 C SL 85 C CU 77 0-3 K ②		B SL 82 B FF 92 B FF 93 C FF 92 F FF 94 B FF 93 4-2 55 2B BB	F SI 94 B CH 87 C CH 87 B SI 93 F SI 93 F SI 93 F CH 87 F SI 94 B SI 93 3-2 F SI 93 F SI 93 X SI 93 G6-3 ③	3 1	0 0	0 0	0 0	1 0	2 0	0 2
55 Stephen Piscotty, R (1, 7) OBP: 0.377, SLG: 0.547	B SL 84 B FF 90 C FF 91 F FF 91 F FF 92 F FF 93 F SL 83 X SL 83 2-2 22 PB 1B		X FF 91 0-0 F9 ③			S FF 92 B SL 84 B FF 91 C FF 91 S FF 92 2-3 K ③		B SI 94 F SI 93 X SI 94 1-1 1-3 3-H 2B		4	0	2	1	0	1	0
22 Jason Heyward, L (1, 9) OBP: 0.347, SLG: 0.437 (9, 8)	C FF 91 B FF 91 B SI 91 B SL 85 X FF 92 3-1 F8 ② 1-2			B CU 74 C FF 90 B FF 90 B SL 83 S FF 92 F FF 92 S FF 91 3-3 K ①			C FF 91 X FF 90 0-1 L5 ①	B SI 94 C SI 93 X SL 83 1-1 G1-3 ③		4	0	0	0	0	1	3
27 Jhonny Peralta, R (1, 6) OBP: 0.337, SLG: 0.427 35 Greg Garcia, L (9, PH) OBP: 0.317, SLG: 0.378	C FF 92 B FF 92 C FF 92 X FF 92 1-2 F9 ③			C SL 82 S CH 84 B FF 92 S CU 76 1-3 K ②			C CH 83 B FF 91 C FF 91 F FF 92 F FF 93 B CU 78 B FF 93 X FF 91 3-2 G1-3 ②		B SI 92 B SI 92 X SI 92 2-0 G5-3 ①	3 1	0 0	0 0	0 0	0 0	1 0	1 0
37 Brandon Moss, L (1, 3) OBP: 0.306, SLG: 0.424 (9, 9)		B FF 92 C FF 91 C SL 86 X FF 92 1-2 L5 ①		B CU 78 F FF 92 X FF 91 1-1 P3 ③			B SL 83 C FF 91 B SL 84 C FF 91 X FF 92 2-2 1B		B SI 93 X SI 92 1-0 38 1B 48 G4-3 43 1B 1B	4	1	2	0	0	0	0
4 Yadier Molina, R (1, 2) OBP: 0.318, SLG: 0.364 48 Tony Cruz, R (9, PH) OBP: 0.209, SLG: 0.239		F FF 92 B FF 92 B FF 92 X SL 84 2-1 F7 ②			C FF 91 B CU 78 F CH 84 X FF 91 1-2 G6-3 ①		F FF 92 C FF 90 D CU 78 S FF 92 1-3 K ③		B SI 92 X SI 93 1-0 G4-3 ② 1-2	3 1	0 0	0 0	0 0	0 0	1 0	1 1
16 Kolten Wong, L (1, 4) OBP: 0.324, SLG: 0.394 38 Pete Kozma, R (9, PH) OBP: 0.242, SLG: 0.163		B SL 84 F FF 92 B FF 90 F SL 84 F FF 92 X FF 92 2-2 1B			B FF 91 B FF 91 X FF 91 2-0 G4-3 ②			C FF 91 F SL 82 B SL 80 F FF 93 B FF 93 T SL 82 2-2 K ①	B SI 93 C SI 92 B SI 93 F SI 92 X SI 94 2-2 12 HBP 43 1B 2-3 1B	3 1	0 1	1 1	0 0	0 0	1 0	0 0
8 Peter Bourjos, R (1, 8) OBP: 0.303, SLG: 0.335 43 Seth Maness, R (6, 1) 63 Miguel Socolovich, R (8, 1) 36 Randy Choate, L (8, 1) 40 Mitch Harris, R (8, 1) 12 Mark Reynolds, R (8, PH) OBP: 0.319, SLG: 0.411 (9, 3)		C FF 91 B FF 90 C FF 92 D CU 76 C FF 92 2-3 K ③		B CH 84 C FF 91 S FF 91 F FF 92 B CU 78 F FF 92 B CU 81 C FF 90 3-3 K ③				S FF 92 B SL 85 B FF 93 B FF 92 X FF 93 3-1 19 G6-3 55 2B 19 WP 1B	C SI 93 H SI 92 1-1 43 1B 1-2 HBP	2 0 0 0 0 1	0 0 0 0 0 1	0 0 0 0 0 1	0 0 0 0 0 1	2 0 0 0 0 0	1 0 0 0 0 0	
18 Carlos Martinez, R (1, 1) OBP: 0.176, SLG: 0.163 19 Jon Jay, L (6, 8) OBP: 0.307, SLG: 0.262 33 Carlos Villanueva, R (9, 1) 43 Cody Stanley, L (9, PH) OBP: 0.500, SLG: 0.667			B FF 90 C FF 90 B FF 90 X FF 91 2-1 G1-3 ①			C FF 91 C FF 90 B CU 78 F FF 90 B FF 92 X SL 83 2-2 L7 ①		B FF 92 D FF 92 X FF 93 2-0 G6-3 ② 1-3	B SI 92 F SI 92 F SI 93 X SI 93 1-2 1-3 2-H 3-H 1B	1 2 0 1	0 0 0 0	0 0 0 1	0 0 0 2	0 0 0 0	0 1 0 0	0 0 0 0
Inning Stats	R: 0 E: 0 K: 0 S: 13 H: 1 LOB: 1 BB: 0 P: 21	R: 0 E: 0 K: 1 S: 12 H: 1 LOB: 1 BB: 0 P: 19	R: 0 E: 0 K: 1 S: 6 H: 0 LOB: 0 BB: 0 P: 8	R: 0 E: 0 K: 2 S: 9 H: 0 LOB: 0 BB: 0 P: 14	R: 0 E: 0 K: 1 S: 9 H: 0 LOB: 0 BB: 0 P: 15	R: 0 E: 0 K: 2 S: 10 H: 0 LOB: 0 BB: 0 P: 14	R: 0 E: 0 K: 1 S: 13 H: 1 LOB: 1 BB: 0 P: 19	R: 1 E: 0 K: 1 S: 13 H: 2 LOB: 2 BB: 1 P: 26	R: 2 E: 0 K: 0 S: 19 H: 3 LOB: 2 BB: 0 P: 30	1B: 7 2B: 1 3B: 0 HR: 0 SF: 0 SAC: 0 DP: 0 HBP: 1						WP: 1 PB: 1 SB: 0 CS: 0 PA: 37	

PITCHER		IP	WLS	BF	H	R	ER	SO	BB	IBB	HBP	BLK	WP	HR	S	P	ERA	WHIP
32 J.A. Happ, L ERA: 3.9	(1, 1)	7.0	W	24	3	0	0	8	0	0	0	0	0	0	72	110	0.00	0.429
59 Antonio Bastardo, L ERA: 3.35	(8, 1)	0.2		4	1	1	1	1	1	0	0	0	1	0	9	20	13.50	3.000
44 Tony Watson, L ERA: 2.05	(8, 1)	0.1		2	1	0	0	0	0	0	0	0	0	0	4	6	0.00	3.000
48 Jared Hughes, R ERA: 2.61	(9, 1)	1.0		7	3	2	2	0	0	0	1	0	0	0	19	30	18.00	3.000

PITCHER	IP	WLS	BF	H	R	ER	SO	BB	IBB	HBP	BLK	WP	HR	S	P	ERA	WHIP

Batter	1	2	3	4	5	6	7	8	9	AB	R	H	RBI	BB	SO	LOB
5 Josh Harrison, R (1, 4) OBP: 0.309, SLG: 0.364	B FF 90 F FF 90 B SI 91 F FF 90 F CH 83 S SL 82 2-3 ① K2-3		B CH 82 C FF 90 C SI 90 F SL 84 B CH 82 S SL 85 2-3 ① K2-3		F CU 71 X FF 90 0-1 ② L4		1 SAFE C SL 84 D SL 85 S SL 85 X SL 86 1-2 ③ FC6 1-2f		B FF 99 B FF 98 C FF 98 B FF 97 F FF 98 B FF 97 4-2 1-2 BB	4	0	0	0	1	2	2
10 Jordy Mercer, R (1, 6) OBP: 0.298, SLG: 0.321 25 Gregory Polanco, L (9, PH) OBP: 0.325, SLG: 0.381	B FF 91 B FF 91 B FF 91 C FF 89 S FF 90 X SI 91 3-2 ② F9		C CU 71 X CH 83 0-1 E4 22 G1-3		C CH 83 B FF 91 C FF 90 B SL 84 S SL 85 2-3 ③ K			C FF 94 C FF 94 S FF 96 0-3 ① K	B FF 97 B FF 97 C CH 87 F FF 96 S FF 98 2-3 ③ K	4 1	0 0	0 0	0 0	0 0	2 1	0 2
22 Andrew McCutchen, R (1, 8) OBP: 0.405, SLG: 0.515	B SI 91 X SI 91 1-0 1B		F FF 91 C FF 91 D SL 85 X CH 84 1-2 ② G1-3 1-2			S CU 71 S SL 84 S SL 83 0-3 ① K		F FF 94 S FF 95 F FF 96 X CH 86 0-2 ② G6-3		4	0	1	0	0	1	1
27 Jung Ho Kang, R (1, 5) OBP: 0.360, SLG: 0.457	C SI 91 B FF 90 C CH 82 F SL 84 1 SAFE X SI 90 1-2 ③ G5-3		C SI 91 B SI 91 X SI 91 1-1 ③ G4-3			X CU 71 0-0 ② P4		B FF 96 B FF 96 B FF 94 B FF 94 4-0 BB		3	0	0	0	1	0	2
6 Starling Marte, R (1, 7) OBP: 0.330, SLG: 0.436		L FF 90 F SI 90 B FF 90 F FF 90 H SL 85 2-2 3 1B HBP		S FF 90 F SL 82 B SI 90 F CU 71 F FF 83 S SL 83 1-3 ① K2-3		C SI 91 X CU 74 0-1 ③ G5-3		S CH 85 F FF 94 S FF 96 0-3 ③ K		3	0	0	0	0	2	1
38 Michael Morse, R (1, 3) OBP: 0.301, SLG: 0.340		B SI 90 1 SAFE 1 SAFE C FF 91 F SI 90 S CH 83 1-3 ① K		B CU 69 C CH 82 X SL 85 1-1 ② G5-3			F SI 89 B SL 84 B CU 70 S SL 83 F SL 84 B FF 90 F FF 90 X SL 85 3-2 ① G5-3		B SL 88 B FF 96 C FF 97 S FF 97 B FF 98 S FF 98 3-3 ① K	4	0	0	0	0	2	1
3 Sean Rodríguez, R (1, 9) OBP: 0.282, SLG: 0.353		B FF 91 1 SAFE X SI 90 1-0 1-2 1B		B CU 72 X FF 91 1-0 1B			C SI 91 F SL 85 B SL 85 X FF 89 1-2 17 WP 2B		S SL 89 F SL 90 C FF 98 0-3 ② K	4	0	3	0	0	1	0
19 Chris Stewart, R (1, 2) OBP: 0.310, SLG: 0.326 18 Neil Walker, S (9, PH) OBP: 0.325, SLG: 0.423		C CH 82 F SI 90 S SL 85 0-3 ② K		1 SAFE B FF 90 X SI 90 1-0 ③ G5-3			B FF 91 X SL 84 1-0 ② G1-3		B FF 98 B FF 97 X FF 97 2-0 24 WP 24 1B 1B	3 1	0 1	0 1	0 0	0 0	1 0	4 0
50 Charlie Morton, R (1, 1) OBP: 0.065, SLG: 0.033 17 Aramis Ramirez, R (7, PH) OBP: 0.295, SLG: 0.423 17 Pedro Florimon, S (7, PR) OBP: 0.190, SLG: 0.211 37 Arquimedes Caminero, R (7, 1) 55 Joe Blanton, R (8, 1) 24 Pedro Alvarez, L (9, PH) OBP: 0.305, SLG: 0.460		C FF 90 F FF 90 B SL 85 S SL 86 1-3 ③ K			C FF 90 B FF 91 F FF 91 C FF 92 1-3 ① K		S CH 83 B CH 84 D SL 86 S SL 84 F SL 84 D SL 85 F CH 82 B FF 90 4-2 5 FC6 2-3 BB		B FF 97 F CH 88 B FF 98 B FF 98 S FF 98 X FF 99 3-2 5 BB 1-H 1B	2 0 0 0 0 1	0 0 0 0 0 0	0 0 0 0 0 1	0 0 0 0 0 1	0 1 0 0 0 0	2 0 0 0 0 0	2 0 0 0 0 0
Inning Stats	R: 0 E: 0 K: 1 S: 12 H: 1 LOB: 1 BB: 0 P: 19	R: 0 E: 0 K: 3 S: 13 H: 1 LOB: 2 BB: 0 P: 18	R: 0 E: 1 K: 1 S: 11 H: 0 LOB: 1 BB: 0 P: 15	R: 0 E: 0 K: 1 S: 9 H: 1 LOB: 1 BB: 0 P: 13	R: 0 E: 0 K: 2 S: 8 H: 0 LOB: 0 BB: 0 P: 11	R: 0 E: 0 K: 1 S: 6 H: 0 LOB: 0 BB: 0 P: 6	R: 0 E: 0 K: 0 S: 16 H: 1 LOB: 2 BB: 1 P: 26	R: 0 E: 0 K: 2 S: 10 H: 0 LOB: 1 BB: 1 P: 14	R: 1 E: 0 K: 3 S: 15 H: 2 LOB: 2 BB: 1 P: 29	1B: 5 2B: 1 3B: 0 HR: 0	SF: 0 SAC: 0 DP: 0 HBP: 1			WP: 2 PB: 0 SB: 0 CS: 0	PA: 38		

PITCHER		IP	WLS	BF	H	R	ER	SO	BB	IBB	HBP	BLK	WP	HR	S	P	ERA	WHIP
54 Jaime García, L ERA: 1.89	(1, 1)	7.0	W	28	4	0	0	9	1	0	1	0	1	0	75	108	0.00	0.714
46 Kevin Siegrist, L ERA: 2.19	(8, 1)	1.0		4	0	0	0	2	1	0	0	0	0	0	10	14	0.00	1.000
44 Trevor Rosenthal, R ERA: 1.61	(9, 1)	1.0		6	2	1	1	3	1	0	0	0	1	0	15	29	9.00	3.000

PITCHER	IP	WLS	BF	H	R	ER	SO	BB	IBB	HBP	BLK	WP	HR	S	P	ERA	WHIP

TOP

Pittsburgh Pirates @ St. Louis Cardinals

Busch Stadium, St. Louis, MO

Sat Sep 05 2015, 3:07 PM - 6:02 PM CDT
Att. 45,139 - Partly Cloudy - 93 F

livebaseballscorecards.com

AB	34
R	1
H	6
RBI	1
BB	3
SO	14
LOB	15

BOTTOM

Batter	1	2	3	4	5	6	7	8	9	AB	R	H	RBI	BB	SO	LOB
13 Matt Carpenter, L (1, 5) OBP: 0.362, SLG: 0.466	F FF 93 B SI 92 X SI 93 1-1 22 FC4-6 1B	D CU 80 B CU 78 B SI 92 B SI 91 4-0 55 E BB		C SI 91 F FS 84 S SI 91 0-3 ③ K			1 SAFE D FS 88 X SI 94 1-0 1-H HR			3	1	2	2	1	1	0
55 Stephen Piscotty, R (1, 7) OBP: 0.374, SLG: 0.539	B FF 92 C SI 92 1 SAFE X SI 91 1-1 ① L9	F SI 92 B CU 78 B CU 79 X SI 93 2-1 E4 1-3 2-H 3-H 1B			X SI 91 0-0 ① F9		X SL 90 0-0 ① L8			4	0	1	1	0	0	2
22 Jason Heyward, L (1, 9) OBP: 0.344, SLG: 0.433	B FF 93 B SI 91 B SI 93 C SI 93 X SI 93 3-1 ② FC4-6 27 1B 1-2f	1 SAFE C CU 78 B SI 92 B FF 92 1 SAFE F CU 79 F CU 78 X SI 91 2-2 ③ G6-3			C FS 83 B SI 91 S CU 78 B SI 92 B CU 79 X CU 78 3-2 ② G3		B SI 98 B FF 97 B FS 87 C FF 96 C FF 96 X FF 97 3-2 ② G6-3			4	0	0	0	0	0	4
27 Jhonny Peralta, R (1, 6) OBP: 0.336, SLG: 0.426	1 SAFE X SI 92 0-0 1-2 1B		F SI 90 X FS 84 0-1 ① F9		C CU 78 S CU 78 B FF 91 B FS 83 X SI 91 2-2 ③ G6-3		B SI 96 F FF 95 X FS 87 1-1 ③ G5-3			4	0	1	0	0	0	1
37 Brandon Moss, L (1, 3) OBP: 0.306, SLG: 0.422	B SI 92 S FS 85 X SI 92 1-1 ③ F7		B CU 78 X SI 90 1-0 1B			C SI 91 B FS 81 C CU 79 X CU 78 1-2 ① G6-3		B FF 90 S SI 90 S CH 85 S SL 84 1-3 ① K		4	0	1	0	0	1	2
4 Yadier Molina, R (1, 2) OBP: 0.315, SLG: 0.361		B FF 91 B SI 90 X SI 91 2-0 ① G6-3	1 SAFE 1 SAFE B FS 84 C CU 78 X SI 90 1-1 ② F7			F SI 92 F FF 93 B CU 80 X CU 78 1-2 ② L9		C FF 90 S SL 84 B SL 84 X SL 85 1-2 ② G3-1		4	0	0	0	0	0	1
16 Kolten Wong, L (1, 4) OBP: 0.327, SLG: 0.394		B SI 92 F SI 91 B SI 92 B SI 92 B SI 91 4-1 54 SH1-4 19 HBP 55 1B BB	B SI 91 F FF 91 S CU 78 X FF 92 1-2 ③ G6-3			B FS 84 B CU 77 B SI 91 B SI 91 4-0 BB		B SI 90 X SI 89 1-0 12 WP 12 S 1B		2	1	1	0	2	0	1
19 Jon Jay, L (1, 8) OBP: 0.308, SLG: 0.259 46 Kevin Siegrist, L (8, 1) 12 Mark Reynolds, R (8, PH) OBP: 0.320, SLG: 0.411 44 Trevor Rosenthal, R (9, 1)		H SI 92 1-0 55 1B 54 SH1-4 55 E 1-2 HBP	B FF 91 F FF 92 F SI 91 B CU 78 S CU 78 2-3 ① K			1 SAFE 1 SAFE S CU 78 C SI 90 C FF 92 0-3 ③ K		C SL 85 D SL 85 F SL 85 B SL 83 F FF 90 D SL 86 F SL 84 D SL 85 4-2 1-3 BB		2 0 0 0	1 0 0 0	0 0 0 0	0 0 1 0	2 0 0 0	1 0 0 0
54 Jaime García, L (1, 1) OBP: 0.094, SLG: 0.094 35 Greg Garcia, L (7, PH) OBP: 0.333, SLG: 0.378 8 Peter Bourjos, R (7, PR) OBP: 0.301, SLG: 0.333 (8, 8)		L SI 91 X SI 91 0-1 ② SH1-4 1-2 2-3	S FF 92 B SI 90 X SI 91 1-1 ② L9				F SI 96 B SI 97 F FS 86 B FS 92 B SI 98 B FF 95 4-2 13 HR BB	F SL 84 S SI 91 X SL 85 0-2 ③ L8		1 0 1	0 0 1	0 0 0	0 1 0	0 0 0	0 0 2	0 0 0
Inning Stats	R: 0 E: 0 K: 0 S: 9 H: 2 LOB: 2 BB: 0 P: 15	R: 2 E: 1 K: 0 S: 10 H: 1 LOB: 2 BB: 2 P: 25	R: 0 E: 0 K: 0 S: 8 H: 1 LOB: 1 BB: 0 P: 11	R: 0 E: 0 K: 2 S: 8 H: 0 LOB: 0 BB: 0 P: 11	R: 0 E: 0 K: 0 S: 7 H: 0 LOB: 0 BB: 0 P: 12	R: 0 E: 0 K: 1 S: 9 H: 0 LOB: 1 BB: 1 P: 15	R: 2 E: 0 K: 0 S: 9 H: 1 LOB: 1 BB: 1 P: 18	R: 0 E: 0 K: 1 S: 14 H: 1 LOB: 2 BB: 1 P: 21								

PITCHER	IP	WLS	BF	H	R	ER	SO	BB	IBB	HBP	BLK	WP	HR	S	P	ERA	WHIP
50 Charlie Morton, R (1, 1) ERA: 4.07	6.0	L	26	4	2	1	3	3	0	1	0	0	0	51	89	1.50	1.167
37 Arquimedes Caminero, R (7, 1) ERA: 3.73	1.0		5	1	2	2	0	1	0	0	0	0	1	9	18	18.00	2.000
55 Joe Blanton, R (8, 1) ERA: 2.86	1.0		5	1	0	0	1	1	0	0	0	1	0	14	21	0.00	2.000

PITCHER	IP	WLS	BF	H	R	ER	SO	BB	IBB	HBP	BLK	WP	HR	S	P	ERA	WHIP

Pittsburgh Pirates @ St. Louis Cardinals

Busch Stadium, St. Louis, MO

Sat Sep 05 2015, 3:07 PM - 6:02 PM CDT

Att. 45,139 - Partly Cloudy - 93 F

livebaseballscorecards.com

AB	29
R	4
H	6
RBI	3
BB	5
SO	4
LOB	14

1B: 5	SF: 0	WP: 1	PA: 36
2B: 0	SAC: 1	PB: 0	
3B: 0	DP: 0	SB: 1	
HR: 1	HBP: 1	CS: 0	

Batter	1	2	3	4	5	6	7	8	9	AB	R	H	RBI	BB	SO	LOB
25 Gregory Polanco, L (1, 9) OBP: 0.328, SLG: 0.383	X FF 92 0-0 ① F8			C FF 90 X CU 78 0-1 22 6 G5-4-3 1B 18 1B 1B	C CU 78 X CH 83 0-1 6 G4-3 2-3 1B		X FF 92 0-0 6 FC6-4 1-3 1B		B FF 91 B SL 81 X FF 91 2-0 ① P5	5	1	3	0	0	0	1
6 Starling Marte, R (1, 7) OBP: 0.331, SLG: 0.441 (9, 8)	C FF 92 F SI 92 F FC 85 B FC 84 S FC 84 1-3 ② K			C SI 91 F SI 91 B SI 93 F SI 92 X FC 83 1-2 22 G5-4-3 1B	S FC 84 B FF 90 C FF 91 B SI 92 X SI 93 2-2 ②③ G4-3 1-2f		B CU 80 F CU 79 B FC 85 X FC 83 2-1 ③ FC6-4 1-2f		B SI 90 X SI 91 1-0 1-H HR	5	1	2	2	0	1	5
22 Andrew McCutchen, R (1, 8) OBP: 0.403, SLG: 0.511 38 Joakim Soria, R (9, 1)	B SI 93 X SI 93 1-0 ③ G6-3			B FC 85 F FC 84 X SI 92 1-1 ①② G5-4-3 1-2f 2-3		C CU 76 X SI 91 0-1 ① L7		S FF 92 F SI 92 B FC 84 X FC 83 1-2 ① F7	B CU 77 T FC 87 B FF 94 F FC 86 B FF 96 B FC 88 4-2 27 G6-4-3 BB	4 0	0 0	0 0	0 0	1 0	0 0	2 0
17 Aramis Ramirez, R (1, 5) OBP: 0.299, SLG: 0.432 27 Jung Ho Kang, R (8, 5) OBP: 0.359, SLG: 0.456		C SI 91 B SI 92 C SI 92 F FC 85 B SI 92 X SI 93 2-2 29 G6-4-3 1B		B SI 93 C SI 92 B SI 93 S SI 93 F SI 93 B FC 83 D FC 86 4-2 29 18 1B 1B BB		X CU 81 0-0 ② L7		S FF 93 B FC 84 B FC 85 X CU 76 2-1 HR	X FC 88 0-0 ②③ G6-4-3 1-2f	3 1	1 0	2 0	1 0	1 0	0 0	0 1
18 Neil Walker, S (1, 4) OBP: 0.324, SLG: 0.422		C SI 92 X SI 92 0-1 ① L7		S FF 92 B FF 93 X FC 84 1-1 29 1B 1-2 3-H 1B		B FF 91 F CU 77 X CH 82 1-1 ③ F8		C SI 92 B SI 92 X SI 93 1-1 ② L7		4	0	1	1	0	0	1
29 Francisco Cervelli, R (1, 2) OBP: 0.375, SLG: 0.416		B SI 92 X SI 92 1-0 ②③ G6-4-3 1-2f		B FC 83 B FC 84 C CU 77 C FC 83 X FC 84 2-2 1-2 2-3 1B			B SI 91 C SI 90 C SI 92 B FF 90 B FC 84 S FC 84 3-3 ① K	X SI 91 0-0 3 HR 2B		4	1	2	0	0	1	1
24 Pedro Alvarez, L (1, 3) OBP: 0.305, SLG: 0.461 3 Sean Rodríguez, R (7, PR) OBP: 0.286, SLG: 0.371 (7, 3)			C SI 91 S CU 78 S FC 84 0-3 ① K	B SI 91 X SI 91 1-0 ③ F8			C CU 79 X FC 84 0-1 45 1B 2B	B SL 80 F SL 80 B SI 89 X SI 90 2-1 2-H HR		3 1	0 2	1 1	0 2	0 0	1 0	3 0
10 Jordy Mercer, R (1, 6) OBP: 0.297, SLG: 0.318			C SI 92 F SI 93 B FF 91 B FC 84 F FC 84 S FC 84 2-3 ② K		C SI 90 B FF 90 B FF 89 F SI 91 B SI 92 F SI 91 B SI 92 4-2 25 45 1B SH3-4 BB		X SI 92 0-0 ② F9	C SL 80 C SI 91 X SL 81 0-2 ③ L9		3	0	0	0	1	1	1
45 Gerrit Cole, R (1, 1) OBP: 0.173, SLG: 0.140 44 Tony Watson, L (8, 1) 5 Josh Harrison, R (9, PH) OBP: 0.308, SLG: 0.363 (9, 7)			C SI 92 X SI 93 0-1 ③ G5-3		1 SAFE X 0-0 ① SH3-4 1-2		X SI 91 0-0 25 1B 2-H 1B		F FF 91 F SL 82 F SL 82 B FF 92 X FF 92 1-2 E6 6 HR	2 0 1	0 0 1	1 0 0	1 0 0	0 0 0	0 0 0	0 0 0
Inning Stats	R: 0 H: 0 E: 0 LOB: 0 K: 1 BB: 0 S: 6 P: 8	R: 0 H: 1 E: 0 LOB: 0 K: 0 BB: 0 S: 7 P: 10	R: 0 H: 0 E: 0 LOB: 0 K: 2 BB: 0 S: 9 P: 11	R: 1 H: 4 E: 0 LOB: 3 K: 0 BB: 1 S: 17 P: 27	R: 0 H: 1 E: 0 LOB: 1 K: 0 BB: 1 S: 9 P: 15	R: 0 H: 0 E: 0 LOB: 0 K: 0 BB: 0 S: 5 P: 6	R: 1 H: 3 E: 0 LOB: 3 K: 1 BB: 0 S: 10 P: 15	R: 3 H: 3 E: 0 LOB: 0 K: 0 BB: 0 S: 13 P: 19	R: 2 H: 1 E: 1 LOB: 0 K: 0 BB: 1 S: 9 P: 17	1B: 8 2B: 2 3B: 0 HR: 3	SF: 0 SAC: 1 DP: 4 HBP: 0	WP: 0 PB: 0 SB: 0 CS: 0	PA: 40				

TOP

Pittsburgh Pirates @ St. Louis Cardinals

Busch Stadium, St. Louis, MO

Sun Sep 06 2015, 7:09 PM - 9:53 PM CDT

Att. 46,011 - Clear - 91 F

livebaseballscorecards.com

AB	36
R	7
H	13
RBI	7
BB	3
SO	4
LOB	15

PITCHER		IP	WLS	BF	H	R	ER	SO	BB	IBB	HBP	BLK	WP	HR	S	P	ERA	WHIP
41 John Lackey, R ERA: 2.9	(1, 1)	7.1	L	31	10	3	3	4	2	0	0	0	0	1	68	100	3.68	1.636
28 Steve Cishek, R ERA: 3.66	(8, 1)	0.2		4	2	2	2	0	0	0	0	0	0	1	8	11	27.00	3.000
70 Tyler Lyons, L ERA: 4.22	(9, 1)	0.1		3	1	2	1	0	0	0	0	0	0	1	6	10	27.00	3.000
40 Mitch Harris, R ERA: 2.7	(9, 1)	0.2		2	0	0	0	0	1	0	0	0	0	0	3	7	0.00	1.500

PITCHER	IP	WLS	BF	H	R	ER	SO	BB	IBB	HBP	BLK	WP	HR	S	P	ERA	WHIP

BOTTOM

Pittsburgh Pirates @ St. Louis Cardinals

Busch Stadium, St. Louis, MO

Sun Sep 06 2015, 7:09 PM - 9:53 PM CDT

Att. 46,011 - Clear - 91 F

livebaseballscorecards.com

Batter	1	2	3	4	5	6	7	8	9	AB	R	H	RBI	BB	SO	LOB
13 Matt Carpenter, L (1, 5) OBP: 0.361, SLG: 0.465	F FF 94 X SI 94 0-1 ① L8		C FF 97 F FF 97 B SI 97 S SL 84 1-3 ① K		1 SAFE B SL 83 X FF 98 1-0 55 FC5-4 1-3 1B			X SI 94 0-0 ② G3		4	0	1	0	0	1	1
55 Stephen Piscotty, R (1, 7) OBP: 0.365, SLG: 0.526	C SI 94 C SL 85 X SI 94 0-2 ② F9		B SI 97 F SL 89 B SI 96 F SI 96 F SI 96 S SL 84 2-3 ② K		F SI 98 X SL 84 0-1 ③ FC5-4 1-2f			C SI 94 S SI 94 B CH 86 F CH 86 X SI 94 1-2 ③ P3		4	0	0	0	0	1	3
27 Jhonny Peralta, R (1, 6) OBP: 0.336, SLG: 0.424 35 Greg Garcia, L (9, PH) OBP: 0.349, SLG: 0.421	B SI 94 F SI 94 S KC 81 B KC 81 B SL 86 B SI 95 4-2 22 BB BB		C KC 83 B SI 96 X SI 95 1-1 ③ L6 1-2			F SI 96 S SI 96 B FF 96 B KC 83 B FF 96 T SL 89 3-2 ① K			X FF 92 0-0 43 1B 2B	2 1	0 1	0 1	0 1	1 0	1 0	1 0
22 Jason Heyward, L (1, 9) OBP: 0.344, SLG: 0.431 43 Cody Stanley, L (9, PH) OBP: 0.571, SLG: 0.714	F SI 95 B FF 95 B FF 95 B FF 96 B SL 89 4-1 1-2 BB			C FF 96 F KC 82 B FF 96 X KC 81 1-2 ① F7		B KC 84 B SL 89 L FF 97 X FF 96 2-1 ② G5-3			B FF 91 X FF 91 1-0 37 DI 2-H 1B	2 1	0 0	0 1	0 1	1 0	0 0	0 0
4 Yadier Molina, R (1, 2) OBP: 0.313, SLG: 0.358 48 Tony Cruz, R (9, PH) OBP: 0.207, SLG: 0.236	B SI 94 B SI 95 C SI 95 B SI 93 F FF 95 X FF 96 3-2 ③ L8			X KC 82 0-0 ② F9		B SI 96 X SL 88 1-0 ③ F9			B SL 81 F FF 92 S FF 91 D CU 72 C FF 92 2-3 ① K	3 1	0 0	0 0	0 0	0 1	0 1	2 1
37 Brandon Moss, L (1, 3) OBP: 0.303, SLG: 0.418		B SI 95 X CH 88 1-0 ① F9		B SI 96 B KC 83 C SI 96 B SI 95 F SI 97 X FF 96 3-2 ③ G3			B FF 96 F SI 96 X SI 96 1-1 ① P5		F FF 91 B FF 92 B FF 92 F FF 92 X FF 92 2-2 ② F8 1-2	4	0	0	0	0	0	1
16 Kolten Wong, L (1, 4) OBP: 0.325, SLG: 0.392 8 Peter Bourjos, R (9, PH) OBP: 0.300, SLG: 0.332		B FF 95 B FF 96 F FF 95 C KC 82 X SI 95 2-2 ② G6-3			C FF 96 B SI 95 B SL 88 C FF 97 S KC 84 2-3 ① K		C SI 97 F SI 96 B KC 82 F FF 100 B SI 98 S KC 84 2-3 ② K		S FF 92 S SL 81 F SL 81 X FF 92 0-2 ③ F9	3 1	0 0	0 0	0 0	0 0	2 0	0 1
19 Jon Jay, L (1, 8) OBP: 0.308, SLG: 0.260		F SI 95 B SI 96 B KC 82 X FF 95 2-1 ③ G3			X SL 84 0-0 13 1B 1B		F FF 97 C SI 98 S KC 83 0-3 ③ K			3	0	1	0	0	1	0
41 John Lackey, R (1, 1) OBP: 0.179, SLG: 0.154 28 Steve Cishek, R (8, 1) 28 Tommy Pham, R (8, PH) OBP: 0.336, SLG: 0.365 70 Tyler Lyons, L (9, 1) OBP: 0.333, SLG: 0.231 40 Mitch Harris, R (9, 1)			B FF 93 B FF 93 B FF 94 C FF 94 B FF 94 4-1 27 WP BB		C FF 94 L FF 96 M SI 97 0-3 ② K			B SI 94 B SI 93 B SI 93 C SI 93 S SI 94 C SI 94 3-3 ① K		1 0 1 0 0	0 0 0 0 0	0 0 0 0 0	1 0 0 0 0	1 0 1 0 0	1 0 0 0 0	1 0 0 0 0

Inning Stats	1	2	3	4	5	6	7	8	9
	R: 0 E: 0 K: 0 S: 11	H: 0 LOB: 2 BB: 2 P: 22	R: 0 E: 0 K: 0 S: 6	H: 0 LOB: 0 BB: 0 P: 11	R: 0 E: 0 K: 2 S: 10	H: 0 LOB: 1 BB: 1 P: 18	R: 0 E: 0 K: 0 S: 7	H: 0 LOB: 0 BB: 0 P: 11	R: 0 E: 0 K: 2 S: 10	H: 2 LOB: 2 BB: 0 P: 13	R: 0 E: 0 K: 1 S: 6	H: 0 LOB: 0 BB: 0 P: 12	R: 0 E: 0 K: 2 S: 9	H: 0 LOB: 0 BB: 0 P: 12	R: 0 E: 0 K: 1 S: 8	H: 0 LOB: 0 BB: 0 P: 12	R: 1 E: 0 K: 1 S: 12	H: 2 LOB: 1 BB: 0 P: 17

	AB	R	H	RBI	BB	SO	LOB
	31	1	4	1	3	9	11

	1B	2B	3B	HR	SF	SAC	DP	HBP	PA
	3	1	0	0	0	0	0	0	34

	WP	PB	SB	CS
	1	0	0	0

PITCHER		IP	WLS	BF	H	R	ER	SO	BB	IBB	HBP	BLK	WP	HR	S	P	ERA	WHIP
45 Gerrit Cole, R ERA: 2.54	(1, 1)	7.0	W	26	2	0	0	7	3	0	0	0	1	0	59	99	0.00	0.714
44 Tony Watson, L ERA: 2.02	(8, 1)	1.0		3	0	0	0	1	0	0	0	0	0	0	8	12	0.00	0.000
38 Joakim Soria, R ERA: 3.11	(9, 1)	1.0		5	2	1	1	1	0	0	0	0	0	0	12	17	9.00	2.000

PITCHER	IP	WLS	BF	H	R	ER	SO	BB	IBB	HBP	BLK	WP	HR	S	P	ERA	WHIP

Pittsburgh Pirates @ Cincinnati Reds

Great American Ball Park, Cincinnati, OH

Mon Sep 07 2015, 1:12 PM - 3:50 PM EDT

Att. 19,241 - Partly Cloudy - 89 F

TOP

Batter	1	2	3	4	5	6	7	8	9	AB	R	H	RBI	BB	SO	LOB
25 Gregory Polanco, L (1, 9) OBP: 0.325, SLG: 0.380	0-0 G4-3		1-3 K		1-3 K			0-1 G4-3 2-3		4	0	0	0	0	2	2
18 Neil Walker, S (1, 4) OBP: 0.326, SLG: 0.422	0-2 L4		1-0 1B			0-0 G3		0-1 1B 22 BB 3-H		4	0	2	1	0	0	0
22 Andrew McCutchen, R (1, 8) OBP: 0.404, SLG: 0.509	2-2 E5 1B		0-0 L1			1-1 L9		4-0 BB 27 G3-6-1 1-2		3	0	1	0	1	0	1
27 Jung Ho Kang, R (1, 5) OBP: 0.358, SLG: 0.454	2-0 F8			2-2 L7		2-1 1B		3-2 G3-6-1 1-2f		4	0	1	0	0	0	3
24 Pedro Alvarez, L (1, 3) OBP: 0.305, SLG: 0.460		2-0 1B		1-3 K		0-3 K				3	0	1	0	0	2	1
5 Josh Harrison, R (9, PH) OBP: 0.307, SLG: 0.362									1-3 K	1	0	0	0	0	1	0
3 Sean Rodriguez, R (1, 6) OBP: 0.285, SLG: 0.366		0-0 F8		0-3 K2-3			0-0 G5-3		2-1 HBP 6 K	3	0	0	0	0	1	1
23 Travis Snider, L (1, 7) OBP: 0.315, SLG: 0.343		2-3 K			3-2 F7		2-1 G6-3			3	0	0	0	0	1	1
6 Starling Marte, R (9, PH) OBP: 0.330, SLG: 0.441									1-3 K 1-2	1	0	0	0	0	1	1
19 Chris Stewart, R (1, 2) OBP: 0.311, SLG: 0.326		1-2 L7			0-2 1B 49 SH5-4		3-2 G4-3			3	0	1	0	0	0	1
49 Jeff Locke, L (1, 1) OBP: 0.119, SLG: 0.100			1-1 G5-3		0-0 SH5-4 1-2					1	0	0	0	0	0	0
48 Jared Hughes, R (6, 1)										0	0	0	0	0	0	0
37 Arquimedes Caminero, R (7, 1)										0	0	0	0	0	0	0
14 Jaff Decker, L (8, PH) OBP: 0.455, SLG: 0.438								0-1 2B 25 G4-3 18 1B		1	1	1	0	0	0	0
59 Antonio Bastardo, R (8, 1)										0	0	0	0	0	0	0

livebaseballscorecards.com

AB	31
R	1
H	7
RBI	1
BB	1
SO	8
LOB	11

Inning Stats

Inning	R	E	K	S	H	LOB	BB	P
1	0	1	0	8	1	1	0	12
2	0	0	1	8	1	1	0	13
3	0	0	1	7	1	1	0	10
4	0	0	2	9	0	0	0	12
5	0	0	1	13	1	1	0	17
6	0	0	1	9	1	1	0	12
7	0	0	0	6	0	0	0	11
8	1	0	0	9	2	1	1	16
9	0	0	2	10	0	0	0	14

1B: 6 SF: 0
2B: 1 SAC: 1
3B: 0 DP: 1
HR: 0 HBP: 1

WP: 0 PA: 34
PB: 0
SB: 0
CS: 0

PITCHER		IP	WLS	BF	H	R	ER	SO	BB	IBB	HBP	BLK	WP	HR	S	P	ERA	WHIP
28 Anthony DeSclafani, R ERA: 3.75	(1, 1)	7.1	W	29	7	1	1	6	0	0	0	0	0	0	66	93	1.23	0.955
70 Jumbo Díaz, R ERA: 4.5	(8, 1)	0.2	H	2	0	0	0	0	1	0	0	0	0	0	3	10	0.00	1.500
54 Aroldis Chapman, L ERA: 1.73	(9, 1)	1.0	S	3	0	0	0	2	0	0	1	0	0	0	10	14	0.00	0.000

PITCHER	IP	WLS	BF	H	R	ER	SO	BB	IBB	HBP	BLK	WP	HR	S	P	ERA	WHIP

BOTTOM

Pittsburgh Pirates @ Cincinnati Reds

Great American Ball Park, Cincinnati, OH

Mon Sep 07 2015, 1:12 PM - 3:50 PM EDT

Att. 19,241 - Partly Cloudy - 89 F

livebaseballscorecards.com

Batter	1	2	3	4	5	6	7	8	9	AB	R	H	RBI	BB	SO	LOB
30 Jason Bourgeois, R (1, 8) (9, 7) OBP: 0.280, SLG: 0.331	C SI 91 X SI 92 0-1 ① L7	B CH 84 X CH 83 1-0 ③ G5-3			X SI 90 0-0 ① FC2-6 1-2f		C FF 95 F SL 89 B FF 98 F SL 91 X SI 97 1-2 ②③ G4-6-3 1-2f			4	0	0	0	0	0	3
21 Todd Frazier, R (1, 5) OBP: 0.309, SLG: 0.506	F SI 93 B SI 93 X CH 85 1-1 E6 19 G3-6-1		X SI 91 0-0 ① F9		S CH 82 B SI 90 S SI 91 1 SAFE S KC 81 1-3 ② K			F FF 89 S SL 82 B SL 83 F FF 92 B SL 85 B SL 84 S FF 92 3-3 ① K		4	0	0	0	0	2	1
19 Joey Votto, L (1, 3) OBP: 0.460, SLG: 0.562	B SI 92 B SI 92 B SI 92 F SI 92 X SI 93 3-1 ②③ G3-6-1 1-2f		C KC 82 C CH 84 X KC 84 0-2 1B		B SI 91 F SI 91 B SI 92 B CH 82 F SI 91 F SI 91 S CH 82 3-3 ③ K			F FF 92 T FF 92 F SI 92 C FF 93 0-3 ② K		4	0	1	0	0	2	2
4 Brandon Phillips, R (1, 4) OBP: 0.331, SLG: 0.395		C SI 92 X CH 84 0-1 E6 32 1B 7 1B	1 SAFE C SI 92 C SI 92 S KC 83 0-3 ② K			B CH 81 F SI 90 C SI 90 B SI 92 B CH 86 X SI 91 3-2 E3 7 CS 32 BB		B FF 93 S FF 92 F FF 93 F FF 93 B SL 84 X FF 94 2-2 ③ L9		4	1	0	0	0	1	1
32 Jay Bruce, L (1, 9) OBP: 0.307, SLG: 0.440		B SI 92 B SI 92 C SI 92 F SI 92 1 SAFE F SI 93 F SI 92 1 SAFE F KC 82 3-2 7 1B 16 SF9 23 BB 1-2 1B	S KC 82 B SI 93 S CH 84 X CH 85 1-2 ③ F9			C SI 89 C KC 81 D KC 83 1 SAFE B CH 83 F SI 90 B SI 90 B CH 82 4-2 7 CS BB 1-2				2	1	1	0	1	0	1
7 Eugenio Suárez, R (1, 6) OBP: 0.328, SLG: 0.475		C SI 93 B SI 93 X SI 93 1-1 16 E 23 BB 1B 1-2 2-H		C SI 90 C SI 90 F SI 90 F KC 82 B CH 82 F SI 91 B CH 83 S CH 82 2-3 ① K		C SI 92 X SI 92 0-1 ①② P4 1-2 2-3				3	1	1	1	0	1	2
23 Adam Duvall, R (1, 7) OBP: 0.556, SLG: 1.333 54 Aroldis Chapman, L (9, 1)		B SI 92 B CH 84 F CH 82 B SI 92 C SI 92 D CH 82 4-2 16 E 1-2 2-3 BB		C SI 91 B SI 92 C SI 92 C SI 92 1-3 ② K		B SI 92 X SI 92 1-0 ③ G5-3				2 0	0 0	0 0	0 0	1 0	1 0	1 0
16 Tucker Barnhart, L (1, 2) OBP: 0.333, SLG: 0.353		X SI 92 0-0 ① SF9 1-3 2-H 3-H		X SI 92 0-0 ③ G5-3			X SI 95 0-0 ① F7			2	0	0	1	0	0	0
28 Anthony DeSclafani, R (1, 1) OBP: 0.222, SLG: 0.200 70 Jumbo Díaz, R (8, 1) 65 Ryan LaMarre, R (9, 8) OBP: 0.105, SLG: 0.105		B SI 92 S SI 93 F SI 92 B SI 92 S CH 82 2-3 ② K			S SI 89 X SI 89 0-1 30 FC2-6 1B		B SI 95 B FF 96 B SL 94 B FF 96 4-0 30 G4-6-3 BB			2 0 0	0 0 0	1 0 0	0 0 0	1 0 0	1 0 0	1 0 0
Inning Stats	R: 0 E: 1 K: 0 S: 6 H: 0 LOB: 0 BB: 0 P: 10	R: 3 E: 2 K: 1 S: 21 H: 2 LOB: 1 BB: 1 P: 32	R: 0 E: 0 K: 1 S: 10 H: 1 LOB: 1 BB: 0 P: 11	R: 0 E: 0 K: 2 S: 10 H: 0 LOB: 0 BB: 0 P: 13	R: 0 E: 0 K: 2 S: 10 H: 1 LOB: 1 BB: 0 P: 14	R: 0 E: 1 K: 0 S: 9 H: 0 LOB: 1 BB: 1 P: 17	R: 0 E: 0 K: 0 S: 5 H: 0 LOB: 0 BB: 1 P: 10	R: 0 E: 0 K: 2 S: 12 H: 0 LOB: 0 BB: 0 P: 17		1B: 4 2B: 0 3B: 0 HR: 0 SF: 1 SAC: 0 DP: 2 HBP: 0						

	AB	27
	R	3
	H	4
	RBI	2
	BB	3
	SO	8
	LOB	12

WP: 0 PA: 31
PB: 0
SB: 0
CS: 2

PITCHER		IP	WLS	BF	H	R	ER	SO	BB	IBB	HBP	BLK	WP	HR	S	P	ERA	WHIP
49 Jeff Locke, L ERA: 4.56	(1, 1)	5.0	L	23	4	3	1	6	2	0	0	0	0	0	63	93	1.80	1.200
48 Jared Hughes, R ERA: 2.56	(6, 1)	1.0		2	0	0	0	0	0	0	0	0	0	0	3	4	0.00	0.000
37 Arquimedes Caminero, R ERA: 3.68	(7, 1)	1.0		3	0	0	0	0	1	0	0	0	0	0	5	10	0.00	1.000
59 Antonio Bastardo, L ERA: 3.28	(8, 1)	1.0		3	0	0	0	2	0	0	0	0	0	0	12	17	0.00	0.000

PITCHER	IP	WLS	BF	H	R	ER	SO	BB	IBB	HBP	BLK	WP	HR	S	P	ERA	WHIP

Batter	1	2	3	4	5	6	7	8	9	AB	R	H	RBI	BB	SO	LOB
25 Gregory Polanco, L (1, 9) OBP: 0.326, SLG: 0.382	C SI 90 F CH 85 F SI 93 B SI 88 F SI 87 X SL 85 1-2 G3		B CH 86 S CH 84 S SI 91 X SI 93 1-2 6 1B 22 HR 2-H 1B	C FF 90 B CH 80 C CU 77 B SL 85 X CU 77 2-2 P6		B FF 93 D SI 92 S CH 83 F FF 92 X CH 83 2-2 G3-1			C SI 95 B FS 87 X SL 85 1-1 3 2B 2B	5	2	2	1	0	0	2
6 Starling Marte, R (1, 7) OBP: 0.333, SLG: 0.444	X FF 93 0-0 E8 2B		1 SAFE C SI 93 1 SAFE X SI 91 0-1 22 HR 1-2 1B		C SL 80 X SL 82 0-1 22 PB 1B		X CH 82 0-0 L7		F SI 95 X FF 95 0-1 G6-3	5	1	3	0	0	0	1
22 Andrew McCutchen, R (1, 8) OBP: 0.404, SLG: 0.514	C SL 84 B SL 84 F FF 94 B SI 93 C SI 95 2-3 K		X SI 92 0-0 1-H 2-H HR		1 SAFE 1 SAFE F FF 88 1 SAFE P PO 78 F FF 90 F FF 90 X CU 79 1-2 F7		B FF 92 S CH 81 F FF 94 B CU 82 F FF 93 B CH 83 X SI 93 3-2 G5-3		B SI 94 F SI 94 D FF 94 B SI 93 B FF 96 4-1 3 2B BB	4	1	1	3	1	1	2
17 Aramis Ramirez, R (1, 3) OBP: 0.296, SLG: 0.428 3 Sean Rodríguez, R (7, 3) OBP: 0.288, SLG: 0.374	C SI 95 C SI 96 S SI 95 0-3 K		S FF 93 B FF 95 B SL 85 S SL 82 X SL 85 2-2 F7		C SL 84 T SL 82 X FF 91 0-2 G5-3		B CH 85 B CH 84 F FF 94 F CH 82 S FF 94 2-3 K		X SI 94 0-0 1-3 2-H 2B	4 1	0 0	0 1	0 1	0 0	2 0	2 0
27 Jung Ho Kang, R (1, 5) OBP: 0.358, SLG: 0.463		B SL 82 SL 82 C SL 83 B SI 92 X SI 93 3-1 G1-3	B CH 85 B SL 81 B SI 91 X FF 91 3-0 18 G4-3 29 BLK 2B		B CH 79 B FF 90 S SL 84 S SL 83 C CU 78 2-3 K			F FF 92 X CU 77 0-1 HR	C SI 94 F SI 93 S FF 94 0-3 K	5	2	2	1	0	2	3
18 Neil Walker, S (1, 4) OBP: 0.323, SLG: 0.419 5 Josh Harrison, R (8, 4) OBP: 0.306, SLG: 0.360		C CH 86 B CH 86 F CH 85 F FF 95 S SI 95 1-3 K	X CH 86 0-0 G4-3 2-3			C FF 92 B SI 93 F CH 82 S CH 86 1-3 K		B FF 92 B CH 85 C FF 92 B FF 92 X FF 92 3-1 F7	S FF 94 B FC 87 B FF 94 X SI 95 2-1 L9	4 1	0 0	0 0	0 0	0 0	2 0	1 2
29 Francisco Cervelli, R (1, 2) OBP: 0.376, SLG: 0.414 19 Chris Stewart, R (9, 2) OBP: 0.311, SLG: 0.326		C SI 93 B SL 84 B SI 93 B FF 95 B SL 86 4-1 10 FC6 BB	C SI 91 B SI 92 B SI 93 C SI 92 F FF 95 C SL 85 2-3 3-H			B FF 92 C CH 82 S FF 95 B FF 95 F FF 92 B CH 83 S FF 92 3-3 K		C CU 78 B FF 93 B CU 77 B FF 92 D FF 92 4-1 BB		2 0	0 0	0 0	0 0	2 0	2 0	0 0
10 Jordy Mercer, R (1, 6) OBP: 0.296, SLG: 0.315		C SI 92 C SI 93 X SL 86 0-2 FC6 1-2f		S SL 83 B SL 82 C CU 75 F FF 91 C FF 92 1-3 K		C CH 83 B FF 94 B CU 79 B FF 92 B FF 92 4-1 47 1B BB		C FF 92 X FF 93 0-1 F8	3	0	0	0	1	1	2
47 Francisco Liriano, L (1, 1) OBP: 0.140, SLG: 0.228 48 Jared Hughes, R (7, 1) 24 Pedro Alvarez, L (8, PH) OBP: 0.305, SLG: 0.459 59 Antonio Bastardo, R (8, 1) 35 Mark Melancon, R (9, 1) 37 Arquimedes Caminero, R (9, 1)			B SI 87 B SI 88 B SI 89 C SI 89 X SI 90 3-1 25 1B 2B	X FF 88 0-0 P6		B FF 89 X SI 91 1-0 1-2 1B		S FF 92 S FF 92 B FF 93 B FF 92 S CH 85 2-3 K	3 0 1 0 0 0	1 0 0 0 0 0	2 0 0 0 0 0	0 0 0 0 0 0	0 0 1 0 0 0	0 0 1 0 0 0	0 0 1 0 0 0
Inning Stats	R: 0 E: 1 K: 2 S: 12 H: 1 LOB: 1 BB: 0 P: 15	R: 0 E: 0 K: 1 S: 10 H: 0 LOB: 1 BB: 1 P: 18	R: 5 E: 0 K: 1 S: 17 H: 5 LOB: 0 BB: 0 P: 28	R: 0 E: 0 K: 1 S: 8 H: 0 LOB: 0 BB: 0 P: 11	R: 0 E: 0 K: 1 S: 13 H: 1 LOB: 1 BB: 0 P: 15	R: 0 E: 0 K: 2 S: 12 H: 1 LOB: 2 BB: 1 P: 23	R: 0 E: 0 K: 1 S: 8 H: 0 LOB: 0 BB: 0 P: 13	R: 1 E: 0 K: 1 S: 10 H: 1 LOB: 1 BB: 1 P: 19	R: 1 E: 0 K: 1 S: 11 H: 2 LOB: 2 BB: 1 P: 18	1B: 4 2B: 5 3B: 0 HR: 2	SF: 0 SAC: 0 DP: 0 HBP: 0			WP: 0 PB: 1 SB: 0 CS: 0	PA: 42		

PITCHER		IP	WLS	BF	H	R	ER	SO	BB	IBB	HBP	BLK	WP	HR	S	P	ERA	WHIP
26 Raisel Iglesias, R ERA: 4.18	(1, 1)	3.0	L	16	6	5	5	4	1	0	0	1	0	1	39	61	15.00	2.333
64 Josh Smith, R ERA: 6.28	(4, 1)	2.0		7	1	0	0	2	0	0	0	0	0	0	21	26	0.00	0.500
53 Carlos Contreras, R ERA: 4.67	(6, 1)	2.0		8	1	0	0	3	1	0	0	0	0	0	20	36	0.00	1.000
51 Collin Balester, R ERA: 5.68	(8, 1)	1.0		5	1	1	1	1	1	0	0	0	0	1	10	19	9.00	2.000
41 Ryan Mattheus, R ERA: 4.87	(9, 1)	1.0		6	2	1	1	1	1	0	0	0	0	0	11	18	9.00	3.000

PITCHER	IP	WLS	BF	H	R	ER	SO	BB	IBB	HBP	BLK	WP	HR	S	P	ERA	WHIP

TOP

Pittsburgh Pirates @ Cincinnati Reds

Great American Ball Park, Cincinnati, OH

Tue Sep 08 2015, 7:12 PM - 10:30 PM EDT

Att. 16,151 - Partly Cloudy - 89 F

livebaseballscorecards.com

AB	38
R	7
H	11
RBI	6
BB	4
SO	11
LOB	16

BOTTOM

Pittsburgh Pirates @ Cincinnati Reds

Great American Ball Park, Cincinnati, OH

Tue Sep 08 2015, 7:12 PM - 10:30 PM EDT

Att. 16,151 - Partly Cloudy - 89 F

livebaseballscorecards.com

Batter	1	2	3	4	5	6	7	8	9	AB	R	H	RBI	BB	SO	LOB
30 Jason Bourgeois, R (1, 8) OBP: 0.277, SLG: 0.320	B SI 90 X SI 89 1-0 ① F9		B SI 89 C SI 89 C CH 83 F SL 84 X SL 84 1-2 ① G6-3		C CH 84 F SI 92 B SL 86 B SI 94 X CH 86 2-2 ② G6-3		B SI 94 F SI 93 F SI 94 B SI 94 X SI 94 3-2 ② G2		C FC 92 F KC 80 B FC 91 D KC 80 B KC 81 B FC 91 4-2 1-2 7 3B BB	4	1	0	0	1	0	2
7 Eugenio Suárez, R (1, 6) OBP: 0.326, SLG: 0.477	C SI 91 C SL 83 S SI 93 0-3 ② K		S SL 83 S CH 85 S SL 87 0-3 ② K		C SL 84 B CH 84 B SI 94 S CH 85 S SL 84 2-3 ③ K		S SI 94 S SI 93 F SI 94 S SI 93 0-3 ③ K		S SL 87 F FF 97 X FF 99 0-2 1-H 2-H 3B	5	0	1	2	0	4	2
19 Joey Votto, L (1, 3) OBP: 0.460, SLG: 0.559	B SI 93 S SL 86 B SI 93 H SI 93 3-1 4 1B HBP		B SI 94 B SI 94 C SL 86 C SL 86 B SL 89 B SL 88 4-2 BB			C SI 92 B SI 93 B SI 93 C SL 86 C SL 87 2-3 ① K		C FF 93 C SL 83 X SL 83 0-2 ① G4-3	C FF 97 F SL 90 T FS 90 0-2 ③ K	3	0	0	0	1	2	1
4 Brandon Phillips, R (1, 4) OBP: 0.332, SLG: 0.396	B SI 92 C SI 93 B SI 93 X SI 92 2-1 1-2 1B		B SI 93 S CH 84 B CH 86 C SL 85 S CH 84 2-3 ③ K			B CH 84 C CH 84 X SL 84 1-1 1B		C CH 84 F FF 93 B SL 84 F FF 94 F FF 94 X SL 84 1-2 ② F8		4	0	2	0	0	1	1
21 Todd Frazier, R (1, 5) OBP: 0.307, SLG: 0.502	S CH 85 D SL 85 X CH 83 1-1 ③ L8			C SL 84 B SI 93 C SI 93 F CH 84 B CH 83 B SL 85 F SL 85 S CH 85 3-3 ① K		B SI 92 D SI 91 C SL 84 S SI 92 F CH 86 S SL 86 2-3 ② K		B SL 84 F FF 93 X FF 94 1-1 ③ L9		4	0	0	0	0	2	3
32 Jay Bruce, L (1, 9) OBP: 0.308, SLG: 0.441		C SL 85 X SL 88 0-1 1B		B CH 86 C SI 93 B SI 95 C SI 94 B SL 79 X SI 94 3-2 ② L3		C SI 93 F SI 93 B SI 94 B SL 89 B SL 88 S SL 86 3-3 ③ K			C FC 92 B FC 86 B FC 92 X FC 93 2-1 29 1B 29 DI 55 FC6-4 1B	4	1	2	0	0	1	1
23 Adam Duvall, R (1, 7) OBP: 0.545, SLG: 1.143 53 Carlos Contreras, R (6, 1) 16 Tucker Barnhart, L (7, PH) OBP: 0.332, SLG: 0.351 51 Collin Balester, R (8, 1) 41 Ryan Mattheus, R (9, 1) 3 Iván De Jesús Jr., R (9, PH) OBP: 0.326, SLG: 0.370		B SI 92 S CH 84 F SI 93 S SL 84 1-3 ① K		B SL 82 C SI 94 C SI 93 F SL 83 H SL 87 2-2 HBP			C SI 91 F CH 87 B SL 86 X SI 92 1-2 ① G6-3		B FC 91 B FC 91 C FC 90 S FC 90 D KC 81 F FC 91 T FC 91 3-2 ① K	1 0 1 0 0 1	0 0 0 0 0 0	0 0 0 0 0 0	0 0 0 0 0 0	0 0 0 0 0 1	1 0 0 0 0 1	1 0 0 0 0 1
29 Brayan Peña, S (1, 2) OBP: 0.342, SLG: 0.328	F SI 92 B SI 93 1 SAFE X CH 84 1-1 ② L8		X CH 84 0-0 ③ L7			F SI 92 B SI 91 X SL 87 1-1 55 2B 1B		B FC 90 C FC 91 F FC 91 D KC 80 X KC 81 2-2 1-3 55 FC6-4 1B	4	0	2	0	0	0	2
26 Raisel Iglesias, R (1, 1) OBP: 0.071, SLG: 0.143 64 Josh Smith, R (4, 1) OBP: 0.250, SLG: 0.250 17 Kristopher Negrón, R (5, PH) OBP: 0.238, SLG: 0.161 (6, 7) 55 Skip Schumaker, L (7, 7) OBP: 0.286, SLG: 0.295		F SI 92 B SI 92 S CH 86 D SL 85 B SL 85 S SI 94 3-3 ③ K			S SI 90 S CH 84 B SL 86 X CH 84 1-2 ① L4		B SI 92 F SI 92 F CH 87 B SI 94 X SL 88 2-2 1-3 2B		B FC 90 C FC 92 X FC 91 1-1 ② FC6-4 30 BB 7 3B 1-2f 3-H	1 0 1 2	0 0 0 1	0 0 0 1	0 0 0 1	1 0 0 0	1 0 0 1	1 0 0 1
Inning Stats	R: 0 H: 1 E: 0 LOB: 2 K: 1 BB: 0 S: 9 P: 16	R: 0 H: 1 E: 0 LOB: 1 K: 2 BB: 0 S: 10 P: 15	R: 0 H: 0 E: 0 LOB: 1 K: 2 BB: 1 S: 12 P: 19	R: 0 H: 0 E: 0 LOB: 1 K: 1 BB: 0 S: 12 P: 20	R: 0 H: 0 E: 0 LOB: 0 K: 1 BB: 0 S: 9 P: 14	R: 0 H: 1 E: 0 LOB: 1 K: 3 BB: 0 S: 12 P: 20	R: 0 H: 2 E: 0 LOB: 2 K: 1 BB: 0 S: 15 P: 22	R: 0 H: 0 E: 0 LOB: 0 K: 0 BB: 0 S: 10 P: 12	R: 3 H: 3 E: 0 LOB: 1 K: 2 BB: 1 S: 19 P: 31	1B: 6 2B: 1 3B: 1 HR: 0	SF: 0 SAC: 0 DP: 0 HBP: 2			WP: 0 PB: 0 SB: 0 CS: 0	PA: 39		

PITCHER	IP	WLS	BF	H	R	ER	SO	BB	IBB	HBP	BLK	WP	HR	S	P	ERA	WHIP
47 Francisco Liriano, L (1, 1) ERA: 3.28	6.0	W	24	3	0	0	10	1	0	2	0	0	0	64	104	0.00	0.667
48 Jared Hughes, R (7, 1) ERA: 2.52	1.0		5	2	0	0	1	0	0	0	0	0	0	15	22	0.00	2.000
59 Antonio Bastardo, L (8, 1) ERA: 3.21	1.0		3	0	0	0	0	0	0	0	0	0	0	10	12	0.00	0.000
35 Mark Melancon, R (9, 1) ERA: 2.12	0.2		5	2	3	3	1	1	0	0	0	0	0	13	25	40.50	4.500
37 Arquimedes Caminero, R (9, 1) ERA: 3.66	0.1		2	1	0	0	1	0	0	0	0	0	0	6	6	0.00	3.000

PITCHER	IP	WLS	BF	H	R	ER	SO	BB	IBB	HBP	BLK	WP	HR	S	P	ERA	WHIP

Batter	1	2	3	4	5	6	7	8	9	AB	R	H	RBI	BB	SO	LOB
25 Gregory Polanco, L (1, 9) OBP: 0.327, SLG: 0.385	F FF 90 X FF 92 0-1 6 SH2-3 22 SF8 2B	S CH 85 C CU 77 X CU 77 0-2 ② G3	L CU 76 X FF 91 0-1 17 1B 6 S 27 HR 1B	C SI 90 X SI 85 0-1 ② L6				4	2	2	0	0	0	0
6 Starling Marte, R (1, 7) OBP: 0.331, SLG: 0.442	X FF 92 0-0 ① SH2-3 2-3	B SL 85 S FF 91 S FF 92 X SL 87 1-2 ③ G1	D SL 86 1 SAFE S FF 90 1 SAFE 1 SAFE D SL 87 F FF 92 F FF 93 F CU 77 2-2 ① X CU 78 P6 1-2	B SL 81 F SL 82 F FS 85 X FS 84 1-2 ③ G6-3				3	0	0	0	0	0	1
22 Andrew McCutchen, R (1, 8) OBP: 0.403, SLG: 0.511	B FF 93 B FF 92 F SL 86 X SL 88 2-1 ② SF8 3-H	S SL 87 B CH 84 S CU 76 C FF 93 1-3 ① K	B FF 91 B FF 92 D CU 78 B FF 92 4-0 17 1B 27 HR BB	B FF 96 B SL 86 C FF 96 C FF 96 S FF 97 2-3 ① K				2	1	0	1	1	2	0
17 Aramis Ramirez, R (1, 3) OBP: 0.296, SLG: 0.427 3 Sean Rodríguez, R (8, 3) OBP: 0.288, SLG: 0.374	C FF 92 F FF 93 S CU 78 0-3 ③ K	C FF 92 B FF 92 B SL 86 X FF 91 2-1 ② G3	X FF 93 0-0 27 HR 1-2 2-3 1B	S FF 97 X FF 97 0-1 ② F8				4 0	1 0	1 0	0 0	0 0	1 0	0 0
27 Jung Ho Kang, R (1, 5) OBP: 0.357, SLG: 0.469	S FF 92 B SL 86 X SL 87 1-1 ① G5-3	B FF 93 C FF 91 S SL 87 S SL 88 1-3 ③ K	C FF 93 B FF 92 B FF 93 F FF 94 X FF 93 2-2 1-H 2-H 3-H HR	X SI 98 0-0 ③ G5-3				4	1	1	4	0	1	0
18 Neil Walker, S (1, 4) OBP: 0.324, SLG: 0.418 5 Josh Harrison, R (9, 4) OBP: 0.306, SLG: 0.360	C FF 92 B FF 94 F SL 86 B FF 94 X FF 93 2-2 ② G1-3	B CU 72 B FF 90 B FF 90 C FF 89 X FF 91 3-1 1B	S CH 85 B SL 86 B CH 85 B FF 92 F FF 90 B FF 92 4-2 BB	S SI 93 F SL 91 F SL 90 F CU 85 B SL 91 X CU 86 1-2 ① P4				3 0	0 0	1 0	0 0	1 0	0 0	0 0
29 Francisco Cervelli, R (1, 2) OBP: 0.377, SLG: 0.413	F FF 94 B CU 78 C FF 93 B FF 93 B SL 89 B SL 88 4-2 BB	C FF 90 B FF 91 1 SAFE F SL 85 X FF 91 1-2 ① L8	X CH 82 0-0 ② L7	C CU 84 B CU 85 B SI 93 S SL 89 B CU 85 X SL 88 3-2 10 1B 1B				3	0	1	0	1	0	2
10 Jordy Mercer, R (1, 6) OBP: 0.296, SLG: 0.314	C FF 92 X FF 92 0-1 ③ G2-3	C FF 89 X SL 85 0-1 ② P6	B CH 81 F SI 88 S SL 80 1 SAFE X SL 80 1-2 ③ G6-3	S SI 91 X CU 84 0-1 38 G6-3 1-3 1B				4	0	1	0	0	0	3
32 J.A. Happ, L (1, 1) OBP: 0.125, SLG: 0.067 38 Joakim Soria, R (7, 1) 44 Tony Watson, L (8, 1) 38 Michael Morse, R (9, PH) OBP: 0.300, SLG: 0.338 35 Mark Melancon, R (9, 1)	B FF 91 C FF 90 F FF 91 B CU 76 B FF 90 X FF 90 3-2 ① L7	F FF 90 C FF 92 S CU 77 0-3 ③ K	C SI 89 X SI 89 0-1 ① F7	X SI 92 0-0 ②③ G6-3 1-2f				3 0 0 1 0	0 0 0 0 0	0 0 0 0 0	0 0 0 0 0	1 0 0 0 0	1 0 0 0 0	0 0 0 2 0
Inning Stats	R: 1 E: 0 K: 1 S: 8 H: 1 LOB: 0 BB: 0 P: 10	R: 0 E: 0 K: 0 S: 9 H: 0 LOB: 1 BB: 1 P: 16	R: 0 E: 0 K: 0 S: 9 H: 0 LOB: 0 BB: 0 P: 13	R: 0 E: 0 K: 2 S: 8 H: 0 LOB: 0 BB: 0 P: 12	R: 0 E: 0 K: 1 S: 10 H: 1 LOB: 1 BB: 0 P: 14	R: 4 E: 0 K: 0 S: 17 H: 3 LOB: 1 BB: 2 P: 30	R: 0 E: 0 K: 0 S: 7 H: 0 LOB: 0 BB: 0 P: 8	R: 0 E: 0 K: 1 S: 6 H: 0 LOB: 0 BB: 0 P: 8	R: 0 E: 0 K: 0 S: 11 H: 2 LOB: 1 BB: 0 P: 15	1B: 5 2B: 1 3B: 0 HR: 1 SF: 1 SAC: 1 DP: 1 HBP: 0	WP: 0 PB: 0 SB: 1 CS: 0 PA: 36						

PITCHER		IP	WLS	BF	H	R	ER	SO	BB	IBB	HBP	BLK	WP	HR	S	P	ERA	WHIP
48 Keyvius Sampson, R ERA: 6.94	(1, 1)	5.1	L	24	5	5	5	4	3	0	0	0	0	1	57	90	8.44	1.500
63 Sam LeCure, R ERA: 2.0	(6, 1)	0.2		2	0	0	0	0	0	0	0	0	0	0	4	5	0.00	0.000
25 Burke Badenhop, R ERA: 3.88	(7, 1)	1.0		3	0	0	0	0	0	0	0	0	0	0	7	8	0.00	0.000
70 Jumbo Díaz, R ERA: 4.41	(8, 1)	1.0		3	0	0	0	1	0	0	0	0	0	0	6	8	0.00	0.000
62 Pedro Villarreal, R ERA: 3.38	(9, 1)	1.0		4	2	0	0	0	0	0	0	0	0	0	11	15	0.00	2.000

PITCHER	IP	WLS	BF	H	R	ER	SO	BB	IBB	HBP	BLK	WP	HR	S	P	ERA	WHIP

TOP

Pittsburgh Pirates @ Cincinnati Reds

Great American Ball Park, Cincinnati, OH

Wed Sep 09 2015, 7:11 PM - 10:14 PM EDT

Att. 19,620 - Overcast - 75 F

livebaseballscorecards.com

AB	31
R	5
H	7
RBI	5
BB	3
SO	5
LOB	9

Pittsburgh Pirates @ Cincinnati Reds

Great American Ball Park, Cincinnati, OH

Wed Sep 09 2015, 7:11 PM - 10:14 PM EDT

Att. 19,620 - Overcast - 75 F

BOTTOM

livebaseballscorecards.com

Batter	1	2	3	4	5	6	7	8	9	AB	R	H	RBI	BB	SO	LOB
6 Billy Hamilton, S (1, 8) OBP: 0.271, SLG: 0.288	C FF 90 S FF 90 S FF 92 0-3 K ①		B FF 92 B SI 90 L FF 91 F FF 91 B FF 92 C FF 91 3-3 K ③			B SI 92 C FF 93 B CU 78 X FF 92 2-1 L8 ②		B SI 93 D CH 84 B SI 92 C SI 93 B SI 94 4-1 4 G1-3 67 1B BB	B FC 91 S FC 91 B KC 82 B FC 90 C FC 91 S FC 91 3-3 K ③	4	0	0	0	1	3	1
3 Iván De Jesús Jr., R (1, 7) (9, 3) OBP: 0.324, SLG: 0.369	B FF 91 C FF 92 B SL 86 B FF 90 C FF 92 C FF 92 3-3 K ②			B CH 81 F FF 90 B FF 89 B FF 90 X FF 90 3-1 4 G5-3 1B		B FF 93 C FF 92 B CU 79 F FF 93 B FF 92 F FF 93 S FF 92 3-3 K ③		C SI 94 F SI 94 B SI 93 F SI 95 B SI 94 F SI 94 X SI 93 2-2 SF9 ① 3-H		3	0	1	1	0	2	0
19 Joey Votto, L (1, 3) OBP: 0.459, SLG: 0.559 67 Ramón Cabrera, S (8, PH) OBP: 0.167, SLG: 0.167 (9, 2)	F FF 91 C FF 92 B FF 91 B CU 77 B FF 91 F FF 92 C FF 92 3-3 K ③			B FF 90 F FF 92 C FF 92 S FF 91 1-3 K ①			X SL 83 0-0 4 E 21 SF9 2B	B SI 94 C SL 82 C SI 94 X SI 93 1-2 2-3 1-2 4 G1-3 1B		3 1	1 0	1 1	0 0	0 0	2 0	1 0
4 Brandon Phillips, R (1, 4) OBP: 0.330, SLG: 0.392		B FF 90 F FF 90 F CH 84 F FF 91 X FF 91 1-2 L4 ①		C FF 92 B SI 89 1 SAFE 1 SAFE F FF 90 F FF 91 X CU 76 1-2 G5-3 ② 1-2			F FF 92 B FF 94 D FF 92 F FF 92 D FF 94 X FF 93 3-2 E3 2-3	B CH 85 X SI 93 1-0 G1-3 ② 1-2 2-3 3-H		4	0	0	1	0	0	4
21 Todd Frazier, R (1, 5) OBP: 0.308, SLG: 0.507		S CU 75 X SL 82 0-1 HR		C FF 91 B FF 90 X FF 91 1-1 F9 ③			S SL 79 X FF 92 0-1 SF9 ① 3-H	I IN 71 I IN 70 I IN 70 I IN 71 4-0 IBB		2	1	1	2	1	0	1
32 Jay Bruce, L (1, 9) OBP: 0.306, SLG: 0.437		C FF 91 S FF 91 B FF 92 F FF 90 X CU 77 1-2 P3 ②			S SL 83 S FF 91 S FF 91 0-3 K ①		F CH 82 B FF 93 X FF 91 1-1 P5 ②	S SI 93 F SI 92 B SI 94 F SI 94 S SL 83 1-3 K ③		4	0	0	0	0	2	4
7 Eugenio Suárez, R (1, 6) OBP: 0.321, SLG: 0.470		C FF 91 S CH 83 B FF 91 C FF 92 1-3 K ③			X FF 91 0-0 G4-3 ②		D SL 79 C SL 79 S FF 92 D CU 73 S SL 80 2-3 K ③		C FC 91 F KC 82 B KC 81 B FC 92 B FC 92 X FC 92 3-2 G4-3 ①	4	0	0	0	0	2	1
16 Tucker Barnhart, L (1, 2) OBP: 0.329, SLG: 0.347 30 Jason Bourgeois, R (8, PH) OBP: 0.288, SLG: 0.325 (9, 7)			C FF 90 B FF 90 F CH 82 B CU 77 B FF 91 F FF 91 F FF 92 X FF 92 3-2 F9 ①		C FF 91 B FF 91 B CH 84 F FF 91 S FF 92 2-3 K ③			C SI 92 B SI 92 B SI 91 S SI 92 B SI 92 X SI 92 3-2 29 2B 3 SF9 1B	C FC 91 F FC 92 B KC 82 B KC 82 B FC 91 F FC 90 B FC 90 4-2 BB	2 1	0 1	0 1	0 0	0 1	1 0	0 0
48 Keyvius Sampson, R (1, 1) 63 Sam LeCure, R (6, 1) 23 Adam Duvall, R (6, PH) OBP: 0.000, SLG: 0.000 25 Burke Badenhop, R (7, 1) 70 Jumbo Diaz, R (8, 1) 29 Brayan Peña, S (8, PH) OBP: 0.167, SLG: 0.333 65 Ryan LaMarre, R (8, PR) 62 Pedro Villarreal, R (9, 1) OBP: 0.167, SLG: 0.333 55 Skip Schumaker, L (9, PH) OBP: 0.000, SLG: 0.000			C FF 90 B FF 91 S SI 89 F SI 91 F FF 91 C FF 90 1-3 K ②			B FF 90 C FF 91 B CH 84 S FF 92 F FF 93 X FF 92 2-2 F9 ①	C SI 92 F SI 94 X CH 85 0-2 67 1B 4 G1-3 2B 1-3	C FC 91 S FC 90 X FC 90 0-2 L6 ②	1 0 0 0 0 1 0 0 0 0 0 0 0 0 1 0 0 0 0 0 0 0 0 0 0 0 0 0 0 0 0 0 0 0 0 1 0 1 0 0 0 0 0 1 0 0 0 0 0 0 0 0 0 0 0 0 1 0 0 0 0 0 1							
Inning Stats	R: 0 E: 0 K: 3 S: 10 H: 0 LOB: 0 BB: 0 P: 16	R: 1 E: 0 K: 1 S: 13 H: 1 LOB: 0 BB: 0 P: 16	R: 0 E: 0 K: 2 S: 13 H: 0 LOB: 0 BB: 0 P: 20	R: 0 E: 0 K: 1 S: 11 H: 1 LOB: 1 BB: 0 P: 17	R: 0 E: 0 K: 2 S: 7 H: 0 LOB: 0 BB: 0 P: 9	R: 0 E: 0 K: 1 S: 10 H: 0 LOB: 0 BB: 0 P: 17	R: 1 E: 1 K: 1 S: 11 H: 1 LOB: 1 BB: 0 P: 17	R: 2 E: 0 K: 1 S: 21 H: 3 LOB: 3 BB: 2 P: 37	R: 0 E: 0 K: 1 S: 12 H: 0 LOB: 1 BB: 1 P: 22	1B: 3 2B: 2 3B: 0 HR: 1 SF: 2 SAC: 0 DP: 0 HBP: 0						WP: 0 PB: 0 SB: 0 CS: 0 PA: 37	

PITCHER		IP	WLS	BF	H	R	ER	SO	BB	IBB	HBP	BLK	WP	HR	S	P	ERA	WHIP
32 J.A. Happ, L ERA: 3.87	(1, 1)	6.0	W	22	3	2	2	10	0	0	0	0	0	1	68	102	3.00	0.500
38 Joakim Soria, R ERA: 3.05	(7, 1)	1.0	H	3	0	0	0	1	0	0	0	0	0	0	7	10	0.00	0.000
44 Tony Watson, L ERA: 2.27	(8, 1)	1.0	H	8	3	2	2	1	1	1	0	0	0	0	21	37	18.00	4.000
35 Mark Melancon, R ERA: 2.09	(9, 1)	1.0	S	4	0	0	0	1	1	0	0	0	0	0	12	22	0.00	1.000

PITCHER	IP	WLS	BF	H	R	ER	SO	BB	IBB	HBP	BLK	WP	HR	S	P	ERA	WHIP

AB	32
R	4
H	6
RBI	4
BB	3
SO	13
LOB	13

Batter	1	2	3	4	5	6	7	8	9	10	11	12	13	AB	R	H	RBI	BB	SO	LOB
2 Scooter Gennett, L (1, 4) OBP: 0.301, SLG: 0.400	B SI 92 X FF 91 1-0 3 G4-3 8 G4-3 2B		B SI 90 S CH 85 F KC 82 S KC 83 1-3 ① K		B CH 84 B SI 91 X SI 90 2-0 ② ③ G4-6-3 1-2f			B FF 91 B SL 82 S FF 91 S FF 92 F FF 92 B SL 84 S FF 92 3-3 ① K		S FS 87 O FS 88 B SL 91 F FS 89 X FS 90 2-2 ② F7		C FF 95 1 SAFE S FF 96 C FF 96 0-3 ② K	X FF 89 0-0 3 DI 1-3 2-H 1B	3	1	1	0	0	1	1
3 Elian Herrera, S (1, 5) OBP: 0.291, SLG: 0.399 (8, 4) (10, 5)	C SI 92 L KC 82 D KC 83 X KC 84 1-2 ① G4-3 2-3		B SI 91 B CH 86 B FF 90 B SI 90 4-0 8 FC4-6 BB			C SI 89 B CH 86 C SI 91 X SI 91 1-2 8 2B 18 FC5-2 1B		S FF 92 B FF 93 F SL 85 X SL 83 1-2 ② F9		F SI 98 F FS 90 S FS 90 0-3 ③ K		1 SAFE B FF 93 B FF 94 B FF 97 B FF 94 4-0 8 1B 1-2 BB	S FF 95 B FF 95 F CH 88 B FF 95 X CH 88 2-2 ③ G5-3 1-2	5	0	1	0	2	1	4
8 Ryan Braun, R (1, 9) OBP: 0.357, SLG: 0.510	X SI 92 0-0 ② G4-3 3-H		C SI 91 1 SAFE X SI 90 0-1 ② FC4-6 1-2f			X SI 90 0-0 18 FC5-2 1-3 2B		S SL 82 B FF 93 X SL 83 1-1 ③ G6-3			B SL 91 B FF 94 C SI 97 B SL 94 B SI 94 4-1 15 CS BB	X SL 81 0-0 1-3 2-H 1B		5	0	2	2	1	0	1
24 Adam Lind, L (1, 3) OBP: 0.371, SLG: 0.478	C SI 92 X SI 92 0-1 18 HR 1B		F CH 86 B CH 85 X CH 85 1-1 ③ G3			S CH 86 D SL 87 S CH 87 S CH 88 1-3 ① K			B FF 92 B FF 91 C FF 92 F CH 86 B FC 84 X FF 93 3-2 9 FC6-4 1B		B SL 79 F SL 80 1 SAFE P PO 84 C SL 80 C SI 90 2-3 ① K	B FF 94 D CH 87 F CH 87 F CH 88 D SI 89 F CH 89 X SL 83 3-2 ③ G3-1		6	1	2	0	0	2	6
18 Khris Davis, R (1, 7) OBP: 0.318, SLG: 0.478 37 Tyler Thornburg, R (9, 1) 15 Jason Rogers, R (11, PH) OBP: 0.341, SLG: 0.368 51 César Jiménez, L (11, 1) 57 Francisco Rodríguez, R (12, 1) 5 Nevin Ashley, R (12, PH) OBP: 0.500, SLG: 0.667 26 Kyle Lohse, R (13, 1) OBP: 0.216, SLG: 0.216	B FF 92 X SI 92 1-0 1-H HR			F SI 90 B KC 81 S CH 86 B KC 83 X SI 92 2-2 ① G6-3		X SL 87 0-0 ② FC5-2 16 S 2-3 3-H		F SL 80 F FC 92 B FF 90 C FF 93 1-3 ① K			B SAFE B SI 92 B CH 87 C SI 93 F SI 94 B FF 94 F SI 93 X SI 94 3-2 ② 16 2B 1-2 1B		C FF 95 C SL 82 S SL 84 0-3 K 9 7 1B 1B	4	1	1	2	0	1	3
16 Domingo Santana, R (1, 8) OBP: 0.360, SLG: 0.536 (9, 7)	C KC 82 S KC 82 B KC 83 F SI 91 B KC 84 B SI 92 F SI 92 F FF 92 X SI 92 3-2 ③ G5-3			S KC 82 B KC 83 S SI 90 B KC 83 S CH 88 2-3 ② K		C SL 86 F SI 92 D SL 88 C SL 86 1-3 ③ K 1-2		X FF 91 0-0 ② P4			C SI 94 B SI 93 X SI 94 1-1 1-3 2B		C FF 96 C FF 95 S FF 98 0-3 ① K	6	0	1	0	0	3	4
9 Jean Segura, R (1, 6) OBP: 0.292, SLG: 0.337		C SI 91 S CH 86 X FF 92 0-2 ① G2		B SI 90 B CH 87 X SI 90 2-0 ③ L8			B SI 91 S SL 85 B SI 90 F SL 84 S CH 86 2-3 ① K		X SL 79 0-0 ③ FC6-4 1-2f		B SI 94 C SI 93 B SI 94 B SI 94 X SI 94 3-1 ③ G5-3		X FF 97 0-0 7 1B 10 1B 1-2 1B	6	1	1	0	0	1	3
12 Martín Maldonado, R (1, 2) OBP: 0.266, SLG: 0.266		C SI 91 B SI 92 B CH 87 C FF 92 C SI 92 2-3 ② K			X SI 89 0-0 ① P3		B FF 91 B SI 91 X FF 91 2-0 ② G4-3			C FS 92 S SL 88 B SL 91 B FF 98 F FS 90 B FF 99 F SI 96 B FF 97 4-2 7 SH1-3 BB		B FF 96 B FF 96 C FF 96 X FF 98 2-1 ① G4-3	B FF 96 T FF 97 F FF 98 S SL 84 1-3 ② K	5	0	0	0	1	2	2
38 Wily Peralta, R (1, 1) 21 Jeremy Jeffress, R (7, 1) 13 Will Smith, R (7, 1) 46 Corey Knebel, R (8, 1) 7 Logan Schafer, L (9, 8) OBP: 0.269, SLG: 0.246		X SI 91 0-0 ③ G1-3			B FF 89 C SI 89 B SI 90 B SI 90 B SI 89 4-1 2 G4-6-3 BB		F FF 90 X SL 85 0-1 ③ G6-3			X SI 94 0-0 ① SH1-3 1-2		B CH 87 B FF 96 B FF 97 C FF 95 B SI 94 4-1 3 BB 8 1B BB	B FF 96 X FF 95 1-0 10 1B 1-2 2-H 1B	2	0	0	0	1	0	0
Inning Stats	R: 3 E: 0 K: 0 S: 14 H: 3 LOB: 0 BB: 0 P: 20	R: 0 E: 0 K: 1 S: 7 H: 0 LOB: 0 BB: 0 P: 9	R: 0 E: 0 K: 1 S: 7 H: 0 LOB: 1 BB: 1 P: 13	R: 0 E: 0 K: 1 S: 7 H: 0 LOB: 0 BB: 0 P: 13	R: 0 E: 0 K: 0 S: 3 H: 0 LOB: 0 BB: 1 P: 9	R: 0 E: 0 K: 2 S: 11 H: 2 LOB: 2 BB: 0 P: 14	R: 0 E: 0 K: 1 S: 6 H: 0 LOB: 0 BB: 0 P: 10	R: 0 E: 0 K: 1 S: 9 H: 0 LOB: 0 BB: 0 P: 14	R: 0 E: 0 K: 1 S: 8 H: 1 LOB: 1 BB: 0 P: 12	R: 0 E: 0 K: 1 S: 11 H: 0 LOB: 1 BB: 1 P: 17	R: 0 E: 0 K: 1 S: 13 H: 2 LOB: 2 BB: 1 P: 25	R: 1 E: 0 K: 1 S: 11 H: 1 LOB: 2 BB: 2 P: 24	R: 2 E: 0 K: 3 S: 15 H: 3 LOB: 2 BB: 0 P: 19	1B: 8 2B: 3 3B: 0 HR: 1 SF: 0 SAC: 1 DP: 1 HBP: 0	WP: 1 PB: 0 SB: 1 CS: 1 PA: 56						

PITCHER		IP	WLS	BF	H	R	ER	SO	BB	IBB	HBP	BLK	WP	HR	S	P	ERA	WHIP
34 A.J. Burnett, R ERA: 3.14	(1, 1)	5.0		19	3	3	3	3	2	0	0	0	0	1	38	64	5.40	1.000
55 Joe Blanton, R ERA: 2.77	(6, 1)	2.0		8	2	0	0	3	0	0	0	0	0	0	17	24	0.00	1.000
59 Antonio Bastardo, L ERA: 3.14	(8, 1)	1.0		3	0	0	0	1	0	0	0	0	0	0	9	14	0.00	0.000
38 Joakim Soria, R ERA: 3.0	(9, 1)	1.0		4	1	0	0	1	0	0	0	0	0	0	8	12	0.00	1.000
37 Arquimedes Caminero, R ERA: 3.6	(10, 1)	1.0		5	0	0	0	1	2	0	0	0	0	0	12	22	0.00	2.000

PITCHER		IP	WLS	BF	H	R	ER	SO	BB	IBB	HBP	BLK	WP	HR	S	P	ERA	WHIP
39 Bobby LaFromboise, L ERA:	(11, 1)	0.1		1	0	0	0	1	0	0	0	0	0	0	4	5	0.00	0.000
48 Jared Hughes, R ERA: 2.49	(11, 1)	0.2		3	2	0	0	0	0	0	0	0	0	0	8	15	0.00	3.000
58 Radhames Liz, R ERA: 4.24	(12, 1)	2.0	L	13	4	3	3	4	2	0	0	0	1	0	26	43	13.50	3.000

TOP

Milwaukee Brewers @ Pittsburgh Pirates

PNC Park, Pittsburgh, PA

Thu Sep 10 2015, 7:10 PM - 11:54 PM EDT

Att. 21,964 - Cloudy - 71 F

livebaseballscorecards.com

AB	49
R	6
H	12
RBI	6
BB	6
SO	14
LOB	26

Milwaukee Brewers @ Pittsburgh Pirates

PNC Park, Pittsburgh, PA

Thu Sep 10 2015, 7:10 PM - 11:54 PM EDT

Att. 21,964 - Cloudy - 71 F

livebaseballscorecards.com

BOTTOM

Batter	1	2	3	4	5	6	7	8	9	10	11	12	13	AB	R	H	RBI	BB	SO	LOB
25 Gregory Polanco, L (1, 9) OBP: 0.326, SLG: 0.388	C FF 95 B SI 97 C SI 96 B FF 96 F SI 96 F FF 96 F FF 97 X SL 83 2-2 ① F8		C SL 83 X FF 95 0-1 ③ F7		B SI 95 B SI 94 2 SAFE 2-0 ③ PO 2-3	B FF 95 X FF 92 1-0 ① G1-3	C SL 80 S SL 82 B SL 83 S FF 96 1-3 ③ K2-3		1 SAFE B CU 75 B FF 92 X FF 93 2-0 ③ F8			B FF 89 C SI 89 B CH 84 X CH 82 2-1 HR		6	1	1	1	0	1	5
5 Josh Harrison, R (1, 4) OBP: 0.309, SLG: 0.361	C FF 95 F SI 96 B FF 95 X SL 84 1-2 ② F9			C FF 94 S SL 84 B SL 83 B FF 95 B FF 96 B FF 95 4-2 22 G5-4-3 BB		B FF 94 F FF 94 S FF 94 B SL 82 X SI 95 2-2 22 CS 1B		C FF 95 B KC 83 X FF 95 1-1 ① F9		C CU 74 X CH 86 0-1 ① P3		X FF 88 0-0 22 CS 1B		5	0	2	0	1	0	0
22 Andrew McCutchen, R (1, 8) OBP: 0.400, SLG: 0.513	C FF 96 X FF 94 0-1 ③ G5-3			1 SAFE F FF 96 1 SAFE F FF 95 X SI 96 0-2 ① ② G5-4-3 1-2f		C SL 82 B FF 95 B FF 94 F FF 94 D SL 85 S SL 84 3-3 ② K 1-2		F FF 96 X KC 82 0-1 HR		B FF 93 C CH 87 X CH 85 1-1 ② F7		B CH 83 C CH 83 S CH 84 D CH 85 D FF 90 S FF 90 3-3 ① ② K 1-2		6	1	1	1	0	2	3
27 Jung Ho Kang, R (1, 5) (8, 6) (10, 5) OBP: 0.357, SLG: 0.467		X FF 95 0-0 ① G5-3		C SL 82 B FF 96 X CH 82 1-1 1B			B FF 92 S SI 94 S SI 94 B SL 84 B SI 94 F FF 94 X FF 94 3-2 6 WP 23 BB 1B	C KC 81 F FF 94 S FF 94 0-3 ② K		C CH 86 B FF 94 F CH 86 S CH 85 1-3 ③ K		C CU 75 X CH 84 0-1 ③ G5-3		6	1	2	0	0	2	0
6 Starling Marte, R (1, 7) OBP: 0.332, SLG: 0.440 14 Jaff Decker, L (10, 7) OBP: 0.417, SLG: 0.389		C FF 95 S SL 83 F FF 95 X SI 95 0-2 ② G6-3		F FF 92 B SL 84 B FF 94 X FF 95 2-1 ③ G5-3			B FF 94 B SL 84 B FF 95 B FF 93 4-0 23 BB 29 BB 1-3 BB	F FF 94 F FF 95 H FF 94 1-2 HBP			C FF 90 X SL 81 0-1 ① F7	C SI 88 S CH 79 X CH 79 0-2 ① G1-3		2	0	0	0	1	0	1
24 Pedro Alvarez, L (1, 3) OBP: 0.304, SLG: 0.455 3 Sean Rodríguez, R (9, 3) OBP: 0.286, SLG: 0.370		C SL 83 X SI 95 0-1 ③ G1-3			B FF 94 B CH 82 B SI 95 B SI 93 4-0 10 F7 29 1B 18 SF7 BB		C KC 82 B FF 96 1 SAFE B KC 81 F CH 90 D CH 89 S KC 83 3-3 ① K	B KC 81 X KC 82 1-0 ③ G1-3			X FF 89 0-0 ② G5-3	C SI 88 B SL 84 F SI 89 X SL 83 1-2 ② G4-3		2	0	0	0	0	0	0
29 Francisco Cervelli, R (1, 2) OBP: 0.384, SLG: 0.417			B SI 93 C SI 94 B SL 81 B SI 94 F FF 94 X SI 95 3-2 34 SH1-3 1B		C SL 80 F SI 93 B SI 94 1 SAFE F SL 84 B SL 83 X SI 94 2-2 25 PO 10 F7 1-2 1B		F SI 97 D FF 97 S SI 97 B SI 97 F FF 96 B SI 95 B SI 96 4-2 23 BB 1-2 BB		C FF 93 S CH 86 S CH 88 0-3 ① K		C FF 89 B FF 89 C FF 89 B CH 80 F FF 91 B FF 89 B FF 89 4-2 19 1B BB		C SI 88 B CH 78 S SL 85 B SL 84 F SI 90 B SI 89 X SI 89 3-2 1B		4	0	3	0	2	1	0
10 Jordy Mercer, R (1, 6) 17 Aramis Ramirez, R (7, PH) OBP: 0.294, SLG: 0.424 37 Arquimedes Caminero, R (8, 1) 39 Bobby LaFromboise, L (1, 1) 46 Jared Hughes, R (1, 1) 19 Chris Stewart, R (2, PH) OBP: 0.333, SLG: 0.214 58 Radhames Liz, R (10, 1) 30 Travis Ishikawa, L (10, PH) OBP: 0.364, SLG: 0.455			F FF 93 F FF 95 B SL 84 S SL 84 1-3 ① K 1-2		C FF 94 B FF 95 B FF 95 F SI 94 D FF 96 F FF 95 X FF 95 3-2 ① F7 1-2 2-3		F SI 96 B SI 95 S SI 95 S KC 81 1-3 ② K		S FF 94 B FF 94 X CH 87 1-1 ② P6		X FF 89 0-0 1-3 1B		F SI 88 S SI 88 X CH 78 0-2 ③ G3	2 0 0 0 0 1 3 2 0 0 0 0 1 3	0 0 0 0 0 0 0 1 0 0 0 0 0 0				
34 A.J. Burnett, R (1, 1) 18 Neil Walker, S (5, PH) OBP: 0.333, SLG: 0.667 55 Joe Blanton, R (9, 1) 23 Travis Snider, L (7, PH) OBP: 0.214, SLG: 0.429 39 Antonio Bastardo, R (8, 1) 38 Joakim Soria, R (9, 1) 38 Michael Morse, R (8, PH) OBP: 0.500, SLG: 0.500 17 Pedro Florimon, S (9, PH) OBP: 0.182, SLG: 0.545			C FF 92 X FF 93 0-1 ② SH1-3 1-2		B SL 82 F FF 96 B FF 92 F CH 86 F SL 85 X FF 96 2-2 ② SF7 3-H		B KC 81 B SI 95 F SI 95 B SI 95 B FF 95 4-1 1-2 2-3 3-H BB		C CU 78 B FF 95 F FF 95 G CH 86 F CH 86 B FF 94 F CH 85 B CH 86 4-2 BB		S CH 80 C CH 79 D CH 80 B CH 80 D SL 80 T CH 80 3-2 ③ K			0 0 0 0 0 0 0 0 0 0 1 0 0 0 0 0 0 1 1 0 0 0 0 0 0 0 0 0 0 0 0 0 1 0 0 1 0 0 0 0 1 2					
Inning Stats	R: 0 H: 0 E: 0 LOB: 0 K: 0 BB: 0 S: 11 P: 14	R: 0 H: 0 E: 0 LOB: 0 K: 0 BB: 0 S: 7 P: 7	R: 0 H: 1 E: 0 LOB: 1 K: 1 BB: 0 S: 10 P: 14	R: 0 H: 1 E: 0 LOB: 1 K: 0 BB: 1 S: 9 P: 16	R: 1 H: 1 E: 0 LOB: 0 K: 0 BB: 1 S: 12 P: 25	R: 0 H: 1 E: 0 LOB: 1 K: 1 BB: 0 S: 7 P: 13	R: 1 H: 1 E: 0 LOB: 3 K: 3 BB: 3 S: 17 P: 37	R: 1 H: 1 E: 0 LOB: 1 K: 1 BB: 0 S: 10 P: 13	R: 0 H: 0 E: 0 LOB: 1 K: 1 BB: 1 S: 10 P: 17	R: 0 H: 0 E: 0 LOB: 0 K: 1 BB: 0 S: 7 P: 9	R: 0 H: 1 E: 0 LOB: 2 K: 1 BB: 1 S: 10 P: 17	R: 1 H: 2 E: 0 LOB: 0 K: 1 BB: 0 S: 8 P: 13	R: 0 H: 1 E: 0 LOB: 1 K: 0 BB: 0 S: 13 P: 17	1B: 8 2B: 2 3B: 0 HR: 2	SF: 1 SAC: 1 DP: 3 HBP: 1	WP: 2 PB: 0 SB: 0 CS: 2	PA: 54		

PITCHER		IP	WLS	BF	H	R	ER	SO	BB	IBB	HBP	BLK	WP	HR	S	P	ERA	WHIP
38 Wily Peralta, R	(1, 1)	6.0		23	5	2	2	2	3	0	0	0	1	0	60	100	3.00	1.333
ERA: 4.14																		
21 Jeremy Jeffress, R	(7, 1)	0.2	H	4	0	0	0	2	2	0	0	0	0	0	10	22	0.00	3.000
ERA: 2.67																		
13 Will Smith, L	(7, 1)	0.1	H	1	0	0	0	1	0	0	0	0	0	0	3	4	0.00	0.000
ERA: 3.04																		
46 Corey Knebel, R	(8, 1)	1.0	B	5	1	1	1	1	0	0	1	0	0	1	10	13	9.00	1.000
ERA: 3.56																		
37 Tyler Thornburg, R	(9, 1)	2.0		7	0	0	0	2	1	0	0	0	0	0	17	26	0.00	0.500
ERA: 3.1																		

PITCHER		IP	WLS	BF	H	R	ER	SO	BB	IBB	HBP	BLK	WP	HR	S	P	ERA	WHIP
51 Cesar Jimenez, L	(11, 1)	1.0		5	1	0	0	1	1	0	0	0	0	0	10	17	0.00	2.000
ERA: 2.54																		
57 Francisco Rodríguez, R	(12, 1)	1.0	W	4	2	1	1	1	0	0	0	0	0	1	8	13	9.00	2.000
ERA: 6.11																		
26 Kyle Lohse, R	(13, 1)	1.0	S	4	1	0	0	0	0	0	0	0	0	0	13	17	0.00	1.000

AB	43
R	4
H	10
RBI	4
BB	7
SO	10
LOB	21

Batter	1	2	3	4	5	6	7	8	9	AB	R	H	RBI	BB	SO	LOB
2 Scooter Gennett, L (1, 4) OBP: 0.298, SLG: 0.396	C SI 91 B FF 92 X FS 84 1-1 ① G1-3		S FS 84 F SI 91 B FF 92 F CU 78 B FS 84 F CU 78 X FS 84 2-2 E3 3 G3-6		C FF 92 B FF 93 B SI 92 X SI 94 2-1 ③ G6-3			B SI 92 C SI 92 F SI 93 B SI 93 F SI 94 F CH 85 F SI 95 X SI 94 2-2 E9 1-3 3-H 1B		3	0	0	0	0	0	0
14 Hernán Pérez, R (8, PH) OBP: 0.265, SLG: 0.354										1	0	1	1	0	0	0
(8, 6)																
3 Elian Herrera, S (1, 5) OBP: 0.291, SLG: 0.401	B SI 93 X SI 93 1-0 24 HR 2B		B FS 83 L FS 84 M CU 77 X CU 79 1-2 ① ② G3-6 1-2f			C CU 77 B SI 91 F CU 78 F CU 78 X SI 91 1-2 ① G3		F SI 94 S CH 87 B CH 86 C SI 94 1-3 ① K		4	1	1	0	0	1	3
24 Adam Lind, L (1, 3) OBP: 0.372, SLG: 0.484	C SI 91 X SI 92 0-1 2-H HR		C SI 93 B FF 92 B CU 78 X FS 85 2-1 ③ L8			F CU 79 B CU 79 B SI 90 F SI 91 F CU 80 B CU 76 B CU 78 4-2 18 G6-4-3 BB		S SL 82 F SI 93 T SL 82 0-2 ② K		3	1	1	2	1	1	2
18 Khris Davis, R (1, 7) OBP: 0.318, SLG: 0.473	C SI 93 B SI 92 X FF 92 1-1 ② F8			B CU 78 S FS 84 X SI 92 1-1 ① G5-3		B SI 91 B SI 92 B SI 92 C SI 93 X SI 92 3-1 ② ③ G6-4-3 1-2f		B CH 85 B CH 87 C SI 94 B CH 86 S CH 86 B SI 95 4-2 BB		3	0	0	0	1	0	1
35 Shane Peterson, L (1, 9) OBP: 0.323, SLG: 0.339	B SI 93 C SI 92 S CU 80 B CU 79 B FF 93 B SI 92 4-2 BB			C SI 92 B FF 92 B CU 79 T FS 86 X FF 92 2-2 G6-3			C FC 91 C CH 84 B FC 91 B CU 72 X CH 86 2-2 ① G3	B CH 86 X SI 95 1-0 ③ G5-3		2	0	0	0	1	0	0
8 Ryan Braun, R (8, PH) OBP: 0.357, SLG: 0.509										1	0	0	0	0	0	3
(8, 9)																
10 Luis Sardinas, S (1, 6) OBP: 0.244, SLG: 0.240	C SI 92 F FS 83 1 SAFE 1 SAFE X CU 79 0-2 ③ G4-3			B FF 94 B FS 86 B SI 92 C SI 91 X SI 92 3-1 E7			C FF 92 F FF 91 B FC 91 X CH 85 1-2 ② G4-3		B FC 92 C FC 93 F FC 91 S KC 82 1-3 ① K2-3	4	0	0	0	0	1	1
(8, 4)																
7 Logan Schafer, L (1, 8) OBP: 0.284, SLG: 0.264		B SI 91 C SI 91 X SI 90 1-1 12 G5-4-3 1B		C FF 90 B CU 79 B FS 84 S CU 78 F CU 78 B SI 92 T CU 80 3-2 ③ K			C FC 92 C FC 92 B FF 92 B CH 87 X FF 92 2-2 12 PO 1B		X FF 93 0-0 ② P4	3	0	2	0	0	1	1
32 David Goforth, R (7, 1)										0	0	0	0	0	0	0
15 Jason Rogers, R (9, PH) OBP: 0.338, SLG: 0.385										1	0	0	0	0	0	0
12 Martín Maldonado, R (1, 2) OBP: 0.266, SLG: 0.266		C SI 92 S SI 91 X SI 91 0-2 ① ② G5-4-3 1-2f			C SI 91 B CU 79 X SI 91 1-1 ① F7		F FC 92 M FC 92 1 SAFE 0-2 ③ PO 1-2	X FF 97 0-0 16 1B 14 1B 1B	B FC 92 F FC 92 S FF 92 B KC 82 C KC 82 2-3 ③ K	4	1	1	0	0	1	1
52 Jimmy Nelson, R (1, 1) OBP: 0.125, SLG: 0.127		C FF 93 X SI 92 0-1 ③ G6-3			C SI 92 B SI 92 S SI 91 S SI 92 1-3 ② K			B SI 96 X SI 95 1-0 14 E 14 1B 1-3 1B		2	0	0	0	0	1	0
45 Tyler Cravy, R (6, 1)										0	0	0	0	0	0	0
16 Domingo Santana, R (7, 8) OBP: 0.365, SLG: 0.541										1	0	1	0	0	0	0
Inning Stats	R: 2 H: 2 E: 0 LOB: 1 K: 0 BB: 1 S: 12 P: 19	R: 0 H: 1 E: 0 LOB: 0 K: 0 BB: 0 S: 7 P: 8	R: 0 H: 0 E: 1 LOB: 0 K: 0 BB: 0 S: 10 P: 15	R: 0 H: 0 E: 1 LOB: 1 K: 1 BB: 0 S: 11 P: 20	R: 0 H: 0 E: 0 LOB: 1 K: 1 BB: 0 S: 7 P: 11	R: 0 H: 0 E: 0 LOB: 0 K: 0 BB: 1 S: 9 P: 17	R: 0 H: 1 E: 0 LOB: 0 K: 0 BB: 0 S: 11 P: 16	R: 1 H: 3 E: 1 LOB: 3 K: 2 BB: 1 S: 17 P: 26	R: 0 H: 0 E: 0 LOB: 0 K: 2 BB: 0 S: 7 P: 10	1B: 5 SF: 0 2B: 1 SAC: 0 3B: 0 DP: 3 HR: 1 HBP: 0						

PITCHER		IP	WLS	BF	H	R	ER	SO	BB	IBB	HBP	BLK	WP	HR	S	P	ERA	WHIP
50 Charlie Morton, R ERA: 4.02	(1, 1)	6.0	W	22	3	2	2	2	2	0	0	0	0	1	56	90	3.00	0.833
38 Joakim Soria, R ERA: 2.95	(7, 1)	1.0	H	3	1	0	0	0	0	0	0	0	0	0	11	16	0.00	1.000
37 Arquimedes Caminero, R ERA: 3.74	(8, 1)	0.0		2	2	1	1	0	0	0	0	0	0	0	2	3	∞	∞
44 Tony Watson, L	(8, 1)	1.0	H	5	1	0	0	2	1	0	0	0	0	0	15	23	0.00	2.000
35 Mark Melancon, R ERA: 2.06	(9, 1)	1.0	S	3	0	0	0	2	0	0	0	0	0	0	7	10	0.00	0.000

PITCHER	IP	WLS	BF	H	R	ER	SO	BB	IBB	HBP	BLK	WP	HR	S	P	ERA	WHIP

TOP

Milwaukee Brewers @ Pittsburgh Pirates

PNC Park, Pittsburgh, PA

Fri Sep 11 2015, 7:09 PM - 10:20 PM EDT

Att. 28,346 - Clear - 78 F

livebaseballscorecards.com

AB	32
R	3
H	7
RBI	3
BB	3
SO	6
LOB	12

WP: 0 PA: 36
PB: 0
SB: 0
CS: 0

BOTTOM

Milwaukee Brewers @ Pittsburgh Pirates

PNC Park, Pittsburgh, PA

Fri Sep 11 2015, 7:09 PM - 10:20 PM EDT

Att. 28,346 - Clear - 78 F

livebaseballscorecards.com

Batter	1	2	3	4	5	6	7	8	9	AB	R	H	RBI	BB	SO	LOB
25 Gregory Polanco, L (1, 9) OBP: 0.325, SLG: 0.386	C SI 93 C SI 93 X FF 94 0-2 E6 5 G5-4-3		B KC 84 C FF 93 B SL 86 F SI 95 X SI 96 2-2 ③ G6-3		L KC 84 B SL 86 B SI 94 F SI 94 F SI 95 X SI 94 2-2 ① L8	B CU 81 B CH 87 F CU 81 X FF 93 2-1 1-2 2-3 1B		B SI 94 C SI 94 F SI 95 B FF 94 X SI 93 2-2 ② F7		5	0	1	0	0	0	1
5 Josh Harrison, R (1, 7) OBP: 0.310, SLG: 0.360 (8, 4)	X SI 94 0-0 ① ② G5-4-3 1-2f			B SI 94 C FF 94 X SI 94 1-1 18 BB 22 BB 10 1B 1B	B SL 88 B FF 94 B FF 93 C FF 92 H SI 92 4-1 HBP	C SL 87 C SL 87 B SL 87 S FF 94 1-3 ③ K		F SL 89 X SL 87 0-1 ③ L9		4	1	1	0	0	1	5
22 Andrew McCutchen, R (1, 8) OBP: 0.403, SLG: 0.513	B SI 94 B SI 94 C FF 94 B SI 94 C SI 94 B SI 95 4-2 BB			B SI 92 C SI 93 B SL 88 1 SAFE D FF 93 B SI 93 4-1 10 1B 18 BB 19 1B 1-2 BB	1 SAFE S SL 88 X SI 93 0-1 ② L9		C SL 86 F FF 95 X FF 94 0-2 27 2B 1B			2	2	1	0	2	0	1
17 Aramis Ramirez, R (1, 3) OBP: 0.292, SLG: 0.421 38 Joakim Soria, R (7, 1) 24 Pedro Alvarez, L (7, PH) OBP: 0.303, SLG: 0.454 37 Arquimedes Caminero, R (8, 1) 44 Tony Watson, L (8, 1) 35 Mark Melancon, R (9, 1)	1 SAFE B SL 89 C SI 94 1 SAFE F SI 94 D SL 89 X SI 94 2-2 ③ G6-3			B FF 93 C SL 88 X SI 93 1-1 ① F7	B SL 88 1 SAFE F FF 93 F SI 93 D SL 89 X SI 93 2-2 ③ F8		X SI 94 0-0 ① F7		3 0 1 0 0 0	0 0 0 0 0 0	0 0 0 0 0 0	0 0 0 0 0 0	0 0 0 0 0 0	0 0 1 0 0 0	4 0 1 0 0 0
27 Jung Ho Kang, R (1, 5) OBP: 0.358, SLG: 0.468		B SI 93 B SI 94 C FF 94 B SL 88 F SI 93 X SI 94 3-2 ① G4-3		D SL 88 S SI 94 F SI 94 S SL 89 1-3 ② K	B SL 86 B SL 88 H SI 93 3-0 18 19 1B 1B HBP	C SL 89 B FF 95 1 SAFE X FF 94 1-1 18 WP 1-H 18 SF8 2B			3	2	1	1	0	1	2
18 Neil Walker, S (1, 4) OBP: 0.325, SLG: 0.418 6 Starling Marte, R (8, 7) OBP: 0.332, SLG: 0.440		C SL 84 B FF 95 X SI 95 1-1 ② G1-3		B FF 94 B SL 85 B SI 94 B SI 93 4-0 10 1B 19 1B 1-2 2-3 BB	F SI 93 F SL 87 B SL 88 X FF 94 1-2 25 1B 19 1B 1-2 1B	F SL 89 B SL 91 D SI 96 F SL 90 X FF 94 2-2 ② SF8 2-H			2 0	1 0	1 0	1 0	1 0	0 0	0 0
10 Jordy Mercer, R (1, 6) OBP: 0.294, SLG: 0.311		B FF 94 F FF 94 F SI 94 B SL 89 B FF 94 F FF 95 F FF 95 X SL 89 3-2 ③ G6-3		C SL 88 C SL 89 F FF 94 D SL 91 B SL 90 F FF 95 F SL 88 X SI 95 2-2 19 1B 1-2 2-3 3-H 1B	B SL 86 C FF 90 C FF 91 F FF 92 S SL 85 1-3 ① K	C FF 94 B SL 88 S SL 88 S SL 88 1-3 ③ K			4	0	1	1	0	2	2
19 Chris Stewart, R (1, 2) OBP: 0.327, SLG: 0.343			C FF 94 B SL 85 B FF 94 X FF 94 2-1 ① G4-3	D SL 87 F FF 94 B FF 93 X FF 94 2-1 1-2 2-H 3-H 1B	D CU 79 B SL 86 X FF 92 2-0 25 1B 1-2 2-H 1B			X FF 92 0-0 3 SH1-3 1B		4	0	3	3	0	0	0
50 Charlie Morton, R (1, 1) OBP: 0.061, SLG: 0.031 23 Travis Snider, L (6, PH) OBP: 0.317, SLG: 0.341 3 Sean Rodríguez, R (7, 3) OBP: 0.286, SLG: 0.370			C FF 92 F FF 94 X SL 88 0-2 ② G6-3	S FF 93 F SL 88 S KC 85 0-3 ③ K	C CU 78 B FF 93 F CU 83 S CU 84 1-3 ② K			X SL 88 0-0 ① SH1-3 1-2		2 1 0	0 0 0	0 0 0	0 0 0	1 1 0	2 2 0	2 2 0
Inning Stats	R: 0 E: 1 K: 0 S: 9 H: 0 LOB: 1 BB: 1 P: 15	R: 0 E: 0 K: 0 S: 10 H: 0 LOB: 0 BB: 0 P: 17	R: 0 E: 0 K: 0 S: 8 H: 0 LOB: 0 BB: 0 P: 12	R: 3 E: 0 K: 2 S: 19 H: 3 LOB: 2 BB: 2 P: 34	R: 0 E: 0 K: 0 S: 10 H: 0 LOB: 1 BB: 0 P: 18	R: 1 E: 0 K: 3 S: 16 H: 3 LOB: 3 BB: 0 P: 27	R: 2 E: 0 K: 1 S: 12 H: 2 LOB: 0 BB: 0 P: 16	R: 0 E: 0 K: 0 S: 7 H: 1 LOB: 1 BB: 0 P: 9		1B: 8 2B: 1 3B: 0 HR: 0 SF: 1 SAC: 1 DP: 1 HBP: 2						

	AB	31
	R	6
	H	9
	RBI	6
	BB	3
	SO	6
	LOB	20

PITCHER		IP	WLS	BF	H	R	ER	SO	BB	IBB	HBP	BLK	WP	HR	S	P	ERA	WHIP
52 Jimmy Nelson, R ERA: 3.95	(1, 1)	5.0	L	24	4	4	4	2	3	0	2	0	0	0	59	103	7.20	1.400
45 Tyler Cravy, R ERA: 6.16	(6, 1)	1.0		5	2	0	0	3	0	0	0	0	0	0	13	20	0.00	2.000
32 David Goforth, R ERA: 5.4	(7, 1)	2.0		9	3	2	2	1	0	0	0	0	1	0	19	25	9.00	1.500

PITCHER	IP	WLS	BF	H	R	ER	SO	BB	IBB	HBP	BLK	WP	HR	S	P	ERA	WHIP

Milwaukee Brewers @ Pittsburgh Pirates

PNC Park, Pittsburgh, PA

Sat Sep 12 2015, 7:10 PM - 10:05 PM EDT

Att. 35,749 - Drizzle - 57 F

TOP

livebaseballscorecards.com

Batter	1	2	3	4	5	6	7	8	9	AB	R	H	RBI	BB	SO	LOB
9 Jean Segura, R (1, 6) OBP: 0.292, SLG: 0.336	C SI 92 X CH 84 0-1 G5-3		C SI 90 B FF 92 B CH 83 C SI 92 X SI 93 2-2 G2-3			F CH 81 B FF 90 X SI 89 1-1 G5-3 2-3		C FF 90 B SI 90 X SL 83 1-1 8 2B 1B		4	1	1	0	0	0	1
14 Hernán Pérez, R (1, 5) OBP: 0.260, SLG: 0.348	C SI 93 S CH 84 F CH 84 C KC 83 0-3 K			X SI 90 0-0 G4-3		S CH 80 B SI 91 S CH 81 S CH 81 1-3 K		C FF 89 B SL 84 S SL 85 S FF 90 1-3 K		4	0	0	0	0	3	2
8 Ryan Braun, R (1, 9) OBP: 0.358, SLG: 0.511 7 Logan Schafer, L (8, 8) OBP: 0.284, SLG: 0.264	F SI 92 B SI 93 F KC 84 X KC 84 1-2 L4			F SI 91 B SI 91 X SI 92 1-1 G4-3			B SI 90 C SI 90 X CH 83 1-1 16 BB 18 BB 10 SF7 1B	F FF 91 X FF 91 0-1 1-H 2B		4 0	1 0	2 0	1 0	0 0	0 0	0 0
18 Khris Davis, R (1, 7) OBP: 0.317, SLG: 0.469		C KC 78 B SI 92 L CH 83 X CH 83 1-2 G1-3		B CH 82 F CH 82 B SI 91 F CH 82 S SI 91 2-3 K			D SI 90 B SI 91 B CH 81 B SI 89 4-0 10 SF7 16 BB 1-2 BB	C SL 83 X SL 84 0-1 G6-3		3	0	0	0	1	1	1
24 Adam Lind, L (1, 3) OBP: 0.371, SLG: 0.481		B FF 92 C SI 91 X KC 83 1-1 F7			C KC 77 C SI 90 B SI 91 X SI 91 1-2 L8		F SI 89 S KC 79 F SI 91 S KC 82 0-3 K		B SL 87 B SI 91 B FF 92 C FF 90 B SI 92 4-1 16 G5-4-3 BB	3	0	0	0	1	1	2
16 Domingo Santana, R (1, 8) OBP: 0.370, SLG: 0.545 (8, 9)		C KC 82 B CH 84 X SI 92 1-1 2B			S CH 81 B SI 92 B KC 82 S CH 81 S CH 81 2-3 K		B SI 91 S CH 82 B SI 90 B FF 91 F CH 82 B SI 90 4-2 10 SF7 1-2 2-3 BB		C FF 93 X SI 92 0-1 G5-4-3 1-2f	3	0	1	0	1	1	1
10 Luis Sardinas, S (1, 4) OBP: 0.235, SLG: 0.234 51 Cesar Jimenez, L (7, 1) 46 Corey Knebel, R (8, 1) 2 Scooter Gennett, L (9, PH) OBP: 0.300, SLG: 0.401		C KC 78 B SI 92 B CH 82 F CH 81 C SI 91 2-3 K			X SI 91 0-0 F8		X SI 90 0-0 SF7 1-2 2-3 3-H		X SI 92 0-0 2B	2 0 0 1	0 0 0 0	0 0 0 1	1 0 0 0	0 0 0 0	1 0 0 0	1 0 0 0
5 Nevin Ashley, R (1, 2) OBP: 0.250, SLG: 0.286			C SI 92 B CH 83 B SI 92 F FF 91 B FF 93 C SI 91 3-3 K			B CH 80 B SI 90 B FF 89 C SI 90 X SI 91 3-1 G4-3	X SI 91 0-0 G5-3		C SI 93 F SI 92 D CU 80 F SL 86 B SI 93 X FF 93 2-2 G5-3	4	0	0	0	0	1	3
27 Zach Davies, R (1, 1) OBP: 0.143, SLG: 0.143 26 Kyle Lohse, R (4, 1) OBP: 0.237, SLG: 0.263 3 Elian Herrera, S (7, 4) OBP: 0.290, SLG: 0.399			C SI 92 B SI 92 F SI 91 F KC 81 X SI 92 1-2 L8			B SI 90 C SI 91 F SI 91 F SI 91 B SI 91 F SI 92 X SI 92 2-2 9 G5-3		C SI 90 B CH 85 X SI 89 1-1 L4		1 1 1	0 0 0	0 1 0	0 0 0	0 0 0	0 0 0	0 0 0
Inning Stats	R: 0 E: 0 K: 1 S: 9 H: 0 LOB: 0 BB: 0 P: 10	R: 0 E: 0 K: 1 S: 10 H: 1 LOB: 1 BB: 0 P: 15	R: 0 E: 0 K: 1 S: 10 H: 0 LOB: 0 BB: 0 P: 16	R: 0 E: 0 K: 1 S: 6 H: 0 LOB: 0 BB: 0 P: 9	R: 0 E: 0 K: 1 S: 7 H: 0 LOB: 0 BB: 0 P: 10	R: 0 E: 0 K: 1 S: 12 H: 1 LOB: 1 BB: 0 P: 19	R: 1 E: 0 K: 1 S: 10 H: 1 LOB: 2 BB: 2 P: 19	R: 1 E: 0 K: 1 S: 11 H: 2 LOB: 1 BB: 0 P: 14	R: 0 E: 0 K: 0 S: 8 H: 1 LOB: 1 BB: 1 P: 14	1B: 2 2B: 4 3B: 0 HR: 0 SF: 1 SAC: 0 DP: 1 HBP: 0						

	AB	31
	R	2
	H	6
	RBI	2
	BB	3
	SO	8
	LOB	11

PITCHER		IP	WLS	BF	H	R	ER	SO	BB	IBB	HBP	BLK	WP	HR	S	P	ERA	WHIP
49 Jeff Locke, L ERA: 4.43	(1, 1)	6.1	W	24	3	1	1	7	2	0	0	0	0	0	62	96	1.42	0.789
48 Jared Hughes, R ERA: 2.47	(7, 1)	0.2		2	0	0	0	0	0	0	0	0	0	0	2	2	0.00	0.000
55 Joe Blanton, R ERA: 2.86	(8, 1)	1.0		5	2	1	1	1	0	0	0	0	0	0	11	14	9.00	2.000
52 Rob Scahill, R ERA: 2.3	(9, 1)	1.0		4	1	0	0	0	1	0	0	0	0	0	8	14	0.00	2.000

PITCHER	IP	WLS	BF	H	R	ER	SO	BB	IBB	HBP	BLK	WP	HR	S	P	ERA	WHIP

BOTTOM

Milwaukee Brewers @ Pittsburgh Pirates

PNC Park, Pittsburgh, PA

Sat Sep 12 2015, 7:10 PM - 10:05 PM EDT

Att. 35,749 - Drizzle - 57 F

livebaseballscorecards.com

Batter	1	2	3	4	5	6	7	8	9	AB	R	H	RBI	BB	SO	LOB
25 Gregory Polanco, L (1, 9) OBP: 0.323, SLG: 0.383	B SI 87 B SI 87 C SI 88 F SI 88 S CH 77 2-3 ① K		B SI 87 B CU 69 B SI 87 C SI 88 B SI 88 4-1 5 1B 22 1B BB	B CH 77 C SI 88 C FC 84 C SI 88 1-3 ① K	C CU 72 F CH 77 F CH 78 S CH 79 0-3 ③ K		F FF 88 X SL 82 0-1 ② G4-3			4	1	0	0	1	3	2
5 Josh Harrison, R (1, 7) OBP: 0.319, SLG: 0.370 (8, 5)	C SI 89 X SI 89 0-1 2B		B FC 83 X SI 86 1-0 22 1B 17 2B 1B 1-2	B SI 89 B FC 84 B SI 88 C SI 88 C SI 88 B SI 89 4-2 17 2B BB		C CU 73 F X 0-2 22 G4-6-3 1B	C FF 88 S FF 88 B FF 88 X FF 88 1-2 1B			4	2	4	0	1	0	0
22 Andrew McCutchen, R (1, 8) OBP: 0.401, SLG: 0.510 55 Joe Blanton, R (8, 1) 52 Rob Scahill, L (9, 1)	B CU 73 C SI 88 B SI 88 X SI 88 2-1 ② L8		X SI 88 0-0 17 2B 29 1B 1B 1-3 2-H	1 SAFE D CU 72 1 SAFE C SI 88 1 SAFE B SI 88 F SI 88 X SI 88 2-2 ② F9		C SI 86 B SL 82 F B SL 83 1 SAFE X SI 88 2-2 ① ② G4-6-3 1-2f	S FF 89 B FF 90 T SL 80 B FF 90 B FF 88 S CH 78 3-3 ③ K			5 0 0	1 0 0	1 0 0	1 0 0	0 0 0	1 0 0	4 0 0
17 Aramis Ramirez, R (1, 5) OBP: 0.296, SLG: 0.428 3 Sean Rodríguez, R (8, 7) OBP: 0.284, SLG: 0.368	B SI 88 C SI 88 D CH 79 B CH 78 B SI 88 4-1 BB		X CH 77 0-0 29 1B 29 E 2B 1-3 3-H	B SI 88 C SI 88 1 SAFE D SI 87 X SI 87 2-1 1-H 2B		B SI 88 F SL 82 X SI 88 1-1 ③ G6-3		C FF 93 S KC 81 X KC 81 0-2 ① G6-3		3 1	1 0	2 0	2 0	1 0	0 0	0 0
18 Neil Walker, S (1, 4) OBP: 0.326, SLG: 0.417 32 Elias Díaz, R (8, PH) 17 Pedro Florimón, S (9, 4) OBP: 0.182, SLG: 0.200	B CH 78 B SI 89 X SI 88 2-0 ③ L7		B SI 88 B CH 78 B SI 88 B SI 88 4-0 24 FC3-6 10 FC6-4 29 E BB	X SI 86 0-0 ③ G4-3			C FF 88 B FF 90 B CH 79 B FF 89 B FF 88 4-1 10 BB 38 HR 29 G5-3 BB	B FF 95 X FF 94 1-0 ② F8		2 1 0	2 0 0	0 0 0	0 0 0	2 0 0	0 0 0	3 0 0
29 Francisco Cervelli, R (1, 2) OBP: 0.382, SLG: 0.415 19 Chris Stewart, R (8, 2) OBP: 0.325, SLG: 0.340		C SI 87 C SI 87 C SI 88 0-3 ① K	S CH 78 D SI 88 B SI 88 X SI 88 2-1 E8 24 FC3-6 1B 1-2 2-H 3-H		F SI 85 S SL 83 B SL 82 F SI 86 C CH 77 1-3 ① K		C FF 88 X CH 77 0-1 ① G5-3 1-2	C FF 95 B FF 94 B KC 82 B FF 95 C FF 94 X FF 94 3-2 ③ F9		4 1	0 0	1 0	1 0	0 0	2 0	1 0
24 Pedro Alvarez, L (1, 3) OBP: 0.308, SLG: 0.455		S CU 71 S CH 78 B SI 87 B CH 78 B CH 78 B CH 78 4-2 10 G5-3 BB	B CU 70 X CU 71 1-0 ① FC3-6 10 FC6-4 1-2f 2-3		C CH 78 X CH 78 0-1 49 SH1-3 10 1B 1B		B FF 88 B FF 88 S CH 80 S CH 78 B CH 78 F CH 78 F CH 78 B FF 90 4-2 10 BB 38 HR BB			2	1	1	0	2	0	2
10 Jordy Mercer, R (1, 6) OBP: 0.296, SLG: 0.312		C SI 88 B SI 88 F CU 70 B SI 88 D CH 78 X SI 88 3-2 ② G5-3 1-2	C SI 88 X CU 71 0-1 ② FC6-4 1-2f 3-H		X SI 87 0-0 49 SH1-3 1-2 1B		B FF 89 B FF 88 B FF 88 C FF 88 C CH 78 D FF 89 4-2 38 HR 1-2 2-3 BB			3	1	1	1	1	0	2
49 Jeff Locke, L (1, 1) OBP: 0.114, SLG: 0.095 48 Jared Hughes, R (7, 1) 38 Michael Morse, R (7, PH) OBP: 0.306, SLG: 0.356 14 Jaff Decker, L (8, 8) OBP: 0.417, SLG: 0.389		F SI 88 D CH 78 X SI 87 1-1 ③ F7	B SI 88 X SI 88 1-0 ③ G3		X SI 86 0-0 ② SH1-3 1-2 2-3		C CH 79 B FF 89 B FF 89 B FF 89 X FF 89 3-1 HR 1-H 2-H 3-H			2 0 1 0	0 0 1 0	0 0 1 0	0 0 4 0	0 0 0 0	0 0 0 0	2 0 0 0
Inning Stats	R: 0 E: 0 K: 1 S: 9 H: 1 LOB: 2 BB: 1 P: 19	R: 0 E: 0 K: 1 S: 10 H: 0 LOB: 1 BB: 1 P: 18	R: 5 E: 1 K: 0 S: 10 H: 4 LOB: 1 BB: 2 P: 23	R: 1 E: 0 K: 1 S: 11 H: 1 LOB: 1 BB: 1 P: 20	R: 0 E: 0 K: 2 S: 12 H: 2 LOB: 2 BB: 0 P: 13	R: 0 E: 0 K: 0 S: 8 H: 1 LOB: 0 BB: 0 P: 11	R: 4 E: 0 K: 1 S: 19 H: 2 LOB: 1 BB: 3 P: 38	R: 0 E: 0 K: 0 S: 7 H: 0 LOB: 0 BB: 0 P: 11		1B: 7 2B: 3 3B: 0 HR: 1 SF: 0 SAC: 1 DP: 1 HBP: 0					WP: 0 PB: 0 SB: 0 CS: 0	PA: 42

PITCHER		IP	WLS	BF	H	R	ER	SO	BB	IBB	HBP	BLK	WP	HR	S	P	ERA	WHIP
27 Zach Davies, R ERA: 6.6	(1, 1)	3.2	L	22	6	6	6	3	5	0	0	0	0	0	39	79	14.73	3.000
26 Kyle Lohse, R ERA: 6.01	(4, 1)	2.1		9	3	0	0	2	0	0	0	0	0	0	21	25	0.00	1.286
51 Cesar Jimenez, L ERA: 2.63	(7, 1)	1.0		8	2	4	4	1	3	0	0	0	0	1	19	38	36.00	5.000
46 Corey Knebel, R ERA: 3.48	(8, 1)	1.0		3	0	0	0	0	0	0	0	0	0	0	7	11	0.00	0.000

PITCHER	IP	WLS	BF	H	R	ER	SO	BB	IBB	HBP	BLK	WP	HR	S	P	ERA	WHIP

AB	33
R	10
H	11
RBI	9
BB	8
SO	6
LOB	16

Batter	1	2	3	4	5	6	7	8	9	10	11	AB	R	H	RBI	BB	SO	LOB
9 Jean Segura, R (1, 6) OBP: 0.297, SLG: 0.341	B SI 88 B SL 81 C SI 90 C SI 90 B CH 82 F SI 91 F SI 92 B SI 92 4-2 15 S 8 WP 15 1B BB	X SI 92 0-0 ② G5-3		B SI 90 B SL 85 X FF 90 2-0 14 1B 2B		C FF 98 F SL 93 B FF 99 B FS 89 F SI 98 F SL 93 X SI 98 2-2 14 S 1B		X SI 91 0-0 ③ G6-3			B SI 93 C SI 92 X SL 86 1-1 2 G4-6-3 2-3 1B	5	2	3	0	1	0	2
14 Hernán Pérez, R (1, 5) OBP: 0.260, SLG: 0.346 2 Scooter Gennett, L (9, PH) OBP: 0.298, SLG: 0.399 (9, 4) 37 Tyler Thornburg, R (11, 1)	B SI 91 X CH 83 1-0 ① F9	S CH 85 S CH 85 S SL 87 0-3 ③ K		X SL 86 0-0 18 G6-4-3 2-H 1B		1 SAFE B SI 97 B SI 96 X SI 96 2-0 ③ G5-3 1-2			X FC 92 0-0 ① F7		X SI 94 0-0 ②③ G4-6-3 1-2f	4 2 0	0 0 0	1 0 0	1 0 0	0 0 0	1 0 0	4 2 0
8 Ryan Braun, R (1, 9) OBP: 0.358, SLG: 0.509	B SI 91 B SI 91 S SI 92 B CH 83 B SL 84 4-1 15 S 15 E 1-2 BB		B SL 82 S CH 82 F SI 92 B SL 85 D SL 86 X SL 84 2-2 18 HR 1B	B SI 90 B FF 91 S SL 85 F FF 90 X FF 90 2-2 ① F8			B FF 91 B FF 91 F FF 91 S FF 92 S FF 93 2-3 ① K		B FF 93 B FC 91 C FC 92 F FC 92 B KC 83 X FC 92 3-2 ② L9			4	2	1	0	1	1	1
18 Khris Davis, R (1, 7) OBP: 0.315, SLG: 0.474 13 Will Smith, R (9, 1) 10 Luis Sardinas, S (11, 4) OBP: 0.235, SLG: 0.234	C SL 84 S CH 85 S CH 84 0-3 ② K		B SI 92 C SI 93 X SI 91 1-1 1-H HR	1 SAFE X FF 90 0-0 ②③ G6-4-3 1-2f			B FF 93 S SL 82 S FF 93 B FF 94 F SL 84 B SL 85 F SL 84 X FF 94 3-2 ② F9		X KC 82 0-0 ③ G5-3			5 0 0	1 0 0	1 0 0	2 0 0	0 0 0	1 0 0	3 0 0
15 Jason Rogers, R (1, 3) OBP: 0.355, SLG: 0.402	C SL 84 B CH 85 C SI 92 D SL 87 X CH 85 2-2 E1 1-H 2-H 1B		C SL 85 B SI 93 B CH 85 C SL 84 F SI 94 X SI 93 2-2 3 2B 1B		C SL 92 C SI 99 B SL 92 T SI 99 1-2 ① K		X SL 83 0-0 16 WP 1B			F FF 90 B FF 91 B FF 91 F SL 77 X FF 92 2-2 35 L5-3 1B		5	1	4	1	0	1	0
16 Domingo Santana, R (1, 8) OBP: 0.366, SLG: 0.529 21 Jeremy Jeffress, R (7, 1) 35 Shane Peterson, L (9, 7) OBP: 0.321, SLG: 0.337	B SI 91 C CH 84 S SL 84 S SL 86 1-3 ③ K		F CH 86 B SL 84 F CH 85 B CH 85 S CH 84 2-3 ① K		B SI 99 X SL 93 1-0 ② G3		B FF 92 B FF 93 C FF 93 B SL 86 B SL 83 4-1 1-2 BB			1 SAFE C FF 91 C FF 92 B FF 92 B FC 92 X CH 85 2-2 ①② L5-3 1-1		3 0 1	0 0 0	0 0 0	0 0 0	1 0 0	2 0 0	2 0 1
3 Elian Herrera, S (1, 4) OBP: 0.292, SLG: 0.403 (9, 5)		X SI 90 0-0 26 12 SH1-4 1B 1B	B SI 94 1 SAFE X CH 86 1-0 1-H 2B		F SI 98 B SI 100 B FS 89 F FF 99 S FF 98 2-3 ③ K		B FF 94 S FF 93 C FF 94 B FF 94 C FF 95 2-3 ③ K			B FF 93 S FF 90 F FF 92 F FC 92 S CU 73 1-3 ③ K		5	0	2	1	0	3	2
12 Martín Maldonado, R (1, 2) OBP: 0.265, SLG: 0.266 24 Adam Lind, L (11, PH) OBP: 0.372, SLG: 0.482 5 Nevin Ashley, R (11, 2) OBP: 0.250, SLG: 0.286		C SI 91 B CH 84 B SI 91 B SI 91 X SI 93 3-1 26 SH1-4 1-2 1B	S SL 84 S SL 85 D SL 86 S SL 85 1-3 ② K	C SI 98 C SL 91 B FF 100 X SL 92 1-2 ① G5-3			B SI 90 B SI 90 C SI 91 F SI 91 S CH 83 2-3 ① K			X SI 92 0-0 9 7 1B SH1-4 1B	4 1 0	0 0 0	1 1 0	0 0 0	0 0 0	2 0 0	1 0 0
26 Taylor Jungmann, R (1, 1) OBP: 0.303, SLG: 0.344 7 Logan Schafer, L (7, 8) OBP: 0.280, SLG: 0.260		X SI 90 0-0 ① SH1-4 1-2 2-3	C FF 91 B SL 85 C FF 92 S SL 84 1-3 ③ K	X SI 99 0-0 ② G5-3			B SI 91 C SI 92 X SI 92 1-1 ② G4-3				L SI 92 B SI 91 L SI 92 B SI 92 X SI 92 2-2 ① SH1-4 1-2	2 1	0 0	0 0	0 0	0 0	1 0	1 0
Inning Stats	R: 2 H: 1 E: 1 LOB: 1 K: 2 BB: 2 S: 15 P: 27	R: 0 H: 2 E: 0 LOB: 2 K: 1 BB: 0 S: 8 P: 11	R: 3 H: 4 E: 0 LOB: 1 K: 3 BB: 0 S: 19 P: 29	R: 1 H: 2 E: 0 LOB: 0 K: 0 BB: 0 S: 6 P: 10	R: 0 H: 0 E: 0 LOB: 0 K: 2 BB: 0 S: 7 P: 11	R: 0 H: 1 E: 0 LOB: 1 K: 0 BB: 0 S: 10 P: 15	R: 0 H: 1 E: 0 LOB: 2 K: 2 BB: 1 S: 13 P: 24	R: 0 H: 1 E: 0 LOB: 0 K: 1 BB: 0 S: 6 P: 9	R: 0 H: 0 E: 0 LOB: 0 K: 0 BB: 0 S: 5 P: 8	R: 0 H: 1 E: 0 LOB: 0 K: 1 BB: 0 S: 10 P: 15	R: 0 H: 2 E: 0 LOB: 1 K: 0 BB: 0 S: 7 P: 10	1B: 11 2B: 3 3B: 0 HR: 1	SF: 0 SAC: 2 DP: 3 HBP: 0					WP: 2 PB: 0 SB: 3 CS: 0	PA: 47	

PITCHER		IP	WLS	BF	H	R	ER	SO	BB	IBB	HBP	BLK	WP	HR	S	P	ERA	WHIP
47 Francisco Liriano, L ERA: 3.45	(1, 1)	2.1		16	7	5	4	4	2	0	0	0	1	1	36	59	15.43	3.857
55 Joe Blanton, R ERA: 2.93	(3, 1)	1.2		6	2	1	1	2	0	0	0	0	0	0	12	18	5.40	1.200
37 Arquimedes Caminero, R ERA: 3.63	(5, 1)	2.0		7	1	0	0	2	0	0	0	0	0	0	17	26	0.00	0.500
59 Antonio Bastardo, L ERA: 3.08	(7, 1)	1.0		5	1	0	0	2	1	0	0	0	1	0	13	24	0.00	2.000
44 Tony Watson, L ERA: 2.2	(8, 1)	1.0		3	0	0	0	1	0	0	0	0	0	0	6	9	0.00	0.000

PITCHER		IP	WLS	BF	H	R	ER	SO	BB	IBB	HBP	BLK	WP	HR	S	P	ERA	WHIP
35 Mark Melancon, R ERA: 2.03	(9, 1)	1.0		3	0	0	0	0	0	0	0	0	0	0	5	8	0.00	0.000
38 Joakim Soria, R ERA: 2.9	(10, 1)	1.0		3	1	0	0	1	0	0	0	0	0	0	10	15	0.00	1.000
48 Jared Hughes, R ERA: 2.43	(11, 1)	1.0	W	4	2	0	0	0	0	0	0	0	0	0	7	10	0.00	2.000

TOP

Milwaukee Brewers @ Pittsburgh Pirates

PNC Park, Pittsburgh, PA

Sun Sep 13 2015, 1:58 PM - 5:44 PM EDT

Att. 34,740 - Cloudy - 56 F

livebaseballscorecards.com

AB	42
R	6
H	14
RBI	5
BB	3
SO	12
LOB	19

Milwaukee Brewers @ Pittsburgh Pirates

PNC Park, Pittsburgh, PA

Sun Sep 13 2015, 1:58 PM - 5:44 PM EDT

Att. 34,740 - Cloudy - 56 F

BOTTOM

Batter	1	2	3	4	5	6	7	8	9	10	11	AB	R	H	RBI	BB	SO	LOB
5 Josh Harrison, R (1, 7) OBP: 0.320, SLG: 0.372	G5-3		2B		G4-3		E4 18 1B 22 1B		P6		1-3 3-H 1B	6	1	2	1	0	0	0
18 Neil Walker, S (1, 4) OBP: 0.325, SLG: 0.414	G4-3		G4-3		K		22 1B 27 1B 1-3 1B		F7			5	1	1	0	0	1	1
22 Andrew McCutchen, R (1, 8) OBP: 0.401, SLG: 0.509	K			G6-3	K		27 1B 1-2 3-H 1B			1B		5	0	2	1	0	2	0
27 Jung Ho Kang, R (1, 5) OBP: 0.359, SLG: 0.467		K		29 BB 24 BB 23 2B 1B		K	24 G6-3 1-2 2-H 1B			K		5	1	2	1	0	3	1
24 Pedro Alvarez, L (1, 3) OBP: 0.312, SLG: 0.462 17 Aramis Ramirez, R (10, PH) OBP: 0.296, SLG: 0.427 (11, 3)		HR		29 BB 23 2B 1-2 BB		29 E BB	G6-3 1-2f			F8		2 1	2 0	1 0	1 0	2 0	0 0	2 1
29 Francisco Cervelli, R (1, 2) OBP: 0.380, SLG: 0.411		L7		23 2B 10 SF8 1-2 2-3 BB		E1 1-2		F8		F8		4	1	0	0	1	0	2
23 Travis Snider, L (1, 9) OBP: 0.317, SLG: 0.345 59 Antonio Bastardo, R (7, 1) 44 Tony Watson, L (8, 1) 38 Michael Morse, R (8, PH) OBP: 0.305, SLG: 0.355 35 Mark Melancon, R (9, 1) 38 Joakim Soria, R (10, 1) 48 Jared Hughes, R (11, 1) 30 Travis Ishikawa, L (11, PH) OBP: 0.304, SLG: 0.311 17 Pedro Florimón, S (11, PR) OBP: 0.182, SLG: 0.200		K		1-3 2-H 3-H 2B		F7		G4-3			E7 10 G4-3 5 1B	3 0 0 1 0 0 0 1 0	0 0 0 0 0 0 0 0 1	1 0 0 0 0 0 0 1 0	2 0 0 0 0 0 0 0 0	0 0 0 0 0 0 0 0 0	1 0 0 0 0 0 0 0 0	2 0 0 0 0 0 0 0 0
10 Jordy Mercer, R (1, 6) OBP: 0.292, SLG: 0.308			F7	SF8 3-H		G4-3		K			G4-3 2-3	4	0	0	1	0	1	3
47 Francisco Liriano, L (1, 1) OBP: 0.140, SLG: 0.228 55 Joe Blanton, R (3, 1) 14 Jaff Decker, L (4, PH) OBP: 0.400, SLG: 0.368 37 Arquimedes Caminero, R (5, 1) 3 Sean Rodríguez, R (7, 9) OBP: 0.285, SLG: 0.365			K	G3-1			K		K		5 1B 5 WP HBP	0 1 1 0 2	0 0 0 0 0	0 0 0 0 0	0 0 0 0 0	0 0 0 0 0	0 1 0 0 2	0 0 1 0 0
Inning Stats	R: 0 H: 0 E: 0 LOB: 0 K: 1 BB: 0 S: 11 P: 17	R: 1 H: 1 E: 0 LOB: 0 K: 2 BB: 0 S: 9 P: 15	R: 0 H: 1 E: 0 LOB: 1 K: 1 BB: 0 S: 10 P: 15	R: 3 H: 2 E: 0 LOB: 1 K: 0 BB: 2 S: 14 P: 26	R: 0 H: 0 E: 0 LOB: 0 K: 2 BB: 0 S: 11 P: 14	R: 0 H: 0 E: 1 LOB: 2 K: 1 BB: 1 S: 8 P: 15	R: 2 H: 3 E: 1 LOB: 1 K: 1 BB: 0 S: 13 P: 17	R: 0 H: 0 E: 0 LOB: 0 K: 1 BB: 0 S: 7 P: 14	R: 0 H: 0 E: 0 LOB: 0 K: 1 BB: 0 S: 9 P: 13	R: 0 H: 1 E: 0 LOB: 1 K: 1 BB: 0 S: 11 P: 18	R: 1 H: 2 E: 1 LOB: 3 K: 0 BB: 0 S: 6 P: 9	1B: 7 2B: 2 3B: 0 HR: 1			SF: 1 SAC: 0 DP: 1 HBP: 1			

AB	41
R	7
H	10
RBI	7
BB	3
SO	11
LOB	13

WP: 1 PA: 46
PB: 0
SB: 0
CS: 0

PITCHER	IP	WLS	BF	H	R	ER	SO	BB	IBB	HBP	BLK	WP	HR	S	P	ERA	WHIP
26 Taylor Jungmann, R (1, 1) ERA: 3.05	6.0		26	4	4	4	7	3	0	0	0	0	1	63	102	6.00	1.167
21 Jeremy Jeffress, R (7, 1) ERA: 2.73	2.0		9	3	2	1	2	0	0	0	0	0	0	20	31	4.50	1.500
13 Will Smith, L (9, 1) ERA: 2.93	2.0		7	1	0	0	2	0	0	0	0	0	0	20	31	0.00	0.500
37 Tyler Thornburg, R (11, 1) ERA: 3.38	0.1	L	4	2	1	1	0	0	0	1	0	1	0	6	9	27.00	6.000

PITCHER	IP	WLS	BF	H	R	ER	SO	BB	IBB	HBP	BLK	WP	HR	S	P	ERA	WHIP

livebaseballscorecards.com

Chicago Cubs @ Pittsburgh Pirates

PNC Park, Pittsburgh, PA

Tue Sep 15 2015, 1:40 PM - 4:30 PM EDT

Att. 31,488 - Partly Cloudy - 78 F

TOP

livebaseballscorecards.com

Batter	1	2	3	4	5	6	7	8	9	AB	R	H	RBI	BB	SO	LOB
24 Dexter Fowler, S (1, 8) OBP: 0.352, SLG: 0.429	B FF 95 B FF 94 B FF 94 C FF 95 X SI 97 3-1 8 E 8 S 8 SF8 1B		F FF 99 X CH 89 0-1 ① L7		F FF 96 C KC 83 F FF 98 F SL 87 B KC 84 S SL 90 1-3 ③ K		B FF 93 B FF 92 B FF 93 B FF 94 4-0 12 WP 2-3 3-H BB			3	1	1	0	1	1	1
12 Kyle Schwarber, L (1, 7) (8, 9) OBP: 0.352, SLG: 0.554	B FF 97 X FF 96 1-0 ① F9		1 SAFE B FF 92 S SL 89 S SI 97 F SL 88 X FF 98 1-2 ② F9			B KC 83 C SL 86 B KC 82 B SI 95 C FF 97 S SL 90 3-3 ① K	1 SAFE 1 SAFE 1 SAFE B FF 92 B CH 87 C FF 93 C FC 94 B FF 95 S FF 94 3-3 ③ K 1-2 3-H			4	0	0	0	0	2	3
8 Chris Coghlan, L (1, 9) OBP: 0.343, SLG: 0.456 27 Austin Jackson, R (8, PH) OBP: 0.310, SLG: 0.385 (8, 7)	C FF 97 D SL 91 S SL 88 D KC 85 F FF 97 X SL 90 2-2 ② SF8 1-H		B KC 83 S SL 89 F FF 98 1 SAFE B SI 98 H SL 89 3-2 1-2 HBP			B SI 97 C FF 95 C FF 97 X SI 96 1-2 ② G5-3		F SI 93 B CH 85 X CH 85 1-1 ① F9		1 1	0 0	0 0	1 0	0 0	0 0	0 0
44 Anthony Rizzo, L (1, 3) OBP: 0.385, SLG: 0.519	B FF 96 B FF 95 B FF 96 C FF 96 S SL 91 F FF 97 X FF 98 3-2 ③ F7		B KC 82 B SL 91 F SL 88 X FF 97 2-1 ③ F7			X FF 96 0-0 ③ P5		C SI 94 B SL 84 B SL 82 C SI 94 X SL 82 2-2 ② F9		4	0	0	0	0	0	2
17 Kris Bryant, R (1, 5) OBP: 0.364, SLG: 0.485		C FF 95 S FF 94 F SI 96 S SL 88 0-3 ① K	S KC 82 C FF 96 F FF 96 S KC 81 0-3 ① K2-3				B FF 96 F FF 95 S KC 82 C SI 97 1-3 ① K	X SI 94 0-0 ③ F8		4	0	0	0	0	3	0
47 Miguel Montero, L (1, 2) OBP: 0.342, SLG: 0.423		C FF 95 X FF 96 0-1 1B	S KC 83 C FF 97 X FF 97 0-2 ② G1-3				C SL 86 X CH 89 0-1 13 1B 11 2B 1B		B FC 93 F FC 93 C KC 83 S KC 83 1-3 ① K2-3	4	1	2	0	0	1	0
13 Starlin Castro, R (1, 4) OBP: 0.285, SLG: 0.343		C FF 97 F SL 86 B SI 97 B SI 95 F SL 88 C SI 98 2-3 ② K	C KC 83 B CH 91 F FF 98 S SL 90 1-3 ③ K				B KC 81 S SL 88 C FF 96 X SL 88 1-2 11 2B 24 WP 1-2 1B		S KC 83 C FC 94 B KC 82 X KC 82 1-2 ② F8	4	1	1	0	0	2	1
39 Jason Hammel, R (1, 1) OBP: 0.194, SLG: 0.200 53 Trevor Cahill, R (4, 1) OBP: 0.143, SLG: 0.143 59 Zac Rosscup, R (6, 1) 11 Tommy La Stella, L (7, PH) OBP: 0.262, SLG: 0.342 46 Pedro Strop, R (7, 1) 52 Justin Grimm, R (8, 1) 9 Javier Báez, R (9, PH) OBP: 0.317, SLG: 0.410		S FF 96 X FF 96 0-1 ③ G1-6-3			C FF 94 B FF 95 X FF 95 1-1 ① L9-3		C SL 88 B FF 97 X FF 97 1-1 24 WP 12 WP 1-3 2-H 2B		B FF 93 B KC 83 B FC 92 S FC 92 S FC 92 S KC 83 3-3 ③ K2-3	1 1 0 1 0 0 1	0 0 0 1 0 0 0	0 0 0 1 0 0 0	0 0 0 1 0 0 1	0 0 0 0 0 0 0	0 0 0 0 0 0 1	1 0 0 0 0 0 0
22 Addison Russell, R (1, 6) OBP: 0.299, SLG: 0.397		B SI 96 B FF 96 C FF 96 S SI 96 X SL 88 2-2 8 HBP 1B			B KC 82 B FF 97 C FF 97 F FF 97 B FF 96 C FF 97 3-3 ② K		X SL 80 0-0 ② L6			3	0	1	0	0	1	2

Inning Stats	1	2	3	4	5	6	7	8	9
	R: 1 E: 0 K: 0 S: 11	R: 0 E: 0 K: 2 S: 12	R: 0 E: 0 K: 0 S: 13	R: 0 E: 0 K: 2 S: 10	R: 0 E: 0 K: 2 S: 10	R: 0 E: 0 K: 1 S: 7	R: 3 E: 0 K: 2 S: 14	R: 0 E: 0 K: 0 S: 6	R: 0 E: 0 K: 2 S: 9
	H: 1 LOB: 0 BB: 0 P: 20	H: 1 LOB: 1 BB: 0 P: 14	H: 1 LOB: 2 BB: 0 P: 21	H: 0 LOB: 0 BB: 0 P: 11	H: 0 LOB: 0 BB: 0 P: 15	H: 0 LOB: 0 BB: 0 P: 11	H: 3 LOB: 1 BB: 1 P: 24	H: 0 LOB: 0 BB: 0 P: 9	H: 0 LOB: 0 BB: 0 P: 14

1B: 5	SF: 1	WP: 2
2B: 1	SAC: 0	PA: 35
3B: 0	DP: 0	PB: 0
HR: 0	HBP: 1	SB: 1
		CS: 0

AB	32
R	4
H	6
RBI	2
BB	1
SO	11
LOB	10

PITCHER		IP	WLS	BF	H	R	ER	SO	BB	IBB	HBP	BLK	WP	HR	S	P	ERA	WHIP
45 Gerrit Cole, R ERA: 2.6	(1, 1)	6.1		26	6	4	3	8	0	0	1	0	0	0	73	105	4.26	0.947
38 Joakim Soria, R ERA: 2.87	(7, 1)	0.2	B	3	0	0	0	1	1	0	0	0	2	0	4	11	0.00	1.500
44 Tony Watson, L ERA: 2.17	(8, 1)	1.0	W	3	0	0	0	0	0	0	0	0	0	0	6	9	0.00	0.000
35 Mark Melancon, R ERA: 2.0	(9, 1)	1.0	S	3	0	0	0	2	0	0	0	0	0	0	9	14	0.00	0.000

PITCHER		IP	WLS	BF	H	R	ER	SO	BB	IBB	HBP	BLK	WP	HR	S	P	ERA	WHIP

Chicago Cubs @ Pittsburgh Pirates

PNC Park, Pittsburgh, PA

Tue Sep 15 2015, 1:40 PM - 4:30 PM EDT

Att. 31,488 - Partly Cloudy - 78 F

livebaseballscorecards.com

BOTTOM

Batter	1	2	3	4	5	6	7	8	9	AB	R	H	RBI	BB	SO	LOB
25 Gregory Polanco, L (1, 9) OBP: 0.323, SLG: 0.381	B FF 92 B FF 92 B FF 92 B FF 93 4-0 18 HBP 22 1B BB	L CU 77 B SL 88 F FF 94 X FF 94 1-2 ② P6		B FF 89 D SL 88 B CH 85 C FF 92 X FF 93 3-1 ② G4-3 1-3		X SL 82 0-0 ③ G3				3	1	0	0	1	0	1
18 Neil Walker, S (1, 4) OBP: 0.327, SLG: 0.416	C CU 76 H SL 87 1-1 24 BB 22 1B 23 1B 1-2 HBP	C FF 94 C CU 77 S FF 94 0-3 ③ K		X CH 86 0-0 3-H 2B			X SL 82 0-0 ① P4			3	1	1	1	0	1	0
22 Andrew McCutchen, R (1, 8) OBP: 0.402, SLG: 0.509	X FF 93 0-0 24 BB 23 1B 1-2 2-H 1B		B CH 86 C FF 92 X SL 86 1-1 27 S 1B	C FF 93 F FF 94 D CH 82 D CH 83 X CH 83 2-2 ③ G5-3			B SL 83 B SL 82 C SL 81 C SI 95 F SL 82 B SL 83 F SL 82 S SL 83 3-3 ② K			4	1	2	1	0	1	1
27 Jung Ho Kang, R (1, 5) OBP: 0.358, SLG: 0.465	L SL 88 B SI 89 F SL 88 D SL 87 X SL 86 2-2 ① F3		B FF 92 1 SAFE B SI 88 B SL 86 F FF 93 1 SAFE C FF 93 S SL 88 3-3 ① K 1-2		C SI 93 B KC 80 F CH 83 B SI 94 F SL 87 F CH 85 B SI 94 X SI 94 3-2 23 WP 1B		B SL 82 B SI 97 B SL 82 C FF 95 X FF 95 3-1 ③ L6			4	0	1	0	0	1	3
24 Pedro Alvarez, L (1, 3) OBP: 0.313, SLG: 0.460 17 Pedro Florimón, S (8, PR) OBP: 0.182, SLG: 0.200 3 Sean Rodríguez, R (9, 3) OBP: 0.285, SLG: 0.365	B CU 76 B CU 77 B FF 93 B SL 86 4-0 23 1B 1-2 2-3 BB		B CH 87 F SL 86 C FF 94 B FF 94 S FF 94 2-3 ② K		D KC 81 F FF 93 S FF 94 C CH 83 1-3 ① K			B CU 82 B FF 96 B CU 82 C FF 96 C FF 96 B FF 96 4-2 6 E 6 S 6 SF7 BB		2 0 0	0 1 0	0 0 0	0 0 0	2 0 0	2 0 0	2 0 0
23 Travis Snider, L (1, 7) OBP: 0.321, SLG: 0.347 6 Starling Marte, R (7, 7) OBP: 0.331, SLG: 0.440	B CH 85 F FF 93 S FF 94 X FF 93 1-2 1-3 2-H 3-H 1B		I IN 76 I IN 78 I IN 78 I IN 78 I IN 79 4-0 10 FC6-4 IBB	C FF 94 1 SAFE S CH 83 B SI 91 C SI 94 1-3 ② K 1-2			1 SAFE B FF 94 F FF 95 B SI 95 X FF 95 2-1 ① SF7 1-H		2 0	0 0	1 0	2 1	1 0	1 0	1 0
10 Jordy Mercer, R (1, 6) OBP: 0.289, SLG: 0.304	C SL 88 B SL 89 1 SAFE F FF 93 B SL 87 1 SAFE 1 SAFE S SL 87 2-3 ② K		X SL 89 0-0 ③ FC6-4 1-2f		B KC 82 C CH 84 B SI 94 X SI 93 2-1 ③ G6-3			C FF 96 C FF 97 X CU 84 0-2 ② G6-3		4	0	0	0	0	1	6
19 Chris Stewart, R (1, 2) OBP: 0.316, SLG: 0.331	C SL 87 C SL 86 X SL 87 0-2 ③ L4			B SL 86 C FF 92 B FF 93 S SL 88 C FF 93 2-3 ① K		C FF 91 B KC 80 C KC 80 S CH 83 1-3 ① K		C CU 84 B FF 97 B FF 96 F FF 96 S CU 84 2-3 ③ K2-3		4	0	0	0	0	3	3
45 Gerrit Cole, R (1, 1) OBP: 0.182, SLG: 0.151 38 Joakim Soria, R (7, 1) 44 Tony Watson, L (8, 1) 35 Mark Melancon, R (9, 1)		C FF 93 S FF 93 B FF 94 B FF 89 X FF 94 2-2 ① G3		F FF 93 X FF 93 0-1 25 G4-3 25 WP 18 2B 1B		C FF 93 B FF 94 C FF 93 S KC 82 1-3 ② K				3 0 0 0	1 0 0 0	1 0 0 0	0 0 0 0	0 0 0 0	1 0 0 0	0 0 0 0

Inning Stats	1	2	3	4	5	6	7	8	9
	R: 3 E: 0 K: 1 S: 14 H: 2 LOB: 2 BB: 2 P: 28	R: 0 E: 0 K: 1 S: 9 H: 0 LOB: 0 BB: 0 P: 12	R: 0 E: 0 K: 2 S: 9 H: 1 LOB: 2 BB: 1 P: 19	R: 1 E: 0 K: 1 S: 11 H: 2 LOB: 1 BB: 0 P: 18	R: 0 E: 0 K: 2 S: 13 H: 1 LOB: 1 BB: 0 P: 20	R: 0 E: 0 K: 2 S: 7 H: 0 LOB: 0 BB: 0 P: 9	R: 0 E: 0 K: 1 S: 8 H: 0 LOB: 0 BB: 0 P: 14	R: 1 E: 0 K: 1 S: 10 H: 0 LOB: 1 BB: 1 P: 18	

1B: 5	SF: 1	WP: 2
2B: 1	SAC: 0	PB: 0
3B: 0	DP: 0	SB: 2
HR: 0	HBP: 1	CS: 0
		PA: 35

	AB	29
	R	5
	H	6
	RBI	5
	BB	4
	SO	11
	LOB	17

PITCHER		IP	WLS	BF	H	R	ER	SO	BB	IBB	HBP	BLK	WP	HR	S	P	ERA	WHIP
39 Jason Hammel, R ERA: 3.73	(1, 1)	3.2		20	5	4	4	5	2	1	1	0	1	0	40	72	9.82	1.909
53 Trevor Cahill, R ERA: 6.23	(4, 1)	2.0		7	1	0	0	4	0	0	0	0	1	0	22	33	0.00	0.500
59 Zac Rosscup, L ERA: 3.91	(6, 1)	0.1		1	0	0	0	0	0	0	0	0	0	0	1	1	0.00	0.000
46 Pedro Strop, R ERA: 3.1	(7, 1)	1.0		3	0	0	0	1	0	0	0	0	0	0	8	14	0.00	0.000
52 Justin Grimm, R ERA: 2.22	(8, 1)	1.0	L	4	0	1	0	1	1	0	0	0	0	0	10	18	0.00	1.000

PITCHER	IP	WLS	BF	H	R	ER	SO	BB	IBB	HBP	BLK	WP	HR	S	P	ERA	WHIP

Chicago Cubs @ Pittsburgh Pirates

PNC Park, Pittsburgh, PA

Tue Sep 15 2015, 7:08 PM - 9:52 PM EDT

Att. 25,914 - Clear - 77 F

TOP

livebaseballscorecards.com

Batter	1	2	3	4	5	6	7	8	9	AB	R	H	RBI	BB	SO	LOB
24 Dexter Fowler, S (1, 8) OBP: 0.351, SLG: 0.429	F FF 91 X FF 92 0-1 ① F8		S CH 85 S SL 86 B CU 80 B FF 93 C FF 93 2-3 ② K		X FF 93 0-0 1-3 3-H 2B	S FS 90 S FS 90 B FS 89 S FS 89 1-3 ③ K			S CH 86 B SL 86 B FF 94 F FF 94 X FF 93 2-2 ② G5-3	5	0	1	1	0	2	2
27 Austin Jackson, R (1, 7) OBP: 0.309, SLG: 0.385	C FF 92 C CH 85 X FF 92 0-2 44 1B 2B		B CU 77 S FF 92 F CH 85 C FF 92 1-3 ③ K		C SL 86 S FF 92 S SL 86 0-3 ① K		B SI 95 X SI 96 1-0 ① G5-3		S FF 94 F FF 94 B SL 85 B FF 88 F FF 95 F FF 95 X SL 86 2-2 ③ L5	5	1	1	0	0	2	2
17 Kris Bryant, R (1, 9) OBP: 0.363, SLG: 0.482	S FF 92 F FF 93 S CU 79 0-3 ② K			S FF 92 B CU 80 B FF 91 B FF 92 B FF 93 4-1 9 F9 13 1B BB	B SL 85 F FF 93 S SL 85 S FF 93 1-3 ② K		B SI 97 F SL 90 B SL 93 X SL 90 2-1 E6 13 FC4			3	0	0	0	1	2	3
44 Anthony Rizzo, L (1, 3) OBP: 0.386, SLG: 0.518	X FF 93 0-0 2-H 1B			B FF 94 X SL 87 1-0 ① P6	I IN 62 I IN 62 I IN 62 I IN 65 4-0 IBB		B SI 98 1 SAFE C FS 85 X FF 98 1-1 ② L5			3	0	1	1	1	0	2
13 Starlin Castro, R (1, 4) OBP: 0.285, SLG: 0.342	B FF 93 X CH 85 1-0 ③ L7			1 SAFE X FF 92 0-0 1-2 1B	D SL 88 F SL 84 X FF 93 1-1 ③ F9		1 SAFE X SI 97 0-0 ③ FC4 1-2f			4	0	1	0	0	0	5
9 Javier Báez, R (1, 5) OBP: 0.333, SLG: 0.442		X FF 91 0-0 22 CS 1B		C FF 94 F FF 94 F FF 92 X CU 79 0-2 ② F9 2-3		B CU 76 B CU 81 X SI 90 2-0 3 1B 34 FC1-2 2B		C SI 95 L SI 96 F FF 99 S FS 88 0-3 ① K		4	0	2	0	0	1	2
22 Addison Russell, R (1, 6) OBP: 0.297, SLG: 0.393		C FF 92 B SL 86 F FF 92 F FF 93 X CU 79 1-2 ① ② G6-3 1-2		B FF 93 D SL 86 S SL 85 F FF 93 F SL 86 S FF 94 2-3 ③ K		C FF 94 B SI 91 F SL 84 B FF 92 D SL 86 S SL 84 3-3 ① K		S SL 91 S SL 89 S FS 91 0-3 ② K		4	0	0	0	0	3	4
3 David Ross, R (1, 2) OBP: 0.283, SLG: 0.279		S SI 92 F SL 85 B CU 79 B FF 93 B CH 85 X FF 93 3-2 ③ G5-3			B FF 91 C SI 91 B FF 92 F SI 91 F SL 82 F FF 92 B CU 79 X FF 93 3-2 34 SH 24 2B 2B	B SL 82 S FF 92 F FF 93 X FF 94 1-2 34 FC1-2 2-3 1B		C SI 99 B SL 91 F SI 97 F FS 90 S FF 100 1-3 ③ K		4	1	2	0	0	1	0
34 Jon Lester, L (1, 1) OBP: 0.070, SLG: 0.036			C FF 91 C FF 92 B CU 79 C FF 93 1-3 ① K		X FF 92 0-0 SH 24 2B 2-3	B FF 93 L FF 92 X FF 93 1-1 ② FC1-2 1-2 3-H			S FF 92 F FF 94 B FF 94 B FF 94 F FF 94 F FF 94 C SL 85 2-3 ① K	3	0	0	0	0	2	2

Inning Stats																				
	R: 1	H: 2	R: 0	H: 1	R: 0	H: 0	R: 0	H: 1	R: 1	H: 2	R: 0	H: 2	R: 0	H: 0	R: 0	H: 0	1B: 4	SF: 0	WP: 0	PA: 38
	E: 0	LOB: 1	E: 0	LOB: 0	E: 0	LOB: 0	E: 0	LOB: 2	E: 0	LOB: 3	E: 0	LOB: 2	E: 1	LOB: 1	E: 0	LOB: 0	2B: 4	SAC: 1	PB: 0	
	K: 1	BB: 0	K: 0	BB: 0	K: 3	BB: 0	K: 1	BB: 1	K: 2	BB: 0	K: 2	BB: 0	K: 0	BB: 0	K: 3	BB: 0	3B: 0	DP: 0	SB: 0	
	S: 10	P: 11	S: 8	P: 12	S: 9	P: 13	S: 11	P: 18	S: 15	P: 24	S: 12	P: 20	S: 6	P: 10	S: 11	P: 12	HR: 0	HBP: 0	CS: 1	

PITCHER		IP	WLS	BF	H	R	ER	SO	BB	IBB	HBP	BLK	WP	HR	S	P	ERA	WHIP
32 J.A. Happ, L ERA: 3.84	(1, 1)	5.2	L	27	8	2	2	8	1	1	0	0	0	0	62	94	3.18	1.588
37 Arquimedes Caminero, R ERA: 3.5	(6, 1)	2.1		8	0	0	0	4	0	0	0	0	0	0	20	26	0.00	0.000
59 Antonio Bastardo, L ERA: 3.02	(9, 1)	1.0		3	0	0	0	1	0	0	0	0	0	0	13	19	0.00	0.000

PITCHER	IP	WLS	BF	H	R	ER	SO	BB	IBB	HBP	BLK	WP	HR	S	P	ERA	WHIP

AB	35
R	2
H	8
RBI	2
BB	2
SO	13
LOB	22

Chicago Cubs @ Pittsburgh Pirates

PNC Park, Pittsburgh, PA

Tue Sep 15 2015, 7:08 PM - 9:52 PM EDT

Att. 25,914 - Clear - 77 F

BOTTOM

livebaseballscorecards.com

Batter	1	2	3	4	5	6	7	8	9	AB	R	H	RBI	BB	SO	LOB
5 Josh Harrison, R (1, 4) OBP: 0.316, SLG: 0.368	C FF 92 F FC 89 X FC 86 0-2 F9 ①		C CU 72 F FC 88 S FC 87 0-3 K ②			X FC 88 0-0 G5-3 ①		C FF 92 B FF 89 F CU 76 B FF 94 S FF 94 2-3 K ②		4	0	0	0	0	2	0
59 Antonio Bastardo, R (9, 1)										0	0	0	0	0	0	0
6 Starling Marte, R (1, 7) OBP: 0.331, SLG: 0.438	B FF 94 C FC 88 B FF 94 X FF 93 2-1 F8 ②		S CH 85 B SI 87 X FF 92 1-1 22 CS 1B			C FF 94 F FF 93 F CU 76 B CH 88 S CU 77 1-3 K2-3 ②		B SI 94 S FC 90 T SI 88 B CU 80 B FF 93 S FC 90 3-3 K ③		4	0	1	0	0	2	0
22 Andrew McCutchen, R (1, 8) OBP: 0.401, SLG: 0.507	X FC 89 0-0 17 S 1B		C FF 93 1 SAFE 0-1 CS ③ 1-2	F FF 92 F FF 92 X FF 93 0-2 G5-3 ①		C FF 93 B CH 88 B CU 75 F FF 94 B FF 94 X FC 87 3-2 F9 ③			X SI 91 0-0 G6-3 ①	4	0	1	0	0	0	0
17 Aramis Ramirez, R (1, 5) OBP: 0.297, SLG: 0.428	C FF 93 B FF 93 X CH 86 1-1 G4-3 ③ 1-2			B FF 93 S CU 74 X FC 86 1-1 29 G5-3 1B			B CH 85 X SI 91 1-0 29 1B 38 G6-4-3 1B		X FF 92 0-0 F8 ②	4	1	2	0	0	0	1
29 Francisco Cervelli, R (1, 2) OBP: 0.379, SLG: 0.409		X FF 92 0-0 G5-3 ①		C FF 93 B FF 92 B CU 74 X SI 92 2-1 G5-3 ② 1-2			B CU 74 X FF 93 1-0 38 G6-4-3 1-3 1B		C FF 92 B CU 76 F FF 93 C FF 94 1-3 K ③	4	0	1	0	0	1	1
38 Michael Morse, R (1, 3) OBP: 0.305, SLG: 0.351		C FF 92 F FF 93 B CH 86 B CU 77 B FF 93 F FC 88 B FF 93 4-2 BB	C FF 93 B FC 90 X CH 87 1-1 G5-3 ③				B FF 92 B SI 92 T FC 90 B FF 93 X FF 93 3-1 G6-4-3 ①② 1-2f 3-H			2	0	0	0	1	0	2
3 Sean Rodríguez, R (1, 9) OBP: 0.286, SLG: 0.362		B SI 92 S FF 93 C FF 93 C FF 94 1-3 K ②			B CH 86 B FF 92 F FF 92 B FF 93 X FF 91 3-1 G5-3 ①		S CH 86 B CU 78 B FF 94 B SI 93 H CU 76 4-1 27 WP HBP			2	0	0	0	0	1	1
17 Pedro Florimón, S (1, 6) OBP: 0.167, SLG: 0.182		C FF 93 B FF 94 X FC 89 1-1 G4-3 ③			C CU 72 B FF 93 F SI 89 B CU 76 F FC 89 F FC 87 C FF 93 2-3 K ②		S CU 75 B CH 85 D FF 90 F FC 89 S FF 93 2-3 K ③ 1-2			2	0	0	0	0	1	1
27 Jung Ho Kang, R (7, PH) OBP: 0.357, SLG: 0.464 (8, 6)										1	0	0	0	0	1	1
32 J.A. Happ, L (1, 1) OBP: 0.111, SLG: 0.059			C FF 90 S FC 84 C FC 85 0-3 K ①		X FF 92 0-0 L5 ③			X FF 92 0-0 P4 ①		2	0	0	0	0	1	0
37 Arquimedes Caminero, R (6, 1)										0	0	0	0	0	0	0
18 Neil Walker, S (8, PH) OBP: 0.326, SLG: 0.415 (9, 4)										1	0	0	0	0	0	0
Inning Stats	R: 0 E: 0 K: 0 S: 8 H: 1 LOB: 1 BB: 0 P: 11	R: 0 E: 0 K: 1 S: 9 H: 0 LOB: 1 BB: 1 P: 15	R: 0 E: 0 K: 2 S: 9 H: 1 LOB: 0 BB: 0 P: 10	R: 0 E: 0 K: 0 S: 9 H: 1 LOB: 1 BB: 0 P: 13	R: 0 E: 0 K: 1 S: 8 H: 0 LOB: 0 BB: 0 P: 13	R: 0 E: 0 K: 1 S: 8 H: 0 LOB: 0 BB: 0 P: 12	R: 1 E: 0 K: 1 S: 8 H: 2 LOB: 1 BB: 0 P: 19	R: 0 E: 0 K: 2 S: 7 H: 0 LOB: 0 BB: 0 P: 12	R: 0 E: 0 K: 1 S: 5 H: 0 LOB: 0 BB: 0 P: 6	1B: 5 2B: 0 3B: 0 HR: 0 SF: 0 SAC: 0 DP: 1 HBP: 1						

	AB	30
	R	1
	H	5
	RBI	0
	BB	1
	SO	9
	LOB	7

WP: 1 PB: 0 SB: 1 CS: 1 PA: 33

PITCHER	IP	WLS	BF	H	R	ER	SO	BB	IBB	HBP	BLK	WP	HR	S	P	ERA	WHIP
34 Jon Lester, L (1, 1) ERA: 3.38	9.0	W	32	5	1	1	9	1	0	1	0	1	0	71	111	1.00	0.667

PITCHER	IP	WLS	BF	H	R	ER	SO	BB	IBB	HBP	BLK	WP	HR	S	P	ERA	WHIP

Batter	1	2	3	4	5	6	7	8	9	10	11	12	AB	R	H	RBI	BB	SO	LOB
24 Dexter Fowler, S (1, 8) OBP: 0.349, SLG: 0.430	C SI 92 B CH 87 F SI 92 B KC 83 C SI 93 2-3 K ①		X SI 90 0-0 3B		C KC 79 B SI 90 X KC 80 1-1 G3 ②	B SI 94 F CH 88 S SL 87 B SL 88 F SI 94 B SI 94 F SI 94 F SI 93 F SI 93 3-2 X SI 94 G3 ③			C KC 80 F KC 82 B KC 83 B FC 94 C FC 92 2-3 K ①		C FC 94 B CH 87 X FC 92 1-1 L9 ③		6	0	1	0	0	2	4
56 Héctor Rondón, R (11, 1)					2-3								0	0	0	0	0	0	0
12 Kyle Schwarber, L (1, 7) OBP: 0.355, SLG: 0.551	B SI 93 B SI 93 X SI 92 2-0 8 G3 1B		B FF 92 B KC 81 B SI 92 F SI 92 B CH 87 4-1 44 WP BB		B CH 85 F SI 91 C KC 81 S KC 83 1-3 K ③		S CH 84 F CH 83 B SL 84 S SL 85 1-3 K ①		B KC 82 C FF 93 B KC 83 F FC 93 X KC 83 2-2 G6-3 ②			C SL 85 X SI 88 0-1 27 1B 44 SF7 27 WP 1B	3	0	1	0	1	2	1
15 Chris Denorfia, R (7, 7) OBP: 0.313, SLG: 0.358													2	0	1	0	0	0	0
5 Quintin Berry, L (12, PR) (12, 7)													0	1	0	0	0	0	0
8 Chris Coghlan, L (1, 9) OBP: 0.341, SLG: 0.452	B FF 93 B KC 81 1 SAFE C SI 93 1 SAFE B SI 93 X SI 93 3-1 G3 ② 1-2		S KC 82 D KC 82 C FF 91 D KC 83 S SI 93 2-3 K ②			C CH 83 B CH 85 X SI 89 1-1 G3 ①	B FF 93 B FF 94 F FF 93 B FF 92 K FF 93 3-1 F8 ②		C KC 82 X KC 82 0-1 G4-3 ③			1 SAFE 1 SAFE P PO 89 L FC 90 B SL 86 X SI 91 2-1 17 S 1-3 1B	3	0	0	0	0	1	3
27 Austin Jackson, R (7, PH) OBP: 0.309, SLG: 0.385													3	0	1	0	0	0	0
(7, 9)																			
(11, 8)																			
44 Anthony Rizzo, L (1, 3) OBP: 0.386, SLG: 0.516	B CH 88 C KC 82 B CH 86 F SI 93 C SI 93 2-3 K ③		B FF 91 F CH 86 X SI 92 1-1 F8 ③ 1-2			C KC 80 B CH 86 F CH 84 X SI 89 1-2 17 S 17 2B 1B	C FF 94 S SL 86 C CH 87 0-3 K ③			B SL 82 F SI 93 B SI 95 S CH 84 B SI 94 F SI 95 F SI 96 F CH 85 F SI 96 4-2 B SI 84 17 FC6-4 BB		B SI 90 X SI 90 1-0 SF7 ① 3-H	4	1	1	1	1	2	3
17 Kris Bryant, R (1, 5) OBP: 0.364, SLG: 0.486		B SI 91 B FF 91 X SI 91 2-0 2B		B SI 91 B CH 86 C SI 91 S SI 91 B KC 85 F SI 91 X KC 81 3-2 47 G4-6-3 1B		B SI 91 S KC 82 B SI 91 F SI 91 B KC 82 X KC 81 3-2 47 1B 13 SH 1-H 2B		B SL 84 X SL 84 1-0 G5-3 ①		B CH 86 B SI 94 B SI 95 C SI 95 X CH 86 3-1 FC6-4 13 S 1-2f ①		F SL 85 P PO 85 F SI 90 C SI 89 1-3 K ② 1-2	6	1	3	1	0	1	2
(11, 9)																			
47 Miguel Montero, L (1, 2) OBP: 0.343, SLG: 0.424		C CH 85 S KC 81 S KC 83 0-3 K ①		X SI 91 0-0 G4-6-3 ① ② 1-2f		X CH 84 0-0 49 1B 13 SH 2-3 1B		X SI 91 0-0 13 E 13 S 1B		S CH 86 X SI 94 0-1 F9 ②		D SL 86 C FC 90 F SL 85 X SI 90 1-2 P4 ③	4	0	2	0	0	1	2
41 Matt Szczur, R (10, PH) OBP: 0.286, SLG: 0.343													1	0	0	0	0	0	1
3 David Ross, R (10, 2) OBP: 0.281, SLG: 0.277													1	0	0	0	0	0	2
13 Starlin Castro, R (1, 4) OBP: 0.283, SLG: 0.339		S KC 83 F FF 92 F SI 93 S KC 84 0-3 K ②		B CH 85 F SI 90 X KC 81 1-1 G6-3 ③		X SI 91 0-0 SH 49 1B 1-2 3-H		B SI 90 S SL 86 F FF 92 S SL 86 1-3 K ② 1-3		B SI 95 B SI 95 B CH 85 X SI 94 3-0 F8 ③ 1-2			4	0	0	1	0	2	3
9 Javier Báez, R (1, 6) OBP: 0.340, SLG: 0.426		X KC 82 0-0 G6-3 ③			X SI 90 0-0 24 G3 49 S 1B	C SI 93 B SI 93 S SI 92 F SI 93 F SI 93 C SL 87 1-3 K ②		I IN 68 I IN 74 I IN 74 I IN 74 I IN 76 4-0 49 DI IBB			C FF 92 C FF 92 S CU 72 0-3 K ①		4	0	1	0	1	2	3
49 Jake Arrieta, R (1, 1) OBP: 0.155, SLG: 0.229			B SI 89 C SI 90 X SI 90 1-1 F8 ①		1 SAFE B SI 89 L SI 89 F SI 88 M KC 78 1-3 K ① 1-2	C SI 93 D SI 92 S SI 92 X SI 93 1-2 2-3 1B		S SL 85 B SL 84 B FF 92 F FF 91 S SL 85 2-3 K ③ 1-2			B FC 94 B FF 93 F FF 93 B FC 93 X FC 92 3-1 ② 1B	4	0	1	0	0	2	3
46 Pedro Strop, R (9, 1)													0	0	0	0	0	0	0
57 Fernando Rodney, R (10, 1)													0	0	0	0	0	0	0
11 Tommy La Stella, L (11, PH) OBP: 0.279, SLG: 0.359													1	0	1	0	0	0	0
(11, 5)																			
Inning Stats	R: 0 E: 0 K: 2 S: 9 H: 1 LOB: 1 BB: 0 P: 18	R: 0 E: 0 K: 2 S: 9 H: 1 LOB: 1 BB: 0 P: 11	R: 0 E: 0 K: 1 S: 9 H: 1 LOB: 2 BB: 1 P: 17	R: 0 E: 0 K: 0 S: 7 H: 1 LOB: 0 BB: 0 P: 11	R: 0 E: 0 K: 2 S: 9 H: 1 LOB: 1 BB: 0 P: 12	R: 2 E: 1 K: 1 S: 25 H: 4 LOB: 3 BB: 0 P: 35	R: 0 E: 0 K: 2 S: 8 H: 0 LOB: 0 BB: 0 P: 12	R: 0 E: 0 K: 2 S: 8 H: 1 LOB: 2 BB: 1 P: 16	R: 0 E: 0 K: 1 S: 8 H: 0 LOB: 0 BB: 0 P: 12	R: 0 E: 0 K: 0 S: 11 H: 0 LOB: 1 BB: 1 P: 21	R: 0 E: 0 K: 1 S: 7 H: 1 LOB: 0 BB: 0 P: 11	R: 1 E: 0 K: 1 S: 13 H: 2 LOB: 2 BB: 0 P: 16	1B: 10 2B: 2 3B: 1 HR: 0 SF: 1 SAC: 1 DP: 1 HBP: 0						

PITCHER		IP	WLS	BF	H	R	ER	SO	BB	IBB	HBP	BLK	WP	HR	S	P	ERA	WHIP
34 A.J. Burnett, R ERA: 3.15	(1, 1)	5.1		24	8	2	2	7	1	0	0	0	1	0	52	83	3.38	1.688
48 Jared Hughes, R ERA: 2.4	(6, 1)	0.2		4	1	0	0	1	0	0	0	0	0	0	16	21	0.00	1.500
59 Antonio Bastardo, L ERA: 2.96	(7, 1)	1.0		3	0	0	0	2	0	0	0	0	0	0	8	12	0.00	0.000
55 Joe Blanton, R ERA: 2.88	(8, 1)	1.0		5	1	0	0	2	0	1	0	0	0	0	8	16	0.00	1.000
35 Mark Melancon, R ERA: 1.97	(9, 1)	1.0		3	0	0	0	1	0	0	0	0	0	0	8	12	0.00	0.000

PITCHER		IP	WLS	BF	H	R	ER	SO	BB	IBB	HBP	BLK	WP	HR	S	P	ERA	WHIP
44 Tony Watson, L ERA: 2.14	(10, 1)	1.0		4	0	0	0	0	1	0	0	0	0	0	11	21	0.00	1.000
38 Joakim Soria, R ERA: 2.82	(11, 1)	1.0		3	1	0	0	1	0	0	0	0	0	0	7	11	0.00	1.000
46 Vance Worley, R ERA: 3.86	(12, 1)	1.0	L	5	2	1	1	1	0	0	0	0	1	0	13	16	9.00	2.000

TOP

Chicago Cubs @ Pittsburgh Pirates

PNC Park, Pittsburgh, PA

Wed Sep 16 2015, 7:12 PM - 11:28 PM EDT

Att. 31,945 - Clear - 81 F

livebaseballscorecards.com

AB	46
R	3
H	13
RBI	3
BB	3
SO	15
LOB	27

WP: 2 PB: 0 SB: 5 CS: 0 PA: 51

Batter	1	2	3	4	5	6	7	8	9	10	11	12	AB	R	H	RBI	BB	SO	LOB
25 Gregory Polanco, L (1, 9) OBP: 0.322, SLG: 0.380	C FF 96 B SI 95 S CU 83 F FF 96 X SL 92 1-2 G4-3 ①			C SI 95 C CU 82 B CH 90 F CH 89 S SL 91 1-3 K ①		B CH 89 X SI 96 1-0 6 E 6 S 1B		X SL 91 0-0 G4-3-6-2-5 ②③ 1-2 2-Hf 3-H			B FF 97 X SL 85 1-0 L7 ③		5	1	1	1	0	1	2
6 Starling Marte, R (1, 7) OBP: 0.332, SLG: 0.438	B FF 96 X SL 92 1-0 F9 ②			X SI 96 0-0 22 E 22 S 1B		C SI 95 D SI 95 B SI 96 B SI 96 C SI 95 F SI 96 X SL 92 3-2 E1 ③ 1-H			S FF 95 F SI 97 B SI 96 X SL 84 1-2 17 G4-6-3 1B			F FF 96 F FF 98 B FF 98 X SL 85 1-2 P4 ①	5	0	2	0	0	0	0
22 Andrew McCutchen, R (1, 8) OBP: 0.397, SLG: 0.502	B FF 96 C FF 96 C SI 96 S CU 83 1-3 K ③			1 SAFE 1 SAFE F SI 95 B FF 94 C SL 92 1 SAFE S SL 92 1-3 K ② 1-3			C SL 90 F CH 89 B SL 90 F CH 89 C FF 96 1-3 K ①		F SI 96 B SI 96 X SI 96 1-1 F7 ①			C FF 98 B FF 98 F FF 98 F FF 98 S SL 85 1-3 K ②	5	0	0	0	0	4	2
17 Aramis Ramirez, R (1, 3) OBP: 0.296, SLG: 0.425 (11, 5)		C FF 94 S CU 81 B FF 96 F FF 96 X SL 92 1-2 F9 ①		B FF 96 D CU 82 X SL 92 2-0 L8 ③			X CU 81 0-0 G6-3 ②		B SI 97 1 SAFE B SI 96 C SI 96 X SI 96 2-1 G4-6-3 ②③ 1-2f			F FF 98 B SL 87 F SL 85 B FF 98 F FF 98 X FF 97 2-2 1B	5	0	1	0	0	0	2
27 Jung Ho Kang, R (1, 5) OBP: 0.355, SLG: 0.461 (11, 6)		B SI 96 B SL 87 B SI 96 C FF 95 C FF 96 X FF 96 3-2 18 G4-6-3 1B			C SI 95 B CU 80 B SL 89 C SI 95 X SI 96 2-2 G5-3 ①		B CU 80 S SL 90 C SI 95 B CH 88 X SL 90 2-2 G6-3 ③			B CH 82 C CH 81 X SI 96 1-1 L7 ①		B SL 84 C SL 84 B SL 84 C FF 96 F SI 97 F FF 96 X SL 86 2-2 L6 ③	5	0	1	0	0	0	1
18 Neil Walker, S (1, 4) OBP: 0.328, SLG: 0.417 17 Pedro Florimon, S (8, PR) OBP: 0.167, SLG: 0.182 (9, 6) 23 Travis Snider, L (10, PH) OBP: 0.320, SLG: 0.345 38 Joakim Soria, R (11, 1) 46 Vance Worley, R (12, 1)		S FF 97 S CH 90 B FF 97 F CU 82 X SL 91 1-2 G4-6-3 ②③ 1-2f			F FF 97 C SI 96 B CU 82 F SI 91 B CU 81 F SL 90 X SL 91 2-2 29 G5-4-3 1B			C SI 95 S CU 82 F SL 91 B CH 90 X SL 90 1-2 29 1B 5 FC6-2 1B		B SI 94 C CH 81 B SI 94 F SI 95 B FF 97 F CH 84 S SI 97 3-3 K ②			3 0	0 0	2 0	0 0	0 0	0 0	1 0
29 Francisco Cervelli, R (1, 2) OBP: 0.379, SLG: 0.409 3 Sean Rodriguez, R (8, PR) OBP: 0.286, SLG: 0.362 35 Mark Melancon, R (9, 1) 44 Tony Watson, L (10, 1) 38 Michael Morse, R (10, PH) OBP: 0.304, SLG: 0.350 (11, 3)			C SI 94 C SI 95 X SL 91 0-2 G4-3 ①		F FF 95 F SL 93 X CH 89 0-2 G5-4-3 ②③ 1-2f			1 SAFE B FF 95 B SI 94 C FF 95 X SI 96 2-1 24 BB 5 FC6-2 25 G4-3-6-2-5 1B 1-3		B CH 84 X SI 96 1-0 G1-6-3 ③			3 0 0 0 0 1	0 1 0 0 0 0	1 0 0 0 0 0	0 0 0 0 0 0	0 0 0 0 0 0	1 0 0 0 0 0	0 0 0 0 0 0
10 Jordy Mercer, R (1, 6) OBP: 0.287, SLG: 0.302 5 Josh Harrison, R (8, PH) OBP: 0.315, SLG: 0.366 (9, 4)			C SI 95 C CU 82 F SL 92 B FF 96 X SL 93 1-2 G3-1 ②			B SI 93 X SI 94 1-0 L7 ①		X FF 95 0-0 FC6-2 24 BB 25 G4-3-6-2-5 ① 1-2 3-H			C FF 98 B SL 87 F SI 98 B CH 89 X FF 97 2-2 G1-3 ①		2 2	0 0	0 0	0 0	0 0	0 0	0 2
34 A.J. Burnett, R (1, 1) OBP: 0.135, SLG: 0.222 48 Jared Hughes, R (6, 1) 14 Jaff Decker, L (6, PH) OBP: 0.385, SLG: 0.350 59 Antonio Bastardo, R (7, 1) 55 Joe Blanton, R (8, 1) 24 Pedro Alvarez, L (8, PH) OBP: 0.315, SLG: 0.460 19 Chris Stewart, R (9, 2) OBP: 0.314, SLG: 0.329			B FF 96 C FF 96 B FF 96 F FF 95 F SL 90 X FF 95 2-2 G1-3 ③			B SL 95 B SI 94 B SI 95 C SI 94 S SL 91 F SL 90 F SL 90 F SL 92 S SI 94 3-3 K ②		B SL 90 F SL 91 B SI 95 F SL 92 B CH 89 B SL 90 4-2 25 G4-3-6-2-3 BB 1-2 2-3			B SI 96 C FF 97 B FF 97 X FF 97 2-1 G2-3 ②		1 0 1 0 0 0 1	0 0 0 0 0 0 0	0 0 0 0 0 1 0	0 0 0 0 0 0 0	0 0 0 0 0 1 0	0 0 0 0 0 0 0	0 0 0 0 0 0 0
Inning Stats	R: 0 H: 0 E: 0 LOB: 0 K: 1 BB: 0 S: 8 P: 11	R: 0 H: 1 E: 0 LOB: 0 K: 0 BB: 0 S: 11 P: 16	R: 0 H: 0 E: 0 LOB: 0 K: 0 BB: 0 S: 11 P: 14	R: 0 H: 1 E: 1 LOB: 1 K: 2 BB: 0 S: 9 P: 13	R: 0 H: 1 E: 0 LOB: 0 K: 0 BB: 0 S: 11 P: 15	R: 1 H: 1 E: 1 LOB: 1 K: 1 BB: 0 S: 12 P: 20	R: 0 H: 0 E: 0 LOB: 0 K: 1 BB: 0 S: 8 P: 11	R: 1 H: 2 E: 0 LOB: 2 K: 0 BB: 1 S: 10 P: 17	R: 0 H: 1 E: 0 LOB: 0 K: 0 BB: 0 S: 7 P: 11	R: 0 H: 0 E: 0 LOB: 0 K: 1 BB: 0 S: 7 P: 12	R: 0 H: 0 E: 0 LOB: 0 K: 0 BB: 0 S: 6 P: 11	R: 0 H: 1 E: 0 LOB: 1 K: 1 BB: 0 S: 16 P: 22	1B: 8 2B: 1 3B: 0 HR: 0	SF: 0 SAC: 0 DP: 4 HBP: 0	WP: 0 PB: 0 SB: 2 CS: 0	PA: 41			

PITCHER		IP	WLS	BF	H	R	ER	SO	BB	IBB	HBP	BLK	WP	HR	S	P	ERA	WHIP
49 Jake Arrieta, R ERA: 1.96	(1, 1)	8.0		28	6	2	1	5	1	0	0	0	0	0	80	117	1.12	0.875
46 Pedro Strop, R ERA: 3.05	(9, 1)	1.0		3	1	0	0	0	0	0	0	0	0	0	7	11	0.00	1.000
57 Fernando Rodney, R ERA: 5.18	(10, 1)	1.0		3	0	0	0	1	0	0	0	0	0	0	7	12	0.00	0.000
56 Héctor Rondón, R ERA: 1.64	(11, 1)	2.0	W	7	1	0	0	1	0	0	0	0	0	0	22	33	0.00	0.500

PITCHER	IP	WLS	BF	H	R	ER	SO	BB	IBB	HBP	BLK	WP	HR	S	P	ERA	WHIP

BOTTOM

Chicago Cubs @ Pittsburgh Pirates

PNC Park, Pittsburgh, PA

Wed Sep 16 2015, 7:12 PM - 11:28 PM EDT

Att. 31,945 - Clear - 81 F

livebaseballscorecards.com

AB	40
R	2
H	8
RBI	1
BB	1
SO	7
LOB	11

Chicago Cubs @ Pittsburgh Pirates

PNC Park, Pittsburgh, PA

Thu Sep 17 2015, 12:38 PM - 3:43 PM EDT

Att. 28,228 - Sunny - 83 F

TOP

livebaseballscorecards.com

Batter	1	2	3	4	5	6	7	8	9	AB	R	H	RBI	BB	SO	LOB
24 Dexter Fowler, S (1, 8) OBP: 0.349, SLG: 0.429	X SI 92 0-0 8 E 12 1B 44 G4-6-3 1B	F SI 93 B SI 93 C CU 79 F SI 93 X CU 79 1-2 ② G4-3 2-3		F FS 84 F FF 94 B CU 79 B CU 79 C SI 93 2-3 ② K	B SI 86 X SI 86 1-0 12 FC4-6 1-2 1B		B SI 93 X SI 93 1-0 ② G4-3		X FC 88 0-0 ② P6	6	1	2	0	0	1	2
12 Kyle Schwarber, L (1, 7) OBP: 0.351, SLG: 0.542 15 Chris Denorfia, R (7, 7) OBP: 0.316, SLG: 0.361	C SI 92 X FS 84 0-1 44 G4-6-3 8 E 1-2 1B	C SI 93 X FF 93 0-1 ③ P5		S FF 94 B SI 92 C SI 93 S CU 80 1-3 ③ K	L SL 78 D SL 77 B SL 80 X SL 78 2-1 ① FC4-6 27 G4-3 1-2f 2-3		S SL 89 B SI 93 C SL 88 X CU 79 1-2 ③ G6-3		1 SAFE F FC 89 X FF 89 0-1 1-2 1B	5 1	0 0	1 1	0 0	0 0	1 0	3 0
8 Chris Coghlan, L (1, 9) OBP: 0.340, SLG: 0.454 27 Austin Jackson, R (5, PH) OBP: 0.308, SLG: 0.382 (5, 9)	C SI 93 D CU 79 X SI 93 1-1 FC4 44 G4-6-3 1-2 2-3	C CU 78 B CU 79 F FF 92 B CU 80 S CU 79 2-3 ① K	2B		B SI 86 X SI 86 1-0 44 HR 2B 0-2 G4-3 1-2f			C FF 92 B SI 92 S SL 86 B SL 88 S SI 92 2-3 ① K	C SL 86 F SI 89 B SL 85 B SI 89 B SI 90 X SI 91 3-2 ③ L9	3 3	1 0	1 0	0 0	0 0	1 1	2 4
44 Anthony Rizzo, L (1, 3) OBP: 0.387, SLG: 0.524	B SI 93 F SI 93 X CU 80 1-1 ①② G4-6-3 1-2f 2-3 3-H	B SI 93 B FF 93 B SI 92 B SI 91 4-0 17 2B BB			B CU 78 X FS 85 1-0 2-H HR	C SL 80 B SI 87 B SL 78 C SL 80 X SI 90 2-2 47 F9 22 FC3-2 2B		C SL 88 C SL 88 F CU 79 B SI 93 B CU 78 X FF 92 2-2 ② G4-3		4	1	2	2	1	0	2
17 Kris Bryant, R (1, 5) OBP: 0.368, SLG: 0.492	B CU 79 D SI 93 C CU 79 C SI 93 F CU 79 B SI 94 X SI 94 3-2 ③ F9	1 SAFE X SI 92 0-0 1-3 2B			C SI 93 X SI 93 0-1 47 E 22 1B 1B	B SI 87 B CH 80 S CH 80 C SL 79 D CH 80 B CH 81 4-2 22 FC3-2 BB		X FF 93 0-0 2B		4	1	3	0	1	0	1
47 Miguel Montero, L (1, 2) OBP: 0.344, SLG: 0.422		X FS 83 0-0 22 2B 1B	X FF 93 0-0 ② F8		1 SAFE 1 SAFE X SI 89 0-0 E3 33 PB 22 1B 33 2B 1-3	F SL 78 X SL 80 0-1 ① F9 2-3		I IN 78 I IN 80 I IN 80 I IN 81 4-0 IBB		4	2	1	0	1	0	5
22 Addison Russell, R (1, 6) OBP: 0.300, SLG: 0.397		B SI 91 F SI 92 X SI 92 1-1 11 2B 1-H 2B	I IN 66 I IN 73 I IN 73 I IN 74 4-0 IBB		S SL 85 C SI 91 D SL 85 X SL 84 1-2 33 PB 33 2B 1-2 3-H 1B	B CH 81 C SI 88 X SI 87 1-1 ② FC3-2 1-2 3-H		C SL 85 B SI 92 B SI 91 X SL 86 2-1 ③ G1-3		4	2	2	2	1	0	4
28 Kyle Hendricks, R (1, 1) OBP: 0.070, SLG: 0.071 33 Clayton Richard, L (4, 1) OBP: 0.200, SLG: 0.286 52 Justin Grimm, R (7, 1) 37 Travis Wood, R (8, 1) OBP: 0.161, SLG: 0.103		B SI 93 L SI 93 C SI 92 2 SAFE L SI 92 1-3 ① K	C SI 92 C SI 91 S CU 79 0-3 ③ K		C FF 90 B FF 91 X SI 92 1-1 11 1B 1-H 2-H 2B	C SI 88 S SL 80 S SL 77 0-3 ③ K			S FF 89 B SL 82 S FF 89 B FF 90 F FF 89 B FC 89 F FF 90 X FF 90 3-2 ① F9	2 2 0 1	0 1 0 0	0 1 0 0	0 2 0 0	0 0 0 0	2 1 0 0	4 2 0 0
11 Tommy La Stella, L (1, 4) OBP: 0.298, SLG: 0.395 9 Javier Báez, R (7, 4) OBP: 0.353, SLG: 0.438		B FF 92 X FS 85 1-0 24 G4-3 2-H 2B		B CU 78 B SI 93 B SI 92 C SI 93 C SI 92 F SI 92 F FF 94 X SI 94 3-2 ① F9	C CH 86 B SL 84 B CH 86 B SI 91 F SI 91 X CH 86 3-2 12 FC4-6 24 1B 2-H 1B		C SI 92 F SL 87 X SI 94 0-2 ① F7		X SL 86 0-0 15 1B 1B	4 1	0 0	2 1	2 0	0 0	0 0	0 0

Inning Stats	1	2	3	4	5	6	7	8	9
	R: 1 E: 1 K: 0 S: 11	H: 2 LOB: 1 BB: 0 P: 16	R: 2 E: 0 K: 1 S: 13	H: 3 LOB: 1 BB: 0 P: 17	R: 0 E: 0 K: 2 S: 8	H: 1 LOB: 3 BB: 2 P: 18	R: 0 E: 0 K: 2 S: 11	H: 0 LOB: 0 BB: 0 P: 17	R: 6 E: 1 K: 0 S: 20	H: 7 LOB: 1 BB: 0 P: 31	R: 0 E: 0 K: 1 S: 12	H: 1 LOB: 2 BB: 1 P: 19	R: 0 E: 0 K: 0 S: 7	H: 0 LOB: 0 BB: 0 P: 9	R: 0 E: 0 K: 1 S: 10	H: 1 LOB: 2 BB: 1 P: 20	R: 0 E: 0 K: 0 S: 12	H: 2 LOB: 2 BB: 0 P: 18

	AB	R	H	RBI	BB	SO	LOB
	44	9	17	8	4	7	29

	1B	SF	WP	PA
	9	0	0	48
	2B	SAC	PB	
	7	0	1	
	3B	DP	SB	
	0	2	0	
	HR	HBP	CS	
	1	0	0	

PITCHER		IP	WLS	BF	H	R	ER	SO	BB	IBB	HBP	BLK	WP	HR	S	P	ERA	WHIP
50 Charlie Morton, R ERA: 4.26	(1, 1)	4.0	L	23	9	6	5	5	1	1	0	0	0	1	48	76	11.25	2.500
55 Joe Blanton, R ERA: 3.15	(5, 1)	0.0		4	3	3	2	0	0	0	0	0	0	0	9	14	∞	∞
39 Bobby LaFromboise, L ERA:	(5, 1)	2.0		8	2	0	0	1	1	0	0	0	0	0	18	28	0.00	1.500
52 Rob Scahill, R ERA: 2.15	(7, 1)	2.0		8	1	0	0	1	0	1	0	0	0	0	17	29	0.00	0.500
46 Vance Worley, R ERA: 3.8	(9, 1)	1.0		5	2	0	0	0	0	0	0	0	0	0	12	18	0.00	2.000

PITCHER	IP	WLS	BF	H	R	ER	SO	BB	IBB	HBP	BLK	WP	HR	S	P	ERA	WHIP

BOTTOM

Chicago Cubs @ Pittsburgh Pirates

PNC Park, Pittsburgh, PA

Thu Sep 17 2015, 12:38 PM - 3:43 PM EDT

Att. 28,228 - Sunny - 83 F

Batter	1	2	3	4	5	6	7	8	9	AB	R	H	RBI	BB	SO	LOB
25 Gregory Polanco, L (1, 9) OBP: 0.323, SLG: 0.385	C SI 87 F SI 88 C SI 87 0-3 ① K		C SI 88 B CU 79 B CH 80 B SI 88 X SI 87 3-1 HR		B SI 90 C SI 90 X SI 92 1-1 ① G1-3		D SI 91 C SI 92 X CU 82 1-1 6 F8 6 S 18 2B 1B 3-H		F FF 89 B SL 80 C SL 81 B FF 94 S FF 93 2-3 ③ K	5	2	2	2	0	2	0
6 Starling Marte, R (1, 8) OBP: 0.329, SLG: 0.434	B SI 88 C SI 87 C SI 87 X SI 88 1-2 ② G6-3		F SI 88 F SI 88 B SI 89 X CH 80 1-2 ① G5-3		X SI 89 0-0 ② G1-3		B FF 94 F FF 95 B SI 94 X FF 95 2-1 ② F8 1-3			4	0	0	0	0	0	1
18 Neil Walker, S (1, 4) OBP: 0.331, SLG: 0.420	F SI 87 X SI 88 0-1 10 1B 1B		C FF 89 H CU 80 1-1 10 1B 24 HR HBP		C SI 91 B SI 92 X SI 92 1-1 ③ G5-3		B CU 84 X FF 96 1-0 3-H 2B			3	1	2	1	0	0	0
27 Jung Ho Kang, R (1, 6) OBP: 0.355, SLG: 0.461 10 Jordy Mercer, R (1, 6) OBP: 0.289, SLG: 0.304	C SI 88 F SI 87 B SI 88 X CU 79 1-2 1B		1 SAFE C SI 86 X SI 86 0-1 ② 1-3 1B			B SI 90 X SI 89 1-0 ① G6-3	C CU 83 S CU 84 S CU 85 0-3 ③ K			0	0	0	0	0	0	0
										4	0	2	0	0	1	1
24 Pedro Alvarez, L (1, 3) OBP: 0.316, SLG: 0.468	B SI 87 B CH 80 B CH 80 C FC 88 F SI 86 C SI 88 3-3 ③ K		X CU 79 0-0 3-H HR			B SI 90 C SI 92 F SI 92 F CU 82 B FF 95 X SI 90 2-2 23 L6 38 1B 1B		C FF 91 B FF 93 S SI 92 B SI 94 S SI 94 2-3 ① K		4	1	2	2	0	2	2
29 Francisco Cervelli, R (1, 2) OBP: 0.377, SLG: 0.407 38 Michael Morse, R (6, PH) OBP: 0.307, SLG: 0.353 52 Rob Scahill, L (7, 1) 3 Sean Rodríguez, R (8, PH) OBP: 0.284, SLG: 0.360 (9, 7)		C SI 87 B SI 88 C SI 87 B SI 87 B CH 81 X SI 88 3-2 ① G5-3	B SI 88 B SI 88 C SI 88 B SI 87 F SI 88 F SI 88 F SI 88 S SI 88 3-3 ③ K			B FF 93 X FF 93 1-0 1-2 1B		F FF 93 F FF 89 B FF 93 X FF 89 1-2 ② G6-3	2	0	0	0	0	1	0
										1	0	1	0	0	0	0
										0	0	0	0	0	0	0
										1	0	0	0	0	0	0
23 Travis Snider, L (1, 7) OBP: 0.319, SLG: 0.357 46 Vance Worley, R (9, 1) OBP: 0.176, SLG: 0.235		C SI 88 B SI 88 X SI 88 1-1 HR	B SI 92 C SI 91 X SI 92 1-1 ① G3			C SI 92 B SI 92 B SI 92 X SI 91 2-1 ② ③ L6 2-2		F FF 90 B FC 87 F SL 80 C FF 94 1-3 ③ K		4	1	1	1	0	1	2
										0	0	0	0	0	0	0
5 Josh Harrison, R (1, 5) OBP: 0.314, SLG: 0.367		B SI 88 S SI 88 S SI 89 F SI 88 F SI 88 B CU 80 F CH 80 F SI 89 T CH 81 2-2 ② K	B SI 91 B SI 91 X SI 90 2-0 ② G1-3				F SI 90 X FF 91 0-1 19 G6-3 25 1B 2B		C FC 86 F FC 86 S FC 83 0-3 ① K2-3	4	1	1	0	0	2	0
50 Charlie Morton, R (1, 1) OBP: 0.057, SLG: 0.029 55 Joe Blanton, R (5, 1) 39 Bobby LaFromboise, L (5, 1) 19 Chris Stewart, R (7, 2) OBP: 0.311, SLG: 0.325		C SI 88 S SI 88 B SI 88 C SI 89 1-3 ③ K	C SI 93 X SI 92 0-1 ③ G3				B SI 90 B SI 90 S SI 90 F SI 90 X SI 92 2-2 ① G6-3 2-3		C FF 92 B FF 89 S FC 88 S FF 95 1-3 ② K	2	0	0	0	0	1	0
										0	0	0	0	0	0	0
										0	0	0	0	0	0	0
										2	0	0	0	0	1	1

	AB	36
	R	6
	H	11
	RBI	6
	BB	0
	SO	11
	LOB	7

livebaseballscorecards.com

Inning Stats	1	2	3	4	5	6	7	8	9
	R: 0 E: 0 K: 2 S: 14	H: 2 LOB: 2 BB: 0 P: 19	R: 1 E: 0 K: 2 S: 15	H: 1 LOB: 0 BB: 0 P: 22	R: 3 E: 0 K: 1 S: 14	H: 3 LOB: 0 BB: 0 P: 22	R: 0 E: 0 K: 0 S: 5	H: 0 LOB: 0 BB: 0 P: 8	R: 0 E: 0 K: 0 S: 5	H: 0 LOB: 0 BB: 0 P: 7
	R: 0 E: 0 K: 0 S: 8	H: 2 LOB: 1 BB: 0 P: 14	R: 2 E: 0 K: 1 S: 13	H: 3 LOB: 1 BB: 0 P: 19	R: 0 E: 0 K: 2 S: 9	H: 0 LOB: 0 BB: 0 P: 13	R: 0 E: 0 K: 3 S: 9	H: 0 LOB: 0 BB: 0 P: 12		

	1B: 6	SF: 0	WP: 0	PA: 37
	2B: 3	SAC: 0	PB: 0	
	3B: 0	DP: 1	SB: 1	
	HR: 3	HBP: 1	CS: 0	

PITCHER		IP	WLS	BF	H	R	ER	SO	BB	IBB	HBP	BLK	WP	HR	S	P	ERA	WHIP
28 Kyle Hendricks, R ERA: 4.22	(1, 1)	3.0		15	6	4	4	5	0	0	1	0	0	3	43	63	12.00	2.000
33 Clayton Richard, L ERA: 4.15	(4, 1)	3.1	W	13	4	2	2	0	0	0	0	0	0	0	25	39	5.40	1.200
52 Justin Grimm, R ERA: 2.18	(7, 1)	0.2		3	1	0	0	1	0	0	0	0	0	0	6	9	0.00	1.500
37 Travis Wood, L ERA: 4.11	(8, 1)	2.0	S	6	0	0	0	5	0	0	0	0	0	0	18	25	0.00	0.000

PITCHER	IP	WLS	BF	H	R	ER	SO	BB	IBB	HBP	BLK	WP	HR	S	P	ERA	WHIP

Pittsburgh Pirates @ Los Angeles Dodgers

Dodger Stadium, Los Angeles, CA

Fri Sep 18 2015, 7:11 PM - 9:58 PM PDT

Att. 49,529 - Clear - 81 F

TOP

livebaseballscorecards.com

Batter	1	2	3	4	5	6	7	8	9	AB	R	H	RBI	BB	SO	LOB
25 Gregory Polanco, L (1, 9) OBP: 0.320, SLG: 0.382	F FF 93 B FF 93 F CH 90 X FF 94 1-2 ① P6		C CH 87 S SL 86 B CH 89 B SI 93 X SL 88 2-2 ① F8		C FF 91 B CH 89 F FF 92 S SL 88 1-3 ③ K2-3			C FF 94 F CH 83 B FF 94 B FF 94 S FF 95 2-3 ① K		4	0	0	0	0	2	2
6 Starling Marte, R (1, 7) OBP: 0.329, SLG: 0.433	C FF 94 S SL 88 F SL 88 X SL 87 0-2 ② G2-3		B SL 87 T CH 89 X SI 93 1-1 ② G6-3			X SL 87 0-0 ① B1-3		X FF 98 0-0 1-2 2-H 1B		4	0	1	1	0	0	0
22 Andrew McCutchen, R (1, 8) OBP: 0.396, SLG: 0.502	C SL 87 X CU 77 0-1 2B		B CH 89 X FF 93 1-0 ③ G4-3			B FF 93 B CH 90 C CH 90 C SI 94 B SI 91 C FF 90 3-3 ② K		B FC 92 C FF 97 B SI 97 X FF 98 2-1 ② P2		4	0	1	0	0	1	2
17 Aramis Ramirez, R (1, 5) OBP: 0.296, SLG: 0.422	D FF 94 S FF 94 F FF 94 B SL 88 D SL 88 F FF 94 B FF 94 4-2 BB			F FF 93 S CH 88 B FF 93 F SL 85 F CH 89 F FF 94 X FF 94 1-2 ① F9		C CU 68 F FF 94 X SL 87 0-2 ③ F8		B FC 92 X FC 92 1-0 ③ G3-1		3	0	0	0	1	0	2
18 Neil Walker, S (1, 4) OBP: 0.332, SLG: 0.427	B SI 90 F FF 93 F FF 94 X SI 90 1-2 ③ G4-3			X FF 93 0-0 HR			X CU 77 0-0 ① F7		B FF 93 F FF 92 B FC 93 X FC 93 2-1 24 G3 1B	4	1	2	1	0	0	2
24 Pedro Alvarez, L (1, 3) OBP: 0.314, SLG: 0.463		B CU 76 F CH 87 B FF 92 X CU 76 2-1 ① L9		C CU 77 B CH 89 T FF 93 B SI 90 B SI 90 X SI 90 3-2 ② G4-3			C FF 92 S CH 89 S CH 89 0-3 ② K2-3		S FF 93 F FC 94 F FC 93 F FF 94 X SL 83 0-2 ① G3 1-2	4	0	0	0	0	1	1
10 Jordy Mercer, R (1, 6) OBP: 0.287, SLG: 0.302 23 Travis Snider, L (9, PH) OBP: 0.318, SLG: 0.355		C FF 92 S FF 93 F FF 93 X SL 87 0-2 ② G4-3		B FF 93 B SI 90 S SL 89 C SI 92 X SL 87 2-2 ③ G6-3			C CU 69 X SI 92 0-1 ③ F8		F FC 92 C SL 81 B FC 95 X FF 94 1-2 ② P5	3 1	0 0	0 0	0 0	0 0	0 0	0 1
19 Chris Stewart, R (1, 2) OBP: 0.317, SLG: 0.331 30 Travis Ishikawa, L (9, PH) OBP: 0.300, SLG: 0.306		C FF 92 B CH 88 B FF 93 X FF 93 2-1 1B			X FF 91 0-0 ① P6			X FF 91 0-0 38 BB 6 1B 1B	B SL 83 X SL 84 1-0 ③ F8	3 1	1 0	2 0	0 0	0 0	0 0	0 1
49 Jeff Locke, L (1, 1) OBP: 0.109, SLG: 0.091 37 Arquimedes Caminero, R (7, 1) 38 Michael Morse, R (8, PH) OBP: 0.310, SLG: 0.353 39 Bobby LaFromboise, L (8, 1)		B FF 92 B FF 92 C FF 92 X CH 88 2-1 ③ G4-3			C FF 92 B FF 92 X CH 89 1-1 ② G4-3			B SL 86 F SI 92 B SI 92 C SL 88 B FF 93 B FF 93 4-2 6 1B 1-2 BB		2 0 0 0	0 0 0 0	0 0 0 0	0 0 0 0	0 0 1 0	0 0 0 0	1 0 0 0
Inning Stats	R: 0 E: 0 K: 0 S: 15 H: 1 LOB: 2 BB: 1 P: 21	R: 0 E: 0 K: 0 S: 10 H: 1 LOB: 1 BB: 0 P: 16	R: 0 E: 0 K: 0 S: 6 H: 0 LOB: 0 BB: 0 P: 10	R: 1 E: 0 K: 0 S: 13 H: 1 LOB: 0 BB: 0 P: 19	R: 0 E: 0 K: 1 S: 6 H: 0 LOB: 0 BB: 0 P: 8	R: 0 E: 0 K: 1 S: 7 H: 0 LOB: 0 BB: 0 P: 10	R: 0 E: 0 K: 1 S: 6 H: 0 LOB: 0 BB: 0 P: 6	R: 1 E: 0 K: 1 S: 10 H: 2 LOB: 2 BB: 1 P: 19	R: 0 E: 0 K: 0 S: 11 H: 1 LOB: 1 BB: 0 P: 15	1B: 4 2B: 1 3B: 0 HR: 1	SF: 0 SAC: 0 DP: 0 HBP: 0					

	AB	33
	R	2
	H	6
	RBI	2
	BB	2
	SO	4
	LOB	12

WP: 0 PB: 0 SB: 0 CS: 0 PA: 35

PITCHER		IP	WLS	BF	H	R	ER	SO	BB	IBB	HBP	BLK	WP	HR	S	P	ERA	WHIP
21 Zack Greinke, R ERA: 1.65	(1, 1)	7.0	W	27	4	2	2	3	2	0	0	0	0	1	66	97	2.57	0.857
43 Luis Avilán, L ERA: 4.09	(8, 1)	0.1		1	0	0	0	1	0	0	0	0	0	0	3	5	0.00	0.000
41 Chris Hatcher, R ERA: 4.05	(8, 1)	0.2		3	1	0	0	0	0	0	0	0	0	0	4	7	0.00	1.500
74 Kenley Jansen, R ERA: 2.45	(9, 1)	1.0		4	1	0	0	0	0	0	0	0	0	0	11	15	0.00	1.000

PITCHER	IP	WLS	BF	H	R	ER	SO	BB	IBB	HBP	BLK	WP	HR	S	P	ERA	WHIP

BOTTOM

Pittsburgh Pirates @ Los Angeles Dodgers

Dodger Stadium, Los Angeles, CA

Fri Sep 18 2015, 7:11 PM - 9:58 PM PDT

Att. 49,529 - Clear - 81 F

livebaseballscorecards.com

Batter	1	2	3	4	5	6	7	8	9	AB	R	H	RBI	BB	SO	LOB
27 Justin Ruggiano, R (1, 7) OBP: 0.345, SLG: 0.505 16 Andre Ethier, L (7, PH) (8, 9) OBP: 0.367, SLG: 0.482	B SI 92 X SI 92 1-0 23 S 26 HBP 23 E 1B	F CH 82 B SI 92 B SI 92 F CH 83 X KC 81 2-2 ③ 2-H 1B		B SI 90 B SI 93 C SI 90 F CH 81 X SI 90 2-2 ③ F9			B FS 87 B FS 89 F SI 99 B FS 90 D FS 88 4-1 26 FC3-6 BB			3 0	1 0	2 0	1 0	0 1	0 0	1 0
26 Chase Utley, L (1, 4) OBP: 0.289, SLG: 0.344	C FF 92 F SI 90 H SI 92 1-2 23 S 1-2 HBP	X SI 91 0-0 ① P6		C SI 91 X KC 83 0-1 ① G4-3			B FF 99 C SI 96 X SL 91 1-1 ② FC3-6 10 BB 23 2B 1-2f 2-3			3	1	0	0	0	0	2
10 Justin Turner, R (1, 5) OBP: 0.367, SLG: 0.488	B SI 92 F CH 82 B SI 91 F SI 92 C SI 94 2-3 ① K	C SI 92 B SI 92 B FF 92 F CH 83 X CH 83 2-2 ② G5-3		B KC 80 B CH 83 X CH 82 2-0 17 CS 1B			F SI 97 B FF 100 B SL 92 B SI 97 F FF 98 F FF 100 B FF 100 4-2 23 2B 1-2 BB			3	0	1	0	1	1	2
23 Adrián González, L (1, 3) OBP: 0.356, SLG: 0.493	B SI 93 C CH 83 F SI 93 B FF 92 B KC 81 X CH 82 3-2 ② G3 1-3 2-H	B KC 81 X KC 81 1-0 ③ G4-3		F SI 90 1 SAFE X FF 91 0-1 ② L7			X FF 99 0-0 1-3 2-H 3-H 2B			4	0	1	2	0	0	2
17 A.J. Ellis, R (1, 2) OBP: 0.355, SLG: 0.390	B SI 92 B SI 92 B CH 83 C CH 82 B SI 92 4-1 BB			B SI 90 F CH 82 B SI 90 C SI 92 B SI 91 X SI 90 3-2 5 HR 1B	C SI 91 F SI 91 D KC 82 1 SAFE 1-2 ③ CS 1-2	C CH 80 S CH 81 B SI 91 B SI 91 C FF 92 2-3 ① K	B SI 97 B SI 99 F FF 98 S FF 99 F FF 101 X SL 93 2-2 ③ G1-6-3			3	1	1	0	1	1	2
5 Corey Seager, L (1, 6) OBP: 0.508, SLG: 0.647	C SI 92 S CH 83 B CH 82 X SI 93 1-2 ③ G1-3			X FF 90 0-0 1-H HR		B SI 91 F CH 84 X SI 92 1-1 ② G4-3		F SI 88 B SI 89 S SL 83 C SL 80 1-3 ① K		4	1	1	2	0	1	2
28 Chris Heisey, R (1, 9) (8, 7) OBP: 0.322, SLG: 0.200		X SI 91 0-0 ① P3		B KC 80 B CH 82 B SI 92 C SI 90 B SI 92 4-1 31 CS BB		B CH 84 B SI 92 F SI 92 C SI 92 S CH 83 2-3 ③ K		B SI 89 B SI 89 F SI 88 X SI 88 2-1 ② G5-3		3	0	0	0	1	1	0
31 Joc Pederson, L (1, 8) OBP: 0.354, SLG: 0.431		C SI 92 B SI 90 B CH 82 X SI 92 2-1 21 SH2-4 27 1B 1B		C SI 92 1 SAFE S SI 93 D KC 82 1 SAFE B SI 92 F SI 93 F CH 82 T CH 82 2-2 ①② K 1-2			B SI 90 X SI 91 1-0 ① F9	S SL 81 C SI 90 B SL 80 B SL 81 S SL 80 2-3 ③ K		4	1	1	0	0	2	1
21 Zack Greinke, R (1, 1) OBP: 0.242, SLG: 0.359 43 Luis Avilán, L (8, 1) 41 Chris Hatcher, R (8, 1) 74 Kenley Jansen, S (9, 1)		L SI 91 1 SAFE X CH 82 0-1 ② SH2-4 1-2		X SI 90 0-0 1B			X SI 91 0-0 26 FC3-6 23 2B 2B			2 0 0 0	1 0 0 0	2 0 0 0	0 0 0 0	0 0 0 0	0 0 0 0	0 0 0 0
Inning Stats	R: 1 E: 0 K: 1 S: 13 H: 1 LOB: 2 BB: 1 P: 25	R: 1 E: 0 K: 0 S: 8 H: 2 LOB: 1 BB: 0 P: 12	R: 0 E: 0 K: 0 S: 5 H: 0 LOB: 0 BB: 0 P: 8	R: 2 E: 0 K: 1 S: 14 H: 3 LOB: 1 BB: 1 P: 25	R: 0 E: 0 K: 0 S: 7 H: 1 LOB: 0 BB: 0 P: 10	R: 0 E: 0 K: 2 S: 8 H: 0 LOB: 0 BB: 0 P: 13	R: 2 E: 0 K: 0 S: 13 H: 2 LOB: 2 BB: 2 P: 25	R: 0 E: 0 K: 2 S: 8 H: 0 LOB: 0 BB: 0 P: 13		1B: 6 2B: 2 3B: 0 HR: 1	SF: 0 SAC: 1 DP: 0 HBP: 1			WP: 0 PB: 0 SB: 3 CS: 2	PA: 36	

PITCHER		IP	WLS	BF	H	R	ER	SO	BB	IBB	HBP	BLK	WP	HR	S	P	ERA	WHIP
49 Jeff Locke, L ERA: 4.48	(1, 1)	6.1	L	27	8	5	4	4	2	0	1	0	0	1	57	96	5.68	1.579
37 Arquimedes Caminero, R ERA: 3.6	(7, 1)	0.2		5	1	1	1	0	2	0	0	0	0	0	11	22	13.50	4.500
39 Bobby LaFromboise, L ERA:	(8, 1)	1.0		3	0	0	0	2	0	0	0	0	0	0	8	13	0.00	0.000

PITCHER	IP	WLS	BF	H	R	ER	SO	BB	IBB	HBP	BLK	WP	HR	S	P	ERA	WHIP

AB	29
R	6
H	9
RBI	5
BB	4
SO	6
LOB	12

Pittsburgh Pirates @ Los Angeles Dodgers

Dodger Stadium, Los Angeles, CA

Sat Sep 19 2015, 6:13 PM - 8:57 PM PDT

Att. 49,441 - Clear - 84 F

livebaseballscorecards.com

Batter	1	2	3	4	5	6	7	8	9	AB	R	H	RBI	BB	SO	LOB
25 Gregory Polanco, L (1, 9) OBP: 0.320, SLG: 0.383	S FF 93 F FF 94 B SL 92 F SL 90 F FF 94 F FF 94 F CU 74 B SL 90 X SL 89 2-2 ① G4-3		L FF 94 L SL 89 X SL 89 0-2 ① G1-3 1-2 2-3		F SL 89 F FF 93 T FF 94 0-2 ③ K			F FF 93 B SL 86 X FF 93 1-1 18 G3-1 17 2B 2B		4	1	1	0	0	1	2
5 Josh Harrison, R (1, 4) OBP: 0.317, SLG: 0.370 18 Neil Walker, S (8, PH) OBP: 0.332, SLG: 0.426 (8, 4)	T FF 94 X CU 74 0-1 22 WP 1B		S SL 89 S SL 91 C FF 96 0-3 ② K			X FF 92 0-0 6 CS 1B		F FF 97 B FF 97 X FS 89 1-1 ① G3-1 2-3		3 1	0 0	2 0	0 0	0 0	1 0	2 1
22 Andrew McCutchen, R (1, 8) OBP: 0.397, SLG: 0.503	C FF 95 1 SAFE S SL 89 B SL 91 B FF 95 D SL 90 X SL 90 3-2 ② L9 1-2		C FF 95 D CU 75 C FF 96 B FF 96 D CU 76 X SL 90 3-2 2-H 3-H 2B			C FF 93 F SL 90 1 SAFE S CU 74 0-3 ① K		I IN 73 I IN 77 I IN 76 I IN 75 4-0 17 2B 3 G2-3 IBB		3	0	1	2	1	1	2
17 Aramis Ramirez, R (1, 5) OBP: 0.296, SLG: 0.423	S SL 90 T CU 75 S FF 96 0-3 ③ K		B FF 94 F SL 90 F SL 91 B FF 95 X CU 75 2-2 ③ F7			S SL 90 F SL 91 C FF 95 0-3 ② K		1 SAFE 1 SAFE D FF 97 X FC 91 1-0 1-3 3-H 2B		4	0	1	1	0	2	3
6 Starling Marte, R (1, 7) OBP: 0.328, SLG: 0.431		C FF 92 X FF 93 0-1 ① P3		X FF 93 0-0 ① G6-3		S SL 90 1 SAFE 1 SAFE 0-1 ③ CS 1-2	S SL 88 S CU 73 B SL 90 S SL 87 1-3 ① K	I IN 78 I IN 82 I IN 81 I IN 80 4-0 IBB		3	0	0	0	1	1	0
38 Michael Morse, R (1, 3) OBP: 0.306, SLG: 0.348 3 Sean Rodríguez, R (7, 3) OBP: 0.283, SLG: 0.358		C FF 93 F FF 94 B FF 94 T SL 90 1-2 ② K		C FF 93 B CU 73 B CU 73 X SL 90 2-1 ② G6-3			F FF 94 S CU 74 X SL 88 0-2 ② G1-3	C FF 97 D SI 96 S FS 87 D FS 86 F FS 86 X FF 97 2-2 ②③ G2-3 3-Hf		3 1	0 0	0 0	0 0	0 0	1 0	0 3
29 Francisco Cervelli, R (1, 2) OBP: 0.376, SLG: 0.404		B FF 94 C SL 89 C CU 74 B SL 91 X FF 95 2-2 ③ G5-3		B SL 90 F SL 88 X FF 94 1-1 ③ F8			B SL 86 B SL 87 C SL 88 B SL 88 B FF 94 4-1 10 BB BB		C FF 92 C SL 81 B FF 94 X FF 92 1-2 ① G4-3	3	0	0	0	1	0	0
10 Jordy Mercer, R (1, 6) OBP: 0.292, SLG: 0.305			B FF 93 C FF 93 X SL 90 1-1 25 G1-3 47 1B 22 2B 1B		B FF 94 B SL 88 F FF 93 X FF 94 2-1 47 K 1B		B FF 93 D SL 88 B FF 94 B FF 93 4-0 1-2 BB	C SL 82 B FF 93 F SL 82 F FF 94 X FF 92 1-2 ② P5		3	1	2	0	1	0	0
47 Francisco Liriano, L (1, 1) OBP: 0.150, SLG: 0.233 44 Tony Watson, L (8, 1) 24 Pedro Alvarez, L (9, PH) OBP: 0.313, SLG: 0.462 35 Mark Melancon, R (9, 1)			L FF 92 X FF 94 0-1 25 G1-3 22 2B 1-2 1B		S FF 94 1 SAFE S FF 94 B CU 74 S FF 94 1-3 ①② K 1-2		X FF 95 0-0 ③ G1-3		X KC 81 0-0 ③ G4-3	3 0 1 0	1 0 0 0	1 0 0 0	0 0 0 0	0 0 0 0	1 0 0 0	3 0 0 0

TOP

AB	32
R	3
H	8
RBI	3
BB	4
SO	8
LOB	16

Inning Stats	1	2	3	4	5	6	7	8	9	1B: 5	SF: 0	WP: 1	PA: 37
	R: 0 E: 0 K: 1 S: 15 H: 1 LOB: 1 BB: 0 P: 20	R: 0 E: 0 K: 1 S: 8 H: 0 LOB: 0 BB: 0 P: 11	R: 2 E: 0 K: 1 S: 16 H: 3 LOB: 1 BB: 0 P: 22	R: 0 E: 0 K: 0 S: 5 H: 0 LOB: 0 BB: 0 P: 8	R: 0 E: 0 K: 2 S: 8 H: 1 LOB: 0 BB: 0 P: 11	R: 0 E: 0 K: 2 S: 8 H: 1 LOB: 0 BB: 0 P: 8	R: 0 E: 0 K: 1 S: 8 H: 0 LOB: 2 BB: 2 P: 17	R: 1 E: 0 K: 0 S: 9 H: 2 LOB: 2 BB: 2 P: 22	R: 0 E: 0 K: 0 S: 8 H: 0 LOB: 0 BB: 0 P: 10	2B: 3 3B: 0 HR: 0	SAC: 0 DP: 1 HBP: 0	PB: 0 SB: 0 CS: 1	

PITCHER		IP	WLS	BF	H	R	ER	SO	BB	IBB	HBP	BLK	WP	HR	S	P	ERA	WHIP
22 Clayton Kershaw, L ERA: 2.18	(1, 1)	7.0	L	28	7	3	3	8	2	0	0	0	1	0	70	100	3.86	1.286
41 Chris Hatcher, R ERA: 3.93	(8, 1)	1.0		5	1	0	0	0	0	2	0	0	0	0	7	19	0.00	1.000
63 Yimi García, R ERA: 3.08	(9, 1)	0.2		2	0	0	0	0	0	0	0	0	0	0	7	9	0.00	0.000
56 J.P. Howell, L ERA: 1.52	(9, 1)	0.1		1	0	0	0	0	0	0	0	0	0	0	1	1	0.00	0.000

PITCHER	IP	WLS	BF	H	R	ER	SO	BB	IBB	HBP	BLK	WP	HR	S	P	ERA	WHIP

BOTTOM

Pittsburgh Pirates @ Los Angeles Dodgers

Dodger Stadium, Los Angeles, CA

Sat Sep 19 2015, 6:13 PM - 8:57 PM PDT

Att. 49,441 - Clear - 84 F

livebaseballscorecards.com

Batter	1	2	3	4	5	6	7	8	9	AB	R	H	RBI	BB	SO	LOB
27 Justin Ruggiano, R (1, 7) OBP: 0.342, SLG: 0.495	C SI 92 B SL 85 B SI 94 X SI 92 2-1 47 WP 47 1B 1B		C SL 84 B CH 85 S CH 84 S SL 86 1-3 ② K			B SI 93 B SL 84 C SL 83 S CH 84 C SI 95 2-3 ② K		B SI 94 S SI 95 X SI 94 1-1 ② L9		4	1	1	0	0	2	0
47 Howie Kendrick, R (1, 4) OBP: 0.340, SLG: 0.416	B SI 93 B CH 84 X SI 93 2-0 23 G6-3 1-H 1B		C CH 85 B SI 95 B CH 85 X SL 85 2-1 ③ G5-3			B SL 84 C CH 84 B FF 93 F SI 93 F CH 85 B FF 93 X CH 84 3-2 ③ G6-3		C CH 87 S SI 95 F SI 95 F SI 94 X SI 94 0-2 ③ G3		4	0	1	1	0	0	0
23 Adrián González, L (1, 3) OBP: 0.355, SLG: 0.492	C SI 94 X SI 95 0-1 ① ② G6-3 1-2f			C SI 93 F SI 94 T FF 95 0-2 ① K			C SL 86 B SL 88 B SI 93 B SI 92 C SI 95 X SI 94 3-2 7 FC6-4 1B		C FF 93 X KC 82 0-1 ① G1-3	4	0	1	0	0	1	1
10 Justin Turner, R (1, 5) OBP: 0.368, SLG: 0.490 7 Alex Guerrero, R (7, 5) OBP: 0.255, SLG: 0.441 16 Andre Ethier, L (9, PH) OBP: 0.366, SLG: 0.480	F SI 93 C SI 94 F SL 86 F SL 87 X SI 93 0-2 2B			B CH 86 X CH 85 1-0 ② G5-3			X CH 84 0-0 ① FC6-4 5 BB 17 2B 1-2f		X FC 93 0-0 ② G4-3	2 1 1	0 1 0	1 0 0	0 0 0	0 0 0	0 0 0	0 1 0
5 Corey Seager, L (1, 6) OBP: 0.492, SLG: 0.611	S SL 88 B SL 90 B SI 95 F SI 94 B SL 84 S SI 96 3-3 ③ K			X SI 93 0-0 ③ G5-3			B SI 92 C SL 88 B SI 92 F SI 95 B SL 90 B SL 88 4-2 17 2B 1-2 BB		B FF 93 C KC 81 B FC 93 F FF 93 B FC 93 F KC 82 X FC 93 3-2 ③ G5-3	3	0	0	0	1	1	1
17 A.J. Ellis, R (1, 2) OBP: 0.355, SLG: 0.395		B SI 92 C CH 84 X CH 84 1-1 ① G5-3			C SI 92 C SL 85 F SL 85 C SI 93 0-3 ① K		X CH 85 0-0 1-3 2-H 2B			3	0	1	1	0	1	0
28 Chris Heisey, R (1, 9) OBP: 0.323, SLG: 0.191 (8, 8)		B SL 84 X SI 92 1-0 ② F9			B CH 84 S CH 85 B SI 93 F SL 85 B CH 85 C SL 85 3-3 ② K		I IN 74 I IN 76 I IN 76 I IN 76 4-0 65 G6-4-3 IBB			2	0	0	0	1	1	0
31 Joc Pederson, L (1, 8) OBP: 0.353, SLG: 0.429 65 Austin Barnes, R (7, PH) OBP: 0.357, SLG: 0.333 30 Scott Schebler, L (8, 9) OBP: 0.379, SLG: 0.640		B SL 88 F SL 88 S SL 88 F CU 77 F SL 89 S SI 96 1-3 ③ K			B SI 94 B SI 95 S SI 95 S SL 88 C SL 90 2-3 ③ K		B SL 86 F CH 85 X CH 86 1-1 ② ③ G6-4-3 1-2f			2 1 0	0 0 0	0 0 0	0 0 0	0 0 0	2 0 0	0 3 0
22 Clayton Kershaw, L (1, 1) OBP: 0.162, SLG: 0.154 41 Chris Hatcher, R (8, 1) 11 Jimmy Rollins, S (8, PH) OBP: 0.278, SLG: 0.354 63 Yimi García, R (9, 1) 56 J.P. Howell, L (9, 1)			B SI 93 C SI 92 S SL 86 B SL 90 B SI 96 X SI 94 3-2 ① G1-3			B SI 92 C SI 93 S SL 88 T SL 90 1-2 ① K		F SI 94 B SI 94 B CH 85 X CH 84 2-1 ① P5		2 0 1 0 0	0 0 0 0 0	0 0 0 0 0	0 0 0 0 0	1 0 0 0 0	0 0 0 0 0	0 0 0 0 0
Inning Stats	R: 1 H: 3 E: 0 LOB: 1 K: 1 BB: 0 S: 13 P: 20	R: 0 H: 0 E: 0 LOB: 0 K: 1 BB: 0 S: 8 P: 11	R: 0 H: 0 E: 0 LOB: 0 K: 1 BB: 0 S: 8 P: 14	R: 0 H: 0 E: 0 LOB: 0 K: 1 BB: 0 S: 5 P: 6	R: 0 H: 0 E: 0 LOB: 0 K: 3 BB: 0 S: 10 P: 15	R: 0 H: 0 E: 0 LOB: 0 K: 2 BB: 0 S: 10 P: 16	R: 1 H: 2 E: 0 LOB: 2 K: 0 BB: 2 S: 9 P: 21	R: 0 H: 0 E: 0 LOB: 0 K: 0 BB: 0 S: 9 P: 12	R: 0 H: 0 E: 0 LOB: 0 K: 0 BB: 0 S: 7 P: 10	1B: 3 SF: 0 2B: 2 SAC: 0 3B: 0 DP: 2 HR: 0 HBP: 0						

	AB	30
	R	2
	H	5
	RBI	2
	BB	2
	SO	9
	LOB	6

WP: 1 PA: 32
PB: 0
SB: 0
CS: 0

PITCHER		IP	WLS	BF	H	R	ER	SO	BB	IBB	HBP	BLK	WP	HR	S	P	ERA	WHIP
47 Francisco Liriano, L ERA: 3.41	(1, 1)	7.0	W	26	5	2	2	9	1	1	0	0	1	0	63	103	2.57	0.857
44 Tony Watson, L ERA: 2.11	(8, 1)	1.0	H	3	0	0	0	0	0	0	0	0	0	0	9	12	0.00	0.000
35 Mark Melancon, R ERA: 1.94	(9, 1)	1.0	S	3	0	0	0	0	0	0	0	0	0	0	7	10	0.00	0.000

PITCHER	IP	WLS	BF	H	R	ER	SO	BB	IBB	HBP	BLK	WP	HR	S	P	ERA	WHIP

Pittsburgh Pirates @ Los Angeles Dodgers

Dodger Stadium, Los Angeles, CA

Sun Sep 20 2015, 1:13 PM - 4:15 PM PDT

Att. 47,483 - Sunny - 97 F

livebaseballscorecards.com

Batter	1	2	3	4	5	6	7	8	9	AB	R	H	RBI	BB	SO	LOB
25 Gregory Polanco, L (1, 9) OBP: 0.319, SLG: 0.382	C FC 87 B CU 76 X FF 88 1-1 ① L8	B CU 79 B CU 79 C FF 88 X CU 78 2-1 ③ F7			X CU 79 0-0 6 G6-3, 17 1B, 1B		F CH 89 S FC 93 F FF 96 F FC 92 B FC 93 F SI 97 X FC 84 1-2 ① P4		L SI 87 X SI 86 0-1 ①② G4-6-3 1-2f	5	1	1	0	0	0	2
6 Starling Marte, R (1, 7) OBP: 0.329, SLG: 0.436	B FF 87 T FF 88 F FF 88 B SL 81 X SL 80 2-2 ② G6-3		B FC 87 L CU 78 B FF 86 X SL 81 2-1 HR		X CU 78 0-0 ① G6-3 1-2		B FF 97 C FF 97 X FC 91 1-1 ② L9		B FF 97 F FF 97 F FF 97 X FF 96 1-2 5 1B, 22 E, 1B	5	1	2	1	0	0	1
22 Andrew McCutchen, R (1, 8) OBP: 0.402, SLG: 0.504	B FC 89 F CU 79 B FF 88 S CU 80 B SL 82 B FC 89 4-2 17 1B, BB		B CU 80 B FC 86 B FC 87 C CU 80 S CU 79 F CU 81 B CU 81 4-2 17 G6-4-3, BB		C CU 82 D FC 88 S CU 80 B CU 82 D FC 90 F CU 82 B FC 90 4-2 18 CS, 17 1B, BB		B FF 96 B FC 92 S SI 95 C FC 92 X SI 98 2-2 1B		1 SAFE I IN 74 I IN 70 I IN 71 I IN 68 4-0 5 1B 1-2 IBB	1	0	1	0	4	0	0
17 Aramis Ramirez, R (1, 5) OBP: 0.297, SLG: 0.423 5 Josh Harrison, R (7, 5) OBP: 0.318, SLG: 0.371	C FF 86 B FC 86 C CU 78 F CU 79 X SL 80 1-2 1B		C FC 88 1 SAFE F CU 80 X CU 81 0-2 ①② G6-4-3 1-2f		F FF 92 F SL 82 X FF 94 0-2 1-2 2-H 1B		F FF 97 X FF 96 0-1 ③ F9		S FF 96 B FF 97 B FF 97 F FF 95 B FF 97 X FF 97 3-2 ③ 1-2 2-H 1B	4 1	0 0	2 1	1 0	0 0	0 0	2 0
18 Neil Walker, S (1, 4) OBP: 0.331, SLG: 0.427	C CU 79 F FC 88 S SL 81 0-3 ③ K		F FF 86 F FF 88 F SL 81 S CU 81 0-3 ③ K2-3		B FF 93 S FF 92 F FF 94 F FF 94 S FF 95 1-3 ②③ K 2-3			B CU 78 X SI 93 1-0 2B		4	0	1	0	0	3	4
29 Francisco Cervelli, R (1, 2) OBP: 0.375, SLG: 0.402		B FC 86 B CU 78 X FC 88 2-0 24 G4-3, 45 E, 1B		X FC 87 0-0 ① B5-3		B FF 98 X SI 96 1-0 ① G3		C CU 79 F SI 93 X CU 80 0-2 ① G5-3		4	1	1	0	0	0	1
24 Pedro Alvarez, L (1, 3) OBP: 0.315, SLG: 0.471 3 Sean Rodríguez, R (6, PR) OBP: 0.282, SLG: 0.356 (6, 3)		B CU 78 C CU 79 X CU 78 1-1 ① G4-3 1-2		B CU 79 F FC 87 X CU 80 1-1 HR		X SI 98 0-0 10 FC6-4, 1B		B SI 96 F SI 94 S CU 80 S CU 80 1-3 ② K		3 1	1 0	2 0	1 0	0 1	0 1	1 1
10 Jordy Mercer, R (1, 6) OBP: 0.289, SLG: 0.301		C FC 89 B CU 80 C CU 80 F SL 81 B FF 89 S CU 81 2-3 ② K		X FF 89 0-0 ② G4-3		B SI 98 1 SAFE B FF 97 X SI 95 2-0 ② FC6-4 1-2f		C CU 79 C CU 80 B SI 95 B SI 95 F CU 81 X SI 95 2-2 ③ G4-3		4	0	0	0	0	1	3
45 Gerrit Cole, R (1, 1) OBP: 0.172, SLG: 0.143 44 Tony Watson, L (8, 1) 38 Michael Morse, R (9, PH) OBP: 0.309, SLG: 0.351 14 Jaff Decker, L (9, PR) OBP: 0.385, SLG: 0.350 35 Mark Melancon, R (9, 1)		C FC 89 X CU 80 0-1 E1 2-H		C FC 87 B CU 78 S FF 89 F FC 89 S SL 81 1-3 ③ K		C FF 98 X SI 97 0-1 ③ G4-3			C SI 87 B SI 86 X SI 87 1-1 25 G4-6-3, 1B	3 0 1 0 0	0 0 0 0 0	0 0 1 0 0	0 0 0 0 0	1 0 0 0 0	1 0 0 0 0	1 0 0 0 0

TOP	
AB	36
R	4
H	12
RBI	3
BB	4
SO	6
LOB	16

Inning Stats	1	2	3	4	5	6	7	8	9	1B: 9	SF: 0	WP: 0	PA: 40
	R: 0 E: 0 K: 1 S: 14 H: 1 LOB: 2 BB: 1 P: 22	R: 1 E: 1 K: 1 S: 11 H: 1 LOB: 1 BB: 0 P: 18	R: 1 E: 0 K: 1 S: 12 H: 1 LOB: 0 BB: 1 P: 18	R: 1 E: 0 K: 1 S: 8 H: 1 LOB: 0 BB: 0 P: 10	R: 1 E: 0 K: 1 S: 12 H: 2 LOB: 2 BB: 1 P: 17	R: 0 E: 0 K: 0 S: 5 H: 1 LOB: 1 BB: 0 P: 8	R: 0 E: 0 K: 0 S: 13 H: 1 LOB: 1 BB: 0 P: 17	R: 0 E: 0 K: 1 S: 11 H: 1 LOB: 1 BB: 0 P: 15	R: 0 E: 1 K: 0 S: 10 H: 3 LOB: 2 BB: 1 P: 19	2B: 2 3B: 0 HR: 2	SAC: 0 DP: 3 HBP: 0	PB: 0 SB: 0 CS: 1	

PITCHER		IP	WLS	BF	H	R	ER	SO	BB	IBB	HBP	BLK	WP	HR	S	P	ERA	WHIP
46 Mike Bolsinger, R ERA: 3.26	(1, 1)	4.1	L	21	5	4	3	4	3	0	0	0	0	2	50	77	6.23	1.846
63 Yimi García, R ERA: 3.04	(5, 1)	0.2		2	1	0	0	1	0	0	0	0	0	0	7	8	0.00	1.500
77 Carlos Frías, R ERA: 4.27	(6, 1)	2.0		8	2	0	0	0	0	0	0	0	0	0	18	25	0.00	1.000
54 Jim Johnson, R ERA: 4.08	(8, 1)	1.0		4	1	0	0	1	0	0	0	0	0	0	11	15	0.00	1.000
56 J.P. Howell, L ERA: 1.5	(9, 1)	0.2		2	1	0	0	0	0	0	0	0	0	0	4	5	0.00	1.500

PITCHER		IP	WLS	BF	H	R	ER	SO	BB	IBB	HBP	BLK	WP	HR	S	P	ERA	WHIP
12 Juan Nicasio, R ERA: 3.44	(9, 1)	0.1		3	2	0	0	0	0	1	0	0	0	0	6	14	0.00	6.000

BOTTOM

Pittsburgh Pirates @ Los Angeles Dodgers

Dodger Stadium, Los Angeles, CA

Sun Sep 20 2015, 1:13 PM - 4:15 PM PDT

Att. 47,483 - Sunny - 97 F

livebaseballscorecards.com

Batter	1	2	3	4	5	6	7	8	9	AB	R	H	RBI	BB	SO	LOB
3 Carl Crawford, L (1, 7) OBP: 0.299, SLG: 0.429 47 Howie Kendrick, R (8, PH) OBP: 0.339, SLG: 0.415 56 J.P. Howell, L (9, 1) 12 Juan Nicasio, R (9, 1)	B SI 95 F SI 95 X FF 93 1-1 16 1B 3B		X SI 95 0-0 ① L8		C KC 82 X CH 90 0-1 ③ L7			B SI 96 X CH 85 1-0 ② F8		3 1 0 0	1 0 0 0	1 0 0 0	0 0 0 0	0 0 0 0	0 0 0 0	0 0 0 0
26 Chase Utley, L (1, 4) OBP: 0.286, SLG: 0.340	B SI 95 B KC 80 F SI 94 F KC 82 B SL 89 S SL 89 3-3 ① K		C SI 95 B FF 94 X CH 88 1-1 ② G3			C SI 96 F SL 88 B SI 97 B SI 97 F SI 97 X FF 97 2-2 ① L8		X SI 94 0-0 ③ G3		4	0	0	0	0	1	1
5 Corey Seager, L (1, 6) OBP: 0.478, SLG: 0.603	B SI 96 F SL 88 B SI 96 S SL 89 S FF 98 2-3 ② K		C SI 93 S SI 96 F SI 96 X KC 81 0-2 2B			B CH 87 X CH 89 1-0 ② G4-3			C FC 94 S FC 94 B KC 83 F KC 83 B KC 84 X FF 94 2-2 ① G6-3	4	0	1	0	0	1	1
16 Andre Ethier, L (1, 9) OBP: 0.365, SLG: 0.478	B KC 83 C SL 89 B SL 88 S FF 97 F SI 97 X SL 89 2-2 3-H 1B		S SI 96 C FF 96 B SI 96 S SI 96 1-3 ③ K			B CH 88 C SI 95 B KC 81 B CH 89 C FF 97 S SI 97 3-3 ③ K			B FF 84 F FF 94 S FC 93 B KC 82 B FC 93 F FC 93 F FC 93 T FC 93 3-2 ② K	4	0	1	1	0	3	1
9 Yasmani Grandal, S (1, 2) OBP: 0.361, SLG: 0.421	B SI 96 S SI 95 S SI 96 1 SAFE B KC 82 S FF 97 2-3 ③ K			B SI 95 S FF 96 F FF 95 F SI 97 X SL 87 1-2 ① G3-1			C KC 82 B SL 87 F SI 96 B SI 97 B SL 89 X SI 98 3-2 ① F8		B FF 93 B KC 82 B FC 93 C FC 92 X FF 93 3-1 ③ G4-3	4	0	0	0	0	1	1
33 Scott Van Slyke, R (1, 3) OBP: 0.332, SLG: 0.406		C FF 93 C FF 93 B SI 92 S KC 79 1-3 ① K		C KC 81 S SI 94 C SI 96 0-3 ② K			F SI 96 X SL 88 0-1 HR			3	1	1	1	0	2	0
31 Joc Pederson, L (1, 8) OBP: 0.353, SLG: 0.429		B FF 94 F SL 85 F SI 95 F SI 96 X KC 79 1-2 7 S 7 1B 1B		F SI 95 X FF 94 0-1 ③ P5			B FF 97 B SL 96 C FF 97 F SI 97 B SI 97 X SI 97 3-2 ② F7			3	1	1	0	0	0	0
7 Alex Guerrero, R (1, 5) OBP: 0.256, SLG: 0.439		1 SAFE B SI 95 S SI 96 X FF 95 1-1 ② 1-H 1B			S SI 95 B SL 87 X SI 94 1-1 ① G6-3		B SI 96 B SI 95 F SI 96 B SI 97 X SI 97 3-1 ③ G5-3			3	0	1	1	0	0	0
46 Mike Bolsinger, R (1, 1) OBP: 0.028, SLG: 0.056 63 Yimi García, R (5, 1) 11 Jimmy Rollins, S (5, PH) OBP: 0.278, SLG: 0.354 77 Carlos Frías, R (6, 1) OBP: 0.136, SLG: 0.050 54 Jim Johnson, R (8, 1) 27 Justin Ruggiano, R (8, PH) OBP: 0.339, SLG: 0.491 (9, 7)		C SI 94 B SI 94 B FF 93 B SI 93 C SI 95 C SI 95 3-3 ③ K			B KC 82 T SI 95 F SI 93 B SI 97 S SI 95 2-3 ② K			S SI 94 B CH 86 B CH 86 C SI 95 B SI 95 X SI 96 3-2 ① F8		1 0 1 0 0 1	0 0 0 0 0 0	0 0 0 0 0 0	0 0 0 0 0 0	1 0 0 0 0 0	0 0 1 0 0 0	0 0 0 0 0 0
Inning Stats	R: 1 E: 0 K: 3 S: 15 H: 2 LOB: 1 BB: 0 P: 25	R: 1 E: 0 K: 2 S: 12 H: 2 LOB: 0 BB: 0 P: 18	R: 0 E: 0 K: 1 S: 10 H: 1 LOB: 1 BB: 0 P: 12	R: 0 E: 0 K: 1 S: 9 H: 0 LOB: 0 BB: 0 P: 10	R: 0 E: 0 K: 1 S: 7 H: 0 LOB: 0 BB: 0 P: 10	R: 0 E: 0 K: 1 S: 8 H: 0 LOB: 0 BB: 0 P: 14	R: 1 E: 0 K: 0 S: 10 H: 1 LOB: 0 BB: 0 P: 19	R: 0 E: 0 K: 0 S: 5 H: 0 LOB: 0 BB: 0 P: 9	R: 0 E: 0 K: 1 S: 11 H: 0 LOB: 0 BB: 0 P: 19	1B: 3 2B: 1 3B: 1 HR: 1	SF: 0 SAC: 0 DP: 0 HBP: 0					

	AB	32
	R	3
	H	6
	RBI	3
	BB	0
	SO	10
	LOB	4

WP: 0 PA: 32
PB: 0
SB: 1
CS: 0

PITCHER		IP	WLS	BF	H	R	ER	SO	BB	IBB	HBP	BLK	WP	HR	S	P	ERA	WHIP
45 Gerrit Cole, R ERA: 2.64	(1, 1)	7.0	W	26	6	3	3	9	0	0	0	0	0	1	71	108	3.86	0.857
44 Tony Watson, L ERA: 2.08	(8, 1)	1.0	H	3	0	0	0	0	0	0	0	0	0	0	5	9	0.00	0.000
35 Mark Melancon, R ERA: 1.91	(9, 1)	1.0	S	3	0	0	0	1	0	0	0	0	0	0	11	19	0.00	0.000

PITCHER		IP	WLS	BF	H	R	ER	SO	BB	IBB	HBP	BLK	WP	HR	S	P	ERA	WHIP

Pittsburgh Pirates @ Colorado Rockies

Coors Field, Denver, CO

Mon Sep 21 2015, 6:42 PM - 10:06 PM MDT

Att. 23,187 - Partly Cloudy - 83 F

TOP

livebaseballscorecards.com

Batter	1	2	3	4	5	6	7	8	9	AB	R	H	RBI	BB	SO	LOB
25 Gregory Polanco, L (1, 9) OBP: 0.318, SLG: 0.380	F FF 91 S CH 84 X FF 94 0-2 ① F7	B CH 85 X CH 85 1-0 ③ G5-3		C FF 93 B CH 86 X FF 94 1-1 6 1B 3-H 1B		D SL 87 B FF 94 X FF 94 2-0 ② F7		C SL 81 S CU 76 F CU 76 X CU 76 0-2 ③ F8		5	0	1	1	0	0	2
6 Starling Marte, R (1, 7) OBP: 0.333, SLG: 0.447	B FF 93 X FF 94 1-0 HR		C FF 92 X CH 85 0-1 ① F8	1 SAFE C FF 92 D CH 86 F CH 87 X FF 95 1-2 1-3 1B		B SL 89 X FF 98 1-0 22 WP 2-H 2B			X SI 94 0-0 22 BB 17 1B 1B	5	2	4	2	0	0	0
22 Andrew McCutchen, R (1, 8) OBP: 0.403, SLG: 0.502	B FF 94 X SL 88 1-0 ② G6-3		B FF 93 C FF 94 B CH 87 B SL 88 B FF 96 4-1 17 S BB	B CH 85 B CH 86 B FF 94 C FF 93 F SL 87 F FF 94 S CH 89 3-3 ③ K		B FF 98 B SL 88 F FF 98 S SL 81 D CU 81 B SL 89 4-2 17 FC6-4 2-3 BB			P PO 82 B CH 87 B SI 95 B SI 95 4-0 17 1B 18 G4-3 1-2 BB	2	1	0	0	3	1	2
17 Aramis Ramirez, R (1, 5) OBP: 0.298, SLG: 0.430 60 Keon Broxton, R (9, PR) 39 Bobby LaFromboise, L (9, 1) 37 Arquimedes Caminero, R (9, 1)	B FF 92 X FF 94 1-0 HR		1 SAFE 1 SAFE B FF 92 S SL 86 F FF 93 D CH 85 1 SAFE D SL 88 S SL 88 3-3 ② K 1-2		F SL 85 X FF 93 0-1 ① F8	X FF 96 0-0 ③ FC6-4 1-2f			B SI 94 F CH 87 F SI 95 X SL 88 1-2 29 S 18 G4-3 29 E 1-3 1B 2-H	5 0 0 0	1 1 0 0	2 0 0 0	2 0 0 0	0 0 0 0	1 0 0 0	3 0 0 0
18 Neil Walker, S (1, 4) OBP: 0.330, SLG: 0.424	C CH 84 X FF 94 0-1 ③ P6		F CH 86 B FF 93 F CH 86 F FF 94 F SL 88 C CH 87 1-3 ③ K		C FF 93 S SL 84 X FF 94 0-2 29 S 1B		B FF 92 S FF 92 C CU 74 B CU 76 S FF 91 2-3 ① K		F SI 95 X CH 87 0-1 ① G4-3 1-2 3-H	5	0	1	1	0	2	2
29 Francisco Cervelli, R (1, 2) OBP: 0.377, SLG: 0.404		F FF 93 X FF 93 0-1 10 2B 1B		C FF 92 X FF 93 0-1 10 2B 1B	S SL 85 D SL 86 B FF 92 C FF 94 B SL 88 F FF 94 C SL 89 3-3 ② K 1-2		B CU 75 C FF 92 X CH 83 1-1 ② G5-3		B SI 94 C SL 86 X CH 86 1-1 10 1B 2-H 1B	5	2	3	0	0	1	1
24 Pedro Alvarez, L (1, 3) OBP: 0.313, SLG: 0.467 38 Michael Morse, R (7, PH) OBP: 0.308, SLG: 0.349 3 Sean Rodríguez, R (7, 3) OBP: 0.281, SLG: 0.355		1 SAFE B CH 82 B CH 85 B FF 94 C FF 93 F FF 94 F CH 84 S SL 88 3-3 ① K		B FF 92 S CH 84 B CH 82 X FF 93 2-1 ① F7	C SL 88 F FF 92 S SL 88 0-3 ③ K		B FF 92 X CH 83 1-0 ③ G5-3		C SI 94 B SL 87 F SI 93 B CH 87 S CH 88 2-3 ② K	3 1 1	0 0 0	0 0 0	0 0 0	0 0 1	2 0 1	3 0 1
10 Jordy Mercer, R (1, 6) OBP: 0.296, SLG: 0.314		C SL 88 X FF 93 0-1 34 G6-3 1-H 2B		B FF 93 1 SAFE X SL 86 1-0 34 G4-3 25 1B 1-H 2B		B CU 78 C CU 79 X FF 91 1-1 34 SH2-4 6 2B 1B		B FF 90 B FF 90 C FF 90 F CH 81 B CU 76 F FF 91 X CH 83 3-2 ① G1-3	B SI 94 F SL 88 X CH 88 1-1 1-2 1B	5	2	4	2	0	0	0
34 A.J. Burnett, R (1, 1) OBP: 0.128, SLG: 0.211 59 Antonio Bastardo, R (6, 1) 38 Joakim Soria, R (7, 1) 23 Travis Snider, L (8, PH) OBP: 0.316, SLG: 0.354 44 Tony Watson, L (8, 1) 5 Josh Harrison, R (9, PH) OBP: 0.318, SLG: 0.370 (9, 5)		C FF 93 X FF 94 0-1 ② G6-3 2-3		B FF 94 X FF 93 1-0 ② G4-3 2-3		L FF 90 B FF 90 L FF 90 X FF 93 1-2 ① SH2-4 1-2		B CU 75 X FF 91 1-0 ② F8	B CH 88 X SI 94 1-0 ③ F9	2 0 0 0 1 0 1	0 0 0 0 0 0 0	0 0 0 0 0 0 0	0 0 0 0 0 0 0	0 0 0 0 0 0 0	0 0 0 0 0 0 0	2 0 0 0 0 0 2
Inning Stats	R: 2 E: 0 K: 0 S: 8 H: 2 LOB: 0 BB: 0 P: 11	R: 1 E: 0 K: 1 S: 11 H: 2 LOB: 1 BB: 0 P: 15	R: 0 E: 0 K: 2 S: 11 H: 0 LOB: 1 BB: 1 P: 19	R: 2 E: 0 K: 1 S: 15 H: 4 LOB: 2 BB: 0 P: 24	R: 0 E: 0 K: 2 S: 12 H: 1 LOB: 1 BB: 0 P: 15	R: 1 E: 0 K: 0 S: 10 H: 2 LOB: 2 BB: 1 P: 19	R: 0 E: 0 K: 1 S: 6 H: 0 LOB: 0 BB: 0 P: 10	R: 0 E: 0 K: 0 S: 9 H: 0 LOB: 0 BB: 0 P: 13	R: 3 E: 0 K: 1 S: 15 H: 4 LOB: 2 BB: 1 P: 24	1B: 10 2B: 3 3B: 0 HR: 2 SF: 0 SAC: 1 DP: 0 HBP: 0						

AB	41
R	9
H	15
RBI	8
BB	3
SO	8
LOB	18

WP: 1 PA: 45
PB: 0
SB: 3
CS: 0

PITCHER		IP	WLS	BF	H	R	ER	SO	BB	IBB	HBP	BLK	WP	HR	S	P	ERA	WHIP
55 Jon Gray, R ERA: 5.53	(1, 1)	4.2	L	24	9	5	5	5	1	0	0	0	0	2	54	81	9.64	2.143
53 Christian Friedrich, L ERA: 5.37	(5, 1)	0.1		1	0	0	0	1	0	0	0	0	0	0	3	3	0.00	0.000
64 Simon Castro, R ERA: 5.4	(6, 1)	0.1		2	1	1	1	0	0	0	0	0	0	0	5	7	27.00	3.000
49 Rex Brothers, L ERA: 2.7	(6, 1)	0.1		1	0	0	0	0	0	0	0	0	0	0	1	3	0.00	0.000
45 Scott Oberg, R ERA: 5.47	(6, 1)	0.1		3	1	0	0	0	1	0	0	0	1	0	4	9	0.00	6.000

PITCHER		IP	WLS	BF	H	R	ER	SO	BB	IBB	HBP	BLK	WP	HR	S	P	ERA	WHIP
65 Jason Gurka, L ERA: 7.94	(7, 1)	2.0		6	0	0	0	1	0	0	0	0	0	0	15	23	0.00	0.000
51 Brooks Brown, R ERA: 4.4	(9, 1)	1.0		8	4	3	3	1	1	0	0	0	0	0	15	24	27.00	5.000

Pittsburgh Pirates @ Colorado Rockies

Coors Field, Denver, CO

Mon Sep 21 2015, 6:42 PM - 10:06 PM MDT

Att. 23,187 - Partly Cloudy - 83 F

livebaseballscorecards.com

BOTTOM

Batter	1	2	3	4	5	6	7	8	9	AB	R	H	RBI	BB	SO	LOB
19 Charlie Blackmon, L (1, 8) OBP: 0.349, SLG: 0.451	C SI 90 X CH 86 0-1 ① G4-3			B SI 90 C CH 84 F CH 86 B KC 81 S CH 85 2-3 ① K	B FF 90 C CH 84 F KC 80 B SI 90 F CH 86 H SI 89 3-2 7 S HBP	S SL 83 B SL 83 D FF 93 C FF 92 X SL 85 2-2 ③ L9			C SI 89 X SL 79 0-1 28 WP 1B	4	0	1	0	0	1	3
7 José Reyes, S (1, 6) OBP: 0.312, SLG: 0.384	B SI 91 B SI 91 C SI 91 X CH 86 2-1 ② G1-3			X SI 90 0-0 5 FC4-6 1B	1 SAFE B SI 90 B CH 84 B SI 91 B SI 91 4-0 5 BB 1-3 BB		S FF 94 B FF 94 X FF 93 1-1 ① F8		B SI 87 F SI 89 S CH 81 F SI 88 X CH 81 1-2 ① P3	4	0	1	0	1	0	1
5 Carlos González, L (1, 9) OBP: 0.320, SLG: 0.530	B SI 92 X KC 82 1-0 ③ G3			X CH 85 0-0 ② FC4-6 1-2f	B SI 91 B FF 91 1 SAFE F CH 85 B FF 91 D CH 85 4-1 BB 1-2		B FF 93 F FF 94 X CU 72 1-1 33 1B 1B		S SL 80 S SI 87 D SL 78 S SL 79 1-3 ② K	4	0	1	0	1	1	2
28 Nolan Arenado, R (1, 5) OBP: 0.318, SLG: 0.563		C FF 91 B CH 86 C SI 92 F SI 92 S KC 83 1-3 ① K		B SI 91 F SI 92 F SI 92 S FF 91 1-3 ③ K	C FF 90 F CH 85 S KC 81 0-3 ③ K		C SL 80 B FF 94 F FF 93 S FF 92 1-3 ② K		B FF 100 B SL 92 B SI 98 C FF 100 X FF 99 3-1 ③ F8 1-2	5	0	0	0	0	4	6
33 Justin Morneau, L (1, 3) OBP: 0.349, SLG: 0.464		C CH 86 F KC 81 B SI 91 F SI 92 B SI 92 F KC 81 B FF 90 X FF 92 3-2 9 G6-3 1B			X KC 78 0-0 9 FC6 1B	B CH 84 X CH 84 1-0 ① F7	B FF 94 F FF 93 F FF 94 F FF 89 X CU 74 1-2 1-2 1B			4	0	3	0	0	0	0
9 DJ LeMahieu, R (1, 4) OBP: 0.366, SLG: 0.398		B SI 90 B FF 92 C SI 92 C SI 91 X SI 92 2-2 ② ③ G6-3 1-2f			B SI 90 D CH 84 B FF 90 C SI 90 X FF 90 3-1 ① FC6 6 1B 30 HR 1-2f	B SI 88 B CH 88 B SI 89 C FF 89 X SI 89 3-1 ② L9	B FC 93 X SL 81 1-0 ③ L4			4	1	0	0	0	0	4
6 Corey Dickerson, L (1, 7) OBP: 0.339, SLG: 0.492			F FF 90 L SI 90 B KC 81 B SI 90 X KC 80 2-2 ① L9		1 SAFE X SI 91 0-0 30 HR 1B 1-3	B KC 80 B CH 84 C FF 89 F SI 90 X KC 82 2-2 10 BB 2B		F SI 94 B SI 94 B SL 82 B SI 95 B SI 94 4-1 20 G6-4-3 BB		3	1	2	0	1	0	0
30 Tom Murphy, R (1, 2) OBP: 0.294, SLG: 0.625			C FF 91 X SI 90 0-1 ② G5-3		B SI 90 X SI 89 1-0 1-H 3-H HR	B KC 81 S FF 90 B FF 90 B FF 90 B FF 91 4-1 10 BB BB		D SI 94 C SI 94 X CH 85 1-1 ① L7		3	1	1	3	1	0	1
55 Jon Gray, R (1, 1) 53 Christian Friedrich, R (6, 1) 43 Rafael Ynoa, S (5, PH) 64 Simon Castro, R (6, 1) 49 Rex Brothers, L (8, 1) 45 Scott Oberg, R (8, 1) 10 Ben Paulsen, L (8, PH) 65 Jason Gurka, L (7, 1) 20 Wilin Rosario, R (8, PH) 51 Brooks Brown, L (9, 1)			B FF 90 C SI 88 X SI 90 1-1 ③ G1-3		F CH 86 C SI 90 C SI 89 0-3 ② K	B CH 84 B SI 90 B SI 90 B SI 90 4-0 1-2 2-3 BB		C CH 85 X CH 86 0-1 ② ③ G6-4-3 1-2f		1 0 0 0 0 0 0 0 0 0 0 0 0 0 1 0 0 0 0 1 0 0 0 0 0 0 0 0 0 0 0 0 0 0 0 0 0 0 0 0 0 0 0 0 0 0 1 0 0 0 0 0 0 0 0 0 1 0 0 0 0 0 1 0 0 0 0 0 0 0						
Inning Stats	R: 0 E: 0 K: 0 S: 5 H: 0 LOB: 0 BB: 0 P: 8	R: 0 E: 0 K: 1 S: 12 H: 1 LOB: 0 BB: 0 P: 18	R: 0 E: 0 K: 0 S: 7 H: 0 LOB: 0 BB: 0 P: 10	R: 0 E: 0 K: 2 S: 8 H: 1 LOB: 1 BB: 0 P: 11	R: 3 E: 1 K: 2 S: 15 H: 3 LOB: 3 BB: 2 P: 30	R: 0 E: 0 K: 0 S: 10 H: 1 LOB: 3 BB: 2 P: 26	R: 0 E: 0 K: 1 S: 12 H: 2 LOB: 2 BB: 0 P: 17	R: 0 E: 0 K: 0 S: 5 H: 0 LOB: 0 BB: 1 P: 10	R: 0 E: 0 K: 1 S: 11 H: 1 LOB: 1 BB: 0 P: 16	1B: 7 2B: 1 3B: 0 HR: 1 SF: 0 SAC: 0 DP: 2 HBP: 1						

	AB	34
	R	3
	H	9
	RBI	3
	BB	5
	SO	7
	LOB	18

WP: 1 PB: 0 SB: 2 CS: 0 PA: 40

PITCHER		IP	WLS	BF	H	R	ER	SO	BB	IBB	HBP	BLK	WP	HR	S	P	ERA	WHIP
34 A.J. Burnett, R ERA: 3.15	(1, 1)	5.2	W	27	6	3	2	5	4	0	1	0	0	1	54	98	3.18	1.765
59 Antonio Bastardo, L ERA: 2.94	(6, 1)	0.1	H	1	0	0	0	0	0	0	0	0	0	0	3	5	0.00	0.000
38 Joakim Soria, R ERA: 2.77	(7, 1)	1.0	H	5	2	0	0	1	0	0	0	0	0	0	12	17	0.00	2.000
44 Tony Watson, L ERA: 2.05	(8, 1)	1.0	H	3	0	0	0	0	1	0	0	0	0	0	5	10	0.00	1.000
39 Bobby LaFromboise, L ERA:	(9, 1)	0.2		3	1	0	0	1	0	0	0	0	0	0	9	11	0.00	1.500

PITCHER		IP	WLS	BF	H	R	ER	SO	BB	IBB	HBP	BLK	WP	HR	S	P	ERA	WHIP
37 Arquimedes Caminero, R ERA: 3.58	(9, 1)	0.1		1	0	0	0	0	0	0	0	0	1	0	2	5	0.00	0.000

Batter	1	2	3	4	5	6	7	8	9	AB	R	H	RBI	BB	SO	LOB
5 Josh Harrison, R (1, 4) (6, 5) OBP: 0.321, SLG: 0.374	X FF 90 0-0 25 FC4-6 1B	B CH 82 C FC 88 X CU 82 1-1 25 1B 2B 2-H		B CU 81 C CH 80 B CH 79 X FC 86 2-1 ① F7		B FF 94 S CH 86 B SI 96 B FF 95 S CH 87 B FF 95 4-2 6 BB 22 BB BB	B FF 96 X CH 90 1-0 ③ G1-3			4	1	2	1	1	0	1
25 Gregory Polanco, L (1, 9) OBP: 0.319, SLG: 0.379	L FC 89 1 SAFE 1 SAFE F FC 84 1 SAFE X CU 83 0-2 ① FC4-6 17 F9 22 BB 6 2B 1-2f	X FC 88 0-0 2-H 1B		B CU 81 B SI 90 B FC 87 B SI 89 4-0 17 3B BB		B FF 95 1 SAFE X FF 94 1-0 ① F7		C SL 83 S SL 85 X FF 97 0-2 ① G5-3		4	2	1	1	1	0	2
22 Andrew McCutchen, R (1, 8) OBP: 0.403, SLG: 0.499	B FC 88 B CH 82 C FC 88 B FC 88 1 SAFE B FF 90 4-1 6 2B 1-2 BB	B FF 90 D CH 82 X FC 87 2-0 ③ L7		F SI 90 B FF 90 X FC 87 1-1 ② F9		B FF 95 F FF 94 B FF 95 F CH 87 B FF 95 B FF 94 4-2 6 BB 1-2 BB		F SL 88 F FF 95 X SL 89 0-2 ② G1-3		3	0	0	0	2	0	2
17 Aramis Ramirez, R (1, 5) OBP: 0.299, SLG: 0.434 18 Neil Walker, S (6, PH) (6, 4) OBP: 0.329, SLG: 0.423	D FC 85 B FF 90 X FF 91 2-0 ② F9 2-3	C FC 87 B FF 91 F FF 88 B CU 83 X FC 88 2-2 ① F9	B FC 87 F FF 91 X CU 83 1-1 6 1B 3B 1-H	X SI 95 0-0 ② L7		F FF 94 F FF 95 B FF 95 X FF 89 S FF 95 1-3 ③ K			3 2	1 0	1 0	1 0	0 0	0 1	2 2
6 Starling Marte, R (1, 7) OBP: 0.335, SLG: 0.449	S CH 83 B FC 88 X FC 88 1-1 1-3 3-H 2B	C FC 86 B CH 80 S CH 78 B FF 90 F FC 86 X CH 82 2-2 ② G5-3	S CH 82 B FC 88 F FC 88 B FF 90 F CH 83 X FC 87 2-2 29 S 1B 3-H	B SI 94 D CH 87 S CH 87 B SI 94 B CH 88 4-1 29 FC6 BB 1-2 2-3			S SL 90 B SL 91 F FF 99 B SL 91 B FF 98 X FF 98 3-2 ① F8	4	0	2	2	1	0	0
29 Francisco Cervelli, R (1, 2) OBP: 0.378, SLG: 0.404	C SI 92 C FF 91 F FF 91 F CH 83 B FF 91 B FC 88 B CH 82 S SI 91 3-3 ③ K	B FC 88 X FF 90 1-0 38 BLK 38 1B 1B	1 SAFE B CH 82 B FC 88 S FC 86 F FF 91 F CH 82 B FC 86 X SI 90 3-2 ③ G5-3 1-2			X FF 97 0-0 ③ FC6 1-2f		C FF 98 B SL 92 X SI 97 1-1 3 FC4-6 1B	5	1	2	0	0	1	6
38 Michael Morse, R (1, 3) OBP: 0.315, SLG: 0.350 60 Keon Broxton, R (7, PR) 3 Sean Rodríguez, R (7, 3) OBP: 0.279, SLG: 0.353		T FF 86 B FC 88 B CH 79 F CH 82 B FC 87 B FC 88 4-2 10 FC6-4 BB	S FF 90 S FC 88 X FC 88 0-2 10 BB 1B 1-H		F FF 94 S CH 86 B CH 86 F CH 87 B FF 95 B FF 96 C CH 87 3-3 ① K		F FF 97 H FF 97 1-1 10 CS HBP		F SI 97 X SI 97 0-1 ② FC4-6 10 1B 1-2f	2 0 1	0 0 0	1 0 0	1 0 0	1 0 0	1 0 1	0 0 1
10 Jordy Mercer, R (1, 6) OBP: 0.297, SLG: 0.314		C FF 91 X FC 89 0-1 ① FC6-4 32 SH5-4 5 2B 1-2f	B FF 91 B CH 82 B CH 82 C FC 88 S FC 88 B SI 90 4-2 1-2 BB	C FF 95 B FF 95 X FF 95 1-1 ② G6-3			B SI 95 1 SAFE 1 SAFE F FF 95 B FF 96 C SL 88 F FF 96 F SL 86 F FF 97 2-3 ①② S FF 98 K 1-2	X SI 98 0-0 1-2 1B	4	1	1	0	1	1	2
32 J.A. Happ, L (1, 1) OBP: 0.100, SLG: 0.053 48 Jared Hughes, R (6, 1) 24 Pedro Alvarez, L (7, PH) OBP: 0.315, SLG: 0.469 59 Antonio Bastardo, R (7, 1) 38 Joakim Soria, R (8, 1) 30 Travis Ishikawa, L (9, PH) OBP: 0.296, SLG: 0.302 35 Mark Melancon, R (9, 1)		L FF 91 X FC 87 0-1 ② SH5-4 1-2	S SI 89 S SI 90 C SI 91 0-3 ③ K	B FF 95 B FF 95 B FF 92 C FF 92 X FF 93 3-1 ③ G3-1			S FF 97 B CU 80 B FF 95 B FF 95 X FF 97 3-1 1B	X FF 99 0-0 ③ G4-3	2 0 1 0 0 1 0	0 0 0 0 0 0 0	0 0 1 0 0 0 0	0 0 0 0 0 0 0	1 0 0 0 0 0 0	2 0 0 0 0 2 0	0 0 0 0 0 0 0
Inning Stats	R: 1 H: 2 E: 0 LOB: 2 K: 1 BB: 1 S: 13 P: 23	R: 2 H: 2 E: 0 LOB: 1 K: 0 BB: 1 S: 10 P: 17	R: 1 H: 2 E: 0 LOB: 2 K: 1 BB: 1 S: 16 P: 25	R: 2 H: 2 E: 0 LOB: 1 K: 0 BB: 1 S: 14 P: 27	R: 0 H: 0 E: 0 LOB: 0 K: 1 BB: 0 S: 8 P: 15	R: 0 H: 0 E: 0 LOB: 3 K: 0 BB: 3 S: 8 P: 21	R: 0 H: 1 E: 0 LOB: 1 K: 1 BB: 0 S: 10 P: 17	R: 0 H: 0 E: 0 LOB: 0 K: 1 BB: 0 S: 10 P: 11	R: 0 H: 2 E: 1 LOB: 2 K: 0 BB: 0 S: 9 P: 13	1B: 8 2B: 2 3B: 1 HR: 0	SF: 0 SAC: 1 DP: 0 HBP: 1			WP: 0 PB: 0 SB: 1 CS: 1	PA: 45	

TOP

Pittsburgh Pirates @ Colorado Rockies

Coors Field, Denver, CO

Tue Sep 22 2015, 6:41 PM - 10:03 PM MDT

Att. 23,433 - Partly Cloudy - 73 F

livebaseballscorecards.com

AB	36
R	6
H	11
RBI	6
BB	7
SO	5
LOB	22

PITCHER		IP	WLS	BF	H	R	ER	SO	BB	IBB	HBP	BLK	WP	HR	S	P	ERA	WHIP
52 Chris Rusin, L ERA: 5.39	(1, 1)	4.0	L	24	8	6	6	2	4	0	0	1	0	0	53	92	13.50	3.000
62 Gonzalez Germen, R ERA: 4.76	(5, 1)	1.2		8	0	0	0	1	3	0	0	0	0	0	15	35	0.00	1.800
45 Scott Oberg, R ERA: 5.33	(6, 1)	1.1		5	1	0	0	1	0	0	1	0	0	0	11	18	0.00	0.750
48 Boone Logan, L ERA: 4.59	(8, 1)	0.1		1	0	0	0	0	0	0	0	0	0	0	3	3	0.00	0.000
60 Justin Miller, R ERA: 3.54	(8, 1)	0.2		2	0	0	0	1	0	0	0	0	0	0	7	8	0.00	0.000

PITCHER		IP	WLS	BF	H	R	ER	SO	BB	IBB	HBP	BLK	WP	HR	S	P	ERA	WHIP
47 Jairo Díaz, R ERA: 1.35	(9, 1)	1.0		5	2	0	0	0	0	0	0	0	0	0	9	13	0.00	2.000

Batter	1	2	3	4	5	6	7	8	9	AB	R	H	RBI	BB	SO	LOB
19 Charlie Blackmon, L (1, 8) OBP: 0.350, SLG: 0.452	B FF 91 C FF 92 X SL 85 1-1 G5-3 ①		B FF 92 F FF 94 F SI 92 F FF 93 D CU 81 X SL 86 2-2 28 S 28 1B 2-H 1B		B FF 92 C FF 93 B FF 92 F FF 92 F FF 94 C FF 94 2-3 K ①			B FF 92 F FF 93 C FF 94 B FF 92 X FF 94 2-2 1B		4	1	2	1	0	1	0
18 Cristhian Adames, S (1, 6) OBP: 0.368, SLG: 0.343	F FF 93 S FF 92 B FF 92 F CU 81 S CU 80 1-3 K2-3 ②		1 SAFE 1 SAFE X FF 92 0-0 F9 ②		B FF 91 X FF 93 1-0 28 G5-4-3 1B			D CH 89 C FF 94 1 SAFE F FF 93 C FF 94 1-3 K ①		4	0	1	0	0	2	2
28 Nolan Arenado, R (1, 5) OBP: 0.317, SLG: 0.561 3 Daniel Descalso, L (9, 5) OBP: 0.289, SLG: 0.343	X FF 92 0-0 F9 ③		B FF 93 1 SAFE C FF 93 X SL 84 1-1 5 FC5-6 1-H 1B		X FF 94 0-0 G5-4-3 ② ③ 1-2f			F FF 92 1 SAFE 1 SAFE F FF 94 F FF 92 B CU 74 S SL 80 1-3 K ②		4 0	0 0	1 0	1 0	0 0	1 0	2 0
5 Carlos González, L (1, 9) OBP: 0.317, SLG: 0.526		S FF 91 X SL 86 0-1 G2-3 ①	B FF 92 B FF 94 X FF 94 2-0 FC5-6 ③ 1-2f			B SL 85 F FF 91 B SL 85 F FF 91 F FF 92 F CU 80 F FF 92 C FF 94 2-3 K ①		1 SAFE S FF 93 F FF 93 S FF 94 0-3 K ③		4	0	0	0	0	2	2
20 Wilin Rosario, R (1, 3) OBP: 0.292, SLG: 0.419		B FF 92 T FF 92 B SL 86 X FF 94 2-1 HR		X FF 90 0-0 50 L9 9 1B 1B		B FF 93 B CH 85 B FF 93 B FF 92 4-0 9 G4-6-3 BB			F FC 92 B KC 82 X KC 82 1-1 G6-3 ①	3	1	2	1	1	0	0
9 DJ LeMahieu, R (1, 4) OBP: 0.365, SLG: 0.397		C FF 93 F FF 93 C FF 93 0-3 K ②		1 SAFE F FF 92 X FF 92 0-1 1-2 1B		C SI 92 X SI 92 0-1 G4-6-3 ② ③ 1-2f			C FC 92 C FF 93 S FC 93 0-3 K ②	4	0	1	0	0	2	1
50 Dustin Garneau, R (1, 2) OBP: 0.250, SLG: 0.353 6 Corey Dickerson, L (9, PH) OBP: 0.337, SLG: 0.489		C FF 94 B SL 86 C FF 93 B CU 81 T FF 94 2-2 K ③		B FF 94 F FF 94 F FF 94 B FF 92 X FF 92 2-2 L9 ① 2-3			F FF 92 B FF 93 F FF 93 F FF 93 F SL 86 B SL 86 F FF 94 X FF 95 2-2 G6-3 ①		C FF 92 B FF 92 B FC 92 X FC 92 2-1 F9 ③	3 1	0 0	0 0	0 0	0 0	1 0	2 0
1 Brandon Barnes, R (1, 7) OBP: 0.318, SLG: 0.345			C FF 92 X CU 78 0-1 52 S 19 1B 1B	B FF 94 C FF 94 S FF 95 1 SAFE S FF 94 1-3 K ②				S FF 94 S FF 95 B FF 95 S FF 95 1-3 K ②		3	1	1	0	0	2	2
52 Chris Rusin, L (1, 1) OBP: 0.209, SLG: 0.279 16 Kyle Parker, R (4, PH) OBP: 0.212, SLG: 0.301 62 Gonzalez Germen, R (5, 1) 45 Scott Oberg, R (6, 1) 43 Rafael Ynoa, S (7, PH) OBP: 0.250, SLG: 0.267 48 Boone Logan, R (8, 1) 60 Justin Miller, R (8, 1) 47 Jairo Díaz, R (9, 1)			C FF 92 D FF 93 M FF 92 1 SAFE B FF 94 S FF 94 2-3 K ① 1-2	B FF 95 F FF 95 B FF 95 B FF 94 S FF 95 S FF 95 3-3 K ③				B FF 96 S FF 94 B FF 96 S FF 94 F FF 95 X SL 87 2-2 G1-3 ③		1 1 0 0 1 0 0 0	0 0 0 0 0 0 0 0	0 0 0 0 0 0 0 0	0 0 0 0 0 0 0 0	1 1 0 0 0 0 0 0	1 0 0 0 0 0 0 0	1 2 0 0 0 0 0 0
Inning Stats	R: 0 E: 0 K: 1 S: 7 H: 0 LOB: 0 BB: 0 P: 9	R: 1 E: 0 K: 2 S: 10 H: 1 LOB: 0 BB: 0 P: 14	R: 2 E: 0 K: 1 S: 13 H: 3 LOB: 1 BB: 0 P: 20	R: 0 E: 0 K: 2 S: 12 H: 2 LOB: 2 BB: 0 P: 18	R: 0 E: 0 K: 1 S: 6 H: 1 LOB: 0 BB: 0 P: 9	R: 0 E: 0 K: 1 S: 8 H: 0 LOB: 0 BB: 1 P: 14	R: 0 E: 0 K: 1 S: 13 H: 0 LOB: 0 BB: 0 P: 18	R: 0 E: 0 K: 3 S: 13 H: 1 LOB: 1 BB: 0 P: 17	R: 0 E: 0 K: 1 S: 7 H: 0 LOB: 0 BB: 0 P: 10	1B: 7 2B: 0 3B: 0 HR: 1	SF: 0 SAC: 0 DP: 2 HBP: 0			WP: 0 PB: 0 SB: 2 CS: 0	PA: 34	

PITCHER		IP	WLS	BF	H	R	ER	SO	BB	IBB	HBP	BLK	WP	HR	S	P	ERA	WHIP
32 J.A. Happ, L ERA: 3.88	(1, 1)	5.1	W	23	7	3	3	8	1	0	0	0	0	1	54	82	5.06	1.500
48 Jared Hughes, R ERA: 2.38	(6, 1)	0.2	H	1	0	0	0	0	0	0	0	0	0	0	2	2	0.00	0.000
59 Antonio Bastardo, L ERA: 2.89	(7, 1)	1.0	H	3	0	0	0	1	0	0	0	0	0	0	13	18	0.00	0.000
38 Joakim Soria, R ERA: 2.73	(8, 1)	1.0	H	4	1	0	0	3	0	0	0	0	0	0	13	17	0.00	1.000
35 Mark Melancon, R ERA: 1.88	(9, 1)	1.0	S	3	0	0	0	1	0	0	0	0	0	0	7	10	0.00	0.000

PITCHER	IP	WLS	BF	H	R	ER	SO	BB	IBB	HBP	BLK	WP	HR	S	P	ERA	WHIP

BOTTOM

Pittsburgh Pirates @ Colorado Rockies

Coors Field, Denver, CO

Tue Sep 22 2015, 6:41 PM - 10:03 PM MDT

Att. 23,433 - Partly Cloudy - 73 F

livebaseballscorecards.com

AB	33
R	3
H	8
RBI	3
BB	1
SO	13
LOB	14

Pittsburgh Pirates @ Colorado Rockies

Coors Field, Denver, CO

Wed Sep 23 2015, 6:44 PM - 10:19 PM MDT

Att. 23,526 - Clear - 79 F

TOP

livebaseballscorecards.com

Batter	1	2	3	4	5	6	7	8	9	AB	R	H	RBI	BB	SO	LOB
25 Gregory Polanco, L (1, 9) OBP: 0.320, SLG: 0.381 37 Arquimedes Caminero, R (9, 1)	L5	P6		1B	BB			L8	2B	5 0	2 0	2 0	1 0	1 0	0 0	1 0
5 Josh Harrison, R (1, 5) OBP: 0.324, SLG: 0.376	1B		K	1B	K			K2-3	1B	6	3	3	1	0	3	2
22 Andrew McCutchen, R (1, 8) OBP: 0.406, SLG: 0.498	F8		1B	BB	K			BB	BB	3	1	1	0	3	1	1
6 Starling Marte, R (1, 7) OBP: 0.337, SLG: 0.452	1B		1B	2B	F8			G5-3	K	6	2	3	2	0	1	3
18 Neil Walker, S (1, 4) OBP: 0.334, SLG: 0.432	1B		HR	BB	G6-3				1B	5	2	4	6	1	0	0
29 Francisco Cervelli, R (1, 2) OBP: 0.377, SLG: 0.403	G2		G6-3	K	K2-3				1B	6	0	2	0	0	2	4
24 Pedro Alvarez, L (1, 3) OBP: 0.312, SLG: 0.464 38 Joakim Soria, R (7, 1) 44 Tony Watson, L (8, 1) 23 Travis Snider, L (9, PH) OBP: 0.315, SLG: 0.352 60 Keon Broxton, R (9, PR) (9, 9)		F7	F8		K		K		FC4-6 1B	4 0 0 1 1	0 0 0 0 1	0 0 0 0 1	0 0 0 0 0	0 0 0 0 1	2 0 0 0 0	0 0 0 2 3
10 Jordy Mercer, R (1, 6) OBP: 0.303, SLG: 0.321		1B		G6-3	2B		1B		BB	4	1	3	0	1	0	0
50 Charlie Morton, R (1, 1) OBP: 0.054, SLG: 0.028 55 Joe Blanton, R (5, 1) 38 Michael Morse, R (7, PH) OBP: 0.314, SLG: 0.349 3 Sean Rodríguez, R (7, 3) OBP: 0.283, SLG: 0.361		SH3-4		P3	G5-3		K		2B	2 0 1 1	0 0 0 1	0 0 0 3	0 0 0 0	0 0 1 0	0 0 1 0	1 0 1 0
Inning Stats	R: 2 E: 0 K: 0 S: 16 H: 3 LOB: 1 BB: 0 P: 21	R: 0 E: 0 K: 0 S: 10 H: 1 LOB: 1 BB: 0 P: 11	R: 3 E: 0 K: 1 S: 14 H: 3 LOB: 0 BB: 0 P: 20	R: 2 E: 0 K: 1 S: 20 H: 3 LOB: 3 BB: 2 P: 39	R: 0 E: 0 K: 2 S: 11 H: 1 LOB: 2 BB: 1 P: 15	R: 0 E: 0 K: 1 S: 10 H: 0 LOB: 0 BB: 0 P: 16	R: 0 E: 0 K: 3 S: 10 H: 1 LOB: 1 BB: 0 P: 16	R: 0 E: 0 K: 1 S: 10 H: 0 LOB: 1 BB: 1 P: 18	R: 6 E: 0 K: 2 S: 29 H: 7 LOB: 3 BB: 2 P: 50	1B: 14 2B: 4 3B: 0 HR: 1 SF: 0 SAC: 1 DP: 0 HBP: 0	WP: 0 PB: 0 SB: 1 CS: 0 PA: 52					

PITCHER		IP	WLS	BF	H	R	ER	SO	BB	IBB	HBP	BLK	WP	HR	S	P	ERA	WHIP
36 Christian Bergman, R ERA: 4.62	(1, 1)	3.2	L	22	10	7	7	1	1	0	0	0	0	1	55	79	17.18	3.000
64 Simon Castro, R ERA: 5.19	(4, 1)	0.1		2	0	0	0	1	1	0	0	0	0	0	5	12	0.00	3.000
53 Christian Friedrich, L ERA: 5.27	(5, 1)	1.0		5	1	0	0	2	1	0	0	0	0	0	11	15	0.00	2.000
60 Justin Miller, R ERA: 3.41	(6, 1)	1.0		3	0	0	0	1	0	0	0	0	0	0	10	16	0.00	0.000
49 Rex Brothers, L ERA: 2.35	(7, 1)	1.0		4	1	0	0	3	0	0	0	0	0	0	10	16	0.00	1.000
48 Boone Logan, L ERA: 4.54	(8, 1)	0.1		1	0	0	0	0	0	0	0	0	0	0	2	5	0.00	0.000
47 Jairo Díaz, R ERA: 1.29	(8, 1)	0.2		3	0	0	0	1	1	0	0	0	0	0	8	13	0.00	1.500
66 John Axford, R ERA: 4.53	(9, 1)	0.1		5	3	5	5	0	1	0	0	0	0	0	10	20	135.00	12.000
65 Jason Gurka, L ERA: 9.95	(9, 1)	0.2		7	4	1	1	2	1	0	0	0	0	0	19	30	13.50	7.500

AB	45
R	13
H	19
RBI	13
BB	6
SO	11
LOB	18

Batter	1	2	3	4	5	6	7	8	9	AB	R	H	RBI	BB	SO	LOB
7 José Reyes, S (1, 6) OBP: 0.309, SLG: 0.380	C SI 94 S FS 84 C SI 94 0-3 ① K		X FS 84 0-0 ② FC3-6 6 1B 1-2f 3-H	D SI 94 X SI 94 1-0 ③ G3		B SI 92 S CH 87 F FF 92 B SL 86 T CH 87 2-2 ② K			S SI 98 X FS 90 0-1 ① G4-3 2-3	5	0	0	1	0	2	5
6 Corey Dickerson, L (1, 7) (6, 8) OBP: 0.344, SLG: 0.514	F SI 95 L SI 95 F CU 81 F FF 96 X CU 80 0-2 ② G4-3		B SI 93 F CU 79 1 SAFE B SI 94 X SI 93 2-1 1B 1-3		F FS 84 B FS 83 X FS 83 1-1 HR	B SI 94 B FF 92 X CH 86 2-0 ③ L9			C SL 92 F FF 100 F FF 101 B FF 100 X FS 89 1-2 2B 3-H	5	1	3	2	0	0	0
5 Carlos González, L (1, 9) OBP: 0.316, SLG: 0.523	L SI 95 C CU 80 F CU 80 B SI 95 B SI 94 S CU 81 2-3 ③ K		X FS 86 0-0 ③ F9		X SI 93 0-0 9 G6-3 33 1B 30 HR 1B		X FF 90 0-0 ① G4-3		S FF 100 X FF 101 0-1 ② F7	5	1	1	0	0	1	3
33 Justin Morneau, L (1, 3) OBP: 0.351, SLG: 0.462		C FF 94 B FS 83 F FF 92 B FF 95 S CU 80 2-3 ① K2-3	X CU 78 0-0 30 1B 9 1B 3 BB 1B	F SI 93 X SI 93 0-1 9 G6-3 30 HR 1-2 1B		F FF 91 S FF 91 F FF 92 X FF 92 0-2 ② G6-3			F FF 100 F FF 101 B FF 100 X FF 101 1-2 ③ G6-3	5	2	2	0	0	1	1
9 DJ LeMahieu, R (1, 4) OBP: 0.364, SLG: 0.396		F SI 95 B SI 94 C CU 80 X SI 94 1-2 ② G6-3	C FF 92 X SI 92 0-1 3 BB 30 1B 1 FC5-2 1-2 1B	L SI 93 B CU 81 B SI 92 X SI 92 2-1 ① G6-3 1-2 2-3			B SL 79 F FF 93 X FC 89 1-1 ③ G2-3			4	0	1	0	0	0	2
30 Tom Murphy, R (1, 2) OBP: 0.333, SLG: 0.750		C FF 95 S SI 93 B SI 94 S CU 81 1-3 ③ K	X SI 92 0-0 1 FC5-2 3 BB 1-2 2-3 1B	F CU 80 F FF 92 X CU 80 0-2 2-H 3-H HR				C SI 94 F SI 94 X SI 95 0-2 ① G6-3		4	1	2	3	0	1	0
3 Daniel Descalso, L (1, 5) OBP: 0.294, SLG: 0.343			F FF 93 F FS 84 X CU 78 0-2 36 1B 1 G5-3 7 FC3-6 1B	B SI 94 F SI 94 B SI 94 B SI 94 F SI 95 F SI 95 F SI 95 B SI 96 4-2 1 FC5-2 1-2 2-3 3-H BB	F SI 92 X FF 92 0-1 ② G4-3			B SI 95 X SI 95 1-0 ② G1-3		3	1	1	1	1	0	0
1 Brandon Barnes, R (1, 8) OBP: 0.314, SLG: 0.341 16 Kyle Parker, R (6, 7) OBP: 0.210, SLG: 0.298			T SI 94 X SI 93 0-1 ① G5-3 1-2	X SI 94 0-0 ① FC5-2 1-2 2-3 3-Hf	B SL 86 X SL 85 1-0 ③ L8			X SI 95 0-0 ③ P6		3 1	0 0	0 0	0 0	0 0	0 0	4 0
36 Christian Bergman, R (1, 1) OBP: 0.000, SLG: 0.000 64 Simon Castro, R (4, 1) 10 Ben Paulsen, L (4, PH) OBP: 0.000, SLG: 0.000 53 Christian Friedrich, R (5, 1) 60 Justin Miller, R (6, 1) 18 Cristhian Adames, S (6, PH) OBP: 0.364, SLG: 0.636 49 Rex Brothers, L (7, 1) 48 Boone Logan, R (8, 1) 47 Jairo Diaz, R (8, 1) 66 John Axford, R (9, 1) 65 Jason Gurka, L (9, 1) 43 Rafael Ynoa, S (9, PH) OBP: 0.267, SLG: 0.293			C FF 93 B FF 94 S SI 93 F SI 94 F CU 80 X SI 94 1-2 7 FC3-6 2-3 1B	S CU 81 F CU 80 D CU 81 C SI 94 1-3 ② K		S CH 86 X CH 86 0-1 ① G4-3			S FF 97 B FF 99 F FF 98 F FF 99 F FS 91 B FF 100 F FS 93 X FF 101 2-2 7 G4-3 6 2B	1 0 1 0 0 0 1 0 0 0 0 0 1	0 0 0 0 0 0 0 0 0 0 0 0 1	1 0 0 0 0 0 0 0 0 0 0 0 0	0 0 0 0 0 0 0 0 0 0 0 0 0	0 0 1 0 0 0 0 0 0 0 0 0 0	0 0 3 0 0 0 0 0 0 0 0 0 0	0 0 0 0 0 0 0 0 0 0 0 0 0
Inning Stats	R: 0 E: 0 K: 2 S: 12 H: 0 LOB: 0 BB: 0 P: 14	R: 0 E: 0 K: 2 S: 9 H: 0 LOB: 0 BB: 0 P: 13	R: 1 E: 0 K: 0 S: 14 H: 3 LOB: 2 BB: 0 P: 17	R: 1 E: 0 K: 1 S: 13 H: 3 LOB: 3 BB: 1 P: 19	R: 4 E: 0 K: 0 S: 13 H: 4 LOB: 0 BB: 0 P: 17	R: 0 E: 0 K: 1 S: 6 H: 0 LOB: 0 BB: 0 P: 10	R: 0 E: 0 K: 0 S: 7 H: 0 LOB: 0 BB: 0 P: 8	R: 0 E: 0 K: 0 S: 5 H: 0 LOB: 0 BB: 0 P: 6	R: 1 E: 0 K: 0 S: 17 H: 2 LOB: 1 BB: 0 P: 21	1B: 8 2B: 2 3B: 0 HR: 2	SF: 0 SAC: 0 DP: 0 HBP: 0		WP: 0 PB: 0 SB: 0 CS: 0	PA: 40		

PITCHER		IP	WLS	BF	H	R	ER	SO	BB	IBB	HBP	BLK	WP	HR	S	P	ERA	WHIP
50 Charlie Morton, R ERA: 4.54	(1, 1)	4.1		24	10	6	6	5	1	0	0	0	0	2	58	76	12.46	2.538
55 Joe Blanton, R ERA: 3.07	(5, 1)	1.2	W	5	0	0	0	1	0	0	0	0	0	0	9	14	0.00	0.000
38 Joakim Soria, R ERA: 2.69	(7, 1)	1.0	H	3	0	0	0	0	0	0	0	0	0	0	7	8	0.00	0.000
44 Tony Watson, L ERA: 2.02	(8, 1)	1.0	H	3	0	0	0	0	0	0	0	0	0	0	5	6	0.00	0.000
37 Arquimedes Caminero, R ERA: 3.66	(9, 1)	1.0		5	2	1	1	0	0	0	0	0	0	0	17	21	9.00	2.000

PITCHER	IP	WLS	BF	H	R	ER	SO	BB	IBB	HBP	BLK	WP	HR	S	P	ERA	WHIP

BOTTOM

Pittsburgh Pirates @ Colorado Rockies

Coors Field, Denver, CO

Wed Sep 23 2015, 6:44 PM - 10:19 PM MDT

Att. 23,526 - Clear - 79 F

livebaseballscorecards.com

AB	39
R	7
H	12
RBI	7
BB	1
SO	6
LOB	18

Batter	1	2	3	4	5	6	7	8	9	AB	R	H	RBI	BB	SO	LOB
5 Josh Harrison, R (1, 5) OBP: 0.325, SLG: 0.382	B FF 93 C FF 93 B FF 89 F FF 95 S CH 89 2-3 ① K	B FF 88 F FF 89 C FF 93 X CH 84 1-2 ③ G6-3			B CU 71 B FF 91 X SI 92 2-0 14 1B 2B		C SL 86 F SL 86 B FF 95 X CU 79 1-2 2B		S FF 97 B FF 96 F FF 97 F FF 98 S FF 98 1-3 ② K	5	1	2	0	0	2	1
14 Jaff Decker, L (1, 9) OBP: 0.419, SLG: 0.375	C FF 95 B FF 95 B CU 76 B FF 96 B FF 92 4-1 6 1B 22 1B BB		C FF 94 B CH 85 F FF 93 B CH 85 F CU 75 B FF 95 X FF 92 3-2 ① G3-1		B FF 92 B FF 93 X FF 91 2-0 22 G4-6-3 2-H 1B		C FF 95 B FF 96 C FF 95 D SL 85 B FF 96 S CU 79 3-3 ③ K		B FF 97 F FF 98 X FF 98 1-1 22 BB 1B	4	1	2	1	1	1	1
22 Andrew McCutchen, R (1, 8) OBP: 0.406, SLG: 0.496	C FF 93 B FF 92 X SL 88 1-1 6 1B 1-2 1B		C CU 76 X FF 92 0-1 ② G6-3		F FF 94 F SI 92 B FF 88 X SL 88 1-2 ①② G4-6-3 1-2f			X SI 96 0-0 ① G4-3	D FF 98 F FF 97 C FF 97 B SL 92 B SL 93 B SL 93 4-2 1-2 BB	4	0	1	0	1	0	1
6 Starling Marte, R (1, 7) OBP: 0.341, SLG: 0.455	S SL 88 S SI 92 X CH 86 0-2 1-2 2-H 1B		B FF 95 C FF 95 S FF 89 F FF 89 B FF 91 F SI 93 B FF 91 X FF 95 3-2 1B		B FF 93 S CU 73 B FF 90 X FF 93 2-1 ③ 1B			C FF 99 F SL 92 X FF 98 0-2 18 1B 24 HR 1B	F FF 98 S CU 81 X SL 88 0-2 ③ G4-3	5	1	4	1	0	0	2
18 Neil Walker, S (1, 4) OBP: 0.333, SLG: 0.431	B FF 93 X FF 93 1-0 ② L9		C FF 93 B CH 86 1 SAFE C FF 93 F CH 85 F FF 94 C CU 71 1-3 ③ K			X FF 93 0-0 ① L8		X SI 97 0-0 1-2 24 HR 1B		4	1	1	0	0	1	3
10 Jordy Mercer, R (1, 6) OBP: 0.300, SLG: 0.318	C FF 93 F CU 76 B FF 93 D FF 89 F FF 94 S FF 96 2-3 ③ K			C FF 92 B SI 89 X CU 72 1-1 ① F8		B FF 94 X FF 93 1-0 ② P5		B SL 90 F FF 98 C SL 90 F SL 90 S SL 90 1-3 ② K		4	0	0	0	0	2	4
24 Pedro Alvarez, L (1, 3) OBP: 0.314, SLG: 0.470 3 Sean Rodríguez, R (8, 3) OBP: 0.283, SLG: 0.361		C FF 93 S CH 88 B SI 94 S CH 87 1-3 ① K2-3		B CH 84 B FF 93 B SI 91 B FF 94 4-0 BB		B SI 93 X CH 88 1-0 ③ G3		B SL 90 C FF 98 B FF 98 X SI 97 2-1 1-H 2-H HR		3 0	1 0	1 0	3 0	1 0	1 0	0 0
19 Chris Stewart, R (1, 2) OBP: 0.315, SLG: 0.329		C FF 95 B FF 92 X SI 94 1-1 49 SH2-4 1B		L FF 92 C SI 93 S SL 88 0-3 ② K			F FF 96 F SL 85 X SL 85 0-2 ① G5-3	X FF 99 0-0 ③ G6-3		4	0	1	0	0	1	1
49 Jeff Locke, L (1, 1) OBP: 0.100, SLG: 0.089 39 Bobby LaFromboise, L (6, 1) 23 Travis Snider, L (7, PH) OBP: 0.314, SLG: 0.351 55 Joe Blanton, R (7, 1) 59 Antonio Bastardo, R (8, 1) 38 Michael Morse, R (9, PH) OBP: 0.313, SLG: 0.347 35 Mark Melancon, R (9, 1)		B FF 91 B FF 90 C SI 88 B FF 88 X SI 92 3-1 ② SH2-4 1-2		C FF 92 B FF 94 B FF 89 C FF 93 C FF 94 2-3 ③ K			X FF 95 0-0 ② G5-3		B SL 87 F FF 96 S FF 97 C SL 89 1-3 ① K	1 0 1 0 0 1 0	0 0 0 0 0 0 0	0 0 0 0 0 0 0	0 0 0 0 0 0 0	1 0 0 0 0 1 0	1 0 0 0 0 0 0	1 0 0 0 0 0 0
Inning Stats	R: 1 H: 2 E: 0 LOB: 2 K: 2 BB: 1 S: 14 P: 24	R: 0 H: 1 E: 0 LOB: 1 K: 1 BB: 0 S: 10 P: 16	R: 0 H: 1 E: 0 LOB: 1 K: 1 BB: 0 S: 16 P: 23	R: 0 H: 0 E: 0 LOB: 1 K: 2 BB: 1 S: 8 P: 15	R: 1 H: 3 E: 0 LOB: 1 K: 0 BB: 0 S: 7 P: 14	R: 0 H: 0 E: 0 LOB: 0 K: 0 BB: 0 S: 3 P: 5	R: 0 H: 1 E: 0 LOB: 1 K: 1 BB: 0 S: 10 P: 14	R: 3 H: 3 E: 0 LOB: 0 K: 1 BB: 0 S: 12 P: 15	R: 0 H: 1 E: 0 LOB: 2 K: 2 BB: 1 S: 14 P: 21	1B: 9 SF: 0 2B: 2 SAC: 1 3B: 0 DP: 1 HR: 1 HBP: 0						WP: 0 PA: 40 PB: 0 SB: 0 CS: 0

PITCHER		IP	WLS	BF	H	R	ER	SO	BB	IBB	HBP	BLK	WP	HR	S	P	ERA	WHIP
35 Chad Bettis, R ERA: 4.38	(1, 1)	6.0		25	7	2	2	6	2	0	0	0	0	0	58	97	3.00	1.500
45 Scott Oberg, R ERA: 5.24	(7, 1)	1.0	H	4	1	0	0	1	0	0	0	0	0	0	10	14	0.00	1.000
47 Jairo Díaz, R ERA: 3.0	(8, 1)	1.0	L	6	3	3	3	1	0	0	0	0	0	1	12	15	27.00	3.000
66 John Axford, R ERA: 4.44	(9, 1)	1.0		5	1	0	0	2	1	0	0	0	0	0	14	21	0.00	2.000

PITCHER	IP	WLS	BF	H	R	ER	SO	BB	IBB	HBP	BLK	WP	HR	S	P	ERA	WHIP

TOP

Pittsburgh Pirates @ Colorado Rockies

Coors Field, Denver, CO

Thu Sep 24 2015, 1:11 PM - 4:08 PM MDT

Att. 25,164 - Sunny - 79 F

livebaseballscorecards.com

AB	36
R	5
H	12
RBI	5
BB	3
SO	10
LOB	14

Batter	1	2	3	4	5	6	7	8	9	AB	R	H	RBI	BB	SO	LOB
6 Corey Dickerson, L (1, 8) OBP: 0.340, SLG: 0.505	C FF 92 X SI 93 0-1 L4 ①		T KC 79 B SI 92 D CH 82 S SI 92 F SI 92 X CH 83 2-2 1-2 18 FC6-4 1B		F SI 91 F SI 92 X KC 81 0-2 E3 18 3B	B SL 81 F SI 87 S SI 87 D SL 79 S SL 80 2-3 K ③ 1-2			S FF 93 B FC 94 F FC 93 F FF 94 X FC 94 1-2 P5 ①	5	1	1	0	0	1	1
18 Cristhian Adames, S (1, 6) OBP: 0.341, SLG: 0.366	B SI 92 B SI 93 F SI 93 X CH 81 2-1 L8 ②		F SI 92 X CH 82 0-1 FC6-4 ② 28 2B 1-2f 2-3		B CH 82 X CH 84 1-0 1-H 3B		X CH 86 0-0 E1 28 CS		S FC 93 F FC 92 C KC 82 0-3 K ②	5	1	1	1	0	1	2
28 Nolan Arenado, R (1, 5) OBP: 0.319, SLG: 0.564	C SI 93 B CH 84 B SI 93 X CH 83 2-1 2B		B SI 92 B SI 92 C SI 92 X SI 92 2-1 1-H 3-H 2B		I IN 71 I IN 72 I IN 74 4-0 IBB		B SI 91 S SL 86 F FF 93 B FF 91 X FF 93 2-2 P4 ①② 1-2		C FC 93 S KC 82 B FC 92 B KC 83 B FC 91 S KC 83 3-3 K ③	4	0	2	2	1	1	1
20 Wilin Rosario, R (1, 3) OBP: 0.288, SLG: 0.414 45 Scott Oberg, R (7, 1) 5 Carlos González, L (7, PH) OBP: 0.318, SLG: 0.524 (8, 9)	B SI 93 C SI 92 F CH 82 X SI 93 1-2 G6-3 ③		F CH 81 F SI 92 S CH 83 0-3 K ③		B SI 92 C SI 92 F SI 92 1 SAFE S KC 81 1-3 K ②		B CH 87 B SL 84 X SI 92 2-0 E9 1B			3 0 1	0 0 0	0 0 1	0 0 0	0 0 0	2 0 0	4 0 0
9 DJ LeMahieu, R (1, 4) OBP: 0.362, SLG: 0.393 33 Justin Morneau, L (7, PH) OBP: 0.355, SLG: 0.462 47 Jairo Díaz, R (8, 1) 66 John Axford, R (9, 1)		C SI 93 X CH 82 0-1 L8 ①	C SI 91 B SI 91 B SI 92 X CH 82 2-1 F7 ①	C FF 92 B SI 91 X SI 92 1-1 G4-3 ③		I IN 70 I IN 74 I IN 78 I IN 79 4-0 IBB			3 0 0 0	0 0 0 0	0 0 0 0	0 1 0 0	0 0 0 0	0 0 0 0	2 0 0 0
43 Rafael Ynoa, S (1, 7) OBP: 0.257, SLG: 0.282 (8, 4)		C SI 92 F SI 93 B FF 93 B SI 92 S CH 82 2-3 K ②	C CH 82 X CH 82 0-1 1B		B FF 92 B SI 92 C FF 92 X CH 81 2-1 F8 ① D CH 88 F SI 93 F SL 85 X SL 87 1-2 P5 ③				4	0	1	0	0	1	2
16 Kyle Parker, R (1, 9) OBP: 0.212, SLG: 0.296 (8, 7)		C FF 93 F CH 83 T SI 93 0-2 K ③	1 SAFE C SI 91 B SI 92 1 SAFE S CH 82 S CH 81 1-3 K ②		F CH 81 X CH 81 0-1 10 S 10 1B		C FF 92 B FF 93 S FF 94 S FF 94 1-3 K ①		4	1	1	0	0	3	1
50 Dustin Garneau, R (1, 2) OBP: 0.233, SLG: 0.327			C SI 90 B CH 82 F CH 81 X SI 91 1-2 G6-3 ① F CH 82 B SI 90 B SI 91 X FF 92 2-1 G6-3 ③		B FF 91 X FF 91 1-0 F9 ②		B FF 94 F FF 95 X FF 93 1-1 P6 ②		4	0	0	0	0	0	2
35 Chad Bettis, R (1, 1) OBP: 0.194, SLG: 0.074 10 Ben Paulsen, L (6, PH) OBP: 0.320, SLG: 0.451 (7, 3)			B FF 91 B FF 90 C SI 91 B SI 92 B FF 92 4-1 18 FC6-4 6 1B 28 2B BB	C SI 89 C SI 91 X CH 80 0-2 F9 ①	B SI 91 B SI 91 C SI 91 X CH 80 2-1 6 S 1-H 1B		C FF 94 B SL 88 X SL 86 1-1 P3 ③		1 2	1 0	0 1	0 1	1 0	0 0	0 0
Inning Stats	R: 0 E: 0 K: 0 S: 9 H: 1 LOB: 1 BB: 0 P: 14	R: 0 E: 0 K: 2 S: 8 H: 0 LOB: 0 BB: 0 P: 10	R: 2 E: 0 K: 1 S: 15 H: 2 LOB: 1 BB: 1 P: 24	R: 0 E: 0 K: 1 S: 9 H: 1 LOB: 1 BB: 0 P: 14	R: 1 E: 1 K: 1 S: 12 H: 1 LOB: 2 BB: 1 P: 19	R: 1 E: 0 K: 1 S: 10 H: 2 LOB: 1 BB: 0 P: 17	R: 0 E: 2 K: 0 S: 8 H: 1 LOB: 2 BB: 1 P: 17	R: 0 E: 0 K: 1 S: 7 H: 0 LOB: 0 BB: 0 P: 10	R: 0 E: 0 K: 2 S: 10 H: 0 LOB: 0 BB: 0 P: 14	1B: 5 2B: 2 3B: 1 HR: 0	SF: 0 SAC: 0 DP: 0 HBP: 0					

PITCHER		IP	WLS	BF	H	R	ER	SO	BB	IBB	HBP	BLK	WP	HR	S	P	ERA	WHIP
49 Jeff Locke, L ERA: 4.49	(1, 1)	5.2		27	7	4	3	5	1	1	0	0	0	0	60	93	4.76	1.412
39 Bobby LaFromboise, L ERA:	(6, 1)	0.1		1	0	0	0	1	0	0	0	0	0	0	3	5	0.00	0.000
55 Joe Blanton, R ERA: 3.03	(7, 1)	1.0	W	5	1	0	0	0	0	1	0	0	0	0	8	17	0.00	1.000
59 Antonio Bastardo, L ERA: 2.83	(8, 1)	1.0	H	3	0	0	0	1	0	0	0	0	0	0	7	10	0.00	0.000
35 Mark Melancon, R ERA: 1.86	(9, 1)	1.0	S	3	0	0	0	2	0	0	0	0	0	0	10	14	0.00	0.000

PITCHER	IP	WLS	BF	H	R	ER	SO	BB	IBB	HBP	BLK	WP	HR	S	P	ERA	WHIP

BOTTOM

Pittsburgh Pirates @ Colorado Rockies

Coors Field, Denver, CO

Thu Sep 24 2015, 1:11 PM - 4:08 PM MDT

Att. 25,164 - Sunny - 79 F

livebaseballscorecards.com

AB	36
R	4
H	8
RBI	4
BB	3
SO	9
LOB	15

1B: 5 2B: 2 3B: 1 HR: 0 SF: 0 SAC: 0 DP: 0 HBP: 0

WP: 0 PB: 0 SB: 2 CS: 1 PA: 39

Pittsburgh Pirates @ Chicago Cubs

Wrigley Field, Chicago, IL

Fri Sep 25 2015, 1:26 PM - 4:24 PM CDT

Att. 40,432 - Partly Cloudy - 68 F

livebaseballscorecards.com

Batter	1	2	3	4	5	6	7	8	9	AB	R	H	RBI	BB	SO	LOB
25 Gregory Polanco, L (1, 9) OBP: 0.318, SLG: 0.378	L8		K			K		K		4	0	0	0	0	3	3
6 Starling Marte, R (1, 7) OBP: 0.338, SLG: 0.452	L7		G4-3			B3		G6-3		4	0	0	1	0	0	2
22 Andrew McCutchen, R (1, 8) OBP: 0.403, SLG: 0.493	L8			F8		K		K		4	0	0	0	0	2	1
17 Aramis Ramirez, R (1, 5) OBP: 0.299, SLG: 0.435		G6-3		K			29 SH5-3, 38 1B, 2B		P6	3	0	1	0	0	1	0
60 Keon Broxton, R (7, PR)										0	1	0	0	0	0	0
18 Neil Walker, S (7, 4) OBP: 0.333, SLG: 0.430										1	0	0	0	0	0	0
29 Francisco Cervelli, R (1, 2) OBP: 0.377, SLG: 0.403		G6-3		F8			SH5-3		1B	3	0	1	0	0	0	0
38 Michael Morse, R (1, 3) OBP: 0.317, SLG: 0.352		K			10 G5-3, 1B		5 P3, 1B		K	3	0	2	1	0	1	0
3 Sean Rodríguez, R (7, PR) OBP: 0.281, SLG: 0.359										1	0	0	0	0	1	1
(7, 3)																
5 Josh Harrison, R (1, 4) OBP: 0.322, SLG: 0.378			F7		L7		P3		K	4	0	0	0	0	1	4
(7, 5)																
10 Jordy Mercer, R (1, 6) OBP: 0.301, SLG: 0.321			45 1B, 2B		G5-3			K 24 1B, 6 G6-3		3	2	1	0	0	1	1
45 Gerrit Cole, R (1, 1) OBP: 0.183, SLG: 0.155										2	0	1	1	0	1	1
24 Pedro Alvarez, L (8, PH) OBP: 0.315, SLG: 0.472										1	0	1	0	0	0	0
44 Tony Watson, L (8, 1)										0	0	0	0	0	0	0
35 Mark Melancon, R (9, 1)								6 G6-3, 1B		0	0	0	0	0	0	0
Inning Stats	R: 0 E: 0 K: 0 S: 10 H: 0 LOB: 0 BB: 0 P: 15	R: 0 E: 0 K: 1 S: 9 H: 0 LOB: 0 BB: 0 P: 11	R: 1 E: 0 K: 1 S: 13 H: 2 LOB: 0 BB: 0 P: 20	R: 0 E: 0 K: 1 S: 8 H: 0 LOB: 0 BB: 0 P: 12	R: 0 E: 0 K: 1 S: 12 H: 1 LOB: 1 BB: 0 P: 17	R: 0 E: 0 K: 2 S: 9 H: 0 LOB: 0 BB: 0 P: 13	R: 1 E: 0 K: 0 S: 11 H: 2 LOB: 2 BB: 0 P: 14	R: 1 E: 0 K: 3 S: 13 H: 1 LOB: 1 BB: 0 P: 19	R: 0 E: 0 K: 2 S: 13 H: 1 LOB: 1 BB: 0 P: 18	1B: 5 2B: 3 3B: 0 HR: 0	SF: 0 SAC: 1 DP: 1 HBP: 0						

AB	33
R	3
H	7
RBI	3
BB	0
SO	11
LOB	13

WP: 1 PB: 0 SB: 0 CS: 0 PA: 34

PITCHER		IP	WLS	BF	H	R	ER	SO	BB	IBB	HBP	BLK	WP	HR	S	P	ERA	WHIP
34 Jon Lester, L ERA: 3.43	(1, 1)	7.0	L	25	5	2	2	6	0	0	0	0	0	0	72	102	2.57	0.714
46 Pedro Strop, R ERA: 3.05	(8, 1)	1.0		5	1	1	1	3	0	0	0	0	1	0	13	19	9.00	1.000
37 Travis Wood, L ERA: 4.03	(9, 1)	0.1		1	0	0	0	0	0	0	0	0	0	0	4	4	0.00	0.000
57 Fernando Rodney, R ERA: 4.95	(9, 1)	0.2		3	1	0	0	2	0	0	0	0	0	0	9	14	0.00	1.500

PITCHER		IP	WLS	BF	H	R	ER	SO	BB	IBB	HBP	BLK	WP	HR	S	P	ERA	WHIP

Pittsburgh Pirates @ Chicago Cubs

Wrigley Field, Chicago, IL

Fri Sep 25 2015, 1:26 PM - 4:24 PM CDT

Att. 40,432 - Partly Cloudy - 68 F

livebaseballscorecards.com

BOTTOM

Batter	1	2	3	4	5	6	7	8	9	AB	R	H	RBI	BB	SO	LOB
24 Dexter Fowler, S (1, 8) OBP: 0.345, SLG: 0.418	C FF 96 B FF 95 F CH 91 B FF 96 S FF 96 2-3 K ①		B KC 82 F SI 95 B FF 95 X FF 94 2-1 F9 ②		S SI 95 B SL 89 B SI 96 T SI 95 S FF 97 2-3 K ③			C SI 96 X SI 95 0-1 G3-1 ②		4	0	0	0	0	2	0
12 Kyle Schwarber, L (1, 7) OBP: 0.351, SLG: 0.509 27 Austin Jackson, R (8, PH) OBP: 0.307, SLG: 0.378 (9, 7)	F FF 96 B FF 96 B SL 89 B SI 95 B FF 97 4-1 17 CS BB		F FF 97 C FF 97 X FF 95 0-2 P6 ③			B SL 89 C SI 96 B CH 89 X FF 95 2-1 1B		C SI 95 B SI 94 B CH 86 B SI 94 B SI 94 4-1 17 1B BB		2 0	0 0	1 0	0 0	1 1	0 0	0 0
17 Kris Bryant, R (1, 5) OBP: 0.370, SLG: 0.501	1 SAFE C SI 96 S FF 96 B SL 90 F SI 97 B SI 97 1 SAFE B FF 97 S FF 98 3-3 K ② ③ 1-2			F SL 90 B SI 95 B FF 96 S SI 96 B SL 90 X SI 97 3-2 44 1B 22 FC6-4 1B		D KC 83 B FF 96 B FF 95 C SI 96 F SL 90 S SI 96 3-3 K ①		B SI 95 X SI 95 1-0 1-2 1B	4	1	2	0	0	2	2
44 Anthony Rizzo, L (1, 3) OBP: 0.391, SLG: 0.520		F FF 96 F KC 82 X FF 97 0-2 F7 ①		B FF 96 B FF 96 F FF 96 B SI 97 X FF 97 3-1 22 FC6-4 1-3 1B		B SI 96 S SL 90 B FF 98 X SI 98 2-1 F8 ②		C SI 95 B SI 95 F SI 95 S SL 84 1-3 K ③		4	0	1	0	0	1	3
8 Chris Coghlan, L (1, 9) OBP: 0.341, SLG: 0.443 46 Pedro Strop, R (8, 1) 37 Travis Wood, R (9, 1) OBP: 0.156, SLG: 0.100 57 Fernando Rodney, R (9, 1) 15 Chris Denorfia, R (9, PH) OBP: 0.321, SLG: 0.367		B FF 97 S FF 95 B SL 90 F FF 97 B SI 96 B SI 97 4-2 3 G6-3 22 1B BB		C FF 97 B FF 97 F SL 90 1 SAFE S FF 98 1-3 K ①		B SL 90 T FF 97 X SI 97 1-1 G6-3 ③			C FF 91 B KC 81 X FC 91 1-1 13 3B 2B	2 0 0 0 1	0 0 0 0 1	0 0 0 0 1	0 0 0 0 1	1 0 0 0 1	1 0 0 0 0	3 0 0 0 0
22 Addison Russell, R (1, 6) OBP: 0.299, SLG: 0.386 47 Miguel Montero, L (8, 2) OBP: 0.343, SLG: 0.412		C FF 98 X SL 91 0-1 3 G6-3 1-2 1B		X SL 90 0-0 FC6-4 ② 1-2f 3-H			B FF 96 X SL 89 1-0 P4 ①		B FC 92 C FC 91 T KC 82 S KC 83 1-3 K ①	3 1	0 0	1 0	1 0	0 0	0 1	1 1
3 David Ross, R (1, 2) OBP: 0.274, SLG: 0.264 13 Starlin Castro, R (7, PH) OBP: 0.297, SLG: 0.368 (8, 6) (9, 4) 5 Quintin Berry, L (9, PR)	F SI 96 C FF 97 X FF 96 0-2 G6-3 ② 1-2 2-3		B FF 97 T FF 97 F SI 95 1 SAFE S SL 89 1-3 K ③				C SL 90 F SI 96 B FF 96 B FF 96 X SL 88 2-2 G4-3 ②		C FF 92 X FF 92 0-1 2-H 3B	2 2 0	0 0 0	0 1 0	0 1 0	0 0 0	1 0 0	3 0 0
34 Jon Lester, L (1, 1) OBP: 0.082, SLG: 0.051 68 Jorge Soler, R (7, PH) OBP: 0.329, SLG: 0.411 (8, 9)	S FF 98 B SI 97 S FF 97 F FF 97 T FF 98 1-2 K ③				C FF 96 S FF 95 F FF 96 F SI 96 C KC 82 0-3 K ①		B SI 96 F SL 88 F SI 96 B FF 97 F KC 82 X SI 96 2-2 F8 ③		B FF 92 F FF 92 D KC 82 F FF 92 S KC 83 2-3 K ②	2 2	0 0	0 0	0 0	0 0	2 1	2 1
11 Tommy La Stella, L (1, 4) OBP: 0.339, SLG: 0.426 9 Javier Báez, R (8, PH) OBP: 0.318, SLG: 0.397 (9, 6)			B FF 95 B SI 95 X SI 95 2-0 G3 ①		C KC 82 F FF 96 X SL 88 0-2 P5 ②			X SI 94 0-0 B1-3 ①	C FF 92 S FF 92 F FF 93 S KC 82 0-3 K ③	2 2	0 0	0 0	0 0	0 0	0 1	0 1

Inning Stats	1	2	3	4	5	6	7	8	9
	R: 0 H: 0 E: 0 LOB: 1 K: 2 BB: 1 S: 8 P: 17	R: 0 H: 1 E: 0 LOB: 2 K: 1 BB: 1 S: 14 P: 19	R: 0 H: 0 E: 0 LOB: 0 K: 0 BB: 0 S: 6 P: 10	R: 1 H: 2 E: 0 LOB: 1 K: 2 BB: 0 S: 12 P: 20	R: 0 H: 0 E: 0 LOB: 0 K: 2 BB: 0 S: 11 P: 13	R: 0 H: 1 E: 0 LOB: 1 K: 1 BB: 0 S: 9 P: 17	R: 0 H: 0 E: 0 LOB: 0 K: 0 BB: 0 S: 8 P: 13	R: 0 H: 1 E: 0 LOB: 2 K: 1 BB: 1 S: 8 P: 14	R: 1 H: 2 E: 0 LOB: 1 K: 3 BB: 0 S: 14 P: 18

AB	33
R	2
H	7
RBI	2
BB	3
SO	12
LOB	17

1B: 5 SF: 0 WP: 0 PA: 36
2B: 2 SAC: 0 PB: 0
3B: 1 DP: 1 SB: 0
HR: 0 HBP: 0 CS: 1

PITCHER		IP	WLS	BF	H	R	ER	SO	BB	IBB	HBP	BLK	WP	HR	S	P	ERA	WHIP
45 Gerrit Cole, R ERA: 2.6	(1, 1)	7.0	W	26	4	1	1	8	2	0	0	0	0	0	68	109	1.29	0.857
44 Tony Watson, L ERA: 1.99	(8, 1)	1.0	H	5	1	0	0	1	1	0	0	0	0	0	8	14	0.00	2.000
35 Mark Melancon, R ERA: 1.95	(9, 1)	1.0	S	5	2	1	1	3	0	0	0	0	0	0	14	18	9.00	2.000

PITCHER	IP	WLS	BF	H	R	ER	SO	BB	IBB	HBP	BLK	WP	HR	S	P	ERA	WHIP

Pittsburgh Pirates @ Chicago Cubs

Wrigley Field, Chicago, IL

Sat Sep 26 2015, 12:06 PM - 3:04 PM CDT

Att. 41,150 - Partly Cloudy - 68 F

livebaseballscorecards.com

Batter	1	2	3	4	5	6	7	8	9	AB	R	H	RBI	BB	SO	LOB
6 Starling Marte, R (1, 7) OBP: 0.337, SLG: 0.449	F FF 92 B FF 93 X FF 94 1-1 G6-3 ①		C FF 92 F SL 86 X SL 84 0-2 G1-3 ③		C CU 77 S SL 86 F FF 92 X SL 85 0-2 22 BB 1-2 1B		B FF 93 B FF 93 C FF 94 S SL 85 B FF 94 X FF 93 3-2 F8 ①	B FC 92 S CU 84 C FF 97 B FC 94 C SI 96 2-3 K ③		5	0	1	0	0	1	2
23 Travis Snider, L (1, 9) OBP: 0.314, SLG: 0.355 14 Jaff Decker, L (5, 9) OBP: 0.394, SLG: 0.346	X SI 93 0-0 2B			C FF 92 B FF 92 S FF 92 F SI 93 F SL 85 B SI 93 F CU 78 F FF 92 C SL 87 2-3 K ①	B FF 95 B FF 94 C FF 95 F FF 94 F CU 84 D CU 84 S CU 82 3-3 K ①		C FF 94 B FF 94 B SL 86 C SL 85 F SL 85 X SL 85 2-2 F7 ②		C FF 96 X FF 95 0-1 G1-3 ①	3 2	0 0	1 0	0 0	0 0	2 0	2 0
22 Andrew McCutchen, R (1, 8) OBP: 0.403, SLG: 0.493	B FF 93 X FF 93 1-0 G6-3 ②			B FF 93 B SL 86 F FF 92 C FF 93 X SI 93 2-2 2B	C FF 96 B FF 94 C CU 84 D CU 84 B CU 86 B FF 95 4-2 BB 1-2 2-3		C FF 94 S SL 86 B SL 85 B FF 94 X CH 86 2-2 E5		S FF 96 B FF 95 C CU 80 B FF 95 B CU 79 F FF 94 C FF 93 3-3 K ②	4	0	1	0	1	1	1
17 Aramis Ramirez, R (1, 5) OBP: 0.296, SLG: 0.431 5 Josh Harrison, R (7, 5) OBP: 0.321, SLG: 0.377	F FF 93 B FF 93 X FF 93 1-1 F9 ③			B FF 92 X SL 86 1-0 P4 ②	X SI 94 0-0 F9 ②		1 SAFE S SL 86 1 SAFE F FF 93 X FF 93 0-2 G6-3 ③		C FF 94 B CU 79 B CU 78 C X FF 94 2-2 G5-3 ③	4 1	0 0	0 0	0 0	0 0	0 0	6 0
18 Neil Walker, S (1, 4) OBP: 0.330, SLG: 0.427		C FF 92 F FF 93 B CH 86 F SI 93 C CU 77 1-3 K ①		C CU 77 X CH 84 0-1 G4-3 ③	B KC 81 S KC 81 S CH 85 F SI 95 D CH 85 B SI 94 S CH 87 3-3 K ③			B FF 97 S CU 85 F FC 94 F FF 97 B CU 84 S FC 93 2-3 K ①		4	0	0	0	0	3	4
29 Francisco Cervelli, R (1, 2) OBP: 0.380, SLG: 0.405		C FF 92 B FF 92 F FF 92 B FF 92 X SL 87 2-2 G6-3 ②			B CU 76 F FF 92 B SI 91 B SL 86 X FF 92 3-1 24 10 HR 1B	C SI 91 F CH 84 F SI 92 B SI 92 B CH 85 B SI 92 4-2 24 FC1-6 BB		C FC 93 C CU 84 B FC 94 B FF 96 B SI 97 F SI 96 X SI 97 3-2 3 3 2B PB 1B		3	2	2	0	1	0	0
24 Pedro Alvarez, L (1, 3) OBP: 0.315, SLG: 0.471 3 Sean Rodríguez, R (6, PR) OBP: 0.284, SLG: 0.367 (6, 3)		S FF 92 B CU 77 B CH 86 X SI 92 2-1 G4-3 ③			B FF 92 X FF 92 1-0 10 HR 1-2 1B	B SI 93 T SI 93 X SI 93 1-1 FC1-6 10 G6-3 ① 1-2f		S SI 97 X CU 84 0-1 1-H 2B		3 1	1 0	1 1	0 1	0 0	0 0	1 0
10 Jordy Mercer, R (1, 6) OBP: 0.300, SLG: 0.328			B SL 86 X FF 92 1-0 G6-3 ①		D FF 92 X FF 92 1-0 1-H 2-H HR	C SI 94 C SI 93 1 SAFE B FF 93 1 SAFE X CH 85 1-2 G6-3 ② 1-2		C FF 98 F FC 94 X SI 97 0-2 FC3-2 ② 47 1B 2-3		4	1	1	3	0	0	2
47 Francisco Liriano, L (1, 1) OBP: 0.172, SLG: 0.250 59 Antonio Bastardo, R (8, 1) 38 Joakim Soria, R (9, 1)			C FF 92 X FF 93 0-1 G3-1 ②		X FF 92 0-0 22 BB 6 1B 1B	B FF 94 F SI 93 C SI 93 C SI 94 1-3 K ③		F CU 84 X CU 82 0-1 1-3 1B		4 0 0	0 0 0	2 0 0	0 0 0	0 0 0	1 0 0	2 0 0
Inning Stats	R: 0 E: 0 K: 0 S: 6 H: 1 LOB: 1 BB: 0 P: 9	R: 0 E: 0 K: 1 S: 9 H: 0 LOB: 0 BB: 0 P: 14	R: 0 E: 0 K: 0 S: 6 H: 0 LOB: 0 BB: 0 P: 7	R: 0 E: 0 K: 1 S: 13 H: 1 LOB: 1 BB: 0 P: 18	R: 3 E: 0 K: 2 S: 20 H: 5 LOB: 3 BB: 1 P: 35	R: 0 E: 0 K: 1 S: 11 H: 0 LOB: 2 BB: 1 P: 18	R: 0 E: 1 K: 0 S: 13 H: 0 LOB: 1 BB: 0 P: 20	R: 1 E: 0 K: 2 S: 18 H: 3 LOB: 2 BB: 0 P: 25	R: 0 E: 0 K: 1 S: 9 H: 0 LOB: 0 BB: 0 P: 14	1B: 6 2B: 3 3B: 0 HR: 1	SF: 0 SAC: 0 DP: 0 HBP: 0					WP: 0 PB: 1 SB: 0 CS: 0	PA: 40

TOP	
AB	38
R	4
H	10
RBI	4
BB	2
SO	8
LOB	20

PITCHER		IP	WLS	BF	H	R	ER	SO	BB	IBB	HBP	BLK	WP	HR	S	P	ERA	WHIP
39 Jason Hammel, R ERA: 3.86	(1, 1)	4.0	L	19	7	3	3	2	0	0	0	0	0	1	43	62	6.75	1.750
52 Justin Grimm, R ERA: 2.08	(5, 1)	0.1		2	0	0	0	1	1	0	0	0	0	0	6	13	0.00	3.000
53 Trevor Cahill, R ERA: 5.67	(5, 1)	0.2		2	0	0	0	1	0	0	0	0	0	0	5	8	0.00	0.000
33 Clayton Richard, L ERA: 3.86	(6, 1)	1.0		4	0	0	0	1	1	0	0	0	0	0	11	18	0.00	1.000
54 Neil Ramírez, R ERA: 2.25	(7, 1)	1.0		4	0	0	0	0	0	0	0	0	0	0	13	20	0.00	0.000

PITCHER		IP	WLS	BF	H	R	ER	SO	BB	IBB	HBP	BLK	WP	HR	S	P	ERA	WHIP
21 Tommy Hunter, R ERA: 4.18	(8, 1)	1.0		6	3	1	1	2	0	0	0	0	0	0	18	25	9.00	3.000
6 Carl Edwards Jr., R ERA: 6.0	(9, 1)	1.0		3	0	0	0	1	0	0	0	0	0	0	9	14	0.00	0.000

BOTTOM

Pittsburgh Pirates @ Chicago Cubs

Wrigley Field, Chicago, IL

Sat Sep 26 2015, 12:06 PM - 3:04 PM CDT

Att. 41,150 - Partly Cloudy - 68 F

livebaseballscorecards.com

Batter	1	2	3	4	5	6	7	8	9	AB	R	H	RBI	BB	SO	LOB
24 Dexter Fowler, S (1, 8) OBP: 0.344, SLG: 0.416	① F SI 90, B CH 84, B FF 92, F FF 91, C SI 94; 2-3; K (backwards)		S CH 84, B CH 87, X SI 92; 1-1; 1-2; 1B		③ B SI 91, C CH 84, S SL 86, X SL 86; 1-2; G5-3			① L CH 84, F CH 84, B SL 78, D CH 82, S CH 82; 2-3; K		4	0	1	0	0	2	2
27 Austin Jackson, R (1, 7) OBP: 0.305, SLG: 0.375	② B FF 93, S SL 83, X SI 93; 1-1; G3		③ B SI 94, S CH 85, X FF 94; 1-1; G6-3			① B SI 92, C CH 85, B SL 86, S SL 84, X SL 88; 2-2; L8		② C SI 92, B SI 92, F SI 93, S SL 87; 1-3; K		4	0	0	0	0	1	3
17 Kris Bryant, R (1, 5) OBP: 0.372, SLG: 0.504	③ B SL 85, B CH 85, S SL 83, C SI 92, X SI 94; 2-2; G6-3			T CH 83, B SL 86, X CH 84; 1-1; 44 G4-3; 2B		X SL 86; 0-0; 13 FC6-4; 1B		B SI 93, F SI 92, B SL 86, S SL 83, F SI 94, B CH 86, B SL 88; 4-2; 1-2; BB		3	0	2	0	1	0	0
44 Anthony Rizzo, L (1, 3) OBP: 0.389, SLG: 0.516		① F SI 92, B SL 88, S SL 88, C SL 87; 1-3; K (backwards)		① D SL 88, B SI 95, C SL 89, X SL 80; 2-1; G4-3; 2-3		② B SL 93, B SI 94, F SI 94, F SI 95, X SL 89; 2-2; F9		③ F FF 93, B SL 85, X SL 87; 1-1; F8		4	0	0	0	0	1	4
13 Starlin Castro, R (1, 4) OBP: 0.294, SLG: 0.365		② X CH 85; 0-0; F8		② C SL 85, B SI 93, C SI 92, X SL 85; 1-2; L9		③ B SI 94, C SI 93, B SL 88, F CH 86, F SI 94, X SL 86; 2-2; FC6-4; 1-2f			① C FF 91, B SL 79, B FF 93, X FF 92; 2-1; L4	4	0	0	0	0	0	2
68 Jorge Soler, R (1, 9) OBP: 0.326, SLG: 0.406		③ X SI 92; 0-0; P3		③ B SL 87, S CH 86, C SL 88, S SL 86; 1-3; K			① B SL 84, S CH 85, S CH 85, F CH 83, S SL 86; 1-3; K		② F FF 92, B FC 92, X FF 93; 1-1; F9	4	0	0	0	0	2	1
3 David Ross, R (1, 2) OBP: 0.269, SLG: 0.258			① L SI 91, S CH 86, F SL 86, F CH 84, S SL 87; 0-3; K		① X SI 90; 0-0; G6-3		② B SI 92, C SI 93, L CH 86, S SI 94; 1-3; K			3	0	0	0	0	2	0
11 Tommy La Stella, L (9, PH) OBP: 0.333, SLG: 0.418									③ B FF 91, C FF 92, X FF 92; 1-1; F7	1	0	0	0	0	0	0
39 Jason Hammel, R (1, 1) OBP: 0.185, SLG: 0.190			② S SI 93, S SI 93, B SL 85, S SL 88; 1-3; K		② X SI 91; 0-0; F9		③ S CH 86, F SL 87, B CH 84, X SL 88; 1-2; F8			1	0	0	0	0	1	0
52 Justin Grimm, R (5, 1)										0	0	0	0	0	0	0
53 Trevor Cahill, R (5, 1) OBP: 0.250, SLG: 0.143										0	0	0	0	0	0	0
41 Matt Szczur, R (5, PH) OBP: 0.278, SLG: 0.333										1	0	0	0	0	0	0
33 Clayton Richard, L (6, 1) OBP: 0.200, SLG: 0.286										0	0	0	0	0	0	0
54 Neil Ramírez, R (7, 1)										0	0	0	0	0	0	0
15 Chris Denorfia, R (7, PH) OBP: 0.319, SLG: 0.365										1	0	0	0	0	0	0
21 Tommy Hunter, R (8, 1)										0	0	0	0	0	0	0
6 Carl Edwards Jr., R (9, 1)										0	0	0	0	0	0	0
22 Addison Russell, R (1, 6) OBP: 0.304, SLG: 0.388			X SI 93; 0-0; 24 1B; 1B		C SI 91, B CH 86, S CH 84, B SL 87, B SI 92, B SI 94; 4-2; BB			B SI 91, F FF 90, B SI 92, B SL 86, B SI 92; 4-1; 17 BB; BB		1	0	1	0	2	0	0

Inning Stats	1	2	3	4	5	6	7	8	9
R	0	0	0	0	0	0	0	0	0
E	0	0	0	0	0	0	0	0	0
K	1	1	2	1	0	0	2	2	0
S	8	5	13	10	7	11	10	12	6
H	0	0	2	1	0	1	0	0	0
LOB	0	0	2	1	1	1	0	2	0
BB	0	0	0	0	1	0	0	2	0
P	13	6	16	15	12	17	13	24	10

1B: 3, 2B: 1, 3B: 0, HR: 0; SF: 0, SAC: 0, DP: 0, HBP: 0

WP: 0, PB: 0, SB: 0, CS: 0; PA: 34

AB	31
R	0
H	4
RBI	0
BB	3
SO	9
LOB	12

PITCHER		IP	WLS	BF	H	R	ER	SO	BB	IBB	HBP	BLK	WP	HR	S	P	ERA	WHIP
47 Francisco Liriano, L (ERA: 3.27)	(1, 1)	7.2	W	30	4	0	0	9	3	0	0	0	0	0	74	113	0.00	0.913
59 Antonio Bastardo, L (ERA: 2.82)	(8, 1)	0.1	H	1	0	0	0	0	0	0	0	0	0	0	2	3	0.00	0.000
38 Joakim Soria, R (ERA: 2.64)	(9, 1)	1.0		3	0	0	0	0	0	0	0	0	0	0	6	10	0.00	0.000

PITCHER	IP	WLS	BF	H	R	ER	SO	BB	IBB	HBP	BLK	WP	HR	S	P	ERA	WHIP

Pittsburgh Pirates @ Chicago Cubs

Wrigley Field, Chicago, IL

Sun Sep 27 2015, 7:09 PM - 10:00 PM CDT

Att. 40,617 - Clear - 68 F

TOP

livebaseballscorecards.com

Batter	1	2	3	4	5	6	7	8	9	AB	R	H	RBI	BB	SO	LOB
25 Gregory Polanco, L (1, 9) OBP: 0.318, SLG: 0.377	F FF 97 B SI 96 F CH 90 B SI 97 S SL 92 2-3 ① K			C FF 96 X SI 95 0-1 ① G4-3			C SL 90 X CH 89 0-1 6 S 1B		F FF 88 B FC 84 F FF 93 F FF 92 X SL 82 1-2 ② L6	4	0	1	0	0	1	0
6 Starling Marte, R (1, 7) OBP: 0.335, SLG: 0.446	B SI 96 F SL 90 F SI 96 X SI 96 1-2 ② G1-3			C SI 96 B CU 81 S SL 92 B SL 88 S FF 95 2-3 ② K			C SI 96 F SI 96 B SL 92 1 SAFE S CH 91 1-3 ① K 1-2		X FF 92 0-0 ③ F9	4	0	0	0	0	2	1
22 Andrew McCutchen, R (1, 8) OBP: 0.403, SLG: 0.491	B SI 96 B SL 92 C SI 96 C SI 96 S CU 83 2-3 ③ K			S SL 90 B SL 91 B CH 90 S SL 92 F SI 97 X SI 96 2-2 ③ P3			H SI 94 1-0 17 G6-4-3 HBP			2	0	0	0	0	1	0
17 Aramis Ramirez, R (1, 5) OBP: 0.295, SLG: 0.429		X SI 95 0-0 ① P5			B SI 95 B SL 88 F FF 96 C SI 96 C SI 97 2-3 ① K		B SI 95 X SL 92 1-0 ② ③ G6-4-3 1-2f			3	0	0	0	0	1	2
18 Neil Walker, S (1, 4) OBP: 0.329, SLG: 0.424		C SI 95 B CU 83 B FF 96 C SL 90 B SI 96 C SL 91 3-3 ② K			F CU 81 X SL 91 0-1 ② L6			C FF 90 C FC 87 S CH 81 0-3 ① K		3	0	0	0	0	2	0
29 Francisco Cervelli, R (1, 2) OBP: 0.378, SLG: 0.402		B FF 96 B SL 89 S SI 96 C SI 96 B CU 82 S SL 93 3-3 ③ K			B SL 92 B SL 92 B SI 96 C SI 93 S SL 92 X SI 96 3-2 ③ G6-3			S FF 92 S FF 93 S FF 94 0-3 ② K		3	0	0	0	0	2	0
24 Pedro Alvarez, L (1, 3) OBP: 0.314, SLG: 0.469 5 Josh Harrison, R (8, PH) OBP: 0.322, SLG: 0.377 55 Joe Blanton, R (8, 1)			B SL 91 C FF 96 F SI 95 B CU 81 S SL 91 2-3 ① K			B FF 96 B CU 80 F FF 96 X SI 96 2-1 ① F7		B FF 92 B FF 89 F FF 93 B FF 89 B FF 92 4-1 BB		2 0 0	0 0 0	0 0 0	0 0 0	0 1 0	1 0 0	0 0 0
10 Jordy Mercer, R (1, 6) OBP: 0.298, SLG: 0.325			F SI 97 C SI 96 S CU 82 0-3 ② K			C SL 92 X SI 96 0-1 ② G5-3		B FF 90 B FF 91 1 SAFE C FC 87 B FC 87 F FF 91 X FF 92 3-2 ③ F7		3	0	0	0	0	1	1
34 A.J. Burnett, R (1, 1) OBP: 0.122, SLG: 0.200 59 Antonio Bastardo, R (7, 1) 48 Jared Hughes, R (7, 1) 39 Bobby LaFromboise, L (7, 1) 37 Arquimedes Caminero, R (7, 1) 38 Michael Morse, R (8, 3) OBP: 0.316, SLG: 0.350			C SI 97 B SI 96 X SL 88 1-1 ③ L6			B SI 96 C SI 96 S SL 92 B SL 92 X SI 96 2-2 ③ G4-3			C FF 91 B FC 88 B FF 88 C FF 92 X SL 77 2-2 ① F9	2 0 0 0 0 1	0 0 0 0 0 0	0 0 0 0 0 0	0 0 0 0 0 0	0 0 0 0 0 0	0 0 0 0 0 0	0 0 0 0 0 0

	AB	27
	R	0
	H	1
	RBI	0
	BB	1
	SO	11
	LOB	4

Inning Stats	1	2	3	4	5	6	7	8	9
	R: 0 E: 0 K: 2 S: 9	R: 0 E: 0 K: 2 S: 7	R: 0 E: 0 K: 2 S: 8	R: 0 E: 0 K: 1 S: 9	R: 0 E: 0 K: 1 S: 8	R: 0 E: 0 K: 0 S: 7	R: 0 E: 0 K: 1 S: 6	R: 0 E: 0 K: 2 S: 10	R: 0 E: 0 K: 0 S: 8
	H: 0 LOB: 0 BB: 0 P: 14	H: 0 LOB: 0 BB: 0 P: 13	H: 0 LOB: 0 BB: 0 P: 11	H: 0 LOB: 0 BB: 0 P: 13	H: 0 LOB: 0 BB: 0 P: 13	H: 0 LOB: 0 BB: 0 P: 11	H: 1 LOB: 1 BB: 0 P: 9	H: 0 LOB: 1 BB: 1 P: 17	H: 0 LOB: 0 BB: 0 P: 11

	1B: 1	SF: 0
	2B: 0	SAC: 0
	3B: 0	DP: 1
	HR: 0	HBP: 1

	WP: 0	PA: 29
	PB: 0	
	SB: 1	
	CS: 0	

PITCHER		IP	WLS	BF	H	R	ER	SO	BB	IBB	HBP	BLK	WP	HR	S	P	ERA	WHIP
49 Jake Arrieta, R ERA: 1.82	(1, 1)	7.0	W	22	1	0	0	9	0	0	1	0	0	0	54	84	0.00	0.143
37 Travis Wood, L ERA: 3.95	(8, 1)	2.0		7	0	0	0	2	1	0	0	0	0	0	18	28	0.00	0.500

PITCHER	IP	WLS	BF	H	R	ER	SO	BB	IBB	HBP	BLK	WP	HR	S	P	ERA	WHIP

Batter	1	2	3	4	5	6	7	8	9	AB	R	H	RBI	BB	SO	LOB
24 Dexter Fowler, S (1, 8) OBP: 0.345, SLG: 0.416	B SI 91 B SI 91 C SI 90 B SI 91 B SI 90 4-1 12 G4-3 17 1B BB	C SI 90 S KC 81 B SI 91 B KC 82 F KC 82 B SI 90 X SI 90 3-2 ② G1-3		F KC 81 B SI 90 S KC 82 S KC 82 1-3 ③ K			F FF 90 X SL 82 0-1 44 F8 27 BB 13 2B 1B			3	2	1	0	1	1	2
12 Kyle Schwarber, L (1, 7) OBP: 0.351, SLG: 0.505 27 Austin Jackson, R (7, PH) OBP: 0.306, SLG: 0.375 (8, 9)	F SI 92 1 SAFE 1 SAFE X CH 84 0-1 ① G4-3 1-2	S KC 81 S KC 82 B KC 82 X KC 82 1-2 ③ G4-3			H CH 83 1-0 44 G3 17 1B HBP		B FF 92 1 SAFE S FF 92 S FF 93 F FF 94 F FF 93 D SL 86 B FF 93 B FF 93 4-2 44 F8 13 2B 1-2 BB			2 0	0 1	0 0	0 0	0 1	0 0	1 0
17 Kris Bryant, R (1, 5) OBP: 0.373, SLG: 0.504	X SI 92 0-0 13 1B 44 BB 2-H 1B		B SI 89 S SI 90 S SI 90 F SI 90 B KC 83 S FF 91 2-3 ① K		B FF 90 F SI 91 1 SAFE 1 SAFE B SI 91 X SI 90 2-1 44 G3 1-2 1B		C SI 93 X SI 93 0-1 ① F9			4	0	2	1	0	1	2
44 Anthony Rizzo, L (1, 3) OBP: 0.388, SLG: 0.513	B SI 93 D CH 86 B SI 92 B SI 92 4-0 13 1B 1-2 BB		B CH 86 S KC 81 X CH 85 1-1 ② G3-1		C SI 92 B KC 82 B SI 91 B CH 84 X SI 91 3-1 ① G3 1-2 2-3		B SL 80 S CH 81 X SL 80 1-1 ② F8 1-2 2-3			3	0	0	0	1	0	4
13 Starlin Castro, R (1, 4) OBP: 0.296, SLG: 0.368 15 Chris Denorfia, R (8, 7) OBP: 0.319, SLG: 0.365	X KC 82 0-0 1-2 2-3 1B		B SI 90 S CH 84 X KC 82 1-1 ③ L4		F SI 92 T SI 92 F FF 92 F KC 83 S KC 83 0-3 ② K		B SI 97 F SI 98 B SI 98 X FF 99 2-1 2-H 3-H 2B			4 0	0 0	2 0	2 0	0 0	1 0	2 0
68 Jorge Soler, R (1, 9) OBP: 0.322, SLG: 0.402 37 Travis Wood, R (8, 1) OBP: 0.156, SLG: 0.100	F FF 93 B KC 82 S KC 83 T KC 84 1-2 ② K			C SI 90 X SI 90 0-1 ① L4	C SI 90 D KC 82 S SI 90 B FF 92 D KC 83 X SI 91 3-2 ③ F8		S SL 90 F SL 90 F FF 100 B FS 89 S FS 90 1-3 ③ K			4 0	0 0	0 0	0 0	0 0	2 0	6 0
47 Miguel Montero, L (1, 2) OBP: 0.345, SLG: 0.413	X KC 81 0-0 ③ G4-3			S SI 91 S KC 81 B SI 89 B SI 90 X SI 91 2-2 22 1B 1B		C KC 79 C SI 90 B KC 82 X KC 82 1-2 22 CS 1B		C SI 92 S CH 87 X CH 88 0-2 ① G6-3		4	0	2	0	0	0	3
22 Addison Russell, R (1, 6) OBP: 0.303, SLG: 0.386		C SI 90 B KC 81 B SI 90 B SI 90 X SI 91 3-1 ① P6		B SI 91 X SI 91 1-0 1-2 1B		C SI 91 D KC 82 S KC 82 F KC 83 F SI 90 X KC 81 1-2 ①② G5-3 1-2		C SL 85 C SI 92 F CH 86 B SL 86 F CH 88 X SI 92 1-2 ② L9		4	0	1	0	0	0	1
49 Jake Arrieta, R (1, 1) OBP: 0.169, SLG: 0.276 9 Javier Báez, R (8, 4) OBP: 0.313, SLG: 0.391		B SI 90 X SI 89 1-0 HR		B SI 91 C KC 80 B KC 80 B SI 91 C SI 91 C SI 92 3-3 ② K		X SI 89 0-0 ③ F8		B SL 86 B SL 85 X SL 84 2-0 ③ L9		3 1	1 0	1 0	1 0	0 0	1 0	2 0
Inning Stats	R: 1 E: 0 K: 1 S: 9 H: 2 LOB: 3 BB: 2 P: 18	R: 1 E: 0 K: 0 S: 10 H: 1 LOB: 0 BB: 0 P: 18	R: 0 E: 0 K: 1 S: 8 H: 0 LOB: 0 BB: 0 P: 12	R: 0 E: 0 K: 2 S: 12 H: 2 LOB: 2 BB: 0 P: 19	R: 0 E: 0 K: 1 S: 12 H: 1 LOB: 2 BB: 0 P: 21	R: 0 E: 0 K: 0 S: 9 H: 1 LOB: 0 BB: 0 P: 11	R: 2 E: 0 K: 1 S: 16 H: 2 LOB: 1 BB: 1 P: 24	R: 0 E: 0 K: 0 S: 9 H: 0 LOB: 0 BB: 0 P: 12		1B: 7 2B: 1 3B: 0 HR: 1 SF: 0 SAC: 0 DP: 0 HBP: 1				WP: 0 PB: 0 SB: 0 CS: 1 PA: 36		

PITCHER		IP	WLS	BF	H	R	ER	SO	BB	IBB	HBP	BLK	WP	HR	S	P	ERA	WHIP
34 A.J. Burnett, R ERA: 3.15	(1, 1)	6.0	L	27	7	2	2	5	2	0	1	0	0	1	60	99	3.00	1.500
59 Antonio Bastardo, L ERA: 3.15	(7, 1)	0.0		2	1	2	2	0	1	0	0	0	0	0	6	10	∞	∞
48 Jared Hughes, R ERA: 2.37	(7, 1)	0.1		1	0	0	0	0	0	0	0	0	0	0	2	2	0.00	0.000
39 Bobby LaFromboise, L ERA:	(7, 1)	0.1		1	0	0	0	0	0	0	0	0	0	0	2	3	0.00	0.000
37 Arquimedes Caminero, R ERA: 3.64	(7, 1)	0.1		2	1	0	0	1	0	0	0	0	0	0	6	9	0.00	3.000

PITCHER		IP	WLS	BF	H	R	ER	SO	BB	IBB	HBP	BLK	WP	HR	S	P	ERA	WHIP
55 Joe Blanton, R ERA: 2.99	(8, 1)	1.0		3	0	0	0	0	0	0	0	0	0	0	9	12	0.00	0.000

BOTTOM

Pittsburgh Pirates @ Chicago Cubs

Wrigley Field, Chicago, IL

Sun Sep 27 2015, 7:09 PM - 10:00 PM CDT

Att. 40,617 - Clear - 68 F

livebaseballscorecards.com

AB	32
R	4
H	9
RBI	4
BB	3
SO	6
LOB	23

Batter	1	2	3	4	5	6	7	8	9	AB	R	H	RBI	BB	SO	LOB
13 Matt Carpenter, L (1, 5) OBP: 0.361, SLG: 0.492	C FF 93 C FF 94 F FF 94 S CU 81 0-3 K			C SL 84 X FF 90 0-1 G3			C FC 92 F FF 91 S FF 91 0-3 K		X FC 92 0-0 19 1B 19 E 1B	4	1	1	0	0	2	0
55 Stephen Piscotty, R (1, 9) OBP: 0.365, SLG: 0.502 (7, 7) 19 Jon Jay, L (7, 7) OBP: 0.303, SLG: 0.269 (8, 8)	B FF 93 F SI 91 S SL 89 B FF 94 F FF 94 X CU 80 2-2 L5			S CH 84 F FF 92 S FF 92 0-3 K			B SL 80 B SL 79 B FC 92 C FF 92 F FC 93 B FC 93 4-2 22 1B 7 G2-3 BB		D FC 92 X FC 92 1-0 E9 12 HR 1-H 1B	2 1	0 1	0 1	0 1	1 0	1 0	0 0
7 Matt Holliday, R (1, 7) OBP: 0.399, SLG: 0.417 8 Peter Bourjos, R (7, 8) OBP: 0.296, SLG: 0.342 12 Mark Reynolds, R (8, 3) OBP: 0.323, SLG: 0.410	X FF 94 0-0 G4-3			B FF 93 C CH 86 X SI 92 1-1 G1-3			F FC 91 F FC 94 D CU 75 B SL 78 X FC 94 2-2 G2-3 1-2		S FF 93 S FF 93 X FF 94 0-2 HR 2-H	3 0 1	0 0 1	0 0 1	0 0 2	0 0 0	0 0 0	1 0 0
22 Jason Heyward, L (1, 8) OBP: 0.355, SLG: 0.430 (7, 9)		X FF 92 0-0 G4-3			B FF 92 B FF 92 X FF 92 2-0 G6-3		X FF 92 0-0 2-3 1B		C FC 93 C FC 92 S KC 83 0-3 K	4	0	1	0	0	1	0
27 Jhonny Peralta, R (1, 6) OBP: 0.331, SLG: 0.411		B FF 92 X SI 91 1-0 F9			B CU 78 B CH 84 C SI 91 X SL 84 2-1 F9		C FF 92 C FF 92 F FF 93 D CU 74 S CH 89 1-3 K		S FF 92 F FC 92 X KC 81 0-2 P4	4	0	0	0	0	1	2
37 Brandon Moss, L (1, 3) OBP: 0.299, SLG: 0.402 28 Tommy Pham, R (8, PH) OBP: 0.350, SLG: 0.497 (8, 7)		B FF 93 C FF 93 X SL 86 1-1 F8			C SI 90 T FF 92 B SL 81 B FF 93 S CU 80 2-3 K			B SI 93 S CH 84 B CH 85 S CH 84 C SI 94 2-3 K		2 1	0 0	0 0	0 0	0 0	1 1	0 0
16 Kolten Wong, L (1, 4) OBP: 0.325, SLG: 0.388			C SL 85 F SL 85 X FF 92 0-2 48 G5-4-3 1B			S SI 90 C FF 92 X CU 80 0-2 G4-3		C SI 93 B SL 83 F SI 93 F SL 83 X SI 95 1-2 48 L9-3 1B		3	0	2	0	0	0	0
48 Tony Cruz, R (1, 2) OBP: 0.221, SLG: 0.256			B FF 93 F FF 92 1 SAFE C FF 92 F FF 92 X CU 78 1-2 G5-4-3 1-2f			C FF 92 X FF 93 0-1 L9		S CH 84 X SI 95 0-1 L9-3 1-1		3	0	0	0	0	0	2
31 Lance Lynn, S (1, 1) OBP: 0.163, SLG: 0.204 15 Randal Grichuk, R (6, PH) OBP: 0.332, SLG: 0.559 28 Steve Cishek, R (6, 1) 43 Seth Maness, R (6, 1) 46 Kevin Siegrist, L (7, 1) 30 Jonathan Broxton, R (8, 1) 35 Greg Garcia, L (9, PH) OBP: 0.342, SLG: 0.403 44 Trevor Rosenthal, R (9, 1)			C FF 92 F SI 90 S FF 93 0-3 K			B SI 92 T FF 94 X SL 85 1-1 L7			B FC 92 B FC 92 C FC 91 C FC 92 S KC 83 2-3 K	1 1 0 0 0 0 0 1 0	0 0 0 0 0 0 0 0 0	0 0 0 0 0 0 0 0 0	0 0 0 0 0 0 0 0 0	0 0 0 0 0 0 0 1 0	1 0 0 0 0 0 0 1 0	0 0 0 0 0 0 0 0 0

TOP

St. Louis Cardinals @ Pittsburgh Pirates
PNC Park, Pittsburgh, PA
Mon Sep 28 2015, 7:10 PM - 10:44 PM EDT
Att. 30,198 - Cloudy - 71 F

livebaseballscorecards.com

AB	31
R	3
H	6
RBI	2
BB	1
SO	9
LOB	5

Inning Stats	1	2	3	4	5	6	7	8	9
	R: 0 E: 0 K: 1 S: 9	R: 0 E: 0 K: 0 S: 4	R: 0 E: 0 K: 1 S: 10	R: 0 E: 0 K: 1 S: 7	R: 0 E: 0 K: 1 S: 6	R: 0 E: 0 K: 0 S: 7	R: 0 E: 0 K: 2 S: 13	R: 0 E: 0 K: 1 S: 9	R: 3 E: 1 K: 2 S: 14
	H: 0 LOB: 0 BB: 0 P: 11	H: 0 LOB: 0 BB: 0 P: 6	H: 1 LOB: 0 BB: 0 P: 11	H: 0 LOB: 0 BB: 0 P: 8	H: 0 LOB: 0 BB: 0 P: 12	H: 0 LOB: 0 BB: 0 P: 8	H: 1 LOB: 2 BB: 1 P: 20	H: 1 LOB: 0 BB: 0 P: 12	H: 3 LOB: 0 BB: 0 P: 17

1B: 5	SF: 0	WP: 0	PA: 32
2B: 1	SAC: 0	PB: 0	
3B: 0	DP: 2	SB: 0	
HR: 1	HBP: 0	CS: 0	

PITCHER		IP	WLS	BF	H	R	ER	SO	BB	IBB	HBP	BLK	WP	HR	S	P	ERA	WHIP
32 J.A. Happ, L ERA: 3.74	(1, 1)	6.0		18	1	0	0	4	0	0	0	0	0	0	43	56	0.00	0.167
38 Joakim Soria, R ERA: 2.6	(7, 1)	1.0		5	1	0	0	2	1	0	0	0	0	0	13	20	0.00	2.000
44 Tony Watson, L ERA: 1.96	(8, 1)	1.0		3	1	0	0	1	0	0	0	0	0	0	9	12	0.00	1.000
35 Mark Melancon, R ERA: 2.29	(9, 1)	1.0	L	6	3	3	3	2	0	0	0	0	0	1	14	17	27.00	3.000

PITCHER		IP	WLS	BF	H	R	ER	SO	BB	IBB	HBP	BLK	WP	HR	S	P	ERA	WHIP

Batter	1	2	3	4	5	6	7	8	9	AB	R	H	RBI	BB	SO	LOB
25 Gregory Polanco, L (1, 9) OBP: 0.318, SLG: 0.379	C FF 92 C SI 93 F FF 94 B FF 94 B SL 88 F SI 93 T FF 94 2-2 ① **K**		B CU 79 B CU 80 C CU 80 X SI 93 2-1 5 1B 1B		B SI 91 X SI 88 1-0 5 FC6-5 2B	B CH 83 C CH 82 X CH 84 1-1 ③ F9		1 SAFE 1 SAFE 1 SAFE C FF 93 1 SAFE B FF 93 X SI 94 1-1 ② F7		5	0	2	0	0	1	4
5 Josh Harrison, R (1, 5) OBP: 0.321, SLG: 0.375	F FF 93 F SI 93 X SI 93 0-2 ② L9		B FF 93 F FF 93 F SI 93 B SI 93 B FF 94 1 SAFE F FF 95 X SI 93 3-2 22 BB 1-3 1B		X SI 94 0-0 ① FC6-5 22 FC6-4 2-3	C FF 94 B FF 95 B CH 85 B FF 95 F FF 94 X FF 96 3-2 ① F8	P PO 91 1 SAFE C FF 93 1 SAFE X FF 94 1-1 ③ G6-3			5	0	1	0	0	0	2
22 Andrew McCutchen, R (1, 8) OBP: 0.405, SLG: 0.490	B SI 93 B SI 93 F FF 95 C FF 95 S SL 87 2-3 ③ **K**		C SI 94 S FF 96 F FF 95 B FF 95 B FF 96 B SI 94 F FF 95 B FF 95 4-2 1-2 BB		B SI 93 B SI 93 F SI 93 B SI 94 X SI 93 3-1 ② FC6-4 1-2f	F FF 94 B FF 94 B FF 94 F CH 83 B FF 94 X FF 94 3-2 18 E 18 S 1B			F FF 97 B SL 82 F CH 88 F FF 98 B SL 82 B SL 90 F CH 88 B CH 87 4-2 6 1B BB	3	0	1	0	2	1	1
6 Starling Marte, R (1, 7) OBP: 0.336, SLG: 0.445		F FF 92 F CU 79 B SI 92 B SI 93 B FF 94 F SI 95 B SI 96 4-2 18 2B 10 F8-2 BB	B SI 94 S FF 94 C CU 81 S FF 96 1-3 ② **K**		F SL 87 S FF 96 C FF 95 0-3 ③ **K**		1 SAFE 1 SAFE B FF 94 F FF 95 1 SAFE X FF 94 1-1 ② F8		C FF 99 F FF 98 X FF 99 0-2 1-2 1B	4	0	1	0	1	2	5
18 Neil Walker, S (1, 4) OBP: 0.329, SLG: 0.425		D SI 93 X SI 93 1-0 1-3 2B	B FF 96 B FF 94 S FF 95 F FF 94 X FF 96 2-2 ③ G3			B SI 92 F SL 92 F SL 81 B SI 91 F SI 91 F SI 92 B SI 92 B SL 81 4-2 38 BB 24 BB BB	B FF 94 1 SAFE 1 SAFE C FF 93 B FF 95 D CH 86 S CH 84 X FF 95 3-2 E6 29 BB 1-3		F FF 99 S CH 88 F FF 99 F FF 99 B CH 88 B CH 87 B CH 88 F CH 89 F FF 99 3-3 ① F FF 100 S FF 99 **K**	4	0	1	0	1	1	6
29 Francisco Cervelli, R (1, 2) OBP: 0.376, SLG: 0.398		B FF 95 B SI 92 B FF 94 C FF 94 X FF 94 3-1 ① F9		B CU 77 C FF 92 C SI 94 X FF 92 1-2 ① G6-3		B SI 91 S SI 92 B SL 82 S SI 91 S SI 92 2-3 ① **K** B FF 95 F FF 95 D CH 86 C FF 93 B FF 95 F CH 84 B FF 95 4-2 1-2 BB			X FF 99 0-0 ② L9	4	0	0	0	1	1	5
24 Pedro Alvarez, L (1, 3) OBP: 0.317, SLG: 0.467 3 Sean Rodríguez, R (8, 3) OBP: 0.284, SLG: 0.367 17 Aramis Ramirez, R (9, PH) OBP: 0.294, SLG: 0.428		I IN 84 I IN 83 I IN 83 I IN 82 4-0 IBB		B SI 92 B CH 85 B CH 83 B FF 93 4-0 10 FC6-4 BB		B SI 92 B SI 91 B SL 82 B SI 90 4-0 38 BB 1-2 BB F FF 95 X FF 94 0-1 ③ F7		B FF 99 X FF 98 1-0 ③ L3	1 0 0 0 3 0 3 0 0 0 0 0 0 0 1 0 0 0 0 0 2						
10 Jordy Mercer, R (1, 6) OBP: 0.295, SLG: 0.322		C SI 93 X SI 92 0-1 ② ③ F8-2 3-H		B SL 88 B SI 92 C SI 93 F FF 94 X SI 94 2-2 ② FC6-4 1-2f		C SL 81 X SI 91 0-1 ② L8	X SL 87 0-0 ① L5			4	0	0	0	0	0	6
32 J.A. Happ, L (1, 1) OBP: 0.057, SLG: 0.048 38 Michael Morse, R (6, PH) OBP: 0.318, SLG: 0.350 14 Jaff Decker, L (6, PR) OBP: 0.394, SLG: 0.346 38 Joakim Soria, R (7, 1) 44 Tony Watson, L (8, 1) 23 Travis Snider, L (8, PH) OBP: 0.317, SLG: 0.355 60 Keon Broxton, R (8, PR) 35 Mark Melancon, R (9, 1)			C FF 90 F SI 91 B FF 93 F FF 94 F FF 93 C FF 94 1-3 ① **K**		F SI 92 C SL 88 S FF 94 0-3 ③ **K**	C SI 91 B SI 90 B SI 90 B SI 92 B SI 91 4-1 1-2 2-3 BB	B SI 94 B SL 88 F FF 94 B SL 87 B FF 94 4-1 BB		2 0 0 0 0 2 1 0 0 0 0 1 0 0 0 0 0 0 0 0 0 0 0 0 0 0 0 0 0 0 0 0 0 0 0 0 0 0 0 1 0 0 0 0 0 0 0 0 0 0 0 0 0 0 0 0						

BOTTOM

St. Louis Cardinals @ Pittsburgh Pirates

PNC Park, Pittsburgh, PA

Mon Sep 28 2015, 7:10 PM - 10:44 PM EDT

Att. 30,198 - Cloudy - 71 F

livebaseballscorecards.com

AB	33
R	0
H	6
RBI	0
BB	10
SO	8
LOB	35

Inning Stats	1	2	3	4	5	6	7	8	9
	R: 0 E: 0 K: 2 S: 11	H: 0 LOB: 0 BB: 0 P: 15	R: 0 E: 0 K: 0 S: 8	H: 1 LOB: 2 BB: 2 P: 20	R: 0 E: 0 K: 2 S: 21	H: 2 LOB: 3 BB: 1 P: 34	R: 0 E: 0 K: 1 S: 9	H: 0 LOB: 1 BB: 1 P: 16	R: 0 E: 0 K: 1 S: 7	H: 1 LOB: 1 BB: 0 P: 11	R: 0 E: 0 K: 1 S: 12	H: 0 LOB: 3 BB: 3 P: 27	R: 0 E: 1 K: 0 S: 16	H: 1 LOB: 3 BB: 1 P: 30	R: 0 E: 0 K: 0 S: 7	H: 0 LOB: 1 BB: 1 P: 12	R: 0 E: 0 K: 1 S: 17	H: 1 LOB: 2 BB: 1 P: 25

| | | | | | |

Batter	1	2	3	4	5	6	7	8	9	AB	R	H	RBI	BB	SO	LOB
13 Matt Carpenter, L (1, 5) OBP: 0.362, SLG: 0.499	X FF 94 0-0 ① F7			C FF 95 B FF 96 C FF 96 F FF 97 F KC 80 F FF 96 B SL 89 X SI 96 2-2 19 SH1-3 7 1B 2B		C FF 94 X CH 87 0-1 HR		B FF 90 F FF 92 S SL 82 S SL 83 1-3 ① K		4	2	2	1	0	1	0
19 Jon Jay, L (1, 8) OBP: 0.300, SLG: 0.266 28 Tommy Pham, R (8, PH) OBP: 0.348, SLG: 0.493 (8, 8)	C FF 96 B KC 83 C FF 94 B FF 93 F FF 96 F SL 90 B SI 95 X FF 94 3-2 ② L4			X FF 95 0-0 ① SH1-3 2-3		X FF 93 0-0 ① G4-3		C FF 92 C SL 82 B FF 91 B SL 84 S FF 93 2-3 ② K		2 1	0 0	0 0	0 0	0 0	0 1	0 0
7 Matt Holliday, R (1, 7) OBP: 0.396, SLG: 0.414	B FF 94 B SL 89 X SI 94 2-0 ③ G4-3			B FF 96 F SL 88 B FF 98 F FF 98 D KC 83 X KC 83 3-2 22 G4-3 27 1B 3-H 1B		C SL 86 B SI 94 X FF 93 1-1 ② G6-3		C FF 93 S FF 93 F FF 92 B SL 84 X FF 93 1-2 ③ G1-3		4	0	1	1	0	0	0
22 Jason Heyward, L (1, 9) OBP: 0.354, SLG: 0.429		C FF 94 B FF 94 C KC 81 X FF 94 1-2 ① G3		B FF 97 F FF 96 X SI 96 1-1 ② G4-3 1-2		B KC 81 C FF 95 B FF 94 X FF 94 2-1 ② 1B			B SI 91 B SI 91 C SI 92 X SI 92 2-1 ① G4-3	4	0	1	0	0	0	1
27 Jhonny Peralta, R (1, 6) OBP: 0.332, SLG: 0.411		X SL 86 0-0 ② F8		C SI 96 F FF 97 X FF 97 0-2 ③ 2-H 1B		C SI 95 F FF 95 B FF 94 S KC 81 1-3 ③ K			F SI 92 B CH 87 F SL 87 B SI 93 X SI 93 2-2 1B	4	0	2	0	0	1	1
12 Mark Reynolds, R (1, 3) OBP: 0.320, SLG: 0.406		C FF 93 C KC 80 B FF 94 X FF 96 1-2 ③ G3			C FF 94 X FF 92 0-1 ① G6-3		C SL 87 C SL 88 B KC 79 X FF 94 1-2 ① G1-3		X SI 92 0-0 ② F8	4	0	0	0	0	0	1
16 Kolten Wong, L (1, 4) OBP: 0.323, SLG: 0.385			C KC 80 F SI 95 B FF 94 F SI 94 X CH 89 1-2 ① G1-3		X CH 89 0-0 ② F7		C FF 93 B SI 94 X FF 94 1-1 ② L4		B CH 88 B SI 92 X SI 93 2-0 ③ G1-5-3	4	0	0	0	0	0	1
48 Tony Cruz, R (1, 2) OBP: 0.230, SLG: 0.280 68 Travis Tartamella, R (7, 2) OBP: 1.000, SLG: 1.000			B FF 94 F SI 94 B SL 87 C FF 95 F FF 96 X FF 96 2-2 ② F8		B FF 94 B FF 95 X FF 93 2-0 2B		C FF 93 S SL 87 X SL 86 0-2 2B			3 0	0 0	2 0	0 0	0 0	0 0	0 0
52 Michael Wacha, R (1, 1) OBP: 0.214, SLG: 0.173 32 Matt Adams, L (5, PH) OBP: 0.291, SLG: 0.390 63 Miguel Socolovich, R (5, 1) 37 Brandon Moss, L (7, PH) OBP: 0.298, SLG: 0.401 40 Mitch Harris, R (7, 1) 50 Adam Wainwright, R (8, 1)			C FF 96 F FF 95 X SI 96 0-2 ③ G1-3		F FF 96 S SL 90 F SL 89 F FF 97 F FF 97 X KC 82 0-2 ③ F8		B KC 81 F FF 95 B FF 96 B FF 96 F SI 97 F FF 97 F SI 97 S SI 97 3-3 ③ K			1 1 0 0 1 0 0	0 0 0 0 0 0 0	0 0 0 0 0 0 0	0 0 0 0 1 0 0	0 0 0 0 1 0 0	0 1 0 0 1 0 0	0 1 0 0 1 0 0
Inning Stats	R: 0 E: 0 K: 0 S: 7 H: 0 LOB: 0 BB: 0 P: 12	R: 0 E: 0 K: 0 S: 7 H: 0 LOB: 0 BB: 0 P: 9	R: 0 E: 0 K: 0 S: 11 H: 0 LOB: 0 BB: 0 P: 14	R: 1 E: 0 K: 0 S: 15 H: 3 LOB: 2 BB: 0 P: 21	R: 0 E: 0 K: 0 S: 10 H: 1 LOB: 1 BB: 0 P: 12	R: 1 E: 0 K: 1 S: 10 H: 2 LOB: 1 BB: 0 P: 14	R: 0 E: 0 K: 1 S: 13 H: 1 LOB: 1 BB: 0 P: 18	R: 0 E: 0 K: 2 S: 10 H: 0 LOB: 0 BB: 0 P: 14	R: 0 E: 0 K: 0 S: 7 H: 1 LOB: 1 BB: 0 P: 13	1B: 4 2B: 3 3B: 0 HR: 1 SF: 0 SAC: 1 DP: 0 HBP: 0						

TOP

St. Louis Cardinals @ Pittsburgh Pirates

PNC Park, Pittsburgh, PA

Wed Sep 30 2015, 1:38 PM - 4:22 PM EDT

Att. 29,747 - Cloudy - 61 F

livebaseballscorecards.com

AB	33
R	2
H	8
RBI	2
BB	0
SO	4
LOB	6

WP: 0 PA: 34
PB: 0
SB: 0
CS: 0

PITCHER		IP	WLS	BF	H	R	ER	SO	BB	IBB	HBP	BLK	WP	HR	S	P	ERA	WHIP
45 Gerrit Cole, R ERA: 2.6	(1, 1)	7.0	W	27	7	2	2	2	0	0	0	0	0	1	73	100	2.57	1.000
59 Antonio Bastardo, L ERA: 3.09	(8, 1)	1.0		3	0	0	0	2	0	0	0	0	0	0	10	14	0.00	0.000
48 Jared Hughes, R ERA: 2.33	(9, 1)	1.0		4	1	0	0	0	0	0	0	0	0	0	7	13	0.00	1.000

PITCHER	IP	WLS	BF	H	R	ER	SO	BB	IBB	HBP	BLK	WP	HR	S	P	ERA	WHIP

Batter	1	2	3	4	5	6	7	8	9	AB	R	H	RBI	BB	SO	LOB
25 Gregory Polanco, L (1, 9) OBP: 0.321, SLG: 0.382	C FF 94 F FF 96 F FF 95 F FF 96 X CH 84 0-2 G4-3 ①	C CH 86 B FF 96 S FF 94 B FF 95 C CU 77 2-3 K ②	C FF 94 B FF 94 F FF 94 B CH 86 X CH 85 2-2 1-H 2B ③		B CH 84 D CH 82 B FF 90 B FF 91 4-0 BB	X FC 90 0-0 2-H 6 FC6-4 1B		4	0	2	2	1	1	0
6 Starling Marte, R (1, 7) OBP: 0.336, SLG: 0.443	C FF 95 F FF 94 H FF 94 1-2 22 BLK HBP	C CU 77 B CH 87 F FF 94 F FF 97 B FC 91 X CU 77 2-2 G1-3 ③			F SL 81 B SL 82 S CH 80 X FF 91 1-2 22 S 1B	C FF 93 X CH 83 0-1 G1-3 ③		X FC 90 0-0 FC6-4 ③ 1-2f		4	0	1	0	0	0	3
22 Andrew McCutchen, R (1, 8) OBP: 0.405, SLG: 0.489	C FF 96 B FC 91 B FF 96 1 SAFE D CU 79 B CH 87 4-1 17 G4-6-3 1-2 BB			B CU 75 B CU 75 X FF 94 2-0 18 G4-3 29 HR 17 BB 1B	B FF 90 C FF 90 D CH 81 F SL 81 S CH 82 2-3 K ① 1-2		F FF 95 B FC 88 X FC 88 1-1 E6			3	1	1	0	1	1	1
17 Aramis Ramirez, R (1, 5) OBP: 0.294, SLG: 0.425 59 Antonio Bastardo, R (8, 1) 48 Jared Hughes, R (9, 1)	S FF 93 B FC 92 B CH 86 T FF 94 F FF 97 X FF 96 2-2 G4-6-3 ②③ 1-2f			B FF 94 B FF 93 1 SAFE B FC 90 C FF 95 B FF 93 4-1 18 G4-3 29 HR 1-2 BB	B FF 91 D SL 82 F SL 82 X FF 90 2-1 G6-3 ②		F FC 88 B FF 95 B FF 96 F FC 87 F FF 95 S CU 77 2-3 K ①			3 0 0	1 0 0	0 0 0	0 0 0	1 0 0	1 0 0	4 0 0
18 Neil Walker, S (1, 4) OBP: 0.329, SLG: 0.429		B CH 86 L CH 85 F FF 94 F FF 95 B FF 96 X FF 96 2-2 HR	F FF 95 S CH 87 X CH 88 0-2 G4-3 ① 1-2 2-3		B FF 90 C FF 91 T CH 82 S CH 83 1-3 K ③		X FF 95 0-0 L8 ②			4	1	1	1	0	1	4
24 Pedro Alvarez, L (1, 3) OBP: 0.318, SLG: 0.465 3 Sean Rodríguez, R (7, 3) OBP: 0.283, SLG: 0.365		X CH 86 0-0 G3 ①	I IN 68 I IN 66 I IN 63 I IN 63 4-0 29 HR IBB		C CH 82 X CH 84 0-1 F9 ①	D FC 88 S FC 88 B FF 95 F FF 95 C FC 85 2-3 K ③				2 1	1 0	0 0	0 0	1 0	0 1	0 1
29 Francisco Cervelli, R (1, 2) OBP: 0.377, SLG: 0.408		C FF 93 C CU 76 B FF 92 F FF 94 B CH 88 F FC 89 B CU 76 F FF 97 F FF 95 3-3 S FF 85 K ②	B FC 91 X CH 85 1-0 1-H 2-H 3-H HR		C FF 93 B SL 84 F SL 82 X FF 92 1-2 10 1B 2B			B FF 93 S FC 90 F CU 77 C FF 94 1-3 K ①		4	2	2	4	0	2	0
10 Jordy Mercer, R (1, 6) OBP: 0.297, SLG: 0.322		B CU 75 F FF 94 F FF 96 S FF 96 1-3 K ③	B FF 96 B FF 94 F FF 96 F FF 96 F FF 96 B CU 78 B FF 96 4-2 25 2B BB		C CH 82 F FF 92 B CH 83 B CH 83 X CH 82 2-2 45 SH3-4 2-H 1B			S FC 90 X SI 94 0-1 L9 ②		3	1	1	1	1	1	0
45 Gerrit Cole, R (1, 1) OBP: 0.177, SLG: 0.150 5 Josh Harrison, R (8, 5) OBP: 0.323, SLG: 0.379			C FF 92 B FF 94 S FF 93 S FF 95 1-3 K ①	B FF 94 X FF 93 1-0 B3 ②		X FF 89 0-0 SH3-4 ② 1-2		B FF 95 B FC 89 F SI 92 F FC 89 F SI 93 F CU 77 X FF 94 2-2 25 1B 2B		2 1	0 1	0 1	0 1	0 0	1 0	1 0
Inning Stats	R: 0 E: 0 K: 0 S: 12 H: 0 LOB: 1 BB: 1 P: 19	R: 1 E: 0 K: 2 S: 15 H: 1 LOB: 0 BB: 0 P: 21	R: 0 E: 0 K: 2 S: 10 H: 0 LOB: 0 BB: 0 P: 15	R: 5 E: 0 K: 0 S: 13 H: 3 LOB: 1 BB: 3 P: 31	R: 0 E: 0 K: 2 S: 11 H: 1 LOB: 1 BB: 0 P: 17	R: 1 E: 0 K: 0 S: 11 H: 2 LOB: 2 BB: 1 P: 18	R: 0 E: 1 K: 2 S: 10 H: 0 LOB: 1 BB: 0 P: 15	R: 1 E: 0 K: 1 S: 12 H: 2 LOB: 1 BB: 0 P: 15		1B: 4 2B: 3 3B: 0 HR: 2 SF: 0 SAC: 1 DP: 1 HBP: 1					WP: 0 PB: 0 SB: 1 CS: 0 PA: 38	

PITCHER		IP	WLS	BF	H	R	ER	SO	BB	IBB	HBP	BLK	WP	HR	S	P	ERA	WHIP
52 Michael Wacha, R ERA: 3.38	(1, 1)	4.0	L	19	4	6	6	4	3	1	1	1	0	2	50	86	13.50	1.750
63 Miguel Socolovich, R ERA: 1.82	(5, 1)	2.0		10	3	1	1	2	1	0	0	0	0	0	22	35	4.50	2.000
40 Mitch Harris, R ERA: 3.67	(7, 1)	1.0		4	0	0	0	2	0	0	0	0	0	0	10	15	0.00	0.000
50 Adam Wainwright, R ERA: 1.73	(8, 1)	1.0		5	2	1	1	1	0	0	0	0	0	0	12	15	9.00	2.000

PITCHER	IP	WLS	BF	H	R	ER	SO	BB	IBB	HBP	BLK	WP	HR	S	P	ERA	WHIP

BOTTOM

St. Louis Cardinals @ Pittsburgh Pirates

PNC Park, Pittsburgh, PA

Wed Sep 30 2015, 1:38 PM - 4:22 PM EDT

Att. 29,747 - Cloudy - 61 F

livebaseballscorecards.com

AB	31
R	8
H	9
RBI	8
BB	5
SO	9
LOB	14

Batter	1	2	3	4	5	6	7	8	9	AB	R	H	RBI	BB	SO	LOB
13 Matt Carpenter, L (1, 5) OBP: 0.365, SLG: 0.505	S SI 94 C SI 94 F SI 94 B CU 79 X SI 95 1-2 27 G4-6-3 3B		X SI 91 0-0 27 BB 22 HR 2B	B CH 87 C CH 86 F SI 92 B CH 87 B FF 91 F CH 85 B FF 90 4-2 19 FC6 BB			B SL 90 X SI 95 1-0 ① F7	B SL 85 C SI 89 B SL 84 B SL 85 B SI 89 4-1 19 BB 27 1B BB	B FF 93 F FF 93 B FF 93 X FF 92 2-1 ③ F9	3	3	2	0	2	0	0
38 Pete Kozma, R (9, PH) OBP: 0.245, SLG: 0.163 (9, 6)										1	0	0	0	0	0	0
19 Jon Jay, L (1, 8) OBP: 0.311, SLG: 0.265 (7, 7)	C SI 95 S CU 80 H CU 79 1-2 27 G4-6-3 HBP		H SI 92 1-0 27 BB 22 HR HBP	X SI 90 0-0 ③ FC6 1-2f			B SI 96 F SL 88 F FF 98 B FS 89 F FS 87 F FF 98 B FF 98 B SI 95 4-2 27 WP 27 1B BB	B SI 90 B SI 90 B SI 90 C SI 88 B SI 89 4-1 22 BB 27 1B 1-2 2-3 BB		1	2	0	0	2	0	1
27 Jhonny Peralta, R (1, 6) OBP: 0.334, SLG: 0.412 33 Carlos Villanueva, R (9, 1)	X SI 94 0-0 ①② G4-6-3 1-2f 3-H		B CU 78 S SI 91 B CU 79 D SI 92 F SI 93 D FF 93 4-2 22 HR 1-2 2-3 BB		C SL 84 X SI 91 0-1 ① G5-3		C SI 95 F FF 95 B FS 87 B FS 85 X SI 99 2-2 22 2B 1-H 1B	B SI 89 F SI 89 C SL 86 F SI 90 X SL 86 1-2 22 BB 1-2 2-H 3-H 1B		4	1	2	3	1	0	1
										0	0	0	0	0	0	0
22 Jason Heyward, L (1, 9) OBP: 0.358, SLG: 0.439	B FF 95 B SI 94 X SI 93 2-0 32 2B 1B		B SL 80 C SL 81 B SI 88 X SL 80 2-1 1-H 2-H 3-H HR		F CU 77 B SI 91 S CH 86 F SL 84 S CH 87 1-3 ② K		B SL 93 F SL 92 X SI 98 1-1 1-3 2B	C CU 78 B SI 94 B SL 86 B CU 77 B SI 93 4-1 1-2 2-3 BB		4	2	3	4	1	1	0
32 Matt Adams, L (1, 3) OBP: 0.291, SLG: 0.393 12 Mark Reynolds, R (7, 3) OBP: 0.319, SLG: 0.405	B FF 94 B SI 94 B SI 94 X FS 84 2-1 1-H 2B		B SI 90 C SL 81 X SI 89 1-1 ① G6-3		C SI 91 F CH 86 B FF 91 S CH 86 1-3 ③ K		B FS 88 X FS 88 1-0 ② G4-3	S SI 93 B SI 92 C CU 79 S CU 78 1-3 ③ K		4	0	1	1	0	1	2
										1	0	0	0	0	1	3
15 Randal Grichuk, R (1, 7) OBP: 0.328, SLG: 0.552 8 Peter Bourjos, R (7, 8) OBP: 0.295, SLG: 0.340	X FF 94 0-0 ③ F9		B CH 82 B SI 88 B SI 88 X SI 87 3-0 ② P4			S SL 84 B SL 84 S SI 90 B CH 86 S SL 83 2-3 ① K	C SL 87 X SI 97 0-1 ③ G1-3		X FF 93 0-0 ① G6-3	4	0	0	0	0	1	3
										1	0	0	0	0	0	0
16 Kolten Wong, L (1, 4) OBP: 0.323, SLG: 0.389		C SI 92 C CU 77 B CU 78 B CU 78 F CU 78 X FF 92 2-2 ① G4-3	X SI 86 0-0 ③ G6-3			B CH 86 F CH 86 F FF 91 B CH 87 F CH 86 X SL 84 2-2 ② P4		C SI 88 B SL 84 S SI 89 F SI 90 X SI 90 1-2 19 BB 27 1B 2B	F SL 84 C CH 86 B CU 79 B SI 93 B FF 93 X SI 93 3-2 48 HR 2B	5	2	2	0	0	0	0
48 Tony Cruz, R (1, 2) OBP: 0.236, SLG: 0.307		C SI 93 F SI 93 X SI 93 0-2 ② G5-3		B FF 90 F FF 90 B SL 86 B FF 90 C FF 89 S SL 85 3-3 ① K		X SL 84 0-0 1B		C FF 90 F SI 89 X SI 88 0-2 ① L9	C FF 93 B SI 92 X SL 85 1-1 2-H HR	5	1	2	2	0	1	1
70 Tyler Lyons, L (1, 1) OBP: 0.278, SLG: 0.188 37 Brandon Moss, L (8, PH) OBP: 0.298, SLG: 0.400 46 Kevin Siegrist, L (8, 1) 35 Greg Garcia, L (9, PH) OBP: 0.338, SLG: 0.397 (9, 5)	B FF 94 B SI 92 C SI 92 C SI 91 T SI 93 2-2 ③ K		B FF 88 F FF 89 F FF 90 F CU 79 F FF 89 B CH 85 F FF 90 B FF 89 X FF 88 3-2 ② G5-3		X SI 91 0-0 ③ L6		S SI 90 C SI 89 B SI 89 C SI 90 1-3 ② K	F SI 92 B SL 85 X SI 93 1-1 ② G5-3	3	0	0	0	0	1	1
										1	0	0	0	0	1	1
										0	0	0	0	0	0	0
										1	0	0	0	0	0	0

Inning Stats	1	2	3	4	5	6	7	8	9
	R: 2 E: 0 K: 0 S: 11	H: 3 LOB: 1 BB: 0 P: 17	R: 0 E: 0 K: 1 S: 10	H: 0 LOB: 0 BB: 0 P: 14	R: 4 E: 0 K: 0 S: 9	H: 2 LOB: 0 BB: 1 P: 20	R: 0 E: 0 K: 1 S: 13	H: 0 LOB: 1 BB: 1 P: 23	R: 0 E: 0 K: 2 S: 9	H: 0 LOB: 0 BB: 0 P: 11	R: 0 E: 0 K: 1 S: 9	H: 1 LOB: 1 BB: 0 P: 13	R: 1 E: 0 K: 0 S: 13	H: 2 LOB: 2 BB: 1 P: 22	R: 2 E: 0 K: 2 S: 20	H: 2 LOB: 3 BB: 3 P: 36	R: 2 E: 0 K: 0 S: 10	H: 2 LOB: 0 BB: 0 P: 17

PITCHER	IP	WLS	BF	H	R	ER	SO	BB	IBB	HBP	BLK	WP	HR	S	P	ERA	WHIP
50 Charlie Morton, R (1, 1) ERA: 4.81	2.0	L	12	4	5	5	1	1	0	2	0	0	0	24	39	22.50	2.500
39 Bobby LaFromboise, L (3, 1) ERA: 1.17	1.0		4	1	1	1	0	0	0	0	0	0	1	6	12	9.00	1.000
55 Joe Blanton, R (4, 1) ERA: 2.87	3.0		11	1	0	0	4	1	0	0	0	0	0	31	47	0.00	0.667
37 Arquimedes Caminero, R (7, 1) ERA: 3.72	1.0		6	2	1	1	0	1	0	0	0	1	0	13	22	9.00	3.000
46 Vance Worley, R (8, 1) ERA: 4.02	0.2		6	2	2	2	1	2	0	0	0	0	0	16	27	27.00	6.000

PITCHER	IP	WLS	BF	H	R	ER	SO	BB	IBB	HBP	BLK	WP	HR	S	P	ERA	WHIP
52 Rob Scahill, R (8, 1) ERA: 2.64	1.1		7	2	2	2	1	1	0	0	0	0	1	14	26	13.50	2.250

TOP

St. Louis Cardinals @ Pittsburgh Pirates

PNC Park, Pittsburgh, PA

Wed Sep 30 2015, 7:12 PM - 10:05 PM EDT

Att. 34,729 - Cloudy - 61 F

livebaseballscorecards.com

AB	38
R	11
H	12
RBI	10
BB	6
SO	7
LOB	13

1B: 4	SF: 0	WP: 1	PA: 46
2B: 5	SAC: 0	PB: 0	
3B: 1	DP: 1	SB: 0	
HR: 2	HBP: 2	CS: 0	

BOTTOM

Cardinals @ Pittsburgh Pirates

PNC Park, Pittsburgh, PA

Wed Sep 30 2015, 7:12 PM - 10:05 PM EDT

Att. 34,729 - Cloudy - 61 F

livebaseballscorecards.com

Batter	1	2	3	4	5	6	7	8	9	AB	R	H	RBI	BB	SO	LOB
5 Josh Harrison, R (1, 4) (9, 5) OBP: 0.322, SLG: 0.377	B FF 89 C SI 89 X SI 90 1-1 ① L7			C CU 75 B FF 92 X CH 82 1-1 ① L9			X CH 82 0-0 25 G6-4-3 1B	T FF 94 F FF 94 S FF 94 0-3 ③ K		4	0	1	0	0	1	1
25 Gregory Polanco, L (1, 9) OBP: 0.320, SLG: 0.383	B FF 91 L FF 91 B SL 81 X FF 90 2-1 ② P6			C FF 91 B SI 93 S FF 90 B FF 92 C SL 81 2-3 ② K			X SL 80 0-0 ①② G6-4-3 1-2f		B FF 89 F CH 80 B FF 89 T FF 89 X FF 90 2-2 17 G4-3 2B	4	0	1	0	0	1	1
22 Andrew McCutchen, R (1, 8) OBP: 0.405, SLG: 0.488 23 Travis Snider, L (9, 7) OBP: 0.316, SLG: 0.353	B SI 90 C SL 80 B SI 91 C SI 90 X SL 82 2-2 ③ P5			S CH 84 X CH 85 0-1 ③ F9			B FF 89 X SI 89 1-0 17 2B 1B		F SI 89 B CH 86 B CH 84 X SI 88 2-1 ① P5	3 1	0 0	1 0	0 0	0 0	0 0	0 1
17 Aramis Ramirez, R (1, 5) OBP: 0.296, SLG: 0.429 17 Pedro Florimón, S (9, 4) OBP: 0.160, SLG: 0.174		C SI 90 X SI 92 0-1 6 G6-4-3 1B			C FF 89 B SL 80 F FF 90 F SL 81 B CH 82 S SL 80 2-3 ① K		S SL 80 X CU 75 0-1 1-3 2B		X SI 90 0-0 ② G4-3 2-3	3 1	0 0	2 0	0 0	0 0	1 0	0 1
6 Starling Marte, R (1, 7) OBP: 0.334, SLG: 0.441 52 Rob Scahill, L (8, 1) 32 Elias Díaz, R (9, PH)		X SI 90 0-0 ①② G6-4-3 1-2f			C FF 91 B FF 91 C SL 80 F SL 83 F SL 82 S CH 84 1-3 ② K		X CH 82 0-0 ③ G5-3		C CU 75 F SL 85 S SL 86 0-3 ③ K2-3	3 0 1	0 0 0	0 0 0	0 0 0	0 0 0	1 0 1	3 0 1
38 Michael Morse, R (1, 3) OBP: 0.319, SLG: 0.347		F SI 91 S CH 82 B FF 92 F FF 92 B SL 82 F CH 84 X CH 84 2-2 ③ G5-3			B CH 85 B SI 90 B SI 89 C SI 90 F CH 84 X FF 90 3-2 ③ L9			S FF 93 B FF 93 B FF 93 S FF 94 F FF 94 B CH 86 B FF 94 4-2 19 2B 10 G6-3 BB		2	1	0	0	1	0	0
29 Francisco Cervelli, R (1, 2) OBP: 0.375, SLG: 0.406 19 Chris Stewart, R (8, PH) (9, 2) OBP: 0.320, SLG: 0.340			C SI 89 X SI 91 0-1 ① L9			B SL 80 B FF 90 C FF 90 B FF 90 X FF 90 3-1 ① P3		C FF 94 C FF 93 F FF 94 X FF 94 0-2 60 G3 1-3 2B		2 1	0 0	0 1	0 0	0 0	0 0	0 0
10 Jordy Mercer, R (1, 6) OBP: 0.295, SLG: 0.319			B SI 90 C SI 89 F FF 91 X CH 83 1-2 ② G5-3			C CH 84 F FF 91 B FF 92 F CH 83 F FF 92 B FF 92 S SL 82 2-3 ② K		B FF 94 C FF 93 B CH 83 B FF 94 X FF 94 3-1 ① G6-3 3-H		3	0	0	1	0	1	1
50 Charlie Morton, R (1, 1) 39 Bobby LaFromboise, L (3, 1) 14 Jaff Decker, L (3, PH) 55 Joe Blanton, R (4, 1) 3 Sean Rodriguez, R (6, PH) 37 Arquimedes Caminero, R (7, 1) 46 Vance Worley, R (8, 1) 60 Keon Broxton, R (8, 1)			C FF 90 C SL 82 S SL 81 0-3 ③ K2-3			B SL 82 F CH 83 X SI 91 1-1 ③ P3		C FF 94 B FF 94 B FF 93 X FF 94 2-1 ② G3 2-3		0 0 1 0 1 0 0 1	0 0 0 0 0 0 0 0	0 0 0 0 0 0 0 0	0 0 0 0 0 0 0 0	0 0 0 0 1 0 0 0	0 0 0 0 0 0 0 0	0 0 0 0 0 0 0 1

	AB	31
	R	1
	H	6
	RBI	1
	BB	1
	SO	7
	LOB	10

Inning Stats	1	2	3	4	5	6	7	8	9
	R: 0 E: 0 K: 0 S: 7	R: 0 E: 0 K: 0 S: 8	R: 0 E: 0 K: 1 S: 8	R: 0 E: 0 K: 1 S: 7	R: 0 E: 0 K: 2 S: 12	R: 0 E: 0 K: 1 S: 9	R: 0 E: 0 K: 0 S: 6	R: 1 E: 0 K: 1 S: 14	R: 0 E: 0 K: 1 S: 9
	H: 0 LOB: 0 BB: 0 P: 12	H: 1 LOB: 0 BB: 0 P: 10	H: 0 LOB: 0 BB: 0 P: 9	H: 0 LOB: 0 BB: 0 P: 10	H: 0 LOB: 0 BB: 0 P: 18	H: 0 LOB: 0 BB: 0 P: 15	H: 3 LOB: 2 BB: 0 P: 7	H: 1 LOB: 1 BB: 1 P: 23	H: 1 LOB: 1 BB: 0 P: 13

	1B: 3	SF: 0	WP: 0	PA: 32
	2B: 3	SAC: 0	PB: 0	
	3B: 0	DP: 2	SB: 0	
	HR: 0	HBP: 0	CS: 0	

PITCHER		IP	WLS	BF	H	R	ER	SO	BB	IBB	HBP	BLK	WP	HR	S	P	ERA	WHIP
70 Tyler Lyons, L ERA: 3.47	(1, 1)	7.0	W	23	4	0	0	5	0	0	0	0	0	0	57	81	0.00	0.571
46 Kevin Siegrist, L ERA: 2.2	(8, 1)	1.0		5	1	1	1	1	1	0	0	0	0	0	14	23	9.00	2.000
33 Carlos Villanueva, R ERA: 2.95	(9, 1)	1.0		4	1	0	0	1	0	0	0	0	0	0	9	13	0.00	1.000

PITCHER	IP	WLS	BF	H	R	ER	SO	BB	IBB	HBP	BLK	WP	HR	S	P	ERA	WHIP

Batter	1	2	3	4	5	6	7	8	9	10	11	12	AB	R	H	RBI	BB	SO	LOB
40 Tyler Holt, R (1, 8) OBP: 0.182, SLG: 0.100	B SI 90 C SI 90 S CH 82 S SL 84 1-3 **K** ①		C SL 81 X SI 91 0-1 **G6-3** ① 32 2B 4 1B 1B	F SI 91 X SI 93 0-1 **FC4-6** 19 E 19 S ② 1-2f		F SI 92 X SI 92 0-1 **FC5-4** ③ 1-2f			C FC 91 B KC 82 X FC 91 1-1 **F9** ①		B CH 86 C FF 95 B FF 93 S FF 94 B FF 94 B FF 95 4-2 19 HBP BB		5	0	0	0	1	1	3
19 Joey Votto, L (1, 3) OBP: 0.461, SLG: 0.546	X SI 93 0-0 **G4-3** ②		B SI 91 B SI 93 B SL 86 C SI 93 S SI 92 X SI 92 3-2 32 2B 4 1B 1B	C SI 91 1 SAFE 1 SAFE B SL 86 B SL 86 B SL 86 C SI 94 C SI 93 3-3 **K** ③ 1-3			S FC 92 S FC 92 S FF 90 0-3 **K** ①		C KC 83 B FC 90 B FC 91 B FC 91 C FC 91 X FC 90 3-2 **G5-3** ②		B FF 94 S SL 85 H FF 94 2-1 1-2 2-3 HBP		5	1	1	0	0	2	1
21 Todd Frazier, R (1, 5) OBP: 0.306, SLG: 0.497	X SI 92 0-0 **G6-3** ③		C SI 92 B SI 93 F SI 92 S SL 86 1-3 **K** ②		S CH 83 F CH 83 B SI 92 C SI 93 1-3 **K** ①		B FF 93 S FC 93 C FC 93 B FF 89 X CH 86 2-2 **P3** ②		B FC 92 C FF 91 S KC 83 S KC 81 1-3 **K2-3** ③		F FF 94 B FF 94 X FF 92 1-1 **F8** ③		6	0	0	0	0	3	4
4 Brandon Phillips, R (1, 4) OBP: 0.326, SLG: 0.394 3 Iván De Jesús Jr., R (7, PR) OBP: 0.312, SLG: 0.375 (7, 4)		B SI 89 S SI 91 F SL 86 F CH 81 F SL 86 F SI 92 B SL 85 B SL 86 X SI 93 3-2 **G6-3** ①	D CH 85 S CH 84 S CH 84 F SL 88 X CH 86 1-2 32 2B 7 1B 1B 1-2		C SI 92 B SI 93 B SI 93 X SI 93 2-1 **G6-3** ②		C FF 93 C CU 71 B CH 88 F FC 92 F FC 93 X CU 70 1-2 1B			B FF 90 C FF 91 F FF 93 F FF 93 B SL 84 X FF 93 2-2 **G6-3** ①		B SI 97 B SI 98 X FF 96 2-0 **G5-3** ①	4 2	1 0	2 0	0 0	0 0	0 0	0 0
32 Jay Bruce, L (1, 9) OBP: 0.294, SLG: 0.437		B SI 92 B SL 86 S SL 87 X SI 93 2-1 7 HR 1B	D SL 87 X SL 87 1-0 7 1B 2B 1-3 2-H		B SI 92 C SI 92 B CH 85 B SI 93 X SI 93 3-1 **P4** ③		B FF 92 C FF 92 F FF 92 1 SAFE B FF 92 B FF 88 F FF 94 T FC 94 3-2 **K** ③			F FF 92 C SL 84 B SL 85 F SL 84 F FF 92 B SL 83 X FF 93 2-2 **P5** ②		X SI 97 0-0 **L7** ②	6	1	2	1	0	1	1
7 Eugenio Suárez, R (1, 6) OBP: 0.319, SLG: 0.453		X CH 84 0-0 1-H HR	C SI 92 X SI 93 0-1 2-3 3-H 1B			C SI 91 B SL 86 F SI 92 F SI 92 S SL 86 1-3 **K** ①		X SI 92 0-0 **F9** ①		C FF 92 S FF 94 X FF 92 0-2 **L9** ③		F SI 98 B SI 98 B SL 89 B SL 88 C SI 95 X SL 89 3-2 **G6-3** ③	6	1	2	3	0	1	0
23 Adam Duvall, R (1, 7) OBP: 0.328, SLG: 0.482		B SI 92 F SL 83 B SI 93 S CH 85 X SL 86 2-2 48 WP 2B	F CH 85 D SL 86 F CH 86 D SL 86 C SI 92 2-3 **K** ③			B SI 92 B SI 93 B SI 93 C FF 93 T SI 93 B SI 93 4-2 67 1B BB		C SI 92 F SI 93 B SI 92 F CH 83 S SI 93 1-3 **K** ②			B FF 91 B FF 92 X FF 93 2-0 19 HBP 16 SH1-3 1B		4	0	2	0	1	2	2
67 Ramón Cabrera, S (1, 2) OBP: 0.367, SLG: 0.500 16 Tucker Barnhart, L (8, 2) OBP: 0.321, SLG: 0.326		C SI 92 C SI 92 D SL 85 X SI 93 1-2 **L8** ②		B SI 89 S CH 84 B SL 83 C SI 90 X CH 84 2-2 **G6-3** ①		B SI 93 X SI 93 1-0 40 FC5-4 1B 1-2			F SI 92 X SI 92 0-1 1B		B FF 92 X FF 93 1-0 **SH1-3** ① 1-2		4 0	0 0	2 0	0 0	0 0	0 0	1 0
48 Keyvius Sampson, R (1, 1) 52 Tony Cingrani, L (6, 1) 39 Jumbo Díaz, R (6, 1) 41 Ryan Mattheus, R (7, 1) 30 Jason Bourgeois, R (8, PH) 53 Carlos Contreras, R (8, 1) 54 Aroldis Chapman, L (9, 1) 63 Sam LeCure, R (10, 1) 55 Skip Schumaker, L (11, PH) DNP (10-0, 9-0, 9-0) 51 Collin Balester, R (11, 1)		B SI 92 S SI 92 F SI 93 B SL 88 X SI 93 2-2 **L9-3** ③ 2-3		C SI 92 C SI 92 B SI 92 B CH 84 X SI 93 2-2 **E3** 40 FC4-6		C FF 91 B SI 92 L FF 92 L SI 92 1-3 **K** ②		B SI 92 B CH 84 C SI 92 X SI 93 2-1 **F8** ③			B FF 93 C FF 94 F CH 85 C FF 93 1-3 **K** ②		3 0 0 0 0 0 1 0 0 0 0 1	0 0 0 0 0 0 0 0 0 0 0 0	0 0 0 0 0 0 0 0 0 0 0 0	0 0 0 0 0 0 0 0 0 0 0 0	1 0 0 0 0 0 0 0 1 0 1 0	3 0 0 0 0 1 0 0 1 0 1 0
Inning Stats	R: 0 E: 0 K: 1 S: 5 H: 0 LOB: 0 BB: 0 P: 6	R: 2 E: 0 K: 0 S: 18 H: 3 LOB: 1 BB: 0 P: 28	R: 2 E: 0 K: 2 S: 18 H: 4 LOB: 2 BB: 0 P: 26	R: 0 E: 1 K: 1 S: 11 H: 0 LOB: 1 BB: 0 P: 18	R: 0 E: 0 K: 1 S: 7 H: 0 LOB: 0 BB: 0 P: 13	R: 0 E: 0 K: 2 S: 12 H: 1 LOB: 2 BB: 1 P: 19	R: 0 E: 0 K: 2 S: 15 H: 1 LOB: 1 BB: 0 P: 21	R: 0 E: 0 K: 1 S: 9 H: 1 LOB: 1 BB: 0 P: 12	R: 0 E: 0 K: 1 S: 8 H: 0 LOB: 0 BB: 0 P: 13	R: 0 E: 0 K: 0 S: 12 H: 0 LOB: 0 BB: 0 P: 16	R: 0 E: 0 K: 1 S: 10 H: 1 LOB: 3 BB: 1 P: 21	R: 0 E: 0 K: 0 S: 5 H: 0 LOB: 0 BB: 0 P: 10	1B: 8 2B: 2 3B: 0 HR: 1	SF: 0 SAC: 1 DP: 0 HBP: 1	WP: 1 PB: 0 SB: 1 CS: 0	PA: 51

PITCHER		IP	WLS	BF	H	R	ER	SO	BB	IBB	HBP	BLK	WP	HR	S	P	ERA	WHIP
47 Francisco Liriano, L ERA: 3.38	(1, 1)	5.0		23	7	4	4	5	0	0	0	0	1	1	59	91	7.20	1.400
48 Jared Hughes, R ERA: 2.3	(6, 1)	1.0		5	1	0	0	2	1	0	0	0	0	0	12	19	0.00	2.000
38 Joakim Soria, R ERA: 2.57	(7, 1)	1.0		4	1	0	0	2	0	0	0	0	0	0	15	21	0.00	1.000
44 Tony Watson, L ERA: 1.94	(8, 1)	1.0		4	1	0	0	1	0	0	0	0	0	0	9	12	0.00	1.000
35 Mark Melancon, R ERA: 2.26	(9, 1)	1.0		3	0	0	0	1	0	0	0	0	0	0	8	13	0.00	0.000

PITCHER		IP	WLS	BF	H	R	ER	SO	BB	IBB	HBP	BLK	WP	HR	S	P	ERA	WHIP
59 Antonio Bastardo, L ERA: 2.98	(10, 1)	2.0		9	1	0	0	1	1	0	0	0	0	0	22	37	0.00	1.000
37 Arquimedes Caminero, R ERA: 3.67	(12, 1)	1.0	W	3	0	0	0	0	0	0	0	0	0	0	5	10	0.00	0.000

Cincinnati Reds @ Pittsburgh Pirates

PNC Park, Pittsburgh, PA

Fri Oct 02 2015, 7:09 PM - 11:31 PM EDT

Att. 31,442 - Overcast - 51 F

TOP

livebaseballscorecards.com

AB	47
R	4
H	11
RBI	4
BB	2
SO	12
LOB	17

Batter	1	2	3	4	5	6	7	8	9	10	11	12	AB	R	H	RBI	BB	SO	LOB
25 Gregory Polanco, L (1, 9) OBP: 0.320, SLG: 0.381	B FF 90 C FF 90 B CU 74 X FF 90 2-1 ① P5		B CU 74 C FF 91 F FF 90 B FF 91 F FF 92 X CH 84 2-2 ② G6-3		C FF 91 B CU 75 S CU 76 B FF 91 X FF 92 2-2 ③ L8		L SL 87 X FF 97 0-1 38 WP, 6 G6-3, 1B		B FF 99 C SL 84 C SL 87 S SL 87 1-3 ② K			B CU 77 C FF 92 B CH 84 B CH 85 B FF 91 4-1 6 HR, BB	5	1	1	0	1	1	1
6 Starling Marte, R (1, 7) OBP: 0.334, SLG: 0.445	C FF 90 F SL 88 F CU 76 F FF 95 S CU 76 0-3 ② K		X CU 75 0-0 ③ L5			X SL 86 0-0 17 BB, 22 1B, 38 BB, 1B	1 SAFE F FF 94 B FF 95 1 SAFE X FF 94 1-1 ① G6-3 1-2		S CH 90 F CH 90 B FF 102 S FF 101 1-3 ③ K			X FF 92 0-0 1-H, HR	6	2	2	2	0	2	1
22 Andrew McCutchen, R (1, 8) OBP: 0.406, SLG: 0.495	B CU 76 B SL 87 F FF 90 C FF 91 S SL 88 2-3 ③ K			B SL 86 F SL 85 B CH 84 X FF 92 2-1 HR		B FF 88 X FF 89 1-0 38 BB, 17 BB, 24 FC6-4, 1B 1-2	B SL 90 B FF 96 B SL 90 T FF 97 C SL 89 F FF 98 X SL 88 3-2 ② L6			B FF 82 B FF 86 B SI 86 C FF 86 F FF 87 X SI 86 3-2 38 G4-6-3, 1B		5	2	3	1	0	1	1
17 Aramis Ramirez, R (1, 5) OBP: 0.297, SLG: 0.426		B FF 91 F FF 91 B CH 85 B SL 87 F FF 92 X FF 93 3-2 ① F8		C SL 85 F CU 75 B FF 94 B SL 86 X SL 87 2-2 ① L8		B FF 91 D FF 91 B SL 87 C FF 93 B FF 93 4-1 24 FC6-4, 38 BB, 10 1B, BB 1-2 2-3	B FF 99 B FF 98 T FF 99 B FF 99 B FF 97 4-1 38 WP, BB			C FF 87 1 SAFE C SI 88 1 SAFE F KC 75 S KC 75 0-3 ① K		3	1	0	0	2	1	1
18 Neil Walker, S (1, 4) OBP: 0.328, SLG: 0.428 38 Michael Morse, R (6, PH) OBP: 0.319, SLG: 0.344 (7, 3) 3 Sean Rodríguez, R (11, 3) OBP: 0.282, SLG: 0.363		B CU 76 F CH 85 B CH 86 X FF 92 2-1 E5, 24 BB		B CH 84 B FF 92 F FF 91 X FF 92 2-1 ② F8		B FF 94 B FF 94 B FF 94 C FF 94 D FF 94 4-1 24 FC6-4, 1-2, 2-3, 3-H, BB	B FF 89 B SL 84 B SI 91 C SI 93 S SI 91 C SI 94 3-3 ③ K 1-2 2-3			B SI 88 B SI 87 C KC 74 1 SAFE X SI 87 2-1 ② ③ G4-6-3 1-2f		2	0	0	0	0	0	0
		B FF 91 B FF 91 C FF 92 B CH 84 F FF 91 1 SAFE F FF 92 F FF 92 D CU 76 4-2 1-2, BB		F SL 85 B CH 87 C CH 85 B CU 77 C FF 92 2-3 ③ K		S FF 94 C FF 95 B FF 94 F SL 80 F FF 95 F FF 94 B SL 81 X FF 93 2-2 ① FC6-4, 10 1B 1-2f 2-3 3-H		C FF 92 S CH 83 B CU 80 S FF 92 1-3 ① K		B FF 91 B CH 83 B FF 91 B FF 89 4-0 29 G4-6-3, BB	2	0	0	1	1	1	2
29 Francisco Cervelli, R (1, 2) OBP: 0.371, SLG: 0.402	B SL 87 F FF 92 X SL 89 1-1 ② L7				C FF 92 B SL 86 X SL 85 1-1 ① F8	B SI 95 1 SAFE F SI 95 T SI 97 F FF 98 B SI 97 F SI 96 S SL 87 2-3 ② K			C FF 92 S CU 80 B CU 82 B FF 92 X SI 91 3-2 ② G5-3		1 SAFE B FF 89 1 SAFE 1 SAFE C FF 91 B FF 91 F FF 91 X FF 92 2-2 ① ② G4-6-3 1-2f	5	0	0	0	0	1	5
10 Jordy Mercer, R (1, 6) OBP: 0.294, SLG: 0.318	D CU 77 S SL 87 F FF 92 B SL 88 F FF 93 F SL 88 S CU 78 2-3 ③ K				C SL 86 B CH 85 F FF 92 B FF 93 S FF 91 2-3 ② K	X SI 95 0-0 1-3, 3-H, 1B			B CU 82 S FF 93 F FF 93 B CU 84 B FF 92 X FF 93 3-2 ③ G6-3		L CU 77 C CU 77 B FF 92 B CU 78 B CU 78 C CU 77 3-3 ③ K	5	0	1	1	0	3	3
47 Francisco Liriano, L (1, 1) OBP: 0.169, SLG: 0.246 23 Travis Snider, L (5, PH) OBP: 0.314, SLG: 0.352 48 Jared Hughes, R (6, 1) 5 Josh Harrison, R (6, PH) OBP: 0.320, SLG: 0.375 (7, 4)			S FF 90 F CU 74 S FF 91 0-3 ① K		F FF 92 F FF 91 B FF 92 S CU 77 1-3 K	F FF 97 1 SAFE F SL 89 F FF 97 S FF 98 0-3 ③ K			F SL 85 S SL 86 B CH 91 F FF 101 X FF 100 1-2 ① F9			B FF 90 B FF 90 B FF 91 C FF 90 X FF 92 3-1 ① L6	1	0	0	0	0	1	0
													1	0	0	0	0	1	0
													0	0	0	0	0	0	0
													3	0	0	0	0	1	2
Inning Stats	R: 0 E: 0 K: 2 S: 10 H: 0 LOB: 0 BB: 0 P: 14	R: 0 E: 1 K: 1 S: 16 H: 0 LOB: 2 BB: 1 P: 28	R: 0 E: 0 K: 1 S: 8 H: 0 LOB: 0 BB: 0 P: 10	R: 1 E: 0 K: 1 S: 10 H: 1 LOB: 0 BB: 0 P: 18	R: 0 E: 0 K: 2 S: 11 H: 0 LOB: 0 BB: 0 P: 17	R: 3 E: 0 K: 2 S: 20 H: 3 LOB: 2 BB: 2 P: 33	R: 0 E: 0 K: 1 S: 12 H: 1 LOB: 2 BB: 1 P: 23	R: 0 E: 0 K: 1 S: 9 H: 0 LOB: 0 BB: 0 P: 16	R: 0 E: 0 K: 2 S: 10 H: 0 LOB: 0 BB: 0 P: 13	R: 0 E: 0 K: 1 S: 9 H: 1 LOB: 0 BB: 0 P: 14	R: 0 E: 0 K: 1 S: 6 H: 0 LOB: 1 BB: 1 P: 15	R: 2 E: 0 K: 0 S: 4 H: 1 LOB: 0 BB: 1 P: 11	1B: 5 2B: 0 3B: 0 HR: 2 SF: 0 SAC: 0 DP: 2 HBP: 0	WP: 2 PB: 0 SB: 0 CS: 0 PA: 47					

PITCHER	IP	WLS	BF	H	R	ER	SO	BB	IBB	HBP	BLK	WP	HR	S	P	ERA	WHIP
48 Keyvius Sampson, R (1, 1) ERA: 6.54	5.0		22	3	4	4	7	2	0	0	0	1	1	58	95	7.20	1.000
52 Tony Cingrani, L (6, 1) ERA: 5.67	0.1	H	2	0	0	0	0	1	0	0	0	0	0	7	13	0.00	3.000
70 Jumbo Díaz, R (6, 1) ERA: 4.25	1.1	B	7	2	0	0	2	1	0	0	0	0	0	19	29	0.00	2.250
41 Ryan Mattheus, R (7, 1) ERA: 4.09	0.1		1	0	0	0	1	0	0	0	0	1	0	3	6	0.00	0.000
53 Carlos Contreras, R (8, 1) ERA: 4.67	1.0		3	0	0	0	1	0	0	0	0	0	0	9	16	0.00	0.000

PITCHER	IP	WLS	BF	H	R	ER	SO	BB	IBB	HBP	BLK	WP	HR	S	P	ERA	WHIP
54 Aroldis Chapman, L (9, 1) ERA: 1.66	1.0		3	0	0	0	2	0	0	0	0	0	0	10	13	0.00	0.000
63 Sam LeCure, R (10, 1) ERA: 2.84	1.0		3	1	0	0	1	0	0	0	0	0	0	9	14	0.00	1.000
51 Collin Balester, R (11, 1) ERA: 7.47	1.1	L	6	1	2	2	1	2	0	0	0	0	1	10	26	13.50	2.250

BOTTOM

Cincinnati Reds @ Pittsburgh Pirates

PNC Park, Pittsburgh, PA

Fri Oct 02 2015, 7:09 PM - 11:31 PM EDT

Att. 31,442 - Overcast - 51 F

livebaseballscorecards.com

AB	41
R	6
H	7
RBI	6
BB	6
SO	15
LOB	19

Cincinnati Reds @ Pittsburgh Pirates

PNC Park, Pittsburgh, PA

Sat Oct 03 2015, 7:10 PM - 10:11 PM EDT

Att. 34,180 - Cloudy - 52 F

TOP

livebaseballscorecards.com

Batter	1	2	3	4	5	6	7	8	9	AB	R	H	RBI	BB	SO	LOB
30 Jason Bourgeois, R (1, 8) (9, 7) OBP: 0.295, SLG: 0.333	C FF 91 X SI 91 0-1 ① F9	D KC 82 C SI 90 F KC 82 1 SAFE X KC 81 1-2 ② FC5-4 1-2f			B CH 88 F CH 85 B KC 81 X CH 88 2-1 ② L8		D KC 80 C SI 90 D KC 82 B SI 90 F FF 91 B SI 89 4-2 BB 1-2			3	0	0	0	1	0	1
7 Eugenio Suárez, R (1, 6) OBP: 0.318, SLG: 0.451	C FF 92 F KC 82 B KC 83 F SI 91 X FF 92 1-2 19 E 19 G4-3 1B	C SI 91 X KC 82 0-1 ③ F8			C FF 89 S KC 81 B KC 82 B KC 81 S CH 86 2-3 ③ K		C SI 92 S SI 92 X SI 93 0-2 ③ G6-3			4	1	1	0	0	1	3
19 Joey Votto, L (1, 3) OBP: 0.459, SLG: 0.542	1 SAFE B SI 92 C FF 92 C SI 92 F SI 93 F SI 92 B FF 91 B SI 91 X SI 91 3-2 ② G4-3 1-H		C SI 90 X SI 90 0-1 ① F7			C CH 85 B CH 86 F SI 89 B SI 89 S KC 81 2-3 ① K		S SI 89 B SI 90 F SL 79 X SI 91 1-2 ① G6-3		4	0	0	1	0	1	0
4 Brandon Phillips, R (1, 4) OBP: 0.328, SLG: 0.396	S KC 82 B KC 83 F SI 91 B SI 91 X FF 91 2-2 21 S 21 2B 1B		B SI 91 C CH 85 F SI 92 S CH 86 1-3 ② K2-3			B SI 90 F SI 89 B CH 86 B SI 91 B SI 90 4-1 21 G6-4-3 BB		S SL 84 F FF 91 F CH 86 B SL 85 B CH 86 B FF 91 X SL 83 3-2 21 K 1B		3	1	2	0	1	1	0
21 Todd Frazier, R (1, 5) OBP: 0.306, SLG: 0.497 54 Aroldis Chapman, L (8, 1)	B KC 82 X SI 92 1-0 1-H 2B		S CH 85 C SI 91 B CH 88 C KC 82 1-3 ③ K			B SI 90 X SI 91 1-0 ② ③ G6-4-3 1-2f		D SI 91 D SL 84 C SL 84 F SI 90 F CH 86 1 SAFE 1 SAFE B CH 85 F CH 84 3-3 ② ③ S SL 83 K 1-2		4 0	0 0	1 0	1 0	0 0	2 0	2 0
32 Jay Bruce, L (1, 9) OBP: 0.294, SLG: 0.434	B SI 91 B KC 80 S CH 86 C FF 92 D KC 84 B FF 92 4-2 BB			S CH 84 B KC 78 B KC 79 S CH 84 C SI 90 2-3 ① K			X SI 90 0-0 ① G4-3		C SL 92 B FS 88 X SL 89 1-1 ① G1-3	3	0	0	0	1	1	0
23 Adam Duvall, R (1, 7) OBP: 0.324, SLG: 0.517 40 Tyler Holt, R (9, 8) OBP: 0.182, SLG: 0.100	D SI 91 D KC 82 X SI 91 2-0 ③ G6-3			X SI 90 0-0 ② G6-3			B CH 88 X SI 90 1-0 HR		B SL 88 C FF 95 X SI 97 1-1 ② F8	4 0	1 0	1 0	1 0	0 0	0 0	2 0
16 Tucker Barnhart, L (1, 2) OBP: 0.324, SLG: 0.326		C CH 88 M CH 83 F KC 80 X CH 85 0-2 30 FC5-4 1B		C SI 89 F KC 80 B KC 79 C SI 90 1-3 ③ K			B FF 90 B CH 84 B SI 89 C FF 90 B FF 89 4-1 30 BB BB		S SI 99 B FS 91 C SI 98 X SI 99 1-2 ③ L6	3	0	1	0	1	1	0
31 Brandon Finnegan, L (1, 1) 55 Skip Schumaker, L (7, PH) OBP: 0.307, SLG: 0.337 25 Burke Badenhop, R (7, 1) 50 Michael Lorenzen, R (8, 1) OBP: 0.270, SLG: 0.306 3 Iván De Jesús Jr., R (8, 5) OBP: 0.312, SLG: 0.375		M SI 90 M SI 91 M SI 90 0-3 ① K			C SI 89 B SI 90 C SI 89 C SI 89 1-3 ① K		S CH 86 F KC 80 F FF 90 S KC 82 0-3 ② K			2 1 0 0 0	0 0 0 0 0	0 0 0 0 0	0 0 0 0 0	0 0 0 0 0	2 1 0 0 0	1 1 0 0 0

	AB	31
	R	3
	H	6
	RBI	3
	BB	4
	SO	10
	LOB	10

Inning Stats	1	2	3	4	5	6	7	8	9
	R: 2 E: 1 K: 0 S: 18	H: 3 LOB: 2 BB: 1 P: 31	R: 0 E: 0 K: 1 S: 12	H: 1 LOB: 1 BB: 0 P: 13	R: 0 E: 0 K: 2 S: 8	H: 0 LOB: 0 BB: 0 P: 10	R: 0 E: 0 K: 2 S: 7	H: 0 LOB: 0 BB: 0 P: 10	R: 0 E: 0 K: 2 S: 8	H: 0 LOB: 0 BB: 0 P: 13	R: 0 E: 0 K: 1 S: 5	H: 0 LOB: 0 BB: 1 P: 12	R: 1 E: 0 K: 1 S: 12	H: 1 LOB: 2 BB: 2 P: 21	R: 0 E: 0 K: 1 S: 12	H: 1 LOB: 0 BB: 0 P: 19	R: 0 E: 0 K: 0 S: 7	H: 0 LOB: 0 BB: 0 P: 10

	1B: 4	SF: 0
	2B: 1	SAC: 0
	3B: 0	DP: 1
	HR: 1	HBP: 0

	WP: 0	PA: 35
	PB: 0	
	SB: 1	
	CS: 0	

PITCHER		IP	WLS	BF	H	R	ER	SO	BB	IBB	HBP	BLK	WP	HR	S	P	ERA	WHIP
34 A.J. Burnett, R ERA: 3.18	(1, 1)	6.2	L	28	5	3	3	9	4	0	0	0	0	1	67	107	4.05	1.350
48 Jared Hughes, R ERA: 2.28	(7, 1)	0.1		1	0	0	0	0	0	0	0	0	0	0	3	3	0.00	0.000
39 Bobby LaFromboise, L ERA: 1.13	(8, 1)	0.1		1	0	0	0	0	0	0	0	0	0	0	3	4	0.00	0.000
55 Joe Blanton, R ERA: 2.84	(8, 1)	0.2		2	1	0	0	1	0	0	0	0	0	0	9	15	0.00	1.500
37 Arquimedes Caminero, R ERA: 3.62	(9, 1)	1.0		3	0	0	0	0	0	0	0	0	0	0	7	10	0.00	0.000

PITCHER		IP	WLS	BF	H	R	ER	SO	BB	IBB	HBP	BLK	WP	HR	S	P	ERA	WHIP

Cincinnati Reds @ Pittsburgh Pirates

PNC Park, Pittsburgh, PA

Sat Oct 03 2015, 7:10 PM - 10:11 PM EDT

Att. 34,180 - Cloudy - 52 F

BOTTOM

livebaseballscorecards.com

Batter	1	2	3	4	5	6	7	8	9	AB	R	H	RBI	BB	SO	LOB
5 Josh Harrison, R (1, 4) (9, 9) OBP: 0.324, SLG: 0.382	2-2 25 G4-3 3B		2-1 22 G4-3 25 SH1-3 1B		4-0 BB			1-2 F8 ②		3	1	2	0	1	0	0
25 Gregory Polanco, L (1, 9) OBP: 0.320, SLG: 0.381	0-1 G4-3 ① 3-H		0-0 SH1-3 ① 1-2		2-2 G4-3 ③			1-0 1B		3	0	1	1	0	0	1
37 Arquimedes Caminero, R (9, 1)										0	0	0	0	0	0	0
22 Andrew McCutchen, R (1, 8) OBP: 0.404, SLG: 0.491	2-3 K ②		0-2 G4-3 ② 2-3			3-1 P6 ①		2-3 K ③		4	0	0	0	0	2	2
17 Aramis Ramirez, R (1, 5) OBP: 0.297, SLG: 0.423	4-2 6 1B BB		3-2 F8 ③			0-3 K ②			1-2 G6-3 ①	3	0	0	0	1	1	1
6 Starling Marte, R (1, 7) OBP: 0.335, SLG: 0.444	1-2 1B			1-0 G6-3 ①		1-0 G1-3 ③			2-1 HBP	3	0	1	0	0	0	0
38 Michael Morse, R (1, 3) OBP: 0.314, SLG: 0.338	2-3 K ③			0-1 G6-3 ②			3-3 K ①		1-3 K ②	4	0	0	0	0	3	3
29 Francisco Cervelli, R (1, 2) OBP: 0.369, SLG: 0.398		1-3 K ①		3-3 K ③			3-2 F8 ②		1-2 L8 ③	4	0	0	0	0	2	1
10 Jordy Mercer, R (1, 6) OBP: 0.291, SLG: 0.315		1-0 G6-3 ②			2-1 G5-3 ①		1-3 K ③			3	0	0	0	0	1	0
34 A.J. Burnett, R (1, 1) OBP: 0.116, SLG: 0.190		1-3 K ③			2-0 G3 ②			2-2 G3-1 ①		2	0	0	0	0	1	0
48 Jared Hughes, R (7, 1)										0	0	0	0	0	0	0
39 Bobby LaFromboise, L (8, 1)										0	0	0	0	0	0	0
55 Joe Blanton, R (8, 1)										0	0	0	0	0	0	0
18 Neil Walker, S (8, PH) (9, 4) OBP: 0.327, SLG: 0.427										1	0	0	0	0	0	0

Inning Stats	1	2	3	4	5	6	7	8	9
	R: 1 E: 0 K: 2 S: 16	H: 2 LOB: 2 BB: 1 P: 27	R: 0 E: 0 K: 2 S: 7	H: 0 LOB: 0 BB: 0 P: 10	R: 0 E: 0 K: 0 S: 9	H: 1 LOB: 1 BB: 0 P: 14	R: 0 E: 0 K: 1 S: 6	H: 0 LOB: 0 BB: 0 P: 10	R: 0 E: 0 K: 0 S: 7	H: 0 LOB: 1 BB: 1 P: 17
	R: 0 E: 0 K: 1 S: 6	H: 0 LOB: 0 BB: 0 P: 10	R: 0 E: 0 K: 2 S: 11	H: 0 LOB: 0 BB: 0 P: 18	R: 0 E: 0 K: 1 S: 10	H: 1 LOB: 1 BB: 0 P: 16	R: 0 E: 0 K: 1 S: 10	H: 0 LOB: 1 BB: 0 P: 15	1B: 3 2B: 0 3B: 1 HR: 0	SF: 0 SAC: 1 DP: 0 HBP: 1	WP: 0 PB: 0 SB: 0 CS: 0	PA: 34

PITCHER		IP	WLS	BF	H	R	ER	SO	BB	IBB	HBP	BLK	WP	HR	S	P	ERA	WHIP
31 Brandon Finnegan, L ERA: 3.56	(1, 1)	6.0	W	23	3	1	1	6	2	0	0	0	0	0	51	88	1.50	0.833
25 Burke Badenhop, R ERA: 3.93	(7, 1)	1.0	H	3	0	0	0	2	0	0	0	0	0	0	11	18	0.00	0.000
50 Michael Lorenzen, R ERA: 5.4	(8, 1)	0.2	H	3	1	0	0	0	0	0	0	0	0	0	7	11	0.00	1.500
54 Aroldis Chapman, L ERA: 1.63	(8, 1)	1.1	S	5	0	0	0	2	0	0	1	0	0	0	13	20	0.00	0.000

PITCHER	IP	WLS	BF	H	R	ER	SO	BB	IBB	HBP	BLK	WP	HR	S	P	ERA	WHIP

AB	30
R	1
H	4
RBI	1
BB	2
SO	10
LOB	8

Batter	1	2	3	4	5	6	7	8	9	AB	R	H	RBI	BB	SO	LOB
30 Jason Bourgeois, R (1, 8) (6, 9) OBP: 0.294, SLG: 0.332	C FF 91 X FF 91 0-1 ① F9		D CH 85 X FF 92 1-0 ② FC1-6 1-2f			C FF 92 B SL 85 F FF 91 S FF 92 1-3 ① K		C SI 93 S CH 84 B CH 84 B SI 94 F CH 83 X SI 93 2-2 19 1B 1B		4	0	1	0	0	1	1
7 Eugenio Suárez, R (1, 6) OBP: 0.315, SLG: 0.446	C FF 93 S FF 93 T FF 92 0-2 ② K		F FF 93 S FF 94 F FF 93 S CU 80 0-3 ③ K			B SL 84 B FF 92 C FF 91 C FF 92 C FF 93 2-3 ② K		C CH 83 X CH 84 0-1 ② F7		4	0	0	0	0	3	2
19 Joey Votto, L (1, 3) OBP: 0.459, SLG: 0.541	C FF 93 B SL 81 C SI 92 B FF 94 S FF 94 2-3 ③ K			B SL 84 X SL 84 1-0 ① F8		C FF 93 B FF 91 B FF 92 F FF 93 F SI 92 F FF 94 F SI 92 F FF 93 B CU 78 4-2 F FF 93 F FF 94 B SI 93 4 1B BB		F SI 93 D SL 83 X SI 94 1-1 1-2 1B		3	0	1	0	1	1	0
4 Brandon Phillips, R (1, 4) OBP: 0.328, SLG: 0.395		B FF 92 T FF 93 X SL 85 1-1 ① G1-3		X SL 83 0-0 ② F8		B SI 93 C FF 93 C FF 94 F FF 94 X SL 85 1-2 ③ 1-3 1B		S CH 86 X SI 95 0-1 ③ G1-3		4	0	1	0	0	0	2
21 Todd Frazier, R (1, 5) OBP: 0.309, SLG: 0.498		B FF 91 S CH 83 F FF 92 B CU 79 X FF 93 2-2 29 CS 32 1B 1B		B FF 92 B SL 82 C SL 83 F CH 83 B FF 92 B SL 84 4-2 32 WP BB			S FF 93 B SL 80 X FF 91 1-1 1B		C FC 93 B FC 93 B KC 82 X FC 92 2-1 ① F8	3	0	2	0	1	0	0
32 Jay Bruce, L (1, 9) OBP: 0.294, SLG: 0.434 40 Tyler Holt, R (6, 8) OBP: 0.176, SLG: 0.097 55 Skip Schumaker, L (9, PH) OBP: 0.306, SLG: 0.336		C SI 91 X FF 93 0-1 1-2 1B		L SI 91 B SI 91 C FF 93 B F FF 93 S SI 90 2-3 ③ K 1-2			C FF 93 S FF 93 S FC 91 0-3 ① K		S FC 91 X FF 92 0-1 ② L9	2 1 1	0 0 0	1 0 0	0 0 0	0 0 0	1 1 0	1 1 0
23 Adam Duvall, R (1, 7) OBP: 0.306, SLG: 0.484		B FF 93 S CH 84 D SL 86 T FF 93 C FF 94 2-3 ② K			B SL 85 F FF 92 S FF 92 B CU 79 F FF 92 X FF 93 2-2 ① F8		B SL 79 C FF 93 F FF 94 B CU 73 X CH 87 2-2 ② L5		F FC 92 B KC 82 C KC 82 B KC 81 F KC 83 S KC 82 2-3 ③ K	4	0	0	0	0	2	3
29 Brayan Peña, S (1, 2) OBP: 0.334, SLG: 0.324	C FF 94 0-1 ③ CS 2-3	B SI 92 C FF 92 B FF 92 B FF 93 F FF 93 B FF 94 4-2 64 FC3-6 BB			C FF 92 C SI 90 X FF 92 0-2 ② G4-3		C FF 91 S FF 92 C FC 91 0-3 ③ K			2	0	0	0	1	1	1
64 Josh Smith, R (1, 1) OBP: 0.222, SLG: 0.444 65 Ryan LaMarre, R (5, PH) OBP: 0.080, SLG: 0.080 70 Jumbo Díaz, R (5, 1) 53 Carlos Contreras, R (6, 1) 63 Sam LeCure, R (7, 1) 3 Iván De Jesús Jr., R (8, PH) OBP: 0.311, SLG: 0.373 41 Ryan Mattheus, R (8, 1)			C FF 93 B FF 92 X FF 93 1-1 ① FC3-6 30 FC1-6 1-2f		B FF 93 T FF 92 F FF 92 F FF 93 X FF 93 1-2 ③ F8			X SI 93 0-0 ① L8		1 1 0 0 0 1 0	0 0 0 0 0 0 0	0 0 0 0 0 0 0	0 0 0 0 0 0 0	0 0 0 0 0 0 0	0 0 0 0 0 0 0	1 0 0 0 0 0 0
Inning Stats	R: 0 E: 0 K: 2 S: 8 H: 0 LOB: 0 BB: 0 P: 10	R: 0 E: 0 K: 1 S: 11 H: 2 LOB: 1 BB: 0 P: 16	R: 0 E: 0 K: 1 S: 9 H: 0 LOB: 1 BB: 1 P: 15	R: 0 E: 0 K: 1 S: 8 H: 0 LOB: 1 BB: 1 P: 15	R: 0 E: 0 K: 0 S: 11 H: 0 LOB: 0 BB: 0 P: 14	R: 0 E: 0 K: 2 S: 19 H: 1 LOB: 2 BB: 1 P: 27	R: 0 E: 0 K: 2 S: 11 H: 1 LOB: 1 BB: 0 P: 14	R: 0 E: 0 K: 0 S: 11 H: 2 LOB: 2 BB: 0 P: 14	R: 0 E: 0 K: 1 S: 8 H: 0 LOB: 0 BB: 0 P: 12	1B: 6 2B: 0 3B: 0 HR: 0 SF: 0 SAC: 0 DP: 0 HBP: 0						

PITCHER		IP	WLS	BF	H	R	ER	SO	BB	IBB	HBP	BLK	WP	HR	S	P	ERA	WHIP
32 J.A. Happ, L ERA: 3.61	(1, 1)	6.0	W	22	3	0	0	7	3	0	0	0	1	0	66	97	0.00	1.000
38 Joakim Soria, R ERA: 2.53	(7, 1)	1.0	H	4	1	0	0	2	0	0	0	0	0	0	11	14	0.00	1.000
44 Tony Watson, L ERA: 1.91	(8, 1)	1.0		5	2	0	0	0	0	0	0	0	0	0	11	14	0.00	2.000
35 Mark Melancon, R ERA: 2.23	(9, 1)	1.0		3	0	0	0	1	0	0	0	0	0	0	8	12	0.00	0.000

PITCHER	IP	WLS	BF	H	R	ER	SO	BB	IBB	HBP	BLK	WP	HR	S	P	ERA	WHIP

TOP

Cincinnati Reds @ Pittsburgh Pirates

PNC Park, Pittsburgh, PA

Sun Oct 04 2015, 3:09 PM - 6:11 PM EDT

Att. 35,362 - Cloudy - 61 F

livebaseballscorecards.com

AB	31
R	0
H	6
RBI	0
BB	3
SO	10
LOB	12

1B: 6	SF: 0	WP: 1	PA: 35
2B: 0	SAC: 0	PB: 0	
3B: 0	DP: 0	SB: 0	
HR: 0	HBP: 0	CS: 1	

Cincinnati Reds @ Pittsburgh Pirates

PNC Park, Pittsburgh, PA

Sun Oct 04 2015, 3:09 PM - 6:11 PM EDT

Att. 35,362 - Cloudy - 61 F

BOTTOM

livebaseballscorecards.com

Batter	1	2	3	4	5	6	7	8	9	AB	R	H	RBI	BB	SO	LOB
25 Gregory Polanco, L (1, 9) OBP: 0.320, SLG: 0.381	B FF 88 B FF 88 B FF 88 C FF 87 C FF 90 F SL 83 F SL 83 X FF 90 3-2 ① L8	C SL 84 X SL 82 0-1 ③ G4-3		B CU 75 D CH 78 C CH 77 T FF 90 S SL 84 2-3 ③ K			C KC 72 X CH 80 0-1 5 2B 2B	X SI 92 0-0 ③ F8		5	1	1	0	0	1	3
5 Josh Harrison, R (1, 5) OBP: 0.327, SLG: 0.390	B FF 89 X FF 90 1-0 18 1B 2B		B SL 80 B SL 80 B FF 90 C FF 87 C FF 90 F FF 91 X SL 82 3-2 18 G4-3 1B		B SL 86 C FF 96 F FF 97 B SL 87 F FF 98 C FF 97 2-3 ① K		C FF 90 B SI 89 B SI 89 X CH 81 2-1 2-H 2B			4	1	3	1	0	1	0
22 Andrew McCutchen, R (1, 8) OBP: 0.401, SLG: 0.488	B FF 90 B SL 84 B SL 83 S FF 89 F SL 83 X CU 77 3-2 ② G5-3		1 SAFE S FF 90 B FF 91 1 SAFE 1 SAFE C FF 91 F FF 91 B FF 92 S SL 85 2-3 ① K		B SL 89 B SL 88 B FF 96 C FF 97 S FF 96 S FF 97 3-3 ② K		F SI 89 X SL 81 0-1 ① G6-3			4	0	0	0	0	2	3
18 Neil Walker, S (1, 4) OBP: 0.328, SLG: 0.427	B CH 80 X CH 80 1-0 6 1B 2-H 1B		C FF 90 B CH 80 B SI 87 1 SAFE C SL 85 X CH 79 2-2 ② G4-3 1-2		X SI 97 0-0 6 CS 1B		C FF 88 C SI 88 B SI 88 D KC 76 X SI 86 2-2 ② F8			4	0	2	1	0	0	2
6 Starling Marte, R (1, 7) OBP: 0.337, SLG: 0.444	F FF 91 B FF 90 F FF 88 X SL 84 1-2 1-2 1B		C CH 80 B FF 90 D FF 90 C CU 77 X SL 82 2-2 ③ G5-3		S FF 96 B FF 96 1-1 ③ CS 1-2	X CU 79 0-0 ① L7	B SI 87 B SL 81 B CH 82 B SI 89 4-0 BB			3	0	1	0	1	0	1
24 Pedro Alvarez, L (1, 3) OBP: 0.318, SLG: 0.469 38 Joakim Soria, R (7, 1) 38 Michael Morse, R (7, PH) OBP: 0.313, SLG: 0.336 44 Tony Watson, L (8, 1) 35 Mark Melancon, R (9, 1)	C CH 79 C FF 88 D CU 76 F SL 83 B CH 80 X CH 80 2-2 ③ G5-3			C CU 73 B CH 78 C CH 76 X FF 89 1-2 HR		C FF 93 B FF 92 B CH 82 F CH 84 F FF 93 T FF 92 2-2 ② K	B SI 88 F CH 82 X SI 88 1-1 ③ G6-3		3 0 1 0 0	1 0 0 0 0	1 0 0 0 0	1 0 0 0 0	0 0 0 0 0	1 0 2 0 0	2 0 0 0 0
29 Francisco Cervelli, R (1, 2) OBP: 0.370, SLG: 0.401		S SL 79 B SL 80 C SL 80 B FF 90 S CU 75 2-3 ① K		C CU 74 X SL 81 0-1 ① F8		B FF 93 B FF 93 C FF 93 B SI 94 C SI 91 X SI 92 3-2 10 2B 2B		B FC 87 F SL 83 C FS 80 X FF 93 1-2 1B		4	1	2	0	0	1	0
10 Jordy Mercer, R (1, 6) OBP: 0.293, SLG: 0.320		B SL 82 X SL 80 1-0 ② F8		B SL 81 C FF 91 F SL 81 F SL 83 B FF 91 X CU 77 2-2 1B		C FF 92 F FF 92 B CH 85 F CH 85 X CU 83 1-2 2-H 2B		B SI 91 F SI 92 F SI 91 D SI 92 X FF 91 2-2 ① L9		4	0	2	1	0	0	1
32 J.A. Happ, L (1, 1) OBP: 0.125, SLG: 0.087 23 Travis Snider, L (6, PH) OBP: 0.313, SLG: 0.350 3 Sean Rodríguez, R (7, 3) OBP: 0.281, SLG: 0.362		C FF 88 C CU 75 X SL 83 0-2 1B		L FF 87 L B CU 76 L SL 84 1-3 ② K		F FF 93 X CH 85 0-1 ③ G3-1		B FF 91 1 SAFE X SI 90 1-0 ② F7		2 1 1	0 0 0	1 0 0	0 0 0	0 0 0	1 0 0	1 1 1
Inning Stats	R: 1 E: 0 K: 0 S: 17 H: 3 LOB: 2 BB: 0 P: 28	R: 0 E: 0 K: 1 S: 9 H: 1 LOB: 1 BB: 0 P: 12	R: 0 E: 0 K: 1 S: 14 H: 1 LOB: 1 BB: 0 P: 23	R: 1 E: 0 K: 2 S: 15 H: 2 LOB: 1 BB: 0 P: 21	R: 0 E: 0 K: 2 S: 9 H: 1 LOB: 0 BB: 0 P: 15	R: 1 E: 0 K: 1 S: 14 H: 2 LOB: 1 BB: 0 P: 20	R: 1 E: 0 K: 0 S: 11 H: 2 LOB: 2 BB: 1 P: 20	R: 0 E: 0 K: 0 S: 8 H: 1 LOB: 1 BB: 0 P: 12		1B: 7 2B: 5 3B: 0 HR: 1 SF: 0 SAC: 0 DP: 0 HBP: 0						

	AB	36
	R	4
	H	13
	RBI	4
	BB	1
	SO	7
	LOB	17

WP: 0 PB: 0 SB: 0 CS: 1 PA: 38

PITCHER		IP	WLS	BF	H	R	ER	SO	BB	IBB	HBP	BLK	WP	HR	S	P	ERA	WHIP
64 Josh Smith, R ERA: 6.89	(1, 1)	4.0	L	19	7	2	2	4	0	0	0	0	0	1	55	84	4.50	1.750
70 Jumbo Díaz, R ERA: 4.18	(5, 1)	1.0		3	1	0	0	2	0	0	0	0	0	0	9	15	0.00	1.000
53 Carlos Contreras, R ERA: 4.82	(6, 1)	1.0		5	2	1	1	1	0	0	0	0	0	0	14	20	9.00	2.000
63 Sam LeCure, R ERA: 3.15	(7, 1)	1.0		6	2	1	1	0	1	0	0	0	0	0	11	20	9.00	3.000
41 Ryan Mattheus, R ERA: 4.02	(8, 1)	1.0		4	1	0	0	0	0	0	0	0	0	0	8	12	0.00	1.000

PITCHER	IP	WLS	BF	H	R	ER	SO	BB	IBB	HBP	BLK	WP	HR	S	P	ERA	WHIP

Chicago Cubs @ Pittsburgh Pirates

PNC Park, Pittsburgh, PA

Wed Oct 07 2015, 8:09 PM - 10:54 PM EDT

Att. 40,889 - Clear - 68 F

TOP

livebaseballscorecards.com

Batter	1	2	3	4	5	6	7	8	9	AB	R	H	RBI	BB	SO	LOB
24 Dexter Fowler, S (1, 8) OBP: 0.750, SLG: 1.500	B SI 97 B SI 96 S SI 95 B SI 96 X FF 94 3-1 12 S 12 1B 1B		C KC 81 B FF 96 B CH 90 X SI 96 2-1 12 HR 1B		F SI 95 S FF 96 B SI 96 B KC 82 X SI 96 2-2 HR		C SI 93 X CH 85 0-1 F9 1-2			4	3	3	1	0	0	1
12 Kyle Schwarber, L (1, 9) OBP: 0.667, SLG: 1.667 15 Chris Denorfia, R (7, 9)	1 SAFE B FF 95 B SL 87 S SL 89 F SL 89 X FF 97 2-2 17 G5-4-3 1-H 1B		B FF 97 B CH 89 C SI 96 X SL 88 2-1 1-H HR		C CH 88 X FF 95 0-1 F8			F FF 93 B FF 94 B FC 92 B FC 93 B FF 94 4-1 BB		3 0	1 0	2 0	3 0	0 1	0 0	0 0
17 Kris Bryant, R (1, 7) (6, 5)	B SI 97 C SL 87 B FF 95 X FF 95 2-1 G5-4-3 1-2f		C FF 96 F SI 96 F FF 97 B SL 88 B SI 96 B FF 96 B CH 93 4-2 44 P6-3 BB		B SL 87 X SI 94 1-0 L6			S SL 81 S FF 94 1 SAFE B FF 92 1 SAFE F FC 94 D CU 72 B SL 79 S SL 78 3-3 K		3	0	0	0	1	1	2
44 Anthony Rizzo, L (1, 3)	F FF 95 S CH 88 F KC 82 F FF 97 X SL 87 0-2 E4		B CH 89 X FF 96 1-0 P6-3 1-1f			C FF 93 B FF 93 C FF 93 B SL 86 F FF 93 F FF 94 F FF 94 B SL 84 C FF 94 3-3 K		B FF 94 C FC 94 C FC 93 C FC 94 1-3 K		4	0	0	0	0	2	2
11 Tommy La Stella, L (1, 5) 27 Austin Jackson, R (6, PH) (6, 7)	C FF 95 C FF 95 C SI 96 0-3 K		C SI 95 C FF 87 B SI 96 X KC 81 1-2 G3			C FF 94 C FF 93 C FF 93 0-3 K		S FC 94 1 SAFE B FC 94 S FC 94 S CU 72 1-3 K		2 2	0 0	0 0	0 0	0 0	1 2	1 1
13 Starlin Castro, R (1, 4)		C FF 93 F FF 94 B KC 80 X FF 94 1-2 G1-3		B SL 84 X FF 95 1-0 G5-3		F FF 94 B FF 93 B SL 86 X FF 94 2-1 P4			X FC 92 0-0 L6	4	0	0	0	0	0	0
47 Miguel Montero, L (1, 2) OBP: 0.250, SLG: 0.250		B KC 81 S CH 87 B FF 94 F SI 95 F CH 89 X SI 96 2-2 G6-3		X FF 94 0-0 1B			F SI 93 X SL 82 0-1 G3-1		C FC 92 F FC 92 X KC 81 0-2 G3	4	0	1	0	0	0	0
22 Addison Russell, R (1, 6) OBP: 0.250, SLG: 0.250		F SI 94 X SL 85 0-1 F8		C FF 94 B FF 96 F FF 95 S FF 98 1-3 K			B CH 84 F SI 94 B CH 83 F SI 93 F SI 95 S SI 94 2-3 K		C KC 82 S KC 81 B KC 82 X KC 81 1-2 1B	4	0	1	0	0	2	1
49 Jake Arrieta, R (1, 1)			C FF 94 C SI 93 S SL 87 0-3 K		C FF 95 C KC 81 B FF 96 S SI 96 1-3 K		H SI 93 1-0 24 S HBP			2	0	0	0	0	2	0

Inning Stats	1	2	3	4	5	6	7	8	9
	R: 1 E: 1 K: 1 S: 15	H: 2 LOB: 1 BB: 0 P: 22	R: 0 E: 0 K: 0 S: 9	H: 0 LOB: 0 BB: 0 P: 12	R: 2 E: 0 K: 1 S: 11	H: 2 LOB: 0 BB: 1 P: 20	R: 0 E: 0 K: 1 S: 8	H: 1 LOB: 1 BB: 0 P: 11	R: 1 E: 0 K: 1 S: 9	H: 1 LOB: 0 BB: 0 P: 13	R: 0 E: 0 K: 2 S: 11	H: 0 LOB: 0 BB: 0 P: 16	R: 0 E: 0 K: 1 S: 8	H: 0 LOB: 1 BB: 0 P: 11	R: 0 E: 0 K: 3 S: 11	H: 0 LOB: 1 BB: 1 P: 20	R: 0 E: 0 K: 0 S: 7	H: 1 LOB: 1 BB: 0 P: 8

| | | |

Batter	1	2	3	4	5	6	7	8	9	AB	R	H	RBI	BB	SO	LOB
25 Gregory Polanco, L (1, 9)	C SI 97 B FF 97 F CU 82 F SL 89 C SI 97 1-3 K ①		C SL 90 C FF 95 B SL 89 S FF 95 1-3 K ③			B SI 95 X FF 94 1-0 L5 ①		F SI 95 X CU 79 0-1 F9 ②		4	0	0	0	0	2	2
5 Josh Harrison, R (1, 5) (8, 6)	B FF 96 X SL 92 1-0 G4-3 ②			C SL 90 X SI 94 0-1 F9 ①		F FF 94 H SL 85 1-1 22 1B 1-2 HBP		B FF 92 F SI 94 F SI 94 F SL 87 F FF 93 S CU 80 1-3 K2-3 ③		3	0	0	0	0	1	1
22 Andrew McCutchen, R (1, 8) OBP: 0.500, SLG: 0.500	C SI 97 F CU 83 B SL 91 X CU 82 1-2 1B			B SL 90 C SI 95 C FF 95 X SI 96 1-2 L9 ②		B SL 87 B SL 89 X SI 95 2-0 6 G6-4-3 1-2 2-3 1B			F FF 94 C FF 94 X SL 88 0-2 G1-3 ①	4	0	2	0	0	0	0
6 Starling Marte, R (1, 7)	S SL 92 F SL 91 S SI 96 0-3 K ③			C FF 95 S FF 95 X SL 90 0-2 G3-1 ③		D SL 89 X SI 95 1-0 G6-4-3 ②③ 1-2f			B SI 93 X SL 88 1-0 G5-3 ②	4	0	0	0	0	1	4
29 Francisco Cervelli, R (1, 2) OBP: 0.500, SLG: 0.333		C FF 95 C SI 96 B CU 81 F SL 92 X FF 96 1-2 G3 ①			B FF 95 H SI 94 2-0 HBP		B FF 93 B FF 93 X SI 94 2-0 17 G5-4-3 1B		F SI 93 B SI 92 C SL 86 B SL 86 X SL 89 2-2 L4 ③	3	0	1	0	0	0	0
18 Neil Walker, S (1, 4)	F SI 96 S CU 81 B FF 95 S SI 96 1-3 K ②				X FF 95 0-0 F7 ①		F SI 94 B SI 94 B SL 89 S SL 90 S SL 90 2-3 K ①			3	0	0	0	0	2	2
10 Jordy Mercer, R (1, 6) 17 Aramis Ramirez, R (7, PH) (8, 5)	C FF 96 X SL 91 0-1 F8 ③				D SI 94 C SL 88 S SI 95 C SL 88 1-3 K ②		S FF 93 B FF 95 B SL 90 B SL 89 X SI 94 3-1 G5-4-3 ②③ 1-2f			2 1	0 0	0 0	0 0	0 0	1 0	1 1
3 Sean Rodríguez, R (1, 3) 24 Pedro Alvarez, L (3, PH) (4, 3)		F FF 95 S SL 90 B SL 90 B CU 81 S SL 88 2-3 K ①			F SL 86 B FF 94 S CU 82 B FF 94 D SL 89 C SL 88 3-3 K ③			B SL 89 C SI 94 C SI 94 F SI 96 S SL 87 1-3 K ①		0 3	0 0	0 0	0 0	0 0	0 3	0 1
45 Gerrit Cole, R (1, 1) 59 Antonio Bastardo, R (6, 1) 23 Travis Snider, L (6, PH) OBP: 1.000, SLG: 1.000 44 Tony Watson, L (7, 1) 38 Joakim Soria, R (8, 1) 38 Michael Morse, R (8, PH) OBP: 1.000, SLG: 1.000 35 Mark Melancon, R (9, 1)		C SI 95 C SL 88 B FF 95 S SL 88 1-3 K ②				B SI 94 F SI 95 B SL 88 F SL 88 X SL 89 2-2 22 1B 5 HBP 1B		F SL 87 B FF 95 X SL 87 1-1 1B		1 0 1 0 0 0 1 0	0 0 0 0 0 0 0 0	0 0 1 0 0 0 1 0	0 0 0 0 0 0 0 0	1 0 0 0 0 0 0 0	0 0 0 0 0 0 0 0	0 0 0 0 0 0 0 0
Inning Stats	R: 0 E: 0 K: 2 S: 11 H: 1 LOB: 1 BB: 0 P: 14	R: 0 E: 0 K: 1 S: 9 H: 0 LOB: 0 BB: 0 P: 11	R: 0 E: 0 K: 3 S: 9 H: 0 LOB: 0 BB: 0 P: 13	R: 0 E: 0 K: 0 S: 8 H: 0 LOB: 0 BB: 0 P: 9	R: 0 E: 0 K: 2 S: 7 H: 0 LOB: 1 BB: 0 P: 13	R: 0 E: 0 K: 0 S: 7 H: 2 LOB: 2 BB: 0 P: 14	R: 0 E: 0 K: 1 S: 6 H: 1 LOB: 0 BB: 0 P: 13	R: 0 E: 0 K: 2 S: 13 H: 1 LOB: 1 BB: 0 P: 16	R: 0 E: 0 K: 0 S: 7 H: 0 LOB: 0 BB: 0 P: 10	1B: 5 2B: 0 3B: 0 HR: 0	SF: 0 SAC: 0 DP: 2 HBP: 2	WP: 0 PB: 0 SB: 0 CS: 0	PA: 32			

PITCHER		IP	WLS	BF	H	R	ER	SO	BB	IBB	HBP	BLK	WP	HR	S	P	ERA	WHIP
49 Jake Arrieta, R	(1, 1)	9.0	W	32	5	0	0	11	0	0	2	0	0	0	77	113	0.00	0.556
ERA:																		

PITCHER IP WLS BF H R ER SO BB IBB HBP BLK WP HR S P ERA WHIP

BOTTOM

Chicago Cubs @ Pittsburgh Pirates

PNC Park, Pittsburgh, PA

Wed Oct 07 2015, 8:09 PM - 10:54 PM EDT

Att. 40,889 - Clear - 68 F

livebaseballscorecards.com

AB	30
R	0
H	5
RBI	0
BB	0
SO	11
LOB	12