

Pittsburgh Pirates - 2015

Batter	1	2	3	4	5	6	7	8	9	AB	R	H	RBI	BB	SO	LOB	TOP																		
14 Jaff Decker, L OBP: 0.667, SLG: 1.000 66 Elias Diaz, R OBP: 0.500, SLG: 2.000	L1	2B		1B		HR		FC6-4 23 G4-3		3	0	2	2	0	0	0																			
3 Sean Rodriguez, R 23 Steve Lombardozzi, S	G2-3	G1-3		P2		G3-1		G4-3		3	0	0	0	0	0	2																			
25 Gregory Polanco, L OBP: 0.333, SLG: 0.333 73 Willy Garcia, R OBP: 0.500, SLG: 0.500	24 HR	F7			L7	53 FC6-4		P4		3	1	1	0	0	0	1																			
6 Starling Marte, R OBP: 0.333, SLG: 0.333 53 Brent Morel, R OBP: 0.500, SLG: 0.500 67 Gustavo Nunez, S	E5		F9			FC6-4		15 CS		3	2	1	0	0	0	1																			
24 Pedro Alvarez, L OBP: 0.667, SLG: 2.000 15 Andrew Lamb, L OBP: 0.500, SLG: 1.000	HR		G3-1			2B		17 1B		3	1	2	4	0	0	0																			
27 Jung Ho Kang, R OBP: 0.667, SLG: 2.000 17 Pedro Florimon, S OBP: 0.500, SLG: 0.500	G6-3		HR			BB		79 S		2	1	1	1	1	0	0																			
31 Jose Tabata, R 79 Keon Broxton, R		G4-3		K				2-3		3	0	0	0	0	2	2																			
57 Deibinson Romero, R 51 Justin Sellers, R				G5-3		F8		G1-3		2	1	0	0	1	0	2																			
26 Tony Sanchez, R OBP: 0.500, SLG: 0.500 81 Mel Rojas Jr., S OBP: 0.500, SLG: 0.500	14 2B		F9					66 FC6-4		2	1	1	0	0	0	0																			
Inning Stats	R: 3 E: 1 K: 0 S: 6	H: 2 LOB: 0 BB: 0 P: 7	R: 2 E: 0 K: 0 S: 5	H: 2 LOB: 1 BB: 1 P: 9	R: 1 E: 0 K: 1 S: 7	H: 1 LOB: 0 BB: 0 P: 7	R: 0 E: 0 K: 0 S: 4	H: 1 LOB: 1 BB: 0 P: 4	R: 1 E: 0 K: 1 S: 7	H: 2 LOB: 1 BB: 1 P: 11	R: 0 E: 0 K: 1 S: 5	H: 0 LOB: 0 BB: 0 P: 5	R: 0 E: 0 K: 0 S: 4	H: 1 LOB: 1 BB: 0 P: 4	R: 0 E: 0 K: 1 S: 7	H: 3 LOB: 3 BB: 0 P: 9	1B: 8 2B: 3 3B: 0 HR: 3	SF: 0 SAC: 0 DP: 0 HBP: 0	WP: 0 PB: 0 CS: 1 PA: 43																
PITCHER	IP	WLS	BF	H	R	ER	SO	BB	IBB	HBP	BLK	WP	HR	S	P	ERA	WHIP	PITCHER	IP	WLS	BF	H	R	ER	SO	BB	IBB	HBP	BLK	WP	HR	S	P	ERA	WHIP
41 Aaron Sanchez, R ERA: 13.5	1.1	L	10	4	5	2	0	1	0	0	0	0	1	9	14	13.50	3.750	46 Wilton Lopez, R ERA:	1.0		3	0	0	0	1	0	0	0	0	0	5	5	0.00	0.000	
44 Cory Burns, R	0.2		2	0	0	0	0	0	0	0	0	0	0	2	2	0.00	0.000	51 Miguel Castro, R ERA:	1.0		4	1	0	0	0	0	0	0	0	0	4	4	0.00	1.000	
25 Marco Estrada, R ERA: 4.5	2.0		8	2	1	1	1	0	0	0	0	0	1	11	11	4.50	1.000	53 Gregory Infante, R ERA:	1.0		5	3	0	0	1	0	0	0	0	7	9	0.00	3.000		
50 Steve Delabar, R ERA: 9.0	1.0		6	2	1	1	1	1	0	0	0	0	0	7	11	9.00	3.000																		
4 Kyle Drabek, R ERA: 9.0	1.0		5	2	1	1	1	0	0	0	0	0	0	1	7	9.00	2.000																		

Batter	1	2	3	4	5	6	7	8	9	AB	R	H	RBI	BB	SO	LOB	BOTTOM																		
7 José Reyes, S 29 Devon Travis, R	F8		10 PB 55 F8		G5-3	FC6-4		FC1-2 39 WP 22 1B	G6-3	1	0	0	0	1	0	0																			
55 Russell Martin, R OBP: 0.333, SLG: 0.333 75 Anthony Alford, R ERA:	G6-3		F8					37 FC4-6 39 BB 23 K		3	0	1	0	0	0	2																			
22 Josh Thole, L OBP: 1.000, SLG: 1.000 74 Dwight Smith Jr., L ERA:	G6-3				19 1B			39 WP 1B		2	0	2	2	0	0	0																			
19 José Bautista, R OBP: 0.333, SLG: 0.333 1 Jonathan Diaz, R 39 Caleb Gindl, L 8 A.J. Jimenez, R	G6-3		G5-3		37 1B			37 FC4-6 BB		3	0	1	1	0	0	1																			
10 Edwin Encarnación, R 37 Daric Barton, L OBP: 0.667, SLG: 0.500			K					FC4-6 23 K		1	0	0	0	1	1	1																			
20 Josh Donaldson, R 23 Danny Valencia, R 28 Matt Hague, R	G6-4-3							2-3 2-3		1	0	0	0	1	0	1																			
14 Justin Smoak, S 15 Chris Colabello, R OBP: 0.500, SLG: 1.000	G6-3							1-2 3-4		1	0	0	0	1	1	2																			
73 Mitch Nay, R OBP: 1.000, SLG: 1.000	G6-3							1-2 2-3		0	0	0	0	0	0	0																			
13 Maicer Izturis, S 17 Ryan Goins, L OBP: 0.667, SLG: 0.667					G1-3			17 1B 29 FC1-2		2	0	0	0	1	1	1																			
11 Kevin Pillar, R OBP: 0.500, SLG: 2.000 3 Ezequiel Carrera, L					11 HR			29 FC1-2 22 1B		3	1	2	0	0	1	2																			
45 Dalton Pompey, S OBP: 0.500, SLG: 0.500 33 Chris Dickerson, L					F8			33 BB FC4-6		2	1	1	2	0	0	1																			
Inning Stats	R: 0 E: 0 K: 0 S: 3	H: 0 LOB: 0 BB: 0 P: 3	R: 0 E: 0 K: 0 S: 2	H: 0 LOB: 0 BB: 1 P: 6	R: 3 E: 0 K: 1 S: 8	H: 2 LOB: 2 BB: 2 P: 18	R: 0 E: 0 K: 1 S: 5	H: 0 LOB: 1 BB: 1 P: 9	R: 1 E: 0 K: 1 S: 8	H: 3 LOB: 3 BB: 1 P: 12	R: 0 E: 0 K: 0 S: 4	H: 1 LOB: 2 BB: 0 P: 11	R: 2 E: 0 K: 2 S: 10	H: 3 LOB: 3 BB: 1 P: 15	R: 1 E: 0 K: 1 S: 6	H: 1 LOB: 3 BB: 2 P: 15	1B: 9 2B: 1 3B: 0 HR: 1	SF: 0 SAC: 0 DP: 1 HBP: 1	WP: 1 PB: 1 SB: 1 CS: 0 PA: 46																
PITCHER	IP	WLS	BF	H	R	ER	SO	BB	IBB	HBP	BLK	WP	HR	S	P	ERA	WHIP	PITCHER	IP	WLS	BF	H	R	ER	SO	BB	IBB	HBP	BLK	WP	HR	S	P	ERA	WHIP
65 Casey Sadler, R ERA:	2.0	W	6	0	0	0	0	1	0	0	0	0	1	8	18	27.00	4.000	32 Brad Lincoln, R ERA:	1.0		4	1	0	0	0	1	0	0	0	1	0	10	15	18.00	4.000
38 Stolmy Pimentel, R ERA:	1.0		7	2	3	3	1	2	0	0	0	0	0	5	9	0.00	1.000	61 Josh Wall, R ERA:	1.0		7	3	2	2	2	1	0	0	0	0	6	15	9.00	3.000	
37 Arquemedes Camerino, R ERA:	1.0	H	4	0	0	0	1	1	0	0	0	0	0	8	12	9.00	1.000	23 Ryan Beckman, R ERA: 9.0	1.0	S	7	1	1	1	1	2	0	1	0	0	0	6	15	9.00	3.000
39 Bobby LaFromboise, L ERA: 9.0	1.0	H	7	3	1	1	1	0	0	0	0	0	0	4	4	0.00	1.000																		
52 Rob Scahill, R ERA:	1.0	H	4	1	0	0	0	0	0	0	0	0	0	4	4	0.00	1.000																		

Pittsburgh Pirates @ Toronto Blue Jays
 Florida Auto Exchange Stadium, Dunedin, FL
 Tue Mar 03 2015, 4:25 PM - 4:30 PM EST
 Att: 4,593 - Partly Cloudy - 78 F

AB 41
 R 8
 H 14
 RBI 8
 BB 2
 SO 5
 LOB 13



Pittsburgh Pirates @ Toronto Blue Jays
 Florida Auto Exchange Stadium, Dunedin, FL
 Tue Mar 03 2015, 4:25 PM - 4:30 PM EST
 Att: 4,593 - Partly Cloudy - 78 F

AB 36
 R 7
 H 11
 RBI 7
 BB 9
 SO 7
 LOB 33



Batter	1	2	3	4	5	6	7	8	9	AB	R	H	RBI	BB	SO	LOB	TOP										
3 Ezequiel Carrera, L (1.9) (3.7) (5.8) (6.9)	G1-3		K		K				K	3	0	0	0	0	2	0	Toronto Blue Jays @ Pittsburgh Pirates McKechnie Field, Bradenton, FL Wed Mar 04, 2015, 4:04 PM - 4:07 PM EST Att: 6,127 - Partly Cloudy - 84 F										
39 Caleb Gindl, L OBP: 0.500, SLG: 1.000										2	1	1	0	0	1	0											
66 Munenori Kawasaki, L 28 Matt Hague, R OBP: 0.667, SLG: 0.500	45 2B 30 G4-3 HBP		F7		K					1	1	0	0	0	0	0											
45 Dalton Pompey, S OBP: 0.667, SLG: 0.667										3	0	2	0	1	0	0											
74 Dwight Smith Jr., L	30 G4-3 1-3 2B		F9							0	0	0	0	0	0	0											
30 Dioner Navarro, S OBP: 0.333, SLG: 0.667 8 A.J. Jimenez, R	G4-3				FC6-4					3	1	1	1	0	0	2											
37 Daric Barton, L OBP: 0.667, SLG: 0.333 73 Mitch Nay, R OBP: 0.500, SLG: 0.500										1	1	0	0	1	0	0											
15 Chris Colabello, R OBP: 0.200, SLG: 0.400 69 Sean Ochinko, R										3	0	0	0	0	3	4											
11 Kevin Pillar, R OBP: 0.333, SLG: 1.000										4	0	1	1	0	0	0											
9 Ramon Santiago, S 18 Steve Tolleson, R										2	0	0	1	0	1	1											
17 Ryan Goins, L OBP: 0.400, SLG: 0.400 29 Devon Travis, R 1 Jonathan Diaz, R										1	0	0	0	0	0	0											
Inning Stats	R: 1 E: 0 K: 1 S: 6	H: 1 LOB: 2 BB: 1 P: 11	R: 0 E: 0 K: 2 S: 7	H: 0 LOB: 0 BB: 0 P: 7	R: 0 E: 0 K: 1 S: 5	H: 0 LOB: 0 BB: 0 P: 5	R: 2 E: 0 K: 1 S: 7	H: 2 LOB: 1 BB: 0 P: 8	R: 0 E: 0 K: 1 S: 5	H: 0 LOB: 1 BB: 0 P: 11	R: 1 E: 0 K: 1 S: 8	H: 3 LOB: 2 BB: 0 P: 8	R: 0 E: 0 K: 0 S: 3	H: 0 LOB: 0 BB: 0 P: 3	R: 0 E: 0 K: 2 S: 7	H: 0 LOB: 0 BB: 0 P: 7	1B: 2 2B: 3 HR: 0	SF: 0 SAC: 0 DP: 0 HBP: 2	WP: 0 PB: 0 SB: 1 CS: 0	PA: 37							
PITCHER	IP	WLS	BF	H	R	ER	SO	BB	IBB	HBP	BLK	WP	HR	S	P	ERA	WHIP										
45 Gerrit Cole, R ERA: 4.5	2.0		9	1	1	1	3	1	0	1	0	0	0	13	18	4.50	1.000										
46 Vance Worley, R ERA: 9.0	2.0	L	9	2	2	2	2	0	0	1	0	0	0	12	13	9.00	1.000										
44 Tony Watson, L ERA:	1.0		4	0	0	0	2	1	0	0	0	0	0	7	11	0.00	1.000										
58 Radhames Liz, R ERA:	1.0		3	0	0	0	1	0	0	0	0	0	0	5	5	0.00	0.000										
59 Antonio Bastardo, L ERA: 9.0	1.0		6	3	1	1	1	0	0	0	0	0	0	8	8	9.00	3.000										
PITCHER	IP	WLS	BF	H	R	ER	SO	BB	IBB	HBP	BLK	WP	HR	S	P	ERA	WHIP										
48 Jared Hughes, R ERA:	1.0		3	0	0	0	0	0	0	0	0	0	0	3	3	0.00	0.000										
43 John Holdzkom, R ERA:	1.0		3	0	0	0	2	0	0	0	0	0	0	7	7	0.00	0.000										

Batter	1	2	3	4	5	6	7	8	9	AB	R	H	RBI	BB	SO	LOB	BOTTOM										
5 Josh Harrison, R OBP: 1.000, SLG: 1.000 53 Brent Morel, R OBP: 0.250, SLG: 0.250 17 Pedro Florimon, S OBP: 0.667, SLG: 1.000	29 F8-4 29 WP 1B		F7		F7					1	0	1	0	0	0	0	Toronto Blue Jays @ Pittsburgh Pirates McKechnie Field, Bradenton, FL Wed Mar 04, 2015, 4:04 PM - 4:07 PM EST Att: 6,127 - Partly Cloudy - 84 F										
29 Francisco Cervelli, R 83 Wilkin Castillo, S	F8-4 1-2		F9							2	0	0	0	0	0	1											
15 Andrew Lamb, L OBP: 0.167, SLG: 0.333	G3-1		P6							4	0	0	0	0	0	1											
18 Neil Walker, S 63 Allen Hanson, S OBP: 0.500, SLG: 0.500										2	0	0	0	0	1	0											
24 Pedro Alvarez, L OBP: 0.600, SLG: 1.400 57 Delbinson Romero, R										2	0	1	0	0	1	0											
10 Jordy Mercer, R 67 Gustavo Nunez, S										2	1	0	0	0	0	1											
23 Steve Lombardozzi, S 79 Keon Broxton, R										2	0	0	0	0	2	0											
81 Mel Rojas Jr., S OBP: 0.800, SLG: 0.500 6 Taylor Lewis, L										0	0	0	0	3	0	0											
73 Willy Garcia, R OBP: 0.400, SLG: 0.250										1	0	0	0	0	1	0											
Inning Stats	R: 0 E: 0 K: 0 S: 3	H: 1 LOB: 0 BB: 0 P: 4	R: 1 E: 1 K: 1 S: 7	H: 1 LOB: 2 BB: 1 P: 11	R: 0 E: 0 K: 0 S: 3	H: 0 LOB: 0 BB: 0 P: 3	R: 0 E: 0 K: 1 S: 5	H: 0 LOB: 0 BB: 0 P: 5	R: 0 E: 0 K: 0 S: 2	H: 0 LOB: 1 BB: 2 P: 11	R: 0 E: 0 K: 1 S: 6	H: 1 LOB: 1 BB: 0 P: 6	R: 0 E: 0 K: 2 S: 9	H: 1 LOB: 2 BB: 0 P: 9	R: 0 E: 0 K: 2 S: 7	H: 0 LOB: 0 BB: 0 P: 7		1B: 3 2B: 2 3B: 0 HR: 0	SF: 0 SAC: 0 DP: 2 HBP: 0	WP: 2 PB: 0 SB: 1 CS: 1	PA: 34						
PITCHER	IP	WLS	BF	H	R	ER	SO	BB	IBB	HBP	BLK	WP	HR	S	P	ERA	WHIP										
6 Marcus Stroman, R ERA:	1.1		7	2	1	0	0	0	0	0	0	1	0	1	5	0.00	3.000										
59 Rob Rasmussen, L ERA:	0.1	B	2	0	0	0	0	1	0	0	0	1	0	1	5	0.00	3.000										
58 Todd Redmond, R ERA:	1.0	W	3	0	0	0	0	0	0	0	0	0	0	3	3	0.00	0.000										
63 Scott Barnes, L ERA:	1.0	H	3	0	0	0	1	0	0	0	0	0	0	5	5	0.00	0.000										
47 Bo Schultz, R ERA:	1.0	H	4	0	0	0	0	2	0	0	0	0	0	2	11	0.00	2.000										
PITCHER	IP	WLS	BF	H	R	ER	SO	BB	IBB	HBP	BLK	WP	HR	S	P	ERA	WHIP										
52 Ryan Tepera, R ERA:	0.1		4	1	0	0	1	1	0	0	0	0	0	4	8	0.00	1.000										
67 Andrew Albers, L ERA:	1.0	H	3	0	0	0	1	0	0	0	0	0	0	9	9	0.00	1.000										
31 Liam Hendriks, R ERA:	1.0	H	5	1	0	0	2	0	0	0	0	0	0	9	9	0.00	1.000										
76 Matt West, R ERA:	1.0	S	3	0	0	0	2	0	0	0	0	0	0	7	7	0.00	0.000										

AB	33
R	4
H	6
RBI	4
BB	2
SO	11
LOB	10



Batter	1	2	3	4	5	6	7	8	9	AB	R	H	RBI	BB	SO	LOB	TOP			
22 Jacoby Ellsbury, L (1,8) 93 Jake Cave, L (6,8) OBP: 0.250, SLG: 0.250	G6-3		G3-1		G4-3		G6-3			3	0	0	0	0	0	0	New York Yankees @ Pittsburgh Pirates McKechnie Field, Bradenton, FL Thu Mar 05 2015, 3:49 PM - 3:52 PM EST Att: 7,880 - Partly Cloudy - 83 F			
11 Brett Gardner, L (1,7) 77 Ramón Flores, L (6,7) OBP: 0.333, SLG: 0.333	G4-3 66 33 1B BB				G3		G6-3 79 PO 1B			1	0	0	0	2	0	0				
24 Chris Young, R (1,9) 79 Tyler Austin, R (6,9) OBP: 0.333, SLG: 1.333	K		F8				PO	1-1 HR		3	1	1	0	0	1	2				
33 Garrett Jones, L (1,3) 95 Greg Bird, L (6,3) OBP: 0.200, SLG: 0.750	G4-3 66 1B				FC5-4 66 FC5-4 BB			K		2	0	2	1	1	0	0				
66 John Ryan Murphy, R (1,2) 62 Cole Figueroa, L (6,4) OBP: 0.200, SLG: 0.200	G4-3 1-2 2-3				FC5-4 98 1B 63 1B		G6-3 2H	F9		3	0	0	0	0	0	4				
63 José Pirela, R (1,5) 97 Jonathan Galvez, R (6,5) OBP: 0.400, SLG: 0.400 OBP: 0.333, SLG: 0.333			K					K		3	0	1	0	0	2	0				
94 Kyle Roller, L (1,10) 67 Eddy Rodríguez, R (9, PH) (9, 10)			F7					K		3	0	0	0	0	2	2				
98 Rob Refsnyder, R (1,4) 73 Tyler Wade, L (6,6) OBP: 0.500, SLG: 0.600 OBP: 1.000, SLG: 1.000							F8			3	0	2	0	0	0	0				
96 Cito Culver, R (1,6) 55 Austin Romine, R (6,2)										2	0	0	0	0	0	3				
			G5-3		P4			F9		2	0	0	0	0	1					
Inning Stats	R: 0 E: 0 K: 1 S: 6	H: 1 LOB: 2 BB: 1 P: 10	R: 0 E: 0 K: 1 S: 5	H: 1 LOB: 1 BB: 0 P: 5	R: 0 E: 0 K: 0 S: 3	H: 0 LOB: 1 BB: 1 P: 7	R: 0 E: 0 K: 1 S: 7	H: 2 LOB: 3 BB: 1 P: 11	R: 1 E: 0 K: 0 S: 5	H: 2 LOB: 1 BB: 0 P: 5	R: 0 E: 0 K: 2 S: 7	H: 0 LOB: 0 BB: 0 P: 7	R: 0 E: 0 K: 2 S: 9	H: 1 LOB: 0 BB: 0 P: 3	R: 1 E: 0 K: 2 S: 9	H: 1 LOB: 0 BB: 0 P: 10	1B: 5 2B: 3 3B: 0 HR: 1	SF: 0 SAC: 0 DP: 1 HBP: 0	WP: 0 PB: 0 SB: 0 CS: 0	PA: 37
PITCHER	IP WLS BF H R ER SO BB IBB HBP BLK WP HR S P ERA WHIP	2.0 8 2 0 0 2 1 0 0 0 0 0 0 11 15 0.00 1.500	2.0 10 2 0 0 1 2 0 0 0 0 0 0 10 18 0.00 2.000	1.0 5 2 1 1 0 0 0 0 0 0 0 5 5 9.00 2.000	1.0 3 0 0 0 2 0 0 0 0 0 0 7 7 0.00 0.000	1.0 3 1 0 0 0 0 0 0 0 0 0 3 3 0.00 1.000	PITCHER	IP WLS BF H R ER SO BB IBB HBP BLK WP HR S P ERA WHIP	1.0 L 4 1 1 1 2 0 0 0 0 0 0 1 9 10 9.00 1.000	1.0 3 1 0 0 0 0 0 0 0 0 0 3 3 0.00 1.000										

AB	33
R	2
H	9
RBI	2
BB	3
SO	7
LOB	12



Batter	1	2	3	4	5	6	7	8	9	AB	R	H	RBI	BB	SO	LOB	BOTTOM					
31 Jose Tabata, R (1,7) 81 Mel Rojas Jr., S (6,7) OBP: 0.571, SLG: 0.250	G6-3		K			P6		K		2	0	0	0	1	1	0	New York Yankees @ Pittsburgh Pirates McKechnie Field, Bradenton, FL Thu Mar 05 2015, 3:49 PM - 3:52 PM EST Att: 7,880 - Partly Cloudy - 83 F					
25 Gregory Polanco, L (1,9) 73 Willy García, R (6,9) OBP: 0.571, SLG: 0.667	G3-1				F8					2	0	0	0	0	0	0						
22 Andrew McCutchen, R (1,10) 74 Sebastian Valle, R (8, PH) (9, 10)					L6					3	0	0	0	0	1	1						
6 Starling Marte, R (1,8) 14 Jaff Decker, L (6,8) OBP: 0.500, SLG: 0.800			K							2	0	1	0	0	1	1						
15 Andrew Lamb, L (1,3) 57 Delbinson Romero, R (6,3) OBP: 0.250, SLG: 0.167			G1-3							2	0	1	0	0	0	0						
27 Jung Ho Kang, R (1,6) 63 Alen Hanson, S (6,4) OBP: 0.600, SLG: 1.500 OBP: 0.500, SLG: 0.500										2	0	1	0	0	1	0						
19 Chris Stewart, R (1,2) 26 Tony Sanchez, R (6,2) OBP: 0.250, SLG: 0.250										2	0	1	0	0	1	1						
3 Sean Rodríguez, R (1,4) 67 Gustavo Nunez, S (5, PR) (6, 6)										2	0	1	0	0	0	1						
51 Justin Sellers, R (1,5) 53 Brent Morel, R (6,5) OBP: 0.200, SLG: 0.200										2	0	0	0	0	1	1						
										2	0	1	0	0	1	1						
Inning Stats	R: 0 E: 0 K: 0 S: 3	H: 0 LOB: 0 BB: 0 P: 3	R: 0 E: 0 K: 1 S: 6	H: 1 LOB: 1 BB: 0 P: 6	R: 0 E: 0 K: 1 S: 5	H: 1 LOB: 0 BB: 0 P: 5	R: 0 E: 0 K: 0 S: 4	H: 1 LOB: 1 BB: 0 P: 4	R: 0 E: 0 K: 1 S: 6	H: 1 LOB: 1 BB: 0 P: 7	R: 1 E: 0 K: 0 S: 5	H: 3 LOB: 2 BB: 0 P: 5	R: 0 E: 0 K: 2 S: 8	H: 1 LOB: 1 BB: 0 P: 9	R: 0 E: 0 K: 3 S: 10	H: 1 LOB: 1 BB: 0 P: 10	R: 0 E: 0 K: 0 S: 3	H: 0 LOB: 0 BB: 0 P: 3	1B: 7 2B: 2 3B: 0 HR: 0	SF: 0 SAC: 0 DP: 0 HBP: 0	WP: 2 PB: 0 SB: 2 CS: 0	PA: 34
PITCHER	IP WLS BF H R ER SO BB IBB HBP BLK WP HR S P ERA WHIP	2.0 7 2 0 0 1 0 0 0 0 0 0 9 9 0.00 1.000	2.0 7 1 0 0 1 0 0 0 0 0 0 9 9 0.00 0.500	2.0 9 4 1 1 1 0 0 0 0 0 0 11 12 4.50 2.000	1.0 W 4 1 0 0 2 0 0 0 0 0 8 9 0.00 1.000		PITCHER	IP WLS BF H R ER SO BB IBB HBP BLK WP HR S P ERA WHIP	1.0 H 4 1 0 0 3 0 0 0 0 0 0 3 3 0.00 0.000	1.0 S 3 0 0 0 0 0 0 0 0 0 3 3 0.00 0.000												

AB	34
R	1
H	9
RBI	1
BB	0
SO	8
LOB	10



Batter	1	2	3	4	5	6	7	8	9	10	AB	R	H	RBI	BB	SO	LOB	TOP
1 Tim Beckham, R 63 Eugenio Velez, S OBP: 0.333, SLG: 0.333	F8		HBP		F7		1B			F9	2	0	0	0	0	0	0	
28 John Jaso, L 67 Luke Maile, R	HBP		K		F8		2-4	P5		K	0	0	0	0	0	0	0	
36 Hak-Ju Lee, L	HBP										3	0	2	0	0	0	2	
8 Desmond Jennings, R 64 Corey Brown, L 79 Boog Powell, L	1B		F9			1B		HR			1	1	1	1	1	0	0	
3 Evan Longoria, R 10 Alexi Casilla, S	FC5-4		F8			2B		G4-3		K	3	0	1	0	0	0	4	
21 James Loney, L 30 Vince Belome, L	FC4-6		G4-3			FC1-2		BB			3	0	0	0	0	0	4	
2 Nick Franklin, S 29 Ryan Brett, R		G4-3	K			L3		HBP			2	0	0	0	0	1	0	
20 Steven Souza Jr., R 27 Mikie Mahtook, R		G1-3				FC5		PO		G1-3	3	0	1	0	0	0	2	
65 Joey Butler, R 69 Taylor Motter, R		G4-3									1	0	1	0	0	0	0	
60 Bobby Wilson, R 9 Justin O'Conner, R			1B		F8					G4-6-3	2	0	1	0	0	0	0	
Inning Stats	R: 0 E: 0 K: 0 S: 4	H: 1 LOB: 2 BB: 0 P: 6	R: 0 E: 0 K: 0 S: 3	H: 0 LOB: 0 BB: 0 P: 7	R: 0 E: 0 K: 1 S: 6	H: 1 LOB: 2 BB: 0 P: 7	R: 0 E: 0 K: 0 S: 5	H: 2 LOB: 2 BB: 0 P: 5	R: 0 E: 0 K: 1 S: 5	H: 1 LOB: 1 BB: 1 P: 9	R: 0 E: 0 K: 2 S: 7	H: 1 LOB: 0 BB: 1 P: 11	R: 0 E: 0 K: 2 S: 7	H: 0 LOB: 1 BB: 1 P: 11	1B: 5 2B: 2 3B: 0 HR: 1	SF: 0 SAC: 0 DP: 1 HBP: 3	WP: 0 PB: 0 SB: 0 CS: 0	PA: 41
PITCHER	IP WLS BF H R ER SO BB IBB HBP BLK WP HR S P ERA WHIP	IP WLS BF H R ER SO BB IBB HBP BLK WP HR S P ERA WHIP	IP WLS BF H R ER SO BB IBB HBP BLK WP HR S P ERA WHIP	IP WLS BF H R ER SO BB IBB HBP BLK WP HR S P ERA WHIP	IP WLS BF H R ER SO BB IBB HBP BLK WP HR S P ERA WHIP	IP WLS BF H R ER SO BB IBB HBP BLK WP HR S P ERA WHIP	IP WLS BF H R ER SO BB IBB HBP BLK WP HR S P ERA WHIP	IP WLS BF H R ER SO BB IBB HBP BLK WP HR S P ERA WHIP	IP WLS BF H R ER SO BB IBB HBP BLK WP HR S P ERA WHIP	IP WLS BF H R ER SO BB IBB HBP BLK WP HR S P ERA WHIP	IP WLS BF H R ER SO BB IBB HBP BLK WP HR S P ERA WHIP	IP WLS BF H R ER SO BB IBB HBP BLK WP HR S P ERA WHIP	IP WLS BF H R ER SO BB IBB HBP BLK WP HR S P ERA WHIP	IP WLS BF H R ER SO BB IBB HBP BLK WP HR S P ERA WHIP	IP WLS BF H R ER SO BB IBB HBP BLK WP HR S P ERA WHIP	IP WLS BF H R ER SO BB IBB HBP BLK WP HR S P ERA WHIP	IP WLS BF H R ER SO BB IBB HBP BLK WP HR S P ERA WHIP	IP WLS BF H R ER SO BB IBB HBP BLK WP HR S P ERA WHIP

Tampa Bay Rays @ Pittsburgh Pirates
McKechnie Field, Bradenton, FL
Sat Mar 07 2015, 4:23 PM - 4:24 PM EST
Att: 8,303 - Cloudy - 69 F

AB 35
R 1
H 8
RBI 1
BB 2
SO 5
LOB 19



Batter	1	2	3	4	5	6	7	8	9	10	AB	R	H	RBI	BB	SO	LOB	BOTTOM				
67 Gustavo Nunez, S 51 Justin Sellers, R OBP: 0.288, SLG: 0.167	G1-3		G5-3			G6-4-3		1B		K	2	0	0	0	0	0	0					
25 Gregory Polanco, L 73 Willy Garcia, R OBP: 0.429, SLG: 0.545	2B				G4-3		2B	FC6-4		K	2	0	1	0	0	0	0					
22 Andrew McCutchen, R 3 Sean Rodriguez, R OBP: 0.125, SLG: 0.125	G5-3				L7		F8	G4-3		G5-3	3	0	0	0	0	0	4					
6 Starling Marte, R 6 Taylor Lewis, L OBP: 0.333, SLG: 0.333	G5-3				1B			1B		G3	2	0	1	0	0	0	1					
27 Jung Ho Kang, R 80 Gift Ngoepe, R		F7			F8			K		K	2	0	0	0	0	0	1					
15 Andrew Lambo, L 53 Brent Morel, R OBP: 0.333, SLG: 0.250		K			G4-3			BB		1B	2	0	0	0	0	1	0					
19 Chris Stewart, R 66 Elias Diaz, R OBP: 0.250, SLG: 1.000		K			F8			G4-3		G6-3	2	0	0	0	0	0	3					
57 Debinson Romero, R 23 Steve Lombardozzi, S OBP: 0.375, SLG: 0.500			G5-3					2B		1B	2	0	1	0	0	0	0					
79 Keon Broxton, R 70 Gorkys Hernández, R OBP: 0.500, SLG: 0.500			G6-4-3			BB		G3-1		1B	1	0	0	0	1	0	1					
Inning Stats	R: 0 E: 0 K: 0 S: 4	H: 1 LOB: 1 BB: 4 P: 4	R: 0 E: 0 K: 2 S: 7	H: 0 LOB: 0 BB: 0 P: 7	R: 0 E: 0 K: 0 S: 3	H: 1 LOB: 0 BB: 0 P: 3	R: 0 E: 0 K: 0 S: 4	H: 1 LOB: 1 BB: 0 P: 4	R: 0 E: 0 K: 0 S: 3	H: 0 LOB: 0 BB: 1 P: 7	R: 0 E: 0 K: 1 S: 5	H: 1 LOB: 1 BB: 1 P: 9	R: 1 E: 2 K: 0 S: 5	H: 2 LOB: 1 BB: 0 P: 5	R: 0 E: 0 K: 1 S: 6	H: 1 LOB: 1 BB: 0 P: 7	R: 0 E: 0 K: 2 S: 9	H: 2 LOB: 2 BB: 0 P: 10	1B: 7 2B: 3 3B: 0 HR: 0	SF: 0 SAC: 0 DP: 3 HBP: 0	WP: 1 PB: 0 SB: 0 CS: 0	PA: 39
PITCHER	IP WLS BF H R ER SO BB IBB HBP BLK WP HR S P ERA WHIP	IP WLS BF H R ER SO BB IBB HBP BLK WP HR S P ERA WHIP	IP WLS BF H R ER SO BB IBB HBP BLK WP HR S P ERA WHIP	IP WLS BF H R ER SO BB IBB HBP BLK WP HR S P ERA WHIP	IP WLS BF H R ER SO BB IBB HBP BLK WP HR S P ERA WHIP	IP WLS BF H R ER SO BB IBB HBP BLK WP HR S P ERA WHIP	IP WLS BF H R ER SO BB IBB HBP BLK WP HR S P ERA WHIP	IP WLS BF H R ER SO BB IBB HBP BLK WP HR S P ERA WHIP	IP WLS BF H R ER SO BB IBB HBP BLK WP HR S P ERA WHIP	IP WLS BF H R ER SO BB IBB HBP BLK WP HR S P ERA WHIP	IP WLS BF H R ER SO BB IBB HBP BLK WP HR S P ERA WHIP	IP WLS BF H R ER SO BB IBB HBP BLK WP HR S P ERA WHIP	IP WLS BF H R ER SO BB IBB HBP BLK WP HR S P ERA WHIP	IP WLS BF H R ER SO BB IBB HBP BLK WP HR S P ERA WHIP	IP WLS BF H R ER SO BB IBB HBP BLK WP HR S P ERA WHIP	IP WLS BF H R ER SO BB IBB HBP BLK WP HR S P ERA WHIP	IP WLS BF H R ER SO BB IBB HBP BLK WP HR S P ERA WHIP	IP WLS BF H R ER SO BB IBB HBP BLK WP HR S P ERA WHIP				

Tampa Bay Rays @ Pittsburgh Pirates
McKechnie Field, Bradenton, FL
Sat Mar 07 2015, 4:23 PM - 4:24 PM EST
Att: 8,303 - Cloudy - 69 F

AB 37
R 1
H 10
RBI 0
BB 2
SO 6
LOB 19



Batter	1	2	3	4	5	6	7	8	9	AB	R	H	RBI	BB	SO	LOB	TOP		
23 Steve Lombardozzi, S OBP: 0.273, SLG: 0.364 63 Aven Hanson, S OBP: 0.600, SLG: 0.600	G3-1		K		K2-3			81 S 74 1B		3	0	0	0	0	2	2			
29 Francisco Cervelli, R OBP: 0.250, SLG: 0.143 74 Sebastian Valle, R OBP: 0.333, SLG: 0.333	K				HBP		G6-3	1B		2	0	0	0	0	1	0			
25 Gregory Polanco, L OBP: 0.300, SLG: 0.400 81 Mel Rojas Jr., S OBP: 0.400, SLG: 0.143	L3			P3			15 G4-3	P6		3	0	1	0	0	0	1			
15 Andrew Lamb, L OBP: 0.077, SLG: 0.154 73 Willy Garcia, R OBP: 0.395, SLG: 0.500		G5-3		P6			G4-3	G4-3		3	0	0	0	0	0	2			
3 Sean Rodriguez, R OBP: 0.091, SLG: 0.091 87 Kelson Brown, R		K		G5-3			K			3	0	0	0	0	2	2			
14 Jeff Decker, L OBP: 0.400, SLG: 0.800 70 Gorkys Hernandez, R OBP: 0.333, SLG: 0.333	G4-3					K2-3		K		3	0	0	0	0	2	0			
31 Jose Tabata, R OBP: 0.100, SLG: 0.200 79 Keon Broxton, R			G6-3				F8			3	1	1	0	0	0	0			
53 Brent Morel, R OBP: 0.417, SLG: 0.400 57 Jose Osuna, R			23 F				L1			2	0	1	1	1	0	0			
80 Gift Ngoepe, R OBP: 0.200, SLG: 0.200 67 Gustavo Nunez, S			F8				L5	63 1B		3	0	1	0	0	0	2			
Inning Stats	R: 0 E: 0 K: 1 S: 5	H: 0 LOB: 0 BB: 0 P: 5	R: 0 E: 0 K: 1 S: 5	H: 0 LOB: 0 BB: 0 P: 5	R: 0 E: 0 K: 1 S: 5	H: 0 LOB: 1 BB: 1 P: 10	R: 0 E: 0 K: 0 S: 3	H: 0 LOB: 0 BB: 0 P: 4	R: 1 E: 0 K: 2 S: 9	H: 2 LOB: 1 BB: 0 P: 9	R: 0 E: 0 K: 1 S: 6	H: 1 LOB: 1 BB: 0 P: 6	R: 0 E: 0 K: 1 S: 5	H: 0 LOB: 0 BB: 0 P: 5	R: 0 E: 0 K: 1 S: 5	H: 0 LOB: 0 BB: 0 P: 5	1B: 4 2B: 2 3B: 0 HR: 0	SF: 0 SAC: 0 DP: 0 HBP: 1	WP: 0 PA: 34 PB: 0 SB: 1 CS: 0
PITCHER	IP	WLS	BF	H	R	ER	SO	BB	IBB	HBP	BLK	WP	HR	S	P	ERA	WHIP		
41 Aaron Sanchez, R ERA: 4.15	3.0		10	0	0	0	3	1	0	0	0	0	0	15	20	0.00	0.333		
56 Todd Redmond, R ERA: 4.5	1.0		4	0	0	0	0	0	0	1	0	0	0	3	4	0.00	0.000		
63 Scott Barnes, L ERA: 4.5	1.0	L	5	2	1	1	2	0	0	0	0	0	0	9	9	9.00	2.000		
64 Chad Jenkins, R ERA: 13.5	1.0		4	1	0	0	1	0	0	0	0	0	0	6	6	0.00	1.000		
49 Colt Hynes, L ERA:	1.0		3	0	0	0	1	0	0	0	0	0	0	5	5	0.00	0.000		

Pittsburgh Pirates @ Toronto Blue Jays
Florida Auto Exchange Stadium, Dunedin, FL
Sun Mar 08 2015, 3:42 PM - 3:45 PM EDT
Att: 5,190 - Partly Cloudy - 75 F

AB 32
R 1
H 6
RBI 1
BB 1
SO 8
LOB 13



Batter	1	2	3	4	5	6	7	8	9	AB	R	H	RBI	BB	SO	LOB	BOTTOM		
7 José Reyes, S OBP: 0.250, SLG: 0.143 17 Ryan Goins, L OBP: 0.300, SLG: 0.500	G4-3			G6-3					G4-6-3	3	0	0	0	0	0	0			
20 Josh Donaldson, R OBP: 0.444, SLG: 0.750 9 Ramon Santiago, S OBP: 0.500, SLG: 0.400	K			19 BB				15 G6-3	1B	2	0	1	0	0	1	0			
19 José Bautista, R OBP: 0.400, SLG: 0.250 15 Chris Colabello, R OBP: 0.300, SLG: 0.700	K			10 G6-4-3				G6-3	K	1	0	0	0	1	1	0			
10 Edwin Encarnación, R OBP: 0.077, SLG: 0.077		K		G6-4-3				BB		2	0	0	0	1	1	2			
30 Dioner Navarro, S OBP: 0.375, SLG: 0.429 8 A.J. Jimenez, R		F8				G6-3		G6-3		2	0	0	0	0	0	0			
14 Justin Smoak, S OBP: 0.200, SLG: 0.200	G3-1					K				2	0	0	0	0	1	0			
45 Dalton Pompey, S OBP: 0.357, SLG: 0.385 75 Anthony Alford, R				G1-3		G5-3		K		2	0	0	0	0	0	0			
11 Kevin Pillar, R OBP: 0.214, SLG: 0.500 3 Ezequiel Carrera, L				F7				K		2	0	0	0	0	1	0			
13 Maicer Izturis, S OBP: 0.667, SLG: 0.667				F8				G3-1		1	0	1	0	0	0	0			
Inning Stats	R: 0 E: 0 K: 2 S: 7	H: 0 LOB: 0 BB: 0 P: 7	R: 0 E: 0 K: 1 S: 7	H: 0 LOB: 0 BB: 0 P: 7	R: 0 E: 0 K: 0 S: 3	H: 0 LOB: 0 BB: 0 P: 3	R: 0 E: 0 K: 0 S: 3	H: 1 LOB: 1 BB: 1 P: 7	R: 0 E: 0 K: 1 S: 5	H: 0 LOB: 0 BB: 0 P: 5	R: 0 E: 0 K: 1 S: 2	H: 0 LOB: 1 BB: 2 P: 10	R: 0 E: 0 K: 2 S: 7	H: 0 LOB: 0 BB: 0 P: 7	R: 0 E: 0 K: 1 S: 6	H: 2 LOB: 1 BB: 0 P: 6	1B: 3 2B: 0 3B: 0 HR: 0	SF: 0 SAC: 0 DP: 3 HBP: 0	WP: 0 PA: 30 PB: 0 SB: 0 CS: 0
PITCHER	IP	WLS	BF	H	R	ER	SO	BB	IBB	HBP	BLK	WP	HR	S	P	ERA	WHIP		
65 Casey Sadler, R ERA: 13.5	1.0	W	4	1	0	0	0	1	0	0	0	0	0	3	7	0.00	2.000		
38 Stolmy Pimentel, R ERA: 4.5	1.0	H	3	0	0	0	1	0	0	0	0	0	0	5	5	0.00	0.000		
39 Bobby LaFromboise, L ERA: 4.5	1.0	H	3	0	0	0	1	0	0	0	0	0	0	5	5	0.00	0.000		
43 John Holdzkom, R ERA:	1.0	H	4	0	0	0	0	2	0	0	0	0	0	2	10	0.00	2.000		
66 Jeremy Bleich, L ERA:	1.0	H	4	0	0	0	0	2	0	0	0	0	0	2	10	0.00	2.000		

Pittsburgh Pirates @ Toronto Blue Jays
Florida Auto Exchange Stadium, Dunedin, FL
Sun Mar 08 2015, 3:42 PM - 3:45 PM EDT
Att: 5,190 - Partly Cloudy - 75 F

AB 27
R 0
H 3
RBI 0
BB 3
SO 8
LOB 6



Batter	1	2	3	4	5	6	7	8	9	AB	R	H	RBI	BB	SO	LOB	TOP																			
39 Danny Santana, S (1,6) 17 Doug Bernier, R (5,6)										3	0	1	0	0	0	0	Minnesota Twins @ Pittsburgh Pirates McKechnie Field, Bradenton, FL Mon Mar 09 2015, 3:53 PM - 3:56 PM EDT Att: 6,105 - Partly Cloudy - 81 F																			
8 Kurt Suzuki, R (1,2) 12 Chris Herrmann, L (5,2)										1	0	0	0	1	0	0																				
2 Brian Dozier, R (1,4) 30 James Beresford, L (6,4)										2	0	0	0	1	0	2																				
19 Kennys Vargas, S (1,3) 66 Jose Martinez, R (6,3)										3	0	0	0	0	2	3																				
24 Trevor Plouffe, R (1,5) 78 Heiker Meneses, R (7,5)										3	0	0	0	0	1	2																				
31 Oswaldo Arcia, L (1,7) 84 Dan Rohlfing, R (7,7)										3	0	0	0	0	1	0																				
61 Miguel Sanó, R (1,10)										2	1	1	1	1	0	0																				
1 Jordan Schafer, L (1,9) 53 Eric Farris, R (7,9)										3	0	1	0	0	0	1																				
32 Aaron Hicks, S (1,8) 70 Byron Buxton, R (8,8)										3	0	1	0	0	0	1																				
										0	0	0	0	0	0	0																				
Inning Stats	R: 0 E: 0 K: 2 S: 8	H: 1 LOB: 2 BB: 1 P: 12	R: 1 E: 0 K: 0 S: 4	H: 2 LOB: 0 BB: 0 P: 5	R: 0 E: 0 K: 0 S: 3	H: 0 LOB: 0 BB: 0 P: 7	R: 0 E: 0 K: 0 S: 3	H: 0 LOB: 0 BB: 0 P: 3	R: 0 E: 0 K: 0 S: 7	H: 0 LOB: 0 BB: 0 P: 7	R: 0 E: 0 K: 1 S: 5	H: 0 LOB: 1 BB: 1 P: 9	R: 0 E: 0 K: 0 S: 3	H: 1 LOB: 1 BB: 1 P: 7	R: 0 E: 0 K: 1 S: 5	H: 0 LOB: 0 BB: 0 P: 5	1B: 3 2B: 0 3B: 0 HR: 1	SF: 0 SAC: 0 DP: 0 HBP: 0	WP: 0 PB: 0 SB: 1 CS: 2	PA: 33																
PITCHER	IP	WLS	BF	H	R	ER	SO	BB	IBB	HBP	BLK	WP	HR	S	P	ERA	WHIP	PITCHER		IP	WLS	BF	H	R	ER	SO	BB	IBB	HBP	BLK	WP	HR	S	P	ERA	WHIP
45 Gerrit Cole, R (1,1) ERA: 3.6	3.0	13	3	1	1	2	2	2	0	0	0	0	1	15	24	3.00	1.667	69 Wilfredo Boscan, R (9,1) ERA:		1.0	3	3	0	0	0	1	0	0	0	0	0	5	5	0.00	0.000	
58 Radhames Liz, R (4,1) ERA:	2.0	6	0	0	0	0	0	0	0	0	0	0	0	6	6	0.00	0.000																			
37 Arquimedes Caminero, R (6,1) ERA:	1.0	3	0	0	0	2	0	0	0	0	0	0	0	7	7	0.00	0.000																			
82 Charlie Leesman, L (7,1) ERA:	1.0	4	0	0	0	1	1	0	0	0	0	0	0	5	9	0.00	1.000																			
72 Angel Sánchez, R (8,1) ERA: 5.4	1.0	4	1	0	0	0	1	0	0	0	1	0	0	3	7	0.00	2.000																			

AB	29
R	1
H	4
RBI	1
BB	4
SO	6
LOB	11



Batter	1	2	3	4	5	6	7	8	9	AB	R	H	RBI	BB	SO	LOB	BOTTOM																			
5 Josh Harrison, R (1,5) 67 Gustavo Nunez, S (6,4)										2	0	0	0	1	0	0	Minnesota Twins @ Pittsburgh Pirates McKechnie Field, Bradenton, FL Mon Mar 09 2015, 3:53 PM - 3:56 PM EDT Att: 6,105 - Partly Cloudy - 81 F																			
25 Gregory Polanco, L (1,9) 37 Arquimedes Caminero, R (6,1)										3	0	0	0	0	0	2																				
14 Jaff Decker, L (7,8) OBP: 0.455, SLG: 0.800										0	0	0	0	0	0	0																				
22 Andrew McCutchen, R (1,8) 23 Steve Lombardozzi, S (7,7) OBP: 0.273, SLG: 0.364										3	1	1	0	0	0	2																				
18 Neil Walker, S (1,4) 81 Mel Rojas Jr., S (6,9) OBP: 0.333, SLG: 0.111										1	0	1	1	0	0	0																				
6 Starling Marte, R (1,7) 57 José Osuna, R (7,3)										2	0	0	0	0	2	1																				
										3	0	1	0	0	2	4																				
										1	0	0	0	0	0	0																				
15 Andrew Lamb, L (1,3) 82 Charlie Leesman, L (7,1)										3	0	0	0	0	1	1																				
17 Pedro Florimón, S (8,6) OBP: 0.571, SLG: 0.667										0	0	0	0	0	0	0																				
10 Jordy Mercer, R (1,6) 72 Angel Sánchez, R (8,1) 69 Wilfredo Boscan, R (9,1)										3	0	0	0	0	1	0																				
73 Willy García, R (9,PH) OBP: 0.357, SLG: 0.462										0	0	0	0	0	0	0																				
19 Chris Stewart, R (1,2) 66 Elias Díaz, R (4,2) OBP: 0.429, SLG: 1.000										2	0	1	0	1	0	1																				
45 Gerrit Cole, R (1,1) 58 Radhames Liz, R (4,1)										1	0	1	0	0	0	0																				
27 Jung Ho Kang, R (6,PH) OBP: 0.333, SLG: 0.750										2	0	0	0	0	0	1																				
										0	0	0	0	0	0	0																				
Inning Stats	R: 1 E: 0 K: 1 S: 7	H: 2 LOB: 1 BB: 0 P: 7	R: 0 E: 0 K: 2 S: 7	H: 0 LOB: 0 BB: 0 P: 7	R: 0 E: 0 K: 1 S: 6	H: 1 LOB: 3 BB: 1 P: 11	R: 0 E: 0 K: 0 S: 2	H: 0 LOB: 0 BB: 1 P: 7	R: 0 E: 0 K: 0 S: 3	H: 0 LOB: 0 BB: 0 P: 3	R: 0 E: 0 K: 1 S: 6	H: 1 LOB: 1 BB: 0 P: 6	R: 0 E: 0 K: 0 S: 4	H: 1 LOB: 1 BB: 1 P: 8	R: 0 E: 0 K: 0 S: 3	H: 0 LOB: 1 BB: 1 P: 7	1B: 0 2B: 6 3B: 0 HR: 0	SF: 0 SAC: 1 DP: 1 HBP: 1	WP: 1 PB: 0 SB: 0 CS: 1	PA: 36																
PITCHER	IP	WLS	BF	H	R	ER	SO	BB	IBB	HBP	BLK	WP	HR	S	P	ERA	WHIP	PITCHER		IP	WLS	BF	H	R	ER	SO	BB	IBB	HBP	BLK	WP	HR	S	P	ERA	WHIP
47 Ricky Nolasco, R (1,1) ERA: 4.5	2.0	8	2	1	1	3	0	0	0	0	0	0	0	14	14	4.50	1.000	64 Aaron Thompson, L (9,1) ERA:		1.0	4	4	0	0	0	1	0	0	0	0	3	7	0.00	1.000		
51 Alex Meyer, R (3,1) ERA:	1.2	9	1	0	0	1	2	0	1	0	1	0	0	8	17	0.00	1.800																			
81 Adrian Salcedo, R (4,1) ERA:	0.1	0	0	0	0	0	0	0	0	0	0	0	0	1	0.00	0.000																				
36 Blaine Boyer, R (5,1) ERA:	2.0	7	1	0	0	1	0	0	0	0	0	0	0	9	9	0.00	0.500																			
38 Logan Darnell, L (7,1) ERA: 2.7	2.0	7	1	0	0	1	1	0	0	0	0	0	0	8	12	0.00	1.000																			



Batter	1	2	3	4	5	6	7	8	9	AB	R	H	RBI	BB	SO	LOB	TOP							
39 Danny Santana, S (1, 6) 78 Heiker Meneses, R (6, PH) OBP: 0.400, SLG: 0.714 OBP: 0.125, SLG: 0.125										3	1	2	0	0	0	1	Minnesota Twins @ Pittsburgh Pirates McKechnie Field, Bradenton, FL Fri Mar 13 2015, 1:09 PM - 4:21 PM EDT Att: 6,363 - Partly Cloudy - 87 F							
1 Jordan Schafer, L (1, 9) 77 Danny Ortiz, L (6, PR) OBP: 0.438, SLG: 0.182 OBP: 0.000, SLG: 0.000										2	2	0	0	2	1	1								
24 Trevor Plouffe, R (1, 5) 66 Jose Martinez, R (6, 5) OBP: 0.300, SLG: 0.087 OBP: 0.111, SLG: 0.222										4	0	0	0	0	2	4								
19 Kennys Vargas, S (1, 3) 30 James Beresford, L (6, 3) OBP: 0.222, SLG: 0.125										3	2	3	2	0	0	0								
8 Kurt Suzuki, R (1, 2) 82 Mitch Garver, R (6, 2) OBP: 0.385, SLG: 0.333										3	0	1	0	0	0	1								
31 Oswaldo Arcia, L (1, 10) 85 Stuart Turner, R (7, PH) OBP: 0.500, SLG: 0.500										3	1	2	2	0	0	0								
70 Byron Buxton, R (1, 8) 53 Eric Farris, R (6, 8) OBP: 0.300, SLG: 0.125 OBP: 0.200, SLG: 0.200										3	0	1	0	0	1	4								
60 Eddie Rosario, L (1, 7) 84 Dan Rohlfing, R (6, 7) OBP: 0.313, SLG: 0.750										3	1	1	2	0	1	4								
17 Doug Bernier, R (1, 4) 11 Jorge Polanco, S (6, 4) OBP: 0.300, SLG: 0.125 OBP: 0.429, SLG: 0.429										3	0	0	0	0	0	1								
Inning Stats	R: 3 E: 1 K: 0 S: 6	H: 2 LOB: 0 BB: 0 P: 7	R: 0 E: 1 K: 1 S: 6	H: 1 LOB: 1 BB: 0 P: 6	R: 1 E: 0 K: 1 S: 8	H: 3 LOB: 3 BB: 1 P: 12	R: 0 E: 0 K: 2 S: 8	H: 1 LOB: 1 BB: 0 P: 8	R: 3 E: 0 K: 1 S: 8	H: 3 LOB: 0 BB: 0 P: 8	R: 0 E: 0 K: 0 S: 2	H: 0 LOB: 1 BB: 1 P: 6	R: 1 E: 0 K: 1 S: 7	H: 2 LOB: 2 BB: 1 P: 11	R: 0 E: 0 K: 0 S: 3	H: 0 LOB: 0 BB: 0 P: 3		R: 0 E: 1 K: 0 S: 3	H: 0 LOB: 0 BB: 0 P: 3	1B: 7 2B: 2 3B: 1 HR: 2	SF: 0 SAC: 0 DP: 2 HBP: 0	WP: 0 PB: 0 SB: 0 CS: 0	PA: 42	
PITCHER	IP WLS BF H R ER SO BB IBB HBP BLK WP HR S P ERA WHIP	IP WLS BF H R ER SO BB IBB HBP BLK WP HR S P ERA WHIP	IP WLS BF H R ER SO BB IBB HBP BLK WP HR S P ERA WHIP	IP WLS BF H R ER SO BB IBB HBP BLK WP HR S P ERA WHIP	IP WLS BF H R ER SO BB IBB HBP BLK WP HR S P ERA WHIP	IP WLS BF H R ER SO BB IBB HBP BLK WP HR S P ERA WHIP	IP WLS BF H R ER SO BB IBB HBP BLK WP HR S P ERA WHIP	IP WLS BF H R ER SO BB IBB HBP BLK WP HR S P ERA WHIP	IP WLS BF H R ER SO BB IBB HBP BLK WP HR S P ERA WHIP	IP WLS BF H R ER SO BB IBB HBP BLK WP HR S P ERA WHIP	IP WLS BF H R ER SO BB IBB HBP BLK WP HR S P ERA WHIP	IP WLS BF H R ER SO BB IBB HBP BLK WP HR S P ERA WHIP	IP WLS BF H R ER SO BB IBB HBP BLK WP HR S P ERA WHIP	IP WLS BF H R ER SO BB IBB HBP BLK WP HR S P ERA WHIP	IP WLS BF H R ER SO BB IBB HBP BLK WP HR S P ERA WHIP	IP WLS BF H R ER SO BB IBB HBP BLK WP HR S P ERA WHIP	IP WLS BF H R ER SO BB IBB HBP BLK WP HR S P ERA WHIP	IP WLS BF H R ER SO BB IBB HBP BLK WP HR S P ERA WHIP	IP WLS BF H R ER SO BB IBB HBP BLK WP HR S P ERA WHIP	IP WLS BF H R ER SO BB IBB HBP BLK WP HR S P ERA WHIP	IP WLS BF H R ER SO BB IBB HBP BLK WP HR S P ERA WHIP	IP WLS BF H R ER SO BB IBB HBP BLK WP HR S P ERA WHIP	IP WLS BF H R ER SO BB IBB HBP BLK WP HR S P ERA WHIP	IP WLS BF H R ER SO BB IBB HBP BLK WP HR S P ERA WHIP
65 Casey Sadler, R (1, 1) ERA: 3.68	2.1 L 14 5 4 3 2 1 0 0 0 0 0 1 17 22 11.57 2.571	0.2 3 1 0 0 0 0 0 0 0 0 0 0 3 3 0.00 1.500	1.0 4 1 0 0 2 0 0 0 0 0 0 0 8 8 0.00 1.000	5.1 6 3 3 3 1 0 0 0 0 0 1 8 8 27.00 3.000	6.1 2.0 9 2 1 1 1 2 0 0 0 0 0 0 9 17 4.50 2.000	6.1 2.0 9 2 1 1 1 2 0 0 0 0 0 0 9 17 4.50 2.000	6.1 2.0 9 2 1 1 1 2 0 0 0 0 0 0 9 17 4.50 2.000	6.1 2.0 9 2 1 1 1 2 0 0 0 0 0 0 9 17 4.50 2.000	6.1 2.0 9 2 1 1 1 2 0 0 0 0 0 0 9 17 4.50 2.000	6.1 2.0 9 2 1 1 1 2 0 0 0 0 0 0 9 17 4.50 2.000	6.1 2.0 9 2 1 1 1 2 0 0 0 0 0 0 9 17 4.50 2.000	6.1 2.0 9 2 1 1 1 2 0 0 0 0 0 0 9 17 4.50 2.000	6.1 2.0 9 2 1 1 1 2 0 0 0 0 0 0 9 17 4.50 2.000	6.1 2.0 9 2 1 1 1 2 0 0 0 0 0 0 9 17 4.50 2.000	6.1 2.0 9 2 1 1 1 2 0 0 0 0 0 0 9 17 4.50 2.000	6.1 2.0 9 2 1 1 1 2 0 0 0 0 0 0 9 17 4.50 2.000	6.1 2.0 9 2 1 1 1 2 0 0 0 0 0 0 9 17 4.50 2.000	6.1 2.0 9 2 1 1 1 2 0 0 0 0 0 0 9 17 4.50 2.000	6.1 2.0 9 2 1 1 1 2 0 0 0 0 0 0 9 17 4.50 2.000	6.1 2.0 9 2 1 1 1 2 0 0 0 0 0 0 9 17 4.50 2.000	6.1 2.0 9 2 1 1 1 2 0 0 0 0 0 0 9 17 4.50 2.000	6.1 2.0 9 2 1 1 1 2 0 0 0 0 0 0 9 17 4.50 2.000	6.1 2.0 9 2 1 1 1 2 0 0 0 0 0 0 9 17 4.50 2.000	6.1 2.0 9 2 1 1 1 2 0 0 0 0 0 0 9 17 4.50 2.000
5 Josh Harrison, R (1, 5) 80 Gift Ngoepe, R (6, 5) OBP: 0.400, SLG: 0.333 OBP: 0.125, SLG: 0.125										3	0	2	0	0	0	0	Minnesota Twins @ Pittsburgh Pirates McKechnie Field, Bradenton, FL Fri Mar 13 2015, 1:09 PM - 4:21 PM EDT Att: 6,363 - Partly Cloudy - 87 F							
25 Gregory Polanco, L (1, 9) 31 Jose Tabata, R (6, 9) OBP: 0.211, SLG: 0.263 OBP: 0.125, SLG: 0.133										3	0	1	0	0	0	1								
27 Jung Ho Kang, R (1, 6) 67 Gustavo Nunez, S (6, 6) OBP: 0.278, SLG: 0.438 OBP: 0.077, SLG: 0.077										3	0	0	0	0	1	2								
18 Neil Walker, S (1, 4) 23 Steve Lombardozzi, S (6, PR) OBP: 0.208, SLG: 0.304 OBP: 0.250, SLG: 0.313										3	0	2	0	0	0	0								
24 Pedro Alvarez, L (1, 10) OBP: 0.385, SLG: 0.667										4	0	0	0	0	1	3								
14 Jeff Decker, L (1, 8) 73 Willy Garcia, R (6, 7) OBP: 0.482, SLG: 0.833 OBP: 0.278, SLG: 0.353										2	0	1	0	0	1	1								
15 Andrew Lambo, L (1, 3) 78 Stetson Allie, R (6, 3) OBP: 0.208, SLG: 0.304										1	0	1	0	1	0	0								
29 Francisco Cervelli, R (1, 2) 26 Tony Sanchez, R (6, 2) OBP: 0.385, SLG: 0.111 OBP: 0.538, SLG: 0.909										1	0	0	0	1	1	2								
3 Sean Rodriguez, R (1, 7) 70 Gorkys Hernandez, R (6, 8) OBP: 0.158, SLG: 0.158 OBP: 0.222, SLG: 0.222										2	0	0	0	0	1	3								
Inning Stats	R: 0 E: 0 K: 1 S: 5	H: 1 LOB: 0 BB: 0 P: 5	R: 0 E: 0 K: 1 S: 6	H: 1 LOB: 2 BB: 2 P: 14	R: 0 E: 0 K: 2 S: 9	H: 2 LOB: 2 BB: 0 P: 9	R: 0 E: 0 K: 2 S: 9	H: 1 LOB: 1 BB: 0 P: 4	R: 3 E: 0 K: 3 S: 12	H: 3 LOB: 2 BB: 1 P: 18	R: 0 E: 0 K: 1 S: 7	H: 0 LOB: 1 BB: 0 P: 9	R: 0 E: 0 K: 3 S: 9	H: 0 LOB: 1 BB: 1 P: 14	R: 0 E: 0 K: 0 S: 3	H: 0 LOB: 0 BB: 0 P: 3		1B: 6 2B: 3 3B: 0 HR: 0	SF: 0 SAC: 0 DP: 1 HBP: 2	WP: 1 PB: 1 SB: 1 CS: 0	PA: 40			
PITCHER	IP WLS BF H R ER SO BB IBB HBP BLK WP HR S P ERA WHIP	IP WLS BF H R ER SO BB IBB HBP BLK WP HR S P ERA WHIP	IP WLS BF H R ER SO BB IBB HBP BLK WP HR S P ERA WHIP	IP WLS BF H R ER SO BB IBB HBP BLK WP HR S P ERA WHIP	IP WLS BF H R ER SO BB IBB HBP BLK WP HR S P ERA WHIP	IP WLS BF H R ER SO BB IBB HBP BLK WP HR S P ERA WHIP	IP WLS BF H R ER SO BB IBB HBP BLK WP HR S P ERA WHIP	IP WLS BF H R ER SO BB IBB HBP BLK WP HR S P ERA WHIP	IP WLS BF H R ER SO BB IBB HBP BLK WP HR S P ERA WHIP	IP WLS BF H R ER SO BB IBB HBP BLK WP HR S P ERA WHIP	IP WLS BF H R ER SO BB IBB HBP BLK WP HR S P ERA WHIP	IP WLS BF H R ER SO BB IBB HBP BLK WP HR S P ERA WHIP	IP WLS BF H R ER SO BB IBB HBP BLK WP HR S P ERA WHIP	IP WLS BF H R ER SO BB IBB HBP BLK WP HR S P ERA WHIP	IP WLS BF H R ER SO BB IBB HBP BLK WP HR S P ERA WHIP	IP WLS BF H R ER SO BB IBB HBP BLK WP HR S P ERA WHIP	IP WLS BF H R ER SO BB IBB HBP BLK WP HR S P ERA WHIP	IP WLS BF H R ER SO BB IBB HBP BLK WP HR S P ERA WHIP	IP WLS BF H R ER SO BB IBB HBP BLK WP HR S P ERA WHIP	IP WLS BF H R ER SO BB IBB HBP BLK WP HR S P ERA WHIP	IP WLS BF H R ER SO BB IBB HBP BLK WP HR S P ERA WHIP	IP WLS BF H R ER SO BB IBB HBP BLK WP HR S P ERA WHIP	IP WLS BF H R ER SO BB IBB HBP BLK WP HR S P ERA WHIP	IP WLS BF H R ER SO BB IBB HBP BLK WP HR S P ERA WHIP
54 Ervin Santana, R (1, 1) ERA: 3.68	2.0 W 9 2 0 0 2 0 0 0 0 0 0 0 16 16 0.00 1.333	3.0 H 12 4 0 0 2 0 0 0 0 0 0 0 16 16 0.00 1.333	2.0 11 3 3 3 4 1 0 1 0 1 0 19 27 13.50 2.000	1.0 5 0 0 0 3 1 0 1 0 0 0 9 14 0.00 1.000	1.0 3 0 0 0 0 0 0 0 0 0 0 3 3 0.00 0.000	1.0 3 0 0 0 0 0 0 0 0 0 0 3 3 0.00 0.000	1.0 3 0 0 0 0 0 0 0 0 0 0 3 3 0.00 0.000	1.0 3 0 0 0 0 0 0 0 0 0 0 3 3 0.00 0.000	1.0 3 0 0 0 0 0 0 0 0 0 0 3 3 0.00 0.000	1.0 3 0 0 0 0 0 0 0 0 0 0 3 3 0.00 0.000	1.0 3 0 0 0 0 0 0 0 0 0 0 3 3 0.00 0.000	1.0 3 0 0 0 0 0 0 0 0 0 0 3 3 0.00 0.000	1.0 3 0 0 0 0 0 0 0 0 0 0 3 3 0.00 0.000	1.0 3 0 0 0 0 0 0 0 0 0 0 3 3 0.00 0.000	1.0 3 0 0 0 0 0 0 0 0 0 0 3 3 0.00 0.000	1.0 3 0 0 0 0 0 0 0 0 0 0 3 3 0.00 0.000	1.0 3 0 0 0 0 0 0 0 0 0 0 3 3 0.00 0.000	1.0 3 0 0 0 0 0 0 0 0 0 0 3 3 0.00 0.000	1.0 3 0 0 0 0 0 0 0 0 0 0 3 3 0.00 0.000	1.0 3 0 0 0 0 0 0 0 0 0 0 3 3 0.00 0.000	1.0 3 0 0 0 0 0 0 0 0 0 0 3 3 0.00 0.000	1.0 3 0 0 0 0 0 0 0 0 0 0 3 3 0.00 0.000	1.0 3 0 0 0 0 0 0 0 0 0 0 3 3 0.00 0.000	1.0 3 0 0 0 0 0 0 0 0 0 0 3 3 0.00 0.000

AB	39
R	8
H	12
RBI	7
BB	3
SO	6
LOB	21



AB	34
R	3
H	9
RBI	2
BB	4
SO	11
LOB	21



Batter	1	2	3	4	5	6	7	8	9	AB	R	H	RBI	BB	SO	LOB	TOP						
14 Jaff Decker, L (1.7) OBP: 0.438, SLG: 0.714	F8																						
23 Steve Lombardozi, S (6.7) OBP: 0.222, SLG: 0.278			BB																				
10 Jordy Mercer, R (1.6) OBP: 0.176, SLG: 0.412	L5																						
80 Gift Ngoepe, R (5.6) OBP: 0.111, SLG: 0.111			F9																				
30 Clayton Richard, L (7.1) OBP: 0.111, SLG: 0.111																							
83 Wilkin Castillo, S (9. PH)																							
32 Brad Lincoln, L (9.1)			2-3																				
25 Gregory Polanco, L (1.9) OBP: 0.182, SLG: 0.227																							
43 John Holdzkom, R (5.1)																							
81 Mel Rojas Jr., S (6.8) OBP: 0.333, SLG: 0.143																							
78 Stetson Allie, R (1.3) OBP: 0.375, SLG: 0.333																							
70 Corkys Hernández, R (6. PR)																							
6 Starling Marte, R (1.8) OBP: 0.388, SLG: 0.556																							
57 Delbinson Romero, R (6.5) OBP: 0.235, SLG: 0.188																							
26 Tony Sanchez, R (1.2) OBP: 0.583, SLG: 0.900																							
66 Elias Diaz, R (7.2)																							
17 Pedro Florimón, S (1.5) OBP: 0.353, SLG: 0.438																							
67 Gustavo Nunez, S (6.4) OBP: 0.071, SLG: 0.071																							
63 Alen Hanson, S (1.4) OBP: 0.444, SLG: 0.444																							
38 Stolmy Pimentel, R (6.1)																							
3 Adam Frazier, L (7.6) OBP: 1.000, SLG: 1.000																							
45 Gerrit Cole, R (1.1) OBP: 1.000, SLG: 2.000																							
71 Collin Balester, R (4.1)																							
51 Austin Meadows, L (5. PH)																							
73 Willy Garcia, R (5.9) OBP: 0.250, SLG: 0.316																							
Inning Stats	R: 0 E: 0 K: 1 S: 5	H: 0 LOB: 0 BB: 0 P: 6	R: 0 E: 0 K: 1 S: 5	H: 0 LOB: 1 BB: 1 P: 10	R: 0 E: 0 K: 1 S: 5	H: 0 LOB: 2 BB: 2 P: 13	R: 1 E: 0 K: 1 S: 7	H: 3 LOB: 1 BB: 0 P: 7	R: 0 E: 0 K: 1 S: 6	H: 1 LOB: 1 BB: 0 P: 6	R: 1 E: 0 K: 1 S: 7	H: 2 LOB: 1 BB: 0 P: 7	R: 0 E: 0 K: 2 S: 7	H: 0 LOB: 0 BB: 0 P: 7	R: 3 E: 0 K: 1 S: 7	H: 2 LOB: 2 BB: 2 P: 15	R: 0 E: 0 K: 0 S: 3	H: 0 LOB: 0 BB: 0 P: 3	1B: 3 2B: 5 3B: 1 HR: 0	SF: 0 SAC: 0 DP: 1 HBP: 0	WP: 0 PB: 0 SB: 1 CS: 0	PA: 39	
PITCHER	IP WLS BF H R ER SO BB IBB HBP BLK WP HR S P ERA WHIP	IP WLS BF H R ER SO BB IBB HBP BLK WP HR S P ERA WHIP	IP WLS BF H R ER SO BB IBB HBP BLK WP HR S P ERA WHIP	IP WLS BF H R ER SO BB IBB HBP BLK WP HR S P ERA WHIP	IP WLS BF H R ER SO BB IBB HBP BLK WP HR S P ERA WHIP	IP WLS BF H R ER SO BB IBB HBP BLK WP HR S P ERA WHIP	IP WLS BF H R ER SO BB IBB HBP BLK WP HR S P ERA WHIP	IP WLS BF H R ER SO BB IBB HBP BLK WP HR S P ERA WHIP	IP WLS BF H R ER SO BB IBB HBP BLK WP HR S P ERA WHIP	IP WLS BF H R ER SO BB IBB HBP BLK WP HR S P ERA WHIP	IP WLS BF H R ER SO BB IBB HBP BLK WP HR S P ERA WHIP	IP WLS BF H R ER SO BB IBB HBP BLK WP HR S P ERA WHIP	IP WLS BF H R ER SO BB IBB HBP BLK WP HR S P ERA WHIP	IP WLS BF H R ER SO BB IBB HBP BLK WP HR S P ERA WHIP	IP WLS BF H R ER SO BB IBB HBP BLK WP HR S P ERA WHIP	IP WLS BF H R ER SO BB IBB HBP BLK WP HR S P ERA WHIP	IP WLS BF H R ER SO BB IBB HBP BLK WP HR S P ERA WHIP	IP WLS BF H R ER SO BB IBB HBP BLK WP HR S P ERA WHIP	IP WLS BF H R ER SO BB IBB HBP BLK WP HR S P ERA WHIP	IP WLS BF H R ER SO BB IBB HBP BLK WP HR S P ERA WHIP	IP WLS BF H R ER SO BB IBB HBP BLK WP HR S P ERA WHIP	IP WLS BF H R ER SO BB IBB HBP BLK WP HR S P ERA WHIP	IP WLS BF H R ER SO BB IBB HBP BLK WP HR S P ERA WHIP

Pittsburgh Pirates @ Boston Red Sox
 JetBlue Park, Ft. Myers, FL
 Sat Mar 14 2015, 1:07 PM - 5:42 PM EDT
 Att: 9,770 - Partly Cloudy - 84 F

AB 34
 R 5
 H 8
 RBI 5
 BB 5
 SO 9
 LOB 17



Batter	1	2	3	4	5	6	7	8	9	AB	R	H	RBI	BB	SO	LOB	BOTTOM						
50 Mookie Betts, R (1.8) OBP: 0.400, SLG: 0.600	G6-3																						
25 Jackie Bradley Jr., L (4.8) OBP: 0.429, SLG: 0.444																							
15 Dustin Pedroia, R (1.4) OBP: 0.383, SLG: 0.588	G6-3																						
30 Jemile Weeks, S (5.5) OBP: 0.375, SLG: 0.462																							
48 Pablo Sandoval, S (1.5) OBP: 0.235, SLG: 0.375																							
80 Sean Coyle, R (5.4) OBP: 0.375, SLG: 0.429	F7																						
13 Hanley Ramirez, R (1.7) OBP: 0.235, SLG: 0.353																							
73 Bryce Brentz, R (5.7) OBP: 0.316, SLG: 0.375																							
12 Mike Napoli, R (1.3) OBP: 0.500, SLG: 0.867																							
77 Travis Shaw, L (5.3) OBP: 0.375, SLG: 0.688																							
5 Allen Craig, R (1.10) OBP: 0.350, SLG: 0.333																							
72 Luke Montz, R (9. PH) OBP: 0.267, SLG: 0.500																							
18 Shane Victorino, S (1.9) OBP: 0.333, SLG: 0.222																							
75 Aneury Tavárez, L (8.9) OBP: 0.250, SLG: 0.250																							
2 Xander Bogaerts, R (1.6) OBP: 0.350, SLG: 0.563																							
64 Deven Marrero, R (6.6) OBP: 0.417, SLG: 0.384																							
71 Blake Swihart, S (1.2) OBP: 0.583, SLG: 0.800																							
40 Humberto Quintero, R (6.2) OBP: 0.250, SLG: 0.143																							
Inning Stats	R: 0 E: 0 K: 0 S: 3	H: 2 LOB: 1 BB: 0 P: 9	R: 1 E: 0 K: 1 S: 8	H: 2 LOB: 1 BB: 0 P: 9	R: 0 E: 0 K: 0 S: 3	H: 0 LOB: 1 BB: 0 P: 4	R: 1 E: 0 K: 0 S: 7	H: 2 LOB: 1 BB: 0 P: 9	R: 0 E: 0 K: 0 S: 4	H: 1 LOB: 1 BB: 0 P: 4	R: 0 E: 0 K: 1 S: 5	H: 1 LOB: 1 BB: 0 P: 5	R: 0 E: 0 K: 2 S: 8	H: 1 LOB: 1 BB: 0 P: 8	R: 0 E: 0 K: 1 S: 6	H: 1 LOB: 2 BB: 0 P: 7	R: 0 E: 0 K: 2 S: 8	H: 1 LOB: 2 BB: 1 P: 12	1B: 7 2B: 1 3B: 0 HR: 2	SF: 0 SAC: 0 DP: 1 HBP: 2	WP: 0 PB: 0 SB: 0 CS: 2	PA: 38	
PITCHER	IP WLS BF H R ER SO BB IBB HBP BLK WP HR S P ERA WHIP	IP WLS BF H R ER SO BB IBB HBP BLK WP HR S P ERA WHIP	IP WLS BF H R ER SO BB IBB HBP BLK WP HR S P ERA WHIP	IP WLS BF H R ER SO BB IBB HBP BLK WP HR S P ERA WHIP	IP WLS BF H R ER SO BB IBB HBP BLK WP HR S P ERA WHIP	IP WLS BF H R ER SO BB IBB HBP BLK WP HR S P ERA WHIP	IP WLS BF H R ER SO BB IBB HBP BLK WP HR S P ERA WHIP	IP WLS BF H R ER SO BB IBB HBP BLK WP HR S P ERA WHIP	IP WLS BF H R ER SO BB IBB HBP BLK WP HR S P ERA WHIP	IP WLS BF H R ER SO BB IBB HBP BLK WP HR S P ERA WHIP	IP WLS BF H R ER SO BB IBB HBP BLK WP HR S P ERA WHIP	IP WLS BF H R ER SO BB IBB HBP BLK WP HR S P ERA WHIP	IP WLS BF H R ER SO BB IBB HBP BLK WP HR S P ERA WHIP	IP WLS BF H R ER SO BB IBB HBP BLK WP HR S P ERA WHIP	IP WLS BF H R ER SO BB IBB HBP BLK WP HR S P ERA WHIP	IP WLS BF H R ER SO BB IBB HBP BLK WP HR S P ERA WHIP	IP WLS BF H R ER SO BB IBB HBP BLK WP HR S P ERA WHIP	IP WLS BF H R ER SO BB IBB HBP BLK WP HR S P ERA WHIP	IP WLS BF H R ER SO BB IBB HBP BLK WP HR S P ERA WHIP	IP WLS BF H R ER SO BB IBB HBP BLK WP HR S P ERA WHIP	IP WLS BF H R ER SO BB IBB HBP BLK WP HR S P ERA WHIP	IP WLS BF H R ER SO BB IBB HBP BLK WP HR S P ERA WHIP	IP WLS BF H R ER SO BB IBB HBP BLK WP HR S P ERA WHIP

Pittsburgh Pirates @ Boston Red Sox
 JetBlue Park, Ft. Myers, FL
 Sat Mar 14 2015, 1:07 PM - 5:42 PM EDT
 Att: 9,770 - Partly Cloudy - 84 F

AB 34
 R 2
 H 9
 RBI 2
 BB 1
 SO 7
 LOB 14



Batter	1	2	3	4	5	6	7	8	9	AB	R	H	RBI	BB	SO	LOB	TOP			
12 Alejandro De Aza, L (1.7) OBP: 0.208, SLG: 0.238 38 Jimmy Paredes, S (6.5)	G4-3		F7			28 HR BB	1B			2	1	0	0	1	0	0	Baltimore Orioles @ Pittsburgh Pirates McKechnie Field, Bradenton, FL Sun Mar 15 2015, 1:09 PM - 5:03 PM EDT Att: 7,603 - Sunny - 82 F			
28 Steve Pearce, R (1.3) OBP: 0.400, SLG: 0.750 51 Henry Urrutia, L (6.9)	1B			F7		HR	G3			3	1	2	2	0	0	0				
Chris Davis, L (1.9) OBP: 0.286, SLG: 0.283 1 Everth Cabrera, S (6.6)	K			23 1B BB		F7		G4-3		2	0	0	0	1	1	1				
10 Adam Jones, R (1.8) OBP: 0.217 85 Mike Yastrzemski, L (6.7)	F8			F8		23 1B		K		3	0	1	0	0	0	2				
23 Travis Snider, L (1.10) OBP: 0.348, SLG: 0.318 89 Garabez Rosa, R (8. PR) OBP: 1.000, SLG: 1.000	K			1B		1-2		1B		4	0	3	0	0	1	0				
13 Manny Machado, R (1.5) OBP: 0.292, SLG: 0.304 86 Julio Borbon, L (6.8)	P4			G4-3		K		F8		3	0	0	0	0	1	4				
3 Ryan Flaherty, L (1.6) OBP: 0.167 41 Chris Parmelee, L (6.3)	G3-1					B1-3		P2		3	0	0	0	0	0	2				
36 Caleb Joseph, R (1.2) OBP: 0.400, SLG: 0.400 60 Ryan Lavarnway, R (6.2)				G6-3		G1-5-3		K		2	0	0	0	0	0	0				
6 Jonathan Schoop, R (1.4) OBP: 0.182, SLG: 0.409 57 Jayson Nix, R (7.4)	F8					G3-1		P2		3	0	0	0	0	0	0				
								K		1	0	0	0	0	1	0				
Inning Stats	R: 0 E: 0 K: 5 S: 6	H: 1 LOB: 1 BB: 0 P: 7	R: 0 E: 0 K: 1 S: 5	H: 0 LOB: 0 BB: 0 P: 5	R: 0 E: 0 K: 0 S: 3	H: 0 LOB: 0 BB: 0 P: 3	R: 0 E: 0 K: 0 S: 4	H: 1 LOB: 2 BB: 1 P: 8	R: 0 E: 0 K: 1 S: 3	H: 0 LOB: 0 BB: 0 P: 3	R: 2 E: 0 K: 1 S: 8	H: 3 LOB: 2 BB: 1 P: 12	R: 0 E: 0 K: 1 S: 6	H: 1 LOB: 1 BB: 0 P: 6	R: 0 E: 0 K: 3 S: 9	H: 0 LOB: 0 BB: 0 P: 9	1B: 6 2B: 0 3B: 0 HR: 1	SF: 0 SAC: 0 DP: 0 HBP: 0	WP: 0 PB: 0 SB: 0 CS: 0	PA: 36
PITCHER	IP WLS BF H R ER SO BB IBB HBP BLK WP HR S P ERA WHIP																			
46 Vance Worley, R (1.1) ERA: 3.0	4.0	15	2	0	0	2	1	0	0	0	0	0	0	18	23	0.00	0.750			
35 Mark Melancon, R (5.1) ERA: 6.0	1.0	3	0	0	0	0	0	0	0	0	0	0	0	3	3	0.00	0.000			
59 Antonio Bastardo, L (6.1) ERA: 9.0	1.0	7	3	2	2	1	1	0	0	0	0	1	8	12	18.00	4.000				
37 Arquimedes Caminero, R (7.1) ERA:	2.0	8	2	0	0	2	0	0	0	0	0	0	12	12	0.00	1.000				
55 Blake Wood, R (9.1) ERA:	1.0	3	0	0	0	3	0	0	0	0	0	0	9	9	0.00	0.000				

Batter	1	2	3	4	5	6	7	8	9	AB	R	H	RBI	BB	SO	LOB	BOTTOM	
5 Josh Harrison, R (1.5) OBP: 0.500, SLG: 0.500 57 Delbinson Romero, R (7. PR) OBP: 0.235, SLG: 0.189	18 2B	HBP		B5-3			1B			3	1	2	0	0	0	1	Baltimore Orioles @ Pittsburgh Pirates McKechnie Field, Bradenton, FL Sun Mar 15 2015, 1:09 PM - 5:03 PM EDT Att: 7,603 - Sunny - 82 F	
18 Neil Walker, S (1.4) OBP: 0.400, SLG: 0.643 80 Gift Ngoepe, R (7. PH) OBP: 0.100, SLG: 0.100	10 G4-3	F9			G4-3		K			3	0	1	1	0	0	3		
10 Jordy Mercer, R (1.6) OBP: 0.150, SLG: 0.350 78 Stetson Allie, R (6.3)	G4-3			F9		F7		15 FB 70 1B 15 S		3	0	0	0	0	0	1		
12 Corey Hart, R (1.3) OBP: 0.600, SLG: 0.900 59 Antonio Bastardo, R (6.1) OBP: 0.200, SLG: 0.202	K			6 G1-3		K		F8		3	0	1	0	0	2	1		
6 Starling Marte, R (1.8) OBP: 0.364, SLG: 0.524 70 Gorkys Hernandez, R (7.8)	G4-3			1-2		1B		37 WP 37 1B 73 G6-3		3	0	1	0	0	0	2		
31 Jose Tabata, R (1.7) OBP: 0.158, SLG: 0.167 73 Willy Garcia, R (7.7)		66 1B		F9		K		G6-3		3	0	1	0	0	1	1		
3 Sean Rodriguez, R (1.9) OBP: 0.598, SLG: 1.000 37 Arquimedes Caminero, R (7.1) OBP: 1.000, SLG: 1.000 55 Blake Wood, R (9.1)	F7			66 G1-3		K		74 FC5-4		3	1	1	0	0	1	1		
66 Elias Diaz, R (1.2) OBP: 0.571, SLG: 0.833 74 Sebastian Valle, R (7.2)	1B			G1-3		K		FC5-4		1	0	1	0	0	0	1		
46 Vance Worley, R (1.1) 26 Tony Sanchez, R (4. PH) 35 Mark Melancon, R (5.1)	K			5 B5-3				F8		1	0	1	1	0	0	0		
17 Pedro Florimon, S (6.6) OBP: 0.333, SLG: 0.412				2H						1	0	0	0	0	0	0		
Inning Stats	R: 1 E: 0 K: 1 S: 7	H: 2 LOB: 1 BB: 0 P: 7	R: 0 E: 0 K: 1 S: 7	H: 2 LOB: 3 BB: 0 P: 8	R: 0 E: 0 K: 0 S: 4	H: 1 LOB: 1 BB: 0 P: 4	R: 1 E: 0 K: 0 S: 4	H: 2 LOB: 0 BB: 0 P: 4	R: 0 E: 0 K: 2 S: 7	H: 1 LOB: 0 BB: 0 P: 7	R: 0 E: 0 K: 2 S: 8	H: 1 LOB: 1 BB: 0 P: 8	R: 2 E: 0 K: 0 S: 6	H: 3 LOB: 1 BB: 0 P: 8	1B: 10 2B: 3 3B: 0 HR: 0	SF: 0 SAC: 0 DP: 1 HBP: 1	WP: 1 PB: 0 SB: 1 CS: 0	PA: 35
PITCHER	IP WLS BF H R ER SO BB IBB HBP BLK WP HR S P ERA WHIP																	
16 Wei-Yin Chen, L (1.1) ERA: 2.16	2.2	7	1	0	0	3	0	0	0	0	0	0	13	13	0.00	0.375		
59 Mike Wright Jr., R (4.1) ERA: 3.18	1.0	4	1	0	0	2	0	0	0	0	0	0	8	8	0.00	1.000		
52 Steve Johnson, R (8.1) ERA: 16.2	1.0	6	3	2	2	0	0	0	0	1	0	6	8	18.00	3.000			



Batter	1	2	3	4	5	6	7	8	9	AB	R	H	RBI	BB	SO	LOB	TOP				
14 Jaff Decker, L OBP: 0.435, SLG: 0.579 49 Elvis Escobar, L OBP: 0.500, SLG: 1.500	G4-3		K						K	3	0	1	1	0	1	0	Pittsburgh Pirates @ Baltimore Orioles Ed Smith Stadium, Sarasota, FL Thu Mar 19 2015, 1:07 PM - 3:51 PM EDT Att: 7,883 - Sunny - 82 F				
23 Steve Lombardozzi, S OBP: 0.304, SLG: 0.391 67 Gustavo Nunez, S OBP: 0.053, SLG: 0.053	2B		G4-3		F7		3B		K	3	0	1	0	0	0	1					
25 Gregory Polanco, L OBP: 0.214, SLG: 0.192 51 Austin Meadows, L (6, 9)	G4-3			K						2	0	0	0	1	1						
12 Corey Hart, R OBP: 0.545, SLG: 0.778	K				1B					4	1	2	1	0	2	3					
10 Jordy Mercer, R OBP: 0.231, SLG: 0.385 14 Chris Diaz, R (6, 4)										3	1	3	0	0	0	0					
3 Sean Rodriguez, R OBP: 0.185, SLG: 0.154 15 Andrew Lamb, L OBP: 0.200, SLG: 0.310	G6-3									3	0	0	0	0	1	4					
66 Elias Diaz, R OBP: 0.074, SLG: 0.688 83 Wilkin Castillo, S (7, 2)	SF8									2	0	0	1	0	0	3					
17 Pedro Florimon, S OBP: 0.318, SLG: 0.350 57 Delbinson Romero, R OBP: 0.211, SLG: 0.167	K									3	0	0	0	0	3	0					
70 Gorkys Hernández, R OBP: 0.375, SLG: 0.467 43 Junior Sosa, L (7, 7)										0	0	0	0	1	0						
Inning Stats	R: 0 E: 0 K: 1 S: 6	H: 1 LOB: 1 BB: 0 P: 6	R: 1 E: 0 K: 1 S: 6	H: 1 LOB: 0 BB: 0 P: 7	R: 0 E: 0 K: 2 S: 7	H: 0 LOB: 0 BB: 0 P: 7	R: 0 E: 0 K: 1 S: 7	H: 2 LOB: 2 BB: 0 P: 7	R: 1 E: 0 K: 1 S: 6	H: 2 LOB: 1 BB: 1 P: 11	R: 1 E: 0 K: 2 S: 9	H: 2 LOB: 2 BB: 1 P: 13	R: 0 E: 0 K: 0 S: 3	H: 0 LOB: 0 BB: 0 P: 3	R: 0 E: 0 K: 3 S: 9	H: 0 LOB: 1 BB: 1 P: 14		1B: 6 2B: 1 3B: 2 HR: 1	SF: 1 SAC: 0 DP: 1 HBP: 0	WP: 0 PB: 0 SB: 2 CS: 1	PA: 39
PITCHER	IP	WLS	BF	H	R	ER	SO	BB	IBB	HBP	BLK	WP	HR	S	P	ERA	WHIP				
30 Chris Tillman, R ERA: 1.5	4.0		16	4	1	1	5	0	0	0	0	0	0	26	27	2.25	1.000				
29 Tommy Hunter, R ERA: 7.2	1.0	B	5	2	1	1	1	1	0	0	0	0	0	6	11	9.00	3.000				
56 Darren O'Day, R ERA: 1.8	1.0	H	4	2	1	1	1	0	0	0	0	0	1	7	8	9.00	2.000				
35 Brad Brach, R ERA: 2.45	2.0	W	9	2	1	1	2	1	0	0	0	0	0	12	16	4.50	1.500				
59 Mike Wright Jr., R ERA: 2.7	1.0	S	4	0	0	0	3	1	0	0	0	0	0	9	14	0.00	1.000				

Batter	1	2	3	4	5	6	7	8	9	AB	R	H	RBI	BB	SO	LOB	BOTTOM				
13 Manny Machado, R OBP: 0.258, SLG: 0.267 41 Chris Parmelee, L OBP: 0.318, SLG: 0.263	1B		L7							4	1	1	0	0	0	0	Pittsburgh Pirates @ Baltimore Orioles Ed Smith Stadium, Sarasota, FL Thu Mar 19 2015, 1:07 PM - 3:51 PM EDT Att: 7,883 - Sunny - 82 F				
23 Travis Snider, L OBP: 0.344, SLG: 0.333 51 Henry Urrutia, L OBP: 0.423, SLG: 0.591	G3		E							3	1	1	0	0	1	1					
10 Adam Jones, R OBP: 0.267, SLG: 0.357 79 Daniel Álvarez, R OBP: 0.381, SLG: 0.737	1B		P3							3	1	2	2	0	0	1					
Chris Davis, L OBP: 0.314, SLG: 0.552 57 Jayson Nix, R OBP: 0.296, SLG: 0.423	F9		E4							3	0	0	0	0	1	1					
27 Delmon Young, R OBP: 0.250, SLG: 0.160	FC6-4		F8							4	0	0	0	0	0	3					
45 Steve Clevenger, L OBP: 0.227, SLG: 0.238 60 Ryan Lavanway, R OBP: 0.353, SLG: 0.438	BB									2	0	0	0	1	0	0					
2 J.J. Hardy, R ERA: 2.97 14 Nolan Reimold, R OBP: 0.458, SLG: 0.474	L8									3	0	0	0	0	1	2					
38 Jimmy Paredes, S OBP: 0.429, SLG: 0.731 6 Jonathan Schoop, R OBP: 0.200, SLG: 0.467	FC6-4		L3							3	0	0	0	0	0	1					
3 Ryan Flaherty, L OBP: 0.308, SLG: 0.318 1 Everth Cabrera, S OBP: 0.355, SLG: 0.370	K									3	1	1	1	0	1	1					
Inning Stats	R: 1 E: 0 K: 0 S: 5	H: 2 LOB: 1 BB: 0 P: 6	R: 0 E: 0 K: 1 S: 5	H: 0 LOB: 1 BB: 1 P: 10	R: 1 E: 1 K: 0 S: 5	H: 1 LOB: 1 BB: 0 P: 6	R: 0 E: 1 K: 0 S: 3	H: 0 LOB: 0 BB: 0 P: 3	R: 2 E: 0 K: 2 S: 10	H: 2 LOB: 0 BB: 0 P: 14	R: 0 E: 0 K: 1 S: 5	H: 0 LOB: 0 BB: 0 P: 5	R: 0 E: 0 K: 0 S: 3	H: 0 LOB: 0 BB: 0 P: 3	R: 2 E: 0 K: 0 S: 6	H: 3 LOB: 2 BB: 1 P: 11		1B: 3 2B: 2 3B: 0 HR: 3	SF: 0 SAC: 0 DP: 1 HBP: 0	WP: 0 PB: 0 SB: 4 CS: 0	PA: 35
PITCHER	IP	WLS	BF	H	R	ER	SO	BB	IBB	HBP	BLK	WP	HR	S	P	ERA	WHIP				
58 Radhames Liz, R ERA: 2.97	2.0		9	2	1	1	1	1	0	0	0	0	0	8	9	0.00	0.500				
62 Nick Kingham, R ERA: 2.25	2.0		8	2	2	2	3	0	0	0	0	0	2	15	19	9.00	1.000				
37 Arquimedes Caminero, R ERA: 4.5	1.0		3	0	0	0	0	0	0	0	0	0	0	3	3	0.00	0.000				
48 Jared Hughes, R ERA: 4.5	1.0	L	7	3	2	2	0	1	0	0	0	0	1	6	11	18.00	4.000				

AB 34
R 4
H 10
RBI 4
BB 3
SO 12
LOB 15



AB 33
R 6
H 8
RBI 5
BB 2
SO 4
LOB 12



Batter	1	2	3	4	5	6	7	8	9	AB	R	H	RBI	BB	SO	LOB	TOP					
5 Josh Harrison, R OBP: 0.417, SLG: 0.381 32 Brad Lincoln, L (7, 1)	G6-3	G6-3			G6-3					4	0	1	1	0	0	3	Pittsburgh Pirates @ Minnesota Twins CenturyLink Sports Complex, Fort Myers, FL Fri Mar 20 2015, 1:04 PM - 3:39 PM EDT Att: 7,876 - Partly Cloudy - 81 F					
6 Taylor Lewis, L OBP: 0.333, SLG: 0.333							13 CS 2-H 1B			0	0	0	0	0	0	0						
29 Francisco Cervelli, R OBP: 0.450, SLG: 0.667 82 Charlie Leesman, L (6, 1) 13 Eric Wood, R (7, PH) (7, 5)	G6-3						K			3	2	2	2	0	0	0						
14 Jaff Decker, L OBP: 0.370, SLG: 0.478 61 Josh Wall, R (8, 1) 39 Bobby LaFromboise, L (9, 1)	L3				G4-3					4	0	0	0	0	0	0						
27 Jung Ho Kang, R OBP: 0.259, SLG: 0.304 10 Max Moroff, S (8, 4)										3	1	0	0	1	2	0						
15 Andrew Lamb, L OBP: 0.235, SLG: 0.313										0	0	0	0	0	0	0						
70 Corys Hernández, R OBP: 0.400, SLG: 0.528										3	0	1	0	1	0	0						
51 Austin Meadows, L (1, 9)										4	0	2	0	0	0	1						
17 Pedro Florimón, S OBP: 0.308, SLG: 0.333										4	0	0	0	0	2	4						
45 Gerrit Cole, R OBP: 0.750, SLG: 1.000 83 Wilkin Castillo, S (6, 2)										1	0	0	1	1	0	0						
Inning Stats	R: 0 E: 0 K: 0 S: 4	H: 0 LOB: 0 BB: 0 P: 4	R: 1 E: 0 K: 2 S: 9	H: 2 LOB: 3 BB: 2 P: 17	R: 1 E: 0 K: 1 S: 7	H: 1 LOB: 1 BB: 1 P: 12	R: 0 E: 0 K: 1 S: 5	H: 0 LOB: 0 BB: 0 P: 5	R: 1 E: 0 K: 1 S: 6	H: 1 LOB: 0 BB: 0 P: 8	R: 0 E: 0 K: 0 S: 3	H: 0 LOB: 0 BB: 0 P: 3	R: 1 E: 0 K: 1 S: 6	H: 2 LOB: 0 BB: 0 P: 6	R: 0 E: 0 K: 0 S: 3	H: 0 LOB: 0 BB: 0 P: 3	R: 0 E: 0 K: 0 S: 4	H: 1 LOB: 1 BB: 0 P: 4	1B: 4 2B: 1 3B: 0 HR: 2	SF: 0 SAC: 0 DP: 0 HBP: 0	WP: 0 PB: 0 SB: 0 CS: 1	PA: 36
PITCHER	IP WLS BF H R ER SO BB IBB HBP BLK WP HR S P ERA WHIP																					
44 Kyle Gibson, R ERA: 3.29 36 Blaine Boyer, R ERA: 2.45 Michael Tonkin, R ERA: 6.75 55 Stephen Pryor, R ERA: 1.5	4.2 L 21 4 0 0 3 4 3 0 0 0 0 0 2 28 43 5.79 1.500																					

AB 33
R 4
H 7
RBI 4
BB 3
SO 6
LOB 15



Batter	1	2	3	4	5	6	7	8	9	AB	R	H	RBI	BB	SO	LOB	BOTTOM					
2 Brian Dozier, R OBP: 0.538, SLG: 0.913 66 Jose Martinez, R OBP: 0.167, SLG: 0.222	P6									2	0	0	0	0	0	0	Pittsburgh Pirates @ Minnesota Twins CenturyLink Sports Complex, Fort Myers, FL Fri Mar 20 2015, 1:04 PM - 3:39 PM EDT Att: 7,876 - Partly Cloudy - 81 F					
48 Torii Hunter, R OBP: 0.286, SLG: 0.300 53 Eric Farris, R OBP: 0.273, SLG: 0.364	K									3	0	0	0	0	1	2						
7 Joe Mauer, L OBP: 0.238, SLG: 0.211 30 James Beresford, L OBP: 0.211, SLG: 0.118	F7									3	0	0	0	0	1	0						
24 Trevor Plouffe, R OBP: 0.233, SLG: 0.357	G6-3									4	0	1	0	0	1	1						
8 Kurt Suzuki, R OBP: 0.409, SLG: 0.500 84 Dan Rohlfing, R (7, 2)	G1-3									3	1	1	0	0	1	1						
5 Eduardo Escobar, S OBP: 0.345, SLG: 0.586 17 Doug Bernier, R OBP: 0.294, SLG: 0.143	F7									3	0	1	1	0	0	0						
9 Eduardo Núñez, R OBP: 0.417, SLG: 0.571 83 Tyler Grimes, R OBP: 0.400, SLG: 0.286										3	0	1	1	0	0	0						
32 Aaron Hicks, S OBP: 0.357, SLG: 0.435										3	0	0	0	0	1	2						
21 Shane Robinson, R OBP: 0.360, SLG: 0.364 77 Danny Ortiz, L (8, 7)										3	0	1	1	0	0	1						
Inning Stats	R: 0 E: 0 K: 1 S: 5	H: 0 LOB: 0 BB: 0 P: 5	R: 0 E: 0 K: 0 S: 3	H: 0 LOB: 0 BB: 0 P: 3	R: 1 E: 0 K: 0 S: 5	H: 2 LOB: 1 BB: 0 P: 7	R: 0 E: 0 K: 1 S: 7	H: 2 LOB: 1 BB: 0 P: 7	R: 0 E: 0 K: 1 S: 5	H: 0 LOB: 0 BB: 0 P: 5	R: 0 E: 0 K: 2 S: 8	H: 1 LOB: 1 BB: 0 P: 8	R: 0 E: 0 K: 0 S: 3	H: 0 LOB: 1 BB: 0 P: 4	R: 0 E: 0 K: 0 S: 4	H: 1 LOB: 0 BB: 0 P: 4		R: 0 E: 0 K: 1 S: 5	H: 0 LOB: 0 BB: 0 P: 7	1B: 3 2B: 2 3B: 1 HR: 0	SF: 0 SAC: 0 DP: 0 HBP: 2	WP: 0 PB: 0 SB: 1 CS: 2
PITCHER	IP WLS BF H R ER SO BB IBB HBP BLK WP HR S P ERA WHIP																					
45 Gerrit Cole, R ERA: 3.95 82 Charlie Leesman, L ERA: 2.25 32 Brad Lincoln, R ERA: 3.86 61 Josh Wall, R ERA: 3.86 39 Bobby LaFromboise, L ERA: 10.38	5.0 W 19 4 2 2 3 0 0 0 0 0 0 0 8 8 3.60 0.800																					

AB 32
R 2
H 6
RBI 2
BB 0
SO 6
LOB 9



Batter	1	2	3	4	5	6	7	8	9	AB	R	H	RBI	BB	SO	LOB	TOP					
70 Gorkys Hernández, R (1.8) 57 Delbinson Romero, R (6.5)										4	2	3	1	0	0	0						
18 Neil Walker, S (1.4) 37 Arquemedes Caminero, R (6.1) 23 Steve Lombardozzi, S (8.3)										4	1	1	0	0	1	2						
6 Starling Marte, R (1.7) 19 Michael Suchy, R (7.7)										4	0	1	1	0	1	3						
12 Corey Hart, R (1.9) 32 Brad Lincoln, L (5.1) 14 Jaff Decker, L (6.8)										3	0	0	0	0	0	2						
15 Andrew Lamb, L (1.3) 83 Wilkin Castillo, S (8.2)										4	1	1	1	0	1	0						
29 Francisco Cervelli, R (1.2) 39 Bobby LaFromboise, L (8.1) 74 Sebastian Valle, R (9. PH) 64 Deolis Guerra, R (9.1)										2	1	1	2	2	0	0						
3 Sean Rodríguez, R (1.6) 17 Pedro Florimón, S (6.6)										2	0	0	0	1	0	1						
53 Brent Morel, R (1.5) 67 Gustavo Nunez, S (6.4)										2	0	0	0	1	0	1						
34 A.J. Burnett, R (1.1) 31 Jose Tabata, R (5.9)										2	0	0	0	0	2	3						
Inning Stats	R: 0 E: 0 K: 1 S: 6	H: 1 LOB: 1 BB: 0 P: 6	R: 0 E: 0 K: 0 S: 3	H: 0 LOB: 1 BB: 1 P: 7	R: 0 E: 0 K: 2 S: 8	H: 1 LOB: 0 BB: 0 P: 8	R: 0 E: 0 K: 1 S: 5	H: 0 LOB: 3 BB: 3 P: 17	R: 4 E: 0 K: 0 S: 7	H: 3 LOB: 0 BB: 0 P: 7	R: 1 E: 0 K: 0 S: 6	H: 1 LOB: 0 BB: 0 P: 8	R: 0 E: 0 K: 2 S: 7	H: 1 LOB: 0 BB: 0 P: 7	R: 1 E: 0 K: 0 S: 7	H: 2 LOB: 1 BB: 0 P: 10	R: 1 E: 0 K: 1 S: 6	H: 1 LOB: 1 BB: 1 P: 10	1B: 7 2B: 1 3B: 0 HR: 3	SF: 0 SAC: 0 DP: 1 HBP: 0	WP: 0 PB: 0 SB: 1 CS: 1	PA: 42
PITCHER	IP WLS BF H R ER SO BB IBB HBP BLK WP HR S P ERA WHIP	22 Chris Archer, R (1.1) ERA: 1.93	4.2 22 3 2 1 4 4 0 0 0 0 0 26 42 1.93 1.500	71 Jordan Norberto, L (5.1) ERA: 5.09	0.1 B 3 2 2 1 0 0 0 0 0 0 1 3 3 27.00 6.000	50 Grant Balfour, R (6.1) ERA: 9.0	1.0 H 4 1 1 1 0 0 0 0 0 0 1 6 8 9.00 1.000	43 Ernesto Frieri, R (7.1) ERA: 5.4	1.0 H 3 1 0 0 2 0 0 0 0 0 0 7 7 0.00 1.000	40 Kevin Jepsen, R (8.1) ERA: 1.8	1.0 B 5 2 1 1 0 0 0 0 0 0 0 1 7 10 9.00 2.000	26 Brad Boxberger, R (9.1) ERA: 1.8	1.0 L 5 1 1 1 1 1 1 0 0 0 0 1 1 1 1 1.00 1.000									

Pittsburgh Pirates @ Tampa Bay Rays
Charlotte Sports Park, Port Charlotte, FL
Mon Mar 23 2015, 1:06 PM - 4:20 PM EDT
Att: 4,169 - Cloudy - 76 F

AB 37
R 7
H 10
RBI 7
BB 5
SO 7
LOB 18



Batter	1	2	3	4	5	6	7	8	9	AB	R	H	RBI	BB	SO	LOB	BOTTOM			
7 David DeJesus, L (1.7) 64 Corey Brown, L (6.7)										2	2	1	1	1	0	0				
11 Logan Forsythe, R (1.4) 10 Alexi Casilla, S (6.4)										2	2	1	0	1	0	0				
13 Asdrúbal Cabrera, S (1.6) 1 Tim Beckham, R (7.6)										3	1	0	1	1	1	3				
3 Evan Longoria, R (1.5) 83 Jake Elmore, R (6.5)										2	0	0	1	0	2	1				
21 James Loney, L (1.10) 63 Eugenio Velez, S (7. PH) (8.10)										2	0	1	2	1	0	0				
20 Steven Souza Jr., R (1.9) 69 Taylor Motter, R (5. PR) (6. PR) (9.3)										2	0	0	1	0	1	1				
61 Juan Francisco, L (1.3) 68 Allan Dykstra, L (6.3) 16 James Harris, R (8. PR) (9.9)										3	0	0	0	0	1	3				
39 Kevin Kiermaier, L (1.8) 65 Joey Butler, R (7.7)										2	1	0	0	1	1	0				
19 Curt Casali, R (1.2) 78 Mayo Acosta, R (7.2)										3	0	0	0	0	1	1				
Inning Stats	R: 2 E: 0 K: 1 S: 7	H: 2 LOB: 1 BB: 1 P: 11	R: 0 E: 0 K: 1 S: 5	H: 0 LOB: 0 BB: 0 P: 5	R: 0 E: 0 K: 2 S: 7	H: 0 LOB: 0 BB: 0 P: 7	R: 4 E: 0 K: 2 S: 8	H: 1 LOB: 3 BB: 4 P: 27	R: 0 E: 1 K: 2 S: 9	H: 1 LOB: 2 BB: 0 P: 10	R: 0 E: 0 K: 2 S: 7	H: 0 LOB: 0 BB: 0 P: 7	R: 0 E: 0 K: 2 S: 7	H: 0 LOB: 2 BB: 2 P: 16	R: 0 E: 0 K: 1 S: 5	H: 0 LOB: 0 BB: 0 P: 5	1B: 2 2B: 1 3B: 1 HR: 0	SF: 0 SAC: 0 DP: 0 HBP: 2	WP: 2 PB: 0 SB: 1 CS: 0	PA: 41
PITCHER	IP WLS BF H R ER SO BB IBB HBP BLK WP HR S P ERA WHIP	34 A.J. Burnett, R (1.1) 32 Brad Lincoln, R (5.1) 37 Arquemedes Caminero, R (6.1) 39 Bobby LaFromboise, L (8.1) 64 Deolis Guerra, R (9.1)	4.2 20 5 0 1 1 1 2 0 2 0 0 0 3 13 27.00 6.000	0.1 B 5 0 1 1 1 2 0 0 0 0 1 0 16 17 0.00 0.500	2.0 8 1 0 0 4 0 0 0 0 0 1 0 17 0.00 0.500	1.0 W 5 0 0 0 2 2 0 0 0 0 1 0 16 0.00 2.000	1.0 S 3 0 0 0 1 0 0 0 0 0 0 0 5 5 0.00 0.000	9.64 40 27 40 9.64 1.286												

Pittsburgh Pirates @ Tampa Bay Rays
Charlotte Sports Park, Port Charlotte, FL
Mon Mar 23 2015, 1:06 PM - 4:20 PM EDT
Att: 4,169 - Cloudy - 76 F

AB 32
R 6
H 4
RBI 6
BB 7
SO 13
LOB 19



Batter	1	2	3	4	5	6	7	8	9	AB	R	H	RBI	BB	SO	LOB	TOP					
12 Alejandro De Aza, L (1.7) OBP: 0.235, SLG: 0.290 86 Julio Borbon, L (6.8) OBP: 0.371, SLG: 0.714										4	0	1	0	0	0	2	<p>Baltimore Orioles @ Pittsburgh Pirates McKechnie Field, Bradenton, FL</p> <p>Tue Mar 24 2015, 1:08 PM - 4:08 PM EDT Att: 6,186 - Partly Cloudy - 75 F</p>					
28 Steve Pearce, R (1.9) OBP: 0.382, SLG: 0.853 79 Darrel Alvarez, R (7.7) OBP: 0.379, SLG: 0.667										3	1	2	1	0	0	0						
38 Jimmy Paredes, S (1.5) OBP: 0.429, SLG: 0.697 57 Jayson Nix, R (7.7) OBP: 0.313, SLG: 0.379										3	1	1	0	0	2							
27 Delmon Young, R (1.10) OBP: 0.343, SLG: 0.375 45 Steve Clevenger, L (8.7) OBP: 0.241, SLG: 0.286										4	1	3	0	0	1							
Chris Davis, L (1.3) OBP: 0.333, SLG: 0.528 91 Osvaldo Martinez, R (7.6) OBP: 0.376, SLG: 0.429										4	1	2	1	0	1	4						
60 Ryan Lavanway, R (1.2) OBP: 0.304, SLG: 0.333 36 Caleb Joseph, R (6.2) OBP: 0.333, SLG: 0.444										2	1	0	1	1	0	2						
1 Everth Cabrera, S (1.8) OBP: 0.333, SLG: 0.371										3	1	1	1	0	0	1						
14 Nolan Reimold, R (7.7) OBP: 0.412, SLG: 0.429										1	0	0	0	1	0	1						
3 Ryan Flaherty, L (1.4) OBP: 0.371, SLG: 0.419 41 Chris Parmelee, L (7.7) OBP: 0.387, SLG: 0.217										3	1	3	1	0	0	0						
1 Paul Janish, R (1.6) OBP: 0.286, SLG: 0.286 89 Garabez Rosa, R (7.7) OBP: 0.500, SLG: 0.500										3	0	1	2	0	0	2						
Inning Stats	R: 0 E: 0 K: 0 S: 4	H: 2 LOB: 1 BB: 0 P: 4	R: 0 E: 0 K: 0 S: 3	H: 1 LOB: 0 BB: 0 P: 3	R: 0 E: 0 K: 0 S: 3	H: 1 LOB: 0 BB: 0 P: 3	R: 5 E: 1 K: 0 S: 11	H: 6 LOB: 1 BB: 0 P: 14	R: 0 E: 0 K: 1 S: 6	H: 1 LOB: 1 BB: 0 P: 6	R: 2 E: 0 K: 0 S: 4	H: 2 LOB: 3 BB: 1 P: 8	R: 2 E: 0 K: 0 S: 5	H: 2 LOB: 3 BB: 3 P: 17	R: 0 E: 0 K: 0 S: 4	H: 1 LOB: 1 BB: 0 P: 4	R: 0 E: 0 K: 0 S: 2	H: 0 LOB: 0 BB: 1 P: 6	1B: 12 2B: 3 3B: 0 HR: 1	SF: 1 SAC: 0 DP: 5 HBP: 0	WP: 0 PB: 0 SB: 1 CS: 0	PA: 43
PITCHER	IP WLS BF H R ER SO BB IBB HBP BLK WP HR S P ERA WHIP	3.0 L 7 6 5 0 0 0 0 0 0 0 0 1 9 0.00 1.333	4.1 L 7 6 5 0 0 0 0 0 0 0 0 1 9 135.00 18.000	4.1 L 6 1 0 0 1 0 0 0 0 0 0 0 8 0.00 0.600	6.1 L 5 2 2 2 0 1 0 0 0 0 0 4 18.00 3.000	7.1 L 6 2 2 2 0 2 0 0 0 0 0 4 27.00 6.000	7.1 L 0.1 2 0 0 0 0 0 0 0 0 0 1 5 0.00 3.000	8.1 L 2.0 7 1 0 0 0 1 0 0 0 0 0 0 6 10 0.00 1.000	ERA WHIP	0.00 1.333	0.00 1.000	0.00 0.600	18.00 3.000	27.00 6.000	0.00 3.000	0.00 1.000						

Batter	1	2	3	4	5	6	7	8	9	AB	R	H	RBI	BB	SO	LOB	BOTTOM			
5 Josh Harrison, R (1.5) OBP: 0.387, SLG: 0.357 67 Gustavo Nunez, S (8.5) OBP: 0.130, SLG: 0.091										4	1	1	0	0	1	1	<p>Baltimore Orioles @ Pittsburgh Pirates McKechnie Field, Bradenton, FL</p> <p>Tue Mar 24 2015, 1:08 PM - 4:08 PM EDT Att: 6,186 - Partly Cloudy - 75 F</p>			
25 Gregory Polanco, L (1.9) OBP: 0.231, SLG: 0.216 23 Steve Lombardozzi, S (9.9) OBP: 0.333, SLG: 0.379										4	0	1	0	0	0	2				
22 Andrew McCutchen, R (1.8) OBP: 0.483, SLG: 0.214 14 Jaff Decker, L (5.8) OBP: 0.371, SLG: 0.452										2	0	0	0	0	1	1				
18 Neil Walker, S (1.10) OBP: 0.389, SLG: 0.588										4	0	3	1	0	0	0				
6 Starling Marte, R (1.7) OBP: 0.405, SLG: 0.585 31 Jose Tabata, R (7.7) OBP: 0.167, SLG: 0.172										3	0	1	0	0	1	1				
24 Pedro Alvarez, L (1.3) OBP: 0.333, SLG: 0.643 57 Delbinson Romero, R (9.3) OBP: 0.217, SLG: 0.273										4	0	1	0	0	1	2				
10 Jordy Mercer, R (1.6) OBP: 0.297, SLG: 0.486 17 Pedro Florimon, S (7.6) OBP: 0.323, SLG: 0.429										3	0	1	0	0	0	3				
27 Jung Ho Kang, R (1.4) OBP: 0.226, SLG: 0.259										4	0	0	0	0	2	1				
26 Tony Sanchez, R (1.2) OBP: 0.531, SLG: 0.857 74 Sebastian Valle, R (8.2) OBP: 0.154, SLG: 0.231										1	0	0	0	0	1	0				
Inning Stats	R: 0 E: 0 K: 0 S: 4	H: 1 LOB: 0 BB: 0 P: 4	R: 0 E: 0 K: 0 S: 3	H: 2 LOB: 1 BB: 0 P: 5	R: 0 E: 0 K: 2 S: 8	H: 1 LOB: 1 BB: 0 P: 8	R: 0 E: 0 K: 1 S: 5	H: 0 LOB: 0 BB: 0 P: 5	R: 2 E: 1 K: 0 S: 8	H: 5 LOB: 3 BB: 0 P: 8	R: 0 E: 0 K: 3 S: 9	H: 0 LOB: 0 BB: 0 P: 9	R: 0 E: 0 K: 1 S: 7	H: 2 LOB: 2 BB: 0 P: 8	R: 0 E: 0 K: 1 S: 5	H: 0 LOB: 0 BB: 0 P: 5		1B: 9 2B: 2 3B: 0 HR: 0	SF: 0 SAC: 0 DP: 1 HBP: 0	WP: 0 PB: 0 SB: 0 CS: 2
PITCHER	IP WLS BF H R ER SO BB IBB HBP BLK WP HR S P ERA WHIP	5.0 W 17 4 0 0 0 0 0 0 0 0 0 8 24 0.00 0.800	1.0 W 8 5 2 0 0 0 0 0 0 0 0 8 8 0.00 5.000	1.0 W 3 0 0 0 3 0 0 0 0 0 0 9 9 0.00 0.000	1.0 W 5 2 0 0 1 0 0 0 0 0 0 7 8 0.00 2.000	1.0 W 3 0 0 0 1 0 0 0 0 0 0 5 5 0.00 0.000	0.0 W 0.1 2 0 0 0 0 0 0 0 0 0 1 5 0.00 3.000	0.0 W 2.0 7 1 0 0 0 1 0 0 0 0 0 6 10 0.00 1.000	ERA WHIP	0.00 0.800	0.00 5.000	0.00 0.000	0.00 2.000	0.00 0.000	0.00 3.000	0.00 1.000				



Batter	1	2	3	4	5	6	7	8	9	AB	R	H	RBI	BB	SO	LOB	TOP		
4 Eric Young Jr. S (1,8) OBP: 0.397, SLG: 0.464		G1-3			B2-3			G5-3		5	1	2	0	0	0	0	Atlanta Braves @ Pittsburgh Pirates McKechnie Field, Bradenton, FL Thu Mar 26 2015, 1:09 PM - 3:54 PM EDT Att: 5,857 - Partly Cloudy - 85 F		
8 Jacob Peterson L (1,4) OBP: 0.442, SLG: 0.386										3	1	1	1	0	1	0			
11 Phil Gosselin, R (8, PH) OBP: 0.271, SLG: 0.209		G6-3			K			F9		1	0	0	0	0	0	0			
1 Alberto Callaspo, S (1,5) OBP: 0.212, SLG: 0.216				G5-3				F7		4	1	2	0	0	0	0			
7 Jonny Gomes, R (1,7) OBP: 0.250, SLG: 0.295				P3				F9		4	2	2	1	0	0	1			
84 Brady Feigl, R (9, 1)										0	0	0	0	0	0	0			
27 Christian Bethancourt, R (1, 2) OBP: 0.345, SLG: 0.571	G1-3									3	0	1	1	0	1	2			
53 Jim Johnson, R (6, 1)										0	0	0	0	0	0	0			
61 Pedro Ciriaco, R (7, 6) OBP: 0.384, SLG: 0.500					K					1	0	0	0	0	1	0			
24 Kelly Johnson, L (1, 9) OBP: 0.340, SLG: 0.415	G4-3				G3-1					4	0	0	1	0	0	3			
23 Chris Johnson, R (1, 3) OBP: 0.325, SLG: 0.378					G6-3					4	2	3	2	0	0	0			
19 Andrelton Simmons, R (1, 6) OBP: 0.441, SLG: 0.636	G4-3									3	0	0	0	0	1	1			
43 Luis Avilan, L (7, 1)										0	0	0	0	0	0	0			
55 Josh Outman, L (8, 1)										0	0	0	0	0	0	0			
Aaron Kurcz, R (8, 1)										0	0	0	0	0	0	0			
14 Zoilo Almonte, S (9, PH) OBP: 0.066, SLG: 0.144										1	0	0	0	0	0	1			
32 Wandy Rodriguez, S (1, 1)										2	0	0	0	0	1	0			
25 Jesus Flores, R (6, 2) OBP: 0.174, SLG: 0.174										2	0	1	1	0	0	1			
Inning Stats	R: 5 E: 0 K: 0 S: 8	H: 5 LOB: 0 BB: 0 P: 10	R: 0 E: 0 K: 1 S: 5	H: 0 LOB: 0 BB: 0 P: 5	R: 0 E: 0 K: 1 S: 5	H: 0 LOB: 0 BB: 0 P: 5	R: 0 E: 0 K: 0 S: 3	H: 0 LOB: 0 BB: 0 P: 3	R: 0 E: 0 K: 1 S: 5	H: 2 LOB: 1 BB: 0 P: 4	R: 0 E: 0 K: 1 S: 5	H: 1 LOB: 0 BB: 0 P: 5	R: 0 E: 0 K: 0 S: 3	H: 0 LOB: 0 BB: 0 P: 3	R: 2 E: 1 K: 1 S: 11	H: 4 LOB: 2 BB: 0 P: 12	1B: 9 2B: 1 3B: 0 HR: 2	SF: 0 SAC: 0 DP: 2 HBP: 0	WP: 0 PA: 37 PB: 1 SB: 0 CS: 0
PITCHER	IP WLS BF H R ER SO BB IBB HBP BLK WP HR S P ERA WHIP																		
46 Vance Worley, R (1, 1) ERA: 5.29	6.0 L 24 7 5 5 3 0 0 0 0 0 0 1 30 32 7.50 1.167																		
30 Clayton Richard, L (7, 1) ERA: 3.12	2.2 L 12 4 2 1 2 0 0 0 0 0 0 1 18 19 3.38 1.500																		
64 Deolis Guerra, R (9, 1) ERA: 7.94	0.1 1 1 0 0 0 0 0 0 0 0 0 0 1 1 0.00 3.000																		

Batter	1	2	3	4	5	6	7	8	9	AB	R	H	RBI	BB	SO	LOB	BOTTOM				
5 Josh Harrison, R (1, 5) OBP: 0.371, SLG: 0.438										4	1	1	1	0	0	0	Atlanta Braves @ Pittsburgh Pirates McKechnie Field, Bradenton, FL Thu Mar 26 2015, 1:09 PM - 3:54 PM EDT Att: 5,857 - Partly Cloudy - 85 F				
53 Brent Morel, R (8, 5) OBP: 0.353, SLG: 0.286										1	0	0	0	0	1	1					
18 Neil Walker, S (1, 4) OBP: 0.400, SLG: 0.684										4	2	2	1	0	0	0					
17 Pedro Florimon, S (8, 4) OBP: 0.313, SLG: 0.414										1	0	0	0	0	0	1					
22 Andrew McCutchen, R (1, 8) OBP: 0.283, SLG: 0.294										3	0	2	1	0	0	0					
14 Jaff Decker, L (8, 8) OBP: 0.361, SLG: 0.438										1	0	0	0	0	1	0					
12 Corey Hart, R (1, 9) OBP: 0.409, SLG: 0.474										4	0	1	0	0	0	2					
70 Corkys Hernandez, R (8, PR) OBP: 0.429, SLG: 0.704										0	1	0	0	0	0	0					
6 Starling Marte, R (1, 7) OBP: 0.391, SLG: 0.556										4	0	1	0	0	1	1					
23 Steve Lombardozzi, S (9, 7) OBP: 0.353, SLG: 0.379										0	0	0	0	0	0	0					
10 Jordy Mercer, R (1, 6) OBP: 0.341, SLG: 0.512										4	1	3	0	0	0	0					
67 Gustavo Nunez, S (9, 6) OBP: 0.130, SLG: 0.091										0	0	0	0	0	0	0					
24 Pedro Alvarez, L (1, 3) OBP: 0.324, SLG: 0.625										4	0	1	0	0	1	4					
3 Sean Rodriguez, R (8, PR) OBP: 0.194, SLG: 0.176										0	0	0	0	0	0	0					
29 Francisco Cervelli, R (1, 2) OBP: 0.484, SLG: 0.739										4	0	1	1	0	2	3					
46 Vance Worley, R (1, 1)										2	0	0	0	0	0	1					
30 Clayton Richard, L (7, 1)										1	0	0	0	0	1	0					
64 Deolis Guerra, R (9, 1)										0	0	0	0	0	0	0					
31 Jose Tabata, R (8, PH) OBP: 0.194, SLG: 0.200										1	0	1	0	0	0	0					
Inning Stats	R: 1 E: 0 K: 0 S: 5	H: 1 LOB: 1 BB: 0 P: 7	R: 0 E: 0 K: 2 S: 8	H: 1 LOB: 1 BB: 0 P: 8	R: 1 E: 0 K: 0 S: 5	H: 2 LOB: 1 BB: 0 P: 5	R: 1 E: 0 K: 1 S: 7	H: 2 LOB: 1 BB: 0 P: 7	R: 1 E: 0 K: 0 S: 6	H: 2 LOB: 1 BB: 0 P: 6	R: 0 E: 0 K: 1 S: 5	H: 1 LOB: 0 BB: 0 P: 5	R: 0 E: 0 K: 1 S: 5	H: 0 LOB: 0 BB: 0 P: 5	R: 1 E: 0 K: 1 S: 8	H: 3 LOB: 2 BB: 0 P: 10	R: 0 E: 0 K: 1 S: 5	H: 1 LOB: 0 BB: 0 P: 5	1B: 8 2B: 3 3B: 0 HR: 2	SF: 0 SAC: 0 DP: 2 HBP: 0	WP: 1 PA: 38 PB: 0 SB: 0 CS: 0
PITCHER	IP WLS BF H R ER SO BB IBB HBP BLK WP HR S P ERA WHIP																				
32 Wandy Rodriguez, L (1, 1) ERA: 2.5	5.0 H 23 8 4 4 3 0 0 0 0 0 0 0 5 5 0.00 1.000																				
53 Jim Johnson, R (6, 1) ERA: 2.25	1.0 H 3 1 0 0 1 0 0 0 0 0 0 0 5 5 0.00 1.000																				
43 Luis Avilan, L (7, 1) ERA: 2.84	1.0 H 3 0 0 0 1 0 0 0 0 0 0 0 5 5 0.00 0.000																				
55 Josh Outman, L (8, 1) ERA: 8.1	0.2 B 5 3 1 1 1 0 0 0 0 0 1 0 7 9 13.50 4.500																				
Aaron Kurcz, R (8, 1) ERA: 5.4	0.1 W 1 0 0 0 0 0 0 0 0 0 0 0 1 1 0.00 0.000																				
PITCHER	IP WLS BF H R ER SO BB IBB HBP BLK WP HR S P ERA WHIP																				
84 Brady Feigl, L (9, 1) ERA: 1.5	1.0 S 3 1 0 0 1 0 0 0 0 0 0 0 5 5 0.00 1.000																				



Batter	1	2	3	4	5	6	7	8	9	AB	R	H	RBI	BB	SO	LOB	TOP
5 Josh Harrison, R (1,5) OBP: 0.359, SLG: 0.417 17 Pedro Florimón, S (7,5) OBP: 0.313, SLG: 0.414										4	0	1	0	0	1	1	Pittsburgh Pirates @ Minnesota Twins CenturyLink Sports Complex, Fort Myers, FL Fri Mar 27 2015, 1:07 PM - 3:25 PM EDT Att: 6,198 - Partly Cloudy - 81 F
25 Gregory Polanco, L (1,9) OBP: 0.256, SLG: 0.341										4	2	2	1	0	0	2	
6 Starling Marte, R (1,7) OBP: 0.390, SLG: 0.551 59 Antonio Bastardo, R (7,1)										4	0	1	1	0	2	1	
26 Tony Sanchez, R (1,2) OBP: 0.528, SLG: 0.903										3	1	1	1	1	0	0	
24 Pedro Alvarez, L (1,3) OBP: 0.316, SLG: 0.611										4	0	1	0	0	0	2	
27 Jung Ho Kang, R (1,6) OBP: 0.257, SLG: 0.333										3	1	1	0	1	0	1	
14 Jaff Decker, L (1,8) OBP: 0.359, SLG: 0.457										3	0	1	1	0	0	1	
3 Sean Rodríguez, R (1,4) OBP: 0.179, SLG: 0.162										3	0	0	0	0	1	2	
49 Jeff Locke, L (1,1) 55 Blake Wood, R (6,1) 15 Andrew Lamb, L (7,PH) OBP: 0.238, SLG: 0.300										2	0	0	0	0	0	1	
Inning Stats	R: 1 E: 0 K: 2 S: 10	H: 1 LOB: 0 BB: 0 P: 10	R: 0 E: 0 K: 0 S: 5	H: 2 LOB: 1 BB: 0 P: 5	R: 0 E: 0 K: 0 S: 3	H: 1 LOB: 0 BB: 0 P: 3	R: 1 E: 0 K: 0 S: 6	H: 2 LOB: 1 BB: 0 P: 7	R: 1 E: 0 K: 0 S: 5	H: 2 LOB: 1 BB: 1 P: 9	R: 0 E: 0 K: 1 S: 5	H: 0 LOB: 0 BB: 0 P: 5	R: 0 E: 0 K: 1 S: 6	H: 1 LOB: 1 BB: 0 P: 6	R: 0 E: 0 K: 0 S: 2	H: 0 LOB: 1 BB: 1 P: 6	
PITCHER	IP WLS BF H R ER SO BB IBB HBP BLK WP HR S P ERA WHIP																
65 Trevor May, R (1,1) ERA: 4.22	4.2 L 22 8 4 4 2 1 0 0 0 0 0 2 28 33 7.71 1.929																
52 Brian Duensing, L (5,1) ERA: 2.25	1.1 4 0 0 0 1 0 0 0 0 0 0 0 6 6 0.00 0.000																
62 J.R. Graham, R (7,1) ERA: 0.84	1.2 7 1 0 0 1 1 0 0 0 0 0 0 8 12 0.00 1.200																

Batter	1	2	3	4	5	6	7	8	9	AB	R	H	RBI	BB	SO	LOB	BOTTOM
39 Danny Santana, S (1,6) OBP: 0.356, SLG: 0.455 9 Eduardo Núñez, R (6,6) OBP: 0.410, SLG: 0.556										3	1	1	0	0	1	1	Pittsburgh Pirates @ Minnesota Twins CenturyLink Sports Complex, Fort Myers, FL Fri Mar 27 2015, 1:07 PM - 3:25 PM EDT Att: 6,198 - Partly Cloudy - 81 F
2 Brian Dozier, R (1,4) OBP: 0.475, SLG: 0.833 Levi Michael, R (7,4) OBP: 0.500, SLG: 1.000										3	1	2	1	0	0	0	
7 Joe Mauer, L (1,3) OBP: 0.257, SLG: 0.250 Brock Peterson, R (6,3)										2	0	0	1	1	0	0	
48 Torii Hunter, R (1,9) OBP: 0.353, SLG: 0.452 Adam Brett Walker, R (5,PR) (6,9)										1	0	1	0	2	0	0	
31 Oswaldo Arcia, L (1,7) OBP: 0.289, SLG: 0.395 60 Eddie Rosario, L (6,7) OBP: 0.227, SLG: 0.442										1	0	0	0	0	1	1	
24 Trevor Plouffe, R (1,5) OBP: 0.300, SLG: 0.364 17 Doug Bernier, R (6,FR) OBP: 0.333, SLG: 0.250										3	0	1	0	0	0	3	
12 Chris Herrmann, L (1,2) OBP: 0.364, SLG: 0.448 84 Dan Rohlfing, R (7,2)										3	0	1	0	0	0	1	
1 Jordan Schafer, L (1,10) OBP: 0.349, SLG: 0.368										0	0	0	0	0	0	0	
32 Aaron Hicks, S (1,8) OBP: 0.300, SLG: 0.324										3	0	1	0	0	1	2	
Inning Stats	R: 0 E: 0 K: 1 S: 5	H: 0 LOB: 2 BB: 2 P: 13	R: 0 E: 0 K: 0 S: 4	H: 1 LOB: 1 BB: 0 P: 4	R: 2 E: 0 K: 0 S: 5	H: 3 LOB: 1 BB: 1 P: 9	R: 0 E: 0 K: 0 S: 4	H: 1 LOB: 1 BB: 0 P: 4	R: 0 E: 0 K: 2 S: 8	H: 2 LOB: 1 BB: 0 P: 4	R: 0 E: 0 K: 2 S: 8	H: 1 LOB: 1 BB: 0 P: 8	R: 0 E: 0 K: 2 S: 8	H: 1 LOB: 1 BB: 0 P: 8	R: 0 E: 0 K: 2 S: 8	H: 1 LOB: 1 BB: 0 P: 8	
PITCHER	IP WLS BF H R ER SO BB IBB HBP BLK WP HR S P ERA WHIP																
49 Jeff Locke, L (1,1) ERA: 6.59	5.2 W 26 8 2 2 2 3 0 0 0 0 0 0 3 3 0.00 0.000																
55 Blake Wood, R (6,1) ERA: 4.26	0.1 H 1 0 0 0 1 0 0 0 0 0 0 0 3 3 0.00 0.000																
59 Antonio Bastardo, L (7,1) ERA: 6.43	1.0 S 4 1 0 0 2 0 0 0 0 0 0 0 8 8 0.00 1.000																

Batter	1	2	3	4	5	6	7	8	9	AB	R	H	RBI	BB	SO	LOB	TOP			
18 Steve Tolleson, R OBP: 0.324, SLG: 0.613	G6-3	G5-3		F7			HBP		F9	3	0	0	0	0	0	3	Toronto Blue Jays @ Pittsburgh Pirates McKechnie Field, Bradenton, FL Sat Mar 28 2015, 1:08 PM - 3:57 PM EDT Att: 6,351 - Partly Cloudy - 66 F			
46 Brad Glenn, R (7, PR)										1	0	0	0	0	0					
37 Danc Barton, L OBP: 0.341, SLG: 0.389	HR			F9-5-3 1B			P2			4	1	2	1	0	0	1				
30 Dioner Navarro, S OBP: 0.237, SLG: 0.259 Sean Ochinko, R OBP: 0.231, SLG: 0.182	BB			F9-5-3 1-1			F9		K	2	0	0	0	1	0	1				
14 Justin Smoak, S OBP: 0.320, SLG: 0.429	P5			G3			G3-1		39 G3 76 1B	4	0	1	0	0	0	1				
23 Danny Valencia, R OBP: 0.371, SLG: 0.576 76 Richard Urena, S OBP: 1.000, SLG: 1.000	G5-3			HR			G4-3		39 G3 1-2 1B	3	1	1	1	0	0	1				
39 Caleb Cindl, L OBP: 0.429, SLG: 0.595				HR			G4-3		1-2 2-3 G3	3	1	1	0	1	0	2				
24 Dayan Viciedo, R OBP: 0.324, SLG: 0.324 49 Roemon Fields, L OBP: 0.250, SLG: 0.750	G6-3			17 G3-1 24 1B			G4-3		1-2 2-3 K2-3	3	0	1	0	0	0	1				
66 Munenori Kawasaki, L OBP: 0.462, SLG: 0.550				17 G4-3 2H 2B			F6		G5-3	3	0	1	1	0	0	2				
78 Dawel Lugo, R							F8			1	0	0	0	0	0	0				
17 Ryan Goins, L OBP: 0.347, SLG: 0.419	G4-3			G3-1			K		K	4	0	0	0	0	2	3				
Inning Stats	R: 1 E: 0 K: 0 S: 4	H: 1 LOB: 1 BB: 1 P: 8	R: 1 E: 0 K: 0 S: 5	H: 2 LOB: 1 BB: 0 P: 5	R: 0 E: 0 K: 0 S: 3	H: 1 LOB: 0 BB: 0 P: 3	R: 1 E: 0 K: 0 S: 5	H: 2 LOB: 2 BB: 1 P: 9	R: 0 E: 0 K: 0 S: 3	H: 0 LOB: 0 BB: 0 P: 3	R: 0 E: 0 K: 0 S: 3	H: 0 LOB: 1 BB: 0 P: 6	R: 0 E: 0 K: 1 S: 9	H: 2 LOB: 2 BB: 0 P: 9	R: 0 E: 0 K: 1 S: 5	H: 0 LOB: 0 BB: 0 P: 5	1B: 4 2B: 3 3B: 0 HR: 2	SF: 0 SAC: 0 DP: 1 HBP: 1	WP: 0 PB: 0 SB: 0 CS: 0	PA: 37
PITCHER	IP WLS BF H R ER SO BB IBB HBP BLK WP HR S P ERA WHIP																			
50 Charlie Morton, R ERA: 6.46	6.0 W 25 6 3 3 0 2 0 0 0 0 0 2 23 31 4.50 1.333																			
35 Mark Melancon, R ERA: 3.0	1.0 4 0 0 0 1 0 0 0 1 0 0 0 0 5 6 0.00 0.000																			
48 Jared Hughes, R ERA: 9.82	1.0 5 2 0 0 2 0 0 0 0 0 0 0 0 9 9 0.00 2.000																			
52 Rob Scallion, R ERA: 2.25	0.2 2 0 0 0 1 0 0 0 0 0 0 0 0 4 4 0.00 0.000																			
37 Arquimedes Caminero, R ERA: 1.74	0.1 1 0 0 0 0 0 0 0 0 0 0 0 0 1 1 0.00 0.000																			

Batter	1	2	3	4	5	6	7	8	9	AB	R	H	RBI	BB	SO	LOB	BOTTOM			
10 Jordy Mercer, R OBP: 0.378, SLG: 0.500 17 Pedro Florimón, S OBP: 0.303, SLG: 0.400	25 HR	BB			K	25 HBP 18 2B		G4-3		1	2	0	0	3	1	0	Toronto Blue Jays @ Pittsburgh Pirates McKechnie Field, Bradenton, FL Sat Mar 28 2015, 1:08 PM - 3:57 PM EDT Att: 6,351 - Partly Cloudy - 66 F			
25 Gregory Polanco, L OBP: 0.271, SLG: 0.400 52 Rob Scallion, L		G5-3			F8	18 2B HBP		K		4	2	1	2	0	1	1				
37 Arquimedes Caminero, R	HR					18 2B HBP				0	0	0	0	0	0	0				
22 Andrew McCutchen, R OBP: 0.394, SLG: 0.391 35 Mark Melancon, R	K			18 G3-1 12 SF9 2B	12 BB 1B	K				4	1	2	0	0	2	3				
46 Edward Salcedo, R				G3-1	12 BB					0	0	0	0	0	0	0				
18 Neil Walker, S OBP: 0.409, SLG: 0.683 75 Michael Fransoso, L	P4			G3-1	1-2 BB	1-2 2-3 2B				3	0	1	3	1	0	1				
12 Corey Hart, R OBP: 0.440, SLG: 0.500 27 Jung Ho Kang, R OBP: 0.250, SLG: 0.323	1B			SF9	1-2 2-3 BB	K				1	0	1	1	1	0	0				
15 Andrew Lamb, L OBP: 0.217, SLG: 0.273	F8			K	F8			G1-3		4	0	0	0	0	1	4				
29 Francisco Cervelli, R OBP: 0.446, SLG: 0.815 83 Wilkin Castillo, S OBP: 0.286, SLG: 0.167				L8		3 E6 2B		P4		4	1	2	0	0	0	0				
3 Sean Rodríguez, R OBP: 0.163, SLG: 0.146		G6-3			K	E6 7 2B		G6-3		4	1	0	1	0	1	1				
48 Jared Hughes, R 43 Junior Sosa, L						25 HBP 18 2B 2B				0	0	0	0	0	0	0				
50 Charlie Morton, R 7 Reese McGuire, L OBP: 1.000, SLG: 2.000 14 Jaff Decker, L OBP: 0.350, SLG: 0.444	K			G1-3				K		2	0	0	0	0	1	0				
Inning Stats	R: 2 E: 0 K: 1 S: 7	H: 2 LOB: 1 BB: 1 P: 12	R: 1 E: 0 K: 1 S: 6	H: 1 LOB: 1 BB: 1 P: 10	R: 1 E: 0 K: 1 S: 6	H: 1 LOB: 0 BB: 0 P: 6	R: 0 E: 0 K: 1 S: 5	H: 0 LOB: 0 BB: 0 P: 5	R: 0 E: 0 K: 1 S: 6	H: 1 LOB: 3 BB: 2 P: 14	R: 4 E: 1 K: 2 S: 10	H: 3 LOB: 1 BB: 1 P: 16	R: 0 E: 0 K: 0 S: 3	H: 0 LOB: 0 BB: 0 P: 3	R: 0 E: 0 K: 2 S: 7	H: 0 LOB: 0 BB: 0 P: 7	1B: 2 2B: 4 3B: 1 HR: 1	SF: 1 SAC: 0 DP: 0 HBP: 1	WP: 0 PB: 0 SB: 1 CS: 0	PA: 38
PITCHER	IP WLS BF H R ER SO BB IBB HBP BLK WP HR S P ERA WHIP																			
Randy Wolf, L ERA: 13.5	2.2 L 14 4 4 4 0 2 0 0 0 0 0 0 0 8 8 0.00 0.000																			
62 Aaron Loup, L ERA: 2.45	1.1 4 0 0 0 2 0 0 0 0 0 0 0 6 14 0.00 3.000																			
58 Todd Redmond, R ERA: 1.8	1.0 6 1 0 0 1 2 0 0 0 0 0 0 0 3 8 27.00 9.000																			
74 Wil Browning, R ERA: 2.45	0.1 4 2 3 1 0 1 0 0 0 0 0 0 0 9 10 0.00 0.750																			
75 Luis Perez, L ERA: 6.75	1.1 6 1 1 0 2 0 0 0 1 0 0 0 0 9 10 0.00 0.750																			

AB	34
R	3
H	8
RBI	3
BB	2
SO	4
LOB	17



AB	31
R	8
H	8
RBI	8
BB	5
SO	9
LOB	11



Batter	1	2	3	4	5	6	7	8	9	AB	R	H	RBI	BB	SO	LOB	TOP										
5 Josh Harrison, R OBP: 0.326, SLG: 0.375	G5-3		K			G1		F8		4	0	0	0	0	1	2	Pittsburgh Pirates @ Atlanta Braves Champion Stadium, Lake Buena Vista, FL Sun Mar 29 2015, 1:08 PM - 4:26 PM EDT Att: 8,288 - Sunny - 67 F										
14 Jeff Decker, L OBP: 0.309, SLG: 0.410 24 Jonathan Schwind, R (6, 7)	G4-3			G3-1		G6-3		G6-3		3	0	0	0	0	0	1											
6 Stirling Marte, R OBP: 0.370, SLG: 0.528	K			K			27 BLK 27 BLK 1B	G4-3		4	1	1	0	0	2	1											
12 Corey Hart, R OBP: 0.414, SLG: 0.458 66 Tyler Filliben, R (9, PR) (9, 10)		F8		F7			K		15 G3 27 HR 1B	4	0	1	0	0	1	1											
15 Andrew Lamb, L OBP: 0.200, SLG: 0.250		P6			L7		K		G3	4	0	0	0	0	1	2											
27 Jung Ho Kang, R OBP: 0.275, SLG: 0.429		F8			P6		51 E 2-H 1B		HR	4	1	2	3	0	0	0											
51 Austin Meadows, L OBP: 0.200, SLG: 0.333					K		E3		P3	4	1	1	0	0	1	2											
83 Wilkin Castillo, S OBP: 0.273, SLG: 0.111						5 G1 17 G4-3 BB			K	3	0	0	0	1	1	4											
17 Pedro Florimón, S OBP: 0.306, SLG: 0.406						G4-3			24 G6-3 1B	2	0	1	1	0	0	1											
Inning Stats	R: 0 E: 0 K: 1 S: 5	H: 0 LOB: 0 BB: 0 P: 5	R: 0 E: 0 K: 0 S: 3	H: 0 LOB: 0 BB: 0 P: 3	R: 1 E: 0 K: 1 S: 6	H: 1 LOB: 0 BB: 0 P: 6	R: 0 E: 0 K: 1 S: 5	H: 0 LOB: 0 BB: 0 P: 5	R: 0 E: 0 K: 1 S: 5	H: 0 LOB: 1 BB: 1 P: 7	R: 1 E: 1 K: 2 S: 10	H: 2 LOB: 2 BB: 0 P: 10	R: 0 E: 0 K: 0 S: 4	H: 1 LOB: 0 BB: 0 P: 4	R: 2 E: 0 K: 1 S: 7	H: 2 LOB: 1 BB: 0 P: 9	1B: 4 2B: 0 3B: 1 HR: 1	SF: 1 SAC: 0 DP: 0 HBP: 0	WP: 0 PB: 0 SB: 0 CS: 0	PA: 35							
PITCHER	IP	WLS	BF	H	R	ER	SO	BB	IBB	HBP	BLK	WP	HR	S	P	ERA	WHIP										
17 Shelby Miller, R ERA: 3.44	6.0		20	1	1	1	4	1	0	0	0	0	0	27	31	1.50	0.333										
39 Jason Grilli, R ERA: 3.0	1.0	6	2	1	1	2	0	0	0	0	2	0	0	10	10	9.00	2.000										
53 Jim Johnson, R ERA: 1.8	1.0	4	1	0	0	0	0	0	0	0	0	0	0	4	4	0.00	1.000										
58 Michael Kohn, R ERA: 3.24	1.0	L	5	2	2	2	1	0	0	0	0	0	1	7	9	18.00	2.000										

Batter	1	2	3	4	5	6	7	8	9	AB	R	H	RBI	BB	SO	LOB	BOTTOM										
4 Eric Young Jr., S OBP: 0.400, SLG: 0.452	G3		P4				G3			3	0	0	0	1	0	3	Pittsburgh Pirates @ Atlanta Braves Champion Stadium, Lake Buena Vista, FL Sun Mar 29 2015, 1:08 PM - 4:26 PM EDT Att: 8,288 - Sunny - 67 F										
22 Nick Markakis, L OBP: 0.194, SLG: 0.231 26 Todd Cunningham, S (7, 9) OBP: 0.386, SLG: 0.333	F7			G5-3	F7			11 WP 98 S 11 BB 1B		3	0	0	0	0	0	2											
5 Freddie Freeman, L OBP: 0.455, SLG: 0.574 98 Joe Benson, R OBP: 0.444, SLG: 0.167	G3			K		K		F8		3	0	0	0	0	2	0											
7 Jonny Gomes, R OBP: 0.259, SLG: 0.286 39 Jason Grilli, R (7, 1) 11 Phil Gosselin, R OBP: 0.316, SLG: 0.269		K							15 G6-3 1B	2	0	0	0	0	2	0											
15 A.J. Pierzynski, L OBP: 0.417, SLG: 0.375		F8			F7		P5		G6-3	4	0	0	0	0	0	2											
1 Alberto Callaspo, S OBP: 0.237, SLG: 0.228 (8, 5)							G3		G4-3	4	0	0	0	0	0	0											
23 Chris Johnson, R OBP: 0.348, SLG: 0.452 8 Jace Peterson, L OBP: 0.431, SLG: 0.388 (7, PR) (8, 4)										2	1	2	1	1	0	0											
19 Andrelton Simmons, R OBP: 0.400, SLG: 0.564 53 Jim Johnson, R (8, 1) 58 Michael Kohn, R (9, 1) 27 Christian Bethancourt, R OBP: 0.294, SLG: 0.485										1	0	0	0	0	0	0											
17 Shelby Miller, R (1, 1) 24 Kelly Johnson, L OBP: 0.396, SLG: 0.523 (7, 3)										1	0	0	0	1	1	1											
Inning Stats	R: 0 E: 0 K: 0 S: 3	H: 0 LOB: 0 BB: 0 P: 3	R: 0 E: 0 K: 1 S: 5	H: 0 LOB: 0 BB: 0 P: 5	R: 0 E: 0 K: 1 S: 6	H: 1 LOB: 1 BB: 0 P: 6	R: 0 E: 0 K: 1 S: 5	H: 0 LOB: 1 BB: 0 P: 6	R: 1 E: 0 K: 2 S: 7	H: 1 LOB: 2 BB: 1 P: 11	R: 0 E: 0 K: 0 S: 3	H: 1 LOB: 0 BB: 1 P: 9	R: 0 E: 0 K: 1 S: 5	H: 0 LOB: 0 BB: 0 P: 5	1B: 2 2B: 0 3B: 0 HR: 1	SF: 0 SAC: 0 DP: 1 HBP: 2	WP: 1 PB: 0 SB: 2 CS: 0	PA: 35									
PITCHER	IP	WLS	BF	H	R	ER	SO	BB	IBB	HBP	BLK	WP	HR	S	P	ERA	WHIP										
38 Stolmy Pimentel, R ERA: 3.4	2.0		7	1	0	0	0	0	0	0	0	0	0	9	9	0.00	0.500										
58 Radhames Liz, R ERA: 2.08	3.0	B	13	1	1	1	2	2	0	1	0	0	1	14	27	3.00	1.000										
59 Antonio Bastardo, L ERA: 5.63	1.0		3	0	0	0	2	0	0	0	0	0	0	7	7	0.00	0.000										
43 John Holdzkom, R ERA: 3.38	1.0	H	5	0	0	0	1	1	0	1	0	0	0	5	11	0.00	1.000										
55 Blake Wood, R ERA: 4.91	1.0	W	4	1	1	1	0	1	0	0	0	1	0	3	9	9.00	2.000										
PITCHER	IP	WLS	BF	H	R	ER	SO	BB	IBB	HBP	BLK	WP	HR	S	P	ERA	WHIP										
29 Yhonathan Barrios, R ERA: 0.00	1.0	S	3	0	0	0	1	0	0	0	0	0	0	5	5	0.00	0.000										



Batter	1	2	3	4	5	6	7	8	9	AB	R	H	RBI	BB	SO	LOB	TOP					
24 Grady Sizemore, L OBP: 0.273, SLG: 0.158	G4-3		K			13 HR	G4-3			4	1	1	0	0	1	2	Philadelphia Phillies @ Pittsburgh Pirates McKeanie Field, Bradenton, FL Mon Mar 30 2015, 1:08 PM - 3:59 PM EDT Att: 6,588 - Sunny - 71 F					
13 Freddy Galvis, S OBP: 0.300, SLG: 0.339			G6-3							3	1	2	2	0	0	1						
16 César Hernández, S OBP: 0.250, SLG: 0.239	1B									1	1	1	0	0	0	0						
71 Cord Phelps, S OBP: 0.420, SLG: 0.439	K									4	1	2	1	0	1	1						
6 Ryan Howard, L OBP: 0.210, SLG: 0.367										2	0	0	0	1	1	2						
18 Darin Ruf, R OBP: 0.259, SLG: 0.373	K									1	0	0	1	0	0	0						
3 Jeff Francoeur, R OBP: 0.189, SLG: 0.243										3	0	0	0	0	0	2						
15 Jordan Danks, L OBP: 0.357, SLG: 0.389		P6								1	0	0	0	0	0	0						
25 Cody Asche, L OBP: 0.277, SLG: 0.500										2	0	1	0	0	0	0						
4 Andrés Blanco, S OBP: 0.217, SLG: 0.356	G3									2	0	0	0	0	0	1						
17 Brian Bogusevic, L OBP: 0.333, SLG: 0.611										4	0	0	0	0	0	1						
76 René García, R OBP: 0.167, SLG: 0.250										4	0	2	0	0	0	1						
68 Russ Canzler, R OBP: 0.302, SLG: 0.405										4	0	0	0	0	3	3						
Inning Stats	R: 0 E: 0 K: 2 S: 8	H: 1 LOB: 1 BB: 0 P: 8	R: 0 E: 0 K: 0 S: 3	H: 0 LOB: 0 BB: 0 P: 3	R: 0 E: 0 K: 2 S: 8	H: 1 LOB: 1 BB: 0 P: 8	R: 0 E: 0 K: 0 S: 2	H: 0 LOB: 0 BB: 1 P: 6	R: 0 E: 0 K: 0 S: 4	H: 1 LOB: 1 BB: 0 P: 4	R: 2 E: 0 K: 0 S: 6	H: 3 LOB: 1 BB: 0 P: 6	R: 0 E: 0 K: 1 S: 6	H: 1 LOB: 1 BB: 0 P: 6	R: 2 E: 0 K: 0 S: 5	H: 2 LOB: 0 BB: 0 P: 5	R: 0 E: 0 K: 1 S: 5	H: 0 LOB: 0 BB: 0 P: 5	1B: 5 2B: 2 3B: 1 HR: 1	SF: 0 SAC: 0 DP: 1 HBP: 0	WP: 0 PB: 0 SB: 0 CS: 0	PA: 36
PITCHER	IP WLS BF H R ER SO BB IBB HBP BLK WP HR S P ERA WHIP																					
35 Mark Melancon, R ERA: 2.97	1.0 W 4 1 0 0 2 0 0 0 0 0 0 0 8 8 0.00 1.000																					
44 Tony Watson, L ERA: 1.95	1.0 H 3 0 0 0 0 0 0 0 0 0 0 0 3 3 0.00 0.000																					
37 Arquimedes Caminero, R ERA: 1.8	1.0 H 4 1 0 0 2 0 0 0 0 0 0 0 8 8 0.00 1.000																					
52 Rob Scahill, R ERA: 1.8	2.0 S 7 1 0 0 0 1 0 0 0 0 0 0 6 10 0.00 1.000																					
76 Adrian Sampson, R ERA: 7.2	4.0 S 18 6 4 4 2 0 0 0 0 0 0 1 22 22 9.00 1.500																					

Batter	1	2	3	4	5	6	7	8	9	AB	R	H	RBI	BB	SO	LOB	BOTTOM			
5 Josh Harrison, R OBP: 0.348, SLG: 0.512	HR									3	2	2	1	0	1	1	Philadelphia Phillies @ Pittsburgh Pirates McKeanie Field, Bradenton, FL Mon Mar 30 2015, 1:08 PM - 3:59 PM EDT Att: 6,588 - Sunny - 71 F			
17 Pedro Florimón, S OBP: 0.342, SLG: 0.559										2	2	2	2	0	0	0				
25 Gregory Polanco, L OBP: 0.308, SLG: 0.449	G4-3									4	2	3	2	0	0	0				
86 Justin Maffei, R OBP: 1.000, SLG: 1.000										1	1	1	2	0	0	0				
6 Starling Marte, R OBP: 0.369, SLG: 0.571										3	1	1	2	0	1	1				
43 Junior Sosa, L OBP: 0.667, SLG: 0.500	K									2	1	1	0	0	0	1				
18 Neil Walker, S OBP: 0.396, SLG: 0.644										4	1	1	0	0	0	1				
14 Chris Diaz, R	F8									0	1	0	0	0	0	0				
24 Pedro Alvarez, L OBP: 0.349, SLG: 0.750										4	3	2	6	1	1	0				
26 Tony Sanchez, R OBP: 0.500, SLG: 0.914										4	1	1	2	0	1	1				
Chase Simpson, S										1	0	0	0	0	1	0				
10 Jordy Mercer, R OBP: 0.367, SLG: 0.478										4	0	1	0	0	2	0				
Trace Tam Sing, R										1	0	0	0	0	1	0				
29 Francisco Cervelli, R ERA: 7.27										2	1	0	0	0	0	1				
83 Wilkin Castillo, S OBP: 0.308, SLG: 0.182										2	1	1	0	0	0	0				
3 Sean Rodriguez, R OBP: 0.156, SLG: 0.140										2	0	0	0	0	1	1				
15 Andrew Lamb, L OBP: 0.212, SLG: 0.245										1	1	0	0	1	1	1				
Inning Stats	R: 1 E: 0 K: 1 S: 7	H: 1 LOB: 0 BB: 0 P: 8	R: 0 E: 0 K: 0 S: 2	H: 0 LOB: 0 BB: 1 P: 6	R: 3 E: 1 K: 1 S: 9	H: 2 LOB: 0 BB: 0 P: 10	R: 2 E: 1 K: 1 S: 7	H: 2 LOB: 0 BB: 0 P: 7	R: 4 E: 1 K: 1 S: 10	H: 4 LOB: 0 BB: 0 P: 11	R: 2 E: 0 K: 1 S: 10	H: 3 LOB: 1 BB: 0 P: 11	R: 0 E: 0 K: 3 S: 9	H: 0 LOB: 0 BB: 0 P: 9	R: 6 E: 0 K: 2 S: 11	H: 4 LOB: 0 BB: 1 P: 16	1B: 7 2B: 2 3B: 1 HR: 6	SF: 0 SAC: 0 DP: 2 HBP: 1	WP: 0 PB: 0 SB: 0 CS: 0	PA: 43
PITCHER	IP WLS BF H R ER SO BB IBB HBP BLK WP HR S P ERA WHIP																			
Zach Eflin, R ERA: 3.0	3.0 L 13 3 4 1 2 1 0 0 0 0 0 2 17 18 22.50 3.000																			
59 Kevin Slowey, R ERA: 6.94	0.1 S 3 2 2 2 1 0 0 0 0 0 0 1 7 8 54.00 6.000																			
63 Jake Diekman, L ERA: 10.0	1.2 S 6 1 0 0 3 0 0 0 0 0 0 0 12 12 0.00 0.600																			
Ryan O'Sullivan, R ERA: 15.0	0.1 S 6 3 5 5 0 1 0 0 1 0 0 0 4 9 135.00 12.000																			
PITCHER	IP WLS BF H R ER SO BB IBB HBP BLK WP HR S P ERA WHIP																			
39 Colton Murray, R ERA: 5.4	0.2 S 3 1 1 1 2 0 0 0 0 0 0 1 7 7 13.50 1.500																			



Batter	1	2	3	4	5	6	7	8	9	10	AB	R	H	RBI	BB	SO	LOB	TOP				
5 Josh Harrison, R OBP: 0.360, SLG: 0.511 66 Tyler Filliben, R (8, 5)	G1-3		F9			G3-6 1B		G4-6-3 1B			4	0	2	0	0	0	0					
25 Gregory Polanco, L OBP: 0.280, SLG: 0.415 38 Stolmy Pimentel, R 75 Michael Fransoso, L (9, 4)	P6		K2-3			G3-6 1-2f		G4-6-3 1-2f			4	0	0	0	0	1	2					
22 Andrew McCutchen, R OBP: 0.333, SLG: 0.429 70 Andy Vasquez, L (8, 8)	K					G6-3 1B		G6-3			4	0	1	0	0	2	0					
18 Neil Walker, S OBP: 0.369, SLG: 0.627 3 Sean Rodriguez, R OBP: 0.163, SLG: 0.149 (9, 3)						L4		G4-3			3	1	2	0	0	0	1					
6 Starling Marte, R OBP: 0.344, SLG: 0.533 24 Jonathan Schwind, R (9, 7)								G4-3			4	0	0	0	0	2	2					
24 Pedro Alvarez, L OBP: 0.340, SLG: 0.773 50 Adam Miller, R 54 A.J. Morris, R (10, 1)								G4-3			4	1	1	2	0	1	1					
27 Jung Ho Kang, R OBP: 0.277, SLG: 0.429 17 Pedro Florimon, S OBP: 0.333, SLG: 0.543 (7, 6)											3	0	1	0	0	2	0					
26 Tony Sanchez, R OBP: 0.444, SLG: 0.800 83 Wilkin Castillo, S OBP: 0.308, SLG: 0.182 (10, 2)											4	0	0	0	0	1	1					
47 Francisco Liriano, L OBP: 0.333, SLG: 0.333 45 Gerrit Cole, R OBP: 0.600, SLG: 0.667 37 Arquimedes Caminero, R 15 Andrew Lamb, L OBP: 0.218, SLG: 0.269 (8, 9)											1	0	0	0	0	0	0					
											1	0	0	0	0	0	0					
											2	1	1	0	0	0	0					
Inning Stats	R: 0 E: 0 K: 1 S: 5	H: 0 LOB: 0 BB: 0 P: 5	R: 2 E: 0 K: 2 S: 11	H: 2 LOB: 0 BB: 0 P: 14	R: 0 E: 0 K: 1 S: 5	H: 0 LOB: 0 BB: 0 P: 5	R: 0 E: 0 K: 2 S: 8	H: 1 LOB: 1 BB: 0 P: 8	R: 0 E: 0 K: 0 S: 7	H: 0 LOB: 0 BB: 0 P: 7	R: 0 E: 0 K: 0 S: 4	H: 2 LOB: 1 BB: 0 P: 4	R: 0 E: 0 K: 0 S: 4	H: 1 LOB: 1 BB: 0 P: 4	R: 1 E: 0 K: 0 S: 4	H: 2 LOB: 0 BB: 0 P: 4	R: 0 E: 0 K: 1 S: 5	H: 0 LOB: 0 BB: 0 P: 3	1B: 5 2B: 2 3B: 0 HR: 1	SF: 0 SAC: 0 DP: 2 HBP: 0	WP: 0 PB: 0 SB: 0 CS: 0	PA: 36
PITCHER	IP 5.0	WLS 18	H 3	R 2	ER 2	SO 8	BB 0	IBB 0	HBP 0	BLK 0	WP 0	HR 1	S 36	P 39	ERA 3.60	WHIP 0.600						
30 Chris Tillman, R ERA: 2.76 17 Brian Matusz, L ERA: 1.88 56 Darren O'Day, R ERA: 2.25 53 Zack Britton, L ERA: 95 Mychal Givens, R ERA:	(1, 1)	(6, 1)	(8, 1)	(9, 1)	(10, 1)																	

Pittsburgh Pirates @ Baltimore Orioles
Ed Smith Stadium, Sarasota, FL
Wed Apr 01 2015, 7:11 PM - 10:01 PM EDT
Att: 7,174 - Clear - 75 F

AB 36
R 3
H 8
RBI 2
BB 0
SO 9
LOB 7



Batter	1	2	3	4	5	6	7	8	9	10	AB	R	H	RBI	BB	SO	LOB	BOTTOM				
14 Nolan Reimold, R OBP: 0.426, SLG: 0.477 12 Alejandro De Azca, L OBP: 0.277, SLG: 0.442 (7, 7)	K										3	0	1	0	0	1	0					
28 Steve Pearce, R OBP: 0.313, SLG: 0.638 23 Travis Snider, L OBP: 0.327, SLG: 0.326 (8, 9)	G5-3		K								2	0	0	0	1	1	1					
10 Adam Jones, R OBP: 0.314, SLG: 0.563 86 Julio Borbon, L OBP: 0.308, SLG: 0.385 (9, 8)			FC6-4								4	0	1	0	0	0	2					
Chris Davis, L OBP: 0.300, SLG: 0.434 89 Garabets Rosa, R OBP: 0.500, SLG: 0.500 85 Mike Vastrzemski, L OBP: 0.071, SLG: 0.308 (10, 7)											4	0	0	0	0	2	2					
27 Delmon Young, R OBP: 0.314, SLG: 0.462 45 Steve Clevenger, L OBP: 0.300, SLG: 0.368 (9, 10)											3	0	1	0	0	0	1					
13 Manny Machado, R OBP: 0.241, SLG: 0.321 3 Ryan Flaherty, L OBP: 0.340, SLG: 0.349 (9, 3)											2	1	0	0	0	1	1					
6 Jonathan Schoop, R OBP: 0.291, SLG: 0.463 57 Jayson Nix, R OBP: 0.286, SLG: 0.395 (8, 4)											3	0	0	0	0	1	2					
60 Ryan Lavanway, R OBP: 0.211, SLG: 0.222 (1, 2)											4	0	0	0	0	1	3					
1 Everth Cabrera, S OBP: 0.355, SLG: 0.464 1 Paul Janish, R OBP: 0.133, SLG: 0.133 (8, 6)											3	2	2	2	0	0	0					
											1	0	0	0	0	0	2					
Inning Stats	R: 0 E: 0 K: 1 S: 6	H: 1 LOB: 1 BB: 0 P: 7	R: 0 E: 0 K: 0 S: 3	H: 0 LOB: 0 BB: 0 P: 3	R: 1 E: 0 K: 1 S: 7	H: 2 LOB: 1 BB: 0 P: 9	R: 0 E: 0 K: 2 S: 8	H: 1 LOB: 1 BB: 0 P: 9	R: 0 E: 0 K: 0 S: 3	H: 0 LOB: 0 BB: 0 P: 3	R: 0 E: 0 K: 0 S: 3	H: 0 LOB: 0 BB: 0 P: 3	R: 2 E: 0 K: 1 S: 8	H: 2 LOB: 1 BB: 0 P: 9	R: 0 E: 0 K: 0 S: 3	H: 1 LOB: 2 BB: 0 P: 10	R: 0 E: 0 K: 2 S: 7	H: 0 LOB: 0 BB: 0 P: 7	1B: 5 2B: 0 3B: 1 HR: 1	SF: 0 SAC: 0 DP: 0 HBP: 1	WP: 2 PB: 0 SB: 2 CS: 0	PA: 40
PITCHER	IP 3.0	WLS 12	H 3	R 1	ER 1	SO 2	BB 0	IBB 0	HBP 0	BLK 0	WP 1	HR 1	S 16	P 19	ERA 3.00	WHIP 1.000						
47 Francisco Liriano, L ERA: 0.75 45 Gerrit Cole, R ERA: 3.24 37 Arquimedes Caminero, R ERA: 2.92 38 Stolmy Pimentel, R ERA: 4.91 50 Adam Miller, R ERA:	(1, 1)	(4, 1)	(7, 1)	(8, 1)	(8, 1)																	
54 A.J. Morris, R ERA:	(10, 1)																					

Pittsburgh Pirates @ Baltimore Orioles
Ed Smith Stadium, Sarasota, FL
Wed Apr 01 2015, 7:11 PM - 10:01 PM EDT
Att: 7,174 - Clear - 75 F

AB 37
R 3
H 7
RBI 3
BB 2
SO 9
LOB 17



Batter	1	2	3	4	5	6	7	8	9	AB	R	H	RBI	BB	SO	LOB	TOP										
5 Josh Harrison, R (1,5) OBP: 0.340, SLG: 0.480 48 Jared Hughes, R (5,1)	G6-3		F7		K		G6-3		F9	3	0	0	0	0	1	0	Pittsburgh Pirates @ New York Yankees George M. Steinbrenner Field, Tampa, FL Thu Apr 02 2015, 1:08 PM - 3:50 PM EDT Att: 8,240 - Sunny - 81 F										
12 Corey Hart, R (7,PH) OBP: 0.382, SLG: 0.414 (7,3)										0	0	0	0	0	0	0											
10 Jordy Mercer, R (1,6) OBP: 0.375, SLG: 0.472 83 Wilkin Castillo, S (7,2)	1B		1B			G6-3		2B		3	0	2	0	0	0	0											
25 Gregory Polanco, L (1,9) OBP: 0.288, SLG: 0.411 Stetson Allie, R (6,9)	G3		K			1B		E5		3	1	1	0	0	1	2											
6 Starling Marte, R (1,8) OBP: 0.344, SLG: 0.524 Keon Broxton, R (6,8)	G6-3		P3			1B				3	0	1	1	0	0	2											
24 Pedro Alvarez, L (1,3) OBP: 0.320, SLG: 0.723 56 Matt Benedict, R (7,1) 17 Josh Bell, S (8,PH) 24 Jonathan Schwind, R (8,7)		K			G3					3	0	0	0	0	1	1											
29 Francisco Cervelli, R (1,2) OBP: 0.465, SLG: 0.794 Gustavo Nunez, S (7,PR) (7,6)	F8		K							2	0	0	0	1	1	0											
15 Andrew Lamb, L (1,7) OBP: 0.220, SLG: 0.268 54 A.J. Morris, R (8,1)	1B		G3-1							4	0	1	0	0	0	3											
3 Sean Rodriguez, R (1,4) OBP: 0.173, SLG: 0.160 10 Max Moroff, S (8,4)	1B				F9					3	0	1	0	0	1	1											
34 A.J. Burnett, R (1,1) 17 Pedro Florimon, S (5,PH) OBP: 0.333, SLG: 0.514 (5,5)	K		K		K					1	0	0	0	0	1	2											
Inning Stats	R: 0 E: 0 K: 0 S: 4	H: 1 LOB: 1 BB: 0 P: 4	R: 0 E: 0 K: 2 S: 9	H: 2 LOB: 2 BB: 0 P: 9	R: 0 E: 0 K: 1 S: 6	H: 1 LOB: 1 BB: 0 P: 6	R: 0 E: 0 K: 1 S: 5	H: 0 LOB: 0 BB: 0 P: 5	R: 0 E: 0 K: 2 S: 7	H: 0 LOB: 0 BB: 0 P: 7	R: 1 E: 0 K: 0 S: 4	H: 2 LOB: 0 BB: 0 P: 5	R: 0 E: 1 K: 1 S: 5	H: 0 LOB: 2 BB: 2 P: 13	R: 1 E: 1 K: 1 S: 7	H: 1 LOB: 2 BB: 1 P: 11	R: 0 E: 0 K: 2 S: 7	H: 0 LOB: 0 BB: 0 P: 7	1B: 6 2B: 1 3B: 0 HR: 0	SF: 1 SAC: 0 DP: 1 HBP: 0	WP: 0 PB: 0 SB: 1 CS: 0	PA: 37					
PITCHER	IP	WLS	BF	H	R	ER	SO	BB	IBB	HBP	BLK	WP	HR	S	P	ERA	WHIP										
35 Michael Pineda, R (1,1) ERA: 1.42	5.1		22	6	1	1	6	0	0	0	0	0	0	34	35	1.69	1.125										
48 Andrew Miller, L (6,1)	0.2	W	1	0	0	0	0	0	0	0	0	0	0	1	1	0.00	0.000										
68 Dellin Betances, R (7,1) ERA: 2.57	1.0	H	5	0	0	0	1	2	0	0	0	0	0	5	13	0.00	2.000										
29 David Carpenter, R (8,1) ERA: 6.14	1.0		6	1	1	0	1	1	0	0	0	0	0	7	11	0.00	2.000										
José Ramirez, R (9,1) ERA: 4.15	1.0		3	0	0	0	2	0	0	0	0	0	0	7	7	0.00	0.000										

Batter	1	2	3	4	5	6	7	8	9	AB	R	H	RBI	BB	SO	LOB	BOTTOM										
22 Jacoby Ellsbury, L (1,8) OBP: 0.212, SLG: 0.273 27 Gregorio Petit, R (7,6) (8,5)	1B	G4-3			G3-1		G6-3	G4-3		3	0	1	0	0	0	3	Pittsburgh Pirates @ New York Yankees George M. Steinbrenner Field, Tampa, FL Thu Apr 02 2015, 1:08 PM - 3:50 PM EDT Att: 8,240 - Sunny - 81 F										
13 Alex Rodriguez, R (1,3) OBP: 0.400, SLG: 0.524 Greg Bird, L (7,3)	K		F8		K		1B			3	0	0	0	0	2	1											
34 Brian McCann, L (1,2) OBP: 0.292, SLG: 0.381 74 Radley Haddad, L (7,PR) 29 David Carpenter, R (8,1) José Ramirez, R (9,1)	G3		L7		K		1B			3	0	0	0	1	1	1											
55 Austin Romine, R (1,10) OBP: 0.229, SLG: 0.212 (8,2)	K		L4				1B			4	2	2	0	0	1	1											
33 Garrett Jones, L (1,9) OBP: 0.231, SLG: 0.250 Aaron Judge, R (6,PR) OBP: 0.429, SLG: 0.455 (7,9)	1B		F8				1B			3	0	2	0	0	0	0											
24 Chris Young, R (1,7) OBP: 0.304, SLG: 0.434 83 Ben Gamel, L (6,PR) (7,7)	G5-3				1B		1B			3	0	2	2	0	0	1											
14 Stephen Drew, L (1,6) OBP: 0.315, SLG: 0.440 93 Jake Cave, L (7,8)	1B				1B					3	0	2	0	0	0	2											
98 Rob Refsnyder, R (1,4) OBP: 0.460, SLG: 0.548 73 Tyler Wade, L (7,4) OBP: 0.333, SLG: 0.333	1B				1B					3	0	2	1	0	0	2											
95 Eric Jagielo, L (1,5) Cito Culver, R (8,6) OBP: 0.133, SLG: 0.071	1B				1B					2	0	0	0	1	0	4											
Inning Stats	R: 0 E: 0 K: 2 S: 8	H: 3 LOB: 3 BB: 1 P: 9	R: 0 E: 0 K: 0 S: 3	H: 0 LOB: 0 BB: 0 P: 3	R: 0 E: 0 K: 0 S: 5	H: 2 LOB: 2 BB: 0 P: 5	R: 0 E: 0 K: 2 S: 7	H: 0 LOB: 0 BB: 0 P: 7	R: 3 E: 0 K: 0 S: 6	H: 4 LOB: 2 BB: 0 P: 7	R: 3 E: 0 K: 0 S: 6	H: 3 LOB: 1 BB: 1 P: 10	R: 0 E: 0 K: 1 S: 5	H: 0 LOB: 0 BB: 0 P: 5	1B: 12 2B: 1 3B: 0 HR: 0	SF: 1 SAC: 0 DP: 1 HBP: 0		WP: 1 PB: 0 SB: 1 CS: 0	PA: 37								
PITCHER	IP	WLS	BF	H	R	ER	SO	BB	IBB	HBP	BLK	WP	HR	S	P	ERA	WHIP										
34 A.J. Burnett, R (1,1) ERA: 4.86	4.0		18	6	0	0	2	1	0	0	0	0	0	21	25	0.00	1.750										
48 Jared Hughes, R (5,1) ERA: 10.61	2.0	L	9	4	3	3	2	0	0	0	0	1	0	13	14	13.50	2.000										
56 Matt Benedict, R (7,1) ERA: 27.0	1.0		7	3	3	3	0	1	0	0	0	0	0	6	10	27.00	4.000										
54 A.J. Morris, R (8,1) ERA:	1.0		3	0	0	0	1	0	0	0	0	0	0	5	5	0.00	0.000										

AB	33
R	2
H	7
RBI	2
BB	3
SO	10
LOB	16



AB	34
R	6
H	13
RBI	6
BB	2
SO	5
LOB	16



Batter	1	2	3	4	5	6	7	8	9	AB	R	H	RBI	BB	SO	LOB	TOP							
5 Josh Harrison, R OBP: 0.351, SLG: 0.472 27 Jung Ho Kang, R OBP: 0.286, SLG: 0.455										3	1	1	0	1	1	3	Pittsburgh Pirates @ Philadelphia Phillies Citizens Bank Park, Philadelphia, PA Fri Apr 03 2015, 7:08 PM - 10:24 PM EDT Att: 16,609 - Overcast - 61 F							
25 Gregory Polanco, L OBP: 0.362, SLG: 0.582 12 Corey Hart, R OBP: 0.400, SLG: 0.433										4	1	1	1	0	1	3								
22 Andrew McCutchen, R OBP: 0.382, SLG: 0.499 3 Sean Rodriguez, R OBP: 0.189, SLG: 0.176										4	0	3	1	0	0	0								
18 Neil Walker, S OBP: 0.362, SLG: 0.582 58 Radhames Liz, R OBP: 0.400, SLG: 0.433										4	0	0	0	0	0	6								
26 Tony Sanchez, R OBP: 0.435, SLG: 0.780										4	0	0	0	0	0	0								
6 Starling Marte, R OBP: 0.368, SLG: 0.530 Stetson Allie, R OBP: 0.364, SLG: 0.333										3	1	2	0	0	0	0								
24 Pedro Alvarez, L OBP: 0.296, SLG: 0.667 Keon Broxton, R OBP: 0.231, SLG: 0.091										4	0	0	0	0	0	4								
29 Francisco Cervelli, R OBP: 0.447, SLG: 0.449 17 Josh Bell, S OBP: 0.364, SLG: 0.333 44 Tony Watson, L OBP: 0.231, SLG: 0.091 Angel Sanchez, R OBP: 0.231, SLG: 0.091										3	0	0	0	0	1	3								
10 Jordy Mercer, R OBP: 0.400, SLG: 0.527 Gustavo Nunez, S OBP: 0.120, SLG: 0.083										2	1	1	1	2	1	2								
49 Jeff Locke, L OBP: 0.429, SLG: 0.333 15 Andrew Lamb, L OBP: 0.213, SLG: 0.259										3	0	2	1	0	0	1								
Inning Stats	R: 2 E: 0 K: 0 S: 14	H: 3 LOB: 2 BB: 1 P: 23	R: 1 E: 0 K: 0 S: 15	H: 3 LOB: 2 BB: 0 P: 25	R: 0 E: 0 K: 1 S: 10	H: 0 LOB: 0 BB: 0 P: 17	R: 0 E: 0 K: 0 S: 16	H: 2 LOB: 3 BB: 1 P: 22	R: 1 E: 0 K: 1 S: 10	H: 1 LOB: 2 BB: 1 P: 22	R: 0 E: 0 K: 1 S: 8	H: 0 LOB: 0 BB: 0 P: 13	R: 0 E: 0 K: 2 S: 11	H: 1 LOB: 2 BB: 0 P: 20	R: 1 E: 0 K: 2 S: 19	H: 3 LOB: 3 BB: 0 P: 29	R: 0 E: 0 K: 2 S: 7	H: 0 LOB: 0 BB: 0 P: 8	1B: 10 2B: 2 3B: 0 HR: 1	SF: 0 SAC: 0 DP: 0 HBP: 2	WP: 2 PB: 0 SB: 1 CS: 0	PA: 46		
PITCHER	IP WLS BF H R ER SO BB IBB HBP BLK WP HR S P ERA WHIP	IP WLS BF H R ER SO BB IBB HBP BLK WP HR S P ERA WHIP	IP WLS BF H R ER SO BB IBB HBP BLK WP HR S P ERA WHIP	IP WLS BF H R ER SO BB IBB HBP BLK WP HR S P ERA WHIP	IP WLS BF H R ER SO BB IBB HBP BLK WP HR S P ERA WHIP	IP WLS BF H R ER SO BB IBB HBP BLK WP HR S P ERA WHIP	IP WLS BF H R ER SO BB IBB HBP BLK WP HR S P ERA WHIP	IP WLS BF H R ER SO BB IBB HBP BLK WP HR S P ERA WHIP	IP WLS BF H R ER SO BB IBB HBP BLK WP HR S P ERA WHIP	IP WLS BF H R ER SO BB IBB HBP BLK WP HR S P ERA WHIP	IP WLS BF H R ER SO BB IBB HBP BLK WP HR S P ERA WHIP	IP WLS BF H R ER SO BB IBB HBP BLK WP HR S P ERA WHIP	IP WLS BF H R ER SO BB IBB HBP BLK WP HR S P ERA WHIP	IP WLS BF H R ER SO BB IBB HBP BLK WP HR S P ERA WHIP	IP WLS BF H R ER SO BB IBB HBP BLK WP HR S P ERA WHIP	IP WLS BF H R ER SO BB IBB HBP BLK WP HR S P ERA WHIP	IP WLS BF H R ER SO BB IBB HBP BLK WP HR S P ERA WHIP	IP WLS BF H R ER SO BB IBB HBP BLK WP HR S P ERA WHIP	IP WLS BF H R ER SO BB IBB HBP BLK WP HR S P ERA WHIP	IP WLS BF H R ER SO BB IBB HBP BLK WP HR S P ERA WHIP	IP WLS BF H R ER SO BB IBB HBP BLK WP HR S P ERA WHIP	IP WLS BF H R ER SO BB IBB HBP BLK WP HR S P ERA WHIP	IP WLS BF H R ER SO BB IBB HBP BLK WP HR S P ERA WHIP	IP WLS BF H R ER SO BB IBB HBP BLK WP HR S P ERA WHIP

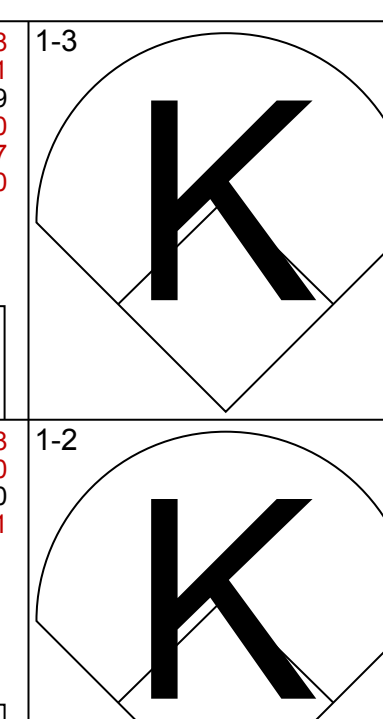
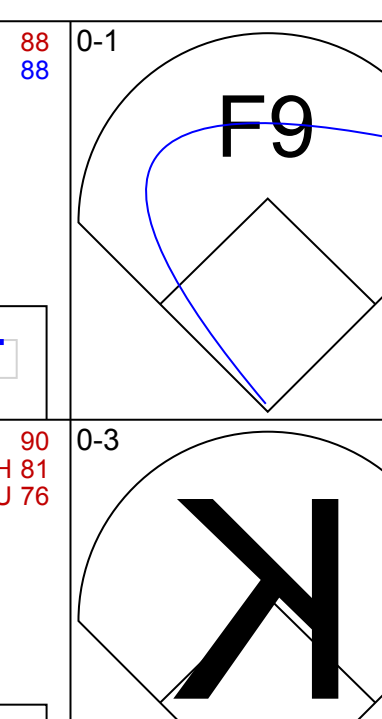
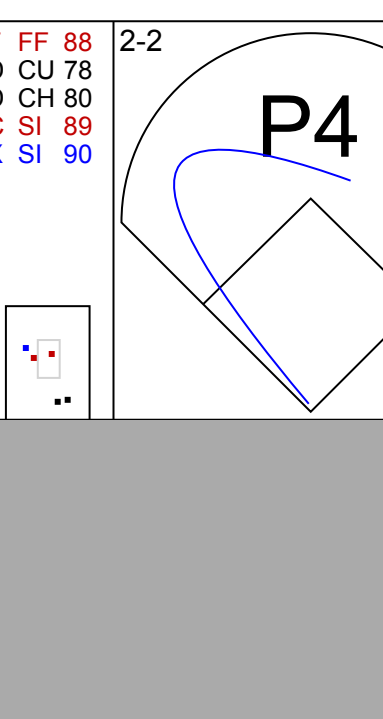
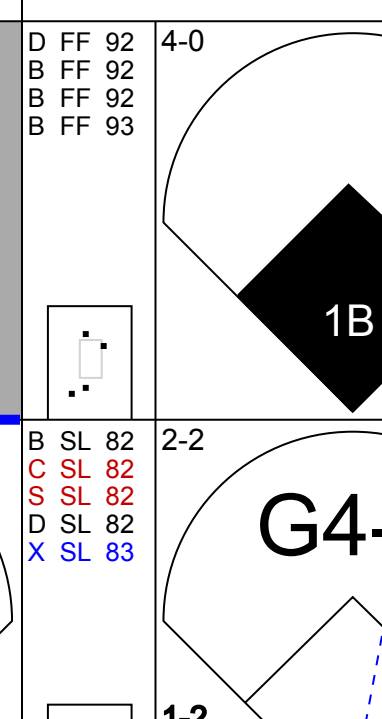
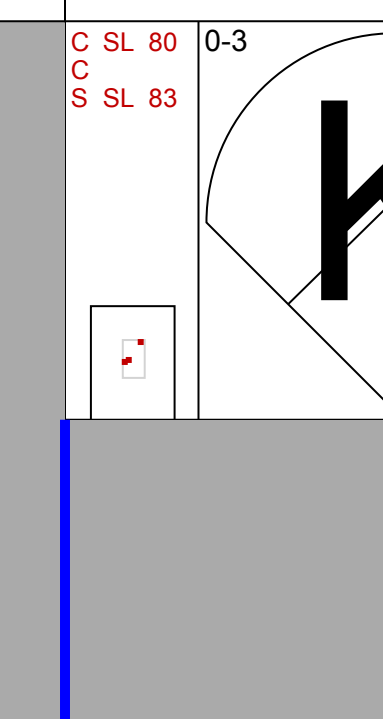
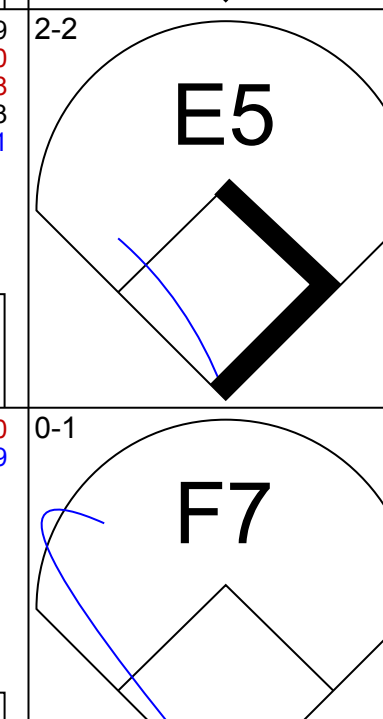
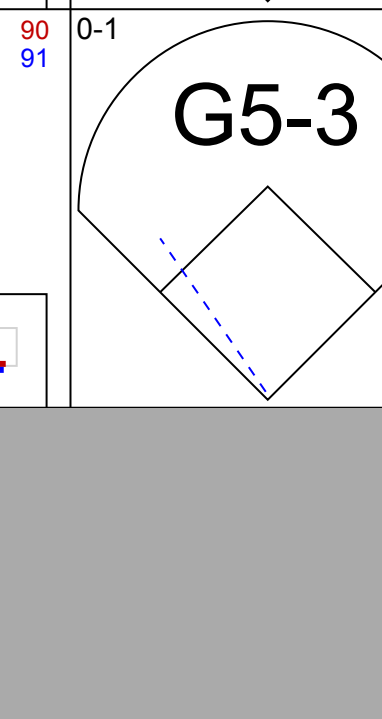
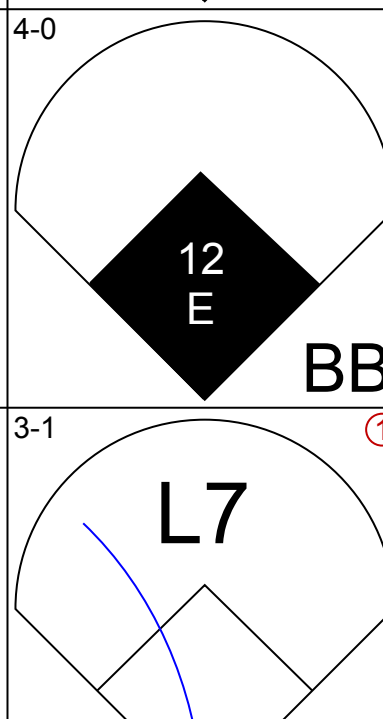
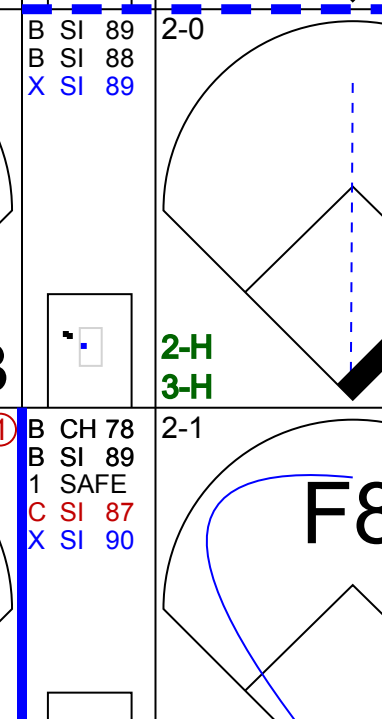



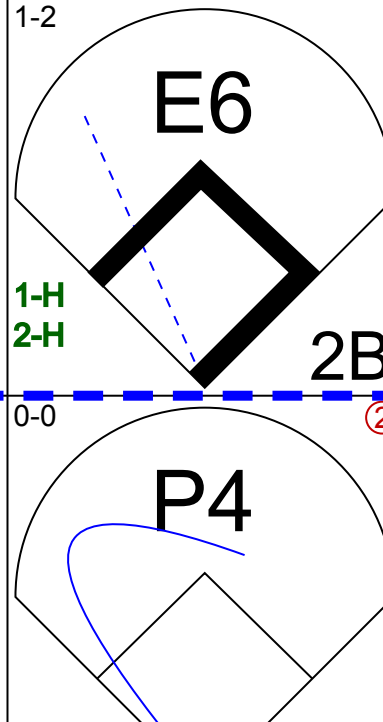

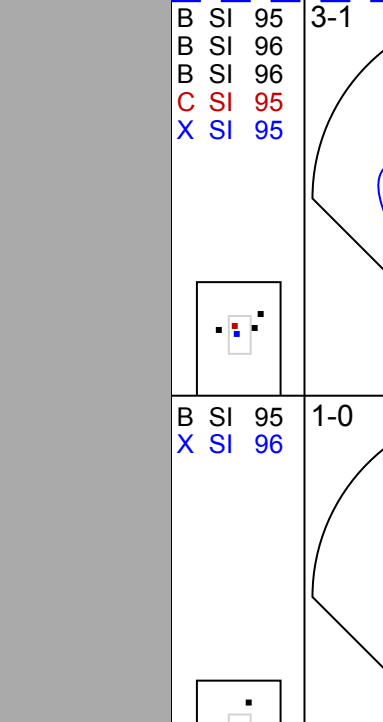



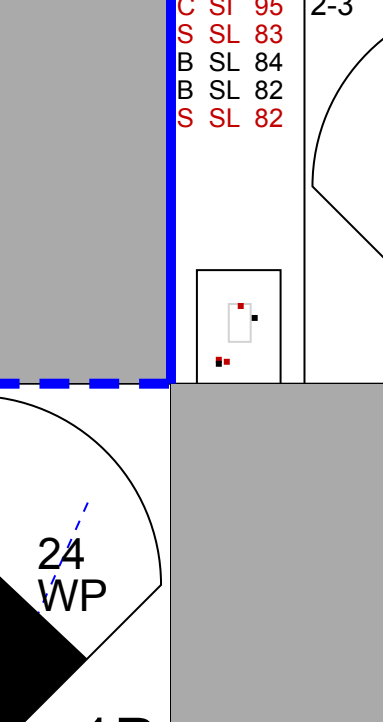
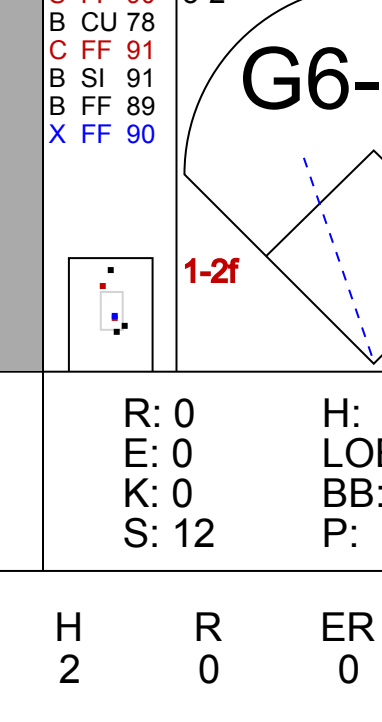

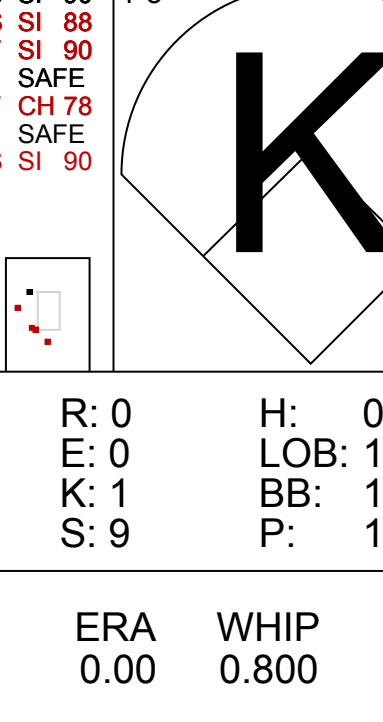
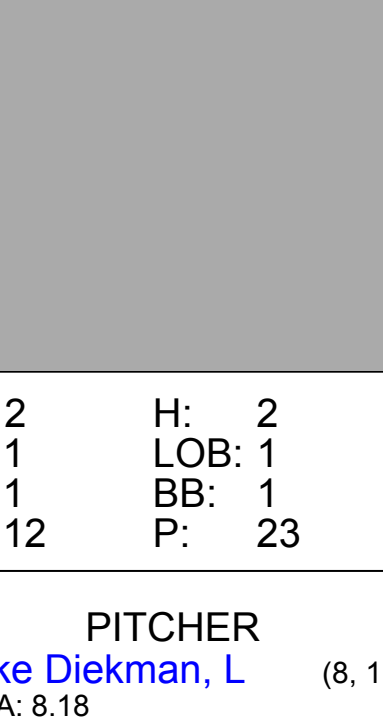
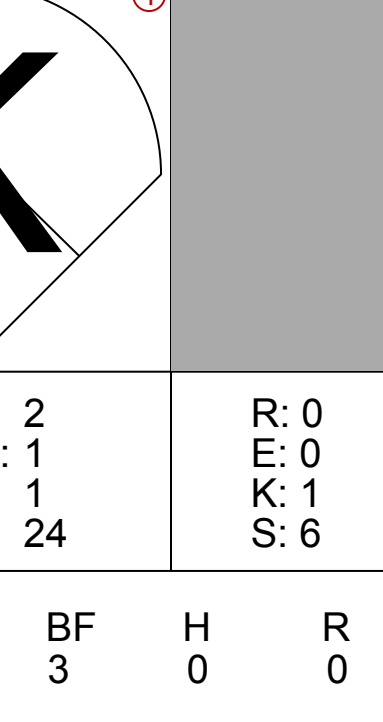
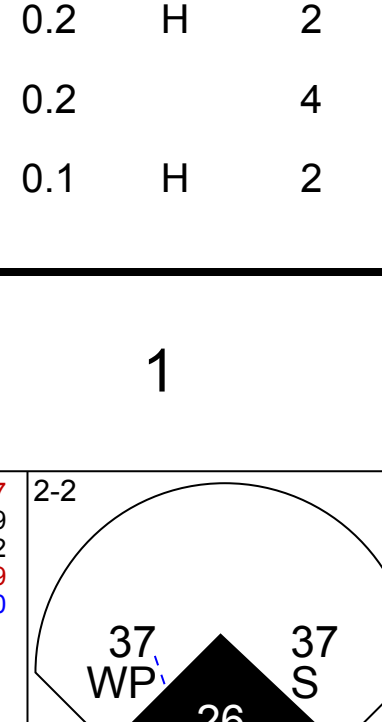
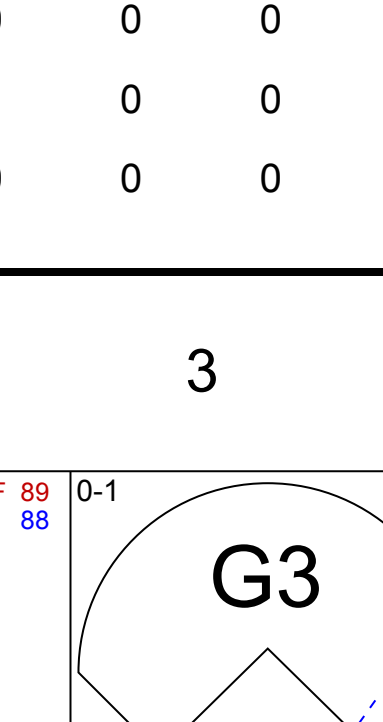
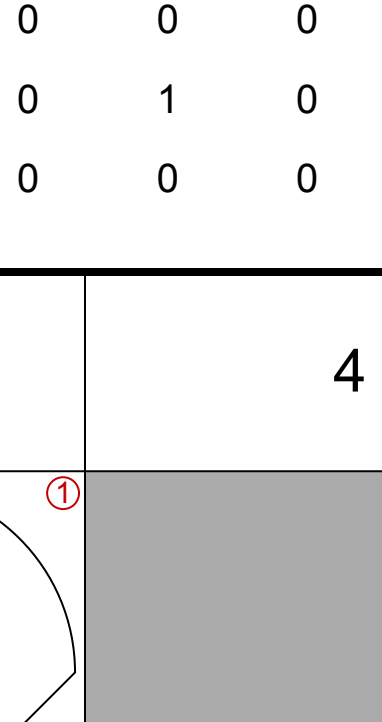
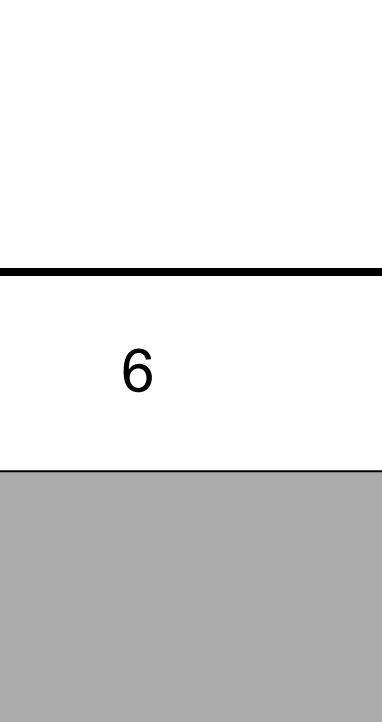
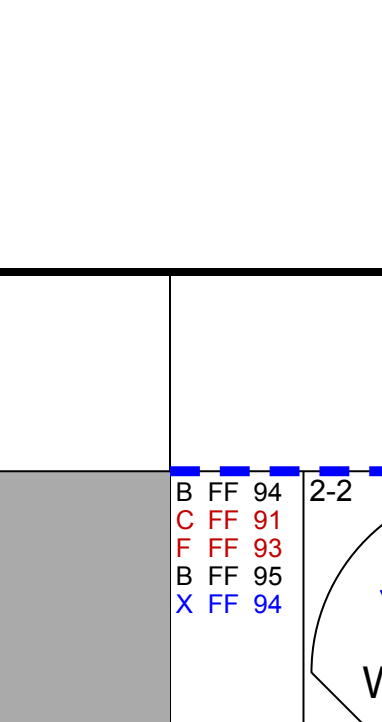
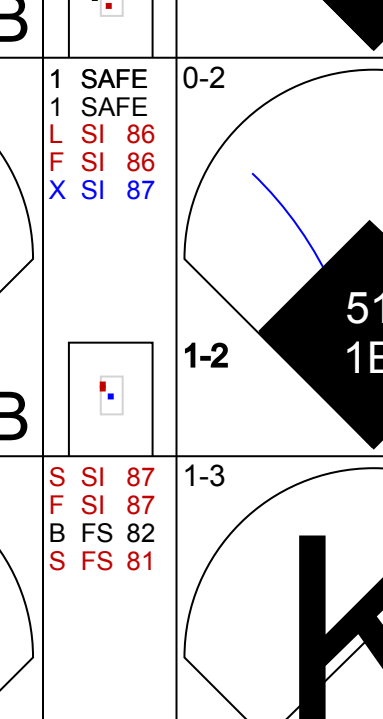
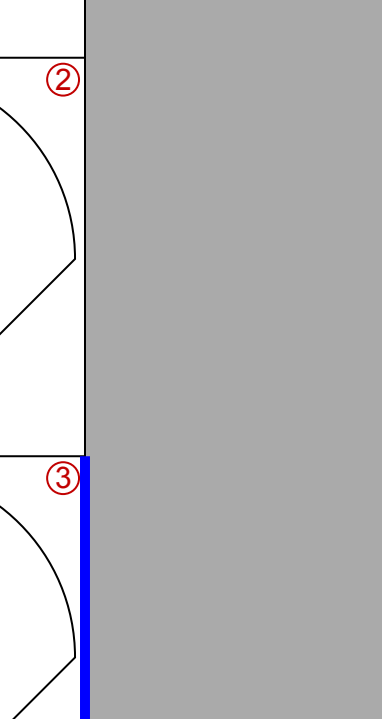

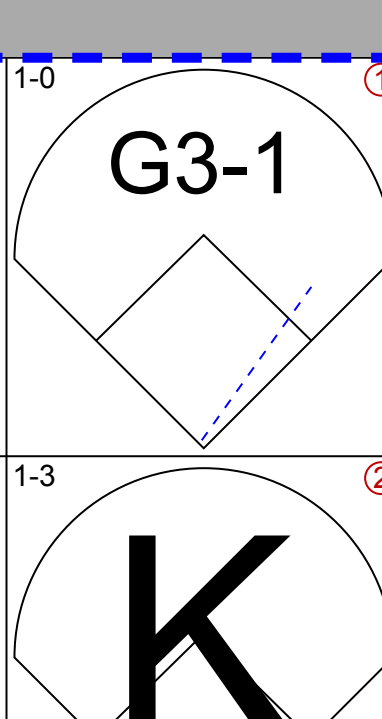
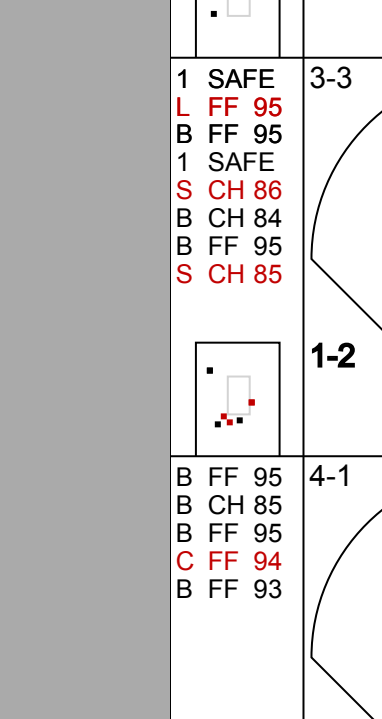
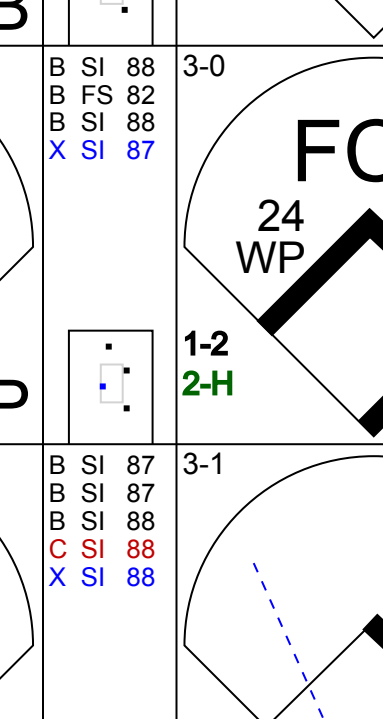
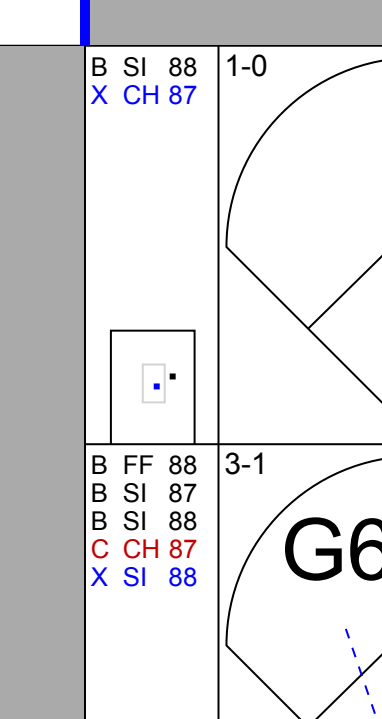


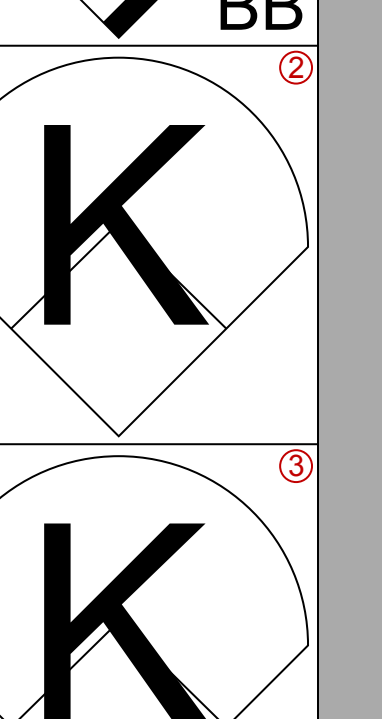
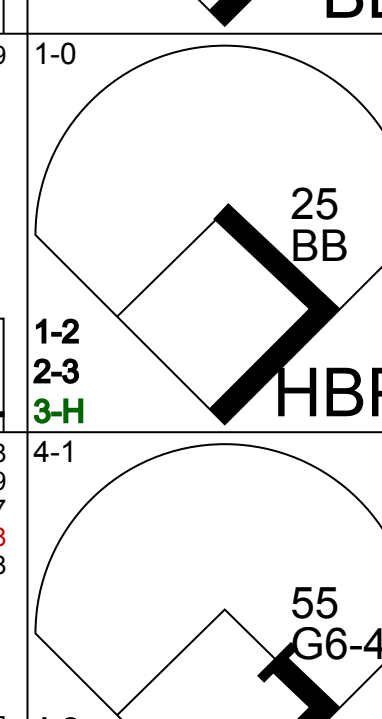

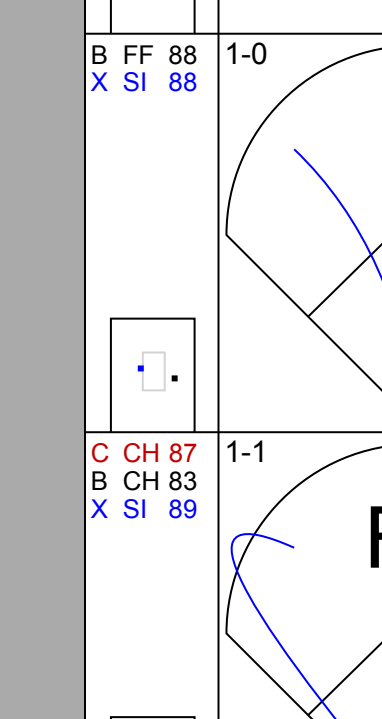

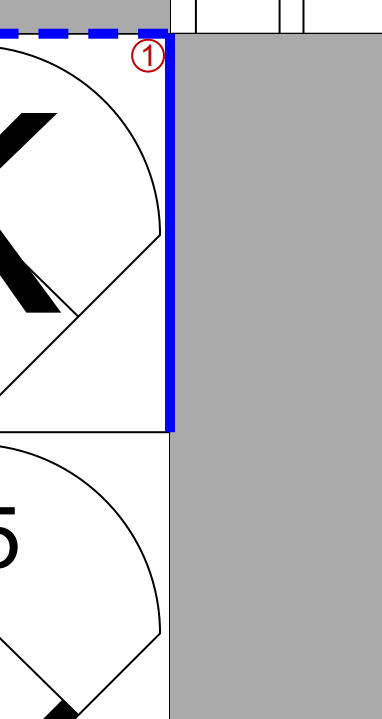
AB 41
R 5
H 13
RBI 5
BB 3
SO 9
LOB 34



Batter	1	2	3	4	5	6	7	8	9	AB	R	H	RBI	BB	SO	LOB	BOTTOM							
37 Odúbel Herrera, L OBP: 0.380, SLG: 0.455										4	1	1	0	1	1	1	Pittsburgh Pirates @ Philadelphia Phillies Citizens Bank Park, Philadelphia, PA Fri Apr 03 2015, 7:08 PM - 10:24 PM EDT Att: 16,609 - Overcast - 61 F							
68 Russ Canzler, R OBP: 0.298, SLG: 0.378 2 Ben Revere, L OBP: 0.222, SLG: 0.232										2	1	0	0	1	2	0								
3 Jeff Francoeur, R OBP: 0.227, SLG: 0.295										4	0	3	0	0	1	0								
6 Ryan Howard, L OBP: 0.221, SLG: 0.333 71 Cord Phelps, S OBP: 0.434, SLG: 0.455										2	1	0	1	1	1	2								
18 Darin Ruf, R OBP: 0.246, SLG: 0.355										4	1	1	1	0	0	4								
25 Cody Asche, L OBP: 0.283, SLG: 0.444										3	0	1	2	0	1	3								
16 César Hernández, S OBP: 0.242, SLG: 0.236										4	1	1	0	0	0	2								
4 Andrés Blanco, S OBP: 0.255, SLG: 0.346										3	1	1	0	0	0	0								
76 René García, R OBP: 0.158, SLG: 0.368 24 Grady Sizemore, L OBP: 0.291, SLG: 0.204										3	0	0	0	0	0	1								
Inning Stats	R: 3 E: 2 K: 0 S: 14	H: 2 LOB: 1 BB: 1 P: 21	R: 0 E: 0 K: 0 S: 6	H: 0 LOB: 0 BB: 0 P: 9	R: 0 E: 0 K: 3 S: 9	H: 0 LOB: 0 BB: 0 P: 13	R: 1 E: 0 K: 0 S: 13	H: 2 LOB: 0 BB: 0 P: 19	R: 0 E: 0 K: 1 S: 7	H: 0 LOB: 0 BB: 0 P: 9	R: 0 E: 0 K: 0 S: 6	H: 1 LOB: 2 BB: 1 P: 13	R: 0 E: 0 K: 0 S: 14	H: 1 LOB: 2 BB: 1 P: 20	R: 0 E: 0 K: 1 S: 11	H: 1 LOB: 1 BB: 0 P: 15		R: 3 E: 1 K: 1 S: 10	H: 2 LOB: 0 BB: 0 P: 16	1B: 5 2B: 3 3B: 0 HR: 1	SF: 0 SAC: 2 DP: 2 HBP: 0	WP: 0 PB: 0 SB: 0 CS: 0	PA: 38	
PITCHER	IP WLS BF H R ER SO BB IBB HBP BLK WP HR S P ERA WHIP	IP WLS BF H R ER SO BB IBB HBP BLK WP HR S P ERA WHIP	IP WLS BF H R ER SO BB IBB HBP BLK WP HR S P ERA WHIP	IP WLS BF H R ER SO BB IBB HBP BLK WP HR S P ERA WHIP	IP WLS BF H R ER SO BB IBB HBP BLK WP HR S P ERA WHIP	IP WLS BF H R ER SO BB IBB HBP BLK WP HR S P ERA WHIP	IP WLS BF H R ER SO BB IBB HBP BLK WP HR S P ERA WHIP	IP WLS BF H R ER SO BB IBB HBP BLK WP HR S P ERA WHIP	IP WLS BF H R ER SO BB IBB HBP BLK WP HR S P ERA WHIP	IP WLS BF H R ER SO BB IBB HBP BLK WP HR S P ERA WHIP	IP WLS BF H R ER SO BB IBB HBP BLK WP HR S P ERA WHIP	IP WLS BF H R ER SO BB IBB HBP BLK WP HR S P ERA WHIP	IP WLS BF H R ER SO BB IBB HBP BLK WP HR S P ERA WHIP	IP WLS BF H R ER SO BB IBB HBP BLK WP HR S P ERA WHIP	IP WLS BF H R ER SO BB IBB HBP BLK WP HR S P ERA WHIP	IP WLS BF H R ER SO BB IBB HBP BLK WP HR S P ERA WHIP	IP WLS BF H R ER SO BB IBB HBP BLK WP HR S P ERA WHIP	IP WLS BF H R ER SO BB IBB HBP BLK WP HR S P ERA WHIP	IP WLS BF H R ER SO BB IBB HBP BLK WP HR S P ERA WHIP	IP WLS BF H R ER SO BB IBB HBP BLK WP HR S P ERA WHIP	IP WLS BF H R ER SO BB IBB HBP BLK WP HR S P ERA WHIP	IP WLS BF H R ER SO BB IBB HBP BLK WP HR S P ERA WHIP	IP WLS BF H R ER SO BB IBB HBP BLK WP HR S P ERA WHIP	IP WLS BF H R ER SO BB IBB HBP BLK WP HR S P ERA WHIP

AB 33
R 7
H 9
RBI 6
BB 3
SO 6
LOB 17



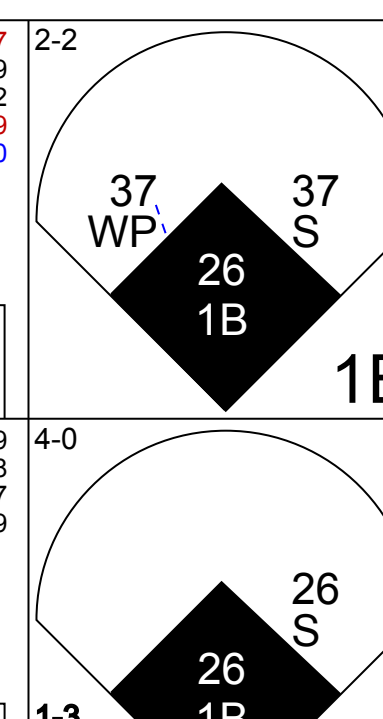
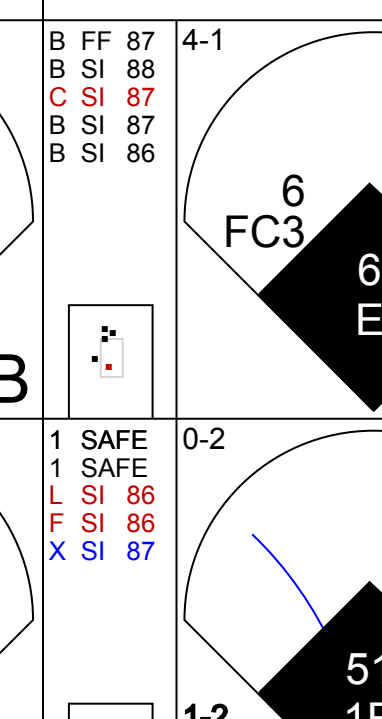
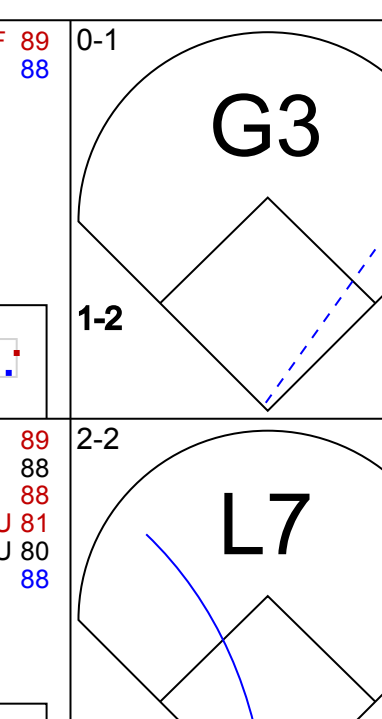
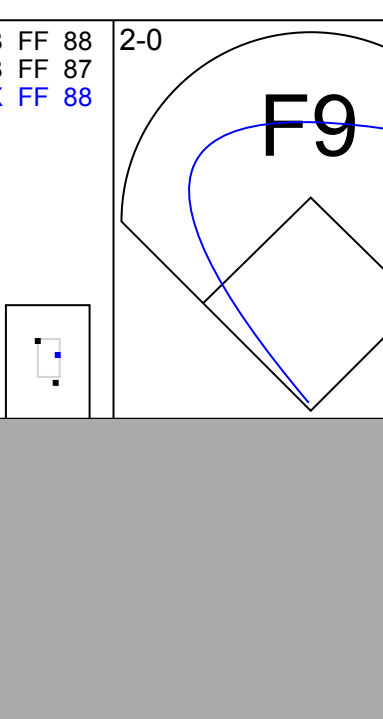
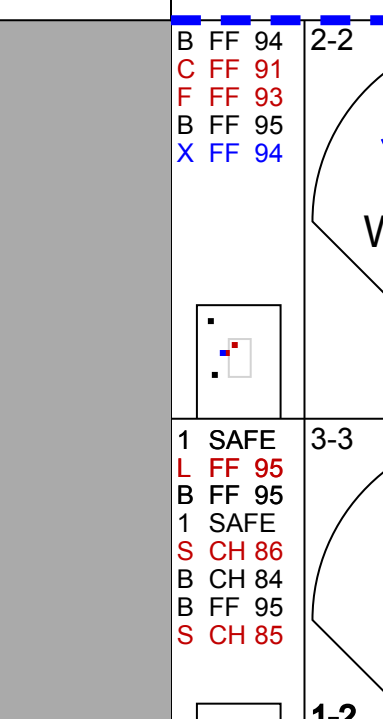
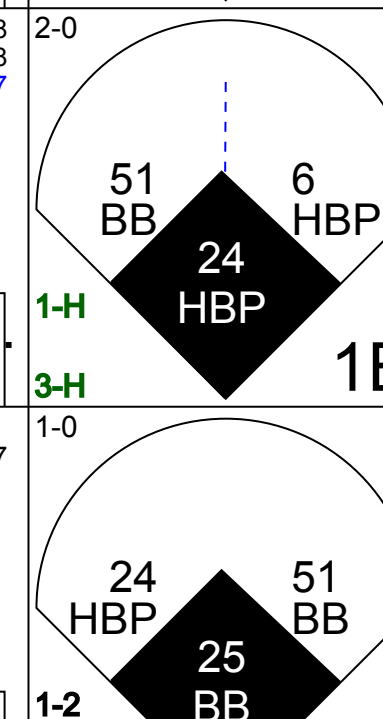
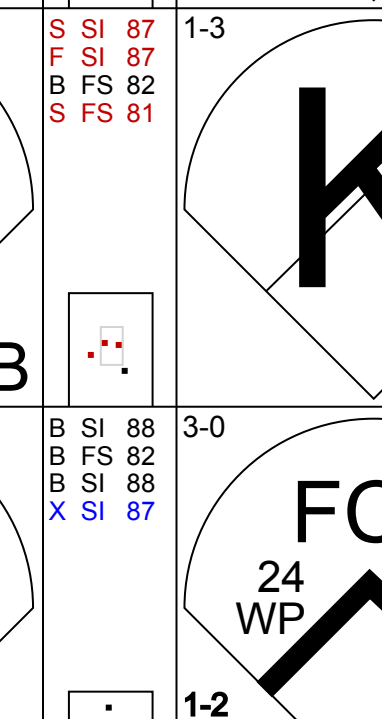
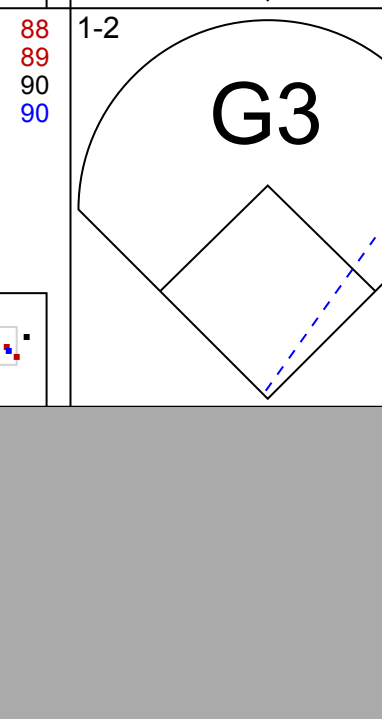

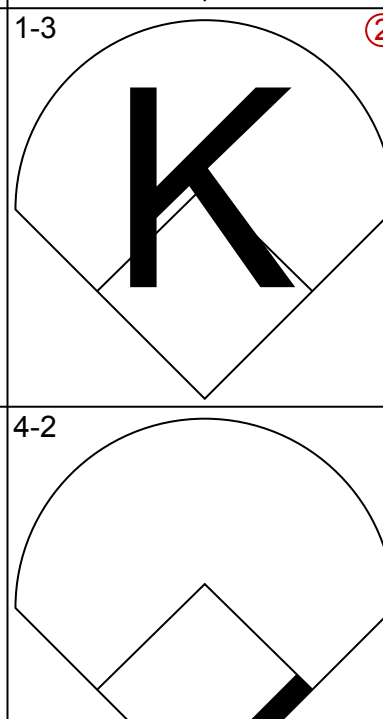
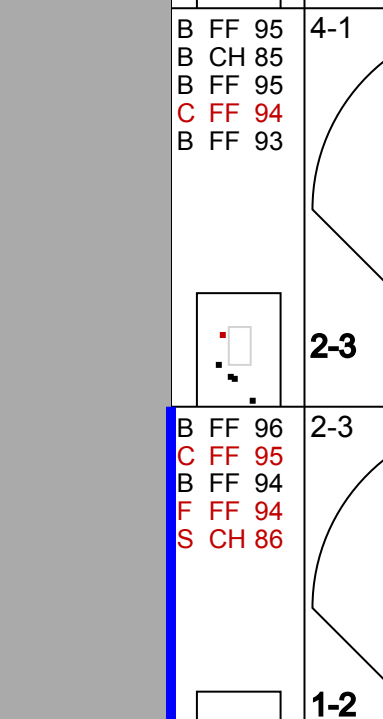
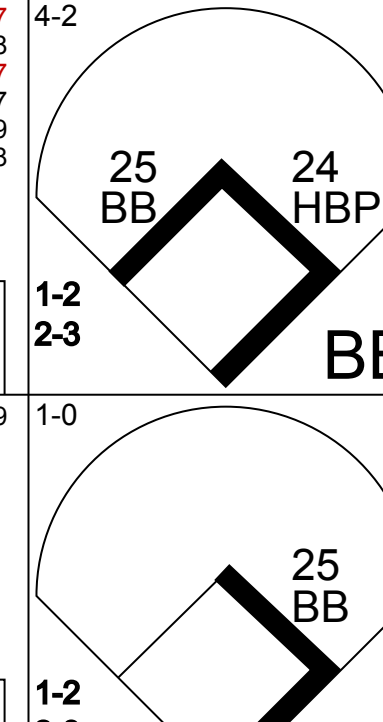
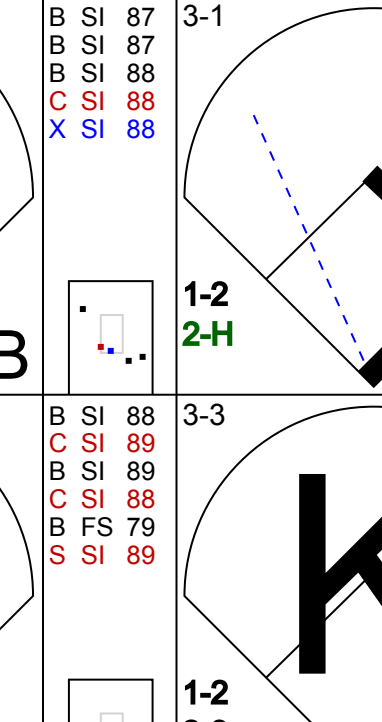

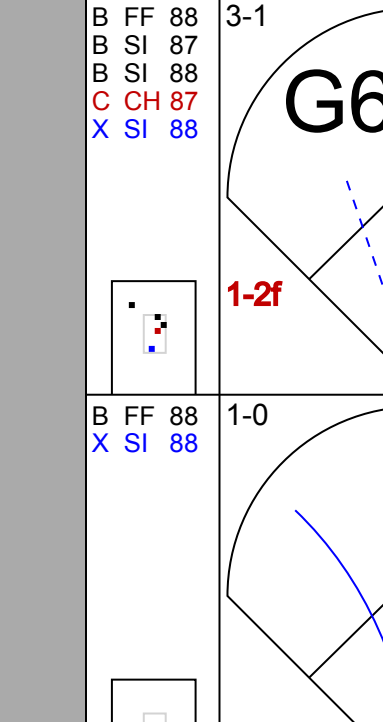

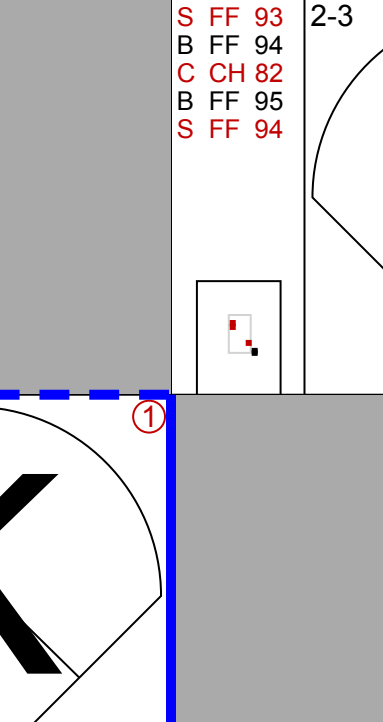
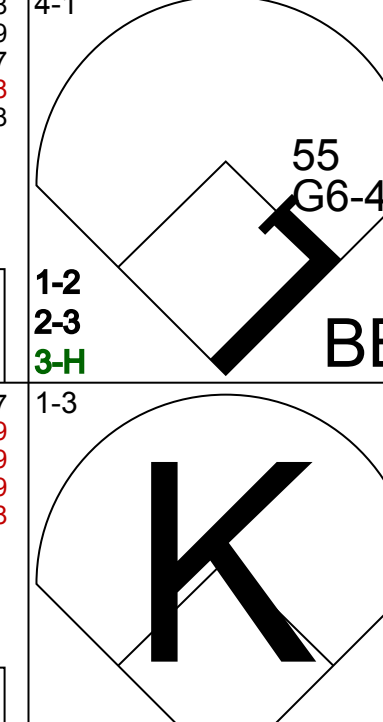
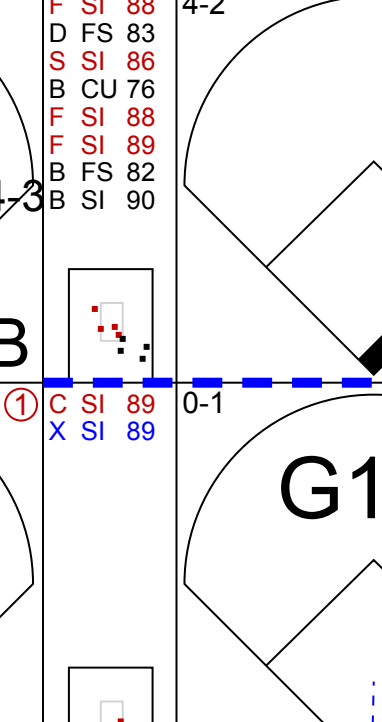

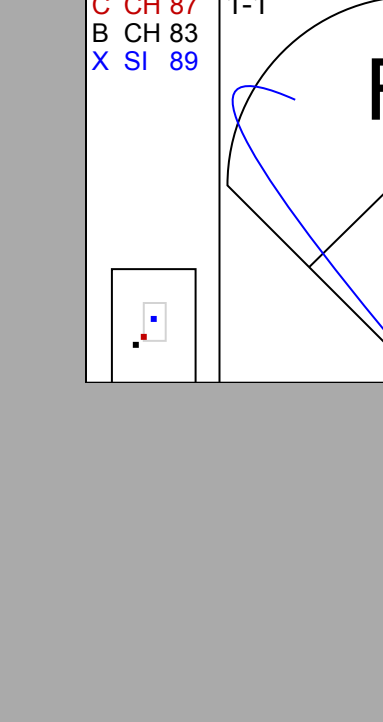
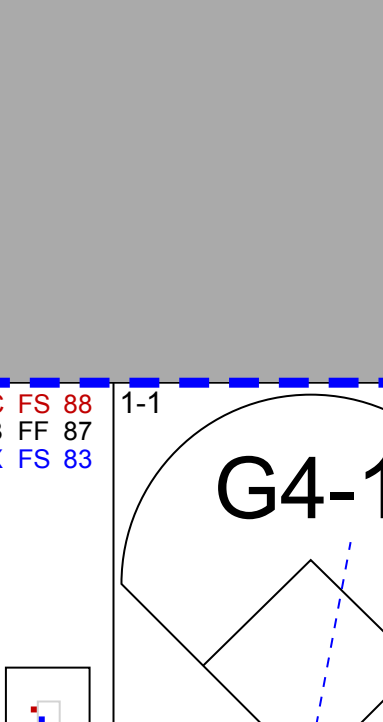
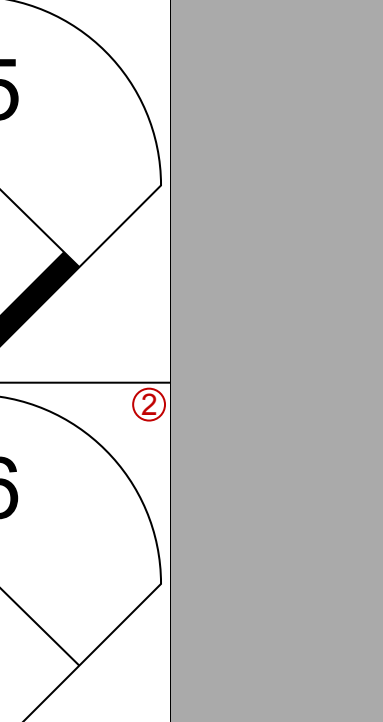
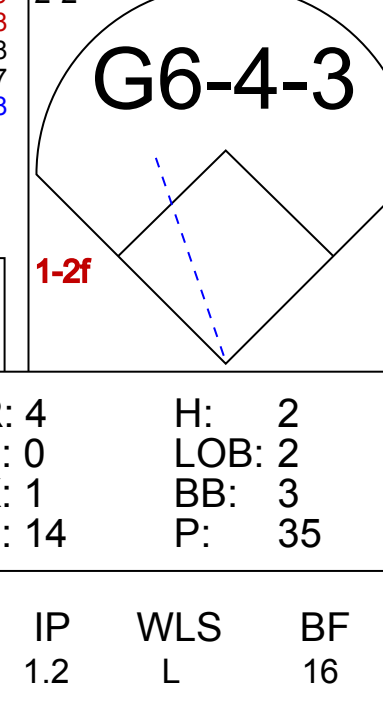
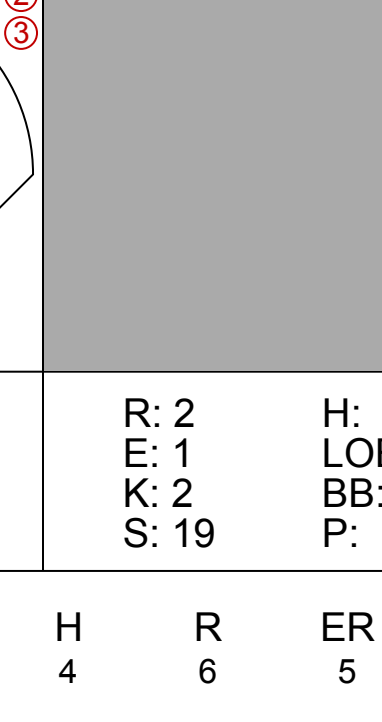
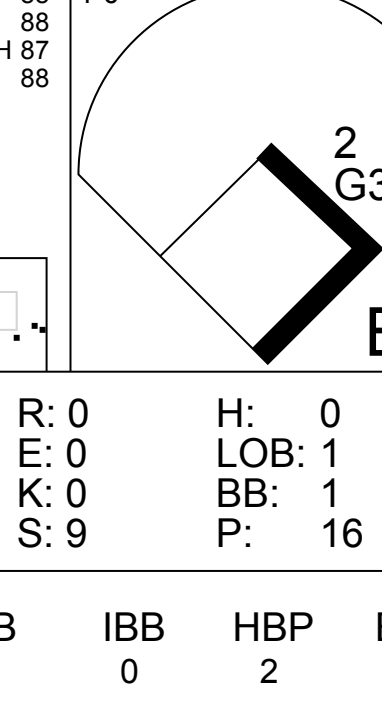
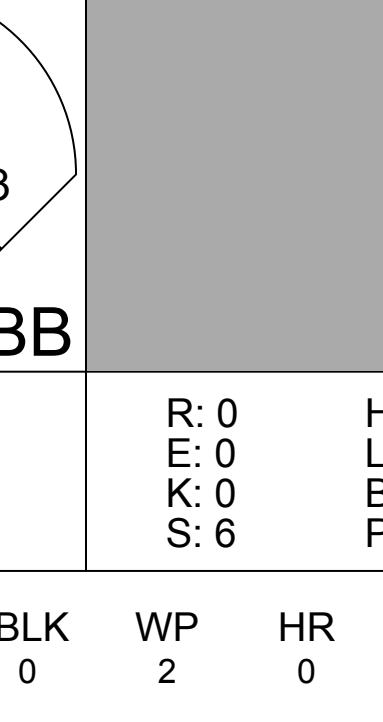
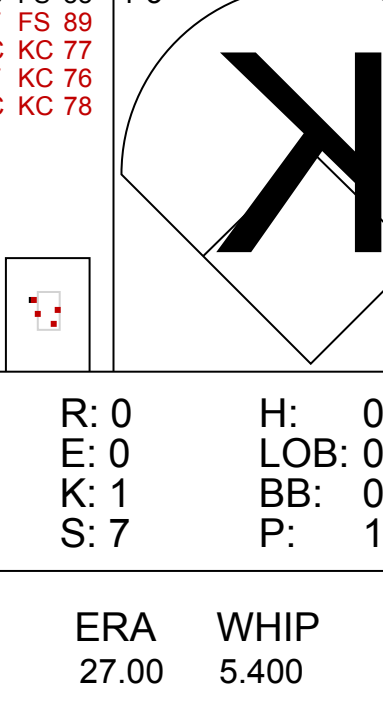
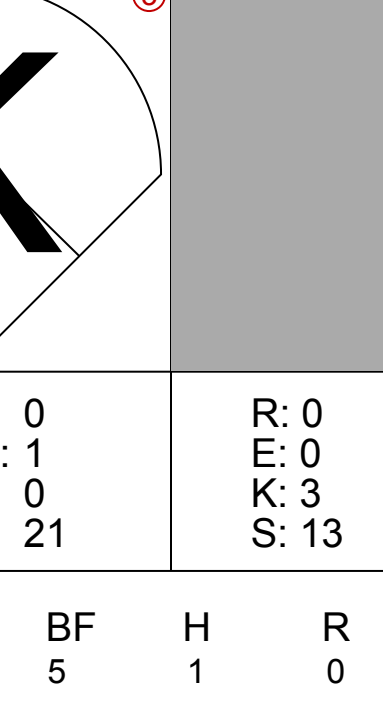






Batter	1	2	3	4	5	6	7	8	9	AB	R	H	RBI	BB	SO	LOB	TOP					
5 Josh Harrison, R OBP: 0.339, SLG: 0.455 13 Eric Wood, R (3.5)										2	0	0	0	0	1	0						
25 Gregory Polanco, L OBP: 0.277, SLG: 0.403 15 Andrew Lambo, L OBP: 0.222, SLG: 0.283 37 Arquimedes Caminero, R OBP: 1.000, SLG: 1.000 29 Yhonathan Barrios, S (8.1)										2	0	0	0	0	2	0						
6 Starling Marte, R OBP: 0.357, SLG: 0.515 Keon Broxton, R OBP: 0.333, SLG: 0.167 (3.8)										2	0	0	0	0	0	0						
18 Neil Walker, S OBP: 0.350, SLG: 0.561 27 Jung Ho Kang, R OBP: 0.280, SLG: 0.444 46 Vance Worley, R (6.1)										2	0	0	0	0	0	1						
24 Pedro Alvarez, L OBP: 0.304, SLG: 0.660 12 Corey Hart, R OBP: 0.417, SLG: 0.484 10 Max Moroff, S (6.4)										2	0	1	0	0	0	0						
10 Jordy Mercer, R OBP: 0.387, SLG: 0.509 Gustavo Nunez, S OBP: 0.111, SLG: 0.077 (4.6)										2	0	0	0	0	1							
26 Tony Sanchez, R OBP: 0.429, SLG: 0.750 Sebastian Valle, R OBP: 0.143, SLG: 0.214 (8.2)										3	0	1	0	0	1	1						
3 Sean Rodriguez, R OBP: 0.218, SLG: 0.176 35 Mark Melancon, R (5.1)										0	0	0	0	2	0	0						
17 Josh Bell, S OBP: 0.250, SLG: 0.333 (6.3)										1	0	0	0	0	0	3						
50 Charlie Morton, R (1.1)																						
19 John Kuchno, R (2.1)																						
24 Jonathan Schwind, R (5.7)																						
Inning Stats	R: 0 H: 0 E: 1 K: 2 S: 13	H: 0 LOB: 1 BB: 0 P: 17	R: 0 H: 2 E: 0 K: 0 S: 12	H: 2 LOB: 2 BB: 1 P: 23	R: 0 H: 0 E: 0 K: 1 S: 7	H: 0 LOB: 0 BB: 0 P: 7	R: 0 H: 0 E: 0 K: 0 S: 8	H: 0 LOB: 1 BB: 1 P: 10	R: 0 H: 0 E: 0 K: 1 S: 9	H: 0 LOB: 1 BB: 1 P: 16	R: 2 H: 2 E: 1 K: 1 S: 12	H: 2 LOB: 1 BB: 1 P: 23	R: 2 H: 2 E: 0 K: 1 S: 11	H: 2 LOB: 1 BB: 1 P: 24	R: 0 H: 0 E: 0 K: 1 S: 6	H: 0 LOB: 0 BB: 0 P: 12	R: 0 H: 0 E: 0 K: 1 S: 9	H: 0 LOB: 0 BB: 0 P: 15	1B: 4 2B: 2 3B: 0 HR: 0	SF: 0 SAC: 0 DP: 1 HBP: 0	WP: 1 PB: 0 SB: 0 CS: 0	PA: 37
PITCHER	IP WLS BF H R ER SO BB IBB HBP BLK WP HR S P ERA WHIP	5.0 W 19 2 0 0 4 2 0 0 0 0 0 0 49 73 0.00 0.800	5.0 L 16 4 2 2 2 0 1 0 0 0 0 0 0 8 17 54.00 9.000	6.1 H 4 2 0 0 1 0 0 0 0 0 0 0 4 6 0.00 0.000	7.1 S 4 1 2 2 1 1 0 0 0 1 0 8 17 27.00 3.000	7.1 H 2 1 0 0 0 0 0 0 0 0 0 0 3 7 0.00 3.000	PITCHER	IP WLS BF H R ER SO BB IBB HBP BLK WP HR S P ERA WHIP	1.0 H 3 0 0 0 1 0 0 0 0 0 0 0 6 12 0.00 0.000	8.1 S 3 0 0 0 1 0 0 0 0 0 0 0 9 15 0.00 0.000	9.1 S 3 0 0 0 1 0 0 0 0 0 0 0 9 15 0.00 0.000	9.1 S 3 0 0 0 1 0 0 0 0 0 0 0 9 15 0.00 0.000	9.1 S 3 0 0 0 1 0 0 0 0 0 0 0 9 15 0.00 0.000	9.1 S 3 0 0 0 1 0 0 0 0 0 0 0 9 15 0.00 0.000	9.1 S 3 0 0 0 1 0 0 0 0 0 0 0 9 15 0.00 0.000	9.1 S 3 0 0 0 1 0 0 0 0 0 0 0 9 15 0.00 0.000	9.1 S 3 0 0 0 1 0 0 0 0 0 0 0 9 15 0.00 0.000	1B: 4 2B: 2 3B: 0 HR: 0	SF: 0 SAC: 0 DP: 1 HBP: 0	WP: 1 PB: 0 SB: 0 CS: 0	PA: 37	

Pittsburgh Pirates @ Philadelphia Phillies
Citizens Bank Park, Philadelphia, PA

AB 33
R 4
H 6
RBI 4
BB 4
SO 8
LOB 15



Sat Apr 04 2015, 1:06 PM - 4:14 PM EDT
Att: 24,728 - Partly Cloudy - 55 F

Batter	1	2	3	4	5	6	7	8	9	AB	R	H	RBI	BB	SO	LOB	BOTTOM			
2 Ben Revere, L OBP: 0.247, SLG: 0.247 (1.7)										4	2	2	0	1	0	1				
37 Odiel Herrera, L OBP: 0.382, SLG: 0.443 (1.8)										4	2	1	0	1	2					
26 Chase Utley, L OBP: 0.474, SLG: 0.824 16 César Hernández, S OBP: 0.250, SLG: 0.232 (4.4)										3	1	1	2	0	1	3				
6 Ryan Howard, L OBP: 0.247, SLG: 0.338 Andy Oliver, L (7.1)										2	1	1	0	1	0	1				
29 Seth Rosin, R (7.1)										2	0	1	1	1	0	1				
15 Jordan Danks, L OBP: 0.347, SLG: 0.372 (8.9)										2	0	0	0	0	1	3				
51 Carlos Ruiz, R OBP: 0.289, SLG: 0.286 29 Cameron Rupp, R OBP: 0.378, SLG: 0.455 (6.2)										2	0	0	0	0	1	3				
24 Grady Sizemore, L OBP: 0.305, SLG: 0.212 63 Jake Diekman, R (8.1)										3	0	1	1	0	2	2				
57 Luis García, R (9.1)										0	0	0	0	0	0	0				
25 Cody Asche, L OBP: 0.279, SLG: 0.429 (1.5)										2	0	0	1	2	0	1				
13 Freddy Galvis, S OBP: 0.307, SLG: 0.375 (1.6)										4	0	0	0	0	1	7				
55 David Buchanan, R OBP: 0.667, SLG: 0.500 71 Cord Phelps, S OBP: 0.426, SLG: 0.444 53 Ken Giles, L (6.1)										1	0	0	0	1	0	3				
56 Cesar Jimenez, L (6.1)										1	0	0	0	0	0	0				
18 Darin Ruf, R OBP: 0.242, SLG: 0.349 (7.3)										1	0	0	0	0	1	1				
Inning Stats	R: 4 H: 2 E: 0 K: 1 S: 14	H: 2 LOB: 3 BB: 2 P: 35	R: 2 H: 2 E: 0 K: 2 S: 19	H: 2 LOB: 3 BB: 2 P: 37	R: 0 H: 0 E: 0 K: 0 S: 9	H: 0 LOB: 1 BB: 1 P: 16	R: 0 H: 0 E: 0 K: 0 S: 6	H: 0 LOB: 1 BB: 0 P: 12	R: 0 H: 0 E: 0 K: 1 S: 7	H: 0 LOB: 0 BB: 0 P: 11	R: 0 H: 0 E: 0 K: 1 S: 11	H: 0 LOB: 1 BB: 1 P: 19	R: 0 H: 0 E: 1 K: 2 S: 13	H: 0 LOB: 1 BB: 0 P: 21	R: 0 H: 1 E: 0 K: 3 S: 13	H: 1 LOB: 2 BB: 1 P: 26	1B: 7 2B: 0 3B: 0 HR: 0	SF: 0 SAC: 0 DP: 2 HBP: 2	WP: 3 PB: 0 SB: 4 CS: 0	PA: 41
PITCHER	IP WLS BF H R ER SO BB IBB HBP BLK WP HR S P ERA WHIP	1.2 L 16 4 0 0 0 5 0 0 0 0 0 0 31 70 27.00 5.400	2.1 9 2 0 0 0 0 1 0 0 0 0 0 0 17 30 0.00 1.286	5.1 3 0 0 0 1 0 0 0 0 0 0 0 7 11 0.00 0.000	6.1 4 0 0 0 1 1 0 0 0 0 0 0 11 19 1.00 1.000	7.1 4 0 0 0 2 0 0 0 0 0 0 0 13 21 0.00 0.000	PITCHER	IP WLS BF H R ER SO BB IBB HBP BLK WP HR S P ERA WHIP	1.0 H 5 1 0 0 0 1 0 0 0 0 0 0 6 13 0.00 2.000	8.1 S 5 1 0 0 0 0 0 0 0 0 0 0 13 26 0.00 0.000	8.1 S 5 1 0 0 0 0 0 0 0 0 0 0 13 26 0.00 0.000	8.1 S 5 1 0 0 0 0 0 0 0 0 0 0 13 26 0.00 0.000	8.1 S 5 1 0 0 0 0 0 0 0 0 0 0 13 26 0.00 0.000	8.1 S 5 1 0 0 0 0 0 0 0 0 0 0 13 26 0.00 0.000	8.1 S 5 1 0 0 0 0 0 0 0 0 0 0 13 26 0.00 0.000	8.1 S 5 1 0 0 0 0 0 0 0 0 0 0 13 26 0.00 0.000	1B: 7 2B: 0 3B: 0 HR: 0	SF: 0 SAC: 0 DP: 2 HBP: 2	WP: 3 PB: 0 SB: 4 CS: 0	PA: 41

Pittsburgh Pirates @ Philadelphia Phillies
Citizens Bank Park, Philadelphia, PA

AB 31
R 6
H 7
RBI 5
BB 8
SO 10
LOB 27



Sat Apr 04 2015, 1:06 PM - 4:14 PM EDT
Att: 24,728 - Partly Cloudy - 55 F

Batter	1	2	3	4	5	6	7	8	9	AB	R	H	RBI	BB	SO	LOB	TOP										
5 Josh Harrison, R (1.5) OBP: 0.500, SLG: 0.750	L6		2B			K		22 HR		4	1	2	0	0	1	0	Pittsburgh Pirates @ Cincinnati Reds Great American Ball Park, Cincinnati, OH Mon Apr 06 2015, 4:12 PM - 7:16 PM EDT Att: 43,633 - Overcast - 68 F										
25 Gregory Polanco, L (1.9) OBP: 0.250, SLG: 0.250	22 G5-3		K			K		L7		4	0	1	0	0	2	2											
22 Andrew McCutchen, R (1.8) OBP: 0.500, SLG: 1.250	G5-3			F7				HR		4	1	2	2	0	0	1											
18 Neil Walker, S (1.4)	K			K		P6				4	0	1	0	0	2	2											
6 Starling Marte, R (1.7)			K		L8			K		4	0	0	0	0	3	1											
24 Pedro Alvarez, L (1.3) 3 Sean Rodriguez, R (8.3)	G4-3				G1-3			K		3	0	0	0	0	1	0											
29 Francisco Cervelli, R (1.2) OBP: 0.500, SLG: 0.333	G6-3				BB			K		1	0	0	0	0	1	0											
10 Jordy Mercer, R (1.6)			K		L8			G1-3		4	0	0	0	0	1	2											
47 Francisco Liriano, L (1.1) 15 Andrew Lambo, L (8. PH) 44 Tony Watson, L (8.1)			K		G4-3			F8		2	0	0	0	0	1	1											
										1	0	0	0	0	0	0											
										0	0	0	0	0	0	0											
Inning Stats	R: 0 E: 0 K: 1 S: 11	H: 1 LOB: 1 BB: 0 P: 15	R: 0 E: 0 K: 1 S: 8	H: 0 LOB: 0 BB: 0 P: 13	R: 0 E: 0 K: 3 S: 14	H: 1 LOB: 1 BB: 0 P: 17	R: 0 E: 0 K: 1 S: 8	H: 0 LOB: 0 BB: 0 P: 10	R: 0 E: 0 K: 2 S: 10	H: 1 LOB: 1 BB: 0 P: 15	R: 0 E: 0 K: 2 S: 16	H: 1 LOB: 1 BB: 0 P: 22	R: 2 E: 0 K: 1 S: 19	H: 3 LOB: 1 BB: 0 P: 23	R: 0 E: 0 K: 2 S: 8	H: 0 LOB: 0 BB: 0 P: 9	1B: 5 2B: 1 3B: 0 HR: 1	SF: 0 SAC: 0 DP: 0 HBP: 0	WP: 0 PB: 0 SB: 0 CS: 0	PA: 35							
PITCHER	IP	WLS	BF	H	R	ER	SO	BB	IBB	HBP	BLK	WP	HR	S	P	ERA	WHIP										
47 Johnny Cueto, R (1.1) ERA: 27.0	7.0		26	4	0	0	10	1	0	0	0	0	0	70	100	0.00	0.714										
36 Kevin Gregg, R (8.1) ERA: 27.0	0.2	B	4	2	2	2	0	0	0	0	0	0	1	14	17	27.00	3.000										
43 Manny Parra, L (8.1) ERA: 27.0	0.0		1	1	0	0	0	0	0	0	0	0	0	1	1	∞	∞										
70 Jumbo Diaz, R (8.1) ERA: 27.0	0.1	W	1	0	0	0	1	0	0	0	0	0	0	4	5	0.00	0.000										
54 Aroldis Chapman, L (9.1) ERA: 27.0	1.0	S	3	0	0	0	2	0	0	0	0	0	0	8	9	0.00	0.000										

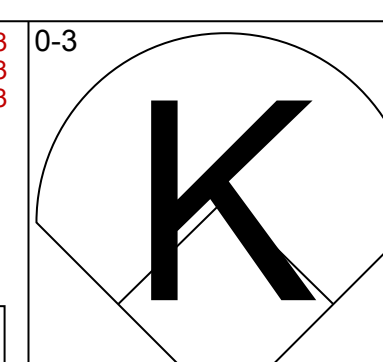
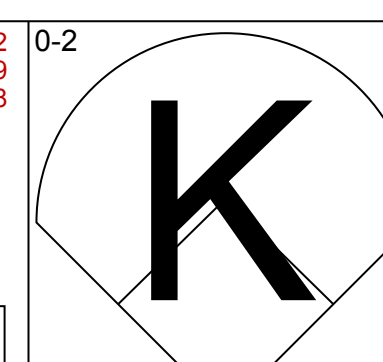
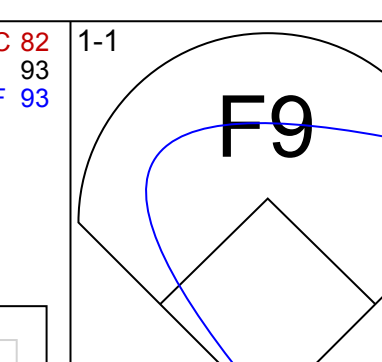
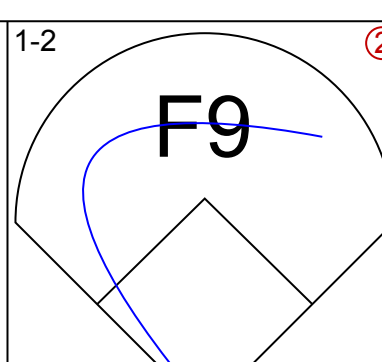
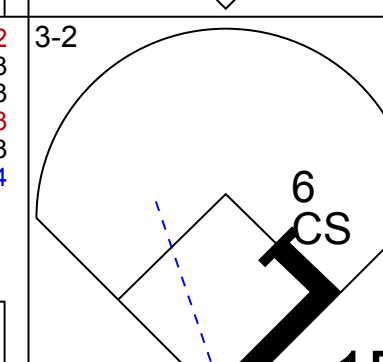
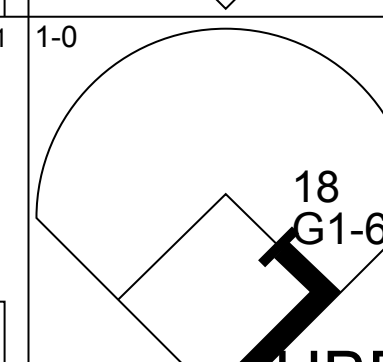
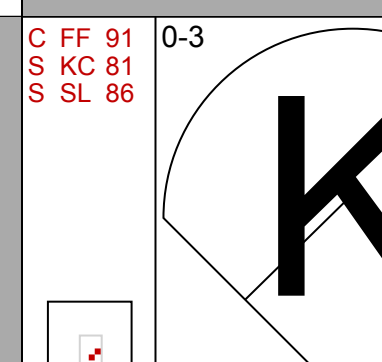
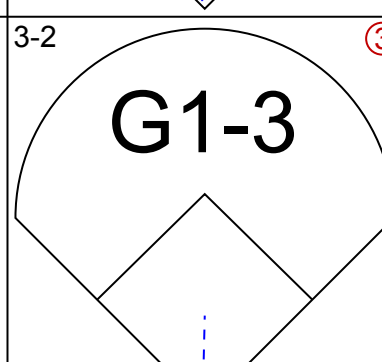
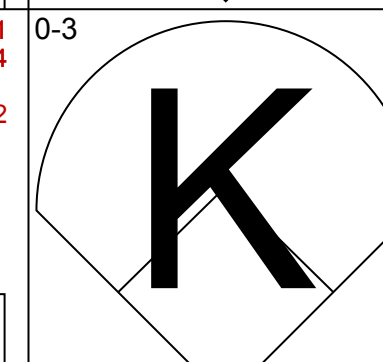
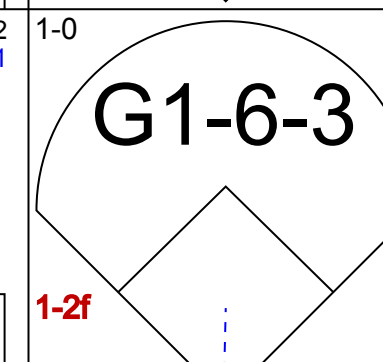
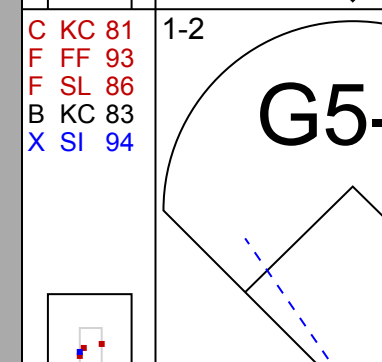
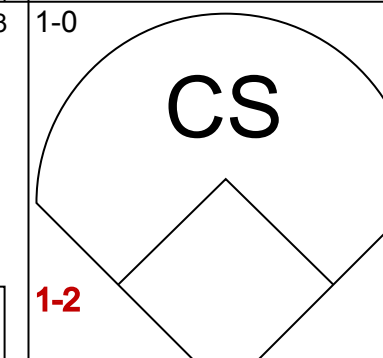
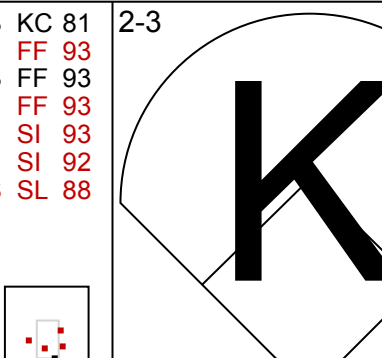
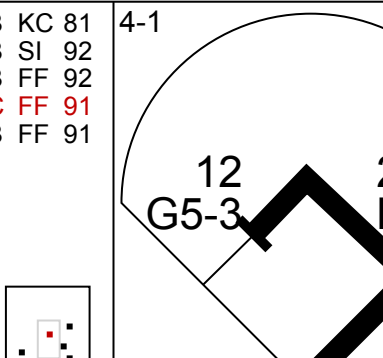
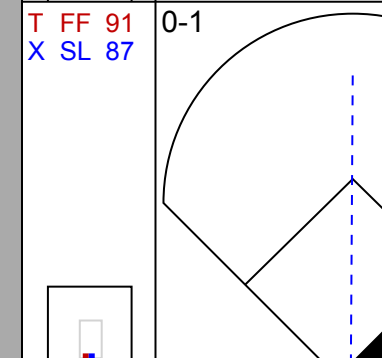
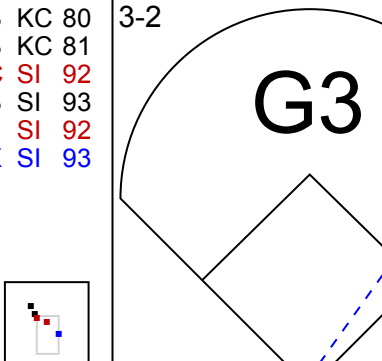
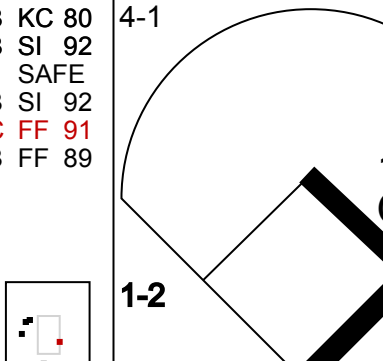
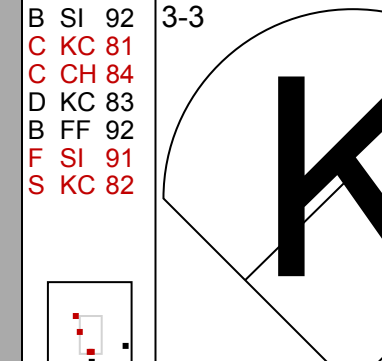
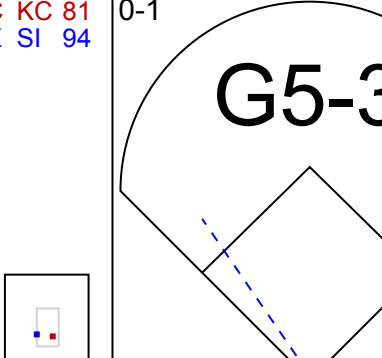
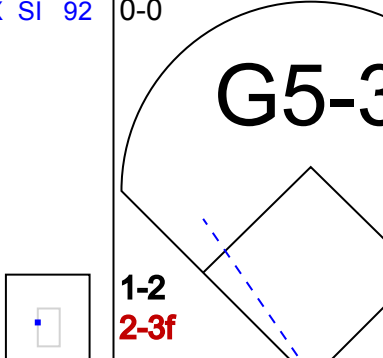
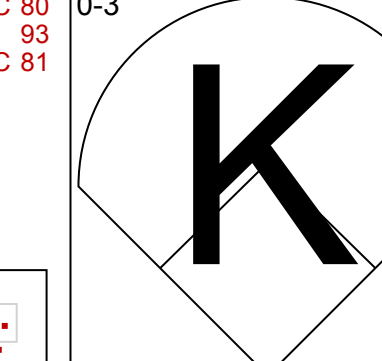
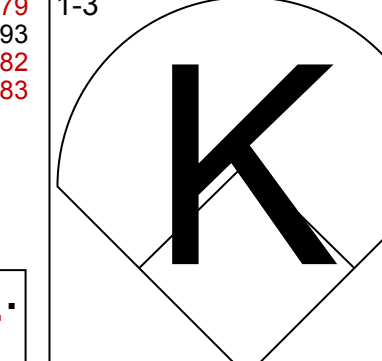
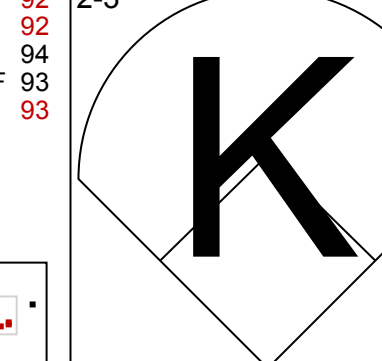
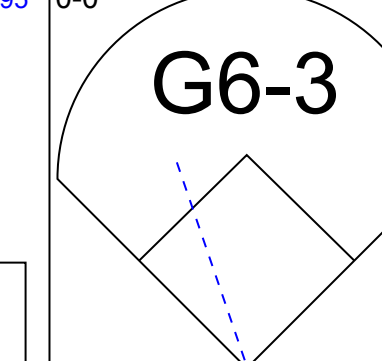
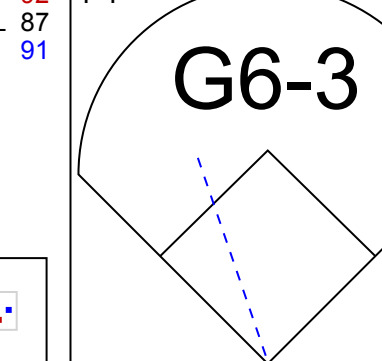
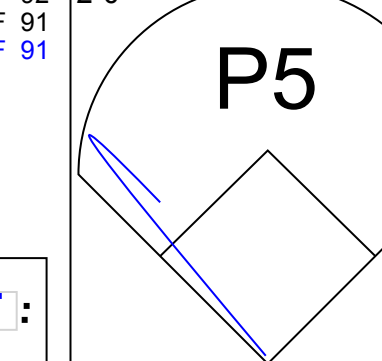
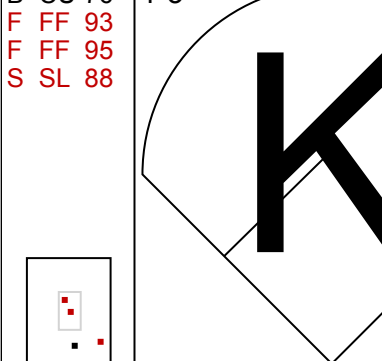
AB 34
R 2
H 7
RBI 2
BB 1
SO 13
LOB 9

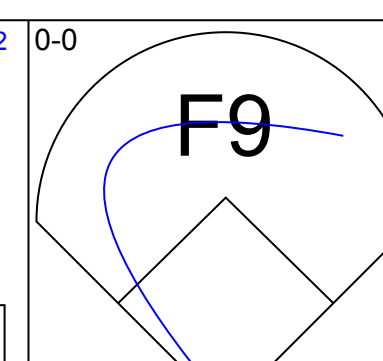
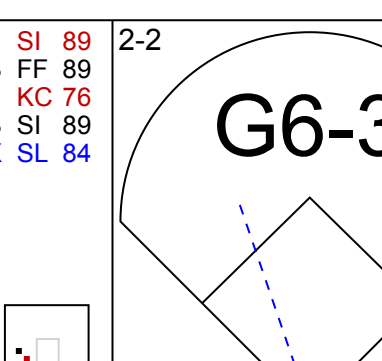
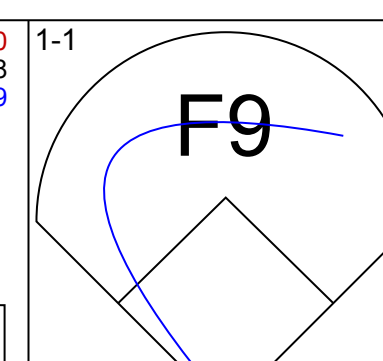
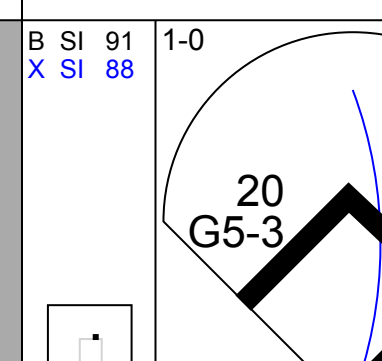
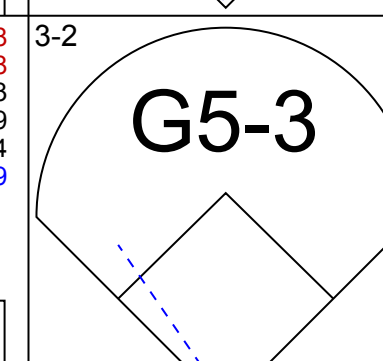
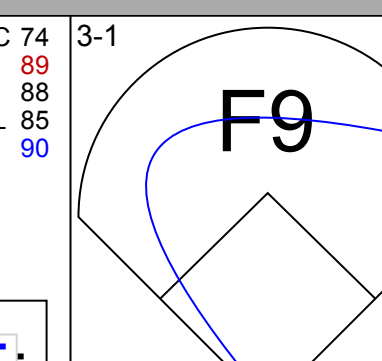
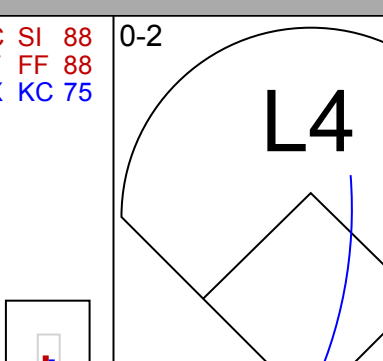
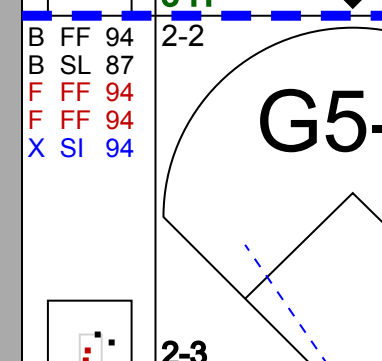
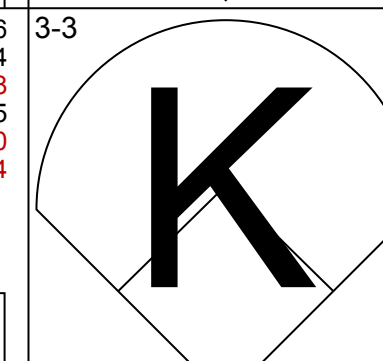
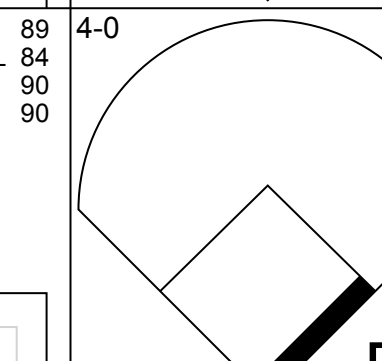
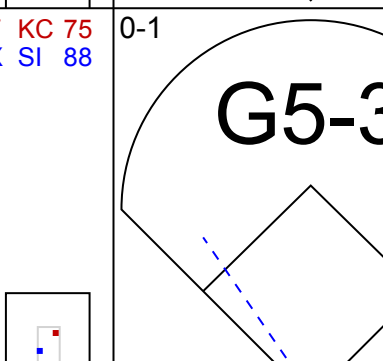
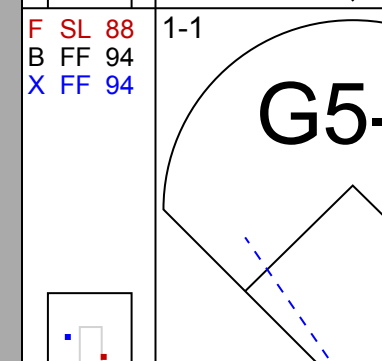
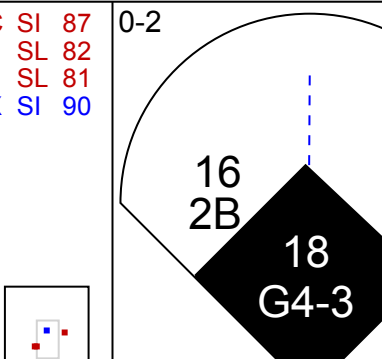
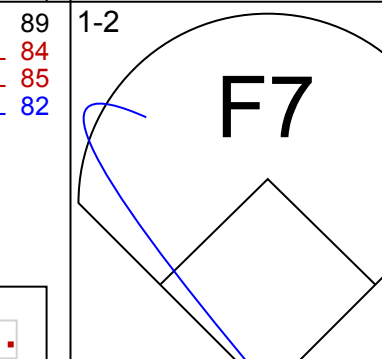
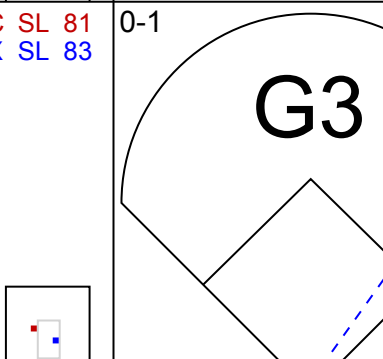
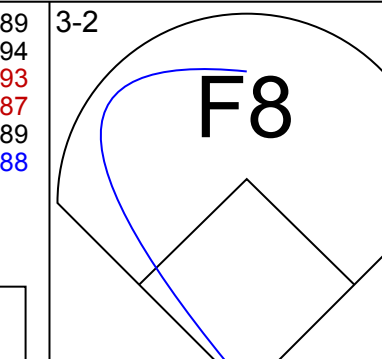
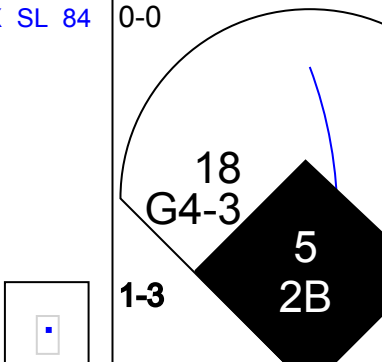
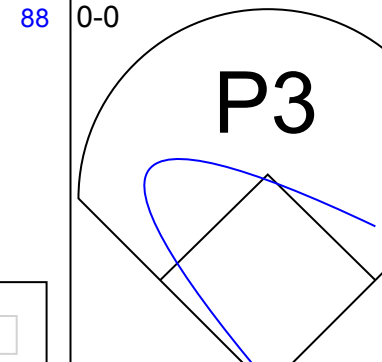
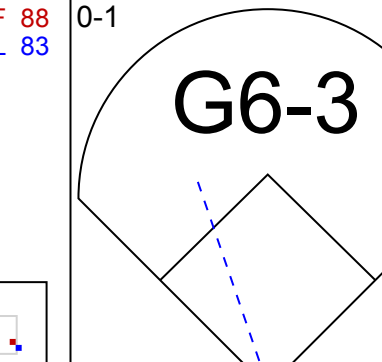
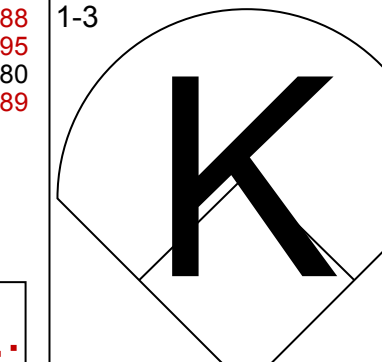
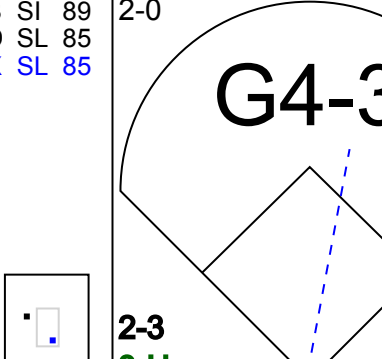
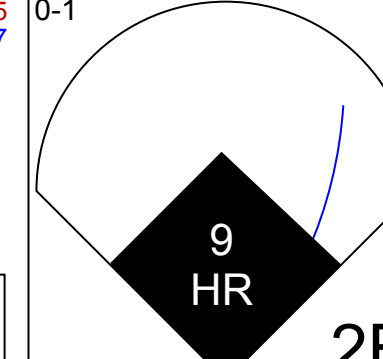
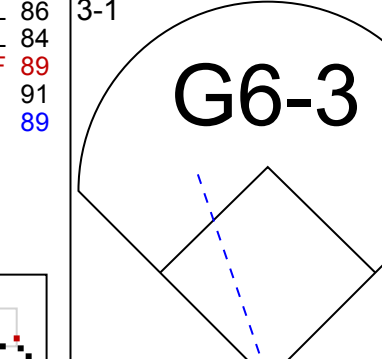
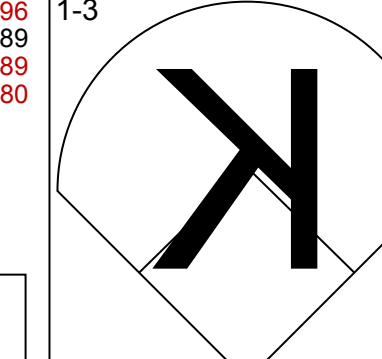
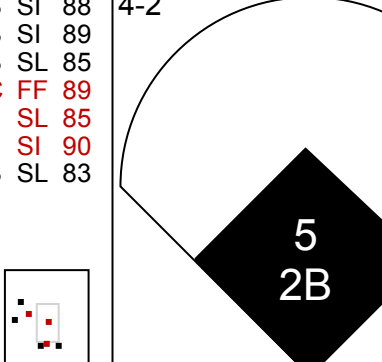
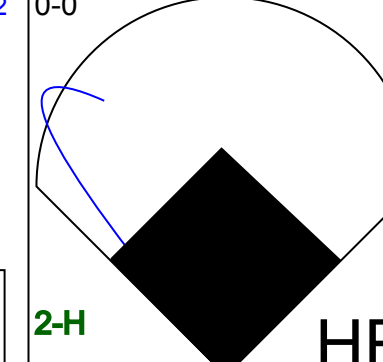
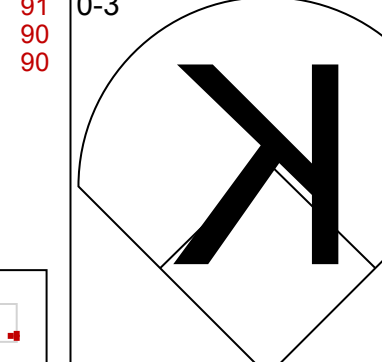
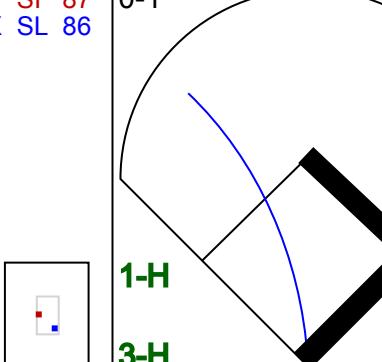
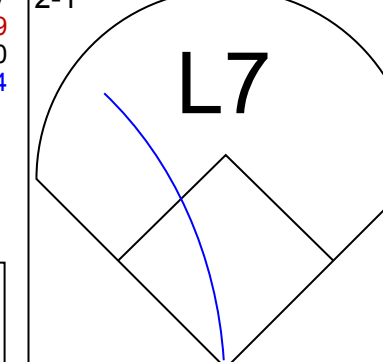
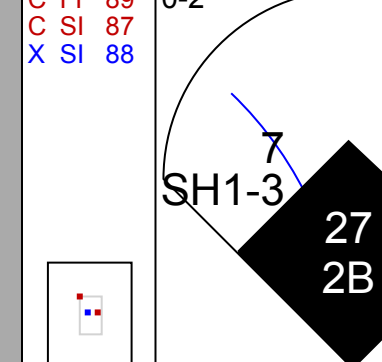
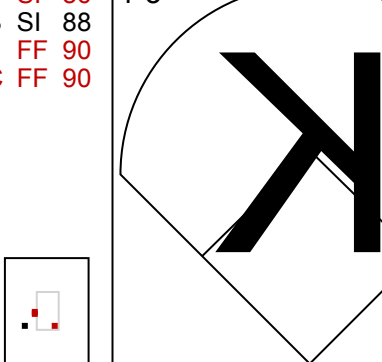
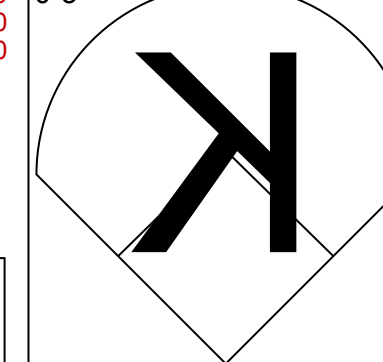
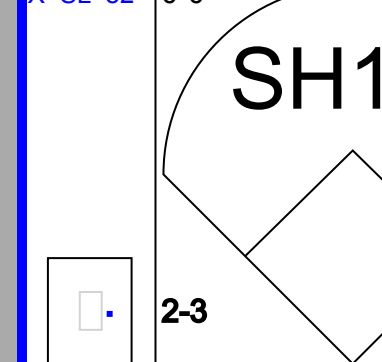


Batter	1	2	3	4	5	6	7	8	9	AB	R	H	RBI	BB	SO	LOB	BOTTOM										
6 Billy Hamilton, S (1.8) OBP: 0.250, SLG: 0.250	B2-3		FC5-4 19 1B 21 BLK			L9		21 S 19 1B 21 HR		4	2	1	0	0	0	1	Pittsburgh Pirates @ Cincinnati Reds Great American Ball Park, Cincinnati, OH Mon Apr 06 2015, 4:12 PM - 7:16 PM EDT Att: 43,633 - Overcast - 68 F										
19 Joey Votto, L (1.3) OBP: 0.500, SLG: 0.500	G4-3		21 BLK			G3-1		21 HR		4	1	2	0	0	0	0											
21 Todd Frazier, R (1.5) OBP: 0.250, SLG: 1.000	G1-3		K			G4-3		HR		4	1	1	3	0	1	1											
39 Devin Mesoraco, R (1.2)		32 BB	P6			K		G6-3		3	0	0	0	1	1	1											
9 Marlon Byrd, R (1.7)		K				K		G6-3		4	0	0	0	0	3	1											
32 Jay Bruce, L (1.9) OBP: 0.597, SLG: 2.000		BB				HR		G4-3		2	1	1	1	1	0	0											
4 Brandon Phillips, R (1.4)		F7				L9		P3		3	0	0	0	0	0	2											
2 Zack Cozart, R (1.6)		K				F9		G4-3		3	0	0	0	0	1	2											
47 Johnny Cueto, R (1.1) ERA: 27.0			6 FC5-4			K		K		1	0	0	0	0	0	0											
36 Kevin Gregg, R (8.1) ERA: 27.0										0	0	0	0	0	0	0											
43 Manny Parra, L (8.1) ERA: 27.0										0	0	0	0	0	0	0											
70 Jumbo Diaz, R (8.1) ERA: 27.0										0	0	0	0	0	0	0											
15 Chris Dominguez, R (8. PH) ERA: 27.0										1	0	0	0	0	0	0											
54 Aroldis Chapman, L (9.1) ERA: 27.0										0	0	0	0	0	0	0											
Inning Stats	R: 0 E: 0 K: 0 S: 6	H: 0 LOB: 0 BB: 0 P: 8	R: 0 E: 0 K: 2 S: 12	H: 0 LOB: 2 BB: 2 P: 22	R: 1 E: 0 K: 1 S: 14	H: 1 LOB: 1 BB: 1 P: 22	R: 1 E: 0 K: 1 S: 8	H: 1 LOB: 0 BB: 0 P: 10	R: 0 E: 0 K: 1 S: 8	H: 0 LOB: 0 BB: 0 P: 12	R: 0 E: 0 K: 2 S: 8	H: 0 LOB: 0 BB: 0 P: 12	R: 0 E: 0 K: 0 S: 4	H: 0 LOB: 0 BB: 0 P: 6	R: 3 E: 0 K: 1 S: 12	H: 3 LOB: 0 BB: 0 P: 19	1B: 3 2B: 0 3B: 0 HR: 2	SF: 0 SAC: 0 DP: 0 HBP: 0	WP: 0 PB: 0 SB: 1 CS: 0	PA: 32							
PITCHER	IP	WLS	BF	H	R	ER	SO	BB	IBB	HBP	BLK	WP	HR	S	P	ERA	WHIP										
47 Francisco Liriano, L (1.1) ERA: 2.97	7.0		26	2	2	2	7	3	0	0	0	0	1	60	92	2.57	0.714										
44 Tony Watson, L (8.1) ERA: 27.0	1.0	L	6	3	3	3	1	0	0	0	0	0	1	12	19	27.00	3.000										

AB 29
R 5
H 5
RBI 4
BB 3
SO 8
LOB 8




Batter	1	2	3	4	5	6	7	8	9	AB	R	H	RBI	BB	SO	LOB	TOP											
5 Josh Harrison, R OBP: 0.304, SLG: 0.211										4	0	0	0	0	2	0	Pittsburgh Pirates @ Milwaukee Brewers Miller Park, Milwaukee, WI Sat Apr 11 2015, 6:11 PM - 8:37 PM CDT Att. 41,108 - Roof Closed - 69 F											
29 Francisco Cervelli, R OBP: 0.438, SLG: 0.500										3	0	1	0	0	1	0												
18 Neil Walker, S OBP: 0.286, SLG: 0.421										3	0	0	0	0	1	2												
6 Starling Marte, R OBP: 0.200, SLG: 0.389										2	0	1	0	1	1	0												
24 Pedro Alvarez, L OBP: 0.353, SLG: 0.750 52 Rob Scallih, L (7, 1)										2	0	0	0	1	1	1												
12 Corey Hart, R OBP: 0.250, SLG: 0.250										3	0	0	0	0	2													
15 Andrew Lamb, L (1, 7)										3	0	0	0	0	2	1												
27 Jung Ho Kang, R (1, 6)										3	0	0	0	0	2	0												
46 Vance Worley, R (1, 1) 3 Sean Rodriguez, R OBP: 0.333, SLG: 0.333										2	0	0	0	0	0	0		P										
Inning Stats	R: 0 E: 0 K: 2 S: 9	H: 1 LOB: 0 BB: 0 P: 13	R: 0 E: 0 K: 1 S: 10	H: 0 LOB: 0 BB: 0 P: 15	R: 0 E: 0 K: 2 S: 8	H: 0 LOB: 0 BB: 0 P: 11	R: 0 E: 0 K: 1 S: 4	H: 0 LOB: 0 BB: 2 P: 6	R: 0 E: 0 K: 1 S: 6	H: 0 LOB: 0 BB: 2 P: 10	R: 0 E: 0 K: 2 S: 13	H: 1 LOB: 1 BB: 0 P: 17	R: 0 E: 0 K: 1 S: 6	H: 0 LOB: 0 BB: 0 P: 9	R: 0 E: 0 K: 1 S: 13	H: 0 LOB: 0 BB: 0 P: 18			1B: 2 2B: 0 3B: 0 HR: 0	SF: 0 SAC: 0 DP: 2 HBP: 1	WP: 0 PB: 0 SB: 0 CS: 1	PA: 30						
PITCHER	IP	WLS	BF	H	R	ER	SO	BB	IBB	HBP	BLK	WP	HR	S	P	ERA	WHIP											
52 Jimmy Nelson, R ERA: 6.0	(1, 1)	7.0	W	23	2	0	0	9	2	0	1	0	0	0	56	88	0.00	0.571										
13 Will Smith, L ERA: 6.0	(8, 1)	1.0		3	0	0	0	1	0	0	0	0	0	6	9	0.00	0.000											
51 Jonathan Broxton, R ERA: 6.0	(9, 1)	1.0		3	0	0	0	1	0	0	0	0	0	13	18	0.00	0.000											

Batter	1	2	3	4	5	6	7	8	9	AB	R	H	RBI	BB	SO	LOB	BOTTOM										
27 Carlos Gómez, R OBP: 0.227, SLG: 0.286										4	0	1	1	0	0	1	Pittsburgh Pirates @ Milwaukee Brewers Miller Park, Milwaukee, WI Sat Apr 11 2015, 6:11 PM - 8:37 PM CDT Att. 41,108 - Roof Closed - 69 F										
20 Jonathan Lucroy, R OBP: 0.136, SLG: 0.150										4	0	0	0	0	0	1											
8 Ryan Braun, R OBP: 0.273, SLG: 0.200										3	0	0	0	1	1	1											
24 Adam Lind, L OBP: 0.619, SLG: 0.882										4	1	1	0	0	0	1											
16 Aramis Ramirez, R OBP: 0.200, SLG: 0.250 14 Luis Jimenez, R (9, 5)										4	1	1	0	0	1	1											
18 Kris Davis, R OBP: 0.333, SLG: 0.450										4	1	1	1	0	1	1											
9 Jean Segura, R OBP: 0.471, SLG: 0.667										2	2	1	2	1	1	0											
5 Héctor Gómez, R OBP: 0.667, SLG: 1.333										3	1	2	2	0	0	0											
52 Jimmy Nelson, R (1, 1) 7 Logan Schafer, L (7, PH) 13 Will Smith, R (8, 1) 51 Jonathan Broxton, R (9, 1)										2	0	0	0	0	2	1		Brewers									
Inning Stats	R: 0 E: 0 K: 1 S: 7	H: 0 LOB: 0 BB: 0 P: 13	R: 3 E: 0 K: 1 S: 17	H: 3 LOB: 1 BB: 1 P: 26	R: 0 E: 0 K: 0 S: 6	H: 0 LOB: 1 BB: 1 P: 14	R: 2 E: 0 K: 1 S: 10	H: 2 LOB: 0 BB: 0 P: 13	R: 0 E: 0 K: 0 S: 7	H: 0 LOB: 0 BB: 0 P: 7	R: 0 E: 0 K: 1 S: 7	H: 0 LOB: 0 BB: 0 P: 10	R: 1 E: 0 K: 0 S: 10	H: 2 LOB: 1 BB: 0 P: 14	R: 0 E: 0 K: 2 S: 9	H: 0 LOB: 0 BB: 0 P: 14			1B: 1 2B: 5 3B: 0 HR: 1	SF: 0 SAC: 1 DP: 0 HBP: 0	WP: 0 PB: 0 SB: 0 CS: 0	PA: 33					
PITCHER	IP	WLS	BF	H	R	ER	SO	BB	IBB	HBP	BLK	WP	HR	S	P	ERA	WHIP										
46 Vance Worley, R ERA: 8.53	(1, 1)	6.1	L	28	7	6	6	4	2	0	0	0	0	14	22	0.00	0.000										
52 Rob Scallih, R ERA: 8.53	(7, 1)	1.2		5	0	0	0	2	0	0	0	0	0	14	22	0.00	0.000										

Batter	1	2	3	4	5	6	7	8	9	AB	R	H	RBI	BB	SO	LOB	TOP								
12 Anthony Gose, L (1,8) OBP: 0.391, SLG: 0.696 26 Hernán Pérez, R (8,PH) 46 Ian Krol, L (8,1)	G6-3		K			K		K		3	0	0	0	0	2	0									
3 Ian Kinsler, R (1,4) OBP: 0.471, SLG: 0.552	K			K		G6-3			2B	4	1	1	0	0	2	0									
24 Miguel Cabrera, R (1,3) OBP: 0.576, SLG: 0.828	F8			K			1B		2B	4	2	2	1	0	1	0									
28 J.D. Martinez, R (1,9) OBP: 0.313, SLG: 0.710		K			L8				2B	3	1	1	2	1	1	0									
52 Yoenis Cespedes, R (1,7) OBP: 0.344, SLG: 0.500	G1-3				G6-3				HR	4	0	2	0	0	0	0									
9 Nick Castellanos, R (1,5) OBP: 0.281, SLG: 0.407					L9				1B	4	0	1	0	0	0	3									
13 Alex Avila, L (1,2) 41 Victor Martinez, S (8,PH) OBP: 0.429, SLG: 0.273	G4-3									2	0	0	0	1	0	2									
1 Jose Iglesias, R (1,6) OBP: 0.478, SLG: 0.500			G4-3			FC5-4				3	0	0	0	0	0	1									
19 Anibal Sánchez, R (1,1) 62 AJ Alburquerque, R (7,1) 20 Rajai Davis, R (8,PH) OBP: 0.417, SLG: 0.125			K							2	0	0	0	0	2	0									
Inning Stats	R: 0 E: 0 K: 1 S: 9	H: 0 LOB: 0 BB: 0 P: 13	R: 0 E: 0 K: 1 S: 10	H: 1 LOB: 1 BB: 0 P: 17	R: 0 E: 0 K: 2 S: 8	H: 0 LOB: 0 BB: 0 P: 9	R: 0 E: 0 K: 2 S: 11	H: 0 LOB: 0 BB: 0 P: 15	R: 0 E: 0 K: 0 S: 6	H: 0 LOB: 1 BB: 1 P: 12	R: 0 E: 0 K: 2 S: 7	H: 0 LOB: 0 BB: 0 P: 10	R: 1 E: 0 K: 0 S: 15	H: 2 LOB: 1 BB: 1 P: 21	R: 0 E: 0 K: 2 S: 8	H: 0 LOB: 0 BB: 0 P: 10	R: 3 E: 0 K: 1 S: 14	H: 4 LOB: 0 BB: 0 P: 18	1B: 4 2B: 2 3B: 0 HR: 1	SF: 0 SAC: 0 DP: 2 HBP: 0	WP: 0 PB: 0 SB: 0 CS: 0	PA: 34			
PITCHER	IP	WLS	BF	H	R	ER	SO	BB	IBB	HBP	BLK	WP	HR	S	P	ERA	WHIP								
45 Gerrit Cole, R (1,1) ERA: 3.27	6.0	W	23	3	1	1	8	2	0	0	0	0	0	63	94	1.50	0.833								
48 Jared Hughes, R (7,1) ERA: 1.8	1.0	H	2	0	0	0	0	0	0	0	0	0	0	3	3	0.00	0.000								
44 Tony Watson, L (8,1) ERA: 5.4	1.0		3	0	0	0	2	0	0	0	0	0	0	8	10	0.00	0.000								
35 Mark Melancon, R (9,1) ERA: 9.0	1.0		6	4	3	3	1	0	0	0	0	0	1	14	18	27.00	4.000								

Detroit Tigers @ Pittsburgh Pirates
PNC Park, Pittsburgh, PA
Mon Apr 13 2015, 1:40 PM - 4:10 PM EDT
Att: 39,933 - Partly Cloudy - 76 F


AB 32
R 4
H 7
RBI 3
BB 2
SO 11
LOB 6

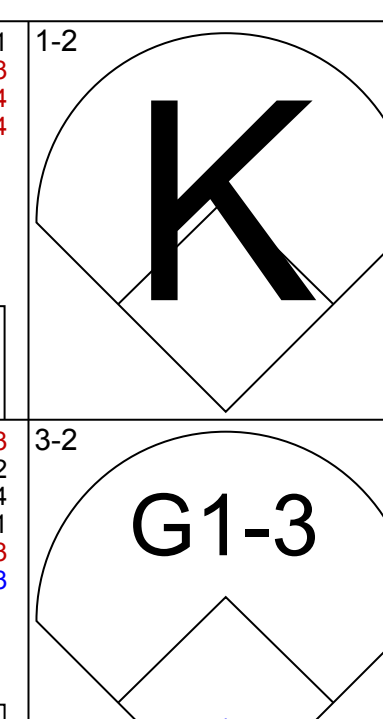
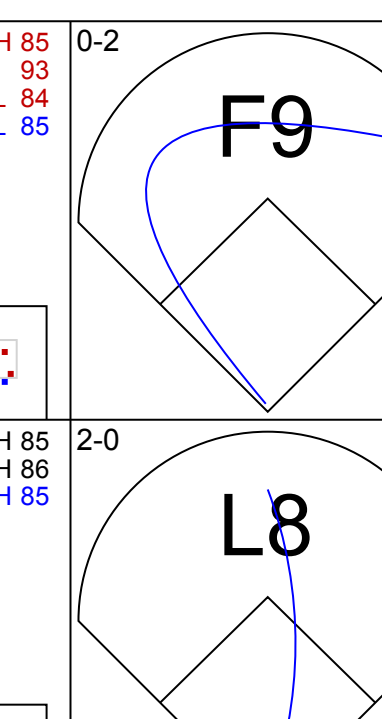
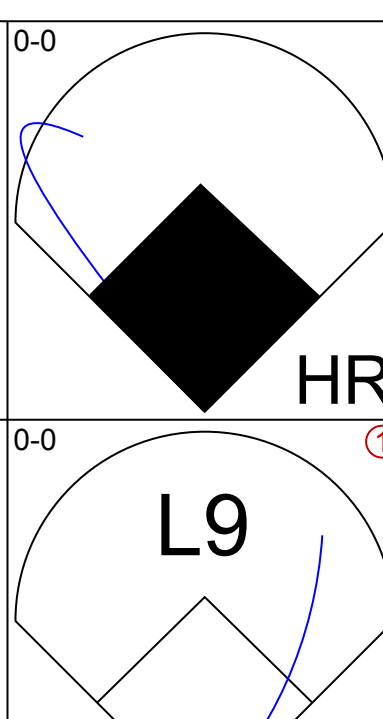
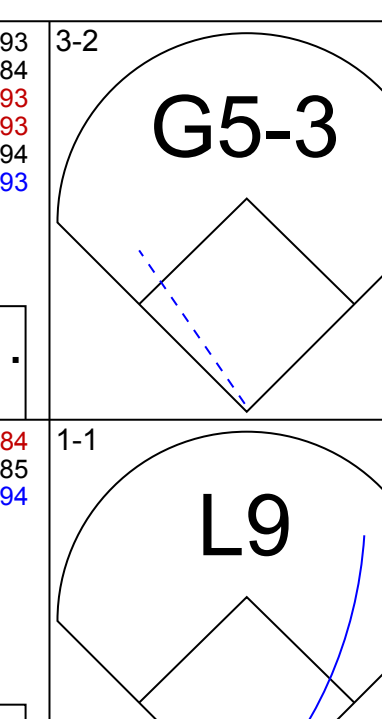
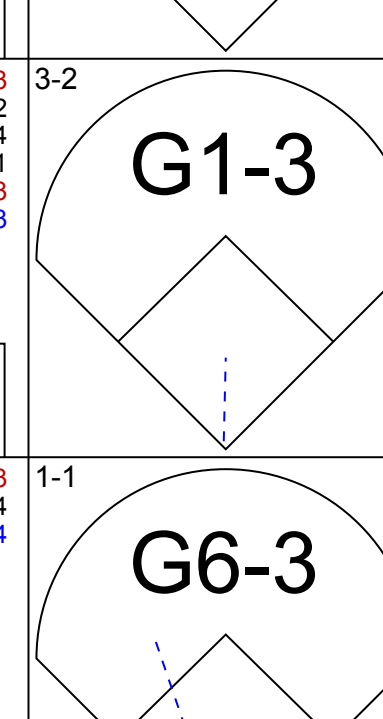
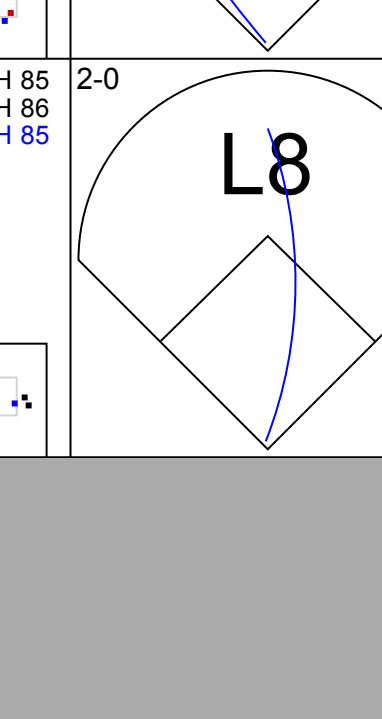
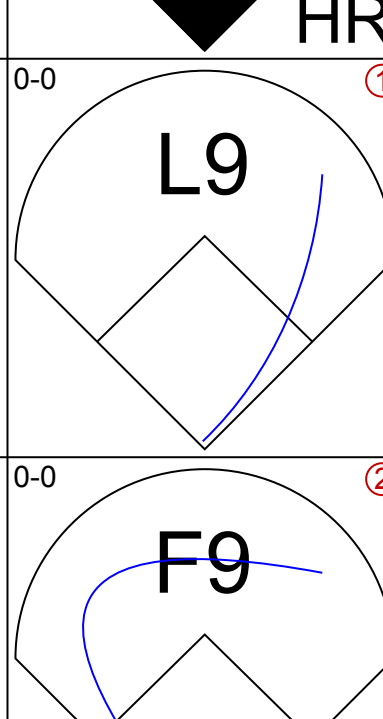
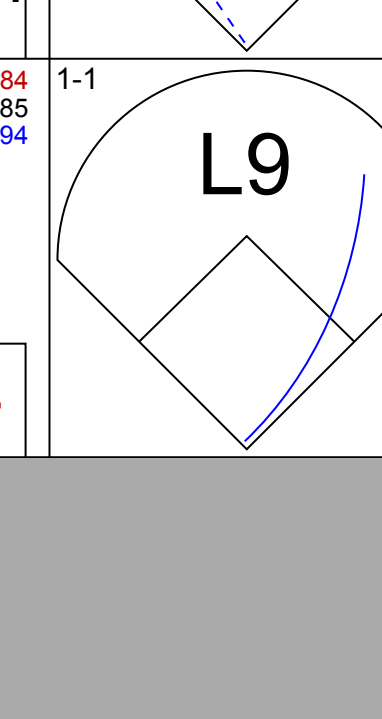
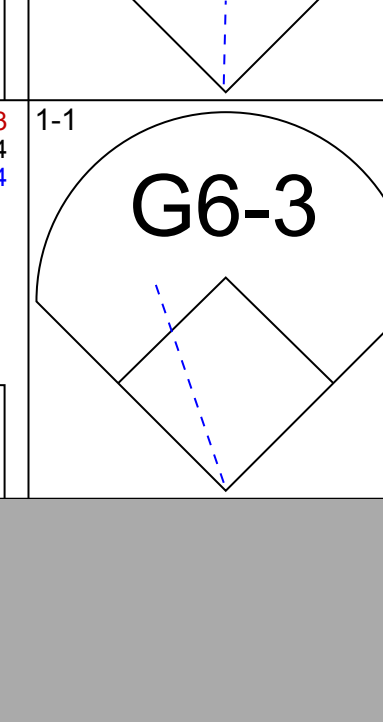

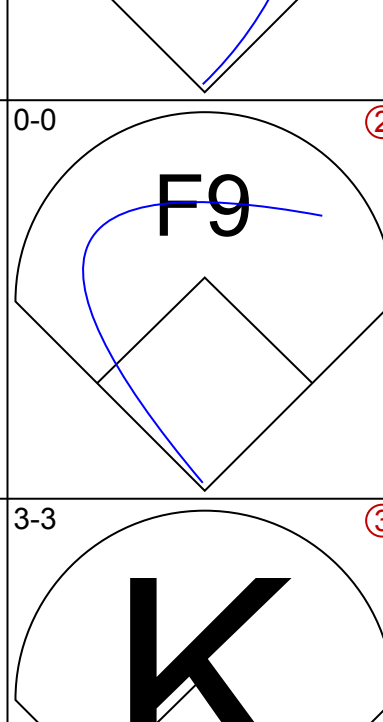

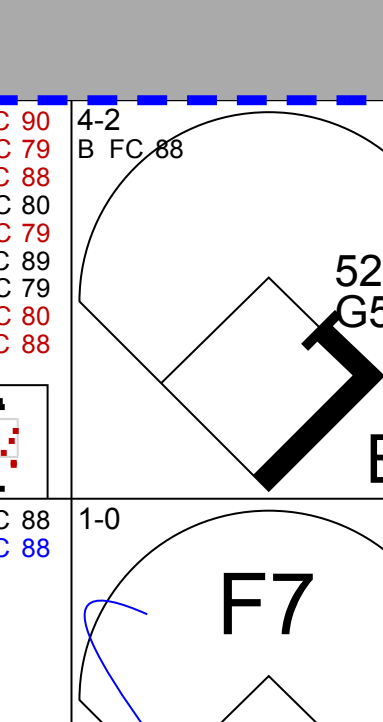
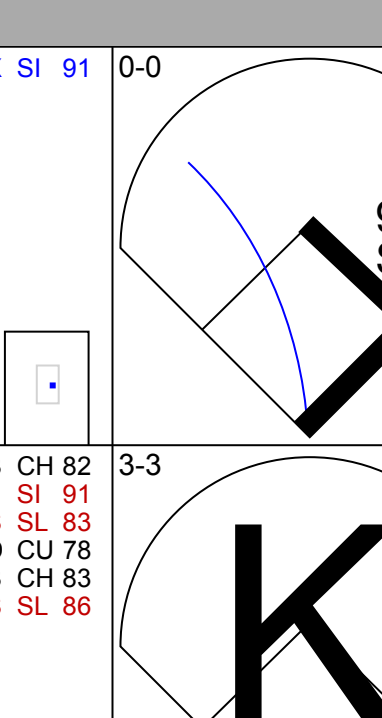
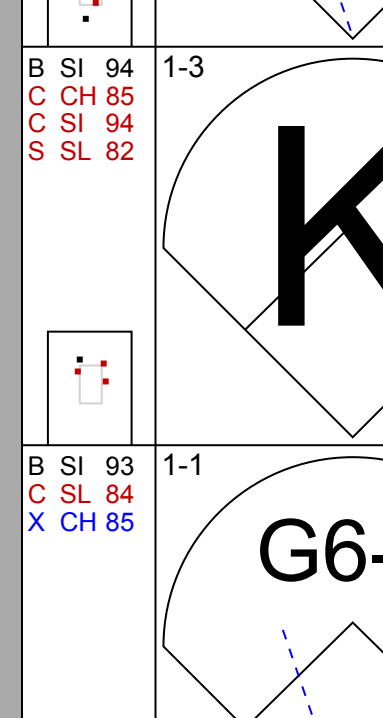
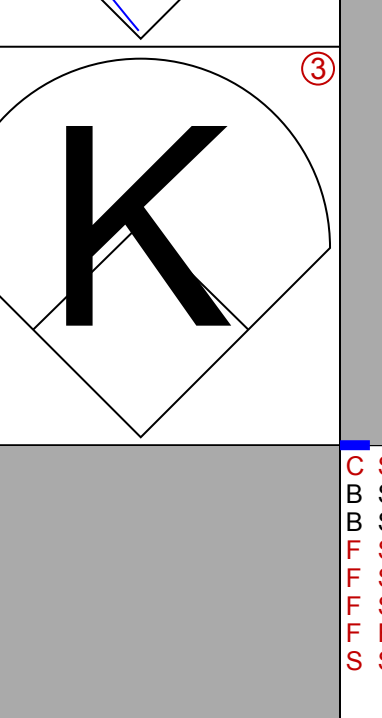

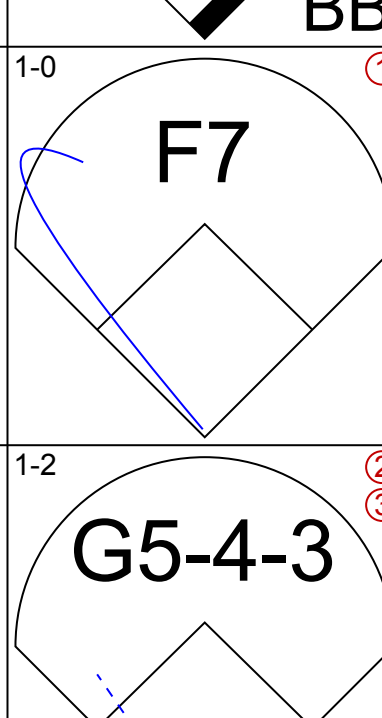




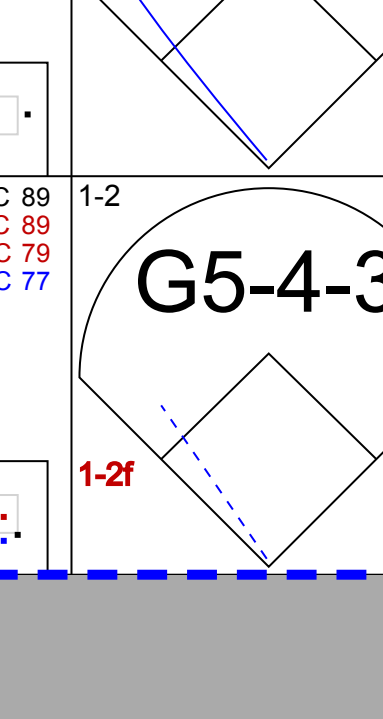








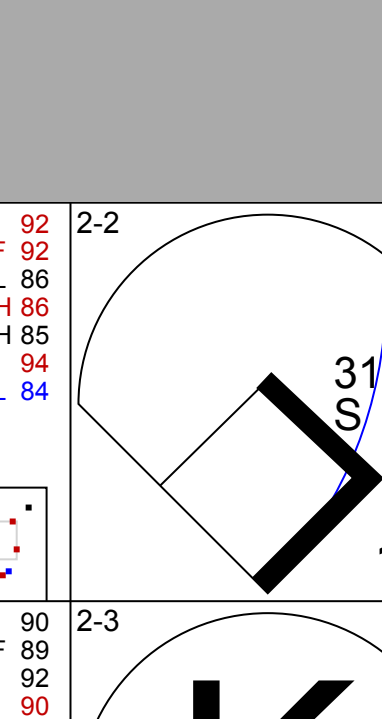



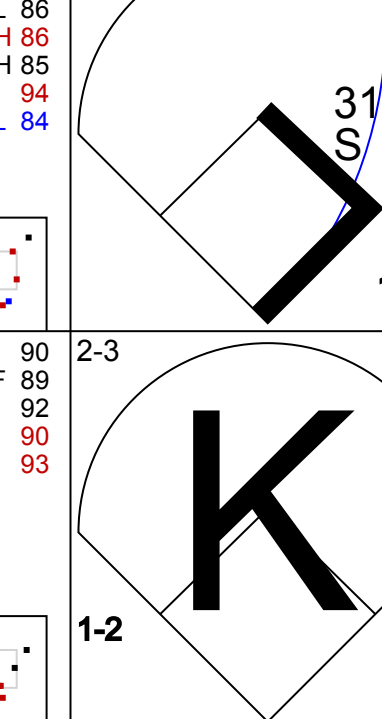

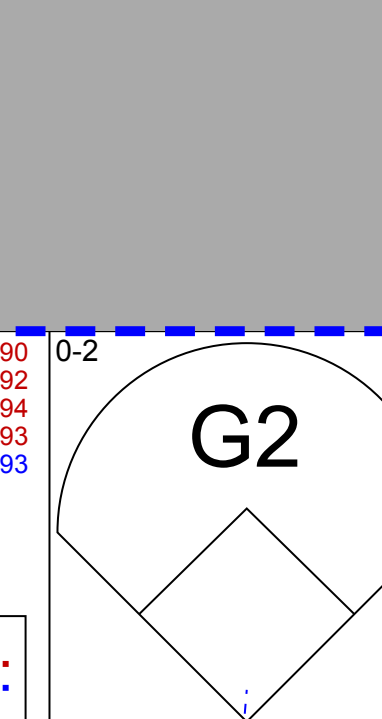


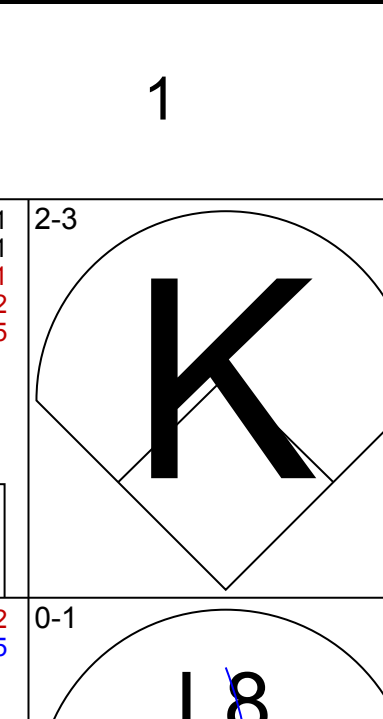

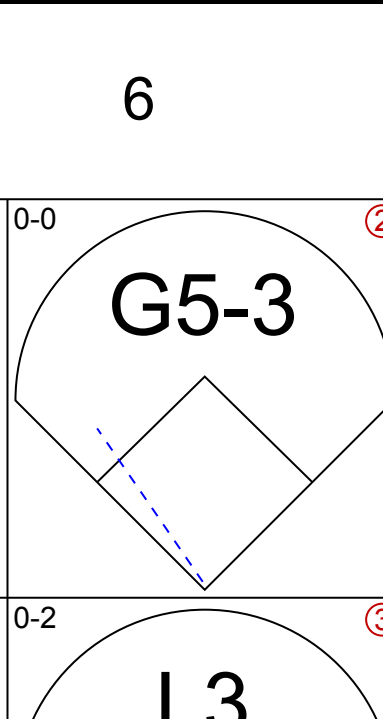

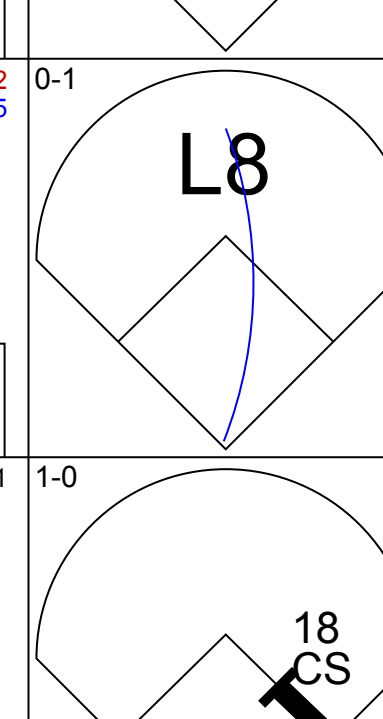

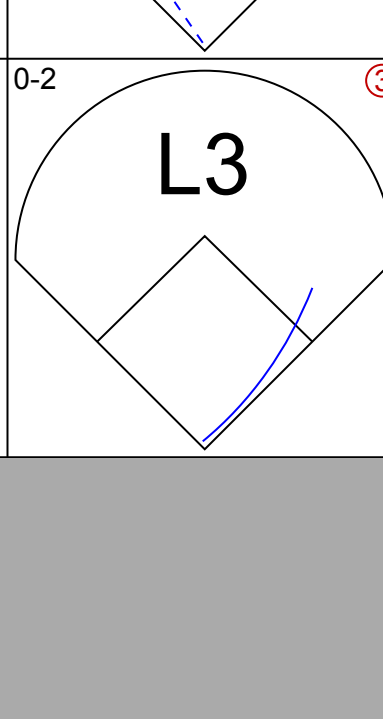

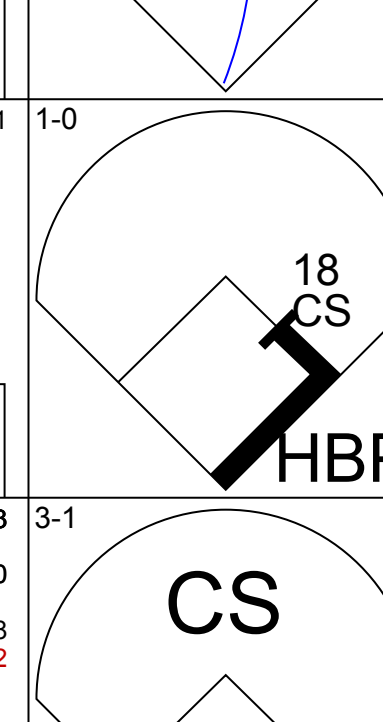


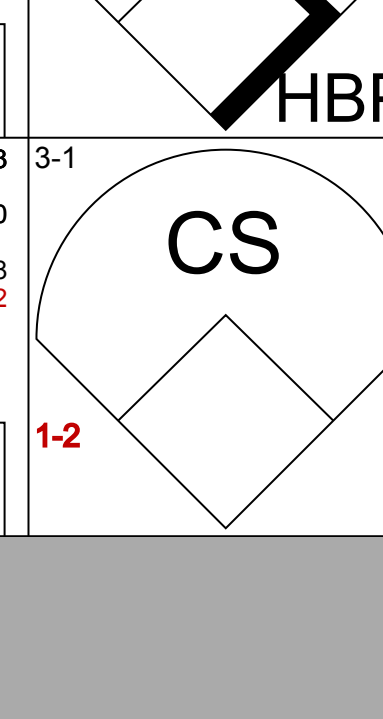
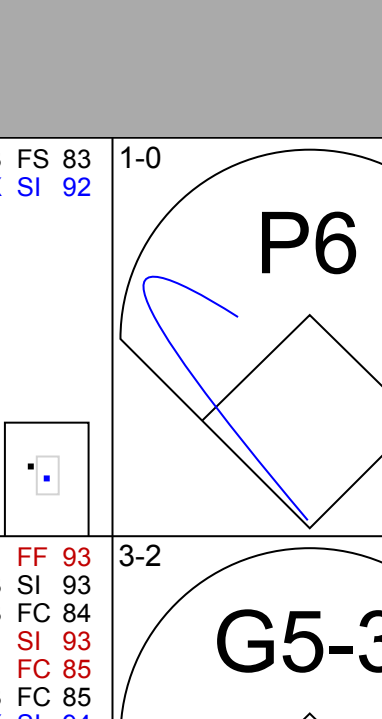









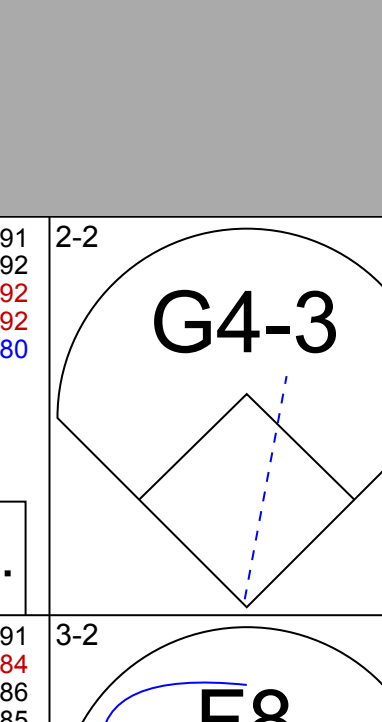
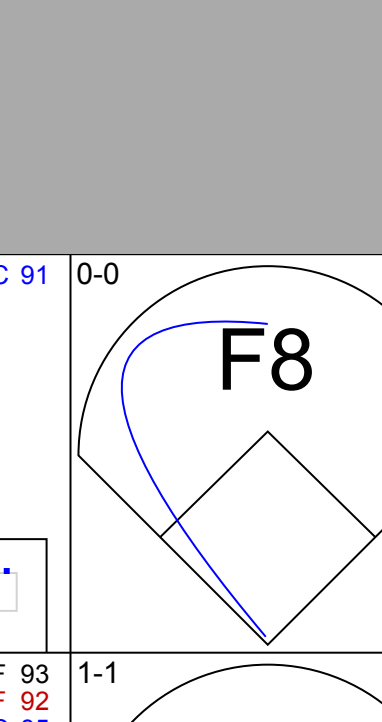

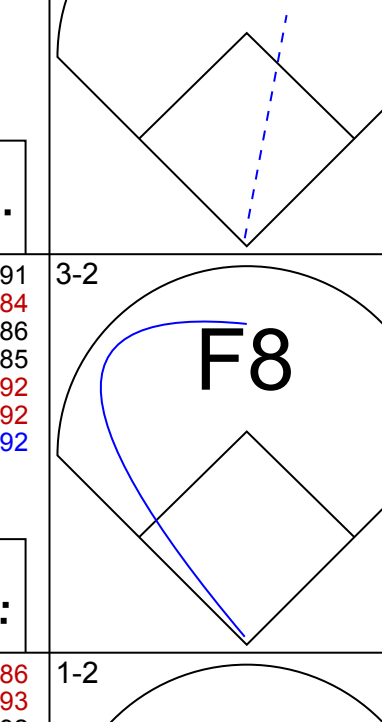
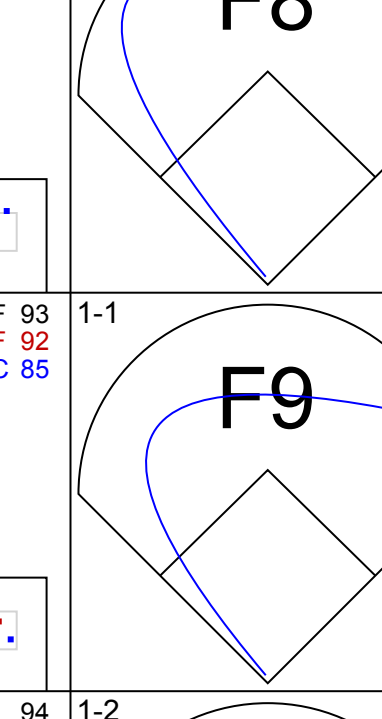

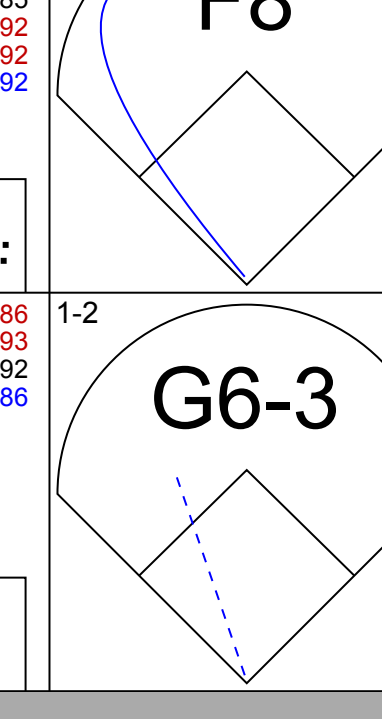

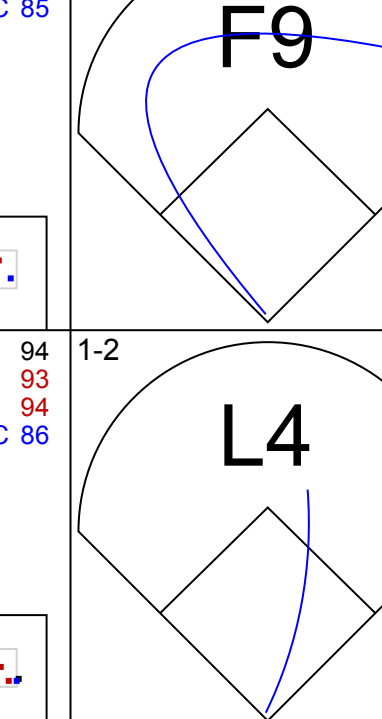
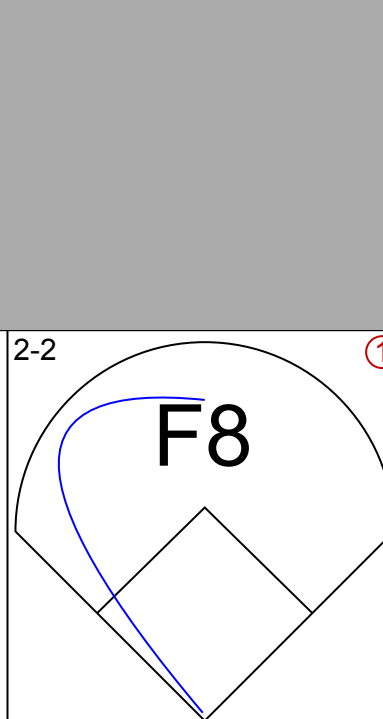
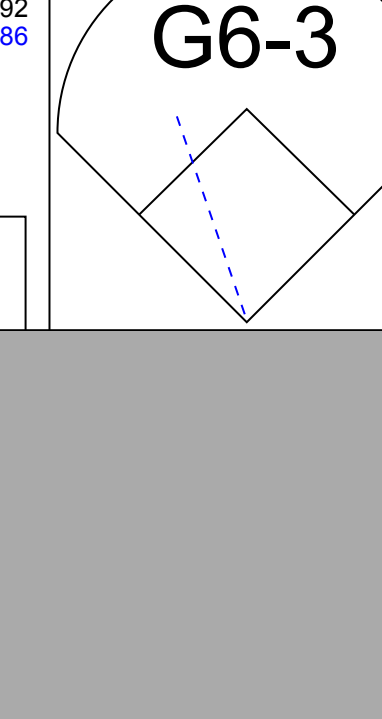
Batter	1	2	3	4	5	6	7	8	9	AB	R	H	RBI	BB	SO	LOB	BOTTOM								
5 Josh Harrison, R (1,5) OBP: 0.333, SLG: 0.391	HR		25 2B		G6-3					4	2	2	1	0	0	0									
25 Gregory Polanco, L (1,9) OBP: 0.286, SLG: 0.333	F7		22 SF9		K					4	0	1	0	0	2	0									
22 Andrew McCutchen, R (1,8) OBP: 0.286, SLG: 0.456	K		18 FC3-2						1B	3	0	1	1	0	2	0									
18 Neil Walker, S (1,4) OBP: 0.267, SLG: 0.464			2-3 3-H		FC3-2					4	0	1	0	0	2	0									
6 Starling Marte, R (1,7) OBP: 0.172, SLG: 0.269	K		3-H		F9					4	0	0	0	0	2	3									
24 Pedro Alvarez, L (1,3) OBP: 0.333, SLG: 0.739 44 Tony Watson, L (8,1)	K				G3-1					3	1	1	1	0	1	0									
27 Jung Ho Kang, R (8,PH) 35 Mark Melancon, R (9,1)										0	0	0	0	0	0	1									
29 Francisco Cervelli, R (1,2) OBP: 0.421, SLG: 0.471					L9					3	1	1	0	0	1	0									
10 Jordy Mercer, R (1,6) OBP: 0.375, SLG: 0.300					F9					2	0	1	0	0	0	0									
45 Gerrit Cole, R (1,1) 48 Jared Hughes, R (7,1) 12 Corey Hart, R (7,PH) 3 Sean Rodriguez, R (8,3) OBP: 0.500, SLG: 1.000	K									2	0	0	0	0	2	1									
Inning Stats	R: 1 E: 0 K: 2 S: 11	H: 2 LOB: 1 BB: 0 P: 16	R: 0 E: 0 K: 2 S: 12	H: 1 LOB: 1 BB: 0 P: 16	R: 1 E: 0 K: 0 S: 12	H: 2 LOB: 1 BB: 0 P: 16	R: 0 E: 0 K: 1 S: 9	H: 0 LOB: 0 BB: 0 P: 13	R: 0 E: 0 K: 2 S: 8	H: 0 LOB: 0 BB: 0 P: 13	R: 0 E: 0 K: 2 S: 12	H: 0 LOB: 0 BB: 0 P: 16	R: 3 E: 0 K: 1 S: 10	H: 3 LOB: 0 BB: 0 P: 14	R: 0 E: 0 K: 0 S: 11	H: 1 LOB: 1 BB: 0 P: 13	1B: 5 2B: 1 3B: 0 HR: 3	SF: 1 SAC: 1 DP: 0 HBP: 0	WP: 0 PB: 0 SB: 0 CS: 0	PA: 33					
PITCHER	IP	WLS	BF	H	R	ER	SO	BB	IBB	HBP	BLK	WP	HR	S	P	ERA	WHIP								
19 Anibal Sánchez, R (1,1) ERA: 3.46	6.1	L	27	5	5	5	9	0	0	0	0	0	0	68	95	7.11	1.263								
62 AJ Alburquerque, R (7,1) ERA: 3.69	0.2		2	0	0	0	1	0	0	0	0	0	0	6	9	0.00	0.000								
46 Ian Krol, L (8,1) ERA: 3.86	1.0		4	1	0	0	0	0	0	0	0	0	0	11	13	0.00	1.000								

Detroit Tigers @ Pittsburgh Pirates
PNC Park, Pittsburgh, PA
Mon Apr 13 2015, 1:40 PM - 4:10 PM EDT
Att: 39,933 - Partly Cloudy - 76 F

AB 31
R 5
H 9
RBI 5
BB 0
SO 10
LOB 7



Batter	1	2	3	4	5	6	7	8	9	AB	R	H	RBI	BB	SO	LOB	TOP										
20 Rajai Davis, R OBP: 0.429, SLG: 0.438										4	1	1	1	0	1	1	<p>Detroit Tigers @ Pittsburgh Pirates PNC Park, Pittsburgh, PA Wed Apr 15 2015, 7:07 PM - 9:58 PM EDT Att: 19,509 - Cloudy - 64 F</p>										
3 Ian Kinsler, R OBP: 0.395, SLG: 0.447										4	0	0	0	0	0	1											
24 Miguel Cabrera, R OBP: 0.500, SLG: 0.676										3	0	0	0	1	0	0											
28 J.D. Martinez, R OBP: 0.300, SLG: 0.615										4	0	1	0	0	2	1											
52 Yoenis Cespedes, R OBP: 0.325, SLG: 0.462										4	0	0	0	0	2	2											
9 Nick Castellanos, R OBP: 0.308, SLG: 0.412 17 Andrew Romine, S OBP: 0.800, SLG: 0.500										3	0	2	0	0	0	1											
34 James McCann, R OBP: 0.250, SLG: 0.182										3	0	0	0	0	3	3											
1 Jose Iglesias, R OBP: 0.533, SLG: 0.556										2	0	1	0	1	1	1											
31 Alfredo Simon, R 38 Joaquin Soria, R										3	0	0	0	0	1	2											
										0	0	0	0	0	0	0											
Inning Stats	R: 0 E: 0 K: 1 S: 8	H: 0 LOB: 0 BB: 0 P: 13	R: 0 E: 0 K: 2 S: 11	H: 1 LOB: 1 BB: 0 P: 15	R: 0 E: 0 K: 1 S: 13	H: 1 LOB: 1 BB: 0 P: 19	R: 0 E: 0 K: 1 S: 9	H: 0 LOB: 0 BB: 0 P: 13	R: 0 E: 0 K: 1 S: 7	H: 1 LOB: 1 BB: 1 P: 14	R: 1 E: 0 K: 1 S: 8	H: 1 LOB: 0 BB: 0 P: 11	R: 0 E: 0 K: 3 S: 14	H: 1 LOB: 1 BB: 0 P: 21	R: 0 E: 0 K: 0 S: 10	H: 0 LOB: 0 BB: 0 P: 14	R: 0 E: 0 K: 0 S: 10	H: 0 LOB: 0 BB: 1 P: 16	1B: 4 2B: 0 3B: 0 HR: 1	SF: 0 SAC: 0 DP: 1 HBP: 0	WP: 0 PB: 0 SB: 2 CS: 1	PA: 32					
PITCHER	IP	WLS	BF	H	R	ER	SO	BB	IBB	HBP	BLK	WP	HR	S	P	ERA	WHIP										
47 Francisco Liriano, L ERA: 2.08	(1, 1)	6.0	L	22	4	1	7	1	0	0	0	0	1	56	85	1.50	0.833										
48 Jared Hughes, R ERA: 1.5	(7, 1)	1.0		4	1	0	3	0	0	0	0	0	0	14	21	0.00	1.000										
44 Tony Watson, L ERA: 4.5	(8, 1)	1.0		3	0	0	0	0	0	0	0	0	0	10	14	0.00	0.000										
35 Mark Melancon, R ERA: 6.75	(9, 1)	1.0		3	0	0	0	1	0	0	0	0	0	10	16	0.00	1.000										

Batter	1	2	3	4	5	6	7	8	9	AB	R	H	RBI	BB	SO	LOB	BOTTOM										
5 Josh Harrison, R OBP: 0.286, SLG: 0.323										4	0	0	0	0	1	0	<p>Detroit Tigers @ Pittsburgh Pirates PNC Park, Pittsburgh, PA Wed Apr 15 2015, 7:07 PM - 9:58 PM EDT Att: 19,509 - Cloudy - 64 F</p>										
25 Gregory Polanco, L OBP: 0.222, SLG: 0.257										4	0	0	0	0	1	0											
22 Andrew McCutchen, R OBP: 0.294, SLG: 0.414										2	0	1	0	0	0	0											
18 Neil Walker, S OBP: 0.250, SLG: 0.412										3	0	1	0	0	0	0											
6 Starling Marte, R OBP: 0.156, SLG: 0.241										3	0	0	0	0	2	2											
24 Pedro Alvarez, L OBP: 0.300, SLG: 0.621										3	0	0	0	0	0	0											
29 Francisco Cervelli, R OBP: 0.360, SLG: 0.391										3	0	0	0	0	0	0											
10 Jordy Mercer, R OBP: 0.300, SLG: 0.231										3	0	0	0	0	1	0											
47 Francisco Liriano, L 15 Andrew Lamb, L 48 Jared Hughes, R 44 Tony Watson, L 35 Mark Melancon, R 12 Corey Hart, R										1	0	0	0	0	0	0											
										0	0	0	0	0	0	0											
Inning Stats	R: 0 E: 0 K: 1 S: 6	H: 0 LOB: 0 BB: 0 P: 12	R: 0 E: 0 K: 0 S: 8	H: 0 LOB: 0 BB: 0 P: 15	R: 0 E: 0 K: 0 S: 6	H: 0 LOB: 0 BB: 0 P: 8	R: 0 E: 0 K: 0 S: 15	H: 2 LOB: 2 BB: 0 P: 26	R: 0 E: 0 K: 1 S: 8	H: 0 LOB: 0 BB: 0 P: 12	R: 0 E: 0 K: 0 S: 8	H: 0 LOB: 0 BB: 0 P: 10	R: 0 E: 0 K: 0 S: 6	H: 0 LOB: 0 BB: 0 P: 9	R: 0 E: 0 K: 0 S: 10	H: 0 LOB: 0 BB: 0 P: 16	R: 0 E: 0 K: 1 S: 6	H: 0 LOB: 0 BB: 0 P: 10	1B: 2 2B: 0 3B: 0 HR: 0	SF: 0 SAC: 0 DP: 0 HBP: 1	WP: 0 PB: 0 SB: 0 CS: 1	PA: 30					
PITCHER	IP	WLS	BF	H	R	ER	SO	BB	IBB	HBP	BLK	WP	HR	S	P	ERA	WHIP										
31 Alfredo Simon, R ERA: 2.03	(1, 1)	8.0	W	26	2	0	2	0	0	1	0	0	0	67	108	0.00	0.250										
38 Joaquin Soria, R ERA: 1.93	(9, 1)	1.0	S	3	0	0	1	0	0	0	0	0	0	6	10	0.00	0.000										

Batter	1	2	3	4	5	6	7	8	9	AB	R	H	RBI	BB	SO	LOB	TOP			
9 Jean Segura, R OBP: 0.368, SLG: 0.472	G4-3		L9				G6-3			5	0	2	1	0	0	0	Milwaukee Brewers @ Pittsburgh Pirates PNC Park, Pittsburgh, PA Fri Apr 17 2015, 7:07 PM - 10:05 PM EDT Att: 25,664 - Partly Cloudy - 77 F			
20 Jonathan Lucroy, R OBP: 0.250, SLG: 0.200	K		K				G6-3			5	0	1	0	0	2	1				
8 Ryan Braun, R OBP: 0.250, SLG: 0.226	L8		F9				G4-6-3			4	0	0	0	0	0	2				
24 Adam Lind, L OBP: 0.405, SLG: 0.500										3	1	0	0	1	1	0				
16 Aramis Ramirez, R OBP: 0.154, SLG: 0.205										4	0	0	0	0	1	1				
18 Kris Davis, R OBP: 0.368, SLG: 0.429										4	1	3	0	0	1	0				
28 Gerardo Parra, L OBP: 0.250, SLG: 0.348										2	0	1	2	1	0	1				
14 Luis Jimenez, R (9, PH)										1	0	0	0	0	1	0				
2 Scooter Gennett, L OBP: 0.300, SLG: 0.192										1	0	0	0	2	1	2				
15 Jason Rogers, R OBP: 1.000, SLG: 2.000										1	1	1	0	0	0	0				
52 Jimmy Nelson, R (1, 1)										2	0	0	0	0	1	2				
5 Héctor Gómez, R OBP: 0.275, SLG: 0.275										1	0	0	0	0	0	2				
21 Jeremy Jeffress, R (8, 1)										0	0	0	0	0	0	0				
51 Jonathan Broxton, R (8, 1)										0	0	0	0	0	0	0				
54 Michael Blazek, R (8, PH)										0	0	0	0	0	0	0				
12 Martin Maldonado, R (8, PH)										1	0	0	0	0	1	1				
Inning Stats	R: 0 E: 0 K: 1 S: 6	H: 0 LOB: 0 BB: 0 P: 9	R: 1 E: 0 K: 2 S: 16	H: 1 LOB: 2 BB: 2 P: 25	R: 0 E: 0 K: 1 S: 7	H: 0 LOB: 0 BB: 0 P: 10	R: 0 E: 0 K: 1 S: 7	H: 1 LOB: 1 BB: 1 P: 13	R: 0 E: 0 K: 0 S: 10	H: 2 LOB: 2 BB: 0 P: 14	R: 1 E: 0 K: 1 S: 14	H: 2 LOB: 2 BB: 1 P: 22	R: 0 E: 0 K: 1 S: 12	H: 0 LOB: 0 BB: 0 P: 19	R: 1 E: 0 K: 2 S: 12	H: 2 LOB: 1 BB: 0 P: 16	1B: 5 2B: 3 3B: 0 HR: 0	SF: 0 SAC: 0 DP: 1 HBP: 0	WP: 0 PB: 0 SB: 0 CS: 0	PA: 38
PITCHER	IP WLS BF H R ER SO BB IBB HBP BLK WP HR S P ERA WHIP																			
46 Vance Worley, R ERA: 5.4	(1, 1) 6.0 W 27 6 2 2 6 2 2 0 0 0 0 0 60 93 3.00 1.333																			
48 Jared Hughes, R ERA: 1.29	(7, 1) 1.0 H 3 0 0 0 0 0 0 0 0 0 0 5 7 0.00 0.000																			
44 Tony Watson, L ERA: 3.86	(8, 1) 1.0 H 3 0 0 0 0 0 0 0 0 0 0 12 19 0.00 0.000																			
59 Antonio Bastardo, L ERA: 5.4	(9, 1) 0.2 4 2 1 1 2 0 0 0 0 0 0 11 15 13.50 3.000																			
35 Mark Melancon, R ERA: 6.23	(9, 1) 0.1 S 1 0 0 0 0 0 0 0 0 0 0 1 1 0.00 0.000																			

Batter	1	2	3	4	5	6	7	8	9	AB	R	H	RBI	BB	SO	LOB	BOTTOM			
5 Josh Harrison, R OBP: 0.282, SLG: 0.314	G5-3		K				G4-3			4	0	1	1	0	1	2	Milwaukee Brewers @ Pittsburgh Pirates PNC Park, Pittsburgh, PA Fri Apr 17 2015, 7:07 PM - 10:05 PM EDT Att: 25,664 - Partly Cloudy - 77 F			
29 Francisco Cervelli, R OBP: 0.345, SLG: 0.346	G5-3						G4-3			3	1	0	0	0	1	2				
25 Gregory Polanco, L OBP: 0.275, SLG: 0.333	G6-3									4	1	3	0	0	0	0				
22 Andrew McCutchen, R OBP: 0.289, SLG: 0.424										4	0	1	1	0	1	3				
24 Pedro Alvarez, L OBP: 0.324, SLG: 0.594										3	1	1	1	1	1	2				
59 Antonio Bastardo, R (9, 1)										0	0	0	0	0	0	0				
35 Mark Melancon, R (9, 1)										0	0	0	0	0	0	0				
6 Starling Marte, R OBP: 0.194, SLG: 0.364	G4-3									4	2	2	2	0	0	3				
10 Jordy Mercer, R OBP: 0.294, SLG: 0.233	G6-3									4	0	1	0	0	1	2				
3 Sean Rodriguez, R OBP: 0.500, SLG: 0.500										3	1	2	1	0	0	0				
46 Vance Worley, R (1, 1)										2	0	0	0	0	1	1				
48 Jared Hughes, R ERA: 1.5										0	0	0	0	0	0	0				
15 Andrew Lamb, L (7, PH)										0	0	0	0	1	0	0				
44 Tony Watson, L ERA: 3.86										0	0	0	0	0	0	0				
18 Neil Walker, S OBP: 0.343, SLG: 0.460										0	0	0	0	0	0	0				
Inning Stats	R: 0 E: 0 K: 0 S: 4	H: 0 LOB: 0 BB: 0 P: 7	R: 0 E: 0 K: 1 S: 12	H: 1 LOB: 1 BB: 0 P: 21	R: 0 E: 0 K: 1 S: 10	H: 0 LOB: 0 BB: 0 P: 11	R: 1 E: 0 K: 0 S: 11	H: 1 LOB: 0 BB: 0 P: 18	R: 2 E: 0 K: 1 S: 13	H: 3 LOB: 0 BB: 0 P: 16	R: 0 E: 0 K: 2 S: 13	H: 1 LOB: 2 BB: 1 P: 21	R: 0 E: 0 K: 0 S: 7	H: 1 LOB: 2 BB: 1 P: 12	R: 3 E: 0 K: 2 S: 18	H: 4 LOB: 1 BB: 0 P: 28	1B: 8 2B: 3 3B: 0 HR: 1	SF: 0 SAC: 1 DP: 1 HBP: 1	WP: 0 PB: 1 SB: 3 CS: 1	PA: 37
PITCHER	IP WLS BF H R ER SO BB IBB HBP BLK WP HR S P ERA WHIP																			
52 Jimmy Nelson, R ERA: 1.5	(1, 1) 5.0 L 19 5 3 2 3 0 0 0 1 0 0 0 20 33 0.00 1.500																			
21 Jeremy Jeffress, R ERA: 2.7	(6, 1) 2.0 10 2 0 0 2 1 1 0 0 1 0 0 20 33 0.00 1.500																			
51 Jonathan Broxton, R ERA: 0.6	(8, 1) 0.2 6 4 3 3 1 0 0 0 0 0 0 1 15 24 40.50 6.000																			
54 Michael Blazek, R ERA: 1.8	(8, 1) 0.1 1 0 0 0 1 0 0 0 0 0 0 0 3 4 0.00 0.000																			



Batter	1	2	3	4	5	6	7	8	9	AB	R	H	RBI	BB	SO	LOB	TOP																			
9 Jean Segura, R OBP: 0.348, SLG: 0.432	G4-3	G6-3			G3-1			P3		4	0	0	1	0	0	1	Milwaukee Brewers @ Pittsburgh Pirates PNC Park, Pittsburgh, PA Sun Apr 19 2015, 1:37 PM - 4:16 PM EDT Att: 28,129 - Partly Cloudy - 70 F																			
20 Jonathan Lucroy, R OBP: 0.229, SLG: 0.160	E5	E5			G4-6-3			F8		4	0	1	0	0	0	0																				
8 Ryan Braun, R OBP: 0.275, SLG: 0.237	K	FC6-4			G4-6-3			K		4	0	0	0	0	2	3																				
24 Adam Lind, L OBP: 0.391, SLG: 0.475	1B				K			G3-1		4	0	1	0	0	1	0																				
18 Khris Davis, R OBP: 0.370, SLG: 0.405	1B				K			G6-3		3	0	1	0	1	1	0																				
28 Gerardo Parra, L OBP: 0.214, SLG: 0.296	F7				K			G4-6-3		4	0	0	0	0	1	4																				
2 Scooter Gennett, L OBP: 0.303, SLG: 0.207		G6-3			K			K		3	1	1	0	0	2	0																				
14 Luis Jimenez, R OBP: 0.100, SLG: 0.100		G6-3			F8			K		3	1	1	0	0	1	0																				
22 Matt Garza, R 7 Logan Schafer, L 48 Neal Cotts, L 54 Michael Blazek, R	K2-3				G1-3			L7		2	0	0	0	0	1	2																				
Inning Stats	R: 0 H: 1 E: 1 K: 1 S: 12	H: 1 LOB: 3 BB: 1 P: 19	R: 2 H: 2 E: 1 K: 1 S: 17	H: 2 LOB: 1 BB: 0 P: 22	R: 0 H: 0 E: 0 K: 3 S: 12	H: 0 LOB: 0 BB: 0 P: 16	R: 0 H: 0 E: 0 K: 1 S: 8	H: 0 LOB: 0 BB: 0 P: 13	R: 0 H: 1 E: 0 K: 0 S: 7	H: 0 LOB: 0 BB: 0 P: 10	R: 0 H: 0 E: 0 K: 0 S: 9	H: 0 LOB: 0 BB: 0 P: 15	R: 0 H: 0 E: 0 K: 1 S: 12	H: 0 LOB: 0 BB: 0 P: 17	R: 0 H: 0 E: 0 K: 0 S: 8	H: 1 LOB: 0 BB: 0 P: 8	1B: 5 2B: 0 3B: 0 HR: 0	SF: 0 SAC: 0 DP: 2 HBP: 0	WP: 0 PB: 0 CS: 0	PA: 33																
PITCHER	IP	WLS	BF	H	R	ER	SO	BB	IBB	HBP	BLK	WP	HR	S	P	ERA	WHIP	PITCHER		IP	WLS	BF	H	R	ER	SO	BB	IBB	HBP	BLK	WP	HR	S	P	ERA	WHIP
45 Gerrit Cole, R ERA: 2.65	6.0	W	24	4	2	1	6	1	0	0	0	0	0	65	95	1.50	0.833			6.0	W	24	4	2	1	6	1	0	0	0	0	0	65	95	1.50	0.833
48 Jared Hughes, R ERA: 1.13	1.0	H	3	0	0	0	2	0	0	0	0	0	0	12	17	0.00	0.000			1.0	H	3	0	0	0	2	0	0	0	0	0	12	17	0.00	0.000	
44 Tony Watson, L ERA: 3.38	1.0	H	3	0	0	0	1	0	0	0	0	0	0	8	13	0.00	0.000			1.0	H	3	0	0	0	1	0	0	0	0	8	13	0.00	0.000		
35 Mark Melancon, R ERA: 5.06	1.0	S	3	1	0	0	0	0	0	0	0	0	0	7	8	0.00	1.000			1.0	S	3	1	0	0	0	0	0	0	0	7	8	0.00	1.000		

Batter	1	2	3	4	5	6	7	8	9	AB	R	H	RBI	BB	SO	LOB	BOTTOM																			
5 Josh Harrison, R OBP: 0.298, SLG: 0.349	P4				G5-3			G5-3		4	1	2	0	0	0	1	Milwaukee Brewers @ Pittsburgh Pirates PNC Park, Pittsburgh, PA Sun Apr 19 2015, 1:37 PM - 4:16 PM EDT Att: 28,129 - Partly Cloudy - 70 F																			
25 Gregory Polanco, L OBP: 0.292, SLG: 0.348	E5	E6			K			G5-3		4	1	1	0	0	1	2																				
22 Andrew McCutchen, R OBP: 0.326, SLG: 0.395	1B	P2			G6-3			F8		4	0	1	1	0	0	3																				
18 Neil Walker, S OBP: 0.267, SLG: 0.381	1B	K			G5-4-3			P6		3	0	1	0	1	1	3																				
6 Starling Marte, R OBP: 0.205, SLG: 0.415	K				G5-4-3			K		4	0	0	0	0	2	3																				
24 Pedro Alvarez, L OBP: 0.310, SLG: 0.590 35 Mark Melancon, R	F7				HR			F8		3	2	1	1	1	0	2																				
10 Jordy Mercer, R OBP: 0.273, SLG: 0.200 27 Jung Ho Kang, R OBP: 0.182, SLG: 0.100	L4				G6-3			F8		2	0	0	0	0	2																					
19 Chris Stewart, R OBP: 0.250, SLG: 0.250		G5-3			P4			FC6-4		4	0	1	2	0	0	1																				
45 Gerrit Cole, R 12 Corey Hart, R 48 Jared Hughes, R 44 Tony Watson, L 3 Sean Rodriguez, R	1B				G4-3			G6-4-3		1	0	0	0	1	0	0																				
Inning Stats	R: 2 H: 3 E: 1 K: 1 S: 16	H: 3 LOB: 2 BB: 1 P: 28	R: 0 H: 1 E: 1 K: 1 S: 17	H: 1 LOB: 3 BB: 1 P: 26	R: 1 H: 1 E: 0 K: 0 S: 12	H: 1 LOB: 0 BB: 0 P: 17	R: 0 H: 0 E: 0 K: 1 S: 10	H: 0 LOB: 0 BB: 0 P: 11	R: 0 H: 1 E: 0 K: 0 S: 4	H: 1 LOB: 0 BB: 0 P: 6	R: 2 H: 1 E: 0 K: 0 S: 5	H: 1 LOB: 1 BB: 1 P: 15	R: 0 H: 0 E: 0 K: 0 S: 5	H: 0 LOB: 0 BB: 0 P: 10	R: 0 H: 0 E: 0 K: 1 S: 7	H: 0 LOB: 1 BB: 1 P: 17	1B: 5 2B: 1 3B: 0 HR: 1	SF: 0 SAC: 0 DP: 2 HBP: 1	WP: 2 PB: 0 CS: 0	PA: 35																
PITCHER	IP	WLS	BF	H	R	ER	SO	BB	IBB	HBP	BLK	WP	HR	S	P	ERA	WHIP	PITCHER		IP	WLS	BF	H	R	ER	SO	BB	IBB	HBP	BLK	WP	HR	S	P	ERA	WHIP
22 Matt Garza, R ERA: 5.4	6.0	L	28	7	5	5	3	3	0	1	0	0	0	64	103	7.50	1.667			6.0	L	28	7	5	5	3	3	0	1	0	0	64	103	7.50	1.667	
48 Neal Cotts, L ERA: 1.59	1.0		3	0	0	0	0	0	0	0	0	0	0	5	10	0.00	0.000			1.0		3	0	0	0	0	0	0	0	0	5	10	0.00	0.000		
54 Michael Blazek, R ERA: 1.5	1.0		4	0	0	0	1	1	0	0	0	0	0	7	17	0.00	1.000			1.0		4	0	0	0	0	1	0	0	0	7	17	0.00	1.000		



Batter	1	2	3	4	5	6	7	8	9	AB	R	H	RBI	BB	SO	LOB	TOP										
24 Dexter Fowler, S OBP: 0.310, SLG: 0.434	G3-1		G5-3		G4-3		K	K		5	0	0	0	0	2	1											
68 Jorge Soler, R OBP: 0.394, SLG: 0.520	1B		1B		1B		E		F8	5	2	4	0	0	0	0											
44 Anthony Rizzo, L OBP: 0.483, SLG: 0.385	FC4-6		1B		1B		E		1B	3	1	2	0	1	0	1											
17 Kris Bryant, R OBP: 0.579, SLG: 0.571			G5-4-3		1B		E2		1B	4	1	3	3	1	0	2											
47 Miguel Montero, L OBP: 0.278, SLG: 0.414	K				1B		F7		G3	4	0	1	0	1	1	3											
13 Starlin Castro, R OBP: 0.353, SLG: 0.408	1B				1B					4	0	2	0	0	0	0											
8 Chris Coghlan, L OBP: 0.293, SLG: 0.459	F8		1B							3	0	0	0	0	0	3											
15 Chris Denorfia, R OBP: 0.697, SLG: 0.667										1	1	1	0	0	0	0											
49 Jake Arrieta, R										3	0	0	0	0	0	3											
5 Wellington Castillo, R	G2									1	0	0	0	0	0	1											
46 Pedro Strop, R										0	0	0	0	0	0	0											
59 Zac Rosscup, R										0	0	0	0	0	0	0											
19 Jonathan Herrera, S OBP: 0.222, SLG: 0.192	F8									4	0	1	1	0	0	1											
Inning Stats	R: 0 H: 1 E: 0 K: 1 S: 13	H: 1 LOB: 2 BB: 1 P: 19	R: 0 H: 1 E: 0 K: 0 S: 7	H: 1 LOB: 1 BB: 0 P: 9	R: 0 H: 2 E: 0 K: 0 S: 8	H: 2 LOB: 1 BB: 0 P: 11	R: 0 H: 1 E: 1 K: 0 S: 11	H: 1 LOB: 1 BB: 1 P: 15	R: 1 H: 3 E: 0 K: 0 S: 12	H: 3 LOB: 2 BB: 0 P: 23	R: 0 H: 0 E: 0 K: 0 S: 9	H: 0 LOB: 0 BB: 0 P: 14	R: 3 H: 2 E: 1 K: 1 S: 10	H: 2 LOB: 0 BB: 1 P: 19	R: 1 H: 2 E: 0 K: 1 S: 16	H: 2 LOB: 1 BB: 0 P: 23	R: 0 H: 2 E: 0 K: 0 S: 6	H: 2 LOB: 1 BB: 0 P: 8	1B: 12 2B: 2 3B: 0 HR: 0	SF: 0 SAC: 0 DP: 2 HBP: 1	WP: 0 PB: 0 SB: 2 CS: 0	PA: 41					
PITCHER	IP	WLS	BF	H	R	ER	SO	BB	IBB	HBP	BLK	WP	HR	S	P	ERA	WHIP										
34 A.J. Burnett, R ERA: 2.0	6.0		26	8	1	1	1	2	0	1	0	0	0	60	91	1.50	1.667										
37 Arquimedes Caminero, R ERA: 5.4	1.0	L	6	2	3	2	1	1	0	0	0	0	0	10	19	18.00	3.000										
59 Antonio Bastardo, L ERA: 6.75	1.0		5	2	1	1	1	0	0	0	0	0	0	16	23	9.00	2.000										
52 Rob Scallih, R ERA:	1.0		4	2	0	0	0	0	0	0	0	0	0	6	8	0.00	2.000										

Chicago Cubs @ Pittsburgh Pirates
PNC Park, Pittsburgh, PA
Mon Apr 20 2015, 7:35 PM - 10:46 PM EDT
Att: 11,777 - Cloudy - 60 F

AB	37
R	5
H	14
RBI	4
BB	3
SO	3
LOB	15



Batter	1	2	3	4	5	6	7	8	9	AB	R	H	RBI	BB	SO	LOB	BOTTOM										
5 Josh Harrison, R OBP: 0.275, SLG: 0.319	G6-3		L1-6-3			G6-3		G5-3		4	0	0	0	0	0	0											
25 Gregory Polanco, L OBP: 0.288, SLG: 0.340	1B		K			F8		K		4	1	1	0	0	2	0											
52 Rob Scallih, L	1B		K							0	0	0	0	0	0	0											
22 Andrew McCutchen, R OBP: 0.340, SLG: 0.429	1B								K	4	0	2	1	0	2	0											
18 Neil Walker, S OBP: 0.265, SLG: 0.391	2B		G3-1		G4-3			F9		4	0	1	0	0	0	1											
6 Starling Marte, R OBP: 0.208, SLG: 0.467	FC1-5		G6-3			K				4	1	1	1	0	1	2											
24 Pedro Alvarez, L OBP: 0.283, SLG: 0.535	L8		K			E5		G3-1		4	0	0	0	0	1	2											
29 Francisco Cervelli, R OBP: 0.333, SLG: 0.333		G6-3			G1-3		K			3	0	0	0	0	1	1											
27 Jung Ho Kang, R OBP: 0.143, SLG: 0.077		K			G6-3		FC6-4			3	0	0	0	0	1	1											
34 A.J. Burnett, R					G1-3					2	0	0	0	0	1	0											
37 Arquimedes Caminero, R										0	0	0	0	0	0	0											
59 Antonio Bastardo, R										0	0	0	0	0	0	0											
15 Andrew Lambo, L										1	0	0	0	0	1	0											
Inning Stats	R: 1 H: 3 E: 0 K: 0 S: 15	H: 0 LOB: 0 BB: 0 P: 23	R: 0 H: 0 E: 0 K: 2 S: 9	H: 0 LOB: 0 BB: 0 P: 12	R: 0 H: 0 E: 0 K: 1 S: 9	H: 0 LOB: 0 BB: 0 P: 10	R: 0 H: 0 E: 0 K: 0 S: 7	H: 0 LOB: 0 BB: 0 P: 12	R: 0 H: 1 E: 1 K: 2 S: 10	H: 1 LOB: 1 BB: 0 P: 16	R: 0 H: 0 E: 0 K: 2 S: 12	H: 0 LOB: 1 BB: 0 P: 15	R: 0 H: 0 E: 0 K: 2 S: 10	H: 0 LOB: 0 BB: 0 P: 16	R: 1 H: 1 E: 0 K: 1 S: 7	H: 1 LOB: 0 BB: 0 P: 10	1B: 2 2B: 2 3B: 0 HR: 1	SF: 0 SAC: 0 DP: 0 HBP: 0	WP: 0 PB: 0 SB: 1 CS: 0	PA: 33							
PITCHER	IP	WLS	BF	H	R	ER	SO	BB	IBB	HBP	BLK	WP	HR	S	P	ERA	WHIP										
49 Jake Arrieta, R ERA: 1.74	7.0		26	4	1	1	7	0	0	0	0	0	0	69	100	1.29	0.571										
46 Pedro Strop, R ERA:	1.0		3	0	0	0	2	0	0	0	0	0	0	10	16	0.00	0.000										
59 Zac Rosscup, L ERA: 1.93	1.0		4	1	1	1	1	0	0	0	0	0	1	7	10	9.00	1.000										

Chicago Cubs @ Pittsburgh Pirates
PNC Park, Pittsburgh, PA
Mon Apr 20 2015, 7:35 PM - 10:46 PM EDT
Att: 11,777 - Cloudy - 60 F

AB	33
R	2
H	5
RBI	2
BB	0
SO	10
LOB	7



Batter	1	2	3	4	5	6	7	8	9	AB	R	H	RBI	BB	SO	LOB	TOP										
24 Dexter Fowler, S OBP: 0.328, SLG: 0.421 15 Chris Denorfia, R OBP: 0.300, SLG: 0.400										1	0	1	0	0	0	0	Chicago Cubs @ Pittsburgh Pirates PNC Park, Pittsburgh, PA Wed Apr 22 2015, 7:09 PM - 10:10 PM EDT Att: 15,101 - Cloudy - 42 F										
68 Jorge Soler, R OBP: 0.354, SLG: 0.492										4	0	0	0	1	3												
44 Anthony Rizzo, L OBP: 0.484, SLG: 0.404 37 Travis Wood, R OBP: 0.100, SLG: 0.100										4	1	2	0	1	1	3											
17 Kris Bryant, R OBP: 0.552, SLG: 0.591										4	2	1	0	1	2	5											
13 Starlin Castro, R OBP: 0.367, SLG: 0.466										4	0	1	1	0	0	0											
47 Miguel Montero, L OBP: 0.293, SLG: 0.394										4	0	1	1	0	0	0											
8 Chris Coghlan, L OBP: 0.417, SLG: 0.250 3 David Ross, R OBP: 0.278, SLG: 0.647 59 Zac Rosscup, R										3	0	1	0	0	1	0											
46 Pedro Strop, R										1	0	0	1	0	0	2											
39 Jason Hammel, R OBP: 0.500, SLG: 0.623 5 Wellington Castillo, R OBP: 0.278, SLG: 0.647 71 Gonzalez Germen, R										2	0	1	0	0	0	0											
19 Jonathan Herrera, S OBP: 0.214, SLG: 0.185										1	0	0	0	0	0	2											
22 Addison Russell, R OBP: 0.111, SLG: 0.111										4	0	1	0	0	1	3											
Inning Stats	R: 0 H: 1 E: 0 K: 3 S: 16	H: 1 LOB: 1 BB: 0 P: 23	R: 0 H: 0 E: 0 K: 1 S: 10	H: 0 LOB: 0 BB: 0 P: 17	R: 0 H: 2 E: 0 K: 1 S: 11	H: 2 LOB: 2 BB: 0 P: 18	R: 1 H: 1 E: 1 K: 0 S: 10	H: 1 LOB: 0 BB: 0 P: 12	R: 0 H: 1 E: 0 K: 0 S: 9	H: 1 LOB: 1 BB: 0 P: 10	R: 0 H: 0 E: 0 K: 2 S: 9	H: 0 LOB: 0 BB: 0 P: 12	R: 2 H: 3 E: 0 K: 0 S: 18	H: 3 LOB: 2 BB: 1 P: 29	R: 0 H: 1 E: 0 K: 1 S: 11	H: 1 LOB: 1 BB: 0 P: 19	1B: 8 2B: 2 3B: 0 HR: 0	SF: 0 SAC: 0 DP: 0 HBP: 0	WP: 1 PB: 0 SB: 1 CS: 0	PA: 40							
PITCHER	IP	WLS	BF	H	R	ER	SO	BB	IBB	HBP	BLK	WP	HR	S	P	ERA	WHIP										
46 Vance Worley, R ERA: 4.0	5.2	W	25	6	1	0	5	2	0	0	0	0	0	66	106	0.00	1.412										
52 Rob Scallion, R ERA: 4.7	0.1	H	1	0	0	0	0	0	0	0	0	0	0	2	2	0.00	0.000										
37 Arquimedes Caminero, R ERA: 4.7	1.0	H	3	0	0	0	2	0	0	0	0	0	0	9	12	0.00	0.000										
48 Jared Hughes, R ERA: 3.0	0.0		4	3	2	2	0	1	0	0	0	1	0	10	18	=	=										
44 Tony Watson, L ERA: 3.27	2.0	S	7	1	0	0	1	0	0	0	0	0	0	19	30	0.00	0.500										

Batter	1	2	3	4	5	6	7	8	9	AB	R	H	RBI	BB	SO	LOB	BOTTOM										
5 Josh Harrison, R OBP: 0.250, SLG: 0.339										4	0	0	0	0	2	1	Chicago Cubs @ Pittsburgh Pirates PNC Park, Pittsburgh, PA Wed Apr 22 2015, 7:09 PM - 10:10 PM EDT Att: 15,101 - Cloudy - 42 F										
25 Gregory Polanco, L OBP: 0.293, SLG: 0.411										4	1	2	1	0	1	0											
22 Andrew McCutchen, R OBP: 0.322, SLG: 0.367										4	1	0	0	0	0	1											
18 Neil Walker, S OBP: 0.276, SLG: 0.370										4	0	1	0	0	0	1											
6 Starling Marte, R OBP: 0.278, SLG: 0.551 15 Andrew Lamb, L (5, PH)										1	1	1	0	0	0	0											
24 Pedro Alvarez, L OBP: 0.275, SLG: 0.511 3 Sean Rodriguez, R OBP: 0.400, SLG: 0.400										2	0	0	0	0	2	0											
29 Francisco Cervelli, R OBP: 0.364, SLG: 0.375										3	1	1	1	0	1	0											
27 Jung Ho Kang, R OBP: 0.238, SLG: 0.263										0	0	0	0	0	0	0											
46 Vance Worley, R 52 Rob Scallion, L 12 Corey Hart, R 37 Arquimedes Caminero, R 48 Jared Hughes, R 44 Tony Watson, L										2	0	1	1	0	1	0											
Inning Stats	R: 0 H: 1 E: 0 K: 0 S: 8	H: 3 LOB: 1 BB: 0 P: 16	R: 2 H: 3 E: 0 K: 1 S: 12	H: 3 LOB: 0 BB: 0 P: 20	R: 1 H: 1 E: 1 K: 1 S: 14	H: 1 LOB: 2 BB: 0 P: 22	R: 0 H: 0 E: 0 K: 2 S: 8	H: 0 LOB: 0 BB: 0 P: 11	R: 1 H: 1 E: 0 K: 1 S: 13	H: 1 LOB: 0 BB: 0 P: 22	R: 0 H: 1 E: 0 K: 2 S: 12	H: 1 LOB: 1 BB: 0 P: 18	R: 0 H: 0 E: 0 K: 1 S: 7	H: 0 LOB: 0 BB: 0 P: 11	R: 0 H: 0 E: 1 K: 1 S: 7	H: 0 LOB: 1 BB: 0 P: 11		1B: 4 2B: 2 3B: 0 HR: 1	SF: 2 SAC: 0 DP: 0 HBP: 1	WP: 0 PB: 0 SB: 0 CS: 0	PA: 34						
PITCHER	IP	WLS	BF	H	R	ER	SO	BB	IBB	HBP	BLK	WP	HR	S	P	ERA	WHIP										
39 Jason Hammel, R ERA: 5.19	5.0	L	23	6	4	3	5	0	0	0	0	0	0	55	91	5.40	1.200										
71 Gonzalez Germen, R ERA: 1.69	2.0		7	1	0	0	3	0	0	0	0	0	0	19	29	0.00	0.500										
59 Zac Rosscup, L ERA: 1.69	0.2		3	0	0	0	1	0	0	0	0	0	0	5	9	0.00	0.000										
46 Pedro Strop, R ERA: 1.69	0.1		1	0	0	0	0	0	0	0	0	0	0	2	2	0.00	0.000										

Batter	1	2	3	4	5	6	7	8	9	AB	R	H	RBI	BB	SO	LOB	TOP			
5 Josh Harrison, R OBP: 0.279, SLG: 0.406										4	0	2	2	0	0	0				
25 Gregory Polanco, L OBP: 0.303, SLG: 0.422										4	1	0	0	0	0	1				
22 Andrew McCutchen, R OBP: 0.313, SLG: 0.340										3	1	0	0	1	1	1				
18 Neil Walker, S OBP: 0.288, SLG: 0.387										4	0	2	2	0	0	0				
6 Starling Marte, R OBP: 0.276, SLG: 0.547										4	0	1	0	0	1	2				
24 Pedro Alvarez, L OBP: 0.283, SLG: 0.462										2	0	0	0	0	0	0				
12 Corey Hart, R OBP: 0.250, SLG: 0.400										1	0	0	0	0	1	1				
3 Sean Rodriguez, R OBP: 0.333, SLG: 0.533										1	0	0	0	0	1	0				
29 Francisco Cervelli, R OBP: 0.327, SLG: 0.333										4	0	0	0	0	0	1				
10 Jordy Mercer, R OBP: 0.327, SLG: 0.220										2	1	1	0	2	0	0				
45 Gerrit Cole, R OBP: 0.200, SLG: 0.111										3	1	1	0	0	1	2				
48 Jared Hughes, R OBP: 0.167, SLG: 0.125										0	0	0	0	0	0	0				
35 Mark Melancon, R OBP: 0.167, SLG: 0.125										1	0	0	0	0	0	1				
										0	0	0	0	0	0	0				
Inning Stats	R: 1 H: 2 E: 0 K: 0 S: 12	H: 2 LOB: 1 BB: 0 P: 20	R: 2 H: 3 E: 0 K: 0 S: 13	H: 3 LOB: 1 BB: 0 P: 21	R: 0 H: 0 E: 0 K: 0 S: 7	H: 0 LOB: 0 BB: 0 P: 10	R: 0 H: 0 E: 0 K: 1 S: 7	H: 0 LOB: 0 BB: 0 P: 10	R: 0 H: 0 E: 0 K: 1 S: 7	H: 0 LOB: 0 BB: 0 P: 12	R: 0 H: 1 E: 0 K: 1 S: 11	H: 1 LOB: 2 BB: 1 P: 17	R: 1 H: 1 E: 0 K: 0 S: 8	H: 1 LOB: 1 BB: 1 P: 15	R: 0 H: 0 E: 0 K: 1 S: 10	H: 0 LOB: 1 BB: 1 P: 16	1B: 4 2B: 3 3B: 0 HR: 0	SF: 0 SAC: 0 DP: 0 HBP: 0	WP: 0 PB: 0 SB: 1 CS: 0	PA: 36
PITCHER	IP WLS BF H R ER SO BB IBB HBP BLK WP HR S P ERA WHIP																			
55 Josh Collmenter, R ERA: 3.85	6.0 L 23 6 3 3 3 0 0 0 0 0 0 55 86 4.50 1.000																			
59 Oliver Pérez, L ERA: 5.4	7.1 0.1 1 0 0 0 1 0 0 0 0 0 3 3 0.00 0.000																			
29 Brad Ziegler, R ERA: 5.4	7.1 0.2 3 0 0 0 0 0 1 0 0 0 7 13 0.00 0.000																			
50 Evan Marshall, R ERA: 7.71	8.1 2.0 9 1 1 1 1 2 0 0 0 0 0 18 31 4.50 1.500																			

Pittsburgh Pirates @ Arizona Diamondbacks
Chase Field, Phoenix, AZ
Fri Apr 24 2015, 6:41 PM - 9:21 PM MST
Att: 24,427 - Clear - 77 F

AB	33
R	4
H	7
RBI	4
BB	3
SO	5
LOB	9



Batter	1	2	3	4	5	6	7	8	9	AB	R	H	RBI	BB	SO	LOB	BOTTOM			
5 Ender Inciarte, L OBP: 0.354, SLG: 0.419										4	0	2	0	0	0	0				
11 AJ Pollock, R OBP: 0.406, SLG: 0.456										4	0	1	0	0	1	1				
44 Paul Goldschmidt, R OBP: 0.420, SLG: 0.596										3	1	1	0	1	0	2				
15 Mark Trumbo, R OBP: 0.286, SLG: 0.446										4	0	1	0	0	1	2				
24 Yasmany Tomás, R OBP: 0.455, SLG: 0.400										3	0	1	0	1	0	1				
16 Chris Owings, R OBP: 0.250, SLG: 0.352										4	0	1	1	0	2	2				
9 Tuffy Gosewisch, R OBP: 0.226, SLG: 0.180										3	0	0	0	0	2	3				
4 Cliff Pennington, S OBP: 0.357, SLG: 0.273										1	0	0	0	0	0	0				
55 Josh Collmenter, R ERA: 3.85										2	0	0	0	0	0	0				
59 Oliver Pérez, L ERA: 5.4										0	0	0	0	0	0	0				
29 Brad Ziegler, R ERA: 5.4										0	0	0	0	0	0	0				
26 Danny Dorn, L OBP: 0.250, SLG: 0.125										1	0	0	0	0	0	0				
50 Evan Marshall, R ERA: 7.71										1	0	0	0	0	0	0				
2 Aaron Hill, R OBP: 0.234, SLG: 0.286										1	0	0	0	0	0	0				
13 Nick Ahmed, R OBP: 0.226, SLG: 0.149										3	0	0	0	0	1	0				
6 David Peralta, L OBP: 0.275, SLG: 0.457										1	0	0	0	0	0	0				
Inning Stats	R: 0 H: 0 E: 0 K: 0 S: 9	H: 0 LOB: 1 BB: 1 P: 14	R: 0 H: 0 E: 0 K: 1 S: 7	H: 0 LOB: 0 BB: 0 P: 8	R: 0 H: 2 E: 0 K: 0 S: 10	H: 2 LOB: 0 BB: 0 P: 16	R: 0 H: 1 E: 0 K: 1 S: 10	H: 1 LOB: 1 BB: 0 P: 11	R: 0 H: 0 E: 0 K: 1 S: 7	H: 0 LOB: 0 BB: 0 P: 10	R: 1 H: 3 E: 0 K: 1 S: 12	H: 3 LOB: 2 BB: 0 P: 18	R: 0 H: 1 E: 0 K: 2 S: 15	H: 1 LOB: 1 BB: 1 P: 25	R: 0 H: 0 E: 0 K: 0 S: 6	H: 0 LOB: 0 BB: 0 P: 9	1B: 6 2B: 1 3B: 0 HR: 0	SF: 0 SAC: 0 DP: 0 HBP: 0	WP: 0 PB: 0 SB: 1 CS: 0	PA: 36
PITCHER	IP WLS BF H R ER SO BB IBB HBP BLK WP HR S P ERA WHIP																			
45 Gerrit Cole, R ERA: 2.19	7.2 W 32 7 1 1 1 2 0 0 0 0 0 78 108 1.17 1.174																			
48 Jared Hughes, R ERA: 2.89	8.1 0.1 H 1 0 0 0 1 0 0 0 0 0 4 6 0.00 0.000																			
35 Mark Melancon, R ERA: 6.48	9.1 1.0 S 3 0 0 0 0 0 0 0 0 0 0 6 9 0.00 0.000																			

Pittsburgh Pirates @ Arizona Diamondbacks
Chase Field, Phoenix, AZ
Fri Apr 24 2015, 6:41 PM - 9:21 PM MST
Att: 24,427 - Clear - 77 F

AB	34
R	1
H	7
RBI	1
BB	2
SO	8
LOB	11



Batter	1	2	3	4	5	6	7	8	9	AB	R	H	RBI	BB	SO	LOB	TOP		
5 Josh Harrison, R (1,5) OBP: 0.264, SLG: 0.382										4	0	0	0	0	0	2	1		
25 Gregory Polanco, L (1,9) OBP: 0.276, SLG: 0.397										4	0	0	0	0	0	1	1		
22 Andrew McCutchen, R (1,8) OBP: 0.294, SLG: 0.316										4	0	0	0	0	0	1	1		
18 Neil Walker, S (1,4) OBP: 0.300, SLG: 0.424										4	2	2	0	0	0	1	1		
6 Starling Marte, R (1,7) OBP: 0.274, SLG: 0.526										4	0	1	1	0	1	1			
24 Pedro Alvarez, L (1,3) OBP: 0.279, SLG: 0.482										4	0	2	1	0	0	0			
3 Sean Rodriguez, R (9, PR) OBP: 0.333, SLG: 0.533										0	0	0	0	0	0	0			
29 Francisco Cervelli, R (1,2) OBP: 0.321, SLG: 0.347										4	0	1	0	0	1	3			
10 Jordy Mercer, R (1,6) OBP: 0.308, SLG: 0.205										3	0	0	0	0	2	1			
34 A.J. Burnett, R (1,1) OBP: 0.143, SLG: 0.143										2	0	1	0	0	1	0			
15 Andrew Lamb, L (8, PH) OBP: 0.158, SLG: 0.118										1	0	0	0	0	0	0			
44 Tony Watson, L (8,1) OBP: 0.333, SLG: 0.533										0	0	0	0	0	0	0			
35 Mark Melancon, R (9,1) OBP: 0.308, SLG: 0.205										0	0	0	0	0	0	0			
Inning Stats	R: 0 H: 0 E: 1 K: 0 S: 10	H: 0 LOB: 1 BB: 0 P: 15	R: 0 H: 1 E: 0 K: 2 S: 14	H: 1 LOB: 1 BB: 0 P: 22	R: 0 H: 1 E: 0 K: 1 S: 6	H: 1 LOB: 0 BB: 0 P: 6	R: 1 H: 2 E: 0 K: 1 S: 13	H: 2 LOB: 1 BB: 0 P: 18	R: 0 H: 0 E: 0 K: 2 S: 10	H: 0 LOB: 0 BB: 0 P: 13	R: 0 H: 0 E: 0 K: 1 S: 7	H: 0 LOB: 0 BB: 0 P: 11	R: 0 H: 0 E: 0 K: 1 S: 9	H: 0 LOB: 2 BB: 0 P: 13	R: 1 H: 3 E: 0 K: 1 S: 18	H: 3 LOB: 2 BB: 0 P: 32	1B: 3 2B: 4 3B: 0 HR: 0	SF: 0 SAC: 0 DP: 0 HBP: 0	WP: 0 PA: 35 PB: 0 SB: 1 CS: 0
PITCHER	IP	WLS	BF	H	R	ER	SO	BB	IBB	HBP	BLK	WP	HR	S	P	ERA	WHIP		
12 Rubby De La Rosa, R (1,1) ERA: 4.68	7.0		25	4	1	1	8	0	0	0	0	0	0	67	98	1.29	0.571		
29 Brad Ziegler, R (8,1) ERA: 3.6	1.0		3	0	0	0	1	0	0	0	0	0	0	9	13	0.00	0.000		
43 Addison Reed, R (9,1) ERA: 3.6	1.0	L	6	3	1	1	1	0	0	0	0	0	0	18	32	9.00	3.000		

Pittsburgh Pirates @ Arizona Diamondbacks
 Chase Field, Phoenix, AZ
 Sat Apr 25 2015, 5:10 PM - 8:02 PM MST
 Att: 38,859 - Cloudy - 77 F

AB 34
 R 2
 H 7
 RBI 2
 BB 0
 SO 10
 LOB 9

Batter	1	2	3	4	5	6	7	8	9	AB	R	H	RBI	BB	SO	LOB	BOTTOM				
5 Ender Inciarte, L (1,9) OBP: 0.362, SLG: 0.415										3	0	1	0	1	0	0					
11 AJ Pollock, R (1,8) OBP: 0.397, SLG: 0.443										4	0	1	0	0	0	1					
44 Paul Goldschmidt, R (1,3) OBP: 0.397, SLG: 0.557										4	0	0	0	0	0	3					
6 David Peralta, L (1,7) OBP: 0.256, SLG: 0.421										3	0	0	0	0	2	1					
15 Mark Trumbo, R (8, PH) OBP: 0.291, SLG: 0.439										1	0	0	0	0	0	2					
2 Aaron Hill, R (1,5) OBP: 0.217, SLG: 0.209										4	0	1	0	0	1	2					
16 Chris Owings, R (1,4) OBP: 0.267, SLG: 0.362										4	1	2	0	0	0	1					
9 Tuffy Gosewisch, R (1,2) ERA: 3.0										4	0	2	1	0	0	1					
13 Nick Ahmed, R (9, PR) OBP: 0.226, SLG: 0.149										0	0	0	0	0	0	0					
4 Cliff Pennington, S (1,6) OBP: 0.444, SLG: 0.308										2	0	1	0	2	0	0					
12 Rubby De La Rosa, R (1,1) ERA: 1.8										1	0	0	0	0	1	0					
26 Danny Dorn, L (7, PH) ERA: 3.0										0	0	0	0	0	0	0					
29 Brad Ziegler, L (8,1) ERA: 3.0										0	0	0	0	0	0	0					
43 Addison Reed, L (9,1) ERA: 3.0										0	0	0	0	0	0	0					
24 Yasmany Tomás, R (9, PH) OBP: 0.417, SLG: 0.364										1	0	0	0	0	0	1					
Inning Stats	R: 0 H: 0 E: 0 K: 0 S: 7	H: 3 LOB: 2 BB: 0 P: 11	R: 1 H: 3 E: 0 K: 2 S: 15	H: 3 LOB: 2 BB: 0 P: 23	R: 0 H: 0 E: 0 K: 1 S: 6	H: 0 LOB: 1 BB: 1 P: 12	R: 0 H: 1 E: 0 K: 0 S: 9	H: 1 LOB: 2 BB: 1 P: 16	R: 0 H: 0 E: 0 K: 0 S: 5	H: 0 LOB: 0 BB: 0 P: 8	R: 0 H: 1 E: 0 K: 0 S: 5	H: 1 LOB: 0 BB: 0 P: 6	R: 0 H: 0 E: 0 K: 1 S: 7	H: 0 LOB: 0 BB: 0 P: 12	R: 0 H: 2 E: 0 K: 1 S: 13	H: 2 LOB: 2 BB: 0 P: 20	R: 0 H: 1 E: 0 K: 0 S: 11	H: 1 LOB: 1 BB: 1 P: 19	1B: 8 2B: 0 3B: 0 HR: 0	SF: 0 SAC: 0 DP: 1 HBP: 0	WP: 0 PA: 36 PB: 0 SB: 3 CS: 1
PITCHER	IP	WLS	BF	H	R	ER	SO	BB	IBB	HBP	BLK	WP	HR	S	P	ERA	WHIP				
34 A.J. Burnett, R (1,1) ERA: 1.8	7.0		27	5	2	1	4	1	0	0	0	0	0	54	88	1.29	0.857				
44 Tony Watson, L (8,1) ERA: 3.0	1.0	W	5	2	0	0	1	0	0	0	0	0	0	13	20	0.00	2.000				
35 Mark Melancon, R (9,1) ERA: 5.79	1.0	S	4	1	0	0	0	1	0	0	0	0	0	11	19	0.00	2.000				

Pittsburgh Pirates @ Arizona Diamondbacks
 Chase Field, Phoenix, AZ
 Sat Apr 25 2015, 5:10 PM - 8:02 PM MST
 Att: 38,859 - Cloudy - 77 F

AB 33
 R 1
 H 8
 RBI 1
 BB 3
 SO 5
 LOB 16

Batter	1	2	3	4	5	6	7	8	9	AB	R	H	RBI	BB	SO	LOB	TOP					
5 Josh Harrison, R OBP: 0.259, SLG: 0.377	F9		K2-3		K			P4		4	0	0	0	0	2	4	Pittsburgh Pirates @ Chicago Cubs Wrigley Field, Chicago, IL Mon Apr 27 2015, 7:06 PM - 9:25 PM CDT Att: 29,159 - Partly Cloudy - 43 F					
15 Andrew Lamb, L OBP: 0.125, SLG: 0.091	G3-1			K		G3		P6		4	0	0	0	0	1	1						
22 Andrew McCutchen, R OBP: 0.299, SLG: 0.302	G5-3			K		G5-3			F7	4	0	0	0	0	1	0						
18 Neil Walker, S OBP: 0.329, SLG: 0.446		L9					F8		G6-3	4	0	1	0	0	0	0						
6 Starling Marte, R OBP: 0.268, SLG: 0.485			K		G4-3				K	4	0	0	0	0	2	1						
24 Pedro Alvarez, L OBP: 0.269, SLG: 0.452			K				L8			3	0	0	0	0	1	0						
29 Francisco Cervelli, R 52 Rob Scallih, L				K				G6-3		3	0	1	0	0	1	0						
10 Jordy Mercer, R OBP: 0.283, SLG: 0.192					G6-3		FC4		F7	3	0	0	0	0	0	1						
46 Vance Worley, R 19 Chris Stewart, R						SH3-4				1	0	1	0	0	0	0						
										1	0	1	0	0	0	0						
Inning Stats	R: 0 E: 0 K: 0 S: 8	H: 0 LOB: 0 BB: 0 P: 12	R: 0 E: 0 K: 2 S: 10	H: 0 LOB: 0 BB: 0 P: 14	R: 0 E: 0 K: 2 S: 11	H: 1 LOB: 1 BB: 0 P: 16	R: 0 E: 0 K: 2 S: 12	H: 1 LOB: 1 BB: 0 P: 19	R: 0 E: 0 K: 1 S: 10	H: 1 LOB: 2 BB: 0 P: 12	R: 0 E: 0 K: 0 S: 5	H: 0 LOB: 0 BB: 0 P: 10	R: 0 E: 0 K: 0 S: 7	H: 0 LOB: 0 BB: 0 P: 12	R: 0 E: 0 K: 0 S: 8	H: 1 LOB: 1 BB: 0 P: 10	R: 0 E: 0 K: 1 S: 8	H: 0 LOB: 0 BB: 0 P: 13	1B: 4 2B: 0 3B: 0 HR: 0	SF: 0 SAC: 1 DP: 0 HBP: 0	WP: 0 PB: 0 SB: 0 CS: 0	PA: 32
PITCHER	IP	WLS	BF	H	R	ER	SO	BB	IBB	HBP	BLK	WP	HR	S	P	ERA	WHIP					
39 Jason Hammel, R ERA: 3.55	8.0	W	29	4	0	0	7	0	0	0	0	0	0	71	107	0.00	0.500					
46 Pedro Strop, R ERA:	1.0		3	0	0	0	1	0	0	0	0	0	0	8	13	0.00	0.000					

AB	31
R	0
H	4
RBI	0
BB	0
SO	8
LOB	7



Batter	1	2	3	4	5	6	7	8	9	AB	R	H	RBI	BB	SO	LOB	BOTTOM				
24 Dexter Fowler, S OBP: 0.338, SLG: 0.420	G4-3		68 1B 44 2B							3	1	2	0	1	0	0	Pittsburgh Pirates @ Chicago Cubs Wrigley Field, Chicago, IL Mon Apr 27 2015, 7:06 PM - 9:25 PM CDT Att: 29,159 - Partly Cloudy - 43 F				
68 Jorge Soler, R OBP: 0.329, SLG: 0.432		2B	44 2B 17 1B		G5-4-3					4	1	2	0	0	1	3					
44 Anthony Rizzo, L OBP: 0.494, SLG: 0.508		K	17 1B							3	1	2	2	1	1	1					
17 Kris Bryant, R OBP: 0.478, SLG: 0.459		G6-3	17 1B							4	0	2	2	0	0	3					
47 Miguel Montero, L OBP: 0.300, SLG: 0.452										4	0	1	0	0	1	3					
13 Starlin Castro, R OBP: 0.351, SLG: 0.419		G6-4-3			G6-3					4	0	1	0	0	1	1					
8 Chris Coghlan, L OBP: 0.293, SLG: 0.472		F7			F7					4	0	0	0	0	0	1					
39 Jason Hammel, R 46 Pedro Strop, R					P4					3	0	0	0	0	0	0					
22 Addison Russell, R OBP: 0.160, SLG: 0.240					G6-3					0	0	0	0	0	0	0					
										3	1	1	0	0	1	0					
Inning Stats	R: 0 E: 0 K: 1 S: 11	H: 1 LOB: 1 BB: 0 P: 17	R: 0 E: 0 K: 0 S: 5	H: 1 LOB: 0 BB: 0 P: 11	R: 3 E: 0 K: 1 S: 23	H: 3 LOB: 1 BB: 1 P: 35	R: 0 E: 0 K: 0 S: 5	H: 0 LOB: 0 BB: 0 P: 6	R: 1 E: 0 K: 0 S: 12	H: 4 LOB: 2 BB: 0 P: 20	R: 0 E: 0 K: 1 S: 5	H: 0 LOB: 0 BB: 0 P: 8	R: 0 E: 0 K: 2 S: 10	H: 1 LOB: 2 BB: 1 P: 19	R: 0 E: 0 K: 0 S: 8	H: 1 LOB: 0 BB: 0 P: 8	1B: 9 2B: 3 3B: 0 HR: 0	SF: 0 SAC: 0 DP: 3 HBP: 0	WP: 0 PB: 0 SB: 1 CS: 0	PA: 34	
PITCHER	IP	WLS	BF	H	R	ER	SO	BB	IBB	HBP	BLK	WP	HR	S	P	ERA	WHIP				
46 Vance Worley, R ERA: 4.5	6.0	L	26	9	4	4	3	1	0	0	0	0	0	61	97	6.00	1.667				
52 Rob Scallih, R ERA:	2.0		8	2	0	0	2	1	0	0	0	0	0	18	27	0.00	1.500				



Batter	1	2	3	4	5	6	7	8	9	AB	R	H	RBI	BB	SO	LOB	TOP										
5 Josh Harrison, R OBP: 0.250, SLG: 0.363 58 Radhames Liz, R OBP: 0.303, SLG: 0.419 25 Gregory Polanco, L (8, PH) OBP: 0.266, SLG: 0.179 48 Jared Hughes, R										3	0	0	0	0	1	2	Pittsburgh Pirates @ Chicago Cubs Wrigley Field, Chicago, IL Tue Apr 28 2015, 7:07 PM - 9:56 PM CDT Att: 29,915 - Partly Cloudy - 44 F										
10 Jordy Mercer, R OBP: 0.280, SLG: 0.529										4	0	0	0	0	1	0											
22 Andrew McCutchen, R OBP: 0.317, SLG: 0.429										4	1	1	0	0	0	0											
12 Corey Hart, R OBP: 0.250, SLG: 0.421										4	0	1	0	0	1	1											
6 Starling Marte, R OBP: 0.280, SLG: 0.529										4	1	2	2	0	1	0											
18 Neil Walker, S OBP: 0.317, SLG: 0.429										3	0	0	0	0	1	0											
29 Francisco Cervelli, R OBP: 0.305, SLG: 0.327										3	0	0	0	0	2	0											
3 Sean Rodriguez, R OBP: 0.350, SLG: 0.500										3	0	1	0	0	1	0											
49 Jeff Locke, L OBP: 0.125, SLG: 0.250 59 Antonio Bastardo, R ERA: 1.04 27 Jung Ho Kang, R OBP: 0.208, SLG: 0.227										1	0	0	0	0	1	1											
										2	0	0	0	0	1	1											
Inning Stats	R: 0 E: 0 K: 2 S: 8	H: 0 LOB: 0 BB: 0 P: 11	R: 0 E: 0 K: 1 S: 8	H: 0 LOB: 0 BB: 0 P: 11	R: 0 E: 1 K: 2 S: 11	H: 0 LOB: 1 BB: 0 P: 17	R: 2 E: 0 K: 0 S: 10	H: 2 LOB: 0 BB: 0 P: 16	R: 0 E: 0 K: 1 S: 8	H: 1 LOB: 1 BB: 0 P: 11	R: 0 E: 0 K: 0 S: 8	H: 2 LOB: 2 BB: 0 P: 11	R: 0 E: 0 K: 3 S: 9	H: 0 LOB: 0 BB: 0 P: 13	R: 0 E: 0 K: 1 S: 10	H: 0 LOB: 0 BB: 0 P: 17	R: 0 E: 0 K: 1 S: 7	H: 0 LOB: 0 BB: 0 P: 10	1B: 3 2B: 1 HR: 1	SF: 0 SAC: 0 HBP: 0	WP: 0 PB: 0 SB: 0 CS: 0	PA: 32					
PITCHER	IP	WLS	BF	H	R	ER	SO	BB	IBB	HBP	BLK	WP	HR	S	P	ERA	WHIP										
37 Travis Wood, L ERA: 3.04 59 Zac Rosscup, L ERA: 1.04 30 Jason Motte, R ERA: 4.5	7.0	W	26	5	2	2	9	0	0	0	0	0	1	62	90	2.57	0.714										
	1.0		3	0	0	0	1	0	0	0	0	0	0	10	17	0.00	0.000										
	1.0		3	0	0	0	1	0	0	0	0	0	0	7	10	0.00	0.000										

Batter	1	2	3	4	5	6	7	8	9	AB	R	H	RBI	BB	SO	LOB	BOTTOM										
24 Dexter Fowler, S OBP: 0.366, SLG: 0.438										4	0	3	2	0	0	2	Pittsburgh Pirates @ Chicago Cubs Wrigley Field, Chicago, IL Tue Apr 28 2015, 7:07 PM - 9:56 PM CDT Att: 29,915 - Partly Cloudy - 44 F										
44 Anthony Rizzo, L OBP: 0.477, SLG: 0.477									4	1	0	0	1	1	6												
68 Jorge Soler, R OBP: 0.333, SLG: 0.416									3	1	0	0	2	2	4												
17 Kris Bryant, R OBP: 0.471, SLG: 0.439									4	0	1	1	1	1	1												
13 Starlin Castro, R OBP: 0.366, SLG: 0.430									5	2	3	1	0	0	2												
21 Junior Lake, R OBP: 0.400, SLG: 0.600									5	1	2	1	0	1	5												
5 Wellington Castillo, R OBP: 0.321, SLG: 0.520									3	0	1	0	1	0	4												
37 Travis Wood, R OBP: 0.071, SLG: 0.071 8 Chris Coghlan, L OBP: 0.305, SLG: 0.481 59 Zac Rosscup, R 30 Jason Motte, R									3	0	0	0	0	2	5												
									1	0	1	0	0	0	0												
									0	0	0	0	0	0	0												
									0	0	0	0	0	0	0												
Inning Stats	R: 0 E: 0 K: 1 S: 11	H: 1 LOB: 1 BB: 1 P: 20	R: 3 E: 1 K: 1 S: 17	H: 4 LOB: 1 BB: 0 P: 23	R: 1 E: 1 K: 2 S: 13	H: 1 LOB: 2 BB: 1 P: 20	R: 2 E: 0 K: 1 S: 17	H: 3 LOB: 2 BB: 1 P: 33	R: 0 E: 0 K: 1 S: 8	H: 1 LOB: 2 BB: 0 P: 13	R: 0 E: 0 K: 0 S: 11	H: 0 LOB: 2 BB: 2 P: 24	R: 0 E: 0 K: 1 S: 9	H: 1 LOB: 1 BB: 1 P: 17	R: 0 E: 0 K: 1 S: 8	H: 1 LOB: 0 BB: 0 P: 9	1B: 10 2B: 2 HR: 0	SF: 0 SAC: 0 HBP: 1	WP: 0 PB: 0 SB: 5 CS: 2	PA: 42							
PITCHER	IP	WLS	BF	H	R	ER	SO	BB	IBB	HBP	BLK	WP	HR	S	P	ERA	WHIP										
49 Jeff Locke, L ERA: 4.76 59 Antonio Bastardo, L ERA: 4.5 58 Radhames Liz, R ERA: 2.25 48 Jared Hughes, R ERA: 2.45	3.2	L	22	6	5	5	0	2	1	0	0	0	0	53	86	12.27	2.727										
	0.1		2	1	0	0	0	0	0	0	0	0	0	5	10	0.00	3.000										
	3.0		15	2	0	0	2	3	0	1	0	0	0	28	54	0.00	1.667										
	1.0		3	1	0	0	1	0	0	0	0	0	0	8	9	0.00	1.000										



Batter	1	2	3	4	5	6	7	8	9	AB R H RBI BB SO LOB	TOP											
25 Gregory Polanco, L (1.9) OBP: 0.305, SLG: 0.405										5 2 1 0 1 1 2	Pittsburgh Pirates @ Chicago Cubs Wrigley Field, Chicago, IL Wed Apr 29 2015, 7:05 PM - 10:09 PM CDT Att: 30,634 - Partly Cloudy - 39 F											
10 Jordy Mercer, R (1.6) OBP: 0.275, SLG: 0.197										5 1 2 1 0 0 1												
22 Andrew McCutchen, R (1.8) OBP: 0.302, SLG: 0.333										5 1 2 2 0 0 2 3												
18 Neil Walker, S (1.4) OBP: 0.333, SLG: 0.425										3 0 1 0 1 1 1												
6 Starling Marte, R (1.7) OBP: 0.300, SLG: 0.521										3 1 1 2 2 1 2												
24 Pedro Alvarez, L (1.3) OBP: 0.284, SLG: 0.448										5 1 1 0 0 0 1 7												
35 Mark Melancon, R (9.1)										0 0 0 0 0 0 0												
27 Jung Ho Kang, R (1.5) OBP: 0.310, SLG: 0.346										4 1 3 2 1 1 0												
19 Chris Stewart, R (1.2) OBP: 0.250, SLG: 0.316										5 1 2 0 0 1 4												
45 Gerrit Cole, R (7.1) OBP: 0.231, SLG: 0.197										3 0 1 0 0 0 2 1												
15 Andrew Lamb, L (7.1) OBP: 0.126, SLG: 0.080										1 0 0 0 0 0 1 1												
37 Arquimedes Caminero, R (7.1) OBP: 0.133, SLG: 0.040										0 0 0 0 0 0 0 0												
44 Tony Watson, L (8.1) OBP: 0.133, SLG: 0.040										0 0 0 0 0 0 0 0												
3 Sean Rodriguez, R (9.1) OBP: 0.133, SLG: 0.040										1 0 0 0 0 0 0 1												
Inning Stats	R: 0 E: 0 K: 1 S: 5	H: 1 LOB: 0 BB: 0 P: 6	R: 0 E: 0 K: 2 S: 11	H: 0 LOB: 2 BB: 2 P: 22	R: 0 E: 1 K: 1 S: 9	H: 0 LOB: 1 BB: 0 P: 15	R: 1 E: 0 K: 1 S: 14	H: 2 LOB: 1 BB: 0 P: 22	R: 1 E: 0 K: 1 S: 15	H: 2 LOB: 3 BB: 1 P: 31	R: 4 E: 0 K: 2 S: 18	H: 4 LOB: 2 BB: 2 P: 31	R: 0 E: 0 K: 2 S: 12	H: 1 LOB: 1 BB: 0 P: 20	R: 0 E: 0 K: 1 S: 11	H: 1 LOB: 0 BB: 0 P: 18	R: 2 E: 0 K: 0 S: 6	H: 3 LOB: 0 BB: 0 P: 10	1B: 10 2B: 4 3B: 1 HR: 0	SF: 0 SAC: 0 DP: 2 HBP: 1	WP: 1 PB: 0 SB: 2 CS: 0	PA: 46
PITCHER	IP WLS BF H R ER SO BB IBB HBP BLK WP HR S P ERA WHIP											IP WLS BF H R ER SO BB IBB HBP BLK WP HR S P ERA WHIP										
28 Kyle Hendricks, R (1.1) ERA: 5.23	5.0 L 24 5 2 2 6 3 0 1 0 0 0 0 54 96 3.60 1.600																					
71 Gonzalez Gemen, R (6.1) ERA: 9.31	1.0 9 4 4 4 2 1 1 0 0 0 0 18 31 36.00 5.000																					
36 Edwin Jackson, R (7.1) ERA: 9.31	2.0 8 2 0 0 3 0 0 0 0 0 1 23 38 0.00 1.000																					
27 Phil Coke, L (9.1) ERA: 7.5	1.0 5 3 2 2 0 0 0 0 0 0 0 6 10 18.00 3.000																					

Batter	1	2	3	4	5	6	7	8	9	AB R H RBI BB SO LOB	BOTTOM											
24 Dexter Fowler, S (1.8) OBP: 0.372, SLG: 0.442										4 0 2 0 0 0 0	Pittsburgh Pirates @ Chicago Cubs Wrigley Field, Chicago, IL Wed Apr 29 2015, 7:05 PM - 10:09 PM CDT Att: 30,634 - Partly Cloudy - 39 F											
68 Jorge Soler, R (1.9) OBP: 0.319, SLG: 0.395										4 0 0 0 0 2 3												
44 Anthony Rizzo, L (1.3) OBP: 0.478, SLG: 0.471										3 0 1 0 0 1 0												
17 Kris Bryant, R (1.5) OBP: 0.455, SLG: 0.409										3 1 0 0 1 3 1												
47 Miguel Montero, L (1.2) OBP: 0.333, SLG: 0.478										4 0 3 1 0 1 1												
13 Starlin Castro, R (1.6) OBP: 0.349, SLG: 0.410										4 0 0 0 0 2 3												
8 Chris Coghlan, L (1.7) OBP: 0.290, SLG: 0.456										3 0 0 0 0 2 1												
28 Kyle Hendricks, R (1.1) ERA: 1.78										1 0 0 0 0 0 1 1												
15 Chris Denorfia, R (5.1) OBP: 0.133, SLG: 0.040										1 0 0 0 0 0 0 0												
71 Gonzalez Gemen, R (6.1) ERA: 3.38										0 0 0 0 0 0 0 0												
36 Edwin Jackson, R (7.1) ERA: 2.77										0 0 0 0 0 0 0 0												
3 David Ross, R (8.1) OBP: 0.333, SLG: 0.286										1 0 0 0 0 0 1 0												
27 Phil Coke, L (9.1) ERA: 5.23										0 0 0 0 0 0 0 0												
19 Jonathan Herrera, S (1.4) OBP: 0.257, SLG: 0.294										3 0 1 0 0 1 0												
Inning Stats	R: 0 E: 0 K: 0 S: 5	H: 2 LOB: 1 BB: 0 P: 10	R: 1 E: 3 K: 3 S: 18	H: 1 LOB: 1 BB: 1 P: 31	R: 0 E: 0 K: 1 S: 8	H: 0 LOB: 0 BB: 0 P: 10	R: 0 E: 0 K: 2 S: 10	H: 0 LOB: 1 BB: 0 P: 18	R: 0 E: 0 K: 1 S: 7	H: 0 LOB: 0 BB: 0 P: 10	R: 0 E: 0 K: 1 S: 11	H: 0 LOB: 0 BB: 0 P: 16	R: 0 E: 0 K: 2 S: 10	H: 1 LOB: 1 BB: 0 P: 13	R: 0 E: 0 K: 2 S: 19	H: 2 LOB: 2 BB: 0 P: 26	R: 0 E: 0 K: 2 S: 14	H: 1 LOB: 1 BB: 0 P: 20	1B: 7 2B: 1 3B: 0 HR: 0	SF: 0 SAC: 0 DP: 2 HBP: 1	WP: 0 PB: 0 SB: 0 CS: 1	PA: 33
PITCHER	IP WLS BF H R ER SO BB IBB HBP BLK WP HR S P ERA WHIP											IP WLS BF H R ER SO BB IBB HBP BLK WP HR S P ERA WHIP										
45 Gerrit Cole, R (1.1) ERA: 1.78	6.0 W 20 3 1 0 8 1 0 1 0 0 0 59 95 0.00 0.667																					
37 Arquimedes Caminero, R (7.1) ERA: 3.38	1.0 4 1 0 0 2 0 0 0 0 0 0 10 13 0.00 1.000																					
44 Tony Watson, L (8.1) ERA: 2.77	1.0 5 2 0 0 2 0 0 0 0 0 0 19 26 0.00 2.000																					
35 Mark Melancon, R (9.1) ERA: 5.23	1.0 4 1 0 0 2 0 0 0 0 0 0 14 20 0.00 1.000																					



Batter	1	2	3	4	5	6	7	8	9	10	AB	R	H	RBI	BB	SO	LOB	TOP								
25 Gregory Polanco, L OBP: 0.310, SLG: 0.398											4	0	1	0	1	2	2									
5 Josh Harrison, R OBP: 0.239, SLG: 0.345											4	0	0	0	0	0	4									
22 Andrew McCutchen, R OBP: 0.300, SLG: 0.329											4	0	1	0	0	2	3									
18 Neil Walker, S OBP: 0.319, SLG: 0.405											4	0	0	0	0	1	4									
6 Starling Marte, R OBP: 0.253, SLG: 0.494											4	0	0	0	0	1	1									
52 Rob Scamahill, L (9, 1)											0	0	0	0	0	0	0									
24 Pedro Alvarez, L OBP: 0.223, SLG: 0.429											3	0	0	0	0	1	0									
15 Andrew Lambo, L OBP: 0.115, SLG: 0.083											1	0	0	0	0	0	0									
29 Francisco Cervelli, R OBP: 0.317, SLG: 0.339											4	1	2	0	0	2	0									
10 Jordy Mercer, R OBP: 0.274, SLG: 0.215											4	0	1	0	0	2	1									
34 A.J. Burnett, R OBP: 0.222, SLG: 0.222											2	0	1	1	0	1	0									
37 Arquimedes Camarero, R											2	0	0	0	0	0	0									
59 Antonio Bastardo, R											0	0	0	0	0	0	0									
48 Jared Hughes, R											0	0	0	0	0	0	0									
44 Tony Watson, L											0	0	0	0	0	0	0									
3 Sean Rodriguez, R											2	0	2	0	0	0	0									
Inning Stats	R: 0 E: 0 K: 1 S: 6	H: 0 LOB: 0 BB: 0 P: 9	R: 0 E: 0 K: 0 S: 10	H: 0 LOB: 0 BB: 0 P: 16	R: 0 E: 0 K: 3 S: 11	H: 0 LOB: 0 BB: 0 P: 14	R: 0 E: 0 K: 1 S: 7	H: 1 LOB: 0 BB: 0 P: 10	R: 0 E: 0 K: 2 S: 8	H: 0 LOB: 0 BB: 0 P: 12	R: 1 E: 0 K: 2 S: 19	H: 3 LOB: 3 BB: 1 P: 32	R: 0 E: 0 K: 1 S: 7	H: 0 LOB: 0 BB: 0 P: 8	R: 0 E: 0 K: 0 S: 7	H: 1 LOB: 0 BB: 0 P: 11	R: 0 E: 0 K: 0 S: 13	H: 1 LOB: 1 BB: 0 P: 19	R: 0 E: 0 K: 2 S: 12	H: 2 LOB: 2 BB: 0 P: 17	1B: 7 2B: 1 3B: 0 HR: 0	SF: 0 SAC: 0 DP: 1 HBP: 0	WP: 0 PB: 0 SB: 0 CS: 0	PA: 37		
PITCHER	IP 7.0	WLS 25	BF 4	H 1	R 1	ER 1	SO 10	BB 1	IBB 0	HBP 0	BLK 0	WP 0	HR 0	S 68	P 101	ERA 1.29	WHIP 0.714									
31 Lance Lynn, R ERA: 3.07																										
43 Seth Maness, R ERA: 3.12																										
44 Trevor Rosenthal, R ERA: 0.94																										
37 Matt Belisle, R ERA: 0.96																										
36 Randy Choate, L ERA: 5.0																										

Pittsburgh Pirates @ St. Louis Cardinals
 Busch Stadium, St. Louis, MO
 Fri May 01 2015, 7:16 PM - 10:46 PM CDT
 Att: 40,912 - Clear - 70 F

AB 36
 R 1
 H 8
 RBI 1
 BB 1
 SO 12
 LOB 15



Batter	1	2	3	4	5	6	7	8	9	10	AB	R	H	RBI	BB	SO	LOB	BOTTOM							
19 Jon Jay, L OBP: 0.349, SLG: 0.297											5	1	2	0	0	1	4								
13 Matt Carpenter, L OBP: 0.446, SLG: 0.656											4	0	2	0	1	0	1								
7 Matt Holliday, R OBP: 0.463, SLG: 0.457											4	0	0	0	1	2	3								
32 Matt Adams, L OBP: 0.329, SLG: 0.473											5	0	1	1	0	1	2								
27 Jhonny Peratta, R OBP: 0.352, SLG: 0.458											4	1	1	0	0	2	1								
22 Jason Heyward, L OBP: 0.272, SLG: 0.341											2	0	0	0	2	1	0								
4 Yadier Molina, R OBP: 0.303, SLG: 0.304											4	0	1	0	0	0	3								
16 Kolten Wong, L OBP: 0.337, SLG: 0.403											3	0	0	0	1	1	2								
31 Lance Lynn, S ERA: 1.09											2	0	0	0	0	2	3								
12 Mark Heywood, R ERA: 1.09											1	0	1	1	0	0	0								
43 Seth Maness, R ERA: 3.12											0	0	0	0	0	0	0								
44 Trevor Rosenthal, R ERA: 0.94											0	0	0	0	0	0	0								
37 Matt Belisle, R ERA: 0.96											0	0	0	0	0	0	0								
36 Randy Choate, L ERA: 5.0											1	0	0	0	0	0	0								
Inning Stats	R: 0 E: 0 K: 1 S: 7	H: 1 LOB: 0 BB: 0 P: 13	R: 0 E: 0 K: 1 S: 9	H: 0 LOB: 1 BB: 1 P: 17	R: 0 E: 1 K: 2 S: 8	H: 0 LOB: 0 BB: 0 P: 10	R: 0 E: 0 K: 1 S: 12	H: 0 LOB: 1 BB: 1 P: 19	R: 0 E: 0 K: 1 S: 14	H: 1 LOB: 2 BB: 1 P: 22	R: 0 E: 1 K: 1 S: 11	H: 0 LOB: 0 BB: 0 P: 16	R: 1 E: 0 K: 1 S: 16	H: 2 LOB: 2 BB: 1 P: 25	R: 0 E: 0 K: 1 S: 9	H: 1 LOB: 0 BB: 0 P: 13	R: 0 E: 0 K: 1 S: 10	H: 0 LOB: 0 BB: 0 P: 14	R: 1 E: 0 K: 0 S: 10	H: 3 LOB: 3 BB: 1 P: 17	1B: 7 2B: 1 3B: 0 HR: 0	SF: 0 SAC: 0 DP: 2 HBP: 0	WP: 0 PB: 0 SB: 3 CS: 2	PA: 40	
PITCHER	IP 6.0	WLS 22	BF 2	H 0	R 0	ER 0	SO 7	BB 3	IBB 0	HBP 0	BLK 0	WP 0	HR 0	S 61	P 97	ERA 0.833	WHIP 0.833								
34 A.J. Burnett, R ERA: 1.45																									
37 Arquimedes Camarero, R ERA: 1.09																									
59 Antonio Bastardo, L ERA: 4.16																									
48 Jared Hughes, R ERA: 2.45																									
44 Tony Watson, L ERA: 2.51																									

Pittsburgh Pirates @ St. Louis Cardinals
 Busch Stadium, St. Louis, MO
 Fri May 01 2015, 7:16 PM - 10:46 PM CDT
 Att: 40,912 - Clear - 70 F

AB 35
 R 2
 H 8
 RBI 2
 BB 5
 SO 10
 LOB 19



Batter	1	2	3	4	5	6	7	8	9	10	11	12	13	14	AB	R	H	RBI	BB	SO	LOB	TOP				
25 Gregory Polanco, L OBP: 0.327, SLG: 0.409															7	0	2	0	0	1	3					
5 Josh Harrison, R OBP: 0.220, SLG: 0.313															7	0	0	0	0	2	4					
22 Andrew McCutchen, R OBP: 0.291, SLG: 0.307															7	0	1	0	0	0	0					
6 Starling Marte, R OBP: 0.302, SLG: 0.494															6	0	2	0	0	1	1					
24 Pedro Alvarez, L OBP: 0.322, SLG: 0.480															2	1	1	1	4	0	0					
10 Jordy Mercer, R OBP: 0.262, SLG: 0.224															6	0	1	0	0	1	5					
27 Jung Ho Kang, R OBP: 0.314, SLG: 0.438															5	1	2	1	0	0	4					
52 Rob Scallih, L															5	0	1	0	0	1	0					
58 Radhames Liz, R															2	0	0	0	0	1	1					
19 Chris Stewart, R OBP: 0.240, SLG: 0.292															5	0	1	0	0	1	0					
46 Vance Worley, R ERA: 1.93															2	0	0	0	0	1	1					
Inning Stats	R: 0 E: 0 K: 0 S: 9	H: 1 LOB: 1 BB: 0 P: 11	R: 0 E: 0 K: 0 S: 10	H: 0 LOB: 0 BB: 0 P: 16	R: 0 E: 0 K: 0 S: 12	H: 1 LOB: 1 BB: 0 P: 15	R: 0 E: 0 K: 0 S: 14	H: 1 LOB: 2 BB: 1 P: 21	R: 0 E: 0 K: 0 S: 10	H: 1 LOB: 1 BB: 0 P: 12	R: 0 E: 0 K: 0 S: 11	H: 1 LOB: 2 BB: 1 P: 22	R: 1 E: 0 K: 2 S: 12	H: 2 LOB: 1 BB: 0 P: 15	R: 0 E: 0 K: 1 S: 10	H: 1 LOB: 0 BB: 0 P: 13	R: 0 E: 0 K: 1 S: 11	H: 1 LOB: 0 BB: 0 P: 16	R: 0 E: 0 K: 1 S: 10	H: 0 LOB: 0 BB: 0 P: 15	R: 0 E: 0 K: 1 S: 10	H: 0 LOB: 0 BB: 0 P: 15	1B: 8 2B: 1 3B: 0 HR: 2	SF: 0 SAC: 1 DP: 0 HBP: 0	WP: 0 PB: 0 SB: 1 CS: 0	PA: 57
PITCHER	IP: 6.2 WLS: 27 BF: 5	H: 0 ER: 0 SO: 2	BB: 2 IBB: 0 HBP: 0 BLK: 0	WP: 0 HR: 0 S: 70 P: 100	ERA: 0.00 WHIP: 1.050	40 Mitch Harris, R ERA: 1.00	IP: 2.0 WLS: 2 BF: 9	H: 2 ER: 0 SO: 1	BB: 0 IBB: 0 HBP: 0 BLK: 0	WP: 0 HR: 0 S: 23 P: 35	ERA: 0.00 WHIP: 1.500	64 Sam Tuvalaia, R ERA: 4.5	IP: 2.0 WLS: 7 BF: 1	H: 1 ER: 1 SO: 2	BB: 0 IBB: 0 HBP: 0 BLK: 0	WP: 0 HR: 1 S: 22 P: 29	ERA: 4.50 WHIP: 0.500	63 Miguel Soccolovich, R ERA: 1.42	IP: 1.0 WLS: 3 BF: 0	H: 3 ER: 0 SO: 1	BB: 0 IBB: 0 HBP: 0 BLK: 0	WP: 0 HR: 0 S: 10 P: 15	ERA: 0.00 WHIP: 0.000			
Batter	1	2	3	4	5	6	7	8	9	10	11	12	13	14	AB <td>R <td>H <td>RBI <td>BB <td>SO <td>LOB <td>BOTTOM</td> </td></td></td></td></td></td>	R <td>H <td>RBI <td>BB <td>SO <td>LOB <td>BOTTOM</td> </td></td></td></td></td>	H <td>RBI <td>BB <td>SO <td>LOB <td>BOTTOM</td> </td></td></td></td>	RBI <td>BB <td>SO <td>LOB <td>BOTTOM</td> </td></td></td>	BB <td>SO <td>LOB <td>BOTTOM</td> </td></td>	SO <td>LOB <td>BOTTOM</td> </td>	LOB <td>BOTTOM</td>	BOTTOM				
19 Jon Jay, L OBP: 0.340, SLG: 0.286															5	0	1	0	1	0	2					
13 Matt Carpenter, L OBP: 0.447, SLG: 0.655															3	1	1	1	0	2	1					
7 Matt Holliday, R OBP: 0.455, SLG: 0.410															5	0	0	0	1	2	6					
32 Matt Adams, L OBP: 0.337, SLG: 0.469															6	0	2	0	0	1	4					
27 Jhonny Peralta, R OBP: 0.356, SLG: 0.440															5	0	2	0	1	1	1					
22 Jason Heyward, L ERA: 3.9															4	0	0	0	0	0	2					
4 Yadier Molina, R OBP: 0.291, SLG: 0.282															5	0	1	0	1	1	2					
38 Pete Kozma, R OBP: 0.294, SLG: 0.200														6	1	0	0	0	3	2						
52 Michael Wacha, R ERA: 3.7														2	0	1	0	0	0	1						
36 Randy Choate, L ERA: 4.70														4	1	3	1	0	0	0						
16 Koltan Wong, L OBP: 0.340, SLG: 0.435														4	1	3	1	0	0	0						
Inning Stats	R: 0 E: 0 K: 1 S: 8	H: 0 LOB: 0 BB: 0 P: 15	R: 0 E: 0 K: 1 S: 7	H: 1 LOB: 0 BB: 0 P: 10	R: 0 E: 0 K: 1 S: 9	H: 1 LOB: 1 BB: 0 P: 16	R: 0 E: 0 K: 1 S: 11	H: 1 LOB: 2 BB: 0 P: 20	R: 0 E: 0 K: 1 S: 10	H: 1 LOB: 0 BB: 0 P: 14	R: 0 E: 0 K: 1 S: 12	H: 1 LOB: 2 BB: 1 P: 23	R: 0 E: 0 K: 1 S: 10	H: 0 LOB: 0 BB: 0 P: 11	R: 0 E: 0 K: 1 S: 16	H: 1 LOB: 3 BB: 2 P: 31	R: 1 E: 0 K: 1 S: 14	H: 3 LOB: 3 BB: 1 P: 25	R: 0 E: 0 K: 0 S: 5	H: 1 LOB: 0 BB: 0 P: 6	R: 0 E: 0 K: 1 S: 6	H: 1 LOB: 0 BB: 0 P: 8	1B: 9 2B: 1 3B: 0 HR: 2	SF: 0 SAC: 0 DP: 3 HBP: 0	WP: 1 PB: 0 SB: 0 CS: 0	PA: 54
PITCHER	IP: 6.0 WLS: 22 BF: 4	H: 1 ER: 1 SO: 5	BB: 1 IBB: 0 HBP: 0 BLK: 0	WP: 0 HR: 0 S: 53 P: 89	ERA: 1.50 WHIP: 0.633	58 Radhames Liz, R ERA: 3.6	IP: 2.1 WLS: 12 BF: 5	H: 2 ER: 2 SO: 2	BB: 1 IBB: 0 HBP: 0 BLK: 0	WP: 0 HR: 1 S: 25 P: 39	ERA: 7.71 WHIP: 2.571															


Pittsburgh Pirates @ St. Louis Cardinals
 Busch Stadium, St. Louis, MO
 Sun May 03 2015, 1:16 PM - 5:56 PM CDT
 Att. 44,382 - Sunny - 82 F

AB	52
R	2
H	11
RBI	2
BB	4
SO	9
LOB	19



Pittsburgh Pirates @ St. Louis Cardinals
 Busch Stadium, St. Louis, MO
 Sun May 03 2015, 1:16 PM - 5:56 PM CDT
 Att. 44,382 - Sunny - 82 F

AB	49
R	13
H	12
RBI	3
BB	5
SO	11
LOB	25



Batter	1	2	3	4	5	6	7	8	9	AB	R	H	RBI	BB	SO	LOB	TOP					
6 Billy Hamilton, S (1,8) OBP: 0.284, SLG: 0.330										5	0	1	0	0	1	2	<p>Cincinnati Reds @ Pittsburgh Pirates PNC Park, Pittsburgh, PA Wed May 06 2015, 7:09 PM - 9:43 PM EDT Att: 16,527 - Partly Cloudy - 81 F</p>					
9 Marlon Byrd, R (1,7) OBP: 0.237, SLG: 0.402										4	1	2	1	0	1	0						
19 Joey Votto, L (1,3) OBP: 0.427, SLG: 0.596										2	0	0	0	0	1	2						
29 Brayan Peña, S (3,3) OBP: 0.373, SLG: 0.345										2	0	1	0	0	0	0						
21 Todd Frazier, R (1,5) OBP: 0.319, SLG: 0.554										3	1	1	0	1	2	3						
4 Brandon Phillips, R (1,4) OBP: 0.343, SLG: 0.357										4	1	3	1	0	0	2						
32 Jay Bruce, L (1,9) OBP: 0.290, SLG: 0.396										4	0	0	0	0	1	4						
17 Kristopher Negrón, R (1,6) OBP: 0.200, SLG: 0.067										4	0	0	0	0	1	2						
16 Tucker Barnhart, L (1,2) OBP: 0.333, SLG: 0.625										3	0	1	0	1	0	0						
44 Mike Leake, R (1,1) OBP: 0.125, SLG: 0.375										3	0	1	1	0	0	1						
39 Devin Mesoraco, R (9, PH) OBP: 0.233, SLG: 0.080										1	0	0	0	0	0	0						
54 Aroldis Chapman, L (9, 1) OBP: 0.333, SLG: 0.625										0	0	0	0	0	0	0						
Inning Stats	R: 0 H: 2 E: 0 K: 1 S: 17	H: 2 BB: 0 P: 26	R: 0 H: 1 E: 0 K: 0 S: 6	H: 1 LOB: 1 BB: 0 P: 10	R: 0 H: 0 E: 0 K: 2 S: 10	H: 0 LOB: 0 BB: 0 P: 15	R: 2 H: 3 E: 0 K: 1 S: 14	H: 3 LOB: 2 BB: 1 P: 26	R: 1 H: 2 E: 0 K: 0 S: 8	H: 2 LOB: 1 BB: 1 P: 14	R: 0 H: 0 E: 0 K: 0 S: 6	H: 0 LOB: 0 BB: 0 P: 6	R: 0 H: 1 E: 0 K: 1 S: 10	H: 1 LOB: 1 BB: 0 P: 16	R: 0 H: 1 E: 0 K: 1 S: 8	H: 1 LOB: 0 BB: 0 P: 9	R: 0 H: 0 E: 0 K: 1 S: 10	H: 0 LOB: 0 BB: 0 P: 14	1B: 7 2B: 1 3B: 1 HR: 1	SF: 0 SAC: 0 DP: 2 HBP: 0	WP: 0 PB: 0 SB: 2 CS: 0	PA: 37
PITCHER	IP 5.0	WLS L	BF 24	H 8	R 3	ER 3	SO 4	BB 1	IBB 1	HBP 0	BLK 0	WP 0	HR 1	S 55	P 91	ERA 5.40	WHIP 1.800					
45 Gerrit Cole, R (1,1) ERA: 2.27																						
52 Rob Scamhill, R (6, 1) ERA: 0.73	IP 2.0	WLS 1	BF 7	H 1	R 0	ER 0	SO 1	BB 0	IBB 0	HBP 0	BLK 0	WP 0	HR 0	S 16	P 22	ERA 0.00	WHIP 0.500					
37 Arquimedes Caminero, R (8, 1) ERA: 3.38	IP 1.0	WLS 3	BF 1	H 1	R 0	ER 0	SO 1	BB 0	IBB 0	HBP 0	BLK 0	WP 0	HR 0	S 8	P 9	ERA 0.00	WHIP 1.000					
44 Tony Watson, L (9, 1) ERA: 2.2	IP 1.0	WLS 3	BF 0	H 0	R 0	ER 0	SO 1	BB 0	IBB 0	HBP 0	BLK 0	WP 0	HR 0	S 10	P 14	ERA 0.00	WHIP 0.000					

AB	35
R	3
H	10
RBI	3
BB	2
SO	7
LOB	16



Batter	1	2	3	4	5	6	7	8	9	AB	R	H	RBI	BB	SO	LOB	BOTTOM		
25 Gregory Polanco, L (1,9) OBP: 0.299, SLG: 0.373										4	0	0	0	0	1	3	<p>Cincinnati Reds @ Pittsburgh Pirates PNC Park, Pittsburgh, PA Wed May 06 2015, 7:09 PM - 9:43 PM EDT Att: 16,527 - Partly Cloudy - 81 F</p>		
18 Neil Walker, S (1,4) OBP: 0.321, SLG: 0.381										4	0	1	0	0	0	1			
22 Andrew McCutchen, R (1,8) OBP: 0.279, SLG: 0.292										4	0	1	0	0	0	1			
6 Starling Marte, R (1,7) OBP: 0.308, SLG: 0.505										4	0	0	0	0	0	2			
24 Pedro Alvarez, L (1,3) OBP: 0.316, SLG: 0.451										4	0	0	0	0	1	2			
27 Jung Ho Kang, R (1,6) OBP: 0.349, SLG: 0.447										4	0	2	0	0	0	0			
5 Josh Harrison, R (1,5) OBP: 0.212, SLG: 0.300										4	0	0	0	0	0	3			
29 Francisco Cervelli, R (1,2) OBP: 0.299, SLG: 0.306										4	0	1	0	0	0	2			
45 Gerrit Cole, R (1,1) OBP: 0.284, SLG: 0.330										1	0	1	0	0	0	0			
23 Steve Loria, S (5, PH) OBP: 0.284, SLG: 0.330										1	0	0	0	0	0	1			
52 Rob Scamhill, L (8, 1) ERA: 0.73										0	0	0	0	0	0	0			
12 Corey Hart, R (7, PH) OBP: 0.284, SLG: 0.330										0	0	0	0	0	0	0			
37 Arquimedes Caminero, R (8, 1) ERA: 3.38										0	0	0	0	0	0	0			
44 Tony Watson, L (9, 1) ERA: 2.2										0	0	0	0	0	0	0			
Inning Stats	R: 0 H: 0 E: 0 K: 0 S: 6	H: 1 LOB: 0 BB: 0 P: 9	R: 0 H: 1 E: 0 K: 1 S: 8	H: 1 LOB: 1 BB: 0 P: 10	R: 0 H: 0 E: 0 K: 0 S: 7	H: 0 LOB: 0 BB: 0 P: 11	R: 0 H: 0 E: 1 K: 0 S: 9	H: 0 LOB: 1 BB: 1 P: 14	R: 0 H: 1 E: 0 K: 1 S: 15	H: 2 LOB: 2 BB: 0 P: 18	R: 0 H: 2 E: 0 K: 0 S: 9	H: 2 LOB: 0 BB: 0 P: 14	R: 0 H: 1 E: 0 K: 0 S: 9	H: 1 LOB: 0 BB: 0 P: 12	R: 0 H: 1 E: 0 K: 0 S: 10	H: 1 LOB: 1 BB: 0 P: 15	1B: 6 2B: 1 3B: 0 HR: 0	SF: 0 SAC: 0 DP: 1 HBP: 0	WP:

Batter	1	2	3	4	5	6	7	8	9	AB	R	H	RBI	BB	SO	LOB	TOP					
6 Billy Hamilton, S (1.8) OBP: 0.254, SLG: 0.318	G4-1		G4-3		G6-3		FC3-4-6			4	0	0	0	0	0	3	Cincinnati Reds @ Pittsburgh Pirates PNC Park, Pittsburgh, PA Thu May 07 2015, 7:10 PM - 10:05 PM EDT Att: 27,302 - Clear - 83 F					
9 Marlon Byrd, R (1.7) OBP: 0.257, SLG: 0.432	K									3	1	2	0	1	1	0						
19 Joey Votto, L (1.3) OBP: 0.413, SLG: 0.573	G3									4	0	0	1	0	1	2						
21 Todd Frazier, R (1.5) OBP: 0.333, SLG: 0.587										3	1	2	1	0	0	0						
4 Brandon Phillips, R (1.4) OBP: 0.340, SLG: 0.353										4	0	1	0	0	0	3						
32 Jay Bruce, L (1.9) OBP: 0.288, SLG: 0.383										3	0	0	0	1	1	2						
17 Kristopher Negrón, R (1.6) OBP: 0.291, SLG: 0.116										4	0	2	0	0	1	2						
29 Brayan Peña, S (1.2) OBP: 0.380, SLG: 0.355										4	0	2	0	0	0	1						
28 Anthony DeSclafani, R (1.1) OBP: 0.083, SLG: 0.091										2	0	0	0	0	1	1						
60 J.J. Hoover, R (6.1) OBP: 0.102, SLG: 0.000										1	0	0	0	0	0	2						
55 Skip Schumaker, L (7. PH) OBP: 0.102, SLG: 0.000										0	0	0	0	0	0	0						
36 Kevin Gregg, R (7.1) OBP: 0.102, SLG: 0.000										0	0	0	0	0	0	0						
53 Carlos Contreras, R (7.1) OBP: 0.102, SLG: 0.000										0	0	0	0	0	0	0						
39 Devin Mesoraco, R (6. PH) OBP: 0.228, SLG: 0.077										1	0	0	0	0	0	0						
Inning Stats	R: 0 E: 0 K: 1 S: 7	H: 0 LOB: 0 BB: 0 P: 11	R: 0 E: 0 K: 0 S: 6	H: 1 LOB: 0 BB: 0 P: 8	R: 0 E: 0 K: 2 S: 9	H: 1 LOB: 1 BB: 0 P: 16	R: 1 E: 0 K: 0 S: 6	H: 2 LOB: 2 BB: 2 P: 15	R: 0 E: 0 K: 0 S: 4	H: 0 LOB: 0 BB: 0 P: 8	R: 1 E: 0 K: 0 S: 6	H: 1 LOB: 0 BB: 0 P: 7	R: 0 E: 0 K: 1 S: 14	H: 2 LOB: 2 BB: 0 P: 20	R: 0 E: 0 K: 2 S: 15	H: 1 LOB: 0 BB: 0 P: 23	R: 0 E: 0 K: 0 S: 8	H: 1 LOB: 0 BB: 0 P: 14	1B: 7 2B: 3 3B: 1 HR: 1	SF: 0 SAC: 0 DP: 3 HBP: 1	WP: 0 PB: 0 SB: 1 CS: 0	PA: 36
PITCHER	IP WLS BF H R ER SO BB IBB HBP BLK WP HR S P ERA WHIP	IP WLS BF H R ER SO BB IBB HBP BLK WP HR S P ERA WHIP	IP WLS BF H R ER SO BB IBB HBP BLK WP HR S P ERA WHIP	IP WLS BF H R ER SO BB IBB HBP BLK WP HR S P ERA WHIP	IP WLS BF H R ER SO BB IBB HBP BLK WP HR S P ERA WHIP	IP WLS BF H R ER SO BB IBB HBP BLK WP HR S P ERA WHIP	IP WLS BF H R ER SO BB IBB HBP BLK WP HR S P ERA WHIP	IP WLS BF H R ER SO BB IBB HBP BLK WP HR S P ERA WHIP	IP WLS BF H R ER SO BB IBB HBP BLK WP HR S P ERA WHIP	IP WLS BF H R ER SO BB IBB HBP BLK WP HR S P ERA WHIP	IP WLS BF H R ER SO BB IBB HBP BLK WP HR S P ERA WHIP	IP WLS BF H R ER SO BB IBB HBP BLK WP HR S P ERA WHIP	IP WLS BF H R ER SO BB IBB HBP BLK WP HR S P ERA WHIP	IP WLS BF H R ER SO BB IBB HBP BLK WP HR S P ERA WHIP	IP WLS BF H R ER SO BB IBB HBP BLK WP HR S P ERA WHIP	IP WLS BF H R ER SO BB IBB HBP BLK WP HR S P ERA WHIP	IP WLS BF H R ER SO BB IBB HBP BLK WP HR S P ERA WHIP					
34 A.J. Burnett, R (1.1) ERA: 1.66	7.0	W	28	7	2	2	4	2	0	0	0	0	0	0	0	0	2.57	1.286				
48 Jared Hughes, R (8.1) ERA: 2.57	0.1		3	1	0	0	1	0	0	1	0	0	0	0	0	0	0.00	3.000				
44 Tony Watson, L (8.1) ERA: 2.12	0.2	H	2	0	0	0	1	0	0	0	0	0	0	0	0	0	0.00	0.000				
35 Mark Melancon, R (9.1) ERA: 4.38	1.0		3	1	0	0	0	0	0	0	0	0	0	0	0	0	0.00	1.000				

AB	33
R	2
H	9
RBI	2
BB	2
SO	6
LOB	16



Batter	1	2	3	4	5	6	7	8	9	AB	R	H	RBI	BB	SO	LOB	BOTTOM			
25 Gregory Polanco, L (1.9) OBP: 0.313, SLG: 0.381	18 1B									3	2	1	0	2	0	2	Cincinnati Reds @ Pittsburgh Pirates PNC Park, Pittsburgh, PA Thu May 07 2015, 7:10 PM - 10:05 PM EDT Att: 27,302 - Clear - 83 F			
18 Neil Walker, S (1.4) OBP: 0.342, SLG: 0.390	6 F7									3	2	2	1	2	0	1				
22 Andrew McCutchen, R (1.8) OBP: 0.362, SLG: 0.320	5 S									4	2	3	1	1	0	1				
6 Starling Marte, R (1.7) OBP: 0.312, SLG: 0.500	F7									3	1	1	2	1	0	3				
24 Pedro Alvarez, L (1.3) OBP: 0.313, SLG: 0.453	FC3-2-5									4	0	1	1	0	1	6				
3 Sean Rodriguez, R (8.3) OBP: 0.370, SLG: 0.481	FC3-2-5									0	0	0	0	0	0	0				
5 Josh Harrison, R (1.5) OBP: 0.213, SLG: 0.291	G5-3									3	0	0	0	1	1	3				
10 Jordy Mercer, R (1.6) OBP: 0.261, SLG: 0.217	F8									4	0	1	0	0	1	4				
19 Chris Stewart, R (1.2) OBP: 0.276, SLG: 0.321	G1-3									4	0	2	2	0	0	0				
34 A.J. Burnett, R (1.1) OBP: 0.182, SLG: 0.182	F7									2	0	0	0	0	0	0				
12 Corey Hart, R (7. PH) OBP: 0.250, SLG: 0.391										1	0	0	0	0	1	2				
48 Jared Hughes, R (8.1) ERA: 2.57										0	0	0	0	0	0	0				
44 Tony Watson, L (8.1) ERA: 2.12										0	0	0	0	0	0	0				
35 Mark Melancon, R (9.1) ERA: 4.38										0	0	0	0	0	0	0				
Inning Stats	R: 1 E: 0 K: 0 S: 12	H: 2 LOB: 2 BB: 1 P: 20	R: 0 E: 0 K: 0 S: 6	H: 0 LOB: 0 BB: 0 P: 9	R: 0 E: 0 K: 0 S: 8	H: 0 LOB: 3 BB: 3 P: 21	R: 0 E: 0 K: 0 S: 9	H: 2 LOB: 2 BB: 0 P: 13	R: 2 E: 0 K: 1 S: 15	H: 3 LOB: 1 BB: 0 P: 18	R: 0 E: 0 K: 0 S: 12	H: 0 LOB: 0 BB: 0 P: 19	R: 3 E: 0 K: 3 S: 25	H: 3 LOB: 2 BB: 2 P: 40	R: 1 E: 0 K: 0 S: 9	H: 1 LOB: 0 BB: 1 P: 18	1B: 8 2B: 3 3B: 0 HR: 0	SF: 1 SAC: 1 DP: 1 HBP: 0	WP: 0 PB: 0 SB: 3 CS: 1	PA: 40
PITCHER	IP WLS BF H R ER SO BB IBB HBP BLK WP HR S P ERA WHIP	IP WLS BF H R ER SO BB IBB HBP BLK WP HR S P ERA WHIP	IP WLS BF H R ER SO BB IBB HBP BLK WP HR S P ERA WHIP	IP WLS BF H R ER SO BB IBB HBP BLK WP HR S P ERA WHIP	IP WLS BF H R ER SO BB IBB HBP BLK WP HR S P ERA WHIP	IP WLS BF H R ER SO BB IBB HBP BLK WP HR S P ERA WHIP	IP WLS BF H R ER SO BB IBB HBP BLK WP HR S P ERA WHIP	IP WLS BF H R ER SO BB IBB HBP BLK WP HR S P ERA WHIP	IP WLS BF H R ER SO BB IBB HBP BLK WP HR S P ERA WHIP	IP WLS BF H R ER SO BB IBB HBP BLK WP HR S P ERA WHIP	IP WLS BF H R ER SO BB IBB HBP BLK WP HR S P ERA WHIP	IP WLS BF H R ER SO BB IBB HBP BLK WP HR S P ERA WHIP	IP WLS BF H R ER SO BB IBB HBP BLK WP HR S P ERA WHIP	IP WLS BF H R ER SO BB IBB HBP BLK WP HR S P ERA WHIP	IP WLS BF H R ER SO BB IBB HBP BLK WP HR S P ERA WHIP	IP WLS BF H R ER SO BB IBB HBP BLK WP HR S P ERA WHIP				
28 Anthony DeSclafani, R (1.1) ERA: 2.5	5.0	L	25	7	3	3	1	4	0	0	0	0	0	0	0	0	5.40	2.200		
60 J.J. Hoover, R (6.1) ERA: 3.86	1.0		3	0	0	0	0	0	0	0	0	0	0	0	0	0	0.00	0.000		
36 Kevin Gregg, R (7.1) ERA: 10.13	0.2		7	3	3	3	2	2	0	0	0	0	0	0	0	0	40.50	7.500		
53 Carlos Contreras, R (7.1) ERA: 2.7	1.1		5	1	1	1	1	1	0	0	0	0	0	0	0	0	6.75	1.500		



Batter	1	2	3	4	5	6	7	8	9	AB	R	H	RBI	BB	SO	LOB	TOP											
19 Jon Jay, L OBP: 0.330, SLG: 0.267 38 Pete Kozma, R OBP: 0.231, SLG: 0.167	G1-3		L6	SF8		G1-3			G5-3	3	0	0	1	0	0	0												
16 Kolten Wong, L OBP: 0.376, SLG: 0.495	G3-1								G1-3	4	1	1	0	1	0	0												
7 Matt Holliday, R OBP: 0.472, SLG: 0.485	2B								F9	5	0	3	0	0	0	3												
32 Matt Adams, L OBP: 0.300, SLG: 0.404	G3									4	1	0	0	0	0	4												
27 Jhonny Peralta, R OBP: 0.352, SLG: 0.474										3	1	2	1	1	1	1												
22 Jason Heyward, L OBP: 0.306, SLG: 0.366										4	1	2	1	0	0	1												
4 Yadier Molina, R OBP: 0.321, SLG: 0.340	L4-5-4									4	1	1	2	0	0	3												
12 Mark Reynolds, R OBP: 0.317, SLG: 0.389 40 Mitch Harris, R (8, 1)										2	0	0	0	2	1	0												
18 Carlos Martinez, R 43 Seth Maness, R 36 Randy Choate, L 63 Miguel Socolovich, R 8 Peter Bourjos, R										0	0	0	0	0	0	0												
Inning Stats	R: 0 E: 0 K: 0 S: 9	H: 1 LOB: 1 BB: 0 P: 13	R: 0 E: 0 K: 0 S: 4	H: 1 LOB: 0 BB: 1 P: 10	R: 0 E: 0 K: 0 S: 6	H: 0 LOB: 0 BB: 0 P: 11	R: 5 E: 0 K: 0 S: 23	H: 6 LOB: 3 BB: 2 P: 34	R: 0 E: 0 K: 1 S: 12	H: 0 LOB: 0 BB: 0 P: 15	R: 0 E: 0 K: 1 S: 7	H: 0 LOB: 0 BB: 0 P: 11	R: 0 E: 0 K: 1 S: 7	H: 1 LOB: 1 BB: 0 P: 8	R: 0 E: 0 K: 0 S: 8	H: 0 LOB: 1 BB: 1 P: 14	R: 0 E: 0 K: 0 S: 8	H: 0 LOB: 0 BB: 0 P: 10	1B: 6 2B: 4 3B: 1 HR: 0	SF: 1 SAC: 0 DP: 0 HBP: 0	WP: 0 PB: 0 SB: 0 CS: 0	PA: 39						
PITCHER	IP	WLS	BF	H	R	ER	SO	BB	IBB	HBP	BLK	WP	HR	S	P	ERA	WHIP											
46 Vance Worley, R ERA: 4.63 52 Rob Scahill, R ERA: 0.98 48 Jared Hughes, R ERA: 2.4 44 Tony Watson, L ERA: 2.0 35 Mark Melancon, R ERA: 4.05	5.0		25	9	5	5	0	3	0	0	0	0	0	54	83	9.00	2.400											
Batter	1	2	3	4	5	6	7	8	9	AB	R	H	RBI	BB	SO	LOB	BOTTOM											
25 Gregory Polanco, L OBP: 0.314, SLG: 0.381	G3									3	0	1	1	1	1	0												
18 Neil Walker, S OBP: 0.350, SLG: 0.417	G3-1									4	1	1	1	0	1	1												
22 Andrew McCutchen, R OBP: 0.304, SLG: 0.339	2B									4	0	1	0	0	0	0												
6 Starling Marte, R OBP: 0.322, SLG: 0.500 3 Sean Rodriguez, R OBP: 0.376, SLG: 0.483	K									2	0	0	0	0	2	1												
24 Pedro Alvarez, L OBP: 0.318, SLG: 0.435 35 Mark Melancon, R (9, 1)										2	2	1	0	2	1	0												
27 Jung Ho Kang, R OBP: 0.367, SLG: 0.455										4	1	2	0	0	2	3												
29 Francisco Cervelli, R OBP: 0.306, SLG: 0.304	G3-1									3	1	0	0	1	1	4												
10 Jordy Mercer, R OBP: 0.255, SLG: 0.225	G4-6-3									3	0	1	3	0	0	1												
46 Vance Worley, R 23 Steve Loria, S 52 Rob Scahill, L 12 Corey Hart, R 48 Jared Hughes, R 44 Tony Watson, L 5 Josh Harrison, R										1	1	1	0	0	0	0												
Inning Stats	R: 0 E: 0 K: 1 S: 10	H: 1 LOB: 1 BB: 0 P: 15	R: 3 E: 0 K: 1 S: 17	H: 3 LOB: 1 BB: 1 P: 25	R: 0 E: 0 K: 2 S: 7	H: 0 LOB: 0 BB: 0 P: 7	R: 0 E: 0 K: 1 S: 8	H: 1 LOB: 0 BB: 0 P: 9	R: 1 E: 0 K: 1 S: 7	H: 1 LOB: 0 BB: 1 P: 16	R: 3 E: 0 K: 1 S: 12	H: 2 LOB: 2 BB: 2 P: 21	R: 0 E: 0 K: 1 S: 5	H: 0 LOB: 0 BB: 0 P: 9	R: 0 E: 0 K: 1 S: 8	H: 1 LOB: 1 BB: 0 P: 13	1B: 4 2B: 5 3B: 0 HR: 1	SF: 1 SAC: 0 DP: 2 HBP: 0	WP: 2 PB: 0 SB: 0 CS: 1	PA: 34								
PITCHER	IP	WLS	BF	H	R	ER	SO	BB	IBB	HBP	BLK	WP	HR	S	P	ERA	WHIP											
18 Carlos Martinez, R ERA: 4.89 43 Seth Maness, R ERA: 3.38 36 Randy Choate, L ERA: 3.38 63 Miguel Socolovich, R ERA: 40 Mitch Harris, R ERA:	5.1		25	7	7	7	7	4	0	0	0	0	0	1	57	89	11.81	2.062										

St. Louis Cardinals @ Pittsburgh Pirates
PNC Park, Pittsburgh, PA
Sat May 09 2015, 7:07 PM - 9:41 PM EDT
Att: 38,068 - Clear - 86 F

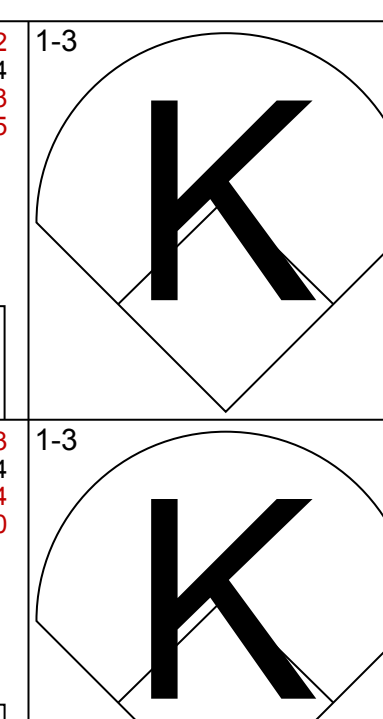
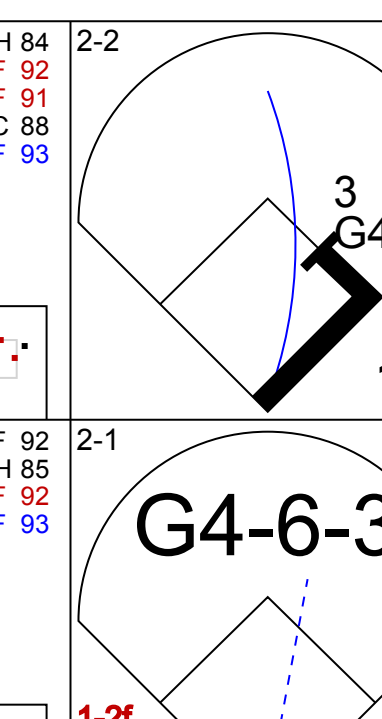
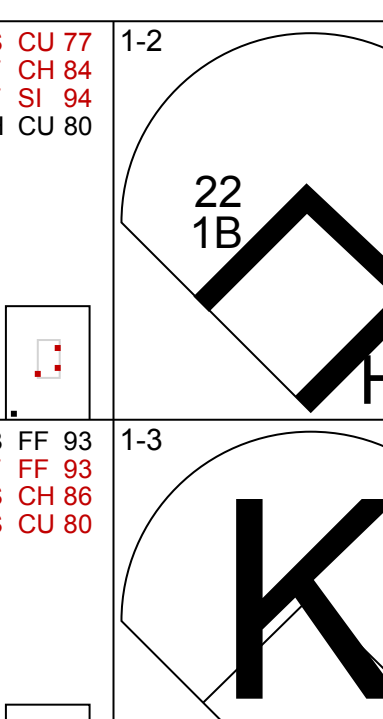
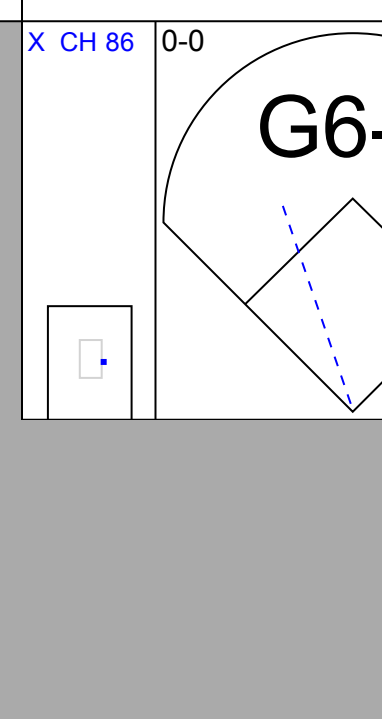
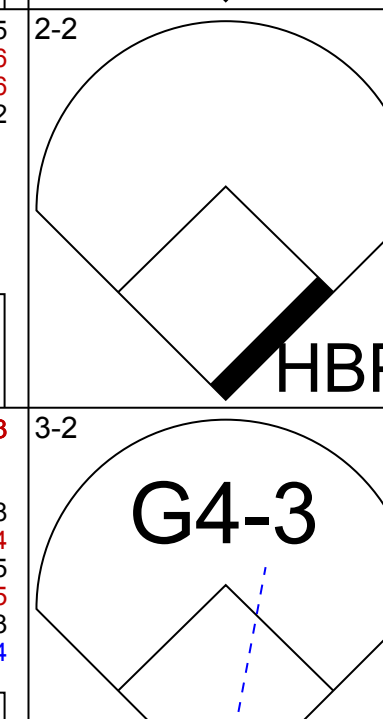
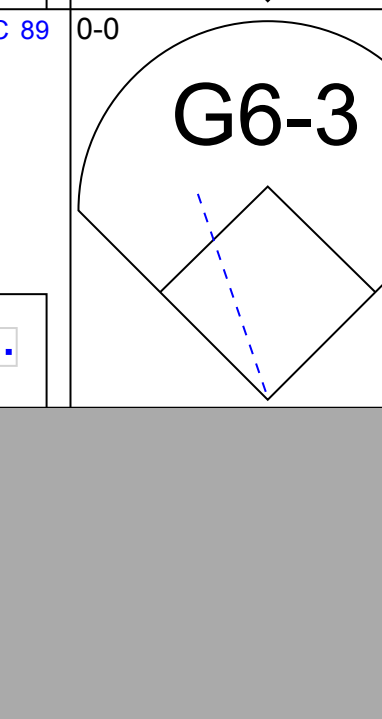
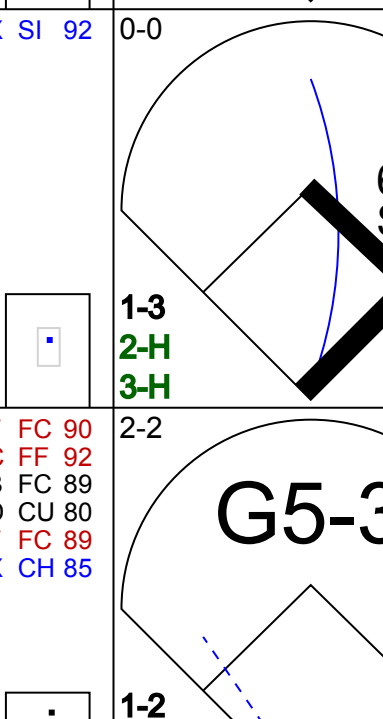
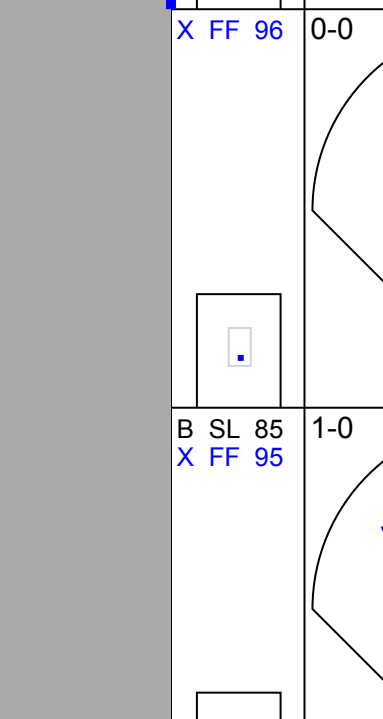



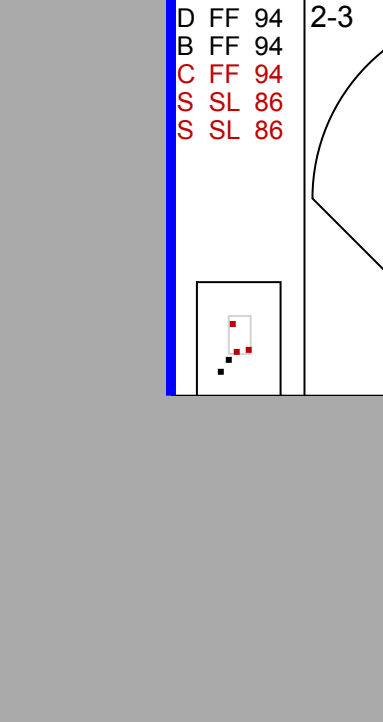


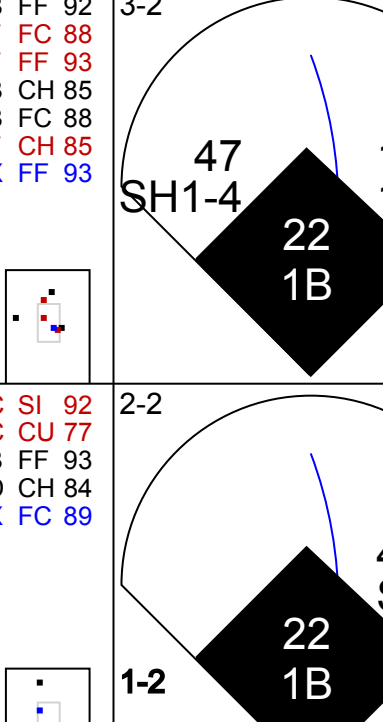
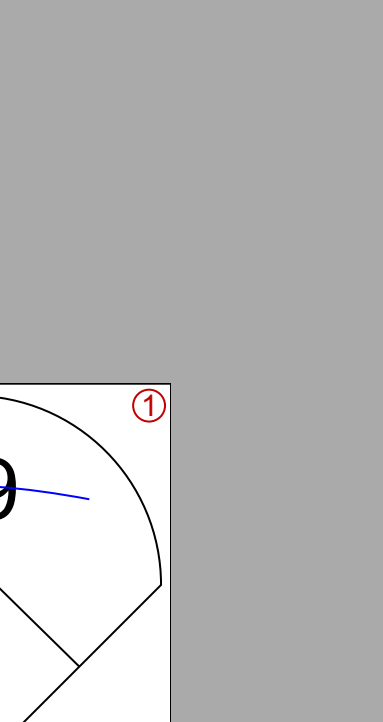

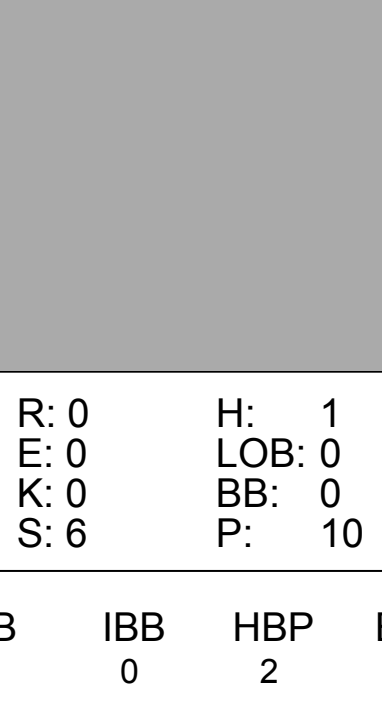
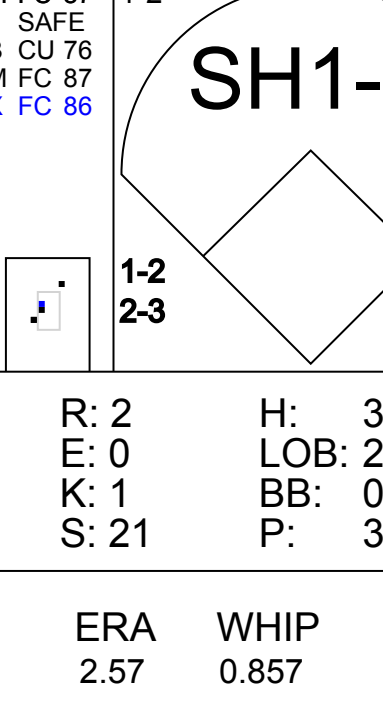
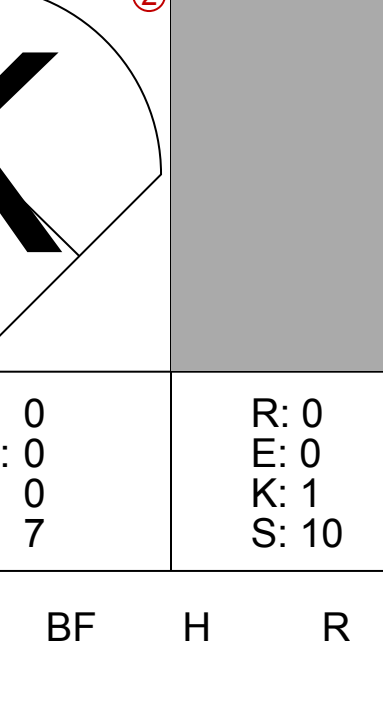
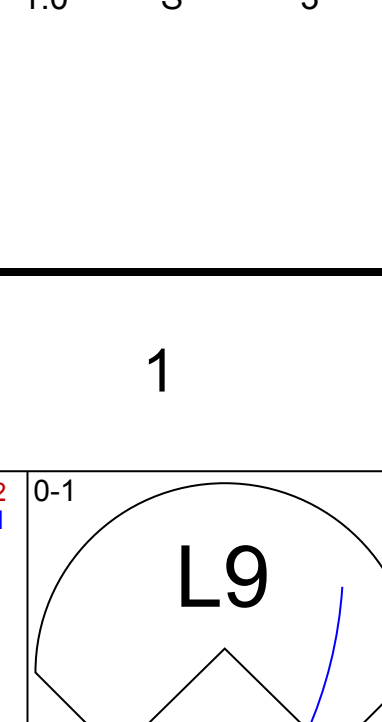
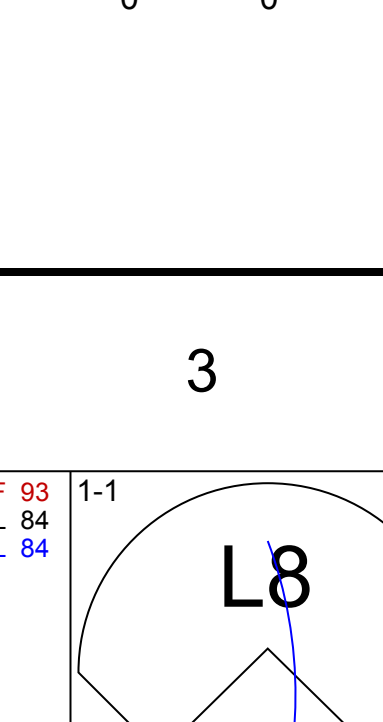
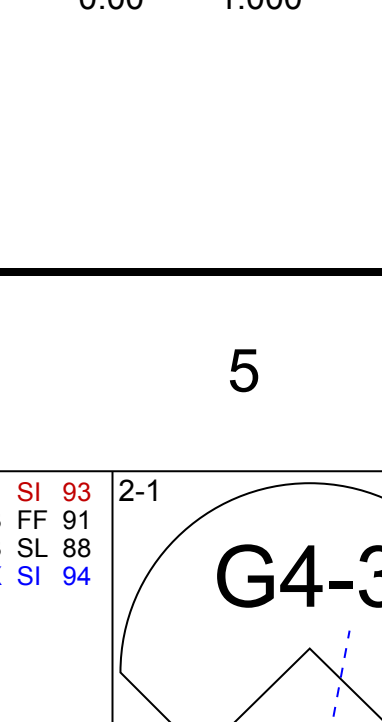
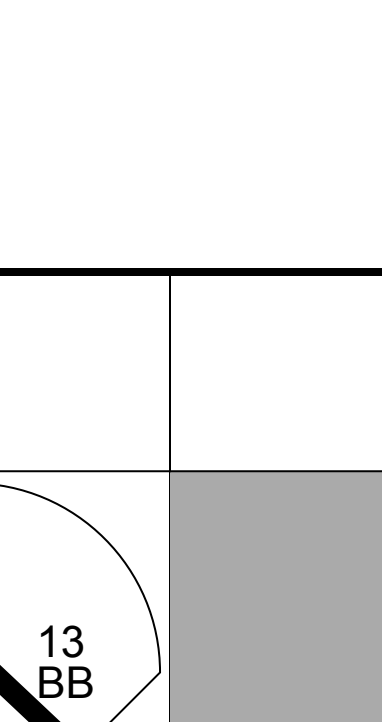
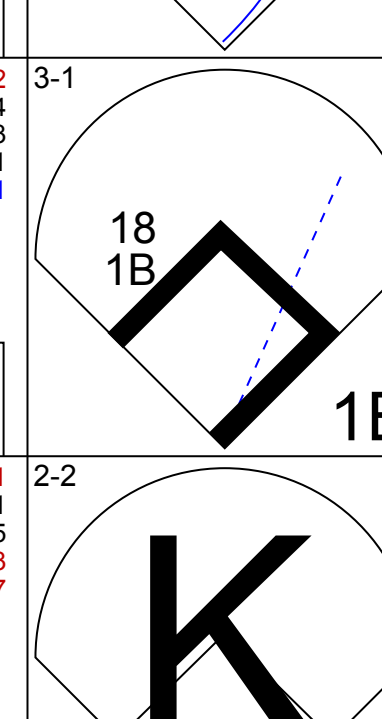
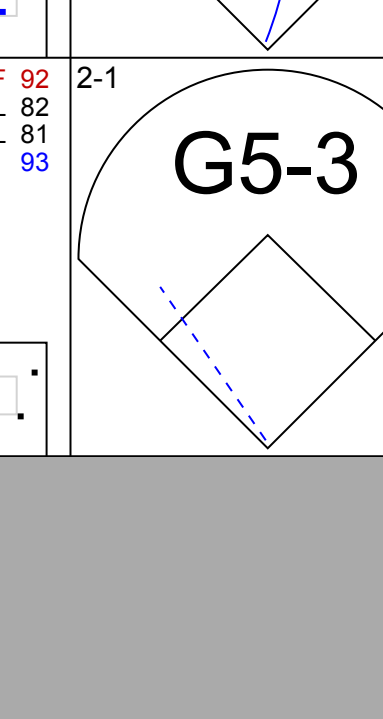
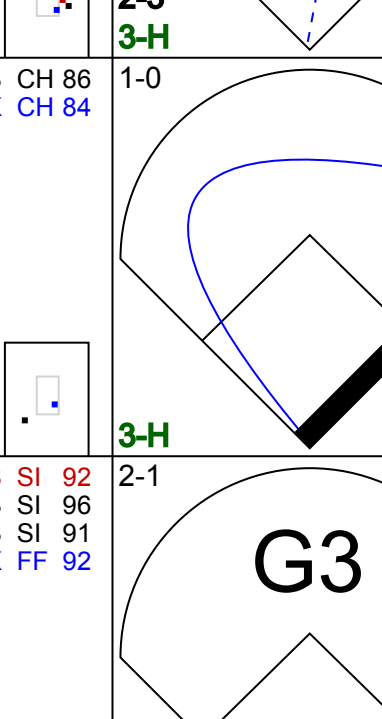
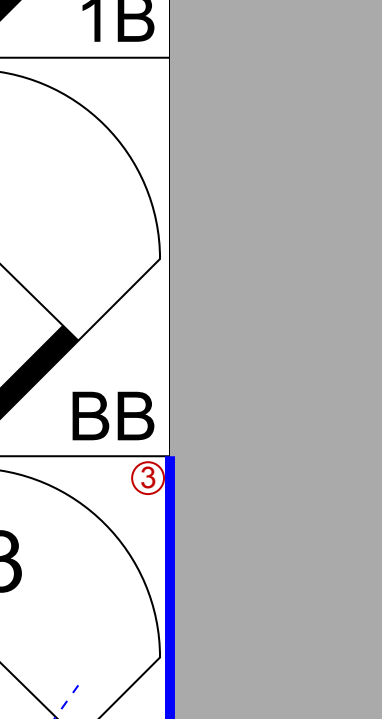
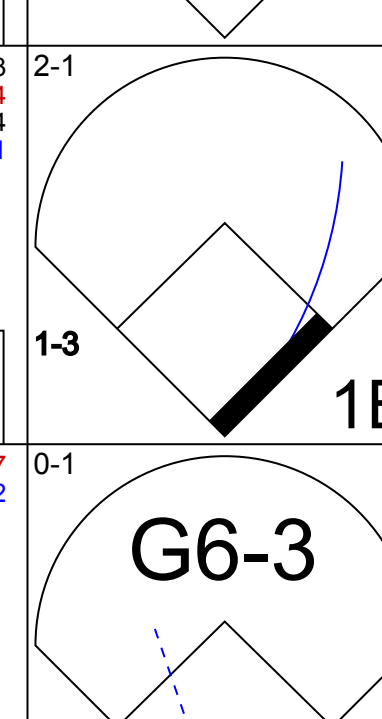


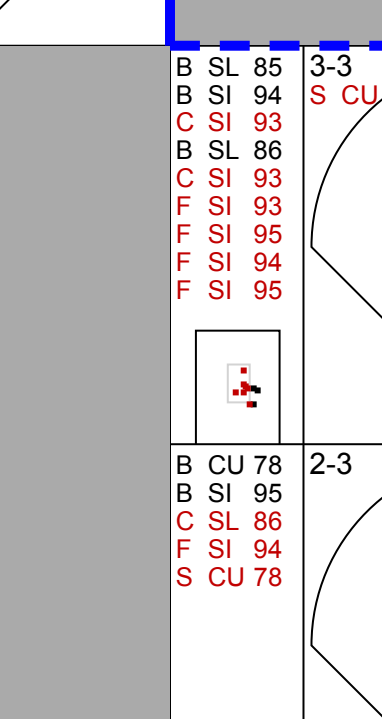


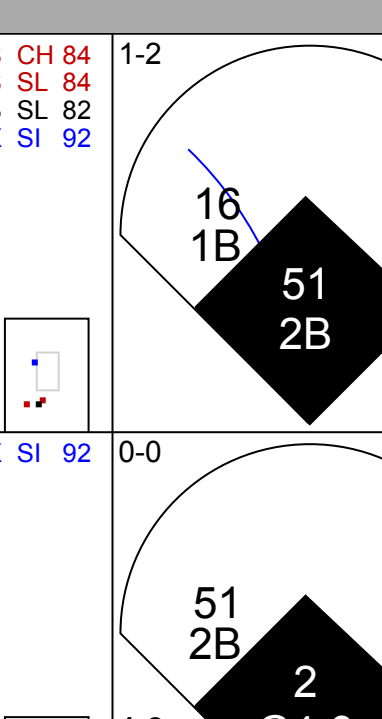
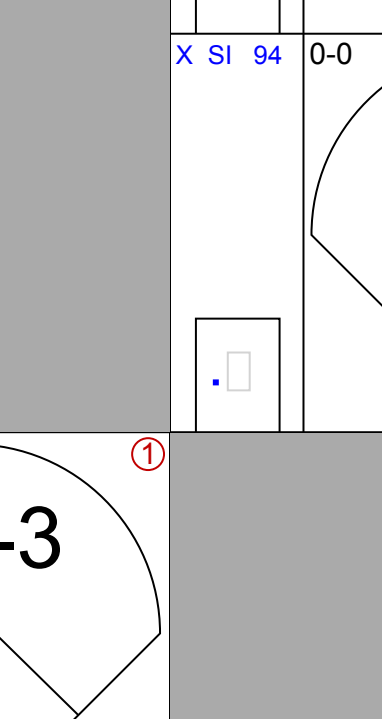

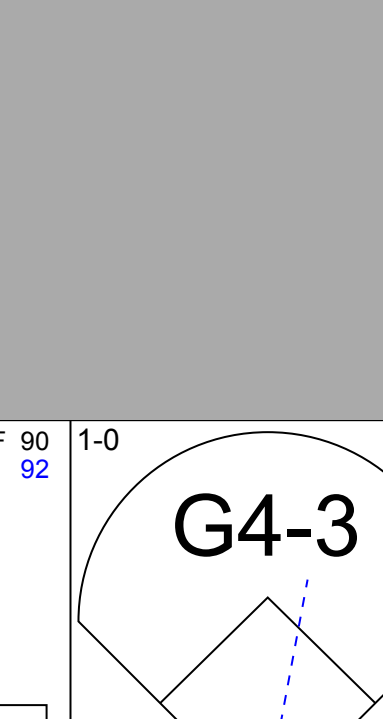
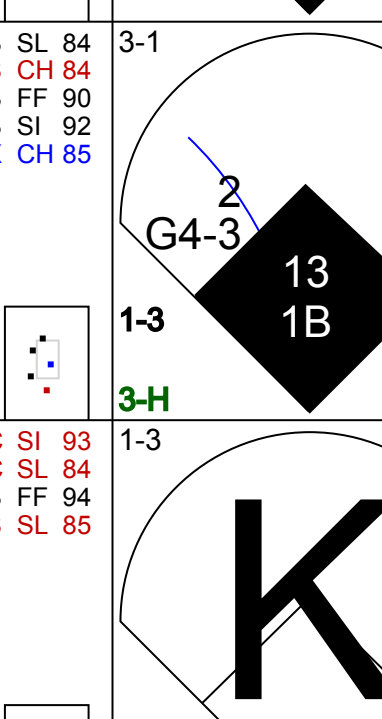
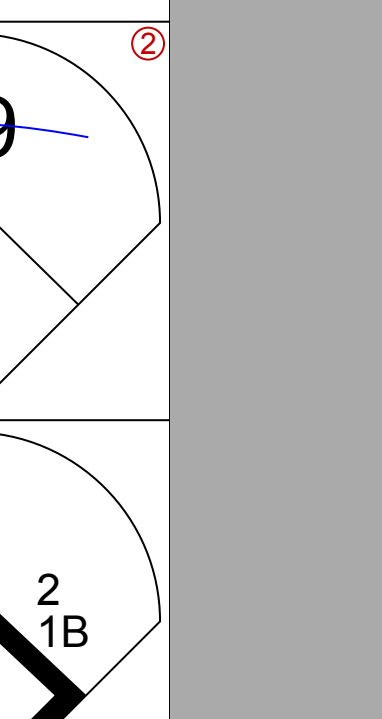
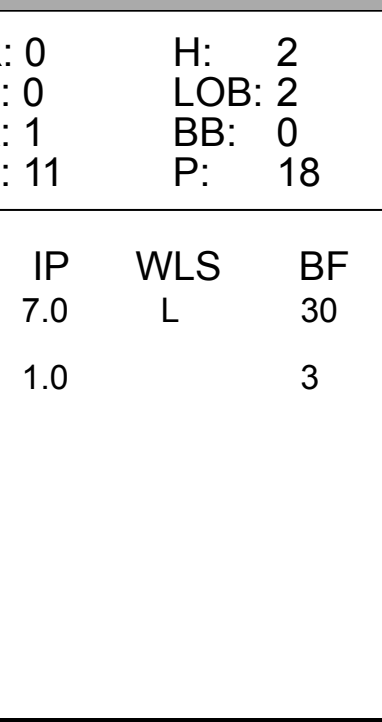
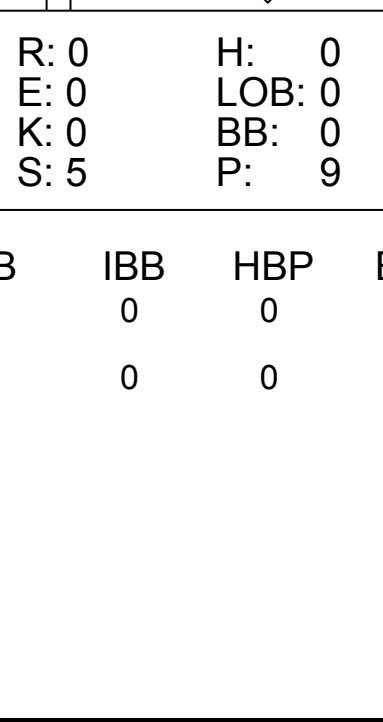
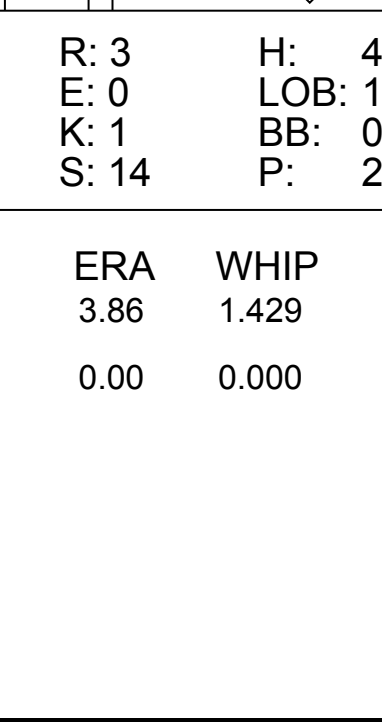
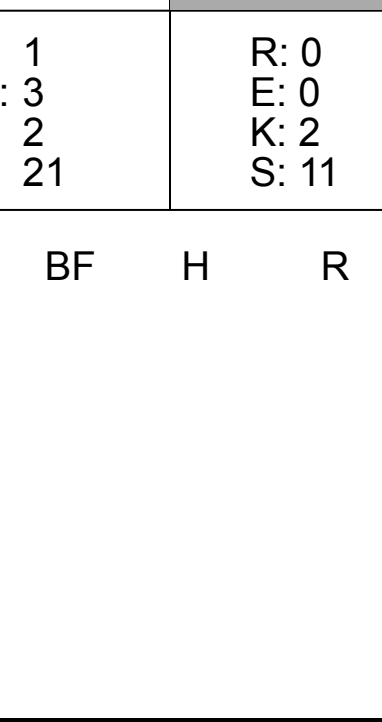
AB	34
R	5
H	10
RBI	5
BB	4
SO	2
LOB	13



St. Louis Cardinals @ Pittsburgh Pirates
PNC Park, Pittsburgh, PA
Sat May 09 2015, 7:07 PM - 9:41 PM EDT
Att: 38,068 - Clear - 86 F

AB	29
R	7
H	9
RBI	6
BB	4
SO	9
LOB	10

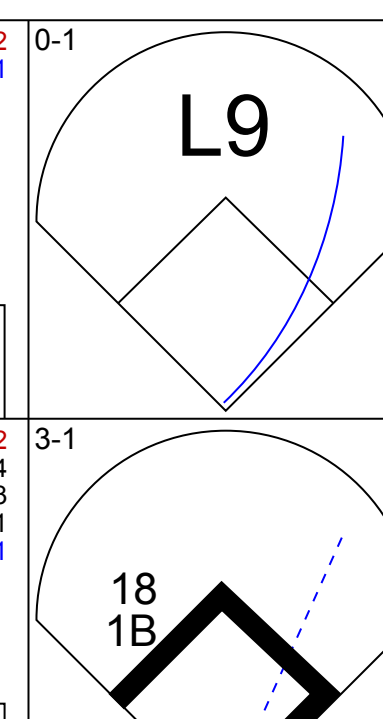
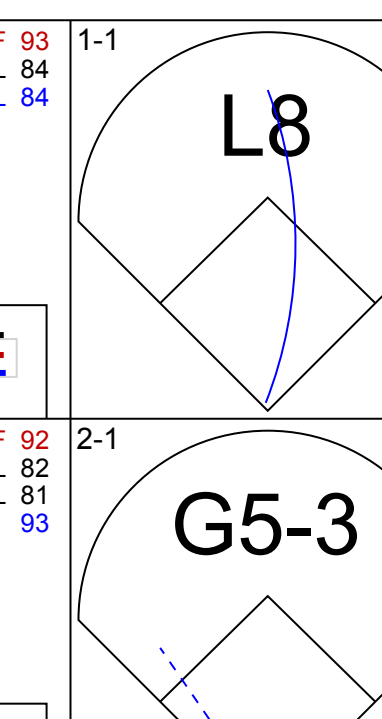
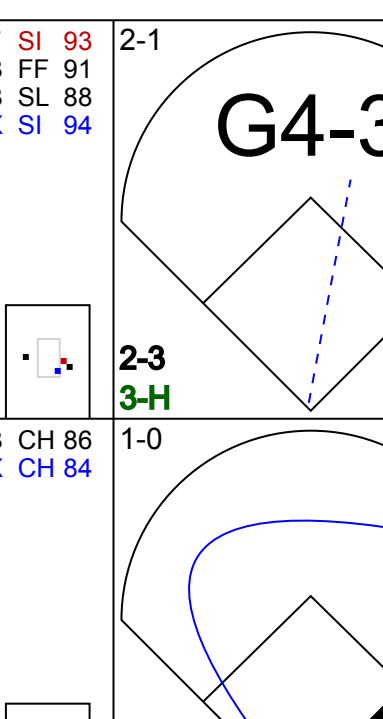
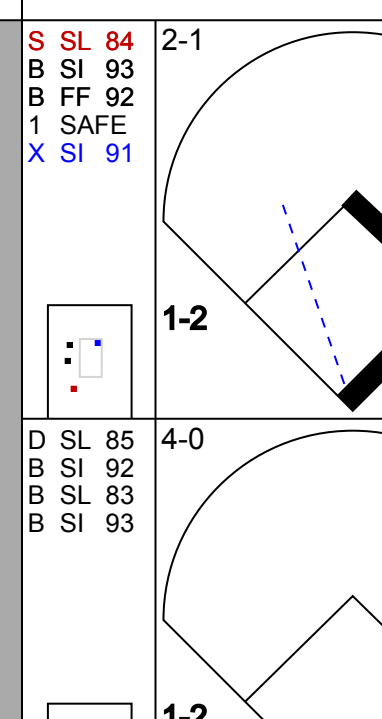
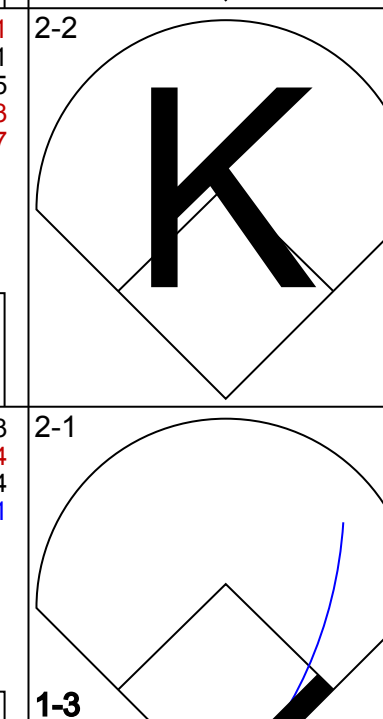

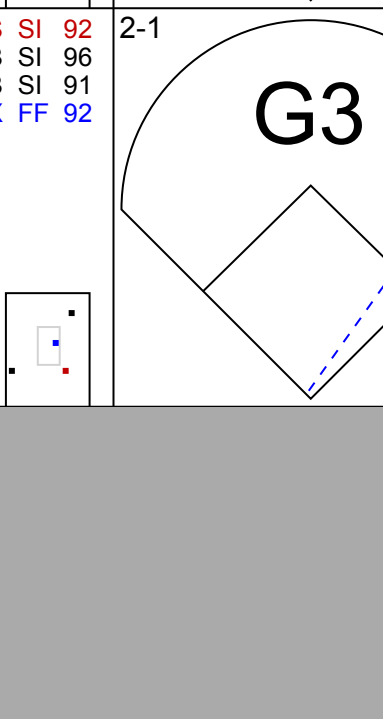
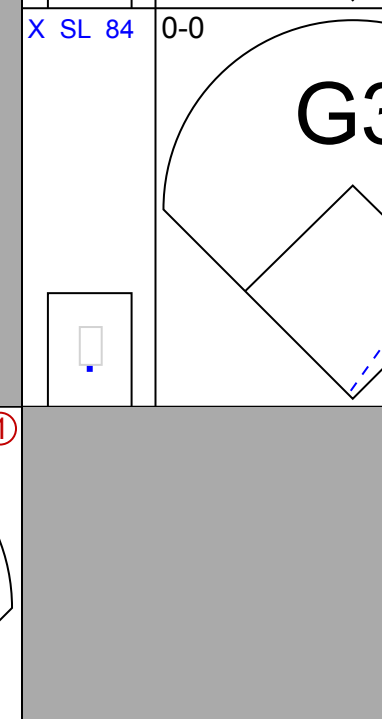
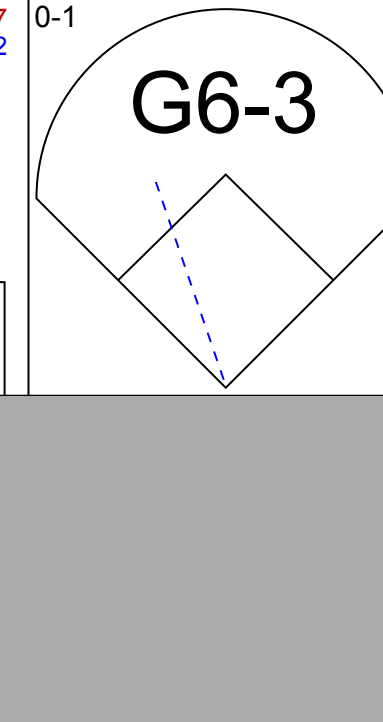

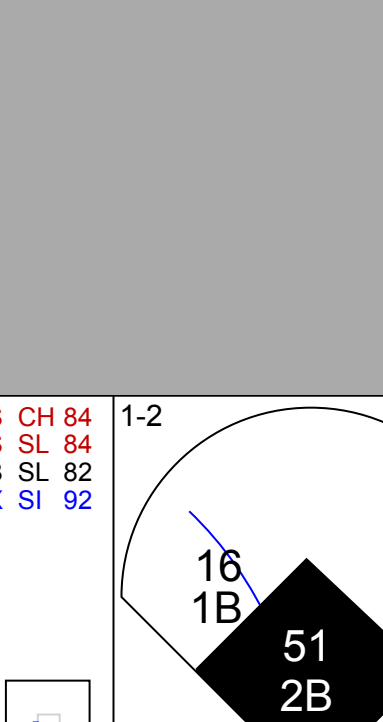



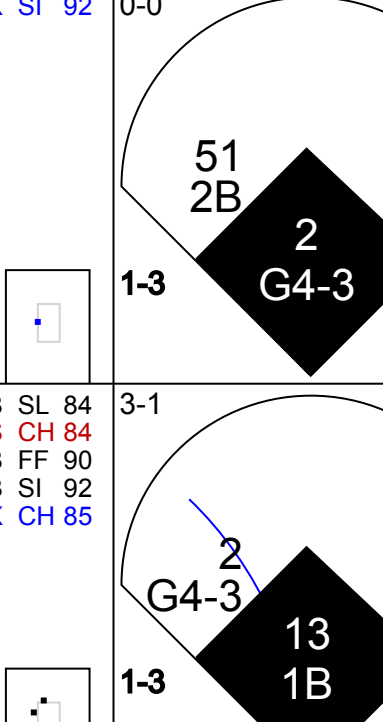
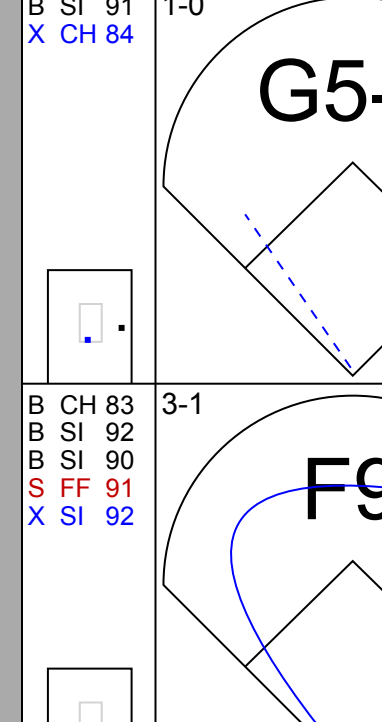
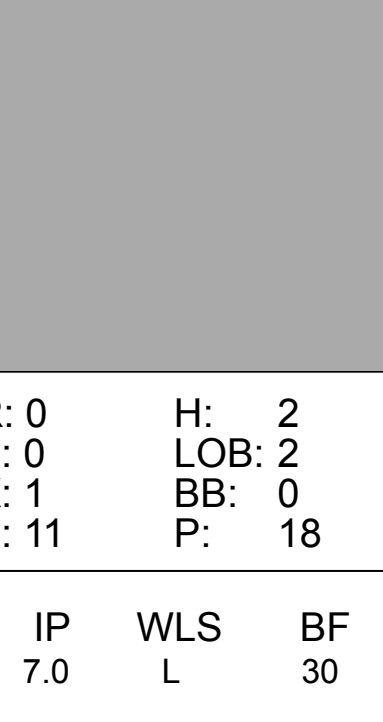
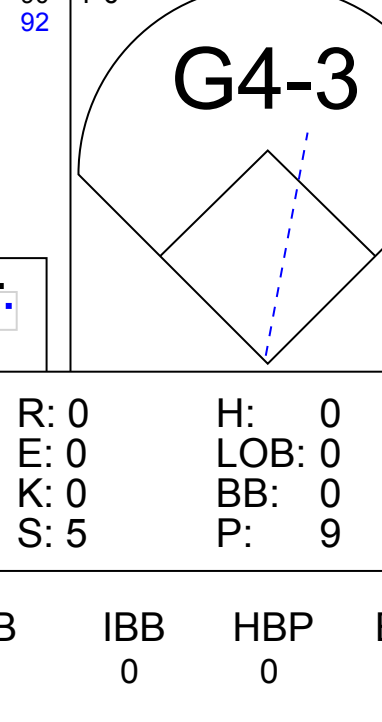
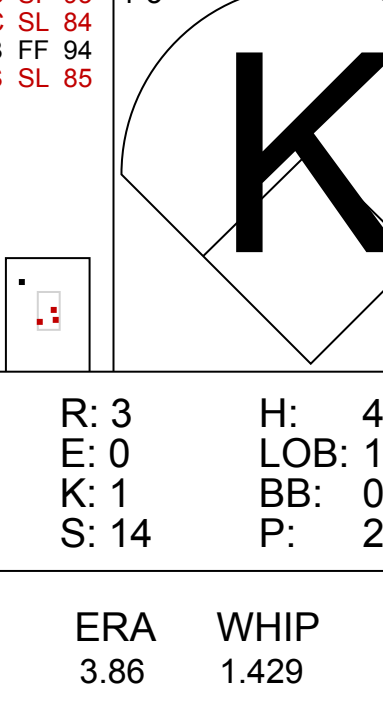
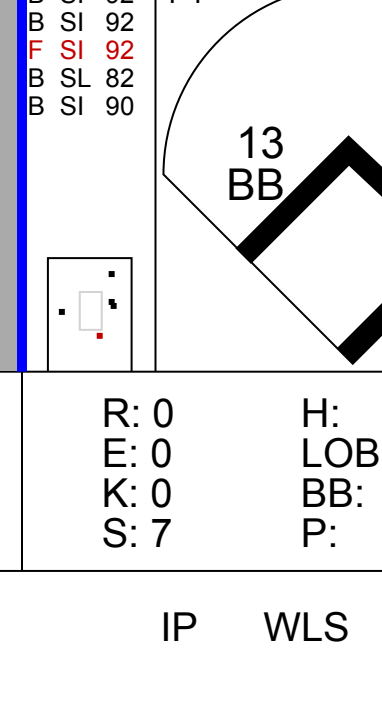






Batter	1	2	3	4	5	6	7	8	9	AB	R	H	RBI	BB	SO	LOB	TOP						
5 Josh Harrison, R OBP: 0.228, SLG: 0.310										3	0	1	0	0	1	0							
3 Sean Rodriguez, R OBP: 0.388, SLG: 0.459										3	0	0	0	0	2	4							
25 Gregory Polanco, L (8, PH) OBP: 0.313, SLG: 0.371										3	0	1	2	0	0	0							
22 Andrew McCutchen, R OBP: 0.319, SLG: 0.372										4	0	1	0	0	0	3							
6 Starling Marte, R OBP: 0.328, SLG: 0.500										3	0	0	0	0	3	0							
12 Corey Hart, R OBP: 0.194, SLG: 0.310										3	0	0	0	0	3	0							
24 Pedro Alvarez, L (8, PH) OBP: 0.302, SLG: 0.406										1	0	0	0	0	1	1							
29 Francisco Cervelli, R OBP: 0.330, SLG: 0.337										3	1	1	0	1	1	0							
23 Steve Lombardozzi, S (9, PR)										0	0	0	0	0	0	0							
18 Neil Walker, S OBP: 0.358, SLG: 0.412										4	1	1	0	0	1	3							
10 Jordy Mercer, R OBP: 0.245, SLG: 0.218										2	0	0	0	0	1	2							
47 Francisco Liriano, L OBP: 0.071, SLG: 0.071										0	0	0	0	0	0	0							
52 Rob Scallion, L (8, 1)										2	0	0	0	0	1	2							
										0	0	0	0	0	0	0							
Inning Stats	R: 0 H: 0 K: 2 S: 12	H: 0 LOB: 1 BB: 0 P: 19	R: 0 H: 1 K: 2 S: 11	H: 1 LOB: 2 BB: 1 P: 23	R: 0 H: 1 K: 0 S: 6	H: 1 LOB: 0 BB: 0 P: 10	R: 0 H: 0 K: 1 S: 9	H: 0 LOB: 0 BB: 0 P: 9	R: 2 H: 3 K: 1 S: 21	H: 3 LOB: 2 BB: 0 P: 31	R: 0 H: 0 K: 2 S: 12	H: 0 LOB: 0 BB: 0 P: 16	R: 0 H: 0 K: 1 S: 7	H: 0 LOB: 0 BB: 0 P: 7	R: 0 H: 1 K: 1 S: 10	H: 1 LOB: 1 BB: 0 P: 15	R: 0 H: 0 K: 1 S: 7	H: 0 LOB: 1 BB: 1 P: 12	1B: 6 2B: 1 3B: 0 HR: 0	SF: 0 SAC: 1 DP: 2 HBP: 2	WP: 0 PB: 0 SB: 1 CS: 0	PA: 35	
PITCHER	IP WLS BF H R ER SO BB IBB HBP BLK WP HR S P ERA WHIP	IP WLS BF H R ER SO BB IBB HBP BLK WP HR S P ERA WHIP	IP WLS BF H R ER SO BB IBB HBP BLK WP HR S P ERA WHIP	IP WLS BF H R ER SO BB IBB HBP BLK WP HR S P ERA WHIP	IP WLS BF H R ER SO BB IBB HBP BLK WP HR S P ERA WHIP	IP WLS BF H R ER SO BB IBB HBP BLK WP HR S P ERA WHIP	IP WLS BF H R ER SO BB IBB HBP BLK WP HR S P ERA WHIP	IP WLS BF H R ER SO BB IBB HBP BLK WP HR S P ERA WHIP	IP WLS BF H R ER SO BB IBB HBP BLK WP HR S P ERA WHIP	IP WLS BF H R ER SO BB IBB HBP BLK WP HR S P ERA WHIP	IP WLS BF H R ER SO BB IBB HBP BLK WP HR S P ERA WHIP	IP WLS BF H R ER SO BB IBB HBP BLK WP HR S P ERA WHIP	IP WLS BF H R ER SO BB IBB HBP BLK WP HR S P ERA WHIP	IP WLS BF H R ER SO BB IBB HBP BLK WP HR S P ERA WHIP	IP WLS BF H R ER SO BB IBB HBP BLK WP HR S P ERA WHIP	IP WLS BF H R ER SO BB IBB HBP BLK WP HR S P ERA WHIP	IP WLS BF H R ER SO BB IBB HBP BLK WP HR S P ERA WHIP	IP WLS BF H R ER SO BB IBB HBP BLK WP HR S P ERA WHIP	IP WLS BF H R ER SO BB IBB HBP BLK WP HR S P ERA WHIP	IP WLS BF H R ER SO BB IBB HBP BLK WP HR S P ERA WHIP	IP WLS BF H R ER SO BB IBB HBP BLK WP HR S P ERA WHIP	IP WLS BF H R ER SO BB IBB HBP BLK WP HR S P ERA WHIP	IP WLS BF H R ER SO BB IBB HBP BLK WP HR S P ERA WHIP

Pittsburgh Pirates @ Philadelphia Phillies
Citizens Bank Park, Philadelphia, PA
Wed May 13 2015, 7:07 PM - 9:44 PM EDT
Att: 29,576 - Cloudy - 67 F

AB 30
R 2
H 6
RBI 2
BB 2
SO 11
LOB 14



Batter	1	2	3	4	5	6	7	8	9	AB	R	H	RBI	BB	SO	LOB	BOTTOM						
2 Ben Revere, L OBP: 0.295, SLG: 0.351										4	0	1	1	0	0	1							
13 Freddy Galvis, S OBP: 0.384, SLG: 0.397										3	0	2	1	1	0	0							
26 Chase Utley, L OBP: 0.200, SLG: 0.217										4	0	0	0	0	2	5							
53 Ken Giles, R (8, 1)										0	0	0	0	0	0	0							
37 Odübel Herrera, L (9, 8)										0	0	0	0	0	0	0							
18 Darin Ruf, R OBP: 0.241, SLG: 0.329										4	0	1	0	0	3	0							
6 Ryan Howard, L OBP: 0.277, SLG: 0.440										3	0	0	0	1	1	2							
58 Jonathan Papelbon, R (9, 1)										0	0	0	0	0	0	0							
3 Jeff Francoeur, R OBP: 0.250, SLG: 0.358										4	1	1	0	0	1	1							
16 César Hernández, S (1, 5) ERA: 2.96										3	1	1	0	0	0	0							
51 Carlos Ruiz, R OBP: 0.309, SLG: 0.273										3	1	1	1	0	0	0							
35 Cole Hamels, L (1, 1) ERA: 2.96										2	0	0	0	0	1	2							
4 Andrés Blanco, S (7, PH) OBP: 0.321, SLG: 0.385										0	0	0	0	1	0	0							
Inning Stats	R: 0 H: 2 K: 1 S: 11	H: 0 LOB: 0 BB: 0 P: 18	R: 0 H: 0 K: 1 S: 6	H: 0 LOB: 0 BB: 0 P: 10	R: 0 H: 0 K: 0 S: 5	H: 0 LOB: 0 BB: 0 P: 9	R: 0 H: 0 K: 2 S: 8	H: 0 LOB: 0 BB: 0 P: 12	R: 3 H: 4 K: 1 S: 14	H: 4 LOB: 1 BB: 0 P: 24	R: 0 H: 0 K: 1 S: 5	H: 0 LOB: 0 BB: 1 P: 11	R: 0 H: 1 K: 0 S: 7	H: 1 LOB: 3 BB: 2 P: 21	R: 0 H: 0 K: 2 S: 11	H: 0 LOB: 0 BB: 0 P: 16	R: 0 H: 0 K: 2 S: 11	H: 0 LOB: 0 BB: 0 P: 16	1B: 6 2B: 1 3B: 0 HR: 0	SF: 0 SAC: 0 DP: 1 HBP: 0	WP: 0 PB: 0 SB: 0 CS: 0	PA: 33	
PITCHER	IP WLS BF H R ER SO BB IBB HBP BLK WP HR S P ERA WHIP	IP WLS BF H R ER SO BB IBB HBP BLK WP HR S P ERA WHIP	IP WLS BF H R ER SO BB IBB HBP BLK WP HR S P ERA WHIP	IP WLS BF H R ER SO BB IBB HBP BLK WP HR S P ERA WHIP	IP WLS BF H R ER SO BB IBB HBP BLK WP HR S P ERA WHIP	IP WLS BF H R ER SO BB IBB HBP BLK WP HR S P ERA WHIP	IP WLS BF H R ER SO BB IBB HBP BLK WP HR S P ERA WHIP	IP WLS BF H R ER SO BB IBB HBP BLK WP HR S P ERA WHIP	IP WLS BF H R ER SO BB IBB HBP BLK WP HR S P ERA WHIP	IP WLS BF H R ER SO BB IBB HBP BLK WP HR S P ERA WHIP	IP WLS BF H R ER SO BB IBB HBP BLK WP HR S P ERA WHIP	IP WLS BF H R ER SO BB IBB HBP BLK WP HR S P ERA WHIP	IP WLS BF H R ER SO BB IBB HBP BLK WP HR S P ERA WHIP	IP WLS BF H R ER SO BB IBB HBP BLK WP HR S P ERA WHIP	IP WLS BF H R ER SO BB IBB HBP BLK WP HR S P ERA WHIP	IP WLS BF H R ER SO BB IBB HBP BLK WP HR S P ERA WHIP	IP WLS BF H R ER SO BB IBB HBP BLK WP HR S P ERA WHIP	IP WLS BF H R ER SO BB IBB HBP BLK WP HR S P ERA WHIP	IP WLS BF H R ER SO BB IBB HBP BLK WP HR S P ERA WHIP	IP WLS BF H R ER SO BB IBB HBP BLK WP HR S P ERA WHIP	IP WLS BF H R ER SO BB IBB HBP BLK WP HR S P ERA WHIP	IP WLS BF H R ER SO BB IBB HBP BLK WP HR S P ERA WHIP	IP WLS BF H R ER SO BB IBB HBP BLK WP HR S P ERA WHIP

Pittsburgh Pirates @ Philadelphia Phillies
Citizens Bank Park, Philadelphia, PA
Wed May 13 2015, 7:07 PM - 9:44 PM EDT
Att: 29,576 - Cloudy - 67 F

AB 30
R 3
H 7
RBI 3
BB 3
SO 8
LOB 11




Batter	1	2	3	4	5	6	7	8	9	10	11	12	AB	R	H	RBI	BB	SO	LOB	TOP				
25 Gregory Polanco, L (1.9) OBP: 0.317, SLG: 0.351	K		G4-3		F9			FC6-5		G6-4-3		F8	3	1	0	0	4	1	0					
18 Neil Walker, S (1.4) 48 Jared Hughes, R (6.1)			P4		K			FC6-5		G6-4-3		F8	3	0	1	0	1	1	0					
10 Jordy Mercer, R (8. PH) OBP: 0.233, SLG: 0.206	2B												3	1	0	0	0	0	4					
22 Andrew McCutchen, R (1.8) OBP: 0.330, SLG: 0.397													4	1	2	3	3	0	3					
6 Starling Marte, R (1.7) 44 Tony Watson, L (8.1) 19 Chris Stewart, R (16. PH) 35 Mark Melancon, R (18.1) 46 Vance Worley, R (12. PH) 58 Radhames Liz, R (12.1)	F6		K										5	1	1	0	0	0	2	3				
27 Jung Ho Kang, R (1.6) OBP: 0.238, SLG: 0.429	K		G6-3		F7		K			K		G6-3	6	0	0	0	0	3	3					
24 Pedro Alvarez, L (1.3) OBP: 0.310, SLG: 0.427													6	2	3	1	0	1	0					
5 Josh Harrison, R (1.5) OBP: 0.263, SLG: 0.381													6	3	4	1	0	0	1					
29 Francisco Cervelli, R (1.2) OBP: 0.340, SLG: 0.358													6	1	3	4	0	2	2					
49 Jeff Locke, L (1.1) 59 Antonio Bastardo, R (4.1) 23 Steve Lombardozzi, S (5.1) 52 Rob Scallill, L (5.1) 37 Arquimedes Caminero, R (6.1) 12 Corey Hart, R (8.1) 3 Sean Rodriguez, R (8.1) 48 Jared Hughes, R (8.1)													1	0	0	0	0	0	1	1				
Inning Stats	R: 0 E: 0 K: 2 S: 14	H: 1 LOB: 2 BB: 1 P: 22	R: 0 E: 0 K: 2 S: 13	H: 1 LOB: 1 BB: 0 P: 16	R: 0 E: 0 K: 1 S: 14	H: 1 LOB: 1 BB: 0 P: 17	R: 0 E: 0 K: 1 S: 9	H: 0 LOB: 0 BB: 0 P: 14	R: 4 E: 0 K: 0 S: 24	H: 5 LOB: 3 BB: 2 P: 39	R: 0 E: 0 K: 1 S: 6	H: 0 LOB: 0 BB: 0 P: 13	R: 4 E: 0 K: 1 S: 20	H: 3 LOB: 1 BB: 1 P: 35	R: 0 E: 0 K: 0 S: 5	H: 0 LOB: 1 BB: 2 P: 13	R: 0 E: 0 K: 0 S: 8	H: 1 LOB: 1 BB: 0 P: 10	R: 0 E: 0 K: 0 S: 9	H: 0 LOB: 2 BB: 2 P: 19	1B: 8 2B: 4 3B: 0 HR: 3	SF: 0 SAC: 0 DP: 1 HBP: 0	WP: 1 PB: 2 SB: 1 CS: 0	PA: 58
PITCHER	IP WLS BF H R ER SO	BB IBB HBP BLK	WP HR S P	ERA WHIP	PITCHER				IP WLS BF H R ER SO	BB IBB HBP BLK	WP HR S P	ERA WHIP												
28 Kyle Hendricks, R (1.1) ERA: 5.15	5.2 0.0 3 1 0 0 0	2 0 0 0 0	9 72 19	7.94 1.588	56 Héctor Rondón, R (9.1) ERA: 3.16	1.0 0 13 2	0 0 0 0	0 0 0 0	0 0 0 0	0 0 0 0	9.00 0.000	9.00 2.000												
52 Justin Grimm, R (6.1) ERA: 1.15	0.0 0.0 3 1 0 0 0	2 0 0 0 0	9 72 19	7.94 1.588	40 James Russell, L (10.1) ERA: 1.13	2.0 8 1 0 0 0	2 0 0 0	0 0 0 0	0 0 0 0	0 0 13 23	0.00 1.500	0.00 1.500												
59 Zac Rosscup, L (6.1) ERA: 5.52	1.1 H 4 0 0 0 1	0 0 0 0 0	0 0 0 0 0	0 0 0 0 0	36 Edwin Jackson, R (12.1) ERA: 4.22	1.0 W 5 0 0 0 0	1 1 0 0	0 0 0 0	0 0 0 0	0 0 9 19	0.00 1.000	0.00 1.000												
30 Jason Motie, R (8.1) ERA: 5.52	0.0 0.0 2 2 0 2 0	0 0 0 0 0	0 0 0 0 0	0 0 0 0 0					1.0 W 5 0 0 0 0	1 1 0 0	0 0 9 19	0.00 1.000	0.00 1.000											
46 Pedro Strop, R (8.1) ERA: 4.24	1.0 5 1 2 2 1	1 0 0 0 0	0 0 0 0 0	0 0 0 0 0					1.0 W 5 0 0 0 0	1 1 0 0	0 0 9 19	0.00 1.000	0.00 1.000											

Pittsburgh Pirates @ Chicago Cubs
Wrigley Field, Chicago, IL
Fri May 15 2015, 1:22 PM - 6:24 PM CDT
Att: 33,617 - Overcast - 73 F

livebaseballscorecards.com

AB	50
R	10
H	15
RBI	10
BB	8
SO	11
LOB	22




Batter	1	2	3	4	5	6	7	8	9	10	11	12	AB	R	H	RBI	BB	SO	LOB	BOTTOM				
24 Dexter Fowler, S (1.8) OBP: 0.353, SLG: 0.422	G5-3												6	2	2	1	0	2	3					
44 Anthony Rizzo, L (1.3) OBP: 0.468, SLG: 0.611	G3-1												7	2	3	2	0	0	1					
17 Kris Bryant, R (1.5) OBP: 0.407, SLG: 0.465													4	2	1	4	2	1	0					
13 Starlin Castro, R (1.6) OBP: 0.311, SLG: 0.361													4	2	2	0	2	0	1					
5 Wellington Castillo, R (1.2) OBP: 0.244, SLG: 0.366													2	1	0	0	0	2	3					
47 Miguel Montero, L (6. PH) OBP: 0.427, SLG: 0.506													3	0	2	0	0	0	2					
68 Jorge Soler, R (1.9) OBP: 0.344, SLG: 0.404													3	0	1	1	4	1	1					
41 Matt Szczur, R (1.7) OBP: 0.242, SLG: 0.241													7	0	2	3	0	2	7					
38 Jhonny Peralta, R (1.1) 42 Austin Laysan, R (1.1) 49 Jeff Locke, L (1.1) 59 Antonio Bastardo, R (4.1) 23 Steve Lombardozzi, S (5.1) 52 Rob Scallill, L (5.1) 37 Arquimedes Caminero, R (6.1) 12 Corey Hart, R (8.1) 3 Sean Rodriguez, R (8.1) 48 Jared Hughes, R (8.1)													1	1	1	0	0	0	3	3				
22 Addison Russell, R (1.4) OBP: 0.287, SLG: 0.422													5	1	1	0	1	0	4					
Inning Stats	R: 0 E: 0 K: 1 S: 17	H: 0 LOB: 2 BB: 1 P: 29	R: 0 E: 0 K: 1 S: 12	H: 0 LOB: 1 BB: 1 P: 21	R: 3 E: 0 K: 2 S: 19	H: 4 LOB: 1 BB: 0 P: 36	R: 2 E: 0 K: 1 S: 11	H: 2 LOB: 0 BB: 0 P: 22	R: 2 E: 0 K: 1 S: 16	H: 1 LOB: 2 BB: 1 P: 28	R: 1 E: 0 K: 1 S: 11	H: 1 LOB: 2 BB: 1 P: 20	R: 2 E: 0 K: 0 S: 16	H: 2 LOB: 2 BB: 1 P: 28	R: 0 E: 0 K: 1 S: 7	H: 0 LOB: 0 BB: 0 P: 12	R: 0 E: 0 K: 0 S: 5	H: 2 LOB: 2 BB: 1 P: 15	R: 0 E: 0 K: 1 S: 7	H: 1 LOB: 1 BB: 0 P: 14	1B: 12 2B: 2 3B: 0 HR: 2	SF: 2 SAC: 0 DP: 1 HBP: 3	WP: 2 PB: 0 SB: 2 CS: 0	PA: 61
PITCHER	IP WLS BF H R ER SO	BB IBB HBP BLK	WP HR S P	ERA WHIP	PITCHER				IP WLS BF H R ER SO	BB IBB HBP BLK	WP HR S P	ERA WHIP												
49 Jeff Locke, L (1.1) ERA: 5.15	3.2 0.1 0.1 0.1 0.2	6 0 0 0 0	5 4 0 0 0	12.27 2.455	44 Tony Watson, L (8.1) ERA: 1.71	2.0 6 0 0 0	0 0 0 0	0 0 0 0	0 0 0 0	2.0 9 3 0 0	0.00 0.000	0.00 1.500												
59 Antonio Bastardo, R (4.1) ERA: 5.14	0.1 5 1 2 1 1	0 0 0 0 0	0 0 0 0 0	0 0 0 0 0	35 Mark Melancon, R (10.1) ERA: 3.63	2.0 8 1 0 0 0	2 0 0 0	0 0 0 0	0 0 0 0	0.1 L 5 2 1 1	0.00 1.500	0.00 1.500												
37 Arquimedes Caminero, R (6.1) ERA: 4.02	0.2 2 0 0 0 0	0 0 0 0 0	0 0 0 0 0	0 0 0 0 0	58 Radhames Liz, R (12.1) ERA: 3.77	0.1 L 5 2 1 1	1 1 0 0	0 0 0 0	0 0 0 0	0.1 L 5 2 1 1	0.00 1.500	0.00 1.500												
48 Jared Hughes, R (6.1) ERA: 3.44	2.0 13 3 3 3 1	2 0 2 0	0 0 0 0	0 0 0 0					0.1 L 5 2 1 1	1 1 0 0	0 0 7 19	27.00 9.000												

Pittsburgh Pirates @ Chicago Cubs
Wrigley Field, Chicago, IL
Fri May 15 2015, 1:22 PM - 6:24 PM CDT
Att: 33,617 - Overcast - 73 F

livebaseballscorecards.com

AB	47
R	11
H	15
RBI	11
BB	9
SO	10
LOB	25



Batter	1	2	3	4	5	6	7	8	9	AB	R	H	RBI	BB	SO	LOB	TOP										
5 Josh Harrison, R OBP: 0.268, SLG: 0.382										5	0	2	0	0	0	1	Pittsburgh Pirates @ Chicago Cubs Wrigley Field, Chicago, IL Sat May 16 2015, 3:07 PM - 6:11 PM CDT Att: 38,883 - Overcast - 79 F										
18 Neil Walker, S OBP: 0.347, SLG: 0.397										5	0	1	0	0	1	3											
22 Andrew McCutchen, R OBP: 0.327, SLG: 0.385										4	0	0	0	0	1	4											
6 Starling Marte, R OBP: 0.347, SLG: 0.527										4	0	3	0	0	0	0											
27 Jung Ho Kang, R OBP: 0.360, SLG: 0.463										4	0	3	0	0	0	1											
12 Corey Hart, R OBP: 0.222, SLG: 0.324										3	0	0	0	0	2	4											
25 Gregory Polanco, L OBP: 0.315, SLG: 0.348										1	0	0	0	0	0	2											
3 Sean Rodriguez, R OBP: 0.341, SLG: 0.488										3	1	1	1	0	2	3											
24 Pedro Alvarez, L OBP: 0.307, SLG: 0.423										1	0	0	0	0	1	2											
19 Chris Stewart, R OBP: 0.268, SLG: 0.308										3	0	0	0	1	0	2											
45 Gerrit Cole, R OBP: 0.278, SLG: 0.235										1	0	1	0	0	0	0											
10 Jordy Mercer, R OBP: 0.231, SLG: 0.204										1	0	0	0	0	1	0											
37 Arquimedes Caminero, R (7, PH)										0	0	0	0	0	0	0											
59 Antonio Bastardo, R (8, PH)										0	0	0	0	0	0	0											
29 Francisco Cervelli, R OBP: 0.337, SLG: 0.354										1	0	0	0	0	0	0											
Inning Stats	R: 0 E: 0 K: 1 S: 9	H: 0 LOB: 0 BB: 0 P: 12	R: 0 E: 0 K: 0 S: 5	H: 1 LOB: 0 BB: 0 P: 7	R: 1 E: 0 K: 0 S: 10	H: 1 LOB: 1 BB: 1 P: 18	R: 0 E: 0 K: 2 S: 14	H: 2 LOB: 2 BB: 0 P: 22	R: 0 E: 0 K: 0 S: 9	H: 1 LOB: 1 BB: 0 P: 13	R: 0 E: 0 K: 2 S: 12	H: 2 LOB: 1 BB: 0 P: 17	R: 0 E: 0 K: 2 S: 15	H: 2 LOB: 2 BB: 0 P: 21	R: 0 E: 0 K: 1 S: 12	H: 2 LOB: 2 BB: 0 P: 17	R: 0 E: 0 K: 0 S: 6	H: 0 LOB: 0 BB: 0 P: 10	1B: 8 2B: 2 HR: 1	SF: 0 SAC: 1 HBP: 0	WP: 1 PB: 0 SB: 2 CS: 0	PA: 38					
PITCHER	IP	WLS	BF	H	R	ER	SO	BB	IBB	HBP	BLK	WP	HR	S	P	ERA	WHIP										
34 Jon Lester, L ERA: 3.7	7.0	W	30	9	1	1	7	1	0	0	0	1	1	74	110	1.29	1.429										
63 Brian Schiller, R ERA: 9.53	0.0		2	2	0	0	0	0	0	0	0	0	0	4	5	∞	∞										
27 Phil Coke, L ERA: 6.3	0.1	H	1	0	0	0	0	0	0	0	0	0	0	2	2	0.00	0.000										
30 Jason Motte, R ERA: 5.28	0.2	H	2	0	0	0	1	0	0	0	0	0	0	6	10	0.00	0.000										
37 Travis Wood, L ERA: 5.45	1.0	S	3	0	0	0	0	0	0	0	0	0	0	6	10	0.00	0.000										

Batter	1	2	3	4	5	6	7	8	9	AB	R	H	RBI	BB	SO	LOB	BOTTOM										
24 Dexter Fowler, S OBP: 0.357, SLG: 0.420										3	1	1	0	1	0	1	Pittsburgh Pirates @ Chicago Cubs Wrigley Field, Chicago, IL Sat May 16 2015, 3:07 PM - 6:11 PM CDT Att: 38,883 - Overcast - 79 F										
17 Kris Bryant, R OBP: 0.425, SLG: 0.475										2	2	2	0	2	0	0											
44 Anthony Rizzo, L OBP: 0.489, SLG: 0.612										3	0	2	1	0	0	1											
13 Starlin Castro, R OBP: 0.303, SLG: 0.354										3	0	0	2	0	0	2											
8 Chris Coghlan, L OBP: 0.270, SLG: 0.375										4	0	0	0	0	2	2											
68 Jorge Soler, R OBP: 0.354, SLG: 0.410										3	0	2	0	0	1	0											
3 David Ross, R OBP: 0.351, SLG: 0.333										4	0	1	0	0	2	2											
34 Jon Lester, L										2	0	0	0	0	2	1											
19 Jonathan Herrera, S										1	0	0	0	0	1	0											
63 Brian Schiller, R										0	0	0	0	0	0	0											
27 Phil Coke, L										0	0	0	0	0	0	0											
30 Jason Motte, R										0	0	0	0	0	0	0											
5 Wellington Castillo, R										1	0	0	0	0	1	2											
37 Travis Wood, L										0	0	0	0	0	0	0											
22 Addison Russell, R OBP: 0.286, SLG: 0.407										3	1	0	0	1	2	3											
Inning Stats	R: 1 E: 0 K: 0 S: 9	H: 2 LOB: 1 BB: 0 P: 15	R: 0 E: 0 K: 2 S: 14	H: 1 LOB: 1 BB: 0 P: 19	R: 1 E: 0 K: 1 S: 13	H: 2 LOB: 1 BB: 1 P: 22	R: 0 E: 0 K: 3 S: 10	H: 0 LOB: 0 BB: 0 P: 14	R: 0 E: 1 K: 0 S: 12	H: 1 LOB: 1 BB: 0 P: 17	R: 0 E: 0 K: 2 S: 12	H: 1 LOB: 1 BB: 0 P: 20	R: 2 E: 0 K: 1 S: 11	H: 0 LOB: 3 BB: 3 P: 25	R: 0 E: 0 K: 2 S: 12	H: 1 LOB: 2 BB: 0 P: 17	R: 0 E: 0 K: 2 S: 6	H: 0 LOB: 0 BB: 0 P: 10	1B: 8 2B: 0 3B: 0 HR: 0	SF: 2 SAC: 0 DP: 1 HBP: 1	WP: 1 PB: 0 SB: 3 CS: 1	PA: 36					
PITCHER	IP	WLS	BF	H	R	ER	SO	BB	IBB	HBP	BLK	WP	HR	S	P	ERA	WHIP										
45 Gerrit Cole, R ERA: 2.4	6.0	L	25	7	2	2	8	1	0	0	0	0	0	70	107	3.00	1.333										
37 Arquimedes Caminero, R (7, PH) ERA: 4.86	1.0		6	0	2	2	1	3	0	0	1	1	0	11	25	18.00	3.000										
59 Antonio Bastardo, L ERA: 5.4	1.0		5	1	0	0	2	0	0	1	0	0	0	12	17	0.00	1.000										



Batter	1	2	3	4	5	6	7	8	9	AB	R	H	RBI	BB	SO	LOB	TOP										
25 Gregory Polanco, L (1, 9) OBP: 0.307, SLG: 0.338										4	0	0	0	0	3	1	Pittsburgh Pirates @ Chicago Cubs Wrigley Field, Chicago, IL Sun May 17 2015, 1:23 PM - 4:28 PM CDT Att: 36,289 - Cloudy - 77 F										
18 Neil Walker, S (1, 4) OBP: 0.344, SLG: 0.400										4	1	1	1	0	1	0											
22 Andrew McCutchen, R (1, 8) OBP: 0.331, SLG: 0.383										3	0	1	0	1	1	0											
6 Starling Marte, R (1, 7) OBP: 0.345, SLG: 0.526										4	0	1	1	0	1	1											
27 Jung Ho Kang, R (1, 6) OBP: 0.367, SLG: 0.457										3	0	1	0	1	0	1											
24 Pedro Alvarez, L (1, 3) OBP: 0.313, SLG: 0.421										3	0	1	0	1	1	3											
44 Tony Watson, L (8, 1)										0	0	0	0	0	0	0											
35 Mark Melancon, R (9, 1)										0	0	0	0	0	0	0											
5 Josh Harrison, R (1, 5) OBP: 0.268, SLG: 0.385										4	1	1	0	0	0	3											
29 Francisco Cervelli, R (1, 2) OBP: 0.343, SLG: 0.360										4	1	2	1	0	1	2											
34 A.J. Burnett, R (1, 1) OBP: 0.133, SLG: 0.133										2	0	0	0	0	1	0											
3 Sean Rodriguez, R (8, PH) OBP: 0.333, SLG: 0.477										1	0	0	0	0	0	0											
Inning Stats	R: 0 H: 0 E: 0 K: 1 S: 5	H: 0 LOB: 0 BB: 0 P: 9	R: 0 H: 2 E: 0 K: 1 S: 16	H: 2 LOB: 2 BB: 0 P: 23	R: 0 H: 0 E: 0 K: 3 S: 9	H: 0 LOB: 0 BB: 0 P: 14	R: 0 H: 1 E: 0 K: 1 S: 9	H: 1 LOB: 0 BB: 0 P: 12	R: 1 H: 2 E: 0 K: 0 S: 11	H: 2 LOB: 0 BB: 0 P: 17	R: 0 H: 0 E: 0 K: 1 S: 7	H: 0 LOB: 0 BB: 0 P: 12	R: 0 H: 0 E: 0 K: 0 S: 7	H: 0 LOB: 1 BB: 1 P: 19	R: 2 H: 3 E: 0 K: 2 S: 18	H: 3 LOB: 3 BB: 2 P: 33	R: 0 H: 0 E: 0 K: 0 S: 9	H: 0 LOB: 0 BB: 0 P: 14	1B: 5 2B: 3 3B: 0 HR: 0	SF: 0 SAC: 1 DP: 1 HBP: 0	WP: 0 PB: 0 SB: 0 CS: 0	PA: 36					
PITCHER	IP	WLS	BF	H	R	ER	SO	BB	IBB	HBP	BLK	WP	HR	S	P	ERA	WHIP										
49 Jake Arrieta, R (1, 1) ERA: 2.77	7.0	L	25	5	1	1	7	1	0	0	0	0	0	64	106	1.29	0.857										
59 Zac Rosscup, L (8, 1) ERA: 4.02	1.0		8	3	2	2	2	2	0	0	0	0	0	18	33	18.00	5.000										
63 Brian Schlichter, R (9, 1) ERA: 8.1	1.0		3	0	0	0	0	0	0	0	0	0	0	9	14	0.00	0.000										


Batter	1	2	3	4	5	6	7	8	9	AB	R	H	RBI	BB	SO	LOB	BOTTOM											
24 Dexter Fowler, S (1, 8) OBP: 0.354, SLG: 0.411										3	0	0	0	1	0	2	Pittsburgh Pirates @ Chicago Cubs Wrigley Field, Chicago, IL Sun May 17 2015, 1:23 PM - 4:28 PM CDT Att: 36,289 - Cloudy - 77 F											
17 Kris Bryant, R (1, 5) OBP: 0.430, SLG: 0.476										2	0	1	0	0	1	0												
19 Jonathan Herrera, S (5, 5) OBP: 0.220, SLG: 0.250										2	0	0	0	0	0	2												
44 Anthony Rizzo, L (1, 3) OBP: 0.470, SLG: 0.603										2	0	0	0	2	0	1												
13 Starlin Castro, R (1, 6) OBP: 0.308, SLG: 0.353										3	0	1	0	1	1	3												
47 Miguel Montero, L (1, 2) OBP: 0.430, SLG: 0.500										3	0	1	0	1	2	1												
68 Jorge Soler, R (1, 9) OBP: 0.346, SLG: 0.399										4	0	0	0	0	2	4												
8 Chris Coghlan, L (1, 7) OBP: 0.269, SLG: 0.370										4	0	1	0	0	0	4												
49 Jake Arrieta, R (1, 1) ERA: 1.38	7.0	W	26	3	0	0	7	5	0	0	0	0	0	63	103	0.00		1.143										
44 Tony Watson, L (8, 1) ERA: 1.64	1.0	H	5	1	0	0	0	1	0	0	0	0	0	13	19	0.00		2.000										
35 Mark Melancon, R (9, 1) ERA: 3.44	1.0	S	5	1	0	0	1	0	0	0	0	0	0	14	21	0.00	1.000											
Inning Stats	R: 0 H: 1 E: 0 K: 1 S: 12	H: 1 LOB: 1 BB: 0 P: 17	R: 0 H: 1 E: 0 K: 1 S: 5	H: 1 LOB: 0 BB: 0 P: 9	R: 0 H: 0 E: 0 K: 0 S: 8	H: 0 LOB: 1 BB: 1 P: 15	R: 0 H: 1 E: 0 K: 2 S: 18	H: 1 LOB: 2 BB: 2 P: 29	R: 0 H: 0 E: 0 K: 2 S: 11	H: 0 LOB: 1 BB: 1 P: 17	R: 0 H: 0 E: 0 K: 1 S: 5	H: 0 LOB: 0 BB: 1 P: 9	R: 0 H: 0 E: 0 K: 0 S: 4	H: 0 LOB: 0 BB: 0 P: 7	R: 0 H: 1 E: 0 K: 0 S: 13	H: 1 LOB: 2 BB: 1 P: 19	R: 0 H: 1 E: 1 K: 1 S: 14	H: 1 LOB: 2 BB: 0 P: 21	1B: 4 2B: 2 3B: 0 HR: 0	SF: 0 SAC: 0 DP: 1 HBP: 0	WP: 0 PB: 0 SB: 0 CS: 2	PA: 36						
PITCHER	IP	WLS	BF	H	R	ER	SO	BB	IBB	HBP	BLK	WP	HR	S	P	ERA	WHIP											
34 A.J. Burnett, R (1, 1) ERA: 1.38	7.0	W	26	3	0	0	7	5	0	0	0	0	0	63	103	0.00	1.143											
44 Tony Watson, L (8, 1) ERA: 1.64	1.0	H	5	1	0	0	0	1	0	0	0	0	0	13	19	0.00	2.000											
35 Mark Melancon, R (9, 1) ERA: 3.44	1.0	S	5	1	0	0	1	0	0	0	0	0	0	14	21	0.00	1.000											



Batter	1	2	3	4	5	6	7	8	9	AB	R	H	RBI	BB	SO	LOB	TOP																			
39 Danny Santana, S OBP: 0.268, SLG: 0.333	G4-3	2 WP 7 1B HBP		F7		L5			G4-3	4	1	0	0	0	0	0																				
2 Brian Dozier, R OBP: 0.348, SLG: 0.500	HR	7 1B BB		K		K			F8	4	2	1	1	1	2	0																				
7 Joe Mauer, L OBP: 0.341, SLG: 0.362	K	24 HR 1B		G1-3		G4-3			G4-3	4	1	1	3	0	1	0																				
24 Trevor Plouffe, R OBP: 0.340, SLG: 0.455	2B	HR		G5-3		P4				4	1	2	2	0	0	0																				
48 Tori Hunter, R OBP: 0.315, SLG: 0.453	P3	G1-3		G4-3					F8	4	0	0	0	0	0	1																				
8 Kurt Suzuki, R OBP: 0.325, SLG: 0.352		21 FC6-4 2 WP 32 BB 1B		32 BB 21 G6-3 2B		HBP			K	3	2	2	0	0	1	0																				
32 Aaron Hicks, S OBP: 0.320, SLG: 0.333		21 FC6-4 BB		21 G6-3 1B		G6-3				3	0	2	0	1	0	1																				
21 Shane Robinson, R OBP: 0.349, SLG: 0.310		FC6-4 2 WP 39 HBP 7 1B		G6-3		L6			G1-3	4	1	0	0	0	0	4																				
47 Ricky Nolasco, R 57 Ryan Pressly, R 64 Aaron Thompson, L 36 Blaine Boyer, R 9 Eduardo Nunez, R 15 Glen Perkins, L				K		K			P4	3	0	0	0	0	0	3	2																			
Inning Stats	R: 1 E: 0 K: 1 S: 9	H: 2 LOB: 1 BB: 0 P: 16	R: 6 E: 0 K: 1 S: 19	H: 3 LOB: 0 BB: 2 P: 39	R: 1 E: 0 K: 1 S: 7	H: 2 LOB: 0 BB: 0 P: 10	R: 0 E: 0 K: 1 S: 6	H: 0 LOB: 0 BB: 0 P: 10	R: 0 E: 0 K: 0 S: 10	H: 0 LOB: 0 BB: 0 P: 17	R: 0 E: 0 K: 1 S: 9	H: 0 LOB: 0 BB: 0 P: 10	R: 0 E: 0 K: 1 S: 10	H: 0 LOB: 0 BB: 0 P: 15	R: 0 E: 0 K: 1 S: 9	H: 1 LOB: 0 BB: 0 P: 12	R: 0 E: 0 K: 0 S: 11	H: 0 LOB: 0 BB: 0 P: 15	1B: 4 2B: 2 3B: 0 HR: 2	SF: 0 SAC: 0 DP: 1 HBP: 2	WP: 1 PB: 0 SB: 0 CS: 0	PA: 38														
PITCHER	IP	WLS	BF	H	R	ER	SO	BB	IBB	HBP	BLK	WP	HR	S	P	ERA	WHIP	PITCHER	IP	WLS	BF	H	R	ER	SO	BB	IBB	HBP	BLK	WP	HR	S	P	ERA	WHIP	
47 Francisco Liriano, L ERA: 4.15	2.0	L	14	5	7	7	2	2	0	1	0	1	2	28	55	31.50	3.500	59 Antonio Bastardo, L ERA: 4.82	1.0		3	0	0	0	0	0	0	0	0	0	0	0	11	15	0.00	0.000
58 Radhames Liz, R ERA: 3.86	2.0		7	2	1	1	2	0	0	0	0	0	0	13	20	4.50	1.000																			
46 Vance Worley, R ERA: 4.17	2.0		7	0	0	0	1	0	0	1	0	0	0	19	27	0.00	0.000																			
37 Arquemedes Caminero, R ERA: 4.58	1.0		3	0	0	0	1	0	0	0	0	0	0	10	15	0.00	0.000																			
48 Jared Hughes, R ERA: 3.26	1.0		4	1	0	0	1	0	0	0	0	0	0	9	12	0.00	1.000																			

Minnesota Twins @ Pittsburgh Pirates
PNC Park, Pittsburgh, PA
Tue May 19 2015, 7:08 PM - 10:00 PM EDT
Att: 22,357 - Partly Cloudy - 72 F

AB 34
R 8
H 8
RBI 6
BB 2
SO 7
LOB 8



Batter	1	2	3	4	5	6	7	8	9	AB	R	H	RBI	BB	SO	LOB	BOTTOM																			
25 Gregory Polanco, L OBP: 0.297, SLG: 0.326	K	F7		K		E3 18 2B			G4-3	5	0	0	0	0	2	6																				
18 Neil Walker, S OBP: 0.340, SLG: 0.407	G3					6 2B 27 G6-3 1B			K	5	1	2	1	0	2	0																				
59 Antonio Bastardo, R OBP: 0.321, SLG: 0.370	P4					3H 2B				0	0	0	0	0	0	0																				
22 Andrew McCutchen, R OBP: 0.321, SLG: 0.370						K			G6-3	5	0	0	0	0	1	3																				
6 Starling Marte, R OBP: 0.346, SLG: 0.525										4	1	1	0	1	3	0																				
27 Jung Ho Kang, R OBP: 0.381, SLG: 0.467		24 1B 31 WP 24 1B				F9			G6-3	5	1	3	1	0	0	1																				
24 Pedro Alvarez, L OBP: 0.316, SLG: 0.445		31 1B 29 BB 1B				3H HR			G4-3	5	1	2	1	0	1	4																				
5 Josh Harrison, R OBP: 0.281, SLG: 0.403									FC4-6 5 1B	4	1	3	1	0	1	2																				
29 Francisco Cervelli, R OBP: 0.355, SLG: 0.366										4	1	3	1	0	1	2																				
19 Chris Stewart, R OBP: 0.256, SLG: 0.293										1	0	1	0	1	0	0																				
47 Francisco Liriano, L 31 Jose Tabata, R 58 Radhames Liz, R 12 Tony Kemp, Jr. 46 Vance Worley, R 37 Arquemedes Caminero, R 48 Jared Hughes, R 15 Glen Perkins, L										2	0	0	0	0	0	3																				
47 Ricky Nolasco, R ERA: 6.0	5.2	W	29	10	4	3	8	1	0	0	0	0	0	0	0	0																				
57 Ryan Pressly, R ERA: 3.6	0.1	H	3	1	1	1	0	1	0	0	0	0	0	0	0	0																				
64 Aaron Thompson, L ERA: 3.27	0.1	H	2	1	0	0	0	0	0	0	0	0	0	0	0	0																				
36 Blaine Boyer, R ERA: 2.18	1.2	H	4	0	0	0	1	0	0	0	0	0	0	0	0	0																				
15 Glen Perkins, L ERA: 1.47	1.0	S	4	1	0	0	2	0	0	0	0	0	0	0	0	0																				
Inning Stats	R: 0 E: 0 K: 1 S: 6	H: 0 LOB: 0 BB: 0 P: 10	R: 1 E: 0 K: 2 S: 13	H: 3 LOB: 3 BB: 1 P: 20	R: 0 E: 0 K: 2 S: 9	H: 0 LOB: 0 BB: 0 P: 10	R: 1 E: 0 K: 2 S: 13	H: 3 LOB: 2 BB: 0 P: 21	R: 1 E: 0 K: 0 S: 10	H: 2 LOB: 1 BB: 0 P: 15	R: 1 E: 0 K: 0 S: 6	H: 2 LOB: 1 BB: 1 P: 14	R: 0 E: 0 K: 1 S: 8	H: 0 LOB: 0 BB: 0 P: 9	R: 0 E: 0 K: 2 S: 11	H: 1 LOB: 0 BB: 0 P: 14	1B: 9 2B: 3 3B: 0 HR: 1	SF: 0 SAC: 0 DP: 1 HBP: 0	WP: 1 PB: 0 SB: 0 CS: 0	PA: 42																
PITCHER	IP	WLS	BF	H	R	ER	SO	BB	IBB	HBP	BLK	WP	HR	S	P	ERA	WHIP	PITCHER	IP	WLS	BF	H	R	ER	SO	BB	IBB	HBP	BLK	WP	HR	S	P	ERA	WHIP	
47 Ricky Nolasco, R ERA: 6.0	5.2		29	10	4	3	8	1	0	0	0	0	0	0	0	0	4.76	6.000																		
57 Ryan Pressly, R ERA: 3.6	0.1		3	1	1	1	0	1	0	0	0	0	0	0	0	0	27.00	6.000																		
64 Aaron Thompson, L ERA: 3.27	0.1		2	1	0	0	0	0	0	0	0	0	0	0	0	0	0.00	3.000																		
36 Blaine Boyer, R ERA: 2.18	1.2		4	0	0	0	1	0	0	0	0	0	0	0	0	0	0.00	0.000																		
15 Glen Perkins, L ERA: 1.47	1.0		4	1	0	0	2	0	0	0	0	0	0	0	0	0	0.00	1.000																		

Minnesota Twins @ Pittsburgh Pirates
PNC Park, Pittsburgh, PA
Tue May 19 2015, 7:08 PM - 10:00 PM EDT
Att: 22,357 - Partly Cloudy - 72 F

AB 40
R 5
H 13
RBI 5
SO 11
LOB 22



Batter	1	2	3	4	5	6	7	8	9	10	11	12	13	AB	R	H	RBI	BB	SO	LOB	TOP		
39 Danny Santana, S OBP: 0.264, SLG: 0.333														6	1	1	0	0	1	3			
2 Brian Dozier, R OBP: 0.343, SLG: 0.464														5	0	0	0	1	1	2			
7 Joe Mauer, L OBP: 0.341, SLG: 0.381														6	2	2	1	0	0	1			
24 Trevor Plouffe, R OBP: 0.353, SLG: 0.460														3	1	1	0	0	3	2	0		
48 Torii Hunter, R OBP: 0.329, SLG: 0.466														5	0	3	3	1	1	1			
8 Kurt Suzuki, R OBP: 0.310, SLG: 0.333														6	0	0	0	0	1	5			
32 Aaron Hicks, S OBP: 0.290, SLG: 0.300														6	0	1	0	0	2	4			
21 Shane Robinson, R OBP: 0.328, SLG: 0.290														4	0	0	0	0	1	1			
62 J.R. Graham, R														0	0	0	0	0	0	0			
9 Eduardo Núñez, R (12, PH)														1	0	0	0	0	0	0			
52 Brian Duensing, L														0	0	0	0	0	0	0			
15 Glen Perkins, L														2	0	2	0	0	0	0			
37 Mike Pelfrey, R														0	0	0	0	0	0	0			
20 Eddie Rosario, L														2	0	0	0	0	0	0			
57 Ryan Pressly, R														0	0	0	0	0	0	0			
64 Aaron Thompson, L														0	0	0	0	0	0	0			
50 Michael Tonkin, R														0	0	0	0	0	0	0			
36 Blaine Boyer, R														2	0	0	0	0	0	0			
5 Eduardo Escobar, S														2	0	0	0	0	0	0			
R: 3 E: 0 K: 2 S: 19	H: 3 LOB: 1 BB: 1 P: 36	R: 0 E: 0 K: 1 S: 8	H: 1 LOB: 1 BB: 1 P: 12	R: 0 E: 0 K: 1 S: 7	H: 1 LOB: 1 BB: 1 P: 14	R: 0 E: 0 K: 1 S: 8	H: 0 LOB: 0 BB: 0 P: 10	R: 0 E: 0 K: 1 S: 10	H: 0 LOB: 0 BB: 0 P: 15	R: 0 E: 0 K: 1 S: 7	H: 0 LOB: 0 BB: 1 P: 13	R: 0 E: 0 K: 0 S: 4	H: 0 LOB: 1 BB: 0 P: 6	R: 0 E: 0 K: 1 S: 6	H: 1 LOB: 1 BB: 0 P: 16	R: 0 E: 0 K: 1 S: 6	H: 0 LOB: 0 BB: 0 P: 6	R: 1 E: 0 K: 0 S: 9	H: 2 LOB: 2 BB: 1 P: 17	1B: 6 2B: 3 3B: 0 HR: 1	SF: 0 SAC: 0 DP: 1 HBP: 0	W/P: 0 PB: 0 SB: 1 CS: 0	PA: 52
PITCHER	IP	WLS	BF	H	R	ER	SO	BB	IBB	HBP	BLK	WP	HR	S	P	ERA	WHIP						
49 Jeff Locke, L	6.0		25	7	3	3	6	2	0	0	0	0	0	0	60	99	4.50	1.500					
48 Jared Hughes, R	1.0		3	0	0	0	1	0	0	0	0	0	0	7	7	0.00	0.000						
44 Tony Watson, L	1.0		4	0	0	0	1	1	0	0	0	0	0	7	13	0.00	1.000						
35 Mark Melancon, R	1.0		3	0	0	0	0	0	0	0	0	0	0	4	6	0.00	0.000						
52 Rob Scallil, R	2.0		8	1	0	0	1	1	0	0	0	0	0	22	36	0.00	1.000						
PITCHER	IP	WLS	BF	H	R	ER	SO	BB	IBB	HBP	BLK	WP	HR	S	P	ERA	WHIP						
37 Arquimedes Camerero, R (12, 1)	1.0		3	0	0	0	1	0	0	0	0	0	0	6	6	0.00	0.000						
59 Antonio Bastardo, L (13, 1)	1.0	L	6	2	1	1	0	0	1														

Batter	1	2	3	4	5	6	7	8	9	AB	R	H	RBI	BB	SO	LOB	TOP				
3 Curtis Granderson, L (1.9) OBP: 0.339, SLG: 0.377										4	0	0	0	0	2	2	New York Mets @ Pittsburgh Pirates PNC Park, Pittsburgh, PA Sun May 24 2015, 1:38 PM - 4:23 PM EDT Att: 37,784 - Sunny - 77 F				
4 Wilmer Flores, R (1.6) OBP: 0.286, SLG: 0.417										4	0	2	1	0	0	0					
23 Michael Cuddeyer, R (1.3) OBP: 0.310, SLG: 0.351										4	0	1	0	0	2	2					
28 Daniel Murphy, L (1.4) OBP: 0.316, SLG: 0.381										2	0	1	0	1	1	2					
29 Eric Campbell, R (8.5) OBP: 0.306, SLG: 0.294										1	0	0	0	0	1	0					
44 John Mayberry Jr., R (1.7) OBP: 0.224, SLG: 0.289										4	0	1	0	0	1	3					
20 Anthony Recker, R (1.2) OBP: 0.314, SLG: 0.379										4	0	0	0	0	3	2					
1 Darrell Ceciliani, L (1.8) OBP: 0.250, SLG: 0.162										4	0	1	0	0	2	2					
11 Rubén Tejada, R (1.5) OBP: 0.308, SLG: 0.333										3	1	0	0	1	1	3					
49 Jonathon Niese, L (1.1) OBP: 0.263, SLG: 0.222										2	0	1	0	0	0	1					
62 Erik Goeddel, R (5.1) OBP: 0.231, SLG: 0.125										0	0	0	0	0	0	0					
19 Johnny Monell, L (7.7) OBP: 0.118, SLG: 0.125										1	0	0	0	0	0	0					
36 Sean Gilmartin, L (7.1) OBP: 0.235, SLG: 0.313										1	0	0	0	0	0	0					
22 Kevin Plawewski, R (9.7) OBP: 0.235, SLG: 0.313										1	0	0	0	0	1	1					
Inning Stats	R: 0 E: 0 K: 2 S: 11	H: 0 LOB: 0 BB: 0 P: 17	R: 0 E: 0 K: 3 S: 16	H: 2 LOB: 2 BB: 0 P: 23	R: 0 E: 0 K: 2 S: 12	H: 2 LOB: 2 BB: 0 P: 18	R: 0 E: 0 K: 2 S: 8	H: 0 LOB: 0 BB: 0 P: 11	R: 1 E: 0 K: 2 S: 14	H: 2 LOB: 3 BB: 2 P: 25	R: 0 E: 0 K: 1 S: 11	H: 0 LOB: 0 BB: 0 P: 18	R: 0 E: 0 K: 0 S: 5	H: 0 LOB: 0 BB: 0 P: 8	R: 0 E: 0 K: 1 S: 8	H: 1 LOB: 1 BB: 0 P: 13	1B: 6 2B: 1 3B: 0 HR: 0	SF: 0 SAC: 0 DP: 0 HBP: 0	WP: 0 PB: 0 SB: 0 CS: 0	PA: 36	
PITCHER	IP WLS BF H R ER SO BB IBB HBP BLK WP HR S P ERA WHIP	IP WLS BF H R ER SO BB IBB HBP BLK WP HR S P ERA WHIP	IP WLS BF H R ER SO BB IBB HBP BLK WP HR S P ERA WHIP	IP WLS BF H R ER SO BB IBB HBP BLK WP HR S P ERA WHIP	IP WLS BF H R ER SO BB IBB HBP BLK WP HR S P ERA WHIP	IP WLS BF H R ER SO BB IBB HBP BLK WP HR S P ERA WHIP	IP WLS BF H R ER SO BB IBB HBP BLK WP HR S P ERA WHIP	IP WLS BF H R ER SO BB IBB HBP BLK WP HR S P ERA WHIP	IP WLS BF H R ER SO BB IBB HBP BLK WP HR S P ERA WHIP	IP WLS BF H R ER SO BB IBB HBP BLK WP HR S P ERA WHIP	IP WLS BF H R ER SO BB IBB HBP BLK WP HR S P ERA WHIP	IP WLS BF H R ER SO BB IBB HBP BLK WP HR S P ERA WHIP	IP WLS BF H R ER SO BB IBB HBP BLK WP HR S P ERA WHIP	IP WLS BF H R ER SO BB IBB HBP BLK WP HR S P ERA WHIP	IP WLS BF H R ER SO BB IBB HBP BLK WP HR S P ERA WHIP	IP WLS BF H R ER SO BB IBB HBP BLK WP HR S P ERA WHIP	IP WLS BF H R ER SO BB IBB HBP BLK WP HR S P ERA WHIP	IP WLS BF H R ER SO BB IBB HBP BLK WP HR S P ERA WHIP	IP WLS BF H R ER SO BB IBB HBP BLK WP HR S P ERA WHIP	IP WLS BF H R ER SO BB IBB HBP BLK WP HR S P ERA WHIP	IP WLS BF H R ER SO BB IBB HBP BLK WP HR S P ERA WHIP

AB	34
R	1
H	7
RBI	1
BB	2
SO	14
LOB	18



Batter	1	2	3	4	5	6	7	8	9	AB	R	H	RBI	BB	SO	LOB	BOTTOM				
5 Josh Harrison, R (1.4) OBP: 0.291, SLG: 0.408										4	0	1	1	0	0	2	New York Mets @ Pittsburgh Pirates PNC Park, Pittsburgh, PA Sun May 24 2015, 1:38 PM - 4:23 PM EDT Att: 37,784 - Sunny - 77 F				
31 Jose Tabata, R (1.9) OBP: 0.429, SLG: 0.333										3	1	0	0	1	2	2					
48 Jared Hughes, R (7.1) OBP: 0.231, SLG: 0.324										0	0	0	0	0	0	0					
12 Corey Hart, R (7.7) OBP: 0.231, SLG: 0.324										0	0	0	0	0	0	0					
44 Tony Watson, L (8.1) OBP: 0.231, SLG: 0.324										0	0	0	0	0	0	0					
37 Arquimedes Caminero, R (9.1) OBP: 0.231, SLG: 0.324										0	0	0	0	0	0	0					
22 Andrew McCutchen, R (1.8) OBP: 0.359, SLG: 0.454										3	2	2	2	2	0	2					
6 Starling Marte, R (1.7) OBP: 0.326, SLG: 0.513										5	1	1	3	0	2	3					
27 Jung Ho Kang, R (1.5) OBP: 0.369, SLG: 0.435										4	1	1	0	1	1	2					
3 Sean Rodriguez, R (1.3) OBP: 0.276, SLG: 0.396										5	0	0	0	0	1	2					
29 Francisco Cervelli, R (1.2) OBP: 0.366, SLG: 0.366										4	2	3	1	0	1	1					
10 Jordy Mercer, R (1.6) OBP: 0.242, SLG: 0.212										2	1	1	1	2	0	1					
47 Francisco Liriano, L (1.1) OBP: 0.063, SLG: 0.063										2	0	0	0	0	3	3					
25 Gregory Polanco, L (6.7) OBP: 0.259, SLG: 0.352										2	1	2	0	0	0	0					
Inning Stats	R: 0 E: 0 K: 2 S: 10	H: 0 LOB: 1 BB: 1 P: 17	R: 0 E: 0 K: 1 S: 12	H: 1 LOB: 2 BB: 1 P: 24	R: 0 E: 0 K: 2 S: 13	H: 2 LOB: 2 BB: 0 P: 19	R: 1 E: 0 K: 1 S: 13	H: 2 LOB: 1 BB: 0 P: 21	R: 3 E: 0 K: 0 S: 7	H: 2 LOB: 1 BB: 1 P: 15	R: 2 E: 0 K: 0 S: 13	H: 3 LOB: 2 BB: 1 P: 22	R: 0 E: 0 K: 1 S: 5	H: 0 LOB: 0 BB: 0 P: 7	1B: 8 2B: 2 3B: 0 HR: 2	SF: 1 SAC: 0 DP: 0 HBP: 0	WP: 0 PB: 0 SB: 1 CS: 0	PA: 42			
PITCHER	IP WLS BF H R ER SO BB IBB HBP BLK WP HR S P ERA WHIP	IP WLS BF H R ER SO BB IBB HBP BLK WP HR S P ERA WHIP	IP WLS BF H R ER SO BB IBB HBP BLK WP HR S P ERA WHIP	IP WLS BF H R ER SO BB IBB HBP BLK WP HR S P ERA WHIP	IP WLS BF H R ER SO BB IBB HBP BLK WP HR S P ERA WHIP	IP WLS BF H R ER SO BB IBB HBP BLK WP HR S P ERA WHIP	IP WLS BF H R ER SO BB IBB HBP BLK WP HR S P ERA WHIP	IP WLS BF H R ER SO BB IBB HBP BLK WP HR S P ERA WHIP	IP WLS BF H R ER SO BB IBB HBP BLK WP HR S P ERA WHIP	IP WLS BF H R ER SO BB IBB HBP BLK WP HR S P ERA WHIP	IP WLS BF H R ER SO BB IBB HBP BLK WP HR S P ERA WHIP	IP WLS BF H R ER SO BB IBB HBP BLK WP HR S P ERA WHIP	IP WLS BF H R ER SO BB IBB HBP BLK WP HR S P ERA WHIP	IP WLS BF H R ER SO BB IBB HBP BLK WP HR S P ERA WHIP	IP WLS BF H R ER SO BB IBB HBP BLK WP HR S P ERA WHIP	IP WLS BF H R ER SO BB IBB HBP BLK WP HR S P ERA WHIP	IP WLS BF H R ER SO BB IBB HBP BLK WP HR S P ERA WHIP	IP WLS BF H R ER SO BB IBB HBP BLK WP HR S P ERA WHIP	IP WLS BF H R ER SO BB IBB HBP BLK WP HR S P ERA WHIP	IP WLS BF H R ER SO BB IBB HBP BLK WP HR S P ERA WHIP	IP WLS BF H R ER SO BB IBB HBP BLK WP HR S P ERA WHIP

AB	35
R	9
H	12
RBI	9
BB	6
SO	7
LOB	18

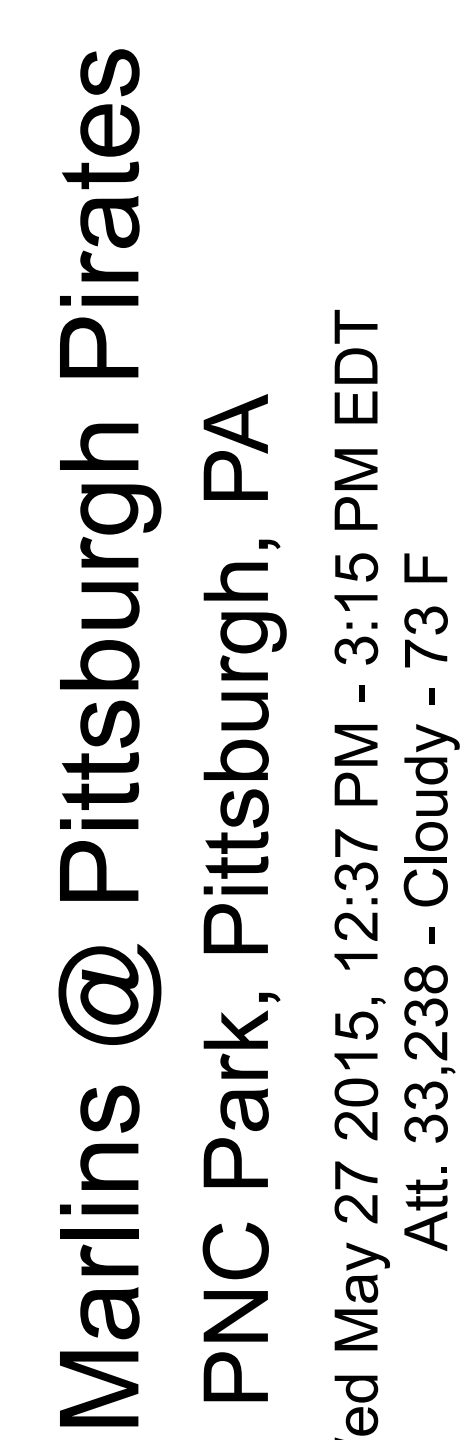
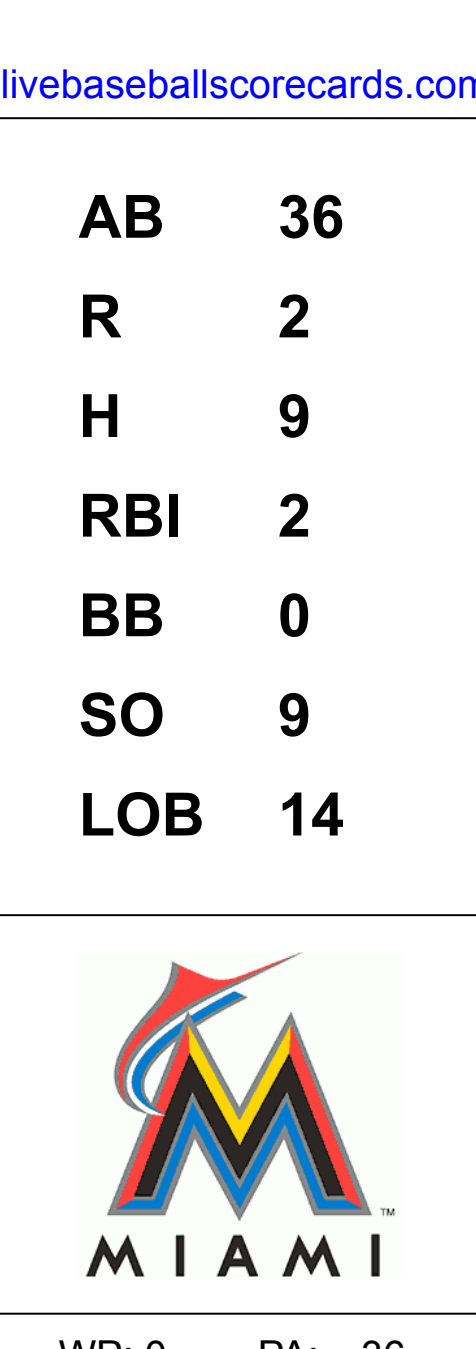


Batter	1	2	3	4	5	6	7	8	9	AB	R	H	RBI	BB	SO	LOB	TOP			
9 Dee Strange-Gordon, L (1.4) OBP: 0.404, SLG: 0.449										4	1	1	0	0	0	0	Miami Marlins @ Pittsburgh Pirates PNC Park, Pittsburgh, PA Mon May 25 2015, 7:09 PM - 9:28 PM EDT Att: 20,046 - Cloudy - 81 F			
13 Marcell Ozuna, R (1.8) OBP: 0.341, SLG: 0.384										4	0	1	0	0	0	1				
27 Giancarlo Stanton, R (1.9) OBP: 0.323, SLG: 0.599										4	1	2	2	0	1	1				
14 Martin Prado, R (1.5) OBP: 0.313, SLG: 0.359										4	0	1	0	0	0	1				
48 Justin Bour, L (1.3) OBP: 0.421, SLG: 0.538										4	0	1	0	0	1	2				
20 J.T. Realmuto, R (1.2) OBP: 0.244, SLG: 0.328										4	0	1	0	0	1	1				
21 Christian Yelich, L (1.7)										4	0	1	0	0	0	1				
3 Adeiny Hechavarria, R (1.6) OBP: 0.333, SLG: 0.406										3	0	1	0	0	0	2				
41 David Phelps, R (1.1) OBP: 0.133, SLG: 0.071										2	0	0	0	0	0	1				
51 Ichiro Suzuki, L (7, PH) OBP: 0.350, SLG: 0.339										1	0	0	0	0	0	1				
56 Vin Mazzaro, R (7.1)										0	0	0	0	0	0	0				
Inning Stats	R: 1 H: 3 E: 0 K: 0 S: 10	H: 3 LOB: 1 BB: 0 P: 13	R: 0 H: 1 E: 0 K: 1 S: 13	H: 1 LOB: 1 BB: 0 P: 17	R: 1 H: 1 E: 0 K: 0 S: 9	H: 1 LOB: 1 BB: 0 P: 18	R: 0 H: 2 E: 0 K: 0 S: 11	H: 2 LOB: 1 BB: 0 P: 14	R: 0 H: 0 E: 0 K: 2 S: 8	H: 0 LOB: 0 BB: 0 P: 11	R: 0 H: 1 E: 0 K: 0 S: 7	H: 1 LOB: 1 BB: 0 P: 7	R: 0 H: 1 E: 0 K: 0 S: 8	H: 1 LOB: 1 BB: 0 P: 9	R: 0 H: 0 E: 0 K: 0 S: 7	H: 0 LOB: 0 BB: 0 P: 13	1B: 7 2B: 1 3B: 0 HR: 1	SF: 0 SAC: 0 DP: 2 HBP: 0	WP: 0 PB: 0 SB: 1 CS: 0	PA: 34
PITCHER	IP WLS BF H R ER SO BB IBB HBP BLK WP HR S P ERA WHIP																			
50 Charlie Morton, R (1.1) ERA: 2.57	7.0 W 27 8 2 2 3 0 0 0 0 0 1 63 87 2.57 1.143																			
44 Tony Watson, L (8.1) ERA: 1.44	1.0 H 4 1 0 0 0 0 0 0 0 0 0 8 9 0.00 1.000																			
35 Mark Melancon, R (9.1) ERA: 3.0	1.0 S 3 0 0 0 0 0 0 0 0 0 0 7 13 0.00 0.000																			

Batter	1	2	3	4	5	6	7	8	9	AB	R	H	RBI	BB	SO	LOB	BOTTOM			
5 Josh Harrison, R (1.5) OBP: 0.284, SLG: 0.398										4	0	0	0	0	1	1	Miami Marlins @ Pittsburgh Pirates PNC Park, Pittsburgh, PA Mon May 25 2015, 7:09 PM - 9:28 PM EDT Att: 20,046 - Cloudy - 81 F			
25 Gregory Polanco, L (1.9) OBP: 0.286, SLG: 0.316										3	0	0	0	1	0	0				
22 Andrew McCutchen, R (1.8) OBP: 0.351, SLG: 0.452										4	0	0	0	0	1	1				
6 Starling Marte, R (1.7) OBP: 0.330, SLG: 0.512										4	0	2	0	0	1	0				
18 Neil Walker, S (1.4) OBP: 0.322, SLG: 0.380										4	1	2	0	0	2	1				
24 Pedro Alvarez, L (1.3) OBP: 0.327, SLG: 0.496										4	2	2	1	0	0	1				
3 Sean Rodriguez, R (9.3) OBP: 0.278, SLG: 0.396										0	0	0	0	0	0	0				
29 Francisco Cervelli, R (1.2) OBP: 0.381, SLG: 0.404										2	1	2	3	1	0	0				
10 Jordy Mercer, R (1.6) OBP: 0.252, SLG: 0.224										3	0	2	0	0	0	1				
50 Charlie Morton, R (1.1) ERA: 3.56	6.0 L 26 8 4 4 4 2 0 0 0 0 0 2 60 98 6.00 1.667																			
56 Vin Mazzaro, R (7.1) ERA:	2.0 7 2 0 0 2 0 0 0 0 0 0 16 27 0.00 1.000																			
Inning Stats	R: 0 H: 0 E: 0 K: 0 S: 7	H: 0 LOB: 0 BB: 0 P: 12	R: 3 H: 4 E: 0 K: 0 S: 15	H: 4 LOB: 1 BB: 0 P: 22	R: 0 H: 0 E: 0 K: 1 S: 4	H: 0 LOB: 0 BB: 1 P: 9	R: 0 H: 2 E: 0 K: 1 S: 11	H: 2 LOB: 2 BB: 0 P: 20	R: 0 H: 0 E: 0 K: 1 S: 9	H: 0 LOB: 0 BB: 0 P: 11	R: 1 H: 2 E: 0 K: 0 S: 14	H: 2 LOB: 1 BB: 1 P: 24	R: 0 H: 0 E: 0 K: 2 S: 9	H: 0 LOB: 0 BB: 0 P: 15	R: 0 H: 2 E: 0 K: 0 S: 7	H: 2 LOB: 1 BB: 0 P: 12	1B: 7 2B: 2 3B: 0 HR: 2	SF: 0 SAC: 1 DP: 2 HBP: 0	WP: 0 PB: 0 SB: 0 CS: 1	PA: 33
PITCHER	IP WLS BF H R ER SO BB IBB HBP BLK WP HR S P ERA WHIP																			
41 David Phelps, R (1.1) ERA: 3.56	6.0 L 26 8 4 4 4 2 0 0 0 0 0 2 60 98 6.00 1.667																			
56 Vin Mazzaro, R (7.1) ERA:	2.0 7 2 0 0 2 0 0 0 0 0 0 16 27 0.00 1.000																			

Batter	1	2	3	4	5	6	7	8	9	AB	R	H	RBI	BB	SO	LOB	TOP					
9 Dee Strange-Gordon, L (1.4) OBP: 0.406, SLG: 0.448	F7		1B					1B		4	0	3	0	0	0	0	Miami Marlins @ Pittsburgh Pirates PNC Park, Pittsburgh, PA Wed May 27 2015, 12:37 PM - 3:15 PM EDT Att: 33,238 - Cloudy - 73 F					
14 Martin Prado, R (1.5) OBP: 0.305, SLG: 0.354	K		G6-3		K			F7		4	0	0	0	0	2	4						
27 Giancarlo Stanton, R (1.9) OBP: 0.325, SLG: 0.503	G6-3			G5-3			K	K		4	0	0	0	0	2	1						
48 Justin Bour, L (1.3) OBP: 0.419, SLG: 0.579		HR		1B			F8	K		4	1	2	1	0	1	1						
13 Marcell Ozuna, R (1.8) OBP: 0.335, SLG: 0.372	G6-3			K			G4-3	G1-4-3		4	0	0	0	0	1	1						
21 Christian Yelich, L (1.7) OBP: 0.281, SLG: 0.282	F7			F8			HR	G5-3		4	1	1	1	0	0	1						
20 J.T. Realmuto, R (1.2) OBP: 0.244, SLG: 0.323	G5-3				1B			E6		4	0	2	0	0	0	0						
3 Adeiny Hechavarria, R (1.6) OBP: 0.330, SLG: 0.395			K		F9		FC1-6	1B		4	0	1	0	0	1	2						
52 Brad Hand, L (1.1) 57 Bryan Morris, L (6.1) 17 Donovan Solano, R (7.7) 40 Mike Dunn, L (7.1) 36 Sam Dyson, R (7.1) 22 Carter Capps, R (7.1) 56 Vin Mazzaro, R (8.1) 51 Ichiro Suzuki, L (9.7)			K		K		G6-4-3	G1-3		2	0	0	0	0	2	1						
Inning Stats	R: 0 E: 0 K: 1 S: 6	H: 0 LOB: 0 BB: 0 P: 9	R: 1 E: 0 K: 0 S: 6	H: 1 LOB: 0 BB: 0 P: 9	R: 0 E: 0 K: 2 S: 13	H: 1 LOB: 1 BB: 0 P: 17	R: 0 E: 0 K: 1 S: 8	H: 1 LOB: 1 BB: 0 P: 12	R: 0 E: 0 K: 1 S: 6	H: 0 LOB: 0 BB: 0 P: 11	R: 1 E: 0 K: 0 S: 6	H: 2 LOB: 2 BB: 0 P: 8	R: 0 E: 0 K: 2 S: 10	H: 1 LOB: 1 BB: 0 P: 14	R: 0 E: 1 K: 0 S: 14	H: 1 LOB: 2 BB: 0 P: 17		1B: 7 2B: 0 3B: 0 HR: 2	SF: 0 SAC: 0 DP: 1 HBP: 0	WP: 0 PB: 0 SB: 2 CS: 0	PA: 36	
PITCHER	IP WLS BF H R ER SO BB IBB HBP BLK WP HR S P ERA WHIP	IP WLS BF H R ER SO BB IBB HBP BLK WP HR S P ERA WHIP	IP WLS BF H R ER SO BB IBB HBP BLK WP HR S P ERA WHIP	IP WLS BF H R ER SO BB IBB HBP BLK WP HR S P ERA WHIP	IP WLS BF H R ER SO BB IBB HBP BLK WP HR S P ERA WHIP	IP WLS BF H R ER SO BB IBB HBP BLK WP HR S P ERA WHIP	IP WLS BF H R ER SO BB IBB HBP BLK WP HR S P ERA WHIP	IP WLS BF H R ER SO BB IBB HBP BLK WP HR S P ERA WHIP	IP WLS BF H R ER SO BB IBB HBP BLK WP HR S P ERA WHIP	IP WLS BF H R ER SO BB IBB HBP BLK WP HR S P ERA WHIP	IP WLS BF H R ER SO BB IBB HBP BLK WP HR S P ERA WHIP	IP WLS BF H R ER SO BB IBB HBP BLK WP HR S P ERA WHIP	IP WLS BF H R ER SO BB IBB HBP BLK WP HR S P ERA WHIP	IP WLS BF H R ER SO BB IBB HBP BLK WP HR S P ERA WHIP	IP WLS BF H R ER SO BB IBB HBP BLK WP HR S P ERA WHIP	IP WLS BF H R ER SO BB IBB HBP BLK WP HR S P ERA WHIP	IP WLS BF H R ER SO BB IBB HBP BLK WP HR S P ERA WHIP	IP WLS BF H R ER SO BB IBB HBP BLK WP HR S P ERA WHIP	IP WLS BF H R ER SO BB IBB HBP BLK WP HR S P ERA WHIP	IP WLS BF H R ER SO BB IBB HBP BLK WP HR S P ERA WHIP	IP WLS BF H R ER SO BB IBB HBP BLK WP HR S P ERA WHIP	IP WLS BF H R ER SO BB IBB HBP BLK WP HR S P ERA WHIP
45 Gerrit Cole, R (1.1) ERA: 2.11	7.0	W	27	7	2	2	7	0	0	0	0	0	0	0	0	0	2.57	1.000				
44 Tony Watson, L (8.1) ERA: 1.33	1.0	H	4	1	0	0	2	0	0	0	0	0	0	0	0	0	0.00	1.000				
35 Mark Melancon, R (9.1) ERA: 2.86	1.0	S	5	1	0	0	0	0	0	0	0	0	0	0	0	0	0.00	1.000				

Batter	1	2	3	4	5	6	7	8	9	AB	R	H	RBI	BB	SO	LOB	BOTTOM					
5 Josh Harrison, R (1.9) OBP: 0.287, SLG: 0.400	F8		FC4-6		G2			L8		5	1	1	1	0	0	4	Miami Marlins @ Pittsburgh Pirates PNC Park, Pittsburgh, PA Wed May 27 2015, 12:37 PM - 3:15 PM EDT Att: 33,238 - Cloudy - 73 F					
10 Jordy Mercer, R (1.6) OBP: 0.248, SLG: 0.221	G1-3		F7				K			3	0	0	0	0	1	2						
24 Pedro Alvarez, L (7.7) OBP: 0.329, SLG: 0.493										1	1	1	1	0	0	0						
44 Tony Watson, L (8.1) 35 Mark Melancon, R (9.1)										0	0	0	0	0	0	0						
22 Andrew McCutchen, R (1.8) OBP: 0.350, SLG: 0.457	F9									3	1	2	0	1	0	0						
6 Starling Marte, R (1.7) OBP: 0.326, SLG: 0.503	G5-3				L7		G5-3			3	0	0	1	1	0	2						
27 Jung Ho Kang, R (1.5) OBP: 0.378, SLG: 0.444	G6-3				K		P2			4	0	1	2	0	1	2						
18 Neil Walker, S (1.4) OBP: 0.313, SLG: 0.386	F9				F7					4	0	0	0	0	0	3						
3 Sean Rodriguez, R (1.3) OBP: 0.290, SLG: 0.421										4	0	2	0	0	2	0						
19 Chris Stewart, R (1.2) OBP: 0.275, SLG: 0.327										4	1	1	0	0	0	2						
45 Gerrit Cole, R (1.1) OBP: 0.261, SLG: 0.227										2	0	1	0	0	1	1						
31 Jose Tabata, R (7.7) OBP: 0.400, SLG: 0.333										1	1	1	0	0	0	0						
25 Gregory Polanco, L (8.9) OBP: 0.302, SLG: 0.333										1	0	1	0	0	0	0						
Inning Stats	R: 0 E: 0 K: 0 S: 6	H: 0 LOB: 0 BB: 0 P: 13	R: 0 E: 0 K: 0 S: 7	H: 0 LOB: 0 BB: 0 P: 14	R: 0 E: 0 K: 0 S: 13	H: 2 LOB: 2 BB: 0 P: 19	R: 0 E: 0 K: 1 S: 6	H: 1 LOB: 1 BB: 0 P: 13	R: 0 E: 0 K: 1 S: 11	H: 1 LOB: 1 BB: 0 P: 15	R: 0 E: 0 K: 1 S: 11	H: 1 LOB: 1 BB: 0 P: 14	R: 5 E: 0 K: 1 S: 21	H: 5 LOB: 2 BB: 2 P: 37	R: 0 E: 0 K: 1 S: 12	H: 1 LOB: 1 BB: 0 P: 17	1B: 8 2B: 2 3B: 1 HR: 0	SF: 0 SAC: 0 DP: 0 HBP: 0	WP: 0 PB: 0 SB: 1 CS: 0	PA: 37		
PITCHER	IP WLS BF H R ER SO BB IBB HBP BLK WP HR S P ERA WHIP	IP WLS BF H R ER SO BB IBB HBP BLK WP HR S P ERA WHIP	IP WLS BF H R ER SO BB IBB HBP BLK WP HR S P ERA WHIP	IP WLS BF H R ER SO BB IBB HBP BLK WP HR S P ERA WHIP	IP WLS BF H R ER SO BB IBB HBP BLK WP HR S P ERA WHIP	IP WLS BF H R ER SO BB IBB HBP BLK WP HR S P ERA WHIP	IP WLS BF H R ER SO BB IBB HBP BLK WP HR S P ERA WHIP	IP WLS BF H R ER SO BB IBB HBP BLK WP HR S P ERA WHIP	IP WLS BF H R ER SO BB IBB HBP BLK WP HR S P ERA WHIP	IP WLS BF H R ER SO BB IBB HBP BLK WP HR S P ERA WHIP	IP WLS BF H R ER SO BB IBB HBP BLK WP HR S P ERA WHIP	IP WLS BF H R ER SO BB IBB HBP BLK WP HR S P ERA WHIP	IP WLS BF H R ER SO BB IBB HBP BLK WP HR S P ERA WHIP	IP WLS BF H R ER SO BB IBB HBP BLK WP HR S P ERA WHIP	IP WLS BF H R ER SO BB IBB HBP BLK WP HR S P ERA WHIP	IP WLS BF H R ER SO BB IBB HBP BLK WP HR S P ERA WHIP	IP WLS BF H R ER SO BB IBB HBP BLK WP HR S P ERA WHIP	IP WLS BF H R ER SO BB IBB HBP BLK WP HR S P ERA WHIP	IP WLS BF H R ER SO BB IBB HBP BLK WP HR S P ERA WHIP	IP WLS BF H R ER SO BB IBB HBP BLK WP HR S P ERA WHIP	IP WLS BF H R ER SO BB IBB HBP BLK WP HR S P ERA WHIP	IP WLS BF H R ER SO BB IBB HBP BLK WP HR S P ERA WHIP
52 Brad Hand, L (1.1) ERA: 4.5	5.0		19	4	0	0	20	0	0	0	0	0	0	0	0	0	0.00	0.800				
57 Bryan Morris, R (6.1) ERA: 4.13	1.0	H	4	1	0	0	1	0	0	0	0	0	0	0	0	0	0.00	1.000				
40 Mike Dunn, L (7.1) ERA: 5.6	0.2	H	4	2	2	2	1	0	0	0	0	0	0	0	0	0	27.00	3.000				
36 Sam Dyson, R (7.1) ERA: 3.42	0.0	L	4	2	1	1	0	2	0	0	0	0	0	0	0	0	∞	∞				
22 Carter Capps, R (7.1) ERA: 1.23	0.1		2	1	2	2	0	0	0	0	0	0	0	0	0	0	54.00	3.000				



Batter	1	2	3	4	5	6	7	8	9	AB	R	H	RBI	BB	SO	LOB	TOP										
25 Gregory Polanco, L OBP: 0.302, SLG: 0.350 3 Sean Rodriguez, R OBP: 0.283, SLG: 0.407										5	0	1	0	0	1	0	Pittsburgh Pirates @ San Diego Padres Petco Park, San Diego, CA Fri May 29 2015, 7:11 PM - 10:26 PM PDT Att: 28,317 - Partly Cloudy - 65 F										
18 Neil Walker, S OBP: 0.319, SLG: 0.389										4	1	1	0	0	0	0											
22 Andrew McCutchen, R OBP: 0.361, SLG: 0.485										3	0	0	0	0	1	2											
6 Starling Marte, R OBP: 0.332, SLG: 0.511										4	1	1	0	0	1	2											
27 Jung Ho Kang, R OBP: 0.375, SLG: 0.453										2	0	0	0	0	1	0											
24 Pedro Alvarez, L OBP: 0.325, SLG: 0.479										4	0	2	2	0	1	1											
29 Francisco Cervelli, R OBP: 0.369, SLG: 0.498										3	0	1	0	1	2	3											
10 Jordy Mercer, R OBP: 0.241, SLG: 0.214										4	0	0	0	0	2	3											
47 Francisco Lirio, L OBP: 0.063, SLG: 0.093 48 Jared Hughes, R ERA: 4.3 37 Arquimedes Caminero, R ERA: 2.95 44 Tony Watson, L ERA: 1.33 31 Jose Tabata, R OBP: 0.394, SLG: 0.562 52 Rob Scallih, L ERA: 1.4										3	0	0	0	0	1	3											
Inning Stats	R: 0 E: 0 K: 0 S: 9	H: 1 LOB: 2 BB: 1 P: 16	R: 0 E: 0 K: 2 S: 11	H: 1 LOB: 1 BB: 0 P: 16	R: 2 E: 0 K: 1 S: 17	H: 3 LOB: 2 BB: 0 P: 24	R: 0 E: 0 K: 0 S: 9	H: 0 LOB: 0 BB: 0 P: 13	R: 0 E: 0 K: 2 S: 11	H: 0 LOB: 0 BB: 0 P: 16	R: 0 E: 0 K: 0 S: 6	H: 0 LOB: 1 BB: 0 P: 7	R: 0 E: 0 K: 2 S: 13	H: 0 LOB: 1 BB: 0 P: 19	R: 0 E: 0 K: 2 S: 8	H: 0 LOB: 0 BB: 0 P: 11		1B: 5 2B: 1 3B: 0 HR: 0	SF: 0 SAC: 0 DP: 1 HBP: 0	WP: 0 PB: 0 SB: 2 CS: 0	PA: 37						
PITCHER	IP	WLS	BF	H	R	ER	SO	BB	IBB	HBP	BLK	WP	HR	S	P	ERA	WHIP										
33 James Shields, R ERA: 3.69	6.0		27	6	2	2	6	2	0	1	0	0	0	66	105	3.00	1.333										
60 Frank Garces, L ERA: 4.3	0.2		2	0	0	0	0	0	0	0	0	0	0	5	6	0.00	0.000										
44 Dale Thayer, R ERA: 2.95	0.1		1	0	0	0	0	0	0	0	0	0	0	1	1	0.00	0.000										
53 Joaquin Benoit, R ERA: 2.57	1.0		4	0	0	0	2	1	0	0	0	0	0	13	19	0.00	1.000										
46 Craig Kimbrel, R ERA: 4.74	1.0	W	3	0	0	0	2	0	0	0	0	0	0	8	11	0.00	0.000										

Batter	1	2	3	4	5	6	7	8	9	AB	R	H	RBI	BB	SO	LOB	BOTTOM										
26 Yangervis Solarte, S OBP: 0.321, SLG: 0.374										4	1	0	0	1	0	5	Pittsburgh Pirates @ San Diego Padres Petco Park, San Diego, CA Fri May 29 2015, 7:11 PM - 10:26 PM PDT Att: 28,317 - Partly Cloudy - 65 F										
3 Derek Norris, R OBP: 0.314, SLG: 0.455										5	1	1	4	0	4	2											
10 Justin Upton, R OBP: 0.365, SLG: 0.550										3	0	1	0	1	1	0											
27 Matt Kemp, R OBP: 0.278, SLG: 0.330										4	0	0	0	0	2	2											
11 Will Middlebrooks, R OBP: 0.278, SLG: 0.412										3	1	1	0	1	1	1											
9 Jedd Gyorko, R OBP: 0.292, SLG: 0.324										3	1	2	0	1	0	1											
16 Abraham Almonte, S OBP: 0.268, SLG: 0.216										3	0	1	2	0	2	2											
12 Clint Barmes, R OBP: 0.279, SLG: 0.316 15 Cory Spangenberg, L OBP: 0.289, SLG: 0.346										2	0	1	0	0	1	0											
33 James Shields, R ERA: 3.47 60 Frank Garces, L ERA: 3.63 44 Dale Thayer, R ERA: 2.95 25 Will Venable, L OBP: 0.343, SLG: 0.462 53 Joaquin Benoit, R ERA: 1.33 46 Craig Kimbrel, L ERA: 4.74 5 Alexi Amarista, L OBP: 0.281, SLG: 0.264										2	0	0	0	0	1	2											
Inning Stats	R: 0 E: 0 K: 2 S: 7	H: 0 LOB: 0 BB: 0 P: 7	R: 0 E: 0 K: 2 S: 13	H: 1 LOB: 0 BB: 0 P: 20	R: 0 E: 0 K: 1 S: 7	H: 0 LOB: 0 BB: 0 P: 11	R: 0 E: 0 K: 3 S: 13	H: 0 LOB: 1 BB: 1 P: 26	R: 0 E: 0 K: 2 S: 12	H: 2 LOB: 2 BB: 0 P: 19	R: 0 E: 0 K: 1 S: 8	H: 0 LOB: 0 BB: 0 P: 13	R: 2 E: 0 K: 1 S: 12	H: 2 LOB: 2 BB: 2 P: 26	R: 0 E: 0 K: 0 S: 7	H: 1 LOB: 0 BB: 0 P: 12		R: 4 E: 1 K: 0 S: 6	H: 1 LOB: 0 BB: 2 P: 16	1B: 4 2B: 2 3B: 0 HR: 1	SF: 0 SAC: 2 DP: 1 HBP: 0	WP: 0 PB: 1 SB: 0 CS: 0	PA: 38				
PITCHER	IP	WLS	BF	H	R	ER	SO	BB	IBB	HBP	BLK	WP	HR	S	P	ERA	WHIP										
47 Francisco Liriano, L ERA: 3.47	6.0		22	3	0	0	10	1	0	0	0	0	0	5	13	0.00	0.667										
48 Jared Hughes, R ERA: 3.63	0.1	B	4	2	2	2	0	1	0	0	0	0	0	7	13	0.00	1.500										
37 Arquimedes Caminero, R ERA: 3.63	0.2		3	0	0	0	1	1	0	0	0	0	0	7	12	0.00	1.000										
44 Tony Watson, L ERA: 1.33	1.0		3	1	0	0	0	0	0	0	0	0	0	7	12	0.00	1.000										
52 Rob Scallih, R ERA: 1.4	0.2	L	6	1	4	0	0	1	1	0	0	0	0	1	6	0.00	3.000										

Batter	1	2	3	4	5	6	7	8	9	AB	R	H	RBI	BB	SO	LOB	TOP			
5 Josh Harrison, R OBP: 0.303, SLG: 0.410	F9	25 1B 1-H	G6-3	G6-3	G1-3	G1-3	G1-3	G1-3	25 1B 22 2B	5	1	2	1	0	0	2				
25 Gregory Polanco, L OBP: 0.304, SLG: 0.351	G2	22 S 1-B	G4-3	G4-3	G4-3	K	K	K	22 2B 6 G3	5	1	2	0	0	1	0				
22 Andrew McCutchen, R OBP: 0.372, SLG: 0.474	18 1B	6 G6-3 1-B	F8	F8	F8	BB	BB	BB	6 G3 1-H 2-H	3	1	2	1	2	0	0				
6 Starling Marte, R OBP: 0.323, SLG: 0.497	E5	18 1B 1-2	G6-3	G6-3	K	K	K	K	G3	5	0	0	1	0	2	6				
18 Neil Walker, S OBP: 0.321, SLG: 0.385	24 BB 1-3 2-H	1-B	K	K	K	F8	F9	F9	IBB	4	0	1	1	1	1	1				
24 Pedro Alvarez, L OBP: 0.329, SLG: 0.483	29 FC6-4 1-2	BB	F8	F8	F8	10 1B 50 G4-3 2B	10 1B 50 G4-3 2B	K	K	3	1	1	0	1	1	0				
3 Sean Rodriguez, R OBP: 0.279, SLG: 0.400	29 FC6-4 1-2	BB	F8	F8	F8	10 1B 50 G4-3 2B	10 1B 50 G4-3 2B	K	K	1	0	0	0	0	1	2				
29 Francisco Cervelli, R OBP: 0.365, SLG: 0.398	FC6-4 1-2	BB	G1-3	G1-3	G1-3	50 G4-3 10 1B HBP	50 G4-3 10 1B HBP	K	K	3	0	0	0	0	1	3				
10 Jordy Mercer, R OBP: 0.248, SLG: 0.223	5 1B 1-B	5 S 1-B	F8	F8	F8	50 G4-3 1-B	50 G4-3 1-B	K	K	4	1	2	0	0	1	0				
50 Charlie Morton, R	B3	B3	G4-3	G4-3	G4-3	G4-3	G4-3	F9	F9	3	0	0	1	0	0	3				
44 Tony Watson, L	B3	B3	G4-3	G4-3	G4-3	G4-3	G4-3	F9	F9	0	0	0	0	0	0	0				
31 Jose Tabata, R	B3	B3	G4-3	G4-3	G4-3	G4-3	G4-3	F9	F9	1	0	0	0	0	0	0				
35 Mark Melancon, R	B3	B3	G4-3	G4-3	G4-3	G4-3	G4-3	F9	F9	0	0	0	0	0	0	0				
Inning Stats	R: 1 H: 2 E: 0 K: 0 S: 13	H: 2 LOB: 3 BB: 1 P: 22	R: 1 H: 3 E: 0 K: 0 S: 13	H: 3 LOB: 2 BB: 1 P: 23	R: 0 H: 0 E: 0 K: 1 S: 8	H: 0 LOB: 0 BB: 0 P: 11	R: 0 H: 0 E: 0 K: 1 S: 8	H: 0 LOB: 0 BB: 0 P: 11	R: 0 H: 0 E: 0 K: 1 S: 8	H: 0 LOB: 1 BB: 1 P: 15	R: 0 H: 0 E: 0 K: 2 S: 9	H: 0 LOB: 1 BB: 1 P: 15	R: 0 H: 0 E: 0 K: 3 S: 10	H: 0 LOB: 0 BB: 0 P: 12	R: 2 H: 3 E: 0 K: 1 S: 16	H: 3 LOB: 2 BB: 1 P: 30	1B: 8 2B: 2 3B: 0 HR: 0	SF: 0 SAC: 0 DP: 1 HBP: 1	WP: 0 PA: 42 PB: 0 SB: 3 CS: 0	
PITCHER	IP WLS BF H R ER SO BB IBB HBP BLK WP HR S P ERA WHIP	IP WLS BF H R ER SO BB IBB HBP BLK WP HR S P ERA WHIP	IP WLS BF H R ER SO BB IBB HBP BLK WP HR S P ERA WHIP	IP WLS BF H R ER SO BB IBB HBP BLK WP HR S P ERA WHIP	IP WLS BF H R ER SO BB IBB HBP BLK WP HR S P ERA WHIP	IP WLS BF H R ER SO BB IBB HBP BLK WP HR S P ERA WHIP	IP WLS BF H R ER SO BB IBB HBP BLK WP HR S P ERA WHIP	IP WLS BF H R ER SO BB IBB HBP BLK WP HR S P ERA WHIP	IP WLS BF H R ER SO BB IBB HBP BLK WP HR S P ERA WHIP	IP WLS BF H R ER SO BB IBB HBP BLK WP HR S P ERA WHIP	IP WLS BF H R ER SO BB IBB HBP BLK WP HR S P ERA WHIP	IP WLS BF H R ER SO BB IBB HBP BLK WP HR S P ERA WHIP	IP WLS BF H R ER SO BB IBB HBP BLK WP HR S P ERA WHIP	IP WLS BF H R ER SO BB IBB HBP BLK WP HR S P ERA WHIP	IP WLS BF H R ER SO BB IBB HBP BLK WP HR S P ERA WHIP	IP WLS BF H R ER SO BB IBB HBP BLK WP HR S P ERA WHIP	IP WLS BF H R ER SO BB IBB HBP BLK WP HR S P ERA WHIP	IP WLS BF H R ER SO BB IBB HBP BLK WP HR S P ERA WHIP	IP WLS BF H R ER SO BB IBB HBP BLK WP HR S P ERA WHIP	IP WLS BF H R ER SO BB IBB HBP BLK WP HR S P ERA WHIP

Pittsburgh Pirates @ San Diego Padres
Petco Park, San Diego, CA
Sat May 30 2015, 7:11 PM - 10:01 PM PDT
Att: 43,207 - Partly Cloudy - 65 F

AB	37
R	5
H	10
RBI	5
BB	4
SO	8
LOB	17



Batter	1	2	3	4	5	6	7	8	9	AB	R	H	RBI	BB	SO	LOB	BOTTOM			
25 Will Venable, L OBP: 0.343, SLG: 0.413	26 2B BB	BB	G4-3	G4-3	G3-1	G3-1	G3-1	K	K	2	1	0	0	1	0	0				
9 Jedd Gyorko, R OBP: 0.289, SLG: 0.321	26 2B BB	BB	G4-3	G4-3	G3-1	G3-1	G3-1	K	K	1	0	0	0	0	1	0				
59 Kevin Quackenbush, R	26 2B BB	BB	G4-3	G4-3	G3-1	G3-1	G3-1	K	K	0	0	0	0	0	0	0				
26 Yanervis Solarte, S OBP: 0.262, SLG: 0.317	2B	2B	G2-3	G2-3	G5-3	G5-3	G5-3	G2-3	G2-3	4	0	1	1	0	0	0				
10 Justin Upton, R OBP: 0.363, SLG: 0.543	G5-3	G5-3	G1-3	G1-3	G6-3	G6-3	G6-3	1B	1B	4	0	1	0	0	0	1				
27 Matt Kemp, R OBP: 0.277, SLG: 0.328	L8	L8	15 FC3 15 E 1B	15 FC3 15 E 1B	15 FC3 15 E 1B	15 FC3 15 E 1B	15 FC3 15 E 1B	F9	F9	4	1	1	0	0	0	2				
3 Derek Norris, R OBP: 0.312, SLG: 0.450	G5-3	G5-3	11 G5-3 15 E 1B	11 G5-3 15 E 1B	11 G5-3 15 E 1B	11 G5-3 15 E 1B	11 G5-3 15 E 1B	K	K	4	0	1	0	0	1	2				
15 Cory Spangenberg, L OBP: 0.282, SLG: 0.336	P5	P5	FC3	FC3	G3	G3	G3	G3	G3	3	0	0	0	0	0	1				
11 Will Middlebrooks, R OBP: 0.273, SLG: 0.404	P3	P3	G5-3	G5-3	G6-3	G6-3	G6-3	G6-3	G6-3	3	0	0	0	0	0	2				
5 Alexi Amarista, L OBP: 0.277, SLG: 0.250	G6-3	G6-3	K	K	K	K	K	K	K	2	0	0	0	0	1	0				
12 Clint Barmes, R OBP: 0.274, SLG: 0.310	G6-3	G6-3	K	K	K	K	K	K	K	1	0	0	0	0	1	0				
38 Tyson Ross, R OBP: 0.105, SLG: 0.105	K	K	K	K	K	K	K	K	K	2	0	0	0	0	1	0				
44 Dale Thayer, R	K	K	K	K	K	K	K	K	K	0	0	0	0	0	0	0				
60 Frank Garces, L	K	K	K	K	K	K	K	K	K	0	0	0	0	0	0	0				
56 Shawn Kelley, R	K	K	K	K	K	K	K	K	K	0	0	0	0	0	0	0				
16 Abraham Almonte, S OBP: 0.262, SLG: 0.271	K	K	K	K	K	K	K	K	K	1	0	0	0	0	0	0				
Inning Stats	R: 1 H: 1 E: 0 K: 0 S: 8	H: 1 LOB: 1 BB: 1 P: 16	R: 0 H: 0 E: 0 K: 0 S: 7	H: 0 LOB: 0 BB: 0 P: 10	R: 0 H: 0 E: 0 K: 1 S: 12	H: 0 LOB: 0 BB: 0 P: 17	R: 1 H: 2 E: 1 K: 0 S: 6	H: 2 LOB: 1 BB: 0 P: 7	R: 0 H: 0 E: 0 K: 1 S: 7	H: 0 LOB: 0 BB: 0 P: 9	R: 0 H: 0 E: 0 K: 0 S: 12	H: 0 LOB: 0 BB: 0 P: 17	R: 0 H: 0 E: 0 K: 3 S: 12	H: 0 LOB: 0 BB: 0 P: 16	R: 0 H: 1 E: 0 K: 1 S: 7	H: 1 LOB: 1 BB: 0 P: 9	1B: 3 2B: 1 3B: 0 HR: 0	SF: 0 SAC: 0 DP: 1 HBP: 0	WP: 0 PA: 32 PB: 0 SB: 0 CS: 0	
PITCHER	IP WLS BF H R ER SO BB IBB HBP BLK WP HR S P ERA WHIP	IP WLS BF H R ER SO BB IBB HBP BLK WP HR S P ERA WHIP	IP WLS BF H R ER SO BB IBB HBP BLK WP HR S P ERA WHIP	IP WLS BF H R ER SO BB IBB HBP BLK WP HR S P ERA WHIP	IP WLS BF H R ER SO BB IBB HBP BLK WP HR S P ERA WHIP	IP WLS BF H R ER SO BB IBB HBP BLK WP HR S P ERA WHIP	IP WLS BF H R ER SO BB IBB HBP BLK WP HR S P ERA WHIP	IP WLS BF H R ER SO BB IBB HBP BLK WP HR S P ERA WHIP	IP WLS BF H R ER SO BB IBB HBP BLK WP HR S P ERA WHIP	IP WLS BF H R ER SO BB IBB HBP BLK WP HR S P ERA WHIP	IP WLS BF H R ER SO BB IBB HBP BLK WP HR S P ERA WHIP	IP WLS BF H R ER SO BB IBB HBP BLK WP HR S P ERA WHIP	IP WLS BF H R ER SO BB IBB HBP BLK WP HR S P ERA WHIP	IP WLS BF H R ER SO BB IBB HBP BLK WP HR S P ERA WHIP	IP WLS BF H R ER SO BB IBB HBP BLK WP HR S P ERA WHIP	IP WLS BF H R ER SO BB IBB HBP BLK WP HR S P ERA WHIP	IP WLS BF H R ER SO BB IBB HBP BLK WP HR S P ERA WHIP	IP WLS BF H R ER SO BB IBB HBP BLK WP HR S P ERA WHIP	IP WLS BF H R ER SO BB IBB HBP BLK WP HR S P ERA WHIP	IP WLS BF H R ER SO BB IBB HBP BLK WP HR S P ERA WHIP

Pittsburgh Pirates @ San Diego Padres
Petco Park, San Diego, CA
Sat May 30 2015, 7:11 PM - 10:01 PM PDT
Att: 43,207 - Partly Cloudy - 65 F

AB	31
R	2
H	4
RBI	1
BB	1
SO	6
LOB	8



Batter	1	2	3	4	5	6	7	8	9	AB	R	H	RBI	BB	SO	LOB	TOP					
5 Josh Harrison, R OBP: 0.297, SLG: 0.401 3 Sean Rodriguez, R OBP: 0.279, SLG: 0.400										4	0	0	0	0	2	4						
18 Neil Walker, S OBP: 0.325, SLG: 0.390										3	0	1	0	1	0	0						
22 Andrew McCutchen, R OBP: 0.371, SLG: 0.472 31 Jose Tabata, R OBP: 0.308, SLG: 0.250										3	0	1	0	0	1	2						
6 Starling Marte, R OBP: 0.317, SLG: 0.486										4	0	0	0	0	0	2						
27 Jung Ho Kang, R OBP: 0.363, SLG: 0.436										4	0	0	0	0	1	3						
24 Pedro Alvarez, L OBP: 0.322, SLG: 0.471										4	0	0	0	0	1	0						
25 Gregory Polanco, L OBP: 0.309, SLG: 0.372										4	1	2	1	0	0	0						
29 Francisco Cervelli, R OBP: 0.395, SLG: 0.409										4	0	3	0	0	0	0						
49 Jeff Locke, L OBP: 0.118, SLG: 0.176 12 Corey Hart, R OBP: 0.220, SLG: 0.308 46 Vance Worley, R OBP: 0.231, SLG: 0.308 19 Chris Stewart, R OBP: 0.269, SLG: 0.320										0	0	0	0	0	0	0						
Inning Stats	R: 0 E: 0 K: 1 S: 11	H: 1 LOB: 0 BB: 0 P: 19	R: 0 E: 0 K: 1 S: 8	H: 0 LOB: 0 BB: 0 P: 11	R: 0 E: 0 K: 1 S: 10	H: 1 LOB: 1 BB: 0 P: 15	R: 0 E: 0 K: 0 S: 11	H: 0 LOB: 1 BB: 1 P: 17	R: 0 E: 0 K: 1 S: 10	H: 2 LOB: 2 BB: 0 P: 11	R: 0 E: 0 K: 1 S: 7	H: 1 LOB: 1 BB: 0 P: 9	R: 1 E: 0 K: 0 S: 11	H: 2 LOB: 1 BB: 0 P: 14	R: 0 E: 0 K: 0 S: 9	H: 0 LOB: 1 BB: 0 P: 13	R: 0 E: 0 K: 2 S: 13	H: 1 LOB: 1 BB: 0 P: 17	1B: 6 2B: 1 3B: 0 HR: 1	SF: 0 SAC: 1 DP: 0 HBP: 0	WP: 0 PB: 0 SB: 0 CS: 1	PA: 37
PITCHER	IP WLS BF H R ER SO BB IBB HBP BLK WP HR S P ERA WHIP																					
40 Odrisamer Despaigne, R ERA: 4.88 43 Cory Mazzoni, R ERA: 12.0	8.0 W 32 7 1 1 4 1 0 0 0 0 0 1 77 109 1.12 1.000																					
40 Odrisamer Despaigne, R ERA: 5.34 46 Vance Worley, R ERA: 3.64	4.0 L 17 5 0 0 4 0 0 0 0 0 0 0 46 70 0.00 1.250																					

Pittsburgh Pirates @ San Diego Padres
Petco Park, San Diego, CA
Sun May 31 2015, 6:12 PM - 8:57 PM PDT
Att: 20,566 - Partly Cloudy - 68 F

AB 34
R 1
H 8
RBI 1
BB 1
SO 6
LOB 14



Batter	1	2	3	4	5	6	7	8	9	AB	R	H	RBI	BB	SO	LOB	BOTTOM	
26 Yangervis Solarte, S OBP: 0.316, SLG: 0.372										5	1	1	0	0	0	3		
3 Derek Norris, R OBP: 0.320, SLG: 0.451										4	2	2	0	1	0	0		
10 Justin Upton, R OBP: 0.368, SLG: 0.545										5	0	3	0	0	1	3		
27 Matt Kemp, R OBP: 0.284, SLG: 0.332										4	1	2	0	1	0	4		
11 Will Middlebrooks, R OBP: 0.271, SLG: 0.419										4	1	1	3	0	2	8		
9 Jedd Gyorko, R OBP: 0.288, SLG: 0.319										4	0	1	2	0	0	3		
25 Will Venable, L OBP: 0.340, SLG: 0.490										3	1	0	0	1	1	2		
12 Clint Barmes, R OBP: 0.303, SLG: 0.339										4	1	3	1	0	1	0		
40 Odrisamer Despaigne, R ERA: 5.34 43 Cory Mazzoni, R ERA: 12.0										3	0	0	0	0	2	2		
Inning Stats	R: 2 E: 0 K: 2 S: 15	H: 2 LOB: 2 BB: 2 P: 30	R: 1 E: 1 K: 0 S: 14	H: 1 LOB: 1 BB: 0 P: 18	R: 3 E: 0 K: 1 S: 15	H: 3 LOB: 1 BB: 1 P: 26	R: 1 E: 0 K: 0 S: 9	H: 2 LOB: 1 BB: 0 P: 15	R: 0 E: 0 K: 1 S: 14	H: 2 LOB: 2 BB: 0 P: 18	R: 0 E: 0 K: 2 S: 10	H: 0 LOB: 0 BB: 0 P: 15	R: 0 E: 1 K: 0 S: 12	H: 2 LOB: 2 BB: 0 P: 21	1B: 12 2B: 1 3B: 0 HR: 1	SF: 1 SAC: 1 DP: 1 HBP: 0	WP: 1 PB: 0 SB: 0 CS: 0	PA: 41
PITCHER	IP WLS BF H R ER SO BB IBB HBP BLK WP HR S P ERA WHIP																	
49 Jeff Locke, L ERA: 5.34 46 Vance Worley, R ERA: 3.64	4.0 L 17 5 0 0 4 0 0 0 0 0 0 0 46 70 0.00 1.250																	

Pittsburgh Pirates @ San Diego Padres
Petco Park, San Diego, CA
Sun May 31 2015, 6:12 PM - 8:57 PM PDT
Att: 20,566 - Partly Cloudy - 68 F


AB 36
R 7
H 13
RBI 6
BB 3
SO 7
LOB 25



Batter	1	2	3	4	5	6	7	8	9	AB	R	H	RBI	BB	SO	LOB	TOP				
5 Josh Harrison, R OBP: 0.299, SLG: 0.395	F9		25 1B BB		18 2B HBP		L5		G4-3	3	1	0	0	1	0	1					
25 Gregory Polanco, L OBP: 0.313, SLG: 0.371	F7		1B		BB		L7			3	1	1	0	1	0	0					
22 Andrew McCutchen, R OBP: 0.369, SLG: 0.472	1B		SF8		SF9		F7			2	0	1	2	0	0	0					
18 Neil Walker, S OBP: 0.324, SLG: 0.392	K		K		2B		F8			4	0	1	2	0	2	3					
6 Starling Marte, R OBP: 0.311, SLG: 0.476	G5-3		G3		L9		K			4	0	0	0	0	1	1					
24 Pedro Alvarez, L OBP: 0.315, SLG: 0.459	K		G3-1		K2-3		G4-3			4	0	0	0	0	2	0					
3 Sean Rodriguez, R OBP: 0.279, SLG: 0.400			F9		K					0	0	0	0	0	0	0					
27 Jung Ho Kang, R OBP: 0.352, SLG: 0.421	G4-3						K			4	0	0	0	0	2	0					
10 Jordy Mercer, R OBP: 0.248, SLG: 0.223			G1-3		45 FC2-5 2B					0	0	0	0	0	0	0					
19 Chris Stewart, R OBP: 0.304, SLG: 0.407			E5		25 1B 22 SF8		G5-3			4	0	3	0	0	0	0					
45 Gerrit Cole, R OBP: 0.231, SLG: 0.200					FC2-5					3	2	0	0	0	0	2					
44 Tony Watson, L										0	0	0	0	0	0	0					
31 Jose Tabata, R OBP: 0.286, SLG: 0.231										0	0	0	0	0	0	0					
35 Mark Melancon, R										0	0	0	0	0	0	0					
Inning Stats	R: 0 H: 1 E: 0 K: 1 S: 8	H: 1 LOB: 0 BB: 0 P: 14	R: 0 H: 0 E: 0 K: 1 S: 8	H: 0 LOB: 0 BB: 0 P: 12	R: 1 H: 1 E: 1 K: 1 S: 15	H: 1 LOB: 2 BB: 1 P: 23	R: 0 H: 0 E: 0 K: 0 S: 7	H: 0 LOB: 0 BB: 0 P: 14	R: 3 H: 2 E: 0 K: 0 S: 15	H: 2 LOB: 1 BB: 1 P: 26	R: 0 H: 1 E: 0 K: 2 S: 9	H: 1 LOB: 1 BB: 0 P: 14	R: 0 H: 0 E: 0 K: 0 S: 5	H: 0 LOB: 0 BB: 0 P: 8	R: 0 H: 0 E: 0 K: 1 S: 7	H: 1 LOB: 1 BB: 0 P: 7	1B: 2 2B: 4 3B: 0 HR: 0	SF: 2 SAC: 0 DP: 0 HBP: 1	WP: 0 PB: 0 SB: 0 CS: 0	PA: 37	
PITCHER	IP	WLS	BF	H	R	ER	SO	BB	IBB	HBP	BLK	WP	HR	S	P	ERA	WHIP				
32 Ryan Vogelsong, R ERA: 4.26	6.0	L	27	5	4	3	5	2	0	1	0	0	0	62	103	4.50	1.167				
63 Jean Machi, R ERA: 5.47	1.0		3	0	0	0	0	0	0	0	0	0	0	5	8	0.00	0.000				
70 George Kontos, R ERA: 1.84	2.0		7	1	0	0	2	0	0	0	0	0	0	14	18	0.00	0.500				

Pittsburgh Pirates @ San Francisco Giants
AT&T Park, San Francisco, CA
Mon Jun 01 2015, 7:17 PM - 9:54 PM PDT
Att: 41,546 - Partly Cloudy - 61 F

AB	32
R	4
H	6
RBI	4
BB	2
SO	7
LOB	8



Batter	1	2	3	4	5	6	7	8	9	AB	R	H	RBI	BB	SO	LOB	BOTTOM				
23 Norichika Aoki, L OBP: 0.395, SLG: 0.404	28 WP 9 2B		K		G4-3			12 F9 8 G6-3 2B		4	2	2	0	0	1	0					
12 Joe Panik, L OBP: 0.375, SLG: 0.451	F8		8 BB		1B		28 BB 8 1B	F9		4	0	2	0	0	0	2					
8 Hunter Pence, R OBP: 0.310, SLG: 0.424	E6		28 WP 9 2B		1B		28 BB	G6-3		3	1	1	1	1	0	1					
28 Buster Posey, R OBP: 0.366, SLG: 0.453	K		28 G5-4-3 BB		1B		35 G4-6-3 BB	F		3	0	0	0	1	1	4					
9 Brandon Belt, L OBP: 0.380, SLG: 0.543					K		K			4	0	1	2	0	2	3					
35 Brandon Crawford, L OBP: 0.384, SLG: 0.484	F8				K		G4-6-3			4	0	0	0	0	2	4					
16 Angel Pagan, S OBP: 0.324, SLG: 0.371	G4-3				K					4	0	0	0	0	2	0					
5 Matt Duffy, R OBP: 0.324, SLG: 0.388	K				F7		G3			3	0	0	0	0	1	0					
32 Ryan Vogelsong, R OBP: 0.158, SLG: 0.211	G6-3				G3-1		K			2	0	0	0	0	0	0					
63 Jean Machi, R										0	0	0	0	0	0	0					
43 Justin Maxwell, R OBP: 0.296, SLG: 0.368										1	0	0	0	0	1	0					
70 George Kontos, R										0	0	0	0	0	0	0					
Inning Stats	R: 2 H: 2 E: 1 K: 1 S: 12	H: 2 LOB: 1 BB: 0 P: 17	R: 0 H: 0 E: 0 K: 1 S: 8	H: 0 LOB: 0 BB: 0 P: 12	R: 0 H: 1 E: 0 K: 1 S: 11	H: 1 LOB: 1 BB: 1 P: 17	R: 0 H: 0 E: 0 K: 3 S: 10	H: 0 LOB: 0 BB: 0 P: 15	R: 0 H: 2 E: 0 K: 1 S: 10	H: 2 LOB: 2 BB: 1 P: 20	R: 0 H: 0 E: 0 K: 2 S: 10	H: 0 LOB: 0 BB: 0 P: 11	R: 1 H: 1 E: 0 K: 0 S: 5	H: 1 LOB: 0 BB: 0 P: 5	R: 0 H: 0 E: 0 K: 1 S: 9	H: 0 LOB: 0 BB: 0 P: 12	1B: 4 2B: 2 3B: 0 HR: 0	SF: 0 SAC: 0 DP: 2 HBP: 0	WP: 1 PB: 0 SB: 1 CS: 0	PA: 34	
PITCHER	IP	WLS	BF	H	R	ER	SO	BB	IBB	HBP	BLK	WP	HR	S	P	ERA	WHIP				
45 Gerrit Cole, R ERA: 1.9	7.0		27	5	2	0	9	2	0	0	0	1	0	67	100	0.00	1.000				
44 Tony Watson, L ERA: 1.55	1.0	H	4	1	1	1	0	0	0	0	0	0	0	5	5	9.00	1.000				
35 Mark Melancon, R ERA: 2.63	1.0	S	3	0	0	0	1	0	0	0	0	0	0	9	12	0.00	0.000				

Pittsburgh Pirates @ San Francisco Giants
AT&T Park, San Francisco, CA
Mon Jun 01 2015, 7:17 PM - 9:54 PM PDT
Att: 41,546 - Partly Cloudy - 61 F

AB	32
R	3
H	6
RBI	3
BB	2
SO	10
LOB	14



Batter	1	2	3	4	5	6	7	8	9	AB	R	H	RBI	BB	SO	LOB	TOP					
5 Josh Harrison, R OBP: 0.302, SLG: 0.395										5	1	2	0	0	0	0						
25 Gregory Polanco, L OBP: 0.315, SLG: 0.369										4	2	1	0	1	1	1						
22 Andrew McCutchen, R OBP: 0.379, SLG: 0.497										5	2	4	2	0	0	1						
18 Neil Walker, S OBP: 0.325, SLG: 0.393										5	0	2	1	0	1	3						
6 Starling Marte, R OBP: 0.308, SLG: 0.466										4	1	0	0	1	2	4						
24 Pedro Alvarez, L OBP: 0.319, SLG: 0.466										4	0	2	2	0	0	0						
3 Sean Rodriguez, R OBP: 0.290, SLG: 0.410										1	0	1	0	0	0	0						
29 Francisco Cervelli, R OBP: 0.369, SLG: 0.397										4	0	0	0	1	1	2						
10 Jordy Mercer, R OBP: 0.260, SLG: 0.254										4	1	2	1	1	1	2						
34 A.J. Burnett, R OBP: 0.130, SLG: 0.136										3	0	0	0	0	3	3						
37 Arquimedes Caminero, R OBP: 0.287, SLG: 0.214										0	0	0	0	0	0	0						
31 Jose Tabata, R OBP: 0.287, SLG: 0.214										1	0	0	0	0	1	0						
44 Tony Watson, L OBP: 0.287, SLG: 0.214										0	0	0	0	0	0	0						
35 Mark Melancon, R OBP: 0.287, SLG: 0.214										0	0	0	0	0	0	0						
Inning Stats	R: 0 E: 0 K: 1 S: 13	H: 2 LOB: 2 BB: 0 P: 21	R: 0 E: 0 K: 2 S: 11	H: 1 LOB: 1 BB: 0 P: 18	R: 4 E: 0 K: 2 S: 18	H: 3 LOB: 2 BB: 3 P: 34	R: 1 E: 0 K: 1 S: 12	H: 2 LOB: 1 BB: 0 P: 19	R: 1 E: 0 K: 0 S: 14	H: 1 LOB: 1 BB: 0 P: 20	R: 0 E: 0 K: 0 S: 6	H: 1 LOB: 1 BB: 0 P: 7	R: 0 E: 0 K: 1 S: 9	H: 1 LOB: 2 BB: 1 P: 18	1B: 10 2B: 2 3B: 1 HR: 1	SF: 0 SAC: 0 DP: 1 HBP: 0	WP: 1 PB: 0 SB: 0 CS: 0	PA: 44				
PITCHER	IP WLS BF H R ER SO BB IBB HBP BLK WP HR S P ERA WHIP	IP WLS BF H R ER SO BB IBB HBP BLK WP HR S P ERA WHIP	IP WLS BF H R ER SO BB IBB HBP BLK WP HR S P ERA WHIP	IP WLS BF H R ER SO BB IBB HBP BLK WP HR S P ERA WHIP	IP WLS BF H R ER SO BB IBB HBP BLK WP HR S P ERA WHIP	IP WLS BF H R ER SO BB IBB HBP BLK WP HR S P ERA WHIP	IP WLS BF H R ER SO BB IBB HBP BLK WP HR S P ERA WHIP	IP WLS BF H R ER SO BB IBB HBP BLK WP HR S P ERA WHIP	IP WLS BF H R ER SO BB IBB HBP BLK WP HR S P ERA WHIP	IP WLS BF H R ER SO BB IBB HBP BLK WP HR S P ERA WHIP	IP WLS BF H R ER SO BB IBB HBP BLK WP HR S P ERA WHIP	IP WLS BF H R ER SO BB IBB HBP BLK WP HR S P ERA WHIP	IP WLS BF H R ER SO BB IBB HBP BLK WP HR S P ERA WHIP	IP WLS BF H R ER SO BB IBB HBP BLK WP HR S P ERA WHIP	IP WLS BF H R ER SO BB IBB HBP BLK WP HR S P ERA WHIP	IP WLS BF H R ER SO BB IBB HBP BLK WP HR S P ERA WHIP	IP WLS BF H R ER SO BB IBB HBP BLK WP HR S P ERA WHIP	IP WLS BF H R ER SO BB IBB HBP BLK WP HR S P ERA WHIP	IP WLS BF H R ER SO BB IBB HBP BLK WP HR S P ERA WHIP			
53 Chris Heston, R ERA: 4.29	52 Yusmeiro Petit, R ERA: 3.9	41 Jeremy Affeldt, L ERA: 4.86	49 Javier López, L ERA: 1.32	54 Sergio Romo, R ERA: 3.57																		
23 Norichika Aoki, L OBP: 0.385, SLG: 0.401										4	0	1	0	0	1	1						
12 Joe Panik, L OBP: 0.376, SLG: 0.447										4	1	1	0	1	0	4						
8 Hunter Pence, R OBP: 0.329, SLG: 0.451										5	1	3	0	0	1	2						
28 Buster Posey, R OBP: 0.367, SLG: 0.454										4	0	1	2	1	0	3						
9 Brandon Belt, L OBP: 0.376, SLG: 0.533										5	1	1	0	0	2	3						
35 Brandon Crawford, L OBP: 0.389, SLG: 0.511										4	1	2	2	1	0	1						
16 Ángel Pagán, S OBP: 0.322, SLG: 0.369										4	0	1	0	0	1	2						
5 Matt Duffy, R OBP: 0.322, SLG: 0.391										4	0	1	0	0	0	2						
53 Chris Heston, R ERA: 2.2	52 Yusmeiro Petit, R ERA: 3.3	41 Jeremy Affeldt, L ERA: 4.86	49 Javier López, L ERA: 1.32	54 Sergio Romo, R ERA: 3.57																		
34 A.J. Burnett, R ERA: 2.2	37 Arquimedes Caminero, R ERA: 3.3	44 Tony Watson, L ERA: 1.5	35 Mark Melancon, R ERA: 2.52																			
Inning Stats	R: 2 E: 0 K: 2 S: 18	H: 3 LOB: 1 BB: 1 P: 28	R: 0 E: 0 K: 2 S: 11	H: 1 LOB: 1 BB: 1 P: 18	R: 2 E: 0 K: 0 S: 9	H: 2 LOB: 0 BB: 0 P: 15	R: 0 E: 0 K: 1 S: 16	H: 2 LOB: 2 BB: 0 P: 23	R: 0 E: 0 K: 0 S: 4	H: 0 LOB: 0 BB: 0 P: 7	R: 0 E: 0 K: 0 S: 9	H: 0 LOB: 1 BB: 0 P: 11	R: 0 E: 0 K: 2 S: 12	H: 0 LOB: 1 BB: 1 P: 20	R: 0 E: 0 K: 1 S: 14	H: 2 LOB: 3 BB: 0 P: 21	R: 0 E: 0 K: 0 S: 11	H: 1 LOB: 1 BB: 0 P: 14	1B: 7 2B: 3 3B: 0 HR: 1	SF: 0 SAC: 0 DP: 0 HBP: 1	WP: 1 PB: 0 SB: 0 CS: 0	PA: 42
PITCHER	IP WLS BF H R ER SO BB IBB HBP BLK WP HR S P ERA WHIP	IP WLS BF H R ER SO BB IBB HBP BLK WP HR S P ERA WHIP	IP WLS BF H R ER SO BB IBB HBP BLK WP HR S P ERA WHIP	IP WLS BF H R ER SO BB IBB HBP BLK WP HR S P ERA WHIP	IP WLS BF H R ER SO BB IBB HBP BLK WP HR S P ERA WHIP	IP WLS BF H R ER SO BB IBB HBP BLK WP HR S P ERA WHIP	IP WLS BF H R ER SO BB IBB HBP BLK WP HR S P ERA WHIP	IP WLS BF H R ER SO BB IBB HBP BLK WP HR S P ERA WHIP	IP WLS BF H R ER SO BB IBB HBP BLK WP HR S P ERA WHIP	IP WLS BF H R ER SO BB IBB HBP BLK WP HR S P ERA WHIP	IP WLS BF H R ER SO BB IBB HBP BLK WP HR S P ERA WHIP	IP WLS BF H R ER SO BB IBB HBP BLK WP HR S P ERA WHIP	IP WLS BF H R ER SO BB IBB HBP BLK WP HR S P ERA WHIP	IP WLS BF H R ER SO BB IBB HBP BLK WP HR S P ERA WHIP	IP WLS BF H R ER SO BB IBB HBP BLK WP HR S P ERA WHIP	IP WLS BF H R ER SO BB IBB HBP BLK WP HR S P ERA WHIP	IP WLS BF H R ER SO BB IBB HBP BLK WP HR S P ERA WHIP	IP WLS BF H R ER SO BB IBB HBP BLK WP HR S P ERA WHIP	IP WLS BF H R ER SO BB IBB HBP BLK WP HR S P ERA WHIP			

Pittsburgh Pirates @ San Francisco Giants
 AT&T Park, San Francisco, CA
 Tue Jun 02 2015, 7:16 PM - 10:29 PM PDT
 Att: 41,913 - Clear - 58 F

AB	40
R	7
H	14
RBI	6
BB	4
SO	10
LOB	16

P

Pittsburgh Pirates @ San Francisco Giants
 AT&T Park, San Francisco, CA
 Tue Jun 02 2015, 7:16 PM - 10:29 PM PDT
 Att: 41,913 - Clear - 58 F

AB	38
R	4
H	11
RBI	4
BB	3
SO	8
LOB	21

GIANTS

Batter	1	2	3	4	5	6	7	8	9	AB	R	H	RBI	BB	SO	LOB	TOP					
25 Gregory Polanco, L OBP: 0.327, SLG: 0.375										4	1	3	2	0	0	0						
6 Starling Marte, R OBP: 0.314, SLG: 0.475										4	0	0	0	0	0	1	3					
22 Andrew McCutchen, R OBP: 0.379, SLG: 0.506										4	1	1	2	0	0	1						
18 Neil Walker, S OBP: 0.315, SLG: 0.392										4	0	0	0	0	1	0						
5 Josh Harrison, R OBP: 0.288, SLG: 0.375										4	0	0	0	0	2	0						
46 Vance Worley, R OBP: 0.231, SLG: 0.308										3	0	0	0	0	1	0						
24 Pedro Alvarez, L OBP: 0.313, SLG: 0.450											3	1	1	0	0	0						
29 Francisco Cervelli, R OBP: 0.399, SLG: 0.495											3	1	1	0	0	0						
10 Jordy Mercer, R OBP: 0.266, SLG: 0.288											2	0	0	0	0	1	0					
49 Jeff Locke, L OBP: 0.105, SLG: 0.158										0	0	0	0	0	0	0						
59 Antonio Bastardo, R OBP: 0.339, SLG: 0.417										0	0	0	0	0	0	0						
27 Jung Ho Kang, R OBP: 0.286, SLG: 0.417										1	0	0	0	0	0	2						
48 Jared Hughes, R OBP: 0.281, SLG: 0.397										0	0	0	0	0	0	0						
3 Sean Rodriguez, R OBP: 0.281, SLG: 0.397										0	0	0	0	0	0	0						
Inning Stats	R: 0 E: 0 K: 0 S: 10	H: 1 LOB: 0 BB: 0 P: 14	R: 0 E: 0 K: 2 S: 10	H: 0 LOB: 0 BB: 0 P: 16	R: 0 E: 0 K: 1 S: 12	H: 0 LOB: 0 BB: 0 P: 16	R: 2 E: 0 K: 1 S: 10	H: 2 LOB: 0 BB: 0 P: 15	R: 0 E: 0 K: 0 S: 7	H: 0 LOB: 0 BB: 0 P: 10	R: 0 E: 0 K: 0 S: 5	H: 0 LOB: 0 BB: 0 P: 8	R: 0 E: 0 K: 1 S: 9	H: 0 LOB: 0 BB: 0 P: 13	R: 2 E: 0 K: 0 S: 13	H: 3 LOB: 1 BB: 0 P: 19	R: 0 E: 0 K: 1 S: 5	H: 0 LOB: 0 BB: 0 P: 6	1B: 5 2B: 0 3B: 0 HR: 1	SF: 0 SAC: 0 DP: 0 HBP: 0	WP: 0 PB: 0 SB: 0 CS: 1	PA: 33
PITCHER	IP WLS BF H R ER SO BB IBB HBP BLK WP HR S P ERA WHIP																					
49 Julio Teheran, R ERA: 4.87	(1, 1) 7.1 26 5 4 4 5 0 0 0 0 0 1 70 103 4.91 0.682																					
53 Jim Johnson, R ERA: 3.2	(8, 1) 0.2 B 3 1 0 0 0 0 0 0 0 0 0 6 8 0.00 1.500																					
39 Jason Grilli, R ERA: 3.93	(9, 1) 1.0 W 3 0 0 0 1 0 0 0 0 0 0 0 5 6 0.00 0.000																					

Pittsburgh Pirates @ Atlanta Braves
Turner Field, Atlanta, GA
Sat Jun 06 2015, 7:17 PM - 9:59 PM EDT
Att: 33,268 - Partly Cloudy - 88 F

AB 32
R 4
H 6
RBI 4
BB 0
SO 6
LOB 6



Batter	1	2	3	4	5	6	7	8	9	AB	R	H	RBI	BB	SO	LOB	BOTTOM					
25 Cameron Maybin, R OBP: 0.364, SLG: 0.422										4	1	2	1	0	0	0						
19 Andrelton Simmons, R OBP: 0.314, SLG: 0.390											4	0	0	0	0	2						
5 Freddie Freeman, L OBP: 0.369, SLG: 0.529										2	0	1	1	1	0	1						
22 Nick Markakis, L OBP: 0.390, SLG: 0.369										4	0	0	0	0	2							
23 Chris Johnson, R OBP: 0.318, SLG: 0.383										3	1	1	1	0	2	0						
13 Pedro Ciriaco, R OBP: 0.222, SLG: 0.324										4	0	1	0	0	0	0						
2 Juan Uribe, R OBP: 0.317, SLG: 0.366										3	1	1	0	1	2	1						
27 Christian Bethancourt, R OBP: 0.231, SLG: 0.307											4	2	3	2	0	1						
49 Julio Teheran, R OBP: 0.100, SLG: 0.100										2	0	0	0	0	1	2						
53 Jim Johnson, R ERA: 3.83										0	0	0	0	0	0	0						
39 Jason Grilli, R ERA: 3.83										0	0	0	0	0	0	0						
Inning Stats	R: 0 E: 0 K: 0 S: 8	H: 0 LOB: 1 BB: 1 P: 14	R: 1 E: 0 K: 1 S: 12	H: 2 LOB: 1 BB: 0 P: 19	R: 1 E: 0 K: 0 S: 7	H: 1 LOB: 0 BB: 0 P: 9	R: 1 E: 0 K: 1 S: 12	H: 1 LOB: 1 BB: 1 P: 21	R: 0 E: 0 K: 0 S: 7	H: 1 LOB: 1 BB: 0 P: 12	R: 0 E: 0 K: 2 S: 9	H: 0 LOB: 0 BB: 0 P: 11	R: 1 E: 0 K: 0 S: 13	H: 2 LOB: 1 BB: 0 P: 22	R: 0 E: 0 K: 1 S: 7	H: 1 LOB: 1 BB: 0 P: 11	R: 1 E: 0 K: 0 S: 1	H: 1 LOB: 0 BB: 0 P: 1	1B: 7 2B: 0 3B: 0 HR: 2	SF: 1 SAC: 1 DP: 0 HBP: 0	WP: 0 PB: 0 SB: 2 CS: 0	PA: 35
PITCHER	IP WLS BF H R ER SO BB IBB HBP BLK WP HR S P ERA WHIP																					
49 Jeff Locke, L ERA: 5.37	(1, 1) 6.1 28 7 4 4 4 2 0 0 0 0 0 0 7 13 5.68 1.421																					
59 Antonio Bastardo, L ERA: 4.5	(7, 1) 0.2 2 0 0 0 0 0 0 0 0 0 0 0 7 13 0.00 0.000																					
48 Jared Hughes, R ERA: 3.28	(8, 1) 1.0 4 1 0 0 1 0 0 0 0 0 0 0 7 11 0.00 1.000																					
46 Vance Worley, R ERA: 3.83	(9, 1) 0.0 L 1 1 1 1 0 0 0 0 0 0 0 1 1 1 = =																					

Pittsburgh Pirates @ Atlanta Braves
Turner Field, Atlanta, GA
Sat Jun 06 2015, 7:17 PM - 9:59 PM EDT
Att: 33,268 - Partly Cloudy - 88 F

AB 31
R 5
H 9
RBI 5
BB 2
SO 5
LOB 9



Batter	1	2	3	4	5	6	7	8	9	AB R H RBI BB SO LOB	TOP									
5 Josh Harrison, R (1.4) OBP: 0.300, SLG: 0.387										4 1 3 0 1 0 0	Pittsburgh Pirates @ Atlanta Braves Turner Field, Atlanta, GA Sun Jun 07 2015, 1:37 PM - 4:26 PM EDT Att: 24,146 - Partly Cloudy - 86 F									
10 Jordy Mercer, R (1.6) OBP: 0.294, SLG: 0.285										5 1 1 0 0 0 5										
22 Andrew McCutchen, R (1.8) OBP: 0.371, SLG: 0.495										5 0 0 0 0 2 5										
6 Starling Marte, R (1.7) OBP: 0.317, SLG: 0.473										3 0 1 2 0 0 0										
27 Jung Ho Kang, R (1.5) OBP: 0.345, SLG: 0.411										4 0 1 1 0 1 2										
31 Jose Tabata, R (1.9) OBP: 0.318, SLG: 0.286										3 0 1 0 0 1 2										
25 Gregory Polanco, L (7.9) OBP: 0.325, SLG: 0.373										1 0 0 0 0 0 0										
3 Sean Rodriguez, R (1.3) OBP: 0.279, SLG: 0.388										4 0 1 0 0 2 1										
19 Chris Stewart, R (1.2) OBP: 0.300, SLG: 0.397										4 0 1 0 0 2 1										
45 Gerrit Cole, R (1.1) OBP: 0.250, SLG: 0.192										1 1 0 0 1 0 1										
37 Arquimedes Caminero, R (1.1) OBP: 0.316, SLG: 0.453										0 0 0 0 0 0 0										
24 Pedro Alvarez, L (9.7) OBP: 0.316, SLG: 0.453										1 0 1 0 0 0 0										
35 Mark Melancon, R (9.1) OBP: 0.216, SLG: 0.314										0 0 0 0 0 0 0										
Inning Stats	R: 0 E: 0 K: 1 S: 10	H: 1 LOB: 2 BB: 0 P: 20	R: 0 E: 0 K: 1 S: 10	H: 1 LOB: 1 BB: 0 P: 15	R: 0 E: 0 K: 0 S: 9	H: 0 LOB: 0 BB: 0 P: 14	R: 0 E: 0 K: 1 S: 6	H: 1 LOB: 1 BB: 0 P: 11	R: 3 E: 0 K: 2 S: 21	H: 4 LOB: 2 BB: 1 P: 28	R: 0 E: 0 K: 1 S: 8	H: 1 LOB: 2 BB: 1 P: 15	R: 0 E: 0 K: 1 S: 7	H: 0 LOB: 0 BB: 0 P: 13	R: 0 E: 0 K: 0 S: 9	H: 2 LOB: 1 BB: 0 P: 14	1B: 9 2B: 1 3B: 0 HR: 0	SF: 0 SAC: 1 DP: 1 HBP: 1	WP: 0 PB: 0 SB: 1 CS: 0	PA: 39
PITCHER	IP WLS BF H R ER SO BB IBB HBP BLK WP HR S P ERA WHIP											IP WLS BF H R ER SO BB IBB HBP BLK WP HR S P ERA WHIP								
40 Alex Wood, L (1.1) ERA: 3.36	5.0 L 24 7 3 3 5 1 0 1 0 0 0 0 56 88 5.40 1.600																			
57 Cody Martin, R (6.1) ERA: 4.57	1.0 5 1 0 0 1 1 0 0 0 0 0 0 8 15 0.00 2.000																			
50 Brandon Cunniff, R (7.1) ERA: 4.29	2.0 6 0 0 0 2 0 0 0 0 0 0 0 13 21 0.00 0.000																			
34 Trevor Cahill, R (9.1) ERA: 7.52	1.0 4 2 0 0 0 0 0 0 0 0 0 0 9 14 0.00 2.000																			

Batter	1	2	3	4	5	6	7	8	9	AB R H RBI BB SO LOB	BOTTOM											
8 Jace Peterson, L (1.4) OBP: 0.337, SLG: 0.335										4 0 1 0 1 2 0	Pittsburgh Pirates @ Atlanta Braves Turner Field, Atlanta, GA Sun Jun 07 2015, 1:37 PM - 4:26 PM EDT Att: 24,146 - Partly Cloudy - 86 F											
25 Cameron Maybin, R (1.8) OBP: 0.371, SLG: 0.425										5 0 3 0 0 2 0												
5 Freddie Freeman, L (1.3) OBP: 0.367, SLG: 0.521										3 0 0 0 0 1 2												
22 Nick Markakis, L (1.9) OBP: 0.383, SLG: 0.362										4 0 0 0 0 1 5												
2 Juan Uribe, R (1.5) OBP: 0.323, SLG: 0.379										4 0 2 0 0 1 3												
15 A.J. Pierzynski, L (1.2) OBP: 0.307, SLG: 0.416										4 0 0 0 0 0 2												
19 Andrelton Simmons, R (1.6) OBP: 0.322, SLG: 0.379										1 0 0 0 2 0 1												
26 Todd Cunningham, S (1.7) OBP: 0.349, SLG: 0.351										3 0 0 0 1 0 3												
40 Alex Wood, R (1.1) ERA: 1.73										2 0 0 0 0 2 1												
57 Cody Martin, R (6.1) ERA: 4.57										0 0 0 0 0 0 0												
28 Joey Terdoslavich, S (6.7) ERA: 3.42										1 0 0 0 0 1 3												
50 Brandon Cunniff, R (7.1) ERA: 4.29										0 0 0 0 0 0 0												
34 Trevor Cahill, R (9.1) ERA: 7.52										0 0 0 0 0 0 0												
13 Pedro Ciriaro, R (9.7) ERA: 6.216, SLG: 0.514										1 0 0 0 0 0 0												
Inning Stats	R: 0 E: 0 K: 0 S: 7	H: 1 LOB: 1 BB: 1 P: 14	R: 0 E: 0 K: 0 S: 13	H: 1 LOB: 0 BB: 0 P: 16	R: 0 E: 0 K: 2 S: 14	H: 2 LOB: 3 BB: 0 P: 21	R: 0 E: 0 K: 1 S: 6	H: 0 LOB: 0 BB: 0 P: 10	R: 0 E: 0 K: 2 S: 9	H: 0 LOB: 0 BB: 0 P: 12	R: 0 E: 0 K: 1 S: 14	H: 1 LOB: 3 BB: 2 P: 25	R: 0 E: 0 K: 1 S: 11	H: 1 LOB: 1 BB: 0 P: 18	R: 0 E: 0 K: 1 S: 10	H: 0 LOB: 1 BB: 1 P: 20	R: 0 E: 0 K: 2 S: 9	H: 0 LOB: 0 BB: 0 P: 12	1B: 5 2B: 1 3B: 0 HR: 0	SF: 0 SAC: 0 DP: 0 HBP: 2	WP: 0 PB: 0 SB: 0 CS: 1	PA: 38
PITCHER	IP WLS BF H R ER SO BB IBB HBP BLK WP HR S P ERA WHIP											IP WLS BF H R ER SO BB IBB HBP BLK WP HR S P ERA WHIP										
45 Gerrit Cole, R (1.1) ERA: 1.73	7.0 W 31 6 0 0 7 3 0 2 0 0 0 0 74 116 0.00 1.286																					
37 Arquimedes Caminero, R (8.1) ERA: 3.42	1.0 H 4 0 0 0 1 1 0 0 0 0 0 0 10 20 0.00 1.000																					
35 Mark Melancon, R (9.1) ERA: 2.28	1.0 S 3 0 0 0 2 0 0 0 0 0 0 0 9 12 0.00 0.000																					



Batter	1	2	3	4	5	6	7	8	9	AB	R	H	RBI	BB	SO	LOB	TOP					
9 Jean Segura, R (1,6) OBP: 0.322, SLG: 0.408										4	0	2	0	0	0	0	Milwaukee Brewers @ Pittsburgh Pirates PNC Park, Pittsburgh, PA Tue Jun 09 2015, 7:07 PM - 9:31 PM EDT Att: 20,672 - Cloudy - 74 F					
20 Jonathan Lucroy, R (1,2) OBP: 0.256, SLG: 0.285										4	0	0	0	0	1	2						
8 Ryan Braun, R (1,9) OBP: 0.335, SLG: 0.503										3	1	0	0	1	1	2						
27 Carlos Gómez, R (1,8) OBP: 0.317, SLG: 0.447										4	1	1	0	0	1	1						
16 Aramis Ramirez, R (1,5) OBP: 0.257, SLG: 0.390										4	1	1	2	0	0	1						
5 Héctor Gómez, R (9,5) OBP: 0.248, SLG: 0.392										0	0	0	0	0	0	0						
15 Jason Rogers, R (1,3) OBP: 0.307, SLG: 0.394										4	1	2	2	0	0	0						
28 Gerardo Parra, L (1,7) OBP: 0.308, SLG: 0.429										4	0	0	0	0	1	1						
14 Hernán Pérez, R (1,4) OBP: 0.085, SLG: 0.065										3	0	0	0	0	1	1						
26 Taylor Jungmann, R (1,1)										2	0	0	0	0	0	0						
35 Shane Peterson, L (8, PH)										1	0	0	0	0	1	0						
21 Jeremy Jeffress, R (8, 1)										0	0	0	0	0	0	0						
57 Francisco Rodríguez, R (9, 1)										0	0	0	0	0	0	0						
Inning Stats	R: 0 E: 0 K: 1 S: 9	H: 1 LOB: 1 BB: 0 P: 13	R: 1 E: 0 K: 0 S: 9	H: 1 LOB: 0 BB: 0 P: 13	R: 0 E: 0 K: 1 S: 8	H: 0 LOB: 0 BB: 0 P: 11	R: 0 E: 0 K: 0 S: 6	H: 0 LOB: 0 BB: 0 P: 9	R: 0 E: 0 K: 1 S: 9	H: 0 LOB: 0 BB: 0 P: 11	R: 0 E: 0 K: 0 S: 4	H: 0 LOB: 0 BB: 0 P: 6	R: 2 E: 0 K: 1 S: 13	H: 2 LOB: 1 BB: 1 P: 23	R: 0 E: 0 K: 2 S: 12	H: 1 LOB: 1 BB: 0 P: 19	R: 1 E: 0 K: 0 S: 5	H: 1 LOB: 0 BB: 0 P: 6	1B: 4 2B: 0 3B: 0 HR: 2	SF: 0 SAC: 0 DP: 0 HBP: 0	WP: 0 PB: 0 SB: 1 CS: 0	PA: 34
PITCHER	IP WLS BF H R ER SO BB IBB HBP BLK WP HR S P ERA WHIP																					
47 Francisco Liriano, L (1, 1) ERA: 3.25	8.0 L 30 5 3 3 6 1 0 0 0 0 1 70 105 3.38 0.750																					
48 Jared Hughes, R (9, 1) ERA: 3.51	1.0 4 1 1 1 0 0 0 0 0 0 1 5 6 9.00 1.000																					

AB 33
R 4
H 6
RBI 4
BB 1
SO 6
LOB 8



Batter	1	2	3	4	5	6	7	8	9	AB	R	H	RBI	BB	SO	LOB	BOTTOM					
5 Josh Harrison, R (1,5) OBP: 0.293, SLG: 0.377										4	0	1	0	0	0	0	Milwaukee Brewers @ Pittsburgh Pirates PNC Park, Pittsburgh, PA Tue Jun 09 2015, 7:07 PM - 9:31 PM EDT Att: 20,672 - Cloudy - 74 F					
25 Gregory Polanco, L (1,9) OBP: 0.318, SLG: 0.360										4	0	0	0	0	1	1						
48 Jared Hughes, R (9, 1)										4	0	1	0	0	1	1						
22 Andrew McCutchen, R (1,8) OBP: 0.369, SLG: 0.495										4	0	0	0	0	2	1						
18 Neil Walker, S (1,4) OBP: 0.317, SLG: 0.396										4	0	0	0	0	2	1						
6 Starling Marte, R (1,7) OBP: 0.310, SLG: 0.474										4	1	1	1	0	0	0						
24 Pedro Alvarez, L (1,3) OBP: 0.313, SLG: 0.447										4	0	1	0	0	0	0						
29 Francisco Cervelli, R (1,2) OBP: 0.409, SLG: 0.404										1	0	0	0	1	0	0						
10 Jordy Mercer, R (1,6) OBP: 0.260, SLG: 0.280										3	0	0	0	0	0	3						
47 Francisco Liriano, L (1, 1) ERA: 1.29										2	0	0	0	0	1	2						
27 Jung Ho Kang, R (8, PH)										1	0	0	0	0	1	0						
57 Francisco Rodríguez, R (9, 1) ERA: 1.23										2	0	0	0	0	1	2						
Inning Stats	R: 0 E: 0 K: 1 S: 9	H: 0 LOB: 0 BB: 0 P: 15	R: 1 E: 0 K: 1 S: 14	H: 2 LOB: 2 BB: 0 P: 20	R: 0 E: 0 K: 1 S: 10	H: 0 LOB: 0 BB: 0 P: 16	R: 0 E: 0 K: 1 S: 7	H: 0 LOB: 0 BB: 0 P: 10	R: 0 E: 0 K: 0 S: 6	H: 0 LOB: 0 BB: 0 P: 7	R: 0 E: 0 K: 1 S: 9	H: 1 LOB: 1 BB: 0 P: 13	R: 0 E: 0 K: 0 S: 6	H: 0 LOB: 1 BB: 1 P: 11	R: 0 E: 0 K: 1 S: 10	H: 1 LOB: 1 BB: 0 P: 14	R: 0 E: 0 K: 0 S: 8	H: 0 LOB: 0 BB: 0 P: 11	1B: 1 2B: 2 3B: 0 HR: 1	SF: 0 SAC: 0 DP: 0 HBP: 1	WP: 1 PB: 0 SB: 1 CS: 0	PA: 33
PITCHER	IP WLS BF H R ER SO BB IBB HBP BLK WP HR S P ERA WHIP																					
26 Taylor Jungmann, R (1, 1) ERA: 1.29	7.0 W 26 3 1 1 5 1 0 0 0 0 1 61 92 1.29 0.571																					
21 Jeremy Jeffress, R (8, 1) ERA: 3.03	1.0 H 4 1 0 0 1 0 0 0 0 0 0 10 14 0.00 1.000																					
57 Francisco Rodríguez, R (9, 1) ERA: 1.23	1.0 S 3 0 0 0 0 0 0 0 0 0 0 8 11 0.00 0.000																					

AB 31
R 1
H 4
RBI 1
BB 1
SO 6
LOB 8



Batter	1	2	3	4	5	6	7	8	9	AB	R	H	RBI	BB	SO	LOB	TOP										
9 Jean Segura, R OBP: 0.316, SLG: 0.399	F9		G1-3			G6-3		G6-3		4	0	0	0	0	0	2	Milwaukee Brewers @ Pittsburgh Pirates PNC Park, Pittsburgh, PA Wed Jun 10 2015, 7:07 PM - 9:28 PM EDT Att: 26,269 - Partly Cloudy - 83 F										
20 Jonathan Lucroy, R OBP: 0.256, SLG: 0.277	BB			G3		G6-3		G1-3		3	0	0	0	1	0												
8 Ryan Braun, R OBP: 0.332, SLG: 0.497	K			G1-3		G5-3		G5-3		2	0	0	0	0	1												
14 Hernán Pérez, R OBP: 0.082, SLG: 0.063	K									2	0	0	0	0	0												
24 Adam Lind, L OBP: 0.355, SLG: 0.489	K			F7						3	0	0	0	1	1												
16 Aramis Ramirez, R OBP: 0.258, SLG: 0.389		G6-3				P3				3	0	1	0	0	0												
28 Gerardo Parra, L OBP: 0.303, SLG: 0.421	L4					G4-6-3				3	0	0	0	0	1												
5 Héctor Gómez, R OBP: 0.240, SLG: 0.380	K							K2-3		3	0	0	0	0	2												
35 Shane Peterson, L OBP: 0.333, SLG: 0.231				L8						2	0	1	0	1	0												
26 Kyle Lohse, R OBP: 0.095, SLG: 0.095										2	0	0	0	0	1												
48 Neal Cotts, L										0	0	0	0	0	0												
54 Michael Blazek, R OBP: 0.333, SLG: 0.667										0	0	0	0	0	0												
15 Jason Rogers, R OBP: 0.316, SLG: 0.403										1	0	1	0	0	0												
46 Corey Knebel, R										0	0	0	0	0	0												
Inning Stats	R: 0 H: 0 E: 0 K: 2 S: 9	H: 0 LOB: 1 BB: 1 P: 18	R: 0 H: 0 E: 0 K: 1 S: 9	H: 0 LOB: 0 BB: 0 P: 12	R: 0 H: 0 E: 0 K: 1 S: 6	H: 0 LOB: 0 BB: 0 P: 8	R: 0 H: 0 E: 0 K: 0 S: 10	H: 0 LOB: 0 BB: 0 P: 13	R: 0 H: 2 E: 0 K: 1 S: 13	H: 0 LOB: 2 BB: 0 P: 18	R: 0 H: 0 E: 0 K: 0 S: 6	H: 0 LOB: 0 BB: 0 P: 7	R: 0 H: 0 E: 0 K: 0 S: 5	H: 0 LOB: 1 BB: 1 P: 11	R: 0 H: 1 E: 0 K: 1 S: 10	H: 1 LOB: 1 BB: 1 P: 17	R: 0 H: 0 E: 0 K: 0 S: 6	H: 0 LOB: 0 BB: 0 P: 7	1B: 3 2B: 0 3B: 0 HR: 0	SF: 0 SAC: 0 DP: 2 HBP: 0	WP: 0 PB: 0 SB: 0 CS: 0	PA: 31					
PITCHER	IP	WLS	BF	H	R	ER	SO	BB	IBB	HBP	BLK	WP	HR	S	P	ERA	WHIP										
50 Charlie Morton, R ERA: 2.05	7.1	W	27	3	0	0	6	3	0	0	0	0	0	66	102	0.00	0.818										
44 Tony Watson, L ERA: 1.72	0.2	H	1	0	0	0	0	0	0	0	0	0	0	2	2	0.00	0.000										
35 Mark Melancon, R ERA: 2.2	1.0	S	3	0	0	0	0	0	0	0	0	0	0	6	7	0.00	0.000										

Batter	1	2	3	4	5	6	7	8	9	AB	R	H	RBI	BB	SO	LOB	BOTTOM										
25 Gregory Polanco, L OBP: 0.317, SLG: 0.363	6 1B	F9				L7		K		4	1	1	0	0	1	3	Milwaukee Brewers @ Pittsburgh Pirates PNC Park, Pittsburgh, PA Wed Jun 10 2015, 7:07 PM - 9:28 PM EDT Att: 26,269 - Partly Cloudy - 83 F										
6 Starling Marte, R OBP: 0.305, SLG: 0.470	22 1B		G5-3			FC6-4		F8		4	0	1	1	0	0	2											
22 Andrew McCutchen, R OBP: 0.376, SLG: 0.495	18 1B		G6-3							3	0	2	0	1	0	0											
18 Neil Walker, S OBP: 0.316, SLG: 0.391	FC1-5		F8							3	0	0	0	1	1	2											
27 Jung Ho Kang, R OBP: 0.351, SLG: 0.409	G5-3									4	0	3	0	0	0	1											
24 Pedro Alvarez, L OBP: 0.314, SLG: 0.462										3	1	1	1	0	1	3											
3 Sean Rodriguez, R OBP: 0.271, SLG: 0.377				K						1	0	0	0	0	0	2											
29 Francisco Cervelli, R OBP: 0.402, SLG: 0.396		G6-3				G4-3				3	0	0	0	0	0	3											
10 Jordy Mercer, R OBP: 0.273, SLG: 0.294										3	0	3	0	0	0	0											
50 Charlie Morton, R ERA: 6.27										1	0	0	0	0	1	1											
44 Tony Watson, L ERA: 4.44										0	0	0	0	0	0	0											
35 Mark Melancon, R ERA: 2.53										0	0	0	0	0	0	0											
Inning Stats	R: 1 H: 3 E: 0 K: 0 S: 13	H: 3 LOB: 1 BB: 0 P: 21	R: 1 H: 2 E: 0 K: 0 S: 12	H: 2 LOB: 1 BB: 0 P: 19	R: 0 H: 0 E: 0 K: 0 S: 8	H: 0 LOB: 0 BB: 0 P: 9	R: 0 H: 1 E: 0 K: 1 S: 8	H: 1 LOB: 0 BB: 0 P: 9	R: 0 H: 1 E: 0 K: 1 S: 8	H: 1 LOB: 1 BB: 0 P: 12	R: 0 H: 2 E: 0 K: 0 S: 9	H: 2 LOB: 2 BB: 1 P: 17	R: 0 H: 1 E: 0 K: 1 S: 9	H: 1 LOB: 1 BB: 0 P: 12	R: 0 H: 1 E: 0 K: 1 S: 10	H: 1 LOB: 1 BB: 1 P: 17	1B: 9 2B: 1 3B: 0 HR: 1	SF: 0 SAC: 2 DP: 2 HBP: 0	WP: 1 PB: 0 SB: 1 CS: 0	PA: 33							
PITCHER	IP	WLS	BF	H	R	ER	SO	BB	IBB	HBP	BLK	WP	HR	S	P	ERA	WHIP										
26 Kyle Lohse, R ERA: 6.27	6.1	L	27	10	2	2	2	1	0	0	0	0	0	63	94	2.84	1.737										
48 Neal Cotts, L ERA: 4.44	0.1		1	0	0	0	1	0	0	0	0	0	0	3	4	0.00	0.000										
54 Michael Blazek, R ERA: 1.15	0.1		1	0	0	0	0	0	0	0	0	0	0	1	1	0.00	0.000										
46 Corey Knebel, R ERA: 2.53	1.0		4	1	0	0	1	1	0	0	0	0	0	10	17	0.00	2.000										



Batter	1	2	3	4	5	6	7	8	9	AB	R	H	RBI	BB	SO	LOB	TOP					
2 Ben Revere, L OBP: 0.314, SLG: 0.357										5	2	3	0	0	1	0	Philadelphia Phillies @ Pittsburgh Pirates PNC Park, Pittsburgh, PA Sat Jun 13 2015, 4:08 PM - 7:12 PM EDT Att: 37,516 - Cloudy - 84 F					
37 Odibel Herrera, L OBP: 0.280, SLG: 0.363										3	0	0	0	0	2	2						
3 Jeff Francoeur, R OBP: 0.299, SLG: 0.430										1	0	1	1	0	0	0						
26 Chase Utley, L OBP: 0.262, SLG: 0.295										3	0	1	1	0	0	1						
6 Ryan Howard, L OBP: 0.276, SLG: 0.471										3	0	0	0	1	3	1						
7 Maikel Franco, R OBP: 0.336, SLG: 0.547										4	1	2	0	0	0	3						
25 Cody Asche, L OBP: 0.269, SLG: 0.325										4	0	0	0	0	0	5						
13 Freddy Galvis, S OBP: 0.309, SLG: 0.306										4	0	2	1	0	0	3						
51 Carlos Ruiz, R OBP: 0.311, SLG: 0.277										4	0	0	0	0	1	3						
47 Sean O'Sullivan, R OBP: 0.125, SLG: 0.067										2	0	0	0	0	1	2						
4 Andrés Blanco, S OBP: 0.333, SLG: 0.468										1	0	0	0	0	0	1						
30 Justin De Fratus, S										0	0	0	0	0	0	0						
46 Jeanmar Gómez, R										0	0	0	0	0	0	0						
18 Darin Ruf, R OBP: 0.279, SLG: 0.382										1	0	0	0	0	0	0						
Inning Stats	R: 1 E: 0 K: 2 S: 12	H: 1 LOB: 0 BB: 0 P: 16	R: 0 E: 0 K: 0 S: 13	H: 2 LOB: 2 BB: 0 P: 18	R: 0 E: 0 K: 2 S: 15	H: 1 LOB: 1 BB: 0 P: 19	R: 1 E: 0 K: 1 S: 13	H: 1 LOB: 0 BB: 0 P: 21	R: 0 E: 0 K: 1 S: 7	H: 0 LOB: 0 BB: 0 P: 10	R: 0 E: 0 K: 1 S: 5	H: 0 LOB: 0 BB: 0 P: 9	R: 0 E: 0 K: 0 S: 16	H: 1 LOB: 1 BB: 0 P: 21	R: 1 E: 0 K: 0 S: 15	H: 3 LOB: 3 BB: 1 P: 25	R: 0 E: 0 K: 1 S: 11	H: 0 LOB: 0 BB: 0 P: 14	1B: 6 2B: 3 3B: 0 HR: 0	SF: 1 SAC: 0 DP: 0 HBP: 0	WP: 0 PB: 0 SB: 2 CS: 0	PA: 37
PITCHER	IP WLS BF H R ER SO BB IBB HBP BLK WP HR S P ERA WHIP																					
45 Gerrit Cole, R ERA: 1.71	6.0 W 23 5 2 1 7 0 0 0 0 0 0 0 65 93 1.50 0.833																					
37 Arquimedes Caminero, R ERA: 3.18	1.0 H 4 1 0 0 0 0 0 0 0 0 0 0 16 21 0.00 1.000																					
44 Tony Watson, L ERA: 1.89	1.0 H 7 3 1 1 0 1 0 0 0 0 0 0 15 25 9.00 4.000																					
35 Mark Melancon, R ERA: 2.05	1.0 S 3 0 0 0 1 0 0 0 0 0 0 0 11 14 0.00 0.000																					
PITCHER	IP WLS BF H R ER SO BB IBB HBP BLK WP HR S P ERA WHIP																					
45 Gerrit Cole, R ERA: 1.71	6.0 W 23 5 2 1 7 0 0 0 0 0 0 0 65 93 1.50 0.833																					
37 Arquimedes Caminero, R ERA: 3.18	1.0 H 4 1 0 0 0 0 0 0 0 0 0 0 16 21 0.00 1.000																					
44 Tony Watson, L ERA: 1.89	1.0 H 7 3 1 1 0 1 0 0 0 0 0 0 15 25 9.00 4.000																					
35 Mark Melancon, R ERA: 2.05	1.0 S 3 0 0 0 1 0 0 0 0 0 0 0 11 14 0.00 0.000																					

AB	35
R	3
H	9
RBI	3
BB	1
SO	8
LOB	21



WP	0
PB	0
SB	2
CS	0

AB	30
R	4
H	8
RBI	4
BB	4
SO	3
LOB	13



WP	0
PB	0
SB	1
CS	1

Batter	1	2	3	4	5	6	7	8	9	10	11	AB	R	H	RBI	BB	SO	LOB	TOP						
2 Ben Revere, L OBP: 0.316, SLG: 0.357 (1, 8)	G4-3		K2-3			G3			26 CS 1B		1B	5	0	2	0	0	1	0							
3 Jeff Francoeur, R OBP: 0.302, SLG: 0.436 (1, 7)	G4-3			7 CS 1B			G5-3		K		G4-3	5	0	2	0	0	1	2							
26 Chase Utley, L OBP: 0.262, SLG: 0.291 (1, 4)	G4-3			F8			P5					3	0	0	0	1	0	2							
6 Ryan Howard, L OBP: 0.276, SLG: 0.467 (1, 3)	F8			L9			L9		7 FC6-4 1B			4	0	1	0	0	0	3							
7 Maikel Franco, R OBP: 0.325, SLG: 0.527 (1, 5)			K			CS	G1-3				G5-3	4	0	0	0	0	1	1							
9 Domonic Brown, L (1, 9)				F7			F7				G4-3	4	0	0	0	0	0	0							
58 Jonathan Papelbon, R (10, 1)											G1-3	0	0	0	0	0	0	0							
13 Freddy Galvis, S OBP: 0.304, SLG: 0.300 (1, 6)				L9			L9				G4-3	4	0	0	0	0	1	0							
51 Carlos Ruiz, R OBP: 0.310, SLG: 0.276 (1, 2)							L4				G5-3	4	0	1	0	0	0	0							
35 Cole Hamels, L (1, 1)							F7				L7	2	0	0	0	0	0	0							
4 Andrés Blanco, S OBP: 0.327, SLG: 0.458 (8, PH)												1	0	0	0	0	0	1							
53 Ken Giles, R (8, 1)												0	0	0	0	0	0	0							
57 Luis Garcia, R (9, 1)												1	0	0	0	0	0	0							
37 Odúbel Herrera, L OBP: 0.279, SLG: 0.361 (10, 8)												0	0	0	0	0	0	0							
Inning Stats	R: 0 E: 0 K: 0 S: 8	H: 1 LOB: 1 BB: 0 P: 12	R: 0 E: 0 K: 2 S: 9	H: 0 LOB: 0 BB: 0 P: 11	R: 0 E: 0 K: 1 S: 7	H: 0 LOB: 0 BB: 0 P: 8	R: 0 E: 0 K: 0 S: 9	H: 1 LOB: 0 BB: 0 P: 12	R: 0 E: 0 K: 0 S: 8	H: 0 LOB: 0 BB: 0 P: 8	R: 0 E: 0 K: 0 S: 5	H: 1 LOB: 1 BB: 0 P: 12	R: 0 E: 0 K: 1 S: 12	H: 1 LOB: 1 BB: 1 P: 18	R: 0 E: 0 K: 0 S: 7	H: 0 LOB: 0 BB: 0 P: 11	R: 0 E: 0 K: 0 S: 8	H: 1 LOB: 1 BB: 0 P: 14	1B: 5 2B: 1 3B: 0 HR: 0	SF: 0 SAC: 0 DP: 0 HBP: 0	WP: 0 PB: 0 SB: 2 CS: 2	PA: 39			
PITCHER	IP ERA WLS BF H R ER SO BB IBB HBP BLK WP HR S P ERA WHIP	34 A.J. Burnett, R ERA: 1.89 (1, 1)	9.0 1.0 3 0 0 0 0 1 0 0 0 0 0 0 0 7 11 0.00 0.000	59 Antonio Bastardo, L ERA: 4.32 (11, 1)	1.0 W 4 1 0 0 0 0 0 0 0 0 0 0 0 8 14 0.00 1.000																				

Philadelphia Phillies @ Pittsburgh Pirates
PNC Park, Pittsburgh, PA
Sun Jun 14 2015, 1:40 PM - 4:45 PM EDT
Att: 34,518 - Cloudy - 75 F

livebaseballscorecards.com
AB 37
R 0
H 6
RBI 0
BB 1
SO 4
LOB 9



Batter	1	2	3	4	5	6	7	8	9	10	11	AB	R	H	RBI	BB	SO	LOB	BOTTOM							
5 Josh Harrison, R OBP: 0.303, SLG: 0.386 (1, 4)	K							F7		G6-3		6	0	2	1	0	2	0								
6 Starling Marte, R OBP: 0.325, SLG: 0.481 (1, 7)				G6-3			K2-3					5	0	3	0	0	1	1								
22 Andrew McCutchen, R OBP: 0.369, SLG: 0.477 (1, 8)	F8											4	0	1	0	1	1	2								
27 Jung Ho Kang, R OBP: 0.354, SLG: 0.396 (10, 6)												4	0	0	0	1	3	5								
3 Sean Rodriguez, R OBP: 0.269, SLG: 0.364 (8, 3)												5	0	1	0	0	2	4								
29 Francisco Cervelli, R OBP: 0.397, SLG: 0.387 (1, 2)												4	0	1	0	0	2	1								
12 Corey Hart, R OBP: 0.217, SLG: 0.279 (1, 3)												2	0	0	0	0	2	0								
25 Gregory Polanco, L OBP: 0.312, SLG: 0.356 (8, 9)												1	0	0	0	1	0	0								
10 Jordy Mercer, R OBP: 0.272, SLG: 0.287 (1, 6)												3	0	0	0	0	0	3								
18 Neil Walker, S OBP: 0.313, SLG: 0.381 (9, PH)												2	1	1	0	0	1	2								
34 A.J. Burnett, R OBP: 0.100, SLG: 0.111 (1, 1)												3	0	0	0	0	2	0								
24 Pedro Alvarez, L OBP: 0.311, SLG: 0.447 (10, 1)												1	0	0	0	0	1	2								
48 Jared Hughes, R ERA: 4.03 (10, 1)												0	0	0	0	0	0	0								
59 Antonio Bastardo, R (11, 1)												0	0	0	0	0	0	0								
31 Jose Tabata, R OBP: 0.280 (11, PH)												1	0	0	0	0	0	1								
Inning Stats	R: 0 E: 0 K: 2 S: 12	H: 1 LOB: 1 BB: 0 P: 19	R: 0 E: 0 K: 2 S: 11	H: 0 LOB: 0 BB: 0 P: 16	R: 0 E: 0 K: 1 S: 11	H: 1 LOB: 1 BB: 0 P: 14	R: 0 E: 0 K: 1 S: 12	H: 2 LOB: 3 BB: 0 P: 19	R: 0 E: 0 K: 3 S: 10	H: 0 LOB: 0 BB: 0 P: 11	R: 0 E: 0 K: 2 S: 10	H: 1 LOB: 1 BB: 0 P: 16	R: 0 E: 0 K: 1 S: 7	H: 0 LOB: 0 BB: 0 P: 7	R: 0 E: 0 K: 2 S: 12	H: 1 LOB: 1 BB: 1 P: 16	R: 0 E: 0 K: 2 S: 9	H: 1 LOB: 2 BB: 1 P: 17	R: 0 E: 0 K: 0 S: 6	H: 1 LOB: 2 BB: 0 P: 12	R: 1 E: 1 K: 1 S: 12	H: 2 LOB: 2 BB: 0 P: 15	1B: 8 2B: 1 3B: 0 HR: 0	SF: 0 SAC: 1 DP: 0 HBP: 1	WP: 0 PB: 0 SB: 1 CS: 0	PA: 46
PITCHER	IP ERA WLS BF H R ER SO BB IBB HBP BLK WP HR S P ERA WHIP	35 Cole Hamels, L ERA: 2.96 (8, 1)	7.0 1.0 4 1 0 0 2 0 1 0 0 0 0 0 0 12 16 0.00 1.000	53 Ken Giles, R ERA: 2.0 (8, 1)	1.0 5 1 0 0 2 0 1 0 0 0 0 0 0 9 17 0.00 1.000	57 Luis Garcia, R ERA: 4.03 (10, 1)	1.2 L 10 3 1 0 1 0 1 0 0 0 0 0 18 27 0.00 1.800																			

Philadelphia Phillies @ Pittsburgh Pirates
PNC Park, Pittsburgh, PA
Sun Jun 14 2015, 1:40 PM - 4:45 PM EDT
Att: 34,518 - Cloudy - 75 F

livebaseballscorecards.com
AB 41
R 1
H 9
RBI 1
BB 3
SO 17
LOB 21



Batter	1	2	3	4	5	6	7	8	9	AB	R	H	RBI	BB	SO	LOB	TOP								
5 Josh Harrison, R OBP: 0.323, SLG: 0.399	F9			FC5-4 1B	SF8		1B		K	4	0	2	1	0	1	1	Pittsburgh Pirates @ Chicago White Sox U.S. Cellular Field, Chicago, IL Thu Jun 18 2015, 8:11 PM - 11:08 PM EDT Att: 21,296 - Cloudy - 77 F								
6 Starling Marte, R OBP: 0.333, SLG: 0.482	22 CS 1B			FC5-4 22 1B 27 1B	K		K		1B	5	1	2	0	0	2	5									
22 Andrew McCutchen, R OBP: 0.375, SLG: 0.479	K			27 1B 1B	G4-3		G6-3		L5	5	0	1	0	0	1	3									
27 Jung Ho Kang, R OBP: 0.364, SLG: 0.419		L7		24 G1-6-3 1B	G6-3		G6-3		24 1B 25 G4-3 1B	5	1	2	1	0	0	2									
24 Pedro Alvarez, L OBP: 0.315, SLG: 0.448		G4-3		G1-6-3					25 G4-3 1B	4	0	2	0	0	0	2									
3 Sean Rodriguez, R OBP: 0.281, SLG: 0.391										0	0	0	0	0	0	0									
25 Gregory Polanco, L OBP: 0.302, SLG: 0.344		G1-3								4	0	0	1	0	2	2									
10 Jordy Mercer, R OBP: 0.270, SLG: 0.291				K						3	1	1	0	1	1	0									
12 Corey Hart, R OBP: 0.245, SLG: 0.300										3	0	3	0	0	0	0									
31 Jose Tabata, R OBP: 0.315, SLG: 0.290				19 G5-4-3 1B	5 SF8 19 HBP 1B				FC5-4 1B	1	0	0	0	0	0	2									
19 Chris Stewart, R OBP: 0.319, SLG: 0.375				G5-4-3 1B					6 1B BB	2	0	0	0	1	1	2									
Inning Stats	R: 0 E: 0 K: 1 S: 8	H: 1 LOB: 1 BB: 0 P: 11	R: 0 E: 0 K: 0 S: 12	H: 0 LOB: 0 BB: 0 P: 18	R: 0 E: 0 K: 1 S: 6	H: 1 LOB: 0 BB: 0 P: 8	R: 1 E: 0 K: 0 S: 9	H: 3 LOB: 1 BB: 0 P: 13	R: 1 E: 0 K: 2 S: 17	H: 2 LOB: 2 BB: 0 P: 27	R: 0 E: 0 K: 1 S: 16	H: 1 LOB: 1 BB: 0 P: 22	R: 0 E: 0 K: 2 S: 11	H: 2 LOB: 2 BB: 0 P: 15	R: 1 E: 0 K: 0 S: 14	H: 2 LOB: 2 BB: 1 P: 21	R: 0 E: 0 K: 1 S: 11	H: 1 LOB: 2 BB: 1 P: 18	1B: 13 HR: 0	SF: 1 2B: 1 3B: 0 HBP: 1	WP: 0 PB: 0 SB: 0 CS: 1	PA: 40			
PITCHER	IP	WLS	BF	H	R	ER	SO	BB	IBB	HBP	BLK	WP	HR	S	P	ERA	WHIP								
29 Jeff Samardzija, R ERA: 4.67	7.0		29	10	2	2	7	0	0	1	0	0	0	79	114	2.57	1.429								
52 Jake Patrick, R ERA: 3.92	0.1	L	2	1	1	1	0	0	0	0	0	0	0	5	6	27.00	3.000								
33 Zach Duke, L ERA: 3.71	0.1		3	1	0	0	0	1	0	0	0	0	0	8	14	0.00	6.000								
57 Zach Putnam, R ERA: 3.74	1.1		6	1	0	0	1	1	0	0	0	0	0	12	19	0.00	1.500								

Batter	1	2	3	4	5	6	7	8	9	AB	R	H	RBI	BB	SO	LOB	BOTTOM								
1 Adam Eaton, L OBP: 0.308, SLG: 0.354	20 WP 1B		F8							3	0	1	0	1	0	0	Pittsburgh Pirates @ Chicago White Sox U.S. Cellular Field, Chicago, IL Thu Jun 18 2015, 8:11 PM - 11:08 PM EDT Att: 21,296 - Cloudy - 77 F								
20 JB Shuck, L OBP: 0.333, SLG: 0.299	K		G2-3							3	0	0	0	0	1	1									
79 José Abreu, R OBP: 0.339, SLG: 0.494	G1-3									4	1	1	0	0	0	2									
25 Adam LaRoche, L OBP: 0.339, SLG: 0.386	K									3	0	0	0	1	2	2									
53 Melky Cabrera, S OBP: 0.277, SLG: 0.281	G1-3									3	0	0	1	0	1	2									
10 Alexei Ramirez, R OBP: 0.246, SLG: 0.301	G5-3									4	0	0	0	0	0	0									
12 Conor Gillaspie, L OBP: 0.284, SLG: 0.379										2	0	0	0	1	1	0									
58 Geovany Soto, R OBP: 0.270, SLG: 0.387	G3									3	1	1	1	0	0	1									
15 Gordon Beckham, R OBP: 0.281, SLG: 0.331										3	0	0	0	0	1	0									
Inning Stats	R: 0 E: 0 K: 2 S: 10	H: 1 LOB: 1 BB: 0 P: 16	R: 0 E: 0 K: 0 S: 8	H: 0 LOB: 1 BB: 1 P: 15	R: 0 E: 0 K: 0 S: 6	H: 0 LOB: 0 BB: 0 P: 8	R: 1 E: 0 K: 0 S: 11	H: 1 LOB: 0 BB: 0 P: 18	R: 0 E: 0 K: 2 S: 8	H: 0 LOB: 0 BB: 0 P: 12	R: 0 E: 0 K: 0 S: 11	H: 0 LOB: 2 BB: 2 P: 21	R: 1 E: 0 K: 0 S: 12	H: 1 LOB: 0 BB: 0 P: 16	R: 0 E: 0 K: 0 S: 5	H: 0 LOB: 0 BB: 0 P: 8		R: 0 E: 0 K: 2 S: 11	H: 0 LOB: 0 BB: 0 P: 13	1B: 1 HR: 1	SF: 1 2B: 1 3B: 0 HBP: 0	WP: 1 PB: 0 SB: 1 CS: 0	PA: 33		
PITCHER	IP	WLS	BF	H	R	ER	SO	BB	IBB	HBP	BLK	WP	HR	S	P	ERA	WHIP								
45 Gerrit Cole, R ERA: 1.78	7.0	W	27	3	2	2	4	3	0	0	0	0	0	66	106	2.57	0.857								
37 Arquimedes Caminero, R ERA: 2.97	1.0	H	3	0	0	0	0	0	0	0	0	0	0	5	8	0.00	0.000								
35 Mark Melancon, R ERA: 1.87	1.0	S	3	0	0	0	2	0	0	0	0	0	0	11	13	0.00	0.000								

AB 36
R 3
H 13
RBI 3
BB 2
SO 8
LOB 19



AB 28
R 2
H 3
RBI 2
BB 3
SO 6
LOB 8



Batter	1	2	3	4	5	6	7	8	9	AB	R	H	RBI	BB	SO	LOB	TOP										
5 Josh Harrison, R OBP: 0.322, SLG: 0.397										4	0	1	0	0	0	2	Pittsburgh Pirates @ Washington Nationals Nationals Park, Washington, DC Fri Jun 19 2015, 7:05 PM - 9:41 PM EDT Att: 38,935 - Cloudy - 84 F										
6 Starling Marte, R OBP: 0.328, SLG: 0.474										4	0	0	0	0	0	2											
22 Andrew McCutchen, R OBP: 0.370, SLG: 0.471										4	0	0	0	0	3	0											
27 Jung Ho Kang, R OBP: 0.361, SLG: 0.415										4	1	1	0	0	3	0											
24 Pedro Alvarez, L OBP: 0.314, SLG: 0.441										3	0	0	0	1	2	1											
29 Francisco Cervelli, R OBP: 0.395, SLG: 0.407										3	0	1	0	0	2	1											
25 Gregory Polanco, L OBP: 0.306, SLG: 0.352										3	0	2	1	0	0	1											
48 Jared Hughes, R (7, 1)										0	0	0	0	0	0	0											
10 Jordy Mercer, R OBP: 0.266, SLG: 0.286										3	0	0	0	0	1	3											
34 A.J. Burnett, R OBP: 0.100, SLG: 0.103										2	0	0	0	0	2	3											
31 Jose Tabata, R OBP: 0.333, SLG: 0.313										1	0	1	0	0	0	0											
Inning Stats	R: 0 H: 0 E: 0 K: 1 S: 9	H: 0 LOB: 0 BB: 0 P: 11	R: 1 H: 3 E: 0 K: 2 S: 18	H: 3 LOB: 2 BB: 0 P: 28	R: 0 H: 1 E: 0 K: 1 S: 8	H: 1 LOB: 0 BB: 0 P: 11	R: 0 H: 0 E: 0 K: 3 S: 9	H: 0 LOB: 0 BB: 0 P: 14	R: 0 H: 1 E: 0 K: 2 S: 12	H: 1 LOB: 1 BB: 0 P: 13	R: 0 H: 0 E: 0 K: 1 S: 7	H: 0 LOB: 0 BB: 1 P: 7	R: 0 H: 0 E: 0 K: 1 S: 6	H: 0 LOB: 0 BB: 1 P: 12	R: 0 H: 1 E: 0 K: 0 S: 8	H: 1 LOB: 1 BB: 0 P: 11	R: 0 H: 0 E: 0 K: 2 S: 7	H: 0 LOB: 0 BB: 0 P: 10	1B: 5 2B: 2 3B: 0 HR: 0	SF: 0 SAC: 0 DP: 2 HBP: 0	WP: 0 PB: 0 SB: 0 CS: 0	PA: 32					
PITCHER	IP	WLS	BF	H	R	ER	SO	BB	IBB	HBP	BLK	WP	HR	S	P	ERA	WHIP										
41 Joe Ross, R ERA: 2.66	7.1	W	27	6	1	1	11	1	0	0	0	0	0	73	102	1.23	0.955										
48 David Carpenter, R ERA: 4.03	0.2	H	2	0	0	0	0	0	0	0	0	0	0	4	5	0.00	0.000										
22 Drew Storen, R ERA: 2.08	1.0	S	3	0	0	0	2	0	0	0	0	0	0	7	10	0.00	0.000										

Batter	1	2	3	4	5	6	7	8	9	AB	R	H	RBI	BB	SO	LOB	BOTTOM										
2 Denard Span, L OBP: 0.358, SLG: 0.452										5	1	2	0	0	0	3	Pittsburgh Pirates @ Washington Nationals Nationals Park, Washington, DC Fri Jun 19 2015, 7:05 PM - 9:41 PM EDT Att: 38,935 - Cloudy - 84 F										
6 Anthony Rendon, R OBP: 0.338, SLG: 0.298										3	1	1	0	1	1	4											
5 Yunel Escobar, R OBP: 0.380, SLG: 0.408										4	1	1	1	0	0	4											
25 Clint Robinson, L OBP: 0.327, SLG: 0.409										4	1	1	0	0	0	2											
40 Wilson Ramos, R OBP: 0.290, SLG: 0.419										4	0	2	2	0	2	1											
8 Danny Espinosa, S OBP: 0.356, SLG: 0.471										4	0	2	1	0	1	2											
12 Tyler Moore, R OBP: 0.236, SLG: 0.386										4	0	2	0	0	1	2											
3 Michael Taylor, R OBP: 0.284, SLG: 0.364										4	0	2	0	0	0	1											
41 Joe Ross, R OBP: 0.111, SLG: 0.111										3	0	1	0	0	2	3											
48 David Carpenter, R ERA: 2.05										0	0	0	0	0	0	0											
26 Dan Uggla, R OBP: 0.313, SLG: 0.370										1	0	0	0	0	0	0											
22 Drew Storen, S ERA: 3.1										0	0	0	0	0	0	0											
Inning Stats	R: 2 H: 3 E: 0 K: 1 S: 15	H: 3 LOB: 1 BB: 0 P: 25	R: 0 H: 3 E: 0 K: 1 S: 8	H: 3 LOB: 2 BB: 0 P: 10	R: 1 H: 2 E: 1 K: 0 S: 7	H: 2 LOB: 0 BB: 0 P: 10	R: 0 H: 2 E: 0 K: 0 S: 9	H: 2 LOB: 3 BB: 1 P: 14	R: 0 H: 1 E: 0 K: 2 S: 10	H: 1 LOB: 1 BB: 0 P: 12	R: 0 H: 1 E: 0 K: 2 S: 10	H: 1 LOB: 1 BB: 0 P: 15	R: 1 H: 2 E: 0 K: 1 S: 8	H: 2 LOB: 1 BB: 0 P: 13	R: 0 H: 0 E: 0 K: 0 S: 9	H: 0 LOB: 0 BB: 0 P: 13	R: 0 H: 0 E: 0 K: 0 S: 9	H: 0 LOB: 0 BB: 0 P: 10	1B: 11 2B: 2 3B: 1 HR: 0	SF: 0 SAC: 0 DP: 2 HBP: 0	WP: 0 PB: 0 SB: 2 CS: 0	PA: 37					
PITCHER	IP	WLS	BF	H	R	ER	SO	BB	IBB	HBP	BLK	WP	HR	S	P	ERA	WHIP										
34 A.J. Burnett, R ERA: 2.05	6.2	L	33	14	4	3	7	1	0	0	0	0	0	10	14	0.00	0.000										
48 Jared Hughes, R ERA: 3.1	1.1		4	0	0	0	0	0	0	0	0	0	0	10	14	0.00	0.000										



Batter	1	2	3	4	5	6	7	8	9	AB	R	H	RBI	BB	SO	LOB	TOP			
5 Josh Harrison, R OBP: 0.317, SLG: 0.390										4	0	0	0	0	1	1	Pittsburgh Pirates @ Washington Nationals Nationals Park, Washington, DC Sat Jun 20 2015, 4:06 PM - 6:26 PM EDT Att: 41,104 - Cloudy - 91 F			
6 Starling Marte, R OBP: 0.325, SLG: 0.469										3	0	0	0	0	2	0				
22 Andrew McCutchen, R OBP: 0.366, SLG: 0.465										3	0	0	0	0	2	0				
27 Jung Ho Kang, R OBP: 0.355, SLG: 0.407										3	0	0	0	0	0	0				
29 Francisco Cervelli, R OBP: 0.389, SLG: 0.400										3	0	0	0	0	1	0				
24 Pedro Alvarez, L OBP: 0.309, SLG: 0.434										3	0	0	0	0	0	0				
25 Gregory Polanco, L OBP: 0.303, SLG: 0.348										3	0	0	0	0	2	0				
10 Jordy Mercer, R OBP: 0.262, SLG: 0.282										3	0	0	0	0	0	0				
47 Francisco Liriano, L OBP: 0.067, SLG: 0.067										2	0	0	0	0	2	0				
52 Rob Scahill, L OBP: 0.231, SLG: 0.308										0	0	0	0	0	0	0				
46 Vance Worley, R OBP: 0.353, SLG: 0.313										0	0	0	0	0	0	0				
31 Jose Tabata, R OBP: 0.353, SLG: 0.313										0	0	0	0	0	0	0				
Inning Stats	R: 0 E: 0 K: 0 S: 5	H: 0 LOB: 0 BB: 0 P: 6	R: 0 E: 0 K: 0 S: 7	H: 0 LOB: 0 BB: 0 P: 9	R: 0 E: 0 K: 2 S: 8	H: 0 LOB: 0 BB: 0 P: 11	R: 0 E: 0 K: 3 S: 12	H: 0 LOB: 0 BB: 0 P: 17	R: 0 E: 0 K: 2 S: 11	H: 0 LOB: 0 BB: 0 P: 12	R: 0 E: 0 K: 2 S: 9	H: 0 LOB: 0 BB: 0 P: 11	R: 0 E: 0 K: 1 S: 12	H: 0 LOB: 0 BB: 0 P: 14	R: 0 E: 0 K: 0 S: 11	H: 0 LOB: 0 BB: 0 P: 14	1B: 0 2B: 0 3B: 0 HR: 0	SF: 0 SAC: 0 DP: 0 HBP: 1	WP: 0 PB: 0 SB: 0 CS: 0	PA: 28
PITCHER 31 Max Scherzer, R ERA: 1.76	IP: 9.0 WLS: W BF: 28 H: 0 R: 0 ER: 0 SO: 10 BB: 0 IBB: 0 HBP: 1 BLK: 0 WP: 0 HR: 0 S: 82 P: 106 ERA: 0.00 WHIP: 0.000															PITCHER 31 Max Scherzer, R ERA: 1.76				

AB	27
R	0
H	0
RBI	0
BB	0
SO	10
LOB	1



Batter	1	2	3	4	5	6	7	8	9	AB	R	H	RBI	BB	SO	LOB	BOTTOM			
2 Denard Span, L OBP: 0.356, SLG: 0.448										4	1	1	0	0	1	2	Pittsburgh Pirates @ Washington Nationals Nationals Park, Washington, DC Sat Jun 20 2015, 4:06 PM - 6:26 PM EDT Att: 41,104 - Cloudy - 91 F			
6 Anthony Rendon, R OBP: 0.333, SLG: 0.311										4	1	1	1	0	1	1				
34 Bryce Harper, L OBP: 0.477, SLG: 0.730										4	2	2	2	0	0	0				
40 Wilson Ramos, R OBP: 0.289, SLG: 0.415										4	1	1	0	0	3	0				
8 Danny Espinosa, S OBP: 0.350, SLG: 0.462										4	0	0	0	0	0	2				
12 Tyler Moore, R OBP: 0.250, SLG: 0.388										2	0	1	2	1	0	0				
20 Ian Desmond, R OBP: 0.266, SLG: 0.342										3	0	0	0	0	1	2				
3 Michael Taylor, R OBP: 0.285, SLG: 0.370										3	1	1	0	0	2	0				
31 Max Scherzer, R OBP: 0.242, SLG: 0.242										2	0	1	0	0	0	0				
Inning Stats	R: 0 E: 0 K: 0 S: 7	H: 1 LOB: 0 BB: 0 P: 8	R: 0 E: 0 K: 1 S: 13	H: 0 LOB: 1 BB: 1 P: 22	R: 0 E: 0 K: 1 S: 5	H: 1 LOB: 0 BB: 0 P: 7	R: 1 E: 0 K: 1 S: 8	H: 1 LOB: 0 BB: 0 P: 14	R: 0 E: 0 K: 2 S: 8	H: 0 LOB: 0 BB: 0 P: 11	R: 4 E: 0 K: 1 S: 21	H: 4 LOB: 1 BB: 0 P: 36	R: 1 E: 0 K: 1 S: 8	H: 1 LOB: 0 BB: 0 P: 15	R: 0 E: 0 K: 1 S: 10	H: 0 LOB: 0 BB: 0 P: 14		1B: 5 2B: 2 3B: 0 HR: 1	SF: 0 SAC: 1 DP: 2 HBP: 0	WP: 2 PB: 0 SB: 1 CS: 0
PITCHER 47 Francisco Liriano, L ERA: 3.26	IP: 5.2 WLS: L BF: 24 H: 7 R: 5 ER: 5 SO: 6 BB: 1 IBB: 0 HBP: 0 BLK: 0 WP: 0 HR: 1 S: 60 P: 93 ERA: 7.94 WHIP: 1.412															PITCHER 47 Francisco Liriano, L ERA: 3.26				
52 Rob Scahill, R ERA: 1.48	IP: 0.1 WLS: 1 BF: 0 H: 0 R: 0 ER: 0 SO: 0 BB: 0 IBB: 0 HBP: 0 BLK: 0 WP: 0 HR: 0 S: 2 P: 5 ERA: 0.00 WHIP: 0.000															PITCHER 52 Rob Scahill, R ERA: 1.48				
46 Vance Worley, R ERA: 3.86	IP: 2.0 WLS: 7 BF: 1 H: 1 R: 1 ER: 1 SO: 2 BB: 0 IBB: 0 HBP: 0 BLK: 0 WP: 1 HR: 0 S: 18 P: 29 ERA: 4.50 WHIP: 0.500															PITCHER 46 Vance Worley, R ERA: 3.86				

AB	30
R	6
H	8
RBI	5
BB	1
SO	8
LOB	7



Batter	1	2	3	4	5	6	7	8	9	AB	R	H	RBI	BB	SO	LOB	TOP					
4 Brandon Phillips, R OBP: 0.323, SLG: 0.350										5	1	2	0	0	0	3						
19 Joey Votto, L OBP: 0.495, SLG: 0.538										4	0	2	0	1	1	2						
21 Todd Frazier, R OBP: 0.357, SLG: 0.631										4	1	1	0	1	0	6						
32 Jay Bruce, L OBP: 0.339, SLG: 0.449										5	2	2	3	0	1	5						
9 Marlon Byrd, R OBP: 0.289, SLG: 0.444										4	0	0	0	1	1	3						
7 Eugenio Suárez, R OBP: 0.333, SLG: 0.417										5	0	2	1	0	1	4						
16 Tucker Barnhart, L OBP: 0.274, SLG: 0.388										5	1	1	0	0	2	3						
64 Josh Smith, R OBP: 0.323, SLG: 0.350										2	0	1	0	0	0	1						
62 Pedro Villarreal, R OBP: 0.289, SLG: 0.444										0	0	0	0	0	0	0						
15 Chris Dominguez, R OBP: 0.289, SLG: 0.444										1	0	0	0	0	0	0						
53 Carlos Contreras, R OBP: 0.289, SLG: 0.444										0	0	0	0	0	0	0						
17 Kristopher Negron, R OBP: 0.289, SLG: 0.444										0	0	0	0	0	0	0						
58 Nate Adcock, R OBP: 0.289, SLG: 0.444										0	0	0	0	0	0	0						
41 Ryan Mattheus, R OBP: 0.289, SLG: 0.444										0	0	0	0	0	0	0						
55 Skip Schumaker, L OBP: 0.289, SLG: 0.444										1	0	0	0	0	0	0						
6 Billy Hamilton, S OBP: 0.270, SLG: 0.303										4	1	2	1	0	1	1						
Inning Stats	R: 3 E: 1 K: 0 S: 17	H: 4 LOB: 1 BB: 0 P: 23	R: 0 E: 0 K: 0 S: 12	H: 3 LOB: 3 BB: 0 P: 17	R: 0 E: 0 K: 0 S: 7	H: 1 LOB: 1 BB: 0 P: 11	R: 1 E: 1 K: 0 S: 13	H: 1 LOB: 3 BB: 2 P: 29	R: 1 E: 0 K: 2 S: 11	H: 2 LOB: 2 BB: 1 P: 20	R: 0 E: 0 K: 1 S: 9	H: 0 LOB: 0 BB: 0 P: 15	R: 0 E: 0 K: 3 S: 12	H: 0 LOB: 0 BB: 0 P: 15	R: 0 E: 0 K: 3 S: 10	H: 0 LOB: 0 BB: 0 P: 12	1B: 12 2B: 1 3B: 0 HR: 1	SF: 1 SAC: 0 DP: 0 HBP: 0	WP: 1 PB: 0 SB: 2 CS: 0	PA: 45		
PITCHER	IP WLS BF H R ER SO BB IBB HBP BLK WP HR S P ERA WHIP	4.0 0 24 9 4 2 0 1 1 0 0 0 0 0 49 80 4.50 2.500	0.2 W 5 2 1 1 0 0 1 0 0 0 0 0 0 11 18 13.50 4.500	0.1 H 1 0 0 0 0 0 0 0 0 0 0 0 0 2 0 0.00 0.000	2.0 H 9 3 1 1 3 0 0 0 0 0 1 1 20 30 4.50 1.500	1.0 H 3 0 0 0 3 0 0 0 0 0 0 0 12 15 0.00 0.000	1.0 S 3 0 0 0 3 0 0 0 0 0 0 0 0 0 0 0.00 0.000	1.0 S 3 0 0 0 3 0 0 0 0 0 0 0 0 0 0 0.00 0.000	1.0 S 3 0 0 0 3 0 0 0 0 0 0 0 0 0 0 0.00 0.000	1.0 S 3 0 0 0 3 0 0 0 0 0 0 0 0 0 0 0.00 0.000	1.0 S 3 0 0 0 3 0 0 0 0 0 0 0 0 0 0 0.00 0.000	1.0 S 3 0 0 0 3 0 0 0 0 0 0 0 0 0 0 0.00 0.000	1.0 S 3 0 0 0 3 0 0 0 0 0 0 0 0 0 0 0.00 0.000	1.0 S 3 0 0 0 3 0 0 0 0 0 0 0 0 0 0 0.00 0.000	1.0 S 3 0 0 0 3 0 0 0 0 0 0 0 0 0 0 0.00 0.000	1.0 S 3 0 0 0 3 0 0 0 0 0 0 0 0 0 0 0.00 0.000	1.0 S 3 0 0 0 3 0 0 0 0 0 0 0 0 0 0 0.00 0.000	1.0 S 3 0 0 0 3 0 0 0 0 0 0 0 0 0 0 0.00 0.000	1.0 S 3 0 0 0 3 0 0 0 0 0 0 0 0 0 0 0.00 0.000	1.0 S 3 0 0 0 3 0 0 0 0 0 0 0 0 0 0 0.00 0.000	1.0 S 3 0 0 0 3 0 0 0 0 0 0 0 0 0 0 0.00 0.000	1.0 S 3 0 0 0 3 0 0 0 0 0 0 0 0 0 0 0.00 0.000

Cincinnati Reds @ Pittsburgh Pirates
PNC Park, Pittsburgh, PA
Tue Jun 23 2015, 7:10 PM - 10:46 PM EDT
Att: 26,949 - Partly Cloudy - 78 F

AB 41
R 6
H 14
RBI 5
BB 3
SO 9
LOB 29



Batter	1	2	3	4	5	6	7	8	9	AB	R	H	RBI	BB	SO	LOB	BOTTOM
25 Gregory Polanco, L OBP: 0.306, SLG: 0.353										3	1	1	0	2	1	0	
6 Starling Marte, R OBP: 0.319, SLG: 0.456										3	1	0	0	1	1	2	
22 Andrew McCutchen, R OBP: 0.375, SLG: 0.485										3	1	2	2	1	0	0	
18 Neil Walker, S OBP: 0.314, SLG: 0.373										2	1	0	0	2	0	1	
5 Josh Harrison, R OBP: 0.322, SLG: 0.398																	

Batter	1	2	3	4	5	6	7	8	9	AB	R	H	RBI	BB	SO	LOB	TOP					
6 Billy Hamilton, S OBP: 0.268, SLG: 0.298										4	1	0	0	1	1	2						
3 Ivan De Jesus Jr., R OBP: 0.252, SLG: 0.459										4	0	2	0	1	2	2						
19 Joey Volto, L OBP: 0.405, SLG: 0.532										3	1	0	0	2	1	2						
21 Todd Frazier, R OBP: 0.354, SLG: 0.626										5	1	1	1	0	1	3						
32 Jay Bruce, L OBP: 0.341, SLG: 0.452										5	1	2	1	0	0	2						
9 Marton Byrd, R OBP: 0.293, SLG: 0.462										4	1	2	3	0	0	0						
7 Eugenio Suárez, R OBP: 0.349, SLG: 0.425										4	0	2	0	0	1	2						
16 Tucker Barnhart, L OBP: 0.299, SLG: 0.408										4	0	3	0	0	0	1						
44 Mike Leake, R OBP: 0.143, SLG: 0.286										2	0	0	0	0	2	1						
55 Skip Schumaker, L (& PH) OBP: 0.309, SLG: 0.316										1	0	0	0	0	0	2						
41 Ryan Mattheus, R OBP: 0.293, SLG: 0.316										0	0	0	0	0	0	0						
43 Manny Parra, L OBP: 0.293, SLG: 0.316										0	0	0	0	0	0	0						
60 J.J. Hoover, R OBP: 0.293, SLG: 0.316										0	0	0	0	0	0	0						
Inning Stats	R: 4 E: 0 K: 2 S: 25	H: 4 LOB: 1 BB: 1 P: 38	R: 0 E: 0 K: 1 S: 13	H: 1 LOB: 1 BB: 0 P: 18	R: 0 E: 0 K: 1 S: 8	H: 0 LOB: 0 BB: 0 P: 12	R: 0 E: 0 K: 1 S: 9	H: 1 LOB: 1 BB: 0 P: 13	R: 1 E: 0 K: 1 S: 19	H: 2 LOB: 2 BB: 2 P: 31	R: 0 E: 0 K: 1 S: 9	H: 1 LOB: 1 BB: 0 P: 12	R: 0 E: 0 K: 0 S: 8	H: 0 LOB: 0 BB: 0 P: 12	R: 0 E: 0 K: 0 S: 6	H: 2 LOB: 1 BB: 0 P: 8	R: 0 E: 0 K: 1 S: 12	H: 1 LOB: 2 BB: 1 P: 18	1B: 8 2B: 3 3B: 0 HR: 1	SF: 0 SAC: 1 DP: 1 HBP: 0	WP: 0 PB: 0 SB: 2 CS: 1	PA: 41
PITCHER	IP WLS BF H R ER SO BB IBB HBP BLK WP HR S P ERA WHIP																					
45 Gerrit Cole, R ERA: 2.16	(1, 1)	4.2 L 24 8 5 5 5 3 0 0 0 0 0 1 71 106 9.64 2.357																				
48 Jared Hughes, R ERA: 2.93	(5, 1)	1.1 5 1 0 0 2 0 0 0 0 0 0 0 12 18 0.00 0.750																				
38 Chris Voistad, R ERA: 3.66	(7, 1)	2.0 7 2 0 0 0 0 0 0 0 0 0 0 14 20 0.00 1.000																				
59 Antonio Bastardo, L ERA: 3.66	(9, 1)	1.0 5 1 0 0 1 1 0 0 0 0 0 0 12 18 0.00 2.000																				

Cincinnati Reds @ Pittsburgh Pirates
PNC Park, Pittsburgh, PA
Wed Jun 24 2015, 7:11 PM - 10:17 PM EDT
Att: 37,659 - Partly Cloudy - 77 F

AB	36
R	5
H	12
RBI	5
BB	4
SO	8
LOB	17



Batter	1	2	3	4	5	6	7	8	9	AB	R	H	RBI	BB	SO	LOB	BOTTOM					
25 Gregory Polanco, L OBP: 0.305, SLG: 0.351										4	0	1	0	0	0	2						
6 Starling Marte, R OBP: 0.318, SLG: 0.457										4	0	1	0	0	1	4						
22 Andrew McCutchen, R OBP: 0.376, SLG: 0.496										3	0	1	0	1	1	1						
18 Neil Walker, S OBP: 0.313, SLG: 0.376										4	1	1	0	0	1	3						
5 Josh Harrison, R OBP: 0.291, SLG: 0.390										1	0	0	0	0	1	1						
48 Jared Hughes, R ERA: 2.93	(5, 1)									0	0	0	0	0	0	0						
31 Jose Tabata, R OBP: 0.258, SLG: 0.350	(5, PH)									1	0	0	0	0	1	1						
38 Chris Voistad, R ERA: 3.66	(7, 1)									0	0	0	0	0	0	0						
3 Sean Rodriguez, R OBP: 0.286, SLG: 0.350	(9, 3)									1	0	0	0	0	0	1						
24 Pedro Alvarez, L OBP: 0.310, SLG: 0.432	(1, 3)									4	1	1	1	0	1	2						
59 Antonio Bastardo, R ERA: 3.66	(9, 1)									0	0	0	0	0	0	0						
10 Jordy Mercer, R OBP: 0.266, SLG: 0.283	(1, 6)									4	0	1	0	0	0	0						
19 Chris Stewart, R OBP: 0.311, SLG: 0.362	(1, 2)									4	0	1	1	0	1	1						
45 Gerrit Cole, R OBP: 0.233, SLG: 0.179	(1, 1)									1	0	0	0	0	1	0						
27 Jung Ho Kang, R OBP: 0.347, SLG: 0.396	(5, 5)									3	0	1	0	0	1	1						
Inning Stats	R: 0 E: 0 K: 0 S: 8	H: 0 LOB: 0 BB: 0 P: 13	R: 1 E: 0 K: 0 S: 8	H: 1 LOB: 0 BB: 0 P: 13	R: 0 E: 0 K: 1 S: 8	H: 0 LOB: 0 BB: 0 P: 10	R: 0 E: 0 K: 2 S: 12	H: 1 LOB: 1 BB: 0 P: 15	R: 1 E: 0 K: 0 S: 10	H: 3 LOB: 2 BB: 0 P: 15	R: 0 E: 0 K: 1 S: 10	H: 1 LOB: 1 BB: 0 P: 13	R: 0 E: 0 K: 1 S: 19	H: 2 LOB: 2 BB: 0 P: 26	R: 0 E: 0 K: 2 S: 12	H: 0 LOB: 1 BB: 1 P: 22	R: 0 E: 0 K: 2 S: 10	H: 0 LOB: 0 BB: 0 P: 14	1B: 6 2B: 2 3B: 0 HR: 0	SF: 0 SAC: 1 DP: 0 HBP: 0	WP: 0 PB: 0 SB: 0 CS: 0	PA: 36
PITCHER	IP WLS BF H R ER SO BB IBB HBP BLK WP HR S P ERA WHIP																					
44 Mike Leake, R ERA: 3.91	(1, 1)	7.0 W 29 8 2 2 5 1 0 0 0 0 0 0 9 75 10 2.57 1.143																				
41 Ryan Mattheus, R ERA: 3.09	(8, 1)	0.2 H 3 0 0 0 1 1 0 0 0 0 0 0 9 17 0.00 1.500																				
43 Manny Parra, L ERA: 2.45	(8, 1)	0.1 H 1 0 0 0 1 0 0 0 0 0 0 0 3 5 0.00 0.000																				
60 J.J. Hoover, R ERA: 1.39	(9, 1)	1.0 S 3 0 0 0 2 0 0 0 0 0 0 0 10 14 0.00 0.000																				

Cincinnati Reds @ Pittsburgh Pirates
PNC Park, Pittsburgh, PA
Wed Jun 24 2015, 7:11 PM - 10:17 PM EDT
Att: 37,659 - Partly Cloudy - 77 F

AB	34
R	2
H	8
RBI	2
BB	1
SO	9
LOB	17



Batter	1	2	3	4	5	6	7	8	9	10	11	12	13	AB	R	H	RBI	BB	SO	LOB	TOP		
4 Brandon Phillips, R OBP: 0.326, SLG: 0.373														7	2	3	2	0	0	2			
19 Joey Votto, L OBP: 0.403, SLG: 0.525														7	1	2	0	0	0	4			
21 Todd Frazier, R OBP: 0.359, SLG: 0.634														6	1	3	3	1	1	0			
9 Marlon Byrd, R OBP: 0.292, SLG: 0.455														7	0	2	0	0	2	3			
29 Brayan Peña, S OBP: 0.369, SLG: 0.341														5	0	2	0	0	0	5			
7 Eugenio Suárez, R OBP: 0.367, SLG: 0.422														5	0	2	0	1	2	5			
55 Skip Schumaker, L OBP: 0.301, SLG: 0.307														3	0	0	0	0	3	2			
3 Ivan De Jesus, Jr., R OBP: 0.262, SLG: 0.450														3	0	0	0	0	1	4			
39 Anthony DeSclafani, R ERA: 2.01														2	0	1	1	0	0	0			
37 Arquemedes Caminero, R ERA: 3.48														6	1	2	0	0	1	2			
6 Billy Hamilton, S OBP: 0.270, SLG: 0.299														6	1	2	0	0	1	2			
Inning Stats	R: 1 E: 1 K: 2 S: 18	H: 2 LOB: 2 BB: 0 P: 23	R: 1 E: 0 K: 1 S: 13	H: 2 LOB: 1 BB: 0 P: 21	R: 0 E: 0 K: 1 S: 12	H: 1 LOB: 2 BB: 1 P: 19	R: 0 E: 0 K: 1 S: 8	H: 1 LOB: 2 BB: 0 P: 9	R: 2 E: 1 K: 3 S: 16	H: 3 LOB: 2 BB: 0 P: 22	R: 0 E: 0 K: 1 S: 8	H: 1 LOB: 0 BB: 0 P: 12	R: 0 E: 0 K: 1 S: 16	H: 1 LOB: 2 BB: 1 P: 28	R: 0 E: 0 K: 0 S: 4	H: 0 LOB: 0 BB: 0 P: 4	R: 1 E: 0 K: 0 S: 10	H: 2 LOB: 0 BB: 0 P: 14	1B: 14 2B: 0 3B: 1 HR: 2	SF: 0 SAC: 0 DP: 1 HBP: 1	WP: 2 PB: 0 SB: 2 CS: 2	PA: 59	
PITCHER	IP 6.0	WLS 1	BF 28	H 8	R 3	ER 2	SO 1	5	BB 2	IBB 0	HBP 0	BLK 0	WP 1	HR 0	S 72	P 110	ERA 1.50	WHIP 1.667					
34 A.J. Burnett, R ERA: 2.01	0.1	B	5	3	2	2	1	0	0	0	0	0	0	0	1	0	0.00	9.000					
59 Antonia Bastardo, L ERA: 3.54	0.2		2	0	0	0	2	0	0	0	0	0	0	0	7	10	0.00	0.000					
44 Tony Watson, L ERA: 1.09	1.0		3	0	0	0	1	0	0	0	0	0	0	8	13	0.00	0.000						
35 Mark Melancon, R ERA: 1.77	1.0		5	2	0	0	1	0	0	0	0	0	0	0	11	16	0.00	2.000					
PITCHER	IP 3.0	WLS 1	BF 11	H 2	R 0	ER 0	SO 2	2	BB 0	IBB 0	HBP 0	BLK 0	WP 1	HR 0	S 28	P 44	ERA 0.00	WHIP 0.667					
46 Vance Worley, R ERA: 3.36	1.0	L	4	2	1	1	0	0	0	0	0	0	0	1	10	14	9.00	2.000					
52 Rob Scahill, R ERA: 2.08																							

Cincinnati Reds @ Pittsburgh Pirates
PNC Park, Pittsburgh, PA
Thu Jun 25 2015, 8:03 PM - 12:42 AM EDT
Att. 35,015 - Overcast - 65 F

AB	54
R	5
H	17
RBI	5
BB	3
SO	12
LOB	29



Batter	1	2	3	4	5	6	7	8	9	10	11	12	13	AB	R	H	RBI	BB	SO	LOB	BOTTOM					
5 Josh Harrison, R OBP: 0.320, SLG: 0.393														7	0	2	0	0	1	2						
25 Gregory Polanco, L OBP: 0.299, SLG: 0.343														6	0	0	0	0	1	4						
22 Andrew McCutchen, R OBP: 0.379, SLG: 0.466														4	1	1	0	2	1	2						
18 Neil Walker, S OBP: 0.317, SLG: 0.371														3	0	0	0	3	0	2						
27 Jung Ho Kang, R OBP: 0.347, SLG: 0.394														6	1	2	0	0	1	4						
24 Pineda, L														3	0	0	0	0	0	0						
29 Francisco Cervelli, R OBP: 0.377, SLG: 0.401														6	1	1	1	0	0	7						
10 Jordy Mercer, R OBP: 0.268, SLG: 0.289															6	1	2	1	0	0	2					
34 A.J. Burnett, R OBP: 0.129, SLG: 0.133															1	0	1	2	0	0						
3 Sean Rodriguez, R OBP: 0.271, SLG: 0.363															3	0	0	0	0	1						
Inning Stats	R: 0 E: 0 K: 2 S: 9	H: 0 LOB: 0 BB: 0 P: 10	R: 3 E: 1 K: 1 S: 16	H: 2 LOB: 1 BB: 1 P: 25	R: 0 E: 0 K: 1 S: 7	H: 1 LOB: 0 BB: 0 P: 12	R: 0 E: 0 K: 1 S: 10	H: 1 LOB: 1 BB: 0 P: 16	R: 1 E: 0 K: 0 S: 3	H: 2 LOB: 2 BB: 1 P: 20	R: 0 E: 0 K: 0 S: 3	H: 0 LOB: 0 BB: 0 P: 7	R: 0 E: 0 K: 0 S: 11	H: 2 LOB: 2 BB: 1 P: 18	R: 0 E: 1 K: 0 S: 10	H: 1 LOB: 2 BB: 0 P: 14	R: 0 E: 0 K: 0 S: 10	H: 0 LOB: 1 BB: 0 P: 19	R: 0 E: 0 K: 0 S: 5	H: 1 LOB: 1 BB: 0 P: 7	R: 0 E: 0 K: 0 S: 9	H: 1 LOB: 2 BB: 2 P: 20	1B: 9 2B: 3 3B: 0 HR: 0	SF: 0 SAC: 2 DP: 3 HBP: 0	WP: 0 PB: 0 SB: 0 CS: 0	PA: 55
PITCHER	IP 6.0	WLS 1	BF 26	H 6	R 4	ER 1	SO 1	5	BB 2	IBB 0	HBP 0	BLK 0	WP 0	HR 0	S 61	P 98	ERA 1.50	WHIP 1.333								
28 Anthony DeSclafani, R ERA: 3.35	1.0		3	0	0	0	0	0	0	0	0	0	0	3	7	0.00	0.000									
25 Burke Badenhop, R ERA: 5.6	1.0		5	2	0	0	0	0	1	0	0	0	0	10	14	0.00	1.000									
60 J.J. Hoover, R ERA: 1.35	1.0		5	1	0	0	0	0	0	0	0	0	0	10	14	0.00	1.000									
41 Ryan Mattheus, R ERA: 2.09	1.0		4	0	0	0	0	0	1	0	0	0	0	10	19	0.00	1.000									
53 Carlos Contreras, R ERA: 1.23																										
PITCHER	IP 1.0	WLS 0	BF 4	H 1	R 0	ER 0	SO 0	0	BB 0	IBB 0	HBP 0	BLK 0	WP 1	HR 0	S 7	P 30	ERA 0.00	WHIP 1.000								
54 Aroldis Chapman, L ERA: 1.99	2.0	W	8	1	0	0	1	1	1	0	0	0	0	0	17	30	0.00	1.000								
62 Pedro Villarreal, R ERA: 3.0																										

Cincinnati Reds @ Pittsburgh Pirates
PNC Park, Pittsburgh, PA
Thu Jun 25 2015, 8:03 PM - 12:42 AM EDT
Att. 35,015 - Overcast - 65 F

AB	47
R	4
H	11
RBI	4
BB	6
SO	6
LOB	27



Batter	1	2	3	4	5	6	7	8	9	AB	R	H	RBI	BB	SO	LOB	TOP					
8 Jace Peterson, L (1,4) OBP: 0.346, SLG: 0.367										5	0	2	3	0	1	1	Atlanta Braves @ Pittsburgh Pirates PNC Park, Pittsburgh, PA Sat Jun 27 2015, 4:22 PM - 7:53 PM EDT Att: 36,417 - Cloudy - 75 F					
25 Cameron Maybin, R (1,8) OBP: 0.358, SLG: 0.401										5	1	1	0	0	0	3						
22 Nick Markakis, L (1,9) OBP: 0.386, SLG: 0.356										4	0	2	1	0	1	1						
15 A.J. Pierzynski, L (1,2) OBP: 0.309, SLG: 0.408										4	0	2	0	0	0	1						
2 Juan Uribe, R (1,5) OBP: 0.330, SLG: 0.377									4	0	1	0	0	0	2							
24 Kelly Johnson, L (1,7) OBP: 0.300, SLG: 0.432									3	0	0	0	0	0	3							
23 Chris Johnson, R (8,PH) (8,3)									1	0	0	0	0	1	0							
28 Joey Teroslavich, S (1,3) (8,7)									4	1	1	0	0	0	1							
19 Andrelton Simmons, R (1,6) OBP: 0.327, SLG: 0.368									3	1	1	0	0	1	0							
49 Julio Teheran, R (1,1) OBP: 0.077, SLG: 0.077									2	0	0	0	0	1	2							
14 Eury Pérez, R (7,PH) OBP: 0.321, SLG: 0.333									0	1	0	0	0	0	0							
51 Nick Masset, R (7,1) (7,1)									0	0	0	0	0	0	0							
54 Sugar Ray Marimon, R (8,1) OBP: 0.500, SLG: 0.500									0	0	0	0	0	0	0							
13 Pedro Ciriaco, R (9,PH) OBP: 0.315, SLG: 0.451									1	0	1	0	0	0	0							
Inning Stats	R: 0 E: 0 K: 0 S: 14	H: 3 LOB: 2 BB: 0 P: 20	R: 0 E: 0 K: 2 S: 13	H: 1 LOB: 2 BB: 0 P: 18	R: 1 E: 1 K: 1 S: 15	H: 3 LOB: 2 BB: 0 P: 19	R: 0 E: 0 K: 1 S: 8	H: 0 LOB: 0 BB: 0 P: 13	R: 0 E: 0 K: 1 S: 9	H: 0 LOB: 0 BB: 0 P: 15	R: 0 E: 0 K: 1 S: 8	H: 0 LOB: 0 BB: 0 P: 9	R: 3 E: 0 K: 0 S: 11	H: 3 LOB: 1 BB: 0 P: 19	R: 0 E: 0 K: 1 S: 8	H: 0 LOB: 0 BB: 0 P: 12	R: 0 E: 0 K: 1 S: 8	H: 1 LOB: 1 BB: 0 P: 11	1B: 7 2B: 4 3B: 0 HR: 0	SF: 0 SAC: 0 DP: 1 HBP: 2	WP: 1 PB: 0 SB: 0 CS: 0	PA: 38
PITCHER	IP WLS BF H R ER SO BB IBB HBP BLK WP HR S P ERA WHIP																					
50 Charlie Morton, R (1,1) ERA: 4.28	6.0 W 28 10 4 4 6 0 0 2 0 0 0 7 101 6.00 1.667																					
37 Arquimedes Caminero, R (7,1) ERA: 3.44	0.1 H 1 0 0 0 0 0 0 0 0 0 0 0 2 5 0.00 0.000																					
59 Antonio Bastardo, L (7,1) ERA: 3.27	1.2 H 5 0 0 0 1 0 0 0 0 0 1 0 13 19 0.00 0.000																					
64 Deolis Guerra, R (9,1) ERA:	1.0 4 1 0 0 1 0 0 0 0 0 0 0 8 11 0.00 1.000																					

AB 36
R 4
H 11
RBI 4
BB 0
SO 8
LOB 14



Batter	1	2	3	4	5	6	7	8	9	AB	R	H	RBI	BB	SO	LOB	BOTTOM			
5 Josh Harrison, R (1,5) OBP: 0.316, SLG: 0.386										5	0	1	0	0	1	3	Atlanta Braves @ Pittsburgh Pirates PNC Park, Pittsburgh, PA Sat Jun 27 2015, 4:22 PM - 7:53 PM EDT Att: 36,417 - Cloudy - 75 F			
18 Neil Walker, S (1,4) OBP: 0.324, SLG: 0.371										5	1	2	0	0	2					
22 Andrew McCutchen, R (1,8) OBP: 0.343, SLG: 0.385										0	0	0	0	0	0	3				
27 Jung Ho Kang, R (1,PR) (2,5)										4	1	0	0	0	0	3				
6 Starling Marte, R (1,7) OBP: 0.328, SLG: 0.460										4	3	3	1	0	1	0				
24 Pedro Alvarez, L (1,3) OBP: 0.316, SLG: 0.436										4	1	2	2	0	1	1				
3 Sean Rodriguez, R (8,3) OBP: 0.271, SLG: 0.383										0	0	0	0	0	0	0				
29 Francisco Cervelli, R (1,2) OBP: 0.379, SLG: 0.408										4	2	2	2	0	2					
25 Gregory Polanco, L (1,9) OBP: 0.301, SLG: 0.339										3	0	1	0	1	0	3				
10 Jordy Mercer, R (1,6) OBP: 0.279, SLG: 0.310										4	0	2	2	0	1	2				
50 Charlie Morton, R (1,1) OBP: 0.167, SLG: 0.091										2	0	0	0	0	2	0				
37 Arquimedes Caminero, R (7,1) ERA: 4.98										0	0	0	0	0	0	0				
59 Antonio Bastardo, L (7,1) ERA: 3.38										1	0	0	0	0	1	1				
64 Deolis Guerra, R (9,1) ERA: 7.71										0	0	0	0	0	0	0				
Inning Stats	R: 5 E: 1 K: 1 S: 16	H: 5 LOB: 3 BB: 1 P: 30	R: 0 E: 0 K: 1 S: 8	H: 0 LOB: 0 BB: 0 P: 9	R: 0 E: 0 K: 0 S: 8	H: 1 LOB: 1 BB: 0 P: 13	R: 0 E: 0 K: 1 S: 13	H: 1 LOB: 1 BB: 0 P: 14	R: 1 E: 0 K: 1 S: 12	H: 2 LOB: 1 BB: 0 P: 15	R: 0 E: 0 K: 1 S: 16	H: 0 LOB: 1 BB: 0 P: 20	R: 2 E: 0 K: 2 S: 14	H: 3 LOB: 1 BB: 0 P: 20	R: 0 E: 0 K: 0 S: 9	H: 1 LOB: 0 BB: 0 P: 11	1B: 11 2B: 2 3B: 0 HR: 0	SF: 0 SAC: 1 DP: 1 HBP: 1	WP: 1 PB: 0 SB: 2 CS: 0	PA: 39
PITCHER	IP WLS BF H R ER SO BB IBB HBP BLK WP HR S P ERA WHIP																			
49 Julio Teheran, R (1,1) ERA: 4.98	6.0 L 30 9 6 6 5 1 0 0 1 0 0 0 7 101 9.00 1.667																			
51 Nick Masset, R (7,1) ERA: 3.38	1.0 6 3 2 2 2 0 0 0 0 0 1 0 14 20 18.00 3.000																			
54 Sugar Ray Marimon, R (8,1) ERA: 7.71	1.0 3 1 0 0 0 0 0 0 0 0 0 0 9 11 0.00 1.000																			



Batter	1	2	3	4	5	6	7	8	9	AB	R	H	RBI	BB	SO	LOB	TOP			
8 Jace Peterson, L (1,4) OBP: 0.344, SLG: 0.375	G6-3		G4-3		F8		HR		L7	5	1	1	1	0	0	0	Atlanta Braves @ Pittsburgh Pirates PNC Park, Pittsburgh, PA Sun Jun 28 2015, 1:39 PM - 4:23 PM EDT Att: 36,082 - Cloudy - 63 F			
25 Cameron Maybin, R (1,8) OBP: 0.359, SLG: 0.395	BB		K		22 1B		G6-3		G6-3	4	1	1	0	1	1	0				
22 Nick Markakis, L (1,9) OBP: 0.387, SLG: 0.355	FC3-6		K		23 1B		BB			3	0	1	1	1	1	1				
23 Chris Johnson, R (1,3) OBP: 0.286, SLG: 0.330	FC6-4				13 SH1-3 7 FC5-2 15 1B		K			4	0	2	0	0	1	2				
15 A.J. Pierzynski, L (1,2) OBP: 0.308, SLG: 0.404		K			7 FC5-2 13 SH1-3 1B		L3		G4-3	4	0	1	0	0	1	3				
13 Pedro Ciriaco, R (1,5) OBP: 0.316, SLG: 0.444		K			SH1-3				G1-3	3	0	1	0	0	1	0				
7 Jonny Gomes, R (1,7) OBP: 0.321, SLG: 0.333					FC5-2		G6-4-3		G6-3	3	0	0	0	1	0	3				
28 Joey Tondolovich, S (0,7) OBP: 0.278, SLG: 0.412	BB				FC6-4		1B		G6-3	0	0	0	0	0	0	0				
19 Andrelton Simmons, R (1,6) OBP: 0.329, SLG: 0.368					FC6-4		1B		G4-3	3	0	1	0	1	0	2				
40 Alex Wood, R (1,1) OBP: 0.179, SLG: 0.148	B1-3				K		K		F7	3	0	0	0	0	2	3				
53 Jim Johnson, R (8,1) OBP: 0.298, SLG: 0.429										0	0	0	0	0	0	0				
24 Kelly Johnson, L (9, PH) OBP: 0.298, SLG: 0.429										1	0	0	0	0	0	0				
39 Jason Grilli, R (9,1) OBP: 0.298, SLG: 0.429										0	0	0	0	0	0	0				
Inning Stats	R: 0 E: 0 K: 0 S: 8	H: 0 LOB: 1 BB: 1 P: 19	R: 0 E: 0 K: 2 S: 13	H: 0 LOB: 2 BB: 2 P: 25	R: 0 E: 0 K: 2 S: 10	H: 2 LOB: 2 BB: 0 P: 14	R: 1 E: 0 K: 1 S: 15	H: 3 LOB: 1 BB: 1 P: 23	R: 0 E: 0 K: 1 S: 9	H: 2 LOB: 1 BB: 0 P: 14	R: 1 E: 0 K: 1 S: 11	H: 1 LOB: 1 BB: 1 P: 18	R: 0 E: 0 K: 0 S: 4	H: 0 LOB: 0 BB: 0 P: 8	R: 0 E: 0 K: 0 S: 4	H: 0 LOB: 0 BB: 0 P: 7	1B: 7 2B: 0 3B: 0 HR: 1	SF: 0 SAC: 1 DP: 1 HBP: 0	WP: 0 PB: 1 SB: 0 CS: 0	PA: 38
PITCHER	IP WLS BF H R ER SO BB IBB HBP BLK WP HR S P ERA WHIP																			
49 Jeff Locke, L (1,1) ERA: 4.55	5.0 L 23 5 1 1 5 3 0 0 0 0 0 0 56 94 1.80 1.600																			
64 Deolis Guerra, R (6,1) ERA:	1.0 4 2 0 0 1 0 0 0 0 0 0 9 14 0.00 2.000																			
46 Vance Worley, R (7,1) ERA: 3.39	2.0 8 1 1 1 1 1 0 0 0 0 1 15 26 4.50 1.000																			
48 Jared Hughes, R (9,1) ERA: 2.67	1.0 3 0 0 0 0 0 0 0 0 0 0 4 7 0.00 0.000																			

AB	33
R	2
H	8
RBI	2
BB	4
SO	7
LOB	14



Batter	1	2	3	4	5	6	7	8	9	AB	R	H	RBI	BB	SO	LOB	BOTTOM			
5 Josh Harrison, R (1,4) OBP: 0.312, SLG: 0.381	F8		K			F9		K		4	0	0	0	0	2	1	Atlanta Braves @ Pittsburgh Pirates PNC Park, Pittsburgh, PA Sun Jun 28 2015, 1:39 PM - 4:23 PM EDT Att: 36,082 - Cloudy - 63 F			
27 Jung Ho Kang, R (1,5) OBP: 0.343, SLG: 0.381			K			L9		F8		2	0	0	0	0	1	0				
24 Pedro Alvarez, L (8, PH) OBP: 0.314, SLG: 0.434	HBP									1	0	0	0	0	0	1				
48 Jared Hughes, R (9,1) OBP: 0.312, SLG: 0.381										0	0	0	0	0	0	0				
22 Andrew McCutchen, R (1,8) OBP: 0.383, SLG: 0.487	F9				F8		29 SH1-3 6 1B		F8	4	0	1	0	0	0	1				
6 Starling Marte, R (1,7) OBP: 0.327, SLG: 0.457	K				K2-3		29 SH1-3 1B		G1-3	4	0	1	0	0	2	1				
29 Francisco Cervelli, R (1,2) OBP: 0.378, SLG: 0.404		G5-3					SH1-3			2	1	0	0	1	1	0				
10 Jordy Mercer, R (1,6) OBP: 0.288, SLG: 0.323							1-2 2-3			4	0	3	1	0	1	2				
3 Sean Rodriguez, R (1,3) OBP: 0.263, SLG: 0.371							K			3	0	0	0	0	2	4				
25 Gregory Polanco, L (9, PH) OBP: 0.300, SLG: 0.337							P4		K2-3	1	0	0	0	0	1	1				
51 Gorkys Hernández, R (1,9) OBP: 0.326, SLG: 0.378										3	0	0	0	0	0	1				
49 Jeff Locke, L (1,1) ERA: 3.17	7.1 W 27 5 0 0 8 1 0 0 0 0 0 64 94 0.00 0.682																			
64 Deolis Guerra, R (6,1) ERA:	0.2 H 2 0 0 0 1 0 0 0 0 0 0 5 6 0.00 0.000																			
23 Steve Lombardozzi, S (6, PH) ERA: 2.43	1.0 S 5 1 1 1 1 1 0 0 0 0 0 0 15 26 9.00 2.000																			
46 Vance Worley, R (7,1) ERA: 3.39																				
18 Neil Walker, S (8, PH) OBP: 0.326, SLG: 0.378																				
Inning Stats	R: 0 E: 0 K: 1 S: 8	H: 1 LOB: 0 BB: 0 P: 12	R: 0 E: 0 K: 1 S: 9	H: 1 LOB: 0 BB: 0 P: 12	R: 0 E: 0 K: 2 S: 11	H: 0 LOB: 0 BB: 0 P: 16	R: 0 E: 0 K: 2 S: 8	H: 0 LOB: 0 BB: 0 P: 13	R: 0 E: 0 K: 1 S: 7	H: 1 LOB: 0 BB: 0 P: 12	R: 0 E: 0 K: 0 S: 10	H: 2 LOB: 2 BB: 0 P: 15	R: 0 E: 0 K: 1 S: 9	H: 1 LOB: 1 BB: 0 P: 12	R: 1 E: 0 K: 1 S: 15	H: 1 LOB: 1 BB: 0 P: 26	1B: 4 2B: 2 3B: 0 HR: 0	SF: 0 SAC: 1 DP: 0 HBP: 1	WP: 0 PB: 0 SB: 1 CS: 1	PA: 34
PITCHER	IP WLS BF H R ER SO BB IBB HBP BLK WP HR S P ERA WHIP																			
40 Alex Wood, L (1,1) ERA: 3.17	7.1 W 27 5 0 0 8 1 0 0 0 0 0 64 94 0.00 0.682																			
53 Jim Johnson, R (8,1) ERA: 2.43	0.2 H 2 0 0 0 1 0 0 0 0 0 0 5 6 0.00 0.000																			
39 Jason Grilli, R (9,1) ERA: 3.14	1.0 S 5 1 1 1 1 1 0 0 0 0 0 0 15 26 9.00 2.000																			

AB	31
R	1
H	6
RBI	1
BB	1
SO	10
LOB	12



Batter	1	2	3	4	5	6	7	8	9	10	11	12	13	14	AB	R	H	RBI	BB	SO	LOB	TOP				
25 Gregory Polanco, L OBP: 0.299, SLG: 0.335 5 Josh Harrison, R OBP: 0.311, SLG: 0.379 (14, 4)															5	0	1	1	0	0	0					
18 Neil Walker, S OBP: 0.331, SLG: 0.380 64 Deolis Guerra, R (14, 1)															6	0	2	1	2	3	2					
22 Andrew McCutchen, R OBP: 0.389, SLG: 0.485 (1, 8)															6	0	2	1	3	2	5					
6 Starling Marte, R OBP: 0.326, SLG: 0.451 (1, 7)															6	1	1	0	0	4	6					
27 Jung Ho Kang, R OBP: 0.341, SLG: 0.374 (1, 5)															6	0	1	0	1	1	4					
24 Pedro Alvarez, L OBP: 0.321, SLG: 0.439 3 Sean Rodriguez, R OBP: 0.267, SLG: 0.394 (7, 3P) (7, 3)															2	1	1	0	1	0	3					
29 Francisco Cervelli, R OBP: 0.371, SLG: 0.395 (1, 10)															7	0	1	1	0	2	6					
10 Jordy Mercer, R OBP: 0.288, SLG: 0.320 (1, 6)															5	1	1	1	1	1	2					
19 Chris Stewart, R OBP: 0.318, SLG: 0.335 51 Gorkys Hernandez, R (14, PR) (14, 9)															7	1	3	0	0	1	3					
Inning Stats	R: 0 E: 0 K: 0 S: 14	H: 1 LOB: 3 BB: 3 P: 28	R: 1 E: 0 K: 0 S: 7	H: 2 LOB: 1 BB: 1 P: 16	R: 2 E: 1 K: 0 S: 9	H: 2 LOB: 2 BB: 0 P: 14	R: 0 E: 0 K: 1 S: 15	H: 1 LOB: 2 BB: 0 P: 21	R: 0 E: 0 K: 1 S: 7	H: 0 LOB: 0 BB: 0 P: 8	R: 0 E: 0 K: 2 S: 13	H: 0 LOB: 2 BB: 2 P: 25	R: 1 E: 0 K: 1 S: 16	H: 2 LOB: 2 BB: 0 P: 19	R: 0 E: 0 K: 2 S: 10	H: 1 LOB: 1 BB: 1 P: 16	R: 0 E: 0 K: 0 S: 14	H: 1 LOB: 1 BB: 0 P: 19	R: 0 E: 0 K: 1 S: 11	H: 1 LOB: 1 BB: 0 P: 15	R: 1 E: 0 K: 2 S: 14	H: 2 LOB: 2 BB: 0 P: 21	1B: 10 2B: 3 3B: 1 HR: 0	SF: 2 SAC: 1 DP: 1 HBP: 3	WP: 0 PB: 0 SB: 1 CS: 0	PA: 66
PITCHER	IP 6.0	WLS 30	BF 6	H 3	ER 2	SO 3	BB 5	IBB 0	HBP 0	BLK 0	WP 0	HR 0	S 61	P 103	ERA 3.00	WHIP 1.833										
35 Justin Verlander, R ERA: 5.09 62 Al Alburquerque, R ERA: 3.18 65 Blaine Hardy, L ERA: 2.76 44 Joba Chamberlain, R ERA: 3.1 38 Joakim Soria, R ERA: 2.56	(1, 1)	(7, 1)	(8, 1)	(8, 1)	(9, 1)																					
PITCHER	IP 1.0	WLS 4	BF 4	H 0	ER 0	SO 2	BB 0	IBB 0	HBP 0	BLK 0	WP 0	HR 0	S 10	P 16	ERA 0.00	WHIP 1.000										
43 Bruce Rondón, R ERA: 1.7 30 Alex Wilson, R ERA: 1.7 32 Tom Gorzelanny, L ERA: 6.56	(10, 1)	(11, 1)	(14, 1)	(14, 1)																						

Pittsburgh Pirates @ Detroit Tigers
Comerica Park, Detroit, MI
Tue Jun 30 2015, 7:10 PM - 12:47 AM EDT
Att: 33,899 - Cloudy - 69 F

AB: 52
R: 5
H: 14
RBI: 5
BB: 8
SO: 15
LOB: 32



Batter	1	2	3	4	5	6	7	8	9	10	11	12	13	14	AB	R	H	RBI	BB	SO	LOB	BOTTOM					
12 Anthony Gose, L OBP: 0.311, SLG: 0.357 20 Rajai Davis, R OBP: 0.348, SLG: 0.446 (12, 8)															5	0	1	0	0	2	3						
3 Ian Kinsler, R OBP: 0.333, SLG: 0.349 (1, 4)															7	0	2	1	0	1	4						
24 Miguel Cabrera, R OBP: 0.453, SLG: 0.584 (1, 3)															6	0	2	0	1	1	2						
41 Victor Martinez, S OBP: 0.324, SLG: 0.331 (1, 10)															6	1	2	0	0	1	5						
52 Yoenis Cespedes, R OBP: 0.324, SLG: 0.485 (1, 7)															6	0	0	0	0	2	4						
28 J.D. Martinez, R OBP: 0.330, SLG: 0.535 (1, 9)															6	2	3	2	0	3	1						
9 Nick Castellanos, R OBP: 0.289, SLG: 0.349 17 Andrew Romine, S OBP: 0.342, SLG: 0.433 (1, 5) (10, PR) (11, 5)															5	0	3	0	0	1	2						
34 James McCann, R OBP: 0.301, SLG: 0.400 (1, 2)															6	1	3	1	0	2	3						
1 Jose Iglesias, R OBP: 0.374, SLG: 0.381 (1, 6)															6	0	0	0	0	1	4						
Inning Stats	R: 0 E: 0 K: 0 S: 7	H: 0 LOB: 0 BB: 0 P: 12	R: 0 E: 0 K: 1 S: 12	H: 2 LOB: 0 BB: 0 P: 20	R: 0 E: 0 K: 0 S: 9	H: 0 LOB: 0 BB: 0 P: 11	R: 0 E: 0 K: 3 S: 13	H: 2 LOB: 1 BB: 0 P: 21	R: 1 E: 0 K: 1 S: 15	H: 2 LOB: 0 BB: 0 P: 20	R: 0 E: 0 K: 2 S: 10	H: 1 LOB: 1 BB: 1 P: 18	R: 0 E: 0 K: 2 S: 14	H: 1 LOB: 1 BB: 0 P: 22	R: 0 E: 0 K: 1 S: 11	H: 1 LOB: 1 BB: 0 P: 18	R: 0 E: 0 K: 1 S: 9	H: 0 LOB: 0 BB: 0 P: 13	R: 0 E: 0 K: 1 S: 11	H: 1 LOB: 1 BB: 0 P: 15	R: 0 E: 0 K: 1 S: 8	H: 2 LOB: 1 BB: 0 P: 11	1B: 13 2B: 3 3B: 0 HR: 1	SF: 0 SAC: 0 DP: 2 HBP: 1	WP: 1 PB: 0 SB: 1 CS: 0	PA: 58	
PITCHER	IP 6.2	WLS 29	BF 9	H 2	ER 2	SO 6	BB 0	IBB 0	HBP 0	BLK 0	WP 0	HR 0	S 66	P 107	ERA 2.70	WHIP 1.350											
45 Gerrit Cole, R ERA: 2.2 48 Jared Hughes, R ERA: 2.65 44 Tony Watson, L ERA: 2.11 37 Arquimedes Caminero, R ERA: 3.34 35 Mark Melancon, R ERA: 1.67	(1, 1)	(7, 1)	(8, 1)	(9, 1)	(10, 1)	(10, 1)	(10, 1)																				
PITCHER	IP 1.0	WLS 4	BF 1	H 1	ER 0	SO 2	BB 0	IBB 0	HBP 0	BLK 0	WP 0	HR 0	S 17	P 22	ERA 0.00	WHIP 1.000											
59 Antonio Bastardo, L ERA: 3.13 64 Deolis Guerra, R ERA: 1.7 64 Deolis Guerra, R ERA: 1.7	(11, 1)	(12, 1)	(14, 1)																								

Pittsburgh Pirates @ Detroit Tigers
Comerica Park, Detroit, MI
Tue Jun 30 2015, 7:10 PM - 12:47 AM EDT
Att: 33,899 - Cloudy - 69 F

AB: 56
R: 4
H: 17
RBI: 4
BB: 1
SO: 16
LOB: 28



Batter	1	2	3	4	5	6	7	8	9	AB	R	H	RBI	BB	SO	LOB	TOP									
5 Josh Harrison, R OBP: 0.311, SLG: 0.382	G5-3					K		F9		6	1	2	0	0	1	2	Pittsburgh Pirates @ Detroit Tigers Comerica Park, Detroit, MI Wed Jul 01 2015, 7:09 PM - 10:30 PM EDT Att: 31,351 - Cloudy - 71 F									
18 Neil Walker, S OBP: 0.338, SLG: 0.410	1B				G4-3					6	3	4	3	0	1	1										
22 Andrew McCutchen, R OBP: 0.386, SLG: 0.480	L7				G6-3			G6-3		5	1	1	0	0	1	2										
6 Starling Marte, R OBP: 0.333, SLG: 0.471	1B				K					5	1	4	1	0	1	1										
24 Pedro Alvarez, L OBP: 0.323, SLG: 0.456	F8				K					5	2	2	1	0	1	4										
29 Francisco Cervelli, R OBP: 0.372, SLG: 0.395	L8				G4-3					5	0	2	1	0	1	1										
25 Gregory Polanco, L OBP: 0.308, SLG: 0.345	1B				K					4	1	3	1	1	0	1										
10 Jordy Mercer, R OBP: 0.290, SLG: 0.322	1B				E6					5	0	2	0	0	0	3										
3 Sean Rodriguez, R OBP: 0.264, SLG: 0.385	K				K			G6-3		5	0	1	0	0	3	3										
Inning Stats	R: 0 E: 0 K: 0 S: 12	H: 2 LOB: 2 BB: 0 P: 21	R: 0 E: 0 K: 1 S: 8	H: 2 LOB: 1 BB: 0 P: 15	R: 5 E: 1 K: 1 S: 16	H: 7 LOB: 2 BB: 0 P: 23	R: 0 E: 0 K: 1 S: 9	H: 1 LOB: 1 BB: 0 P: 12	R: 0 E: 0 K: 2 S: 12	H: 1 LOB: 1 BB: 0 P: 17	R: 1 E: 0 K: 2 S: 20	H: 2 LOB: 1 BB: 0 P: 28	R: 0 E: 0 K: 1 S: 11	H: 1 LOB: 1 BB: 1 P: 19	R: 3 E: 0 K: 0 S: 17	H: 4 LOB: 1 BB: 0 P: 24	R: 0 E: 0 K: 1 S: 10	H: 1 LOB: 1 BB: 0 P: 17	1B: 13 HR: 4	SF: 0 2B: 5 3B: 0 DP: 1 HBP: 0	WP: 3 PB: 0 SB: 1 CS: 0	PA: 47				
PITCHER	IP	WLS	BF	H	R	ER	SO	BB	IBB	HBP	BLK	WP	HR	S	P	ERA	WHIP									
31 Alfredo Simon, R ERA: 3.94	(1, 1)	5.2	L	31	15	6	6	7	0	0	0	0	1	1	73	109	9.53	2.647								
62 AI Altuve, R ERA: 3.03	(6, 1)	1.1		5	1	0	0	1	0	0	0	0	1	0	15	26	0.00	1.500								
44 Joba Chamberlain, R ERA: 4.23	(8, 1)	0.2		6	4	3	3	0	0	0	0	0	0	3	16	23	40.50	6.000								
65 Blaine Hardy, L ERA: 2.65	(8, 1)	1.1		5	1	0	0	1	0	0	0	0	1	0	11	18	0.00	0.750								

Batter	1	2	3	4	5	6	7	8	9	AB	R	H	RBI	BB	SO	LOB	BOTTOM									
20 Rajai Davis, R OBP: 0.344, SLG: 0.450	G6-3									5	0	1	0	0	0	2	Pittsburgh Pirates @ Detroit Tigers Comerica Park, Detroit, MI Wed Jul 01 2015, 7:09 PM - 10:30 PM EDT Att: 31,351 - Cloudy - 71 F									
3 Ian Kinsler, R OBP: 0.328, SLG: 0.344	L9									4	0	0	0	0	1	2										
39 Josh Wilson, R OBP: 0.368, SLG: 0.421	1B									1	0	0	0	0	0	1										
24 Miguel Cabrera, R OBP: 0.449, SLG: 0.575	K									4	0	0	0	0	1	0										
17 Andrew Romine, S OBP: 0.351, SLG: 0.441	G1-3									1	0	1	0	0	0	0										
41 Victor Martinez, S OBP: 0.326, SLG: 0.335	K									4	1	1	0	0	1	2										
52 Yoenis Cespedes, R OBP: 0.323, SLG: 0.481	1B									4	1	1	1	0	1	1										
12 Anthony Gose, L OBP: 0.311, SLG: 0.357	1B									0	0	0	0	0	0	0										
28 J.D. Martinez, R OBP: 0.335, SLG: 0.538	1B									4	0	3	0	0	0	0										
9 Nick Castellanos, R OBP: 0.279, SLG: 0.347	1B									4	0	1	1	0	1	4										
34 James McCann, R OBP: 0.305, SLG: 0.419	FC4-6									4	1	2	1	0	0	2										
1 Jose Iglesias, R OBP: 0.372, SLG: 0.378	FC6-4									4	0	1	0	0	0	3										
Inning Stats	R: 0 E: 0 K: 1 S: 8	H: 0 LOB: 0 BB: 0 P: 11	R: 1 E: 0 K: 1 S: 16	H: 3 LOB: 2 BB: 0 P: 20	R: 0 E: 0 K: 0 S: 6	H: 0 LOB: 0 BB: 0 P: 8	R: 0 E: 0 K: 1 S: 10	H: 1 LOB: 1 BB: 0 P: 15	R: 0 E: 0 K: 0 S: 7	H: 1 LOB: 1 BB: 0 P: 8	R: 1 E: 0 K: 0 S: 13	H: 1 LOB: 1 BB: 0 P: 24	R: 0 E: 0 K: 1 S: 11	H: 1 LOB: 1 BB: 0 P: 14	R: 0 E: 0 K: 1 S: 13	H: 1 LOB: 2 BB: 0 P: 20	R: 1 E: 0 K: 0 S: 10	H: 3 LOB: 2 BB: 0 P: 11	1B: 8 HR: 1	SF: 0 2B: 1 3B: 1 DP: 0 HBP: 1	WP: 1 PB: 0 SB: 0 CS: 0	PA: 40				
PITCHER	IP	WLS	BF	H	R	ER	SO	BB	IBB	HBP	BLK	WP	HR	S	P	ERA	WHIP									
34 A.J. Burnett, R ERA: 2.05	(1, 1)	7.0	W	29	7	2	2	4	0	0	0	0	0	0	71	100	2.57	1.000								
48 Jared Hughes, R ERA: 2.57	(8, 1)	1.0		5	1	0	0	1	0	0	0	0	0	13	20	0.00	1.000									
37 Arquimedes Caminero, R ERA: 3.5	(9, 1)	1.0		6	3	1	1	0	0	0	0	0	1	10	11	9.00	3.000									

Batter	1	2	3	4	5	6	7	8	9	AB	R	H	RBI	BB	SO	LOB	TOP			
22 Jason Kipnis, L OBP: 0.420, SLG: 0.510	G4-3		G4-3	G4-3			BB	BB		3	0	0	0	2	0	2	Cleveland Indians @ Pittsburgh Pirates PNC Park, Pittsburgh, PA Fri Jul 03 2015, 7:07 PM - 12:26 AM EDT Att: 38,840 - Cloudy - 75 F			
12 Francisco Lindor, S OBP: 0.250, SLG: 0.269	L8		G3		L4		BB	G1-3		5	0	0	0	0	1	5				
23 Michael Brantley, L OBP: 0.369, SLG: 0.423	G3-1			BB	G3		F7			3	0	0	0	2	0	2				
7 David Murphy, L OBP: 0.370, SLG: 0.485		44 HR 1B	G6-3		G1-3			G3-6-3		4	2	1	0	1	0	2				
44 Brandon Moss, L OBP: 0.307, SLG: 0.450		1-H HR		10 1B 24 2B HBP		K		K	E3	4	2	1	2	0	2	1				
10 Yan Gomes, R OBP: 0.227, SLG: 0.320			K		F7			39 1B 24 1B	L8	5	1	2	0	0	1	1				
39 Gio Urshela, R OBP: 0.320, SLG: 0.357			G5-3		24 2B BB		K			3	0	1	0	1	1	0				
24 Michael Bourn, L OBP: 0.305, SLG: 0.284					2B			G5-3	22 BB 1B	3	0	2	3	1	0	0				
47 Trevor Bauer, R 35 MarC Rzepczynski, L 34 Zach McAllister, R 41 Carlos Santana, S 27 Bryan Shaw, S 37 Cody Allen, R			G1-3		G6-3			22 BB BB	K	2	0	0	0	1	0	3				
Inning Stats	R: 0 E: 0 K: 0 S: 5	H: 0 LOB: 0 BB: 0 P: 10	R: 2 E: 0 K: 1 S: 22	H: 2 LOB: 1 BB: 1 P: 35	R: 0 E: 0 K: 0 S: 7	H: 0 LOB: 1 BB: 1 P: 13	R: 1 E: 0 K: 0 S: 16	H: 2 LOB: 2 BB: 1 P: 25	R: 0 E: 0 K: 2 S: 9	H: 0 LOB: 0 BB: 0 P: 13	R: 0 E: 0 K: 1 S: 18	H: 0 LOB: 2 BB: 2 P: 28	R: 2 E: 0 K: 2 S: 15	H: 3 LOB: 3 BB: 2 P: 29	R: 0 E: 1 K: 0 S: 10	H: 0 LOB: 1 BB: 1 P: 16		1B: 5 2B: 1 3B: 0 HR: 1	SF: 0 SAC: 0 DP: 1 HBP: 1	WP: 0 PB: 0 SB: 0 CS: 0
PITCHER	IP WLS BF H R ER SO BB IBB HBP BLK WP HR S P ERA WHIP	IP WLS BF H R ER SO BB IBB HBP BLK WP HR S P ERA WHIP	IP WLS BF H R ER SO BB IBB HBP BLK WP HR S P ERA WHIP	IP WLS BF H R ER SO BB IBB HBP BLK WP HR S P ERA WHIP	IP WLS BF H R ER SO BB IBB HBP BLK WP HR S P ERA WHIP	IP WLS BF H R ER SO BB IBB HBP BLK WP HR S P ERA WHIP	IP WLS BF H R ER SO BB IBB HBP BLK WP HR S P ERA WHIP	IP WLS BF H R ER SO BB IBB HBP BLK WP HR S P ERA WHIP	IP WLS BF H R ER SO BB IBB HBP BLK WP HR S P ERA WHIP	IP WLS BF H R ER SO BB IBB HBP BLK WP HR S P ERA WHIP	IP WLS BF H R ER SO BB IBB HBP BLK WP HR S P ERA WHIP	IP WLS BF H R ER SO BB IBB HBP BLK WP HR S P ERA WHIP	IP WLS BF H R ER SO BB IBB HBP BLK WP HR S P ERA WHIP	IP WLS BF H R ER SO BB IBB HBP BLK WP HR S P ERA WHIP	IP WLS BF H R ER SO BB IBB HBP BLK WP HR S P ERA WHIP	IP WLS BF H R ER SO BB IBB HBP BLK WP HR S P ERA WHIP	IP WLS BF H R ER SO BB IBB HBP BLK WP HR S P ERA WHIP			

AB	33
R	5
H	7
RBI	5
BB	8
SO	6
LOB	18



Batter	1	2	3	4	5	6	7	8	9	AB	R	H	RBI	BB	SO	LOB	BOTTOM					
5 Josh Harrison, R OBP: 0.311, SLG: 0.377	F9			F9		18 G3-6-1 1B		K		4	0	1	0	0	1	0	Cleveland Indians @ Pittsburgh Pirates PNC Park, Pittsburgh, PA Fri Jul 03 2015, 7:07 PM - 12:26 AM EDT Att: 38,840 - Cloudy - 75 F					
18 Neil Walker, S OBP: 0.344, SLG: 0.419	G3-1			22 HR 1B		G3-6-1		K		4	1	1	0	0	1	1						
22 Andrew McCutchen, R OBP: 0.390, SLG: 0.493	G6-3			1-H HR			6 C6-4 BB		BB	2	1	1	2	2	0	0						
6 Starling Marte, R OBP: 0.333, SLG: 0.465		K		L4		FC6-4 29 BB		K		4	0	0	0	0	2	2						
24 Pedro Alvarez, L OBP: 0.318, SLG: 0.448	G4-1			G6-3		K		G4-3		4	0	0	0	0	1	2						
29 Francisco Cervelli, R OBP: 0.376, SLG: 0.407			K		G6-3		BB			2	0	0	0	1	1	0						
25 Gregory Polanco, L 48 Jared Hughes, R			P5		F8		K			3	0	0	0	0	1	2						
10 Jordy Mercer, R OBP: 0.294, SLG: 0.326			G1-3		G5-3			L9		3	0	0	0	0	0	0						
50 Charlie Morton, R 23 Steve Lombardozzi, S 59 Antonio Bastardo, R 37 Arquimedes Caminero, R 27 Jung Ho Kang, R			K		G4-3			K		1	0	0	0	0	1	0						
Inning Stats	R: 0 E: 0 K: 0 S: 10	H: 0 LOB: 0 BB: 0 P: 15	R: 0 E: 0 K: 2 S: 7	H: 0 LOB: 0 BB: 0 P: 10	R: 0 E: 0 K: 1 S: 8	H: 0 LOB: 0 BB: 0 P: 10	R: 2 E: 0 K: 0 S: 11	H: 2 LOB: 0 BB: 0 P: 15	R: 0 E: 0 K: 0 S: 4	H: 1 LOB: 0 BB: 0 P: 9	R: 0 E: 0 K: 0 S: 5	H: 0 LOB: 0 BB: 0 P: 8	R: 0 E: 0 K: 2 S: 13	H: 0 LOB: 2 BB: 2 P: 23	R: 0 E: 0 K: 2 S: 12	H: 0 LOB: 0 BB: 0 P: 15		R: 0 E: 0 K: 2 S: 13	H: 0 LOB: 1 BB: 1 P: 20	1B: 2 2B: 0 3B: 0 HR: 1	SF: 0 SAC: 0 DP: 1 HBP: 0	WP: 0 PB: 0 SB: 0 CS: 0
PITCHER	IP WLS BF H R ER SO BB IBB HBP BLK WP HR S P ERA WHIP	IP WLS BF H R ER SO BB IBB HBP BLK WP HR S P ERA WHIP	IP WLS BF H R ER SO BB IBB HBP BLK WP HR S P ERA WHIP	IP WLS BF H R ER SO BB IBB HBP BLK WP HR S P ERA WHIP	IP WLS BF H R ER SO BB IBB HBP BLK WP HR S P ERA WHIP	IP WLS BF H R ER SO BB IBB HBP BLK WP HR S P ERA WHIP	IP WLS BF H R ER SO BB IBB HBP BLK WP HR S P ERA WHIP	IP WLS BF H R ER SO BB IBB HBP BLK WP HR S P ERA WHIP	IP WLS BF H R ER SO BB IBB HBP BLK WP HR S P ERA WHIP	IP WLS BF H R ER SO BB IBB HBP BLK WP HR S P ERA WHIP	IP WLS BF H R ER SO BB IBB HBP BLK WP HR S P ERA WHIP	IP WLS BF H R ER SO BB IBB HBP BLK WP HR S P ERA WHIP	IP WLS BF H R ER SO BB IBB HBP BLK WP HR S P ERA WHIP	IP WLS BF H R ER SO BB IBB HBP BLK WP HR S P ERA WHIP	IP WLS BF H R ER SO BB IBB HBP BLK WP HR S P ERA WHIP	IP WLS BF H R ER SO BB IBB HBP BLK WP HR S P ERA WHIP	IP WLS BF H R ER SO BB IBB HBP BLK WP HR S P ERA WHIP					

AB	29
R	2
H	3
RBI	2
BB	3
SO	9
LOB	7



Batter	1	2	3	4	5	6	7	8	9	AB	R	H	RBI	BB	SO	LOB	TOP			
22 Jason Kipnis, L (1,4) OBP: 0.421, SLG: 0.506										2	0	0	0	1	2	0				
12 Francisco Lindor, S (1,6) OBP: 0.250, SLG: 0.268										4	0	1	0	0	0	1				
23 Michael Brantley, L (1,8) OBP: 0.363, SLG: 0.417										4	0	0	0	0	0	2				
10 Yan Gomes, R (1,2)										3	0	1	0	0	0	0				
41 Carlos Santana, S (1,3) OBP: 0.343, SLG: 0.362										3	0	0	0	0	0	1				
39 Gio Urshela, R (1,5) OBP: 0.321, SLG: 0.356										3	0	1	0	0	1	0				
44 Brandon Moss, L (1,9) OBP: 0.304, SLG: 0.445										3	0	0	0	0	0	1				
4 Mike Aviles, R (1,7) OBP: 0.308, SLG: 0.361										2	0	0	0	0	1	0				
24 Michael Bourn, L (9,PH) OBP: 0.304, SLG: 0.283										1	0	0	0	0	0	0				
56 Cody Anderson, R (1,1)										2	0	0	0	0	2	0				
7 David Murphy, L (9,PH) OBP: 0.368, SLG: 0.482										1	0	0	0	0	0	0				
Inning Stats	R: 0 E: 0 K: 0 S: 8	H: 0 LOB: 0 BB: 0 P: 12	R: 0 E: 0 K: 0 S: 8	H: 2 LOB: 1 BB: 0 P: 11	R: 0 E: 0 K: 2 S: 8	H: 0 LOB: 0 BB: 0 P: 10	R: 0 E: 0 K: 0 S: 5	H: 0 LOB: 0 BB: 0 P: 8	R: 0 E: 0 K: 1 S: 7	H: 0 LOB: 0 BB: 0 P: 11	R: 0 E: 0 K: 3 S: 9	H: 0 LOB: 0 BB: 0 P: 13	R: 0 E: 0 K: 0 S: 9	H: 0 LOB: 0 BB: 0 P: 14	R: 0 E: 0 K: 0 S: 6	H: 1 LOB: 2 BB: 1 P: 19	1B: 3 2B: 0 3B: 0 HR: 0	SF: 0 SAC: 0 DP: 2 HBP: 1	WP: 0 PB: 0 SB: 0 CS: 0	PA: 30
PITCHER	IP: 8.0 WLS: W BF: 25 ERA: 4.15	IP: 1.0 WLS: S BF: 5 ERA: 1.62																		

Cleveland Indians @ Pittsburgh Pirates
PNC Park, Pittsburgh, PA
Sat Jul 04 2015, 4:09 PM - 6:14 PM EDT
Att: 37,928 - Partly Cloudy - 80 F

AB	28
R	0
H	3
RBI	0
BB	1
SO	7
LOB	5



Batter	1	2	3	4	5	6	7	8	9	AB	R	H	RBI	BB	SO	LOB	BOTTOM			
5 Josh Harrison, R (1,5) OBP: 0.313, SLG: 0.385										4	1	2	0	0	0	1				
18 Neil Walker, S (1,4) OBP: 0.343, SLG: 0.416										4	0	1	1	0	0	2				
22 Andrew McCutchen, R (1,8) OBP: 0.390, SLG: 0.491										3	0	1	0	0	1	2				
6 Starling Marte, R (1,7) OBP: 0.330, SLG: 0.460										3	0	0	0	0	0	3				
24 Pedro Alvarez, L (1,3) OBP: 0.314, SLG: 0.442										3	0	0	0	0	1	1				
3 Sean Rodriguez, R (8,3) OBP: 0.261, SLG: 0.370										0	0	0	0	0	0	0				
29 Francisco Cervelli, R (1,2) OBP: 0.376, SLG: 0.406										3	0	1	0	0	1	0				
25 Gregory Polanco, L (1,9) OBP: 0.303, SLG: 0.333										3	0	0	0	0	0	1				
10 Jordy Mercer, R (1,6) OBP: 0.294, SLG: 0.326										3	0	1	0	0	0	1				
49 Jeff Locke, L (1,1) OBP: 0.087, SLG: 0.130										1	0	0	0	0	0	0				
27 Jung Ho Kang, R (8,PH) OBP: 0.335, SLG: 0.366										1	0	0	0	0	1	0				
35 Mark Melancon, R (9,1) ERA: 0.76										0	0	0	0	0	0	0				
Inning Stats	R: 0 E: 0 K: 1 S: 7	H: 1 LOB: 1 BB: 0 P: 10	R: 0 E: 0 K: 1 S: 5	H: 0 LOB: 0 BB: 0 P: 6	R: 0 E: 0 K: 0 S: 10	H: 1 LOB: 1 BB: 0 P: 15	R: 0 E: 0 K: 0 S: 9	H: 1 LOB: 0 BB: 0 P: 13	R: 0 E: 0 K: 0 S: 8	H: 0 LOB: 0 BB: 0 P: 10	R: 1 E: 0 K: 0 S: 13	H: 2 LOB: 1 BB: 0 P: 17	R: 0 E: 0 K: 1 S: 9	H: 1 LOB: 1 BB: 0 P: 12	R: 0 E: 0 K: 1 S: 6	H: 0 LOB: 0 BB: 0 P: 9	1B: 4 2B: 2 3B: 0 HR: 0	SF: 0 SAC: 1 DP: 0 HBP: 0	WP: 0 PB: 0 SB: 0 CS: 1	PA: 30
PITCHER	IP: 8.0 WLS: L BF: 29 ERA: 0.76																			

Cleveland Indians @ Pittsburgh Pirates
PNC Park, Pittsburgh, PA
Sat Jul 04 2015, 4:09 PM - 6:14 PM EDT
Att: 37,928 - Partly Cloudy - 80 F

AB	28
R	1
H	6
RBI	1
BB	0
SO	4
LOB	11



Batter	1	2	3	4	5	6	7	8	9	AB	R	H	RBI	BB	SO	LOB	TOP			
22 Jason Kipnis, L OBP: 0.419, SLG: 0.506										4	1	1	0	0	1	0	Cleveland Indians @ Pittsburgh Pirates PNC Park, Pittsburgh, PA Sun Jul 05 2015, 1:38 PM - 4:28 PM EDT Att: 36,812 - Partly Cloudy - 80 F			
12 Francisco Lindor, S OBP: 0.241, SLG: 0.297										3	0	0	0	0	0	0				
23 Michael Brantley, L OBP: 0.362, SLG: 0.414										4	0	1	1	0	1	0				
41 Carlos Santana, S OBP: 0.345, SLG: 0.359										2	1	0	0	1	0	1				
44 Brandon Moss, L OBP: 0.303, SLG: 0.442										4	0	1	0	0	1	1				
39 Gio Urshela, R OBP: 0.309, SLG: 0.342										3	0	0	0	0	0	2				
24 Michael Bourn, L OBP: 0.304, SLG: 0.283										3	1	1	1	0	1	0				
55 Roberto Pérez, R OBP: 0.340, SLG: 0.412										3	0	1	1	0	0	0				
31 Danny Salazar, R 50 Nick Hagadone, L 53 Jeff Manship, R 35 Marc Rzepczynski, L 54 Ryan Webb, R 7 David Murphy, L										2	0	0	0	0	2	1				
Inning Stats	R: 0 E: 0 K: 2 S: 10	H: 0 LOB: 0 BB: 0 P: 16	R: 2 E: 0 K: 1 S: 13	H: 3 LOB: 1 BB: 1 P: 21	R: 1 E: 0 K: 0 S: 7	H: 2 LOB: 0 BB: 0 P: 10	R: 0 E: 0 K: 0 S: 8	H: 0 LOB: 0 BB: 0 P: 12	R: 0 E: 0 K: 1 S: 9	H: 0 LOB: 0 BB: 0 P: 14	R: 0 E: 0 K: 0 S: 7	H: 0 LOB: 0 BB: 0 P: 9	R: 0 E: 0 K: 1 S: 7	H: 0 LOB: 0 BB: 0 P: 10	R: 0 E: 0 K: 0 S: 8	H: 0 LOB: 1 BB: 0 P: 14		1B: 4 2B: 1 3B: 0 HR: 0	SF: 0 SAC: 1 DP: 2 HBP: 1	WP: 0 PB: 0 SB: 1 CS: 0
PITCHER	IP WLS BF H R ER SO BB IBB HBP BLK WP HR S P ERA WHIP																			
45 Gerrit Cole, R ERA: 2.28	8.0 W 28 5 3 3 5 1 0 0 0 0 0 0 69 106 3.38 0.750																			
35 Mark Melancon, R ERA: 1.99	1.0 S 4 0 0 0 1 0 0 1 0 0 0 0 12 15 0.00 0.000																			

Batter	1	2	3	4	5	6	7	8	9	AB	R	H	RBI	BB	SO	LOB	BOTTOM			
5 Josh Harrison, R OBP: 0.313, SLG: 0.384										4	1	1	0	0	2	2	Cleveland Indians @ Pittsburgh Pirates PNC Park, Pittsburgh, PA Sun Jul 05 2015, 1:38 PM - 4:28 PM EDT Att: 36,812 - Partly Cloudy - 80 F			
51 Gorkys Hernandez, R										0	0	0	0	0	0	0				
18 Neil Walker, S OBP: 0.345, SLG: 0.415										3	1	1	1	1	1	0				
22 Andrew McCutchen, R OBP: 0.391, SLG: 0.493										3	0	1	2	1	1	0				
6 Starling Marte, R OBP: 0.329, SLG: 0.459										1	0	0	0	0	1	0				
25 Gregory Polanco, L (4, PH) OBP: 0.300, SLG: 0.330										3	0	0	0	0	0	4				
27 Jung Ho Kang, R OBP: 0.333, SLG: 0.364										4	1	1	0	0	1	0				
24 Pedro Alvarez, L OBP: 0.314, SLG: 0.453										3	1	1	2	0	1	0				
3 Sean Rodriguez, R OBP: 0.259, SLG: 0.367										1	0	0	0	0	0	0				
10 Jordy Mercer, R OBP: 0.297, SLG: 0.326										3	0	1	0	1	1	0				
19 Chris Stewart, R OBP: 0.326, SLG: 0.381										4	1	2	0	0	0	1				
45 Gerrit Cole, R OBP: 0.219, SLG: 0.167										2	0	0	0	0	2	0				
35 Mark Melancon, R										0	0	0	0	0	0	0				
Inning Stats	R: 0 E: 0 K: 1 S: 8	H: 0 LOB: 0 BB: 0 P: 14	R: 0 E: 0 K: 3 S: 9	H: 0 LOB: 0 BB: 0 P: 13	R: 0 E: 0 K: 1 S: 12	H: 1 LOB: 1 BB: 1 P: 20	R: 0 E: 0 K: 2 S: 12	H: 0 LOB: 0 BB: 0 P: 16	R: 5 E: 0 K: 0 S: 19	H: 6 LOB: 1 BB: 0 P: 26	R: 0 E: 0 K: 1 S: 6	H: 0 LOB: 0 BB: 0 P: 9	R: 0 E: 1 K: 0 S: 13	H: 0 LOB: 3 BB: 2 P: 27	R: 0 E: 0 K: 0 S: 9	H: 1 LOB: 1 BB: 0 P: 14	1B: 6 2B: 1 3B: 0 HR: 1	SF: 0 SAC: 1 DP: 0 HBP: 0	WP: 0 PB: 0 SB: 1 CS: 0	PA: 36
PITCHER	IP WLS BF H R ER SO BB IBB HBP BLK WP HR S P ERA WHIP																			
31 Danny Salazar, R ERA: 4.1	4.2 L 21 7 5 0 0 0 1 0 0 0 0 0 11 59 88 9.64 1.714																			
50 Nick Hagadone, L ERA: 4.1	1.0 3 0 0 0 0 0 0 0 0 0 0 0 4 6 0.00 0.000																			
53 Jeff Manship, R ERA: 3.71	1.0 4 0 0 0 0 1 0 0 0 0 0 0 11 16 0.00 0.000																			
35 Marc Rzepczynski, L ERA: 3.71	0.0 1 0 0 0 0 0 1 0 0 0 0 0 0 1 5 = =																			
54 Ryan Webb, R ERA: 2.84	1.1 6 1 0 0 0 0 1 0 0 0 0 0 0 13 24 0.00 1.500																			

AB 29
R 3
H 5
RBI 3
BB 1
SO 6
LOB 5



AB 31
R 5
H 8
RBI 5
SO 8
LOB 9



Batter	1	2	3	4	5	6	7	8	9	AB	R	H	RBI	BB	SO	LOB	TOP					
3 Derek Norris, R OBP: 0.288, SLG: 0.425										4	0	1	0	0	0	0						
26 Yanervis Solarte, S OBP: 0.391, SLG: 0.315										4	0	1	0	0	0	0						
27 Matt Kemp, R OBP: 0.279, SLG: 0.355										4	0	0	0	0	2	2						
53 Joaquin Benoit, R OBP: 0.297, SLG: 0.345										0	0	0	0	0	0	0						
37 Brandon Maurer, R OBP: 0.281, SLG: 0.296										0	0	0	0	0	0	0						
10 Justin Upton, R OBP: 0.342, SLG: 0.439										4	0	1	0	0	2	0						
23 Yonder Alonso, L OBP: 0.393, SLG: 0.392										3	1	2	0	1	0	0						
9 Jedd Gyorko, R OBP: 0.297, SLG: 0.345										4	0	2	0	0	0	1						
25 Will Venable, L OBP: 0.321, SLG: 0.406										2	0	0	0	1	0	2						
5 Alexi Amarista, L OBP: 0.281, SLG: 0.296										2	0	0	1	0	1	0						
33 James Shields, R OBP: 0.179, SLG: 0.205										2	0	0	0	0	0	2						
39 Brett Wallace, L OBP: 0.333, SLG: 0.300										0	0	0	0	1	0	0						
2 B.J. Upton, R OBP: 0.250, SLG: 0.261										0	0	0	0	0	0	0						
Inning Stats	R: 0 E: 0 K: 1 S: 9	H: 0 LOB: 0 BB: 0 P: 14	R: 1 E: 0 K: 0 S: 10	H: 1 LOB: 2 BB: 2 P: 20	R: 0 E: 0 K: 0 S: 9	H: 0 LOB: 0 BB: 0 P: 13	R: 0 E: 0 K: 1 S: 8	H: 0 LOB: 0 BB: 0 P: 11	R: 0 E: 0 K: 0 S: 6	H: 0 LOB: 0 BB: 0 P: 10	R: 0 E: 0 K: 0 S: 9	H: 0 LOB: 0 BB: 0 P: 15	R: 0 E: 0 K: 1 S: 8	H: 2 LOB: 1 BB: 0 P: 12	R: 0 E: 0 K: 2 S: 17	H: 2 LOB: 2 BB: 1 P: 24	R: 0 E: 0 K: 0 S: 8	H: 2 LOB: 0 BB: 0 P: 10	1B: 7 2B: 1 3B: 0 HR: 0	SF: 1 SAC: 0 DP: 2 HBP: 0	WP: 0 PB: 0 SB: 0 CS: 1	PA: 33
PITCHER	IP	WLS	BF	H	R	ER	SO	BB	IBB	HBP	BLK	WP	HR	S	P	ERA	WHIP					
34 A.J. Burnett, R ERA: 1.99	7.2		29	5	1	1	4	3	0	0	0	0	0	70	111	1.17	1.043					
44 Tony Watson, L ERA: 2.08	0.1		1	0	0	0	1	0	0	0	0	0	0	6	8	0.00	0.000					
48 Jared Hughes, R ERA: 2.39	1.0	W	3	2	0	0	0	0	0	0	0	0	0	8	10	0.00	2.000					

San Diego Padres @ Pittsburgh Pirates
PNC Park, Pittsburgh, PA
Mon Jul 06 2015, 7:34 PM - 10:27 PM EDT
Att: 23,182 - Partly Cloudy - 75 F

AB 29
R 1
H 7
RBI 1
BB 3
SO 5
LOB 7



Batter	1	2	3	4	5	6	7	8	9	AB	R	H	RBI	BB	SO	LOB	BOTTOM					
25 Gregory Polanco, L OBP: 0.300, SLG: 0.329										4	0	1	0	0	0	0						
18 Neil Walker, S OBP: 0.341, SLG: 0.409										4	0	0	0	0	2	0						
22 Andrew McCutchen, R OBP: 0.395, SLG: 0.497										2	2	1	0	2	0	0						
27 Jung Ho Kang, R OBP: 0.332, SLG: 0.361										4	0	1	0	0	1	2						
29 Francisco Cervelli, R OBP: 0.373, SLG: 0.401										3	0	0	0	0	0	2						
24 Pedro Alvarez, L OBP: 0.313, SLG: 0.450										4	0	1	1	0	0	1						
10 Jordy Mercer, R OBP: 0.298, SLG: 0.326										3	0	1	0	0	0	2						
3 Sean Rodriguez, R OBP: 0.252, SLG: 0.357										3	0	0	0	0	0	1						
34 A.J. Burnett, R ERA: 1.99										2	0	0	0	0	0	1						
44 Tony Watson, L ERA: 2.08										0	0	0	0	0	0	0						
30 Travis Ishikawa, L OBP: 0.297, SLG: 0.345										1	0	0	0	0	1	0						
48 Jared Hughes, R ERA: 2.39										0	0	0	0	0	0	0						
Inning Stats	R: 0 E: 0 K: 1 S: 8	H: 0 LOB: 0 BB: 0 P: 14	R: 0 E: 0 K: 0 S: 6	H: 0 LOB: 0 BB: 0 P: 10	R: 0 E: 0 K: 0 S: 5	H: 1 LOB: 0 BB: 0 P: 8	R: 0 E: 0 K: 2 S: 11	H: 0 LOB: 1 BB: 1 P: 21	R: 0 E: 0 K: 0 S: 6	H: 0 LOB: 0 BB: 0 P: 9	R: 0 E: 0 K: 0 S: 9	H: 0 LOB: 0 BB: 0 P: 15	R: 1 E: 1 K: 0 S: 15	H: 1 LOB: 2 BB: 0 P: 25	R: 0 E: 0 K: 1 S: 10	H: 1 LOB: 0 BB: 0 P: 18	R: 1 E: 0 K: 0 S: 12	H: 2 LOB: 2 BB: 1 P: 23	1B: 4 2B: 1 3B: 0 HR: 0	SF: 0 SAC: 0 DP: 1 HBP: 1	WP: 0 PB: 0 SB: 0 CS: 1	PA: 34
PITCHER	IP	WLS	BF	H	R	ER	SO	BB	IBB	HBP	BLK	WP	HR	S	P	ERA	WHIP					
33 James Shields, R ERA: 3.88	7.0		25	2	1	0	3	1	0	1	0	0	0	60	102	0.00	0.429					
53 Joaquin Benoit, R ERA: 2.08	1.0		3	1	0	0	1	0	0	0	0	0	0	10	18	0.00	1.000					
37 Brandon Maurer, R ERA: 1.91	0.2	L	5	2	1	1	0	1	0	0	0	0	0	12	23	13.50	4.500					

San Diego Padres @ Pittsburgh Pirates
PNC Park, Pittsburgh, PA
Mon Jul 06 2015, 7:34 PM - 10:27 PM EDT
Att: 23,182 - Partly Cloudy - 75 F

AB 30
R 2
H 5
RBI 1
BB 2
SO 4
LOB 9



Batter	1	2	3	4	5	6	7	8	9	10	AB	R	H	RBI	BB	SO	LOB	TOP	
13 Matt Carpenter, L OBP: 0.371, SLG: 0.430	(1,5) B SI 93 4-2 F SI 92 0-3 C SI 91 0-0 X SI 90 0-0 S SI 89 0-0		(1) K		(3) K		(3) L8		(2) G4-3		4	0	0	0	1	2	2		
16 Kolten Wong, L OBP: 0.343, SLG: 0.434	(1,4) X SI 93 0-0 G4-6-3		(2) G4-3			(1) K		(3) L3		4	1	0	0	0	0	1	1		
27 Jhonny Peralta, R OBP: 0.355, SLG: 0.473	(1,6) B SI 93 1-0 X CH 84		(3) F7								4	1	3	1	1	0	0		
38 Pete Kozma, R OBP: 0.225, SLG: 0.154	(10, PR) (10,6)										0	1	0	0	0	0	0		
22 Jason Heyward, L OBP: 0.327, SLG: 0.416	(1,9)										4	1	1	0	1	0	3		
4 Yadier Molina, R OBP: 0.323, SLG: 0.356	(1,2)										5	1	1	1	0	1	5		
12 Mark Reynolds, R OBP: 0.292, SLG: 0.389	(1,3)										4	0	0	0	0	1	3		
15 Randal Grichuk, R OBP: 0.319, SLG: 0.534	(1,7)										4	0	3	2	1	1	0		
8 Peter Bourjos, R OBP: 0.320, SLG: 0.362	(1,8)										4	0	1	0	1	1	5		
46 Tim Cooney, L 33 Carlos Velez, R 30 Pedro Alvarez, L 36 Randy Choate, L 43 Seth Maness, R 30 Dan Johnson, L 44 Sam Tuvaliala, R 44 Trevor Rosenthal, R											2	0	0	0	0	0	2		
Inning Stats	R: 0 E: 0 K: 0 S: 5	H: 0 LOB: 0 BB: 1 P: 10	R: 1 E: 0 K: 0 S: 12	H: 3 LOB: 2 BB: 1 P: 23	R: 1 E: 0 K: 1 S: 15	H: 1 LOB: 0 BB: 0 P: 21	R: 0 E: 0 K: 2 S: 9	H: 0 LOB: 0 BB: 0 P: 15	R: 0 E: 0 K: 1 S: 10	H: 0 LOB: 1 BB: 1 P: 16	R: 1 E: 1 K: 1 S: 9	H: 1 LOB: 3 BB: 1 P: 20	R: 0 E: 0 K: 1 S: 8	H: 0 LOB: 0 BB: 0 P: 15	R: 2 E: 0 K: 0 S: 9	H: 3 LOB: 2 BB: 0 P: 12	1B: 7 2B: 1 3B: 0 HR: 1	SF: 0 SAC: 0 DP: 2 HBP: 2	WP: 1 PA: 44
PITCHER	IP WLS BF H R ER SO BB IBB HBP BLK WP HR S P ERA WHIP	IP WLS BF H R ER SO BB IBB HBP BLK WP HR S P ERA WHIP	IP WLS BF H R ER SO BB IBB HBP BLK WP HR S P ERA WHIP	IP WLS BF H R ER SO BB IBB HBP BLK WP HR S P ERA WHIP	IP WLS BF H R ER SO BB IBB HBP BLK WP HR S P ERA WHIP	IP WLS BF H R ER SO BB IBB HBP BLK WP HR S P ERA WHIP	IP WLS BF H R ER SO BB IBB HBP BLK WP HR S P ERA WHIP	IP WLS BF H R ER SO BB IBB HBP BLK WP HR S P ERA WHIP	IP WLS BF H R ER SO BB IBB HBP BLK WP HR S P ERA WHIP	IP WLS BF H R ER SO BB IBB HBP BLK WP HR S P ERA WHIP	IP WLS BF H R ER SO BB IBB HBP BLK WP HR S P ERA WHIP	IP WLS BF H R ER SO BB IBB HBP BLK WP HR S P ERA WHIP	IP WLS BF H R ER SO BB IBB HBP BLK WP HR S P ERA WHIP	IP WLS BF H R ER SO BB IBB HBP BLK WP HR S P ERA WHIP	IP WLS BF H R ER SO BB IBB HBP BLK WP HR S P ERA WHIP	IP WLS BF H R ER SO BB IBB HBP BLK WP HR S P ERA WHIP	IP WLS BF H R ER SO BB IBB HBP BLK WP HR S P ERA WHIP	IP WLS BF H R ER SO BB IBB HBP BLK WP HR S P ERA WHIP	IP WLS BF H R ER SO BB IBB HBP BLK WP HR S P ERA WHIP

St. Louis Cardinals @ Pittsburgh Pirates
PNC Park, Pittsburgh, PA
Sun Jul 12 2015, 8:10 PM - 11:50 PM EDT
Att: 33,544 - Cloudy - 72 F

livebaseballscores.com

AB 37
R 5
H 9
RBI 4
BB 5
SO 8
LOB 23

Cardinals

Batter	1	2	3	4	5	6	7	8	9	10	AB	R	H	RBI	BB	SO	LOB	BOTTOM					
10 Jordy Mercer, R OBP: 0.293, SLG: 0.322	(1,6) B FF 90 1-2 C SI 92 0-0 X SI 91 0-0		(1) G4-3		(3) G4-3		(2) F7				5	1	2	0	0	0	2						
18 Neil Walker, S OBP: 0.341, SLG: 0.414	(1,4) C FF 91 1-1 X FF 92		(3) 1B			(1) L7		(3) K			5	0	1	0	0	1	4						
22 Andrew McCutchen, R OBP: 0.392, SLG: 0.500	(1,8) F FF 91 3-3 1 SAFE S CH 83 B CU 76 C SI 92 X SI 91		(1) K		(2) G4-3						5	0	0	0	0	3	2						
6 Starling Marte, R OBP: 0.328, SLG: 0.455	(1,7) X FF 91 0-0		(3) L7			(3) F8		(2) L5			5	1	1	1	0	1	1						
27 Jung Ho Kang, R OBP: 0.345, SLG: 0.354	(1,5) X FF 90 0-0		(1) G6-3								3	1	1	0	2	0	0						
29 Francisco Cervelli, R OBP: 0.360, SLG: 0.400	(1,2)										5	1	2	1	0	1	1						
3 Sean Rodriguez, R OBP: 0.250, SLG: 0.339	(1,3)										4	1	1	0	0	1	1						
30 Travis Ishikawa, L (10, PH) OBP: 0.294, SLG: 0.154	(10, PH)										0	0	0	0	1	0	0						
25 Gregory Polanco, L OBP: 0.315, SLG: 0.338	(1,9)										4	1	3	2	1	1	0						
47 Francisco Lirio, L OBP: 0.291, SLG: 0.391	(1,1)										2	0	1	2	0	1	1						
48 Jared Hughes, R ERA: 4.34	(7,1)										0	0	0	0	0	0	0						
59 Antonio Bastardo, R ERA: 1.72	(7,1)										1	0	0	0	0	0	0						
51 Gorkys Hernandez, R ERA: 4.01	(7,1)										1	0	0	0	0	0	0						
44 Tony Watson, L ERA: 4.11	(8,1)										0	0	0	0	0	0	0						
35 Mark Melancon, R ERA: 1.55	(8,1)										1	0	0	0	0	0	0						
24 Pedro Alvarez, L OBP: 0.303, SLG: 0.430	(8, PR)										1	0	0	0	0	0	0						
37 Arquemedes Caminero, R ERA: 1.47	(10,1)										0	0	0	0	0	0	0						
Inning Stats	R: 0 E: 0 K: 1 S: 9	H: 1 LOB: 1 BB: 0 P: 14	R: 2 E: 0 K: 0 S: 14	H: 3 LOB: 3 BB: 1 P: 23	R: 0 E: 0 K: 2 S: 9	H: 0 LOB: 0 BB: 1 P: 17	R: 1 E: 0 K: 2 S: 12	H: 2 LOB: 1 BB: 0 P: 18	R: 0 E: 0 K: 0 S: 4	H: 0 LOB: 0 BB: 0 P: 8	R: 0 E: 0 K: 1 S: 8	H: 0 LOB: 1 BB: 1 P: 10	R: 0 E: 0 K: 1 S: 11	H: 1 LOB: 1 BB: 0 P: 13	R: 0 E: 0 K: 1 S: 10	H: 0 LOB: 1 BB: 1 P: 22	R: 0 E: 0 K: 2 S: 8	H: 0 LOB: 0 BB: 0 P: 10	R: 3 E: 0 K: 0 S: 15	H: 5 LOB: 3 BB: 1 P: 29	1B: 10 2B: 1 3B: 1 HR: 0	SF: 0 SAC: 0 DP: 0 HBP: 0	WP: 0 PA: 45
PITCHER	IP WLS BF H R ER SO BB IBB HBP BLK WP HR S P ERA WHIP	IP WLS BF H R ER SO BB IBB HBP BLK WP HR S P ERA WHIP	IP WLS BF H R ER SO BB IBB HBP BLK WP HR S P ERA WHIP	IP WLS BF H R ER SO BB IBB HBP BLK WP HR S P ERA WHIP	IP WLS BF H R ER SO BB IBB HBP BLK WP HR S P ERA WHIP	IP WLS BF H R ER SO BB IBB HBP BLK WP HR S P ERA WHIP	IP WLS BF H R ER SO BB IBB HBP BLK WP HR S P ERA WHIP	IP WLS BF H R ER SO BB IBB HBP BLK WP HR S P ERA WHIP	IP WLS BF H R ER SO BB IBB HBP BLK WP HR S P ERA WHIP	IP WLS BF H R ER SO BB IBB HBP BLK WP HR S P ERA WHIP	IP WLS BF H R ER SO BB IBB HBP BLK WP HR S P ERA WHIP	IP WLS BF H R ER SO BB IBB HBP BLK WP HR S P ERA WHIP	IP WLS BF H R ER SO BB IBB HBP BLK WP HR S P ERA WHIP	IP WLS BF H R ER SO BB IBB HBP BLK WP HR S P ERA WHIP	IP WLS BF H R ER SO BB IBB HBP BLK WP HR S P ERA WHIP	IP WLS BF H R ER SO BB IBB HBP BLK WP HR S P ERA WHIP	IP WLS BF H R ER SO BB IBB HBP BLK WP HR S P ERA WHIP	IP WLS BF H R ER SO BB IBB HBP BLK WP HR S P ERA WHIP	IP WLS BF H R ER SO BB IBB HBP BLK WP HR S P ERA WHIP				

St. Louis Cardinals @ Pittsburgh Pirates
PNC Park, Pittsburgh, PA
Sun Jul 12 2015, 8:10 PM - 11:50 PM EDT
Att: 33,544 - Cloudy - 72 F

livebaseballscores.com

AB 40
R 6
H 12
RBI 6
BB 4
SO 9
LOB 13

P

Batter	1	2	3	4	5	6	7	8	9	AB	R	H	RBI	BB	SO	LOB	TOP								
25 Gregory Polanco, L (1, 9) OBP: 0.315, SLG: 0.337										4	0	1	0	0	0	0	Pittsburgh Pirates @ Milwaukee Brewers Miller Park, Milwaukee, WI Fri Jul 17 2015, 7:12 PM - 10:02 PM CDT Att: 32,363 - Clear - 88 F								
18 Neil Walker, S (1, 4) OBP: 0.340, SLG: 0.412										4	0	1	0	0	2	1									
22 Andrew McCutchen, R (1, 8) OBP: 0.389, SLG: 0.494										4	0	0	0	0	1	2									
6 Starling Marte, R (1, 7) OBP: 0.327, SLG: 0.451										3	0	0	0	0	0	2									
27 Jung Ho Kang, R (1, 5) OBP: 0.350, SLG: 0.396										3	1	1	1	0	1	2									
24 Pedro Alvarez, L (1, 3) OBP: 0.299, SLG: 0.424										4	0	0	0	0	2	3									
29 Francisco Cervelli, R (1, 2) OBP: 0.362, SLG: 0.395										3	0	0	0	0	1	2									
10 Jordy Mercer, R (1, 6) OBP: 0.293, SLG: 0.320										2	0	0	0	1	1										
50 Charlie Morton, R (1, 1) OBP: 0.125, SLG: 0.067										2	0	0	0	0	1	2									
48 Jared Hughes, R (7, 1) 3 Sean Rodriguez, R (8, PH) 37 Arquimedes Caminero, R (1, 1)										0	0	0	0	0	0	0									
										0	0	0	0	0	0	0									
										0	0	0	0	0	0	0									
										0	0	0	0	0	0	0									
Inning Stats	R: 0 E: 0 K: 0 S: 7	H: 0 LOB: 0 BB: 0 P: 11	R: 0 E: 0 K: 3 S: 11	H: 0 LOB: 1 BB: 0 P: 17	R: 0 E: 0 K: 1 S: 11	H: 0 LOB: 0 BB: 0 P: 11	R: 0 E: 0 K: 1 S: 6	H: 1 LOB: 0 BB: 0 P: 11	R: 0 E: 0 K: 1 S: 8	H: 0 LOB: 2 BB: 1 P: 15	R: 0 E: 0 K: 1 S: 8	H: 1 LOB: 0 BB: 0 P: 11	R: 1 E: 0 K: 0 S: 9	H: 1 LOB: 1 BB: 0 P: 13	R: 0 E: 0 K: 2 S: 8	H: 0 LOB: 0 BB: 0 P: 11	R: 0 E: 1 K: 1 S: 11	H: 0 LOB: 1 BB: 0 P: 14	1B: 2 2B: 1 3B: 0 HR: 1	SF: 0 SAC: 0 DP: 2 HBP: 2	WP: 2 PB: 0 SB: 1 CS: 0	PA: 33			
PITCHER	IP	WLS	BF	H	R	ER	SO	BB	IBB	HBP	BLK	WP	HR	S	P	ERA	WHIP								
50 Mike Fiers, R (1, 1) ERA: 3.79	7.0	W	26	3	1	1	7	0	1	2	0	1	1	60	89	1.29	0.429								
13 Will Smith, L (8, 1) ERA: 1.82	1.0	H	3	0	0	0	2	0	0	0	0	0	0	8	11	0.00	0.000								
57 Francisco Rodriguez, R (9, 1) ERA: 1.36	1.0	S	4	0	0	0	1	0	0	0	0	1	0	11	14	0.00	0.000								

Batter	1	2	3	4	5	6	7	8	9	AB	R	H	RBI	BB	SO	LOB	BOTTOM								
28 Gerardo Parra, L (1, 7) OBP: 0.345, SLG: 0.502										5	1	2	1	0	1	3	Pittsburgh Pirates @ Milwaukee Brewers Miller Park, Milwaukee, WI Fri Jul 17 2015, 7:12 PM - 10:02 PM CDT Att: 32,363 - Clear - 88 F								
20 Jonathan Lucroy, R (1, 2) OBP: 0.396, SLG: 0.520										3	0	0	0	0	0	2									
8 Ryan Braun, R (1, 9) OBP: 0.338, SLG: 0.489										4	0	0	1	1	1	4									
24 Adam Lind, L (1, 3) OBP: 0.374, SLG: 0.507										3	0	0	0	0	0	0									
27 Carlos Gómez, R (1, 8) OBP: 0.325, SLG: 0.446										2	0	0	0	2	1	0									
16 Aramis Ramirez, R (1, 5) OBP: 0.282, SLG: 0.417										3	0	1	0	1	0	4									
9 Jean Segura, R (1, 6) OBP: 0.303, SLG: 0.345										4	0	1	0	0	0	3									
2 Scooter Gennett, L (1, 4) OBP: 0.292, SLG: 0.388										1	2	1	0	2	0	0									
50 Mike Fiers, R (1, 1) ERA: 4.34	6.0	L	28	5	4	4	2	2	1	1	0	0	0	0	0	0									
48 Jared Hughes, R (7, 1) ERA: 2.23	1.0		5	0	0	0	2	0	0	1	0	0	0	5	16	0.00		2.000							
18 Kris Davis, R (8, PH) 37 Arquimedes Caminero, R (9, 1) ERA: 4.02	1.0		6	1	0	0	2	1	0	1	0	0	0	18	27	0.00	2.000								
Inning Stats	R: 1 E: 0 K: 0 S: 7	H: 1 LOB: 0 BB: 0 P: 10	R: 0 E: 0 K: 0 S: 9	H: 1 LOB: 2 BB: 1 P: 18	R: 0 E: 0 K: 1 S: 6	H: 0 LOB: 0 BB: 0 P: 10	R: 0 E: 0 K: 1 S: 8	H: 0 LOB: 1 BB: 1 P: 17	R: 1 E: 0 K: 0 S: 9	H: 1 LOB: 1 BB: 0 P: 13	R: 0 E: 0 K: 0 S: 7	H: 0 LOB: 1 BB: 1 P: 13	R: 2 E: 1 K: 0 S: 13	H: 2 LOB: 3 BB: 2 P: 25	R: 0 E: 0 K: 2 S: 18	H: 1 LOB: 3 BB: 1 P: 27	1B: 3 2B: 3 3B: 0 HR: 0	SF: 0 SAC: 2 DP: 1 HBP: 3	WP: 0 PB: 0 SB: 2 CS: 0	PA: 39					
PITCHER	IP	WLS	BF	H	R	ER	SO	BB	IBB	HBP	BLK	WP	HR	S	P	ERA	WHIP								
50 Charlie Morton, R (1, 1) ERA: 4.34	6.0	L	28	5	4	4	2	2	1	1	0	0	0	0	0	0	0								
48 Jared Hughes, R (7, 1) ERA: 2.23	1.0		5	0	0	0	2	0	0	1	0	0	0	5	16	0.00	2.000								
37 Arquimedes Caminero, R (9, 1) ERA: 4.02	1.0		6	1	0	0	2	1	0	1	0	0	0	18	27	0.00	2.000								

Batter	1	2	3	4	5	6	7	8	9	AB	R	H	RBI	BB	SO	LOB	TOP				
25 Gregory Polanco, L OBP: 0.316, SLG: 0.341										5	2	2	0	0	0	0					
18 Neil Walker, S OBP: 0.338, SLG: 0.409										5	1	1	0	0	0	2					
22 Andrew McCutchen, R OBP: 0.394, SLG: 0.494										2	2	1	0	3	0	0					
6 Starling Marte, R OBP: 0.329, SLG: 0.455										4	0	2	1	0	1	2					
27 Jung Ho Kang, R OBP: 0.350, SLG: 0.393										2	0	0	0	1	1	2					
64 Deolis Guerra, R										0	0	0	0	0	0	0					
30 Travis Ishikawa, L OBP: 0.278, SLG: 0.143										1	0	0	1	0	0	1					
24 Pedro Alvarez, L OBP: 0.298, SLG: 0.419										3	0	0	0	0	2	3					
59 Antonio Bastardo, R										0	0	0	0	0	0	0					
29 Francisco Cervelli, R OBP: 0.361, SLG: 0.393										4	0	1	0	0	0	5					
10 Jordy Mercer, R OBP: 0.289, SLG: 0.315										4	0	0	0	0	2	3					
46 Vance Worley, R OBP: 0.176, SLG: 0.235										2	0	0	0	0	1	0					
3 Sean Rodriguez, R OBP: 0.244, SLG: 0.331										2	0	0	0	0	1	1					
Inning Stats	R: 3 H: 3 E: 2 K: 1 S: 14	WLS: 3 BF: 1 LOB: 24	R: 0 H: 0 E: 0 K: 2 S: 9	H: 0 R: 0 ER: 0 LOB: 0 BB: 10	R: 0 H: 1 E: 0 K: 2 S: 11	LOB: 1 BB: 2 P: 19	R: 0 H: 0 E: 0 K: 0 S: 9	H: 0 R: 0 ER: 0 LOB: 0 BB: 12	R: 0 H: 0 E: 0 K: 1 S: 7	H: 1 R: 0 ER: 0 LOB: 1 BB: 13	R: 2 H: 2 E: 0 K: 2 S: 16	H: 2 R: 0 ER: 0 LOB: 1 BB: 27	R: 0 H: 0 E: 0 K: 1 S: 8	H: 0 R: 0 ER: 0 LOB: 0 BB: 8	R: 0 H: 0 E: 0 K: 0 S: 9	H: 0 R: 0 ER: 0 LOB: 0 BB: 16	1B: 5 2B: 3 3B: 0 HR: 0	SF: 0 SAC: 0 DP: 1 HBP: 1	WP: 1 PB: 0 SB: 0 CS: 0	PA: 39	
PITCHER	IP WLS BF H R ER SO BB IBB HBP BLK WP HR S P ERA WHIP	IP WLS BF H R ER SO BB IBB HBP BLK WP HR S P ERA WHIP	IP WLS BF H R ER SO BB IBB HBP BLK WP HR S P ERA WHIP	IP WLS BF H R ER SO BB IBB HBP BLK WP HR S P ERA WHIP	IP WLS BF H R ER SO BB IBB HBP BLK WP HR S P ERA WHIP	IP WLS BF H R ER SO BB IBB HBP BLK WP HR S P ERA WHIP	IP WLS BF H R ER SO BB IBB HBP BLK WP HR S P ERA WHIP	IP WLS BF H R ER SO BB IBB HBP BLK WP HR S P ERA WHIP	IP WLS BF H R ER SO BB IBB HBP BLK WP HR S P ERA WHIP	IP WLS BF H R ER SO BB IBB HBP BLK WP HR S P ERA WHIP	IP WLS BF H R ER SO BB IBB HBP BLK WP HR S P ERA WHIP	IP WLS BF H R ER SO BB IBB HBP BLK WP HR S P ERA WHIP	IP WLS BF H R ER SO BB IBB HBP BLK WP HR S P ERA WHIP	IP WLS BF H R ER SO BB IBB HBP BLK WP HR S P ERA WHIP	IP WLS BF H R ER SO BB IBB HBP BLK WP HR S P ERA WHIP	IP WLS BF H R ER SO BB IBB HBP BLK WP HR S P ERA WHIP	IP WLS BF H R ER SO BB IBB HBP BLK WP HR S P ERA WHIP	IP WLS BF H R ER SO BB IBB HBP BLK WP HR S P ERA WHIP	IP WLS BF H R ER SO BB IBB HBP BLK WP HR S P ERA WHIP	IP WLS BF H R ER SO BB IBB HBP BLK WP HR S P ERA WHIP	IP WLS BF H R ER SO BB IBB HBP BLK WP HR S P ERA WHIP

Pittsburgh Pirates @ Milwaukee Brewers
 Miller Park, Milwaukee, WI
 Sat Jul 18 2015, 6:11 PM - 9:35 PM CDT
 Att: 33,104 - Partly Cloudy - 82 F

AB 34
R 5
H 7
RBI 2
BB 4
SO 10
LOB 18

Batter	1	2	3	4	5	6	7	8	9	AB	R	H	RBI	BB	SO	LOB	BOTTOM					
28 Gerardo Parra, L OBP: 0.346, SLG: 0.498										4	1	1	0	1	1	1						
20 Jonathan Lucroy, R OBP: 0.395, SLG: 0.533										4	1	1	2	0	1	1						
14 Hernán Pérez, R OBP: 0.276, SLG: 0.373										1	0	1	0	0	0	0						
8 Ryan Braun, R OBP: 0.342, SLG: 0.488										3	2	1	0	2	1	0						
27 Carlos Gómez, R OBP: 0.322, SLG: 0.439										4	0	0	0	1	1	4						
16 Aramis Ramirez, R OBP: 0.294, SLG: 0.434										3	2	3	2	1	0	0						
2 Scooter Gennett, L OBP: 0.301, SLG: 0.394										5	1	3	1	0	0	5						
9 Jean Segura, R OBP: 0.302, SLG: 0.343										4	0	1	0	0	1	4						
12 Martín Maldonado, R OBP: 0.256, SLG: 0.268										4	0	0	0	0	1	4						
52 Jimmy Nelson, R OBP: 0.135, SLG: 0.139										3	0	1	2	0	0	2						
21 Jeremy Jeffress, R										0	0	0	0	0	0	0						
18 Khris Davis, R OBP: 0.333, SLG: 0.466										1	1	1	1	0	0	0						
51 Jonathan Broxton, R										0	0	0	0	0	0	0						
57 Francisco Rodríguez, R										0	0	0	0	0	0	0						
Inning Stats	R: 0 H: 2 E: 0 K: 1 S: 10	H: 3 R: 2 ER: 0 LOB: 0 BB: 16	R: 2 H: 3 E: 0 K: 2 S: 13	H: 3 R: 0 ER: 0 LOB: 1 BB: 0	R: 1 H: 1 E: 1 K: 0 S: 13	H: 1 R: 1 ER: 1 LOB: 2 BB: 23	R: 2 H: 1 E: 0 K: 1 S: 16	H: 1 R: 0 ER: 0 LOB: 0 BB: 1	R: 1 H: 3 E: 0 K: 1 S: 12	H: 3 R: 1 ER: 0 LOB: 2 BB: 16	R: 1 H: 1 E: 0 K: 1 S: 15	H: 1 R: 0 ER: 0 LOB: 2 BB: 28	R: 1 H: 1 E: 0 K: 0 S: 11	H: 1 R: 0 ER: 0 LOB: 2 BB: 14	R: 0 H: 1 E: 0 K: 0 S: 11	H: 1 R: 0 ER: 0 LOB: 2 BB: 22	1B: 9 2B: 2 3B: 0 HR: 3	SF: 0 SAC: 0 DP: 2 HBP: 1	WP: 0 PB: 1 SB: 1 CS: 0	PA: 42		
PITCHER	IP WLS BF H R ER SO BB IBB HBP BLK WP HR S P ERA WHIP	IP WLS BF H R ER SO BB IBB HBP BLK WP HR S P ERA WHIP	IP WLS BF H R ER SO BB IBB HBP BLK WP HR S P ERA WHIP	IP WLS BF H R ER SO BB IBB HBP BLK WP HR S P ERA WHIP	IP WLS BF H R ER SO BB IBB HBP BLK WP HR S P ERA WHIP	IP WLS BF H R ER SO BB IBB HBP BLK WP HR S P ERA WHIP	IP WLS BF H R ER SO BB IBB HBP BLK WP HR S P ERA WHIP	IP WLS BF H R ER SO BB IBB HBP BLK WP HR S P ERA WHIP	IP WLS BF H R ER SO BB IBB HBP BLK WP HR S P ERA WHIP	IP WLS BF H R ER SO BB IBB HBP BLK WP HR S P ERA WHIP	IP WLS BF H R ER SO BB IBB HBP BLK WP HR S P ERA WHIP	IP WLS BF H R ER SO BB IBB HBP BLK WP HR S P ERA WHIP	IP WLS BF H R ER SO BB IBB HBP BLK WP HR S P ERA WHIP	IP WLS BF H R ER SO BB IBB HBP BLK WP HR S P ERA WHIP	IP WLS BF H R ER SO BB IBB HBP BLK WP HR S P ERA WHIP	IP WLS BF H R ER SO BB IBB HBP BLK WP HR S P ERA WHIP	IP WLS BF H R ER SO BB IBB HBP BLK WP HR S P ERA WHIP	IP WLS BF H R ER SO BB IBB HBP BLK WP HR S P ERA WHIP	IP WLS BF H R ER SO BB IBB HBP BLK WP HR S P ERA WHIP	IP WLS BF H R ER SO BB IBB HBP BLK WP HR S P ERA WHIP	IP WLS BF H R ER SO BB IBB HBP BLK WP HR S P ERA WHIP	IP WLS BF H R ER SO BB IBB HBP BLK WP HR S P ERA WHIP

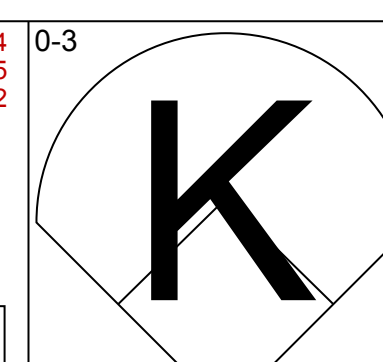
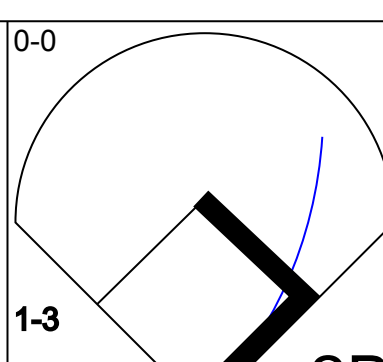
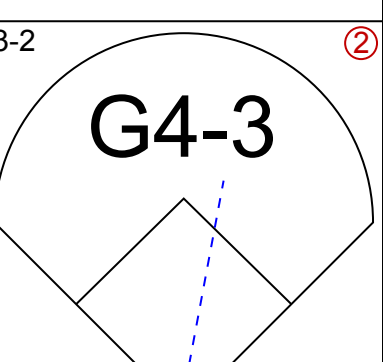
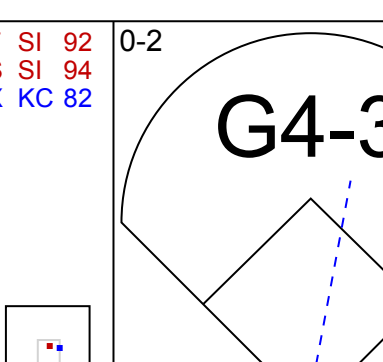
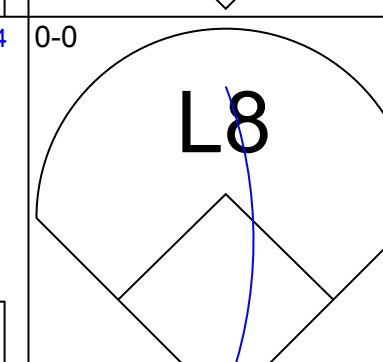
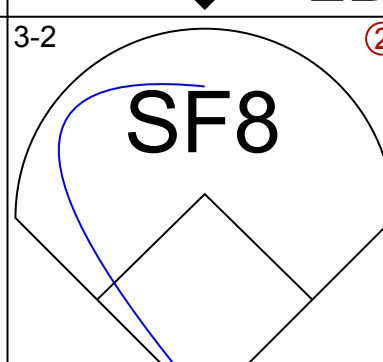
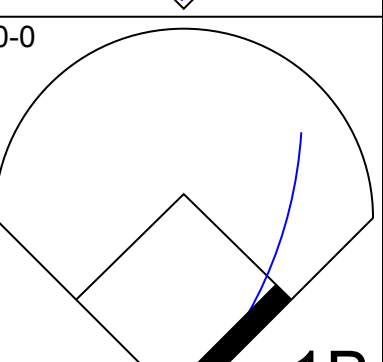
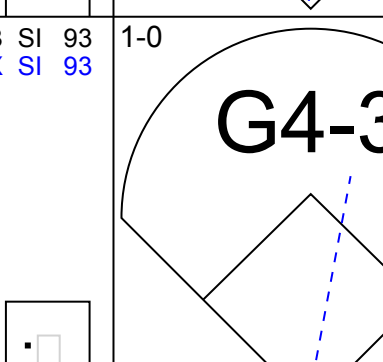
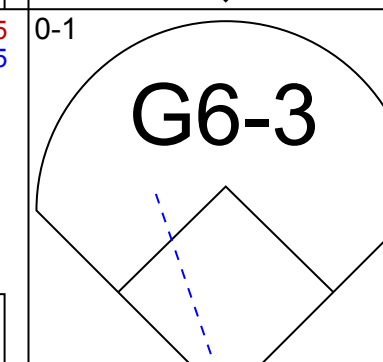
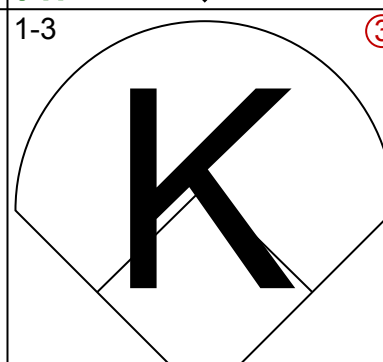
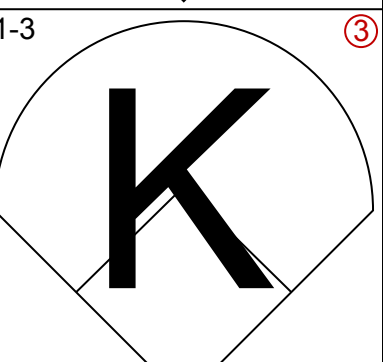
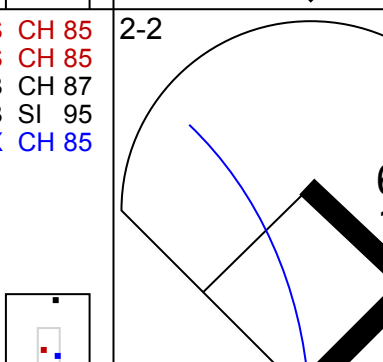
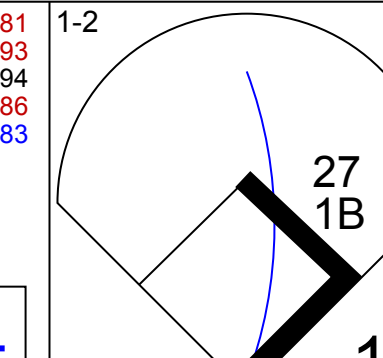
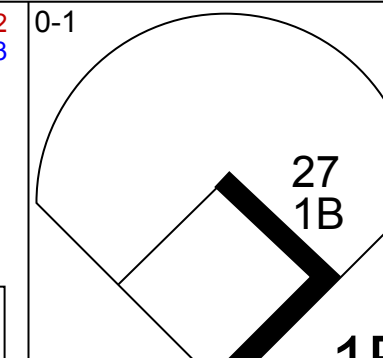
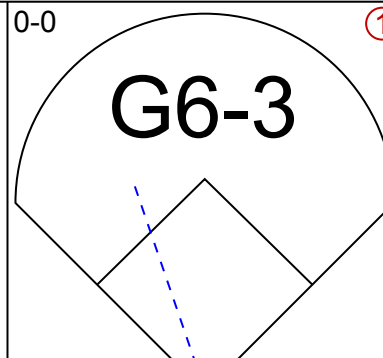
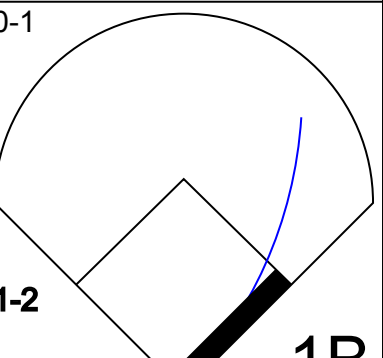


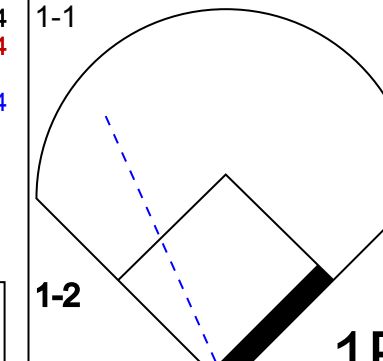
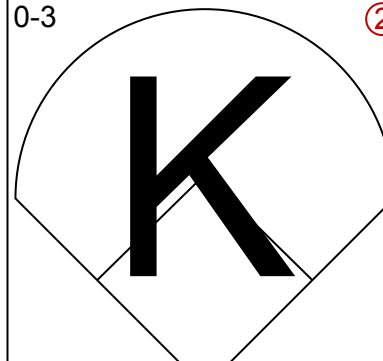
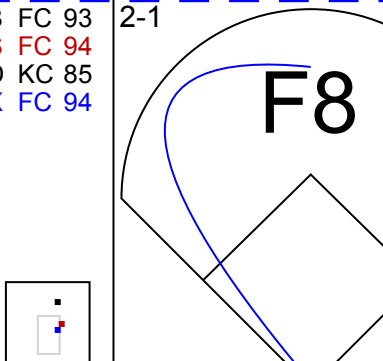



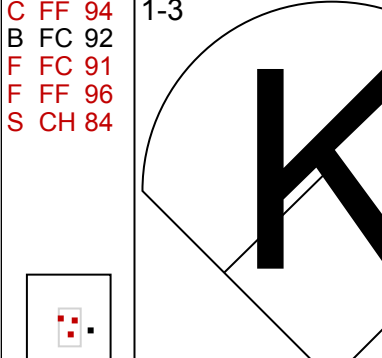

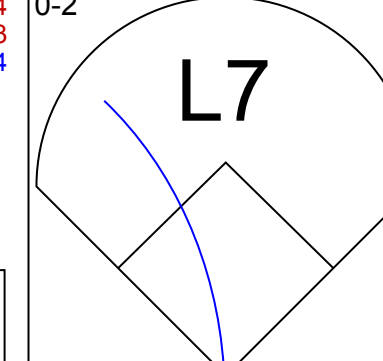
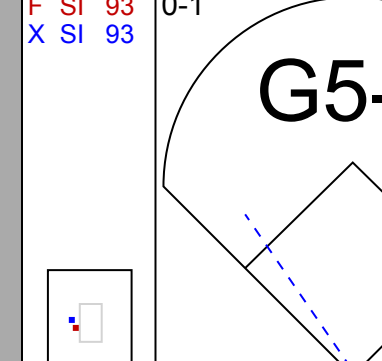
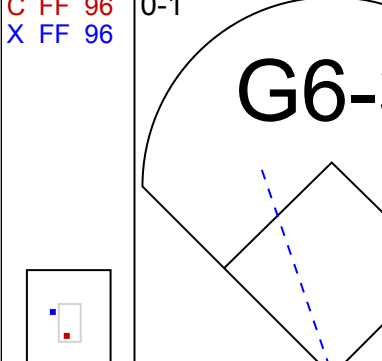
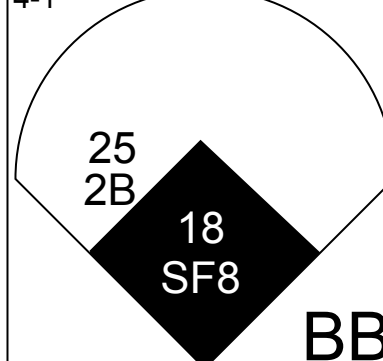
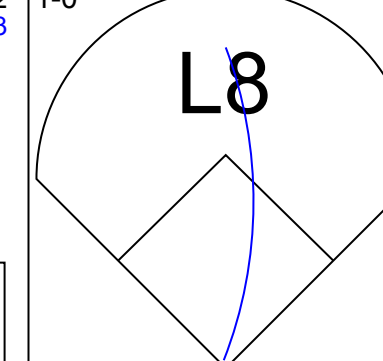
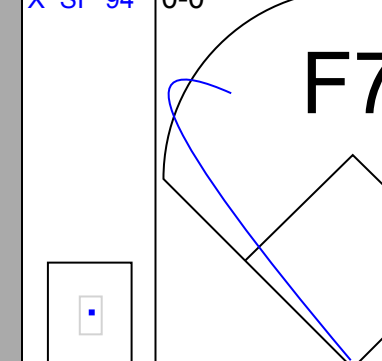
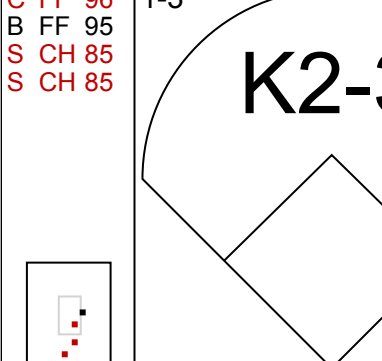
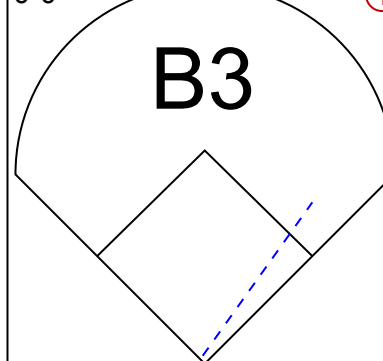
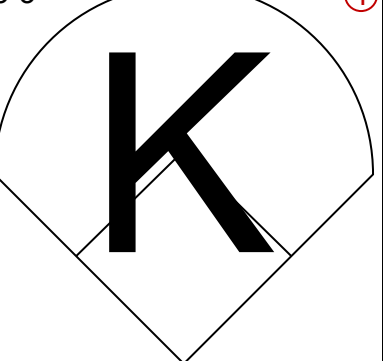
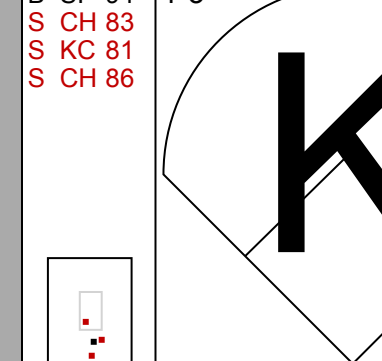
Pittsburgh Pirates @ Milwaukee Brewers
 Miller Park, Milwaukee, WI
 Sat Jul 18 2015, 6:11 PM - 9:35 PM CDT
 Att: 33,104 - Partly Cloudy - 82 F

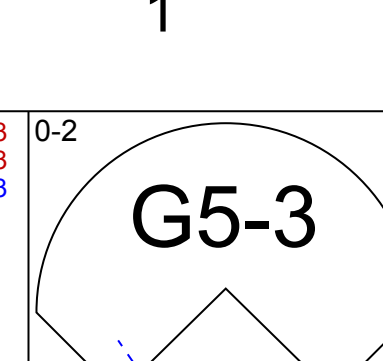
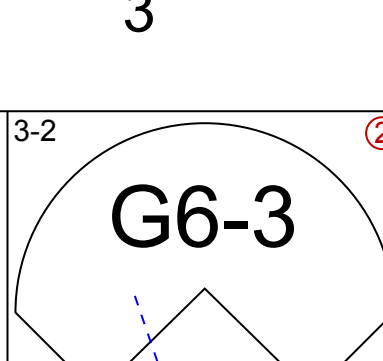
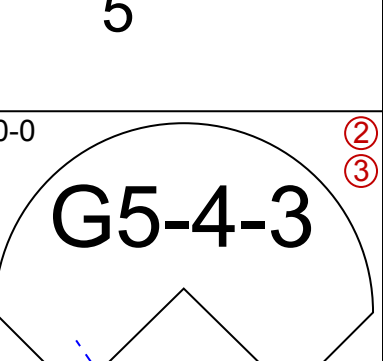
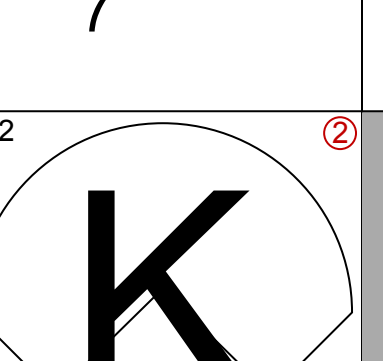
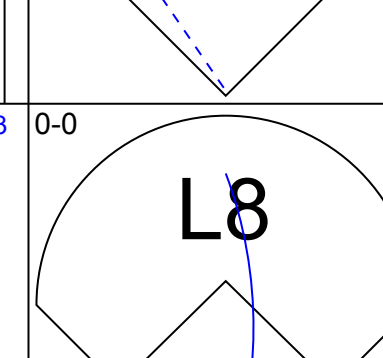
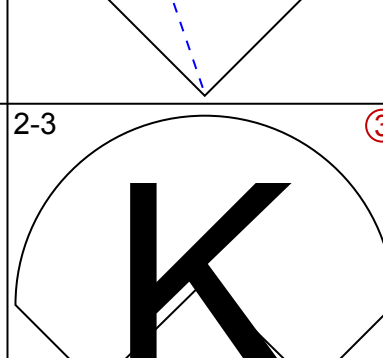
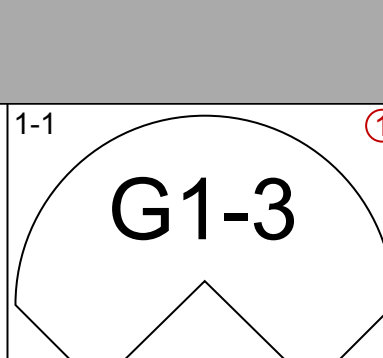
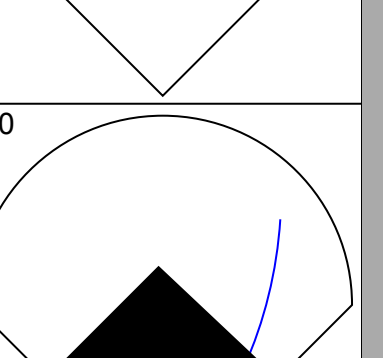
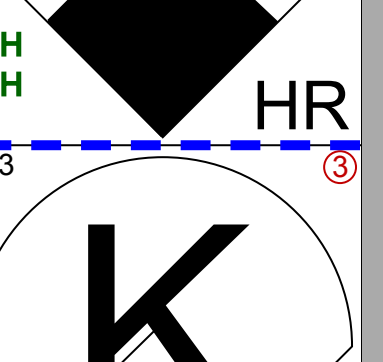
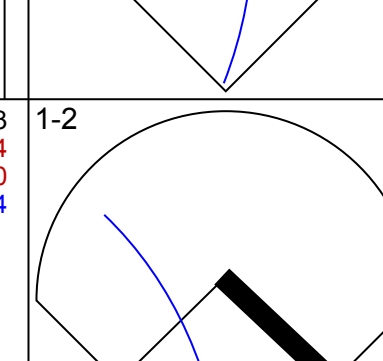
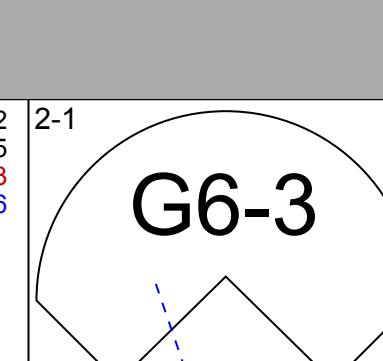
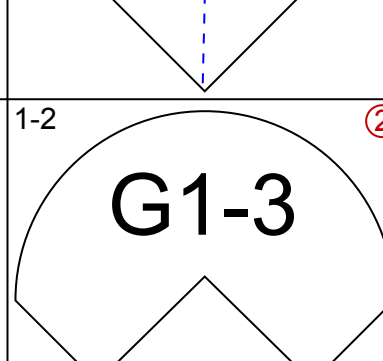
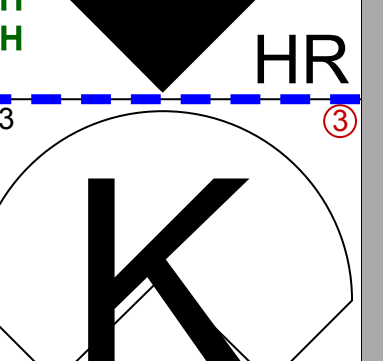
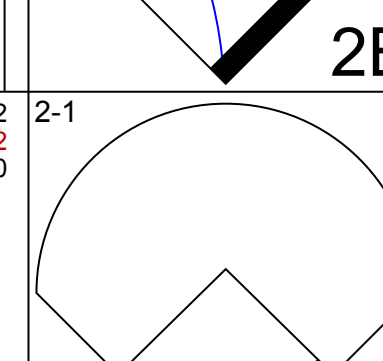
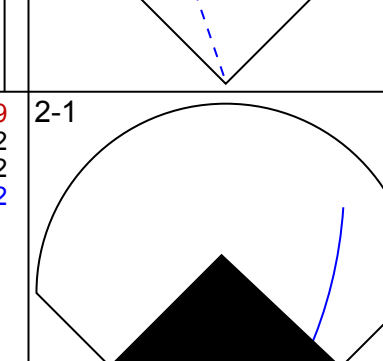
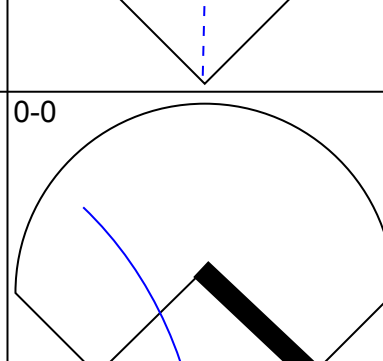
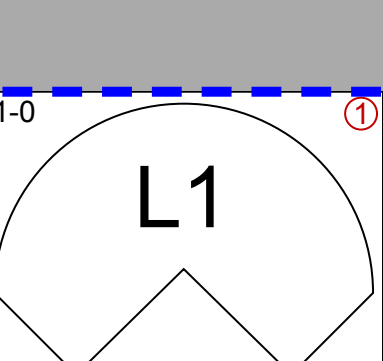
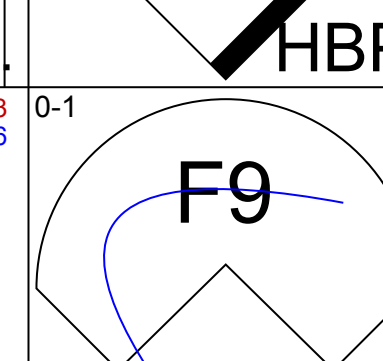
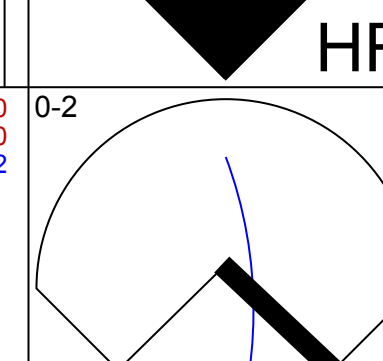
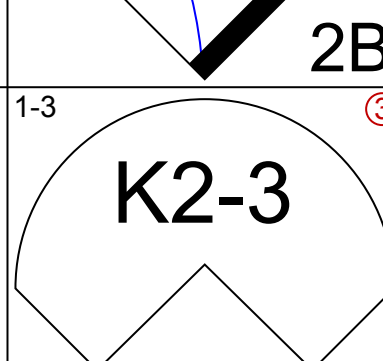
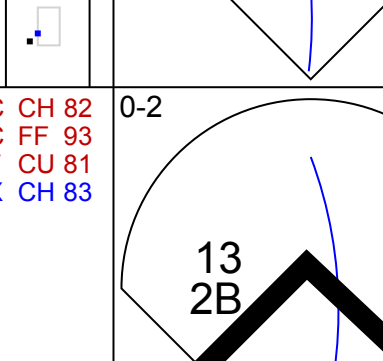
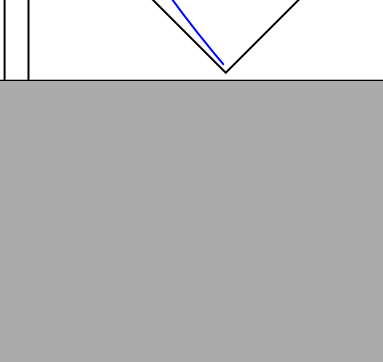
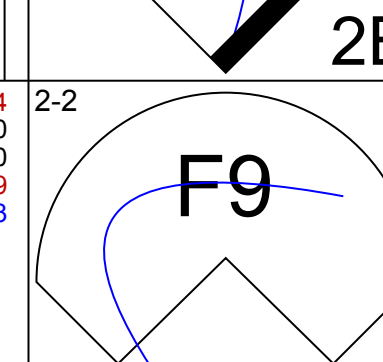
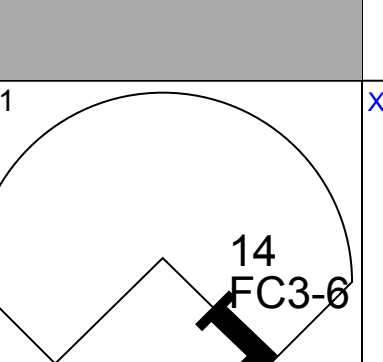
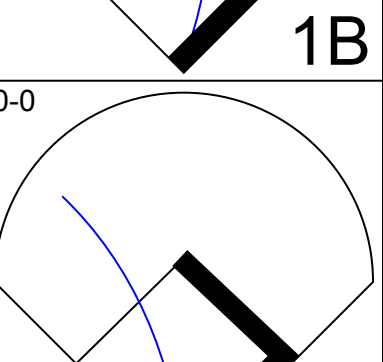

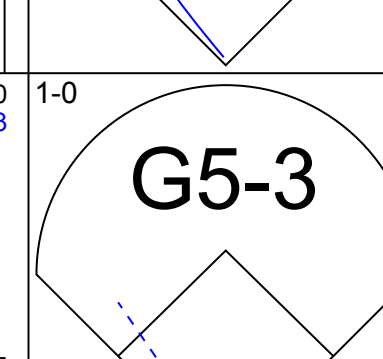
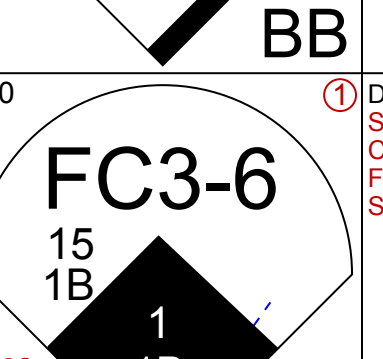
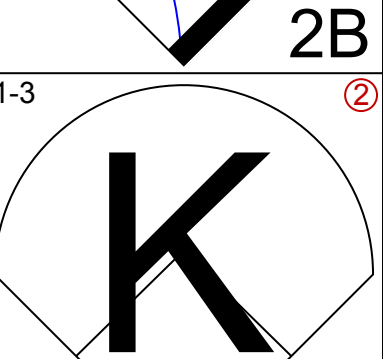

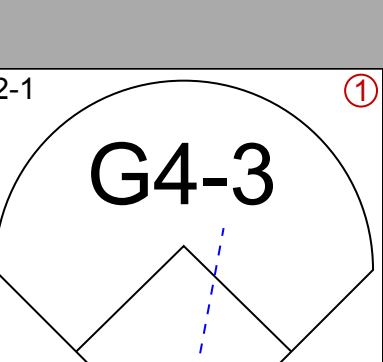
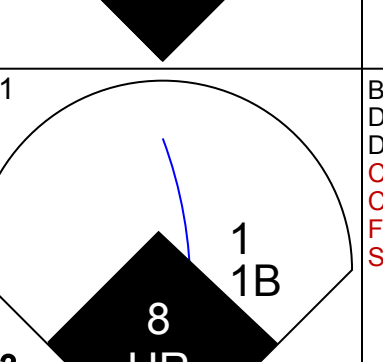
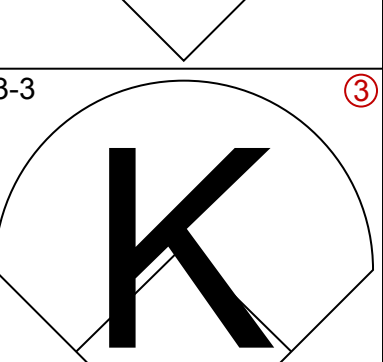
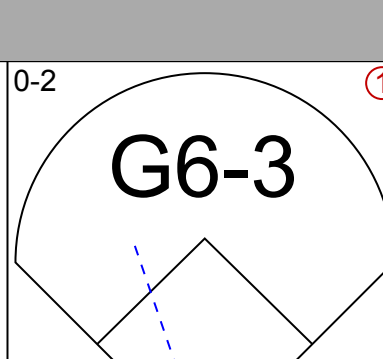
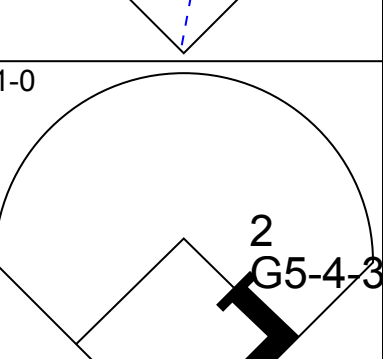
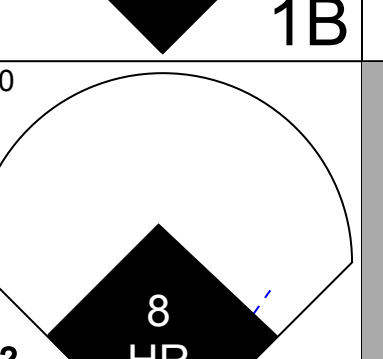
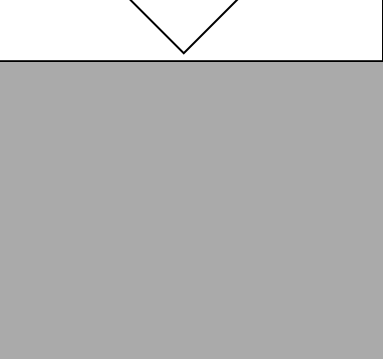
AB 36
R 8
H 13
RBI 8
BB 5
SO 6
LOB 21

Batter	1	2	3	4	5	6	7	8	9	AB	R	H	RBI	BB	SO	LOB	TOP					
25 Gregory Polanco, L (1, 9) OBP: 0.318, SLG: 0.344										3	0	1	0	1	1	0	Pittsburgh Pirates @ Milwaukee Brewers Miller Park, Milwaukee, WI Sun Jul 19 2015, 1:12 PM - 4:07 PM CDT Att: 33,835 - Partly Cloudy - 80 F					
18 Neil Walker, S (1, 4) OBP: 0.337, SLG: 0.410										4	0	1	0	0	1	4						
6 Starling Marte, R (1, 8) OBP: 0.326, SLG: 0.449										4	0	0	0	0	2	1						
27 Jung Ho Kang, R (1, 5) (2, 6) OBP: 0.352, SLG: 0.395										4	0	2	0	0	1	1						
30 Travis Ishikawa, L (1, 3) OBP: 0.227, SLG: 0.111										4	0	0	0	0	1	2						
29 Francisco Cervelli, R (1, 2) OBP: 0.359, SLG: 0.388										3	0	0	0	1	1	2						
14 Jeff Decker, L (1, 7) OBP: 0.500, SLG: 1.000										3	1	1	0	1	1	1						
10 Jordy Mercer, R (1, 6) OBP: 0.289, SLG: 0.315										0	0	0	0	0	0	0						
3 Sean Rodriguez, R (2, 5) OBP: 0.237, SLG: 0.321										4	0	0	0	0	0	3						
49 Jeff Locke, L (1, 1) OBP: 0.154, SLG: 0.160										2	0	1	1	1	1	0						
48 Jared Hughes, R (8, 1)										0	0	0	0	0	0	0						
37 Arquimedes Caminero, R (8, 1)										0	0	0	0	0	0	0						
Inning Stats	R: 0 E: 0 K: 1 S: 6	H: 0 LOB: 0 BB: 0 P: 9	R: 0 E: 0 K: 0 S: 7	H: 1 LOB: 0 BB: 0 P: 12	R: 0 E: 0 K: 1 S: 12	H: 1 LOB: 2 BB: 1 P: 18	R: 0 E: 0 K: 1 S: 9	H: 0 LOB: 0 BB: 0 P: 12	R: 1 E: 0 K: 1 S: 11	H: 2 LOB: 2 BB: 1 P: 22	R: 0 E: 0 K: 0 S: 13	H: 1 LOB: 1 BB: 0 P: 15	R: 0 E: 0 K: 1 S: 9	H: 0 LOB: 0 BB: 1 P: 14	R: 0 E: 0 K: 3 S: 15	H: 1 LOB: 1 BB: 0 P: 21	R: 0 E: 0 K: 1 S: 9	H: 0 LOB: 1 BB: 1 P: 17	1B: 3 2B: 2 3B: 1 HR: 0	SF: 0 SAC: 0 DP: 2 HBP: 0	WP: 0 PB: 0 SB: 0 CS: 0	PA: 35
PITCHER	IP WLS BF H R ER SO BB IBB HBP BLK WP HR S P ERA WHIP																					
26 Taylor Jungmann, R (1, 1) ERA: 2.04	7.0 W 27 5 1 1 5 3 0 0 0 0 0 0 67 102 1.29 1.143																					
13 Will Smith, L (8, 1) ERA: 1.5	0.1 H 2 1 0 0 1 0 0 0 0 0 0 0 7 11 0.00 3.000																					
21 Jeremy Jeffress, R (8, 1) ERA: 3.07	0.2 H 2 0 0 0 2 0 0 0 0 0 0 0 8 10 0.00 0.000																					
48 Neal Cotts, L (9, 1) ERA: 3.41	1.0 4 0 0 0 1 1 0 0 0 0 0 0 9 17 0.00 1.000																					

Batter	1	2	3	4	5	6	7	8	9	AB	R	H	RBI	BB	SO	LOB	BOTTOM			
9 Jean Segura, R (1, 6) OBP: 0.305, SLG: 0.346										4	0	2	0	0	0	0	Pittsburgh Pirates @ Milwaukee Brewers Miller Park, Milwaukee, WI Sun Jul 19 2015, 1:12 PM - 4:07 PM CDT Att: 33,835 - Partly Cloudy - 80 F			
20 Jonathan Lucroy, R (1, 2) OBP: 0.398, SLG: 0.537										4	1	2	0	0	0	2				
8 Ryan Braun, R (1, 9) OBP: 0.341, SLG: 0.485										4	1	1	0	0	1	2				
27 Carlos Gómez, R (1, 8) OBP: 0.329, SLG: 0.440										2	2	1	0	2	0	0				
24 Adam Lind, L (1, 3) OBP: 0.370, SLG: 0.500										4	1	0	1	0	0	4				
16 Aramis Ramirez, R (1, 5) OBP: 0.297, SLG: 0.437										3	1	2	1	0	0	0				
18 Kris Davis, R (1, 7) ERA: 4.01										3	0	1	2	0	1	2				
13 Will Smith, R (8, 1) ERA: 1.5										0	0	0	0	0	0	0				
21 Jeremy Jeffress, R (8, 1) ERA: 3.07										0	0	0	0	0	0	0				
35 Shane Peterson, L (8, PH) OBP: 0.363, SLG: 0.392										1	0	1	1	0	0	0				
48 Neal Cotts, L (9, 1) ERA: 3.41										0	0	0	0	0	0	0				
14 Hernán Pérez, R (1, 4) OBP: 0.266, SLG: 0.358										4	0	0	0	0	0	4				
26 Taylor Jungmann, R (1, 1) OBP: 0.200, SLG: 0.143										2	0	0	0	0	1	0				
28 Gerardo Parra, L (7, PH) OBP: 0.348, SLG: 0.500										1	0	1	0	0	0	0				
Inning Stats	R: 0 E: 0 K: 0 S: 5	H: 1 LOB: 0 BB: 0 P: 5	R: 0 E: 0 K: 0 S: 8	H: 1 LOB: 2 BB: 1 P: 19	R: 0 E: 0 K: 2 S: 13	H: 1 LOB: 0 BB: 0 P: 18	R: 0 E: 0 K: 0 S: 5	H: 0 LOB: 0 BB: 0 P: 7	R: 0 E: 0 K: 1 S: 7	H: 0 LOB: 0 BB: 0 P: 9	R: 0 E: 0 K: 0 S: 9	H: 1 LOB: 0 BB: 0 P: 15	R: 2 E: 0 K: 0 S: 11	H: 3 LOB: 2 BB: 1 P: 18	R: 4 E: 2 K: 0 S: 14	H: 4 LOB: 1 BB: 0 P: 21	1B: 9 2B: 2 3B: 0 HR: 0	SF: 1 SAC: 0 DP: 2 HBP: 0	WP: 0 PB: 0 SB: 0 CS: 0	PA: 35
PITCHER	IP WLS BF H R ER SO BB IBB HBP BLK WP HR S P ERA WHIP																			
49 Jeff Locke, L (1, 1) ERA: 4.01	7.1 L 29 8 3 3 3 2 0 0 0 0 0 0 63 99 3.68 1.364																			
48 Jared Hughes, R (8, 1) ERA: 2.21	0.1 5 3 3 0 0 0 0 0 0 0 0 0 8 12 0.00 9.000																			
37 Arquimedes Caminero, R (8, 1) ERA: 3.98	0.1 1 0 0 0 0 0 0 0 0 0 0 0 1 1 0.00 0.000																			



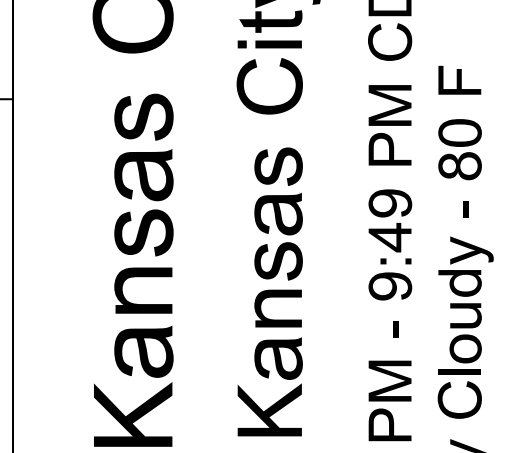
Batter	1	2	3	4	5	6	7	8	9	AB	R	H	RBI	BB	SO	LOB	TOP			
25 Gregory Polanco, L (1, 9) OBP: 0.317, SLG: 0.346										4	0	1	0	0	1	0	Pittsburgh Pirates @ Kansas City Royals Kauffman Stadium, Kansas City, MO Wed Jul 22 2015, 7:11 PM - 9:49 PM CDT Att: 39,105 - Partly Cloudy - 80 F			
18 Neil Walker, S (1, 4) OBP: 0.331, SLG: 0.407										3	0	1	1	0	0	0				
22 Andrew McCutchen, R (1, 10) OBP: 0.369, SLG: 0.496										4	0	1	0	0	2	2				
6 Starling Marte, R (1, 8) OBP: 0.336, SLG: 0.458										4	0	3	0	0	0	0				
27 Jung Ho Kang, R (1, 5) OBP: 0.361, SLG: 0.408										4	0	2	0	0	1	2				
30 Travis Ishikawa, L (1, 3) OBP: 0.281, SLG: 0.393										4	0	0	0	0	3	4				
19 Chris Stewart, R (1, 2) OBP: 0.333, SLG: 0.359										4	0	0	0	0	0	4				
14 Jaff Decker, L (1, 7) OBP: 0.375, SLG: 0.500										3	1	0	0	1	1	2				
17 Pedro Florimón, S (1, 6) OBP: 0.375, SLG: 0.500										3	0	0	0	0	2	1				
Inning Stats	R: 0 E: 0 K: 1 S: 6	H: 0 LOB: 0 BB: 0 P: 6	R: 0 E: 0 K: 1 S: 11	H: 2 LOB: 1 BB: 0 P: 14	R: 1 E: 0 K: 1 S: 11	H: 1 LOB: 1 BB: 1 P: 19	R: 0 E: 0 K: 1 S: 12	H: 2 LOB: 2 BB: 0 P: 15	R: 0 E: 0 K: 1 S: 10	H: 0 LOB: 0 BB: 0 P: 7	R: 0 E: 0 K: 1 S: 6	H: 0 LOB: 0 BB: 0 P: 7	R: 0 E: 0 K: 0 S: 11	H: 2 LOB: 2 BB: 0 P: 16	R: 0 E: 0 K: 2 S: 9	H: 0 LOB: 0 BB: 0 P: 11	1B: 7 2B: 1 3B: 0 HR: 0	SF: 1 SAC: 0 DP: 1 HBP: 0	WP: 0 PB: 0 SB: 0 CS: 0	PA: 35
PITCHER	IP WLS BF H R ER SO BB IBB HBP BLK WP HR S P ERA WHIP																			
36 Edinson Volquez, R (1, 1) ERA: 3.15	7.2 W 31 8 1 1 8 1 0 0 0 0 0 0 71 97 1.17 1.174																			
17 Wade Davis, R (8, 1) ERA: 0.43	0.1 H 1 0 0 0 0 0 0 0 0 0 0 0 2 4 0.00 0.000																			
46 Ryan Madson, R (9, 1) ERA: 1.82	1.0 3 0 0 0 2 0 0 0 0 0 0 0 9 11 0.00 0.000																			

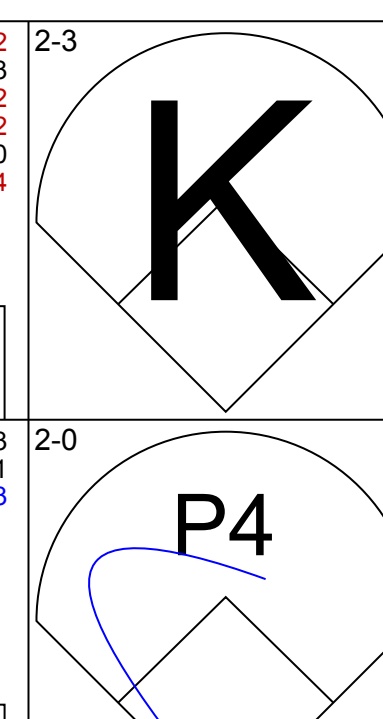
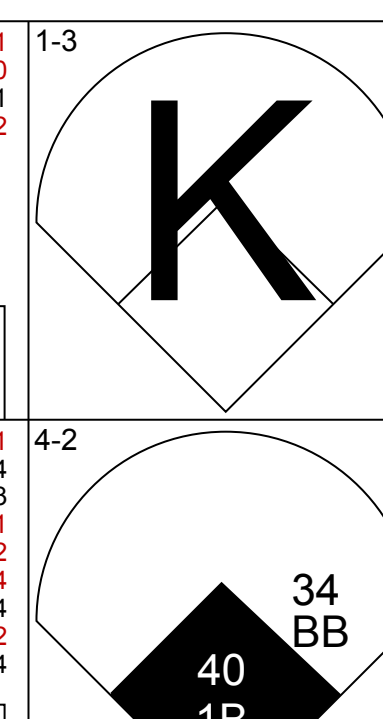
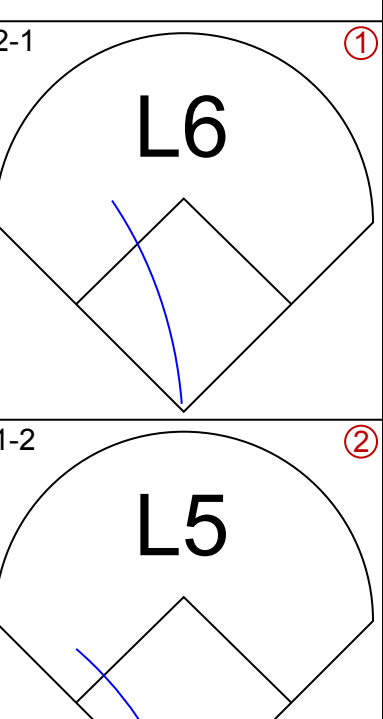
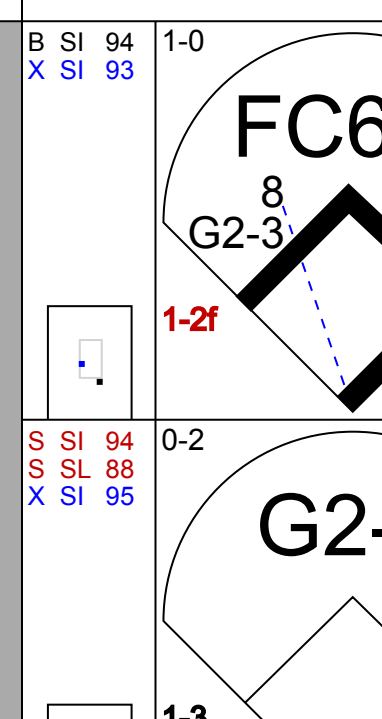
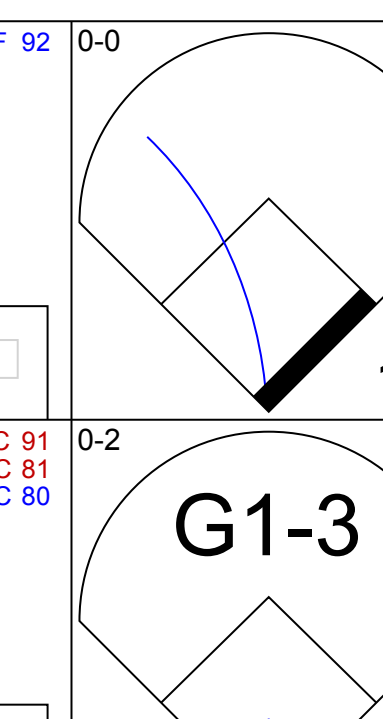
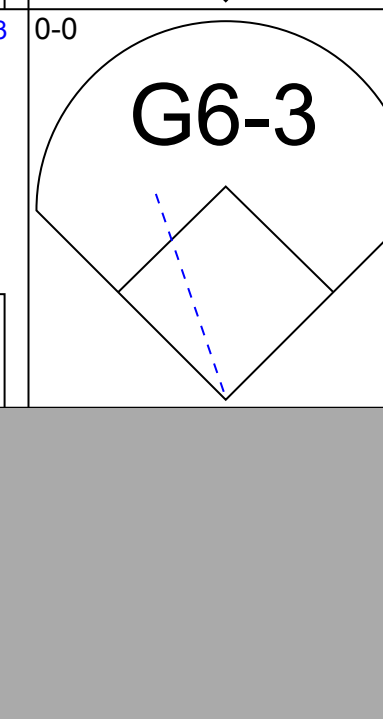
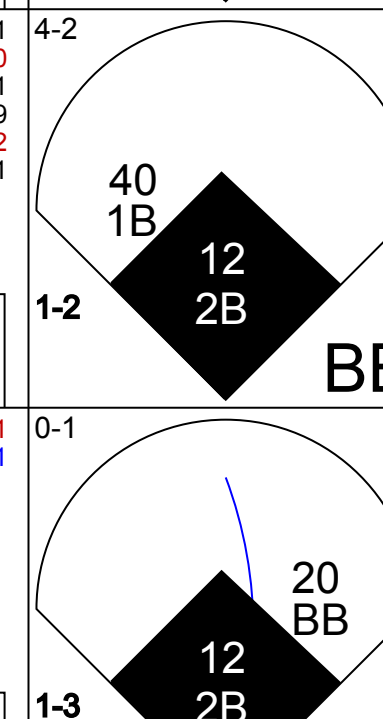
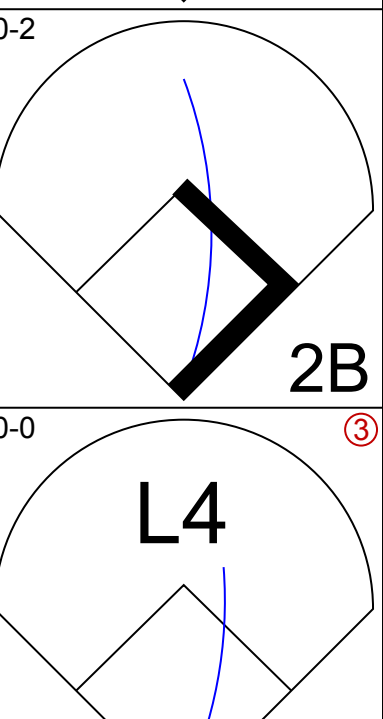
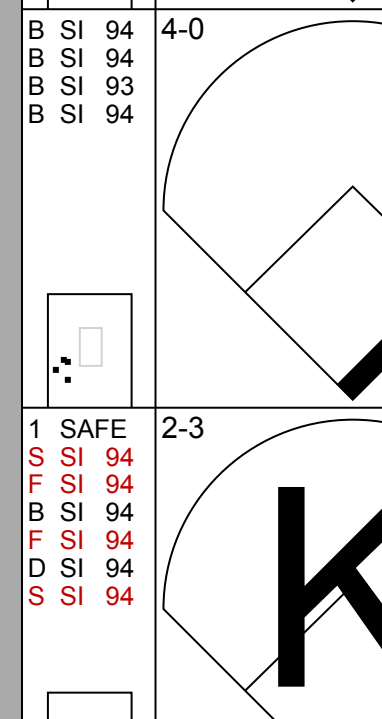


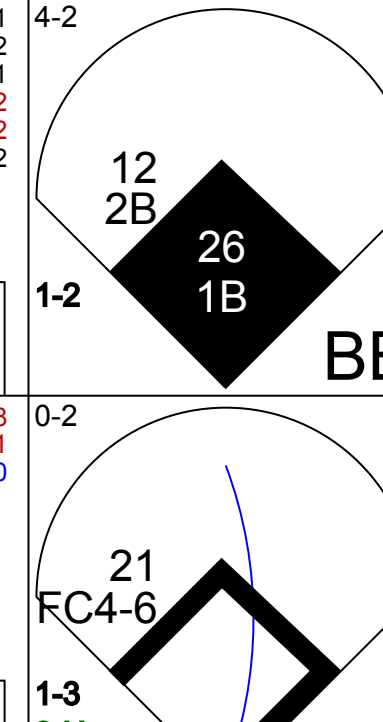


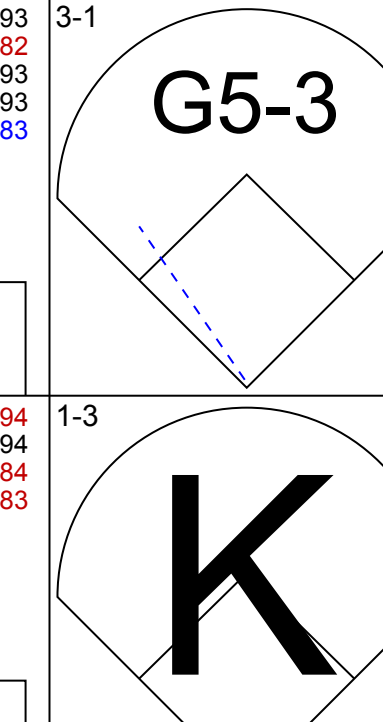
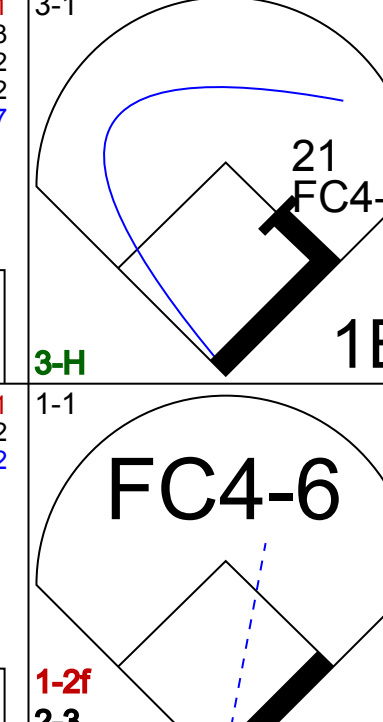

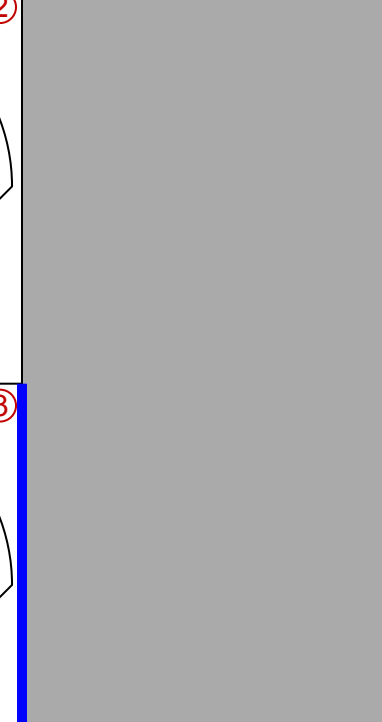

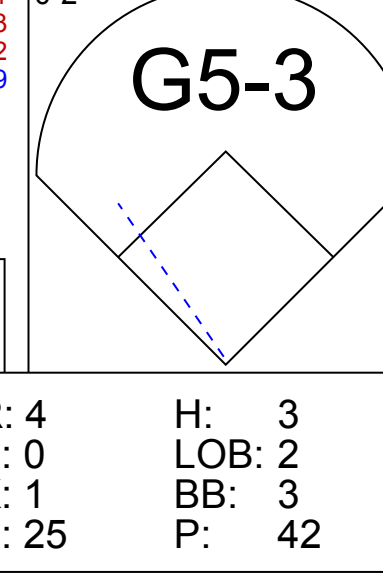
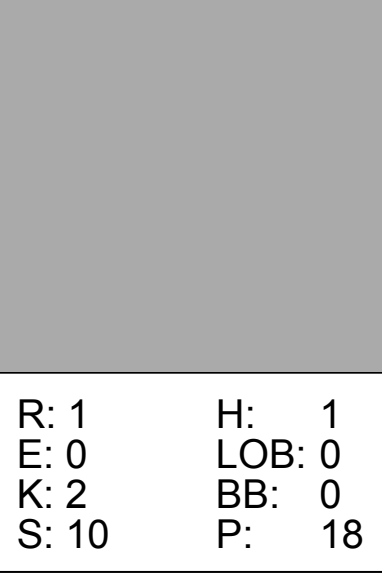
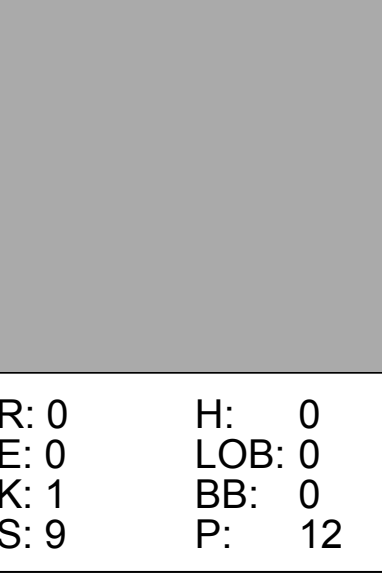
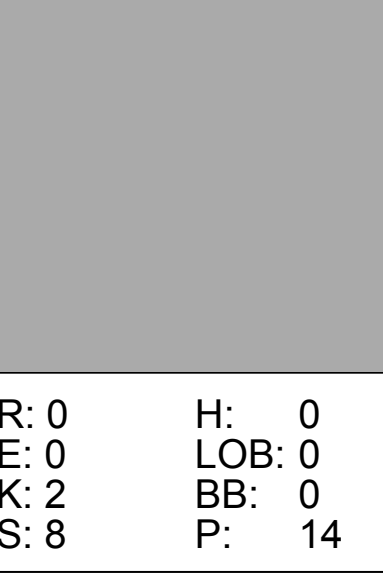
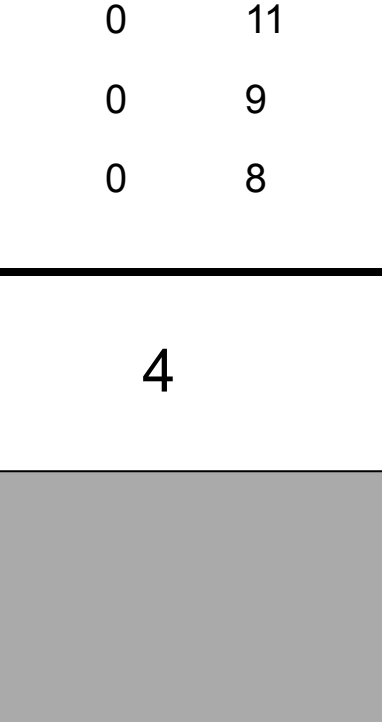
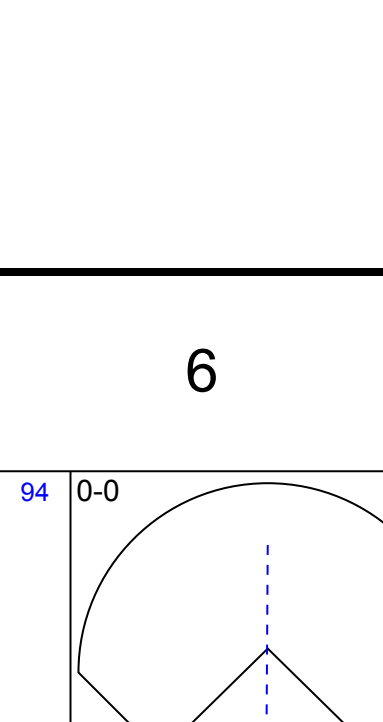
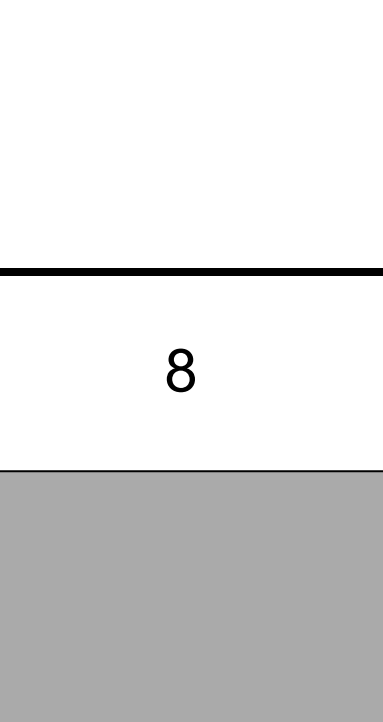
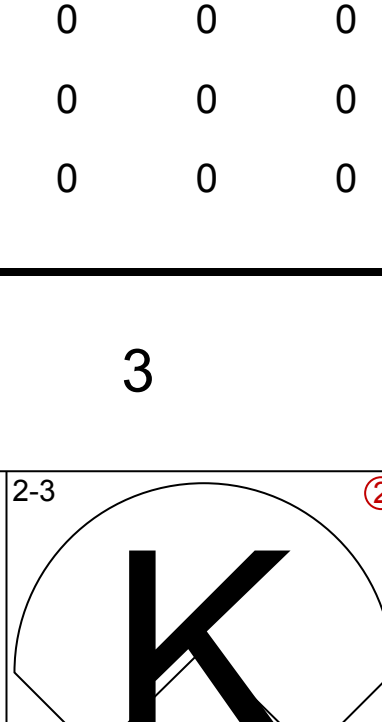

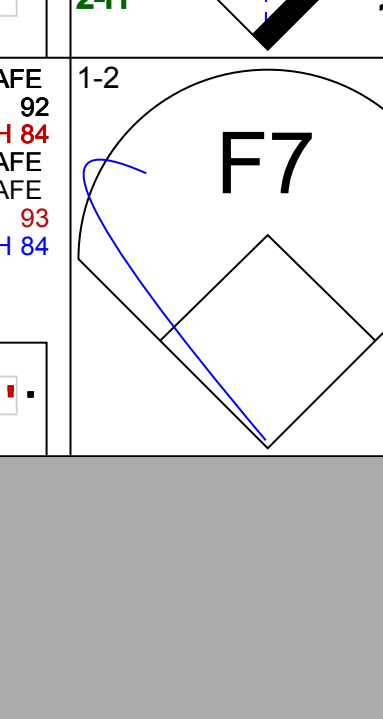

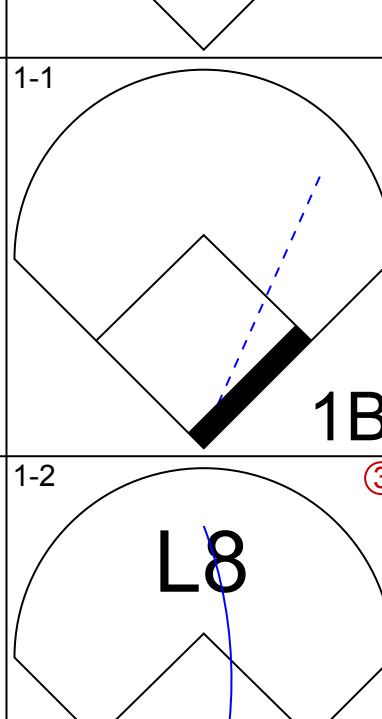
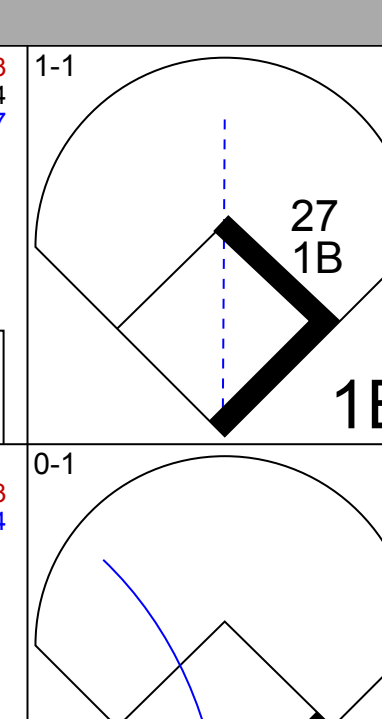



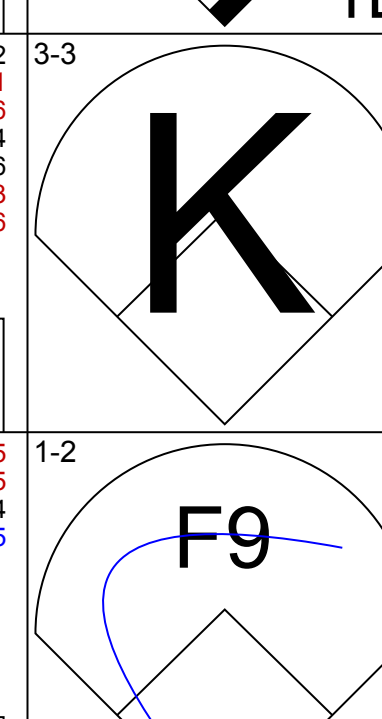
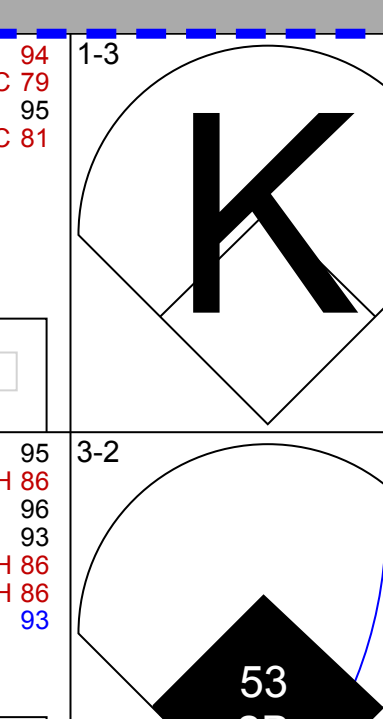


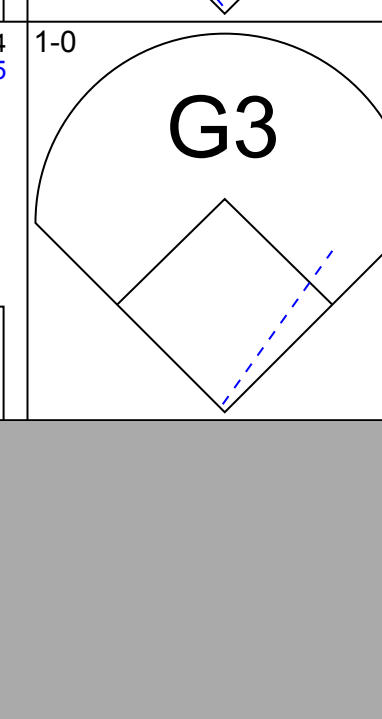
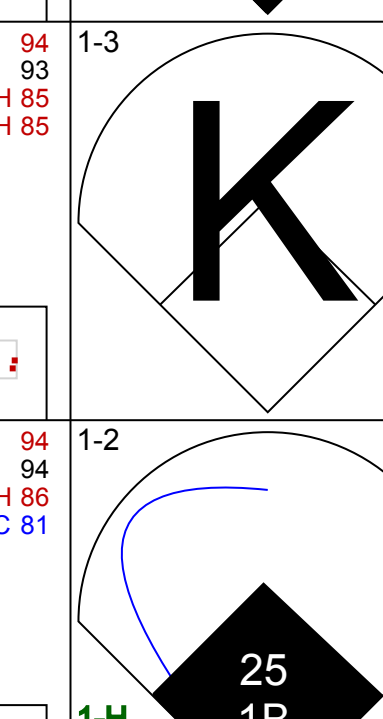

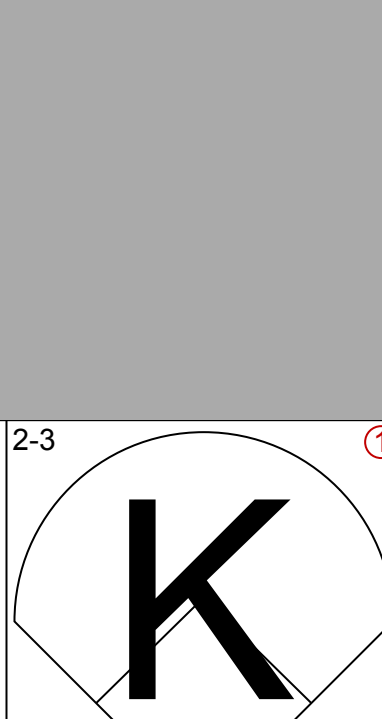
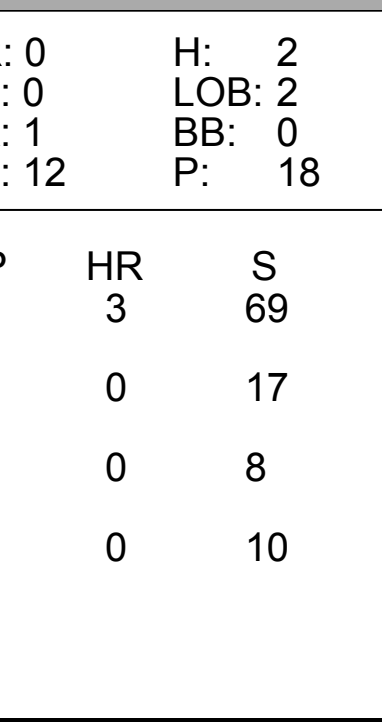

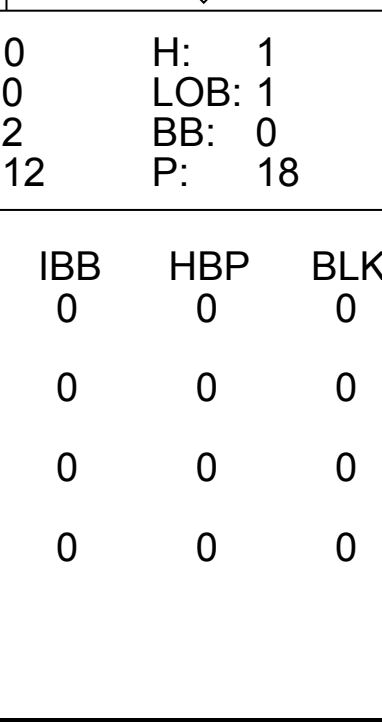
Batter	1	2	3	4	5	6	7	8	9	AB	R	H	RBI	BB	SO	LOB	BOTTOM			
2 Alcides Escobar, R (1, 6) OBP: 0.333, SLG: 0.367										4	0	0	0	0	1	3	Pittsburgh Pirates @ Kansas City Royals Kauffman Stadium, Kansas City, MO Wed Jul 22 2015, 7:11 PM - 9:49 PM CDT Att: 39,105 - Partly Cloudy - 80 F			
8 Mike Moustakas, L (1, 5) OBP: 0.356, SLG: 0.448										4	1	1	3	0	1	0				
6 Lorenzo Cain, R (1, 8) OBP: 0.370, SLG: 0.502										4	0	1	0	0	1	0				
35 Eric Hosmer, L (1, 3) OBP: 0.361, SLG: 0.452										3	1	2	1	0	0	0				
25 Kendrys Morales, S (1, 10) OBP: 0.340, SLG: 0.455										4	0	2	0	0	1	3				
13 Salvador Perez, R (1, 2) OBP: 0.269, SLG: 0.437										3	0	1	0	1	0	1				
14 Omar Infante, R (1, 4) OBP: 0.245, SLG: 0.306										4	1	0	0	0	2	4				
15 Alex Rios, R (1, 9) OBP: 0.291, SLG: 0.332										4	1	1	0	0	1	2				
1 Jarrod Dyson, L (1, 7) OBP: 0.326, SLG: 0.397										2	1	1	1	0	0	0				
Inning Stats	R: 0 E: 0 K: 0 S: 10	H: 1 LOB: 2 BB: 0 P: 13	R: 0 E: 0 K: 1 S: 10	H: 0 LOB: 0 BB: 0 P: 15	R: 0 E: 0 K: 1 S: 9	H: 0 LOB: 0 BB: 0 P: 14	R: 1 E: 0 K: 0 S: 11	H: 2 LOB: 1 BB: 0 P: 18	R: 0 E: 0 K: 0 S: 3	H: 0 LOB: 0 BB: 0 P: 6	R: 0 E: 0 K: 1 S: 9	H: 1 LOB: 1 BB: 0 P: 12	R: 4 E: 0 K: 2 S: 12	H: 3 LOB: 0 BB: 1 P: 22	R: 0 E: 0 K: 2 S: 14	H: 2 LOB: 2 BB: 0 P: 19	1B: 3 2B: 4 3B: 0 HR: 2	SF: 0 SAC: 0 DP: 1 HBP: 2	WP: 0 PB: 0 SB: 0 CS: 0	PA: 35
PITCHER	IP WLS BF H R ER SO BB IBB HBP BLK WP HR S P ERA WHIP																			
50 Charlie Morton, R (1, 1) ERA: 4.59	6.2 L 29 7 0 2 0 0 1 0 0 0 0 0 2 61 95 6.75 1.200																			
59 Antonio Bastardo, L (7, 1) ERA: 4.03	0.1 1 0 0 0 1 0 0 0 0 0 0 0 3 5 0.00 0.000																			
64 Deolis Guerra, R (8, 1) ERA: 2.08	1.0 5 2 0 0 2 0 0 0 0 0 0 0 14 19 0.00 2.000																			

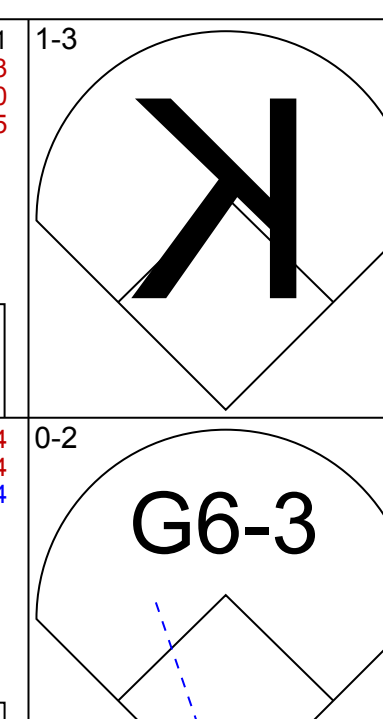
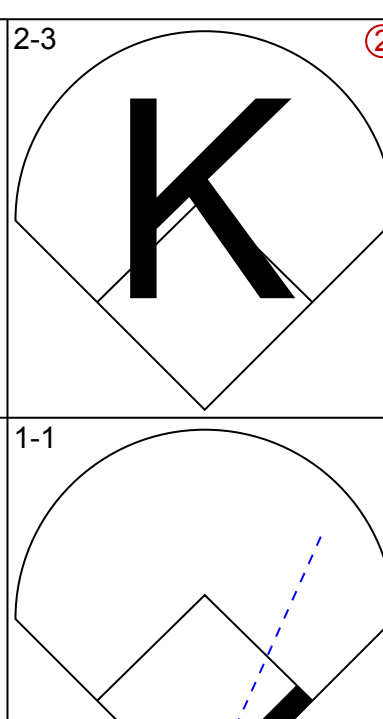
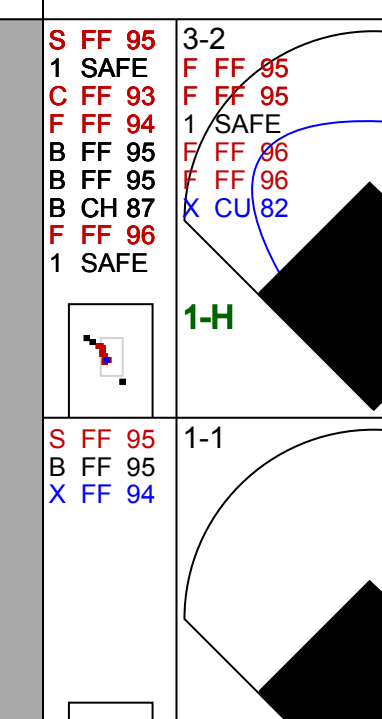
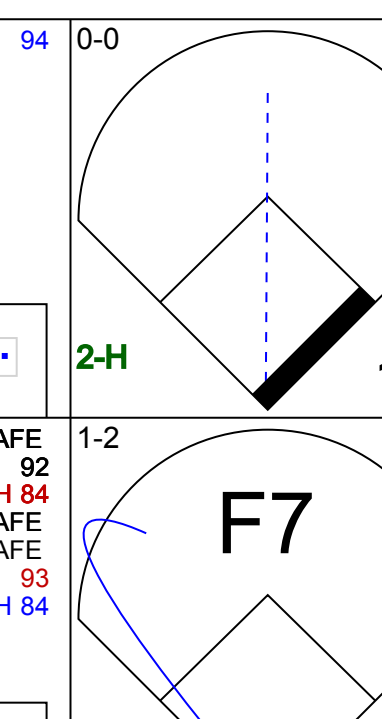

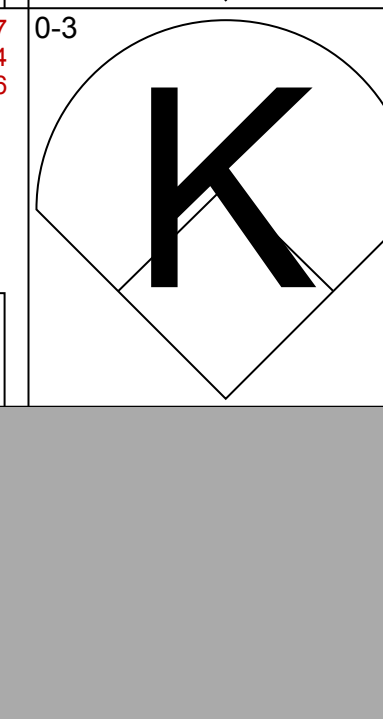
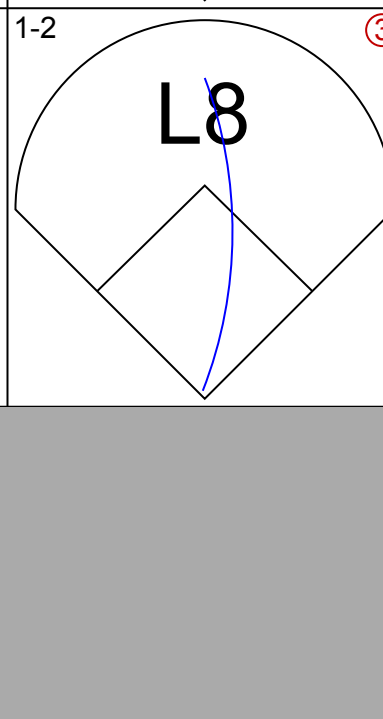
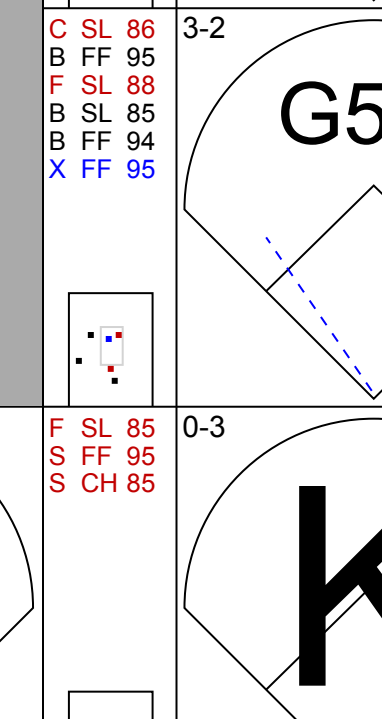




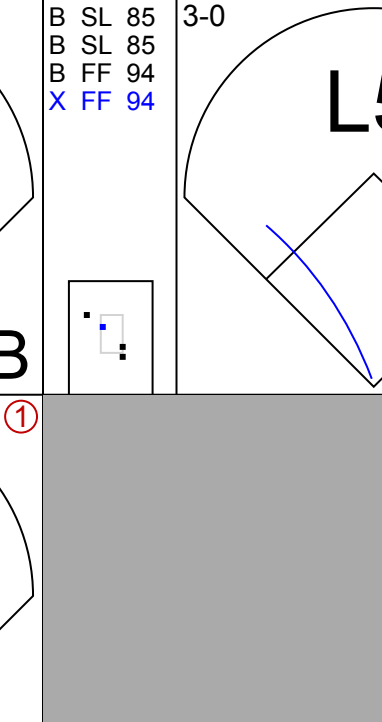

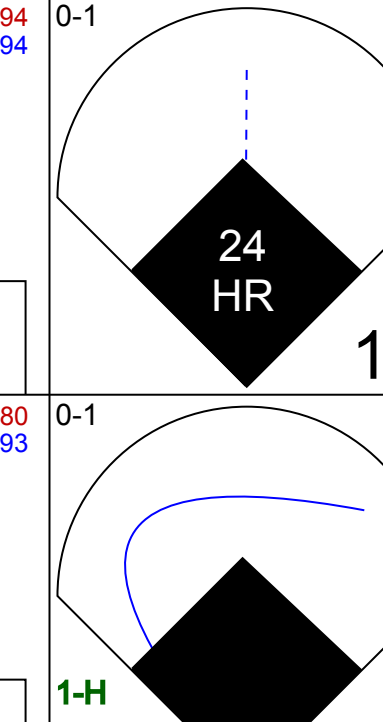
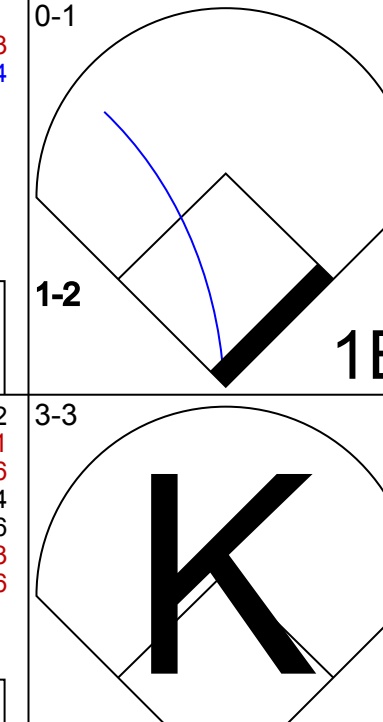
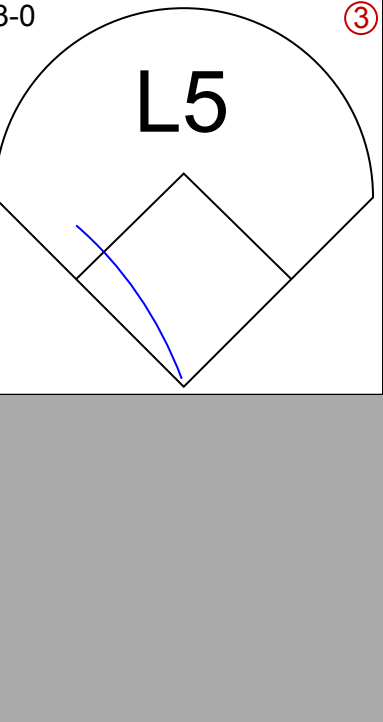
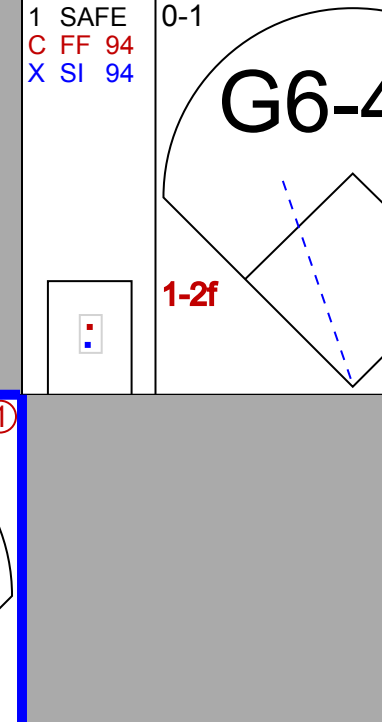


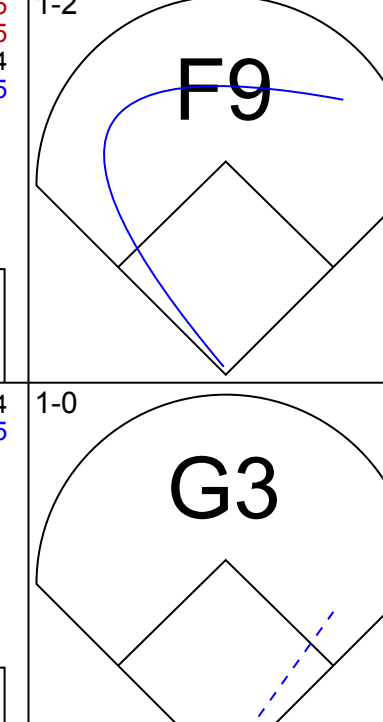
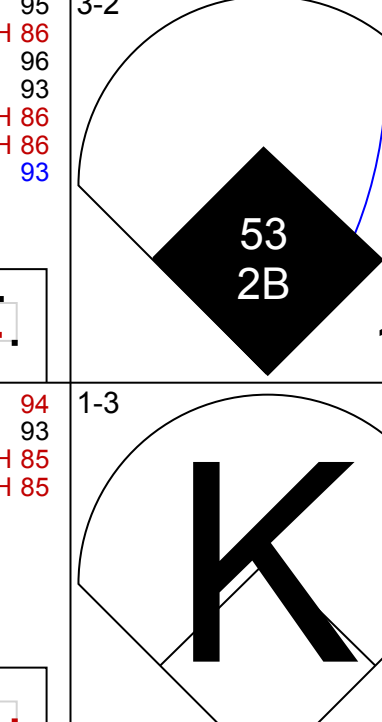

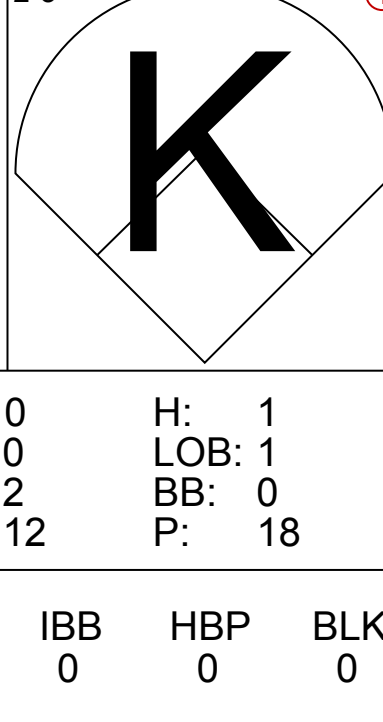
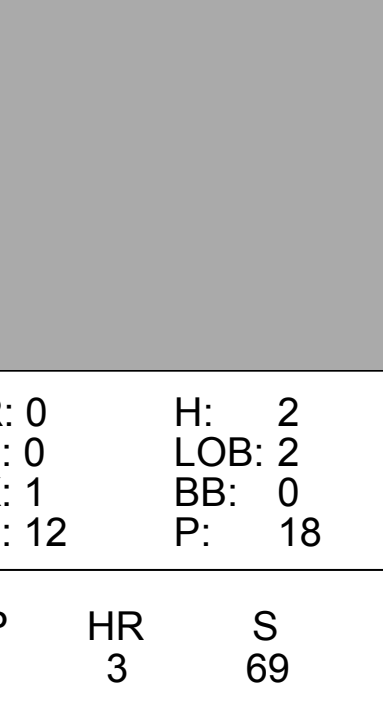
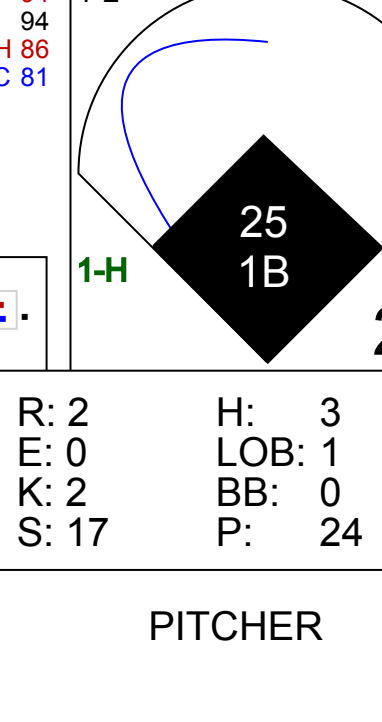






AB	33
R	1
H	8
RBI	1
BB	1
SO	10
LOB	15




AB	32
R	5
H	9
RBI	5
BB	1
SO	7
LOB	13



Batter	1	2	3	4	5	6	7	8	9	AB	R	H	RBI	BB	SO	LOB	TOP			
3 Michael Taylor, R OBP: 0.275, SLG: 0.342										5	0	1	0	0	2	1	Washington Nationals @ Pittsburgh Pirates PNC Park, Pittsburgh, PA Fri Jul 24 2015, 7:10 PM - 10:05 PM EDT Att: 38,371 - Partly Cloudy - 82 F			
8 Danny Espinosa, S OBP: 0.319, SLG: 0.411										4	1	0	0	1	0	2				
34 Bryce Harper, L OBP: 0.465, SLG: 0.683										2	1	1	0	2	0	0				
40 Wilson Ramos, R OBP: 0.273, SLG: 0.381										4	1	1	1	1	0	2				
20 Ian Desmond, R OBP: 0.265, SLG: 0.358										3	2	1	1	1	1	0				
12 Tyler Moore, R OBP: 0.287, SLG: 0.374										4	0	1	2	0	1	0				
26 Dan Uggla, R OBP: 0.293, SLG: 0.296										4	0	1	1	0	1	0				
21 Matthew den Dekker, L OBP: 0.283, SLG: 0.390										3	0	0	0	0	0	1				
36 Sammy Solis, R OBP: 0.500, SLG: 0.500										0	0	0	0	0	0	0				
44 Casey Janssen, R OBP: 0.750, SLG: 0.687										0	0	0	0	0	0	0				
31 Max Scherzer, R OBP: 0.214, SLG: 0.214										2	0	0	0	0	1	2				
25 Clint Robinson, L OBP: 0.349, SLG: 0.408										2	0	0	0	0	0	1				
Inning Stats	R: 0 E: 0 K: 1 S: 6	H: 0 LOB: 0 BB: 0 P: 10	R: 0 E: 0 K: 2 S: 8	H: 0 LOB: 0 BB: 0 P: 14	R: 0 E: 0 K: 1 S: 9	H: 0 LOB: 0 BB: 0 P: 10	R: 4 E: 0 K: 1 S: 25	H: 3 LOB: 2 BB: 3 P: 42	R: 0 E: 0 K: 0 S: 9	H: 1 LOB: 1 BB: 0 P: 12	R: 1 E: 0 K: 2 S: 10	H: 1 LOB: 0 BB: 0 P: 18	R: 0 E: 1 K: 1 S: 11	H: 0 LOB: 2 BB: 1 P: 18	R: 0 E: 0 K: 1 S: 9	H: 2 LOB: 1 BB: 0 P: 8	1B: 4 2B: 2 3B: 0 HR: 1	SF: 0 SAC: 0 DP: 1 HBP: 0	WP: 0 PB: 0 SB: 1 CS: 0	PA: 38
PITCHER	IP WLS BF H R ER SO BB IBB HBP BLK WP HR S P ERA WHIP																			
49 Jeff Locke, L ERA: 4.15	5.0	22	4	4	4	5	3	0	0	0	0	0	0	0	1	10	18	7.20	1.400	
46 Vance Worley, R ERA: 3.79	1.0	W 4	1	1	1	2	0	0	0	0	0	0	0	0	1	10	18	9.00	1.000	
48 Jared Hughes, R ERA: 2.08	1.0	H 5	0	0	0	1	1	0	0	0	0	0	0	0	11	18	0.00	1.000		
44 Tony Watson, L ERA: 2.0	1.0	H 3	0	0	0	1	0	0	0	0	0	0	0	9	12	0.00	0.000			
35 Mark Melancon, R ERA: 1.4	1.0	S 4	2	0	0	0	0	0	0	0	0	0	0	8	8	0.00	2.000			

Batter	1	2	3	4	5	6	7	8	9	AB	R	H	RBI	BB	SO	LOB	BOTTOM			
25 Gregory Polanco, L OBP: 0.317, SLG: 0.357										4	1	2	3	0	2	0	Washington Nationals @ Pittsburgh Pirates PNC Park, Pittsburgh, PA Fri Jul 24 2015, 7:10 PM - 10:05 PM EDT Att: 38,371 - Partly Cloudy - 82 F			
18 Neil Walker, S OBP: 0.331, SLG: 0.417										4	1	2	1	0	0	1				
22 Andrew McCutchen, R OBP: 0.389, SLG: 0.493										4	0	1	0	0	1	1				
6 Starling Marte, R OBP: 0.337, SLG: 0.462										4	0	1	0	0	1	1				
27 Jung Ho Kang, R OBP: 0.365, SLG: 0.419										4	1	2	0	0	0	1				
24 Pedro Alvarez, L OBP: 0.302, SLG: 0.434										3	1	1	2	0	2	2				
3 Sean Rodriguez, R OBP: 0.233, SLG: 0.310										1	0	0	0	0	1	0				
29 Francisco Cervelli, R OBP: 0.361, SLG: 0.405										4	1	2	0	0	1	2				
17 Pedro Florimón, S OBP: 0.125, SLG: 0.125										4	0	0	0	0	2	4				
49 Jeff Locke, L OBP: 0.148, SLG: 0.154										1	0	0	0	0	1	0				
14 Jeff Locke, L OBP: 0.444, SLG: 0.290										0	1	1	1	0	0	0				
46 Vance Worley, R ERA: 4.97										0	0	0	0	0	0	0				
53 Brent Morel, R OBP: 0.276, SLG: 0.325										0	0	0	0	0	0	0				
48 Jared Hughes, R ERA: 2.08										0	0	0	0	0	0	0				
44 Tony Watson, L ERA: 2.0										0	0	0	0	0	0	0				
30 Travis Ishikawa, L OBP: 0.275, SLG: 0.275										1	0	0	0	0	1	1				
35 Mark Melancon, R ERA: 1.4										0	0	0	0	0	0	0				
Inning Stats	R: 0 E: 0 K: 2 S: 9	H: 2 LOB: 0 BB: 0 P: 10	R: 2 E: 0 K: 2 S: 14	H: 2 LOB: 0 BB: 0 P: 16	R: 0 E: 0 K: 2 S: 12	H: 1 LOB: 1 BB: 0 P: 18	R: 0 E: 0 K: 1 S: 12	H: 2 LOB: 2 BB: 0 P: 18	R: 3 E: 0 K: 1 S: 22	H: 2 LOB: 1 BB: 1 P: 36	R: 2 E: 0 K: 2 S: 17	H: 3 LOB: 1 BB: 0 P: 24	R: 0 E: 0 K: 0 S: 8	H: 1 LOB: 0 BB: 0 P: 12	R: 0 E: 0 K: 2 S: 10	H: 1 LOB: 1 BB: 0 P: 18	1B: 7 2B: 2 3B: 0 HR: 3	SF: 0 SAC: 0 DP: 1 HBP: 0	WP: 0 PB: 0 SB: 0 CS: 0	PA: 36
PITCHER	IP WLS BF H R ER SO BB IBB HBP BLK WP HR S P ERA WHIP																			
31 Max Scherzer, R ERA: 2.33	5.0	L 6	3	2	2	2	0	0	0	0	0	0	0	17	24	18.00	3.000			
36 Sammy Solis, L ERA: 4.32	1.0	L 3	1	0	0	0	0	0	0	0	0	0	0	8	12	0.00	1.000			
30 Aaron Barrett, R ERA: 4.32	1.0	L 4	1	0	0	2	0	0	0	0	0	0	0	10	18	0.00	1.000			



Batter	1	2	3	4	5	6	7	8	9	AB	R	H	RBI	BB	SO	LOB	TOP			
3 Michael Taylor, R OBP: 0.283, SLG: 0.371	G5-3		HR			L7		K		4	1	1	1	0	1	1	Washington Nationals @ Pittsburgh Pirates PNC Park, Pittsburgh, PA Sun Jul 26 2015, 1:38 PM - 3:56 PM EDT Att: 37,597 - Partly Cloudy - 85 F			
8 Danny Espinosa, S OBP: 0.321, SLG: 0.412	K		1B			P5		1B		4	0	2	0	0	1	0				
34 Bryce Harper, L OBP: 0.460, SLG: 0.673	1B		K			G3		G3-1		4	0	1	0	0	1	3				
5 Ynel Escobar, R OBP: 0.368, SLG: 0.425		HBP				F9		G3-1		3	0	0	0	0	0	0				
25 Clint Robinson, L OBP: 0.348, SLG: 0.407	FC4-6					F8		20 1B		4	0	1	0	0	1	1				
20 Ian Desmond, R OBP: 0.270, SLG: 0.368	K					K		40 G6-4-3		4	0	1	0	0	2	1				
40 Wilson Ramos, R OBP: 0.270, SLG: 0.377	G4-3					K		G6-4-3		3	0	0	0	0	1	3				
21 Matthew den Dekker, L OBP: 0.259, SLG: 0.347			K			P6		G4-3		3	0	0	0	0	1	0				
41 Joe Ross, R OBP: 0.077, SLG: 0.077			K			G6-3		8 1B		2	0	0	0	0	1	0				
46 Matt Thornton, L ERA: 1.93			K							0	0	0	0	0	0	0				
6 Anthony Rendon, R OBP: 0.360, SLG: 0.351										1	0	1	0	0	0	0				
44 Casey Janssen, R ERA: 1.37										0	0	0	0	0	0	0				
Inning Stats	R: 0 H: 1 E: 0 K: 1 S: 7	H: 0 LOB: 1 BB: 0 P: 8	R: 0 H: 0 E: 0 K: 1 S: 8	H: 0 LOB: 1 BB: 0 P: 10	R: 1 H: 2 E: 0 K: 3 S: 14	H: 0 LOB: 0 BB: 0 P: 23	R: 0 H: 0 E: 0 K: 1 S: 6	H: 0 LOB: 0 BB: 0 P: 11	R: 0 H: 0 E: 0 K: 0 S: 10	H: 0 LOB: 0 BB: 0 P: 14	R: 0 H: 2 E: 0 K: 0 S: 6	H: 2 LOB: 1 BB: 0 P: 6	R: 0 H: 2 E: 0 K: 1 S: 14	H: 2 LOB: 2 BB: 0 P: 22	R: 0 H: 0 E: 0 K: 1 S: 5	H: 0 LOB: 0 BB: 0 P: 8	1B: 5 2B: 1 3B: 0 HR: 1	SF: 0 SAC: 0 DP: 1 HBP: 1	WP: 0 PB: 0 SB: 1 CS: 0	PA: 33
PITCHER	IP WLS BF H R ER SO BB IBB HBP BLK WP HR S P ERA WHIP	IP WLS BF H R ER SO BB IBB HBP BLK WP HR S P ERA WHIP	IP WLS BF H R ER SO BB IBB HBP BLK WP HR S P ERA WHIP	IP WLS BF H R ER SO BB IBB HBP BLK WP HR S P ERA WHIP	IP WLS BF H R ER SO BB IBB HBP BLK WP HR S P ERA WHIP	IP WLS BF H R ER SO BB IBB HBP BLK WP HR S P ERA WHIP	IP WLS BF H R ER SO BB IBB HBP BLK WP HR S P ERA WHIP	IP WLS BF H R ER SO BB IBB HBP BLK WP HR S P ERA WHIP	IP WLS BF H R ER SO BB IBB HBP BLK WP HR S P ERA WHIP	IP WLS BF H R ER SO BB IBB HBP BLK WP HR S P ERA WHIP	IP WLS BF H R ER SO BB IBB HBP BLK WP HR S P ERA WHIP	IP WLS BF H R ER SO BB IBB HBP BLK WP HR S P ERA WHIP	IP WLS BF H R ER SO BB IBB HBP BLK WP HR S P ERA WHIP	IP WLS BF H R ER SO BB IBB HBP BLK WP HR S P ERA WHIP	IP WLS BF H R ER SO BB IBB HBP BLK WP HR S P ERA WHIP	IP WLS BF H R ER SO BB IBB HBP BLK WP HR S P ERA WHIP	IP WLS BF H R ER SO BB IBB HBP BLK WP HR S P ERA WHIP			

AB	32
R	1
H	7
RBI	1
BB	0
SO	9
LOB	9



Batter	1	2	3	4	5	6	7	8	9	AB	R	H	RBI	BB	SO	LOB	BOTTOM			
25 Gregory Polanco, L OBP: 0.316, SLG: 0.358	G3-1		E8 22 1B			L8		K		4	1	1	1	0	1	0	Washington Nationals @ Pittsburgh Pirates PNC Park, Pittsburgh, PA Sun Jul 26 2015, 1:38 PM - 3:56 PM EDT Att: 37,597 - Partly Cloudy - 85 F			
6 Starling Marte, R OBP: 0.338, SLG: 0.459	1B		22 1B HBP			G5-3		F9		3	0	1	0	0	0	0				
22 Andrew McCutchen, R OBP: 0.389, SLG: 0.495	1B		HBP			G5-3		F8		3	0	1	1	1	0	0				
17 Aramis Ramirez, R OBP: 0.288, SLG: 0.420	K		1B			G5-3				3	0	0	0	0	1	3				
27 Jung Ho Kang, R OBP: 0.363, SLG: 0.413			K			G5-3		G5-3		3	0	0	0	0	2	2				
18 Neil Walker, S OBP: 0.327, SLG: 0.420	L7		K			K		K		3	1	1	1	0	1	0				
24 Pedro Alvarez, L OBP: 0.301, SLG: 0.430			K			K		K		3	0	0	0	0	3	0				
3 Sean Rodriguez, R OBP: 0.230, SLG: 0.306			K			K		K		0	0	0	0	0	0	0				
19 Chris Stewart, R OBP: 0.333, SLG: 0.358			K			K		P6		3	1	1	0	0	1	0				
45 Gerrit Cole, R OBP: 0.194, SLG: 0.147			45 SH3-4 25 E			F7		L9		2	0	0	0	0	0	0				
44 Tony Watson, L ERA: 1.95										0	0	0	0	0	0	0				
35 Mark Melancon, R ERA: 2.95										0	0	0	0	0	0	0				
Inning Stats	R: 0 H: 1 E: 0 K: 1 S: 7	H: 0 LOB: 0 BB: 0 P: 11	R: 0 H: 0 E: 0 K: 2 S: 7	H: 0 LOB: 0 BB: 0 P: 11	R: 2 H: 3 E: 1 K: 1 S: 10	H: 3 LOB: 2 BB: 0 P: 15	R: 1 H: 1 E: 0 K: 2 S: 10	H: 1 LOB: 0 BB: 0 P: 16	R: 0 H: 0 E: 0 K: 0 S: 7	H: 0 LOB: 0 BB: 0 P: 11	R: 0 H: 0 E: 0 K: 1 S: 10	H: 0 LOB: 0 BB: 0 P: 14	R: 0 H: 0 E: 0 K: 1 S: 8	H: 0 LOB: 0 BB: 0 P: 8	R: 0 H: 0 E: 0 K: 1 S: 7	H: 0 LOB: 0 BB: 0 P: 9	1B: 4 2B: 0 3B: 0 HR: 1	SF: 0 SAC: 1 DP: 0 HBP: 1	WP: 0 PB: 0 SB: 0 CS: 1	PA: 30
PITCHER	IP WLS BF H R ER SO BB IBB HBP BLK WP HR S P ERA WHIP	IP WLS BF H R ER SO BB IBB HBP BLK WP HR S P ERA WHIP	IP WLS BF H R ER SO BB IBB HBP BLK WP HR S P ERA WHIP	IP WLS BF H R ER SO BB IBB HBP BLK WP HR S P ERA WHIP	IP WLS BF H R ER SO BB IBB HBP BLK WP HR S P ERA WHIP	IP WLS BF H R ER SO BB IBB HBP BLK WP HR S P ERA WHIP	IP WLS BF H R ER SO BB IBB HBP BLK WP HR S P ERA WHIP	IP WLS BF H R ER SO BB IBB HBP BLK WP HR S P ERA WHIP	IP WLS BF H R ER SO BB IBB HBP BLK WP HR S P ERA WHIP	IP WLS BF H R ER SO BB IBB HBP BLK WP HR S P ERA WHIP	IP WLS BF H R ER SO BB IBB HBP BLK WP HR S P ERA WHIP	IP WLS BF H R ER SO BB IBB HBP BLK WP HR S P ERA WHIP	IP WLS BF H R ER SO BB IBB HBP BLK WP HR S P ERA WHIP	IP WLS BF H R ER SO BB IBB HBP BLK WP HR S P ERA WHIP	IP WLS BF H R ER SO BB IBB HBP BLK WP HR S P ERA WHIP	IP WLS BF H R ER SO BB IBB HBP BLK WP HR S P ERA WHIP	IP WLS BF H R ER SO BB IBB HBP BLK WP HR S P ERA WHIP			

AB	27
R	3
H	5
RBI	3
BB	1
SO	9
LOB	5



Batter	1	2	3	4	5	6	7	8	9	AB	R	H	RBI	BB	SO	LOB	TOP					
25 Gregory Polanco, L OBP: 0.314, SLG: 0.358	L8		L8			L6				5	1	1	3	0	1	5	Pittsburgh Pirates @ Minnesota Twins Target Field, Minneapolis, MN Tue Jul 28 2015, 7:12 PM - 10:34 PM CDT Att: 30,795 - Cloudy - 84 F					
18 Neil Walker, S OBP: 0.328, SLG: 0.418	F8					FC6				4	0	1	2	1	0	1						
22 Andrew McCutchen, R OBP: 0.363, SLG: 0.481	K					F8				5	0	0	0	0	2	4						
17 Aramis Ramirez, R OBP: 0.283, SLG: 0.412						F8				5	0	0	0	0	0	3						
27 Jung Ho Kang, R OBP: 0.367, SLG: 0.426	K									4	2	2	1	0	1	0						
24 Pedro Alvarez, L OBP: 0.305, SLG: 0.431						G1-3				4	1	2	0	1	0	2						
29 Francisco Cervelli, R OBP: 0.367, SLG: 0.410										5	2	3	0	0	0	3						
30 Travis Ishikawa, L OBP: 0.297, SLG: 0.394										3	1	2	1	0	0	1						
3 Sean Rodriguez, R OBP: 0.227, SLG: 0.302										2	0	0	0	0	1	3						
14 Jaff Decker, L OBP: 0.385, SLG: 0.333										2	1	0	0	1	2	3						
Inning Stats	R: 0 E: 0 K: 1 S: 11	H: 0 LOB: 0 BB: 0 P: 16	R: 0 E: 0 K: 1 S: 8	H: 0 LOB: 0 BB: 0 P: 12	R: 0 E: 0 K: 1 S: 11	H: 1 LOB: 1 BB: 0 P: 17	R: 0 E: 0 K: 0 S: 7	H: 1 LOB: 2 BB: 1 P: 16	R: 2 E: 1 K: 0 S: 8	H: 2 LOB: 2 BB: 0 P: 13	R: 1 E: 0 K: 2 S: 12	H: 1 LOB: 2 BB: 1 P: 20	R: 0 E: 0 K: 1 S: 7	H: 0 LOB: 0 BB: 0 P: 13	R: 4 E: 0 K: 1 S: 23	H: 4 LOB: 1 BB: 1 P: 35	R: 1 E: 0 K: 0 S: 13	H: 2 LOB: 1 BB: 0 P: 20	1B: 9 2B: 1 3B: 0 HR: 1	SF: 0 SAC: 1 DP: 0 HBP: 1	WP: 0 PB: 0 SB: 0 CS: 0	PA: 44
PITCHER	IP	WLS	BF	H	R	ER	SO	BB	IBB	HBP	BLK	WP	HR	S	P	ERA	WHIP			ERA	WHIP	
37 Mike Pelfrey, R ERA: 3.92	5.1		26	5	3	2	3	2	0	1	0	0	0	51	87	3.38	1.312			9.00	2.000	
61 Ryan O'Rourke, L ERA: 1.09	1.0		3	0	0	0	2	0	0	0	0	0	0	7	10	0.00	0.000					
50 Casey Fien, R ERA: 4.6	1.0		5	2	2	2	1	0	0	0	0	0	0	16	23	18.00	2.000					
52 Brian Duensing, L ERA: 5.54	0.1		4	2	2	2	1	1	0	0	0	0	0	11	20	54.00	9.000					
65 Trevor May, R ERA: 4.39	0.1		1	0	0	0	0	0	0	0	0	0	0	2	2	0.00	0.000					

AB	39
R	8
H	11
RBI	7
BB	3
SO	7
LOB	25



Batter	1	2	3	4	5	6	7	8	9	AB	R	H	RBI	BB	SO	LOB	BOTTOM					
2 Brian Dozier, R OBP: 0.328, SLG: 0.507	L7	G5-3								5	0	0	0	0	1	2	Pittsburgh Pirates @ Minnesota Twins Target Field, Minneapolis, MN Tue Jul 28 2015, 7:12 PM - 10:34 PM CDT Att: 30,795 - Cloudy - 84 F					
48 Tori Hunter, R OBP: 0.308, SLG: 0.439	K									4	0	2	0	1	1	2						
7 Joe Mauer, L OBP: 0.340, SLG: 0.392										4	1	1	0	1	0	2						
22 Miguel Sanó, R OBP: 0.418, SLG: 0.508										3	1	1	0	2	2	2						
9 Eduardo Núñez, R OBP: 0.315, SLG: 0.445										0	0	0	0	0	0	0						
24 Trevor Plouffe, R OBP: 0.316, SLG: 0.456										5	1	2	0	0	1	4						
20 Eddie Rosario, L OBP: 0.311, SLG: 0.428										4	2	2	0	0	1	3						
32 Aaron Hicks, S OBP: 0.345, SLG: 0.405										3	1	2	3	1	0	0						
8 Kurt Suzuki, R OBP: 0.289, SLG: 0.304										4	0	1	2	0	0	2						
39 Danny Santana, S OBP: 0.243, SLG: 0.350										0	1	0	0	0	0	0						
26 Eric Fryer, R OBP: 0.375, SLG: 0.308										0	0	0	0	0	0	0						
5 Eduardo Escobar, S OBP: 0.279, SLG: 0.391										4	0	1	1	0	0	1						
Inning Stats	R: 1 E: 1 K: 1 S: 21	H: 2 LOB: 2 BB: 1 P: 30	R: 0 E: 0 K: 0 S: 5	H: 0 LOB: 1 BB: 1 P: 15	R: 0 E: 1 K: 1 S: 12	H: 2 LOB: 1 BB: 0 P: 15	R: 1 E: 0 K: 0 S: 8	H: 1 LOB: 0 BB: 0 P: 14	R: 0 E: 0 K: 1 S: 7	H: 0 LOB: 0 BB: 1 P: 14	R: 1 E: 0 K: 2 S: 12	H: 1 LOB: 1 BB: 1 P: 19	R: 0 E: 0 K: 0 S: 10	H: 1 LOB: 0 BB: 0 P: 16	R: 4 E: 0 K: 1 S: 14	H: 5 LOB: 2 BB: 0 P: 16	R: 0 E: 0 K: 0 S: 3	H: 0 LOB: 1 BB: 1 P: 8	1B: 8 2B: 2 3B: 2 HR: 0	SF: 0 SAC: 0 DP: 3 HBP: 0	WP: 0 PB: 0 SB: 0 CS: 0	PA: 41
PITCHER	IP	WLS	BF	H	R	ER	SO	BB	IBB	HBP	BLK	WP	HR	S	P	ERA	WHIP			ERA	WHIP	
50 Charlie Morton, R ERA: 4.61	5.2		25	6	3	3	5	4	0	0	0	0	0	11	18	0.00	0.750					
48 Jared Hughes, R ERA: 2.01	1.1		5	1	0	0	0	0	0	0	0	0	0	11	18	0.00	0.750					
44 Tony Watson, L ERA: 2.76	0.1		6	5	4	4	1	0	0	0	0	0	0	12	14	108.00	15.000					
35 Mark Melancon, R ERA: 1.32	1.2	W	5	0	0	0	0	1	0	0	0	0	0	5	10	0.00	0.600					

AB	36
R	7
H	12
RBI	6
BB	5
SO	6
LOB	18



Batter	1	2	3	4	5	6	7	8	9	AB	R	H	RBI	BB	SO	LOB	TOP								
25 Gregory Polanco, L OBP: 0.313, SLG: 0.356 14 Jaff Decker, L OBP: 0.375, SLG: 0.273	G3-1		E1		G1-4-3	22 E BB		K		2	0	0	0	0	0	1									
6 Starling Marte, R OBP: 0.336, SLG: 0.456	G4-3		L7		22 HR 1B	SF7		L9		4	1	1	1	0	0	2									
22 Andrew McCutchen, R OBP: 0.380, SLG: 0.490	K				1 HR 2B	E9 1B		G6-3		4	2	2	3	1	1	0									
17 Aramis Ramirez, R OBP: 0.285, SLG: 0.416 23 Pedro Florimon, S OBP: 0.125, SLG: 0.125	G6-3		G4-3		2B	G5-3		18 FC5-4 24 2B 1B		5	0	2	0	0	0	3									
27 Jung Ho Kang, R OBP: 0.371, SLG: 0.440	HR		G6-3		K			18 G3-6-1 1B		5	1	3	1	0	1	1									
18 Neil Walker, S OBP: 0.289, SLG: 0.421	G3		24 G3 2B			G3-6-1 1B		FC5-4 24 2B 1B		5	1	2	0	0	0	3									
24 Pedro Alvarez, L OBP: 0.307, SLG: 0.432	F9		G3			FC3-6 29 2B 30 WP 1B		29 WP 6 SF7 2B		4	1	1	2	1	0	2									
29 Francisco Cervelli, R OBP: 0.371, SLG: 0.415			25 E BB		G6-3			30 WP 6 SF7 2B		4	1	2	0	1	0	3									
30 Travis Ishikawa, L OBP: 0.286, SLG: 0.351	P5				K	14 BB 22 E BB		K		4	1	0	0	1	2	5									
Inning Stats	R: 0 E: 0 K: 1 S: 8	H: 0 LOB: 0 BB: 0 P: 12	R: 1 E: 0 K: 0 S: 8	H: 1 LOB: 0 BB: 0 P: 11	R: 0 E: 1 K: 0 S: 11	H: 0 LOB: 3 BB: 2 P: 21	R: 0 E: 0 K: 0 S: 9	H: 1 LOB: 1 BB: 0 P: 14	R: 2 E: 0 K: 2 S: 19	H: 3 LOB: 1 BB: 0 P: 27	R: 5 E: 1 K: 0 S: 13	H: 3 LOB: 0 BB: 2 P: 25	R: 0 E: 0 K: 1 S: 13	H: 2 LOB: 2 BB: 1 P: 20	R: 0 E: 0 K: 1 S: 11	H: 0 LOB: 0 BB: 0 P: 16	R: 2 E: 0 K: 0 S: 13	H: 3 LOB: 2 BB: 0 P: 19	1B: 7 2B: 4 3B: 0 HR: 2	SF: 1 SAC: 0 DP: 1 HBP: 0	WP: 2 PB: 0 SB: 1 CS: 0	PA: 45			
PITCHER	IP	WLS	BF	H	R	ER	SO	BB	IBB	HBP	BLK	WP	HR	S	P	ERA	WHIP								
54 Ervin Santana, R ERA: 3.78	5.2	L	30	8	8	6	3	3	1	0	0	1	2	65	107	9.53	1.941								
36 Blaine Boyer, R ERA: 2.74	1.0		5	2	0	0	0	1	0	0	0	0	0	13	19	0.00	3.000								
61 Ryan O'Rourke, L ERA: 1.0	0.2		2	0	0	0	2	0	0	0	0	0	0	6	10	0.00	0.000								
62 J.R. Graham, R ERA: 3.64	1.2		8	3	2	2	0	0	0	0	0	1	0	21	29	10.80	1.800								

Pittsburgh Pirates @ Minnesota Twins
Target Field, Minneapolis, MN
Wed Jul 29 2015, 12:11 PM - 3:40 PM CDT
Att: 37,273 - Sunny - 78 F

AB 39
R 10
H 13
RBI 7
BB 5
SO 5
LOB 20



Batter	1	2	3	4	5	6	7	8	9	AB	R	H	RBI	BB	SO	LOB	BOTTOM								
2 Brian Dozier, R OBP: 0.329, SLG: 0.506	F7		32 E 2B		K		22 BB 7 E BB		K	4	1	1	0	1	2	1									
32 Aaron Hicks, S OBP: 0.352, SLG: 0.411	G6-3 1B		E7 22 1B 1B		7 FC3-6 1B		K		K	5	1	3	1	0	2	1									
7 Joe Mauer, L OBP: 0.338, SLG: 0.390	G6-3		G5-3		FC3-6		FC1 22 BB		22 WP 22 DI 22 BB 1B	5	1	1	0	0	0	5									
22 Miguel Sanó, R OBP: 0.429, SLG: 0.522	K				G5-3				22 WP 22 DI 22 BB 1B	4	0	2	2	1	1	3									
20 Eddie Rosario, L OBP: 0.310, SLG: 0.433	G3 3B		F8		G6-3		K		K	4	1	1	0	0	1	3									
9 Eduardo Núñez, R OBP: 0.313, SLG: 0.439	G3		G6-3		G6-3		G3-1			4	0	1	1	0	0	3									
5 Eduardo Escobar, S OBP: 0.279, SLG: 0.388	K								G4-3	4	0	1	0	0	2	1									
8 Kurt Suzuki, R OBP: 0.288, SLG: 0.303	F8		F8		F8				G6-3	4	0	1	0	0	0	1									
21 Shane Robinson, R OBP: 0.295, SLG: 0.326 11 Jorge Polanco, S OBP: 0.400, SLG: 0.250	G3		G3		7 FC3-6 2B		K		F8	3	0	1	0	0	1	2									
Inning Stats	R: 0 E: 0 K: 1 S: 11	H: 1 LOB: 1 BB: 0 P: 18	R: 1 E: 0 K: 1 S: 9	H: 1 LOB: 0 BB: 0 P: 13	R: 2 E: 1 K: 0 S: 10	H: 3 LOB: 1 BB: 0 P: 16	R: 0 E: 0 K: 0 S: 11	H: 1 LOB: 1 BB: 0 P: 17	R: 0 E: 0 K: 2 S: 14	H: 2 LOB: 2 BB: 0 P: 24	R: 0 E: 0 K: 2 S: 16	H: 2 LOB: 3 BB: 0 P: 23	R: 0 E: 0 K: 2 S: 16	H: 0 LOB: 2 BB: 2 P: 31	R: 0 E: 0 K: 0 S: 5	H: 0 LOB: 0 BB: 0 P: 6	R: 1 E: 0 K: 2 S: 14	H: 2 LOB: 1 BB: 0 P: 22	1B: 8 2B: 3 3B: 1 HR: 0	SF: 0 SAC: 0 DP: 0 HBP: 0	WP: 1 PB: 0 SB: 0 CS: 0	PA: 40			
PITCHER	IP	WLS	BF	H	R	ER	SO	BB	IBB	HBP	BLK	WP	HR	S	P	ERA	WHIP								
47 Francisco Liriano, L ERA: 2.92	5.2	W	26	10	3	2	4	0	0	0	0	0	0	68	106	3.18	1.765								
59 Antonio Bastardo, L ERA: 3.82	0.2		5	0	0	0	2	2	0	0	0	0	0	12	26	0.00	3.000								
48 Jared Hughes, R ERA: 1.99	0.2	H	2	0	0	0	1	0	0	0	0	0	0	7	10	0.00	0.000								
37 Arquimedes Caminero, R ERA: 4.37	1.0		3	0	0	0	0	0	0	0	0	0	0	5	6	0.00	0.000								
64 Daelis Guerra, R ERA: 3.52	1.0		4	2	1	1	2	0	0	0	0	1	0	14	22	9.00	2.000								

Pittsburgh Pirates @ Minnesota Twins
Target Field, Minneapolis, MN
Wed Jul 29 2015, 12:11 PM - 3:40 PM CDT
Att: 37,273 - Sunny - 78 F

AB 38
R 4
H 12
RBI 4
BB 2
SO 9
LOB 20



Batter	1	2	3	4	5	6	7	8	9	AB	R	H	RBI	BB	SO	LOB	TOP			
25 Gregory Polanco, L (1, 9) OBP: 0.321, SLG: 0.361	G1-3		FC6-4 1B			L7		1B		4	0	2	0	1	0	0	Pittsburgh Pirates @ Cincinnati Reds Great American Ball Park, Cincinnati, OH Sat Aug 01 2015, 7:10 PM - 10:07 PM EDT Att. 42,284 - Clear - 81 F			
6 Starling Marte, R (1, 7) OBP: 0.336, SLG: 0.448	K		FC6-4 1-2			P5		B3	K	5	0	0	0	0	2	5				
22 Andrew McCutchen, R (1, 8) OBP: 0.386, SLG: 0.493						G6-3		K		3	0	0	0	1	1	1				
17 Aramis Ramirez, R (1, 5) OBP: 0.280, SLG: 0.408	K					G6-3		G1-3	P4	4	0	0	0	0	1	2				
27 Jung Ho Kang, R (1, 6) OBP: 0.372, SLG: 0.460	L7					G1-3		G1-3	F8	4	1	1	1	0	0	0				
18 Neil Walker, S (1, 4) OBP: 0.328, SLG: 0.416	G5-3					G5-3	HR			4	2	2	0	0	0	0				
24 Pedro Alvarez, L (1, 3) OBP: 0.306, SLG: 0.434	G3					G3-1				3	0	0	0	1	1	1				
19 Chris Stewart, R (1, 2) OBP: 0.322, SLG: 0.349						F9				2	0	0	0	0	1	0				
30 Travis Ishikawa, L (7, PH) OBP: 0.304, SLG: 0.350						K				1	0	1	1	0	0	0				
55 Joe Blanton, R (7, 1) OBP: 0.234, SLG: 0.307						K				1	0	1	0	0	0	0				
3 Sean Rodriguez, R (9, PH) OBP: 0.234, SLG: 0.307						K				1	0	1	0	0	0	0				
45 Gerrit Cole, R (1, 1) OBP: 0.184, SLG: 0.139						K				2	0	0	0	0	2	0				
37 Arquimedes Caminero, R (6, 1) OBP: 0.305, SLG: 0.299						K				0	0	0	0	0	0	0				
29 Francisco Cervelli, R (7, PH) OBP: 0.371, SLG: 0.409						K				2	0	1	1	0	1	2				
Inning Stats	R: 0 E: 0 K: 2 S: 14	H: 0 LOB: 1 BB: 1 P: 18	R: 0 E: 0 K: 0 S: 9	H: 0 LOB: 0 BB: 0 P: 12	R: 0 E: 0 K: 1 S: 7	H: 1 LOB: 1 BB: 0 P: 12	R: 1 E: 0 K: 0 S: 9	H: 1 LOB: 0 BB: 0 P: 13	R: 0 E: 0 K: 0 S: 10	H: 0 LOB: 0 BB: 0 P: 15	R: 1 E: 0 K: 1 S: 13	H: 2 LOB: 2 BB: 1 P: 25	R: 0 E: 0 K: 1 S: 7	H: 1 LOB: 1 BB: 0 P: 11	R: 1 E: 0 K: 2 S: 17	H: 3 LOB: 3 BB: 1 P: 29	1B: 7 2B: 0 3B: 0 HR: 1	SF: 0 SAC: 0 DP: 0 HBP: 0	WP: 0 PB: 0 SB: 0 CS: 0	PA: 38
PITCHER	IP WLS BF H R ER SO BB IBB HBP BLK WP HR S P ERA WHIP	IP WLS BF H R ER SO BB IBB HBP BLK WP HR S P ERA WHIP	IP WLS BF H R ER SO BB IBB HBP BLK WP HR S P ERA WHIP	IP WLS BF H R ER SO BB IBB HBP BLK WP HR S P ERA WHIP	IP WLS BF H R ER SO BB IBB HBP BLK WP HR S P ERA WHIP	IP WLS BF H R ER SO BB IBB HBP BLK WP HR S P ERA WHIP	IP WLS BF H R ER SO BB IBB HBP BLK WP HR S P ERA WHIP	IP WLS BF H R ER SO BB IBB HBP BLK WP HR S P ERA WHIP	IP WLS BF H R ER SO BB IBB HBP BLK WP HR S P ERA WHIP	IP WLS BF H R ER SO BB IBB HBP BLK WP HR S P ERA WHIP	IP WLS BF H R ER SO BB IBB HBP BLK WP HR S P ERA WHIP	IP WLS BF H R ER SO BB IBB HBP BLK WP HR S P ERA WHIP	IP WLS BF H R ER SO BB IBB HBP BLK WP HR S P ERA WHIP	IP WLS BF H R ER SO BB IBB HBP BLK WP HR S P ERA WHIP	IP WLS BF H R ER SO BB IBB HBP BLK WP HR S P ERA WHIP	IP WLS BF H R ER SO BB IBB HBP BLK WP HR S P ERA WHIP	IP WLS BF H R ER SO BB IBB HBP BLK WP HR S P ERA WHIP			

AB 35
R 3
H 8
RBI 3
BB 3
SO 9
LOB 11



Batter	1	2	3	4	5	6	7	8	9	AB	R	H	RBI	BB	SO	LOB	BOTTOM			
4 Brandon Phillips, R (1, 4) OBP: 0.314, SLG: 0.373	K		L7			21 PB 32 2B 1B		L3		4	1	1	0	0	1	1	Pittsburgh Pirates @ Cincinnati Reds Great American Ball Park, Cincinnati, OH Sat Aug 01 2015, 7:10 PM - 10:07 PM EDT Att. 42,284 - Clear - 81 F			
19 Joey Votto, L (1, 3) OBP: 0.432, SLG: 0.532	L7		K			K		K		4	0	0	0	0	3	2				
21 Todd Frazier, R (1, 5) OBP: 0.326, SLG: 0.554			G5-3			K				3	0	0	0	1	2	2				
32 Jay Bruce, L (1, 9) OBP: 0.342, SLG: 0.492	L7					K				4	1	2	1	0	1	1				
9 Marlon Byrd, R (1, 7) OBP: 0.306, SLG: 0.485						29 1B 7 2B 1B				3	2	2	0	0	1	1				
29 Brayan Peña, S (1, 2) OBP: 0.341, SLG: 0.314	G1-3					7 2B 1B		F8		4	0	2	0	0	0	1				
7 Eugenio Suárez, R (1, 6) OBP: 0.333, SLG: 0.456	SF8							K		2	0	1	3	0	1	0				
26 Raisel Iglesias, R (1, 1) OBP: 0.305, SLG: 0.299	G6-3							SF7		3	0	0	0	0	1	2				
25 Burke Badenhop, R (7, 1) OBP: 0.305, SLG: 0.299								L8		0	0	0	0	0	0	0				
60 J.J. Hoover, R (8, 1) OBP: 0.272, SLG: 0.289										0	0	0	0	0	0	0				
55 Skip Schumaker, L (8, PH) OBP: 0.305, SLG: 0.299										1	0	0	0	0	2	0				
54 Aroldis Chapman, L (9, 1) OBP: 0.305, SLG: 0.299										0	0	0	0	0	0	0				
6 Billy Hamilton, S (1, 8) OBP: 0.272, SLG: 0.289								F9		3	0	1	0	0	1	2				
Inning Stats	R: 0 E: 0 K: 1 S: 6	H: 0 LOB: 1 BB: 1 P: 11	R: 1 E: 0 K: 0 S: 12	H: 1 LOB: 0 BB: 0 P: 18	R: 0 E: 0 K: 1 S: 12	H: 1 LOB: 1 BB: 0 P: 16	R: 1 E: 0 K: 3 S: 18	H: 3 LOB: 2 BB: 0 P: 26	R: 1 E: 0 K: 3 S: 19	H: 2 LOB: 1 BB: 0 P: 27	R: 0 E: 0 K: 1 S: 6	H: 0 LOB: 0 BB: 0 P: 9	R: 0 E: 0 K: 1 S: 8	H: 0 LOB: 0 BB: 0 P: 11	R: 1 E: 0 K: 0 S: 13	H: 2 LOB: 2 BB: 0 P: 20	1B: 5 2B: 3 3B: 1 HR: 0	SF: 2 SAC: 0 DP: 0 HBP: 1	WP: 0 PB: 1 SB: 2 CS: 0	PA: 35
PITCHER	IP WLS BF H R ER SO BB IBB HBP BLK WP HR S P ERA WHIP	IP WLS BF H R ER SO BB IBB HBP BLK WP HR S P ERA WHIP	IP WLS BF H R ER SO BB IBB HBP BLK WP HR S P ERA WHIP	IP WLS BF H R ER SO BB IBB HBP BLK WP HR S P ERA WHIP	IP WLS BF H R ER SO BB IBB HBP BLK WP HR S P ERA WHIP	IP WLS BF H R ER SO BB IBB HBP BLK WP HR S P ERA WHIP	IP WLS BF H R ER SO BB IBB HBP BLK WP HR S P ERA WHIP	IP WLS BF H R ER SO BB IBB HBP BLK WP HR S P ERA WHIP	IP WLS BF H R ER SO BB IBB HBP BLK WP HR S P ERA WHIP	IP WLS BF H R ER SO BB IBB HBP BLK WP HR S P ERA WHIP	IP WLS BF H R ER SO BB IBB HBP BLK WP HR S P ERA WHIP	IP WLS BF H R ER SO BB IBB HBP BLK WP HR S P ERA WHIP	IP WLS BF H R ER SO BB IBB HBP BLK WP HR S P ERA WHIP	IP WLS BF H R ER SO BB IBB HBP BLK WP HR S P ERA WHIP	IP WLS BF H R ER SO BB IBB HBP BLK WP HR S P ERA WHIP	IP WLS BF H R ER SO BB IBB HBP BLK WP HR S P ERA WHIP				

AB 31
R 4
H 9
RBI 4
BB 1
SO 11
LOB 14



Batter	1	2	3	4	5	6	7	8	9	AB	R	H	RBI	BB	SO	LOB	TOP		
25 Gregory Polanco, L OBP: 0.320, SLG: 0.358										3	1	0	0	1	1	1	Pittsburgh Pirates @ Cincinnati Reds Great American Ball Park, Cincinnati, OH Sun Aug 02 2015, 1:13 PM - 3:59 PM EDT Att: 39,596 - Sunny - 84 F		
6 Starling Marte, R OBP: 0.335, SLG: 0.449										4	0	1	2	0	0	1			
22 Andrew McCutchen, R OBP: 0.364, SLG: 0.499										3	0	0	0	0	2	1			
27 Jung Ho Kang, R OBP: 0.367, SLG: 0.454										4	0	0	0	0	0	4			
18 Neil Walker, S OBP: 0.328, SLG: 0.422										4	1	1	1	0	1	0			
29 Francisco Cervelli, R OBP: 0.367, SLG: 0.404										4	0	0	0	0	1	0			
24 Pedro Alvarez, L OBP: 0.303, SLG: 0.430										3	0	0	0	0	2	0			
23 Pedro Florimon, S OBP: 0.091, SLG: 0.091										1	0	0	0	0	1	0			
3 Sean Rodriguez, R OBP: 0.236, SLG: 0.314										3	1	1	0	0	1	0			
30 Travis Ishikawa, L OBP: 0.304, SLG: 0.350										0	0	0	0	0	0	0			
50 Charlie Morton, R OBP: 0.111, SLG: 0.059										2	0	0	0	0	1	1			
14 Jaff Decker, L OBP: 0.368, SLG: 0.231										0	0	0	0	1	0	0			
44 Tony Watson, L OBP: 0.091, SLG: 0.091										0	0	0	0	0	0	0			
35 Mark Melancon, R OBP: 0.091, SLG: 0.091										0	0	0	0	0	0	0			
38 Joakim Soria, R OBP: 0.091, SLG: 0.091										0	0	0	0	0	0	0			
Inning Stats	R: 0 H: 0 E: 0 K: 2 S: 9	H: 0 LOB: 0 BB: 0 P: 14	R: 0 H: 0 E: 0 K: 1 S: 7	H: 0 LOB: 0 BB: 0 P: 11	R: 2 H: 2 E: 1 K: 2 S: 19	H: 2 LOB: 2 BB: 1 P: 30	R: 1 H: 1 E: 0 K: 1 S: 8	H: 1 LOB: 0 BB: 0 P: 12	R: 0 H: 0 E: 0 K: 0 S: 8	H: 0 LOB: 0 BB: 0 P: 12	R: 0 H: 0 E: 0 K: 1 S: 5	H: 0 LOB: 0 BB: 0 P: 9	R: 0 H: 0 E: 0 K: 0 S: 9	H: 0 LOB: 2 BB: 1 P: 16	R: 0 H: 0 E: 0 K: 2 S: 10	H: 0 LOB: 0 BB: 0 P: 16	1B: 0 2B: 2 3B: 0 HR: 1	SF: 0 SAC: 0 DP: 0 HBP: 1	WP: 0 PA: 34 PB: 0 SB: 0 CS: 0
PITCHER	IP	WLS	BF	H	R	ER	SO	BB	IBB	HBP	BLK	WP	HR	S	P	ERA	WHIP		
48 Keyvius Sampson, R ERA: 4.5	5.0	L	20	3	3	3	6	1	0	0	0	0	1	51	79	5.40	0.800		
62 Pedro Villarreal, R ERA: 3.72	3.0		11	0	0	0	2	1	0	1	0	0	0	22	37	0.00	0.333		
70 Jumbo Diaz, R ERA: 5.34	1.0		3	0	0	0	2	0	0	0	0	0	0	10	16	0.00	0.000		

AB	31
R	3
H	3
RBI	3
BB	2
SO	10
LOB	8



Batter	1	2	3	4	5	6	7	8	9	AB	R	H	RBI	BB	SO	LOB	BOTTOM		
4 Brandon Phillips, R OBP: 0.316, SLG: 0.373										3	0	1	0	0	0	0	Pittsburgh Pirates @ Cincinnati Reds Great American Ball Park, Cincinnati, OH Sun Aug 02 2015, 1:13 PM - 3:59 PM EDT Att: 39,596 - Sunny - 84 F		
55 Skip Schumaker, L OBP: 0.304, SLG: 0.295										4	0	1	0	0	0	3			
21 Todd Frazier, R OBP: 0.324, SLG: 0.548										4	0	0	0	0	0	2			
32 Jay Bruce, L OBP: 0.341, SLG: 0.492										4	0	1	0	0	2	1			
9 Marlon Byrd, R OBP: 0.303, SLG: 0.480										3	0	0	0	0	1	0			
70 Jumbo Diaz, R OBP: 0.331, SLG: 0.347										0	0	0	0	0	0	0			
6 Billy Hamilton, S OBP: 0.271, SLG: 0.288										1	0	0	0	0	0	1			
16 Tucker Barnhart, L OBP: 0.333, SLG: 0.347										3	0	0	0	0	1	0			
7 Eugenio Suárez, R OBP: 0.331, SLG: 0.458										4	0	1	0	0	0	2			
3 Iván De Jesús Jr., R OBP: 0.359, SLG: 0.462										4	0	2	0	0	1	3			
48 Keyvius Sampson, R ERA: 4.19										1	0	0	0	0	1	1			
44 Kyle Waldrop, L ERA: 2.64										1	0	0	0	0	1	1			
62 Pedro Villarreal, R ERA: 1.29										0	0	0	0	0	0	0			
30 Jason Bourgeois, R OBP: 0.216, SLG: 0.194										1	0	0	0	0	0	0			
Inning Stats	R: 0 H: 0 E: 0 K: 0 S: 5	H: 0 LOB: 0 BB: 0 P: 6	R: 0 H: 0 E: 0 K: 3 S: 9	H: 0 LOB: 0 BB: 0 P: 12	R: 0 H: 2 E: 0 K: 1 S: 10	H: 2 LOB: 0 BB: 0 P: 18	R: 0 H: 0 E: 0 K: 1 S: 9	H: 0 LOB: 0 BB: 0 P: 12	R: 0 H: 1 E: 0 K: 0 S: 7	H: 1 LOB: 1 BB: 0 P: 12	R: 0 H: 1 E: 0 K: 1 S: 16	H: 1 LOB: 1 BB: 0 P: 24	R: 0 H: 0 E: 0 K: 0 S: 10	H: 0 LOB: 1 BB: 0 P: 13	R: 0 H: 1 E: 0 K: 0 S: 11	H: 1 LOB: 2 BB: 0 P: 16	1B: 4 2B: 2 3B: 0 HR: 0	SF: 0 SAC: 0 DP: 0 HBP: 2	WP: 0 PA: 35 PB: 0 SB: 0 CS: 0
PITCHER	IP	WLS	BF	H	R	ER	SO	BB	IBB	HBP	BLK	WP	HR	S	P	ERA	WHIP		
50 Charlie Morton, R ERA: 4.19	7.0	W	26	5	0	0	7	0	0	0	0	0	0	63	93	0.00	0.714		
44 Tony Watson, L ERA: 2.64	1.0	H	4	0	0	0	0	0	0	1	0	0	0	10	13	0.00	0.000		
35 Mark Melancon, R ERA: 1.29	0.1	H	3	1	0	0	0	0	0	1	0	0	0	8	13	0.00	3.000		
38 Joakim Soria, R ERA: 2.74	0.2	S	2	0	0	0	0	0	0	0	0	0	0	3	3	0.00	0.000		

AB	33
R	0
H	6
RBI	0
BB	0
SO	7
LOB	14



Batter	1	2	3	4	5	6	7	8	9	AB	R	H	RBI	BB	SO	LOB	TOP							
24 Dexter Fowler, S OBP: 0.332, SLG: 0.378										5	0	0	0	1	2	2	Chicago Cubs @ Pittsburgh Pirates PNC Park, Pittsburgh, PA Tue Aug 04 2015, 7:10 PM - 10:24 PM EDT Att: 34,993 - Partly Cloudy - 81 F							
15 Chris Denorfia, R OBP: 0.323, SLG: 0.369										6	1	3	0	0	2	3								
17 Kris Bryant, R OBP: 0.357, SLG: 0.437										4	1	2	0	0	2	0								
44 Anthony Rizzo, L OBP: 0.401, SLG: 0.534										5	2	4	0	0	0	2								
68 Jorge Soler, R OBP: 0.319, SLG: 0.381 52 Justin Grimm, R										3	0	1	2	2	2	3								
13 Starlin Castro, R OBP: 0.272, SLG: 0.307										5	1	2	2	0	1	7								
3 David Ross, R OBP: 0.303, SLG: 0.284										4	0	1	1	1	2	5								
49 Jake Arrieta, R OBP: 0.128, SLG: 0.191 21 Tommy Hunter, R										4	0	1	0	0	1	4								
41 Matt Szczur, R OBP: 0.242, SLG: 0.310										0	0	0	0	0	0	0								
22 Addison Russell, R OBP: 0.304, SLG: 0.366										4	0	1	0	1	2	4								
Inning Stats	R: 1 E: 0 K: 1 S: 17	H: 3 LOB: 3 BB: 1 P: 30	R: 0 E: 0 K: 2 S: 13	H: 2 LOB: 2 BB: 0 P: 18	R: 2 E: 0 K: 2 S: 17	H: 3 LOB: 1 BB: 0 P: 28	R: 0 E: 0 K: 0 S: 5	H: 0 LOB: 0 BB: 0 P: 8	R: 1 E: 0 K: 2 S: 14	H: 2 LOB: 3 BB: 2 P: 27	R: 1 E: 0 K: 0 S: 14	H: 2 LOB: 2 BB: 1 P: 19	R: 0 E: 0 K: 3 S: 13	H: 1 LOB: 2 BB: 1 P: 20	R: 0 E: 0 K: 3 S: 15	H: 2 LOB: 2 BB: 0 P: 20	R: 0 E: 0 K: 1 S: 12	H: 0 LOB: 1 BB: 1 P: 18	1B: 10 2B: 5 3B: 0 HR: 0	SF: 0 SAC: 0 DP: 0 HBP: 1	WP: 3 PB: 0 SB: 0 CS: 0	PA: 47		
PITCHER	IP WLS BF H R ER SO BB IBB HBP BLK WP HR S P ERA WHIP	IP WLS BF H R ER SO BB IBB HBP BLK WP HR S P ERA WHIP	IP WLS BF H R ER SO BB IBB HBP BLK WP HR S P ERA WHIP	IP WLS BF H R ER SO BB IBB HBP BLK WP HR S P ERA WHIP	IP WLS BF H R ER SO BB IBB HBP BLK WP HR S P ERA WHIP	IP WLS BF H R ER SO BB IBB HBP BLK WP HR S P ERA WHIP	IP WLS BF H R ER SO BB IBB HBP BLK WP HR S P ERA WHIP	IP WLS BF H R ER SO BB IBB HBP BLK WP HR S P ERA WHIP	IP WLS BF H R ER SO BB IBB HBP BLK WP HR S P ERA WHIP	IP WLS BF H R ER SO BB IBB HBP BLK WP HR S P ERA WHIP	IP WLS BF H R ER SO BB IBB HBP BLK WP HR S P ERA WHIP	IP WLS BF H R ER SO BB IBB HBP BLK WP HR S P ERA WHIP	IP WLS BF H R ER SO BB IBB HBP BLK WP HR S P ERA WHIP	IP WLS BF H R ER SO BB IBB HBP BLK WP HR S P ERA WHIP	IP WLS BF H R ER SO BB IBB HBP BLK WP HR S P ERA WHIP	IP WLS BF H R ER SO BB IBB HBP BLK WP HR S P ERA WHIP	IP WLS BF H R ER SO BB IBB HBP BLK WP HR S P ERA WHIP	IP WLS BF H R ER SO BB IBB HBP BLK WP HR S P ERA WHIP	IP WLS BF H R ER SO BB IBB HBP BLK WP HR S P ERA WHIP	IP WLS BF H R ER SO BB IBB HBP BLK WP HR S P ERA WHIP	IP WLS BF H R ER SO BB IBB HBP BLK WP HR S P ERA WHIP	IP WLS BF H R ER SO BB IBB HBP BLK WP HR S P ERA WHIP	IP WLS BF H R ER SO BB IBB HBP BLK WP HR S P ERA WHIP	IP WLS BF H R ER SO BB IBB HBP BLK WP HR S P ERA WHIP

Chicago Cubs @ Pittsburgh Pirates
PNC Park, Pittsburgh, PA
Tue Aug 04 2015, 7:10 PM - 10:24 PM EDT
Att: 34,993 - Partly Cloudy - 81 F

AB	41
R	5
H	15
RBI	5
BB	5
SO	14
LOB	30



Batter	1	2	3	4	5	6	7	8	9	AB	R	H	RBI	BB	SO	LOB	BOTTOM							
25 Gregory Polanco, L OBP: 0.317, SLG: 0.354										4	0	0	0	0	1	0	Chicago Cubs @ Pittsburgh Pirates PNC Park, Pittsburgh, PA Tue Aug 04 2015, 7:10 PM - 10:24 PM EDT Att: 34,993 - Partly Cloudy - 81 F							
6 Starlin Marte, R OBP: 0.337, SLG: 0.452										4	0	2	0	0	0	0								
22 Andrew McCutchen, R OBP: 0.389, SLG: 0.499										2	0	1	0	2	0	1								
17 Aramis Ramirez, R OBP: 0.277, SLG: 0.403										4	0	0	0	0	0	5								
27 Jung Ho Kang, R OBP: 0.364, SLG: 0.449										3	0	0	0	0	1	2								
18 Neil Walker, S OBP: 0.328, SLG: 0.420										2	0	0	0	1	0	2								
24 Pedro Alvarez, L OBP: 0.351, SLG: 0.427 37 Arquimedes Caminero, R										2	0	0	0	0	1	1								
38 Michael Morse, R OBP: 0.274, SLG: 0.311										0	0	0	0	0	0	0								
29 Francisco Cervelli, R OBP: 0.366, SLG: 0.403										3	0	1	0	0	1	0								
32 J.A. Happ, L 48 Jared Hughes, R 30 Travis Ishikawa, L 59 Antonio Bastardo, R											1	0	0	0	0	1		0						
Inning Stats	R: 0 E: 0 K: 0 S: 9	H: 0 LOB: 1 BB: 1 P: 18	R: 0 E: 0 K: 1 S: 8	H: 0 LOB: 0 BB: 0 P: 12	R: 0 E: 0 K: 2 S: 10	H: 0 LOB: 0 BB: 0 P: 16	R: 0 E: 0 K: 0 S: 7	H: 1 LOB: 0 BB: 0 P: 13	R: 0 E: 0 K: 0 S: 7	H: 0 LOB: 0 BB: 1 P: 15	R: 0 E: 0 K: 1 S: 9	H: 0 LOB: 0 BB: 0 P: 14	R: 0 E: 0 K: 1 S: 13	H: 1 LOB: 2 BB: 1 P: 21	R: 0 E: 0 K: 1 S: 7	H: 1 LOB: 1 BB: 0 P: 7	R: 0 E: 0 K: 1 S: 8	H: 1 LOB: 1 BB: 0 P: 10	1B: 3 2B: 1 3B: 0 HR: 0	SF: 0 SAC: 0 DP: 3 HBP: 0	WP: 0 PB: 0 SB: 0 CS: 0	PA: 31		
PITCHER	IP WLS BF H R ER SO BB IBB HBP BLK WP HR S P ERA WHIP	IP WLS BF H R ER SO BB IBB HBP BLK WP HR S P ERA WHIP	IP WLS BF H R ER SO BB IBB HBP BLK WP HR S P ERA WHIP	IP WLS BF H R ER SO BB IBB HBP BLK WP HR S P ERA WHIP	IP WLS BF H R ER SO BB IBB HBP BLK WP HR S P ERA WHIP	IP WLS BF H R ER SO BB IBB HBP BLK WP HR S P ERA WHIP	IP WLS BF H R ER SO BB IBB HBP BLK WP HR S P ERA WHIP	IP WLS BF H R ER SO BB IBB HBP BLK WP HR S P ERA WHIP	IP WLS BF H R ER SO BB IBB HBP BLK WP HR S P ERA WHIP	IP WLS BF H R ER SO BB IBB HBP BLK WP HR S P ERA WHIP	IP WLS BF H R ER SO BB IBB HBP BLK WP HR S P ERA WHIP	IP WLS BF H R ER SO BB IBB HBP BLK WP HR S P ERA WHIP	IP WLS BF H R ER SO BB IBB HBP BLK WP HR S P ERA WHIP	IP WLS BF H R ER SO BB IBB HBP BLK WP HR S P ERA WHIP	IP WLS BF H R ER SO BB IBB HBP BLK WP HR S P ERA WHIP	IP WLS BF H R ER SO BB IBB HBP BLK WP HR S P ERA WHIP	IP WLS BF H R ER SO BB IBB HBP BLK WP HR S P ERA WHIP	IP WLS BF H R ER SO BB IBB HBP BLK WP HR S P ERA WHIP	IP WLS BF H R ER SO BB IBB HBP BLK WP HR S P ERA WHIP	IP WLS BF H R ER SO BB IBB HBP BLK WP HR S P ERA WHIP	IP WLS BF H R ER SO BB IBB HBP BLK WP HR S P ERA WHIP	IP WLS BF H R ER SO BB IBB HBP BLK WP HR S P ERA WHIP	IP WLS BF H R ER SO BB IBB HBP BLK WP HR S P ERA WHIP	IP WLS BF H R ER SO BB IBB HBP BLK WP HR S P ERA WHIP

Chicago Cubs @ Pittsburgh Pirates
PNC Park, Pittsburgh, PA
Tue Aug 04 2015, 7:10 PM - 10:24 PM EDT
Att: 34,993 - Partly Cloudy - 81 F

AB	28
R	0
H	4
RBI	0
BB	3
SO	7
LOB	12



Batter	1	2	3	4	5	6	7	8	9	AB	R	H	RBI	BB	SO	LOB	TOP							
11 Jimmy Rollins, S OBP: 0.279, SLG: 0.364										5	0	1	0	0	3	2								
47 Howie Kendrick, R OBP: 0.336, SLG: 0.416										5	2	2	0	0	0	1								
23 Adrián González, L OBP: 0.373, SLG: 0.530										4	0	3	1	0	0	1								
33 Scott Van Slyke, R OBP: 0.356, SLG: 0.434										5	0	2	2	0	1	4								
66 Yasiel Puig, R OBP: 0.316, SLG: 0.414										4	1	0	0	1	2	4								
14 Enrique Hernández, R OBP: 0.331, SLG: 0.458										2	1	1	2	1	0	0								
31 Joc Pederson, L OBP: 0.355, SLG: 0.451										1	0	1	0	1	0	0								
17 A.J. Ellis, R OBP: 0.316, SLG: 0.316										2	0	0	0	1	0	3								
9 Yasmani Grandal, S OBP: 0.391, SLG: 0.500										2	0	0	0	0	1	3								
7 Alex Guerrero, R OBP: 0.265, SLG: 0.477										4	0	2	0	0	1	2								
62 Joel Peralta, R										0	0	0	0	0	0	0								
55 Mat Latos, R OBP: 0.216, SLG: 0.316										2	1	1	0	0	0	1								
16 Adrián Estrada, L OBP: 0.286, SLG: 0.471										0	0	0	0	0	0	0								
52 Pedro Báez, R										0	0	0	0	0	0	0								
43 Luis Avilán, L										0	0	0	0	0	0	0								
5 Alberto Callaspo, S OBP: 0.311, SLG: 0.212										1	0	0	0	0	0	1								
Inning Stats	R: 1 E: 0 K: 1 S: 16	H: 2 LOB: 3 BB: 1 P: 30	R: 1 E: 0 K: 2 S: 14	H: 3 LOB: 2 BB: 0 P: 24	R: 2 E: 0 K: 1 S: 13	H: 2 LOB: 1 BB: 1 P: 25	R: 0 E: 0 K: 2 S: 13	H: 1 LOB: 1 BB: 0 P: 17	R: 0 E: 0 K: 0 S: 8	H: 0 LOB: 0 BB: 1 P: 14	R: 0 E: 0 K: 1 S: 9	H: 1 LOB: 0 BB: 0 P: 13	R: 0 E: 0 K: 0 S: 9	H: 1 LOB: 0 BB: 0 P: 14	R: 0 E: 0 K: 0 S: 4	H: 1 LOB: 0 BB: 0 P: 6	R: 1 E: 0 K: 1 S: 15	H: 2 LOB: 2 BB: 1 P: 24	1B: 11 2B: 1 3B: 0 HR: 1	SF: 0 SAC: 0 DP: 3 HBP: 1	WP: 0 PB: 0 SB: 0 CS: 0	PA: 43		
PITCHER	IP WLS BF H R ER SO BB IBB HBP BLK WP HR S P ERA WHIP	IP WLS BF H R ER SO BB IBB HBP BLK WP HR S P ERA WHIP	IP WLS BF H R ER SO BB IBB HBP BLK WP HR S P ERA WHIP	IP WLS BF H R ER SO BB IBB HBP BLK WP HR S P ERA WHIP	IP WLS BF H R ER SO BB IBB HBP BLK WP HR S P ERA WHIP	IP WLS BF H R ER SO BB IBB HBP BLK WP HR S P ERA WHIP	IP WLS BF H R ER SO BB IBB HBP BLK WP HR S P ERA WHIP	IP WLS BF H R ER SO BB IBB HBP BLK WP HR S P ERA WHIP	IP WLS BF H R ER SO BB IBB HBP BLK WP HR S P ERA WHIP	IP WLS BF H R ER SO BB IBB HBP BLK WP HR S P ERA WHIP	IP WLS BF H R ER SO BB IBB HBP BLK WP HR S P ERA WHIP	IP WLS BF H R ER SO BB IBB HBP BLK WP HR S P ERA WHIP	IP WLS BF H R ER SO BB IBB HBP BLK WP HR S P ERA WHIP	IP WLS BF H R ER SO BB IBB HBP BLK WP HR S P ERA WHIP	IP WLS BF H R ER SO BB IBB HBP BLK WP HR S P ERA WHIP	IP WLS BF H R ER SO BB IBB HBP BLK WP HR S P ERA WHIP	IP WLS BF H R ER SO BB IBB HBP BLK WP HR S P ERA WHIP	IP WLS BF H R ER SO BB IBB HBP BLK WP HR S P ERA WHIP	IP WLS BF H R ER SO BB IBB HBP BLK WP HR S P ERA WHIP	IP WLS BF H R ER SO BB IBB HBP BLK WP HR S P ERA WHIP	IP WLS BF H R ER SO BB IBB HBP BLK WP HR S P ERA WHIP	IP WLS BF H R ER SO BB IBB HBP BLK WP HR S P ERA WHIP	IP WLS BF H R ER SO BB IBB HBP BLK WP HR S P ERA WHIP	IP WLS BF H R ER SO BB IBB HBP BLK WP HR S P ERA WHIP
47 Francisco Liriano, L ERA: 3.13	3.0	19	7	4	4	4	2	0	1	0	0	0	1	43	79	12.00	3.000							
55 Joe Blanton, R ERA: 3.66	3.0	W	12	2	0	0	3	1	0	0	0	0	0	30	44	0.00	1.000							
38 Joaquin Soria, R ERA: 2.56	1.0	H	3	1	0	0	0	0	0	0	0	0	0	9	14	0.00	1.000							
44 Tony Watson, L ERA: 2.49	1.0	H	3	1	0	0	0	0	0	0	0	0	0	4	6	0.00	1.000							
35 Mark Melancon, R ERA: 1.56	1.0	S	6	2	1	1	1	1	0	0	0	0	0	15	24	9.00	3.000							
Batter	1	2	3	4	5	6	7	8	9	AB	R	H	RBI	BB	SO	LOB	BOTTOM							
25 Gregory Polanco, L OBP: 0.321, SLG: 0.371										3	0	1	0	1	1	0								
6 Starling Marte, R OBP: 0.335, SLG: 0.442										3	1	0	0	0	0	2								
22 Andrew McCutchen, R OBP: 0.399, SLG: 0.506										3	1	3	1	1	0	0								
17 Aramis Ramirez, R OBP: 0.281, SLG: 0.402										4	0	1	0	0	1	4								
23 Pedro Florimón, S OBP: 0.091, SLG: 0.091										0	0	0	0	0	0	0								
27 Jung Ho Kang, R OBP: 0.364, SLG: 0.444										4	0	1	1	0	0	1								
18 Neil Walker, S OBP: 0.329, SLG: 0.426										4	2	2	1	0	0	0								
24 Pedro Álvarez, L OBP: 0.301, SLG: 0.424										3	0	0	0	0	1	2								
38 Joaquin Soria, R ERA: 2.49										0	0	0	0	0	0	0								
44 Tony Watson, L ERA: 2.49										1	0	0	0	0	0	0								
30 Travis Ishikawa, L OBP: 0.280, SLG: 0.318										0	0	0	0	0	0	0								
35 Mark Melancon, R ERA: 1.56										0	0	0	0	0	0	0								
29 Francisco Cervelli, R OBP: 0.368, SLG: 0.411										3	1	0	0	0	0	2								
47 Francisco Liriano, L ERA: 3.13										1	1	1	3	0	0	0								
55 Joe Blanton, R ERA: 3.66										1	0	0	0	0	0	0								
3 Sean Rodríguez, R OBP: 0.244, SLG: 0.315										1	0	0	0	0	1	0								
Inning Stats	R: 1 E: 0 K: 0 S: 13	H: 1 LOB: 0 BB: 1 P: 21	R: 3 E: 0 K: 0 S: 16	H: 4 LOB: 1 BB: 0 P: 24	R: 2 E: 0 K: 0 S: 16	H: 2 LOB: 0 BB: 0 P: 22	R: 0 E: 0 K: 0 S: 7	H: 0 LOB: 0 BB: 0 P: 11	R: 0 E: 0 K: 1 S: 9	H: 0 LOB: 0 BB: 0 P: 9	R: 0 E: 0 K: 3 S: 14	H: 0 LOB: 2 BB: 1 P: 25	R: 0 E: 0 K: 0 S: 10	H: 0 LOB: 0 BB: 0 P: 14	R: 0 E: 0 K: 0 S: 10	H: 0 LOB: 0 BB: 0 P: 14	1B: 6 2B: 1 3B: 0 HR: 2	SF: 0 SAC: 0 DP: 1 HBP: 1	WP: 0 PB: 0 SB: 3 CS: 0	PA: 34				
PITCHER	IP WLS BF H R ER SO BB IBB HBP BLK WP HR S P ERA WHIP	IP WLS BF H R ER SO BB IBB HBP BLK WP HR S P ERA WHIP	IP WLS BF H R ER SO BB IBB HBP BLK WP HR S P ERA WHIP	IP WLS BF H R ER SO BB IBB HBP BLK WP HR S P ERA WHIP	IP WLS BF H R ER SO BB IBB HBP BLK WP HR S P ERA WHIP	IP WLS BF H R ER SO BB IBB HBP BLK WP HR S P ERA WHIP	IP WLS BF H R ER SO BB IBB HBP BLK WP HR S P ERA WHIP	IP WLS BF H R ER SO BB IBB HBP BLK WP HR S P ERA WHIP	IP WLS BF H R ER SO BB IBB HBP BLK WP HR S P ERA WHIP	IP WLS BF H R ER SO BB IBB HBP BLK WP HR S P ERA WHIP	IP WLS BF H R ER SO BB IBB HBP BLK WP HR S P ERA WHIP	IP WLS BF H R ER SO BB IBB HBP BLK WP HR S P ERA WHIP	IP WLS BF H R ER SO BB IBB HBP BLK WP HR S P ERA WHIP	IP WLS BF H R ER SO BB IBB HBP BLK WP HR S P ERA WHIP	IP WLS BF H R ER SO BB IBB HBP BLK WP HR S P ERA WHIP	IP WLS BF H R ER SO BB IBB HBP BLK WP HR S P ERA WHIP	IP WLS BF H R ER SO BB IBB HBP BLK WP HR S P ERA WHIP	IP WLS BF H R ER SO BB IBB HBP BLK WP HR S P ERA WHIP	IP WLS BF H R ER SO BB IBB HBP BLK WP HR S P ERA WHIP	IP WLS BF H R ER SO BB IBB HBP BLK WP HR S P ERA WHIP	IP WLS BF H R ER SO BB IBB HBP BLK WP HR S P ERA WHIP	IP WLS BF H R ER SO BB IBB HBP BLK WP HR S P ERA WHIP	IP WLS BF H R ER SO BB IBB HBP BLK WP HR S P ERA WHIP	IP WLS BF H R ER SO BB IBB HBP BLK WP HR S P ERA WHIP
55 Mat Latos, R ERA: 4.67	4.0	L	19	7	6	6	0	0	0	0	0	0	0	21	28	0.00	1.000							
52 Pedro Báez, R ERA: 2.49	2.0	W	7	2	0	0	1	0	0	0	0	0	0	14	25	0.00	1							

Batter	1	2	3	4	5	6	7	8	9	AB	R	H	RBI	BB	SO	LOB	TOP					
25 Gregory Polanco, L (1,9) OBP: 0.327, SLG: 0.379										4	1	3	0	0	0	0	Pittsburgh Pirates @ St. Louis Cardinals Busch Stadium, St. Louis, MO Tue Aug 11 2015, 7:16 PM - 9:56 PM CDT Att. 41,273 - Clear - 81 F					
6 Starling Marte, R (1,7) OBP: 0.341, SLG: 0.444										4	1	2	0	0	0	2						
22 Andrew McCutchen, R (1,8) OBP: 0.394, SLG: 0.506										4	0	0	0	0	2	4						
17 Aramis Ramirez, R (1,5) OBP: 0.288, SLG: 0.405										3	0	1	1	0	0	1						
27 Jung Ho Kang, R (1,6) OBP: 0.367, SLG: 0.454										4	0	1	1	0	2	1						
18 Neil Walker, S (1,4) OBP: 0.327, SLG: 0.427										4	0	0	0	0	2	2						
24 Pedro Alvarez, L (1,3)										4	1	2	1	0	2	0						
29 Francisco Cervelli, R (1,2) OBP: 0.367, SLG: 0.427										4	0	0	0	0	1	1						
49 Jeff Locke, L (1,1) OBP: 0.152, SLG: 0.129										2	0	0	0	0	1	0						
37 Arquimedes Caminero, R (1,1) OBP: 0.275, SLG: 0.311										0	0	0	0	0	0	0						
30 Travis Ishikawa, L (7,PH) OBP: 0.275, SLG: 0.311										1	0	0	0	0	1	0						
59 Antonio Bastardo, R (7,1)										0	0	0	0	0	0	0						
48 Jared Hughes, R (8,1)										0	0	0	0	0	0	0						
Inning Stats	R: 1 H: 2 E: 0 K: 1 S: 15	H: 2 LOB: 2 BB: 0 P: 20	R: 0 H: 0 E: 0 K: 1 S: 8	H: 0 LOB: 0 BB: 0 P: 9	R: 1 H: 2 E: 0 K: 2 S: 11	H: 2 LOB: 1 BB: 0 P: 16	R: 1 H: 1 E: 0 K: 1 S: 8	H: 1 LOB: 0 BB: 0 P: 11	R: 0 H: 2 E: 0 K: 0 S: 9	H: 2 LOB: 1 BB: 0 P: 10	R: 0 H: 1 E: 0 K: 1 S: 10	H: 1 LOB: 1 BB: 0 P: 13	R: 0 H: 1 E: 0 K: 1 S: 7	H: 1 LOB: 0 BB: 0 P: 12	R: 0 H: 0 E: 0 K: 1 S: 10	H: 0 LOB: 0 BB: 0 P: 17	R: 0 H: 0 E: 0 K: 3 S: 11	H: 0 LOB: 0 BB: 0 P: 17	1B: 4 2B: 3 3B: 1 HR: 1	SF: 0 SAC: 0 DP: 2 HBP: 1	WP: 0 PB: 0 SB: 0 CS: 0	PA: 35
PITCHER	IP WLS BF H R ER SO BB IBB HBP BLK WP HR S P ERA WHIP																					
18 Carlos Martinez, R (1,1) ERA: 2.62	8.0 W 32 9 3 3 8 0 0 1 0 0 1 78 108 3.38 1.125																					
44 Trevor Rosenthal, R (9,1) ERA: 1.54	1.0 S 3 0 0 0 3 0 0 0 0 0 0 0 11 17 0.00 0.000																					

Batter	1	2	3	4	5	6	7	8	9	AB	R	H	RBI	BB	SO	LOB	BOTTOM			
13 Matt Carpenter, L (1,5) OBP: 0.368, SLG: 0.477										3	0	1	0	2	0	1	Pittsburgh Pirates @ St. Louis Cardinals Busch Stadium, St. Louis, MO Tue Aug 11 2015, 7:16 PM - 9:56 PM CDT Att. 41,273 - Clear - 81 F			
16 Kellen Wong, L (1,4) OBP: 0.332, SLG: 0.406										4	2	2	0	1	0	4				
27 Jhonny Peralta, R (1,6) OBP: 0.334, SLG: 0.445										4	1	1	0	1	1	6				
22 Jason Heyward, L (1,9) OBP: 0.344, SLG: 0.430										4	1	2	2	0	0	1				
15 Randal Grichuk, R (1,8) OBP: 0.328, SLG: 0.560										4	0	0	0	0	1	6				
44 Trevor Rosenthal, R (9,1)										0	0	0	0	0	0	0				
4 Yadier Molina, R (1,2) OBP: 0.317, SLG: 0.351										3	0	0	1	0	0	5				
55 Stephen Piscotty, R (1,7) OBP: 0.397, SLG: 0.466										4	0	3	1	0	0	0				
12 Mark Reynolds, R (1,3) OBP: 0.303, SLG: 0.379										4	0	1	0	0	0	2				
18 Carlos Martinez, R (1,1) ERA: 4.43										3	0	0	0	0	2	1				
8 Peter Bourjos, R (8,PH) OBP: 0.323, SLG: 0.343										0	0	0	0	0	0	0				
Inning Stats	R: 1 H: 2 E: 1 K: 0 S: 8	H: 2 LOB: 2 BB: 0 P: 15	R: 0 H: 0 E: 0 K: 1 S: 6	H: 0 LOB: 0 BB: 0 P: 10	R: 0 H: 2 E: 0 K: 2 S: 14	H: 2 LOB: 3 BB: 1 P: 23	R: 0 H: 1 E: 0 K: 0 S: 8	H: 1 LOB: 1 BB: 0 P: 15	R: 3 H: 2 E: 0 K: 0 S: 12	H: 2 LOB: 1 BB: 2 P: 25	R: 0 H: 1 E: 0 K: 1 S: 8	H: 1 LOB: 1 BB: 0 P: 12	R: 0 H: 0 E: 0 K: 0 S: 10	H: 0 LOB: 0 BB: 0 P: 16	R: 0 H: 2 E: 0 K: 0 S: 8	H: 2 LOB: 3 BB: 1 P: 13	1B: 9 2B: 1 3B: 0 HR: 0	SF: 1 SAC: 1 DP: 0 HBP: 0	WP: 0 PB: 0 SB: 0 CS: 0	PA: 39
PITCHER	IP WLS BF H R ER SO BB IBB HBP BLK WP HR S P ERA WHIP																			
49 Jeff Locke, L (1,1) ERA: 4.43	5.0 L 26 7 4 4 3 3 0 0 0 0 0 0 0 8 7.20 2.000																			
37 Arquimedes Caminero, R (8,1) ERA: 3.81	1.0 4 1 0 0 1 0 0 0 0 0 0 0 8 12 0.00 1.000																			
59 Antonio Bastardo, L (7,1) ERA: 3.5	1.0 3 0 0 0 0 0 0 0 0 0 0 0 10 16 0.00 0.000																			
48 Jared Hughes, R (8,1) ERA: 2.36	1.0 6 2 0 0 0 1 0 0 0 0 0 0 8 13 0.00 3.000																			

AB	34
R	3
H	9
RBI	3
BB	0
SO	11
LOB	11



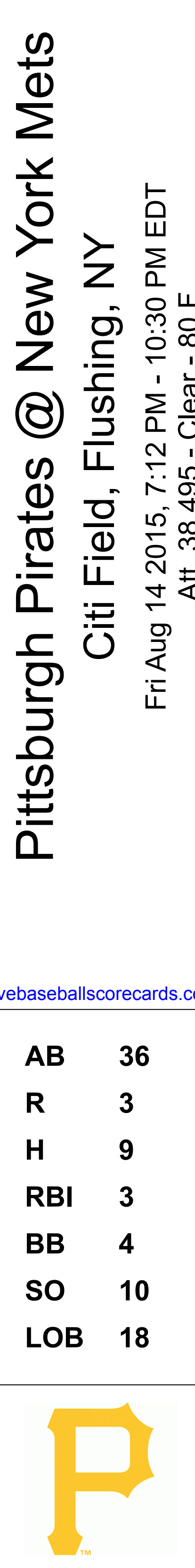
AB	33
R	4
H	10
RBI	4
BB	4
SO	4
LOB	26



Batter	1	2	3	4	5	6	7	8	9	AB	R	H	RBI	BB	SO	LOB	TOP
25 Gregory Polanco, L (1, 9) OBP: 0.333, SLG: 0.383										4	1	3	0	1	0	0	Pittsburgh Pirates @ St. Louis Cardinals Busch Stadium, St. Louis, MO Wed Aug 12 2015, 7:15 PM - 10:04 PM CDT Att. 41,493 - Clear - 83 F
6 Sterling Marte, R (1, 7) OBP: 0.339, SLG: 0.442										2	0	0	0	0	2		
3 Sean Rodriguez, R (3, 7) OBP: 0.249, SLG: 0.317										2	0	0	0	0	1	3	
38 Michael Morse, R (6, PH) OBP: 0.273, SLG: 0.308										1	0	0	0	0	0		
22 Andrew McCutchen, R (1, 8) OBP: 0.395, SLG: 0.520										4	1	2	2	0	1	0	
17 Aramis Ramirez, R (1, 5) OBP: 0.287, SLG: 0.404										4	0	1	0	0	1	1	
27 Jung Ho Kang, R (1, 6) OBP: 0.371, SLG: 0.459										3	0	2	0	1	1	0	
18 Neil Walker, S (1, 4) OBP: 0.324, SLG: 0.423										4	0	0	0	0	0	5	
24 Pedro Alvarez, L (1, 3) OBP: 0.304, SLG: 0.438										4	0	1	0	0	1	3	
29 Francisco Cervelli, R (1, 2) OBP: 0.366, SLG: 0.422										3	0	0	0	1	1	1	
45 Gerrit Cole, R (1, 1) OBP: 0.163, SLG: 0.122										3	0	0	0	0	2	4	
38 Joakim Soria, R (6, 1)										0	0	0	0	0	0	0	
59 Antonio Bastardo, R (7, 1)										0	0	0	0	0	0	0	
55 Joe Blanton, R (8, 1)										0	0	0	0	0	0	0	
30 Travis Ishikawa, L (9, PH) OBP: 0.289, SLG: 0.304										1	0	0	0	0	0	0	
										0	0	0	0	0	0	0	
										0	0	0	0	0	0	0	
										0	0	0	0	0	0	0	
										0	0	0	0	0	0	0	
										0	0	0	0	0	0	0	
										0	0	0	0	0	0	0	
										0	0	0	0	0	0	0	
										0	0	0	0	0	0	0	
										0	0	0	0	0	0	0	
										0	0	0	0	0	0	0	
										0	0	0	0	0	0	0	
										0	0	0	0	0	0	0	
										0	0	0	0	0	0	0	
										0	0	0	0	0	0	0	
										0	0	0	0	0	0	0	
										0	0	0	0	0	0	0	
										0	0	0	0	0	0	0	
										0	0	0	0	0	0	0	
										0	0	0	0	0	0	0	
										0	0	0	0	0	0	0	
										0	0	0	0	0	0	0	
										0	0	0	0	0	0	0	
										0	0	0	0	0	0	0	
										0	0	0	0	0	0	0	
										0	0	0	0	0	0	0	
										0	0	0	0	0	0	0	
										0	0	0	0	0	0	0	
										0	0	0	0	0	0	0	
										0	0	0	0	0	0	0	
										0	0	0	0	0	0	0	
										0	0	0	0	0	0	0	
										0	0	0	0	0	0	0	
										0	0	0	0	0	0	0	
										0	0	0	0	0	0	0	
										0	0	0	0	0	0	0	
										0	0	0	0	0	0	0	
										0	0	0	0	0	0	0	
										0	0	0	0	0	0	0	
										0	0	0	0	0	0	0	
										0	0	0	0	0	0	0	
										0	0	0	0	0	0	0	
										0	0	0	0	0	0	0	
										0	0	0	0	0	0	0	
										0	0	0	0	0	0	0	
										0	0	0	0	0	0	0	
										0	0	0	0	0	0	0	
										0	0	0	0	0	0	0	
										0	0	0	0	0	0	0	
										0	0	0	0	0	0	0	
										0	0	0	0	0	0	0	
										0	0	0	0	0	0	0	
										0	0	0	0	0	0	0	
										0	0	0	0	0	0	0	
										0	0	0	0	0	0	0	
										0	0	0	0	0	0	0	
										0	0	0	0	0	0	0	
										0	0	0	0	0	0	0	
										0	0	0	0	0	0	0	
										0	0	0	0	0	0	0	
										0	0	0	0	0	0	0	
										0	0	0	0	0	0	0	
										0	0	0	0	0	0	0	
										0	0	0	0	0	0	0	
										0	0	0	0	0	0	0	
										0	0	0	0	0	0	0	
										0	0	0	0	0	0	0	
										0	0	0	0	0	0	0	
										0	0	0	0	0	0	0	
										0	0	0	0	0	0	0	
										0	0	0	0	0	0	0	
										0	0	0	0	0	0	0	
										0	0	0	0	0	0	0	
										0	0	0	0	0	0	0	
										0	0	0	0	0	0	0	

Batter	1	2	3	4	5	6	7	8	9	10	AB	R	H	RBI	BB	SO	LOB	TOP						
25 Gregory Polanco, L OBP: 0.334, SLG: 0.382	F7		F7			G3-6		K		G3	5	0	2	1	0	1	2	Pittsburgh Pirates @ New York Mets Citi Field, Flushing, NY Fri Aug 14 2015, 7:12 PM - 10:30 PM EDT Att: 38,495 - Clear - 80 F						
18 Neil Walker, S OBP: 0.326, SLG: 0.437	HR		G1-3			G3-6		F7		G3	5	1	1	1	0	0	5							
22 Andrew McCutchen, R OBP: 0.397, SLG: 0.518	K				27 1B			K			2	0	0	0	3	2	1							
17 Aramis Ramirez, R OBP: 0.265, SLG: 0.401	G5-3				F7						4	0	0	1	0	0	2							
35 Mark Melancon, R OBP: 0.242, SLG: 0.308					F8					SF9	0	0	0	0	0	0	0							
27 Jung Ho Kang, R OBP: 0.353, SLG: 0.448											5	0	1	0	0	2	2							
24 Pedro Alvarez, L OBP: 0.311, SLG: 0.452											4	0	2	0	0	1	2							
23 Pedro Florimon, S OBP: 0.077, SLG: 0.077											0	0	0	0	0	0	0							
30 Travis Ishikawa, L OBP: 0.276, SLG: 0.294											3	0	0	0	0	1	1							
3 Sean Rodriguez, R OBP: 0.242, SLG: 0.308											1	0	0	0	0	0	1							
19 Chris Stewart, R OBP: 0.333, SLG: 0.353											4	0	2	0	0	1	1							
6 Starling Marte, R OBP: 0.339, SLG: 0.442											0	1	0	0	0	0	0							
32 J.A. Happ, L ERA: 4.58											2	0	0	0	0	2	1							
48 Jared Hughes, R ERA: 2.28											0	0	0	0	0	0	0							
59 Antonio Bastardo, L ERA: 3.32											0	0	0	0	1	0	0							
37 Arquemedes Caminero, R ERA: 3.74											0	0	0	0	0	0	0							
29 Francisco Cervelli, R ERA: 1.97											1	1	1	0	0	0	0							
Inning Stats	R: 1 E: 0 K: 1 S: 10	H: 1 LOB: 0 BB: 0 P: 13	R: 0 E: 0 K: 2 S: 7	H: 0 LOB: 0 BB: 0 P: 11	R: 0 E: 0 K: 1 S: 11	H: 1 LOB: 1 BB: 0 P: 14	R: 0 E: 0 K: 2 S: 10	H: 1 LOB: 1 BB: 1 P: 22	R: 0 E: 0 K: 2 S: 9	H: 0 LOB: 0 BB: 0 P: 16	R: 0 E: 0 K: 1 S: 8	H: 1 LOB: 1 BB: 0 P: 11	R: 0 E: 0 K: 2 S: 10	H: 0 LOB: 1 BB: 1 P: 20	R: 0 E: 0 K: 1 S: 7	H: 1 LOB: 1 BB: 0 P: 12	R: 2 E: 0 K: 1 S: 14	H: 3 LOB: 2 BB: 1 P: 23	1B: 8 2B: 0 3B: 0 HR: 1	SF: 1 SAC: 0 DP: 2 HBP: 0	WP: 0 PB: 0 SB: 0 CS: 0	PA: 41		
PITCHER	IP WLS BF H R ER SO BB IBB HBP BLK WP HR S P ERA WHIP	IP WLS BF H R ER SO BB IBB HBP BLK WP HR S P ERA WHIP	IP WLS BF H R ER SO BB IBB HBP BLK WP HR S P ERA WHIP	IP WLS BF H R ER SO BB IBB HBP BLK WP HR S P ERA WHIP	IP WLS BF H R ER SO BB IBB HBP BLK WP HR S P ERA WHIP	IP WLS BF H R ER SO BB IBB HBP BLK WP HR S P ERA WHIP	IP WLS BF H R ER SO BB IBB HBP BLK WP HR S P ERA WHIP	IP WLS BF H R ER SO BB IBB HBP BLK WP HR S P ERA WHIP	IP WLS BF H R ER SO BB IBB HBP BLK WP HR S P ERA WHIP	IP WLS BF H R ER SO BB IBB HBP BLK WP HR S P ERA WHIP	IP WLS BF H R ER SO BB IBB HBP BLK WP HR S P ERA WHIP	IP WLS BF H R ER SO BB IBB HBP BLK WP HR S P ERA WHIP	IP WLS BF H R ER SO BB IBB HBP BLK WP HR S P ERA WHIP	IP WLS BF H R ER SO BB IBB HBP BLK WP HR S P ERA WHIP	IP WLS BF H R ER SO BB IBB HBP BLK WP HR S P ERA WHIP	IP WLS BF H R ER SO BB IBB HBP BLK WP HR S P ERA WHIP	IP WLS BF H R ER SO BB IBB HBP BLK WP HR S P ERA WHIP	IP WLS BF H R ER SO BB IBB HBP BLK WP HR S P ERA WHIP	IP WLS BF H R ER SO BB IBB HBP BLK WP HR S P ERA WHIP	IP WLS BF H R ER SO BB IBB HBP BLK WP HR S P ERA WHIP	IP WLS BF H R ER SO BB IBB HBP BLK WP HR S P ERA WHIP	IP WLS BF H R ER SO BB IBB HBP BLK WP HR S P ERA WHIP	IP WLS BF H R ER SO BB IBB HBP BLK WP HR S P ERA WHIP	IP WLS BF H R ER SO BB IBB HBP BLK WP HR S P ERA WHIP
40 Bartolo Colon, R ERA: 4.58	7.0	0	5	1	7	2	0	0	0	0	0	0	10	20	0.00	1.000								
46 Tyler Clippard, R ERA: 2.47	1.0	4	0	0	0	2	1	0	0	0	0	0	7	12	0.00	1.000								
27 Jeunys Familia, R ERA: 1.91	1.0	4	1	0	0	0	0	0	0	0	0	0	6	10	∞	∞								
39 Bobby Parnell, R ERA: 4.82	0.0	L	3	3	2	2	0	0	0	0	0	0	6	10	∞	∞								
72 Carlos Torres, R ERA: 3.43	1.0	4	0	0	0	1	0	1	0	0	0	0	8	13	0.00	0.000								

Batter	1	2	3	4	5	6	7	8	9	10	AB	R	H	RBI	BB	SO	LOB	BOTTOM						
12 Juan Lagares, R OBP: 0.289, SLG: 0.356	G4-3										5	1	2	0	0	1	0	Pittsburgh Pirates @ New York Mets Citi Field, Flushing, NY Fri Aug 14 2015, 7:12 PM - 10:30 PM EDT Att: 38,495 - Clear - 80 F						
3 Curtis Granderson, L OBP: 0.346, SLG: 0.451	K										4	0	1	1	0	1	0							
52 Yoenis Cespedes, R OBP: 0.322, SLG: 0.505	2B										5	1	3	1	0	2	2							
2 Juan Uribe, R OBP: 0.315, SLG: 0.404											5	0	0	0	0	1	4							
28 Daniel Murphy, L OBP: 0.331, SLG: 0.421											4	0	2	0	0	1	3							
23 Michael Cuddyer, R OBP: 0.301, SLG: 0.375											4	0	0	0	0	1	2							
4 Wilmer Flores, R OBP: 0.289, SLG: 0.388											4	0	1	0	0	1	1							
20 Anthony Recker, R OBP: 0.268, SLG: 0.233											3	0	1	0	1	1	0							
40 Bartolo Colon, R ERA: 4.58											2	0	0	0	0	1	2							
55 Kelly Johnson, L ERA: 2.28											1	0	0	0	0	0	0							
46 Tyler Clippard, R ERA: 2.47											0	0	0	0	0	0	0							
27 Jeunys Familia, R ERA: 1.91											0	0	0	0	0	0	0							
30 Michael Conforto, L OBP: 0.285, SLG: 0.382											1	0	0	0	0	0	1							
39 Bobby Parnell, R ERA: 4.82											0	0	0	0	0	0	0							
72 Carlos Torres, R ERA: 3.43											0	0	0	0	0	0	0							
Inning Stats	R: 0 E: 0 K: 2 S: 13	H: 1 LOB: 1 BB: 0 P: 22	R: 0 E: 0 K: 0 S: 12	H: 2 LOB: 2 BB: 1 P: 20	R: 0 E: 0 K: 2 S: 12	H: 2 LOB: 2 BB: 0 P: 15	R: 0 E: 0 K: 1 S: 5	H: 0 LOB: 0 BB: 0 P: 6	R: 0 E: 0 K: 2 S: 9	H: 0 LOB: 0 BB: 0 P: 11	R: 1 E: 0 K: 1 S: 6	H: 1 LOB: 1 BB: 0 P: 9	R: 0 E: 0 K: 1 S: 11	H: 1 LOB: 1 BB: 0 P: 16	R: 0 E: 0 K: 1 S: 7	H: 1 LOB: 1 BB: 0 P: 12	R: 1 E: 0 K: 1 S: 14	H: 1 LOB: 0 BB: 0 P: 23	1B: 5 2B: 4 3B: 0 HR: 1	SF: 1 SAC: 0 DP: 1 HBP: 0	WP: 1 PB: 0 SB: 0 CS: 0	PA: 40		
PITCHER	IP WLS BF H R ER SO BB IBB HBP BLK WP HR S P ERA WHIP	IP WLS BF H R ER SO BB IBB HBP BLK WP HR S P ERA WHIP	IP WLS BF H R ER SO BB IBB HBP BLK WP HR S P ERA WHIP	IP WLS BF H R ER SO BB IBB HBP BLK WP HR S P ERA WHIP	IP WLS BF H R ER SO BB IBB HBP BLK WP HR S P ERA WHIP	IP WLS BF H R ER SO BB IBB HBP BLK WP HR S P ERA WHIP	IP WLS BF H R ER SO BB IBB HBP BLK WP HR S P ERA WHIP	IP WLS BF H R ER SO BB IBB HBP BLK WP HR S P ERA WHIP	IP WLS BF H R ER SO BB IBB HBP BLK WP HR S P ERA WHIP	IP WLS BF H R ER SO BB IBB HBP BLK WP HR S P ERA WHIP	IP WLS BF H R ER SO BB IBB HBP BLK WP HR S P ERA WHIP	IP WLS BF H R ER SO BB IBB HBP BLK WP HR S P ERA WHIP	IP WLS BF H R ER SO BB IBB HBP BLK WP HR S P ERA WHIP	IP WLS BF H R ER SO BB IBB HBP BLK WP HR S P ERA WHIP	IP WLS BF H R ER SO BB IBB HBP BLK WP HR S P ERA WHIP	IP WLS BF H R ER SO BB IBB HBP BLK WP HR S P ERA WHIP	IP WLS BF H R ER SO BB IBB HBP BLK WP HR S P ERA WHIP	IP WLS BF H R ER SO BB IBB HBP BLK WP HR S P ERA WHIP	IP WLS BF H R ER SO BB IBB HBP BLK WP HR S P ERA WHIP	IP WLS BF H R ER SO BB IBB HBP BLK WP HR S P ERA WHIP	IP WLS BF H R ER SO BB IBB HBP BLK WP HR S P ERA WHIP	IP WLS BF H R ER SO BB IBB HBP BLK WP HR S P ERA WHIP	IP WLS BF H R ER SO BB IBB HBP BLK WP HR S P ERA WHIP	IP WLS BF H R ER SO BB IBB HBP BLK WP HR S P ERA WHIP
32 J.A. Happ, L ERA: 4.64	5.1	5	0	1	7	1	0	0	0	0	0	0	11	14	0.00	0.000								
48 Jared Hughes, R ERA: 2.28	1.2	5	0	0	0	1	0	0	0	0	0	0	11	16	0.00	1.000								
59 Antonio Bastardo, L ERA: 3.32	1.0	4	1	0	0	1	0	0	0	0	0	0	11	11	0.00	1.000								
37 Arquemedes Caminero, R ERA: 3.74	1.0	W	4	1	0	0	0	0	0	0	0	0	11	11	0.00	1.000								
35 Mark Melancon, R ERA: 1.97	1.0	S	4	1	1	1	0	0	0	0	1	0	14	23	9.00	1.000								



Batter	1	2	3	4	5	6	7	8	9	10	11	12	13	14	AB	R	H	RBI	BB	SO	LOB	TOP								
25 Gregory Polanco, L OBP: 0.336, SLG: 0.391															6	1	3	1	0	1	0									
27 Jung Ho Kang, R OBP: 0.360, SLG: 0.443															6	0	1	0	0	1	3									
22 Andrew McCutchen, R OBP: 0.397, SLG: 0.512															4	1	0	0	1	3	1									
17 Aramis Ramirez, R OBP: 0.283, SLG: 0.405															6	1	1	2	0	1	1									
35 Mark Melancon, R OBP: 0.337, SLG: 0.439															0	0	0	0	0	0	0									
29 Francisco Cervelli, R OBP: 0.371, SLG: 0.431															5	0	2	0	1	0	1									
23 Pedro Florimon, S OBP: 0.077, SLG: 0.077															0	1	0	0	0	0	0									
38 Michael Morse, R OBP: 0.287, SLG: 0.310															1	0	0	0	1	0	0									
6 Starling Marte, R OBP: 0.337, SLG: 0.439															3	1	0	0	0	0	3									
18 Neil Walker, S OBP: 0.322, SLG: 0.432															5	0	0	0	0	1	4									
55 Joe Blanton, R OBP: 0.337, SLG: 0.439															0	0	0	0	0	0	0									
19 Chris Stewart, R OBP: 0.339, SLG: 0.359															1	0	1	1	0	0	0									
3 Sean Rodriguez, R OBP: 0.245, SLG: 0.315															6	0	2	1	0	1	1									
50 Charlie Morton, R OBP: 0.333, SLG: 0.438															3	0	0	0	0	0	1									
38 Joaquin Soria, R OBP: 0.285, SLG: 0.338															0	0	0	0	0	0	0									
44 Tony Watson, L OBP: 0.285, SLG: 0.338															0	0	0	0	0	0	0									
24 Pedro Alvarez, L OBP: 0.337, SLG: 0.439															0	0	0	0	0	0	0									
37 Arquimedes Caminero, R OBP: 0.284, SLG: 0.230															0	0	0	0	0	0	0									
48 Jared Hughes, R OBP: 0.287, SLG: 0.336															2	0	0	0	0	1	3									
Inning Stats	R: 2 E: 0 K: 1 S: 10	H: 2 LOB: 0 BB: 1 P: 14	R: 0 E: 0 K: 2 S: 9	H: 0 LOB: 1 BB: 1 P: 16	R: 1 E: 0 K: 1 S: 11	H: 1 LOB: 0 BB: 0 P: 16	R: 0 E: 0 K: 1 S: 6	H: 0 LOB: 0 BB: 0 P: 7	R: 0 E: 0 K: 1 S: 12	H: 1 LOB: 3 BB: 0 P: 18	R: 0 E: 1 K: 0 S: 8	H: 0 LOB: 1 BB: 0 P: 11	R: 0 E: 0 K: 2 S: 13	H: 1 LOB: 1 BB: 1 P: 18	R: 0 E: 0 K: 0 S: 9	H: 0 LOB: 0 BB: 1 P: 13	R: 0 E: 0 K: 2 S: 8	H: 0 LOB: 0 BB: 0 P: 14	R: 2 E: 0 K: 0 S: 15	H: 3 LOB: 1 BB: 0 P: 17	1B: 5 2B: 5 3B: 0 HR: 2	SF: 0 SAC: 0 DP: 2 HBP: 2	WP: 1 PB: 0 SB: 1 CS: 3	PA: 55						
PITCHER	49 Jonathon Niese, L ERA: 3.5	72 Carlos Torres, R ERA: 3.05	46 Tyler Clippard, R ERA: 2.42	27 Jeury Familia, R ERA: 1.87	47 Hansel Robles, R ERA: 3.86	36 Sean Gilmartin, L ERA: 2.45																								
Batter	3 Curtis Granderson, L OBP: 0.344, SLG: 0.446		52 Yoenis Cespedes, R OBP: 0.322, SLG: 0.503	28 Daniel Murphy, L OBP: 0.325, SLG: 0.414	2 Juan Uribe, R OBP: 0.313, SLG: 0.410	55 Kelly Johnson, L OBP: 0.308, SLG: 0.443	7 Travis d'Arnaud, R OBP: 0.323, SLG: 0.455	30 Michael Conforto, L OBP: 0.333, SLG: 0.438	47 Hansel Robles, R ERA: 3.86	21 Lucas Duda, L OBP: 0.347, SLG: 0.476	36 Sean Gilmartin, L ERA: 3.38	20 Anthony Rendon, R OBP: 0.284, SLG: 0.230	11 Rubén Tejada, R OBP: 0.333, SLG: 0.348	49 Jonathon Niese, L ERA: 3.5	12 Juan Lagares, R ERA: 2.85	23 Michael Cuddey, R ERA: 2.36	46 Tyler Clippard, R ERA: 2.42	4 Wilson Flores, R OBP: 0.287, SLG: 0.336												
Inning Stats	R: 0 E: 0 K: 2 S: 10	H: 1 LOB: 1 BB: 0 P: 16	R: 0 E: 0 K: 1 S: 5	H: 0 LOB: 0 BB: 1 P: 10	R: 0 E: 0 K: 3 S: 5	H: 0 LOB: 0 BB: 0 P: 10	R: 0 E: 0 K: 1 S: 8	H: 0 LOB: 0 BB: 0 P: 11	R: 0 E: 0 K: 1 S: 8	H: 1 LOB: 1 BB: 0 P: 11	R: 3 E: 1 K: 1 S: 13	H: 2 LOB: 0 BB: 0 P: 21	R: 0 E: 0 K: 0 S: 12	H: 0 LOB: 0 BB: 0 P: 14	R: 0 E: 0 K: 1 S: 10	H: 0 LOB: 0 BB: 1 P: 18	R: 0 E: 0 K: 0 S: 6	H: 1 LOB: 0 BB: 0 P: 10	R: 0 E: 0 K: 2 S: 9	H: 0 LOB: 0 BB: 1 P: 15	R: 0 E: 0 K: 3 S: 12	H: 1 LOB: 1 BB: 1 P: 19	R: 0 E: 0 K: 1 S: 5	H: 0 LOB: 0 BB: 0 P: 7	R: 0 E: 0 K: 0 S: 8	H: 1 LOB: 1 BB: 0 P: 12	1B: 4 2B: 1 3B: 0 HR: 2	SF: 0 SAC: 0 DP: 2 HBP: 1	WP: 0 PB: 0 SB: 1 CS: 0	PA: 52
PITCHER	50 Charlie Morton, R ERA: 4.36	38 Joaquin Soria, R ERA: 2.85	34 Michael Cuddey, R ERA: 2.36	27 Jeury Familia, R ERA: 1.87	4 Wilson Flores, R OBP: 0.287, SLG: 0.336	55 Joe Blanton, R ERA: 3.38	35 Mark Melancon, R ERA: 1.84																							

Pittsburgh Pirates @ New York Mets
Citi Field, Flushing, NY
Sat Aug 15 2015, 7:11 PM - 11:13 PM EDT
Att. 38,878 - Clear - 86 F

AB 49
R 5
H 10
RBI 5
BB 3
SO 11
LOB 18



Pittsburgh Pirates @ New York Mets
Citi Field, Flushing, NY
Sat Aug 15 2015, 7:11 PM - 11:13 PM EDT
Att. 38,878 - Clear - 86 F

AB 48
R 3
H 7
RBI 3
BB 3
SO 16
LOB 12



Batter	1	2	3	4	5	6	7	8	9	AB	R	H	RBI	BB	SO	LOB	TOP										
5 Ender Inciarte, L OBP: 0.323, SLG: 0.384	B2-3		F7			F7			13 BB 44 1B	4	1	1	0	0	0	1											
13 Nick Ahmed, R OBP: 0.275, SLG: 0.328	G6-3		K			B1-3			44 1B	3	0	0	0	1	1	1											
44 Paul Goldschmidt, R OBP: 0.447, SLG: 0.564	K			G4-3		F7			1-2 1B	4	0	1	1	0	1	0											
11 AJ Pollock, R OBP: 0.366, SLG: 0.475		19 G6-3 8 BB		G1-3			K		1-2 1B	3	0	0	0	1	2	2											
8 Jarrod Saltalamacchia, S OBP: 0.299, SLG: 0.346		1-2 BB		F7		G4-3			1-2 1B	3	0	0	0	1	1	2											
19 Jake Lamb, L OBP: 0.323, SLG: 0.418	G6-3									3	0	0	0	0	1	2											
52 Zack Godley, R OBP: 0.367, SLG: 0.518		1-2 2-3		F7			K			1	0	0	0	0	1	2											
24 Yasmany Tomás, R OBP: 0.330, SLG: 0.425	G3									3	0	1	0	0	0	1											
16 Chris Owings, R OBP: 0.259, SLG: 0.325			P3							3	0	0	0	0	1	1											
38 Robbie Ray, L OBP: 0.125, SLG: 0.125										2	0	1	0	0	0	1											
2 Aaron Hill, R OBP: 0.301, SLG: 0.339						FC4-6				1	0	0	0	0	0	0											
Inning Stats	R: 0 E: 0 K: 1 S: 6	H: 0 LOB: 0 BB: 0 P: 10	R: 0 E: 0 K: 0 S: 13	H: 0 LOB: 1 BB: 23 P: 23	R: 0 E: 0 K: 1 S: 13	H: 1 LOB: 1 BB: 0 P: 16	R: 0 E: 0 K: 0 S: 7	H: 0 LOB: 0 BB: 0 P: 10	R: 0 E: 0 K: 1 S: 13	H: 1 LOB: 1 BB: 0 P: 19	R: 0 E: 0 K: 0 S: 4	H: 0 LOB: 0 BB: 0 P: 5	R: 0 E: 0 K: 2 S: 10	H: 0 LOB: 0 BB: 0 P: 13	R: 0 E: 0 K: 0 S: 9	H: 0 LOB: 0 BB: 0 P: 12	R: 1 E: 0 K: 3 S: 11	H: 2 LOB: 2 BB: 1 P: 20	1B: 4 2B: 0 3B: 0 HR: 0	SF: 0 SAC: 0 DP: 1 HBP: 0	WP: 0 PB: 0 SB: 0 CS: 0	PA: 33					
PITCHER	IP	WLS	BF	H	R	ER	SO	BB	IBB	HBP	BLK	WP	HR	S	P	ERA	WHIP										
32 J.A. Happ, L ERA: 4.42	6.0	W	21	2	0	0	3	2	0	0	0	0	0	56	83	0.00	0.667										
38 Joakim Soria, R ERA: 2.68	1.0	H	3	0	0	0	2	0	0	0	0	0	0	10	13	0.00	0.000										
44 Tony Watson, L ERA: 2.28	1.0	H	3	0	0	0	0	0	0	0	0	0	0	9	12	0.00	0.000										
59 Antonio Bastardo, L ERA: 3.38	0.0		2	1	1	1	0	1	0	0	0	0	0	1	5	-	-										
35 Mark Melancon, R ERA: 1.58	1.0	S	4	1	0	0	3	0	0	0	0	0	0	10	15	0.00	1.000										

Arizona Diamondbacks @ Pittsburgh Pirates
PNC Park, Pittsburgh, PA
Wed Aug 19 2015, 7:08 PM - 9:58 PM EDT
Att: 32,088 - Partly Cloudy - 85 F

livebaseballscorecards.com

AB 30
R 1
H 4
RBI 1
BB 3
SO 8
LOB 13




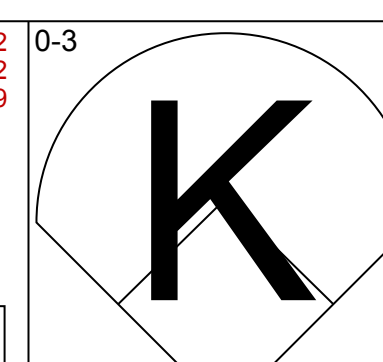
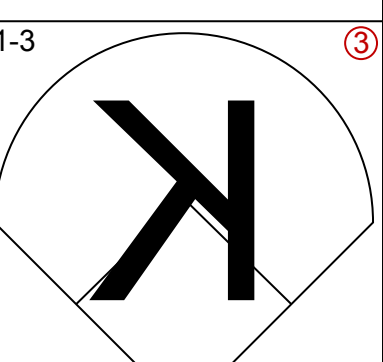
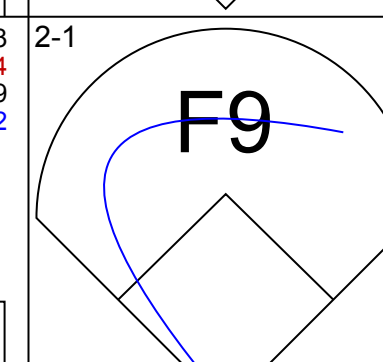
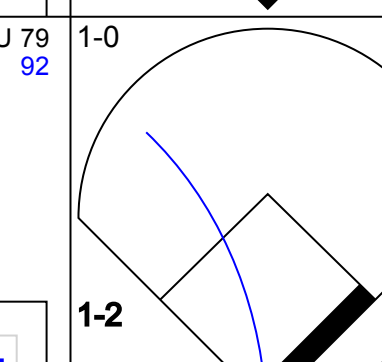
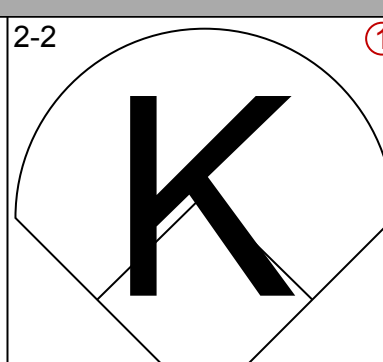
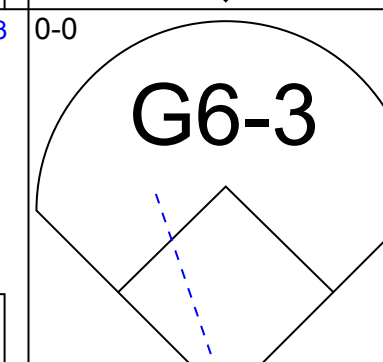
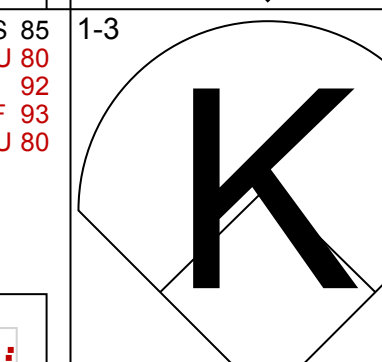
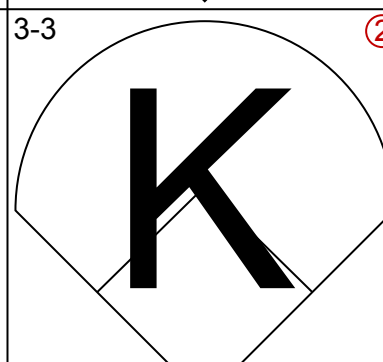
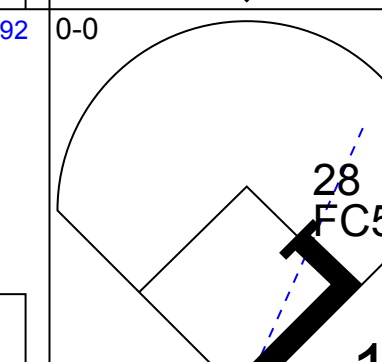
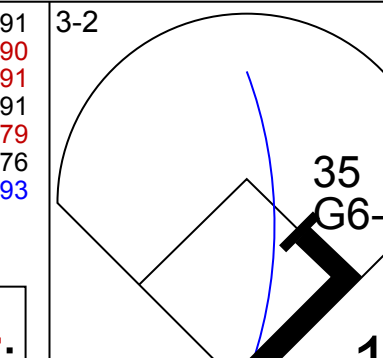
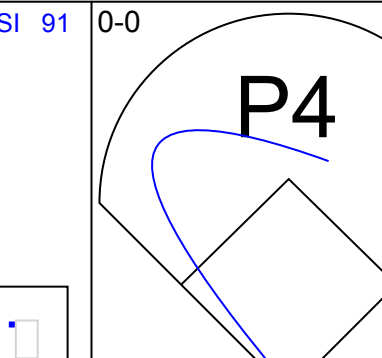
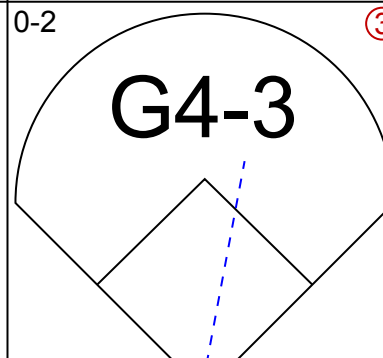
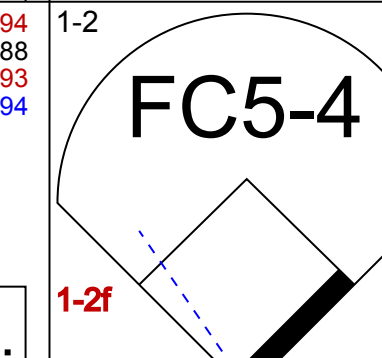

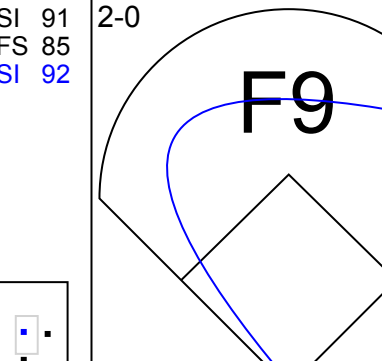
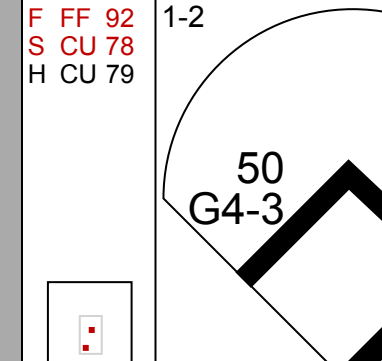
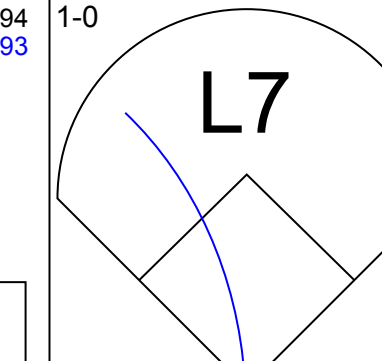

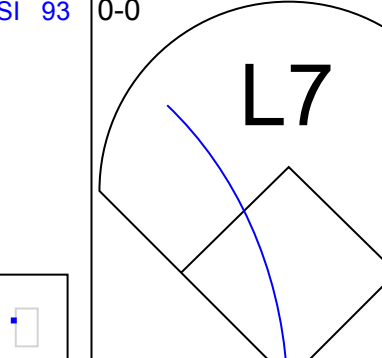
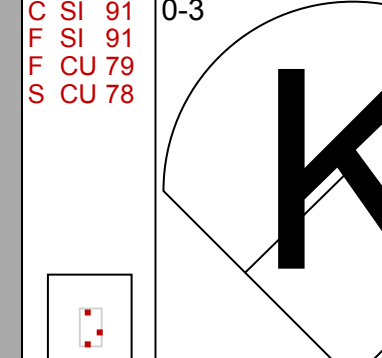
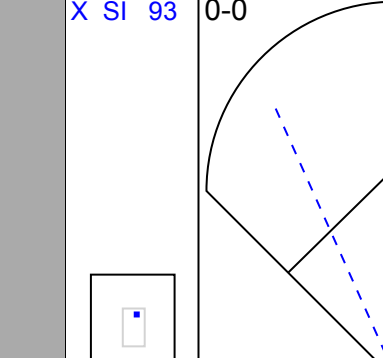

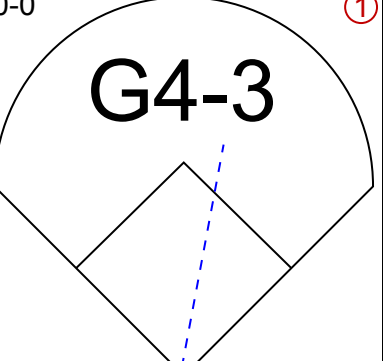
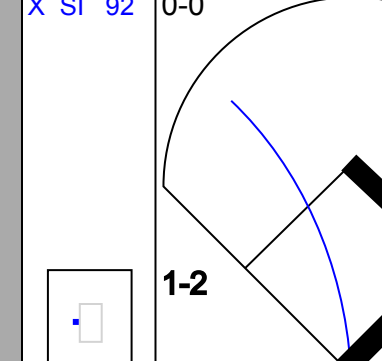
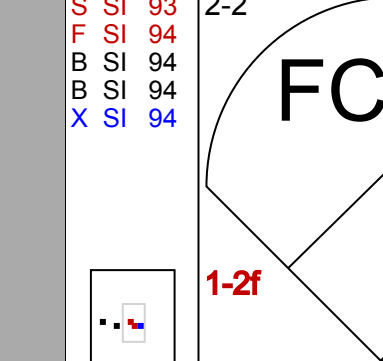
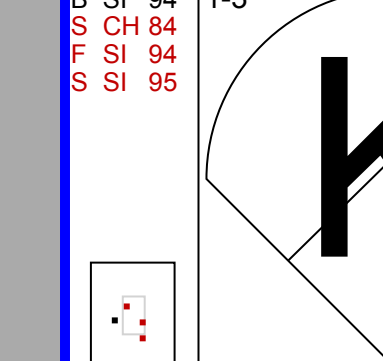
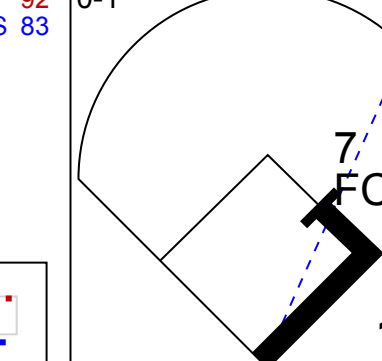
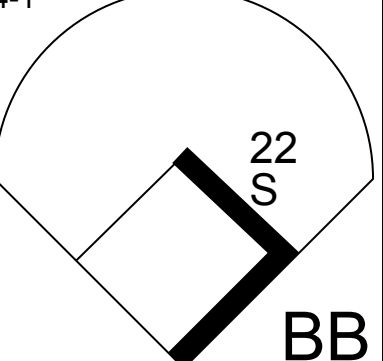
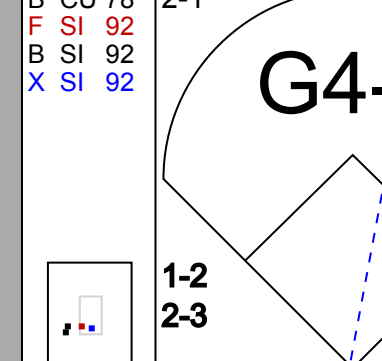
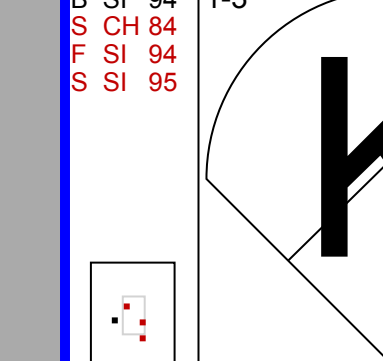
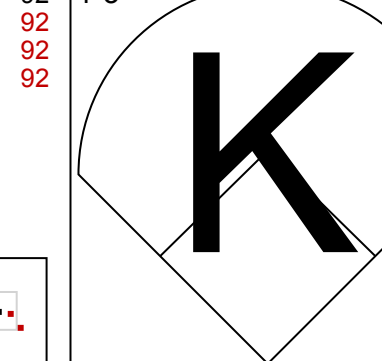
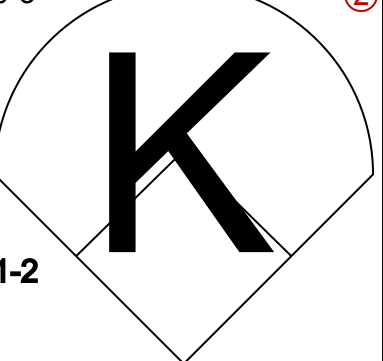
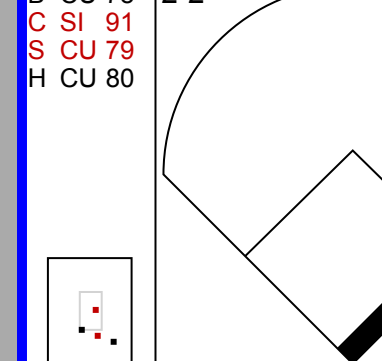
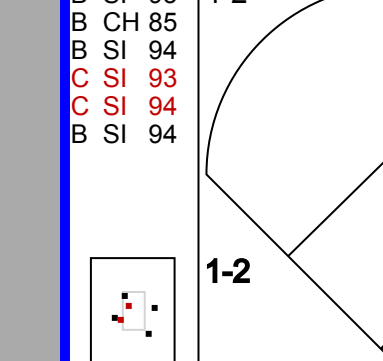
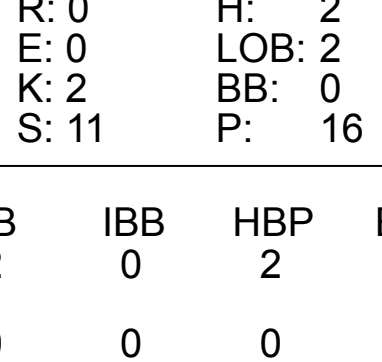
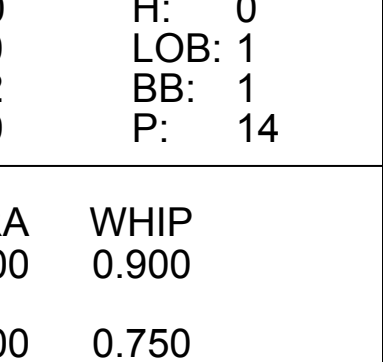


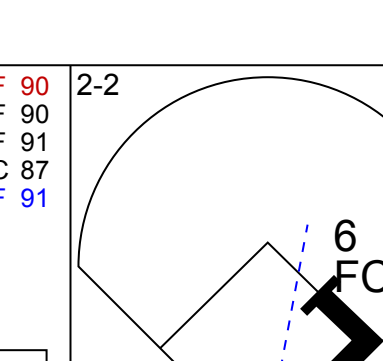
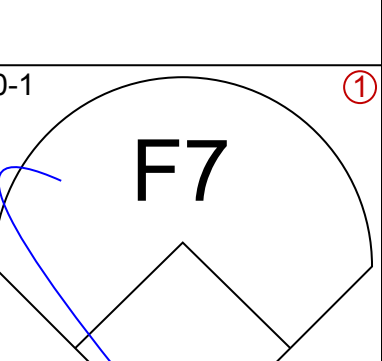
Batter	1	2	3	4	5	6	7	8	9	AB	R	H	RBI	BB	SO	LOB	BOTTOM										
25 Gregory Polanco, L OBP: 0.331, SLG: 0.389	K			G6-3						4	0	1	1	0	2	2											
6 Starling Marte, R OBP: 0.338, SLG: 0.451	K									4	1	2	0	0	1	0											
22 Andrew McCutchen, R OBP: 0.380, SLG: 0.507										3	0	2	0	1	0	0											
17 Aramis Ramirez, R OBP: 0.289, SLG: 0.410										4	0	0	0	0	0	4											
27 Jung Ho Kang, R OBP: 0.360, SLG: 0.443										1	1	0	0	2	0	0											
29 Francisco Cervelli, R OBP: 0.375, SLG: 0.429										4	1	1	0	0	2	4											
38 Michael Morse, R OBP: 0.289, SLG: 0.371										3	0	1	0	0	2	1											
38 Joakim Soria, R ERA: 2.68										0	0	0	0	0	0	0											
44 Tony Watson, L ERA: 2.28										0	0	0	0	0	0	0											
24 Pedro Alvarez, L OBP: 0.310, SLG: 0.470										0	0	0	1	1	0	0											
59 Antonio Bastardo, R ERA: 3.38										0	0	0	0	0	0	0											
35 Mark Melancon, R ERA: 1.58										0	0	0	0	0	0	0											
3 Sean Rodriguez, R OBP: 0.253, SLG: 0.324										4	0	3	1	0	0	3											
32 J.A. Happ, L ERA: 4.42										1	1	0	0	0	0	1											
30 Travis Ishikawa, L OBP: 0.299, SLG: 0.305										1	0	0	0	0	0	1											
Inning Stats	R: 0 E: 0 K: 2 S: 15	H: 0 LOB: 1 BB: 1 P: 25	R: 3 E: 0 K: 1 S: 16	H: 4 LOB: 2 BB: 0 P: 28	R: 0 E: 0 K: 0 S: 5	H: 0 LOB: 0 BB: 0 P: 8	R: 0 E: 0 K: 1 S: 12	H: 2 LOB: 2 BB: 0 P: 14	R: 0 E: 0 K: 0 S: 7	H: 1 LOB: 0 BB: 0 P: 10	R: 0 E: 0 K: 1 S: 8	H: 0 LOB: 0 BB: 1 P: 14	R: 0 E: 0 K: 1 S: 6	H: 1 LOB: 0 BB: 0 P: 8	R: 1 E: 0 K: 1 S: 12	H: 2 LOB: 3 BB: 2 P: 27	R: 1 E: 0 K: 3 S: 11	H: 2 LOB: 2 BB: 1 P: 20	1B: 8 2B: 2 3B: 0 HR: 0	SF: 0 SAC: 1 DP: 2 HBP: 1	WP: 1 PB: 0 SB: 0 CS: 1	PA: 35					
PITCHER	IP	WLS	BF	H	R	ER	SO	BB	IBB	HBP	BLK	WP	HR	S	P	ERA	WHIP										
38 Robbie Ray, L ERA: 3.38	6.0	L	25	7	3	3	3	2	0	0	0	0	0	18	35	4.50	1.500										
52 Zack Godley, R ERA: 1.6	2.0		10	3	1	1	2	2	0	0	0	0	0	18	35	4.50	2.500										

Arizona Diamondbacks @ Pittsburgh Pirates
PNC Park, Pittsburgh, PA
Wed Aug 19 2015, 7:08 PM - 9:58 PM EDT
Att: 32,088 - Partly Cloudy - 85 F

livebaseballscorecards.com

AB 29
R 4
H 10
RBI 3
BB 4
SO 7
LOB 16

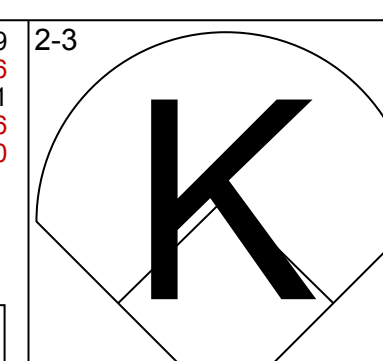
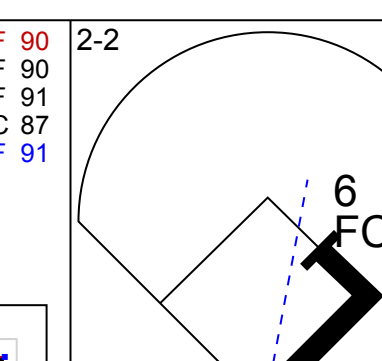
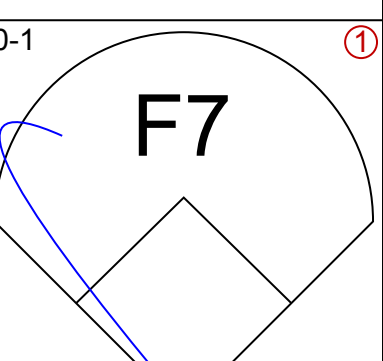
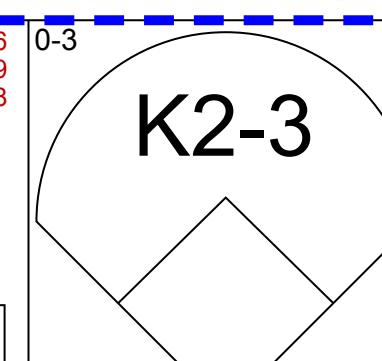
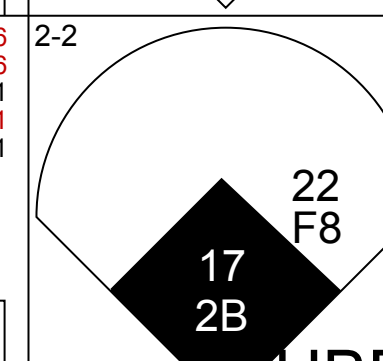
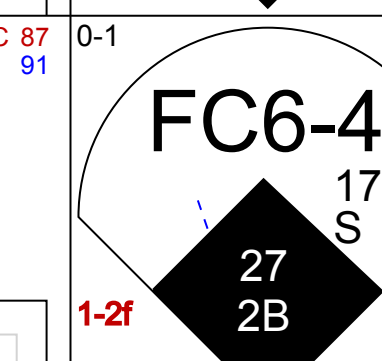
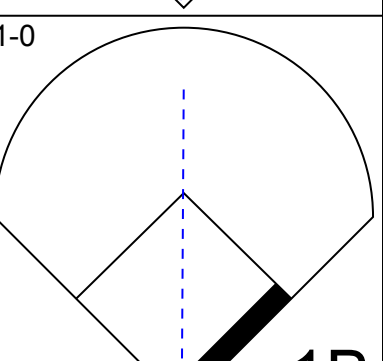
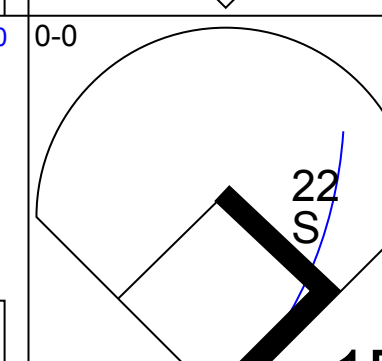
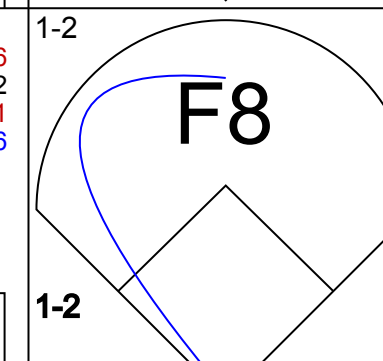
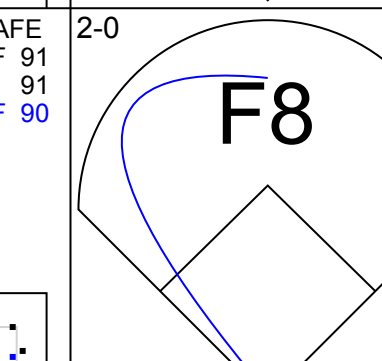
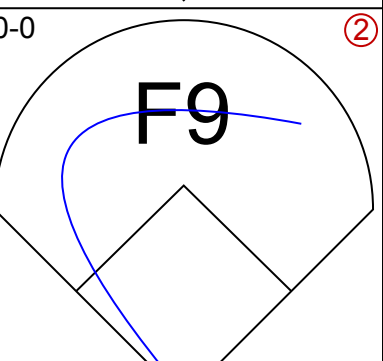
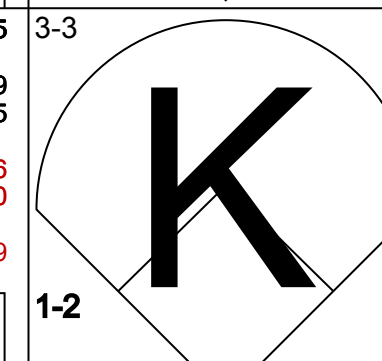
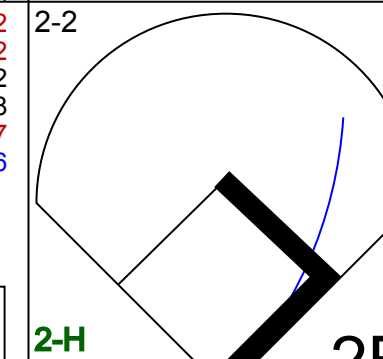
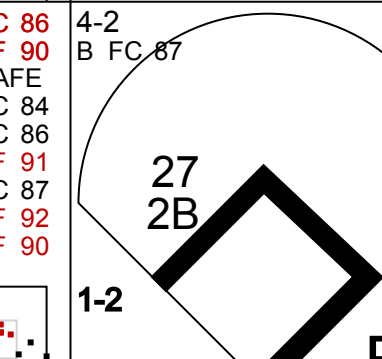
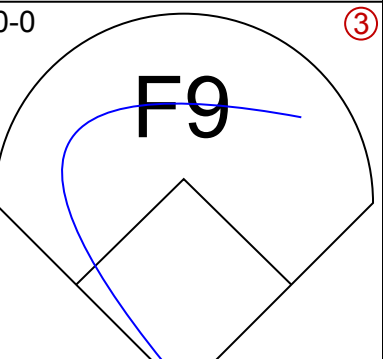
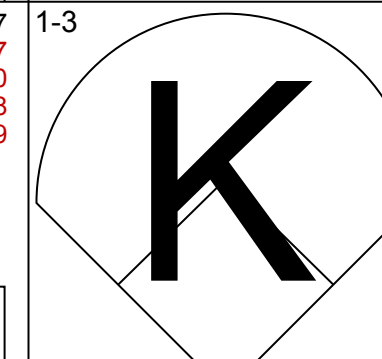
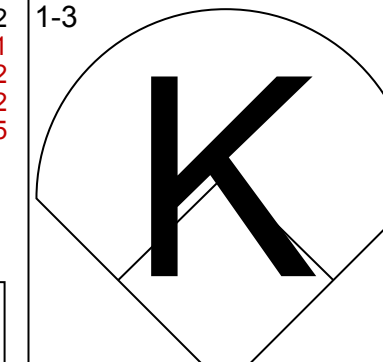
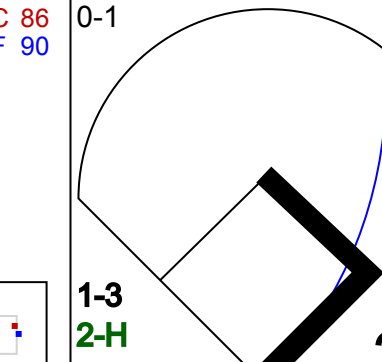



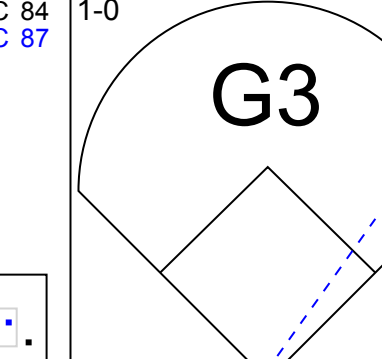



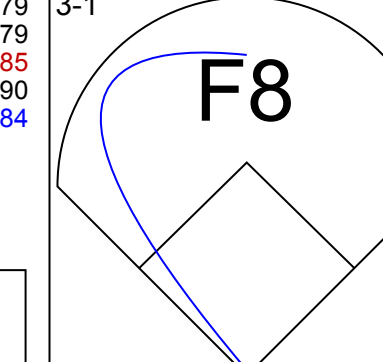
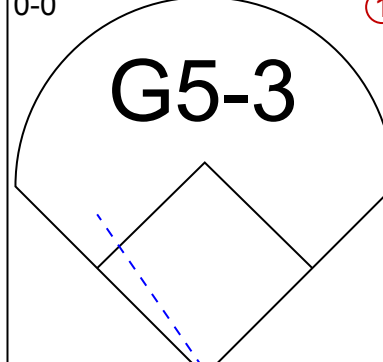
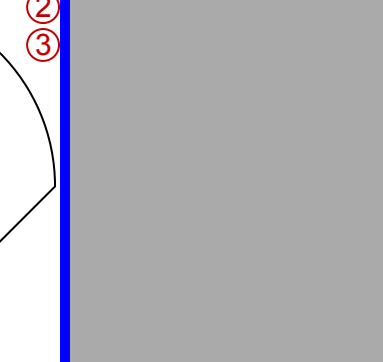
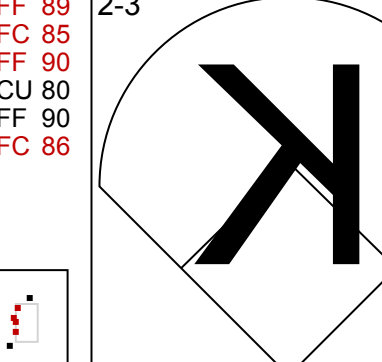
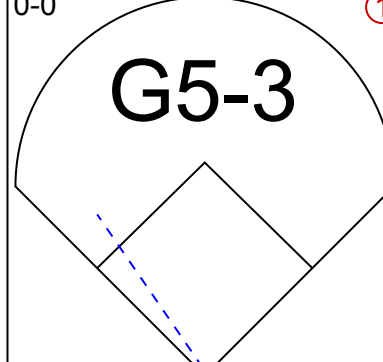
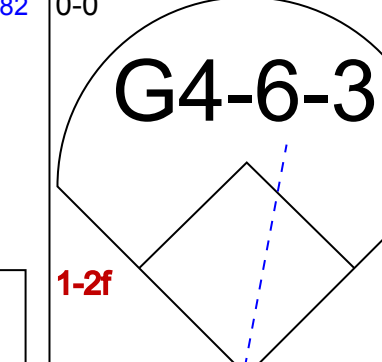
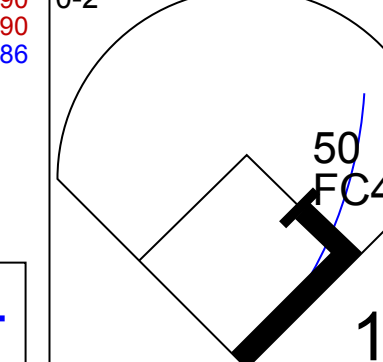
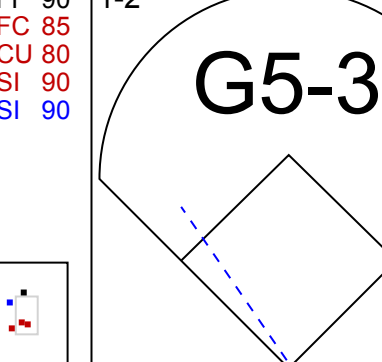
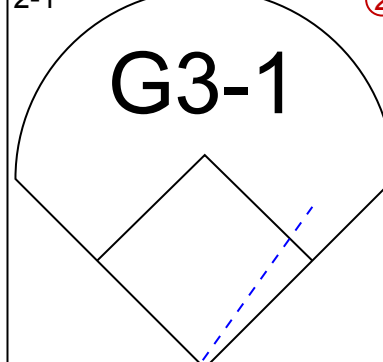

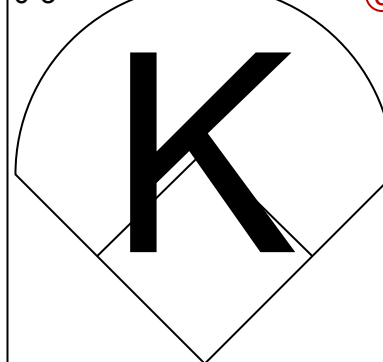
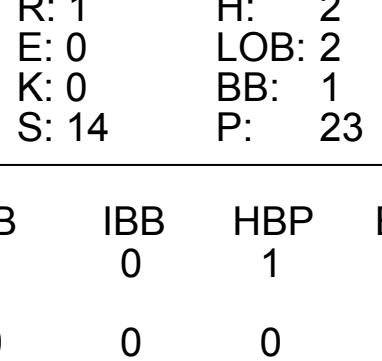
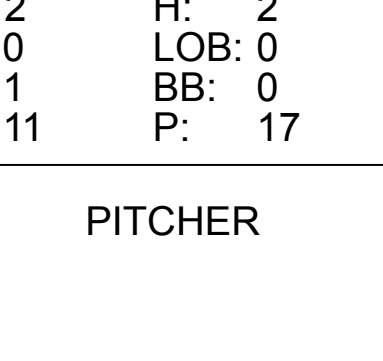




Batter	1	2	3	4	5	6	7	8	9	AB	R	H	RBI	BB	SO	LOB	TOP						
7 Grégor Blanco, L (1,8) OBP: 0.369, SLG: 0.410			FC4-6 5 1B				L9		G4-3	5	0	0	0	0	2	7							
5 Matt Duffy, R (1,5) OBP: 0.340, SLG: 0.461									G3-1	4	0	1	0	0	1	0							
9 Brandon Belt, L (1,3) OBP: 0.349, SLG: 0.484										4	0	1	0	0	2	2							
28 Buster Posey, R (1,2) OBP: 0.380, SLG: 0.484										4	0	1	0	0	0	1							
35 Brandon Crawford, L (1,6) OBP: 0.331, SLG: 0.493										3	0	0	0	0	0	2							
23 Norichika Aoki, L (1,7) OBP: 0.370, SLG: 0.386										3	0	1	0	1	1	1							
37 Kelby Tomlinson, R (1,4) OBP: 0.361, SLG: 0.486										4	0	1	0	0	0	2							
50 Ryan Lolis, L (1,9) OBP: 0.231, SLG: 0.167										2	0	1	0	1	0	2							
43 Justin Maxwell, R (9,PH) OBP: 0.270, SLG: 0.347										1	0	0	0	0	1	1							
22 Jake Peavy, R (1,1) OBP: 0.200, SLG: 0.158										0	0	0	0	0	0	0							
1 Ehire Adrianza, S (7,PH) OBP: 0.303, SLG: 0.263										0	0	0	0	0	0	0							
52 Yusmeiro Petit, R (7,1) OBP: 0.311, SLG: 0.395										0	0	0	0	0	0	0							
34 Andrew Susac, R (9,PH) OBP: 0.311, SLG: 0.395										0	0	0	0	1	0	0							
Inning Stats	R: 0 E: 0 K: 1 S: 6	H: 0 LOB: 0 BB: 0 P: 8	R: 0 E: 0 K: 0 S: 11	H: 1 LOB: 1 BB: 1 P: 19	R: 0 E: 0 K: 2 S: 11	H: 2 LOB: 2 BB: 0 P: 16	R: 0 E: 0 K: 0 S: 3	H: 0 LOB: 0 BB: 0 P: 5	R: 0 E: 0 K: 2 S: 9	H: 0 LOB: 1 BB: 1 P: 14	R: 0 E: 0 K: 2 S: 9	H: 0 LOB: 0 BB: 0 P: 14	R: 0 E: 0 K: 1 S: 14	H: 1 LOB: 3 BB: 0 P: 21	R: 0 E: 0 K: 0 S: 8	H: 1 LOB: 1 BB: 0 P: 11	R: 0 E: 0 K: 1 S: 11	H: 1 LOB: 2 BB: 1 P: 19	1B: 6 2B: 0 3B: 0 HR: 0	SF: 0 SAC: 0 DP: 1 HBP: 2	WP: 0 PB: 0 SB: 2 CS: 0	PA: 37	
PITCHER	IP WLS BF H R ER SO BB IBB HBP BLK WP HR S P ERA WHIP	IP WLS BF H R ER SO BB IBB HBP BLK WP HR S P ERA WHIP	IP WLS BF H R ER SO BB IBB HBP BLK WP HR S P ERA WHIP	IP WLS BF H R ER SO BB IBB HBP BLK WP HR S P ERA WHIP	IP WLS BF H R ER SO BB IBB HBP BLK WP HR S P ERA WHIP	IP WLS BF H R ER SO BB IBB HBP BLK WP HR S P ERA WHIP	IP WLS BF H R ER SO BB IBB HBP BLK WP HR S P ERA WHIP	IP WLS BF H R ER SO BB IBB HBP BLK WP HR S P ERA WHIP	IP WLS BF H R ER SO BB IBB HBP BLK WP HR S P ERA WHIP	IP WLS BF H R ER SO BB IBB HBP BLK WP HR S P ERA WHIP	IP WLS BF H R ER SO BB IBB HBP BLK WP HR S P ERA WHIP	IP WLS BF H R ER SO BB IBB HBP BLK WP HR S P ERA WHIP	IP WLS BF H R ER SO BB IBB HBP BLK WP HR S P ERA WHIP	IP WLS BF H R ER SO BB IBB HBP BLK WP HR S P ERA WHIP	IP WLS BF H R ER SO BB IBB HBP BLK WP HR S P ERA WHIP	IP WLS BF H R ER SO BB IBB HBP BLK WP HR S P ERA WHIP	IP WLS BF H R ER SO BB IBB HBP BLK WP HR S P ERA WHIP	IP WLS BF H R ER SO BB IBB HBP BLK WP HR S P ERA WHIP	IP WLS BF H R ER SO BB IBB HBP BLK WP HR S P ERA WHIP	IP WLS BF H R ER SO BB IBB HBP BLK WP HR S P ERA WHIP	IP WLS BF H R ER SO BB IBB HBP BLK WP HR S P ERA WHIP	IP WLS BF H R ER SO BB IBB HBP BLK WP HR S P ERA WHIP	IP WLS BF H R ER SO BB IBB HBP BLK WP HR S P ERA WHIP

San Francisco Giants @ Pittsburgh Pirates
PNC Park, Pittsburgh, PA
Thu Aug 20 2015, 7:08 PM - 9:57 PM EDT
Att: 36,671 - Partly Cloudy - 78 F

AB 32
R 0
H 6
RBI 0
BB 3
SO 9
LOB 20



Batter	1	2	3	4	5	6	7	8	9	AB	R	H	RBI	BB	SO	LOB	BOTTOM						
25 Gregory Polanco, L (1,9) OBP: 0.331, SLG: 0.388										4	0	1	0	0	2	0							
6 Starling Marte, R (1,7) OBP: 0.441, SLG: 0.453										3	2	2	0	0	0	1							
22 Andrew McCutchen, R (1,8) OBP: 0.395, SLG: 0.502										4	0	0	0	0	1	4							
17 Aramis Ramirez, R (1,5) OBP: 0.291, SLG: 0.413										3	0	1	1	1	1	2							
27 Jung Ho Kang, R (1,6) OBP: 0.361, SLG: 0.447										4	1	2	1	0	2	1							
18 Neil Walker, S (1,4) OBP: 0.325, SLG: 0.434										4	1	2	2	0	0	2							
24 Pedro Alvarez, L (1,3) OBP: 0.314, SLG: 0.464										4	0	0	0	0	1	1							
3 Sean Rodriguez, R (9,3) OBP: 0.253, SLG: 0.324										0	0	0	0	0	0	0							
29 Francisco Cervelli, R (1,2) OBP: 0.374, SLG: 0.429										3	0	1	0	0	0	0							
50 Charlie Morton, R (1,1) OBP: 0.077, SLG: 0.040										3	0	0	0	0	2	1							
48 Jared Hughes, R (7,1) OBP: 0.253, SLG: 0.324										0	0	0	0	0	0	0							
44 Tony Watson, L (9,1) OBP: 0.253, SLG: 0.324										0	0	0	0	0	0	0							
Inning Stats	R: 1 E: 0 K: 2 S: 17	H: 1 LOB: 1 BB: 0 P: 25	R: 0 E: 0 K: 0 S: 9	H: 1 LOB: 1 BB: 0 P: 13	R: 1 E: 0 K: 0 S: 14	H: 2 LOB: 2 BB: 1 P: 23	R: 0 E: 0 K: 2 S: 12	H: 0 LOB: 0 BB: 0 P: 16	R: 0 E: 0 K: 0 S: 5	H: 1 LOB: 1 BB: 0 P: 6	R: 2 E: 0 K: 1 S: 11	H: 2 LOB: 0 BB: 0 P: 17	R: 0 E: 0 K: 3 S: 11	H: 1 LOB: 1 BB: 0 P: 15	R: 0 E: 0 K: 1 S: 8	H: 1 LOB: 0 BB: 0 P: 12	1B: 6 2B: 2 3B: 0 HR: 1	SF: 0 SAC: 0 DP: 1 HBP: 1	WP: 0 PB: 0 SB: 2 CS: 0	PA: 34			
PITCHER	IP WLS BF H R ER SO BB IBB HBP BLK WP HR S P ERA WHIP	IP WLS BF H R ER SO BB IBB HBP BLK WP HR S P ERA WHIP	IP WLS BF H R ER SO BB IBB HBP BLK WP HR S P ERA WHIP	IP WLS BF H R ER SO BB IBB HBP BLK WP HR S P ERA WHIP	IP WLS BF H R ER SO BB IBB HBP BLK WP HR S P ERA WHIP	IP WLS BF H R ER SO BB IBB HBP BLK WP HR S P ERA WHIP	IP WLS BF H R ER SO BB IBB HBP BLK WP HR S P ERA WHIP	IP WLS BF H R ER SO BB IBB HBP BLK WP HR S P ERA WHIP	IP WLS BF H R ER SO BB IBB HBP BLK WP HR S P ERA WHIP	IP WLS BF H R ER SO BB IBB HBP BLK WP HR S P ERA WHIP	IP WLS BF H R ER SO BB IBB HBP BLK WP HR S P ERA WHIP	IP WLS BF H R ER SO BB IBB HBP BLK WP HR S P ERA WHIP	IP WLS BF H R ER SO BB IBB HBP BLK WP HR S P ERA WHIP	IP WLS BF H R ER SO BB IBB HBP BLK WP HR S P ERA WHIP	IP WLS BF H R ER SO BB IBB HBP BLK WP HR S P ERA WHIP	IP WLS BF H R ER SO BB IBB HBP BLK WP HR S P ERA WHIP	IP WLS BF H R ER SO BB IBB HBP BLK WP HR S P ERA WHIP	IP WLS BF H R ER SO BB IBB HBP BLK WP HR S P ERA WHIP	IP WLS BF H R ER SO BB IBB HBP BLK WP HR S P ERA WHIP	IP WLS BF H R ER SO BB IBB HBP BLK WP HR S P ERA WHIP	IP WLS BF H R ER SO BB IBB HBP BLK WP HR S P ERA WHIP	IP WLS BF H R ER SO BB IBB HBP BLK WP HR S P ERA WHIP	IP WLS BF H R ER SO BB IBB HBP BLK WP HR S P ERA WHIP

San Francisco Giants @ Pittsburgh Pirates
PNC Park, Pittsburgh, PA
Thu Aug 20 2015, 7:08 PM - 9:57 PM EDT
Att: 36,671 - Partly Cloudy - 78 F

AB 32
R 4
H 9
RBI 4
BB 1
SO 9
LOB 12



Batter	1	2	3	4	5	6	7	8	9	AB	R	H	RBI	BB	SO	LOB	TOP			
23 Norichika Aoki, L OBP: 0.373, SLG: 0.393 2 Juan Carlos Perez, R OBP: 0.375, SLG: 0.295	0-1 C SI 91 X SI 93 9 G4-3 28 SF7 5 BB 1B	0-2 C KC 78 F SI 92 X SI 91 9 1B 5 G6-3 1B		0-2 C SI 91 X SI 91 P4		2-1 B CH 84 C FF 90 X FF 90 2B		3-3 B FF 93 B FF 92 B FF 93 S FF 91 S FF 92		5	1	3	0	0	1	1				
5 Matt Duffy, R OBP: 0.341, SLG: 0.459	1-0 1 SAFE S CH 92 B SI 91 B SI 91 B SI 90	2-2 1 SAFE S CH 92 B CH 82 B SI 91 X SI 92		2-2 C FF 92 C SI 92 X CH 82 9 2B 1B		3-3 B SL 86 B SI 90 B SI 84 S CH 84		0-3 S FF 91 S FF 92 S FF 93		4	1	1	0	1	2	2				
9 Brandon Belt, L OBP: 0.350, SLG: 0.485	0-2 C KC 79 F SI 92 X SI 91 G4-3	1-1 F SI 90 B KC 80 X SI 91 G4-3		0-1 C KC 77 X SI 92 1B		1-0 B SL 84 X CH 84 G4-3		3-2 C FF 90 B FF 93 B FF 93 S FF 91 S FF 92		5	0	2	1	0	0	3				
28 Buster Posey, R OBP: 0.376, SLG: 0.480	2-0 B SI 91 E: 0 X CH 82 SF7	0-0 X SI 91 P3		0-1 C SI 93 X KC 81 G5-3						4	0	0	1	0	1	4				
6 Marlon Byrd, R OBP: 0.290, SLG: 0.462	1-2 B KC 79 F SI 92 X SI 91 2H HR			0-0 X SI 91 35 G3-6 1B		0-3 C SL 84 S SL 84 S SL 85		2-2 B SI 96 P SI 94 F SI 96 F SI 96 X FS 90		5	1	3	2	0	1	0				
35 Brandon Crawford, L OBP: 0.330, SLG: 0.469	2-3 C SI 92 F SI 92 B SI 91 F SI 91 S CH 83 K			0-0 X SI 91 G3-6		1-2 C KC 77 F CH 81 B SI 92 X SI 93 L5		1-1 S CH 86 B CH 85 X CH 85 37 E 1B		5	0	1	0	0	1	2				
37 Kelby Tomlinson, R OBP: 0.350, SLG: 0.462 1 Ehre Adrianza, S OBP: 0.303, SLG: 0.263		2-1 L SI 90 B SI 92 X SI 91 L7		0-3 C FF 92 S CH 82 K		3-2 B CH 81 C CH 83 B SI 92 X SI 92 G5-3		0-0 X FF 91 E8 1B		4	0	1	0	0	1	1				
7 Gregor Blanco, L OBP: 0.373, SLG: 0.417		0-2 C SI 90 X SI 91 40 HR 2B		0-1 L SI 90 X SI 92 L7		1-1 D KC 78 C SI 92 X SI 92 5 1B 9 2B 1B		4-0 I IN 84 I IN 87 I IN 87 IBB		3	2	2	0	1	0	1				
40 Madison Bumgarner, R OBP: 0.279, SLG: 0.525 54 Sergio Romo, R OBP: 0.313, SLG: 0.381 61 Josh Osich, L OBP: 0.331, SLG: 0.389 46 Santiago Casilla, R OBP: 0.370, SLG: 0.423	3-1 B SI 91 B SI 91 C SI 91 X SI 91 P6			0-0 X SI 90 P6		0-3 C FF 92 S CH 82 K		0-0 X FF 92 G3-1		4	1	1	2	0	1	4				
Inning Stats	R: 3 H: 2 E: 0 K: 1 S: 18	WLS: 2 BF: 0 BB: 1 P: 27	R: 2 H: 4 E: 0 K: 0 S: 17	H: 4 LOB: 2 BB: 0 P: 25	R: 0 H: 1 E: 0 K: 1 S: 8	LOB: 0 BB: 0 P: 10	R: 1 H: 3 E: 0 K: 0 S: 13	H: 3 LOB: 2 BB: 0 P: 15	R: 0 H: 1 E: 0 K: 2 S: 9	LOB: 1 BB: 0 P: 15	R: 0 H: 2 E: 1 K: 2 S: 10	H: 2 LOB: 3 BB: 1 P: 16	R: 0 H: 0 E: 0 K: 2 S: 10	H: 0 LOB: 0 BB: 0 P: 16	R: 0 H: 0 E: 0 K: 0 S: 9	H: 0 LOB: 0 BB: 0 P: 12	1B: 8 2B: 4 3B: 0 HR: 2	SF: 1 SAC: 0 DP: 1 HBP: 0	WP: 0 PA: 42 PB: 0 SB: 0 CS: 0	
PITCHER	IP WLS BF H R ER SO BB IBB HBP BLK WP HR S P ERA WHIP	IP WLS BF H R ER SO BB IBB HBP BLK WP HR S P ERA WHIP	IP WLS BF H R ER SO BB IBB HBP BLK WP HR S P ERA WHIP	IP WLS BF H R ER SO BB IBB HBP BLK WP HR S P ERA WHIP	IP WLS BF H R ER SO BB IBB HBP BLK WP HR S P ERA WHIP	IP WLS BF H R ER SO BB IBB HBP BLK WP HR S P ERA WHIP	IP WLS BF H R ER SO BB IBB HBP BLK WP HR S P ERA WHIP	IP WLS BF H R ER SO BB IBB HBP BLK WP HR S P ERA WHIP	IP WLS BF H R ER SO BB IBB HBP BLK WP HR S P ERA WHIP	IP WLS BF H R ER SO BB IBB HBP BLK WP HR S P ERA WHIP	IP WLS BF H R ER SO BB IBB HBP BLK WP HR S P ERA WHIP	IP WLS BF H R ER SO BB IBB HBP BLK WP HR S P ERA WHIP	IP WLS BF H R ER SO BB IBB HBP BLK WP HR S P ERA WHIP	IP WLS BF H R ER SO BB IBB HBP BLK WP HR S P ERA WHIP	IP WLS BF H R ER SO BB IBB HBP BLK WP HR S P ERA WHIP	IP WLS BF H R ER SO BB IBB HBP BLK WP HR S P ERA WHIP	IP WLS BF H R ER SO BB IBB HBP BLK WP HR S P ERA WHIP	IP WLS BF H R ER SO BB IBB HBP BLK WP HR S P ERA WHIP	IP WLS BF H R ER SO BB IBB HBP BLK WP HR S P ERA WHIP	
5 Josh Harrison, R OBP: 0.313, SLG: 0.381 25 Gregory Polanco, L (7, PH) OBP: 0.331, SLG: 0.389	0-3 C FF 91 S FF 91 K	2-2 F FC 86 B FF 93 H SL 86 6 FC6 HBP		0-2 C FF 91 X FF 92 G6-3		0-0 X SI 88 G4-6-3 1B		0-1 C SI 94 X SI 95 G4-6-3		2	0	0	0	0	1	0				
6 Starling Marte, R OBP: 0.340, SLG: 0.450	1-2 C FC 86 B CU 76 X FF 92 22 1B	0-1 C FC 86 X FC 86 FC6		3-2 S FF 93 S CU 77 F FC 84 B FC 85 B FF 91 X FF 93 F9		0-1 S SL 76 X SL 77 G4-6-3		1-1 B KC 81 C SI 90 X SL 90 G6-3		5	1	1	1	0	0	4				
22 Andrew McCutchen, R OBP: 0.386, SLG: 0.595	3-2 S FC 85 B FC 85 B FC 85 C FC 86 X FC 86 27 1B	3-2 1 SAFE C FC 86 B FC 85 B FC 85 C FC 86 X FC 86 G6-3		0-1 C CH 86 X FC 86 L8		1-0 B FF 88 X FF 88 17 2B				4	1	2	0	0	0	2				
17 Aramis Ramirez, R OBP: 0.291, SLG: 0.411	2-2 B FF 90 C CU 74 B FF 91 X CU 73 P4		1-0 B FF 91 X FF 93 G1-3		0-1 F FC 86 X CU 74 G5-3		2-2 C SL 80 B SL 76 C SL 76 X SL 76 38 1B		2-2 C SL 76 B FF 86 B SL 77 X SL 76 P4		4	0	1	1	0	2				
27 Jung Ho Kang, R OBP: 0.360, SLG: 0.444	1-1 B FC 86 X FC 86 1B		1-3 C FF 93 F FC 86 S CU 75 K		1-1 B FF 92 X CU 77 G5-3		1-3 C FF 87 C SL 76 S SL 77 K			4	0	1	1	0	2	1				
29 Francisco Cervelli, R OBP: 0.370, SLG: 0.423	0-0 X FF 91 P5		3-2 C FF 92 B FC 86 B FC 86 F FC 86 X FF 92 F8		2-1 C FC 86 B CU 75 S CU 76 X FF 92 L5		2-2 C SL 76 B FF 86 B SL 77 X SL 76 P4			4	0	0	0	0	0	3				
38 Michael Morse, R OBP: 0.298, SLG: 0.322	4-2 F FC 83 B FF 92 B CU 76 F FC 87 B FF 93 B SL 87 5 HBP 6 FC6 3 1B BB			2-3 S FC 87 C FF 93 B CU 75 R CU 76 S FC 85 K		0-0 X FF 93 3 1B 18 SF8 2B		1-1 B SL 77 C SI 94 X SL 77 1B		3	2	2	0	1	1	0				
3 Sean Rodriguez, R OBP: 0.259, SLG: 0.330 59 Antonio Bastardo, R OBP: 0.333, SLG: 0.463 24 Pedro Alvarez, L OBP: 0.370, SLG: 0.423 37 Arquimedes Caminero, R OBP: 0.326, SLG: 0.434	1-1 B FF 93 C CU 74 X FF 93 6 FC6 5 HBP 1B		1-1 B FC 86 B CU 75 S FC 85 K		1-3 B FC 85 B CU 75 S FC 85 K		2-1 B FC 85 B SI 91 X FF 93 25 1B		2-2 B FC 87 B FC 89 B SI 96 X FC 88 G3-1		3	0	2	0	0	1	0			
49 Jeff Locke, L OBP: 0.135, SLG: 0.114 55 Joe Blanton, R OBP: 0.326, SLG: 0.434	3-3 B CU 73 B FC 86 B FF 92 M FF 92 K		0-3 C FF 92 C CU 76 K		0-3 C FF 92 C CU 76 K		3-2 B FC 85 1 SAFE F FC 84 B CU 73 B FF 91 X FC 86 3H SF8		4-1 B SI 93 B FF 93 C SI 94 X SI 93 25 G4-6-3 BB		2	0	0	0	0	2	2			
Inning Stats	R: 1 H: 3 E: 0 K: 1 S: 15	WLS: 3 BF: 27 LOB: 0 BB: 0 P: 22	R: 1 H: 1 E: 0 K: 0 S: 15	H: 1 LOB: 2 BB: 1 P: 28	R: 0 H: 0 E: 0 K: 1 S: 7	LOB: 0 BB: 0 P: 12	R: 0 H: 0 E: 0 K: 3 S: 11	H: 0 LOB: 0 BB: 0 P: 14	R: 0 H: 0 E: 0 K: 0 S: 9	LOB: 0 BB: 0 P: 12	R: 0 H: 3 E: 0 K: 0 S: 10	H: 3 LOB: 1 BB: 0 P: 15	R: 1 H: 3 E: 0 K: 1 S: 17	H: 3 LOB: 2 BB: 0 P: 26	R: 0 H: 0 E: 0 K: 0 S: 5	H: 0 LOB: 0 BB: 1 P: 10	1B: 8 2B: 2 3B: 0 HR: 0	SF: 1 SAC: 0 DP: 2 HBP: 1	WP: 0 PA: 38 PB: 0 SB: 0 CS: 0	
PITCHER	IP WLS BF H R ER SO BB IBB HBP BLK WP HR S P ERA WHIP	IP WLS BF H R ER SO BB IBB HBP BLK WP HR S P ERA WHIP	IP WLS BF H R ER SO BB IBB HBP BLK WP HR S P ERA WHIP	IP WLS BF H R ER SO BB IBB HBP BLK WP HR S P ERA WHIP	IP WLS BF H R ER SO BB IBB HBP BLK WP HR S P ERA WHIP	IP WLS BF H R ER SO BB IBB HBP BLK WP HR S P ERA WHIP	IP WLS BF H R ER SO BB IBB HBP BLK WP HR S P ERA WHIP	IP WLS BF H R ER SO BB IBB HBP BLK WP HR S P ERA WHIP	IP WLS BF H R ER SO BB IBB HBP BLK WP HR S P ERA WHIP	IP WLS BF H R ER SO BB IBB HBP BLK WP HR S P ERA WHIP	IP WLS BF H R ER SO BB IBB HBP BLK WP HR S P ERA WHIP	IP WLS BF H R ER SO BB IBB HBP BLK WP HR S P ERA WHIP	IP WLS BF H R ER SO BB IBB HBP BLK WP HR S P ERA WHIP	IP WLS BF H R ER SO BB IBB HBP BLK WP HR S P ERA WHIP	IP WLS BF H R ER SO BB IBB HBP BLK WP HR S P ERA WHIP	IP WLS BF H R ER SO BB IBB HBP BLK WP HR S P ERA WHIP	IP WLS BF H R ER SO BB IBB HBP BLK WP HR S P ERA WHIP	IP WLS BF H R ER SO BB IBB HBP BLK WP HR S P ERA WHIP	IP WLS BF H R ER SO BB IBB HBP BLK WP HR S P ERA WHIP	IP WLS BF H R ER SO BB IBB HBP BLK WP HR S P ERA WHIP
40 Madison Bumgarner, L ERA: 3.02 54 Sergio Romo, R ERA: 3.48 61 Josh Osich, L ERA: 1.46 46 Santiago Casilla, R ERA: 3.61	IP WLS BF H R ER SO BB IBB HBP BLK WP HR S P ERA WHIP	IP WLS BF H R ER SO BB IBB HBP BLK WP HR S P ERA WHIP	IP WLS BF H R ER SO BB IBB HBP BLK WP HR S P ERA WHIP	IP WLS BF H R ER SO BB IBB HBP BLK WP HR S P ERA WHIP	IP WLS BF H R ER SO BB IBB HBP BLK WP HR S P ERA WHIP	IP WLS BF H R ER SO BB IBB HBP BLK WP HR S P ERA WHIP	IP WLS BF H R ER SO BB IBB HBP BLK WP HR S P ERA WHIP	IP WLS BF H R ER SO BB IBB HBP BLK WP HR S P ERA WHIP	IP WLS BF H R ER SO BB IBB HBP BLK WP HR S P ERA WHIP	IP WLS BF H R ER SO BB IBB HBP BLK WP HR S P ERA WHIP	IP WLS BF H R ER SO BB IBB HBP BLK WP HR S P ERA WHIP	IP WLS BF H R ER SO BB IBB HBP BLK WP HR S P ERA WHIP	IP WLS BF H R ER SO BB IBB HBP BLK WP HR S P ERA WHIP	IP WLS BF H R ER SO BB IBB HBP BLK WP HR S P ERA WHIP	IP WLS BF H R ER SO BB IBB HBP BLK WP HR S P ERA WHIP	IP WLS BF H R ER SO BB IBB HBP BLK WP HR S P ERA WHIP	IP WLS BF H R ER SO BB IBB HBP BLK WP HR S P ERA WHIP	IP WLS BF H R ER SO BB IBB HBP BLK WP HR S P ERA WHIP	IP WLS BF H R ER SO BB IBB HBP BLK WP HR S P ERA WHIP	IP WLS BF H R ER SO BB IBB HBP BLK WP HR S P ERA WHIP

San Francisco Giants @ Pittsburgh Pirates
PNC Park, Pittsburgh, PA
Fri Aug 21 2015, 7:08 PM - 10:20 PM EDT
Att: 37,692 - Clear - 76 F

AB	39
R	6
H	14
RBI	6
BB	2
SO	8
LOB	18

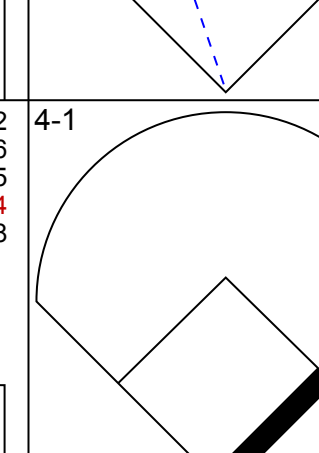



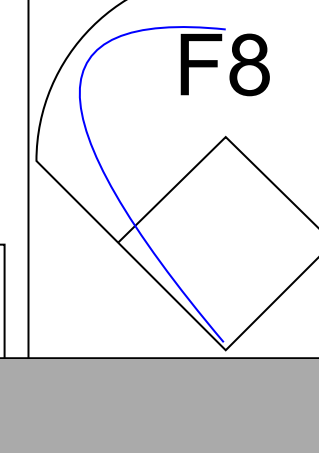
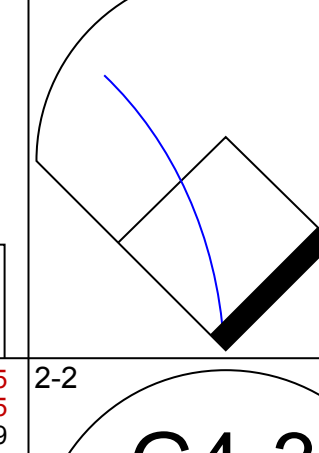
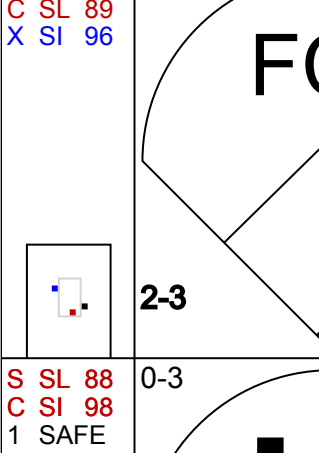
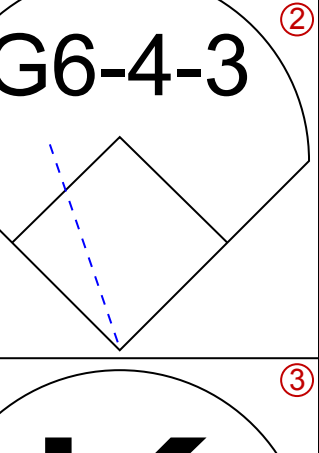

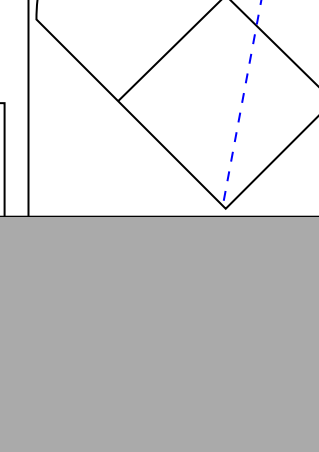
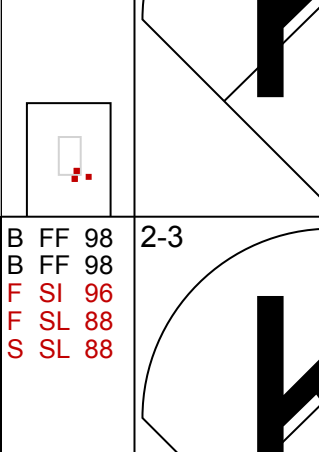
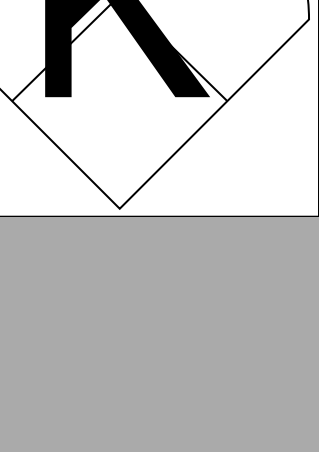




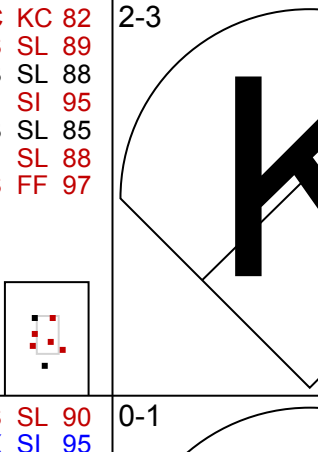
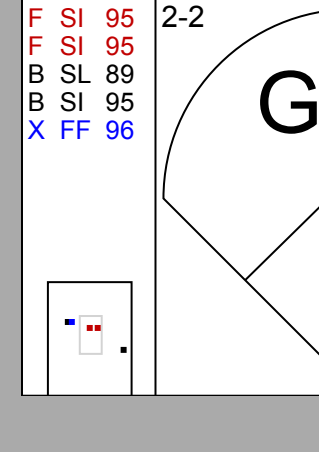
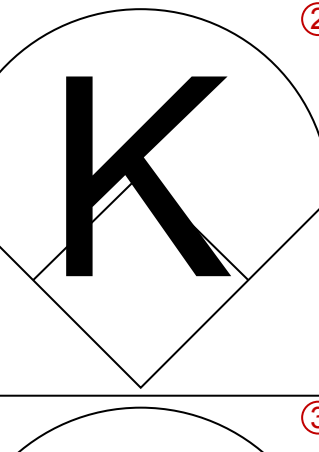
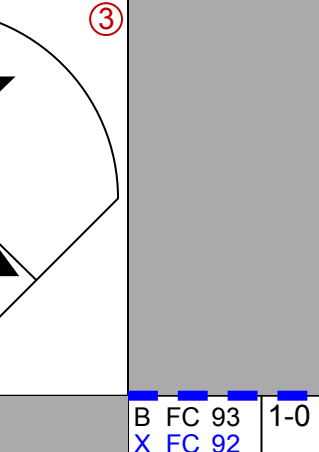

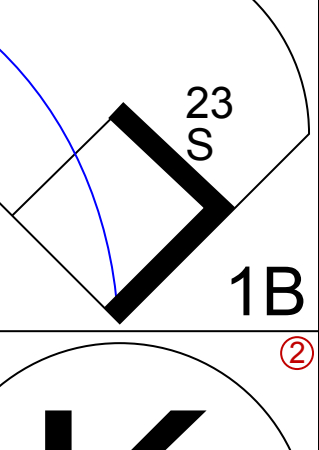
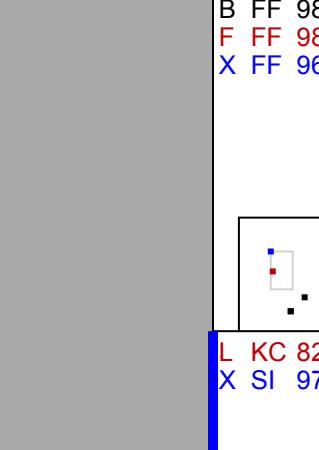
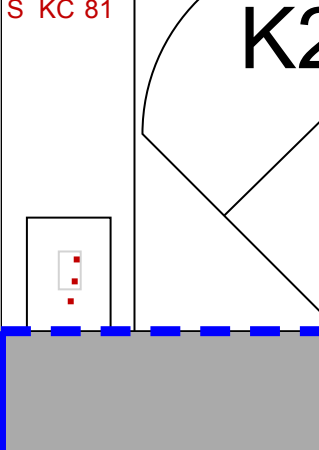
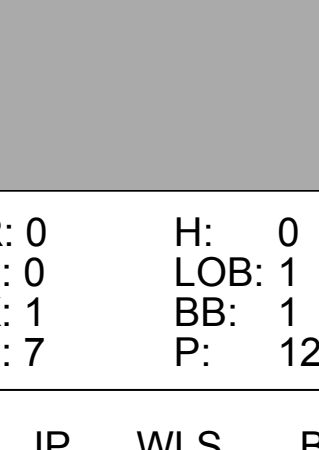
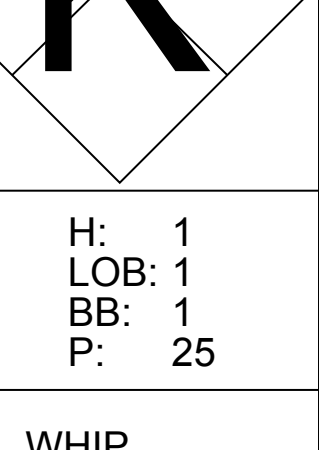
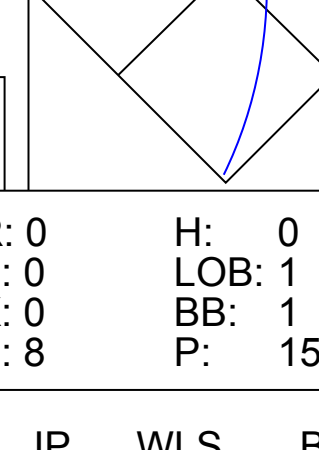
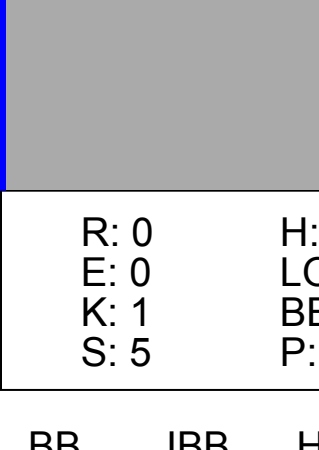
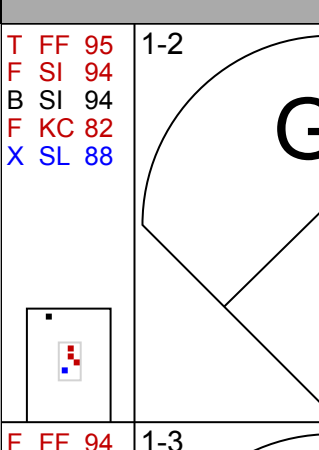
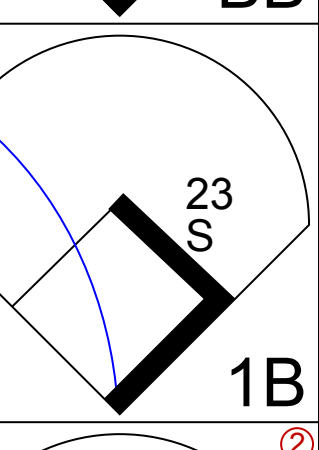
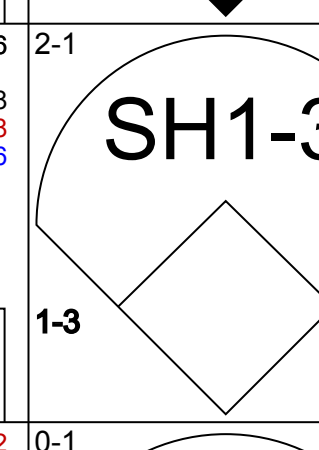
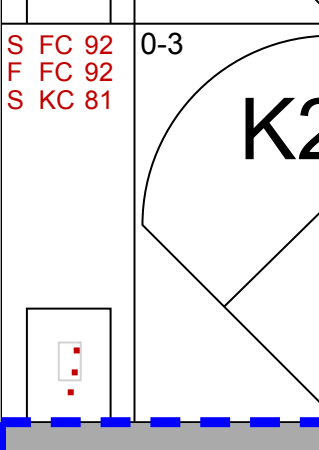
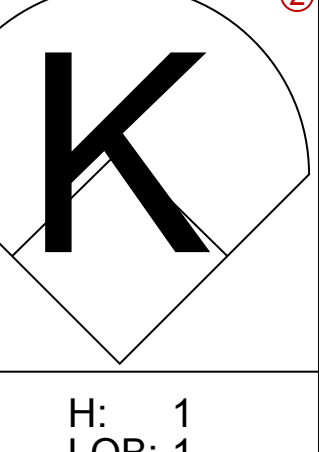
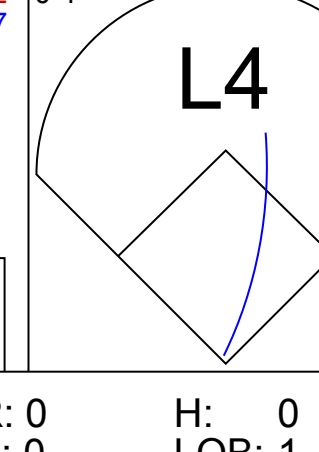


BOTTOM

San Francisco Giants @ Pittsburgh Pirates
PNC Park, Pittsburgh, PA
Fri Aug 21 2015, 7:08 PM - 10:20 PM EDT
Att: 37,692 - Clear - 76 F

AB	34
R	4
H	10
RBI	4
BB	2
SO	7
LOB	17



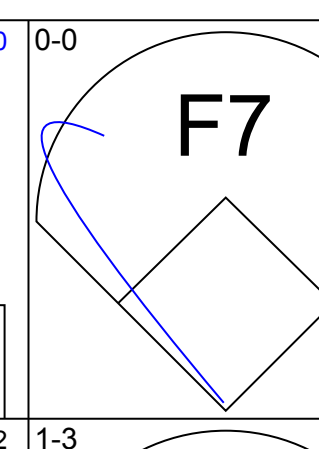
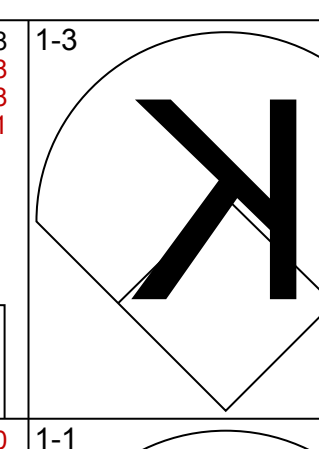
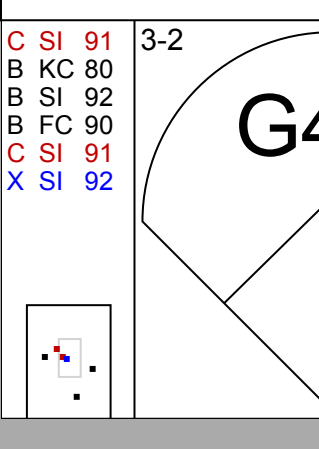
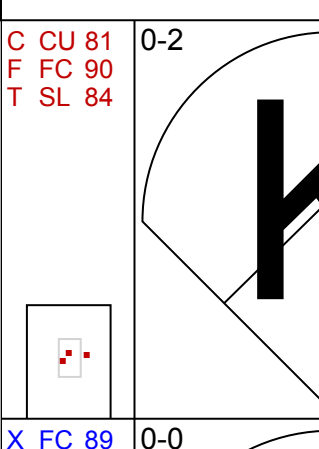
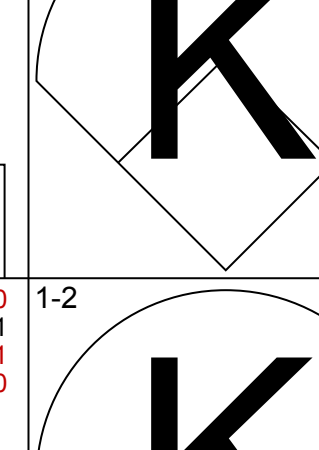
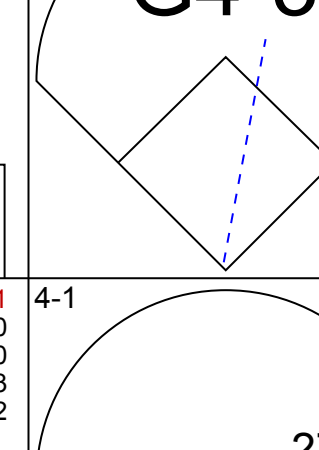
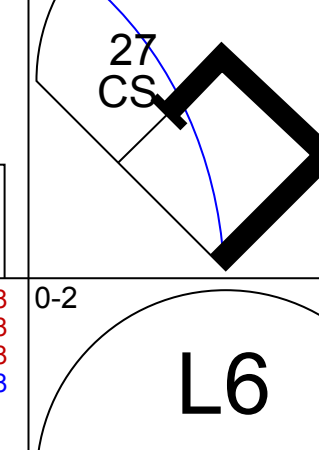
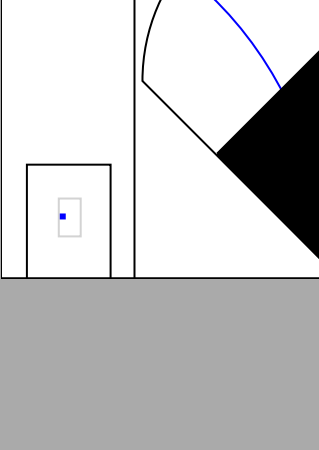
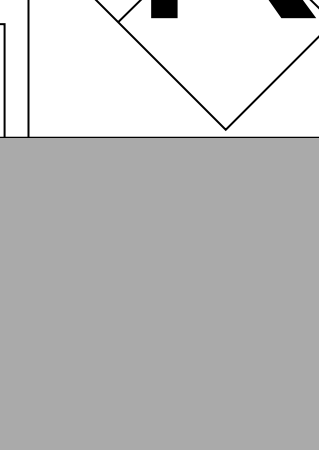
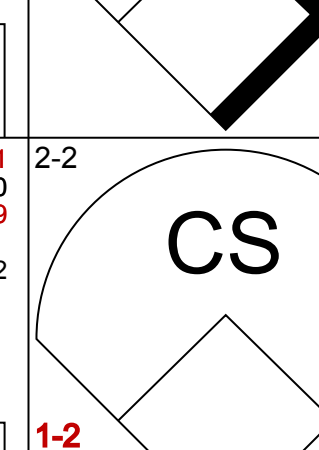
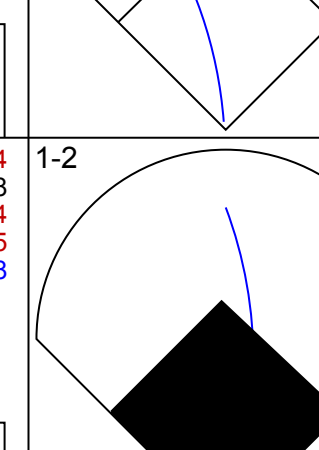
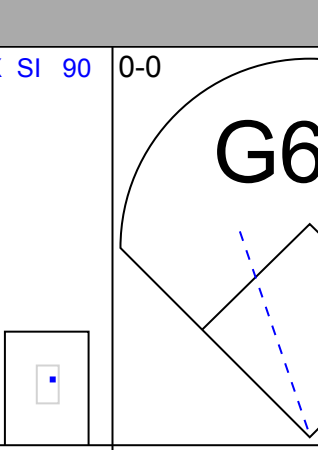
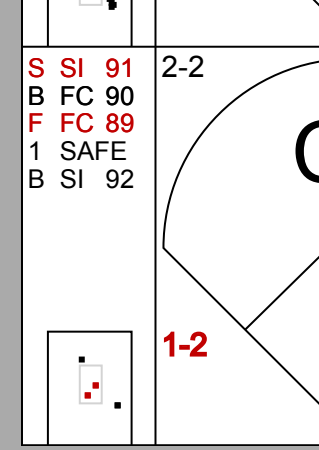
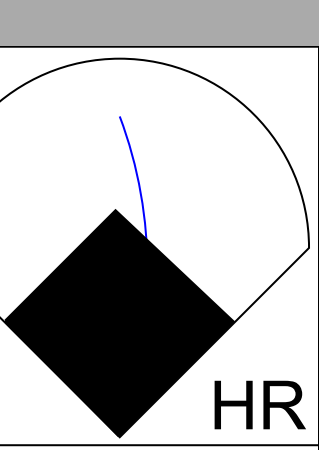
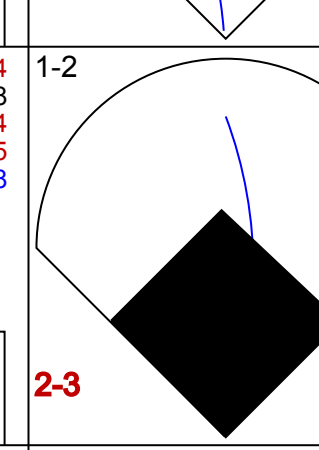
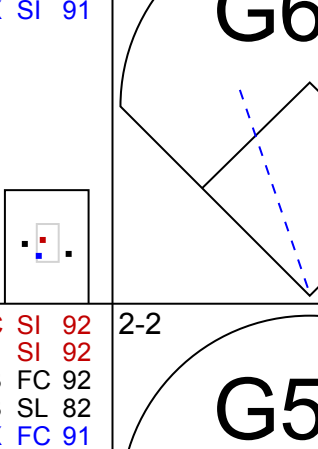
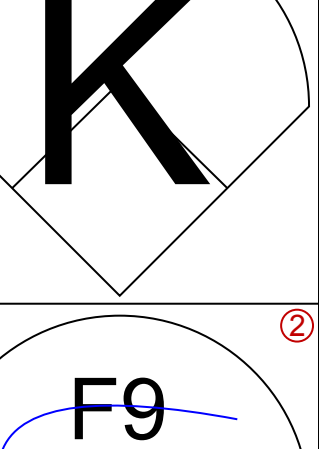
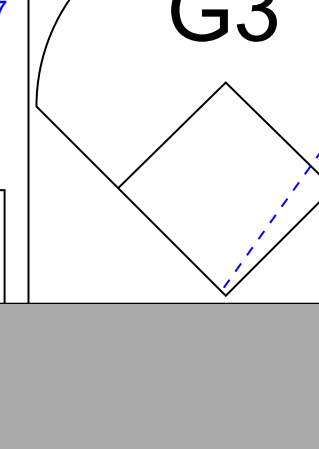

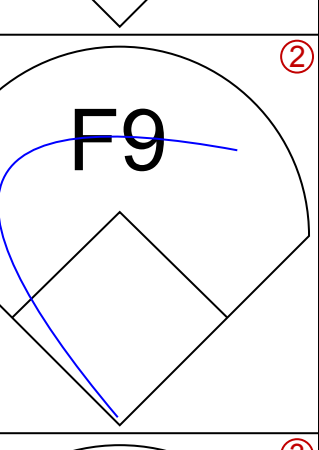

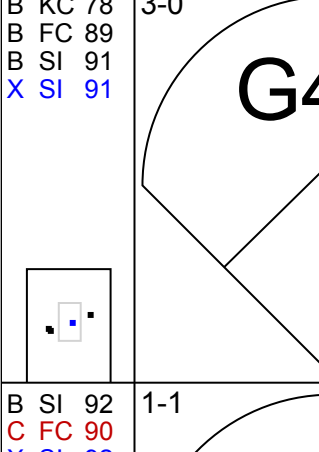
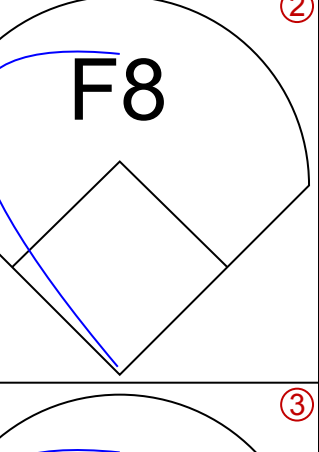
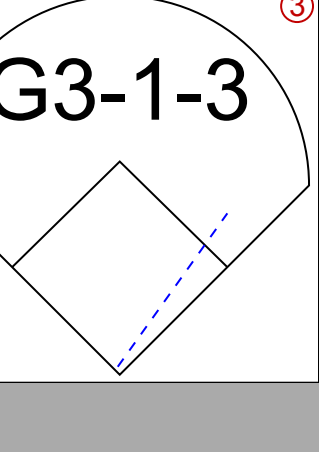
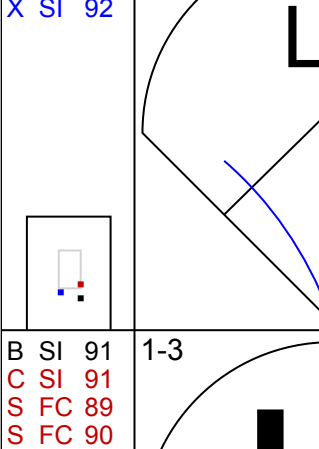
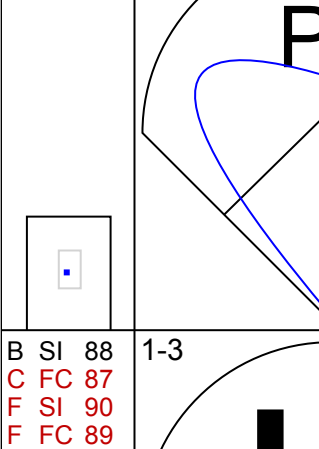
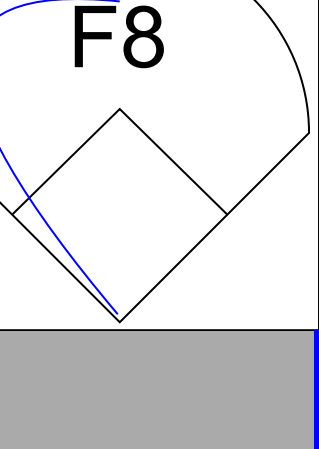
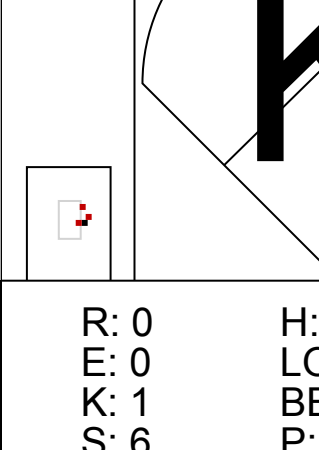
Batter	1	2	3	4	5	6	7	8	9	AB	R	H	RBI	BB	SO	LOB	TOP				
23 Norchika Aoki, L (1,7) OBP: 0.369, SLG: 0.388										4	0	0	0	0	1	2					
5 Matt Duffy, R (1,5) OBP: 0.345, SLG: 0.458										3	1	1	0	1	0	0					
9 Brandon Belt, L (1,3) OBP: 0.351, SLG: 0.484										3	0	1	0	1	1	1					
28 Buster Posey, R (1,2) OBP: 0.375, SLG: 0.478										4	0	1	0	0	0	4					
6 Marlon Byrd, R (1,9) OBP: 0.287, SLG: 0.457										4	0	0	0	0	0	3					
35 Brandon Crawford, L (1,6) OBP: 0.327, SLG: 0.485										4	0	0	0	0	2	2					
7 Grégor Blanco, L (1,8) OBP: 0.375, SLG: 0.414										2	1	0	0	2	0	0					
1 Ehire Adrianza, S (1,4) OBP: 0.304, SLG: 0.267										3	0	1	1	0	1	0					
13 Mike Leake, R (1,1) OBP: 0.130, SLG: 0.241										2	0	0	0	0	2	1					
37 Kely Tomlinson, R (7,PH) OBP: 0.341, SLG: 0.450										1	0	0	0	0	0	0					
60 Hunter Strickland, R (7,1)										0	0	0	0	0	0	0					
70 George Kontos, R (8,1)										0	0	0	0	0	0	0					
Inning Stats	R: 0 H: 0 E: 0 K: 1 S: 7	H: 0 LOB: 1 BB: 1 P: 12	R: 0 H: 0 E: 0 K: 1 S: 9	H: 0 LOB: 0 BB: 0 P: 13	R: 0 H: 0 E: 0 K: 1 S: 11	H: 0 LOB: 0 BB: 0 P: 13	R: 0 H: 1 E: 0 K: 1 S: 9	H: 1 LOB: 1 BB: 0 P: 16	R: 1 H: 1 E: 0 K: 2 S: 16	H: 1 LOB: 1 BB: 1 P: 25	R: 0 H: 1 E: 0 K: 2 S: 13	H: 1 LOB: 2 BB: 0 P: 18	R: 0 H: 0 E: 0 K: 0 S: 8	H: 0 LOB: 1 BB: 1 P: 15	R: 1 H: 1 E: 0 K: 1 S: 11	H: 1 LOB: 0 BB: 1 P: 18	R: 0 H: 0 E: 0 K: 1 S: 5	H: 0 LOB: 0 BB: 0 P: 6	1B: 4 2B: 0 3B: 0 HR: 0	SF: 0 SAC: 1 DP: 1 HBP: 0	WP: 2 PA: 35 PB: 0 SB: 3 CS: 0
PITCHER	IP	WLS	BF	H	R	ER	SO	BB	IBB	HBP	BLK	WP	HR	S	P	ERA	WHIP				
45 Gerrit Cole, R (1,1) ERA: 2.49	7.0		28	3	1	0	8	3	0	0	0	1	0	73	112	0.00	0.857				
38 Joakim Soria, R (8,1) ERA: 2.91	1.0	B	4	1	1	1	1	1	0	0	0	1	0	11	18	9.00	2.000				
35 Mark Melancon, R (9,1) ERA: 1.55	1.0	W	3	0	0	0	1	0	0	0	0	0	0	5	6	0.00	0.000				

San Francisco Giants @ Pittsburgh Pirates
PNC Park, Pittsburgh, PA
Sat Aug 22 2015, 4:08 PM - 6:41 PM EDT
Att: 38,259 - Sunny - 78 F

livebaseballscorecards.com

AB 30
R 2
H 4
RBI 1
BB 4
SO 10
LOB 14



Batter	1	2	3	4	5	6	7	8	9	AB	R	H	RBI	BB	SO	LOB	BOTTOM				
25 Gregory Polanco, L (1,9) OBP: 0.329, SLG: 0.385										4	0	0	0	0	2	0					
6 Starling Marte, R (1,7) OBP: 0.341, SLG: 0.459										4	1	2	1	0	1	0					
22 Andrew McCutchen, R (1,8) OBP: 0.395, SLG: 0.502										2	0	0	0	1	1	1					
27 Jung Ho Kang, R (1,6) OBP: 0.363, SLG: 0.464										3	2	2	2	0	0	0					
18 Neil Walker, S (1,4) OBP: 0.324, SLG: 0.431										3	0	0	0	0	1	0					
5 Josh Harrison, R (1,5) OBP: 0.310, SLG: 0.377										3	0	0	0	0	1	0					
24 Pedro Alvarez, L (1,3) OBP: 0.312, SLG: 0.460										2	0	0	0	0	0	0					
3 Sean Rodriguez, R (8,3) OBP: 0.258, SLG: 0.328										1	0	0	0	0	0	0					
19 Chris Stewart, R (1,2) OBP: 0.326, SLG: 0.344										3	0	0	0	0	0	0					
45 Gerrit Cole, R (1,1) OBP: 0.149, SLG: 0.111										2	0	0	0	0	2	0					
38 Joakim Soria, R (8,1)										0	0	0	0	0	0	0					
35 Mark Melancon, R (9,1)										0	0	0	0	0	0	0					
38 Michael Morse, R (8,PH) OBP: 0.296, SLG: 0.320										1	0	0	0	0	1	0					
Inning Stats	R: 0 H: 0 E: 0 K: 2 S: 7	H: 0 LOB: 0 BB: 0 P: 9	R: 0 H: 0 E: 0 K: 0 S: 6	H: 0 LOB: 0 BB: 0 P: 10	R: 0 H: 0 E: 0 K: 1 S: 6	H: 0 LOB: 0 BB: 0 P: 11	R: 0 H: 0 E: 0 K: 1 S: 8	H: 0 LOB: 0 BB: 1 P: 16	R: 1 H: 1 E: 0 K: 1 S: 13	H: 1 LOB: 0 BB: 0 P: 19	R: 0 H: 0 E: 0 K: 1 S: 8	H: 0 LOB: 0 BB: 0 P: 12	R: 1 H: 2 E: 0 K: 0 S: 12	H: 2 LOB: 0 BB: 0 P: 16	R: 0 H: 0 E: 0 K: 1 S: 9	H: 0 LOB: 0 BB: 0 P: 12	R: 1 H: 1 E: 0 K: 2 S: 7	H: 1 LOB: 0 BB: 0 P: 7	1B: 0 2B: 1 3B: 0 HR: 3	SF: 0 SAC: 0 DP: 0 HBP: 0	WP: 0 PA: 30 PB: 0 SB: 0 CS: 2
PITCHER	IP	WLS	BF	H	R	ER	SO	BB	IBB	HBP	BLK	WP	HR	S	P	ERA	WHIP				
13 Mike Leake, R (1,1) ERA: 3.44	6.0		19	1	1	1	6	1	0	0	0	0	1	48	77	1.50	0.333				
60 Hunter Strickland, R (7,1) ERA: 2.13	1.0		4	2	1	1	0	0	0	0	0	0	1	12	16	9.00	2.000				
70 George Kontos, R (8,1) ERA: 1.97	1.2	L	6	1	1	1	3	0	0	0	0	0	1	16	19	5.40	0.600				

San Francisco Giants @ Pittsburgh Pirates
PNC Park, Pittsburgh, PA
Sat Aug 22 2015, 4:08 PM - 6:41 PM EDT
Att: 38,259 - Sunny - 78 F

livebaseballscorecards.com

AB 28
R 3
H 4
RBI 3
BB 1
SO 9
LOB 1



Batter	1	2	3	4	5	6	7	8	9	AB	R	H	RBI	BB	SO	LOB	TOP			
23 Norichika Aoki, L OBP: 0.366, SLG: 0.385	G5-3	L4			K			B5-3		5	0	1	1	0	1	3				
5 Matt Duffy, R OBP: 0.345, SLG: 0.460	1B				1B	G6-4-3			G6-3	5	1	3	0	0	0	2				
28 Buster Posey, R OBP: 0.371, SLG: 0.472	F8				F8				G5-3	5	0	0	0	0	0	3				
6 Marlon Byrd, R OBP: 0.284, SLG: 0.450	L6				K				K	5	0	0	1	0	2	3				
34 Andrew Susac, R OBP: 0.316, SLG: 0.388					G6-3					2	0	0	0	2	1	3				
35 Brandon Crawford, L OBP: 0.339, SLG: 0.485	G4-6-3				K	G1-3				4	0	1	0	0	1	3				
37 Kelby Tomlinson, R OBP: 0.341, SLG: 0.442					G6-3					3	0	1	0	0	1	0				
9 Brandon Belt, L OBP: 0.351, SLG: 0.483										1	0	0	0	0	0	2				
61 Josh Osich, L OBP: 0.284, SLG: 0.450										0	0	0	0	0	0	0				
60 Hunter Strickland, R OBP: 0.284, SLG: 0.450										0	0	0	0	0	0	0				
7 Grégor Blanco, L OBP: 0.377, SLG: 0.413										3	1	1	0	1	0	0				
32 Ryan Vogelsong, R OBP: 0.147, SLG: 0.152										1	0	0	0	1	0	1				
52 Yusmeiro Petit, R OBP: 0.147, SLG: 0.152										0	0	0	0	0	0	0				
2 Juan Carlos Perez, R OBP: 0.147, SLG: 0.152										1	0	1	0	0	0	0				
41 Jeremy Affeldt, L OBP: 0.147, SLG: 0.152										0	0	0	0	0	0	0				
1 Ehre Adrianza, S OBP: 0.300, SLG: 0.282										1	0	0	0	0	0	0				
Inning Stats	R: 0 E: 0 K: 0 S: 9	H: 1 LOB: 1 BB: 0 P: 14	R: 0 E: 0 K: 0 S: 11	H: 1 LOB: 1 BB: 3 P: 23	R: 0 E: 0 K: 1 S: 9	H: 1 LOB: 1 BB: 0 P: 15	R: 0 E: 0 K: 1 S: 9	H: 1 LOB: 1 BB: 0 P: 15	R: 1 E: 2 K: 2 S: 16	H: 2 LOB: 2 BB: 0 P: 24	R: 0 E: 0 K: 0 S: 18	H: 1 LOB: 2 BB: 1 P: 30	R: 0 E: 0 K: 0 S: 8	H: 0 LOB: 0 BB: 0 P: 13	R: 0 E: 0 K: 1 S: 10	H: 0 LOB: 0 BB: 0 P: 15	1B: 7 2B: 1 3B: 0 HR: 0	SF: 0 SAC: 0 DP: 2 HBP: 0	WP: 0 PB: 1 CS: 0	PA: 40
PITCHER	IP WLS BF H R ER SO BB IBB HBP BLK WP HR S P ERA WHIP																			
47 Francisco Liriano, L ERA: 3.23	5.1 W 28 7 2 0 5 3 0 0 0 0 0 0 64 105 0.00 1.875																			
37 Arquemedes Caminero, R ERA: 3.34	0.2 H 1 0 0 0 0 0 0 0 0 0 0 0 3 4 0.00 0.000																			
38 Joaquin Soria, R ERA: 2.75	1.0 H 5 1 0 0 0 1 0 0 0 0 0 0 18 30 0.00 2.000																			
44 Tony Watson, L ERA: 2.2	1.0 H 3 0 0 0 0 0 0 0 0 0 0 0 8 13 0.00 0.000																			
35 Mark Melancon, R ERA: 1.53	1.0 S 3 0 0 0 1 0 0 0 0 0 0 0 10 15 0.00 0.000																			
Batter	1	2	3	4	5	6	7	8	9	AB	R	H	RBI	BB	SO	LOB	BOTTOM			
25 Gregory Polanco, L OBP: 0.329, SLG: 0.390	G4-3					K		G6-3		5	0	2	0	0	1	0				
6 Starling Marte, R OBP: 0.342, SLG: 0.459	FC6-4	G4-3			L7					5	1	2	0	0	0	2				
22 Andrew McCutchen, R OBP: 0.397, SLG: 0.509	F9									4	2	2	1	1	0	2				
17 Aramis Ramirez, R OBP: 0.290, SLG: 0.408					F8					3	1	0	0	1	0	2				
38 Joaquin Soria, R ERA: 2.75										0	0	0	0	0	0	0				
44 Tony Watson, L ERA: 2.2										0	0	0	0	0	0	0				
35 Mark Melancon, R ERA: 1.53										0	0	0	0	0	0	0				
27 Jung Ho Kang, R OBP: 0.364, SLG: 0.463										3	0	1	1	1	1	2				
18 Neil Walker, S OBP: 0.326, SLG: 0.431										3	0	1	1	1	0	0				
24 Pedro Alvarez, L OBP: 0.311, SLG: 0.468										3	1	1	2	0	2	2				
3 Sean Rodriguez, R OBP: 0.258, SLG: 0.328										0	0	0	0	0	0	0				
29 Francisco Cervelli, R OBP: 0.372, SLG: 0.424										4	0	2	0	0	0	2				
47 Francisco Liriano, L ERA: 3.23										3	0	0	0	0	1	4				
37 Arquemedes Caminero, R ERA: 3.34										0	0	0	0	0	0	0				
10 Jordy Mercer, R OBP: 0.283, SLG: 0.314										1	0	0	0	0	0	0				
Inning Stats	R: 3 E: 0 K: 0 S: 15	H: 3 LOB: 2 BB: 2 P: 28	R: 0 E: 0 K: 0 S: 7	H: 1 LOB: 1 BB: 0 P: 10	R: 0 E: 0 K: 2 S: 17	H: 2 LOB: 3 BB: 1 P: 28	R: 0 E: 0 K: 1 S: 9	H: 1 LOB: 1 BB: 1 P: 17	R: 0 E: 0 K: 1 S: 13	H: 1 LOB: 2 BB: 0 P: 18	R: 1 E: 0 K: 1 S: 7	H: 1 LOB: 0 BB: 0 P: 9	R: 1 E: 0 K: 0 S: 10	H: 1 LOB: 0 BB: 0 P: 18	R: 0 E: 0 K: 0 S: 10	H: 1 LOB: 1 BB: 0 P: 15	1B: 8 2B: 0 3B: 1 HR: 2	SF: 1 SAC: 0 DP: 0 HBP: 0	WP: 0 PB: 1 CS: 0	PA: 39
PITCHER	IP WLS BF H R ER SO BB IBB HBP BLK WP HR S P ERA WHIP																			
32 Ryan Vogelsong, R ERA: 4.05	3.1 L 21 7 3 3 2 3 1 0 0 0 0 0 0 44 77 8.10 3.000																			
52 Yusmeiro Petit, R ERA: 3.78	1.2 6 1 0 0 2 0 0 0 0 0 0 0 17 24 0.00 0.600																			
41 Jeremy Affeldt, L ERA: 5.46	1.0 4 1 1 1 1 0 0 0 0 0 0 1 7 9 9.00 1.000																			
61 Josh Osich, L ERA: 2.03	1.0 4 1 1 1 1 0 0 0 0 0 0 1 10 18 9.00 1.000																			
60 Hunter Strickland, R ERA: 2.08	1.0 4 1 0 0 0 0 0 0 0 0 0 0 10 15 0.00 1.000																			

San Francisco Giants @ Pittsburgh Pirates
PNC Park, Pittsburgh, PA
Sun Aug 23 2015, 8:10 PM - 11:41 PM EDT
Att: 31,364 - Cloudy - 78 F

San Francisco Giants @ Pittsburgh Pirates
PNC Park, Pittsburgh, PA
Sun Aug 23 2015, 8:10 PM - 11:41 PM EDT
Att: 31,364 - Cloudy - 78 F

AB 36
R 2
H 8
RBI 2
BB 4
SO 6
LOB 20



Batter	1	2	3	4	5	6	7	8	9	AB	R	H	RBI	BB	SO	LOB	TOP			
25 Gregory Polanco, L OBP: 0.334, SLG: 0.399										5	1	4	1	0	0	1	Pittsburgh Pirates @ Miami Marlins Marlins Park, Miami, FL Mon Aug 24 2015, 7:12 PM - 11:02 PM EDT Att: 17,644 - Roof Closed - 76 F			
6 Starling Marte, R OBP: 0.344, SLG: 0.458									3	2	1	0	1	1	2					
22 Andrew McCutchen, R OBP: 0.397, SLG: 0.510										5	0	2	2	0	1	2				
27 Jung Ho Kang, R OBP: 0.365, SLG: 0.459										3	1	0	0	2	1	5				
18 Neil Walker, S OBP: 0.328, SLG: 0.429										2	0	0	1	2	1	1				
59 Antonio Bastardo, R OBP: 0.265, SLG: 0.328										3	0	0	0	2	0	4				
29 Francisco Cervelli, R OBP: 0.372, SLG: 0.421										4	0	1	1	1	0	3				
24 Pedro Alvarez, L OBP: 0.265, SLG: 0.328										3	0	0	0	0	2	2				
3 Sean Rodriguez, R OBP: 0.265, SLG: 0.328										2	0	0	0	0	2	2				
10 Jordy Mercer, R OBP: 0.290, SLG: 0.313										2	0	0	0	0	2	2				
32 J.A. Happ, L OBP: 0.296, SLG: 0.352										4	0	0	0	0	0	2				
48 Jared Hughes, R OBP: 0.296, SLG: 0.352										3	0	0	0	1	0	1				
57 Bryan Morris, R OBP: 0.296, SLG: 0.352										4	0	2	0	0	0	1				
56 Scott McGough, R OBP: 0.296, SLG: 0.352										4	0	1	0	0	2	2				
50 Erik Cordier, R OBP: 0.296, SLG: 0.352										4	2	2	0	0	1	2				
55 Scott McGough, R OBP: 0.296, SLG: 0.352										4	0	2	0	0	0	1				
54 Tony Watson, L OBP: 0.296, SLG: 0.352										4	0	0	2	0	1	2				
53 Bryan Morris, L OBP: 0.296, SLG: 0.352										4	0	0	0	0	1	2				
52 Cole Gillespie, R OBP: 0.296, SLG: 0.352										2	0	1	0	0	1	1				
40 Mike Dunn, L OBP: 0.276, SLG: 0.385										4	0	0	2	0	1	2				
3 Adeiny Hechavarria, R OBP: 0.315, SLG: 0.371										4	0	0	0	0	1	2				
34 Tom Koehler, R OBP: 0.334, SLG: 0.399										2	0	1	0	0	1	1				
49 Brian Ellington, R OBP: 0.334, SLG: 0.399										2	0	0	0	0	0	0				
50 Erik Cordier, R OBP: 0.334, SLG: 0.399										0	0	0	0	0	0	0				
56 Scott McGough, R OBP: 0.334, SLG: 0.399										0	0	0	0	0	0	0				
28 Cole Gillespie, R OBP: 0.334, SLG: 0.399										0	0	0	0	0	0	0				
57 Bryan Morris, L OBP: 0.334, SLG: 0.399										0	0	0	0	0	0	0				
40 Mike Dunn, L OBP: 0.334, SLG: 0.399										0	0	0	0	0	0	0				
Inning Stats	R: 0 H: 1 E: 0 K: 2 S: 11	H: 1 LOB: 1 P: 16	R: 0 H: 0 E: 0 K: 0 S: 6	H: 0 LOB: 0 P: 13	R: 2 H: 3 E: 0 K: 1 S: 17	H: 3 LOB: 1 P: 28	R: 0 H: 0 E: 0 K: 2 S: 9	H: 0 LOB: 2 P: 20	R: 0 H: 2 E: 0 K: 1 S: 12	H: 1 LOB: 3 P: 14	R: 1 H: 0 E: 0 K: 0 S: 10	H: 0 LOB: 1 P: 20	R: 1 H: 1 E: 0 K: 1 S: 11	H: 1 LOB: 1 P: 18	R: 1 H: 0 E: 0 K: 1 S: 11	H: 0 LOB: 3 P: 29	1B: 5 2B: 3 3B: 0 HR: 0	SF: 1 SAC: 1 DP: 1 HBP: 2	WP: 1 PB: 0 SB: 1 CS: 0	PA: 45
PITCHER	IP	WLS	BF	H	R	ER	SO	BB	IBB	HBP	BLK	WP	HR	S	P	ERA	WHIP			
34 Tom Koehler, R ERA: 3.98	6.0	L	28	7	2	2	6	4	0	0	0	0	0	64	112	3.00	1.833			
49 Brian Ellington, R ERA: 2.25	1.0		5	0	1	1	0	1	0	1	0	1	0	10	20	9.00	1.000			
50 Erik Cordier, R ERA: 4.5	0.0		1	0	1	1	0	0	0	1	0	0	0	2		∞				
56 Scott McGough, R ERA: 16.2	1.0		4	1	0	0	1	0	0	0	0	0	0	11	16	0.00	1.000			
57 Bryan Morris, R ERA: 3.19	0.2		6	0	1	1	1	4	0	0	0	0	0	9	27	13.50	6.000			
40 Mike Dunn, L ERA: 4.97	0.1		1	0	0	0	0	0	0	0	0	0	0	1	2	0.00	0.000			

Batter	1	2	3	4	5	6	7	8	9	AB	R	H	RBI	BB	SO	LOB	BOTTOM
9 Dee Strange-Gordon, L OBP: 0.358, SLG: 0.418										4	0	0	0	0	0	2	Pittsburgh Pirates @ Miami Marlins Marlins Park, Miami, FL Mon Aug 24 2015, 7:12 PM - 11:02 PM EDT Att: 17,644 - Roof Closed - 76 F
51 Ichiro Suzuki, L OBP: 0.314, SLG: 0.318										3	0	0	0	1	0	1	
14 Martin Prado, R OBP: 0.317, SLG: 0.356										4	0	2	0	0	0	1	
32 Derek Dietrich, L OBP: 0.374, SLG: 0.519										4	0	1	0	0	2	2	
13 Marcell Ozuna, R OBP: 0.296, SLG: 0.352										4	2	2	0	0	1	2	
5 Casey McGehee, R OBP: 0.283, SLG: 0.293										4	0	2	0	0	0	1	
20 J.T. Realmuto, R OBP: 0.276, SLG: 0.385										4	0	0	2	0	1	2	
3 Adeiny Hechavarria, R OBP: 0.315, SLG: 0.371										4	0	0	0	0	1	2	
34 Tom Ko																	

Batter	1	2	3	4	5	6	7	8	9	AB	R	H	RBI	BB	SO	LOB	TOP			
25 Gregory Polanco, L OBP: 0.331, SLG: 0.395										4	0	0	0	0	2	2	Pittsburgh Pirates @ Miami Marlins Marlins Park, Miami, FL Tue Aug 25 2015, 7:11 PM - 9:58 PM EDT Att: 17,371 - Roof Closed - 77 F			
6 Starling Marte, R OBP: 0.342, SLG: 0.454										4	0	0	0	0	1	1				
22 Andrew McCutchen, R OBP: 0.400, SLG: 0.514										3	1	2	0	0	0	1				
17 Aramis Ramirez, R OBP: 0.292, SLG: 0.408										4	1	2	1	0	0	2				
29 Francisco Cervelli, R OBP: 0.373, SLG: 0.422										4	0	2	0	0	0	1				
38 Michael Morse, R OBP: 0.296, SLG: 0.319										3	0	1	0	0	1	1				
18 Neil Walker, S OBP: 0.326, SLG: 0.428										1	0	0	0	0	1	2				
5 Josh Harrison, R OBP: 0.308, SLG: 0.375										4	0	1	0	0	0	1				
10 Jordy Mercer, R OBP: 0.290, SLG: 0.313										3	0	1	0	0	0	1				
24 Pedro Alvarez, L OBP: 0.308, SLG: 0.462										1	0	0	1	0	0	2				
50 Charlie Morton, R OBP: 0.074, SLG: 0.038										1	0	0	0	0	1	0				
48 Jared Hughes, R OBP: 0.399, SLG: 0.460										0	0	0	0	0	0	0				
27 Jung Ho Kang, R OBP: 0.359, SLG: 0.460										1	0	1	0	0	0	0				
59 Antonio Bastardo, R OBP: 0.284, SLG: 0.326										0	0	0	0	0	0	0				
3 Sean Rodriguez, R OBP: 0.284, SLG: 0.326										1	0	0	0	0	0	2				
Inning Stats	R: 1 H: 2 E: 0 K: 1 S: 8	H: 2 LOB: 1 BB: 0 P: 14	R: 0 H: 0 E: 0 K: 0 S: 8	H: 0 LOB: 0 BB: 0 P: 14	R: 0 H: 0 E: 0 K: 1 S: 9	H: 0 LOB: 0 BB: 0 P: 14	R: 0 H: 1 E: 0 K: 1 S: 13	H: 1 LOB: 1 BB: 0 P: 18	R: 0 H: 1 E: 0 K: 0 S: 6	H: 1 LOB: 1 BB: 0 P: 7	R: 0 H: 1 E: 0 K: 0 S: 8	H: 1 LOB: 1 BB: 0 P: 13	R: 0 H: 1 E: 0 K: 2 S: 7	H: 1 LOB: 1 BB: 0 P: 10	R: 0 H: 1 E: 0 K: 2 S: 8	H: 3 LOB: 2 BB: 0 P: 23	1B: 9 2B: 1 3B: 0 HR: 0	SF: 0 SAC: 1 DP: 2 HBP: 1	WP: 0 PB: 0 SB: 0 CS: 0	PA: 36
PITCHER	IP WLS BF H R ER SO BB IBB HBP BLK WP HR S P ERA WHIP																ERA WHIP			
52 Brad Hand, L ERA: 4.23	(1, 1) 8.0 W 32 9 2 2 5 0 0 0 1 0 0 0 0 10 106 2.25 1.125																			
44 AJ Ramos, R ERA: 2.6	(9, 1) 1.0 S 4 1 0 0 1 0 0 0 0 0 0 0 0 10 17 0.00 1.000																			

Batter	1	2	3	4	5	6	7	8	9	AB	R	H	RBI	BB	SO	LOB	BOTTOM			
9 Dee Strange-Gordon, L OBP: 0.359, SLG: 0.419										4	2	2	0	0	1	1	Pittsburgh Pirates @ Miami Marlins Marlins Park, Miami, FL Tue Aug 25 2015, 7:11 PM - 9:58 PM EDT Att: 17,371 - Roof Closed - 77 F			
51 Ichiro Suzuki, L OBP: 0.315, SLG: 0.316										2	0	0	0	1	0	1				
14 Martin Prado, R OBP: 0.317, SLG: 0.357										4	1	1	1	0	0	3				
48 Justin Bour, L OBP: 0.330, SLG: 0.440										4	1	2	2	0	2	0				
13 Marcell Ozuna, R OBP: 0.293, SLG: 0.348										4	0	0	0	0	1	2				
21 Christian Yelich, L OBP: 0.345, SLG: 0.380										4	1	2	1	0	1	0				
20 J.T. Realmuto, R OBP: 0.277, SLG: 0.384										3	0	1	0	0	0	1				
3 Adeiny Hechavarria, R OBP: 0.317, SLG: 0.380										3	0	2	0	0	0	1				
52 Brad Hand, L OBP: 0.067, SLG: 0.067										3	0	0	0	0	0	1				
44 AJ Ramos, R										0	0	0	0	0	0	0				
Inning Stats	R: 0 H: 0 E: 0 K: 1 S: 7	H: 0 LOB: 0 BB: 0 P: 13	R: 0 H: 0 E: 0 K: 2 S: 7	H: 0 LOB: 0 BB: 0 P: 10	R: 0 H: 1 E: 0 K: 0 S: 11	H: 1 LOB: 0 BB: 0 P: 15	R: 1 H: 2 E: 0 K: 0 S: 15	H: 2 LOB: 1 BB: 0 P: 27	R: 1 H: 2 E: 1 K: 0 S: 10	H: 2 LOB: 0 BB: 0 P: 15	R: 3 H: 4 E: 0 K: 0 S: 15	H: 4 LOB: 1 BB: 0 P: 19	R: 0 H: 1 E: 0 K: 0 S: 13	H: 1 LOB: 2 BB: 1 P: 19	R: 0 H: 0 E: 0 K: 2 S: 8	H: 0 LOB: 0 BB: 0 P: 10	1B: 4 2B: 6 3B: 1 HR: 0	SF: 0 SAC: 1 DP: 1 HBP: 0	WP: 1 PB: 0 SB: 5 CS: 0	PA: 33
PITCHER	IP WLS BF H R ER SO BB IBB HBP BLK WP HR S P ERA WHIP																ERA WHIP			
50 Charlie Morton, R ERA: 4.2	(1, 1) 5.1 L 22 8 5 4 3 0 0 0 0 0 0 0 0 8 57 6.75 1.500																			
48 Jared Hughes, R ERA: 2.4	(6, 1) 1.2 8 2 0 0 0 1 0 0 0 0 1 0 21 29 0.00 1.800																			
59 Antonio Bastardo, L ERA: 3.43	(8, 1) 1.0 3 0 0 0 0 2 0 0 0 0 0 0 0 8 10 0.00 0.000																			

AB	34
R	2
H	10
RBI	2
BB	0
SO	6
LOB	16



Batter	1	2	3	4	5	6	7	8	9	AB	R	H	RBI	BB	SO	LOB	TOP			
5 Josh Harrison, R OBP: 0.313, SLG: 0.374										3	2	1	0	2	0	2	Pittsburgh Pirates @ Miami Marlins Marlins Park, Miami, FL Wed Aug 26 2015, 7:11 PM - 9:41 PM EDT Att: 16,560 - Roof Closed - 76 F			
6 Starling Marte, R OBP: 0.340, SLG: 0.451										5	1	1	1	0	2	4				
22 Andrew McCutchen, R OBP: 0.400, SLG: 0.521										5	1	2	4	0	2	1				
17 Aramis Ramirez, R OBP: 0.294, SLG: 0.405										3	0	0	0	2	0	1				
27 Jung Ho Kang, R OBP: 0.364, SLG: 0.457										5	0	1	0	0	3	4				
38 Michael Morse, R OBP: 0.295, SLG: 0.323										4	1	1	0	0	2	2				
3 Sean Rodriguez, R OBP: 0.264, SLG: 0.326										0	0	0	0	0	0	0				
18 Neil Walker, S OBP: 0.327, SLG: 0.431										4	1	2	1	0	0	0				
19 Chris Stewart, R OBP: 0.324, SLG: 0.341										4	0	1	1	0	0	1				
49 Jeff Locke, L OBP: 0.125, SLG: 0.105										3	1	0	0	0	0	1				
24 Pedro Alvarez, L OBP: 0.310, SLG: 0.462										0	0	0	0	1	0	0				
55 Joe Blanton, R OBP: 0.264, SLG: 0.326										0	0	0	0	0	0	0				
Inning Stats	R: 1 H: 1 E: 0 K: 2 S: 14	H: 1 LOB: 1 BB: 1 P: 20	R: 6 H: 6 E: 0 K: 0 S: 18	H: 6 LOB: 1 BB: 1 P: 28	R: 0 H: 0 E: 0 K: 0 S: 9	H: 0 LOB: 0 BB: 0 P: 14	R: 0 H: 1 E: 0 K: 1 S: 12	H: 2 LOB: 1 BB: 1 P: 18	R: 0 H: 0 E: 0 K: 1 S: 9	H: 0 LOB: 0 BB: 0 P: 13	R: 0 H: 0 E: 0 K: 3 S: 9	H: 0 LOB: 1 BB: 1 P: 17	R: 0 H: 1 E: 0 K: 1 S: 10	H: 2 LOB: 2 BB: 1 P: 17	R: 0 H: 0 E: 0 K: 1 S: 8	H: 0 LOB: 0 BB: 0 P: 12	1B: 5 2B: 3 3B: 0 HR: 1	SF: 0 SAC: 0 DP: 0 HBP: 0	WP: 0 PB: 0 SB: 0 CS: 0	PA: 41
PITCHER	IP WLS BF H R ER SO BB IBB HBP BLK WP HR S P ERA WHIP	IP WLS BF H R ER SO BB IBB HBP BLK WP HR S P ERA WHIP	IP WLS BF H R ER SO BB IBB HBP BLK WP HR S P ERA WHIP	IP WLS BF H R ER SO BB IBB HBP BLK WP HR S P ERA WHIP	IP WLS BF H R ER SO BB IBB HBP BLK WP HR S P ERA WHIP	IP WLS BF H R ER SO BB IBB HBP BLK WP HR S P ERA WHIP	IP WLS BF H R ER SO BB IBB HBP BLK WP HR S P ERA WHIP	IP WLS BF H R ER SO BB IBB HBP BLK WP HR S P ERA WHIP	IP WLS BF H R ER SO BB IBB HBP BLK WP HR S P ERA WHIP	IP WLS BF H R ER SO BB IBB HBP BLK WP HR S P ERA WHIP	IP WLS BF H R ER SO BB IBB HBP BLK WP HR S P ERA WHIP	IP WLS BF H R ER SO BB IBB HBP BLK WP HR S P ERA WHIP	IP WLS BF H R ER SO BB IBB HBP BLK WP HR S P ERA WHIP	IP WLS BF H R ER SO BB IBB HBP BLK WP HR S P ERA WHIP	IP WLS BF H R ER SO BB IBB HBP BLK WP HR S P ERA WHIP	IP WLS BF H R ER SO BB IBB HBP BLK WP HR S P ERA WHIP	IP WLS BF H R ER SO BB IBB HBP BLK WP HR S P ERA WHIP	IP WLS BF H R ER SO BB IBB HBP BLK WP HR S P ERA WHIP	IP WLS BF H R ER SO BB IBB HBP BLK WP HR S P ERA WHIP	IP WLS BF H R ER SO BB IBB HBP BLK WP HR S P ERA WHIP

AB	36
R	7
H	9
RBI	7
BB	5
SO	9
LOB	16



Batter	1	2	3	4	5	6	7	8	9	AB	R	H	RBI	BB	SO	LOB	BOTTOM					
28 Cole Gillespie, R OBP: 0.355, SLG: 0.441										4	0	0	0	0	0	1	Pittsburgh Pirates @ Miami Marlins Marlins Park, Miami, FL Wed Aug 26 2015, 7:11 PM - 9:41 PM EDT Att: 16,560 - Roof Closed - 76 F					
19 Miguel Rojas, R OBP: 0.279, SLG: 0.351										4	0	1	0	0	0	1						
14 Martin Prado, R OBP: 0.316, SLG: 0.364										4	1	1	1	0	1	1						
48 Justin Bour, L OBP: 0.329, SLG: 0.437										4	0	1	0	0	2	0						
13 Marcell Ozuna, R OBP: 0.295, SLG: 0.353										4	1	2	0	0	2	0						
21 Christian Yelich, L OBP: 0.342, SLG: 0.377										3	0	0	0	0	0	3						
20 J.T. Realmuto, R OBP: 0.274, SLG: 0.381										3	0	0	1	0	0	1						
3 Adeiny Hechavarria, R OBP: 0.317, SLG: 0.378										2	0	0	0	1	0	0						
45 Chris Narveson, L OBP: 0.282, SLG: 0.291										1	0	0	0	0	1	0						
50 Erik Cordier, R										0	0	0	0	0	0	0						
5 Casey McGehee, R										1	0	0	0	0	0	0						
Inning Stats	R: 1 H: 1 E: 0 K: 1 S: 12	H: 1 LOB: 0 BB: 0 P: 15	R: 1 H: 1 E: 0 K: 0 S: 10	H: 1 LOB: 0 BB: 0 P: 13	R: 0 H: 1 E: 0 K: 1 S: 10	H: 1 LOB: 1 BB: 0 P: 17	R: 0 H: 2 E: 0 K: 0 S: 7	H: 2 LOB: 1 BB: 0 P: 11	R: 0 H: 0 E: 0 K: 1 S: 7	H: 0 LOB: 0 BB: 1 P: 14	R: 0 H: 0 E: 0 K: 1 S: 10	H: 0 LOB: 0 BB: 0 P: 17	R: 0 H: 0 E: 0 K: 0 S: 7	H: 0 LOB: 0 BB: 0 P: 8	R: 0 H: 0 E: 0 K: 0 S: 7	H: 0 LOB: 0 BB: 0 P: 15	R: 0 H: 0 E: 0 K: 3 S: 9	H: 0 LOB: 0 BB: 0 P: 12	1B: 2 2B: 2 3B: 0 HR: 1	SF: 0 SAC: 1 DP: 1 HBP: 0	WP: 0 PB: 0 SB: 0 CS: 0	PA: 32
PITCHER	IP WLS BF H R ER SO BB IBB HBP BLK WP HR S P ERA WHIP	IP WLS BF H R ER SO BB IBB HBP BLK WP HR S P ERA WHIP	IP WLS BF H R ER SO BB IBB HBP BLK WP HR S P ERA WHIP	IP WLS BF H R ER SO BB IBB HBP BLK WP HR S P ERA WHIP	IP WLS BF H R ER SO BB IBB HBP BLK WP HR S P ERA WHIP	IP WLS BF H R ER SO BB IBB HBP BLK WP HR S P ERA WHIP	IP WLS BF H R ER SO BB IBB HBP BLK WP HR S P ERA WHIP	IP WLS BF H R ER SO BB IBB HBP BLK WP HR S P ERA WHIP	IP WLS BF H R ER SO BB IBB HBP BLK WP HR S P ERA WHIP	IP WLS BF H R ER SO BB IBB HBP BLK WP HR S P ERA WHIP	IP WLS BF H R ER SO BB IBB HBP BLK WP HR S P ERA WHIP	IP WLS BF H R ER SO BB IBB HBP BLK WP HR S P ERA WHIP	IP WLS BF H R ER SO BB IBB HBP BLK WP HR S P ERA WHIP	IP WLS BF H R ER SO BB IBB HBP BLK WP HR S P ERA WHIP	IP WLS BF H R ER SO BB IBB HBP BLK WP HR S P ERA WHIP	IP WLS BF H R ER SO BB IBB HBP BLK WP HR S P ERA WHIP	IP WLS BF H R ER SO BB IBB HBP BLK WP HR S P ERA WHIP	IP WLS BF H R ER SO BB IBB HBP BLK WP HR S P ERA WHIP	IP WLS BF H R ER SO BB IBB HBP BLK WP HR S P ERA WHIP	IP WLS BF H R ER SO BB IBB HBP BLK WP HR S P ERA WHIP		

AB	30
R	2
H	5
RBI	2
BB	1
SO	6
LOB	7



Batter	1	2	3	4	5	6	7	8	9	AB	R	H	RBI	BB	SO	LOB	TOP			
25 Gregory Polanco, L (1, 9) OBP: 0.335, SLG: 0.396	F FF 88 X CU 76 0-1 22 CS 1B		B FC 85 B FC 86 B FC 87 B FC 84 4-1 22 WP 6 G5-3 1-2 BB	X FC 84 0-0 F8		B FF 95 B SL 82 B SL 83 B SL 84 B SL 83 4-2 BB				2	0	1	0	2	0	1				
6 Starling Marte, R (1, 7) OBP: 0.337, SLG: 0.447	F FF 88 B FC 85 B CH 81 1 SAFE F FC 86 X FF 88 2-2 F9		B FC 85 X FF 88 1-0 G5-3		C CH 80 B CU 77 F FF 90 F FC 85 X CH 81 1-2 F9		F FF 94 F FF 95 F FF 94 D SL 83 S 1-3 K			4	0	0	0	0	1	4				
22 Andrew McCutchen, R (1, 8) OBP: 0.493, SLG: 0.521	B FF 89 B FF 88 F CH 82 1 SAFE B FF 88 B FF 89 4-1 1-2 BB		B FF 89 B FF 87 B FF 85 B FF 84 4-0 17 BB 2-3 IBB		C FF 86 X CH 81 0-1 1B		B SL 83 B SL 84 B SL 85 X SL 86 2-1 F9			2	0	1	0	2	0	1				
17 Aramis Ramirez, R (1, 5) OBP: 0.296, SLG: 0.405	X FF 88 0-0 G5-3		C CH 80 B FC 85 B CH 81 B FF 88 B FF 88 4-1 1-2 BB		F FF 89 1 SAFE X FF 85 0-1 P4		B FF 95 B FF 96 C FF 95 X FF 95 2-1 3 G4-3 1B			3	0	1	0	1	0	2				
5 Josh Harrison, R (8, PR) OBP: 0.313, SLG: 0.374										0	0	0	0	0	0	0				
29 Francisco Cervelli, R (1, 2) OBP: 0.374, SLG: 0.428		C FF 87 B FF 89 B FC 82 F FF 89 X FF 89 3-2 18 SF9 3B		C FF 86 B FC 85 C CH 82 X FF 89 1-2 G4-3		B FF 88 1 SAFE B FF 86 X FF 87 2-0 F9		1 SAFE X FF 95 0-0 L9			2	1	1	0	0	0	3			
19 Chris Stewart, R (3, 2) OBP: 0.319, SLG: 0.336										2	0	0	0	0	0	2				
24 Pedro Alvarez, L (1, 3) OBP: 0.310, SLG: 0.470		C FC 86 B FC 86 X FC 86 1-1 G1-3		C CU 72 S FC 85 X FC 85 0-2 HR		C FF 86 F CH 80 F CH 80 F CU 76 F FC 85 F CH 81 S CU 77 0-3 K		X FC 90 0-0 G4-3			3	1	1	1	0	1	1			
3 Sean Rodriguez, R (7, 3) OBP: 0.262, SLG: 0.325										1	0	0	0	0	0	1				
18 Neil Walker, S (1, 4) OBP: 0.324, SLG: 0.428		X CH 82 0-0 SF9		C FF 84 B FF 88 X FF 88 1-2 G3		X FF 89 0-0 L9				3	0	0	1	0	1	0				
10 Jordy Mercer, R (1, 6) OBP: 0.290, SLG: 0.312		B FF 87 B FC 86 B FF 90 X FF 89 2-1 G6-3		B FF 88 B FC 85 B FF 89 X FF 88 2-2 45 SH3-4 1B		C FF 88 B CH 81 B FC 85 B CH 79 X FF 87 2-1 L8				4	0	1	0	0	1	0				
45 Gerrit Cole, R (1, 1) OBP: 0.163, SLG: 0.128																				
44 Tony Watson, L (8, 1)																				
38 Michael Morse, R (9, PH) OBP: 0.293, SLG: 0.321																				
35 Mark Melancon, R (9, 1)																				
Inning Stats	R: 0 E: 0 K: 0 S: 8	H: 1 LOB: 1 BB: 1 P: 14	R: 1 E: 0 K: 0 S: 9	H: 1 LOB: 0 BB: 0 P: 15	R: 0 E: 0 K: 0 S: 10	H: 1 LOB: 3 BB: 3 P: 27	R: 1 E: 0 K: 0 S: 12	H: 2 LOB: 1 BB: 0 P: 15	R: 0 E: 0 K: 1 S: 10	H: 0 LOB: 0 BB: 0 P: 12	R: 0 E: 0 K: 2 S: 11	H: 0 LOB: 1 BB: 1 P: 19	R: 0 E: 0 K: 0 S: 4	H: 1 LOB: 1 BB: 0 P: 6	R: 0 E: 0 K: 2 S: 10	H: 0 LOB: 0 BB: 0 P: 14	1B: 5 2B: 0 3B: 1 HR: 1	SF: 1 SAC: 1 DP: 2 HBP: 0	WP: 1 PB: 0 SB: 0 CS: 1	PA: 36
PITCHER	IP WLS BF H R ER SO BB IBB HBP BLK WP HR S P ERA WHIP	IP WLS BF H R ER SO BB IBB HBP BLK WP HR S P ERA WHIP	IP WLS BF H R ER SO BB IBB HBP BLK WP HR S P ERA WHIP	IP WLS BF H R ER SO BB IBB HBP BLK WP HR S P ERA WHIP	IP WLS BF H R ER SO BB IBB HBP BLK WP HR S P ERA WHIP	IP WLS BF H R ER SO BB IBB HBP BLK WP HR S P ERA WHIP	IP WLS BF H R ER SO BB IBB HBP BLK WP HR S P ERA WHIP	IP WLS BF H R ER SO BB IBB HBP BLK WP HR S P ERA WHIP	IP WLS BF H R ER SO BB IBB HBP BLK WP HR S P ERA WHIP	IP WLS BF H R ER SO BB IBB HBP BLK WP HR S P ERA WHIP	IP WLS BF H R ER SO BB IBB HBP BLK WP HR S P ERA WHIP	IP WLS BF H R ER SO BB IBB HBP BLK WP HR S P ERA WHIP	IP WLS BF H R ER SO BB IBB HBP BLK WP HR S P ERA WHIP	IP WLS BF H R ER SO BB IBB HBP BLK WP HR S P ERA WHIP	IP WLS BF H R ER SO BB IBB HBP BLK WP HR S P ERA WHIP	IP WLS BF H R ER SO BB IBB HBP BLK WP HR S P ERA WHIP	IP WLS BF H R ER SO BB IBB HBP BLK WP HR S P ERA WHIP	IP WLS BF H R ER SO BB IBB HBP BLK WP HR S P ERA WHIP		

Pittsburgh Pirates @ Miami Marlins
Marlins Park, Miami, FL
Thu Aug 27 2015, 7:12 PM - 9:56 PM EDT
Att: 19,950 - Roof Closed - 74 F

AB 29
R 2
H 7
RBI 2
BB 5
SO 5
LOB 15



Batter	1	2	3	4	5	6	7	8	9	AB	R	H	RBI	BB	SO	LOB	BOTTOM					
9 Dee Strange-Gordon, L (1, 4) OBP: 0.358, SLG: 0.417	X FF 93 0-0 G6-3		B KC 82 B FC 85 X SL 96 2-1 1B			B SL 86 B FF 94 B FF 94 X SL 88 2-2 G1-3		F SI 92 B SL 83 T SL 83 1-2 K		4	0	1	0	0	1	1						
51 Ichiro Suzuki, L (1, 9) OBP: 0.311, SLG: 0.312	C FF 94 B KC 82 C FF 93 X CH 88 1-2 G4-3		C FF 96 B FF 96 C FF 93 X CH 89 1-1 L6			X KC 82 0-0 G6-3		C SI 92 B SL 93 X SI 94 1-1 G4-3		4	0	0	0	0	0	2						
14 Martin Prado, R (1, 5) OBP: 0.318, SLG: 0.365	C KC 81 B SL 88 B FF 95 C FF 96 1-3 K					B SI 95 X SI 95 1-0 G6-3				4	1	2	0	0	1	0						
48 Justin Bour, L (1, 3) OBP: 0.325, SLG: 0.431		B FF 94 C CH 88 B CH 87 B FF 95 X SI 94 3-1 G6-3		B FF 95 B SL 88 S SL 89 2-3 K		F SI 96 B SI 95 S FF 95 0-3 K		C FC 92 B FC 92 B FC 92 X KC 81 0-2 G4-5-3		4	0	0	0	0	2	2						
13 Marcell Ozuna, R (1, 8) OBP: 0.297, SLG: 0.355		B SL 89 X FF 94 1-0 32 FC4-6 1B		C FF 95 X KC 80 0-1 L7		X SL 89 0-0 1B		B FC 93 B FC 93 B FC 93 X FC 92 3-2 G4-3		4	0	2	0	0	0	0						
32 Derek Dietrich, L (1, 7) OBP: 0.368, SLG: 0.513		F FF 96 B SI 97 F KC 82 1 SAFE X FF 98 1-2 FC4-6				B SL 85 X FF 93 1-0 F8		F SI 96 B SI 96 B SI 96 D SL 86 X SI 97 2-2 SF8		2	0	0	1	0	0	1						
3 Adeiny Hechavarria, R (1, 6) OBP: 0.315, SLG: 0.376		1 SAFE B FF 96 X SL 88 1-0 G1-3				B FF 96 B FF 94 X FF 87 2-1 F9		C FF 95 B SI 96 X KC 83 1-1 P4		3	0	0	0	0	0	2						
6 Jeff Mathis, R (1, 2) OBP: 0.187, SLG: 0.134																						
20 J.T. Realmuto, R (8, PH) OBP: 0.276, SLG: 0.383																						
60 Justin Nicolino, L (1, 1) ERA: 3.85																						
46 Kyle Barraclough, R (7, 1) ERA: 0.93																						
57 Bryan Morris, R (8, 1) ERA: 3.12																						
19 Miguel Rojas, R (8, PH) OBP: 0.162, SLG: 0.395																						
40 Mike Dunn, L (9, 1) ERA: 4.85																						
Inning Stats	R: 0 E: 0 K: 1 S: 8	H: 0 LOB: 0 BB: 0 P: 10	R: 0 E: 0 K: 0 S: 8	H: 1 LOB: 1 BB: 0 P: 14	R: 0 E: 0 K: 0 S: 8	H: 1 LOB: 1 BB: 0 P: 14	R: 0 E: 0 K: 1 S: 6	H: 0 LOB: 0 BB: 0 P: 9	R: 0 E: 0 K: 0 S: 7	H: 0 LOB: 0 BB: 0 P: 13	R: 0 E: 0 K: 1 S: 7	H: 0 LOB: 0 BB: 0 P: 10	R: 1 E: 0 K: 1 S: 11	H: 2 LOB: 1 BB: 0 P: 14	R: 0 E: 0 K: 1 S: 13	H: 1 LOB: 1 BB: 0 P: 18	R: 0 E: 0 K: 0 S: 11	H: 1 LOB: 0 BB: 0 P: 16	1B: 6 2B: 0 3B: 0 HR: 0	SF: 1 SAC: 1 DP: 1 HBP: 0	WP: 0 PB: 0 SB: 0 CS: 0	PA: 32
PITCHER	IP WLS BF H R ER SO BB IBB HBP BLK WP HR S P ERA WHIP	IP WLS BF H R ER SO BB IBB HBP BLK WP HR S P ERA WHIP	IP WLS BF H R ER SO BB IBB HBP BLK WP HR S P ERA WHIP	IP WLS BF H R ER SO BB IBB HBP BLK WP HR S P ERA WHIP	IP WLS BF H R ER SO BB IBB HBP BLK WP HR S P ERA WHIP	IP WLS BF H R ER SO BB IBB HBP BLK WP HR S P ERA WHIP	IP WLS BF H R ER SO BB IBB HBP BLK WP HR S P ERA WHIP	IP WLS BF H R ER SO BB IBB HBP BLK WP HR S P ERA WHIP	IP WLS BF H R ER SO BB IBB HBP BLK WP HR S P ERA WHIP	IP WLS BF H R ER SO BB IBB HBP BLK WP HR S P ERA WHIP	IP WLS BF H R ER SO BB IBB HBP BLK WP HR S P ERA WHIP	IP WLS BF H R ER SO BB IBB HBP BLK WP HR S P ERA WHIP	IP WLS BF H R ER SO BB IBB HBP BLK WP HR S P ERA WHIP	IP WLS BF H R ER SO BB IBB HBP BLK WP HR S P ERA WHIP	IP WLS BF H R ER SO BB IBB HBP BLK WP HR S P ERA WHIP	IP WLS BF H R ER SO BB IBB HBP BLK WP HR S P ERA WHIP	IP WLS BF H R ER SO BB IBB HBP BLK WP HR S P ERA WHIP	IP WLS BF H R ER SO BB IBB HBP BLK WP HR S P ERA WHIP				

Pittsburgh Pirates @ Miami Marlins
Marlins Park, Miami, FL
Thu Aug 27 2015, 7:12 PM - 9:56 PM EDT
Att: 19,950 - Roof Closed - 74 F

AB 30
R 1
H 6
RBI 1
BB 0
SO 5
LOB 8



Batter	1	2	3	4	5	6	7	8	9	AB	R	H	RBI	BB	SO	LOB	TOP		
19 Charlie Blackmon, L (1,8) OBP: 0.349, SLG: 0.457	L9		FC3-6		G1-3		K		L4	5	0	0	1	0	1	2			
7 José Reyes, S (1,6) OBP: 0.312, SLG: 0.392	F9		F9		F7			L7		4	0	0	0	0	0	1			
5 Carlos González, L (1,9) OBP: 0.331, SLG: 0.541	G5-3		P1					G6-3		4	0	1	0	0	0	1			
28 Nolan Arenado, R (1,5)		F9		P4				F9		4	0	1	0	0	0	1			
9 DJ LeMahieu, R (1,4) OBP: 0.370, SLG: 0.402		K				FC6		L7		3	0	0	0	1	1	2			
10 Ben Paulsen, L (1,3) OBP: 0.325, SLG: 0.474				K		FC6-4				4	1	2	0	0	1	3			
4 Nick Hundley, R (1,2) OBP: 0.336, SLG: 0.470										4	1	2	2	0	0	3			
1 Brandon Barnes, R (1,7) OBP: 0.325, SLG: 0.362										4	1	2	0	0	0	2			
52 Chris Rusin, L (1,1) OBP: 0.235, SLG: 0.324										2	0	1	0	0	0	0			
12 Matt McBride, R (7,PH) OBP: 0.206, SLG: 0.162										1	0	0	0	0	0	0			
65 Jason Gurka, L (7,1)										0	0	0	0	0	0	0			
62 Gonzalez Gemen, R (7,1)										0	0	0	0	0	0	0			
3 Daniel Descalso, L (9,PH) OBP: 0.294, SLG: 0.347										1	0	0	0	0	0	1			
Inning Stats	R: 0 E: 0 K: 0 S: 11	H: 0 LOB: 0 BB: 0 P: 13	R: 0 E: 0 K: 1 S: 11	H: 1 LOB: 1 BB: 0 P: 13	R: 1 E: 0 K: 0 S: 13	H: 2 LOB: 1 BB: 0 P: 20	R: 0 E: 0 K: 1 S: 13	H: 1 LOB: 2 BB: 1 P: 22	R: 0 E: 0 K: 0 S: 8	H: 0 LOB: 0 BB: 0 P: 11	R: 0 E: 0 K: 0 S: 7	H: 0 LOB: 0 BB: 0 P: 15	R: 0 E: 0 K: 0 S: 14	H: 1 LOB: 1 BB: 0 P: 21	R: 2 E: 0 K: 0 S: 9	H: 3 LOB: 0 BB: 0 P: 16	1B: 7 2B: 2 3B: 0 HR: 1	SF: 0 SAC: 0 DP: 1 HBP: 0	WP: 0 PA: 37 PB: 0 SB: 1 CS: 0
PITCHER	IP WLS BF H R ER SO BB IBB HBP BLK WP HR S P ERA WHIP																		
32 J.A. Happ, L (1,1) ERA: 4.1	5.2	W	24	5	1	1	2	1	0	0	0	0	0	0	62	87	1.59	1.059	
37 Arquimedes Caminero, R (6,1) ERA: 3.26	1.1	H	4	0	0	0	1	0	0	0	0	0	0	0	12	16	0.00	0.000	
44 Tony Watson, L (8,1) ERA: 2.07	1.0	H	4	1	0	0	0	0	0	0	0	0	0	14	21	0.00	1.000		
35 Mark Melancon, R (9,1) ERA: 1.71	1.0	S	5	3	2	2	0	0	0	0	0	0	1	9	16	18.00	3.000		

Colorado Rockies @ Pittsburgh Pirates
PNC Park, Pittsburgh, PA
Sat Aug 29 2015, 7:08 PM - 10:17 PM EDT
Att: 35,838 - Clear - 84 F

AB 36
R 3
H 9
RBI 3
BB 1
SO 3
LOB 16



Batter	1	2	3	4	5	6	7	8	9	AB	R	H	RBI	BB	SO	LOB	BOTTOM		
25 Gregory Polanco, L (1,9) OBP: 0.335, SLG: 0.397	F8		G6-3		G4-3		FC4-6			4	0	0	1	0	0	1			
5 Josh Harrison, R (1,7) OBP: 0.317, SLG: 0.378										4	1	2	0	0	1	1			
22 Andrew McCutchen, R (1,8) OBP: 0.406, SLG: 0.522										4	1	2	0	0	0	2			
17 Aramis Ramirez, R (1,5) OBP: 0.295, SLG: 0.410										4	1	1	3	0	0	1			
35 Mark Melancon, R (9,1) ERA: 1.71										0	0	0	0	0	0	0			
27 Jung Ho Kang, R (1,6) OBP: 0.362, SLG: 0.455										4	0	0	0	0	1	0			
29 Francisco Cervelli, R (1,2) OBP: 0.379, SLG: 0.426										1	0	0	0	3	0	0			
24 Pedro Alvarez, L (1,3) OBP: 0.303, SLG: 0.462										3	0	0	0	0	0	2			
3 Sean Rodriguez, R (7,3) OBP: 0.266, SLG: 0.328										1	0	1	0	0	0	0			
18 Neil Walker, S (1,4) OBP: 0.326, SLG: 0.425										2	0	1	0	1	0	0			
6 Starling Marte, R (7,PR) OBP: 0.333, SLG: 0.442										1	1	0	0	0	0	2			
32 J.A. Happ, L (1,1) ERA: 4.94										2	0	0	0	0	1	2			
37 Arquimedes Caminero, R (6,1) ERA: 3.26										0	0	0	0	0	0	0			
38 Michael Morse, R (7,PH) OBP: 0.270, SLG: 0.355										1	0	1	0	0	0	0			
44 Tony Watson, L (8,1) ERA: 2.07										0	0	0	0	0	0	0			
10 Jordy Mercer, R (9,6) OBP: 0.290, SLG: 0.313										0	0	0	0	0	0	0			
Inning Stats	R: 3 E: 0 K: 1 S: 15	H: 3 LOB: 0 BB: 0 P: 23	R: 0 E: 0 K: 0 S: 10	H: 0 LOB: 0 BB: 0 P: 13	R: 0 E: 0 K: 1 S: 11	H: 1 LOB: 1 BB: 0 P: 19	R: 0 E: 0 K: 1 S: 12	H: 0 LOB: 2 BB: 2 P: 24	R: 0 E: 0 K: 0 S: 6	H: 0 LOB: 0 BB: 1 P: 11	R: 0 E: 0 K: 0 S: 12	H: 0 LOB: 1 BB: 1 P: 23	R: 1 E: 0 K: 0 S: 13	H: 2 LOB: 1 BB: 0 P: 15	R: 0 E: 0 K: 0 S: 17	H: 1 LOB: 2 BB: 1 P: 26	1B: 7 2B: 0 3B: 0 HR: 1	SF: 0 SAC: 0 DP: 0 HBP: 0	WP: 0 PA: 35 PB: 0 SB: 0 CS: 1
PITCHER	IP WLS BF H R ER SO BB IBB HBP BLK WP HR S P ERA WHIP																		
52 Chris Rusin, L (1,1) ERA: 4.94	6.0	L	25	5	3	3	3	2	1	0	0	0	0	0	66	113	4.50	1.167	
65 Jason Gurka, L (7,1) ERA: 27.0	0.1		3	2	1	1	0	0	0	0	0	0	0	6	7	27.00	6.000		
62 Gonzalez Gemen, R (7,1) ERA: 6.12	1.2		7	1	0	0	0	1	0	0	0	0	0	24	34	0.00	1.200		

Colorado Rockies @ Pittsburgh Pirates
PNC Park, Pittsburgh, PA
Sat Aug 29 2015, 7:08 PM - 10:17 PM EDT
Att: 35,838 - Clear - 84 F

AB 31
R 4
H 8
RBI 4
BB 4
SO 3
LOB 11



Batter	1	2	3	4	5	6	7	8	9	AB	R	H	RBI	BB	SO	LOB	TOP										
25 Gregory Polanco, L (1,9) OBP: 0.330, SLG: 0.390	G4-3		F8			K		K		4	0	0	0	0	2	1	Pittsburgh Pirates @ Milwaukee Brewers Miller Park, Milwaukee, WI Tue Sep 01 2015, 7:12 PM - 10:06 PM CDT Att: 18,468 - Partly Cloudy - 87 F										
6 Starling Marte, R (1,7) OBP: 0.328, SLG: 0.434	G1-3		G6-3			FC5-4		P5		4	0	0	0	0	0	1											
22 Andrew McCutchen, R (1,8) OBP: 0.404, SLG: 0.520	2B		K			P4		K		4	0	1	0	0	2	1											
17 Aramis Ramirez, R (1,5) OBP: 0.294, SLG: 0.417	G6-3		K			F9		HR		4	1	1	1	0	1	1											
27 Jung Ho Kang, R (1,6) OBP: 0.363, SLG: 0.466	K					L4		HR		4	2	2	1	0	1	0											
18 Neil Walker, S (1,4) OBP: 0.327, SLG: 0.427	G3-1					2B		HR		4	0	2	1	0	1	0											
24 Pedro Alvarez, L (1,3) OBP: 0.305, SLG: 0.465	G6-3					1B		2B		4	1	1	1	0	0	2											
29 Francisco Cervelli, R (1,2) OBP: 0.376, SLG: 0.420			L9			L3		K		2	0	0	0	0	0	1											
19 Chris Stewart, R (7,2) ERA: 6.52								K		1	0	0	0	0	1	0											
45 Gerrit Cole, R (1,1) OBP: 0.160, SLG: 0.125								K		1	0	0	0	0	0	0											
46 Jared Hughes, R (5,1) ERA: 3.7										0	0	0	0	0	0	0											
14 Jaff Decker, L (6,PH) OBP: 0.440, SLG: 0.328										0	1	0	0	0	0	0											
58 Radhames Liz, R (6,1) ERA: 3.66										0	0	0	0	0	0	0											
23 Travis Snider, L (8,PH) OBP: 0.316, SLG: 0.306										0	0	0	0	0	0	0											
38 Joakim Soria, R (8,1) ERA: 3.0										0	0	0	0	0	0	0											
39 Bobby LaFromboise, L (8,1) ERA: 2.51										0	0	0	0	0	0	0											
Inning Stats	R: 0 H: 1 E: 0 K: 0 S: 18	H: 1 LOB: 1 BB: 0 P: 24	R: 0 H: 0 E: 0 K: 1 S: 7	H: 0 LOB: 0 BB: 0 P: 7	R: 0 H: 0 E: 0 K: 1 S: 5	H: 0 LOB: 0 BB: 0 P: 10	R: 0 H: 0 E: 0 K: 2 S: 16	H: 0 LOB: 0 BB: 0 P: 21	R: 1 H: 2 E: 0 K: 0 S: 7	H: 2 LOB: 0 BB: 0 P: 11	R: 0 H: 1 E: 0 K: 1 S: 9	H: 1 LOB: 1 BB: 0 P: 13	R: 0 H: 0 E: 0 K: 1 S: 10	H: 0 LOB: 0 BB: 0 P: 15	R: 1 H: 1 E: 0 K: 3 S: 10	H: 1 LOB: 0 BB: 0 P: 12	R: 2 H: 3 E: 0 K: 1 S: 10	H: 3 LOB: 1 BB: 0 P: 13	1B: 2 2B: 4 3B: 0 HR: 3	SF: 0 SAC: 0 DP: 1 HBP: 0	WP: 0 PB: 0 SB: 1 CS: 0	PA: 34					
PITCHER	IP	WLS	BF	H	R	ER	SO	BB	IBB	HBP	BLK	WP	HR	S	P	ERA	WHIP										
52 Jimmy Nelson, R (1,1) ERA: 3.7	7.0	W	24	4	1	1	6	0	0	0	0	0	0	72	101	1.29	0.571										
46 Corey Knebel, R (8,1) ERA: 3.66	1.0		4	1	1	1	3	0	0	0	0	0	1	10	12	9.00	1.000										
32 David Goforth, R (9,1) ERA: 6.52	0.2	S	5	3	2	2	1	0	0	0	0	0	2	9	12	27.00	4.500										
57 Francisco Rodriguez, R (9,1) ERA: 2.51	0.1	S	1	0	0	0	0	0	0	0	0	0	0	1	1	0.00	0.000										

Batter	1	2	3	4	5	6	7	8	9	AB	R	H	RBI	BB	SO	LOB	BOTTOM										
2 Scooter Gennett, L (1,4) OBP: 0.298, SLG: 0.400	20 1B	P6		G3-1				F7		4	1	1	0	0	0	2	Pittsburgh Pirates @ Milwaukee Brewers Miller Park, Milwaukee, WI Tue Sep 01 2015, 7:12 PM - 10:06 PM CDT Att: 18,468 - Partly Cloudy - 87 F										
20 Jonathan Lucroy, R (1,2) OBP: 0.322, SLG: 0.350	8 1B			G6-3				L9		4	1	2	1	0	0	0											
8 Ryan Braun, R (1,9) OBP: 0.349, SLG: 0.503	24 1B									3	1	1	1	1	0	1											
7 Logan Schafer, L (9,8) OBP: 0.250, SLG: 0.246	24 2B			F8				G4-3		0	0	0	0	0	0	0											
24 Adam Lind, L (1,3) OBP: 0.365, SLG: 0.476	16 1B									3	2	2	2	1	0	1											
18 Kris Davis, R (1,7) OBP: 0.312, SLG: 0.469	9 1B			18 1B				9 1B		3	1	0	0	1	1	3											
16 Domingo Santana, R (1,8) OBP: 0.312, SLG: 0.475	G6-3			L4-3				9 1B		3	0	0	0	0	1	3											
9 Jean Segura, R (1,6) OBP: 0.286, SLG: 0.329	G6-3			F9				K		3	0	0	0	0	1	3											
3 Elian Herrera, S (1,5) OBP: 0.294, SLG: 0.390	CS									4	0	2	3	0	0	1											
52 Jimmy Nelson, R (1,1) ERA: 2.64										2	0	0	0	0	1	2											
35 Shane Peterson, L (7,PH) ERA: 2.35										1	0	0	0	0	1	0											
46 Corey Knebel, R (8,1) ERA: 3.26										0	0	0	0	0	0	0											
32 David Goforth, R (9,1) ERA: 3.0										0	0	0	0	0	0	0											
57 Francisco Rodriguez, R (9,1) ERA: 2.51										0	0	0	0	0	0	0											
Inning Stats	R: 4 H: 5 E: 0 K: 1 S: 15	H: 2 LOB: 0 BB: 0 P: 25	R: 1 H: 2 E: 0 K: 1 S: 14	H: 2 LOB: 0 BB: 0 P: 20	R: 0 H: 0 E: 0 K: 0 S: 9	H: 0 LOB: 0 BB: 1 P: 18	R: 0 H: 1 E: 0 K: 0 S: 11	H: 1 LOB: 1 BB: 0 P: 14	R: 0 H: 0 E: 0 K: 0 S: 12	H: 0 LOB: 0 BB: 1 P: 22	R: 0 H: 0 E: 0 K: 1 S: 9	H: 0 LOB: 0 BB: 0 P: 14	R: 0 H: 0 E: 0 K: 1 S: 12	H: 0 LOB: 0 BB: 0 P: 18	R: 2 H: 2 E: 0 K: 1 S: 19	H: 2 LOB: 1 BB: 1 P: 33	1B: 6 2B: 6 3B: 0 HR: 0	SF: 0 SAC: 0 DP: 2 HBP: 1	WP: 1 PB: 0 SB: 3 CS: 1	PA: 36							
PITCHER	IP	WLS	BF	H	R	ER	SO	BB	IBB	HBP	BLK	WP	HR	S	P	ERA	WHIP										
45 Gerrit Cole, R (1,1) ERA: 2.64	4.0	L	19	8	5	5	2	1	0	0	0	0	0	49	77	11.25	2.250										
48 Jared Hughes, R (5,1) ERA: 2.35	1.0		4	0	0	0	0	1	0	0	0	0	0	12	22	0.00	1.000										
58 Radhames Liz, R (6,1) ERA: 3.26	2.0		6	0	0	0	2	0	0	1	0	0	0	21	32	0.00	0.000										
38 Joakim Soria, R (8,1) ERA: 3.0	0.2	S	5	2	2	2	1	1	0	0	0	1	0	17	29	27.00	4.500										
39 Bobby LaFromboise, L (8,1) ERA: 2.51	0.1		1	0	0	0	0	0	0	0	0	0	0	2	4	0.00	0.000										

Batter	1	2	3	4	5	6	7	8	9	AB	R	H	RBI	BB	SO	LOB	TOP					
25 Gregory Polanco, L (1.9)										4	0	0	0	0	0	1	Pittsburgh Pirates @ Milwaukee Brewers Miller Park, Milwaukee, WI Wed Sep 02 2015, 7:11 PM - 10:17 PM CDT Att: 24,521 - Partly Cloudy - 86 F					
6 Starling Marte, R (1.7)										4	1	2	0	0	0	0						
22 Andrew McCutchen, R (1.8)										2	1	0	0	2	1	2						
17 Aramis Ramirez, R (1.5)										4	1	2	4	0	0	1						
27 Jung Ho Kang, R (1.6)										4	0	0	0	0	1	2						
18 Neil Walker, S (1.4)										4	0	1	0	0	0	0						
24 Pedro Alvarez, L (1.3)										3	0	0	0	1	1	1						
29 Francisco Cervelli, R (1.2)										4	0	0	0	0	0	2						
49 Jeff Locke, L (1.1)										1	0	0	0	0	0	0						
48 Jared Hughes, R (1.1)										0	0	0	0	0	0	0						
14 Jeff Decker, L (0.9)										0	0	0	0	0	0	0						
55 Joe Blanton, R (0.9)										0	0	0	0	0	0	0						
5 Josh Harrison, R (0.9)										0	0	0	0	0	0	0						
37 Arquimedes Caminero, R (0.7)										0	0	0	0	0	0	0						
52 Rob Scallih, L (0.1)										0	0	0	0	0	0	0						
39 Bobby LaFromboise, L (0.1)										0	0	0	0	0	0	0						
Inning Stats	R: 0 E: 0 K: 0 S: 9	H: 0 LOB: 1 BB: 1 P: 15	R: 0 E: 0 K: 2 S: 10	H: 0 LOB: 0 BB: 0 P: 14	R: 0 E: 0 K: 1 S: 8	H: 0 LOB: 0 BB: 0 P: 11	R: 3 E: 0 K: 0 S: 12	H: 2 LOB: 1 BB: 2 P: 26	R: 1 E: 0 K: 1 S: 17	H: 3 LOB: 2 BB: 0 P: 24	R: 0 E: 0 K: 0 S: 6	H: 1 LOB: 0 BB: 0 P: 11	R: 0 E: 0 K: 0 S: 4	H: 0 LOB: 0 BB: 0 P: 8	R: 0 E: 0 K: 0 S: 9	H: 0 LOB: 0 BB: 0 P: 10	R: 0 E: 0 K: 0 S: 8	H: 0 LOB: 0 BB: 0 P: 15	1B: 3 2B: 2 3B: 0 HR: 1	SF: 0 SAC: 0 DP: 1 HBP: 0	WP: 0 PB: 0 CS: 0	PA: 35
PITCHER	IP WLS BF H R ER SO BB IBB HBP BLK WP HR S P ERA WHIP																					
27 Zach Davies, R (1.1)	4.1	20	4	4	4	3	3	0	0	0	0	0	0	0	0	0	8.31	1.615				
46 Corey Knebel, R (0.5)	0.2	3	1	0	0	1	0	0	0	0	0	0	0	0	0	0	0.00	1.500				
51 Cesar Jimenez, L (0.5)	1.0	3	1	0	0	0	0	0	0	0	0	0	0	0	0	0	0.00	1.000				
21 Jeremy Jeffress, R (0.7)	2.0	6	0	0	0	0	0	0	0	0	0	0	0	0	0	0	0.00	0.000				
37 Tyler Thornburg, R (0.9)	1.0	3	0	0	0	0	0	0	0	0	0	0	0	0	0	0	0.00	0.000				


Batter	1	2	3	4	5	6	7	8	9	AB	R	H	RBI	BB	SO	LOB	BOTTOM			
9 Jean Segura, R (1.6)										5	2	3	0	0	0	0	Pittsburgh Pirates @ Milwaukee Brewers Miller Park, Milwaukee, WI Wed Sep 02 2015, 7:11 PM - 10:17 PM CDT Att: 24,521 - Partly Cloudy - 86 F			
20 Jonathan Lucroy, R (1.2)										5	1	2	3	0	0	2				
8 Ryan Braun, R (1.9)										5	2	3	1	0	1	2				
18 Khris Davis, R (1.7)										4	0	2	1	0	1	1				
7 Logan Schafer, L (0.8)										1	0	0	0	0	0	2				
24 Adam Lind, L (1.3)										4	2	2	2	1	1	3				
16 Domingo Santana, R (1.8)										4	0	1	0	0	0	3				
14 Hernán Pérez, R (1.5)										3	0	0	0	0	0	0				
2 Scooter Gennett, L (0.7)										1	0	1	2	0	0	0				
3 Elian Herrera, S (1.4)										4	0	0	0	0	1	2				
27 Zach Davies, R (1.1)										2	1	1	0	0	0	0				
46 Corey Knebel, R (0.5)										0	0	0	0	0	0	0				
51 Cesar Jimenez, L (0.5)										0	0	0	0	0	0	0				
35 Shane Peterson, L (0.6)										0	0	0	0	0	0	0				
21 Jeremy Jeffress, R (0.7)										0	0	0	0	0	0	0				
15 Jason Rogers, R (0.6)										0	1	0	0	0	0	0				
37 Tyler Thornburg, R (0.9)										0	0	0	0	0	0	0				
Inning Stats	R: 2 E: 0 K: 1 S: 16	H: 3 LOB: 1 BB: 0 P: 25	R: 0 E: 0 K: 1 S: 10	H: 0 LOB: 0 BB: 0 P: 13	R: 1 E: 0 K: 0 S: 11	H: 3 LOB: 1 BB: 0 P: 21	R: 2 E: 0 K: 0 S: 16	H: 3 LOB: 1 BB: 0 P: 24	R: 1 E: 0 K: 0 S: 15	H: 1 LOB: 0 BB: 0 P: 22	R: 0 E: 0 K: 1 S: 13	H: 0 LOB: 0 BB: 0 P: 17	R: 2 E: 1 K: 1 S: 12	H: 3 LOB: 2 BB: 1 P: 17	R: 1 E: 0 K: 1 S: 17	H: 2 LOB: 2 BB: 1 P: 27	1B: 11 2B: 3 3B: 0 HR: 1	SF: 0 SAC: 0 DP: 0 HBP: 0	WP: 0 PB: 0 CS: 0	PA: 41
PITCHER	IP WLS BF H R ER SO BB IBB HBP BLK WP HR S P ERA WHIP																			
49 Jeff Locke, L (1.1)	3.2	20	9	5	5	2	0	0	0	0	0	0	0	0	0	0	0.00	0.000		
48 Jared Hughes, R (1.1)	0.1	1	0	0	0	0	0	0	0	0	0	0	0	0	0	0	0.00	0.000		
55 Joe Blanton, R (0.9)	2.0	7	1	1	1	1	0	0	0	0	1	28	39	4.50	0.500					
37 Arquimedes Caminero, R (0.7)	1.0	7	3	2	2	1	0	1	0	0	0	12	17	18.00	3.000					
52 Rob Scallih, R (0.8)	0.1	4	2	1	1	0	1	0	0	0	0	13	20	27.00	9.000					
PITCHER	IP WLS BF H R ER SO BB IBB HBP BLK WP HR S P ERA WHIP																			
39 Bobby LaFromboise, L (0.1)	0.2	2	0	0	0	1	0	0	0	0	0	4	7	0.00	0.000					

Batter	1	2	3	4	5	6	7	8	9	AB	R	H	RBI	BB	SO	LOB	TOP							
5 Josh Harrison, R OBP: 0.309, SLG: 0.364	(1, 4) K2-3		(1) K2-3				(2) L4										4 0 0 0 1 2 2							
10 Jordy Mercer, R OBP: 0.298, SLG: 0.321	(1, 6) F9						(3) K										4 0 0 0 0 2 0							
25 Gregory Polanco, L (9, PH) OBP: 0.325, SLG: 0.381			(22 G1-3)						(3) K								1 0 0 0 0 1 2							
22 Andrew McCutchen, R OBP: 0.403, SLG: 0.515	(1, 8) 1B		(2) G1-3						(2) G6-3								4 0 1 0 0 1 1							
27 Jung Ho Kang, R OBP: 0.360, SLG: 0.457	(1, 5) G5-3						(2) P4										3 0 0 0 1 0 2							
6 Starling Marte, R OBP: 0.330, SLG: 0.436							(3) G5-3										3 0 0 0 0 2 1							
38 Michael Morse, R OBP: 0.301, SLG: 0.340																	4 0 0 0 0 2 1							
3 Sean Rodriguez, R OBP: 0.282, SLG: 0.353																	4 0 3 0 0 1 0							
19 Chris Stewart, R OBP: 0.310, SLG: 0.326																	3 0 0 0 0 1 4							
18 Neil Walker, S (9, PH)																	1 1 1 0 0 0 0							
50 Charlie Morton, R ERA: 1.89																	2 0 0 0 0 0 2 2							
17 Adrián Ramírez, R OBP: 0.286, SLG: 0.425																	0 0 0 0 0 0 0 0							
17 Pedro Florimon, S OBP: 0.186, SLG: 0.201																	0 0 0 0 0 0 0 0							
37 Arquimedes Caminero, R ERA: 3.73																	0 0 0 0 0 0 0 0							
55 Joe Blanton, R ERA: 2.86																	1 0 1 1 0 0 0 0							
24 Pedro Alvarez, L																	0 0 0 0 0 0 0 0							
Inning Stats	R: 0 E: 0 K: 1 S: 12	H: 1 LOB: 1 BB: 0 P: 19	R: 0 E: 0 K: 3 S: 13	H: 1 LOB: 2 BB: 0 P: 18	R: 0 E: 1 K: 1 S: 11	H: 0 LOB: 1 BB: 0 P: 15	R: 0 E: 0 K: 1 S: 9	H: 1 LOB: 1 BB: 0 P: 13	R: 0 E: 0 K: 2 S: 8	H: 0 LOB: 0 BB: 0 P: 11	R: 0 E: 0 K: 1 S: 6	H: 0 LOB: 0 BB: 0 P: 6	R: 0 E: 0 K: 0 S: 16	H: 1 LOB: 2 BB: 1 P: 26	R: 0 E: 0 K: 2 S: 10	H: 0 LOB: 1 BB: 1 P: 14	R: 1 E: 0 K: 3 S: 15	H: 2 LOB: 2 BB: 1 P: 29	1B: 5 2B: 1 3B: 0 HR: 0	SF: 0 SAC: 0 DP: 0 HBP: 1	WP: 2 PB: 0 SB: 0 CS: 0	PA: 38		
PITCHER	IP WLS BF H R ER SO BB IBB HBP BLK WP HR S P ERA WHIP	IP WLS BF H R ER SO BB IBB HBP BLK WP HR S P ERA WHIP	IP WLS BF H R ER SO BB IBB HBP BLK WP HR S P ERA WHIP	IP WLS BF H R ER SO BB IBB HBP BLK WP HR S P ERA WHIP	IP WLS BF H R ER SO BB IBB HBP BLK WP HR S P ERA WHIP	IP WLS BF H R ER SO BB IBB HBP BLK WP HR S P ERA WHIP	IP WLS BF H R ER SO BB IBB HBP BLK WP HR S P ERA WHIP	IP WLS BF H R ER SO BB IBB HBP BLK WP HR S P ERA WHIP	IP WLS BF H R ER SO BB IBB HBP BLK WP HR S P ERA WHIP	IP WLS BF H R ER SO BB IBB HBP BLK WP HR S P ERA WHIP	IP WLS BF H R ER SO BB IBB HBP BLK WP HR S P ERA WHIP	IP WLS BF H R ER SO BB IBB HBP BLK WP HR S P ERA WHIP	IP WLS BF H R ER SO BB IBB HBP BLK WP HR S P ERA WHIP	IP WLS BF H R ER SO BB IBB HBP BLK WP HR S P ERA WHIP	IP WLS BF H R ER SO BB IBB HBP BLK WP HR S P ERA WHIP	IP WLS BF H R ER SO BB IBB HBP BLK WP HR S P ERA WHIP	IP WLS BF H R ER SO BB IBB HBP BLK WP HR S P ERA WHIP	IP WLS BF H R ER SO BB IBB HBP BLK WP HR S P ERA WHIP	IP WLS BF H R ER SO BB IBB HBP BLK WP HR S P ERA WHIP	IP WLS BF H R ER SO BB IBB HBP BLK WP HR S P ERA WHIP	IP WLS BF H R ER SO BB IBB HBP BLK WP HR S P ERA WHIP	IP WLS BF H R ER SO BB IBB HBP BLK WP HR S P ERA WHIP	IP WLS BF H R ER SO BB IBB HBP BLK WP HR S P ERA WHIP	IP WLS BF H R ER SO BB IBB HBP BLK WP HR S P ERA WHIP

Pittsburgh Pirates @ St. Louis Cardinals
 Busch Stadium, St. Louis, MO
 Sat Sep 05 2015, 3:07 PM - 6:02 PM CDT
 Att: 45,139 - Partly Cloudy - 93 F

livebaseballscorecards.com

AB 34
 R 1
 H 6
 RBI 1
 BB 3
 SO 14
 LOB 15




Batter	1	2	3	4	5	6	7	8	9	AB	R	H	RBI	BB	SO	LOB	BOTTOM							
13 Matt Carpenter, L OBP: 0.362, SLG: 0.466	(1, 5) 22 FC4-6 1B																3 1 2 2 1 1 0							
55 Stephen Piscotty, R OBP: 0.374, SLG: 0.509	(1, 7) L9																4 0 1 1 0 0 2							
22 Jason Heyward, L OBP: 0.344, SLG: 0.433	(1, 9) FC4-6 1B																4 0 0 0 0 0 4							
27 Jhonny Peralta, R OBP: 0.336, SLG: 0.426	(1, 6) 1B																4 0 1 0 0 0 1							
37 Brandon Moss, L OBP: 0.306, SLG: 0.422	(1, 3) F7																4 0 1 0 0 1 2							
4 Yadier Molina, R OBP: 0.315, SLG: 0.361																	4 0 0 0 0 0 1							
16 Kolten Wong, L OBP: 0.327, SLG: 0.394																	2 1 1 0 2 0 1							
19 Jon Jay, L OBP: 0.308, SLG: 0.259																	2 1 0 0 0 2 1							
46 Kevin Siegrist, L ERA: 4.07																	0 0 0 0 0 0 0 0							
12 Mark Reynolds, R OBP: 0.332, SLG: 0.378																	0 0 0 0 1 0 0 0							
44 Trevor Rosenthal, R ERA: 3.73																	0 0 0 0 0 0 0 0							
54 Jaime Garcia, L OBP: 0.094, SLG: 0.094																	1 0 0 0 0 0 0 0							
35 Greg Garcia, L OBP: 0.333, SLG: 0.378																	0 0 0 0 1 0 0 0							
8 Peter Bourjos, R OBP: 0.301, SLG: 0.333																	1 1 0 0 0 0 2							
Inning Stats	R: 0 E: 0 K: 0 S: 9	H: 2 LOB: 2 BB: 0 P: 15	R: 2 E: 1 K: 0 S: 10	H: 1 LOB: 2 BB: 2 P: 25	R: 0 E: 0 K: 0 S: 8	H: 1 LOB: 0 BB: 0 P: 11	R: 0 E: 0 K: 2 S: 8	H: 0 LOB: 0 BB: 0 P: 11	R: 0 E: 0 K: 1 S: 9	H: 0 LOB: 1 BB: 1 P: 15	R: 2 E: 0 K: 0 S: 9	H: 1 LOB: 1 BB: 1 P: 18	R: 0 E: 0 K: 1 S: 14	H: 1 LOB: 2 BB: 1 P: 21	1B: 5 2B: 0 3B: 0 HR: 1	SF: 0 SAC: 1 DP: 0 HBP: 1	WP: 1 PB: 0 SB: 1 CS: 0	PA: 36						
PITCHER	IP WLS BF H R ER SO BB IBB HBP BLK WP HR S P ERA WHIP	IP WLS BF H R ER SO BB IBB HBP BLK WP HR S P ERA WHIP	IP WLS BF H R ER SO BB IBB HBP BLK WP HR S P ERA WHIP	IP WLS BF H R ER SO BB IBB HBP BLK WP HR S P ERA WHIP	IP WLS BF H R ER SO BB IBB HBP BLK WP HR S P ERA WHIP	IP WLS BF H R ER SO BB IBB HBP BLK WP HR S P ERA WHIP	IP WLS BF H R ER SO BB IBB HBP BLK WP HR S P ERA WHIP	IP WLS BF H R ER SO BB IBB HBP BLK WP HR S P ERA WHIP	IP WLS BF H R ER SO BB IBB HBP BLK WP HR S P ERA WHIP	IP WLS BF H R ER SO BB IBB HBP BLK WP HR S P ERA WHIP	IP WLS BF H R ER SO BB IBB HBP BLK WP HR S P ERA WHIP	IP WLS BF H R ER SO BB IBB HBP BLK WP HR S P ERA WHIP	IP WLS BF H R ER SO BB IBB HBP BLK WP HR S P ERA WHIP	IP WLS BF H R ER SO BB IBB HBP BLK WP HR S P ERA WHIP	IP WLS BF H R ER SO BB IBB HBP BLK WP HR S P ERA WHIP	IP WLS BF H R ER SO BB IBB HBP BLK WP HR S P ERA WHIP	IP WLS BF H R ER SO BB IBB HBP BLK WP HR S P ERA WHIP	IP WLS BF H R ER SO BB IBB HBP BLK WP HR S P ERA WHIP	IP WLS BF H R ER SO BB IBB HBP BLK WP HR S P ERA WHIP	IP WLS BF H R ER SO BB IBB HBP BLK WP HR S P ERA WHIP	IP WLS BF H R ER SO BB IBB HBP BLK WP HR S P ERA WHIP	IP WLS BF H R ER SO BB IBB HBP BLK WP HR S P ERA WHIP	IP WLS BF H R ER SO BB IBB HBP BLK WP HR S P ERA WHIP	IP WLS BF H R ER SO BB IBB HBP BLK WP HR S P ERA WHIP

Pittsburgh Pirates @ St. Louis Cardinals
 Busch Stadium, St. Louis, MO
 Sat Sep 05 2015, 3:07 PM - 6:02 PM CDT
 Att: 45,139 - Partly Cloudy - 93 F

livebaseballscorecards.com

AB 29
 R 4
 H 6
 RBI 3
 BB 5
 SO 4
 LOB 14



Batter	1	2	3	4	5	6	7	8	9	AB	R	H	RBI	BB	SO	LOB	TOP					
25 Gregory Polanco, L OBP: 0.328, SLG: 0.383										5	1	3	0	0	0	1						
6 Starling Marte, R OBP: 0.331, SLG: 0.441										5	1	2	2	0	1	5						
22 Andrew McCutchen, R OBP: 0.403, SLG: 0.511 38 Joakim Soria, R										4	0	0	0	1	0	2						
17 Aramis Ramirez, R OBP: 0.299, SLG: 0.432 27 Jung Ho Kang, R OBP: 0.359, SLG: 0.456										3	1	2	1	1	0	0						
18 Neil Walker, S OBP: 0.324, SLG: 0.422										4	0	1	1	0	0	1						
29 Francisco Cervelli, R OBP: 0.375, SLG: 0.416										4	1	2	0	0	1	1						
24 Pedro Alvarez, L OBP: 0.365, SLG: 0.461 3 Sean Rodriguez, R OBP: 0.286, SLG: 0.371										3	0	1	0	0	1	3						
10 Jordy Mercer, R OBP: 0.297, SLG: 0.318										3	0	0	0	1	1							
45 Gerrit Cole, R OBP: 0.173, SLG: 0.140 44 Tony Watson, L										2	0	1	1	0	0	0						
5 Josh Harrison, R OBP: 0.308, SLG: 0.363										0	0	0	0	0	0	0						
Inning Stats	R: 0 E: 0 K: 1 S: 6	H: 0 LOB: 0 BB: 0 P: 8	R: 0 E: 0 K: 0 S: 7	H: 1 LOB: 0 BB: 0 P: 10	R: 0 E: 0 K: 2 S: 9	H: 0 LOB: 0 BB: 1 P: 11	R: 1 E: 0 K: 0 S: 17	H: 4 LOB: 3 BB: 1 P: 27	R: 0 E: 0 K: 0 S: 9	H: 1 LOB: 1 BB: 1 P: 15	R: 0 E: 0 K: 0 S: 5	H: 0 LOB: 0 BB: 0 P: 6	R: 1 E: 0 K: 1 S: 10	H: 3 LOB: 3 BB: 0 P: 15	R: 3 E: 0 K: 0 S: 13	H: 3 LOB: 0 BB: 0 P: 19	R: 2 E: 1 K: 0 S: 9	H: 1 LOB: 0 BB: 1 P: 17	1B: 8 2B: 2 3B: 0 HR: 3	SF: 0 SAC: 1 DP: 4 HBP: 0	WP: 0 PB: 0 SB: 0 CS: 0	PA: 40
PITCHER	IP WLS BF H R ER SO BB IBB HBP BLK WP HR S P ERA WHIP																					
41 John Lackey, R ERA: 2.9	(1, 1) 7.1 L 31 10 3 3 4 2 0 0 0 0 0 1 68 100 3.68 1.636																					
28 Steve Cishek, R ERA: 3.66	(8, 1) 0.2 4 2 2 2 0 0 0 0 0 0 1 8 11 27.00 3.000																					
70 Tyler Lyons, L ERA: 4.22	(9, 1) 0.1 3 1 2 1 0 0 0 0 0 0 1 6 10 27.00 3.000																					
40 Mitch Harris, R ERA: 2.7	(9, 1) 0.2 2 0 0 0 0 1 0 0 0 0 0 0 3 7 0.00 1.500																					

Pittsburgh Pirates @ St. Louis Cardinals
 Busch Stadium, St. Louis, MO
 Sun Sep 06 2015, 7:09 PM - 9:53 PM CDT
 Att: 46,011 - Clear - 91 F

AB	36
R	7
H	13
RBI	7
BB	3
SO	4
LOB	15



Batter	1	2	3	4	5	6	7	8	9	AB	R	H	RBI	BB	SO	LOB	BOTTOM					
13 Matt Carpenter, L OBP: 0.361, SLG: 0.465										4	0	1	0	0	1	1						
55 Stephen Piscotty, R OBP: 0.305, SLG: 0.509										4	0	0	0	0	1	3						
27 Jhonny Peralta, R OBP: 0.336, SLG: 0.424 35 Greg Garcia, L OBP: 0.349, SLG: 0.421										2	0	0	0	1	1	1						
22 Jason Heyward, L OBP: 0.344, SLG: 0.431 43 Cody Stanley, L OBP: 0.371, SLG: 0.714										2	0	0	0	1	0	0						
4 Yadier Molina, R OBP: 0.313, SLG: 0.358 48 Tony Cruz, R OBP: 0.207, SLG: 0.236										3	0	0	0	0	0	2						
37 Brandon Moss, L OBP: 0.303, SLG: 0.418										4	0	0	0	0	0	1						
16 Kolten Wong, L OBP: 0.325, SLG: 0.392 8 Peter Bourjos, R OBP: 0.300, SLG: 0.332										3	0	0	0	0	2	0						
19 Jon Jay, L OBP: 0.308, SLG: 0.260										3	0	1	0	0	1	0						
41 John Lackey, R OBP: 0.179, SLG: 0.154 28 Steve Cishek, R										1	0	0	0	0	0	0						
28 Tommy Pham, R OBP: 0.336, SLG: 0.365 70 Tyler Lyons, L OBP: 0.333, SLG: 0.231 40 Mitch Harris, R										1	0	0	0	0	0	0						
Inning Stats	R: 0 E: 0 K: 0 S: 11	H: 0 LOB: 2 BB: 2 P: 22	R: 0 E: 0 K: 0 S: 6	H: 0 LOB: 0 BB: 0 P: 11	R: 0 E: 0 K: 2 S: 10	H: 0 LOB: 1 BB: 1 P: 18	R: 0 E: 0 K: 0 S: 7	H: 0 LOB: 0 BB: 0 P: 11	R: 0 E: 0 K: 2 S: 10	H: 2 LOB: 2 BB: 0 P: 13	R: 0 E: 0 K: 1 S: 6	H: 0 LOB: 0 BB: 0 P: 12	R: 0 E: 0 K: 2 S: 9	H: 0 LOB: 0 BB: 0 P: 12	R: 0 E: 0 K: 1 S: 8	H: 0 LOB: 0 BB: 0 P: 12	R: 1 E: 0 K: 1 S: 12	H: 2 LOB: 1 BB: 0 P: 17	1B: 3 2B: 1 3B: 0 HR: 0	SF: 0 SAC: 0 DP: 0 HBP: 0	WP: 1 PB: 0 SB: 0 CS: 0	PA: 34
PITCHER	IP WLS BF H R ER SO BB IBB HBP BLK WP HR S P ERA WHIP																					
45 Gerrit Cole, R ERA: 2.54	(1, 1) 7.0 W 26 2 0 0 0 3 0 0 0 0 0 1 59 99 0.00 0.714																					
44 Tony Watson, L ERA: 2.02	(8, 1) 1.0 3 0 0 0 1 0 0 0 0 0 0 8 12 0.00 0.000																					
38 Joakim Soria, R ERA: 3.11	(9, 1) 1.0 5 2 1 1 1 0 0 0 0 0 0 0 12 17 9.00 2.000																					

Pittsburgh Pirates @ St. Louis Cardinals
 Busch Stadium, St. Louis, MO
 Sun Sep 06 2015, 7:09 PM - 9:53 PM CDT
 Att: 46,011 - Clear - 91 F

AB	31
R	1
H	4
RBI	1
BB	3
SO	9
LOB	11



Batter	1	2	3	4	5	6	7	8	9	AB	R	H	RBI	BB	SO	LOB	TOP			
25 Gregory Polanco, L OBP: 0.325, SLG: 0.380	G4-3		K		K			G4-3		4	0	0	0	0	2	2	Pittsburgh Pirates @ Cincinnati Reds Great American Ball Park, Cincinnati, OH Mon Sep 07 2015, 1:12 PM - 3:50 PM EDT Att: 19,241 - Partly Cloudy - 89 F			
18 Neil Walker, S OBP: 0.326, SLG: 0.422	L4		1B			G3		2B 1B		4	0	2	1	0	0	0				
22 Andrew McCutchen, R OBP: 0.404, SLG: 0.599	E5		L1			L9		BB G3-6-1		3	0	1	0	1	0	1				
27 Jung Ho Kang, R OBP: 0.358, SLG: 0.454	F8				L7			BB G3-6-1		4	0	1	0	0	0	3				
24 Pedro Alvarez, L OBP: 0.305, SLG: 0.460					K					3	0	1	0	0	2	1				
5 Josh Harrison, R (9, PH) OBP: 0.307, SLG: 0.362					K					1	0	0	0	0	1	0				
3 Sean Rodriguez, R OBP: 0.285, SLG: 0.366					K2-3					3	0	0	0	0	1	1				
23 Travis Snider, L OBP: 0.315, SLG: 0.343						F7				3	0	0	0	0	1	1				
6 Starling Marte, R (9, PH) OBP: 0.330, SLG: 0.441										1	0	0	0	0	1	1				
19 Chris Stewart, R OBP: 0.311, SLG: 0.326										3	0	1	0	0	0	1				
49 Jeff Locke, L OBP: 0.119, SLG: 0.100										1	0	0	0	0	0	0				
48 Jared Hughes, R (6, 1)										0	0	0	0	0	0	0				
37 Arquimedes Caminero, R (7, 1)										0	0	0	0	0	0	0				
14 Jaff Decker, L (8, PH)										1	1	1	0	0	0	0				
59 Antonio Bastardo, R (8, 1)										0	0	0	0	0	0	0				
Inning Stats	R: 0 H: 1 E: 1 K: 0 S: 8	H: 1 LOB: 1 BB: 0 P: 12	R: 0 H: 1 E: 0 K: 1 S: 8	H: 1 LOB: 1 BB: 0 P: 13	R: 0 H: 1 E: 0 K: 1 S: 7	H: 1 LOB: 0 BB: 0 P: 10	R: 0 H: 0 E: 0 K: 2 S: 9	H: 0 LOB: 0 BB: 0 P: 12	R: 0 H: 1 E: 0 K: 1 S: 13	H: 1 LOB: 1 BB: 0 P: 17	R: 0 H: 0 E: 0 K: 1 S: 9	H: 0 LOB: 0 BB: 0 P: 12	R: 0 H: 0 E: 0 K: 0 S: 6	H: 2 LOB: 1 BB: 1 P: 16	R: 0 H: 0 E: 0 K: 2 S: 10	H: 0 LOB: 0 BB: 0 P: 14	1B: 6 2B: 1 3B: 0 HR: 0	SF: 0 SAC: 1 DP: 1 HBP: 1	WP: 0 PB: 0 SB: 0 CS: 0	PA: 34
PITCHER	IP WLS BF H R ER SO BB IBB HBP BLK WP HR S P ERA WHIP																			
28 Anthony DeSclafani, R (1, 1) ERA: 3.75	7.1 W 29 7 1 1 6 0 0 0 0 0 0 0 66 93 1.23 0.955																			
70 Jumbo Diaz, R (8, 1) ERA: 4.5	0.2 H 2 0 0 0 0 1 0 0 0 0 0 0 3 10 0.00 1.500																			
54 Aroldis Chapman, L (9, 1) ERA: 1.73	1.0 S 3 0 0 0 2 0 0 0 1 0 0 0 10 14 0.00 0.000																			

AB	31
R	1
H	7
RBI	1
BB	1
SO	8
LOB	11



Batter	1	2	3	4	5	6	7	8	9	AB	R	H	RBI	BB	SO	LOB	BOTTOM			
30 Jason Bourgeois, R (1, 8) OBP: 0.280, SLG: 0.331	L7		G5-3		FC2-6			G4-6-3		4	0	0	0	0	0	3	Pittsburgh Pirates @ Cincinnati Reds Great American Ball Park, Cincinnati, OH Mon Sep 07 2015, 1:12 PM - 3:50 PM EDT Att: 19,241 - Partly Cloudy - 89 F			
21 Todd Frazier, R (1, 5) OBP: 0.309, SLG: 0.506	E6		F9		K			K		4	0	0	0	0	2	1				
19 Joey Volto, L (1, 3) OBP: 0.480, SLG: 0.562	G3-6-1		1B		K			K		4	0	1	0	0	2	2				
4 Brandon Phillips, R (1, 4) OBP: 0.331, SLG: 0.395			E6		K			L9		4	1	0	0	0	1	1				
32 Jay Bruce, L (1, 9) OBP: 0.307, SLG: 0.440			E6		F9			BB		2	1	1	0	1	0	1				
7 Eugenio Suárez, R (1, 6) OBP: 0.328, SLG: 0.475					K			P4		3	1	1	1	0	1	2				
23 Adam Duvall, R (1, 7) OBP: 0.556, SLG: 1.333					K			G5-3		2	0	0	0	1	1	1				
54 Aroldis Chapman, L (9, 1)					K					0	0	0	0	0	0	0				
16 Tucker Barnhart, L (1, 2) OBP: 0.333, SLG: 0.353					G5-3			F7		2	0	0	1	0	0	0				
28 Anthony DeSclafani, R (1, 1) ERA: 2.22										2	0	1	0	1	1	1				
70 Jumbo Diaz, R (8, 1)										0	0	0	0	0	0	0				
65 Ryan LaMarre, R (9, 8) OBP: 0.105, SLG: 0.105										0	0	0	0	0	0	0				
Inning Stats	R: 0 H: 0 E: 1 K: 0 S: 6	H: 0 LOB: 0 BB: 0 P: 10	R: 3 H: 2 E: 2 K: 1 S: 21	H: 2 LOB: 1 BB: 1 P: 32	R: 0 H: 1 E: 0 K: 1 S: 10	H: 1 LOB: 0 BB: 0 P: 11	R: 0 H: 0 E: 0 K: 2 S: 10	H: 0 LOB: 0 BB: 0 P: 13	R: 0 H: 1 E: 0 K: 2 S: 10	H: 1 LOB: 1 BB: 0 P: 14	R: 0 H: 0 E: 1 K: 0 S: 9	H: 0 LOB: 1 BB: 1 P: 17	R: 0 H: 0 E: 0 K: 0 S: 5	H: 0 LOB: 0 BB: 1 P: 10	R: 0 H: 0 E: 0 K: 2 S: 12	H: 0 LOB: 0 BB: 0 P: 17	1B: 4 2B: 0 3B: 0 HR: 0	SF: 1 SAC: 0 DP: 2 HBP: 0	WP: 0 PB: 0 SB: 0 CS: 2	PA: 31
PITCHER	IP WLS BF H R ER SO BB IBB HBP BLK WP HR S P ERA WHIP																			
49 Jeff Locke, L (1, 1) ERA: 4.56	5.0 L 23 4 3 0 0 0 2 0 0 0 0 0 0 3 4 0.00 0.000																			
48 Jared Hughes, R (6, 1) ERA: 2.56	1.0 2 0 0 0 0 0 0 0 0 0 0 0 3 4 0.00 0.000																			
37 Arquimedes Caminero, R (7, 1) ERA: 3.68	1.0 3 0 0 0 0 0 1 0 0 0 0 0 5 10 0.00 1.000																			
59 Antonio Bastardo, L (8, 1) ERA: 3.28	1.0 3 0 0 0 2 0 0 0 0 0 0 0 12 17 0.00 0.000																			

AB	27
R	3
H	4
RBI	2
BB	3
SO	8
LOB	12



Batter	1	2	3	4	5	6	7	8	9	AB	R	H	RBI	BB	SO	LOB	TOP				
25 Gregory Polanco, L OBP: 0.327, SLG: 0.385										4	2	2	0	0	0	0					
6 Starling Marte, R OBP: 0.331, SLG: 0.442										3	0	0	0	0	0	1					
22 Andrew McCutchen, R OBP: 0.403, SLG: 0.511										2	1	0	1	1	2	0					
17 Aramis Ramirez, R OBP: 0.296, SLG: 0.427										4	1	1	0	0	1	0					
3 Sean Rodriguez, R OBP: 0.296, SLG: 0.374										4	1	1	4	0	1	0					
27 Jung Ho Kang, R OBP: 0.357, SLG: 0.469										4	1	1	4	0	1	0					
18 Neil Walker, S OBP: 0.324, SLG: 0.418										3	0	1	0	1	0	0					
5 Josh Harrison, R OBP: 0.306, SLG: 0.360										0	0	0	0	0	0	0					
29 Francisco Cervelli, R OBP: 0.377, SLG: 0.413										3	0	1	0	1	0	2					
10 Jordy Mercer, R OBP: 0.296, SLG: 0.314										4	0	1	0	0	0	3					
32 J.A. Happ, L OBP: 0.125, SLG: 0.067										3	0	0	0	0	1	1					
38 Joakim Soria, R OBP: 0.300, SLG: 0.338										0	0	0	0	0	0	0					
44 Tony Watson, L OBP: 0.300, SLG: 0.338										0	0	0	0	0	0	0					
38 Michael Morse, R OBP: 0.300, SLG: 0.338										1	0	0	0	0	0	2					
35 Mark Melancon, R OBP: 0.300, SLG: 0.338										0	0	0	0	0	0	0					
Inning Stats	R: 1 E: 0 K: 1 S: 8	H: 1 LOB: 0 BB: 0 P: 10	R: 0 E: 0 K: 0 S: 9	H: 0 LOB: 1 BB: 1 P: 16	R: 0 E: 0 K: 0 S: 9	H: 0 LOB: 0 BB: 0 P: 13	R: 0 E: 0 K: 2 S: 8	H: 0 LOB: 0 BB: 0 P: 12	R: 0 E: 0 K: 1 S: 10	H: 1 LOB: 1 BB: 0 P: 14	R: 4 E: 0 K: 0 S: 17	H: 3 LOB: 1 BB: 2 P: 20	R: 0 E: 0 K: 0 S: 7	H: 0 LOB: 0 BB: 0 P: 8	R: 0 E: 0 K: 1 S: 6	H: 2 LOB: 1 BB: 0 P: 15	1B: 5 2B: 1 3B: 0 HR: 1	SF: 1 SAC: 1 DP: 1 HBP: 0	WP: 0 PB: 0 SB: 1 CS: 0	PA: 36	
PITCHER	IP WLS BF H R ER SO BB IBB HBP BLK WP HR S P ERA WHIP	5.1 L 24 5 5 5 4 3 0 0 0 0 1 57 90 8.44 1.500	0.2 2 0 0 0 0 0 0 0 0 0 0 0 4 5 0.00 0.000	1.0 3 0 0 0 0 0 0 0 0 0 0 7 8 0.00 0.000	1.0 3 0 0 0 1 0 0 0 0 0 0 6 8 0.00 0.000	1.0 4 2 0 0 0 0 0 0 0 0 0 11 15 0.00 2.000															

Pittsburgh Pirates @ Cincinnati Reds
Great American Ball Park, Cincinnati, OH
Wed Sep 09 2015, 7:11 PM - 10:14 PM EDT
Att: 19,620 - Overcast - 75 F

AB 31
R 5
H 7
RBI 5
BB 3
SO 5
LOB 9



Batter	1	2	3	4	5	6	7	8	9	AB	R	H	RBI	BB	SO	LOB	BOTTOM				
6 Billy Hamilton, S OBP: 0.271, SLG: 0.288										4	0	0	0	1	3	1					
3 Ivan De Jesus Jr, R OBP: 0.324, SLG: 0.369										3	0	1	1	0	2	0					
19 Joey Votto, L OBP: 0.459, SLG: 0.559										3	1	1	0	0	2	1					
67 Ramón Cabrera, S OBP: 0.167, SLG: 0.167										1	0	1	0	0	0	0					
4 Brandon Phillips, R OBP: 0.330, SLG: 0.392										4	0	0	1	0	0	4					
21 Todd Frazier, R OBP: 0.308, SLG: 0.507										2	1	1	2	1	0	1					
32 Jay Bruce, L OBP: 0.306, SLG: 0.437										4	0	0	0	0	2	4					
7 Eugenio Suárez, R OBP: 0.321, SLG: 0.470										4	0	0	0	0	2	1					
16 Tucker Barnhart, L OBP: 0.329, SLG: 0.347										2	0	0	0	0	1	0					
30 Jason Bourgeois, R OBP: 0.298, SLG: 0.325										1	1	1	0	1	0	0					
48 Keynes Sampson, R ERA: 6.84																					
63 Sam LeCure, R ERA: 2.0																					
25 Burke Badenhop, R ERA: 3.98																					
70 Jumbo Diaz, R ERA: 4.41																					
62 Pedro Villarreal, R ERA: 3.98																					
Inning Stats	R: 0 E: 0 K: 3 S: 10	H: 0 LOB: 0 BB: 0 P: 16	R: 1 E: 0 K: 1 S: 13	H: 1 LOB: 0 BB: 0 P: 16	R: 0 E: 0 K: 2 S: 13	H: 0 LOB: 0 BB: 0 P: 20	R: 0 E: 0 K: 1 S: 11	H: 1 LOB: 1 BB: 0 P: 17	R: 0 E: 0 K: 1 S: 10	H: 0 LOB: 0 BB: 0 P: 17	R: 1 E: 1 K: 1 S: 11	H: 1 LOB: 1 BB: 0 P: 17	R: 2 E: 0 K: 1 S: 21	H: 3 LOB: 3 BB: 2 P: 37	R: 0 E: 0 K: 1 S: 12	H: 0 LOB: 1 BB: 1 P: 22	1B: 3 2B: 2 3B: 0 HR: 1	SF: 2 SAC: 0 DP: 0 HBP: 0	WP: 0 PB: 0 SB: 0 CS: 0	PA: 37	
PITCHER	IP WLS BF H R ER SO BB IBB HBP BLK WP HR S P ERA WHIP	6.0 W 22 3 2 2 10 1 0 0 0 0 0 68 102 3.00 0.500	1.0 H 3 0 0 0 1 0 0 0 0 0 0 7 10 0.00 0.000	1.0 H 8 3 2 2 1 1 1 0 0 0 0 21 37 18.00 4.000	1.0 S 4 0 0 0 1 1 0 0 0 0 0 12 22 0.00 1.000																

Pittsburgh Pirates @ Cincinnati Reds
Great American Ball Park, Cincinnati, OH
Wed Sep 09 2015, 7:11 PM - 10:14 PM EDT
Att: 19,620 - Overcast - 75 F

AB 32
R 4
H 6
RBI 4
BB 3
SO 13
LOB 13



Batter	1	2	3	4	5	6	7	8	9	10	11	12	13	AB	R	H	RBI	BB	SO	LOB	TOP
2 Scooter Gennett, L OBP: 0.301, SLG: 0.400 ERA: 3.14														3	1	1	0	0	1	1	
14 Hernán Pérez, R OBP: 0.282, SLG: 0.351														1	0	0	0	0	0	1	
35 Shane Peterson, L OBP: 0.257, SLG: 0.254														2	0	1	1	0	1	1	
10 Luis Sardinas, S OBP: 0.291, SLG: 0.389														5	0	1	0	2	1	4	
3 Elián Herrera, S OBP: 0.357, SLG: 0.510														5	0	2	2	1	0	1	
8 Ryan Braun, R OBP: 0.371, SLG: 0.478														6	1	2	0	0	2	6	
24 Adam Lind, L OBP: 0.371, SLG: 0.478														6	1	2	0	0	2	6	
18 Khris Davis, R OBP: 0.360, SLG: 0.536														4	1	1	2	0	0	1	3
37 Tyler Thornburg, R OBP: 0.266, SLG: 0.266														1	0	0	0	0	0	0	
15 Jason Rogers, L OBP: 0.266, SLG: 0.266														1	0	0	0	0	0	0	
67 Francisco Rodríguez, R OBP: 0.266, SLG: 0.266														0	0	0	0	0	0	0	
5 Nevin Ashley, R OBP: 0.266, SLG: 0.266														1	1	0	0	0	0	1	
26 Kyle Lohse, R OBP: 0.266, SLG: 0.266														0	0	0	0	0	0	0	
16 Domingo Santana, R OBP: 0.360, SLG: 0.536														6	0	1	0	0	3	4	
9 Jean Segura, R OBP: 0.292, SLG: 0.337														6	1	1	0	0	1	3	
12 Martín Maldonado, R OBP: 0.266, SLG: 0.266														5	0	0	0	1	2	2	
38 Wily Peralta, R OBP: 0.266, SLG: 0.266														2	0	0	0	1	0	0	
21 Jeremy Jeffress, R OBP: 0.266, SLG: 0.266														0	0	0	0	0	0	0	
13 Will Smith, R OBP: 0.266, SLG: 0.266														0	0	0	0	0	0	0	
46 Corey Knebel, R OBP: 0.266, SLG: 0.266														0	0	0	0	0	0	0	
7 Logan Schafer, R OBP: 0.266, SLG: 0.266														1	1	1	1	0	0	0	
Inning Stats	R: 3 E: 0 K: 0 P: 20	H: 3 LOB: 0 BB: 0	R: 0 E: 0 K: 1 P: 9	H: 0 LOB: 0 BB: 0	R: 0 E: 0 K: 1 P: 13	H: 0 LOB: 1 BB: 1	R: 0 E: 0 K: 1 P: 14	H: 2 LOB: 0 BB: 0	R: 0 E: 0 K: 1 P: 10	H: 0 LOB: 0 BB: 0	R: 0 E: 0 K: 1 P: 12	H: 1 LOB: 1 BB: 1	R: 0 E: 0 K: 1 P: 17	R: 1 E: 0 K: 1 P: 24	H: 3 LOB: 2 BB: 0	R: 2 E: 0 K: 3 P: 19	H: 1 LOB: 2 BB: 0	1B: 8 2B: 3 3B: 0 HR: 1	SF: 1 SAC: 1 DP: 1 HBP: 0	WP: 1 PB: 0 SB: 1 CS: 1	PA: 56
PITCHER	IP 5.0	WLS 19	BF 3	H 3	R 3	ER 3	SO 3	BB 2	IBB 0	HBP 0	BLK 0	WP 0	HR 1	S 38	P 64	ERA 5.40	WHIP 1.000				
34 A.J. Burnett, R ERA: 3.14	0.1	1	0	0	0	1	0	0	0	0	0	0	0	4	5	0.00	0.000				
55 Jose Stanton, R ERA: 2.77	0.2	3	2	0	0	0	0	0	0	0	0	0	0	8	15	0.00	3.000				
59 Antonio Bastardo, L ERA: 3.14	2.0	L	13	4	3	3	4	2	0	0	0	1	0	26	43	13.50	3.000				
38 Joaquin Soria, R ERA: 3.14																					
37 Arquimedes Caminero, R ERA: 3.14																					

Milwaukee Brewers @ Pittsburgh Pirates
PNC Park, Pittsburgh, PA
Thu Sep 10 2015, 7:10 PM - 11:54 PM EDT
Att. 21,964 - Cloudy - 71 F

AB 49
R 6
H 12
RBI 6
BB 6
SO 14
LOB 26

Batter	1	2	3	4	5	6	7	8	9	10	11	12	13	AB	R	H	RBI	BB	SO	LOB	BOTTOM
25 Gregory Polanco, L OBP: 0.350, SLG: 0.389														6	1	1	1	0	1	5	
5 Josh Harrison, R OBP: 0.309, SLG: 0.381														5	0	2	0	1	0	0	
22 Andrew McCutchen, R OBP: 0.400, SLG: 0.513														6	1	1	1	0	2	3	
27 Jung Ho Kang, R OBP: 0.357, SLG: 0.467														6	1	2	0	0	2	0	
6 Starling Marte, R OBP: 0.332, SLG: 0.440														2	0	0	0	1	0	1	
14 Jaff Decker, L OBP: 0.417, SLG: 0.389														2	0	0	0	0	0	0	
24 Pedro Alvarez, L OBP: 0.304, SLG: 0.455														3	1	0	0	1	1	3	
3 Sean Rodriguez, R OBP: 0.286, SLG: 0.370														2	0	0	0	0	0	0	
29 Francisco Cervelli, R OBP: 0.384, SLG: 0.417														4	0	3	0	2	1	0	
10 Jung Ho Kang, R OBP: 0.357, SLG: 0.467														2	0	0	0	0	1	3	
37 Arquimedes Caminero, R ERA: 3.14														0	0	0	0	0	0	0	
46 Jose Lirio, R ERA: 3.14														0	0	0	0	0	0	0	
44 Jason Hughes, R ERA: 3.14														0	0	0	0	0	0	0	
65 Nathaniel Lowe, R ERA: 3.14														0	0	0	0	0	0	0	
30 Tracy Stobbs, L ERA: 3.14														1	0	0	0	0	0	1	
34 A.J. Burnett, R ERA: 3.14														0	0	0	0	0	0	0	
16 Neil Walker, L ERA: 3.14														0	0	0	0	0	0	0	
23 Travis Snider, L ERA: 3.14														0	0	0	0	0	0	0	
30 Antonio Bastardo, R ERA: 3.14														0	0	0	0	0	0	0	
37 Arquimedes Caminero, R ERA: 3.14														0	0	0	0	0	0	0	
30 Nevin Ashley, R ERA: 3.14														1	0	0	0	0	0	1	
37 Tyler Thornburg, R ERA: 3.14														0	0	0	0	0	0	0	
Inning Stats	R: 0 E: 0 K: 0 P: 14	H: 0 LOB: 0 BB: 0	R: 0 E: 0 K: 0 P: 7	H: 0 LOB: 0 BB: 0	R: 0 E: 0 K: 1 P: 14	H: 1 LOB: 1 BB: 1	R: 0 E: 0 K: 0 P: 13	H: 1 LOB: 1 BB: 1	R: 1 E: 0 K: 1 P: 13	H: 1 LOB: 1 BB: 0	R: 0 E: 0 K: 1 P: 17	H: 0 LOB: 1 BB: 1	R: 0 E: 0 K: 1 P: 17	R: 1 E: 0 K: 1 P: 13	H: 2 LOB: 0 BB: 0	R: 0 E: 0 K: 0 P: 17	H: 1 LOB: 2 BB: 1	1B: 8 2B: 2 3B: 0 HR: 2	SF: 1 SAC: 3 DP: 3 HBP: 1	WP: 2 PB: 0 SB: 0 CS: 2	PA: 54
PITCHER	IP 6.0	WLS 23	BF 5	H 2	R 2	ER 2	SO 2	BB 3	IBB 0	HBP 0	BLK 0	WP 0	HR 0	S 100	P 100	ERA 3.00	WHIP 1.333				
51 Cesar Jimenez, L ERA: 4.14	1.0	W	4	2	1	1	1	0	0	0	0	0	0	1	8	9.00	2.000				
57 Francisco Rodriguez, R ERA: 2.54	1.0	S	4	1	0	0	0	0	0	0	0	0	0	13	17	0.00	1.000				
26 Kyle Lohse, R ERA: 6.11																					

Milwaukee Brewers @ Pittsburgh Pirates
PNC Park, Pittsburgh, PA
Thu Sep 10 2015, 7:10 PM - 11:54 PM EDT
Att. 21,964 - Cloudy - 71 F

AB 43
R 4
H 10
RBI 4
BB 7
SO 10
LOB 21

Batter	1	2	3	4	5	6	7	8	9	AB	R	H	RBI	BB	SO	LOB	TOP			
9 Jean Segura, R OBP: 0.282, SLG: 0.336	G5-3		G2-3			G5-3		8 2B		4	1	1	0	0	0	1	Milwaukee Brewers @ Pittsburgh Pirates PNC Park, Pittsburgh, PA Sat Sep 12 2015, 7:10 PM - 10:05 PM EDT Att: 35,749 - Drizzlie - 57 F			
14 Hernán Pérez, R OBP: 0.260, SLG: 0.348	K			G4-3		K		K		4	0	0	0	0	3	2				
8 Ryan Braun, R OBP: 0.511, SLG: 0.511	L4			G4-3			16 BB 18 BB 10 SF7			4	1	2	1	0	0	0				
7 Logan Schafer, L OBP: 0.284, SLG: 0.264	L4			G4-3				1-H		0	0	0	0	0	0	0				
18 Khris Davis, R OBP: 0.317, SLG: 0.469		G1-3			K			G6-3		3	0	0	0	1	1	1				
24 Adam Lind, L OBP: 0.371, SLG: 0.481		F7				L8				3	0	0	0	1	1	2				
16 Domingo Santana, R OBP: 0.370, SLG: 0.545										3	0	1	0	1	1	1				
10 Luis Sardinas, S OBP: 0.235, SLG: 0.234										3	0	1	0	1	1	1				
51 Cesar Jimenez, L										2	0	0	1	0	1	1				
46 Corey Knebel, R										0	0	0	0	0	0	0				
2 Scooter Gennett, L OBP: 0.300, SLG: 0.401										1	0	1	0	0	0	0				
5 Nevin Ashley, R OBP: 0.250, SLG: 0.286										4	0	0	0	0	1	3				
27 Zach Davies, R OBP: 0.143, SLG: 0.143										1	0	0	0	0	0	0				
26 Kyle Lohse, R OBP: 0.237, SLG: 0.263										1	0	1	0	0	0	0				
3 Elian Herrera, S OBP: 0.290, SLG: 0.399										1	0	0	0	0	0	0				
Inning Stats	R: 0 E: 0 K: 1 S: 9	H: 0 LOB: 0 BB: 0 P: 10	R: 0 E: 0 K: 1 S: 10	H: 1 LOB: 1 BB: 0 P: 15	R: 0 E: 0 K: 1 S: 10	H: 0 LOB: 0 BB: 0 P: 16	R: 0 E: 0 K: 1 S: 6	H: 0 LOB: 0 BB: 0 P: 9	R: 0 E: 0 K: 1 S: 7	H: 0 LOB: 0 BB: 0 P: 10	R: 0 E: 0 K: 1 S: 12	H: 1 LOB: 1 BB: 0 P: 19	R: 1 E: 0 K: 1 S: 10	H: 2 LOB: 1 BB: 0 P: 14	R: 0 E: 0 K: 0 S: 8	H: 1 LOB: 1 BB: 1 P: 14	1B: 2 2B: 4 3B: 0 HR: 0	SF: 1 SAC: 0 DP: 1 HBP: 0	WP: 0 PB: 0 SB: 0 CS: 0	PA: 35
PITCHER	IP WLS BF H R ER SO BB IBB HBP BLK WP HR S P ERA WHIP																			
49 Jeff Locke, L ERA: 4.43	6.1 W 24 3 1 0 7 2 0 0 0 0 0 0 62 96 1.42 0.789																			
48 Jared Hughes, R ERA: 2.47	0.2 2 0 0 0 0 0 0 0 0 0 0 0 2 2 0.00 0.000																			
55 Joe Blanton, R ERA: 2.86	1.0 5 2 1 1 1 0 0 0 0 0 0 0 11 14 9.00 2.000																			
52 Rob Scahill, R ERA: 2.3	1.0 4 1 0 0 0 1 0 0 0 0 0 0 8 14 0.00 2.000																			

Batter	1	2	3	4	5	6	7	8	9	AB	R	H	RBI	BB	SO	LOB	BOTTOM			
25 Gregory Polanco, L OBP: 0.323, SLG: 0.383	K		5 1B 22 1B		K		G4-3			4	1	0	0	1	3	2	Milwaukee Brewers @ Pittsburgh Pirates PNC Park, Pittsburgh, PA Sat Sep 12 2015, 7:10 PM - 10:05 PM EDT Att: 35,749 - Drizzlie - 57 F			
5 Josh Harrison, R OBP: 0.318, SLG: 0.370			22 1B 17 2B							4	2	4	0	1	0	0				
22 Andrew McCutchen, R OBP: 0.401, SLG: 0.510	L8		17 2B 29 1B		F9		G4-6-3			5	1	1	1	0	1	4				
55 Joe Blanton, R			17 2B 29 1B							0	0	0	0	0	0	0				
52 Rob Scahill, L			17 2B 29 1B							0	0	0	0	0	0	0				
17 Aramis Ramirez, R OBP: 0.296, SLG: 0.428			29 1B 29 E							3	1	2	2	1	0	0				
3 Sean Rodriguez, R OBP: 0.294, SLG: 0.368			29 1B 29 E							1	0	0	0	0	0	0				
18 Neil Walker, S OBP: 0.326, SLG: 0.417	L7		24 2B 10 FC6-4		G4-3					2	2	0	0	2	0	3				
32 Elias Diaz, R (8, PH)			24 2B 10 FC6-4							1	0	0	0	0	0	0				
17 Pedro Florimón, S OBP: 0.182, SLG: 0.200			24 2B 10 FC6-4							0	0	0	0	0	0	0				
29 Francisco Cervelli, R OBP: 0.382, SLG: 0.415										4	0	1	1	0	2	1				
19 Chris Stewart, R OBP: 0.325, SLG: 0.340										1	0	0	0	0	0	0				
24 Pedro Álvarez, L OBP: 0.308, SLG: 0.455										2	1	1	0	2	0	2				
10 Jordy Mercer, R OBP: 0.296, SLG: 0.312										3	1	1	1	1	0	2				
49 Jeff Locke, L OBP: 0.114, SLG: 0.095										2	0	0	0	0	0	2				
48 Jared Hughes, R										0	0	0	0	0	0	0				
38 Michael Morse, R OBP: 0.306, SLG: 0.356										1	1	1	4	0	0	0				
14 Jaff Decker, L OBP: 0.417, SLG: 0.389										0	0	0	0	0	0	0				
Inning Stats	R: 0 E: 0 K: 1 S: 9	H: 1 LOB: 2 BB: 1 P: 19	R: 0 E: 0 K: 1 S: 10	H: 0 LOB: 1 BB: 1 P: 18	R: 5 E: 1 K: 0 S: 10	H: 4 LOB: 1 BB: 2 P: 23	R: 1 E: 0 K: 1 S: 11	H: 1 LOB: 1 BB: 1 P: 20	R: 0 E: 0 K: 2 S: 12	H: 2 LOB: 2 BB: 0 P: 13	R: 0 E: 0 K: 0 S: 8	H: 1 LOB: 0 BB: 0 P: 11	R: 4 E: 0 K: 1 S: 19	H: 2 LOB: 1 BB: 3 P: 38	R: 0 E: 0 K: 0 S: 7	H: 0 LOB: 0 BB: 0 P: 11	1B: 7 2B: 3 3B: 0 HR: 1	SF: 0 SAC: 1 DP: 1 HBP: 0	WP: 0 PB: 0 SB: 0 CS: 0	PA: 42
PITCHER	IP WLS BF H R ER SO BB IBB HBP BLK WP HR S P ERA WHIP																			
27 Zach Davies, R ERA: 6.6	3.2 L 22 6 6 6 3 5 0 0 0 0 0 0 0 39 79 14.73 3.000																			
26 Kyle Lohse, R ERA: 6.01	2.1 9 3 0 0 2 0 0 0 0 0 0 0 21 25 0.00 1.286																			
51 Cesar Jimenez, L ERA: 2.63	1.0 8 2 4 4 1 3 0 0 0 0 0 1 19 38 36.00 5.000																			
46 Corey Knebel, R ERA: 3.48	1.0 3 0 0 0 0 0 0 0 0 0 0 0 7 11 0.00 0.000																			



Batter	1	2	3	4	5	6	7	8	9	AB	R	H	RBI	BB	SO	LOB	TOP				
24 Dexter Fowler, S OBP: 0.352, SLG: 0.429										3	1	1	0	1	1	1					
12 Kyle Schwarber, L OBP: 0.352, SLG: 0.554										4	0	0	0	0	2	3					
8 Chris Coghlan, L OBP: 0.343, SLG: 0.456										1	0	0	1	0	0	0					
27 Austin Jackson, R OBP: 0.310, SLG: 0.385										4	0	0	0	0	0	2					
44 Anthony Rizzo, L OBP: 0.385, SLG: 0.519										4	0	0	0	0	3	0					
17 Kris Bryant, R OBP: 0.364, SLG: 0.485										4	1	2	0	0	1	0					
47 Miguel Montero, L OBP: 0.342, SLG: 0.423										4	1	1	0	0	2	1					
13 Starlin Castro, R OBP: 0.285, SLG: 0.343										1	0	0	0	0	0	1					
39 Jason Hammel, R OBP: 0.285, SLG: 0.410										3	0	1	0	0	1	2					
22 Addison Russell, R OBP: 0.299, SLG: 0.397	R: 1 E: 0 K: 0 S: 11	H: 1 LOB: 0 BB: 0 P: 20	R: 0 E: 0 K: 2 S: 12	H: 1 LOB: 1 BB: 0 P: 14	R: 0 E: 0 K: 0 S: 13	H: 1 LOB: 2 BB: 0 P: 21	R: 0 E: 0 K: 2 S: 10	H: 0 LOB: 0 BB: 0 P: 11	R: 0 E: 0 K: 1 S: 7	H: 0 LOB: 0 BB: 0 P: 11	R: 3 E: 0 K: 2 S: 14	H: 3 LOB: 1 BB: 1 P: 24	R: 0 E: 0 K: 0 S: 6	H: 0 LOB: 0 BB: 0 P: 9	R: 0 E: 0 K: 2 S: 9	H: 0 LOB: 0 BB: 0 P: 14	1B: 5 2B: 1 HR: 0	SF: 1 SAC: 0 DP: 0 HBP: 1	WP: 2 PB: 0 SB: 1 CS: 0	PA: 35	
PITCHER	IP	WLS	BF	H	R	ER	SO	BB	IBB	HBP	BLK	WP	HR	S	P	ERA	WHIP				
45 Gerrit Cole, R ERA: 2.6	6.1		26	6	4	3	8	0	0	1	0	0	0	73	105	4.26	0.947				
38 Joakim Soria, R ERA: 2.97	0.2	B	3	0	0	0	1	1	0	0	0	2	0	4	11	0.00	1.500				
44 Tony Watson, L ERA: 2.17	1.0	W	3	0	0	0	0	0	0	0	0	0	0	6	9	0.00	0.000				
35 Mark Melancon, R ERA: 2.0	1.0	S	3	0	0	0	2	0	0	0	0	0	0	9	14	0.00	0.000				

Chicago Cubs @ Pittsburgh Pirates
PNC Park, Pittsburgh, PA
Tue Sep 15 2015, 1:40 PM - 4:30 PM EDT
Att: 31,488 - Partly Cloudy - 78 F

AB	32
R	4
H	6
RBI	2
BB	1
SO	11
LOB	10



Batter	1	2	3	4	5	6	7	8	9	AB	R	H	RBI	BB	SO	LOB	BOTTOM				
25 Gregory Polanco, L OBP: 0.323, SLG: 0.381										3	1	0	0	1	0	1					
18 Neil Walker, S OBP: 0.327, SLG: 0.416										3	1	1	1	0	1	0					
22 Andrew McCutchen, R OBP: 0.492, SLG: 0.599										4	1	2	1	0	1	1					
27 Jung Ho Kang, R OBP: 0.358, SLG: 0.465										4	0	1	0	0	1	3					
24 Pedro Alvarez, L OBP: 0.313, SLG: 0.460										2	0	0	0	2	2	2					
17 Pedro Florimon, S OBP: 0.162, SLG: 0.200										0	1	0	0	0	0	0					
3 Sean Rodriguez, R OBP: 0.285, SLG: 0.365										0	0	0	0	0	0	0					
23 Travis Snider, L OBP: 0.321, SLG: 0.347										2	0	1	2	1	1	1					
6 Starling Marte, R OBP: 0.331, SLG: 0.440										0	0	0	1	0	0	0					
10 Jordy Mercer, R OBP: 0.289, SLG: 0.304										4	0	0	0	0	1	6					
19 Chris Stewart, R OBP: 0.316, SLG: 0.331										4	0	0	0	0	3	3					
45 Gerrit Cole, R OBP: 0.182, SLG: 0.151										3	1	1	0	0	1	0					
38 Joakim Soria, R ERA: 6.23										0	0	0	0	0	0	0					
44 Tony Watson, L ERA: 2.22										0	0	0	0	0	0	0					
35 Mark Melancon, R ERA: 2.0										0	0	0	0	0	0	0					
Inning Stats	R: 3 E: 0 K: 1 S: 14	H: 2 LOB: 2 BB: 2 P: 28	R: 0 E: 0 K: 1 S: 9	H: 0 LOB: 0 BB: 0 P: 12	R: 0 E: 0 K: 2 S: 9	H: 1 LOB: 2 BB: 1 P: 19	R: 1 E: 0 K: 1 S: 11	H: 2 LOB: 1 BB: 0 P: 18	R: 0 E: 0 K: 2 S: 13	H: 1 LOB: 1 BB: 0 P: 20	R: 0 E: 0 K: 2 S: 7	H: 0 LOB: 0 BB: 0 P: 9	R: 0 E: 0 K: 1 S: 8	H: 0 LOB: 0 BB: 0 P: 14	R: 1 E: 0 K: 1 S: 10	H: 0 LOB: 1 BB: 1 P: 18	1B: 5 2B: 1 3B: 0 HR: 0	SF: 1 SAC: 0 DP: 0 HBP: 1	WP: 2 PB: 0 SB: 2 CS: 0	PA: 35	
PITCHER	IP	WLS	BF	H	R	ER	SO	BB	IBB	HBP	BLK	WP	HR	S	P	ERA	WHIP				
39 Jason Hammel, R ERA: 3.73	3.2		20	5	4	4	5	2	1	1	0	1	0	22	33	0.00	0.500				
53 Trevor Cahill, R ERA: 6.23	2.0		7	1	0	0	4	0	0	0	0	1	0	22	33	0.00	0.500				
59 Zac Rosscup, L ERA: 3.91	0.1		1	0	0	0	0	0	0	0	0	0	0	1	1	0.00	0.000				
46 Pedro Strop, R ERA: 3.1	1.0		3	0	0	0	1	0	0	0	0	0	0	8	14	0.00	0.000				
52 Justin Grimm, R ERA: 2.22	1.0	L	4	0	1	0	1	1	0	0	0	0	0	10	18	0.00	1.000				

Chicago Cubs @ Pittsburgh Pirates
PNC Park, Pittsburgh, PA
Tue Sep 15 2015, 1:40 PM - 4:30 PM EDT
Att: 31,488 - Partly Cloudy - 78 F

AB	29
R	5
H	6
RBI	5
BB	4
SO	11
LOB	17



Batter	1	2	3	4	5	6	7	8	9	AB	R	H	RBI	BB	SO	LOB	TOP					
24 Dexter Fowler, S OBP: 0.351, SLG: 0.429	F8		K			K			G5-3	5	0	1	1	0	2	2	Chicago Cubs @ Pittsburgh Pirates PNC Park, Pittsburgh, PA Tue Sep 15 2015, 7:08 PM - 9:52 PM EDT Att: 25,914 - Clear - 77 F					
27 Austin Jackson, R OBP: 0.309, SLG: 0.385	44 1B		K			K			L5	5	1	1	0	0	2	2						
17 Kris Bryant, R OBP: 0.363, SLG: 0.482	K					K			E6	3	0	0	0	1	2	3						
44 Anthony Rizzo, L OBP: 0.386, SLG: 0.518	2B								L5	3	0	1	1	1	0	2						
13 Starlin Castro, R OBP: 0.285, SLG: 0.342	L7								FC4	4	0	1	0	0	0	5						
9 Javier Báez, R OBP: 0.333, SLG: 0.442										4	0	2	0	0	1	2						
22 Addison Russell, R OBP: 0.297, SLG: 0.393	G6-3									4	0	0	0	0	3	4						
3 David Ross, R OBP: 0.283, SLG: 0.279	G5-3									4	1	2	0	0	1	0						
34 Jon Lester, L OBP: 0.070, SLG: 0.036										3	0	0	0	0	2	2						
Inning Stats	R: 1 E: 0 K: 1 S: 10	H: 2 LOB: 1 BB: 0 P: 11	R: 0 E: 0 K: 0 S: 8	H: 1 LOB: 0 BB: 0 P: 12	R: 0 E: 0 K: 3 S: 9	H: 0 LOB: 0 BB: 0 P: 13	R: 0 E: 0 K: 1 S: 11	H: 1 LOB: 2 BB: 1 P: 18	R: 1 E: 0 K: 2 S: 15	H: 2 LOB: 3 BB: 1 P: 24	R: 0 E: 0 K: 2 S: 12	H: 2 LOB: 2 BB: 0 P: 20	R: 0 E: 1 K: 0 S: 6	H: 0 LOB: 1 BB: 0 P: 10	R: 0 E: 0 K: 3 S: 11	H: 0 LOB: 0 BB: 0 P: 12	R: 0 E: 0 K: 1 S: 13	H: 0 LOB: 0 BB: 0 P: 19	1B: 4 2B: 4 3B: 0 HR: 0	SF: 0 SAC: 1 DP: 0 HBP: 0	WP: 0 PB: 0 SB: 0 CS: 1	PA: 38
PITCHER	IP WLS BF H R ER SO BB IBB HBP BLK WP HR S P ERA WHIP																					
32 J.A. Happ, L ERA: 3.84	5.2 L 27 8 2 2 8 1 1 0 0 0 0 0 62 94 3.18 1.588																					
37 Arquimedes Caminero, R ERA: 3.5	2.1 8 0 0 0 4 0 0 0 0 0 0 0 20 26 0.00 0.000																					
59 Antonio Bastardo, L ERA: 3.02	1.0 3 0 0 0 1 0 0 0 0 0 0 0 13 19 0.00 0.000																					

Batter	1	2	3	4	5	6	7	8	9	AB	R	H	RBI	BB	SO	LOB	BOTTOM					
5 Josh Harrison, R OBP: 0.316, SLG: 0.368	F9		K			G5-3			K	4	0	0	0	0	2	0	Chicago Cubs @ Pittsburgh Pirates PNC Park, Pittsburgh, PA Tue Sep 15 2015, 7:08 PM - 9:52 PM EDT Att: 25,914 - Clear - 77 F					
59 Antonio Bastardo, R									K	0	0	0	0	0	0	0						
6 Starlin Marte, R	F8		22 CS			K2-3			K	4	0	1	0	0	2	0						
22 Andrew McCutchen, R OBP: 0.491, SLG: 0.907	17 S		CS			F9			G6-3	4	0	1	0	0	0	0						
17 Aramis Ramirez, R OBP: 0.297, SLG: 0.428	G4-3								F8	4	1	2	0	0	0	1						
29 Francisco Cervelli, R OBP: 0.379, SLG: 0.409	G5-3								K	4	0	1	0	0	1	1						
38 Michael Morse, R OBP: 0.305, SLG: 0.351	BB									2	0	0	0	1	0	2						
3 Sean Rodriguez, R OBP: 0.286, SLG: 0.362	K									2	0	0	0	0	1	1						
17 Pedro Florimón, S OBP: 0.167, SLG: 0.182	G4-3									2	0	0	0	0	1	1						
27 Jung Ho Kang, R OBP: 0.357, SLG: 0.464										1	0	0	0	0	1	1						
32 J.A. Happ, L OBP: 0.111, SLG: 0.059										2	0	0	0	0	1	0						
37 Arquimedes Caminero, R										0	0	0	0	0	0	0						
18 Neil Walker, S OBP: 0.326, SLG: 0.415										1	0	0	0	0	0	0						
Inning Stats	R: 0 E: 0 K: 0 S: 8	H: 1 LOB: 1 BB: 0 P: 11	R: 0 E: 0 K: 1 S: 9	H: 0 LOB: 1 BB: 1 P: 15	R: 0 E: 0 K: 2 S: 9	H: 1 LOB: 0 BB: 0 P: 10	R: 0 E: 0 K: 0 S: 9	H: 1 LOB: 1 BB: 0 P: 13	R: 0 E: 0 K: 1 S: 8	H: 0 LOB: 0 BB: 0 P: 13	R: 0 E: 0 K: 1 S: 8	H: 0 LOB: 0 BB: 0 P: 12	R: 1 E: 0 K: 1 S: 8	H: 2 LOB: 1 BB: 0 P: 19	R: 0 E: 0 K: 2 S: 7	H: 0 LOB: 0 BB: 0 P: 12	R: 0 E: 0 K: 1 S: 5	H: 0 LOB: 0 BB: 0 P: 6	1B: 5 2B: 0 3B: 0 HR: 0	SF: 0 SAC: 0 DP: 1 HBP: 1	WP: 1 PB: 0 SB: 1 CS: 1	PA: 33
PITCHER	IP WLS BF H R ER SO BB IBB HBP BLK WP HR S P ERA WHIP																					
34 Jon Lester, L ERA: 3.38	9.0 W 32 5 1 1 9 1 0 0 1 0 0 71 111 1.00 0.667																					

AB 35
R 2
H 8
RBI 2
BB 2
SO 13
LOB 22



AB 30
R 1
H 5
RBI 0
BB 1
SO 9
LOB 7



Batter	1	2	3	4	5	6	7	8	9	10	11	12	AB	R	H	RBI	BB	SO	LOB	TOP				
24 Dexter Fowler, S 56 Héctor Rondón, R														6	0	1	0	0	2	4				
12 Kyle Schwarber, L 15 Chris Davis, R 5 Quintin Berry, L														3	0	1	0	1	2	1				
8 Chris Coghlan, L 27 Austin Jackson, R														3	0	0	0	0	1	3				
44 Anthony Rizzo, L														4	1	1	1	1	2	3				
17 Kris Bryant, R														6	1	3	1	0	1	2				
47 Miguel Montero, L 41 Matt Szczur, R 3 David Ross, R														4	0	2	0	0	1	2				
13 Starlin Castro, R														4	0	0	1	0	2	3				
9 Javier Báez, R														4	0	1	0	1	2	3				
49 Jake Arrieta, R 46 Pedro Strop, R 57 Fernando Rodney, R 11 Tommy La Stella, L														4	0	1	0	0	2	3				
Inning Stats	R: 0 E: 0 K: 2 S: 9	H: 1 LOB: 1 BB: 0 P: 18	R: 0 E: 0 K: 2 S: 9	H: 1 LOB: 1 BB: 0 P: 11	R: 0 E: 0 K: 1 S: 9	H: 1 LOB: 2 BB: 1 P: 17	R: 0 E: 0 K: 0 S: 7	H: 1 LOB: 0 BB: 0 P: 11	R: 0 E: 0 K: 2 S: 9	H: 1 LOB: 1 BB: 0 P: 12	R: 2 E: 1 K: 1 S: 25	H: 4 LOB: 3 BB: 0 P: 35	R: 0 E: 0 K: 2 S: 8	H: 0 LOB: 0 BB: 0 P: 12	R: 0 E: 0 K: 1 S: 8	H: 0 LOB: 0 BB: 0 P: 12	R: 0 E: 0 K: 0 S: 11	H: 0 LOB: 1 BB: 1 P: 21	R: 0 E: 0 K: 1 S: 13	H: 1 LOB: 0 BB: 0 P: 11	1B: 10 2B: 2 3B: 1 HR: 0	SF: 1 SAC: 1 DP: 1 HBP: 0	WP: 2 PB: 0 SB: 5 CS: 0	PA: 51
PITCHER	IP WLS BF H R ER SO BB IBB HBP BLK WP HR S P ERA WHIP	34 A.J. Burnett, R (1.1) 1.0 0 2 4 1 0 0 0 0 0 0 0 0 0 0.00 1.000	48 Jared Hughes, R (6.1) 0.2 4 1 0 0 1 0 0 0 0 0 0 0 0 0.00 1.500	59 Antonio Bastardo, L (7.1) 1.0 3 0 0 0 2 0 0 0 0 0 0 0 0 0.00 0.000	55 Joe Blanton, R (8.1) 1.0 5 1 0 0 2 0 1 0 0 0 0 0 0 0.00 1.000	35 Mark Melancon, R (9.1) 1.0 3 0 0 0 1 0 0 0 0 0 0 0 0 0.00 0.000	44 Tony Watson, L (10.1) 1.0 0 0 0 0 0 0 0 0 0 0 0 0 0.00 1.000	38 Joakim Soria, R (11.1) 1.0 3 1 0 0 1 0 0 0 0 0 0 0 0 0.00 1.000	46 Vance Worley, R (12.1) 1.0 L 5 2 1 1 1 0 0 0 0 0 1 0 13 16 9.00 2.000															

Chicago Cubs @ Pittsburgh Pirates
PNC Park, Pittsburgh, PA
Wed Sep 16 2015, 7:12 PM - 11:28 PM EDT
Att. 31,945 - Clear - 81 F

AB 46
R 3
H 13
RBI 3
BB 3
SO 15
LOB 27

Batter	1	2	3	4	5	6	7	8	9	10	11	12	AB	R	H	RBI	BB	SO	LOB	BOTTOM						
25 Gregory Polanco, L														5	1	1	1	0	1	2						
6 Starling Marte, R														5	0	2	0	0	0	0						
22 Andrew McCutchen, R														5	0	0	0	0	4	2						
17 Aramis Ramirez, R														5	0	1	0	0	0	2						
27 Jung Ho Kang, R														5	0	1	0	0	0	1						
18 Neil Walker, S 17 Pedro Martínez, S 23 Travis Snider, L 38 Joakim Soria, R 46 Vance Worley, R														3	0	2	0	0	0	1						
29 Francisco Cervelli, R 3 Sean Rodriguez, R 35 Mark Melancon, R 44 Tony Watson, L 38 Michael Morse, R														3	0	1	0	0	0	1						
10 Jordy Mercer, R 5 Josh Harrison, R														2	0	0	0	0	0	0						
34 A.J. Burnett, R 48 Jared Hughes, R 14 Jeff Decker, L 59 Antonio Bastardo, R 55 Joe Blanton, R 24 Pedro Alvarez, R 19 Chris Schwindel, R														1	0	0	0	0	0	0						
Inning Stats	R: 0 E: 0 K: 1 S: 8	H: 0 LOB: 0 BB: 0 P: 11	R: 0 E: 0 K: 0 S: 11	H: 1 LOB: 0 BB: 0 P: 16	R: 0 E: 0 K: 0 S: 11	H: 0 LOB: 0 BB: 0 P: 14	R: 0 E: 1 K: 2 S: 9	H: 1 LOB: 1 BB: 0 P: 13	R: 0 E: 0 K: 0 S: 11	H: 1 LOB: 0 BB: 0 P: 15	R: 1 E: 1 K: 1 S: 12	H: 1 LOB: 1 BB: 0 P: 20	R: 0 E: 0 K: 0 S: 10	H: 0 LOB: 0 BB: 0 P: 11	R: 1 E: 0 K: 0 S: 10	H: 2 LOB: 2 BB: 1 P: 17	R: 0 E: 0 K: 0 S: 7	H: 1 LOB: 0 BB: 0 P: 11	R: 0 E: 0 K: 1 S: 6	H: 0 LOB: 0 BB: 0 P: 12	R: 0 E: 0 K: 0 S: 6	H: 0 LOB: 0 BB: 0 P: 11	1B: 8 2B: 1 3B: 0 HR: 0	SF: 0 SAC: 0 DP: 4 HBP: 0	WP: 0 PB: 0 SB: 2 CS: 0	PA: 41
PITCHER	IP WLS BF H R ER SO BB IBB HBP BLK WP HR S P ERA WHIP	49 Jake Arrieta, R (1.1) 1.0 0 2 8 6 2 1 5 1 0 0 0 0 0 0 0.00 0.875	46 Pedro Strop, R (9.1) 1.0 3 1 0 0 0 1 0 0 0 0 0 0 0 0.00 1.000	57 Fernando Rodney, R (10.1) 1.0 3 0 0 0 1 0 0 0 0 0 0 0 0 0.00 0.000	56 Héctor Rondón, R (11.1) 2.0 W 7 1 0 0 1 0 0 0 0 0 0 0 22 33 0.00 0.500																					

Chicago Cubs @ Pittsburgh Pirates
PNC Park, Pittsburgh, PA
Wed Sep 16 2015, 7:12 PM - 11:28 PM EDT
Att. 31,945 - Clear - 81 F

AB 40
R 2
H 8
RBI 1
BB 1
SO 7
LOB 11

Batter	1	2	3	4	5	6	7	8	9	AB	R	H	RBI	BB	SO	LOB	TOP					
24 Dexter Fowler, S OBP: 0.349, SLG: 0.429										6	1	2	0	0	1	2	Chicago Cubs @ Pittsburgh Pirates PNC Park, Pittsburgh, PA Thu Sep 17 2015, 12:38 PM - 3:43 PM EDT Att: 28,228 - Sunny - 83 F					
12 Kyle Schwarber, L OBP: 0.351, SLG: 0.542										5	0	1	0	0	1	3						
15 Chris Denorfia, R OBP: 0.316, SLG: 0.361										1	0	1	0	0	0	0						
8 Chris Coghlan, L OBP: 0.308, SLG: 0.382										3	1	1	0	0	1	2						
27 Austin Jackson, R OBP: 0.308, SLG: 0.382										3	0	0	0	0	1	4						
44 Anthony Rizzo, L OBP: 0.387, SLG: 0.524										4	1	2	2	1	0	2						
17 Kris Bryant, R OBP: 0.368, SLG: 0.492										4	1	3	0	1	0	1						
47 Miguel Montero, L OBP: 0.344, SLG: 0.422										4	2	1	0	1	0	5						
22 Addison Russell, R OBP: 0.300, SLG: 0.397										4	2	2	2	1	0	4						
28 Kyle Hendricks, R OBP: 0.070, SLG: 0.071										2	0	0	0	0	2	4						
33 Clayton Richard, L OBP: 0.200, SLG: 0.266										2	1	1	2	0	1	2						
52 Justin Grimm, R OBP: 0.161, SLG: 0.103										0	0	0	0	0	0	0						
37 Travis Wood, R OBP: 0.161, SLG: 0.103										1	0	0	0	0	0	0						
11 Tommy La Stella, L OBP: 0.298, SLG: 0.395										4	0	2	2	0	0	0						
9 Javier Báez, R OBP: 0.353, SLG: 0.438										1	0	1	0	0	0	0						
Inning Stats	R: 1 E: 0 K: 0 S: 11	H: 2 LOB: 1 BB: 0 P: 16	R: 2 E: 0 K: 1 S: 13	H: 3 LOB: 1 BB: 0 P: 17	R: 0 E: 0 K: 2 S: 8	H: 1 LOB: 0 BB: 2 P: 18	R: 0 E: 0 K: 2 S: 11	H: 0 LOB: 0 BB: 0 P: 17	R: 6 E: 1 K: 0 S: 20	H: 7 LOB: 1 BB: 0 P: 31	R: 0 E: 0 K: 1 S: 12	H: 1 LOB: 2 BB: 1 P: 19	R: 0 E: 0 K: 0 S: 7	H: 0 LOB: 0 BB: 0 P: 9	R: 0 E: 0 K: 1 S: 10	H: 1 LOB: 2 BB: 1 P: 20	R: 0 E: 0 K: 0 S: 12	H: 2 LOB: 2 BB: 0 P: 18	1B: 9 2B: 7 3B: 0 HR: 1	SF: 0 SAC: 0 DP: 2 HBP: 0	WP: 0 PB: 1 SB: 0 CS: 0	PA: 48
PITCHER	IP WLS BF H R ER SO BB IBB HBP BLK WP HR S P ERA WHIP	4.0 L 23 9 6 5 5 1 1 0 0 0 0 1 48 76 11.25 2.500	4.0 4 3 3 2 0 1 0 0 0 0 0 0 9 14 ∞ ∞	2.0 8 2 0 0 1 1 0 0 0 0 0 0 18 28 0.00 1.500	2.0 8 1 0 0 1 0 1 0 0 0 0 0 17 29 0.00 0.500	1.0 5 2 0 0 0 0 0 0 0 0 0 0 12 18 0.00 2.000	PITCHER															

AB	44
R	9
H	17
RBI	8
BB	4
SO	7
LOB	29



Batter	1	2	3	4	5	6	7	8	9	AB	R	H	RBI	BB	SO	LOB	BOTTOM
25 Gregory Polanco, L OBP: 0.323, SLG: 0.385										5	2	2	2	0	2	0	Chicago Cubs @ Pittsburgh Pirates PNC Park, Pittsburgh, PA Thu Sep 17 2015, 12:38 PM - 3:43 PM EDT Att: 28,228 - Sunny - 83 F
6 Starling Marte, R OBP: 0.325, SLG: 0.434										4	0	0	0	0	0	1	
18 Neil Walker, S OBP: 0.331, SLG: 0.420										3	1	2	1	0	0	0	
27 Jung Ho Kang, R OBP: 0.355, SLG: 0.461										0	0	0	0	0	0	0	
10 Jordy Mercer, R OBP: 0.289, SLG: 0.394										4	0	2	0	0	1	1	
24 Pedro Alvarez, L OBP: 0.316, SLG: 0.468										4	1	2	2	0	2	2	
29 Francisco Cervelli, R OBP: 0.377, SLG: 0.407										2	0	0	0	0	1	0	
38 Michael Morse, R OBP: 0.307, SLG: 0.353										1	0	1	0	0	0	0	
52 Rob Scallion, L OBP: 0.294, SLG: 0.360																	

Batter	1	2	3	4	5	6	7	8	9	AB	R	H	RBI	BB	SO	LOB	TOP					
25 Gregory Polanco, L (1,9) OBP: 0.320, SLG: 0.382	 FF 93 B CH 90 F FF 94 X SL 94		 C CH 87 S CH 86 B CH 89 B SI 93 X SL 88			 C FF 91 F FF 92 S CH 88		 C FF 94 F FF 94 B SI 94 S FF 85			4	0	0	0	0	2	2					
6 Starling Marte, R (1,7) OBP: 0.329, SLG: 0.433	 C FF 94 F FF 94 S SL 88 X SL 97		 B SL 87 T CH 89 X SL 93			 X SL 87		 1-2 2-H			4	0	1	1	0	0	0					
22 Andrew McCutchen, R (1,8) OBP: 0.390, SLG: 0.502	 C SL 87 X CU 77		 B CH 89 X FF 93			 B FF 93 B CH 90 C CH 90 B SI 91 C FF 90		 B FC 92 R SI 97 X FF 98			4	0	1	0	0	1	2					
17 Aramis Ramirez, R (1,5) OBP: 0.296, SLG: 0.422	 D FF 94 F FF 94 B SI 88 D SL 88 B SI 94 X SL 94		 F FF 93 S CH 89 B FF 93 F FF 94 X SL 94			 C CU 88 F FF 94 X SL 87		 B FC 92 X FC 82			3	0	0	0	1	0	2					
18 Neil Walker, S (1,4) OBP: 0.332, SLG: 0.427	 B SI 90 F FF 94 X SL 90		 X FF 93			 X CU 77		 B FF 93 F FF 92 B FC 93 X FC 93			4	1	2	1	0	0	2					
24 Pedro Alvarez, L (1,3) OBP: 0.314, SLG: 0.463		 B CU 76 F CH 87 X CU 76		 C CU 77 B CH 89 B SI 90 X SL 90			 C FF 93 S CH 89		 S FF 93 F FC 94 B FC 93 X SL 83													
10 Jordy Mercer, R (1,6) OBP: 0.317, SLG: 0.302		 C FF 92 F FF 93 X SL 87		 B SI 90 S CH 89 X SL 87			 C CU 89 X SL 92		 F FC 92 C SL 81 B FC 95 X SL 84													
23 Travis Snider, L (9, PH) OBP: 0.318, SLG: 0.355																						
19 Chris Stewart, R (1,2) OBP: 0.317, SLG: 0.331		 C FF 92 B CH 89 X FF 93		 X FF 91				 B SI 86 B SI 92 C SL 83 X SL 84														
30 Travis Ishikawa, L (9, PH) OBP: 0.300, SLG: 0.395		 B FF 92 X CH 88		 C FF 92 X CH 89				 B SI 86 C SL 83 X SL 84														
49 Jeff Locke, L (1,1) OBP: 0.109, SLG: 0.091																						
37 Arquimedes Caminero, R (1,1) OBP: 0.319, SLG: 0.353																						
38 Michael Morse, R (8, PH) OBP: 0.318, SLG: 0.355																						
39 Bobby LaFromboise, L (8,1) OBP: 0.318, SLG: 0.355																						
Inning Stats	R: 0 E: 0 K: 0 S: 15	H: 1 LOB: 2 BB: 1 P: 21	R: 0 E: 0 K: 0 S: 10	H: 1 LOB: 1 BB: 0 P: 16	R: 0 E: 0 K: 0 S: 6	H: 0 LOB: 0 BB: 0 P: 10	R: 1 E: 0 K: 0 S: 13	H: 1 LOB: 0 BB: 0 P: 19	R: 0 E: 0 K: 1 S: 6	H: 0 LOB: 0 BB: 0 P: 10	R: 0 E: 0 K: 1 S: 7	H: 0 LOB: 0 BB: 0 P: 10	R: 0 E: 0 K: 1 S: 6	H: 0 LOB: 0 BB: 0 P: 6	R: 1 E: 0 K: 1 S: 10	H: 2 LOB: 2 BB: 1 P: 19	R: 0 E: 0 K: 0 S: 11	H: 1 LOB: 1 BB: 0 P: 15	1B: 4 2B: 1 3B: 0 HR: 1	SF: 0 SAC: 0 DP: 0 HBP: 0	WP: 0 PB: 0 SB: 0 CS: 0	PA: 35
PITCHER	IP WLS BF H R ER SO BB IBB HBP BLK WP HR S P ERA WHIP																					
21 Zack Greinke, R (1,1) ERA: 1.65	7.0 W 27 4 2 2 3 2 0 0 0 0 0 1 66 97 2.57 0.857																					
43 Luis Avilan, L (8,1) ERA: 4.09	0.1 1 0 0 0 1 0 0 0 0 0 0 0 3 5 0.00 0.000																					
41 Chris Hatcher, R (8,1) ERA: 4.05	0.2 3 1 0 0 0 0 0 0 0 0 0 0 4 7 0.00 1.500																					
74 Kenley Jansen, R (9,1) ERA: 2.45	1.0 4 1 0 0 0 0 0 0 0 0 0 0 11 15 0.00 1.000																					

Pittsburgh Pirates @ Los Angeles Dodgers
Dodger Stadium, Los Angeles, CA
Fri Sep 18 2015, 7:11 PM - 9:58 PM PDT
Att. 49,529 - Clear - 81 F

AB 33
R 2
H 6
RBI 2
BB 2
SO 4
LOB 12



Batter	1	2	3	4	5	6	7	8	9	AB	R	H	RBI	BB	SO	LOB	BOTTOM			
27 Justin Ruggiano, R (1,7) OBP: 0.345, SLG: 0.505	 B SI 92 X SI 92	 F CH 92 B SI 92 F CH 83 X KC 81		 B SI 90 F CH 92 F CH 81 X SI 90			 B SI 87 B SI 89 B SI 90 F CH 88			3	1	2	1	0	0	1				
16 Andre Ethier, L (7, PH) OBP: 0.367, SLG: 0.482		 C FF 92 F SI 90 H SI 92					 B FF 90 C SI 91 X SL 91			3	1	0	0	0	0	2				
26 Chase Utley, L (1,4) OBP: 0.289, SLG: 0.344	 C FF 92 F SI 90 H SI 92		 X SI 91		 C SI 91 X KC 83		 B FF 90 C SI 91 X SL 91			3	0	1	0	1	1	2				
10 Justin Turner, R (1,5) OBP: 0.367, SLG: 0.488	 B SI 92 F CH 82 B SI 91 C SI 94		 C SI 92 B SI 92 F CH 83 X CH 83		 B KC 90 X CH 82		 F SI 97 B FF 100 B SI 97 F FF 98 B FF 100			3	0	1	0	1	1	2				
23 Adrián González, L (1,3) OBP: 0.356, SLG: 0.493	 B SI 93 C CH 83 F SI 93 B KC 81 X CH 82		 B KC 81 X KC 81		 F SI 90 X FF 91		 X FF 90			4	0	1	2	0	0	2				
17 A.J. Ellis, R (1,2) OBP: 0.355, SLG: 0.390	 B SI 92 B CH 83 C CH 82 B SI 92			 B SI 90 B SI 90 X SI 90		 C SI 91 D KC 82 I SAFE	 C CH 80 S CH 81 C FF 92	 B SI 97 B SI 91 F FF 98 F FF 101 X SL 93			3	1	1	0	1	1	2			
5 Corey Seager, L (1,6) OBP: 0.508, SLG: 0.647	 C SI 92 S CH 82 X SI 93			 X FF 90		 B SI 91 F CH 84 X SI 92		 F SI 88 B SI 89 C SL 80			4	1	1	2	0	1	2			
28 Chris Heisey, R (1,9) OBP: 0.322, SLG: 0.200		 X SI 91		 B KC 80 F CH 82 B SI 92			 B CH 84 B SI 92 C CH 83		 B SI 89 B SI 89 X SI 88											
31 Joc Pederson, L (1,8) OBP: 0.354, SLG: 0.431		 C SI 92 B CH 82 X SI 92		 C SI 92 S D KC 82 I SAFE B SI 92 F CH 82 T CH 82			 B SI 90 X SI 91	 B SI 88 B SI 89 C SL 80			4	1	1	0	0	2	1			
21 Zack Greinke, R (1,1) OBP: 0.242, SLG: 0.359				 X SI 91			 X SI 91			2	1	2	0	0	0	0				
43 Luis Avilan, L (8,1) ERA: 4.48																				
41 Chris Hatcher, R (8,1) ERA: 4.48																				
74 Kenley Jansen, S (9,1) ERA: 2.45																				
Inning Stats	R: 1 E: 0 K: 1 S: 13	H: 1 LOB: 2 BB: 1 P: 25	R: 1 E: 0 K: 0 S: 8	H: 2 LOB: 1 BB: 0 P: 12	R: 0 E: 0 K: 0 S: 5	H: 0 LOB: 0 BB: 0 P: 8	R: 2 E: 0 K: 1 S: 14	H: 3 LOB: 1 BB: 1 P: 25	R: 0 E: 0 K: 0 S: 7	H: 1 LOB: 0 BB: 0 P: 10	R: 0 E: 0 K: 2 S: 8	H: 0 LOB: 0 BB: 0 P: 13	R: 2 E: 0 K: 0 S: 13	H: 2 LOB: 2 BB: 2 P: 25	R: 0 E: 0 K: 2 S: 8	H: 0 LOB: 0 BB: 0 P: 13	1B: 6 2B: 2 3B: 0 HR: 1	SF: 0 SAC: 1 DP: 0 HBP: 1	WP: 0 PB: 0 SB: 3 CS: 2	PA: 36
PITCHER	IP WLS BF H R ER SO BB IBB HBP BLK WP HR S P ERA WHIP																			
49 Jeff Locke, L (1,1) ERA: 4.48	6.1 L 27 8 5 4 4 2 0 1 0 0 0 0 1 57 96 5.68 1.579																			
37 Arquimedes Caminero, R (7,1) ERA: 3.6	0.2 5 1 1 1 0 2 0 0 0 0 0 0 11 22 13.50 4.500																			
39 Bobby LaFromboise, L (8,1) ERA: 2.45	1.0 3 0 0 0 0 2 0 0 0 0 0 0 8 13 0.00 0.000																			

Pittsburgh Pirates @ Los Angeles Dodgers
Dodger Stadium, Los Angeles, CA
Fri Sep 18 2015, 7:11 PM - 9:58 PM PDT
Att. 49,529 - Clear - 81 F

AB 29
R 6
H 9
RBI 5
BB 4
SO 6
LOB 12



Batter	1	2	3	4	5	6	7	8	9	AB	R	H	RBI	BB	SO	LOB	TOP						
25 Gregory Polanco, L (1, 9) OBP: 0.319, SLG: 0.382										5	1	1	0	0	0	2	Pittsburgh Pirates @ Los Angeles Dodgers Dodger Stadium, Los Angeles, CA Sun Sep 20 2015, 1:13 PM - 4:15 PM PDT Att: 47,483 - Sunny - 97 F						
6 Starling Marte, R (1, 7) OBP: 0.329, SLG: 0.436										5	1	2	1	0	0	1							
22 Andrew McCutchen, R (1, 8) OBP: 0.402, SLG: 0.504										1	0	1	0	4	0	0							
17 Aramis Ramirez, R (1, 5) OBP: 0.297, SLG: 0.423										4	0	2	1	0	0	2							
5 Josh Harrison, R (7, 5) OBP: 0.316, SLG: 0.371										1	0	1	0	0	0	0							
18 Neil Walker, S (1, 4) OBP: 0.331, SLG: 0.427										4	0	1	0	0	3	4							
29 Francisco Cervelli, R (1, 2) OBP: 0.375, SLG: 0.402										4	1	1	0	0	0	1							
24 Pedro Alvarez, L (1, 3) OBP: 0.315, SLG: 0.471										3	1	2	1	0	0	1							
3 Sean Rodriguez, R (6, PR) OBP: 0.282, SLG: 0.356										1	0	0	0	0	1	1							
10 Jordy Mercer, R (1, 6) OBP: 0.289, SLG: 0.301										4	0	0	0	0	1	3							
45 Gerrit Cole, R (1, 1) OBP: 0.172, SLG: 0.143										3	0	0	0	0	1	1							
44 Tony Watson, L (8, 1) OBP: 0.309, SLG: 0.351										0	0	0	0	0	0	0							
38 Michael Morse, R (9, PH) OBP: 0.309, SLG: 0.351										1	0	1	0	0	0	0							
14 Jaff Decker, L (9, PR) OBP: 0.385, SLG: 0.350										0	0	0	0	0	0	0							
35 Mark Melancon, R (9, 1) OBP: 0.385, SLG: 0.350										0	0	0	0	0	0	0							
Inning Stats	R: 0 H: 1 E: 0 K: 1 S: 14	H: 1 LOB: 2 BB: 1 P: 22	R: 1 H: 1 E: 1 K: 1 S: 11	H: 1 LOB: 1 BB: 0 P: 18	R: 1 H: 1 E: 0 K: 1 S: 12	H: 1 LOB: 0 BB: 1 P: 18	R: 1 H: 1 E: 0 K: 1 S: 8	H: 1 LOB: 0 BB: 0 P: 10	R: 1 H: 2 E: 0 K: 1 S: 12	H: 2 LOB: 2 BB: 1 P: 17	R: 0 H: 1 E: 0 K: 0 S: 5	H: 1 LOB: 1 BB: 0 P: 8	R: 0 H: 1 E: 0 K: 0 S: 13	H: 1 LOB: 1 BB: 0 P: 17	R: 0 H: 1 E: 0 K: 1 S: 11	H: 1 LOB: 1 BB: 0 P: 15	R: 0 H: 3 E: 1 K: 0 S: 10	H: 3 LOB: 2 BB: 1 P: 19	1B: 9 2B: 2 3B: 0 HR: 2	SF: 0 SAC: 0 DP: 3 HBP: 0	WP: 0 PB: 0 SB: 0 CS: 1	PA: 40	
PITCHER	IP: 4.1 WLS: L BF: 21 ERA: 3.26	WLS: L BF: 21 ERA: 3.26	H: 5 R: 4 ER: 3 SO: 4	H: 4 R: 3 ER: 3 SO: 4	BB: 3 IBB: 0 HBP: 0 BLK: 0	BB: 3 IBB: 0 HBP: 0 BLK: 0	WP: 0 HR: 2 S: 50 P: 77	WP: 0 HR: 2 S: 50 P: 77	ERA: 6.23 WHIP: 1.846	ERA: 6.23 WHIP: 1.846	IP: 0.1 WLS: L BF: 3 ERA: 3.44	IP: 0.1 WLS: L BF: 3 ERA: 3.44	H: 2 R: 0 ER: 0 SO: 0	H: 2 R: 0 ER: 0 SO: 0	BB: 0 IBB: 1 HBP: 0 BLK: 0	BB: 0 IBB: 1 HBP: 0 BLK: 0	WP: 0 HR: 0 S: 6 P: 14	WP: 0 HR: 0 S: 6 P: 14	ERA: 0.00 WHIP: 6.000	ERA: 0.00 WHIP: 6.000			

Batter	1	2	3	4	5	6	7	8	9	AB	R	H	RBI	BB	SO	LOB	BOTTOM						
3 Carl Crawford, L (1, 7) OBP: 0.299, SLG: 0.429										3	1	1	0	0	0	0	Pittsburgh Pirates @ Los Angeles Dodgers Dodger Stadium, Los Angeles, CA Sun Sep 20 2015, 1:13 PM - 4:15 PM PDT Att: 47,483 - Sunny - 97 F						
47 Howie Kendrick, R (8, PH) OBP: 0.339, SLG: 0.415										4	0	0	0	0	1	1							
56 J.P. Howell, L (9, 1) OBP: 0.339, SLG: 0.415										4	0	0	0	0	1	1							
12 Juan Nicasio, R (9, 1) OBP: 0.339, SLG: 0.415										4	0	1	0	0	1	1							
26 Chase Utley, L (1, 4) OBP: 0.286, SLG: 0.340										4	0	1	0	0	1	1							
5 Corey Seager, L (1, 6) OBP: 0.478, SLG: 0.603										4	0	1	0	0	1	1							
16 Andre Ethier, L (1, 9) OBP: 0.365, SLG: 0.478										4	0	1	1	0	3	1							
9 Yasmani Grandal, S (1, 2) OBP: 0.361, SLG: 0.421										4	0	0	0	0	1	1							
33 Scott Van Slyke, R (1, 3) OBP: 0.332, SLG: 0.406										3	1	1	1	0	2	0							
31 Joc Pederson, L (1, 8) OBP: 0.353, SLG: 0.429										3	1	1	0	0	0	0							
7 Alex Guerrero, R (1, 5) OBP: 0.256, SLG: 0.439										3	0	1	1	0	0	0							
46 Mike Bolsinger, R (1, 1) OBP: 0.208, SLG: 0.356										1	0	0	0	0	1	0							
11 Jimmy Rollins, S (5, PH) OBP: 0.276, SLG: 0.354										0	0	0	0	0	0	0							
77 Carlos Frias, R (8, 1) OBP: 0.309, SLG: 0.351										0	0	0	0	0	0	0							
54 Jim Johnson, R (9, 1) OBP: 0.385, SLG: 0.350										0	0	0	0	0	0	0							
27 Justin Ruggiano, R (8, PH) OBP: 0.338, SLG: 0.491										1	0	0	0	0	0	0							
Inning Stats	R: 1 H: 2 E: 0 K: 3 S: 15	H: 2 LOB: 0 BB: 0 P: 25	R: 1 H: 2 E: 0 K: 2 S: 12	H: 2 LOB: 0 BB: 0 P: 18	R: 0 H: 1 E: 0 K: 1 S: 10	H: 1 LOB: 0 BB: 0 P: 12	R: 0 H: 0 E: 0 K: 1 S: 9	H: 0 LOB: 0 BB: 0 P: 10	R: 0 H: 0 E: 0 K: 1 S: 7	H: 0 LOB: 0 BB: 0 P: 10	R: 0 H: 0 E: 0 K: 1 S: 8	H: 0 LOB: 0 BB: 0 P: 14	R: 1 H: 1 E: 0 K: 0 S: 10	H: 1 LOB: 0 BB: 0 P: 19	R: 0 H: 0 E: 0 K: 0 S: 5	H: 0 LOB: 0 BB: 0 P: 9	R: 0 H: 0 E: 0 K: 1 S: 11	H: 0 LOB: 0 BB: 0 P: 19	1B: 3 2B: 1 3B: 1 HR: 1	SF: 0 SAC: 0 DP: 0 HBP: 0	WP: 0 PB: 0 SB: 1 CS: 0	PA: 32	
PITCHER	IP: 7.0 WLS: W BF: 26 ERA: 2.84	IP: 7.0 WLS: W BF: 26 ERA: 2.84	H: 6 R: 3 ER: 3 SO: 9	H: 3 R: 3 ER: 3 SO: 9	BB: 0 IBB: 0 HBP: 0 BLK: 0	BB: 0 IBB: 0 HBP: 0 BLK: 0	WP: 0 HR: 1 S: 71 P: 108	WP: 0 HR: 1 S: 71 P: 108	ERA: 3.86 WHIP: 0.857	ERA: 3.86 WHIP: 0.857	IP: 0 WLS: L BF: 5 ERA: 2.08	IP: 0 WLS: L BF: 5 ERA: 2.08	H: 0 R: 5 ER: 0 SO: 9	H: 0 R: 5 ER: 0 SO: 9	BB: 0 IBB: 0 HBP: 0 BLK: 0	BB: 0 IBB: 0 HBP: 0 BLK: 0	WP: 0 HR: 0 S: 11 P: 19	WP: 0 HR: 0 S: 11 P: 19	ERA: 0.00 WHIP: 0.000	ERA: 0.00 WHIP: 0.000			

Batter	1	2	3	4	5	6	7	8	9	AB	R	H	RBI	BB	SO	LOB	TOP																			
25 Gregory Polanco, L (1, 9) OBP: 0.318, SLG: 0.380	F7	G5-3		F7		F7		F8		5	0	1	1	0	0	2																				
6 Starling Marte, R (1, 7) OBP: 0.333, SLG: 0.447	HR		F8	1B		2B			1B	5	2	4	2	0	0	0																				
22 Andrew McCutchen, R (1, 8) OBP: 0.403, SLG: 0.502	G6-3		BB	K		BB			BB	2	1	0	0	3	1	2																				
17 Aramis Ramirez, R (1, 5) OBP: 0.298, SLG: 0.430 60 Keon Broxton, R (9, PR)	HR		K			FC6-4				5	1	2	2	0	1	3																				
39 Bobby LaFromboise, L (9, 1) 37 Arquimedes Caminero, R (9, 1)	HR		K			FC6-4				0	1	0	0	0	0	0																				
18 Neil Walker, S (1, 4) OBP: 0.330, SLG: 0.424	P6		K						1B	5	0	1	1	0	2	2																				
29 Francisco Cervelli, R (1, 2) OBP: 0.377, SLG: 0.404		10 2B		K					1B	5	2	3	0	0	1	1																				
24 Pedro Alvarez, L (1, 3) OBP: 0.313, SLG: 0.467 38 Michael Morse, R (7, PH) 3 Sean Rodriguez, R (7, 3) OBP: 0.308, SLG: 0.349 OBP: 0.281, SLG: 0.355	K		F7			K		G5-3	K	3	0	0	0	0	2	3																				
10 Jordy Mercer, R (1, 6) OBP: 0.296, SLG: 0.314	G6-3		1B			1B		G5-3		1	0	0	0	0	1	1																				
34 A.J. Burnett, R (1, 1) 59 Antonio Bastardo, R (9, 1) 38 Joakim Soria, R (7, 1) 23 Travis Snider, L (9, PH) 44 Tony Watson, L (9, 1) 5 Josh Harrison, R (9, 5) OBP: 0.318, SLG: 0.370	G6-3		G6-3			G4-3		F8	F9	2	0	0	0	0	0	2																				
Inning Stats	R: 2 E: 0 K: 0 S: 8	H: 2 LOB: 0 BB: 0 P: 11	R: 1 E: 0 K: 1 S: 11	H: 2 LOB: 1 BB: 0 P: 15	R: 0 E: 0 K: 2 S: 11	H: 0 LOB: 1 BB: 1 P: 19	R: 2 E: 0 K: 1 S: 15	H: 4 LOB: 2 BB: 0 P: 24	R: 0 E: 0 K: 2 S: 12	H: 1 LOB: 1 BB: 0 P: 15	R: 1 E: 0 K: 0 S: 10	H: 2 LOB: 2 BB: 1 P: 19	R: 0 E: 0 K: 1 S: 6	H: 0 LOB: 0 BB: 0 P: 10	R: 0 E: 0 K: 0 S: 9	H: 0 LOB: 0 BB: 0 P: 13	R: 3 E: 0 K: 1 S: 15	H: 4 LOB: 2 BB: 1 P: 24	1B: 10 2B: 3 HR: 2	SF: 0 SAC: 1 DP: 0 HBP: 0	WP: 1 PB: 0 SB: 3 CS: 0	PA: 45														
PITCHER	IP	WLS	BF	H	R	ER	SO	BB	IBB	HBP	BLK	WP	HR	S	P	ERA	WHIP	PITCHER	IP	WLS	BF	H	R	ER	SO	BB	IBB	HBP	BLK	WP	HR	S	P	ERA	WHIP	
55 Jon Gray, R (1, 1) ERA: 5.53	4.2	L	24	9	5	5	5	1	0	0	0	0	2	54	81	9.64	2.143	65 Jason Gurka, L (7, 1) ERA: 7.94	2.0		6	0	0	0	1	0	0	0	0	0	15	23	0.00	0.000		
53 Christian Friedrich, L (6, 1) ERA: 5.37	0.1		1	0	0	0	1	0	0	0	0	0	0	3	3	0.00	0.000	51 Brooks Brown, R (9, 1) ERA: 4.4	1.0		8	4	3	3	1	1	0	0	0	0	15	24	27.00	5.000		
64 Simon Castro, R (6, 1) ERA: 5.4	0.1		2	1	1	1	0	0	0	0	0	0	0	5	7	27.00	3.000																			
49 Rex Brothers, L (6, 1) ERA: 2.7	0.1		1	0	0	0	0	0	0	0	0	0	0	1	3	0.00	0.000																			
45 Scott Oberg, R (6, 1) ERA: 5.47	0.1		3	1	0	0	0	1	0	0	0	1	0	4	9	0.00	6.000																			

Pittsburgh Pirates @ Colorado Rockies
Coors Field, Denver, CO
Mon Sep 21 2015, 6:42 PM - 10:06 PM MDT
Att: 23,187 - Partly Cloudy - 83 F

AB 41
R 9
H 15
RBI 8
BB 3
SO 8
LOB 18



Batter	1	2	3	4	5	6	7	8	9	AB	R	H	RBI	BB	SO	LOB	BOTTOM																			
19 Charlie Blackmon, L (1, 8) OBP: 0.349, SLG: 0.451	G4-3			K		L9			1B	4	0	1	0	0	1	3																				
7 José Reyes, S (1, 6) OBP: 0.312, SLG: 0.384	G1-3			FC4-6	BB			F8	P3	4	0	1	0	1	0	1																				
5 Carlos González, L (1, 9) OBP: 0.320, SLG: 0.530	G3			FC4-6	BB			3B 1B	K	4	0	1	0	1	1	2																				
28 Nolan Arenado, R (1, 5) OBP: 0.318, SLG: 0.563			K	K	K	K		K	F8	5	0	0	0	0	4	6																				
33 Justin Morneau, L (1, 3) OBP: 0.349, SLG: 0.464								F7	1B	4	0	3	0	0	0	0																				
9 DJ LeMahieu, R (1, 4) OBP: 0.386, SLG: 0.398	G6-3				FC6	L9		L4		4	1	0	0	0	4																					
6 Corey Dickerson, L (1, 7) OBP: 0.339, SLG: 0.492					L9	30 HR		10 BB	20 G6-4-3	3	1	2	0	1	0	0																				
30 Tom Murphy, R (1, 2) OBP: 0.294, SLG: 0.625					G5-3			10 BB	L7	3	1	1	3	1	0	1																				
55 Jon Gray, R (1, 1) 53 Christian Friedrich, R (9, 1) 43 Ralphy Yunes, S (9, 1) 44 Simon Castro, R (9, 1) 49 Rex Brothers, L (9, 1) 45 Scott Oberg, R (9, 1) 10 Ben Paulsen, L (9, 1) 85 Jason Gurka, L (9, 1) 20 Willy Rosario, S (9, 1) 81 Brooks Brown, R (9, 1)					G1-3				G6-4-3	1	0	0	0	0	0	0																				
Inning Stats	R: 0 E: 0 K: 0 S: 5	H: 0 LOB: 0 BB: 0 P: 8	R: 0 E: 0 K: 1 S: 12	H: 1 LOB: 0 BB: 0 P: 18	R: 0 E: 0 K: 0 S: 7	H: 0 LOB: 0 BB: 0 P: 10	R: 0 E: 0 K: 2 S: 8	H: 1 LOB: 1 BB: 0 P: 11	R: 3 E: 1 K: 2 S: 15	H: 3 LOB: 3 BB: 2 P: 30	R: 0 E: 0 K: 0 S: 10	H: 1 LOB: 2 BB: 2 P: 26	R: 0 E: 0 K: 1 S: 12	H: 2 LOB: 0 BB: 0 P: 17	R: 0 E: 0 K: 0 S: 5	H: 0 LOB: 0 BB: 1 P: 10	R: 0 E: 0 K: 1 S: 11	H: 1 LOB: 1 BB: 0 P: 16	1B: 7 2B: 1 3B: 0 HR: 1	SF: 0 SAC: 0 DP: 2 HBP: 1	WP: 1 PB: 0 SB: 2 CS: 0	PA: 40														
PITCHER	IP	WLS	BF	H	R	ER	SO	BB	IBB	HBP	BLK	WP	HR	S	P	ERA	WHIP	PITCHER	IP	WLS	BF	H	R	ER	SO	BB	IBB	HBP	BLK	WP	HR	S	P	ERA	WHIP	
34 A.J. Burnett, R (1, 1) ERA: 3.15	5.2	W	27	6	3	2	5	4	0	1	0	0	0	3	5	0.00	0.000	37 Arquimedes Caminero, R (9, 1) ERA: 3.58	0.1		1	0	0	0	0	0	0	0	0	2	5	0.00	0.000			
59 Antonio Bastardo, L (6, 1) ERA: 2.94	0.1	H	1	0	0	0	0	0	0	0	0	0	0	0	0	0.00	0.000																			
38 Joakim Soria, R (7, 1) ERA: 2.77	1.0	H	5	2	0	0	1	0	0	0	0	0	0	12	17	0.00	2.000																			
44 Tony Watson, L (8, 1) ERA: 2.05	1.0	H	3	0	0	0	0	1	0	0	0	0	0	5	10	0.00	1.000																			
39 Bobby LaFromboise, L (9, 1) ERA:	0.2		3	1	0	0	1	0	0	0	0	0	0	9	11	0.00	1.500																			

Pittsburgh Pirates @ Colorado Rockies
Coors Field, Denver, CO
Mon Sep 21 2015, 6:42 PM - 10:06 PM MDT
Att: 23,187 - Partly Cloudy - 83 F

AB 34
R 3
H 9
RBI 3
BB 5
SO 7
LOB 18

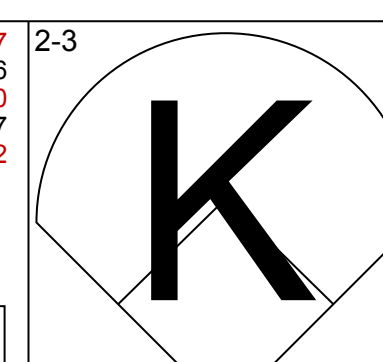
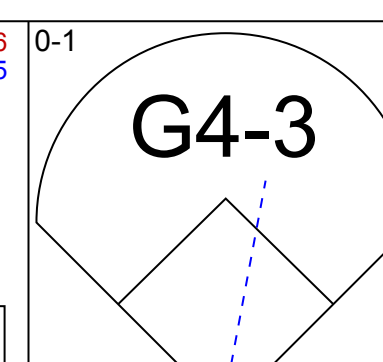
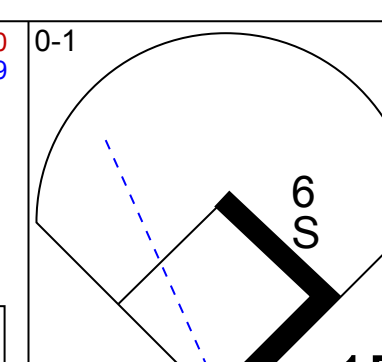
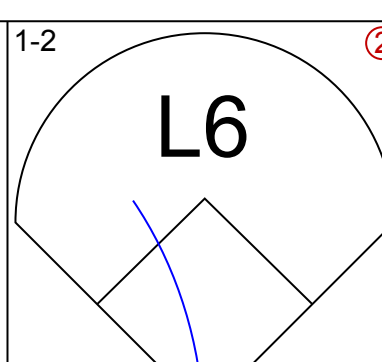
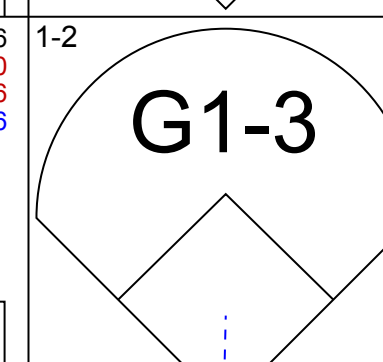
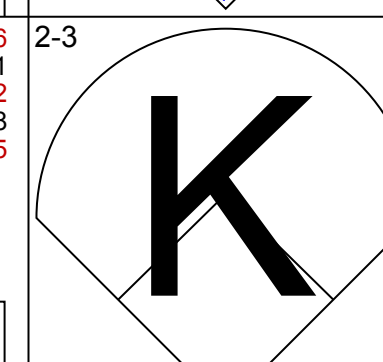
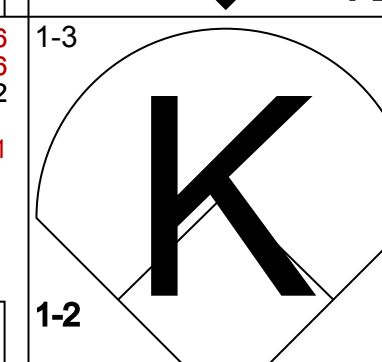
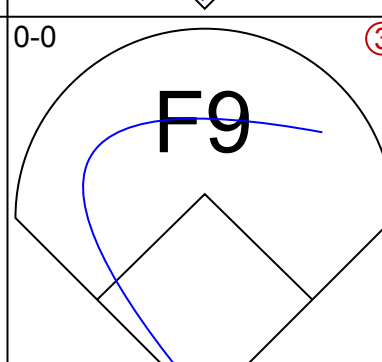
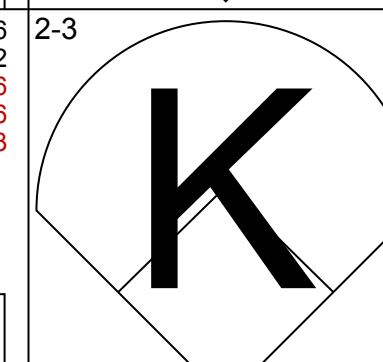
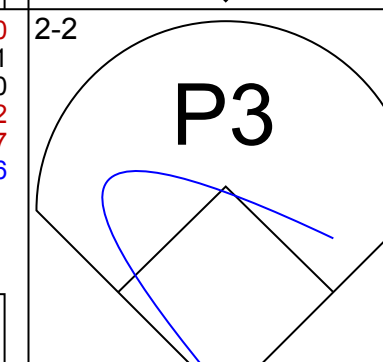
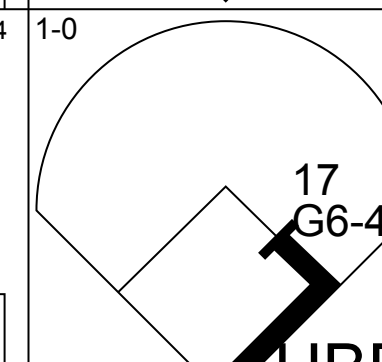
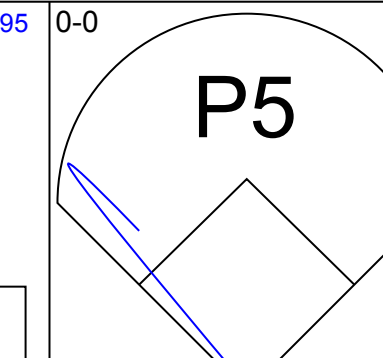
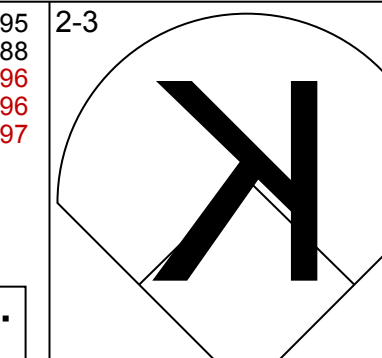
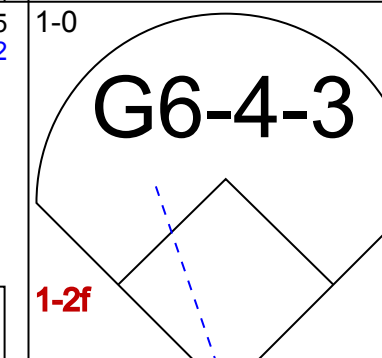
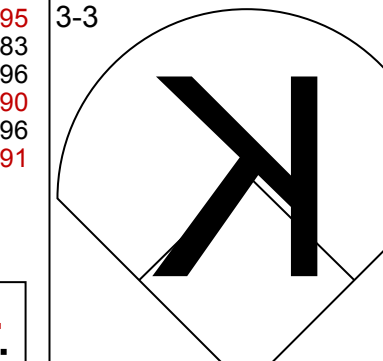
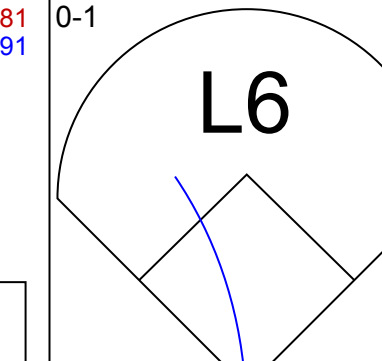
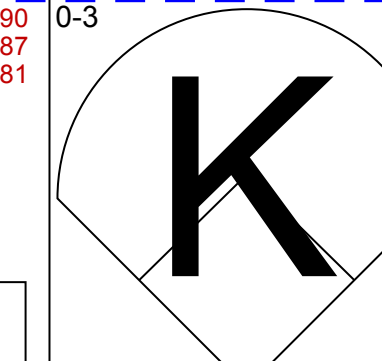
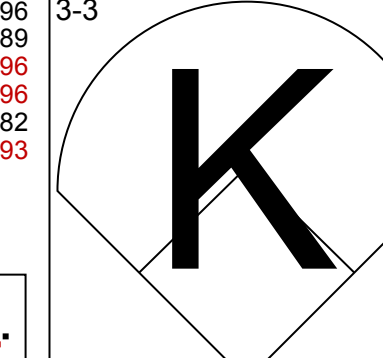
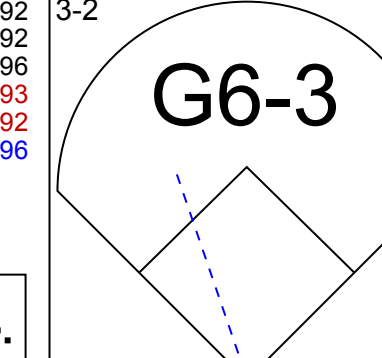
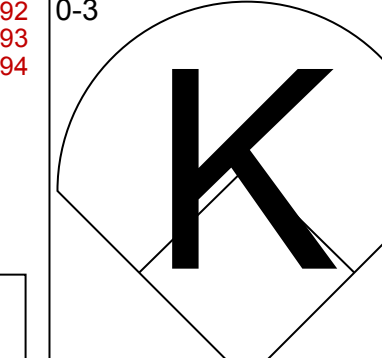
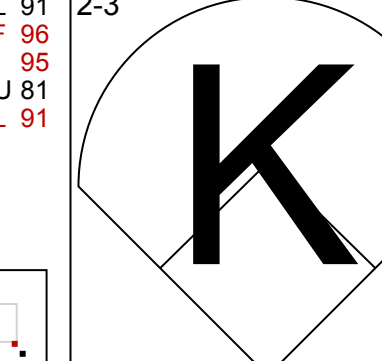
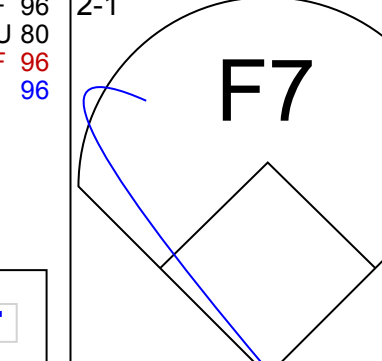
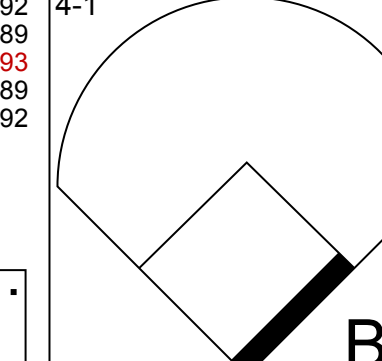
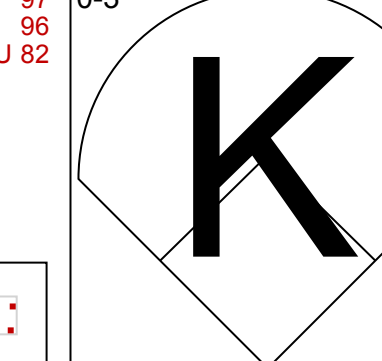
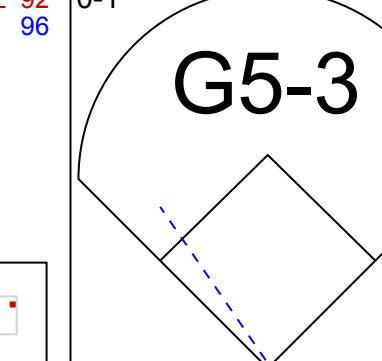
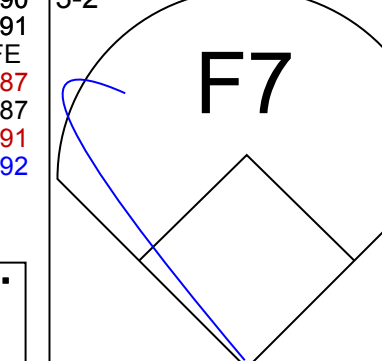
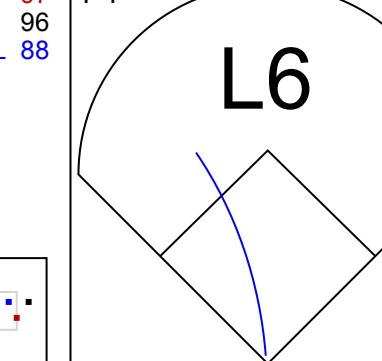
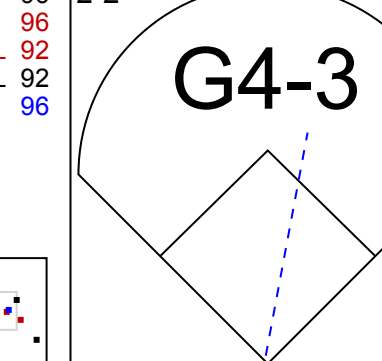
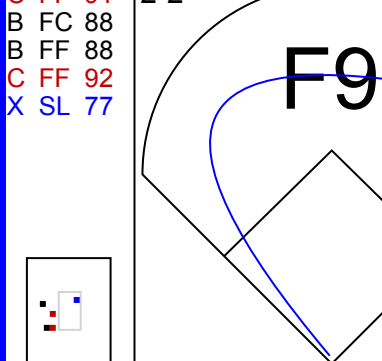


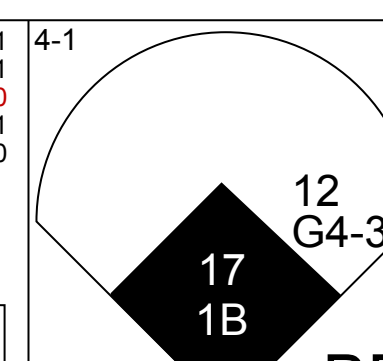
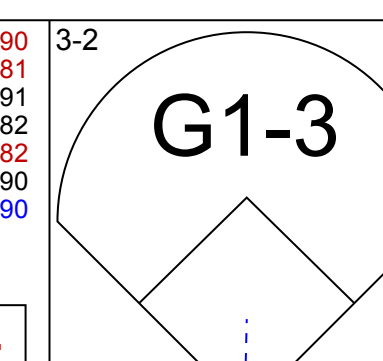
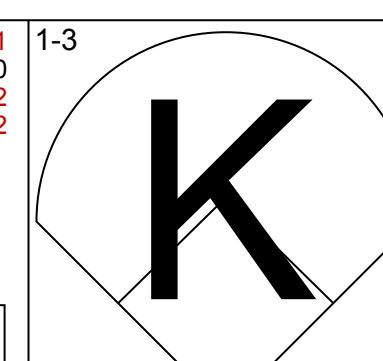
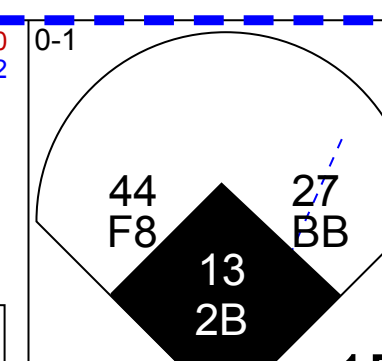
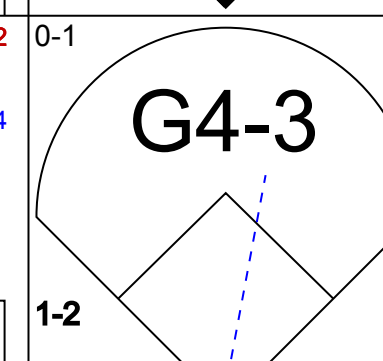
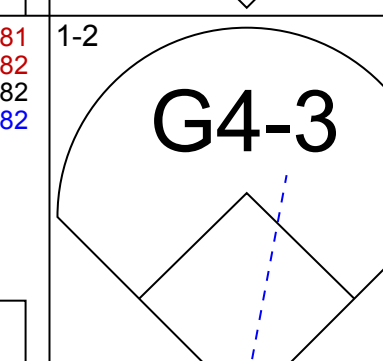
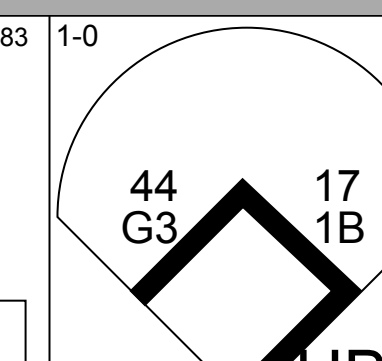
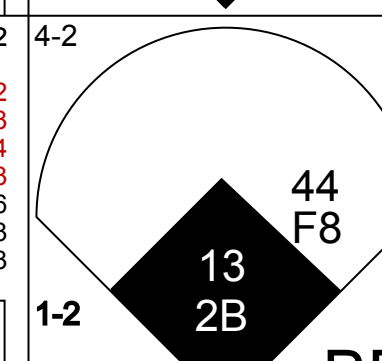
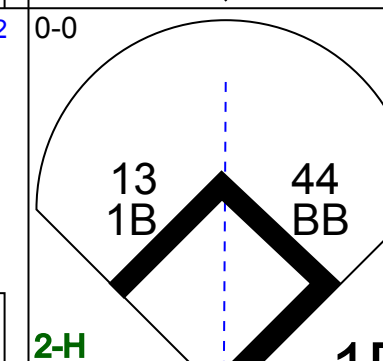
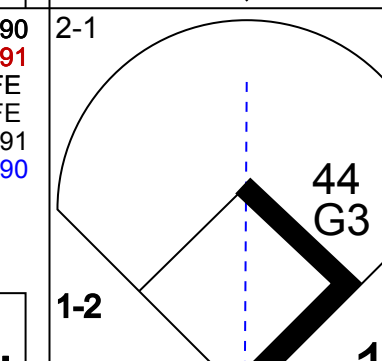
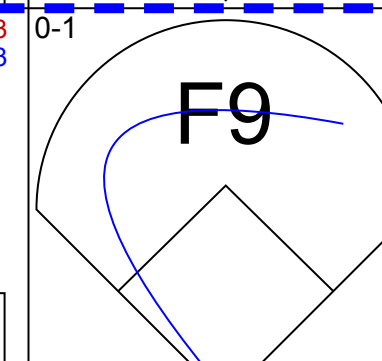
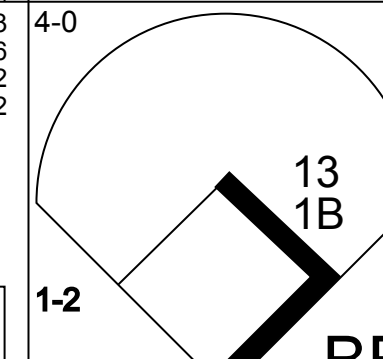
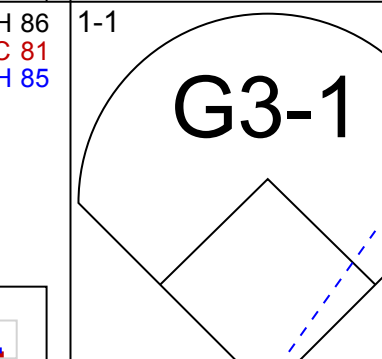
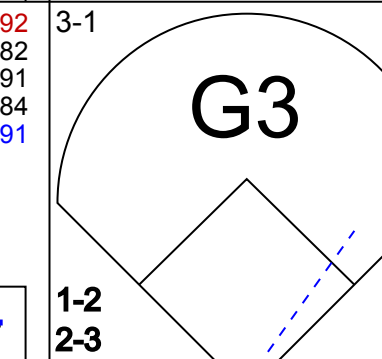
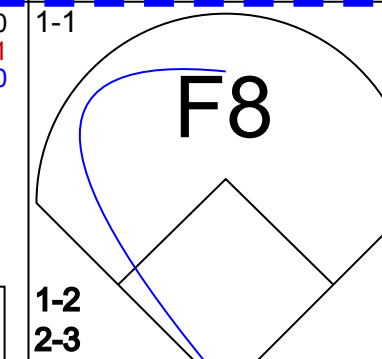
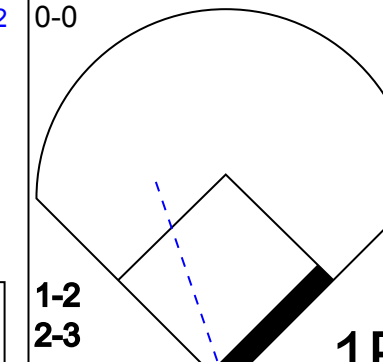

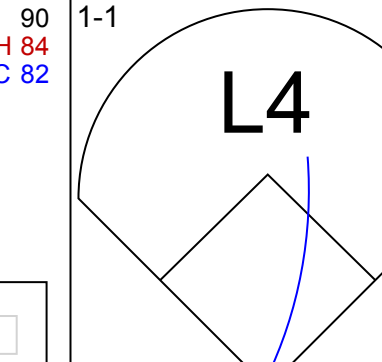
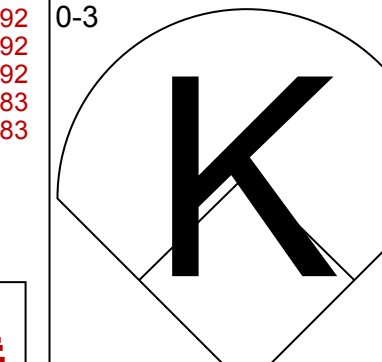
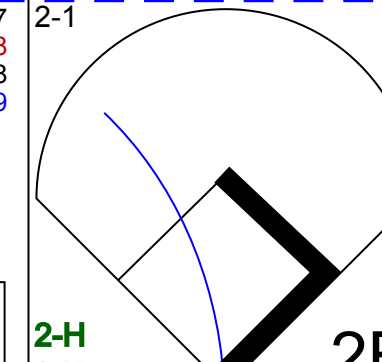
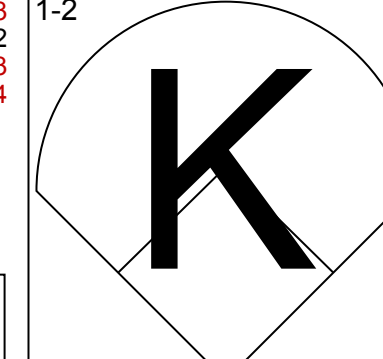

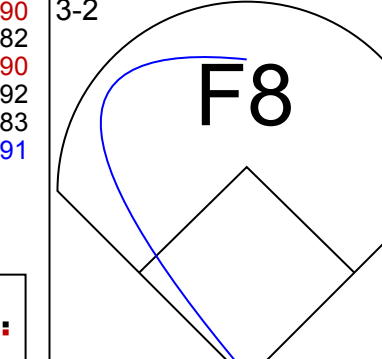
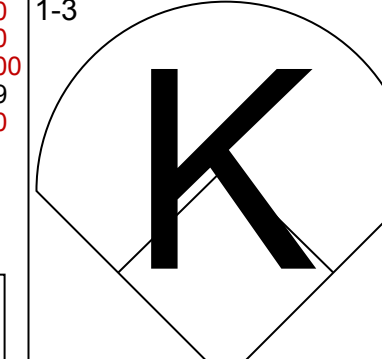
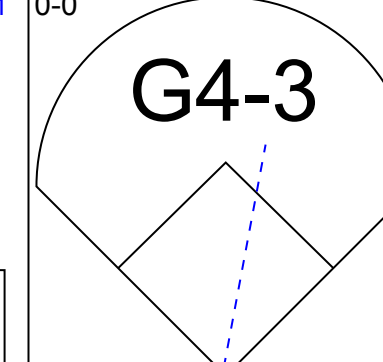



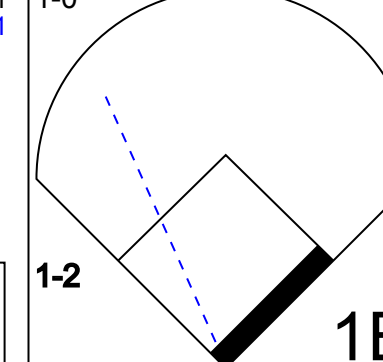



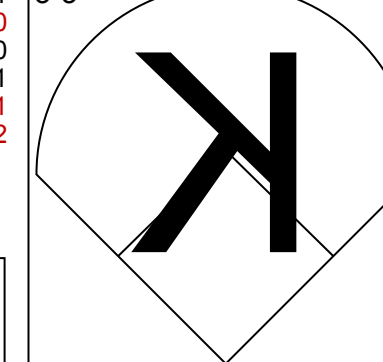
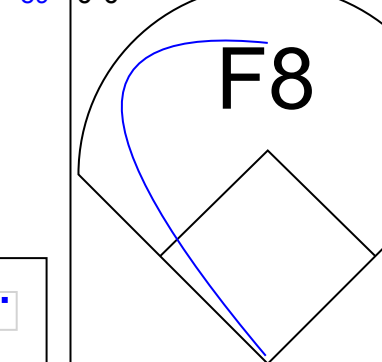
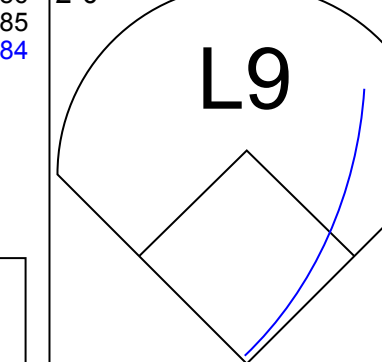
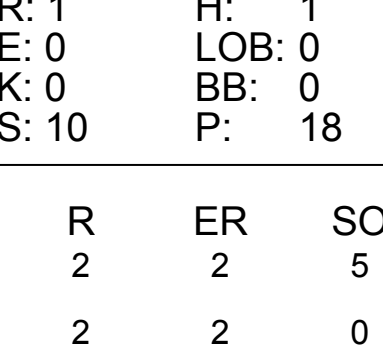
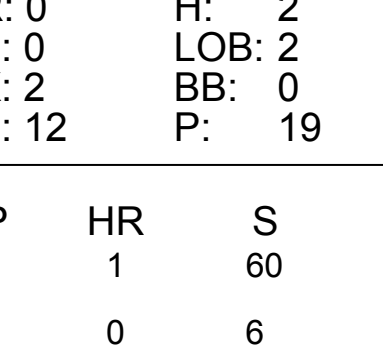
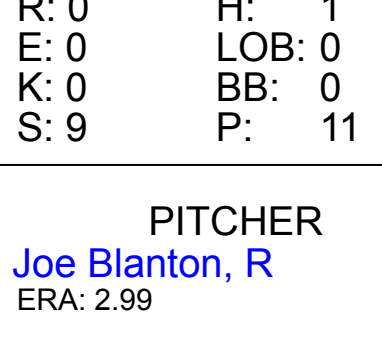
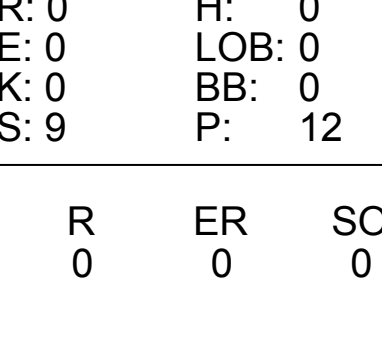




Batter	1	2	3	4	5	6	7	8	9	AB	R	H	RBI	BB	SO	LOB	TOP			
5 Josh Harrison, R OBP: 0.321, SLG: 0.374 (1, 4)										4	1	2	1	1	0	1				
25 Gregory Polanco, L OBP: 0.319, SLG: 0.379 (1, 9)										4	2	1	1	1	0	2				
22 Andrew McCutchen, R OBP: 0.403, SLG: 0.499 (1, 8)										3	0	0	0	2	0	2				
17 Aramis Ramirez, R OBP: 0.299, SLG: 0.434 (6, PH)										3	1	1	1	0	0	2				
18 Neil Walker, S OBP: 0.329, SLG: 0.423 (6, 4)										2	0	0	0	0	1	2				
6 Starling Marte, R OBP: 0.335, SLG: 0.449 (1, 7)										4	0	2	2	1	0	0				
29 Francisco Cervelli, R OBP: 0.379, SLG: 0.404 (1, 2)										5	1	2	0	0	1	6				
38 Michael Morse, R OBP: 0.315, SLG: 0.350 (7, PR)										2	0	1	1	1	1	0				
60 Keon Broxton, R OBP: 0.279, SLG: 0.353 (7, 3)										0	0	0	0	0	0	1				
3 Sean Rodriguez, R OBP: 0.279, SLG: 0.353 (7, 3)										4	1	1	0	1	1	2				
10 Jordy Mercer, R OBP: 0.297, SLG: 0.314 (1, 6)										2	0	0	0	0	1	2				
32 J.A. Happ, L OBP: 0.107, SLG: 0.099 (6, 1)										0	0	0	0	0	0	0				
48 Jared Hughes, R OBP: 0.212, SLG: 0.309 (7, PH)										1	0	0	0	0	0	0				
59 Antonio Bastardo, R OBP: 0.288, SLG: 0.343 (9, PH)										1	0	0	0	0	0	0				
38 Joakim Soria, R OBP: 0.288, SLG: 0.343 (9, PH)										1	0	0	0	0	0	0				
30 Travis Ishikawa, L OBP: 0.298, SLG: 0.392 (9, PH)										1	0	0	0	0	0	0				
35 Mark Melancon, R OBP: 0.279, SLG: 0.404 (9, 1)										0	0	0	0	0	0	0				
Inning Stats	R: 1 E: 0 K: 1 S: 13	H: 2 LOB: 2 BB: 1 P: 23	R: 2 E: 0 K: 0 S: 10	H: 2 LOB: 1 BB: 1 P: 17	R: 1 E: 0 K: 1 S: 16	H: 2 LOB: 2 BB: 1 P: 25	R: 2 E: 0 K: 0 S: 14	H: 2 LOB: 1 BB: 1 P: 27	R: 0 E: 0 K: 1 S: 8	H: 0 LOB: 3 BB: 3 P: 15	R: 0 E: 0 K: 1 S: 10	H: 1 LOB: 1 BB: 0 P: 17	R: 0 E: 0 K: 1 S: 10	H: 0 LOB: 2 BB: 0 P: 11	R: 0 E: 1 K: 0 S: 9	H: 2 LOB: 2 BB: 0 P: 13	1B: 8 2B: 2 3B: 1 HR: 0	SF: 0 SAC: 1 DP: 0 HBP: 1	WP: 0 PB: 0 SB: 1 CS: 1	PA: 45
PITCHER	IP: 4.0 WLS: L BF: 24 ERA: 5.39	WLS: L BF: 24 ERA: 5.39	H: 8 R: 6 ER: 6 SO: 2	H: 6 R: 6 ER: 6 SO: 2	H: 8 R: 6 ER: 6 SO: 2	H: 6 R: 6 ER: 6 SO: 2	H: 8 R: 6 ER: 6 SO: 2	H: 6 R: 6 ER: 6 SO: 2	H: 8 R: 6 ER: 6 SO: 2	H: 6 R: 6 ER: 6 SO: 2	H: 8 R: 6 ER: 6 SO: 2	H: 6 R: 6 ER: 6 SO: 2	H: 8 R: 6 ER: 6 SO: 2	H: 6 R: 6 ER: 6 SO: 2	H: 8 R: 6 ER: 6 SO: 2	H: 6 R: 6 ER: 6 SO: 2	WP: 0 HR: 0 S: 9	ERA: 13.50 WHIP: 3.000	ERA: 1.35 WHIP: 2.000	
52 Chris Rusin, L ERA: 5.39 (1, 1)	IP: 4.0 WLS: L BF: 24 ERA: 5.39	IP: 1.2 WLS: L BF: 8 ERA: 4.75	H: 8 R: 6 ER: 6 SO: 2	H: 6 R: 6 ER: 6 SO: 2	H: 8 R: 6 ER: 6 SO: 2	H: 6 R: 6 ER: 6 SO: 2	H: 8 R: 6 ER: 6 SO: 2	H: 6 R: 6 ER: 6 SO: 2	H: 8 R: 6 ER: 6 SO: 2	H: 6 R: 6 ER: 6 SO: 2	H: 8 R: 6 ER: 6 SO: 2	H: 6 R: 6 ER: 6 SO: 2	H: 8 R: 6 ER: 6 SO: 2	H: 6 R: 6 ER: 6 SO: 2	H: 8 R: 6 ER: 6 SO: 2	H: 6 R: 6 ER: 6 SO: 2	WP: 0 HR: 0 S: 9	ERA: 13.50 WHIP: 3.000	ERA: 1.35 WHIP: 2.000	
62 Gonzalez Gemen, R ERA: 4.75 (6, 1)	IP: 1.2 WLS: L BF: 8 ERA: 4.75	H: 8 R: 6 ER: 6 SO: 2	H: 6 R: 6 ER: 6 SO: 2	H: 8 R: 6 ER: 6 SO: 2	H: 6 R: 6 ER: 6 SO: 2	H: 8 R: 6 ER: 6 SO: 2	H: 6 R: 6 ER: 6 SO: 2	H: 8 R: 6 ER: 6 SO: 2	H: 6 R: 6 ER: 6 SO: 2	H: 8 R: 6 ER: 6 SO: 2	H: 6 R: 6 ER: 6 SO: 2	H: 8 R: 6 ER: 6 SO: 2	H: 6 R: 6 ER: 6 SO: 2	H: 8 R: 6 ER: 6 SO: 2	H: 6 R: 6 ER: 6 SO: 2	H: 8 R: 6 ER: 6 SO: 2	WP: 0 HR: 0 S: 9	ERA: 13.50 WHIP: 3.000	ERA: 1.35 WHIP: 2.000	
45 Scott Oberg, R ERA: 5.33 (6, 1)	IP: 1.1 WLS: L BF: 5 ERA: 5.33	H: 8 R: 6 ER: 6 SO: 2	H: 6 R: 6 ER: 6 SO: 2	H: 8 R: 6 ER: 6 SO: 2	H: 6 R: 6 ER: 6 SO: 2	H: 8 R: 6 ER: 6 SO: 2	H: 6 R: 6 ER: 6 SO: 2	H: 8 R: 6 ER: 6 SO: 2	H: 6 R: 6 ER: 6 SO: 2	H: 8 R: 6 ER: 6 SO: 2	H: 6 R: 6 ER: 6 SO: 2	H: 8 R: 6 ER: 6 SO: 2	H: 6 R: 6 ER: 6 SO: 2	H: 8 R: 6 ER: 6 SO: 2	H: 6 R: 6 ER: 6 SO: 2	H: 8 R: 6 ER: 6 SO: 2	WP: 0 HR: 0 S: 9	ERA: 13.50 WHIP: 3.000	ERA: 1.35 WHIP: 2.000	
48 Boone Logan, L ERA: 4.59 (8, 1)	IP: 0.1 WLS: L BF: 1 ERA: 4.59	H: 8 R: 6 ER: 6 SO: 2	H: 6 R: 6 ER: 6 SO: 2	H: 8 R: 6 ER: 6 SO: 2	H: 6 R: 6 ER: 6 SO: 2	H: 8 R: 6 ER: 6 SO: 2	H: 6 R: 6 ER: 6 SO: 2	H: 8 R: 6 ER: 6 SO: 2	H: 6 R: 6 ER: 6 SO: 2	H: 8 R: 6 ER: 6 SO: 2	H: 6 R: 6 ER: 6 SO: 2	H: 8 R: 6 ER: 6 SO: 2	H: 6 R: 6 ER: 6 SO: 2	H: 8 R: 6 ER: 6 SO: 2	H: 6 R: 6 ER: 6 SO: 2	H: 8 R: 6 ER: 6 SO: 2	WP: 0 HR: 0 S: 9	ERA: 13.50 WHIP: 3.000	ERA: 1.35 WHIP: 2.000	
60 Justin Miller, R ERA: 3.54 (8, 1)	IP: 0.2 WLS: L BF: 2 ERA: 3.54	H: 8 R: 6 ER: 6 SO: 2	H: 6 R: 6 ER: 6 SO: 2	H: 8 R: 6 ER: 6 SO: 2	H: 6 R: 6 ER: 6 SO: 2	H: 8 R: 6 ER: 6 SO: 2	H: 6 R: 6 ER: 6 SO: 2	H: 8 R: 6 ER: 6 SO: 2	H: 6 R: 6 ER: 6 SO: 2	H: 8 R: 6 ER: 6 SO: 2	H: 6 R: 6 ER: 6 SO: 2	H: 8 R: 6 ER: 6 SO: 2	H: 6 R: 6 ER: 6 SO: 2	H: 8 R: 6 ER: 6 SO: 2	H: 6 R: 6 ER: 6 SO: 2	H: 8 R: 6 ER: 6 SO: 2	WP: 0 HR: 0 S: 9	ERA: 13.50 WHIP: 3.000	ERA: 1.35 WHIP: 2.000	
Batter	1	2	3	4	5	6	7	8	9	AB	R	H	RBI	BB	SO	LOB	BOTTOM			
19 Charlie Blackmon, L OBP: 0.350, SLG: 0.452 (1, 8)										4	1	2	1	0	1	0				
18 Christian Adames, S OBP: 0.368, SLG: 0.543 (1, 6)										4	0	1	0	0	2	2				
28 Nolan Arenado, R OBP: 0.317, SLG: 0.551 (1, 5)										4	0	1	1	0	1	2				
3 Daniel Descalso, L OBP: 0.289, SLG: 0.343 (9, 5)										0	0	0	0	0	0	0				
5 Carlos González, L OBP: 0.317, SLG: 0.526 (1, 9)										4	0	0	0	0	2	2				
20 Wilin Rosario, R OBP: 0.292, SLG: 0.419 (1, 3)										3	1	2	1	1	0	0				
9 DJ LeMahieu, R OBP: 0.385, SLG: 0.397 (1, 4)										4	0	1	0	0	2	1				
50 Dustin Garneau, R OBP: 0.250, SLG: 0.353 (1, 2)										3	0	0	0	0	1	2				
6 Corey Dickerson, L OBP: 0.337, SLG: 0.489 (9, PH)										1	0	0	0	0	0	0				
1 Brandon Barnes, R OBP: 0.318, SLG: 0.345 (1, 7)										3	1	1	0	0	2	2				
52 Chris Rusin, L ERA: 5.39 (1, 1)	IP: 4.0 WLS: L BF: 24 ERA: 5.39	IP: 1.2 WLS: L BF: 8 ERA: 4.75	H: 8 R: 6 ER: 6 SO: 2	H: 6 R: 6 ER: 6 SO: 2	H: 8 R: 6 ER: 6 SO: 2	H: 6 R: 6 ER: 6 SO: 2	H: 8 R: 6 ER: 6 SO: 2	H: 6 R: 6 ER: 6 SO: 2	H: 8 R: 6 ER: 6 SO: 2	H: 6 R: 6 ER: 6 SO: 2	H: 8 R: 6 ER: 6 SO: 2	H: 6 R: 6 ER: 6 SO: 2	H: 8 R: 6 ER: 6 SO: 2	H: 6 R: 6 ER: 6 SO: 2	H: 8 R: 6 ER: 6 SO: 2	H: 6 R: 6 ER: 6 SO: 2	WP: 0 HR: 0 S: 9	ERA: 13.50 WHIP: 3.000	ERA: 1.35 WHIP: 2.000	
16 Kyle Frazier, R ERA: 2.38 (4, PH)	IP: 0.2 WLS: H BF: 1 ERA: 2.38	H: 8 R: 6 ER: 6 SO: 2	H: 6 R: 6 ER: 6 SO: 2	H: 8 R: 6 ER: 6 SO: 2	H: 6 R: 6 ER: 6 SO: 2	H: 8 R: 6 ER: 6 SO: 2	H: 6 R: 6 ER: 6 SO: 2	H: 8 R: 6 ER: 6 SO: 2	H: 6 R: 6 ER: 6 SO: 2	H: 8 R: 6 ER: 6 SO: 2	H: 6 R: 6 ER: 6 SO: 2	H: 8 R: 6 ER: 6 SO: 2	H: 6 R: 6 ER: 6 SO: 2	H: 8 R: 6 ER: 6 SO: 2	H: 6 R: 6 ER: 6 SO: 2	H: 8 R: 6 ER: 6 SO: 2	WP: 0 HR: 0 S: 9	ERA: 13.50 WHIP: 3.000	ERA: 1.35 WHIP: 2.000	
59 Antonio Bastardo, L ERA: 2.85 (7, 1)	IP: 1.0 WLS: H BF: 3 ERA: 2.85	H: 8 R: 6 ER: 6 SO																		

Batter	1	2	3	4	5	6	7	8	9	AB	R	H	RBI	BB	SO	LOB	TOP					
25 Gregory Polanco, L (1,9) OBP: 0.318, SLG: 0.378										4	0	0	0	0	3	3	Pittsburgh Pirates @ Chicago Cubs Wrigley Field, Chicago, IL Fri Sep 25 2015, 1:26 PM - 4:24 PM CDT Att: 40,432 - Partly Cloudy - 68 F					
6 Starling Marte, R (1,7) OBP: 0.336, SLG: 0.452										4	0	0	1	0	0	2						
22 Andrew McCutchen, R (1,8) OBP: 0.493, SLG: 0.493										4	0	0	0	0	2	1						
17 Aramis Ramirez, R (1,5) OBP: 0.299, SLG: 0.435										3	0	1	0	0	1	0						
60 Keon Broxton, R (7, PR)										0	1	0	0	0	0	0						
18 Neil Walker, S (7, 4) OBP: 0.333, SLG: 0.430										1	0	0	0	0	0	0						
29 Francisco Cervelli, R (1,2) OBP: 0.377, SLG: 0.403										3	0	1	0	0	0	0						
38 Michael Morse, R (1,3) OBP: 0.317, SLG: 0.352										3	0	2	1	0	1	0						
3 Sean Rodriguez, R (7, PR) OBP: 0.281, SLG: 0.359										1	0	0	0	0	1	1						
5 Josh Harrison, R (1,4) OBP: 0.322, SLG: 0.378										4	0	0	0	0	1	4						
10 Jordy Mercer, R (1,6) OBP: 0.301, SLG: 0.321										3	2	1	0	0	1	1						
45 Gerrit Cole, R (1,1) OBP: 0.183, SLG: 0.155										2	0	1	1	0	1	1						
24 Pedro Alvarez, L (8, PH) OBP: 0.315, SLG: 0.472										1	0	1	0	0	0	0						
44 Tony Watson, L (8, 1)										0	0	0	0	0	0	0						
35 Mark Melancon, R (9, 1)										0	0	0	0	0	0	0						
Inning Stats	R: 0 E: 0 K: 0 S: 10	H: 0 LOB: 0 BB: 0 P: 15	R: 0 E: 0 K: 1 S: 9	H: 0 LOB: 0 BB: 0 P: 11	R: 1 E: 0 K: 1 S: 13	H: 2 LOB: 1 BB: 0 P: 20	R: 0 E: 0 K: 1 S: 8	H: 0 LOB: 0 BB: 0 P: 12	R: 0 E: 0 K: 1 S: 12	H: 1 LOB: 1 BB: 0 P: 17	R: 0 E: 0 K: 2 S: 9	H: 0 LOB: 2 BB: 0 P: 13	R: 1 E: 0 K: 0 S: 11	H: 2 LOB: 2 BB: 0 P: 14	R: 1 E: 0 K: 3 S: 13	H: 1 LOB: 1 BB: 0 P: 19	R: 0 E: 0 K: 2 S: 13	H: 1 LOB: 1 BB: 0 P: 18	1B: 5 2B: 3 3B: 0 HR: 0	SF: 0 SAC: 1 DP: 1 HBP: 0	WP: 1 PB: 0 SB: 0 CS: 0	PA: 34
PITCHER	IP WLS BF H R ER SO BB IBB HBP BLK WP HR S P ERA WHIP																					
34 Jon Lester, L (1,1) ERA: 3.43	7.0 L 25 5 2 2 6 0 0 0 0 0 0 0 72 102 2.57 0.714																					
46 Pedro Strop, R (8, 1) ERA: 3.05	1.0 5 1 1 1 3 0 0 0 0 0 1 0 13 19 9.00 1.000																					
37 Travis Wood, L (9, 1) ERA: 4.03	0.1 1 0 0 0 0 0 0 0 0 0 0 0 4 4 0.00 0.000																					
57 Fernando Rodney, R (9, 1) ERA: 4.95	0.2 3 1 0 0 2 0 0 0 0 0 0 0 9 14 0.00 1.500																					

Batter	1	2	3	4	5	6	7	8	9	AB	R	H	RBI	BB	SO	LOB	BOTTOM					
24 Dexter Fowler, S (1,8) OBP: 0.345, SLG: 0.418										4	0	0	0	0	2	0	Pittsburgh Pirates @ Chicago Cubs Wrigley Field, Chicago, IL Fri Sep 25 2015, 1:26 PM - 4:24 PM CDT Att: 40,432 - Partly Cloudy - 68 F					
12 Kyle Schwarber, L (1,7) OBP: 0.351, SLG: 0.509										2	0	1	0	1	0	0						
27 Austin Jackson, R (8, PH) OBP: 0.307, SLG: 0.378										0	0	0	0	1	0	0						
17 Kris Bryant, R (1,5) OBP: 0.370, SLG: 0.501										4	1	2	0	0	2	2						
44 Anthony Rizzo, L (1,3) OBP: 0.391, SLG: 0.520										4	0	1	0	0	1	3						
8 Chris Coghlan, L (1,9) OBP: 0.341, SLG: 0.443										2	0	0	0	1	1	3						
46 Pedro Strop, R (8, 1) OBP: 0.156, SLG: 0.100										0	0	0	0	0	0	0						
37 Travis Wood, R (9, 1) OBP: 0.321, SLG: 0.367										0	0	0	0	0	0	0						
15 Chris Denorfia, R (9, PH) OBP: 0.321, SLG: 0.367										1	1	1	0	0	0	0						
22 Addison Russell, R (1,6) OBP: 0.296, SLG: 0.386										3	0	1	1	0	0	1						
47 Miguel Montero, L (8, 2) OBP: 0.343, SLG: 0.412										1	0	0	0	0	1	1						
3 David Ross, R (1,2) OBP: 0.274, SLG: 0.264										2	0	0	0	0	1	3						
13 Starlin Castro, R (7, PH) OBP: 0.297, SLG: 0.368										2	0	1	1	0	0	0						
5 Quintin Berry, L (9, PR)										0	0	0	0	0	0	0						
34 Jon Lester, L (1,1) OBP: 0.082, SLG: 0.051										2	0	0	0	0	2	2						
68 Jorge Soler, R (7, PH) OBP: 0.329, SLG: 0.411										2	0	0	0	0	1	1						
11 Tommy La Stella, L (1,4) OBP: 0.339, SLG: 0.426										2	0	0	0	0	0	0						
9 Javier Báez, R (8, PH) OBP: 0.318, SLG: 0.397										2	0	0	0	0	1	1						
Inning Stats	R: 0 E: 0 K: 2 S: 8	H: 0 LOB: 1 BB: 1 P: 17	R: 0 E: 0 K: 1 S: 14	H: 1 LOB: 2 BB: 1 P: 19	R: 0 E: 0 K: 0 S: 6	H: 0 LOB: 0 BB: 0 P: 10	R: 1 E: 0 K: 2 S: 12	H: 2 LOB: 1 BB: 0 P: 20	R: 0 E: 0 K: 2 S: 11	H: 0 LOB: 0 BB: 0 P: 13	R: 0 E: 0 K: 1 S: 9	H: 1 LOB: 1 BB: 0 P: 17	R: 0 E: 0 K: 0 S: 8	H: 0 LOB: 0 BB: 0 P: 13	R: 0 E: 0 K: 1 S: 8	H: 1 LOB: 2 BB: 1 P: 14	R: 1 E: 0 K: 3 S: 14	H: 2 LOB: 1 BB: 0 P: 18	1B: 5 2B: 2 3B: 1 HR: 0	SF: 0 SAC: 0 DP: 1 HBP: 0	WP: 0 PB: 0 SB: 0 CS: 1	PA: 36
PITCHER	IP WLS BF H R ER SO BB IBB HBP BLK WP HR S P ERA WHIP																					
45 Gerrit Cole, R (1,1) ERA: 2.6	7.0 W 26 4 1 1 8 2 0 0 0 0 0 0 68 109 1.29 0.857																					
44 Tony Watson, L (8, 1) ERA: 1.99	1.0 H 5 1 0 0 1 1 0 0 0 0 0 0 8 14 0.00 2.000																					
35 Mark Melancon, R (9, 1) ERA: 1.95	1.0 S 5 2 1 1 3 0 0 0 0 0 0 0 14 18 9.00 2.000																					



Batter	1	2	3	4	5	6	7	8	9	AB	R	H	RBI	BB	SO	LOB	TOP			
25 Gregory Polanco, L OBP: 0.318, SLG: 0.377										4	0	1	0	0	1	0	Pittsburgh Pirates @ Chicago Cubs Wrigley Field, Chicago, IL Sun Sep 27 2015, 7:09 PM - 10:00 PM CDT Att. 40,617 - Clear - 68 F			
6 Starling Marte, R OBP: 0.335, SLG: 0.446										4	0	0	0	0	2	1				
22 Andrew McCutchen, R OBP: 0.403, SLG: 0.491										2	0	0	0	0	1	0				
17 Aramis Ramirez, R OBP: 0.295, SLG: 0.429										3	0	0	0	0	1	2				
18 Neil Walker, S OBP: 0.329, SLG: 0.424										3	0	0	0	0	2	0				
29 Francisco Cervelli, R OBP: 0.378, SLG: 0.402										3	0	0	0	0	2	0				
24 Pedro Alvarez, L OBP: 0.314, SLG: 0.469										2	0	0	0	0	1	0				
5 Josh Harrison, R OBP: 0.322, SLG: 0.377										3	0	0	0	0	1	1				
55 Joe Blanton, R ERA: 3.95										2	0	0	0	0	0	0				
10 Jordy Mercer, R OBP: 0.298, SLG: 0.325										0	0	0	0	0	0	0				
34 A.J. Burnett, R ERA: 3.15										0	0	0	0	0	0	0				
59 Antonio Bastardo, R ERA: 3.15										0	0	0	0	0	0	0				
48 Jared Hughes, R ERA: 2.35										0	0	0	0	0	0	0				
39 Bobby LaFromboise, L ERA: 2.35										0	0	0	0	0	0	0				
37 Arquimedes Caminero, R ERA: 3.64										1	0	0	0	0	0	0				
38 Michael Morse, R OBP: 0.316, SLG: 0.335										0	0	0	0	0	0	0				
Inning Stats	R: 0 E: 0 K: 2 S: 9	H: 0 LOB: 0 BB: 0 P: 14	R: 0 E: 0 K: 2 S: 7	H: 0 LOB: 0 BB: 0 P: 13	R: 0 E: 0 K: 2 S: 8	H: 0 LOB: 0 BB: 0 P: 11	R: 0 E: 0 K: 1 S: 9	H: 0 LOB: 0 BB: 0 P: 13	R: 0 E: 0 K: 0 S: 7	H: 0 LOB: 0 BB: 0 P: 11	R: 0 E: 0 K: 1 S: 6	H: 1 LOB: 1 BB: 0 P: 9	R: 0 E: 0 K: 2 S: 10	H: 0 LOB: 1 BB: 0 P: 17	R: 0 E: 0 K: 0 S: 8	H: 0 LOB: 0 BB: 0 P: 11	1B: 1 2B: 0 3B: 0 HR: 0	SF: 0 SAC: 0 DP: 1 HBP: 1	WP: 0 PA: 29 PB: 0 SB: 1 CS: 0	
PITCHER	IP WLS BF H R ER SO BB IBB HBP BLK WP HR S P ERA WHIP																			
49 Jake Arrieta, R ERA: 1.82	(1, 1)	7.0	W	22	1	0	0	9	0	0	1	0	0	0	0	0	54	84	0.00	0.143
37 Travis Wood, L ERA: 3.95	(8, 1)	2.0		7	0	0	0	2	1	0	0	0	0	0	0	0	18	28	0.00	0.500

Batter	1	2	3	4	5	6	7	8	9	AB	R	H	RBI	BB	SO	LOB	BOTTOM		
24 Dexter Fowler, S OBP: 0.345, SLG: 0.416										3	2	1	0	1	1	2	Pittsburgh Pirates @ Chicago Cubs Wrigley Field, Chicago, IL Sun Sep 27 2015, 7:09 PM - 10:00 PM CDT Att. 40,617 - Clear - 68 F		
12 Kyle Schwarber, L OBP: 0.351, SLG: 0.505										2	0	0	0	0	0	1			
27 Austin Jackson, R OBP: 0.306, SLG: 0.375										0	1	0	0	1	0	0			
17 Kris Bryant, R OBP: 0.373, SLG: 0.504										4	0	2	1	0	1	2			
44 Anthony Rizzo, L OBP: 0.388, SLG: 0.513										3	0	0	0	1	0	4			
13 Starlin Castro, R OBP: 0.296, SLG: 0.368										4	0	2	2	0	1	2			
15 Chris Denorfia, R OBP: 0.319, SLG: 0.365										0	0	0	0	0	0	0			
68 Jorge Soler, R OBP: 0.322, SLG: 0.402										4	0	0	0	0	2	6			
37 Travis Wood, R OBP: 0.156, SLG: 0.100										0	0	0	0	0	0	0			
47 Miguel Montero, L OBP: 0.345, SLG: 0.413										4	0	2	0	0	0	3			
22 Addison Russell, R OBP: 0.303, SLG: 0.386										4	0	1	0	0	0	1			
49 Jake Arrieta, R OBP: 0.169, SLG: 0.276										3	1	1	1	0	1	2			
9 Javier Báez, R OBP: 0.313, SLG: 0.391										1	0	0	0	0	0	0			
Inning Stats	R: 1 E: 0 K: 1 S: 9	H: 2 LOB: 3 BB: 2 P: 18	R: 1 E: 0 K: 0 S: 10	H: 1 LOB: 0 BB: 0 P: 18	R: 0 E: 0 K: 1 S: 8	H: 0 LOB: 0 BB: 0 P: 12	R: 0 E: 0 K: 2 S: 12	H: 2 LOB: 2 BB: 0 P: 19	R: 0 E: 0 K: 1 S: 12	H: 1 LOB: 2 BB: 0 P: 21	R: 0 E: 0 K: 0 S: 9	H: 1 LOB: 0 BB: 0 P: 11	R: 2 E: 0 K: 1 S: 16	H: 2 LOB: 1 BB: 0 P: 24	R: 0 E: 0 K: 0 S: 9	H: 0 LOB: 0 BB: 0 P: 12	1B: 7 2B: 1 3B: 0 HR: 1	SF: 0 SAC: 0 DP: 0 HBP: 1	WP: 0 PA: 36 PB: 0 SB: 0 CS: 1
PITCHER	IP WLS BF H R ER SO BB IBB HBP BLK WP HR S P ERA WHIP																		
34 A.J. Burnett, R ERA: 3.15	(1, 1)	6.0	L	27	7	2	2	5	2	0	1	0	0	0	0	6	10	=	=
59 Antonio Bastardo, L ERA: 3.15	(7, 1)	0.0		2	1	2	2	0	1	0	0	0	0	0	0	2	2	0.00	0.000
48 Jared Hughes, R ERA: 2.35	(7, 1)	0.1		1	0	0	0	0	0	0	0	0	0	0	0	2	3	0.00	0.000
39 Bobby LaFromboise, L ERA: 2.35	(7, 1)	0.1		1	0	0	0	0	0	0	0	0	0	0	0	6	9	0.00	3.000
37 Arquimedes Caminero, R ERA: 3.64	(7, 1)	0.1		2	1	0	0	1	0	0	0	0	0	0	0	6	9	0.00	3.000

Batter	1	2	3	4	5	6	7	8	9	AB	R	H	RBI	BB	SO	LOB	TOP		
13 Matt Carpenter, L (1,5) <small>OBP: 0.395, SLG: 0.505</small> 38 Pete Kozma, R (9,PH) <small>OBP: 0.245, SLG: 0.163</small>	 3B		 2B	 BB			 BB	 BB	 BB	3	3	2	0	2	0	0			
19 Jon Jay, L (1,8) <small>OBP: 0.311, SLG: 0.265</small>	 HBP		 HBP	 BB			 BB	 BB		1	2	0	0	2	0	1			
27 Jhonny Peralta, R (1,6) 33 Carlos Villanueva, R (9,1)	 BB		 BB		 BB		 BB	 BB		4	1	2	3	1	0	1			
22 Jason Heyward, L (1,9) <small>OBP: 0.358, SLG: 0.439</small>	 1B		 HR		 BB		 BB	 BB		4	2	3	4	1	1	0			
32 Matt Adams, L (1,3) <small>OBP: 0.291, SLG: 0.393</small> 12 Mark Reynolds, R (7,3) <small>OBP: 0.319, SLG: 0.405</small>	 2B		 HR		 BB		 BB	 BB		4	0	1	1	0	1	2			
15 Randal Grichuk, R (1,7) <small>OBP: 0.291, SLG: 0.552</small> 8 Peter Bourjos, R (7,8) <small>OBP: 0.295, SLG: 0.340</small>	 BB		 BB		 BB		 BB	 BB		4	0	0	0	0	1	3			
16 Kolten Wong, L (1,4) <small>OBP: 0.323, SLG: 0.389</small>		 BB	 BB			 BB		 2B	 BB	5	2	2	0	0	0	0			
48 Tony Cruz, R (1,2) <small>OBP: 0.236, SLG: 0.307</small>		 BB		 BB		 BB		 HR	 BB	5	1	2	2	0	1	1			
70 Tyler Lyons, L (1,1) <small>OBP: 0.278, SLG: 0.188</small> 37 Brandon Moss, L (8,PH) <small>OBP: 0.298, SLG: 0.400</small> 46 Kevin Siegrist, L (8,1) <small>OBP: 0.338, SLG: 0.397</small>		 BB	 BB		 BB		 BB	 BB	 BB	3	0	0	0	0	1	1			
Inning Stats	R: 2 H: 3 E: 0 K: 0 S: 11	H: 3 LOB: 1 BB: 0 P: 17	R: 0 H: 0 E: 0 K: 1 S: 10	H: 0 LOB: 0 BB: 0 P: 14	R: 4 H: 2 E: 0 K: 0 S: 9	H: 2 LOB: 1 BB: 1 P: 20	R: 0 H: 0 E: 0 K: 1 S: 13	H: 0 LOB: 1 BB: 0 P: 23	R: 0 H: 1 E: 0 K: 1 S: 9	H: 1 LOB: 2 BB: 0 P: 13	R: 1 H: 2 E: 0 K: 0 S: 13	H: 2 LOB: 3 BB: 1 P: 22	R: 2 H: 2 E: 0 K: 2 S: 20	H: 2 LOB: 3 BB: 3 P: 36	R: 2 H: 2 E: 0 K: 0 S: 10	H: 2 LOB: 0 BB: 0 P: 17	1B: 4 2B: 5 HR: 2	SF: 0 SAC: 0 DP: 1 HBP: 2	WP: 1 PA: 46 PB: 0 SB: 0 CS: 0
PITCHER	IP: 2.0 WLS: L BF: 12 H: 4 R: 1 ER: 1 SO: 1	H: 1 LOB: 1 BB: 0 P: 17	IP: 0.0 WLS: S BF: 10 H: 1 R: 0 ER: 0 SO: 1	H: 0 LOB: 0 BB: 0 P: 14	IP: 0.0 WLS: S BF: 9 H: 1 R: 0 ER: 0 SO: 0	H: 2 LOB: 1 BB: 1 P: 20	IP: 0.0 WLS: S BF: 13 H: 1 R: 0 ER: 0 SO: 0	H: 0 LOB: 1 BB: 0 P: 23	IP: 0.0 WLS: S BF: 9 H: 1 R: 0 ER: 0 SO: 0	H: 1 LOB: 2 BB: 0 P: 13	IP: 1.1 WLS: S BF: 7 H: 2 R: 2 ER: 2 SO: 1	H: 2 LOB: 3 BB: 1 P: 22	IP: 2.0 WLS: S BF: 20 H: 2 R: 2 ER: 2 SO: 1	H: 2 LOB: 3 BB: 3 P: 36	IP: 2.0 WLS: S BF: 10 H: 2 R: 2 ER: 2 SO: 1	H: 2 LOB: 0 BB: 0 P: 17	1B: 4 2B: 5 HR: 2	SF: 0 SAC: 0 DP: 1 HBP: 2	ERA: 22.50 WHIP: 2.500
50 Charlie Morton, R (1,1) <small>ERA: 4.81</small> 39 Bobby LaFromboise, L (3,1) <small>ERA: 1.17</small> 55 Joe Blanton, R (4,1) <small>ERA: 2.97</small> 37 Arquimedes Caminero, R (7,1) <small>ERA: 3.72</small> 46 Vance Worley, R (8,1) <small>ERA: 4.02</small>	IP: 2.0 WLS: L BF: 12 H: 4 R: 1 ER: 1 SO: 1	H: 1 LOB: 1 BB: 0 P: 17	IP: 0.0 WLS: S BF: 10 H: 1 R: 0 ER: 0 SO: 1	H: 0 LOB: 0 BB: 0 P: 14	IP: 0.0 WLS: S BF: 9 H: 1 R: 0 ER: 0 SO: 0	H: 2 LOB: 1 BB: 1 P: 20	IP: 0.0 WLS: S BF: 13 H: 1 R: 0 ER: 0 SO: 0	H: 0 LOB: 1 BB: 0 P: 23	IP: 1.1 WLS: S BF: 7 H: 2 R: 2 ER: 2 SO: 1	H: 2 LOB: 3 BB: 1 P: 22	IP: 2.0 WLS: S BF: 20 H: 2 R: 2 ER: 2 SO: 1	H: 2 LOB: 3 BB: 3 P: 36	IP: 2.0 WLS: S BF: 10 H: 2 R: 2 ER: 2 SO: 1	H: 2 LOB: 0 BB: 0 P: 17	1B: 4 2B: 5 HR: 2	SF: 0 SAC: 0 DP: 1 HBP: 2	ERA: 13.50 WHIP: 2.250		
5 Josh Harrison, R (1,4) <small>OBP: 0.322, SLG: 0.377</small>	 BB			 BB			 1B	 BB		4	0	1	0	0	1	1			
25 Gregory Polanco, L (1,9) <small>OBP: 0.320, SLG: 0.383</small>	 BB			 BB			 BB	 2B	 2B	4	0	1	0	0	1	1			
22 Andrew McCutchen, R (1,8) <small>OBP: 0.403, SLG: 0.485</small> 23 Travis Snider, L (9,7) <small>OBP: 0.316, SLG: 0.353</small>	 BB			 BB			 1B	 BB	 BB	3	0	1	0	0	0	1			
17 Aramis Ramirez, R (1,5) <small>OBP: 0.296, SLG: 0.429</small> 17 Pedro Florimon, S (9,4) <small>OBP: 0.160, SLG: 0.174</small>		 1B		 BB			 BB	 BB	 BB	3	0	2	0	0	1	0			
6 Starling Marte, R (1,7) <small>OBP: 0.334, SLG: 0.441</small> 52 Rob Scallih, L (8,1) 32 Elias Diaz, R (9,PH)		 BB		 BB			 BB	 BB	 BB	3	0	0	0	0	1	3			
38 Michael Morse, R (1,3) <small>OBP: 0.319, SLG: 0.347</small>		 BB		 BB			 BB	 BB	 BB	2	1	0	0	1	0	0			
29 Francisco Cervelli, R (1,2) <small>ERA: 3.47</small> 19 Chris Stewart, R (8,PH) <small>OBP: 0.320, SLG: 0.340</small>			 BB				 BB	 2B	 BB	2	0	0	0	0	0	0			
10 Jordy Mercer, R (1,6) <small>OBP: 0.295, SLG: 0.319</small>			 BB				 BB	 BB	 BB	3	0	0	1	0	1	1			
40 Charlie Morton, R (1,1) <small>ERA: 4.81</small> 39 Bobby LaFromboise, L (3,1) <small>ERA: 1.17</small> 55 Joe Blanton, R (4,1) <small>ERA: 2.97</small> 37 Arquimedes Caminero, R (7,1) <small>ERA: 3.72</small> 46 Vance Worley, R (8,1) <small>ERA: 4.02</small>	IP: 7.0 WLS: W BF: 23 H: 7 R: 0 ER: 0 SO: 5	H: 0 LOB: 0 BB: 0 P: 12	IP: 0.0 WLS: S BF: 8 H: 0 R: 0 ER: 0 SO: 8	H: 1 LOB: 0 BB: 0 P: 10	IP: 0.0 WLS: S BF: 9 H: 0 R: 0 ER: 0 SO: 9	H: 0 LOB: 0 BB: 0 P: 10	IP: 0.0 WLS: S BF: 12 H: 0 R: 0 ER: 0 SO: 18	H: 0 LOB: 0 BB: 0 P: 15	IP: 0.0 WLS: S BF: 6 H: 3 R: 0 ER: 0 SO: 7	H: 3 LOB: 2 BB: 0 P: 7	IP: 1.0 WLS: S BF: 14 H: 1 R: 1 ER: 1 SO: 23	H: 1 LOB: 1 BB: 1 P: 23	IP: 2.0 WLS: S BF: 10 H: 2 R: 2 ER: 2 SO: 1	H: 2 LOB: 0 BB: 0 P: 17	1B: 3 2B: 3 HR: 0	SF: 0 SAC: 0 DP: 2 HBP: 0	ERA: 9.00 WHIP: 2.000		
PITCHER	IP: 7.0 WLS: W BF: 23 H: 7 R: 0 ER: 0 SO: 5	H: 0 LOB: 0 BB: 0 P: 12	IP: 0.0 WLS: S BF: 8 H: 0 R: 0 ER: 0 SO: 8	H: 1 LOB: 0 BB: 0 P: 10	IP: 0.0 WLS: S BF: 9 H: 0 R: 0 ER: 0 SO: 9	H: 0 LOB: 0 BB: 0 P: 10	IP: 0.0 WLS: S BF: 12 H: 0 R: 0 ER: 0 SO: 18	H: 0 LOB: 0 BB: 0 P: 15	IP: 0.0 WLS: S BF: 6 H: 3 R: 0 ER: 0 SO: 7	H: 3 LOB: 2 BB: 0 P: 7	IP: 1.0 WLS: S BF: 14 H: 1 R: 1 ER: 1 SO: 23	H: 1 LOB: 1 BB: 1 P: 23	IP: 2.0 WLS: S BF: 10 H: 2 R: 2 ER: 2 SO: 1	H: 2 LOB: 0 BB: 0 P: 17	1B: 3 2B: 3 HR: 0	SF: 0 SAC: 0 DP: 2 HBP: 0	ERA: 9.00 WHIP: 2.000		
70 Tyler Lyons, L (1,1) <small>ERA: 3.47</small> 46 Kevin Siegrist, L (8,1) <small>ERA: 2.2</small> 33 Carlos Villanueva, R (9,1) <small>ERA: 2.95</small>	IP: 7.0 WLS: W BF: 23 H: 7 R: 0 ER: 0 SO: 5	H: 0 LOB: 0 BB: 0 P: 12	IP: 0.0 WLS: S BF: 8 H: 0 R: 0 ER: 0 SO: 8	H: 1 LOB: 0 BB: 0 P: 10	IP: 0.0 WLS: S BF: 9 H: 0 R: 0 ER: 0 SO: 9	H: 0 LOB: 0 BB: 0 P: 10	IP: 0.0 WLS: S BF: 12 H: 0 R: 0 ER: 0 SO: 18	IP: 0.0 WLS: S BF: 6 H: 3 R: 0 ER: 0 SO: 7	IP: 1.0 WLS: S BF: 14 H: 1 R: 1 ER: 1 SO: 23	IP: 1.0 WLS: S BF: 4 H: 1 R: 1 ER: 1 SO: 23	IP: 1.0 WLS: S BF: 10 H: 2 R: 2 ER: 2 SO: 1	IP: 2.0 WLS: S BF: 10 H: 2 R: 2 ER: 2 SO: 1	IP: 2.0 WLS: S BF: 10 H: 2 R: 2 ER: 2 SO: 1	IP: 2.0 WLS: S BF: 10 H: 2 R: 2 ER: 2 SO: 1	1B: 3 2B: 3 HR: 0	SF: 0 SAC: 0 DP: 2 HBP: 0	ERA: 9.00 WHIP: 2.000		

St. Louis Cardinals @ Pittsburgh Pirates
 PNC Park, Pittsburgh, PA
 Wed Sep 30 2015, 7:12 PM - 10:05 PM EDT
 Att: 34,729 - Cloudy - 61 F

St. Louis Cardinals @ Pittsburgh Pirates
 PNC Park, Pittsburgh, PA
 Wed Sep 30 2015, 7:12 PM - 10:05 PM EDT
 Att: 34,729 - Cloudy - 61 F



Batter	1	2	3	4	5	6	7	8	9	AB	R	H	RBI	BB	SO	LOB	TOP										
30 Jason Bourgeois, R (1, 8) OBP: 0.295, SLG: 0.333	F9	FC5-4			L8					3	0	0	0	1	0	1	<p>Cincinnati Reds @ Pittsburgh Pirates</p> <p>PNC Park, Pittsburgh, PA</p> <p>Sat Oct 03 2015, 7:10 PM - 10:11 PM EDT</p> <p>Att: 34,180 - Cloudy - 52 F</p>										
7 Eugenio Suárez, R (1, 6) OBP: 0.318, SLG: 0.451	F8	F8			K					4	1	1	0	0	1	3											
19 Joey Votto, L (1, 3) OBP: 0.459, SLG: 0.542	G4-3				F7					4	0	0	1	0	1	0											
4 Brandon Phillips, R (1, 4) OBP: 0.328, SLG: 0.396	2B				K2-3					3	1	2	0	1	1	0											
21 Todd Frazier, R (1, 5) OBP: 0.306, SLG: 0.497	1B				K					4	0	1	1	0	2	2											
54 Aroldis Chapman, L (8, 1)	2B				K					0	0	0	0	0	0	0											
32 Jay Bruce, L (1, 9) OBP: 0.294, SLG: 0.434	BB				K					3	0	0	0	1	1	0											
23 Adam Duvall, R (1, 7) OBP: 0.324, SLG: 0.517	G6-3				G6-3					4	1	1	1	0	0	2											
40 Tyler Holt, R (9, 8) OBP: 0.182, SLG: 0.100	G6-3				G6-3					0	0	0	0	0	0	0											
16 Tucker Barnhart, L (1, 2) OBP: 0.324, SLG: 0.326	1B				K					3	0	1	0	1	1	0											
31 Brandon Finnegan, L (1, 1)					K					2	0	0	0	0	2	1											
55 Skip Schumaker, L (7, PH) ERA: 3.18					K					1	0	0	0	0	1	1											
25 Burke Badenhop, R (7, 1) ERA: 2.28					K					0	0	0	0	0	0	0											
50 Michael Lorenzen, R (8, 1) OBP: 0.270, SLG: 0.306					K					0	0	0	0	0	0	0											
3 Iván De Jesús Jr., R (8, 5) OBP: 0.312, SLG: 0.315					K					0	0	0	0	0	0	0											
Inning Stats	R: 2 H: 3 K: 0 S: 18	H: 3 LOB: 2 BB: 1 P: 31	R: 0 H: 1 E: 0 K: 1 S: 12	H: 1 LOB: 1 BB: 0 P: 13	R: 0 H: 0 E: 0 K: 2 S: 8	H: 0 LOB: 0 BB: 0 P: 10	R: 0 H: 0 E: 0 K: 2 S: 7	H: 0 LOB: 0 BB: 0 P: 10	R: 0 H: 0 E: 0 K: 1 S: 5	H: 0 LOB: 0 BB: 1 P: 12	R: 1 H: 1 E: 0 K: 1 S: 12	H: 1 LOB: 2 BB: 2 P: 21	R: 0 H: 1 E: 0 K: 1 S: 12	H: 0 LOB: 0 BB: 0 P: 19	R: 0 H: 0 E: 0 K: 0 S: 7	H: 0 LOB: 0 BB: 0 P: 10	1B: 4 2B: 1 3B: 0 HR: 1	SF: 0 SAC: 0 DP: 1 HBP: 0	WP: 0 PB: 0 SB: 1 CS: 0	PA: 35							
PITCHER	IP	WLS	BF	H	R	ER	SO	BB	IBB	HBP	BLK	WP	HR	S	P	ERA	WHIP										
34 A.J. Burnett, R (1, 1) ERA: 3.18	6.2	L	28	5	3	3	9	4	0	0	0	0	1	67	107	4.05	1.350										
48 Jared Hughes, R (7, 1) ERA: 2.28	0.1		1	0	0	0	0	0	0	0	0	0	0	3	4	0.00	0.000										
39 Bobby LaFromboise, L (8, 1) ERA: 1.13	0.1		1	0	0	0	0	0	0	0	0	0	0	3	4	0.00	0.000										
55 Joe Blanton, R (8, 1) ERA: 2.84	0.2		2	1	0	0	1	0	0	0	0	0	0	9	15	0.00	1.500										
37 Arquimedes Caminero, R (9, 1) ERA: 3.62	1.0		3	0	0	0	0	0	0	0	0	0	0	7	10	0.00	0.000										

Batter	1	2	3	4	5	6	7	8	9	AB	R	H	RBI	BB	SO	LOB	BOTTOM										
5 Josh Harrison, R (1, 4) OBP: 0.324, SLG: 0.382	3B				BB					3	1	2	0	1	0	0	<p>Cincinnati Reds @ Pittsburgh Pirates</p> <p>PNC Park, Pittsburgh, PA</p> <p>Sat Oct 03 2015, 7:10 PM - 10:11 PM EDT</p> <p>Att: 34,180 - Cloudy - 52 F</p>										
25 Gregory Polanco, L (1, 9) OBP: 0.330, SLG: 0.501	G4-3				G4-3					3	0	1	1	0	0	1											
37 Arquimedes Caminero, R (8, 1)	3B				G4-3					0	0	0	0	0	0	0											
22 Andrew McCutchen, R (1, 8) OBP: 0.404, SLG: 0.491	K				G4-3					4	0	0	0	0	2	2											
17 Aramis Ramirez, R (1, 5) OBP: 0.297, SLG: 0.423	BB				F8					3	0	0	0	1	1	1											
6 Starling Marte, R (1, 7) OBP: 0.335, SLG: 0.444	1B				G6-3					3	0	1	0	0	0	0											
38 Michael Morse, R (1, 3) OBP: 0.314, SLG: 0.338	K				G6-3					4	0	0	0	0	3	3											
29 Francisco Cervelli, R (1, 2) OBP: 0.369, SLG: 0.398	K				K					4	0	0	0	0	2	1											
10 Jordy Mercer, R (1, 6) OBP: 0.291, SLG: 0.315	G6-3				G5-3					3	0	0	0	0	1	0											
34 A.J. Burnett, R (1, 1) ERA: 3.56					K					2	0	0	0	0	1	0											
48 Jared Hughes, R (7, 1) ERA: 3.93					K					0	0	0	0	0	0	0											
39 Bobby LaFromboise, L (8, 1) ERA: 1.63					K					0	0	0	0	0	0	0											
50 Michael Lorenzen, R (8, 1) ERA: 5.4					K					0	0	0	0	0	0	0											
15 Neil Walker, S (8, PH) OBP: 0.327, SLG: 0.427					K					1	0	0	0	0	0	0											
Inning Stats	R: 1 H: 2 K: 2 S: 16	H: 2 LOB: 2 BB: 1 P: 27	R: 0 H: 0 E: 0 K: 2 S: 7	H: 0 LOB: 0 BB: 0 P: 10	R: 0 H: 1 E: 0 K: 0 S: 9	H: 1 LOB: 1 BB: 0 P: 14	R: 0 H: 0 E: 0 K: 1 S: 6	H: 0 LOB: 0 BB: 0 P: 10	R: 0 H: 0 E: 0 K: 1 S: 6	H: 0 LOB: 0 BB: 1 P: 17	R: 0 H: 0 E: 0 K: 2 S: 11	H: 0 LOB: 0 BB: 0 P: 18	R: 0 H: 1 E: 0 K: 1 S: 10	H: 0 LOB: 1 BB: 0 P: 16	R: 0 H: 0 E: 0 K: 1 S: 10	H: 0 LOB: 1 BB: 0 P: 15	1B: 3 2B: 0 3B: 1 HR: 0	SF: 0 SAC: 1 DP: 0 HBP: 1	WP: 0 PB: 0 SB: 0 CS: 0	PA: 34							
PITCHER	IP	WLS	BF	H	R	ER	SO	BB	IBB	HBP	BLK	WP	HR	S	P	ERA	WHIP										
31 Brandon Finnegan, L (1, 1) ERA: 3.56	6.0	W	23	3	1	1	6	2	0	0	0	0	0	51	88	1.50	0.833										
25 Burke Badenhop, R (7, 1) ERA: 3.93	1.0	H	3	0	0	0	2	0	0	0	0	0	0	11	18	0.00	0.000										
50 Michael Lorenzen, R (8, 1) ERA: 5.4	0.2	H	3	1	0	0	0	0	0	0	0	0	0	7	11	0.00	1.500										
54 Aroldis Chapman, L (8, 1) ERA: 1.63	1.1	S	5	0	0	0	2	0	0	1	0	0	0	13	20	0.00	0.000										



Batter	1	2	3	4	5	6	7	8	9	AB	R	H	RBI	BB	SO	LOB	TOP					
30 Jason Bourgeois, R (1,8) OBP: 0.294, SLG: 0.332										4	0	1	0	0	1	1	Cincinnati Reds @ Pittsburgh Pirates PNC Park, Pittsburgh, PA Sun Oct 04 2015, 3:09 PM - 6:11 PM EDT Att: 35,362 - Cloudy - 61 F					
7 Eugenio Suárez, R (1,6) OBP: 0.315, SLG: 0.446										4	0	0	0	0	3	2						
19 Joey Votto, L (1,3) OBP: 0.459, SLG: 0.541										3	0	1	0	1	1	0						
4 Brandon Phillips, R (1,4) OBP: 0.328, SLG: 0.395										4	0	1	0	0	0	2						
21 Todd Frazier, R (1,5) OBP: 0.309, SLG: 0.498										3	0	2	0	1	0	0						
32 Jay Bruce, L (1,9) OBP: 0.294, SLG: 0.434										2	0	1	0	0	1	1						
40 Tyler Holt, R (6,8) OBP: 0.176, SLG: 0.097										1	0	0	0	0	1	1						
55 Skip Schumaker, L (9,PH) OBP: 0.306, SLG: 0.536										1	0	0	0	0	0	0						
23 Adam Duval, R (1,7) OBP: 0.306, SLG: 0.484										4	0	0	0	0	2	3						
29 Brayan Peña, S (1,2) OBP: 0.334, SLG: 0.324										2	0	0	0	1	1	1						
64 Josh Smith, R (11,1) OBP: 0.225, SLG: 0.444										1	0	0	0	0	0	1						
65 Ryan Lugo, R (5,PH) OBP: 0.289, SLG: 0.480										1	0	0	0	0	0	0						
70 Jumbo Diaz, R (5,1) OBP: 0.289, SLG: 0.480										0	0	0	0	0	0	0						
53 Carlos Contreras, R (6,1) OBP: 0.289, SLG: 0.480										0	0	0	0	0	0	0						
63 Sam LeCure, R (7,1) OBP: 0.289, SLG: 0.480										0	0	0	0	0	0	0						
3 Ivan De Jesus Jr., R (8,PH) OBP: 0.289, SLG: 0.480										1	0	0	0	0	0	0						
41 Ryan Mattheus, R (8,1) OBP: 0.289, SLG: 0.480										0	0	0	0	0	0	0						
Inning Stats	R: 0 E: 0 K: 2 S: 8	H: 0 LOB: 0 BB: 0 P: 10	R: 0 E: 0 K: 1 S: 11	H: 2 LOB: 1 BB: 0 P: 16	R: 0 E: 0 K: 1 S: 9	H: 0 LOB: 1 BB: 1 P: 15	R: 0 E: 0 K: 1 S: 8	H: 0 LOB: 1 BB: 1 P: 15	R: 0 E: 0 K: 0 S: 11	H: 0 LOB: 0 BB: 0 P: 14	R: 0 E: 0 K: 2 S: 19	H: 1 LOB: 2 BB: 1 P: 27	R: 0 E: 0 K: 2 S: 11	H: 1 LOB: 1 BB: 0 P: 14	R: 0 E: 0 K: 0 S: 11	H: 2 LOB: 2 BB: 0 P: 14	R: 0 E: 0 K: 1 S: 8	H: 0 LOB: 0 BB: 0 P: 12	1B: 6 2B: 0 3B: 0 HR: 0	SF: 0 SAC: 0 DP: 0 HBP: 0	WP: 1 PB: 0 SB: 0 CS: 1	PA: 35
PITCHER	IP WLS BF H R ER SO BB IBB HBP BLK WP HR S P ERA WHIP																					
32 J.A. Happ, L (1,1) ERA: 3.61	6.0 W 22 3 0 0 7 3 0 0 0 0 1 0 66 97 0.00 1.000																					
38 Joakim Soria, R (7,1) ERA: 2.53	1.0 H 4 1 0 0 2 0 0 0 0 0 0 0 11 14 0.00 1.000																					
44 Tony Watson, L (8,1) ERA: 1.91	1.0 5 2 0 0 0 0 0 0 0 0 0 0 11 14 0.00 2.000																					
35 Mark Melancon, R (9,1) ERA: 2.23	1.0 3 0 0 0 1 0 0 0 0 0 0 0 8 12 0.00 0.000																					

AB	31
R	0
H	6
RBI	0
BB	3
SO	10
LOB	12



Batter	1	2	3	4	5	6	7	8	9	AB	R	H	RBI	BB	SO	LOB	BOTTOM			
25 Gregory Polanco, L (1,9) OBP: 0.320, SLG: 0.381										5	1	1	0	0	1	3	Cincinnati Reds @ Pittsburgh Pirates PNC Park, Pittsburgh, PA Sun Oct 04 2015, 3:09 PM - 6:11 PM EDT Att: 35,362 - Cloudy - 61 F			
5 Josh Harrison, R (1,5) OBP: 0.327, SLG: 0.390										4	1	3	1	0	1	0				
22 Andrew McCutchen, R (1,8) OBP: 0.491, SLG: 0.485										4	0	0	0	0	2	3				
18 Neil Walker, S (1,4) OBP: 0.328, SLG: 0.427										4	0	2	1	0	0	2				
6 Starling Marte, R (1,7) OBP: 0.337, SLG: 0.444										3	0	1	0	1	0	1				
24 Pedro Alvarez, L (1,3) OBP: 0.318, SLG: 0.469										3	1	1	1	0	1	2				
38 Joakim Soria, R (7,1) ERA: 4.52										0	0	0	0	0	0	0				
38 Michael Morse, R (7,PH) OBP: 0.313, SLG: 0.336										1	0	0	0	0	2	0				
44 Tony Watson, L (8,1) OBP: 0.281, SLG: 0.362										0	0	0	0	0	0	0				
35 Mark Melancon, R (9,1) ERA: 4.52										0	0	0	0	0	0	0				
29 Francisco Cervelli, R (1,2) OBP: 0.370, SLG: 0.401										4	1	2	0	0	1	0				
10 Jordy Mercer, R (1,6) OBP: 0.293, SLG: 0.320										4	0	2	1	0	0	1				
32 J.A. Happ, L (1,1) OBP: 0.125, SLG: 0.087										2	0	1	0	0	1	1				
23 Travis Snider, L (6,PH) OBP: 0.313, SLG: 0.350										1	0	0	0	0	0	1				
3 Sean Rodriguez, R (7,3) OBP: 0.281, SLG: 0.362										1	0	0	0	0	0	1				
Inning Stats	R: 1 E: 0 K: 0 S: 17	H: 3 LOB: 2 BB: 0 P: 28	R: 0 E: 0 K: 1 S: 9	H: 1 LOB: 1 BB: 0 P: 12	R: 0 E: 0 K: 1 S: 14	H: 1 LOB: 1 BB: 0 P: 23	R: 1 E: 0 K: 2 S: 15	H: 2 LOB: 1 BB: 0 P: 21	R: 0 E: 0 K: 2 S: 9	H: 1 LOB: 0 BB: 0 P: 15	R: 1 E: 0 K: 1 S: 14	H: 2 LOB: 1 BB: 0 P: 20	R: 1 E: 0 K: 0 S: 11	H: 2 LOB: 2 BB: 1 P: 20	R: 0 E: 0 K: 0 S: 8	H: 1 LOB: 1 BB: 0 P: 12	1B: 7 2B: 5 3B: 0 HR: 1	SF: 0 SAC: 0 DP: 0 HBP: 0	WP: 0 PB: 0 SB: 0 CS: 1	PA: 38
PITCHER	IP WLS BF H R ER SO BB IBB HBP BLK WP HR S P ERA WHIP																			
64 Josh Smith, R (11,1) ERA: 6.89	4.0 L 19 7 2 2 4 0 0 0 0 0 0 0 55 84 4.50 1.750																			
70 Jumbo Diaz, R (5,1) ERA: 4.18	1.0 3 1 0 0 2 0 0 0 0 0 0 0 9 15 0.00 1.000																			
53 Carlos Contreras, R (6,1) ERA: 4.52	1.0 5 2 1 1 1 0 0 0 0 0 0 0 14 20 9.00 2.000																			
63 Sam LeCure, R (7,1) ERA: 3.15	1.0 6 2 1 1 0 1 0 0 0 0 0 0 11 20 9.00 3.000																			
41 Ryan Mattheus, R (8,1) ERA: 4.52	1.0 4 1 0 0 0 0 0 0 0 0 0 0 8 12 0.00 1.000																			



Batter	1	2	3	4	5	6	7	8	9	AB	R	H	RBI	BB	SO	LOB	TOP
24 Dexter Fowler, S OBP: 0.750, SLG: 1.500										4	3	3	1	0	0	1	Chicago Cubs @ Pittsburgh Pirates PNC Park, Pittsburgh, PA Wed Oct 07 2015, 8:09 PM - 10:54 PM EDT Att. 40,889 - Clear - 68 F
12 Kyle Schwarber, L OBP: 0.687, SLG: 1.667 15 Chris Denorfia, R										3	1	2	3	0	0	0	
17 Kris Bryant, R										3	0	0	0	1	1	2	
44 Anthony Rizzo, L										4	0	0	0	0	2	2	
11 Tommy La Stella, L 27 Austin Jackson, R (6,PH)										2	0	0	0	0	1	1	
13 Starlin Castro, R										4	0	0	0	0	0	0	
47 Miguel Montero, L OBP: 0.250, SLG: 0.250										4	0	1	0	0	0	0	
22 Addison Russell, R OBP: 0.250, SLG: 0.250										4	0	1	0	0	2	1	
49 Jake Arrieta, R										2	0	0	0	0	2	0	
Inning Stats	R: 1 H: 2 E: 1 K: 15 S: 15	H: 2 R: 0 ER: 0 LOB: 0 P: 22	R: 2 H: 2 E: 0 K: 11 S: 11	H: 1 R: 0 ER: 0 LOB: 1 P: 11	R: 1 H: 1 E: 0 K: 11 S: 9	H: 0 R: 0 ER: 0 LOB: 0 P: 16	H: 0 R: 0 ER: 0 LOB: 1 P: 11	H: 0 R: 0 ER: 0 LOB: 1 P: 20	H: 1 R: 0 ER: 0 LOB: 1 P: 8	1B: 5 2B: 1 3B: 0 HR: 2	SF: 0 SAC: 0 DP: 2 HBP: 1	WP: 0 PB: 0 SB: 2 CS: 0	PA: 35				
PITCHER	IP: 5.0 WLS: L BF: 21 H: 6 R: 4 ER: 4 SO: 4 BB: 1 IBB: 0 HBP: 0 BLK: 0 WP: 0 HR: 2 S: 52 P: 78 ERA: 7.20 WHIP: 1.400	IP: 1.0 WLS: 3 BF: 4 H: 0 R: 0 ER: 0 SO: 2 BB: 0 IBB: 0 HBP: 1 BLK: 0 WP: 0 HR: 8 S: 11 P: 16 ERA: 0.00 WHIP: 0.000	IP: 1.0 WLS: 4 BF: 0 H: 0 R: 0 ER: 0 SO: 3 BB: 1 IBB: 0 HBP: 0 BLK: 0 WP: 0 HR: 11 S: 20 P: 8 ERA: 0.00 WHIP: 1.000	IP: 1.0 WLS: 3 BF: 1 H: 0 R: 0 ER: 0 SO: 0 BB: 0 IBB: 0 HBP: 0 BLK: 0 WP: 0 HR: 7 S: 8 P: 8 ERA: 0.00 WHIP: 1.000	PITCHER												

Batter	1	2	3	4	5	6	7	8	9	AB	R	H	RBI	BB	SO	LOB	BOTTOM
25 Gregory Polanco, L										4	0	0	0	0	2	2	Chicago Cubs @ Pittsburgh Pirates PNC Park, Pittsburgh, PA Wed Oct 07 2015, 8:09 PM - 10:54 PM EDT Att. 40,889 - Clear - 68 F
5 Josh Harrison, R										3	0	0	0	0	1	1	
22 Andrew McCutchen, R OBP: 0.500, SLG: 0.500										4	0	2	0	0	0	0	
6 Starling Marte, R										4	0	0	0	0	1	4	
29 Francisco Cervelli, R OBP: 0.500, SLG: 0.333										3	0	1	0	0	0	0	
18 Neil Walker, S										3	0	0	0	0	2	2	
10 Jordy Mercer, R 17 Aramis Ramirez, R (7,PH)										2	0	0	0	0	1	1	
3 Sean Rodriguez, R 24 Pedro Alvarez, L (3,PH)										3	0	0	0	0	3	1	
45 Gerrit Cole, R 59 Antonio Bastardo, R 23 Travis Snider, L 44 Tony Watson, L 38 Joakim Soria, R 38 Michael Morse, R 35 Mark Melancon, R										1	0	0	0	0	1	0	
Inning Stats	R: 0 H: 1 E: 0 K: 2 S: 11	H: 1 R: 0 ER: 0 LOB: 0 P: 14	R: 0 H: 0 E: 0 K: 1 S: 9	R: 0 H: 0 E: 0 K: 3 S: 9	R: 0 H: 0 E: 0 K: 0 S: 8	R: 0 H: 0 E: 0 K: 2 S: 7	R: 0 H: 2 E: 0 K: 0 S: 7	R: 0 H: 1 E: 0 K: 1 S: 6	R: 0 H: 1 E: 0 K: 2 S: 13	R: 0 H: 0 E: 0 K: 0 S: 7	1B: 5 2B: 0 3B: 0 HR: 0	SF: 0 SAC: 0 DP: 2 HBP: 2	WP: 0 PB: 0 SB: 0 CS: 0	PA: 32			
PITCHER	IP: 9.0 WLS: W BF: 32 H: 5 R: 0 ER: 0 SO: 11 BB: 0 IBB: 0 HBP: 2 BLK: 0 WP: 0 HR: 0 S: 77 P: 113 ERA: 0.00 WHIP: 0.556	PITCHER															