Pittsburgh Pirates - 2017

Baltimore Orioles @ Pittsburgh Pirates

LECOM Park, Bradenton, FL

Sat Feb 25 2017, 1:07 PM - 3:51 PM EST

Att. 4,725 - Partly Cloudy - 76 F

TOP

livebaseballscorecards.com

Batter	1	2	3	4	5	6	7	8	9	AB	R	H	RBI	BB	SO	LOB
23 Joey Rickard, R (1, 7) OBP: 0.400, SLG: 0.250	E5 13 G4-6-3		1B		F8		F7		FC5-4 1-2f	3	0	1	0	0	0	0
17 Dariel Álvarez, R (6, 9)										2	0	0	0	0	0	1
14 Craig Gentry, R (1, 9)	K		F9		F9			G3		3	0	0	0	0	1	2
74 Chance Sisco, L (6, 2)										1	0	0	0	0	0	0
13 Manny Machado, R (1, 6)	G4-6-3 1-2f		L4		F7			P6		3	0	0	0	0	0	2
28 Logan Schafer, L (6, 8)										1	0	0	0	0	0	0
10 Adam Jones, R (1, 8) OBP: 0.333, SLG: 0.667		F8		54 1B 2B		K		BB		3	1	1	0	0	1	0
18 Chris Dickerson, L (6, 7)										0	0	0	0	1	0	0
6 Jonathan Schoop, R (1, 4) OBP: 0.333, SLG: 0.667		17 1B 2B		K		F8		K		3	0	1	0	0	1	1
85 Erick Salcedo, S (6, 6)										1	0	0	0	0	1	1
17 Chris Johnson, R (1, 5) OBP: 0.500, SLG: 0.600		2-3 1B		54 1B BB		E5			57 FC4-6 15 FC6-4 89 FC1 HBP	2	0	1	0	1	0	0
16 Johnny Giavotella, R (6, PR) OBP: 1.000, SLG: 1.000										0	1	0	0	0	0	0
(6, 4)																
16 Trey Mancini, R (1, 3) OBP: 0.143, SLG: 0.143		K		K		K			FC1 57 FC4-6 1-2	3	0	0	0	0	3	5
89 Garabez Rosa, R (8, 3) OBP: 0.500, SLG: 0.500										1	0	0	0	0	0	1
54 Anthony Santander, S (1, 10) OBP: 0.333, SLG: 0.333		K		1-3 2-H 1B			P3		FC4-6 15 FC6-4 1-2f 2-3	3	0	1	1	0	1	2
57 Aneury Tavárez, L (9, PH)										1	0	0	0	0	0	2
76 Audry Pérez, R (1, 2)			G5-3	G1-4-3			K		FC6-4 17 FC5-4 1-2f 3-H	2	0	0	0	0	0	2
15 Robert Andino, R (6, 5)										2	0	0	1	0	1	1

	AB	34
	R	2
	H	5
	RBI	2
	BB	2
	SO	9
	LOB	20

Inning Stats	1	2	3	4	5	6	7	8	9
	R: 0 E: 1 K: 1 S: 5	H: 0 LOB: 0 BB: 0 P: 5	R: 0 E: 0 K: 2 S: 9	H: 2 LOB: 2 BB: 0 P: 9	R: 0 E: 0 K: 0 S: 4	H: 1 LOB: 1 BB: 0 P: 4	R: 1 E: 0 K: 2 S: 9	H: 2 LOB: 2 BB: 1 P: 13	R: 0 E: 0 K: 0 S: 3	H: 0 LOB: 0 BB: 0 P: 3
	R: 0 E: 1 K: 2 S: 8	H: 0 LOB: 1 BB: 0 P: 8	R: 0 E: 0 K: 1 S: 5	H: 0 LOB: 0 BB: 0 P: 5	R: 0 E: 0 K: 1 S: 5	H: 0 LOB: 1 BB: 1 P: 9	R: 1 E: 0 K: 0 S: 4	H: 0 LOB: 1 BB: 0 P: 5	1B: 3 2B: 2 3B: 0 HR: 0	SF: 0 SAC: 0 DP: 1 HBP: 1	WP: 0 PB: 0 SB: 0 CS: 0	PA: 37

PITCHER		IP	WLS	BF	H	R	ER	SO	BB	IBB	HBP	BLK	WP	HR	S	P	ERA	WHIP
43 Steven Brault, L	(1, 1)	1.0		3	0	0	0	1	0	0	0	0	0	0	5	5	0.00	0.000
ERA:																		
57 Trevor Williams, R	(2, 1)	1.0	H	5	2	0	0	2	0	0	0	0	0	0	9	9	0.00	2.000
ERA:																		
44 Tony Watson, L	(3, 1)	1.0	H	4	1	0	0	0	0	0	0	0	0	0	4	4	0.00	1.000
ERA:																		
41 Daniel Hudson, R	(4, 1)	1.0	W	6	2	1	1	2	1	0	0	0	0	0	9	13	9.00	3.000
ERA: 9.0																		
73 Felipe Vázquez, L	(5, 1)	1.0	H	3	0	0	0	0	0	0	0	0	0	0	3	3	0.00	0.000
ERA:																		

PITCHER		IP	WLS	BF	H	R	ER	SO	BB	IBB	HBP	BLK	WP	HR	S	P	ERA	WHIP
12 Juan Nicasio, R	(6, 1)	1.0	H	4	0	0	0	2	0	0	0	0	0	0	8	8	0.00	0.000
ERA:																		
59 Antonio Bastardo, L	(7, 1)	1.0		3	0	0	0	1	0	0	0	0	0	0	5	5	0.00	0.000
ERA:																		
31 A.J. Schugel, R	(8, 1)	1.0		4	0	0	0	1	1	0	0	0	0	0	5	9	0.00	1.000
ERA:																		
35 Pat Light, R	(9, 1)	1.0		5	0	1	1	0	0	0	1	0	0	0	4	5	9.00	0.000
ERA: 9.0																		

Baltimore Orioles @ Pittsburgh Pirates

LECOM Park, Bradenton, FL

Sat Feb 25 2017, 1:07 PM - 3:51 PM EST

Att. 4,725 - Partly Cloudy - 76 F

livebaseballscorecards.com

BOTTOM

Batter	1	2	3	4	5	6	7	8	9	AB	R	H	RBI	BB	SO	LOB
26 Adam Frazier, L (1, 6) OBP: 0.667, SLG: 0.667	0-0 6 CS 1B		0-0 G4-3 ②		0-0 ① 6 G4-3 25 1B 1B 1-3		0-0 F8 ①			3	1	2	0	0	0	0
78 Kevin Newman, R (6, 6)										1	0	0	0	0	0	0
6 Starling Marte, R (1, 8) 27 Eury Pérez, R (6, 8)	S S S 0-3 ① ② K 1-2		B B B B 4-0 22 E BB		0-0 ② G4-3 2-3		0-0 ② G6-3			2	0	0	0	1	1	2
										1	0	0	0	0	0	0
22 Andrew McCutchen, R (1, 9) OBP: 0.500, SLG: 1.000 92 Kevin Krause, R (5, 9)	0-0 25 1B 2B		B X 1-0 ③ P3 1-3		H 1-0 25 1B HBP		S S C 0-3 ③ K			2	1	1	0	0	0	1
										1	0	0	0	0	1	0
25 Gregory Polanco, L (1, 7) OBP: 1.000, SLG: 1.000 98 Michael Suchy, R (6, 7)	0-0 23 S 1B 2-H			0-0 15 G5-3 23 S 37 SF8 1B	0-0 1-2 3-H 1B			C S S 0-3 ① K		3	1	3	2	0	0	0
										1	0	0	0	0	1	0
23 David Freese, R (1, 5) 80 Wyatt Mathisen, R (6, 5)	B X 1-0 ③ G6-3 1-2			B B B 4-0 15 G5-3 BB 1-2	0-0 ③ G3-1			S S S 0-3 ② K		2	0	0	0	1	0	3
										1	0	0	0	0	1	0
15 Jason Rogers, R (1, 3) 92 Daniel Arribas, R (6, 3) OBP: 0.500, SLG: 0.500		0-0 ① G4-3		0-0 ① G5-3 1-2 2-3		0-0 ① G6-3		0-0 63 HR 1B		2	0	0	0	0	0	2
										2	1	1	0	0	0	0
37 Alen Hanson, S (1, 4) 63 Christopher Bostick, R (6, 4) OBP: 1.000, SLG: 4.000		0-0 ② G3		0-0 ② SF8 3-H		B B B B 4-0 BB	B S X 1-1 1-H HR			1	0	0	1	0	0	0
										1	1	1	2	1	0	0
32 Elias Díaz, R (1, 2) 82 Jin-De Jhang, L (6, 2) OBP: 0.500, SLG: 2.000		0-0 ③ G5-3		0-0 ③ F8		0-0 ② F8	B S X 1-1 HR			2	0	0	0	0	0	1
										2	1	1	1	0	0	1
79 Barrett Barnes, R (1, 10) OBP: 0.333, SLG: 0.333 83 Christian Kelley, R (8, PH) (9, 10)			0-0 ① F9		0-0 26 1B 1B	0-0 ③ F7		0-0 ③ F9		3	0	1	0	0	0	1
										1	0	0	0	0	0	0
Inning Stats	R: 1 E: 0 K: 1 S: 7 H: 3 LOB: 1 BB: 0 P: 8	R: 0 E: 0 K: 0 S: 3 H: 0 LOB: 0 BB: 0 P: 3	R: 0 E: 0 K: 0 S: 3 H: 0 LOB: 1 BB: 1 P: 8	R: 1 E: 0 K: 0 S: 4 H: 1 LOB: 1 BB: 1 P: 8	R: 1 E: 0 K: 0 S: 5 H: 3 LOB: 2 BB: 0 P: 6	R: 0 E: 0 K: 0 S: 3 H: 0 LOB: 1 BB: 1 P: 7	R: 0 E: 0 K: 1 S: 5 H: 0 LOB: 0 BB: 0 P: 5	R: 3 E: 0 K: 2 S: 12 H: 3 LOB: 0 BB: 0 P: 14		1B: 7 2B: 1 3B: 0 HR: 2 SF: 1 SAC: 0 DP: 0 HBP: 1						

	AB	31
	R	6
	H	10
	RBI	6
	BB	3
	SO	4
	LOB	11

WP: 0 PB: 0 SB: 2 CS: 1 PA: 36

PITCHER		IP	WLS	BF	H	R	ER	SO	BB	IBB	HBP	BLK	WP	HR	S	P	ERA	WHIP
49 Gabriel Ynoa, R ERA: 4.5	(1, 1)	2.0		8	3	1	1	1	0	0	0	0	0	0	10	11	4.50	1.500
60 Mychal Givens, R ERA:	(3, 1)	1.0		4	0	0	0	0	1	0	0	0	0	0	3	8	0.00	1.000
61 Jason García, R ERA: 10.8	(4, 1)	1.2	L	10	4	2	2	0	1	0	1	0	0	0	8	13	10.80	3.000
50 Zach Stewart, R ERA:	(5, 1)	1.1		5	0	0	0	0	1	0	0	0	0	0	4	8	0.00	0.750
73 Jed Bradley, L ERA:	(7, 1)	1.0		3	0	0	0	1	0	0	0	0	0	0	5	5	0.00	0.000

PITCHER		IP	WLS	BF	H	R	ER	SO	BB	IBB	HBP	BLK	WP	HR	S	P	ERA	WHIP
68 Parker Bridwell, R ERA: 27.0	(8, 1)	1.0		6	3	3	3	2	0	0	0	0	0	2	12	14	27.00	3.000

Batter	1	2	3	4	5	6	7	8	9	AB	R	H	RBI	BB	SO	LOB
17 Phil Gosselin, R (1, 4) OBP: 0.333, SLG: 0.667 62 Max Moroff, S (6, 4)	C X 0-1 ① G6-3		X 0-0 ① F7		B X 1-0 ① ② G5-3 1-2		X 0-0 ③ G6-3			3 0 0 0 0 0 1 1 0 0 0 0 0 0						
78 Kevin Newman, R (1, 10) OBP: 0.250, SLG: 0.250 79 Barrett Barnes, R (8, PH) OBP: 0.250, SLG: 0.250 (8, 10)	X 0-0 ② F9		X 0-0 15 1B 1B		X 0-0 ③ G3			X 0-0 ① G4-3		3 0 1 0 0 0 0 1 0 0 0 0 0 0						
22 Andrew McCutchen, R (1, 9) OBP: 0.400, SLG: 0.800 27 Eury Pérez, R (6, 9)	X 0-0 2B		1 SAFE C C C 0-3 ② K			X 0-0 ① G5-3		S S S 0-3 ② K		3 0 1 0 0 1 1 1 0 0 0 0 1 0						
15 Jason Rogers, R (1, 5) OBP: 0.400, SLG: 0.400 81 Erich Weiss, L (6, 5)	X 0-0 ③ G6-3		X 0-0 ③ 1-3 1B			X 0-0 32 2B 64 G6-3 1B		X 0-0 ③ G3-1		3 1 2 0 0 0 1 1 0 0 0 0 0 0						
32 Elias Díaz, R (1, 2) OBP: 0.200, SLG: 0.400 83 Christian Kelley, R (6, 2)		X 0-0 ① G1-3		X 0-0 ① F9		X 0-0 64 G6-3 1-3 2B			X 0-0 ① G1-3	3 0 1 0 0 0 0 1 0 0 0 0 0 0						
64 José Osuna, R (1, 3) OBP: 0.500, SLG: 1.000 80 Wyatt Mathisen, R (6, 3)		S S S 0-3 ② K		C B B S X 2-2 HR		X 0-0 ② G6-3 2-3 3-H			X 0-0 ② G5-3	3 1 1 2 0 1 1 1 0 0 0 0 0 0						
76 Eric Wood, R (1, 7) OBP: 0.375, SLG: 0.667 88 Joey Terdoslavich, S (6, 7) OBP: 0.750, SLG: 1.250		C X 0-1 HR		X 0-0 ② P3		C C C 0-3 ③ K			X 0-0 1B	3 1 1 1 0 1 1 1 0 1 0 0 0 0						
77 Austin Meadows, L (1, 8) OBP: 0.400, SLG: 0.500 69 Danny Ortiz, L (6, 8)		H 1-0 HBP		C C C 0-3 ③ K			X 0-0 ① L9		C S S 0-3 ③ K	1 0 0 0 0 1 0 2 0 0 0 0 1 1						
37 Alen Hanson, S (1, 6) 61 Gift Ngoepe, R (6, 6)		1 SAFE X 0-0 ③ G5-3			B B B B 4-0 17 CS BB		S S S 0-3 ② K			1 0 0 0 1 0 1 1 0 0 0 0 1 0						
Inning Stats	R: 0 H: 1 E: 0 LOB: 1 K: 0 BB: 0 S: 5 P: 5	R: 1 H: 1 E: 0 LOB: 1 K: 1 BB: 0 S: 7 P: 8	R: 0 H: 2 E: 0 LOB: 2 K: 1 BB: 0 S: 6 P: 6	R: 1 H: 1 E: 0 LOB: 0 K: 1 BB: 0 S: 8 P: 10	R: 0 H: 0 E: 0 LOB: 0 K: 0 BB: 1 S: 2 P: 7	R: 1 H: 2 E: 0 LOB: 1 K: 1 BB: 0 S: 7 P: 7	R: 0 H: 0 E: 0 LOB: 0 K: 1 BB: 0 S: 5 P: 5	R: 0 H: 0 E: 0 LOB: 0 K: 1 BB: 0 S: 5 P: 5	R: 0 H: 1 E: 0 LOB: 1 K: 1 BB: 0 S: 6 P: 6	1B: 4 SF: 0 2B: 2 SAC: 0 3B: 0 DP: 0 HR: 2 HBP: 1						

TOP

Pittsburgh Pirates @ Baltimore Orioles

Ed Smith Stadium, Sarasota, FL

Sun Feb 26 2017, 1:05 PM - 3:56 PM EST

Att. 6,976 - Sunny - 76 F

livebaseballscorecards.com

AB	33
R	3
H	8
RBI	3
BB	1
SO	7
LOB	7

WP: 0 PA: 35
PB: 0
SB: 0
CS: 1

PITCHER		IP	WLS	BF	H	R	ER	SO	BB	IBB	HBP	BLK	WP	HR	S	P	ERA	WHIP
38 Wade Miley, L ERA: 4.5	(1, 1)	2.0		9	2	1	1	1	0	0	1	0	0	1	12	13	4.50	1.000
41 Logan Verrett, R ERA:	(3, 1)	1.0	H	4	2	0	0	1	0	0	0	0	0	0	6	6	0.00	2.000
87 Richard Rodríguez, R ERA: 4.5	(4, 1)	1.0	B	4	1	1	1	1	0	0	0	0	0	1	8	10	9.00	1.000
65 Jesús Liranzo, R ERA:	(5, 1)	1.0		3	0	0	0	0	1	0	0	0	0	0	2	7	0.00	1.000
62 Chris Lee, L ERA: 4.5	(6, 1)	2.0	W	8	2	1	1	2	0	0	0	0	0	0	12	12	4.50	1.000

PITCHER		IP	WLS	BF	H	R	ER	SO	BB	IBB	HBP	BLK	WP	HR	S	P	ERA	WHIP
93 Jefri Hernandez, R ERA:	(8, 1)	1.0		3	0	0	0	1	0	0	0	0	0	0	5	5	0.00	0.000
91 Garrett Cleavinger, L ERA:	(9, 1)	1.0		4	1	0	0	1	0	0	0	0	0	0	6	6	0.00	1.000

Batter	1	2	3	4	5	6	7	8	9	AB	R	H	RBI	BB	SO	LOB
25 Hyun Soo Kim, L (1, 7) OBP: 0.167, SLG: 0.167	S S S 0-3 K	X 0-0 1-2 2-H 1B			X 0-0 F9		X 0-0 23 S 15 S 16 2B 3-H 1B	S S S 0-3 K		3	0	1	1	0	1	0
57 Aneury Tavárez, L (6, 7) OBP: 0.250, SLG: 0.250										2	1	1	1	0	1	1
10 Adam Jones, R (1, 8) OBP: 0.500, SLG: 1.333	X 0-0 HR	S S S 0-3 K			X 0-0 13 HR 2B		1 SAFE 1 SAFE B B B B 4-0 23 BB 16 2B 1-2 BB	X 0-0 L4		3	1	2	1	0	1	2
15 Robert Andino, R (5, PR)										1	1	0	0	1	0	1
(6, 6)																
(8, 5)																
13 Manny Machado, R (1, 6) OBP: 0.167, SLG: 0.667	X 0-0 G5-3		C C C 0-3		D B X 2-0 2-3 HR		C B B B B 4-1 16 2B 72 WP 1-2 2-3 BB			3	1	1	1	0	1	0
23 Joey Rickard, R (6, 8) OBP: 0.500, SLG: 0.250										0	1	0	0	1	0	0
19 Chris Davis, L (1, 3)	B B B B 4-0 45 FC4 BB	S S S 0-3 K			X 0-0 G3		X 0-0 72 WP 16 SF7 1-3 2-H 3-H 2B			2	0	0	0	1	1	1
16 Trey Mancini, R (6, 3) OBP: 0.250, SLG: 0.375										1	1	1	2	0	0	0
45 Mark Trumbo, R (1, 10)	X 0-0 FC4 1-2f	S S S 0-3 K				X 0-0 F8	S S S 0-3 K 17 S 2-3 3-H			3	0	0	0	0	1	1
72 David Washington, L (7, PH)										1	0	0	0	0	1	1
(8, 10)																
12 Seth Smith, L (1, 9)	X 0-0 F9	C C C 0-3				X 0-0 G4-3	X 0-0 SF7 3-H			3	0	0	0	0	1	0
16 Johnny Giavotella, R (7, 4) OBP: 0.800, SLG: 1.000										0	0	0	1	0	0	0
6 Jonathan Schoop, R (1, 4) OBP: 0.333, SLG: 0.667	X 0-0 25 1B 2B	C C C 0-3				X 0-0 G5-3	B C C C 1-3 1-2			3	1	1	0	0	1	0
17 Dariel Álvarez, R (7, 9)										1	0	0	0	0	1	2
29 Welington Castillo, R (1, 2) OBP: 0.667, SLG: 1.000	C C C 0-3	X 0-0 1B					X 0-0 3 G4-3 57 1B 2B	X 0-0 G5-3		3	0	2	0	0	1	1
85 Erick Salcedo, S (7, PR)										1	1	0	0	0	0	0
(8, 6)																
3 Ryan Flaherty, L (1, 5)	2 SAFE B B B B 4-0 25 1B BB	C C C 0-3					X 0-0 G4-3 2-3	X 0-0 1B		2	0	0	0	1	1	2
36 Caleb Joseph, R (8, 2) OBP: 0.500, SLG: 0.750										1	0	1	0	0	0	0
Inning Stats	R: 1 E: 0 K: 1 S: 6 H: 1 LOB: 1 BB: 1 P: 10	R: 1 E: 0 K: 2 S: 9 H: 2 LOB: 2 BB: 1 P: 13	R: 0 E: 0 K: 3 S: 9 H: 0 LOB: 0 BB: 0 P: 9	R: 0 E: 0 K: 3 S: 10 H: 1 LOB: 1 BB: 0 P: 10	R: 1 E: 0 K: 0 S: 4 H: 2 LOB: 1 BB: 0 P: 6	R: 0 E: 0 K: 0 S: 3 H: 0 LOB: 0 BB: 0 P: 3	R: 5 E: 1 K: 2 S: 12 H: 3 LOB: 1 BB: 2 P: 21	R: 0 E: 0 K: 1 S: 6 H: 1 LOB: 1 BB: 0 P: 6		1B: 4 2B: 4 3B: 0 HR: 2 SF: 1 SAC: 0 DP: 0 HBP: 0						

PITCHER		IP	WLS	BF	H	R	ER	SO	BB	IBB	HBP	BLK	WP	HR	S	P	ERA	WHIP
50 Jameson Taillon, R ERA: 9.0	(1, 1)	2.0		11	3	2	2	3	2	0	0	0	0	1	15	23	9.00	2.500
24 Tyler Glasnow, R ERA:	(3, 1)	2.0		7	1	0	0	6	0	0	0	0	0	0	19	19	0.00	0.500
34 Drew Hutchison, R ERA: 4.5	(5, 1)	2.0		7	2	1	1	0	0	0	0	0	0	1	7	9	4.50	1.000
48 Jared Hughes, R ERA: 108.0	(7, 1)	0.1	L	7	3	5	4	1	2	0	0	0	1	0	8	16	108.00	15.000
99 Jason Creasy, R ERA:	(7, 1)	0.2		2	0	0	0	1	0	0	0	0	0	0	4	5	0.00	0.000

PITCHER		IP	WLS	BF	H	R	ER	SO	BB	IBB	HBP	BLK	WP	HR	S	P	ERA	WHIP
51 Tyler Webb, L ERA:	(8, 1)	1.0		4	1	0	0	1	0	0	0	0	0	0	6	6	0.00	1.000

BOTTOM

Pittsburgh Pirates @ Baltimore Orioles

Ed Smith Stadium, Sarasota, FL

Sun Feb 26 2017, 1:05 PM - 3:56 PM EST

Att. 6,976 - Sunny - 76 F

livebaseballscorecards.com

AB	33
R	8
H	10
RBI	7
BB	4
SO	12
LOB	12

Batter	1	2	3	4	5	6	7	8	9	AB	R	H	RBI	BB	SO	LOB
27 Eury Pérez, R (1, 9) OBP: 0.200, SLG: 0.200	L3		G4-6-3 1-2f		69 1B		G4-3		FC4-6 1-2f 2-3	3	0	1	0	0	0	2
88 Clark Eagan, L (6, 9) OBP: 0.250, SLG: 0.250					1B					2	0	0	0	0	0	2
6 Starling Marte, R (1, 8) OBP: 0.400, SLG: 0.500	G5-3			28 S 28 SF7 2B					G5-3	2	1	1	0	0	0	0
69 Danny Ortiz, L (5, PH) OBP: 0.286, SLG: 0.286 (5, 8)					1-2 1B		1B			3	0	2	0	0	0	2
25 Gregory Polanco, L (1, 7) OBP: 0.667, SLG: 0.600	K			28 SF7 28 S BB	K		K			2	0	0	0	1	2	2
79 Barrett Barnes, R (5, 7) OBP: 0.200, SLG: 0.200										1	0	0	0	0	1	1
23 David Freese, R (1, 5)		G1-3		K		88 G4-3 63 BLK 2B		L4		2	0	0	0	0	1	2
76 Eric Wood, R (5, 5) OBP: 0.400, SLG: 0.750										2	1	1	0	0	0	0
28 John Jaso, L (1, 3) OBP: 0.200, SLG: 0.250		K		SF7 1-3 2-H		G4-3 2-3		G5-3		1	0	0	1	0	1	0
88 Joey Terdoslavich, S (6, PH) OBP: 0.500, SLG: 0.833 (6, 3)										2	0	0	0	0	0	1
63 Christopher Bostick, R (1, 4) OBP: 0.600, SLG: 1.333		K2-3		BB		K 3-H		G1-4-3		2	0	0	0	1	2	0
37 Alen Hanson, S (6, 4)										1	0	0	0	0	0	0
81 Erich Weiss, L (1, 10)			K	K		BB			88 FC4-6 82 E 1B	2	0	0	0	1	2	2
78 Kevin Newman, R (9, PH) OBP: 0.400, SLG: 0.400 (9, 10)										1	0	1	0	0	0	0
58 Jacob Stallings, R (1, 2) OBP: 0.600, SLG: 1.200			61 1B		61 G5-4-3 1B	G3			E1 1-2 88 FC4-6	2	0	2	0	0	0	0
82 Jin-De Jhang, L (6, PH) OBP: 0.250, SLG: 1.000 (6, 2)										2	0	0	0	0	0	2
61 Gift Ngoepe, R (1, 6) OBP: 0.400, SLG: 0.250			27 G4-6-3 1-2 1B		G5-4-3 1-2f		K		F6	2	0	1	0	0	0	1
62 Max Moroff, S (6, 6)										2	0	0	0	0	1	2
Inning Stats	R: 0 E: 0 K: 1 S: 5 H: 0 LOB: 0 BB: 0 P: 6	R: 0 E: 0 K: 2 S: 7 H: 0 LOB: 0 BB: 0 P: 7	R: 0 E: 0 K: 1 S: 6 H: 2 LOB: 1 BB: 0 P: 6	R: 1 E: 0 K: 2 S: 10 H: 1 LOB: 2 BB: 2 P: 18	R: 0 E: 0 K: 1 S: 7 H: 3 LOB: 2 BB: 0 P: 7	R: 1 E: 0 K: 1 S: 6 H: 1 LOB: 1 BB: 1 P: 10	R: 0 E: 0 K: 2 S: 8 H: 1 LOB: 1 BB: 0 P: 8	R: 0 E: 0 K: 0 S: 3 H: 0 LOB: 0 BB: 0 P: 3	R: 0 E: 1 K: 0 S: 5 H: 1 LOB: 2 BB: 0 P: 5	1B: 7 2B: 2 3B: 0 HR: 0 SF: 1 SAC: 0 DP: 2 HBP: 0						

TOP

Pittsburgh Pirates @ Toronto Blue Jays

Florida Auto Exchange Stadium, Dunedin, FL

Mon Feb 27 2017, 1:11 PM - 3:48 PM EST

Att. 3,538 - Sunny - 83 F

livebaseballscorecards.com

AB	34
R	2
H	9
RBI	1
BB	3
SO	10
LOB	19

PITCHER		IP	WLS	BF	H	R	ER	SO	BB	IBB	HBP	BLK	WP	HR	S	P	ERA	WHIP
6 Marcus Stroman, R ERA:	(1, 1)	2.0		6	0	0	0	3	0	0	0	0	0	0	12	13	0.00	0.000
54 Roberto Osuna, R ERA:	(3, 1)	1.0		4	2	0	0	1	0	0	0	0	0	0	6	6	0.00	2.000
62 Aaron Loup, L ERA: 9.0	(4, 1)	1.0	L	6	1	1	1	2	2	0	0	0	0	0	10	18	9.00	3.000
52 Ryan Tepera, R ERA:	(5, 1)	1.0		5	3	0	0	1	0	0	0	0	0	0	7	7	0.00	3.000
24 Danny Barnes, R ERA: 9.0	(6, 1)	1.0		5	1	1	1	1	1	0	0	1	0	0	6	10	9.00	2.000

PITCHER		IP	WLS	BF	H	R	ER	SO	BB	IBB	HBP	BLK	WP	HR	S	P	ERA	WHIP
44 TJ House, L ERA:	(7, 1)	2.0		7	1	0	0	2	0	0	0	0	0	0	11	11	0.00	0.500
50 Matt Dermody, L ERA:	(9, 1)	1.0		5	1	0	0	0	0	0	0	0	0	0	5	5	0.00	1.000

WP: 0	PA: 38
PB: 0	
SB: 2	
CS: 0	

Pittsburgh Pirates @ Toronto Blue Jays

Florida Auto Exchange Stadium, Dunedin, FL

Mon Feb 27 2017, 1:11 PM - 3:48 PM EST

Att. 3,538 - Sunny - 83 F

BOTTOM

livebaseballscorecards.com

Batter	1	2	3	4	5	6	7	8	9	AB	R	H	RBI	BB	SO	LOB
11 Kevin Pillar, R (1, 8) OBP: 0.333, SLG: 0.400 65 Dwight Smith Jr., L (6, PR) (7, 7)	G1-3			BB 69 G4-6-3		2B 19 1B		K		2 1	0 1	1 0	0 0	1 0	0 1	0 1
19 José Bautista, R (1, 10) OBP: 0.500, SLG: 0.667 90 Edward Olivares, R (6, PR) (7, 10) 68 Reese McGuire, L (9, PH) OBP: 0.286, SLG: 0.333	K			K		1B 69 CS 2-H			K	3 0 1	0 0 0	1 0 0	1 0 0	0 0 0	2 0 1	1 0 0
10 Jarrod Saltalamacchia, S (1, 2) OBP: 0.250, SLG: 1.000 69 Juan Graterol, R (4, 2) OBP: 0.286, SLG: 0.167 74 Danny Jansen, R (8, 2)	K			G4-6-3 1-2f		CS 1-2	K		K	1 2 1	0 0 0	0 0 0	0 0 0	0 0 0	1 1 1	0 1 0
14 Justin Smoak, S (1, 3) OBP: 0.200, SLG: 0.200 1 Rowdy Tellez, L (5, PR) OBP: 0.500, SLG: 0.667 (6, 3)		G6-3			1B 30 S		2B 9 G3		BB	2 1	0 0	1 1	0 0	0 1	0 0	0 0
9 Darrell Ceciliani, L (1, 7) OBP: 0.222, SLG: 0.333 (7, 8) 72 J.B. Woodman, L (8, 8)		F7			F9		G3 2-3		F8	3 1	0 0	0 0	0 0	0 0	0 0	2 1
30 Anthony Alford, R (1, 9) OBP: 0.333, SLG: 0.375 56 Joshua Palacios, L (8, 9)		L8			K 1-2		K			3 0	0 0	0 0	0 0	0 0	2 0	2 0
18 Darwin Barney, R (1, 4) 89 Jonathan Diaz, R (6, 5) (7, 6) 35 Christian Lopes, R (9, 4) OBP: 0.333, SLG: 0.333			K2-3		G6-3			K		2 1 0	0 0 0	0 0 0	0 0 0	0 0 0	1 1 0	2 0 0
17 Ryan Goins, L (1, 6) (6, 4) 60 Jon Berti, R (7, 5)			G4-3			F9		G1-3		2 1	0 0	0 0	0 0	0 0	0 0	0 0
58 Gregorio Petit, R (1, 5) (6, 6) 44 TJ House, R (7, 1) 88 Tim Lopes, R (7, 4) (9, 6)			G5-3			K		BB		2 0 0	0 0 0	0 0 0	0 0 0	0 0 1	1 0 0	0 0 0
Inning Stats	R: 0 E: 0 K: 2 S: 7 H: 0 LOB: 0 BB: 0 P: 7	R: 0 E: 0 K: 0 S: 3 H: 0 LOB: 0 BB: 0 P: 3	R: 0 E: 0 K: 1 S: 5 H: 0 LOB: 0 BB: 0 P: 5	R: 0 E: 0 K: 1 S: 4 H: 0 LOB: 0 BB: 1 P: 8	R: 0 E: 0 K: 1 S: 6 H: 1 LOB: 2 BB: 0 P: 7	R: 1 E: 0 K: 1 S: 6 H: 2 LOB: 2 BB: 0 P: 7	R: 0 E: 0 K: 2 S: 8 H: 1 LOB: 1 BB: 0 P: 8	R: 0 E: 0 K: 2 S: 7 H: 0 LOB: 1 BB: 1 P: 11	R: 0 E: 0 K: 2 S: 7 H: 0 LOB: 1 BB: 1 P: 11	1B: 2 2B: 2 3B: 0 HR: 0	SF: 0 SAC: 0 DP: 1 HBP: 0			WP: 0 PB: 0 SB: 1 CS: 1		PA: 33	

	AB	29
	R	1
	H	4
	RBI	1
	BB	3
	SO	12
	LOB	10

PITCHER		IP	WLS	BF	H	R	ER	SO	BB	IBB	HBP	BLK	WP	HR	S	P	ERA	WHIP
39 Chad Kuhl, R ERA:	(1, 1)	2.0		6	0	0	0	2	0	0	0	0	0	0	10	10	0.00	0.000
38 Wade LeBlanc, L ERA:	(3, 1)	2.0	W	6	0	0	0	2	1	0	0	0	0	0	9	13	0.00	0.500
49 Nick Kingham, R ERA:	(5, 1)	1.0	H	4	1	0	0	1	0	0	0	0	0	0	6	7	0.00	1.000
85 Montana DuRapau, R ERA: 9.0	(6, 1)	1.0	H	4	2	1	1	1	0	0	0	0	0	0	6	7	9.00	2.000
68 Clay Holmes, R ERA:	(7, 1)	2.0	H	8	1	0	0	4	1	0	0	0	0	0	15	19	0.00	1.000

PITCHER		IP	WLS	BF	H	R	ER	SO	BB	IBB	HBP	BLK	WP	HR	S	P	ERA	WHIP
89 Miguel Rosario, R ERA:	(9, 1)	1.0	S	4	0	0	0	2	1	0	0	0	0	0	7	11	0.00	1.000

TOP

Toronto Blue Jays @ Pittsburgh Pirates

LECOM Park, Bradenton, FL

Tue Feb 28 2017, 5:26 PM - 6:23 PM EST

Att. 4,804 - Cloudy - 84 F

livebaseballscorecards.com

Batter	1	2	3	4	5	6	7	8	9	AB	R	H	RBI	BB	SO	LOB
3 Ezequiel Carrera, L (1, 8) OBP: 0.500, SLG: 0.250 72 J.B. Woodman, L (6, PH) (6, 8)	G5-3		58 2B, 2-3 1B		G4-3	K		F8	L4	3 3	1 0	1 0	0 0	0 0	0 1	0 3
58 Gregorio Petit, R (1, 6) OBP: 0.400, SLG: 0.600 15 Richard Urena, S (5, 6) OBP: 0.429, SLG: 0.571	G6-3		8 1B, 1-H 3-H 2B		1B		70 WP, 43 1B, 1B	FC5-4 70 1B, 1-2f 2-3		3 2	1 1	2 1	2 1	0 0	0 0	0 2
8 Kendrys Morales, S (1, 10) OBP: 0.600, SLG: 1.200 70 Alex Monsalve, R (7, PH) OBP: 0.333, SLG: 0.333 (7, 10) 35 Christian Lopes, R (8, PR) OBP: 0.333, SLG: 0.333 (8, 10)	F7		1 BB, 2-H 1B		K		K, 1-2	1-2, 3-H 1B		3 2 0	0 0 0	1 1 0	1 1 0	0 0 0	1 1 0	1 1 0
1 Rowdy Tellez, L (1, 3) OBP: 0.500, SLG: 0.571 64 Ryan McBroom, R (5, PH) (5, 3)		F8	BB, 1-2		P6		K	K		1 3	0 0	0 0	0 0	1 0	0 2	0 4
68 Reese McGuire, L (1, 2) OBP: 0.300, SLG: 0.333 43 Mike Ohlman, R (6, 2) OBP: 0.667, SLG: 1.667		G3	K			56 E, 56 FC5, 65 1B, 1B	56 HR, 2-H 1B		HR	3 2	1 2	1 2	0 2	0 0	1 0	2 0
30 Anthony Alford, R (1, 9) OBP: 0.273, SLG: 0.300 56 Joshua Palacios, L (5, 9) OBP: 0.250, SLG: 1.000	G5-3			K		FC5, 1-3 65 1B	HR, 1-H		G3	2 3	0 2	0 1	0 2	0 0	1 0	0 1
21 Jake Elmore, R (1, 4) OBP: 0.375, SLG: 0.375 89 Jonathan Diaz, R (6, 4) OBP: 0.200, SLG: 0.800			G4-3	G4-3		K	G3		HR	3 2	0 1	0 1	0 1	0 0	1 0	2 0
65 Dwight Smith Jr., L (1, 7) OBP: 0.333, SLG: 0.250 90 Edward Olivares, R (6, PR) OBP: 0.667, SLG: 0.500 (6, 7)			K	1B		60 FC4-6, 2-H 3-H 1B		15 FC5-4, 30 HBP, 70 1B, 1B	K	3 2	0 1	2 1	2 1	0 0	1 1	0 0
60 Jon Berti, R (1, 5) OBP: 0.400, SLG: 0.286 30 Matt Dean, R (6, 5) OBP: 0.500, SLG: 1.333			3 1B, 58 2B, 2B	F9		FC4-6, 1-2f		15 FC5-4, 1-2 HBP	HR	3 1	1 1	1 1	0 1	0 0	0 0	2 0

	AB	R	H	RBI	BB	SO	LOB
AB	44						
R		12					
H			16				
RBI				12			
BB					1		
SO						10	
LOB							18

Inning Stats																												
	R: 0	H: 0		R: 0	H: 0		R: 3	H: 4		R: 0	H: 1		R: 0	H: 1		R: 2	H: 2		R: 3	H: 3		R: 1	H: 2		R: 3	H: 3		1B: 10	SF: 0		WP: 1	PA: 46
	E: 0	LOB: 0		E: 0	LOB: 0		E: 0	LOB: 2		E: 0	LOB: 1		E: 0	LOB: 1		E: 1	LOB: 1		E: 0	LOB: 0		E: 0	LOB: 2		E: 0	LOB: 0		2B: 2	SAC: 0		PB: 0	
	K: 0	BB: 0		K: 0	BB: 0		K: 2	BB: 1		K: 1	BB: 0		K: 1	BB: 0		K: 2	BB: 0		K: 2	BB: 0		K: 1	BB: 0		K: 1	BB: 0		3B: 0	DP: 0		SB: 0	
	S: 4	P: 4		S: 3	P: 3		S: 11	P: 15		S: 6	P: 6		S: 6	P: 6		S: 10	P: 10		S: 12	P: 15		S: 7	P: 8		S: 9	P: 10		HR: 4	HBP: 1		CS: 0	

PITCHER		IP	WLS	BF	H	R	ER	SO	BB	IBB	HBP	BLK	WP	HR	S	P	ERA	WHIP
46 Iván Nova, R ERA:	(1, 1)	2.0		6	0	0	0	0	0	0	0	0	0	0	7	7	0.00	0.000
44 Tony Watson, L ERA: 16.2	(3, 1)	0.2	L	7	4	3	3	1	1	0	0	0	0	0	8	12	40.50	7.500
97 Brett McKinney, R ERA: 6.75	(3, 1)	0.1		1	0	0	0	1	0	0	0	0	0	0	3	3	0.00	0.000
41 Daniel Hudson, R ERA: 4.5	(4, 1)	1.0		4	1	0	0	1	0	0	0	0	0	0	6	6	0.00	1.000
73 Felipe Vázquez, L ERA:	(5, 1)	1.0		4	1	0	0	1	0	0	0	0	0	0	6	6	0.00	1.000

PITCHER		IP	WLS	BF	H	R	ER	SO	BB	IBB	HBP	BLK	WP	HR	S	P	ERA	WHIP
12 Juan Nicasio, R ERA:	(6, 1)	1.0		6	2	2	0	2	0	0	0	0	0	0	10	10	0.00	2.000
59 Antonio Bastardo, L ERA: 13.5	(7, 1)	1.0		6	3	3	3	2	0	0	0	0	1	1	12	15	27.00	3.000
35 Pat Light, R ERA: 9.0	(8, 1)	1.0		6	2	1	1	1	0	0	1	0	0	0	7	8	9.00	2.000
31 A.J. Schugel, R ERA: 13.5	(9, 1)	1.0		6	3	3	3	1	0	0	0	0	0	3	9	10	27.00	3.000

BOTTOM

Toronto Blue Jays @ Pittsburgh Pirates

LECOM Park, Bradenton, FL

Tue Feb 28 2017, 5:26 PM - 6:23 PM EST

Att. 4,804 - Cloudy - 84 F

livebaseballscorecards.com

Batter	1	2	3	4	5	6	7	8	9	AB	R	H	RBI	BB	SO	LOB
26 Adam Frazier, L (1, 7) OBP: 0.500, SLG: 0.400 79 Barrett Barnes, R (5, PR) OBP: 0.167, SLG: 0.167 (6, 7)	F8		G3		1-2 2-3 HBP		K			2 1	0 0	0 0	0 0	0 0	0 1	0 2
5 Josh Harrison, R (1, 4) OBP: 0.400, SLG: 0.250 91 Chris Diaz, R (5, PH) (6, 4)	HBP			1B	G5-3		K			1 2	0 0	1 0	0 0	0 0	0 1	0 5
22 Andrew McCutchen, R (1, 9) OBP: 0.286, SLG: 0.571 98 Michael Suchy, R (5, 9)	K			K	K	K	F9			2 2	0 0	0 0	0 0	0 0	2 1	2 2
29 Francisco Cervelli, R (1, 2) 87 Jackson Williams, R (6, PH) (7, 2)	K			F9		L9		K		2 2	0 0	0 0	0 0	0 0	1 1	2 0
88 Joey Terdoslavich, S (1, 10) OBP: 0.556, SLG: 0.750 85 Nelson Jorge, R (8, PH) (9, 10)		77 CS 10 G5-3 BB		P5		63 BB 1B		G5-3		2 1	0 0	1 0	0 0	1 0	0 0	1 0
10 Jordy Mercer, R (1, 6) OBP: 0.600, SLG: 0.333 63 Christopher Bostick, R (5, PR) OBP: 0.571, SLG: 1.000 (6, 6)	G5-3			26 HBP 64 1B BB	1-2	1-2 BB		F8		1 1	0 0	0 0	0 0	0 0	1 1	0 0
64 José Osuna, R (1, 3) OBP: 0.500, SLG: 0.857 80 Wyatt Mathisen, R (6, 3) 84 Kevin Mahala, R (9, PH)	K				26 HBP 1-2 1B	G6-3			L6	2 1 1	0 0 0	1 0 0	0 0 0	0 0 0	1 0 0	1 2 0
77 Austin Meadows, L (1, 8) OBP: 0.375, SLG: 0.333 88 Clark Eagan, L (8, 8) OBP: 0.200, SLG: 0.200	CS 2-3		G3-1		K	15 1B BB			K	2 1	0 0	0 0	0 0	1 0	1 1	2 0
17 Phil Gosselin, R (1, 5) OBP: 0.250, SLG: 0.500 15 Jason Rogers, R (6, 5) OBP: 0.429, SLG: 0.429			K		K	1-2 1B			G4-3	2 2	0 0	0 1	0 0	0 0	2 0	2 0
Inning Stats	R: 0 E: 0 K: 2 S: 7 H: 0 LOB: 1 BB: 0 P: 8	R: 0 E: 0 K: 1 S: 4 H: 0 LOB: 0 BB: 1 P: 9	R: 0 E: 0 K: 1 S: 5 H: 0 LOB: 0 BB: 0 P: 5	R: 0 E: 0 K: 1 S: 6 H: 1 LOB: 1 BB: 0 P: 6	R: 0 E: 0 K: 2 S: 8 H: 1 LOB: 3 BB: 1 P: 13	R: 0 E: 0 K: 1 S: 6 H: 1 LOB: 2 BB: 1 P: 10	R: 0 E: 0 K: 2 S: 8 H: 1 LOB: 2 BB: 1 P: 12	R: 0 E: 0 K: 1 S: 5 H: 0 LOB: 0 BB: 0 P: 5	R: 0 E: 0 K: 1 S: 5 H: 0 LOB: 0 BB: 0 P: 5	1B: 4 2B: 0 3B: 0 HR: 0	SF: 0 SAC: 0 DP: 0 HBP: 2					WP: 0 PB: 0 SB: 0 CS: 1	PA: 37

	AB	30
	R	0
	H	4
	RBI	0
	BB	4
	SO	12
	LOB	22

PITCHER		IP	WLS	BF	H	R	ER	SO	BB	IBB	HBP	BLK	WP	HR	S	P	ERA	WHIP
64 Lucas Harrell, R	(1, 1)	2.0	W	7	0	0	0	3	1	0	1	0	0	0	11	17	0.00	0.500
ERA:																		
59 Casey Lawrence, R	(3, 1)	1.0	H	3	0	0	0	1	0	0	0	0	0	0	5	5	0.00	0.000
ERA:																		
46 Glenn Sparkman, R	(4, 1)	1.0	H	4	1	0	0	1	0	0	0	0	0	0	6	6	0.00	1.000
ERA: 18.0																		
66 Wil Browning, R	(5, 1)	1.0	H	6	1	0	0	2	1	0	1	0	0	0	8	13	0.00	2.000
ERA: 4.5																		
36 Jeff Beliveau, L	(6, 1)	1.0		5	1	0	0	1	1	0	0	0	0	0	6	10	0.00	2.000
ERA: 13.5																		

PITCHER		IP	WLS	BF	H	R	ER	SO	BB	IBB	HBP	BLK	WP	HR	S	P	ERA	WHIP
76 John Stilson, R	(7, 1)	1.0		5	1	0	0	2	1	0	0	0	0	0	8	12	0.00	2.000
ERA:																		
53 Jarrett Grube, R	(8, 1)	1.0		3	0	0	0	1	0	0	0	0	0	0	5	5	0.00	0.000
ERA:																		
73 Chad Girodo, L	(9, 1)	1.0		3	0	0	0	1	0	0	0	0	0	0	5	5	0.00	0.000
ERA:																		

Batter	1	2	3	4	5	6	7	8	9	AB	R	H	RBI	BB	SO	LOB
17 Phil Gosselin, R (1, 4) OBP: 0.273, SLG: 0.545	B X 1-0 25 G4-6-3 23 1B 2B	X 0-0 ② FC5-4 25 WP 6 1B 1-2f			X 0-0 ① F8		S S S 0-3 ① K		X 0-0 ① G5-3	3	1	1	0	0	0	1
61 Gift Ngoepe, R (6, 4) OBP: 0.286, SLG: 0.167										2	0	0	0	0	1	0
6 Starling Marte, R (1, 8) OBP: 0.625, SLG: 0.600	B B B B 4-0 25 G4-6-3 BB	X 0-0 25 WP 1-2 1B			B B B 4-0 25 K2-3 25 WP BB		X 0-0 ② F7		X 0-0 37 G4-3 1B	1	0	1	0	2	0	0
77 Austin Meadows, L (6, 8) OBP: 0.400, SLG: 0.375										2	0	1	0	0	0	0
25 Gregory Polanco, L (1, 7) OBP: 0.500, SLG: 0.375	X 0-0 ① ② G4-6-3 1-2f 2-3	B X 1-0 ③ G1-3 1-2 2-3			B S S S 1-3 ② K2-3 1-3		B B B B 4-0 BB		X 0-0 ② G4-3 1-2	3	0	0	0	1	1	5
37 Alen Hanson, S (7, PR) (7, 7)										1	0	0	0	0	0	1
23 David Freese, R (1, 5) OBP: 0.250, SLG: 0.143	X 0-0 28 1B 3-H 1B	S S S 0-3 ① K			S S S 0-3 ③ K		C C C 0-3 ③ K		X 0-0 ③ L8	3	0	1	1	0	2	1
76 Eric Wood, R (5, 5) OBP: 0.333, SLG: 0.600										2	0	0	0	0	1	2
28 John Jaso, L (1, 3) OBP: 0.375, SLG: 0.857	X 0-0 1-3 1B	X 0-0 ② F9			F F F B F B B X 3-2 HR			X 0-0 81 WP 27 G4-3 1B		3	1	2	1	0	0	0
64 José Osuna, R (6, 3) OBP: 0.556, SLG: 0.875										1	0	1	0	0	0	0
78 Kevin Newman, R (1, 6) OBP: 0.250, SLG: 0.250	X 0-0 ③ G6-3	X 0-0 ③ F8			X 0-0 ① G5-3			S S S 0-3 ① K		3	0	0	0	0	0	2
62 Max Moroff, S (6, 6)										1	0	0	0	0	1	1
69 Danny Ortiz, L (1, 9) OBP: 0.300, SLG: 0.400	X 0-0 82 G4-3 87 1B 2B	C C C 0-3 ① K			X 0-0 ② G4-3			X 0-0 ② G4-3 1-2		3	1	1	0	0	1	0
27 Eury Pérez, R (6, 9) OBP: 0.167, SLG: 0.167										1	0	0	0	0	0	1
82 Jin-De Jhang, L (1, 10) OBP: 0.286, SLG: 0.667	X 0-0 ① G4-3 2-3	X 0-0 ② P5			B B B B 4-0 BB			B B B B 4-0 83 S 2-3 BB		2	0	0	0	1	0	1
81 Erich Weiss, L (8, PH) (8, 10)										0	0	0	0	1	0	0
87 Jackson Williams, R (1, 2) OBP: 0.167, SLG: 0.167	X 0-0 17 FC5-4 3-H 1B	X 0-0 ③ G5-3			X 0-0 ③ F8			B X 1-0 ③ L6 1-2		3	0	1	1	0	0	1
83 Christian Kelley, R (6, 2)										1	0	0	0	0	0	2
Inning Stats	R: 1 E: 0 K: 0 S: 5 H: 3 LOB: 2 BB: 1 P: 10	R: 1 E: 0 K: 0 S: 6 H: 3 LOB: 2 BB: 0 P: 7	R: 0 E: 0 K: 1 S: 5 H: 0 LOB: 0 BB: 0 P: 5	R: 0 E: 0 K: 1 S: 5 H: 0 LOB: 0 BB: 0 P: 5	R: 0 E: 0 K: 2 S: 7 H: 0 LOB: 1 BB: 1 P: 12	R: 1 E: 0 K: 0 S: 8 H: 1 LOB: 1 BB: 1 P: 15	R: 0 E: 0 K: 2 S: 7 H: 0 LOB: 1 BB: 1 P: 11	R: 0 E: 0 K: 1 S: 6 H: 1 LOB: 2 BB: 1 P: 11	R: 0 E: 0 K: 0 S: 4 H: 1 LOB: 1 BB: 0 P: 4	1B: 6 2B: 2 3B: 0 HR: 1 SF: 0 SAC: 0 DP: 1 HBP: 0						

TOP

Pittsburgh Pirates @ Minnesota Twins

CenturyLink Sports Complex, Fort Myers, FL

Wed Mar 01 2017, 1:05 PM - 4:06 PM EST

Att. 5,895 - Sunny - 84 F

livebaseballscorecards.com

AB	35
R	3
H	9
RBI	3
BB	5
SO	7
LOB	18

WP: 3 PB: 0 SB: 1 CS: 0 PA: 40

PITCHER		IP	WLS	BF	H	R	ER	SO	BB	IBB	HBP	BLK	WP	HR	S	P	ERA	WHIP
44 Kyle Gibson, R ERA: 5.4	(1, 1)	1.2	L	11	6	2	2	0	1	0	0	0	0	0	10	15	10.80	4.200
80 Drew Rucinski, R ERA:	(2, 1)	1.1		4	0	0	0	1	0	0	0	0	1	0	6	7	0.00	0.000
32 Ryan Vogelsong, R ERA: 5.4	(4, 1)	1.0		3	0	0	0	1	0	0	0	0	0	0	5	5	0.00	0.000
47 Craig Breslow, L ERA:	(5, 1)	1.0		4	0	0	0	2	1	0	0	0	1	0	7	12	0.00	1.000
84 Aaron Slegers, R ERA: 9.0	(6, 1)	1.0		5	1	1	1	0	1	0	0	0	0	1	8	15	9.00	2.000

PITCHER		IP	WLS	BF	H	R	ER	SO	BB	IBB	HBP	BLK	WP	HR	S	P	ERA	WHIP
67 Stephen Gonsalves, L ERA:	(7, 1)	1.0		4	0	0	0	2	1	0	0	0	0	0	7	11	0.00	1.000
79 Jake Reed, R ERA:	(8, 1)	1.0		5	1	0	0	1	1	0	0	0	1	0	6	11	0.00	2.000
77 Fernando Romero, R ERA:	(9, 1)	1.0		4	1	0	0	0	0	0	0	0	0	0	4	4	0.00	1.000

BOTTOM

Batter	1	2	3	4	5	6	7	8	9	AB	R	H	RBI	BB	SO	LOB
66 Zack Granite, L (1, 9) OBP: 0.400, SLG: 0.444	G3-1		7 CS 1B		BB		BB		1-2 1B	2	0	1	0	1	0	0
24 JB Shuck, L (6, 9) OBP: 0.273, SLG: 0.200										1	0	1	0	1	0	0
7 Joe Mauer, L (1, 3)	2 BB HBP		52 WP 2 E 1-2 BB		K		P6		F7	1	0	0	0	1	1	1
50 Ben Paulsen, L (6, 3) OBP: 0.250, SLG: 0.182										2	0	0	0	0	0	3
2 Brian Dozier, R (1, 4) OBP: 0.333, SLG: 0.200	1-2 BB		FC4 52 WP 1-2		F8			71 G5-3 1B		2	0	0	0	1	0	2
68 Bengie González, S (6, 4) OBP: 0.571, SLG: 0.571										1	0	1	0	0	0	0
52 ByungHo Park, R (1, 10) OBP: 0.364, SLG: 1.100	K		G6-3 1-2 2-3		F9			G5-3 1-2		3	0	0	0	0	1	5
71 Niko Goodrum, S (8, PH) (9, 10)										1	0	0	0	0	0	1
21 Jason Castro, L (1, 2) OBP: 0.222, SLG: 0.556	F8			F7	K			F7		2	0	0	0	0	0	2
70 Eddy Rodriguez, R (6, 2)										2	0	0	0	0	1	1
8 Drew Stubbs, R (1, 8) OBP: 0.444, SLG: 0.714		L4		P3	G5-3			F9		3	0	0	0	0	0	0
39 Danny Santana, S (7, 8) OBP: 0.375, SLG: 0.286										1	0	0	0	0	0	1
36 Robbie Grossman, S (1, 7) OBP: 0.333, SLG: 0.500		P6		37 2B	K				K	2	1	1	0	0	0	0
38 Chris Gimenez, R (6, 7) OBP: 0.500, SLG: 0.500				2B						2	0	0	0	0	2	0
37 Matt Hague, R (1, 5) OBP: 0.444, SLG: 0.778		P5		2-H 2B			1 G6-4-3 BB		K	2	0	1	1	0	0	0
30 Tommy Field, R (6, 5) OBP: 0.300, SLG: 0.222										1	0	0	0	1	1	0
16 Ehire Adrianza, S (1, 6) OBP: 0.143, SLG: 0.143			B1-3	K			G6-4-3 1-2f		24 1B BB	2	0	0	0	0	1	1
1 Engelb Vielma, S (6, 6)										1	0	0	0	1	0	1
Inning Stats	R: 0 E: 0 K: 1 S: 5 H: 0 LOB: 2 BB: 1 P: 10	R: 0 E: 0 K: 0 S: 3 H: 0 LOB: 0 BB: 0 P: 3	R: 0 E: 1 K: 0 S: 4 H: 1 LOB: 2 BB: 1 P: 9	R: 1 E: 0 K: 1 S: 7 H: 2 LOB: 1 BB: 0 P: 7	R: 0 E: 0 K: 1 S: 5 H: 0 LOB: 1 BB: 1 P: 9	R: 0 E: 0 K: 2 S: 7 H: 0 LOB: 0 BB: 0 P: 7	R: 0 E: 0 K: 0 S: 2 H: 0 LOB: 1 BB: 2 P: 10	R: 0 E: 0 K: 0 S: 4 H: 1 LOB: 1 BB: 0 P: 4	R: 0 E: 0 K: 2 S: 8 H: 1 LOB: 2 BB: 1 P: 12	1B: 3 2B: 2 3B: 0 HR: 0 SF: 0 SAC: 0 DP: 1 HBP: 1							

PITCHER	IP	WLS	BF	H	R	ER	SO	BB	IBB	HBP	BLK	WP	HR	S	P	ERA	WHIP
47 Josh Lindblom, R (1, 1) ERA:	2.0	W	8	0	0	0	1	1	0	1	0	0	0	8	13	0.00	0.500
48 Jared Hughes, R (3, 1) ERA: 27.0	1.0	H	5	1	0	0	0	1	0	0	0	1	0	4	9	0.00	2.000
66 Dovydas Neverauskas, R (4, 1) ERA: 4.5	1.0	H	5	2	1	1	1	0	0	0	0	0	0	7	7	9.00	2.000
70 Dan Runzler, L (5, 1) ERA:	1.0	H	4	0	0	0	1	1	0	0	0	0	0	5	9	0.00	1.000
74 Edgar Santana, R (6, 1) ERA:	1.0	H	3	0	0	0	2	0	0	0	0	0	0	7	7	0.00	0.000

PITCHER	IP	WLS	BF	H	R	ER	SO	BB	IBB	HBP	BLK	WP	HR	S	P	ERA	WHIP
80 Jared Lakind, L (7, 1) ERA:	1.0	H	4	0	0	0	0	2	0	0	0	0	0	2	10	0.00	2.000
84 Cody Dickson, L (8, 1) ERA:	1.0	H	4	1	0	0	0	0	0	0	0	0	0	4	4	0.00	1.000
85 Montana DuRapau, R (9, 1) ERA: 4.5	1.0	S	5	1	0	0	2	1	0	0	0	0	0	8	12	0.00	2.000

Pittsburgh Pirates @ Minnesota Twins

CenturyLink Sports Complex, Fort Myers, FL

Wed Mar 01 2017, 1:05 PM - 4:06 PM EST

Att. 5,895 - Sunny - 84 F

livebaseballscorecards.com

AB	31
R	1
H	5
RBI	1
BB	6
SO	7
LOB	18

1B: 3	SF: 0	WP: 1	PA: 38
2B: 2	SAC: 0	PB: 0	
3B: 0	DP: 1	SB: 0	
HR: 0	HBP: 1	CS: 1	

Batter	1	2	3	4	5	6	7	8	9	AB	R	H	RBI	BB	SO	LOB
26 Adam Frazier, L (1, 5) OBP: 0.444, SLG: 0.750 80 Wyatt Mathisen, R (6, PH) (6, 5)	F7	P6	1-H HR			F9		K		3 2	1 0	1 0	2 0	0 0	0 1	2 1
5 Josh Harrison, R (1, 4) OBP: 0.375, SLG: 0.167 81 Erich Weiss, L (6, PH) (6, 4)	F8	BB P6				K		P6		2 2	1 0	0 0	0 0	1 0	0 1	0 1
22 Andrew McCutchen, R (1, 9) OBP: 0.273, SLG: 0.455 76 Eric Wood, R (6, 9) OBP: 0.308, SLG: 0.545	L7		1-2 1B	G1-3		K			K	4 1	1 0	1 0	0 0	0 0	1 1	0 0
29 Francisco Cervelli, R (1, 2) OBP: 0.600, SLG: 1.333 58 Jacob Stallings, R (6, 2) OBP: 0.571, SLG: 1.000		HR	1-2 2-3 BB	BB			K2-3		1B	1 2	2 1	1 1	1 0	2 0	0 1	0 0
10 Jordy Mercer, R (1, 6) OBP: 0.500, SLG: 0.833 61 Gift Ngoepe, R (6, 6) OBP: 0.222, SLG: 0.125	G4-3	1-H 2-H 3-H HR		K			P4		E6 1-2	3 2	1 1	1 0	4 0	0 0	1 0	1 1
64 José Osuna, R (1, 3) OBP: 0.583, SLG: 1.182 88 Joey Terdoslavich, S (6, 3)	HR	32 1B 27 G6-4-3 2B		K			BB			3 1	2 0	2 0	1 0	0 1	1 1	1 2
32 Elias Díaz, R (1, 10) OBP: 0.333, SLG: 0.375 79 Jerrick Suiter, R (9, PH) OBP: 1.000, SLG: 2.000 (9, 10)	27 1B BB	27 G6-4-3 2-3 1B			K		G6-3		1-H 2-H 2B	3 1	0 0	1 1	0 2	1 0	1 0	1 0
27 Eury Pérez, R (1, 8) OBP: 0.222, SLG: 0.222 63 Christopher Bostick, R (6, 8) OBP: 0.556, SLG: 0.833	1-2 1B	G6-4-3 1-2f 3-H		L3				37 FC4-6 1B	F8	3 2	0 0	1 1	0 0	0 0	0 0	1 1
79 Barrett Barnes, R (1, 7) OBP: 0.222, SLG: 0.222 37 Alen Hanson, S (6, 7)	P2	26 HR 1B		K				FC4-6 1-2f		3 1	1 0	1 0	0 0	0 0	1 0	2 1
Inning Stats	R: 0 E: 0 K: 0 S: 3 H: 0 LOB: 0 BB: 0 P: 4	R: 2 E: 0 K: 0 S: 8 H: 3 LOB: 2 BB: 1 P: 13	R: 7 E: 0 K: 0 S: 11 H: 6 LOB: 0 BB: 2 P: 20	R: 0 E: 0 K: 2 S: 7 H: 0 LOB: 1 BB: 1 P: 11	R: 0 E: 0 K: 2 S: 7 H: 0 LOB: 0 BB: 0 P: 7	R: 0 E: 0 K: 2 S: 7 H: 0 LOB: 0 BB: 0 P: 7	R: 0 E: 0 K: 1 S: 5 H: 0 LOB: 1 BB: 1 P: 9	R: 0 E: 0 K: 1 S: 6 H: 1 LOB: 1 BB: 0 P: 6	R: 2 E: 1 K: 2 S: 10 H: 2 LOB: 1 BB: 0 P: 10	1B: 6 2B: 2 3B: 0 HR: 4 SF: 0 SAC: 0 DP: 1 HBP: 0						

TOP

Pittsburgh Pirates @ Detroit Tigers

Publix Field at Joker Marchant Stadium, Lakeland, FL

Thu Mar 02 2017, 1:09 PM - 4:09 PM EST

Att. 6,248 - Partly Cloudy - 85 F

livebaseballscorecards.com

AB	39
R	11
H	12
RBI	10
BB	5
SO	10
LOB	15

PITCHER		IP	WLS	BF	H	R	ER	SO	BB	IBB	HBP	BLK	WP	HR	S	P	ERA	WHIP
35 Justin Verlander, R ERA: 6.75	(1, 1)	2.0	L	11	3	3	3	0	2	0	0	0	0	2	11	21	13.50	2.500
64 Chad Bell, L ERA: 27.0	(3, 1)	0.2		7	5	4	4	0	1	0	0	0	0	1	8	13	54.00	9.000
67 Logan Kensing, R ERA: 3.86	(3, 1)	0.1		2	1	2	2	0	0	0	0	0	0	1	3	3	54.00	3.000
43 Bruce Rondón, R ERA: 3.0	(4, 1)	1.0		4	0	0	0	2	1	0	0	0	0	0	7	11	0.00	1.000
56 Kyle Ryan, L ERA: 4.5	(5, 1)	1.0		3	0	0	0	2	0	0	0	0	0	0	7	7	0.00	0.000

PITCHER		IP	WLS	BF	H	R	ER	SO	BB	IBB	HBP	BLK	WP	HR	S	P	ERA	WHIP
68 Daniel Stumpf, L ERA: 3.38	(6, 1)	1.2		6	0	0	0	3	1	0	0	0	0	0	11	15	0.00	0.600
80 R.J. Alaniz, R ERA:	(7, 1)	1.1		5	1	0	0	1	0	0	0	0	0	0	7	7	0.00	0.750
36 Blaine Hardy, L ERA:	(9, 1)	0.2		5	2	2	0	2	0	0	0	0	0	0	9	9	0.00	3.000
88 Santiago Garrido, R ERA:	(9, 1)	0.1		1	0	0	0	0	0	0	0	0	0	0	1	1	0.00	0.000

BOTTOM

Pittsburgh Pirates @ Detroit Tigers

Publix Field at Joker Marchant Stadium, Lakeland, FL

Thu Mar 02 2017, 1:09 PM - 4:09 PM EST

Att. 6,248 - Partly Cloudy - 85 F

livebaseballscorecards.com

Batter	1	2	3	4	5	6	7	8	9	AB	R	H	RBI	BB	SO	LOB
3 Ian Kinsler, R (1, 4) OBP: 0.267, SLG: 0.467 26 Brendan Ryan, R (6, 4) OBP: 0.111, SLG: 0.111	41 G5-4-3 1B		F9			G5-3		F9		2 0 1 0 0 0 0 2 0 0 0 0 0 0						
41 Victor Martinez, S (1, 10) OBP: 0.176, SLG: 0.412 12 Anthony Gose, L (8, PH) OBP: 0.200, SLG: 0.300 (9, 10)	G5-4-3 1-2f		2B			G6-3		G4-3		3 0 1 0 0 0 1 1 0 0 0 0 0 0						
24 Miguel Cabrera, R (1, 3) OBP: 0.500, SLG: 0.692 74 Efren Navarro, L (6, PR) OBP: 0.273, SLG: 0.111 (7, 3)	1B		L8			2B		HBP		3 0 2 0 0 0 1 0 0 0 0 0 0 0						
28 J.D. Martinez, R (1, 9) 33 Steven Moya, L (6, PR) OBP: 0.333, SLG: 0.364 (7, 9)	F8			G5-3		BB		G3		2 0 0 0 1 0 1 1 0 0 0 0 0 1						
8 Justin Upton, R (1, 7) OBP: 0.188, SLG: 0.438 14 Alex Presley, L (7, 7) OBP: 0.429, SLG: 0.857		HR		G6-3		P4			G6-3	3 1 1 1 0 0 2 1 0 0 0 0 0 0						
31 Alex Avila, L (1, 2) OBP: 0.500, SLG: 0.333 70 Miguel Gonzalez, R (7, 2) OBP: 0.600, SLG: 0.800		F7		K			2B		F9	2 0 0 0 0 1 0 2 0 1 0 0 0 0						
15 Mikie Mahtook, R (1, 8) 17 Andrew Romine, S (7, 8) OBP: 0.231, SLG: 0.615		P3			P4		F8		G5-3	2 0 0 0 0 0 0 2 0 0 0 0 0 1						
4 Omar Infante, R (1, 5) OBP: 0.300, SLG: 0.333 84 Dominic Ficociello, S (7, 5) OBP: 0.556, SLG: 1.000		G5-3			P6		K			2 0 0 0 0 0 0 1 0 0 0 0 1 1						
1 Jose Iglesias, R (1, 6) OBP: 0.333, SLG: 0.200 49 Dixon Machado, R (7, 6) OBP: 0.357, SLG: 0.385			G1-3		G5-3		G6-3			2 0 0 0 0 0 0 1 0 0 0 0 0 1						
Inning Stats	R: 0 H: 2 E: 0 LOB: 1 K: 0 BB: 0 S: 4 P: 4	R: 1 H: 1 E: 0 LOB: 0 K: 0 BB: 0 S: 6 P: 7	R: 0 H: 1 E: 0 LOB: 1 K: 0 BB: 0 S: 4 P: 4	R: 0 H: 0 E: 0 LOB: 0 K: 1 BB: 0 S: 5 P: 5	R: 0 H: 0 E: 0 LOB: 0 K: 0 BB: 0 S: 3 P: 3	R: 0 H: 1 E: 0 LOB: 2 K: 0 BB: 1 S: 4 P: 8	R: 0 H: 1 E: 0 LOB: 1 K: 1 BB: 0 S: 6 P: 6	R: 0 H: 0 E: 0 LOB: 1 K: 0 BB: 0 S: 3 P: 4	R: 0 H: 0 E: 0 LOB: 0 K: 0 BB: 0 S: 3 P: 3	1B: 2 SF: 0 2B: 3 SAC: 0 3B: 0 DP: 1 HR: 1 HBP: 1						

	AB	32
	R	1
	H	6
	RBI	1
	BB	1
	SO	2
	LOB	9

PITCHER		IP	WLS	BF	H	R	ER	SO	BB	IBB	HBP	BLK	WP	HR	S	P	ERA	WHIP
43 Steven Brault, L ERA: 3.0	(1, 1)	2.0	W	8	3	1	1	0	0	0	0	0	0	1	10	11	4.50	1.500
57 Trevor Williams, R ERA:	(3, 1)	2.0		7	1	0	0	1	0	0	0	0	0	0	9	9	0.00	0.500
51 Tyler Webb, L ERA:	(5, 1)	2.0		8	1	0	0	0	1	0	0	0	0	0	7	11	0.00	1.000
72 Tyler Eppler, R ERA:	(7, 1)	2.0		8	1	0	0	1	0	0	1	0	0	0	9	10	0.00	0.500
99 Jason Creasy, R ERA:	(9, 1)	1.0		3	0	0	0	0	0	0	0	0	0	0	3	3	0.00	0.000

PITCHER		IP	WLS	BF	H	R	ER	SO	BB	IBB	HBP	BLK	WP	HR	S	P	ERA	WHIP

Batter	1	2	3	4	5	6	7	8	9	AB	R	H	RBI	BB	SO	LOB
25 Hyun Soo Kim, L (1, 7) OBP: 0.357, SLG: 0.308 34 Paul Janish, R (5, 6)	C X 0-1 13 G5-4-3 23 BB 1B		X 0-0 13 BB 1B	X 0-0 ③ F8		F F S 0-3 ③ K			X 0-0 ② F8	3 2	0 0	2 0	0 0	0 0	0 1	2 1
23 Joey Rickard, R (1, 8) OBP: 0.611, SLG: 0.600 94 Austin Hays, R (6, 8)	B B B B 4-0 13 G5-4-3 1-2 BB		S S S 0-3 ② K		B B B 4-0 16 2B BB		X 0-0 ① F9		S S S 0-3 ③ K	1 2	1 0	0 0	0 0	2 0	1 1	1 0
13 Manny Machado, R (1, 6) OBP: 0.294, SLG: 0.467 85 Cedric Mullins, L (5, 7)	X 0-0 ①② G5-4-3 1-2f 2-3		B B B B 4-0 1-2 BB		X 0-0 ① F8		S S S 0-3 ② K			2 1	0 0	0 0	0 0	1 0	0 1	3 0
29 Welington Castillo, R (1, 2) OBP: 0.308, SLG: 0.462 84 Sean Coyle, R (5, 4) OBP: 0.600, SLG: 1.500	X 0-0 ③ G5-3		X 0-0 ③ F7		X 0-0 ② F9		X 0-0 ③ F7			3 1	0 0	0 0	0 0	0 0	0 0	4 0
16 Trey Mancini, R (1, 3) OBP: 0.353, SLG: 0.471 17 Dariel Álvarez, R (6, 9)		X 0-0 ① F9		X 0-0 16 BB 57 1B 1B	X 0-0 1-H 2B			B B B B 4-0 BB		3 0	1 0	2 0	1 0	0 1	0 0	0 0
16 Johnny Giavotella, R (1, 4) OBP: 0.438, SLG: 0.615 76 Audry Pérez, R (5, 2)		X 0-0 3 G4-3 2B	B B B B 4-0 57 E 57 1B 1-2 BB		X 0-0 ③ P3			X 0-0 ① F9		2 1	0 0	1 0	0 0	1 0	0 0	1 1
3 Ryan Flaherty, L (1, 5) 72 David Washington, L (6, 3) OBP: 0.286, SLG: 0.667		X 0-0 ② G4-3 2-3	X 0-0 ① P4		X 0-0 ① F7			C S C 0-3 ② K		3 1	0 0	0 0	0 0	0 0	0 1	3 1
14 Craig Gentry, R (1, 9) OBP: 0.214, SLG: 0.214 82 Adrian Marin, R (6, 5)		X 0-0 ③ P4	S S T 0-2 ② K		X 0-0 ② G6-3			S S C 0-3 ③ K		3 1	0 0	0 0	0 0	0 0	1 1	3 1
57 Aneury Tavárez, L (1, 10) OBP: 0.333, SLG: 0.357 74 Chance Sisco, L (9, PH)			X 0-0 ① G4-3	X 0-0 E7 1-3 2-H 1B		X 0-0 2B			X 0-0 ① F7	3 1	0 0	2 0	1 0	0 0	0 0	0 0
Inning Stats	R: 0 E: 0 K: 0 S: 4 H: 1 LOB: 1 BB: 1 P: 8	R: 0 E: 0 K: 0 S: 4 H: 1 LOB: 1 BB: 0 P: 4	R: 0 E: 0 K: 1 S: 6 H: 1 LOB: 2 BB: 1 P: 10	R: 1 E: 1 K: 1 S: 7 H: 2 LOB: 2 BB: 1 P: 11	R: 1 E: 0 K: 0 S: 4 H: 1 LOB: 1 BB: 1 P: 8	R: 0 E: 0 K: 1 S: 6 H: 1 LOB: 1 BB: 0 P: 6	R: 0 E: 0 K: 1 S: 5 H: 0 LOB: 0 BB: 0 P: 5	R: 0 E: 0 K: 2 S: 7 H: 0 LOB: 1 BB: 1 P: 11	R: 0 E: 0 K: 1 S: 5 H: 0 LOB: 0 BB: 0 P: 5	1B: 4 2B: 3 3B: 0 HR: 0		SF: 0 SAC: 0 DP: 1 HBP: 0		WP: 0 PB: 0 SB: 0 CS: 0	PA: 38	

PITCHER	IP	WLS	BF	H	R	ER	SO	BB	IBB	HBP	BLK	WP	HR	S	P	ERA	WHIP
45 Gerrit Cole, R (1, 1) ERA:	2.0	W	8	2	0	0	0	1	0	0	0	0	0	8	12	0.00	1.500
24 Tyler Glasnow, R (3, 1) ERA: 2.45	1.2		10	3	1	1	2	2	0	0	0	0	0	12	20	5.40	3.000
89 Miguel Rosario, R (4, 1) ERA: 3.86	1.1	H	6	1	1	1	0	1	0	0	0	0	0	5	9	6.75	1.500
34 Drew Hutchison, R (6, 1) ERA: 1.8	3.0	H	11	1	0	0	4	1	0	0	0	0	0	18	22	0.00	0.667
80 Jared Lakind, L (9, 1) ERA:	1.0	S	3	0	0	0	1	0	0	0	0	0	0	5	5	0.00	0.000

PITCHER	IP	WLS	BF	H	R	ER	SO	BB	IBB	HBP	BLK	WP	HR	S	P	ERA	WHIP

TOP

Baltimore Orioles @ Pittsburgh Pirates

LECOM Park, Bradenton, FL

Fri Mar 03 2017, 1:06 PM - 4:09 PM EST

Att. 5,011 - Sunny - 76 F

livebaseballscorecards.com

AB	33
R	2
H	7
RBI	2
BB	5
SO	7
LOB	21

Baltimore Orioles @ Pittsburgh Pirates

LECOM Park, Bradenton, FL

Fri Mar 03 2017, 1:06 PM - 4:09 PM EST

Att. 5,011 - Sunny - 76 F

BOTTOM

livebaseballscorecards.com

Batter	1	2	3	4	5	6	7	8	9	AB	R	H	RBI	BB	SO	LOB
6 Starling Marte, R (1, 8) OBP: 0.667, SLG: 0.750	0-0 25 BB 17 1B 23 1B 1B	1-0 17 1B 1-2 HBP		0-0 17 E 2B		0-0 ③ FC5-4 1-2f				3	2	2	0	0	0	1
69 Danny Ortiz, L (7, 8) OBP: 0.300, SLG: 0.400										0	0	0	0	0	0	0
17 Phil Gosselin, R (1, 6) OBP: 0.429, SLG: 0.643	0-0 23 1B 25 BB 1-2 23 E 1B	0-0 ② 25 1B 1-3 2-H 1B		0-0 E6 25 WP 2-H 1B			0-0 25 G3-6 1B			3	1	3	1	0	0	0
37 Alen Hanson, S (6, 6) OBP: 0.250, SLG: 0.167										1	0	1	0	0	0	0
25 Gregory Polanco, L (1, 7) OBP: 0.500, SLG: 0.364	B B B B 4-0 23 E 78 1B 1-2 2-3 BB	0-0 1-2 1B		1-0 ③ G1-3 1-2			0-0 ①② G3-6 1-2f			3	1	1	0	1	0	2
79 Barrett Barnes, R (8, 7) OBP: 0.222, SLG: 0.222										0	0	0	0	0	0	0
23 David Freese, R (1, 5) OBP: 0.300, SLG: 0.222	0-0 E2 78 1B 1-3 2-H 3-H 1B	0-3 ③ K			S S S 0-3 ① K		S S S 0-3 ③ K			2	0	1	1	0	1	2
81 Erich Weiss, L (5, 5)										2	0	0	0	0	2	0
28 John Jaso, L (1, 9) OBP: 0.273, SLG: 0.600	F F S 0-3 ① K	0-0 ① G4-3			0-0 ② G3			S S S 0-3 ① K		3	0	0	0	0	1	2
63 Christopher Bostick, R (6, 9) OBP: 0.500, SLG: 0.714										1	0	0	0	0	1	0
78 Kevin Newman, R (1, 10) OBP: 0.273, SLG: 0.273	0-0 88 G6-4-3 2-3 3-H 1B	0-0 ② G6-3		0-0 ③ G4-3				B B B B 4-0 79 S BB		3	0	1	1	0	0	0
77 Austin Meadows, L (8, PH) OBP: 0.455, SLG: 0.375 (9, 10)										0	0	0	0	1	0	0
88 Joey Terdoslavich, S (1, 3) OBP: 0.462, SLG: 0.545	0-0 ②③ G6-4-3 1-2f	S S C 0-3 ③ K				0-0 ① G6-3		B S S C 1-3 ② K 1-2		2	0	0	0	0	1	2
79 Jerrick Suiter, R (6, 3) OBP: 0.333, SLG: 0.667										2	0	0	0	0	1	1
32 Elias Díaz, R (1, 2) OBP: 0.364, SLG: 0.400		0-0 62 FC3-6 1B		0-0 ① G5-3		0-0 6 FC5-4 1B		0-0 ③ L6		2	0	1	0	0	0	0
58 Jacob Stallings, R (6, 2) OBP: 0.556, SLG: 0.889										2	0	1	0	0	0	1
62 Max Moroff, S (1, 4)		0-0 ① FC3-6 6 HBP 17 1B 1-2f		0-0 ② G4-3		S S S 0-3 ② K				2	1	0	0	0	0	1
61 Gift Ngoepe, R (6, 4) OBP: 0.200, SLG: 0.111										1	0	0	0	0	1	1
Inning Stats	R: 3 E: 1 K: 1 S: 8 H: 4 LOB: 1 BB: 1 P: 12	R: 1 E: 0 K: 1 S: 7 H: 3 LOB: 2 BB: 0 P: 8	R: 0 E: 0 K: 1 S: 5 H: 0 LOB: 0 BB: 0 P: 5	R: 1 E: 1 K: 0 S: 5 H: 2 LOB: 1 BB: 0 P: 6	R: 0 E: 0 K: 1 S: 5 H: 0 LOB: 0 BB: 0 P: 5	R: 0 E: 0 K: 1 S: 6 H: 1 LOB: 1 BB: 0 P: 6	R: 0 E: 0 K: 1 S: 5 H: 1 LOB: 0 BB: 0 P: 5	R: 0 E: 0 K: 2 S: 7 H: 0 LOB: 1 BB: 1 P: 12		1B: 10 2B: 1 3B: 0 HR: 0 SF: 0 SAC: 0 DP: 2 HBP: 1						

	AB	32
	R	5
	H	11
	RBI	3
	BB	2
	SO	8
	LOB	13

WP: 1 PB: 0 SB: 1 CS: 0 PA: 35

PITCHER	IP	WLS	BF	H	R	ER	SO	BB	IBB	HBP	BLK	WP	HR	S	P	ERA	WHIP
38 Wade Miley, L (1, 1) ERA: 12.0	1.0	L	8	5	4	3	1	1	0	0	0	0	0	9	13	27.00	6.000
95 David Hess, R (2, 1) ERA:	1.0		5	2	0	0	1	0	0	1	0	0	0	6	7	0.00	2.000
62 Chris Lee, L (3, 1) ERA: 3.6	3.0		11	2	1	1	2	0	0	0	0	1	0	15	16	3.00	0.667
60 Mychal Givens, R (6, 1) ERA: 3.0	1.0		4	1	0	0	1	0	0	0	0	0	0	6	6	0.00	1.000
51 Logan Ondrusek, R (7, 1) ERA:	1.0		3	1	0	0	1	0	0	0	0	0	0	5	5	0.00	1.000
65 Jesús Liranzo, R (8, 1) ERA:	1.0		4	0	0	0	2	1	0	0	0	0	0	7	12	0.00	1.000

Boston Red Sox @ Pittsburgh Pirates

LECOM Park, Bradenton, FL

Sat Mar 04 2017, 1:06 PM - 3:44 PM EST

Att. 7,893 - Sunny - 75 F

TOP

livebaseballscorecards.com

Batter	1	2	3	4	5	6	7	8	9	AB	R	H	RBI	BB	SO	LOB
12 Brock Holt, L (1, 6) OBP: 0.467, SLG: 0.500	C X 0-1 30 G4-3 2B		D X 1-0 ② G4-3 1-3		X 0-0 ② F8			X 0-0 ② G1-6-3		3	0	1	0	0	0	2
17 Deven Marrero, R (6, 6) OBP: 0.438, SLG: 0.533										1	0	0	0	0	0	0
30 Chris Young, R (1, 7) OBP: 0.500, SLG: 0.909	X 0-0 ① G4-3 2-3		C B X 1-1 3-H HR		X 0-0 ③ F8			X 0-0 ③ G6-3		3	1	1	2	0	0	2
35 Kyri Washington, R (5, 7) (6, 8) (7, 7)										1	0	0	0	0	0	0
19 Jackie Bradley Jr., L (1, 8) OBP: 0.214, SLG: 0.643	S S T 0-2 ② K		X 0-0 ③ F8			X 0-0 ① G4-3			X 0-0 ① G6-3	3	0	0	0	0	1	1
62 Steve Selsky, R (6, 3) OBP: 0.375, SLG: 0.462										1	0	0	0	0	0	0
48 Pablo Sandoval, S (1, 5) OBP: 0.333, SLG: 0.467	F F S 0-3 ③ K			X 0-0 ① F8		F F S 0-3 ② K			X 0-0 E5 80 CS	3	0	0	0	0	2	1
74 Rafael Devers, L (6, 5) OBP: 0.300, SLG: 0.125										1	0	0	0	0	0	0
23 Blake Swihart, S (1, 2) OBP: 0.364, SLG: 0.300		S S C 0-3 ① K		X 0-0 1B		F S S 0-3 ③ K			B S S S 1-3 ② ③ K 1-2	3	0	1	0	0	2	0
80 Jordan Procyshen, L (6, 2) OBP: 0.167, SLG: 0.200										1	0	0	0	0	1	1
5 Allen Craig, R (1, 3) OBP: 0.375, SLG: 0.250		X 0-0 ② G6-3		X 0-0 ② F7			X 0-0 ① F8			3	0	0	0	0	0	1
(6, 7)																
40 Danny Mars, S (7, 8)										0	0	0	0	0	0	0
36 Brian Bogusevic, L (1, 9) OBP: 0.154, SLG: 0.385		X 0-0 ③ G5-3		S S C 0-3 ③ K			S S C 0-3 ② K			3	0	0	0	0	2	1
38 Tate Matheny, R (7, 9)										0	0	0	0	0	0	0
51 Junior Lake, R (1, 10) OBP: 0.455, SLG: 0.333			X 0-0 12 G4-3 30 HR 12 WP 1B		B B B B 4-0 BB		C S S 0-3 ③ K			2	1	1	0	1	1	0
5 Mike Miller, R (1, 4) OBP: 0.222, SLG: 0.333			C C C 0-3 ① K		X 0-0 ① F9			X 0-0 ① G3		2	0	0	0	0	1	2
19 Heiker Meneses, R (7, 4) OBP: 0.200, SLG: 0.200										1	0	0	0	0	0	0

	AB	31
	R	2
	H	4
	RBI	2
	BB	1
	SO	10
	LOB	11

Inning Stats	1	2	3	4	5	6	7	8	9	1B: 2	SF: 0	WP: 1	PA: 32
	R: 0 E: 0 K: 2 S: 9 H: 1 LOB: 1 BB: 0 P: 9	R: 0 E: 0 K: 1 S: 5 H: 0 LOB: 0 BB: 0 P: 5	R: 2 E: 0 K: 1 S: 8 H: 2 LOB: 0 BB: 0 P: 10	R: 0 E: 0 K: 1 S: 6 H: 1 LOB: 1 BB: 0 P: 6	R: 0 E: 0 K: 0 S: 3 H: 0 LOB: 1 BB: 1 P: 7	R: 0 E: 0 K: 2 S: 7 H: 0 LOB: 0 BB: 0 P: 7	R: 0 E: 0 K: 2 S: 7 H: 0 LOB: 0 BB: 0 P: 7	R: 0 E: 0 K: 0 S: 3 H: 0 LOB: 0 BB: 0 P: 3	R: 0 E: 1 K: 1 S: 5 H: 0 LOB: 0 BB: 0 P: 6	2B: 1 3B: 0 HR: 1	SAC: 0 DP: 0 HBP: 0	PB: 0 SB: 0 CS: 1	

PITCHER		IP	WLS	BF	H	R	ER	SO	BB	IBB	HBP	BLK	WP	HR	S	P	ERA	WHIP
39 Chad Kuhl, R ERA:	(1, 1)	2.0		7	1	0	0	3	0	0	0	0	0	0	14	14	0.00	0.500
38 Wade LeBlanc, L ERA: 3.6	(3, 1)	3.0	W	13	3	2	2	2	1	0	0	0	1	1	17	23	6.00	1.333
44 Tony Watson, L ERA: 10.13	(6, 1)	1.0	H	3	0	0	0	2	0	0	0	0	0	0	7	7	0.00	0.000
41 Daniel Hudson, R ERA: 3.0	(7, 1)	1.0	H	3	0	0	0	2	0	0	0	0	0	0	7	7	0.00	0.000
48 Jared Hughes, R ERA: 15.43	(8, 1)	1.0	H	3	0	0	0	0	0	0	0	0	0	0	3	3	0.00	0.000

PITCHER		IP	WLS	BF	H	R	ER	SO	BB	IBB	HBP	BLK	WP	HR	S	P	ERA	WHIP
35 Pat Light, R ERA: 6.0	(9, 1)	1.0	S	3	0	0	0	1	0	0	0	0	0	0	5	6	0.00	0.000

BOTTOM

Boston Red Sox @ Pittsburgh Pirates

LECOM Park, Bradenton, FL

Sat Mar 04 2017, 1:06 PM - 3:44 PM EST

Att. 7,893 - Sunny - 75 F

Batter	1	2	3	4	5	6	7	8	9	AB	R	H	RBI	BB	SO	LOB
5 Josh Harrison, R (1, 4) OBP: 0.455, SLG: 0.250 26 Adam Frazier, L (7, 4) OBP: 0.400, SLG: 0.667	C F S 0-3 ① K		X 0-0 6 1B 6 S 22 SF9 1B	B B B B 4-0 2-3 BB			X 0-0 ① G4-3			2 1 1 0 1 1 0 1 0 0 0 0 0 0						
6 Starling Marte, R (1, 8) OBP: 0.600, SLG: 0.636 69 Danny Ortiz, L (7, 8) OBP: 0.364, SLG: 0.455	X 0-0 ② G6-3		B X 1-0 29 1B 1-3 1B	X 0-0 ③ F9			X 0-0 98 1B 1B			3 0 1 0 0 0 2 1 0 1 0 0 0 0						
22 Andrew McCutchen, R (1, 9) OBP: 0.286, SLG: 0.462 98 Michael Suchy, R (6, 9) OBP: 0.250, SLG: 0.250	X 0-0 ③ L8		X 0-0 ① SF9 3-H		X 0-0 25 S 1B		X 0-0 1-2 1B			2 0 1 1 0 0 0 1 0 1 0 0 0 0						
25 Gregory Polanco, L (1, 7) OBP: 0.471, SLG: 0.308 77 Austin Meadows, L (7, 7) OBP: 0.417, SLG: 0.333		B B B B 4-0 29 1B 23 1B BB	X 0-0 ② F8		B X 1-0 ① F7 1-2		S S C 0-3 ② K			2 1 0 0 1 0 2 1 0 0 0 0 1 2						
29 Francisco Cervelli, R (1, 2) OBP: 0.625, SLG: 1.000 87 Jackson Williams, R (7, PH) OBP: 0.143, SLG: 0.143 (8, 2)		X 0-0 10 G5-4-3 23 1B 64 1B 1-3 1B	X 0-0 1-2 1B		X 0-0 ② G5-3		X 0-0 ③ F9			3 1 2 0 0 0 1 1 0 0 0 0 0 2						
23 David Freese, R (1, 10) OBP: 0.308, SLG: 0.250 93 Adrian Valerio, S (8, PH) (9, 10)		X 0-0 10 G5-4-3 1-2 3-H 1B	X 0-0 ③ G5-3		X 0-0 ③ G4-3			X 0-0 ① P5		3 0 1 1 0 0 3 1 0 0 0 0 0 0						
10 Jordy Mercer, R (1, 6) OBP: 0.364, SLG: 0.556 78 Kevin Newman, R (7, 6) OBP: 0.250, SLG: 0.250		X 0-0 ① ② G5-4-3 1-2f 2-3		S S C 0-3 ① K		X 0-0 ① F7		X 0-0 ② P4		3 0 0 0 0 1 2 1 0 0 0 0 0 0						
64 José Osuna, R (1, 3) OBP: 0.600, SLG: 1.077 80 Wyatt Mathisen, R (7, 3) OBP: 0.167, SLG: 0.167		X 0-0 3-H 1B		B B B B 4-0 5 WP 76 WP BB		X 0-0 ② G4-3		X 0-0 62 CS 1B		2 0 1 1 1 0 0 1 0 1 0 0 0 0						
76 Eric Wood, R (1, 5) OBP: 0.267, SLG: 0.462 62 Max Moroff, S (6, 5)		S S S 0-3 ③ K		D X 1-0 ② F9 1-2		S S C 0-3 ③ K		B 1-0 ③ CS 1-2		2 0 0 0 0 1 2 1 0 0 0 0 1 0						
Inning Stats	R: 0 E: 0 K: 1 S: 5 H: 0 LOB: 0 BB: 0 P: 5	R: 2 E: 0 K: 1 S: 7 H: 3 LOB: 1 BB: 1 P: 11	R: 1 E: 0 K: 0 S: 6 H: 3 LOB: 2 BB: 0 P: 7	R: 0 E: 0 K: 1 S: 5 H: 0 LOB: 2 BB: 2 P: 14	R: 0 E: 0 K: 0 S: 4 H: 1 LOB: 1 BB: 0 P: 5	R: 0 E: 0 K: 1 S: 5 H: 0 LOB: 0 BB: 0 P: 5	R: 0 E: 0 K: 1 S: 7 H: 2 LOB: 2 BB: 0 P: 7	R: 0 E: 0 K: 0 S: 3 H: 1 LOB: 0 BB: 0 P: 4		1B: 10 2B: 0 3B: 0 HR: 0	SF: 1 SAC: 0 DP: 1 HBP: 0					

	AB	
AB	31	
R	3	
H	10	
RBI	3	
BB	3	
SO	5	
LOB	16	

WP: 2 PB: 0 SB: 2 CS: 1 PA: 36

livebaseballscorecards.com

PITCHER		IP	WLS	BF	H	R	ER	SO	BB	IBB	HBP	BLK	WP	HR	S	P	ERA	WHIP
76 Hector Velázquez, R ERA: 7.2	(1, 1)	3.0	L	15	6	3	3	2	1	0	0	0	0	0	18	23	9.00	2.333
56 Joe Kelly, R ERA:	(4, 1)	1.0		5	0	0	0	1	2	0	0	0	2	0	5	14	0.00	2.000
68 Matt Barnes, R ERA: 2.7	(5, 1)	1.0		4	1	0	0	0	0	0	0	0	0	0	4	5	0.00	1.000
Fernando Abad, L ERA: 2.25	(6, 1)	1.0		3	0	0	0	1	0	0	0	0	0	0	5	5	0.00	0.000
79 Ben Taylor, R ERA: 2.7	(7, 1)	1.0		5	2	0	0	1	0	0	0	0	0	0	7	7	0.00	2.000

PITCHER		IP	WLS	BF	H	R	ER	SO	BB	IBB	HBP	BLK	WP	HR	S	P	ERA	WHIP
81 Austin Maddox, R ERA: 3.0	(8, 1)	1.0		3	1	0	0	0	0	0	0	0	0	0	3	4	0.00	1.000

Pittsburgh Pirates @ New York Yankees

George M. Steinbrenner Field, Tampa, FL

Sun Mar 05 2017, 1:07 PM - 4:03 PM EST

Att. 9,604 - Partly Cloudy - 76 F

livebaseballscorecards.com

Batter	1	2	3	4	5	6	7	8	9	AB	R	H	RBI	BB	SO	LOB
62 Max Moroff, S (1, 6) OBP: 0.091, SLG: 0.091	C F S 0-3 ① K		X 0-0 1B			X 0-0 ① P4		X 0-0 E5 63 CS		2	0	1	0	0	1	0
17 Phil Gosselin, R (5, 6) OBP: 0.375, SLG: 0.563										2	0	0	0	0	0	0
37 Alen Hanson, S (1, 4) OBP: 0.364, SLG: 0.333	X 0-0 28 CS 1B		X 0-0 ③ F7			X 0-0 81 G4-3 1B		S X 0-1 ① 81 1B 1-2 1B		3	0	2	0	0	0	1
63 Christopher Bostick, R (6, 4) OBP: 0.545, SLG: 0.750										1	0	1	0	0	0	0
29 Francisco Cervelli, R (1, 10) OBP: 0.500, SLG: 0.750	F F S 0-3 ② K			X 0-0 ① G5-3		X 0-0 ② G4-3 1-2		X 0-0 1-2 1B		2	0	0	0	0	1	1
81 Erich Weiss, L (6, PH) OBP: 0.385, SLG: 0.111										2	0	1	0	0	0	1
(6, 10)																
28 John Jaso, L (1, 3) OBP: 0.286, SLG: 0.615	C 0-1 ③ CS 1-2	X 0-0 76 G6-3 2B		X 0-0 ② F9		S S S 0-3 ③ K		C C C 0-3 ② K		3	0	1	0	0	1	1
88 Joey Terdoslavich, S (6, 3) OBP: 0.429, SLG: 0.500										1	0	0	0	0	1	2
76 Eric Wood, R (1, 5) OBP: 0.333, SLG: 0.467		X 0-0 ① G6-3 2-3		X 0-0 64 FC6-4 1B			B B B B 4-0 64 BB 79 1B BB	X 0-0 ③ P3		2	1	1	0	1	0	1
61 Gift Ngoepe, R (7, 5) OBP: 0.182, SLG: 0.100										1	0	0	0	0	0	2
64 José Osuna, R (1, 9) OBP: 0.556, SLG: 0.933		X 0-0 ② G4-3		X 0-0 ③ FC6-4 1-2f			B B B D 4-0 79 1B 1-2 BB		S S S 0-3 ① K	2	0	0	0	1	0	2
96 Elvis Escobar, L (7, PR) (7, 9)										1	0	0	0	0	1	0
79 Barrett Barnes, R (1, 7) OBP: 0.250, SLG: 0.250		C C C 0-3 ③ K			X 0-0 ① P4		X 0-0 58 CS 1-3 2-H 1B		X 0-0 E8 83 SF9	3	0	1	1	0	1	1
79 Jerrick Suiter, R (7, 7) OBP: 0.250, SLG: 0.500										1	1	0	0	0	0	0
58 Jacob Stallings, R (1, 2) OBP: 0.417, SLG: 0.667			S C S 0-3 ① K2-3		S S S 0-3 ② K		S S S 0-3 ① ② K 1-2		X 0-0 ② SF9 3-H	3	0	0	0	0	3	2
83 Christian Kelley, R (7, 2)										0	0	0	1	0	0	0
69 Danny Ortiz, L (1, 8) OBP: 0.286, SLG: 0.357			X 0-0 ② G3		X 0-0 ③ G4-3		X 0-0 ③ F9		X 0-0 ③ F7	3	0	0	0	0	0	2
77 Casey Hughston, L (7, 8)										1	0	0	0	0	0	0
Inning Stats	R: 0 E: 0 K: 2 S: 8 H: 1 LOB: 0 BB: 0 P: 8	R: 0 E: 0 K: 1 S: 6 H: 1 LOB: 1 BB: 0 P: 6	R: 0 E: 0 K: 1 S: 6 H: 1 LOB: 1 BB: 0 P: 6	R: 0 E: 0 K: 0 S: 4 H: 1 LOB: 1 BB: 0 P: 4	R: 0 E: 0 K: 1 S: 5 H: 0 LOB: 0 BB: 0 P: 5	R: 0 E: 0 K: 1 S: 6 H: 1 LOB: 1 BB: 0 P: 6	R: 1 E: 0 K: 1 S: 5 H: 1 LOB: 2 BB: 2 P: 13	R: 0 E: 1 K: 1 S: 8 H: 2 LOB: 2 BB: 0 P: 8	R: 1 E: 1 K: 1 S: 6 H: 0 LOB: 0 BB: 0 P: 6	1B: 7 2B: 1 3B: 0 HR: 0 SF: 1 SAC: 0 DP: 0 HBP: 0						

TOP

AB	33
R	2
H	8
RBI	2
BB	2
SO	9
LOB	16

PITCHER		IP	WLS	BF	H	R	ER	SO	BB	IBB	HBP	BLK	WP	HR	S	P	ERA	WHIP
19 Masahiro Tanaka, R ERA:	(1, 1)	3.0		11	3	0	0	4	0	0	0	0	0	0	20	20	0.00	1.000
39 Tommy Layne, L ERA:	(4, 1)	1.0		4	1	0	0	0	0	0	0	0	0	0	4	4	0.00	1.000
54 Aroldis Chapman, L ERA:	(5, 1)	1.0	H	3	0	0	0	1	0	0	0	0	0	0	5	5	0.00	0.000
29 Tyler Clippard, R ERA:	(6, 1)	1.0	H	4	1	0	0	1	0	0	0	0	0	0	6	6	0.00	1.000
83 Chance Adams, R ERA: 3.0	(7, 1)	1.0	W	5	1	1	1	1	2	0	0	0	0	0	5	13	9.00	3.000

PITCHER		IP	WLS	BF	H	R	ER	SO	BB	IBB	HBP	BLK	WP	HR	S	P	ERA	WHIP
85 Luis Cessa, R ERA: 3.0	(8, 1)	2.0	S	9	2	1	0	2	0	0	0	0	0	0	14	14	0.00	1.000

BOTTOM

Pittsburgh Pirates @ New York Yankees

George M. Steinbrenner Field, Tampa, FL

Sun Mar 05 2017, 1:07 PM - 4:03 PM EST

Att. 9,604 - Partly Cloudy - 76 F

livebaseballscorecards.com

Batter	1	2	3	4	5	6	7	8	9	AB	R	H	RBI	BB	SO	LOB
11 Brett Gardner, L (1, 7) OBP: 0.278, SLG: 0.235	G4-3			P6	K		BB 1-2			3	0	0	0	0	1	1
34 Donovan Solano, R (6, 7) OBP: 0.250, SLG: 0.182										0	0	0	0	1	0	0
22 Jacoby Ellsbury, L (1, 8) OBP: 0.429, SLG: 0.636	P3			G4-3		K	F7			2	0	0	0	0	0	0
77 Dustin Fowler, L (6, 8) OBP: 0.353, SLG: 0.400										2	0	0	0	0	1	2
17 Matt Holliday, R (1, 10) OBP: 0.533, SLG: 0.929	G6-3			48 E 27 WP 2B		2B		F8		3	1	2	0	0	0	0
31 Aaron Hicks, S (6, PR) (7, 10) OBP: 0.353, SLG: 0.533										1	0	0	0	0	0	0
48 Chris Carter, R (1, 3) OBP: 0.368, SLG: 0.400		K		E5 27 WP 99 BB 2-3 1B		K		75 1B 41 1B		2	0	1	0	0	1	0
24 Gary Sánchez, R (6, 2) OBP: 0.389, SLG: 0.765										2	1	1	0	0	1	1
99 Aaron Judge, R (1, 9) OBP: 0.500, SLG: 0.733		G6-3		27 WP 1-2 BB		G4-3		41 1B 1-2 1B		1	0	0	0	1	0	0
75 Clint Frazier, R (6, 9) OBP: 0.375, SLG: 0.625										2	0	1	0	0	0	1
27 Austin Romine, R (1, 2) OBP: 0.250, SLG: 0.313		G3		F9 1-2 2-3 3-H			41 1B 82 E HBP	K		2	0	0	0	0	0	2
36 Ji Man Choi, L (6, 3) OBP: 0.267, SLG: 0.231										0	0	0	0	0	0	0
63 Wilkin Castillo, S (7, PR) (8, 3) OBP: 0.111, SLG: 0.111										1	1	0	0	0	1	2
74 Ronald Torreyes, R (1, 5) OBP: 0.188, SLG: 0.133			L6		K		82 G3 82 WP 93 FC4-2 1-2 1B	1-3 2-H 1B		2	0	0	0	0	1	0
41 Pete Kozma, R (6, 5) OBP: 0.462, SLG: 0.583										2	0	2	1	0	0	0
30 Rubén Tejada, R (1, 6) OBP: 0.385, SLG: 0.273			F8		G4-3		G3 1-3 2-H	K		2	0	0	0	0	0	0
82 Tyler Wade, L (6, 6) OBP: 0.417, SLG: 0.300										2	0	0	0	0	1	3
81 Gleyber Torres, R (1, 4) OBP: 0.538, SLG: 0.909			G5-3		3B		FC4-2 34 BB 3-H			2	0	1	0	0	0	0
93 Jorge Mateo, R (6, 4) OBP: 0.182, SLG: 0.273										1	0	0	0	0	0	2
Inning Stats	R: 0 E: 0 K: 0 S: 3 H: 0 LOB: 0 BB: 0 P: 3	R: 0 E: 0 K: 1 S: 5 H: 0 LOB: 0 BB: 0 P: 5	R: 0 E: 0 K: 0 S: 3 H: 0 LOB: 0 BB: 0 P: 3	R: 1 E: 1 K: 0 S: 5 H: 2 LOB: 2 BB: 1 P: 10	R: 0 E: 0 K: 2 S: 8 H: 1 LOB: 1 BB: 0 P: 8	R: 0 E: 0 K: 2 S: 8 H: 1 LOB: 1 BB: 0 P: 8	R: 1 E: 0 K: 0 S: 4 H: 1 LOB: 2 BB: 1 P: 10	R: 1 E: 0 K: 2 S: 10 H: 3 LOB: 2 BB: 0 P: 10		1B: 5 2B: 2 3B: 1 HR: 0	SF: 0 SAC: 0 DP: 0 HBP: 1						

	AB	32
	R	3
	H	8
	RBI	1
	BB	2
	SO	7
	LOB	14

WP: 2 PB: 0 SB: 0 CS: 0 PA: 35

PITCHER		IP	WLS	BF	H	R	ER	SO	BB	IBB	HBP	BLK	WP	HR	S	P	ERA	WHIP
50 Jameson Taillon, R ERA: 4.5	(1, 1)	2.0		6	0	0	0	1	0	0	0	0	0	0	8	8	0.00	0.000
49 Nick Kingham, R ERA: 3.0	(3, 1)	2.0		9	2	1	1	0	1	0	0	0	1	0	8	13	4.50	1.500
68 Clay Holmes, R ERA:	(5, 1)	2.0		8	2	0	0	4	0	0	0	0	0	0	16	16	0.00	1.000
59 Antonio Bastardo, L ERA: 13.5	(7, 1)	0.2	L	5	1	1	1	0	1	0	1	0	1	0	3	9	13.50	3.000
31 A.J. Schugel, R ERA: 13.5	(7, 1)	0.2		4	2	1	1	0	0	0	0	0	0	0	4	4	13.50	3.000

PITCHER		IP	WLS	BF	H	R	ER	SO	BB	IBB	HBP	BLK	WP	HR	S	P	ERA	WHIP
70 Dan Runzler, L ERA:	(8, 1)	0.2		3	1	0	0	2	0	0	0	0	0	0	7	7	0.00	1.500

Batter	1	2	3	4	5	6	7	8	9	AB	R	H	RBI	BB	SO	LOB
11 Brett Gardner, L (1, 7) OBP: 0.238, SLG: 0.200	B X 1-0 ① F7		X 0-0 ② E1 22 WP 22 E		X 0-0 ② G6-3		S S S 0-3 ③ K			3	1	0	0	0	0	0
38 Rob Refsnyder, R (6, 7) OBP: 0.211, SLG: 0.118										1	0	0	0	0	1	2
22 Jacoby Ellsbury, L (1, 8) OBP: 0.353, SLG: 0.500	X 0-0 ② F8		B X 1-0 ① E1 33 F9 14 WP 2-H		X 0-0 ③ F7			X 0-0 30 G6-4-3 1B		3	0	0	1	0	0	0
82 Tyler Wade, L (6, 8) OBP: 0.462, SLG: 0.364										1	0	1	0	0	0	0
14 Starlin Castro, R (1, 4) OBP: 0.389, SLG: 0.611	X 0-0 1B		S S S 0-3 ① K 1-2			S S S 0-3 ① K		X 0-0 ①② G6-4-3 1-2f		3	0	1	0	0	2	1
30 Rubén Tejada, R (6, 4) OBP: 0.357, SLG: 0.250										1	0	0	0	0	0	1
33 Greg Bird, L (1, 3) OBP: 0.474, SLG: 1.063	X 0-0 ③ P4		X 0-0 ② F9 2-3			S S C 0-3 ② K		C C C 0-3 ③ K		3	0	0	0	0	1	2
63 Wilkin Castillo, S (6, 3) OBP: 0.100, SLG: 0.100										1	0	0	0	0	1	0
12 Chase Headley, S (1, 5) OBP: 0.167, SLG: 0.235		X 0-0 ① G4-3	X 0-0 ③ F7			S S S 0-3 ③ K			X 0-0 ① G6-3	3	0	0	0	0	1	1
94 Miguel Andujar, R (6, 5) OBP: 0.313, SLG: 0.467										1	0	0	0	0	0	0
99 Aaron Judge, R (1, 10) OBP: 0.476, SLG: 0.667		S S S 0-3 ② K		X 0-0 ① P4			X 0-0 31 2B 1B		S S S 0-3 ② K2-3	3	0	1	0	0	1	0
79 Francisco Diaz, S (9, PH) OBP: 0.125, SLG: 0.250										1	0	0	0	0	1	0
31 Aaron Hicks, S (1, 9) OBP: 0.400, SLG: 0.588		B B B B 4-0 27 1B BB		X 0-0 ② G4-3			X 0-0 1-3 2B		X 0-0 ③ F7	2	0	1	0	1	0	0
71 Billy McKinney, L (7, 9) OBP: 0.667, SLG: 1.444										1	0	0	0	0	0	0
27 Austin Romine, R (1, 2) OBP: 0.263, SLG: 0.316		X 0-0 1-2 1B		X 0-0 ③ G5-3			X 0-0 ① G1-3			3	0	1	0	0	0	2
86 Kyle Higashioka, R (7, 2) OBP: 0.667, SLG: 1.143										0	0	0	0	0	0	0
93 Jorge Mateo, R (1, 6) OBP: 0.154, SLG: 0.231		X 0-0 ③ G4-3			X 0-0 ① F8		S S S 0-3 ② K			2	0	0	0	0	0	2
81 Gleyber Torres, R (7, PH) OBP: 0.500, SLG: 0.833 (7, 6)										1	0	0	0	0	1	2
Inning Stats	R: 0 E: 0 K: 0 S: 4 H: 1 LOB: 1 BB: 0 P: 5	R: 0 E: 0 K: 1 S: 6 H: 1 LOB: 2 BB: 1 P: 10	R: 1 E: 2 K: 1 S: 7 H: 0 LOB: 1 BB: 0 P: 8	R: 0 E: 0 K: 0 S: 3 H: 0 LOB: 0 BB: 0 P: 3	R: 0 E: 0 K: 0 S: 3 H: 0 LOB: 0 BB: 0 P: 3	R: 0 E: 0 K: 3 S: 9 H: 0 LOB: 0 BB: 0 P: 9	R: 0 E: 0 K: 2 S: 9 H: 2 LOB: 2 BB: 0 P: 9	R: 0 E: 0 K: 1 S: 5 H: 1 LOB: 0 BB: 0 P: 5	R: 0 E: 0 K: 1 S: 5 H: 0 LOB: 0 BB: 0 P: 5	1B: 4 2B: 1 3B: 0 HR: 0 SF: 0 SAC: 0 DP: 1 HBP: 0						

TOP

New York Yankees @ Pittsburgh Pirates

LECOM Park, Bradenton, FL

Mon Mar 06 2017, 1:06 PM - 3:57 PM EST

Att. 7,017 - Cloudy - 77 F

livebaseballscorecards.com

AB	33
R	1
H	5
RBI	1
BB	1
SO	9
LOB	13

WP: 2 PB: 0 SB: 0 CS: 0 PA: 34

PITCHER		IP	WLS	BF	H	R	ER	SO	BB	IBB	HBP	BLK	WP	HR	S	P	ERA	WHIP
46 Iván Nova, R ERA:	(1, 1)	3.0	W	14	2	1	0	2	1	0	0	0	2	0	17	23	0.00	1.000
47 Josh Lindblom, R ERA:	(4, 1)	2.0	H	6	0	0	0	0	0	0	0	0	0	0	6	6	0.00	0.000
73 Felipe Vázquez, L ERA:	(6, 1)	1.0		3	0	0	0	3	0	0	0	0	0	0	9	9	0.00	0.000
12 Juan Nicasio, R ERA:	(7, 1)	1.0		5	2	0	0	2	0	0	0	0	0	0	9	9	0.00	2.000
74 Edgar Santana, R ERA:	(8, 1)	1.0		3	1	0	0	1	0	0	0	0	0	0	5	5	0.00	1.000

PITCHER		IP	WLS	BF	H	R	ER	SO	BB	IBB	HBP	BLK	WP	HR	S	P	ERA	WHIP
66 Dovydas Neverauskas, R ERA: 3.0	(9, 1)	1.0		3	0	0	0	1	0	0	0	0	0	0	5	5	0.00	0.000

Batter	1	2	3	4	5	6	7	8	9	AB	R	H	RBI	BB	SO	LOB
26 Adam Frazier, L (1, 9) OBP: 0.308, SLG: 0.500	F7	G6-3		G4-3		E5 37 G1-3	K			3	0	0	0	0	0	1
98 Michael Suchy, R (6, 9) OBP: 0.167, SLG: 0.167										2	0	0	0	0	1	1
10 Jordy Mercer, R (1, 6) OBP: 0.357, SLG: 0.750	G4-3		HR	G6-3		G1-3 1-2	K			3	1	1	1	0	0	0
37 Alen Hanson, S (6, 6) OBP: 0.308, SLG: 0.273										2	0	0	0	0	1	2
55 Josh Bell, S (1, 3)	G1-3		K		BB 81 2B	F9	81 1B 2B 3-H			2	0	0	0	1	1	0
88 Joey Terdoslavich, S (5, PR) OBP: 0.438, SLG: 0.571 (6, 3)										2	2	1	1	0	0	1
23 David Freese, R (1, 5) OBP: 0.400, SLG: 0.357		63 32 77 2B 1B 1B	77 63 BB BB 1B		32 1-H 2B		61 87 27 E 1B			2	1	2	0	0	0	0
81 Erich Weiss, L (5, PH) OBP: 0.500, SLG: 0.417 (6, 5)							2-H 1B			3	2	3	2	0	0	0
32 Elías Díaz, R (1, 2) OBP: 0.429, SLG: 0.538		63 1B 77 2B 1-2 1B	K		77 G4-3 3-H 2B		27 61 76 BB 1-2 1B			3	1	2	1	0	1	1
87 Jackson Williams, R (6, 2) OBP: 0.222, SLG: 0.222							K			2	1	1	0	0	1	1
63 Christopher Bostick, R (1, 4) OBP: 0.571, SLG: 0.700	77 79 2B G6-3 1-2 2-3 1B		77 BB 1-2 BB		F9	78 27 BB E 77 2B 1-2 2-3 BB	K			2	1	1	0	1	0	2
61 Gift Ngoepe, R (6, 4) OBP: 0.231, SLG: 0.091										1	1	0	0	1	1	0
77 Austin Meadows, L (1, 8) OBP: 0.467, SLG: 0.455	79 G6-3 1-3 2-H 3-H 2B		1-2 2-3 BB		G4-3 2-3	E5 78 BB 77 2B 1-2 2-3 3-H	G3-1			2	0	1	2	1	0	2
27 Eury Pérez, R (6, 8) OBP: 0.182, SLG: 0.182										2	1	0	1	0	0	2
79 Barrett Barnes, R (1, 7) OBP: 0.200, SLG: 0.200										3	0	0	1	0	0	6
73 Felipe Vázquez, L (6, 1)										0	0	0	0	0	0	0
12 Juan Nicasio, R (7, 1)										0	0	0	0	0	0	0
78 Kevin Newman, R (7, PH) OBP: 0.308, SLG: 0.250										0	1	0	1	1	0	0
74 Edgar Santana, R (8, 1)										0	0	0	0	0	0	0
58 Jacob Stallings, R (8, PH) OBP: 0.385, SLG: 0.615										1	0	0	0	0	0	0
66 Dovydas Neverauskas, R (9, 1)										0	0	0	0	0	0	0
46 Iván Nova, R (1, 1)		K		G3		F8	88 2B 1-H 2-H 3-H			1	0	0	0	0	1	1
47 Josh Lindblom, R (4, 1)										1	0	0	0	0	0	0
77 Casey Hughston, L (6, 7) OBP: 0.333, SLG: 0.667										2	1	1	3	0	0	0
Inning Stats	R: 0 E: 0 K: 0 S: 3 H: 0 LOB: 0 BB: 0 P: 3	R: 3 E: 0 K: 1 S: 9 H: 4 LOB: 1 BB: 0 P: 9	R: 1 E: 0 K: 2 S: 11 H: 2 LOB: 3 BB: 2 P: 21	R: 0 E: 0 K: 0 S: 3 H: 0 LOB: 0 BB: 0 P: 3	R: 2 E: 0 K: 0 S: 5 H: 2 LOB: 2 BB: 1 P: 9	R: 0 E: 1 K: 0 S: 4 H: 0 LOB: 1 BB: 0 P: 4	R: 7 E: 1 K: 3 S: 15 H: 5 LOB: 1 BB: 2 P: 23	R: 0 E: 0 K: 1 S: 5 H: 0 LOB: 0 BB: 0 P: 5		1B: 7 2B: 5 3B: 0 HR: 1 SF: 0 SAC: 0 DP: 0 HBP: 0						

BOTTOM

New York Yankees @ Pittsburgh Pirates

LECOM Park, Bradenton, FL

Mon Mar 06 2017, 1:06 PM - 3:57 PM EST

Att. 7,017 - Cloudy - 77 F

livebaseballscorecards.com

AB	39
R	13
H	13
RBI	13
BB	5
SO	7
LOB	20

WP: 0 PB: 0 SB: 0 CS: 0 PA: 44

PITCHER		IP	WLS	BF	H	R	ER	SO	BB	IBB	HBP	BLK	WP	HR	S	P	ERA	WHIP
55 Bryan Mitchell, R ERA: 4.91	(1, 1)	2.1	L	13	6	4	4	2	0	0	0	0	0	1	19	21	15.43	2.571
87 J.P. Feyereisen, R ERA: 5.4	(3, 1)	0.2		4	0	0	0	1	2	0	0	0	0	0	4	12	0.00	3.000
90 Jordan Montgomery, L ERA: 5.68	(4, 1)	2.0		9	2	2	2	0	1	0	0	0	0	0	8	12	9.00	1.500
47 Jonathon Niese, L ERA:	(6, 1)	1.0		4	0	0	0	0	0	0	0	0	0	0	4	4	0.00	0.000
97 Evan Rutckyj, L ERA: 19.29	(7, 1)	0.0		6	3	6	5	0	2	0	0	0	0	0	4	12	∞	∞

PITCHER		IP	WLS	BF	H	R	ER	SO	BB	IBB	HBP	BLK	WP	HR	S	P	ERA	WHIP
67 J.R. Graham, R ERA: 2.7	(7, 1)	1.0		5	2	1	0	3	0	0	0	0	0	0	11	11	0.00	2.000
73 Joe Mantiply, L ERA: 6.75	(8, 1)	1.0		3	0	0	0	1	0	0	0	0	0	0	5	5	0.00	0.000

Batter	1	2	3	4	5	6	7	8	9	AB	R	H	RBI	BB	SO	LOB
8 Jace Peterson, L (1, 6) OBP: 0.261, SLG: 0.190	C X 0-1 F7		X 0-0 4 G4-3 13 1B 1-3 1B	F S C 0-3 K	X 0-0 1-3 1B		S S X 0-2 F7		4	1	2	0	0	1	1
67 Johan Camargo, S (6, 6) OBP: 0.300, SLG: 0.471									1	0	0	0	0	0	0
64 Emilio Bonifácio, S (1, 8) OBP: 0.389, SLG: 0.533	X 0-0 P6		S S S 0-3 K	X 0-0 F9		X 0-0 P6			S S S 0-3 K	4	0	0	0	0	1	5
90 Lane Adams, R (6, 9) OBP: 0.333, SLG: 0.250										1	0	0	0	0	1	0
4 Brandon Phillips, R (1, 4) OBP: 0.412, SLG: 0.308	H 1-0 HBP		X 0-0 G4-3 1-2 3-H		X 0-0 20 S 13 F8 1B		X 0-0 G5-3		X 0-0 2B	2	0	1	1	0	0	1
81 Travis Demeritte, R (6, 4) OBP: 0.214, SLG: 0.231										2	0	1	0	0	0	0
13 Adonis García, R (1, 5) OBP: 0.389, SLG: 0.444	X 0-0 F9		X 0-0 20 2B 2-H 1B		X 0-0 F8 1-2		X 0-0 G2-3		X 0-0 F8	3	1	1	1	0	0	2
14 Rio Ruiz, L (6, 5) OBP: 0.333, SLG: 0.389										2	0	0	0	0	0	1
20 Anthony Recker, R (1, 2) OBP: 0.467, SLG: 0.417		X 0-0 2 CS 89 BB 1B	X 0-0 1-H 2B		S S C 0-3 K 2-3		S S S 0-3 K			4	0	2	1	0	2	1
72 David Freitas, R (7, 2) OBP: 0.429, SLG: 0.500										0	0	0	0	0	0	0
89 Ronald Acuña Jr., R (1, 9) OBP: 0.533, SLG: 0.615		B B B B 4-0 2 1B 1-2 BB	H 1-0 HBP		X 0-0 L4			S S C 0-3 K		2	0	0	0	1	1	1
(6, 8)																
2 Micah Johnson, L (1, 7) OBP: 0.250, SLG: 0.318	2 SAFE X 0-0 16 CS 1-3 2-3 1B	X 0-0 G6-3				X 0-0 B4		X 0-0 1B		4	0	2	0	0	0	2
16 Matt Tuiasosopo, R (1, 3) OBP: 0.250, SLG: 0.143	S S S 0-3 K 1-2			X 0-0 G6-3		X 0-0 8 1B 1B		F F S 0-3 K		4	0	1	0	0	2	3
98 Braxton Davidson, L (1, 10) OBP: 0.500, SLG: 0.250		B B B B 4-0 8 1B 4 G4-3 BB		B B B 4-0 BB		F S C 0-3 K		X 0-0 G1-3		0	1	0	0	2	0	0
17 Adam Brett Walker, R (6, PH) OBP: 0.273, SLG: 0.800										2	0	0	0	0	1	2
(6, 10)																

TOP

Atlanta Braves @ Pittsburgh Pirates

LECOM Park, Bradenton, FL

Tue Mar 07 2017, 1:08 PM - 4:11 PM EST

Att. 5,216 - Cloudy - 79 F

livebaseballscorecards.com

AB	35
R	3
H	10
RBI	3
BB	3
SO	9
LOB	19

Inning Stats	1	2	3	4	5	6	7	8	9
	R: 0 H: 0 E: 0 LOB: 1 K: 0 BB: 0 S: 4 P: 5	R: 0 H: 2 E: 0 LOB: 2 K: 1 BB: 1 S: 5 P: 9	R: 3 H: 3 E: 0 LOB: 2 K: 1 BB: 1 S: 8 P: 13	R: 0 H: 0 E: 0 LOB: 1 K: 1 BB: 1 S: 5 P: 9	R: 0 H: 1 E: 0 LOB: 1 K: 1 BB: 0 S: 6 P: 6	R: 0 H: 2 E: 0 LOB: 2 K: 1 BB: 0 S: 7 P: 7	R: 0 H: 0 E: 0 LOB: 0 K: 1 BB: 0 S: 5 P: 5	R: 0 H: 1 E: 0 LOB: 1 K: 2 BB: 0 S: 8 P: 8	R: 0 H: 1 E: 0 LOB: 1 K: 1 BB: 0 S: 8 P: 8

1B: 8	SF: 0	WP: 0	PA: 40
2B: 3	SAC: 0	PB: 0	
3B: 0	DP: 1	SB: 1	
HR: 0	HBP: 2	CS: 2	

PITCHER		IP	WLS	BF	H	R	ER	SO	BB	IBB	HBP	BLK	WP	HR	S	P	ERA	WHIP
57 Trevor Williams, R ERA: 3.18	(1, 1)	2.2		12	3	2	2	2	2	0	1	0	0	0	14	23	6.75	1.875
94 John Kuchno, R ERA: 13.5	(3, 1)	0.1	B	4	2	1	1	0	0	0	1	0	0	0	3	4	27.00	6.000
43 Steven Brault, L ERA: 1.5	(4, 1)	3.0	W	13	3	0	0	3	1	0	0	0	0	0	18	22	0.00	1.333
48 Jared Hughes, R ERA: 10.8	(7, 1)	1.0	H	3	0	0	0	1	0	0	0	0	0	0	5	5	0.00	0.000
59 Antonio Bastardo, L ERA: 9.82	(8, 1)	1.0	H	4	1	0	0	2	0	0	0	0	0	0	8	8	0.00	1.000

PITCHER		IP	WLS	BF	H	R	ER	SO	BB	IBB	HBP	BLK	WP	HR	S	P	ERA	WHIP
51 Tyler Webb, L ERA:	(9, 1)	1.0	S	4	1	0	0	1	0	0	0	0	0	0	8	8	0.00	1.000

Batter	1	2	3	4	5	6	7	8	9	AB	R	H	RBI	BB	SO	LOB
26 Adam Frazier, L (1, 5) OBP: 0.375, SLG: 0.600 61 Gift Ngoepe, R (6, 5) OBP: 0.267, SLG: 0.083	17 G4-3 / 77 HR 2B		77 S 1B		G4-6-3 1-2f		88 G4-3 / 78 G5-3 / 64 E BB	K		3 1	1 1	2 0	0 1	0 1	0 1	1 2
17 Phil Gosselin, R (1, 6) OBP: 0.316, SLG: 0.474 78 Kevin Newman, R (6, 6) OBP: 0.333, SLG: 0.286	G4-3 2-3		F8		K		G5-3 1-2	K 1-2 2-H 1B		3 2	0 0	0 1	0 0	0 0	1 0	2 1
77 Austin Meadows, L (1, 9) OBP: 0.444, SLG: 0.643 88 Joey Terdoslavich, S (7, 9) OBP: 0.412, SLG: 0.533	3-H HR		K 1-2			F7	G4-3 2-3			3 1	1 0	1 0	2 0	0 0	1 0	1 1
28 John Jaso, L (1, 3) OBP: 0.250, SLG: 0.533 64 José Osuna, R (6, 3) OBP: 0.550, SLG: 1.059	K		K			HR	E6 81 FC5 / 58 BB 3-H			2 2	0 1	0 1	0 1	0 0	2 0	1 0
19 Chris Stewart, R (1, 2) 58 Jacob Stallings, R (5, 2) OBP: 0.467, SLG: 0.714	BB			G5-3		63 1B 2B	81 FC5 1-2 BB			1 1	0 1	0 1	0 1	1 0	0 0	0 0
62 Max Moroff, S (1, 4) OBP: 0.214, SLG: 0.083 81 Erich Weiss, L (7, 4) OBP: 0.471, SLG: 0.385	P4			63 WP BB		63 1B / 27 SH1-3 BB	FC5 1-2 2-3f			1 1	1 0	0 0	0 0	2 0	0 0	1 2
63 Christopher Bostick, R (1, 7) OBP: 0.588, SLG: 0.667 69 Danny Ortiz, L (7, 7) OBP: 0.333, SLG: 0.400		27 G4-6-3 BB		K 1-2		27 SH1-3 / 32 1B 1-3 2-H 1B		87 / 78 1B 1B		2 1	0 0	1 1	1 0	1 0	1 0	1 0
27 Eury Pérez, R (1, 8) OBP: 0.154, SLG: 0.154 77 Casey Hughston, L (7, 8) OBP: 0.250, SLG: 0.500		G4-6-3 1-2f		L		SH1-3 1-2 3-H		F8		2 1	0 0	0 0	1 0	0 0	0 0	2 1
57 Trevor Williams, R (1, 1) 94 John Kuchno, R (3, 1) 43 Steven Brault, L (4, 1) 32 Elias Díaz, R (6, PH) OBP: 0.467, SLG: 0.571 48 Jared Hughes, R (7, 1) 59 Antonio Bastardo, R (8, 1) 87 Jackson Williams, R (8, PH) OBP: 0.300, SLG: 0.300 51 Tyler Webb, L (9, 1)	K				26 G4-6-3 BB	2-H 1B		78 1B 1-2 1B		1 0 0 1 0 0 0 1 0	0 0 0 0 0 0 0 0 0	0 0 0 1 0 0 0 1 0	0 0 1 0 0 0 0 0 0	0 0 0 0 0 0 0 0 0	1 0 0 0 0 0 0 0 0	0 0 0 0 0 0 0 0 0
Inning Stats	R: 2 E: 0 K: 1 S: 7 H: 2 LOB: 1 BB: 1 P: 11	R: 0 E: 0 K: 1 S: 4 H: 0 LOB: 0 BB: 1 P: 8	R: 0 E: 0 K: 2 S: 8 H: 1 LOB: 1 BB: 0 P: 8	R: 0 E: 0 K: 1 S: 5 H: 0 LOB: 1 BB: 1 P: 10	R: 0 E: 0 K: 1 S: 4 H: 0 LOB: 0 BB: 1 P: 8	R: 3 E: 0 K: 0 S: 7 H: 4 LOB: 2 BB: 1 P: 12	R: 1 E: 1 K: 0 S: 4 H: 0 LOB: 2 BB: 2 P: 12	R: 0 E: 0 K: 1 S: 7 H: 3 LOB: 2 BB: 0 P: 7		1B: 6 2B: 2 3B: 0 HR: 2	SF: 0 SAC: 1 DP: 2 HBP: 0			WP: 1 PB: 0 SB: 1 CS: 0	PA: 38	

PITCHER		IP	WLS	BF	H	R	ER	SO	BB	IBB	HBP	BLK	WP	HR	S	P	ERA	WHIP
54 Jaime García, L ERA: 5.4	(1, 1)	3.0		13	3	2	2	4	2	0	0	0	0	1	19	27	6.00	1.667
45 Matt Wisler, R ERA: 12.46	(4, 1)	2.1	L	12	3	3	3	2	3	0	0	0	1	1	14	28	11.57	2.571
71 Adam Kolarek, L ERA:	(6, 1)	0.2		2	1	0	0	0	0	0	0	0	0	0	2	2	0.00	1.500
53 Jim Johnson, R ERA:	(7, 1)	1.0		6	0	1	0	0	2	0	0	0	0	0	4	12	0.00	2.000
38 Arodys Vizcaíno, R ERA: 3.0	(8, 1)	1.0		5	3	0	0	1	0	0	0	0	0	0	7	7	0.00	3.000

PITCHER	IP	WLS	BF	H	R	ER	SO	BB	IBB	HBP	BLK	WP	HR	S	P	ERA	WHIP

BOTTOM

Atlanta Braves @ Pittsburgh Pirates

LECOM Park, Bradenton, FL

Tue Mar 07 2017, 1:08 PM - 4:11 PM EST

Att. 5,216 - Cloudy - 79 F

livebaseballscorecards.com

AB	30
R	6
H	10
RBI	5
BB	7
SO	7
LOB	16

Pittsburgh Pirates @ Tampa Bay Rays

Charlotte Sports Park, Port Charlotte, FL

Thu Mar 09 2017, 1:08 PM - 4:30 PM EST

Att. 3,645 - Partly Cloudy - 81 F

TOP

livebaseballscorecards.com

Batter	1	2	3	4	5	6	7	8	9	AB	R	H	RBI	BB	SO	LOB
26 Adam Frazier, L (1, 6) OBP: 0.450, SLG: 0.611	F7	BB			1B	1B	1B		K	3	2	2	0	1	0	0
78 Kevin Newman, R (6, 6) OBP: 0.353, SLG: 0.313										2	0	1	0	0	1	0
37 Alen Hanson, S (1, 5) OBP: 0.353, SLG: 0.400	1B	G6-3			E3	2B	P6			4	1	2	1	0	0	4
74 Logan Ratledge, R (6, 5)										1	0	0	0	0	0	1
17 Phil Gosselin, R (1, 4) OBP: 0.304, SLG: 0.435	K		F9		FC6-4	1B		1B		4	1	1	2	0	1	2
61 Gift Ngoepe, R (6, 4) OBP: 0.313, SLG: 0.154										1	0	1	0	0	0	0
64 José Osuna, R (1, 3) OBP: 0.583, SLG: 1.150	CS	1B	F9		HR	BB		F8		3	2	2	2	1	0	0
88 Joey Terdoslavich, S (6, 3) OBP: 0.389, SLG: 0.500										1	0	0	0	0	0	1
32 Elias Díaz, R (1, 2) OBP: 0.474, SLG: 0.556		1B	K		1B	K		L7		4	2	2	0	0	2	3
83 Christian Kelley, R (7, 2)										1	0	0	0	0	0	1
69 Danny Ortiz, L (1, 9) OBP: 0.368, SLG: 0.421		1B		G6-3	E9	F4		K		4	0	2	1	0	0	3
98 Michael Suchy, R (6, 9) OBP: 0.143, SLG: 0.143					1B					1	0	0	0	0	1	1
63 Christopher Bostick, R (1, 8) OBP: 0.524, SLG: 0.563	K		F9			G5-3			2B	4	0	1	1	0	1	4
77 Casey Hughston, L (6, 8) OBP: 0.400, SLG: 0.800					1B					1	1	1	0	0	0	0
79 Barrett Barnes, R (1, 7) OBP: 0.222, SLG: 0.278	2B		K		F8		G4-3		F8	3	0	1	1	0	1	2
89 Jordan Luplow, R (6, 7)										2	0	0	0	0	0	1
39 Chad Kuhl, R (1, 1) 38 Wade LeBlanc, L (4, 1) 97 Brett McKinney, R (8, 1) 58 Jacob Stallings, R (7, PH) for Cnty and Bell 73 Felipe Vázquez, L (7, 1) 31 A.J. Schugel, R (8, 1) 88 Clark Eagan, L (8, PH) for Lnd and Suchy 31 A.J. Schugel, R (8, 1) 78 Tate Scioneaux, R (8, 1)	K					BB	L9		P4	1 1 0 1 0 0 0 1 0 0	0 1 0 0 0 0 0 0 0 0	0 1 0 0 0 0 0 1 0 0	0 0 0 0 0 0 0 0 0 0	1 0 0 0 0 0 0 0 0 0	0 1 0 0 0 0 0 1 0 0	2 0 0 0 0 0 0 1 0 0
Inning Stats	R: 0 E: 0 K: 1 S: 5 H: 1 LOB: 0 BB: 0 P: 6	R: 2 E: 0 K: 2 S: 11 H: 4 LOB: 3 BB: 1 P: 15	R: 0 E: 0 K: 1 S: 5 H: 0 LOB: 0 BB: 0 P: 5	R: 0 E: 0 K: 1 S: 5 H: 0 LOB: 0 BB: 0 P: 5	R: 4 E: 2 K: 1 S: 13 H: 5 LOB: 2 BB: 0 P: 15	R: 3 E: 0 K: 1 S: 8 H: 3 LOB: 2 BB: 2 P: 17	R: 0 E: 0 K: 0 S: 4 H: 1 LOB: 1 BB: 0 P: 4	R: 0 E: 0 K: 1 S: 6 H: 1 LOB: 1 BB: 0 P: 7	R: 1 E: 0 K: 1 S: 6 H: 1 LOB: 0 BB: 0 P: 7	1B: 12 2B: 3 3B: 0 HR: 1 SF: 0 SAC: 0 DP: 0 HBP: 0						

AB	43
R	10
H	16
RBI	8
BB	3
SO	9
LOB	26

WP: 2 PB: 1 SB: 0 CS: 1 PA: 47

PITCHER		IP	WLS	BF	H	R	ER	SO	BB	IBB	HBP	BLK	WP	HR	S	P	ERA	WHIP
4 Blake Snell, L ERA: 5.4	(1, 1)	2.0		11	5	2	2	3	1	0	0	0	0	0	16	21	9.00	3.000
33 David Carpenter, R ERA:	(3, 1)	2.0		6	0	0	0	2	0	0	0	0	0	0	10	10	0.00	0.000
49 Tommy Hunter, R ERA:	(5, 1)	0.2	B	8	5	4	0	1	0	0	0	0	0	1	12	14	0.00	7.500
54 Kevin Gadea, R ERA: 8.31	(5, 1)	1.1	L	9	3	3	3	1	2	0	0	0	1	0	9	18	20.25	3.750
60 Justin Marks, L ERA:	(7, 1)	2.0		8	2	0	0	1	0	0	0	0	1	0	10	11	0.00	1.000

PITCHER		IP	WLS	BF	H	R	ER	SO	BB	IBB	HBP	BLK	WP	HR	S	P	ERA	WHIP
52 Ryan Garton, R ERA: 4.5	(9, 1)	1.0		4	1	1	0	1	0	0	0	0	0	0	6	7	0.00	1.000

BOTTOM

Batter	1	2	3	4	5	6	7	8	9	AB	R	H	RBI	BB	SO	LOB
7 Logan Morrison, L (1, 10) OBP: 0.667, SLG: 1.000	0-0 10 G5-3 13 SF9 2B		4-0 13 WP 10 HBP 13 G3 BB	0-0 G4-3		1-0 L7 2-3 3-H			0-0 36 FC6-4 97 BB 1-2 1B	2	2	1	0	1	0	0
45 Jesús Sucre, R (6, PH) OBP: 0.500, SLG: 0.917										2	0	1	0	0	0	1
39 Kevin Kiermaier, L (1, 8) OBP: 0.353, SLG: 0.333	4-0 13 SF9 10 G5-3 71 E BB		0-0 F9		0-0 G4-3		0-0 G4-3		0-3 K	2	1	0	0	1	0	1
98 Granden Goetzman, R (6, 8) OBP: 0.100, SLG: 0.100										2	0	0	0	0	1	2
10 Corey Dickerson, L (1, 7) OBP: 0.400, SLG: 0.652	0-0 G5-3 1-2 2-3		1-0 13 G3 13 WP 1-2 HBP		0-0 1B		0-3 K		4-0 36 FC6-4 1-2 2-3 BB	2	0	1	0	0	0	2
97 Joe McCarthy, L (6, 7) OBP: 0.467, SLG: 0.636										1	0	0	0	1	1	0
13 Brad Miller, L (1, 6) OBP: 0.190, SLG: 0.368	0-0 SF9 2-3 3-H		1-0 G3 1-3 2-H		1-0 HR		0-0 L1		0-0 FC6-4 1-2f 2-3 3-H	2	1	1	3	0	0	1
36 Daniel Robertson, R (6, 6) OBP: 0.143, SLG: 0.100										2	0	0	1	0	0	2
71 Casey Gillaspie, S (1, 3) OBP: 0.250, SLG: 0.267	0-0 E3 3-H		0-3 K		0-0 G6-3			0-0 G5-3	0-0 F7	3	0	0	0	0	1	1
76 Dalton Kelly, L (6, 3) OBP: 0.091, SLG: 0.091										2	0	0	0	0	0	2
21 Luke Maile, R (1, 2) OBP: 0.421, SLG: 0.474	0-0 G5-3			0-0 G4-3		0-0 F8		0-0 P6		2	0	0	0	0	0	1
9 Michael McKenry, R (6, 2) OBP: 0.333, SLG: 0.375										2	0	0	0	0	0	0
2 Nick Franklin, S (1, 4) OBP: 0.563, SLG: 0.867		0-0 L7		0-0 67 HR 2B		0-0 69 FC6-4 1B		0-0 2B		2	1	1	0	0	0	0
29 Ryan Brett, R (5, 4) OBP: 0.385, SLG: 0.750										2	0	2	0	0	0	0
67 Patrick Leonard, R (1, 5) OBP: 0.235, SLG: 0.588		0-0 G4-3		1-0 2-H HR		0-0 FC6-4 74 2B 45 WP 1-2f		0-0 G1-3		2	1	1	2	0	0	0
69 Jake Hager, R (5, 5) OBP: 0.067, SLG: 0.067										2	1	0	0	0	0	2
74 Johnny Field, R (1, 9) OBP: 0.267, SLG: 0.286		0-0 G6-3		0-0 F8		0-0 45 WP 1-3 2B			4-0 97 BB 45 1B 36 FC6-4 BB	3	0	1	0	0	0	0
81 Cade Gotta, R (7, 9) OBP: 0.556, SLG: 1.000										0	1	0	0	1	0	0
Inning Stats	R: 2 E: 1 K: 0 S: 5 H: 1 LOB: 1 BB: 1 P: 9		R: 1 E: 0 K: 1 S: 5 H: 0 LOB: 1 BB: 1 P: 11	R: 2 E: 0 K: 0 S: 5 H: 2 LOB: 0 BB: 0 P: 6	R: 1 E: 0 K: 0 S: 4 H: 2 LOB: 0 BB: 0 P: 5	R: 1 E: 0 K: 0 S: 5 H: 2 LOB: 1 BB: 0 P: 6	R: 0 E: 0 K: 1 S: 5 H: 0 LOB: 0 BB: 0 P: 5	R: 0 E: 0 K: 0 S: 4 H: 1 LOB: 1 BB: 0 P: 4	R: 1 E: 0 K: 1 S: 6 H: 1 LOB: 2 BB: 2 P: 14	1B: 3 2B: 4 3B: 0 HR: 2	SF: 1 SAC: 0 DP: 0 HBP: 1						

PITCHER		IP	WLS	BF	H	R	ER	SO	BB	IBB	HBP	BLK	WP	HR	S	P	ERA	WHIP
39 Chad Kuhl, R ERA: 2.57	(1, 1)	3.0		14	1	3	2	1	2	0	1	0	1	0	13	23	6.00	1.000
38 Wade LeBlanc, L ERA: 7.04	(4, 1)	2.2	W	12	5	4	4	0	0	0	0	0	0	2	12	14	13.50	1.875
97 Brett McKinney, R ERA: 5.4	(6, 1)	0.1	H	2	1	0	0	0	0	0	0	0	1	0	2	3	0.00	3.000
73 Felipe Vázquez, L ERA:	(7, 1)	1.0	H	3	0	0	0	1	0	0	0	0	0	0	5	5	0.00	0.000
31 A.J. Schugel, R ERA: 10.38	(8, 1)	1.2	H	9	2	1	1	1	2	0	0	0	0	0	9	17	5.40	2.400

PITCHER		IP	WLS	BF	H	R	ER	SO	BB	IBB	HBP	BLK	WP	HR	S	P	ERA	WHIP
31 A.J. Schugel, R ERA: 10.38	(9, 1)	1.2	H	9	2	1	1	1	2	0	0	0	0	0	9	17	5.40	2.400
78 Tate Scioneaux, R ERA:	(9, 1)	0.1	S	1	0	0	0	0	0	0	0	0	0	0	1	1	0.00	0.000

Pittsburgh Pirates @ Tampa Bay Rays

Charlotte Sports Park, Port Charlotte, FL

Thu Mar 09 2017, 1:08 PM - 4:30 PM EST

Att. 3,645 - Partly Cloudy - 81 F

livebaseballscorecards.com

AB	35
R	8
H	9
RBI	6
BB	4
SO	3
LOB	15

1B: 3 SF: 1 PA: 41
2B: 4 SAC: 0
3B: 0 DP: 0
HR: 2 HBP: 1

WP: 2
PB: 0
SB: 0
CS: 0

Batter	1	2	3	4	5	6	7	8	9	AB	R	H	RBI	BB	SO	LOB
1 Tim Beckham, R (1, 6) OBP: 0.500, SLG: 0.813	F B B B B 4-1 2 CS BB		C X 0-1 HR		X 0-0 ③ L7			F F S 0-3 ② K		2	1	1	1	1	0	0
27 Willy Adames, R (6, 6) OBP: 0.214, SLG: 0.462										1	0	0	0	0	1	0
2 Nick Franklin, S (1, 4) OBP: 0.526, SLG: 0.778	B X 1-0 ① ② G4-3 1-2		S S S 0-3 ② K			X 0-0 1B		S S S 0-3 ③ K		3	0	1	0	0	1	1
36 Daniel Robertson, R (6, 4) OBP: 0.136, SLG: 0.095										1	0	0	0	0	1	0
20 Steven Souza Jr., R (1, 9) OBP: 0.133, SLG: 0.133	S T S 0-3 ③ K		S S C 0-3 ③ K			S S S 0-3 ① K			X 0-0 ① F9	3	0	0	0	0	3	1
68 Dayron Varona, R (6, 8) OBP: 0.353, SLG: 0.375										1	0	0	0	0	0	0
71 Casey Gillaspie, S (1, 3) OBP: 0.263, SLG: 0.235		B B B B 4-0 70 1B BB		X 0-0 ① P6		X 0-0 ② F9			X 0-0 ② G4-3	2	0	0	0	1	0	1
76 Dalton Kelly, L (6, 3) OBP: 0.083, SLG: 0.083										1	0	0	0	0	0	0
19 Curt Casali, R (1, 2) OBP: 0.353, SLG: 0.533		X 0-0 ① F9		X 0-0 ② F9		X 0-0 ③ G5-3			X 0-0 ③ G6-3	3	0	0	0	0	0	2
74 Justin Williams, L (6, 9) OBP: 0.286, SLG: 0.429										1	0	0	0	0	0	0
70 Jake Bauers, L (1, 10) OBP: 0.353, SLG: 0.588		X 0-0 1-2 1B		X 0-0 1B			X 0-0 ① P6			3	0	2	0	0	0	0
65 Shane Peterson, L (1, 7) OBP: 0.333, SLG: 0.563		X 0-0 ② F6		S S S 0-3 ③ K			S S C 0-3 ② K			3	0	0	0	0	2	3
74 Johnny Field, R (7, 7) OBP: 0.267, SLG: 0.286										0	0	0	0	0	0	0
0 Mallex Smith, L (1, 8) OBP: 0.143, SLG: 0.143		X 0-0 ③ G1-3			S S S 0-3 ① K		S S S 0-3 ③ K			2	0	0	0	0	1	2
45 Jesús Sucre, R (6, 2) OBP: 0.467, SLG: 0.846										1	0	0	0	0	1	0
69 Jake Hager, R (1, 5) OBP: 0.056, SLG: 0.056			S S S 0-3 ① K		X 0-0 ② G6-3			S S S 0-3 ① K		3	0	0	0	0	2	0
77 Grant Kay, R (8, 5)										0	0	0	0	0	0	0
Inning Stats	R: 0 H: 0 E: 0 LOB: 0 K: 1 BB: 1 S: 5 P: 10	R: 0 H: 1 E: 0 LOB: 2 K: 0 BB: 1 S: 4 P: 8	R: 1 H: 1 E: 0 LOB: 0 K: 3 BB: 0 S: 11 P: 11	R: 0 H: 1 E: 0 LOB: 1 K: 1 BB: 0 S: 6 P: 6	R: 0 H: 0 E: 0 LOB: 0 K: 1 BB: 0 S: 5 P: 5	R: 0 H: 1 E: 0 LOB: 1 K: 1 BB: 0 S: 6 P: 6	R: 0 H: 0 E: 0 LOB: 0 K: 2 BB: 0 S: 7 P: 7	R: 0 H: 0 E: 0 LOB: 0 K: 3 BB: 0 S: 9 P: 9	R: 0 H: 0 E: 0 LOB: 0 K: 0 BB: 0 S: 3 P: 3	1B: 3 SF: 0 2B: 0 SAC: 0 3B: 0 DP: 0 HR: 1 HBP: 0						

TOP

Tampa Bay Rays @ Pittsburgh Pirates

LECOM Park, Bradenton, FL

Fri Mar 10 2017, 1:07 PM - 4:11 PM EST

Att. 5,804 - Sunny - 77 F

livebaseballscorecards.com

AB	30
R	1
H	4
RBI	1
BB	2
SO	12
LOB	10

WP: 0 PA: 32
PB: 0
SB: 0
CS: 1

PITCHER		IP	WLS	BF	H	R	ER	SO	BB	IBB	HBP	BLK	WP	HR	S	P	ERA	WHIP
34 Drew Hutchison, R ERA: 2.0	(1, 1)	4.0		16	3	1	1	5	2	0	0	0	0	1	26	35	2.25	1.250
12 Juan Nicasio, R ERA:	(5, 1)	2.0		7	1	0	0	2	0	0	0	0	0	0	11	11	0.00	0.500
44 Tony Watson, L ERA: 7.36	(7, 1)	1.0		3	0	0	0	2	0	0	0	0	0	0	7	7	0.00	0.000
41 Daniel Hudson, R ERA: 2.25	(8, 1)	1.0		3	0	0	0	3	0	0	0	0	0	0	9	9	0.00	0.000
66 Dovydas Neverauskas, R ERA: 2.25	(9, 1)	1.0	W	3	0	0	0	0	0	0	0	0	0	0	3	3	0.00	0.000

PITCHER	IP	WLS	BF	H	R	ER	SO	BB	IBB	HBP	BLK	WP	HR	S	P	ERA	WHIP

BOTTOM

Tampa Bay Rays @ Pittsburgh Pirates

LECOM Park, Bradenton, FL

Fri Mar 10 2017, 1:07 PM - 4:11 PM EST

Att. 5,804 - Sunny - 77 F

livebaseballscorecards.com

Batter	1	2	3	4	5	6	7	8	9	AB	R	H	RBI	BB	SO	LOB
62 Max Moroff, S (1, 4) OBP: 0.353, SLG: 0.083 81 Erich Weiss, L (6, 4) OBP: 0.474, SLG: 0.400	BBBB 4-0 55 S 23 1B BB	BBBB 4-0 10 WP BB		BBBB 4-0 BB			X 0-0 63 SH1-3 1-2 1B		X 0-0 ① P6	0 1 0 0 3 0 0 2 0 1 0 0 0 1						
10 Jordy Mercer, R (1, 6) OBP: 0.294, SLG: 0.600 63 Christopher Bostick, R (6, 6) OBP: 0.545, SLG: 0.563	X 0-0 ① F8	BX 1-0 ③ G6-3 1-2 2-3		SSC 0-3 ③ K			X 0-0 ① SH1-3 1-2 2-3		BBBB 4-0 79 PB 79 HR 1-2 BB	3 0 0 0 0 1 5 0 1 0 0 1 0 0						
55 Josh Bell, S (1, 3) 79 Edwin Espinal, R (6, 3) OBP: 0.500, SLG: 2.000	BSTS 1-3 ② K 1-2		SSS 0-3 ① K2-3		X 0-0 ① G4-3		SSS 0-3 ② K		DX 1-0 1-H 2-H HR	3 0 0 0 0 2 1 2 1 1 3 0 1 2						
23 David Freese, R (1, 5) OBP: 0.471, SLG: 0.400 61 Gift Ngoepe, R (5, PH) OBP: 0.278, SLG: 0.133 (6, 5)	X 0-0 28 BB 2-H 1B		BBBB 4-0 BB		SSC 0-3 ② K		SSS 0-3 ③ K			1 0 1 1 1 0 0 2 0 0 0 0 2 2						
28 John Jaso, L (1, 9) OBP: 0.263, SLG: 0.471 88 Joey Terdoslavich, S (6, 9) OBP: 0.421, SLG: 0.529	BBBB 4-0 1-2 BB		X 0-0 ② F9		X 0-0 ③ G4-3			X 0-0 81 SH1-4 58 BB 77 F8-2 1B		2 0 0 0 1 0 1 1 0 1 0 0 0 0						
19 Chris Stewart, R (1, 2) 58 Jacob Stallings, R (6, 2) OBP: 0.444, SLG: 0.625	SSC 0-3 ③ K		X 0-0 ③ F7			X 0-0 ① F8		BBBB 4-0 81 SH1-4 1-2 BB		2 0 0 0 0 1 3 1 0 0 0 1 0 0						
64 José Osuna, R (1, 7) OBP: 0.577, SLG: 1.136 81 Justin Maffei, R (6, 7)		X 0-0 10 WP 2B		X 0-0 ① F9		X 0-0 ② F8		X 0-0 ① SH1-4 1-2 2-3		2 0 1 0 0 0 0 1 0 0 0 0 0 0						
27 Eury Pérez, R (1, 8) OBP: 0.200, SLG: 0.143 77 Austin Meadows, L (6, 8) OBP: 0.400, SLG: 0.563		X 0-0 ① G5-3		BBBB 4-0 34 SH5-3 BB		SSS 0-3 ③ K		X 0-0 ② F8-2 ③ 3-H		1 0 0 0 1 0 1 2 0 0 0 0 1 2						
34 Drew Hutchison, L (1, 1) 12 Juan Nicasio, R (5, 1) 44 Tony Watson, L (7, 1) 87 Jackson Williams, R (7, PH) OBP: 0.273, SLG: 0.273 41 Daniel Hudson, R (8, 1) 66 Dovydas Neverauskas, R (9, 1) 83 Connor Joe, R (9, PH)		CSS 0-3 ② K		X 0-0 ② SH5-3 1-2			X 0-0 E6 63 SH1-3 81 1B		X 0-0 E1 79 PB 63 BB 79 HR	1 0 0 0 0 1 1 0 0 0 0 0 0 0 0 0 0 0 0 0 0 1 0 0 0 0 0 0 0 0 0 0 0 0 0 0 0 0 0 0 0 0 1 1 0 0 0 0 0						
Inning Stats	R: 1 E: 0 K: 2 S: 8 H: 1 LOB: 2 BB: 2 P: 17	R: 0 E: 0 K: 1 S: 6 H: 1 LOB: 2 BB: 1 P: 11	R: 0 E: 0 K: 1 S: 5 H: 0 LOB: 1 BB: 1 P: 9	R: 0 E: 0 K: 1 S: 5 H: 0 LOB: 2 BB: 2 P: 13	R: 0 E: 0 K: 1 S: 5 H: 0 LOB: 0 BB: 0 P: 5	R: 0 E: 0 K: 1 S: 5 H: 0 LOB: 0 BB: 0 P: 5	R: 0 E: 1 K: 2 S: 9 H: 1 LOB: 2 BB: 0 P: 9	R: 0 E: 0 K: 0 S: 3 H: 1 LOB: 1 BB: 1 P: 7	R: 3 E: 1 K: 0 S: 3 H: 1 LOB: 0 BB: 1 P: 8	1B: 3 2B: 2 3B: 0 HR: 1	SF: 0 SAC: 3 DP: 1 HBP: 0						

		AB	28
		R	4
		H	5
		RBI	4
		BB	8
		SO	9
		LOB	19

PITCHER		IP	WLS	BF	H	R	ER	SO	BB	IBB	HBP	BLK	WP	HR	S	P	ERA	WHIP
35 Matt Andriese, R ERA: 3.0	(1, 1)	1.2		9	2	1	1	3	2	0	0	0	0	0	13	22	5.40	2.400
57 Jaime Schultz, R ERA:	(2, 1)	2.0		10	0	0	0	1	4	0	0	0	1	0	8	25	0.00	2.000
61 Hunter Wood, R ERA:	(4, 1)	2.1		7	0	0	0	3	0	0	0	0	0	0	13	13	0.00	0.000
58 Chih-Wei Hu, R ERA:	(7, 1)	2.0		9	2	0	0	2	1	0	0	0	0	0	12	16	0.00	1.500
62 Ryne Stanek, R ERA: 31.5	(9, 1)	0.1	L	4	1	3	2	0	1	0	0	0	0	1	3	8	54.00	6.000

PITCHER		IP	WLS	BF	H	R	ER	SO	BB	IBB	HBP	BLK	WP	HR	S	P	ERA	WHIP

WP: 1 PB: 1 SB: 1 CS: 0 PA: 39

Batter	1	2	3	4	5	6	7	8	9	AB	R	H	RBI	BB	SO	LOB
26 Adam Frazier, L (1, 4) OBP: 0.435, SLG: 0.571	G3	1B			G4-3		BB		K	3	0	1	3	0	0	0
62 Max Moroff, S (5, 4) OBP: 0.368, SLG: 0.077										1	0	0	0	1	1	1
37 Alen Hanson, S (1, 6) OBP: 0.318, SLG: 0.400	L3	G3			K		G3		2B	5	0	1	2	0	1	3
17 Phil Gosselin, R (1, 3) OBP: 0.346, SLG: 0.462	1B		55 CS 1B		G4-3		F7		K	3	0	2	0	0	0	0
88 Joey Terdoslavich, S (5, 3) OBP: 0.381, SLG: 0.474										2	0	0	0	0	1	3
55 Josh Bell, S (1, 10)	G1-3		77 2-6 BB		K			79 FC5 87 G5-3 1B		2	0	0	0	1	1	1
78 Kevin Newman, R (8, PH) OBP: 0.389, SLG: 0.353 (8, 10)										1	0	1	0	0	0	0
32 Elias Díaz, R (1, 2) OBP: 0.409, SLG: 0.476		G4-3	F8			G4-3		G5-3		3	0	0	0	0	0	1
87 Jackson Williams, R (6, 2) OBP: 0.250, SLG: 0.250										1	0	0	0	0	0	1
77 Austin Meadows, L (1, 8) OBP: 0.409, SLG: 0.611	69 G6-3 27 1B 2B		2-6		K	K		K		2	1	1	0	0	1	0
77 Casey Hughston, L (5, 8) OBP: 0.286, SLG: 0.571										2	0	0	0	0	2	1
69 Danny Ortiz, L (1, 7) OBP: 0.333, SLG: 0.381	G6-3		K				G6-3	FC5		2	0	0	0	0	1	1
79 Barrett Barnes, R (5, 7) OBP: 0.200, SLG: 0.250										2	0	0	0	0	0	1
27 Eury Pérez, R (1, 9) OBP: 0.235, SLG: 0.188	26 E 61 1B 26 1B 1B		F9				E3 62 BB 61 1B 37 G3		F9	2	1	1	1	0	0	0
98 Michael Suchy, R (5, 9) OBP: 0.111, SLG: 0.111										2	1	0	0	0	0	0
61 Gift Ngoepe, R (1, 5) OBP: 0.409, SLG: 0.389	26 E 26 1B 1B				26 G4-3 3B		37 G3 62 BB 1B		37 2B BB	3	3	3	0	1	0	0
Inning Stats	R: 0 E: 0 K: 0 S: 4 H: 1 LOB: 1 BB: 0 P: 4	R: 3 E: 1 K: 0 S: 7 H: 4 LOB: 1 BB: 0 P: 7	R: 0 E: 0 K: 0 S: 2 H: 1 LOB: 1 BB: 1 P: 7	R: 0 E: 0 K: 2 S: 7 H: 0 LOB: 0 BB: 0 P: 7	R: 1 E: 0 K: 1 S: 6 H: 1 LOB: 0 BB: 0 P: 6	R: 0 E: 0 K: 2 S: 7 H: 0 LOB: 0 BB: 0 P: 7	R: 1 E: 1 K: 0 S: 5 H: 1 LOB: 2 BB: 1 P: 9	R: 0 E: 0 K: 1 S: 6 H: 1 LOB: 1 BB: 0 P: 6	R: 1 E: 0 K: 2 S: 8 H: 1 LOB: 1 BB: 1 P: 12	1B: 7 2B: 2 3B: 1 HR: 0	SF: 0 SAC: 0 DP: 0 HBP: 0						

PITCHER		IP	WLS	BF	H	R	ER	SO	BB	IBB	HBP	BLK	WP	HR	S	P	ERA	WHIP
59 Mike Wright Jr., R ERA: 4.7	(1, 1)	2.2		14	6	3	2	0	1	0	0	0	0	0	13	17	6.75	2.625
91 Garrett Cleavinger, L ERA:	(3, 1)	0.1		1	0	0	0	0	0	0	0	0	0	0	0	1	0.00	0.000
58 Donnie Hart, L ERA: 1.5	(4, 1)	1.0		3	0	0	0	2	0	0	0	0	0	0	7	7	0.00	0.000
56 Darren O'Day, R ERA: 2.25	(5, 1)	1.0		4	1	1	1	1	0	0	0	0	0	0	6	6	9.00	1.000
49 Gabriel Ynoa, R ERA: 1.5	(6, 1)	2.0		9	1	1	0	2	1	0	0	0	0	0	12	16	0.00	1.000

PITCHER		IP	WLS	BF	H	R	ER	SO	BB	IBB	HBP	BLK	WP	HR	S	P	ERA	WHIP
95 Jimmy Yacabonis, R ERA:	(8, 1)	1.0		4	1	0	0	1	0	0	0	0	0	0	6	6	0.00	1.000
71 Oliver Drake, R ERA: 12.6	(9, 1)	1.0	W	5	1	1	1	2	1	0	0	0	0	0	8	12	9.00	2.000

TOP

Pittsburgh Pirates @ Baltimore Orioles

Ed Smith Stadium, Sarasota, FL

Sat Mar 11 2017, 1:30 PM - 4:19 PM EST

Att. 7,487 - Sunny - 81 F

livebaseballscorecards.com

AB	36
R	6
H	10
RBI	6
BB	3
SO	8
LOB	13

1B: 7 SF: 0
2B: 2 SAC: 0
3B: 1 DP: 0
HR: 0 HBP: 0

WP: 0 PA: 39
PB: 0
SB: 0
CS: 1

BOTTOM

Pittsburgh Pirates @ Baltimore Orioles

Ed Smith Stadium, Sarasota, FL

Sat Mar 11 2017, 1:30 PM - 4:19 PM EST

Att. 7,487 - Sunny - 81 F

livebaseballscorecards.com

Batter	1	2	3	4	5	6	7	8	9	AB	R	H	RBI	BB	SO	LOB
18 Chris Dickerson, L (1, 9) OBP: 0.273, SLG: 0.278 57 Aneury Tavárez, L (6, 7) OBP: 0.333, SLG: 0.348	0-0 23 BB 25 1B 1B	0-0 ② L9		4-0 BB		0-0 ② G4-3 2-3		0-0 ② G3		2	1	1	0	1	0	1
										2	0	0	0	0	0	2
23 Joey Rickard, R (1, 7) OBP: 0.571, SLG: 0.500 16 Johnny Giavotella, R (6, 4) OBP: 0.400, SLG: 0.476	4-0 25 1B 45 1B 1-2 BB	1 SAFE 0-0 1-2 1B		0-0 ③ F8		0-0 54 HR 3-H 1B		4-0 BB		2	1	1	0	1	0	2
										1	1	1	1	1	0	0
25 Hyun Soo Kim, L (1, 10) OBP: 0.313, SLG: 0.333 54 Anthony Santander, S (6, PH) OBP: 0.240, SLG: 0.318 (7, 10)	0-0 45 1B 1-2 2-H 1B	0-0 ③ G3			0-0 ① G6-3	1 SAFE 0-0 1-H HR		0-3 ③ K		3	0	1	1	0	0	2
										2	1	1	2	0	1	1
45 Mark Trumbo, R (1, 3) OBP: 0.286, SLG: 0.263 16 Trey Mancini, R (5, PR) OBP: 0.333, SLG: 0.462 (6, 3)	0-0 1-2 2-H 1B		0-3 ① K		0-0 28 BB 1B	0-3 ③ K			0-0 ① G6-3	3	0	2	1	0	1	0
										2	0	0	0	0	1	1
17 Chris Johnson, R (1, 5) OBP: 0.343, SLG: 0.406 14 Craig Gentry, R (6, 8) OBP: 0.333, SLG: 0.409	0-3 ① K		0-0 ② L7		0-0 ② F9		0-0 ① G4-3		0-0 72 HR 1B	3	0	0	0	0	1	3
										2	1	1	0	0	0	0
28 Logan Schafer, L (1, 8) OBP: 0.167, SLG: 0.095 72 David Washington, L (6, 9) OBP: 0.200, SLG: 0.571	0-3 ② K		0-0 ③ P6		4-0 1-2 BB		0-0 ② L3		1 SAFE 1-2 1-H HR	2	0	0	0	1	1	2
										2	1	1	2	0	0	0
15 Robert Andino, R (1, 4) OBP: 0.240, SLG: 0.190 (6, 5) 76 Audry Pérez, R (7, 2)	0-0 ③ G3			0-0 ① G5-3	0-0 ③ G1-3		0-0 E6 85 FC4-6			3	0	0	0	0	0	4
										1	0	0	0	0	0	0
36 Caleb Joseph, R (1, 2) OBP: 0.476, SLG: 0.611 85 Erick Salcedo, S (6, PR) (7, 6)		0-0 34 FC6-4 1B		4-0 34 G4-3 BB		0-0 57 G4-3 34 G5-3 16 1B 1B	0-0 ③ FC4-6 1-2f			2	0	2	0	1	0	0
										1	1	0	0	0	0	1
34 Paul Janish, R (1, 6) OBP: 0.176, SLG: 0.200 94 Jomar Reyes, R (7, 5)		0-0 ① FC6-4 23 1B 1-2f		1 SAFE 0-0 ② G4-3 1-2		1 SAFE 0-0 ① G5-3 1-2		0-3 ① K2-3		3	0	0	0	0	0	3
										1	0	0	0	0	1	0
Inning Stats	R: 2 E: 0 K: 2 S: 10 H: 3 LOB: 2 BB: 1 P: 14	R: 0 E: 0 K: 0 S: 5 H: 2 LOB: 2 BB: 0 P: 5	R: 0 E: 0 K: 1 S: 5 H: 0 LOB: 0 BB: 0 P: 5	R: 0 E: 0 K: 0 S: 3 H: 0 LOB: 2 BB: 2 P: 11	R: 0 E: 0 K: 0 S: 4 H: 1 LOB: 2 BB: 1 P: 8	R: 3 E: 0 K: 1 S: 8 H: 3 LOB: 1 BB: 0 P: 8	R: 0 E: 1 K: 0 S: 4 H: 0 LOB: 1 BB: 0 P: 4	R: 0 E: 0 K: 2 S: 7 H: 0 LOB: 1 BB: 1 P: 11	R: 2 E: 0 K: 0 S: 5 H: 2 LOB: 0 BB: 0 P: 6	1B: 9 2B: 0 3B: 0 HR: 2	SF: 0 SAC: 0 DP: 0 HBP: 0						

	AB	37
	R	7
	H	11
	RBI	7
	BB	5
	SO	6
	LOB	22

WP: 0 PB: 0 SB: 0 CS: 0 PA: 42

PITCHER		IP	WLS	BF	H	R	ER	SO	BB	IBB	HBP	BLK	WP	HR	S	P	ERA	WHIP
68 Clay Holmes, R ERA: 3.18	(1, 1)	1.2		10	4	2	2	2	1	0	0	0	0	0	13	17	10.80	3.000
47 Josh Lindblom, R ERA:	(2, 1)	1.1	H	5	1	0	0	1	0	0	0	0	0	0	7	7	0.00	0.750
49 Nick Kingham, R ERA: 1.8	(4, 1)	2.0	H	10	1	0	0	0	3	0	0	0	0	0	7	19	0.00	2.000
48 Jared Hughes, R ERA: 11.81	(6, 1)	2.0	B	10	3	3	3	1	0	0	0	0	0	1	12	12	13.50	1.500
59 Antonio Bastardo, L ERA: 7.71	(8, 1)	1.0		4	0	0	0	2	1	0	0	0	0	0	7	11	0.00	1.000

PITCHER		IP	WLS	BF	H	R	ER	SO	BB	IBB	HBP	BLK	WP	HR	S	P	ERA	WHIP
89 Miguel Rosario, R ERA: 10.13	(9, 1)	0.1	L	3	2	2	2	0	0	0	0	0	0	1	5	6	54.00	6.000

Batter	1	2	3	4	5	6	7	8	9	AB	R	H	RBI	BB	SO	LOB
24 JB Shuck, L (1, 8) OBP: 0.227, SLG: 0.211	G4-3		P5		G4-3			1B		3	0	0	0	0	0	0
25 Quintin Berry, L (6, 8) OBP: 1.000, SLG: 1.000										1	0	1	0	0	0	0
5 Eduardo Escobar, S (1, 6) OBP: 0.269, SLG: 0.208	K		50 FC6 1B			F9		K		3	0	1	0	0	1	0
83 Nick Gordon, L (6, 6) OBP: 0.200, SLG: 0.200										1	0	0	0	0	1	1
50 Ben Paulsen, L (1, 3) OBP: 0.208, SLG: 0.217	F8		FC6 1-2f			F8		G4-3		3	0	0	0	0	0	1
21 Dan Gamache, L (6, 3)										1	0	0	0	0	0	1
37 Matt Hague, R (1, 10) OBP: 0.550, SLG: 1.000		73 HR 2B		8 G6-4-3 2B		2B			F8	4	1	3	0	0	0	0
73 Daniel Palka, L (1, 7) OBP: 0.429, SLG: 0.429		2-H HR		8 G6-4-3 BB		G4-3			K	3	1	1	2	1	1	1
(6, 9)																
8 Drew Stubbs, R (1, 9) OBP: 0.269, SLG: 0.364	K		G6-4-3 1-2f 2-3				F8		HR	2	0	0	0	0	1	2
30 Travis Harrison, R (6, 7) OBP: 0.500, SLG: 2.000										2	1	1	1	0	0	0
30 Tommy Field, R (1, 4) OBP: 0.304, SLG: 0.350	K		F8				G3		K	2	0	0	0	0	1	1
1 Engelb Vielma, S (6, 4) OBP: 0.200, SLG: 0.222										2	0	0	0	0	1	0
12 John Ryan Murphy, R (1, 2) OBP: 0.353, SLG: 0.429	F7				L7		K			2	0	0	0	0	0	0
70 Eddy Rodriguez, R (6, 2)										1	0	0	0	0	1	0
16 Ehire Adrianza, S (1, 5) OBP: 0.176, SLG: 0.176			G3		G5-3			G3		2	0	0	0	0	0	0
71 Niko Goodrum, S (6, 5) OBP: 0.400, SLG: 0.333										1	0	0	0	0	0	0
Inning Stats	R: 0 E: 0 K: 1 S: 5 H: 0 LOB: 0 BB: 0 P: 6	R: 2 E: 0 K: 2 S: 10 H: 2 LOB: 0 BB: 0 P: 10	R: 0 E: 0 K: 0 S: 4 H: 1 LOB: 1 BB: 0 P: 4	R: 0 E: 0 K: 0 S: 3 H: 1 LOB: 1 BB: 1 P: 7	R: 0 E: 0 K: 0 S: 3 H: 0 LOB: 0 BB: 0 P: 3	R: 0 E: 0 K: 0 S: 4 H: 1 LOB: 1 BB: 0 P: 4	R: 0 E: 0 K: 1 S: 5 H: 0 LOB: 0 BB: 0 P: 5	R: 0 E: 0 K: 1 S: 6 H: 1 LOB: 1 BB: 0 P: 6	R: 1 E: 0 K: 2 S: 9 H: 1 LOB: 0 BB: 0 P: 12	1B: 2 2B: 3 3B: 0 HR: 2 SF: 0 SAC: 0 DP: 1 HBP: 0						

TOP

Minnesota Twins @ Pittsburgh Pirates

LECOM Park, Bradenton, FL

Sun Mar 12 2017, 1:08 PM - 3:42 PM EDT

Att. 6,922 - Cloudy - 78 F

livebaseballscorecards.com

AB	33
R	3
H	7
RBI	3
BB	1
SO	7
LOB	7

WP: 0 PB: 0 SB: 0 CS: 0 PA: 34

PITCHER		IP	WLS	BF	H	R	ER	SO	BB	IBB	HBP	BLK	WP	HR	S	P	ERA	WHIP
57 Trevor Williams, R ERA: 4.15	(1, 1)	3.0	W	12	3	2	2	3	0	0	0	0	0	1	19	20	6.00	1.000
43 Steven Brault, L ERA: 1.0	(4, 1)	3.0	H	11	2	0	0	0	1	0	0	0	0	0	10	14	0.00	1.000
73 Felipe Vázquez, L ERA:	(7, 1)	1.0	H	3	0	0	0	1	0	0	0	0	0	0	5	5	0.00	0.000
65 Casey Sadler, R ERA:	(8, 1)	1.0	H	4	1	0	0	1	0	0	0	0	0	0	6	6	0.00	1.000
51 Tyler Webb, L ERA: 1.8	(9, 1)	1.0	S	4	1	1	1	2	0	0	0	0	0	1	9	12	9.00	1.000

PITCHER	IP	WLS	BF	H	R	ER	SO	BB	IBB	HBP	BLK	WP	HR	S	P	ERA	WHIP

BOTTOM

Minnesota Twins @ Pittsburgh Pirates

LECOM Park, Bradenton, FL

Sun Mar 12 2017, 1:08 PM - 3:42 PM EDT

Att. 6,922 - Cloudy - 78 F

livebaseballscorecards.com

Batter	1	2	3	4	5	6	7	8	9	AB	R	H	RBI	BB	SO	LOB
69 Danny Ortiz, L (1, 8) OBP: 0.375, SLG: 0.435	G3		10 2B 2B	BB		L4				2	1	1	0	1	0	0
96 Elvis Escobar, L (6, 8)										1	0	0	0	0	0	2
10 Jordy Mercer, R (1, 6) OBP: 0.300, SLG: 0.611	K		23 BB 19 2B 2B 2-H	F9			83 G6-3 83 S 1B			3	1	1	1	0	1	1
78 Kevin Newman, R (6, 6) OBP: 0.421, SLG: 0.389										1	0	1	0	0	0	0
28 John Jaso, L (1, 3) OBP: 0.318, SLG: 0.474	23 FC6-4 1B		23 BB 19 2B HBP		F8		G6-3 1-3			2	1	1	0	0	0	0
83 Connor Joe, R (6, 3)										1	0	0	0	0	0	1
23 David Freese, R (1, 5) OBP: 0.450, SLG: 0.353	FC6-4 1-2f		19 2B BB 1-2 2-3		K		P5			2	1	0	0	1	1	1
62 Max Moroff, S (6, 5) OBP: 0.350, SLG: 0.071										1	0	0	0	0	0	1
64 José Osuna, R (1, 9) OBP: 0.517, SLG: 1.000		G5-3	F4		F7		K			3	0	0	0	0	0	3
79 Jerrick Suiter, R (6, 9) OBP: 0.200, SLG: 0.400										1	0	0	0	0	1	1
19 Chris Stewart, R (1, 2) OBP: 0.500, SLG: 0.600	1B		1-H 2-H 3-H 2B			F8		G4-3		2	0	2	3	0	0	0
83 Christian Kelley, R (6, 2)										2	0	0	0	0	0	0
79 Barrett Barnes, R (1, 7) OBP: 0.182, SLG: 0.227	F8		G6-3			G5-3		G6-3		2	0	0	0	0	0	2
89 Jordan Luplow, R (6, 7)										2	0	0	0	0	0	0
63 Christopher Bostick, R (1, 4) OBP: 0.520, SLG: 0.500	G1-4-3			F8		81 BB BB 4-0		K		2	0	0	0	1	0	1
73 Felipe Vázquez, L (7, 1)										0	0	0	0	0	0	0
65 Casey Sadler, R (8, 1)										0	0	0	0	0	0	0
88 Joey Terdoslavich, S (8, PH) OBP: 0.364, SLG: 0.450										1	0	0	0	0	1	0
51 Tyler Webb, L (9, 1)										0	0	0	0	0	0	0
57 Trevor Williams, R (1, 1)			G5-3	G4-3		1-2 BB 4-0				0	0	0	0	0	0	0
26 Adam Frazier, L (3, PH) OBP: 0.417, SLG: 0.545										1	0	0	0	0	0	0
43 Steven Brault, L (4, 1)										1	0	0	0	0	0	0
81 Erich Weiss, L (6, PH) OBP: 0.500, SLG: 0.400										0	0	0	0	1	0	0
(7, 4)																
Inning Stats	R: 0 E: 0 K: 1 S: 6 H: 1 LOB: 1 BB: 0 P: 6	R: 0 E: 0 K: 0 S: 4 H: 1 LOB: 1 BB: 0 P: 4	R: 4 E: 0 K: 0 S: 6 H: 3 LOB: 1 BB: 1 P: 11	R: 0 E: 0 K: 0 S: 3 H: 0 LOB: 1 BB: 1 P: 7	R: 0 E: 0 K: 1 S: 5 H: 0 LOB: 0 BB: 0 P: 5	R: 0 E: 0 K: 0 S: 3 H: 0 LOB: 2 BB: 2 P: 11	R: 0 E: 0 K: 1 S: 6 H: 1 LOB: 1 BB: 0 P: 7	R: 0 E: 0 K: 1 S: 5 H: 0 LOB: 0 BB: 0 P: 5		1B: 3 2B: 3 3B: 0 HR: 0 SF: 0 SAC: 0 DP: 0 HBP: 1						

AB	30
R	4
H	6
RBI	4
BB	4
SO	4
LOB	13

PITCHER	IP	WLS	BF	H	R	ER	SO	BB	IBB	HBP	BLK	WP	HR	S	P	ERA	WHIP
32 Ryan Vogelsong, R (1, 1) ERA: 7.94	2.1	L	12	4	3	3	1	0	0	1	0	0	0	13	14	11.57	1.714
81 Raul Fernandez, R (3, 1) ERA: 13.5	0.2	B	4	1	1	1	0	1	0	0	0	0	0	3	7	13.50	3.000
55 Taylor Rogers, L (4, 1) ERA: 3.0	2.0		7	0	0	0	1	1	0	0	0	0	0	8	12	0.00	0.500
23 Nick Tepesch, R (6, 1) ERA: 1.29	2.0		9	1	0	0	1	2	0	0	0	0	0	9	18	0.00	1.500
79 Jake Reed, R (8, 1) ERA:	1.0		3	0	0	0	1	0	0	0	0	0	0	5	5	0.00	0.000

PITCHER	IP	WLS	BF	H	R	ER	SO	BB	IBB	HBP	BLK	WP	HR	S	P	ERA	WHIP

WP: 0 PB: 0 SB: 1 CS: 0 PA: 35

Pittsburgh Pirates @ Atlanta Braves

Champion Stadium, Lake Buena Vista, FL

Mon Mar 13 2017, 1:08 PM - 4:31 PM EDT

Att. 6,522 - Cloudy - 76 F

TOP

livebaseballscorecards.com

Batter	1	2	3	4	5	6	7	8	9	AB	R	H	RBI	BB	SO	LOB
26 Adam Frazier, L (1, 8) OBP: 0.500, SLG: 0.654	B X 1-0 77 1B 17 1B 1B	X 0-0 17 1B 55 BB 2-H 3-H 1B		X 0-0 17 L6 2B		X 0-0 77 BB 17 1B 1B		S S S 0-3 ② K		4	2	4	2	0	0	0
62 Max Moroff, S (6, 6) OBP: 0.333, SLG: 0.067										1	0	0	0	0	1	0
17 Phil Gosselin, R (1, 6) OBP: 0.400, SLG: 0.500	1 SAFE 1 SAFE 1 SAFE X 0-0 32 G1-3 77 1B 1-2 1B	X 0-0 55 BB 77 BB 1-3 1B		X 0-0 ①② L6 2-2		X 0-0 77 BB 1-2 1B		S S S 0-3 ③ K		4	0	3	0	0	0	1
79 Barrett Barnes, R (6, 7) OBP: 0.174, SLG: 0.217										1	0	0	0	0	1	0
77 Austin Meadows, L (1, 7) OBP: 0.462, SLG: 0.600 70 Dan Runzler, L (6, 1) 74 Edgar Santana, R (7, 1) 35 Pat Light, R (8, 1) 87 Tomas Morales, R (9, PH) OBP: 1.000, SLG: 1.000 66 Dovydas Neverauskas, R (9, 1)	X 0-0 32 G1-3 1-2 2-H 1B	B B B B 4-0 55 BB 1-2 BB		S S S 0-3 ③ K		B B B B 4-0 1-2 2-3 BB			X 0-0 87 E 79 BB 27 1B 1B	2	0	1	1	2	1	0
										0	0	0	0	0	0	0
										0	0	0	0	0	0	0
										0	0	0	0	0	0	0
										1	1	1	0	0	0	0
										0	0	0	0	0	0	0
55 Josh Bell, S (1, 3) 79 Edwin Espinal, R (8, 3) OBP: 0.667, SLG: 2.000 74 Hunter Owen, R (9, PR) OBP: 0.500, SLG: 0.500 80 Wyatt Mathisen, R (9, 3) OBP: 0.167, SLG: 0.167	X 0-0 ① F7	B B B B 4-0 32 G4-3 1-2 2-3 3-H BB			B B B 4-0 32 PB BB	C C C 0-3 ③ K			B B B B 4-0 37 1B 27 1B 1-2 BB	2	0	0	1	2	1	5
										0	0	0	0	1	0	0
										0	0	0	0	0	0	0
										0	0	0	0	0	0	0
32 Elias Díaz, R (1, 2) OBP: 0.360, SLG: 0.417 87 Jackson Williams, R (6, 2) OBP: 0.286, SLG: 0.286	X 0-0 ② G1-3 1-2 2-3	X 0-0 ②③ G4-3 1-2f			B X 1-0 ① P3 1-2		X 0-0 37 G4-3 27 SH1-3 1B		X 0-0 ① B1 2-3	3	0	0	0	0	0	6
										2	0	1	0	0	0	2
88 Joey Terdoslavich, S (1, 9) OBP: 0.360, SLG: 0.478 27 Eury Pérez, R (6, 9) OBP: 0.278, SLG: 0.235	B B S S S 2-3 ③ K		X 0-0 37 SH2-3 61 G4-3 2B		X 0-0 ② F9		X 0-0 ① SH1-3 1-2		X 0-0 37 1B 1-2 3-H 1B	3	1	1	0	0	1	3
										1	0	1	1	0	0	0
37 Alen Hanson, S (1, 5) OBP: 0.346, SLG: 0.417		X 0-0 61 1B 26 1B 1B	X 0-0 ① SH2-3 2-3		X 0-0 ③ F7		X 0-0 ② G4-3 2-3		X 0-0 ② 1-2 2-3 1B	4	1	2	0	0	0	2
61 Gift Ngoepe, R (1, 4) OBP: 0.370, SLG: 0.348		1 SAFE X 0-0 24 SH2-4 26 1B 1-3 1B	X 0-0 ② G4-3 3-H		X 0-0 ① G5-3	S S S 0-3 ③ K			S S S 0-3 ③ K	5	1	1	1	0	2	4
24 Tyler Glasnow, L (1, 1) 99 Jason Creasy, R (3, 1) 31 A.J. Schugel, R (4, 1) 63 Christopher Bostick, R (6, PH) OBP: 0.481, SLG: 0.450 (6, 8)		X 0-0 ① SH2-4 1-2	X 0-0 ③ G4-3		S S S 0-3 ② K2-3		X 0-0 ① L9			1	0	0	0	0	0	0
										0	0	0	0	0	0	0
										0	0	0	0	0	0	0
										2	0	0	0	0	1	0
Inning Stats	R: 1 E: 0 K: 1 S: 8 H: 3 LOB: 2 BB: 0 P: 11	R: 3 E: 0 K: 0 S: 6 H: 4 LOB: 2 BB: 2 P: 14	R: 1 E: 0 K: 0 S: 4 H: 1 LOB: 0 BB: 0 P: 4	R: 0 E: 0 K: 1 S: 5 H: 1 LOB: 0 BB: 0 P: 5	R: 0 E: 0 K: 0 S: 3 H: 0 LOB: 1 BB: 1 P: 8	R: 0 E: 0 K: 2 S: 9 H: 2 LOB: 3 BB: 1 P: 13	R: 0 E: 0 K: 1 S: 6 H: 1 LOB: 1 BB: 0 P: 6	R: 0 E: 0 K: 2 S: 7 H: 0 LOB: 0 BB: 0 P: 7	R: 1 E: 1 K: 1 S: 7 H: 3 LOB: 3 BB: 1 P: 11	1B: 13 2B: 3 3B: 0 HR: 0 SF: 0 SAC: 3 DP: 2 HBP: 0						

	AB	36
	R	6
	H	15
	RBI	6
	BB	5
	SO	8
	LOB	23

WP: 0 PB: 1 SB: 0 CS: 0 PA: 44

PITCHER		IP	WLS	BF	H	R	ER	SO	BB	IBB	HBP	BLK	WP	HR	S	P	ERA	WHIP
40 Bartolo Colon, R ERA: 7.36	(1, 1)	3.0		18	8	5	5	1	2	0	0	0	0	0	18	29	15.00	3.333
96 Evan Phillips, R ERA:	(4, 1)	1.0		3	1	0	0	1	0	0	0	0	0	0	5	5	0.00	1.000
38 Arodys Vizcaíno, R ERA: 1.8	(5, 1)	1.0	H	4	0	0	0	0	1	0	0	0	0	0	3	8	0.00	1.000
53 Jim Johnson, R ERA:	(6, 1)	1.0	H	6	2	0	0	2	1	0	0	0	0	0	9	13	0.00	3.000
50 John Danks, L ERA: 6.23	(7, 1)	3.0	W	13	4	1	1	4	1	0	0	0	0	0	20	24	3.00	1.667

PITCHER	IP	WLS	BF	H	R	ER	SO	BB	IBB	HBP	BLK	WP	HR	S	P	ERA	WHIP

Pittsburgh Pirates @ Atlanta Braves

Champion Stadium, Lake Buena Vista, FL

Mon Mar 13 2017, 1:08 PM - 4:31 PM EDT

Att. 6,522 - Cloudy - 76 F

BOTTOM

Batter	1	2	3	4	5	6	7	8	9	AB	R	H	RBI	BB	SO	LOB
64 Emilio Bonifácio, S (1, 10) OBP: 0.370, SLG: 0.458	0-0 4 G3 4 BLK 22 SF7 1B		0-0 ② P2	0-0 E3 1-3		0-0 ③ G5-3			0-0 1-H 2B	4	1	1	0	0	0	2
17 Adam Brett Walker, R (9, PH) OBP: 0.267, SLG: 0.714										1	0	1	1	0	0	0
4 Brandon Phillips, R (1, 4) OBP: 0.448, SLG: 0.500	0-0 ① G3 1-3		B B B B 4-0 22 1B 27 1B 1-2 BB	0-0 ② SF9 3-H			B B B B 4-0 98 S BB			1	1	0	1	1	0	1
81 Travis Demeritte, R (6, 4) OBP: 0.286, SLG: 0.222										0	0	0	0	1	0	0
22 Nick Markakis, L (1, 9) OBP: 0.357, SLG: 0.440	0-0 ② SF7 3-H		2 SAFE 0-0 27 1B 8 1B 1-3 2-H 1B	0-0 ③ F7			S S S 0-3 ① K			2	1	1	2	0	0	1
90 Lane Adams, R (6, 9) OBP: 0.250, SLG: 0.182										1	0	0	0	0	1	1
27 Matt Kemp, R (1, 7) OBP: 0.323, SLG: 0.200	0-0 ③ F9		0-0 8 1B 25 1B 1-2 3-H 1B		0-0 ① P4		B S S S 1-3 ② K 1-2			3	1	1	1	0	0	0
98 Braxton Davidson, L (6, 7) OBP: 0.300, SLG: 0.125										1	0	0	0	0	1	1
8 Jace Peterson, L (1, 5) OBP: 0.222, SLG: 0.176		0-0 ① F7	0-0 25 1B 1-2 2-H 1B		0-0 1B		0-0 ③ G4-3			3	0	2	1	0	0	0
88 Colin Walsh, S (7, 5)										1	0	0	0	0	0	1
25 Tyler Flowers, R (1, 2) OBP: 0.300, SLG: 0.176		0-0 ② G5-3	0-0 1-3 2-H 1B		C C C 0-3 ② K			0-0 ① F9		3	0	1	1	0	1	1
18 Blake Lalli, L (7, 2)										1	0	0	0	0	0	0
2 Micah Johnson, L (1, 8) OBP: 0.250, SLG: 0.353	C C C 0-3 ③ K		0-0 ③ G5-3		B 1 SAFE S S S 1-3 ③ K			0-0 ② G4-3		4	0	0	0	0	2	3
16 Matt Tuiasosopo, R (1, 3) OBP: 0.323, SLG: 0.571			0-0 4 BB 22 1B 1B	S S S 0-3 ① K		0-0 ① G5-3		0-0 ③ G6-3		3	1	1	0	0	1	0
84 Balbino Fuenmayor, R (7, 3) OBP: 0.333, SLG: 0.563										1	0	0	0	0	0	0
67 Johan Camargo, S (1, 6) OBP: 0.371, SLG: 0.533			0-0 ① L8	0-0 64 E 4 SF9 1B		S S S 0-3 ② K			0-0 17 2B 1B	4	1	2	0	0	1	1
89 Ronald Acuña Jr., R (9, PR) OBP: 0.440, SLG: 0.545										0	1	0	0	0	0	0

Inning Stats	1	2	3	4	5	6	7	8	9
	R: 1 H: 1 E: 0 LOB: 0 K: 0 BB: 0 S: 4 P: 4	R: 0 H: 0 E: 0 LOB: 0 K: 1 BB: 0 S: 5 P: 5	R: 4 H: 5 E: 0 LOB: 2 K: 0 BB: 1 S: 8 P: 12	R: 1 H: 1 E: 1 LOB: 1 K: 1 BB: 0 S: 7 P: 7	R: 0 H: 1 E: 0 LOB: 1 K: 2 BB: 0 S: 8 P: 9	R: 0 H: 0 E: 0 LOB: 0 K: 1 BB: 0 S: 5 P: 5	R: 0 H: 0 E: 0 LOB: 1 K: 2 BB: 1 S: 7 P: 12	R: 0 H: 0 E: 0 LOB: 0 K: 0 BB: 0 S: 3 P: 3	R: 1 H: 2 E: 0 LOB: 2 K: 0 BB: 0 S: 2 P: 2

	1B	SF	PA
	9	2	37
	2B	SAC	
	1	0	
	3B	DP	
	0	0	
	HR	HBP	
	0	0	

	WP	PB	SB	CS
	0	0	1	0

	AB	R	H	RBI	BB	SO	LOB
	33	7	10	7	2	7	12

livebaseballscorecards.com

PITCHER	IP	WLS	BF	H	R	ER	SO	BB	IBB	HBP	BLK	WP	HR	S	P	ERA	WHIP
24 Tyler Glasnow, R (1, 1) ERA: 8.53	2.2		15	6	5	5	1	1	0	0	1	0	0	16	20	16.88	2.625
99 Jason Creasy, R (3, 1) ERA:	0.1		1	0	0	0	0	0	0	0	0	0	0	1	1	0.00	0.000
31 A.J. Schugel, R (4, 1) ERA: 7.11	2.0		9	2	1	0	3	0	0	0	0	0	0	15	16	0.00	1.000
70 Dan Runzler, L (6, 1) ERA:	1.0		3	0	0	0	1	0	0	0	0	0	0	5	5	0.00	0.000
74 Edgar Santana, R (7, 1) ERA:	1.0		4	0	0	0	2	1	0	0	0	0	0	7	12	0.00	1.000

PITCHER	IP	WLS	BF	H	R	ER	SO	BB	IBB	HBP	BLK	WP	HR	S	P	ERA	WHIP
35 Pat Light, R (8, 1) ERA: 4.5	1.0		3	0	0	0	0	0	0	0	0	0	0	3	3	0.00	0.000
66 Dovydas Neverauskas, R (9, 1) ERA: 4.5	0.0	L	2	2	1	1	0	0	0	0	0	0	0	2	2	∞	∞

Batter	1	2	3	4	5	6	7	8	9	AB	R	H	RBI	BB	SO	LOB
18 Chris Dickerson, L (1, 9) OBP: 0.379, SLG: 0.478	B X 1-0 16 G6-3 16 S 19 G1-6-3 1B		X 0-0 ① G4-3		B B B 4-0 16 BLK 16 S BB		B B B 4-0 57 1B 16 E 1-2 2-3 BB		X 0-0 ③ G1-3	2	1	1	0	1	0	0
14 Craig Gentry, R (6, 9) OBP: 0.406, SLG: 0.519										1	1	0	0	1	0	0
16 Johnny Giavotella, R (1, 4) OBP: 0.333, SLG: 0.375	S X 0-1 ① G6-3 1-3		X 0-0 25 G5-3 1B		B X 1-0 ③ F8 1-3		X 0-0 16 FC6-4 1-2 2-3 3-H 1B			3	0	1	0	0	0	2
57 Aneury Tavárez, L (6, 7) OBP: 0.375, SLG: 0.345										1	0	1	1	0	0	0
25 Hyun Soo Kim, L (1, 7) OBP: 0.325, SLG: 0.324	H 1-0 19 G1-6-3 HBP		X 0-0 ② G5-3 1-2			S T C 0-3 ① K	X 0-0 ② FC6-4 1-2f 2-H 3-H			2	0	0	0	0	1	1
16 Trey Mancini, R (6, 3) OBP: 0.378, SLG: 0.543										1	0	0	1	0	0	1
19 Chris Davis, L (1, 3) OBP: 0.375, SLG: 0.222	X 0-0 ② G1-6-3 1-2 3-H		S S S 0-3 ③ K			X 0-0 ② G4-3	C C C 0-3 ③ K			3	0	0	1	0	1	2
15 Robert Andino, R (6, 4) OBP: 0.219, SLG: 0.148										1	0	0	0	0	1	2
24 Pedro Alvarez, L (1, 10)	S S S 0-3 ③ K			X 0-0 ① P6		S S S 0-3 ③ K		X 0-0 ① P4		4	0	0	0	0	2	1
17 Chris Johnson, R (1, 5) OBP: 0.295, SLG: 0.366		X 0-0 E5 36 P3 28 SH2-3		X 0-0 ② G4-3			X 0-0 34 1B 2B	F T S 0-3 ② K		3	0	1	0	0	0	0
85 Cedric Mullins, L (7, PR) (7, 8)										1	1	0	0	0	1	0
28 Logan Schafer, L (1, 8) OBP: 0.233, SLG: 0.154		X 0-0 ① SH2-3 1-2		X 0-0 ③ G3			X 0-0 ① F8	X 0-0 ③ F9		2	0	0	0	0	0	1
91 Alex Castellanos, R (7, 5)										1	0	0	0	0	0	0
36 Caleb Joseph, R (1, 2) OBP: 0.462, SLG: 0.682		X 0-0 ② P3 2-3			X 0-0 ① G1-3		H 1-0 14 BB 34 1B 57 1B HBP		S S S 0-3 ① K	2	0	0	0	0	0	1
74 Chance Sisco, L (6, 2) OBP: 0.417, SLG: 0.333										1	1	0	0	0	1	0
34 Paul Janish, R (1, 6) OBP: 0.292, SLG: 0.500		X 0-0 ③ G6-3			S S T 0-2 ② K		X 0-0 57 1B 14 BB 16 FC6-4 1-2 2-H 1B		F S S 0-3 ② K	3	0	1	1	0	1	1
84 Sean Coyle, R (7, PR) OBP: 0.444, SLG: 0.857										1	1	0	0	0	1	0
(7, 4)																
Inning Stats	R: 1 H: 1 E: 0 LOB: 1 K: 1 BB: 0 S: 7 P: 9	R: 0 H: 0 E: 1 LOB: 1 K: 0 BB: 0 S: 4 P: 4	R: 0 H: 1 E: 0 LOB: 1 K: 1 BB: 0 S: 6 P: 6	R: 0 H: 0 E: 0 LOB: 0 K: 0 BB: 0 S: 3 P: 3	R: 0 H: 0 E: 0 LOB: 1 K: 1 BB: 1 S: 5 P: 10	R: 0 H: 0 E: 0 LOB: 0 K: 2 BB: 0 S: 7 P: 7	R: 4 H: 3 E: 1 LOB: 2 K: 1 BB: 1 S: 8 P: 13	R: 0 H: 0 E: 0 LOB: 0 K: 1 BB: 0 S: 5 P: 5	R: 0 H: 0 E: 0 LOB: 0 K: 2 BB: 0 S: 7 P: 7	1B: 4 SF: 0 2B: 1 SAC: 1 3B: 0 DP: 0 HR: 0 HBP: 2						

PITCHER		IP	WLS	BF	H	R	ER	SO	BB	IBB	HBP	BLK	WP	HR	S	P	ERA	WHIP
50 Jameson Taillon, R ERA: 3.38	(1, 1)	4.0		16	2	1	1	2	0	0	1	0	0	0	20	22	2.25	0.500
59 Antonio Bastardo, L ERA: 5.4	(5, 1)	2.0	W	7	0	0	0	3	1	0	0	1	0	0	12	17	0.00	0.500
48 Jared Hughes, R ERA: 15.0	(7, 1)	0.2		7	3	4	3	0	1	0	1	0	0	0	5	10	40.50	6.000
89 Sam Street, R ERA:	(7, 1)	0.1	H	1	0	0	0	1	0	0	0	0	0	0	3	3	0.00	0.000
12 Juan Nicasio, R ERA:	(8, 1)	1.0	H	3	0	0	0	1	0	0	0	0	0	0	5	5	0.00	0.000

PITCHER		IP	WLS	BF	H	R	ER	SO	BB	IBB	HBP	BLK	WP	HR	S	P	ERA	WHIP
99 Jason Creasy, R ERA:	(9, 1)	1.0	S	3	0	0	0	2	0	0	0	0	0	0	7	7	0.00	0.000

TOP

Baltimore Orioles @ Pittsburgh Pirates

LECOM Park, Bradenton, FL

Wed Mar 15 2017, 1:05 PM - 3:49 PM EDT

Att. 6,825 - Partly Cloudy - 57 F

livebaseballscorecards.com

AB	32
R	5
H	5
RBI	4
BB	2
SO	9
LOB	12

WP: 0	PA: 37		
PB: 0			
SB: 2			
CS: 0			

BOTTOM

Baltimore Orioles @ Pittsburgh Pirates

LECOM Park, Bradenton, FL

Wed Mar 15 2017, 1:05 PM - 3:49 PM EDT

Att. 6,825 - Partly Cloudy - 57 F

livebaseballscorecards.com

Batter	1	2	3	4	5	6	7	8	9	AB	R	H	RBI	BB	SO	LOB
26 Adam Frazier, L (1, 4) OBP: 0.516, SLG: 0.630 63 Christopher Bostick, R (5, PR) OBP: 0.464, SLG: 0.429 (6, 4)	G4-3		64 SF8 BB		10 G4-3 10 WP 23 2B BB	G5-3 1-2				1 1	1 1	0 0	0 0	2 0	0 0	0 1
10 Jordy Mercer, R (1, 6) OBP: 0.348, SLG: 0.619 62 Max Moroff, S (6, 6) OBP: 0.318, SLG: 0.063	64 BB 1B		1-3 1B		G4-3 1-3	P2				3 1	0 0	2 0	0 0	0 0	0 0	1 1
64 José Osuna, R (1, 3) OBP: 0.531, SLG: 1.000 88 Joey Terdoslavich, S (6, 3) OBP: 0.346, SLG: 0.458	1-2 BB		SF8 3-H		23 2B 17 HR BB	G4-3 2-3				0 1	1 0	0 0	1 0	2 0	0 0	0 1
23 David Freese, R (1, 5) OBP: 0.435, SLG: 0.400 76 Eric Wood, R (5, PR) OBP: 0.316, SLG: 0.438 (6, 5)	K		F8		17 HR 1-3 3-H 2B		P5			3 1	0 1	1 0	1 0	0 0	1 0	3 0
28 John Jaso, L (1, 9) OBP: 0.360, SLG: 0.450 98 Michael Suchy, R (5, PR) OBP: 0.100, SLG: 0.100 (6, 9)	K			17 G1-3 BB	17 HR BB		K			1 1	0 1	0 0	0 0	2 0	1 1	2 0
17 Phil Gosselin, R (1, 7) OBP: 0.394, SLG: 0.576 79 Barrett Barnes, R (6, 7) OBP: 0.167, SLG: 0.208		G5-3		G1-3 1-2	1-H 2-H 3-H HR		K			3 1	1 0	1 0	4 0	0 1	0 0	1 0
69 Danny Ortiz, L (1, 8) OBP: 0.370, SLG: 0.423 77 Austin Meadows, L (6, 8) OBP: 0.481, SLG: 0.600		F7		K	1B			27 CS 87 G1 BB		3 0	0 0	1 0	0 0	0 1	1 0	1 0
19 Chris Stewart, R (1, 2) OBP: 0.333, SLG: 0.375 87 Jackson Williams, R (7, 2) OBP: 0.267, SLG: 0.267		G5-3		F8	F8			G1 1-2		3 1	0 0	0 0	0 0	0 0	0 0	3 1
50 Jameson Taillon, R (1, 1) 59 Antonio Bastardo, R (5, 1) 32 Elias Díaz, R (6, PH) OBP: 0.385, SLG: 0.417 48 Jared Hughes, R (7, 1) 89 Sam Street, R (7, 1) 12 Juan Nicasio, R (8, 1) 27 Eury Pérez, R (8, PH) OBP: 0.263, SLG: 0.222 99 Jason Creasy, R (9, 1)			K		K	88 WP 63 G5-3 BB		P4 2-3		1 1 0 0 0 0 0 1 0	0 0 0 0 0 0 0 0 0	0 0 0 0 0 0 0 1 0	0 0 0 0 0 0 0 0 0	0 0 1 0 0 0 0 0 0	1 0 0 0 0 0 0 0 0	0 0 0 0 0 0 0 1 0
Inning Stats	R: 0 E: 0 K: 2 S: 8 H: 1 LOB: 2 BB: 1 P: 12	R: 0 E: 0 K: 0 S: 3 H: 0 LOB: 0 BB: 0 P: 3	R: 1 E: 0 K: 1 S: 6 H: 1 LOB: 1 BB: 1 P: 10	R: 0 E: 0 K: 1 S: 5 H: 0 LOB: 1 BB: 1 P: 9	R: 5 E: 0 K: 1 S: 8 H: 3 LOB: 2 BB: 3 P: 21	R: 0 E: 0 K: 0 S: 3 H: 0 LOB: 1 BB: 1 P: 8	R: 0 E: 0 K: 2 S: 7 H: 0 LOB: 0 BB: 0 P: 7	R: 0 E: 0 K: 0 S: 2 H: 0 LOB: 0 BB: 1 P: 6		1B: 3 2B: 1 3B: 0 HR: 1	SF: 1 SAC: 0 DP: 0 HBP: 0			WP: 2 PB: 0 SB: 0 CS: 1	PA: 36	

	AB	27
	R	6
	H	5
	RBI	6
	BB	8
	SO	7
	LOB	16

PITCHER		IP	WLS	BF	H	R	ER	SO	BB	IBB	HBP	BLK	WP	HR	S	P	ERA	WHIP
31 Ubaldo Jiménez, R ERA: 4.97	(1, 1)	4.2	L	21	2	3	3	5	5	0	0	0	1	0	26	47	5.79	1.500
50 Zach Stewart, R ERA: 3.12	(5, 1)	1.1		9	3	3	3	0	2	0	0	0	1	1	7	16	20.25	3.750
92 Scott McGough, R ERA:	(7, 1)	1.0		3	0	0	0	2	0	0	0	0	0	0	7	7	0.00	0.000
58 Donnie Hart, L ERA: 1.29	(8, 1)	1.0		3	0	0	0	0	1	0	0	0	0	0	2	6	0.00	1.000

PITCHER	IP	WLS	BF	H	R	ER	SO	BB	IBB	HBP	BLK	WP	HR	S	P	ERA	WHIP

Batter	1	2	3	4	5	6	7	8	9	AB	R	H	RBI	BB	SO	LOB
26 Adam Frazier, L (1, 6) OBP: 0.486, SLG: 0.581	0-1 55 WP 64 1B 1B		0-0 ① F7		0-0 ① G4-3		0-0 ② L6			4	1	1	0	0	0	1
17 Phil Gosselin, R (1, 4) OBP: 0.351, SLG: 0.514	0-3 ① K		0-0 ② F8		0-3 ② K		0-0 ③ G5-3			4	0	0	0	0	2	2
55 Josh Bell, S (1, 3) 83 Christian Kelley, R (8, 2)	1-3 ② K 1-2		0-0 ③ F8		0-3 ③ K			0-3 ① K		4 0	0 0	0 0	0 0	0 0	3 0	1 0
64 José Osuna, R (1, 9) OBP: 0.556, SLG: 0.964 83 Connor Joe, R (8, 9)	0-0 2-H 1B			0-0 89 2B 1B		4-0 89 G4-3 32 G5-3 BB		0-3 ② K		3 0	1 0	2 0	1 0	1 0	1 0	0 0
32 Elias Díaz, R (1, 2) OBP: 0.333, SLG: 0.357 70 Dan Runzler, L (8, 1)	0-0 ③ F9			0-0 ① F8		0-0 ① G5-3 1-2		0-0 ③ F9		4 0	0 0	0 0	0 0	0 0	0 0	3 0
79 Barrett Barnes, R (1, 7) OBP: 0.200, SLG: 0.240 89 Jordan Luplow, R (2, PR) OBP: 0.167, SLG: 0.333 (2, 7) 74 Edgar Santana, R (6, 1) 31 A.J. Schugel, R (7, 1) 79 Edwin Espinal, R (8, 3) OBP: 0.500, SLG: 1.333		0-0 27 L4-3 1B		0-0 27 G6-3 61 1B 1-H 2B		0-0 ② G4-3 2-3			0-0 ① G6-3	1 2	0 1	1 1	0 1	0 0	0 0	0 1
27 Eury Pérez, R (1, 8) OBP: 0.261, SLG: 0.227		0-0 ① ② L4-3 1-1		0-0 ② G6-3 2-3		0-0 ③ F7			0-0 61 CS 1B	4	0	1	0	0	0	3
61 Gift Ngoepe, R (1, 5) OBP: 0.419, SLG: 0.407		0-0 1B		0-0 3-H 1B			0-0 1B	C 1 SAFE X 0-1 ② ③ G1 1-2		4	0	3	1	0	0	1
46 Iván Nova, R (1, 1) 88 Joey Terdoslavich, S (6, 7) OBP: 0.333, SLG: 0.440		0-0 ③ G5-3		0-3 ③ K			0-3 ① K			2 1	0 0	0 0	0 0	0 0	1 1	2 1

Inning Stats																		
	R: 1	H: 2	R: 0	H: 2	R: 0	H: 0	R: 2	H: 3	R: 0	H: 0	R: 0	H: 0	R: 0	H: 1	R: 0	H: 0	R: 0	H: 1
	E: 0	LOB: 1	E: 0	LOB: 1	E: 0	LOB: 0	E: 0	LOB: 1	E: 0	LOB: 0	E: 0	LOB: 1	E: 0	LOB: 1	E: 0	LOB: 0	E: 0	LOB: 0
	K: 2	BB: 0	K: 0	BB: 0	K: 0	BB: 0	K: 1	BB: 0	K: 2	BB: 0	K: 0	BB: 1	K: 1	BB: 0	K: 2	BB: 0	K: 0	BB: 0
	S: 10	P: 11	S: 4	P: 4	S: 3	P: 3	S: 8	P: 8	S: 7	P: 7	S: 3	P: 7	S: 6	P: 6	S: 7	P: 7	S: 4	P: 4

PITCHER	IP	WLS	BF	H	R	ER	SO	BB	IBB	HBP	BLK	WP	HR	S	P	ERA	WHIP
41 Chris Sale, L (1, 1) ERA: 3.6	4.0		18	7	3	3	3	0	0	0	0	1	0	25	26	6.75	1.750
46 Craig Kimbrel, R (5, 1) ERA: 9.0	1.0		3	0	0	0	2	0	0	0	0	0	0	7	7	0.00	0.000
Heath Hembree, R (6, 1) ERA:	1.0		4	0	0	0	0	1	0	0	0	0	0	3	7	0.00	1.000
28 Robbie Ross Jr., L (7, 1) ERA: 1.5	1.0		4	1	0	0	1	0	0	0	0	0	0	6	6	0.00	1.000
82 Jamie Callahan, R (8, 1) ERA: 1.29	2.0	W	6	1	0	0	2	0	0	0	0	0	0	11	11	0.00	0.500

PITCHER	IP	WLS	BF	H	R	ER	SO	BB	IBB	HBP	BLK	WP	HR	S	P	ERA	WHIP

TOP

Pittsburgh Pirates @ Boston Red Sox

JetBlue Park, Ft. Myers, FL

Thu Mar 16 2017, 6:06 PM - 8:51 PM EDT

Att. 9,922 - Clear - 72 F

livebaseballscorecards.com

AB	34
R	3
H	9
RBI	3
BB	1
SO	8
LOB	15

1B: 8 SF: 0
2B: 2 SAC: 0
3B: 0 DP: 1
HR: 0 HBP: 0

WP: 1 PA: 35
PB: 0
SB: 0
CS: 1

BOTTOM

Pittsburgh Pirates @ Boston Red Sox

JetBlue Park, Ft. Myers, FL

Thu Mar 16 2017, 6:06 PM - 8:51 PM EDT

Att. 9,922 - Clear - 72 F

Batter	1	2	3	4	5	6	7	8	9	AB	R	H	RBI	BB	SO	LOB
12 Brock Holt, L (1, 6) OBP: 0.333, SLG: 0.435	F8		SF8 1-2 3-H			30 WP 3B		G3		2	1	1	1	0	0	0
38 Rusney Castillo, R (7, 8) OBP: 0.440, SLG: 0.667										1	0	0	0	0	0	0
30 Chris Young, R (1, 8) OBP: 0.333, SLG: 0.500	P6		K2-3			G5-3 3-H		G4-3		3	0	0	0	0	1	0
36 Brian Bogusevic, L (7, 7) OBP: 0.174, SLG: 0.304										1	0	0	0	0	0	0
16 Andrew Benintendi, L (1, 7) OBP: 0.385, SLG: 0.647	P5			F8		G3-1		59 1B 3B		3	0	0	0	0	0	0
46 Jose Rosario, R (7, 6) OBP: 0.333, SLG: 1.000										1	1	1	0	0	0	0
13 Hanley Ramirez, R (1, 10) OBP: 0.361, SLG: 0.516		G5-3		F8		K		19 2B 17 1B 3-H 1B		3	0	0	0	0	1	0
59 Sam Travis, R (8, PH) OBP: 0.441, SLG: 0.759 (9, 10)										1	1	1	1	0	0	0
18 Mitch Moreland, L (1, 3) OBP: 0.367, SLG: 0.440		K		G6-3			K	17 1B 1-3 2B		3	0	0	0	0	2	0
19 Jantzen Witte, R (8, 3) OBP: 1.000, SLG: 1.500										1	0	1	0	0	0	0
32 Josh Rutledge, R (1, 4) OBP: 0.381, SLG: 0.389					K2-3		G4-3 2-H 3-H	1B		2	0	1	0	0	1	0
17 Tzu-Wei Lin, L (7, 4) OBP: 0.500, SLG: 0.571	3B									2	0	1	1	0	0	0
40 Marco Hernández, L (1, 5) OBP: 0.447, SLG: 0.618	G6-3				1B		7 1B 1B			3	0	2	0	0	0	1
65 Matt Dominguez, R (8, 5) OBP: 0.259, SLG: 0.280										0	0	0	0	0	0	0
7 Christian Vázquez, R (1, 2) OBP: 0.318, SLG: 0.300			62 1B 12 SF8 1B		K		62 FC6-4 1-2 1B			3	1	2	0	0	1	1
70 Dan Butler, R (8, 2) OBP: 0.222, SLG: 0.125										0	0	0	0	0	0	0
62 Steve Selsky, R (1, 9) OBP: 0.364, SLG: 0.517			12 CS 1-3 1B		K		FC6-4 1-2f			3	0	1	0	0	1	3
64 Bryce Brentz, R (8, 9) OBP: 0.176, SLG: 0.281										0	0	0	0	0	0	0
Inning Stats	R: 0 E: 0 K: 0 S: 3 H: 0 LOB: 0 BB: 0 P: 3	R: 0 E: 0 K: 1 S: 6 H: 1 LOB: 1 BB: 0 P: 6	R: 1 E: 0 K: 1 S: 7 H: 2 LOB: 0 BB: 0 P: 7	R: 0 E: 0 K: 0 S: 3 H: 0 LOB: 0 BB: 0 P: 3	R: 0 E: 0 K: 3 S: 10 H: 1 LOB: 1 BB: 0 P: 10	R: 1 E: 0 K: 1 S: 6 H: 1 LOB: 0 BB: 0 P: 7	R: 0 E: 0 K: 1 S: 7 H: 2 LOB: 2 BB: 0 P: 7	R: 2 E: 0 K: 0 S: 6 H: 4 LOB: 2 BB: 0 P: 6		1B: 7 2B: 1 3B: 3 HR: 0 SF: 1 SAC: 0 DP: 0 HBP: 0				WP: 1 PB: 0 SB: 0 CS: 1 PA: 33		

livebaseballscorecards.com

	AB	32
	R	4
	H	11
	RBI	3
	BB	0
	SO	7
	LOB	5

PITCHER		IP	WLS	BF	H	R	ER	SO	BB	IBB	HBP	BLK	WP	HR	S	P	ERA	WHIP
46 Iván Nova, R ERA: 0.9	(1, 1)	5.0		18	4	1	1	5	0	0	0	0	0	0	29	29	1.80	0.800
74 Edgar Santana, R ERA: 1.8	(6, 1)	1.0	H	4	1	1	1	1	0	0	0	0	1	0	6	7	9.00	1.000
31 A.J. Schugel, R ERA: 6.14	(7, 1)	1.0	H	5	2	0	0	1	0	0	0	0	0	0	7	7	0.00	2.000
70 Dan Runzler, L ERA: 3.86	(8, 1)	1.0	L	6	4	2	2	0	0	0	0	0	0	0	6	6	18.00	4.000

PITCHER		IP	WLS	BF	H	R	ER	SO	BB	IBB	HBP	BLK	WP	HR	S	P	ERA	WHIP

Baltimore Orioles @ Pittsburgh Pirates

LECOM Park, Bradenton, FL

Fri Mar 17 2017, 1:07 PM - 4:16 PM EDT

Att. 6,839 - Partly Cloudy - 67 F

TOP

livebaseballscorecards.com

Batter	1	2	3	4	5	6	7	8	9	AB	R	H	RBI	BB	SO	LOB
18 Chris Dickerson, L (1, 9) OBP: 0.412, SLG: 0.481 91 Alex Castellanos, R (6, 5) OBP: 0.500, SLG: 1.500	C S S 0-3 ① K		B B B B 4-0 16 2B 25 SF8 BB	X 0-0 E9 16 F9 2-H 1B		S S S 0-3 ③ K		X 0-0 23 1B 3-H 3B		3 1 1 1 1 2 0 1 1 1 1 0 0 0						
16 Johnny Giavotella, R (1, 4) OBP: 0.333, SLG: 0.400 23 Joey Rickard, R (6, 7) OBP: 0.548, SLG: 0.700	X 0-0 ② F9		X 0-0 25 SF8 1-3 74 1B 2B	X 0-0 ② F9 2-3			X 0-0 ① F7	X 0-0 3-H 1B		3 1 1 0 0 0 1 2 0 1 1 0 0 0						
25 Hyun Soo Kim, L (1, 10) OBP: 0.326, SLG: 0.300 85 Cedric Mullins, L (7, PH) (7, 10)	S S C 0-3 ③ K		X 0-0 ① SF8 2-3 3-H	B B B B 4-0 BB			S S S 0-3 ② K	X 0-0 ③ G5-3		1 0 0 1 1 1 0 2 0 0 0 0 1 1						
16 Trey Mancini, R (1, 3) OBP: 0.415, SLG: 0.622 14 Craig Gentry, R (6, 8) OBP: 0.432, SLG: 0.548		B X 1-0 HR	B B B B 4-0 74 1B 17 G5-3 BB	X 0-0 ③ G6-3			X 0-0 2B		X 0-0 94 G6-4-3 1B	2 2 1 1 1 0 2 2 0 2 0 0 0 0						
74 Chance Sisco, L (1, 2) OBP: 0.400, SLG: 0.333 94 Austin Hays, R (6, 9)	F S C 0-3 ① K	X 0-0 17 G5-3 1-3 3-H 1B			S S S 0-3 ① K		H 1-0 HBP		X 0-0 ① ② G6-4-3 1-2f	3 0 1 1 0 2 0 1 0 0 0 0 0 1						
17 Chris Johnson, R (1, 5) OBP: 0.280, SLG: 0.340 15 Robert Andino, R (6, 6) OBP: 0.189, SLG: 0.125	X 0-0 28 G6-3 34 1B 1B	X 0-0 ② G5-3 1-2 3-H			X 0-0 ② P4		S S C 0-3 ③ K		X 0-0 ③ F7	3 1 1 1 0 0 1 2 0 0 0 0 1 2						
28 Logan Schafer, L (1, 8) OBP: 0.235, SLG: 0.138 84 Sean Coyle, R (6, 4) OBP: 0.545, SLG: 1.333	X 0-0 ② G6-3 1-2	X 0-0 ③ F8			X 0-0 ③ F9			X 0-0 76 G4-3 91 3B 2B		3 0 0 0 0 0 2 1 1 1 0 0 0 0						
34 Paul Janish, R (1, 6) OBP: 0.321, SLG: 0.500 72 David Washington, L (6, 3) OBP: 0.190, SLG: 0.500	X 0-0 2-H 1B		X 0-0 57 S 18 E 1B	S S S 0-3 ① K			S S C 0-3 ① K		3 1 2 1 0 1 0 1 0 0 0 0 1 1							
57 Aneury Tavárez, L (1, 7) OBP: 0.333, SLG: 0.303 76 Audry Pérez, R (6, 2)	X 0-0 ③ F7	S S C 0-3 ① 1-2 K	X 0-0 ② G1-3			X 0-0 ② G4-3 2-3			3 0 0 0 0 1 2 1 0 0 0 0 0 1							

Inning Stats	1	2	3	4	5	6	7	8	9
	R: 0 H: 0 E: 0 LOB: 0 K: 2 BB: 0 S: 7 P: 7	R: 2 H: 3 E: 0 LOB: 1 K: 1 BB: 0 S: 8 P: 9	R: 3 H: 2 E: 0 LOB: 1 K: 0 BB: 2 S: 5 P: 13	R: 1 H: 2 E: 1 LOB: 2 K: 1 BB: 1 S: 7 P: 11	R: 0 H: 0 E: 0 LOB: 0 K: 1 BB: 0 S: 5 P: 5	R: 0 H: 0 E: 0 LOB: 2 K: 2 BB: 0 S: 7 P: 7	R: 0 H: 1 E: 0 LOB: 2 K: 2 BB: 0 S: 8 P: 9	R: 2 H: 3 E: 0 LOB: 1 K: 1 BB: 0 S: 8 P: 8	R: 0 H: 1 E: 0 LOB: 0 K: 0 BB: 0 S: 3 P: 3

AB	37	
R	8	
H	12	
RBI	8	
BB	3	
SO	10	
LOB	14	

1B: 7	SF: 1	WP: 0 PA: 42
2B: 3	SAC: 0	PB: 0
3B: 1	DP: 1	SB: 1
HR: 1	HBP: 1	CS: 0

PITCHER		IP	WLS	BF	H	R	ER	SO	BB	IBB	HBP	BLK	WP	HR	S	P	ERA	WHIP
34 Drew Hutchison, R ERA: 5.84	(1, 1)	3.1	L	19	7	6	6	4	2	0	0	0	0	1	25	34	16.20	2.700
35 Pat Light, R ERA: 3.86	(4, 1)	0.2		3	0	0	0	0	1	0	0	0	0	0	2	6	0.00	1.500
73 Felipe Vázquez, L ERA:	(5, 1)	2.0		6	0	0	0	3	0	0	0	0	0	0	12	12	0.00	0.000
51 Tyler Webb, L ERA: 3.86	(7, 1)	2.0		11	4	2	2	3	0	0	1	0	0	0	16	17	9.00	2.000
38 Wade LeBlanc, L ERA: 6.23	(9, 1)	1.0		3	1	0	0	0	0	0	0	0	0	0	3	3	0.00	1.000

PITCHER	IP	WLS	BF	H	R	ER	SO	BB	IBB	HBP	BLK	WP	HR	S	P	ERA	WHIP

Batter	1	2	3	4	5	6	7	8	9	AB	R	H	RBI	BB	SO	LOB
10 Jordy Mercer, R (1, 6) OBP: 0.346, SLG: 0.583 62 Max Moroff, S (6, PH) OBP: 0.333, SLG: 0.111 (7, 6)	S S S 0-3 ① K		x 0-0 ① 23 F9 29 BLK 37 1B 1B	x 0-0 ③ G6-3		x 0-0 ③ FC6-4 1-2f		x 0-0 79 1B 1B		3 2	1 0	1 1	0 0	0 0	1 0	1 1
37 Alen Hanson, S (1, 4) OBP: 0.387, SLG: 0.483	x 0-0 23 G5-3 28 1B 1B		x 0-0 29 BLK 28 WP 1-2 1B		x 0-0 ① G4-3		x 0-0 2B 2B	x 0-0 ① P3		5	2	3	0	0	0	1
23 David Freese, R (1, 5) OBP: 0.423, SLG: 0.364 Christopher Bostick, R (7, 5) OBP: 0.467, SLG: 0.478	x 0-0 ② G5-3 1-2		x 0-0 ② F9 2-3		B B B 4-0 28 FC4-6 BB		x 0-0 79 G6-3 76 SF9 2-H 2B	x 0-0 ② L6		2 2	0 1	0 1	0 1	1 0	0 0	3 1
28 John Jaso, L (1, 9) OBP: 0.393, SLG: 0.455 98 Michael Suchy, R (7, 9) OBP: 0.100, SLG: 0.100 79 Jerrick Suiter, R (7, PH) OBP: 0.286, SLG: 0.429 (8, 9)	x 0-0 2-H 1B		D B B B 4-0 29 BLK 1-2 BB		x 0-0 ② FC4-6 1-2f		x 0-0 ① G6-3 2-3	x 0-0 1-3 1B		2 0 2	0 0 0	1 0 1	1 0 0	1 0 0	0 0 0	1 0 1
29 Francisco Cervelli, R (1, 2) OBP: 0.462, SLG: 0.600 58 Jacob Stallings, R (7, 2) OBP: 0.450, SLG: 0.588	F F S 0-3 ③ K		B B B B 4-0 1-2 2-3 3-H BB		S S S 0-3 ③ K		B B B B 4-0 77 1B BB	x 0-0 ③ L4		2 1	0 0	0 0	0 0	1 1	2 0	2 2
76 Eric Wood, R (1, 3) OBP: 0.292, SLG: 0.400		F S S 0-3 ① K	x 0-0 ③ P6			x 0-0 77 WP 69 1B 1B	x 0-0 ② SF9 3-H		x 0-0 ① G5-3	4	1	1	1	0	1	3
77 Austin Meadows, L (1, 8) OBP: 0.469, SLG: 0.560		x 0-0 ② 1B	S S C 0-3 ① K			B S S S 1-3 ① K 1-2	x 0-0 1-2 1B		x 0-0 ② G4-3	5	0	2	0	0	2	1
69 Danny Ortiz, L (1, 7) OBP: 0.375, SLG: 0.452		x 0-0 ③ F7	x 0-0 2B			x 0-0 62 FC6-4 2-H 1B	S S S 0-3 ③ K		C F S 0-3 ③ K	5	0	2	1	0	2	2
81 Erich Weiss, L (1, 10) OBP: 0.458, SLG: 0.526			x 0-0 ① G1-3	S S C 0-3 ② K		S S S 0-3 ② K		x 0-0 HR		4	1	1	1	0	2	2
Inning Stats	R: 1 H: 2 E: 0 LOB: 1 K: 2 BB: 0 S: 9 P: 9	R: 0 H: 1 E: 0 LOB: 0 K: 1 BB: 0 S: 5 P: 5	R: 1 H: 2 E: 0 LOB: 3 K: 0 BB: 2 S: 5 P: 13	R: 0 H: 1 E: 0 LOB: 1 K: 2 BB: 0 S: 8 P: 8	R: 0 H: 0 E: 0 LOB: 1 K: 1 BB: 1 S: 5 P: 9	R: 1 H: 2 E: 0 LOB: 1 K: 2 BB: 0 S: 9 P: 10	R: 2 H: 3 E: 0 LOB: 2 K: 1 BB: 1 S: 8 P: 12	R: 1 H: 3 E: 0 LOB: 2 K: 0 BB: 0 S: 6 P: 6	R: 0 H: 0 E: 0 LOB: 0 K: 1 BB: 0 S: 5 P: 5	1B: 10 2B: 3 3B: 0 HR: 1	SF: 1 SAC: 0 DP: 0 HBP: 0			WP: 2 PB: 0 SB: 0 CS: 0	PA: 44		

PITCHER		IP	WLS	BF	H	R	ER	SO	BB	IBB	HBP	BLK	WP	HR	S	P	ERA	WHIP
49 Gabriel Ynoa, R ERA: 3.12	(1, 1)	2.2	W	13	5	2	2	3	1	0	0	0	1	0	18	22	6.75	2.250
89 Michael Zouzalik, R ERA:	(3, 1)	0.1	H	2	0	0	0	0	1	0	0	1	0	0	1	5	0.00	3.000
58 Donnie Hart, L ERA: 1.13	(4, 1)	1.0		4	1	0	0	2	0	0	0	0	0	0	8	8	0.00	1.000
53 Zack Britton, L ERA: 9.0	(5, 1)	1.0		4	0	0	0	1	1	0	0	0	0	0	5	9	0.00	1.000
52 Vidal Nuño, L ERA: 1.8	(6, 1)	1.0		5	2	1	1	2	0	0	0	0	1	0	9	10	9.00	2.000

PITCHER		IP	WLS	BF	H	R	ER	SO	BB	IBB	HBP	BLK	WP	HR	S	P	ERA	WHIP
41 Logan Verrett, R ERA: 5.87	(7, 1)	1.2	H	12	6	3	3	1	1	0	0	0	0	1	13	17	16.20	4.200
92 Scott McGough, R ERA:	(8, 1)	1.1	S	4	0	0	0	1	0	0	0	0	0	0	6	6	0.00	0.000

BOTTOM

Baltimore Orioles @ Pittsburgh Pirates

LECOM Park, Bradenton, FL

Fri Mar 17 2017, 1:07 PM - 4:16 PM EDT

Att. 6,839 - Partly Cloudy - 67 F

livebaseballscorecards.com

AB	39
R	6
H	14
RBI	5
BB	4
SO	10
LOB	21

Batter	1	2	3	4	5	6	7	8	9	AB	R	H	RBI	BB	SO	LOB
26 Adam Frazier, L (1, 4) (6, 6) OBP: 0.500, SLG: 0.600	G6-3		17 3B 1-3 1B	55 1B 2B		BBBB 4-0 55 WP 28 HR BB	G6-3		1-3 2-H 1B	4	2	2	0	1	0	1
80 Jared Lakind, L (7, 1)										0	0	0	0	0	0	0
87 Jackson Williams, R (9, PH) OBP: 0.313, SLG: 0.313										1	0	1	1	0	0	0
99 Jason Creasy, R (9, 1)										0	0	0	0	0	0	0
17 Phil Gosselin, R (1, 6) (6, 4) OBP: 0.341, SLG: 0.537	SSS 0-3 K		1 SAFE 0-0 28 E 1-H 3-H 3B	L4		F9		P5	G6-3	4	1	1	2	0	1	2
62 Max Moroff, S (8, PH) (8, 4) OBP: 0.308, SLG: 0.100										2	0	0	0	0	0	2
55 Josh Bell, S (1, 3) OBP: 0.273, SLG: 0.059	G6-3		P2	28 2B 2-H 1B		BBBBB 4-0 28 HR 1-2 BB		G4-3		4	2	1	0	1	0	1
79 Edwin Espinal, R (8, 3) OBP: 0.500, SLG: 1.333										0	0	0	0	0	0	0
28 John Jaso, L (1, 9) OBP: 0.438, SLG: 0.640		BBBB 4-0 76 S 76 E BB	E5 64 1B 3-H	1-H 2B		BBSX 2-1 1-H 2-H HR		SST 0-2 K		3	3	2	4	1	0	0
88 Joey Terdoslavich, S (6, 9) OBP: 0.321, SLG: 0.423										1	0	0	0	0	1	0
64 José Osuna, R (1, 7) OBP: 0.525, SLG: 0.875		F8	32 S 76 1B 2-H 1B	G5-3		CCC 0-3 K			F7	4	1	1	1	0	1	2
69 Danny Ortiz, L (7, 7) OBP: 0.364, SLG: 0.438										1	0	0	0	0	0	0
32 Elias Díaz, R (1, 2) OBP: 0.314, SLG: 0.424		1 SAFE F9	P4 1-2		G4-3	L9			BSSX 1-2 HR	5	1	1	1	0	0	2
76 Eric Wood, R (1, 5) OBP: 0.308, SLG: 0.409		E5 1-H	27 HBP 2-H 1B		SSS 0-3 K				0-0 27 FC4-6 1B	2	0	1	1	0	0	0
61 Gift Ngoepe, R (4, 5) OBP: 0.441, SLG: 0.433							27 PB 1B			3	0	2	0	0	1	0
27 Eury Pérez, R (1, 8) OBP: 0.286, SLG: 0.346		P4	1-2 HBP		C 0-1 HR		B 1-0 L4 1-2		0-0 FC4-6 92 1B 87 1B 1-2f	4	2	1	1	0	0	3
24 Tyler Glasnow, L (1, 1) OBP: 0.333, SLG: 0.333		26 1B 17 3B 1B	SSS 0-3 K		G5-3		CCC 0-3 K		87 1B 1-2 1B	2	1	1	0	0	1	2
58 Jacob Stallings, R (5, PH) OBP: 0.429, SLG: 0.556										1	0	0	0	0	0	0
43 Steven Brault, L (5, 1)										1	0	0	0	0	1	1
92 Anderson Feliz, S (7, 6) OBP: 1.000, SLG: 1.000										1	0	1	0	0	0	0
Inning Stats	R: 0 E: 0 K: 1 S: 5 H: 0 LOB: 0 BB: 0 P: 5	R: 1 E: 1 K: 0 S: 4 H: 0 LOB: 1 BB: 1 P: 9	R: 5 E: 1 K: 1 S: 11 H: 5 LOB: 2 BB: 0 P: 13	R: 1 E: 0 K: 0 S: 5 H: 3 LOB: 1 BB: 0 P: 5	R: 1 E: 0 K: 1 S: 7 H: 1 LOB: 0 BB: 0 P: 7	R: 3 E: 0 K: 1 S: 7 H: 1 LOB: 0 BB: 2 P: 17	R: 0 E: 0 K: 1 S: 6 H: 1 LOB: 1 BB: 0 P: 7	R: 0 E: 0 K: 1 S: 5 H: 0 LOB: 0 BB: 0 P: 5	R: 2 E: 0 K: 0 S: 9 H: 4 LOB: 2 BB: 0 P: 10	1B: 9 2B: 2 3B: 1 HR: 3 SF: 0 SAC: 0 DP: 0 HBP: 1							

TOP

Pittsburgh Pirates @ Philadelphia Phillies
Spectrum Field, Clearwater, FL
Sat Mar 18 2017, 1:08 PM - 4:37 PM EDT
Att. 9,261 - Sunny - 71 F

livebaseballscorecards.com

AB	43
R	13
H	15
RBI	11
BB	3
SO	6
LOB	16

WP: 1 PB: 1 SB: 2 CS: 0 PA: 47

PITCHER		IP	WLS	BF	H	R	ER	SO	BB	IBB	HBP	BLK	WP	HR	S	P	ERA	WHIP
58 Jeremy Hellickson, R ERA: 7.5	(1, 1)	5.0	L	27	9	8	5	3	1	0	1	0	0	1	32	39	9.00	2.000
53 Joaquín Benoit, R ERA: 12.0	(6, 1)	1.0		6	1	3	3	1	2	0	0	0	1	1	7	17	27.00	3.000
46 Jeanmar Gómez, R ERA: 1.17	(7, 1)	2.0		7	1	0	0	2	0	0	0	0	0	0	11	12	0.00	0.500
63 Joely Rodríguez, L ERA: 4.05	(9, 1)	1.0		7	4	2	2	0	0	0	0	0	0	1	9	10	18.00	4.000

PITCHER		IP	WLS	BF	H	R	ER	SO	BB	IBB	HBP	BLK	WP	HR	S	P	ERA	WHIP

Batter	1	2	3	4	5	6	7	8	9	AB	R	H	RBI	BB	SO	LOB
16 César Hernández, S (1, 4) OBP: 0.370, SLG: 0.300 Chris Coghlan, L (6, 4) OBP: 0.387, SLG: 0.346	B B B B 4-0 47 FC1-6-5 13 S BB		X 0-0 1B		X 0-0 13 G1-4-3 1B		X 0-0 23 1B 76 BB 7 HR 1-2 1B		X 0-0 2 1B 23 2B 1B	2 2	0 2	2 2	0 0	1 0	0 0	0 0
13 Freddy Galvis, S (1, 6) OBP: 0.238, SLG: 0.293 76 Jesmuel Valentín, S (6, 6) OBP: 0.355, SLG: 0.370	B S S S 1-3 ① K 1-2		1 SAFE X 0-0 ① F8		X 0-0 ① ② G1-4-3 1-2f		B B B 4-0 23 1B 7 HR 1-2 2-3 BB		S S S 0-3 ① K	3 1	0 1	0 1	0 1	0 1	1 1	3 1
47 Howie Kendrick, R (1, 7) OBP: 0.196, SLG: 0.267 2 Tyler Goeddel, R (6, 7) OBP: 0.286, SLG: 0.280	X 0-0 ② FC1-6-5 2-3		S S C 0-3 ② K		X 0-0 5 FC6 1B		C C C 0-3 ② K		X 0-0 23 2B 1-2 1B	3 2	0 1	1 1	0 0	0 0	1 1	2 3
5 Michael Saunders, L (1, 9) OBP: 0.286, SLG: 0.297 23 Aaron Altherr, R (6, 9) OBP: 0.419, SLG: 0.595	S S S 0-3 ③ K2-6-3		X 0-0 ③ G4-3		X 0-0 ③ FC6 1-2f		X 0-0 7 HR 1-2 2-3 3-H 1B		X 0-0 7 G3-1 1-H 2-H 2B	3 2	0 1	0 2	0 3	0 0	1 0	3 0
7 Maikel Franco, R (1, 5) OBP: 0.245, SLG: 0.489		X 0-0 ① G6-3		X 0-0 ① G6-3		X 0-0 ① G6-3	B B B S S S X 3-2 1-H 2-H 3-H HR		S X 0-1 ② G3-1 2-3	5	1	1	4	0	0	1
25 Daniel Nava, S (1, 3) OBP: 0.548, SLG: 0.577 78 Brock Stassi, L (7, 3) OBP: 0.409, SLG: 0.800		X 0-0 34 1B 1B		B B B 4-0 34 G5-3 24 2B BB		X 0-0 ② G5-3	X 0-0 ③ L7		C C C 0-3 ③ K	2 2	1 0	1 0	0 0	1 0	0 1	0 1
34 Ryan Hanigan, R (1, 2) OBP: 0.571, SLG: 0.500 46 Jeanmar Gómez, R (7, 1) 62 Héctor Gómez, R (8, PH) OBP: 0.409, SLG: 0.500 63 Joely Rodríguez, L (9, 1)		1 SAFE X 0-0 1-2 1B		X 0-0 ② G5-3 1-2		X 0-0 ③ F9		X 0-0 ① L7		3 0 1 0	0 0 0 0	1 0 0 0	0 0 0 0	0 0 0 0	0 0 0 0	1 0 0 0
24 Roman Quinn, S (1, 8) OBP: 0.364, SLG: 0.395		S S S 0-3 ② K		X 0-0 2-H 2B			B B B 4-0 76 BB 23 1B 1B BB	X 0-0 ② L6		3	1	1	1	1	1	2
58 Jeremy Hellickson, R (1, 1) 53 Joaquín Benoit, R (6, 1) 68 Logan Moore, L (7, 2) OBP: 0.188, SLG: 0.143		S S C 0-3 ③ K		X 0-0 ③ G6-3			X 0-0 ① F8	X 0-0 ③ G4-3		2 0 2	0 0 0	0 0 0	0 0 0	0 0 0	1 0 0	3 0 1
Inning Stats	R: 0 E: 0 K: 2 S: 7 H: 0 LOB: 1 BB: 1 P: 12	R: 0 E: 0 K: 2 S: 9 H: 2 LOB: 2 BB: 0 P: 9	R: 0 E: 0 K: 1 S: 6 H: 1 LOB: 1 BB: 0 P: 6	R: 1 E: 0 K: 0 S: 4 H: 1 LOB: 1 BB: 1 P: 8	R: 0 E: 0 K: 0 S: 4 H: 2 LOB: 1 BB: 0 P: 4	R: 0 E: 0 K: 0 S: 3 H: 0 LOB: 0 BB: 0 P: 3	R: 5 E: 0 K: 1 S: 10 H: 3 LOB: 0 BB: 2 P: 21	R: 0 E: 0 K: 0 S: 3 H: 0 LOB: 0 BB: 0 P: 3	R: 2 E: 0 K: 2 S: 11 H: 3 LOB: 1 BB: 0 P: 11	1B: 9 2B: 2 3B: 0 HR: 1 SF: 0 SAC: 0 DP: 1 HBP: 0						WP: 0 PB: 0 SB: 1 CS: 0 PA: 42	

PITCHER		IP	WLS	BF	H	R	ER	SO	BB	IBB	HBP	BLK	WP	HR	S	P	ERA	WHIP
24 Tyler Glasnow, R ERA: 6.1	(1, 1)	4.0	W	18	4	1	1	5	2	0	0	0	0	0	26	35	2.25	1.500
43 Steven Brault, L ERA: 3.86	(5, 1)	2.2		13	4	4	4	1	2	0	0	0	0	0	13	21	13.50	2.250
80 Jared Lakind, L ERA: 2.08	(7, 1)	1.1		5	1	1	1	0	0	0	0	0	0	1	7	10	6.75	0.750
99 Jason Creasy, R ERA: 4.5	(9, 1)	1.0		6	3	2	2	2	0	0	0	0	0	0	11	11	18.00	3.000

PITCHER	IP	WLS	BF	H	R	ER	SO	BB	IBB	HBP	BLK	WP	HR	S	P	ERA	WHIP

BOTTOM

Pittsburgh Pirates @ Philadelphia Phillies

Spectrum Field, Clearwater, FL

Sat Mar 18 2017, 1:08 PM - 4:37 PM EDT

Att. 9,261 - Sunny - 71 F

livebaseballscorecards.com

AB	38
R	8
H	12
RBI	8
BB	4
SO	8
LOB	21

Toronto Blue Jays @ Pittsburgh Pirates

LECOM Park, Bradenton, FL

Sun Mar 19 2017, 1:08 PM - 4:49 PM EDT

Att. 7,562 - Sunny - 74 F

TOP

livebaseballscorecards.com

Batter	1	2	3	4	5	6	7	8	9	AB	R	H	RBI	BB	SO	LOB
3 Ezequiel Carrera, L (1, 9) OBP: 0.419, SLG: 0.440 1 Rowdy Tellez, L (6, 3) OBP: 0.371, SLG: 0.333	C F S 0-3 ① K			S C X 0-2 HR		B B B B 4-0 58 1B 28 1B 1-2 BB	X 0-0 ② F7		X 0-0 72 BB 68 BB 89 1B 1-2 2-3 1B	2 2 1 1 1 1 0 2 1 1 0 0 0 0						
58 Gregorio Petit, R (1, 6) OBP: 0.357, SLG: 0.500 68 Jason Leblebijian, R (6, PR) (6, 6)	X 0-0 ② G4-3			X 0-0 28 1B 2B		X 0-0 28 E 28 1B 9 FC1-5 1-2 2-3 1B	B B B B 4-0 72 3B BB		B B B B 4-0 72 BB 89 1B 1-2 2-3 3-H BB	3 0 2 0 0 0 0 0 2 0 1 2 0 0						
28 Steve Pearce, R (1, 3) OBP: 0.375, SLG: 0.429 72 J.B. Woodman, L (6, PR) OBP: 0.182, SLG: 0.300 (6, 9)	S S C 0-3 ③ K			X 0-0 ① 9 1B 2-H 1B		X 0-0 E7 43 BB 21 2B 1-3 2-H 3-H 1B	X 0-0 1-H 3B		B B B B 4-0 70 G5-3 89 1B 1-2 2-3 3-H BB	3 0 2 2 0 1 0 1 1 1 2 1 0 0						
14 Justin Smoak, S (1, 10) OBP: 0.231, SLG: 0.152 74 Danny Jansen, R (9, PH) (9, 10)		S C S 0-3 ① K		X 0-0 ② F8		S S S 0-3 ① K	X 0-0 ③ L3		S S S 0-3 ① K	4 0 0 0 0 2 5 1 0 0 0 0 1 3						
9 Darrell Ceciliani, L (1, 8) OBP: 0.279, SLG: 0.452 89 D.J. Davis, L (6, PR) OBP: 0.333, SLG: 0.333 (6, 8)		F F C 0-3 ② K		X 0-0 ③ 2-H 1B		X 0-0 ② FC1-5 43 BB 21 2B 3-H		S S S 0-3 ① K	X 0-0 70 G5-3 1-2 2-H 3-H 1B	3 0 1 0 0 1 3 2 1 1 2 0 1 0						
43 Mike Ohlman, R (1, 2) OBP: 0.375, SLG: 0.714 70 Alex Monsalve, R (6, 2) OBP: 0.125, SLG: 0.125		X 0-0 ③ P4		X 0-0 ① G4-3		B B B B 4-0 21 2B 1-2 2-3 BB		X 0-0 ② G1-3	X 0-0 ② G5-3 1-2 2-3	2 1 0 0 1 0 0 2 0 0 0 0 0 2						
21 Jake Elmore, R (1, 4) OBP: 0.333, SLG: 0.355 15 Cavan Biggio, L (6, PR) (6, 4)			X 0-0 ① G3	X 0-0 ② G6-3		X 0-0 1-H 2-H 3-H 2B		S S S 0-3 ③ K	S S C 0-3 ③ K	3 0 1 3 0 0 0 2 0 0 0 0 2 2						
Jose Tabata, R (1, 7) OBP: 0.333, SLG: 0.667 88 Derrick Loveless, L (6, 7) OBP: 0.250, SLG: 0.500			X 0-0 ② 2B	X 0-0 ③ G6-3		S S S 0-3 ③ K			X 0-0 1 1B 68 BB 2B	3 0 1 0 0 1 2 1 1 1 0 0 0 0						
60 Jon Berti, R (1, 5) OBP: 0.368, SLG: 0.364 30 Matt Dean, R (7, 5) OBP: 0.500, SLG: 1.000			S S C 0-3 ③ K			X 0-0 58 1B 3 BB 28 1B 1B	X 0-0 ① G3		X 0-0 68 BB 1 1B 72 BB 1B	3 1 1 0 0 1 0 1 1 1 0 0 0 0						

	AB	38
	R	11
	H	14
	RBI	11
	BB	5
	SO	11
	LOB	17

Inning Stats																				
	R: 0	H: 0	R: 0	H: 0	R: 0	H: 1	R: 1	H: 4	R: 0	H: 0	R: 5	H: 4	R: 1	H: 1	R: 0	H: 0	R: 4	H: 4	1B: 8	SF: 0	WP: 0	PA: 43
	E: 0	LOB: 0	E: 0	LOB: 0	E: 0	LOB: 0	E: 0	LOB: 2	E: 0	LOB: 0	E: 1	LOB: 2	E: 0	LOB: 0	E: 0	LOB: 0	E: 0	LOB: 2	2B: 4	SAC: 0	PB: 0	
	K: 2	BB: 0	K: 2	BB: 0	K: 1	BB: 0	K: 0	BB: 0	K: 0	BB: 0	K: 2	BB: 2	K: 0	BB: 1	K: 2	BB: 0	K: 2	BB: 2	3B: 1	DP: 0	SB: 0	
	S: 7	P: 7	S: 7	P: 7	S: 5	P: 5	S: 7	P: 7	S: 3	P: 3	S: 11	P: 19	S: 4	P: 8	S: 7	P: 7	S: 11	P: 19	HR: 1	HBP: 0	CS: 0	

PITCHER		IP	WLS	BF	H	R	ER	SO	BB	IBB	HBP	BLK	WP	HR	S	P	ERA	WHIP
45 Gerrit Cole, R ERA: 1.29	(1, 1)	5.0		17	5	1	1	5	0	0	0	0	0	1	29	29	1.80	1.000
44 Tony Watson, L ERA: 16.62	(6, 1)	0.2	H	7	3	5	5	1	2	0	0	0	0	0	7	15	67.50	7.500
89 Miguel Rosario, R ERA: 9.0	(6, 1)	0.1	B	2	1	0	0	1	0	0	0	0	0	0	4	4	0.00	3.000
41 Daniel Hudson, R ERA: 3.6	(7, 1)	1.0		5	1	1	1	0	1	0	0	0	0	0	4	8	9.00	2.000
48 Jared Hughes, R ERA: 12.86	(8, 1)	1.0		3	0	0	0	2	0	0	0	0	0	0	7	7	0.00	0.000

PITCHER		IP	WLS	BF	H	R	ER	SO	BB	IBB	HBP	BLK	WP	HR	S	P	ERA	WHIP
59 Antonio Bastardo, L ERA: 10.29	(9, 1)	0.1	B	6	3	4	4	1	2	0	0	0	0	0	6	14	108.00	15.000
97 Brett McKinney, R ERA: 3.86	(9, 1)	0.2		3	1	0	0	1	0	0	0	0	0	0	5	5	0.00	1.500

BOTTOM

Toronto Blue Jays @ Pittsburgh Pirates

LECOM Park, Bradenton, FL

Sun Mar 19 2017, 1:08 PM - 4:49 PM EDT

Att. 7,562 - Sunny - 74 F

livebaseballscorecards.com

Batter	1	2	3	4	5	6	7	8	9	AB	R	H	RBI	BB	SO	LOB
37 Alen Hanson, S (1, 7) OBP: 0.405, SLG: 0.543	F7		10 E 1B	K 1-2		G1-3 1-3		62 1B 2B	2B	6	1	3	0	0	1	3
10 Jordy Mercer, R (1, 6) OBP: 0.345, SLG: 0.593	2B		G4-3 1-3	G6-3		15 S BB		15 G3 1B 2-H	L6	3	0	1	0	0	0	3
62 Max Moroff, S (6, PH) OBP: 0.345, SLG: 0.136 (7, 6)										2	0	1	1	1	0	1
29 Francisco Cervelli, R (1, 2) OBP: 0.438, SLG: 0.500	G5-3			76 FC5-4 23 1B 61 1B BB	K	F9 1-2		G3 1-2		2	1	0	0	1	1	1
15 Jason Rogers, R (6, PH) OBP: 0.333, SLG: 0.333 (7, 3)										2	0	0	0	0	0	3
23 David Freese, R (1, 3) OBP: 0.448, SLG: 0.440	K			76 FC5-4 1-2 1B	76 WP 2B		98 HR BB	F8		3	0	2	0	0	1	1
58 Jacob Stallings, R (7, 2) OBP: 0.435, SLG: 0.526										1	1	0	0	1	0	1
76 Eric Wood, R (1, 5) OBP: 0.290, SLG: 0.346		G6-3		FC5-4 61 1B 88 BB 69 1B 1-2f 2-3	K 2-3		K		61 2B BB	4	2	0	0	1	2	4
88 Joey Terdoslavich, S (1, 9) OBP: 0.323, SLG: 0.393	K			69 1B 61 1B 45 1B 1-2 BB	G4-3		HR 1-H		F7	2	1	0	0	1	1	1
98 Michael Suchy, R (7, 9) OBP: 0.167, SLG: 0.417										2	1	1	2	0	0	1
61 Gift Ngoepe, R (1, 4) OBP: 0.462, SLG: 0.486	G6-3			69 1B 45 1B 1-2 2-3 3-H 1B		69 1B 77 FC6-4 1B	B1-3	92 2B 1-H 2B		5	3	3	2	0	0	0
69 Danny Ortiz, L (1, 8) OBP: 0.389, SLG: 0.457			K2-3	45 1B 1-2 2-3 3-H 1B		77 FC6-4 1-3 1B	F8	77 1B 2-H 2B		3	0	2	1	0	1	0
41 Daniel Hudson, R (7, 1)										0	0	0	0	0	0	0
83 Connor Joe, R (7, PH)										1	0	0	0	0	0	0
48 Jared Hughes, R (8, 1)										0	0	0	0	0	0	0
59 Antonio Bastardo, R (9, 1)										0	0	0	0	0	0	0
97 Brett McKinney, R (9, 1)										0	0	0	0	0	0	0
92 Anderson Feliz, S (9, PH) OBP: 1.000, SLG: 1.500										1	1	1	1	0	0	0
45 Gerrit Cole, R (1, 1) OBP: 0.500, SLG: 0.500			K	37 WP 1B 1-3 2-H 3-H		FC6-4 37 G1-3 37 S 1-2f 3-H		K	1-H 1B	2	0	1	2	0	1	0
44 Tony Watson, L (6, 1)										0	0	0	0	0	0	0
89 Miguel Rosario, R (6, 1)										0	0	0	0	0	0	0
77 Austin Meadows, L (6, PH) OBP: 0.457, SLG: 0.536 (7, 8)										3	0	1	2	0	1	1
Inning Stats	R: 0 E: 0 K: 1 S: 6 H: 1 LOB: 1 BB: 0 P: 6	R: 0 E: 0 K: 1 S: 5 H: 0 LOB: 0 BB: 0 P: 5	R: 0 E: 0 K: 2 S: 8 H: 1 LOB: 1 BB: 0 P: 9	R: 4 E: 0 K: 1 S: 9 H: 4 LOB: 2 BB: 2 P: 18	R: 0 E: 0 K: 2 S: 8 H: 1 LOB: 1 BB: 0 P: 9	R: 1 E: 0 K: 0 S: 5 H: 2 LOB: 2 BB: 1 P: 11	R: 2 E: 0 K: 1 S: 6 H: 1 LOB: 0 BB: 1 P: 10	R: 1 E: 0 K: 1 S: 7 H: 2 LOB: 1 BB: 0 P: 7	R: 3 E: 0 K: 0 S: 6 H: 4 LOB: 1 BB: 1 P: 10	1B: 9 2B: 6 3B: 0 HR: 1	SF: 0 SAC: 0 DP: 0 HBP: 0						

AB	42
R	11
H	16
RBI	11
BB	5
SO	9
LOB	20

WP: 2 PB: 0 SB: 2 CS: 0 PA: 47

PITCHER		IP	WLS	BF	H	R	ER	SO	BB	IBB	HBP	BLK	WP	HR	S	P	ERA	WHIP
49 Mike Bolsinger, R ERA: 3.12	(1, 1)	2.2		10	2	0	0	4	0	0	0	0	0	0	18	18	0.00	0.750
64 Lucas Harrell, R ERA: 12.0	(3, 1)	0.2		8	4	4	4	0	2	0	0	0	0	0	6	15	54.00	9.000
31 Joe Biagini, R ERA: 1.08	(4, 1)	0.2		2	0	0	0	1	0	0	0	0	1	0	4	5	0.00	0.000
51 Dominic Leone, R ERA: 4.91	(5, 1)	1.0		4	1	0	0	2	0	0	0	0	1	0	8	9	0.00	1.000
59 Casey Lawrence, R ERA: 3.97	(6, 1)	2.1	B	13	4	4	4	2	2	0	0	0	0	1	15	25	15.43	2.571

PITCHER		IP	WLS	BF	H	R	ER	SO	BB	IBB	HBP	BLK	WP	HR	S	P	ERA	WHIP
50 Matt Dermody, L ERA: 4.5	(8, 1)	1.0		7	3	3	3	0	1	0	0	0	0	0	6	10	27.00	4.000
32 Brett Oberholtzer, L ERA: 13.5	(9, 1)	0.2	B	3	2	0	0	0	0	0	0	0	0	0	3	3	0.00	3.000

Batter	1	2	3	4	5	6	7	8	9	AB	R	H	RBI	BB	SO	LOB
26 Adam Frazier, L (1, 4) OBP: 0.511, SLG: 0.600	CSS 0-3 ① K		x 0-0 10 BB 1B		x 0-0 10 HR 1B		x 0-0 1B		x 0-0 ②③ G4-6-3 1-2f	5	1	3	0	0	1	2
10 Jordy Mercer, R (1, 6) OBP: 0.406, SLG: 0.714	BBBB 4-0 55 G5-4-3 BB		BBBB 4-0 1-2 BB		x 0-0 1-H HR		x 0-0 ③ F8			1	1	1	2	2	0	0
62 Max Moroff, S (7, PH) OBP: 0.333, SLG: 0.130 (7, 6)										1	0	0	0	0	0	1
55 Josh Bell, S (1, 3) OBP: 0.269, SLG: 0.095	x 0-0 ②③ G5-4-3 1-2f		x 0-0 ③ G6-3		x 0-0 ② F8			x 0-0 15 1B 64 FC6-4 1B		4	0	1	0	0	0	3
74 Trace Tam Sing, R (8, PR)										0	1	0	0	0	0	0
38 Wade LeBlanc, L (8, 1)										0	0	0	0	0	0	0
23 David Freese, R (1, 5) OBP: 0.469, SLG: 0.444		x 0-0 64 G6-4-3 1B		H 1-0 64 HR HBP	x 0-0 ③ G5-3			x 0-0 64 FC6-4 1-3 1B		2	1	1	0	0	0	0
15 Jason Rogers, R (7, 5) OBP: 0.400, SLG: 0.400										1	0	1	0	0	0	0
64 José Osuna, R (1, 9) OBP: 0.500, SLG: 0.889		x 0-0 ①② G6-4-3 1-2f		BBBCX 3-1 1-H HR		x 0-0 ① G6-3		x 0-0 ① FC6-4 17 G4-3 1-2f 3-H		4	1	1	3	0	0	2
81 Justin Maffei, R (8, PR)										0	0	0	0	0	0	0
(8, 9)																
17 Phil Gosselin, R (1, 7) OBP: 0.333, SLG: 0.511		x 0-0 19 PO 77 1B 1B		x 0-0 ① G4-3		CCC 0-3 ② K		x 0-0 ②③ G4-3 1-2f		4	0	1	0	0	1	1
(8, 3)																
77 Austin Meadows, L (1, 8) OBP: 0.447, SLG: 0.516		x 0-0 1-2 1B		SSS 0-3 ② K		SSS 0-3 ③ K			SSC 0-3 ① K	3	0	1	0	0	2	0
74 Edgar Santana, R (6, 1)										0	0	0	0	0	0	0
69 Danny Ortiz, L (8, 7) OBP: 0.378, SLG: 0.444										1	0	0	0	0	1	0
19 Chris Stewart, R (1, 2) OBP: 0.250, SLG: 0.273	B 2 SAFE 1-0 ③ PO 2-3	x 0-0 ① F7	x 0-0 ③ P4				x 0-0 ① G6-3		BBBB 4-0 27 1B BB	3	0	0	0	0	0	0
87 Jackson Williams, R (7, 2) OBP: 0.353, SLG: 0.313										0	0	0	0	1	0	0
50 Jameson Taillon, R (1, 1)		SSS 0-3 ② K			x 0-0 ① P3		SSS 0-3 ② K		x 0-0 26 G4-6-3 1-2 1B	2	0	0	0	0	1	0
70 Dan Runzler, L (5, 1)										0	0	0	0	0	0	0
27 Eury Pérez, R (6, 8) OBP: 0.300, SLG: 0.357										2	0	1	0	0	1	0
Inning Stats	R: 0 E: 0 K: 1 S: 4 H: 0 LOB: 0 BB: 1 P: 8	R: 0 E: 0 K: 0 S: 4 H: 3 LOB: 1 BB: 0 P: 5	R: 0 E: 0 K: 1 S: 6 H: 1 LOB: 2 BB: 1 P: 10	R: 2 E: 0 K: 1 S: 7 H: 1 LOB: 0 BB: 0 P: 11	R: 2 E: 0 K: 0 S: 5 H: 2 LOB: 0 BB: 0 P: 5	R: 0 E: 0 K: 2 S: 7 H: 0 LOB: 0 BB: 0 P: 7	R: 0 E: 0 K: 1 S: 6 H: 1 LOB: 1 BB: 0 P: 6	R: 1 E: 0 K: 0 S: 4 H: 2 LOB: 1 BB: 0 P: 4	R: 0 E: 0 K: 1 S: 5 H: 1 LOB: 1 BB: 1 P: 9	1B: 9 2B: 0 3B: 0 HR: 2 SF: 0 SAC: 0 DP: 4 HBP: 1	WP: 0 PB: 0 SB: 0 CS: 0 PA: 38					

PITCHER		IP	WLS	BF	H	R	ER	SO	BB	IBB	HBP	BLK	WP	HR	S	P	ERA	WHIP
4 Blake Snell, L ERA: 5.65	(1, 1)	5.0		22	7	4	4	3	2	0	1	0	0	2	26	39	7.20	1.800
31 Xavier Cedeño, L ERA: 2.08	(6, 1)	0.1		1	0	0	0	0	0	0	0	0	0	0	1	1	0.00	0.000
64 Diego Moreno, R ERA: 2.25	(6, 1)	0.2		2	0	0	0	2	0	0	0	0	0	0	6	6	0.00	0.000
38 Shawn Tolleson, R ERA: 4.5	(7, 1)	1.0		4	1	0	0	1	0	0	0	0	0	0	6	6	0.00	1.000
33 David Carpenter, R ERA: 3.12	(8, 1)	1.0	L	4	2	1	1	0	0	0	0	0	0	0	4	4	9.00	2.000

PITCHER		IP	WLS	BF	H	R	ER	SO	BB	IBB	HBP	BLK	WP	HR	S	P	ERA	WHIP
75 Neil Wagner, R ERA:	(9, 1)	1.0		4	1	0	0	1	1	0	0	0	0	0	5	9	0.00	2.000

TOP

Pittsburgh Pirates @ Tampa Bay Rays

Charlotte Sports Park, Port Charlotte, FL

Mon Mar 20 2017, 1:07 PM - 3:58 PM EDT

Att. 3,815 - Sunny - 75 F

livebaseballscorecards.com

AB	33
R	5
H	11
RBI	5
BB	3
SO	7
LOB	9

BOTTOM

Pittsburgh Pirates @ Tampa Bay Rays

Charlotte Sports Park, Port Charlotte, FL

Mon Mar 20 2017, 1:07 PM - 3:58 PM EDT

Att. 3,815 - Sunny - 75 F

livebaseballscorecards.com

Batter	1	2	3	4	5	6	7	8	9	AB	R	H	RBI	BB	SO	LOB
7 Logan Morrison, L (1, 3) OBP: 0.333, SLG: 0.308	K		39 WP 1B		G4-3 2-3		K		F8	3	0	1	0	0	1	1
9 Michael McKenry, R (6, 3) OBP: 0.226, SLG: 0.214										2	0	0	0	0	1	2
39 Kevin Kiermaier, L (1, 8) OBP: 0.303, SLG: 0.241	13 WP 13 S 13 1B 1B		3 G5-4-3 1-2 BB		3 WP 3-H 1B		67 2B 1-H 2B		K	2	1	2	1	1	0	0
0 Mallex Smith, L (6, 8) OBP: 0.217, SLG: 0.227										2	1	1	1	0	1	1
3 Evan Longoria, R (1, 5) OBP: 0.258, SLG: 0.355	P4		G5-4-3 1-2f		K 1-2		2B 2-H			3	0	0	0	0	1	4
67 Patrick Leonard, R (6, 5) OBP: 0.323, SLG: 0.621										1	0	1	1	0	0	0
13 Brad Miller, L (1, 4) OBP: 0.175, SLG: 0.263	1B 1-H			G4-3		G6-3	F9			3	0	1	1	0	0	0
2 Nick Franklin, S (7, 7) OBP: 0.457, SLG: 0.563										1	0	0	0	0	0	1
28 Colby Rasmus, L (1, 10)	G5-3			BB		K		P1		1	0	0	0	1	0	1
71 Casey Gillaspie, S (6, PH) OBP: 0.263, SLG: 0.486 (7, 10)										2	0	0	0	0	1	0
10 Corey Dickerson, L (1, 7) OBP: 0.452, SLG: 0.675		G6-3		F7		1B		K		3	0	1	0	0	0	1
69 Jake Hager, R (7, 4) OBP: 0.214, SLG: 0.120										1	0	0	0	0	1	0
1 Tim Beckham, R (1, 6) OBP: 0.410, SLG: 0.576		G2-3		K		K		K		3	0	0	0	0	2	2
76 Alec Sole, L (7, 6) OBP: 0.333, SLG: 0.500										1	0	0	0	0	1	0
70 Jake Bauers, L (1, 9) OBP: 0.486, SLG: 0.933		K			K		G4-3		K	3	0	0	0	0	2	0
68 Dayron Varona, R (8, 9) OBP: 0.393, SLG: 0.615										1	0	0	0	0	1	0
45 Jesús Sucre, R (1, 2) OBP: 0.375, SLG: 0.636			G1-3		7 G4-3 39 1B 2B		0 2B HBP		1B	2	1	1	0	0	0	0
21 Luke Maile, R (6, 2) OBP: 0.433, SLG: 0.429										1	1	1	0	0	0	0
Inning Stats	R: 1 E: 0 K: 1 S: 9 / H: 2 LOB: 1 BB: 0 P: 9	R: 0 E: 0 K: 1 S: 5 / H: 0 LOB: 0 BB: 0 P: 5	R: 0 E: 0 K: 0 S: 3 / H: 1 LOB: 1 BB: 1 P: 7	R: 0 E: 0 K: 1 S: 5 / H: 0 LOB: 1 BB: 1 P: 9	R: 1 E: 0 K: 2 S: 9 / H: 2 LOB: 1 BB: 0 P: 10	R: 0 E: 0 K: 2 S: 8 / H: 1 LOB: 1 BB: 0 P: 8	R: 2 E: 0 K: 1 S: 7 / H: 2 LOB: 1 BB: 0 P: 8	R: 0 E: 0 K: 2 S: 7 / H: 0 LOB: 0 BB: 0 P: 7	R: 0 E: 0 K: 2 S: 8 / H: 1 LOB: 1 BB: 0 P: 8	1B: 6 2B: 3 3B: 0 HR: 0	SF: 0 SAC: 0 DP: 1 HBP: 1						

	AB	35
	R	4
	H	9
	RBI	4
	BB	2
	SO	12
	LOB	13

WP: 3 PB: 0 SB: 1 CS: 0 PA: 38

PITCHER		IP	WLS	BF	H	R	ER	SO	BB	IBB	HBP	BLK	WP	HR	S	P	ERA	WHIP
50 Jameson Taillon, R ERA: 3.65	(1, 1)	4.1		18	4	2	2	4	2	0	0	0	2	0	26	34	4.15	1.385
70 Dan Runzler, L ERA: 3.38	(5, 1)	0.2	H	3	1	0	0	1	0	0	0	0	1	0	5	6	0.00	1.500
74 Edgar Santana, R ERA: 3.86	(6, 1)	2.0	W	10	3	2	2	3	0	0	1	0	0	0	15	16	9.00	1.500
38 Wade LeBlanc, L ERA: 5.06	(8, 1)	2.0	S	7	1	0	0	4	0	0	0	0	0	0	15	15	0.00	0.500

PITCHER	IP	WLS	BF	H	R	ER	SO	BB	IBB	HBP	BLK	WP	HR	S	P	ERA	WHIP

Tampa Bay Rays @ Pittsburgh Pirates

LECOM Park, Bradenton, FL

Tue Mar 21 2017, 1:06 PM - 4:13 PM EDT

Att. 6,091 - Sunny - 76 F

TOP

livebaseballscorecards.com

Batter	1	2	3	4	5	6	7	8	9	AB	R	H	RBI	BB	SO	LOB
0 Mallex Smith, L (1, 9) OBP: 0.259, SLG: 0.240	F8		G6-3		BB		1B		2B	3	0	1	0	1	0	0
89 Angel Moreno, R (7, 9) OBP: 1.000, SLG: 2.000										1	0	1	0	0	0	0
8 Rickie Weeks Jr., R (1, 10) OBP: 0.429, SLG: 0.880	F7		K		P3		F7		F7	3	0	0	0	0	1	1
90 Kewby Meyer, L (7, PH) (7, 10)							1-2			2	0	0	0	0	0	2
20 Steven Souza Jr., R (1, 8) OBP: 0.297, SLG: 0.472	G1-4-3		HR		K		K		K	4	1	1	1	0	2	2
84 Thomas Milone, L (7, 8) OBP: 0.250, SLG: 0.500										1	0	0	0	0	1	1
71 Casey Gillaspie, S (1, 3) OBP: 0.286, SLG: 0.500		2 1B 2B	P6			36 BB 2 G3 BB	K		F8	3	1	1	0	1	1	1
97 Joe McCarthy, L (7, 3) OBP: 0.400, SLG: 0.467										1	0	0	0	0	0	1
70 Jake Bauers, L (1, 7) OBP: 0.439, SLG: 0.824		K		E7		F7		G3		4	0	0	0	0	1	2
81 David Olmedo-Barrera, L (8, 7)										0	0	0	0	0	0	0
2 Nick Franklin, S (1, 4) OBP: 0.447, SLG: 0.543	19 S 2-H 1B			F7		G3 1-2		9 E 36 1B 1B		3	0	1	1	0	0	2
79 Kean Wong, L (6, 4) OBP: 0.125, SLG: 0.125										1	1	1	0	0	0	0
19 Curt Casali, R (1, 2) OBP: 0.333, SLG: 0.370	G6-3 1-2			F9		36 BB BB		SAFE K 1-2		2	0	0	0	1	0	2
9 Michael McKenry, R (7, 2) OBP: 0.219, SLG: 0.207										1	0	0	0	0	1	1
36 Daniel Robertson, R (1, 6) OBP: 0.262, SLG: 0.189	G6-3		K		1-2 2-3 BB			2-H 1B		3	0	1	1	1	1	2
76 Alec Sole, L (8, 6) OBP: 0.333, SLG: 0.500										0	0	0	0	0	0	0
67 Patrick Leonard, R (1, 5) OBP: 0.333, SLG: 0.710			HR		F7	L9		F8		2	1	1	1	0	0	0
78 Kevin Padlo, R (5, 5)										2	0	0	0	0	0	4

	AB	36
	R	4
	H	8
	RBI	4
	BB	4
	SO	8
	LOB	21

Inning Stats	1	2	3	4	5	6	7	8	9
	R: 0 E: 0 K: 0 S: 4	H: 0 LOB: 0 BB: 0 P: 4	R: 1 E: 0 K: 1 S: 9	H: 2 LOB: 1 BB: 0 P: 9	R: 2 E: 0 K: 1 S: 10	H: 2 LOB: 0 BB: 0 P: 11	R: 0 E: 1 K: 1 S: 6	H: 0 LOB: 1 BB: 0 P: 6	R: 0 E: 0 K: 1 S: 5	H: 0 LOB: 1 BB: 1 P: 9	R: 0 E: 0 K: 0 S: 3	H: 0 LOB: 3 BB: 3 P: 15	R: 0 E: 0 K: 2 S: 8	H: 1 LOB: 1 BB: 0 P: 9	R: 1 E: 1 K: 1 S: 7	H: 2 LOB: 1 BB: 0 P: 7	R: 0 E: 0 K: 1 S: 6	H: 1 LOB: 1 BB: 0 P: 6

	1B: 4	SF: 0	WP: 0	PA: 40
	2B: 2	SAC: 0	PB: 0	
	3B: 0	DP: 0	SB: 2	
	HR: 2	HBP: 0	CS: 0	

PITCHER	IP	WLS	BF	H	R	ER	SO	BB	IBB	HBP	BLK	WP	HR	S	P	ERA	WHIP
39 Chad Kuhl, R (1, 1) ERA: 3.75	5.0		21	4	3	3	4	1	0	0	0	0	2	34	39	5.40	1.000
31 A.J. Schugel, R (6, 1) ERA: 5.19	1.1		8	1	0	0	0	3	0	0	0	0	0	5	18	0.00	3.000
47 Josh Lindblom, R (7, 1) ERA:	2.2	W	11	3	1	0	4	0	0	0	0	0	0	19	19	0.00	1.125

PITCHER	IP	WLS	BF	H	R	ER	SO	BB	IBB	HBP	BLK	WP	HR	S	P	ERA	WHIP

Tampa Bay Rays @ Pittsburgh Pirates

LECOM Park, Bradenton, FL

Tue Mar 21 2017, 1:06 PM - 4:13 PM EDT

Att. 6,091 - Sunny - 76 F

BOTTOM

livebaseballscorecards.com

Batter	1	2	3	4	5	6	7	8	9	AB	R	H	RBI	BB	SO	LOB
26 Adam Frazier, L (1, 6) OBP: 0.520, SLG: 0.605	0-0 ① 17 F8 28 HR 2B		0-3 ① K		4-0 17 1B BB		0-0 ② F7		4-0 61 S 61 1B BB	3	2	1	0	2	1	0
17 Phil Gosselin, R (1, 3) OBP: 0.333, SLG: 0.500	0-0 ① F8 2-3		0-0 ② G6-3		0-0 1-2 1B		0-3 ③ K		1-0 1-H 1B	3	0	1	0	0	0	1
31 A.J. Schugel, R (6, 1)										0	0	0	0	0	0	0
61 Gift Ngoepe, R (7, 4) OBP: 0.463, SLG: 0.486										2	0	1	1	0	1	0
28 John Jaso, L (1, 5) OBP: 0.417, SLG: 0.690	3-1 3-H HR		0-0 ③ F8		0-3 ③ K			0-0 ① G4-3		4	1	1	2	0	1	2
29 Francisco Cervelli, R (1, 2) OBP: 0.368, SLG: 0.400	0-0 ② F8			0-0 ① G6-3		0-3 ① K		0-0 HR		3	0	0	0	0	1	0
58 Jacob Stallings, R (8, 2) OBP: 0.458, SLG: 0.700										1	1	1	1	0	0	0
64 José Osuna, R (1, 7) OBP: 0.521, SLG: 0.897	0-0 ③ P6			0-0 69 G4-3 76 WP 2B		0-0 69 1B 76 FC5-2-5 1B		4-0 69 G4-3 BB		3	1	2	0	1	0	0
(6, 3)																
69 Danny Ortiz, L (1, 8) OBP: 0.366, SLG: 0.425		0-0 ① L9		0-0 ② G4-3 2-3		0-0 76 FC5-2-5 1-3 1B		0-0 ② G4-3 1-2		4	0	1	0	0	0	2
76 Eric Wood, R (1, 9) OBP: 0.286, SLG: 0.333		0-0 1B		1-0 ③ G6-3 3-H		0-0 ② FC5-2-5 1-3 3-H		0-2 ③ K		4	0	1	0	0	1	3
62 Max Moroff, S (1, 4) OBP: 0.303, SLG: 0.115		0-3 ② K			0-0 ① G4-3	0-0 ③ G4-3			0-0 ① F7	3	0	0	0	0	1	3
47 Josh Lindblom, R (7, 1)										0	0	0	0	0	0	0
77 Austin Meadows, L (9, PH) OBP: 0.436, SLG: 0.500										1	0	0	0	0	0	0
39 Chad Kuhl, R (1, 1)		0-0 ③ F8			0-3 ② K		0-3 ① K		0-0 ② G4-3	1	0	0	0	0	0	1
15 Jason Rogers, R (5, PH) OBP: 0.364, SLG: 0.364										1	0	0	0	0	1	0
37 Alen Hanson, S (6, 7) OBP: 0.385, SLG: 0.514										2	0	0	0	0	1	0
Inning Stats	R: 2 H: 2 E: 0 LOB: 0 K: 0 BB: 0 S: 6 P: 9	R: 0 H: 1 E: 0 LOB: 1 K: 1 BB: 0 S: 6 P: 6	R: 0 H: 0 E: 0 LOB: 0 K: 1 BB: 0 S: 5 P: 5	R: 1 H: 1 E: 0 LOB: 0 K: 0 BB: 0 S: 4 P: 5	R: 0 H: 1 E: 0 LOB: 2 K: 0 BB: 1 S: 8 P: 12	R: 0 H: 2 E: 0 LOB: 2 K: 1 BB: 0 S: 7 P: 7	R: 0 H: 0 E: 0 LOB: 0 K: 2 BB: 0 S: 7 P: 7	R: 1 H: 1 E: 0 LOB: 1 K: 1 BB: 1 S: 6 P: 10	R: 1 H: 1 E: 0 LOB: 1 K: 0 BB: 1 S: 3 P: 8	1B: 5 SF: 0 2B: 2 SAC: 0 3B: 0 DP: 0 HR: 2 HBP: 0						WP: 1 PA: 38 PB: 0 SB: 1 CS: 0	

	AB	35
	R	5
	H	9
	RBI	4
	BB	3
	SO	8
	LOB	12

PITCHER		IP	WLS	BF	H	R	ER	SO	BB	IBB	HBP	BLK	WP	HR	S	P	ERA	WHIP
53 Alex Cobb, R ERA: 3.95	(1, 1)	5.1		23	6	3	3	5	1	0	0	0	1	1	33	41	5.06	1.312
30 Erasmo Ramírez, R ERA: 3.86	(6, 1)	0.2		3	1	0	0	0	0	0	0	0	0	0	3	3	0.00	1.500
57 Jaime Schultz, R ERA: 2.13	(7, 1)	2.2	L	12	2	2	2	3	2	0	0	0	0	1	16	25	6.75	1.500

PITCHER	IP	WLS	BF	H	R	ER	SO	BB	IBB	HBP	BLK	WP	HR	S	P	ERA	WHIP

Batter	1	2	3	4	5	6	7	8	9	AB	R	H	RBI	BB	SO	LOB
10 Jordy Mercer, R (1, 6) OBP: 0.417, SLG: 0.677	C X 0-1 ① L3		X 0-0 ① 6 FC6-4 1B		B B B 4-0 6 HR 1-2 2-3 BB		X 0-0 ① G6-3 1-2 2-3		B B B B 4-0 69 G4-3 BB	3	1	1	0	1	0	2
61 Gift Ngoepe, R (7, 6) OBP: 0.476, SLG: 0.486										0	0	0	0	1	0	0
6 Starling Marte, R (1, 8) OBP: 0.526, SLG: 0.733	S S S 0-3 ② K		X 0-0 ③ FC6-4 1-2f		B X 1-0 1-H 2-H 3-H HR		B X 1-0 ② G1-3 2-H 3-H		X 0-0 ① G4-3 1-2	4	1	1	5	0	1	1
69 Danny Ortiz, L (7, 8) OBP: 0.357, SLG: 0.415										1	0	0	0	0	0	1
25 Gregory Polanco, L (1, 7) OBP: 0.429, SLG: 0.353	X 0-0 ③ G3-1			X 0-0 ① G4-3	S S S 0-3 ③ K		X 0-0 15 1B 29 WP 2B		X 0-0 ② G5-3	4	1	1	0	0	1	0
96 Elvis Escobar, L (7, 7)										1	0	0	0	0	0	1
23 David Freese, R (1, 5) OBP: 0.457, SLG: 0.433		X 0-0 ① G5-3		X 0-0 29 CS 1B		X 0-0 ① F9	X 0-0 29 WP 2-3 1B		X 0-0 ③ P6	3	0	1	0	0	0	0
15 Jason Rogers, R (7, PH) OBP: 0.385, SLG: 0.385										2	0	1	0	0	0	1
(7, 5)																
29 Francisco Cervelli, R (1, 2) OBP: 0.348, SLG: 0.333		B B B 4-0 64 G3 BB		C S S 0-3 ② K 1-2		X 0-0 ② P3	B S S S 1-3 ③ K 1-2 3-H			3	0	0	0	1	2	2
51 Tyler Webb, L (7, 1)										0	0	0	0	0	0	0
64 José Osuna, R (1, 9) OBP: 0.510, SLG: 0.857		X 0-0 ② G3 1-2			X 0-0 ① F8	X 0-0 1B		X 0-0 ① G6-3		3	0	1	0	0	0	1
48 Jared Hughes, R (6, 1)										0	0	0	0	0	0	0
81 Buddy Borden, R (6, 1)										0	0	0	0	0	0	0
87 Jackson Williams, R (7, 2) OBP: 0.333, SLG: 0.294										1	0	0	0	0	0	0
55 Josh Bell, S (1, 3) OBP: 0.267, SLG: 0.083		X 0-0 ③ F8			X 0-0 ② P6	X 0-0 ③ G4-3		B B B B 4-0		3	0	0	0	1	0	2
79 Edwin Espinal, R (8, PR) OBP: 0.500, SLG: 1.333								BB		0	0	0	0	0	0	0
(8, 3)																
37 Alen Hanson, S (1, 4) OBP: 0.395, SLG: 0.500			X 0-0 ① G3		X 0-0 10 WP 34 S 6 HR 1B		B B B B 4-0 10 G6-3 77 1B 6 WP BB	X 0-0 ② P3		3	2	1	0	1	0	1
34 Drew Hutchison, L (1, 1)			S S S 0-3 ② K		C B B B B 4-1 10 WP 6 HR 1-2 BB		X 0-0 6 WP 10 G6-3 6 G1-3 1-2 1B	X 0-0 ③ F7		1	1	0	0	1	1	0
89 Sam Street, R (5, 1)										0	0	0	0	0	0	0
77 Austin Meadows, L (6, 9) OBP: 0.439, SLG: 0.500										2	1	1	0	0	0	1
Inning Stats	R: 0 E: 0 K: 1 S: 6 H: 0 LOB: 0 BB: 0 P: 6	R: 0 E: 0 K: 0 S: 3 H: 0 LOB: 1 BB: 1 P: 7	R: 0 E: 0 K: 1 S: 6 H: 1 LOB: 1 BB: 0 P: 6	R: 0 E: 0 K: 1 S: 5 H: 1 LOB: 1 BB: 0 P: 5	R: 4 E: 0 K: 1 S: 8 H: 2 LOB: 0 BB: 2 P: 17	R: 0 E: 0 K: 0 S: 4 H: 1 LOB: 1 BB: 0 P: 4	R: 3 E: 0 K: 1 S: 8 H: 3 LOB: 1 BB: 1 P: 14	R: 0 E: 0 K: 0 S: 3 H: 0 LOB: 1 BB: 1 P: 7	R: 0 E: 0 K: 0 S: 3 H: 0 LOB: 1 BB: 1 P: 7	1B: 6 2B: 2 3B: 0 HR: 1 SF: 0 SAC: 0 DP: 1 HBP: 0						

PITCHER		IP	WLS	BF	H	R	ER	SO	BB	IBB	HBP	BLK	WP	HR	S	P	ERA	WHIP
35 Steven Wright, R ERA:	(1, 1)	4.1	W	15	2	0	0	3	1	0	0	0	0	0	21	25	0.00	0.692
Heath Hembree, R ERA: 6.75	(5, 1)	0.2		6	2	4	4	1	2	0	0	0	1	1	7	16	54.00	6.000
46 Craig Kimbrel, R ERA: 5.4	(6, 1)	1.0	H	4	1	0	0	0	0	0	0	0	0	0	4	4	0.00	1.000
28 Robbie Ross Jr., L ERA: 10.57	(7, 1)	1.0		7	3	3	3	1	1	0	0	0	2	0	8	14	27.00	4.000
63 Robby Scott, L ERA:	(8, 1)	1.0	H	4	0	0	0	0	1	0	0	0	0	0	3	7	0.00	1.000

PITCHER		IP	WLS	BF	H	R	ER	SO	BB	IBB	HBP	BLK	WP	HR	S	P	ERA	WHIP
71 Edgar Olmos, L ERA: 0.93	(9, 1)	1.0	S	4	0	0	0	0	1	0	0	0	0	0	3	7	0.00	1.000

TOP

Pittsburgh Pirates @ Boston Red Sox

JetBlue Park, Ft. Myers, FL

Thu Mar 23 2017, 1:08 PM - 4:20 PM EDT

Att. 10,089 - Partly Cloudy - 82 F

livebaseballscorecards.com

AB	34
R	7
H	8
RBI	5
BB	6
SO	5
LOB	13

BOTTOM

Pittsburgh Pirates @ Boston Red Sox

JetBlue Park, Ft. Myers, FL

Thu Mar 23 2017, 1:08 PM - 4:20 PM EDT

Att. 10,089 - Partly Cloudy - 82 F

Batter	1	2	3	4	5	6	7	8	9	AB	R	H	RBI	BB	SO	LOB
15 Dustin Pedroia, R (1, 4) OBP: 0.533, SLG: 0.577	0-0 13 1B 16 1B 18 2B 1B	4-0 50 2B 13 G5-6-3 BB		0-0 2B		0-0 50 1B 16 E 50 E 1B	② G6-3 2-3 3-H			3	2	3	0	1	0	0
12 Brock Holt, L (6, PR) (7, 4) OBP: 0.371, SLG: 0.393										1	1	0	1	0	0	2
16 Andrew Benintendi, L (1, 7) OBP: 0.364, SLG: 0.542	0-0 13 1B 18 2B 1-2 1B	0-3 ① K		0-0 ① F9		0-0 FC6 50 E 13 WP 1-2	0-0 ③ G6-3			5	2	1	0	0	1	5
64 Bryce Brentz, R (8, 7) OBP: 0.200, SLG: 0.333										0	0	0	0	0	0	0
50 Mookie Betts, R (1, 9) OBP: 0.357, SLG: 0.526	0-0 ① F8	0-0 13 G5-6-3 1-3 2B		0-0 ② P6		0-0 E3 13 WP 13 2B 1-3 2-H 1B		0-0 5 G6-4-3 1B		4	1	2	0	0	0	3
36 Brian Bogusevic, L (8, 9) OBP: 0.182, SLG: 0.250										1	0	1	0	0	0	0
13 Hanley Ramirez, R (1, 10) OBP: 0.380, SLG: 0.591	0-0 18 2B 2 FC/-5-2 1-2 2-3 1B	0-0 ② G5-6-3 2-3 3-H		0-0 ③ L5		B 1-0 18 G4-3 2-H 3-H 2B		0-0 ①② G6-4-3 1-2f		4	0	2	2	0	0	2
5 Allen Craig, R (6, PR) (7, 10) OBP: 0.313, SLG: 0.357										1	0	0	0	0	0	1
18 Mitch Moreland, L (1, 3) OBP: 0.415, SLG: 0.556	0-0 ③ 19 BB 48 2B 1-3 2-H 3-H 2B	0-0 ③ F7			0-0 ① L3	0-0 ② G4-3 2-3		0-0 ③ G1-3		4	1	1	2	0	0	3
59 Sam Travis, R (8, 3) OBP: 0.432, SLG: 0.658										1	0	0	0	0	0	0
2 Xander Bogaerts, R (1, 6) OBP: 0.400, SLG: 0.400	0-0 ② FC1-5-2 19 BB 48 2B 3-H		0-0 ① P3		0-0 19 K2-3 19 WP 1B	S S S 0-3 ③ K				4	1	1	0	0	1	5
17 Deven Marrero, R (8, 6) OBP: 0.372, SLG: 0.400										0	0	0	0	0	0	0
19 Jackie Bradley Jr., L (1, 8) OBP: 0.313, SLG: 0.381	B B B B 4-0 48 2B 1-2 2-3 BB		0-0 48 1B 1B		B S S S 1-3 ② K2-3 1-3		0-0 23 2B 12 G6-3 1B			3	1	2	0	1	1	1
62 Steve Selsky, R (7, PR) (8, 8) OBP: 0.385, SLG: 0.559										0	1	0	0	0	0	0
48 Pablo Sandoval, S (1, 5) OBP: 0.375, SLG: 0.660	0-0 1-H 2-H 3-H 2B		0-0 23 G4-6-3 1-2 1B		0-0 ③ G4-3		0-0 ① F8			4	0	2	3	0	0	2
32 Josh Rutledge, R (8, 5) OBP: 0.308, SLG: 0.318										0	0	0	0	0	0	0
23 Blake Swihart, S (1, 2) OBP: 0.400, SLG: 0.438	0-0 ③ G3		0-0 ②③ G4-6-3 1-2f			0-0 ① G4-3	0-0 12 G6-3 1-3 2B			4	0	1	0	0	0	3
70 Dan Butler, R (8, 2) OBP: 0.222, SLG: 0.125										0	0	0	0	0	0	0
Inning Stats	R: 5 E: 0 K: 0 S: 8 H: 5 LOB: 1 BB: 1 P: 12	R: 1 E: 0 K: 1 S: 6 H: 1 LOB: 1 BB: 1 P: 10	R: 0 E: 0 K: 0 S: 4 H: 2 LOB: 1 BB: 0 P: 4	R: 0 E: 0 K: 0 S: 4 H: 1 LOB: 1 BB: 0 P: 4	R: 0 E: 0 K: 1 S: 6 H: 1 LOB: 1 BB: 0 P: 7	R: 3 E: 2 K: 1 S: 9 H: 3 LOB: 3 BB: 0 P: 10	R: 1 E: 0 K: 0 S: 5 H: 2 LOB: 2 BB: 0 P: 5	R: 0 E: 0 K: 0 S: 3 H: 1 LOB: 0 BB: 0 P: 3		1B: 10 2B: 6 3B: 0 HR: 0	SF: 0 SAC: 0 DP: 2 HBP: 0		WP: 2 PB: 0 SB: 0 CS: 0	PA: 41		

	AB	39
	R	10
	H	16
	RBI	8
	BB	2
	SO	3
	LOB	27

livebaseballscorecards.com

PITCHER		IP	WLS	BF	H	R	ER	SO	BB	IBB	HBP	BLK	WP	HR	S	P	ERA	WHIP
34 Drew Hutchison, R ERA: 7.41	(1, 1)	4.2	L	25	10	6	6	2	2	0	0	0	1	0	27	36	11.57	2.571
89 Sam Street, R ERA:	(5, 1)	0.1		1	0	0	0	0	0	0	0	0	0	0	1	1	0.00	0.000
48 Jared Hughes, R ERA: 14.73	(6, 1)	0.1		5	3	3	2	0	0	0	0	0	1	0	5	6	54.00	9.000
81 Buddy Borden, R ERA:	(6, 1)	0.2		2	0	0	0	1	0	0	0	0	0	0	4	4	0.00	0.000
51 Tyler Webb, L ERA: 4.0	(7, 1)	2.0		8	3	1	1	0	0	0	0	0	0	0	8	8	4.50	1.500

PITCHER	IP	WLS	BF	H	R	ER	SO	BB	IBB	HBP	BLK	WP	HR	S	P	ERA	WHIP

Tampa Bay Rays @ Pittsburgh Pirates

LECOM Park, Bradenton, FL

Fri Mar 24 2017, 1:06 PM - 3:25 PM EDT

Att. 6,478 - Partly Cloudy - 79 F

TOP

livebaseballscorecards.com

Batter	1	2	3	4	5	6	7	8	9	AB	R	H	RBI	BB	SO	LOB
7 Logan Morrison, L (1, 3) OBP: 0.238, SLG: 0.211	C F C 0-3 ① K		x 0-0 ③ L9			B B B B 4-0 BB			x 0-0 ② G3-1	2	0	0	0	0	1	0
97 Joe McCarthy, L (5, 3) OBP: 0.409, SLG: 0.438										1	0	0	0	1	0	0
36 Daniel Robertson, R (1, 6) OBP: 0.320, SLG: 0.267	x 0-0 1B			x 0-0 10 G4-6-3 1B		S S S 0-3 ③ K			C C C 0-3 ③ K	4	0	2	0	0	2	1
10 Corey Dickerson, L (1, 7) OBP: 0.396, SLG: 0.587	S T S 0-3 ② K			x 0-0 ① ② G4-6-3 1-2f			x 0-0 ① 1B			2	0	0	0	0	1	2
90 Manny Sanchez, R (5, 7) OBP: 1.000, SLG: 1.000										1	0	1	0	0	0	0
13 Brad Miller, L (1, 4) OBP: 0.200, SLG: 0.279	x 0-0 ③ F7			S S S 0-3 ③ K			x 0-0 ② F9			2	0	0	0	0	1	1
72 Peter Maris, L (5, 4)										1	0	0	0	0	0	0
19 Curt Casali, R (1, 2) OBP: 0.306, SLG: 0.333		x 0-0 ① G5-3			x 0-0 ① G5-3		x 0-0 ③ G5-3			3	0	0	0	0	0	0
0 Mallex Smith, L (1, 8) OBP: 0.226, SLG: 0.207		x 0-0 ② G4-3			S S S 0-3 ② K			x 0-0 ① G3		1	0	0	0	0	0	0
89 Angel Moreno, R (5, PH) OBP: 0.333, SLG: 0.667 (5, 8)										2	0	0	0	0	1	0
9 Michael McKenry, R (1, 10) OBP: 0.222, SLG: 0.188		x 0-0 ③ G6-3			x 0-0 ③ F7			x 0-0 ② G6-3		3	0	0	0	0	0	0
65 Shane Peterson, L (1, 9) OBP: 0.324, SLG: 0.469			x 0-0 76 G4-6-3 1B			S S S 0-3 ① K		x 0-0 ③ P6		3	0	1	0	0	1	0
76 Alec Sole, L (1, 5) OBP: 0.222, SLG: 0.333			x 0-0 ① ② G4-6-3 1-2f			x 0-0 ② G3-1			S S C 0-3 ① K	3	0	0	0	0	1	1
Inning Stats	R: 0 H: 1 E: 0 LOB: 1 K: 2 BB: 0 S: 8 P: 8	R: 0 H: 0 E: 0 LOB: 0 K: 0 BB: 0 S: 3 P: 3	R: 0 H: 1 E: 0 LOB: 0 K: 0 BB: 0 S: 3 P: 3	R: 0 H: 1 E: 0 LOB: 0 K: 1 BB: 0 S: 5 P: 5	R: 0 H: 0 E: 0 LOB: 0 K: 1 BB: 0 S: 5 P: 5	R: 0 H: 0 E: 0 LOB: 1 K: 2 BB: 1 S: 7 P: 11	R: 0 H: 1 E: 0 LOB: 0 K: 0 BB: 0 S: 3 P: 3	R: 0 H: 0 E: 0 LOB: 0 K: 0 BB: 0 S: 3 P: 3	R: 0 H: 0 E: 0 LOB: 0 K: 2 BB: 0 S: 7 P: 7	1B: 4 SF: 0 2B: 0 SAC: 0 3B: 0 DP: 2 HR: 0 HBP: 0						

AB	28
R	0
H	4
RBI	0
BB	1
SO	8
LOB	5

WP: 0 PA: 29
PB: 0
SB: 0
CS: 0

PITCHER		IP	WLS	BF	H	R	ER	SO	BB	IBB	HBP	BLK	WP	HR	S	P	ERA	WHIP
57 Trevor Williams, R ERA: 2.63	(1, 1)	5.0	W	16	3	0	0	4	0	0	0	0	0	0	24	24	0.00	0.600
44 Tony Watson, L ERA: 13.5	(6, 1)	1.0	H	4	0	0	0	2	1	0	0	0	0	0	7	11	0.00	1.000
41 Daniel Hudson, R ERA: 3.0	(7, 1)	1.0	H	3	1	0	0	0	0	0	0	0	0	0	3	3	0.00	1.000
73 Felipe Vázquez, L ERA:	(8, 1)	1.0	H	3	0	0	0	0	0	0	0	0	0	0	3	3	0.00	0.000
12 Juan Nicasio, R ERA:	(9, 1)	1.0		3	0	0	0	2	0	0	0	0	0	0	7	7	0.00	0.000

PITCHER	IP	WLS	BF	H	R	ER	SO	BB	IBB	HBP	BLK	WP	HR	S	P	ERA	WHIP

Tampa Bay Rays @ Pittsburgh Pirates

LECOM Park, Bradenton, FL

Fri Mar 24 2017, 1:06 PM - 3:25 PM EDT

Att. 6,478 - Partly Cloudy - 79 F

BOTTOM

livebaseballscorecards.com

Batter	1	2	3	4	5	6	7	8	9	AB	R	H	RBI	BB	SO	LOB
26 Adam Frazier, L (1, 7) (7, 4) OBP: 0.481, SLG: 0.553	G3		E4 10 G6-4-3		G6-3		G6-3 1-3			4	0	0	0	0	0	1
10 Jordy Mercer, R (1, 6) OBP: 0.385, SLG: 0.618	F8		G6-4-3 1-2f		F9		F7			3	0	0	0	0	0	1
69 Danny Ortiz, L (7, 7) OBP: 0.349, SLG: 0.405										1	0	0	0	0	0	1
28 John Jaso, L (1, 9) OBP: 0.410, SLG: 0.688	23 E 2B		G4-3		K			87 G5-3 61 1B 17 SF9 1B		3	1	1	0	0	1	0
44 Tony Watson, L (6, 1)										0	0	0	0	0	0	0
41 Daniel Hudson, R (7, 1)										0	0	0	0	0	0	0
15 Jason Rogers, R (8, 3) OBP: 0.429, SLG: 0.429										1	1	1	0	0	0	0
23 David Freese, R (1, 5) OBP: 0.459, SLG: 0.438	E5 2-H			17 1B 19 1B 1B		55 CS 1B		17 SF9 87 G5-3 1-2 1B		2	1	1	0	0	0	0
61 Gift Ngoepe, R (6, PH) (7, 6) OBP: 0.500, SLG: 0.513										2	0	2	0	0	0	0
55 Josh Bell, S (1, 3) OBP: 0.242, SLG: 0.074	K			K		F9 1-2		G5-3 1-2 2-3		3	0	0	0	0	2	3
87 Jackson Williams, R (8, 2) OBP: 0.316, SLG: 0.278										1	0	0	0	0	0	2
17 Phil Gosselin, R (1, 4) OBP: 0.346, SLG: 0.510		G6-3		19 1B 19 E 1-2 1B		77 S 1B		SF9 2-3 3-H		3	1	2	1	0	0	0
(7, 5)																
77 Austin Meadows, L (1, 8) OBP: 0.400, SLG: 0.447		G4-3		F8		K 1-2		K		4	0	0	0	0	2	4
19 Chris Stewart, R (1, 2) OBP: 0.333, SLG: 0.308		BB		E8 1-H 2-H 1B			K2-3			2	0	1	1	1	1	0
73 Felipe Vázquez, L (8, 1)										0	0	0	0	0	0	0
12 Juan Nicasio, R (9, 1)										0	0	0	0	0	0	0
57 Trevor Williams, R (1, 1)		K		K						2	0	0	0	0	2	2
37 Alen Hanson, S (6, 9) OBP: 0.409, SLG: 0.500							26 G6-3 26 S BB			0	0	0	0	1	0	0
Inning Stats	R: 1 H: 1 E: 1 LOB: 1 K: 1 BB: 0 S: 7 P: 7	R: 0 H: 0 E: 0 LOB: 1 K: 1 BB: 1 S: 5 P: 9	R: 0 H: 0 E: 1 LOB: 0 K: 0 BB: 0 S: 3 P: 3	R: 2 H: 3 E: 1 LOB: 1 K: 2 BB: 0 S: 10 P: 10	R: 0 H: 0 E: 0 LOB: 0 K: 1 BB: 0 S: 5 P: 5	R: 0 H: 2 E: 0 LOB: 1 K: 1 BB: 0 S: 6 P: 8	R: 0 H: 0 E: 0 LOB: 1 K: 1 BB: 1 S: 5 P: 10	R: 1 H: 2 E: 0 LOB: 1 K: 1 BB: 0 S: 7 P: 7		1B: 7 SF: 1 2B: 1 SAC: 0 3B: 0 DP: 1 HR: 0 HBP: 0						

PITCHER	IP	WLS	BF	H	R	ER	SO	BB	IBB	HBP	BLK	WP	HR	S	P	ERA	WHIP
30 Erasmo Ramírez, R (1, 1)	4.0	L	18	4	3	1	4	1	0	0	0	0	0	25	29	2.25	1.250
ERA: 3.12																	
43 Danny Farquhar, R (5, 1)	1.0		3	0	0	0	1	0	0	0	0	0	0	5	5	0.00	0.000
ERA: 4.15																	
60 Justin Marks, L (6, 1)	0.2		2	1	0	0	0	0	0	0	0	0	0	2	3	0.00	1.500
ERA:																	
47 Chase Whitley, R (6, 1)	1.1		6	1	0	0	2	1	0	0	0	0	0	9	15	0.00	1.500
ERA: 4.91																	
64 Diego Moreno, R (8, 1)	1.0		5	2	1	1	1	0	0	0	0	0	0	7	7	9.00	2.000
ERA: 3.0																	

PITCHER	IP	WLS	BF	H	R	ER	SO	BB	IBB	HBP	BLK	WP	HR	S	P	ERA	WHIP

AB	31
R	4
H	8
RBI	2
BB	2
SO	8
LOB	14

WP: 0 PB: 0 SB: 2 CS: 1 PA: 34

Batter	1	2	3	4	5	6	7	8	9	AB	R	H	RBI	BB	SO	LOB
17 Andrew Romine, S (1, 8) OBP: 0.345, SLG: 0.554	F S S 0-3 ① K		X 0-0 18 HR 2-3 1B	B S S S 1-3 ③ K 1-2		X 0-0 ②③ G5-4-3 1-2f		X 0-0 ③ FC4-6 1-2f		3	1	1	0	0	2	1
12 Anthony Gose, L (6, PH) OBP: 0.275, SLG: 0.289 (6, 8)										2	0	0	0	0	0	4
18 Tyler Collins, L (1, 9) OBP: 0.233, SLG: 0.415	X 0-0 ② G1		X 0-0 1-H 3-H HR		X 0-0 ① G6-3		X 0-0 ① G5-3		X 0-0 ① G6-3	3	1	1	3	0	0	0
14 Alex Presley, L (6, 9) OBP: 0.485, SLG: 0.759										2	0	0	0	0	0	0
15 Mikie Mahtook, R (1, 7) OBP: 0.275, SLG: 0.319	S S C 0-3 ③ K		S S S 0-3 ① K		X 0-0 31 G4-3 2B		X 0-0 1B		X 0-0 ② G6-3	3	0	1	0	0	2	0
76 Juan Carlos Perez, R (6, 7) OBP: 0.364, SLG: 0.345										2	0	1	0	0	0	0
31 Alex Avila, L (1, 3) OBP: 0.310, SLG: 0.147		B B B B 4-0 34 1B BB	S S C 0-3 ② K		X 0-0 ② G4-3 2-3		S S S 0-3 ② K		X 0-0 ③ P4	2	0	0	0	1	1	1
74 Efren Navarro, L (6, 3) OBP: 0.156, SLG: 0.100										2	0	0	0	0	1	1
34 James McCann, R (1, 2) OBP: 0.362, SLG: 0.390		X 0-0 1-2 1B	X 0-0 1B		X 0-0 ③ F8		S S S 0-3 ③ K			3	0	2	0	0	0	1
70 Miguel Gonzalez, R (7, PH) OBP: 0.471, SLG: 0.563 (7, 2)										1	0	0	0	0	1	1
84 Dominic Ficociello, S (1, 5) OBP: 0.288, SLG: 0.500		F F S 0-3 ① K	S S S 0-3 ③ K			X 0-0 ① F8		X 0-0 ① G5-3		4	0	0	0	0	2	3
40 JaCoby Jones, R (1, 10) OBP: 0.390, SLG: 0.568		S S S 0-3 ② K		X 0-0 ① F9		B B B B 4-0 26 HBP 49 1B BB		X 0-0 84 1B 3B		3	1	1	0	1	1	2
49 Dixon Machado, R (1, 6) OBP: 0.300, SLG: 0.321		X 0-0 ③ P4		S S S 0-3 ② K		X 0-0 1-2 26 HBP 1B		X 0-0 3-H 12 FC4-6 1B		3	0	1	0	0	1	2
84 Daniel Pinero, R (6, 6) OBP: 0.500, SLG: 0.500										1	0	1	1	0	0	0
26 Brendan Ryan, R (1, 4) OBP: 0.275, SLG: 0.289			X 0-0 E5 17 1B 18 HR	X 0-0 17 S 1B		H 1-0 12 G5-4-3 1-2 2-3 HBP		S S S 0-3 ② K		2	1	1	0	0	0	0
95 Kody Eaves, L (6, PR) OBP: 0.333, SLG: 0.200 (6, 4)										1	0	0	0	0	1	1
Inning Stats	R: 0 H: 0 E: 0 LOB: 0 K: 2 BB: 0 S: 7 P: 7	R: 0 H: 1 E: 0 LOB: 2 K: 2 BB: 1 S: 8 P: 12	R: 3 H: 3 E: 1 LOB: 1 K: 3 BB: 0 S: 13 P: 13	R: 0 H: 1 E: 0 LOB: 1 K: 2 BB: 0 S: 8 P: 9	R: 0 H: 1 E: 0 LOB: 1 K: 0 BB: 0 S: 4 P: 4	R: 0 H: 1 E: 0 LOB: 3 K: 0 BB: 1 S: 3 P: 8	R: 0 H: 1 E: 0 LOB: 1 K: 2 BB: 0 S: 8 P: 8	R: 1 H: 2 E: 0 LOB: 1 K: 1 BB: 0 S: 7 P: 7	R: 0 H: 0 E: 0 LOB: 0 K: 0 BB: 0 S: 3 P: 3	1B: 7 SF: 0 2B: 1 SAC: 0 3B: 1 DP: 1 HR: 1 HBP: 1						

PITCHER		IP	WLS	BF	H	R	ER	SO	BB	IBB	HBP	BLK	WP	HR	S	P	ERA	WHIP
24 Tyler Glasnow, R ERA: 5.65	(1, 1)	4.0		19	5	3	2	9	1	0	0	0	0	1	36	41	4.50	1.500
48 Jared Hughes, R ERA: 12.96	(5, 1)	1.0		4	1	0	0	0	0	0	0	0	0	0	4	4	0.00	1.000
43 Steven Brault, L ERA: 3.45	(6, 1)	4.0	W	17	4	1	1	3	1	0	1	0	0	0	21	26	2.25	1.250

PITCHER	IP	WLS	BF	H	R	ER	SO	BB	IBB	HBP	BLK	WP	HR	S	P	ERA	WHIP

TOP

Detroit Tigers @ Pittsburgh Pirates

LECOM Park, Bradenton, FL

Sat Mar 25 2017, 1:07 PM - 3:47 PM EDT

Att. 7,989 - Cloudy - 80 F

livebaseballscorecards.com

AB	37
R	4
H	10
RBI	4
BB	2
SO	12
LOB	17

WP: 0 PA: 40
PB: 0
SB: 1
CS: 0

BOTTOM

Detroit Tigers @ Pittsburgh Pirates

LECOM Park, Bradenton, FL

Sat Mar 25 2017, 1:07 PM - 3:47 PM EDT

Att. 7,989 - Cloudy - 80 F

livebaseballscorecards.com

Batter	1	2	3	4	5	6	7	8	9	AB	R	H	RBI	BB	SO	LOB
26 Adam Frazier, L (1, 6) OBP: 0.466, SLG: 0.588	K		F8			K		HR		4	1	1	1	0	2	1
5 Josh Harrison, R (1, 4) 37 Alen Hanson, S (7, 4) OBP: 0.357, SLG: 0.182 OBP: 0.400, SLG: 0.488	F8			K		G6-3		K		3 1	0 0	0 0	0 0	0 0	1 0	0 0
22 Andrew McCutchen, R (1, 9) 77 Austin Meadows, L (7, PR) (8, 9) OBP: 0.235, SLG: 0.375 OBP: 0.413, SLG: 0.538	G1-3			F7			E6 6 FC5 64 1B	HR		3 1	0 1	0 1	0 1	0 0	0 0	0 0
64 José Osuna, R (1, 7) OBP: 0.509, SLG: 0.822		G5-3		K			6 FC5 29 3B 1-2 1B	BB		3	1	1	0	1	1	0
6 Starling Marte, R (1, 8) 69 Danny Ortiz, L (7, PR) (8, 8) OBP: 0.455, SLG: 0.611 OBP: 0.341, SLG: 0.395		F8			G5-3		FC5 29 3B 1-2 2-3f	K		3 1	0 1	0 0	0 0	0 0	0 1	2 1
29 Francisco Cervelli, R (1, 2) 58 Jacob Stallings, R (7, PR) (8, 2) OBP: 0.346, SLG: 0.429 OBP: 0.440, SLG: 0.667	K				E5 17 S		17 SF9 1-H 2-H 3B	K		3 1	0 1	1 1	2 0	0 0	1 1	0 1
28 John Jaso, L (1, 3) 43 Steven Brault, L (6, 1) OBP: 0.415, SLG: 0.667			24 SH5-3 BB		F8		BB			1 0	0 0	0 0	0 0	1 1	0 0	1 0
17 Phil Gosselin, R (1, 5) (6, 3) OBP: 0.327, SLG: 0.491			K		G6-3 1-2		SF9 3-H			2	0	0	1	0	1	2
24 Tyler Glasnow, L (1, 1) 48 Jared Hughes, R (5, 1) 15 Jason Rogers, R (6, 5) OBP: 0.333, SLG: 0.333 OBP: 0.375, SLG: 0.375			SH5-3 1-2			F8	G4-3			0 0 2	0 0 0	0 0 0	0 0 0	0 0 0	0 0 0	0 0 2
Inning Stats	R: 0 E: 0 K: 1 S: 5 H: 0 LOB: 0 BB: 0 P: 5	R: 0 E: 0 K: 1 S: 5 H: 0 LOB: 0 BB: 0 P: 5	R: 0 E: 0 K: 1 S: 5 H: 0 LOB: 1 BB: 1 P: 9	R: 0 E: 0 K: 2 S: 7 H: 0 LOB: 0 BB: 0 P: 7	R: 0 E: 1 K: 0 S: 4 H: 0 LOB: 1 BB: 0 P: 5	R: 0 E: 0 K: 1 S: 5 H: 0 LOB: 0 BB: 0 P: 5	R: 3 E: 1 K: 0 S: 6 H: 2 LOB: 2 BB: 1 P: 10	R: 2 E: 0 K: 3 S: 11 H: 2 LOB: 1 BB: 1 P: 17		1B: 1 2B: 0 3B: 1 HR: 2	SF: 1 SAC: 1 DP: 0 HBP: 0			WP: 0 PB: 0 SB: 1 CS: 0	PA: 33		

	AB	28
	R	5
	H	4
	RBI	5
	BB	3
	SO	9
	LOB	10

PITCHER	IP	WLS	BF	H	R	ER	SO	BB	IBB	HBP	BLK	WP	HR	S	P	ERA	WHIP
19 Aníbal Sánchez, R (1, 1) ERA: 5.03	6.0		20	0	0	0	6	1	0	0	0	0	0	31	36	0.00	0.167
21 Mark Lowe, R (7, 1) ERA: 5.19	1.0	B	7	2	3	1	0	1	0	0	0	0	0	6	10	9.00	3.000
56 Kyle Ryan, L (8, 1) ERA: 3.72	1.0	L	6	2	2	2	3	1	0	0	0	0	2	11	17	18.00	3.000

PITCHER	IP	WLS	BF	H	R	ER	SO	BB	IBB	HBP	BLK	WP	HR	S	P	ERA	WHIP

Batter	1	2	3	4	5	6	7	8	9	AB	R	H	RBI	BB	SO	LOB
10 Jordy Mercer, R (1, 6) OBP: 0.395, SLG: 0.595	C F S 0-3 ① K	X 0-0 ② FC6-4 1-2f 2-3 3-H		B B B B 4-0 55 G1-6-3 BB			X 0-0 15 2B 1B		X 0-0 ② P4	3	0	1	1	1	1	2
31 A.J. Schugel, R (7, 1)										0	0	0	0	0	0	0
78 Tate Scioneaux, R (8, 1)										0	0	0	0	0	0	0
69 Danny Ortiz, L (9, PH) OBP: 0.333, SLG: 0.386										1	0	0	0	0	0	1
55 Josh Bell, S (1, 3) OBP: 0.237, SLG: 0.125	X 0-0 ③ 2B	B 1 SAFE C S T 1-2 ③ K		X 0-0 ② ③ G1-6-3 1-2f			X 0-0 ② F8		X 0-0 ③ F7	5	0	1	0	0	1	5
23 David Freese, R (1, 5) OBP: 0.450, SLG: 0.412	S S S 0-3 ② K		B B B B 4-0 28 1B 64 2B BB		X 0-0 ① F7		1 SAFE X 0-0 1-3 2B			2	1	0	0	1	1	1
15 Jason Rogers, R (7, PH) OBP: 0.412, SLG: 0.471 (7, 5)										1	0	1	0	0	0	0
28 John Jaso, L (1, 9) OBP: 0.422, SLG: 0.639	B B B B 4-0 BB		X 0-0 64 2B 1-2 1B		X 0-0 ② G3-1		X 0-0 ③ G4-3			3	1	1	0	1	0	2
77 Casey Hughston, L (8, 7) OBP: 0.286, SLG: 0.571					B B B B 4-0 77 CS BB			S S S 0-3 ① K		0	0	0	0	0	0	0
64 José Osuna, R (1, 7) OBP: 0.508, SLG: 0.813	C 1 SAFE X		X 0-0 1-H 2-H 2B							3	0	1	2	1	1	2
98 Michael Suchy, R (8, 9) OBP: 0.167, SLG: 0.417	0-1 ③ F8									0	0	0	0	0	0	0
77 Austin Meadows, L (1, 8) OBP: 0.420, SLG: 0.558		X 0-0 87 1B 10 FC6-4 2B	X 0-0 ① P6		1 SAFE 1 SAFE B 1-0 ③ CS 1-2	S S S 0-3 ① K		X 0-0 61 CS 1B		4	1	2	0	0	1	1
61 Gift Ngoepe, R (1, 4) OBP: 0.500, SLG: 0.500 (7, 6)	B B B B 4-0 10 FC6-4 87 1B BB	X 0-0 ② P2			X 0-0 87 1B			B S S S 1-3 ② ③ K 1-2		3	0	1	0	1	1	2
87 Jackson Williams, R (1, 2) OBP: 0.304, SLG: 0.273	X 0-0 10 FC6-4 1-2 2-3 1B	X 0-0 ③ F7			D C C C 1-3 ② ③ K 1-2			X 0-0 ① F7		4	0	1	0	0	1	2
47 Josh Lindblom, R (1, 1)	S S S 0-3 ① K			X 0-0 ① G6-3		X 0-0 ① G4-3		X 0-0 1B		1	0	0	0	0	1	3
38 Wade LeBlanc, L (2, 1)										1	0	0	0	0	0	0
48 Jared Hughes, R (6, 1)										0	0	0	0	0	0	0
37 Alen Hanson, S (7, PH) OBP: 0.404, SLG: 0.488 (7, 4)										2	0	1	0	0	0	0
Inning Stats	R: 0 E: 0 K: 2 S: 9 H: 1 LOB: 2 BB: 1 P: 13	R: 1 E: 0 K: 2 S: 9 H: 2 LOB: 2 BB: 1 P: 14	R: 2 E: 0 K: 0 S: 5 H: 2 LOB: 1 BB: 1 P: 9	R: 0 E: 0 K: 0 S: 2 H: 0 LOB: 0 BB: 1 P: 6	R: 0 E: 0 K: 0 S: 2 H: 0 LOB: 0 BB: 1 P: 7	R: 0 E: 0 K: 2 S: 7 H: 1 LOB: 1 BB: 0 P: 8	R: 0 E: 0 K: 0 S: 5 H: 2 LOB: 2 BB: 0 P: 5	R: 0 E: 0 K: 2 S: 7 H: 1 LOB: 0 BB: 0 P: 8	R: 0 E: 0 K: 0 S: 4 H: 1 LOB: 1 BB: 0 P: 4	1B: 6 2B: 4 3B: 0 HR: 0 SF: 0 SAC: 0 DP: 1 HBP: 0						

TOP

Pittsburgh Pirates @ Philadelphia Phillies

Spectrum Field, Clearwater, FL

Sun Mar 26 2017, 1:10 PM - 4:47 PM EDT

Att. 7,511 - Sunny - 81 F

livebaseballscorecards.com

AB	33
R	3
H	10
RBI	3
BB	5
SO	8
LOB	21

WP: 0 PB: 0 SB: 0 CS: 2 PA: 39

PITCHER		IP	WLS	BF	H	R	ER	SO	BB	IBB	HBP	BLK	WP	HR	S	P	ERA	WHIP
21 Clay Buchholz, R ERA: 5.94	(1, 1)	3.1	W	19	5	3	3	4	4	0	0	0	0	0	24	41	8.10	2.700
52 Pat Venditte, S ERA: 2.84	(4, 1)	1.2	H	4	0	0	0	0	1	0	0	0	0	0	3	8	0.00	0.600
57 Luis García, R ERA: 5.19	(6, 1)	2.0	H	8	3	0	0	2	0	0	0	0	0	0	12	13	0.00	1.500
53 Joaquín Benoit, R ERA: 9.0	(8, 1)	1.0	H	3	1	0	0	2	0	0	0	0	0	0	7	8	0.00	1.000
50 Héctor Neris, R ERA: 3.6	(9, 1)	1.0	S	4	1	0	0	0	0	0	0	0	0	0	4	4	0.00	1.000

PITCHER	IP	WLS	BF	H	R	ER	SO	BB	IBB	HBP	BLK	WP	HR	S	P	ERA	WHIP

Batter	1	2	3	4	5	6	7	8	9	AB	R	H	RBI	BB	SO	LOB
76 Jesmuel Valentín, S (1, 4) OBP: 0.450, SLG: 0.556	G3	7 G6-3 · 47 1B · 1B		G6-3		47 G6-4-3 · 1B		24 1B · 2B		5	1	3	0	0	0	0
47 Howie Kendrick, R (1, 7) OBP: 0.219, SLG: 0.302 Chris Coghlan, L (7, 7) OBP: 0.333, SLG: 0.297	37 1B · 2B	1 SAFE · 7 G6-3 · 1-2 · 1B		K		F 1 SAFE · G6-4-3 · 1-2f		24 1B · BB		4 0	1 0	2 0	0 0	0 1	1 0	1 0
37 Odúbel Herrera, L (1, 8) OBP: 0.382, SLG: 0.606 24 Roman Quinn, S (6, PR) OBP: 0.373, SLG: 0.422 (7, 8)	B 2 SAFE · 7 HR · 2-H · 1B	F8		1B		2B		1-3 2-H · 1B		4 1	1 0	3 1	1 1	0 0	0 0	2 0
7 Maikel Franco, R (1, 5) OBP: 0.250, SLG: 0.462	1-H · HR	G6-3 · 1-2 2-3		G5-3		G4-3		G5-3		5	1	1	2	0	0	6
5 Michael Saunders, L (1, 9) OBP: 0.362, SLG: 0.354 23 Aaron Altherr, R (5, PR) OBP: 0.350, SLG: 0.537 (6, 9)	34 HR · 3B	B B B · BB			H · 13 1B · 34 1B · HBP		P5			1 1	1 0	1 0	1 0	0 0	1 0	0 0
25 Daniel Nava, S (1, 3) OBP: 0.439, SLG: 0.429	L6	F9			F8		F8			4	0	0	0	0	0	5
34 Andrew Knapp, S (1, 2) OBP: 0.205, SLG: 0.395 53 Joaquín Benoit, R (8, 1) 50 Héctor Neris, R (9, 1)	3-H · HR	C S S · K		1 SAFE 1 SAFE · 13 1B · 1-2 · 1B			F7			4 0 0	1 0 0	2 0 0	2 0 0	0 0 0	1 0 0	0 0 0
13 Freddy Galvis, S (1, 6) OBP: 0.259, SLG: 0.351	1B	G4-3		19 G6-3 · 1-2 2-3 · 1B				G3-1		4	0	2	0	0	0	0
21 Clay Buchholz, L (1, 1) 52 Pat Venditte, L (4, 1) 19 Tommy Joseph, R (5, PH) OBP: 0.316, SLG: 0.451 57 Luis García, R (6, 1) 59 Bryan Holaday, R (8, 2) OBP: 0.269, SLG: 0.500	C C C · K	L5		G6-3 · 1-2f				S S S · K		2 0 1 0 1	0 0 0 0 0	0 0 0 0 0	0 0 0 0 0	0 0 0 0 1	1 0 0 0 0	1 0 3 0 0
Inning Stats	R: 5 E: 0 K: 1 S: 11 · H: 6 LOB: 1 BB: 0 P: 12	R: 0 E: 0 K: 0 S: 5 · H: 2 LOB: 3 BB: 1 P: 9	R: 0 E: 0 K: 1 S: 5 · H: 0 LOB: 0 BB: 0 P: 5	R: 0 E: 0 K: 1 S: 6 · H: 1 LOB: 1 BB: 0 P: 6	R: 0 E: 0 K: 0 S: 4 · H: 2 LOB: 2 BB: 0 P: 5	R: 0 E: 0 K: 0 S: 5 · H: 2 LOB: 1 BB: 0 P: 5	R: 0 E: 0 K: 0 S: 3 · H: 0 LOB: 0 BB: 0 P: 3	R: 1 E: 0 K: 1 S: 7 · H: 2 LOB: 2 BB: 1 P: 11		1B: 9 2B: 3 3B: 1 HR: 2 · SF: 0 SAC: 0 DP: 2 HBP: 1						

PITCHER		IP	WLS	BF	H	R	ER	SO	BB	IBB	HBP	BLK	WP	HR	S	P	ERA	WHIP
47 Josh Lindblom, R ERA: 4.22	(1, 1)	1.2	L	14	8	5	5	1	1	0	0	0	0	2	15	20	27.00	5.400
38 Wade LeBlanc, L ERA: 3.86	(2, 1)	3.1		13	3	0	0	2	0	0	1	0	0	0	16	17	0.00	0.900
48 Jared Hughes, R ERA: 11.57	(6, 1)	1.0		4	2	0	0	0	0	0	0	0	0	0	5	5	0.00	2.000
31 A.J. Schugel, R ERA: 4.66	(7, 1)	1.0		3	0	0	0	0	0	0	0	0	0	0	3	3	0.00	0.000
78 Tate Scioneaux, R ERA: 6.75	(8, 1)	1.0		6	2	1	1	1	1	0	0	0	0	0	7	11	9.00	3.000

PITCHER	IP	WLS	BF	H	R	ER	SO	BB	IBB	HBP	BLK	WP	HR	S	P	ERA	WHIP

BOTTOM

Pittsburgh Pirates @ Philadelphia Phillies

Spectrum Field, Clearwater, FL

Sun Mar 26 2017, 1:10 PM - 4:47 PM EDT

Att. 7,511 - Sunny - 81 F

livebaseballscorecards.com

AB	37
R	6
H	15
RBI	6
BB	2
SO	4
LOB	18

WP: 0 PB: 0 SB: 0 CS: 0 · PA: 40

Batter	1	2	3	4	5	6	7	8	9	AB	R	H	RBI	BB	SO	LOB
24 JB Shuck, L (1, 8) OBP: 0.269, SLG: 0.217 4 Tanner English, R (7, 8) OBP: 0.500, SLG: 0.500	C X 0-1 ① F8		X 0-0 39 FC4-6 1B		B B B B 4-0 BB			S S S 0-3 ① K		2 0 1 0 1 0 0 1 0 0 0 0 1 1						
39 Danny Santana, S (1, 9) OBP: 0.259, SLG: 0.327 (7, 4)	X 0-0 ② G3		X 0-0 ② FC4-6 50 K 1-2f		S C C 0-3 ③ K			X 0-0 ②③ G6-4-3 1-2f		4 0 0 0 0 1 3						
50 Ben Paulsen, L (1, 7) OBP: 0.364, SLG: 0.410 30 Travis Harrison, R (7, 7) OBP: 0.333, SLG: 1.000	X 0-0 ③ G4-3		S S S 0-3 K 1-3			X 0-0 ① F8			S S C 0-3 ① K	3 0 0 0 0 1 1 1 0 0 0 0 1 0						
22 Miguel Sanó, R (1, 10) OBP: 0.271, SLG: 0.500 27 Edgar Corcino, R (9, PR)		S S X 0-2 HR	X 0-0 ③ F7			S S S 0-3 ② K			B B B B 4-0 37 1B BB	3 1 1 1 1 1 2 0 0 0 0 0 0 0						
21 Jason Castro, L (1, 2) OBP: 0.353, SLG: 0.448 78 Dan Rohlfing, R (7, 2) OBP: 0.267, SLG: 0.385		X 0-0 ① G6-3		S C C 0-3 ① K		C C S 0-3 ③ K			S S S 0-3 ② K	3 0 0 0 0 2 0 1 0 0 0 0 1 1						
52 ByungHo Park, R (1, 3) OBP: 0.412, SLG: 0.667 37 Matt Hague, R (7, 3) OBP: 0.457, SLG: 0.600		X 0-0 1B		C C C 0-3 ② K			S S S 0-3 ① K		X 0-0 1-3 1B	3 0 1 0 0 2 0 1 0 1 0 0 0 0						
5 Eduardo Escobar, S (1, 6) OBP: 0.298, SLG: 0.273 83 Nick Gordon, L (7, 6) OBP: 0.154, SLG: 0.154		F S S 0-3 ② K		C C S 0-3 ③ K2-3			X 0-0 ② G5-3		S S S 0-3 ③ K	3 0 0 0 0 2 1 1 0 0 0 0 1 2						
30 Tommy Field, R (1, 5) OBP: 0.235, SLG: 0.383 (7, 9)		S C L 0-3 ③ K			X 0-0 ① F8		X 0-0 ③ G5-3			3 0 0 0 0 1 1						
68 Bengie González, S (1, 4) OBP: 0.385, SLG: 0.486 72 Leonardo Reginatto, R (7, 5) OBP: 0.600, SLG: 0.737			X 0-0 ① G3-1		X 0-0 ② F8			X 0-0 39 G6-4-3 1B		2 0 0 0 0 0 0 1 0 1 0 0 0 0						
Inning Stats	R: 0 H: 0 E: 0 LOB: 0 K: 0 BB: 0 S: 4 P: 4	R: 1 H: 2 E: 0 LOB: 1 K: 2 BB: 0 S: 11 P: 11	R: 0 H: 1 E: 1 LOB: 2 K: 1 BB: 0 S: 7 P: 7	R: 0 H: 0 E: 0 LOB: 0 K: 3 BB: 0 S: 9 P: 9	R: 0 H: 0 E: 0 LOB: 1 K: 1 BB: 1 S: 5 P: 9	R: 0 H: 0 E: 0 LOB: 0 K: 2 BB: 0 S: 7 P: 7	R: 0 H: 0 E: 0 LOB: 0 K: 1 BB: 0 S: 5 P: 5	R: 0 H: 1 E: 0 LOB: 0 K: 1 BB: 0 S: 5 P: 5	R: 0 H: 1 E: 0 LOB: 2 K: 3 BB: 1 S: 10 P: 14	1B: 4 SF: 0 2B: 0 SAC: 0 3B: 0 DP: 1 HR: 1 HBP: 0						

PITCHER	IP	WLS	BF	H	R	ER	SO	BB	IBB	HBP	BLK	WP	HR	S	P	ERA	WHIP
46 Iván Nova, R (1, 1) ERA: 1.29	4.0	W	16	3	1	1	6	0	0	0	0	0	1	31	31	2.25	0.750
73 Felipe Vázquez, L (5, 1) ERA:	1.0	H	4	0	0	0	1	1	0	0	0	0	0	5	9	0.00	1.000
51 Tyler Webb, L (6, 1) ERA: 3.0	3.0	H	9	1	0	0	4	0	0	0	0	0	0	17	17	0.00	0.333
81 Buddy Borden, R (9, 1) ERA:	1.0	S	5	1	0	0	3	1	0	0	0	0	0	10	14	0.00	2.000

PITCHER	IP	WLS	BF	H	R	ER	SO	BB	IBB	HBP	BLK	WP	HR	S	P	ERA	WHIP

TOP

Minnesota Twins @ Pittsburgh Pirates

LECOM Park, Bradenton, FL

Mon Mar 27 2017, 6:05 PM - 8:15 PM EDT

Att. 4,991 - Cloudy - 78 F

livebaseballscorecards.com

AB	32
R	1
H	5
RBI	1
BB	2
SO	14
LOB	12

WP: 0 PA: 34
PB: 0
SB: 0
CS: 0

Batter	1	2	3	4	5	6	7	8	9	AB	R	H	RBI	BB	SO	LOB
26 Adam Frazier, L (1, 4) (8, 6) OBP: 0.468, SLG: 0.636	B S X 1-1 HR	X 0-0 ③ 2-H 1B			X 0-0 ②③ G4-6-3 1-2f			S S T 0-2 ② K		4	1	2	2	0	1	2
5 Josh Harrison, R (1, 5) OBP: 0.389, SLG: 0.214	H 1-0 22 HR HBP		X 0-0 6 G1-4-3 1B			X 0-0 ① P4		X 0-0 ③ F8		3	1	1	0	0	0	1
22 Andrew McCutchen, R (1, 9) OBP: 0.250, SLG: 0.526	C B X 1-1 1-H HR		X 0-0 ① F9			X 0-0 ② F9				3	1	1	2	0	0	1
6 Starling Marte, R (1, 8) OBP: 0.400, SLG: 0.524	X 0-0 ① G5-3		X 0-0 ②③ G1-4-3 1-2f			X 0-0 ③ G4-3				3	0	0	0	0	0	1
23 David Freese, R (1, 3) OBP: 0.429, SLG: 0.389 17 Phil Gosselin, R (7, PH) (8, 3) OBP: 0.321, SLG: 0.481	X 0-0 ② G6-3			X 0-0 ① F8			X 0-0 ① G5-3			2 1	0 0	0 0	0 0	0 0	0 0	0 0
10 Jordy Mercer, R (1, 6) OBP: 0.370, SLG: 0.550 61 Gift Ngoepe, R (8, 4) OBP: 0.500, SLG: 0.500	X 0-0 ③ G5-3			X 0-0 ② G5-3			X 0-0 ② G5-3			3 0	0 0	0 0	0 0	0 0	0 0	0 0
37 Alen Hanson, S (1, 7) OBP: 0.420, SLG: 0.489		F F S 0-3 ① K		X 0-0 58 CS 1B			B B B B 4-0 58 CS BB			2	0	1	0	1	1	0
58 Jacob Stallings, R (1, 2) OBP: 0.464, SLG: 0.667		X 0-0 46 SH3-4 26 1B 1B		B 1-0 ③ CS 1-2	X 0-0 ① F7		1 SAFE 0-0 ③ CS 1-2	X 0-0 1B		3	1	2	0	0	0	0
46 Iván Nova, R (1, 1) 73 Felipe Vázquez, L (5, 1) 55 Josh Bell, S (5, PH) OBP: 0.256, SLG: 0.125 51 Tyler Webb, L (6, 1) 15 Jason Rogers, R (8, PH) OBP: 0.389, SLG: 0.444 81 Buddy Borden, R (9, 1)		X 0-0 ② SH3-4 1-2			B B B B 4-0 26 G4-6-3 BB			S C S 0-3 ① K		0 0 0 0 1 0	0 0 0 0 0 0	0 0 0 0 0 0	0 0 1 0 0 0	0 0 0 0 1 0	0 0 0 0 1 0	0 0 0 0 1 0
Inning Stats	R: 3 E: 0 K: 0 S: 7 H: 2 LOB: 0 BB: 0 P: 10	R: 1 E: 0 K: 1 S: 6 H: 2 LOB: 1 BB: 0 P: 6	R: 0 E: 0 K: 0 S: 3 H: 1 LOB: 0 BB: 0 P: 3	R: 0 E: 0 K: 0 S: 3 H: 1 LOB: 0 BB: 0 P: 4	R: 0 E: 0 K: 0 S: 2 H: 0 LOB: 0 BB: 1 P: 6	R: 0 E: 0 K: 0 S: 3 H: 0 LOB: 0 BB: 0 P: 3	R: 0 E: 0 K: 0 S: 2 H: 0 LOB: 0 BB: 1 P: 6	R: 0 E: 0 K: 2 S: 8 H: 1 LOB: 1 BB: 0 P: 8		1B: 5 2B: 0 3B: 0 HR: 2		SF: 0 SAC: 1 DP: 2 HBP: 1				

PITCHER		IP	WLS	BF	H	R	ER	SO	BB	IBB	HBP	BLK	WP	HR	S	P	ERA	WHIP
45 Phil Hughes, R ERA: 6.55	(1, 1)	6.0	L	22	6	4	4	1	1	0	1	0	0	2	24	32	6.00	1.167
59 Michael Tonkin, R ERA: 4.38	(7, 1)	1.0		3	0	0	0	0	1	0	0	0	0	0	2	6	0.00	1.000
55 Taylor Rogers, L ERA: 1.64	(8, 1)	1.0		4	1	0	0	2	0	0	0	0	0	0	8	8	0.00	1.000

PITCHER	IP	WLS	BF	H	R	ER	SO	BB	IBB	HBP	BLK	WP	HR	S	P	ERA	WHIP

BOTTOM

Minnesota Twins @ Pittsburgh Pirates

LECOM Park, Bradenton, FL

Mon Mar 27 2017, 6:05 PM - 8:15 PM EDT

Att. 4,991 - Cloudy - 78 F

livebaseballscorecards.com

AB	25
R	4
H	7
RBI	4
BB	2
SO	3
LOB	6

Boston Red Sox @ Pittsburgh Pirates

LECOM Park, Bradenton, FL

Tue Mar 28 2017, 6:07 PM - 9:24 PM EDT

Att. 7,300 - Partly Cloudy - 79 F

livebaseballscorecards.com

TOP

Batter	1	2	3	4	5	6	7	8	9	AB	R	H	RBI	BB	SO	LOB
12 Brock Holt, L (1, 5) (6, 3) OBP: 0.400, SLG: 0.415	1-0 50 HR 1B 0-0 G1-3			0-0 16 WP 50 2B 1B		0-0 16 G4-3 1B		0-3 K		5	2	3	0	0	1	1
16 Andrew Benintendi, L (1, 7) 41 Cole Sturgeon, L (7, 7) OBP: 0.379, SLG: 0.561 OBP: 0.375, SLG: 0.333	0-3 K	0-0 G3		4-0 1-2 50 2B BB		0-0 G4-3 1-2		0-0 G4-3		3 1	1 0	0 0	0 0	1 0	1 0	2 0
50 Mookie Betts, R (1, 9) 64 Bryce Brentz, R (4, 9) 71 Edgar Olmos, L (9, 1) OBP: 0.385, SLG: 0.596 OBP: 0.237, SLG: 0.400	3-2 1-H HR	4-0 30 FC4-6 BB		0-0 1-H 2-H 19 E 2B		0-3 K			0-3 K	2 2 0	2 0 0	2 0 0	4 0 0	1 0 0	0 2 0	0 1 0
30 Chris Young, R (1, 10) 35 Kyri Washington, R (9, PH) (9, 9) OBP: 0.316, SLG: 0.444	0-0 19 HR 1B	0-0 FC4-6 1-2f		0-0 F8		0-3 K			0-0 F9	4 1	1 0	1 0	0 0	0 0	1 0	3 0
19 Jackie Bradley Jr., L (1, 8) 39 Joseph Monge, R (7, PR) (7, 8) OBP: 0.339, SLG: 0.509 OBP: 0.167, SLG: 0.167	1-0 1-H HR	0-3 K		0-0 E8 2-H 1B			0-0 1B		0-0 F8	4 1	1 0	3 0	3 0	0 0	1 0	1 0
32 Josh Rutledge, R (1, 3) 20 Mike Olt, R (1, PR) (1, 3) (6, 5) OBP: 0.314, SLG: 0.323	0-0 7 1B 19 3B 1B	0-0 F8		0-0 P6			0-3 K			1 3	0 1	1 0	0 0	0 0	0 1	0 2
40 Marco Hernández, L (1, 6) 81 Deiner Lopez, S (8, 6) OBP: 0.438, SLG: 0.672	0-0 L8	0-3 K			0-0 F8		0-3 K			4 0	0 0	0 0	0 0	0 0	2 0	2 0
7 Christian Vázquez, R (1, 2) 70 Dan Butler, R (8, 2) OBP: 0.278, SLG: 0.353 OBP: 0.182, SLG: 0.100	0-0 1-3 19 3B 1B	0-0 G6-3			0-0 F8		0-2 K			4 0	1 0	1 0	0 0	0 0	1 0	1 0
19 Heiker Meneses, R (1, 4) OBP: 0.158, SLG: 0.222	0-0 1-H 3-H 3B			0-0 G6-3	0-3 K			0-0 G4-3		4	0	1	2	0	1	0
Inning Stats	R: 6 E: 0 K: 1 S: 14 H: 7 LOB: 1 BB: 0 P: 19	R: 0 E: 0 K: 1 S: 5 H: 0 LOB: 1 BB: 1 P: 9	R: 0 E: 0 K: 1 S: 5 H: 0 LOB: 0 BB: 0 P: 5	R: 3 E: 1 K: 0 S: 6 H: 3 LOB: 1 BB: 1 P: 10	R: 0 E: 0 K: 1 S: 5 H: 0 LOB: 0 BB: 0 P: 5	R: 0 E: 0 K: 2 S: 8 H: 1 LOB: 1 BB: 0 P: 8	R: 0 E: 0 K: 3 S: 10 H: 1 LOB: 1 BB: 0 P: 10	R: 0 E: 0 K: 1 S: 5 H: 0 LOB: 0 BB: 0 P: 5	R: 0 E: 0 K: 1 S: 5 H: 0 LOB: 0 BB: 0 P: 5	1B: 8 2B: 1 3B: 1 HR: 2	SF: 0 SAC: 0 DP: 0 HBP: 0					

AB	39
R	9
H	12
RBI	9
BB	2
SO	11
LOB	13

WP: 1 PB: 0 SB: 1 CS: 0 PA: 41

PITCHER		IP	WLS	BF	H	R	ER	SO	BB	IBB	HBP	BLK	WP	HR	S	P	ERA	WHIP
34 Drew Hutchison, R	(1, 1)	3.2	L	23	10	9	9	3	2	0	0	0	1	2	29	42	22.09	3.273
ERA: 10.02																		
97 Brett McKinney, R	(4, 1)	0.1		1	0	0	0	0	0	0	0	0	0	0	1	1	0.00	0.000
ERA: 3.38																		
41 Daniel Hudson, R	(5, 1)	1.0		3	0	0	0	1	0	0	0	0	0	0	5	5	0.00	0.000
ERA: 2.57																		
59 Antonio Bastardo, L	(6, 1)	1.0		4	1	0	0	2	0	0	0	0	0	0	8	8	0.00	1.000
ERA: 9.0																		
12 Juan Nicasio, R	(7, 1)	1.0		4	1	0	0	3	0	0	0	0	0	0	10	10	0.00	1.000
ERA:																		

PITCHER		IP	WLS	BF	H	R	ER	SO	BB	IBB	HBP	BLK	WP	HR	S	P	ERA	WHIP
85 Montana DuRapau, R	(8, 1)	1.0		3	0	0	0	1	0	0	0	0	0	0	5	5	0.00	0.000
ERA: 3.0																		
94 John Kuchno, R	(9, 1)	1.0		3	0	0	0	1	0	0	0	0	0	0	5	5	0.00	0.000
ERA: 7.71																		

BOTTOM

Batter	1	2	3	4	5	6	7	8	9	AB	R	H	RBI	BB	SO	LOB
26 Adam Frazier, L (1, 7) (7, 6) OBP: 0.455, SLG: 0.603	F8	G3		P4			BBBB 4-0 81 E 64 1B BB		BBBB 4-0 81 HBP 64 1B 1-2 BB	3	0	0	0	1	0	5
92 Anderson Feliz, S (9, PH) OBP: 1.000, SLG: 1.500										0	0	0	0	1	0	0
5 Josh Harrison, R (1, 5) OBP: 0.381, SLG: 0.235	22 G5-3 1B		G5-3		P5		1-2 81 E 1B		1-2 2-H 81 HBP 1B	3	0	1	0	0	0	0
64 José Osuna, R (7, 7) OBP: 0.525, SLG: 0.820										2	0	2	1	0	0	0
22 Andrew McCutchen, R (1, 9) OBP: 0.217, SLG: 0.455	G5-3 1-2		F9		F9		E3 1-2 2-3		H 1-0 91 FC6-4 HBP 1-2 2-3	3	0	0	0	0	0	1
81 Justin Maffei, R (7, 9)										1	0	0	0	0	0	2
6 Starling Marte, R (1, 8) OBP: 0.357, SLG: 0.458	G4-3		SSS 0-3 K		G3		SSS 0-3 K2-3		P5	3	0	0	0	0	1	1
69 Danny Ortiz, L (7, 8) OBP: 0.319, SLG: 0.370										2	0	0	0	0	1	6
28 John Jaso, L (1, 3) (7, 5) OBP: 0.429, SLG: 0.641		BBBB 4-0 17 1B 29 G1-3 37 FC1-2 BB		55 1B 2B	F8			SSS 0-3 K	FC6-4 1-2f	3	1	1	0	1	1	0
91 Chris Diaz, R (9, PH)										1	0	0	0	0	0	3
29 Francisco Cervelli, R (1, 2) OBP: 0.310, SLG: 0.375	G1-3 1-2		G1-3		G4-3			G5-3		3	0	0	0	0	0	2
87 Jackson Williams, R (8, 2) OBP: 0.292, SLG: 0.261										1	0	0	0	0	0	0
55 Josh Bell, S (1, 10) OBP: 0.279, SLG: 0.143		BBBB 4-0 37 FC1-2 17 1B BB		2-H 17 BB 1B	SSS 0-3 K			G4-3		3	0	1	1	1	1	0
17 Phil Gosselin, R (1, 6) (7, 3) OBP: 0.333, SLG: 0.474	1-2 2-3 37 FC1-2 1B			BBBB 4-0 1-2 BB			F8		G6-3	3	0	1	0	1	0	0
37 Alen Hanson, S (1, 4) OBP: 0.407, SLG: 0.469	1-2 2-3 3-Hf FC1-2		SFS 0-3 K				SSS 0-3 K		92 BB 64 1B 1B	4	1	1	0	0	2	5

Inning Stats	1	2	3	4	5	6	7	8	9
	R: 0 E: 0 K: 0 S: 4 H: 1 LOB: 1 BB: 0 P: 4	R: 0 E: 0 K: 0 S: 4 H: 1 LOB: 3 BB: 2 P: 12	R: 0 E: 0 K: 1 S: 5 H: 0 LOB: 0 BB: 0 P: 5	R: 1 E: 0 K: 1 S: 7 H: 2 LOB: 2 BB: 1 P: 11	R: 0 E: 0 K: 0 S: 3 H: 0 LOB: 0 BB: 0 P: 3	R: 0 E: 0 K: 1 S: 5 H: 0 LOB: 0 BB: 0 P: 5	R: 0 E: 1 K: 2 S: 9 H: 1 LOB: 3 BB: 1 P: 13	R: 0 E: 0 K: 1 S: 5 H: 0 LOB: 0 BB: 0 P: 5	R: 1 E: 0 K: 0 S: 5 H: 2 LOB: 3 BB: 1 P: 10

1B: 6 SF: 0 WP: 0 PA: 41
2B: 1 SAC: 0 PB: 0
3B: 0 DP: 0 SB: 0
HR: 0 HBP: 1 CS: 0

PITCHER		IP	WLS	BF	H	R	ER	SO	BB	IBB	HBP	BLK	WP	HR	S	P	ERA	WHIP
35 Steven Wright, R ERA: 0.68	(1, 1)	4.0	W	19	4	1	1	2	3	0	0	0	0	0	20	32	2.25	1.750
79 Ben Taylor, R ERA: 4.09	(5, 1)	1.0		3	0	0	0	0	0	0	0	0	0	0	3	3	0.00	0.000
28 Robbie Ross Jr., L ERA: 8.38	(6, 1)	1.0		3	0	0	0	1	0	0	0	0	0	0	5	5	0.00	0.000
56 Joe Kelly, R ERA: 3.0	(7, 1)	1.0		6	1	0	0	2	1	0	0	0	0	0	9	13	0.00	2.000
81 Austin Maddox, R ERA: 2.45	(8, 1)	1.0		3	0	0	0	1	0	0	0	0	0	0	5	5	0.00	0.000
71 Edgar Olmos, L ERA: 1.54	(9, 1)	1.0		7	2	1	1	0	1	0	1	0	0	0	5	10	9.00	3.000

Boston Red Sox @ Pittsburgh Pirates

LECOM Park, Bradenton, FL

Tue Mar 28 2017, 6:07 PM - 9:24 PM EDT

Att. 7,300 - Partly Cloudy - 79 F

livebaseballscorecards.com

AB	35
R	2
H	7
RBI	2
BB	5
SO	6
LOB	25

Batter	1	2	3	4	5	6	7	8	9	AB	R	H	RBI	BB	SO	LOB
85 Andrew Pullin, L (1, 10) OBP: 0.200, SLG: 0.200	F9	G3-1			F7		K		89 G4-3 4 1B 7 1B 1-2 2-H 1B	5	1	1	1	0	1	0
4 Andrés Blanco, S (1, 4) OBP: 0.256, SLG: 0.282	F7		K		K			P4	7 1B 89 G4-3 19 SF7 1-2 2-3 1B	5	1	1	0	0	2	0
47 Howie Kendrick, R (1, 7) 89 Aaron Brown, L (8, PH) (8, 7) OBP: 0.500, SLG: 0.500	2B	F9		G5-3				19 1B 23 2B 1B	G4-3 1-2 2-3 3-H	3 2	0 1	1 1	0 1	0 0	0 0	0 2
7 Maikel Franco, R (1, 5) OBP: 0.278, SLG: 0.486	BB	HR				K		F8	2-3 3-H 1B	4	1	2	2	1	1	1
19 Tommy Joseph, R (1, 3) OBP: 0.358, SLG: 0.550	K2-3	F9				1B		23 2B 1-2 1B	SF7 3-H	4	0	2	1	0	1	2
23 Aaron Altherr, R (1, 8) OBP: 0.366, SLG: 0.578		HR		18 G3 1B		K		1-3 2-H 2B	F9	5	1	3	2	0	1	2
29 Cameron Rupp, R (1, 2) OBP: 0.250, SLG: 0.256		G6-3		K		G4-3		K		4	0	0	0	0	2	4
18 Pedro Florimón, S (1, 6) OBP: 0.311, SLG: 0.333		K		G3 1-2			K		85 1B 2B	4	1	1	0	0	2	1
84 Cameron Perkins, R (1, 9) OBP: 0.441, SLG: 0.621		HR		G4-3			F8		4 1B 85 1B 89 G4-3 BB	3	2	1	1	1	0	1
Inning Stats	R: 0 H: 1 E: 0 LOB: 2 K: 1 BB: 1 S: 7 P: 11	R: 2 H: 2 E: 0 LOB: 0 K: 1 BB: 0 S: 10 P: 12	R: 1 H: 1 E: 0 LOB: 0 K: 1 BB: 0 S: 6 P: 6	R: 0 H: 1 E: 0 LOB: 1 K: 1 BB: 0 S: 6 P: 6	R: 0 H: 0 E: 0 LOB: 0 K: 1 BB: 0 S: 5 P: 5	R: 0 H: 1 E: 0 LOB: 1 K: 2 BB: 0 S: 8 P: 8	R: 0 H: 0 E: 0 LOB: 0 K: 2 BB: 0 S: 7 P: 7	R: 1 H: 3 E: 0 LOB: 2 K: 1 BB: 0 S: 8 P: 8	R: 4 H: 4 E: 0 LOB: 1 K: 0 BB: 1 S: 7 P: 11	1B: 7 SF: 1 2B: 3 SAC: 0 3B: 0 DP: 0 HR: 3 HBP: 0						

TOP

Philadelphia Phillies @ Pittsburgh Pirates

LECOM Park, Bradenton, FL

Wed Mar 29 2017, 1:05 PM - 3:53 PM EDT

Att. 4,824 - Partly Cloudy - 82 F

livebaseballscorecards.com

AB	39
R	8
H	13
RBI	8
BB	2
SO	10
LOB	13

PITCHER		IP	WLS	BF	H	R	ER	SO	BB	IBB	HBP	BLK	WP	HR	S	P	ERA	WHIP
45 Gerrit Cole, R ERA: 3.6	(1, 1)	3.0	L	14	4	3	3	3	1	0	0	0	0	3	23	29	9.00	1.667
57 Trevor Williams, R ERA: 2.04	(4, 1)	4.0		14	2	0	0	6	0	0	0	0	0	0	26	26	0.00	0.500
89 Sam Street, R ERA: 5.4	(8, 1)	1.0		6	3	1	1	1	0	0	0	0	0	0	8	8	9.00	3.000
81 Buddy Borden, R ERA: 15.43	(9, 1)	0.2		7	4	4	4	0	1	0	0	0	0	0	6	10	54.00	7.500
77 Greg Williams, L ERA:	(9, 1)	0.1		1	0	0	0	0	0	0	0	0	0	0	1	1	0.00	0.000

PITCHER	IP	WLS	BF	H	R	ER	SO	BB	IBB	HBP	BLK	WP	HR	S	P	ERA	WHIP

Batter	1	2	3	4	5	6	7	8	9	AB	R	H	RBI	BB	SO	LOB
37 Alen Hanson, S (1, 7) (8, 5) OBP: 0.414, SLG: 0.451	BBBB 4-0 55 FC1-6 BB		BBBB 4-0 17 2B BB		x 0-0 F7 ②		x 0-0 G6-4-3 ②③ 1-2f			2	0	0	0	2	0	1
17 Phil Gosselin, R (1, 4) OBP: 0.328, SLG: 0.475	SSS 0-3 K ①		x 0-0 1-3 2B		x 0-0 F9 ③			x 0-0 G4-3 ①		4	0	1	0	0	1	1
84 Kevin Mahala, R (9, 4)										0	0	0	0	0	0	0
55 Josh Bell, S (1, 3) OBP: 0.255, SLG: 0.128	x 0-0 FC1-6 ② 1-2f		FFC 0-3 K ②			x 0-0 G4-3 ①		x 0-0 G6-3 ②		4	0	0	0	0	1	3
80 Wyatt Mathisen, R (9, 3) OBP: 0.167, SLG: 0.167										0	0	0	0	0	0	0
23 David Freese, R (1, 5) OBP: 0.422, SLG: 0.385	x 0-0 G5-3 ③		x 0-0 G5-3 ③			x 0-0 69 1B 1B		x 0-0 G4-3 ③		3	0	1	0	0	0	3
89 Jordan Luplow, R (8, 7) OBP: 0.143, SLG: 0.286										1	0	0	0	0	0	0
10 Jordy Mercer, R (1, 6) OBP: 0.388, SLG: 0.605		x 0-0 58 G6-3 2B		x 0-0 69 G6-3 58 SF8 2B		x 0-0 P5 ②			x 0-0 69 2B 2B	3	1	2	0	0	0	1
92 Anderson Feliz, S (8, 6) OBP: 1.000, SLG: 1.667										1	1	1	0	0	0	0
69 Danny Ortiz, L (1, 8) OBP: 0.333, SLG: 0.400		x 0-0 G6-3 ①		x 0-0 G6-3 ① 2-3		x 0-0 1-2 1B			x 0-0 2-H 2B	4	0	2	1	0	0	2
58 Jacob Stallings, R (1, 2) OBP: 0.406, SLG: 0.593		x 0-0 G6-3 ② 2-3		x 0-0 SF8 ② 3-H		x 0-0 F8 ③			x 0-0 G6-3 ①	3	0	0	1	0	0	4
77 Casey Hughston, L (1, 9) OBP: 0.200, SLG: 0.400		x 0-0 G6-3 ③		x 0-0 F8 ③			SSS 0-3 K ①		SSS 0-3 K ②	3	0	0	0	0	1	1
98 Michael Suchy, R (9, PH) OBP: 0.154, SLG: 0.385										1	0	0	0	0	1	1
45 Gerrit Cole, R (1, 1) OBP: 0.333, SLG: 0.333			x 0-0 F9 ①		x 0-0 G4-3 ①		x 0-0 37 G6-4-3 1B		SSS 0-3 K ③	1	0	0	0	0	0	0
57 Trevor Williams, R (4, 1)										1	0	0	0	0	0	0
79 Edwin Espinal, R (7, PH) OBP: 0.600, SLG: 1.250										1	0	1	0	0	0	0
89 Sam Street, R (8, 1)										0	0	0	0	0	0	0
81 Buddy Borden, R (9, 1)										0	0	0	0	0	0	0
77 Greg Williams, L (9, 1)										0	0	0	0	0	0	0
96 Chris Harvey, R (9, PH)										1	0	0	0	0	1	1
Inning Stats	R: 0 H: 0 E: 0 LOB: 1 K: 1 BB: 1 S: 5 P: 9	R: 0 H: 1 E: 0 LOB: 1 K: 0 BB: 0 S: 4 P: 4	R: 0 H: 1 E: 0 LOB: 2 K: 1 BB: 1 S: 6 P: 10	R: 1 H: 1 E: 0 LOB: 0 K: 0 BB: 0 S: 4 P: 4	R: 0 H: 0 E: 0 LOB: 0 K: 0 BB: 0 S: 3 P: 3	R: 0 H: 2 E: 0 LOB: 2 K: 0 BB: 0 S: 5 P: 5	R: 0 H: 1 E: 0 LOB: 0 K: 1 BB: 0 S: 5 P: 5	R: 0 H: 0 E: 0 LOB: 0 K: 0 BB: 0 S: 3 P: 3	R: 1 H: 2 E: 0 LOB: 1 K: 2 BB: 0 S: 9 P: 9	1B: 3 SF: 1 2B: 5 SAC: 0 3B: 0 DP: 1 HR: 0 HBP: 0						

PITCHER	IP	WLS	BF	H	R	ER	SO	BB	IBB	HBP	BLK	WP	HR	S	P	ERA	WHIP
63 Joely Rodríguez, L (1, 1) ERA: 3.0	2.0	W	8	1	0	0	1	1	0	0	0	0	0	9	13	0.00	1.000
92 Thomas Eshelman, R (3, 1) ERA: 2.25	4.0	H	17	4	1	1	1	1	0	0	0	0	0	18	22	2.25	1.250
39 Adam Morgan, L (7, 1) ERA: 2.45	3.0	S	11	3	1	1	3	0	0	0	0	0	0	17	17	3.00	1.000

PITCHER	IP	WLS	BF	H	R	ER	SO	BB	IBB	HBP	BLK	WP	HR	S	P	ERA	WHIP

BOTTOM

Philadelphia Phillies @ Pittsburgh Pirates
LECOM Park, Bradenton, FL
Wed Mar 29 2017, 1:05 PM - 3:53 PM EDT
Att. 4,824 - Partly Cloudy - 82 F

livebaseballscorecards.com

AB	33
R	2
H	8
RBI	2
BB	2
SO	5
LOB	18

WP: 0 PA: 36
PB: 0
SB: 0
CS: 0

Batter	1	2	3	4	5	6	7	8	9	AB	R	H	RBI	BB	SO	LOB
26 Adam Frazier, L (1, 7) OBP: 0.464, SLG: 0.639	B X 1-0 G5-3		X 0-0 1-3 1B		X 0-0 1-H 3B			S S S 0-3 K		3	0	2	1	0	0	0
37 Alen Hanson, S (8, PH) OBP: 0.407, SLG: 0.442 (8, 7)										1	0	0	0	0	1	0
6 Starling Marte, R (1, 8) OBP: 0.313, SLG: 0.393	X 0-0 G4-3		X 0-0 L8			C S S 0-3 K2-3		S S S 0-3 K		4	0	0	0	0	2	2
77 Austin Meadows, L (8, 8) OBP: 0.420, SLG: 0.558										0	0	0	0	0	0	0
22 Andrew McCutchen, R (1, 9) OBP: 0.222, SLG: 0.400	X 0-0 G3-1			X 0-0 P1		X 0-0 G4-3		B B B B 4-0 BB		3	0	0	0	1	0	0
69 Danny Ortiz, L (8, PR) OBP: 0.333, SLG: 0.400 (8, 9)										0	0	0	0	0	0	0
28 John Jaso, L (1, 10) OBP: 0.415, SLG: 0.605		X 0-0 G3-1		X 0-0 23 E 23 1B 1B		S S S 0-3 K		X 0-0 F9		4	0	1	0	0	1	1
23 David Freese, R (1, 5) OBP: 0.417, SLG: 0.381		C F T 0-2 K		X 0-0 E9 29 G4-3 1-3 1B			X 0-0 G5-3		X 0-0 87 G1-3 1B	3	0	1	0	0	1	0
76 Eric Wood, R (8, 5) OBP: 0.306, SLG: 0.355										1	0	1	0	0	0	0
29 Francisco Cervelli, R (1, 2) OBP: 0.281, SLG: 0.333		S S S 0-3 K		X 0-0 G4-3 1-2f			X 0-0 G3-1		X 0-0 G1-3 1-2	3	0	0	0	0	1	2
87 Jackson Williams, R (8, 2) OBP: 0.280, SLG: 0.250										1	0	0	0	0	0	1
55 Josh Bell, S (1, 3) OBP: 0.260, SLG: 0.122			X 0-0 G4-3		X 0-0 F7		B B B B 4-0 5 1B BB		S S S 0-3 K	2	0	0	0	1	0	0
64 José Osuna, R (8, 3) OBP: 0.516, SLG: 0.804										1	0	0	0	0	1	1
5 Josh Harrison, R (1, 4) OBP: 0.417, SLG: 0.300			X 0-0 10 CS 1B		X 0-0 F9		X 0-0 1-2 1B		X 0-0 G6-3	3	0	2	0	0	0	0
17 Phil Gosselin, R (8, 4) OBP: 0.323, SLG: 0.468										1	0	0	0	0	0	1
10 Jordy Mercer, R (1, 6) OBP: 0.404, SLG: 0.609			B X 1-0 26 1B 1-2 1B		X 0-0 26 3B 1B		X 0-0 F8			3	1	2	0	0	0	2
90 Cole Tucker, S (8, 6)										0	0	0	0	0	0	0
Inning Stats	R: 0 E: 0 K: 0 S: 3 H: 0 LOB: 0 BB: 0 P: 4	R: 0 E: 0 K: 2 S: 7 H: 0 LOB: 0 BB: 0 P: 7	R: 0 E: 0 K: 0 S: 5 H: 3 LOB: 2 BB: 0 P: 6	R: 0 E: 1 K: 0 S: 4 H: 2 LOB: 1 BB: 0 P: 4	R: 1 E: 0 K: 0 S: 4 H: 2 LOB: 1 BB: 0 P: 4	R: 0 E: 0 K: 2 S: 7 H: 0 LOB: 0 BB: 0 P: 7	R: 0 E: 0 K: 0 S: 4 H: 1 LOB: 2 BB: 1 P: 8	R: 0 E: 0 K: 2 S: 7 H: 0 LOB: 1 BB: 1 P: 11	R: 0 E: 0 K: 1 S: 6 H: 1 LOB: 1 BB: 0 P: 6	1B: 8 2B: 0 3B: 1 HR: 0 SF: 0 SAC: 0 DP: 1 HBP: 0						

PITCHER		IP	WLS	BF	H	R	ER	SO	BB	IBB	HBP	BLK	WP	HR	S	P	ERA	WHIP
6 Marcus Stroman, R ERA: 1.04	(1, 1)	4.0		15	5	0	0	2	0	0	0	0	0	0	19	21	0.00	1.250
31 Joe Biagini, R ERA: 3.09	(5, 1)	1.0	B	4	2	1	1	0	0	0	0	0	0	0	4	4	9.00	2.000
62 Aaron Loup, L ERA: 3.24	(6, 1)	1.0		3	0	0	0	2	0	0	0	0	0	0	7	7	0.00	0.000
52 Ryan Tepera, R ERA: 1.8	(7, 1)	0.2		2	0	0	0	0	0	0	0	0	0	0	2	2	0.00	0.000
56 J.P. Howell, L ERA: 4.26	(7, 1)	0.1		3	1	0	0	0	1	0	0	0	0	0	2	6	0.00	6.000

PITCHER		IP	WLS	BF	H	R	ER	SO	BB	IBB	HBP	BLK	WP	HR	S	P	ERA	WHIP
37 Jason Grilli, R ERA: 3.68	(8, 1)	1.0		4	0	0	0	2	1	0	0	0	0	0	7	11	0.00	1.000
54 Roberto Osuna, R ERA:	(9, 1)	1.0		4	1	0	0	1	0	0	0	0	0	0	6	6	0.00	1.000

TOP

Pittsburgh Pirates @ Toronto Blue Jays

Olympic Stadium, Montreal, QB

Fri Mar 31 2017, 7:15 PM - 10:04 PM EDT

Att. 43,180 - Dome - 70 F

livebaseballscorecards.com

AB	33
R	1
H	9
RBI	1
BB	2
SO	7
LOB	10

WP: 0 PA: 35
PB: 0
SB: 0
CS: 1

BOTTOM

Pittsburgh Pirates @ Toronto Blue Jays

Olympic Stadium, Montreal, QB

Fri Mar 31 2017, 7:15 PM - 10:04 PM EDT

Att. 43,180 - Dome - 70 F

livebaseballscorecards.com

Batter	1	2	3	4	5	6	7	8	9	AB	R	H	RBI	BB	SO	LOB
11 Kevin Pillar, R (1, 8) OBP: 0.403, SLG: 0.500	0-0 20 S 1B		0-0 G6-3 ① 3-H		0-0 G6-3 ③			0-0 G3 ②		3	0	1	1	0	0	0
17 Ryan Goins, L (6, 4) OBP: 0.224, SLG: 0.315 (8, 3)										1	0	0	0	0	0	0
20 Josh Donaldson, R (1, 5) OBP: 0.450, SLG: 0.533	B X 1-0 F9 ① 1-2		0-0 1B			0-0 1B		B B B B 4-0 BB		3	0	2	0	0	0	1
58 Gregorio Petit, R (6, PR) OBP: 0.357, SLG: 0.407 (7, 6)										0	0	0	0	1	0	0
8 Kendrys Morales, S (1, 10) OBP: 0.388, SLG: 0.543	0-0 P6 ②		C C C 0-3 K ②			S S S 0-3 K ①		0-0 L7 ③		3	0	0	0	0	2	3
1 Rowdy Tellez, L (8, PH) OBP: 0.361, SLG: 0.323 (9, 10)										1	0	0	0	0	0	1
2 Troy Tulowitzki, R (1, 6) OBP: 0.366, SLG: 0.444	B B B B 4-0 BB		0-0 G5-3 ③			S S S 0-3 K ②			0-0 P3 ①	2	0	0	0	1	1	2
10 Jarrod Saltalamacchia, S (7, 2) OBP: 0.316, SLG: 0.500										1	0	0	0	0	0	0
55 Russell Martin, R (1, 2) OBP: 0.231, SLG: 0.206	0-0 G1-3 ③			C C C 0-3 K ①		S S S 0-3 K ③			0-0 G5-3 ②	3	0	0	0	0	2	3
15 Shane Opitz, L (7, 5) OBP: 0.154, SLG: 0.333										0	0	0	0	0	0	0
43 Mike Ohlman, R (9, PH) OBP: 0.321, SLG: 0.654										1	0	0	0	0	0	0
28 Steve Pearce, R (1, 7) OBP: 0.302, SLG: 0.289		0-0 L7 ①		0-0 P6 ②			0-0 L9 ①		0-0 2B	3	0	0	0	0	0	0
(5, 3)																
21 Jake Elmore, R (8, 9) OBP: 0.383, SLG: 0.375										1	0	1	0	0	0	0
14 Justin Smoak, S (1, 3) OBP: 0.293, SLG: 0.353		C C C 0-3 K ②		S S S 0-3 K ③			S S S 0-3 K ②		0-0 G5-3 ③	2	0	0	0	0	2	0
7 B.J. Upton, R (5, 7) OBP: 0.200, SLG: 0.382										2	0	0	0	0	1	1
(6, 8)																
(8, 7)																
3 Ezequiel Carrera, L (1, 9) OBP: 0.383, SLG: 0.368		0-0 G1-3 ③			C C C 0-3 K ①		0-0 F7 ③			3	0	0	0	0	1	0
59 Jonathan Davis, R (8, 8) OBP: 0.333, SLG: 0.250										0	0	0	0	0	0	0
18 Darwin Barney, R (1, 4) OBP: 0.288, SLG: 0.304			0-0 11 G6-3 3B		C S S 0-3 K ②			S S S 0-3 K ①		3	1	1	0	0	2	0
(6, 7)																
(8, 4)																
35 Christian Lopes, R (9, 4) OBP: 0.556, SLG: 1.000										0	0	0	0	0	0	0
Inning Stats	R: 0 E: 0 K: 0 S: 4 H: 1 LOB: 2 BB: 1 P: 9	R: 0 E: 0 K: 1 S: 5 H: 0 LOB: 0 BB: 0 P: 5	R: 1 E: 0 K: 1 S: 7 H: 2 LOB: 1 BB: 0 P: 7	R: 0 E: 0 K: 2 S: 7 H: 0 LOB: 0 BB: 0 P: 7	R: 0 E: 0 K: 2 S: 7 H: 0 LOB: 0 BB: 0 P: 7	R: 0 E: 0 K: 3 S: 10 H: 1 LOB: 1 BB: 0 P: 10	R: 0 E: 0 K: 1 S: 5 H: 0 LOB: 0 BB: 0 P: 5	R: 0 E: 0 K: 1 S: 5 H: 0 LOB: 1 BB: 1 P: 9	R: 0 E: 0 K: 0 S: 4 H: 1 LOB: 1 BB: 0 P: 4	1B: 3 2B: 1 3B: 1 HR: 0		SF: 0 SAC: 0 DP: 0 HBP: 0					

	AB	32
	R	1
	H	5
	RBI	1
	BB	2
	SO	11
	LOB	11

WP: 0 PB: 0 SB: 1 CS: 0 PA: 34

PITCHER		IP	WLS	BF	H	R	ER	SO	BB	IBB	HBP	BLK	WP	HR	S	P	ERA	WHIP
50 Jameson Taillon, R ERA: 3.52	(1, 1)	3.0		13	3	1	1	2	1	0	0	0	0	0	16	21	3.00	1.333
38 Wade LeBlanc, L ERA: 3.6	(4, 1)	1.0		3	0	0	0	2	0	0	0	0	0	0	7	7	0.00	0.000
41 Daniel Hudson, R ERA: 2.25	(5, 1)	1.0		3	0	0	0	2	0	0	0	0	0	0	7	7	0.00	0.000
73 Felipe Vázquez, L ERA:	(6, 1)	1.0		4	1	0	0	3	0	0	0	0	0	0	10	10	0.00	1.000
12 Juan Nicasio, R ERA:	(7, 1)	1.0		3	0	0	0	1	0	0	0	0	0	0	5	5	0.00	0.000

PITCHER		IP	WLS	BF	H	R	ER	SO	BB	IBB	HBP	BLK	WP	HR	S	P	ERA	WHIP
59 Antonio Bastardo, L ERA: 8.0	(8, 1)	1.0		4	0	0	0	1	1	0	0	0	0	0	5	9	0.00	1.000
Tyler Webb, L ERA: 2.77	(9, 1)	1.0		4	1	0	0	0	0	0	0	0	0	0	4	4	0.00	1.000

Batter	1	2	3	4	5	6	7	8	9	AB	R	H	RBI	BB	SO	LOB
10 Jordy Mercer, R (1, 6) OBP: 0.407, SLG: 0.604	G5-3		E5 6 WP 1-3 1B		26 1B 28 WP 2-3 2B	K			P6	2	0	1	0	0	0	0
90 Cole Tucker, S (4, 6) OBP: 0.333, SLG: 0.667										3	1	1	0	0	1	1
6 Starling Marte, R (1, 8) OBP: 0.294, SLG: 0.367	G6-3		G6-3 1-2		28 WP 76 1B 2-3 3-H 1B		F7		76 WP 1-2 1B	2	0	0	0	0	0	2
26 Adam Frazier, L (4, 8) OBP: 0.471, SLG: 0.645										1	1	1	1	0	0	0
77 Austin Meadows, L (5, 8) OBP: 0.423, SLG: 0.556										2	0	1	0	0	0	0
22 Andrew McCutchen, R (1, 9) OBP: 0.241, SLG: 0.385	K			5 HBP 55 1B BB	64 F8 76 1B 81 FC3-2 1-3 3-H BB		K		K	1	1	0	0	1	1	0
28 John Jaso, L (4, 9) OBP: 0.426, SLG: 0.605										0	0	0	0	1	0	0
89 Jordan Luplow, R (5, 7) OBP: 0.125, SLG: 0.250										1	0	0	0	0	1	0
69 Danny Ortiz, L (9, PH) OBP: 0.327, SLG: 0.392										1	0	0	0	0	1	2
23 David Freese, R (1, 5) OBP: 0.420, SLG: 0.372		5 G6-4-3 BB		K	37 WP 81 FC3-2 1-2 3-H 1B		L7		K 1-2 2-3	1	0	0	0	1	1	1
76 Eric Wood, R (4, 5) OBP: 0.308, SLG: 0.353										3	0	1	1	0	1	2
(5, 3)																
64 José Osuna, R (1, 10) OBP: 0.492, SLG: 0.759	K		K	K	F8 2-3			K		3	0	0	0	0	2	4
98 Michael Suchy, R (8, PH) OBP: 0.143, SLG: 0.357										1	0	0	0	0	1	0
(8, 10)																
5 Josh Harrison, R (1, 4) OBP: 0.423, SLG: 0.286	G6-4-3 1-2f		55 1B 1-2 HBP		FC3-2 37 WP 1-2 3-H				1B	1	0	0	0	0	0	1
81 Erich Weiss, L (4, PR) OBP: 0.462, SLG: 0.524										2	0	1	0	0	0	2
(4, 4)																
55 Josh Bell, S (1, 3) OBP: 0.269, SLG: 0.140			G1-3		K 1-2 2-3			F7		2	0	1	1	0	0	0
37 Alen Hanson, S (4, 7) OBP: 0.393, SLG: 0.426			1B							2	0	0	0	0	1	3
(5, 5)																
17 Phil Gosselin, R (1, 7) OBP: 0.328, SLG: 0.469			10 E 10 1B 1B	K		G4-3		G3		2	0	1	0	0	1	2
(4, 3)																
83 Connor Joe, R (5, 9)										2	0	0	0	0	0	1
Elias Díaz, R (1, 2) OBP: 0.324, SLG: 0.457			F9		90 2B 26 1B 2B	F8			76 WP 77 1B BB	2	1	1	0	0	0	1
58 Jacob Stallings, R (5, 2) OBP: 0.394, SLG: 0.571										1	0	0	0	0	0	0
91 Chris Diaz, R (9, PH)										0	0	0	0	1	0	0
Inning Stats	R: 0 E: 0 K: 1 S: 5 H: 0 LOB: 0 BB: 0 P: 5	R: 0 E: 0 K: 1 S: 4 H: 0 LOB: 0 BB: 1 P: 8	R: 0 E: 1 K: 0 S: 5 H: 2 LOB: 2 BB: 0 P: 5	R: 1 E: 0 K: 3 S: 10 H: 1 LOB: 2 BB: 1 P: 15	R: 3 E: 0 K: 1 S: 9 H: 4 LOB: 2 BB: 1 P: 12	R: 0 E: 0 K: 1 S: 5 H: 0 LOB: 0 BB: 0 P: 5	R: 0 E: 0 K: 1 S: 5 H: 0 LOB: 0 BB: 0 P: 5	R: 0 E: 0 K: 1 S: 6 H: 1 LOB: 1 BB: 0 P: 6	R: 0 E: 0 K: 2 S: 8 H: 1 LOB: 2 BB: 1 P: 13	1B: 7 2B: 2 3B: 0 HR: 0	SF: 0 SAC: 0 DP: 1 HBP: 1	WP: 5 PB: 0 SB: 0 CS: 0	PA: 40				

TOP

Pittsburgh Pirates @ Toronto Blue Jays

Olympic Stadium, Montreal, QB

Sat Apr 01 2017, 1:13 PM - 4:39 PM EDT

Att. 52,202 - Dome - 70 F

livebaseballscorecards.com

AB	35
R	4
H	9
RBI	3
BB	4
SO	11
LOB	22

PITCHER		IP	WLS	BF	H	R	ER	SO	BB	IBB	HBP	BLK	WP	HR	S	P	ERA	WHIP
45 Francisco Liriano, L ERA: 2.0	(1, 1)	3.2		15	2	1	1	4	2	0	1	0	1	0	20	29	2.46	1.091
49 Mike Bolsinger, R ERA: 6.23	(4, 1)	0.1	B	7	5	3	3	1	1	0	0	0	1	0	8	11	81.00	18.000
67 Tim Mayza, L ERA: 3.86	(5, 1)	1.0		3	0	0	0	1	0	0	0	0	1	0	5	5	0.00	0.000
76 John Stilson, R ERA:	(6, 1)	1.0	W	3	0	0	0	1	0	0	0	0	0	0	5	5	0.00	0.000
74 Estevan Gonzalez, L ERA:	(7, 1)	1.0	H	3	0	0	0	1	0	0	0	0	0	0	5	5	0.00	0.000

PITCHER		IP	WLS	BF	H	R	ER	SO	BB	IBB	HBP	BLK	WP	HR	S	P	ERA	WHIP
44 Dusty Isaacs, R ERA:	(8, 1)	1.0	H	4	1	0	0	1	0	0	0	0	0	0	6	6	0.00	1.000
75 Justin Shafer, R ERA:	(9, 1)	1.0	S	5	1	0	0	2	1	0	0	0	1	0	8	13	0.00	2.000

BOTTOM

Pittsburgh Pirates @ Toronto Blue Jays

Olympic Stadium, Montreal, QB

Sat Apr 01 2017, 1:13 PM - 4:39 PM EDT

Att. 52,202 - Dome - 70 F

livebaseballscorecards.com

Batter	1	2	3	4	5	6	7	8	9	AB	R	H	RBI	BB	SO	LOB
11 Kevin Pillar, R (1, 8) OBP: 0.406, SLG: 0.500	G6-3		8 2B, 20 BB, 1B	2B		F8, 2-3		G3-4-1		2	1	1	0	0	0	0
3 Ezequiel Carrera, L (4, 8) OBP: 0.388, SLG: 0.400										2	0	1	0	0	0	1
(5, 7)																
65 Dwight Smith Jr., L (7, 7) OBP: 0.227, SLG: 0.238										1	0	0	0	0	0	0
20 Josh Donaldson, R (1, 5) OBP: 0.455, SLG: 0.500	G3-1		8 2B, 1-2, BB	K		58 WP, 3-H, 1B		1B		1	0	0	0	1	0	0
18 Darwin Barney, R (3, PR) OBP: 0.296, SLG: 0.313										2	0	1	1	0	1	1
(4, 5)																
(6, 4)																
35 Christian Lopes, R (6, PR) OBP: 0.600, SLG: 1.000										1	0	1	0	0	0	0
(7, 4)																
8 Kendrys Morales, S (1, 3) OBP: 0.392, SLG: 0.563	F8		1-3, 2-H, 2B	G5-3		K, 1-2		G5-3		2	0	1	1	0	0	0
58 Gregorio Petit, R (3, PR) OBP: 0.323, SLG: 0.367										3	0	0	0	0	1	3
(4, 6)																
2 Troy Tulowitzki, R (1, 6) OBP: 0.372, SLG: 0.474		28 1B, 7 FC5-4, 2B	P2		55 1B, 1B	L5				2	1	1	0	0	0	3
14 Justin Smoak, S (4, 3) OBP: 0.300, SLG: 0.358										2	0	1	0	0	0	2
15 Shane Opitz, L (7, 3) OBP: 0.154, SLG: 0.333										0	0	0	0	0	0	0
(9, 5)																
55 Russell Martin, R (1, 10) OBP: 0.286, SLG: 0.229		7 FC5-4, 28 1B, HBP	BB		1-2, 1B		HR			1	0	1	0	1	0	0
1 Rowdy Tellez, L (5, PR) OBP: 0.378, SLG: 0.438										1	1	1	1	0	0	0
(6, 10)																
(9, 3)																
28 Steve Pearce, R (1, 7) OBP: 0.311, SLG: 0.300		7 FC5-4, 1-2, 2-3, 1B	P3		K		K			2	0	1	0	0	0	3
59 Jonathan Davis, R (5, 8) OBP: 0.273, SLG: 0.200										2	0	0	0	0	2	2
10 Jarrod Saltalamacchia, S (1, 2) OBP: 0.317, SLG: 0.472		K		7 WP, 7 HR, BB	K		K			2	1	0	0	1	2	5
43 Mike Ohlman, R (6, 2) OBP: 0.310, SLG: 0.630										1	0	0	0	0	1	0
44 Mike Reeves, L (8, 2)										0	0	0	0	0	0	0
7 B.J. Upton, R (1, 9) OBP: 0.216, SLG: 0.472		FC5-4, 17 CS, 1-2f, 2-3, 3-H		1-H, HR	L8		K			2	1	1	3	0	0	2
82 Ian Parmley, L (5, 9)										2	0	0	0	0	1	2
17 Ryan Goins, L (1, 4) OBP: 0.217, SLG: 0.304		CS, 1-2	G4-3	K		3 S, 18 1B, 2B		K		2	0	0	0	0	1	0
21 Jake Elmore, R (6, 5) OBP: 0.388, SLG: 0.405										2	1	1	0	0	1	0
75 Justin Shafer, R (9, 1)										0	0	0	0	0	0	0
Inning Stats	R: 0 E: 0 K: 0 S: 3 H: 0 LOB: 0 BB: 0 P: 3	R: 1 E: 0 K: 1 S: 6 H: 2 LOB: 1 BB: 0 P: 8	R: 1 E: 0 K: 0 S: 5 H: 2 LOB: 3 BB: 2 P: 13	R: 2 E: 0 K: 2 S: 11 H: 2 LOB: 1 BB: 1 P: 15	R: 0 E: 0 K: 2 S: 9 H: 2 LOB: 2 BB: 0 P: 9	R: 1 E: 0 K: 1 S: 7 H: 2 LOB: 2 BB: 0 P: 8	R: 1 E: 0 K: 3 S: 10 H: 1 LOB: 0 BB: 0 P: 12	R: 0 E: 0 K: 1 S: 6 H: 1 LOB: 1 BB: 0 P: 6		1B: 6 2B: 4 3B: 0 HR: 2	SF: 0 SAC: 0 DP: 0 HBP: 1			WP: 2 PB: 0 SB: 1 CS: 1	PA: 40		

PITCHER		IP	WLS	BF	H	R	ER	SO	BB	IBB	HBP	BLK	WP	HR	S	P	ERA	WHIP
39 Chad Kuhl, R ERA: 4.3	(1, 1)	2.2		14	4	2	2	1	2	0	1	0	0	0	13	23	6.75	2.250
70 Dan Runzler, L ERA: 3.18	(3, 1)	0.1		1	0	0	0	0	0	0	0	0	0	0	1	1	0.00	0.000
24 Tyler Glasnow, R ERA: 6.23	(4, 1)	3.0	L	16	6	3	3	5	1	0	0	0	2	1	27	32	9.00	2.333
85 Montana DuRapau, R ERA: 4.5	(7, 1)	1.0		4	1	1	1	3	0	0	0	0	0	1	10	12	9.00	1.000
94 John Kuchno, R ERA: 5.4	(8, 1)	1.0		4	1	0	0	1	0	0	0	0	0	0	6	6	0.00	1.000

PITCHER	IP	WLS	BF	H	R	ER	SO	BB	IBB	HBP	BLK	WP	HR	S	P	ERA	WHIP

AB	35
R	6
H	12
RBI	6
BB	3
SO	10
LOB	24

Batter	1	2	3	4	5	6	7	8	9	AB	R	H	RBI	BB	SO	LOB
26 Adam Frazier, L (1, 7) OBP: 0.600, SLG: 0.333	F B F B X 2-2 ① F7		C SI 88 C CU 74 X FF 92 0-2 1B			B SL 85 B SL 85 B FF 86 C SL 86 X SI 85 3-1 E5	B KC 79 C KC 79 B FF 95 B KC 80 B FF 95 4-1 1-2 2-3 BB		C FF 99 S FF 98 F FF 98 H KC 87 1-2 HBP	3	0	1	0	1	0	0
6 Starling Marte, R (1, 8)	C T B X 1-2 ② G4-3		B SI 90 F FF 92 1 SAFE F SI 92 X FF 93 1-2 ② P4			B FF 88 C SL 82 B FF 88 X FF 90 2-1 ① F8	T FF 96 X FF 96 0-1 ② SF7 3-H		T FF 98 B FF 98 X FF 98 1-1 ③ P3	4	0	0	1	0	0	4
22 Andrew McCutchen, R (1, 9)	F X 0-1 ③ F8		S SL 88 B FF 93 F FF 92 B SL 86 T SL 85 2-2 ③ K			F FF 90 F FF 90 D SL 86 S SL 85 1-3 ② K	B KC 80 B KC 79 C FF 96 F SL 87 S KC 82 2-3 ③ K2-3			4	0	0	0	0	3	4
25 Gregory Polanco, L (1, 10) OBP: 0.250, SLG: 0.250		S FF 90 X FF 93 0-1 23 CS 1B		F CU 74 X CU 70 0-1 ① G4-3		C FF 91 F FF 91 B FF 91 C SI 90 1-3 ③ K		X SI 86 0-0 ① G4-3		4	0	1	0	0	1	1
23 David Freese, R (1, 5) OBP: 0.500, SLG: 0.500		B FF 91 B FF 90 X FF 90 2-0 ① 29 BB 1-2 1B		X SL 84 0-0 ② F8			B SL 86 B SI 86 C SI 86 X SI 88 2-1 29 2B 5 1B 1B	C FF 93 F SL 89 F FF 95 B FF 95 F SL 88 F SL 90 X SL 88 1-2 ② F8		4	1	2	0	0	0	0
29 Francisco Cervelli, R (1, 2) OBP: 0.500, SLG: 0.667		B SI 90 B SI 92 F FF 92 B SI 90 1 SAFE F SI 92 F FF 93 B SL 87 4-2 1-2 BB		F FF 89 B FF 91 B CU 75 X FF 91 2-1 ③ L8			B SI 87 B SI 86 C SI 86 B SI 86 X SI 87 3-1 5 1B 10 1B 1-3 2B	B FF 94 B SL 88 F FF 94 X SL 88 2-1 ③ G6-3		3	1	1	0	1	0	0
55 Josh Bell, S (1, 3) OBP: 0.250, SLG: 0.500		S FF 92 C FF 93 X FF 93 0-2 ② F7			C CH 82 B CU 76 B FF 90 F FF 90 X FF 90 2-2 ① P5		X FF 89 0-0 ① G1-3		B FF 98 F FF 97 B KC 88 F FF 98 B KC 88 F FF 97 X FF 98 3-2 2B	4	0	1	0	0	0	4
5 Josh Harrison, R (1, 4) OBP: 0.250, SLG: 0.250		C CU 74 B FF 92 B FF 92 F SL 87 F FF 94 S FF 94 2-3 ③ K			X CU 76 0-0 ② G6-3		D SI 88 B SL 81 S SL 83 B SI 88 X FF 89 3-1 26 WP 10 1B 6 SF7 2-3 3-H 1B		F FF 98 S FF 99 S FF 98 0-3 ① K	4	1	1	1	0	2	3
10 Jordy Mercer, R (1, 6) OBP: 0.250, SLG: 0.250			C SI 87 X CU 74 0-1 ① G5-3		C SI 88 C FF 88 B SL 87 F FF 90 C SL 85 1-3 ③ K		1 SAFE B FF 96 X SL 87 1-0 26 WP 1-2 3-H 1B		F FF 98 C FF 98 B FF 99 B KC 88 S FF 98 2-3 ② K	4	0	1	1	0	2	1
Inning Stats	R: 0 E: 0 K: 0 S: 8 H: 0 LOB: 0 BB: 0 P: 11	R: 0 E: 0 K: 1 S: 13 H: 2 LOB: 2 BB: 1 P: 21	R: 0 E: 0 K: 1 S: 11 H: 1 LOB: 1 BB: 0 P: 14	R: 0 E: 0 K: 0 S: 5 H: 0 LOB: 0 BB: 0 P: 7	R: 0 E: 0 K: 1 S: 8 H: 0 LOB: 0 BB: 0 P: 11	R: 0 E: 1 K: 2 S: 10 H: 0 LOB: 1 BB: 0 P: 17	R: 3 E: 0 K: 1 S: 14 H: 4 LOB: 2 BB: 1 P: 29	R: 0 E: 0 K: 0 S: 9 H: 0 LOB: 0 BB: 0 P: 12	R: 0 E: 0 K: 2 S: 15 H: 1 LOB: 2 BB: 0 P: 22	1B: 6 2B: 2 3B: 0 HR: 0 SF: 1 SAC: 0 DP: 0 HBP: 1						

PITCHER		IP	WLS	BF	H	R	ER	SO	BB	IBB	HBP	BLK	WP	HR	S	P	ERA	WHIP
22 Rick Porcello, R ERA: 4.26	(1, 1)	6.1	W	26	6	3	3	5	1	0	0	0	0	0	62	96	4.26	1.105
68 Matt Barnes, R ERA:	(7, 1)	0.2	H	4	1	0	0	1	1	0	0	0	1	0	7	14	0.00	3.000
63 Robby Scott, L ERA:	(8, 1)	0.1	H	1	0	0	0	0	0	0	0	0	0	0	1	1	0.00	0.000
Heath Hembree, R ERA:	(8, 1)	0.2	H	2	0	0	0	0	0	0	0	0	0	0	8	11	0.00	0.000
46 Craig Kimbrel, R ERA:	(9, 1)	1.0	S	5	1	0	0	2	0	0	1	0	0	0	15	22	0.00	1.000

PITCHER	IP	WLS	BF	H	R	ER	SO	BB	IBB	HBP	BLK	WP	HR	S	P	ERA	WHIP

TOP

Pittsburgh Pirates @ Boston Red Sox

Fenway Park, Boston, MA

Mon Apr 03 2017, 2:07 PM - 5:09 PM EDT

Att. 36,594 - Partly Cloudy - 48 F

livebaseballscorecards.com

AB	34
R	3
H	8
RBI	3
BB	2
SO	8
LOB	17

Batter	1	2	3	4	5	6	7	8	9	AB	R	H	RBI	BB	SO	LOB
15 Dustin Pedroia, R (1, 4) OBP: 0.250, SLG: 0.250	X 0-0 ① G6-3			C FF 96 X FF 96 0-1 ① G4-3	B KC 80 B FF 96 X FF 95 2-0 16 HR 1B 1-2 2-H		B FF 98 C CH 88 S CH 87 B CU 79 F CH 87 1 SAFE C CH 86 2-3 ① K			4	1	1	1	0	1	1
16 Andrew Benintendi, L (1, 7) OBP: 0.250, SLG: 1.000	B C F B B F T 3-2 ② K			C KC 80 F CH 91 F FF 97 F FF 99 B CH 91 X CH 91 1-2 ② F7	B CH 89 F CH 89 C FF 97 D KC 82 X FF 98 2-2 1-H 2-H HR		X FF 97 0-0 ② F7			4	1	1	3	0	1	1
50 Mookie Betts, R (1, 9) OBP: 0.500, SLG: 0.333	B X 1-0 ③ L7			C FF 96 B FF 97 B FF 97 C FF 97 B CH 92 B FF 98 4-2 BB	B FF 97 B FF 95 X FF 97 2-0 E6 1B		B FF 97 X CH 86 1-0 ③ FC6-4 1-2f			3	0	1	0	1	0	1
13 Hanley Ramirez, R (1, 10) OBP: 0.250, SLG: 0.250		B FF 95 B FF 96 C FF 95 F FF 97 X CH 91 2-2 2 G4-6-3 1B		F FF 97 1 SAFE 1 SAFE X FF 98 0-1 ③ L8	F SL 90 B FF 97 X FF 97 1-1 ③ P4			C SL 83 S SL 84 B SL 83 B FF 96 B FF 96 S SL 84 3-3 ① K		4	0	1	0	0	1	2
18 Mitch Moreland, L (1, 3)		B FF 96 B FF 97 F FF 97 F FF 97 S FF 99 2-3 ① K			B KC 81 X CH 88 1-0 ① G5-3	C FF 92 F FF 93 B FF 95 B SL 90 F SL 90 X FF 95 2-2 ① G4-3		B FF 95 F CH 85 B CH 84 C FF 94 S FF 95 2-3 ② K		4	0	0	0	0	2	1
2 Xander Bogaerts, R (1, 6) OBP: 0.500, SLG: 0.500		1 SAFE B SL 93 C FF 97 X FF 98 1-1 ② ③ G4-6-3 1-2f			B FF 96 X FF 96 1-0 ② F9	C SL 90 B SL 88 B FF 97 C FF 95 B FF 97 F FF 94 F FF 95 F FF 97 X FF 96 3-2 48 S 19 G4-3 1B		X FF 94 0-0 19 S 1B		4	0	2	0	0	0	1
19 Jackie Bradley Jr., L (1, 8) OBP: 0.500, SLG: 1.000			C FF 96 B SL 91 X FF 96 1-1 ① G4-3	C FF 98 B CH 89 B CH 90 X FF 97 2-1 48 1B 3B	1 SAFE C FF 94 X SL 91 0-1 ② G4-3 1-2			B CH 86 B FF 95 B CH 85 B FF 95 4-0 1-2 BB		3	1	1	0	1	0	1
48 Pablo Sandoval, S (1, 5) OBP: 0.250, SLG: 0.250			S FF 96 X KC 83 0-1 ② L7	B FF 97 S FF 99 X SL 91 1-1 3 1B 15 1B 3-H 1B	F SL 89 F SL 90 B FF 95 B FF 96 S FF 96 2-3 ③ K 2-3			C FF 95 B FF 94 F FF 95 S FF 96 1-3 ③ K		4	1	1	1	0	2	3
3 Sandy León, S (1, 2) OBP: 0.667, SLG: 0.667			B FF 98 F FF 96 B CH 92 F CH 90 F KC 83 X SL 92 2-2 ③ G4-3	X FF 96 0-0 15 1B 16 HR 1-2 1B			B FF 97 B FF 96 B FF 97 C FF 97 X FF 97 3-1 50 FC6-4 1B			3	1	2	0	0	0	0
Inning Stats	R: 0 E: 0 K: 1 S: 6 H: 0 LOB: 0 BB: 0 P: 10	R: 0 E: 0 K: 1 S: 8 H: 1 LOB: 0 BB: 0 P: 13	R: 0 E: 0 K: 0 S: 8 H: 0 LOB: 0 BB: 0 P: 11	R: 0 E: 0 K: 0 S: 11 H: 0 LOB: 1 BB: 1 P: 16	R: 5 E: 1 K: 0 S: 14 H: 6 LOB: 1 BB: 0 P: 26	R: 0 E: 0 K: 1 S: 16 H: 1 LOB: 1 BB: 0 P: 23	R: 0 E: 0 K: 1 S: 8 H: 1 LOB: 1 BB: 0 P: 14	R: 0 E: 0 K: 3 S: 10 H: 1 LOB: 2 BB: 1 P: 20		1B: 8 2B: 0 3B: 1 HR: 1 SF: 0 SAC: 0 DP: 1 HBP: 0				WP: 0 PB: 0 SB: 2 CS: 0 PA: 35		

PITCHER	IP	WLS	BF	H	R	ER	SO	BB	IBB	HBP	BLK	WP	HR	S	P	ERA	WHIP
45 Gerrit Cole, R (1, 1) ERA: 9.0	5.0	L	22	7	5	5	2	1	0	0	0	0	1	47	76	9.00	1.600
12 Juan Nicasio, R (6, 1) ERA:	1.0		4	1	0	0	1	0	0	0	0	0	0	16	23	0.00	1.000
73 Felipe Vázquez, L (7, 1) ERA:	1.0		4	1	0	0	1	0	0	0	0	0	0	8	14	0.00	1.000
41 Daniel Hudson, R (8, 1) ERA:	1.0		5	1	0	0	3	1	0	0	0	0	0	10	20	0.00	2.000

PITCHER	IP	WLS	BF	H	R	ER	SO	BB	IBB	HBP	BLK	WP	HR	S	P	ERA	WHIP

BOTTOM

Pittsburgh Pirates @ Boston Red Sox

Fenway Park, Boston, MA

Mon Apr 03 2017, 2:07 PM - 5:09 PM EDT

Att. 36,594 - Partly Cloudy - 48 F

livebaseballscorecards.com

AB	33
R	5
H	10
RBI	5
BB	2
SO	7
LOB	11

Batter	1	2	3	4	5	6	7	8	9	10	11	12	AB	R	H	RBI	BB	SO	LOB
10 Jordy Mercer, R (1, 6) OBP: 0.111, SLG: 0.111	G6-3		L8			F7			E5 22 FC4-6		G6-3		5	0	0	0	0	0	1
6 Starling Marte, R (1, 8) OBP: 0.100, SLG: 0.111	K		K2-3			G6-3			B5		1B		5	0	1	0	0	2	2
22 Andrew McCutchen, R (1, 9)	F8			G6-3			F7		FC4-6		P4		5	0	0	0	0	0	2
25 Gregory Polanco, L (1, 7) OBP: 0.111, SLG: 0.111		L8		K			G5-3		G4-3			F8	5	0	0	0	0	1	1
23 David Freese, R (1, 5) OBP: 0.444, SLG: 0.375		1B		L6			BB			G6-3		L4	4	0	1	0	1	0	0
29 Francisco Cervelli, R (1, 2) OBP: 0.333, SLG: 0.375		K	K			F9				1B		G5-3	5	0	1	0	0	2	2
5 Josh Harrison, R (1, 4) OBP: 0.250, SLG: 0.250		K	55 G4-6-3				F8			P4			4	0	1	0	0	1	2
55 Josh Bell, S (1, 3) OBP: 0.143, SLG: 0.286			F9				K			K			3	0	0	0	0	1	1
28 John Jaso, L (8, 3)													0	0	0	0	0	0	0
17 Phil Gosselin, R (10, PH) (10, 3)					G4-6-3								1	0	0	0	0	1	1
26 Adam Frazier, L (1, 10) OBP: 0.444, SLG: 0.286			1B			K	G3				G4-3		4	0	1	0	0	1	0
Inning Stats	R: 0 H: 0 E: 0 LOB: 0 K: 1 BB: 0 S: 12 P: 16	R: 0 H: 1 E: 0 LOB: 1 K: 2 BB: 0 S: 13 P: 20	R: 0 H: 1 E: 0 LOB: 1 K: 1 BB: 0 S: 11 P: 15	R: 0 H: 0 E: 0 LOB: 0 K: 1 BB: 0 S: 12 P: 17	R: 0 H: 1 E: 0 LOB: 0 K: 1 BB: 0 S: 6 P: 7	R: 0 H: 0 E: 0 LOB: 0 K: 1 BB: 0 S: 6 P: 11	R: 0 H: 0 E: 0 LOB: 1 K: 0 BB: 1 S: 9 P: 18	R: 0 H: 0 E: 0 LOB: 0 K: 1 BB: 0 S: 6 P: 11	R: 0 H: 0 E: 1 LOB: 1 K: 0 BB: 0 S: 9 P: 15	R: 0 H: 1 E: 0 LOB: 1 K: 1 BB: 0 S: 18 P: 27	R: 0 H: 1 E: 0 LOB: 1 K: 0 BB: 0 S: 11 P: 18	R: 0 H: 0 E: 0 LOB: 0 K: 0 BB: 0 S: 6 P: 9	1B: 5 2B: 0 3B: 0 HR: 0	SF: 0 SAC: 0 DP: 1 HBP: 0	WP: 0 PB: 0 SB: 0 CS: 0	PA: 42			

PITCHER		IP	WLS	BF	H	R	ER	SO	BB	IBB	HBP	BLK	WP	HR	S	P	ERA	WHIP
41 Chris Sale, L ERA:	(1, 1)	7.0		24	3	0	0	7	1	0	0	0	0	0	69	104	0.00	0.571
68 Matt Barnes, R ERA:	(8, 1)	1.0		3	0	0	0	1	0	0	0	0	0	0	6	11	0.00	0.000
46 Craig Kimbrel, R ERA:	(9, 1)	1.0		4	0	0	0	0	0	0	0	0	0	0	9	15	0.00	0.000
Heath Hembree, R ERA:	(10, 1)	0.2		3	1	0	0	0	0	0	0	0	0	0	14	21	0.00	1.500
63 Robby Scott, L ERA:	(10, 1)	0.1		1	0	0	0	1	0	0	0	0	0	0	4	6	0.00	0.000

PITCHER		IP	WLS	BF	H	R	ER	SO	BB	IBB	HBP	BLK	WP	HR	S	P	ERA	WHIP
56 Joe Kelly, R ERA:	(11, 1)	2.0	W	7	1	0	0	0	0	0	0	0	0	0	17	27	0.00	0.500

TOP

Pittsburgh Pirates @ Boston Red Sox

Fenway Park, Boston, MA

Wed Apr 05 2017, 7:12 PM - 11:04 PM EDT

Att. 36,137 - Cloudy - 40 F

livebaseballscorecards.com

AB	41
R	0
H	5
RBI	0
BB	1
SO	9
LOB	12

Batter	1	2	3	4	5	6	7	8	9	10	11	12	AB	R	H	RBI	BB	SO	LOB
15 Dustin Pedroia, R (1, 4) OBP: 0.333, SLG: 0.250	B FF 95 F SI 95 F SI 96 B CU 82 B SI 97 F SI 96 S SI 96 3-3 ① **K**		X SI 95 0-0 ③ 2-3 1B		B CU 83 S SI 96 F SI 96 X CU 83 1-2 ③ **G1-3** 1-2			B SL 79 B FF 95 F FF 94 X FF 94 2-1 ② **L7**		B SI 93 B SI 92 S CH 85 B SI 93 B SI 92 4-1 1-2 BB			4	0	1	0	1	1	2
16 Andrew Benintendi, L (1, 7) OBP: 0.222, SLG: 0.556	C FF 96 C CU 83 B CU 83 B FF 96 X CH 90 2-2 ② **G5-3**			B CU 82 C CU 80 C SI 95 X CH 89 1-2 ① **G4-3**		X SI 95 0-0 13 G6-4-3 1B		B FF 95 X CH 86 1-0 ③ **P6**		C SI 92 X SI 92 0-1 ③ **G4-3**			5	0	1	0	0	0	3
2 Xander Bogaerts, R (1, 6) OBP: 0.222, SLG: 0.222	C FF 96 F FF 96 F SI 96 B CU 81 X CU 82 1-2 ③ **L8**			B FF 96 B CU 82 X SI 95 2-0 ② **G5-3**		1 SAFE B SI 94 D SI 95 C FF 95 F SI 95 C CU 81 2-3 ① **K**			B FF 95 C CH 86 X FF 96 1-1 ① **F9**		C FF 93 B SL 88 B SL 88 B FF 94 C FF 93 C FF 94 3-3 ① **K**		5	0	0	0	0	2	1
13 Hanley Ramirez, R (1, 10) OBP: 0.333, SLG: 0.250		F SI 94 X SI 96 0-1 30 G5-4-3 1B		S SI 95 B FF 95 F CH 88 B CU 83 B CU 82 B CH 88 4-2 BB		1 SAFE 1 SAFE X SI 94 0-0 ②③ **G6-4-3** 1-2f			B CH 86 F CH 85 B FF 95 F FF 95 X CU 79 2-2 ② **L6**		C FF 96 X FF 96 0-1 ② **G6-3**		4	0	1	0	1	0	1
18 Mitch Moreland, L (1, 3)		B SI 95 B CU 81 B SI 96 C FF 96 S SI 95 X FF 95 3-2 ① **F8**		1 SAFE X CH 87 0-0 ③ **F9**			C CU 79 F FF 93 S CU 80 0-3 ① **K**		S CU 79 B SL 82 F FF 97 S FF 97 1-3 ③ **K**		C FF 94 S FF 95 F FF 94 F SL 90 S SL 89 0-3 ③ **K**		5	0	0	0	0	3	2
30 Chris Young, R (1, 9)		C CU 81 F FF 96 X CU 81 0-2 ②③ G5-4-3 1-2f			B CU 81 B SI 94 B SI 95 C SI 94 D CU 83 4-1 19 1B BB		B SI 95 F SI 94 F CU 80 B FF 95 B SI 94 B CH 88 4-2 **BB**			S SI 92 F SI 93 X SI 94 0-2 ① **G6-3**		B SL 82 B FF 90 C FF 90 X FF 90 2-1 ① **F8**	3	0	0	0	2	0	1
19 Jackie Bradley Jr., L (1, 8) OBP: 0.556, SLG: 0.714		F FF 95 B CH 88 F CH 88 F FF 96 S CU 81 1-3 ① **K**			1 SAFE B SI 93 C SI 96 C SI 95 1 SAFE B FF 96 B CH 88 X SI 96 3-2 15 WP 1-3 1B		X SI 95 0-0 ② **L8**			X SI 92 0-0 3 1B		B FF 90 B SL 83 C FF 92 B FF 92 B FF 90 4-1 48 S 3 HR BB	4	1	2	0	1	1	1
48 Pablo Sandoval, S (1, 5) OBP: 0.222, SLG: 0.125		C CU 81 B FF 95 X SI 96 1-1 ② **G5-3**			S FF 96 D CU 83 1 SAFE F FF 95 T FF 96 1-2 ① **K**		1 SAFE X SI 94 0-0 ③ **G1-3**			1 SAFE S SI 92 F SI 92 S SI 92 0-3 ② **K**		1 SAFE B FF 91 S FF 91 F FF 90 B FF 91 F FF 91 1 SAFE B FF 92 F FF 91 4-2 B FF 91 3 HR 1-2 BB	4	1	0	0	1	2	4
3 Sandy León, S (1, 2) OBP: 0.625, SLG: 1.125		B SI 95 B SI 94 X SI 95 2-0 **2B**			1 SAFE 1 SAFE 1 SAFE F SI 95 B CH 88 F SI 95 T CU 83 1-2 ② **K**			S FF 94 S CH 84 F SL 81 B FF 96 B CH 86 F FF 95 B FF 95 X FF 94 3-2 ① **P6**		C CH 84 1 SAFE X SI 92 0-1 15 BB 1-3 1B		2 SAFE S FF 91 X FF 92 0-1 1-H 2-H HR	5	1	3	3	0	1	2
Inning Stats	R: 0 E: 0 K: 1 S: 11 H: 0 LOB: 0 BB: 0 P: 17	R: 0 E: 0 K: 0 S: 8 H: 1 LOB: 0 BB: 0 P: 11	R: 0 E: 0 K: 1 S: 8 H: 2 LOB: 2 BB: 0 P: 12	R: 0 E: 0 K: 0 S: 7 H: 0 LOB: 1 BB: 1 P: 14	R: 0 E: 0 K: 2 S: 13 H: 1 LOB: 2 BB: 1 P: 23	R: 0 E: 0 K: 1 S: 5 H: 1 LOB: 0 BB: 0 P: 7	R: 0 E: 0 K: 1 S: 7 H: 0 LOB: 1 BB: 1 P: 11	R: 0 E: 0 K: 0 S: 8 H: 0 LOB: 0 BB: 0 P: 14	R: 0 E: 0 K: 1 S: 8 H: 0 LOB: 0 BB: 0 P: 12	R: 0 E: 0 K: 1 S: 12 H: 2 LOB: 3 BB: 1 P: 16	R: 0 E: 0 K: 2 S: 10 H: 0 LOB: 0 BB: 0 P: 13	R: 3 E: 0 K: 0 S: 9 H: 1 LOB: 0 BB: 2 P: 19	1B: 6 2B: 1 3B: 0 HR: 1 SF: 0 SAC: 0 DP: 2 HBP: 0	WP: 1 PB: 0 SB: 1 CS: 0 PA: 45						

PITCHER		IP	WLS	BF	H	R	ER	SO	BB	IBB	HBP	BLK	WP	HR	S	P	ERA	WHIP
50 Jameson Taillon, R ERA:	(1, 1)	7.0		26	5	0	0	6	3	0	0	0	1	0	59	95	0.00	1.143
41 Daniel Hudson, R ERA:	(8, 1)	1.0		3	0	0	0	0	0	0	0	0	0	0	8	14	0.00	0.000
73 Felipe Vázquez, L ERA:	(9, 1)	1.0		3	0	0	0	1	0	0	0	0	0	0	8	12	0.00	0.000
44 Tony Watson, L ERA:	(10, 1)	1.0		6	2	0	0	1	1	0	0	0	0	0	12	16	0.00	3.000
12 Juan Nicasio, R ERA:	(11, 1)	1.0		3	0	0	0	2	0	0	0	0	0	0	10	13	0.00	0.000

PITCHER		IP	WLS	BF	H	R	ER	SO	BB	IBB	HBP	BLK	WP	HR	S	P	ERA	WHIP
59 Antonio Bastardo, L ERA: 81.0	(12, 1)	0.1	L	4	1	3	3	0	2	0	0	0	0	1	9	19	81.00	9.000

BOTTOM

Pittsburgh Pirates @ Boston Red Sox

Fenway Park, Boston, MA

Wed Apr 05 2017, 7:12 PM - 11:04 PM EDT

Att. 36,137 - Cloudy - 40 F

livebaseballscorecards.com

AB	39
R	3
H	8
RBI	3
BB	6
SO	10
LOB	17

Batter	1	2	3	4	5	6	7	8	9	AB	R	H	RBI	BB	SO	LOB
11 Ender Inciarte, L (1, 8) OBP: 0.211, SLG: 0.222	C FF 91 L SI 92 B SI 91 B CU 80 X SI 93 2-2 1B		X SI 92 0-0 ③ B3		C CU 80 D CU 81 X CU 81 1-1 2-H 2B		F FF 97 B FF 97 F SL 82 F FF 97 F CU 80 F FF 98 X SL 81 1-2 ③ G6-3		C SI 91 X SI 91 0-1 ② G4-3 2-3	5	0	2	1	0	0	2
7 Dansby Swanson, R (1, 6) OBP: 0.158, SLG: 0.158	B FF 90 1 SAFE X SI 90 1-0 ① F7			C SI 91 C CU 78 B CU 81 B SI 91 S SI 91 2-3 ① K	F FF 91 F SI 91 B SI 91 B CU 82 B SI 93 X SI 91 3-2 ③ L9			C SI 86 B FC 84 B FC 83 B FC 84 X FF 85 3-1 5 FC5-6 1B	F SI 92 B SI 91 C SI 91 X SI 92 1-2 ③ L7	5	0	1	0	0	1	4
5 Freddie Freeman, L (1, 3) OBP: 0.278, SLG: 0.353	F SI 92 B FF 92 B SI 92 S SI 92 F SI 93 S FF 94 2-3 ② K			C CU 80 F FF 91 B CU 81 X SI 93 1-2 22 HBP 27 1B 1B		B SI 90 C SI 90 C CH 86 X CU 81 1-2 ① G3-1		B FF 86 F SL 79 D FF 85 X FF 84 2-1 ① FC5-6 23 1B 22 2B 1-2f		4	1	1	0	0	1	2
27 Matt Kemp, R (1, 7) OBP: 0.529, SLG: 1.125 23 Chase d'Arnaud, R (6, PR) OBP: 1.000, SLG: 1.000 (6, 7)	B SI 92 B SI 92 X FF 91 2-0 ③ F8			X SI 93 0-0 22 HBP 1-2 1B		X SI 92 0-0 22 2B 1B		B SL 82 C SL 82 S CH 76 X CH 74 1-2 22 2B 4 1B 1-2 1B		3 1	0 1	2 1	0 0	0 0	0 0	1 0
22 Nick Markakis, L (1, 9) OBP: 0.333, SLG: 0.500		X FF 92 0-0 ① L6		C SI 92 B FF 93 B FF 92 F SI 92 F SI 93 H CU 82 3-2 4 G6-3 1-2 2-3 HBP		B SI 91 B FF 91 C SI 91 X SI 92 2-1 1-3 2B		F FF 84 C FF 84 X CH 74 0-2 4 1B 1-3 2-H 2B		3	1	2	1	0	0	0
4 Brandon Phillips, R (1, 4) OBP: 0.250, SLG: 0.200		B SI 91 X SI 91 1-0 ② G6-3		B SI 92 B SI 92 D SI 92 C FF 92 F SI 92 X SI 93 3-2 ② ③ G6-3 1-2f		F SI 93 B SI 93 F SI 92 B FF 94 S CU 82 2-3 ② K		X SL 81 0-0 13 S1-4-6-3 2-H 3-H 1B		4	0	1	2	0	1	6
13 Adonis García, R (1, 5) OBP: 0.200, SLG: 0.214		B FF 91 F SI 91 B CU 79 X SI 92 2-1 ③ F8			B FF 89 F SI 90 X SI 90 1-1 ① P4	C SI 93 C SI 93 D CU 82 B FF 95 X SI 94 2-2 ③ G4-3		1 SAFE C SI 94 X FF 94 0-1 ②③ G1-4-6-3 1-2f		4	0	0	0	0	0	4
24 Kurt Suzuki, R (1, 2) OBP: 0.333, SLG: 0.143 8 Jace Peterson, L (9, PR)			X SI 91 0-0 ① P5		C SI 90 B CU 79 B SI 90 B SI 91 X SI 91 3-1 ② G6-3		C FF 96 B FF 97 F CH 87 S CH 88 1-3 ① K		B SI 91 C SI 90 F CH 83 H SI 92 2-2 11 G4-3 25 G2-3 HBP	3 0	0 0	0 0	0 0	0 0	1 0	0 0
26 Mike Foltynewicz, R (1, 1) 34 Eric O'Flaherty, L (4, 1) 64 Emilio Bonifácio, S (5, PH) 55 Josh Collmenter, R (5, 1) 20 Anthony Recker, R (7, PH) 50 Chaz Roe, R (7, 1) 38 Arodys Vizcaíno, R (8, 1) 25 Tyler Flowers, R (9, PH) OBP: 0.250, SLG: 0.250			B FF 90 B SI 91 C SI 90 B SI 90 F SI 90 F SI 91 F SI 92 C SI 92 3-3 ② K		C SI 90 X SI 92 0-1 E7 11 2B		B FF 96 C FF 97 C CU 78 S FF 97 1-3 ② K		B SI 91 X SI 90 1-0 ① G2-3 1-2	1 0 1 0 1 0 0 1	0 0 1 0 0 0 0 0	0 0 0 0 0 0 0 0	0 0 0 0 0 0 0 0	1 0 0 0 1 0 0 0	0 0 0 0 0 0 0 0	0 0 0 0 0 0 0 1
Inning Stats	R: 0 E: 0 K: 1 S: 9 H: 1 LOB: 1 BB: 0 P: 16	R: 0 E: 0 K: 0 S: 4 H: 0 LOB: 0 BB: 0 P: 7	R: 0 E: 0 K: 1 S: 7 H: 0 LOB: 0 BB: 0 P: 10	R: 0 E: 0 K: 1 S: 13 H: 2 LOB: 2 BB: 0 P: 22	R: 1 E: 1 K: 0 S: 11 H: 1 LOB: 1 BB: 0 P: 19	R: 0 E: 0 K: 1 S: 12 H: 2 LOB: 3 BB: 0 P: 19	R: 0 E: 0 K: 2 S: 12 H: 0 LOB: 0 BB: 0 P: 15	R: 3 E: 0 K: 0 S: 13 H: 4 LOB: 0 BB: 0 P: 19	R: 0 E: 0 K: 0 S: 8 H: 0 LOB: 2 BB: 0 P: 12	1B: 7 2B: 3 3B: 0 HR: 0	SF: 0 SAC: 0 DP: 2 HBP: 2	WP: 0 PB: 0 SB: 0 CS: 0	PA: 38			

PITCHER		IP	WLS	BF	H	R	ER	SO	BB	IBB	HBP	BLK	WP	HR	S	P	ERA	WHIP
46 Iván Nova, R ERA:	(1, 1)	6.0	W	25	6	1	0	4	0	0	1	0	0	0	56	93	0.00	1.000
73 Felipe Vázquez, L ERA:	(7, 1)	1.0	H	3	0	0	0	2	0	0	0	0	0	0	12	15	0.00	0.000
38 Wade LeBlanc, L ERA: 81.0	(8, 1)	0.1		4	3	3	3	0	0	0	0	0	0	0	10	16	81.00	9.000
41 Daniel Hudson, R ERA:	(8, 1)	0.2	H	2	1	0	0	0	0	0	0	0	0	0	3	3	0.00	1.500
44 Tony Watson, L ERA:	(9, 1)	1.0	S	4	0	0	0	0	0	0	1	0	0	0	8	12	0.00	0.000

PITCHER	IP	WLS	BF	H	R	ER	SO	BB	IBB	HBP	BLK	WP	HR	S	P	ERA	WHIP

Atlanta Braves @ Pittsburgh Pirates

PNC Park, Pittsburgh, PA

Fri Apr 07 2017, 1:09 PM - 4:26 PM EDT

Att. 36,484 - Overcast - 37 F

TOP

livebaseballscorecards.com

AB	36
R	4
H	10
RBI	4
BB	0
SO	6
LOB	20

Batter	1	2	3	4	5	6	7	8	9	AB	R	H	RBI	BB	SO	LOB
6 Starling Marte, R (1, 8) OBP: 0.267, SLG: 0.231	C FF 92 C SL 86 S SL 87 0-3 K		B CU 77 F SI 95 H SI 95 2-1 55 1B 22 1B HBP	C SL 83 C SL 84 B SL 84 X FF 94 1-2 22 BB 2-H 1B	C CU 66 B FC 81 S CH 74 C FC 83 1-3 K		F ST 81 S ST 79 X ST 80 0-2 1-2 3-H 1B			4	1	2	2	0	2	1
55 Josh Bell, S (1, 3) OBP: 0.273, SLG: 0.300 73 Felipe Vázquez, L (7, 1) 26 Adam Frazier, L (7, PH) OBP: 0.400, SLG: 0.250 38 Wade LeBlanc, L (8, 1) 41 Daniel Hudson, R (8, 1) 44 Tony Watson, L (9, 1)	B FF 96 C FF 96 T FF 96 B FF 97 F FF 96 B SI 96 F FF 95 F FF 94 X FF 95 3-2 F7		1 SAFE B FF 94 1 SAFE F FF 93 1 SAFE 1 SAFE B FF 92 F FF 92 B SL 84 3-2 F FF 93 X FF 92 25 G2-3 22 1B 1-3 1B	C CU 76 B FF 93 B FF 93 F CH 84 B SL 84 B CU 79 4-2 22 BB BB	C FC 82 C CH 74 B CU 67 F CH 73 X FC 84 1-2 E5 22 FC1-4	S SI 91 F SI 90 F ST 80 B ST 78 F FF 91 B SI 91 X ST 80 2-2 F7			3 0 1 0 0 0 0	0 0 0 0 0 0 0	1 0 0 0 0 0 0	0 0 0 0 0 0 0	1 0 0 0 0 0 0	0 0 2 0 0 0 0	0 0 0 0 0 0 0
22 Andrew McCutchen, R (1, 9) OBP: 0.286, SLG: 0.231	F X FF 96 0-1 1B		C SL 84 X FF 95 0-1 25 G2-3 1-2 3-H 1B	B SL 83 B SL 84 B FF 92 S FF 94 B FF 94 4-1 1-2 2-3 BB		B FC 82 C CH 76 F FC 83 D CU 68 X CH 78 2-2 FC1-4 25 G4-3 1-2f		X CH 92 0-0 17 G6-3 17 WP 1B		4	0	3	1	1	0	1
25 Gregory Polanco, L (1, 7) OBP: 0.071, SLG: 0.071	F FF 95 S SL 85 B SL 86 X SI 97 1-2 L7		C CU 79 F FF 95 D SL 87 X SL 86 1-2 G2-3 1-2 2-3	B SI 88 S SL 82 B SL 79 S SI 90 B SI 90 F SI 89 F SI 90 X SI 89 3-2 L8		B FC 82 C CH 75 F FC 83 B FC 82 1 SAFE X CH 74 2-2 G4-3 1-2		B SI 94 1 SAFE B SI 94 X SI 95 2-0 F7		5	0	0	0	0	0	8
23 David Freese, R (1, 5) OBP: 0.462, SLG: 0.636 17 Phil Gosselin, R (8, PH) (9, 4)		B FF 94 F FF 93 S SL 86 B SL 85 X SL 85 2-2 P4	F SL 85 D SL 85 F SL 84 F FF 95 B FF 95 B FF 96 F SL 86 F SL 84 B FF 94 4-2 29 FC4-6 BB		B FC 82 B FC 82 F CH 75 F FC 84 X CH 74 2-2 HR	B CU 67 X CH 77 1-0 F8		1 SAFE C FF 95 B SL 85 1 SAFE B SI 95 F FF 96 F FF 96 F FF 96 B SL 81 3-2 X FF 96 G6-3 1-3		3 1	1 0	1 0	1 0	1 0	0 0	1 1
29 Francisco Cervelli, R (1, 2) OBP: 0.357, SLG: 0.583		C SI 94 F SI 93 B SL 86 X SI 94 1-2 L9	C SL 85 B FF 94 B SL 85 X SI 92 2-1 FC4-6 1-2f		C FC 81 C CU 68 B FC 82 F FC 83 X FC 83 1-2 HR		B FF 91 B ST 81 B SI 92 C FF 93 B ST 81 4-1 28 FC6-4 6 1B 5 E BB	X SI 97 0-0 G6-3		4	2	1	1	1	0	4
5 Josh Harrison, R (1, 4) OBP: 0.250, SLG: 0.333 (9, 5)		B SI 95 F SI 95 X SL 84 1-1 2B		C CU 78 B CU 80 X FF 92 1-1 P4	B FC 81 B CH 75 F FC 82 X CH 76 2-1 L7		B FF 92 F SI 92 C ST 80 X ST 82 1-2 E4 28 FC6-4 1-2			4	0	1	0	0	0	1
10 Jordy Mercer, R (1, 6) OBP: 0.231, SLG: 0.231		C SL 82 B SI 94 X FF 94 1-1 F9		C FF 92 B CU 80 B FF 91 B SL 84 F SI 90 F SI 91 X FF 92 3-2 46 SH1-4 6 1B 1B	C CU 67 X CH 74 0-1 46 SH1-4 1B		B ST 82 B ST 81 C SI 92 B SI 92 X FF 92 3-1 F8			4	1	2	0	0	0	3
46 Iván Nova, R (1, 1) 28 John Jaso, L (7, 3)			C FF 92 X FF 93 0-1 F9	B CH 87 X CH 86 1-0 SH1-4 1-2	M FC 82 X FC 81 0-1 SH1-4 1-2		C SI 92 F ST 80 X ST 79 0-2 FC6-4 6 1B 1-2f 2-3			1 1	0 0	0 0	0 0	0 0	0 0	0 2
Inning Stats	R: 0 E: 0 K: 1 S: 14 H: 1 LOB: 1 BB: 0 P: 18	R: 0 E: 0 K: 0 S: 10 H: 1 LOB: 1 BB: 0 P: 15	R: 1 E: 0 K: 0 S: 19 H: 2 LOB: 3 BB: 1 P: 31	R: 1 E: 0 K: 0 S: 18 H: 2 LOB: 3 BB: 2 P: 35	R: 2 E: 0 K: 1 S: 16 H: 3 LOB: 1 BB: 0 P: 22	R: 0 E: 1 K: 0 S: 11 H: 0 LOB: 1 BB: 0 P: 17	R: 1 E: 1 K: 0 S: 17 H: 1 LOB: 2 BB: 1 P: 27	R: 0 E: 0 K: 0 S: 8 H: 1 LOB: 1 BB: 0 P: 13		1B: 8 2B: 1 3B: 0 HR: 2 SF: 0 SAC: 2 DP: 0 HBP: 1					

BOTTOM

Atlanta Braves @ Pittsburgh Pirates

PNC Park, Pittsburgh, PA

Fri Apr 07 2017, 1:09 PM - 4:26 PM EDT

Att. 36,484 - Overcast - 37 F

livebaseballscorecards.com

AB	35
R	5
H	11
RBI	5
BB	4
SO	2
LOB	24

PITCHER		IP	WLS	BF	H	R	ER	SO	BB	IBB	HBP	BLK	WP	HR	S	P	ERA	WHIP
26 Mike Foltynewicz, R ERA: 4.91	(1, 1)	3.2	L	21	6	2	2	1	3	0	1	0	0	0	56	91	4.91	2.455
34 Eric O'Flaherty, L ERA: 10.8	(4, 1)	0.1		1	0	0	0	0	0	0	0	0	0	0	5	8	0.00	0.000
55 Josh Collmenter, R ERA: 9.0	(5, 1)	2.0		10	3	2	2	1	0	0	0	0	0	2	27	39	9.00	1.500
50 Chaz Roe, R ERA: 9.0	(7, 1)	1.0		6	1	1	0	0	1	0	0	0	0	0	17	27	0.00	2.000
38 Arodys Vizcaíno, R ERA:	(8, 1)	1.0		4	1	0	0	0	0	0	0	0	1	0	8	13	0.00	1.000

PITCHER	IP	WLS	BF	H	R	ER	SO	BB	IBB	HBP	BLK	WP	HR	S	P	ERA	WHIP

Atlanta Braves @ Pittsburgh Pirates

PNC Park, Pittsburgh, PA

Sat Apr 08 2017, 7:07 PM - 10:06 PM EDT

Att. 31,756 - Clear - 57 F

TOP

livebaseballscorecards.com

Batter	1	2	3	4	5	6	7	8	9	AB	R	H	RBI	BB	SO	LOB
11 Ender Inciarte, L (1, 8) OBP: 0.208, SLG: 0.217	C SI 92 F SI 94 B SI 93 B SI 94 S SI 94 2-3 K	F SI 94 D CH 88 S SL 89 S SL 88 1-3 K		C SI 92 B SI 92 X SL 86 1-1 F7		C FF 93 C FF 95 B FF 95 B SL 90 X FF 96 2-2 1B		B SI 96 X SI 95 1-0 F7		5	0	1	0	0	2	4
7 Dansby Swanson, R (1, 6) OBP: 0.208, SLG: 0.217	C FF 95 B SL 88 X SI 93 1-1 13 L4-6 2B	B SL 87 B SL 85 B SI 94 C SI 94 B SI 95 4-1 1-2 BB		X SI 93 0-0 G4-3		1 SAFE B FF 94 F FF 95 S FF 93 D FF 92 F SL 89 F FF 96 S FF 96 2-3 K		C SI 95 X SL 83 0-1 F9		4	0	1	0	1	1	3
5 Freddie Freeman, L (1, 3) OBP: 0.304, SLG: 0.333	B SI 94 B SI 93 S SL 90 B SI 94 B CH 86 4-1 BB	B SL 90 F FF 94 S FF 94 S SI 94 1-3 K		C SI 94 S SL 88 B SL 88 S SI 94 1-3 K			B FF 96 S FF 96 X CU 81 1-1 G1-3		C SI 89 S CH 84 X SI 91 0-2 13 G4-3 1B	4	0	1	0	1	2	3
13 Adonis García, R (1, 5) OBP: 0.200, SLG: 0.211	B SI 95 B SI 94 X FF 94 2-0 L4-6 2-2		B FF 92 S SL 86 B CH 85 X SL 86 2-1 E8 4 G4-6-3 8 3B		B SI 92 F SI 92 B FF 94 X SI 94 2-1 G4-3		F FF 97 F FF 98 X FF 98 0-2 22 G6-3 1B		B CH 84 F SI 91 B SI 91 X CH 85 2-1 G4-3 1-2	5	1	1	0	0	0	3
22 Nick Markakis, L (1, 9) OBP: 0.435, SLG: 0.500		C SI 93 B SI 93 C SL 88 X FF 93 1-2 4 1B 19 1B 1B	C SL 88 B SI 96 2 SAFE B SL 88 B SL 87 B SI 92 4-1 4 G4-6-3 BB		B SL 88 S FF 92 F SI 92 B FF 94 B FF 95 F SI 93 F SI 93 B CH 91 4-2 4 HBP BB		X FF 98 0-0 G6-3 1-2f		H SI 92 1-0 HBP	2	1	1	0	2	0	1
4 Brandon Phillips, R (1, 4) OBP: 0.333, SLG: 0.316		X SI 95 0-0 8 S 19 1B 1-3 1B	X SI 95 0-0 G4-6-3 1-2f 2-3		H CH 91 1-0 8 G4-6-3 1-2 HBP			X 0-0 8 1B 24 SF8 2B	B SI 92 F SI 92 T SI 93 F SI 93 F SI 92 D SL 84 X CH 84 2-2 F3	4	2	2	0	0	0	4
8 Jace Peterson, L (1, 7) OBP: 0.333, SLG: 0.667 23 Chase d'Arnaud, R (9, PH) OBP: 0.500, SLG: 0.500		S SI 94 1 SAFE 1 SAFE B CH 89 S SL 87 B SL 88 S SL 88 2-3 K 1-2	S SI 95 F SL 90 D SL 90 X SI 94 1-2 3-H 3B		B SI 94 B SL 89 B SI 93 C SI 92 X SI 92 3-1 G4-6-3 1-2f			X FF 95 0-0 25 1B 2-3 1B	B SI 92 S CH 84 B SI 92 S SI 92 C SI 92 2-3	4 1	0 0	2 0	1 0	0 0	1 1	4 2
24 Kurt Suzuki, R (1, 2) OBP: 0.385, SLG: 0.125		F FF 94 B CH 90 1-1 19 1B IBB		0-0 IBB		X SI 92 0-0 G1-3		B SI 95 F SL 83 C SI 94 X SI 94 1-2 SF8 3-H		1	0	0	1	2	0	0
19 R.A. Dickey, R (1, 1) OBP: 0.333, SLG: 0.333 46 Ian Krol, L (6, 1) 25 Tyler Flowers, R (8, PH) OBP: 0.333, SLG: 0.333 64 Emilio Bonifácio, S (8, PR) 52 José Ramirez, R (8, 1)		B FF 95 F SI 95 X FF 95 1-1 7 BB 1-3 2-H 3-H 1B	X FF 96 0-0 G4-3			B FF 94 C FF 92 X FF 94 1-1 G1-3		B SI 94 X CH 84 1-0 1-2 1B		3 0 1 0 0	0 0 0 0 0	1 0 1 0 0	2 0 0 0 0	0 0 0 0 0	0 0 0 0 0	2 0 0 0 0
Inning Stats	R: 0 E: 0 K: 1 S: 7 H: 1 LOB: 1 BB: 1 P: 16	R: 2 E: 0 K: 3 S: 17 H: 3 LOB: 3 BB: 2 P: 28	R: 1 E: 1 K: 0 S: 8 H: 1 LOB: 2 BB: 2 P: 15	R: 0 E: 0 K: 1 S: 6 H: 0 LOB: 0 BB: 0 P: 8	R: 0 E: 0 K: 0 S: 8 H: 0 LOB: 1 BB: 1 P: 18	R: 0 E: 0 K: 1 S: 11 H: 1 LOB: 1 BB: 0 P: 16	R: 0 E: 0 K: 0 S: 6 H: 1 LOB: 0 BB: 0 P: 7	R: 1 E: 0 K: 0 S: 9 H: 3 LOB: 2 BB: 0 P: 12	R: 0 E: 0 K: 1 S: 13 H: 1 LOB: 2 BB: 0 P: 20	1B: 8 2B: 3 3B: 1 HR: 0	SF: 1 SAC: 0 DP: 4 HBP: 2			WP: 0 PB: 0 SB: 1 CS: 0	PA: 43		

PITCHER		IP	WLS	BF	H	R	ER	SO	BB	IBB	HBP	BLK	WP	HR	S	P	ERA	WHIP
39 Chad Kuhl, R ERA: 3.6	(1, 1)	5.0	W	25	5	3	2	5	4	2	1	0	0	0	46	85	3.60	1.800
12 Juan Nicasio, R ERA:	(6, 1)	1.0	H	4	1	0	0	1	0	0	0	0	0	0	11	16	0.00	1.000
73 Felipe Vázquez, L ERA:	(7, 1)	1.0	H	3	1	0	0	0	0	0	0	0	0	0	6	7	0.00	1.000
41 Daniel Hudson, R ERA: 2.45	(8, 1)	1.0	H	6	3	1	1	0	0	0	0	0	0	0	9	12	9.00	3.000
44 Tony Watson, L ERA:	(9, 1)	1.0	S	5	1	0	0	1	0	0	1	0	0	0	13	20	0.00	1.000

PITCHER	IP	WLS	BF	H	R	ER	SO	BB	IBB	HBP	BLK	WP	HR	S	P	ERA	WHIP

AB	34
R	4
H	11
RBI	4
BB	6
SO	7
LOB	26

Atlanta Braves @ Pittsburgh Pirates

PNC Park, Pittsburgh, PA

Sat Apr 08 2017, 7:07 PM - 10:06 PM EDT

Att. 31,756 - Clear - 57 F

BOTTOM

livebaseballscorecards.com

Batter	1	2	3	4	5	6	7	8	9	AB	R	H	RBI	BB	SO	LOB
26 Adam Frazier, L (1, 4) OBP: 0.400, SLG: 0.250	C FF 81 B KN 77 F KN 72 X KN 79 1-2 G6-3 ①	B KN 78 B KN 76 F KN 75 D KN 78 B KN 75 4-1 6 FC6-4 BB 1-2 2-3		B KN 75 B KN 71 X FF 81 2-0 6 G4-6-3 1B		1 SAFE 1 SAFE D KN 76 1 SAFE 1 SAFE B KN 72 F KN 77 X KN 78 2-1 G1-3 ② 1-2		X FF 97 0-0 G6-3 ③		4	0	1	0	1	0	1
6 Starling Marte, R (1, 8) OBP: 0.316, SLG: 0.250	F KN 75 B KN 79 X KN 77 1-1 22 G5-4-3 1B	B KN 75 B KN 74 X FF 83 2-0 FC6-4 ③ 1-2f		B KN 76 1 SAFE X KN 75 1-0 G4-6-3 ①② 1-2f		B KN 79 B KN 77 C KN 74 B KN 79 D KN 73 4-1 22 PB 25 1B BB 2-3				3	1	1	0	1	0	4
22 Andrew McCutchen, R (1, 9) OBP: 0.278, SLG: 0.188	X KN 74 0-0 G5-4-3 ②③ 1-2f		C KN 77 S KN 79 B KN 80 S KN 69 1-3 K ①	B KN 79 B KN 76 B KN 75 C FF 83 F KN 72 C KN 77 3-3 K ③		B KN 77 B KN 77 B KN 78 F KN 78 B KN 78 4-1 25 1B BB 1-2 3-H				3	0	0	0	1	2	1
25 Gregory Polanco, L (1, 7) OBP: 0.278, SLG: 0.333		C KN 73 M KN 78 F KN 79 X KN 79 0-2 5 F9 29 1B 10 1B 1B	X KN 78 0-0 28 PB 28 E 2B		F KN 78 S KN 80 F KN 79 F KN 81 X KN 71 0-2 29 L1-3 28 S 1B	C FF 94 X FF 95 0-1 ③ 1-3 2-H 1B				4	2	4	1	0	0	0
28 John Jaso, L (1, 3)		C KN 76 C KN 79 F KN 79 1 SAFE 1 SAFE X KN 79 0-2 L7 ①	F KN 78 B KN 80 B KN 80 X KN 71 2-1 E4 29 G5-3 5 1B 2-H		F KN 78 S KN 79 B KN 80 B KN 80 B KN 77 1 SAFE C KN 75 3-3 K ① 1-2		F FF 93 B SL 86 X SL 87 1-1 P5 ①			4	1	0	0	0	1	2
29 Francisco Cervelli, R (1, 2) OBP: 0.333, SLG: 0.500		B KN 76 1 SAFE D KN 77 C FF 84 B KN 75 1 SAFE C FF 84 1 SAFE X FF 83 3-2 10 1B 39 E 1B 1-2	C KN 79 X KN 79 0-1 G5-3 ② 1-2		B KN 78 B KN 77 X KN 76 2-0 L1-3 ② 2-3		F FF 94 F FF 95 B SL 88 C SL 88 1-3 K ②			4	1	1	0	0	1	2
5 Josh Harrison, R (1, 5) OBP: 0.250, SLG: 0.313		B KN 77 S KN 75 X KN 78 1-1 F9 ② 2-3	B KN 78 B KN 77 X KN 72 2-0 2-H 1B		B KN 78 S KN 76 F KN 78 F KN 78 B KN 80 B KN 78 X KN 76 3-2 P5 ③		C SL 87 B FF 93 B FF 93 S SL 88 X SI 94 2-2 G5-3 ③			4	0	1	1	0	0	3
10 Jordy Mercer, R (1, 6) OBP: 0.294, SLG: 0.250		C KN 78 X KN 79 0-1 26 BB 39 E 1B 1-3 3-H				B KN 74 C FF 83 B KN 77 F FF 83 S KN 78 2-3 K ①		C FF 96 F SL 90 B FF 96 X FF 97 1-2 G1-3 ①		3	0	1	1	1	1	0
39 Chad Kuhl, R (1, 1) 12 Juan Nicasio, R (6, 1) 37 Alen Hanson, S (6, PH) OBP: 1.000, SLG: 1.000 73 Felipe Vázquez, L (7, 1) 41 Daniel Hudson, R (8, 1) 55 Josh Bell, S (8, PH) OBP: 0.250, SLG: 0.273 44 Tony Watson, L (9, 1)		S KN 74 X KN 78 0-1 E5 26 BB 1-2 3-H	D KN 75 X FF 83 1-0 FC6-4 ③ 1-2f			C KN 77 S KN 79 F KN 80 F EP 64 X KN 80 0-2 6 PB 26 WP 22 PB 1B		S FF 97 F FF 98 X FF 96 0-2 F7 ②		2 0 1 0 0 1 0	0 0 1 0 0 0 0	0 0 1 0 0 0 0	0 0 1 0 0 0 0	0 0 0 0 0 0 0	3 0 0 0 0 0 0	0 0 0 0 0 0 0
Inning Stats	R: 0 E: 0 K: 0 S: 6 H: 1 LOB: 0 BB: 0 P: 8	R: 2 E: 1 K: 0 S: 19 H: 3 LOB: 3 BB: 1 P: 29	R: 2 E: 1 K: 1 S: 10 H: 2 LOB: 2 BB: 1 P: 16	R: 0 E: 0 K: 1 S: 5 H: 1 LOB: 0 BB: 0 P: 11	R: 0 E: 0 K: 1 S: 13 H: 1 LOB: 1 BB: 0 P: 21	R: 2 E: 0 K: 1 S: 14 H: 2 LOB: 2 BB: 2 P: 26	R: 0 E: 0 K: 1 S: 8 H: 0 LOB: 0 BB: 0 P: 12	R: 0 E: 0 K: 0 S: 7 H: 0 LOB: 0 BB: 0 P: 8		1B: 9 2B: 1 3B: 0 HR: 0 SF: 0 SAC: 0 DP: 2 HBP: 0					

	AB	33
	R	6
	H	10
	RBI	3
	BB	4
	SO	5
	LOB	16

WP: 1 PB: 3 SB: 1 CS: 0 PA: 37

PITCHER		IP	WLS	BF	H	R	ER	SO	BB	IBB	HBP	BLK	WP	HR	S	P	ERA	WHIP
19 R.A. Dickey, R ERA: 4.76	(1, 1)	5.2	L	30	9	6	3	4	3	1	0	0	1	0	65	109	4.76	2.118
46 Ian Krol, L ERA: 10.13	(6, 1)	1.1		4	1	0	0	1	0	0	0	0	0	0	10	14	0.00	0.750
52 José Ramirez, R ERA:	(8, 1)	1.0		3	0	0	0	0	0	0	0	0	0	0	7	8	0.00	0.000

PITCHER	IP	WLS	BF	H	R	ER	SO	BB	IBB	HBP	BLK	WP	HR	S	P	ERA	WHIP

Atlanta Braves @ Pittsburgh Pirates

PNC Park, Pittsburgh, PA

Sun Apr 09 2017, 1:36 PM - 4:50 PM EDT

Att. 22,713 - Sunny - 67 F

livebaseballscorecards.com

Batter	1	2	3	4	5	6	7	8	9	10	AB	R	H	RBI	BB	SO	LOB
11 Ender Inciarte, L (1, 8) OBP: 0.172, SLG: 0.179	X FF 94 0-0 ① L8	B SL 89 C SI 98 C CH 90 X FF 98 1-2 ③ P6		F FF 96 X SL 86 0-1 ③ G4-3		C SL 87 F FF 97 T FF 98 0-2 ③ K		B FF 94 F FF 93 F SL 86 S FF 95 1-3 ③ K			5	0	0	0	0	2	5
7 Dansby Swanson, R (1, 6) OBP: 0.207, SLG: 0.321	C FF 94 X FF 95 0-1 HR		C FF 97 B SL 88 C CH 89 F FF 97 F SI 97 X FF 97 1-2 ① F7		B KC 79 B SL 86 C FF 94 X FF 93 2-1 ① G5-3		C FF 88 B FF 90 F FF 90 X SL 81 1-2 ① F7		C FF 94 B SL 87 F SL 86 B FF 96 S SI 94 2-3 ① K		5	1	1	1	0	1	0
5 Freddie Freeman, L (1, 3) OBP: 0.393, SLG: 0.692	F FF 97 C FF 97 X SI 96 0-2 13 S 22 1B 1B		C KC 81 B FF 96 B CH 89 B SL 88 F FF 98 X FF 98 3-2 2B		X KC 80 0-0 HR		C FF 90 S SL 80 B SL 82 F FF 91 B FF 92 X SL 81 2-2 HR		C FF 94 B FF 93 S SL 88 S FF 95 1-3 ② K		5	3	4	2	0	1	0
13 Adonis García, R (1, 5) OBP: 0.240, SLG: 0.217	B SL 90 C FF 97 F FF 97 S SL 91 1-3 ② K 1-2		B FF 97 D FF 95 S SL 90 B SL 89 F FF 97 F SL 89 F SL 90 B FF 98 4-2 BB		B FF 94 C FF 95 S CH 88 F FF 95 X SL 86 1-2 ② G6-3		F FF 91 C FF 91 F FF 91 X SL 83 0-2 4 FC5-4 1B		S SL 86 B SL 87 F SL 85 X FF 95 1-2 ③ G4-3		4	0	1	0	1	1	1
22 Nick Markakis, L (1, 9) OBP: 0.429, SLG: 0.478	B FF 96 B SL 90 B SI 96 C SL 90 C FF 97 X SL 91 3-2 2-H 1B		B FF 96 C CH 90 F FF 97 C SL 87 1-3 ② K		X SL 86 0-0 ③ G1-3		B FF 90 B FF 91 F FF 91 X FF 91 2-1 ② F7			X FF 96 0-0 4 1B 25 G5-3 1B	5	1	2	1	0	1	3
4 Brandon Phillips, R (1, 4) OBP: 0.346, SLG: 0.333	1 SAFE B FF 96 S SL 91 B SI 96 S FF 97 B FF 98 X FF 98 3-2 ③ G1-3		S SL 90 B FF 98 D CH 90 X SL 89 2-1 ③ G4-3			X FF 96 0-0 25 FC5-4 1B	1 SAFE 1 SAFE X FF 91 0-0 ③ FC5-4 1-2f			S CH 85 S CH 87 F CH 89 B CH 87 B CH 86 X FF 96 2-2 25 G5-3 1-3 1B	5	0	2	0	0	0	4
25 Tyler Flowers, R (1, 2) OBP: 0.357, SLG: 0.357		B FF 97 C SI 94 B SL 88 X FF 96 2-1 ① G3		C FF 94 X KC 78 0-1 49 SH2-4 1B		C FF 96 B SI 97 1 SAFE F SL 86 X SL 89 1-2 ① FC5-4 8 2B 1-2f		X FF 93 0-0 1B		X FF 96 0-0 ① G5-3 1-2 3-H	5	0	2	1	0	0	2
8 Jace Peterson, L (1, 7) OBP: 0.400, SLG: 0.667 23 Chase d'Arnaud, R (10, PH) OBP: 0.333, SLG: 0.333 (10, 7)		B FF 96 B FF 97 B SI 94 B FF 96 4-0 49 SH2-4 BB		C SL 85 S FF 96 C FF 97 0-3 ① K		B SI 98 C FF 97 S SL 89 X FF 99 1-2 1-3 2B		B FF 93 B FF 91 S SI 92 X FF 92 2-1 ① L7		C FF 97 X FF 96 0-1 ② F8	3 1	0 0	1 0	0 0	1 0	1 0	2 1
49 Julio Teheran, R (1, 1) 64 Emilio Bonifácio, S (8, PH) 38 Arodys Vizcaíno, R (8, 1) 53 Jim Johnson, R (9, 1) 24 Kurt Suzuki, R (10, PH) OBP: 0.357, SLG: 0.111 52 José Ramírez, R (10, 1)		B FF 95 X FF 96 1-0 ② SH2-4 1-2		1 SAFE C SL 85 X SL 87 0-1 ② SH2-4 1-2		S SL 88 X SL 87 0-1 ② G6-3		B FF 94 X FF 94 1-0 ② F9		B CH 86 X FF 97 1-0 ③ P6	1 1 0 0 1 0	0 0 0 0 0 0	0 0 0 0 0 0	0 0 0 0 0 0	0 0 0 0 0 0	0 0 0 0 0 0	2 1 0 0 1 0
Inning Stats	R: 2 E: 0 K: 1 S: 15 H: 3 LOB: 1 BB: 0 P: 22	R: 0 E: 0 K: 0 S: 6 H: 0 LOB: 1 BB: 1 P: 14	R: 0 E: 0 K: 1 S: 17 H: 1 LOB: 2 BB: 1 P: 28	R: 0 E: 0 K: 1 S: 9 H: 1 LOB: 1 BB: 0 P: 9	R: 1 E: 0 K: 0 S: 8 H: 1 LOB: 0 BB: 0 P: 11	R: 0 E: 0 K: 1 S: 12 H: 2 LOB: 2 BB: 0 P: 14	R: 1 E: 0 K: 0 S: 14 H: 2 LOB: 1 BB: 0 P: 19	R: 0 E: 0 K: 1 S: 7 H: 1 LOB: 1 BB: 0 P: 11	R: 0 E: 0 K: 2 S: 9 H: 0 LOB: 0 BB: 0 P: 13	R: 1 E: 0 K: 0 S: 9 H: 2 LOB: 1 BB: 0 P: 12	1B: 8 2B: 2 3B: 0 HR: 3	SF: 0 SAC: 2 DP: 0 HBP: 0		WP: 0 PB: 0 SB: 1 CS: 0	PA: 45		

PITCHER		IP	WLS	BF	H	R	ER	SO	BB	IBB	HBP	BLK	WP	HR	S	P	ERA	WHIP
45 Gerrit Cole, R ERA: 6.55	(1, 1)	6.0		28	8	3	3	4	2	0	0	0	0	2	67	98	4.50	1.667
59 Antonio Bastardo, L ERA: 27.0	(7, 1)	1.0		5	2	1	1	0	0	0	0	0	0	1	14	19	9.00	2.000
57 Trevor Williams, R ERA:	(8, 1)	2.0		7	1	0	0	3	0	0	0	0	0	0	16	24	0.00	0.500
73 Felipe Vázquez, L ERA: 1.8	(10, 1)	1.0	W	5	2	1	1	0	0	0	0	0	0	0	9	12	9.00	2.000

PITCHER	IP	WLS	BF	H	R	ER	SO	BB	IBB	HBP	BLK	WP	HR	S	P	ERA	WHIP

TOP

AB	41
R	5
H	13
RBI	5
BB	2
SO	7
LOB	22

Atlanta Braves @ Pittsburgh Pirates

PNC Park, Pittsburgh, PA

Sun Apr 09 2017, 1:36 PM - 4:50 PM EDT

Att. 22,713 - Sunny - 67 F

livebaseballscorecards.com

BOTTOM

Batter	1	2	3	4	5	6	7	8	9	10	AB	R	H	RBI	BB	SO	LOB
26 Adam Frazier, L (1, 5) (8, 4) (10, 5) OBP: 0.450, SLG: 0.412	C FF 86 C CU 68 F FF 90 X SL 77 0-2 F7 ①		C SL 82 B FF 90 B FF 91 X FF 92 2-1 F8 ③		C FF 90 B CH 78 X CH 80 1-1 6 CS 1B			B SI 96 B SI 96 X SI 97 2-0 6 E 1-2 1B		B FF 95 B FF 95 B FF 94 C FF 94 C FF 96 X FF 97 3-2 6 HR 2B	5	1	3	0	0	0	1
6 Starling Marte, R (1, 8) OBP: 0.417, SLG: 0.524	C FF 88 F FF 90 X FF 90 0-2 G6-3 ②			B SL 78 B SL 79 F SL 78 F CH 80 F FF 93 X FF 91 2-2 22 CS 55 2B 1B	S SL 80 0-1 CS ③ 1-2	C SL 79 X SL 80 0-1 22 F8 1B		C SL 86 F SL 88 X SI 99 0-2 E7 22 G6-4-3 1-3 2-H 1B		X FF 98 0-0 2-H HR	5	2	4	2	0	0	0
22 Andrew McCutchen, R (1, 9) OBP: 0.227, SLG: 0.150	B SL 78 B SL 80 C SL 80 F FF 90 S FF 92 2-3 K ③			1 SAFE C SL 79 1 SAFE B SI 91 1 SAFE B SL 82 F CH 82 S SL 84 2-3 K ① 1-2		1 SAFE F SL 78 1 SAFE X FF 92 0-1 F8 ①② 1-2		X SI 97 0-0 G6-4-3 ②③ 1-2f			4	0	0	0	0	2	4
25 Gregory Polanco, L (1, 7) OBP: 0.273, SLG: 0.318		F FF 89 C FF 90 F FF 90 X SL 80 0-2 F9 ①		2 SAFE B FF 92 B SI 90 X CH 80 2-0 P6 ②		B FF 90 X FF 91 1-0 L9 ③			X SI 94 0-0 23 BB 55 PB 29 FC5-4 1B	4	1	1	0	0	0	1
55 Josh Bell, S (1, 3) OBP: 0.375, SLG: 0.385 37 Alen Hanson, S (9, PR) OBP: 1.000, SLG: 1.000 (10, 4)		C FF 90 B FF 91 B CU 68 C CU 69 F FF 91 F FF 91 B SL 81 B SL 82 4-2 10 G4-6-3 BB		X CU 71 0-0 10 1B 2-H 2B			B FF 88 X FF 89 1-0 F8 ①		B FF 92 B SI 94 C SI 94 B CU 81 B FF 93 4-1 29 FC5-4 23 BB 1-2 BB	2 0	1 0	1 0	1 0	2 0	0 0	0 0
10 Jordy Mercer, R (1, 6) OBP: 0.286, SLG: 0.250		C SL 80 1 SAFE C SL 80 F SL 81 B FF 90 X SL 79 1-2 G4-6-3 ②③ 1-2f		S SL 81 X FF 92 0-1 2-H 1B			C FF 90 B FF 88 B CH 79 S SL 80 F SI 88 X FF 92 2-2 L8 ②		B SI 95 C SI 94 B CU 79 X SI 95 2-1 B2 ①	4	0	1	1	0	0	3
17 Phil Gosselin, R (1, 4) 28 John Jaso, L (7, PH) 57 Trevor Williams, R (8, 1) 23 David Freese, R (9, PH) OBP: 0.500, SLG: 0.636 (10, 3)			B FF 88 C CU 76 X SL 80 1-1 G5-3 ① C SL 81 X SL 82 0-1 F8 ③				C SL 78 C CU 69 T FF 92 0-2 K ③		C SI 94 D SI 95 F SI 94 B F CU 80 D SI 94 B SI 95 4-2 29 FC5-4 1-2 2-3 BB	2 1 0 0	0 0 0 0	0 0 0 0	0 0 0 1	0 0 0 0	0 1 0 0	1 0 0 0
19 Chris Stewart, R (1, 2) OBP: 0.333, SLG: 0.333 29 Francisco Cervelli, R (9, PH) OBP: 0.316, SLG: 0.471 (10, 2)			B FF 89 B FF 89 C FF 90 C SL 81 B FF 91 X SL 80 3-2 45 SH3-4 1B		X FF 89 0-0 F8 ①			B FF 97 F SI 98 X SL 87 1-1 F7 ① D SI 94 X SI 94 1-0 FC5-4 ② 1-2f 2-3 3-H			3 1	0 0	1 0	0 1	0 0	0 0	0 2
45 Gerrit Cole, R (1, 1) 59 Antonio Bastardo, R (7, 1) 5 Josh Harrison, R (8, 5) OBP: 0.278, SLG: 0.294 73 Felipe Vázquez, L (10, 1)			X FF 88 0-0 SH3-4 ② 1-2		C FF 87 F SL 77 S SL 80 0-3 K ②			S SI 98 H SI 99 1-1 6 1B 26 1B 6 E HBP	X SI 93 0-0 G5-3 ③		1 0 1 0	0 0 1 0	0 0 1 0	0 0 0 0	1 0 0 0	0 0 2 0	0 0 0 0
Inning Stats	R: 0 H: 0 E: 0 LOB: 0 K: 1 BB: 0 S: 10 P: 12	R: 0 H: 0 E: 0 LOB: 0 K: 0 BB: 1 S: 12 P: 17	R: 0 H: 1 E: 0 LOB: 1 K: 0 BB: 0 S: 8 P: 14	R: 2 H: 3 E: 0 LOB: 1 K: 1 BB: 0 S: 13 P: 19	R: 0 H: 1 E: 0 LOB: 0 K: 1 BB: 0 S: 7 P: 8	R: 0 H: 1 E: 0 LOB: 0 K: 0 BB: 0 S: 5 P: 6	R: 0 H: 0 E: 0 LOB: 0 K: 1 BB: 0 S: 8 P: 11	R: 1 H: 2 E: 1 LOB: 1 K: 0 BB: 0 S: 8 P: 12	R: 1 H: 1 E: 0 LOB: 2 K: 0 BB: 2 S: 9 P: 20	R: 2 H: 2 E: 0 LOB: 0 K: 0 BB: 0 S: 4 P: 7	1B: 8 2B: 2 3B: 0 HR: 1	SF: 0 SAC: 1 DP: 2 HBP: 1		WP: 0 PB: 1 SB: 0 CS: 2	PA: 39			

PITCHER		IP	WLS	BF	H	R	ER	SO	BB	IBB	HBP	BLK	WP	HR	S	P	ERA	WHIP
49 Julio Teheran, R ERA:	(1, 1)	7.0		25	6	2	0	4	1	0	0	0	0	0	63	87	0.00	1.000
38 Arodys Vizcaíno, R ERA:	(8, 1)	1.0	H	5	2	1	0	0	0	0	1	0	0	0	8	12	0.00	2.000
53 Jim Johnson, R ERA: 3.0	(9, 1)	1.0	B	6	1	1	1	0	2	0	0	0	0	0	9	20	9.00	3.000
52 José Ramirez, R ERA: 4.15	(10, 1)	0.0	L	2	2	2	2	0	0	0	0	0	0	1	4	7	∞	∞

PITCHER	IP	WLS	BF	H	R	ER	SO	BB	IBB	HBP	BLK	WP	HR	S	P	ERA	WHIP

AB	33
R	6
H	11
RBI	5
BB	3
SO	4
LOB	14

Cincinnati Reds @ Pittsburgh Pirates

PNC Park, Pittsburgh, PA

Mon Apr 10 2017, 7:09 PM - 10:13 PM EDT

Att. 28,264 - Partly Cloudy - 75 F

TOP

livebaseballscorecards.com

Batter	1	2	3	4	5	6	7	8	9	AB	R	H	RBI	BB	SO	LOB
6 Billy Hamilton, S (1, 8) OBP: 0.357, SLG: 0.462	F SI 95 B SI 96 B CH 87 X SI 94 2-1 9 P4 9 S 7 BB 1B	S SI 94 B CU 80 X SI 94 1-1 19 S 9 1B 23 1B 1B	B FC 84 F FC 86 X CH 78 1-1 ③ G6-3			F FF 87 B CH 76 B FC 85 X FC 83 2-1 ② F7			S FF 90 B CH 84 X FF 90 1-1 19 G3 9 1B 1B	5	2	3	0	0	0	1
9 José Peraza, R (1, 6) OBP: 0.286, SLG: 0.259	C SI 94 F FF 93 F SI 94 F FF 92 D CU 80 X SI 95 1-2 ① P4 1-3	1 SAFE B FF 94 F FF 92 1 SAFE X FF 91 1-1 19 S 23 1B 1-2 1B		C FF 87 B CH 76 F CH 76 X FC 84 1-2 ① G1-3		X FF 86 0-0 ③ F8			B FF 90 S FF 90 B FF 91 X FF 90 2-1 19 G3 1-2 1B	5	1	2	0	0	0	1
19 Joey Votto, L (1, 3) OBP: 0.250, SLG: 0.500	D CU 79 F FF 95 S FF 96 F FF 96 B FF 96 B SI 96 F CU 80 D CU 80 4-2 7 BB 23 BB 43 BB BB	C SI 92 2 SAFE F CH 87 S CU 79 0-3 ② K 1-2 2-3		B CU 72 C SL 82 C CH 76 B SL 82 F FF 87 B FC 83 X SI 89 3-2 ② G4-3			X FF 85 0-0 ① F7		C FF 91 B SL 82 C FF 92 X FF 92 1-2 ① G3 1-2 2-3	4	1	0	0	1	1	4
23 Adam Duvall, R (1, 7) OBP: 0.379, SLG: 0.630	B FF 94 B FF 92 C CU 77 B SI 95 F SI 94 B SI 95 4-2 43 BB 7 BB 4 1-2 FC4-6 BB	X SI 92 0-0 7 E 7 S 2-H 3-H 1B		C FC 85 B FF 88 B FC 86 X CH 76 2-1 ③ G6-3			C SL 82 B SI 86 B FC 83 C FF 86 X CH 78 2-2 ② F8		C CH 85 S SL 82 D SL 83 X SL 83 1-2 ② L4	4	1	1	2	1	0	2
7 Eugenio Suárez, R (1, 5) OBP: 0.500, SLG: 0.750	F SI 90 D SI 95 B CH 87 B FF 92 F SI 94 F SI 94 B FF 92 4-2 4 43 FC4-6 BB 1-2 2-3 3-H BB	B FF 93 B FF 94 C SI 92 D CU 79 F FF 92 B FF 93 4-2 43 S 1-3 BB			C CU 72 B FC 84 B CH 78 X FC 84 2-1 HR		B FF 88 B FF 87 C FC 83 X CH 78 2-1 ③ F9		D CH 86 B CH 86 B SL 82 C FF 91 D SL 83 4-1 BB	2	1	1	2	3	0	0
43 Scott Schebler, L (1, 9) OBP: 0.375, SLG: 0.579 3 Patrick Kivlehan, R (9, PH) OBP: 0.125, SLG: 0.125 (9, 9)	B FF 93 B FF 93 B FF 94 C SI 94 F FF 94 B FF 94 4-2 4 FC4-6 1-2 2-3 3-H BB	B SL 81 C FF 86 B SL 80 X SL 81 2-1 ③ P6 1-2			C FF 87 B SI 86 X CU 71 1-1 ① G3-1			B FF 89 C FF 89 X SL 79 1-1 ① P5	S FF 91 B FF 91 D SL 81 F FF 91 S FF 92 2-3 ③ K	3 1	0 0	0 0	1 0	1 0	0 1	2 3
4 Scooter Gennett, L (1, 4) OBP: 0.188, SLG: 0.533	D CU 79 D FF 97 C FF 93 S FF 92 X FF 95 2-2 ② FC4-6 1-2f 2-3 3-H		B FF 88 B FF 87 B FF 88 C SI 87 X SI 87 3-1 E4 29 SH1-4		B SL 82 F CU 71 F SI 87 F FC 84 B CH 76 X CH 77 2-2 ② G4-3			B FF 90 B FF 90 B FF 89 C FF 89 X FF 91 3-1 HR		4	1	1	2	0	0	2
16 Tucker Barnhart, L (1, 2) OBP: 0.333, SLG: 0.313	X FF 94 0-0 ③ G3		F FC 86 X CH 77 0-1 ① F8		C FC 84 X FF 87 0-1 ③ L8			X FF 90 0-0 ② L7		4	0	0	0	0	0	3
29 Brandon Finnegan, L (1, 1) 21 Michael Lorenzen, R (3, 1) OBP: 0.500, SLG: 2.000 25 Cody Reed, L (6, 1) 53 Wandy Peralta, L (9, 1)		C FF 92 B FF 94 B SI 93 T FF 92 X FF 92 2-2 ① L6	B FF 85 X FF 85 1-0 ② SH1-4 1-2			B SI 85 C FC 84 X CH 76 1-1 ① G5-3		C FF 90 C FF 91 B FF 91 B SL 82 C FF 90 2-3 ③ K		1 1 1 0	0 0 0 0	0 0 0 0	0 0 0 0	0 0 1 0	0 0 0 0	0 0 0 0

Inning Stats	R: 3 E: 0 K: 0 S: 22	H: 1 LOB: 2 BB: 4 P: 43	R: 2 E: 0 K: 1 S: 15	H: 3 LOB: 2 BB: 1 P: 25	R: 0 E: 1 K: 0 S: 7	H: 0 LOB: 1 BB: 0 P: 12	R: 0 E: 0 K: 0 S: 9	H: 0 LOB: 0 BB: 0 P: 15	R: 1 E: 0 K: 0 S: 10	H: 1 LOB: 0 BB: 0 P: 15	R: 0 E: 0 K: 0 S: 5	H: 0 LOB: 0 BB: 0 P: 8	R: 0 E: 0 K: 0 S: 6	H: 0 LOB: 0 BB: 0 P: 10	R: 1 E: 0 K: 1 S: 8	H: 1 LOB: 0 BB: 0 P: 14	R: 0 E: 0 K: 1 S: 14	H: 2 LOB: 3 BB: 1 P: 25	1B: 6 2B: 0 3B: 0 HR: 2	SF: 0 SAC: 1 DP: 0 HBP: 0	WP: 0 PB: 0 SB: 5 CS: 0	PA: 42
---	---	---	---	---	---	---	---	---	---	---	---	---	---	---	---	---	---	---	---	---	---	---	---	---

PITCHER		IP	WLS	BF	H	R	ER	SO	BB	IBB	HBP	BLK	WP	HR	S	P	ERA	WHIP
24 Tyler Glasnow, R ERA: 27.0	(1, 1)	1.2	L	14	4	5	5	1	5	0	0	0	0	0	35	64	27.00	5.400
38 Wade LeBlanc, L ERA: 6.35	(2, 1)	5.1		18	1	1	1	0	0	0	0	0	0	1	39	64	1.69	0.188
59 Antonio Bastardo, L ERA: 13.5	(8, 1)	2.0		10	3	1	1	2	1	0	0	0	0	1	22	39	4.50	2.000

PITCHER	IP	WLS	BF	H	R	ER	SO	BB	IBB	HBP	BLK	WP	HR	S	P	ERA	WHIP

AB	35
R	7
H	8
RBI	7
BB	6
SO	3
LOB	18

Batter	1	2	3	4	5	6	7	8	9	AB	R	H	RBI	BB	SO	LOB
10 Jordy Mercer, R (1, 6) OBP: 0.280, SLG: 0.217	B SI 91 B SI 93 B FF 94 C SI 91 C FF 93 B SI 96 4-2 6 1B BB	S CH 85 B CH 85 C FF 97 S CH 86 1-3 ② K		C SI 96 S SL 88 S SL 88 0-3 ① K			B FF 96 B FF 95 X FF 93 2-0 ① G5-3			3	0	0	0	1	2	3
6 Starling Marte, R (1, 8) OBP: 0.393, SLG: 0.480	B SI 92 C CH 84 X FF 95 1-1 1-2 1B	S CH 86 B FF 97 B CH 85 X FF 96 2-1 ③ G6-3		B FC 93 S FC 93 C SL 88 S SL 87 1-3 ② K			S CH 89 B CH 90 S SL 90 S FF 96 1-3 ② K			4	0	1	0	0	2	3
22 Andrew McCutchen, R (1, 9) OBP: 0.231, SLG: 0.167 59 Antonio Bastardo, R (8, 1)	F SL 85 F FF 94 B FF 96 X SL 89 1-2 ① F8		B SI 90 S SL 83 B CH 86 B CH 85 C SI 94 F FF 96 X FF 95 3-2 23 BB 25 1B 29 BB 1B	B FC 93 F FC 94 X SL 89 1-1 ③ F8			B CH 89 X FF 95 1-0 ③ G5-3			4 0	1 0	1 0	0 0	0 0	0 0	2 0
25 Gregory Polanco, L (1, 7) OBP: 0.269, SLG: 0.308	C SL 84 F SI 94 B SL 89 S SL 88 1-3 ② K		X FF 93 0-0 29 BB 23 BB 26 FC1-2 1-2 1B		B SI 96 S FC 93 F FC 93 F CU 83 X CU 84 1-2 ① G3			B SL 87 C SL 87 B SL 89 B FF 95 S FF 95 S SL 88 3-3 ① K		4	0	1	0	0	2	2
23 David Freese, R (1, 5) OBP: 0.444, SLG: 0.500	D CH 84 B SI 95 B SI 95 C SI 92 F SI 95 S SI 96 3-3 ③ K		B CH 86 B FF 93 B FF 93 B SI 93 4-0 26 FC1-2 29 BB 1-2 2-3 BB		X FC 94 0-0 ② G6-3			C FF 94 F SL 89 T FF 95 0-2 ② K		3	0	0	0	1	2	2
29 Francisco Cervelli, R (1, 2) OBP: 0.348, SLG: 0.421		B SI 91 B SI 93 C SI 92 B SI 95 F FF 94 B FF 96 4-2 26 BB 55 1B BB	B FF 89 B FF 94 S SI 92 S FF 94 B FF 94 D FF 96 4-2 26 FC1-2 1-2 2-3 3-H BB		C FC 93 X SL 89 0-1 ③ G6-3			B FF 97 S FF 96 S SL 88 B FF 96 F SL 90 S FF 96 2-3 ③ K		2	0	0	1	2	1	0
55 Josh Bell, S (1, 3) OBP: 0.350, SLG: 0.353		C FF 95 B FF 96 C FF 94 X FF 96 1-2 26 BB 1-2 1B	S FC 92 S FC 92 F FC 92 X FF 97 0-2 ① F8			B FF 96 C FF 96 B FF 94 F FF 95 X FF 96 2-2 ① G6-3			B FF 96 F FF 95 S CH 86 B FF 97 F FF 97 S CH 86 2-3 ① K	4	0	1	0	0	1	3
26 Adam Frazier, L (1, 4) OBP: 0.417, SLG: 0.350		B SI 94 C FF 95 F SI 94 D SL 88 B FF 96 B SI 96 4-2 1-2 2-3 BB	B FC 93 B FC 93 C FC 91 B FF 96 C FC 90 X FC 93 3-2 ② FC1-2 1-2 2-3 3-Hf			B SL 89 X FF 95 1-0 ② L8			C SL 86 X FF 97 0-1 ② G4-3	3	0	0	0	1	0	3
24 Tyler Glasnow, L (1, 1) 38 Wade LeBlanc, L (2, 1) 28 John Jaso, L (8, 9)		C FF 94 F FF 96 D SL 88 S FF 96 1-3 ① K	S FC 93 C FC 92 B FC 95 S FF 96 1-3 ③ K			B FF 96 C FF 96 B FF 95 X FF 94 2-1 ③ G1-3			S SL 86 S SL 86 B SL 87 B SL 87 S SL 86 2-3 ③ K	0 3 1	0 0 0	0 0 0	0 0 0	0 0 0	0 2 1	0 6 0
Inning Stats	R: 0 E: 0 K: 2 S: 13 H: 1 LOB: 2 BB: 1 P: 23	R: 0 E: 0 K: 2 S: 15 H: 1 LOB: 3 BB: 2 P: 28	R: 1 E: 0 K: 1 S: 17 H: 2 LOB: 3 BB: 2 P: 32	R: 0 E: 0 K: 2 S: 8 H: 0 LOB: 0 BB: 0 P: 10	R: 0 E: 0 K: 0 S: 7 H: 0 LOB: 0 BB: 0 P: 8	R: 0 E: 0 K: 0 S: 6 H: 0 LOB: 0 BB: 0 P: 11	R: 0 E: 0 K: 1 S: 5 H: 0 LOB: 0 BB: 0 P: 9	R: 0 E: 0 K: 3 S: 10 H: 0 LOB: 0 BB: 0 P: 15	R: 0 E: 0 K: 2 S: 9 H: 0 LOB: 0 BB: 0 P: 13	1B: 4 2B: 0 3B: 0 HR: 0 SF: 0 SAC: 0 DP: 0 HBP: 0						

PITCHER		IP	WLS	BF	H	R	ER	SO	BB	IBB	HBP	BLK	WP	HR	S	P	ERA	WHIP
29 Brandon Finnegan, L ERA: 1.0	(1, 1)	2.0		15	4	1	1	4	5	0	0	0	0	0	35	69	4.50	4.500
21 Michael Lorenzen, R ERA:	(3, 1)	3.0	W	9	0	0	0	3	0	0	0	0	0	0	25	32	0.00	0.000
25 Cody Reed, L ERA:	(6, 1)	3.0	H	9	0	0	0	4	0	0	0	0	0	0	21	35	0.00	0.000
53 Wandy Peralta, L ERA:	(9, 1)	1.0		3	0	0	0	2	0	0	0	0	0	0	9	13	0.00	0.000

PITCHER	IP	WLS	BF	H	R	ER	SO	BB	IBB	HBP	BLK	WP	HR	S	P	ERA	WHIP

BOTTOM

Cincinnati Reds @ Pittsburgh Pirates

PNC Park, Pittsburgh, PA

Mon Apr 10 2017, 7:09 PM - 10:13 PM EDT

Att. 28,264 - Partly Cloudy - 75 F

livebaseballscorecards.com

AB	31
R	1
H	4
RBI	1
BB	5
SO	13
LOB	24

Cincinnati Reds @ Pittsburgh Pirates

PNC Park, Pittsburgh, PA

Tue Apr 11 2017, 8:21 PM - 11:24 PM EDT

Att. 11,027 - Overcast - 60 F

TOP

livebaseballscorecards.com

Batter	1	2	3	4	5	6	7	8	9	AB	R	H	RBI	BB	SO	LOB
6 Billy Hamilton, S (1, 8) OBP: 0.333, SLG: 0.419	B SI 95 X SI 93 1-0 ① G5-3		C SI 95 B FF 95 X CH 89 1-1 ③ G4-3		C CU 82 T FF 95 X FF 96 0-2 ② P2		F FF 96 F SL 90 F FF 96 B SI 96 X CH 89 1-2 9 FC6-4 1B 3-H		F FF 92 B CH 87 F FF 93 F FF 94 C FF 94 1-3 ① K	5	0	1	1	0	1	2
9 José Peraza, R (1, 6) OBP: 0.273, SLG: 0.281	B SI 95 C SI 95 B CU 82 F SI 95 X FF 94 2-2 ② F8			C FF 93 X CH 86 0-1 7 S 7 1B 2B	B CU 82 X SI 94 1-0 ③ G5-3		1 SAFE X SI 94 0-0 ③ FC6-4 1-2f		C FF 93 B SI 91 B SI 92 C FF 93 X FF 94 2-2 ② L9	5	1	1	0	0	0	3
19 Joey Votto, L (1, 3) OBP: 0.212, SLG: 0.419	B SI 95 F SI 94 F CU 81 B FF 95 F SI 96 T FF 95 2-2 ③ K			X SI 94 0-0 ① L7		X CU 81 0-0 ① G3		B SI 92 X CH 86 1-0 ① F8	C FF 94 F FF 94 S FF 94 0-3 ③ K	5	0	0	0	0	2	1
23 Adam Duvall, R (1, 7) OBP: 0.424, SLG: 0.733		F FF 95 X SI 94 0-1 HR		C SI 95 S FF 95 C FF 95 0-3 ② K		B SI 93 C CU 80 B CU 81 B CU 80 B FF 93 4-1 BB		B SL 86 S SL 84 B FF 94 S CH 86 X FF 94 2-2 7 1B 4 HR 1B		3	2	2	1	1	1	1
7 Eugenio Suárez, R (1, 5) OBP: 0.500, SLG: 0.708		C CU 81 B CU 80 C SI 95 B CU 82 X CH 87 2-2 ① G5-3		B SI 95 F SI 94 B CH 86 T CU 80 F CH 86 X FF 95 2-2 2-H 1B		B FF 93 1 SAFE B SI 93 B SI 93 C FF 94 X SI 93 3-1 ② L9		C SI 90 C FF 93 X FF 94 0-2 1-2 4 HR 1B		4	1	2	1	0	0	1
43 Scott Schebler, L (1, 9) OBP: 0.321, SLG: 0.478		C CU 81 S FF 95 B FF 95 S CU 82 1-3 ② K		1 SAFE X FF 94 0-0 ③ L9		D CU 80 X SI 93 1-0 ③ G4-3		S CH 86 S FF 94 F FF 95 B FF 95 X FF 95 1-2 ② F5		4	0	0	0	0	1	4
4 Scooter Gennett, L (1, 4) OBP: 0.300, SLG: 0.789		B SI 94 X SI 94 1-0 ③ G6-3			B CU 80 B SI 93 F SI 93 F SI 94 X CU 82 2-2 54 HBP 1B		B FF 94 C FF 94 B CH 88 C FF 94 X SL 90 2-2 16 SH5-3 6 1B 2B	X CH 87 0-0 1-H 2-H HR		4	2	3	3	0	0	0
16 Tucker Barnhart, L (1, 2) OBP: 0.333, SLG: 0.316			F SI 94 C CU 80 B FF 96 B FF 95 F CH 89 B CH 89 F SI 96 X SI 96 3-2 ① G4-3		C FF 94 B FF 95 X CH 89 1-1 ① F7		B SI 92 X FF 94 1-0 ① SH5-3 2-3	B FF 93 B FF 93 X SI 90 2-0 1B		3	0	1	0	0	0	1
54 Rookie Davis, R (1, 1) OBP: 0.667, SLG: 1.000 52 Tony Cingrani, L (5, 1) 31 Drew Storen, S (6, 1) 30 Arismendy Alcántara, S (7, PH) 53 Wandy Peralta, L (7, 1) 3 Patrick Kivlehan, R (8, PH) OBP: 0.111, SLG: 0.111 36 Blake Wood, R (8, 1) 26 Raisel Iglesias, R (8, 1)			B FF 96 S SI 95 B SI 95 S SI 95 S SI 95 2-3 ② K		H SI 93 1-0 1-2 HBP		B FF 96 D FF 92 F SL 88 S FF 96 F FF 96 F SL 90 F FF 94 S FF 95 2-3 ② K	S FF 93 B SL 84 S FF 92 B FF 94 C FF 94 2-3 ③ K		1 0 0 1 0 1 0 0 0	0 0 0 0 0 0 0 0 0	0 0 0 0 0 0 0 0 0	0 0 0 0 0 0 0 0 0	1 0 0 1 0 1 1 0 0	0 0 0 1 0 1 1 0 0	0 0 0 1 0 1 0 0 0
Inning Stats	R: 0 E: 0 K: 1 S: 8 H: 0 LOB: 0 BB: 0 P: 13	R: 1 E: 0 K: 1 S: 9 H: 1 LOB: 0 BB: 0 P: 13	R: 0 E: 0 K: 1 S: 10 H: 0 LOB: 0 BB: 0 P: 16	R: 1 E: 0 K: 1 S: 11 H: 2 LOB: 1 BB: 0 P: 13	R: 0 E: 0 K: 0 S: 9 H: 1 LOB: 2 BB: 0 P: 14	R: 0 E: 0 K: 0 S: 5 H: 0 LOB: 1 BB: 1 P: 13	R: 1 E: 0 K: 1 S: 15 H: 2 LOB: 1 BB: 0 P: 21	R: 3 E: 0 K: 1 S: 16 H: 4 LOB: 1 BB: 0 P: 24	R: 0 E: 0 K: 2 S: 10 H: 0 LOB: 0 BB: 0 P: 13	1B: 6 2B: 2 3B: 0 HR: 2 SF: 0 SAC: 1 DP: 0 HBP: 1						

	AB	36
	R	6
	H	10
	RBI	6
	BB	1
	SO	8
	LOB	15

WP: 0 PB: 0 SB: 1 CS: 0 PA: 39

PITCHER		IP	WLS	BF	H	R	ER	SO	BB	IBB	HBP	BLK	WP	HR	S	P	ERA	WHIP
50 Jameson Taillon, R ERA: 1.38	(1, 1)	6.0		24	4	2	2	4	1	0	1	0	0	1	52	82	3.00	0.833
12 Juan Nicasio, R ERA: 2.25	(7, 1)	1.0	L	5	2	1	1	1	0	0	0	0	0	0	15	21	9.00	2.000
57 Trevor Williams, R ERA: 6.75	(8, 1)	2.0		10	4	3	3	3	0	0	0	0	0	1	26	37	13.50	2.000

PITCHER	IP	WLS	BF	H	R	ER	SO	BB	IBB	HBP	BLK	WP	HR	S	P	ERA	WHIP

Cincinnati Reds @ Pittsburgh Pirates

PNC Park, Pittsburgh, PA

Tue Apr 11 2017, 8:21 PM - 11:24 PM EDT

Att. 11,027 - Overcast - 60 F

livebaseballscorecards.com

BOTTOM

Batter	1	2	3	4	5	6	7	8	9	AB	R	H	RBI	BB	SO	LOB
6 Starling Marte, R (1, 8) OBP: 0.364, SLG: 0.433	B FF 93 F SI 93 S FC 88 B FF 89 B SI 91 T FF 94 3-2 ① K		C FC 86 F SI 91 F FC 89 B FF 95 B CH 88 X SI 92 2-2 55 G3-1 23 S 55 WP 1B		X FF 94 0-0 ① G6-3	C CH 84 B SI 91 X CH 84 1-1 ③ G5-3			C SL 84 F FF 96 X SL 85 0-2 ① G1-3	5	1	1	0	0	1	2
55 Josh Bell, S (1, 3) OBP: 0.292, SLG: 0.286 57 Trevor Williams, R (8, 1) 37 Alen Hanson, S (9, PH) OBP: 0.500, SLG: 0.500	C SI 94 B CH 88 X CH 88 1-1 ② P5		1 SAFE 1 SAFE F SI 93 C FF 92 F FF 93 D CH 86 F FF 93 B FC 85 X FF 93 2-2 ① G3-1 1-3		B FF 94 B FF 94 C FF 94 C FF 95 C FF 95 2-3 ② K		X FF 94 0-0 ① G6-3		C SI 96 X SI 96 0-1 ② L8	4 0 1	0 0 0	0 0 0	0 0 0	0 0 0	1 0 0	1 0 0
22 Andrew McCutchen, R (1, 9) OBP: 0.290, SLG: 0.214	X FF 95 0-0 25 BB 1B		B SI 91 C SI 91 B SI 91 S SI 89 F SI 89 F FC 90 B FC 87 C FC 89 3-3 ② K		C FF 95 B CH 90 B FF 96 B FF 96 B FF 96 4-1 BB		B FF 96 S CH 87 B FF 96 B FF 96 X FF 96 3-1 ② F9		C FF 97 X FF 97 0-1 25 DI 1B	4	0	2	0	1	1	1
25 Gregory Polanco, L (1, 7) OBP: 0.290, SLG: 0.276	F SI 92 B SL 82 S SI 93 B FC 85 B CH 85 B CH 86 4-2 23 FC6-4 1-2 BB		C FF 93 B FF 93 B FF 92 B FC 87 D FC 88 4-1 23 S BB		1 SAFE B FF 95 C FF 94 F FF 95 F FF 94 X FF 95 1-2 ③ F7		C SL 86 B FF 96 C FF 96 S SL 86 1-3 ③ K		C SI 96 F FF 95 D SL 83 B SL 83 B FF 96 F FF 96 X FF 95 3-2 ③ G3-1 1-2	3	0	0	0	2	1	2
23 David Freese, R (1, 5) OBP: 0.455, SLG: 0.471	X FC 87 0-0 ③ FC6-4 1-2f		B FF 94 1 SAFE F FC 87 C FC 87 B FC 87 F SI 90 B SI 90 B FC 87 4-2 1-2 BB 3-H			C SL 79 S CH 84 X SL 79 0-2 ① G6-3		C SI 95 B SI 94 X SI 95 1-1 10 FC6-4 5 1B 1B		3	0	1	0	1	0	2
29 Francisco Cervelli, R (1, 2) OBP: 0.333, SLG: 0.364		B SI 94 X FF 94 1-0 ① F8	C FF 93 B SI 89 F FF 93 X FC 87 1-2 ③ G5-3			B SL 80 C SI 91 H SL 80 2-1 10 FC5-4 5 1B 26 E HBP			C SI 96 S SL 90 S SL 92 0-3 ① K	3	1	0	0	0	1	3
5 Josh Harrison, R (1, 4) OBP: 0.318, SLG: 0.333		C SL 82 S FC 90 X FC 88 0-2 ② F7		F FF 92 B FC 85 B FF 92 B FF 93 F FF 93 F FF 92 X FF 92 3-2 ① G5-3		1 SAFE C SI 90 X SI 90 0-1 10 FC5-4 1-2 1B			S SL 90 X SL 90 0-1 10 FC6-4 1-2 1B	4	0	2	0	0	0	0
10 Jordy Mercer, R (1, 6) OBP: 0.276, SLG: 0.192		C FF 94 B FC 85 C SI 95 B SL 84 F FC 87 B SL 84 F FF 93 D FF 94 4-2 BB		C FF 93 B SL 82 B FC 85 X FF 91 2-1 ② G5-3		B SI 90 X SL 80 1-0 ② FC5-4 26 E 1-2f 2-3			B SI 95 C FF 95 F SL 85 X SL 84 1-2 ② FC6-4 1-2f 2-3	3	0	0	0	1	0	4
50 Jameson Taillon, R (1, 1) 26 Adam Frazier, L (6, PH) OBP: 0.400, SLG: 0.333 12 Juan Nicasio, R (7, 1) 28 John Jaso, L (8, 3)		C FF 92 F FF 93 D SL 84 F FF 92 B FC 86 C FF 93 2-3 ③ K		C FF 90 B FF 91 B FF 91 X FF 90 2-1 ③ G6-3		B FF 91 C SI 91 X CH 84 1-1 E6 1-3 3-H			X FF 95 0-0 ③ F9	2 1 0 1	0 0 0 0	0 0 0 0	0 0 0 0	0 0 0 0	1 0 0 0	1 1 0 2
Inning Stats	R: 0 E: 0 K: 1 S: 9 H: 1 LOB: 2 BB: 1 P: 17	R: 0 E: 0 K: 1 S: 12 H: 0 LOB: 1 BB: 1 P: 19	R: 1 E: 0 K: 1 S: 21 H: 1 LOB: 2 BB: 2 P: 37	R: 0 E: 0 K: 0 S: 8 H: 0 LOB: 0 BB: 0 P: 15	R: 0 E: 0 K: 1 S: 9 H: 0 LOB: 1 BB: 1 P: 16	R: 1 E: 1 K: 0 S: 11 H: 1 LOB: 2 BB: 0 P: 16	R: 0 E: 0 K: 1 S: 6 H: 0 LOB: 0 BB: 0 P: 10	R: 0 E: 0 K: 1 S: 11 H: 2 LOB: 2 BB: 0 P: 13	R: 0 E: 0 K: 0 S: 11 H: 1 LOB: 1 BB: 0 P: 14	1B: 6 2B: 0 3B: 0 HR: 0		SF: 0 SAC: 0 DP: 0 HBP: 1		WP: 1 PB: 0 SB: 2 CS: 0		PA: 40

	AB	34
	R	2
	H	6
	RBI	0
	BB	5
	SO	6
	LOB	19

PITCHER		IP	WLS	BF	H	R	ER	SO	BB	IBB	HBP	BLK	WP	HR	S	P	ERA	WHIP
54 Rookie Davis, R ERA: 6.43	(1, 1)	4.0		18	2	1	1	3	4	0	0	0	1	0	50	88	2.25	1.500
52 Tony Cingrani, L ERA:	(5, 1)	1.0		4	0	0	0	1	1	0	0	0	0	0	9	16	0.00	1.000
31 Drew Storen, R ERA: 2.25	(6, 1)	1.0	W	6	1	1	0	0	0	0	1	0	0	0	11	16	0.00	1.000
53 Wandy Peralta, L ERA:	(7, 1)	1.0	H	3	0	0	0	1	0	0	0	0	0	0	6	10	0.00	0.000
36 Blake Wood, R ERA: 2.08	(8, 1)	0.1		3	2	0	0	1	0	0	0	0	0	0	7	8	0.00	6.000

PITCHER		IP	WLS	BF	H	R	ER	SO	BB	IBB	HBP	BLK	WP	HR	S	P	ERA	WHIP
26 Raisel Iglesias, R ERA:	(8, 1)	1.2	S	6	1	0	0	0	0	0	0	0	0	0	15	19	0.00	0.600

Batter	1	2	3	4	5	6	7	8	9	AB	R	H	RBI	BB	SO	LOB
6 Billy Hamilton, S (1, 8) OBP: 0.316, SLG: 0.389	B SI 91 C SI 92 F CU 80 S CU 81 1-3 K2-3		B SI 92 C SI 91 X FF 93 1-1 G3		B SI 92 B SI 92 X SI 93 2-0 9 2B 1-2 3-H 1B		C FF 91 C SL 82 F FF 92 B SL 81 X SL 82 1-2 L8	F CH 83 C CH 83 F FF 95 F FF 94 B FF 95 X SL 82 1-2 P6		5	1	1	1	0	1	1
9 José Peraza, R (1, 4) OBP: 0.316, SLG: 0.351	B SI 92 X SI 92 1-0 P5			B SI 92 F FF 92 F SI 92 F SI 92 F SI 92 X SI 93 2-2 G1-3	D CU 82 B SI 93 C SI 93 X SI 93 2-1 19 G4-3 1-H 2-H 2B		C FF 90 B CH 84 S SL 81 X SL 81 1-2 23 S 19 BB 7 2B 1B	C SI 94 B SL 84 X SI 94 1-1 19 1B 1-2 1B		5	1	3	2	0	0	0
19 Joey Votto, L (1, 3) OBP: 0.237, SLG: 0.400	B SI 91 B SI 92 X SI 92 2-0 F7			F FF 93 B CU 82 C SI 92 B FF 94 B SI 93 X SI 93 3-2 G3	X SI 93 0-0 G4-3 2-3		B FF 91 1 SAFE F FF 90 B FF 91 B FF 90 B FF 90 4-1 23 BB 7 2B 1-2 BB	B CH 84 B SI 94 B SI 94 C SI 94 C SI 93 F SI 95 X SI 94 3-2 1-3 2-H 1B		4	1	1	1	1	0	1
23 Adam Duvall, R (1, 7) OBP: 0.421, SLG: 0.676 55 Robert Stephenson, R (8, 1)		X SI 91 0-0 G4-3		C SI 93 B CU 80 B CH 86 B CU 80 X SI 92 3-1 7 1B	F SI 93 B FF 94 F SI 93 B FF 94 X SI 93 2-2 L4		B FF 91 B FF 90 F FF 90 B FF 90 B FF 90 4-1 7 2B 1-2 2-3 BB	C SI 94 B CH 83 B SL 85 B SL 83 C SL 83 F SI 94 S FF 95 3-3 K		4 0	1 0	1 0	0 0	1 0	1 0	3 0
7 Eugenio Suárez, R (1, 5) OBP: 0.529, SLG: 0.750 3 Patrick Kivlehan, R (9, PH) OBP: 0.200, SLG: 0.200 (9, 5)		C FF 91 B SI 92 B CH 85 X SI 91 2-1 2 FC6-4 1B		B SI 92 F SI 92 B SI 93 X SI 93 2-1 1-2 1B	C SI 94 F SI 94 F SI 94 X CU 82 1-2 G6-3		B SL 79 B FF 90 B FF 90 C FF 91 F FF 90 F FF 91 X FF 91 3-2 43 2B 1-H 2-H 3-H 2B		T SI 91 B SI 92 X CH 83 1-1 2 BB 1B	4 1	1 0	3 1	3 0	0 0	0 0	1 0
43 Scott Schebler, L (1, 9) OBP: 0.303, SLG: 0.464		B SI 91 X SI 91 1-0 P5		B CU 81 X SI 93 1-0 F7		X CH 85 0-0 G4-3	X FF 94 0-0 2-H 2B		X SI 92 0-0 P4	5	0	1	1	0	0	4
2 Zack Cozart, R (1, 6) OBP: 0.464, SLG: 0.667		F SI 92 F SI 93 1 SAFE X SI 92 0-2 FC6-4 1-2f			F CH 89 B SI 92 B SI 91 X SI 89 2-1 16 2B 2B	C SI 90 B CU 79 B CU 80 C SI 91 X SI 92 2-2 P2	B CH 88 B FF 97 C CH 87 B FF 96 C CH 86 S CU 81 3-3 K2-3		S CH 85 B SI 92 B SI 91 B CH 84 B SI 91 4-1 16 G6-4-3 1-2 BB	4	1	1	0	1	1	2
16 Tucker Barnhart, L (1, 2) OBP: 0.385, SLG: 0.417			C SI 90 S CH 84 B SI 91 X CU 81 1-2 50 B2-6-4 1B		F SI 92 X FF 92 0-1 50 E 6 1B 2-H 2B	X SI 90 0-0 L9		B FF 94 C SI 94 S SI 94 F FF 95 X FF 95 1-2 9 1B 19 1B 1B	X SI 92 0-0 G6-4-3 1-2f	5	2	3	1	0	0	2
50 Amir Garrett, R (1, 1) 36 Blake Wood, R (7, 1) 30 Arismendy Alcántara, S (8, PH) (8, 7)			X SI 90 0-0 B2-6-4 1-2f		L SI 92 X SI 91 0-1 FC2 6 1B 9 2B 2-3		S FF 89 F FF 90 S FF 92 0-3 K	S FF 95 F SI 95 S FF 95 0-3 K		3 0 1	1 0 0	0 0 0	0 0 0	0 0 1	1 0 1	2 0 1
Inning Stats	R: 0 E: 0 K: 1 S: 5 H: 0 LOB: 0 BB: 0 P: 9	R: 0 E: 0 K: 0 S: 7 H: 1 LOB: 1 BB: 0 P: 10	R: 0 E: 0 K: 0 S: 6 H: 1 LOB: 0 BB: 0 P: 8	R: 0 E: 0 K: 0 S: 12 H: 2 LOB: 2 BB: 0 P: 23	R: 4 E: 1 K: 0 S: 16 H: 4 LOB: 1 BB: 0 P: 25	R: 0 E: 0 K: 0 S: 5 H: 0 LOB: 0 BB: 0 P: 7	R: 4 E: 0 K: 2 S: 20 H: 3 LOB: 1 BB: 2 P: 36	R: 1 E: 0 K: 2 S: 22 H: 3 LOB: 2 BB: 0 P: 31	R: 0 E: 0 K: 0 S: 5 H: 1 LOB: 1 BB: 1 P: 10	1B: 10 2B: 5 3B: 0 HR: 0 SF: 0 SAC: 0 DP: 2 HBP: 0						

PITCHER		IP	WLS	BF	H	R	ER	SO	BB	IBB	HBP	BLK	WP	HR	S	P	ERA	WHIP
46 Iván Nova, R ERA: 2.25	(1, 1)	6.0	L	26	8	4	3	1	0	0	0	0	0	0	51	82	4.50	1.333
59 Antonio Bastardo, L ERA: 20.25	(7, 1)	0.2		6	2	4	4	1	2	0	0	0	0	0	16	29	54.00	6.000
73 Felipe Vázquez, L ERA: 1.69	(7, 1)	0.1		2	1	0	0	1	0	0	0	0	0	0	4	7	0.00	3.000
41 Daniel Hudson, R ERA: 3.86	(8, 1)	1.0		6	3	1	1	2	0	0	0	0	0	0	22	31	9.00	3.000
44 Tony Watson, L ERA:	(9, 1)	1.0		4	1	0	0	0	1	0	0	0	0	0	5	10	0.00	2.000

PITCHER	IP	WLS	BF	H	R	ER	SO	BB	IBB	HBP	BLK	WP	HR	S	P	ERA	WHIP

TOP

Cincinnati Reds @ Pittsburgh Pirates

PNC Park, Pittsburgh, PA

Wed Apr 12 2017, 7:07 PM - 10:00 PM EDT

Att. 12,327 - Clear - 64 F

livebaseballscorecards.com

AB	41
R	9
H	15
RBI	9
BB	3
SO	5
LOB	17

WP: 0 PA: 44
PB: 0
SB: 1
CS: 0

BOTTOM

Batter	1	2	3	4	5	6	7	8	9	AB	R	H	RBI	BB	SO	LOB
10 Jordy Mercer, R (1, 6) OBP: 0.273, SLG: 0.233	C FF 90 F FF 91 B SL 81 X FF 91 1-2 ① L6			C CH 81 X CH 79 0-1 ① G1-3		B FF 91 C FF 90 B CH 81 F CH 81 F FF 94 B SL 80 X FF 93 3-2 ② L7		B FF 98 C FF 96 B SL 92 C SL 92 B CU 81 X FF 98 3-2 2B		4	0	1	0	0	0	0
6 Starling Marte, R (1, 8) OBP: 0.324, SLG: 0.382	C FF 90 B CH 83 S CH 83 S SL 80 1-3 ② K			C CH 81 B FF 92 B SL 80 F FF 91 B FF 93 X FF 93 3-2 ② G5-3		F FF 92 F FF 92 S SL 80 0-3 ③ K		C FF 96 S FS 87 S FS 87 0-3 ② K		4	0	0	0	0	3	1
22 Andrew McCutchen, R (1, 9) OBP: 0.314, SLG: 0.281	F FF 93 F CH 83 F SL 81 X FF 94 0-2 ③ G5-3			S CH 82 B CH 81 B SL 80 X FF 92 2-1 2B			C FF 90 B FF 90 F FF 91 X FF 90 1-2 23 HR 1B	X FF 96 0-0 ③ G6-3		4	1	2	0	0	0	1
23 David Freese, R (1, 5) OBP: 0.480, SLG: 0.650 37 Alen Hanson, S (9, PH) OBP: 0.333, SLG: 0.333		C FF 91 B FF 91 B CH 82 F B FF 93 F FF 93 X FF 94 3-2 55 G5-4-3 1B		C FF 91 B SL 81 C FF 92 B CH 83 B FF 94 F SL 81 S SL 81 3-3 ③ K			B CH 81 B FF 89 F FF 92 B FF 91 1 SAFE X FF 90 3-1 1-H HR		C FF 95 S FS 86 S FS 86 0-3 ① K	3 1	1 0	2 0	2 0	0 0	1 1	1 0
29 Francisco Cervelli, R (1, 2) OBP: 0.323, SLG: 0.385		B FF 92 B FF 91 F FF 91 1 SAFE X FF 91 2-1 ① F8			C FF 90 S CH 80 B CH 80 B SL 79 X FF 92 2-2 ① G6-3		F FF 91 F CH 80 S CH 81 0-3 ① K		X FF 97 0-0 2B	4	0	1	0	0	1	1
55 Josh Bell, S (1, 3) OBP: 0.250, SLG: 0.240		F FF 92 X FF 94 0-1 ②③ G5-4-3 1-2f			S CH 81 S SL 81 X FF 94 0-2 ② G1-3		B FF 92 C FF 90 X CH 81 1-1 ② G6-3		F FF 95 D FS 86 F FF 96 S CU 81 1-3 ② K	4	0	0	0	0	1	2
5 Josh Harrison, R (1, 4) OBP: 0.385, SLG: 0.348			C FF 90 X FF 91 0-1 ① G5-3		B FF 93 B FF 90 X FF 92 2-0 1B		B CH 82 F FF 91 H SL 80 2-1 HBP		B FF 97 B FF 95 B FF 95 B FF 96 4-0 BB	2	0	1	0	1	0	0
26 Adam Frazier, L (1, 7) OBP: 0.345, SLG: 0.280			B FF 92 C SL 81 B FF 92 C FF 92 S FF 92 2-3 ② K		X FF 91 0-0 ③ G4-3		C SI 96 F SI 95 F FS 85 F FS 85 C SI 96 0-3 ③ K		B FF 95 F FF 95 S FS 86 D SL 81 F FS 87 S FS 86 2-3 ③ K	4	0	0	0	0	3	4
46 Iván Nova, R (1, 1) 17 Phil Gosselin, R (6, PH) 59 Antonio Bastardo, R (7, 1) 73 Felipe Vázquez, L (7, 1) 41 Daniel Hudson, R (8, 1) 28 John Jaso, L (8, PH) 44 Tony Watson, L (9, 1)			B FF 92 F FF 92 X FF 92 1-1 ③ F9			C FF 90 X CH 82 0-1 ① P3		X FF 96 0-0 ① P6		1 1 0 0 0 1 0	0 0 0 0 0 0 0	0 0 0 0 0 0 0	0 0 0 0 0 0 0	0 0 0 0 0 0 0	0 0 0 0 0 0 0	0 0 0 0 0 0 0
Inning Stats	R: 0 E: 0 K: 1 S: 10 H: 0 LOB: 0 BB: 0 P: 12	R: 0 E: 0 K: 0 S: 8 H: 1 LOB: 0 BB: 0 P: 13	R: 0 E: 0 K: 1 S: 7 H: 0 LOB: 0 BB: 0 P: 10	R: 0 E: 0 K: 1 S: 11 H: 1 LOB: 1 BB: 0 P: 19	R: 0 E: 0 K: 0 S: 8 H: 1 LOB: 1 BB: 0 P: 12	R: 0 E: 0 K: 1 S: 9 H: 0 LOB: 0 BB: 0 P: 12	R: 2 E: 0 K: 2 S: 16 H: 2 LOB: 1 BB: 0 P: 23	R: 0 E: 0 K: 1 S: 8 H: 1 LOB: 1 BB: 0 P: 11	R: 0 E: 0 K: 3 S: 11 H: 1 LOB: 2 BB: 1 P: 18	1B: 3 2B: 3 3B: 0 HR: 1	SF: 0 SAC: 0 DP: 1 HBP: 1	WP: 0 PB: 0 SB: 0 CS: 0	PA: 35				

PITCHER		IP	WLS	BF	H	R	ER	SO	BB	IBB	HBP	BLK	WP	HR	S	P	ERA	WHIP
50 Amir Garrett, L ERA: 1.42	(1, 1)	6.2	W	25	5	2	2	5	0	0	1	0	0	1	64	96	2.70	0.750
36 Blake Wood, R ERA: 1.93	(7, 1)	0.1		1	0	0	0	1	0	0	0	0	0	0	5	5	0.00	0.000
55 Robert Stephenson, R ERA: 7.36	(8, 1)	2.0		9	2	0	0	4	1	0	0	0	0	0	19	29	0.00	1.500

PITCHER	IP	WLS	BF	H	R	ER	SO	BB	IBB	HBP	BLK	WP	HR	S	P	ERA	WHIP

Cincinnati Reds @ Pittsburgh Pirates
PNC Park, Pittsburgh, PA
Wed Apr 12 2017, 7:07 PM - 10:00 PM EDT
Att. 12,327 - Clear - 64 F

livebaseballscorecards.com

AB	33
R	2
H	7
RBI	2
BB	1
SO	10
LOB	10

Pittsburgh Pirates @ Boston Red Sox

Fenway Park, Boston, MA

Thu Apr 13 2017, 2:08 PM - 5:22 PM EDT

Att. 32,400 - Partly Cloudy - 53 F

livebaseballscorecards.com

Batter	1	2	3	4	5	6	7	8	9	AB	R	H	RBI	BB	SO	LOB
10 Jordy Mercer, R (1, 6) OBP: 0.289, SLG: 0.235	C FF 93 B FF 94 B FF 95 B FF 94 C FF 94 F FF 95 B FF 93 4-2 22 HR BB	B CH 88 C CH 86 B FF 94 X CH 87 2-1 ③ F7			B CH 87 F FF 94 F FF 94 B FF 94 B CH 88 F FF 94 C FF 95 3-3 ② K		X SL 88 0-0 2-3 1B		F FF 97 B FF 98 C KC 85 X KC 86 1-2 ②③ G4-3 1-2	4	1	1	0	1	1	1
6 Starling Marte, R (1, 8) OBP: 0.317, SLG: 0.351	S FF 92 C FF 92 S FF 93 0-3 ① K		B FF 92 B CH 84 C FF 92 S CH 86 F FF 93 B FF 92 B CH 84 4-2 25 CS BB		C SL 83 X FF 94 0-1 ③ F8		F FF 94 B FF 92 B FF 94 S SL 89 B SL 89 S SL 90 3-3 ② K			3	0	0	0	1	2	3
22 Andrew McCutchen, R (1, 9) OBP: 0.308, SLG: 0.361	X FF 92 0-0 1-H HR		C SL 81 B FF 92 C FF 92 1 SAFE S FF 92 1-3 ① K			B CH 84 B FF 93 B CH 84 C FF 94 C FF 94 F FF 94 S CH 84 3-3 ① K	X FF 94 0-0 ③ F9			4	1	1	2	0	2	3
25 Gregory Polanco, L (1, 7) OBP: 0.314, SLG: 0.333	S FC 86 C FF 94 B CH 87 F FF 94 B FC 86 B FC 87 X FF 94 3-2 23 1B 1B		C FF 91 B FF 92 B FC 87 F FF 94 S CH 87 2-3 ②③ K 1-2			B CH 86 S FC 87 B FC 89 B CH 85 X FC 88 3-1 5 S 5 E 2B		B KC 77 B KC 78 X FF 95 2-0 ① L8		4	1	2	0	0	1	1
23 David Freese, R (1, 10) OBP: 0.552, SLG: 0.667	1 SAFE 1 SAFE B CH 86 C FF 93 F FF 93 X FF 94 1-2 1B			C SL 83 FC 86 C FF 94 B FF 93 B CH 86 B CH 86 4-2 BB		C SL 81 B FF 94 B FF 93 B CH 86 B FF 94 4-1 5 E BB		B FF 95 C SL 86 B KC 80 B SL 87 C FF 95 B FF 95 4-2 BB		1	0	1	0	3	0	0
5 Josh Harrison, R (1, 5) OBP: 0.333, SLG: 0.296	C FF 93 F FF 93 S FF 92 0-3 ② K			X FF 92 0-0 ① F8		C FF 94 F FF 94 B FF 94 S SL 90 1-3 ② K 1-2 2-H		S FF 96 X FF 94 0-1 ② F9		4	0	0	0	0	2	5
55 Josh Bell, S (1, 3) OBP: 0.226, SLG: 0.214 28 John Jaso, L (7, 3)	B FF 93 F FF 93 S FF 93 B FF 93 F FF 94 F FF 94 D FC 87 S FF 93 3-3 ③ K			X FF 93 0-0 ② F9		F FF 94 S SL 89 X FF 95 0-2 ③ G4-3		C KC 79 X FF 94 0-1 ③ G6-3		3 1	0 0	0 0	0 0	0 0	1 0	4 1
17 Phil Gosselin, R (1, 4) 26 Adam Frazier, L (9, PH) OBP: 0.367, SLG: 0.308		C FF 93 S CH 87 B FF 94 F CH 86 B FF 94 X FF 94 2-2 ① P3		C FF 93 S CH 86 X FF 93 0-2 ③ P4			S SL 88 X SL 88 0-1 ① G4-3		B FF 99 B FF 98 C FF 98 F FF 98 X KC 87 2-2 10 CS 1B	3 1	0 0	0 1	0 0	0 0	0 0	1 0
19 Chris Stewart, R (1, 2) OBP: 0.333, SLG: 0.500 29 Francisco Cervelli, R (9, PH) OBP: 0.313, SLG: 0.370		B FF 94 C FF 94 S CH 87 B FF 94 X FF 94 2-2 ② G6-3			B FF 93 B FF 93 C FF 93 B FF 92 C C FF 94 3-3 ① K		C FF 94 B SL 89 B FF 93 S SL 88 F SL 88 X SL 87 2-2 10 1B 2B		B FF 98 C FF 97 F FF 97 B FF 98 B KC 86 1 SAFE F FF 97 F FF 97 X FF 97 3-2 ① F9	3 1	0 0	1 0	0 0	0 0	1 0	0 1

Inning Stats	1	2	3	4	5	6	7	8	9
	R: 2 E: 0 K: 3 S: 22	H: 3 LOB: 2 BB: 1 P: 33	R: 0 E: 0 K: 0 S: 9	H: 0 LOB: 0 BB: 0 P: 15	R: 0 E: 0 K: 2 S: 9	H: 0 LOB: 0 BB: 1 P: 16	R: 0 E: 0 K: 0 S: 7	H: 0 LOB: 1 BB: 1 P: 11	R: 0 E: 0 K: 2 S: 9	H: 0 LOB: 0 BB: 0 P: 15
	R: 1 E: 1 K: 2 S: 13	H: 1 LOB: 1 BB: 1 P: 24	R: 0 E: 0 K: 1 S: 11	H: 2 LOB: 2 BB: 0 P: 16	R: 0 E: 0 K: 0 S: 7	H: 0 LOB: 1 BB: 1 P: 13	R: 0 E: 0 K: 0 S: 11	H: 1 LOB: 0 BB: 0 P: 17		

	1B: 4	SF: 0	WP: 0	PA: 37
	2B: 2	SAC: 0	PB: 0	
	3B: 0	DP: 0	SB: 1	
	HR: 1	HBP: 0	CS: 2	

	AB	32
	R	3
	H	7
	RBI	2
	BB	5
	SO	10
	LOB	20

PITCHER		IP	WLS	BF	H	R	ER	SO	BB	IBB	HBP	BLK	WP	HR	S	P	ERA	WHIP
52 Eduardo Rodriguez, L ERA: 5.23	(1, 1)	5.1		23	4	3	2	8	4	0	0	0	0	1	63	107	3.38	1.500
Heath Hembree, R ERA: 3.6	(6, 1)	1.2		7	2	0	0	2	0	0	0	0	0	0	17	23	0.00	1.200
68 Matt Barnes, R ERA:	(8, 1)	1.0	W	4	0	0	0	0	1	0	0	0	0	0	7	13	0.00	1.000
46 Craig Kimbrel, R ERA: 2.25	(9, 1)	1.0	S	3	1	0	0	0	0	0	0	0	0	0	11	17	0.00	1.000

PITCHER		IP	WLS	BF	H	R	ER	SO	BB	IBB	HBP	BLK	WP	HR	S	P	ERA	WHIP

Pittsburgh Pirates @ Boston Red Sox

Fenway Park, Boston, MA

Thu Apr 13 2017, 2:08 PM - 5:22 PM EDT

Att. 32,400 - Partly Cloudy - 53 F

BOTTOM

Batter	1	2	3	4	5	6	7	8	9	AB	R	H	RBI	BB	SO	LOB
15 Dustin Pedroia, R (1, 4) OBP: 0.325, SLG: 0.278	C SI 91 F CH 91 B CH 91 S SL 88 1-3 ① K		S SI 93 X CH 87 0-1 ① G6-3			C F SL 86 X SI 93 0-2 ① L9		B FF 95 B FF 95 B FF 94 B FF 94 4-0 50 BB, 16 1B, 13 2B BB		3	1	0	0	1	1	0
16 Andrew Benintendi, L (1, 8) OBP: 0.366, SLG: 0.353	C SI 94 B SI 94 X CH 87 1-1 1B		B SL 89 B SI 92 F FF 94 F SL 88 S SI 95 2-3 ② K			C SL 86 S CH 87 F SI 94 B SI 94 B FF 93 X SI 94 2-2 ② F8		B CH 84 B FF 94 C FF 93 S FF 94 F SI 94 X FF 95 2-2 50 BB, 13 2B, 1-2 1B		4	1	2	0	0	1	0
50 Mookie Betts, R (1, 9) OBP: 0.296, SLG: 0.174	C FF 93 B FF 94 X FF 93 1-1 ② F8		C SI 95 F SL 89 X SI 94 0-2 ③ L6			C SL 86 X SL 87 0-1 1B		B FF 96 B FF 96 B FF 97 B FF 96 4-0 13 2B, 1-2 2-3 BB		3	0	1	0	1	0	1
13 Hanley Ramirez, R (1, 10) OBP: 0.391, SLG: 0.400	C FF 94 B SI 92 B FF 94 F CH 87 1 SAFE X SL 88 2-2 ③ F9			F CH 86 B SI 93 B FF 93 T FF 93 S SL 87 2-3 ① K		F FF 93 X FF 93 0-1 ③ P4		F FF 98 B FF 96 X FF 96 1-1 ② 2 1B, 1-H 2-H 3-H 2B		4	1	1	2	0	1	2
18 Mitch Moreland, L (1, 3) OBP: 0.410, SLG: 0.559		C FF 92 B FF 93 X FF 93 1-1 40 2B, 2B		B SI 94 F CH 86 S SI 94 B SL 88 X SI 94 2-2 ② F7			C CH 85 C SI 93 B SI 93 F SI 92 F SI 93 S SL 88 1-3 ① K		0-0 2 1B, IBB	3	1	1	0	1	1	0
2 Xander Bogaerts, R (1, 6) OBP: 0.364, SLG: 0.333		C SL 87 F FF 93 X FF 94 0-2 ① F9		C SI 94 X FF 93 0-1 ③ G5-3			C SL 85 X KC 84 0-1 40 FC5-4, 1B	B FF 97 F FF 97 1 SAFE S FF 97 X FF 97 1-2 1-2 3-H 1B		4	0	2	1	0	0	1
40 Marco Hernández, L (1, 5) OBP: 0.263, SLG: 0.316		F SI 94 X FF 94 0-1 7 G3-1, 2-H 2B			L FF 93 B SL 87 X CH 87 1-1 ① P5		B FF 96 B FF 96 F FF 95 S FF 96 X FF 96 2-2 ② FC5-4, 1-2f	B SL 89 C FF 96 B SI 97 B SI 96 F FF 96 F FF 96 F FF 97 S FF 98 3-3 ③ K		4	0	1	1	0	1	3
7 Christian Vázquez, R (1, 2) OBP: 0.700, SLG: 1.125		C SL 87 B FF 93 B FF 93 X SL 88 2-1 ② G3-1, 2-3			C FF 94 B FF 94 F FF 94 C FF 94 1-3 ② K		C FF 97 B CH 86 X CH 86 1-1 ③ G5-3			3	0	0	0	0	1	2
12 Brock Holt, L (1, 7) OBP: 0.333, SLG: 0.091 30 Chris Young, R (9, 7) OBP: 0.355, SLG: 0.357		B FF 93 B SL 88 C SI 92 F FF 94 B SI 95 T FF 95 3-2 ③ K			B SI 94 C SI 94 B CH 88 C SI 94 B SI 95 F SI 94 F FF 94 F SI 94 X FF 94 3-2 ③ P5			B FF 95 C SI 94 B FF 94 X SI 94 2-1 ① G3-1		3 0	0 0	0 0	0 0	0 0	1 0	1 0
Inning Stats	R: 0 E: 0 K: 1 S: 10 H: 1 LOB: 1 BB: 0 P: 15	R: 1 E: 0 K: 1 S: 12 H: 2 LOB: 1 BB: 0 P: 18	R: 0 E: 0 K: 1 S: 8 H: 0 LOB: 0 BB: 0 P: 10	R: 0 E: 0 K: 1 S: 8 H: 0 LOB: 0 BB: 0 P: 12	R: 0 E: 0 K: 1 S: 11 H: 0 LOB: 0 BB: 0 P: 16	R: 0 E: 0 K: 0 S: 11 H: 1 LOB: 1 BB: 0 P: 13	R: 0 E: 0 K: 1 S: 12 H: 1 LOB: 1 BB: 0 P: 16	R: 3 E: 0 K: 1 S: 16 H: 3 LOB: 2 BB: 3 P: 33		1B: 5 2B: 3 3B: 0 HR: 0	SF: 0 SAC: 0 DP: 0 HBP: 0			WP: 0 PB: 0 SB: 0 CS: 0		PA: 34

livebaseballscorecards.com

AB	31
R	4
H	8
RBI	4
BB	3
SO	7
LOB	10

PITCHER		IP	WLS	BF	H	R	ER	SO	BB	IBB	HBP	BLK	WP	HR	S	P	ERA	WHIP
39 Chad Kuhl, R ERA: 2.38	(1, 1)	6.1		24	5	1	1	6	0	0	0	0	0	0	67	92	1.42	0.789
73 Felipe Vázquez, L ERA: 1.5	(7, 1)	0.2	H	2	0	0	0	0	0	0	0	0	0	0	5	8	0.00	0.000
41 Daniel Hudson, R ERA: 7.2	(8, 1)	0.1	H	3	1	2	2	0	1	0	0	0	0	0	6	14	54.00	6.000
12 Juan Nicasio, R ERA: 3.86	(8, 1)	0.2	L	5	2	1	1	1	1	1	0	0	0	0	10	19	13.50	4.500

PITCHER	IP	WLS	BF	H	R	ER	SO	BB	IBB	HBP	BLK	WP	HR	S	P	ERA	WHIP

Batter	1	2	3	4	5	6	7	8	9	AB	R	H	RBI	BB	SO	LOB
5 Josh Harrison, R (1, 4) OBP: 0.353, SLG: 0.323	B FF 85 X SI 84 1-0 ① G6-3		B SI 84 C SI 85 X SI 85 1-1 6 2B 1B		C SI 84 F SI 85 B CH 78 F CH 79 X SI 85 1-2 6 S 1B		C SI 93 C CU 73 S SL 81 0-3 ② K2-3			4	0	2	0	0	1	0
6 Starling Marte, R (1, 8) OBP: 0.311, SLG: 0.366	C SI 85 X SI 85 0-1 ② F8		B SI 85 F SI 85 F CH 78 1 SAFE 1 SAFE B FF 85 1 SAFE F SI 86 F CH 80 2-2 ① X CH 79 1-2 2B		B SI 85 F SI 86 F SI 85 S FF 87 1-3 ③ K 1-2		B CU 72 S CH 85 B CU 72 X SI 90 2-1 ③ G6-3			4	0	1	0	0	1	1
22 Andrew McCutchen, R (1, 9) OBP: 0.302, SLG: 0.350	B SI 85 C SI 85 B CH 78 X SI 85 2-1 ③ G6-3		B SI 86 B SI 87 B SI 85 X SI 85 3-0 ② G6-3			S CU 70 X SI 85 0-1 25 1B 23 1B 1B		B SL 82 F SL 84 X FF 96 1-1 ① G4-3		4	1	1	0	0	0	1
25 Gregory Polanco, L (1, 7) OBP: 0.333, SLG: 0.333		B FF 84 F CH 78 B FF 85 B FF 85 B FF 85 4-1 23 S 23 2B BB	C CH 79 C FF 86 F FF 87 B CH 79 X CH 79 1-2 ③ G3-1			1 SAFE B FF 85 C FF 85 B FF 86 1 SAFE X FF 85 2-1 23 1B 1-3 29 2B 1B		C FF 96 S SL 85 C FF 97 0-3 ② K		3	2	1	0	1	1	1
23 David Freese, R (1, 5) OBP: 0.576, SLG: 0.760		1 SAFE C SI 85 1 SAFE F SI 84 B SI 85 1 SAFE F SI 85 1 SAFE 1 SAFE 3-2 B CH 80 F CH 79 F SI 85 F SI 86 F SI 85 F CH 79 B SI 85 X SI 85 28 G4-6-3 1-H 2B		C SI 84 B SI 84 X SI 84 1-1 E3 28 G3-6-3		C FF 95 X FF 96 0-1 29 2B 1-3 3-H 1B		B SL 84 C SL 84 S SL 84 X SL 83 1-2 2B		4	1	3	2	0	0	0
28 John Jaso, L (1, 3)		C FF 86 X FF 87 0-1 ① G4-3 2-3		C CU 72 B CH 79 S CH 78 F FF 85 X CH 78 1-2 ①② G3-6-3 1-2f		B CU 80 F CU 80 X FF 96 1-1 ① F8		B FF 96 C SL 83 F FF 96 B FF 97 F SL 84 F FF 97 B FF 97 X SL 84 3-2 ③ L8		4	0	0	0	0	0	5
29 Francisco Cervelli, R (1, 2) OBP: 0.333, SLG: 0.419		B SI 86 D CH 79 X SI 86 2-0 ② F9		C SI 86 X SI 85 0-1 ③ G5-3		X FF 96 0-0 ② 1-H 3-H 2B			B FF 94 C FF 93 X CH 84 1-1 55 G5-4-3 1B	4	0	2	2	0	0	1
10 Jordy Mercer, R (1, 6) OBP: 0.286, SLG: 0.216		B CH 79 C CH 78 B CH 77 B SI 86 3-1 IBB		C CU 69 F CH 76 B SI 85 B SI 84 B SI 84 C SI 85 3-3 ① K		C CU 81 C CU 83 B CU 84 F CU 84 F FF 96 B FF 96 X CU 84 2-2 ③ L8			C FF 94 F FF 92 D CU 79 F CH 84 F CH 84 C FC 89 1-3 ① K	3	0	0	0	1	2	1
45 Gerrit Cole, R (1, 1) 17 Phil Gosselin, R (7, PH) 38 Wade LeBlanc, L (7, 1) 73 Felipe Vázquez, L (8, 1) 55 Josh Bell, S (9, PH) OBP: 0.219, SLG: 0.207 44 Tony Watson, L (9, 1)		C SI 86 B SI 85 X SI 85 1-1 ③ G4-3			C SI 85 C SI 85 B SI 84 C SI 85 1-3 ② K		X SI 92 0-0 ① L9		X FF 94 0-0 ②③ G5-4-3 1-2f	2 1 0 0 1 0	0 0 0 0 0 0	0 0 0 0 0 0	0 0 0 0 0 0	0 0 0 0 0 0	1 0 0 0 1 0	2 0 0 0 1 0
Inning Stats	R: 0 E: 0 K: 0 S: 5 H: 0 LOB: 0 BB: 0 P: 8	R: 1 E: 0 K: 0 S: 16 H: 1 LOB: 2 BB: 2 P: 29	R: 0 E: 0 K: 0 S: 12 H: 2 LOB: 1 BB: 0 P: 19	R: 0 E: 1 K: 0 S: 8 H: 0 LOB: 0 BB: 0 P: 10	R: 0 E: 0 K: 3 S: 13 H: 1 LOB: 1 BB: 0 P: 19	R: 3 E: 0 K: 0 S: 14 H: 4 LOB: 0 BB: 0 P: 19	R: 0 E: 0 K: 1 S: 6 H: 0 LOB: 0 BB: 0 P: 8	R: 0 E: 0 K: 1 S: 13 H: 1 LOB: 1 BB: 0 P: 18	R: 0 E: 0 K: 1 S: 8 H: 1 LOB: 1 BB: 0 P: 10	1B: 6 2B: 4 3B: 0 HR: 0 SF: 0 SAC: 0 DP: 2 HBP: 0						

PITCHER		IP	WLS	BF	H	R	ER	SO	BB	IBB	HBP	BLK	WP	HR	S	P	ERA	WHIP
28 Kyle Hendricks, R ERA: 5.73	(1, 1)	5.0	L	22	6	3	3	3	1	1	0	0	0	0	58	91	5.40	1.400
52 Justin Grimm, R ERA: 5.79	(6, 1)	1.0	B	4	2	1	1	0	0	0	0	0	0	0	10	13	9.00	2.000
32 Brian Duensing, L ERA:	(7, 1)	1.0		3	0	0	0	1	0	0	0	0	0	0	6	8	0.00	0.000
56 Héctor Rondón, R ERA: 2.08	(8, 1)	1.0		4	1	0	0	1	0	0	0	0	0	0	13	18	0.00	1.000
38 Mike Montgomery, L ERA: 3.0	(9, 1)	1.0		3	1	0	0	1	0	0	0	0	0	0	8	10	0.00	1.000

PITCHER	IP	WLS	BF	H	R	ER	SO	BB	IBB	HBP	BLK	WP	HR	S	P	ERA	WHIP

TOP

Pittsburgh Pirates @ Chicago Cubs

Wrigley Field, Chicago, IL

Fri Apr 14 2017, 1:21 PM - 4:36 PM CDT

Att. 40,430 - Cloudy - 54 F

livebaseballscorecards.com

AB	34
R	4
H	10
RBI	4
BB	2
SO	6
LOB	13

WP: 0 PA: 36
PB: 0
SB: 2
CS: 0

BOTTOM

Batter	1	2	3	4	5	6	7	8	9	AB	R	H	RBI	BB	SO	LOB
12 Kyle Schwarber, L (1, 7) OBP: 0.383, SLG: 0.432	C FF 96 C CH 87 F FF 96 B KC 80 X CH 90 1-2 ① F7		B FF 95 B SL 86 B FF 96 F FF 95 T FF 96 S FF 97 3-3 ③ K		C CH 88 X KC 81 0-1 17 FC6-4 2-H 1B		F SL 80 B SI 87 M CH 77 F CH 77 B FF 87 X CH 78 2-2 ③ G4-3		B SI 93 B SI 92 B SI 92 B SI 92 4-0 44 HBP 17 E BB	4	0	1	1	1	1	0
17 Kris Bryant, R (1, 5) OBP: 0.375, SLG: 0.333	B FF 94 F FF 94 B SL 87 C SL 86 F FF 98 X FF 99 2-2 ② F8			S SL 88 B KC 81 S FF 96 B SI 96 B SL 88 F SL 88 X FF 98 3-2 18 1B 2B	B FF 97 C FF 97 X FF 96 1-1 ② FC6-4 1-2f			B FF 98 B CH 86 B FF 96 C FF 95 B FF 95 4-1 22 1B 44 HBP BB	B CH 85 S CH 85 B SI 92 F SI 93 X CH 86 2-2 E5 44 HBP 1-2	4	1	1	0	1	0	2
44 Anthony Rizzo, L (1, 3) OBP: 0.362, SLG: 0.375	X FF 96 0-0 18 S 2B			F FF 97 X CH 90 0-1 ① L9	1 SAFE 1 SAFE C FF 97 F FF 97 1 SAFE B FF 98 S SL 88 1-3 ③ K			H CU 80 1-0 40 FC5 22 1B HBP 1-2	B SI 93 C SI 93 F CH 86 H SI 94 2-2 1-2 2-3 HBP	3	0	1	0	0	1	2
18 Ben Zobrist, S (1, 9) OBP: 0.333, SLG: 0.375	C KC 80 S SL 90 F SL 88 X SL 89 0-2 ③ G3 2-3			X FF 96 0-0 27 FC5-4 2-H 1B		C CH 86 B SL 85 B KC 78 F FF 95 X FF 97 2-2 ① G5-3		C CH 86 B CH 86 F CH 88 B FF 97 F SL 83 B FF 97 F CH 87 F CH 87 F CH 87 3-3 ① K	F SI 93 X SI 93 0-1 ③ G6-3	5	0	1	1	0	1	6
27 Addison Russell, R (1, 6) OBP: 0.273, SLG: 0.419		C FF 94 C FF 94 B FF 94 B SL 84 F FF 96 B CH 88 X FF 97 3-2 ① F8		B FF 97 B FF 97 C CH 88 1 SAFE B FF 96 C KC 82 X SL 89 3-2 ② FC5-4 22 S 1-2f		C KC 80 B SL 88 F CH 96 B FF 98 B CH 89 F FF 96 X SL 89 3-2 1B		F CH 88 B FF 97 B CU 79 X CH 87 2-1 ② L8		4	0	1	0	0	0	3
22 Jason Heyward, L (1, 8) OBP: 0.368, SLG: 0.353		F FF 96 C KC 80 B FF 97 B FF 96 X CH 88 2-2 ② P2		D FF 96 B FF 96 C KC 82 D KC 82 B FF 98 4-1 1-2 BB		B FF 97 X FF 95 1-0 ② P6		C FF 97 B SL 83 X FF 96 1-1 40 FC5 1-2 2-3 1B		3	0	1	0	1	0	1
47 Miguel Montero, L (1, 2) 40 Willson Contreras, R (8, PH) (9, 2) OBP: 0.300, SLG: 0.448		F FF 95 B SL 86 S CH 89 B CH 91 F CH 88 F FF 98 F KC 81 F CH 88 T FF 100 2-2 ③ K		F CH 90 S CH 88 B FF 96 S SL 89 1-3 ③ K		1 SAFE C FF 96 B FF 97 F CH 89 D SL 88 B FF 98 X CH 90 3-2 ③ G4-3		S CH 87 F FF 98 X FF 99 0-2 ③ FC5 1-2 2-3f		3 1	0 0	0 0	0 0	0 0	2 0	3 3
28 Kyle Hendricks, R (1, 1) 52 Justin Grimm, R (6, 1) 32 Brian Duensing, L (7, 1) 20 Matt Szczur, R (7, PH) 56 Héctor Rondón, R (8, 1) 38 Mike Montgomery, L (9, 1) 5 Albert Almora Jr., R (9, PH) OBP: 0.400, SLG: 0.400 OBP: 0.533, SLG: 0.538			C FF 93 B FF 94 B FF 94 X FF 93 2-1 ① G1-3		C FF 95 B FF 96 B SL 87 C FF 93 T FF 93 2-2 ① K		C FC 84 B CH 77 X FF 87 1-1 ① F9		X SI 93 0-0 ① P4	2 0 0 1 0 0 1	0 0 0 0 0 0 0	0 0 0 0 0 0 0	0 0 0 0 0 0 0	1 0 0 0 0 0 0	0 0 0 0 0 0 0	0 0 0 0 0 0 0
9 Javier Báez, R (1, 4) OBP: 0.308, SLG: 0.261			C KC 79 X FF 96 0-1 ② G4-3		B FF 96 B KC 81 F FF 96 S SL 87 B SI 96 X SL 87 3-2 12 1B 2B		C FC 85 B FC 85 C CH 77 X SI 85 1-2 ② P4		B SI 93 B SI 92 S SI 93 S CH 85 S SI 93 2-3 ② K	4	1	1	0	0	1	0
Inning Stats	R: 0 E: 0 K: 0 S: 13 H: 1 LOB: 1 BB: 0 P: 16	R: 0 E: 0 K: 1 S: 14 H: 0 LOB: 0 BB: 0 P: 21	R: 0 E: 0 K: 1 S: 7 H: 0 LOB: 0 BB: 0 P: 12	R: 1 E: 0 K: 1 S: 14 H: 2 LOB: 2 BB: 1 P: 25	R: 1 E: 0 K: 2 S: 13 H: 2 LOB: 1 BB: 0 P: 20	R: 0 E: 0 K: 0 S: 11 H: 1 LOB: 1 BB: 0 P: 20	R: 0 E: 0 K: 0 S: 9 H: 0 LOB: 0 BB: 0 P: 13	R: 0 E: 0 K: 1 S: 15 H: 1 LOB: 3 BB: 1 P: 26	R: 0 E: 1 K: 1 S: 11 H: 0 LOB: 3 BB: 1 P: 21	1B: 4 2B: 3 3B: 0 HR: 0		SF: 0 SAC: 0 DP: 0 HBP: 2		WP: 0 PB: 0 SB: 2 CS: 0		PA: 40

PITCHER		IP	WLS	BF	H	R	ER	SO	BB	IBB	HBP	BLK	WP	HR	S	P	ERA	WHIP
45 Gerrit Cole, R ERA: 5.29	(1, 1)	6.0	W	25	6	2	2	5	1	0	0	0	0	0	72	114	3.00	1.167
38 Wade LeBlanc, L ERA: 5.4	(7, 1)	1.0	H	3	0	0	0	0	0	0	0	0	0	0	9	13	0.00	0.000
73 Felipe Vázquez, L ERA: 1.29	(8, 1)	1.0	H	6	1	0	0	1	1	0	1	0	0	0	15	26	0.00	2.000
44 Tony Watson, L ERA:	(9, 1)	1.0	S	6	0	0	0	1	1	0	1	0	0	0	11	21	0.00	1.000

PITCHER	IP	WLS	BF	H	R	ER	SO	BB	IBB	HBP	BLK	WP	HR	S	P	ERA	WHIP

Pittsburgh Pirates @ Chicago Cubs

Wrigley Field, Chicago, IL

Fri Apr 14 2017, 1:21 PM - 4:36 PM CDT

Att. 40,430 - Cloudy - 54 F

livebaseballscorecards.com

AB	35
R	2
H	7
RBI	2
BB	3
SO	7
LOB	20

Pittsburgh Pirates @ Chicago Cubs

Wrigley Field, Chicago, IL

Sat Apr 15 2017, 1:22 PM - 4:46 PM CDT

Att. 41,814 - Sunny - 81 F

TOP

livebaseballscorecards.com

Batter	1	2	3	4	5	6	7	8	9	AB	R	H	RBI	BB	SO	LOB
26 Adam Frazier, L (1, 6) OBP: 0.371, SLG: 0.387 (8, 4)	C SI 92 C CU 78 B SI 93 S SI 93 1-3 ① K		C SI 92 B CU 78 F SI 92 F CU 79 F SI 92 F SI 92 X SL 85 1-2 6 1B 3B		B SI 91 C SI 91 F SI 90 X CU 78 1-2 ②③ G1-6-3 1-2f		B SL 79 B SL 79 C FF 92 1 SAFE F FF 92 F FF 94 F FF 94 B FF 94 X FF 94 3-2 6 BB 1-H 22 HR 1B		F FC 89 S FC 89 B FF 95 S KC 83 1-3 ② K2-3	5	2	2	1	0	2	1
6 Starling Marte, R (1, 8) OBP: 0.340, SLG: 0.444	S SI 93 F SI 93 S SI 93 0-3 ② K		C SI 92 B CH 86 B CH 86 B SL 87 X SI 92 3-1 22 S 3-H 1B			B SI 90 C CH 89 B CH 84 B SI 91 F CH 89 X SI 90 3-2 HR	B SL 83 1 SAFE 1 SAFE B FF 95 S SL 85 C SL 84 1 SAFE B SL 84 B SI 95 4-2 22 HR 1-2 BB		B FF 94 S FF 96 F FF 96 B KC 84 C FC 92 2-3 ③ K	4	2	2	2	1	2	0
22 Andrew McCutchen, R (1, 9) OBP: 0.298, SLG: 0.409	B CU 80 F SI 92 B SI 93 C SI 93 F SI 93 F SL 89 B CH 87 X CH 87 3-2 ③ G5-3		1 SAFE D CU 78 X SI 92 1-0 ③ F9 1-2			B CU 75 X SI 90 1-0 ① G5-3	S FF 95 S SL 86 B SL 85 B SL 86 X SL 83 2-2 1-H 2-H HR			4	1	1	3	0	0	1
23 David Freese, R (1, 5) OBP: 0.514, SLG: 0.655		C SI 92 F CU 80 B SI 93 F SI 92 B CU 80 C SI 93 2-3 ① K		C SL 86 F SI 91 B CU 78 X SI 92 1-2 ① G6-3		C SI 91 B CH 87 B SI 92 B SI 91 C SI 92 X SI 92 3-2 ② F9	B FF 95 C SI 95 X SI 95 1-1 ③ G6-3			4	0	0	0	0	1	0
55 Josh Bell, S (1, 3) OBP: 0.229, SLG: 0.219 57 Trevor Williams, R (6, 1) 12 Juan Nicasio, R (7, 1) 17 Phil Gosselin, R (8, PH) OBP: 0.100, SLG: 0.100 10 Jordy Mercer, R (8, 6) OBP: 0.286, SLG: 0.216		F SI 93 B SL 89 C SI 92 B CU 78 X SI 92 2-2 ② F7		C CU 78 B SL 86 X SI 92 1-1 5 FC5-4 1B		X SI 93 0-0 ③ G6-3		X SL 81 0-0 1B		3 0 0 1 0	0 0 0 0 0	1 0 0 1 0	0 0 0 0 0	0 0 0 0 0	0 0 0 0 0	0 0 0 0 0
29 Francisco Cervelli, R (1, 2) OBP: 0.325, SLG: 0.486		C SI 92 B SI 92 S SL 87 B CU 79 X SI 92 2-2 HR		D CU 79 D SI 92 C SL 86 1 SAFE 1 SAFE 1 SAFE C SL 85 S CU 78 2-3 ② K			X SI 92 0-0 ① G3-1	B SL 80 1 SAFE D FS 78 X FF 85 2-0 ① F9		4	1	1	1	0	1	2
5 Josh Harrison, R (1, 7) OBP: 0.342, SLG: 0.400		F SI 92 F SI 92 X SI 92 0-2 ③ G5-3		B SI 91 F SI 91 F SI 91 X SI 91 1-2 ③ FC5-4 1-2f			C FF 92 S SL 80 B FF 92 B FF 92 F CH 86 X SL 82 2-2 HR	1 SAFE F FF 86 1 SAFE F FF 87 B FF 86 X FF 87 1-2 ② P4		4	1	1	1	0	0	2
37 Alen Hanson, S (1, 4) OBP: 0.286, SLG: 0.286 41 Daniel Hudson, R (8, 1) 44 Tony Watson, L (9, 1)			B SI 92 B SI 91 C SI 91 B SI 92 X SI 90 3-1 ① F8		X SI 91 0-0 ① P4		B SI 91 B SI 92 T SI 92 X SI 93 2-1 26 S 26 1B 1B	1 SAFE 1 SAFE S FS 78 S FS 79 B FF 87 F FF 87 S FS 79 1-3 ③ K		4 0 0	1 0 0	1 0 0	0 0 0	0 0 0	1 0 0	1 0 0
24 Tyler Glasnow, L (1, 1) 28 John Jaso, L (6, 3)			C SI 92 S SI 92 F SI 91 B FF 92 S SI 92 1-3 ② K		B SI 92 B SI 90 B CH 89 C CH 89 B CH 88 4-1 26 G1-6-3 BB		B FF 92 B SL 80 C SL 78 1 SAFE F FF 93 X SL 83 2-2 ② F8		B KC 79 C KC 81 F FC 89 S KC 82 1-3 ① K	1 2	0 0	0 0	0 0	1 0	1 1	0 1

| Inning Stats | | |

Batter	1	2	3	4	5	6	7	8	9	AB	R	H	RBI	BB	SO	LOB
12 Kyle Schwarber, L (1, 7) OBP: 0.365, SLG: 0.429	B FF 94 B FF 92 X SI 92 2-0 17 HR 2B	B CH 90 B SI 95 C SI 95 S CH 90 C CH 90 2-3 ②		B SI 94 B CU 80 C CH 87 C SI 95 S CU 80 2-3 ② K		C FF 94 B FF 94 1 SAFE F FF 95 C FF 95 1-3 ① K			F SI 93 C SL 84 X SL 84 0-2 ① G1-4-3	5	1	1	0	0	3	1
17 Kris Bryant, R (1, 5) OBP: 0.377, SLG: 0.477	D CU 78 B SI 94 X FF 93 2-0 2-H HR	B SI 96 B CU 79 X SI 94 2-0 ③ G4-3		F CU 78 X SI 94 0-1 ③ G4-3		B SL 86 F FF 92 S FF 96 F SI 93 1 SAFE F FF 96 C SL 84 1-3 ② K			X CH 86 0-0 HR	5	2	2	3	0	1	1
44 Anthony Rizzo, L (1, 3) OBP: 0.385, SLG: 0.409	C FF 96 B FF 96 F CH 89 B SI 91 S CH 88 2-3 ① K		X CH 89 0-0 18 PB 27 2B 2B		B SI 93 H CU 78 2-0 22 FC4-6 18 BB HBP	C CH 86 1 SAFE B FF 94 1-1 ③ CS 1-2	X FF 94 0-0 18 F9 1B		C SI 93 B SL 85 X SI 93 1-1 ② G4-3	4	1	2	0	0	1	0
18 Ben Zobrist, S (1, 9) OBP: 0.341, SLG: 0.343	B SI 98 C FF 95 X SI 91 1-1 E6 27 3B		B SI 94 C CH 86 B CU 79 S CH 88 B FF 95 F CH 87 S CH 88 3-3 K 27 2B 2-3		**B SI 94** **B CH 87** **S CH 88** **C FF 93** **B CU 79** **1 SAFE** 1 SAFE B CH 87 4-2 22 FC4-6 1-2 BB		C SL 85 B FF 95 B FF 95 C FF 95 X SL 89 2-2 ① F9 1-2		B SI 93 B CH 85 B SI 92 B SI 93 4-0 BB	3	2	0	0	2	1	2
27 Addison Russell, R (1, 6) OBP: 0.286, SLG: 0.479	B FF 95 X FF 94 1-0 22 1B 1-H 3B		1 SAFE F FF 93 B CH 88 B SI 95 C SI 95 X SI 97 2-2 22 G4-3 40 FC5-2 1-H 3-H 2B		F FF 92 B CU 78 B CH 87 X CH 87 2-1 ① L8		S SL 89 X SL 88 0-1 ② L7		C SI 93 S SI 93 T SI 93 0-2 ③ K	5	1	2	3	0	1	4
22 Jason Heyward, L (1, 8) OBP: 0.357, SLG: 0.342	B CU 79 F CH 88 B FF 96 X SI 93 2-1 3-H 1B		X CH 89 0-0 ① G4-3 2-3		X SI 95 0-0 ② FC4-6 40 BB 1-2f 2-3		C FF 94 D SL 89 B FF 96 X FF 97 2-1 ③ G6-3			4	0	1	1	0	0	4
40 Willson Contreras, R (1, 2) OBP: 0.294, SLG: 0.406	1 SAFE 1 SAFE B FF 94 B SI 93 X SI 94 2-0 ② P3		B CU 80 D CH 90 B CU 78 S CH 89 X SI 94 3-1 ② FC5-2 3-H		B SI 94 B CU 79 S CH 89 F SI 96 B CU 80 B CH 87 4-2 1-2 BB			B SL 82 F FF 94 S CH 86 F FF 94 S SL 82 1-3 ① K		3	0	0	0	1	1	2
49 Jake Arrieta, R (1, 1) 32 Brian Duensing, L (6, 1) 46 Pedro Strop, R (7, 1) 19 Koji Uehara, R (8, 1) 2 Tommy La Stella, L (8, PH) 71 Wade Davis, R (9, 1) OBP: 0.125, SLG: 0.125	1 SAFE C FF 97 C SI 97 C CU 80 0-3 ③ K		B SI 93 B SI 93 B SI 91 C SI 92 C FF 94 F FF 95 X SI 94 3-2 ③ G6-3		C SI 95 C CH 88 X CU 79 0-2 ③ F9			B FF 95 F FF 95 S FF 95 B FF 96 B FF 95 X FF 95 3-2 ② L3		3 0 0 0 1 0	0 0 0 0 0 0	0 0 0 0 0 0	0 0 0 0 0 0	1 0 0 0 0 0	5 0 0 0 0 0
9 Javier Báez, R (1, 4) OBP: 0.300, SLG: 0.259		C SI 94 S CU 81 S CU 81 0-3 ① K		C SI 94 C SI 94 B FF 92 B CU 80 F CH 87 B FF 95 S CU 79 3-3 ① K		B FF 94 X SL 87 1-0 44 CS 1B		F FF 95 F SL 82 B FF 95 X FF 95 1-2 ③ P4		4	0	1	0	0	2	0
Inning Stats	R: 4 E: 1 K: 2 S: 14 H: 4 LOB: 1 BB: 0 P: 26	R: 0 E: 0 K: 2 S: 7 H: 0 LOB: 0 BB: 0 P: 11	R: 2 E: 0 K: 1 S: 15 H: 2 LOB: 1 BB: 0 P: 26	R: 0 E: 0 K: 2 S: 9 H: 0 LOB: 0 BB: 0 P: 14	R: 0 E: 0 K: 0 S: 10 H: 0 LOB: 3 BB: 2 P: 22	R: 0 E: 0 K: 2 S: 10 H: 1 LOB: 0 BB: 0 P: 14	R: 0 E: 0 K: 0 S: 8 H: 1 LOB: 1 BB: 0 P: 12	R: 0 E: 0 K: 1 S: 10 H: 0 LOB: 0 BB: 0 P: 15	R: 1 E: 0 K: 1 S: 9 H: 1 LOB: 1 BB: 1 P: 14	1B: 3 2B: 3 3B: 1 HR: 2 SF: 0 SAC: 0 DP: 0 HBP: 1						WP: 0 PB: 1 SB: 0 CS: 1 PA: 42

PITCHER		IP	WLS	BF	H	R	ER	SO	BB	IBB	HBP	BLK	WP	HR	S	P	ERA	WHIP
24 Tyler Glasnow, R ERA: 12.15	(1, 1)	5.0		26	6	6	4	7	2	0	1	0	0	1	55	99	7.20	1.600
57 Trevor Williams, R ERA: 5.4	(6, 1)	1.0	W	3	1	0	0	2	0	0	0	0	0	0	10	14	0.00	1.000
12 Juan Nicasio, R ERA: 3.18	(7, 1)	1.0	H	4	1	0	0	0	0	0	0	0	0	0	8	12	0.00	1.000
41 Daniel Hudson, R ERA: 6.0	(8, 1)	1.0	H	3	0	0	0	1	0	0	0	0	0	0	10	15	0.00	0.000
44 Tony Watson, L ERA: 1.5	(9, 1)	1.0	S	5	1	1	1	1	1	0	0	0	0	1	9	14	9.00	2.000

PITCHER	IP	WLS	BF	H	R	ER	SO	BB	IBB	HBP	BLK	WP	HR	S	P	ERA	WHIP

BOTTOM

Pittsburgh Pirates @ Chicago Cubs

Wrigley Field, Chicago, IL

Sat Apr 15 2017, 1:22 PM - 4:46 PM CDT

Att. 41,814 - Sunny - 81 F

livebaseballscorecards.com

AB	37
R	7
H	9
RBI	7
BB	3
SO	11
LOB	19

Batter	1	2	3	4	5	6	7	8	9	AB	R	H	RBI	BB	SO	LOB
10 Jordy Mercer, R (1, 6) OBP: 0.298, SLG: 0.220	B FF 91 B FC 86 B FC 87 B FF 90 4-0 6 CS BB		C FC 88 B CU 75 C CU 74 B FF 93 B CH 85 X FF 92 3-2 ③ G6-3			C FF 91 F FC 86 B CU 75 B CH 85 F FF 92 X FC 87 2-2 ① F7		C FS 79 B FS 79 X FS 79 1-1 22 FC3 6 FC4-2 23 E 1-2 2-3 3-H 1B	B CU 84 F FF 96 X FF 95 1-1 ①② G4-6-3 1-2f	4	1	1	1	1	0	1
6 Starling Marte, R (1, 8) OBP: 0.309, SLG: 0.400	B FF 92 B SI 90 B SI 90 C FF 90 F FF 92 F FF 92 F FF 92 F FF 91 S FC 87 3-3 ①② K 1-2			L CH 85 B CU 76 B CU 73 F CH 85 F FF 93 B FC 89 F CH 83 X FF 91 3-2 ① L8		B CH 86 F FC 87 X FC 89 1-1 ② G6-3		D SL 84 X FF 95 1-0 ① FC4-2 23 E 22 FC3 1-2 2-3 3-Hf	S FF 95 C SL 85 B SL 86 F FF 95 T CU 84 1-2 ③ K	5	0	0	0	0	2	4
22 Andrew McCutchen, R (1, 9) OBP: 0.294, SLG: 0.438	F FF 92 B SI 92 B FC 88 S FC 88 B FF 93 X FF 92 3-2 3B			S FC 88 F FC 87 F FF 92 F FF 92 X CH 85 0-2 ② F9		X SI 91 0-0 ③ G5-3		B FF 96 F FF 95 X SL 84 1-1 FC3 23 E 1-2 2-3 3-H		4	0	1	1	0	0	2
23 David Freese, R (1, 3) OBP: 0.488, SLG: 0.594 (8, 5)	C CU 74 B FC 86 D CU 73 B FF 92 X FC 88 3-1 ③ G6-3			C CU 72 B CH 84 X FC 87 1-1 E6 29 1B			S FC 88 B CU 74 F SI 91 F FF 91 B FF 92 B FC 88 F FC 86 B FF 91 4-2 5 HBP BB	S FF 96 D FF 94 F FF 96 X FF 96 1-2 ② F9 1-2 2-3 3-H		3	0	0	0	1	0	3
29 Francisco Cervelli, R (1, 2) OBP: 0.318, SLG: 0.462		C FF 90 X SI 90 0-1 ① F9		C FC 86 B FF 93 B CH 85 S CH 85 B FF 92 X FF 92 3-2 1-3 1B			S FC 88 T FC 88 C FF 92 0-3 ① K	C SL 84 X SL 83 0-1 ③ G5-3		4	0	1	0	0	1	4
5 Josh Harrison, R (1, 5) OBP: 0.357, SLG: 0.378 (8, 4)		C FF 93 F FC 88 X FF 88 0-2 ② G6-3		F FC 89 X FF 92 0-1 ③ G5-3			B FC 88 1 SAFE H FF 88 2-0 ② 17 CS 1-2 HBP		C CU 80 H FF 95 1-1 28 WP 28 S 26 HR HBP	2	1	0	0	0	0	2
17 Phil Gosselin, R (1, 4) OBP: 0.083, SLG: 0.083 28 John Jaso, L (8, PH) (8, 3)		C FF 92 C FC 87 F FC 87 S FF 92 0-3 ③ K			X FF 91 0-0 ① F8		C FF 92 C FF 90 0-2 ③ CS 1-2	C FS 79 B FS 80 C FS 81 B FF 88 B FS 79 B FS 80 4-2 26 2B 10 1B BB	1 SAFE C FF 94 1 SAFE B FF 95 D CU 82 F FF 96 D CU 84 F FF 96 B CU 82 4-2 26 HR 1-3 BB	2 0	0 2	0 0	0 2	1 0	0 0	0 0
26 Adam Frazier, L (1, 7) OBP: 0.410, SLG: 0.543		B FF 90 S FF 91 X FC 83 1-1 ① G4-3			B FF 92 C FC 86 C FF 92 X FC 86 1-2 50 B4-6-3 1B			S FS 78 B FF 87 X FS 78 1-1 10 1B 6 FC4-2 1-3 2B	B CU 82 X FF 95 1-0 1-H 3-H HR	4	1	3	3	0	0	0
50 Jameson Taillon, R (1, 1) 55 Josh Bell, S (8, PH) OBP: 0.250, SLG: 0.219 37 Alen Hanson, S (8, PR) OBP: 0.286, SLG: 0.286 73 Felipe Vázquez, L (8, 1) 39 Chad Kuhl, R (9, PH) 38 Wade LeBlanc, L (9, 1)		C FF 92 C FF 92 B FF 93 F FF 92 X FF 93 1-2 ② G3		B FF 92 X FF 90 1-0 ②③ B4-6-3 1-2f				B FF 87 F FF 86 B FS 79 B FF 86 B FF 87 4-1 6 FC4-2 10 1B 22 FC3 BB	B FF 96 F FF 96 B CU 82 F FF 95 B CU 80 F FF 96 B FF 94 4-2 10 G4-6-3 BB	2 0 0 0 0 0	0 0 1 0 0 0	0 0 0 0 0 0	0 0 0 0 0 0	0 1 0 0 1 0	1 0 0 0 0 0	0 0 0 0 0 0
Inning Stats	R: 0 E: 0 K: 1 S: 11 H: 1 LOB: 1 BB: 1 P: 24	R: 0 E: 0 K: 1 S: 9 H: 0 LOB: 0 BB: 0 P: 9	R: 0 E: 0 K: 0 S: 9 H: 0 LOB: 0 BB: 0 P: 14	R: 0 E: 1 K: 0 S: 17 H: 1 LOB: 2 BB: 0 P: 24	R: 0 E: 0 K: 0 S: 5 H: 1 LOB: 0 BB: 0 P: 7	R: 0 E: 0 K: 0 S: 7 H: 0 LOB: 0 BB: 0 P: 10	R: 0 E: 0 K: 1 S: 9 H: 0 LOB: 0 BB: 1 P: 15	R: 3 E: 1 K: 0 S: 15 H: 2 LOB: 3 BB: 2 P: 28	R: 3 E: 0 K: 1 S: 15 H: 1 LOB: 0 BB: 2 P: 27	1B: 3 2B: 2 3B: 1 HR: 1 SF: 0 SAC: 0 DP: 3 HBP: 2						

PITCHER		IP	WLS	BF	H	R	ER	SO	BB	IBB	HBP	BLK	WP	HR	S	P	ERA	WHIP
34 Jon Lester, L ERA: 1.0	(1, 1)	7.0		24	3	0	0	3	2	0	1	0	0	0	67	103	0.00	0.714
19 Koji Uehara, R ERA: 3.18	(8, 1)	0.0	L	4	2	3	2	0	2	0	0	0	0	0	7	17	∞	∞
56 Héctor Rondón, R ERA: 1.69	(8, 1)	1.0		4	0	0	0	0	0	0	0	0	0	0	8	11	0.00	0.000
52 Justin Grimm, R ERA: 9.53	(9, 1)	1.0		6	1	3	3	1	2	0	1	0	1	1	15	27	27.00	3.000

PITCHER	IP	WLS	BF	H	R	ER	SO	BB	IBB	HBP	BLK	WP	HR	S	P	ERA	WHIP

TOP

Pittsburgh Pirates @ Chicago Cubs

Wrigley Field, Chicago, IL

Sun Apr 16 2017, 1:23 PM - 4:24 PM CDT

Att. 39,422 - Overcast - 72 F

livebaseballscorecards.com

AB	30
R	6
H	6
RBI	5
BB	6
SO	4
LOB	17

1B:	3
2B:	2
3B:	1
HR:	1
SF:	0
SAC:	0
DP:	3
HBP:	2

WP:	1
PB:	0
SB:	1
CS:	2
PA:	39

Batter	1	2	3	4	5	6	7	8	9	AB	R	H	RBI	BB	SO	LOB
12 Kyle Schwarber, L (1, 7) OBP: 0.393, SLG: 0.444	F SI 93 X SI 94 0-1 17 G5-4-3 1B		B CU 81 F CU 82 B CH 90 X CH 89 2-1 44 BB 1B		X SI 95 0-0 ② F7		B SI 96 B FF 96 C CU 80 B FF 96 B FF 96 4-1 17 FC5-2 BB			3	0	2	0	1	0	1
19 Koji Uehara, R (8, 1)										0	0	0	0	0	0	0
56 Héctor Rondón, R (8, 1)										0	0	0	0	0	0	0
52 Justin Grimm, R (9, 1)										0	0	0	0	0	0	0
17 Kris Bryant, R (1, 5) OBP: 0.351, SLG: 0.438	B SI 94 D CU 80 B SI 95 C SI 95 X SI 95 3-1 ① ② G5-4-3 1-2f		X SI 95 0-0 ② P4		B CU 80 C CU 80 B CU 80 F CU 80 F FF 95 F SI 96 X CH 88 2-2 ③ F8		C SI 97 X SI 97 0-1 ② FC5-2 1-2 2-3 3-Hf			4	0	0	0	0	0	6
44 Anthony Rizzo, L (1, 3) OBP: 0.393, SLG: 0.404 (5, 4) (6, 3)	B CU 79 X SI 95 1-0 18 1B 1B		B CU 80 B FF 95 B SI 94 C SI 95 C CU 81 F SI 95 D CH 90 4-2 1-2 BB			B SI 95 C CU 80 F FF 94 X CU 81 1-2 ① L7	S CU 82 S FF 95 D CU 83 F CU 82 B FF 95 B SI 96 X CU 83 3-2 ③ P6			3	0	1	0	1	0	3
18 Ben Zobrist, S (1, 9) OBP: 0.354, SLG: 0.342 (8, 7)	B SI 95 1 SAFE C SI 94 X CH 88 1-1 1-3 1B		B SI 95 C CH 90 B FF 96 2 SAFE F SI 96 X CU 82 2-2 ③ G3-1			S CH 89 B FF 96 B SI 94 B CU 81 D SI 95 4-1 27 G6-4-3 BB		C FF 97 B CU 82 S FF 96 F CU 84 S CH 89 1-3 ① K		3	0	1	0	1	1	2
27 Addison Russell, R (1, 6) OBP: 0.264, SLG: 0.442	B CU 80 C CU 81 B SI 95 F SI 96 1 SAFE B CH 87 C CU 82 3-3 ③ K			B CU 82 S SI 95 C SI 95 B FF 96 S CU 82 2-3 ① K		1 SAFE X SI 94 0-0 ② ③ G6-4-3 1-2f		F FF 98 C FF 97 X CU 82 0-2 ② G6-3		4	0	0	0	0	2	3
22 Jason Heyward, L (1, 8) OBP: 0.348, SLG: 0.333 (8, 9)		C FF 94 F FF 95 X SI 96 0-2 ① G3		F SI 95 S CU 81 B FF 95 F CU 83 X FF 96 1-2 ② G6-3			C SI 93 B FF 93 X SI 94 1-1 40 E 2 2B 1B	C FF 99 C CU 85 F FF 99 X FF 99 0-2 ③ G5-3		4	1	1	0	0	0	0
40 Willson Contreras, R (1, 2) OBP: 0.263, SLG: 0.361		S SI 94 B CH 88 F CH 88 C CU 81 1-3 ② K		C SI 96 C FF 96 C CU 82 0-3 ③ K			S SI 94 1 SAFE X FF 95 0-1 FC6 2 2B 17 FC5-2 1-2		C FF 86 S CH 76 B CH 76 F FC 85 X CH 77 1-2 ① G6-3	4	0	0	0	0	2	1
34 Jon Lester, L (1, 1) 2 Tommy La Stella, L (7, PH) OBP: 0.500, SLG: 0.500 5 Albert Almora Jr., R (8, 8) OBP: 0.500, SLG: 0.500		B FF 96 C FF 95 S SI 95 C CU 82 1-3 ③ K			X FF 94 0-0 ① G3		C SI 94 B SI 94 S SI 96 X CU 81 1-2 17 FC5-2 1-3 2-H 2B		C FC 85 B FC 84 X FC 84 1-1 ② G6-3	2 1 1	0 0 0	0 1 0	0 1 0	0 1 0	1 0 0	0 0 0
9 Javier Báez, R (1, 4) OBP: 0.294, SLG: 0.290 (5, 3) (6, 4)			B SI 94 S SI 95 F SI 96 S CU 83 1-3 ① K		C SI 95 X SI 96 0-1 2B		X SI 96 0-0 ① G6-3		B CH 78 B FC 85 X FC 86 2-0 ③ F9	4	0	1	0	0	1	2
Inning Stats	R: 0 E: 0 K: 1 S: 10 H: 3 LOB: 2 BB: 0 P: 18	R: 0 E: 0 K: 2 S: 9 H: 0 LOB: 0 BB: 0 P: 11	R: 0 E: 0 K: 1 S: 12 H: 1 LOB: 2 BB: 1 P: 21	R: 0 E: 0 K: 2 S: 10 H: 0 LOB: 0 BB: 0 P: 13	R: 0 E: 0 K: 0 S: 9 H: 1 LOB: 1 BB: 0 P: 11	R: 0 E: 0 K: 0 S: 5 H: 0 LOB: 0 BB: 1 P: 10	R: 1 E: 1 K: 0 S: 15 H: 2 LOB: 3 BB: 1 P: 24	R: 0 E: 0 K: 1 S: 11 H: 0 LOB: 0 BB: 0 P: 12	R: 0 E: 0 K: 0 S: 7 H: 0 LOB: 0 BB: 0 P: 11	1B: 5 2B: 3 3B: 0 HR: 0 SF: 0 SAC: 0 DP: 2 HBP: 0						

PITCHER		IP	WLS	BF	H	R	ER	SO	BB	IBB	HBP	BLK	WP	HR	S	P	ERA	WHIP
50 Jameson Taillon, R ERA: 0.9	(1, 1)	7.0	W	30	7	1	0	6	3	0	0	0	0	0	70	108	0.00	1.429
73 Felipe Vázquez, L ERA: 1.13	(8, 1)	1.0	H	3	0	0	0	1	0	0	0	0	0	0	11	12	0.00	0.000
38 Wade LeBlanc, L ERA: 4.7	(9, 1)	1.0		3	0	0	0	0	0	0	0	0	0	0	7	11	0.00	0.000

PITCHER	IP	WLS	BF	H	R	ER	SO	BB	IBB	HBP	BLK	WP	HR	S	P	ERA	WHIP

BOTTOM

Pittsburgh Pirates @ Chicago Cubs

Wrigley Field, Chicago, IL

Sun Apr 16 2017, 1:23 PM - 4:24 PM CDT

Att. 39,422 - Overcast - 72 F

livebaseballscorecards.com

AB	33
R	1
H	7
RBI	1
BB	3
SO	7
LOB	18

WP: 0	PB: 0	SB: 0	CS: 0
PA: 36			

Batter	1	2	3	4	5	6	7	8	9	AB	R	H	RBI	BB	SO	LOB
26 Adam Frazier, L (1, 7) OBP: 0.372, SLG: 0.487	C FF 91 X FF 91 0-1 ① F8		B FF 90 S SI 89 B SI 89 F SI 90 X FC 90 2-2 ① F7		X FC 86 0-0 ② F7			C FF 99 F FF 98 B SI 100 B SL 88 F FF 99 F SL 86 S FF 100 2-3 ① K		4	0	0	0	0	1	0
6 Starling Marte, R (1, 8) OBP: 0.288, SLG: 0.370	C FF 91 X SI 91 0-1 ② G6-3		B FF 91 S SI 92 X SI 92 1-1 ② F8		B FC 84 C FC 87 B CU 79 F SI 84 X 2-2 ③ G5-3			F FF 100 C FF 101 F FF 99 F FF 99 X SL 89 0-2 ② L9		4	0	0	0	0	0	0
22 Andrew McCutchen, R (1, 9) OBP: 0.291, SLG: 0.423	C FF 92 F FF 92 F FF 93 X FF 93 0-2 23 BB 1B		C SI 93 C FC 87 B CU 81 B CU 80 C FC 86 2-3 ③ K			C FC 84 T SI 91 B CU 79 S SI 92 1-3 ① K		B FF 100 C FF 99 X SL 88 1-1 ③ G5-3		4	0	1	0	0	2	0
23 David Freese, R (1, 5) OBP: 0.467, SLG: 0.543	B SI 90 B SI 91 B FF 92 B FF 92 4-0 1-2 BB			B FF 90 F SI 90 B SI 91 B FC 85 C SI 92 X SI 93 3-2 ① G5-3		B FF 93 F FC 84 X FC 87 1-1 ② G3			B FF 92 B FF 91 C FF 91 X FF 91 2-1 ① F8	3	0	0	0	1	0	0
55 Josh Bell, S (1, 3) OBP: 0.275, SLG: 0.250	S FF 93 S FC 88 X FF 93 0-2 ③ P5			X FF 93 0-0 ② G3-1		B SI 91 B SI 91 T SI 90 X FF 93 2-1 1B			F FF 93 C FF 93 B CH 88 X FF 92 1-2 29 G1-3 25 2B 1B	4	1	2	0	0	0	2
29 Francisco Cervelli, R (1, 2) OBP: 0.313, SLG: 0.465		B FF 90 X FF 92 1-0 ① F9		B FF 92 X FF 93 1-0 2B		B FC 87 X FC 86 1-0 ③ L7			F FF 93 X FC 84 0-1 ② G1-3 1-2	4	0	1	0	0	0	2
5 Josh Harrison, R (1, 4) OBP: 0.378, SLG: 0.368 25 Gregory Polanco, L (9, PH) OBP: 0.350, SLG: 0.378		B FF 92 C FC 86 H SI 91 2-1 HBP		C FC 85 H FF 92 1-1 HBP			F FF 91 B FC 85 F FC 85 X FC 82 1-2 ① G5-3		B FF 94 C CH 84 S FF 94 B FF 93 X FF 93 2-2 2-H 2B	1 1	0 0	0 1	0 1	0 0	0 0	0 0
10 Jordy Mercer, R (1, 6) OBP: 0.280, SLG: 0.205 28 John Jaso, L (9, PH)		1 SAFE B SI 91 C FF 92 S FC 86 X SI 93 1-2 ② L7		B FC 86 B FC 84 B FC 86 C FC 86 C FC 87 F SI 94 F SI 94 X FC 87 3-2 ③ F9			C SI 90 X FC 84 0-1 ② L7		B FC 85 B FC 84 X CH 84 2-0 ③ G3	3 1	0 0	0 0	0 0	0 0	0 0	3 1
46 Iván Nova, R (1, 1)		C FF 93 B SI 92 S SI 92 F FC 85 F FF 94 S CU 80 1-3 ③ K			C FF 88 C FF 92 B CU 79 C FF 93 1-3 ① K		S SI 92 C SI 92 B SI 94 S SI 93 1-3 ③ K			3	0	0	0	0	3	1
Inning Stats	R: 0 E: 0 K: 0 S: 11 H: 1 LOB: 2 BB: 1 P: 15	R: 0 E: 0 K: 1 S: 10 H: 0 LOB: 1 BB: 0 P: 15	R: 0 E: 0 K: 1 S: 8 H: 0 LOB: 0 BB: 0 P: 13	R: 0 E: 0 K: 0 S: 11 H: 1 LOB: 2 BB: 0 P: 19	R: 0 E: 0 K: 1 S: 7 H: 0 LOB: 0 BB: 0 P: 10	R: 0 E: 0 K: 1 S: 8 H: 1 LOB: 1 BB: 0 P: 13	R: 0 E: 0 K: 1 S: 8 H: 0 LOB: 0 BB: 0 P: 10	R: 0 E: 0 K: 1 S: 12 H: 0 LOB: 0 BB: 0 P: 15	R: 1 E: 0 K: 0 S: 11 H: 2 LOB: 1 BB: 0 P: 18	1B: 3 2B: 2 3B: 0 HR: 0 SF: 0 SAC: 0 DP: 0 HBP: 2						

PITCHER		IP	WLS	BF	H	R	ER	SO	BB	IBB	HBP	BLK	WP	HR	S	P	ERA	WHIP
31 Lance Lynn, R ERA: 3.12	(1, 1)	7.0	W	27	3	0	0	5	1	0	2	0	0	0	63	95	0.00	0.571
44 Trevor Rosenthal, R ERA: 3.86	(8, 1)	1.0	H	3	0	0	0	1	0	0	0	0	0	0	12	15	0.00	0.000
26 Seunghwan Oh, R ERA: 9.53	(9, 1)	1.0	S	5	2	1	1	0	0	0	0	0	0	0	11	18	9.00	2.000

PITCHER	IP	WLS	BF	H	R	ER	SO	BB	IBB	HBP	BLK	WP	HR	S	P	ERA	WHIP

Pittsburgh Pirates @ St. Louis Cardinals

Busch Stadium, St. Louis, MO

Mon Apr 17 2017, 6:09 PM - 8:23 PM CDT

Att. 40,172 - Overcast - 68 F

TOP

livebaseballscorecards.com

AB	32
R	1
H	5
RBI	1
BB	1
SO	6
LOB	9

WP: 0 PA: 35
PB: 0
SB: 0
CS: 0

Batter	1	2	3	4	5	6	7	8	9	AB	R	H	RBI	BB	SO	LOB
25 Dexter Fowler, S (1, 8) OBP: 0.207, SLG: 0.151	B FF 92 C SI 91 X CH 86 1-1 ① F7		S CH 87 X SI 92 0-1 ② L4			X SI 92 0-0 ② G4-3		B SI 92 C CU 80 X CH 86 1-1 ③ L8		4	0	0	0	0	0	0
36 Aledmys Díaz, R (1, 6) OBP: 0.231, SLG: 0.462	T SI 93 C CU 80 X CU 81 0-2 ② G6-3		C SI 93 B CH 87 C CH 87 S SI 93 1-3 ③ K			X SI 92 0-0 ③ G6-3				3	0	0	0	0	1	0
55 Stephen Piscotty, R (1, 9) OBP: 0.390, SLG: 0.471	B FF 92 C SI 92 S CH 87 X SI 93 1-2 ③ G6-3			B SI 92 C CU 80 B CU 81 X FF 93 2-1 ① G6-3			X CU 79 0-0 ① 1B			3	0	1	0	0	0	0
15 Randal Grichuk, R (1, 7) OBP: 0.245, SLG: 0.383		B SI 92 X SI 93 1-0 58 FC6-4 1B		B SI 92 S CH 87 B CH 87 F CH 87 B FF 94 F FF 94 X FF 94 3-2 ② F9			C SI 92 F SI 92 B FF 92 X CU 82 1-2 58 E 58 S 58 1B 1B			3	1	2	0	0	0	0
58 José Martínez, R (1, 3) OBP: 0.529, SLG: 0.600		C FF 93 B SI 93 1 SAFE C FF 93 D CU 82 X SI 93 2-2 ① FC6-4 1-2f		X SI 93 0-0 ③ G5-3			C SI 93 B FF 94 B SI 93 X SI 94 2-1 1-H 1B			3	0	1	1	0	0	1
35 Greg Garcia, L (1, 5) OBP: 0.450, SLG: 0.267		B FF 94 X FF 93 1-0 ② L8			C CU 81 X CH 86 0-1 ① G5-3		1 SAFE B SI 93 F CH 88 B FF 92 X SI 92 2-1 ② L8			3	0	0	0	0	0	2
41 Eric Fryer, R (1, 2) OBP: 0.250, SLG: 0.364		S FF 94 F FF 94 S SI 94 0-3 ③ K			C SI 92 X SI 92 0-1 ② G6-3		X SI 92 0-0 ③ G5-3			3	0	0	0	0	1	2
16 Kolten Wong, L (1, 4) OBP: 0.265, SLG: 0.333			X SI 92 0-0 HR		B SI 93 S CU 81 B CH 88 X CH 87 2-1 ③ G3-1			X SI 92 0-0 ① B1-3		3	1	1	1	0	0	0
31 Lance Lynn, S (1, 1) 44 Trevor Rosenthal, R (8, 1) 32 Matt Adams, L (8, PH) OBP: 0.259, SLG: 0.167 26 Seunghwan Oh, R (9, 1)			C SI 92 C CU 78 C SI 92 0-3 ① K			C SI 91 X SI 91 0-1 ① G4-1		B SI 91 B CH 85 F SI 92 X SI 93 2-1 ② L6		2 0 1 0	0 0 0 0	0 0 0 0	0 0 0 0	1 0 0 0	0 0 0 0	0 0 0 0
Inning Stats	R: 0 E: 0 K: 0 S: 8 H: 0 LOB: 0 BB: 0 P: 10	R: 0 E: 0 K: 1 S: 8 H: 1 LOB: 1 BB: 0 P: 12	R: 1 E: 0 K: 2 S: 9 H: 1 LOB: 0 BB: 0 P: 10	R: 0 E: 0 K: 0 S: 7 H: 0 LOB: 0 BB: 0 P: 12	R: 0 E: 0 K: 0 S: 6 H: 0 LOB: 0 BB: 0 P: 8	R: 0 E: 0 K: 0 S: 4 H: 0 LOB: 0 BB: 0 P: 4	R: 1 E: 0 K: 0 S: 9 H: 3 LOB: 1 BB: 0 P: 14	R: 0 E: 0 K: 0 S: 5 H: 0 LOB: 0 BB: 0 P: 8		1B: 4 2B: 0 3B: 0 HR: 1 SF: 0 SAC: 0 DP: 0 HBP: 0						

PITCHER		IP	WLS	BF	H	R	ER	SO	BB	IBB	HBP	BLK	WP	HR	S	P	ERA	WHIP
46 Iván Nova, R ERA: 2.25	(1, 1)	8.0	L	28	5	2	2	3	0	0	0	0	0	1	56	78	2.25	0.625

PITCHER	IP	WLS	BF	H	R	ER	SO	BB	IBB	HBP	BLK	WP	HR	S	P	ERA	WHIP

BOTTOM

Pittsburgh Pirates @ St. Louis Cardinals

Busch Stadium, St. Louis, MO

Mon Apr 17 2017, 6:09 PM - 8:23 PM CDT

Att. 40,172 - Overcast - 68 F

livebaseballscorecards.com

AB	28
R	2
H	5
RBI	2
BB	0
SO	3
LOB	5

WP: 0 PA: 28
PB: 0
SB: 1
CS: 0

Pittsburgh Pirates @ St. Louis Cardinals

Busch Stadium, St. Louis, MO

Tue Apr 18 2017, 7:15 PM - 9:46 PM CDT

Att. 38,806 - Clear - 76 F

TOP

livebaseballscorecards.com

Batter	1	2	3	4	5	6	7	8	9	AB	R	H	RBI	BB	SO	LOB
26 Adam Frazier, L (1, 9) OBP: 0.354, SLG: 0.455	X SI 90 0-0 ① F8		C FF 90 F SI 91 B FF 90 D SL 83 X FC 90 2-2 ② F7			B KC 78 C SI 90 B FF 89 X SI 90 2-1 22 2B 25 G3 1B		C SI 90 B SL 86 C FS 79 F FS 79 B SI 92 B SI 91 X SI 90 3-2 ① G4-3	C FF 92 F FF 93 B FF 92 X FC 85 1-2 ③ F7	5	1	1	0	0	0	4
5 Josh Harrison, R (1, 4) OBP: 0.367, SLG: 0.357	B SI 91 X SI 90 1-0 ② G5-3		S FC 90 X SI 91 0-1 ③ F9			1 SAFE B SI 90 X FC 90 1-0 ① F7		B SI 91 B SI 90 X SI 91 2-0 22 FC6-4 1B		4	0	1	0	0	0	2
22 Andrew McCutchen, R (1, 8) OBP: 0.305, SLG: 0.446	C SI 91 F SI 90 B SL 82 B FC 90 X FC 90 2-2 1B			X KC 78 0-0 ① G5-3		1 SAFE X SI 90 0-0 25 G3 1-3 2B		1 SAFE C SL 85 F FS 80 D SI 89 X FS 80 1-2 ② FC6-4 1-2f		4	0	2	0	0	0	1
25 Gregory Polanco, L (1, 7) OBP: 0.318, SLG: 0.341	X SI 90 0-0 ③ G3			B SI 91 C SI 89 B FF 90 X KC 78 2-1 ② G3		B SI 90 C SI 90 B SI 92 B FF 92 X FF 90 3-1 ② G3 2-3 3-H		C SI 91 C FS 80 B SI 91 S SL 88 1-3 ③ K		4	0	0	1	0	1	3
23 David Freese, R (1, 5) OBP: 0.469, SLG: 0.564 37 Alen Hanson, S (9, PR) OBP: 0.286, SLG: 0.286		B SI 90 S SI 90 B SI 89 C SI 90 F SI 91 X SI 92 3-2 ① G1-3		C FC 90 S SL 81 B SL 82 F SI 92 B SI 92 X SI 92 2-2 2B		B SI 91 B CH 86 X CH 86 2-0 ③ G5-3			C FF 93 S FC 86 B FC 87 F FF 93 B FC 88 B FC 86 X FC 84 3-2 10 1B 29 1B 17 FC1-2 1B	4 0	0 0	2 0	0 0	0 0	0 0	1 0
29 Francisco Cervelli, R (1, 2) OBP: 0.308, SLG: 0.447		C SI 91 S SL 82 B SL 83 X SI 92 1-2 ② G5-3		C FC 90 C SI 91 B SL 82 B FC 90 X CH 87 2-2 ③ G1-3			B FC 88 B FC 89 B FC 89 C SI 91 X SI 91 3-1 ① G5-3		1 SAFE F FF 93 1 SAFE B FF 93 X FC 88 1-1 17 FC1-2 10 1B 1-2 1B	4	0	1	0	0	0	1
55 Josh Bell, S (1, 3) OBP: 0.273, SLG: 0.250		C SI 92 B CH 87 B FC 89 F SI 89 X SI 92 2-2 ③ G6-3			C KC 77 B CH 84 B FC 88 S FC 88 X FC 90 2-2 ① G3		B SI 91 B CH 87 S FC 90 X SI 91 2-1 10 1B 1B		C FF 92 S FF 92 F FF 92 D FC 87 B FF 93 B FF 93 F FF 93 S FF 92 3-3 ① K	4	0	1	0	0	1	2
10 Jordy Mercer, R (1, 6) OBP: 0.315, SLG: 0.250		B SI 88 C SI 89 B FC 90 F SI 91 X SL 80 2-2 39 SH3-4 1B			B SI 89 F SI 91 B SI 90 F SI 90 X FC 91 2-2 ② F9		X SI 92 0-0 64 G6-4-3 1-2 1B		C FC 87 B FF 93 F FF 92 X FC 87 1-2 17 FC1-2 1-2 2-3 1B	4	0	3	0	0	0	0
39 Chad Kuhl, R (1, 1) 28 John Jaso, L (7, PH) 64 José Osuna, R (7, PH) 38 Wade LeBlanc, L (7, 1) 17 Phil Gosselin, R (9, PH) OBP: 0.077, SLG: 0.077		B SI 90 S SI 90 L SI 90 B SI 91 X SI 91 2-2 ① SH3-4 1-2			C SI 92 F SI 91 S SL 83 0-3 ③ K		B CH 79 B SI 90 F SI 90 X CH 81 2-1 ② ③ G6-4-3 1-2f		S FC 85 X FC 86 0-1 ② FC1-2 1-2 2-3 3-Hf	1 0 1 0 1	0 0 0 0 0	0 0 0 0 0	0 0 0 0 0	1 0 0 0 0	0 0 2 0 3	0 0 0 0 3
Inning Stats	R: 0 H: 1 E: 0 LOB: 1 K: 0 BB: 0 S: 6 P: 9	R: 0 H: 0 E: 0 LOB: 0 K: 0 BB: 0 S: 9 P: 15	R: 0 H: 1 E: 0 LOB: 1 K: 0 BB: 0 S: 11 P: 17	R: 0 H: 1 E: 0 LOB: 1 K: 0 BB: 0 S: 10 P: 16	R: 0 H: 0 E: 0 LOB: 0 K: 1 BB: 0 S: 9 P: 13	R: 1 H: 2 E: 0 LOB: 1 K: 0 BB: 0 S: 7 P: 15	R: 0 H: 2 E: 0 LOB: 1 K: 0 BB: 0 S: 7 P: 14	R: 0 H: 1 E: 0 LOB: 1 K: 1 BB: 0 S: 11 P: 18	R: 0 H: 3 E: 0 LOB: 3 K: 1 BB: 0 S: 19 P: 28	1B: 9 2B: 2 3B: 0 HR: 0	SF: 0 SAC: 1 DP: 1 HBP: 0					

	AB	36
	R	1
	H	11
	RBI	1
	BB	0
	SO	3
	LOB	19

WP: 0 PA: 37
PB: 0
SB: 0
CS: 0

PITCHER		IP	WLS	BF	H	R	ER	SO	BB	IBB	HBP	BLK	WP	HR	S	P	ERA	WHIP
8 Mike Leake, R ERA: 0.84	(1, 1)	6.1	W	26	7	1	1	1	0	0	0	0	0	0	57	95	1.42	1.105
21 Brett Cecil, L ERA: 7.94	(7, 1)	0.2	H	1	0	0	0	0	0	0	0	0	0	0	2	4	0.00	0.000
67 Matt Bowman, R ERA:	(8, 1)	1.0	H	4	1	0	0	1	0	0	0	0	0	0	11	18	0.00	1.000
26 Seunghwan Oh, R ERA: 8.1	(9, 1)	1.0	S	6	3	0	0	1	0	0	0	0	0	0	19	28	0.00	3.000

PITCHER	IP	WLS	BF	H	R	ER	SO	BB	IBB	HBP	BLK	WP	HR	S	P	ERA	WHIP

Batter	1	2	3	4	5	6	7	8	9	AB	R	H	RBI	BB	SO	LOB
25 Dexter Fowler, S (1, 8) OBP: 0.226, SLG: 0.196	C SI 93 B FF 92 X FF 93 1-1 55 FC3 3B		B FF 94 B SL 90 B SL 89 X SI 94 3-0 ② F8		B FF 92 B FF 94 C SL 87 F SL 88 D SL 89 B CH 89 4-2 BB			C B FC 85 X FC 84 1-1 ① G4-3		3	1	1	0	1	0	0
36 Aledmys Díaz, R (1, 6) OBP: 0.214, SLG: 0.429	F FF 94 X FF 95 0-1 ① P3		S SL 88 S SL 87 B SL 87 X FF 96 1-2 ③ F9		B FF 97 X FF 97 1-0 ③ P4			B CH 79 S FC 85 F CH 78 B FC 84 B CH 75 F FC 84 X CH 76 3-2 ② G5-3		4	0	0	0	0	0	3
55 Stephen Piscotty, R (1, 9) OBP: 0.356, SLG: 0.421	S FF 94 F FF 94 B SI 94 B SL 89 X FF 96 2-2 FC3 4 FC5-4 3-H			F SL 88 X FF 94 0-1 ① L8		X 0-0 ① G5-3		F FC 85 S CH 79 F FC 86 B FF 87 S CH 77 1-3 ③ K		4	0	0	1	0	1	0
15 Randal Grichuk, R (1, 7) OBP: 0.231, SLG: 0.360	D SL 90 S FF 94 1 SAFE S FF 95 S FF 96 1-3 ② K			B FF 94 S FF 94 F FF 95 S FF 95 1-3 ② K		C FF 94 T FF 94 F SI 94 B SL 88 B FF 94 S SI 96 2-3 ② K				3	0	0	0	0	3	1
4 Yadier Molina, R (1, 2) OBP: 0.289, SLG: 0.316	C FF 96 X FF 95 0-1 ③ FC5-4 1-2f			B SL 88 B SI 95 X SL 89 2-0 ③ G5-3		F SI 94 X FF 95 0-1 ③ P4				3	0	0	0	0	0	1
58 José Martínez, R (1, 3) OBP: 0.500, SLG: 0.556		C SI 92 F CH 86 B FF 94 X SI 94 1-2 ① L8			C FF 94 X SL 87 0-1 35 2B 1B		C FC 84 B FC 85 X CH 76 1-1 ① L1			3	1	1	0	0	0	0
35 Greg Garcia, L (1, 5) OBP: 0.435, SLG: 0.333		C SL 90 S SL 88 X 0-2 ② G5-3			1 SAFE B FF 96 C CH 90 X FF 95 1-1 ① 1-H 2B		B CU 72 B SL 80 C FC 83 F SI 87 B CH 78 C FC 84 3-3 ② K			3	0	1	1	0	1	0
16 Kolten Wong, L (1, 4) OBP: 0.297, SLG: 0.344		C FF 93 B CH 88 B CH 88 X SL 88 2-1 ③ L8			B SL 88 F SL 88 S FF 95 H FF 95 2-2 8 SH1-4 HBP		X SL 78 0-0 1B			2	0	1	0	0	0	0
8 Mike Leake, R (1, 1) OBP: 0.167, SLG: 0.167 21 Brett Cecil, R (7, 1) 3 Jedd Gyorko, R (7, PH) OBP: 0.313, SLG: 0.483 67 Matt Bowman, R (8, 1) 26 Seunghwan Oh, R (9, 1)			X FF 94 0-0 ① F8		X FF 94 0-0 ② SH1-4 1-2		C FC 85 X CH 79 0-1 ③ G4-3			1 0 1 0 0	0 0 0 0 0	0 0 0 0 0	0 0 0 0 0	0 0 0 0 0	0 0 0 0 0	0 0 1 0 0
Inning Stats	R: 1 E: 0 K: 1 S: 12 H: 1 LOB: 1 BB: 0 P: 16	R: 0 E: 0 K: 0 S: 8 H: 0 LOB: 0 BB: 0 P: 11	R: 0 E: 0 K: 0 S: 5 H: 0 LOB: 0 BB: 0 P: 9	R: 0 E: 0 K: 1 S: 6 H: 0 LOB: 0 BB: 0 P: 9	R: 1 E: 0 K: 0 S: 10 H: 2 LOB: 2 BB: 1 P: 18	R: 0 E: 0 K: 1 S: 7 H: 0 LOB: 0 BB: 0 P: 9	R: 0 E: 0 K: 1 S: 8 H: 1 LOB: 1 BB: 0 P: 12	R: 0 E: 0 K: 1 S: 10 H: 0 LOB: 0 BB: 0 P: 15		1B: 2 2B: 1 3B: 1 HR: 0		SF: 0 SAC: 1 DP: 0 HBP: 1		WP: 0 PB: 0 SB: 0 CS: 0	PA: 30	

PITCHER		IP	WLS	BF	H	R	ER	SO	BB	IBB	HBP	BLK	WP	HR	S	P	ERA	WHIP
39 Chad Kuhl, R ERA: 2.6	(1, 1)	6.0	L	23	3	2	2	3	1	0	1	0	0	0	48	72	3.00	0.667
38 Wade LeBlanc, L ERA: 3.72	(7, 1)	2.0		7	1	0	0	2	0	0	0	0	0	0	18	27	0.00	0.500

PITCHER	IP	WLS	BF	H	R	ER	SO	BB	IBB	HBP	BLK	WP	HR	S	P	ERA	WHIP

BOTTOM

Pittsburgh Pirates @ St. Louis Cardinals

Busch Stadium, St. Louis, MO

Tue Apr 18 2017, 7:15 PM - 9:46 PM CDT

Att. 38,806 - Clear - 76 F

livebaseballscorecards.com

AB	27
R	2
H	4
RBI	2
BB	1
SO	5
LOB	6

Batter	1	2	3	4	5	6	7	8	9	AB	R	H	RBI	BB	SO	LOB
5 Josh Harrison, R (1, 4) OBP: 0.358, SLG: 0.348	C FF 94 X FF 94 0-1 ① F7			B FC 90 S FC 93 X CU 75 1-1 ① G5-3		B FF 93 C FF 94 B FF 94 X FC 91 2-1 55 FC5-4 1B		B FF 92 F FF 91 1 SAFE X FF 91 1-1 FC6 22 BB 1-2		4	0	1	0	0	0	1
55 Josh Bell, S (1, 3) OBP: 0.271, SLG: 0.318 41 Daniel Hudson, R (8, 1)	C FF 96 F FC 91 S SI 97 0-3 ② K			B FF 94 B FF 95 C FF 94 X FF 95 2-1 HR		1 SAFE 1 SAFE C FC 90 C SI 96 1 SAFE X FF 96 0-2 ② FC5-4 22 2-4 1-2f		B FF 90 B FF 92 X FF 91 2-0 ② F7		4 0	1 0	1 0	1 0	0 0	1 0	3 0
22 Andrew McCutchen, R (1, 8) OBP: 0.302, SLG: 0.424	B FF 96 T FF 95 B FF 95 S FC 90 F FF 96 X FF 94 2-2 ③ P5			B CU 74 B FC 90 B FF 94 C FF 96 X FC 90 3-1 ② F8		D CU 75 1-0 ③ 2-4 1-2	F FF 94 B CH 86 S CH 85 B CH 88 T CH 88 2-2 ① K	D CU 73 B CH 85 C CH 85 F CU 72 B CH 86 B CH 87 4-2 BB 1-2 2-3		3	0	0	0	1	1	0
25 Gregory Polanco, L (1, 7) OBP: 0.313, SLG: 0.318		C FF 93 X CH 85 0-1 ① G5-3		B CU 75 B CH 87 B FC 91 B FF 94 4-0 BB			X FC 92 0-0 ② G4-3	B SI 92 C SI 92 B CU 74 X FF 92 2-1 ③ G3		3	0	0	0	1	0	3
23 David Freese, R (1, 5) OBP: 0.453, SLG: 0.535		B CU 76 C CU 75 X FC 92 1-1 ② G6-3		F FF 94 1 SAFE X CU 75 0-1 ③ F8			C FF 95 B SI 96 X FF 95 1-1 28 BB 1B		B FF 98 C FF 99 C FF 98 X SL 87 1-2 ① G5-3	4	0	1	0	0	0	1
28 John Jaso, L (1, 9) OBP: 0.217, SLG: 0.100 37 Alen Hanson, S (9, PR) OBP: 0.286, SLG: 0.286		B FF 94 F FF 95 X FF 96 1-1 ③ F8			C CU 74 B CH 87 F CH 86 B FF 94 X CH 88 2-2 10 L4-3 1B		B CU 75 S CH 88 C FF 94 D CH 89 B FF 96 B FF 97 4-2 1-2 BB		F FF 99 C FF 99 F FF 100 B CH 89 B FF 100 F FF 101 F FF 99 B CH 89 X FF 100 3-2 1B	3 0	0 0	2 0	0 0	1 0	0 0	0 0
10 Jordy Mercer, R (1, 6) OBP: 0.293, SLG: 0.231			C FF 93 X FF 94 0-1 ① L3		1 SAFE B FF 94 B FC 91 C FF 95 F FF 93 X CH 88 2-2 ① ② L4-3 1-1		C SL 85 F FS 81 S SL 86 0-3 ③ K		1 SAFE F FF 98 B FF 98 1 SAFE F FF 99 D FF 99 C SL 89 2-3 ② K	4	0	0	0	0	2	4
19 Chris Stewart, R (1, 2) OBP: 0.250, SLG: 0.375 64 José Osuna, R (8, PH) (8, 3)			B FF 94 B FF 93 C FF 94 B FC 92 X FF 93 3-1 ② F7		X FF 93 0-0 ③ F9			B FF 90 F FF 92 S FF 91 F CH 85 X SI 91 1-2 ① F8	B FF 101 C FF 98 F FF 98 B FF 99 T FF 99 2-2 ③ K	2 2	0 0	0 0	0 0	0 0	0 1	0 1
45 Gerrit Cole, R (1, 1) 73 Felipe Vázquez, L (7, 1) 29 Francisco Cervelli, R (8, PH) OBP: 0.302, SLG: 0.438 (8, 2)			B FF 93 F FF 94 B FF 95 S FF 96 F FF 95 X FC 92 2-2 ③ G6-3			C FF 93 C CU 73 F FC 91 S FF 96 0-3 ① K		C CH 85 B CU 70 X CH 84 1-1 E3 22 BB 5 E		2 0 1	0 0 0	0 0 0	0 0 0	0 0 0	1 0 0	0 0 0
Inning Stats	R: 0 E: 0 K: 1 S: 9 H: 0 LOB: 0 BB: 0 P: 11	R: 0 E: 0 K: 0 S: 6 H: 0 LOB: 0 BB: 0 P: 8	R: 0 E: 0 K: 0 S: 8 H: 0 LOB: 0 BB: 0 P: 13	R: 1 E: 0 K: 0 S: 8 H: 1 LOB: 1 BB: 1 P: 18	R: 0 E: 0 K: 0 S: 7 H: 1 LOB: 0 BB: 0 P: 11	R: 0 E: 0 K: 1 S: 9 H: 1 LOB: 1 BB: 0 P: 12	R: 0 E: 0 K: 2 S: 11 H: 1 LOB: 2 BB: 1 P: 18	R: 0 E: 2 K: 0 S: 13 H: 0 LOB: 3 BB: 1 P: 24	R: 0 E: 0 K: 2 S: 15 H: 1 LOB: 1 BB: 0 P: 23	1B: 4 2B: 1 3B: 0 HR: 1	SF: 0 SAC: 0 DP: 1 HBP: 0						

TOP

Pittsburgh Pirates @ St. Louis Cardinals

Busch Stadium, St. Louis, MO

Wed Apr 19 2017, 12:45 PM - 3:25 PM CDT

Att. 40,182 - Partly Cloudy - 76 F

livebaseballscorecards.com

AB	32
R	1
H	5
RBI	1
BB	3
SO	6
LOB	13

PITCHER		IP	WLS	BF	H	R	ER	SO	BB	IBB	HBP	BLK	WP	HR	S	P	ERA	WHIP
52 Michael Wacha, R ERA: 2.41	(1, 1)	6.2	W	25	4	1	1	3	2	0	0	0	0	1	55	88	1.35	0.900
67 Matt Bowman, R ERA:	(7, 1)	0.1	H	1	0	0	0	1	0	0	0	0	0	0	3	3	0.00	0.000
46 Kevin Siegrist, L ERA: 8.44	(8, 1)	1.0	H	6	0	0	0	0	1	0	0	0	0	0	13	24	0.00	1.000
44 Trevor Rosenthal, R ERA: 2.7	(9, 1)	1.0	S	4	1	0	0	2	0	0	0	0	0	0	15	23	0.00	1.000

PITCHER	IP	WLS	BF	H	R	ER	SO	BB	IBB	HBP	BLK	WP	HR	S	P	ERA	WHIP

Batter	1	2	3	4	5	6	7	8	9	AB	R	H	RBI	BB	SO	LOB
25 Dexter Fowler, S (1, 8) OBP: 0.258, SLG: 0.333	C SI 94 B CH 88 F FF 96 B SL 88 S FF 97 2-3 K ①		B SL 86 B CH 90 X FF 95 2-0 HR		X FF 95 0-0 HR		B FF 97 S CH 86 B SI 96 F FF 94 F FF 96 F SL 84 B CH 88 X CH 86 3-2 1-2 1B ②			4	2	3	2	0	1	0
35 Greg Garcia, L (1, 6) OBP: 0.370, SLG: 0.273	B FF 97 C SI 96 B CH 90 X FF 98 2-1 L5 ②		B FF 96 C SI 96 X CH 90 1-1 L8 ②		C KC 81 F FF 97 C FF 95 0-3 K ②		B FF 97 B FF 96 C FF 95 1 SAFE B FF 96 F FF 95 S FF 93 3-3 K ③			4	0	0	0	0	2	1
13 Matt Carpenter, L (1, 3) OBP: 0.353, SLG: 0.300	C FF 97 B FF 98 F SL 90 F CH 89 F FF 99 X KC 81 1-2 F9 ③		C FF 97 C FF 96 T FF 98 0-2 K ③		C CH 90 S SL 90 B SL 89 B CH 90 X SI 99 2-2 55 PO 1B			C FF 94 X SI 94 0-1 F8 ①		4	0	1	0	0	1	0
55 Stephen Piscotty, R (1, 9) OBP: 0.347, SLG: 0.405		T FF 95 F FF 95 F SL 88 B SL 89 F FF 96 B FF 99 S SL 89 2-3 K ①		C KC 78 F FF 96 X SL 88 0-2 L7 ①	1 SAFE 0-0 PO ③ 1-2	C CH 89 S FF 95 B CH 88 F KC 81 X SL 88 1-2 58 FC6-4 1B		B SL 83 F FF 95 F CH 85 F SI 95 X SL 83 1-2 G4-3 ②		4	0	1	0	0	1	0
58 José Martínez, R (1, 7) OBP: 0.522, SLG: 0.550 15 Randal Grichuk, R (6, PR) OBP: 0.226, SLG: 0.353 (7, 7)		C FF 98 X SI 97 0-1 3 BB 1B		B FF 96 B SI 95 B SL 88 B FF 96 4-0 4 1B BB		C FF 94 X CH 88 0-1 FC6-4 ① 1-2f		B SL 83 S SI 94 F FF 95 S FF 96 1-3 K ③		2 1	0 0	1 0	0 0	1 0	0 1	1 0
4 Yadier Molina, R (1, 2) OBP: 0.292, SLG: 0.317		B SL 88 1 SAFE C SL 90 C FF 97 F FF 96 B CH 88 S SL 88 2-3 K ②		X FF 95 0-0 16 FC4-6 1-2 1B		1 SAFE F CH 88 S KC 80 B SL 90 X FF 96 1-2 L9 ②				3	0	1	0	0	1	2
3 Jedd Gyorko, R (1, 5) OBP: 0.314, SLG: 0.452		B FF 96 B FF 96 B SI 96 B FF 98 4-0 1-2 BB		B CH 90 S SL 89 B FF 97 F FF 98 B SL 90 C FF 98 3-3 K ②		X FF 97 0-0 F9 ③				2	0	0	0	1	1	3
16 Kolten Wong, L (1, 4) OBP: 0.275, SLG: 0.314		C SL 88 S FF 97 X FF 99 0-2 G5-3 ③		F FF 97 B SI 97 X SL 89 1-1 FC4-6 ③ 1-2f			C CU 82 F FF 97 C CU 81 0-3 K ①			3	0	0	0	0	1	4
52 Michael Wacha, R (1, 1) OBP: 0.250, SLG: 0.250 67 Matt Bowman, R (7, 1) 36 Aledmys Díaz, R (7, PH) OBP: 0.228, SLG: 0.439 46 Kevin Siegrist, L (8, 1) 44 Trevor Rosenthal, R (9, 1)			C FF 95 S FF 95 S SL 88 0-3 K ①		C FF 94 C KC 79 B SI 94 S FF 95 1-3 K ①		S CH 87 B FF 99 B FF 99 C FF 98 F CH 87 X CH 87 2-2 25 CS 1B			2 0 0 1 0 0	0 0 0 0 0 0	0 0 1 0 0 0	0 0 0 0 0 0	0 0 0 0 0 0	2 0 0 0 0 0	0 0 0 0 0 0
Inning Stats	R: 0 E: 0 K: 1 S: 10 H: 0 LOB: 0 BB: 0 P: 15	R: 0 E: 0 K: 2 S: 14 H: 1 LOB: 2 BB: 1 P: 22	R: 1 E: 0 K: 2 S: 9 H: 1 LOB: 0 BB: 0 P: 12	R: 0 E: 0 K: 1 S: 9 H: 1 LOB: 2 BB: 1 P: 17	R: 1 E: 0 K: 2 S: 10 H: 2 LOB: 0 BB: 0 P: 13	R: 0 E: 0 K: 0 S: 10 H: 1 LOB: 1 BB: 0 P: 12	R: 0 E: 0 K: 2 S: 15 H: 2 LOB: 1 BB: 0 P: 23	R: 0 E: 0 K: 1 S: 9 H: 0 LOB: 0 BB: 0 P: 11		1B: 6 2B: 0 3B: 0 HR: 2	SF: 0 SAC: 0 DP: 0 HBP: 0		WP: 0 PB: 0 SB: 0 CS: 1	PA: 33	

PITCHER		IP	WLS	BF	H	R	ER	SO	BB	IBB	HBP	BLK	WP	HR	S	P	ERA	WHIP
45 Gerrit Cole, R ERA: 4.7	(1, 1)	6.0	L	25	6	2	2	8	2	0	0	0	0	2	62	91	3.00	1.333
73 Felipe Vázquez, L ERA: 1.0	(7, 1)	1.0		4	2	0	0	2	0	0	0	0	0	0	15	23	0.00	2.000
41 Daniel Hudson, R ERA: 5.14	(8, 1)	1.0		3	0	0	0	1	0	0	0	0	0	0	9	11	0.00	0.000

PITCHER	IP	WLS	BF	H	R	ER	SO	BB	IBB	HBP	BLK	WP	HR	S	P	ERA	WHIP

BOTTOM

Pittsburgh Pirates @ St. Louis Cardinals

Busch Stadium, St. Louis, MO

Wed Apr 19 2017, 12:45 PM - 3:25 PM CDT

Att. 40,182 - Partly Cloudy - 76 F

livebaseballscorecards.com

AB	30
R	2
H	8
RBI	2
BB	2
SO	11
LOB	11

New York Yankees @ Pittsburgh Pirates

PNC Park, Pittsburgh, PA

Fri Apr 21 2017, 7:08 PM - 10:25 PM EDT

Att. 30,565 - Partly Cloudy - 64 F

TOP

livebaseballscorecards.com

Batter	1	2	3	4	5	6	7	8	9	AB	R	H	RBI	BB	SO	LOB
11 Brett Gardner, L (1, 7) OBP: 0.323, SLG: 0.250	C FF 92 B CH 89 F SI 93 F FF 95 X CU 79 1-2 ① G4-3		C SI 93 B CU 80 B CH 88 B SI 96 C SI 94 B SI 96 4-2 12 2B 12 E BB	C FF 95 B FF 95 C FF 94 F FF 93 F FF 94 S CU 79 1-3 ③ K		B SI 96 C FF 95 B FF 94 C FF 96 F FF 96 B FF 96 X FF 95 3-2 ③ F9			B SI 92 C SI 92 B SI 93 X SI 92 2-1 ① B1-3	4	1	0	0	1	1	1
12 Chase Headley, S (1, 5) OBP: 0.476, SLG: 0.623	B SI 95 C SI 95 F CU 79 X FF 96 1-2 ② G6-3		B CH 86 F FF 93 1 SAFE X FF 94 1-1 E9 14 G5-3 99 FC5-2 1-H 2B		B CU 79 C SI 93 B SI 94 S SI 94 X FF 94 2-2 ① F7		B FF 96 B CH 86 X FF 96 2-0 ① G5-3		B SI 92 B SI 92 C SI 91 X CH 84 2-1 ② F8	5	0	1	0	0	0	0
14 Starlin Castro, R (1, 4) OBP: 0.409, SLG: 0.565	B FF 94 B CH 88 X SI 94 2-0 22 1B 1B		C SI 91 B CU 79 S SI 93 F SI 94 F SI 94 X CU 77 1-2 ① G5-3 2-3		C FF 93 S FF 96 B CU 80 S CU 80 1-3 ② K		B CH 86 B FF 96 X FF 96 2-0 ② L9		B CH 85 B SI 93 C SI 92 X CH 85 2-1 22 1B 1B	5	0	2	0	0	1	1
22 Jacoby Ellsbury, L (1, 8) OBP: 0.387, SLG: 0.421	C FF 95 B FF 95 B SI 95 1 SAFE B CH 89 X FF 94 3-1 99 S 1-3 1B		C FF 95 D CU 81 B FF 93 D SI 96 F CH 89 D CU 80 4-2 99 S BB		F FF 95 C CU 80 B SI 94 B CU 80 X FF 94 2-2 99 1B 33 E 1B		B FF 97 C FF 97 C CU 81 B CU 85 B SL 83 F FF 96 F FF 97 F FF 96 X FF 96 3-2 ③ L8		C SI 92 X SI 92 0-1 99 FC6-4 1-2 1B	4	1	3	0	1	0	0
99 Aaron Judge, R (1, 9) OBP: 0.345, SLG: 0.615	D CU 78 C SI 95 D CH 88 F CH 87 D CU 80 C SI 95 3-3 ③ K 1-2		B SI 94 F SI 93 X SI 93 1-1 ② FC5-2 1-2 3-H		1 SAFE 1 SAFE B FF 92 F SI 92 B FF 94 1 SAFE 1 SAFE X SI 92 2-1 33 E 33 E 1-2 1B			C FF 96 X SL 84 0-1 ① L5	B SI 93 X SI 92 1-0 ③ FC6-4 1-2f	5	1	1	0	0	1	6
33 Greg Bird, L (1, 3) OBP: 0.217, SLG: 0.268		B SI 92 B SI 93 B CH 87 C FF 93 F SI 94 X SI 93 3-2 ① F8	B CH 87 F SI 93 S SI 95 S CU 82 1-3 ③ K		D CU 78 B CH 86 F SI 94 F SI 94 F CU 79 D CU 80 X CU 78 3-2 E4 1-H 2-H			B FF 94 C FF 95 B FF 95 X FF 96 2-1 ② G4-3		4	0	0	0	0	1	2
27 Austin Romine, R (1, 2) OBP: 0.378, SLG: 0.469		C CU 78 X CH 88 0-1 ② G1-3		F SI 92 B SI 92 F CH 87 X CU 78 1-2 1B	S FF 94 B FF 94 S FF 95 B FF 95 S FF 96 2-3 ③ K			B FF 96 B FF 94 B FF 96 C FF 94 F FF 95 F FF 96 X SI 96 3-2 E5 31 1B		4	0	1	0	0	1	1
74 Ronald Torreyes, R (1, 6) OBP: 0.245, SLG: 0.388 31 Aaron Hicks, S (8, PH) OBP: 0.459, SLG: 0.786 30 Pete Kozma, R (8, 6) OBP: 0.250, SLG: 0.143		C SI 94 X SI 94 0-1 1B	1 SAFE X SI 90 0-0 ① F9			B FF 93 X SI 94 1-0 ① L8		B SI 95 C CH 85 S CH 85 D CH 86 F CH 85 B FF 96 X FF 95 3-2 17 S 1-3 1B		3	0	1	0	0	0	1
										1	0	1	0	0	0	0
										0	0	0	0	0	0	0
52 CC Sabathia, L (1, 1) 48 Chris Carter, R (6, PH) OBP: 0.200, SLG: 0.222 43 Adam Warren, R (6, 1) 39 Tommy Layne, L (7, 1) 65 Jonathan Holder, R (7, 1) 17 Matt Holliday, R (8, PH) OBP: 0.375, SLG: 0.400 29 Tyler Clippard, R (8, 1)		F FF 92 X FF 94 0-1 ③ P6	C FF 92 C FF 93 M CU 78 0-3 ② K			B SL 90 B SI 95 C SL 89 C SL 87 S SI 94 2-3 ② K		B FF 96 B FF 95 C SL 82 S FF 94 F SI 96 B FF 95 S CH 87 3-3 ③ K2-3 1-2		2	0	0	0	1	2	
										1	0	0	0	1	0	
										0	0	0	0	0	0	
										0	0	0	0	0	0	
										0	0	0	0	0	0	
										1	0	0	0	1	2	
										0	0	0	0	0	0	
Inning Stats	R: 0 E: 0 K: 1 S: 13 H: 2 LOB: 2 BB: 0 P: 23	R: 0 E: 0 K: 0 S: 9 H: 1 LOB: 1 BB: 0 P: 12	R: 1 E: 1 K: 1 S: 16 H: 1 LOB: 2 BB: 2 P: 28	R: 0 E: 0 K: 2 S: 12 H: 1 LOB: 1 BB: 0 P: 14	R: 2 E: 1 K: 2 S: 18 H: 2 LOB: 1 BB: 0 P: 30	R: 0 E: 0 K: 1 S: 8 H: 0 LOB: 0 BB: 0 P: 14	R: 0 E: 0 K: 0 S: 8 H: 0 LOB: 0 BB: 0 P: 15	R: 0 E: 1 K: 1 S: 16 H: 1 LOB: 2 BB: 0 P: 27	R: 0 E: 0 K: 0 S: 9 H: 2 LOB: 2 BB: 0 P: 16	1B: 9 2B: 1 3B: 0 HR: 0 SF: 0 SAC: 0 DP: 0 HBP: 0						

	AB	39
	R	3
	H	10
	RBI	0
	BB	2
	SO	8
	LOB	16

WP: 0 PA: 41
PB: 0
SB: 3
CS: 0

PITCHER		IP	WLS	BF	H	R	ER	SO	BB	IBB	HBP	BLK	WP	HR	S	P	ERA	WHIP
24 Tyler Glasnow, R ERA: 7.94	(1, 1)	4.2		24	7	3	1	5	2	0	0	0	0	0	65	102	1.93	1.929
12 Juan Nicasio, R ERA: 2.57	(5, 1)	1.1	W	4	0	0	0	2	0	0	0	0	0	0	11	19	0.00	0.000
73 Felipe Vázquez, L ERA: 0.9	(7, 1)	1.0	H	3	0	0	0	0	0	0	0	0	0	0	8	15	0.00	0.000
41 Daniel Hudson, R ERA: 4.5	(8, 1)	1.0	H	5	1	0	0	1	0	0	0	0	0	0	16	27	0.00	1.000
44 Tony Watson, L ERA: 1.29	(9, 1)	1.0	S	5	2	0	0	0	0	0	0	0	0	0	9	16	0.00	2.000

PITCHER		IP	WLS	BF	H	R	ER	SO	BB	IBB	HBP	BLK	WP	HR	S	P	ERA	WHIP

Batter	1	2	3	4	5	6	7	8	9	AB	R	H	RBI	BB	SO	LOB
10 Jordy Mercer, R (1, 6) OBP: 0.306, SLG: 0.291	B SI 86 X SI 87 1-0 HR	C SI 87 B CH 83 B SL 77 S SL 80 X FC 86 2-2 ② F8		C SL 79 S FC 87 B CH 82 F FC 88 S CH 82 1-3 ③ K			B FF 92 C FF 93 B SL 86 F F B SL 86 F FF 93 B FF 93 4-2 22 E BB			3	2	1	1	1	1	1
5 Josh Harrison, R (1, 4) OBP: 0.368, SLG: 0.360	X FC 87 0-0 22 1B 23 1B 1B	S SL 79 B SL 80 B CH 81 S CH 82 B CH 82 X SL 80 3-2 1B			B SI 88 C SI 87 X FC 88 1-1 ① F9		B SL 86 1 SAFE C FF 93 B SL 85 1 SAFE F CH 85 F SL 87 C SL 88 2-3 ② K			4	1	2	0	0	1	1
22 Andrew McCutchen, R (1, 8) OBP: 0.299, SLG: 0.413	B SL 78 D SI 87 F SI 87 B FC 88 F SI 88 F CH 80 X FC 87 3-2 23 1B 1-3 1B	X CH 86 0-0 ③ P3			B FC 88 X FC 89 1-0 ② F9		D FF 92 B SL 87 B FF 93 F FF 92 X CH 86 3-1 E4 23 1B 1-H			4	1	1	0	0	0	1
25 Gregory Polanco, L (1, 7) OBP: 0.327, SLG: 0.304	B SL 76 S CH 86 B SL 78 S CH 79 S CH 80 2-3 ① K		C B SL 78 B FC 87 S SL 80 F SL 79 S SL 80 2-3 ① K		B FC 89 F FC 88 B SL 79 B CH 82 D SL 80 4-1 BB		D SL 79 B SI 88 C SI 90 B SL 80 C SL 80 B SL 79 4-2 23 1B BB			2	0	0	0	2	2	2
23 David Freese, R (1, 5) OBP: 0.456, SLG: 0.532	C SL 77 X FC 87 0-1 29 G6-4-3 1-2 3-H 1B		B FC 88 X SL 77 1-0 ② G4-3		C SI 89 X FC 88 0-1 ③ F9		B SL 88 X FF 93 1-0 1-2 2-H 1B			4	0	2	2	0	0	1
29 Francisco Cervelli, R (1, 2) OBP: 0.281, SLG: 0.404	X SI 89 0-0 ② ③ G6-4-3 1-2f		C CH 81 B CH 82 X FC 88 1-1 ③ L7			C SL 85 B SL 83 F FF 93 B CH 85 F FF 93 F SL 85 C SL 86 2-3 ① K	B SL 89 C SL 87 F FF 91 C CU 76 1-3 ③ K			4	0	0	0	0	2	4
64 José Osuna, R (1, 9) OBP: 0.333, SLG: 0.600 26 Adam Frazier, L (7, 9) OBP: 0.347, SLG: 0.444		C SI 88 X CH 82 0-1 55 HR 3B		B SI 87 B SL 78 B SL 80 C SI 88 B SI 89 4-1 24 SH2-4 BB		C CU 79 F FF 92 B SL 84 X FF 92 1-2 ② P6		B FF 90 C CH 79 X CH 79 1-1 ① G1-3		2 1	1 0	1 0	0 0	1 0	0 0	0 0
55 Josh Bell, S (1, 3) OBP: 0.275, SLG: 0.383 73 Felipe Vázquez, L (7, 1) 41 Daniel Hudson, R (8, 1) 37 Alen Hanson, S (8, PH) OBP: 0.250, SLG: 0.250 44 Tony Watson, L (9, 1)		B SL 78 C SL 81 X FC 88 1-1 3-H HR		C SI 87 S CH 82 F CH 81 D CH 81 X FC 87 1-2 ① L7		C SL 85 B FF 92 B CH 84 C SL 85 B FF 93 T FF 93 3-2 ③ K		B FF 90 S FF 90 C CH 79 F FS 82 S CH 79 1-3 ② K		3 0 0 1 0	1 0 0 0 0	1 0 0 0 0	2 0 0 0 0	0 0 0 1 0	1 0 0 0 0	1 0 0 0 0
24 Tyler Glasnow, L (1, 1) 12 Juan Nicasio, R (5, 1) 28 John Jaso, L (7, 3) OBP: 0.200, SLG: 0.091		C SI 88 X FF 88 0-1 ① G3		L FC 88 X SI 87 0-1 ② SH2-4 1-2			X FF 92 0-0 ① F9	B CH 79 C FF 91 C FS 80 B SL 82 C CH 81 2-3 ③ K		1 0 2	0 0 0	0 0 0	0 0 0	0 0 1	0 0 0	0 0 0
Inning Stats	R: 2 E: 0 K: 1 S: 12 H: 4 LOB: 1 BB: 0 P: 18	R: 2 E: 0 K: 0 S: 13 H: 3 LOB: 1 BB: 0 P: 19	R: 0 E: 0 K: 1 S: 7 H: 0 LOB: 0 BB: 0 P: 11	R: 0 E: 0 K: 1 S: 11 H: 0 LOB: 1 BB: 1 P: 17	R: 0 E: 0 K: 0 S: 6 H: 0 LOB: 1 BB: 1 P: 12	R: 0 E: 0 K: 2 S: 11 H: 0 LOB: 0 BB: 0 P: 17	R: 2 E: 1 K: 2 S: 17 H: 1 LOB: 2 BB: 2 P: 32	R: 0 E: 0 K: 2 S: 9 H: 0 LOB: 0 BB: 0 P: 13		1B: 5 2B: 0 3B: 1 HR: 2 SF: 0 SAC: 1 DP: 1 HBP: 0				WP: 0 PB: 0 SB: 0 CS: 0 PA: 36		

PITCHER		IP	WLS	BF	H	R	ER	SO	BB	IBB	HBP	BLK	WP	HR	S	P	ERA	WHIP
52 CC Sabathia, L ERA: 2.7	(1, 1)	5.0	L	23	7	4	4	3	2	0	0	0	0	2	49	77	7.20	1.800
43 Adam Warren, R ERA: 0.84	(6, 1)	1.2		7	0	2	0	3	1	0	0	0	0	0	22	37	0.00	0.600
39 Tommy Layne, L ERA: 2.25	(7, 1)	0.0		1	0	0	0	0	1	0	0	0	0	0	2	6	∞	∞
65 Jonathan Holder, R ERA:	(7, 1)	0.1		2	1	0	0	1	0	0	0	0	0	0	4	6	0.00	3.000
29 Tyler Clippard, R ERA: 2.57	(8, 1)	1.0		3	0	0	0	2	0	0	0	0	0	0	9	13	0.00	0.000

PITCHER	IP	WLS	BF	H	R	ER	SO	BB	IBB	HBP	BLK	WP	HR	S	P	ERA	WHIP

BOTTOM

New York Yankees @ Pittsburgh Pirates

PNC Park, Pittsburgh, PA

Fri Apr 21 2017, 7:08 PM - 10:25 PM EDT

Att. 30,565 - Partly Cloudy - 64 F

livebaseballscorecards.com

AB	31
R	6
H	8
RBI	5
BB	4
SO	9
LOB	11

Batter	1	2	3	4	5	6	7	8	9	AB	R	H	RBI	BB	SO	LOB
22 Jacoby Ellsbury, L (1, 8) OBP: 0.373, SLG: 0.403	C FF 94 X FF 94 0-1 G4-3			B CU 80 F SI 94 B CH 88 S SI 94 B FF 94 X SI 94 3-2 G3		12 G3 31 BB 14 HR 1B F8		B FF 96 C CU 80 F FF 94 B SL 82 F CH 86 B FF 97 F FF 95 F FF 94 F CU 82 3-2 X FF 84 E8 31 WP		5	2	1	0	0	0	2
31 Aaron Hicks, S (1, 7) OBP: 0.476, SLG: 0.774	C SI 93 X FF 94 0-1 B5-3			B CH 88 B SI 95 B SI 94 B SI 94 4-0 12 S BB		B SI 93 B SI 93 F SI 94 B FF 95 B SI 94 4-1 12 G3 14 HR 1-2 BB	B FF 95 C CH 85 X CH 85 1-1 G6-3	B FF 89 C CH 84 F FF 90 F SL 80 B SL 81 X FF 91 2-2 12 2B 3-H 2B		3	2	1	0	2	0	0
12 Chase Headley, S (1, 5) OBP: 0.456, SLG: 0.603	B SI 94 F SI 94 B CU 80 F CU 81 C SI 93 2-3 K			1 SAFE B SI 93 1 SAFE C FF 94 B SI 94 C CU 82 1 SAFE F CH 88 S CH 86 2-3 K 1-2		F CU 82 S SI 94 B SI 95 X CH 90 1-2 G3 1-2 2-3	C FF 96 B CU 81 X FF 95 1-1 P3	C FF 90 B FF 91 B FF 91 B FF 91 X FF 91 3-1 2-H 2B		5	0	1	1	0	2	3
14 Starlin Castro, R (1, 4) OBP: 0.408, SLG: 0.591		C CU 80 F SI 94 B SI 95 B CU 82 F SI 94 B SI 95 B SI 96 4-2 99 G5-4-3 BB		F SI 94 X CU 81 0-1 F9		X SI 95 0-0 2-H 3-H HR	C FF 96 C CH 87 B CU 82 S CH 87 1-3 K	B CH 83 B CH 85 X FF 89 2-0 G5-3		4	1	1	3	1	1	2
99 Aaron Judge, R (1, 9) OBP: 0.349, SLG: 0.667		C SI 94 B SI 94 S SI 95 D CU 82 X SI 95 2-2 G5-4-3 1-2f			C CU 80 B CU 80 S CH 87 X SI 95 1-2 G5-3	B CU 82 C SI 95 F SI 95 F CU 82 X CU 83 1-2 27 1B 74 2B 2B		C CU 80 X FF 96 0-1 F8	C FF 88 F FF 88 B SL 79 B FF 90 X FF 89 2-2 HR	5	2	2	1	0	0	1
33 Greg Bird, L (1, 3) OBP: 0.216, SLG: 0.244		C SI 95 B CH 88 B SI 94 F CU 82 B FF 95 X SI 95 3-2 F7			X CH 89 0-0 F7	F FF 94 C FF 94 B FF 95 H SL 89 2-2 27 1B 74 2B HBP		X CU 81 0-0 F9	C FF 89 B SL 80 F SL 80 B FF 89 S SL 81 2-3 K	4	1	0	0	0	1	0
27 Austin Romine, R (1, 2) OBP: 0.381, SLG: 0.459			F SI 94 B SI 94 B CH 87 B SI 94 X SI 95 3-1 L9	C SI 95 C CU 80 B FF 95 B CU 81 F SI 95 F CH 89 X CH 89 2-2 74 1B 1B	F SI 94 B FF 96 X SI 94 1-1 74 2B 1-2 2-3 1B		X FF 98 0-0 E4 74 1B 48 HR	B FF 89 B CH 84 B FF 88 C FF 88 F FF 88 X FF 90 3-2 P4	5	1	2	0	0	0	0
74 Ronald Torreyes, R (1, 6) OBP: 0.296, SLG: 0.444			X SI 94 0-0 G4-3	C CU 80 F SI 92 X CU 80 0-2 1-2 1B	X FF 95 0-0 1-3 2-H 3-H 2B		X FF 96 0-0 48 HR 1-2 1B	X CH 84 0-0 1B	5	1	4	2	0	0	0
35 Michael Pineda, R (1, 1) 17 Matt Holliday, R (6, PH) OBP: 0.364, SLG: 0.727 65 Jonathan Holder, R (6, 1) 29 Tyler Clippard, R (6, 1) 68 Dellin Betances, R (7, 1) 48 Chris Carter, R (8, PH) OBP: 0.333, SLG: 0.571 55 Bryan Mitchell, L (8, 1) 30 Pete Kozma, R (9, PH) OBP: 0.333, SLG: 0.125 54 Aroldis Chapman, L (9, 1)			B FF 95 C SI 95 F SI 94 C CU 81 1-3 K	C FF 95 S SI 94 S SI 95 0-3 K	F SI 95 D SL 90 X SL 90 1-1 G1-3	X CH 86 0-0 1-H 2-H HR	B SL 78 B FF 88 S FF 88 C FF 89 B FF 90 X FF 90 3-2 P4	2 0 0 0 0 2 2 1 0 0 0 0 0 2 0 0 0 0 0 0 0 0 0 0 0 0 0 0 0 0 0 0 0 0 0 1 1 1 3 0 0 0 0 0 0 0 0 0 0 1 0 0 0 0 0 1 0 0 0 0 0 0 0							

Inning Stats																		
	R: 0 E: 0 K: 1 S: 7	H: 0 LOB: 0 BB: 0 P: 9	R: 0 E: 0 K: 0 S: 9	H: 0 LOB: 0 BB: 1 P: 18	R: 0 E: 0 K: 1 S: 6	H: 0 LOB: 0 BB: 0 P: 10	R: 0 E: 0 K: 1 S: 9	H: 0 LOB: 1 BB: 1 P: 18	R: 0 E: 0 K: 1 S: 15	H: 2 LOB: 2 BB: 0 P: 18	R: 5 E: 0 K: 0 S: 19	H: 5 LOB: 2 BB: 1 P: 29	R: 0 E: 0 K: 1 S: 7	H: 0 LOB: 0 BB: 0 P: 10	R: 5 E: 2 K: 0 S: 20	H: 4 LOB: 1 BB: 0 P: 30	R: 1 E: 0 K: 1 S: 13	H: 2 LOB: 1 BB: 0 P: 23

1B: 6 SF: 0
2B: 4 SAC: 0
3B: 0 DP: 1
HR: 3 HBP: 1

WP: 1 PA: 45
PB: 0
SB: 1
CS: 0

PITCHER		IP	WLS	BF	H	R	ER	SO	BB	IBB	HBP	BLK	WP	HR	S	P	ERA	WHIP
50 Jameson Taillon, R ERA: 2.13	(1, 1)	5.1		23	5	4	4	4	3	0	0	0	0	1	56	89	6.75	1.500
12 Juan Nicasio, R ERA: 3.68	(6, 1)	0.1		4	2	1	1	0	0	0	1	0	0	0	7	11	27.00	6.000
38 Wade LeBlanc, L ERA: 3.6	(6, 1)	0.1		1	0	0	0	0	0	0	0	0	0	0	2	2	0.00	0.000
73 Felipe Vázquez, L ERA: 0.77	(7, 1)	1.2	L	9	2	4	1	1	0	0	0	0	0	1	20	26	5.40	1.200
59 Antonio Bastardo, L ERA: 18.56	(8, 1)	1.1		8	4	2	1	1	0	0	0	0	1	1	20	37	6.75	3.000

PITCHER	IP	WLS	BF	H	R	ER	SO	BB	IBB	HBP	BLK	WP	HR	S	P	ERA	WHIP

TOP

New York Yankees @ Pittsburgh Pirates

PNC Park, Pittsburgh, PA

Sat Apr 22 2017, 4:08 PM - 7:24 PM EDT

Att. 36,140 - Cloudy - 53 F

livebaseballscorecards.com

AB	41
R	11
H	13
RBI	10
BB	3
SO	6
LOB	13

New York Yankees @ Pittsburgh Pirates

PNC Park, Pittsburgh, PA

Sat Apr 22 2017, 4:08 PM - 7:24 PM EDT

Att. 36,140 - Cloudy - 53 F

livebaseballscorecards.com

BOTTOM

Batter	1	2	3	4	5	6	7	8	9	AB	R	H	RBI	BB	SO	LOB
26 Adam Frazier, L (1, 4) (8, 9) OBP: 0.370, SLG: 0.449	C FF 94 B SL 84 F FF 95 X SL 86 1-2 ① G5-3		C FF 94 B CH 88 B CH 88 B FF 94 B FF 93 4-1 55 1B BB		X CH 89 0-0 22 SF9 55 BB 1-2 1B	C CH 80 F FF 91 X CH 79 0-2 1-2 2-H 1B			C FF 98 S FF 99 X FF 100 0-2 ① G5-3	4	0	2	1	1	0	0
55 Josh Bell, S (1, 3) OBP: 0.291, SLG: 0.380 73 Felipe Vázquez, L (7, 1) 5 Josh Harrison, R (8, 4) OBP: 0.362, SLG: 0.353	C FF 95 F FF 94 B FF 95 S SL 86 1-3 ② K		B SL 84 1 SAFE 1 SAFE B FF 93 X FF 93 2-0 1-2 1B		B FF 94 C FF 93 B SL 85 B SL 84 B FF 94 4-1 1-2 2-3 BB	B FF 91 C CH 80 B SL 82 C CH 79 B FS 82 C CH 79 3-3 ③ K			C SL 86 F FF 99 S CH 88 0-3 ② K	3 0 1	0 0 0	1 0 0	0 0 0	1 0 0	2 0 1	2 0 0
22 Andrew McCutchen, R (1, 8) OBP: 0.319, SLG: 0.462	B FF 95 S FF 94 X SL 85 1-1 HR		B FF 95 S SL 85 S SL 86 D SL 87 S SL 88 2-3 ③ K		C SL 87 X FF 95 0-1 ② SF9 2-3 3-H		B FS 80 C FF 90 B FF 90 B CH 80 4-1 25 G6-3 25 S BB		B CH 88 C FF 99 B CH 88 B SL 87 B FF 98 4-1 BB	2	1	1	2	2	1	2
25 Gregory Polanco, L (1, 7) OBP: 0.298, SLG: 0.275	C FF 94 C FF 94 X FF 95 0-2 ③ G1-3			C FF 93 B CH 87 B FF 92 X FF 92 2-1 ① F8	C SL 85 C FF 95 S SL 85 0-3 ③ K		B FS 79 C FF 90 X FS 79 1-1 ① G6-3 1-3		X SL 85 0-0 ③ P4	5	0	0	0	0	1	4
23 David Freese, R (1, 5) OBP: 0.443, SLG: 0.569		C FF 94 B FF 92 B SL 85 C SL 84 S FF 93 2-3 ① K		B SL 84 X FF 93 1-0 HR	C FF 92 F FF 92 F CU 75 S CU 77 0-3 ① K		B KC 83 S KC 83 B FF 99 B KC 83 X KC 82 3-1 ② F9			4	1	1	1	0	2	1
28 John Jaso, L (1, 9) OBP: 0.172, SLG: 0.077 59 Antonio Bastardo, R (8, 1)		C SL 84 F CH 89 B FF 94 B SL 86 S SL 85 2-3 ② K2-3		F FF 94 S SL 86 X SL 86 0-2 ② G3		B CU 75 B FF 92 X FF 93 2-0 ② G4-3	B KC 82 C KC 82 X FF 99 1-1 ③ G4-3			4 0	0 0	0 0	0 0	0 0	1 0	1 0
29 Francisco Cervelli, R (1, 2) OBP: 0.279, SLG: 0.411 19 Chris Stewart, R (9, 2) OBP: 0.250, SLG: 0.375		C FF 94 B FF 96 X SL 85 1-1 ③ G5-3		X FF 94 0-0 ③ F9	S SL 88 B CU 77 C SL 88 F CU 76 B SL 88 B FF 93 X SL 89 3-2 10 1B 2B			B SI 96 C FF 95 C FC 87 X CU 82 1-2 ① G6-3		4 0	1 0	1 0	0 0	0 0	0 0	0 0
10 Jordy Mercer, R (1, 6) OBP: 0.303, SLG: 0.288			B SL 82 C FF 94 X FF 93 1-1 ① L7		B FF 93 C SL 83 B SL 84 X FF 91 2-1 ① G5-3	B SL 88 B FF 93 B SL 88 C FF 93 X SL 88 3-1 64 HBP 26 1B 2-H 1B			B FC 88 X FF 96 1-0 ② L9	4	1	1	1	0	0	0
50 Jameson Taillon, R (1, 1) OBP: 0.167, SLG: 0.167 12 Juan Nicasio, R (6, 1) 38 Wade LeBlanc, L (6, 1) 64 José Osuna, R (6, PH) (7, 3) OBP: 0.375, SLG: 0.500			C FF 93 F FF 94 F FF 94 S SL 86 0-3 ② K		X FF 93 0-0 55 BB 26 1B 22 SF9 1B	B FS 79 F CH 79 S FF 91 F FS 82 H FS 81 2-2 26 1B 1-2 HBP			C FF 96 F CU 82 C FF 96 0-3 ③ K	2 0 0 1	1 0 0 0	1 0 0 0	0 0 0 0	0 0 0 0	1 0 0 1	0 0 0 0
Inning Stats	R: 1 E: 0 K: 1 S: 11 H: 1 LOB: 0 BB: 0 P: 14	R: 0 E: 0 K: 2 S: 8 H: 0 LOB: 0 BB: 0 P: 13	R: 0 E: 0 K: 2 S: 11 H: 1 LOB: 2 BB: 1 P: 20	R: 1 E: 0 K: 0 S: 7 H: 1 LOB: 0 BB: 0 P: 10	R: 1 E: 0 K: 1 S: 10 H: 2 LOB: 2 BB: 1 P: 16	R: 2 E: 0 K: 2 S: 20 H: 3 LOB: 2 BB: 0 P: 33	R: 0 E: 0 K: 0 S: 7 H: 0 LOB: 1 BB: 1 P: 16	R: 0 E: 0 K: 1 S: 7 H: 0 LOB: 0 BB: 0 P: 9	R: 0 E: 0 K: 1 S: 8 H: 0 LOB: 1 BB: 1 P: 12	1B: 5 2B: 1 3B: 0 HR: 2	SF: 1 SAC: 0 DP: 0 HBP: 1			WP: 0 PB: 0 SB: 1 CS: 0	PA: 40	

	AB	34
	R	5
	H	8
	RBI	5
	BB	4
	SO	10
	LOB	10

PITCHER		IP	WLS	BF	H	R	ER	SO	BB	IBB	HBP	BLK	WP	HR	S	P	ERA	WHIP
35 Michael Pineda, R ERA: 3.86	(1, 1)	5.0		22	5	3	3	6	2	0	0	0	0	2	47	73	5.40	1.400
65 Jonathan Holder, R ERA: 3.38	(6, 1)	0.2	H	4	2	2	2	1	0	0	0	0	0	0	11	19	27.00	3.000
29 Tyler Clippard, R ERA: 2.35	(6, 1)	0.2	B	5	1	0	0	1	1	0	1	0	0	0	12	22	0.00	3.000
68 Dellin Betances, R ERA: 1.5	(7, 1)	0.2	W	2	0	0	0	0	0	0	0	0	0	0	4	8	0.00	0.000
55 Bryan Mitchell, R ERA: 1.35	(8, 1)	1.0		3	0	0	0	1	0	0	0	0	0	0	7	9	0.00	0.000

PITCHER		IP	WLS	BF	H	R	ER	SO	BB	IBB	HBP	BLK	WP	HR	S	P	ERA	WHIP
54 Aroldis Chapman, L ERA:	(9, 1)	1.0		4	0	0	0	1	1	0	0	0	0	0	8	12	0.00	1.000

Batter	1	2	3	4	5	6	7	8	9	AB	R	H	RBI	BB	SO	LOB
11 Brett Gardner, L (1, 7) OBP: 0.318, SLG: 0.236 27 Austin Romine, R (8, 2) OBP: 0.381, SLG: 0.459	B SI 93 C SI 92 F CH 86 F SI 93 T FF 94 1-2 ① **K**		X SI 93 0-0 ③ L8			C CU 79 X SI 93 0-1 ① L7		B FF 94 B FF 94 B SI 94 C FF 94 B SI 94 4-1 1-2 BB		3 0	0 0	0 0	0 0	1 0	1 0	1 0
12 Chase Headley, S (1, 5) OBP: 0.431, SLG: 0.565 (8, 3)	F FF 93 F FF 93 S CU 81 0-3 ② **K**			C CU 78 B CH 86 X SI 93 1-1 ① L5		C X CU 81 0-1 ② G4-3		X FF 94 0-0 ② P6		4	0	0	0	0	1	2
14 Starlin Castro, R (1, 4) OBP: 0.400, SLG: 0.571	C FF 94 F FF 94 B SI 93 S CU 82 1-3 ③ **K**			B CU 79 F CH 85 X SI 93 1-1 ① 22 1B 1B		C FF 94 F CU 81 B FF 93 B FF 93 S CU 81 2-3 ③ **K**		C FF 94 B CH 86 F CH 84 F SI 94 F SI 95 B SL 86 F FF 95 F CH 85 S FF 95 2-3 ③ **K**		4	0	1	0	0	3	2
22 Jacoby Ellsbury, L (1, 8) OBP: 0.380, SLG: 0.455		C SI 92 B SI 92 F CU 80 X SI 93 1-2 ① F7		B CU 79 B SI 93 X SI 92 2-0 99 G6-4-3 1-2 1B			B FF 92 X CU 79 1-0 HR		B SI 92 B SI 92 C SI 92 B SI 92 C SI 92 X SI 92 3-2 ① L3	4	1	2	1	0	0	0
99 Aaron Judge, R (1, 9) OBP: 0.343, SLG: 0.639		C CU 86 F SI 93 T FF 94 0-2 ② **K**		X SI 94 0-0 ② ③ G6-4-3 1-2f			B FF 93 C SI 93 B CH 86 X SI 93 2-1 ① F8		C CH 86 S CH 84 B SI 93 X CH 86 1-2 74 E 17 BB 1B	4	0	1	0	0	1	2
33 Greg Bird, L (1, 3) OBP: 0.204, SLG: 0.229 55 Bryan Mitchell, L (7, 1) 17 Matt Holliday, R (9, PH) OBP: 0.379, SLG: 0.391		S SI 92 B FF 93 B SI 93 X SI 92 2-1 ③ L1			C CU 80 B CU 80 B FF 93 B FF 94 F SI 92 X SI 94 3-2 ① F7		S FF 94 B CH 87 B CH 88 T FF 93 X SI 94 2-2 ② G4-3		C SI 92 F CH 87 F SI 93 B SI 93 B SI 93 B CH 85 B CH 86 4-2 1-2 74 E BB	3 0 0	0 0 0	0 0 0	0 0 0	0 0 1	0 0 0	0 0 0
74 Ronald Torreyes, R (1, 6) OBP: 0.293, SLG: 0.431 (8, 5)			L SI 92 X SI 93 0-1 ① G6-3		B CU 80 C CU 80 B SI 92 X SI 93 2-1 1B		X SI 93 0-0 ③ G6-3		F SI 93 F CH 85 F SI 93 2 SAFE X CH 86 0-2 1-2 2-3 FC4 30 FC5-4	4	0	1	0	0	0	2
38 Kyle Higashioka, R (1, 2) 31 Aaron Hicks, S (8, PH) OBP: 0.455, SLG: 0.727 (8, 7)			F SI 93 B SI 93 S SI 93 B CU 81 X SI 92 2-2 ② G5-3		F SI 93 C CU 80 B CU 81 F SI 94 C SI 94 1-3 ② **K**			B SI 94 S FF 95 X FF 95 1-1 ① P5	F CH 86 T SI 93 S SI 93 0-3 ② **K**	2 2	0 0	0 0	0 0	0 0	1 1	1 3
47 Jordan Montgomery, L (1, 1) 48 Chris Carter, R (7, 3) OBP: 0.250, SLG: 0.379 30 Pete Kozma, R (8, PR) OBP: 0.200, SLG: 0.111 (8, 6)			B FF 92 B FF 92 C FF 91 B SI 92 C SI 92 B SI 92 4-2 BB		C SI 93 B SI 94 S SI 92 C SI 93 1-3 ③ **K**			B FF 94 S FF 95 X SL 84 1-1 14 WP 11 BB 1B	B CH 85 B CH 85 X SI 92 2-0 ③ FC5-4 1-2f	1 1 1	0 0 0	0 1 0	0 0 0	1 0 0	1 0 0	1 0 3
Inning Stats	R: 0 E: 0 K: 3 S: 10 H: 0 LOB: 0 BB: 0 P: 12	R: 0 E: 0 K: 1 S: 8 H: 0 LOB: 0 BB: 0 P: 11	R: 0 E: 0 K: 0 S: 8 H: 0 LOB: 1 BB: 1 P: 14	R: 0 E: 0 K: 0 S: 6 H: 2 LOB: 1 BB: 0 P: 10	R: 0 E: 0 K: 2 S: 12 H: 1 LOB: 1 BB: 0 P: 19	R: 0 E: 0 K: 1 S: 7 H: 0 LOB: 0 BB: 0 P: 9	R: 1 E: 0 K: 0 S: 7 H: 1 LOB: 0 BB: 0 P: 12	R: 0 E: 0 K: 1 S: 13 H: 1 LOB: 3 BB: 1 P: 21	R: 0 E: 1 K: 1 S: 17 H: 1 LOB: 3 BB: 1 P: 27	1B: 5 2B: 0 3B: 0 HR: 1 SF: 0 SAC: 0 DP: 1 HBP: 0						

TOP

New York Yankees @ Pittsburgh Pirates

PNC Park, Pittsburgh, PA

Sun Apr 23 2017, 1:37 PM - 4:14 PM EDT

Att. 27,840 - Sunny - 63 F

livebaseballscorecards.com

AB	33
R	1
H	6
RBI	1
BB	3
SO	9
LOB	17

WP: 1 PA: 36
PB: 0
SB: 0
CS: 0

PITCHER		IP	WLS	BF	H	R	ER	SO	BB	IBB	HBP	BLK	WP	HR	S	P	ERA	WHIP
46 Iván Nova, R ERA: 2.0	(1, 1)	7.0	W	25	4	1	1	7	1	0	0	0	0	1	58	87	1.29	0.714
41 Daniel Hudson, R ERA: 4.0	(8, 1)	1.0	H	5	1	0	0	1	1	0	0	0	1	0	13	21	0.00	2.000
44 Tony Watson, L ERA: 1.13	(9, 1)	1.0	S	6	1	0	0	1	1	0	0	0	0	0	17	27	0.00	2.000

PITCHER	IP	WLS	BF	H	R	ER	SO	BB	IBB	HBP	BLK	WP	HR	S	P	ERA	WHIP

BOTTOM

New York Yankees @ Pittsburgh Pirates

PNC Park, Pittsburgh, PA

Sun Apr 23 2017, 1:37 PM - 4:14 PM EDT

Att. 27,840 - Sunny - 63 F

livebaseballscorecards.com

Batter	1	2	3	4	5	6	7	8	9	AB	R	H	RBI	BB	SO	LOB
10 Jordy Mercer, R (1, 6) OBP: 0.300, SLG: 0.274	B FF 91 B CH 82 B SI 90 D FF 90 4-0 22 1B 5 1B 23 SF8 BB	C FF 92 B FF 92 C CU 80 F SL 85 X SL 86 1-2 ③ G6-3			B CU 77 S CH 83 F SI 92 X FF 91 1-2 ① L9		C CU 82 B CU 82 F FC 91 X CU 83 1-2 ① F7			3	1	0	0	1	0	4
5 Josh Harrison, R (1, 5) OBP: 0.371, SLG: 0.364 (8, 4)	C CU 76 B FF 90 B CU 77 X SI 90 2-1 23 SF8 22 1B 1-2 1B	C CU 78 F FF 92 F FF 92 X CU 81 0-2 ① G5-3			B CU 77 F SI 91 B CU 77 X SI 91 2-1 22 G5-4-3 1B		F FC 90 D FC 90 S CU 83 F SI 97 X CU 84 1-2 ② L6			4	0	2	0	0	0	3
22 Andrew McCutchen, R (1, 8) OBP: 0.329, SLG: 0.456	B CU 77 B CH 83 X CU 77 2-0 1-2 2-3 1B	B SL 84 B CU 78 B SI 92 B SI 93 4-0 25 2B BB			C SL 83 D CU 79 1 SAFE B SI 92 B CH 84 X CU 78 3-1 ②③ G5-4-3 1-2f		B FC 90 D CU 83 C FC 91 C FF 97 S FF 96 2-3 ③ K			3	1	1	0	1	1	4
25 Gregory Polanco, L (1, 7) OBP: 0.311, SLG: 0.309	C FF 91 B SL 82 F SI 90 S SL 86 1-3 ① K	C CU 78 X FF 90 0-1 23 G6-3 1-H 2B				B FF 90 C CH 82 S CU 78 B SL 85 F SL 84 F CU 79 X FF 93 2-2 64 L5-3 1B		X SI 95 0-0 ① G4-3		4	0	2	1	0	1	3
23 David Freese, R (1, 3) OBP: 0.415, SLG: 0.537 (8, 5)	B FF 91 B CH 83 F SI 91 F FF 92 X SL 84 2-2 ② SF8 2-3 3-H	C CU 78 B CU 79 C SI 91 B FF 92 X CU 81 2-2 ② G6-3 2-3				B SI 92 S CU 78 S CU 78 T CU 80 1-2 ① K		T SI 97 B FC 90 F CU 82 B CU 83 S FF 96 2-3 ② K		3	0	0	1	0	2	2
64 José Osuna, R (1, 9) OBP: 0.250, SLG: 0.300	C FF 90 B FF 91 B CU 78 X FF 90 2-1 ③ P4	C CU 78 F FF 91 S SL 85 0-3 ③ K				X CH 84 0-0 ②③ L5-3 1-1		B CU 84 X FF 95 1-0 ③ F8		4	0	0	0	0	1	4
17 Phil Gosselin, R (1, 4) OBP: 0.133, SLG: 0.133 28 John Jaso, L (7, PH) OBP: 0.200, SLG: 0.077 (8, 3)		C FF 91 X FF 92 0-1 ① P4		B SI 89 X SI 89 1-0 19 G5-4-3 1B			B CU 80 B CU 82 B FF 96 F FF 96 B FF 97 4-1 19 1B BB			2 0	0 0	1 0	0 0	0 1	0 0	0 0
19 Chris Stewart, R (1, 2) OBP: 0.364, SLG: 0.636		B SI 92 C SI 92 C CU 79 B SL 86 F SI 92 B CH 85 X SI 92 3-2 3B		C SI 89 S CH 83 X SL 84 0-2 ①② G5-4-3 1-2f			L FF 96 1 SAFE B FF 96 1 SAFE X FC 89 1-1 55 BB 1-3 1B			3	0	2	0	0	0	1
46 Iván Nova, R (1, 1) 55 Josh Bell, S (7, PH) OBP: 0.304, SLG: 0.380 41 Daniel Hudson, R (8, 1) 44 Tony Watson, L (9, 1)		S SI 92 S CU 78 S CU 80 0-3 ② K		S FF 91 S CU 79 S SI 92 0-3 ③ K			B CU 83 B FF 97 C CU 82 B CU 82 B SI 97 4-1 1-2 BB			2 0 0 0	0 0 0 0	0 0 0 0	0 0 0 0	2 1 0 0	1 0 0 0	1 0 0 0
Inning Stats	R: 1 E: 0 K: 1 S: 11 H: 2 LOB: 2 BB: 1 P: 24	R: 0 E: 0 K: 1 S: 13 H: 1 LOB: 1 BB: 0 P: 17	R: 1 E: 0 K: 1 S: 12 H: 1 LOB: 1 BB: 1 P: 18	R: 0 E: 0 K: 1 S: 7 H: 1 LOB: 0 BB: 0 P: 8	R: 0 E: 0 K: 0 S: 7 H: 1 LOB: 0 BB: 0 P: 13	R: 0 E: 0 K: 1 S: 9 H: 1 LOB: 0 BB: 0 P: 12	R: 0 E: 0 K: 1 S: 14 H: 1 LOB: 3 BB: 2 P: 27	R: 0 E: 0 K: 1 S: 5 H: 0 LOB: 0 BB: 0 P: 8		1B: 6 2B: 2 3B: 1 HR: 0 SF: 1 SAC: 0 DP: 3 HBP: 0				WP: 0 PB: 0 SB: 0 CS: 0 PA: 33		

AB	28
R	2
H	8
RBI	2
BB	4
SO	7
LOB	22

PITCHER		IP	WLS	BF	H	R	ER	SO	BB	IBB	HBP	BLK	WP	HR	S	P	ERA	WHIP
47 Jordan Montgomery, L ERA: 3.78	(1, 1)	6.0	L	24	7	2	2	5	2	0	0	0	0	0	59	92	3.00	1.500
55 Bryan Mitchell, R ERA: 1.04	(7, 1)	2.0		9	1	0	0	2	2	0	0	0	0	0	19	35	0.00	1.500

PITCHER	IP	WLS	BF	H	R	ER	SO	BB	IBB	HBP	BLK	WP	HR	S	P	ERA	WHIP

Chicago Cubs @ Pittsburgh Pirates

PNC Park, Pittsburgh, PA

Mon Apr 24 2017, 7:08 PM - 10:30 PM EDT

Att. 13,445 - Drizzle - 54 F

TOP

livebaseballscorecards.com

Batter	1	2	3	4	5	6	7	8	9	AB	R	H	RBI	BB	SO	LOB
12 Kyle Schwarber, L (1, 7) OBP: 0.375, SLG: 0.417 5 Albert Almora Jr., R (6, 8) OBP: 0.378, SLG: 0.485	G1-3	1B	1B		P4	1B		2B		4 1	2 1	2 1	0 1	1 0	0 0	0 0
17 Kris Bryant, R (1, 5) OBP: 0.359, SLG: 0.423	K	2B	BB		BB	1B		1B		4	1	3	1	2	1	0
44 Anthony Rizzo, L (1, 3) OBP: 0.407, SLG: 0.507	BB	IBB	P5		P5	P5		G4-6-3		4	2	0	0	2	0	7
18 Ben Zobrist, S (1, 9) OBP: 0.343, SLG: 0.357 52 Justin Grimm, R (7, 1) 32 Brian Duensing, L (9, 1)	BB	2B	FC4-6		L8		F8	K		4 1 0	2 0 0	1 0 0	3 0 0	1 1 0	0 0 0	3 0 0
27 Addison Russell, R (1, 6) OBP: 0.341, SLG: 0.461	1B	1B	1B			1B	F8		F9	6	3	4	1	0	0	0
22 Jason Heyward, L (1, 8) OBP: 0.342, SLG: 0.456 20 Matt Szczur, R (6, 7) OBP: 0.200, SLG: 0.111 (7, 9)	HR	G4-3	G4-3			L9	BB		F9	4 1	1 1	1 0	4 0	0 1	0 0	4 0
47 Miguel Montero, L (1, 2) OBP: 0.419, SLG: 0.517	2B	IBB		F8		1B	1B		F7	5	1	3	0	1	0	0
37 Brett Anderson, L (1, 1) OBP: 0.250, SLG: 0.143 30 Jon Jay, L (7, PH) OBP: 0.438, SLG: 0.429 (7, 7)	G4-3	1B		K		BB	1B			3 1	0 0	1 1	1 0	1 0	1 0	1 0
9 Javier Báez, R (1, 4) OBP: 0.263, SLG: 0.333		G5-3 G6-3		G5-3		SF9	K			4	0	0	1	0	1	4
Inning Stats	R: 4 E: 1 K: 1 S: 20 H: 3 LOB: 1 BB: 2 P: 34	R: 5 E: 0 K: 0 S: 16 H: 5 LOB: 2 BB: 2 P: 26	R: 1 E: 0 K: 0 S: 11 H: 2 LOB: 2 BB: 1 P: 23	R: 0 E: 0 K: 1 S: 7 H: 0 LOB: 0 BB: 0 P: 11	R: 0 E: 0 K: 0 S: 9 H: 0 LOB: 1 BB: 1 P: 16	R: 2 E: 0 K: 0 S: 17 H: 3 LOB: 3 BB: 2 P: 30	R: 1 E: 0 K: 1 S: 14 H: 2 LOB: 2 BB: 1 P: 25	R: 1 E: 0 K: 1 S: 10 H: 2 LOB: 0 BB: 0 P: 15	R: 0 E: 0 K: 0 S: 5 H: 0 LOB: 0 BB: 0 P: 10	1B: 12 2B: 4 3B: 0 HR: 1 SF: 1 SAC: 0 DP: 1 HBP: 0	WP: 1 PB: 0 SB: 1 CS: 0 PA: 52					

PITCHER		IP	WLS	BF	H	R	ER	SO	BB	IBB	HBP	BLK	WP	HR	S	P	ERA	WHIP
39 Chad Kuhl, R ERA: 6.63	(1, 1)	1.2	L	17	8	9	9	1	2	2	0	0	0	1	34	57	48.60	6.000
57 Trevor Williams, R ERA: 5.0	(2, 1)	4.0		19	4	3	2	1	3	0	0	0	0	0	38	69	4.50	1.750
59 Antonio Bastardo, L ERA: 16.2	(6, 1)	1.1		9	3	1	1	1	2	0	0	0	1	0	22	39	6.75	3.750
66 Dovydas Neverauskas, R ERA: 4.5	(8, 1)	2.0		7	2	1	1	1	0	0	0	0	0	0	15	25	4.50	1.000

PITCHER	IP	WLS	BF	H	R	ER	SO	BB	IBB	HBP	BLK	WP	HR	S	P	ERA	WHIP

AB	42
R	14
H	17
RBI	11
BB	9
SO	4
LOB	19

Chicago Cubs @ Pittsburgh Pirates

PNC Park, Pittsburgh, PA

Mon Apr 24 2017, 7:08 PM - 10:30 PM EDT

Att. 13,445 - Drizzle - 54 F

BOTTOM

livebaseballscorecards.com

Batter	1	2	3	4	5	6	7	8	9	AB	R	H	RBI	BB	SO	LOB
10 Jordy Mercer, R (1, 6) OBP: 0.292, SLG: 0.266 37 Alen Hanson, S (5, 6) OBP: 0.182, SLG: 0.182	B SI 89 C SI 90 B KC 76 C FF 91 S SL 82 2-3 K ① B FF 90 B FF 90 B FF 90 C FF 90 X SI 91 3-1 G6-4-3 ②③ 1-2f	C SI 89 B CH 83 B CH 84 X SI 89 2-1 G6-3 ② X CH 81 0-0 G5-3 ③	B FF 92 S CH 85 X SI 92 1-1 G1 ②	2 0 0 0 0 1 2 3 0 0 0 0 0 2
5 Josh Harrison, R (1, 4) OBP: 0.388, SLG: 0.397 (5, 5)	C SI 90 X FF 91 0-1 F8 ② B SI 88 B FF 90 B SI 89 B FF 90 4-0 22 FC5-4 BB	B SI 90 F FF 90 B KC 75 B FF 89 B SI 89 4-1 BB	C FF 95 F CU 82 B FF 94 B FF 95 B CU 81 F FF 94 F FF 95 X CU 80 3-2 P6 ① X SI 91 0-0 3B	3 0 1 0 2 0 0
22 Andrew McCutchen, R (1, 8) OBP: 0.333, SLG: 0.449 28 John Jaso, L (4, 9) OBP: 0.212, SLG: 0.103	C SI 90 B SL 82 B CH 84 F FF 91 B SL 84 B SI 92 4-2 25 BB 23 1B BB C SI 88 F SI 89 X SL 82 0-2 FC5-4 ① 25 FC4-6 1-2f	C SI 80 S SI 88 S SL 82 0-3 K ③	C CU 81 S CU 82 F FF 96 B CU 83 B CU 82 F CU 82 X FF 94 2-2 1B F SI 92 S SL 84 B SL 84 B SL 83 T CH 86 2-2 K ③	1 1 0 0 1 0 1 3 0 1 0 0 2 2
25 Gregory Polanco, L (1, 7) OBP: 0.308, SLG: 0.293 (4, 8)	D FF 92 C FF 90 D SI 90 1 SAFE S SL 82 F SL 83 B FF 93 F SL 84 F SL 83 4-2 23 1B BB B FF 82 1-2 B FF 90 C SL 81 B SI 89 T FF 90 B FF 91 X SL 82 3-2 FC4-6 ② 1-2f	F FF 88 F CH 81 S CH 81 0-3 K ① B FF 95 X FF 94 1-0 F8 ②	3 0 0 0 1 1 2
23 David Freese, R (1, 5) OBP: 0.418, SLG: 0.536 17 Phil Gosselin, R (5, 4) OBP: 0.118, SLG: 0.118	C KC 76 S SL 83 F SL 82 B SL 83 X SI 92 1-2 1B 1-3 2-H X KC 76 0-0 G1-3 ③	C FF 89 B CH 82 F CH 83 X SL 81 1-2 E3 29 G1-3 64 3B X FF 95 0-0 L5 ③	2 0 1 1 0 0 1 2 1 0 0 0 0 1
29 Francisco Cervelli, R (1, 2) OBP: 0.262, SLG: 0.383	X SI 90 0-0 L4 ③ B SI 88 X SI 89 1-0 G6-3 ① S CH 81 C SL 81 F SL 82 B CH 83 F SL 82 X SI 90 1-2 G1-3 ② 1-2 B CU 81 C CU 80 X CU 82 1-1 G5-3 ①	4 0 0 0 0 0 3
64 José Osuna, R (1, 9) OBP: 0.375, SLG: 0.643 (4, 7)	C SI 89 B FF 90 B KC 76 B SI 90 X SI 89 3-1 57 FC3-5 2B C SI 89 X CH 83 0-1 55 G6-4-3 1B	X CH 83 0-0 55 1B 2-H 3B B FF 95 C CU 81 C FF 96 X CU 83 1-2 G1-3 ②	4 1 3 1 0 0 0
55 Josh Bell, S (1, 3) OBP: 0.317, SLG: 0.377	B FF 90 C SI 89 B FF 91 T KC 77 B SL 83 B FF 92 4-2 57 FC3-5 BB C FF 89 X CH 82 0-1 G6-4-3 ②③ 1-2f	X FF 89 0-0 59 BB 3-H 1B B FF 95 C FF 96 F CU 82 B CU 83 C CU 82 2-3 K ③	3 0 1 1 1 1 1
39 Chad Kuhl, R (1, 1) 57 Trevor Williams, R (2, 1) 59 Antonio Bastardo, R (6, 1) 66 Dovydas Neverauskas, R (8, 1) 19 Chris Stewart, R (9, PH) OBP: 0.333, SLG: 0.583	B SI 90 X SI 90 1-0 FC3-5 ① 10 G6-4-3 1-2 2-3f B SI 87 X SI 88 1-0 L9 ①	B SI 88 B FF 88 B FF 90 B FF 87 4-0 BB 1-2 C FF 91 B CH 86 S CH 86 B SL 83 X FF 92 2-2 L8 ①	0 0 0 0 0 0 0 2 0 0 0 0 0 2 0 0 0 0 1 0 0 0 0 0 0 0 0 0 1 0 0 0 0 0 0
Inning Stats	R: 1 H: 1 E: 0 LOB: 2 K: 1 BB: 2 S: 17 P: 28	R: 0 H: 1 E: 0 LOB: 1 K: 0 BB: 1 S: 7 P: 18	R: 0 H: 0 E: 0 LOB: 1 K: 0 BB: 1 S: 7 P: 14	R: 0 H: 1 E: 0 LOB: 0 K: 0 BB: 0 S: 5 P: 6	R: 0 H: 0 E: 0 LOB: 1 K: 1 BB: 1 S: 7 P: 14	R: 2 H: 2 E: 1 LOB: 2 K: 1 BB: 1 S: 14 P: 20	R: 0 H: 1 E: 0 LOB: 1 K: 0 BB: 0 S: 12 P: 18	R: 0 H: 0 E: 0 LOB: 0 K: 1 BB: 0 S: 8 P: 12	R: 0 H: 1 E: 0 LOB: 1 K: 1 BB: 0 S: 9 P: 14	1B: 4 SF: 0 2B: 1 SAC: 0 3B: 2 DP: 2 HR: 0 HBP: 0							

	AB	33
	R	3
	H	7
	RBI	3
	BB	6
	SO	5
	LOB	17

PITCHER		IP	WLS	BF	H	R	ER	SO	BB	IBB	HBP	BLK	WP	HR	S	P	ERA	WHIP
37 Brett Anderson, L ERA: 3.54	(1, 1)	6.0	W	28	5	3	1	3	6	0	0	0	0	0	57	100	1.50	1.833
52 Justin Grimm, R ERA: 6.52	(7, 1)	2.0		7	1	0	0	1	0	0	0	0	0	0	20	30	0.00	0.500
32 Brian Duensing, L ERA: 8.53	(9, 1)	1.0		4	1	0	0	1	0	0	0	0	0	0	9	14	0.00	1.000

PITCHER	IP	WLS	BF	H	R	ER	SO	BB	IBB	HBP	BLK	WP	HR	S	P	ERA	WHIP

Chicago Cubs @ Pittsburgh Pirates

PNC Park, Pittsburgh, PA

Tue Apr 25 2017, 7:06 PM - 9:49 PM EDT

Att. 15,326 - Drizzle - 57 F

TOP

livebaseballscorecards.com

Batter	1	2	3	4	5	6	7	8	9	AB	R	H	RBI	BB	SO	LOB
12 Kyle Schwarber, L (1, 7) OBP: 0.359, SLG: 0.395	C FF 96 X FF 97 0-1 ① G3		T CH 89 F FF 97 B SI 98 B SL 86 X CH 90 2-2 ② G1-3			C SL 87 F SI 96 B FF 98 S SI 98 1-3 ② K			C CU 80 C CU 81 F FF 98 F CH 90 S CH 90 0-3 ① K2-3	4	0	0	0	0	2	0
9 Javier Báez, R (9, 4) OBP: 0.263, SLG: 0.333										0	0	0	0	0	0	0
17 Kris Bryant, R (1, 5) OBP: 0.365, SLG: 0.420	C FF 96 F KC 82 S FF 95 0-3 ② K		X CH 88 0-0 ③ F8			B FF 96 B SI 96 B SI 96 F FF 96 C FF 97 X FF 98 3-2 44 S 1B			B FF 98 B CH 89 F FF 98 B CH 89 B CH 88 4-1 44 G4-3 BB	3	0	1	0	1	1	0
44 Anthony Rizzo, L (1, 3) OBP: 0.389, SLG: 0.481	C FF 97 S CH 89 S SL 89 0-3 ③ K			C KC 81 X FF 97 0-1 ① F8		1 SAFE 1 SAFE F CH 88 F CH 88 1 SAFE B FF 97 B FF 98 B SI 99 F CH 89 3-2 X FF 98 ③ G1-3 1-2			C FF 98 C FF 98 1 SAFE X CU 83 0-2 ② G4-3 1-2	4	0	0	0	0	1	2
18 Ben Zobrist, S (1, 4) (9, 7) OBP: 0.324, SLG: 0.333		F FF 95 B KC 81 F CH 89 B FF 97 C FF 98 2-3 ① K		C SI 95 B CH 89 X CH 90 1-1 ② F7			C CH 86 B SL 88 X SL 88 1-1 ① P5		F FF 98 B CH 89 X FF 98 1-1 ③ F8	4	0	0	0	0	1	1
27 Addison Russell, R (1, 6) OBP: 0.341, SLG: 0.468		B FF 97 X SI 96 1-0 22 E 2B		X KC 82 0-0 ③ G6-3			C CH 88 C SL 86 B FF 95 S FF 97 1-3 ② K			3	1	1	0	0	1	0
22 Jason Heyward, L (1, 9) OBP: 0.329, SLG: 0.437		F FF 97 B SL 86 X SI 96 1-1 E4 2-H			C KC 80 B SL 88 B FF 97 C SL 87 X FF 97 2-2 ① G1-3		X FF 93 0-0 ③ G4-3			3	0	0	0	0	0	0
40 Willson Contreras, R (1, 2) OBP: 0.322, SLG: 0.444		S SL 86 B SI 96 1 SAFE F SL 87 1 SAFE S KC 81 1-3 ② K			X SI 97 0-0 ② G4-3			C SL 87 B SL 85 S FF 94 B SL 89 B SL 88 F FF 95 B FF 96 4-2 30 CS BB		2	0	0	0	1	1	1
28 Kyle Hendricks, R (1, 1) OBP: 0.250, SLG: 0.250 19 Koji Uehara, R (7, 1) 30 Jon Jay, L (8, PH) OBP: 0.424, SLG: 0.414 56 Héctor Rondón, R (8, 1) 71 Wade Davis, R (9, 1)		C SI 94 B FF 96 S FF 96 B KC 82 S FF 96 2-3 ③ K			C SI 95 C FF 96 B KC 81 S FF 97 1-3 ③ K			C SI 95 F SI 94 F FF 96 F FF 94 F SI 95 F FF 96 1 SAFE D SL 86 B FF 96 3-3 ①② B FF 96 F FF 95 F FF 96 1 SAFE S SL 85 1-2 K		2	0	0	0	0	2	1
										0	0	0	0	0	0	0
										1	0	0	0	0	1	1
										0	0	0	0	0	0	0
										0	0	0	0	0	0	0
5 Albert Almora Jr., R (1, 8) OBP: 0.350, SLG: 0.444			C FF 94 F FF 95 X KC 78 0-2 ① F7			X KC 79 0-0 ① B2		S SL 89 X FF 95 0-1 ③ G5-3		3	0	0	0	0	0	0

Inning Stats	R: 0 E: 0 K: 2 S: 8	H: 0 LOB: 0 BB: 0 P: 8	R: 1 E: 1 K: 3 S: 12	H: 1 LOB: 1 BB: 0 P: 19	R: 0 E: 0 K: 0 S: 7	H: 0 LOB: 0 BB: 0 P: 9	R: 0 E: 0 K: 0 S: 5	H: 0 LOB: 0 BB: 0 P: 6	R: 0 E: 0 K: 1 S: 7	H: 0 LOB: 0 BB: 0 P: 10
	R: 0 E: 0 K: 1 S: 11	H: 1 LOB: 1 BB: 0 P: 18	R: 0 E: 0 K: 1 S: 6	H: 0 LOB: 0 BB: 0 P: 8	R: 0 E: 0 K: 1 S: 14	H: 0 LOB: 0 BB: 1 P: 21	R: 0 E: 0 K: 1 S: 11	H: 0 LOB: 1 BB: 1 P: 16	1B: 1 2B: 2 3B: 0 HR: 0	SF: 0 SAC: 0 DP: 1 HBP: 0

AB	29
R	1
H	2
RBI	0
BB	2
SO	10
LOB	6

WP: 0 PA: 31
PB: 0
SB: 1
CS: 1

PITCHER		IP	WLS	BF	H	R	ER	SO	BB	IBB	HBP	BLK	WP	HR	S	P	ERA	WHIP
45 Gerrit Cole, R ERA: 3.6	(1, 1)	7.0	L	24	2	1	0	8	0	0	0	0	0	0	56	78	0.00	0.286
12 Juan Nicasio, R ERA: 3.24	(8, 1)	1.0		3	0	0	0	1	1	0	0	0	0	0	14	21	0.00	1.000
73 Felipe Vázquez, L ERA: 0.71	(9, 1)	1.0		4	0	0	0	1	1	0	0	0	0	0	11	16	0.00	1.000

PITCHER	IP	WLS	BF	H	R	ER	SO	BB	IBB	HBP	BLK	WP	HR	S	P	ERA	WHIP

Batter	1	2	3	4	5	6	7	8	9	AB	R	H	RBI	BB	SO	LOB
5 Josh Harrison, R (1, 5) OBP: 0.380, SLG: 0.387	B FF 86 C FF 85 X SI 84 1-1 ① F8		B SI 85 F SI 85 F SI 86 F SI 87 F SI 86 F CH 79 B CH 79 X SI 86 2-2 55 CS 1B		B SI 86 F SI 85 B SI 86 B CH 79 X SI 85 3-1 ③ F9			B SL 82 S SI 95 X FF 95 1-1 ① G5-3		4	0	1	0	0	0	1
55 Josh Bell, S (1, 3) OBP: 0.313, SLG: 0.357	C SI 84 B CU 74 B SI 85 C CH 79 B SI 86 B CH 80 4-2 BB		1 SAFE C SI 85 1 SAFE C SI 87 1 SAFE 1 SAFE B FF 86 F CH 81 X CH 80 1-2 ① ② G4-3 1-2			B CH 78 F CH 78 B FF 85 S SI 86 C SI 85 2-3 ① K		B SI 96 S SI 85 F FF 95 F FF 96 B SL 83 C SI 95 2-3 ② K		3	0	0	0	1	2	1
22 Andrew McCutchen, R (1, 8) OBP: 0.329, SLG: 0.431	B SI 85 1 SAFE C SI 86 1 SAFE F SI 86 B SI 86 X SI 86 2-2 ② F9		C SI 87 X SI 87 0-1 ③ F8			C SI 85 F CH 79 X SI 86 0-2 ② G4-3		B SL 86 B FF 96 F FF 96 C SI 95 B FF 96 F FF 96 B SL 86 4-2 BB		3	0	0	0	1	0	1
25 Gregory Polanco, L (1, 7) OBP: 0.304, SLG: 0.290	X SI 85 0-0 ③ L3			L CU 70 F CU 72 F FF 87 B CU 73 X CH 79 1-2 ① G3-1		X FF 86 0-0 29 S 1B		B FF 95 S SL 85 B SI 95 B FF 96 X FF 96 3-1 ③ L9		4	0	1	0	0	0	2
29 Francisco Cervelli, R (1, 2) OBP: 0.261, SLG: 0.365		C CU 70 B CH 78 B CU 71 C SI 85 B SI 87 B SI 86 4-2 10 1B BB		B SI 86 C CU 71 B SI 87 B CH 80 F SI 86 F FF 88 X CU 71 3-2 ② L5		C CU 70 1 SAFE 1 SAFE F SI 86 B FF 87 B SI 88 F CH 80 1 SAFE B SI 86 3-3 ③ S CH 78 K 1-2			C KC 80 B KC 82 B KC 83 X FF 96 2-1 ① L9	3	0	0	0	1	1	1
28 John Jaso, L (1, 9) OBP: 0.216, SLG: 0.152		B FF 86 B CU 71 X FF 87 2-0 ① F9		B FF 87 F FF 87 F FF 87 S CH 80 1-3 ③ K			C FF 87 F FF 87 X FF 88 0-2 10 F7 2B		C KC 81 F FF 93 B FF 95 B KC 83 X KC 84 2-2 ② F8	4	0	1	0	0	1	1
10 Jordy Mercer, R (1, 6) OBP: 0.289, SLG: 0.265		B SI 85 C SI 86 F CH 78 F SI 86 X SI 87 1-2 45 FC6-4 1B 1-2			B CH 77 X CH 78 1-0 ① P5		C FS 79 B FF 87 F FS 78 F FS 79 F FF 87 F FF 87 D FS 80 X FS 78 2-2 ① F7 2-3		B FF 93 F FF 95 X FF 95 1-1 ③ L8	4	0	1	0	0	0	1
37 Alen Hanson, S (1, 4) OBP: 0.143, SLG: 0.143		B CU 70 F SI 86 B SI 86 S CH 80 B CH 79 X CH 79 3-2 ② P5			B CU 72 M CU 73 F CH 79 B SI 86 X SI 87 2-2 ② F7		S FS 79 S FF 87 B FS 80 S FS 79 1-3 ② K			3	0	0	0	0	1	3
45 Gerrit Cole, R (1, 1) OBP: 0.143, SLG: 0.143 64 José Osuna, R (7, PH) OBP: 0.353, SLG: 0.600 12 Juan Nicasio, R (8, 1) 73 Felipe Vázquez, L (9, 1)		X SI 85 0-0 ③ FC6-4 1-2f			X SI 85 0-0 1B		B FF 88 S FF 88 F FF 87 X FF 87 1-2 ③ F8			2 1 0 0	0 0 0 0	1 0 0 0	0 0 0 0	0 0 0 0	0 0 0 0	2 1 0 0
Inning Stats	R: 0 E: 0 K: 0 S: 8 H: 0 LOB: 1 BB: 1 P: 15	R: 0 E: 0 K: 0 S: 11 H: 1 LOB: 2 BB: 1 P: 21	R: 0 E: 0 K: 0 S: 12 H: 1 LOB: 0 BB: 0 P: 15	R: 0 E: 0 K: 1 S: 11 H: 0 LOB: 0 BB: 0 P: 16	R: 0 E: 0 K: 0 S: 7 H: 1 LOB: 1 BB: 0 P: 13	R: 0 E: 0 K: 2 S: 11 H: 1 LOB: 1 BB: 0 P: 16	R: 0 E: 0 K: 1 S: 15 H: 1 LOB: 1 BB: 0 P: 19	R: 0 E: 0 K: 1 S: 11 H: 0 LOB: 1 BB: 1 P: 21	R: 0 E: 0 K: 0 S: 7 H: 0 LOB: 0 BB: 0 P: 12	1B: 4 2B: 1 3B: 0 HR: 0 SF: 0 SAC: 0 DP: 0 HBP: 0						

BOTTOM

Chicago Cubs @ Pittsburgh Pirates

PNC Park, Pittsburgh, PA

Tue Apr 25 2017, 7:06 PM - 9:49 PM EDT

Att. 15,326 - Drizzle - 57 F

livebaseballscorecards.com

AB	31
R	0
H	5
RBI	0
BB	3
SO	5
LOB	14

PITCHER		IP	WLS	BF	H	R	ER	SO	BB	IBB	HBP	BLK	WP	HR	S	P	ERA	WHIP
28 Kyle Hendricks, R ERA: 4.5	(1, 1)	6.0	W	23	4	0	0	3	2	0	0	0	0	0	60	96	0.00	1.000
19 Koji Uehara, R ERA: 2.08	(7, 1)	1.0	H	4	1	0	0	1	0	0	0	0	0	0	15	19	0.00	1.000
56 Héctor Rondón, R ERA: 1.08	(8, 1)	1.0	H	4	0	0	0	1	1	0	0	0	0	0	11	21	0.00	1.000
71 Wade Davis, R ERA:	(9, 1)	1.0	S	3	0	0	0	0	0	0	0	0	0	0	7	12	0.00	0.000

PITCHER		IP	WLS	BF	H	R	ER	SO	BB	IBB	HBP	BLK	WP	HR	S	P	ERA	WHIP

Batter	1	2	3	4	5	6	7	8	9	AB	R	H	RBI	BB	SO	LOB
12 Kyle Schwarber, L (1, 7) OBP: 0.351, SLG: 0.375	B SI 95 B SI 94 B SI 93 C FF 95 B SI 96 4-1 44 G4-3 17 1B BB	B CH 87 C CH 85 X FF 93 1-1 ② P5		C CU 77 B SI 95 S SI 92 F SI 95 1 SAFE X SI 94 1-2 ① P6	B FF 87 F FF 87 B CH 79 B CH 78 X FC 83 3-1 ② FC3-2 2-3 3-H			F FF 94 F CH 85 B FF 95 F FF 95 B CH 85 F CH 85 B FF 96 S FF 96 3-3 ① K2-3		4	0	0	0	1	1	5
17 Kris Bryant, R (1, 5) OBP: 0.386, SLG: 0.447	C CU 77 X SI 93 0-1 44 G4-3 1-2 1B	B SI 94 B CH 86 B SI 93 F SI 94 B CH 89 4-1 44 HBP BB		B FF 93 F SI 92 B FF 94 B CU 78 X SI 93 3-1 44 1B 1-H 2B	B FF 95 X SL 89 1-0 ③ G2-3			C SL 82 B CH 85 C SL 84 X SI 94 1-2 44 HR 1B		4	2	3	1	1	0	2
44 Anthony Rizzo, L (1, 3) OBP: 0.400, SLG: 0.518	F FF 94 B CH 90 D SI 90 S CH 88 F SI 95 X CU 78 2-2 ① G4-3 1-2 2-3	B SI 94 H FF 92 2-0 1-2 2-3 3-H HBP		D CH 79 X FF 88 1-0 27 G5-3 2-H 1B		X FF 93 0-0 ① F9		D SI 97 C CH 86 X FF 96 1-1 1-H HR		4	1	2	4	0	0	2
27 Addison Russell, R (1, 6) OBP: 0.322, SLG: 0.440	C CU 78 F SI 96 D CU 80 F CU 80 B CH 90 C CH 89 2-3 ② K	F FF 92 X SI 94 0-1 ③ G3-1		F FC 85 X CH 78 0-1 ② G5-3 1-2		B FF 96 B FF 95 C FF 94 X SL 86 2-1 ② L9		B FF 96 S CH 86 F CH 84 B SI 95 F CH 86 F FF 95 F SL 84 X CH 86 2-2 ② G5-3		5	0	0	0	0	1	6
22 Jason Heyward, L (1, 9) OBP: 0.346, SLG: 0.432	B FF 95 B CU 80 D CU 81 B FF 95 4-0 BB	C FF 91 X CU 77 1-1 40 CS 1B		B FF 88 B SL 82 B SL 82 B FF 88 4-0 BB		B FF 95 B SI 95 B FF 94 C FF 92 X FF 94 3-1 ③ G3		B SI 92 C SI 92 S SL 84 X SL 83 1-2 ③ L5		3	0	1	0	2	0	0
40 Willson Contreras, R (1, 2) OBP: 0.313, SLG: 0.424	B SI 94 F SI 95 C SI 95 B CU 81 B FF 96 C SI 94 3-3 ③ K		B CU 76 B SI 94 B FF 94 C SI 91 F SI 92 X FF 92 3-2 ①② F9 1-2	S CH 80 F FC 86 X FC 86 0-2 ③ G5-3			X FF 98 0-0 ① B1-3		C SI 93 F CH 84 X SI 92 0-2 9 FC6-4 1B	5	0	1	0	0	1	6
9 Javier Báez, R (1, 4) OBP: 0.274, SLG: 0.357		B SI 91 C FF 92 S SI 93 B SI 94 X FF 93 2-2 30 1B 44 HBP 2B	X SI 93 0-0 1B		M CH 77 S CH 78 B FC 87 S CH 77 1-3 ① K		B FF 97 F FF 97 B CH 89 S CH 88 F FF 99 F CU 83 S CH 89 2-3 ② K		F SI 94 B SI 92 S CH 85 X CH 85 1-2 ① FC6-4 18 E 1-2f	5	1	2	0	0	2	1
34 Jon Lester, L (1, 1) 46 Pedro Strop, R (6, 1) 20 Matt Szczur, R (7, PH) OBP: 0.273, SLG: 0.200 38 Mike Montgomery, L (7, 1) 6 Carl Edwards Jr., R (8, 1) 18 Ben Zobrist, S (9, PH) OBP: 0.319, SLG: 0.328		F FF 92 C FF 95 D CU 79 B SI 92 B SI 91 2 SAFE F FF 92 T FF 93 3-2 ① K	F SI 92 B FF 93 B FF 93 F FF 92 B CU 78 C FF 91 3-3 ③ K		B FF 88 F FF 88 C FC 84 B CH 77 F FF 88 B CH 77 B FF 88 4-2 30 2B 12 FC3-2 BB		B FF 98 C FF 98 B CH 89 B FF 97 C FF 96 X FF 97 3-2 1B		L SI 93 F CH 85 B SI 93 X SI 93 1-2 FC6 5 G6-4-3 1-2	2 0 1 0 0 1	0 0 0 0 0 0	0 0 1 0 0 0	0 0 0 0 0 0	1 0 0 0 0 0	2 0 0 0 0 0	2 0 0 0 0 1
30 Jon Jay, L (1, 8) OBP: 0.459, SLG: 0.469 5 Albert Almora Jr., R (9, PH) OBP: 0.341, SLG: 0.432		B CU 79 C SI 93 F CH 88 F CU 80 F CH 88 X SI 94 1-2 44 HBP 2-3 1B		B SI 92 B SI 92 B SI 92 B SI 93 4-0 17 2B BB	B FF 87 X FC 84 1-0 12 FC3-2 1-3 2B		F FF 97 S CU 84 X CU 81 0-2 ③ G4-3		C SI 92 T SI 92 X SI 92 0-2 ②③ G6-4-3 1-2f	3 1	1 0	2 0	0 0	1 0	0 0	1 2
Inning Stats	R: 0 E: 0 K: 2 S: 14 H: 1 LOB: 3 BB: 2 P: 29	R: 1 E: 0 K: 1 S: 17 H: 2 LOB: 3 BB: 1 P: 30	R: 0 E: 0 K: 1 S: 9 H: 2 LOB: 1 BB: 0 P: 16	R: 2 E: 0 K: 0 S: 12 H: 2 LOB: 2 BB: 2 P: 25	R: 0 E: 0 K: 1 S: 10 H: 1 LOB: 2 BB: 1 P: 20	R: 0 E: 0 K: 0 S: 5 H: 0 LOB: 0 BB: 0 P: 10	R: 0 E: 0 K: 1 S: 12 H: 1 LOB: 1 BB: 0 P: 17	R: 2 E: 0 K: 1 S: 19 H: 2 LOB: 0 BB: 0 P: 27	R: 0 E: 1 K: 0 S: 12 H: 1 LOB: 1 BB: 0 P: 14	1B: 8 2B: 3 3B: 0 HR: 1 SF: 0 SAC: 0 DP: 1 HBP: 1						

PITCHER		IP	WLS	BF	H	R	ER	SO	BB	IBB	HBP	BLK	WP	HR	S	P	ERA	WHIP
24 Tyler Glasnow, R ERA: 7.98	(1, 1)	3.1		20	6	3	3	4	4	0	1	0	0	0	46	89	8.10	3.000
38 Wade LeBlanc, L ERA: 3.18	(4, 1)	1.1	W	8	2	0	0	1	2	0	0	0	0	0	15	29	0.00	3.000
12 Juan Nicasio, R ERA: 2.79	(5, 1)	1.1	H	4	0	0	0	0	0	0	0	0	0	0	6	12	0.00	0.000
73 Felipe Vázquez, L ERA: 0.66	(7, 1)	1.0	H	4	1	0	0	1	0	0	0	0	0	0	12	17	0.00	1.000
41 Daniel Hudson, R ERA: 5.59	(8, 1)	0.2	H	4	2	2	2	1	0	0	0	0	0	1	16	23	27.00	3.000

PITCHER		IP	WLS	BF	H	R	ER	SO	BB	IBB	HBP	BLK	WP	HR	S	P	ERA	WHIP
44 Tony Watson, L ERA: 0.96	(8, 1)	1.1	S	5	1	0	0	0	0	0	0	0	0	0	15	18	0.00	0.750

TOP

Chicago Cubs @ Pittsburgh Pirates

PNC Park, Pittsburgh, PA

Wed Apr 26 2017, 7:08 PM - 10:29 PM EDT

Att. 16,904 - Clear - 76 F

livebaseballscorecards.com

AB	38
R	5
H	12
RBI	5
BB	6
SO	7
LOB	28

WP: 0 PB: 0 SB: 0 CS: 1 PA: 45

Chicago Cubs @ Pittsburgh Pirates

PNC Park, Pittsburgh, PA

Wed Apr 26 2017, 7:08 PM - 10:29 PM EDT

Att. 16,904 - Clear - 76 F

livebaseballscorecards.com

BOTTOM

Batter	1	2	3	4	5	6	7	8	9	AB	R	H	RBI	BB	SO	LOB
5 Josh Harrison, R (1, 5) OBP: 0.400, SLG: 0.446	B FF 91 C FC 91 F FC 89 X FF 92 1-2 HR	B FC 89 B FC 88 B FC 89 C FF 92 B FF 93 4-1 10 1B 10 CS 22 2B BB		C FF 90 1 SAFE C FF 91 S CH 84 0-3 ① K		B FF 91 F FF 91 F FC 86 X CH 84 1-2 10 BB 1-2 1B				3	2	2	1	1	1	1
10 Jordy Mercer, R (1, 6) OBP: 0.300, SLG: 0.268	C FF 91 B FC 90 X FC 89 1-1 ① G5-3	C CU 74 B CH 85 X FC 89 1-1 22 2B 1-3 3-H 1B		C FF 92 B CH 85 X FF 91 1-1 ②③ G6-4-3 1-2f		B FF 95 S SL 87 B SI 95 B FS 87 B SI 94 4-1 1-2 2-3 BB				3	0	1	0	1	0	1
22 Andrew McCutchen, R (1, 8) OBP: 0.326, SLG: 0.434	C FF 92 C FC 88 S FC 89 0-3 ② K	B FC 89 B FF 91 X SI 92 2-0 1-3 3-H 2B			C FF 91 X FF 91 0-1 ① F9	F FF 96 B SI 95 C FF 95 D FS 88 C FS 88 2-3 ③ K				4	0	1	1	0	2	3
25 Gregory Polanco, L (1, 7) OBP: 0.301, SLG: 0.288	C FC 89 F FC 88 B CH 85 F FF 92 B FC 88 B FC 88 X FC 87 3-2 29 2B 1B	F FC 88 C CH 85 D CU 77 D CU 76 X FC 90 2-2 ② G6-3			B FF 92 X FF 92 1-0 ② G4-3		C FC 89 F FC 86 B FF 95 X FC 88 1-2 ① L4			4	1	1	0	0	0	2
29 Francisco Cervelli, R (1, 2) OBP: 0.274, SLG: 0.379	B FF 91 C FC 86 C FF 92 B FF 92 F CH 82 X FC 87 2-2 1-H 2B	C FC 92 C FC 84 B FC 86 D CU 74 S FF 92 2-3 ③ K			B FF 92 S CH 85 B CH 84 X FC 88 2-1 ③ G6-3		B FF 96 B FF 95 B FF 95 B FF 95 4-0 64 CS BB			3	0	1	1	1	1	2
64 José Osuna, R (1, 9) OBP: 0.286, SLG: 0.474	B FC 92 C FC 92 C FC 89 B FF 93 F FC 89 X FC 89 2-2 ③ F9	B FC 87 C FF 91 X SI 92 1-1 ① G4-3				B FC 90 F FC 88 S CU 74 X FF 93 1-2 ① G6-3	C CU 76 C CU 79 B CU 79 S FC 86 1-3 ②③ K 1-2			4	0	0	0	0	1	2
44 Tony Watson, L (8, 1)										0	0	0	0	0	0	0
55 Josh Bell, S (1, 3) OBP: 0.328, SLG: 0.424		C FF 90 X FF 91 0-1 ① 17 2B 1B	B FF 92 X FF 91 1-0 ② G6-3			C FF 92 B CH 85 B CH 85 C FC 86 B CU 73 X FF 92 3-2 HR		B FF 96 X FF 95 1-0 ① G4-3		3	2	2	1	0	0	0
73 Felipe Vázquez, L (7, 1)										0	0	0	0	0	0	0
41 Daniel Hudson, R (8, 1)										0	0	0	0	0	0	0
37 Alen Hanson, S (8, 9) OBP: 0.133, SLG: 0.133										1	0	0	0	0	0	0
17 Phil Gosselin, R (1, 4) OBP: 0.158, SLG: 0.211		C FF 91 X FC 88 0-1 ③ 24 G3 10 CS 1-H 2B	B FF 92 C FC 87 C FF 92 S FF 93 1-3 ③ K			S FF 90 B FF 91 F FC 87 S FC 87 1-3 ② K		X FF 96 0-0 ② L4		2	1	1	1	0	1	0
38 Wade LeBlanc, L (4, 1)										0	0	0	0	0	0	0
12 Juan Nicasio, R (5, 1)										0	0	0	0	0	0	0
28 John Jaso, L (6, PH) OBP: 0.205, SLG: 0.143										2	0	0	0	0	1	0
(7, 3)																
24 Tyler Glasnow, L (1, 1)		X FF 90 0-0 ① G3 2-3		B FF 90 B SI 89 F FF 90 B FF 91 X FF 90 3-1 10 G6-4-3 1B		B FF 91 B FC 89 F FF 90 F FF 90 B CH 83 4-2 10 BB 5 1B BB		C FF 97 B CU 82 S FF 95 B FF 96 S FF 96 2-3 ③ K		1	0	0	0	0	0	1
61 Gift Ngoepe, R (4, 4) OBP: 0.667, SLG: 0.500										2	0	1	0	1	1	0
Inning Stats	R: 2 E: 0 K: 1 S: 20 H: 3 LOB: 1 BB: 0 P: 29	R: 3 E: 0 K: 1 S: 15 H: 4 LOB: 2 BB: 1 P: 26	R: 0 E: 0 K: 1 S: 6 H: 0 LOB: 0 BB: 0 P: 9	R: 0 E: 0 K: 1 S: 7 H: 1 LOB: 0 BB: 0 P: 11	R: 0 E: 0 K: 0 S: 5 H: 0 LOB: 0 BB: 0 P: 8	R: 1 E: 0 K: 2 S: 18 H: 2 LOB: 3 BB: 2 P: 34	R: 0 E: 0 K: 1 S: 6 H: 0 LOB: 0 BB: 1 P: 12	R: 0 E: 0 K: 1 S: 5 H: 0 LOB: 0 BB: 0 P: 8		1B: 5 2B: 3 3B: 0 HR: 2 SF: 0 SAC: 0 DP: 1 HBP: 0					

AB	32
R	6
H	10
RBI	5
BB	4
SO	8
LOB	12

WP: 0 PB: 0 SB: 0 CS: 3 PA: 36

PITCHER		IP	WLS	BF	H	R	ER	SO	BB	IBB	HBP	BLK	WP	HR	S	P	ERA	WHIP
34 Jon Lester, L ERA: 3.68	(1, 1)	5.2	L	28	10	6	5	5	2	0	0	0	0	2	67	107	7.94	2.118
46 Pedro Strop, R ERA: 5.4	(6, 1)	0.1		2	0	0	0	1	1	0	0	0	0	0	4	10	0.00	3.000
38 Mike Montgomery, L ERA: 2.13	(7, 1)	1.0		3	0	0	0	1	1	0	0	0	0	0	6	12	0.00	1.000
6 Carl Edwards Jr., R ERA:	(8, 1)	1.0		3	0	0	0	1	0	0	0	0	0	0	5	8	0.00	0.000

PITCHER	IP	WLS	BF	H	R	ER	SO	BB	IBB	HBP	BLK	WP	HR	S	P	ERA	WHIP

Pittsburgh Pirates @ Miami Marlins

Marlins Park, Miami, FL

Fri Apr 28 2017, 7:11 PM - 10:41 PM EDT

Att. 19,690 - Roof Closed - 77 F

TOP

livebaseballscorecards.com

Batter	1	2	3	4	5	6	7	8	9	AB	R	H	RBI	BB	SO	LOB
5 Josh Harrison, R (1, 5) OBP: 0.407, SLG: 0.457	B FF 88 B FF 89 B FF 89 C FF 89 X FF 90 3-1 ① F8	S CH 81 B FF 92 F FF 90 X CH 83 1-2 10 BB 22 1B 1B 1-2 2-3 3-H	B FF 96 C FF 96 F FF 96 B SL 87 F SL 85 F SL 84 X FF 97 2-2 25 FC4-6 22 1B 1B	F SL 87 F FF 96 F SL 85 B FF 96 F FF 96 B SL 85 F CH 89 F SL 87 F SL 88 3-2 B FF 97 X SL 86 1-2 2-3 10 G5-4-3 1B		B SL 84 B FF 95 X FF 95 2-0 ③ F9		B FF 96 S FF 95 B FF 95 B FF 96 S FF 96 X FF 97 3-2 ② SF8 3-H		5 1 3 2 0 0 1						
10 Jordy Mercer, R (1, 6) OBP: 0.310, SLG: 0.311	C FF 92 C FF 92 F FF 92 F SL 87 B FF 93 F CH 85 X FF 92 1-2 HR	B FF 91 C FF 90 B FF 90 B FF 90 B FF 92 4-1 25 HBP 22 1B 29 3B BB 1-2 2-3 3-H	B FF 96 F FF 96 1 SAFE X SL 84 1-1 ① F9	F FF 96 F FF 97 B FF 96 B FF 97 F FF 97 B SL 88 X FF 97 3-2 ② ③ G5-4-3 1-2f			F FF 92 C FF 92 F FF 93 B CU 76 X FF 92 1-2 ① L8	B FF 93 S SL 88 D SL 89 F FF 94 F SL 86 S SL 87 2-3 ③ K		3 2 1 2 1 0 4						
53 Johnny Barbato, R (6, 1)										1 0 0 0 0 0 0						
17 Phil Gosselin, R (8, PH) OBP: 0.150, SLG: 0.200										1 0 0 0 0 1 2						
(8, 4)																
22 Andrew McCutchen, R (1, 8) OBP: 0.333, SLG: 0.438	C FF 91 B CH 83 F FF 91 F SL 85 X CH 83 1-2 ② F9	S FF 90 D CH 82 X CH 86 1-1 25 HBP 29 3B 1B 1-2 2-H 3-H	B SL 85 X FF 96 1-0 25 FC4-6 1B 1-2		B FF 95 C SI 95 X CH 90 1-1 ① G5-3		B FF 92 B FF 93 B FF 93 C FF 92 F FF 93 B FF 92 4-2 25 G4-3 BB		S SI 93 F CH 87 B FF 92 B SL 85 S SL 85 2-3 ① K	4 1 2 2 0 0 0						
28 John Jaso, L (7, PH) OBP: 0.220, SLG: 0.139										1 0 0 0 1 1 0						
(7, 9)																
25 Gregory Polanco, L (1, 7) OBP: 0.304, SLG: 0.282	B FF 90 X FF 91 1-0 ③ F7	H FF 90 1-0 29 3B HBP 1-2 2-3	C FF 97 S CH 88 F SL 86 X CH 88 0-2 ② FC4-6 1-2f 2-3		X FF 94 0-0 29 G4-3 1B		B CU 76 F FF 93 S FO 86 X FO 88 1-2 ② G4-3 1-2		X SL 86 0-0 ② G1-3	5 1 1 0 0 0 3						
(7, 8)																
29 Francisco Cervelli, R (1, 2) OBP: 0.291, SLG: 0.408		B FF 88 3-1 61 BB 64 BB 5 1B 1B C CH 81 1-1 64 1B 3B 1-H 2-H 3-H	C SL 88 S FF 98 B SL 85 C SL 88 1-3 ③ K		X FF 95 0-0 ② ③ G4-3 1-2f		B CU 76 C FF 93 C CU 78 F FO 89 B FF 93 F CU 81 F FF 93 S FO 88 2-3 ③ K		C SL 86 B FF 95 B SL 87 F FF 94 B SL 87 B FF 94 4-2 BB	5 2 2 3 1 2 4						
64 José Osuna, R (1, 9) OBP: 0.407, SLG: 0.542		B SL 84 4-2 5 1B 61 BB 10 BB BB B SL 84 C FF 97 X FF 97 1-1 61 1B 55 BB 3-H 1B		C SI 95 X FF 95 0-1 55 61 1B 1B		C FF 95 F CH 88 B SL 85 B SL 84 X FF 96 2-2 55 G4-6-3 1B		F FF 95 X SL 81 0-1 61 BB 55 BB 37 FC1-2 1B	S SI 94 F SI 94 X SL 88 0-2 ③ F9	5 2 4 1 1 0 1						
(7, 7)																
55 Josh Bell, S (1, 3) OBP: 0.347, SLG: 0.419		B FF 90 2-3 ① K B FF 97 C FF 96 O CH 88 C FF 97 B FF 96 F FF 96 4-2 61 1B BB 1-2		B FF 95 B CH 89 X FF 96 2-0 50 FC2-5 61 1B 1B 1-2		F SI 92 B CH 87 B CH 87 F FF 93 X CH 88 2-2 ① ② G4-6-3 1-2f		S FF 95 B FF 96 F CH 89 D SL 82 B CH 90 D SL 83 4-2 37 FC1-2 61 BB 5 SF8 BB		3 1 1 0 2 1 3						
61 Gift Ngoepe, R (1, 4) OBP: 0.875, SLG: 1.200		C FF 96 4-2 10 BB 5 1B 22 1B 1-2 2-3 BB B SL 84 X FF 96 1-0 1-2 2-3 1B		F SL 86 B SL 84 C FF 96 X CH 90 1-2 5 1B 50 FC2-5 1-2 2-H 1B		C CH 88 B FF 96 B SL 85 S SL 85 B SL 87 X FF 97 3-2 37 3B 3B		B FF 96 T FF 96 B SL 81 S SL 81 B SL 82 B FF 96 4-2 37 FC1-2 1-2 2-3 BB		3 2 3 1 2 0 0						
(6, 6)																
50 Jameson Taillon, R (1, 1) OBP: 0.111, SLG: 0.111		C FF 91 0-2 ② K X FF 96 0-0 ③ G1-3		X FF 95 0-0 ① FC2-5 5 1B 1-2 2-3f		X FF 97 0-0 3-H 3B		X SL 82 0-0 ① FC1-2 1-2 2-3 3-Hf		3 0 0 0 0 1 8						
37 Alen Hanson, S (6, PH) OBP: 0.176, SLG: 0.294										2 0 1 1 0 0 3						
(6, 4)																
(8, 5)																

	AB	41
	R	12
	H	18
	RBI	12
	BB	8
	SO	6
	LOB	29

Inning Stats	1	2	3	4	5	6	7	8	9
	R: 1 H: 1 E: 0 LOB: 0 K: 0 BB: 0 S: 13 P: 19	R: 8 H: 6 E: 0 LOB: 3 K: 2 BB: 4 S: 28 P: 55	R: 0 H: 2 E: 0 LOB: 2 K: 1 BB: 0 S: 15 P: 20	R: 1 H: 4 E: 0 LOB: 2 K: 0 BB: 0 S: 19 P: 28	R: 0 H: 1 E: 0 LOB: 0 K: 0 BB: 0 S: 4 P: 5	R: 1 H: 3 E: 0 LOB: 1 K: 0 BB: 0 S: 11 P: 20	R: 0 H: 0 E: 0 LOB: 1 K: 1 BB: 1 S: 15 P: 23	R: 1 H: 1 E: 0 LOB: 2 K: 1 BB: 2 S: 14 P: 27	R: 0 H: 0 E: 0 LOB: 1 K: 1 BB: 1 S: 9 P: 15

1B: 14	SF: 1	WP: 0	PA: 51
2B: 0	SAC: 0	PB: 0	
3B: 3	DP: 3	SB: 0	
HR: 1	HBP: 1	CS: 0	

PITCHER		IP	WLS	BF	H	R	ER	SO	BB	IBB	HBP	BLK	WP	HR	S	P	ERA	WHIP
61 Adam Conley, L ERA: 6.86	(1, 1)	1.2	L	14	5	9	9	2	3	0	1	0	0	1	33	60	48.60	4.800
62 José Ureña, R ERA: 2.92	(2, 1)	4.1		23	12	2	2	1	1	0	0	0	0	0	57	87	4.15	3.000
25 Junichi Tazawa, R ERA: 5.87	(7, 1)	1.0		4	0	0	0	1	1	0	0	0	0	0	15	23	0.00	1.000
46 Kyle Barraclough, R ERA: 1.69	(8, 1)	0.2		5	1	1	1	0	2	0	0	0	0	0	10	21	13.50	4.500
22 Dustin McGowan, R ERA: 4.5	(8, 1)	1.1		5	0	0	0	2	1	0	0	0	0	0	13	21	0.00	0.750

PITCHER		IP	WLS	BF	H	R	ER	SO	BB	IBB	HBP	BLK	WP	HR	S	P	ERA	WHIP

Pittsburgh Pirates @ Miami Marlins

Marlins Park, Miami, FL

Fri Apr 28 2017, 7:11 PM - 10:41 PM EDT

Att. 19,690 - Roof Closed - 77 F

livebaseballscorecards.com

BOTTOM

Batter	1	2	3	4	5	6	7	8	9	AB	R	H	RBI	BB	SO	LOB
11 J.T. Realmuto, R (1, 2) OBP: 0.397, SLG: 0.493	B FF 93 C SI 94 B SI 94 B SI 94 F FF 95 X FF 96 3-2 ① F9		B CU 82 S CU 82 B SI 96 S SI 97 F SI 97 F CH 87 F CH 89 B SI 98 S SI 97 3-3 ② K		B SI 95 B SI 95 C SI 96 B CU 81 X SI 95 3-1 21 1B 1B		B FF 96 S SL 89 F FF 95 B SL 85 F FF 95 X FF 95 2-2 ② L9		F FF 86 F CU 72 F SI 86 B FC 83 C FC 84 1-3 ① K	4	0	1	0	0	1	1
22 Dustin McGowan, R (8, 1)										0	0	0	0	0	0	0
9 Dee Strange-Gordon, L (9, PH) OBP: 0.301, SLG: 0.356										1	0	0	0	0	1	0
14 Martín Prado, R (1, 5) OBP: 0.333, SLG: 0.484	C FF 94 C CU 80 F FF 96 B FF 96 S SI 96 1-3 ② K		C CU 82 B FF 96 B SI 96 X SI 96 2-1 21 1B 3-H 1B		C SI 95 B CU 81 X FF 95 1-1 ② F9		F FF 95 B CU 78 S SL 88 X SL 88 1-2 ③ G6-3		C SI 87 B SI 86 X CH 78 1-1 ② L9	3	0	1	1	0	1	1
19 Miguel Rojas, R (6, 5) OBP: 0.327, SLG: 0.302										2	0	0	0	0	0	0
21 Christian Yelich, L (1, 8) OBP: 0.340, SLG: 0.449	C FF 95 C CH 88 B FF 95 X SI 95 1-2 ③ L6		B SI 97 C CU 82 B SI 97 B FF 96 X SI 97 3-1 27 BB 1-3 1B		B SI 95 C CH 89 C CH 89 F FF 97 F CU 82 F FF 96 B CU 82 F FF 97 X CU 82 2-2 1-3 1B			B FF 87 C FF 88 F CU 72 X CH 78 1-2 27 1B 2B	B SI 86 X SI 88 1-0 1B	5	1	4	0	0	0	0
27 Giancarlo Stanton, R (1, 9) OBP: 0.359, SLG: 0.568		C FF 94 B CH 85 B SI 94 T SI 94 B CU 81 X SI 95 3-2 ① G1-3	B SI 97 C CU 83 C CU 83 B CU 83 D CU 83 F SI 96 B SI 97 4-2 1-2 BB		B SI 96 S SI 96 S SI 96 X FF 96 1-2 ③ L9			X FC 85 0-0 3 1B 32 1B 2-H 1B	F CH 79 C CH 78 B FC 86 F FC 85 S SI 86 1-3 ③ K	4	0	1	1	1	1	3
41 Justin Bour, L (1, 3) OBP: 0.265, SLG: 0.329		B CU 80 B CU 81 X SI 94 2-0 ② G4-3	X CH 88 0-0 ③ L3			X FF 95 0-0 ① L4		C CU 72 B SI 87 F CU 72 S SI 86 1-3 ① K		4	0	0	0	0	1	4
13 Marcell Ozuna, R (1, 7) OBP: 0.333, SLG: 0.519	B FF 95 B SI 94 B SI 96 C FF 96 B SI 95 4-1 BB			X SI 93 0-0 ① L6		B FF 94 B FF 96 B FF 95 C SI 94 S FF 95 B FF 95 4-2 BB		B SI 88 X FF 88 1-0 ② F8		1	0	0	0	2	0	0
25 Junichi Tazawa, R (7, 1)										0	0	0	0	0	0	0
46 Kyle Barraclough, R (8, 1)										0	0	0	0	0	0	0
17 A.J. Ellis, R (8, 2) OBP: 0.200, SLG: 0.111										1	0	0	0	0	0	1
32 Derek Dietrich, L (1, 4) OBP: 0.346, SLG: 0.295	X FF 96 0-0 ③ G4-3			C FF 95 C CU 80 B FF 96 S CU 81 1-3 ② K		X FF 94 0-0 ② F8		X CU 73 0-0 3 1B 1-2 1B		4	0	1	0	0	1	2
3 Adeiny Hechavarría, R (1, 6) OBP: 0.286, SLG: 0.341			X FF 95 0-0 14 1B 3B	C SI 94 X SI 95 0-1 ③ G5-3		C FF 96 X CU 78 0-1 ③ L9		X CH 76 0-0 1-2 2-3 1B		4	1	2	0	0	0	1
61 Adam Conley, L (1, 1) OBP: 0.167, SLG: 0.167			C SI 95 S SI 95 D CU 82 F FF 97 S SI 97 1-3 ① K		B FF 93 B SI 94 F FF 94 C SI 94 X SI 95 2-2 ① G4-3		B FF 96 F FF 95 X SL 85 1-1 ① G4-3	C FF 87 B FF 88 D CU 73 S SI 86 D CH 77 C FF 88 3-3 ③ K		0	0	0	0	0	0	0
62 José Ureña, R (2, 1)										2	0	0	0	0	1	1
51 Ichiro Suzuki, L (7, 7) OBP: 0.154, SLG: 0.308										2	0	0	0	0	1	3
Inning Stats	R: 0 E: 0 K: 1 S: 10 H: 0 LOB: 0 BB: 0 P: 15	R: 0 E: 0 K: 0 S: 6 H: 0 LOB: 1 BB: 1 P: 15	R: 1 E: 0 K: 2 S: 19 H: 3 LOB: 3 BB: 1 P: 32	R: 0 E: 0 K: 1 S: 6 H: 0 LOB: 0 BB: 0 P: 7	R: 0 E: 0 K: 0 S: 17 H: 2 LOB: 2 BB: 0 P: 26	R: 0 E: 0 K: 0 S: 6 H: 0 LOB: 1 BB: 1 P: 10	R: 0 E: 0 K: 0 S: 9 H: 0 LOB: 0 BB: 0 P: 13	R: 1 E: 0 K: 2 S: 13 H: 4 LOB: 3 BB: 0 P: 19	R: 0 E: 0 K: 2 S: 11 H: 1 LOB: 1 BB: 0 P: 15	1B: 8 2B: 1 3B: 1 HR: 0 SF: 0 SAC: 0 DP: 0 HBP: 0						

	AB	37
	R	2
	H	10
	RBI	2
	BB	3
	SO	8
	LOB	17

PITCHER		IP	WLS	BF	H	R	ER	SO	BB	IBB	HBP	BLK	WP	HR	S	P	ERA	WHIP
50 Jameson Taillon, R ERA: 2.08	(1, 1)	5.0	W	22	5	1	1	4	2	0	0	0	0	0	58	95	1.80	1.400
53 Johnny Barbato, R ERA:	(6, 1)	2.0		7	0	0	0	0	1	0	0	0	0	0	15	23	0.00	0.500
38 Wade LeBlanc, L ERA: 3.38	(8, 1)	2.0		11	5	1	1	4	0	0	0	0	0	0	24	34	4.50	2.500

PITCHER	IP	WLS	BF	H	R	ER	SO	BB	IBB	HBP	BLK	WP	HR	S	P	ERA	WHIP

Pittsburgh Pirates @ Miami Marlins

Marlins Park, Miami, FL

Sat Apr 29 2017, 7:10 PM - 9:41 PM EDT

Att. 33,152 - Roof Closed - 73 F

livebaseballscorecards.com

Batter	1	2	3	4	5	6	7	8	9	AB	R	H	RBI	BB	SO	LOB
5 Josh Harrison, R (1, 5) OBP: 0.384, SLG: 0.427	B FF 90 X FF 90 1-0 F7		B CU 73 F SL 85 X FF 92 1-1 P3			C FF 90 B SL 83 S CH 82 F SL 84 F FF 91 C SL 83 1-3 K	C FF 95 B FF 95 X SI 95 1-1 G5-3		F FF 94 C SL 81 B SL 82 B FF 93 X FF 94 2-2 F9	5	0	0	0	0	1	2
55 Josh Bell, S (1, 3) OBP: 0.342, SLG: 0.409 69 Danny Ortiz, L (7, 9)	C FF 90 F FF 92 C CH 85 0-3 K		C CU 74 C CH 85 F FF 92 B FF 92 S CH 85 1-3 K			C CU 75 X FF 90 0-1 25 BB 22 BB 29 BB 1B	B FC 91 C SI 94 C FC 91 X SI 93 1-2 G6-3			4 0	1 0	1 0	0 0	0 0	2 0	1 0
22 Andrew McCutchen, R (1, 8) OBP: 0.330, SLG: 0.422	B FF 91 S FF 91 X SL 85 1-1 F8			C SL 83 F CU 74 B CH 83 F FF 92 B SL 85 X FF 91 2-2 F8		1 SAFE B FF 90 D CH 82 S SL 82 B FF 89 C SL 81 D CH 83 4-2 29 BB 25 BB 28 BB 1-2 BB		X FF 92 0-0 P3		3	1	0	0	1	0	0
25 Gregory Polanco, L (1, 7) OBP: 0.325, SLG: 0.324		C FF 90 F CU 74 B SL 85 B CH 83 X FF 92 2-2 10 1B 2B		B CH 84 F FF 90 B CH 84 F CH 83 X SL 85 2-2 29 G4-3 2B		S FF 91 F FF 91 2 SAFE D SL 82 D CH 83 B CH 83 B CH 83 4-2 28 BB 29 BB 1-2 2-3 BB		B FF 92 F FF 92 X FO 87 1-1 G4-3		3	1	2	0	1	0	0
29 Francisco Cervelli, R (1, 2) OBP: 0.289, SLG: 0.392		L SL 85 C FF 91 X CH 84 0-2 F9		C FF 91 B FF 92 F SL 85 2 SAFE F SL 83 X SL 85 1-2 G4-3 2-3		C SL 82 F SL 84 B FF 92 D CH 84 B FF 90 B SL 83 4-2 28 BB 1-2 2-3 3-H BB		B FF 93 X FF 93 1-0 G6-3		3	0	0	1	1	0	2
28 John Jaso, L (1, 9) OBP: 0.244, SLG: 0.231 (7, 3)		C FF 92 B CH 83 B FF 92 B FF 91 X FF 91 3-1 F7		T CH 84 C FF 92 B SL 86 X SL 84 1-2 F7		T CH 76 B CH 77 S SI 83 B CH 75 D CH 75 B SI 84 4-2 10 G4-6-3 1-2 2-3 3-H BB			X FF 91 0-0 HR	3	1	1	2	1	0	2
10 Jordy Mercer, R (1, 6) OBP: 0.318, SLG: 0.321		C FF 91 F FF 92 X SL 85 0-2 2-H 1B	B CU 72 B FF 91 X FF 90 2-0 P3			X SI 84 0-0 G4-6-3 1-2f			B FF 96 B SL 82 X FF 93 2-0 46 FC2-6 1B	4	0	2	1	0	0	3
61 Gift Ngoepe, R (1, 4) OBP: 0.667, SLG: 0.750		C FF 91 C SL 84 X SL 84 0-2 G1-3	F FF 90 X SL 83 0-1 F9				L FF 94 S FF 95 B FF 95 F FC 91 F FF 97 B KC 81 B FF 95 B FF 95 4-2 46 SH3-4 BB		C SL 80 C SL 80 B SL 80 B FF 94 F SL 79 B CH 83 C SL 79 3-3 K	3	0	0	0	1	1	2
46 Iván Nova, R (1, 1)			B FF 88 C FF 89 F FF 89 S FF 91 1-3 K			C FF 90 F FF 90 F FF 91 S SL 85 0-3 K	B FF 94 T FF 94 X FF 94 1-1 SH3-4 1-2		B FF 92 X FF 90 1-0 FC2-6 1-2f	3	0	0	0	0	2	1

Inning Stats																												
	R: 0	H: 0	R: 1	H: 2	R: 0	H: 0	R: 0	H: 1	R: 0	H: 0	R: 2	H: 1	R: 0	H: 0	R: 0	H: 0	R: 1	H: 2	1B: 3	SF: 0	WP: 0	PA: 37
	E: 0	LOB: 0	E: 0	LOB: 1	E: 0	LOB: 0	E: 0	LOB: 1	E: 0	LOB: 0	E: 0	LOB: 2	E: 0	LOB: 1	E: 0	LOB: 0	E: 0	LOB: 1	2B: 2	SAC: 1	PB: 0	
	K: 1	BB: 0	K: 0	BB: 0	K: 2	BB: 0	K: 0	BB: 0	K: 1	BB: 0	K: 1	BB: 4	K: 0	BB: 1	S: 4	BB: 0	K: 1	BB: 0	3B: 0	DP: 1	SB: 0	
	S: 6	P: 8	S: 14	P: 19	S: 9	P: 12	S: 14	P: 20	S: 7	P: 9	S: 16	P: 33	S: 11	P: 18		P: 6	S: 10	P: 18	HR: 1	HBP: 0	CS: 0	

PITCHER		IP	WLS	BF	H	R	ER	SO	BB	IBB	HBP	BLK	WP	HR	S	P	ERA	WHIP
58 Dan Straily, R ERA: 4.15	(1, 1)	5.1	L	23	4	3	3	5	3	0	0	0	0	0	63	94	5.06	1.312
29 Brad Ziegler, R ERA: 0.77	(6, 1)	0.2		2	0	0	0	0	1	0	0	0	0	0	3	7	0.00	1.500
35 David Phelps, R ERA: 6.23	(7, 1)	1.0		4	0	0	0	0	1	0	0	0	0	0	11	18	0.00	1.000
25 Junichi Tazawa, R ERA: 5.19	(8, 1)	1.0		3	0	0	0	0	0	0	0	0	0	0	4	6	0.00	0.000
44 AJ Ramos, R ERA: 4.0	(9, 1)	1.0		5	2	1	1	1	0	0	0	0	0	1	10	18	9.00	2.000

PITCHER	IP	WLS	BF	H	R	ER	SO	BB	IBB	HBP	BLK	WP	HR	S	P	ERA	WHIP

TOP	
AB	31
R	4
H	6
RBI	4
BB	5
SO	6
LOB	13

Pittsburgh Pirates @ Miami Marlins

Marlins Park, Miami, FL

Sat Apr 29 2017, 7:10 PM - 9:41 PM EDT

Att. 33,152 - Roof Closed - 73 F

livebaseballscorecards.com

BOTTOM

Batter	1	2	3	4	5	6	7	8	9	AB	R	H	RBI	BB	SO	LOB
9 Dee Strange-Gordon, L (1, 4) OBP: 0.289, SLG: 0.340	G6-3		K2-3			B5			G1-3	4	0	0	0	0	1	0
14 Martín Prado, R (1, 5) OBP: 0.324, SLG: 0.486	21 G4-3 2B			G3-1		G1-3			G1-3	4	0	1	0	0	0	0
21 Christian Yelich, L (1, 8) OBP: 0.330, SLG: 0.435	G4-3 2-3			G6-3			G3			3	0	0	0	0	0	1
27 Giancarlo Stanton, R (1, 9) OBP: 0.347, SLG: 0.548	K			P4			K			3	0	0	0	0	2	1
41 Justin Bour, L (1, 3) OBP: 0.267, SLG: 0.329		K			11 FC6-4 1B		G6-3			3	0	1	0	0	1	0
13 Marcell Ozuna, R (1, 7) OBP: 0.333, SLG: 0.512		K			K			11 G5-4-3 1B		3	0	1	0	0	2	1
11 J.T. Realmuto, R (1, 2) OBP: 0.383, SLG: 0.474		F7		FC6-4 1-2f				G5-4-3 1-2f		3	0	0	0	0	0	2
3 Adeiny Hechavarría, R (1, 6) OBP: 0.267, SLG: 0.318			G6-3		G1-3			F9		3	0	0	0	0	0	1
58 Dan Straily, R (1, 1)			K			F7			L8	1	0	0	0	0	1	0
29 Brad Ziegler, R (6, 1)										0	0	0	0	0	0	0
51 Ichiro Suzuki, L (6, PH) OBP: 0.148, SLG: 0.296										1	0	0	0	0	0	0
35 David Phelps, R (7, 1)										0	0	0	0	0	0	0
25 Junichi Tazawa, R (8, 1)										0	0	0	0	0	0	0
44 AJ Ramos, R (9, 1)										0	0	0	0	0	0	0
32 Derek Dietrich, L (9, PH) OBP: 0.340, SLG: 0.289										1	0	0	0	0	0	0
Inning Stats	R: 0 E: 0 K: 1 S: 8 H: 1 LOB: 1 BB: 0 P: 14	R: 0 E: 0 K: 2 S: 9 H: 0 LOB: 0 BB: 0 P: 11	R: 0 E: 0 K: 2 S: 7 H: 0 LOB: 0 BB: 0 P: 8	R: 0 E: 0 K: 0 S: 8 H: 0 LOB: 0 BB: 0 P: 12	R: 0 E: 0 K: 1 S: 9 H: 1 LOB: 1 BB: 0 P: 16	R: 0 E: 0 K: 0 S: 6 H: 0 LOB: 0 BB: 0 P: 9	R: 0 E: 0 K: 1 S: 6 H: 0 LOB: 0 BB: 0 P: 11	R: 0 E: 0 K: 0 S: 5 H: 1 LOB: 0 BB: 0 P: 6	R: 0 E: 0 K: 0 S: 7 H: 0 LOB: 0 BB: 0 P: 8	1B: 2 2B: 1 3B: 0 HR: 0 SF: 0 SAC: 0 DP: 1 HBP: 0						

	AB	29
	R	0
	H	3
	RBI	0
	BB	0
	SO	7
	LOB	6

WP: 0 PA: 29
PB: 0
SB: 0
CS: 0

PITCHER	IP	WLS	BF	H	R	ER	SO	BB	IBB	HBP	BLK	WP	HR	S	P	ERA	WHIP
46 Iván Nova, R (1, 1) ERA: 1.5	9.0	W	29	3	0	0	7	0	0	0	0	0	0	65	95	0.00	0.333

PITCHER	IP	WLS	BF	H	R	ER	SO	BB	IBB	HBP	BLK	WP	HR	S	P	ERA	WHIP

Batter	1	2	3	4	5	6	7	8	9	AB	R	H	RBI	BB	SO	LOB
5 Josh Harrison, R (1, 5) OBP: 0.378, SLG: 0.430 64 John Bormann, R (9, PH)	C FF 92 B SL 86 X FF 92 1-1 55 HR 2B	C FF 93 B FF 93 B FF 92 F SL 85 S SL 86 2-3 ② K			B SI 92 S SL 84 F SI 92 X FF 94 1-2 ① F9		B SL 82 B FF 95 C FF 96 B SL 82 X FF 96 3-1 ① F8		F FF 94 B CH 86 B CH 87 F FF 96 S CH 87 2-3 ② K	4 1	1 0	1 0	0 0	0 0	1 0	1 1
55 Josh Bell, S (1, 3) OBP: 0.358, SLG: 0.457	C FF 92 D KC 80 B SL 86 B FF 94 X SL 85 3-1 2-H HR	B CH 84 C FF 92 F KC 79 B CH 86 B FF 93 B KC 80 4-2 22 FC5-4 1-2 BB			C SI 95 S CH 87 X SL 84 0-2 28 BB 22 S 1B		C SL 82 F FF 96 X SL 83 0-2 ② G3		F FF 95 S SL 83 D SL 84 B CH 87 F CH 88 X FF 95 2-2 ③ G5-3	4	1	2	2	1	0	1
22 Andrew McCutchen, R (1, 8) OBP: 0.327, SLG: 0.407	B SL 85 C FF 93 B SL 85 F FF 92 B SL 86 X FF 92 3-2 ① F8	B FF 94 C FF 93 B FF 93 X SL 86 2-1 ③ FC5-4 1-2f			B SI 94 B FF 93 C FF 92 S SI 94 F FF 95 D SL 87 F FF 92 S SL 84 3-3 ② K 1-2		B SL 82 B FF 95 B FF 96 C FF 96 B FF 96 4-1 25 S BB			3	0	0	0	1	1	3
25 Gregory Polanco, L (1, 7) OBP: 0.333, SLG: 0.338 53 Johnny Barbato, R (7, 1)	F FF 93 B CH 87 B SL 87 F FF 92 F KC 79 B KC 80 F FF 93 X FF 93 3-2 28 1B 2B		X KC 76 0-0 ① F8		0-0 28 BB IBB		F FF 95 B SL 82 S SL 82 F SL 83 B FF 95 D SL 83 X SL 82 3-2 ③ F8 1-2			3 0	1 0	1 0	0 0	1 0	0 0	1 0
28 John Jaso, L (1, 9) OBP: 0.265, SLG: 0.238	D KC 77 C FF 92 B KC 77 F CH 85 X FF 93 2-2 2-H 1B		B FF 91 C CH 84 B KC 79 C FF 92 B SL 85 C FF 92 3-3 ② K		B FF 94 B FF 94 D CH 87 F FF 95 D SI 95 4-1 1-2 2-3 BB			C SI 81 B CH 74 B CH 76 C SI 83 S CU 72 2-3 ① K		3	0	1	1	1	2	0
10 Jordy Mercer, R (1, 6) OBP: 0.304, SLG: 0.305	C SL 85 F FF 92 F FF 94 D KC 78 S SL 87 1-3 ② K		B FF 93 B SL 85 X FF 91 2-0 ③ G4-3		B SI 94 C FF 92 F FF 94 B SI 94 F SL 86 X FF 96 2-2 ③ P5			B SI 84 C SI 83 X SI 83 1-1 ② G5-3		4	0	0	0	0	1	4
37 Alen Hanson, S (1, 4) OBP: 0.190, SLG: 0.286	B FF 93 S FF 93 X SI 93 1-1 ③ F7			M CH 83 C KC 77 X KC 80 0-2 19 G4-6-3 1B		B KC 81 C KC 82 B SI 94 B FC 91 C FF 94 X FF 95 3-2 ① F7		B SI 83 C SI 83 F CH 75 F CU 73 B CH 76 X CH 76 2-2 ③ G4-3		4	0	1	0	0	0	1
19 Chris Stewart, R (1, 2) OBP: 0.375, SLG: 0.533		B FF 89 C FF 90 B FF 90 F FF 91 B SL 84 X SL 85 3-2 39 FC3-6 1B		C FF 90 1 SAFE C FF 92 X SI 92 0-2 ①② G4-6-3 1-2f		B FF 94 B FF 94 C FF 94 F FF 95 B SI 95 F FF 95 F FC 92 F FF 95 B FF 96 4-2 17 G6-4-3 BB			C FF 94 S CH 87 C FF 95 0-3 ① K	3	0	1	0	1	1	1
39 Chad Kuhl, R (1, 1) 57 Trevor Williams, R (5, 1) 12 Juan Nicasio, R (5, 1) 17 Phil Gosselin, R (6, PH) OBP: 0.143, SLG: 0.190 73 Felipe Vázquez, L (6, 1) 41 Daniel Hudson, R (7, 1) 64 José Osuna, R (7, 7) OBP: 0.429, SLG: 0.600		X FF 90 0-0 ① FC3-6 55 BB 1-2f		X FF 92 0-0 ③ F7		B FF 95 C KC 83 B KC 82 X FC 92 2-1 ②③ G6-4-3 1-2f			S SL 83 B FF 95 X FF 95 1-1 2B	2 0 0 1 0 0 1 0	0 0 0 0 0 0 0 1	0 0 0 0 0 0 1 0	0 0 0 0 0 0 0 1	0 0 0 0 0 0 0 0	0 0 0 1 0 0 0 0	1 0 0 1 0 0 0 0
Inning Stats	R: 3 H: 4 E: 0 LOB: 1 K: 1 BB: 0 S: 21 P: 35	R: 0 H: 1 E: 0 LOB: 2 K: 1 BB: 1 S: 11 P: 22	R: 0 H: 0 E: 0 LOB: 0 K: 1 BB: 0 S: 5 P: 10	R: 0 H: 1 E: 0 LOB: 0 K: 0 BB: 0 S: 7 P: 7	R: 0 H: 1 E: 0 LOB: 3 K: 1 BB: 2 S: 16 P: 26	R: 0 H: 0 E: 0 LOB: 0 K: 0 BB: 1 S: 10 P: 19	R: 0 H: 0 E: 0 LOB: 1 K: 0 BB: 1 S: 10 P: 20	R: 0 H: 0 E: 0 LOB: 0 K: 1 BB: 0 S: 9 P: 14	R: 0 H: 1 E: 0 LOB: 1 K: 2 BB: 0 S: 12 P: 17	1B: 4 SF: 0 2B: 3 SAC: 0 3B: 0 DP: 2 HR: 1 HBP: 0						

TOP

Pittsburgh Pirates @ Miami Marlins

Marlins Park, Miami, FL

Sun Apr 30 2017, 1:18 PM - 4:54 PM EDT

Att. 26,245 - Roof Closed - 75 F

livebaseballscorecards.com

AB	33
R	3
H	8
RBI	3
BB	5
SO	7
LOB	15

PITCHER		IP	WLS	BF	H	R	ER	SO	BB	IBB	HBP	BLK	WP	HR	S	P	ERA	WHIP
34 Tom Koehler, R ERA: 5.4	(1, 1)	4.0		18	6	3	3	3	1	0	0	0	0	1	44	74	6.75	1.750
22 Dustin McGowan, R ERA: 4.15	(5, 1)	1.0	W	6	1	0	0	1	1	1	0	0	0	0	16	26	0.00	2.000
35 David Phelps, R ERA: 5.79	(6, 1)	1.0	H	3	0	0	0	0	1	0	0	0	0	0	10	19	0.00	1.000
46 Kyle Barraclough, R ERA: 1.54	(7, 1)	1.0	H	4	0	0	0	0	1	0	0	0	0	0	10	20	0.00	1.000
29 Brad Ziegler, R ERA: 0.71	(8, 1)	1.0		3	0	0	0	1	0	0	0	0	0	0	9	14	0.00	0.000

PITCHER		IP	WLS	BF	H	R	ER	SO	BB	IBB	HBP	BLK	WP	HR	S	P	ERA	WHIP
66 Jarlín García, L ERA: 1.8	(9, 1)	1.0		4	1	0	0	2	0	0	0	0	0	0	12	17	0.00	1.000

BOTTOM

Pittsburgh Pirates @ Miami Marlins

Marlins Park, Miami, FL

Sun Apr 30 2017, 1:18 PM - 4:54 PM EDT

Att. 26,245 - Roof Closed - 75 F

Batter	1	2	3	4	5	6	7	8	9	AB	R	H	RBI	BB	SO	LOB
9 Dee Strange-Gordon, L (1, 4) OBP: 0.314, SLG: 0.357	C FF 91 C FF 93 F FF 93 X FF 94 0-2 14 G6-3 1B	C SL 89 C CH 89 S SL 89 0-3 ① K2-3	C FF 92 B SL 86 C CH 88 B SI 94 X SI 92 2-2 13 BB 27 BB 41 1B 1B	B FF 96 C FF 98 1 SAFE B CU 83 X FF 97 2-1 21 FC4-6 1-2 1B	1 SAFE B FF 93 C FF 94 B SL 88 B FF 94 B SI 92 4-1 14 1B 21 G1-3 1-2 BB	4	2	3	0	1	1	0
14 Martín Prado, R (1, 5) OBP: 0.310, SLG: 0.450	B FF 94 C FF 95 S SL 90 B SL 91 1 SAFE F FF 96 F FF 96 X SI 95 2-2 ①② G6-3 1-2f	C FF 93 B CH 89 F SL 87 B FF 96 X SL 89 2-2 ② G4-3	1 SAFE 1 SAFE C SL 83 C FF 94 X FF 94 0-2 ① F8	B FF 97 C CH 89 B FF 98 S CH 88 S CH 89 2-3 ② K	C FF 95 F SL 90 X FF 94 0-2 21 G1-3 1-3 2-H 1B	5	0	1	1	0	1	4
21 Christian Yelich, L (1, 8) OBP: 0.324, SLG: 0.423	B SI 95 B FF 94 F FF 94 B FF 95 X FF 94 3-1 27 S 1B	F SL 88 B FF 95 F FF 94 S SL 88 1-3 ③ K	1 SAFE B FF 95 X FF 88 1-0 ② L7	C FF 95 S SL 84 X FF 98 0-2 ③ FC4-6 1-2f	B CU 78 S FF 94 X FF 94 1-1 ② G1-3 1-2 3-H	5	0	1	1	0	1	4
27 Giancarlo Stanton, R (1, 9) OBP: 0.350, SLG: 0.529	B SI 95 F SL 90 B FF 95 B SL 90 C FF 97 C FF 97 3-3 ③ K 1-2	B SI 94 B FF 95 S SL 89 B FF 96 B FF 95 4-1 13 E 13 FC5 41 1B BB	B FF 96 1 SAFE C SL 84 B FF 96 B FF 96 B FF 97 4-1 13 BB 41 1B 1-2 BB	C FF 95 X CH 85 L5	C FF 96 B CU 78 S SL 86 F SL 86 B SI 95 S FF 96 3-3 ③ K	3	2	0	0	2	2	2
13 Marcell Ozuna, R (1, 7) OBP: 0.357, SLG: 0.534		B FF 93 S SL 87 C FF 94 B FF 96 X SL 89 2-2 41 2B 2B	X CH 90 0-0 FC5 41 1B 17 FC2-5 1-3	B FF 96 B SL 85 B FF 95 B FF 95 4-0 41 1B 1-2 2-3 BB	C FF 96 X CH 85 0-1 41 HR 1B	B CU 79 F FF 95 S FF 94 X SL 87 1-2 17 G5-4-3 1B	4	2	3	0	1	0	1
41 Justin Bour, L (1, 3) OBP: 0.297, SLG: 0.407		C FF 94 B FF 94 X CH 89 1-1 19 G6-4-3 2-H 2B	B FF 96 C FF 96 S SL 90 B SI 96 B SL 91 X SL 88 3-2 17 FC2-5 1-3 3-H 1B	C FF 93 B FF 94 C FF 94 X SL 83 1-2 1-3 2-H 3-H 1B	X SI 95 0-0 1-H HR	C FF 95 X FF 94 0-1 ① F9	5	1	4	6	0	0	1
17 A.J. Ellis, R (1, 2) OBP: 0.240, SLG: 0.136		C FF 96 X FF 96 0-1 19 G6-4-3 1B	X SL 90 0-0 ① FC2-5 1-2 3-H	F FF 95 B FF 95 C SL 89 S SL 89 1-3 ③ K	S FF 96 H FF 94 1-1 19 2B 19 E HBP	B FF 94 S SL 89 F FF 94 B CU 78 B FF 95 F FF 94 X FF 94 3-2 ②③ G5-4-3 1-2f	4	1	1	0	0	1	5
19 Miguel Rojas, R (1, 6) OBP: 0.321, SLG: 0.319		C SL 90 X FF 94 0-1 ①② G6-4-3 1-2f 2-3	B FF 94 C FF 96 S SL 88 X SL 89 1-2 ② F9	X FF 98 0-0 ① G1-3	C FF 95 X FF 95 0-1 E3 3 1B 1-H 2B		4	1	1	0	0	0	4
34 Tom Koehler, R (1, 1) 32 Derek Dietrich, L (4, PH) 22 Dustin McGowan, R (6, 1) 35 David Phelps, R (6, 1) 51 Ichiro Suzuki, L (8, PH) 46 Kyle Barraclough, R (7, 1) 3 Adeiny Hechavarria, R (7, PH) 29 Brad Ziegler, R (8, 1) 66 Jarlin Garcia, L (9, 1)	F SI 95 C FF 96 T SL 91 0-2 K	B FF 96 X SI 95 1-0 ③ P5	B CU 82 B FF 98 B FF 97 B FF 97 4-0 9 1B BB	B FF 95 T FF 95 X CH 84 1-1 9 BB 14 1B 3-H 1B											
Inning Stats	R: 0 E: 0 K: 1 S: 14 H: 2 LOB: 1 BB: 0 P: 22	R: 1 E: 0 K: 1 S: 12 H: 3 LOB: 1 BB: 0 P: 15	R: 0 E: 0 K: 2 S: 9 H: 0 LOB: 0 BB: 0 P: 12	R: 1 E: 1 K: 0 S: 10 H: 1 LOB: 2 BB: 1 P: 19	R: 2 E: 0 K: 1 S: 14 H: 2 LOB: 2 BB: 2 P: 27	R: 0 E: 0 K: 1 S: 9 H: 1 LOB: 2 BB: 1 P: 17	R: 6 E: 1 K: 1 S: 23 H: 5 LOB: 1 BB: 1 P: 36	R: 0 E: 0 K: 0 S: 9 H: 1 LOB: 0 BB: 0 P: 13		1B: 11 2B: 3 3B: 0 HR: 1 SF: 0 SAC: 0 DP: 3 HBP: 1				WP: 0 PB: 0 SB: 1 CS: 0 PA: 43	

PITCHER		IP	WLS	BF	H	R	ER	SO	BB	IBB	HBP	BLK	WP	HR	S	P	ERA	WHIP
39 Chad Kuhl, R ERA: 6.26	(1, 1)	4.0		19	7	3	2	4	1	0	0	0	0	0	48	73	4.50	2.000
57 Trevor Williams, R ERA: 5.59	(5, 1)	0.2	L	5	1	1	1	0	2	0	0	0	0	0	8	18	13.50	4.500
12 Juan Nicasio, R ERA: 2.7	(5, 1)	0.1		1	0	0	0	1	0	0	0	0	0	0	3	4	0.00	0.000
73 Felipe Vázquez, L ERA: 0.61	(6, 1)	1.0		5	1	0	0	1	1	0	0	0	0	0	9	17	0.00	2.000
41 Daniel Hudson, R ERA: 9.9	(7, 1)	0.1		6	4	5	5	0	0	0	1	0	0	1	13	18	135.00	12.000

PITCHER		IP	WLS	BF	H	R	ER	SO	BB	IBB	HBP	BLK	WP	HR	S	P	ERA	WHIP
53 Johnny Barbato, R ERA: 2.45	(7, 1)	1.2		7	2	1	1	1	1	0	0	0	0	0	19	31	5.40	1.800

livebaseballscorecards.com

AB	37
R	10
H	15
RBI	9
BB	5
SO	7
LOB	24

Batter	1	2	3	4	5	6	7	8	9	10	AB	R	H	RBI	BB	SO	LOB
5 Josh Harrison, R (1, 5) OBP: 0.383, SLG: 0.506	X FF 91 0-0 F8 ①		C CH 84 X CH 84 0-1 G5-3 ②			B CH 81 F FF 90 B CH 82 B CH 81 X FF 91 3-1 HR		C SL 80 C SI 88 B CH 81 B SL 81 X SL 81 2-2 HR			4	2	2	2	0	0	0
10 Jordy Mercer, R (1, 6) OBP: 0.292, SLG: 0.291	C FF 93 B FF 93 C CH 85 S SL 81 1-3 K ②		X FF 93 0-0 G4-3 ③			X FF 91 0-0 B1 ①		B SL 80 C CH 83 X SI 91 1-1 G6-3 ③			4	0	0	0	0	1	0
22 Andrew McCutchen, R (1, 8) OBP: 0.333, SLG: 0.438	C CH 83 F CH 82 B FF 94 X SL 79 1-2 HR			F FF 91 B FF 94 B CH 81 C CH 83 B FF 93 D FF 93 4-2 55 CS BB		C FF 90 B SL 79 F CH 82 B CH 82 X FF 92 2-2 G6-3 ②			C FC 94 B SL 86 B FF 97 B FC 93 C FC 93 S FC 95 3-3 K ①		3	1	1	1	1	1	0
25 Gregory Polanco, L (1, 7) OBP: 0.319, SLG: 0.321	X FF 91 0-0 G2-3 ③			L SL 79 1 SAFE F SL 80 F SL 80 1 SAFE F SL 81 B FF 93 F FF 93 F SL 80 1-3 C FF 84 K ①		C FF 92 X SI 92 0-1 G5-3 ③			C FC 93 S SI 99 B CU 83 S FC 94 1-3 K ②		4	0	0	0	0	2	1
64 José Osuna, R (1, 9) OBP: 0.406, SLG: 0.536		B FF 91 C FF 93 X CH 82 1-1 G6-3 ①		C CH 83 C FF 93 1 SAFE X SL 82 0-2 P4 ②			C FF 90 F SL 78 F SL 80 X SL 78 0-2 G2-3 ①		H FF 97 1-0 HBP		3	0	0	0	0	0	1
55 Josh Bell, S (1, 3) OBP: 0.353, SLG: 0.438		B FF 92 X FF 92 1-0 F9 ②		1 SAFE 0-0 CS ③ 1-2	B CH 79 C FF 90 C FF 91 B FF 92 B FF 91 F FF 93 X SL 80 3-2 G1-3 ①		B CH 78 F FF 91 H FF 91 2-1 17 CS HBP		D FC 94 F FC 94 D FC 94 1 SAFE X FC 93 2-1 G5-3 ③		3	0	0	0	0	0	1
17 Phil Gosselin, R (1, 4) OBP: 0.167, SLG: 0.174 12 Juan Nicasio, R (7, 1) 61 Gift Ngoepe, R (8, 4) OBP: 0.615, SLG: 0.667		B FF 92 B FF 92 B FF 91 B FF 91 4-0 BB			F FF 92 F CH 81 X FF 94 0-2 F8 ②		B SI 89 C FF 90 1 SAFE 1 SAFE S CH 79 B CH 80 C SL 79 2-3 K ②③ 1-2			B SL 88 F FF 95 B SI 95 C SI 94 B FC 92 X FF 97 3-2 G3 ①	2 0 1	0 0 0	0 0 0	1 0 0	1 0 0	1 0 0	1 0 0
19 Chris Stewart, R (1, 2) OBP: 0.350, SLG: 0.444		1 SAFE B FF 92 B FF 90 1 SAFE C FF 91 X FF 92 2-1 L8 ③			F CH 81 B CH 80 F CH 80 B FF 94 F FF 93 B FF 94 B SL 82 4-2 45 FC4-6 BB			B SL 80 C CH 83 S SI 89 F SL 80 B SL 82 C SL 81 2-3 K ①		B FF 96 B FC 92 C FF 96 B FF 96 C FF 95 C FF 95 3-3 K ②	3	0	0	0	1	2	1
45 Gerrit Cole, R (1, 1) OBP: 0.111, SLG: 0.111 37 Alen Hanson, S (7, 4) OBP: 0.182, SLG: 0.273 73 Felipe Vázquez, L (8, 1) 28 John Jaso, L (10, PH) OBP: 0.260, SLG: 0.233 41 Daniel Hudson, R (10, 1)			C FF 92 F FF 93 F SL 80 F SL 79 F SL 80 B FF 94 B CH 83 S FF 92 2-3 K ①		S FF 92 F FF 93 X CH 81 0-2 FC4-6 ③ 1-2f			B SI 90 X CH 83 1-0 G4-3 ②		B CU 82 F FC 94 X FC 93 1-1 F8 ③	2 1 0 1 0	0 0 0 0 0	0 0 0 0 0	0 0 0 0 0	1 0 0 0 0	1 0 0 0 0	0 0 0 0 0
Inning Stats	R: 1 E: 0 K: 1 S: 8 H: 1 LOB: 0 BB: 0 P: 10	R: 0 E: 0 K: 0 S: 5 H: 0 LOB: 1 BB: 1 P: 13	R: 0 E: 0 K: 1 S: 9 H: 0 LOB: 0 BB: 0 P: 11	R: 0 E: 0 K: 1 S: 12 H: 0 LOB: 0 BB: 1 P: 17	R: 0 E: 0 K: 0 S: 13 H: 0 LOB: 1 BB: 1 P: 20	R: 1 E: 0 K: 0 S: 8 H: 1 LOB: 0 BB: 0 P: 13	R: 0 E: 0 K: 1 S: 8 H: 0 LOB: 0 BB: 0 P: 12	R: 1 E: 0 K: 1 S: 10 H: 1 LOB: 0 BB: 0 P: 16	R: 0 E: 0 K: 2 S: 8 H: 0 LOB: 1 BB: 0 P: 15	R: 0 E: 0 K: 1 S: 8 H: 0 LOB: 0 BB: 0 P: 15	1B: 0 2B: 0 3B: 0 HR: 3	SF: 0 SAC: 0 DP: 0 HBP: 2					

PITCHER		IP	WLS	BF	H	R	ER	SO	BB	IBB	HBP	BLK	WP	HR	S	P	ERA	WHIP
50 Amir Garrett, L ERA: 4.5	(1, 1)	7.0		25	2	2	2	4	3	0	1	0	0	2	63	96	2.57	0.714
31 Drew Storen, R ERA: 1.38	(8, 1)	1.0	B	4	1	1	1	1	0	0	0	0	0	1	10	16	9.00	1.000
21 Michael Lorenzen, R ERA: 4.7	(9, 1)	2.0	W	7	0	0	0	3	0	0	1	0	0	0	16	30	0.00	0.000

PITCHER	IP	WLS	BF	H	R	ER	SO	BB	IBB	HBP	BLK	WP	HR	S	P	ERA	WHIP

TOP

Pittsburgh Pirates @ Cincinnati Reds

Great American Ball Park, Cincinnati, OH

Mon May 01 2017, 7:11 PM - 10:24 PM EDT

Att. 14,753 - Partly Cloudy - 57 F

livebaseballscorecards.com

AB	31
R	3
H	3
RBI	3
BB	3
SO	8
LOB	6

1B: 0	SF: 0	WP: 0	PA: 37
2B: 0	SAC: 0	PB: 0	
3B: 0	DP: 0	SB: 0	
HR: 3	HBP: 2	CS: 2	

Batter	1	2	3	4	5	6	7	8	9	10	AB	R	H	RBI	BB	SO	LOB
6 Billy Hamilton, S (1, 8) OBP: 0.271, SLG: 0.263	F FF 94 X CH 87 0-1 19 S 1B		C KC 81 F SL 88 F FF 97 B FF 98 F KC 83 S FF 97 1-3 K ①			C KC 81 B FF 96 F KC 80 F SL 88 B SL 88 X SL 89 2-2 E4 19 S 23 HR		M FF 92 B FF 94 C FF 94 B FF 95 F FF 95 B FF 95 T FF 93 3-2 K ①		D CH 85 C FF 95 S FF 94 B FF 95 F FF 96 X FF 95 2-2 2-H 2B	5	1	2	1	0	2	0
2 Zack Cozart, R (1, 6) OBP: 0.427, SLG: 0.573	D FF 95 1 SAFE F FF 95 F CH 86 1 SAFE B SL 89 X FF 96 2-2 P3 ①		C KC 81 B FF 97 C SL 87 F FF 97 B SL 89 S CH 88 2-3 K ②			B FF 95 1 SAFE B FF 96 X FF 95 2-0 F9 ①		C SL 89 X FF 96 0-1 G6-3 ②			4	0	0	0	0	1	2
19 Joey Votto, L (1, 3) OBP: 0.333, SLG: 0.559	1 SAFE F FF 97 D KC 82 C SL 87 F FF 100 B FF 96 S CH 90 2-3 1-3 K ②		S CH 89 X KC 82 0-1 G4-3 ③			1 SAFE F FF 95 F FF 97 B FF 96 B SL 89 B FF 98 F SL 90 B SL 89 4-2 1-2 23 HR BB		F FF 97 B SL 84 S SL 83 S FF 99 1-3 K ③			3	1	0	0	1	2	1
23 Adam Duvall, R (1, 7) OBP: 0.300, SLG: 0.576	C FF 97 C FF 96 B FF 98 F FF 98 S SL 88 1-3 K ③			S SL 85 F FF 94 B FF 94 B FF 97 X SL 86 2-2 G5-3 ①		C FF 96 X SL 88 0-1 1-H 2-H HR			C FF 99 F FF 100 B FF 99 B SL 84 B CH 89 F FF 100 F FF 100 B CH 90 4-2 7 G6-4-3 BB		3	1	1	3	1	1	1
43 Scott Schebler, L (1, 9) OBP: 0.316, SLG: 0.581		X FF 95 0-0 16 1B 1B		B FF 97 B KC 81 C FF 97 C FF 94 X CH 89 2-2 G4-3 ②		C FF 97 F SL 88 S FF 96 0-3 K ②			L FF 97 M SL 87 B SL 85 C SL 83 1-3 K ①		4	0	1	0	0	2	1
4 Scooter Gennett, L (1, 5) OBP: 0.278, SLG: 0.509 7 Eugenio Suárez, R (8, 5) OBP: 0.411, SLG: 0.602		X FF 96 0-0 F8 ①		C KC 80 B CH 89 F FF 96 S SL 88 1-3 K ③		B SL 89 B SI 94 B CH 88 C FF 96 C KC 82 F FF 97 X KC 82 3-2 F8 ③			1 SAFE S FF 97 C CH 87 X CH 88 0-2 1-2f G6-4-3 ②③		3 1	0 0	0 0	0 0	0 0	1 0	1 1
9 José Peraza, R (1, 4) OBP: 0.257, SLG: 0.258		C FF 96 B FF 95 1 SAFE X CH 87 1-1 P3 ②			X SL 85 0-0 50 B1-6-4 1B		B FF 94 S FF 94 X FF 93 1-1 L5 ①			F FF 94 X CH 86 0-1 B1-3 ①	4	0	1	0	0	0	1
16 Tucker Barnhart, L (1, 2) OBP: 0.333, SLG: 0.333 30 Arismendy Alcántara, S (10, PR) OBP: 0.238, SLG: 0.250		C KC 81 B FF 96 F FF 97 1 SAFE F SL 89 F CH 89 B FF 98 1 SAFE F FF 98 3-2 B FF 89 X FF 97 50 S 1-3 1B			1 SAFE S CH 87 X FF 95 0-1 P4 ①		B FF 95 C FF 95 B SL 88 C FF 95 F FF 95 B FF 95 X FF 93 3-2 G3 ②			B CH 84 S CH 84 B FF 95 S CH 85 B CH 85 B CH 85 4-2 39 E 6 2B BB	3 0	0 1	1 0	0 0	1 0	0 0	1 0
50 Amir Garrett, R (1, 1) 3 Patrick Kivlehan, R (7, PH) OBP: 0.400, SLG: 0.333 31 Drew Storen, S (8, 1) 21 Michael Lorenzen, R (9, 1) OBP: 0.250, SLG: 1.000 39 Devin Mesoraco, R (10, PH) OBP: 0.429, SLG: 0.333		B FF 96 S FF 97 M FF 98 B FF 98 F FF 99 F FF 98 C KC 83 2-3 1-2 K ③			X CH 92 0-0 B1-6-4 ②③ 1-2f		F SL 88 B FF 94 C FF 96 B SL 86 B SL 86 X FF 94 3-2 L8 ③			1 SAFE 1 SAFE B FF 93 C FF 95 1 SAFE S FF 93 B FF 94 1 SAFE B FF 95 3-2 X FF 96 1-2 G5-3 ②	2 1 0 0 1	0 0 0 0 0	0 0 0 0 0	0 0 0 0 0	0 0 0 0 0	1 0 0 0 1	3 0 0 0 1
Inning Stats	R: 0 E: 0 K: 2 S: 13 H: 1 LOB: 1 BB: 0 P: 18	R: 0 E: 0 K: 1 S: 15 H: 2 LOB: 2 BB: 0 P: 21	R: 0 E: 0 K: 2 S: 11 H: 0 LOB: 0 BB: 0 P: 14	R: 0 E: 0 K: 1 S: 9 H: 0 LOB: 0 BB: 0 P: 14	R: 0 E: 0 K: 0 S: 4 H: 1 LOB: 0 BB: 0 P: 4	R: 3 E: 1 K: 1 S: 17 H: 1 LOB: 0 BB: 1 P: 28	R: 0 E: 0 K: 0 S: 9 H: 0 LOB: 0 BB: 0 P: 16	R: 0 E: 0 K: 2 S: 9 H: 0 LOB: 0 BB: 0 P: 13	R: 0 E: 0 K: 1 S: 10 H: 0 LOB: 0 BB: 1 P: 15	R: 1 E: 1 K: 0 S: 11 H: 1 LOB: 2 BB: 1 P: 20	1B: 4 2B: 1 3B: 0 HR: 1	SF: 0 SAC: 0 DP: 2 HBP: 0					WP: 0 PB: 0 SB: 4 CS: 0	PA: 37

PITCHER		IP	WLS	BF	H	R	ER	SO	BB	IBB	HBP	BLK	WP	HR	S	P	ERA	WHIP
45 Gerrit Cole, R ERA: 3.5	(1, 1)	6.0		24	5	3	2	7	1	0	0	0	0	1	69	99	3.00	1.000
12 Juan Nicasio, R ERA: 2.31	(7, 1)	1.2		5	0	0	0	1	0	0	0	0	0	0	15	25	0.00	0.000
73 Felipe Vázquez, L ERA: 0.56	(8, 1)	1.1		4	0	0	0	2	1	0	0	0	0	0	13	19	0.00	0.750
41 Daniel Hudson, R ERA: 9.28	(10, 1)	0.2	L	4	1	1	0	0	1	0	0	0	0	0	11	20	0.00	3.000

PITCHER	IP	WLS	BF	H	R	ER	SO	BB	IBB	HBP	BLK	WP	HR	S	P	ERA	WHIP

BOTTOM

Pittsburgh Pirates @ Cincinnati Reds

Great American Ball Park, Cincinnati, OH

Mon May 01 2017, 7:11 PM - 10:24 PM EDT

Att. 14,753 - Partly Cloudy - 57 F

livebaseballscorecards.com

AB	34
R	4
H	6
RBI	4
BB	3
SO	10
LOB	13

Pittsburgh Pirates @ Cincinnati Reds

Great American Ball Park, Cincinnati, OH

Tue May 02 2017, 7:11 PM - 10:10 PM EDT

Att. 13,909 - Partly Cloudy - 68 F

TOP

livebaseballscorecards.com

Batter	1	2	3	4	5	6	7	8	9	AB	R	H	RBI	BB	SO	LOB
5 Josh Harrison, R (1, 5) OBP: 0.384, SLG: 0.529	C SI 89 B SI 89 F SI 89 C CU 76 1-3 ① K		L FF 90 B FF 91 S SI 91 F SI 92 C FC 91 1-3 ② K	B SI 91 X FC 90 1-1 1-H 3-H HR		C FF 95 S CU 81 F SL 91 B FS 86 D SL 89 S FS 86 2-3 ③ K	B SI 96 C SL 90 B SL 90 S SL 92 B SL 91 B SL 90 4-2 1-3 2-H 3-H BB			4	1	1	3	1	3	2
55 Josh Bell, S (1, 3) OBP: 0.333, SLG: 0.410	B FC 89 B FC 88 C FC 89 X FC 88 2-1 ② G4-3		X FC 90 0-0 ③ L5	B CU 74 B FC 88 B FC 88 X FC 88 3-0 ③ P5			B FS 84 C FS 85 C FF 86 X SL 87 1-2 ③ L8 S SL 84 D SL 89 C SI 87 S FS 90 1-3 ③ K			5	0	0	0	0	1	3
22 Andrew McCutchen, R (1, 8) OBP: 0.327, SLG: 0.419	B SI 89 B FF 90 F FF 90 B FC 89 C SI 90 X SI 91 3-2 ③ G6-3			C SI 90 F FF 90 B CU 77 F CU 76 B SI 91 F FC 90 B SI 93 B SI 94 4-2 28 2B 64 FC6-5 BB	C CU 78 B FS 85 B CU 78 B FF 95 C FF 95 X FF 95 3-2 ① L7		X FF 94 0-0 ② F8	C SI 96 B SL 90 B SL 89 X SL 89 2-1 ① G6-3		4	1	0	0	1	0	0
28 John Jaso, L (1, 9) OBP: 0.273, SLG: 0.292		C FC 86 C FC 89 B SI 90 B CU 73 X FC 89 2-2 ① G3-1		B FC 90 X FC 89 1-0 64 FC6-5 1-3 2B	B CU 76 C FS 85 S FS 86 B SL 85 S FS 86 2-3 ② K		X FF 96 0-0 32 1B 61 1B 2B	C SI 96 S FS 86 X FS 86 0-2 ② L8		5	1	2	0	0	1	0
64 José Osuna, R (1, 7) OBP: 0.405, SLG: 0.531		C SI 89 B FF 89 F FC 88 X CU 77 1-2 ② L5		X SI 91 0-0 ① FC6-5 37 1B 24 1B 2-3 3-H	F FF 95 X FF 94 0-1 2B		B CU 78 B SL 85 F FF 93 F FF 94 D FS 85 D SL 82 4-2 32 1B 61 1B BB	C SI 96 B SL 91 S SL 89 B FS 85 B SI 95 X SL 88 3-2 ③ G6-3		4	2	1	1	1	0	1
32 Elias Díaz, R (1, 2) OBP: 0.400, SLG: 0.250		C SI 90 B SI 90 C CU 76 B CU 75 F FC 89 C SI 92 2-3 ③ K		B CU 76 F FC 87 B CU 77 F SI 91 B FC 89 F CU 77 F SI 91 X FC 90 3-2 ② L9	D CU 78 B FF 95 X FF 94 2-0 ③ G4-3		B FF 94 F FF 93 B FF 93 B FF 94 X FF 94 3-1 61 1B 24 BB 1-2 2-3 1B		B FF 94 B CH 82 B FF 93 4-0 10 FC6-4 BB	4	1	1	0	1	1	2
37 Alen Hanson, S (1, 4) OBP: 0.240, SLG: 0.400 61 Gift Ngoepe, R (6, 4) OBP: 0.600, SLG: 0.636			C FC 87 B FC 89 B CU 72 X FC 89 2-1 10 2B 3B	B FC 88 X FC 88 1-0 10 S 24 1B 1-3 1B		X CU 76 0-0 ① G4-3	D CU 80 B FF 96 B FF 94 C FF 95 X FF 94 3-1 24 BB 10 BB 5 WP 1-3 2-H 3-H 1B		B FF 96 C CH 84 B FF 94 C CH 82 T CH 80 2-2 ① K	3 2	2 1	2 1	0 2	0 0	0 1	0 1
10 Jordy Mercer, R (1, 6) OBP: 0.307, SLG: 0.303			B CU 75 X SI 91 1-0 24 FC1-5 3-H 2B	B SI 91 1-0 24 E 24 1B 5 HR 1-2 IBB		C FF 95 X CU 81 0-1 ② F7	C SI 96 F SI 97 B SI 97 D SL 90 F SI 96 D FS 85 B SL 90 4-2 5 WP 24 BB 5 PB 1-2 BB		C SL 84 X FF 96 0-1 ② FC6-4 1-2f	3	2	1	1	2	0	1
24 Tyler Glasnow, L (1, 1) OBP: 0.500, SLG: 0.200 38 Wade LeBlanc, L (7, 1)			F FC 89 X FC 90 0-1 ① FC1-5 2-3	X FC 90 0-0 E8 5 HR 1-3 2-H 3-H 1B		B FF 95 S CU 80 T FF 95 B FF 95 B FS 86 B FF 95 4-2 BB	B SI 97 B SI 94 B SI 94 B SI 94 4-0 5 PB 5 WP 1-2 2-3 3-H BB		C SL 83 B FF 95 B SL 83 C SL 86 B FF 96 S CH 83 3-3 ③ K	2 1	1 0	1 0	3 0	2 0	0 1	1 1

	AB	37
	R	12
	H	10
	RBI	10
	BB	8
	SO	8
	LOB	12

Inning Stats																				
	R: 0 E: 0 K: 1 S: 8	H: 0 LOB: 0 BB: 0 P: 14	R: 0 E: 0 K: 1 S: 10	H: 0 LOB: 0 BB: 0 P: 15	R: 1 E: 0 K: 1 S: 10	H: 2 LOB: 1 BB: 0 P: 14	R: 6 E: 1 K: 0 S: 16	H: 4 LOB: 0 BB: 2 P: 30	R: 0 E: 0 K: 1 S: 9	H: 1 LOB: 1 BB: 0 P: 16	R: 0 E: 0 K: 1 S: 9	H: 0 LOB: 1 BB: 1 P: 15	R: 5 E: 0 K: 1 S: 19	H: 3 LOB: 2 BB: 4 P: 43	R: 0 E: 0 K: 0 S: 8	H: 0 LOB: 0 BB: 0 P: 13	R: 0 E: 0 K: 2 S: 8	H: 0 LOB: 1 BB: 1 P: 17	1B: 4 2B: 4 3B: 1 HR: 1	SF: 0 SAC: 0 DP: 0 HBP: 0	WP: 1 PB: 1 SB: 1 CS: 0	PA: 45

PITCHER		IP	WLS	BF	H	R	ER	SO	BB	IBB	HBP	BLK	WP	HR	S	P	ERA	WHIP
37 Scott Feldman, R ERA: 4.83	(1, 1)	4.0	L	20	6	7	7	3	1	1	0	0	0	1	44	73	15.75	1.750
55 Robert Stephenson, R ERA: 9.69	(5, 1)	2.2		14	4	4	4	2	2	0	0	0	0	0	29	53	13.50	2.250
36 Blake Wood, R ERA: 4.63	(7, 1)	1.1		7	0	1	0	1	3	0	0	0	1	0	16	34	0.00	2.250
53 Wandy Peralta, L ERA: 1.42	(9, 1)	1.0		4	0	0	0	2	1	0	0	0	0	0	8	17	0.00	1.000

PITCHER	IP	WLS	BF	H	R	ER	SO	BB	IBB	HBP	BLK	WP	HR	S	P	ERA	WHIP

BOTTOM

Pittsburgh Pirates @ Cincinnati Reds

Great American Ball Park, Cincinnati, OH

Tue May 02 2017, 7:11 PM - 10:10 PM EDT

Att. 13,909 - Partly Cloudy - 68 F

livebaseballscorecards.com

Batter	1	2	3	4	5	6	7	8	9	AB	R	H	RBI	BB	SO	LOB
6 Billy Hamilton, S (1, 8) OBP: 0.268, SLG: 0.252	B FF 94 B SI 95 B FF 93 C FF 94 B SI 94 4-1 2 S 19 HR BB	C FF 95 C CU 80 S CU 82 0-3 ② K	D CU 79 B FF 92 B FF 93 C FF 92 X FF 94 3-1 ③ G4-3	X FF 88 0-0 ② L4	C FC 85 X FC 86 0-1 ③ G6-3	4	1	0	0	1	1	1
2 Zack Cozart, R (1, 6) OBP: 0.430, SLG: 0.564 4 Scooter Gennett, L (8, 4) OBP: 0.278, SLG: 0.509	1 SAFE B FF 91 C FF 92 F CU 78 F CU 80 F FF 96 F CU 80 B FF 95 2 SAFE 4-2 B FF 93 D CU 79 19 HR 1-3 BB	C FF 95 S FF 95 B CU 82 F CU 80 S CH 89 1-3 ③ K	X FF 92 0-0 ① P5	B FF 88 F FC 85 X CH 77 1-1 23 FC5 19 BB 1B	3	1	1	0	1	1	0
										0	0	0	0	0	0	0
19 Joey Votto, L (1, 3) OBP: 0.348, SLG: 0.589 3 Patrick Kivlehan, R (8, 3) OBP: 0.400, SLG: 0.333	F FF 92 X FF 94 0-1 1-H 3-H HR	B CU 79 B CH 89 S CH 88 B FF 96 B FF 93 4-1 23 FC5-4 BB	C FF 95 X CU 80 0-1 ② G6-3	B SL 82 B SL 82 B FF 87 B FF 88 4-0 1-2 BB	2	1	1	3	2	0	0
										0	0	0	0	0	0	0
23 Adam Duvall, R (1, 7) OBP: 0.298, SLG: 0.558	B CH 89 B SI 91 B FF 92 C FF 94 B FF 95 4-1 43 FC4-6 BB	C FF 93 X CU 80 0-1 ① FC5-4 7 G4-3 1-2f	F FF 96 X FF 94 0-1 ③ P4	B FC 85 B FC 85 F SI 86 B FC 85 X FC 86 3-1 ③ FC5 2-3f	3	0	0	0	1	0	3
7 Eugenio Suárez, R (1, 5) OBP: 0.404, SLG: 0.586	D CU 79 F FF 93 S CH 89 X CU 79 1-2 ① L8	B FF 93 B CH 87 C CH 88 B FF 94 F FF 94 X CU 80 3-2 ② G4-3 1-2	F FF 93 X CU 80 0-1 1B	C SI 85 B CH 78 F CH 76 C FF 87 1-3 ① K	4	0	1	0	0	1	2
43 Scott Schebler, L (1, 9) OBP: 0.303, SLG: 0.556	S FF 95 B FF 96 C FF 95 X CU 80 1-2 ② FC4-6 9 1B 1-2f	C CU 79 F CU 81 F FF 97 B FF 95 X CU 81 1-2 ③ G1-3	C FF 94 S FF 96 B FF 97 F CU 81 D CU 82 S CU 80 2-3 ① K	B CU 74 F CU 72 F FF 87 C FC 84 1-3 ② K	4	0	0	0	0	2	3
9 José Peraza, R (1, 4) OBP: 0.257, SLG: 0.257 (8, 6)	B FF 95 B FF 93 X FF 95 2-0 1-3 1B	B FF 91 S FF 92 F CU 79 X CU 79 1-2 ① P6	B CU 79 F FF 94 F FF 94 S CU 81 1-3 ② K	B FF 86 S CH 79 X FC 87 1-1 ③ G5-3	4	0	1	0	0	1	1
39 Devin Mesoraco, R (1, 2) OBP: 0.300, SLG: 0.222 36 Blake Wood, R (7, 1) 53 Wandy Peralta, L (9, 1) 16 Tucker Barnhart, L (9, PH) OBP: 0.329, SLG: 0.328	D CU 78 1 SAFE C CH 86 F CH 87 X FF 96 1-2 ③ F8	S FF 95 X FF 95 0-1 ② F7	C CU 78 D CU 80 F FF 95 D CU 81 F CU 81 D CU 82 X FF 96 3-2 ③ G6-3	S FF 86 T FC 84 S CH 77 0-3 ① K	3	0	0	0	0	0	3
					0	0	0	0	0	0	0
					0	0	0	0	0	0	0
					1	0	0	0	0	1	0
37 Scott Feldman, L (1, 1) 30 Arismendy Alcántara, S (4, PH) OBP: 0.273, SLG: 0.381 55 Robert Stephenson, R (5, 1) 32 Stuart Turner, R (7, 2) OBP: 0.227, SLG: 0.350	C FF 91 C FF 93 S FF 94 0-3 ① K	S FF 96 B FF 98 B CU 81 B FF 93 X FF 94 3-1 3B	B FF 86 X FF 87 1-0 ① G6-3	X FF 86 0-0 ② F9	1	0	0	0	0	1	0
					1	0	1	0	0	0	0
					0	0	0	0	0	0	0
					2	0	0	0	0	0	0
Inning Stats	R: 3 H: 2 E: 0 LOB: 2 K: 0 BB: 3 S: 19 P: 36	R: 0 H: 0 E: 0 LOB: 0 K: 3 BB: 0 S: 10 P: 11	R: 0 H: 0 E: 0 LOB: 1 K: 0 BB: 1 S: 10 P: 18	R: 0 H: 1 E: 0 LOB: 1 K: 0 BB: 0 S: 9 P: 16	R: 0 H: 0 E: 0 LOB: 0 K: 0 BB: 0 S: 5 P: 5	R: 0 H: 1 E: 0 LOB: 1 K: 2 BB: 0 S: 13 P: 19	R: 0 H: 1 E: 0 LOB: 2 K: 0 BB: 1 S: 6 P: 15	R: 0 H: 0 E: 0 LOB: 0 K: 2 BB: 0 S: 8 P: 11	R: 0 H: 0 E: 0 LOB: 0 K: 1 BB: 0 S: 6 P: 6	1B: 3 SF: 0 2B: 0 SAC: 0 3B: 1 DP: 0 HR: 1 HBP: 0						

PITCHER	IP	WLS	BF	H	R	ER	SO	BB	IBB	HBP	BLK	WP	HR	S	P	ERA	WHIP
24 Tyler Glasnow, R (1, 1) ERA: 6.97	6.0	W	26	4	3	3	5	4	0	0	0	0	1	66	105	4.50	1.333
38 Wade LeBlanc, L (7, 1) ERA: 2.76	3.0	S	11	1	0	0	3	1	0	0	0	0	0	20	32	0.00	0.667

AB	32
R	3
H	5
RBI	3
BB	5
SO	8
LOB	13

PITCHER	IP	WLS	BF	H	R	ER	SO	BB	IBB	HBP	BLK	WP	HR	S	P	ERA	WHIP

WP: 0 PA: 37
PB: 0
SB: 2
CS: 0

Batter	1	2	3	4	5	6	7	8	9	AB	R	H	RBI	BB	SO	LOB
5 Josh Harrison, R (1, 5) OBP: 0.385, SLG: 0.527	C FF 92 X FC 86 0-1 G4-3		C FC 85 X SL 82 0-1 22 F9 2B	C FF 93 H SI 90 1-1 HBP			B FF 94 S CH 88 X CH 90 1-1 G5-3		S SI 93 X FF 95 0-1 F8	4	0	1	0	0	0	0
28 John Jaso, L (1, 9) OBP: 0.259, SLG: 0.275 37 Alen Hanson, S (7, PH) OBP: 0.259, SLG: 0.385 (7, 9)	C FF 94 X FF 94 0-1 G3-1		F FF 93 X FF 94 0-1 P6	F FF 90 B FF 93 F FF 92 D FC 87 S FF 92 2-3 K			B FF 95 B FF 94 B FF 94 B FF 93 4-0 22 HR BB		B CH 85 B FF 95 C SI 94 B CH 87 F SI 95 S FF 95 3-3 K	3 1	0 1	0 0	0 1	0 1	1 1	4 0
22 Andrew McCutchen, R (1, 8) OBP: 0.321, SLG: 0.439	B FF 95 B FF 94 S FF 94 S FF 95 X FF 94 2-2 P3		S SL 83 B SI 91 B SI 92 B FC 86 S SL 84 X FF 93 3-2 F9 2-3		B FF 92 F FF 92 C CH 85 X FF 92 1-2 G6-3		B FF 93 B SL 87 X FF 93 2-0 1-H HR		X SI 95 0-0 G1-3	5	1	1	2	0	0	1
25 Gregory Polanco, L (1, 7) OBP: 0.319, SLG: 0.313		C FF 93 B CH 87 B CH 87 X FF 94 2-1 P6	B FF 92 B FF 93 F FF 92 B FF 94 F FF 93 B FF 93 4-2 55 S BB		B FF 92 B FC 85 F FF 93 2-1 CI 55 G3-6		C FF 96 B SL 88 B SL 88 B FF 93 X FF 94 3-1 G3-1			2	0	0	0	1	0	0
55 Josh Bell, S (1, 3) OBP: 0.340, SLG: 0.407		C FF 94 F FF 94 B FC 86 B FC 87 X FF 95 2-2 32 2B 1B	F FF 94 1 SAFE B FF 92 S FF 91 B FF 92 F FF 93 X FC 85 2-2 P3 1-2		B FF 92 B CH 84 C FF 92 X FF 93 2-1 G3-6 1-2f		C SL 87 B FF 95 B CH 88 B SL 86 B FF 94 4-1 BB			3	0	1	0	1	0	3
32 Elias Díaz, R (1, 2) OBP: 0.333, SLG: 0.375		B FF 96 C FF 95 C SI 93 D SI 92 X SI 92 2-2 1-3 2B		C FF 92 B FF 91 S FC 85 F FF 92 X SL 83 1-2 F9		B FF 95 S SL 88 B FF 96 B SL 88 F FF 96 X SL 90 3-2 L9	D FF 96 F CH 86 F CH 85 X SL 87 1-2 F8			4	0	1	0	0	0	1
10 Jordy Mercer, R (1, 6) OBP: 0.324, SLG: 0.319		B SI 94 B SI 92 B FC 85 D FF 93 4-0 50 FC6-4 BB	C FF 93 B SI 89 X SL 84 1-1 50 SH2-4 2B		F SL 87 B CH 89 F SL 88 B FF 96 B SL 88 B SL 87 4-2 61 BB BB			X SI 91 0-0 G1-3		2	0	1	0	2	0	0
61 Gift Ngoepe, R (1, 4) OBP: 0.579, SLG: 0.538		C SL 82 F SI 92 B SI 91 S FC 86 1-3 K	B FC 86 B FC 84 B FC 85 B FF 92 4-0 50 SH2-4 BB		B CH 87 C FF 94 B FF 96 B FF 94 B FF 94 4-1 64 G6-4-3 1-2 BB			B SI 91 B SL 80 C SI 91 F CH 84 S SL 82 2-3 K		2	0	0	0	2	2	3
50 Jameson Taillon, R (1, 1) OBP: 0.100, SLG: 0.100 64 José Osuna, R (6, PH) OBP: 0.395, SLG: 0.515 57 Trevor Williams, R (6, 1) 17 Phil Gosselin, R (8, PH) OBP: 0.160, SLG: 0.167 44 Tony Watson, L (8, 1)		C FF 94 S SI 90 F FF 93 B FC 85 X FC 86 1-2 FC6-4 1-2f	B FF 91 B FF 89 X FF 88 2-0 SH2-4 1-2 2-3		C FF 96 F FF 95 B SL 86 X SL 87 1-2 G6-4-3 1-2f		C SI 90 S SL 81 X SL 82 0-2 G1-3		1 1 0 1 0	0 0 0 0 0	0 0 0 0 0	0 0 0 0 0	0 0 0 0 0	0 0 0 0 0	3 2 0 0 0

Pittsburgh Pirates @ Cincinnati Reds

Great American Ball Park, Cincinnati, OH

Wed May 03 2017, 7:11 PM - 9:59 PM EDT

Att. 14,297 - Overcast - 56 F

TOP

livebaseballscorecards.com

AB	29
R	2
H	5
RBI	2
BB	7
SO	4
LOB	17

Inning Stats	1	2	3	4	5	6	7	8	9
	R: 0 E: 0 K: 0 S: 7	H: 0 LOB: 0 BB: 0 P: 9	R: 0 E: 0 K: 1 S: 15	H: 2 LOB: 3 BB: 1 P: 27	R: 0 E: 0 K: 0 S: 13	H: 1 LOB: 2 BB: 1 P: 22	R: 0 E: 0 K: 1 S: 11	H: 1 LOB: 3 BB: 1 P: 22	R: 0 E: 1 K: 0 S: 6	H: 0 LOB: 0 BB: 0 P: 11	R: 0 E: 0 K: 0 S: 9	H: 0 LOB: 1 BB: 2 P: 21	R: 2 E: 0 K: 0 S: 9	H: 1 LOB: 1 BB: 2 P: 24	R: 0 E: 0 K: 1 S: 7	H: 0 LOB: 0 BB: 0 P: 9	R: 0 E: 0 K: 1 S: 6	H: 0 LOB: 0 BB: 0 P: 9

| | | |

Batter	1	2	3	4	5	6	7	8	9	AB	R	H	RBI	BB	SO	LOB
6 Billy Hamilton, S (1, 8) OBP: 0.265, SLG: 0.278	X FF 94 0-0 ① L4	1 SAFE 1 SAFE C SI 94 B CH 86 C FF 95 F CU 83 B FF 96 C CU 82 2-3 ③ K		X FF 95 0-0 2-H 3-H HR		C FF 96 B SL 86 B SI 92 F FF 95 F FF 95 X SL 86 2-2 ③ P6		F SI 93 C SI 92 D SL 85 S CH 84 1-3 ③ K		5	1	1	3	0	2	2
2 Zack Cozart, R (1, 6) OBP: 0.423, SLG: 0.549	C FF 94 F SI 94 B CH 87 F FF 96 B CU 82 X CU 81 2-2 19 BB 7 HR 1B		B SI 94 C CH 86 B SI 95 X CH 87 2-1 ① P5	C FF 95 B SI 95 F CH 88 B SI 95 S CU 81 2-3 ② K			C FF 92 B SL 85 B FF 93 C SL 86 F FF 94 X SL 83 2-2 ① L7			4	1	1	0	0	1	0
19 Joey Votto, L (1, 3) OBP: 0.362, SLG: 0.588	B SI 95 B CH 86 F SI 96 B FF 96 B SI 96 4-1 7 HR 1-2 BB		B FF 95 F FF 95 F CU 82 X FF 96 1-2 23 2B 1B	C CU 80 B CH 88 B CH 87 X SI 94 2-1 ③ L8			C FF 95 C SL 84 B SL 81 F FF 95 B CH 87 B FF 94 B SL 83 4-2 23 FC6-4 BB			2	1	1	0	2	0	0
23 Adam Duvall, R (1, 7) OBP: 0.306, SLG: 0.566	D FF 96 X FF 97 1-0 ② F9		X SI 96 0-0 1-3 2B		B CU 79 B SI 94 X SI 95 2-0 7 G6-4-3 1B		X SL 85 0-0 ② FC6-4 7 BB 1-2f			4	0	2	0	0	0	3
7 Eugenio Suárez, R (1, 5) OBP: 0.408, SLG: 0.611	F FF 96 B CU 82 X CH 88 1-1 1-H 2-H HR		B CU 82 F CU 82 B SI 96 S CU 81 S SI 96 2-3 ② K		X SI 95 0-0 ① ② G6-4-3 1-2f		B FF 94 B SL 84 F SL 84 B FF 93 B FF 93 4-1 1-2 BB			3	1	1	3	1	1	3
43 Scott Schebler, L (1, 9) OBP: 0.291, SLG: 0.532	B FF 95 B FF 97 S FF 96 C FF 97 S FF 96 2-3 ③ K		B FF 96 X CU 81 1-0 ③ G1-3		B SI 94 B SI 94 X SI 94 2-0 ③ G4-3		S FF 95 B FF 95 X SL 85 1-1 ③ P5			4	0	0	0	0	1	4
9 José Peraza, R (1, 4) OBP: 0.275, SLG: 0.286		C FF 94 X SI 95 0-1 1B		C SI 94 F CU 80 X CU 80 0-2 54 SH2-4 39 HBP 6 HR 1B		B FF 96 B FF 96 C FF 96 F FF 96 F SL 88 X SL 86 2-2 ① G4-3		X SI 92 0-0 2B		4	1	3	0	0	0	0
39 Devin Mesoraco, R (1, 2) OBP: 0.357, SLG: 0.500		C FF 96 1 SAFE B SI 94 B CU 81 F FF 96 C CU 81 2-3 ① K		S SI 94 B SI 95 1 SAFE F CU 80 F SI 96 F CU 79 F CH 87 H SI 95 2-2 54 SH2-4 6 HR 1-2 HBP		B SL 87 C FF 95 S SL 86 X SL 85 1-2 HR		B SI 92 S CH 84 X CH 82 1-1 ① P4		3	2	1	1	0	1	2
54 Rookie Davis, R (1, 1) OBP: 0.400, SLG: 0.500 25 Cody Reed, L (6, 1) 31 Drew Storen, S (8, 1) 3 Patrick Kivlehan, R (8, PH) OBP: 0.385, SLG: 0.318 26 Raisel Iglesias, R (9, 1) OBP: 1.000, SLG: 2.000		M FF 95 C FF 95 L CU 81 0-3 ② K		C FF 93 L FF 95 X FF 95 0-2 ① SH2-4 1-2 2-3		B SI 93 C FF 94 C FF 94 C FF 95 1-3 ② K		B SI 92 S CH 84 S CH 85 B SI 92 F CH 84 S SI 92 2-3 ② K		1 1 0 1 0	0 0 0 0 0	0 0 0 0 0	0 0 0 0 0	1 1 0 1 0	1 0 0 1 0	1 0 0 1 0
Inning Stats	R: 3 E: 0 K: 1 S: 12 H: 2 LOB: 0 BB: 1 P: 22	R: 0 E: 0 K: 3 S: 12 H: 1 LOB: 1 BB: 0 P: 16	R: 0 E: 0 K: 1 S: 10 H: 2 LOB: 2 BB: 0 P: 16	R: 3 E: 0 K: 1 S: 17 H: 2 LOB: 0 BB: 0 P: 23	R: 0 E: 0 K: 0 S: 3 H: 1 LOB: 0 BB: 0 P: 7	R: 1 E: 0 K: 1 S: 14 H: 1 LOB: 0 BB: 0 P: 20	R: 0 E: 0 K: 0 S: 11 H: 0 LOB: 2 BB: 2 P: 22	R: 0 E: 0 K: 2 S: 10 H: 1 LOB: 1 BB: 0 P: 14		1B: 5 2B: 2 3B: 0 HR: 3	SF: 0 SAC: 1 DP: 1 HBP: 1		WP: 0 PB: 0 SB: 0 CS: 0	PA: 37	

PITCHER		IP	WLS	BF	H	R	ER	SO	BB	IBB	HBP	BLK	WP	HR	S	P	ERA	WHIP
50 Jameson Taillon, R ERA: 3.31	(1, 1)	5.0	L	24	8	6	6	6	1	0	1	0	0	2	54	84	10.80	1.800
57 Trevor Williams, R ERA: 5.4	(6, 1)	2.0		9	1	1	1	1	2	0	0	0	0	1	25	42	4.50	1.500
44 Tony Watson, L ERA: 0.87	(8, 1)	1.0		4	1	0	0	2	0	0	0	0	0	0	10	14	0.00	1.000

PITCHER	IP	WLS	BF	H	R	ER	SO	BB	IBB	HBP	BLK	WP	HR	S	P	ERA	WHIP

BOTTOM

Pittsburgh Pirates @ Cincinnati Reds

Great American Ball Park, Cincinnati, OH

Wed May 03 2017, 7:11 PM - 9:59 PM EDT

Att. 14,297 - Overcast - 56 F

livebaseballscorecards.com

AB	32
R	7
H	10
RBI	7
BB	3
SO	9
LOB	16

Pittsburgh Pirates @ Cincinnati Reds

Great American Ball Park, Cincinnati, OH

Thu May 04 2017, 1:31 PM - 4:10 PM EDT

Att. 17,896 - Rain - 54 F

TOP

livebaseballscorecards.com

Batter	1	2	3	4	5	6	7	8	9	AB	R	H	RBI	BB	SO	LOB
5 Josh Harrison, R (1, 5) OBP: 0.380, SLG: 0.516	C FF 90 S CH 84 S FF 90 0-3 ① K	F CH 84 B FF 90 F CH 85 X FF 91 1-2 ③ F9			X FF 89 0-0 1B	C FC 94 X SL 88 0-1 ③ F9				4	0	1	0	0	1	1
28 John Jaso, L (1, 9) OBP: 0.242, SLG: 0.255	C CH 85 B FF 91 X CH 85 1-1 ② P5		X FF 88 0-0 ① P6		D FF 89 1 SAFE 1 SAFE B CH 82 F SI 90 B FF 90 S FF 90 F FF 90 X FF 89 3-2 ③ F7			B SI 95 F SI 97 B FC 92 F FC 93 F FC 92 X SI 97 2-2 ① G3-1		4	0	0	0	0	0	1
22 Andrew McCutchen, R (1, 8) OBP: 0.319, SLG: 0.431	B FF 91 T FF 90 X FF 90 1-1 25 BB 1B		C CH 84 B CH 84 B CH 85 F SI 91 F CH 85 S CU 75 2-3 ② K			C FF 88 X FF 89 0-1 ① F9		B SL 86 B FC 91 B FC 93 C FF 96 C FF 96 X FF 96 3-2 ② G4-3		4	0	1	0	0	1	0
25 Gregory Polanco, L (1, 7) OBP: 0.316, SLG: 0.302	1 SAFE B FF 90 C CH 84 1 SAFE B CH 86 B FF 91 B FF 90 4-1 1-2 BB		C CU 75 B FF 90 S FF 90 X CU 76 1-2 ③ F9			C FF 90 F FF 90 B CH 84 X FF 90 1-2 ② L7		B SI 98 X SI 98 1-0 ③ G6-3		3	0	0	0	1	0	0
55 Josh Bell, S (1, 3) OBP: 0.347, SLG: 0.424	B FF 90 C FF 90 T FF 90 S FF 89 1-3 ③ K			B SI 89 X CH 83 1-0 ① G4-3		B SI 90 S FF 90 F FF 89 B CH 85 X CH 83 2-2 29 2B 2B			F FF 94 B SI 96 B SI 94 X SI 94 2-1 64 FC6-4 1B	4	1	2	0	0	1	2
29 Francisco Cervelli, R (1, 2) OBP: 0.299, SLG: 0.410		X FF 89 0-0 61 2B 1B		C FF 90 B CU 74 S CH 85 S FF 90 1-3 ② K		B CU 72 B FF 89 C FF 90 B FF 90 C SI 91 F SI 89 X FF 90 3-2 2-H 2B			C SL 81 F SL 84 B SI 96 F SL 83 S FF 95 1-3 ① K	4	1	2	1	0	2	1
37 Alen Hanson, S (1, 4) OBP: 0.233, SLG: 0.345 64 José Osuna, R (9, PH) OBP: 0.385, SLG: 0.500		L FF 89 F FF 89 D CH 84 B CH 84 F FF 90 1 SAFE X FF 90 2-2 ① F7		X CH 85 0-0 ③ G4-3		B CH 84 F FF 90 X FF 90 1-1 ③ F8			F SL 83 X SI 94 0-1 ② FC6-4 32 DI 1-2f	3 1	0 0	0 0	0 0	0 0	0 0	2 1
61 Gift Ngoepe, R (1, 6) OBP: 0.545, SLG: 0.563 32 Elías Díaz, R (9, PH) OBP: 0.300, SLG: 0.333		C CU 73 X FF 90 0-1 1-H 2B			C FF 89 B CU 74 C CU 73 B FF 88 X CU 74 2-2 ① G6-3		C SI 97 B SI 97 C FF 97 S SI 97 1-3 ① K		B SL 83 T SI 93 S SL 85 F SL 86 B FF 96 C FF 96 2-3 ③ K 1-2	3 1	0 0	1 0	1 0	0 0	1 1	0 1
46 Iván Nova, R (1, 1) 17 Phil Gosselin, R (7, PH) OBP: 0.154, SLG: 0.160 12 Juan Nicasio, R (7, 1) 41 Daniel Hudson, R (8, 1)		F FF 89 S CU 73 S CU 74 0-3 ② K			S FF 89 X FF 90 0-1 ② G3-4-1		B FC 94 C FF 96 X FF 95 1-1 ② G6-3			2 1 0 0	0 0 0 0	0 0 0 0	0 0 0 0	1 0 0 0	1 0 0 0	1 0 0 0

	AB	34
	R	2
	H	7
	RBI	2
	BB	1
	SO	8
	LOB	10

Inning Stats	1	2	3	4	5	6	7	8	9
	R: 0 E: 0 K: 2 S: 11	H: 1 LOB: 2 BB: 1 P: 18	R: 1 E: 0 K: 1 S: 13	H: 2 LOB: 1 BB: 0 P: 16	R: 0 E: 0 K: 1 S: 8	H: 0 LOB: 0 BB: 0 P: 11	R: 0 E: 0 K: 1 S: 5	H: 0 LOB: 0 BB: 0 P: 7	R: 0 E: 0 K: 0 S: 10	H: 1 LOB: 1 BB: 0 P: 15	R: 1 E: 0 K: 0 S: 14	H: 2 LOB: 1 BB: 0 P: 21	R: 0 E: 0 K: 1 S: 7	H: 0 LOB: 0 BB: 0 P: 9	R: 0 E: 0 K: 0 S: 8	H: 0 LOB: 0 BB: 0 P: 14	R: 0 E: 0 K: 2 S: 12	H: 1 LOB: 1 BB: 0 P: 17

	1B: 4	SF: 0	WP: 0	PA: 35
	2B: 3	SAC: 0	PB: 0	
	3B: 0	DP: 0	SB: 0	
	HR: 0	HBP: 0	CS: 0	

PITCHER		IP	WLS	BF	H	R	ER	SO	BB	IBB	HBP	BLK	WP	HR	S	P	ERA	WHIP
46 Tim Adleman, R ERA: 4.22	(1, 1)	6.0	W	25	6	2	2	5	1	0	0	0	0	0	61	88	3.00	1.167
21 Michael Lorenzen, R ERA: 4.15	(7, 1)	2.0	H	6	0	0	0	1	0	0	0	0	0	0	15	23	0.00	0.000
26 Raisel Iglesias, R ERA: 1.1	(9, 1)	1.0	S	4	1	0	0	2	0	0	0	0	0	0	12	17	0.00	1.000

PITCHER	IP	WLS	BF	H	R	ER	SO	BB	IBB	HBP	BLK	WP	HR	S	P	ERA	WHIP

BOTTOM

Batter	1	2	3	4	5	6	7	8	9	AB	R	H	RBI	BB	SO	LOB
6 Billy Hamilton, S (1, 8) OBP: 0.264, SLG: 0.277	X FF 91 0-0 ① F8		C CU 81 S CU 82 C CU 83 0-3 ③ K		F FF 92 B CU 79 B CH 86 X SI 92 2-1 19 S 19 2B 1B		C FF 94 1 SAFE B FF 95 F FF 94 B FF 96 B SL 90 X FF 96 3-2 ① FC5-4 19 BB 1-2f			4	1	1	0	0	1	2
9 José Peraza, R (1, 6) OBP: 0.274, SLG: 0.284	C FF 92 S CU 79 F FF 93 F SI 91 B SI 93 X SI 93 1-2 ② G4-3			C CU 78 B CU 80 F SI 91 F SI 93 X SI 92 1-2 19 2B 1B	X FF 93 0-0 ② F9		B FF 95 X FF 94 1-0 ② P3			4	1	1	0	0	0	2
19 Joey Votto, L (1, 3) OBP: 0.375, SLG: 0.610	C SI 93 B FF 91 X CH 88 1-1 ③ G4-3			B CH 87 C CH 88 1 SAFE X SI 94 1-1 1-H 23 1B 2B	F FF 93 F FF 94 D CU 83 B FF 96 B FF 95 X FF 95 3-2 1-H 23 3B 2B		B FF 93 1 SAFE B FF 95 B FF 95 S FF 94 B FF 96 4-1 1-2 BB			3	2	2	2	1	0	0
23 Adam Duvall, R (1, 7) OBP: 0.313, SLG: 0.583		C SI 91 C SI 92 B FF 93 B FF 92 S CU 81 2-3 ① K		F SI 94 X SI 93 0-1 ① 2-H 1B	C FF 93 F CU 83 F CU 83 X FF 93 0-2 2-H 3B		D SL 90 F SL 90 C FF 97 X SL 90 1-2 ③ G3-1			4	0	2	2	0	1	2
7 Eugenio Suárez, R (1, 5) OBP: 0.402, SLG: 0.591		B CU 80 C CU 79 F FF 92 F FF 94 X SI 92 1-2 ② G5-3		C FF 93 F CH 87 B FF 93 S CU 82 1-3 ② K	B FF 93 C SI 93 B SI 92 X CU 81 2-1 ③ G6-3			B SL 84 S FF 95 B FF 94 C SL 83 B CH 86 B FF 95 4-2 3 CS BB		3	0	0	0	1	1	1
43 Scott Schebler, L (1, 9) OBP: 0.290, SLG: 0.531		B SI 92 X SI 92 1-0 ③ L5		X CH 87 0-0 30 1B 2B		X CU 78 0-0 ① F9		C FF 95 X FF 94 0-1 ① P6		4	0	1	0	0	0	1
30 Arismendy Alcántara, S (1, 4) OBP: 0.360, SLG: 0.458 21 Michael Lorenzen, R (7, 1) OBP: 0.250, SLG: 1.000 3 Patrick Kivlehan, R (8, PH) OBP: 0.370, SLG: 0.304 26 Raisel Iglesias, R (9, 1) OBP: 1.000, SLG: 2.000			C SI 91 X CH 86 0-1 16 G5-3 1B	B CU 81 F SI 93 S SI 94 X SI 94 1-2 16 S 2-3 1B		C SI 92 X SI 92 0-1 16 G4-6-3 1B		B FF 96 D FF 94 B FF 94 C FF 94 S FF 95 S FF 95 3-3 ②③ K 1-2		3 0 1 0	0 0 0 0	3 0 0 0	0 0 0 0	0 0 1 0	0 0 1 0	0 0 1 0
16 Tucker Barnhart, L (1, 2) OBP: 0.316, SLG: 0.314			F SI 92 B FF 92 1 SAFE F SI 93 F FF 93 X SI 92 1-2 ① G5-3 1-2	F CU 81 F FF 94 D CU 82 X CU 82 1-2 ③ G4-3 1-2		C SI 92 X FF 92 0-1 ②③ G4-6-3 1-2f				3	0	0	0	0	0	4
46 Tim Adleman, R (1, 1) OBP: 0.167, SLG: 0.333 4 Scooter Gennett, L (7, 4) OBP: 0.291, SLG: 0.519			C SI 91 S SI 94 S SI 94 0-3 ② K		S SI 90 C SI 91 F SI 91 F CU 79 F SI 91 S CU 82 0-3 ① K		X FF 95 0-0 6 FC5-4 1B			2 1	0 0	0 1	0 0	0 0	2 0	1 0
Inning Stats	R: 0 E: 0 K: 0 S: 8 H: 0 LOB: 0 BB: 0 P: 10	R: 0 E: 0 K: 1 S: 8 H: 0 LOB: 0 BB: 0 P: 12	R: 0 E: 0 K: 2 S: 12 H: 1 LOB: 1 BB: 0 P: 13	R: 2 E: 0 K: 1 S: 18 H: 5 LOB: 2 BB: 0 P: 23	R: 2 E: 0 K: 1 S: 18 H: 3 LOB: 1 BB: 0 P: 25	R: 0 E: 0 K: 0 S: 5 H: 1 LOB: 0 BB: 0 P: 5	R: 0 E: 0 K: 0 S: 9 H: 1 LOB: 2 BB: 1 P: 18	R: 0 E: 0 K: 1 S: 7 H: 0 LOB: 1 BB: 1 P: 14		1B: 7 2B: 4 3B: 1 HR: 0	SF: 0 SAC: 0 DP: 2 HBP: 0			WP: 0 PB: 0 SB: 2 CS: 1	PA: 34	

PITCHER		IP	WLS	BF	H	R	ER	SO	BB	IBB	HBP	BLK	WP	HR	S	P	ERA	WHIP
46 Iván Nova, R ERA: 2.14	(1, 1)	6.0	L	26	10	4	4	5	0	0	0	0	0	0	69	88	6.00	1.667
12 Juan Nicasio, R ERA: 2.13	(7, 1)	1.0		5	1	0	0	0	1	0	0	0	0	0	9	18	0.00	2.000
41 Daniel Hudson, R ERA: 8.49	(8, 1)	1.0		3	0	0	0	1	1	0	0	0	0	0	7	14	0.00	1.000

PITCHER	IP	WLS	BF	H	R	ER	SO	BB	IBB	HBP	BLK	WP	HR	S	P	ERA	WHIP

Pittsburgh Pirates @ Cincinnati Reds

Great American Ball Park, Cincinnati, OH

Thu May 04 2017, 1:31 PM - 4:10 PM EDT

Att. 17,896 - Rain - 54 F

livebaseballscorecards.com

AB	32
R	4
H	11
RBI	4
BB	2
SO	6
LOB	14

Batter	1	2	3	4	5	6	7	8	9	AB	R	H	RBI	BB	SO	LOB
5 Jonathan Villar, S (1, 4) OBP: 0.263, SLG: 0.333	B SI 94 F SI 92 X CH 88 1-1 ① G4-3		C CH 90 X SI 94 0-1 ① 7 S 1B			C FC 85 S FC 85 B FC 85 B FC 85 C FF 86 2-3 ① K	B FF 98 S CH 87 D CH 87 F FF 96 X FF 98 2-2 ③ FC6-4 1-2f			4	0	1	0	0	1	4
7 Eric Thames, L (1, 3) OBP: 0.430, SLG: 0.710	B SI 94 C SL 89 S CH 88 B CH 88 X CH 88 2-2 ② F8		C SI 95 1 SAFE B FF 97 B SI 96 S SI 96 F SI 96 B FF 97 X SL 90 3-2 ③ F9 1-2			B SI 87 2 SAFE S SI 86 S SL 80 C CH 77 1-3 ② K		B FF 96 F FF 97 C CU 80 S SL 85 1-3 ① K		4	0	0	0	0	2	2
14 Hernán Pérez, R (1, 7) OBP: 0.337, SLG: 0.533 (6, 5)	S FF 95 B FF 95 C CH 89 B SI 95 X SI 96 2-2 ③ G4-3			C FC 84 B CH 79 X FC 84 1-1 ① F9		F FC 85 X CH 79 0-1 ① 2-3 1B		B CH 88 C FF 98 C CH 88 F FF 99 B CU 81 X FF 98 2-2 ② G1-6-3		4	0	1	0	0	0	0
21 Travis Shaw, L (1, 5) OBP: 0.316, SLG: 0.547 48 Jared Hughes, R (6, 1) 50 Jacob Barnes, R (7, 1) 24 Jesús Aquilar, R (8, PH) OBP: 0.283, SLG: 0.349 53 Jhan Mariñez, R (8, 1)		C SL 88 X SI 93 0-1 ① L6		C FF 87 F CU 72 B CH 79 F CH 78 C SI 87 1-3 ② K		C FF 87 B SL 82 C SL 82 X FC 85 1-2 ③ G4-3		B C FF 98 B CH 88 X 2-1 ③ G6-3		3 0 0 1 0	0 0 0 0 0	0 0 0 0 0	0 0 0 0 0	0 0 0 0 0	1 0 0 0 0	2 0 0 0 0
9 Manny Piña, R (1, 2) OBP: 0.400, SLG: 0.518		C FF 94 X SI 94 0-1 ② G4-3					X FF 92 0-0 ① G6-3		C FF 95 X SL 84 0-1 ① F9	4	0	0	0	0	1	0
2 Nick Franklin, S (1, 9) OBP: 0.162, SLG: 0.297 (6, 7)		C FF 94 B CH 89 X CH 89 1-1 1B			B FC 85 F CH 76 B FC 86 X FF 87 2-1 ① G6-3		C FF 93 F SL 87 B FF 94 X SL 88 1-2 23 2B 1B		X FF 95 0-0 1B	4	0	3	0	0	0	0
23 Keon Broxton, R (1, 8) OBP: 0.303, SLG: 0.407		S SI 95 C SI 94 1 SAFE S FF 97 0-3 ③ K			B CU 72 S CH 79 S CH 78 F FC 86 B FC 86 X CH 78 2-2 ② L6		S FF 93 C FF 94 X FF 96 0-2 1-3 2B		C SL 84 B FF 95 F SL 82 B FF 95 S SI 95 2-3 ② K	4	0	1	0	0	2	2
3 Orlando Arcia, R (1, 6) OBP: 0.260, SLG: 0.379			B SI 93 S SL 87 S SI 94 F SI 95 X SL 88 1-2 ① G3-1		S CH 78 B CH 79 B FC 85 F FC 85 F CH 77 B SI 87 F FC 85 F CH 77 X FC 86 3-2 ③ G1-3		B SL 88 S FF 94 X SI 94 1-1 ② P4		X FF 95 0-0 ③ F8	4	0	0	0	0	0	3
52 Jimmy Nelson, R (1, 1) 58 Rob Scahill, L (4, 1) 16 Domingo Santana, R (6, PH) OBP: 0.340, SLG: 0.476 (6, 9)			B SI 95 C SI 95 F SI 94 F SI 96 F FF 96 S SL 89 1-3 ② K			B CU 74 X FF 86 1-0 14 1B 2B	S FF 94 B SI 95 F SI 95 F FF 96 B FF 96 B SL 92 B SL 89 4-2 5 FC6-4 BB			1 0 1	0 0 0	0 0 1	0 0 0	0 0 1	1 0 0	0 0 0
Inning Stats	R: 0 E: 0 K: 0 S: 8 H: 0 LOB: 0 BB: 0 P: 13	R: 0 E: 0 K: 1 S: 9 H: 1 LOB: 1 BB: 0 P: 10	R: 0 E: 0 K: 1 S: 15 H: 1 LOB: 1 BB: 0 P: 20	R: 0 E: 0 K: 2 S: 9 H: 0 LOB: 0 BB: 0 P: 13	R: 0 E: 0 K: 0 S: 12 H: 0 LOB: 0 BB: 0 P: 19	R: 0 E: 0 K: 2 S: 12 H: 2 LOB: 2 BB: 0 P: 17	R: 0 E: 0 K: 0 S: 15 H: 2 LOB: 3 BB: 1 P: 23	R: 0 E: 0 K: 1 S: 9 H: 0 LOB: 0 BB: 0 P: 14	R: 0 E: 0 K: 1 S: 7 H: 1 LOB: 1 BB: 0 P: 9	1B: 5 2B: 2 3B: 0 HR: 0 SF: 0 SAC: 0 DP: 0 HBP: 0						WP: 0 PB: 0 SB: 1 CS: 0 PA: 35

PITCHER		IP	WLS	BF	H	R	ER	SO	BB	IBB	HBP	BLK	WP	HR	S	P	ERA	WHIP
39 Chad Kuhl, R ERA: 5.54	(1, 1)	3.0		11	2	0	0	2	0	0	0	0	0	0	32	43	0.00	0.667
38 Wade LeBlanc, L ERA: 2.33	(4, 1)	3.0	W	11	2	0	0	4	0	0	0	0	0	0	33	49	0.00	0.667
12 Juan Nicasio, R ERA: 2.03	(7, 1)	0.2		5	2	0	0	0	1	0	0	0	0	0	12	18	0.00	4.500
73 Felipe Vázquez, L ERA: 0.52	(7, 1)	1.1	H	4	0	0	0	1	0	0	0	0	0	0	12	19	0.00	0.000
41 Daniel Hudson, R ERA: 7.82	(9, 1)	1.0		4	1	0	0	1	0	0	0	0	0	0	7	9	0.00	1.000

PITCHER	IP	WLS	BF	H	R	ER	SO	BB	IBB	HBP	BLK	WP	HR	S	P	ERA	WHIP

TOP

Milwaukee Brewers @ Pittsburgh Pirates

PNC Park, Pittsburgh, PA

Fri May 05 2017, 7:16 PM - 12:23 AM EDT

Att. 21,129 - Cloudy - 59 F

livebaseballscorecards.com

AB	34
R	0
H	7
RBI	0
BB	1
SO	8
LOB	13

Milwaukee Brewers @ Pittsburgh Pirates

PNC Park, Pittsburgh, PA

Fri May 05 2017, 7:16 PM - 12:23 AM EDT

Att. 21,129 - Cloudy - 59 F

livebaseballscorecards.com

BOTTOM

Batter	1	2	3	4	5	6	7	8	9	AB	R	H	RBI	BB	SO	LOB
5 Josh Harrison, R (1, 5) OBP: 0.366, SLG: 0.495	B FF 94 C FF 94 B SL 87 B FF 93 C SI 94 S SI 95 3-3 ① **K**		L FF 92 B SL 88 C SL 87 X SL 90 1-2 ③ **FC5-4** 1-2f		S SI 92 X SI 93 0-1 ① **P4**	S SI 94 S SL 86 D SL 87 F SI 94 S SL 85 1-3 ③ **K**				4	0	0	0	0	2	3
55 Josh Bell, S (1, 3) OBP: 0.353, SLG: 0.472 28 John Jaso, L (8, 3) OBP: 0.242, SLG: 0.255	C SI 94 S FF 95 B CH 89 S FF 95 1-3 ② **K**			X SI 94 0-0 **25 1B 2B**	B SL 88 X SI 93 1-0 **HR**		C FF 95 S FC 90 B FF 96 X FC 92 1-2 ① **G3-1**			4 0	2 0	2 0	1 0	0 0	1 0	0 0
22 Andrew McCutchen, R (1, 8) OBP: 0.308, SLG: 0.415	X FF 94 0-0 ③ **F7**			B SI 94 F SI 94 B SI 94 B SL 89 C SI 93 S SI 94 3-3 ① **K**	C SI 92 X SI 94 0-1 ② **G6-3**		B FF 95 X FF 96 1-0 ② **F9**			4	0	0	0	0	1	1
25 Gregory Polanco, L (1, 7) OBP: 0.324, SLG: 0.322		F SI 94 X FF 94 0-1 ① **P6**		C SI 95 D CU 82 C SI 95 B SI 96 B SI 96 2 SAFE F SI 96 F SI 93 F SI 95 3-2 X SI 94 **64 FC3 29 1B 64 E 1B** 2-H	F SI 93 X SI 93 0-1 **2B**		F FC 90 C FC 89 B FC 88 S FC 89 1-3 ③ **K**			4	1	2	1	0	1	0
29 Francisco Cervelli, R (1, 2) OBP: 0.297, SLG: 0.402		B FF 93 B FF 94 X SI 93 2-0 ② **G5-3**		C SI 94 1 SAFE F SI 94 1 SAFE X SI 94 0-2 **37 G1-3 64 E 38 1B** 1-2 **1B**	C SL 88 X SL 88 0-1 ③ **G6-3**			C SI 94 C SL 86 F SI 94 B SI 96 S SL 85 1-3 ① **K**		4	1	1	0	0	1	1
64 José Osuna, R (1, 9) OBP: 0.349, SLG: 0.447		B FF 93 X SI 93 1-0 ③ **G5-3**		B SI 94 X SI 94 1-0 **FC3 37 G1-3 38 1B** 1-2 2-H		C SI 92 B SL 85 B SI 92 F SI 93 B SI 94 F SI 94 X SI 94 3-2 ① **G1-3**		F SI 96 X SL 85 0-1 ② **F9**		4	0	0	0	0	0	1
37 Alen Hanson, S (1, 4) OBP: 0.212, SLG: 0.313 61 Gift Ngoepe, R (7, 4) OBP: 0.522, SLG: 0.529			C SI 94 B FF 94 X CH 85 1-1 ① **F8**	B SI 94 F SI 93 C SI 94 B SI 94 F SI 94 F SI 94 F SL 88 B SI 93 X SI 92 3-2 ② **G1-3** 1-2 2-3	S SI 93 F SI 93 B SI 92 X SI 93 1-2 ② **G1-3**			B SI 95 C SI 95 X SI 94 1-1 ③ **G4-3**		3 1	0 0	0 0	0 0	0 0	0 0	2 0
10 Jordy Mercer, R (1, 6) OBP: 0.333, SLG: 0.315			C FF 92 X SI 94 0-1 ② **G6-3**	0-0 **38 1B IBB**		B SL 86 B SI 93 F SI 94 B SI 93 B SI 94 4-1 **17 1B BB**				1	0	0	0	2	0	0
39 Chad Kuhl, R (1, 1) 38 Wade LeBlanc, L (4, 1) OBP: 0.200, SLG: 0.200 17 Phil Gosselin, R (6, PH) OBP: 0.185, SLG: 0.192 12 Juan Nicasio, R (7, 1) 73 Felipe Vázquez, L (7, 1) 41 Daniel Hudson, R (9, 1)			B FF 92 C FF 93 X FF 93 1-1 **E6 5 FC5-4**	X SI 94 0-0 ③ 1-2 2-H 3-H **1B**		C SI 94 B SI 93 X SI 94 1-1 1-2 **1B**				1 1 1 0 0 0	0 0 0 0 0 0	0 1 1 0 0 0	0 1 0 0 0 0	0 0 0 0 0 0	0 0 0 0 0 0	0 0 0 0 0 0
Inning Stats	R: 0 E: 0 K: 2 S: 7 H: 0 LOB: 0 BB: 0 P: 11	R: 0 E: 0 K: 0 S: 4 H: 0 LOB: 0 BB: 0 P: 7	R: 0 E: 1 K: 0 S: 9 H: 0 LOB: 1 BB: 0 P: 12	R: 3 E: 1 K: 1 S: 21 H: 4 LOB: 2 BB: 1 P: 31	R: 1 E: 0 K: 0 S: 9 H: 2 LOB: 1 BB: 0 P: 10	R: 0 E: 0 K: 1 S: 14 H: 1 LOB: 2 BB: 1 P: 24	R: 0 E: 0 K: 1 S: 7 H: 0 LOB: 0 BB: 0 P: 10	R: 0 E: 0 K: 1 S: 8 H: 0 LOB: 0 BB: 0 P: 10		1B: 4 2B: 2 3B: 0 HR: 1 SF: 0 SAC: 0 DP: 0 HBP: 0				WP: 0 PB: 0 SB: 0 CS: 0 PA: 34	

	AB	32
	R	4
	H	7
	RBI	3
	BB	2
	SO	6
	LOB	8

PITCHER		IP	WLS	BF	H	R	ER	SO	BB	IBB	HBP	BLK	WP	HR	S	P	ERA	WHIP
52 Jimmy Nelson, R ERA: 4.83	(1, 1)	3.0		10	0	0	0	2	0	0	0	0	0	0	20	30	0.00	0.000
58 Rob Scahill, R ERA: 9.0	(4, 1)	2.0	L	13	6	4	2	1	0	1	0	0	0	1	30	41	9.00	3.000
48 Jared Hughes, R ERA: 3.0	(6, 1)	1.0		5	1	0	0	1	1	0	0	0	0	0	14	24	0.00	2.000
50 Jacob Barnes, R ERA: 2.93	(7, 1)	1.0		3	0	0	0	1	0	0	0	0	0	0	7	10	0.00	0.000
53 Jhan Mariñez, R ERA: 4.73	(8, 1)	1.0		3	0	0	0	1	0	0	0	0	0	0	8	10	0.00	0.000

PITCHER	IP	WLS	BF	H	R	ER	SO	BB	IBB	HBP	BLK	WP	HR	S	P	ERA	WHIP

Batter	1	2	3	4	5	6	7	8	9	10	AB	R	H	RBI	BB	SO	LOB
5 Jonathan Villar, S (1, 4) OBP: 0.255, SLG: 0.323	C FF 94 B CH 86 F FF 95 F SL 86 B SI 95 F FF 96 S CH 88 2-3 ① **K**		1 SAFE X SI 95 0-0 ② **FC4-6** **1-2f**			C KC 79 S CH 87 F FF 95 B SL 85 B CH 88 C FF 95 2-3 ① **K**			B SI 91 C CH 82 L CH 83 X SI 92 1-2 ① **F8**		4	0	0	0	0	2	1
7 Eric Thames, L (1, 3) OBP: 0.424, SLG: 0.692	C KC 80 F FF 95 F FF 97 F SI 97 S KC 81 0-3 ② **K**		B FF 96 X SI 96 1-0 ③ **G4-3**			S CH 88 B FF 97 B SI 96 X CH 89 2-1 ② **G3**			X SI 92 0-0 **1B**		4	0	1	0	0	1	1
14 Hernán Pérez, R (1, 6) OBP: 0.333, SLG: 0.557	C FF 95 F FF 95 X FF 96 0-2 ③ **G5-3**			B KC 80 X SI 94 1-0 **HR**		C FF 94 B CH 89 X CH 88 1-1 ③ **G5-3**			B SI 92 F SI 91 X SI 90 1-1 ② **L8**		4	1	1	1	0	0	1
21 Travis Shaw, L (1, 5) OBP: 0.305, SLG: 0.527		X FF 95 0-0 ① **G3-1**		B CH 89 F CH 88 X CH 87 1-1 ① **L9**			B FF 94 X FF 94 1-0 ① **F7**		C SI 92 F SI 91 X SI 92 0-2 ③ **G5-3**		4	0	0	0	0	0	1
16 Domingo Santana, R (1, 9) OBP: 0.346, SLG: 0.471		C SI 94 B KC 80 B SI 95 B FF 96 F SI 95 B FF 97 4-2 **9 G4-3 9 WP BB**		S FF 96 B SL 87 X SI 95 1-1 **2 CS 1B**			C KC 80 C FF 95 B CH 87 B CH 88 S CH 89 2-3 ② **K**			F SI 91 B SI 90 C SI 92 S SI 92 1-3 ① **K**	3	0	1	0	1	2	0
9 Manny Piña, R (1, 2) OBP: 0.375, SLG: 0.483		1 SAFE B FF 96 F SL 87 X SI 96 1-1 ② **G4-3** **1-3**		C KC 82 1 SAFE D KC 81 1 SAFE F FF 96 F SL 89 S FF 95 1-3 ② **K**			C KC 79 B CH 88 X SI 95 1-1 ③ **G6-3**			F SI 91 F CH 82 S CH 84 0-3 ② **K2-3**	4	0	0	0	0	2	2
2 Nick Franklin, S (1, 7) OBP: 0.146, SLG: 0.268		B KC 82 C KC 81 S FF 97 D KC 82 B FF 97 C SL 88 3-3 ③ **K**		1 SAFE C CH 88 P PO 92 1 SAFE C SI 96 B FF 97 2-2 ③ **CS** **1-2**	X SL 86 0-0 ① **F7**			B CH 85 F FF 96 S FF 97 F FF 98 S CU 83 1-3 ① **K**		B CH 82 B SI 91 X SI 91 2-0 ③ **F8**	4	0	0	0	0	2	1
23 Keon Broxton, R (1, 8) OBP: 0.304, SLG: 0.398			B FF 95 B KC 81 S SI 94 F SI 96 B CH 88 F FF 97 B SI 96 4-2 **5 FC4-6 BB**		C SL 87 S SL 86 B SL 85 F FF 94 B FF 96 F KC 80 B SL 87 F SI 96 F SI 96 3-3 ② **K**			C FF 97 S CH 87 S FF 99 0-3 ② **K**			2	0	0	0	1	2	0
22 Matt Garza, R (1, 1) OBP: 0.167, SLG: 0.167			C FF 95 C FF 95 B FF 95 L SI 96 1-3 ① **K**		B FF 93 C FF 93 F FF 94 X SL 87 1-2 ③ **G4-3**			B CU 82 C FF 97 F FF 98 B FF 99 F FF 98 F FF 99 F FF 100 B CH 88 S CH 89 3-3 ③ **K**			2	0	0	0	0	1	1
24 Jesús Aguilar, R (8, PH) OBP: 0.277, SLG: 0.341											1	0	0	0	0	1	0
46 Corey Knebel, R (8, 1)											0	0	0	0	0	0	0
37 Neftalí Feliz, R (9, 1)											0	0	0	0	0	0	0
59 Carlos Torres, R (10, 1)											0	0	0	0	0	0	0

TOP

Milwaukee Brewers @ Pittsburgh Pirates

PNC Park, Pittsburgh, PA

Sat May 06 2017, 7:10 PM - 10:06 PM EDT

Att. 22,902 - Cloudy - 49 F

livebaseballscorecards.com

AB	32
R	1
H	3
RBI	1
BB	2
SO	13
LOB	8

Inning Stats	1	2	3	4	5	6	7	8	9	10
	R: 0 E: 0 K: 2 S: 13 H: 0 LOB: 0 BB: 0 P: 15	R: 0 E: 0 K: 1 S: 8 H: 0 LOB: 1 BB: 1 P: 16	R: 0 E: 0 K: 1 S: 8 H: 0 LOB: 1 BB: 1 P: 14	R: 1 E: 0 K: 1 S: 12 H: 2 LOB: 0 BB: 0 P: 17	R: 0 E: 0 K: 1 S: 12 H: 0 LOB: 0 BB: 0 P: 16	R: 0 E: 0 K: 1 S: 8 H: 0 LOB: 0 BB: 0 P: 13	R: 0 E: 0 K: 1 S: 6 H: 0 LOB: 0 BB: 0 P: 10	R: 0 E: 0 K: 3 S: 13 H: 0 LOB: 0 BB: 0 P: 17	R: 0 E: 0 K: 0 S: 9 H: 1 LOB: 1 BB: 0 P: 11	R: 0 E: 0 K: 2 S: 7 H: 0 LOB: 0 BB: 0 P: 10

| | | | | | | | | | | |

Batter	1	2	3	4	5	6	7	8	9	10	AB	R	H	RBI	BB	SO	LOB
5 Josh Harrison, R (1, 5) OBP: 0.368, SLG: 0.490	B FF 92 C FF 89 B SL 84 F SI 90 F SL 83 F SI 92 B SL 85 F FF 92 F FF 92 3-2 X FF 92 G5-3 ①		C SL 84 B SI 92 X FF 93 1-1 F9 ③			B FF 90 B FF 92 S SL 82 B SI 91 X SI 91 3-1 22 FC5-2 55 1B 1-2 1B		C FF 96 B KC 79 F FF 96 S KC 79 1-3 K ②		X FF 92 0-0 3-H 1B	5	0	2	1	0	1	0
55 Josh Bell, S (1, 3) OBP: 0.358, SLG: 0.484	C CU 73 B FF 92 B CH 86 F FF 92 F SL 84 B FF 91 F SL 84 S SL 83 3-3 K ②			C CU 74 B FF 90 B FF 91 X CH 85 2-1 22 F8 25 G3 2B		B FF 92 X FF 92 1-0 22 FC5-2 1-2 2-3 1B		C KC 78 B FF 95 B KC 78 F FF 96 C FF 96 2-3 K ③			4	1	2	0	0	2	0
22 Andrew McCutchen, R (1, 8) OBP: 0.298, SLG: 0.400	X FF 92 0-0 F8 ③			L SI 91 F SI 91 B FF 90 D SL 83 B SL 81 X SI 92 3-2 F8 ① 2-3		F SI 92 X CU 75 0-1 FC5-2 ① ② 1-2 2-3 3-H			F FF 98 B SL 89 B SL 83 X FF 98 2-1 L5 ①		4	0	0	0	0	0	4
25 Gregory Polanco, L (1, 7) OBP: 0.321, SLG: 0.330		B SL 83 X SL 83 1-0 P4 ①		B FF 92 X FF 93 1-0 G3 ② 3-H		S SL 82 X FF 92 0-1 G4-3 ③			S FF 97 B FF 94 C FF 97 F FF 98 B SL 87 X CH 91 2-2 29 G4-3 2B		4	0	1	1	0	0	2
29 Francisco Cervelli, R (1, 2) OBP: 0.305, SLG: 0.419		X FF 92 0-0 28 2B 2B		C SL 82 X CU 74 0-1 G5-3 ③			X SL 81 0-0 28 G6-3 1B		B FF 98 X FF 98 1-0 G4-3 ② 2-3		4	0	2	0	0	0	1
28 John Jaso, L (1, 9) OBP: 0.258, SLG: 0.276		B SI 90 C CH 83 X SL 81 1-1 10 L7-4 2-3 2B			F SI 90 C CU 74 B FF 91 X FF 92 1-2 P4 ①		B SI 91 F FF 91 F SL 82 X SI 91 1-2 G6-3 ① ② 1-2f			0-0 10 DI IBB	3	0	1	0	1	0	1
10 Jordy Mercer, R (1, 6) OBP: 0.330, SLG: 0.313		B SI 91 B SI 90 C SL 83 X SL 83 2-1 L7-4 ② ③ 2-2			X FF 92 0-0 L8 ②		B CU 73 X FF 92 1-0 1B		B FF 98 D SL 85 C FF 98 F FF 99 F FF 98 F FF 98 B FF 99 S SL 89 3-3 K ③ 1-2		4	0	1	0	0	1	4
61 Gift Ngoepe, R (1, 4) OBP: 0.481, SLG: 0.476			L FF 91 C CU 73 B SI 90 S SL 83 1-3 K2-3 ①		C FF 92 B CU 75 X SI 92 1-1 G4-3 ③		S SL 82 D SL 82 B SI 92 S SI 91 S SL 83 2-3 K ③			F FF 92 B FF 89 X FF 91 1-1 64 F8 64 WP 5 1B 1B	4	1	1	0	0	2	1
45 Gerrit Cole, R (1, 1) OBP: 0.182, SLG: 0.182 73 Felipe Vázquez, L (8, 1) 37 Alen Hanson, S (8, PH) OBP: 0.206, SLG: 0.303 44 Tony Watson, L (9, 1) 64 José Osuna, R (10, PH) OBP: 0.341, SLG: 0.436			C FF 91 S SL 82 S SL 84 0-3 K ②			F FF 91 X FF 92 0-1 55 1B 5 1B 22 FC5-2 1B		B KC 78 F FF 95 F FF 95 S FF 96 1-3 K ①		S FC 90 1 SAFE 1 SAFE 1 FF 92 B FC 92 F FF 92 X FF 93 1-2 F8 ① 1-3	2 0 1 0 0	0 0 0 0 0	1 0 0 0 0	0 0 0 0 0	0 0 1 0 0	1 0 0 0 0	0 0 0 0 1
Inning Stats	R: 0 E: 0 K: 1 S: 13 H: 0 LOB: 0 BB: 0 P: 19	R: 0 E: 0 K: 0 S: 6 H: 2 LOB: 1 BB: 0 P: 10	R: 0 E: 0 K: 2 S: 8 H: 0 LOB: 0 BB: 0 P: 10	R: 1 E: 0 K: 0 S: 8 H: 1 LOB: 0 BB: 0 P: 14	R: 0 E: 0 K: 0 S: 6 H: 0 LOB: 0 BB: 0 P: 8	R: 0 E: 0 K: 0 S: 9 H: 3 LOB: 2 BB: 0 P: 13	R: 0 E: 0 K: 1 S: 8 H: 2 LOB: 1 BB: 0 P: 12	R: 0 E: 0 K: 3 S: 9 H: 0 LOB: 0 BB: 0 P: 13	R: 0 E: 0 K: 1 S: 12 H: 1 LOB: 2 BB: 1 P: 20	R: 1 E: 0 K: 0 S: 7 H: 2 LOB: 1 BB: 0 P: 9	1B: 7 2B: 5 3B: 0 HR: 0 SF: 0 SAC: 0 DP: 3 HBP: 0	WP: 1 PB: 0 SB: 0 CS: 0 PA: 37					

PITCHER		IP	WLS	BF	H	R	ER	SO	BB	IBB	HBP	BLK	WP	HR	S	P	ERA	WHIP
22 Matt Garza, R ERA: 2.55	(1, 1)	7.0		26	8	1	1	4	0	0	0	0	0	0	58	86	1.29	1.143
46 Corey Knebel, R ERA: 1.17	(8, 1)	1.0		3	0	0	0	3	0	0	0	0	0	0	9	13	0.00	0.000
37 Neftalí Feliz, R ERA: 5.27	(9, 1)	1.0		5	1	0	0	1	0	1	0	0	0	0	12	20	0.00	1.000
59 Carlos Torres, R ERA: 4.15	(10, 1)	0.1	L	3	2	1	1	0	0	0	0	0	1	0	7	9	27.00	6.000

PITCHER	IP	WLS	BF	H	R	ER	SO	BB	IBB	HBP	BLK	WP	HR	S	P	ERA	WHIP

BOTTOM

Milwaukee Brewers @ Pittsburgh Pirates

PNC Park, Pittsburgh, PA

Sat May 06 2017, 7:10 PM - 10:06 PM EDT

Att. 22,902 - Cloudy - 49 F

livebaseballscorecards.com

AB	36
R	2
H	11
RBI	2
BB	1
SO	8
LOB	14

Milwaukee Brewers @ Pittsburgh Pirates

PNC Park, Pittsburgh, PA

Sun May 07 2017, 1:38 PM - 4:44 PM EDT

Att. 25,108 - Partly Cloudy - 54 F

livebaseballscorecards.com

Batter	1	2	3	4	5	6	7	8	9	AB	R	H	RBI	BB	SO	LOB
5 Jonathan Villar, S (1, 4) OBP: 0.254, SLG: 0.318	B SI 93 X SI 92 1-0 ① F8		C CU 79 B CH 89 B SI 96 B SI 93 X SI 94 3-1 7 2B 1B		D CH 85 S SI 93 L CU 78 X SI 94 1-2 E4 14 E 14 S 2-H		B SI 94 B FF 94 F SI 94 L SL 85 X SI 94 2-2 ② G1-3 2-3		C SI 94 F CH 85 B SI 92 B SL 85 C SL 84 2-3 ② K	5	1	1	0	0	1	1
7 Eric Thames, L (1, 3) (6, 9) OBP: 0.438, SLG: 0.731	B SI 95 B CH 86 X SI 94 2-0 1B		1 SAFE B SI 91 B CH 83 C CH 84 B SI 94 F SI 91 X CU 78 3-2 1-H 2B		B SI 93 C SI 94 F SI 94 1 SAFE B SI 91 S CU 79 2-3 ② K		H SI 94 1-0 HBP		X SI 94 0-0 HR	4	1	3	2	0	1	1
14 Hernán Pérez, R (1, 7) OBP: 0.315, SLG: 0.524	F FF 92 C CU 79 S FF 92 0-3 ② K		C CU 78 X SI 92 0-1 ③ G6-3		C SI 93 B FF 93 F CH 86 S SI 92 1-3 ③ K 1-3		S SL 87 X SI 93 0-1 ③ P6		X FF 91 0-0 ③ G5-3	5	0	0	0	0	2	5
21 Travis Shaw, L (1, 5) OBP: 0.303, SLG: 0.544	C SI 96 1 SAFE X SI 96 0-1 ③ F9			B CU 76 C CU 78 B SI 94 X SI 91 2-1 HR		B FF 93 C CH 85 F FF 94 B FF 94 S CU 79 2-3 ① K		B CU 77 F SI 94 B FF 94 X SI 93 2-1 ① F9		4	1	1	1	0	1	1
16 Domingo Santana, R (1, 9) OBP: 0.336, SLG: 0.456 50 Jacob Barnes, R (6, 1) 51 Oliver Drake, R (7, 1) 2 Nick Franklin, S (8, PH) OBP: 0.167, SLG: 0.268 46 Corey Knebel, R (8, 1) 37 Neftalí Feliz, R (9, 1)		C FF 92 C FF 94 F CU 79 F CU 79 C SI 96 0-3 ① K	X SI 93 0-0 ① G4-3		B CU 78 X FF 93 1-1 ② F9		B SI 93 S SL 86 B FF 94 B SI 94 B FF 92 4-1 BB		3 0 0 0 0 1 0 0 0 0 0 0 0 0 0 0 0 0 0 0 0 0 0 0 0 1 0 0 0 0 0 0 0 0 0 0 0 0 0 0 0 0						
47 Jett Bandy, R (1, 2) OBP: 0.338, SLG: 0.533		C FF 93 F SI 95 X FF 93 0-2 ② P4	B CU 80 S CH 87 C FF 95 S CU 79 1-3 ② K		C SI 95 X FF 91 0-1 ③ F8		B SL 86 X SL 86 1-0 ② P6		4	0	0	0	0	1	1
23 Keon Broxton, R (1, 8) OBP: 0.313, SLG: 0.395		X SI 93 0-0 ③ G6-3	B FF 94 F SI 93 S CH 86 B CU 79 B CH 88 B CU 78 4-2 3 CS BB			B CU 77 B FF 92 C FF 92 B SI 93 T SI 93 X FF 93 3-2 3 SH3 24 2B 3 S 1B	X SI 93 0-0 ③ F9		3	1	1	0	1	0	1
3 Orlando Arcia, R (1, 6) OBP: 0.262, SLG: 0.371		B CU 76 B SI 93 X SI 92 2-0 ① F8	1 SAFE F FF 94 1 SAFE P PO 84 1-1 ③ CS 1-2		B CU 76 B CU 76 B FF 92 4-0 27 SH3-4 5 E BB		B SI 92 C CH 85 2 SAFE B FF 90 X SI 92 2-1 ① SH3 1-3		C SI 93 B SI 93 F SL 85 S SI 93 1-3 ① K	2	1	0	0	1	1	0
27 Zach Davies, R (1, 1) OBP: 0.200, SLG: 0.111 24 Jesús Aguilar, R (6, 3) OBP: 0.306, SLG: 0.457		B FF 92 F SI 91 C FF 93 B SI 93 F SI 94 X FF 92 2-2 ② F8			B CH 86 C FF 91 L FF 92 X SI 91 1-2 ① SH3-4 1-2		C FF 93 X SI 92 0-1 5 G1-3 3-H 2B		C SL 85 X SI 93 0-1 HR	1	0	0	0	0	0	0
										2	1	2	2	0	0	0

| Inning Stats | | | | | | | | | |

Milwaukee Brewers @ Pittsburgh Pirates

PNC Park, Pittsburgh, PA

Sun May 07 2017, 1:38 PM - 4:44 PM EDT

Att. 25,108 - Partly Cloudy - 54 F

livebaseballscorecards.com

BOTTOM

Batter	1	2	3	4	5	6	7	8	9	AB	R	H	RBI	BB	SO	LOB
28 John Jaso, L (1, 9) OBP: 0.239, SLG: 0.254	F SI 88 B FC 86 F SI 87 X CH 78 1-2 P6 ①		B SI 88 F CH 78 D SI 89 F CH 78 F FC 87 X CH 77 2-2 G4-3 ③		C CU 72 F CU 72 B SI 88 F CH 78 B CH 76 F FC 86 C CH 77 2-3 K ③		B FS 83 B FS 82 B FS 82 C FF 92 X FS 83 3-1 F8 ③		B FF 96 B SL 82 C SL 82 X FF 96 2-1 G6-3 ③	5	0	0	0	0	1	5
10 Jordy Mercer, R (1, 6) OBP: 0.328, SLG: 0.310	B SI 88 C SI 89 B CU 73 C SI 89 C SI 90 2-3 K ②			B CU 73 C CU 73 B SI 90 B SI 89 X SI 89 3-1 25 BB 1B		C SI 88 F SI 88 B SI 89 X CU 72 1-2 G1-3 ①		C FF 94 S FF 95 S FF 96 0-3 K ①		4	0	1	0	0	2	0
55 Josh Bell, S (1, 3) OBP: 0.345, SLG: 0.464	B SI 90 X SI 89 1-0 G4-3 ③			F SI 88 1 SAFE C CU 72 S CU 72 0-3 K ①		F CU 71 B SI 89 X CH 78 1-1 G3 ②		C KC 79 C KC 78 F FF 96 S FF 96 0-3 K ②		4	0	0	0	0	2	1
25 Gregory Polanco, L (1, 8) OBP: 0.345, SLG: 0.354		B SI 89 B SI 89 B SI 88 B SI 89 4-0 17 G4-3 BB		C FC 87 B CH 76 B CH 76 F FC 86 B CH 78 B SI 89 4-2 1-2 BB		B FC 87 C SI 90 X FC 86 1-1 64 HR 2B		F FF 98 B FF 97 C KC 79 B KC 80 B FF 96 X FF 97 3-2 1B		2	1	2	0	2	0	0
64 José Osuna, R (1, 7) OBP: 0.333, SLG: 0.488		C SI 88 1 SAFE S CU 73 1 SAFE S CH 77 0-3 K ①		S CU 73 B SI 90 B CH 79 B CH 78 F SI 91 X CU 73 3-2 L7 ②		B SI 90 X CH 78 1-0 2-H HR		C KC 77 F FF 95 S FF 96 0-3 K ③		4	1	1	2	0	2	4
17 Phil Gosselin, R (1, 4) OBP: 0.167, SLG: 0.172 53 Johnny Barbato, R (7, 1) 47 Josh Lindblom, R (9, 1) 5 Josh Harrison, R (9, PH) OBP: 0.373, SLG: 0.495		B SI 88 1 SAFE B SI 89 C SI 88 B SI 89 X SI 88 3-1 G4-3 ② ③ 1-2		C SI 90 B FC 85 B SI 90 F SI 90 S CH 79 2-3 K ③		B FF 95 X FF 95 1-0 G4-3 ③			B FF 94 B SL 81 C FF 95 X FF 95 2-1 19 B1-3 32 BB 1B	3 0 0 1	0 0 0 0	0 0 0 1	0 0 0 0	0 0 0 0	1 0 0 0	3 0 0 0
61 Gift Ngoepe, R (1, 5) OBP: 0.433, SLG: 0.417 32 Elias Díaz, R (9, PH) OBP: 0.364, SLG: 0.333			B SI 88 C SI 88 X CU 72 1-1 G6-3 ①		C SI 88 C CU 73 B SI 88 S CH 77 1-3 K ①		S FF 95 B FF 96 B FC 90 C FC 88 S FF 95 2-3 K ①		B FF 95 B FF 96 C FF 95 B SL 82 F FF 96 F FF 97 B FF 97 4-2 19 B1-3 1-2 BB	3 0	0 0	0 0	0 0	0 1	2 0	0 0
19 Chris Stewart, R (1, 2) OBP: 0.333, SLG: 0.409			B SI 89 C SI 89 B CU 74 C SI 89 F CH 78 B SI 90 F CH 78 F SI 90 X SI 90 3-2 1B		C SI 89 F SI 89 B SI 88 F CU 74 X SI 89 1-2 L7 ②		C FF 95 X FC 91 0-1 G5-3 ②		X FF 95 0-0 1-2 2-3 B1-3 ①	4	0	1	0	0	0	2
24 Tyler Glasnow, L (1, 1) OBP: 0.500, SLG: 0.167 37 Alen Hanson, S (7, 4) OBP: 0.222, SLG: 0.294			L SI 89 T SI 89 B CU 72 L SI 88 1-3 K ②		B SI 88 C SI 90 B SI 90 B SI 90 B SI 90 4-1 BB		B FC 91 B FF 96 B FF 96 B FF 93 4-0 BB		C FF 96 F FF 96 B FF 94 X FF 97 1-2 F8 ②	1 1	0 0	0 0	0 1	1 0	1 2	1 2
Inning Stats	R: 0 E: 0 K: 1 S: 7 H: 0 LOB: 0 BB: 0 P: 11	R: 0 E: 0 K: 1 S: 5 H: 0 LOB: 0 BB: 1 P: 12	R: 0 E: 0 K: 1 S: 15 H: 1 LOB: 1 BB: 0 P: 22	R: 0 E: 0 K: 2 S: 13 H: 1 LOB: 2 BB: 1 P: 25	R: 0 E: 0 K: 2 S: 13 H: 0 LOB: 1 BB: 1 P: 21	R: 2 E: 0 K: 0 S: 9 H: 2 LOB: 0 BB: 0 P: 14	R: 0 E: 0 K: 1 S: 7 H: 0 LOB: 1 BB: 1 P: 16	R: 0 E: 0 K: 3 S: 13 H: 1 LOB: 1 BB: 0 P: 16	R: 0 E: 0 K: 0 S: 11 H: 1 LOB: 2 BB: 1 P: 20	1B: 4 2B: 1 3B: 0 HR: 1 SF: 0 SAC: 0 DP: 0 HBP: 0						WP: 0 PB: 0 SB: 0 CS: 0 PA: 37	

	AB	32
	R	2
	H	6
	RBI	2
	BB	5
	SO	11
	LOB	18

PITCHER		IP	WLS	BF	H	R	ER	SO	BB	IBB	HBP	BLK	WP	HR	S	P	ERA	WHIP
27 Zach Davies, R ERA: 5.6	(1, 1)	5.2	W	23	4	2	2	7	3	0	0	0	0	1	61	103	3.18	1.235
50 Jacob Barnes, R ERA: 2.76	(6, 1)	1.0	H	4	0	0	0	1	1	0	0	0	0	0	6	13	0.00	1.000
51 Oliver Drake, R ERA: 3.07	(7, 1)	0.1	H	1	0	0	0	0	0	0	0	0	0	0	2	5	0.00	0.000
46 Corey Knebel, R ERA: 1.1	(8, 1)	1.0	H	4	1	0	0	3	0	0	0	0	0	0	13	16	0.00	1.000
37 Neftalí Feliz, R ERA: 4.91	(9, 1)	1.0		5	1	0	0	0	1	0	0	0	0	0	11	20	0.00	2.000

PITCHER	IP	WLS	BF	H	R	ER	SO	BB	IBB	HBP	BLK	WP	HR	S	P	ERA	WHIP

Batter	1	2	3	4	5	6	7	8	9	AB	R	H	RBI	BB	SO	LOB
5 Josh Harrison, R (1, 5) OBP: 0.361, SLG: 0.477	B SI 92 C SI 93 B KC 85 F CH 87 F KC 84 F CH 87 B SI 94 F CH 87 S SI 94 3-3 **K** ①		F CH 86 C SI 92 F KC 83 1 SAFE F CH 87 B SI 93 F SI 93 B SI 94 X SI 94 2-2 **FC6-4** ③ 1-2f		B SI 92 F CH 87 F SI 93 B SI 93 B CH 87 F KC 84 F SI 94 C SI 92 3-3 **K** ③		S FF 93 X CH 86 0-1 **G5-3** ③			4	0	0	0	0	2	3
61 Gift Ngoepe, R (7, 5) OBP: 0.433, SLG: 0.417										0	0	0	0	0	0	0
10 Jordy Mercer, R (1, 6) OBP: 0.328, SLG: 0.311	F SI 94 F SI 92 B KC 86 B CH 87 S KC 84 2-3 **K** ②			B CH 86 B SI 91 S CH 86 F CH 86 S CH 87 2-3 **K** ①		C KC 78 B FF 93 B SL 87 X FF 95 2-1 22 2B 64 1B **1B**		C KC 78 X CH 82 0-1 **G1-3** ①		3	0	1	0	0	2	0
37 Alen Hanson, S (6, PR) OBP: 0.216, SLG: 0.286 (6, 6)										1	1	0	0	0	0	0
22 Andrew McCutchen, R (1, 8) OBP: 0.305, SLG: 0.407	C SI 93 B SI 94 B CH 86 S SI 93 B CH 87 X SI 94 3-2 **G6-3** ③			B KC 86 F SI 94 B CH 86 C KC 84 C KC 85 2-3 **K** ②		S SL 87 X FF 92 0-1 64 1B **2B** 1-3		F KC 78 B SL 88 B CH 85 B CH 86 F SL 89 B SL 90 4-2 28 G3-6-3 **BB**		3	0	1	0	1	1	0
25 Gregory Polanco, L (1, 7) OBP: 0.348, SLG: 0.357		B SI 92 C KC 84 C SI 92 S CH 86 1-3 **K** ①		X KC 84 0-0 64 **FC6-4** **1B**		B SL 87 F FF 92 S FF 94 F SL 89 S FF 94 1-3 **K** ①		B KC 81 C SL 88 C CH 85 F SL 94 B FF 93 F CH 85 F FF 95 X SL 88 2-2 **G3-6-3** ②③ 1-2f		2	0	1	0	0	1	0
47 Josh Lindblom, R (4, 1)										1	0	0	0	0	1	3
28 John Jaso, L (8, PH) OBP: 0.236, SLG: 0.250										1	0	0	0	0	0	1
41 Daniel Hudson, R (8, 1)										0	0	0	0	0	0	0
64 José Osuna, R (1, 9) OBP: 0.327, SLG: 0.468		B SI 92 X KC 84 1-0 **G3** ②		1 SAFE C KC 84 S KC 85 1 SAFE B SI 93 F CH 86 F KC 84 X KC 84 1-2 **FC6-4** ③ 1-2f		B SL 89 S FF 95 B SL 90 D SL 89 S SL 90 X FF 96 3-2 **1B** 2-3 3-H			F FF 92 B FF 93 X CH 85 1-1 **G6-3** ①	4	0	1	1	0	0	1
55 Josh Bell, S (1, 3) OBP: 0.333, SLG: 0.446		C SI 92 F KC 85 S KC 84 0-3 **K** ③			C SI 91 B SI 91 X CH 85 1-1 **E6** 29 1B	F KC 81 S FF 93 B SL 89 S FF 94 1-3 **K** ②			F FF 93 B CH 85 F FF 93 X FF 94 1-2 **G5-3** ②	4	0	0	0	0	2	2
29 Francisco Cervelli, R (1, 2) OBP: 0.316, SLG: 0.420			C SI 92 B CH 86 B CH 87 F CH 87 B KC 84 B CH 87 4-2 5 **FC6-4** **BB**		X SI 91 0-0 **1B** 1-2	C CH 86 F KC 81 B FF 94 C FF 94 1-3 **K** ③			C FF 94 C FF 94 B CH 85 C CH 85 1-3 **K** ③	2	0	1	0	1	1	2
19 Chris Stewart, R (7, 2) OBP: 0.320, SLG: 0.391										1	0	0	0	0	1	0
62 Max Moroff, S (1, 4)			C SI 93 F CH 86 F KC 84 S SI 93 0-3 **K** ①		S CH 85 T SI 92 D CH 86 S KC 85 1-3 **K** ①		C SL 87 B KC 81 C FF 94 B KC 82 C CH 86 2-3 **K** ①			3	0	0	0	0	3	3
57 Trevor Williams, R (1, 1)			L SI 92 M CH 86 M CH 87 0-3 **K** ②		S CH 86 F CH 86 B SI 92 D CH 87 C SI 93 2-3 **K** ②		C KC 80 B SL 87 F SL 88 F FF 94 F FF 94 B SL 88 S KC 82 2-3 **K2-3** ②			1	0	0	0	0	1	1
63 Christopher Bostick, R (4, 7)										2	0	0	0	0	2	2
Inning Stats	R: 0 E: 0 K: 2 S: 12 H: 0 LOB: 0 BB: 0 P: 20	R: 0 E: 0 K: 2 S: 7 H: 0 LOB: 0 BB: 0 P: 9	R: 0 E: 0 K: 2 S: 15 H: 0 LOB: 1 BB: 1 P: 21	R: 0 E: 0 K: 2 S: 12 H: 1 LOB: 1 BB: 0 P: 17	R: 0 E: 1 K: 3 S: 14 H: 1 LOB: 2 BB: 0 P: 21	R: 1 E: 0 K: 3 S: 17 H: 3 LOB: 2 BB: 0 P: 25	R: 0 E: 0 K: 2 S: 10 H: 0 LOB: 0 BB: 0 P: 14	R: 0 E: 0 K: 0 S: 10 H: 0 LOB: 0 BB: 1 P: 16	R: 0 E: 0 K: 1 S: 8 H: 0 LOB: 0 BB: 0 P: 11	1B: 4 2B: 1 3B: 0 HR: 0 SF: 0 SAC: 0 DP: 1 HBP: 0						

PITCHER		IP	WLS	BF	H	R	ER	SO	BB	IBB	HBP	BLK	WP	HR	S	P	ERA	WHIP
57 Alex Wood, L ERA: 2.73	(1, 1)	5.0	W	19	2	0	0	11	1	0	0	0	0	0	60	88	0.00	0.600
68 Ross Stripling, R ERA: 3.79	(6, 1)	3.0	H	12	3	1	1	5	1	0	0	0	0	0	37	55	3.00	1.333
36 Adam Liberatore, L ERA: 6.75	(9, 1)	1.0		3	0	0	0	1	0	0	0	0	0	0	8	11	0.00	0.000

PITCHER IP WLS BF H R ER SO BB IBB HBP BLK WP HR S P ERA WHIP

TOP

Pittsburgh Pirates @ Los Angeles Dodgers

Dodger Stadium, Los Angeles, CA

Mon May 08 2017, 7:12 PM - 10:18 PM PDT

Att. 37,314 - Partly Cloudy - 63 F

livebaseballscorecards.com

AB	32
R	1
H	5
RBI	1
BB	2
SO	17
LOB	18

PA: 34

WP: 0 PB: 0 SB: 0 CS: 0

Batter	1	2	3	4	5	6	7	8	9	AB	R	H	RBI	BB	SO	LOB
60 Andrew Toles, L (1, 7) OBP: 0.313, SLG: 0.462	C FF 93 F FF 94 B FF 95 X CH 87 1-2 35 BB 5 E 31 1B 1B	F CH 86 B CU 76 F FF 93 X FF 93 1-2 ① G6-3		S FF 92 F FC 89 X FC 88 0-2 5 1B 10 1B 1B	X FC 87 0-0 ③ F8		B CH 84 F FC 87 S FF 90 S SL 83 1-3 ② K			5	2	2	0	0	1	3
5 Corey Seager, L (1, 6) OBP: 0.381, SLG: 0.478 14 Enrique Hernández, R (5, 6) OBP: 0.297, SLG: 0.509 (7, 5)	C FF 94 B FF 93 C CH 86 X FF 94 1-2 E1 31 1B 35 BB 3 HR 1-2	C FF 93 B SL 81 S FF 92 X FF 93 1-2 ② L7		F FF 92 B FC 87 B CH 84 C FC 88 X FC 87 2-2 35 FC3-6 10 1B 31 2B 1-3 1B		B FF 88 B CU 70 F FF 90 B FC 86 F FF 90 F FF 91 F FF 90 F FF 90 B FC 87 4-2 BB	X CU 72 0-0 1-3 2-H 3-H 2B			3 1	2 0	1 1	0 2	0 1	0 0	1 0
10 Justin Turner, R (1, 5) OBP: 0.448, SLG: 0.505 26 Chase Utley, L (6, PH) OBP: 0.207, SLG: 0.118 (7, 4)	B FF 93 C FF 94 B FF 95 F SL 83 B FF 94 F FF 96 X SL 84 3-2 ① F8	C FF 93 C FF 92 T FF 95 0-2 ③ K		1 SAFE D CU 72 C FF 91 X FC 86 1-1 35 FC3-6 1-2 3-H 1B		C FF 90 B CH 85 X FC 86 1-1 ① P5	B FF 90 B FF 90 B SI 89 C FF 90 B FF 90 4-1 BB			3 1	0 0	1 0	1 0	0 1	1 0	2 1
35 Cody Bellinger, L (1, 3) OBP: 0.392, SLG: 0.717	S FF 94 B CH 86 B CH 86 D SI 94 F FF 95 B SL 86 4-2 31 1B 3 HR 1-2 2-3 BB	B CH 85 C FF 93 C FF 92 X FF 93 1-2 ① P2		D CH 84 S FF 91 B FF 91 S CH 85 D SL 83 X FF 92 3-2 ① FC3-6 31 2B 1-2f 2-3		B SL 84 C FF 89 S FF 91 B FF 90 B SI 90 X FC 87 3-2 ② P6	F FC 87 X FF 89 0-1 ③ F9			4	1	0	0	1	0	6
31 Joc Pederson, L (1, 8) OBP: 0.357, SLG: 0.362	B CH 88 B FF 96 D FF 95 C FF 94 X FF 94 3-1 3 HR 1-2 2-3 3-H 1B	B FF 93 C SL 83 F FF 92 F FF 93 X FF 92 1-2 3 1B 9 2B 1B		B FC 88 F FF 92 F FF 92 B FC 88 X FF 92 2-2 1-3 3-H 2B		B FF 90 C FF 90 S CH 85 S SL 82 1-3 ③ K2-3		B FF 94 F FF 94 F FF 95 C FF 96 1-3 ① K		5	2	3	2	0	2	1
3 Chris Taylor, R (1, 4) OBP: 0.521, SLG: 0.684 (7, 6)	C SL 83 S SL 83 X SL 84 0-2 1-H 2-H 3-H HR		S FF 91 X FF 92 0-1 9 2B 1-3 1B	B CU 73 F FF 92 B FF 91 F CH 84 X SL 82 2-2 ② P4			C CU 69 B SI 88 B CH 83 B FF 89 T FF 89 F FF 90 F FF 88 B FF 90 4-2 66 1B 9 1B 14 2B BB	B FF 96 C CH 86 X 1-1 9 G1-6-3 1B		4	3	3	4	1	0	2
9 Yasmani Grandal, S (1, 2) OBP: 0.307, SLG: 0.382	F FF 95 B FF 93 F CU 77 X CH 86 1-2 ② G3		B FF 92 X FF 93 1-0 2-H 3-H 2B	F CH 84 B FC 88 X FF 92 1-1 ③ G1-3			X CH 83 0-0 66 1B 14 2B 1-2 1B	X FF 94 0-0 ②③ G1-6-3 1-2f		5	1	2	2	0	0	3
66 Yasiel Puig, R (1, 9) OBP: 0.323, SLG: 0.435	B FF 94 C FF 94 X CH 84 1-1 HR		C FF 92 B FF 92 B FF 93 F FF 91 F FF 93 X SI 91 2-2 ② L5		C FF 89 C CU 70 F FF 89 X SL 83 0-2 ① G5-3		X FF 89 0-0 14 2B 1-2 2-3 1B			4	1	2	1	0	0	1
57 Alex Wood, R (1, 1) OBP: 0.083, SLG: 0.083 68 Ross Stripling, R (6, 1) 36 Adam Liberatore, L (9, 1)	B FF 92 C FF 92 B FF 92 C FF 92 2-3 ③ K		B FF 92 F FF 91 B FF 91 X FF 91 2-1 ③ G3		B FF 90 F FF 89 C SL 84 C CU 72 1-3 ② K		D CU 71 F FF 90 F FF 90 S CU 72 1-3 ① K			3 1 0	0 0 0	0 0 0	0 0 0	0 0 0	2 1 0	1 3 0
Inning Stats	R: 6 E: 1 K: 1 S: 25 H: 4 LOB: 0 BB: 1 P: 41	R: 0 E: 0 K: 1 S: 9 H: 0 LOB: 0 BB: 0 P: 11	R: 2 E: 0 K: 0 S: 16 H: 3 LOB: 1 BB: 0 P: 23	R: 2 E: 0 K: 0 S: 19 H: 4 LOB: 2 BB: 0 P: 30	R: 0 E: 0 K: 1 S: 8 H: 0 LOB: 0 BB: 0 P: 9	R: 0 E: 0 K: 1 S: 13 H: 0 LOB: 1 BB: 1 P: 22	R: 2 E: 0 K: 2 S: 16 H: 3 LOB: 3 BB: 2 P: 26	R: 0 E: 0 K: 1 S: 6 H: 1 LOB: 0 BB: 0 P: 8		1B: 10 2B: 3 3B: 0 HR: 2 SF: 0 SAC: 0 DP: 1 HBP: 0						

PITCHER		IP	WLS	BF	H	R	ER	SO	BB	IBB	HBP	BLK	WP	HR	S	P	ERA	WHIP
57 Trevor Williams, R ERA: 7.98	(1, 1)	3.0	L	18	7	8	6	2	1	0	0	0	0	2	50	75	18.00	2.667
47 Josh Lindblom, R ERA: 8.31	(4, 1)	4.0		22	7	4	4	4	3	0	0	0	0	0	56	87	9.00	2.500
41 Daniel Hudson, R ERA: 7.24	(8, 1)	1.0		3	1	0	0	1	0	0	0	0	0	0	6	8	0.00	1.000

PITCHER	IP	WLS	BF	H	R	ER	SO	BB	IBB	HBP	BLK	WP	HR	S	P	ERA	WHIP

BOTTOM

Pittsburgh Pirates @ Los Angeles Dodgers

Dodger Stadium, Los Angeles, CA

Mon May 08 2017, 7:12 PM - 10:18 PM PDT

Att. 37,314 - Partly Cloudy - 63 F

livebaseballscorecards.com

AB	39
R	12
H	15
RBI	12
BB	4
SO	7
LOB	24

WP: 0 PA: 43
PB: 0
SB: 0
CS: 0

Batter	1	2	3	4	5	6	7	8	9	10	AB	R	H	RBI	BB	SO	LOB
5 Josh Harrison, R (1, 5) (7, 7) OBP: 0.349, SLG: 0.460	B FF 89 C FF 92 S FF 93 X CH 82 1-2 G5-3 ①		B CU 79 S CH 81 F FF 94 B FF 95 X CH 82 2-2 E1			B CH 80 C CH 81 B SL 85 C FF 94 B FF 95 F FF 95 X FF 94 3-2 F8 ②		C SL 88 S FF 98 X SL 90 0-2 L8 ②			4	0	0	0	0	0	0
10 Jordy Mercer, R (1, 6) OBP: 0.317, SLG: 0.299	B FF 94 X FF 94 1-0 G4-3 ②		1 SAFE C FF 94 1 SAFE X CH 82 0-1 F9 ③			C CU 80 X FF 94 0-1 L3 ③		F FF 98 F FF 98 B SL 89 F FF 98 X FF 98 1-2 F9 ③			4	0	0	0	0	0	1
22 Andrew McCutchen, R (1, 8) OBP: 0.303, SLG: 0.410	B CH 81 X FF 93 1-0 G4-3 ③			B FF 92 B CU 74 B CH 81 C FF 96 X FF 94 3-1 F7 ①			C FF 93 B FF 90 B SL 83 C CH 81 F SL 85 F SL 86 X FF 95 2-2 29 2B 2B		B KC 77 B FF 94 X FF 94 2-0 F9 ①		4	1	1	0	0	0	0
25 Gregory Polanco, L (1, 9) OBP: 0.345, SLG: 0.347		B FF 89 B FF 91 C SL 84 F CH 83 B CH 82 F FF 95 B FF 95 4-2 64 G3 BB		X FF 93 0-0 G4-3 ②			F FF 92 F FF 92 B CH 80 B CH 77 X FF 92 2-2 L9 ①		X FF 94 0-0 F9 ②		3	0	0	0	1	0	1
64 José Osuna, R (1, 3) OBP: 0.318, SLG: 0.449 55 Josh Bell, S (7, PH) OBP: 0.330, SLG: 0.441 (7, 3) 12 Juan Nicasio, R (8, 1) 44 Tony Watson, L (8, 1) 41 Daniel Hudson, R (10, 1)		C CH 81 1 SAFE X CH 81 0-1 G3 ① 1-2		C CU 78 B SL 85 F FF 95 B SL 86 F FF 96 S CH 81 2-3 K ③			F FF 88 B CH 82 S CH 82 B SL 78 D CH 83 C SL 79 3-3 K ②		C FF 95 T FF 95 F FF 94 B FF 95 S FF 95 1-3 K ③		2 1 0 1 0	0 0 0 0 0	0 0 0 0 0	0 0 0 0 0	0 1 0 1 0	1 1 0 0 0	1 1 0 0 0
29 Francisco Cervelli, R (1, 2) OBP: 0.314, SLG: 0.424		D SL 84 X CH 82 1-0 L7 ②			C CU 76 B FF 94 B CU 76 C CH 81 F SL 86 F SL 84 X FF 96 2-2 G6-3 ①		B SL 77 C FF 88 X SL 78 1-1 62 1B 2-H 2B			C FC 91 X FC 92 0-1 F9 ①	4	1	1	1	0	0	1
63 Christopher Bostick, R (1, 7) 62 Max Moroff, S (7, PH) OBP: 0.200, SLG: 0.200 (7, 4)		X FF 92 0-0 G3 ③			B CU 79 F CH 82 B FF 95 F CH 80 B FF 96 F FF 96 F FF 95 B CH 83 4-2 61 CS BB		C SI 94 S CH 85 B CH 83 X CH 85 1-2 61 CS 2-H 1B			C FC 93 S FC 93 T FC 94 0-2 K ②	1 2	0 0	0 1	0 1	1 0	0 1	1 0
61 Gift Ngoepe, R (1, 4) OBP: 0.382, SLG: 0.357 (7, 5)		F FF 94 B CH 81 S CH 82 B FF 92 B FF 95 T FF 95 3-2 K ①		1 SAFE S CH 80 1 SAFE B FF 94 1 SAFE S FF 94 1 SAFE B FF 94 F FF 93 3-3 D CH 81 S SI 93 K ②③ 1-2			1 SAFE C CH 84 F CH 84 B SI 93 1 SAFE 1-2 CS ③ 1-2	L SL 86 S FF 97 B FF 97 B SL 87 S FF 96 2-3 K ①		C FC 94 B FC 93 B FC 93 B FC 92 F FC 92 C FC 93 3-3 K ③	4	0	0	0	0	4	1
46 Iván Nova, R (1, 1) 73 Felipe Vázquez, L (7, 1) 28 John Jaso, L (8, PH) OBP: 0.247, SLG: 0.308 (8, 3)		F FF 95 F FF 96 F FF 97 S CU 79 0-3 K ②				C FF 93 T FF 94 S CU 74 0-3 K ①		C CH 89 X FF 97 0-1 HR			2 0 1	0 0 1	0 0 1	0 0 1	0 0 1	2 0 0	0 0 0
Inning Stats	R: 0 E: 0 K: 0 S: 5 H: 0 LOB: 0 BB: 0 P: 8	R: 0 E: 0 K: 0 S: 7 H: 0 LOB: 1 BB: 1 P: 12	R: 0 E: 1 K: 2 S: 12 H: 0 LOB: 1 BB: 0 P: 17	R: 0 E: 0 K: 1 S: 7 H: 0 LOB: 0 BB: 0 P: 12	R: 0 E: 0 K: 1 S: 13 H: 0 LOB: 1 BB: 1 P: 22	R: 0 E: 0 K: 1 S: 9 H: 0 LOB: 0 BB: 0 P: 12	R: 2 E: 0 K: 1 S: 18 H: 3 LOB: 0 BB: 0 P: 28	R: 1 E: 0 K: 1 S: 12 H: 1 LOB: 0 BB: 0 P: 15	R: 0 E: 0 K: 1 S: 6 H: 0 LOB: 0 BB: 0 P: 9	R: 0 E: 0 K: 2 S: 8 H: 0 LOB: 0 BB: 0 P: 11	1B: 1 2B: 3 3B: 0 HR: 1	SF: 0 SAC: 0 DP: 1 HBP: 0	WP: 0 PB: 0 SB: 0 CS: 2	PA: 36			

TOP

Pittsburgh Pirates @ Los Angeles Dodgers

Dodger Stadium, Los Angeles, CA

Tue May 09 2017, 7:11 PM - 10:48 PM PDT

Att. 47,720 - Overcast - 64 F

livebaseballscorecards.com

AB	33
R	3
H	4
RBI	3
BB	2
SO	10
LOB	7

PITCHER		IP	WLS	BF	H	R	ER	SO	BB	IBB	HBP	BLK	WP	HR	S	P	ERA	WHIP
7 Julio Urías, L ERA: 1.06	(1, 1)	6.1		22	1	1	1	5	2	0	0	0	0	0	61	95	1.42	0.474
54 Sergio Romo, R ERA: 7.94	(7, 1)	0.1	H	2	1	0	0	1	0	0	0	0	0	0	5	9	0.00	3.000
43 Luis Avilán, L ERA: 1.8	(7, 1)	0.1	B	1	1	1	1	0	0	0	0	0	0	0	5	7	27.00	3.000
52 Pedro Báez, R ERA: 1.38	(8, 1)	1.0		4	1	1	1	1	0	0	0	0	0	1	12	15	9.00	1.000
46 Josh Fields, R ERA: 0.73	(9, 1)	1.0		3	0	0	0	1	0	0	0	0	0	0	6	9	0.00	0.000

PITCHER		IP	WLS	BF	H	R	ER	SO	BB	IBB	HBP	BLK	WP	HR	S	P	ERA	WHIP
74 Kenley Jansen, R ERA: 1.42	(10, 1)	1.0	W	3	0	0	0	2	0	0	0	0	0	0	8	11	0.00	0.000

Pittsburgh Pirates @ Los Angeles Dodgers

Dodger Stadium, Los Angeles, CA

Tue May 09 2017, 7:11 PM - 10:48 PM PDT

Att. 47,720 - Overcast - 64 F

livebaseballscorecards.com

BOTTOM

Batter	1	2	3	4	5	6	7	8	9	10	AB	R	H	RBI	BB	SO	LOB
60 Andrew Toles, L (1, 7) OBP: 0.314, SLG: 0.458 14 Enrique Hernández, R (7, 7) OBP: 0.292, SLG: 0.500	F FF 92 X FF 92 0-1 ① G3		B CU 78 X SI 92 1-0 ① G6-3		F FF 93 X FF 94 0-1 1-2 1B		L FF 93 L FF 94 X CU 83 0-2 ① SH1-4 2-3		F SI 93 F CH 85 S CH 85 0-3 ① K		3 1	0 0	1 0	0 0	0 0	0 1	0 0
5 Corey Seager, L (1, 6) OBP: 0.381, SLG: 0.471	X FF 92 0-0 ② G6-3		C FF 92 C FF 92 B CU 81 B FF 93 B FF 93 X FF 93 3-2 ② G1-3		B CH 88 F CH 87 F FF 93 D CU 82 X FF 94 2-2 ① F7		B FF 97 C CU 82 F FF 99 F FF 99 H CU 84 2-2 10 FC1-2 HBP		F SI 94 X CH 84 0-1 10 1B 35 1B 1B		4	1	1	0	0	0	2
10 Justin Turner, R (1, 5) OBP: 0.446, SLG: 0.496	B FF 91 C FF 92 C FF 92 B CU 80 F FF 92 B CU 81 B FF 92 4-2 35 WP BB		B FF 92 X FF 92 1-0 ③ F8		B SI 94 F FF 94 X FF 94 1-1 ② L8		B CH 88 S CH 88 B FF 100 F FF 98 X CH 90 2-2 ② FC1-2 1-2 3-H		X SI 94 0-0 35 1B 1-2 1B		4	0	1	0	1	0	4
35 Cody Bellinger, L (1, 3) OBP: 0.393, SLG: 0.680	F FF 91 B FF 91 B CU 81 B FF 92 X SI 93 3-1 ③ F7 1-2			B CU 80 F FF 92 B CH 88 S CH 88 B CH 87 B FF 93 4-2 9 HR BB	B FF 94 X FF 94 1-0 ③ G4-3		S FF 98 S FF 100 B FF 100 F FF 99 C CU 83 1-3 ③ K		S SI 94 B SI 93 X SI 94 1-1 31 G1-6-3 1-2 2-H 1B		4	1	1	1	1	1	5
31 Joc Pederson, L (1, 8) OBP: 0.347, SLG: 0.349		C SI 92 B CH 87 B CU 79 X CH 87 2-1 66 1B 1B		B FF 93 X FF 94 1-0 ① L7		B FF 91 F FF 92 C CU 79 F CU 81 F FF 92 B CU 83 X FF 93 2-2 ① G4-3		B FF 94 F FF 96 F SL 87 F FF 96 F FF 97 F FF 96 X SL 87 1-2 ① G3	X SI 94 0-0 ② ③ G1-6-3 1-2f		5	0	1	0	0	0	3
9 Yasmani Grandal, S (1, 2) OBP: 0.321, SLG: 0.426 68 Ross Stripling, R (10, PR)		X FF 92 0-0 ① F8		B FF 93 D FF 94 X SI 92 2-0 1-H HR		X FF 92 0-0 1B		B SL 86 S FF 96 F FF 95 B FF 96 F FF 96 X SL 88 2-2 ② F9		F FF 95 F FF 95 B CH 86 X FF 96 1-2 15 2B 1B	5 0	1 1	3 0	2 0	0 0	0 0	1 0
3 Chris Taylor, R (1, 4) OBP: 0.491, SLG: 0.651		X FF 92 0-0 ② F9		B CU 80 C SI 92 X FF 92 1-1 ② G6-3		C FF 93 B FF 93 B CU 80 C FF 93 X FF 93 2-2 ② F9		B SL 88 F FF 96 X SL 87 1-1 66 PB 2B		L FF 95 B FF 94 C FF 94 S FF 94 1-3 ① K	5	0	1	0	0	1	3
66 Yasiel Puig, R (1, 9) OBP: 0.319, SLG: 0.425		C FF 92 B FF 94 F FF 92 1 SAFE X FF 94 1-2 1-2 1B		C SI 92 B FF 93 C CU 80 S CU 81 1-3 ③ K		X FF 92 0-0 ③ P6		B SL 87 S FF 94 C FF 97 B FF 94 S SL 87 2-3 K 28 S 2-3		F FF 96 S FF 95 F FF 96 F FF 96 B SL 85 S SL 84 1-3 ② K	5	0	1	0	0	3	3
7 Julio Urías, L (1, 1) OBP: 0.000, SLG: 0.000 54 Sergio Romo, R (7, 1) 43 Luis Avilán, L (7, 1) 26 Chase Utley, L (7, PH) OBP: 0.000, SLG: 0.000 52 Pedro Báez, R (8, 1) 28 Franklin Gutierrez, R (8, PH) OBP: 0.000, SLG: 0.000 46 Josh Fields, R (9, 1) 74 Kenley Jansen, S (10, 1) 15 Austin Barnes, R (10, PH) OBP: 0.000, SLG: 0.000		F FF 93 S CU 81 S CU 82 0-3 ③ K			B FF 92 B FF 91 C SI 92 X SI 91 2-1 60 1B 1B		F FF 92 C CU 80 B CU 81 B FF 94 B SI 94 X SI 93 3-2 14 SH1-4 10 FC1-2 2B		C SI 93 S SI 93 B SI 94 B CH 84 S SI 94 2-3 ③ K 1-2		X FF 96 0-0 1-H 2B	2 0 0 0 0 1 0 0 0 0 1 0 0 0 0 1 0	0 0 0 1 0 0 0 0 0 0 0 1	1 0 0 0 0 0 0 0 0 0 1 0	0 0 0 0 0 0 0 0 0 0 1 1	0 0 0 0 0 0 0 0 0 0 0 0	1 0 0 0 0 0 0 0 0 0 2 0	2 0 0 0 0 0 0 0 0 0 2 0
Inning Stats	R: 0 E: 0 K: 0 S: 8 H: 0 LOB: 1 BB: 1 P: 15	R: 0 E: 0 K: 1 S: 10 H: 2 LOB: 2 BB: 0 P: 13	R: 0 E: 0 K: 0 S: 5 H: 0 LOB: 0 BB: 0 P: 10	R: 2 E: 0 K: 1 S: 9 H: 1 LOB: 0 BB: 1 P: 18	R: 0 E: 0 K: 0 S: 10 H: 2 LOB: 2 BB: 0 P: 16	R: 0 E: 0 K: 0 S: 10 H: 1 LOB: 1 BB: 0 P: 14	R: 0 E: 0 K: 1 S: 16 H: 1 LOB: 2 BB: 0 P: 24	R: 0 E: 0 K: 2 S: 18 H: 1 LOB: 2 BB: 0 P: 26	R: 1 E: 0 K: 1 S: 9 H: 3 LOB: 1 BB: 0 P: 10	R: 1 E: 0 K: 2 S: 12 H: 2 LOB: 2 BB: 0 P: 15	1B: 9 2B: 3 3B: 0 HR: 1 SF: 0 SAC: 1 DP: 1 HBP: 1	WP: 1 PB: 1 SB: 1 CS: 0 PA: 45					

PITCHER	IP	WLS	BF	H	R	ER	SO	BB	IBB	HBP	BLK	WP	HR	S	P	ERA	WHIP
46 Iván Nova, R (1, 1) ERA: 2.23	6.1		28	7	2	2	2	2	0	0	0	1	1	58	95	2.84	1.421
73 Felipe Vázquez, L (7, 1) ERA: 0.47	0.2		3	0	0	0	1	0	0	1	0	0	0	10	15	0.00	0.000
12 Juan Nicasio, R (8, 1) ERA: 1.93	0.2	H	4	1	0	0	1	0	0	0	0	0	0	15	21	0.00	1.500
44 Tony Watson, L (8, 1) ERA: 1.32	1.1	B	6	3	1	1	2	0	0	0	0	0	0	12	15	6.75	2.250
41 Daniel Hudson, R (10, 1) ERA: 7.53	0.2	L	4	2	1	1	2	0	0	0	0	0	0	12	15	13.50	3.000

PITCHER	IP	WLS	BF	H	R	ER	SO	BB	IBB	HBP	BLK	WP	HR	S	P	ERA	WHIP

AB	41
R	4
H	13
RBI	4
BB	2
SO	8
LOB	25

Pittsburgh Pirates @ Los Angeles Dodgers

Dodger Stadium, Los Angeles, CA

Wed May 10 2017, 7:10 PM - 9:47 PM PDT

Att. 40,719 - Cloudy - 65 F

livebaseballscorecards.com

TOP

Batter	1	2	3	4	5	6	7	8	9	AB	R	H	RBI	BB	SO	LOB
5 Josh Harrison, R (1, 5) OBP: 0.362, SLG: 0.479	S FF 92 X FC 87 0-1 29 F8 2B		B CU 77 B CU 77 S SL 84 X SL 84 2-1 1B			F FF 92 X CH 83 0-1 ② G5-3			C CU 75 B FF 89 S CH 82 F FF 91 F SL 84 F SL 83 F FF 92 X CH 82 1-2 29 HR 1B	4	1	3	0	0	0	0
29 Francisco Cervelli, R (1, 2) OBP: 0.321, SLG: 0.458	D CU 74 B FF 90 B SL 84 C SL 81 X SL 82 3-1 ① F8 2-3		S SL 83 1 SAFE 1 SAFE 1 SAFE 1 SAFE B FC 88 F SL 85 F FF 92 X CH 84 1-2 ③ F9			B CU 74 C SL 84 B CH 84 X FC 87 2-1 1B			X SL 83 0-0 1-H HR	4	1	2	2	0	0	2
22 Andrew McCutchen, R (1, 8) OBP: 0.294, SLG: 0.397	B FF 92 B CH 84 B SL 84 C SL 84 C SL 84 S SL 84 3-3 ② K			C FF 92 B CH 84 X SL 85 1-1 ① G6-3		X SL 83 0-0 ③ G5-3			B FF 91 S SL 82 B SL 83 S FF 92 B SL 84 S SL 83 3-3 ① K	4	0	0	0	0	2	2
25 Gregory Polanco, L (1, 9) OBP: 0.333, SLG: 0.333	X FC 87 0-0 ③ F9			B CH 84 F FC 88 B CH 84 S CU 75 X FF 94 2-2 ② L7			C FC 87 B SL 81 B FF 91 S CU 73 X FF 93 2-2 ① P5		B FF 93 C FF 92 X FF 94 1-1 ② L7	4	0	0	0	0	0	1
55 Josh Bell, S (1, 3) OBP: 0.319, SLG: 0.425		C CU 74 X FC 86 0-1 ① G3-1		X FC 88 0-0 ③ G3			C CH 82 S CH 82 B CH 83 X FC 88 1-2 ② L7		B CU 74 T FF 93 X FF 93 1-1 ③ F9	4	0	0	0	0	0	0
64 José Osuna, R (1, 7) OBP: 0.298, SLG: 0.423		C SL 83 S SL 83 S SL 84 0-3 ② K			C CU 72 X SL 84 0-1 ① G3-1		X SL 84 0-0 ③ G6-3			3	0	0	0	0	1	0
62 Max Moroff, S (1, 4) OBP: 0.125, SLG: 0.125		B SI 90 B FC 87 C CU 72 X CH 84 2-1 ③ G4-3			C FC 88 X FC 88 0-1 ② G4-1			B CU 72 X CH 81 1-0 ① L9		3	0	0	0	0	0	0
10 Jordy Mercer, R (1, 6) OBP: 0.310, SLG: 0.291			C CU 71 F FF 91 X SL 83 0-2 ① G3-1		B SL 84 B CU 74 S SL 83 C SL 82 S SL 82 2-3 ③ K			C CH 83 X FF 90 0-1 ② F8		3	0	0	0	0	1	0
39 Chad Kuhl, R (1, 1) 37 Alen Hanson, S (6, PH) OBP: 0.211, SLG: 0.278 38 Wade LeBlanc, L (6, 1) OBP: 0.200, SLG: 0.200 63 Christopher Bostick, R (8, PH) 53 Johnny Barbato, R (8, 1)			C SL 83 C SL 85 F SL 84 C FF 93 0-3 ② K			C CU 73 S CH 84 X CH 83 0-2 ① F9		B SL 83 F SL 82 B SL 84 F FC 89 B FF 91 F SL 82 F SL 83 X SL 84 3-2 ③ G6-3		1 1 0 1 0	0 0 0 0 0	0 0 0 0 0	0 0 0 0 0	1 0 0 0 0	0 0 0 0 0	0 0 0 0 0
Inning Stats	R: 0 E: 0 K: 1 S: 8 H: 1 LOB: 1 BB: 0 P: 14	R: 0 E: 0 K: 1 S: 7 H: 0 LOB: 0 BB: 0 P: 9	R: 0 E: 0 K: 1 S: 13 H: 1 LOB: 1 BB: 0 P: 16	R: 0 E: 0 K: 0 S: 6 H: 0 LOB: 0 BB: 0 P: 9	R: 0 E: 0 K: 1 S: 7 H: 0 LOB: 0 BB: 0 P: 9	R: 0 E: 0 K: 0 S: 8 H: 1 LOB: 1 BB: 0 P: 10	R: 0 E: 0 K: 0 S: 7 H: 0 LOB: 0 BB: 0 P: 10	R: 0 E: 0 K: 0 S: 8 H: 0 LOB: 0 BB: 0 P: 12	R: 2 E: 0 K: 1 S: 15 H: 2 LOB: 0 BB: 0 P: 21	1B: 3 2B: 1 3B: 0 HR: 1 SF: 0 SAC: 0 DP: 0 HBP: 0						

PITCHER		IP	WLS	BF	H	R	ER	SO	BB	IBB	HBP	BLK	WP	HR	S	P	ERA	WHIP
18 Kenta Maeda, R ERA: 5.03	(1, 1)	8.1	W	30	5	2	2	5	0	0	0	0	0	1	75	104	2.16	0.600
75 Grant Dayton, L ERA: 4.5	(9, 1)	0.2		2	0	0	0	0	0	0	0	0	0	0	4	6	0.00	0.000

PITCHER	IP	WLS	BF	H	R	ER	SO	BB	IBB	HBP	BLK	WP	HR	S	P	ERA	WHIP

AB	32
R	2
H	5
RBI	2
BB	0
SO	5
LOB	5

WP: 0 PB: 0 SB: 0 CS: 0 PA: 32

Batter	1	2	3	4	5	6	7	8	9	AB	R	H	RBI	BB	SO	LOB
31 Joc Pederson, L (1, 8) OBP: 0.329, SLG: 0.328	B FF 94 F FF 94 F CH 89 S CH 90 1-3 K	B FF 97 X FF 98 1-0 G4-6-3 1-2f			B FF 94 B CH 89 X FF 95 2-0 G5-3			C CU 78 B FF 94 F FF 96 X SL 84 1-2 G4-3		4	0	0	0	0	1	1
5 Corey Seager, L (1, 6) OBP: 0.378, SLG: 0.472	F FF 96 C FF 95 B CH 91 S SI 92 1-3 K		B CH 90 F FF 94 X FF 95 1-1 F7		B FF 95 S SL 90 S CH 90 S CH 91 1-3 K			B CU 79 B FF 95 X FF 94 2-0 35 FC3-6 9 2B 2B		4	1	1	0	0	2	0
10 Justin Turner, R (1, 5) OBP: 0.448, SLG: 0.487	B FF 96 B FF 96 B FF 96 C FF 95 B SL 88 4-1 35 HR BB		X FF 95 0-0 F8		F FF 96 X SL 87 0-1 F9			B SL 87 B SL 88 C FF 94 B FF 94 D SL 89 4-1 35 FC3-6 BB		2	1	0	0	2	0	0
35 Cody Bellinger, L (1, 7) (8, 3) OBP: 0.383, SLG: 0.704	B CH 90 C FF 96 S FF 97 F FF 98 X FF 92 1-2 1-H HR		C FF 96 F FF 92 B FF 97 B FF 98 S SL 90 2-3 K			C FF 86 B CU 73 S FF 88 C FF 85 1-3 K		X FF 95 0-0 FC3-6 9 2B 1-2f 2-3		4	1	1	2	0	2	2
9 Yasmani Grandal, S (1, 2) OBP: 0.345, SLG: 0.454	B SL 89 B FF 95 X FF 96 2-0 3 BB 26 1B 1B			B FF 95 C CH 90 B CH 89 X FF 96 2-1 3 FC1-5-4 1B		B FC 86 S FC 86 B CH 77 B CH 79 B SI 88 4-1 3 L4-3 BB		F FF 95 S FF 94 F SL 83 X FF 95 0-2 1-3 3-H 2B		3	1	3	1	1	0	0
3 Chris Taylor, R (1, 4) OBP: 0.474, SLG: 0.609	F FF 97 B FF 97 B SL 90 B FF 96 B FF 96 4-1 26 1B 1-2 BB			X FF 96 0-0 FC1-5-4 26 2B 1-2f		B CH 80 1 SAFE C SI 89 X FC 87 1-1 L4-3 1-1		S FF 94 S FF 94 S SL 84 0-3 K		3	1	0	0	1	1	4
26 Chase Utley, L (1, 3) OBP: 0.242, SLG: 0.200 33 Scott Van Slyke, R (8, 7) OBP: 0.250, SLG: 0.258	B FF 96 S SI 91 F CH 91 F SI 92 D SL 90 X SI 92 2-2 1-2 2-H 1B			1 SAFE B FF 95 S FF 97 D FF 97 1 SAFE B FF 97 C FF 94 F FF 95 1 SAFE 3-2 1 SAFE X FF 95 66 F9 1-H 2B			B FC 83 C FC 83 C FF 88 X FF 84 1-2 L3				3 0	0 0	2 0	2 0	0 0	0 0	0 0
66 Yasiel Puig, R (1, 9) OBP: 0.319, SLG: 0.423		F FF 94 B FF 95 F SL 90 B SL 89 X FF 96 2-2 31 G4-6-3 1B		B SL 89 C SL 89 X FF 96 1-1 F9 2-3				B CH 80 C CH 79 X FC 87 1-1 G1-3		3	0	1	0	0	0	1
18 Kenta Maeda, R (1, 1) OBP: 0.077, SLG: 0.077 75 Grant Dayton, L (9, 1)		X FF 97 0-0 B3		S FF 96 F FF 96 F FF 98 B SL 90 F FF 98 X SL 91 1-2 G1-3				B SI 87 S SI 88 S CH 77 X CH 78 1-2 G4-3		3 0	0 0	0 0	0 0	0 0	0 0	2 0
Inning Stats	R: 3 E: 0 K: 2 S: 17 H: 3 LOB: 1 BB: 2 P: 32	R: 0 E: 0 K: 0 S: 5 H: 1 LOB: 0 BB: 0 P: 8	R: 0 E: 0 K: 1 S: 6 H: 0 LOB: 0 BB: 0 P: 9	R: 1 E: 0 K: 0 S: 14 H: 2 LOB: 1 BB: 0 P: 21	R: 0 E: 0 K: 1 S: 6 H: 0 LOB: 0 BB: 1 P: 12	R: 0 E: 0 K: 1 S: 6 H: 0 LOB: 0 BB: 1 P: 12		R: 0 E: 0 K: 0 S: 8 H: 0 LOB: 0 BB: 0 P: 11	R: 1 E: 0 K: 1 S: 13 H: 2 LOB: 2 BB: 1 P: 20							

BOTTOM

Pittsburgh Pirates @ Los Angeles Dodgers

Dodger Stadium, Los Angeles, CA

Wed May 10 2017, 7:10 PM - 9:47 PM PDT

Att. 40,719 - Cloudy - 65 F

livebaseballscorecards.com

AB	29
R	5
H	8
RBI	5
BB	4
SO	6
LOB	10

1B: 4 2B: 4 3B: 0 HR: 1	SF: 0 SAC: 0 DP: 2 HBP: 0	WP: 0 PB: 0 SB: 0 CS: 0	PA: 33

PITCHER		IP	WLS	BF	H	R	ER	SO	BB	IBB	HBP	BLK	WP	HR	S	P	ERA	WHIP
39 Chad Kuhl, R ERA: 5.81	(1, 1)	5.0	L	21	6	4	4	4	2	0	0	0	0	1	48	79	7.20	1.600
38 Wade LeBlanc, L ERA: 2.11	(6, 1)	2.0		6	0	0	0	1	1	0	0	0	0	0	14	23	0.00	0.500
53 Johnny Barbato, R ERA: 5.14	(8, 1)	1.0		6	2	1	1	1	1	0	0	0	0	0	13	20	9.00	3.000

PITCHER		IP	WLS	BF	H	R	ER	SO	BB	IBB	HBP	BLK	WP	HR	S	P	ERA	WHIP

Batter	1	2	3	4	5	6	7	8	9	AB	R	H	RBI	BB	SO	LOB
5 Josh Harrison, R (1, 5) OBP: 0.358, SLG: 0.467	B FF 89 B FF 89 C FF 89 B SL 85 F FF 88 X SL 84 3-2 ① P4			X SL 83 0-0 ① G5-3			C FF 90 S SL 82 X SL 83 0-2 ① F9		B FF 96 F SI 93 S CH 84 B FF 98 F CH 84 B FF 96 F CH 84 F SI 94 B SI 96 4-2 29 CS BB	3	0	0	0	1	0	0
29 Francisco Cervelli, R (1, 2) OBP: 0.312, SLG: 0.444	F FF 90 C FF 90 B CU 76 F FF 92 S SL 84 1-3 ② K			C FF 88 F CU 76 F SL 84 S SL 85 0-3 ② K			C SI 91 B CU 76 B SL 85 C FF 90 F SL 85 S SL 85 2-3 ② K		S SI 96 B FF 96 1 SAFE C CH 83 1-2 ③ CS 1-2	3	0	0	0	0	3	0
22 Andrew McCutchen, R (1, 8) OBP: 0.288, SLG: 0.387	X SI 90 0-0 ③ L9			B SI 90 C CH 86 B FF 90 C CH 87 C SL 84 2-3 ③ K			S SI 91 B CH 87 B SL 86 F SI 90 B SL 85 X SL 86 3-2 ③ F8			3	0	0	0	0	1	0
25 Gregory Polanco, L (1, 9) OBP: 0.333, SLG: 0.361		B FF 89 F FF 88 F FF 90 F SL 84 B CU 76 F CU 76 B FF 90 F SL 86 F FF 91 3-2 ① G1-3 F SL 85 X FF 90			C CU 74 X FF 90 0-1 ① G3-1			B FF 90 F FF 90 S SL 84 B SL 84 X SL 84 2-2 HR		3	1	1	1	0	0	0
28 John Jaso, L (1, 3) OBP: 0.237, SLG: 0.294 (8, 7)		C FF 90 F FF 90 B CH 88 B CH 88 F FF 91 S CH 87 2-3 ② K			B CU 75 C CH 86 B CH 86 C FF 90 S SL 85 2-3 ② K			B CU 75 X FF 90 1-0 ① G6-3		3	0	0	0	0	2	0
64 José Osuna, R (1, 7) OBP: 0.288, SLG: 0.407 55 Josh Bell, S (8, PH) OBP: 0.317, SLG: 0.421 (8, 3)		C SL 83 S SL 83 B SL 84 C FF 90 1-3 ③ K			C FF 90 F SL 84 C FF 93 0-3 ③ K			B CH 86 B CH 86 X CH 86 2-0 ② G3		2 1	0 0	0 0	0 0	0 0	2 0	0 0
10 Jordy Mercer, R (1, 6) OBP: 0.310, SLG: 0.286			B CU 72 S SL 84 C FF 91 B SL 85 B FF 91 B SL 84 4-2 61 CS BB			X CU 74 0-0 ① P5		C FF 90 C FF 90 B SL 85 F SL 85 B SL 84 B CU 77 X FF 90 3-2 ③ F8		2	0	0	0	1	0	0
61 Gift Ngoepe, R (1, 4) OBP: 0.361, SLG: 0.333 62 Max Moroff, S (9, PH) OBP: 0.111, SLG: 0.111			B FF 91 S SL 84 S SL 84 B FF 91 S SL 86 2-3 ① ② K 1-2			B FF 89 C SL 82 F FF 90 B SL 85 S SL 83 2-3 ② K			B CH 82 B SI 93 C SI 92 X CH 83 2-1 ① G3	2 1	0 0	0 0	0 0	0 0	2 0	1 0
45 Gerrit Cole, R (1, 1) OBP: 0.154, SLG: 0.154 12 Juan Nicasio, R (8, 1) 37 Alen Hanson, S (9, PH) OBP: 0.205, SLG: 0.270			S FF 90 F FF 91 S SL 85 0-3 ③ K			S SL 82 X FF 89 0-1 ③ P4			C SI 94 F CH 84 B CH 83 F FF 96 S CH 82 1-3 ② K	2 0 1	0 0 0	0 0 0	0 0 0	0 0 0	1 0 1	0 0 0
Inning Stats	R: 0 E: 0 K: 1 S: 8 H: 0 LOB: 0 BB: 0 P: 12	R: 0 E: 0 K: 2 S: 15 H: 0 LOB: 0 BB: 0 P: 21	R: 0 E: 0 K: 2 S: 8 H: 0 LOB: 0 BB: 1 P: 14	R: 0 E: 0 K: 2 S: 8 H: 0 LOB: 0 BB: 0 P: 10	R: 0 E: 0 K: 2 S: 8 H: 0 LOB: 0 BB: 0 P: 10	R: 0 E: 0 K: 1 S: 6 H: 0 LOB: 0 BB: 0 P: 8	R: 0 E: 0 K: 1 S: 10 H: 0 LOB: 0 BB: 0 P: 15	R: 1 E: 0 K: 0 S: 9 H: 1 LOB: 0 BB: 0 P: 17	R: 0 E: 0 K: 1 S: 13 H: 0 LOB: 0 BB: 1 P: 21	1B: 0 2B: 0 3B: 0 HR: 1	SF: 0 SAC: 0 DP: 0 HBP: 0					

PITCHER	IP	WLS	BF	H	R	ER	SO	BB	IBB	HBP	BLK	WP	HR	S	P	ERA	WHIP
21 Zack Greinke, R (1, 1) ERA: 2.79	8.0	W	25	1	1	1	11	1	0	0	0	0	1	72	107	1.12	0.250
56 Fernando Rodney, R (9, 1) ERA: 9.95	1.0	S	3	0	0	0	1	1	0	0	0	0	0	13	21	0.00	1.000

PITCHER	IP	WLS	BF	H	R	ER	SO	BB	IBB	HBP	BLK	WP	HR	S	P	ERA	WHIP

TOP

Pittsburgh Pirates @ Arizona Diamondbacks

Chase Field, Phoenix, AZ

Thu May 11 2017, 6:42 PM - 9:14 PM MST

Att. 17,527 - Clear - 91 F

livebaseballscorecards.com

AB	26
R	1
H	1
RBI	1
BB	2
SO	12
LOB	1

BOTTOM

Pittsburgh Pirates @ Arizona Diamondbacks

Chase Field, Phoenix, AZ

Thu May 11 2017, 6:42 PM - 9:14 PM MST

Att. 17,527 - Clear - 91 F

livebaseballscorecards.com

Batter	1	2	3	4	5	6	7	8	9	AB	R	H	RBI	BB	SO	LOB
11 AJ Pollock, R (1, 8) OBP: 0.333, SLG: 0.451	B FF 94 B SI 94 X FF 94 2-0 ① L8		C SL 85 B CH 88 X FF 94 1-1 ① G5-3		F CH 87 C SL 84 X KC 79 0-2 ① G6-3		S FF 95 T SL 86 D KC 78 F FF 96 F CH 87 B FF 97 B KC 83 S SL 88 3-3 ③ K			4	0	0	0	0	1	1
6 David Peralta, L (1, 9) OBP: 0.347, SLG: 0.464	C FF 95 X CH 87 0-1 44 G3 2B		C KC 81 B FF 96 B SL 86 S FF 93 X FF 96 2-2 44 1B 22 2B 2B		S KC 79 B FF 96 F SL 87 X KC 82 1-2 ② G6-3			C FF 93 B SL 88 X SL 86 1-1 ① G6-3		4	1	2	0	0	0	0
44 Paul Goldschmidt, R (1, 3) OBP: 0.455, SLG: 0.540	C FF 95 B SI 96 X SI 94 1-1 ② G3 2-3		F SL 86 F FF 96 B FF 97 X CH 88 1-2 22 2B 2-3 1B		C CH 88 C FF 97 S FF 98 0-3 ③ K			S SL 89 F FF 96 C FF 96 0-3 ② K		4	0	1	0	0	2	1
22 Jake Lamb, L (1, 5) OBP: 0.340, SLG: 0.472	B KC 81 C CH 89 X SI 95 1-1 ③ L7		B CH 87 B FF 95 F CH 89 1 SAFE F KC 80 X SL 88 2-2 1-3 3-H 2B			B FF 94 C KC 79 B CH 86 X CH 87 2-1 ① L7		B FF 96 B FF 97 C FF 95 X SL 87 2-1 ③ F9		4	0	1	1	0	0	1
16 Chris Owings, R (1, 6) OBP: 0.349, SLG: 0.500		B KC 79 B SI 94 X FF 92 2-0 27 1B 2B	D SL 87 F SL 86 S SL 88 D KC 80 S SL 88 2-3 ② K			X SL 85 0-0 ② G6-3				3	1	1	0	0	1	2
27 Brandon Drury, R (1, 4) OBP: 0.353, SLG: 0.464		B FF 95 F FF 95 X SI 96 1-1 2 3 G5-4-3 BB 2-H 1B	C SL 88 C FF 96 S KC 81 0-3 ③ K2-3			B SL 86 S FF 96 S CH 88 X KC 80 1-2 ③ F9				3	0	1	1	0	1	2
3 Daniel Descalso, L (1, 7) OBP: 0.277, SLG: 0.286 5 Grégor Blanco, L (8, 7) OBP: 0.429, SLG: 0.333		B KC 82 1 SAFE F FF 94 B CH 88 S CH 88 F SL 87 B SI 95 1 SAFE B FF 97 4-2 2 G5-4-3 1-2 BB	B KC 79 B SI 94 F CH 89 B CH 90 F FF 95 X SI 97 3-2 ① G3				C FF 94 S KC 79 X KC 78 0-2 ① L8			2 0	0 0	0 0	0 0	1 0	0 0	0 0
2 Jeff Mathis, R (1, 2) OBP: 0.145, SLG: 0.262		C SL 87 X SL 87 0-1 ① ② G5-4-3 1-2f 2-3	B FF 96 B SL 86 X FF 94 2-0 ② G6-3				S FF 95 X SI 95 0-1 21 SH1-4 1B			3	0	1	0	0	0	2
21 Zack Greinke, R (1, 1) OBP: 0.111, SLG: 0.059 56 Fernando Rodney, R (9, 1)		C FF 95 S SL 86 B FF 97 B SI 97 F SL 87 X FF 96 2-2 ③ G5-3	B FF 96 S SI 96 C SI 97 S KC 82 1-3 ③ K				1 SAFE X FF 93 0-0 ② SH1-4 1-2			2 0	0 0	0 0	0 0	0 0	1 0	1 0
Inning Stats	R: 0 E: 0 K: 0 S: 7 H: 1 LOB: 1 BB: 0 P: 11	R: 1 E: 0 K: 0 S: 12 H: 2 LOB: 1 BB: 1 P: 21	R: 1 E: 0 K: 2 S: 17 H: 3 LOB: 2 BB: 0 P: 25	R: 0 E: 0 K: 1 S: 7 H: 0 LOB: 0 BB: 0 P: 13	R: 0 E: 0 K: 1 S: 9 H: 0 LOB: 0 BB: 0 P: 10	R: 0 E: 0 K: 0 S: 6 H: 0 LOB: 0 BB: 0 P: 9	R: 0 E: 0 K: 1 S: 11 H: 1 LOB: 1 BB: 0 P: 14	R: 0 E: 0 K: 1 S: 7 H: 0 LOB: 0 BB: 0 P: 10		1B: 3 2B: 4 3B: 0 HR: 0	SF: 0 SAC: 1 DP: 1 HBP: 0			WP: 0 PB: 0 SB: 0 CS: 0	PA: 31	

PITCHER		IP	WLS	BF	H	R	ER	SO	BB	IBB	HBP	BLK	WP	HR	S	P	ERA	WHIP
45 Gerrit Cole, R ERA: 3.06	(1, 1)	7.0	L	28	7	2	2	5	1	0	0	0	0	0	69	103	2.57	1.143
12 Juan Nicasio, R ERA: 1.8	(8, 1)	1.0		3	0	0	0	1	0	0	0	0	0	0	7	10	0.00	0.000

PITCHER	IP	WLS	BF	H	R	ER	SO	BB	IBB	HBP	BLK	WP	HR	S	P	ERA	WHIP

Batter	1	2	3	4	5	6	7	8	9	AB	R	H	RBI	BB	SO	LOB
5 Josh Harrison, R (1, 4) (6, 5) OBP: 0.355, SLG: 0.460	B SI 91 F SI 92 T CH 85 F FF 94 X SL 81 1-2 22 G1-3 25 2B 1B		C SI 91 B CH 84 B CH 82 X SI 92 2-1 ① G5-3		C SI 91 C CH 86 X SI 92 0-2 ② G6-3		B SI 92 B FF 92 F FF 92 X SL 86 2-1 ② G6-3			4	1	1	0	0	0	0
10 Jordy Mercer, R (1, 6) OBP: 0.308, SLG: 0.284 53 Johnny Barbato, R (7, 1)	X SI 93 0-0 ① F9		C SI 92 B SL 82 X SI 92 1-1 ② G4-3		B CH 85 X SI 92 1-0 ② 22 1B 25 1B 1B		B FF 94 S SL 85 C FF 92 S SL 84 1-3 ③ K			4 0	1 0	1 0	0 0	0 0	1 0	1 0
22 Andrew McCutchen, R (1, 8) OBP: 0.287, SLG: 0.383	1 SAFE B SI 93 C CH 86 B SI 92 1 SAFE 1 SAFE C SI 92 X FF 92 2-2 ② G1-3 1-2		B SI 92 C CH 84 X CH 85 1-1 ③ F9		B SI 92 F SI 92 B SI 92 B SI 92 X SI 92 3-1 25 1B 1-2 1B			B SI 94 C SI 94 B SI 94 F SI 94 S SL 82 2-3 ① K2-3		4	0	1	0	0	1	1
25 Gregory Polanco, L (1, 9) OBP: 0.339, SLG: 0.375	D SL 82 B FF 93 F FF 93 X SL 82 2-1 23 WP 2-H 2B			X FF 91 0-0 ① F8	C SL 82 D SL 83 F FF 91 B SL 82 X SL 83 2-2 1-3 2-H 1B			C SI 94 B SL 83 F SI 93 S SL 83 1-3 ② K		4	0	2	2	0	1	0
23 David Freese, R (1, 5) OBP: 0.400, SLG: 0.508 37 Alen Hanson, S (6, 4) OBP: 0.200, SLG: 0.263	B FF 92 F FF 93 B SL 82 F FF 92 D SL 82 C SL 82 3-3 ③ K 2-3			C FF 91 S SL 81 C SI 93 0-3 ② K	X FF 92 0-0 ③ L8			B SI 93 X SI 94 1-0 ③ G4-3		3 1	0 0	0 0	0 0	0 0	2 0	3 0
64 José Osuna, R (1, 7) OBP: 0.286, SLG: 0.386		B SI 90 F SI 91 X CH 84 1-1 ① G1-3		B SI 93 C SI 92 S CH 86 F SI 94 B CH 85 B SL 83 F SI 93 B SI 93 4-2 55 WP 55 HR BB		F SI 90 B SI 91 X CH 85 1-1 ① G3-1			B FF 95 F FF 94 B SI 95 T FF 96 X FF 96 2-2 ① G6-3	3	1	0	0	1	0	0
55 Josh Bell, S (1, 3) OBP: 0.323, SLG: 0.445		B CH 83 B SI 92 B SI 91 B SI 91 4-0 BB		C SI 93 C CH 86 B SL 83 B CH 86 X SL 84 2-2 1-H HR		B CH 83 F SI 91 X CH 85 1-1 ② G6-3			C SI 96 B CU 78 X SI 94 1-1 ② G6-3	3	1	1	2	1	0	0
19 Chris Stewart, R (1, 2) OBP: 0.310, SLG: 0.346		B FF 92 B FF 92 C SI 92 B SI 92 X FF 92 3-1 ② F7		B SI 92 X FF 91 1-0 ③ L8		X SI 91 0-0 ③ G5-3			B FF 97 H FF 96 2-0 HBP	3	0	0	0	0	0	1
24 Tyler Glasnow, L (1, 1) OBP: 0.455, SLG: 0.143 47 Josh Lindblom, R (3, 1) 26 Adam Frazier, L (7, PH) OBP: 0.364, SLG: 0.440 61 Gift Ngoepe, R (7, 6) OBP: 0.351, SLG: 0.323		C FF 91 F FF 93 C SL 82 0-3 ③ K			C CH 88 X SI 89 0-1 ① G4-3		C FF 92 B CU 76 X FF 92 1-1 ① G6-3		C FF 97 C FF 97 B FF 96 D SL 87 X SI 96 2-2 ③ G1-6-3	1 1 1 1	0 0 0 0	0 0 0 0	0 0 0 0	0 0 0 0	1 0 0 0	1 0 0 1
Inning Stats	R: 1 E: 0 K: 1 S: 13 H: 2 LOB: 1 BB: 0 P: 21	R: 0 E: 0 K: 1 S: 7 H: 0 LOB: 1 BB: 1 P: 15	R: 0 E: 0 K: 0 S: 6 H: 0 LOB: 0 BB: 0 P: 10	R: 2 E: 0 K: 1 S: 12 H: 1 LOB: 0 BB: 1 P: 19	R: 1 E: 0 K: 0 S: 12 H: 3 LOB: 2 BB: 0 P: 18	R: 0 E: 0 K: 0 S: 5 H: 0 LOB: 0 BB: 0 P: 7	R: 0 E: 0 K: 1 S: 7 H: 0 LOB: 0 BB: 0 P: 11	R: 0 E: 0 K: 2 S: 7 H: 0 LOB: 0 BB: 0 P: 11	R: 0 E: 0 K: 0 S: 8 H: 0 LOB: 1 BB: 0 P: 15	1B: 4 2B: 1 3B: 0 HR: 1 SF: 0 SAC: 0 DP: 0 HBP: 1						

PITCHER		IP	WLS	BF	H	R	ER	SO	BB	IBB	HBP	BLK	WP	HR	S	P	ERA	WHIP
46 Patrick Corbin, L ERA: 4.17	(1, 1)	6.0	W	26	6	4	4	3	2	0	0	0	2	1	55	90	6.00	1.333
60 J.J. Hoover, R ERA: 2.77	(7, 1)	1.0		3	0	0	0	1	0	0	0	0	0	0	7	11	0.00	0.000
40 Andrew Chafin, L ERA: 2.38	(8, 1)	1.0		3	0	0	0	2	0	0	0	0	0	0	7	11	0.00	0.000
54 Tom Wilhelmsen, R ERA: 3.94	(9, 1)	1.0		4	0	0	0	0	0	0	1	0	0	0	8	15	0.00	0.000

PITCHER	IP	WLS	BF	H	R	ER	SO	BB	IBB	HBP	BLK	WP	HR	S	P	ERA	WHIP

TOP

Pittsburgh Pirates @ Arizona Diamondbacks

Chase Field, Phoenix, AZ

Fri May 12 2017, 6:41 PM - 9:37 PM MST

Att. 21,911 - Partly Cloudy - 96 F

livebaseballscorecards.com

AB	33
R	4
H	6
RBI	4
BB	2
SO	6
LOB	8

WP: 2 PA: 36
PB: 0
SB: 0
CS: 0

BOTTOM

Pittsburgh Pirates @ Arizona Diamondbacks

Chase Field, Phoenix, AZ

Fri May 12 2017, 6:41 PM - 9:37 PM MST

Att. 21,911 - Partly Cloudy - 96 F

livebaseballscorecards.com

Batter	1	2	3	4	5	6	7	8	9	AB	R	H	RBI	BB	SO	LOB
11 AJ Pollock, R (1, 8) OBP: 0.335, SLG: 0.463 3 Daniel Descalso, L (8, 3) OBP: 0.277, SLG: 0.286	B SI 94 C SI 92 B CU 79 F SI 93 S SI 94 2-3 K ①		C CU 77 S CH 88 X SI 93 0-2 6 2B 3B 1-H	C SI 90 B FC 87 X CH 83 1-1 6 1B 22 1B 1B 1-2	C FF 91 B FC 87 B CU 73 F SI 91 C FF 91 2-3 K ②		C SI 94 F CU 78 S SL 87 0-3 K ①			5 2 2 1 0 3 2 0 0 0 0 0 0 0						
6 David Peralta, L (1, 9) OBP: 0.357, SLG: 0.478	X FF 94 0-0 G4-3 ②		B SI 91 S FF 91 X CH 88 1-1 44 S 44 1B 2B 3-H	B SI 90 S FF 89 F SI 92 X FF 92 1-2 22 1B 24 1B 1B 1-2 2-3	X SI 92 0-0 1B		C CU 76 B SL 86 X CU 76 1-1 FC3-6 ② 1-2f 2-3			5 2 3 1 0 0 2						
44 Paul Goldschmidt, R (1, 3) OBP: 0.453, SLG: 0.531 40 Andrew Chafin, R (8, 1) 54 Tom Wilhelmsen, R (9, 1)	B FF 94 B FF 94 B SI 94 C FF 93 B CH 87 4-1 22 CS BB		S SI 91 B CU 79 C CU 78 X FF 92 1-2 24 FC1-4-6 22 1B 27 HR 1B 2-H	F FC 89 B CU 74 B FF 92 F FF 88 F SI 92 S SL 83 2-3 K ①	X SI 91 0-0 F9 ③		C SL 86 S SL 85 S SL 85 0-3 K ③			4 1 1 1 1 2 6 0 0 0 0 0 0 0 0 0 0 0 0 0 0						
22 Jake Lamb, L (1, 5) OBP: 0.349, SLG: 0.477	C SI 94 F FF 93 B CU 81 1 SAFE B FF 95 B SI 94 3-2 CS ③ 1-2	B CU 78 C CU 78 B FF 95 X SI 94 2-1 G4-3 ①	X SI 94 0-0 24 FC1-4-6 1B 1-2	C FF 92 X FF 89 0-1 24 1B 16 1B 1B 1-3 2-H 3-H		C CU 71 X FF 91 0-1 F8 ①		C CU 77 C SL 87 B SL 84 X SI 93 1-2 1B		5 1 3 2 0 0 0						
24 Yasmany Tomás, R (1, 7) OBP: 0.303, SLG: 0.504		C SI 95 C FF 94 B CU 82 S CU 82 1-3 K ②	B CU 78 X CU 78 1-0 FC1-4-6 27 HR ① 1-2f 2-3	F FF 92 X SI 91 0-1 16 1B 1B 1-2 3-H		F SI 90 B FC 88 B CU 73 S SI 92 B SL 82 F SI 91 F FF 92 X SI 91 3-2 P4 ②		B SL 88 F SL 86 B SI 94 X SI 93 2-1 F9 ①		5 1 1 1 0 1 3						
27 Brandon Drury, R (1, 4) OBP: 0.363, SLG: 0.504		F FF 94 F SI 94 F FF 96 F FF 94 B CU 82 B CU 81 F SI 94 X FF 96 2-2 16 PB 2B	C SI 94 D CH 88 1 SAFE X CH 87 1-1 1-H 3-H HR	B FF 91 F FC 88 C SI 91 F SL 83 T SI 93 1-2 K ②		F FF 92 X CU 72 0-1 1B		C SL 85 B SI 94 X SL 85 1-1 F7 ②		5 1 3 3 0 1 3						
16 Chris Owings, R (1, 6) OBP: 0.346, SLG: 0.492 13 Nick Ahmed, R (8, 6) OBP: 0.306, SLG: 0.388		B CU 78 S CU 78 F SI 93 S CU 80 1-3 K ③ 2-3	F FC 86 B FF 91 F FF 91 X CU 70 1-2 F8 ②	F SI 92 X FC 88 0-1 1-2 2-H 1B		F FC 88 F SI 91 F FF 91 S SL 84 0-3 K ③		C SL 85 C SI 94 S SL 84 0-3 K ③		4 0 1 1 0 2 2 1 0 0 0 0 1 1						
8 Chris Iannetta, R (1, 2) OBP: 0.292, SLG: 0.390 10 Chris Herrmann, L (7, PR) OBP: 0.255, SLG: 0.304 (8, 2)			S FF 89 B CU 79 S FF 91 X FF 88 1-2 HR F FF 91 X FF 88 0-1 L8 ③	F SI 91 B CH 85 S FF 92 D SL 84 S CH 84 2-3 K ③			F SL 88 B SL 87 C SL 86 H SI 93 2-2 6 FC3-6 5 BB HBP			3 1 1 1 0 1 2 0 0 0 0 0 0 0						
46 Patrick Corbin, L (1, 1) OBP: 0.133, SLG: 0.071 60 J.J. Hoover, R (7, 1) 5 Grégor Blanco, L (7, PH) OBP: 0.500, SLG: 0.333 (8, 8)			B SI 93 C FF 92 B SI 94 F FF 92 B FF 94 B FF 92 4-2 11 3B BB	C SI 91 S SI 90 B CU 73 X SI 91 1-2 6 1B 11 1B 22 1B 1B	C SI 90 B FC 87 X SI 91 1-1 L6 ①		B FF 94 C FF 94 B FF 92 S SI 94 D CU 78 B SI 94 4-2 6 FC3-6 1-2 BB			2 2 1 0 1 0 0 0 0 0 0 0 0 0 0 0 0 0 1 0 0						
Inning Stats	R: 0 E: 0 K: 1 S: 7 H: 0 LOB: 0 BB: 1 P: 16	R: 0 E: 0 K: 2 S: 14 H: 1 LOB: 1 BB: 0 P: 20	R: 7 E: 0 K: 0 S: 23 H: 6 LOB: 0 BB: 1 P: 33	R: 4 E: 0 K: 3 S: 25 H: 6 LOB: 2 BB: 0 P: 33	R: 0 E: 0 K: 1 S: 7 H: 1 LOB: 1 BB: 0 P: 10	R: 0 E: 0 K: 1 S: 13 H: 1 LOB: 1 BB: 0 P: 16	R: 0 E: 0 K: 2 S: 12 H: 0 LOB: 2 BB: 1 P: 19	R: 0 E: 0 K: 1 S: 10 H: 1 LOB: 1 BB: 0 P: 14		1B: 11 2B: 2 3B: 1 HR: 2 SF: 0 SAC: 0 DP: 0 HBP: 1				WP: 0 PB: 1 SB: 1 CS: 1 PA: 44		

	AB	39
	R	11
	H	16
	RBI	11
	BB	3
	SO	11
	LOB	21

PITCHER		IP	WLS	BF	H	R	ER	SO	BB	IBB	HBP	BLK	WP	HR	S	P	ERA	WHIP
24 Tyler Glasnow, R ERA: 7.98	(1, 1)	2.1	L	15	7	7	7	3	2	0	0	0	0	2	39	63	27.00	3.857
47 Josh Lindblom, R ERA: 9.0	(3, 1)	3.2		19	8	4	4	5	0	0	0	0	0	0	50	65	9.82	2.182
53 Johnny Barbato, R ERA: 4.0	(7, 1)	2.0		9	1	0	0	3	1	0	1	0	0	0	22	33	0.00	1.000

PITCHER	IP	WLS	BF	H	R	ER	SO	BB	IBB	HBP	BLK	WP	HR	S	P	ERA	WHIP

Batter	1	2	3	4	5	6	7	8	9	AB	R	H	RBI	BB	SO	LOB
26 Adam Frazier, L (1, 7) OBP: 0.350, SLG: 0.418	C FF 93 B FF 94 B CU 76 B FF 93 X FF 93 3-1 22 FC1-5-4-2 5 SH5-3 1B		B FF 91 S FS 82 B FS 90 C FF 92 F CU 75 X FF 92 2-2 ① G4-3	C FS 87 B FF 93 F FF 92 X FC 82 1-2 ③ G6-3		B CU 74 S FS 85 B FF 92 X FS 85 2-1 ② F7 1-2			X CH 89 0-0 ② G3-1	5	0	1	0	0	0	3
5 Josh Harrison, R (1, 4) (7, 5) OBP: 0.359, SLG: 0.469	X FF 92 0-0 ① SH5-3 1-2		B FF 94 S FF 93 X FC 85 1-1 ② G5-3		F FF 92 X FF 91 0-1 E8 22 2B 2B	B FC 84 C CU 75 X FC 84 1-1 ③ G6-3 2-3			C FF 96 F SL 89 X SL 89 0-2 22 FC6-4 1B	4	1	2	0	0	0	1
22 Andrew McCutchen, R (1, 8) OBP: 0.284, SLG: 0.383	D CU 75 X FC 85 1-0 ② FC1-5-4-2 2-3		X FF 94 0-0 ③ G6-3		F CU 75 B FF 94 X CU 76 1-1 25 G4-3 3-H 2B		S SI 95 F SI 95 B SL 85 F CU 78 S SL 87 1-3 ① K		1 SAFE 1 SAFE S SL 89 X FF 95 0-1 ③ FC6-4 1-2f	5	0	1	1	0	1	2
25 Gregory Polanco, L (1, 9) OBP: 0.336, SLG: 0.371	B CU 75 X FC 86 1-0 ③ G4-3			L CU 72 X CU 75 0-1 23 1B 29 G4-6-3 1B	B FF 93 B FC 87 X FS 87 2-0 ① G4-3 2-3		X CU 78 0-0 ② L9			4	1	1	0	0	0	2
23 David Freese, R (1, 5) OBP: 0.392, SLG: 0.492 73 Felipe Vázquez, L (7, 1) 44 Tony Watson, L (9, 1)		C FF 91 F FF 91 B FC 84 B FC 87 C FF 93 2-3 ① K		C FC 84 1 SAFE F FF 92 X FC 85 0-2 29 G4-6-3 55 BB 57 E 1-3 1B	F CU 76 C FF 94 B FF 93 S CU 76 1-3 ② K		F FF 95 B SI 97 F SL 85 B SL 86 T CU 79 2-2 ③ K			4 0 0	1 0 0	1 0 0	0 0 0	0 0 0	3 0 0	1 0 0
55 Josh Bell, S (1, 3) OBP: 0.331, SLG: 0.455 64 José Osuna, R (7, 3) OBP: 0.281, SLG: 0.379		B FF 92 B FS 88 F FF 93 B FS 86 F FF 93 X FF 94 3-2 ③ 2B		B CU 75 B FS 86 S FS 85 B FF 93 D FS 86 4-1 29 G4-6-3 1-2 BB	C FS 86 B FF 94 B FF 93 C FS 85 F CU 77 B FS 85 X FS 86 3-2 ③ G6-3			B SI 91 B SI 92 C SL 79 F SI 92 T SL 81 2-2 ① K		2 1	0 0	1 0	0 0	1 0	0 1	1 0
29 Francisco Cervelli, R (1, 2) OBP: 0.310, SLG: 0.437		B FC 84 X FC 84 1-0 ② L9		C CU 74 F CU 75 B FF 93 B FF 93 X CU 75 2-2 ①② G4-6-3 1-2f 2-3 3-H	B FF 92 C FF 93 B FF 93 C FF 93 B FC 84 X FF 93 3-2 10 G4-3 28 1B 1B			F SI 92 X SI 92 0-1 ② G4-3		4	1	1	0	0	0	3
10 Jordy Mercer, R (1, 6) OBP: 0.314, SLG: 0.280		D CU 75 B FC 84 2-0 IBB		B FC 85 B CU 76 2-0 57 E IBB		B FF 92 B FC 85 C FF 93 B FF 92 C FF 92 X FF 92 3-2 ① G4-3 1-2		C SL 81 F SI 93 S SL 82 0-3 ③ K		2	0	0	0	2	1	1
57 Trevor Williams, R (1, 1) 28 John Jaso, L (6, PH) OBP: 0.247, SLG: 0.304 12 Juan Nicasio, R (6, 1) 61 Gift Ngoepe, R (7, 4) OBP: 0.342, SLG: 0.313		D FC 84 C FF 93 F FF 94 C FC 83 1-3 ③ K		S CU 79 B FF 94 C FF 94 D FC 85 X FC 86 2-2 E4 1-2 3-H		B CU 74 B FS 85 C FF 92 B FS 85 X FF 93 3-1 5 WP 26 S 2-H 1B			B SL 86 B SL 86 C FF 96 S FF 96 F FF 96 B FF 96 X SL 86 3-2 ① G5-3	2 1 0 1	0 0 0 0	0 1 0 0	0 1 0 0	1 0 0 0	1 0 0 0	3 0 0 0

Inning Stats																								
	R: 0	H: 1	R: 0	H: 1	R: 0	H: 0	R: 2	H: 2	R: 1	H: 2	R: 1	H: 2	R: 0	H: 0	R: 0	H: 0	R: 0	H: 1	1B: 6	SF: 0	WP: 1	PA: 39
	E: 0	LOB: 1	E: 0	LOB: 2	E: 0	LOB: 0	E: 1	LOB: 2	E: 1	LOB: 1	E: 0	LOB: 2	E: 0	LOB: 0	E: 2	LOB: 0	E: 0	LOB: 1	2B: 3	SAC: 1	PB: 0	
	K: 0	BB: 0	K: 2	BB: 1	K: 0	BB: 0	K: 1	BB: 2	K: 1	BB: 0	K: 0	BB: 0	K: 2	BB: 0	K: 2	BB: 0	K: 0	BB: 0	3B: 0	DP: 1	SB: 1	
	S: 5	P: 10	S: 10	P: 19	S: 7	P: 10	S: 15	P: 26	S: 12	P: 19	S: 12	P: 24	S: 8	P: 11	S: 8	P: 10	S: 10	P: 13	HR: 0	HBP: 0	CS: 0	

PITCHER		IP	WLS	BF	H	R	ER	SO	BB	IBB	HBP	BLK	WP	HR	S	P	ERA	WHIP
99 Taijuan Walker, R ERA: 3.91	(1, 1)	6.0	L	29	8	4	3	3	1	2	0	0	1	0	61	108	4.50	1.500
54 Tom Wilhelmsen, R ERA: 3.71	(7, 1)	1.0		3	0	0	0	2	0	0	0	0	0	0	8	11	0.00	0.000
40 Andrew Chafin, L ERA: 2.19	(8, 1)	1.0		3	0	0	0	2	0	0	0	0	0	0	8	10	0.00	0.000
48 Randall Delgado, R ERA: 4.57	(9, 1)	1.0		4	1	0	0	0	0	0	0	0	0	0	10	13	0.00	1.000

PITCHER	IP	WLS	BF	H	R	ER	SO	BB	IBB	HBP	BLK	WP	HR	S	P	ERA	WHIP

TOP

Pittsburgh Pirates @ Arizona Diamondbacks

Chase Field, Phoenix, AZ

Sat May 13 2017, 5:11 PM - 8:10 PM MST

Att. 31,673 - Roof Closed - 77 F

livebaseballscorecards.com

AB	35
R	4
H	9
RBI	2
BB	3
SO	7
LOB	17

Batter	1	2	3	4	5	6	7	8	9	AB	R	H	RBI	BB	SO	LOB
5 Grégor Blanco, L (1, 8) OBP: 0.364, SLG: 0.222 11 AJ Pollock, R (7, PH) OBP: 0.331, SLG: 0.456 (8, 8)	C FF 93 B CH 86 B FF 94 X FF 94 2-1 ① F7	B SL 84 F SI 93 B FF 92 X CH 86 2-1 ② P5			B CH 86 B CH 86 X FF 92 2-0 ② G4-3		D CH 90 B CH 89 F FF 100 B CH 89 X CH 89 3-1 ③ P5		B CH 86 S SI 94 B SI 93 F CH 86 B SI 94 F SI 94 X SL 84 3-2 ③ P5	3 2	0 0	0 0	0 0	0 0	0 0	1 3
6 David Peralta, L (1, 9) OBP: 0.354, SLG: 0.471	C FF 94 S FF 94 B FF 95 B FF 94 F SL 83 X FF 96 2-2 22 1B 1B	F FF 93 F SL 86 S FF 94 0-3 ③ K			B FF 93 B SI 93 X FF 93 2-0 ③ F7			S FF 99 C CU 83 X FF 100 0-2 ① G6-3		4	0	1	0	0	1	1
44 Paul Goldschmidt, R (1, 3) OBP: 0.448, SLG: 0.545	C FF 94 F SI 92 F FF 96 F SI 92 D SL 86 S SI 93 1-3 ② K		C SL 84 B CH 85 X SL 84 1-1 ① G4-3			C FF 94 X FF 94 0-1 ① L8		B FF 101 X FF 99 1-0 HR		4	1	1	1	0	1	1
22 Jake Lamb, L (1, 5) OBP: 0.353, SLG: 0.474	D FF 94 B CH 86 1 SAFE 1 SAFE X SI 94 2-0 24 BB 1-3 1B		X CH 87 0-0 ② G1-3			B FF 94 C FF 94 S SL 86 B FF 97 B FF 97 B FF 97 4-2 24 L5-3 BB		B CU 84 S FF 99 B FF 100 C FF 100 S CU 85 2-3 ② K		3	0	1	0	1	1	0
24 Yasmany Tomás, R (1, 7) OBP: 0.302, SLG: 0.491	B SI 92 B SI 92 B SI 95 C FF 94 B SI 92 4-1 1-2 BB		C SI 92 F SL 82 B SL 85 B SL 84 S SI 94 2-3 ③ K			X FF 96 0-0 ②③ L5-3 1-1		B CH 89 S FF 99 S CH 89 B CH 89 S CH 90 2-3 ③ K		3	0	0	0	1	2	1
27 Brandon Drury, R (1, 4) OBP: 0.359, SLG: 0.496	D SL 86 B FF 94 X SI 94 2-0 ③ G4-3			C FF 92 C SI 93 F FF 94 F FF 94 F SL 82 B FF 95 S SI 92 1-3 ① K			C SL 86 X SL 85 0-1 13 G4-3 13 WP 1B		B SI 93 S SI 93 S SI 93 B CH 86 X SI 94 2-2 ① G4-3	4	0	1	0	0	1	3
13 Nick Ahmed, R (1, 6) OBP: 0.316, SLG: 0.479		C FF 92 X CU 78 0-1 HR		B SL 83 F SI 91 X SI 92 1-1 ② P6			S FF 96 B SI 96 S FF 97 B SI 97 F SI 97 B SI 96 F FF 94 X FF 97 3-2 ① G4-3 1-3		C SI 95 B CH 86 B CH 86 X SI 94 2-1 HR	4	2	2	2	0	0	1
2 Jeff Mathis, R (1, 2) OBP: 0.167, SLG: 0.292		X FF 94 0-0 99 G5-3 2B		C FF 93 S SL 83 B SL 84 F SL 83 X SI 92 1-2 ③ G5-3			X FF 97 0-0 1B		B SI 95 C CH 85 S CH 86 X CH 86 1-2 ② F8	4	0	2	0	0	0	0
99 Taijuan Walker, R (1, 1) OBP: 0.118, SLG: 0.063 54 Tom Wilhelmsen, R (7, 1) 16 Chris Owings, R (7, PH) OBP: 0.343, SLG: 0.488 40 Andrew Chafin, R (8, 1) 48 Randall Delgado, R (9, 1) 3 Daniel Descalso, L (9, PH) OBP: 0.288, SLG: 0.286 10 Chris Herrmann, L (9, PR) OBP: 0.255, SLG: 0.304		B FF 92 B FF 92 2 SAFE M FF 92 L FF 91 B FF 94 F FF 93 X FF 94 3-2 ① G5-3 2-3			C FF 92 B SL 81 X SI 92 1-1 ① G6-3		F FF 100 B FF 101 F CH 89 X CU 84 1-2 ② P3		B SI 94 F SI 94 B SL 85 B SI 93 B SI 93 4-1 BB	2 0 1 0 0 0 0	0 0 0 0 0 0 0	0 0 0 0 0 0 0	0 0 0 0 0 0 0	0 0 0 0 1 0 0	0 0 2 0 0 0 0	1 0 0 0 0 0 0
Inning Stats	R: 0 E: 0 K: 1 S: 14 H: 2 LOB: 3 BB: 1 P: 27	R: 1 E: 0 K: 1 S: 12 H: 2 LOB: 1 BB: 0 P: 17	R: 0 E: 0 K: 1 S: 6 H: 0 LOB: 0 BB: 0 P: 9	R: 0 E: 0 K: 1 S: 12 H: 0 LOB: 0 BB: 0 P: 15	R: 0 E: 0 K: 0 S: 4 H: 0 LOB: 0 BB: 0 P: 9	R: 0 E: 0 K: 0 S: 5 H: 0 LOB: 0 BB: 1 P: 9	R: 0 E: 0 K: 0 S: 13 H: 2 LOB: 2 BB: 0 P: 20	R: 1 E: 0 K: 2 S: 10 H: 1 LOB: 0 BB: 0 P: 15	R: 1 E: 0 K: 0 S: 13 H: 1 LOB: 1 BB: 1 P: 25	1B: 4 2B: 2 3B: 0 HR: 3	SF: 0 SAC: 0 DP: 1 HBP: 0	WP: 1 PB: 0 SB: 0 CS: 0	PA: 37			

PITCHER		IP	WLS	BF	H	R	ER	SO	BB	IBB	HBP	BLK	WP	HR	S	P	ERA	WHIP
57 Trevor Williams, R ERA: 6.41	(1, 1)	5.0	W	20	4	1	1	4	1	0	0	0	0	1	48	77	1.80	1.000
12 Juan Nicasio, R ERA: 1.65	(6, 1)	1.1	H	6	2	0	0	0	1	0	0	0	1	0	13	20	0.00	2.250
73 Felipe Vázquez, L ERA: 0.87	(7, 1)	1.2	H	6	1	1	1	2	0	0	0	0	0	1	15	24	5.40	0.600
44 Tony Watson, L ERA: 1.84	(9, 1)	1.0	S	5	1	1	1	0	1	0	0	0	0	1	13	25	9.00	2.000

PITCHER	IP	WLS	BF	H	R	ER	SO	BB	IBB	HBP	BLK	WP	HR	S	P	ERA	WHIP

BOTTOM

Pittsburgh Pirates @ Arizona Diamondbacks

Chase Field, Phoenix, AZ

Sat May 13 2017, 5:11 PM - 8:10 PM MST

Att. 31,673 - Roof Closed - 77 F

livebaseballscorecards.com

AB	34
R	3
H	8
RBI	3
BB	3
SO	6
LOB	14

Batter	1	2	3	4	5	6	7	8	9	10	AB	R	H	RBI	BB	SO	LOB
26 Adam Frazier, L (1, 7) OBP: 0.379, SLG: 0.433	C FF 92 B FF 92 X FF 93 1-1 22 WP 5 HBP 25 G4-6-3 1B	B FF 95 S SL 86 F SL 86 F SL 87 B FF 95 B SL 85 B FF 94 4-2 BB		C KC 82 X SL 86 0-1 1B		1 SAFE C FF 94 B SL 88 S CH 86 1 SAFE X FF 96 1-2 1B		C FF 98 F FF 97 F FF 98 B FF 99 S KC 87 1-3 ③ K		C CU 77 X CU 79 0-1 ③ P6	5	1	3	0	1	1	0
5 Josh Harrison, R (1, 5) OBP: 0.354, SLG: 0.455	S FF 93 S SL 87 H FF 95 1-2 25 G4-6-3 22 WP 1-2 HBP	C FF 94 F KC 85 X FF 95 0-2 ③ F8		B FF 95 1 SAFE S KC 83 X FF 94 1-1 ② F8		F FF 95 F CH 86 B FF 93 S FF 96 1-3 ③ K			C SI 91 F CH 82 B FF 96 B SL 86 S SI 93 2-3 ① K		4	0	0	0	0	2	5
22 Andrew McCutchen, R (1, 8) OBP: 0.288, SLG: 0.401	B FF 93 C FF 94 D SL 89 F FF 94 B FF 92 B SL 85 4-2 25 G4-6-3 1-2 2-3 BB		B FF 92 X SL 85 1-0 HR	X FF 95 0-0 ③ P4			S FF 93 F FF 94 B FC 86 S FS 85 1-3 K 55 G3-1 55 S		S SI 94 B SL 86 B CH 83 F SI 94 B FF 95 X SI 93 3-2 ② G5-3		4	1	1	1	1	1	1
25 Gregory Polanco, L (1, 9) OBP: 0.336, SLG: 0.370 28 John Jaso, L (5, 9) OBP: 0.253, SLG: 0.300	B FF 94 X FF 94 1-0 ① ② G4-6-3 1-2f 2-3 3-H		C FF 94 S FF 94 X FF 95 0-2 55 HR 1B		S FF 95 C FF 96 B CH 88 X CH 88 1-2 ① G5-3		1 SAFE X FF 95 0-0 ① F7		B SI 94 C CH 82 B CH 82 B CH 84 C CH 84 F CH 83 B SI 96 4-2 BB		3	1	1	0	0	0	2
55 Josh Bell, S (1, 3) OBP: 0.336, SLG: 0.478 12 Juan Nicasio, R (7, 1) 41 Daniel Hudson, R (8, 1) 38 Wade LeBlanc, L (8, 1) OBP: 0.200, SLG: 0.200 23 David Freese, R (9, PH) OBP: 0.387, SLG: 0.484 44 Tony Watson, L (9, 1)	B FF 94 C FF 93 S KC 85 B FF 95 D KC 84 B FF 94 4-2 BB		1 SAFE 1 SAFE B KC 82 B FF 94 1 SAFE B KC 83 X SI 94 3-1 1-H HR		B FF 96 B FF 95 B SL 88 X FF 95 3-0 ② F7		B FF 94 B FS 84 B FF 95 X FF 96 3-0 ② G3-1 1-3		B SI 96 B SL 87 C SI 95 F SI 94 S SL 86 2-3 ③ K		3 0 0 0 0 1 0	1 0 0 0 0 0 0	1 0 0 0 0 0 0	2 0 0 0 0 0 0	1 0 0 0 0 1 0	0 0 0 0 0 1 0	1 0 0 0 0 1 0
29 Francisco Cervelli, R (1, 2) OBP: 0.305, SLG: 0.421	D KC 83 B FF 93 F FF 94 F FF 94 B FF 90 F FF 94 X FF 94 3-2 ③ F9		C KC 81 B FF 94 C KC 81 B SL 84 B FF 95 X KC 83 3-2 E5 10 CS		X FF 96 0-0 ③ P3		B FF 95 F FS 85 B FF 96 F FS 87 B FF 95 F FF 95 B FF 96 4-2 BB		F FF 97 B SL 87 X FF 96 1-1 ① G6-3		4	0	0	0	1	0	2
10 Jordy Mercer, R (1, 6) OBP: 0.310, SLG: 0.276		C FF 91 C KC 80 B SL 85 F SL 86 B FF 92 X KC 82 2-2 61 FC5-4 1B	1 SAFE B FF 92 B KC 81 C FF 92 C FF 93 B KC 82 X FF 93 3-2 ① ② G5-3 1-2			C FF 95 B FF 94 X FF 95 1-1 ① L9	B FF 96 1 SAFE F FF 95 X FS 85 1-1 ③ G5-3			C SL 85 S SL 85 B FF 97 B SL 87 B CU 79 X FF 97 3-2 ② F9	5	0	1	0	0	0	3
61 Gift Ngoepe, R (1, 4) OBP: 0.349, SLG: 0.306		B FF 93 C FF 93 B FF 95 C FF 95 X KC 83 2-2 ① FC5-4 46 SH1-4 1-2f	C KC 82 F FF 94 S FF 96 0-3 ③ K			C CU 79 B CH 87 F CH 88 B FF 94 B SI 96 F CH 88 X CH 86 3-2 26 1B 1B		C FF 97 C FF 96 S FF 97 0-3 ① K		B FF 97 B SL 86 B SI 96 C FF 95 B SI 96 4-1 64 HR BB	4	1	1	0	1	2	1
46 Iván Nova, R (1, 1) 64 José Osuna, R (7, 3) OBP: 0.288, SLG: 0.433		F FF 93 C FF 94 X KC 85 0-2 ② SH1-4 1-2		S FF 92 S KC 80 B FF 93 F KC 80 F SL 84 S FF 94 1-3 ① K		C FF 94 B FF 94 F FF 95 L SI 94 1-3 ② K		X FF 97 0-0 ② F9		B FF 96 B FF 96 1 SAFE B FF 97 C FF 95 X SI 96 3-1 1-H HR	2 2	0 1	0 1	0 2	0 0	2 0	1 0
Inning Stats	R: 1 H: 1 E: 0 LOB: 2 K: 0 BB: 2 S: 13 P: 27	R: 0 H: 1 E: 0 LOB: 2 K: 0 BB: 1 S: 16 P: 24	R: 3 H: 3 E: 1 LOB: 0 K: 1 BB: 0 S: 15 P: 25	R: 0 H: 1 E: 0 LOB: 1 K: 1 BB: 0 S: 10 P: 12	R: 0 H: 0 E: 0 LOB: 0 K: 0 BB: 0 S: 5 P: 9	R: 0 H: 2 E: 0 LOB: 2 K: 2 BB: 0 S: 15 P: 22	R: 0 H: 0 E: 0 LOB: 2 K: 1 BB: 1 S: 10 P: 19	R: 0 H: 0 E: 0 LOB: 0 K: 2 BB: 0 S: 8 P: 9	R: 0 H: 0 E: 0 LOB: 1 K: 2 BB: 1 S: 12 P: 23	R: 2 H: 1 E: 0 LOB: 0 K: 0 BB: 1 S: 10 P: 21	1B: 6 SF: 0 2B: 0 SAC: 1 3B: 0 DP: 1 HR: 3 HBP: 1						

PITCHER		IP	WLS	BF	H	R	ER	SO	BB	IBB	HBP	BLK	WP	HR	S	P	ERA	WHIP
38 Robbie Ray, L ERA: 4.57	(1, 1)	4.0		21	6	4	4	2	3	0	1	0	1	2	54	88	9.00	2.250
48 Randall Delgado, R ERA: 4.18	(5, 1)	2.0		8	2	0	0	2	0	0	0	0	0	0	20	31	0.00	1.000
29 Jorge De La Rosa, L ERA: 2.7	(7, 1)	1.0		5	0	0	0	1	1	0	0	0	1	0	10	19	0.00	1.000
25 Archie Bradley, R ERA: 1.45	(8, 1)	1.0		3	0	0	0	2	0	0	0	0	0	0	8	9	0.00	0.000
56 Fernando Rodney, R ERA: 9.22	(9, 1)	1.0		4	0	0	0	2	1	0	0	0	0	0	12	23	0.00	1.000

PITCHER		IP	WLS	BF	H	R	ER	SO	BB	IBB	HBP	BLK	WP	HR	S	P	ERA	WHIP
54 Tom Wilhelmsen, R ERA: 4.5	(10, 1)	1.0	L	5	1	2	2	0	1	0	0	0	0	1	10	21	18.00	2.000

TOP

Pittsburgh Pirates @ Arizona Diamondbacks

Chase Field, Phoenix, AZ

Sun May 14 2017, 1:11 PM - 5:19 PM MST

Att. 34,088 - Roof Closed - 75 F

livebaseballscorecards.com

AB	38
R	6
H	9
RBI	5
BB	6
SO	9
LOB	18

WP: 2	PA: 46		
PB: 0			
SB: 1			
CS: 1			

Pittsburgh Pirates @ Arizona Diamondbacks

Chase Field, Phoenix, AZ

Sun May 14 2017, 1:11 PM - 5:19 PM MST

Att. 34,088 - Roof Closed - 75 F

livebaseballscorecards.com

BOTTOM

Batter	1	2	3	4	5	6	7	8	9	10	AB	R	H	RBI	BB	SO	LOB
11 AJ Pollock, R (1, 8) OBP: 0.337, SLG: 0.455	L9	1B			G4-3	G5-3		2 BB		44 IBB 1B	5	0	2	0	1	0	3
21 Zack Greinke, R (10, PR) OBP: 0.111, SLG: 0.059						2-3f		1-2 2-3 BB		2-3	0	0	0	0	0	0	0
6 David Peralta, L (1, 9) OBP: 0.351, SLG: 0.463	44 HR 1B	G1-6-3			G6-3		K	BB		K	4	1	1	0	0	1	1
25 Archie Bradley, R (8, 1)								1-2 2-3 3-H			0	0	0	0	0	0	0
2 Jeff Mathis, R (8, PH) OBP: 0.179, SLG: 0.282											0	0	0	1	1	0	0
56 Fernando Rodney, R (9, 1)											0	0	0	0	0	0	0
54 Tom Wilhelmsen, R (10, 1)											0	0	0	0	0	0	0
46 Patrick Corbin, L (10, PH) OBP: 0.125, SLG: 0.067											1	0	0	0	0	1	2
44 Paul Goldschmidt, R (1, 3) OBP: 0.450, SLG: 0.584	1-H HR		K		HR		K	K		IBB	5	2	2	3	1	3	3
22 Jake Lamb, L (1, 5) OBP: 0.358, SLG: 0.482	F7	L9			2B		1B		16 1B 1B	G4-3	6	0	3	0	0	0	3
16 Chris Owings, R (1, 4) (8, 9) OBP: 0.345, SLG: 0.492	2B		K		K		G3		13 G6-4-3 1-2 1B		5	0	2	0	0	2	2
10 Chris Herrmann, L (1, 2) OBP: 0.250, SLG: 0.280	BB			G4-3		L3		P6	B1		4	0	0	0	1	0	2
13 Nick Ahmed, R (1, 6) OBP: 0.321, SLG: 0.467	K			P5		5 1B 1B		11 BB 3 S 2 BB BB	G6-4-3 1-2f		4	1	1	0	1	1	4
5 Grégor Blanco, L (1, 7) OBP: 0.375, SLG: 0.286		G4-3		1B		11 G5-3 27 HBP 1-3 1B		L9		K	5	0	2	0	0	1	1
38 Robbie Ray, L (1, 1) OBP: 0.357, SLG: 0.357		G3-1		G6-3		1-2 HBP		2 BB 11 BB 1-2 BB		E8 11 1B 1B	1	0	0	0	0	0	0
24 Yasmany Tomas, R (4, PH) OBP: 0.295, SLG: 0.487											1	0	0	0	0	0	1
48 Randall Delgado, R (5, 1)											0	0	0	0	0	0	0
27 Brandon Drury, R (6, PH) OBP: 0.364, SLG: 0.455											0	0	0	0	0	0	0
29 Jorge De La Rosa, L (7, 1)											0	0	0	0	0	0	0
3 Daniel Descalso, L (8, 4) OBP: 0.309, SLG: 0.298											1	0	1	0	1	0	0
Inning Stats	R: 2 E: 0 K: 1 S: 20 H: 3 LOB: 2 BB: 1 P: 30	R: 0 E: 0 K: 0 S: 11 H: 1 LOB: 1 BB: 0 P: 16	R: 0 E: 0 K: 2 S: 9 H: 0 LOB: 0 BB: 0 P: 12	R: 0 E: 0 K: 0 S: 9 H: 1 LOB: 1 BB: 0 P: 14	R: 1 E: 0 K: 1 S: 12 H: 2 LOB: 1 BB: 0 P: 19	R: 0 E: 0 K: 0 S: 8 H: 2 LOB: 2 BB: 0 P: 13	R: 0 E: 0 K: 2 S: 13 H: 1 LOB: 1 BB: 0 P: 19	R: 1 E: 0 K: 1 S: 15 H: 0 LOB: 3 BB: 4 P: 37	R: 0 E: 0 K: 0 S: 6 H: 2 LOB: 1 BB: 0 P: 6	R: 0 E: 1 K: 2 S: 20 H: 2 LOB: 3 BB: 1 P: 24	1B: 10 2B: 2 3B: 0 HR: 2	SF: 0 SAC: 0 DP: 2 HBP: 1					

	AB	42
	R	4
	H	14
	RBI	4
	BB	6
	SO	9
	LOB	22

WP: 0 PB: 0 SB: 1 CS: 0 PA: 49

PITCHER		IP	WLS	BF	H	R	ER	SO	BB	IBB	HBP	BLK	WP	HR	S	P	ERA	WHIP
46 Iván Nova, R ERA: 2.48	(1, 1)	6.0		28	9	3	3	4	1	0	1	0	0	2	69	104	4.50	1.667
12 Juan Nicasio, R ERA: 1.56	(7, 1)	1.0	H	4	1	0	0	2	0	0	0	0	0	0	13	19	0.00	1.000
41 Daniel Hudson, R ERA: 7.8	(8, 1)	0.2	H	5	0	1	1	0	3	0	0	0	0	0	10	26	13.50	4.500
38 Wade LeBlanc, L ERA: 2.08	(8, 1)	0.1	B	2	0	0	0	1	1	0	0	0	0	0	5	11	0.00	3.000
44 Tony Watson, L ERA: 1.62	(9, 1)	2.0	W	10	4	0	0	2	0	1	0	0	0	0	26	30	0.00	2.000

PITCHER	IP	WLS	BF	H	R	ER	SO	BB	IBB	HBP	BLK	WP	HR	S	P	ERA	WHIP

Washington Nationals @ Pittsburgh Pirates

PNC Park, Pittsburgh, PA

Tue May 16 2017, 7:07 PM - 10:36 PM EDT

Att. 16,992 - Clear - 82 F

TOP

livebaseballscorecards.com

Batter	1	2	3	4	5	6	7	8	9	AB	R	H	RBI	BB	SO	LOB
7 Trea Turner, R (1, 6) OBP: 0.288, SLG: 0.449	C FF 94 X FF 94 0-1 28 1B 2B		C SL 88 B SI 96 B FF 98 C FF 97 B SI 97 X SI 97 3-2 ① F9	C SL 88 B SL 88 S CH 90 B SI 96 X FF 95 2-2 28 S 1B		C SI 95 B SL 87 S CU 78 F CU 78 B SL 87 S CU 78 2-3 ③ K			X CU 72 0-0 ① G6-3	5	1	2	0	0	1	1
28 Jayson Werth, R (1, 7) OBP: 0.414, SLG: 0.509 8 Brian Goodwin, L (9, PR) OBP: 0.300, SLG: 0.333 (9, 7)	D FF 94 C SL 87 C SL 88 F FF 96 B SL 88 X FF 98 2-2 11 G4-6-3 2-H 1B		B SI 97 C FF 97 F SI 96 X SL 89 1-2 34 G3 11 2B 1-2 1B	1 SAFE C FF 92 B FF 95 C FF 93 F FF 96 B FF 98 X SL 90 2-2 ③ F9 1-2			C CU 77 F SI 93 S CU 78 0-3 ① K		C FC 83 B FF 86 B CH 78 C FC 85 X CH 77 2-2 34 HR 1B	5 0	1 1	3 0	1 0	0 0	1 0	1 0
34 Bryce Harper, L (1, 9) OBP: 0.503, SLG: 0.767	X FF 96 0-0 ① P5		C SI 92 B SI 96 S SL 91 X CH 90 1-2 ② G3 1-2 2-3		B SL 89 B SI 94 B FF 93 B FF 94 4-0 11 1B 32 1B BB		S SI 95 S CH 85 X SL 85 0-2 1B		B FF 86 C SI 86 1 SAFE S CU 73 F SL 78 X FF 87 1-2 1-H HR	4	2	2	2	1	0	3
11 Ryan Zimmerman, R (1, 3) OBP: 0.429, SLG: 0.785	B FF 98 S FF 96 X CH 90 1-1 ②③ G4-6-3 1-2f		B SI 96 C SL 89 X SI 96 1-1 2-H 3-H 2B		B KC 77 B SI 93 C SI 94 F CH 88 X CH 88 2-2 32 1B 1-2 1B		B SI 94 B SI 95 X SI 94 2-0 ② L9		C FC 85 F FC 85 X CH 79 0-2 ② G1-3	5	0	2	2	0	0	3
6 Anthony Rendon, R (1, 5) OBP: 0.369, SLG: 0.453		B FF 94 C SI 94 X CH 90 1-1 32 G3-1 2B	C FF 94 B FF 94 F CH 91 B SL 88 C FF 98 2-3 ③ K		C SI 95 B SL 84 X SL 84 1-1 ① L4		X SL 88 0-0 ③ F7		B FC 84 B CH 79 X FF 86 2-0 ③ L9	5	0	1	0	0	1	5
32 Matt Wieters, S (1, 2) OBP: 0.369, SLG: 0.454		B CH 91 S SI 96 S SI 96 X SL 91 1-2 ① G3-1 2-3		B SI 93 B CH 89 F FF 93 F FF 92 F SI 95 S CH 91 2-3 ① K	B CH 87 B CH 86 X SI 95 2-0 3 G6-4-3 1-3 2-H 1B			B FC 85 F FC 84 B CH 79 F SI 86 B CH 78 B FC 85 4-2 1 G4-3 BB		3	0	1	1	1	1	1
3 Michael Taylor, R (1, 8) OBP: 0.298, SLG: 0.443		B SI 97 B SI 97 B SL 89 F SI 97 C SL 91 X SI 100 3-2 ② P3		B SL 88 B SL 87 X SI 93 2-0 1 HR 3B	B FF 96 X SL 83 1-0 ②③ G6-4-3 1-2f			S FC 86 S FC 86 F FC 86 B FF 87 D CH 79 S FC 86 2-3 ① K		4	1	1	0	0	1	4
1 Wilmer Difo, S (1, 4) OBP: 0.273, SLG: 0.283		X SI 92 0-0 ③ L4		S FF 95 B SI 94 B FF 96 X CH 90 2-1 3-H HR		F SI 95 C SL 84 B SL 84 F SI 94 S CU 78 1-3 ① K		1 SAFE F CH 78 S FC 85 F CH 78 B FC 86 F FF 86 F FF 86 X FC 85 1-2 ② G4-3 1-2		4	1	1	2	0	1	2
37 Stephen Strasburg, R (1, 1) OBP: 0.111, SLG: 0.278 43 Matt Albers, L (7, 1) 46 Oliver Pérez, L (7, 1) 45 Blake Treinen, R (7, 1) 14 Chris Heisey, R (8, PH) OBP: 0.191, SLG: 0.227 72 Enny Romero, R (8, 1) 30 Koda Glover, R (9, 1)			B FF 93 B SI 94 C FF 94 X SI 94 2-1 34 G3 28 1B 11 2B 1B	C SI 96 B FF 96 F FF 96 S SL 90 1-3 ② K		F FF 94 S CU 78 X SL 87 0-2 ② L6		C FC 86 S CH 79 F CH 78 S CH 78 0-3 ③ K		3 0 0 0 1 0	1 0 0 0 0 0	1 0 0 0 0 0	0 0 0 0 0 0	1 0 0 0 1 0	0 0 0 0 1 0	1 0 0 0 1 0
Inning Stats	R: 1 E: 0 K: 0 S: 9 H: 2 LOB: 0 BB: 0 P: 12	R: 0 E: 0 K: 0 S: 9 H: 1 LOB: 1 BB: 0 P: 14	R: 2 E: 0 K: 1 S: 16 H: 3 LOB: 0 BB: 0 P: 26	R: 2 E: 0 K: 2 S: 17 H: 3 LOB: 1 BB: 0 P: 28	R: 1 E: 0 K: 0 S: 7 H: 2 LOB: 1 BB: 1 P: 17	R: 0 E: 0 K: 2 S: 11 H: 0 LOB: 0 BB: 0 P: 14	R: 0 E: 0 K: 1 S: 8 H: 1 LOB: 1 BB: 0 P: 10	R: 0 E: 0 K: 2 S: 16 H: 0 LOB: 1 BB: 1 P: 23	R: 2 E: 0 K: 0 S: 12 H: 2 LOB: 1 BB: 0 P: 17	1B: 8 2B: 3 3B: 1 HR: 2 SF: 0 SAC: 0 DP: 2 HBP: 0						

	AB	39
	R	8
	H	14
	RBI	8
	BB	2
	SO	8
	LOB	21

WP: 0 PB: 0 SB: 1 CS: 0 PA: 41

PITCHER		IP	WLS	BF	H	R	ER	SO	BB	IBB	HBP	BLK	WP	HR	S	P	ERA	WHIP
39 Chad Kuhl, R ERA: 6.69	(1, 1)	4.0	L	22	10	6	6	3	1	0	0	0	0	1	54	89	13.50	2.750
41 Daniel Hudson, R ERA: 7.31	(5, 1)	1.0		3	1	0	0	0	0	0	0	0	0	0	4	8	0.00	1.000
53 Johnny Barbato, R ERA: 3.27	(6, 1)	2.0		7	1	0	0	3	0	0	0	0	0	0	19	24	0.00	0.500
38 Wade LeBlanc, L ERA: 2.66	(8, 1)	2.0		9	2	2	2	2	1	0	0	0	0	1	28	40	9.00	1.500

PITCHER	IP	WLS	BF	H	R	ER	SO	BB	IBB	HBP	BLK	WP	HR	S	P	ERA	WHIP

Washington Nationals @ Pittsburgh Pirates

PNC Park, Pittsburgh, PA

Tue May 16 2017, 7:07 PM - 10:36 PM EDT

Att. 16,992 - Clear - 82 F

livebaseballscorecards.com

BOTTOM

Batter	1	2	3	4	5	6	7	8	9	AB	R	H	RBI	BB	SO	LOB
26 Adam Frazier, L (1, 7) (8, 8) OBP: 0.380, SLG: 0.446	B FF 95 B FF 96 B FF 95 C FF 96 X FF 96 3-1 ① G6-3		C CU 82 B CH 89 C FF 96 S FF 97 1-3 ② K		X CH 88 0-0 ③ G4-3		B SI 94 C SL 80 C SL 80 X SI 95 1-2 5 G6-4-3 1B 1-2 3-H		B SI 95 C SI 94 F SL 91 X SL 92 1-2 1-3 2B	5	0	2	1	0	1	1
5 Josh Harrison, R (1, 4) OBP: 0.355, SLG: 0.482	B CU 83 B FF 97 F FF 97 F FF 91 F SI 91 X CH 89 2-2 HR		S CU 83 X SI 96 0-1 ③ L5			B FF 96 C FF 96 B FF 96 F SL 90 X FF 97 2-2 2B	X SI 97 0-0 ① ② G6-4-3 1-2f 2-3		B FF 97 C SL 93 F SL 92 F SL 92 S SL 92 1-3 ③ K	5	1	2	1	0	1	4
22 Andrew McCutchen, R (1, 8) OBP: 0.280, SLG: 0.390 38 Wade LeBlanc, L (8, 1) OBP: 0.200, SLG: 0.200	X FF 91 0-0 ② L8			C FF 96 X CU 82 0-1 ① L8		F FF 96 X SI 95 0-1 ① F9	S SI 98 F SI 99 F SI 98 F SI 97 S SL 90 0-3 ③ K			4 0	0 0	0 0	0 0	0 0	1 0	2 0
28 John Jaso, L (1, 9) OBP: 0.253, SLG: 0.311	F FF 96 F FF 97 B FF 95 X CU 82 1-2 2B			F CH 88 F FF 96 F FF 96 B CH 90 S CH 88 1-3 ② K		C CU 80 B FF 94 F SI 95 S FF 97 1-3 ② K		C FF 97 B FF 98 S FF 97 B FF 99 B FF 99 X FF 99 3-2 ① F9		4	0	1	0	0	2	1
23 David Freese, R (1, 5) OBP: 0.380, SLG: 0.463	B FF 95 B FF 96 B FF 95 C FF 95 F FF 94 F FF 96 X FF 96 3-2 ③ L9			F SL 89 B FF 96 F SI 96 B CH 90 B FF 94 B FF 97 4-2 BB		F FF 96 C FF 95 B FF 97 F FF 97 B CU 83 X FF 91 2-2 ③ L7		F SL 89 B FF 99 T FF 99 X FF 99 1-2 ② G6-3		3	0	0	0	1	0	2
55 Josh Bell, S (1, 3) OBP: 0.333, SLG: 0.479		B CU 82 C FF 96 F FF 96 X FF 94 1-2 ① G6-3		B CH 88 C CH 87 F FF 95 B SL 84 F FF 91 X SI 90 2-2 ③ G4-3			B CU 81 C CH 89 S FF 95 X FF 95 1-2 10 1B 64 FC3 2B	C SL 87 F SL 85 F FF 97 F FF 98 B FF 100 B FF 98 S SL 90 2-3 ③ K		4	1	1	0	0	1	1
29 Francisco Cervelli, R (1, 2) OBP: 0.303, SLG: 0.409		B FF 97 B FF 97 X FF 96 2-0 ② F8			X FF 94 0-0 ① G6-3		B CH 89 F FF 96 B CU 84 S CH 88 B FF 95 F CH 88 F CH 88 F FF 95 B FF 94 4-2 64 FC3 10 1B 64 E BB		C CU 80 B SI 97 S SL 92 B SL 92 F SL 92 B SI 96 S SL 92 3-3 ① K	3	1	0	0	1	1	0
10 Jordy Mercer, R (1, 6) OBP: 0.315, SLG: 0.278		C CU 82 B CU 82 B SL 91 C FF 97 X CU 84 2-2 ③ G3			C FF 95 B CU 83 B CU 81 F SL 89 B FF 97 B FF 97 4-2 37 G2-3 BB		C SL 84 B SI 92 F FF 92 B SL 87 F SL 87 X SI 93 2-2 64 E 26 1B 1B 1-2 2-3		C SL 92 B FF 96 S CU 81 F SL 93 F CU 80 F SL 92 F SL 92 B SL 92 F SL 92 2-2 X CU 81 ② G1-3	3	1	1	0	1	0	0
39 Chad Kuhl, R (1, 1) 41 Daniel Hudson, R (5, 1) 37 Alen Hanson, S (5, PH) OBP: 0.195, SLG: 0.256 53 Johnny Barbato, R (6, 1) 64 José Osuna, R (7, PH) OBP: 0.294, SLG: 0.435 (8, 7)			B FF 94 B FF 95 B FF 95 C FF 95 C FF 96 F FF 96 X FF 96 3-2 ① G4-3		B CU 82 C CU 81 X SI 95 1-1 ② G2-3 1-2		B SL 89 B SI 92 C SL 87 C SI 95 B SL 87 F SL 86 F SI 95 X SI 95 3-2 FC3 5 26 1B G6-4-3 1-3 2-H 3-H		B SL 92 F SL 92 X CU 81 1-1 26 2B 1B	1 0 1 0 2	0 0 0 0 0	0 0 0 0 1	0 0 0 0 1	0 0 0 0 0	0 0 1 0 1	0 0 1 0 1
Inning Stats	R: 1 H: 2 E: 0 LOB: 1 K: 0 BB: 0 S: 14 P: 23	R: 0 H: 0 E: 0 LOB: 0 K: 0 BB: 0 S: 7 P: 12	R: 0 H: 0 E: 0 LOB: 0 K: 1 BB: 0 S: 9 P: 13	R: 0 H: 0 E: 0 LOB: 1 K: 1 BB: 1 S: 12 P: 19	R: 0 H: 0 E: 0 LOB: 1 K: 0 BB: 1 S: 6 P: 11	R: 0 H: 1 E: 0 LOB: 1 K: 1 BB: 0 S: 12 P: 17	R: 3 H: 3 E: 1 LOB: 1 K: 1 BB: 1 S: 26 P: 37	R: 0 H: 0 E: 0 LOB: 0 K: 1 BB: 0 S: 11 P: 17	R: 0 H: 2 E: 0 LOB: 2 K: 2 BB: 0 S: 21 P: 29	1B: 3 SF: 0 2B: 4 SAC: 0 3B: 0 DP: 1 HR: 1 HBP: 0						

	AB	R	H	RBI	BB	SO	LOB
	35	4	8	3	3	7	13

WP: 0 PB: 0 SB: 0 CS: 0 PA: 38

PITCHER		IP	WLS	BF	H	R	ER	SO	BB	IBB	HBP	BLK	WP	HR	S	P	ERA	WHIP
37 Stephen Strasburg, R ERA: 3.42	(1, 1)	6.0	W	25	4	3	3	3	3	0	0	0	0	1	68	108	4.50	1.167
43 Matt Albers, R ERA: 0.61	(7, 1)	0.0		2	1	0	0	0	0	0	0	0	0	0	9	14	∞	∞
46 Oliver Pérez, L ERA: 4.32	(7, 1)	0.0		1	1	1	0	0	0	0	0	0	0	0	3	4	∞	∞
45 Blake Treinen, R ERA: 7.64	(7, 1)	1.0	H	2	0	0	0	1	0	0	0	0	0	0	6	6	0.00	0.000
72 Enny Romero, L ERA: 4.58	(8, 1)	1.0	H	3	0	0	0	1	0	0	0	0	0	0	11	17	0.00	0.000

PITCHER		IP	WLS	BF	H	R	ER	SO	BB	IBB	HBP	BLK	WP	HR	S	P	ERA	WHIP
30 Koda Glover, R ERA: 3.09	(9, 1)	1.0		5	2	0	0	2	0	0	0	0	0	0	21	29	0.00	2.000

Batter	1	2	3	4	5	6	7	8	9	AB	R	H	RBI	BB	SO	LOB
7 Trea Turner, R (1, 6) OBP: 0.279, SLG: 0.434	B FF 94 C FF 95 B SL 87 B SL 89 X FF 96 3-1 ① L9		D KC 82 C SI 96 F FF 96 C SL 90 1-3 ② K			F KC 81 X KC 78 0-1 ① FC5-4 34 S 1-2f		B FF 100 B CH 88 X FF 98 2-0 ③ G3-1		4	0	0	0	0	1	2
28 Jayson Werth, R (1, 7) OBP: 0.409, SLG: 0.496	C FF 95 C KC 80 F SL 87 B FF 96 F FF 96 X KC 80 1-2 ② G5-3		C CH 88 X SL 88 0-1 ③ FC5-4 1-2f			C FF 96 F FF 97 1 SAFE F FF 98 1 SAFE F KC 79 P PO 89 D KC 81 F SI 97 2-2 ② F7 X SL 88			C SI 96 T SL 88 F FF 97 B FF 97 B SL 88 B SL 87 B FF 96 4-2 BB	3	0	0	0	1	0	2
34 Bryce Harper, L (1, 9) OBP: 0.491, SLG: 0.744	F SI 97 F FF 96 B FF 98 X CH 89 1-2 ③ G4-3			B CH 88 F SI 95 C SI 96 X SL 88 1-2 ① F9		F SI 97 B FF 98 F KC 82 D KC 82 X CH 91 2-2 ③ G4-3 1-2			B SI 96 B FF 94 C FF 94 C FF 95 F FF 95 B FF 95 X FF 95 3-2 ① L9	4	0	0	0	0	0	2
11 Ryan Zimmerman, R (1, 3) OBP: 0.417, SLG: 0.763		F FF 95 C FF 95 F FF 96 B KC 81 X KC 80 1-2 ① G6-3		C KC 78 F CH 85 C SL 85 0-3 ② K			X SI 95 0-0 ① G6-3		B FF 96 F FF 95 B FF 95 S FF 97 X FF 96 2-2 ② F8	4	0	0	0	0	1	1
20 Daniel Murphy, L (1, 4) OBP: 0.382, SLG: 0.523		C KC 80 B CH 89 F FF 97 X FF 96 1-2 ② F8		X CH 85 0-0 ③ G3-1			C FF 94 F SI 94 X SL 87 0-2 8 2B 1B		C SI 95 B FF 95 F FF 96 B FF 96 F FF 96 F FF 96 F SI 96 F FF 95 X FF 97 2-2 ③ F7	4	1	1	0	0	0	1
6 Anthony Rendon, R (1, 5) OBP: 0.369, SLG: 0.446		B FF 97 B SL 88 C FF 95 B SL 90 B FF 97 4-1 BB	C SL 87 X CH 86 0-1 ① L8				F SI 96 B FF 97 C FF 96 S SI 98 1-3 ② K			2	0	0	0	1	1	1
8 Brian Goodwin, L (1, 8) OBP: 0.308, SLG: 0.417		C FF 94 X SI 95 0-1 ③ F7	C CH 86 X CH 86 0-1 ② G3				C FF 96 B SI 97 X KC 80 1-1 59 PO 2B 1-H			3	0	1	1	0	0	1
59 Jose Lobaton, S (1, 2) OBP: 0.190, SLG: 0.231		S FF 94 B KC 78 B FF 96 F SI 95 B FF 97 F FF 96 F SI 96 X FF 97 3-2 28 FC5-4 1B	S FF 96 X FF 96 0-1 ③ L5				B CH 86 F SI 96 S FF 98 2 SAFE 1-2 ③ PO 2-3	C FF 100 S CU 82 X FF 100 0-2 ① G3		3	0	1	0	0	0	0
38 Jacob Turner, R (1, 1) 45 Blake Treinen, R (6, 1) 46 Oliver Pérez, L (7, 1) 43 Matt Albers, L (7, 1) 14 Chris Heisey, R (8, PH) OBP: 0.188, SLG: 0.222 33 Matt Grace, L (8, 1)		C FF 94 F FF 96 B FF 95 X FF 96 1-2 ① P4				B SI 93 B FF 94 B FF 93 C FF 93 C FF 95 B FF 96 4-2 7 FC5-4 BB		B FF 100 X FF 99 1-0 ② F8		1 0 0 0 1 0	0 0 0 0 0 0	0 0 0 0 0 0	0 0 0 0 0 0	1 0 0 0 0 0	0 0 0 0 0 0	1 0 0 0 0 0
Inning Stats	R: 0 E: 0 K: 0 S: 10 H: 0 LOB: 0 BB: 0 P: 15	R: 0 E: 0 K: 0 S: 10 H: 0 LOB: 1 BB: 1 P: 16	R: 0 E: 0 K: 1 S: 13 H: 1 LOB: 1 BB: 0 P: 18	R: 0 E: 0 K: 1 S: 7 H: 0 LOB: 0 BB: 0 P: 8	R: 0 E: 0 K: 0 S: 6 H: 0 LOB: 0 BB: 0 P: 6	R: 0 E: 0 K: 0 S: 14 H: 0 LOB: 1 BB: 1 P: 21	R: 1 E: 0 K: 1 S: 11 H: 2 LOB: 0 BB: 0 P: 14	R: 0 E: 0 K: 0 S: 5 H: 0 LOB: 0 BB: 0 P: 8	R: 0 E: 0 K: 0 S: 17 H: 0 LOB: 1 BB: 1 P: 28	1B: 2 2B: 1 3B: 0 HR: 0 SF: 0 SAC: 0 DP: 0 HBP: 0						

PITCHER		IP	WLS	BF	H	R	ER	SO	BB	IBB	HBP	BLK	WP	HR	S	P	ERA	WHIP
45 Gerrit Cole, R ERA: 2.84	(1, 1)	7.0	W	25	3	1	1	3	2	0	0	0	0	0	71	98	1.29	0.714
73 Felipe Vázquez, L ERA: 0.83	(8, 1)	1.0		3	0	0	0	0	0	0	0	0	0	0	5	8	0.00	0.000
12 Juan Nicasio, R ERA: 1.47	(9, 1)	1.0		4	0	0	0	0	1	0	0	0	0	0	17	28	0.00	1.000

PITCHER	IP	WLS	BF	H	R	ER	SO	BB	IBB	HBP	BLK	WP	HR	S	P	ERA	WHIP

Washington Nationals @ Pittsburgh Pirates

PNC Park, Pittsburgh, PA

Wed May 17 2017, 7:06 PM - 10:08 PM EDT

Att. 18,803 - Partly Cloudy - 84 F

TOP

livebaseballscorecards.com

AB	29
R	1
H	3
RBI	1
BB	3
SO	3
LOB	11

WP: 0 PA: 33
PB: 0
SB: 1
CS: 0

Batter	1	2	3	4	5	6	7	8	9	AB	R	H	RBI	BB	SO	LOB
26 Adam Frazier, L (1, 7) OBP: 0.382, SLG: 0.443	C SI 94 B CU 78 X SL 86 1-1 ① G4-3	B SL 86 B SI 93 C SI 95 F CH 88 X SI 96 2-2 ③ G1-3			C SI 94 B FF 94 F CU 78 B SI 96 X SI 95 2-2 28 CS 1B		C SI 78 B SI 92 F FF 92 B SL 80 X SL 79 2-2 28 BLK 22 1B 1B	C SI 89 B SI 91 X SI 91 1-1 ②③ L8-2 3-H		5	1	2	0	0	0	3
28 John Jaso, L (1, 9) OBP: 0.276, SLG: 0.307 (7, 3)	B CU 79 X SI 94 1-0 ② G3	B SI 94 B CU 76 C SI 94 B SI 94 B SI 94 4-1 22 FC5-4 BB	1 SAFE 1 SAFE 0-0 ③ CS 1-2	C CU 81 B SL 83 F CH 89 B SI 95 B CU 83 B CU 82 4-2 22 FC5-4 BB	L SI 91 B SL 77 T SI 91 B SL 78 D SL 80 B FF 92 4-2 22 1B 22 1B 1-2 BB					1	1	0	0	3	0	0
22 Andrew McCutchen, R (1, 8) OBP: 0.286, SLG: 0.393	B SL 87 X SI 94 1-0 23 1B 1B	B SL 86 B SI 94 X SI 94 2-0 ① FC5-4 23 G4-3 1-2f		C SI 94 B SI 94 X SL 86 1-1 ① FC5-4 55 S 23 HBP 55 HR 1-2f	F SL 88 B SI 92 B SI 92 B SL 86 F SI 92 X SI 93 3-2 23 G4-3 23 S 29 SF9 1-H 2-H 1B					4	2	2	2	0	0	2
23 David Freese, R (1, 5) OBP: 0.386, SLG: 0.457	1 SAFE B SI 93 S SI 94 X SI 95 1-1 1-2 1B	X SI 94 0-0 ②③ G4-3 1-2f		1 SAFE C SI 93 1 SAFE 1 SAFE F SL 85 H SI 92 1-2 55 HR HBP	1 SAFE B SI 91 B SI 92 S SI 91 X SI 93 2-1 ① G4-3 1-3					3	1	1	0	0	0	2
55 Josh Bell, S (1, 3) OBP: 0.333, SLG: 0.500 69 Danny Ortiz, L (7, 9)	D CU 80 B SI 95 C SI 95 F SI 95 B SI 96 C SI 95 3-3 ③ K	B CU 77 S SI 94 T CH 88 X SI 95 1-2 ① G4-3	B SI 94 D CU 80 B CH 88 F SI 94 X SI 94 3-1 1-H 2-H HR	D CH 81 B FF 92 B FF 94 F SI 92 F FF 92 B FF 94 4-2 BB						3 0	1 0	1 0	3 0	0 1	1 0	2 0
29 Francisco Cervelli, R (1, 2) OBP: 0.310, SLG: 0.405		C SI 95 B SI 95 B SL 86 B SL 85 B SI 95 4-1 61 1B BB	C CU 79 B SI 94 F SI 95 X SL 88 1-2 ② G6-3	C SL 84 F SI 94 B CU 81 B CH 88 B CU 81 B SI 95 4-2 10 1B BB	B SI 90 B SL 87 B SI 94 C SI 91 X SI 91 3-1 ② SF9 3-H					1	0	0	1	2	0	0
10 Jordy Mercer, R (1, 6) OBP: 0.313, SLG: 0.277		C SI 95 X SL 85 0-1 ① F8	C SI 95 X SI 94 0-1 ③ G4-3	B SI 96 X SI 96 1-0 1-2 1B	1 SAFE C SI 92 B SL 86 C SI 89 B SL 84 X SI 91 2-2 ③ G1-3					4	0	1	0	0	0	2
61 Gift Ngoepe, R (1, 4) OBP: 0.340, SLG: 0.300		B SL 86 X SI 94 1-0 1-2 1B	B CU 74 S SL 85 F SI 94 B SI 95 B SL 88 F SI 95 X SI 95 3-2 ① G5-3	B SI 96 D SL 88 F SI 96 B SI 96 C SI 96 S SI 96 3-3 ② K			B SI 90 X SI 91 1-0 37 G3-1 26 L8-2			4	0	1	0	0	1	2
45 Gerrit Cole, R (1, 1) OBP: 0.125, SLG: 0.125 73 Felipe Vázquez, L (8, 1) 37 Alen Hanson, S (8, PH) OBP: 0.190, SLG: 0.250 12 Juan Nicasio, R (9, 1)		L SI 93 L SI 94 X SI 95 0-2 ② B1	T SI 94 X SI 95 0-1 ② G6-3	S SL 88 X SI 98 0-1 ③ G3-1			C SI 90 X SL 82 0-1 ① G3-1 2-3			3 0 0 1 0	0 0 0 0 0	0 0 0 0 0	0 0 0 0 0	0 0 0 0 0	0 0 0 1 0	4 0 1 0 0
Inning Stats	R: 0 E: 0 K: 1 S: 9 H: 2 LOB: 2 BB: 0 P: 16	R: 0 E: 0 K: 0 S: 10 H: 1 LOB: 2 BB: 1 P: 17	R: 0 E: 0 K: 0 S: 3 H: 0 LOB: 0 BB: 1 P: 9	R: 0 E: 0 K: 0 S: 8 H: 0 LOB: 0 BB: 0 P: 10	R: 0 E: 0 K: 0 S: 9 H: 1 LOB: 0 BB: 0 P: 14	R: 3 E: 0 K: 1 S: 16 H: 2 LOB: 2 BB: 2 P: 33	R: 3 E: 0 K: 0 S: 17 H: 2 LOB: 1 BB: 2 P: 37	R: 0 E: 1 K: 0 S: 5 H: 0 LOB: 0 BB: 0 P: 7		1B: 7 2B: 1 3B: 0 HR: 1	SF: 1 SAC: 0 DP: 2 HBP: 1			WP: 0 PB: 0 SB: 2 CS: 1	PA: 38

PITCHER		IP	WLS	BF	H	R	ER	SO	BB	IBB	HBP	BLK	WP	HR	S	P	ERA	WHIP
38 Jacob Turner, R ERA: 3.74	(1, 1)	5.1	L	24	5	3	3	1	4	0	1	0	0	0	49	89	5.06	1.688
45 Blake Treinen, R ERA: 7.36	(6, 1)	0.2		3	1	0	0	1	0	0	0	0	0	0	6	10	0.00	1.500
46 Oliver Pérez, L ERA: 6.48	(7, 1)	0.0		2	1	2	2	0	1	0	0	1	0	0	5	11	∞	∞
43 Matt Albers, R ERA: 1.15	(7, 1)	1.0		5	1	1	1	0	1	0	0	0	0	0	12	26	9.00	2.000
33 Matt Grace, L ERA: 5.06	(8, 1)	1.0		3	0	0	0	0	0	0	0	0	0	0	5	7	0.00	0.000

PITCHER	IP	WLS	BF	H	R	ER	SO	BB	IBB	HBP	BLK	WP	HR	S	P	ERA	WHIP

BOTTOM

Washington Nationals @ Pittsburgh Pirates

PNC Park, Pittsburgh, PA

Wed May 17 2017, 7:06 PM - 10:08 PM EDT

Att. 18,803 - Partly Cloudy - 84 F

livebaseballscorecards.com

AB	29
R	6
H	8
RBI	6
BB	6
SO	2
LOB	18

Washington Nationals @ Pittsburgh Pirates

PNC Park, Pittsburgh, PA

Thu May 18 2017, 12:37 PM - 3:53 PM EDT

Att. 27,728 - Partly Cloudy - 85 F

livebaseballscorecards.com

TOP

Batter	1	2	3	4	5	6	7	8	9	AB	R	H	RBI	BB	SO	LOB
7 Trea Turner, R (1, 6) OBP: 0.269, SLG: 0.417	X FF 94 0-0 ① F8		C FF 94 S SI 92 F CU 78 X CU 79 0-2 ① G5-3	B CU 77 B SI 95 D SI 95 C FF 94 F FF 94 X FF 95 3-2 ③ F9			S FC 85 B CH 78 F FC 84 C SI 87 1-3 ① K		C SL 85 S SL 83 F SI 95 F SL 83 X SI 95 0-2 ③ G4-3	5	0	0	0	0	1	3
8 Brian Goodwin, L (1, 7) OBP: 0.250, SLG: 0.333 14 Chris Heisey, R (7, PH) OBP: 0.184, SLG: 0.217 (7, 7)	C SI 96 B FF 96 F SI 95 B CU 82 F SI 96 B SI 91 S SI 96 3-3 ② K2-3		C CU 78 S CH 90 B FF 94 C SI 96 1-3 ② K		X FF 94 0-0 ① F8		C FC 85 B FC 84 B FC 84 B FC 85 S FC 85 F FF 87 F CH 78 X FC 86 3-2 ② FC5-2 2-3 3-H			3 1	0 0	0 0	0 0	0 0	2 0	0 2
34 Bryce Harper, L (1, 9) OBP: 0.479, SLG: 0.723	C FF 96 B FF 96 B CU 80 C CH 89 S FF 97 2-3 ③ K		S CU 80 F FF 98 X CU 80 0-2 ③ L5		B FF 94 B CH 89 F CU 78 F FF 97 F FF 97 S CU 81 2-3 ② K		B FF 98 S FF 100 T FF 100 F FF 100 B SL 85 S FF 100 2-3 ③ K			4	0	0	0	0	3	2
6 Anthony Rendon, R (1, 5) OBP: 0.372, SLG: 0.440		C FF 93 F SI 94 F FF 94 F CU 81 B FF 96 X SI 96 1-2 ① G1-3		B CU 76 B FF 93 C FF 93 C SI 94 F SI 93 B CU 80 F SI 94 B FF 96 4-2 32 1B 20 G3 26 2B BB	X SI 97 0-0 ③ G5-3			B SI 95 B FF 93 B SI 93 B SI 94 4-0 BB		2	1	0	0	2	0	0
20 Daniel Murphy, L (1, 4) OBP: 0.385, SLG: 0.542 27 Shawn Kelley, R (8, 1)		C FF 97 B FF 96 S CU 80 F CU 80 X CU 82 1-2 HR		C FF 92 1 SAFE D CH 88 S CH 86 F SI 95 F CU 80 X FF 93 1-2 ① G3 1-2		B FC 83 C FF 87 X CU 73 1-1 32 G5-4-3 1B		B CU 77 C SI 93 F SI 93 B CH 84 F SL 86 S SI 92 2-3 ① K		4 0	1 0	2 0	1 0	0 0	1 0	2 0
32 Matt Wieters, S (1, 2) OBP: 0.365, SLG: 0.446		X FF 94 0-0 ② L7		B FF 94 B CU 79 X SI 94 2-0 26 2B 57 E 1B 2-3		C FF 87 X FC 87 0-1 ① ② G5-4-3 1-2f		X SI 93 0-0 ② F7		4	1	1	0	0	0	2
26 Adam Lind, L (1, 3) OBP: 0.400, SLG: 0.636 72 Enny Romero, R (6, 1) 1 Wilmer Difo, S (8, PH) OBP: 0.269, SLG: 0.279 (8, 4)		B FF 96 B SI 94 B FF 96 C FF 94 F FF 94 B FF 96 4-2 3 BB BB		X SI 95 0-0 57 E 2B 1-3 3-H		B FF 89 S FC 84 C SL 82 X CU 73 1-2 ③ L8		B SI 92 B SL 85 X SI 93 2-0 ③ G4-3		2 0 1	1 0 0	1 0 0	1 0 0	1 0 0	0 0 1	0 0 1
3 Michael Taylor, R (1, 8) OBP: 0.307, SLG: 0.439		D FF 96 B FF 93 B FF 92 B FF 93 4-0 1-2 BB		F FF 93 S CU 78 B CU 78 S FF 94 1-3 ② K			B FC 84 X FF 86 1-0 11 2B 14 FC5-2 1B		C SI 96 F FF 95 S SL 85 0-3 ① K	3	0	1	0	1	2	2
57 Tanner Roark, R (1, 1) OBP: 0.200, SLG: 0.214 45 Blake Treinen, R (6, 1) 11 Ryan Zimmerman, R (6, 3) OBP: 0.418, SLG: 0.766		C FF 93 F FF 95 B CU 80 C SI 94 1-3 ③ K		X FF 93 0-0 E1 2-H 3-H			B CH 79 1 SAFE F FC 85 1 SAFE B CH 78 1 SAFE F FF 87 X CH 78 2-2 14 FC5-2 1-3 2B		B SL 85 C SL 82 B FF 96 B SI 95 F FF 96 F FF 96 S SL 85 3-3 ② K	2 0 2	0 0 0	0 0 1	0 0 0	0 0 1	1 0 0	2 0 0
Inning Stats	R: 0 E: 0 K: 2 S: 8 H: 0 LOB: 0 BB: 0 P: 13	R: 1 E: 0 K: 1 S: 15 H: 1 LOB: 2 BB: 2 P: 26	R: 0 E: 0 K: 1 S: 10 H: 0 LOB: 0 BB: 0 P: 11	R: 3 E: 1 K: 1 S: 18 H: 2 LOB: 1 BB: 1 P: 29	R: 0 E: 0 K: 1 S: 6 H: 0 LOB: 0 BB: 0 P: 8	R: 0 E: 0 K: 0 S: 7 H: 1 LOB: 0 BB: 0 P: 9	R: 0 E: 0 K: 2 S: 16 H: 2 LOB: 2 BB: 0 P: 25	R: 0 E: 0 K: 1 S: 6 H: 0 LOB: 1 BB: 1 P: 14	R: 0 E: 0 K: 2 S: 12 H: 0 LOB: 0 BB: 0 P: 15	1B: 3 2B: 2 3B: 0 HR: 1 SF: 0 SAC: 0 DP: 1 HBP: 0						

	AB	33
	R	4
	H	6
	RBI	2
	BB	4
	SO	11
	LOB	16

WP: 0 PB: 0 SB: 0 CS: 0 PA: 37

PITCHER		IP	WLS	BF	H	R	ER	SO	BB	IBB	HBP	BLK	WP	HR	S	P	ERA	WHIP
24 Tyler Glasnow, R ERA: 7.34	(1, 1)	5.0	W	22	3	4	2	6	3	0	0	0	0	1	57	87	3.60	1.200
38 Wade LeBlanc, L ERA: 2.49	(6, 1)	1.2	H	7	3	0	0	1	0	0	0	0	0	0	19	28	0.00	1.800
73 Felipe Vázquez, L ERA: 0.82	(7, 1)	0.1	H	1	0	0	0	1	0	0	0	0	0	0	4	6	0.00	0.000
53 Johnny Barbato, R ERA: 3.0	(8, 1)	1.0		4	0	0	0	1	1	0	0	0	0	0	6	14	0.00	1.000
41 Daniel Hudson, R ERA: 6.88	(9, 1)	1.0		3	0	0	0	2	0	0	0	0	0	0	12	15	0.00	0.000

PITCHER	IP	WLS	BF	H	R	ER	SO	BB	IBB	HBP	BLK	WP	HR	S	P	ERA	WHIP

BOTTOM

Washington Nationals @ Pittsburgh Pirates

PNC Park, Pittsburgh, PA

Thu May 18 2017, 12:37 PM - 3:53 PM EDT

Att. 27,728 - Partly Cloudy - 85 F

livebaseballscorecards.com

Batter	1	2	3	4	5	6	7	8	9	AB	R	H	RBI	BB	SO	LOB
26 Adam Frazier, L (1, 7) OBP: 0.395, SLG: 0.467	X SI 91 0-0 55 BLK 22 G6-3 55 HR 1B	B FF 93 C CU 77 X SL 86 1-1 ③ F7		B C CU 77 C CU 77 B SL 86 S SL 86 2-3 ② K		I SI 96 F FF 96 B SL 89 X SI 97 1-2 E4 5 SF7 1-H 2-H 2B	X FF 96 0-0 2-H 3-H 1B			5	2	3	4	0	1	2
5 Josh Harrison, R (1, 5) OBP: 0.350, SLG: 0.471	C SI 91 F SL 84 S SI 94 0-3 ① K		F SI 93 B SI 93 B SL 86 C SL 85 B SI 94 B SI 93 4-2 55 BB 22 1B 28 BB BB	S SL 86 F SI 95 B FF 93 B SI 95 F CU 78 S SI 94 2-3 ③ K		B SI 97 F SI 95 X SI 97 1-1 ① SF7 3-H	X FF 98 0-0 ③ F9			3	1	0	1	1	2	2
22 Andrew McCutchen, R (1, 8) OBP: 0.289, SLG: 0.400	S SL 84 B SI 91 B SL 86 1 SAFE C SL 84 B FF 93 X FF 92 3-2 ② G6-3 1-2		F SL 84 B SL 84 B SI 90 C SI 93 X SI 91 2-2 28 BB 55 BB 10 FC5-4 1-2 1B		B SL 87 X SL 85 1-0 ① L7	C SL 90 B SI 97 C SL 88 X SL 89 1-2 2B		B SL 82 F FF 92 C FF 93 F FF 93 X FF 94 1-2 ① F8		5	1	2	0	0	0	1
55 Josh Bell, S (1, 3) OBP: 0.338, SLG: 0.520 73 Felipe Vázquez, L (7, 1) 53 Johnny Barbato, R (8, 1) 64 José Osuna, R (8, PH) OBP: 0.290, SLG: 0.429 41 Daniel Hudson, R (9, 1)	C CU 76 B FF 94 B CH 84 F CH 84 B SI 94 X CU 78 3-2 2-H HR		C SI 92 C SI 93 B SI 92 B SI 92 B SI 93 B CH 84 4-2 10 FC5-4 28 BB 1-2 2-3 BB		C SI 92 C SI 92 F SI 94 B SI 92 B CH 85 X CH 85 2-2 ② G3-1	S FF 95 S FF 98 X FF 98 0-2 ② F7		S SL 84 F SL 83 B FF 94 X FF 92 1-2 ② L9		3 0 0 1 0	1 0 0 0 0	1 0 0 0 0	2 0 0 0 0	1 0 0 0 0	0 0 0 0 0	1 0 0 0 0
28 John Jaso, L (1, 9) OBP: 0.283, SLG: 0.342 (7, 3)	B CU 76 C CH 84 X SI 92 1-1 ③ G3-1		C SI 94 B CU 77 C CH 84 B SI 93 F SI 94 F CU 78 B SI 94 B SI 93 4-2 10 FC5-4 1-2 2-3 3-H BB		B CH 84 F CH 84 B SI 93 X CH 83 2-1 HR	C SL 85 X FF 97 0-1 ③ G4-3		C FF 94 B SL 85 F SL 85 F FF 94 F FF 94 F SL 86 F SL 84 B FF 94 F FF 93 2-2 ③ F FF 93 X FF 94 L8		4	1	1	2	1	0	1
10 Jordy Mercer, R (1, 6) OBP: 0.318, SLG: 0.278		C SI 92 C CU 76 B SL 84 B SL 86 X CH 83 2-2 ① F7	F SL 86 B SI 95 S SI 93 B SL 87 X CU 77 2-2 ① FC5-4 1-2f 2-3 3-H		B CU 78 C CU 77 X SL 86 1-1 1B		C FF 94 B SL 88 B SL 88 F FF 96 B FF 96 F SL 90 B FF 97 4-2 69 CS BB			3	0	1	1	1	0	2
37 Alen Hanson, S (1, 4) OBP: 0.200, SLG: 0.256 38 Wade LeBlanc, L (6, 1) OBP: 0.200, SLG: 0.200 69 Danny Ortiz, L (7, 9) OBP: 1.000, SLG: 1.000		B CU 76 X SI 93 1-0 24 1B 1B	B SL 87 1 SAFE X SI 93 1-0 ② F8		C CH 84 B SI 92 S CU 77 B SI 90 X CU 77 2-2 ③ L9		B FF 95 1 SAFE B SL 88 F FF 96 S FF 98 X FF 97 2-2 ① 19 E 26 1B 1-2 1B			3 0 1	0 0 1	1 0 1	0 0 1	0 0 0	0 0 0	3 0 0
19 Chris Stewart, R (1, 2) OBP: 0.333, SLG: 0.367		F SI 91 B SI 91 X SI 92 1-1 ② L9	B CU 76 C SI 93 X SI 92 1-1 ③ F9			C SL 85 C CU 76 B SI 93 X SI 92 1-2 61 BB 26 E 1B	1 SAFE B FF 95 F FF 97 F FF 97 F FF 98 B FF 97 F FF 98 B FF 99 X FF 98 3-2 E4 1-3 26 1B 1B			4	2	2	0	0	0	3
24 Tyler Glasnow, L (1, 1) OBP: 0.462, SLG: 0.222 61 Gift Ngoepe, R (6, 4) OBP: 0.347, SLG: 0.293		S SI 91 F SI 92 F SI 90 B CU 78 X SI 92 1-2 1B		C SI 90 C CU 75 X CU 77 0-2 ① G4-3		1 SAFE B SL 84 B SI 92 B SI 91 B SI 90 4-0 26 E 1-2 BB	C FF 97 F SL 91 B FF 100 S FF 100 1-3 ② K			2 1	0 1	1 0	0 0	0 1	0 1	0 2
Inning Stats	R: 2 E: 0 K: 1 S: 12 H: 2 LOB: 0 BB: 0 P: 19	R: 0 E: 0 K: 0 S: 12 H: 2 LOB: 2 BB: 0 P: 18	R: 2 E: 0 K: 0 S: 17 H: 1 LOB: 2 BB: 3 P: 35	R: 0 E: 0 K: 2 S: 10 H: 0 LOB: 0 BB: 0 P: 14	R: 1 E: 0 K: 0 S: 12 H: 2 LOB: 1 BB: 0 P: 20	R: 3 E: 1 K: 0 S: 16 H: 3 LOB: 1 BB: 1 P: 24	R: 2 E: 1 K: 1 S: 16 H: 3 LOB: 1 BB: 1 P: 26	R: 0 E: 0 K: 0 S: 16 H: 0 LOB: 0 BB: 0 P: 20		1B: 9 2B: 2 3B: 0 HR: 2 SF: 1 SAC: 0 DP: 0 HBP: 0	WP: 0 PB: 0 SB: 0 CS: 1 PA: 41				

	AB	35
	R	10
	H	13
	RBI	10
	BB	5
	SO	4
	LOB	17

PITCHER		IP	WLS	BF	H	R	ER	SO	BB	IBB	HBP	BLK	WP	HR	S	P	ERA	WHIP
57 Tanner Roark, R ERA: 4.73	(1, 1)	5.0	L	27	8	7	7	3	4	0	0	1	0	2	66	114	12.60	2.400
45 Blake Treinen, R ERA: 7.71	(6, 1)	0.1		3	2	1	1	0	0	0	0	0	0	0	8	11	27.00	6.000
72 Enny Romero, L ERA: 4.66	(6, 1)	1.2		8	3	2	1	1	1	0	0	0	0	0	21	31	5.40	2.400
27 Shawn Kelley, R ERA: 6.57	(8, 1)	1.0		3	0	0	0	0	0	0	0	0	0	0	16	20	0.00	0.000

PITCHER		IP	WLS	BF	H	R	ER	SO	BB	IBB	HBP	BLK	WP	HR	S	P	ERA	WHIP

Batter	1	2	3	4	5	6	7	8	9	AB	R	H	RBI	BB	SO	LOB
16 César Hernández, S (1, 4) OBP: 0.369, SLG: 0.429	C FF 93 X FF 93 0-1 ① G1-3		C SI 92 X CH 88 0-1 25 FC4-6 1-2 2-H 1B			C CH 86 B CH 86 B CH 86 F FF 91 B SI 91 F SI 92 F FF 92 B FF 94 4-2 25 2B 23 G1-6-3 BB	B FF 88 X CH 84 1-0 ③ P4		X SI 92 0-0 ② G3	4	1	1	1	1	0	1
25 Daniel Nava, S (1, 9) OBP: 0.425, SLG: 0.458 5 Michael Saunders, L (6, 9) OBP: 0.295, SLG: 0.415	B SI 93 C FF 94 C CH 87 X FF 94 1-2 ② G4-3		C CH 86 F FF 93 X SI 90 0-2 FC4-6 1-2f 2-3			X FF 92 0-0 23 G1-6-3 19 SF7 1-3 2B		C SI 90 F SL 82 B CH 82 B FF 92 C FF 88 2-3 ① K	C SI 93 C SL 85 F SL 84 X SL 83 0-2 ③ F9	3 2	1 0	1 0	0 0	0 0	0 1	2 0
23 Aaron Altherr, R (1, 7) OBP: 0.409, SLG: 0.636	C SI 94 B SI 94 X SI 92 1-1 ③ G1-3		C FF 92 F FF 92 X FF 93 0-2 ③ P2			X FF 92 0-0 ① G1-6-3 2-3 3-H		S FC 88 F SI 92 B SL 82 F CH 82 B FF 89 B SI 92 F FF 92 X FF 88 3-2 ② P2		4	0	0	1	0	0	3
19 Tommy Joseph, R (1, 3) OBP: 0.328, SLG: 0.487		B SI 92 B SL 83 F FF 93 S SI 92 B SI 92 X FF 94 3-2 ① F8		B SL 84 X SI 91 1-0 ① G4-3		X SI 91 0-0 ② SF7 3-H		B FF 92 X FF 89 1-0 1B		3	0	1	1	0	0	0
37 Odúbel Herrera, L (1, 8) OBP: 0.297, SLG: 0.366		B FF 94 C SI 92 F CH 87 B FF 95 F FF 94 X SL 84 2-2 ② F8		F CH 86 F FF 93 X FF 93 0-2 ② F8		F SI 90 F FF 93 F FF 95 B SI 92 B FF 93 F CH 85 F FF 93 F CH 86 F CH 87 2-2 F FF 93 X SL 82 7 CS 1B		X SI 91 0-0 ③ L9		4	0	1	0	0	0	1
7 Maikel Franco, R (1, 5) OBP: 0.288, SLG: 0.385		C FF 94 B SL 83 S SL 82 X FF 95 1-2 ③ G1-3		B SL 82 B FF 94 S SI 90 X FF 91 2-1 ③ G6-3		1 SAFE C FC 86 B FF 90 1 SAFE 1-1 ③ CS 1-2	X CU 70 0-0 29 G5-3 58 2B 1B		X SI 91 0-0 13 E 29 HR 1B	4	2	2	0	0	0	0
13 Freddy Galvis, S (1, 6) OBP: 0.286, SLG: 0.418			B SI 92 B CH 87 F FF 94 F FF 93 X SI 94 2-2 16 1B 2B		C SI 92 S FF 93 F FF 93 F FF 92 F SL 84 B FF 93 X SL 87 1-2 ① P5		B FF 88 S SI 90 B FF 88 1 SAFE 1 SAFE F SI 90 X FF 92 2-2 ① F8		B SI 92 X SI 93 1-0 E5 29 HR 1-3	4	2	1	0	0	0	2
29 Cameron Rupp, R (1, 2) OBP: 0.343, SLG: 0.468			F FF 94 C FF 93 F FF 93 X SL 84 0-2 ① G5-3		X SL 87 0-0 ② L8		B SI 91 F FF 88 1 SAFE B SI 91 X SI 91 2-1 ② G5-3 1-2		X SI 93 0-0 1-H 3-H HR	4	1	1	3	0	0	2
58 Jeremy Hellickson, R (1, 1) OBP: 0.222, SLG: 0.319 63 Joely Rodríguez, L (7, PR) 17 Pat Neshek, S (7, 1) 53 Joaquín Benoit, R (8, 1) 4 Andrés Blanco, S (9, PH) OBP: 0.286, SLG: 0.344 50 Héctor Neris, R (9, 1)			B FF 94 B FF 93 C FF 92 B FF 93 C SI 91 F FF 93 F SI 92 B SI 93 4-2 25 FC4-6 16 1B BB		B FF 93 C SI 91 C SI 92 X SI 90 1-2 ③ G5-3		D FF 91 F FF 91 X SI 91 1-1 2-H 2B		X SI 92 0-0 ① G4-3	2 0 0 0 1 0	0 0 0 0 0 0	1 0 0 0 0 0	1 0 0 0 0 0	1 0 0 0 0 0	0 0 0 0 0 0	0 0 0 0 0 0
Inning Stats	R: 0 E: 0 K: 0 S: 7 H: 0 LOB: 0 BB: 0 P: 9	R: 0 E: 0 K: 0 S: 10 H: 0 LOB: 0 BB: 0 P: 16	R: 1 E: 0 K: 0 S: 19 H: 2 LOB: 2 BB: 1 P: 25	R: 0 E: 0 K: 0 S: 6 H: 0 LOB: 0 BB: 0 P: 9	R: 0 E: 0 K: 0 S: 10 H: 0 LOB: 0 BB: 0 P: 12	R: 2 E: 0 K: 0 S: 17 H: 2 LOB: 0 BB: 1 P: 24	R: 1 E: 0 K: 0 S: 9 H: 2 LOB: 1 BB: 0 P: 15	R: 0 E: 0 K: 1 S: 10 H: 1 LOB: 1 BB: 0 P: 16	R: 3 E: 1 K: 0 S: 9 H: 2 LOB: 0 BB: 0 P: 10	1B: 5 2B: 3 3B: 0 HR: 1 SF: 1 SAC: 0 DP: 0 HBP: 0				WP: 0 PB: 0 SB: 0 CS: 1	PA: 39	

TOP

Philadelphia Phillies @ Pittsburgh Pirates
PNC Park, Pittsburgh, PA
Fri May 19 2017, 7:07 PM - 10:01 PM EDT
Att. 25,795 - Cloudy - 76 F

livebaseballscorecards.com

AB	35
R	7
H	9
RBI	7
BB	2
SO	1
LOB	11

PITCHER		IP	WLS	BF	H	R	ER	SO	BB	IBB	HBP	BLK	WP	HR	S	P	ERA	WHIP
57 Trevor Williams, R ERA: 6.04	(1, 1)	5.2	L	23	4	3	3	0	2	0	0	0	0	0	68	93	4.76	1.059
47 Josh Lindblom, R ERA: 7.84	(6, 1)	2.1		9	3	1	1	1	0	0	0	0	0	0	20	33	3.86	1.286
44 Tony Watson, L ERA: 2.55	(9, 1)	1.0		6	2	3	2	0	0	0	0	0	0	1	9	10	18.00	2.000

PITCHER		IP	WLS	BF	H	R	ER	SO	BB	IBB	HBP	BLK	WP	HR	S	P	ERA	WHIP

Batter	1	2	3	4	5	6	7	8	9	AB	R	H	RBI	BB	SO	LOB
5 Josh Harrison, R (1, 4) OBP: 0.348, SLG: 0.465	C SI 91 B SI 90 F SI 91 X KC 80 1-2 55 2B 1B		B CH 82 C SI 90 X SI 90 1-1 ① L5		B SI 89 F SI 90 B SI 91 S CH 81 B CH 81 X SI 87 3-2 ③ G1-3			B SL 88 X SL 88 1-0 ③ L6		4	1	1	0	0	0	0
55 Josh Bell, S (1, 3) OBP: 0.342, SLG: 0.527	B SI 90 1 SAFE C KC 77 F CH 80 B SI 90 X KC 78 2-2 23 G2-3 29 E 1-H 2B		C SI 90 X FF 90 0-1 ② G4-3			B FC 85 C CH 80 F CH 82 X CH 82 1-2 ① G4-3			X FF 94 0-0 23 FC6-4 1B	4	1	2	1	0	0	0
22 Andrew McCutchen, R (1, 8) OBP: 0.288, SLG: 0.392	F SI 90 B FC 85 S CH 81 B FF 91 F SI 91 D CH 82 X KC 79 3-2 ① L5		B SI 90 C SI 90 B SI 91 S CH 82 B CH 84 D CH 82 4-2 BB			X FC 86 0-0 ② G5-3			C FF 94 B FS 87 D FS 87 B FF 94 S FF 94 S FF 95 3-3 ① K	3	0	0	0	1	1	2
23 David Freese, R (1, 5) OBP: 0.368, SLG: 0.432	F SI 90 B CH 81 D CH 82 T FF 90 B FF 90 X CH 82 3-2 ② G2-3 2-3		1 SAFE D CH 82 F CH 82 C SI 90 1 SAFE B CH 82 1 SAFE S CH 82 2-3 ③ K			X SI 90 0-0 ③ G4-3			C SI 94 F FS 86 B FS 88 F FS 87 F FF 95 X FS 88 1-2 ② FC6-4 1-2f	4	0	0	0	0	1	3
29 Francisco Cervelli, R (1, 2) OBP: 0.300, SLG: 0.391	S CH 81 B SI 90 B SI 91 F CH 83 D CH 83 X SI 91 3-2 E6 3-H			B SI 90 C SI 89 C KC 78 X CH 82 1-2 ① F8			B SI 88 C SI 88 X SL 80 1-1 ① F9		S FS 87 F FF 94 X FS 88 0-2 ③ F8	4	0	0	0	0	0	1
64 José Osuna, R (1, 9) OBP: 0.278, SLG: 0.409	C KC 78 B KC 79 X SI 89 1-1 ③ G5-3			B SI 91 B CH 83 X SI 90 2-0 ② F8			B SI 89 X SL 79 1-0 ② F9			3	0	0	0	0	0	1
69 Danny Ortiz, L (1, 7) OBP: 0.400, SLG: 0.250		C SI 90 B FC 86 X CH 81 1-1 ① F8		C KC 76 X SI 90 0-1 ③ F7			C SI 88 B SI 92 B CH 65 X SI 89 2-1 ③ L8			3	0	0	0	0	0	0
10 Jordy Mercer, R (1, 6) OBP: 0.312, SLG: 0.272		B SI 89 C FF 90 X SI 90 1-1 ② L9			C KC 75 B KC 77 B CH 81 B SI 89 X CH 85 3-1 ① F9			C FF 95 C FF 95 B FF 95 F FF 96 B SL 88 F SL 89 B CH 83 X CH 82 3-2 ① L6		3	0	0	0	0	0	0
57 Trevor Williams, R (1, 1) 47 Josh Lindblom, R (6, 1) 26 Adam Frazier, L (8, PH) OBP: 0.390, SLG: 0.461 44 Tony Watson, L (9, 1)		C SI 90 C SI 91 C KC 79 0-3 ③ K			F SI 89 X KC 79 0-1 ② G1-3			B CH 83 B FF 95 F FF 94 T FF 95 F FF 96 X FF 95 2-2 ② P5		2 0 1 0	0 0 0 0	0 0 0 0	0 0 0 0	1 0 0 0	0 0 0 0	0 0 0 0
Inning Stats	R: 2 E: 1 K: 0 S: 18 H: 2 LOB: 1 BB: 0 P: 31	R: 0 E: 0 K: 1 S: 7 H: 0 LOB: 0 BB: 0 P: 9	R: 0 E: 0 K: 1 S: 9 H: 0 LOB: 1 BB: 1 P: 16	R: 0 E: 0 K: 0 S: 6 H: 0 LOB: 0 BB: 0 P: 9	R: 0 E: 0 K: 0 S: 7 H: 0 LOB: 0 BB: 0 P: 13	R: 0 E: 0 K: 0 S: 5 H: 0 LOB: 0 BB: 0 P: 6	R: 0 E: 0 K: 0 S: 5 H: 0 LOB: 0 BB: 0 P: 9	R: 0 E: 0 K: 0 S: 10 H: 0 LOB: 0 BB: 0 P: 16	R: 0 E: 0 K: 1 S: 12 H: 1 LOB: 1 BB: 0 P: 16	1B: 2 2B: 1 3B: 0 HR: 0 SF: 0 SAC: 0 DP: 0 HBP: 0						

PITCHER		IP	WLS	BF	H	R	ER	SO	BB	IBB	HBP	BLK	WP	HR	S	P	ERA	WHIP
58 Jeremy Hellickson, R ERA: 3.44	(1, 1)	6.0	W	22	2	2	1	2	1	0	0	0	0	0	52	84	1.50	0.500
17 Pat Neshek, R ERA: 1.17	(7, 1)	1.0	H	3	0	0	0	0	0	0	0	0	0	0	5	9	0.00	0.000
53 Joaquín Benoit, R ERA: 4.5	(8, 1)	1.0	H	3	0	0	0	0	0	0	0	0	0	0	10	16	0.00	0.000
50 Héctor Neris, R ERA: 3.54	(9, 1)	1.0		4	1	0	0	1	0	0	0	0	0	0	12	16	0.00	1.000

PITCHER	IP	WLS	BF	H	R	ER	SO	BB	IBB	HBP	BLK	WP	HR	S	P	ERA	WHIP

BOTTOM

Philadelphia Phillies @ Pittsburgh Pirates
PNC Park, Pittsburgh, PA
Fri May 19 2017, 7:07 PM - 10:01 PM EDT
Att. 25,795 - Cloudy - 76 F

livebaseballscorecards.com

AB	31
R	2
H	3
RBI	1
BB	1
SO	3
LOB	7

Batter	1	2	3	4	5	6	7	8	9	AB	R	H	RBI	BB	SO	LOB
16 César Hernández, S (1, 4) OBP: 0.372, SLG: 0.430	B FF 92 C SI 92 X SI 92 1-1 13 2B 23 G6-3 1B		B SI 92 B SI 92 C SI 92 X SI 93 2-1 ① ② G1-6-3 1-2f		S CH 87 X SI 94 0-1 ③ L9			X SI 92 0-0 13 G1-3 23 2B 1B		4	2	2	0	0	0	2
13 Freddy Galvis, S (1, 6) OBP: 0.291, SLG: 0.428	X SI 92 0-0 23 G6-3 1-3 2B		X SI 92 0-0 1B			L CH 86 S CH 86 X CU 81 0-2 ① G3-1		C SI 93 B SI 94 B SI 93 S SI 93 D FF 95 X SI 94 3-2 ① G1-3 1-2		4	0	2	0	0	0	1
23 Aaron Altherr, R (1, 7) OBP: 0.403, SLG: 0.631	B CU 81 B SI 94 F SI 93 B SI 94 X SI 94 3-1 ① G6-3 2-3 3-H		1 SAFE B SI 93 S SI 92 B CU 79 F SI 94 C SI 95 2-3 ③ K			C FF 93 S CU 80 B CU 81 F SI 92 X CU 83 1-2 ② G5-3		B SI 95 X SI 94 1-0 19 G1-3 2-H 2B		4	0	1	2	0	1	2
19 Tommy Joseph, R (1, 3) OBP: 0.319, SLG: 0.471 61 Edubray Ramos, R (8, 1)	C SI 95 X SI 93 0-1 ② P4			B CU 77 B CU 78 X SI 90 2-0 ① G5-3		C FF 94 X FF 94 0-1 ③ L8		C SL 86 B FF 96 C FF 94 D SL 88 F SI 96 B FF 96 X SL 87 3-2 ② G1-3 2-3		4 0	0 0	0 0	0 0	0 0	0 0	2 0
37 Odúbel Herrera, L (1, 8) OBP: 0.290, SLG: 0.357	B SI 95 D CH 87 F SI 94 X CU 80 2-1 ③ G3			X SI 92 0-0 E4 7 G5-4-3			S SI 92 X SI 92 0-1 ① G4-3	F FF 95 X FF 95 0-1 ③ G5-3		4	0	0	0	0	0	2
7 Maikel Franco, R (1, 5) OBP: 0.287, SLG: 0.381		X SI 92 0-0 ① G5-3		B SI 92 X SI 91 1-0 ② ③ G5-4-3 1-2f			C SI 92 B CU 79 B SI 92 F SI 93 X SI 94 2-2 5 G6-3 29 1B 1B		F SI 92 B SI 93 B CH 84 X CH 85 2-1 ① F9	4	1	1	0	0	0	1
5 Michael Saunders, L (1, 9) OBP: 0.287, SLG: 0.403		B SI 91 F SI 92 S CU 80 F CU 81 S CU 81 1-3 ② K			C SI 91 F CU 78 F CU 81 S CU 81 0-3 ① K		X SI 92 0-0 ② G6-3 1-2		C SI 93 X SI 93 0-1 ② G1-3	4	0	0	0	0	2	1
29 Cameron Rupp, R (1, 2) OBP: 0.339, SLG: 0.459		C SI 92 B CH 85 X SI 92 1-1 ③ G6-3			B CU 79 F SI 92 B SI 92 C SI 91 X SI 92 2-2 ② G5-3		B CU 80 X SI 93 1-0 2-H 1B		C SI 92 X CH 86 0-1 ③ G6-3	4	0	1	1	0	0	0
28 Vince Velasquez, R (1, 1) OBP: 0.313, SLG: 0.313 59 Mark Leiter Jr., R (6, 1) 41 Brock Stassi, L (7, PH) OBP: 0.281, SLG: 0.404 57 Luis García, R (7, 1) 4 Andrés Blanco, S (8, 3) OBP: 0.286, SLG: 0.344			X SI 91 0-0 16 G1-6-3 1B		C SI 92 B SI 93 X SI 93 1-1 1B		B SI 93 F SI 92 S SI 93 F CU 80 D CU 83 X SI 93 2-2 ③ L7			2 0 1 0 0	0 0 0 0 0	2 0 0 0 0	0 0 0 0 0	0 0 0 0 0	0 0 0 0 0	0 0 1 0 0

TOP

Philadelphia Phillies @ Pittsburgh Pirates
PNC Park, Pittsburgh, PA
Sat May 20 2017, 4:06 PM - 6:57 PM EDT
Att. 32,572 - Overcast - 70 F

livebaseballscorecards.com

AB	35
R	3
H	9
RBI	3
BB	0
SO	3
LOB	12

Inning Stats	1	2	3	4	5	6	7	8	9
	R: 1 E: 0 K: 0 S: 9	H: 2 LOB: 1 BB: 0 P: 15	R: 0 E: 0 K: 1 S: 7	H: 0 LOB: 0 BB: 0 P: 9	R: 0 E: 0 K: 1 S: 7	H: 2 LOB: 1 BB: 0 P: 11	R: 0 E: 1 K: 0 S: 3	H: 0 LOB: 0 BB: 0 P: 6	R: 0 E: 0 K: 1 S: 11	H: 1 LOB: 1 BB: 0 P: 14	R: 0 E: 0 K: 0 S: 9	H: 0 LOB: 0 BB: 0 P: 10	R: 1 E: 0 K: 0 S: 11	H: 2 LOB: 1 BB: 0 P: 16	R: 1 E: 0 K: 0 S: 11	H: 2 LOB: 1 BB: 0 P: 18	R: 0 E: 0 K: 0 S: 6	H: 0 LOB: 0 BB: 0 P: 8

| | | |

BOTTOM

Philadelphia Phillies @ Pittsburgh Pirates
PNC Park, Pittsburgh, PA
Sat May 20 2017, 4:06 PM - 6:57 PM EDT
Att. 32,572 - Overcast - 70 F

Batter	1	2	3	4	5	6	7	8	9	AB	R	H	RBI	BB	SO	LOB
26 Adam Frazier, L (1, 7) OBP: 0.402, SLG: 0.469	C FF 92 F FF 93 B FF 95 F SL 84 F FF 95 B FF 95 F FF 96 X CH 88 2-2 G4-3 ①		B SI 91 B FF 94 B FF 93 C SI 93 X CH 87 3-1 5 BB; 22 1B; 1B		F FF 91 C KC 77 B FF 93 X KC 79 1-2 G6-3 ①	B FF 90 B SI 92 X SI 92 2-0 22 S; 2-H 3-H; 1B		B FF 97 X FF 95 1-0 5 1B; 1-2; 1B		5	1	3	2	0	0	0
5 Josh Harrison, R (1, 4) OBP: 0.355, SLG: 0.463 44 Tony Watson, L (9, 1)	F FF 93 F FF 95 S FF 94 0-3 K ②		B SL 86 B FF 95 1 SAFE 1 SAFE 1 SAFE B FF 93 C FF 94 F FF 94 F FF 96 4-2 D SL 86 22 E; 22 1B; 1-2; BB		B FF 94 T KC 80 F KC 79 X FF 95 1-2 L7 ②	B CU 71 B SL 83 B FF 92 B FF 91 4-0 22 S; BB		C SL 83 F FF 97 F SL 83 X FF 96 0-2 1-2; 2-3; 1B		3	0	1	0	2	1	0
										0	0	0	0	0	0	0
22 Andrew McCutchen, R (1, 8) OBP: 0.286, SLG: 0.386	C FF 96 B FF 96 B FF 95 B CH 88 F FF 96 S FF 96 3-3 K ③		B CH 88 X FF 95 1-0 E9; 1-3; 2-H; 1B		F FF 94 X KC 80 0-1 L8 ③	C FF 92 F FS 86 S FS 86 0-3 K ③; 1-2; 2-3		C SL 83 B SL 81 B SL 84 C SL 83 S SL 85 2-3 K ③		5	0	1	1	0	3	5
55 Josh Bell, S (1, 3) OBP: 0.333, SLG: 0.511 12 Juan Nicasio, R (8, 1) 61 Gift Ngoepe, R (9, 4) OBP: 0.347, SLG: 0.293		B FF 95 C FF 94 C FF 96 B CH 87 F FF 95 S FF 96 2-3 K ①	C FF 96 F FF 95 F FF 94 1 SAFE B SI 96 S KC 84 1-3 K ③			B KC 78 S CH 84 X FF 93 1-1 G4-3 ① X SI 96 0-0 F7 ①				4	0	0	0	0	2	2
										0	0	0	0	0	0	0
										0	0	0	0	0	0	0
23 David Freese, R (1, 5) OBP: 0.385, SLG: 0.481		B FF 94 F FF 94 B FF 95 S SL 86 X FF 96 2-2 28 FC5-4; 1B		B FF 93 C KC 79 F KC 82 B FF 93 F CH 88 F FF 96 X CU 77 2-2 HR		B FF 93 B CH 87 F FF 93 B B FF 94 4-1 29 E; 28 1B; 29 1B; BB	C SI 98 S SL 85 B SL 86 B SL 87 C SI 98 2-3 ②			3	2	2	1	1	1	0
28 John Jaso, L (1, 9) OBP: 0.281, SLG: 0.337 (8, 3)		B FF 94 X FF 93 1-0 FC5-4 ② 1-2f	C FF 95 X FF 95 0-1 F8 ①			X CH 88 0-0 29 E; 29 1B; 1-2; 1B	B SI 95 S SI 96 S FS 87 B FS 89 B FS 86 F SI 98 X SI 98 3-2 F7 ③			4	1	1	0	0	0	1
29 Francisco Cervelli, R (1, 2) OBP: 0.306, SLG: 0.395		B FF 93 B FF 96 X FF 95 2-0 P3 ③	F FF 94 C SL 84 X SI 95 0-2 10 G1-3; 1B			B KC 80 B FF 92 2 SAFE D FF 95 X FF 93 3-0 46 G6-3; 26 1B; 1-H 2-H; 1B		C FF 95 B SL 83 F SL 82 B SL 86 C SL 83 2-3 ①		4	1	2	2	0	1	1
10 Jordy Mercer, R (1, 6) OBP: 0.317, SLG: 0.268			C FF 92 B SL 82 S FF 94 F FF 95 F KC 80 X KC 79 1-2 G6-3 ①	X KC 83 0-0 G1-3 ② 1-2		B FF 92 C FF 91 B SL 83 F FS 82 B FS 86 F FS 86 B FS 85 4-2 46 G6-3; 26 1B; BB		F FF 97 B FF 97 B SL 84 C SL 81 B SL 86 F FF 97 F SL 82 B SL 84 4-2 5 1B; 26 1B; BB		2	1	0	0	2	0	1
46 Iván Nova, R (1, 1) 69 Danny Ortiz, L (8, 9) OBP: 0.333, SLG: 0.200			C FF 93 S FF 92 F FF 94 S KC 77 0-3 K ②	F FF 94 C KC 81 F KC 78 F FF 95 S SI 96 0-3 K ③		C FF 90 X SL 81 0-1 G6-3 ② 1-2 2-3		C SL 80 X FF 96 0-1 F7 ②		3	0	0	0	0	2	3
										1	0	0	0	0	0	1
Inning Stats	R: 0 E: 0 K: 2 S: 12 H: 0 LOB: 0 BB: 0 P: 17	R: 0 E: 0 K: 1 S: 9 H: 1 LOB: 1 BB: 0 P: 16	R: 1 E: 1 K: 2 S: 19 H: 2 LOB: 2 BB: 1 P: 29	R: 1 E: 0 K: 1 S: 16 H: 2 LOB: 1 BB: 0 P: 18	R: 0 E: 0 K: 0 S: 8 H: 0 LOB: 0 BB: 0 P: 10	R: 4 E: 1 K: 1 S: 14 H: 3 LOB: 2 BB: 3 P: 32	R: 0 E: 0 K: 1 S: 8 H: 0 LOB: 0 BB: 0 P: 13	R: 0 E: 0 K: 2 S: 18 H: 2 LOB: 3 BB: 1 P: 27		1B: 9 2B: 0 3B: 0 HR: 1 SF: 0 SAC: 0 DP: 0 HBP: 0		WP: 0 PB: 0 SB: 2 CS: 0 PA: 39		

livebaseballscorecards.com

AB	34
R	6
H	10
RBI	6
BB	5
SO	10
LOB	14

PITCHER	IP	WLS	BF	H	R	ER	SO	BB	IBB	HBP	BLK	WP	HR	S	P	ERA	WHIP
28 Vince Velasquez, R (1, 1) ERA: 5.98	5.1	L	25	7	5	5	6	2	0	0	0	0	1	69	103	8.44	1.688
59 Mark Leiter Jr., R (6, 1) ERA: 4.91	0.2		5	1	1	1	1	2	0	0	0	0	0	9	19	13.50	4.500
57 Luis García, R (7, 1) ERA: 2.61	1.0		3	0	0	0	1	0	0	0	0	0	0	8	13	0.00	0.000
61 Edubray Ramos, R (8, 1) ERA: 4.0	1.0		6	2	0	0	2	1	0	0	0	0	0	18	27	0.00	3.000

PITCHER	IP	WLS	BF	H	R	ER	SO	BB	IBB	HBP	BLK	WP	HR	S	P	ERA	WHIP

Batter	1	2	3	4	5	6	7	8	9	AB	R	H	RBI	BB	SO	LOB
16 César Hernández, S (1, 4) OBP: 0.364, SLG: 0.420	B FF 94 C FF 95 F CH 90 B FF 96 X SI 94 2-2 ① G1-3		C SI 95 X SL 87 0-1 ③ G3-1			L CH 77 B FC 84 F FC 85 B CH 78 B FC 86 X FC 85 3-2 ① F8		B CH 89 F CH 89 C SL 85 X FF 100 1-2 E1 13 1B		4	0	0	0	0	0	1
13 Freddy Galvis, S (1, 6) OBP: 0.290, SLG: 0.423	B SI 95 S FF 95 F SL 88 F SL 86 S FF 96 1-3 ② K			C SL 88 X CH 88 0-1 ① P6		C FC 85 B CH 79 B CH 79 X FF 87 2-1 ② G5-3		1 SAFE F FF 97 D CH 86 F FF 96 F CH 88 F CH 89 F FF 99 F CU 82 2-2 X SL 85 1-2 1B		4	0	1	0	0	1	0
23 Aaron Altherr, R (1, 7) OBP: 0.390, SLG: 0.607	B FF 94 X SI 95 1-0 ③ G6-3			C SI 95 F FF 95 B SI 97 S SL 88 1-3 ② K		S CH 78 B FC 86 S CH 79 C FF 88 1-3 ③ K		S FF 98 D CH 89 B FF 99 B FF 96 S FF 97 S FF 98 3-3 ③ K		4	0	0	0	0	3	2
5 Michael Saunders, L (1, 9) OBP: 0.279, SLG: 0.391		X SI 92 0-0 ① G4-1		C SL 88 S FF 96 B SL 88 F FF 97 X SI 96 1-2 ③ F7			B SL 80 S SL 79 B FF 86 B CU 71 X FF 88 3-1 ① F8		B SI 92 F SI 92 S SL 83 B SI 92 F SL 83 S SL 84 2-3 ① K	4	0	0	0	0	1	0
37 Odúbel Herrera, L (1, 8) OBP: 0.289, SLG: 0.354		B SI 93 B FF 95 F SI 93 S SL 88 S FF 96 2-3 ② K			B CH 89 B SL 88 X SL 89 2-0 ① P6		B SL 80 X SL 80 1-0 1B		B SI 92 X SI 93 1-0 ② G2	4	0	1	0	0	1	0
7 Maikel Franco, R (1, 5) OBP: 0.286, SLG: 0.384		C FF 95 X SI 95 0-1 ③ G5-3			B SL 89 C SL 87 S SL 88 B SI 97 F SL 87 X SL 88 2-2 2B		1 SAFE D SL 88 B SL 85 C FF 94 C FF 94 D SL 90 1 SAFE X SL 87 3-2 ② P6		S CH 86 X SI 93 0-1 ③ G5-3	4	0	1	0	0	0	1
41 Brock Stassi, L (1, 3) OBP: 0.283, SLG: 0.389			B SI 92 B FF 95 C SI 93 F SI 94 B SI 95 X SI 94 3-2 ① G4-3		F SI 96 F FF 95 B SL 89 F SL 96 B SI 96 F SL 89 B CH 90 F SL 89 B FF 98 4-2 BB		B FF 93 C FF 93 X FF 95 1-1 ③ F8			2	0	0	0	1	0	1
34 Andrew Knapp, S (1, 2) OBP: 0.360, SLG: 0.419			B SI 94 F CH 89 C SI 95 B SI 96 X SL 87 2-2 ② G6-3		F SL 88 C SI 96 B FF 96 C SI 96 1-3 ② K			F FF 99 B CH 88 F CH 88 F FF 100 B FF 99 F CU 82 S CH 89 2-3 ① K		3	0	0	0	0	2	2
27 Aaron Nola, R (1, 1) OBP: 0.333, SLG: 0.143 19 Tommy Joseph, R (8, PH) OBP: 0.316, SLG: 0.467 61 Edubray Ramos, R (8, 1) 57 Luis García, R (8, 1)			C SI 94 B FF 94 B SL 87 B FF 94 C CH 87 B SI 95 4-2 BB		C FF 96 C SL 89 F SI 97 B SI 97 B FF 97 B SI 96 F SI 97 F SI 94 F SI 95 3-3 ③ K			F FF 99 X FF 99 0-1 ② G5-3		1 1 0 0	0 0 0 0	0 0 0 0	0 0 0 0	1 0 0 0	1 0 0 0	2 0 0 0

Inning Stats										
	R: 0 E: 0 K: 1 S: 8	H: 0 LOB: 0 BB: 0 P: 12	R: 0 E: 0 K: 1 S: 6	H: 0 LOB: 0 BB: 0 P: 8	R: 0 E: 0 K: 0 S: 10	H: 0 LOB: 1 BB: 1 P: 19	R: 0 E: 0 K: 1 S: 9	H: 0 LOB: 0 BB: 0 P: 11	R: 0 E: 0 K: 2 S: 20	H: 1 LOB: 2 BB: 1 P: 32
	R: 0 E: 0 K: 1 S: 8	H: 0 LOB: 0 BB: 0 P: 14	R: 0 E: 0 K: 0 S: 8	H: 1 LOB: 1 BB: 0 P: 16	R: 0 E: 1 K: 2 S: 20	H: 1 LOB: 2 BB: 0 P: 28	R: 0 E: 0 K: 1 S: 7	H: 0 LOB: 0 BB: 0 P: 10	1B: 2 2B: 1 3B: 0 HR: 0	SF: 0 SAC: 0 DP: 0 HBP: 0	WP: 0 PB: 0 SB: 0 CS: 0	PA: 33

PITCHER	IP	WLS	BF	H	R	ER	SO	BB	IBB	HBP	BLK	WP	HR	S	P	ERA	WHIP
39 Chad Kuhl, R (1, 1) ERA: 5.85	5.0		18	1	0	0	5	2	0	0	0	0	0	53	82	0.00	0.600
38 Wade LeBlanc, L (6, 1) ERA: 2.36	1.1	W	5	1	0	0	1	0	0	0	0	0	0	11	21	0.00	0.750
12 Juan Nicasio, R (7, 1) ERA: 1.37	0.2	H	2	0	0	0	0	0	0	0	0	0	0	5	9	0.00	0.000
73 Felipe Vázquez, L (8, 1) ERA: 0.78	1.0	H	5	1	0	0	2	0	0	0	0	0	0	20	28	0.00	1.000
44 Tony Watson, L (9, 1) ERA: 2.29	1.0	S	3	0	0	0	1	0	0	0	0	0	0	7	10	0.00	0.000

PITCHER	IP	WLS	BF	H	R	ER	SO	BB	IBB	HBP	BLK	WP	HR	S	P	ERA	WHIP

TOP

Philadelphia Phillies @ Pittsburgh Pirates
PNC Park, Pittsburgh, PA
Sun May 21 2017, 1:39 PM - 4:23 PM EDT
Att. 24,445 - Cloudy - 74 F

livebaseballscorecards.com

AB	31
R	0
H	3
RBI	0
BB	2
SO	9
LOB	9

Batter	1	2	3	4	5	6	7	8	9	AB	R	H	RBI	BB	SO	LOB
26 Adam Frazier, L (1, 7) OBP: 0.418, SLG: 0.476	B FF 92 F SI 90 F FF 95 C SI 92 1-3 ① K		C KC 76 B KC 79 X SI 91 1-1 1B			C SI 88 X KC 76 0-1 5 1B 23 HBP 1B		B FF 92 B CU 76 B FF 93 B FF 92 4-0 22 CS BB		3	1	2	0	1	1	0
5 Josh Harrison, R (1, 4) OBP: 0.353, SLG: 0.457	F SI 94 B KC 78 X KC 79 1-1 ② G5-3		B KC 76 B FF 92 1 SAFE F CH 86 D KC 77 1 SAFE C SI 92 S KC 78 3-3 ③ K			B KC 75 1 SAFE B SI 89 1 SAFE B SI 89 F FF 91 1 SAFE X FF 92 3-1 23 HBP 22 S 1-3 1B		C FF 93 B SL 81 F FF 92 X SL 84 1-2 ① L8		4	0	1	0	0	1	2
22 Andrew McCutchen, R (1, 8) OBP: 0.285, SLG: 0.379	B SI 94 C FF 94 B FF 93 F FF 94 X KC 80 2-2 ③ G6-3			X KC 75 0-0 ① G1-3		D KC 78 X KC 76 1-0 ① G5-3 1-2		1 SAFE C FF 93 B FF 94 C FF 94 B SL 83 B FF 94 B SL 82 4-2 ② 37 1B 1-2 BB		3	0	0	0	1	0	2
55 Josh Bell, S (1, 3) OBP: 0.333, SLG: 0.504 12 Juan Nicasio, R (7, 1) 73 Felipe Vázquez, L (8, 1) 37 Alen Hanson, S (8, PH) OBP: 0.217, SLG: 0.273 44 Tony Watson, L (9, 1)		C SI 92 B SI 91 X CH 86 1-1 ① G1-3		B FF 91 B SI 91 X CH 85 2-0 ② G3		0-0 23 HBP IBB		B SL 83 B SL 82 F FF 94 X FF 94 2-1 1-2 1B		2 0 0 1 0	0 0 0 0 0	0 0 0 1 0	0 0 0 0 0	1 0 0 0 0	0 0 0 0 0	0 0 0 0 0
23 David Freese, R (1, 5) OBP: 0.379, SLG: 0.463		B FF 94 C CH 84 S FF 95 F SI 93 C SI 92 1-3 ② K		F SI 92 B KC 77 B CH 85 X SI 91 2-1 ③ L9		C KC 76 H FF 90 1-1 28 G4-6-3 HBP 1-2 2-3 3-H		X SI 95 0-0 ③ G1-3		3	0	0	1	0	1	2
28 John Jaso, L (1, 9) OBP: 0.293, SLG: 0.341 (7, 3)		X SI 94 0-0 1B	C CH 83 B CH 83 B SI 90 B CH 83 C SI 91 B SI 94 4-2 61 G6-3 19 G5-3 BB			X CH 84 0-0 ② ③ G4-6-3 1-2f				2	0	1	0	1	0	3
19 Chris Stewart, R (1, 2) OBP: 0.306, SLG: 0.333		C FF 94 B FF 95 B KC 80 1 SAFE F FF 92 F FF 94 1 SAFE X KC 79 2-2 ③ P6		F KC 77 B FF 89 B KC 75 1 SAFE X SI 91 2-1 ① G5-3 1-2			C FF 90 S KC 76 B FF 90 B KC 79 F FF 92 X FF 93 2-2 ① P3			3	0	0	0	0	0	2
61 Gift Ngoepe, R (1, 6) OBP: 0.327, SLG: 0.273			C FF 91 S FF 92 C KC 78 0-3 ① K		B KC 76 C KC 76 B KC 77 X SI 91 2-1 ② G6-3 2-3		S FF 93 B SI 92 C KC 76 S KC 78 1-3 ② K			3	0	0	0	0	2	1
39 Chad Kuhl, R (1, 1) 64 José Osuna, R (5, PH) OBP: 0.274, SLG: 0.403 38 Wade LeBlanc, L (6, 1) OBP: 0.200, SLG: 0.200 69 Danny Ortiz, L (7, 9) OBP: 0.286, SLG: 0.167			C SI 93 C KC 76 X KC 77 0-2 ② F7		S KC 77 X KC 78 0-1 ③ L8		X FF 92 0-0 ③ F7			1 1 0 1	0 0 0 0	0 0 0 0	0 0 0 0	0 0 0 0	0 0 0 0	0 1 0 0
Inning Stats	R: 0 E: 0 K: 1 S: 8 H: 0 LOB: 0 BB: 0 P: 12	R: 0 E: 0 K: 1 S: 11 H: 1 LOB: 1 BB: 0 P: 15	R: 0 E: 0 K: 2 S: 11 H: 1 LOB: 1 BB: 0 P: 15	R: 0 E: 0 K: 0 S: 4 H: 0 LOB: 0 BB: 0 P: 8	R: 0 E: 0 K: 0 S: 8 H: 0 LOB: 1 BB: 1 P: 16	R: 1 E: 0 K: 0 S: 7 H: 2 LOB: 2 BB: 1 P: 12	R: 0 E: 0 K: 1 S: 8 H: 0 LOB: 0 BB: 0 P: 11	R: 0 E: 0 K: 0 S: 8 H: 1 LOB: 2 BB: 2 P: 19		1B: 5 2B: 0 3B: 0 HR: 0	SF: 0 SAC: 0 DP: 1 HBP: 1			WP: 0 PB: 0 SB: 1 CS: 1	PA: 32	

PITCHER	IP	WLS	BF	H	R	ER	SO	BB	IBB	HBP	BLK	WP	HR	S	P	ERA	WHIP
27 Aaron Nola, R (1, 1) ERA: 3.52	7.0	L	27	4	1	1	5	1	1	1	0	0	0	57	89	1.29	0.714
61 Edubray Ramos, R (8, 1) ERA: 3.86	0.2		4	1	0	0	0	2	0	0	0	0	0	7	18	0.00	4.500
57 Luis García, R (8, 1) ERA: 2.53	0.1		1	0	0	0	0	0	0	0	0	0	0	1	1	0.00	0.000

PITCHER	IP	WLS	BF	H	R	ER	SO	BB	IBB	HBP	BLK	WP	HR	S	P	ERA	WHIP

BOTTOM

Philadelphia Phillies @ Pittsburgh Pirates
PNC Park, Pittsburgh, PA
Sun May 21 2017, 1:39 PM - 4:23 PM EDT
Att. 24,445 - Cloudy - 74 F

livebaseballscorecards.com

AB	27
R	1
H	5
RBI	1
BB	4
SO	5
LOB	13

Pittsburgh Pirates @ Atlanta Braves

SunTrust Park, Atlanta, GA

Mon May 22 2017, 7:36 PM - 10:58 PM EDT

Att. 21,896 - Overcast - 70 F

TOP

livebaseballscorecards.com

Batter	1	2	3	4	5	6	7	8	9	AB	R	H	RBI	BB	SO	LOB
26 Adam Frazier, L (1, 7) OBP: 0.427, SLG: 0.471	C FF 95 X SI 96 0-1 ① L6		B CU 78 B FF 95 B CU 78 B FF 94 4-0 5 E BB		C FF 92 F FF 94 X FF 96 0-2 22 G5-4-3 1B		B FF 95 X FF 96 1-0 ① F7		C SI 92 F SI 93 H FF 94 1-2 5 DI HBP	3	0	1	0	1	0	0
5 Josh Harrison, R (1, 4) (4, 5) OBP: 0.349, SLG: 0.449	C FF 96 F SL 87 X CU 79 0-2 ② F8		S SI 96 C CU 76 B SL 83 F SI 97 D CU 80 F CH 86 X SI 96 2-2 E6 1-3 2-H 1B		F SI 93 1 SAFE B SI 91 X SI 92 1-1 ① L8		B FF 96 C FF 96 C SL 90 F CH 86 X FF 96 1-2 ② F8		S SI 92 C CU 78 B CU 78 X SI 94 1-2 ③ G5-3 1-2	5	0	1	0	0	0	2
22 Andrew McCutchen, R (1, 8) OBP: 0.279, SLG: 0.370	X FF 96 0-0 ③ F9		B SL 86 C SL 87 B CH 86 F SL 87 D SL 87 T SI 96 3-2 ② K		B SL 83 B SI 93 C SI 94 B SI 93 X CH 84 3-1 ②③ G5-4-3 1-2f		F FF 97 B FF 97 X SL 89 1-1 ③ G1-3			4	0	0	0	0	1	3
55 Josh Bell, S (1, 3) OBP: 0.338, SLG: 0.500		B FF 94 C SI 94 B CU 81 X SI 96 2-1 ① F7	C CU 79 B FF 96 X CH 86 1-1 ③ G4-3			C FF 93 B FF 95 B CU 79 F SI 93 F FF 95 X FF 95 2-2 37 1B 28 1B 1B		S FF 98 B SI 98 B SI 98 S SI 98 F FF 98 F SI 98 B SL 87 B SI 98 4-2 BB		3	1	1	0	1	0	2
23 David Freese, R (1, 5) OBP: 0.371, SLG: 0.451 37 Alen Hanson, S (4, 4) OBP: 0.229, SLG: 0.283	C FF 96 F FF 97 B FF 96 F FF 96 S SL 86 1-3 ② K	C CU 79 S CL 86 B FF 95 B SL 88 F CH 86 F FF 96 F FF 95 C FF 97 2-3 ① K			M SI 93 B SI 94 B SI 95 C SI 91 X CH 83 2-2 28 1B 1-2 1B		B SI 98 X SI 98 1-0 ① F8		2 2	0 0	0 1	0 0	0 0	2 0	0 1
28 John Jaso, L (1, 9) OBP: 0.301, SLG: 0.360 41 Daniel Hudson, R (8, 1)	X SI 96 0-0 2B	C CU 80 S CH 86 F SL 88 B CU 80 B FF 96 T FF 96 2-2 ② K			F SI 93 B SI 96 B SI 95 F SI 96 B FF 97 X SI 94 3-2 1-3 2-H 1B		C SL 86 B SL 86 C SI 98 T SL 87 1-2 ② K		4 0	0 0	2 0	1 0	0 0	2 0	1 0
29 Francisco Cervelli, R (1, 2) OBP: 0.304, SLG: 0.385	F SL 83 C SL 84 X FF 95 0-2 ③ L5	B SL 86 S CH 87 C SL 86 B FF 97 B FF 97 D CH 87 4-2 10 1B BB			B FC 90 B FC 90 D FC 90 C SI 93 T FF 94 S SI 95 3-3 ① K		C SL 86 S SL 85 X SL 87 0-2 ③ G5-3		3	0	0	0	1	1	4
10 Jordy Mercer, R (1, 6) OBP: 0.323, SLG: 0.277 61 Gift Ngoepe, R (7, 6) OBP: 0.321, SLG: 0.267		C SI 95 F FF 96 X SL 85 0-2 5 1B 45 SH1-4 5 E 1B	B SL 86 C SL 85 B SI 94 B SI 93 X SL 83 3-1 1-2 1B		F FC 89 S FF 95 B SI 95 F FF 94 F FF 94 B SI 95 B FC 89 S FF 94 3-3 ② K		B SI 90 C SI 92 C CU 78 B CU 78 X SI 93 2-2 ① P3		3 1	1 0	2 0	0 0	0 0	1 0	2 0
45 Gerrit Cole, R (1, 1) OBP: 0.118, SLG: 0.118 53 Johnny Barbato, R (5, 1) 64 José Osuna, R (6, PH) OBP: 0.270, SLG: 0.397 52 Jhan Mariñez, R (6, 1) 69 Danny Ortiz, L (8, 9) OBP: 0.250, SLG: 0.143		F FF 92 B FF 92 1 SAFE L FF 91 B CU 78 1 SAFE X SL 82 2-2 ① SH1-4 1-2	S SL 82 S SL 85 S FF 94 0-3 ③ K		B FF 94 C FF 94 F SI 94 B FC 89 X SI 94 2-2 ③ G4-3		C SI 93 B CU 79 B CU 79 X SI 93 2-1 ② G3		1 0 1 0 1	0 0 0 0 0	0 0 0 0 0	0 0 0 0 0	1 0 0 0 0	2 0 2 0 0	2 0 0 0 0
Inning Stats	R: 0 E: 0 K: 0 S: 6 H: 0 LOB: 0 BB: 0 P: 6	R: 0 E: 0 K: 1 S: 10 H: 1 LOB: 1 BB: 0 P: 13	R: 1 E: 1 K: 1 S: 16 H: 2 LOB: 2 BB: 1 P: 28	R: 0 E: 0 K: 3 S: 17 H: 1 LOB: 2 BB: 1 P: 28	R: 0 E: 0 K: 0 S: 7 H: 1 LOB: 0 BB: 0 P: 11	R: 1 E: 0 K: 2 S: 21 H: 3 LOB: 2 BB: 0 P: 36	R: 0 E: 0 K: 0 S: 7 H: 0 LOB: 0 BB: 0 P: 10	R: 0 E: 0 K: 1 S: 11 H: 0 LOB: 1 BB: 1 P: 17	R: 0 E: 0 K: 0 S: 10 H: 0 LOB: 1 BB: 0 P: 16	1B: 7 2B: 1 3B: 0 HR: 0 SF: 0 SAC: 1 DP: 1 HBP: 1						

AB	33
R	2
H	8
RBI	1
BB	3
SO	8
LOB	19

WP: 0 PA: 38
PB: 0
SB: 0
CS: 0

PITCHER		IP	WLS	BF	H	R	ER	SO	BB	IBB	HBP	BLK	WP	HR	S	P	ERA	WHIP
26 Mike Foltynewicz, R ERA: 3.86	(1, 1)	5.0	W	24	8	2	1	5	2	0	0	0	0	0	66	103	1.80	2.000
30 Jason Motte, R ERA: 1.59	(6, 1)	1.0	H	3	0	0	0	2	0	0	0	0	0	0	11	19	0.00	0.000
52 José Ramirez, R ERA: 1.31	(7, 1)	1.0	H	3	0	0	0	0	0	0	0	0	0	0	7	10	0.00	0.000
38 Arodys Vizcaíno, R ERA: 2.45	(8, 1)	1.0	H	4	0	0	0	1	1	0	0	0	0	0	11	17	0.00	1.000
53 Jim Johnson, R ERA: 2.84	(9, 1)	1.0	S	4	0	0	0	0	0	0	1	0	0	0	10	16	0.00	0.000

PITCHER		IP	WLS	BF	H	R	ER	SO	BB	IBB	HBP	BLK	WP	HR	S	P	ERA	WHIP

Batter	1	2	3	4	5	6	7	8	9	AB	R	H	RBI	BB	SO	LOB
11 Ender Inciarte, L (1, 8) OBP: 0.327, SLG: 0.404	L FF 94 F FF 96 F KC 80 B KC 80 B FF 95 F SI 94 F SL 88 F SI 96 F CH 88 2-2 F CH 87 X FF 96 4 G4-3 4 WP 1B		X KC 80 0-0 ② 2-H 1B		B FF 95 B FF 95 F FF 94 F FF 95 B CH 89 X FF 97 3-2 4 1B 22 E 1B	F SI 95 X SI 96 0-1 1B		C FF 95 B FF 93 D SL 85 X FF 95 2-1 4 BB 1B 1-2		5	1	5	1	0	0	0
4 Brandon Phillips, R (1, 4) OBP: 0.354, SLG: 0.430	C SI 94 F CH 88 1 SAFE F FF 96 D KC 81 F FF 96 B FF 98 1 SAFE B FF 98 3-2 ① F FF 97 F FF 97 X FF 96 G4-3 1-3		C SL 85 B SL 87 B FF 94 X SI 94 2-1 HR		B FF 95 X SL 89 1-0 27 G6-4-3 22 E 18 HR 1B 1-3	B SI 94 X SI 95 1-0 ② L9		C SL 85 B SL 86 B SL 86 D SL 86 F SI 94 F SI 95 B SI 93 4-2 1-2 2-3 BB		4	2	2	1	1	0	2
22 Nick Markakis, L (1, 9) OBP: 0.364, SLG: 0.378	F KC 81 F FF 96 F FF 97 X KC 82 0-2 ② P6		B FF 94 F CH 88 X SI 95 1-1 ③ F7		1 SAFE C FF 96 X FF 96 0-1 E5 27 G6-4-3 1-2 3-H	X SI 93 0-0 ③ G4-3		D CH 86 F FF 95 F FF 94 B SI 95 F SI 95 S SL 86 2-3 ③ K		5	0	0	0	0	1	6
27 Matt Kemp, R (1, 7) OBP: 0.378, SLG: 0.615	C FF 98 S CH 89 B FF 97 B KC 80 B SL 89 S CH 89 3-3 ③ K			S SL 86 X KC 78 0-1 ① P4	B CH 88 F FF 96 X SL 87 1-1 ①② G6-4-3 1-2f 2-3		C SL 86 X FF 95 0-1 ① F9			4	0	0	0	0	1	3
18 Matt Adams, L (1, 3) OBP: 0.328, SLG: 0.429		C SL 86 F CH 86 B CH 85 X FF 97 1-2 ① G4-3		B KC 79 F FF 96 B FF 97 S CH 89 B CH 88 X CH 89 3-2 25 1B 1B	B KC 80 C CH 88 S FF 96 X KC 82 1-2 3-H HR		C SI 96 B CH 92 S SL 87 X SI 95 1-2 ② G5-3			4	1	2	2	0	0	0
25 Tyler Flowers, R (1, 2) OBP: 0.476, SLG: 0.465		B FF 93 B KC 80 X FF 95 2-0 14 G6-4-3 1B		B FF 96 T SL 88 F KC 80 D KC 80 F SI 94 X CH 88 2-2 14 HBP 1B 1-3	B SI 94 C SL 86 B SL 87 C SL 87 B FF 95 F FF 96 B SI 95 4-2 14 1B BB		X FF 96 0-0 ③ F9			3	0	2	0	1	0	0
14 Rio Ruiz, L (1, 5) OBP: 0.400, SLG: 0.500		X SI 96 0-0 ②③ G6-4-3 1-2f		S FF 98 H SL 90 1-1 1-2 HBP	B SI 96 F SI 94 F CU 79 B SI 94 X CU 78 2-2 7 FC5-4 1-3 1B			B CH 93 B SI 94 B SI 93 C FF 95 B SI 94 4-1 7 FC6-4 BB		2	0	1	0	1	0	1
7 Dansby Swanson, R (1, 6) OBP: 0.290, SLG: 0.322			B FF 92 B SI 93 C FF 93 X FF 94 2-1 11 1B 2B	S FF 98 F FF 97 B SL 84 S SL 90 1-3 ② K	B CU 79 1 SAFE F FF 96 X FF 95 1-1 ③ FC5-4 1-2f			F FF 95 C CH 93 X SL 85 0-2 ① FC6-4 4 BB 11 1B 1-2f		4	1	1	0	0	1	6
26 Mike Foltynewicz, R (1, 1) 30 Jason Motte, R (6, 1) 64 Emilio Bonifácio, S (6, PH) OBP: 0.176, SLG: 0.250 52 José Ramírez, R (7, 1) 38 Arodys Vizcaíno, R (8, 1) 23 Danny Santana, S (8, PH) OBP: 0.159, SLG: 0.214 53 Jim Johnson, R (9, 1)			C FF 94 X FF 94 0-1 ① B3	C SL 89 C SI 97 X KC 83 0-2 ③ G6-3		B SI 94 S SI 95 F FF 95 X SL 85 1-2 ① F9		D SI 94 F FF 95 X FF 96 1-1 ② F7		2 0 1 0 0 1 0	0 0 0 0 0 0 0	0 0 0 0 0 0 0	0 0 0 0 0 0 0	0 0 0 0 0 0 0	0 0 0 0 0 0 0	4 0 0 0 0 0 1
Inning Stats	R: 0 E: 0 K: 1 S: 23 H: 1 LOB: 1 BB: 0 P: 31	R: 0 E: 0 K: 0 S: 5 H: 1 LOB: 0 BB: 0 P: 8	R: 2 E: 0 K: 0 S: 9 H: 3 LOB: 0 BB: 0 P: 14	R: 0 E: 0 K: 1 S: 16 H: 2 LOB: 3 BB: 0 P: 23	R: 3 E: 1 K: 0 S: 19 H: 4 LOB: 2 BB: 1 P: 32	R: 0 E: 0 K: 0 S: 7 H: 1 LOB: 1 BB: 0 P: 9	R: 0 E: 0 K: 0 S: 6 H: 0 LOB: 0 BB: 0 P: 7	R: 0 E: 0 K: 1 S: 15 H: 1 LOB: 3 BB: 2 P: 28		1B: 10 2B: 1 3B: 0 HR: 2	SF: 0 SAC: 0 DP: 2 HBP: 1	WP: 1 PB: 0 SB: 0 CS: 0	PA: 39			

PITCHER		IP	WLS	BF	H	R	ER	SO	BB	IBB	HBP	BLK	WP	HR	S	P	ERA	WHIP
45 Gerrit Cole, R ERA: 3.36	(1, 1)	4.2	L	24	10	5	5	2	1	0	1	0	1	2	67	100	9.64	2.357
53 Johnny Barbato, R ERA: 2.92	(5, 1)	0.1		2	1	0	0	0	0	0	0	0	0	0	5	8	0.00	3.000
52 Jhan Mariñez, R ERA: 4.66	(6, 1)	2.2		12	2	0	0	0	2	0	0	0	0	0	24	38	0.00	1.500
41 Daniel Hudson, R ERA: 6.75	(8, 1)	0.1		1	0	0	0	1	0	0	0	0	0	0	4	6	0.00	0.000

PITCHER	IP	WLS	BF	H	R	ER	SO	BB	IBB	HBP	BLK	WP	HR	S	P	ERA	WHIP

BOTTOM

Pittsburgh Pirates @ Atlanta Braves

SunTrust Park, Atlanta, GA

Mon May 22 2017, 7:36 PM - 10:58 PM EDT

Att. 21,896 - Overcast - 70 F

livebaseballscorecards.com

AB	35
R	5
H	13
RBI	4
BB	3
SO	3
LOB	23

Pittsburgh Pirates @ Atlanta Braves

SunTrust Park, Atlanta, GA

Tue May 23 2017, 7:38 PM - 1:52 AM EDT

Att. 25,040 - Partly Cloudy - 74 F

TOP

livebaseballscorecards.com

Batter	1	2	3	4	5	6	7	8	9	AB	R	H	RBI	BB	SO	LOB
26 Adam Frazier, L (1, 7) (8, 4) OBP: 0.426, SLG: 0.456	C KN 81 F KN 76 B KN 78 B KN 78 B KN 75 B KN 74 / 4-2 22 G6-4-3 5 55 2B 1B BB	C KN 72 C KN 78 T KN 80 / 0-2 K ③		B KN 77 B FF 84 B KN 72 C FF 82 B FF 84 / 4-1 22 G5-3 5 1B 1-2 BB		X FF 83 / 0-0 L8 ①		C SI 98 S SL 87 F SL 87 F SL 85 S SI 98 / 0-3 K ②		3	1	0	0	2	2	2
5 Josh Harrison, R (1, 5) OBP: 0.356, SLG: 0.453	L FF 83 1 SAFE X KN 75 / 0-1 22 G6-4-3 1-2 1B		C KN 71 B KN 79 S KN 74 F KN 79 F KN 80 X KN 70 / 1-2 L6 ①	F KN 76 F KN 80 X FF 84 / 0-2 1-2 2-3 1B		X FF 83 / 0-0 55 FC5 1-2 1B		C SL 89 C SL 86 F SL 85 X FF 98 / 0-2 F8 ③		5	0	3	0	0	0	0
22 Andrew McCutchen, R (1, 8) OBP: 0.271, SLG: 0.359	X KN 77 / 0-0 G6-4-3 ① ② 1-2f 2-3		C FF 85 B KN 81 B KN 80 X KN 75 / 2-1 G6-3 ②	B KN 76 C FF 84 T KN 78 X KN 80 / 1-2 G5-3 ② ③ 2-3f		X KN 78 / 0-0 F8 ②			C SI 92 F CU 78 F CU 79 X SI 94 / 0-2 G6-3 ①	5	0	0	0	0	0	7
55 Josh Bell, S (1, 3) OBP: 0.346, SLG: 0.507 64 José Osuna, R (9, 3) OBP: 0.270, SLG: 0.397	C KN 78 B KN 80 B KN 69 B KN 79 X KN 77 / 3-1 29 1B 28 FC2 3-H 2B		B KN 73 B KN 78 B KN 72 B FF 85 / 4-0 29 HBP 28 1B BB		C FF 82 B FF 83 B KN 71 X KN 70 / 2-1 P6 ①	C KN 80 F KN 81 X KN 81 / 0-2 FC5 ③ 1-2 2-3f			B CU 78 C CU 78 B SI 93 F CH 87 X SI 93 / 2-2 23 BB 29 1B 10 1B 1B	4	2	2	1	1	0	2
										0	0	0	0	0	0	0
29 Francisco Cervelli, R (1, 2) OBP: 0.315, SLG: 0.389	C FF 84 B KN 78 B KN 78 D KN 78 C KN 76 X KN 78 / 3-2 28 FC2 2-3 1B		1 SAFE H KN 77 / 1-0 28 1B 1-2 HBP	B FF 84 C FF 84 C FF 84 B KN 74 S KN 78 / 2-3 K ②			B SI 92 X SI 94 / 1-0 F8 ①		C SI 93 X CU 79 / 0-1 23 BB 10 1B 1-2 1B	4	1	2	0	0	1	0
28 John Jaso, L (1, 9) OBP: 0.306, SLG: 0.372	C KN 77 C KN 79 B KN 80 X KN 70 / 1-2 FC2 ③ 1-2 3-H		F KN 79 B KN 80 X KN 80 / 1-1 1-3 2-H 1B	C KN 71 B KN 79 B KN 71 B FF 84 X KN 71 / 3-1 2B			C CU 84 B CU 85 C CU 84 F CU 85 X CU 85 / 1-2 G4-3 ②		S CU 79 S SI 93 S CU 81 / 0-3 K ②	5	0	2	1	0	1	4
37 Alen Hanson, S (1, 4) OBP: 0.231, SLG: 0.280 38 Wade LeBlanc, L (7, 1) OBP: 0.200, SLG: 0.200 73 Felipe Vázquez, L (7, 1) 53 Johnny Barbato, R (8, 1) 23 David Freese, R (9, PH) OBP: 0.378, SLG: 0.451 44 Tony Watson, L (9, 1)		B FF 81 C KN 81 B KN 73 X FF 82 / 2-1 F7 ①	C KN 78 F KN 80 X KN 80 / 0-2 G3-1 ③		X KN 76 / 0-0 G6-3 ③		X SI 94 / 0-0 1-2 1B		C CU 79 B SI 93 B SI 93 B SI 94 F SI 94 B SI 94 / 4-2 10 1B 1-2 2-3 BB	4	0	1	0	0	0	3
										0	0	0	0	0	0	0
										0	0	0	0	0	0	0
										0	0	0	0	0	0	0
										0	0	0	0	1	0	0
										0	0	0	0	0	0	0
10 Jordy Mercer, R (1, 6) OBP: 0.325, SLG: 0.301		B FF 84 B FF 83 C FF 83 X FF 84 / 2-1 G3-1 ②		C KN 74 X KN 78 / 0-1 G6-3 ①		B FF 83 B KN 71 X FF 81 / 2-0 HR	B FS 85 1 SAFE X FS 86 / 1-0 G1-3 ③		C SI 95 B CU 80 D CU 81 C SI 95 F SI 94 F CU 80 X CU 79 / 2-2 1-2 2-H 3-H 1B	5	1	2	3	0	0	1
24 Tyler Glasnow, L (1, 1) OBP: 0.563, SLG: 0.417 61 Gift Ngoepe, R (7, 4) OBP: 0.321, SLG: 0.267 69 Danny Ortiz, L (8, PH) OBP: 0.200, SLG: 0.111 (8, 7)		C FF 82 X KN 79 / 0-1 1B		S KN 73 B KN 78 B KN 72 S FF 82 X KN 74 / 2-2 5 1B 26 BB 1B		X FF 82 / 0-0 55 FC5 5 1B 1B		C SI 98 F FF 97 S SL 85 / 0-3 K2-3 ①	X FF 92 / 0-0 G6-3 ③	3	0	3	0	0	0	0
										0	0	0	0	0	0	0
										2	0	0	0	0	1	2

	AB	40
	R	5
	H	15
	RBI	5
	BB	4
	SO	5
	LOB	21

Inning Stats	1	2	3	4	5	6	7	8	9	1B: 12	SF: 0	WP: 0	PA: 45
R:	1	0	1	0	0	1	0	0	2	2B: 2	SAC: 0	PB: 0	
E:	0	0	0	0	0	0	0	0	0	3B: 0	DP: 2	SB: 0	
K:	0	1	0	0	1	0	0	2	1	HR: 1	HBP: 1	CS: 0	
S:	13	9	12	12	8	8	7	12	20				
H:	3	1	1	2	1	3	1	0	3				
LOB:	2	1	2	1	1	2	1	0	2				
BB:	1	0	1	1	0	0	0	0	1				
P:	24	13	21	19	15	10	10	12	28				

PITCHER		IP	WLS	BF	H	R	ER	SO	BB	IBB	HBP	BLK	WP	HR	S	P	ERA	WHIP
19 R.A. Dickey, R	(1, 1)	6.0		31	11	3	3	2	3	0	1	0	0	1	62	102	4.50	2.333
ERA: 4.5																		
39 Sam Freeman, L	(7, 1)	1.0		4	1	0	0	0	0	0	0	0	0	0	7	10	0.00	1.000
ERA:																		
38 Arodys Vizcaíno, R	(8, 1)	1.0	H	3	0	0	0	2	0	0	0	0	0	0	12	12	0.00	0.000
ERA: 2.33																		
53 Jim Johnson, R	(9, 1)	0.2	B	6	3	2	2	1	1	0	0	0	0	0	19	27	27.00	6.000
ERA: 3.66																		
58 Luke Jackson, R	(9, 1)	0.1	W	1	0	0	0	0	0	0	0	0	0	0	1	1	0.00	0.000
ERA: 4.15																		

PITCHER	IP	WLS	BF	H	R	ER	SO	BB	IBB	HBP	BLK	WP	HR	S	P	ERA	WHIP

Pittsburgh Pirates @ Atlanta Braves

SunTrust Park, Atlanta, GA

Tue May 23 2017, 7:38 PM - 1:52 AM EDT

Att. 25,040 - Partly Cloudy - 74 F

livebaseballscorecards.com

BOTTOM

Batter	1	2	3	4	5	6	7	8	9	AB	R	H	RBI	BB	SO	LOB
11 Ender Inciarte, L (1, 8) OBP: 0.338, SLG: 0.412	C SI 94 B SI 95 B CH 89 B SI 95 B SI 95 4-1 4 G5-4-3 BB		B CH 87 B FF 93 C SI 95 X SI 94 2-1 4 FC1-6 1B	X SI 93 0-0 ③ F7			C SL 81 B SI 87 X SI 88 1-1 4 WP 4 1B 1B		F SI 92 X SI 91 0-1 22 2B 1B	4	2	3	0	1	0	2
4 Brandon Phillips, R (1, 4) OBP: 0.355, SLG: 0.429	C SI 92 ① D SI 95 1 SAFE X CU 79 ② 1-1 G5-4-3 1-2f		1 SAFE C FF 93 B SI 97 C SI 93 F CU 81 1 SAFE F SI 93 B CU 81 X CU 80 2-2 ① FC1-6 1-2f		B SI 94 X SI 94 1-0 27 K2-3-2 1B		B CH 79 B CH 77 C FC 84 X SI 84 2-1 22 G5-3 22 PB 27 1B 1-H 1B		B SI 92 B SI 91 C SI 92 F CH 84 F SL 84 1 SAFE X CH 84 2-2 ② L8	5	1	2	1	0	0	3
22 Nick Markakis, L (1, 9) OBP: 0.365, SLG: 0.391	X SI 95 0-0 2B		C FF 94 D CH 90 F FF 95 F FF 94 F CU 81 X SI 94 1-2 F9 ②		D CH 89 B FF 96 C SI 95 X SI 96 2-1 ① L7		F SL 85 B FF 97 F CU 81 F FF 99 X FF 98 1-2 ② G5-3 1-3		F SI 93 X SI 92 0-1 18 1B 1-H 2B	5	1	2	1	0	0	3
27 Matt Kemp, R (1, 7) OBP: 0.378, SLG: 0.604	F CU 80 X SI 94 0-1 ③ G5-3		1 SAFE B SI 96 C SI 95 X FF 96 1-1 ③ P4		C FF 95 B CH 86 B SI 94 S SI 95 S CU 83 1 SAFE 2-3 ② ③ K2-3-2 1-1		B FF 98 X FF 98 1-0 3-H 1B		0-0 18 1B IBB	4	0	1	1	1	1	3
18 Matt Adams, L (1, 3) OBP: 0.348, SLG: 0.508		C SI 95 S CU 81 B FF 95 B SI 95 B CH 88 X SI 93 3-2 ① G4-3	B SI 94 C SI 93 F CU 79 X SI 95 1-2 24 1B 2B	F CU 80 B CH 88 X CU 80 1-1 HR	B FF 98 C SL 87 X FF 98 1-1 ③ G5-3		B SL 84 F SI 92 B SI 92 X SI 93 2-1 1-2 2-H 1B	5	2	3	2	0	0	1
24 Kurt Suzuki, R (1, 2) OBP: 0.380, SLG: 0.469		B CU 80 B SI 96 X SI 95 2-0 2B	F SI 93 X CU 81 0-1 7 FC5-4 2-H 1B	B SI 93 X SI 93 1-0 14 FC1-6 1B		F SI 94 X SI 93 0-1 ① L9		4	0	3	1	0	0	0
14 Rio Ruiz, L (1, 5) OBP: 0.316, SLG: 0.375 58 Luke Jackson, R (9, 1)		C SI 94 C FF 95 D CU 82 S CU 81 1-3 ② K	C SI 94 F SI 95 F FF 97 D CU 82 S CU 82 1-3 ① K	1 SAFE X SI 93 0-0 ① FC1-6 7 G6-4-3 1-2f		F SI 94 X CU 78 0-1 ② G4-3	4 0	0 0	0 0	0 0	0 0	2 0	3 0
7 Dansby Swanson, R (1, 6) OBP: 0.289, SLG: 0.316		0-0 IBB	C SI 94 C CU 82 D CU 82 X CU 81 1-2 ② FC5-4 19 1B 1-2f	B FF 94 F SI 94 B CU 80 X SI 93 2-1 ② ③ G6-4-3 1-2f		B SI 94 C CU 78 B SI 94 F SI 94 S CU 78 2-3 ③ K	3	0	0	0	1	1	2
19 R.A. Dickey, R (1, 1) OBP: 0.167, SLG: 0.167 39 Sam Freeman, R (7, 1) 64 Emilio Bonifácio, S (7, PH) OBP: 0.171, SLG: 0.242 38 Arodys Vizcaíno, R (8, 1) 53 Jim Johnson, R (9, 1) 8 Jace Peterson, L (9, 5) OBP: 0.305, SLG: 0.264		F SI 90 F CU 80 F SI 95 F FF 95 F CU 81 S CU 81 0-3 ③ K2-3	F SI 91 B SI 94 1 SAFE F SI 94 X CU 80 1-2 1-2 1B			B FC 84 X FF 85 1-0 ① P3	C SI 92 S SL 83 S SL 83 0-3 ① K	2 0 1 0 0 0	0 0 0 0 0 0	1 0 0 0 0 0	0 0 0 0 0 0	0 0 0 0 0 1	1 0 0 0 0 0	2 0 0 0 0 0

	AB	38
	R	6
	H	15
	RBI	6
	BB	3
	SO	6
	LOB	19

Inning Stats	1	2	3	4	5	6	7	8	9
	R: 0 H: 1 E: 0 LOB: 1 K: 0 BB: 1 S: 6 P: 11	R: 0 H: 1 E: 0 LOB: 2 K: 2 BB: 1 S: 13 P: 19	R: 0 H: 1 E: 0 LOB: 1 K: 0 BB: 0 S: 14 P: 20	R: 1 H: 3 E: 0 LOB: 2 K: 1 BB: 0 S: 16 P: 20	R: 0 H: 1 E: 0 LOB: 1 K: 1 BB: 0 S: 6 P: 11	R: 1 H: 2 E: 0 LOB: 0 K: 0 BB: 0 S: 6 P: 10	R: 2 H: 3 E: 0 LOB: 1 K: 0 BB: 0 S: 12 P: 19	R: 0 H: 0 E: 0 LOB: 0 K: 1 BB: 0 S: 7 P: 9	R: 2 H: 3 E: 0 LOB: 2 K: 1 BB: 1 S: 13 P: 17

	1B: 10	SF: 0	WP: 1	PA: 41
	2B: 5	SAC: 0	PB: 1	
	3B: 0	DP: 3	SB: 0	
	HR: 1	HBP: 0	CS: 0	

PITCHER		IP	WLS	BF	H	R	ER	SO	BB	IBB	HBP	BLK	WP	HR	S	P	ERA	WHIP
24 Tyler Glasnow, R ERA: 6.69	(1, 1)	6.0		26	9	2	2	4	1	1	0	0	0	1	61	91	3.00	1.667
38 Wade LeBlanc, L ERA: 3.0	(7, 1)	0.1	B	3	2	2	2	0	0	0	0	0	1	0	5	9	54.00	6.000
73 Felipe Vázquez, L ERA: 0.76	(7, 1)	0.2		3	1	0	0	0	0	0	0	0	0	0	7	10	0.00	1.500
53 Johnny Barbato, R ERA: 2.7	(8, 1)	1.0		3	0	0	0	1	0	0	0	0	0	0	7	9	0.00	0.000
44 Tony Watson, L ERA: 3.1	(9, 1)	0.2	L	6	3	2	2	1	0	1	0	0	0	0	13	17	27.00	4.500

PITCHER	IP	WLS	BF	H	R	ER	SO	BB	IBB	HBP	BLK	WP	HR	S	P	ERA	WHIP

Batter	1	2	3	4	5	6	7	8	9	10	AB	R	H	RBI	BB	SO	LOB
26 Adam Frazier, L (1, 7) (8, 8) OBP: 0.458, SLG: 0.500	F FF 91 B CU 74 B FF 91 F FF 92 F SL 83 B CU 75 F SI 93 D SL 84 4-2 5 S BB	C SL 83 F FF 92 X SI 91 0-2 2-H 3-H HR			C CU 73 B SI 89 B CU 71 F SI 90 B CU 74 B CH 82 4-2 BB		B SI 93 C FC 87 B SI 95 B FC 87 B SI 93 4-1 1-2 BB		B FF 97 C FF 98 B FF 99 X FF 97 2-1 23 BB 64 1B 1-2 1B	0-0 5 WP 5 1B IBB	2	3	2	3	4	0	0
5 Josh Harrison, R (1, 4) (8, 7) OBP: 0.355, SLG: 0.449	B SL 84 B SI 92 F SI 91 X CH 85 2-1 1-2 1B	X SL 82 0-0 G5-3 ③			1 SAFE F SI 90 1 SAFE 1 SAFE B FF 90 F SL 82 F CH 82 F FF 92 F SI 91 2-2 1 SAFE B SL 84 X SI 92 P6 ②		C FC 87 S FC 86 F SI 95 S FC 90 0-3 K ②		X FF 98 0-0 F8 ①	C CH 76 B CH 78 X CH 77 1-1 23 HR 1-H 2-H 1B	6	1	2	2	0	1	5
55 Josh Bell, S (1, 3) OBP: 0.333, SLG: 0.486	B FF 92 C FF 91 B SI 91 S FF 93 B FF 91 F FF 93 S FF 92 3-3 K ①	C CU 72 B SI 90 F SI 90 X FF 91 1-2 L7 ①			1 SAFE F SI 90 X SI 90 0-1 G1-3 ③		C SL 86 F SI 91 B SL 85 B SL 86 F CU 75 X FF 92 2-2 F9 ③		B SL 90 S FF 99 F FF 99 C SL 89 1-3 K ②	X CU 70 0-0 F7 ②	6	0	0	0	0	2	8
23 David Freese, R (1, 5) OBP: 0.375, SLG: 0.471	2 SAFE C SL 84 S SI 92 B SI 92 S FF 93 1-3 K ②	F SL 82 F SL 80 S FF 91 0-3 K ②				X SI 89 0-0 G5-3 ①		C SI 92 B SI 91 B SI 92 B SL 86 F SI 92 F FF 94 F SI 90 X FF 93 3-2 L8 ①	S SL 90 D SL 91 S SL 90 B FF 98 B FF 98 F FF 98 F FF 98 B FF 98 4-2 64 1B 1-2 2-3 BB	F FC 84 X CH 79 0-1 1-H HR	5	1	1	2	1	2	2
28 John Jaso, L (1, 9) OBP: 0.297, SLG: 0.361 64 José Osuna, R (8, PH) OBP: 0.286, SLG: 0.451 (8, 9)	B CU 75 F SI 91 X SI 91 1-1 P6 ③	C CU 72 B CH 83 F CH 82 B SL 82 F FF 91 F FF 92 B SL 83 C SI 92 3-3 K ③				B FF 90 X CH 82 1-0 F8 ②		C CU 75 B SI 92 B SL 87 F FF 93 B CU 76 F FF 92 F FF 92 F FF 94 F SL 86 3-2 F FF 93 F SI 90 F FF 92 X SI 93 G6-3 ②	X FF 97 0-0 1-2 2-H 3-H 1B	C CU 69 B FC 84 F FC 84 X FC 84 1-2 HR	3	0	0	0	0	1	2
											3	1	2	3	0	0	0
10 Jordy Mercer, R (1, 6) OBP: 0.337, SLG: 0.331		B FF 90 C FF 90 X SI 90 1-1 57 SH1-4 19 E 26 HR 1B		C FF 90 C CU 72 X FF 90 0-2 G5-3 ①		C CH 85 B FF 89 F SL 80 X FF 90 1-2 1B		B SI 92 B SI 92 B SI 90 C SI 91 B SL 86 4-1 29 1B BB	B CH 90 S FF 98 S SL 89 S FF 98 1-3 K ③	B FC 84 C CU 70 B FC 83 B FC 85 X FC 84 3-1 HR	5	2	3	1	1	1	2
69 Danny Ortiz, L (1, 8) OBP: 0.154, SLG: 0.083 29 Francisco Cervelli, R (8, PH) OBP: 0.319, SLG: 0.394 24 Tyler Glasnow, L (8, PR) OBP: 0.563, SLG: 0.417 53 Johnny Barbato, R (8, 1) 73 Felipe Vázquez, L (9, 1) 22 Andrew McCutchen, R (10, PH) OBP: 0.274, SLG: 0.360 38 Wade LeBlanc, L (10, 1) OBP: 0.200, SLG: 0.200		1 SAFE F SI 90 X FF 91 0-1 P6 ①		C CH 80 X CH 83 0-1 G4-3 ②		C SI 90 B SI 91 X FF 91 1-1 F7 ③		C FF 95 X SL 85 0-1 1-2 1B	19 SH1-3 61 2B 1B K	3 0 0 0 0 2 1 0	0 0 0 0 0 0 1 0	0 1 0 0 0 0 1 0	0 0 0 0 0 0 0 0	0 0 0 0 0 0 1 0	0 0 0 0 0 0 0 0	2 0 0 0 0 0 0 0
19 Chris Stewart, R (1, 2) OBP: 0.300, SLG: 0.306		F FF 92 B SL 82 X SI 90 1-1 FC6 57 SH1-4 26 HR 1-2		C FF 91 C SI 89 S FF 92 0-3 K ③			C FC 86 B SI 92 F SI 92 F SI 94 F FF 94 B FC 87 B SI 93 D FC 86 4-2 26 BB BB	X FF 96 0-0 F8 ③		L FC 83 1 SAFE X CU 70 0-1 SH1-3 1-2	3	1	0	0	1	1	3
57 Trevor Williams, R (1, 1) 12 Juan Nicasio, R (6, 1) 37 Alen Hanson, S (7, PH) OBP: 0.226, SLG: 0.275 41 Daniel Hudson, R (7, 1) 61 Gift Ngoepe, R (8, 4) OBP: 0.345, SLG: 0.319		C SL 81 C FF 89 X FF 90 0-2 SH1-4 1-2 2-3 ②			S FF 89 F FF 89 F FF 90 B SL 82 S SL 82 1-3 K ①		B SI 92 1 SAFE B FF 93 C FC 88 S FC 87 F FC 89 X SI 93 2-2 F9 ①		B SL 88 F FF 97 B SL 88 F FF 98 F FF 98 X CH 87 2-2 23 BB 26 1B 64 1B 1B	C FC 84 C CH 77 B FC 84 X FC 85 1-2 5 WP 5 1B 2-H 2B	1 0 0 0 0 0 2	0 0 0 0 0 0 2	0 0 1 0 0 0 2	0 0 0 0 0 0 1	1 0 0 0 0 0 0	0 0 1 0 0 0 0	0 0 0 0 0 0 0
Inning Stats	R: 0 E: 0 K: 2 S: 15 H: 1 LOB: 2 BB: 1 P: 26	R: 3 E: 1 K: 0 S: 13 H: 2 LOB: 0 BB: 0 P: 15	R: 0 E: 0 K: 2 S: 11 H: 0 LOB: 0 BB: 0 P: 15	R: 0 E: 0 K: 1 S: 8 H: 0 LOB: 0 BB: 0 P: 8	R: 0 E: 0 K: 1 S: 14 H: 0 LOB: 1 BB: 1 P: 21	R: 0 E: 0 K: 0 S: 7 H: 1 LOB: 1 BB: 0 P: 10	R: 0 E: 0 K: 1 S: 17 H: 0 LOB: 2 BB: 2 P: 29	R: 0 E: 0 K: 0 S: 19 H: 1 LOB: 2 BB: 1 P: 29	R: 2 E: 0 K: 2 S: 18 H: 3 LOB: 2 BB: 1 P: 28	R: 7 E: 0 K: 1 S: 23 H: 6 LOB: 0 BB: 1 P: 32	1B: 9 2B: 1 3B: 0 HR: 4	SF: 0 SAC: 2 DP: 0 HBP: 0	WP: 1 PB: 0 SB: 1 CS: 0	PA: 52			

PITCHER		IP	WLS	BF	H	R	ER	SO	BB	IBB	HBP	BLK	WP	HR	S	P	ERA	WHIP
49 Julio Teheran, R ERA: 4.88	(1, 1)	6.0		25	4	3	0	6	2	0	0	0	0	1	68	95	0.00	1.000
30 Jason Motte, R ERA: 1.5	(7, 1)	0.2	H	4	0	0	0	1	2	0	0	0	0	0	13	23	0.00	3.000
46 Ian Krol, L ERA: 6.5	(7, 1)	1.0	H	4	0	0	0	0	1	0	0	0	0	0	20	32	0.00	1.000
58 Luke Jackson, R ERA: 3.86	(8, 1)	0.1	H	2	1	0	0	0	0	0	0	0	0	0	3	3	0.00	3.000
52 José Ramirez, R ERA: 2.08	(9, 1)	1.0	B	7	3	2	2	2	1	0	0	0	0	0	18	28	18.00	4.000

PITCHER		IP	WLS	BF	H	R	ER	SO	BB	IBB	HBP	BLK	WP	HR	S	P	ERA	WHIP
55 Josh Collmenter, R ERA: 9.0	(10, 1)	1.0	L	10	6	7	7	1	0	1	0	0	1	3	23	32	63.00	6.000

TOP

Pittsburgh Pirates @ Atlanta Braves

SunTrust Park, Atlanta, GA

Wed May 24 2017, 7:39 PM - 11:39 PM EDT

Att. 25,981 - Partly Cloudy - 70 F

livebaseballscorecards.com

AB	43
R	12
H	14
RBI	12
BB	7
SO	10
LOB	25

Batter	1	2	3	4	5	6	7	8	9	10	AB	R	H	RBI	BB	SO	LOB
11 Ender Inciarte, L (1, 8) OBP: 0.340, SLG: 0.411	C FF 92 B FF 92 X FF 92 1-1 ① G4-3		B CU 78 L SI 91 X CH 84 1-1 4 1B 1B		X SI 89 0-0 ③ F7		B FF 94 X FF 94 1-0 22 CS 1B	B CU 78 F SL 86 X FF 94 1-1 ③ L5			5	0	2	0	0	0	1
4 Brandon Phillips, R (1, 4) OBP: 0.357, SLG: 0.428	B FF 94 C FF 93 F CH 85 S FF 94 1-3 ② K		B SL 81 1 SAFE F SI 90 F FF 92 D SL 87 1 SAFE X FF 94 2-2 1-3 1B			B CU 78 F FF 92 X FF 92 1-1 22 1B 27 1B 1B	X SI 94 0-0 ① L8		C FF 98 X FF 98 0-1 ① G6-3		5	1	2	0	0	1	1
22 Nick Markakis, L (1, 9) OBP: 0.371, SLG: 0.390	C FF 94 F SI 92 B FF 93 X SL 85 1-2 ③ G3		B SI 91 C CH 86 1 SAFE C SL 86 B FF 92 1 SAFE 1 SAFE S FF 93 2-3 ③ K			C SI 88 B CH 83 B SI 90 X FF 91 2-1 27 E 27 1B 14 1B 1-2 1B	B FF 94 1 SAFE B CH 83 B SI 95 B SI 94 4-0 ② 27 1B 1-2 BB		B FF 98 C CU 85 B SL 85 B FF 99 B FF 98 4-1 BB		3	1	1	0	2	1	2
27 Matt Kemp, R (1, 7) OBP: 0.379, SLG: 0.597		C FF 94 S SI 91 F FF 94 B FF 95 S CH 86 1-3 ① K		B SL 87 B SL 85 C FF 93 C CH 86 X FF 94 2-2 ① L9		C CH 86 X SI 90 0-1 E8 14 1B 8 2B 1-3 2-H 1B	C SL 82 B SI 94 B CH 84 S SL 83 X CH 85 2-2 1-2 1B		B FF 95 C CH 85 F FF 96 B CU 82 S CH 86 2-3 ② K		5	1	2	1	0	2	1
18 Matt Adams, L (1, 3) OBP: 0.338, SLG: 0.515		C FF 94 B FF 94 B SI 92 S CH 87 F FF 93 X FF 94 2-2 ② P4		F FF 93 S SL 86 B FF 92 B FF 92 F SL 86 X FF 93 2-2 3B		X SL 92 0-0 ① P6	C SI 95 B FF 94 S CH 85 D CH 86 S CH 84 2-3 ③ K		C SL 82 F FF 97 1 SAFE B SL 86 S CU 83 1-3 ③ K		5	0	1	0	0	2	5
25 Tyler Flowers, R (1, 2) OBP: 0.464, SLG: 0.444		C FF 94 F SI 91 B FF 93 B SL 83 H SI 91 3-2 HBP		F FF 93 F SI 90 D CU 78 F FF 94 S CH 85 1-3 ② K		B SI 94 F FF 92 X SL 89 1-1 ② P4		C CU 77 S SL 85 F FF 94 C SL 85 0-3 ① K		B SI 87 F SI 87 B FC 84 X FC 84 2-1 ① G5-3	4	0	0	0	0	2	3
14 Rio Ruiz, L (1, 5) OBP: 0.333, SLG: 0.429		F FF 93 X FF 94 0-1 ③ G4-3		F SL 86 F FF 92 D SL 86 S CH 86 1-3 ③ K		F SI 93 F FF 93 B FF 93 X SI 94 1-2 8 2B 1-2 3-H 1B		X SI 94 0-0 7 G6-3 23 2B 2B		S FF 87 B CU 74 S SL 81 B CU 73 C FF 88 2-3 ② K	5	2	2	1	0	2	2
8 Jace Peterson, L (1, 6) OBP: 0.306, SLG: 0.277 7 Dansby Swanson, R (8, 6) OBP: 0.286, SLG: 0.312			C FF 92 B FF 92 X FF 92 1-1 ① G6-3		B CU 77 X SI 90 1-0 ① G1-3	F SI 93 D SL 87 X SI 94 1-1 1-H 2-H 2B		B CU 79 F SL 87 B SI 94 F SI 94 X SL 87 2-2 ② G6-3 2-3		S SI 88 B CH 79 S CH 78 B FC 86 S CH 79 2-3 ③ K	3 2	0 0	1 0	2 0	0 0	0 1	0 1
49 Julio Teheran, R (1, 1) OBP: 0.105, SLG: 0.105 64 Emilio Bonifacio, S (6, PH) OBP: 0.167, SLG: 0.235 30 Jason Motte, R (7, 1) 46 Ian Krol, L (7, 1) 58 Luke Jackson, R (8, 1) 23 Danny Santana, S (8, PH) OBP: 0.176, SLG: 0.206 52 José Ramírez, R (9, 1) 55 Josh Collmenter, R (10, 1)			B FF 92 C FF 92 X FF 92 1-1 ② G5-3		C FF 91 S CH 87 S SL 84 0-3 ② K2-3	F SI 95 F SI 94 F FF 95 S SL 90 0-3 ③ K		B CU 78 X SI 95 1-0 3-H 2B			2 1 0 0 0 1 0 0 0 0	0 0 0 0 0 0 0 1 0 0	0 0 0 0 0 0 0 1 0 0	0 0 0 0 0 0 0 0 0 0	0 1 0 0 0 0 0 1 0 0	1 1 0 0 0 0 0 0 0 0	0 1 0 0 0 0 0 0 0 0
Inning Stats	R: 0 E: 0 K: 1 S: 8 H: 0 LOB: 0 BB: 0 P: 11	R: 0 E: 0 K: 1 S: 12 H: 0 LOB: 1 BB: 0 P: 18	R: 0 E: 0 K: 1 S: 12 H: 2 LOB: 2 BB: 0 P: 19	R: 0 E: 0 K: 2 S: 14 H: 1 LOB: 1 BB: 0 P: 20	R: 0 E: 0 K: 1 S: 5 H: 0 LOB: 0 BB: 0 P: 6	R: 4 E: 1 K: 1 S: 18 H: 5 LOB: 1 BB: 0 P: 24	R: 0 E: 0 K: 1 S: 8 H: 2 LOB: 2 BB: 1 P: 17	R: 1 E: 0 K: 1 S: 11 H: 2 LOB: 1 BB: 0 P: 15	R: 0 E: 0 K: 2 S: 9 H: 0 LOB: 1 BB: 1 P: 16	R: 0 E: 0 K: 2 S: 8 H: 0 LOB: 0 BB: 0 P: 14	1B: 8 2B: 3 3B: 1 HR: 0	SF: 0 SAC: 0 DP: 0 HBP: 1		WP: 0 PB: 0 SB: 0 CS: 1	PA: 44		

PITCHER		IP	WLS	BF	H	R	ER	SO	BB	IBB	HBP	BLK	WP	WHIP
57 Trevor Williams, R ERA: 5.93	(1, 1)	5.0		22	6	3	3	6	0	0	1	0	0	1.200
12 Juan Nicasio, R ERA: 1.74	(6, 1)	1.0	B	5	2	1	1	1	0	0	0	0	0	2.000
41 Daniel Hudson, R ERA: 6.38	(7, 1)	1.0		5	2	0	0	1	1	0	0	0	0	3.000
53 Johnny Barbato, R ERA: 3.14	(8, 1)	1.0		5	2	1	1	1	0	0	0	0	0	2.000
73 Felipe Vázquez, L ERA: 0.73	(9, 1)	1.0	W	4	0	0	0	2	1	0	0	0	0	1.000

PITCHER		IP	WLS	BF	H	R	ER	SO	BB	IBB	HBP	BLK	WP	HR	S	P	ERA	WHIP
38 Wade LeBlanc, L ERA: 2.89	(10, 1)	1.0		3	0	0	0	2	0	0	0	0	0	0	8	14	0.00	0.000

BOTTOM

Pittsburgh Pirates @ Atlanta Braves

SunTrust Park, Atlanta, GA

Wed May 24 2017, 7:39 PM - 11:39 PM EDT

Att. 25,981 - Partly Cloudy - 70 F

livebaseballscorecards.com

AB	41
R	5
H	12
RBI	5
BB	2
SO	13
LOB	17

Pittsburgh Pirates @ Atlanta Braves

SunTrust Park, Atlanta, GA

Thu May 25 2017, 12:11 PM - 2:51 PM EDT

Att. 33,713 - Partly Cloudy - 64 F

TOP

livebaseballscorecards.com

Batter	1	2	3	4	5	6	7	8	9	AB	R	H	RBI	BB	SO	LOB
26 Adam Frazier, L (1, 8) OBP: 0.446, SLG: 0.515	C SI 86 F SI 87 F FF 90 F SI 87 X CH 81 0-2 ① G4-3	C SI 89 X SI 88 0-1 2-H 3-H HR		B SI 86 C SI 86 X SI 85 1-1 ② G4-3		B SI 91 F SI 92 B CU 73 F SI 92 X SL 81 2-2 ① P5			C FF 94 B CU 86 S CU 85 X CU 86 1-2 ① G4-3	5	1	1	3	0	0	0
5 Josh Harrison, R (1, 7) OBP: 0.366, SLG: 0.462	B SI 86 B SI 87 B SI 86 C SI 85 C SI 86 B SI 86 4-2 55 G1-6-3 BB	F FF 90 B SI 88 F SI 88 F CH 82 X CH 81 1-2 2B		B SI 87 B SI 87 B CH 79 F FF 91 F SI 87 B FF 92 X SI 87 3-2 1B		S SI 92 B CU 74 F SI 91 B SL 81 X SL 80 2-2 ② L7			B SI 95 B SI 95 X SI 95 2-0 55 2B 29 1B 1B	4	1	3	0	1	0	0
55 Josh Bell, S (1, 3) OBP: 0.329, SLG: 0.484	1 SAFE ② 1 SAFE ③ C SI 84 1 SAFE F SI 85 D CH 80 X CH 81 1-2 G1-6-3 1-2f	D FF 91 F CH 82 B SI 87 C SI 88 B CH 81 X SI 87 3-2 ③ G4-3		1 SAFE 1 SAFE B CH 79 B CH 79 F SI 86 1 SAFE 1 SAFE X CH 80 2-1 ③ G5-3		X SI 93 0-0 ③ F8			B SI 95 1 SAFE X FF 95 1-0 29 1B 1-3 2B	5	1	1	0	0	0	3
23 David Freese, R (1, 5) OBP: 0.376, SLG: 0.462		B SI 85 B SI 87 C SI 87 X FF 90 2-1 64 FC2-5 29 1B 1B	C SI 85 X SI 85 0-1 ① F9		X SL 79 0-0 ① G6-3		B SI 92 X FF 91 1-0 ① F8		0-0 29 E 29 1B IBB	4	0	1	0	1	0	0
29 Francisco Cervelli, R (1, 2) OBP: 0.336, SLG: 0.417		B SI 85 C SI 85 B SI 86 B SI 85 X SI 85 3-1 10 1B 10 E 64 FC2-5 1-2 1B	C SI 85 X SI 86 0-1 64 G1-3 1B		B FF 89 B SI 86 X SI 86 2-0 10 2B 2B		C SI 92 B SI 92 C FF 91 F SL 81 B FF 92 B SL 82 S SL 81 3-3 ② K		X SI 96 0-0 E8 1-3 2-H 3-H 1B	5	2	4	2	0	1	0
64 José Osuna, R (1, 9) OBP: 0.280, SLG: 0.427		B SL 82 C SI 88 B SL 82 X SI 88 2-1 ① FC2-5 10 E 61 1B 1-2 2-3f	C SI 85 S SI 85 X SI 87 0-2 ② G1-3 1-2		C SI 87 B SL 82 B SL 81 B SI 88 B SI 88 4-1 10 2B BB		C SI 79 B SL 82 B SI 93 X SL 82 2-2 ③ P4		F SI 94 D FS 87 F FS 85 S FS 87 1-3 ② K	4	2	0	0	1	1	5
10 Jordy Mercer, R (1, 6) OBP: 0.344, SLG: 0.342		C SI 89 B SI 88 F SL 82 B SI 87 X SI 88 2-2 E5 46 SH5-4 61 1B 26 HR 1-3 2-H 1B	B SI 87 D CH 81 B FF 90 B SI 87 4-0 61 FC5-4 BB		B SI 88 X SI 87 1-0 1-H 2-H 2B			B SI 94 X SI 94 1-0 ① G6-3	B FS 87 F FS 86 B SI 96 C SI 95 B FS 87 S FS 86 3-3 ③ K	4	1	2	2	1	1	2
61 Gift Ngoepe, R (1, 4) OBP: 0.339, SLG: 0.314		C SI 89 C SI 89 X SI 88 0-2 46 SH5-4 26 HR 1-2 3-H 1B	X SI 87 0-0 ③ FC5-4 1-2f		C FF 91 C FF 90 C SI 88 0-3 ② K			B SI 94 C SI 95 S FS 86 S FS 86 1-3 ② K		4	1	1	1	0	2	3
46 Iván Nova, R (1, 1) 52 Jhan Mariñez, R (9, 1)		X SI 86 0-0 ② SH5-4 1-2 2-3		B SI 84 C SI 84 T SI 88 B SI 86 X FF 89 2-2 ① F9	C SI 85 X FF 90 0-1 ③ G3			S FF 95 F SI 96 S SI 95 0-3 ③ K		3 0	0 0	0 0	0 0	1 0	1 0	1 0

	AB	38
	R	9
	H	13
	RBI	8
	BB	4
	SO	6
	LOB	14

Inning Stats	1	2	3	4	5	6	7	8	9
	R: 0 E: 0 K: 0 S: 10	R: 5 E: 1 K: 0 S: 22	R: 0 E: 0 K: 0 S: 8	R: 0 E: 0 K: 0 S: 10	R: 2 E: 0 K: 1 S: 9	R: 0 E: 0 K: 0 S: 7	R: 0 E: 0 K: 1 S: 8	R: 0 E: 0 K: 2 S: 7	R: 2 E: 1 K: 2 S: 12
	H: 0 LOB: 0 BB: 1 P: 15	H: 6 LOB: 1 BB: 0 P: 35	H: 1 LOB: 2 BB: 1 P: 12	H: 1 LOB: 1 BB: 0 P: 18	H: 2 LOB: 1 BB: 1 P: 16	H: 0 LOB: 0 BB: 0 P: 11	H: 0 LOB: 0 BB: 0 P: 14	H: 0 LOB: 0 BB: 0 P: 9	H: 3 LOB: 2 BB: 1 P: 20

1B: 8 SF: 0 2B: 4 SAC: 1 3B: 0 DP: 1 HR: 1 HBP: 0

WP: 0 PA: 43 PB: 0 SB: 0 CS: 0

PITCHER	IP	WLS	BF	H	R	ER	SO	BB	IBB	HBP	BLK	WP	HR	S	P	ERA	WHIP
40 Bartolo Colon, R (1, 1) ERA: 6.96	5.0	L	27	10	7	7	1	3	0	0	0	0	1	59	96	12.60	2.600
45 Matt Wisler, R (6, 1) ERA: 9.0	2.0		6	0	0	0	1	0	0	0	0	0	0	15	25	0.00	0.000
39 Sam Freeman, L (8, 1) ERA: 1.64	2.0		10	3	2	2	4	0	1	0	0	0	0	19	29	9.00	1.500

PITCHER	IP	WLS	BF	H	R	ER	SO	BB	IBB	HBP	BLK	WP	HR	S	P	ERA	WHIP

BOTTOM

Batter	1	2	3	4	5	6	7	8	9	AB	R	H	RBI	BB	SO	LOB
11 Ender Inciarte, L (1, 8) OBP: 0.336, SLG: 0.406	F SI 92 F FF 92 S CU 81 0-3 ① K		B SI 92 X FF 94 1-0 ② L8			C SI 92 B CH 87 B CH 86 C SI 91 X SI 93 2-2 ② L7		F FF 94 X FF 95 0-1 ① F9 2-3	F FF 95 F SI 95 X SI 96 0-2 1-2 2-H 1B	5	0	1	1	0	1	1
7 Dansby Swanson, R (1, 6) OBP: 0.283, SLG: 0.314	X SI 91 0-0 ② G6-3		C SI 91 B CU 80 X SI 92 1-1 ③ G5-3			B SI 92 X SI 92 1-0 2B		F SI 94 B CU 81 B SI 94 X SI 93 2-1 ② G6-3 3-H	F SI 96 D SL 87 X SI 96 1-1 ③ L8	5	0	1	1	0	0	2
22 Nick Markakis, L (1, 9) OBP: 0.369, SLG: 0.386	B SI 92 C SI 90 X SI 91 1-1 ③ G4-3			B SI 90 X SI 92 1-0 ① G4-3		C SI 94 X FF 94 0-1 ③ L4		C CU 80 B SI 94 C SI 92 X CU 81 1-2 1B		4	0	1	0	0	0	1
27 Matt Kemp, R (1, 7) OBP: 0.376, SLG: 0.588		X SI 91 0-0 ① F9		C SI 92 X CH 85 0-1 18 G6-4-3 1B			B SI 90 X SI 91 1-0 ① G5-3	S SI 93 S FF 94 D CU 82 F SI 93 X SI 95 1-2 ③ F9		4	0	1	0	0	0	1
18 Matt Adams, L (1, 3) OBP: 0.333, SLG: 0.514		C SI 91 B CH 86 X SI 91 1-1 ② G3		F SI 92 B SI 92 B SI 92 F SI 92 X SI 93 2-2 ② ③ G6-4-3 1-2f			C CH 85 B CH 86 B FF 94 S SI 92 F FF 94 X CH 86 2-2 14 1B 2B		C SI 90 B SI 92 X SI 92 1-1 ① G5-3	4	1	1	0	0	0	1
24 Kurt Suzuki, R (1, 2) OBP: 0.386, SLG: 0.478		B FF 91 B CH 89 B FF 91 C FF 90 B SI 91 4-1 14 1B BB	B SI 90 C SI 90 X SI 92 1-1 ① G6-3			B SI 92 X SI 92 1-0 ② L8			B SI 92 X SI 91 1-0 14 1B 4 1B 2B	3	1	1	0	1	0	1
14 Rio Ruiz, L (1, 5) OBP: 0.393, SLG: 0.480		X SI 91 0-0 1-2 1B	C SI 91 X CH 87 0-1 ② L9			D SI 94 B CH 87 X SI 94 2-0 64 FC6-4 2-H 1B			C CU 80 D CU 82 B FF 94 F SI 94 D CU 82 F SI 93 X SI 93 3-2 4 1B 11 1B 2-3 1B	4	1	3	1	0	0	0
8 Jace Peterson, L (1, 4) OBP: 0.300, SLG: 0.271		D CU 79 X SI 94 1-0 ③ F7	C SI 91 F SI 94 B CU 80 X CH 87 1-2 ③ G3				X SI 93 0-0 ③ FC6-4 1-2f		C SI 94 X SI 93 0-1 11 1B 1-2 3-H 1B	2	0	0	0	0	0	2
45 Matt Wisler, R (6, 1)										0	0	0	0	0	0	0
64 Emilio Bonifácio, S (7, PH) OBP: 0.162, SLG: 0.229										1	0	0	0	0	0	1
39 Sam Freeman, R (8, 1)										0	0	0	0	0	0	0
4 Brandon Phillips, R (9, PH) OBP: 0.361, SLG: 0.432										1	0	1	1	0	0	0
40 Bartolo Colon, R (1, 1)			X SI 91 0-0 ① L7			X SI 90 0-0 ① B1		B SI 92 C SI 92 S CU 80 X CU 80 1-2 11 F9 7 G6-3 2B	B SI 95 S SI 94 F SI 95 S SI 95 1-3 ② K	1	0	0	0	0	0	0
23 Danny Santana, S (6, 4) OBP: 0.188, SLG: 0.283										3	1	1	0	0	1	2

Inning Stats	1	2	3	4	5	6	7	8	9
	R: 0 E: 0 K: 1 S: 6 H: 0 LOB: 0 BB: 0 P: 7	R: 0 E: 0 K: 0 S: 6 H: 1 LOB: 2 BB: 1 P: 12	R: 0 E: 0 K: 0 S: 4 H: 0 LOB: 0 BB: 0 P: 6	R: 0 E: 0 K: 0 S: 6 H: 1 LOB: 0 BB: 0 P: 9	R: 0 E: 0 K: 0 S: 7 H: 0 LOB: 0 BB: 0 P: 9	R: 0 E: 0 K: 0 S: 7 H: 1 LOB: 1 BB: 0 P: 10	R: 1 E: 0 K: 0 S: 8 H: 2 LOB: 1 BB: 0 P: 14	R: 1 E: 0 K: 0 S: 14 H: 2 LOB: 1 BB: 0 P: 19	R: 2 E: 0 K: 1 S: 17 H: 4 LOB: 2 BB: 0 P: 24

1B: 7 SF: 0 WP: 0 PA: 38
2B: 4 SAC: 0 PB: 0
3B: 0 DP: 1 SB: 0
HR: 0 HBP: 0 CS: 0

PITCHER	IP	WLS	BF	H	R	ER	SO	BB	IBB	HBP	BLK	WP	HR	S	P	ERA	WHIP
46 Iván Nova, R (1, 1) ERA: 2.83	8.1	W	35	10	4	4	1	1	0	0	0	0	0	67	100	4.32	1.320
52 Jhan Mariñez, R (9, 1) ERA: 4.5	0.2		3	1	0	0	1	0	0	0	0	0	0	8	10	0.00	1.500

PITCHER	IP	WLS	BF	H	R	ER	SO	BB	IBB	HBP	BLK	WP	HR	S	P	ERA	WHIP

Pittsburgh Pirates @ Atlanta Braves

SunTrust Park, Atlanta, GA

Thu May 25 2017, 12:11 PM - 2:51 PM EDT
Att. 33,713 - Partly Cloudy - 64 F

livebaseballscorecards.com

AB	37
R	4
H	11
RBI	4
BB	1
SO	2
LOB	12

New York Mets @ Pittsburgh Pirates

PNC Park, Pittsburgh, PA

Fri May 26 2017, 7:06 PM - 10:02 PM EDT

Att. 29,408 - Overcast - 69 F

livebaseballscorecards.com

TOP

Batter	1	2	3	4	5	6	7	8	9	AB	R	H	RBI	BB	SO	LOB
30 Michael Conforto, L (1, 7) OBP: 0.423, SLG: 0.674	F SI 94 F FF 94 S SL 89 0-3 ① K		F CH 90 B FF 94 C SL 91 F SI 96 F CH 91 B F FF 95 B SL 92 X SL 91 3-2 ① F8	B SI 94 S CH 90 X CH 89 1-1 ③ L7		C CU 79 B SL 87 B SI 94 B CU 80 B SI 93 4-1 7 G1-3 20 1B BB	X SI 95 0-0 ② F6			4	1	0	0	1	1	4
7 José Reyes, S (1, 5) OBP: 0.284, SLG: 0.335	C FF 94 F CH 90 F SI 97 F SL 90 B CH 90 F CH 91 B SI 95 X SI 96 2-2 ② P5		C CH 91 F FF 95 B FF 96 S SL 89 1-3 K 20 HR		B SI 93 C SI 93 X CH 88 1-1 19 SF8 3B	B SI 94 F SI 94 X SI 94 1-1 ② G1-3 1-2	X SI 96 0-0 ③ G4-3			5	2	1	0	0	1	3
19 Jay Bruce, L (1, 9) OBP: 0.330, SLG: 0.506	B SI 95 B CH 90 X SI 95 2-0 2B		B FF 96 1 SAFE C FF 94 1 SAFE F FF 95 B SI 97 X CH 91 2-2 ② F8		X SI 94 0-0 ① SF8 3-H	B CU 77 D CU 79 B SI 93 2 SAFE B SI 94 4-0 20 1B 21 2B BB		S FF 95 X SI 94 0-1 ① F9		3	1	1	1	1	0	1
20 Neil Walker, S (1, 4) OBP: 0.335, SLG: 0.454	B FF 95 C FF 94 B SI 94 B CH 90 C SL 91 F SI 95 X SI 92 3-2 ③ F8		F SI 94 1 SAFE C FF 95 B SI 95 X SI 97 1-2 1-H HR		F SI 94 C SL 88 F SL 89 B CH 91 B SI 96 F SL 90 B SL 91 X SI 95 3-2 HR	C SI 95 X CU 78 0-1 1-3 2-H 21 2B 1B		B CH 85 C FF 95 X SI 94 1-1 ② G1-3		5	3	3	4	0	0	1
21 Lucas Duda, L (1, 3) OBP: 0.402, SLG: 0.524		C SI 92 F FF 94 F FF 94 X SL 89 0-2 3 1B 2B	F CH 91 S SL 90 X SI 97 0-2 ③ F7		B SI 95 B CH 91 B CH 93 B SI 94 4-0 13 2B BB	F SI 95 F CU 79 X SI 94 0-2 1-H 3-H 2B		C FF 96 F FF 95 F FF 95 B CH 87 F SI 96 C SL 85 1-3 ③ K		4	1	2	2	1	1	0
13 Asdrúbal Cabrera, S (1, 6) OBP: 0.331, SLG: 0.378		B FF 95 X SI 95 1-0 ① F7		F SI 93 B CH 89 F SI 94 F FF 95 S SL 90 1-3 ① K	X SI 94 0-0 1-3 2B	D CU 80 B SI 95 C CU 78 X SI 95 2-1 ③ L4			X FF 95 0-0 ① G5-3	5	0	1	0	0	1	2
3 Curtis Granderson, L (1, 8) OBP: 0.250, SLG: 0.338		B CH 90 B CH 91 C SI 92 S SL 91 B CH 90 X SL 91 3-2 44 G5-3 2-H 1B	C SI 94 F FF 94 X SL 89 0-2 ② P6	B SL 86 C CH 93 F FF 95 F SL 84 F FF 95 B FF 95 D SL 87 F SI 94 F FF 95 3-2 ② G4-3 X SL 86			B SI 94 B SL 84 B C SI 94 B SI 94 4-1 48 1B BB	C FF 95 F FF 95 S FF 94 0-3 ② K	4	0	1	1	1	1	2
44 René Rivera, R (1, 2) OBP: 0.309, SLG: 0.370		C FF 95 D FF 96 F FF 96 B SL 89 X FF 96 2-2 ② G5-3 1-2	X SI 92 0-0 48 1B 1B	C SL 85 F SI 94 X SL 86 0-2 ③ L5			C CU 78 C SL 85 S FF 95 0-3 ① K	B SL 85 S SL 85 S SL 84 S SL 84 1-3 ③ K	5	0	1	0	0	2	4
48 Jacob deGrom, L (1, 1) OBP: 0.333, SLG: 0.375 59 Fernando Salas, R (9, 1)		D SI 96 S SI 96 S SI 95 F SI 94 B SL 90 F SI 96 X FF 98 2-2 ③ G4-3	X SI 94 0-0 1-2 1B			X SI 95 0-0 ① G4-3	C CU 78 F SI 94 D CU 79 X SI 94 1-2 1-2 1B			4 0	0 0	2 0	0 0	0 0	0 0	1 0
Inning Stats	R: 0 E: 0 K: 1 S: 14 H: 1 LOB: 1 BB: 0 P: 21	R: 1 E: 0 K: 0 S: 16 H: 2 LOB: 1 BB: 0 P: 24	R: 2 E: 0 K: 1 S: 18 H: 1 LOB: 0 BB: 0 P: 25	R: 0 E: 0 K: 1 S: 11 H: 2 LOB: 2 BB: 0 P: 13	R: 2 E: 0 K: 0 S: 20 H: 3 LOB: 2 BB: 1 P: 31	R: 3 E: 0 K: 0 S: 11 H: 2 LOB: 1 BB: 2 P: 22	R: 0 E: 0 K: 1 S: 9 H: 1 LOB: 2 BB: 1 P: 14	R: 0 E: 0 K: 1 S: 9 H: 0 LOB: 0 BB: 0 P: 11	R: 0 E: 0 K: 2 S: 7 H: 0 LOB: 0 BB: 0 P: 8	1B: 5 2B: 4 3B: 1 HR: 2 SF: 1 SAC: 0 DP: 0 HBP: 0						

	AB	39
	R	8
	H	12
	RBI	8
	BB	4
	SO	7
	LOB	18

WP: 1 PB: 0 SB: 0 CS: 0 PA: 44

PITCHER		IP	WLS	BF	H	R	ER	SO	BB	IBB	HBP	BLK	WP	HR	S	P	ERA	WHIP
39 Chad Kuhl, R ERA: 6.29	(1, 1)	4.1	L	22	8	5	5	3	0	0	0	0	1	2	68	96	10.38	1.846
52 Jhan Mariñez, R ERA: 4.35	(5, 1)	0.2		4	1	0	0	0	1	0	0	0	0	0	11	18	0.00	3.000
53 Johnny Barbato, R ERA: 4.41	(6, 1)	2.0		12	3	3	3	1	3	0	0	0	0	0	20	36	13.50	3.000
41 Daniel Hudson, R ERA: 5.75	(8, 1)	2.0		6	0	0	0	3	0	0	0	0	0	0	16	19	0.00	0.000

PITCHER	IP	WLS	BF	H	R	ER	SO	BB	IBB	HBP	BLK	WP	HR	S	P	ERA	WHIP

BOTTOM

Batter	1	2	3	4	5	6	7	8	9	AB	R	H	RBI	BB	SO	LOB
26 Adam Frazier, L (1, 7) OBP: 0.431, SLG: 0.495	C SI 94 C SL 88 X SL 88 0-2 ① G4-3		B CU 79 C SI 94 S FF 94 X SL 87 1-2 ② G4-3		C CH 87 B SL 89 B SL 89 X SI 95 2-1 ③ L5			X CU 80 0-0 ① L9		4	0	0	0	0	0	0
5 Josh Harrison, R (1, 4) OBP: 0.369, SLG: 0.463	B FF 94 S FF 94 B FF 94 S SL 88 X SL 89 2-2 ① 25 G3 55 S 1B		X SL 88 0-0 ① 1B			C SI 94 F SI 91 B FF 96 B FF 96 X SI 95 2-2 ① F9		C FF 95 B FF 94 X CU 81 1-1 ② G6-3		4	0	2	0	0	0	0
55 Josh Bell, S (1, 3) OBP: 0.328, SLG: 0.474	S SI 94 C FF 94 D CH 88 B FF 95 F SL 88 B FF 95 D CU 80 4-2 ③ 25 G3 1-2 BB		1 SAFE B FF 94 B SL 88 B SI 94 X SI 94 3-0 ③ F7			C CU 78 B CU 80 S FF 95 S FF 96 1-3 ② K		C CU 79 C SL 90 B SL 90 B SL 90 B FF 96 X SL 89 3-2 ③ P6		3	0	0	0	1	1	1
25 Gregory Polanco, L (1, 9) OBP: 0.341, SLG: 0.398	F SL 89 B SL 89 X SL 88 1-1 ② G3 1-2 2-3			B CU 78 F FF 95 B SL 88 X SI 95 2-1 HR		F FF 95 S SL 90 B SL 90 X CH 87 1-2 ③ P5			C FF 95 B FF 95 B FF 95 X SL 89 2-1 1B	4	1	2	1	0	0	2
23 David Freese, R (1, 5) OBP: 0.363, SLG: 0.442	C FF 95 F SL 90 S FF 95 0-3 ③ K			S FF 95 C FF 95 S FF 94 0-3 ① K			S FF 94 B SL 89 B SL 89 S FF 95 S FF 97 2-3 ① K		S FF 95 F FF 95 C FF 96 0-3 ① K	4	0	0	0	0	4	3
22 Andrew McCutchen, R (1, 8) OBP: 0.273, SLG: 0.358		B FF 93 X SL 88 1-0 ① G5-3		B SL 89 F SL 89 F FF 95 B FF 94 F FF 95 C FF 95 2-3 ② K			X FF 96 0-0 10 1B 1B		C FF 91 S FF 92 S KC 84 0-3 ② K	4	0	1	0	0	2	1
29 Francisco Cervelli, R (1, 2) OBP: 0.329, SLG: 0.407 19 Chris Stewart, R (9, 2) OBP: 0.293, SLG: 0.297		F FF 94 S FF 95 C FF 95 0-3 ② K		B SL 88 F SI 95 X SI 95 1-1 ③ G5-3			X FF 94 0-0 ② L9		B FF 92 X FF 91 1-0 ③ P3	3 1	0 0	0 0	0 0	0 0	1 0	1 1
10 Jordy Mercer, R (1, 6) OBP: 0.344, SLG: 0.342		B FF 94 C FF 94 B CU 82 B SL 90 C SL 87 F FF 96 X SI 95 3-2 ③ G6-3			C FF 94 S FF 94 C FF 95 0-3 ① K		C SL 90 F SL 90 X FF 95 0-2 1-2 1B			3	0	1	0	0	1	0
39 Chad Kuhl, R (1, 1) 52 Jhan Mariñez, R (5, 1) 37 Alen Hanson, S (5, PH) OBP: 0.222, SLG: 0.269 53 Johnny Barbato, R (6, 1) 28 John Jaso, L (7, PH) OBP: 0.295, SLG: 0.357 41 Daniel Hudson, R (8, 1)			C FF 92 C SL 86 B SL 88 F FF 94 S CU 80 1-3 ① K		C FF 95 B FF 94 X FF 95 1-1 ② B5		F SI 95 B SL 90 F SL 90 D SL 87 S SL 88 2-3 ③ K			1 0 1 0 1 0	0 0 0 0 0 0	0 0 0 0 0 0	0 0 0 0 0 0	1 0 0 0 0 1	0 0 0 0 0 2	0 0 0 0 0 0
Inning Stats	R: 0 E: 0 K: 1 S: 14 H: 1 LOB: 2 BB: 1 P: 21	R: 0 E: 0 K: 1 S: 8 H: 0 LOB: 0 BB: 0 P: 12	R: 0 E: 0 K: 1 S: 9 H: 1 LOB: 1 BB: 0 P: 14	R: 1 E: 0 K: 2 S: 11 H: 1 LOB: 0 BB: 0 P: 16	R: 0 E: 0 K: 1 S: 7 H: 0 LOB: 0 BB: 0 P: 10	R: 0 E: 0 K: 1 S: 9 H: 0 LOB: 0 BB: 0 P: 13	R: 0 E: 0 K: 2 S: 11 H: 2 LOB: 2 BB: 0 P: 15	R: 0 E: 0 K: 0 S: 6 H: 0 LOB: 0 BB: 0 P: 10	R: 0 E: 0 K: 2 S: 9 H: 1 LOB: 1 BB: 0 P: 12	1B: 5 2B: 0 3B: 0 HR: 1	SF: 0 SAC: 0 DP: 0 HBP: 0			WP: 0 PB: 0 SB: 1 CS: 0	PA: 34		

PITCHER		IP	WLS	BF	H	R	ER	SO	BB	IBB	HBP	BLK	WP	HR	S	P	ERA	WHIP
48 Jacob deGrom, R ERA: 3.23	(1, 1)	8.1	W	32	6	1	1	10	1	0	0	0	0	1	80	118	1.08	0.840
59 Fernando Salas, R ERA: 5.73	(9, 1)	0.2		2	0	0	0	1	0	0	0	0	0	0	4	5	0.00	0.000

PITCHER	IP	WLS	BF	H	R	ER	SO	BB	IBB	HBP	BLK	WP	HR	S	P	ERA	WHIP

New York Mets @ Pittsburgh Pirates

PNC Park, Pittsburgh, PA

Fri May 26 2017, 7:06 PM - 10:02 PM EDT

Att. 29,408 - Overcast - 69 F

livebaseballscorecards.com

AB	33
R	1
H	6
RBI	1
BB	1
SO	11
LOB	11

Batter	1	2	3	4	5	6	7	8	9	10	AB	R	H	RBI	BB	SO	LOB
30 Michael Conforto, L (1, 7) OBP: 0.416, SLG: 0.658	B C B S X 2-2 ① G3	C KC 79 X FF 95 0-1 FC3 1-3		B FF 97 B FF 97 X CH 89 2-0 7 2B 1B		C SL 79 B FF 87 B CU 76 C FC 88 B CH 80 X FC 84 3-2 ① F8			C CU 83 S FF 101 F FF 101 X SL 89 0-2 ① G6-3		5	0	1	0	0	0	1
7 José Reyes, S (1, 5) OBP: 0.282, SLG: 0.337	F SI 94 B FF 96 F KC 80 X CH 89 1-2 ② G4-3	F FF 96 F CH 89 F SL 90 C FF 97 0-3 ② K		B FF 95 B FF 96 B FF 97 C SI 97 X FF 97 3-1 1-3 2B		B CH 80 F FC 85 X CH 79 1-1 ② B2-3			X FF 100 0-0 ② G6-3		5	0	1	0	0	1	2
19 Jay Bruce, L (1, 9) OBP: 0.327, SLG: 0.514	B FF 95 S SL 89 S CH 88 B FF 96 F SI 97 F SL 89 B CH 89 X CH 89 3-2 HR	X FF 97 0-0 ③ F7		B SL 91 B SL 90 B SL 90 X FF 97 3-0 ③ F7		C SL 81 F FF 86 C FF 88 0-3 K			B FF 100 S CU 84 B CU 81 F FF 100 S CU 84 2-3 ③ K		5	1	1	1	0	2	4
20 Neil Walker, S (1, 4) OBP: 0.332, SLG: 0.447	X SI 94 0-0 21 2B 1B	C FF 96 F FF 95 B KC 82 C FF 97 1-3 ① K	F FF 96 F SL 89 X FF 97 0-2 ① L6				C SI 88 C FC 86 F FF 88 B CH 80 B FC 84 S CH 79 2-3 ① K			B SI 93 C SI 93 X CH 84 1-1 ① F7	5	0	1	0	0	2	0
21 Lucas Duda, L (1, 3) OBP: 0.406, SLG: 0.570 39 Jerry Blevins, L (7, 1) 12 Juan Lagares, R (8, 8) OBP: 0.313, SLG: 0.333	B FF 96 B FF 94 X SI 95 2-0 1-3 2B	C CH 88 B CH 87 X FF 95 1-1 ② F7	B KC 80 S SL 89 B SL 90 F CH 90 F FF 97 B SL 90 X FF 97 3-2 HR				B FF 86 C SL 82 C CU 74 B FC 85 B CH 79 X FF 87 3-2 ② G4-3			C CH 86 B SI 94 B SI 94 C CH 86 X CH 86 2-2 54 1B 1B	4 0 1	1 0 0	2 0 1	1 0 0	0 0 0	0 0 0	0 0 0
13 Asdrúbal Cabrera, S (1, 6) OBP: 0.319, SLG: 0.363	B KC 80 C FF 96 X CH 89 1-1 ③ F8	F SI 96 X SI 97 0-1 ③ G5-3	C FF 96 B KC 83 C KC 82 F SL 91 X KC 82 1-2 ② L3				F FC 86 X CH 78 0-1 ③ G6-3			F SI 94 B SI 93 C SI 94 X SI 94 1-2 ② L9	5	0	0	0	0	0	3
3 Curtis Granderson, L (1, 8) OBP: 0.256, SLG: 0.350 59 Fernando Salas, R (8, 1) 43 Addison Reed, L (9, 1) 54 T.J. Rivera, R (10, PH) OBP: 0.327, SLG: 0.396 56 Tyler Pill, L (10, 1) 66 Josh Edgin, R (10, 1)		B FF 96 C FF 94 B SI 95 C CH 88 B FF 96 X SI 96 3-2 18 1B 3B	B KC 82 C FF 96 F CH 90 B SL 88 X SI 97 2-2 ① L3	B FF 97 F SI 95 B SL 88 F SL 89 B KC 82 B CH 91 4-2 18 2B BB				C SI 93 F CH 87 F CH 88 B FF 96 B FF 96 S FF 96 2-3 ① K		B SI 93 B SI 93 X SI 92 2-0 1-2 1B	3 0 0 1 0 0	1 0 0 0 0 0	1 0 0 1 0 0	0 0 0 0 0 0	1 0 0 0 0 0	1 0 0 0 0 0	0 0 0 0 0 0
18 Travis d'Arnaud, R (1, 2) OBP: 0.303, SLG: 0.515		B SL 90 S SL 90 X SL 90 1-1 30 E 30 FC3 3-H 1B	X FF 96 0-0 HR	1 SAFE B KC 81 X FF 96 1-0 1-3 2B				C SL 89 F FF 97 S SL 89 0-3 ② K		S CH 85 S SI 94 S CH 87 0-3 ③ K	5	1	3	2	0	2	2
45 Zack Wheeler, L (1, 1) OBP: 0.150, SLG: 0.158 55 Neil Ramírez, R (7, 1) 4 Wilmer Flores, R (7, 3) OBP: 0.323, SLG: 0.446		M FF 94 X SI 94 0-1 ① B5	F FF 97 C FF 97 X KC 82 0-2 ② G2	F FF 96 F SL 90 S FF 97 0-3 ③ K				C SI 95 F SL 89 S FF 95 0-3 ③ K			3 0 1	0 0 0	0 0 0	0 0 0	0 0 0	1 0 1	3 0 0
Inning Stats	R: 1 E: 0 K: 0 S: 15 H: 3 LOB: 2 BB: 0 P: 24	R: 1 E: 1 K: 1 S: 14 H: 2 LOB: 2 BB: 0 P: 18	R: 0 E: 0 K: 1 S: 7 H: 0 LOB: 0 BB: 0 P: 9	R: 1 E: 0 K: 0 S: 11 H: 3 LOB: 2 BB: 0 P: 21	R: 1 E: 0 K: 1 S: 17 H: 2 LOB: 2 BB: 1 P: 26	R: 0 E: 0 K: 1 S: 8 H: 0 LOB: 0 BB: 0 P: 12	R: 0 E: 0 K: 1 S: 9 H: 0 LOB: 0 BB: 0 P: 14	R: 0 E: 0 K: 3 S: 10 H: 0 LOB: 0 BB: 0 P: 12	R: 0 E: 0 K: 1 S: 8 H: 0 LOB: 0 BB: 0 P: 10	R: 0 E: 0 K: 1 S: 12 H: 2 LOB: 2 BB: 0 P: 18	1B: 5 2B: 3 3B: 1 HR: 3 SF: 0 SAC: 0 DP: 0 HBP: 0						

PITCHER		IP	WLS	BF	H	R	ER	SO	BB	IBB	HBP	BLK	WP	HR	S	P	ERA	WHIP
45 Gerrit Cole, R ERA: 3.65	(1, 1)	5.0		27	10	4	4	3	1	0	0	0	0	3	64	98	7.20	2.200
38 Wade LeBlanc, L ERA: 2.7	(6, 1)	2.0		6	0	0	0	2	0	0	0	0	0	0	17	26	0.00	0.000
12 Juan Nicasio, R ERA: 1.66	(8, 1)	1.0		3	0	0	0	3	0	0	0	0	0	0	10	12	0.00	0.000
73 Felipe Vázquez, L ERA: 0.7	(9, 1)	1.0		3	0	0	0	1	0	0	0	0	0	0	8	10	0.00	0.000
44 Tony Watson, L ERA: 2.95	(10, 1)	1.0	W	5	2	0	0	1	0	0	0	0	0	0	12	18	0.00	2.000

PITCHER	IP	WLS	BF	H	R	ER	SO	BB	IBB	HBP	BLK	WP	HR	S	P	ERA	WHIP

TOP

New York Mets @ Pittsburgh Pirates

PNC Park, Pittsburgh, PA

Sat May 27 2017, 7:18 PM - 10:49 PM EDT

Att. 31,658 - Cloudy - 71 F

livebaseballscorecards.com

AB	43
R	4
H	12
RBI	4
BB	1
SO	10
LOB	15

PA: 44

WP: 0 PB: 0 SB: 0 CS: 0

New York Mets @ Pittsburgh Pirates

PNC Park, Pittsburgh, PA

Sat May 27 2017, 7:18 PM - 10:49 PM EDT

Att. 31,658 - Cloudy - 71 F

livebaseballscorecards.com

BOTTOM

Batter	1	2	3	4	5	6	7	8	9	10	AB	R	H	RBI	BB	SO	LOB
26 Adam Frazier, L (1, 7) OBP: 0.421, SLG: 0.481	C SI 93 F SI 95 X FF 96 0-2 ① F8		C FF 94 B FF 95 S FC 90 B FC 89 X FF 95 2-2 ② G6-3		X FF 93 0-0 ② F7		C FF 88 S CU 71 B CU 73 D CU 72 S CU 72 2-3 ② K		C FF 93 B FF 93 F FF 92 X FF 93 1-2 5 G5-3 1B 1-3		5	0	1	0	0	1	1
5 Josh Harrison, R (1, 4) OBP: 0.370, SLG: 0.464	B CU 78 C CU 79 F SI 96 B FF 96 F SI 96 F CU 80 S FC 88 2-3 ② K		B FC 90 X SI 95 1-0 2B		X FC 87 0-0 ③ F9		B CU 70 B CU 70 B FF 90 C FF 89 B CH 83 4-1 55 FC6-4 BB		B SL 87 X SL 85 1-0 ② G5-3 1-2		4	0	1	0	1	1	3
55 Josh Bell, S (1, 3) OBP: 0.324, SLG: 0.466 44 Tony Watson, L (10, 1)	S FF 96 B SI 95 B CH 90 X CH 91 2-1 ③ F7		F FF 94 C SI 95 F FF 96 B FF 96 F FC 88 B FF 95 F FF 96 B FC 87 S FC 89 3-3 ③ K			B FF 91 F CU 78 F FF 94 F FC 87 B FF 93 F FC 88 X CH 88 2-2 22 23 G4-3 2B 1B	B CU 71 C CU 71 X CU 71 1-1 ③ FC6-4 1-2f		B FF 92 C FF 93 X FF 93 1-1 ③ L8		5 0	1 0	1 0	0 0	0 0	1 0	5 0
25 Gregory Polanco, L (1, 9) OBP: 0.336, SLG: 0.391		B CU 81 B FF 95 X FF 96 2-0 ① G3-1		B FC 88 C FF 95 B FC 89 F FC 88 X FF 96 2-2 23 G6-3 1B		B FC 88 D FC 87 T FF 93 B FF 94 F FC 90 S FF 95 3-3 ① K		C FF 89 B FF 89 C FF 89 B CU 71 B CU 72 X CU 71 3-2 ① P5		C CU 72 B SL 83 B FF 89 X SI 88 2-1 ① F8	5	0	1	0	0	1	1
23 David Freese, R (1, 5) OBP: 0.364, SLG: 0.434		B FF 96 B FF 96 B FF 97 C FF 96 B FF 96 4-1 22 HR BB		1 SAFE C FF 95 F FF 95 X FF 96 0-2 ① ② G6-3 1-2f		X FF 93 0-0 ② G4-3 1-2		C FF 90 S FF 92 X FF 92 0-2 ② G4-3		B SI 88 S SL 83 X SL 83 1-1 29 BB 22 HBP 28 1B 1B	4	2	1	0	1	0	2
22 Andrew McCutchen, R (1, 8) OBP: 0.286, SLG: 0.385		B CU 82 B FF 96 X FF 95 2-0 1-H HR		B FF 96 B FC 90 C FF 96 B FC 90 B FC 91 4-1 29 1B BB		B FF 94 X FF 95 1-0 29 1B 2-H 2B		C FF 92 X FF 89 0-1 ③ F8		H SI 88 1-0 28 1B 29 BB 1-2 HBP	3	1	2	3	1	0	0
29 Francisco Cervelli, R (1, 2) OBP: 0.338, SLG: 0.410	C FC 88 S CU 81 F FF 96 B FC 89 C FF 97 1-3 ② K			C FF 95 F FF 95 B SI 95 1 SAFE X CU 78 1-2 1-2 1B		X SI 94 0-0 ③ 2-H 1B			B FF 92 S FF 92 F FF 92 X FF 93 1-2 ① F8	B SI 88 F SL 84 C SI 89 F SI 90 F SI 91 B SI 91 B CU 77 F CU 77 B SI 90 4-2 28 1B 1-2 2-3 BB	4	0	2	0	1	1	0
10 Jordy Mercer, R (1, 6) OBP: 0.348, SLG: 0.358 61 Gift Ngoepe, R (9, PR) OBP: 0.333, SLG: 0.308 (10, 6)		C FF 96 B FF 95 F FC 88 B FF 97 X FC 91 2-2 ③ G5-3		X FC 87 0-0 ③ G5-3			C SL 86 B SL 87 B SL 86 F SI 94 B SI 94 X SI 93 3-2 64 G6-3 2B		B SL 86 F FF 92 B SL 86 X FF 92 2-1 28 WP 28 1B 2B	C SI 90 X SI 90 0-1 ② F9	4 1	0 1	2 0	0 0	0 0	0 0	2 3
45 Gerrit Cole, R (1, 1) OBP: 0.111, SLG: 0.111 37 Alen Hanson, S (5, PH) OBP: 0.218, SLG: 0.264 38 Wade LeBlanc, L (6, 1) OBP: 0.200, SLG: 0.200 64 José Osuna, R (7, PH) OBP: 0.277, SLG: 0.421 12 Juan Nicasio, R (8, 1) 73 Felipe Vázquez, L (9, 1) 28 John Jaso, L (9, PH) OBP: 0.307, SLG: 0.370 (10, 3)			C FF 95 X FC 89 0-1 ① P6		B FF 92 F SI 93 F FF 94 S FF 95 1-3 ① K		F SL 86 X CU 79 0-1 ① G6-3 2-3		F SL 86 B SL 86 D SL 87 S FF 93 B FF 93 X FF 94 3-2 26 1B 2-H 1B	B FF 88 D SL 87 C FF 93 F FF 94 F CU 78 B CU 79 F FF 93 F FF 93 X SL 88 3-2 1-2 2-3 3-H 1B	1 1 0 1 0 0 0 2	0 0 0 0 0 0 0 0	0 0 0 0 0 0 0 2	0 0 0 0 0 0 0 2	0 1 0 0 0 0 0 0	0 0 0 0 0 0 0 0	0 0 0 1 0 0 0 0
Inning Stats	R: 0 E: 0 K: 1 S: 10 H: 0 LOB: 0 BB: 0 P: 14	R: 2 E: 0 K: 1 S: 10 H: 1 LOB: 0 BB: 1 P: 21	R: 0 E: 0 K: 1 S: 12 H: 1 LOB: 1 BB: 0 P: 18	R: 0 E: 0 K: 0 S: 11 H: 2 LOB: 2 BB: 1 P: 18	R: 0 E: 0 K: 1 S: 5 H: 0 LOB: 0 BB: 0 P: 6	R: 1 E: 0 K: 1 S: 11 H: 3 LOB: 2 BB: 0 P: 17	R: 0 E: 0 K: 1 S: 11 H: 1 LOB: 2 BB: 1 P: 21	R: 0 E: 0 K: 0 S: 8 H: 0 LOB: 0 BB: 0 P: 11	R: 1 E: 0 K: 0 S: 14 H: 3 LOB: 2 BB: 0 P: 23	R: 1 E: 0 K: 0 S: 17 H: 2 LOB: 3 BB: 1 P: 28	1B: 8 2B: 4 3B: 0 HR: 1 SF: 0 SAC: 0 DP: 1 HBP: 1						

PITCHER		IP	WLS	BF	H	R	ER	SO	BB	IBB	HBP	BLK	WP	HR	S	P	ERA	WHIP
45 Zack Wheeler, R ERA: 3.83	(1, 1)	6.0		25	7	3	3	5	2	0	0	0	0	1	59	94	4.50	1.500
55 Neil Ramírez, R ERA: 10.03	(7, 1)	0.1	H	2	1	0	0	0	0	0	0	0	0	0	5	8	0.00	3.000
39 Jerry Blevins, L ERA: 1.62	(7, 1)	1.0	H	4	0	0	0	1	1	0	0	0	0	0	9	19	0.00	1.000
59 Fernando Salas, R ERA: 5.56	(8, 1)	0.2	H	2	0	0	0	0	0	0	0	0	0	0	5	5	0.00	0.000
43 Addison Reed, R ERA: 3.51	(9, 1)	1.0	B	6	3	1	1	0	0	0	0	0	1	0	14	23	9.00	3.000

PITCHER		IP	WLS	BF	H	R	ER	SO	BB	IBB	HBP	BLK	WP	HR	S	P	ERA	WHIP
56 Tyler Pill, R ERA: 13.5	(10, 1)	0.2	L	5	1	1	1	0	1	0	1	0	0	0	11	19	13.50	3.000
66 Josh Edgin, L ERA: 2.79	(10, 1)	0.0		1	1	0	0	0	0	0	0	0	0	0	6	9	∞	∞

AB	40
R	5
H	13
RBI	5
BB	4
SO	6
LOB	18

WP: 1 PA: 45
PB: 0
SB: 0
CS: 0

New York Mets @ Pittsburgh Pirates

PNC Park, Pittsburgh, PA

Sun May 28 2017, 8:09 PM - 11:21 PM EDT

Att. 21,828 - Cloudy - 77 F

TOP

livebaseballscorecards.com

Batter	1	2	3	4	5	6	7	8	9	AB	R	H	RBI	BB	SO	LOB
3 Curtis Granderson, L (1, 7) OBP: 0.265, SLG: 0.364	C SI 94 F SI 95 B CU 81 B SI 95 S CU 80 2-3 ① K2-3		X SI 96 0-0 ③ F8		B SI 94 D CH 88 X SI 94 2-0 7 1B 19 2B 1-3 2B	B SI 96 D SI 95 B SI 96 X SI 95 3-0 1-2 2-H 1B		C SI 94 C SI 96 B SI 94 F CU 79 F CU 79 F SI 95 X SL 85 1-2 1-3 1B		5	1	3	1	0	1	0
7 José Reyes, S (1, 5) (7, 6) OBP: 0.280, SLG: 0.333	B SI 94 B SI 95 F FF 94 F SI 94 S CH 90 2-3 ② K		C SI 94 S CU 81 X FF 95 0-2 ① G4-3	X FF 93 0-0 19 S 19 2B 2-3 3-H 1B	X CH 92 0-0 ③ G3-1		B SI 94 C CU 79 B SI 94 X SI 94 2-1 ③ F9		5	1	1	1	0	1	4
19 Jay Bruce, L (1, 9) OBP: 0.333, SLG: 0.528	B SI 95 F SI 94 S CU 80 B CU 82 B CH 90 F SI 96 X SI 96 3-2 2B		C CU 81 X SI 95 0-1 13 WP 20 1B 13 2B 1B	1 SAFE B SI 94 C SI 92 1 SAFE F SI 94 F CU 82 1 SAFE D CU 81 X CU 81 2-2 1-H 3-H 2B		B SI 94 S CH 91 S CH 92 B CH 92 B FF 95 F SI 95 S CH 92 3-3 ① K		X SI 94 0-0 ① L4	5	1	3	2	0	1	0
20 Neil Walker, S (1, 4) OBP: 0.328, SLG: 0.440	C CU 79 B CH 88 X SI 94 1-1 ③ G6-3		X SI 94 0-0 13 WP 13 2B 1-2 1B	C CH 88 X SI 93 0-1 ② G1-3			C SI 96 S SL 86 B F CH 92 X FF 97 1-2 ② P4		B SI 94 B SI 93 B SI 94 C SI 94 F SI 95 X SI 94 3-2 ② L4	5	1	1	0	0	0	2
21 Lucas Duda, L (1, 3) OBP: 0.396, SLG: 0.582		C SI 94 B CH 89 C CH 89 B SI 94 B CH 89 X SI 94 3-2 ① G4-3	F CH 88 B SI 95 X SI 95 1-1 ② F7	C SI 94 F SI 94 D CU 82 C FF 94 1-3 ③ K			B SI 95 C CH 92 X FF 96 1-1 HR		C SI 94 C CU 79 X SI 94 0-2 ③ G1-3	5	1	1	1	0	1	3
13 Asdrúbal Cabrera, S (1, 6) OBP: 0.324, SLG: 0.375 51 Paul Sewald, R (7, 1) 55 Neil Ramírez, R (9, 1)		C CU 80 X FF 95 0-1 ② G5-3	F CH 89 B FF 94 B CU 82 X CH 87 2-1 1-H 2-H 2B		B SI 94 X SI 95 1-0 18 1B 3 1B 1B	B SI 96 F SI 95 C SL 86 S CH 93 1-3 ③ K			4 0 0	1 0 0	2 0 0	2 0 0	0 0 0	1 0 0	0 0 0
18 Travis d'Arnaud, R (1, 2) OBP: 0.300, SLG: 0.500		B SI 96 F FF 96 B CU 80 C CU 80 X CH 90 2-2 ③ G5-3	B CU 79 C SI 93 B SI 93 F SI 93 B CU 81 X CU 80 3-2 ③ F7		B SI 95 X SI 95 1-0 3 1B 1-2 1B			B CU 78 C SI 95 B SL 88 F SI 94 X SI 94 2-2 ① G3-1		4	0	1	0	0	0	1
12 Juan Lagares, R (1, 8) OBP: 0.294, SLG: 0.311		C FF 94 B SI 95 C SI 94 F SI 94 B FF 96 B CU 80 X FF 95 3-2 ① G6-3		X SI 94 0-0 ① G5-3	C SI 94 F SI 95 S SI 96 0-3 ① K			B SI 95 C CU 79 X SI 93 1-1 ② F8		4	0	0	0	0	1	2
33 Matt Harvey, R (1, 1) OBP: 0.045, SLG: 0.045 15 Matt Reynolds, R (7, 5) OBP: 0.304, SLG: 0.350		B FF 93 B SI 94 F SI 93 B SI 96 X SI 92 3-1 ② G6-3		C FF 92 C SI 93 B CU 81 F SI 93 X CU 80 1-2 3 2B 7 1B 1B	M SI 96 F SI 95 L SI 96 0-3 ② K			C SI 95 B CU 79 C CU 78 F SI 94 B CU 78 B CU 77 X SI 94 3-2 3 1B 1B		3 1	1 0	1 1	0 0	0 0	1 0	2 0
Inning Stats	R: 0 E: 0 K: 2 S: 12 H: 1 LOB: 1 BB: 0 P: 20	R: 0 E: 0 K: 0 S: 8 H: 0 LOB: 0 BB: 0 P: 13	R: 0 E: 0 K: 0 S: 7 H: 0 LOB: 0 BB: 0 P: 13	R: 2 E: 0 K: 0 S: 13 H: 3 LOB: 1 BB: 0 P: 19	R: 3 E: 0 K: 1 S: 16 H: 4 LOB: 1 BB: 0 P: 22	R: 1 E: 0 K: 2 S: 10 H: 3 LOB: 2 BB: 0 P: 15	R: 1 E: 0 K: 2 S: 13 H: 1 LOB: 0 BB: 0 P: 19	R: 0 E: 0 K: 0 S: 17 H: 2 LOB: 2 BB: 0 P: 26	R: 0 E: 0 K: 0 S: 7 H: 0 LOB: 0 BB: 0 P: 10	1B: 9 2B: 4 3B: 0 HR: 1	SF: 0 SAC: 0 DP: 0 HBP: 0					

	AB	41
	R	7
	H	14
	RBI	7
	BB	0
	SO	7
	LOB	14

WP: 1 PA: 41
PB: 0
SB: 1
CS: 0

PITCHER		IP	WLS	BF	H	R	ER	SO	BB	IBB	HBP	BLK	WP	HR	S	P	ERA	WHIP
24 Tyler Glasnow, R ERA: 6.95	(1, 1)	5.0	L	23	8	5	5	3	0	0	0	0	1	0	56	87	9.00	1.600
52 Jhan Mariñez, R ERA: 4.76	(6, 1)	2.0		10	4	2	2	4	0	0	0	0	0	1	23	34	9.00	2.000
53 Johnny Barbato, R ERA: 3.93	(8, 1)	2.0		8	2	0	0	0	0	0	0	0	0	0	24	36	0.00	1.000

PITCHER	IP	WLS	BF	H	R	ER	SO	BB	IBB	HBP	BLK	WP	HR	S	P	ERA	WHIP

BOTTOM

Batter	1	2	3	4	5	6	7	8	9	AB	R	H	RBI	BB	SO	LOB
26 Adam Frazier, L (1, 7) OBP: 0.408, SLG: 0.464 53 Johnny Barbato, R (8, 1) 64 José Osuna, R (9, PH) OBP: 0.286, SLG: 0.421	B FF 94 C FF 94 S SI 94 X FF 96 1-2 ① F8		B FF 95 X FF 94 1-0 ② P6		C CU 82 F SI 94 B SL 88 X FF 92 1-2 ② G3-1		C FF 91 F FF 91 F FF 91 X FF 92 0-2 ①② G6-4-3 1-2f		S SL 84 D CU 77 B SL 84 F SL 83 B SI 93 B SL 84 4-2 1-2 BB	4 0 0	0 0 0	0 0 0	0 0 0	0 0 1	0 0 0	1 0 0
5 Josh Harrison, R (1, 4) OBP: 0.371, SLG: 0.462	B FF 93 B SL 89 F FF 94 F SL 89 X CU 82 2-2 ② P3		C SL 88 F CU 82 F FF 96 F SL 88 B FF 95 X CH 86 1-2 1B		C CU 78 B SL 90 F SL 90 X SI 95 1-2 55 1B 1B		C SL 84 F SL 85 S FF 91 0-3 ③ K		B FF 92 C SL 84 F SL 83 X CU 77 1-2 ② F9	5	0	2	0	0	1	2
55 Josh Bell, S (1, 3) OBP: 0.321, SLG: 0.458	C CU 81 C CU 81 F FF 96 F FF 94 X SI 96 0-2 ③ G1-3		F FF 94 X SI 95 0-1 ③ G3		X FF 94 0-0 1-2 1B			C FF 91 C FF 92 X FF 92 0-2 ① F7	F SI 91 B SL 82 F SL 84 S CU 78 1-3 ③ K	5	0	1	0	0	1	3
25 Gregory Polanco, L (1, 9) OBP: 0.340, SLG: 0.417		B SL 86 X SL 87 1-0 HR		C SI 92 B CH 85 X CH 90 1-1 ① F9	S SL 90 B SL 89 C FF 94 B SI 94 S SL 88 2-3 ③ K			X FF 92 0-0 23 BLK 23 2B 1B		4	2	2	1	0	1	2
23 David Freese, R (1, 5) OBP: 0.369, SLG: 0.447		C FF 93 B FF 94 X CU 81 1-1 ① F8		B FF 91 F FF 94 B CU 84 B FF 93 C FF 94 F FF 94 X FF 96 3-2 29 WP 22 1B 1B		B FF 94 X FF 94 1-0 ① G1-4-3		C FF 92 S FF 93 B FF 92 F FF 94 B SL 85 F SL 83 X FF 93 2-2 22 F9 1-H 2B		4	0	2	1	0	0	0
22 Andrew McCutchen, R (1, 8) OBP: 0.286, SLG: 0.383		X FF 94 0-0 ② G1-3		B FF 95 C CH 86 B FF 95 1 SAFE S SL 89 B FF 96 X CH 83 3-2 29 WP 1-2 1B		C FF 94 S CU 82 T FF 95 0-2 ② K		C FF 93 B FF 93 X SL 84 1-1 ② F9 2-3		4	0	1	0	0	1	1
29 Francisco Cervelli, R (1, 2) OBP: 0.342, SLG: 0.404		B FF 93 B FF 94 C FF 94 B SL 89 B FF 94 4-1 BB		F FF 95 B FF 96 B SL 89 S SL 89 F SI 95 S FF 95 2-3 ② K 1-2 2-3		C FF 94 C FF 95 B FF 95 F FF 95 B FF 95 B SL 88 B SL 86 4-2 BB		B FF 93 S SL 84 F FF 92 B FF 92 C FF 92 2-3 ③ K		2	0	0	0	2	2	3
10 Jordy Mercer, R (1, 6) OBP: 0.346, SLG: 0.352		B FF 94 C SL 88 X FF 95 1-1 ③ L7		C SL 86 S SL 90 B SL 88 C FF 96 1-3 ③ K		B CH 84 L SL 89 B FF 95 C FF 94 B CU 77 F FF 94 X FF 95 3-2 ③ L9			C SL 85 C SL 85 B SI 93 B SL 87 F SL 85 B SL 84 F SL 84 B FF 93 4-2 64 BB BB	3	0	0	0	1	1	4
24 Tyler Glasnow, L (1, 1) OBP: 0.529, SLG: 0.385 37 Alen Hanson, S (5, PH) OBP: 0.214, SLG: 0.259 52 Jhan Mariñez, R (6, 1) 28 John Jaso, L (7, PH) OBP: 0.310, SLG: 0.373 (8, 7)			S SI 92 X CU 80 0-1 ① G4-3		B FF 93 F FF 94 X SI 92 1-1 ① F7		C FF 90 B SL 80 B SL 83 C FF 92 F FF 92 X FF 92 2-2 26 G6-4-3 1B		B SI 93 C SL 87 C CU 78 F SL 84 F SI 93 S CU 78 1-3 ① K	1 1 0 2	0 0 0 0	0 0 0 1	0 0 0 0	0 0 0 1	0 0 0 1	0 0 0 1

Inning Stats	1	2	3	4	5	6	7	8	9
	R: 0 E: 0 K: 0 S: 11	H: 0 LOB: 0 BB: 0 P: 14	R: 1 E: 0 K: 0 S: 7	H: 1 LOB: 1 BB: 1 P: 14	R: 0 E: 0 K: 0 S: 10	H: 1 LOB: 1 BB: 0 P: 12	R: 0 E: 0 K: 2 S: 16	H: 2 LOB: 2 BB: 0 P: 26	R: 0 E: 0 K: 1 S: 12	H: 2 LOB: 2 BB: 0 P: 17
	R: 0 E: 0 K: 1 S: 11	H: 0 LOB: 1 BB: 1 P: 19	R: 0 E: 0 K: 1 S: 11	H: 1 LOB: 0 BB: 0 P: 13	R: 1 E: 0 K: 1 S: 14	H: 2 LOB: 1 BB: 0 P: 19	R: 0 E: 0 K: 2 S: 17	H: 0 LOB: 2 BB: 2 P: 28		

1B: 7 2B: 1 3B: 0 HR: 1	SF: 0 SAC: 0 DP: 1 HBP: 0	WP: 1 PB: 0 SB: 0 CS: 0	PA: 39
---	---	---	---

PITCHER	IP	WLS	BF	H	R	ER	SO	BB	IBB	HBP	BLK	WP	HR	S	P	ERA	WHIP
33 Matt Harvey, R (1, 1) ERA: 4.95	6.0	W	26	6	1	1	4	2	0	0	0	1	1	67	102	1.50	1.333
51 Paul Sewald, R (7, 1) ERA: 2.33	2.0		8	3	1	1	2	0	0	0	1	0	0	25	32	4.50	1.500
55 Neil Ramírez, R (9, 1) ERA: 9.24	1.0		5	0	0	0	2	2	0	0	0	0	0	17	28	0.00	2.000

PITCHER	IP	WLS	BF	H	R	ER	SO	BB	IBB	HBP	BLK	WP	HR	S	P	ERA	WHIP

New York Mets @ Pittsburgh Pirates

PNC Park, Pittsburgh, PA

Sun May 28 2017, 8:09 PM - 11:21 PM EDT

Att. 21,828 - Cloudy - 77 F

livebaseballscorecards.com

AB	35
R	2
H	9
RBI	2
BB	4
SO	8
LOB	17

Arizona Diamondbacks @ Pittsburgh Pirates

PNC Park, Pittsburgh, PA

Mon May 29 2017, 4:08 PM - 7:11 PM EDT

Att. 16,939 - Partly Cloudy - 79 F

TOP

livebaseballscorecards.com

Batter	1	2	3	4	5	6	7	8	9	AB	R	H	RBI	BB	SO	LOB
16 Chris Owings, R (1, 6) (7, 7) OBP: 0.358, SLG: 0.483	X FF 92 0-0 ① L1-3	C SL 86 B SL 86 X SL 87 1-1 ③ G3-1			X SI 91 0-0 ② G6-3			B FF 98 B FF 99 B FF 97 B FF 98 4-0 44 FC6-4 6 1B BB	S SI 94 B SI 94 X SI 93 1-1 ③ P3	4	0	0	0	1	0	1
6 David Peralta, L (1, 9) OBP: 0.360, SLG: 0.469	F FF 93 S FF 92 F SI 94 H SL 87 1-2 22 1B 24 1B HBP		C SI 91 B SL 86 X SI 90 1-1 ① G6-3		B FF 92 B CH 86 X FF 92 2-0 2B			B CU 81 C FF 98 S CU 79 X CU 81 1-2 44 FC6-4 1-2 1B		3	1	2	0	0	0	0
44 Paul Goldschmidt, R (1, 3) OBP: 0.436, SLG: 0.562	X FF 92 0-0 ② P4		B FF 93 B SI 91 C SL 86 F CH 84 B FF 94 X SL 84 3-2 ② L8		X SI 91 0-0 ③ P3			C CH 88 F FF 98 B FF 99 B CH 88 X FF 100 2-2 ① FC6-4 1-2f 2-3		4	0	0	0	0	0	4
22 Jake Lamb, L (1, 5) OBP: 0.367, SLG: 0.567	C FF 94 B FF 92 C FF 92 1 SAFE X SL 86 1-2 24 1B 1-3 1B		C SI 90 X FF 93 0-1 ③ G4-1			B CH 85 X CH 87 1-0 ① P5		C CU 80 S FF 99 B FF 99 X CU 80 1-2 ② P5		4	0	1	0	0	0	2
24 Yasmany Tomás, R (1, 7) OBP: 0.305, SLG: 0.477 40 Andrew Chafin, R (6, 1) 60 J.J. Hoover, R (7, 1) 13 Nick Ahmed, R (7, 6) OBP: 0.302, SLG: 0.427	B SI 91 X SL 85 1-0 ① 1-2 3-H 1B			X SL 86 0-0 ① L8		C SI 92 F FF 93 S CH 83 0-3 ② K		B FF 98 F CH 88 S CH 88 X CH 88 1-2 ③ G5-3		3 0 0 1	0 0 0 0	1 0 0 0	1 0 0 0	0 0 0 0	1 0 0 0	0 0 0 2
27 Brandon Drury, R (1, 4) OBP: 0.330, SLG: 0.452	C FF 94 F SI 92 B FF 94 F FF 94 S SL 86 1-3 ③ K			C SL 87 B SL 86 X FF 93 1-1 ② P3		B SI 91 B FF 92 B SL 86 C FF 92 X SL 85 3-1 ③ P4			B SI 91 S SI 92 C SI 93 X SL 84 1-2 ① F9	4	0	0	0	0	1	2
5 Grégor Blanco, L (1, 8) OBP: 0.333, SLG: 0.333		C SI 92 F FF 92 B CU 77 F CH 85 F FF 93 F FF 94 B SI 91 T CH 85 2-2 ① K		X SI 92 0-0 1B			F FF 94 B FF 95 B FF 94 F FF 93 B FF 96 C SL 84 3-3 ① K		C SI 93 C SL 85 B SL 85 B SI 93 T SI 93 2-2 ② K	4	0	1	0	0	3	0
2 Jeff Mathis, R (1, 2) OBP: 0.207, SLG: 0.318 3 Daniel Descalso, L (9, PH) OBP: 0.337, SLG: 0.410 25 Archie Bradley, R (9, 1)		S FF 93 H SI 89 1-1 48 SH1-4 HBP	F SL 85 X FF 93 0-1 ③ F7				C SL 87 B SL 87 F FF 96 B SI 96 X SL 86 2-2 ② F8		X SI 93 0-0 8 HR 1B	2 1 0	0 1 0	0 1 0	0 0 0	0 0 0	0 0 0	1 0 0
48 Randall Delgado, R (1, 1) 10 Chris Herrmann, L (6, 7) OBP: 0.275, SLG: 0.423 29 Jorge De La Rosa, L (7, 1) 54 Tom Wilhelmsen, R (8, 1) 8 Chris Iannetta, R (9, PH) OBP: 0.313, SLG: 0.534 (9, 2)		L FF 92 X FF 91 0-1 ② SH1-4 1-2			C FF 91 X FF 91 0-1 ① G4-3		C FF 94 B SL 85 B FF 94 F FF 96 F SL 89 F FF 95 F SI 95 F SL 88 B SL 88 3-3 F SL 86 C FF 96 K		C SI 93 B CH 86 S SI 93 B SL 85 B CH 86 X CH 87 3-2 1-H HR	1 1 0 0 1	0 0 0 0 1	0 0 0 0 1	0 0 0 0 2	0 1 0 0 0	0 0 0 0 0	0 0 0 0 0

	AB	33
	R	3
	H	7
	RBI	3
	BB	1
	SO	6
	LOB	12

| Inning Stats | | | |

BOTTOM

Arizona Diamondbacks @ Pittsburgh Pirates

PNC Park, Pittsburgh, PA

Mon May 29 2017, 4:08 PM - 7:11 PM EDT

Att. 16,939 - Partly Cloudy - 79 F

livebaseballscorecards.com

Batter	1	2	3	4	5	6	7	8	9	AB	R	H	RBI	BB	SO	LOB
5 Josh Harrison, R (1, 5) OBP: 0.364, SLG: 0.452	C FF 94 S FF 95 F FF 92 B SL 86 F CH 86 F CH 88 B FF 96 T FF 96 2-2 ① **K**			C SL 84 X SL 82 0-1 ① G6-3		C FF 94 B FF 91 F CH 86 B FF 94 B SL 84 X FF 94 3-2 ② G6-3		B FF 93 F FF 93 X CU 76 1-1 ① G6-3		4	0	0	0	0	1	0
10 Jordy Mercer, R (1, 6) OBP: 0.354, SLG: 0.373	C FF 96 F FF 95 F FF 95 F SL 86 B FF 96 X FF 96 1-2 55 CS 1B			B FF 93 B FF 93 S FF 94 X FF 94 2-1 55 SF8 3B		F FF 94 B FF 93 S SI 91 B CH 84 X SL 85 2-2 1B		B SL 86 B SL 84 B FF 95 C FF 93 C SI 95 X SI 95 3-2 ② G6-3		4	1	3	0	0	0	0
55 Josh Bell, S (1, 3) OBP: 0.316, SLG: 0.452 29 Francisco Cervelli, R (8, 2) OBP: 0.346, SLG: 0.404	B SI 95 F SI 94 B FF 94 B CH 88 F FF 95 1 SAFE S CH 86 3-3 ② ③ **K** **1-2**			B FF 91 S FF 94 B FF 93 F FF 94 X FF 94 2-2 ② SF8 **3-H**		B SI 93 B FF 92 1 SAFE C FF 93 B FF 94 S SI 93 S SL 84 3-3 ③ **K**		F SI 95 B CU 78 C CU 77 F SL 85 B SI 96 B CU 79 D CU 78 4-2 28 WP 64 1B BB		2 0	0 0	0 0	1 0	0 1	2 0	2 0
25 Gregory Polanco, L (1, 9) OBP: 0.342, SLG: 0.418 64 José Osuna, R (6, 9) OBP: 0.302, SLG: 0.449		C FF 94 S FF 91 B FF 94 B FF 95 B CH 88 F FF 95 S SL 85 3-3 ① **K**		X CH 86 0-0 28 S 1B			B FF 92 C FF 93 F SI 94 X SL 82 1-2 19 3B 2B	B FF 96 C FF 93 X SL 83 1-1 28 WP **1-2** 1B		2 2	0 1	1 2	0 0	0 0	1 0	0 0
28 John Jaso, L (1, 7) OBP: 0.300, SLG: 0.358 (8, 3)		C FF 96 S CH 88 S FF 95 0-3 ② **K**		B SI 91 1 SAFE F CH 86 F SI 93 D CH 87 1 SAFE B CH 86 F FF 95 F SL 84 3-2 ③ G4-3 **1-2**			X SL 81 0-0 ① P6	B SI 95 D CU 77 C SI 93 B CH 86 X SI 94 3-1 ③ F7 **1-2** **2-3**		4	0	0	0	0	1	4
22 Andrew McCutchen, R (1, 8) OBP: 0.290, SLG: 0.398		B SL 86 X FF 95 1-0 ③ P4			C FF 93 S CH 84 B FF 91 S CH 86 1-3 ① **K**		C SL 85 B FF 93 B FF 93 F FF 92 B FF 94 F FF 94 B SL 86 4-2 19 3B BB		C FF 96 B FF 96 X FF 97 1-1 HR	3	2	1	1	1	1	0
37 Alen Hanson, S (1, 4) OBP: 0.220, SLG: 0.263 61 Gift Ngoepe, R (8, 4) OBP: 0.333, SLG: 0.308			B FF 94 X FF 94 1-0 19 CS 1B		C CH 86 B FF 94 S CH 86 F SL 86 S CH 87 1-3 ② **K**		S CU 76 B CU 76 S SL 85 D SL 83 X FF 94 2-2 ② P5			3 0	0 0	1 0	0 0	0 0	1 0	2 0
19 Chris Stewart, R (1, 2) OBP: 0.295, SLG: 0.350 24 Tyler Glasnow, L (7, PR) OBP: 0.529, SLG: 0.385 73 Felipe Vázquez, L (8, 1) 44 Tony Watson, L (9, 1)			1 SAFE 1 SAFE C FF 94 X FF 96 0-1 ① ② G5-3 **1-2**		C FF 95 C SL 84 T FF 94 0-2 ③ **K**		B SL 85 C SL 86 B FF 94 B FF 93 X FF 93 3-1 **1-H** **2-H** 3B			3 0 0 0	0 0 0 0	1 0 0 0	2 0 0 0	0 0 0 0	1 0 0 0	1 0 0 0
57 Trevor Williams, R (1, 1) 23 David Freese, R (6, PH) OBP: 0.366, SLG: 0.442 12 Juan Nicasio, R (7, 1) 26 Adam Frazier, L (7, PH) OBP: 0.405, SLG: 0.459 (8, 7)			C FF 92 C FF 94 B SL 87 F FF 93 F FF 95 S FF 94 1-3 ③ **K**			B SL 83 S FF 93 F FF 92 B CH 85 B CH 85 F SL 84 X FF 94 3-2 ① P3	B FC 84 B FF 93 X FF 93 2-0 ③ G6-3			1 1 0 1	0 0 0 0	0 0 0 0	0 0 0 0	0 0 0 0	1 0 0 0	0 0 0 1
Inning Stats	R: 0 E: 0 K: 2 S: 14 H: 1 LOB: 1 BB: 0 P: 20	R: 0 E: 0 K: 2 S: 8 H: 0 LOB: 0 BB: 0 P: 12	R: 0 E: 0 K: 1 S: 8 H: 1 LOB: 0 BB: 0 P: 10	R: 1 E: 0 K: 0 S: 13 H: 2 LOB: 1 BB: 0 P: 20	R: 0 E: 0 K: 3 S: 10 H: 0 LOB: 0 BB: 0 P: 12	R: 0 E: 0 K: 1 S: 13 H: 1 LOB: 1 BB: 0 P: 24	R: 2 E: 0 K: 0 S: 13 H: 2 LOB: 1 BB: 1 P: 25	R: 0 E: 0 K: 0 S: 12 H: 1 LOB: 2 BB: 1 P: 24	R: 1 E: 0 K: 0 S: 2 H: 1 LOB: 0 BB: 0 P: 3	1B: 5 2B: 2 3B: 2 HR: 1	SF: 1 SAC: 0 DP: 1 HBP: 0	WP: 1 PB: 0 SB: 1 CS: 2	PA: 33			

	AB	30
	R	4
	H	9
	RBI	4
	BB	2
	SO	9
	LOB	10

PITCHER	IP	WLS	BF	H	R	ER	SO	BB	IBB	HBP	BLK	WP	HR	S	P	ERA	WHIP
48 Randall Delgado, R (1, 1) ERA: 3.47	5.2		20	5	1	1	8	0	0	0	0	0	0	63	92	1.59	0.882
40 Andrew Chafin, L (6, 1) ERA: 2.55	0.2		3	1	1	1	1	0	0	0	0	0	0	7	11	13.50	1.500
60 J.J. Hoover, R (7, 1) ERA: 3.44	0.1		3	1	1	1	0	1	0	0	0	0	0	8	17	27.00	6.000
29 Jorge De La Rosa, L (7, 1) ERA: 4.08	0.1		1	0	0	0	0	0	0	0	0	0	0	1	3	0.00	0.000
54 Tom Wilhelmsen, R (8, 1) ERA: 4.7	1.0		5	1	0	0	0	1	0	0	0	1	0	12	24	0.00	2.000

PITCHER	IP	WLS	BF	H	R	ER	SO	BB	IBB	HBP	BLK	WP	HR	S	P	ERA	WHIP
25 Archie Bradley, R (9, 1) ERA: 1.64	0.0	L	1	1	1	1	0	0	0	0	0	0	1	2	3	∞	∞

Batter	1	2	3	4	5	6	7	8	9	AB	R	H	RBI	BB	SO	LOB
16 Chris Owings, R (1, 6) OBP: 0.355, SLG: 0.484	B SI 91 X SI 91 1-0 G5-3			B CU 77 F SI 91 X SI 92 1-1 L9		B CU 80 B CU 80 F SI 92 X SI 93 2-1 2-H 2B		S FF 95 X SL 84 0-1 F8		4	0	1	1	0	0	0
6 David Peralta, L (1, 9) OBP: 0.352, SLG: 0.458	B SI 92 B SI 92 X SI 92 2-0 F7			C CH 86 B FF 93 F SI 92 X FF 94 1-2 G6-3		F SI 93 X SI 94 0-1 F8		X FF 95 0-0 G4-3		4	0	0	0	0	0	1
44 Paul Goldschmidt, R (1, 3) OBP: 0.433, SLG: 0.561	X SI 93 0-0 G5-3			X SI 92 0-0 F9			B FF 92 B CU 80 B SI 92 C FF 93 C CH 84 X SI 95 3-2 22 1B 27 1B 2B	C FF 95 F FF 96 B FF 96 B SL 84 X SL 84 2-2 G4-3		4	1	1	0	0	0	0
22 Jake Lamb, L (1, 5) OBP: 0.370, SLG: 0.565		C SI 90 B FF 92 F FF 92 S CU 81 1-3 K2-3			C CU 78 S CH 86 B CU 81 B SI 93 X SI 93 2-2 27 G5-4-3 1B		X FF 95 0-0 10 BB 27 1B 14 G4-1 2-3 1B		C SL 80 C FF 89 C FC 85 0-3 K	4	1	2	0	0	2	0
24 Yasmany Tomás, R (1, 7) OBP: 0.304, SLG: 0.478 5 Grégor Blanco, L (9, PR) OBP: 0.333, SLG: 0.333 (9, 7)		C CU 78 X SI 91 0-1 G6-3			X SI 92 0-0 P6		B CU 80 F SI 94 F CU 80 S CU 82 1-3 K		S CH 80 B CH 80 X FC 86 1-1 2B	4 0	0 0	1 0	0 0	0 0	1 0	3 0
27 Brandon Drury, R (1, 4) OBP: 0.328, SLG: 0.448		B FF 92 F SI 91 X SI 92 1-1 G5-3			X 0-0 G5-4-3 1-2f		B SI 93 F SI 94 F CU 81 F CU 82 F CU 82 X SI 93 1-2 14 G4-1 10 BB 1-2 3-H 1B		F FC 86 C FF 88 C FF 90 0-3 K	4	0	1	1	0	1	2
10 Chris Herrmann, L (1, 2) OBP: 0.274, SLG: 0.405			S SI 90 X SI 91 0-1 G1-3			C SI 91 B FF 91 B SI 92 X SI 91 2-1 F8	B SI 95 B SI 93 C SI 93 C SI 93 B CU 81 F SI 94 B SI 94 4-2 14 G4-1 1-2 2-3 BB		B FF 88 B SL 82 B FC 83 X FC 88 3-0 F8	3	0	0	0	1	0	1
14 Rey Fuentes, L (1, 8) OBP: 0.176, SLG: 0.212			C SI 92 C CH 86 B FF 93 S CU 81 1-3 K			C SI 91 X SI 91 0-1 38 SH2-4 16 2B 1B	X SI 95 0-0 G4-1 1-2 2-3 3-H			3	1	1	1	0	1	2
38 Robbie Ray, L (1, 1) OBP: 0.304, SLG: 0.348			C SI 92 X SI 91 0-1 G1-3			1 SAFE L SI 92 X SI 92 0-1 SH2-4 1-2	X SI 94 0-0 G4-3			2	0	0	0	0	0	2
Inning Stats	R: 0 E: 0 K: 0 S: 3 H: 0 LOB: 0 BB: 0 P: 6	R: 0 E: 0 K: 1 S: 7 H: 0 LOB: 0 BB: 0 P: 9	R: 0 E: 0 K: 1 S: 7 H: 0 LOB: 0 BB: 0 P: 8	R: 0 E: 0 K: 0 S: 6 H: 0 LOB: 0 BB: 0 P: 8	R: 0 E: 0 K: 0 S: 5 H: 1 LOB: 0 BB: 0 P: 7	R: 1 E: 0 K: 0 S: 10 H: 2 LOB: 1 BB: 0 P: 14	R: 2 E: 0 K: 1 S: 17 H: 3 LOB: 2 BB: 1 P: 26	R: 0 E: 0 K: 0 S: 6 H: 0 LOB: 0 BB: 0 P: 8	R: 0 E: 0 K: 2 S: 9 H: 1 LOB: 1 BB: 0 P: 13	1B: 4 2B: 3 3B: 0 HR: 0 SF: 0 SAC: 1 DP: 1 HBP: 0						

PITCHER		IP	WLS	BF	H	R	ER	SO	BB	IBB	HBP	BLK	WP	HR	S	P	ERA	WHIP
46 Iván Nova, R ERA: 2.92	(1, 1)	7.0	L	27	6	3	3	3	1	0	0	0	0	0	55	78	3.86	1.000
41 Daniel Hudson, R ERA: 5.48	(8, 1)	1.0		3	0	0	0	0	0	0	0	0	0	0	6	8	0.00	0.000
38 Wade LeBlanc, L ERA: 2.61	(9, 1)	1.0		4	1	0	0	2	0	0	0	0	0	0	9	13	0.00	1.000

PITCHER	IP	WLS	BF	H	R	ER	SO	BB	IBB	HBP	BLK	WP	HR	S	P	ERA	WHIP

TOP

Arizona Diamondbacks @ Pittsburgh Pirates

PNC Park, Pittsburgh, PA

Tue May 30 2017, 7:09 PM - 9:18 PM EDT

Att. 14,996 - Partly Cloudy - 76 F

livebaseballscorecards.com

AB	32
R	3
H	7
RBI	3
BB	1
SO	5
LOB	11

Batter	1	2	3	4	5	6	7	8	9	AB	R	H	RBI	BB	SO	LOB
10 Jordy Mercer, R (1, 6) OBP: 0.347, SLG: 0.364	C FF 94 F FF 95 B FF 96 B SL 87 C FF 96 2-3 ① K		B KC 84 B FF 96 C FF 95 X KC 83 2-1 ③ G6-3			B FF 93 D KC 82 C FF 94 S FF 95 F FF 96 X FF 98 2-2 ①② G1-6-4-3 1-2f			C KC 77 X FF 90 0-1 ① L9	4	0	0	0	0	1	1
5 Josh Harrison, R (1, 7) (9, 4) OBP: 0.362, SLG: 0.453	C FF 97 S KC 84 S FF 97 0-3 ② K			X FF 92 0-0 55 G3 2B		B KC 82 B FF 94 F FF 93 B FF 94 X FF 95 3-1 ③ F9			C FF 90 X SL 78 0-1 ② L5	4	0	1	0	0	1	0
55 Josh Bell, S (1, 3) OBP: 0.309, SLG: 0.442	B FF 96 B FF 97 X FF 95 2-0 ③ F7			B FF 92 S KC 83 X FF 96 1-1 ① G3 2-3			B KC 78 C FF 92 C KC 80 B SL 83 X FF 95 2-2 ① G4-3		C KC 78 T FF 91 B KC 81 F SL 81 S FF 94 1-3 ③ K	4	0	0	0	0	1	1
23 David Freese, R (1, 5) OBP: 0.357, SLG: 0.430		S KC 83 B FF 95 B KC 81 C FF 95 X SL 85 2-2 ① G5-3		C FF 95 S KC 84 D SL 86 S FF 96 1-3 ② K			X FF 93 0-0 ② L9			3	0	0	0	0	1	1
29 Francisco Cervelli, R (1, 2) OBP: 0.339, SLG: 0.396		C FF 96 X KC 84 0-1 ② G3		B FF 96 D KC 85 S FF 95 S FF 97 S FF 96 2-3 ③ K			S FF 93 B SL 83 B FF 94 C KC 82 B FF 96 X FF 96 3-2 ③ G4-3			3	0	0	0	0	1	1
22 Andrew McCutchen, R (1, 8) OBP: 0.290, SLG: 0.397		C FF 96 B SL 85 B KC 84 X FF 96 2-1 1B			B FF 94 F KC 81 F SL 85 B FF 95 B KC 84 F FF 96 X SL 87 3-2 ① L6			F FF 93 F FF 94 B KC 83 B FF 94 B KC 84 T FF 95 3-2 ① K		3	0	1	0	0	1	0
64 José Osuna, R (1, 9) OBP: 0.292, SLG: 0.432		B FF 95 1 SAFE X KC 83 1-0 ③ G4-3			B FF 95 C KC 84 B FF 95 C FF 94 C FF 95 2-3 ② K			F KC 81 B FF 96 S FF 94 F FF 95 X KC 84 1-2 ② G6-3		3	0	0	0	0	1	1
61 Gift Ngoepe, R (1, 4) OBP: 0.323, SLG: 0.296 26 Adam Frazier, L (8, PH) OBP: 0.409, SLG: 0.464 (9, 7)			C FF 93 B FF 94 B FF 93 S FF 95 S FF 95 2-3 ① K		S FF 94 S FF 95 S FF 96 0-3 ③ K			C KC 83 S FF 95 F FF 96 B FF 95 X SL 84 1-2 32 FC6-4 1B		2 1	0 0	0 1	0 0	0 0	2 0	0 0
46 Iván Nova, R (1, 1) OBP: 0.042, SLG: 0.042 41 Daniel Hudson, R (8, 1) 32 Elias Díaz, R (8, PH) OBP: 0.333, SLG: 0.300 38 Wade LeBlanc, L (9, 1) OBP: 0.200, SLG: 0.200			C FF 94 F FF 95 S FF 97 0-3 ② K			X FF 92 0-0 10 S1-6-4-3 1B		B FF 94 X KC 80 1-0 ③ FC6-4 1-2f		2 0 1 0	0 0 0 0	1 0 0 0	0 0 0 0	1 0 0 0	0 0 1 0	0 0 1 0
Inning Stats	R: 0 E: 0 K: 2 S: 7 H: 0 LOB: 0 BB: 0 P: 11	R: 0 E: 0 K: 0 S: 8 H: 1 LOB: 1 BB: 0 P: 13	R: 0 E: 0 K: 2 S: 8 H: 0 LOB: 0 BB: 0 P: 12	R: 0 E: 0 K: 2 S: 9 H: 1 LOB: 1 BB: 0 P: 13	R: 0 E: 0 K: 2 S: 10 H: 0 LOB: 0 BB: 0 P: 15	R: 0 E: 0 K: 0 S: 7 H: 1 LOB: 0 BB: 0 P: 12	R: 0 E: 0 K: 0 S: 7 H: 0 LOB: 0 BB: 0 P: 12	R: 0 E: 0 K: 1 S: 12 H: 1 LOB: 1 BB: 0 P: 18	R: 0 E: 0 K: 1 S: 8 H: 0 LOB: 0 BB: 0 P: 9	1B: 3 2B: 1 3B: 0 HR: 0	SF: 0 SAC: 0 DP: 1 HBP: 0					

PITCHER	IP	WLS	BF	H	R	ER	SO	BB	IBB	HBP	BLK	WP	HR	S	P	ERA	WHIP
38 Robbie Ray, L (1, 1) ERA: 3.0	9.0	W	30	4	0	0	10	0	0	0	0	0	0	76	115	0.00	0.444

PITCHER	IP	WLS	BF	H	R	ER	SO	BB	IBB	HBP	BLK	WP	HR	S	P	ERA	WHIP

BOTTOM

Arizona Diamondbacks @ Pittsburgh Pirates

PNC Park, Pittsburgh, PA

Tue May 30 2017, 7:09 PM - 9:18 PM EDT

Att. 14,996 - Partly Cloudy - 76 F

livebaseballscorecards.com

AB	30
R	0
H	4
RBI	0
BB	0
SO	10
LOB	6

WP: 0 PA: 30
PB: 0
SB: 0
CS: 0

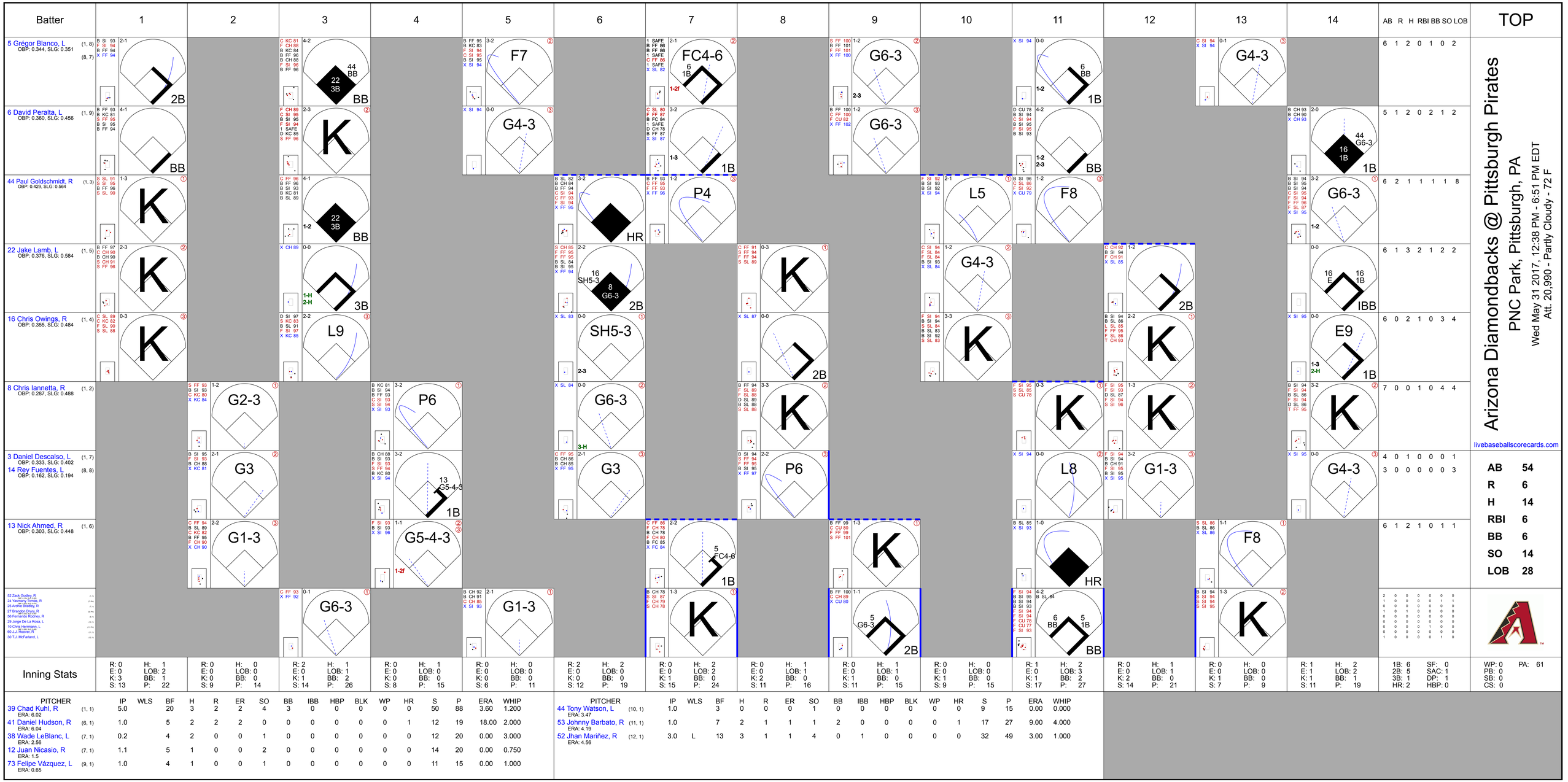

Inning Stats	1	2	3	4	5	6	7	8	9	10	11	12	13	14
	R: 0 E: 0 K: 3 S: 13 H: 1 LOB: 2 BB: 1 P: 22	R: 0 E: 0 K: 0 S: 9 H: 0 LOB: 0 BB: 0 P: 14	R: 2 E: 0 K: 1 S: 14 H: 1 LOB: 1 BB: 2 P: 26	R: 0 E: 0 K: 0 S: 8 H: 1 LOB: 0 BB: 0 P: 15	R: 0 E: 0 K: 0 S: 6 H: 0 LOB: 0 BB: 0 P: 11	R: 2 E: 0 K: 0 S: 12 H: 2 LOB: 0 BB: 0 P: 19	R: 0 E: 0 K: 1 S: 15 H: 2 LOB: 2 BB: 0 P: 24	R: 0 E: 0 K: 2 S: 11 H: 1 LOB: 1 BB: 0 P: 16	R: 0 E: 0 K: 1 S: 11 H: 1 LOB: 1 BB: 0 P: 15	R: 0 E: 0 K: 1 S: 9 H: 0 LOB: 0 BB: 0 P: 15	R: 1 E: 0 K: 1 S: 17 H: 2 LOB: 3 BB: 2 P: 27	R: 0 E: 0 K: 2 S: 14 H: 1 LOB: 1 BB: 0 P: 21	R: 0 E: 0 K: 1 S: 7 H: 0 LOB: 0 BB: 0 P: 9	R: 1 E: 1 K: 1 S: 11 H: 2 LOB: 2 BB: 1 P: 19

1B: 6 2B: 5 3B: 1 HR: 2 SF: 0 SAC: 1 DP: 1 HBP: 0

WP: 0 PB: 0 SB: 0 CS: 0 PA: 61

PITCHER		IP	WLS	BF	H	R	ER	SO	BB	IBB	HBP	BLK	WP	HR	S	P	ERA	WHIP
39 Chad Kuhl, R	(1, 1)	5.0		20	3	2	2	4	3	0	0	0	0	0	50	88	3.60	1.200
ERA: 6.02																		
41 Daniel Hudson, R	(6, 1)	1.0		5	2	2	2	0	0	0	0	0	0	1	12	19	18.00	2.000
ERA: 6.04																		
38 Wade LeBlanc, L	(7, 1)	0.2		4	2	0	0	1	0	0	0	0	0	0	12	20	0.00	3.000
ERA: 2.56																		
12 Juan Nicasio, R	(7, 1)	1.1		5	1	0	0	2	0	0	0	0	0	0	14	20	0.00	0.750
ERA: 1.5																		
73 Felipe Vázquez, L	(9, 1)	1.0		4	1	0	0	1	0	0	0	0	0	0	11	15	0.00	1.000
ERA: 0.65																		

PITCHER		IP	WLS	BF	H	R	ER	SO	BB	IBB	HBP	BLK	WP	HR	S	P	ERA	WHIP
44 Tony Watson, L	(10, 1)	1.0		3	0	0	0	1	0	0	0	0	0	0	9	15	0.00	0.000
ERA: 3.47																		
53 Johnny Barbato, R	(11, 1)	1.0		7	2	1	1	1	2	0	0	0	0	1	17	27	9.00	4.000
ERA: 4.19																		
52 Jhan Mariñez, R	(12, 1)	3.0	L	13	3	1	1	4	0	1	0	0	0	0	32	49	3.00	1.000
ERA: 4.56																		

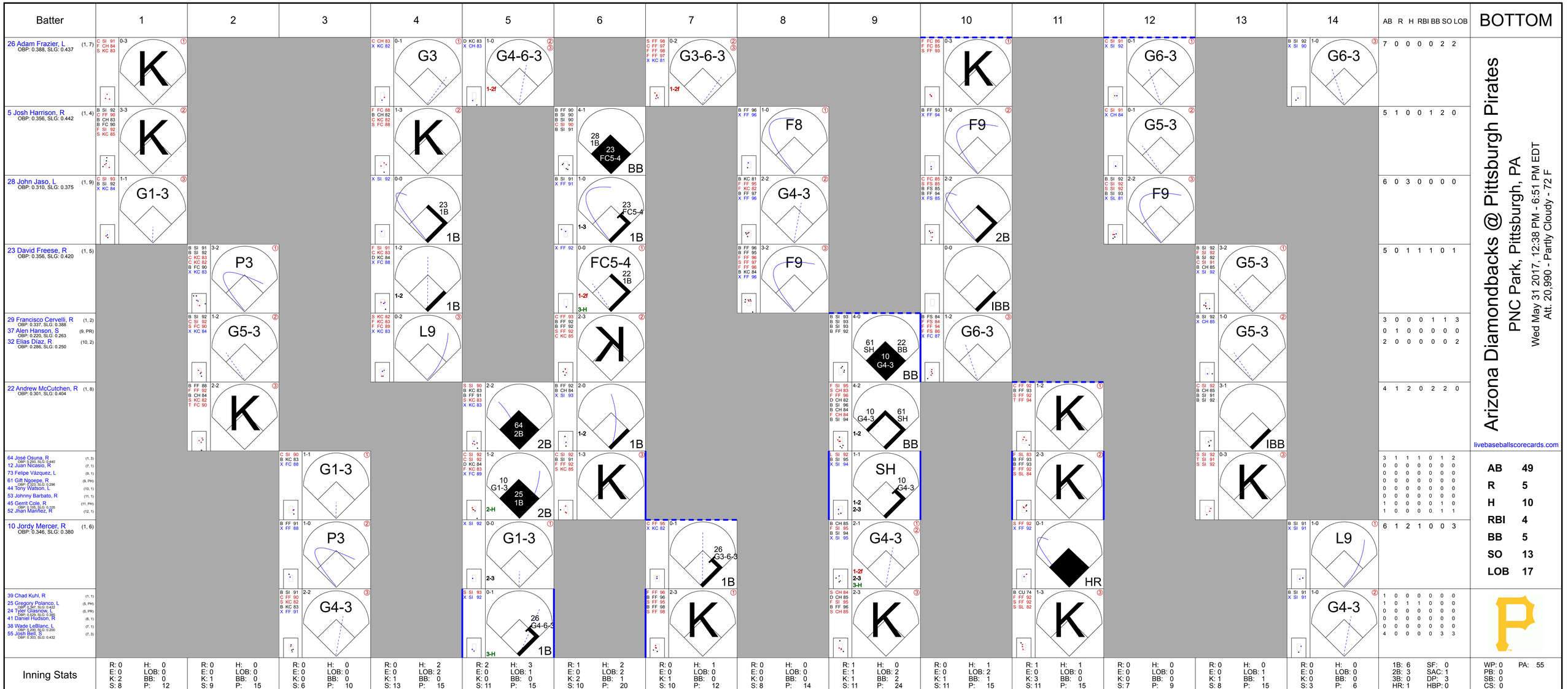
Batter
1
2
3
4
5
6
7
8
9
10
11
12
13
14
AB R H RBI BB SO LOB
BOTTOM
26 Adam Frazier, L (1, 7) OBP: 0.388, SLG: 0.437
5 Josh Harrison, R (1, 4) OBP: 0.356, SLG: 0.442
28 John Jaso, L (1, 9) OBP: 0.310, SLG: 0.375
23 David Freese, R (1, 5) OBP: 0.356, SLG: 0.420
29 Francisco Cervelli, R (1, 2) OBP: 0.337, SLG: 0.388
37 Alen Hanson, S (9, PR) OBP: 0.220, SLG: 0.263
32 Elias Díaz, R (10, 2) OBP: 0.286, SLG: 0.250
22 Andrew McCutchen, R (1, 8) OBP: 0.301, SLG: 0.404
64 José Osuna, R (1, 3) OBP: 0.293, SLG: 0.440
12 Juan Nicasio, R (7, 1)
73 Felipe Vázquez, L (9, 1)
61 Gift Ngoepe, R (9, PH) OBP: 0.303, SLG: 0.296
44 Tony Watson, L (10, 1)
53 Johnny Barbato, R (11, 1)
45 Gerrit Cole, R (11, PH) OBP: 0.190, SLG: 0.105
52 Jhan Mariñez, R (12, 1)
10 Jordy Mercer, R (1, 6) OBP: 0.346, SLG: 0.380
39 Chad Kuhl, R (1, 1)
25 Gregory Polanco, L (5, PH) OBP: 0.347, SLG: 0.422
24 Tyler Glasnow, L (5, PR) OBP: 0.250, SLG: 0.500
41 Daniel Hudson, R (6, 1)
38 Wade LeBlanc, L (7, 1) OBP: 0.200, SLG: 0.200
55 Josh Bell, S (7, 3) OBP: 0.303, SLG: 0.432
Inning Stats
R: 0 H: 0 E: 0 LOB: 0 K: 2 BB: 0 S: 8 P: 12
R: 0 H: 0 E: 0 LOB: 0 K: 1 BB: 0 S: 9 P: 15
R: 0 H: 0 E: 0 LOB: 0 K: 0 BB: 0 S: 6 P: 10
R: 0 H: 2 E: 0 LOB: 2 K: 1 BB: 0 S: 13 P: 15
R: 2 H: 3 E: 0 LOB: 1 K: 0 BB: 0 S: 11 P: 15
R: 1 H: 2 E: 0 LOB: 2 K: 2 BB: 1 S: 10 P: 20
R: 0 H: 1 E: 0 LOB: 0 K: 1 BB: 0 S: 10 P: 12
R: 0 H: 0 E: 0 LOB: 0 K: 0 BB: 0 S: 8 P: 14
R: 1 H: 0 E: 1 LOB: 2 K: 1 BB: 2 S: 11 P: 24
R: 0 H: 1 E: 0 LOB: 2 K: 1 BB: 1 S: 11 P: 15
R: 1 H: 1 E: 0 LOB: 0 K: 3 BB: 0 S: 11 P: 15
R: 0 H: 0 E: 0 LOB: 0 K: 0 BB: 0 S: 7 P: 9
R: 0 H: 0 E: 0 LOB: 1 K: 1 BB: 1 S: 8 P: 15
R: 0 H: 0 E: 0 LOB: 0 K: 0 BB: 0 S: 3 P: 6
1B: 6 SF: 0 2B: 3 SAC: 1 3B: 0 DP: 3 HR: 1 HBP: 0
PITCHER IP WLS BF H R ER SO BB IBB HBP BLK WP HR S P ERA WHIP
52 Zack Godley, R (1, 1) ERA: 2.39 6.0 25 7 3 3 6 1 0 0 0 0 0 57 87 4.50 1.333
25 Archie Bradley, R (7, 1) ERA: 1.5 2.0 H 6 1 0 0 1 0 0 0 0 0 0 18 26 0.00 0.500
56 Fernando Rodney, R (9, 1) ERA: 6.41 1.0 B 5 0 1 0 1 2 0 0 0 0 0 11 24 0.00 2.000
29 Jorge De La Rosa, L (10, 1) ERA: 3.86 1.0 5 1 0 0 1 0 1 0 0 0 0 11 15 0.00 1.000
60 J.J. Hoover, R (11, 1) ERA: 3.72 1.0 B 4 1 1 1 3 0 0 0 0 0 1 11 15 9.00 1.000
PITCHER IP WLS BF H R ER SO BB IBB HBP BLK WP HR S P ERA WHIP
30 T.J. McFarland, L (12, 1) ERA: 0.61 3.0 W 10 0 0 0 1 0 1 0 0 0 0 18 30 0.00 0.000
Arizona Diamondbacks @ Pittsburgh Pirates
PNC Park, Pittsburgh, PA
Wed May 31 2017, 12:38 PM - 6:51 PM EDT
Att. 20,990 - Partly Cloudy - 72 F
livebaseballscorecards.com
AB 49
R 5
H 10
RBI 4
BB 5
SO 13
LOB 17
WP: 0 PA: 55
PB: 0
SB: 0
CS: 0

Batter	1	2	3	4	5	6	7	8	9	AB	R	H	RBI	BB	SO	LOB
26 Adam Frazier, L (1, 7) OBP: 0.386, SLG: 0.427	B SI 94 F SI 92 F SI 94 F SI 95 F SL 88 B SL 88 B SI 96 B SI 93 4-2 5 1B 23 FC6-4 BB		F FF 92 F SI 94 C SI 92 0-3 ① K	B SI 91 F SI 93 T SI 93 X FF 94 1-2 ③ F7		B FF 90 C FF 90 B FF 90 X FF 90 2-1 5 2B 1B	B SI 92 C CU 78 X CU 78 1-1 ③ F9		C SL 79 S SL 82 X SL 80 0-2 ③ F7	5	2	1	0	1	1	3
5 Josh Harrison, R (1, 4) OBP: 0.366, SLG: 0.468	X SL 90 0-0 23 FC6-4 25 BB 1-3 1B		C CU 80 X CU 80 0-1 ② G5-3	F SL 86 B SL 87 H CU 79 2-1 23 G3-6 HBP	1 SAFE C SL 81 X SL 80 0-1 25 1B 55 BB 1-H 2B			C SL 85 C SI 92 F SI 92 X CU 79 0-2 HR		4	2	3	2	0	0	0
25 Gregory Polanco, L (1, 9) OBP: 0.348, SLG: 0.417	B SL 88 C FF 95 1 SAFE C SI 92 B SL 87 B SL 89 1 SAFE F FF 95 F SI 95 4-2 1 SAFE F SI 93 F SL 89 D CU 81 23 FC6-4 1-2 BB		F SI 95 B SL 88 X CU 79 1-1 ③ F9		C FF 92 F FF 91 X SI 92 0-2 ① F9	F FF 90 F FF 90 F FF 91 D SL 82 F SL 81 X FF 90 1-2 55 BB 23 HBP 22 SF9 2-3 1B		B SI 92 X SL 86 1-0 ① G3-1		4	1	1	0	1	0	1
23 David Freese, R (1, 5) OBP: 0.358, SLG: 0.409	B SI 93 X CH 86 1-0 ① FC6-4 1-2f 2-3 3-H			S SI 92 B CU 79 C FF 93 B FF 95 B CH 85 B FF 94 4-2 22 1B 55 1B 32 2B BB	1 SAFE C CH 83 X SI 94 0-1 ②③ G3-6 1-2f	F FF 89 B CH 80 D SL 84 B SL 81 H FF 90 4-1 22 SF9 55 BB 1-2 HBP		X SL 85 0-0 ② G5-3		3	1	0	1	1	0	3
55 Josh Bell, S (1, 3) OBP: 0.310, SLG: 0.450	T SL 89 S FF 95 B SI 96 F SI 96 D CU 83 F SI 96 S SI 96 2-3 ② K			F FF 93 S SL 88 B CH 85 F SI 95 B SL 88 B FF 95 X SI 94 3-2 22 1B 32 2B 1-2 1B				B SI 92 B SL 86 F SI 92 S SI 92 B CU 79 C CU 77 3-3 ③ K		4	2	2	2	1	2	2
22 Andrew McCutchen, R (1, 8) OBP: 0.303, SLG: 0.403	F SI 96 B FF 97 B SL 89 F SI 93 C FF 96 2-3 ③ K			B SL 90 X CU 81 1-0 32 2B 1-2 2-3 1B		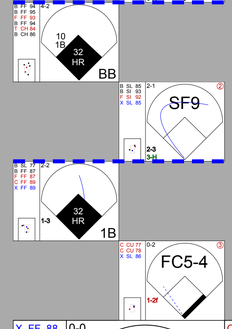			C FS 83 X FS 85 0-1 ① P4	3	2	1	1	1	1	2
10 Jordy Mercer, R (1, 6) OBP: 0.348, SLG: 0.380		C CU 78 C CU 79 F SI 94 B CU 80 B SL 88 F FF 92 B SL 89 C FF 91 3-3 ① K		B CU 81 F FF 94 F FF 94 X CU 81 1-2 ① P5					F FF 95 X FF 95 0-1 64 1B 1B	5	1	2	0	0	1	5
32 Elias Díaz, R (1, 2) OBP: 0.316, SLG: 0.529		C SL 87 X CU 79 0-1 ② G5-3		B SL 88 X SL 88 1-0 1-H 2-H 3-H 2B		X FF 88 0-0 1-H 3-H HR C SI 91 X CU 77 0-1 ① F8			B FF 95 F FS 86 F FF 95 S FS 84 1-3 ② K	5	1	2	6	0	1	1
45 Gerrit Cole, R (1, 1) OBP: 0.095, SLG: 0.095 62 Max Moroff, S (6, PH) OBP: 0.100, SLG: 0.100 38 Wade LeBlanc, L (6, 1) OBP: 0.200, SLG: 0.200 17 Phil Gosselin, R (7, PH) OBP: 0.161, SLG: 0.167 12 Juan Nicasio, R (7, 1) 41 Daniel Hudson, R (8, 1) 64 José Osuna, R (9, PH) OBP: 0.391, SLG: 0.447 73 Felipe Vázquez, L (9, 1)		B SL 88 F SI 92 C FF 93 S SI 94 1-3 ③ K	B FF 93 C SI 93 F SI 94 F FF 94 X CU 80 1-2 ② G5-3		S SL 81 B SL 79 C SL 79 S FF 90 1-3 ① K	B CU 78 C SL 86 F CU 78 B SI 92 C SI 93 2-3 ② K		F FF 95 B FS 86 D FS 85 X FF 95 2-1 1-2 1B	2 0 0 0 0 1 1 1 0 0 0 0 1 0 0 0 0 0 0 0 0 1 0 0 0 0 1 0 0 0 0 0 0 0 0 0 0 0 0 0 0 0 1 0 1 0 0 0 0 0 0 0 0 0 0 0						
Inning Stats	R: 1 H: 1 E: 0 LOB: 2 K: 2 BB: 2 S: 20 P: 33	R: 0 H: 0 E: 0 LOB: 0 K: 2 BB: 0 S: 10 P: 14	R: 0 H: 0 E: 0 LOB: 0 K: 1 BB: 0 S: 7 P: 8	R: 3 H: 3 E: 0 LOB: 1 K: 0 BB: 1 S: 18 P: 30	R: 0 H: 0 E: 0 LOB: 0 K: 0 BB: 0 S: 6 P: 8	R: 7 H: 6 E: 0 LOB: 2 K: 1 BB: 2 S: 27 P: 48	R: 0 H: 0 E: 0 LOB: 0 K: 1 BB: 0 S: 7 P: 10	R: 1 H: 1 E: 0 LOB: 0 K: 1 BB: 0 S: 9 P: 13	R: 0 H: 2 E: 0 LOB: 2 K: 1 BB: 0 S: 12 P: 15	1B: 8 SF: 1 2B: 2 SAC: 0 3B: 0 DP: 1 HR: 3 HBP: 2						

PITCHER		IP	WLS	BF	H	R	ER	SO	BB	IBB	HBP	BLK	WP	HR	S	P	ERA	WHIP
33 Matt Harvey, R ERA: 5.43	(1, 1)	5.0		24	5	6	6	5	4	0	1	0	0	1	65	102	10.80	1.800
51 Paul Sewald, R ERA: 4.35	(6, 1)	0.1	L	8	5	4	4	1	1	0	1	0	0	1	18	32	108.00	18.000
55 Neil Ramírez, R ERA: 7.27	(6, 1)	2.2		9	1	2	2	2	0	0	0	0	0	1	21	30	6.75	0.375
49 Josh Smoker, L ERA: 6.55	(9, 1)	1.0		5	2	0	0	1	0	0	0	0	0	0	12	15	0.00	2.000

PITCHER	IP	WLS	BF	H	R	ER	SO	BB	IBB	HBP	BLK	WP	HR	S	P	ERA	WHIP

TOP

Pittsburgh Pirates @ New York Mets

Citi Field, Flushing, NY

Fri Jun 02 2017, 7:13 PM - 10:28 PM EDT

Att. 33,047 - Clear - 74 F

livebaseballscorecards.com

AB	38
R	12
H	13
RBI	12
BB	5
SO	9
LOB	18

WP: 0 PA: 46
PB: 0
SB: 0
CS: 0

Pittsburgh Pirates @ New York Mets

Citi Field, Flushing, NY

Fri Jun 02 2017, 7:13 PM - 10:28 PM EDT

Att. 33,047 - Clear - 74 F

BOTTOM

livebaseballscorecards.com

Batter	1	2	3	4	5	6	7	8	9	AB	R	H	RBI	BB	SO	LOB
30 Michael Conforto, L (1, 7) OBP: 0.401, SLG: 0.629	C FF 92 B FF 94 C KC 78 B KC 78 S SI 94 2-3 **K** ①		B FF 95 X CH 89 1-0 **G3-1** ①		B FF 95 B FF 95 S SL 89 X SL 90 2-1 1-H **HR**	C FF 88 B FF 87 B CU 74 F FF 87 X CH 77 2-2 **P4** ③			S FF 98 C FF 101 B FF 102 B FF 101 F FF 101 B SL 87 X FF 100 3-2 **L1** ①	5	1	1	2	0	1	1
13 Asdrúbal Cabrera, S (1, 6) OBP: 0.329, SLG: 0.372	X FF 94 0-0 **F8** ②		B KC 81 X CH 87 1-0 **B1-3** ②		C KC 80 X KC 78 0-1 **G3** ②		F FF 93 B SI 93 X FF 93 1-1 **G4-3** ①		C FF 100 S CH 92 T FF 101 0-2 **K** ②	5	0	0	0	0	1	0
19 Jay Bruce, L (1, 9) OBP: 0.321, SLG: 0.485	F KC 79 F SI 94 B SL 87 S FF 96 2-3 **K** ③		F FF 95 B FF 95 B CH 86 F FF 95 B SL 89 F SL 90 S SI 98 3-3 **K** ③		F CH 90 B FF 96 X KC 81 1-1 20 3B **1B**		F SI 94 B FF 94 F SI 96 B CH 89 S SL 90 2-3 **K** ②		C CU 82 B SL 82 S FF 101 X FF 101 1-2 **G3** ③	5	1	1	0	0	3	0
20 Neil Walker, S (1, 4) OBP: 0.326, SLG: 0.437		B CH 87 B CH 88 B SI 95 B FF 94 4-0 21 HR **BB**		F FF 94 B SI 93 B CH 88 B FF 96 C FF 96 X FF 97 3-2 **F9** ①	C SL 87 B FF 95 X CH 88 1-1 1-H 21 WP **3B**		C SI 95 B SI 94 B FF 94 X FF 94 2-1 **P6** ③			3	2	1	1	1	0	0
21 Lucas Duda, L (1, 3) OBP: 0.386, SLG: 0.613		B KC 80 B FF 94 X FF 95 2-0 1-H **HR**		B SI 94 B CH 90 B CH 90 C SL 89 S SL 86 C SI 97 3-3 **K** ②	B FF 95 C SL 89 X FF 94 1-1 3-H **HR**			C SI 95 B SI 95 B SI 94 B CH 86 B SI 94 4-1 3 BB **BB**		3	2	2	3	1	1	0
4 Wilmer Flores, R (1, 5) OBP: 0.333, SLG: 0.467 55 Neil Ramírez, R (6, 1) 7 José Reyes, S (8, PH) OBP: 0.264, SLG: 0.309 (9, 5)		B SL 88 X SL 88 1-0 **G5-3** ①		B KC 80 B SI 95 F SL 88 X FF 96 2-1 **1B**	C SL 86 C SL 88 F FF 95 F KC 78 B FF 95 B CH 90 T SL 88 2-2 **K** ③			B CH 85 C SI 95 X SI 95 1-1 **F8** ①	3 0 1	0 0 0	1 0 0	0 0 0	0 0 0	1 0 1	0 0 1
3 Curtis Granderson, L (1, 8) OBP: 0.279, SLG: 0.363		B SI 94 C CH 88 C FF 93 X KC 78 1-2 33 B2-5-4 18 BB **1B**		C SL 87 F SL 95 B SI 97 B FF 99 F SL 89 F SI 97 B CH 90 F FF 98 S SL 88 3-3 **K** ③		C FC 87 F SL 78 B CU 73 B FC 84 X FF 87 2-2 **F7** ①		B SI 95 C SI 94 F SI 95 D SL 85 B FF 95 B FF 95 1-2 **BB**	3	0	1	0	1	1	1
18 Travis d'Arnaud, R (1, 2) OBP: 0.315, SLG: 0.482		S FF 95 B SL 86 B SI 94 S KC 80 B FF 96 D SI 95 4-2 1-2 **BB**			X FF 95 0-0 33 FC1-6 **1B**	B SI 88 F FC 84 B CH 80 X CH 80 2-1 **1B**		C SL 83 F SL 83 B SL 83 X SL 84 1-2 **F3** ②	3	0	2	0	1	0	2
33 Matt Harvey, R (1, 1) OBP: 0.042, SLG: 0.042 51 Paul Sewald, R (6, 1) 54 T.J. Rivera, R (6, 5) OBP: 0.324, SLG: 0.389 49 Josh Smoker, L (9, 1)		C SI 94 B SI 95 2 SAFE X FF 95 1-1 B2-5-4 ② ③ 2-3f			X FF 95 0-0 FC1-6 30 HR ① 1-2f	C CH 77 F FC 85 C SI 88 0-3 **K** ②		F SL 84 X FF 94 0-1 **L3** ③	2 0 2	1 0 0	0 0 0	0 0 0	0 0 1	0 0 3	3 0 0
Inning Stats	R: 0 E: 0 K: 2 S: 7 H: 0 LOB: 0 BB: 0 P: 11	R: 2 E: 0 K: 0 S: 9 H: 2 LOB: 1 BB: 2 P: 22	R: 0 E: 0 K: 1 S: 6 H: 0 LOB: 0 BB: 0 P: 11	R: 0 E: 0 K: 2 S: 14 H: 1 LOB: 1 BB: 0 P: 25	R: 5 E: 0 K: 1 S: 17 H: 5 LOB: 0 BB: 0 P: 24	R: 0 E: 0 K: 1 S: 11 H: 1 LOB: 1 BB: 0 P: 17	R: 0 E: 0 K: 1 S: 7 H: 0 LOB: 0 BB: 0 P: 12	R: 0 E: 0 K: 0 S: 10 H: 0 LOB: 2 BB: 2 P: 20	R: 0 E: 0 K: 1 S: 10 H: 0 LOB: 0 BB: 0 P: 14	1B: 5 2B: 0 3B: 1 HR: 3 SF: 0 SAC: 0 DP: 1 HBP: 0						

	AB	35
	R	7
	H	9
	RBI	6
	BB	4
	SO	9
	LOB	11

WP: 1 PB: 0 SB: 0 CS: 0 PA: 39

PITCHER		IP	WLS	BF	H	R	ER	SO	BB	IBB	HBP	BLK	WP	HR	S	P	ERA	WHIP
45 Gerrit Cole, R ERA: 4.27	(1, 1)	5.0	W	24	8	7	7	6	2	0	0	0	1	3	53	93	12.60	2.000
38 Wade LeBlanc, L ERA: 2.48	(6, 1)	1.0		4	1	0	0	1	0	0	0	0	0	0	11	17	0.00	1.000
12 Juan Nicasio, R ERA: 1.44	(7, 1)	1.0		3	0	0	0	1	0	0	0	0	0	0	7	12	0.00	0.000
41 Daniel Hudson, R ERA: 5.79	(8, 1)	1.0		5	0	0	0	0	2	0	0	0	0	0	10	20	0.00	2.000
73 Felipe Vázquez, L ERA: 0.63	(9, 1)	1.0		3	0	0	0	1	0	0	0	0	0	0	10	14	0.00	0.000

PITCHER	IP	WLS	BF	H	R	ER	SO	BB	IBB	HBP	BLK	WP	HR	S	P	ERA	WHIP

Batter	1	2	3	4	5	6	7	8	9	AB	R	H	RBI	BB	SO	LOB
26 Adam Frazier, L (1, 7) OBP: 0.379, SLG: 0.419	C SI 92 F FF 92 X SI 91 0-2 ① G4-3		B CU 76 X SI 92 1-0 5 1B 25 G1-3 1B	B SL 89 F FF 92 X SI 92 1-1 ③ G1-3			X FF 87 0-0 ① B3	S FF 92 F FF 92 D SL 87 X SL 85 1-2 ③ G4-3		5	1	1	0	0	0	4
5 Josh Harrison, R (1, 4) OBP: 0.367, SLG: 0.466	C SI 94 B SI 94 B SI 93 X FF 90 2-1 ② G6-3		B SI 90 B SL 87 B SI 93 F SI 92 C FF 93 F FF 93 F FF 93 F SL 89 1 SAFE 3-2 X FF 93 25 G1-3 1-3 1B		C SL 86 S SI 91 X SI 91 0-2 ① G6-3		C FF 88 F CU 70 F CU 71 B CU 71 C FF 89 1-3 ② K		C FF 90 X FF 90 0-1 1B	5	0	2	0	0	1	0
25 Gregory Polanco, L (1, 9) OBP: 0.338, SLG: 0.403	F FF 93 F FF 92 C CH 87 0-3 ③ K		B FF 92 B FF 92 C CH 84 B CH 85 F SI 92 F FF 92 F CH 86 X SI 92 3-2 ① G1-3 1-2 3-H		B SI 92 S SL 88 F SI 92 F FF 93 X CH 86 1-2 ② P5		S CU 69 S CU 71 B FF 90 X FF 88 1-2 E6 23 1B		F FF 91 B FF 91 F FF 91 F FF 91 X FF 91 1-2 ① F7	5	0	0	1	0	1	2
23 David Freese, R (1, 5) OBP: 0.352, SLG: 0.400		B SI 91 F SI 91 B SI 92 F FF 93 B CU 79 F SI 93 X SI 93 3-2 ① G1-3	S FF 93 F SI 93 F SI 93 B SI 93 X SI 94 1-2 ② L6		C FF 92 F FF 93 C CU 81 0-3 ③ K		B FF 89 B CU 71 X FF 89 2-0 1-2 1B		1 SAFE B FF 91 X FF 90 1-0 ② F9	5	0	1	0	0	1	2
55 Josh Bell, S (1, 3) OBP: 0.308, SLG: 0.459		F SI 93 B SL 89 X CU 79 1-1 HR	F SI 93 F SI 93 S SI 92 0-3 ③ K			B SL 86 F SI 91 B FF 91 X CH 84 2-1 ① F7	F CU 70 S CU 70 S CU 71 0-3 ③ K		B FF 92 F FF 90 X FF 91 1-1 ③ G6-3	5	1	1	1	0	2	4
22 Andrew McCutchen, R (1, 8) OBP: 0.307, SLG: 0.399		C SI 92 C FF 94 B FF 94 B SI 92 B FF 95 B FF 94 4-2 32 1B BB		B CU 78 F FF 92 B FF 92 S CU 78 X FF 93 2-2 ① F8		B FF 91 F FF 92 S SI 92 B SI 92 F FF 92 B CU 80 B CU 78 4-2 10 1B BB		C FF 91 C FF 91 X FF 92 0-2 ① P3		2	0	0	0	2	0	0
10 Jordy Mercer, R (1, 6) OBP: 0.355, SLG: 0.399		C FF 92 C SL 87 C SL 86 0-3 ② K		B FF 92 S FF 92 B CU 79 X SL 87 2-1 32 1B 2B		C SI 90 X SI 91 0-1 1-3 1B		F FF 91 C SL 85 X FF 92 0-2 2B		4	0	3	0	0	1	1
32 Elias Díaz, R (1, 2) OBP: 0.391, SLG: 0.550		1 SAFE C FF 93 X SI 93 0-1 1-2 1B		S CU 79 D CU 79 B CU 78 X SL 89 2-1 2-3 1B		C KC 80 B KC 81 S FF 91 B FF 92 S FF 89 2-3 ② K		S SL 85 D SL 85 F SL 84 F FF 93 F FF 91 D SL 86 B SL 86 B SL 86 4-2 BB		3	0	2	0	1	1	2
24 Tyler Glasnow, L (1, 1) OBP: 0.474, SLG: 0.333		C SI 92 B SI 93 S SI 93 F SI 92 B SI 93 C SI 93 2-3 ③ K		D SI 91 S SI 91 S SI 92 F SI 93 C CU 78 1-3 ② K		F FF 92 X FF 92 0-1 ③ F9		B SL 85 B FF 92 B FF 92 F FF 91 X FF 92 3-1 ② F6		2	0	0	0	0	2	4
64 José Osuna, R (6, PH) OBP: 0.298, SLG: 0.442										1	0	0	0	0	0	2
53 Johnny Barbato, R (6, 1)										0	0	0	0	0	0	0
28 John Jaso, L (8, PH) OBP: 0.307, SLG: 0.372										1	0	0	0	0	0	2
38 Wade LeBlanc, L (8, 1) OBP: 0.200, SLG: 0.200										0	0	0	0	0	0	0
Inning Stats	R: 0 E: 0 K: 1 S: 8 H: 0 LOB: 0 BB: 0 P: 10	R: 1 E: 0 K: 2 S: 17 H: 2 LOB: 2 BB: 1 P: 27	R: 1 E: 0 K: 1 S: 19 H: 2 LOB: 1 BB: 0 P: 27	R: 0 E: 0 K: 1 S: 13 H: 2 LOB: 2 BB: 0 P: 21	R: 0 E: 0 K: 1 S: 10 H: 0 LOB: 0 BB: 0 P: 11	R: 0 E: 0 K: 1 S: 12 H: 1 LOB: 2 BB: 1 P: 20	R: 0 E: 1 K: 2 S: 12 H: 1 LOB: 2 BB: 0 P: 16	R: 0 E: 0 K: 0 S: 16 H: 1 LOB: 2 BB: 1 P: 24	R: 0 E: 0 K: 0 S: 9 H: 1 LOB: 1 BB: 0 P: 12	1B: 7 2B: 2 3B: 0 HR: 1 SF: 0 SAC: 0 DP: 0 HBP: 0				WP: 0 PB: 0 SB: 0 CS: 0		PA: 41

PITCHER		IP	WLS	BF	H	R	ER	SO	BB	IBB	HBP	BLK	WP	HR	S	P	ERA	WHIP
65 Robert Gsellman, R ERA: 5.53	(1, 1)	5.1	W	25	7	2	2	6	2	0	0	0	0	1	74	109	3.38	1.688
59 Fernando Salas, R ERA: 5.13	(6, 1)	0.2	H	2	0	0	0	1	0	0	0	0	0	0	5	7	0.00	0.000
39 Jerry Blevins, L ERA: 1.42	(7, 1)	1.0	H	5	1	0	0	2	0	0	0	0	0	0	12	16	0.00	1.000
43 Addison Reed, R ERA: 3.03	(8, 1)	2.0	S	9	2	0	0	0	1	0	0	0	0	0	25	36	0.00	1.500

PITCHER	IP	WLS	BF	H	R	ER	SO	BB	IBB	HBP	BLK	WP	HR	S	P	ERA	WHIP

Pittsburgh Pirates @ New York Mets

Citi Field, Flushing, NY

Sat Jun 03 2017, 7:16 PM - 10:21 PM EDT

Att. 34,035 - Partly Cloudy - 73 F

TOP

livebaseballscorecards.com

AB	38
R	2
H	10
RBI	2
BB	3
SO	9
LOB	23

BOTTOM

Pittsburgh Pirates @ New York Mets

Citi Field, Flushing, NY

Sat Jun 03 2017, 7:16 PM - 10:21 PM EDT

Att. 34,035 - Partly Cloudy - 73 F

livebaseballscorecards.com

Batter	1	2	3	4	5	6	7	8	9	AB	R	H	RBI	BB	SO	LOB
30 Michael Conforto, L (1, 7) OBP: 0.403, SLG: 0.621	C FF 94 B SI 95 B SI 96 B SI 94 D SI 93 4-1 20 WP 19 G4-1 20 HR BB	C SI 95 D CU 81 S CU 80 F SI 95 S CU 81 1-3 ③ K			B SI 94 B CH 87 C CH 87 B SI 94 B SI 95 4-1 19 G4-6-3 BB		C SI 94 S CU 78 X CU 79 0-2 ② L7			2	1	0	0	2	1	1
13 Asdrúbal Cabrera, S (1, 6) OBP: 0.327, SLG: 0.365 43 Addison Reed, L (8, 1)	C SI 93 B SI 96 S CH 88 D CU 80 F SI 95 B CH 89 X SI 94 3-2 ① L7		C SI 94 X CU 80 0-1 ① G6-3		F FF 92 X SI 93 0-1 ① P5		B CU 78 B SI 94 F SI 94 B SL 87 B SI 94 4-1 19 PB BB			3 0	0 0	0 0	0 0	1 0	0 0	2 0
19 Jay Bruce, L (1, 9) OBP: 0.320, SLG: 0.495	1 SAFE B FF 95 B CH 88 S CH 88 1 SAFE X SI 94 2-1 ② G4-1 1-2		B SI 95 B CH 89 S CH 90 X SI 95 2-1 HR		X SI 92 0-0 ②③ G4-6-3 1-2f		C SL 86 F SI 93 B CU 79 1 SAFE B CH 85 B SL 85 X CU 79 3-2 ③ G4-3 1-2			4	1	1	1	0	0	3
20 Neil Walker, S (1, 4) OBP: 0.333, SLG: 0.455	B CU 79 C CH 87 B FF 95 B CH 87 X SI 95 3-1 2-H HR		B CU 80 B CH 89 B FF 95 B FF 93 4-0 21 CS BB			C SI 95 S SL 89 X SL 88 0-2 21 1B 1B		F FF 86 B FC 83 B FC 85 C FF 87 X FC 85 2-2 ① G4-3		3	1	2	2	1	0	0
21 Lucas Duda, L (1, 3) OBP: 0.390, SLG: 0.617	C SI 95 B CU 80 X CH 89 1-1 2B		D FF 94 1 SAFE B SI 94 C CH 87 C SI 93 D CU 80 S CU 80 3-3 ②③ K 1-2			C CU 79 C CU 79 X SI 94 0-2 1-3 1B		C CU 72 C SL 78 B SI 88 B CH 79 B CH 80 X SI 87 3-2 ② G4-3		4	0	2	0	0	1	1
4 Wilmer Flores, R (1, 5) OBP: 0.330, SLG: 0.486	F SI 91 X CU 78 0-1 ③ F9			C FF 92 B SI 94 F SI 94 B CU 81 X CU 80 2-2 HR	F SL 89 D SI 96 C SI 94 F SI 95 T SL 88 1-2 ① K			B FC 85 X CH 77 1-0 ③ L7		4	1	1	1	0	1	3
3 Curtis Granderson, L (1, 8) OBP: 0.275, SLG: 0.357 39 Jerry Blevins, L (7, 1) 7 José Reyes, S (8, 6) OBP: 0.264, SLG: 0.309		C FF 94 B SI 95 F FF 95 B CU 82 X FF 94 2-2 ① P4		C FF 95 F FF 94 B SI 96 B CU 81 C CU 81 2-3 ① K		C SL 87 X SI 94 0-1 ② P3				3 0 0	0 0 0	0 0 0	0 0 0	0 0 0	1 0 0	2 0 0
44 René Rivera, R (1, 2) OBP: 0.308, SLG: 0.376		B FF 95 B FF 94 B SI 96 C SI 94 C SI 95 F SI 94 X SI 94 3-2 ② F7		C CU 78 C FF 94 B CU 81 C SI 96 1-3 ② K		S CU 79 C CU 79 B CU 80 S CU 79 1-3 ③ K				3	0	0	0	0	2	2
65 Robert Gsellman, R (1, 1) OBP: 0.200, SLG: 0.118 59 Fernando Salas, R (6, 1) OBP: 1.000, SLG: 1.000 12 Juan Lagares, R (7, 8) OBP: 0.296, SLG: 0.313		C SI 94 B SI 95 X SI 94 1-1 1B		B SI 94 B SI 91 C SI 94 C SI 91 S SI 94 2-3 ③ K			C CU 79 X SI 94 0-1 ① F9			2 0 1	0 0 0	1 0 0	0 0 0	0 0 0	1 0 0	0 0 0
Inning Stats	R: 2 E: 0 K: 0 S: 13 H: 2 LOB: 1 BB: 1 P: 26	R: 0 E: 0 K: 1 S: 13 H: 1 LOB: 1 BB: 0 P: 20	R: 1 E: 0 K: 1 S: 7 H: 1 LOB: 1 BB: 1 P: 16	R: 1 E: 0 K: 3 S: 12 H: 1 LOB: 0 BB: 0 P: 19	R: 0 E: 0 K: 0 S: 4 H: 0 LOB: 0 BB: 1 P: 8	R: 0 E: 0 K: 2 S: 15 H: 2 LOB: 2 BB: 0 P: 17	R: 0 E: 0 K: 0 S: 9 H: 0 LOB: 1 BB: 1 P: 16	R: 0 E: 0 K: 0 S: 7 H: 0 LOB: 0 BB: 0 P: 13		1B: 3 2B: 2 3B: 0 HR: 3	SF: 0 SAC: 0 DP: 2 HBP: 0				WP: 1 PB: 1 SB: 0 CS: 1	PA: 33	

	AB	29
	R	4
	H	7
	RBI	4
	BB	4
	SO	7
	LOB	14

PITCHER		IP	WLS	BF	H	R	ER	SO	BB	IBB	HBP	BLK	WP	HR	S	P	ERA	WHIP
24 Tyler Glasnow, R ERA: 6.97	(1, 1)	5.0	L	21	5	4	4	5	3	0	0	0	1	3	49	89	7.20	1.600
53 Johnny Barbato, R ERA: 3.8	(6, 1)	2.0		9	2	0	0	2	1	0	0	0	0	0	24	33	0.00	1.500
38 Wade LeBlanc, L ERA: 2.41	(8, 1)	1.0		3	0	0	0	0	0	0	0	0	0	0	7	13	0.00	0.000

PITCHER	IP	WLS	BF	H	R	ER	SO	BB	IBB	HBP	BLK	WP	HR	S	P	ERA	WHIP

Pittsburgh Pirates @ New York Mets

Citi Field, Flushing, NY

Sun Jun 04 2017, 1:11 PM - 4:04 PM EDT

Att. 35,323 - Cloudy - 68 F

TOP

livebaseballscorecards.com

Batter	1	2	3	4	5	6	7	8	9	AB	R	H	RBI	BB	SO	LOB
26 Adam Frazier, L (1, 7) OBP: 0.380, SLG: 0.429	C SL 80 S SI 87 F FF 88 B SI 88 S SI 88 1-3 ① K		B SI 86 X SI 86 1-0 5 SH3 28 E 2B	C SL 83 B SI 88 F SI 88 F SL 85 D CH 79 F FF 90 F SI 89 X CU 77 2-2 2-3 3-H 1B			X SL 85 0-0 ① P6	C SI 91 B SI 92 X SL 84 1-1 ② SF7 3-H		4	1	2	2	0	1	0
5 Josh Harrison, R (1, 4) OBP: 0.371, SLG: 0.466 62 Max Moroff, S (7, PR) OBP: 0.091, SLG: 0.091 (7, 4)	F SI 87 C SL 83 B FF 90 B SI 89 B SI 89 X SI 89 3-2 23 1B 28 1B 1B		X SI 88 0-0 ① SH3 2-3	B SI 88 C SI 88 B SI 88 S CU 76 S SI 89 2-3 ③ K			C FF 91 H SL 86 1-1 23 1B 28 G5-4-3 HBP	C CU 78 D CU 77 X SI 92 1-1 ③ F8		2 1	1 1	1 0	0 0	0 0	1 0	2 1
28 John Jaso, L (1, 9) OBP: 0.318, SLG: 0.385	1 SAFE X SI 89 0-0 23 E 55 G4-3 23 1B 1-2 1B		D SL 82 B CH 80 S CH 79 X FF 89 2-1 E7 23 SF9 3-H 2B		F CH 78 B CH 78 C CU 72 F CH 78 F FF 87 S CH 78 1-3 ① K		B SL 87 C FF 91 B FF 92 B FF 91 S FF 90 X FF 91 3-2 ② G5-4-3 1-2		B FF 93 C SL 78 B SL 79 B FF 93 S FF 93 F FF 93 F FF 93 B SL 79 4-2 23 1B 22 HR BB	4	3	2	1	1	1	1
23 David Freese, R (1, 5) OBP: 0.361, SLG: 0.411	C CH 79 X CH 80 0-1 E7 55 G4-3 1-3 2-H 1B		B SI 88 F SI 88 F SI 88 X SI 88 1-2 ② SF9 3-H		C CU 73 C CH 79 X SI 88 0-2 ② P3		C CU 77 X CU 76 0-1 2-H 1B		C SL 79 F FF 95 B FS 85 X FS 85 1-2 22 HR 1B	4	1	3	3	0	0	0
55 Josh Bell, S (1, 3) OBP: 0.300, SLG: 0.447	B SI 88 B SI 88 S CH 79 B SL 83 X CH 80 3-1 ② G4-3 2-3 3-H		B SL 84 B CH 80 X CH 79 2-0 ③ G1-3		B SI 85 C CH 79 S FF 88 B CH 79 X CH 79 2-2 ③ G4-3		B FF 91 X FF 90 1-1 ③ G6-3		S FF 96 C FF 96 S FS 85 0-3 ① K	5	0	0	1	0	1	5
22 Andrew McCutchen, R (1, 8) OBP: 0.313, SLG: 0.419	F CU 74 X SI 89 0-1 ③ F8			C SI 86 B SI 88 B CU 75 X CU 73 2-1 29 1B 10 G6-3 26 1B 1B		B FF 90 F SL 83 S FF 91 X FF 90 2-2 ① F7		C SL 84 X CU 78 0-1 29 BB 10 1B 17 FC5-4 1B	B FF 95 D FS 84 C FF 84 C FS 84 X FS 85 2-2 1-H 2-H HR	5	3	3	3	0	0	1
10 Jordy Mercer, R (1, 6) OBP: 0.352, SLG: 0.394		C SL 79 S SL 81 B SL 81 F SL 84 F CU 76 F SI 88 F SL 82 B CU 75 C SL 83 2-3 ① K		X SL 82 0-0 ① G6-3 1-2		B FF 92 F SL 83 F SL 82 X FF 92 1-2 ② F8		C SL 85 X SL 85 0-1 17 FC5-4 29 BB 26 SF7 1-2 1B	C FF 96 X FS 85 0-1 ② G6-3	5	1	1	0	0	1	1
29 Francisco Cervelli, R (1, 2) OBP: 0.351, SLG: 0.404		C SI 87 B SI 88 C SI 88 B SI 88 F SI 90 B CH 80 X SI 88 3-2 ② L5		X SI 87 0-0 26 1B 57 SH1-4 2-3 1B		B SL 84 B FF 92 S FF 91 B FF 92 X FF 91 3-1 2B		B CU 78 B CU 78 D SI 92 B SI 92 4-0 17 FC5-4 1-2 2-3 BB	X SI 94 0-0 1B	4	0	3	0	1	0	0
57 Trevor Williams, R (1, 1) 17 Phil Gosselin, R (8, PH) OBP: 0.156, SLG: 0.161 52 Jhan Mariñez, R (8, 1) 64 José Osuna, R (9, PH) OBP: 0.295, SLG: 0.437 44 Tony Watson, L (9, 1)		C SI 87 X SI 88 0-1 ③ G4-3		C FF 86 X SL 81 0-1 ② SH1-4 1-2		C SL 81 F FF 92 F FF 92 B SL 82 C SL 82 1-3 ③ K		C SI 92 B CU 78 X SL 86 1-1 ① FC5-4 1-2f 2-3 3-H	C FF 94 C FF 93 F FF 93 X FS 84 0-2 ③ F9	2 1 0 1 0	0 0 0 0 0	0 1 0 0 0	0 0 0 0 0	1 0 0 1 0	1 0 0 0 0	1 2 0 1 0
Inning Stats	R: 2 E: 1 K: 1 S: 14 H: 3 LOB: 1 BB: 0 P: 21	R: 0 E: 0 K: 1 S: 13 H: 0 LOB: 0 BB: 0 P: 18	R: 2 E: 1 K: 0 S: 8 H: 2 LOB: 0 BB: 0 P: 14	R: 1 E: 0 K: 1 S: 15 H: 3 LOB: 2 BB: 0 P: 21	R: 0 E: 0 K: 1 S: 11 H: 0 LOB: 0 BB: 0 P: 14	R: 0 E: 0 K: 1 S: 12 H: 1 LOB: 1 BB: 0 P: 19	R: 1 E: 0 K: 0 S: 9 H: 1 LOB: 2 BB: 0 P: 14	R: 2 E: 0 K: 0 S: 10 H: 2 LOB: 1 BB: 1 P: 17	R: 3 E: 0 K: 1 S: 20 H: 3 LOB: 1 BB: 1 P: 27	1B: 11 2B: 3 3B: 0 HR: 1 SF: 2 SAC: 2 DP: 0 HBP: 1	WP: 0 PB: 0 SB: 0 CS: 0 PA: 45					

	AB	38
	R	11
	H	15
	RBI	11
	BB	2
	SO	6
	LOB	15

PITCHER		IP	WLS	BF	H	R	ER	SO	BB	IBB	HBP	BLK	WP	HR	S	P	ERA	WHIP
56 Tyler Pill, R ERA: 4.09	(1, 1)	5.0	L	23	8	5	3	4	0	0	0	0	0	0	61	88	5.40	1.600
51 Paul Sewald, R ERA: 4.15	(6, 1)	1.0		4	1	0	0	1	0	0	0	0	0	0	12	19	0.00	1.000
66 Josh Edgin, L ERA: 2.59	(7, 1)	1.0		5	1	1	1	0	0	0	1	0	0	0	9	14	9.00	1.000
55 Neil Ramírez, R ERA: 7.85	(8, 1)	1.0		6	2	2	2	0	1	0	0	0	0	0	10	17	18.00	3.000
49 Josh Smoker, L ERA: 7.43	(9, 1)	1.0		7	3	3	3	1	1	0	0	0	0	1	20	27	27.00	4.000

PITCHER	IP	WLS	BF	H	R	ER	SO	BB	IBB	HBP	BLK	WP	HR	S	P	ERA	WHIP

BOTTOM

Pittsburgh Pirates @ New York Mets

Citi Field, Flushing, NY

Sun Jun 04 2017, 1:11 PM - 4:04 PM EDT

Att. 35,323 - Cloudy - 68 F

livebaseballscorecards.com

Batter	1	2	3	4	5	6	7	8	9	AB	R	H	RBI	BB	SO	LOB
30 Michael Conforto, L (1, 7) OBP: 0.410, SLG: 0.628	C FF 92 X FF 91 0-1 13 G1-3 2B		B SI 93 S CH 84 B CH 85 F FF 92 B FF 94 X FF 93 3-2 19 1B 1B		C FF 92 X CU 78 0-1 ② F8			B SI 94 B SI 94 F SI 95 B FF 96 B SI 94 4-1 13 G3-6-1 BB		3	0	2	0	1	0	0
13 Asdrúbal Cabrera, S (1, 6) OBP: 0.320, SLG: 0.355	S FF 91 B CH 85 B SI 92 X CH 85 2-1 ① G1-3 2-3		X SI 90 0-0 ① L9		B FF 93 C SI 89 B SL 85 B FF 92 S SI 91 F SI 92 F SI 93 C SI 92 3-3 ③ K			C SI 94 C CH 92 B FF 95 D CH 92 X SI 95 2-2 ①② G3-6-1 1-2f		4	0	0	0	0	1	3
19 Jay Bruce, L (1, 9) OBP: 0.323, SLG: 0.495 49 Josh Smoker, L (9, 1)	C SL 86 F SI 92 B SL 86 S FF 94 1-3 ② K		1 SAFE X CH 85 0-0 20 G4-6-3 1-2 1B			X SI 90 0-0 21 G4-6-3 1B		S CH 92 B CH 91 B SL 87 F SI 95 X SI 94 2-2 ③ F8		4 0	0 0	2 0	0 0	0 0	1 0	1 0
20 Neil Walker, S (1, 4) OBP: 0.332, SLG: 0.449	D CU 79 B CH 86 B CH 85 D SI 92 4-0 BB		X SI 91 0-0 ②③ G4-6-3 1-2f			C SI 89 B FF 91 C SI 89 X SL 84 1-2 ① P5			C SI 92 B SI 93 X CH 85 1-1 ① P3	3	0	0	0	1	0	3
21 Lucas Duda, L (1, 3) OBP: 0.379, SLG: 0.597	C FF 95 C FF 94 D SL 85 X FF 95 1-2 ③ L7			B CU 77 B FF 92 B SI 90 C FF 93 C FF 93 X SI 93 3-2 ① F7		B SI 91 X FF 92 1-0 ②③ G4-6-3 1-2f			B SL 84 S SI 93 C CH 86 X SI 93 1-2 ② F7	4	0	0	0	0	0	3
4 Wilmer Flores, R (1, 5) OBP: 0.336, SLG: 0.496		B FF 92 C FF 93 B SI 90 B SL 85 C FF 92 X FF 93 3-2 3 1B 18 G6-4-3 2B		F FF 93 B CH 84 F SI 91 F FF 93 X CH 85 1-2 1B			F SI 89 B SI 90 B SL 84 F SI 89 S FF 94 2-3 ① K		F SI 93 B CH 86 F SI 94 X SL 85 1-2 ③ G5-3	4	1	2	0	0	1	0
3 Curtis Granderson, L (1, 8) (9, 9) OBP: 0.280, SLG: 0.359		C FF 93 F FF 92 B SL 84 F FF 92 X FF 94 1-2 18 G6-4-3 2-3 1B		B SI 91 F SI 90 X SI 90 1-1 ② F8			B SI 91 B CH 85 B FF 92 C FF 92 F FF 92 B FF 92 4-2 BB			2	0	1	0	1	0	1
18 Travis d'Arnaud, R (1, 2) OBP: 0.305, SLG: 0.465		C SI 91 B SL 86 X SI 90 1-1 ①② G6-4-3 1-2f 3-H		D SL 85 B FF 92 F FF 92 S SI 90 D SI 92 X FF 94 3-2 ③ G5-3			F FF 92 F SI 88 X SL 83 0-2 ② L6			3	0	0	0	0	0	3
56 Tyler Pill, L (1, 1) 54 T.J. Rivera, R (5, PH) OBP: 0.321, SLG: 0.385 51 Paul Sewald, R (6, 1) 66 Josh Edgin, R (7, 1) 7 José Reyes, S (7, PH) OBP: 0.263, SLG: 0.307 55 Neil Ramírez, R (8, 1) 12 Juan Lagares, R (9, 8) OBP: 0.296, SLG: 0.313		X FF 94 0-0 ③ F7			X FF 92 0-0 ① F7		X SI 91 0-0 ③ G3			1 1 0 0 1 0 0	0 0 0 0 0 0 0	0 0 0 0 0 0 0	0 0 0 0 0 0 0	0 0 0 0 0 0 0	0 0 0 0 0 0 0	0 0 0 0 1 0 0
Inning Stats	R: 0 E: 0 K: 1 S: 10 H: 1 LOB: 2 BB: 1 P: 18	R: 1 E: 0 K: 0 S: 10 H: 2 LOB: 0 BB: 0 P: 15	R: 0 E: 0 K: 0 S: 6 H: 2 LOB: 1 BB: 0 P: 9	R: 0 E: 0 K: 0 S: 12 H: 1 LOB: 1 BB: 0 P: 20	R: 0 E: 0 K: 1 S: 8 H: 0 LOB: 0 BB: 0 P: 11	R: 0 E: 0 K: 0 S: 5 H: 1 LOB: 0 BB: 0 P: 7	R: 0 E: 0 K: 1 S: 9 H: 0 LOB: 1 BB: 1 P: 15	R: 0 E: 0 K: 0 S: 7 H: 0 LOB: 0 BB: 1 P: 15	R: 0 E: 0 K: 0 S: 8 H: 0 LOB: 0 BB: 0 P: 11	1B: 5 2B: 2 3B: 0 HR: 0 SF: 0 SAC: 0 DP: 4 HBP: 0						

	AB	30
	R	1
	H	7
	RBI	0
	BB	3
	SO	3
	LOB	15

PITCHER	IP	WLS	BF	H	R	ER	SO	BB	IBB	HBP	BLK	WP	HR	S	P	ERA	WHIP
57 Trevor Williams, R (1, 1) ERA: 4.57	7.0	W	27	7	1	1	3	2	0	0	0	0	0	60	95	1.29	1.286
52 Jhan Mariñez, R (8, 1) ERA: 4.39	1.0		3	0	0	0	0	1	0	0	0	0	0	7	15	0.00	1.000
44 Tony Watson, L (9, 1) ERA: 3.33	1.0		3	0	0	0	0	0	0	0	0	0	0	8	11	0.00	0.000

PITCHER	IP	WLS	BF	H	R	ER	SO	BB	IBB	HBP	BLK	WP	HR	S	P	ERA	WHIP

Batter	1	2	3	4	5	6	7	8	9	10	AB	R	H	RBI	BB	SO	LOB
26 Adam Frazier, L (1, 7) OBP: 0.381, SLG: 0.419	F FF 92 B FF 92 X FF 93 1-1 ① L7	C SL 83 F FF 98 F FF 97 F FF 96 S FS 88 0-3 ③ K			B SL 80 F FS 84 B FF 96 X FS 85 2-1 ② G3 2-3		1 SAFE B SI 87 F SI 87 B SI 87 S SL 78 F SL 78 1 SAFE H SI 86 3-2 5 BB 1-2 HBP		C SL 81 F SI 87 B FF 88 F FF 88 F FF 87 B FF 89 B SL 81 D SL 81 4-2 5 3B BB		3	1	0	0	1	1	2
5 Josh Harrison, R (1, 4) OBP: 0.371, SLG: 0.472	B FF 93 F FF 95 B FF 95 X SL 83 2-1 ② L9		C FF 94 B SL 86 X SL 83 1-1 ① G5-3		B SL 86 X SL 84 1-0 ③ L8		B CH 79 B CH 78 B SI 87 B SI 86 4-0 1-2 2-3 BB		1 SAFE 1 SAFE P PO 88 T SL 79 X SL 80 1-1 1-H 3B		4	0	1	1	1	0	1
25 Gregory Polanco, L (1, 9) OBP: 0.333, SLG: 0.392	C FF 94 B FF 96 B FF 95 S FF 94 F FF 97 S FF 95 2-3 ③ K		B FS 85 F CH 86 B FF 95 B FF 95 F FF 94 B FF 96 4-2 23 G6-4-3 BB			B SL 79 F FF 95 B FF 97 F FS 85 S FS 86 2-3 ① K	C SL 79 X SL 77 0-1 ③ G4-3		B FF 88 F SI 86 F SI 87 B SI 86 F FF 88 B FF 88 C SI 86 3-3 ③ K		4	0	0	0	1	3	4
23 David Freese, R (1, 5) OBP: 0.362, SLG: 0.434		C FF 92 B FF 94 B FF 92 S FF 95 X FF 97 2-2 55 E 55 1B 22 1B 1B	D SL 84 1 SAFE C SL 83 B FF 95 B FF 94 X FF 95 3-1 ② ③ G6-4-3 1-2f			B SL 85 F FF 95 B FF 97 B SL 83 X FF 95 3-1 HR		C FF 95 S FF 97 S FF 97 0-3 ① K		C FF 94 B SL 87 S CH 88 C FF 96 1-3 ① K	5	2	2	1	0	2	1
55 Josh Bell, S (1, 10) OBP: 0.303, SLG: 0.443		F FF 92 B FF 96 F FF 96 X FF 96 1-2 E5 22 1B 28 2B 1-3 1B		C CH 82 B FF 93 F FF 95 S FS 85 1-3 ① K		C SL 83 X FS 87 0-1 ② G4-3		B CH 87 B CH 86 B FF 97 C FF 96 B FF 97 4-1 BB		C FF 96 B CH 87 F CH 84 F FF 96 B FF 96 B FF 96 X FF 96 3-2 ② L5	4	1	1	0	1	1	0
22 Andrew McCutchen, R (1, 8) OBP: 0.311, SLG: 0.413		F FF 95 F FF 96 X FF 97 0-2 28 2B 10 G4-3 1-2 3-H 1B		C FF 95 B FS 85 C FF 96 C FF 97 1-3 ② K		C SL 85 B FF 97 B FS 87 X FF 96 2-1 ③ F8		C SL 87 S FF 97 F FF 98 C FF 97 0-3 ② K		X FF 94 0-0 ③ G6-3	5	1	1	1	0	2	1
28 John Jaso, L (1, 3) OBP: 0.324, SLG: 0.397		C FF 93 S FS 86 D FS 87 X FF 96 1-2 1-3 2-H 2B		B FF 93 X FS 85 1-0 ③ P6			C FS 83 B FF 94 B FS 84 B FF 94 T FF 94 F FS 86 X FF 93 3-2 29 CS 1B	C FF 97 D CH 87 B FF 96 C FF 97 C FF 96 2-3 ③ K			4	0	2	1	0	1	1
29 Francisco Cervelli, R (1, 2) 32 Elias Díaz, R (9, 2) OBP: 0.391, SLG: 0.550		F FF 96 B FF 95 B SL 86 B FF 94 C FF 96 X FF 97 3-2 ① G5-3			F FF 95 C FF 95 X SL 85 0-2 ① F8		1 SAFE B SL 84 1 SAFE B SL 83 X FF 93 2-0 ① ② G5-3 1-2		C SL 81 C SL 80 B FF 88 B FF 89 S FF 88 2-3 ① K		4 0	0 0	0 0	0 0	0 0	1 0	3 0
10 Jordy Mercer, R (1, 6) OBP: 0.354, SLG: 0.401		B SL 85 B FF 96 C FF 95 D SL 86 F FF 96 X FF 96 3-2 ② G4-3 3-H			C FF 95 B FS 85 X FF 93 1-1 26 G3 2B		F FF 95 F FF 96 F SL 84 B SL 88 X FF 98 1-2 5 BB 26 HBP 1B		C SI 88 C SI 87 B SL 81 X SL 81 1-2 ② G3		4	0	2	1	0	0	1
Inning Stats	R: 0 E: 0 K: 1 S: 8 H: 0 LOB: 0 BB: 0 P: 13	R: 3 E: 1 K: 1 S: 23 H: 4 LOB: 1 BB: 0 P: 33	R: 0 E: 0 K: 0 S: 6 H: 0 LOB: 0 BB: 1 P: 14	R: 0 E: 0 K: 2 S: 7 H: 0 LOB: 0 BB: 0 P: 10	R: 0 E: 0 K: 0 S: 8 H: 1 LOB: 1 BB: 0 P: 12	R: 1 E: 0 K: 1 S: 9 H: 1 LOB: 0 BB: 0 P: 16	R: 0 E: 0 K: 0 S: 14 H: 2 LOB: 3 BB: 1 P: 27	R: 0 E: 0 K: 3 S: 11 H: 0 LOB: 1 BB: 1 P: 17	R: 1 E: 0 K: 2 S: 17 H: 1 LOB: 1 BB: 1 P: 27	R: 0 E: 0 K: 1 S: 8 H: 0 LOB: 0 BB: 0 P: 12	1B: 5 2B: 2 3B: 1 HR: 1 SF: 0 SAC: 0 DP: 1 HBP: 1						

PITCHER		IP	WLS	BF	H	R	ER	SO	BB	IBB	HBP	BLK	WP	HR	S	P	ERA	WHIP
39 Kevin Gausman, R ERA: 5.86	(1, 1)	6.2		27	8	4	4	5	1	0	0	0	0	1	70	113	5.40	1.350
58 Donnie Hart, L ERA: 4.32	(7, 1)	0.1		3	0	0	0	0	1	0	1	0	0	0	5	12	0.00	3.000
60 Mychal Givens, R ERA: 2.79	(8, 1)	1.0		4	0	0	0	3	1	0	0	0	0	0	11	17	0.00	1.000
56 Darren O'Day, R ERA: 3.86	(9, 1)	1.0		5	1	1	1	2	1	0	0	0	0	0	17	27	9.00	2.000
35 Brad Brach, R ERA: 3.12	(10, 1)	1.0	W	3	0	0	0	1	0	0	0	0	0	0	8	12	0.00	0.000

PITCHER	IP	WLS	BF	H	R	ER	SO	BB	IBB	HBP	BLK	WP	HR	S	P	ERA	WHIP

TOP

Pittsburgh Pirates @ Baltimore Orioles

Oriole Park at Camden Yards, Baltimore, MD

Tue Jun 06 2017, 7:11 PM - 10:35 PM EDT
Att. 26,724 - Partly Cloudy - 75 F

livebaseballscorecards.com

AB	37
R	5
H	9
RBI	5
BB	4
SO	11
LOB	14

Pittsburgh Pirates @ Baltimore Orioles

Oriole Park at Camden Yards, Baltimore, MD

Tue Jun 06 2017, 7:11 PM - 10:35 PM EDT

Att. 26,724 - Partly Cloudy - 75 F

livebaseballscorecards.com

Batter	1	2	3	4	5	6	7	8	9	10	AB	R	H	RBI	BB	SO	LOB
12 Seth Smith, L (1, 9) OBP: 0.340, SLG: 0.460	C SI 90 B FF 91 X SI 90 1-1 HR		B SI 93 B CH 86 F SI 93 B SI 92 X SI 93 3-1 E7			C CU 78 B CH 86 C SI 91 X FF 92 1-2 ① F8	B FF 99 C CU 81 F CH 89 S FF 101 1-3 ③ K			C SI 86 X FC 86 0-1 ① G5-3	3	1	1	1	0	0	0
23 Joey Rickard, R (7, PH) OBP: 0.289, SLG: 0.337 (8, 9)											2	0	0	0	0	1	1
10 Adam Jones, R (1, 8) OBP: 0.303, SLG: 0.428	X SI 92 0-0 13 G6-4-3 1B		C CU 78 F SI 92 X CU 81 0-2 ③ L7			B CU 79 C SI 91 X SI 93 1-1 1B		B FF 98 S CH 88 X FF 98 1-1 ① G6-3		S FF 85 B FC 83 S CH 78 B FF 88 X CH 79 2-2 13 F7 45 1B 1B	5	1	3	0	0	0	1
13 Manny Machado, R (1, 5) OBP: 0.290, SLG: 0.432	B SI 91 X SI 92 1-0 ① ② G6-4-3 1-2f			B CU 78 C SI 92 B SI 91 S CH 84 F SI 93 S CU 80 2-3 ① K		B SI 92 B SI 93 X SI 92 2-0 ② F7		B CH 88 S CH 88 S CH 89 S FF 101 1-3 ② K		F FC 85 C FC 85 F CH 78 B FF 86 1 SAFE 1 SAFE F SI 88 X SI 88 1-2 ② F7 1-2	5	0	0	0	0	2	3
45 Mark Trumbo, R (1, 10) OBP: 0.321, SLG: 0.413	C SI 92 C CU 78 B CU 80 F SI 94 X SI 94 1-2 ③ G1-3			F SI 92 B FF 93 B SI 93 F CU 79 B SI 94 D CH 85 4-2 BB		F SI 93 F SI 94 B CU 83 C SI 93 1-3 ③ K		B SI 98 F FF 98 B CH 88 X CU 81 2-1 ③ F8		B FF 86 X CH 78 1-0 2-H 1B	4	0	1	1	1	1	1
19 Chris Davis, L (1, 3) OBP: 0.329, SLG: 0.480		C CU 78 X SI 91 0-1 ① G6-3		S SI 93 C SI 94 C CU 81 0-3 ② K			X CH 83 0-0 HR		F SI 94 S SL 84 B SL 84 B SL 84 X SI 93 2-2 6 HR 1B		4	2	2	1	0	1	1
6 Jonathan Schoop, R (1, 4) OBP: 0.336, SLG: 0.525		B SI 91 B FF 90 X SI 92 2-0 ② L7		B SI 93 F SI 93 B CU 80 F CU 81 B FF 95 X SI 95 3-2 ③ G6-3			C SI 90 X CU 78 0-1 HR			C SI 94 X CH 86 0-1 1-H HR	4	2	2	3	0	0	1
16 Trey Mancini, R (1, 7) OBP: 0.329, SLG: 0.493		F SI 92 F CU 78 F FF 93 B CU 81 F SI 95 F SI 93 B CU 80 S CH 85 2-3 ③ K			X SI 90 0-0 ① G5-3		F SL 86 B FF 94 S FF 94 F FF 95 B SL 89 F FF 97 S FF 95 2-3 ① K			X SI 94 0-0 ① F7	4	0	0	0	0	2	0
2 J.J. Hardy, R (1, 6) OBP: 0.241, SLG: 0.295			C FF 92 C SI 91 X FF 92 0-2 ① G1-3		C FF 92 B CU 80 X SI 92 1-1 ② P4		B SI 95 X FF 95 1-0 ② G4-3			C SI 94 B SI 93 X SI 93 1-1 ② G5-3	4	0	0	0	0	0	0
36 Caleb Joseph, R (1, 2) OBP: 0.267, SLG: 0.404			B SI 93 F SI 92 F SI 93 B CU 81 X SI 93 2-2 ② L7		C FF 91 B CU 78 F CU 80 F SI 93 X CU 81 1-2 ③ L4		X FF 95 0-0 1B			C SI 94 S SI 94 F SI 94 F SI 93 F SL 83 S SL 84 0-3 ③ K2-3	4	0	1	0	0	1	0
Inning Stats	R: 1 H: 2 E: 0 LOB: 0 K: 0 BB: 0 S: 8 P: 11	R: 0 H: 0 E: 0 LOB: 0 K: 1 BB: 0 S: 9 P: 13	R: 0 H: 0 E: 1 LOB: 1 K: 0 BB: 0 S: 11 P: 16	R: 0 H: 0 E: 0 LOB: 1 K: 2 BB: 1 S: 12 P: 21	R: 0 H: 0 E: 0 LOB: 0 K: 0 BB: 0 S: 7 P: 9	R: 0 H: 1 E: 0 LOB: 1 K: 1 BB: 0 S: 9 P: 14	R: 2 H: 3 E: 0 LOB: 1 K: 2 BB: 0 S: 13 P: 17	R: 0 H: 0 E: 0 LOB: 0 K: 1 BB: 0 S: 7 P: 11	R: 2 H: 2 E: 0 LOB: 0 K: 1 BB: 0 S: 14 P: 17	R: 1 H: 2 E: 0 LOB: 1 K: 0 BB: 0 S: 11 P: 15	1B: 6 SF: 0 2B: 0 SAC: 0 3B: 0 DP: 1 HR: 4 HBP: 0						

	AB	39
	R	6
	H	10
	RBI	6
	BB	1
	SO	8
	LOB	8

PITCHER		IP	WLS	BF	H	R	ER	SO	BB	IBB	HBP	BLK	WP	HR	S	P	ERA	WHIP
46 Iván Nova, R ERA: 3.04	(1, 1)	6.0		24	5	3	3	4	1	0	0	0	0	3	59	87	4.50	1.000
12 Juan Nicasio, R ERA: 1.4	(7, 1)	0.2	H	3	1	0	0	1	0	0	0	0	0	0	7	10	0.00	1.500
73 Felipe Vázquez, L ERA: 0.6	(7, 1)	1.1	H	4	0	0	0	2	0	0	0	0	0	0	10	15	0.00	0.000
44 Tony Watson, L ERA: 3.91	(9, 1)	1.0	B	5	2	2	2	1	0	0	0	0	0	1	14	17	18.00	2.000
38 Wade LeBlanc, L ERA: 2.62	(10, 1)	0.2	L	4	2	1	1	0	0	0	0	0	0	0	11	15	13.50	3.000

PITCHER	IP	WLS	BF	H	R	ER	SO	BB	IBB	HBP	BLK	WP	HR	S	P	ERA	WHIP

1B: 6	SF: 0	WP: 0	PA: 40		
2B: 0	SAC: 0	PB: 0			
3B: 0	DP: 1	SB: 0			
HR: 4	HBP: 0	CS: 0			

Batter	1	2	3	4	5	6	7	8	9	10	11	AB	R	H	RBI	BB	SO	LOB
10 Jordy Mercer, R (1, 6) OBP: 0.349, SLG: 0.394	F SI 90 S CU 76 F SI 92 B CU 74 B CH 83 B SI 89 X FF 92 3-2 ① G4-3	D SL 85 C CH 82 B SI 91 X SI 91 2-1 2-3 1B	B SL 86 S SL 88 B SI 96 C FF 95 D SL 90 F SI 96 X FF 96 3-2 ③ G5-3 2-3			S CH 83 X SL 87 0-1 ② G5-3		C SI 93 S FF 91 F SI 95 S SL 88 0-3 ① K		C FF 94 F SL 86 B FF 94 S CH 88 1-3 ③ K		6	0	1	0	0	2	3
5 Josh Harrison, R (1, 5) OBP: 0.366, SLG: 0.463	F SI 91 F CH 86 F CH 82 F SI 93 B FF 93 X CU 77 2-2 23 1B 1B	B SI 91 F CH 83 B FF 92 F FF 93 S SL 86 2-3 ② K		C FF 92 C SI 90 X SL 85 0-2 ① F8		F FF 94 C SI 92 F FF 93 B FF 91 B SL 89 X FF 94 3-2 ③ P6		X SL 86 0-0 ② F9			B FF 95 S FF 94 S FF 94 X FF 95 1-2 ① F8	6	0	1	0	0	1	3
25 Gregory Polanco, L (1, 9) OBP: 0.339, SLG: 0.396	1 SAFE 1 SAFE B SI 89 D FF 91 X FF 91 2-0 ② F8	1 SAFE C SL 84 B SL 82 B SI 91 F FF 92 F FF 94 D SL 84 X FC 86 3-2 ③ G3		X SI 93 0-0 64 FC5-4 1B			B SI 92 F SI 94 B FF 92 X SI 92 2-1 64 HR 1B	F CH 88 D SI 94 B CH 88 S CH 87 B FF 94 F SI 91 X FF 93 3-2 ③ L7			C FF 96 B FF 94 X FF 95 1-1 23 G6-4-3 1B	6	1	3	0	0	0	4
23 David Freese, R (1, 10) OBP: 0.367, SLG: 0.433	B FF 90 X FC 89 1-0 1-3 1B		B CH 85 F CH 81 C CH 83 F FF 91 B CU 78 B CU 78 B FF 94 4-2 22 FC5 64 1B BB	1 SAFE C SL 86 C FF 93 D SI 94 F SL 90 1 SAFE C FF 96 1-3 ② K			X FF 90 0-0 ① F8			X CU 79 0-0 64 L3 1B	1 SAFE F FF 95 1 SAFE 1 SAFE B FF 93 F FF 94 X FF 96 1-2 1-2f ② ③ G6-4-3	5	0	2	0	1	1	3
64 José Osuna, R (1, 7) OBP: 0.300, SLG: 0.467 (7, 3)	B SI 90 C SI 89 B SI 88 F SI 89 C FF 93 2-3 ③ K		D SI 89 X SI 91 1-0 22 FC5 32 2B 1-2 1B	D SL 87 F SI 91 X SI 93 1-1 ③ FC5-4 1-2f			C SI 90 X SL 86 0-1 1-H HR			C FF 92 B FF 91 X FF 90 1-1 ① ② L3 1-1		5	2	2	2	0	1	4
22 Andrew McCutchen, R (1, 8) OBP: 0.313, SLG: 0.413		B SI 88 X SI 86 1-0 62 S 32 1B 62 2B 1B	C CH 83 B CH 83 B SI 90 D SI 88 X SI 89 3-1 ① FC5 32 2B 1-2 2-3f	C SL 85 F FF 95 S FF 94 0-3 ① K			B FF 92 C FF 90 X FF 92 1-1 ② F7			X SI 94 0-0 1B		5	2	2	0	0	1	2
55 Josh Bell, S (1, 3) OBP: 0.302, SLG: 0.437 26 Adam Frazier, L (7, PR) OBP: 0.378, SLG: 0.416 (7, 7)		B SI 87 B SI 90 B FF 88 C SI 89 S SI 90 S SI 90 3-3 ① K	C CH 83 F SI 92 F SI 91 S CH 82 0-3 ② K	F SI 93 B CH 87 X CH 86 1-1 ② G3-1			B CU 79 C CH 89 B SI 94 F FF 91 F SI 94 B FF 93 D SL 87 4-2 BB			B SI 88 X SI 88 1-0 ③ G6-3		3 1	0 0	0 0	0 0	1 0	2 0	3 1
32 Elías Díaz, R (1, 2) OBP: 0.393, SLG: 0.560		D SI 91 C FF 91 1 SAFE X SL 81 1-1 62 S 62 2B 1-2 1B	C CH 83 X SI 91 0-1 10 WP 1-H 2-H 2B	X SI 92 0-0 ③ F9			B FF 91 F SL 90 C SL 88 B FF 93 X SL 86 2-2 ③ G5-3				B FF 94 B FF 95 F FF 94 B FF 95 F FF 95 F FF 95 F FF 95 F FF 95 3-2 ① G6-3	5	1	2	2	0	0	1
62 Max Moroff, S (1, 4) OBP: 0.250, SLG: 0.214		B FF 89 D SI 91 B SI 90 C SI 89 F FF 91 F CH 83 X CH 81 3-2 10 1B 1-H 2-H 2B	B CH 83 B CH 83 F SI 88 D SI 92 F SI 89 B CH 83 4-2 BB			B CU 75 B SI 90 C FF 92 B FF 93 C FF 91 F FF 94 S FF 93 3-3 ① K		B SI 91 B SI 92 B FF 93 C FF 92 B FF 92 4-1 BB		C FF 94 X FF 94 0-1 ② P4		3	0	1	2	2	1	0
Inning Stats	R: 0 E: 0 K: 1 S: 13 H: 2 LOB: 2 BB: 0 P: 23	R: 2 E: 0 K: 2 S: 19 H: 4 LOB: 2 BB: 0 P: 34	R: 2 E: 0 K: 1 S: 18 H: 2 LOB: 2 BB: 2 P: 33	R: 0 E: 0 K: 1 S: 10 H: 1 LOB: 1 BB: 0 P: 12	R: 0 E: 0 K: 1 S: 6 H: 0 LOB: 0 BB: 0 P: 7	R: 0 E: 0 K: 1 S: 9 H: 0 LOB: 0 BB: 0 P: 15	R: 2 E: 0 K: 0 S: 13 H: 2 LOB: 1 BB: 1 P: 22	R: 0 E: 0 K: 1 S: 10 H: 0 LOB: 1 BB: 1 P: 17	R: 0 E: 0 K: 0 S: 5 H: 2 LOB: 1 BB: 0 P: 7	R: 0 E: 0 K: 1 S: 14 H: 0 LOB: 0 BB: 0 P: 18	R: 0 E: 0 K: 0 S: 8 H: 1 LOB: 0 BB: 0 P: 11	1B: 11 2B: 3 3B: 0 HR: 1	SF: 0 SAC: 0 DP: 2 HBP: 0	WP: 1 PB: 0 SB: 2 CS: 0	PA: 49			

PITCHER		IP	WLS	BF	H	R	ER	SO	BB	IBB	HBP	BLK	WP	HR	S	P	ERA	WHIP
38 Wade Miley, L ERA: 3.27	(1, 1)	2.2		18	8	4	4	4	2	0	0	0	0	0	46	83	13.50	3.750
59 Mike Wright Jr., R ERA: 5.4	(3, 1)	3.1		11	1	0	0	3	0	0	0	0	1	0	29	41	0.00	0.300
28 Edwin Jackson, R ERA: 6.75	(7, 1)	2.2		13	4	2	2	1	2	0	0	0	0	1	27	44	6.75	2.250
48 Richard Bleier, L ERA: 2.3	(9, 1)	0.1		1	0	0	0	0	0	0	0	0	0	0	1	2	0.00	0.000
35 Brad Brach, R ERA: 3.0	(10, 1)	1.0		3	0	0	0	1	0	0	0	0	0	0	14	18	0.00	0.000

PITCHER		IP	WLS	BF	H	R	ER	SO	BB	IBB	HBP	BLK	WP	HR	S	P	ERA	WHIP
60 Mychal Givens, R ERA: 2.7	(11, 1)	1.0	W	3	1	0	0	0	0	0	0	0	0	0	8	11	0.00	1.000

TOP

Pittsburgh Pirates @ Baltimore Orioles

Oriole Park at Camden Yards, Baltimore, MD

Wed Jun 07 2017, 7:10 PM - 11:16 PM EDT

Att. 19,957 - Cloudy - 67 F

livebaseballscorecards.com

AB	45
R	6
H	14
RBI	6
BB	4
SO	9
LOB	24

Batter	1	2	3	4	5	6	7	8	9	10	11	AB	R	H	RBI	BB	SO	LOB
12 Seth Smith, L (1, 9) OBP: 0.338, SLG: 0.450 16 Trey Mancini, R (9, PH) OBP: 0.338, SLG: 0.542 (10, 7)	B FF 94 C FF 95 B CH 88 F FF 96 B SL 88 B FF 98 4-2 13 G5-4-3 BB		C FF 97 D KC 83 B CH 90 C CH 90 D FF 97 S SL 91 3-3 ① K		C KC 85 C KC 84 B SI 99 F CH 89 D KC 85 B CH 90 C SI 99 3-3 ② K			F SI 95 B SL 89 S CU 78 X CU 79 1-2 ① P5	S SL 84 B SL 85 S SI 94 B SI 94 F SL 83 F SL 85 F SI 94 X CH 87 2-2 2-H HR	X FC 85 0-0 1-H 2-H HR	3 2	0 2	0 2	0 5	1 0	2 0	3 0
10 Adam Jones, R (1, 8) OBP: 0.300, SLG: 0.436	C FF 96 F SL 88 B FF 95 X FF 97 1-2 ① P5		F KC 85 S SL 89 X KC 85 0-2 ②③ G1-6-3 1-2f		S SL 91 B SI 97 F SL 90 B SL 89 X SI 99 2-2 ③ G3			B FF 94 F FF 95 C CU 79 F CU 79 F SI 95 B CU 79 X CU 79 2-2 HR	B SI 94 S SL 84 F SI 92 X CH 86 1-2 ③ L9			5	1	1	1	0	0	4
13 Manny Machado, R (1, 5) OBP: 0.289, SLG: 0.430 17 Rubén Tejada, R (4, 5)	C FF 97 B FF 97 D KC 84 F SL 91 B SL 90 X SL 89 3-2 ②③ G5-4-3 1-2f			B FF 97 X SI 97 1-0 ① G3		C SI 96 B SI 95 X SL 84 1-1 ① G6-3		B SI 94 C FF 94 X SL 88 1-1 ② G6-3		F FF 98 F FF 99 C CU 80 0-3 ① K		1 4	0 0	0 0	0 0	0 0	0 1	1 0
19 Chris Davis, L (1, 3) OBP: 0.326, SLG: 0.470		B FF 95 D CH 86 C SI 95 B SI 95 F FF 95 D SL 89 4-2 6 F8 45 BB 25 SF8 BB		C KC 82 B CH 90 B SI 96 S CH 83 C SL 89 2-3 ② K		C SI 95 S SI 94 S SI 95 0-3 ② K		C FF 95 X SI 95 0-1 ③ F8		S FF 99 B FF 98 S SL 86 S CU 85 1-3 ② K		4	1	0	0	1	3	0
45 Mark Trumbo, R (1, 10) OBP: 0.327, SLG: 0.410		B SI 96 D SL 91 S SL 90 B FF 97 C SI 98 D FF 98 4-2 1-2 BB		C SL 89 S FF 98 F FF 98 B SL 89 B KC 84 B FF 99 B SL 90 4-2 6 1B 25 2-5 BB		B SL 84 X SL 85 1-0 ③ G5-3			B FF 94 B FF 94 F FF 95 B SL 88 S SI 95 B SI 95 4-2 6 2B 23 SF8 BB	B CH 89 B SI 99 C CH 87 C FF 98 B SL 86 X FF 100 3-2 ③ G4-3		2	1	0	0	3	0	0
6 Jonathan Schoop, R (1, 4) OBP: 0.342, SLG: 0.530		C FF 97 B KC 82 X SI 96 1-1 ① F8 2-3		X SI 99 0-0 1-3 1B			B FF 93 S SI 93 C FF 95 B SL 89 B SL 90 B SL 85 4-2 2 F9 25 CI BB	B SL 88 C SI 95 F SL 87 X SL 87 1-2 23 SF8 1-3 2 2B 2B		B SI 87 B FC 85 F FC 84 F SI 87 S CH 78 2-3 ① K	4	1	2	0	1	1	2
25 Hyun Soo Kim, L (1, 7) OBP: 0.342, SLG: 0.358 23 Joey Rickard, R (9, PH) OBP: 0.293, SLG: 0.345 (10, 9)	B FF 98 D CH 90 X SI 98 2-0 ② SF8 3-H			D KC 84 F CH 90 D SL 90 3 SAFE 2-1 ③ 2-5 3-H	L SI 96 B FF 98 B KC 83 F FF 97 X SL 88 2-2 36 1B 1B		C SI 94 B SI 95 C FF 95 F FF 96 1-2 CI 36 G1-6-3 1-2		S SL 83 X SI 93 0-1 ① SF8 2-3 3-H	C FC 85 X CH 80 0-1 36 BB 16 HR 1B	1 1	0 1	1 1	1 1	0 0	0 0	0 0
2 J.J. Hardy, R (1, 6) OBP: 0.240, SLG: 0.297	C SI 97 1 SAFE S SL 90 B SL 88 X SI 98 1-2 ③ G4-3			C SI 97 S SL 90 C SL 89 0-3 ① K		B SL 89 B SI 96 B FF 96 C FF 95 X FF 95 3-1 ① F9 2-3		B SL 84 X CH 86 1-0 16 HR 3-H 2B		C SI 85 B FC 85 X FC 85 1-1 ② L7	5	1	1	1	0	1	5
36 Caleb Joseph, R (1, 2) OBP: 0.283, SLG: 0.408			C SI 95 X FF 96 0-1 10 G1-6-3 1B		C KC 82 B FF 97 1 SAFE X SI 93 1-1 1-2 1B		X FF 95 0-0 ②③ G1-6-3 1-2f		C SI 93 F SI 92 B SL 85 F SI 94 F SL 84 S SI 93 1-3 ② K		1 SAFE 1 SAFE B CH 76 F FC 84 B SI 87 B FC 83 S SI 86 F SI 87 F FC 84 4-2 B FC 84 16 HR 1-2 BB	4	1	2	0	1	1	3
Inning Stats	R: 0 E: 0 K: 0 S: 8 H: 0 LOB: 0 BB: 1 P: 16	R: 1 E: 0 K: 0 S: 10 H: 0 LOB: 1 BB: 2 P: 22	R: 0 E: 0 K: 1 S: 8 H: 1 LOB: 0 BB: 0 P: 11	R: 0 E: 0 K: 1 S: 9 H: 1 LOB: 2 BB: 1 P: 18	R: 0 E: 0 K: 2 S: 15 H: 2 LOB: 2 BB: 0 P: 23	R: 0 E: 0 K: 1 S: 6 H: 0 LOB: 0 BB: 0 P: 8	R: 0 E: 1 K: 0 S: 8 H: 0 LOB: 1 BB: 1 P: 16	R: 1 E: 0 K: 0 S: 12 H: 1 LOB: 0 BB: 0 P: 16	R: 4 E: 0 K: 1 S: 22 H: 3 LOB: 0 BB: 1 P: 32	R: 0 E: 0 K: 2 S: 9 H: 0 LOB: 0 BB: 0 P: 13	R: 3 E: 0 K: 1 S: 12 H: 2 LOB: 0 BB: 1 P: 19	1B: 5 2B: 2 3B: 0 HR: 3 SF: 2 SAC: 0 DP: 3 HBP: 0	WP: 0 PB: 0 SB: 0 CS: 0 PA: 46						

PITCHER	IP	WLS	BF	H	R	ER	SO	BB	IBB	HBP	BLK	WP	HR	S	P	ERA	WHIP
39 Chad Kuhl, R (1, 1) ERA: 5.63	5.0		21	4	1	1	4	4	0	0	0	0	0	50	90	1.80	1.600
41 Daniel Hudson, R (6, 1) ERA: 5.55	1.0	H	3	0	0	0	1	0	0	0	0	0	0	6	8	0.00	0.000
12 Juan Nicasio, R (7, 1) ERA: 1.35	1.0		4	0	0	0	0	1	0	0	0	0	0	8	16	0.00	1.000
53 Johnny Barbato, R (8, 1) ERA: 4.84	1.0		6	2	3	3	0	1	0	0	0	0	1	17	26	27.00	3.000
44 Tony Watson, L (9, 1) ERA: 4.44	1.0	B	5	2	2	2	1	0	0	0	0	0	1	17	22	18.00	2.000

PITCHER	IP	WLS	BF	H	R	ER	SO	BB	IBB	HBP	BLK	WP	HR	S	P	ERA	WHIP
73 Felipe Vázquez, L (10, 1) ERA: 0.58	1.0		3	0	0	0	2	0	0	0	0	0	0	9	13	0.00	0.000
38 Wade LeBlanc, L (11, 1) ERA: 3.34	0.2	L	5	2	3	3	1	1	0	0	0	0	1	12	19	40.50	4.500

BOTTOM

Pittsburgh Pirates @ Baltimore Orioles

Oriole Park at Camden Yards, Baltimore, MD

Wed Jun 07 2017, 7:10 PM - 11:16 PM EDT

Att. 19,957 - Cloudy - 67 F

livebaseballscorecards.com

AB	36
R	9
H	10
RBI	9
BB	7
SO	9
LOB	18

Miami Marlins @ Pittsburgh Pirates

PNC Park, Pittsburgh, PA

Thu Jun 08 2017, 7:06 PM - 10:12 PM EDT

Att. 21,744 - Cloudy - 67 F

TOP

livebaseballscorecards.com

Batter	1	2	3	4	5	6	7	8	9	AB	R	H	RBI	BB	SO	LOB
9 Dee Strange-Gordon, L (1, 4) OBP: 0.327, SLG: 0.345	F FF 96 X FF 96 0-1 27 E 27 S 21 2B 1B	C KC 80 B FF 95 F FF 96 F FF 96 X SL 87 1-2 ③ G1-3		S SL 89 X CH 90 0-1 ③ G4-3		X FF 94 0-0 ① G4-3		C FF 95 B FF 95 B SL 87 X FF 94 2-1 ③ G3-1		5	1	1	0	0	0	1
22 Dustin McGowan, R (8, 1)										0	0	0	0	0	0	0
49 Brian Ellington, R (9, 1)										0	0	0	0	0	0	0
27 Giancarlo Stanton, R (1, 9) OBP: 0.360, SLG: 0.550	F SI 95 T SI 96 B SL 89 F FF 96 D SL 88 1 SAFE 1 SAFE B FF 97 B KC 83 4-2 21 2B 32 2B 1-3 BB	B SL 87 C SI 93 F FF 94 F FF 94 B KC 80 C SL 89 2-3 ① K	F FF 95 X SI 96 0-1 ① G6-3	C SL 88 B SI 95 S SL 88 F FF 97 B SL 87 S SI 96 2-3 ② K		C FF 98 F FF 96 B FC 92 B FC 92 X FF 97 2-2 21 1B 1B			4	1	1	0	1	2	0
21 Christian Yelich, L (1, 8) OBP: 0.348, SLG: 0.406	F SI 95 B FF 96 X KC 82 1-1 32 2B 1-3 3-H 2B	B FF 94 X FF 95 1-0 13 G3 2B	C FF 95 C FF 96 X CH 89 0-2 ② G6-3	C SI 95 B CH 92 B CH 93 B SI 95 C SI 95 X SI 96 3-2 ③ G5-3				F FF 96 D FF 97 D FF 93 B FF 98 C FF 97 F FF 98 F FF 98 X FF 98 3-2 11 G6-4-3 1-2 1B	5	1	3	1	0	0	0
13 Marcell Ozuna, R (1, 7) OBP: 0.385, SLG: 0.564	C SI 97 B SI 96 F SI 89 F FF 97 C CH 90 1-3 ① K	F SI 89 X SI 97 0-1 ② G3 2-3	B SL 88 C CH 89 C FF 96 B FF 95 X FF 96 2-2 11 1B 32 1B 1B	B SI 95 X SI 95 1-0 ① G6-3				B FC 92 C FF 97 B FF 98 F FF 97 F FC 92 B CU 85 X FF 98 3-2 ① F3	4	1	1	0	0	1	3
10 Christian Colón, R (8, 4) OBP: 0.211, SLG: 0.194									1	0	0	0	0	0	2
11 J.T. Realmuto, R (1, 2) OBP: 0.359, SLG: 0.439	B SL 91 C FF 97 C FF 98 F FF 98 D SL 88 S FF 97 2-3 ② K	S SL 89 B FF 97 C SL 87 X FF 97 1-2 ③ F9	D SL 89 S SL 88 B CH 90 X FF 96 2-1 32 1B 28 1B 1-2 1B	C FF 97 B SI 94 B CH 91 X SI 95 2-1 1B				F FF 97 B FC 90 X FF 97 1-1 ② ③ G6-4-3 1-2f	5	1	2	0	0	1	5
32 Derek Dietrich, L (1, 5) OBP: 0.312, SLG: 0.362	B FF 98 C SL 89 D CH 90 X CH 91 2-1 2-H 3-H 2B	B FF 92 X FF 92 1-0 28 2B 2B	C FF 97 F FF 94 B SL 89 B FF 97 X KC 82 2-2 28 1B 39 1B 1-2 2-H 1B	B CH 93 T FF 97 B FF 96 F SI 95 F SI 96 F SL 88 B SI 94 X FF 97 3-2 ② F9					4	2	3	3	0	0	1
28 Tyler Moore, R (1, 3) OBP: 0.240, SLG: 0.417 (8, 7)	T FF 95 B FF 98 X FF 97 1-1 ③ G1-3	F FF 94 B SL 88 X FF 94 1-1 36 G3 2B 2-H 2B	F FF 96 X SL 88 0-1 39 1B 1-2 2-H 1B	B SL 88 F SI 95 B SI 96 F SI 95 B SL 88 S SL 87 3-3 ③ K					4	0	2	2	0	1	2
39 JT Riddle, L (1, 6) OBP: 0.281, SLG: 0.430	C FF 93 B FF 93 S FF 95 S FF 95 1-3 ① K	C CH 81 B SL 88 F CH 88 D KC 81 T FF 97 2-2 ① K	C FF 94 F FF 95 X FF 97 0-2 36 FC5-4 1-2 2-H 1B					S FF 95 B CH 85 B FF 94 B FF 94 X FF 94 3-1 ① G3-1	4	0	1	1	0	2	1
36 Edinson Volquez, R (1, 1) OBP: 0.211, SLG: 0.211	X FF 95 0-0 ② G5-3	B FF 95 C SI 95 C FF 95 X FF 96 1-2 ② G3 2-3	B SI 94 S SI 94 C SI 95 D SL 87 X SI 95 2-2 ③ FC5-4 1-2f					C FF 94 F FF 94 X SL 82 0-2 ② G6-3	3	0	0	0	0	0	3
18 Tomás Telis, S (8, PH) (8, 3)									1	0	0	0	0	0	0
Inning Stats	R: 3 E: 0 K: 2 S: 19 H: 3 LOB: 1 BB: 1 P: 30	R: 0 E: 0 K: 1 S: 8 H: 0 LOB: 0 BB: 0 P: 10	R: 0 E: 0 K: 1 S: 10 H: 1 LOB: 1 BB: 0 P: 14	R: 1 E: 0 K: 1 S: 11 H: 2 LOB: 1 BB: 0 P: 16	R: 3 E: 0 K: 0 S: 21 H: 5 LOB: 2 BB: 0 P: 29	R: 0 E: 0 K: 1 S: 8 H: 0 LOB: 0 BB: 0 P: 13	R: 0 E: 0 K: 1 S: 11 H: 1 LOB: 1 BB: 0 P: 20	R: 0 E: 0 K: 0 S: 7 H: 0 LOB: 0 BB: 0 P: 12	R: 0 E: 0 K: 0 S: 14 H: 2 LOB: 1 BB: 0 P: 23	1B: 9 2B: 5 3B: 0 HR: 0 SF: 0 SAC: 0 DP: 1 HBP: 0						

	AB	40
	R	7
	H	14
	RBI	7
	BB	1
	SO	7
	LOB	18

WP: 0 PB: 0 SB: 1 CS: 0 PA: 41

PITCHER	IP	WLS	BF	H	R	ER	SO	BB	IBB	HBP	BLK	WP	HR	S	P	ERA	WHIP
45 Gerrit Cole, R (1, 1) ERA: 4.83	4.2	L	26	11	7	7	5	1	0	0	0	0	0	66	94	13.50	2.571
52 Jhan Mariñez, R (5, 1) ERA: 4.03	2.1		8	1	0	0	2	0	0	0	0	0	0	22	38	0.00	0.429
41 Daniel Hudson, R (8, 1) ERA: 5.33	1.0		3	0	0	0	0	0	0	0	0	0	0	7	12	0.00	0.000
66 Dovydas Neverauskas, R (9, 1) ERA: 3.0	1.0		4	2	0	0	0	0	0	0	0	0	0	14	23	0.00	2.000

PITCHER	IP	WLS	BF	H	R	ER	SO	BB	IBB	HBP	BLK	WP	HR	S	P	ERA	WHIP

Miami Marlins @ Pittsburgh Pirates

PNC Park, Pittsburgh, PA

Thu Jun 08 2017, 7:06 PM - 10:12 PM EDT

Att. 21,744 - Cloudy - 67 F

livebaseballscorecards.com

BOTTOM

Batter	1	2	3	4	5	6	7	8	9	AB	R	H	RBI	BB	SO	LOB
26 Adam Frazier, L (1, 7) (8, 8) OBP: 0.369, SLG: 0.404	B SI 93 C SI 93 C KC 79 F CH 85 X KC 82 1-2 ① G6-3	C KC 83 X CH 82 0-1 ③ G3-1			C SI 94 B KC 82 F SI 94 X CH 85 1-2 ③ G1-3			B SI 93 F SI 92 C CH 86 X SL 88 1-2 ① G4-3		4	0	0	0	0	0	1
5 Josh Harrison, R (1, 4) OBP: 0.368, SLG: 0.468	C SI 94 X CH 82 0-1 28 HBP 25 F9 1B		C KC 81 F SI 93 B CH 84 F KC 82 F CH 86 S CH 85 1-3 ① K			B SI 92 C KC 81 X SI 94 1-1 25 L9 2B		X SI 94 0-0 ② G4-3		4	0	2	0	0	1	0
25 Gregory Polanco, L (1, 9) OBP: 0.331, SLG: 0.386 66 Dovydas Neverauskas, R (9, 1)	B SI 93 B SI 94 S SI 94 D KC 82 X SI 93 3-1 ② F9 1-2		B KC 81 B CH 84 X CH 84 2-0 ② F9			B SI 93 C KC 82 X CH 85 1-1 ① L9 2-3		B SI 94 B SI 94 X SI 94 2-0 ③ P6		4 0	0 0	0 0	0 0	0 0	0 0	2 0
23 David Freese, R (1, 5) OBP: 0.369, SLG: 0.430 17 Phil Gosselin, R (6, 5) OBP: 0.176, SLG: 0.182	B SI 94 B SI 94 B SI 94 C SI 94 B SI 94 4-1 28 HBP BB		C SI 94 F KC 84 F CH 87 S SI 94 0-3 ③ K			C KC 83 F CH 84 F CH 85 C CH 85 0-3 ② K			B FF 99 X FF 99 1-0 64 F8 28 BB 55 G3-4-1 1B	1 2	0 1	0 1	0 0	1 0	1 1	0 1
28 John Jaso, L (1, 3) OBP: 0.329, SLG: 0.390 (8, 7)	C KC 82 C CH 83 H KC 84 1-2 1-2 2-3 HBP			S SI 92 F CH 84 X KC 83 0-2 ① F7		C KC 82 B CH 86 F SI 93 X KC 83 1-2 ③ G1-3			S FF 99 B CH 90 B FF 98 F FF 100 B FF 99 F SI 99 B FF 99 4-2 55 G3-4-1 1-2 BB	2	0	0	0	1	0	1
22 Andrew McCutchen, R (1, 8) OBP: 0.309, SLG: 0.407 41 Daniel Hudson, R (8, 1) 64 José Osuna, R (9, 9) OBP: 0.297, SLG: 0.462	C KC 82 F SI 94 B CH 86 C CH 86 1-3 ③ K			S C F B B SI 94 F S 2-3 ② K			X SI 92 0-0 ① G6-3		S CU 90 B CU 90 X FF 98 1-1 ① F8 2-3	3 0 1	0 0 0	0 0 0	0 0 0	0 0 0	2 0 0	3 0 2
32 Elias Díaz, R (1, 2) OBP: 0.400, SLG: 0.538 52 Jhan Mariñez, R (5, 1) 55 Josh Bell, S (7, PH) OBP: 0.304, SLG: 0.442 (8, 3)		B SI 93 C SI 92 B KC 82 B SI 94 B SI 93 4-1 45 SH2-4 BB		C X 0-1 ③ G5-3			B SI 92 C CH 83 B KC 81 X KC 82 2-1 2B		B FF 99 C FF 98 D CH 90 X FF 98 2-1 ② G3-4-1 1-2 3-H	1 0 2	0 0 0	0 0 1	0 0 1	1 0 0	0 0 0	0 0 1
10 Jordy Mercer, R (1, 6) OBP: 0.346, SLG: 0.390 62 Max Moroff, S (6, 6) OBP: 0.222, SLG: 0.188		B SI 94 C KC 82 F SI 94 D CH 83 F CH 84 F KC 83 F CH 84 F SI 94 C SI 95 2-3 ① K	C SI 93 B SI 94 C CH 84 F CH 85 F KC 82 S CH 86 1-3 ① K			C KC 81 B SI 94 B CH 83 C CH 82 B CH 84 S SI 92 3-3 ② K		B FF 98 B SI 98 B SI 98 C FF 99 S FF 98 F FF 98 C SI 99 3-3 ③ K	2 2	0 0	0 0	0 0	0 0	2 2	1 2
45 Gerrit Cole, R (1, 1) OBP: 0.095, SLG: 0.095 58 Jacob Stallings, R (5, 2)		L SI 89 1 SAFE D KC 81 X SI 90 1-1 ② SH2-4 1-2			C SI 93 S KC 83 X CH 85 0-2 ② G5-3		C KC 81 B CH 83 B CH 83 S SI 92 X CH 84 2-2 ③ G6-3			0 2	0 0	0 0	0 0	0 0	0 0	0 1
Inning Stats	R: 0 H: 1 E: 0 LOB: 3 K: 1 BB: 1 S: 14 P: 24	R: 0 H: 0 E: 0 LOB: 1 K: 1 BB: 1 S: 12 P: 19	R: 0 H: 0 E: 0 LOB: 0 K: 2 BB: 0 S: 10 P: 13	R: 0 H: 0 E: 0 LOB: 0 K: 1 BB: 0 S: 10 P: 12	R: 0 H: 0 E: 0 LOB: 0 K: 1 BB: 0 S: 11 P: 13	R: 0 H: 1 E: 0 LOB: 1 K: 1 BB: 0 S: 11 P: 14	R: 0 H: 1 E: 0 LOB: 1 K: 1 BB: 0 S: 9 P: 16	R: 0 H: 0 E: 0 LOB: 0 K: 0 BB: 0 S: 5 P: 8	R: 1 H: 1 E: 0 LOB: 1 K: 1 BB: 1 S: 12 P: 23	1B: 2 SF: 0 2B: 2 SAC: 1 3B: 0 DP: 0 HR: 0 HBP: 1					WP: 0 PA: 35 PB: 0 SB: 0 CS: 0		

	AB	30
	R	1
	H	4
	RBI	1
	BB	3
	SO	9
	LOB	15

PITCHER		IP	WLS	BF	H	R	ER	SO	BB	IBB	HBP	BLK	WP	HR	S	P	ERA	WHIP
36 Edinson Volquez, R ERA: 3.41	(1, 1)	7.0	W	27	3	0	0	8	2	0	1	0	0	0	77	111	0.00	0.714
22 Dustin McGowan, R ERA: 3.16	(8, 1)	1.0		3	0	0	0	0	0	0	0	0	0	0	5	8	0.00	0.000
49 Brian Ellington, R ERA: 6.17	(9, 1)	1.0		5	1	1	1	1	1	0	0	0	0	0	12	23	9.00	2.000

PITCHER	IP	WLS	BF	H	R	ER	SO	BB	IBB	HBP	BLK	WP	HR	S	P	ERA	WHIP

Batter	1	2	3	4	5	6	7	8	9	AB	R	H	RBI	BB	SO	LOB
9 Dee Strange-Gordon, L (1, 4) OBP: 0.331, SLG: 0.357	C SI 95 C SI 96 F CU 82 X FF 96 0-2 27 CS 1B	C CU 80 S SI 96 F CU 82 X CU 81 0-2 ③ L9		B FF 94 X FF 93 1-0 21 S 21 E 2-3 2B		X FF 87 0-0 27 2B 2-H 2B		C FF 95 S CU 84 X FF 93 0-2 ① G6-3	C SI 93 X SL 84 0-1 ③ G4-3	6	2	3	1	0	0	2
27 Giancarlo Stanton, R (1, 9) OBP: 0.365, SLG: 0.566 10 Christian Colón, R (8, 5) OBP: 0.211, SLG: 0.194	B SI 94 C SI 96 B CU 81 X SI 95 2-1 ①② F7 1-2		B CH 89 F CH 88 F SI 97 X CU 82 1-2 HR	F SI 94 B FF 95 D CH 89 X FF 93 2-1 ② G4-3 3-H		B FF 86 X CH 78 1-0 21 G1-3 2-H 2B		B CU 84 B FF 96 B FF 96 B FF 95 4-0 13 1B 21 1B 32 FC5 BB		4 0	2 0	2 0	3 0	1 0	0 0	2 0
21 Christian Yelich, L (1, 8) OBP: 0.345, SLG: 0.401 66 Jarlín García, L (8, 1) 49 Brian Ellington, R (9, 1) 64 Nick Wittgren, R (9, 1)	B SI 96 C SI 96 X SI 98 1-1 ③ G6-3		S SI 92 X SI 97 0-1 ① F7	B FF 93 B FF 96 C SI 96 F CH 90 S CU 83 2-3 ③ K 2-H		B FF 86 C FF 86 B SL 78 B SL 80 F FF 87 X FF 86 3-2 ② G1-3 2-3		X FF 96 0-0 32 FC5 13 1B 1-2 1B		5 0 0 0	0 0 0 0	1 0 0 0	0 0 0 0	0 0 0 0	1 0 0 0	1 0 0 0
13 Marcell Ozuna, R (1, 7) OBP: 0.389, SLG: 0.565 (8, 8)		C SI 96 B CU 82 X SI 97 1-1 32 1B 28 SF9 1B	X SI 96 0-0 28 HR 1B		F FC 85 B FF 87 B CH 80 S CH 79 C FF 88 2-3 ① K	F CH 78 F CH 78 C FC 84 0-3 ③ K		B FC 90 X FF 96 1-0 28 1B 32 FC5 1-2 2-3 1B		5	2	3	0	0	2	1
32 Derek Dietrich, L (1, 5) OBP: 0.309, SLG: 0.357 (8, 7)		C SI 94 B SI 96 X SI 96 1-1 17 G3-1 39 1B 45 1B 1-3 1B	B SI 97 X CH 88 1-0 ② F9		B FF 87 C SL 81 X FF 88 1-1 ② G3		C FF 96 B FF 96 B FC 90 X FF 96 2-1 ① G3-1	B FF 96 F FF 96 B FF 96 F FF 96 X FF 96 2-2 ② FC5 28 1B 1-2 2-3f 3-H		5	1	1	1	0	0	3
28 Tyler Moore, R (1, 3) OBP: 0.273, SLG: 0.558 (8, 9)		C CU 80 B SI 96 1 SAFE X FF 96 1-1 ① SF9 3-H	1 SAFE D SI 96 B CH 87 X SI 96 2-0 1-H HR		C CH 79 B CH 79 X FF 87 1-1 ③ G6-3		C FF 96 X FF 96 0-1 HR	X FC 89 0-0 1-2 2-3 1B		4	2	3	4	0	0	0
39 JT Riddle, L (1, 6) OBP: 0.286, SLG: 0.438		1 SAFE B SI 96 X SI 96 1-0 45 1B 17 G3-1 1-2 1B	B FF 96 B FF 96 C SI 97 F SI 92 B CU 82 X SI 95 3-2 ③ F8			B SL 82 X FC 87 1-0 51 1B 2B	B FF 98 F FF 96 F FF 92 B FF 96 B FC 91 X FF 97 3-2 ② L7	B FF 96 B CH 89 X FF 95 2-0 ③ G1-3		5	1	2	0	0	0	3
17 A.J. Ellis, R (1, 2) OBP: 0.315, SLG: 0.213		D CU 82 F FF 94 X SI 95 1-1 ② G3-1 1-2 2-3		B SI 91 F SI 94 X SI 94 1-1 9 2B 45 SH3 27 G4-3 1B		X FC 86 0-0 ① B5	B FF 97 B FC 90 C FF 96 H FF 96 3-1 HBP		B SI 93 C SI 93 F CH 86 F SI 94 X CH 86 1-2 ① F8	4	1	1	0	0	0	3
45 Vance Worley, R (1, 1) OBP: 0.500, SLG: 0.500 22 Dustin McGowan, R (4, 1) 51 Ichiro Suzuki, L (6, PH) OBP: 0.231, SLG: 0.257 46 Kyle Barraclough, R (6, 1) 18 Tomás Telis, S (8, 3)		X SI 92 0-0 2-3 3-H 1B		C SI 92 B SI 95 X SI 92 1-1 ① SH3 1-2		C SL 81 S FF 86 X FC 83 0-2 9 2B 2-H 1B	C FF 96 C FF 97 C FF 98 0-3 ③ K		C SI 94 B SI 94 F SI 94 X CH 87 1-2 ② G5-3	1 0 1 1 1	0 0 1 0 0	1 0 1 0 0	1 0 1 0 0	0 0 0 0 0	0 0 0 1 0	0 0 0 1 0
Inning Stats	R: 0 E: 0 K: 0 S: 8 H: 1 LOB: 0 BB: 0 P: 11	R: 2 E: 0 K: 0 S: 14 H: 4 LOB: 2 BB: 0 P: 19	R: 3 E: 0 K: 0 S: 11 H: 3 LOB: 0 BB: 0 P: 18	R: 2 E: 0 K: 1 S: 10 H: 2 LOB: 0 BB: 0 P: 17	R: 0 E: 0 K: 1 S: 7 H: 0 LOB: 0 BB: 0 P: 11	R: 3 E: 0 K: 1 S: 13 H: 4 LOB: 1 BB: 0 P: 18	R: 1 E: 0 K: 1 S: 11 H: 1 LOB: 1 BB: 0 P: 19	R: 1 E: 0 K: 0 S: 10 H: 3 LOB: 3 BB: 1 P: 19	R: 0 E: 0 K: 0 S: 9 H: 0 LOB: 0 BB: 0 P: 11	1B: 11 2B: 4 3B: 0 HR: 3	SF: 1 SAC: 1 DP: 0 HBP: 1	WP: 0 PB: 0 SB: 1 CS: 1	PA: 46			

Miami Marlins @ Pittsburgh Pirates

PNC Park, Pittsburgh, PA

Fri Jun 09 2017, 7:08 PM - 10:32 PM EDT

Att. 23,590 - Cloudy - 75 F

TOP

livebaseballscorecards.com

AB	42
R	12
H	18
RBI	11
BB	1
SO	4
LOB	16

MIAMI

PITCHER		IP	WLS	BF	H	R	ER	SO	BB	IBB	HBP	BLK	WP	HR	S	P	ERA	WHIP
24 Tyler Glasnow, R ERA: 7.45	(1, 1)	4.0	L	21	10	7	6	1	0	0	0	0	0	2	43	65	13.50	2.500
38 Wade LeBlanc, L ERA: 3.89	(5, 1)	2.0		10	4	3	3	2	0	0	0	0	0	0	20	29	13.50	2.000
66 Dovydas Neverauskas, R ERA: 5.4	(7, 1)	2.0		12	4	2	2	1	1	0	1	0	0	1	21	38	9.00	2.500
44 Tony Watson, L ERA: 4.28	(9, 1)	1.0		3	0	0	0	0	0	0	0	0	0	0	9	11	0.00	0.000

PITCHER	IP	WLS	BF	H	R	ER	SO	BB	IBB	HBP	BLK	WP	HR	S	P	ERA	WHIP

Batter	1	2	3	4	5	6	7	8	9	AB	R	H	RBI	BB	SO	LOB
26 Adam Frazier, L (1, 7) OBP: 0.367, SLG: 0.415	B SI 89 X SI 88 1-0 5 2B 2B		B FC 87 X KC 75 1-0 ① F8	F FC 88 X FC 88 0-1 ② G3-1 2-3 3-H		B SL 81 C FF 96 X FF 96 1-1 ② G6-3		B SL 83 X FF 93 1-0 25 WP 1-H 2B	C FF 92 C SI 92 X SI 91 0-2 ③ FC5 1-2 2-3f	6	1	2	2	0	0	4
5 Josh Harrison, R (1, 4) OBP: 0.375, SLG: 0.473 66 Dovydas Neverauskas, R (7, 1) 32 Elias Díaz, R (8, PH) OBP: 0.387, SLG: 0.519 44 Tony Watson, L (9, 1)	X FC 87 0-0 23 G4-3 2-H 2B		C KC 77 B SI 88 H SI 88 2-1 25 BB 23 1B HBP	B SI 92 F SL 88 D FF 92 B FF 93 F SI 93 B SL 88 4-2 3-H BB		B SL 80 C SL 81 F FF 96 B FF 96 D SL 83 F FF 96 C SL 81 3-3 ③ K		B FF 94 F CH 87 B FF 94 F FF 93 S CH 87 2-3 ② K		2 0 1 0	1 0 0 0	1 0 0 0	1 0 0 0	1 0 1 0	1 0 1 0	1 0 1 0
25 Gregory Polanco, L (1, 9) OBP: 0.328, SLG: 0.377	X SI 90 0-0 ① F7		C FC 87 F FC 87 F SI 90 B SI 90 B FC 87 F SI 91 B SI 92 B KC 77 4-2 55 1B 23 1B 1-2 BB	B FF 91 X SI 92 1-0 ③ G4-3			T FF 93 S CH 89 B CH 89 X FF 94 1-2 ① F9	F FF 94 D SL 85 C SL 84 B FF 94 B CH 88 S SL 85 3-3 ③ K 2-3		4	0	0	0	1	1	3
23 David Freese, R (1, 5) OBP: 0.376, SLG: 0.432	X SI 89 0-0 ② G4-3 2-3		B SI 88 F FC 88 C SI 89 B SI 91 X SI 90 2-2 55 1B 1-2 2-H 1B		B SL 84 X SI 93 1-0 ① G6-3		C SL 80 S FF 95 X FF 94 0-2 22 1B 1B		B FF 98 B FF 98 B SI 98 B SI 98 4-0 22 1B 55 BB 10 1B BB	4	1	2	1	1	0	1
55 Josh Bell, S (1, 3) OBP: 0.306, SLG: 0.438	B SI 90 C SI 90 F FC 88 X SI 90 1-2 ③ F8		F FC 88 D FF 90 D FC 89 X CH 83 2-1 22 G6-4-3 1-2 2-3 1B		X SI 95 0-0 E6 10 L6-4 22 WP		X FF 94 0-0 L9 2		B FF 97 B CH 89 B FF 98 C FF 98 F SI 98 B SI 98 4-2 22 1B 10 1B 1-2 BB	4	1	1	0	1	0	2
22 Andrew McCutchen, R (1, 8) OBP: 0.319, SLG: 0.411		C SI 88 B SI 87 B FC 89 B SI 88 B FC 89 4-1 BB	X SI 87 0-0 ② ③ G6-4-3 1-2f		C SI 95 B FF 94 B SI 93 B SL 87 B SI 93 4-1 1-2 BB		X FF 93 0-0 1-2 1B		C CU 89 C CU 89 B CU 90 X FF 99 1-2 26 FC5 10 1B 1-2 2-3 1B	3	0	2	0	2	0	3
10 Jordy Mercer, R (1, 6) OBP: 0.347, SLG: 0.390		B SI 91 B KC 76 B SI 91 C SI 91 X SI 89 3-1 ① F9	C SI 89 B KC 77 B SI 90 B SI 90 F SI 90 X SI 92 3-2 58 FC4-6 1B		S SL 88 F SI 94 X SL 87 0-2 ② ③ L6-4 2-2		B FF 94 B SL 81 B FF 96 C FF 94 S FF 96 X SL 82 3-2 ③ L3		F SI 92 C FF 92 X SL 84 0-2 26 FC5 1-2 2-H 3-H 1B	5	0	2	2	0	0	5
58 Jacob Stallings, R (1, 2) OBP: 0.286, SLG: 0.429		C FC 89 1 SAFE C SI 88 B SI 89 C SI 91 1-3 ② K	X SI 90 0-0 ① FC4-6 64 2B 26 G3-1 1-2f		B FF 95 X FF 95 1-0 2B			B FF 94 C CH 89 F FF 94 F SL 85 X CH 87 1-2 26 2B 1B	C SI 92 B SI 92 F FF 94 B FF 93 D SI 94 X FF 93 3-2 ① F8	5	2	2	0	0	1	4
24 Tyler Glasnow, L (1, 1) OBP: 0.450, SLG: 0.313 64 José Osuna, R (4, PH) OBP: 0.304, SLG: 0.479 38 Wade LeBlanc, L (5, 1) OBP: 0.200, SLG: 0.200 17 Phil Gosselin, R (6, PH) OBP: 0.162, SLG: 0.167 (7, 4)		T SI 90 1 SAFE F KC 79 B SI 90 C SI 90 1-3 ③ K	C FC 88 B SI 87 F SI 90 B SI 90 X FC 87 2-2 26 G3-1 5 WP 1-3 2B		B FF 96 B SL 81 F FF 96 F FF 96 X SL 82 2-2 ① F9		C CH 87 S FF 92 F FF 93 X FF 94 0-2 ① L4	B SL 82 C FF 93 S SL 81 F SI 93 B SI 92 D SL 84 X FF 92 3-2 ② F8	1 1 0 3	0 1 0 0	0 1 0 0	0 0 0 0	1 0 0 0	1 0 0 4	1 0 0 4
Inning Stats	R: 1 E: 0 K: 0 S: 7 H: 2 LOB: 1 BB: 0 P: 9	R: 0 E: 0 K: 2 S: 9 H: 0 LOB: 1 BB: 1 P: 18	R: 1 E: 0 K: 0 S: 12 H: 2 LOB: 2 BB: 1 P: 23	R: 2 E: 0 K: 0 S: 12 H: 2 LOB: 1 BB: 1 P: 22	R: 0 E: 1 K: 0 S: 6 H: 0 LOB: 1 BB: 1 P: 11	R: 0 E: 0 K: 1 S: 10 H: 1 LOB: 1 BB: 0 P: 17	R: 0 E: 0 K: 0 S: 11 H: 2 LOB: 2 BB: 0 P: 15	R: 1 E: 0 K: 2 S: 15 H: 2 LOB: 1 BB: 0 P: 22	R: 2 E: 0 K: 0 S: 18 H: 2 LOB: 2 BB: 2 P: 33	1B: 8 2B: 6 3B: 0 HR: 0 SF: 0 SAC: 0 DP: 2 HBP: 1						

BOTTOM

Miami Marlins @ Pittsburgh Pirates

PNC Park, Pittsburgh, PA

Fri Jun 09 2017, 7:08 PM - 10:32 PM EDT

Att. 23,590 - Cloudy - 75 F

livebaseballscorecards.com

AB	39
R	7
H	13
RBI	6
BB	6
SO	5
LOB	29

PITCHER	IP	WLS	BF	H	R	ER	SO	BB	IBB	HBP	BLK	WP	HR	S	P	ERA	WHIP
45 Vance Worley, R (1, 1) ERA: 7.27	3.2		19	6	4	4	2	2	0	1	0	0	0	37	64	9.82	2.182
22 Dustin McGowan, R (4, 1) ERA: 3.03	1.1	W	6	0	0	0	0	2	0	0	0	2	0	9	19	0.00	1.500
46 Kyle Barraclough, R (6, 1) ERA: 3.76	2.0		9	3	0	0	1	0	0	0	0	0	0	21	32	0.00	1.500
66 Jarlín García, L (8, 1) ERA: 4.42	1.0		5	2	1	1	2	0	0	0	0	1	0	15	22	9.00	2.000
49 Brian Ellington, R (9, 1) ERA: 7.71	0.0		3	1	2	2	0	2	0	0	0	0	0	5	14	∞	∞

PITCHER	IP	WLS	BF	H	R	ER	SO	BB	IBB	HBP	BLK	WP	HR	S	P	ERA	WHIP
64 Nick Wittgren, R (9, 1) ERA: 3.04	1.0		4	1	0	0	0	0	0	0	0	0	0	13	19	0.00	1.000

WP: 3 PA: 46
PB: 0
SB: 0
CS: 0

Miami Marlins @ Pittsburgh Pirates

PNC Park, Pittsburgh, PA

Sat Jun 10 2017, 4:06 PM - 7:18 PM EDT

Att. 27,275 - Partly Cloudy - 82 F

TOP

livebaseballscorecards.com

Batter	1	2	3	4	5	6	7	8	9	AB	R	H	RBI	BB	SO	LOB
9 Dee Strange-Gordon, L (1, 4) OBP: 0.325, SLG: 0.350	C FF 92 X FF 93 0-1 ① G3	C FF 93 B FF 93 F CH 86 S FF 95 1-3 ③ K		F FF 92 B FF 92 X SL 85 1-1 ③ G4-3		C SI 94 B SI 95 F FF 96 X SI 96 1-2 ② G1-3 2-3		S FF 99 C FF 99 F FF 99 C CU 84 0-3 ③ K		5	0	0	0	0	2	4
27 Giancarlo Stanton, R (1, 9) OBP: 0.367, SLG: 0.566 51 Ichiro Suzuki, L (1, PR) OBP: 0.232, SLG: 0.256 (1, 9)	B SI 91 F FF 93 B FF 93 T FF 94 H FF 95 3-2 21 1B 13 2B HBP		F FF 92 S FF 92 F FF 93 X SL 86 0-2 21 CS 1B		C SI 95 X SI 96 0-1 ① G3-1	F FF 97 F SI 97 B FF 96 B SL 87 F FF 97 S FF 97 2-3 ③ K			B FF 98 F FF 98 F FF 98 S CU 82 1-3 ① K	0 4	0 1	0 1	0 0	0 0	0 2	0 1
21 Christian Yelich, L (1, 8) OBP: 0.342, SLG: 0.396	B SI 90 X FF 92 1-0 13 2B 1-2 1B		B CH 86 B CH 86 1 SAFE B SI 90 C SI 91 F SI 90 F FF 95 S SL 87 3-3 ① ② K 1-2		C SI 95 B SL 86 S SI 96 S SL 88 1-3 ② K		C FF 95 F FF 94 B FF 94 B SL 86 B SL 85 X FF 95 3-2 ① G1-3		C FF 99 S SL 86 S SL 85 0-3 ② K	5	1	1	0	0	3	1
13 Marcell Ozuna, R (1, 7) OBP: 0.389, SLG: 0.570	X SL 84 0-0 11 2B 1-H 2-H 2B		C FF 96 C FF 94 B SL 86 X FF 94 1-2 ③ G4-3		F SI 96 X SL 87 0-1 11 2B		C FF 95 B FF 95 B FF 95 S CH 86 F FF 95 F SI 96 S SL 82 2-3 ② K		B FF 98 C CH 89 X FF 98 1-1 ③ G4-3	5	2	2	2	0	1	0
11 J.T. Realmuto, R (1, 2) OBP: 0.366, SLG: 0.472	B SI 91 B FF 92 F SL 83 F FF 94 B SL 84 X FF 94 3-2 32 G4-3 2-H 2B			B CU 77 X FF 92 1-0 HR	B SL 85 C SL 84 B SI 94 B SL 87 C SL 85 X 3-2 32 1B 2-H 2B		B SL 83 C SL 84 C CH 86 X SL 84 1-2 ③ G5-3			4	1	3	3	0	0	0
32 Derek Dietrich, L (1, 5) OBP: 0.313, SLG: 0.380	B FF 93 X CH 87 1-0 ② G4-3 2-3			B FF 92 B FF 92 F FF 92 C FF 93 F FF 94 F SL 85 F FF 95 X CH 85 2-2 HR	B SI 95 X SI 95 1-0 2-3 1B			F SI 93 B FF 94 C FF 94 S FF 95 1-3 ① K		4	1	2	1	0	1	2
28 Tyler Moore, R (1, 3) OBP: 0.271, SLG: 0.536	C FF 93 X SL 86 0-1 ③ G5-3			X FF 94 0-0 E5 58 SH2-4	S SI 94 F SI 96 C SL 87 0-3 ③ K			X SL 89 0-0 18 1B		4	0	1	0	0	1	4
39 JT Riddle, L (1, 6) OBP: 0.285, SLG: 0.426		C FF 92 F FF 92 F FF 93 S FF 94 0-3 ① K		1 SAFE X SI 90 0-0 ① F7		B SI 94 B SI 94 B CH 92 B FF 95 4-0 9 G1-3 45 SH2-4 BB		C SI 95 F FF 95 B SI 94 F FF 97 B FF 95 F FF 96 B SI 96 S SL 84 3-3 ② K		3	0	0	0	1	2	2
58 Dan Straily, R (1, 1) OBP: 0.048, SLG: 0.048 64 Nick Wittgren, R (5, 1) 45 Vance Worley, R (6, PH) OBP: 0.500, SLG: 0.500 29 Brad Ziegler, R (6, 1) 35 David Phelps, R (7, 1) 18 Tomás Telis, S (8, PH) OBP: 0.200, SLG: 0.200 66 Jarlín García, L (8, 1)		X FF 94 0-0 ② G4-3		M CH 87 C FF 92 D SL 82 X FF 92 1-2 ② SH2-4 1-2		X FF 94 0-0 ① SH2-4 1-2		B SI 95 B FF 95 X FF 95 2-0 1-2 1B		1 0 0 0 0 1 0	0 0 0 0 0 0 0	0 0 0 0 0 1 0	0 0 0 0 0 0 0	0 0 0 0 0 0 0	0 0 0 0 0 0 0	0 0 0 0 0 0 0
Inning Stats	R: 3 H: 3 E: 0 LOB: 2 K: 0 BB: 0 S: 12 P: 20	R: 0 H: 0 E: 0 LOB: 0 K: 2 BB: 0 S: 8 P: 9	R: 0 H: 1 E: 0 LOB: 0 K: 1 BB: 0 S: 11 P: 15	R: 2 H: 2 E: 1 LOB: 1 K: 0 BB: 0 S: 14 P: 19	R: 1 H: 3 E: 0 LOB: 2 K: 2 BB: 0 S: 14 P: 19	R: 0 H: 0 E: 0 LOB: 1 K: 1 BB: 1 S: 8 P: 15	R: 0 H: 0 E: 0 LOB: 0 K: 1 BB: 0 S: 11 P: 17	R: 0 H: 2 E: 0 LOB: 2 K: 3 BB: 0 S: 14 P: 20	R: 0 H: 0 E: 0 LOB: 0 K: 2 BB: 0 S: 8 P: 10	1B: 5 2B: 5 3B: 0 HR: 2		SF: 0 SAC: 2 DP: 1 HBP: 1				

	AB	36
	R	6
	H	11
	RBI	6
	BB	1
	SO	12
	LOB	14

WP: 0 PA: 40
PB: 0
SB: 0
CS: 1

PITCHER		IP	WLS	BF	H	R	ER	SO	BB	IBB	HBP	BLK	WP	HR	S	P	ERA	WHIP
57 Trevor Williams, R ERA: 5.13	(1, 1)	4.0		19	6	5	5	3	0	0	1	0	0	2	45	63	11.25	1.500
37 Edgar Santana, R ERA: 9.0	(5, 1)	1.0		6	3	1	1	2	0	0	0	0	0	0	14	19	9.00	3.000
52 Jhan Mariñez, R ERA: 3.9	(6, 1)	1.0		4	0	0	0	1	1	0	0	0	0	0	8	15	0.00	1.000
41 Daniel Hudson, R ERA: 5.13	(7, 1)	1.0	W	3	0	0	0	1	0	0	0	0	0	0	11	17	0.00	0.000
12 Juan Nicasio, R ERA: 1.32	(8, 1)	0.2	H	4	2	0	0	2	0	0	0	0	0	0	10	16	0.00	3.000

PITCHER		IP	WLS	BF	H	R	ER	SO	BB	IBB	HBP	BLK	WP	HR	S	P	ERA	WHIP
73 Felipe Vázquez, L ERA: 0.56	(8, 1)	1.1	S	4	0	0	0	3	0	0	0	0	0	0	12	14	0.00	0.000

Miami Marlins @ Pittsburgh Pirates

PNC Park, Pittsburgh, PA

Sat Jun 10 2017, 4:06 PM - 7:18 PM EDT

Att. 27,275 - Partly Cloudy - 82 F

livebaseballscorecards.com

BOTTOM

Batter	1	2	3	4	5	6	7	8	9	AB	R	H	RBI	BB	SO	LOB
26 Adam Frazier, L (1, 7) OBP: 0.368, SLG: 0.414	C FF 90 F CU 76 F SL 84 F SI 91 F CH 84 B SL 85 C SL 85 1-3 ① K		X FF 89 0-0 5 G2-3 55 1B 1B	C FF 92 B SI 92 F CH 84 B FF 92 B SL 86 X FF 90 3-2 25 WP 5 BB 1B		S SI 82 X CH 75 0-1 ② G1-3	B KC 81 C FF 94 X KC 82 1-1 ② G3 2-3			5	1	2	0	0	1	1
5 Josh Harrison, R (1, 4) OBP: 0.375, SLG: 0.469	S SI 92 F FF 93 X SL 88 0-2 ② G6-3		B SL 84 B FF 90 X SL 85 2-0 ① G2-3 1-2	B CU 71 B SL 84 S CH 82 F FF 89 D CH 82 B FF 90 4-2 1-2 BB		F SI 82 F CH 76 B CU 74 X CU 74 1-2 25 1B 1B	C KC 82 B SI 94 F SI 94 F FF 95 B FC 91 F KC 83 X SI 94 2-2 ③ G5-3			4	0	1	0	1	0	2
25 Gregory Polanco, L (1, 9) OBP: 0.324, SLG: 0.371	C SI 92 F CH 85 F SI 92 B CH 86 B SI 93 X SI 93 2-2 ③ F9		B FF 90 2 SAFE B CH 83 C CH 83 C SI 90 S FF 92 2-3 ② K	C FF 89 D FF 90 T CH 84 B FF 90 B CH 84 F CH 84 X FF 90 3-2 ③ L4 2-3		D CH 75 B CU 74 C SI 84 X SI 83 2-1 1-2 1B		C FF 94 X FF 94 0-1 ① F7		5	0	1	0	0	1	3
23 David Freese, R (1, 5) OBP: 0.371, SLG: 0.420		F FF 92 B FF 91 S SL 84 F SL 87 F FF 92 F SL 87 S CH 84 1-3 ① K B FF 92 F X 1-1 22 2B 3B	H FF 91 1-0 55 1B 22 2B HBP S SL 83 C FF 91 X FF 92 0-2 22 2B 1-2 2-H 1B		C SI 92 B SL 82 B FF 92 X SI 92 2-1 ① G4-3 F SL 82 B FF 91 B FF 91 X FF 92 2-1 32 1B 1B	B CU 73 B CU 74 C SI 84 B CU 74 C SI 84 S SI 83 3-3 ③ K		B SL 85 F FF 93 S CH 87 B SL 85 X CH 88 2-2 ② G6-3 X SL 83 0-0 ③ L6	4	1	0	0	0	2	2
22 Andrew McCutchen, R (1, 8) OBP: 0.325, SLG: 0.426		C SL 87 X FF 93 0-1 32 1B 3-H 2B	F SL 86 B CH 83 D SL 87 D SL 84 X FF 90 3-1 ③ 1-H 2-H 2B		C SL 81 S CH 82 S FF 92 0-3 ② K		C SI 95 B FF 95 B FF 95 X SI 95 2-1 32 BB 10 3B 1B			5	1	3	1	0	1	0
32 Elias Díaz, R (1, 2) OBP: 0.457, SLG: 0.567		B FF 91 B CH 86 F SL 84 X CH 83 2-1 2-3 1B	B SL 79 X CH 81 1-0 10 1B 64 G4-6-3 1B	B FF 92 F FF 92 X SL 82 1-1 1-2 1B			1 SAFE B KC 82 C SI 95 B FC 92 F SI 96 F FC 92 B SI 96 1 SAFE B FF 96 4-2 1-2 10 3B BB			4	1	3	2	0	1	1
10 Jordy Mercer, R (1, 6) OBP: 0.350, SLG: 0.402		B FF 90 F FF 91 B FF 92 B SL 86 X SL 85 3-1 ② F9	X CH 86 0-0 64 G4-6-3 1-3 1B	X SI 91 0-0 ③ F8			B KC 82 B FF 95 C FF 95 B FF 95 X SI 95 3-1 28 2B 1-H 2-H 3B			3	2	3	0	1	0	0
57 Trevor Williams, R (1, 1) 64 José Osuna, R (4, PH) 37 Edgar Santana, R (6, 1) 52 Jhan Mariñez, R (6, 1) 17 Phil Gosselin, R (6, PH) 41 Daniel Hudson, R (7, 1) 28 John Jaso, L (7, PH) 12 Juan Nicasio, R (8, 1) 73 Felipe Vázquez, L (8, 1)		B SL 85 D SL 84 X SI 90 2-0 ③ F9	C SL 86 F SL 85 1 SAFE D SL 85 D CH 84 B FF 92 X FF 92 3-2 ① ② G4-6-3 1-2f 3-H			C SI 83 C SI 83 X CU 74 0-2 ① G2-3	C KC 84 X FC 92 0-1 26 G3 3-H 2B			4	1	4	1	0	1	1
Inning Stats	R: 0 E: 0 K: 1 S: 13 H: 0 LOB: 0 BB: 0 P: 16	R: 1 E: 0 K: 1 S: 15 H: 3 LOB: 2 BB: 0 P: 24	R: 2 E: 0 K: 1 S: 10 H: 3 LOB: 2 BB: 0 P: 18	R: 1 E: 0 K: 0 S: 14 H: 3 LOB: 2 BB: 1 P: 28	R: 0 E: 0 K: 1 S: 10 H: 2 LOB: 2 BB: 0 P: 15	R: 0 E: 0 K: 1 S: 13 H: 2 LOB: 2 BB: 0 P: 19	R: 3 E: 0 K: 1 S: 19 H: 3 LOB: 1 BB: 1 P: 32	R: 0 E: 0 K: 0 S: 6 H: 0 LOB: 0 BB: 0 P: 8		1B: 11 2B: 3 3B: 2 HR: 0 SF: 0 SAC: 0 DP: 1 HBP: 1						

	AB	38
	R	7
	H	16
	RBI	6
	BB	2
	SO	6
	LOB	16

WP: 1 PB: 0 SB: 0 CS: 0 PA: 41

PITCHER		IP	WLS	BF	H	R	ER	SO	BB	IBB	HBP	BLK	WP	HR	S	P	ERA	WHIP
58 Dan Straily, R ERA: 3.89	(1, 1)	4.0		21	9	4	4	3	1	0	1	0	1	0	52	86	9.00	2.500
64 Nick Wittgren, R ERA: 2.92	(5, 1)	1.0		5	2	0	0	1	0	0	0	0	0	0	10	15	0.00	2.000
29 Brad Ziegler, R ERA: 5.61	(6, 1)	1.0	H	5	2	0	0	1	0	0	0	0	0	0	13	19	0.00	2.000
35 David Phelps, R ERA: 3.77	(7, 1)	1.0	L	7	3	3	3	1	1	0	0	0	0	0	19	32	27.00	4.000
66 Jarlín García, L ERA: 4.19	(8, 1)	1.0		3	0	0	0	0	0	0	0	0	0	0	6	8	0.00	0.000

PITCHER	IP	WLS	BF	H	R	ER	SO	BB	IBB	HBP	BLK	WP	HR	S	P	ERA	WHIP

Miami Marlins @ Pittsburgh Pirates

PNC Park, Pittsburgh, PA

Sun Jun 11 2017, 1:37 PM - 4:08 PM EDT

Att. 22,925 - Sunny - 82 F

TOP

livebaseballscorecards.com

Batter	1	2	3	4	5	6	7	8	9	AB	R	H	RBI	BB	SO	LOB
39 JT Riddle, L (1, 6) OBP: 0.283, SLG: 0.420	C FF 90 B FF 92 B SI 91 X SI 90 2-1 ① G3			B SI 90 X SI 92 1-0 21 E 1B		X SI 91 0-0 ② L9		D CH 86 C FF 96 C FF 96 F FF 95 B FF 95 X CH 87 2-2 ② G3		4	0	1	0	0	0	1
11 J.T. Realmuto, R (1, 2) OBP: 0.359, SLG: 0.462	C SI 90 B SI 90 B SI 92 F SI 92 B SI 92 X SI 91 3-2 ② L8			B SI 92 B FF 91 X SI 91 2-0 ① F8		B CU 77 C CU 78 X SI 91 1-1 ③ F7		C FF 98 C CU 85 X FF 100 0-2 ③ G4-3		4	0	0	0	0	0	2
21 Christian Yelich, L (1, 8) OBP: 0.341, SLG: 0.394	B SI 91 C SI 91 F CH 85 B CU 80 B SI 92 F SI 91 X SI 92 3-2 ③ G1-3			C SI 91 B CH 87 F FF 93 B SI 95 X FF 94 2-2 FC5 1-2			X FF 94 0-0 13 E 1B		B FF 100 S FF 99 X FF 101 1-1 ① F7	4	0	1	0	0	0	1
13 Marcell Ozuna, R (1, 7) OBP: 0.383, SLG: 0.560		C SI 91 B SI 91 F SI 91 S CU 80 1-3 ① K		F SI 93 B SI 93 B SI 94 X SI 93 2-1 ② F9			C SI 93 B SL 89 X FF 95 1-1 ① L7 1-2		B FF 100 X FF 99 1-0 ② L1	4	0	0	0	0	1	3
32 Derek Dietrich, L (1, 5) OBP: 0.308, SLG: 0.373 18 Tomás Telis, S (9, PH) OBP: 0.167, SLG: 0.167		B SI 92 C SI 91 F FF 93 S CU 81 1-3 ② K		B SI 93 F CH 86 B CU 81 B SI 93 F SI 93 X SI 94 3-2 ③ L5			F SI 97 B FF 96 F FF 96 S FF 96 1-3 ② K		C FF 100 B SL 86 B FF 100 X FF 96 2-1 ③ G1-3	3 1	0 0	0 0	0 0	0 0	2 0	3 0
28 Tyler Moore, R (1, 3) OBP: 0.258, SLG: 0.508		F SI 91 C FF 94 F CU 81 S CU 81 0-3 ③ K			F SI 91 S CU 78 B CU 80 X CU 79 1-2 ① P5		T FF 95 X FF 97 0-1 ③ F9			3	0	0	0	0	1	1
51 Ichiro Suzuki, L (1, 9) OBP: 0.235, SLG: 0.296			B SI 90 B SI 90 X SI 91 2-0 ① G3-1		C SI 92 F FF 92 X CU 81 0-2 ② G4-3			B FF 95 C FF 95 B FF 93 X FF 94 2-1 HR		3	1	1	1	0	0	0
10 Christian Colón, R (1, 4) OBP: 0.200, SLG: 0.184 9 Dee Strange-Gordon, L (8, PH) OBP: 0.327, SLG: 0.352 (8, 4)			C SI 91 B FF 93 F SI 91 X CU 80 1-2 ② G3-1		X FF 91 0-0 ③ P2			X FF 95 0-0 1B		2 1	0 0	0 1	0 0	0 0	0 0	0 0
31 Jeff Locke, L (1, 1) 29 Brad Ziegler, R (6, 1) 71 Drew Steckenrider, R (7, 1) 27 Giancarlo Stanton, R (8, PH) OBP: 0.366, SLG: 0.564 46 Kyle Barraclough, R (8, 1)			C SI 91 T SI 92 S CU 80 0-3 ③ K			B SI 90 C SI 89 B SI 90 S SI 91 F FF 92 X SI 92 2-2 ① G6-3		1 SAFE C SL 82 C SL 82 S SL 85 0-3 ① K		2 0 0 1 0	0 0 0 0 0	0 0 0 0 0	0 0 0 0 0	1 0 0 1 0	0 0 0 1 0	0 0 0 1 0
Inning Stats	R: 0 H: 0 E: 0 LOB: 0 K: 0 BB: 0 S: 9 P: 17	R: 0 H: 0 E: 0 LOB: 0 K: 3 BB: 0 S: 10 P: 12	R: 0 H: 0 E: 0 LOB: 0 K: 1 BB: 0 S: 7 P: 10	R: 0 H: 1 E: 1 LOB: 2 K: 0 BB: 0 S: 10 P: 20	R: 0 H: 0 E: 0 LOB: 0 K: 0 BB: 0 S: 7 P: 8	R: 0 H: 0 E: 0 LOB: 0 K: 0 BB: 0 S: 7 P: 10	R: 0 H: 1 E: 1 LOB: 1 K: 1 BB: 0 S: 8 P: 10	R: 1 H: 2 E: 0 LOB: 1 K: 1 BB: 0 S: 13 P: 17	R: 0 H: 0 E: 0 LOB: 0 K: 0 BB: 0 S: 5 P: 9	1B: 3 SF: 0 2B: 0 SAC: 0 3B: 0 DP: 0 HR: 1 HBP: 0						WP: 0 PA: 32 PB: 0 SB: 0 CS: 0

	AB	32
	R	1
	H	4
	RBI	1
	BB	0
	SO	6
	LOB	12

PITCHER		IP	WLS	BF	H	R	ER	SO	BB	IBB	HBP	BLK	WP	HR	S	P	ERA	WHIP
46 Iván Nova, R ERA: 2.83	(1, 1)	6.0	W	20	1	0	0	4	0	0	0	0	0	0	50	77	0.00	0.167
12 Juan Nicasio, R ERA: 1.27	(7, 1)	1.0	H	4	1	0	0	1	0	0	0	0	0	0	8	10	0.00	1.000
41 Daniel Hudson, R ERA: 5.33	(8, 1)	0.2	H	4	2	1	1	1	0	0	0	0	0	1	10	14	13.50	3.000
73 Felipe Vázquez, L ERA: 0.53	(8, 1)	1.1	S	4	0	0	0	0	0	0	0	0	0	0	8	12	0.00	0.000

PITCHER	IP	WLS	BF	H	R	ER	SO	BB	IBB	HBP	BLK	WP	HR	S	P	ERA	WHIP

Miami Marlins @ Pittsburgh Pirates

PNC Park, Pittsburgh, PA

Sun Jun 11 2017, 1:37 PM - 4:08 PM EDT

Att. 22,925 - Sunny - 82 F

livebaseballscorecards.com

Batter	1	2	3	4	5	6	7	8	9	AB	R	H	RBI	BB	SO	LOB
26 Adam Frazier, L (1, 7) OBP: 0.366, SLG: 0.410	C FF 91 X FF 92 0-1 ① G4-3		C KC 74 F SI 91 X FF 91 0-2 ① G4-3		F FF 90 S CH 80 B KC 82 X CH 80 1-2 64 S 5 S 1B		S FF 95 X FF 96 0-1 ① G4-3			4	0	1	0	0	0	0
5 Josh Harrison, R (1, 4) (8, 9) OBP: 0.377, SLG: 0.468	C FF 92 X KC 82 0-1 ② L3		C CH 80 B SI 91 F SI 91 F CH 78 X CH 80 1-2 ② G5-3		F SI 89 B FF 90 B CH 79 B CH 80 B SI 89 4-1 64 S 1-2 BB		B CU 83 S FF 96 B CU 86 S FF 97 B FF 97 X FF 97 3-2 64 E 64 1B 1B			3	0	1	0	1	0	0
64 José Osuna, R (1, 9) OBP: 0.308, SLG: 0.475 73 Felipe Vázquez, L (8, 1)	C FF 92 B SI 92 X CH 80 1-1 23 1B 32 2B 1B		C CH 78 B FF 91 X SI 91 1-1 ③ F8		B SI 90 F KC 76 S CH 81 B SI 90 F FF 90 F CH 80 S CH 79 2-3 ③ K 1-2 2-3		X FF 96 0-0 E5 1-3 1B			4 0	1 0	2 0	0 0	0 0	1 0	2 0
23 David Freese, R (1, 5) OBP: 0.374, SLG: 0.418	B SI 91 D FF 91 X FF 91 2-0 32 2B 1-3 1B			C SI 90 F FF 92 B KC 78 S CH 79 1-3 ① K		X CH 78 0-0 ① G4-3	0-0 IBB			3	1	1	0	1	1	0
32 Elias Díaz, R (1, 2) OBP: 0.462, SLG: 0.588	D KC 76 C SI 90 F KC 80 B FF 91 F FF 91 B FF 91 F FF 91 X SI 91 3-2 1-H 3-H 2B			C KC 76 X CH 79 0-1 ② G5-3		C FF 90 B KC 78 X CH 78 1-1 55 1B 22 1B 10 1B 1B	B FF 96 B FF 97 F FF 97 S FF 96 S FF 97 2-3 ② K			4	1	2	2	0	1	3
22 Andrew McCutchen, R (1, 8) OBP: 0.328, SLG: 0.436	B CH 81 F FF 91 F CH 80 B FF 91 F CH 80 D KC 78 X FF 90 3-2 ③ L8			C KC 77 X FF 91 0-1 3B		X CH 80 0-0 10 1B 55 1B 28 G3-2 1-2 1B	X SI 96 0-0 ③ G6-3			4	0	2	0	0	0	4
55 Josh Bell, S (1, 3) OBP: 0.311, SLG: 0.448		C SI 90 S KC 77 B SI 91 S CH 80 1-3 ① K		X KC 77 0-0 ③ G5-3		C FF 90 C SI 90 B CH 79 B CH 80 X CH 80 2-2 10 1B 1-2 2-3 1B		S SL 80 B CH 87 F FF 95 X CH 89 1-2 ① G4-3		4	0	1	0	0	1	1
10 Jordy Mercer, R (1, 6) OBP: 0.348, SLG: 0.399		C SI 91 X SI 91 0-1 ② F7			B KC 76 C CH 80 B CH 78 X FF 91 2-1 ① G6-3	S CU 74 X SI 82 0-1 1-2 2-3 3-H 1B		B SL 80 C FF 94 F FF 94 S FF 95 1-3 ② K		4	0	1	1	0	1	0
46 Iván Nova, R (1, 1) OBP: 0.038, SLG: 0.038 28 John Jaso, L (6, PH) OBP: 0.331, SLG: 0.400 12 Juan Nicasio, R (7, 1) 41 Daniel Hudson, R (8, 1) 62 Max Moroff, S (8, 4) OBP: 0.211, SLG: 0.176		S FF 91 S KC 79 F SI 91 B KC 77 X FF 91 1-2 ③ L9			F FF 89 B SI 90 X FF 91 1-1 ② G4-3	B CH 75 X SI 82 1-0 ② ③ G3-2 3-Hf		C SL 80 C CH 89 X SL 81 0-2 ③ P5		2 1 0 0 1	0 0 0 0 0	0 0 0 0 0	0 0 0 0 0	0 0 0 0 0	0 3 0 0 0	0 0 0 0 0
Inning Stats	R: 2 E: 0 K: 0 S: 16 H: 3 LOB: 1 BB: 0 P: 25	R: 0 E: 0 K: 1 S: 9 H: 0 LOB: 0 BB: 0 P: 11	R: 0 E: 0 K: 0 S: 9 H: 0 LOB: 0 BB: 0 P: 11	R: 0 E: 0 K: 1 S: 8 H: 1 LOB: 1 BB: 0 P: 9	R: 0 E: 0 K: 1 S: 13 H: 1 LOB: 2 BB: 1 P: 23	R: 1 E: 0 K: 0 S: 10 H: 4 LOB: 2 BB: 0 P: 14	R: 0 E: 1 K: 1 S: 10 H: 2 LOB: 3 BB: 1 P: 15	R: 0 E: 0 K: 1 S: 9 H: 0 LOB: 0 BB: 0 P: 11		1B: 9 2B: 1 3B: 1 HR: 0	SF: 0 SAC: 0 DP: 1 HBP: 0					

	AB	R	H	RBI	BB	SO	LOB
BOTTOM	34	3	11	3	2	5	13

PITCHER		IP	WLS	BF	H	R	ER	SO	BB	IBB	HBP	BLK	WP	HR	S	P	ERA	WHIP
31 Jeff Locke, L ERA: 4.02	(1, 1)	5.1	L	25	8	3	3	3	1	0	0	0	0	0	62	89	5.06	1.688
29 Brad Ziegler, R ERA: 5.47	(6, 1)	0.2		2	1	0	0	0	0	0	0	0	0	0	3	4	0.00	1.500
71 Drew Steckenrider, R ERA:	(7, 1)	1.0		6	2	0	0	1	0	1	0	0	0	0	10	15	0.00	2.000
46 Kyle Barraclough, R ERA: 3.62	(8, 1)	1.0		3	0	0	0	1	0	0	0	0	0	0	9	11	0.00	0.000

PITCHER	IP	WLS	BF	H	R	ER	SO	BB	IBB	HBP	BLK	WP	HR	S	P	ERA	WHIP

WP: 0 PB: 0 SB: 3 CS: 0 PA: 36

Colorado Rockies @ Pittsburgh Pirates

PNC Park, Pittsburgh, PA

Mon Jun 12 2017, 7:10 PM - 10:17 PM EDT

Att. 16,320 - Partly Cloudy - 86 F

livebaseballscorecards.com

Batter	1	2	3	4	5	6	7	8	9	AB	R	H	RBI	BB	SO	LOB
19 Charlie Blackmon, L (1, 8) OBP: 0.384, SLG: 0.623	B SI 94 F SI 95 F SI 96 B CU 83 B SI 96 F SI 95 F FF 97 F FF 97 C CU 83 3-3 ① K		B SI 96 B CH 88 B SI 96 C SI 96 C FF 97 B FF 97 4-2 9 G5-4-3 1-2 BB		C SI 95 X CU 83 0-1 28 WP 9 1B 1B		C SI 94 C SI 94 F SL 85 X SL 85 0-2 ①② G4-6-3 1-2f		B SI 94 F SI 94 B SL 87 S SI 95 F SI 96 S SL 88 2-3 ① K 2-3	4	0	1	0	1	2	2
9 DJ LeMahieu, R (1, 4) OBP: 0.348, SLG: 0.372	B FF 96 F FF 95 B SI 96 F FF 95 T SI 97 2-2 ② K		X CU 83 0-0 ②③ G5-4-3 1-2f		C SI 95 1 SAFE X CU 82 0-1 1-2 1B		C SI 94 B SI 93 X CH 88 1-1 28 1B 1B		X SL 87 0-0 ② G6-3 3-H	5	0	2	1	0	1	2
28 Nolan Arenado, R (1, 5) OBP: 0.351, SLG: 0.557	C SI 95 F FF 96 B SI 96 X SI 95 1-2 12 S 1B			C FF 94 B CU 80 B SI 94 B CU 81 S FF 96 X FF 96 3-2 12 BB 1B	B SI 96 B FF 96 X CU 82 2-0 ③ F8 2-3		C SI 93 B SI 84 X SI 94 1-1 1-3 1B		B SL 89 S SI 95 C SL 88 B SL 87 S SL 88 2-3 ③ K	5	0	3	0	0	1	2
12 Mark Reynolds, R (1, 3) OBP: 0.390, SLG: 0.578 52 Chris Rusin, L (7, 1) OBP: 0.400, SLG: 0.400	B FF 95 F SI 95 C CU 82 D CU 82 B CU 83 X SI 96 3-2 ③ L9 1-2			B SI 95 B FF 96 C CU 82 B FF 96 B FF 96 4-1 1-2 BB		C FF 88 T FC 86 S SI 88 0-3 ① K	B SL 84 S CH 87 C CH 86 S SL 84 1-3 ③ K			3 0	0 0	0 0	0 0	1 0	2 0	3 0
5 Carlos González, L (1, 9) OBP: 0.297, SLG: 0.342		X SI 94 0-0 ① G4-3		B SI 96 B CH 89 F SI 96 B SI 96 F SI 95 X CU 83 3-2 ① P4		B FC 82 B FC 84 F FC 83 S CU 73 F FF 88 X CU 73 2-2 ② G4-3		B SI 96 C SI 95 S SL 87 S SL 88 1-3 ① K		4	0	0	0	0	1	2
20 Ian Desmond, R (1, 7) (7, 3) OBP: 0.313, SLG: 0.387		C FF 94 B SI 94 X CU 81 1-1 ② G6-3		F CU 82 F CU 81 T FF 97 0-2 ② K		C FF 89 F CH 80 F FC 86 B FF 88 X FC 85 1-2 27 1B 2B		B SI 96 B FF 96 B SI 95 B SI 96 4-0 7 BB BB		3	1	1	0	1	1	2
27 Trevor Story, R (1, 6) OBP: 0.302, SLG: 0.400 45 Scott Oberg, R (6, 1) 7 Raimel Tapia, L (7, 7) OBP: 0.261, SLG: 0.158		C FF 95 B CU 80 S CU 81 S CU 82 1-3 ③ K		X CU 81 0-0 ③ P4		D CH 79 X FC 85 1-0 2-H 1B		B SI 94 B SL 85 B SI 95 C SI 94 C SI 94 F SI 96 B SI 95 4-2 14 G4-6-3 1-2 BB		3 0 0	0 0 0	1 0 0	1 0 0	0 0 1	1 0 0	2 0 0
14 Tony Wolters, L (1, 2) OBP: 0.397, SLG: 0.358			B SI 94 B SI 94 C FF 94 X SI 95 2-1 ① G6-3		C SI 94 B CH 88 B SI 95 X FF 95 2-1 ① G6-3	B SL 82 B FC 88 C FC 89 1 SAFE X FC 88 2-1 ③ F7		C SI 95 B SI 94 X SI 94 1-1 ②③ G4-6-3 1-2f		4	0	0	0	0	0	3
31 Kyle Freeland, L (1, 1) OBP: 0.304, SLG: 0.455 4 Pat Valaika, R (6, 6) OBP: 0.268, SLG: 0.500			C SI 95 X FF 95 0-1 19 BB 1B		B SI 94 C SI 95 B FF 95 F SI 95 S CU 82 2-3 ② K		B SI 94 B SI 93 X SI 93 2-0 19 G4-6-3 1B		C SI 94 B SI 94 B SL 87 X FF 96 2-1 19 WP 9 G6-3 2B	2 2	0 1	1 2	0 0	0 0	1 0	0 0
Inning Stats	R: 0 E: 0 K: 2 S: 15 H: 1 LOB: 1 BB: 0 P: 24	R: 0 E: 0 K: 1 S: 6 H: 0 LOB: 0 BB: 0 P: 8	R: 0 E: 0 K: 0 S: 7 H: 1 LOB: 1 BB: 1 P: 13	R: 0 E: 0 K: 1 S: 11 H: 1 LOB: 2 BB: 1 P: 21	R: 0 E: 0 K: 1 S: 10 H: 2 LOB: 2 BB: 0 P: 16	R: 1 E: 0 K: 1 S: 14 H: 2 LOB: 1 BB: 0 P: 20	R: 0 E: 0 K: 1 S: 12 H: 3 LOB: 2 BB: 0 P: 17	R: 0 E: 0 K: 1 S: 8 H: 0 LOB: 1 BB: 2 P: 18	R: 1 E: 0 K: 2 S: 10 H: 1 LOB: 0 BB: 0 P: 16	1B: 9 2B: 2 3B: 0 HR: 0 SF: 0 SAC: 0 DP: 3 HBP: 0						

TOP	
AB	35
R	2
H	11
RBI	2
BB	4
SO	10
LOB	18

WP: 2 PB: 0 SB: 1 CS: 0 PA: 39

PITCHER		IP	WLS	BF	H	R	ER	SO	BB	IBB	HBP	BLK	WP	HR	S	P	ERA	WHIP
50 Jameson Taillon, R ERA: 2.9	(1, 1)	5.0	W	21	5	0	0	5	2	0	0	0	1	0	49	82	0.00	1.400
38 Wade LeBlanc, L ERA: 4.03	(6, 1)	1.0		5	2	1	1	1	0	0	0	0	0	0	14	20	9.00	2.000
44 Tony Watson, L ERA: 4.13	(7, 1)	1.0		5	3	0	0	1	0	0	0	0	0	0	12	17	0.00	3.000
37 Edgar Santana, R ERA: 4.5	(8, 1)	1.0		4	0	0	0	1	2	0	0	0	0	0	8	18	0.00	2.000
52 Jhan Mariñez, R ERA: 4.06	(9, 1)	1.0		4	1	1	1	2	0	0	0	0	1	0	10	16	9.00	1.000

PITCHER	IP	WLS	BF	H	R	ER	SO	BB	IBB	HBP	BLK	WP	HR	S	P	ERA	WHIP

Batter	1	2	3	4	5	6	7	8	9	AB	R	H	RBI	BB	SO	LOB
62 Max Moroff, S (1, 4) OBP: 0.250, SLG: 0.158	B SI 89 C SI 89 B SL 85 B FF 91 B SI 90 4-1 5 HR BB	C CU 78 B CH 86 C SI 91 F SI 92 F SL 85 X SI 93 1-2 ③ G6-3		H FF 91 1-0 25 E HBP		B FF 90 B SL 83 S SI 91 1 SAFE 1 SAFE C SI 90 X SL 84 2-2 ② FC6 5 1B 25 1B 1-2f	X FF 92 0-0 ② SF8 1-2 2-3 3-H			2	2	0	1	1	0	2
5 Josh Harrison, R (1, 7) OBP: 0.381, SLG: 0.481	C SI 91 1 SAFE 1 SAFE B SI 91 X SL 85 1-1 1-H HR		C SI 90 B CH 84 X SI 90 1-1 E6 25 G4-3 23 2B	B SI 90 C FF 90 X SI 90 1-1 ② L8		D CU 77 X FF 90 1-0 25 1B 1-3 1B	0-0 IBB			4	2	2	2	1	0	1
25 Gregory Polanco, L (1, 9) OBP: 0.321, SLG: 0.366	B FF 92 C SL 86 X SL 86 1-1 ① P6		B SL 86 S SL 87 1 SAFE X SL 85 1-1 ① G4-3 1-2	1 SAFE X SL 83 0-0 ③ P6 1-3		C SL 86 B FF 92 B SL 86 X FF 92 2-1 23 FC6-4 1-3 3-H 1B	S FC 90 D SI 92 D FC 89 X FC 89 2-1 ③ P6			5	0	1	1	0	0	5
23 David Freese, R (1, 5) OBP: 0.374, SLG: 0.424	C SI 90 X FF 92 0-1 1B		B CU 80 C FF 90 B SL 84 X SI 91 2-1 64 1B 22 1B 2-H 2B		C FF 90 C SI 90 B CU 76 F SL 85 B FF 91 F CU 75 B SL 84 T FF 91 3-2 ① K	C SL 89 X SL 89 0-1 ③ FC6-4 1-2f		C FC 88 S FF 91 S CH 84 0-3 ① K		5	1	2	1	0	2	2
64 José Osuna, R (1, 3) OBP: 0.313, SLG: 0.471	C SI 90 D SI 91 X SI 91 1-1 ② L9		B FF 93 B SI 89 X SI 91 2-0 32 FC1-5 22 1B 2-3 1B		C SL 85 X CH 85 0-1 ② G4-3		X SL 90 0-0 22 FC5-4 1B	C FC 88 S CH 83 X CH 82 0-2 ② L7		5	0	2	0	0	0	1
22 Andrew McCutchen, R (1, 8) OBP: 0.330, SLG: 0.433	S SI 90 X SI 90 0-1 ③ G5-3		C FF 91 B FF 91 X SI 90 1-1 32 FC1-5 1-2 3-H 1B		B FF 90 B SI 92 B SI 91 C SI 91 B SI 91 4-1 BB		B SL 87 S FF 96 D SL 88 F SL 89 F FF 96 X SI 96 2-2 ① FC5-4 10 BB 32 1B 28 BB 1-2f	C SI 91 F CH 84 B FC 88 X CH 84 1-2 ③ L3		4	1	1	1	1	0	2
32 Elias Díaz, R (1, 2) OBP: 0.442, SLG: 0.553		C SI 88 X CH 88 0-1 ① G4-3	F CU 78 B SI 90 X SI 91 1-1 ② FC1-5 10 FC5-4 1-2 2-3f	C SI 91 B SI 92 F SI 92 S CU 77 1-3 ③ K		F FF 96 1 SAFE F SI 96 B SL 90 X FF 97 1-2 28 BB 10 BB 62 SF8 1-2 1B				4	1	1	0	0	1	3
10 Jordy Mercer, R (1, 6) OBP: 0.351, SLG: 0.398		B SI 90 B SI 90 F SI 91 X SI 91 2-1 50 SH3-4 1B	B SI 90 X FF 90 1-0 ③ FC5-4 1-2f			B CH 88 F SI 88 F SI 90 B CU 82 F FF 90 T CU 77 2-2 ① K	B FF 96 B FF 95 B SI 95 C SI 94 B SI 95 4-1 62 SF8 28 BB 1-2 2-3 BB			3	0	1	0	1	1	2
50 Jameson Taillon, R (1, 1) OBP: 0.091, SLG: 0.091 38 Wade LeBlanc, L (6, 1) OBP: 0.200, SLG: 0.200 55 Josh Bell, S (6, PH) OBP: 0.314, SLG: 0.451 44 Tony Watson, L (7, 1) 28 John Jaso, L (7, PH) OBP: 0.336, SLG: 0.400 37 Edgar Santana, R (8, 1) 52 Jhan Mariñez, R (9, 1)		X SL 86 0-0 ② SH3-4 1-2		B CU 74 X CH 88 1-0 ① G4-3		B CU 77 X SI 90 1-0 62 FC6 1B	S FC 88 F FC 88 F FC 87 B SI 92 F FC 88 D CH 85 D SL 87 D FC 88 4-2 62 SF8 1-2 2-3 3-H BB			1 0 1 0 0 0 0	0 0 0 0 0 0 0	0 0 1 0 0 1 0	0 0 0 0 0 1 0	0 0 0 0 0 0 0	0 0 0 0 0 0 0	0 0 0 0 0 0 0
Inning Stats	R: 2 E: 0 K: 0 S: 11 H: 2 LOB: 1 BB: 1 P: 18	R: 0 E: 0 K: 0 S: 10 H: 1 LOB: 1 BB: 0 P: 13	R: 2 E: 1 K: 0 S: 12 H: 3 LOB: 2 BB: 0 P: 21	R: 0 E: 1 K: 0 S: 4 H: 0 LOB: 1 BB: 0 P: 7	R: 0 E: 0 K: 2 S: 11 H: 0 LOB: 1 BB: 1 P: 19	R: 1 E: 0 K: 1 S: 13 H: 3 LOB: 2 BB: 0 P: 21	R: 2 E: 0 K: 0 S: 16 H: 2 LOB: 3 BB: 3 P: 29	R: 0 E: 0 K: 1 S: 9 H: 0 LOB: 0 BB: 0 P: 10		1B: 9 2B: 1 3B: 0 HR: 1 SF: 1 SAC: 1 DP: 0 HBP: 1						

PITCHER		IP	WLS	BF	H	R	ER	SO	BB	IBB	HBP	BLK	WP	HR	S	P	ERA	WHIP
31 Kyle Freeland, L ERA: 3.57	(1, 1)	5.2	L	30	9	5	4	3	2	0	1	0	0	1	59	97	6.35	1.941
45 Scott Oberg, R ERA: 5.47	(6, 1)	0.2		5	2	2	2	0	1	0	0	0	0	0	11	18	27.00	4.500
52 Chris Rusin, L ERA: 2.31	(7, 1)	1.2		7	0	0	0	1	1	1	0	0	0	0	16	23	0.00	0.600

PITCHER	IP	WLS	BF	H	R	ER	SO	BB	IBB	HBP	BLK	WP	HR	S	P	ERA	WHIP

BOTTOM

Colorado Rockies @ Pittsburgh Pirates

PNC Park, Pittsburgh, PA

Mon Jun 12 2017, 7:10 PM - 10:17 PM EDT

Att. 16,320 - Partly Cloudy - 86 F

livebaseballscorecards.com

AB	34
R	7
H	11
RBI	7
BB	5
SO	4
LOB	18

Colorado Rockies @ Pittsburgh Pirates

PNC Park, Pittsburgh, PA

Tue Jun 13 2017, 7:08 PM - 9:50 PM EDT

Att. 16,764 - Overcast - 75 F

TOP

livebaseballscorecards.com

Batter	1	2	3	4	5	6	7	8	9	AB	R	H	RBI	BB	SO	LOB
19 Charlie Blackmon, L (1, 8) OBP: 0.379, SLG: 0.614	C FF 96 X FF 97 0-1 F7		B SL 90 X SL 88 1-0 L9			C FF 97 X SI 95 0-1 F7		C SI 96 C SI 95 F SL 90 B SL 91 F FF 96 F SL 91 F SI 96 F FF 96 F FF 92 1-3 S SL 80 K		4	0	0	0	0	1	1
9 DJ LeMahieu, R (1, 4) OBP: 0.347, SLG: 0.370	B FF 95 C FF 96 X FF 97 1-1 28 G4-6-3 1B			C SI 95 X SL 88 0-1 L9		C FF 97 X SI 96 0-1 E1 28 F9		B SI 94 B FF 98 C FF 95 C FF 95 F FF 97 T SI 97 2-2 K		4	0	1	0	0	1	0
28 Nolan Arenado, R (1, 5) OBP: 0.346, SLG: 0.549	1 SAFE B FF 97 S SL 90 C FF 96 D SL 92 F FF 97 F FF 96 X SI 99 2-2 G4-6-3 1-2f			F SI 96 B CH 91 T FF 97 B FF 97 X SL 91 2-2 G5-3		C SL 88 C FF 96 D FF 98 F FF 97 X SL 91 1-2 F9 2-3		X SI 95 0-0 F7		4	0	0	0	0	0	2
12 Mark Reynolds, R (1, 3) OBP: 0.388, SLG: 0.571		B KC 83 C KC 81 S FF 96 X SL 89 1-2 G5-3		C FF 96 C SI 96 B CH 91 S SL 91 1-3 K		X FF 98 0-0 P1			B FF 99 B FF 99 B FF 99 B FF 97 4-0 20 G1-3 27 1B BB	3	1	0	0	1	1	1
5 Carlos González, L (1, 9) OBP: 0.292, SLG: 0.336		S FF 97 B FF 98 B FF 97 B SI 92 X SI 96 3-1 G6-3			B CH 90 X SI 96 1-0 L7		S SL 88 F SI 98 B SL 87 X SI 97 1-2 G4-3		B FF 98 C FF 99 S FF 98 F FF 98 S SL 85 1-3 K	4	0	0	0	0	1	1
20 Ian Desmond, R (1, 7) OBP: 0.311, SLG: 0.380		B FF 95 C FF 97 B FF 96 C FF 98 B SL 91 C SI 97 3-3 K			F FF 95 B FF 96 X SL 89 1-1 G1-3		B SL 88 B SL 89 B SI 95 B FF 97 4-1 14 G3 27 BB BB		B FF 98 B FF 99 C FF 98 B FF 99 C FF 99 X FF 98 3-2 G1-3 1-2	3	0	0	0	1	1	1
27 Trevor Story, R (1, 6) OBP: 0.310, SLG: 0.401			B FF 96 F SL 88 B KC 82 B FF 96 X SI 96 3-1 L4		B CH 89 F SL 88 B FF 96 B CH 90 F SI 97 B KC 84 4-2 14 1B 14 1B BB		B FF 97 1 SAFE B FF 97 1 SAFE F FF 96 B CH 88 B FF 97 4-1 14 G3 1-2 BB		B FF 97 C CH 87 X FF 100 1-1 4 FC6-4 2-H 1B	2	1	1	1	2	0	0
14 Tony Wolters, L (1, 2) OBP: 0.403, SLG: 0.366 4 Pat Valaika, R (9, PH) OBP: 0.264, SLG: 0.493			B FF 98 B CH 89 F SI 96 B SI 96 X FF 96 3-1 32 SH1-4 1B		1 SAFE 1 SAFE X FF 98 0-0 1-H 1B		C FF 99 D SL 90 X SI 97 1-1 G3 1-2 2-3		C SL 84 X SL 84 0-1 FC6-4 1-2f	3 1	0 0	2 0	1 0	0 0	0 0	2 1
32 Tyler Chatwood, R (1, 1) OBP: 0.208, SLG: 0.250 2 Alexi Amarista, L (7, PH) OBP: 0.325, SLG: 0.474 0 Adam Ottavino, S (7, 1) 24 Jordan Lyles, R (8, 1) OBP: 0.500, SLG: 0.500			X FF 94 0-0 SH1-4 1-2		B SL 89 C FF 96 C FF 97 D SL 92 X FF 98 2-2 G3		C FF 98 F SL 91 B SI 98 F SL 90 S SL 88 1-3 K			1 1 0 0	0 0 0 0	0 0 0 0	0 0 0 0	0 0 0 0	0 1 0 0	1 2 0 0

Inning Stats	1	2	3	4	5	6	7	8	9
R	0	0	0	0	1	0	0	0	1
E	0	0	0	0	0	1	0	0	0
K	0	1	0	1	0	0	1	2	1
S	9	8	6	8	9	9	11	14	11
H	1	0	1	0	1	0	0	0	1
LOB	0	0	0	0	1	1	2	0	1
BB	0	0	0	0	1	0	2	0	1
P	12	15	13	11	17	10	22	17	20

1B	4	
2B	0	
3B	0	
HR	0	
SF	0	
SAC	1	
DP	1	
HBP	0	
WP	0	
PB	0	
SB	0	
CS	0	
PA	35	

	AB	30
	R	2
	H	4
	RBI	2
	BB	4
	SO	6
	LOB	12

PITCHER		IP	WLS	BF	H	R	ER	SO	BB	IBB	HBP	BLK	WP	HR	S	P	ERA	WHIP
45 Gerrit Cole, R ERA: 4.54	(1, 1)	7.0	W	27	3	1	1	3	3	0	0	0	0	0	60	100	1.29	0.857
12 Juan Nicasio, R ERA: 1.23	(8, 1)	1.0	H	3	0	0	0	2	0	0	0	0	0	0	14	17	0.00	0.000
73 Felipe Vázquez, L ERA: 0.78	(9, 1)	1.0		5	1	1	1	1	1	0	0	0	0	0	11	20	9.00	2.000

PITCHER		IP	WLS	BF	H	R	ER	SO	BB	IBB	HBP	BLK	WP	HR	S	P	ERA	WHIP

Batter	1	2	3	4	5	6	7	8	9	AB	R	H	RBI	BB	SO	LOB
26 Adam Frazier, L (1, 7) OBP: 0.358, SLG: 0.400	X SI 93 0-0 ① L7		C CU 76 B CU 78 S CH 87 S CU 80 1-3 ① K		B FC 92 B FF 96 B FF 96 C FF 94 F FC 91 F FC 90 C SI 95 3-3 ② K		C SI 95 B ST 82 F ST 82 S ST 81 1-3 ② K2-3			4	0	0	0	0	3	1
5 Josh Harrison, R (1, 4) OBP: 0.375, SLG: 0.473	C FF 93 B SI 94 B CU 78 S SI 93 F CU 79 T FC 89 2-2 ② K		B CU 77 B FC 89 X FC 89 2-0 ② F9		F FF 96 S FF 96 C SI 96 0-3 ③ K		S ST 82 S SI 95 B SI 95 B ST 82 B ST 82 S ST 83 3-3 ③ K			4	0	0	0	0	3	1
25 Gregory Polanco, L (1, 9) OBP: 0.320, SLG: 0.364	B SI 94 X 1-0 1B		X FF 96 0-0 ③ P6			L SI 93 F SI 95 S FC 91 0-3 ① K		B CU 80 X SI 94 1-0 ① L8		4	0	1	0	0	1	0
23 David Freese, R (1, 5) OBP: 0.377, SLG: 0.426	C FC 89 X SI 94 0-1 ③ G1-3			F SI 92 X SI 93 0-1 55 G6-4-3 1B		F FC 90 C FF 96 X SI 95 0-2 55 G3-1 1B		T SI 93 B CU 82 S SL 89 B SL 89 T SI 95 2-2 ② K		4	0	2	0	0	1	1
55 Josh Bell, S (1, 3) OBP: 0.317, SLG: 0.449		B FF 93 F FF 94 X SI 94 1-1 22 G1-6-3 1B		X SI 95 0-0 ①② G6-4-3 1-2f		B SI 94 C SI 95 B SI 95 X SI 96 2-1 ② G3-1 1-2		B CU 82 B SI 95 B SI 95 C SI 94 B SI 95 4-1 22 HR BB		3	1	1	0	1	0	2
22 Andrew McCutchen, R (1, 8) OBP: 0.332, SLG: 0.460		C SI 93 B SI 94 D SI 93 D CH 91 F SI 94 F FC 90 X SI 95 3-2 ① G1-6-3 1-2		B SI 95 C FC 90 B SI 94 F SI 94 X CU 79 2-2 HR		B SI 95 B SI 95 X FC 91 2-0 ③ L8		B SI 95 B SL 89 B SL 89 X SI 95 3-0 1-H HR		4	2	2	3	0	0	2
32 Elias Díaz, R (1, 2) OBP: 0.404, SLG: 0.500		X SI 93 0-0 ② L8		B FC 88 C FC 88 F FF 95 B CU 80 X FC 90 2-2 ③ G6-3			C ST 80 B SI 94 F ST 81 B SI 95 X ST 83 2-2 ① G3	X FF 96 0-0 ③ G6-3		4	0	0	0	0	0	1
10 Jordy Mercer, R (1, 6) OBP: 0.359, SLG: 0.408		D FC 90 B SI 94 B SI 94 3-0 IBB			B FC 88 C SI 93 B FC 89 X SI 94 2-1 45 SH1-4 2B		C SI 94 X ST 81 0-1 28 HR 1B			2	1	2	0	1	0	0
45 Gerrit Cole, R (1, 1) OBP: 0.091, SLG: 0.091 28 John Jaso, L (7, PH) OBP: 0.340, SLG: 0.429 12 Juan Nicasio, R (8, 1) 73 Felipe Vázquez, L (9, 1)		S FC 90 B FC 90 C SI 94 D CU 78 X FC 88 2-2 ③ G4-3			X SI 91 0-0 ① SH1-4 2-3		B SI 94 X SI 93 1-0 1-H HR			1 1 0 0	0 1 0 0	0 1 0 0	0 2 0 0	0 0 0 0	0 0 0 0	2 0 0 0
Inning Stats	R: 0 E: 0 K: 1 S: 8 H: 1 LOB: 1 BB: 0 P: 11	R: 0 E: 0 K: 0 S: 10 H: 1 LOB: 2 BB: 1 P: 19	R: 0 E: 0 K: 1 S: 5 H: 0 LOB: 0 BB: 0 P: 8	R: 1 E: 0 K: 0 S: 9 H: 2 LOB: 0 BB: 0 P: 13	R: 0 E: 0 K: 2 S: 10 H: 1 LOB: 1 BB: 0 P: 15	R: 0 E: 0 K: 1 S: 9 H: 1 LOB: 1 BB: 0 P: 13	R: 2 E: 0 K: 2 S: 12 H: 2 LOB: 0 BB: 0 P: 19	R: 2 E: 0 K: 1 S: 7 H: 1 LOB: 0 BB: 1 P: 17		1B: 5 2B: 1 3B: 0 HR: 3 SF: 0 SAC: 1 DP: 1 HBP: 0				WP: 0 PB: 0 SB: 0 CS: 0 PA: 34		

PITCHER		IP	WLS	BF	H	R	ER	SO	BB	IBB	HBP	BLK	WP	HR	S	P	ERA	WHIP
32 Tyler Chatwood, R ERA: 4.16	(1, 1)	6.0		24	6	1	1	5	0	1	0	0	0	1	51	79	1.50	1.000
0 Adam Ottavino, R ERA: 3.13	(7, 1)	1.0	L	5	2	2	2	2	0	0	0	0	0	1	12	19	18.00	2.000
24 Jordan Lyles, R ERA: 7.06	(8, 1)	1.0		5	1	2	2	1	1	0	0	0	0	1	7	17	18.00	2.000

PITCHER	IP	WLS	BF	H	R	ER	SO	BB	IBB	HBP	BLK	WP	HR	S	P	ERA	WHIP

BOTTOM

Colorado Rockies @ Pittsburgh Pirates
PNC Park, Pittsburgh, PA
Tue Jun 13 2017, 7:08 PM - 9:50 PM EDT
Att. 16,764 - Overcast - 75 F

livebaseballscorecards.com

AB	31
R	5
H	9
RBI	5
BB	2
SO	8
LOB	10

Colorado Rockies @ Pittsburgh Pirates

PNC Park, Pittsburgh, PA

Wed Jun 14 2017, 7:07 PM - 10:25 PM EDT

Att. 17,308 - Rain - 77 F

TOP

livebaseballscorecards.com

Batter	1	2	3	4	5	6	7	8	9	AB	R	H	RBI	BB	SO	LOB
19 Charlie Blackmon, L (1, 8) OBP: 0.373, SLG: 0.603	C FF 94 X SI 94 0-1 G6-3 ①		B SI 96 S CH 89 X FF 97 1-1 F8 ③		2 SAFE D SI 96 B FF 96 B FF 94 S SI 92 C FF 93 F FF 94 X SL 89 3-2 L9 ②		S CH 86 B CH 86 B FF 95 X FF 95 2-1 P6 ②		B SI 95 F CH 91 F SI 95 B FF 96 B SL 87 F SL 87 X SL 86 3-2 G4-3 ③	5	0	0	0	0	0	5
9 DJ LeMahieu, R (1, 4) OBP: 0.342, SLG: 0.364	B FF 94 B FF 94 C SI 94 F FF 94 T SL 88 2-2 K ②			C SL 87 F SI 96 B SL 90 F FF 96 X SI 95 1-2 G6-3 ①	C SI 94 B SI 95 B FF 95 X SI 97 2-1 FC6-4 ③ 1-2f		D FF 96 S FF 95 S SL 85 S SL 84 1-3 K ③			4	0	0	0	0	2	4
28 Nolan Arenado, R (1, 5) OBP: 0.341, SLG: 0.540	B FF 95 F SI 95 S SI 95 S SI 97 1-3 K ③			X SI 96 0-0 L8 ②		B FF 96 X SI 94 1-0 G5-3 ①		F SI 93 S SI 93 B SI 94 X SI 93 1-2 P4 ①		4	0	0	0	0	1	0
12 Mark Reynolds, R (1, 3) OBP: 0.382, SLG: 0.561		C SI 92 B KC 81 C FF 93 B SI 94 X SL 88 2-2 G5-3 ①		F SI 96 B SL 90 B SI 96 S SL 90 X SL 88 2-2 G5-3 ③		C SI 96 C SI 96 B FF 97 S SL 88 1-3 K ②		S SI 93 F SL 83 C SI 93 0-3 K ②		4	0	0	0	0	2	0
20 Ian Desmond, R (1, 7) OBP: 0.316, SLG: 0.398		X KC 80 0-0 HR			B FF 96 B SL 90 B FF 96 B SI 93 4-0 7 1B 27 1B BB	S FF 96 S SL 87 S SL 89 0-3 K ③		F SI 94 B SI 93 B CH 87 C SI 93 S SI 94 2-3 K ③		3	2	1	1	1	2	0
7 Raimel Tapia, L (1, 9) OBP: 0.370, SLG: 0.348		C SI 93 B FF 95 X CH 88 1-1 27 CS 1B			1 SAFE B FF 96 F SI 96 X SI 95 1-1 14 FC4-6 27 1B 48 SH 1-2 1B		T SI 94 X SI 96 0-1 27 F9 2 1B 2B		C SI 96 X SI 95 0-1 14 SH1-4 27 1B 4 SF7 1B	4	3	4	0	0	0	0
27 Trevor Story, R (1, 6) OBP: 0.314, SLG: 0.403		B FF 95 D FF 95 F SI 94 B FF 96 X SI 96 3-1 G6-3 ②③ 1-2			S SL 89 S SL 89 X SL 89 0-2 14 FC4-6 1-2 2-H 1B		C SL 84 T SI 94 B SL 86 X SL 86 1-2 F9 ① 2-3		C SI 95 1 SAFE 1 SAFE X SI 94 0-1 14 SH1-4 1-2 1B	4	0	2	1	0	0	2
14 Tony Wolters, L (1, 2) OBP: 0.401, SLG: 0.360			F SI 94 S SL 87 S SL 88 0-3 K ①		S SI 97 C SI 96 F FF 98 F SI 98 F FF 99 X KC 85 0-2 FC4-6 ① 48 SH 1-2f 2-3		F SI 95 B FF 95 B SL 86 B SI 95 B SL 85 4-1 2 1B BB		B SI 95 B SI 94 L SI 95 X SI 94 2-1 SH1-4 ① 1-2 2-3	2	0	0	0	1	1	2
48 Germán Márquez, R (1, 1) OBP: 0.143, SLG: 0.143 52 Chris Rusin, L (6, 1) OBP: 0.400, SLG: 0.400 2 Alexi Amarista, L (7, PH) OBP: 0.333, SLG: 0.481 0 Adam Ottavino, S (7, 1) 51 Jake McGee, L (7, 1) 4 Pat Valaika, R (9, PH) OBP: 0.250, SLG: 0.493 56 Greg Holland, R (9, 1)			C SI 95 X FF 95 0-1 G4-3 ②		B FF 98 L SI 96 L SI 96 X SI 94 1-2 SH 9 FC6-4 1-2 3-H		C SI 95 F SI 94 X SL 87 0-2 1-3 3-H 1B		S SI 94 F SI 95 X SI 95 0-2 SF7 ② 3-H	1 0 1 0 0 0 0	0 0 0 0 0 0 0	0 0 1 0 0 0 0	1 0 1 0 0 1 0	0 0 0 0 0 0 0	0 0 0 0 0 0 0	0 0 0 0 0 0 0
Inning Stats	R: 0 E: 0 K: 2 S: 8 H: 0 LOB: 0 BB: 0 P: 11	R: 1 E: 0 K: 0 S: 8 H: 2 LOB: 0 BB: 0 P: 14	R: 0 E: 0 K: 1 S: 7 H: 0 LOB: 0 BB: 0 P: 8	R: 0 E: 0 K: 0 S: 8 H: 0 LOB: 0 BB: 0 P: 11	R: 2 E: 1 K: 0 S: 20 H: 2 LOB: 2 BB: 1 P: 31	R: 0 E: 0 K: 2 S: 7 H: 0 LOB: 0 BB: 0 P: 9	R: 1 E: 0 K: 1 S: 14 H: 2 LOB: 2 BB: 1 P: 22	R: 0 E: 0 K: 2 S: 9 H: 0 LOB: 0 BB: 0 P: 12	R: 1 E: 0 K: 0 S: 13 H: 2 LOB: 1 BB: 0 P: 18	1B: 6 2B: 1 3B: 0 HR: 1 SF: 1 SAC: 2 DP: 0 HBP: 0						

	AB	32
	R	5
	H	8
	RBI	5
	BB	2
	SO	8
	LOB	13

WP: 0 PB: 0 SB: 0 CS: 1 PA: 37

PITCHER		IP	WLS	BF	H	R	ER	SO	BB	IBB	HBP	BLK	WP	HR	S	P	ERA	WHIP
39 Chad Kuhl, R ERA: 5.61	(1, 1)	5.0	L	20	4	3	3	3	1	0	0	0	0	1	51	75	5.40	1.000
37 Edgar Santana, R ERA: 5.4	(6, 1)	1.1		7	2	1	1	2	1	0	0	0	0	0	16	23	6.75	2.250
41 Daniel Hudson, R ERA: 5.2	(7, 1)	0.2		2	0	0	0	1	0	0	0	0	0	0	5	8	0.00	0.000
44 Tony Watson, L ERA: 3.99	(8, 1)	1.0		3	0	0	0	2	0	0	0	0	0	0	9	12	0.00	0.000
52 Jhan Mariñez, R ERA: 4.22	(9, 1)	1.0		5	2	1	1	0	0	0	0	0	0	0	13	18	9.00	2.000

PITCHER		IP	WLS	BF	H	R	ER	SO	BB	IBB	HBP	BLK	WP	HR	S	P	ERA	WHIP

Colorado Rockies @ Pittsburgh Pirates

PNC Park, Pittsburgh, PA

Wed Jun 14 2017, 7:07 PM - 10:25 PM EDT

Att. 17,308 - Rain - 77 F

livebaseballscorecards.com

BOTTOM

Batter	1	2	3	4	5	6	7	8	9	AB	R	H	RBI	BB	SO	LOB
26 Adam Frazier, L (1, 4) OBP: 0.361, SLG: 0.405	C FF 95 F SI 96 B KC 83 F FF 98 F SI 98 F KC 80 B FF 98 F FF 98 B FF 98 4-2 F SI 96 B FF 96 25 S BB		C FF 97 C CH 87 F SI 98 C KC 82 0-3 ③ K			B CH 85 F SI 95 F SI 96 B FF 98 F KC 80 X SI 98 2-2 5 1B 25 G3-6-1 2B	F FF 92 B FF 93 B FF 94 X FF 94 2-1 ② F8			3	1	1	0	1	1	3
5 Josh Harrison, R (1, 5) OBP: 0.374, SLG: 0.469	F FF 96 1 SAFE B FF 95 F FF 94 D KC 80 1 SAFE B FF 96 1 SAFE X FF 95 3-2 ① F7			C KC 73 X KC 82 0-1 ① G6-3		X FF 93 0-0 25 G3-6-1 2-3 1B	F FF 96 F FF 96 S FF 97 0-3 ③ K			4	0	1	0	0	1	4
25 Gregory Polanco, L (1, 9) OBP: 0.313, SLG: 0.356	F FF 94 1 SAFE F FF 96 D KC 82 B SI 98 S FF 95 2-3 ② K 1-2			C FF 95 X CH 86 0-1 ② F9		1 SAFE 1 SAFE X FC 88 0-0 ① ② G3-6-1 1-2f 3-H		T FF 93 X FF 95 0-1 ① F7		4	0	0	0	0	1	2
28 John Jaso, L (1, 7) OBP: 0.338, SLG: 0.423	2 SAFE F FF 94 F SI 95 B SI 97 X FF 95 1-2 ③ F9			B FF 94 B SI 93 C FF 93 B KC 78 C SI 94 X SI 93 3-2 ③ F8		C SI 91 B CH 84 X FC 89 1-1 1B		C FF 93 X SL 79 0-1 ② G4-3		4	0	1	0	0	0	1
55 Josh Bell, S (1, 3) OBP: 0.316, SLG: 0.443		B SI 95 B CH 82 B FF 94 X SI 94 3-0 ① G3	B KC 76 B SI 91 X FF 91 2-0 ① P5		B KC 76 B SI 91 X FF 91 2-0 ① P5	1 SAFE B SI 91 B SI 92 F CH 85 T CH 85 B CH 85 F CH 84 X SI 92 3-2 ③ G4-3		F FF 96 B FF 96 B FF 95 B FF 94 B FF 95 4-1 BB		3	0	0	0	1	0	1
22 Andrew McCutchen, R (1, 8) OBP: 0.331, SLG: 0.456		C SI 96 X SI 97 0-1 ② P5			C KC 79 F SI 96 X SI 98 0-2 64 WP 29 HBP 1B		B SI 94 B SI 94 F SI 93 F SI 93 B SI 95 F ST 82 S ST 83 3-3 ① K	B FF 94 F FF 93 B FF 96 X FF 95 2-1 ③ F9		4	0	1	0	0	1	1
29 Francisco Cervelli, R (1, 2) OBP: 0.346, SLG: 0.392		C SI 96 X SI 95 0-1 ③ L9			H SI 92 1-0 64 WP 1-2 HBP		B SI 94 B SI 94 F SI 94 B ST 80 X SI 94 3-1 23 BB 62 HBP 1B		F SL 88 X FF 89 0-1 ① F9	3	0	1	0	0	0	0
62 Max Moroff, S (1, 6) OBP: 0.286, SLG: 0.182			B KC 75 X SI 92 1-0 39 G1-6-3 1B		B FF 95 B FF 93 S SI 92 B SI 95 F FF 94 F KC 79 F FF 95 X SI 95 3-2 ② L7		S SI 94 H ST 82 1-1 23 BB 1-2 HBP		B CU 71 X FF 90 1-0 ② F7	3	0	1	0	0	0	2
39 Chad Kuhl, R (1, 1) 64 José Osuna, R (5, PH) OBP: 0.310, SLG: 0.467 37 Edgar Santana, R (6, 1) 41 Daniel Hudson, R (7, 1) 23 David Freese, R (7, PH) OBP: 0.380, SLG: 0.426 44 Tony Watson, L (8, 1) 52 Jhan Mariñez, R (9, 1) 32 Elías Díaz, R (9, PH) OBP: 0.396, SLG: 0.488			L FF 92 C KC 75 D KC 78 X KC 75 1-2 ① ② G1-6-3 1-2f		B KC 81 S KC 79 F FF 98 D KC 82 B KC 80 X FF 98 3-2 ③ G6-3 1-2 2-3		B ST 83 B ST 83 B ST 83 B SI 95 4-0 1-2 2-3 BB		C CU 73 B SL 84 F FF 91 B FF 91 B SL 82 F FF 91 S FF 92 3-3 ③ K	1 1 0 0 0 0 0 0 1	0 0 0 0 0 0 0 0 0	0 0 0 0 0 0 1 0 0	0 0 0 0 0 0 0 0 0	0 0 0 0 1 0 0 0 1	0 1 0 0 0 0 0 0 0	1 2 0 0 0 0 0 0 0
Inning Stats	R: 0 E: 0 K: 1 S: 16 H: 0 LOB: 1 BB: 1 P: 26	R: 0 E: 0 K: 0 S: 5 H: 0 LOB: 0 BB: 0 P: 8	R: 0 E: 0 K: 1 S: 8 H: 1 LOB: 0 BB: 0 P: 10	R: 0 E: 0 K: 0 S: 7 H: 0 LOB: 0 BB: 0 P: 10	R: 0 E: 0 K: 0 S: 12 H: 1 LOB: 2 BB: 0 P: 21	R: 1 E: 0 K: 0 S: 12 H: 3 LOB: 1 BB: 0 P: 18	R: 0 E: 0 K: 2 S: 12 H: 1 LOB: 3 BB: 1 P: 25	R: 0 E: 0 K: 0 S: 7 H: 0 LOB: 1 BB: 1 P: 13	R: 0 E: 0 K: 1 S: 7 H: 0 LOB: 0 BB: 0 P: 11	1B: 5 2B: 1 3B: 0 HR: 0 SF: 0 SAC: 0 DP: 2 HBP: 2						

AB	31
R	1
H	6
RBI	0
BB	3
SO	5
LOB	17

WP: 1 PA: 36
PB: 0
SB: 1
CS: 0

PITCHER		IP	WLS	BF	H	R	ER	SO	BB	IBB	HBP	BLK	WP	HR	S	P	ERA	WHIP
48 Germán Márquez, R ERA: 4.19	(1, 1)	5.0	W	20	4	1	1	2	1	0	1	0	1	0	53	82	1.80	1.000
52 Chris Rusin, L ERA: 2.25	(6, 1)	1.0	H	3	1	0	0	0	0	0	0	0	0	0	7	11	0.00	1.000
0 Adam Ottavino, R ERA: 3.09	(7, 1)	0.1	H	4	1	0	0	1	1	0	1	0	0	0	7	18	0.00	6.000
51 Jake McGee, L ERA: 1.32	(7, 1)	1.2	H	6	0	0	0	1	1	0	0	0	0	0	12	20	0.00	0.600
56 Greg Holland, R ERA: 1.09	(9, 1)	1.0		3	0	0	0	1	0	0	0	0	0	0	7	11	0.00	0.000

PITCHER	IP	WLS	BF	H	R	ER	SO	BB	IBB	HBP	BLK	WP	HR	S	P	ERA	WHIP

Batter	1	2	3	4	5	6	7	8	9	AB	R	H	RBI	BB	SO	LOB
44 Anthony Rizzo, L (1, 3) OBP: 0.391, SLG: 0.492	S B SI 90 F SL 84 B SI 93 F FF 92 B FF 93 B SI 92 4-2 12 FC7-5 8 1B BB	F CH 87 S SI 91 S FF 92 0-3 K			B SI 90 S FF 91 C FF 92 X SI 93 1-2 G6-3			C FF 100 F CU 82 S FF 100 0-3 K	S SI 92 S SL 85 B SL 84 D SI 94 X SL 84 2-2 12 FC1-6 1-2 2-H 3-H 1B	4	0	1	2	1	2	2
8 Ian Happ, S (1, 4) OBP: 0.312, SLG: 0.521 (7, 8)	F FF 91 1 SAFE B CH 85 S CH 85 X CH 85 1-2 27 FC5-4 12 FC7-5 40 WP 1-2 1B	S FF 92 X FF 93 0-1 F7			F CH 85 B CH 84 X FF 91 1-1 G3			S CH 91 F FF 100 X CH 92 0-2 12 F9 2B	X CH 86 0-0 F3	5	1	2	0	0	0	4
12 Kyle Schwarber, L (1, 7) OBP: 0.293, SLG: 0.385 71 Wade Davis, R (9, 1)	C FF 94 F FF 93 B CH 85 B FF 93 X FF 93 2-2 FC7-5 27 FC5-4 1-2 2-3f		B CU 78 F CH 86 X FF 91 1-1 L4			B FC 88 B SL 80 C FF 89 B CU 73 F FC 88 X FC 84 3-2 G5-3		B FF 98 C CU 83 C FF 99 X SL 86 1-2 F9 2-3	X SI 94 0-0 FC1-6 27 2B 1-2f 2-3	5 0	1 0	0 0	0 0	0 0	0 0	5 0
27 Addison Russell, R (1, 6) OBP: 0.291, SLG: 0.368	C SI 92 X SL 85 0-1 FC5-4 40 WP 22 BB 40 2B 1-2f 2-3		B FF 93 F SI 89 F SI 92 X FF 92 1-2 L8			S CH 80 B CH 81 S CH 80 S CH 78 1-3 K2-3		C FF 100 S FF 101 F FF 101 B FF 101 B FF 100 F CH 90 F CH 91 F FF 99 F SL 88 2-3 S CH 91 K	B SI 94 X SI 93 1-0 1-H 3-H 2B	5	1	1	2	0	2	3
22 Jason Heyward, L (1, 9) OBP: 0.319, SLG: 0.406	B FF 93 F SI 91 B FF 94 B CH 86 B SL 86 4-1 40 WP 40 2B 1-2 BB		B SI 91 X FF 93 1-0 P6			C FF 88 X FF 88 0-1 G3-1			40 2B 2B G6-3	4	2	1	0	1	0	1
40 Willson Contreras, R (1, 2) OBP: 0.315, SLG: 0.397	S SL 85 F SI 91 B FF 89 X SL 84 1-2 1-H 2-H 3-H 2B			X SI 90 0-0 F7			B SL 86 B FF 95 B FF 96 C FF 96 B SL 87 4-1 2 G6-3 BB		F FF 94 X SL 91 0-1 2 1B 30 1B 2-H 2B	3	1	2	3	1	0	0
2 Tommy La Stella, L (1, 5) OBP: 0.486, SLG: 0.556 (7, 4)		B FF 92 B FF 91 F FF 91 C FF 92 X FF 92 2-2 33 1B 2B		B FF 92 T FF 91 C SL 83 B FF 93 T CH 85 2-2 K			F SI 95 F FF 96 B FF 96 X SI 97 1-2 G6-3 1-2		B FF 93 B FF 95 X SI 96 2-0 30 1B 17 IBB 44 1B 2-3 1B	4	1	2	0	0	1	1
33 Eddie Butler, R (1, 1) OBP: 0.182, SLG: 0.100 46 Pedro Strop, R (6, 1) 17 Kris Bryant, R (7, PH) OBP: 0.398, SLG: 0.530 (7, 5)		L FF 91 C FF 91 X FF 92 0-2 2-3 1B		C FF 92 S SL 84 F SL 82 B FF 94 T SI 88 1-2 K			S SL 87 B SI 96 D CH 88 S CH 87 S CH 87 2-3 K		0-0 30 1B 44 1B 1-2 IBB	2 0 1	0 0 1	1 0 0	0 0 0	1 0 1	0 0 1	0 0 1
5 Albert Almora Jr., R (1, 8) OBP: 0.338, SLG: 0.405 52 Justin Grimm, R (7, 1) 19 Koji Uehara, R (8, 1) 30 Jon Jay, L (9, PH) OBP: 0.385, SLG: 0.386 (9, 7)		D SI 90 F SL 85 X FF 92 1-1 F9			S SL 83 F FF 90 B FF 93 B SI 89 B SL 85 X FF 92 3-2 G1		B FF 95 C SL 86 C SL 86 F CH 87 S SL 88 1-3 K		X SI 92 0-0 12 FC1-6 44 1B 27 2B 1-2 2-3 3-H 1B	3 0 0 1	0 0 0 1	0 0 0 1	0 0 0 1	0 0 0 0	1 0 0 0	3 0 0 0

Inning Stats										
	R: 3 E: 0 K: 0 S: 15	H: 2 LOB: 1 BB: 2 P: 27	R: 0 E: 0 K: 1 S: 13	H: 2 LOB: 2 BB: 0 P: 16	R: 0 E: 0 K: 0 S: 6	H: 0 LOB: 0 BB: 0 P: 9	R: 0 E: 0 K: 2 S: 8	H: 0 LOB: 0 BB: 0 P: 11	R: 0 E: 0 K: 0 S: 8	H: 0 LOB: 0 BB: 0 P: 13
	R: 0 E: 0 K: 1 S: 8	H: 0 LOB: 0 BB: 0 P: 12	R: 0 E: 0 K: 2 S: 11	H: 0 LOB: 1 BB: 1 P: 19	R: 0 E: 0 K: 2 S: 17	H: 1 LOB: 1 BB: 0 P: 20	R: 6 E: 0 K: 0 S: 13	H: 6 LOB: 1 BB: 1 P: 19	1B: 5 2B: 6 3B: 0 HR: 0	SF: 0 SAC: 0 DP: 0 HBP: 0
	WP: 1 PB: 0 SB: 0 CS: 0	PA: 41								

PITCHER		IP	WLS	BF	H	R	ER	SO	BB	IBB	HBP	BLK	WP	HR	S	P	ERA	WHIP
57 Trevor Williams, R ERA: 5.16	(1, 1)	5.0		20	4	3	3	3	2	0	0	0	1	0	50	76	5.40	1.200
38 Wade LeBlanc, L ERA: 3.92	(6, 1)	1.0		3	0	0	0	1	0	0	0	0	0	0	8	12	0.00	0.000
41 Daniel Hudson, R ERA: 5.02	(7, 1)	1.0	H	4	0	0	0	2	1	0	0	0	0	0	11	19	0.00	1.000
73 Felipe Vázquez, L ERA: 0.76	(8, 1)	1.0	H	4	1	0	0	2	0	0	0	0	0	0	17	20	0.00	1.000
12 Juan Nicasio, R ERA: 2.45	(9, 1)	0.0	L	4	3	4	4	0	0	1	0	0	0	0	4	6	∞	∞

PITCHER		IP	WLS	BF	H	R	ER	SO	BB	IBB	HBP	BLK	WP	HR	S	P	ERA	WHIP
44 Tony Watson, L ERA: 4.5	(9, 1)	0.2		5	3	2	2	0	0	0	0	0	0	0	7	10	27.00	4.500
52 Jhan Mariñez, R ERA: 4.18	(9, 1)	0.1		1	0	0	0	0	0	0	0	0	0	0	2	3	0.00	0.000

TOP

Chicago Cubs @ Pittsburgh Pirates

PNC Park, Pittsburgh, PA

Fri Jun 16 2017, 7:14 PM - 10:37 PM EDT

Att. 25,420 - Overcast - 74 F

livebaseballscorecards.com

AB	37
R	9
H	11
RBI	8
BB	4
SO	8
LOB	20

BOTTOM

Chicago Cubs @ Pittsburgh Pirates

PNC Park, Pittsburgh, PA

Fri Jun 16 2017, 7:14 PM - 10:37 PM EDT

Att. 25,420 - Overcast - 74 F

livebaseballscorecards.com

Batter	1	2	3	4	5	6	7	8	9	AB	R	H	RBI	BB	SO	LOB
26 Adam Frazier, L (1, 7) OBP: 0.362, SLG: 0.401	B FF 92 F SI 92 X SI 92 1-1 G4-3 ①			C CU 76 X FF 91 0-1 F9 ①		C SI 91 B SI 90 B FF 90 X SI 90 2-1 23 BB; 55 3B; 1B	B FF 96 B FF 96 B FF 95 C FF 95 F FF 96 S CU 82 3-3 K ③		C FF 92 S FC 90 D KC 85 B FF 95 D KC 84 F FC 91 B FC 90 4-2 1-2; 2-3; BB	4	1	1	0	1	1	0
5 Josh Harrison, R (1, 4) OBP: 0.371, SLG: 0.464	C FF 94 F CU 83 F FF 93 B FF 94 X CU 82 1-2 G6-3 ②			B FF 92 C FF 93 X SI 92 1-1 25 G4-3; 25 E; 1B		X CU 80 0-0 L9 ①		C FF 86 B FS 79 B FS 80 X FF 87 2-1 E6	F KC 83 F FC 91 F FF 95 D KC 85 F FF 95 S FF 95 1-3 K ②	5	0	1	0	0	1	4
25 Gregory Polanco, L (1, 9) OBP: 0.305, SLG: 0.346	B FF 94 F FF 94 B FF 94 B CU 80 C SI 95 X FF 94 3-2 L9 ③			C SI 93 1 SAFE C FF 93 F FF 93 B FF 93 X FF 94 1-2 G4-3 1-3		F FF 92 B FF 91 X FF 92 1-1 P4 ②		1 SAFE 1 SAFE B FF 86 1 SAFE B FF 86 F FF 86 S FF 86 T FF 86 2-2 K ①	F FF 92 S FC 92 B FF 96 S FC 92 1-3 K ③	5	0	0	0	0	2	6
23 David Freese, R (1, 5) OBP: 0.378, SLG: 0.418		B FF 92 F SI 94 B SI 94 B CH 88 X SI 94 3-1 G1-3 ①		C CU 80 X SI 93 0-1 G5-3 ③		B SI 94 D SI 94 F SI 95 B SI 94 B SI 95 4-1 55 3B; 1-2; BB		S FF 86 F FF 87 F FF 86 S FF 86 0-3 K ②		3	1	0	0	1	1	2
55 Josh Bell, S (1, 3) OBP: 0.319, SLG: 0.466		C FF 93 F FF 93 B FF 92 F SI 93 B CU 80 X FF 92 2-2 L9 ②			C CH 85 B FF 92 B FF 92 B CU 78 X FF 93 3-1 HR	C SI 94 B SI 95 F FF 95 D CU 81 X FF 94 2-2 1-H; 2-H; 22 1B; 3B		1 SAFE 1 SAFE C FF 86 B FF 87 S FF 86 X FF 87 1-2 G4-3 ③		4	2	2	3	0	0	1
22 Andrew McCutchen, R (1, 8) OBP: 0.337, SLG: 0.463		B CU 80 B FF 93 C FF 94 B CH 89 F CH 87 F FF 95 D SI 90 4-2 29 PO; BB			B CU 78 B FF 93 B CH 88 C FF 93 X SI 94 3-1 F9 ①	C FF 95 B SI 95 B FS 90 C SI 96 X SI 96 2-2 3-H; 1B			X FF 90 0-0 29 1B; 2B	3	1	2	1	1	0	0
29 Francisco Cervelli, R (1, 2) OBP: 0.349, SLG: 0.391	1 SAFE 0-0 PO ③ 1-2		X FF 91 0-0 F8 ①		T FF 92 B FF 93 B CU 79 B SI 93 S SI 94 F SI 95 B SI 94 4-2 BB	F FF 96 B SI 96 X SL 84 1-1 G1-3 ③			X FC 90 0-0 64 FC2-5; 10 1B; 2-H; 1B	3	0	1	1	1	0	1
10 Jordy Mercer, R (1, 6) OBP: 0.357, SLG: 0.405			C FF 91 X CH 86 0-1 L7 ②		C FF 93 C FF 93 B FF 92 1 SAFE 1 SAFE X CU 79 1-2 F9 ②		X FF 95 0-0 G2-3 ①		C FF 94 B KC 82 B SI 95 F FF 94 X KC 83 2-2 26 BB; 64 FC2-5; 1-2; 1B	4	0	1	0	0	0	1
57 Trevor Williams, R (1, 1) 28 John Jaso, L (5, PH) 38 Wade LeBlanc, L (8, 1) 41 Daniel Hudson, R (7, 1) 32 Elias Diaz, R (7, PH) 73 Felipe Vázquez, L (8, 1) 12 Juan Nicasio, R (8, 1) 44 Tony Watson, L (8, 1) 52 Jhan Mariñez, R (8, 1) 64 José Osuna, R (8, PH)			C SI 92 B SI 94 B SI 93 F FF 93 F FF 94 X FF 93 2-2 L9 ③		B SI 92 X FF 92 1-0 F8 ③		C SI 96 B FF 95 F FF 95 B CU 83 X CU 81 2-2 F8 ②		B FF 95 S FF 94 B FC 91 B FC 92 F FF 95 F FF 96 X FF 96 3-2 FC2-5; 26 BB; 1-2; 2-3f ①	1 0 0 0 0 0 0 1 0 0 0 0 0 1 0 0 0 0 0 0 0 0 0 0 0 0 0 0 1 0 0 0 0 0 0 0 0 0 0 0 0 0 0 0 0 0 0 0 0 0 0 0 0 0 0 0 1 0 0 0 0 0 2							
Inning Stats	R: 0 H: 0 E: 0 LOB: 0 K: 0 BB: 0 S: 9 P: 14	R: 0 H: 0 E: 0 LOB: 0 K: 0 BB: 1 S: 9 P: 18	R: 0 H: 0 E: 0 LOB: 0 K: 0 BB: 0 S: 7 P: 9	R: 0 H: 1 E: 1 LOB: 1 K: 0 BB: 0 S: 10 P: 12	R: 1 H: 1 E: 0 LOB: 1 K: 0 BB: 1 S: 11 P: 23	R: 3 H: 3 E: 0 LOB: 1 K: 0 BB: 0 S: 14 P: 26	R: 0 H: 0 E: 0 LOB: 0 K: 1 BB: 0 S: 7 P: 12	R: 0 H: 0 E: 1 LOB: 1 K: 2 BB: 0 S: 12 P: 17	R: 1 H: 3 E: 0 LOB: 3 K: 2 BB: 1 S: 20 P: 31	1B: 5 2B: 1 3B: 1 HR: 1	SF: 0 SAC: 0 DP: 0 HBP: 0						

	AB	35
	R	5
	H	8
	RBI	5
	BB	4
	SO	5
	LOB	18

PITCHER		IP	WLS	BF	H	R	ER	SO	BB	IBB	HBP	BLK	WP	HR	S	P	ERA	WHIP
33 Eddie Butler, R ERA: 4.41	(1, 1)	5.2		23	4	4	4	0	3	0	0	0	0	0	55	94	6.35	1.235
46 Pedro Strop, R ERA: 3.91	(6, 1)	0.1		2	1	0	0	0	0	0	0	0	0	0	5	8	0.00	3.000
52 Justin Grimm, R ERA: 4.84	(7, 1)	1.0		3	0	0	0	1	0	0	0	0	0	0	7	12	0.00	0.000
19 Koji Uehara, R ERA: 2.7	(8, 1)	1.0	W	4	0	0	0	2	0	0	0	0	0	0	12	17	0.00	0.000
71 Wade Davis, R ERA: 1.54	(9, 1)	1.0		7	3	1	1	2	1	0	0	0	0	0	20	31	9.00	4.000

PITCHER	IP	WLS	BF	H	R	ER	SO	BB	IBB	HBP	BLK	WP	HR	S	P	ERA	WHIP

WP: 0	PB: 0	SB: 0	CS: 0
PA: 40			

Chicago Cubs @ Pittsburgh Pirates

PNC Park, Pittsburgh, PA

Sat Jun 17 2017, 8:18 PM - 11:11 PM EDT

Att. 34,383 - Partly Cloudy - 85 F

TOP

livebaseballscorecards.com

Batter	1	2	3	4	5	6	7	8	9	AB	R	H	RBI	BB	SO	LOB
44 Anthony Rizzo, L (1, 3) OBP: 0.392, SLG: 0.492	B SI 91 F FF 92 F CU 78 X SI 93 1-2 8 G4-6-3 1B		X CH 87 0-0 8 CS 1B		C SI 94 B FF 95 B SI 93 F SI 94 B SI 94 X SI 95 3-2 ③ G6-3			F SI 96 B FF 96 X FF 97 1-1 ① F8		4	0	2	0	0	0	0
8 Ian Happ, S (1, 8) OBP: 0.310, SLG: 0.520	X SI 92 0-0 ① ② G4-6-3 1-2f		1 SAFE 0-0 ③ CS 1-2	B SI 91 X CH 86 1-0 ① L8		F SI 92 F CU 80 S CU 82 0-3 ① K2-3		F CH 87 F FF 96 X SL 86 0-2 2B		4	0	1	0	0	1	1
17 Kris Bryant, R (1, 5) OBP: 0.396, SLG: 0.523	B SI 92 S SI 91 S SI 92 B CU 81 S SI 93 2-3 ③ K			B CU 80 F SI 92 S CH 86 B CU 83 B SI 95 S CH 86 3-3 ② K		C CU 80 F SI 93 S CU 82 0-3 ② K2-3		B CH 89 B FF 97 B CH 88 B CU 82 4-0 BB		3	0	0	0	1	3	0
47 Miguel Montero, L (1, 2) OBP: 0.361, SLG: 0.459 5 Albert Almora Jr., R (8, PH) OBP: 0.336, SLG: 0.402 46 Pedro Strop, R (8, 1)		C SI 90 B CH 83 F CH 84 F SI 95 F CU 80 X CU 81 1-2 ① P6		B SI 93 B SI 92 C SI 93 F SI 94 B FF 95 F SI 94 B SI 96 4-2 27 FC6-4 BB		F SI 93 X SI 95 0-1 ③ G1-3		F FF 99 F FF 99 X FF 99 0-2 ② L9		2 1 0	0 0 0	0 0 0	0 0 0	1 0 0	0 0 0	0 2 0
27 Addison Russell, R (1, 6) OBP: 0.295, SLG: 0.385		C FF 93 X SI 93 0-1 1B		C SI 94 1 SAFE D CU 81 B CH 86 F X FF 96 2-2 ③ FC6-4 1-2f			B SI 92 X FF 92 1-0 HR	C FF 99 F CH 89 B FF 101 X FF 100 1-2 ③ G4-3		4	1	2	1	0	0	3
22 Jason Heyward, L (1, 9) OBP: 0.318, SLG: 0.403		X SI 92 0-0 ② F9			C SI 93 B FF 92 C CU 81 C FF 94 1-3 ① K		C CU 80 F FF 94 X SI 94 0-2 12 G1 9 SH3 1B		X FF 98 0-0 ① L1	4	0	1	0	0	1	1
9 Javier Báez, R (1, 4) OBP: 0.274, SLG: 0.455		1 SAFE C SI 92 X SI 93 0-1 ③ L8			S CU 81 S SI 92 X CU 82 0-2 ② L7		1 SAFE C SI 94 X SI 93 0-1 ① SH3 1-2		C CU 84 B CH 88 F CH 89 S CH 91 1-3 ② K	3	0	0	0	0	1	1
12 Kyle Schwarber, L (1, 7) OBP: 0.294, SLG: 0.381 6 Carl Edwards Jr., R (7, 1) 40 Willson Contreras, R (8, 2) OBP: 0.313, SLG: 0.394			X SI 92 0-0 ① L3		B FF 93 F SI 93 B SI 93 B CU 81 B SI 94 4-1 49 HR BB		F SI 94 B FF 94 X SI 95 1-1 ② G1 2-3		X CH 89 0-0 ③ G1-3	2 0 1	1 0 0	0 0 0	0 0 0	1 0 0	0 0 0	1 0 0
49 Jake Arrieta, R (1, 1) OBP: 0.133, SLG: 0.300 32 Brian Duensing, L (5, 1) 52 Justin Grimm, R (6, 1) 30 Jon Jay, L (7, PH) OBP: 0.382, SLG: 0.383 (7, 7)			C SI 92 B CU 77 F SI 92 X CU 80 1-2 ② G4-3		B CU 81 B SI 94 C SI 93 F SI 94 X SI 95 2-2 1-H HR		B FF 96 B SI 95 B SI 95 C SI 96 C SI 95 S FF 97 3-3 ③ K			2 0 0 1	1 0 0 0	1 0 0 0	2 0 0 0	0 0 0 1	0 0 0 1	0 0 0 1

| | | |

Chicago Cubs @ Pittsburgh Pirates

PNC Park, Pittsburgh, PA

Sat Jun 17 2017, 8:18 PM - 11:11 PM EDT

Att. 34,383 - Partly Cloudy - 85 F

livebaseballscorecards.com

BOTTOM

Batter	1	2	3	4	5	6	7	8	9	AB	R	H	RBI	BB	SO	LOB
26 Adam Frazier, L (1, 4) OBP: 0.365, SLG: 0.400 73 Felipe Vázquez, L (8, 1)	X SI 90 0-0 E1 29 G2-4-3 25 HR		B SI 93 C SI 93 B CH 85 X SL 87 2-1 ① L8		C CH 87 D SL 87 F SI 93 F CU 77 F CH 87 X SI 92 1-2 23 HBP 29 WP 3-H 1B		B FF 96 B FF 97 B FF 96 B FF 95 4-0 25 G4-6-3 BB			3 0	1 0	1 0	1 0	1 0	0 0	0 0
29 Francisco Cervelli, R (1, 2) OBP: 0.342, SLG: 0.382	C SI 94 1 SAFE 1 SAFE B SI 93 F SI 94 F SI 94 X CU 79 1-2 ① G2-4-3 1-2		B SI 93 C SI 93 B CU 79 C SI 92 X SI 92 2-2 ② G6-3		1 SAFE F SI 92 B CU 72 B SI 90 F CH 88 X SI 91 2-2 ② G1-3 1-2		1 SAFE C FF 96 S FF 96 S FF 96 0-3 ① K			4	0	0	0	0	1	3
25 Gregory Polanco, L (1, 9) OBP: 0.314, SLG: 0.372	C SI 93 X SL 88 0-1 2-H HR		F SI 93 B CH 89 S CH 87 B SI 93 X SI 93 2-2 2B		0-0 23 HBP IBB		X FF 97 0-0 ② ③ G4-6-3 1-2f			3	1	2	2	1	0	1
23 David Freese, R (1, 5) OBP: 0.375, SLG: 0.410	C SI 93 B CU 79 C CU 79 X SI 93 1-2 ② G6-3		B CU 78 C CU 78 F SI 93 B SI 93 B CU 78 F SI 92 S CH 86 3-3 ③ K		B CU 77 D SI 91 1 SAFE F SI 90 H SI 89 3-1 1-2 2-3 HBP			B FF 94 C SL 84 B SL 84 B SL 85 X SI 95 3-1 ① G6-3		3	0	0	0	0	1	1
55 Josh Bell, S (1, 3) OBP: 0.322, SLG: 0.469	B CU 79 B SI 93 B SI 93 D SI 92 4-0 22 FC6-4 BB			C SI 92 B CH 88 F CH 86 B CU 80 T SL 87 2-2 ① K	C CU 74 D FF 93 B CH 84 S CH 87 B CH 88 X CH 87 3-2 ③ L8			B SI 96 B SL 86 B SI 96 X SI 94 3-0 22 FC1-5 2B		3	0	1	0	1	1	3
22 Andrew McCutchen, R (1, 8) OBP: 0.336, SLG: 0.472	B SI 93 B SI 93 F SI 91 B SI 92 X SI 94 3-1 ③ FC6-4 1-2f			C SL 87 C SI 92 B CH 87 B CH 86 X SI 92 2-2 ② L8		X CU 80 0-0 HR		C SI 96 X SI 97 0-1 ② FC1-5 2-3		4	1	1	1	0	0	2
28 John Jaso, L (1, 7) OBP: 0.327, SLG: 0.407		B SI 93 C SI 92 S CH 84 B CH 87 F SI 94 B CU 77 S SL 89 3-3 ① K		S CU 78 B CH 86 F CH 87 B SL 85 S CH 87 2-3 ③ K		B FF 94 B FF 95 B FF 94 X FF 94 3-0 ① L8		B SI 96 B SI 96 C SL 85 B SL 85 1 SAFE X SL 86 3-1 ③ L9		4	0	0	0	0	2	1
10 Jordy Mercer, R (1, 6) OBP: 0.357, SLG: 0.409		C SI 92 B SI 92 C CU 78 S CU 80 1-3 ② K			B SI 92 X CH 88 1-0 46 WP 26 1B 2B	B FF 96 B CU 82 F FF 94 B CU 80 C FF 96 F CU 81 X FF 95 3-2 ② F9				3	1	1	0	0	1	0
46 Iván Nova, R (1, 1) OBP: 0.034, SLG: 0.034 41 Daniel Hudson, R (8, 1) 62 Max Moroff, S (8, 4) OBP: 0.286, SLG: 0.182		S SI 91 F SI 92 F SI 92 S CU 79 0-3 ③ K			S SI 90 F CU 76 B SL 84 B CU 78 C SL 86 2-3 ① K	C FF 95 S FF 95 S CU 84 0-3 ③ K				3 0 0	0 0 0	0 0 0	0 0 0	0 0 0	3 0 0	1 0 0
Inning Stats	R: 2 E: 1 K: 0 S: 12 H: 1 LOB: 1 BB: 1 P: 21	R: 0 E: 0 K: 3 S: 11 H: 0 LOB: 0 BB: 0 P: 15	R: 0 E: 0 K: 1 S: 12 H: 1 LOB: 1 BB: 0 P: 21	R: 0 E: 0 K: 2 S: 9 H: 0 LOB: 0 BB: 0 P: 15	R: 1 E: 0 K: 1 S: 16 H: 2 LOB: 3 BB: 1 P: 28	R: 1 E: 0 K: 1 S: 9 H: 1 LOB: 0 BB: 0 P: 15	R: 0 E: 0 K: 1 S: 4 H: 0 LOB: 0 BB: 1 P: 8	R: 0 E: 0 K: 0 S: 7 H: 1 LOB: 1 BB: 0 P: 16		1B: 1 2B: 3 3B: 0 HR: 2 SF: 0 SAC: 0 DP: 1 HBP: 1				WP: 2 PB: 0 SB: 0 CS: 0 PA: 34	

	AB	R	H	RBI	BB	SO	LOB
	30	4	6	4	3	9	12

PITCHER		IP	WLS	BF	H	R	ER	SO	BB	IBB	HBP	BLK	WP	HR	S	P	ERA	WHIP
49 Jake Arrieta, R ERA: 4.64	(1, 1)	4.2	L	22	4	3	2	7	1	1	1	0	2	1	57	94	3.86	1.071
32 Brian Duensing, L ERA: 3.34	(5, 1)	0.1		1	0	0	0	0	0	0	0	0	0	0	3	6	0.00	0.000
52 Justin Grimm, R ERA: 5.01	(6, 1)	1.0		4	1	1	1	1	0	0	0	0	0	1	9	15	9.00	1.000
6 Carl Edwards Jr., R ERA: 1.98	(7, 1)	1.0		3	0	0	0	1	1	0	0	0	0	0	4	8	0.00	1.000
46 Pedro Strop, R ERA: 3.75	(8, 1)	1.0		4	1	0	0	0	0	0	0	0	0	0	7	16	0.00	1.000

PITCHER	IP	WLS	BF	H	R	ER	SO	BB	IBB	HBP	BLK	WP	HR	S	P	ERA	WHIP

Chicago Cubs @ Pittsburgh Pirates

PNC Park, Pittsburgh, PA

Sun Jun 18 2017, 1:36 PM - 4:24 PM EDT

Att. 34,539 - Partly Cloudy - 87 F

TOP

livebaseballscorecards.com

Batter	1	2	3	4	5	6	7	8	9	AB	R	H	RBI	BB	SO	LOB
44 Anthony Rizzo, L (1, 3) OBP: 0.395, SLG: 0.510	X SI 94 0-0 8 SH1-3 40 2B 2B		B FF 96 C CU 81 F FF 97 X FF 96 1-2 8 BB 40 2B 1-3 1B	1 SAFE B CU 82 B SI 95 C SI 96 F CU 83 T SI 97 2-2 ② K			C FC 88 D CU 74 X FF 87 1-1 1-H HR		C SI 93 S SL 85 B SI 94 F SL 85 X SI 94 1-2 ② L5	5	3	3	2	0	1	1
8 Ian Happ, S (1, 4) OBP: 0.316, SLG: 0.544	X FF 96 0-0 ① SH1-3 2-3		B CU 80 B CH 89 B SI 96 C SI 96 B FF 98 4-1 40 2B 1-2 BB	X CH 88 0-0 ③ G4-3			S CH 79 S CH 79 F FF 88 B FF 88 X CH 77 1-2 ① F7		X CH 87 0-0 HR	3	1	1	1	1	0	1
40 Willson Contreras, R (1, 2) OBP: 0.320, SLG: 0.411	X FF 96 0-0 22 G4-3 3-H 2B		F SI 98 X CU 82 0-1 1-3 2-H 3-H 2B		C CU 81 F SI 95 B CU 83 C CU 82 1-3 ① K		S CH 79 F FC 85 C FF 88 0-3 ② K		B SI 93 B CH 87 S CH 87 X SI 94 2-1 1B	5	0	3	3	0	2	0
22 Jason Heyward, L (1, 9) OBP: 0.315, SLG: 0.399 12 Kyle Schwarber, L (4, 7) OBP: 0.294, SLG: 0.385	F SI 96 B FF 97 D CU 83 B CH 89 X FF 97 3-1 ② G4-3 2-3		B FF 98 D SI 97 S SI 96 X FF 97 2-1 ① L4		B SI 96 B CH 89 F SI 96 X SI 96 2-1 ② G3		S SL 81 B FF 87 B FF 87 S CU 75 F SI 87 B CU 74 X FF 88 3-2 2B		S SL 86 B SL 85 S SI 93 F SI 94 B SL 85 F SL 85 T SI 94 2-2 ③ K	2 3	0 0	0 1	0 0	0 0	0 1	3 1
5 Albert Almora Jr., R (1, 8) OBP: 0.326, SLG: 0.389	C CU 82 F SI 96 X CU 83 0-2 ③ L3		F SI 98 F SI 97 D SI 98 S CU 84 1-3 ② K		S CH 90 B SI 96 T CH 89 B CU 84 X SI 96 2-2 ③ G1-3		C SL 86 S SL 87 S SL 87 0-3 ③ K			4	0	0	0	0	2	4
2 Tommy La Stella, L (1, 5) OBP: 0.436, SLG: 0.484		C FF 95 C CU 81 B CU 82 B FF 96 F SI 96 B CU 80 X SI 96 3-2 ① G3	C CU 81 F FC 96 B CU 83 X FF 97 1-2 ③ G6-3			B FF 88 F FC 83 X CU 73 1-1 ① G3		X SI 95 0-0 ① L9		4	0	0	0	0	0	2
9 Javier Báez, R (1, 6) OBP: 0.278, SLG: 0.462		S FF 96 T FF 96 B FF 97 B CU 83 X CU 82 2-2 41 A4 D8 1B		X FF 95 0-0 41 SH3-4 30 1B 2B		B CH 79 C CH 81 X FC 85 1-1 ② P2		C SI 96 B SL 88 C SI 97 S SL 88 1-3 ② K		4	1	2	0	0	1	0
41 John Lackey, R (1, 1) OBP: 0.185, SLG: 0.222 6 Carl Edwards Jr., R (7, 1) 49 Jake Arrieta, R (8, PH) OBP: 0.129, SLG: 0.290 56 Héctor Rondón, R (8, 1) 32 Brian Duensing, L (9, 1)		L FF 95 C FF 95 B FF 97 C CU 83 1-3 ②③ K 1-2		L SI 94 X FF 95 0-1 ① SH3-4 2-3		F FF 88 S CH 80 X CH 80 0-2 ③ F7		B SI 96 C FF 97 F SI 96 S SL 88 1-3 ③ K		2 0 0 1 0 0	0 0 0 0 0 0	0 0 0 0 0 0	0 0 0 0 0 0	0 0 0 0 0 0	1 0 1 0 0 0	1 0 0 0 0 0
30 Jon Jay, L (1, 7) OBP: 0.393, SLG: 0.395 (4, 9)			C FF 93 X FF 94 0-1 44 1B 40 2B 1B	F CU 82 B CU 80 S SI 96 X CU 83 1-2 3-H 1B			C SL 80 C FF 88 B CH 80 X CH 80 1-2 44 HR 1B		X SI 93 0-0 ① G6-3	4	2	3	1	0	0	0

Inning Stats	1	2	3	4	5	6	7	8	9
	R: 1 E: 0 K: 0 S: 8 H: 2 LOB: 1 BB: 0 P: 11	R: 0 E: 0 K: 1 S: 10 H: 1 LOB: 1 BB: 0 P: 16	R: 2 E: 0 K: 1 S: 16 H: 3 LOB: 2 BB: 1 P: 25	R: 1 E: 0 K: 1 S: 10 H: 2 LOB: 1 BB: 0 P: 13	R: 0 E: 0 K: 1 S: 8 H: 0 LOB: 0 BB: 0 P: 13	R: 0 E: 0 K: 0 S: 7 H: 0 LOB: 0 BB: 0 P: 9	R: 2 E: 0 K: 2 S: 19 H: 3 LOB: 1 BB: 0 P: 25	R: 0 E: 0 K: 2 S: 7 H: 0 LOB: 0 BB: 0 P: 9	R: 1 E: 0 K: 1 S: 13 H: 2 LOB: 1 BB: 0 P: 18

| | | |

Chicago Cubs @ Pittsburgh Pirates

PNC Park, Pittsburgh, PA

Sun Jun 18 2017, 1:36 PM - 4:24 PM EDT

Att. 34,539 - Partly Cloudy - 87 F

livebaseballscorecards.com

BOTTOM

Batter	1	2	3	4	5	6	7	8	9	AB	R	H	RBI	BB	SO	LOB
26 Adam Frazier, L (1, 7) OBP: 0.362, SLG: 0.393	B FF 88 B FF 88 C FF 88 F FF 89 S FC 84 2-3 K ①		B CU 76 F FC 82 B CU 76 B FF 91 B FF 90 4-1 5 G5-3 BB		C FF 90 X SI 91 0-1 G1-3 ②			X FF 96 0-0 G3 ②		3	0	0	0	1	1	0
5 Josh Harrison, R (1, 4) OBP: 0.365, SLG: 0.456	F FF 89 F FF 90 X FC 83 0-2 G4-3 ②		B SI 90 B SI 90 1 SAFE L FC 80 F FF 91 F FC 82 X SI 90 2-2 G5-3 ② 1-2		B FF 91 X FF 91 1-0 G6-3 ③			B SL 85 S FF 96 B FF 96 T FF 97 C FF 97 2-3 K ③		4	0	0	0	0	1	1
25 Gregory Polanco, L (1, 9) OBP: 0.313, SLG: 0.366	F FF 89 B FF 89 F FF 90 B FF 91 F FC 82 B FC 83 S FC 81 3-3 K ③		C CU 77 F FF 90 B FC 81 2 SAFE D FC 83 B FC 81 B FF 92 4-2 BB			C FF 90 X FF 92 0-1 G3-1 ①			C FF 92 X FF 94 0-1 G3-1 ①	3	0	0	0	1	1	0
23 David Freese, R (1, 5) OBP: 0.372, SLG: 0.406		B CU 75 B FF 89 S FF 90 B FF 91 F FF 90 F FF 91 X FF 91 3-2 55 E 1B	X SI 91 0-0 F9 ③			C FC 81 C FF 91 B FF 90 F FF 92 B FC 83 B FC 84 X SI 91 3-2 G4-3 ②			B SI 92 B FF 92 X FF 92 2-0 G6-3 ②	4	0	1	0	0	0	2
55 Josh Bell, S (1, 3) OBP: 0.320, SLG: 0.463		B FF 89 C FF 89 X FC 82 1-1 FC6 1-2		B CU 75 B CU 76 B FF 90 C FF 88 F FF 90 B FF 90 4-2 32 G6-4-3 BB		B CU 76 B CH 82 B SI 90 X FF 90 3-0 G3-1 ③		C FF 97 S FF 96 B FF 96 B CU 82 B FF 96 X FF 94 3-2 G1-4-3 ①	B FF 92 B CU 72 B FF 93 C FF 91 X FF 93 3-1 G5-3 ③	3	0	0	0	1	0	1
22 Andrew McCutchen, R (1, 8) OBP: 0.332, SLG: 0.466		X FF 90 0-0 F9 ①		C SI 89 B CH 81 F FF 91 B FF 90 F FC 84 B CH 82 S FC 83 3-3 K ①						3	0	0	0	0	1	3
32 Elias Díaz, R (1, 2) OBP: 0.385, SLG: 0.468		C CU 76 C FF 91 F FF 92 B FC 82 X FC 82 1-2 F4 ②		F FF 91 X FC 83 0-1 G6-4-3 ②③ 1-2f				B FF 96 S FF 94 F FF 95 B CU 82 X CU 80 2-2 10 G4-6-3 1B		3	0	1	0	0	0	3
10 Jordy Mercer, R (1, 6) OBP: 0.356, SLG: 0.421		B FF 91 F SI 90 X FF 90 1-1 L9 ③			C CU 76 B FF 91 B CU 77 X FC 80 2-1 HR			B FF 94 F FF 94 D CU 81 X FF 95 2-1 G4-6-3 ②③ 1-2f		3	1	1	1	0	0	3
50 Jameson Taillon, R (1, 1) OBP: 0.083, SLG: 0.083 64 José Osuna, R (5, PH) OBP: 0.304, SLG: 0.458 38 Wade LeBlanc, L (6, 1) OBP: 0.200, SLG: 0.200 52 Jhan Mariñez, R (7, 1) 37 Edgar Santana, R (8, 1) 62 Max Moroff, S (8, PH) OBP: 0.276, SLG: 0.174 44 Tony Watson, L (9, 1)			C FF 89 C FF 91 F FF 92 B FF 91 S FC 81 1-3 K ①		B FF 90 X SI 91 1-0 G1-3 ①			B FF 97 B FF 97 B SI 97 C SI 97 F FF 98 F FF 96 X FF 96 3-2 F9 ①		1 1 0 0 0 0 1 0	0 0 0 0 0 0 0 0	0 0 0 0 0 0 0 0	0 0 0 0 0 0 0 0	1 0 0 0 0 0 0 0	0 0 0 0 0 0 0 0	0 0 0 0 0 0 0 0
Inning Stats	R: 0 E: 0 K: 2 S: 10 H: 0 LOB: 0 BB: 0 P: 15	R: 0 E: 1 K: 0 S: 13 H: 1 LOB: 2 BB: 0 P: 19	R: 0 E: 0 K: 1 S: 12 H: 0 LOB: 2 BB: 2 P: 23	R: 0 E: 0 K: 1 S: 8 H: 0 LOB: 0 BB: 1 P: 15	R: 1 E: 0 K: 0 S: 6 H: 1 LOB: 0 BB: 0 P: 10	R: 0 E: 0 K: 0 S: 7 H: 0 LOB: 0 BB: 0 P: 13	R: 0 E: 0 K: 0 S: 8 H: 1 LOB: 0 BB: 0 P: 15	R: 0 E: 0 K: 1 S: 8 H: 0 LOB: 0 BB: 0 P: 13	R: 0 E: 0 K: 0 S: 5 H: 0 LOB: 0 BB: 0 P: 10	1B: 2 2B: 0 3B: 0 HR: 1	SF: 0 SAC: 0 DP: 2 HBP: 0	WP: 0 PB: 0 SB: 0 CS: 0	PA: 32			

	AB	R	H	RBI	BB	SO	LOB
	29	1	3	1	3	5	13

PITCHER		IP	WLS	BF	H	R	ER	SO	BB	IBB	HBP	BLK	WP	HR	S	P	ERA	WHIP
41 John Lackey, R ERA: 4.98	(1, 1)	6.0	W	23	2	1	1	4	3	0	0	0	0	1	56	95	1.50	0.833
6 Carl Edwards Jr., R ERA: 1.91	(7, 1)	1.0		3	1	0	0	0	0	0	0	0	0	0	8	15	0.00	1.000
56 Héctor Rondón, R ERA: 4.56	(8, 1)	1.0		3	0	0	0	1	0	0	0	0	0	0	8	13	0.00	0.000
32 Brian Duensing, L ERA: 3.23	(9, 1)	1.0		3	0	0	0	0	0	0	0	0	0	0	5	10	0.00	0.000

PITCHER	IP	WLS	BF	H	R	ER	SO	BB	IBB	HBP	BLK	WP	HR	S	P	ERA	WHIP

Batter	1	2	3	4	5	6	7	8	9	AB	R	H	RBI	BB	SO	LOB
26 Adam Frazier, L (1, 7) OBP: 0.363, SLG: 0.390	C FF 91 X FF 90 0-1 ① F7		B CU 74 X FF 92 1-0 5 FC6-4 2-H 3-H 1B		B FF 90 C CU 73 B FF 92 X FF 91 2-1 ① F7		D CU 78 F FF 96 C SL 83 B FF 96 B SI 97 F SI 96 B SI 97 4-2 5 2B 25 1B 1-2 BB	C CH 84 B SL 83 B CH 82 B SI 89 X FF 90 3-1 ③ L4		4	1	1	2	1	0	0
5 Josh Harrison, R (1, 4) OBP: 0.366, SLG: 0.457	B FF 92 C CU 73 X CH 85 1-1 ② F9		L FF 92 1 SAFE B FF 92 1 SAFE B CU 75 F FF 92 X SI 93 2-2 ② FC6-4 25 1B 1-2f		B SL 83 X SL 83 1-0 ② L4		S SI 98 B SI 98 F SL 86 F FF 98 B SL 87 F FF 97 X FF 98 2-2 25 E 1-3 2-H 2B		F F F B F H SI 88 2-2 25 FC6-5 HBP	4	1	1	1	0	0	1
25 Gregory Polanco, L (1, 9) OBP: 0.315, SLG: 0.367	F FF 91 C CU 75 F SL 82 F FF 94 X FF 91 0-2 ③ F9		D CU 75 X SI 92 1-0 23 BB 1-3 1B		C FF 92 B SL 82 B CU 74 F FF 93 X FF 92 2-2 ③ G5-3		C SI 98 B SL 85 X SI 98 1-1 E7 22 1B 2-H 3-H 1B		X SI 89 0-0 ① FC6-5 23 E 1-2f	5	1	2	1	0	0	1
23 David Freese, R (1, 5) OBP: 0.378, SLG: 0.408		C FF 92 B SL 83 F SL 82 B FF 93 B FF 93 F FF 93 F FF 94 F FF 93 S SL 85 3-3 ① K	C FF 93 D SL 83 F SL 82 B FF 92 B FF 92 B SI 93 4-2 BB 1-2			X FF 92 0-0 22 HR 1B	C SL 82 S SL 84 X SL 86 0-2 22 1B 1B		C FF 89 B FF 90 X SL 82 1-1 FC5 1-2	4	1	2	0	1	1	1
55 Josh Bell, S (1, 3) OBP: 0.314, SLG: 0.453		C SI 92 B CH 86 C CU 75 B SI 94 B SL 84 X FF 95 3-2 ② G4-3	B CH 85 D CH 86 B FF 93 C SI 94 F FF 93 X FF 94 3-2 ③ G4-3			C FF 90 D CH 83 S SI 91 F FF 93 F SI 91 S CU 74 1-3 ① K	B CU 78 F SL 84 B FF 98 F SI 96 B FF 97 S SL 84 3-3 ① K		B CU 73 D SI 88 C FF 90 C FF 90 D CH 83 X FF 89 3-2 ② F8	5	0	0	0	0	2	8
22 Andrew McCutchen, R (1, 8) OBP: 0.333, SLG: 0.476		C SL 84 C CH 86 X FF 93 0-2 ③ L9		X CU 72 0-0 ① G1-3		B FF 92 B SI 92 X FF 91 2-0 HR 1-H	B FF 97 B SL 85 B FF 97 X FF 97 3-0 29 G5-4-3 1-2 2-H 1B		B SI 88 F SI 88 F CU 73 B FF 88 X SL 84 2-2 ③ L4	5	1	2	3	0	0	2
29 Francisco Cervelli, R (1, 2) OBP: 0.345, SLG: 0.381			B SL 83 B SL 82 T FF 92 B SI 91 S SI 92 B SI 92 4-2 45 SH5-4 10 1B 26 1B BB	X FF 93 0-0 10 G6-3 1B		F SI 97 F SI 98 B SL 85 B SI 98 B SL 83 F FF 97 X SI 98 3-2 ② P4	B SI 88 C SI 88 B CU 72 X FF 88 2-1 ② ③ G5-4-3 1-2f			3	1	1	0	1	0	2
10 Jordy Mercer, R (1, 6) OBP: 0.355, SLG: 0.418			C SL 82 X FF 93 0-1 45 SH5-4 26 1B 1-2 1B	F SI 90 B FF 91 F SI 92 F FF 93 B CU 75 F SI 92 D SL 82 X SI 93 3-2 ② G6-3 1-2		C SI 98 B FF 98 S SI 98 S SL 86 1-3 ③ K		F SI 88 C CU 72 B SL 84 T SI 90 1-2 ① K		4	1	1	0	0	2	1
45 Gerrit Cole, R (1, 1) OBP: 0.125, SLG: 0.125 32 Elias Díaz, R (8, PH) OBP: 0.377, SLG: 0.458 52 Jhan Mariñez, R (8, 1)			X FF 90 0-0 ① SH5-4 1-2 2-3	S FF 93 F FF 93 B CU 74 B CU 73 F FF 94 S SL 83 2-3 ③ K			X FF 95 0-0 26 BB 5 2B 1B	B FF 90 X SL 84 1-0 ② P2		2 1 0	1 0 0	1 0 0	0 0 0	0 0 0	1 0 0	1 0 0
Inning Stats	R: 0 E: 0 K: 0 S: 9 H: 0 LOB: 0 BB: 0 P: 10	R: 0 E: 0 K: 1 S: 12 H: 0 LOB: 0 BB: 0 P: 18	R: 2 E: 0 K: 0 S: 15 H: 3 LOB: 3 BB: 2 P: 30	R: 0 E: 0 K: 1 S: 11 H: 1 LOB: 1 BB: 0 P: 16	R: 0 E: 0 K: 0 S: 6 H: 0 LOB: 0 BB: 0 P: 11	R: 2 E: 0 K: 2 S: 14 H: 2 LOB: 0 BB: 0 P: 21	R: 4 E: 1 K: 1 S: 20 H: 5 LOB: 1 BB: 1 P: 35	R: 0 E: 0 K: 1 S: 6 H: 0 LOB: 0 BB: 0 P: 11	R: 0 E: 1 K: 0 S: 13 H: 0 LOB: 2 BB: 0 P: 21	1B: 9 2B: 1 3B: 0 HR: 1 SF: 0 SAC: 1 DP: 1 HBP: 1						

PITCHER		IP	WLS	BF	H	R	ER	SO	BB	IBB	HBP	BLK	WP	HR	S	P	ERA	WHIP
22 Matt Garza, R ERA: 4.42	(1, 1)	5.1	L	24	6	4	4	3	2	0	0	0	0	1	60	95	6.75	1.500
38 Wily Peralta, R ERA: 7.21	(6, 1)	1.0		9	5	4	4	2	1	0	0	0	0	0	25	42	36.00	6.000
56 Paolo Espino, R ERA: 4.22	(7, 1)	2.2		9	0	0	0	1	0	0	1	0	0	0	21	36	0.00	0.000

PITCHER	IP	WLS	BF	H	R	ER	SO	BB	IBB	HBP	BLK	WP	HR	S	P	ERA	WHIP

TOP

Pittsburgh Pirates @ Milwaukee Brewers

Miller Park, Milwaukee, WI

Mon Jun 19 2017, 6:42 PM - 10:00 PM CDT

Att. 25,489 - Roof Closed - 75 F

livebaseballscorecards.com

AB	37
R	8
H	11
RBI	7
BB	3
SO	6
LOB	17

BOTTOM

Batter	1	2	3	4	5	6	7	8	9	AB	R	H	RBI	BB	SO	LOB
18 Eric Sogard, L (1, 4) OBP: 0.458, SLG: 0.530	C FF 94 B SI 94 X SI 95 1-1 ① F7		B FF 94 C CH 89 B KC 80 X FF 96 2-1 ② L8			X FF 94 0-0 16 G6-3 7 PB 1B		B SI 96 H FF 97 2-0 7 WP HBP		3	0	1	0	0	0	0
7 Eric Thames, L (1, 3) OBP: 0.393, SLG: 0.596	B FF 95 B FF 96 F SI 95 F CH 90 B CH 90 F CH 91 T FF 98 3-2 ② K		B KC 81 B SL 90 C SI 96 B FF 96 X CH 90 3-1 ③ G1-3			C FF 95 B FF 96 2 SAFE S FF 97 S FF 98 1-3 ① K 1-2		S CH 92 B SI 95 B CH 90 S SI 93 S SI 93 2-3 ② K 1-2 2-3		4	0	0	0	0	3	3
16 Domingo Santana, R (1, 9) OBP: 0.361, SLG: 0.457	C FF 96 S CH 90 B FF 99 B FF 96 F SI 98 S CH 90 2-3 ③ K			C CH 89 X SL 87 0-1 ① G6-3		B SI 96 B SI 96 X SI 96 2-0 ② G6-3 2-3		F SI 96 F FF 97 F FF 97 B CH 92 X SL 87 1-2 ③ G4-3		4	0	0	0	0	1	3
21 Travis Shaw, L (1, 5) OBP: 0.349, SLG: 0.538 56 Paolo Espino, R (7, 1) OBP: 0.333, SLG: 0.333 2 Nick Franklin, S (9, PH) OBP: 0.235, SLG: 0.253		B FF 96 C FF 95 X CH 89 1-1 HR		F SI 94 B FF 95 F FF 95 F SL 86 X SI 96 1-2 ② P6		F FF 96 F FF 97 F SI 97 C KC 81 1-3 ③ K			B SI 95 F FF 96 X FF 97 1-1 ① G4-3	3 0 1	1 0 0	1 0 0	1 0 0	0 0 0	1 0 0	1 0 0
14 Hernán Pérez, R (1, 7) OBP: 0.302, SLG: 0.480 (7, 5) 24 Jesús Aguilar, R (9, PH) OBP: 0.365, SLG: 0.549		X SI 96 0-0 ① G6-3		C KC 81 B SL 87 B CH 90 B SL 87 C SI 96 F CH 90 B SI 96 4-2 BB			C FF 94 X SI 95 0-1 ① G1-3		B FF 96 F FF 96 S FF 97 X SL 88 1-2 2B	2 1	0 0	0 1	0 0	1 0	0 0	0 0
9 Manny Piña, R (1, 2) OBP: 0.344, SLG: 0.482 47 Jett Bandy, R (9, PH) OBP: 0.287, SLG: 0.390		C FF 96 B SL 89 F CH 89 B FF 97 B FF 98 F FF 96 F SI 98 X FF 96 3-2 ② G5-3		B SI 96 B FF 97 S SI 97 X FF 96 2-1 ③ L4			B FF 94 X FF 95 1-0 ② F8		B SI 96 S FF 96 B SI 95 C FF 95 S SL 89 2-3 ② K	3 1	0 0	0 0	0 0	0 0	0 1	1 1
23 Keon Broxton, R (1, 8) OBP: 0.300, SLG: 0.466		B FF 96 C KC 83 X SI 97 1-1 3 PB 1B			C KC 80 F SI 95 B KC 81 B FF 97 F FF 96 B SI 96 B SI 96 4-2 3 G1-6-3 BB		F SI 95 C SL 89 C FF 96 0-3 ③ K		C SL 87 B FF 96 X FF 96 1-1 ③ L6	3	0	1	0	1	1	1
3 Orlando Arcia, R (1, 6) OBP: 0.297, SLG: 0.372		C FF 96 1 SAFE B FF 96 B SI 95 X SL 89 2-1 ③ G5-3 1-2			1 SAFE 1 SAFE X SI 94 0-0 ① ② G1-6-3 1-2f			S FF 96 X CH 92 0-1 7 WP 2B		3	0	1	0	0	0	2
22 Matt Garza, R (1, 1) OBP: 0.167, SLG: 0.118 38 Wily Peralta, R (6, 1) OBP: 0.308, SLG: 0.250 20 Lewis Brinson, R (7, 7) OBP: 0.208, SLG: 0.227			B FF 94 B FF 95 C FF 96 F FF 94 B SI 96 F FF 96 X SI 96 3-2 ① G3			B FF 95 C FF 95 S SI 95 F SL 88 B FF 97 X FF 97 2-2 ③ G4-3		C SI 95 X SI 95 0-1 ① G6-3		2 0 1	0 0 0	0 0 0	0 0 0	0 0 0	0 0 1	0 0 1
Inning Stats	R: 0 E: 0 K: 2 S: 10 H: 0 LOB: 0 BB: 0 P: 16	R: 1 E: 0 K: 0 S: 13 H: 2 LOB: 1 BB: 0 P: 20	R: 0 E: 0 K: 0 S: 8 H: 0 LOB: 0 BB: 0 P: 16	R: 0 E: 0 K: 0 S: 11 H: 0 LOB: 1 BB: 1 P: 18	R: 0 E: 0 K: 0 S: 8 H: 0 LOB: 0 BB: 1 P: 14	R: 0 E: 0 K: 2 S: 8 H: 1 LOB: 1 BB: 0 P: 12	R: 0 E: 0 K: 1 S: 6 H: 0 LOB: 0 BB: 0 P: 7	R: 0 E: 0 K: 1 S: 11 H: 1 LOB: 2 BB: 0 P: 16	R: 0 E: 0 K: 1 S: 10 H: 1 LOB: 1 BB: 0 P: 15	1B: 2 2B: 2 3B: 0 HR: 1	SF: 0 SAC: 0 DP: 1 HBP: 1			WP: 1 PB: 2 SB: 0 CS: 0	PA: 34		

PITCHER		IP	WLS	BF	H	R	ER	SO	BB	IBB	HBP	BLK	WP	HR	S	P	ERA	WHIP
45 Gerrit Cole, R ERA: 4.28	(1, 1)	7.0	W	25	3	1	1	5	2	0	0	0	0	1	64	103	1.29	0.714
52 Jhan Mariñez, R ERA: 3.89	(8, 1)	2.0		9	2	0	0	2	0	0	1	0	1	0	21	31	0.00	1.000

PITCHER	IP	WLS	BF	H	R	ER	SO	BB	IBB	HBP	BLK	WP	HR	S	P	ERA	WHIP

Pittsburgh Pirates @ Milwaukee Brewers

Miller Park, Milwaukee, WI

Mon Jun 19 2017, 6:42 PM - 10:00 PM CDT

Att. 25,489 - Roof Closed - 75 F

livebaseballscorecards.com

AB	31
R	1
H	5
RBI	1
BB	2
SO	7
LOB	13

Batter	1	2	3	4	5	6	7	8	9	AB	R	H	RBI	BB	SO	LOB
26 Adam Frazier, L (1, 7) OBP: 0.359, SLG: 0.385	L7 G1-3			B CU 72 C SI 89 X FC 86 1-1 5 FC5-4 1B	C SI 94 S SI 95 B SL 79 B SI 96 C SI 96 2-3 K		C FF 92 B FF 94 X FF 94 1-1 F8 2-3		5	0	1	0	0	1	2
5 Josh Harrison, R (1, 4) OBP: 0.366, SLG: 0.452	B SI 90 C SI 90 F CU 74 H SI 90 2-2 25 1B 23 1B HBP	B SI 88 F FC 85 X SI 89 1-1 G3	X FC 86 0-0 FC5-4 23 L9 25 1B 1-2f	C SI 97 H SI 96 1-1 23 S HBP	F FF 94 S FF 94 B FF 94 F FF 94 X CU 82 1-2 L6			3	1	0	0	0	0	2
25 Gregory Polanco, L (1, 9) OBP: 0.317, SLG: 0.368	X SI 90 0-0 32 1B 23 1B 22 1B 1-3 1B	C CU 73 B SI 90 F CU 73 X CU 72 1-2 F8	F SI 90 X CH 80 0-1 1-2 1B	S SL 79 1 SAFE F SL 79 B SI 95 F SI 95 F SI 95 1 SAFE X SL 79 1-2 P3			B FF 92 B FF 92 C FF 92 F FC 92 F FC 93 S FF 94 2-3 K	5	1	2	0	0	1	1
23 David Freese, R (1, 5) OBP: 0.379, SLG: 0.405	C CU 73 1 SAFE B SI 90 C SI 90 X SI 90 1-2 32 1B 22 1B 1-2 3-H 1B	C SI 90 B FC 86 B FC 86 B SI 91 B SI 90 4-1 BB	X FC 86 0-0 L9 2-3	C SI 94 1 SAFE B SI 96 B SI 94 F SI 95 S SI 96 2-3 K 1-2			B FF 94 B FC 93 X FC 92 2-0 G1-3	4	1	1	1	1	1	3
32 Elias Díaz, R (1, 2) OBP: 0.362, SLG: 0.434	C SI 90 X CH 80 0-1 22 E 22 1B 64 HR 1-2 2-3 1B	C FC 87 S CU 74 B SI 90 B SI 91 D CH 80 X SI 91 3-2 G6-3	F FC 85 F SI 89 S CU 73 0-3 K			C SI 91 X CH 84 0-1 G3-1	F FF 95 B FC 95 B CU 80 X FC 94 2-1 F9	5	1	1	0	0	1	3
22 Andrew McCutchen, R (1, 8) OBP: 0.343, SLG: 0.494	D CH 81 F SI 91 F CU 74 F SI 90 F SI 90 B CH 81 B SI 92 X SI 91 3-2 E7 64 HR 1-3 2-H 3-H 1B	C FC 85 X CU 74 0-1 HR	B SI 90 C SI 90 B SI 90 F SI 91 F SI 91 X FC 86 2-2 10 FC5-4 1B			B SI 93 B SI 94 B SI 93 B SI 93 4-0 64 G6-4-3 BB		3	2	3	3	1	0	0
64 José Osuna, R (1, 3) OBP: 0.303, SLG: 0.477	B SI 92 S CU 75 X SI 90 1-1 2-H 3-H HR	C SI 90 B FC 86 X SI 90 1-1 G1-3	C SI 90 C SI 90 B FC 85 F FC 86 S CU 72 1-3 K			B SI 93 C SI 92 1 SAFE X SI 93 1-1 G6-4-3 1-2f		4	1	1	3	0	1	2
10 Jordy Mercer, R (1, 6) OBP: 0.357, SLG: 0.427	B SI 89 C SI 90 C FC 87 B CU 75 F SI 90 X CU 73 2-2 3B	C SI 90 B SI 90 S SI 90 C FC 86 1-3 K	B SI 90 B FC 85 X SI 90 2-0 FC5-4 1-2f			B FF 94 X FF 92 1-0 26 F8 55 G3 1B		4	0	2	0	0	1	1
39 Chad Kuhl, R (1, 1) 37 Edgar Santana, R (6, 1) 44 Tony Watson, L (6, 1) 41 Daniel Hudson, R (7, 1) 55 Josh Bell, S (8, PH) OBP: 0.313, SLG: 0.451 12 Juan Nicasio, R (8, 1) 73 Felipe Vázquez, L (9, 1)	C SI 90 B SI 89 C SI 90 S CU 74 1-3 K	B SI 91 X SI 90 1-0 G1-3	C SI 90 C FC 85 F CU 74 B SI 90 X SI 90 1-2 G6-3			B CU 78 S FF 94 1 SAFE S FC 93 X FF 95 1-2 G3 1-2		3 0 0 0 1 0 0	0 0 0 0 0 0 0	0 0 0 0 0 0 0	0 0 0 0 0 0 0	1 0 0 0 0 0 0	2 0 0 0 1 0 0
Inning Stats	R: 6 E: 1 K: 1 S: 25 H: 6 LOB: 1 BB: 0 P: 37	R: 0 E: 0 K: 0 S: 9 H: 0 LOB: 1 BB: 1 P: 18	R: 1 E: 0 K: 1 S: 8 H: 1 LOB: 0 BB: 0 P: 11	R: 0 E: 0 K: 1 S: 9 H: 2 LOB: 2 BB: 0 P: 10	R: 0 E: 0 K: 1 S: 12 H: 1 LOB: 1 BB: 0 P: 18	R: 0 E: 0 K: 2 S: 12 H: 0 LOB: 1 BB: 0 P: 18	R: 0 E: 0 K: 0 S: 4 H: 0 LOB: 0 BB: 1 P: 9	R: 0 E: 0 K: 0 S: 10 H: 1 LOB: 1 BB: 0 P: 14	R: 0 E: 0 K: 1 S: 7 H: 0 LOB: 0 BB: 0 P: 13	1B: 8 2B: 0 3B: 1 HR: 2 SF: 0 SAC: 0 DP: 1 HBP: 2						WP: 0 PB: 0 SB: 1 CS: 0 PA: 41	

PITCHER		IP	WLS	BF	H	R	ER	SO	BB	IBB	HBP	BLK	WP	HR	S	P	ERA	WHIP
27 Zach Davies, R ERA: 5.4	(1, 1)	5.0	L	27	10	7	7	4	1	0	1	0	0	2	63	94	12.60	2.200
71 Josh Hader, L ERA:	(6, 1)	2.0		7	0	0	0	2	1	0	1	0	0	0	16	27	0.00	0.500
59 Carlos Torres, R ERA: 4.7	(8, 1)	2.0		7	1	0	0	1	0	0	0	0	0	0	17	27	0.00	0.500

PITCHER	IP	WLS	BF	H	R	ER	SO	BB	IBB	HBP	BLK	WP	HR	S	P	ERA	WHIP

TOP

Pittsburgh Pirates @ Milwaukee Brewers

Miller Park, Milwaukee, WI

Tue Jun 20 2017, 6:41 PM - 9:54 PM CDT

Att. 23,982 - Partly Cloudy - 73 F

livebaseballscorecards.com

AB	37
R	7
H	11
RBI	7
BB	2
SO	7
LOB	17

Batter	1	2	3	4	5	6	7	8	9	AB	R	H	RBI	BB	SO	LOB
18 Eric Sogard, L (1, 4) OBP: 0.464, SLG: 0.538	C FF 94 X SI 95 0-1 7 F7 2B	D SL 89 B CH 87 C SL 89 C FF 97 B FF 97 S SL 88 3-3 ② K		X SL 88 0-0 2-3 1B		D SL 85 C SI 95 F SL 87 B SL 88 B SL 87 B SI 94 4-2 ① 16 2B 2-3 BB		C SI 95 B SL 90 C SI 97 1 SAFE 1 SAFE B FF 97 X SL 86 2-2 ② G5-3 1-2		4	0	2	0	1	1	3
7 Eric Thames, L (1, 3) OBP: 0.386, SLG: 0.583	B SI 95 X CH 86 1-0 ① F7 2-3	C SL 88 S SL 88 B FF 96 S SL 88 1-3 ③ K		C FF 96 B FF 96 F SL 89 S SL 89 1-3 ② K		B SI 93 S SL 84 F SI 93 S SL 86 1-3 ② K		S FF 96 S FF 98 S FF 97 0-3 ③ K		5	0	0	0	0	4	7
16 Domingo Santana, R (1, 9) OBP: 0.358, SLG: 0.455	B FF 97 B SL 87 F FF 96 F FF 98 S SL 89 2-3 ② K	C SI 94 B FF 93 X SL 90 1-1 ① G5-3	1 SAFE C SL 91 F FF 98 F SL 91 S SL 89 0-3 ③ K		B CH 87 X SI 94 1-0 1-3 2B			X FF 99 0-0 ① G6-3	5	0	1	0	0	2	3
21 Travis Shaw, L (1, 5) OBP: 0.350, SLG: 0.537	B FF 97 B FF 97 B FF 98 B FF 98 4-0 BB	B KC 81 C SI 94 B FF 97 F SI 95 X FF 97 2-2 9 F8 2 2B 2B			B FF 94 X CH 87 1-0 ① P5	B SL 86 C SL 85 F SI 94 X SI 94 1-2 ③ G5-3		S FF 99 X FF 100 0-1 ② G4-3		4	1	1	0	1	0	2
9 Manny Piña, R (1, 2) OBP: 0.333, SLG: 0.466	B FF 97 C SL 90 F FF 98 B SI 97 F FF 98 F SL 90 F SI 98 S SL 89 2-3 ③ K		X SL 87 0-0 ② F8 2-3		C FF 92 B B SI 94 B SI 95 F SI 94 X SI 96 3-2 ② G5-3		B SI 96 C FF 96 S FF 96 X FF 96 1-2 ① G4-3	B FF 100 F FF 99 F FF 100 X FF 100 1-2 ③ L7		5	0	0	0	0	1	3
2 Nick Franklin, S (1, 7) OBP: 0.259, SLG: 0.321		B FF 94 B FF 95 X FF 95 2-0 HR	B FF 96 S SL 88 S SL 89 D SL 87 F SI 97 F SL 88 D SL 88 X FF 95 3-2 3-H 2B		B CH 87 F CH 87 B FF 96 C CH 86 B CH 87 H SL 88 4-2 HBP		B FF 96 F FF 96 B CH 89 F CH 87 X CH 87 2-2 ② G6-3			3	1	2	2	0	0	0
20 Lewis Brinson, R (1, 8) OBP: 0.222, SLG: 0.208 71 Josh Hader, L (6, 1) 14 Hernán Pérez, R (7, PH) OBP: 0.300, SLG: 0.478 59 Carlos Torres, R (8, 1)		C FF 95 S SL 88 B FF 95 B SL 86 B SL 87 B FF 96 4-2 27 SH1-4 3 1B BB	D FF 95 C SL 86 B SI 94 X SL 88 2-1 ③ G5-3		B SL 88 C SL 87 X SL 96 1-1 ③ L9		C FF 95 F FF 95 F SI 97 X SL 86 0-2 ③ P4		2 0 1 0	0 0 0 0	0 0 0 0	0 0 0 0	1 0 0 0	0 0 0 0	2 0 0 0
3 Orlando Arcia, R (1, 6) OBP: 0.304, SLG: 0.376		X SI 95 0-0 27 SH1-4 1-2 1B		B FF 92 B CH 86 B FF 94 C SI 92 F FF 94 F FF 95 X SI 94 3-2 18 1B 27 SH3 1B		B SI 94 C SL 85 X SI 96 1-1 E3 23 2B		C FF 93 B FF 95 B SL 90 B FF 94 S FF 95 B FF 96 4-2 18 G5-3 BB		3	1	2	0	1	0	0
27 Zach Davies, R (1, 1) OBP: 0.158, SLG: 0.059 23 Keon Broxton, R (6, 8) OBP: 0.302, SLG: 0.471		C FF 96 2 SAFE X FF 97 0-1 ① SH1-4 1-2 2-3		X FF 93 0-0 ① SH3 1-2		1 SAFE B SI 93 B SL 85 S SI 94 C SI 95 B SI 95 X SI 95 3-2 18 BB 1-H 2B		C FF 95 S FF 96 F FF 96 S SL 90 0-3 ① K		0 2	0 0	0 1	0 1	0 0	0 1	0 1
Inning Stats	R: 0 E: 0 K: 2 S: 12 H: 1 LOB: 2 BB: 1 P: 21	R: 1 E: 0 K: 2 S: 12 H: 2 LOB: 2 BB: 1 P: 22	R: 1 E: 0 K: 0 S: 13 H: 2 LOB: 1 BB: 0 P: 21	R: 0 E: 0 K: 2 S: 13 H: 2 LOB: 2 BB: 0 P: 17	R: 0 E: 0 K: 0 S: 8 H: 0 LOB: 1 BB: 0 P: 17	R: 1 E: 1 K: 1 S: 14 H: 2 LOB: 2 BB: 1 P: 25	R: 0 E: 0 K: 0 S: 10 H: 0 LOB: 0 BB: 0 P: 13	R: 0 E: 0 K: 2 S: 12 H: 0 LOB: 1 BB: 1 P: 18	R: 0 E: 0 K: 0 S: 6 H: 0 LOB: 0 BB: 0 P: 7	1B: 3 2B: 5 3B: 0 HR: 1	SF: 0 SAC: 2 DP: 0 HBP: 1	WP: 0 PB: 0 SB: 0 CS: 0	PA: 41			

BOTTOM

Pittsburgh Pirates @ Milwaukee Brewers

Miller Park, Milwaukee, WI

Tue Jun 20 2017, 6:41 PM - 9:54 PM CDT

Att. 23,982 - Partly Cloudy - 73 F

livebaseballscorecards.com

AB	34
R	3
H	9
RBI	3
BB	4
SO	9
LOB	21

PITCHER		IP	WLS	BF	H	R	ER	SO	BB	IBB	HBP	BLK	WP	HR	S	P	ERA	WHIP
39 Chad Kuhl, R ERA: 5.46	(1, 1)	5.0	W	25	7	2	2	6	2	0	1	0	0	1	58	98	3.60	1.800
37 Edgar Santana, R ERA: 3.86	(6, 1)	0.1		3	1	1	0	0	1	0	0	0	0	0	7	15	0.00	6.000
44 Tony Watson, L ERA: 4.55	(6, 1)	0.2		3	1	0	0	1	0	0	0	0	0	0	7	10	0.00	1.500
41 Daniel Hudson, R ERA: 4.8	(7, 1)	1.0		3	0	0	0	0	0	0	0	0	0	0	10	13	0.00	0.000
12 Juan Nicasio, R ERA: 2.37	(8, 1)	1.0		4	0	0	0	2	1	0	0	0	0	0	12	18	0.00	1.000

PITCHER		IP	WLS	BF	H	R	ER	SO	BB	IBB	HBP	BLK	WP	HR	S	P	ERA	WHIP
73 Felipe Vázquez, L ERA: 0.7	(9, 1)	1.0		3	0	0	0	0	0	0	0	0	0	0	6	7	0.00	0.000

Batter	1	2	3	4	5	6	7	8	9	AB	R	H	RBI	BB	SO	LOB
26 Adam Frazier, L (1, 7) OBP: 0.365, SLG: 0.401	B SI 91 B FF 91 C FF 90 B SI 90 F FF 90 X FF 91 3-2 ① G4-3		C SL 79 X SL 80 0-1 E8 5 2B 2B		B FF 93 F SI 92 X FF 92 1-1 5 G4-3 28 2B 2B		C FF 92 X FS 84 0-1 ① F7		C FF 98 B KC 79 C KC 80 F FF 97 B FF 97 B FF 97 F FF 98 X FF 98 3-2 5 WP 1B	5	2	3	0	0	0	0
5 Josh Harrison, R (1, 4) OBP: 0.370, SLG: 0.456	B SI 91 B SL 78 B SI 90 B FF 91 4-0 28 L3-6 28 S BB		B SI 93 B FS 85 F SI 92 F FS 84 X FS 86 2-2 28 K 3-H 2B		D FS 82 X SI 91 1-0 ② G4-3 2-3		C FF 94 S FF 87 X FS 84 0-2 1B		L KC 80 B FF 97 1 SAFE 1 SAFE F FF 97 F FF 96 B KC 82 F FF 97 F KC 81 2-3 ② F FF 97 S FF 96 K 1-2	4	0	2	1	1	1	2
28 John Jaso, L (1, 9) OBP: 0.323, SLG: 0.407	B FF 91 T FF 91 X FF 91 1-1 ②③ L3-6 1-2		C SL 79 C FF 92 D FS 86 B FS 87 B FS 86 S FF 92 3-3 ②③ K 2-3		D FF 94 X FF 93 1-0 3-H 2B		B FF 92 C FF 92 B FF 91 T FF 92 S FF 93 2-3 ② K		B KC 81 C KC 79 B FF 96 S KC 81 X FF 98 2-2 ③ G6-3	5	0	1	1	0	2	4
23 David Freese, R (1, 5) OBP: 0.371, SLG: 0.395		C FF 91 F FF 90 B FS 84 B FS 84 F SI 91 S FS 85 2-3 ① K		C FF 92 X SI 91 0-1 ① G5-3	C SL 77 S FF 94 S FF 93 0-3 ③ K		F FF 91 B FF 92 1 SAFE S FF 92 S FF 92 1-3 ③ K			4	0	0	0	0	3	2
55 Josh Bell, S (1, 3) OBP: 0.320, SLG: 0.466		B FF 91 X FF 91 1-0 10 BB 22 BB 1B		B SL 79 B SI 91 C FF 92 B SL 77 B SI 91 4-1 22 BB BB		B SL 81 X FF 92 1-0 HR		C FF 98 B FF 96 S FC 93 B FC 92 B FC 92 C FF 96 3-3 ① K		3	1	2	1	1	1	0
22 Andrew McCutchen, R (1, 8) OBP: 0.348, SLG: 0.494		C SI 92 B FF 91 C FS 83 B FS 86 F FF 93 F FS 84 B SI 92 F FS 85 1 SAFE 4-2 D FS 86 10 BB 1-2 BB		C FF 94 1 SAFE B FS 86 B SI 93 D FS 85 B SI 92 4-1 1-2 BB		B FF 92 F FF 92 B FF 91 X SI 90 2-1 19 WP 1B		S FF 99 B FC 95 F FC 93 F FF 98 F FF 98 S FF 100 1-3 ② K		2	0	1	0	2	1	0
10 Jordy Mercer, R (1, 6) OBP: 0.359, SLG: 0.426		B SI 91 B SL 78 B FF 92 B FF 92 4-0 19 G4-6-3 1-2 2-3 BB		F SI 93 C SL 79 B FF 94 S FF 94 1-3 ② K		B FF 92 1 SAFE 1 SAFE B SI 92 S FF 92 1 SAFE X SI 93 2-1 ① P6		X FF 98 0-0 1B		3	0	1	0	1	1	3
19 Chris Stewart, R (1, 2) OBP: 0.277, SLG: 0.326 25 Gregory Polanco, L (8, PH) OBP: 0.315, SLG: 0.366 38 Wade LeBlanc, L (8, 1) OBP: 0.200, SLG: 0.200		B SI 92 C SI 92 B SI 92 X FF 93 2-1 ②③ G4-6-3 1-2f		C FF 94 C FF 94 F FS 85 B FF 94 S FS 84 1-3 ③ K		S FF 93 1 SAFE B FF 94 S SL 81 X FS 86 1-2 ② L7 1-2		D FC 93 B FC 93 C FF 97 D FC 93 C FF 97 S FF 97 3-3 ③ K		3 1 0	0 0 0	0 0 0	0 0 0	1 1 0	6 1 0	
57 Trevor Williams, R (1, 1) 44 Tony Watson, L (7, 1) 41 Daniel Hudson, R (7, 1) 32 Elias Díaz, R (8, 2) OBP: 0.356, SLG: 0.426			B FF 91 F FF 90 C FF 92 B FF 91 F FF 92 S FF 92 2-3 ① K		C FF 92 B FF 93 C FF 92 B SL 78 F FF 91 X FF 92 2-2 ① L9	S FF 93 C FF 93 D SL 81 B FF 93 F FF 93 X FF 93 2-2 ③ L9			B FF 97 C FF 98 B KC 81 B FF 98 S FF 98 F FF 99 X FF 98 3-2 ① F9	3 0 0 1	0 0 0 0	0 0 0 0	0 0 0 0	1 0 0 0	1 0 0 0	1 0 0 0
Inning Stats	R: 0 E: 0 K: 0 S: 5 H: 0 LOB: 0 BB: 1 P: 13	R: 0 E: 0 K: 1 S: 12 H: 1 LOB: 2 BB: 2 P: 25	R: 1 E: 1 K: 2 S: 12 H: 2 LOB: 2 BB: 0 P: 19	R: 0 E: 0 K: 2 S: 11 H: 0 LOB: 2 BB: 2 P: 21	R: 1 E: 0 K: 1 S: 11 H: 2 LOB: 1 BB: 0 P: 16	R: 1 E: 0 K: 0 S: 12 H: 2 LOB: 1 BB: 0 P: 20	R: 0 E: 0 K: 2 S: 11 H: 1 LOB: 1 BB: 0 P: 14	R: 0 E: 0 K: 3 S: 12 H: 1 LOB: 1 BB: 0 P: 19	R: 0 E: 0 K: 1 S: 19 H: 1 LOB: 1 BB: 0 P: 29	1B: 5 2B: 5 3B: 0 HR: 1	SF: 0 SAC: 0 DP: 2 HBP: 0						

PITCHER		IP	WLS	BF	H	R	ER	SO	BB	IBB	HBP	BLK	WP	HR	S	P	ERA	WHIP
41 Junior Guerra, R ERA: 3.11	(1, 1)	6.0		27	7	3	3	6	5	0	0	0	1	1	63	114	4.50	2.000
51 Oliver Drake, R ERA: 5.4	(7, 1)	1.0	W	4	1	0	0	2	0	0	0	0	0	0	11	14	0.00	1.000
50 Jacob Barnes, R ERA: 4.15	(8, 1)	1.0	H	4	1	0	0	3	0	0	0	0	0	0	12	19	0.00	1.000
46 Corey Knebel, R ERA: 0.98	(9, 1)	1.0	S	4	1	0	0	1	0	0	0	0	1	0	19	29	0.00	1.000

PITCHER	IP	WLS	BF	H	R	ER	SO	BB	IBB	HBP	BLK	WP	HR	S	P	ERA	WHIP

TOP

Pittsburgh Pirates @ Milwaukee Brewers

Miller Park, Milwaukee, WI

Wed Jun 21 2017, 7:12 PM - 10:23 PM CDT

Att. 25,134 - Partly Cloudy - 75 F

livebaseballscorecards.com

AB	34
R	3
H	10
RBI	3
BB	5
SO	12
LOB	19

1B: 5	SF: 0	WP: 2	PA: 39
2B: 5	SAC: 0	PB: 0	
3B: 0	DP: 2	SB: 1	
HR: 1	HBP: 0	CS: 0	

Batter	1	2	3	4	5	6	7	8	9	AB	R	H	RBI	BB	SO	LOB
18 Eric Sogard, L (1, 4) OBP: 0.457, SLG: 0.528	C FF 94 X FF 94 0-1 1B		B SI 91 X CH 86 1-0 ② F7		B SI 89 B SI 91 X SI 90 2-0 ① G1-3		L SL 85 F SI 94 F SI 94 T SL 85 0-2 ② K			4	0	1	0	0	1	2
16 Domingo Santana, R (1, 9) OBP: 0.360, SLG: 0.469	B FF 95 F FF 94 1 SAFE C SI 91 S SL 84 1-3 ① K		S SI 91 X SL 82 0-1 2-H 1B		F FF 94 S SI 91 B SL 83 F FF 94 S SI 91 1-3 ② K		B SL 86 B SI 95 X FF 96 2-0 2-H HR			4	1	2	3	0	2	1
24 Jesús Aquilar, R (1, 3) OBP: 0.355, SLG: 0.533 50 Jacob Barnes, R (8, 1) 46 Corey Knebel, R (9, 1)	B FF 96 S SL 82 B SI 92 F FF 95 C FF 94 2-3 ② K		D SL 85 F SL 82 S SI 92 S FF 95 1-3 ③ K		B FF 94 T FF 93 B FF 93 S SL 81 S SI 91 2-3 ③ K		S SL 86 X SL 86 0-1 ③ G5-3			4 0 0	0 0 0	0 0 0	0 0 0	0 0 0	3 0 0	2 0 0
21 Travis Shaw, L (1, 5) OBP: 0.344, SLG: 0.528	S FF 94 B FF 95 F CH 87 F FF 95 F FF 95 1 SAFE B SL 85 S CH 87 2-3 ③ K			C SI 92 F SL 85 B FF 93 F FF 94 B CH 86 F CH 87 C FF 95 2-3 ① K		B FF 93 X SI 90 1-0 ① G1-3		B SL 78 X SL 79 1-0 ① G1-3		4	0	0	0	0	2	1
14 Hernán Pérez, R (1, 7) OBP: 0.300, SLG: 0.479		C FF 92 S SI 89 B CH 85 F CH 86 X FF 93 1-2 ① L9		B SL 83 X CH 86 1-0 23 S 2B		F SI 91 X FF 92 0-1 ② L3		B SI 89 B CH 79 F FC 86 S CH 80 X FC 86 2-2 ② G4-3		4	0	1	0	0	0	0
9 Manny Piña, R (1, 2) OBP: 0.331, SLG: 0.460		B FF 93 T FF 94 B FF 94 X SI 91 2-1 ② P6		X SI 93 0-0 ② L8		C FF 93 B FF 92 X SL 81 1-1 ③ G5-3		C SI 88 B CH 80 C FC 85 B FF 89 F FF 86 X CH 79 2-2 23 FC6-4 1B		4	0	1	0	0	0	1
23 Keon Broxton, R (1, 8) OBP: 0.305, SLG: 0.469		B FF 95 B SL 80 C FF 94 S FF 93 B FF 95 F FF 94 X FF 94 3-2 ③ L9		B SI 93 F CH 85 2 SAFE S SL 83 F FF 93 B SL 82 B SL 81 B SL 84 4-2 3 S 2-3 BB			S FF 92 B SI 90 X SL 80 1-1 3 2B 7 G6-3 1B	B CH 79 X CH 80 1-0 ③ FC6-4 1-2f		3	1	1	0	1	0	1
3 Orlando Arcia, R (1, 6) OBP: 0.312, SLG: 0.386			C SL 80 X SI 91 0-1 41 SH2-4 16 1B 1B	D SL 83 1 SAFE C SL 82 F SI 90 B SL 82 2-2 1-2 IBB			1 SAFE B SI 89 F FF 93 S SI 89 X SI 90 1-2 16 HR 1-3 2B			2	2	2	0	1	0	0
41 Junior Guerra, R (1, 1) 51 Oliver Drake, R (7, 1) 7 Eric Thames, L (7, PH) OBP: 0.385, SLG: 0.581 (8, 3)			L FF 92 1 SAFE 1 SAFE X FF 93 0-1 ① SH2-4 1-2	C SI 91 X SL 82 0-1 ③ L8			B SI 93 X SI 93 1-0 ① G6-3 3-H			1 0 1	0 0 0	0 0 1	0 0 0	0 0 1	0 0 0	3 0 1
Inning Stats	R: 0 E: 0 K: 3 S: 13 H: 1 LOB: 1 BB: 0 P: 18	R: 0 E: 0 K: 0 S: 10 H: 0 LOB: 0 BB: 0 P: 16	R: 1 E: 0 K: 1 S: 10 H: 2 LOB: 1 BB: 0 P: 12	R: 0 E: 0 K: 1 S: 14 H: 1 LOB: 3 BB: 2 P: 23	R: 0 E: 0 K: 2 S: 8 H: 0 LOB: 0 BB: 0 P: 13	R: 0 E: 0 K: 0 S: 5 H: 0 LOB: 0 BB: 0 P: 7	R: 3 E: 0 K: 1 S: 13 H: 3 LOB: 0 BB: 0 P: 18	R: 0 E: 0 K: 0 S: 9 H: 1 LOB: 1 BB: 0 P: 15		1B: 5 2B: 2 3B: 0 HR: 1 SF: 0 SAC: 1 DP: 0 HBP: 0				WP: 0 PB: 0 SB: 2 CS: 0 PA: 34		

PITCHER		IP	WLS	BF	H	R	ER	SO	BB	IBB	HBP	BLK	WP	HR	S	P	ERA	WHIP
57 Trevor Williams, R ERA: 5.09	(1, 1)	6.0		26	6	3	3	7	1	1	0	0	0	0	65	96	4.50	1.167
44 Tony Watson, L ERA: 4.45	(7, 1)	0.2	H	2	0	0	0	1	0	0	0	0	0	0	5	6	0.00	0.000
41 Daniel Hudson, R ERA: 5.04	(7, 1)	0.1	L	2	1	1	1	0	0	0	0	0	0	1	3	5	27.00	3.000
38 Wade LeBlanc, L ERA: 4.1	(8, 1)	1.0		4	1	0	0	0	0	0	0	0	0	0	9	15	0.00	1.000

PITCHER	IP	WLS	BF	H	R	ER	SO	BB	IBB	HBP	BLK	WP	HR	S	P	ERA	WHIP

BOTTOM

Pittsburgh Pirates @ Milwaukee Brewers

Miller Park, Milwaukee, WI

Wed Jun 21 2017, 7:12 PM - 10:23 PM CDT

Att. 25,134 - Partly Cloudy - 75 F

livebaseballscorecards.com

AB	31
R	4
H	8
RBI	4
BB	2
SO	8
LOB	12

Batter	1	2	3	4	5	6	7	8	9	AB	R	H	RBI	BB	SO	LOB
28 John Jaso, L (1, 7) (8, 9) OBP: 0.315, SLG: 0.396	S FF 93 B SI 94 S CU 79 B FF 94 S CH 84 2-3 ① K		B CU 78 C CH 83 B FC 89 B CH 84 T SI 94 S FF 95 3-3 ② K		F CU 79 C SI 92 X CU 78 0-2 ③ L8			C FF 95 F FF 97 B FF 96 S FF 97 1-3 ① K		4	0	0	0	0	3	1
5 Josh Harrison, R (1, 5) OBP: 0.372, SLG: 0.453	S FF 94 F FF 94 F FF 95 H SI 94 1-2 25 S 55 1B HBP		B FC 90 C CU 79 X FF 93 1-1 ③ L8			B SI 92 B SI 92 F FF 93 B FF 94 B FC 89 4-1 55 CS 25 G4-3 BB		C FC 92 T FC 92 1 SAFE B FC 91 B FF 98 S FF 98 2-3 ② K 1-2		2	1	0	0	1	1	1
25 Gregory Polanco, L (1, 9) OBP: 0.319, SLG: 0.383 52 Jhan Mariñez, R (8, 1)	1 SAFE C FF 93 1 SAFE 1 SAFE B FC 90 F FF 93 B SI 94 F FF 94 F CH 83 2-2 ② X SI 85 F7 1-2			C CU 77 X FF 93 0-1 HR		1 SAFE F FF 93 B CU 77 X CH 82 1-1 ① G4-3 1-2		F FF 97 F FC 91 B FF 95 X FF 96 1-2 ③ 2-H 1B		4	1	2	1	0	0	2
										0	0	0	0	0	0	0
55 Josh Bell, S (1, 3) OBP: 0.319, SLG: 0.463	B CU 77 B FC 91 X CH 83 2-0 32 S 2-H 1B			F CU 78 C CH 83 B FF 93 F FF 94 X CU 80 1-2 ① G1-3		B FC 91 B CH 83 B CH 84 F FF 93 X FF 94 3-1 ② ③ F7 2-3			C FF 96 C KC 79 B FF 98 F FF 97 B FF 98 T KC 80 2-2 ① K	4	0	1	1	0	1	1
32 Elias Díaz, R (1, 2) OBP: 0.333, SLG: 0.397	F FF 93 B FC 87 F CU 78 B FF 94 S FF 95 2-3 ③ K 1-2			X FC 89 0-0 ② G4-3			C SL 86 X SI 94 1-1 ① G6-3		B KC 80 S FF 97 C FF 98 F FF 97 B KC 80 F FF 98 B FF 96 X FF 98 3-2 ② P3	4	0	0	0	0	1	1
22 Andrew McCutchen, R (1, 8) OBP: 0.350, SLG: 0.490		B FC 88 X SI 93 1-0 ① P3		B CU 78 T CU 79 B FC 87 B CH 84 B FC 91 4-1 BB			C SI 95 B SI 95 B SL 88 B SI 94 C SI 95 B SL 88 4-2 10 G5-3 62 E BB		B FF 96 C FF 96 C FF 96 X KC 79 1-2 ③ P6	2	0	0	0	2	0	0
62 Max Moroff, S (1, 4) OBP: 0.250, SLG: 0.154		B SI 91 B SI 92 F SI 92 F FF 94 B CU 76 S CH 84 3-3 ② K		C CH 83 C SI 93 B FF 93 1 SAFE S CU 79 1-3 ③ K			1 SAFE 1 SAFE B SI 95 S SI 94 B SI 94 S SI 94 1 SAFE 1 SAFE F SI 95 2-2 1 SAFE X SI 94 E6 1-2			3	0	0	0	0	2	2
10 Jordy Mercer, R (1, 6) OBP: 0.355, SLG: 0.421		C FF 93 S CU 77 C FC 89 0-3 ③ K			B SI 92 C CU 78 X SI 92 1-1 ① F9		S SI 95 F SI 94 B SI 94 X SI 95 1-2 ② ③ G5-3 2-3f			3	0	0	0	0	1	2
46 Iván Nova, R (1, 1) OBP: 0.032, SLG: 0.032 26 Adam Frazier, L (8, PH) (8, 7) OBP: 0.368, SLG: 0.404			S FF 93 B FC 88 B CU 78 S FF 94 X CU 78 2-2 ① G1-3		B FC 89 C FF 93 F SI 94 S CU 78 1-3 ② K			X FF 97 0-0 5 WP 25 1B 1B		2	0	0	0	0	1	0
										1	0	1	0	0	0	0
Inning Stats	R: 1 H: 1 E: 0 LOB: 1 K: 2 BB: 0 S: 15 P: 24	R: 0 H: 0 E: 0 LOB: 0 K: 2 BB: 0 S: 7 P: 11	R: 0 H: 0 E: 0 LOB: 0 K: 1 BB: 0 S: 8 P: 14	R: 1 H: 1 E: 0 LOB: 1 K: 1 BB: 1 S: 11 P: 17	R: 0 H: 0 E: 0 LOB: 0 K: 1 BB: 0 S: 8 P: 10	R: 0 H: 0 E: 0 LOB: 0 K: 0 BB: 1 S: 5 P: 13	R: 0 H: 0 E: 1 LOB: 1 K: 0 BB: 1 S: 11 P: 19	R: 0 H: 2 E: 0 LOB: 2 K: 2 BB: 0 S: 10 P: 14	R: 0 H: 0 E: 0 LOB: 0 K: 1 BB: 0 S: 12 P: 18	1B: 3 SF: 0 2B: 0 SAC: 0 3B: 0 DP: 1 HR: 1 HBP: 1						

PITCHER		IP	WLS	BF	H	R	ER	SO	BB	IBB	HBP	BLK	WP	HR	S	P	ERA	WHIP
57 Chase Anderson, R ERA: 2.92	(1, 1)	6.0	W	22	2	2	2	7	2	0	1	0	0	1	54	89	3.00	0.667
48 Jared Hughes, R ERA: 3.6	(7, 1)	1.0	H	4	0	0	0	0	1	0	0	0	0	0	11	19	0.00	1.000
50 Jacob Barnes, R ERA: 4.04	(8, 1)	1.0	H	4	2	0	0	2	0	0	0	0	1	0	10	14	0.00	2.000
46 Corey Knebel, R ERA: 0.96	(9, 1)	1.0	S	3	0	0	0	1	0	0	0	0	0	0	12	18	0.00	0.000

PITCHER	IP	WLS	BF	H	R	ER	SO	BB	IBB	HBP	BLK	WP	HR	S	P	ERA	WHIP

TOP

Pittsburgh Pirates @ Milwaukee Brewers

Miller Park, Milwaukee, WI

Thu Jun 22 2017, 1:12 PM - 4:09 PM CDT

Att. 28,428 - Partly Cloudy - 80 F

livebaseballscorecards.com

AB	29
R	2
H	4
RBI	2
BB	3
SO	10
LOB	10

1B: 3	SF: 0	WP: 1	PA: 33
2B: 0	SAC: 0	PB: 0	
3B: 0	DP: 1	SB: 2	
HR: 1	HBP: 1	CS: 1	

BOTTOM

Batter	1	2	3	4	5	6	7	8	9	AB	R	H	RBI	BB	SO	LOB
18 Eric Sogard, L (1, 4) OBP: 0.466, SLG: 0.554	C FF 91 X SI 90 0-1 7 1B 2B	X SI 93 0-0 7/FC3-6 1-2 1B			B CH 86 B CH 86 X FF 93 2-0 ① F7		C SI 93 B CU 80 C CH 86 B CU 82 X SI 93 2-2 21 2B 2B			4	2	3	0	0	0	0
7 Eric Thames, L (1, 3) OBP: 0.383, SLG: 0.575	B FF 91 S CH 84 X SI 92 1-1 16 G5-4-3 2-H 1B	B FF 94 X FF 94 1-0 ② FC3-6 1-2f 2-3			B CU 82 F CH 86 S FF 93 B SI 94 X FF 94 2-2 ② L6		C CU 82 F CU 81 S CU 83 0-3 ② K			4	0	1	1	0	1	3
16 Domingo Santana, R (1, 9) OBP: 0.362, SLG: 0.467	B SI 92 F SI 93 B SI 91 X SI 92 2-1 ①② G5-4-3 1-2f	S CU 81 F SI 93 F CU 82 D CU 82 T FF 95 1-2 ③ K			B FF 93 B FF 94 C SI 93 C SI 93 X FF 94 2-2 21 2B 1B		B CU 80 B CU 80 C SI 94 B SI 93 D SI 94 4-1 21 2B BB			3	1	1	0	1	1	3
21 Travis Shaw, L (1, 5) OBP: 0.350, SLG: 0.552	B FF 93 B CH 85 F CH 85 F FF 93 X CU 82 2-2 HR		C FF 93 B FF 92 F FF 93 X FF 94 1-2 ① G4-3		1 SAFE F FF 93 B CH 86 F SI 93 X FF 95 1-2 ③ 1-H 2B		X SI 94 0-0 ③ 1-H 2-H 2B			4	1	3	3	0	0	0
14 Hernán Pérez, R (1, 7) OBP: 0.299, SLG: 0.475	C SI 92 X CU 80 0-1 47 S 1B		F FF 93 X FF 93 0-1 ② F9			S CU 79 B CU 79 C SI 92 S CU 82 1-3 ① K		C SL 87 X SI 94 0-1 ① G6-3		4	0	1	0	0	1	0
47 Jett Bandy, R (1, 2) OBP: 0.292, SLG: 0.388	1 SAFE B FF 94 S SI 94 C CU 81 D CU 84 F FF 95 H FF 94 3-2 1-2 HBP		F FF 93 B CU 81 B CH 86 X SI 92 2-1 ③ G6-3			B CU 79 C SI 92 X FF 93 1-1 23 WP 1B		X SL 86 0-0 ② G4-3		3	0	1	0	0	0	0
23 Keon Broxton, R (1, 8) OBP: 0.304, SLG: 0.463	B CU 82 C CU 80 F FF 94 B CU 83 F SI 94 B CU 82 F SI 94 S FF 95 3-3 ③ K			X CU 79 0-0 ① B2-3		B CU 81 B SI 94 B FF 93 C SI 93 B SI 94 4-1 3 G5-4-3 1-2 BB		B SL 87 B FF 96 X FF 96 2-0 ③ F8		3	0	0	0	1	1	2
3 Orlando Arcia, R (1, 6) OBP: 0.309, SLG: 0.381		C SI 91 B SI 91 X SI 92 1-1 ① G4-3		X FF 92 0-0 ② P2		X SI 93 0-0 ②③ G5-4-3 1-2f				3	0	0	0	0	0	2
57 Chase Anderson, R (1, 1) OBP: 0.161, SLG: 0.194 48 Jared Hughes, R (7, 1) 20 Lewis Brinson, R (7, PH) OBP: 0.214, SLG: 0.200 50 Jacob Barnes, R (8, 1) 46 Corey Knebel, R (9, 1)		F FF 92 B SI 92 X FF 92 1-1 7 FC3-6 18 1B 1B		B SI 91 C SI 91 C SI 91 S CU 79 1-3 ③ K			B SI 91 S CU 79 X SI 92 1-1 ① G5-3			2 0 1 0 0	0 0 0 0 0	1 0 0 0 0	0 0 0 0 0	0 0 0 0 0	1 0 0 0 0	0 0 0 0 0
Inning Stats	R: 2 E: 0 K: 1 S: 19 H: 4 LOB: 2 BB: 0 P: 30	R: 0 E: 0 K: 1 S: 10 H: 2 LOB: 2 BB: 0 P: 14	R: 0 E: 0 K: 0 S: 7 H: 0 LOB: 0 BB: 0 P: 10	R: 0 E: 0 K: 1 S: 5 H: 0 LOB: 0 BB: 0 P: 6	R: 1 E: 0 K: 0 S: 10 H: 2 LOB: 1 BB: 0 P: 17	R: 0 E: 0 K: 1 S: 7 H: 1 LOB: 1 BB: 1 P: 13	R: 1 E: 0 K: 1 S: 10 H: 2 LOB: 2 BB: 1 P: 17	R: 0 E: 0 K: 0 S: 4 H: 0 LOB: 0 BB: 0 P: 6		1B: 6 2B: 4 3B: 0 HR: 1	SF: 0 SAC: 0 DP: 2 HBP: 1			WP: 1 PB: 0 SB: 1 CS: 0	PA: 34	

PITCHER		IP	WLS	BF	H	R	ER	SO	BB	IBB	HBP	BLK	WP	HR	S	P	ERA	WHIP
46 Iván Nova, R ERA: 3.06	(1, 1)	7.0	L	31	11	4	4	5	2	0	1	0	1	1	68	107	5.14	1.857
52 Jhan Mariñez, R ERA: 3.79	(8, 1)	1.0		3	0	0	0	0	0	0	0	0	0	0	4	6	0.00	0.000

PITCHER	IP	WLS	BF	H	R	ER	SO	BB	IBB	HBP	BLK	WP	HR	S	P	ERA	WHIP

Pittsburgh Pirates @ Milwaukee Brewers

Miller Park, Milwaukee, WI

Thu Jun 22 2017, 1:12 PM - 4:09 PM CDT

Att. 28,428 - Partly Cloudy - 80 F

livebaseballscorecards.com

AB	31
R	4
H	11
RBI	4
BB	2
SO	5
LOB	10

Batter	1	2	3	4	5	6	7	8	9	AB	R	H	RBI	BB	SO	LOB
26 Adam Frazier, L (1, 7) OBP: 0.366, SLG: 0.401	B FF 87 X SI 88 1-0 ① G3-1		C FC 82 C SI 88 X FC 81 0-2 ② P5		C CU 68 B SI 86 F FC 81 B SI 90 B CU 74 F FC 83 C SI 89 3-3 ③ K			X FF 98 0-0 25 FC6-4 5 BB 23 1B 1B		4	1	1	0	0	1	1
5 Josh Harrison, R (1, 4) OBP: 0.370, SLG: 0.448	C SI 87 X FC 82 0-1 ② F9		B SI 89 F FC 83 X FC 84 1-1 ③ G5-3			B CH 84 B FC 80 C SI 89 F FC 80 F CU 74 T SI 91 2-2 ① K		S FF 98 B FF 98 B SL 87 B FF 99 S FF 98 F FF 98 F FF 99 B FF 99 4-2 25 FC6-4 1-2 BB		3	0	0	0	1	1	1
25 Gregory Polanco, L (1, 9) OBP: 0.313, SLG: 0.376	X FC 83 0-0 ③ P3			B SI 88 C CU 68 X CH 81 1-1 ① L9		B CU 74 C SI 89 C CU 73 X SI 90 1-2 ② G5-1		B FF 98 S CH 87 X FF 97 1-1 ② FC6-4 23 1B 1-2f 2-3		4	0	0	0	0	0	2
23 David Freese, R (1, 5) OBP: 0.374, SLG: 0.394		C SI 86 F SI 92 B CU 70 X SI 90 1-2 ① G6-3		B FC 80 B FC 81 B SI 91 B SI 85 4-0 55 E 22 G4-3 BB		C CU 72 F SI 87 B CU 73 B FF 91 B FC 84 F FC 84 X SI 90 3-2 ③ G5-3		B FF 99 B FF 99 S FF 99 B FF 99 S FF 99 X FF 99 3-2 1-3 3-H 1B		3	1	1	1	1	0	0
55 Josh Bell, S (1, 3) OBP: 0.318, SLG: 0.472 73 Felipe Vázquez, L (8, 1)		B CH 80 F FC 83 X FC 84 1-1 HR		F SI 89 X FF 89 0-1 E4 22 G4-3 1-3			B FC 81 C SI 87 C CU 71 F CU 74 F SI 89 X SI 89 1-2 ① F8	B FC 89 B CH 83 B FC 89 X FF 91 3-0 ③ L8		4 0	1 0	1 0	1 0	0 0	0 0	3 0
22 Andrew McCutchen, R (1, 8) OBP: 0.349, SLG: 0.485		X SI 89 0-0 ② G6-3		C FC 83 B SI 90 F FF 92 X SI 93 1-2 ② G4-3 2-3 3-H			B CU 72 F SI 88 S CU 73 B FC 81 B SI 91 B FC 84 4-2 BB		B FF 93 F FF 93 B FC 87 C FF 93 X FC 87 2-2 ① P4	3	0	0	1	1	0	1
10 Jordy Mercer, R (1, 6) OBP: 0.350, SLG: 0.414		C SI 87 B FC 82 B CH 80 F FC 84 X SI 92 2-2 ③ L8		C FC 83 B CU 74 S CU 75 B CU 75 C SI 91 2-3 ③ K			X FC 83 0-0 ② L9		C SL 82 S FC 88 X FC 87 0-2 ② L8	4	0	0	0	0	1	2
19 Chris Stewart, R (1, 2) OBP: 0.280, SLG: 0.326 12 Juan Nicasio, R (7, 1) 28 John Jaso, L (8, 3) OBP: 0.319, SLG: 0.421			C SI 86 C CH 84 B CU 74 X CU 73 1-2 1B		C CH 84 F FC 79 F SI 88 B CU 73 B FC 82 C SI 90 2-3 ① K		S FC 83 F SI 90 F SI 91 X FC 83 0-2 ③ G1-3		F FF 94 B FC 86 C FF 94 B CH 88 F CH 86 F FF 94 B CU 75 X CH 86 3-2 HR	3 0 1	0 0 1	1 0 1	0 0 1	0 0 1	1 0 0	1 0 0
50 Jameson Taillon, R (1, 1) OBP: 0.071, SLG: 0.071 41 Daniel Hudson, R (7, 1) 32 Elias Díaz, R (7, 2) OBP: 0.323, SLG: 0.383			L SI 88 S FC 80 M FC 81 0-3 ① K		X SI 86 0-0 ② L4			B FF 99 F FF 98 B FF 98 F FF 98 C FF 99 2-3 ① K	B FC 90 F FF 94 X FC 86 1-1 ③ F8	2 0 2	0 0 0	0 0 0	0 0 0	0 0 0	1 0 1	1 0 0
Inning Stats	R: 0 E: 0 K: 0 S: 4 H: 0 LOB: 0 BB: 0 P: 5	R: 1 E: 0 K: 0 S: 9 H: 1 LOB: 0 BB: 0 P: 13	R: 0 E: 0 K: 1 S: 11 H: 1 LOB: 1 BB: 0 P: 13	R: 1 E: 1 K: 1 S: 10 H: 0 LOB: 1 BB: 1 P: 18	R: 0 E: 0 K: 2 S: 9 H: 0 LOB: 0 BB: 0 P: 14	R: 0 E: 0 K: 1 S: 11 H: 0 LOB: 0 BB: 0 P: 17	R: 0 E: 0 K: 0 S: 12 H: 0 LOB: 1 BB: 1 P: 17	R: 1 E: 0 K: 1 S: 14 H: 2 LOB: 2 BB: 1 P: 27	R: 1 E: 0 K: 0 S: 13 H: 1 LOB: 0 BB: 0 P: 19	1B: 3 2B: 0 3B: 0 HR: 2 SF: 0 SAC: 0 DP: 0 HBP: 0						

PITCHER		IP	WLS	BF	H	R	ER	SO	BB	IBB	HBP	BLK	WP	HR	S	P	ERA	WHIP
50 Adam Wainwright, R ERA: 5.35	(1, 1)	7.0		26	2	2	1	5	2	0	0	0	0	1	66	97	1.29	0.571
44 Trevor Rosenthal, R ERA: 3.62	(8, 1)	0.2	B	5	2	1	1	1	1	0	0	0	0	0	13	23	13.50	4.500
27 Brett Cecil, L ERA: 4.23	(8, 1)	0.1		1	0	0	0	0	0	0	0	0	0	0	1	4	0.00	0.000
26 Seunghwan Oh, R ERA: 3.71	(9, 1)	1.0	L	4	1	1	1	0	0	0	0	0	0	1	13	19	9.00	1.000

PITCHER	IP	WLS	BF	H	R	ER	SO	BB	IBB	HBP	BLK	WP	HR	S	P	ERA	WHIP

TOP

Pittsburgh Pirates @ St. Louis Cardinals

Busch Stadium, St. Louis, MO

Fri Jun 23 2017, 7:17 PM - 10:25 PM CDT

Att. 47,112 - Clear - 81 F

livebaseballscorecards.com

AB	33
R	4
H	5
RBI	4
BB	3
SO	6
LOB	12

WP: 0 PA: 36
PB: 0
SB: 0
CS: 0

BOTTOM

Pittsburgh Pirates @ St. Louis Cardinals

Busch Stadium, St. Louis, MO

Fri Jun 23 2017, 7:17 PM - 10:25 PM CDT

Att. 47,112 - Clear - 81 F

livebaseballscorecards.com

Batter	1	2	3	4	5	6	7	8	9	AB	R	H	RBI	BB	SO	LOB
13 Matt Carpenter, L (1, 3) OBP: 0.372, SLG: 0.460	C SI 95 C FF 95 B CU 82 T SI 95 1-2 ① K		B CU 82 B CH 90 C SI 96 X SI 96 2-1 ② P6		C CU 80 B FF 94 C CH 89 B CU 81 D CU 81 X SI 95 3-2 ② F8		S FF 96 X FF 96 0-0 IBB		C FF 100 X SL 87 0-1 ② P4	4	0	0	0	1	1	2
28 Tommy Pham, R (1, 8) OBP: 0.366, SLG: 0.503	B FF 96 S CU 82 B SI 95 X SI 95 2-1 ② G5-3		B CU 82 B FF 96 C SI 95 F SI 95 X CU 82 2-2 1B		B SI 95 S SI 94 F CU 81 S FF 96 1-3 ③ K		0-1 ③ L9		C CU 80 S CH 90 1 SAFE S FF 100 0-3 ③ K	5	0	1	0	0	2	4
55 Stephen Piscotty, R (1, 9) OBP: 0.359, SLG: 0.413	B FF 94 S FF 95 B FF 95 F FF 95 X FF 95 2-2 ③ G4-3		1 SAFE F FF 95 D CU 82 X CH 88 1-1 ③ F9			X SI 93 0-0 58 L9-3 1B		B SL 87 S SL 88 S FF 96 F FF 96 B SL 91 S SL 89 2-3 ① K		4	0	1	0	0	1	1
3 Jedd Gyorko, R (1, 5) OBP: 0.348, SLG: 0.502		F SI 94 B FF 95 B SI 94 F SI 94 F SI 96 B CH 89 D FF 96 4-2 58 HR BB		C CU 80 B CU 80 B FF 94 B SI 94 C SI 95 F SI 95 S SI 96 3-3 ① K		S SI 94 B CU 79 X SI 93 1-1 ① P4		B FF 97 B SL 89 B FF 97 C FF 96 B SL 87 4-1 58 1B BB		2	1	0	0	2	1	1
58 José Martínez, R (1, 7) OBP: 0.311, SLG: 0.510		B CU 81 X SI 95 1-0 1-H HR		C SI 96 B CH 89 F CU 81 S SI 97 1-3 ② K		C SI 94 B SI 94 1 SAFE B CU 79 F CU 80 F SI 94 F CU 82 F SI 94 F FF 95 2-2 ② ③ L9-3 1-1		C FF 97 B FF 95 C FF 97 B FF 98 F FF 97 F FF 97 B SL 90 F FF 97 1 SAFE 3-2 X SI 97 1-3 1B		4	1	2	2	0	1	1
36 Aledmys Díaz, R (1, 6) OBP: 0.295, SLG: 0.402		S SI 96 B CH 89 S CU 83 S FF 96 1-3 ① K		C SI 96 S SI 95 X SI 95 0-2 1B			B SL 87 X SL 87 1-0 ① F8	F FF 100 S FF 99 F FF 101 X FF 102 0-2 ② L5		4	0	1	0	0	1	2
11 Paul DeJong, R (1, 4) OBP: 0.274, SLG: 0.528		B FF 96 F SI 95 X FF 96 1-1 ② F8		1 SAFE C SI 94 B FF 95 1 SAFE F CU 79 S CU 80 1-3 ③ K			F FF 95 B FF 95 F SL 88 B SL 88 F CH 86 B FF 96 X FF 95 3-2 HR	X FF 102 0-0 ③ F9		4	1	1	1	0	1	3
41 Eric Fryer, R (1, 2) OBP: 0.277, SLG: 0.228		C SI 95 B SI 95 B FF 96 F SI 95 B CU 83 X SI 95 3-2 ③ G5-3			B CU 80 B CU 80 C SI 93 B SI 94 F FF 94 B SI 95 4-2 50 SH2-4 BB		B SL 88 B FF 95 S FF 96 B SI 95 B SI 96 4-1 35 G3 BB		B FF 100 B SI 98 C FF 98 B FF 99 B FF 100 4-1 BB	1	0	0	0	3	0	0
50 Adam Wainwright, R (1, 1) OBP: 0.240, SLG: 0.520 35 Greg Garcia, L (7, PH) OBP: 0.328, SLG: 0.276 44 Trevor Rosenthal, R (8, 1) 27 Brett Cecil, R (8, 1) 26 Seunghwan Oh, R (9, 1) 65 Chad Huffman, R (9, PH) OBP: 0.357, SLG: 0.462			C FF 95 B SI 96 B FF 95 S SI 95 S SI 96 2-3 ① K		B SI 94 M SI 92 1 SAFE X SI 92 1-1 ① SH2-4 1-2		F FF 95 C FF 94 D CH 87 D CH 87 B CH 87 X FF 95 3-2 ② G3 1-2		B CU 82 C FF 98 F FF 99 F FF 101 S CH 90 1-3 ① K	1 1 0 0 0 1	0 0 0 0 0 0	0 0 0 0 0 0	0 0 0 0 0 0	0 0 0 0 0 1	1 0 0 0 0 1	0 1 0 0 0 1
Inning Stats	R: 0 E: 0 K: 1 S: 8 H: 0 LOB: 0 BB: 0 P: 13	R: 2 E: 0 K: 1 S: 12 H: 1 LOB: 0 BB: 1 P: 22	R: 0 E: 0 K: 1 S: 10 H: 1 LOB: 1 BB: 0 P: 17	R: 0 E: 0 K: 3 S: 13 H: 1 LOB: 1 BB: 0 P: 18	R: 0 E: 0 K: 1 S: 10 H: 0 LOB: 1 BB: 1 P: 19	R: 0 E: 0 K: 0 S: 12 H: 1 LOB: 0 BB: 0 P: 15	R: 1 E: 0 K: 0 S: 11 H: 1 LOB: 2 BB: 2 P: 22	R: 0 E: 0 K: 1 S: 16 H: 1 LOB: 2 BB: 1 P: 25	R: 0 E: 0 K: 2 S: 10 H: 0 LOB: 1 BB: 1 P: 15	1B: 4 2B: 1 3B: 0 HR: 2 SF: 0 SAC: 1 DP: 1 HBP: 0	WP: 0 PB: 0 SB: 0 CS: 0 PA: 38					

PITCHER		IP	WLS	BF	H	R	ER	SO	BB	IBB	HBP	BLK	WP	HR	S	P	ERA	WHIP
50 Jameson Taillon, R ERA: 3.33	(1, 1)	6.0		23	4	2	2	7	2	0	0	0	0	1	65	104	3.00	1.000
41 Daniel Hudson, R ERA: 5.23	(7, 1)	0.2		5	1	1	1	0	1	1	0	0	0	1	9	20	13.50	3.000
12 Juan Nicasio, R ERA: 2.32	(7, 1)	0.2		4	1	0	0	1	1	0	0	0	0	0	13	22	0.00	3.000
73 Felipe Vázquez, L ERA: 0.68	(8, 1)	1.2	W	6	0	0	0	2	1	0	0	0	0	0	15	20	0.00	0.600

PITCHER	IP	WLS	BF	H	R	ER	SO	BB	IBB	HBP	BLK	WP	HR	S	P	ERA	WHIP

AB	31
R	3
H	6
RBI	3
BB	6
SO	10
LOB	16

Batter	1	2	3	4	5	6	7	8	9	AB	R	H	RBI	BB	SO	LOB
26 Adam Frazier, L (1, 7) OBP: 0.362, SLG: 0.393	B FF 90 B SI 90 C SI 90 B SI 90 C SI 91 S SI 92 3-3 K ①		B FF 90 B CH 84 X SI 92 2-1 G6-3 ①		C FC 86 S SI 91 X SI 91 0-2 G5-3 ②	S SL 84 F FF 93 H SL 83 1-2 5 HBP 1-2 2-3 3-H HBP			X FF 92 0-0 F7 ①	4	0	0	1	0	1	0
5 Josh Harrison, R (1, 4) OBP: 0.374, SLG: 0.463	F FF 91 X FC 86 0-1 25 F9 55 1B 2B		B SI 92 B SI 91 X SI 92 2-0 G6-3 ②		B CU 77 B FF 89 F FF 90 X FC 84 2-1 HR	C SL 84 D SL 84 H SI 93 2-1 1-2 2-3 3-H HBP			B FF 96 B FF 96 B FF 94 C FF 96 X FF 96 3-1 F9 ②	4	2	2	2	0	0	0
25 Gregory Polanco, L (1, 9) OBP: 0.306, SLG: 0.367	B FF 91 F FC 88 B SI 91 X SI 92 2-1 F9 ② 2-3		B SI 89 B SI 92 X SI 90 2-0 G3 ③		S CH 82 F SI 91 X SI 91 0-2 G3-1 ③	C FF 94 B FF 94 D CH 88 F SL 84 F FF 94 F FF 94 B SL 85 X FF 94 3-2 P3 ③			C SI 95 S CU 81 B CU 80 B CU 79 S SI 95 2-3 K ③	5	0	0	0	0	1	4
23 David Freese, R (1, 5) OBP: 0.376, SLG: 0.390	H SI 91 1-0 55 1B HBP			C CU 75 S SI 90 X FC 83 0-2 G4-3 ①		S CH 86 B CH 88 F CH 89 B CU 78 B SI 88 B FF 90 4-2 22 1B 10 G5-3 BB	F FF 92 X SL 83 0-1 F9 ①			2	1	0	0	1	0	0
55 Josh Bell, S (1, 3) OBP: 0.317, SLG: 0.468	C SI 92 X FC 89 0-1 1-3 3-H 1B			C SI 92 X SI 91 0-1 L4 ②		C CH 87 B CH 86 B CH 87 B CH 88 X SI 89 3-1 F7 ①	C FF 93 B CH 88 B FF 94 X SL 82 2-1 F9 ②			4	0	1	1	0	0	1
22 Andrew McCutchen, R (1, 8) OBP: 0.351, SLG: 0.485	B FF 92 C SI 92 F FF 92 B FC 87 F FC 88 S CU 82 2-3 K ③			B FF 92 F FF 93 S SI 92 X FC 83 1-2 10 HR 1B		C SI 89 X SI 89 0-1 45 BB 10 G5-3 26 HBP 1-3 1B	C SL 85 B SL 84 S FF 94 X CU 77 1-2 P6 ③			4	2	2	0	0	1	2
10 Jordy Mercer, R (1, 6) OBP: 0.349, SLG: 0.424		B FF 89 B FC 84 B FF 90 C SI 89 F FF 91 X SI 92 3-2 G6-3 ①		1 SAFE B SI 92 B SI 90 1 SAFE F FF 91 1 SAFE X SI 90 2-1 1-H HR		X SI 90 0-0 G5-3 ② 1-2 3-H		C FF 95 B SL 88 S SL 88 C SL 88 1-3 K ①		4	1	1	3	0	1	1
19 Chris Stewart, R (1, 2) OBP: 0.278, SLG: 0.306		C FF 91 B FC 83 B SI 91 B SI 92 F FF 92 F SI 92 X SI 92 3-2 G5-3 ②		B FF 90 C FF 91 X FC 85 1-1 G3-1 ③		0-0 26 HBP 45 BB 5 HBP IBB		B FF 96 C FF 96 B SL 88 F FF 95 X FF 97 2-2 G5-3 ②		3	1	0	0	1	0	0
45 Gerrit Cole, R (1, 1) OBP: 0.148, SLG: 0.115 52 Jhan Mariñez, R (7, 1) 64 José Osuna, R (8, PH) OBP: 0.300, SLG: 0.473 44 Tony Watson, L (8, 1) 38 Wade LeBlanc, L (9, 1) OBP: 0.200, SLG: 0.200		B SI 90 F SI 90 F SI 91 S FC 83 1-3 K ③			B SI 89 C SI 89 X SI 90 1-1 G6-3 ①	B SI 89 S SI 89 B SI 90 B SI 89 F SI 90 B SI 90 4-2 5 HBP 26 HBP 1-2 2-3 BB		C FF 97 S CU 81 F CU 80 S SL 87 0-3 K ③		2 0 1 0 0	0 0 0 0 0	0 0 0 0 0	0 0 0 0 0	1 0 0 0 0	1 0 1 0 0	0 0 0 0 0
Inning Stats	R: 1 E: 0 K: 2 S: 13 H: 2 LOB: 2 BB: 0 P: 21	R: 0 E: 0 K: 1 S: 10 H: 0 LOB: 0 BB: 0 P: 17	R: 0 E: 0 K: 0 S: 4 H: 0 LOB: 0 BB: 0 P: 10	R: 2 E: 0 K: 0 S: 12 H: 2 LOB: 0 BB: 0 P: 16	R: 1 E: 0 K: 0 S: 10 H: 1 LOB: 0 BB: 0 P: 13	R: 3 E: 0 K: 0 S: 17 H: 1 LOB: 3 BB: 3 P: 34	R: 0 E: 0 K: 0 S: 7 H: 0 LOB: 0 BB: 0 P: 10	R: 0 E: 0 K: 2 S: 10 H: 0 LOB: 0 BB: 0 P: 13	R: 0 E: 0 K: 1 S: 6 H: 0 LOB: 0 BB: 0 P: 11	1B: 3 2B: 1 3B: 0 HR: 2	SF: 0 SAC: 0 DP: 0 HBP: 3			WP: 0 PB: 0 SB: 0 CS: 0	PA: 39		

PITCHER		IP	WLS	BF	H	R	ER	SO	BB	IBB	HBP	BLK	WP	HR	S	P	ERA	WHIP
31 Lance Lynn, R ERA: 3.86	(1, 1)	5.2	L	27	6	7	7	3	2	1	1	0	0	2	58	97	11.12	1.412
60 John Brebbia, R ERA: 2.7	(6, 1)	1.1		6	0	0	0	0	0	0	2	0	0	0	15	24	0.00	0.000
64 Sam Tuivailala, R ERA: 2.65	(8, 1)	2.0		6	0	0	0	3	0	0	0	0	0	0	16	24	0.00	0.000

PITCHER	IP	WLS	BF	H	R	ER	SO	BB	IBB	HBP	BLK	WP	HR	S	P	ERA	WHIP

TOP

Pittsburgh Pirates @ St. Louis Cardinals

Busch Stadium, St. Louis, MO

Sat Jun 24 2017, 6:17 PM - 9:16 PM CDT

Att. 46,735 - Clear - 76 F

livebaseballscorecards.com

AB	33
R	7
H	6
RBI	7
BB	3
SO	6
LOB	8

Batter	1	2	3	4	5	6	7	8	9	AB	R	H	RBI	BB	SO	LOB
13 Matt Carpenter, L (1, 3) OBP: 0.371, SLG: 0.471	B FF 97 B FF 96 F SI 95 C SI 96 B KC 83 X FF 96 3-2 HR	C KC 84 C CH 90 B SI 97 S SL 89 1-3 K			B CH 90 C FF 96 X CH 90 1-1 G3			X SI 95 0-0 1B	D CH 80 B CH 79 F FC 84 X CH 78 2-1 P6	3	1	1	1	0	1	2
36 Aledmys Díaz, R (8, PH) OBP: 0.296, SLG: 0.402 (9, 6)										2	0	1	0	0	0	1
25 Dexter Fowler, S (1, 8) OBP: 0.336, SLG: 0.481	X FF 96 0-0 G5-3		C KC 81 F FF 94 B FF 96 F KC 82 X FF 98 1-2 G5-3		X FF 95 0-0 G4-3			C CH 88 B SI 94 F CH 87 B SI 95 F SI 95 F CH 87 B CH 88 X CH 88 3-2 F7		4	0	0	0	0	0	1
28 Tommy Pham, R (1, 7) OBP: 0.364, SLG: 0.497	B FF 96 B KC 82 X FF 96 2-0 F8		B KC 82 X FF 96 1-0 L9			C SI 94 B FF 95 B KC 82 B FF 95 X FF 95 3-1 3 G5-4-3 1B		S SI 95 F SI 95 B SI 94 F CH 88 C SL 86 1-3		4	0	1	0	0	1	1
3 Jedd Gyorko, R (1, 5) OBP: 0.350, SLG: 0.500 (9, 3)	B FF 96 S SL 89 B FF 97 F SL 90 B FF 97 B FF 98 4-2 BB		X SL 89 0-0 1B			X SI 95 0-0 G5-4-3 1-2f		C SI 94 B SI 94 B SI 94 S SI 94 B SI 94 F CH 87 X SI 95 3-2 P2		3	0	1	0	1	0	2
58 José Martínez, R (1, 9) OBP: 0.318, SLG: 0.505	C KC 81 B SI 94 C CH 89 1 SAFE S SL 89 1-3 K		C FF 94 B FF 96 F SL 91 1 SAFE B SL 89 C FF 98 2-3 K			B FF 98 C SI 97 S KC 84 X FF 98 1-2 1B			B FF 88 B CH 79 C SI 87 B FC 85 B SI 87 4-1 11 1B 55 1B BB	3	1	1	0	1	2	2
11 Paul DeJong, R (1, 6) OBP: 0.273, SLG: 0.513 (9, 4)		C FF 95 X FF 95 0-1 P3		B KC 83 B KC 82 C FF 96 F SL 88 X FF 97 2-2 P3		1 SAFE D KC 84 B FF 96 C SI 96 F SL 89 F FF 98 B SL 87 S SL 88 3-3 K			B SI 88 C SI 87 B CH 79 X SI 87 2-1 1-3 1B	4	0	1	0	0	1	1
35 Greg Garcia, L (1, 4) OBP: 0.325, SLG: 0.267 (9, 5)		C FF 96 B CH 89 B FF 96 F FF 95 B SL 85 B FF 98 4-2 31 2B BB		C SL 88 F FF 97 B FF 97 F FF 98 B SL 90 B FF 99 F FF 99 F SI 98 S SL 91 3-3 K			X FF 94 0-0 L7		B SI 87 B SL 78 X SL 82 2-0 L3	3	0	0	0	1	1	1
41 Eric Fryer, R (1, 2) OBP: 0.275, SLG: 0.217		B FF 96 C FF 95 B CH 91 X FF 96 2-1 F7		B FF 96 C FF 97 X SL 88 1-1 G5-3			B FF 94 B FF 94 X SI 95 2-0 G4-3		C SI 88 B FC 85 B FC 85 B CH 79 C SI 88 B SI 88 4-2 55 DI 55 1B BB	3	1	0	0	1	0	1
31 Lance Lynn, S (1, 1) OBP: 0.154, SLG: 0.125					B FF 94 C FF 94 B FF 94 B FF 96 C SI 95 X FF 96 3-2 G6-3		B SI 95 F SI 94 B SL 86 S SI 95 B SI 96 F SI 96 S SL 87 3-3 K		B CH 79 F CH 79 X FC 85 1-1 1-H 3-H 1B	2	0	1	0	0	0	0
60 John Brebbia, L (6, 1)										0	0	0	0	0	0	0
65 Chad Huffman, R (7, PH) OBP: 0.333, SLG: 0.429										1	0	0	0	0	1	0
64 Sam Tuivailala, R (8, 1)										0	0	0	0	0	0	0
55 Stephen Piscotty, R (9, PH) OBP: 0.362, SLG: 0.416										1	0	1	2	0	0	0
Inning Stats	R: 1 E: 0 K: 1 S: 10 H: 1 LOB: 1 BB: 1 P: 20	R: 0 E: 0 K: 1 S: 13 H: 1 LOB: 2 BB: 1 P: 22	R: 0 E: 0 K: 1 S: 9 H: 1 LOB: 1 BB: 0 P: 13	R: 0 E: 0 K: 1 S: 11 H: 0 LOB: 0 BB: 0 P: 17	R: 0 E: 0 K: 0 S: 6 H: 0 LOB: 0 BB: 0 P: 10	R: 0 E: 0 K: 1 S: 10 H: 2 LOB: 1 BB: 0 P: 17	R: 0 E: 0 K: 1 S: 6 H: 0 LOB: 0 BB: 0 P: 11	R: 0 E: 0 K: 1 S: 14 H: 1 LOB: 1 BB: 0 P: 21	R: 2 E: 0 K: 0 S: 10 H: 2 LOB: 1 BB: 2 P: 25	1B: 6 2B: 1 3B: 0 HR: 1 SF: 0 SAC: 0 DP: 1 HBP: 0						

PITCHER		IP	W/L/S	BF	H	R	ER	SO	BB	IBB	HBP	BLK	WP	HR	S	P	ERA	WHIP
45 Gerrit Cole, R ERA: 4.11	(1, 1)	6.0	W	24	5	1	1	5	2	0	0	0	0	1	59	99	1.50	1.167
52 Jhan Mariñez, R ERA: 3.68	(7, 1)	1.0		3	0	0	0	1	0	0	0	0	0	0	6	11	0.00	0.000
44 Tony Watson, L ERA: 4.32	(8, 1)	1.0		4	1	0	0	1	0	0	0	0	0	0	14	21	0.00	1.000
38 Wade LeBlanc, L ERA: 4.43	(9, 1)	1.0		6	2	2	2	0	2	0	0	0	0	0	10	25	18.00	4.000

PITCHER	IP	W/L/S	BF	H	R	ER	SO	BB	IBB	HBP	BLK	WP	HR	S	P	ERA	WHIP

BOTTOM

Pittsburgh Pirates @ St. Louis Cardinals

Busch Stadium, St. Louis, MO

Sat Jun 24 2017, 6:17 PM - 9:16 PM CDT

Att. 46,735 - Clear - 76 F

livebaseballscorecards.com

AB	33
R	3
H	8
RBI	3
BB	4
SO	7
LOB	12

Pittsburgh Pirates @ St. Louis Cardinals

Busch Stadium, St. Louis, MO

Sun Jun 25 2017, 7:08 PM - 10:19 PM CDT

Att. 43,719 - Clear - 81 F

TOP

livebaseballscorecards.com

Batter	1	2	3	4	5	6	7	8	9	AB	R	H	RBI	BB	SO	LOB
26 Adam Frazier, L (1, 7) OBP: 0.360, SLG: 0.400	B SI 88 C FC 88 X SI 89 1-1 ① G3		S FC 89 F SI 91 X FC 90 0-2 5 SF8 2-H 3-H 3B		C SI 87 X CH 83 0-1 ① F7		C FS 79 S SI 90 B FS 79 D FS 80 B SI 90 X FS 81 3-2 ② G3 2-3			4	1	1	2	0	0	1
5 Josh Harrison, R (1, 4) OBP: 0.369, SLG: 0.458	C SI 89 S SL 79 F CH 85 B SI 91 F SI 90 X SL 80 1-2 ② F7		B CH 86 B SI 91 X SL 82 2-1 ② SF8 3-H		C SI 89 F CH 85 F FC 88 X SI 91 0-2 ② G1-3		S FF 96 F FF 98 S FF 99 0-3 ③ K			3	0	0	1	0	1	1
28 John Jaso, L (1, 9) OBP: 0.323, SLG: 0.430	B KC 79 S CH 85 B FC 88 F SI 88 F SI 90 B SL 81 X SI 92 3-2 ③ G1-3		F CH 86 X SI 90 0-1 2B		F FC 87 X CH 86 0-1 1B			C FF 90 B KC 83 B SI 92 F FC 90 B KC 85 F FF 91 F FF 93 F FF 93 X FC 90 3-2 ① G3		4	0	2	0	0	0	0
23 David Freese, R (1, 5) OBP: 0.369, SLG: 0.382		B SI 87 F CH 84 X SL 80 1-1 ① F8	X SI 92 0-0 ③ G6-3		B CH 86 B SI 89 C SL 81 D SI 91 X CH 86 3-1 ③ L8			B FF 92 B CH 83 C FF 92 X FC 88 2-1 ② G4-3		4	0	0	0	0	0	2
55 Josh Bell, S (1, 3) OBP: 0.316, SLG: 0.462		C KC 78 B CH 85 S CH 84 B SL 82 B SI 91 B CH 86 4-2 22 G6-4-3 BB		C SI 89 B SI 88 X CH 85 1-1 ① G4-3		B SL 85 B SI 88 B SI 88 C SI 88 X CH 84 3-1 ① G4-3		B FF 91 B CH 84 X FC 88 2-0 ③ F8		3	0	0	0	1	0	0
22 Andrew McCutchen, R (1, 8) OBP: 0.350, SLG: 0.482		X SI 91 0-0 ② ③ G6-4-3 1-2f		C SI 90 F CH 85 X SI 90 0-2 10 E 32 SF8 10 1B 1B		B FC 88 B KC 79 C SL 80 F SI 90 S SL 81 2-3 ② K			S FF 93 F FF 93 X FC 86 0-2 ① L8	4	1	1	0	0	1	1
10 Jordy Mercer, R (1, 6) OBP: 0.351, SLG: 0.422			C CH 87 B SL 79 B FC 88 F CH 84 F SL 82 B SI 92 B FC 90 4-2 32 2B 26 3B BB	1 SAFE F CH 85 F SL 82 B SL 82 X SI 91 1-2 E6 1-3 1B		C FC 88 S SL 80 B CH 86 X SI 90 1-2 ③ G5-3			B FF 94 F FF 92 X FC 84 1-1 ② G5-3	3	1	1	0	1	0	0
32 Elias Díaz, R (1, 2) OBP: 0.333, SLG: 0.413			B SI 90 C SI 91 F SI 92 X FC 89 1-2 1-3 26 3B 2B	C SL 82 S SI 91 B SL 82 B SI 91 F SL 81 X SL 81 2-2 ② SF8 3-H			B SI 90 X FS 82 1-0 26 G3 25 G4-1 1B		B FF 92 S FF 92 F FF 92 B FF 93 X FC 87 2-2 ③ G1-3	3	1	2	1	0	0	0
39 Chad Kuhl, R (1, 1) 44 Tony Watson, L (6, 1) 25 Gregory Polanco, L (7, PH) OBP: 0.305, SLG: 0.366 12 Juan Nicasio, R (7, 1) 52 Jhan Mariñez, R (7, 1) 37 Edgar Santana, R (8, 1)			F SI 91 C SI 92 S SL 82 0-3 ① K	C SI 90 X SI 89 0-1 ③ L8			F SI 90 B FS 80 C FS 80 B SI 91 F FS 80 X SI 91 2-2 ① G4-1 1-2			2 0 1 0 0 0	0 0 0 0 0 0	0 0 0 0 0 0	0 0 0 0 0 0	1 0 0 0 0 0	3 0 1 0 0 0	

Inning Stats	1	2	3	4	5	6	7	8	9
R:	0	0	3	1	0	0	0	0	0
E:	0	0	0	1	0	0	0	0	0
K:	0	0	1	0	0	1	1	0	0
S:	11	5	17	14	10	8	11	9	8
H:	0	0	3	2	1	0	1	0	0
LOB:	0	0	1	1	1	0	1	0	0
BB:	0	1	1	0	0	0	0	0	0
P:	16	10	24	18	13	14	17	16	11

1B:	4
2B:	2
3B:	1
HR:	0
SF:	2
SAC:	0
DP:	1
HBP:	0
WP:	0
PB:	0
SB:	0
CS:	0
PA:	35

	AB	31
	R	4
	H	7
	RBI	4
	BB	2
	SO	3
	LOB	9

PITCHER		IP	WLS	BF	H	R	ER	SO	BB	IBB	HBP	BLK	WP	HR	S	P	ERA	WHIP
8 Mike Leake, R ERA: 3.12	(1, 1)	6.0		25	6	4	3	2	2	0	0	0	0	0	65	95	4.50	1.333
67 Matt Bowman, R ERA: 4.09	(7, 1)	0.2		3	1	0	0	0	0	0	0	0	0	0	8	14	0.00	1.500
44 Trevor Rosenthal, R ERA: 3.58	(7, 1)	0.1	W	1	0	0	0	1	0	0	0	0	0	0	3	3	0.00	0.000
27 Brett Cecil, L ERA: 4.08	(8, 1)	1.0		3	0	0	0	0	0	0	0	0	0	0	9	16	0.00	0.000
26 Seunghwan Oh, R ERA: 3.6	(9, 1)	1.0		3	0	0	0	0	0	0	0	0	0	0	8	11	0.00	0.000

PITCHER		IP	WLS	BF	H	R	ER	SO	BB	IBB	HBP	BLK	WP	HR	S	P	ERA	WHIP

Batter	1	2	3	4	5	6	7	8	9	AB	R	H	RBI	BB	SO	LOB
13 Matt Carpenter, L (1, 3) OBP: 0.372, SLG: 0.467	C FF 96 X FF 97 0-1 28 G5-4-3 1B	C SL 89 B SI 96 B FF 95 F SL 89 B SI 97 X SL 90 3-2 ③ G3			C CH 90 B KC 82 C CH 89 B SL 87 D KC 84 F CH 86 F SL 89 B SI 99 4-2 1-2 BB	B SL 86 B SI 94 B SL 86 C SI 94 C SI 94 X SI 95 3-2 ③ F7	B CH 91 X SI 94 1-0 ③ G3			4	0	1	0	1	0	6
28 Tommy Pham, R (1, 8) OBP: 0.359, SLG: 0.484	X FF 97 0-0 ① ② G5-4-3 1-2f		C FF 95 F KC 81 B SI 94 S SL 89 1-3 ① K		S SL 88 B SL 88 D SI 97 C SL 88 S SL 87 2-3 ② K		B FF 96 C FF 96 B FF 96 B FF 96 F FF 94 B FF 97 4-2 55 BB 4 1B BB	B SI 95 F SI 95 B SI 96 X SI 95 2-1 G5-3 ①		4	1	0	0	1	2	3
55 Stephen Piscotty, R (1, 9) OBP: 0.358, SLG: 0.407	C FF 98 B FF 98 S SL 89 B SL 88 B FF 97 F FF 98 T SI 99 3-2 ③ K		X FF 96 0-0 ② G4-3		F SL 86 X FF 97 0-1 ③ F9		1 SAFE C SI 96 B SL 91 1 SAFE S FF 97 B FF 97 B SL 90 B SL 88 4-2 4 1B 36 E 1-2 BB	S SI 96 S SL 82 S SL 89 0-3 ② K		4	1	0	0	1	2	2
15 Randal Grichuk, R (1, 7) OBP: 0.280, SLG: 0.395		B SI 96 C SI 96 B FF 97 F FF 97 B FF 98 X FF 98 3-2 36 1B 4 1B 35 1B 1B	B FF 96 C CH 87 S FF 96 F SL 89 B FF 97 X SL 89 2-2 ③ G6-3			B SI 96 C CH 85 B SL 89 F SL 87 F SI 98 X SL 87 2-2 HR	B FF 96 B FF 96 C FF 98 S FF 98 F FF 98 F FF 98 F SL 90 S FF 97 2-3 ① K	F SI 96 F SI 97 F SL 88 S SL 88 0-3 ③ K		5	2	2	1	0	2	2
4 Yadier Molina, R (1, 2) OBP: 0.300, SLG: 0.426		1 SAFE B FF 97 B SI 96 X FF 97 2-0 36 1B 35 1B 1-2 1B		C SI 94 B KC 82 B CH 82 C SI 95 F SI 97 S SL 88 2-3 ① K		B SI 97 B SI 97 C SL 88 B SL 88 X SI 97 3-1 36 SH2-3 3 2B 2B	C SI 96 F FF 97 F FF 98 D FF 93 X FF 98 1-2 11 WP 36 E 11 1B 1-3 2-H 1B			4	3	3	1	0	1	0
36 Aledmys Díaz, R (1, 6) OBP: 0.297, SLG: 0.401		L SL 88 S SL 88 X SL 88 0-2 35 1B 1-2 2-3 1B		F FF 97 S SI 94 S SL 87 0-3 ② K		B SL 85 F SI 94 X SI 93 1-1 ① SH2-3 2-3	F SL 88 B X SL 88 1-1 E6 11 WP 11 1B 1-2 3-H			3	1	1	1	0	1	1
11 Paul DeJong, R (1, 4) OBP: 0.272, SLG: 0.500		S FF 99 F FF 98 D SL 91 B SL 90 X SL 89 2-2 ① P2		S SL 88 B FF 97 F KC 82 F SL 88 X FF 98 1-2 ③ L1		F SL 86 B SI 94 F SI 95 F SL 86 S CH 87 1-3 ② K	F SL 85 B SL 85 X SI 94 1-1 40 HBP 1-H 2-H 1B			4	0	1	2	0	1	4
35 Greg Garcia, L (1, 5) OBP: 0.328, SLG: 0.272 3 Jedd Gyorko, R (6, PH) OBP: 0.352, SLG: 0.504 (7, 5)		B SL 89 C SI 98 B FF 98 X FF 98 2-1 1-3 2-H 3-H 1B			B SI 95 S CH 88 S CH 87 F SL 88 X FF 97 1-2 ① G4-3	C CH 87 B SI 93 X SI 89 1-1 3-H 2B	B SL 85 B SL 86 C SI 95 C SI 95 F FF 94 D SL 86 X SL 87 3-2 ② L7			2 2	0 0	1 1	2 1	0 0	0 0	0 1
8 Mike Leake, R (1, 1) OBP: 0.206, SLG: 0.188 58 José Martínez, R (6, PH) OBP: 0.324, SLG: 0.505 67 Matt Bowman, R (7, 1) 44 Trevor Rosenthal, R (7, 1) 40 Luke Voit, R (7, PH) 27 Brett Cecil, R (8, 1) 26 Seunghwan Oh, R (9, 1)		B FF 96 L SI 94 1 SAFE M SL 90 L SL 89 1-3 ② K			F SI 97 X FF 97 0-1 13 BB 1B	B SI 95 B SL 87 2-0 IBB	B SI 95 D SL 86 S SI 95 F SI 95 D SL 89 F SL 86 H SI 96 4-2 1-2 HBP			2 0 0 0 0 0 0	0 0 0 0 0 0 0	1 0 0 0 0 0 0	0 0 0 0 0 0 0	0 1 0 0 0 0 0	1 0 0 0 0 0 0	2 0 0 0 0 0 0
Inning Stats	R: 0 E: 0 K: 1 S: 7 H: 1 LOB: 0 BB: 0 P: 10	R: 2 E: 0 K: 1 S: 18 H: 4 LOB: 2 BB: 0 P: 31	R: 0 E: 0 K: 1 S: 8 H: 0 LOB: 0 BB: 0 P: 11	R: 0 E: 0 K: 2 S: 11 H: 0 LOB: 0 BB: 0 P: 14	R: 0 E: 0 K: 1 S: 15 H: 1 LOB: 2 BB: 1 P: 22	R: 2 E: 0 K: 1 S: 17 H: 3 LOB: 2 BB: 1 P: 30	R: 4 E: 1 K: 1 S: 27 H: 2 LOB: 2 BB: 2 P: 48	R: 0 E: 0 K: 2 S: 9 H: 0 LOB: 0 BB: 0 P: 11		1B: 8 2B: 2 3B: 0 HR: 1 SF: 0 SAC: 1 DP: 1 HBP: 1					WP: 1 PB: 0 SB: 0 CS: 0 PA: 40	

PITCHER		IP	WLS	BF	H	R	ER	SO	BB	IBB	HBP	BLK	WP	HR	S	P	ERA	WHIP
39 Chad Kuhl, R ERA: 5.58	(1, 1)	5.0		23	8	4	4	6	1	0	0	0	0	1	65	99	7.20	1.800
44 Tony Watson, L ERA: 4.19	(6, 1)	1.0	B	5	1	0	0	1	0	1	0	0	0	0	11	19	0.00	1.000
12 Juan Nicasio, R ERA: 3.16	(7, 1)	0.1	L	5	1	4	3	1	2	0	0	0	0	0	17	29	81.00	9.000
52 Jhan Mariñez, R ERA: 3.62	(7, 1)	0.2		4	1	0	0	0	0	0	1	0	1	0	10	19	0.00	1.500
37 Edgar Santana, R ERA: 3.18	(8, 1)	1.0		3	0	0	0	2	0	0	0	0	0	0	9	11	0.00	0.000

PITCHER	IP	WLS	BF	H	R	ER	SO	BB	IBB	HBP	BLK	WP	HR	S	P	ERA	WHIP

BOTTOM

Pittsburgh Pirates @ St. Louis Cardinals

Busch Stadium, St. Louis, MO

Sun Jun 25 2017, 7:08 PM - 10:19 PM CDT

Att. 43,719 - Clear - 81 F

livebaseballscorecards.com

AB	34
R	8
H	11
RBI	8
BB	4
SO	10
LOB	21

Tampa Bay Rays @ Pittsburgh Pirates

PNC Park, Pittsburgh, PA

Tue Jun 27 2017, 7:09 PM - 10:13 PM EDT

Att. 20,424 - Cloudy - 68 F

livebaseballscorecards.com

Batter	1	2	3	4	5	6	7	8	9	10	AB	R	H	RBI	BB	SO	LOB
0 Mallex Smith, L (1, 8) (9, 7) OBP: 0.412, SLG: 0.412	C SI 93 B FF 94 C CH 86 X FF 95 1-2 G5-3		X SI 93 0-0 G4-3			L FF 92 C CH 84 B FF 92 S SL 82 1-3 K		B SI 93 F FF 93 B FF 94 1 SAFE T SI 94 1 SAFE X SI 96 2-2 FC5-4 10 CS 1-2f		B FF 98 C FF 96 S FF 97 S SL 86 1-3 K	5	0	0	0	0	2	2
10 Corey Dickerson, L (1, 7) OBP: 0.372, SLG: 0.586 18 Peter Bourjos, R (9, 8) OBP: 0.292, SLG: 0.422	B FF 95 X SI 92 1-0 F7			C SI 91 S FF 93 B CU 76 B SL 85 B SL 84 F SL 84 F SI 93 X SI 93 3-2 7 1B 20 FC6-4 1B		X CH 86 0-0 3 G5-4-3 1B		1 SAFE 1 SAFE S SI 94 B FF 94 F SL 88 F FF 96 1 SAFE B SI 96 P PO 86 3-2 CS 1-2	F FF 95 B SL 87 B CH 86 S FF 95 F FF 95 F SL 86 S SI 96 2-3 K		4 0	1 0	2 0	0 0	0 0	1 0	0 0
3 Evan Longoria, R (1, 5) OBP: 0.318, SLG: 0.432	C FF 94 X SI 91 0-1 1B			S SI 90 F FF 93 1 SAFE B CH 85 B SL 84 S CH 87 2-3 K		D SL 82 1 SAFE S FF 91 S CH 85 F FF 92 F SI 89 X CH 84 1-2 G5-4-3 1-2f			B SI 95 T FF 95 S SL 85 B SL 86 S CH 88 2-3 K		4	0	1	0	0	2	2
7 Logan Morrison, L (1, 3) OBP: 0.358, SLG: 0.569	X FF 94 0-0 G4-3			B SI 91 B SL 86 X SI 91 2-0 20 FC6-4 1-3 1B			B CH 87 X SI 91 1-0 G4-3		X FF 96 0-0 F9		4	0	1	0	0	0	1
20 Steven Souza Jr., R (1, 9) OBP: 0.370, SLG: 0.483		C FF 93 X SI 92 0-1 L4		X SI 91 0-0 FC6-4 40 E 1-2f 3-H			F FF 92 F FF 92 S SL 83 0-3 K			X FF 97 0-0 40 FC5 40 E 1B	4	1	1	1	0	1	1
40 Wilson Ramos, R (1, 2) OBP: 0.143, SLG: 0.143		X FF 94 0-0 CI 1 G6-4-3		1 SAFE B FF 93 B SL 83 F SI 90 1 SAFE B SI 91 F CH 85 F SI 91 X FF 94 3-2 L9 1-2			X SL 83 0-0 F8			B FF 97 S CH 87 X FF 100 1-1 FC5 11 WP 11 SF7 1-H	3	1	0	0	0	0	1
1 Tim Beckham, R (1, 4) OBP: 0.330, SLG: 0.439		B SI 90 B SL 85 F SI 91 X CH 86 2-1 G6-4-3 1-2f			C SI 90 F FF 91 T FF 93 0-2 K			X SL 83 0-0 11 1B 2B		B FF 99 B CH 89 F CH 89 B FF 99 F FF 97 B CH 88 4-2 11 WP BB	3	1	1	0	1	1	1
11 Adeiny Hechavarría, R (1, 6) OBP: 0.286, SLG: 0.382			B FF 92 S SL 84 F SI 91 B FF 92 X SL 82 2-2 F8		F SI 90 B SL 84 F SL 83 B FF 94 S SI 90 2-3 K			F FF 92 X SI 88 0-1 0 FC5-4 2-H 1B		F FF 97 F FF 98 B CH 89 X CH 89 1-2 SF7 1-2 2-H	3	0	1	2	0	1	0
53 Alex Cobb, R (1, 1) 37 Alex Colomé, R (9, 1) 14 Trevor Plouffe, R (10, PH) OBP: 0.284, SLG: 0.372 49 Tommy Hunter, R (10, 1)			C FF 92 F FF 93 B FF 92 B SI 89 C FF 94 2-3 K		F FF 92 F SI 88 B SL 83 B FF 94 C FF 90 2-3 K			X FF 93 0-0 B3		F FF 97 X SL 85 0-1 F7	3 0 1 0	0 0 0 0	0 0 0 0	0 0 0 0	0 0 0 0	2 0 0 0	1 0 1 0
Inning Stats	R: 0 E: 0 K: 0 S: 7 H: 1 LOB: 1 BB: 0 P: 9	R: 0 E: 1 K: 0 S: 5 H: 0 LOB: 0 BB: 0 P: 7	R: 0 E: 0 K: 1 S: 7 H: 0 LOB: 0 BB: 0 P: 11	R: 1 E: 1 K: 1 S: 14 H: 2 LOB: 1 BB: 0 P: 24	R: 0 E: 0 K: 3 S: 9 H: 0 LOB: 0 BB: 0 P: 13	R: 0 E: 0 K: 1 S: 9 H: 1 LOB: 0 BB: 0 P: 11	R: 0 E: 0 K: 1 S: 5 H: 0 LOB: 0 BB: 0 P: 6	R: 1 E: 0 K: 0 S: 11 H: 2 LOB: 0 BB: 0 P: 15	R: 0 E: 0 K: 2 S: 9 H: 0 LOB: 0 BB: 0 P: 13	R: 2 E: 1 K: 1 S: 13 H: 1 LOB: 1 BB: 1 P: 20	1B: 6 2B: 1 3B: 0 HR: 0 SF: 1 SAC: 0 DP: 2 HBP: 0						

PITCHER	IP	WLS	BF	H	R	ER	SO	BB	IBB	HBP	BLK	WP	HR	S	P	ERA	WHIP
57 Trevor Williams, R (1, 1) ERA: 4.82	7.0		26	6	2	2	7	0	0	0	0	0	0	59	84	2.57	0.857
12 Juan Nicasio, R (8, 1) ERA: 3.06	1.0		2	0	0	0	0	0	0	0	0	0	0	8	12	0.00	0.000
41 Daniel Hudson, R (9, 1) ERA: 5.06	1.0		3	0	0	0	2	0	0	0	0	0	0	9	13	0.00	0.000
73 Felipe Vázquez, L (10, 1) ERA: 0.88	1.0	L	6	1	2	1	1	1	0	0	0	1	0	13	20	9.00	2.000

PITCHER	IP	WLS	BF	H	R	ER	SO	BB	IBB	HBP	BLK	WP	HR	S	P	ERA	WHIP

TOP

AB	34
R	4
H	7
RBI	3
BB	1
SO	10
LOB	10

WP: 1 PA: 38
PB: 0
SB: 0
CS: 1

Batter	1	2	3	4	5	6	7	8	9	10	AB	R	H	RBI	BB	SO	LOB
26 Adam Frazier, L (1, 7) OBP: 0.352, SLG: 0.390	C SI 91 C KC 80 B SI 91 B KC 80 B SI 91 X SI 91 3-2 ① P5			C SI 91 X KC 80 0-1 ① G3		C SI 92 C FS 87 C SI 92 0-3 ③ K			F FF 95 F FC 88 D FC 89 1 SAFE X FC 88 1-2 ① F8	C FC 95 X FC 94 0-1 ③ L7	5	0	0	0	0	1	1
5 Josh Harrison, R (1, 4) OBP: 0.374, SLG: 0.464	F SI 92 B KC 80 B SI 92 F SI 91 F KC 80 F SI 93 X FS 85 2-2 ② L5			B SI 91 B SI 91 B SI 90 B SI 91 4-0 BB			B SI 91 B SI 91 X SI 91 2-0 55 G5-4-3 22 1B 1B		X FF 95 0-0 1-3 22 2B 2B		3	1	2	0	1	0	0
22 Andrew McCutchen, R (1, 8) OBP: 0.351, SLG: 0.486	C KC 80 X SI 92 0-1 ③ F9			B SI 90 1 SAFE F SI 90 C SI 90 1 SAFE F KC 80 B SI 91 X SI 92 2-2 ② F9			C SI 91 1 SAFE D KC 81 S SI 90 F SI 91 F KC 81 F SI 91 X SI 91 1-2 55 G5-4-3 1-2 1B		B FC 90 S FC 89 B FC 90 B FC 89 X FC 88 3-1 23 F9 2-H 3-H 2B		4	0	2	2	0	0	1
55 Josh Bell, S (1, 3) OBP: 0.315, SLG: 0.457 73 Felipe Vázquez, L (10, 1)		C KC 78 X KC 79 0-1 ① G6-3		C KC 79 1 SAFE X FS 84 0-1 ③ F7			B KC 79 B KC 79 X SI 91 2-0 ①② G5-4-3 1-2f 2-3		0-0 25 IBB IBB		3 0	0 0	0 0	0 0	1 0	0 0	3 0
23 David Freese, R (1, 5) OBP: 0.363, SLG: 0.374		C SI 92 X SI 91 0-1 ② L7			B SI 91 C SI 91 X SI 92 1-1 ① L9		C SI 92 X SI 90 0-1 ③ G5-3		C FC 90 B FC 90 F FF 94 B FC 89 X FC 88 2-2 ② F9 2-3		4	0	0	0	0	0	3
25 Gregory Polanco, L (1, 9) OBP: 0.304, SLG: 0.361		B KC 79 X KC 78 1-0 ③ G3			C KC 80 C SI 92 F KC 81 F KC 81 X SI 91 0-2 ② P6			C KC 78 B KC 79 C KC 78 S KC 80 1-3 ① K	D FC 89 B FF 94 B FF 94 3-0 1-2 IBB		3	0	0	0	1	1	0
10 Jordy Mercer, R (1, 6) OBP: 0.346, SLG: 0.416			B SI 90 C SI 91 B KC 80 X SI 90 2-1 ① G6-3		C SI 92 B KC 81 B SI 93 X SI 91 2-1 ③ F7			C SI 92 X SI 91 0-1 ② F7	B FC 89 X FC 89 1-0 ③ F7		4	0	0	0	0	0	3
19 Chris Stewart, R (1, 2) OBP: 0.263, SLG: 0.288 32 Elias Díaz, R (10, PH) OBP: 0.329, SLG: 0.406			C SI 92 C KC 80 F KC 79 B SI 92 C SI 92 1-3 ② K			B SI 91 F SI 90 C SI 91 B KC 82 B KC 80 X SI 91 3-2 ① G5-3		C SI 92 B KC 81 B SI 90 C SI 90 X SI 90 3-2 ③ F9		B SI 97 C SI 96 F CU 86 B CU 84 F CU 86 S FF 96 2-3 ① K	3 1	0 0	0 0	0 0	0 0	1 1	0 0
57 Trevor Williams, R (1, 1) 12 Juan Nicasio, R (8, 1) 41 Daniel Hudson, R (9, 1) 28 John Jaso, L (9, PH) OBP: 0.325, SLG: 0.427 (10, 3)			C SI 92 C SI 92 B B SI 91 T SI 90 2-2 ③ K			X SI 92 0-0 ② L4			B FF 94 C FF 94 B FC 88 C FF 95 H FF 95 3-2 5 2B 22 2B HBP	X FC 93 0-0 ② P4	2 0 0 1	0 0 0 1	0 0 0 0	0 0 0 0	1 0 0 0	0 0 0 0	0 0 0 0
Inning Stats	R: 0 H: 0 E: 0 LOB: 0 K: 0 BB: 0 S: 10 P: 15	R: 0 H: 0 E: 0 LOB: 0 K: 0 BB: 0 S: 5 P: 6	R: 0 H: 0 E: 0 LOB: 0 K: 2 BB: 0 S: 9 P: 14	R: 0 H: 0 E: 0 LOB: 1 K: 0 BB: 1 S: 8 P: 14	R: 0 H: 0 E: 0 LOB: 0 K: 0 BB: 0 S: 9 P: 12	R: 0 H: 0 E: 0 LOB: 0 K: 1 BB: 0 S: 7 P: 10	R: 0 H: 2 E: 0 LOB: 1 K: 0 BB: 0 S: 10 P: 15	R: 0 H: 0 E: 0 LOB: 0 K: 1 BB: 0 S: 8 P: 12	R: 2 H: 2 E: 0 LOB: 3 K: 0 BB: 2 S: 12 P: 25	R: 0 H: 0 E: 0 LOB: 0 K: 1 BB: 0 S: 7 P: 9	1B: 2 2B: 2 3B: 0 HR: 0	SF: 0 SAC: 0 DP: 1 HBP: 1						

PITCHER		IP	WLS	BF	H	R	ER	SO	BB	IBB	HBP	BLK	WP	HR	S	P	ERA	WHIP
53 Alex Cobb, R ERA: 3.73	(1, 1)	8.0		26	2	0	0	4	1	0	0	0	0	0	66	98	0.00	0.375
37 Alex Colomé, R ERA: 3.57	(9, 1)	1.0	W	8	2	2	2	0	0	2	1	0	0	0	12	25	18.00	2.000
49 Tommy Hunter, R ERA: 2.38	(10, 1)	1.0	S	3	0	0	0	1	0	0	0	0	0	0	7	9	0.00	0.000

PITCHER	IP	WLS	BF	H	R	ER	SO	BB	IBB	HBP	BLK	WP	HR	S	P	ERA	WHIP

BOTTOM

Tampa Bay Rays @ Pittsburgh Pirates

PNC Park, Pittsburgh, PA

Tue Jun 27 2017, 7:09 PM - 10:13 PM EDT

Att. 20,424 - Cloudy - 68 F

livebaseballscorecards.com

AB	33
R	2
H	4
RBI	2
BB	3
SO	5
LOB	11

1B: 2	SF: 0	WP: 0	PA: 37
2B: 2	SAC: 0	PB: 0	
3B: 0	DP: 1	SB: 0	
HR: 0	HBP: 1	CS: 0	

TOP

Tampa Bay Rays @ Pittsburgh Pirates

PNC Park, Pittsburgh, PA

Wed Jun 28 2017, 7:09 PM - 10:09 PM EDT

Att. 21,582 - Partly Cloudy - 75 F

livebaseballscorecards.com

Batter	1	2	3	4	5	6	7	8	9	AB	R	H	RBI	BB	SO	LOB
0 Mallex Smith, L (1, 8) OBP: 0.392, SLG: 0.389	B SI 93 X SI 91 1-0 ① L9	B CU 80 S CH 86 B SI 94 X SI 93 2-1 ③ G3		B SI 92 L SI 92 L SI 92 B CU 82 X SI 94 2-2 ① FC1-6 10 G1-3 1-2f		B FF 94 F FF 96 S SL 87 F FF 95 D SL 86 X FF 95 2-2 ② P6		B CH 88 1 SAFE C FF 96 X CH 86 1-1 ③ F8		5	0	0	0	0	0	5
10 Corey Dickerson, L (1, 7) OBP: 0.373, SLG: 0.583	B SI 91 F SI 91 F FF 93 X FF 94 1-2 3 2B 1B		B FF 92 B CH 84 F CH 85 X SI 93 2-1 3 2B 40 SF8 1B	C SI 94 S CU 81 F CU 82 1 SAFE X SI 92 0-2 ② G1-3 1-2		C CH 86 X SL 86 0-1 ③ G3-1			B FF 99 S FF 100 S FF 101 T FF 101 1-2 ① K	5	2	2	0	0	1	2
3 Evan Longoria, R (1, 5) OBP: 0.319, SLG: 0.438	B SI 92 X FF 92 1-0 1-H 2B		B CU 80 F CH 84 F SI 93 F CU 81 F CH 86 1 SAFE X SI 94 1-2 1 1B 2B 1-3	C CH 86 F SI 94 S CU 83 0-3 ③ K			F SI 94 F SI 94 B SI 94 F CH 86 F CH 88 F SI 95 X CH 86 1-2 ① F7		B FF 100 B CH 90 F FF 99 F FF 98 S FF 101 2-3 ② K	5	0	2	1	0	2	1
7 Logan Morrison, L (1, 3) OBP: 0.355, SLG: 0.565	C CU 79 B FF 93 X CH 86 1-1 ② L9		B FF 95 B FF 94 B SI 95 X FF 93 3-0 ① F7		B CU 79 X SI 92 1-0 ① L8		C SI 95 F SL 84 X SL 85 0-2 20 1B 2B		F FF 100 B SL 88 X FF 100 1-1 ③ G6-3	5	0	1	0	0	0	3
20 Steven Souza Jr., R (1, 9) OBP: 0.371, SLG: 0.481	B SI 91 C SI 92 S CU 80 B CU 81 F SI 93 B FF 94 X SI 95 3-2 ③ L7		D CU 82 B FF 94 D CU 82 F FF 94 H FF 94 4-1 1 1B HBP		X SI 92 0-0 ② G4-3		B SI 95 D CH 88 B CH 87 C SI 94 C SI 94 X SI 94 3-2 40 G1-6-3 1B 2-3			3	0	1	0	0	0	1
40 Wilson Ramos, R (1, 2) OBP: 0.182, SLG: 0.111		C FF 91 X SI 90 0-1 ① L5	S CU 82 D CU 82 B SI 94 X SI 92 2-1 ② SF8 3-H		B SI 92 F SI 91 S CU 81 B CU 80 B FF 94 B CU 80 4-2 BB		S CH 87 B SI 94 X CH 86 1-1 ② ③ G1-6-3 1-2f			2	0	0	1	1	0	2
1 Tim Beckham, R (1, 4) OBP: 0.332, SLG: 0.440		X SI 92 0-0 11 1B 4 FC5-2-5-2 1B	B CU 82 F CH 87 B FF 94 S FF 94 X SI 94 2-2 1-2 2-3 1B		C SI 93 B SI 92 X CH 86 1-1 ③ L7			S SL 88 X SL 90 0-1 ① G6-3		4	0	2	0	0	0	1
11 Adeiny Hechavarría, R (1, 6) OBP: 0.311, SLG: 0.408		X SI 92 0-0 4 FC5-2-5-2 1-3 1B	B CU 81 B CU 80 C SI 94 X SI 93 2-1 ③ G4-3			X SI 95 0-0 2 G4-3 2B		B CH 87 B CH 86 B FF 94 B FF 94 4-0 BB		3	0	2	0	1	0	3
4 Blake Snell, L (1, 1) 2 Shane Peterson, L (6, PH) OBP: 0.288, SLG: 0.404 43 Danny Farquhar, R (6, 1) 17 Jumbo Díaz, R (7, 1) 14 Trevor Plouffe, R (8, PH) OBP: 0.282, SLG: 0.371 30 Erasmo Ramírez, R (8, 1)		1 SAFE X SI 92 0-0 ② FC5-2-5-2 1-2 3-H		C SI 92 F SI 90 B CU 80 B CU 79 B SI 93 B SI 93 4-2 0 FC1-6 BB		B FF 95 C FF 95 B CU 80 B CH 87 X CH 87 2-1 ① G4-3 2-3		C SI 90 S FF 97 B SL 90 C SI 97 1-3 ② K		1 1 0 0 1 0	0 0 0 0 0 0	0 0 0 0 0 0	0 0 0 0 1 0	1 0 0 0 0 0	0 0 0 0 1 0	2 1 0 0 1 0
Inning Stats	R: 1 E: 0 K: 0 S: 11 H: 2 LOB: 1 BB: 0 P: 18	R: 0 E: 0 K: 0 S: 7 H: 2 LOB: 2 BB: 0 P: 9	R: 1 E: 0 K: 0 S: 16 H: 3 LOB: 3 BB: 0 P: 32	R: 0 E: 0 K: 1 S: 12 H: 0 LOB: 1 BB: 1 P: 18	R: 0 E: 0 K: 0 S: 6 H: 0 LOB: 1 BB: 1 P: 12	R: 0 E: 0 K: 0 S: 9 H: 1 LOB: 1 BB: 0 P: 13	R: 0 E: 0 K: 0 S: 14 H: 2 LOB: 1 BB: 0 P: 19	R: 0 E: 0 K: 1 S: 7 H: 0 LOB: 1 BB: 1 P: 13	R: 0 E: 0 K: 2 S: 8 H: 0 LOB: 1 BB: 0 P: 12	1B: 6 2B: 4 3B: 0 HR: 0 SF: 1 SAC: 0 DP: 1 HBP: 1						

	AB	35
	R	2
	H	10
	RBI	2
	BB	3
	SO	4
	LOB	22

PITCHER		IP	WLS	BF	H	R	ER	SO	BB	IBB	HBP	BLK	WP	HR	S	P	ERA	WHIP
46 Iván Nova, R ERA: 3.08	(1, 1)	5.0	W	25	7	2	2	1	2	0	1	0	0	0	52	89	3.60	1.800
41 Daniel Hudson, R ERA: 4.91	(6, 1)	1.0		4	1	0	0	0	0	0	0	0	0	0	9	13	0.00	1.000
44 Tony Watson, L ERA: 4.08	(7, 1)	1.0		4	2	0	0	0	0	0	0	0	0	0	14	19	0.00	2.000
12 Juan Nicasio, R ERA: 2.97	(8, 1)	1.0		4	0	0	0	1	1	0	0	0	0	0	7	13	0.00	1.000
73 Felipe Vázquez, L ERA: 0.86	(9, 1)	1.0		3	0	0	0	2	0	0	0	0	0	0	8	12	0.00	0.000

PITCHER	IP	WLS	BF	H	R	ER	SO	BB	IBB	HBP	BLK	WP	HR	S	P	ERA	WHIP

WP: 0 PB: 0 SB: 0 CS: 0 PA: 40

Batter	1	2	3	4	5	6	7	8	9	AB	R	H	RBI	BB	SO	LOB
62 Max Moroff, S (1, 4) OBP: 0.222, SLG: 0.133	B FF 96 T FF 97 S SL 86 S SL 86 1-3 K2-3 ①	B FF 95 B CH 86 B FF 95 C FF 94 C FF 94 C FF 94 3-3 K ②		F FF 94 D SL 83 D CH 86 B FF 94 X FF 94 3-1 F8 ③		B CU 75 B CH 86 S CH 85 S FF 92 X CH 87 2-2 G4-3 ③				4	0	0	0	0	2	2
5 Josh Harrison, R (1, 7) OBP: 0.370, SLG: 0.457	X FF 97 0-0 B5-3 ②	S CH 88 B FF 96 X FF 94 1-1 F7 ③			C FF 92 S CU 80 B CU 77 S SL 85 1-3 K ①		F FF 96 F SL 87 F SL 83 S FF 97 0-3 K ①			4	0	0	0	0	2	0
22 Andrew McCutchen, R (1, 8) OBP: 0.353, SLG: 0.482	B FF 97 C FF 96 B CH 89 C SL 86 B SL 87 F SL 88 B FF 97 4-2 23 BB 64 2B BB		C CH 86 C FF 94 B CH 87 F FF 95 B SL 85 B CH 86 F FF 94 F FF 96 X FF 94 3-2 G4-3 ①		B CH 86 B FF 94 B FF 93 4-0 64 2B BB		C SL 86 F FF 97 F FF 98 X SL 86 0-2 P4 ②			2	2	0	0	2	0	0
23 David Freese, R (1, 5) OBP: 0.361, SLG: 0.368	B FF 96 B SL 86 B CH 88 C FF 96 F SL 86 B FF 95 4-2 64 2B 32 WP 1-2 BB		X FF 95 0-0 G1-3 ②		1 SAFE B FF 92 B FF 93 C CH 87 S FF 94 1 SAFE S SL 87 2-3 K ②		C SL 88 F SL 89 S SL 84 0-3 K ③			3	1	0	0	1	2	1
64 José Osuna, R (1, 9) OBP: 0.306, SLG: 0.491	C FF 96 X SL 85 0-1 32 WP 32 1B 1-3 2-H 2B		B CH 86 F CH 85 B FF 94 F FF 95 B FF 96 X CH 87 3-2 P6 ③		X FF 93 0-0 1-H 2B			F SL 84 F SI 92 B FC 87 B CH 85 F SI 93 B FF 93 F FC 87 F FC 89 X SI 93 3-2 G6-3 ①		4	1	2	2	0	0	0
55 Josh Bell, S (1, 3) OBP: 0.317, SLG: 0.467	C FF 97 F CH 89 F FF 96 B SL 88 D SL 88 F CH 89 B FF 96 B FF 97 4-2 32 WP 32 1B BB			C CH 85 X FF 94 0-1 HR	C CH 87 F CH 86 S SL 85 0-3 K ③			B FC 90 C FC 91 C FC 90 F CH 84 S FC 89 1-3 K ②		3	2	1	1	1	2	1
32 Elias Díaz, R (1, 2) OBP: 0.338, SLG: 0.412	C FF 96 C SL 87 F SL 85 B FF 96 B FF 96 X SL 86 2-2 1-H 2-H 3-H 1B			C FF 93 B CH 86 X CH 87 1-1 F9 ①		B FF 91 F FF 92 B FF 93 B CH 84 X FF 92 3-1 10 G5-4-3 1B		B SL 84 X SI 94 1-0 G2-3 ③		4	0	2	2	0	0	0
10 Jordy Mercer, R (1, 6) OBP: 0.346, SLG: 0.413	B FF 95 X CH 88 1-0 F9 ③			C FF 94 B FF 93 B CH 87 B FF 93 B CH 86 4-1 46 SH3-4 BB		B FF 91 C FF 91 X CH 84 1-1 G5-4-3 ① ② 1-2f				2	0	0	0	1	0	2
46 Iván Nova, R (1, 1) OBP: 0.031, SLG: 0.031 41 Daniel Hudson, R (6, 1) 25 Gregory Polanco, L (6, PH) OBP: 0.267, SLG: 0.364 44 Tony Watson, L (7, 1) 12 Juan Nicasio, R (8, 1) 73 Felipe Vázquez, L (9, 1)		C FF 94 B CU 77 S FF 95 S SL 86 1-3 K ①		X FF 94 0-0 SH3-4 ② 1-2		S CH 87 B FF 94 B CH 87 S CH 86 X FF 94 2-2 E4 1B				1 0 0 1 0 0 0	0 0 0 0 0 0 0	0 0 0 0 0 0 0	0 0 0 0 0 0 0	0 0 0 0 0 0 0	1 0 0 0 0 0 0	0 0 0 0 0 0 0
Inning Stats	R: 4 E: 0 K: 1 S: 20 H: 2 LOB: 1 BB: 3 P: 36	R: 0 E: 0 K: 2 S: 8 H: 0 LOB: 0 BB: 0 P: 13	R: 0 E: 0 K: 0 S: 10 H: 0 LOB: 0 BB: 0 P: 16	R: 1 E: 0 K: 0 S: 8 H: 1 LOB: 1 BB: 1 P: 16	R: 1 E: 0 K: 3 S: 10 H: 1 LOB: 1 BB: 1 P: 17	R: 0 E: 1 K: 2 S: 10 H: 2 LOB: 1 BB: 0 P: 18	R: 0 E: 0 K: 2 S: 11 H: 0 LOB: 0 BB: 0 P: 11	R: 0 E: 0 K: 1 S: 11 H: 0 LOB: 0 BB: 0 P: 16		1B: 3 2B: 2 3B: 0 HR: 1 SF: 0 SAC: 1 DP: 1 HBP: 0				WP: 1 PB: 0 SB: 0 CS: 0 PA: 34	

BOTTOM

Tampa Bay Rays @ Pittsburgh Pirates

PNC Park, Pittsburgh, PA

Wed Jun 28 2017, 7:09 PM - 10:09 PM EDT

Att. 21,582 - Partly Cloudy - 75 F

livebaseballscorecards.com

AB	28
R	6
H	6
RBI	5
BB	5
SO	9
LOB	6

PITCHER		IP	WLS	BF	H	R	ER	SO	BB	IBB	HBP	BLK	WP	HR	S	P	ERA	WHIP
4 Blake Snell, L ERA: 5.36	(1, 1)	5.0	L	24	4	6	6	6	5	0	0	0	1	1	56	98	10.80	1.800
43 Danny Farquhar, R ERA: 4.11	(6, 1)	1.0		4	2	0	0	0	0	0	0	0	0	0	10	18	0.00	2.000
17 Jumbo Díaz, R ERA: 5.4	(7, 1)	1.0		3	0	0	0	2	0	0	0	0	0	0	11	11	0.00	0.000
30 Erasmo Ramírez, R ERA: 4.92	(8, 1)	1.0		3	0	0	0	1	0	0	0	0	0	0	11	16	0.00	0.000

PITCHER	IP	WLS	BF	H	R	ER	SO	BB	IBB	HBP	BLK	WP	HR	S	P	ERA	WHIP

Tampa Bay Rays @ Pittsburgh Pirates

PNC Park, Pittsburgh, PA

Thu Jun 29 2017, 7:09 PM - 10:01 PM EDT

Att. 22,595 - Partly Cloudy - 82 F

livebaseballscorecards.com

Batter	1	2	3	4	5	6	7	8	9	AB	R	H	RBI	BB	SO	LOB
20 Steven Souza Jr., R (1, 8) OBP: 0.366, SLG: 0.473	B FF 95 B SI 96 S FF 96 B CU 83 F SI 96 X SI 97 3-2 ① P3		C CU 80 F CH 87 F FF 95 B FF 96 X SI 96 1-2 ① G3-1		F SI 94 B FF 96 F CH 88 X CU 81 1-2 ② L6		B SI 96 F CH 87 B SI 95 F FF 96 F CH 88 X SI 96 2-2 ① L7		C FF 94 X SL 86 0-1 ③ F9	5	0	0	0	0	0	3
10 Corey Dickerson, L (1, 7) OBP: 0.371, SLG: 0.577	B SI 96 B SI 96 C CU 82 F FF 96 F SI 96 X CU 82 2-2 ② G2-3		B CU 81 B SI 96 C SI 95 B CH 90 B SI 96 4-1 3 G4-3 BB		X CH 88 0-0 ③ G4-3		C SI 94 S SL 86 T SI 94 0-2 ② K			3	0	0	0	1	1	2
3 Evan Longoria, R (1, 5) OBP: 0.318, SLG: 0.434	C FF 95 H FF 96 1-1 7 1B HBP		C CU 81 F CH 87 X FF 97 0-2 ② G4-3 1-2			X CH 86 0-0 ① G1-3	X SI 95 0-0 ③ P3			3	0	0	0	0	0	3
7 Logan Morrison, L (1, 3) OBP: 0.357, SLG: 0.564	B SI 95 X FF 95 1-0 1-3 1B		C CU 81 C CU 81 X FF 96 0-2 ③ G3			C CH 88 X SI 94 0-1 11 FC5 2 1B 1B		C FF 93 F CH 87 B SI 96 F SL 89 B FF 97 S FF 98 2-3 ① K		4	0	2	0	0	1	1
1 Tim Beckham, R (1, 4) OBP: 0.331, SLG: 0.437	C SI 95 B CU 81 F CU 82 B SI 96 D CH 88 C CU 82 3-3 ③ K			X CU 80 0-0 11 FC6-5 11 S 1B		F CH 85 F SI 94 B FF 96 S CH 85 1-3 ② K		C FF 96 S SL 89 F FF 97 B SL 89 X SL 90 1-2 ② L6		4	0	1	0	0	2	3
2 Shane Peterson, L (1, 9) OBP: 0.304, SLG: 0.431		X SI 94 0-0 45 FC5-4 2B		F FF 94 1 SAFE C CU 80 X FF 95 0-2 ① F8		1 SAFE X CU 79 0-0 11 FC5 1-2 1B		S FF 96 F FF 97 C FF 97 0-3 ③ K		4	0	2	0	0	1	1
11 Adeiny Hechavarría, R (1, 6) OBP: 0.308, SLG: 0.400		C CU 80 B SI 94 F SI 94 B CU 82 X FF 96 2-2 45 FC5-4 1B		C SI 94 B SI 94 1 SAFE 1 SAFE S CU 80 X CU 82 1-2 ② FC6-5 1-3		S CH 86 X SI 94 0-1 ③ FC5 1-2 2-3f			C SI 94 C SL 85 F SL 86 B SL 88 B FF 94 F SI 95 X SL 88 2-2 ① F7	4	0	1	0	0	0	3
45 Jesús Sucre, R (1, 2) OBP: 0.279, SLG: 0.388		X SI 95 0-0 ① ② FC5-4 1-2 2-3		C CU 80 F SI 94 D CU 81 X CU 80 1-2 ③ L4			B SI 94 C SI 94 B CH 88 F CH 88 F SI 95 B SI 96 X SI 96 3-2 2B		C SI 95 X SI 95 0-1 14 PB 1B	4	0	2	0	0	0	3
22 Chris Archer, R (1, 1) 0 Mallex Smith, L (7, PH) OBP: 0.398, SLG: 0.389 47 Chase Whitley, R (7, 1) 55 Adam Kolarek, L (7, 1) 14 Trevor Plouffe, R (9, PH) OBP: 0.281, SLG: 0.369		C SI 94 D SI 94 B SI 94 B FF 95 C SI 95 S SI 95 3-3 ③ K			L SI 94 F SI 95 B CU 82 B CU 82 C SI 95 2-3 ① K		C CU 80 B FF 95 B SI 95 B SI 95 C FF 95 F SI 96 B SI 96 4-2 BB		C SI 94 F SL 85 F SL 87 B SL 86 B FF 94 S SL 87 2-3 ② K 1-2	2 0 0 0 1	0 0 0 0 0	0 0 0 0 0	0 0 0 0 0	2 1 0 0 0	0 0 0 0 0	1 0 0 0 1
Inning Stats	R: 0 H: 1 E: 0 LOB: 2 K: 1 BB: 0 S: 12 P: 22	R: 0 H: 2 E: 0 LOB: 1 K: 1 BB: 0 S: 8 P: 13	R: 0 H: 0 E: 0 LOB: 1 K: 0 BB: 1 S: 11 P: 16	R: 0 H: 1 E: 0 LOB: 1 K: 0 BB: 0 S: 10 P: 12	R: 0 H: 0 E: 0 LOB: 0 K: 1 BB: 0 S: 7 P: 10	R: 0 H: 2 E: 0 LOB: 2 K: 1 BB: 0 S: 9 P: 10	R: 0 H: 1 E: 0 LOB: 2 K: 1 BB: 1 S: 15 P: 24	R: 0 H: 0 E: 0 LOB: 0 K: 2 BB: 0 S: 11 P: 14	R: 0 H: 1 E: 0 LOB: 1 K: 1 BB: 0 S: 13 P: 17	1B: 6 2B: 2 3B: 0 HR: 0	SF: 0 SAC: 0 DP: 1 HBP: 1			WP: 0 PB: 1 SB: 1 CS: 0	PA: 37		

	AB	34
	R	0
	H	8
	RBI	0
	BB	2
	SO	8
	LOB	21

PITCHER	IP	WLS	BF	H	R	ER	SO	BB	IBB	HBP	BLK	WP	HR	S	P	ERA	WHIP
50 Jameson Taillon, R (1, 1) ERA: 2.97	6.1	W	28	7	0	0	4	2	0	1	0	0	0	68	103	0.00	1.421
44 Tony Watson, L (7, 1) ERA: 4.0	0.2	H	2	0	0	0	1	0	0	0	0	0	0	4	4	0.00	0.000
12 Juan Nicasio, R (8, 1) ERA: 2.88	1.0		3	0	0	0	2	0	0	0	0	0	0	11	14	0.00	0.000
37 Edgar Santana, R (9, 1) ERA: 2.7	1.0		4	1	0	0	1	0	0	0	0	0	0	13	17	0.00	1.000

PITCHER	IP	WLS	BF	H	R	ER	SO	BB	IBB	HBP	BLK	WP	HR	S	P	ERA	WHIP

Tampa Bay Rays @ Pittsburgh Pirates

PNC Park, Pittsburgh, PA

Thu Jun 29 2017, 7:09 PM - 10:01 PM EDT

Att. 22,595 - Partly Cloudy - 82 F

BOTTOM

livebaseballscorecards.com

Batter	1	2	3	4	5	6	7	8	9	AB	R	H	RBI	BB	SO	LOB
26 Adam Frazier, L (1, 4) OBP: 0.350, SLG: 0.388	B FF 94 B FF 94 B FF 94 C FF 93 X FF 95 3-1 ① G5-3		C SL 85 B CH 83 B FF 96 F CH 85 F SL 88 B FF 96 F SL 86 F SL 87 F SL 90 3-2 ② X FF 86 5 1B 22 1B 1B		B FF 96 B CH 85 X SL 88 2-0 ② G3		F FF 90 B FF 90 S CH 84 X CH 84 1-2 ② L7			4	1	1	0	0	0	0
5 Josh Harrison, R (1, 5) OBP: 0.377, SLG: 0.461	B FF 96 C SL 89 H FF 96 2-1 22 1B HBP		C FF 94 B SL 89 T SL 88 X FF 96 1-2 22 1B 1-3 1B		C FF 96 X FF 97 0-1 22 2B 1B		F FF 90 H CH 82 1-1 22 S 55 1B HBP			2	1	2	0	0	0	0
22 Andrew McCutchen, R (1, 8) OBP: 0.361, SLG: 0.491	D SL 88 X SL 88 1-0 1-2 1B		1 SAFE C FF 96 C SL 89 X SL 90 0-2 55 G4-6-3 1-2 3-H 1B		F FF 95 1 SAFE 1 SAFE X FF 97 0-1 1-3 2B		B FF 91 1 SAFE B FF 91 B SL 83 B FF 91 4-0 28 CS 55 1B 1-2 BB			3	0	3	1	1	0	0
55 Josh Bell, S (1, 3) OBP: 0.316, SLG: 0.464	C FF 95 D SL 90 D CH 87 C FF 95 F SL 91 B SL 90 S SL 91 3-3 ② K		C FF 96 D FF 98 X SL 88 1-1 ②③ G4-6-3 1-2f		B SL 88 F CH 84 B SL 88 S SL 89 X SL 91 2-2 ③ L7		D CH 84 X FF 90 1-0 1-2 2-H 1B			4	0	1	1	0	1	6
28 John Jaso, L (1, 7) OBP: 0.329, SLG: 0.448	C SL 90 F CH 90 B FF 97 B SL 91 S SL 92 2-3 ③ K			F FF 94 B CH 86 B FF 96 X SL 86 2-1 HR		S CH 83 S CH 84 B FF 96 T FF 97 1-2 ① K	C SI 87 0-1 ③ CS 2-3	X SI 87 0-0 25 FC4-6 1B		4	1	2	1	0	2	2
25 Gregory Polanco, L (1, 9) OBP: 0.306, SLG: 0.375		C FF 95 B SL 89 S CH 86 B FF 97 F SL 90 X FF 97 2-2 ① G4-3		F SL 89 X CH 88 0-1 ① G4-3		B SL 90 F CH 86 B FF 96 S SL 89 B FF 97 F SL 89 F SL 90 X SL 90 3-2 HR		S SI 87 C SI 88 X FF 92 0-2 ① FC4-6 19 FC6 1-2f		4	1	1	1	0	0	1
10 Jordy Mercer, R (1, 6) OBP: 0.341, SLG: 0.407		B FF 96 B FF 96 C FF 96 B SL 87 F FF 95 F SL 88 X SL 89 3-2 ② P3		C FF 96 B FF 97 B FF 96 X SL 89 2-1 ② P6		X SL 88 0-0 ② G5-3		C SI 88 C SI 90 B SI 90 F SI 90 S FF 92 1-3 ② K		4	0	0	0	0	1	1
19 Chris Stewart, R (1, 2) OBP: 0.246, SLG: 0.268		B FF 95 C FF 96 S SL 89 S FF 97 1-3 ③ K		X FF 96 0-0 ③ L7		C FF 97 S SL 90 X SL 91 0-2 ③ F9		C SI 89 F SI 90 B FF 93 X SI 90 1-2 ③ FC6 1-2f		4	0	0	0	0	1	1
50 Jameson Taillon, R (1, 1) OBP: 0.063, SLG: 0.063 44 Tony Watson, L (7, 1) 64 José Osuna, R (7, PH) OBP: 0.304, SLG: 0.487 12 Juan Nicasio, R (8, 1) 37 Edgar Santana, R (9, 1)			X FF 92 0-0 ① G6-3		C FF 93 F FF 97 S SL 90 0-3 ① K		C FF 90 X CH 83 0-1 ① G6-3			2 0 1 0 0	0 0 0 0 0	0 0 0 0 0	0 0 0 0 0	0 0 0 0 0	1 0 0 0 0	0 0 0 0 0
Inning Stats	R: 0 E: 0 K: 2 S: 11 H: 1 LOB: 2 BB: 0 P: 22	R: 0 E: 0 K: 1 S: 11 H: 0 LOB: 0 BB: 0 P: 17	R: 1 E: 0 K: 0 S: 16 H: 3 LOB: 1 BB: 0 P: 21	R: 1 E: 0 K: 0 S: 7 H: 1 LOB: 0 BB: 0 P: 11	R: 0 E: 0 K: 1 S: 11 H: 2 LOB: 2 BB: 0 P: 15	R: 1 E: 0 K: 0 S: 12 H: 1 LOB: 0 BB: 0 P: 16	R: 1 E: 0 K: 0 S: 8 H: 1 LOB: 1 BB: 1 P: 15	R: 0 E: 0 K: 1 S: 11 H: 1 LOB: 1 BB: 0 P: 13		1B: 7 2B: 1 3B: 0 HR: 2 SF: 0 SAC: 0 DP: 1 HBP: 2						

	AB	32
	R	4
	H	10
	RBI	4
	BB	1
	SO	6
	LOB	11

	WP: 0	PA: 36
	PB: 0	
	SB: 1	
	CS: 1	

PITCHER		IP	WLS	BF	H	R	ER	SO	BB	IBB	HBP	BLK	WP	HR	S	P	ERA	WHIP
22 Chris Archer, R ERA: 3.92	(1, 1)	6.0	L	26	8	3	3	5	0	0	1	0	0	2	68	102	4.50	1.333
47 Chase Whitley, R ERA: 3.21	(7, 1)	0.2		5	1	1	1	0	1	0	1	0	0	0	7	14	13.50	3.000
55 Adam Kolarek, L ERA:	(7, 1)	1.1		4	1	0	0	1	0	0	0	0	0	0	12	14	0.00	0.750

PITCHER	IP	WLS	BF	H	R	ER	SO	BB	IBB	HBP	BLK	WP	HR	S	P	ERA	WHIP

San Francisco Giants @ Pittsburgh Pirates

PNC Park, Pittsburgh, PA

Fri Jun 30 2017, 7:08 PM - 11:08 PM EDT

Att. 26,407 - Overcast - 81 F

TOP

livebaseballscorecards.com

Batter	1	2	3	4	5	6	7	8	9	AB	R	H	RBI	BB	SO	LOB
2 Denard Span, L (1, 8) OBP: 0.347, SLG: 0.456	C FF 94 X FF 93 0-1 HR		B KC 81 F CH 89 C FF 96 B SL 90 F SL 88 B FF 97 F CH 91 B FF 99 4-2 12 E 8 12 1B 8 1B BB	X CH 90 0-0 12 1B 8 1B 1-2 2-3 1B		C FF 96 B FF 96 B SL 87 F FF 97 1 SAFE X SL 88 2-2 8 HBP 12 S 28 2B 1-3 1B	X CH 92 0-0 28 G5-3 8 1B 1-2 1B		F SI 95 F SI 96 C SI 96 F SL 87 F SL 87 B SI 95 X SI 96 2-2 ① G4-3	5	4	4	1	1	0	0
12 Joe Panik, L (1, 4) OBP: 0.344, SLG: 0.404	B FF 94 C KC 81 B FF 95 X CH 90 2-1 ① G4-3		1 SAFE C KC 83 F SI 96 B SL 90 B FF 96 X SL 86 2-2 E3 8 1B 1-3 1B	B FF 97 F FF 97 X KC 84 1-1 8 1B 1-2 2-3 3-H 1B		1 SAFE B FF 90 B FF 91 F FF 91 B SL 82 F FF 91 D SL 82 4-2 8 HBP 28 2B 1-2 BB	B SI 94 X CH 91 1-0 ① L8		B SI 91 B SI 94 B SI 93 C SI 93 X SI 93 3-1 66 HBP 8 BB 9 SF7 1B	5	2	3	1	1	0	2
8 Hunter Pence, R (1, 9) OBP: 0.317, SLG: 0.372 57 Dan Slania, R (9, 1)	C KC 80 C SI 94 B FF 96 S KC 80 1-3 ② K		X SI 98 0-0 1-3 3-H 1B	B SL 90 C SI 97 X SL 90 1-1 1-2 2-H 3-H 1B		F SI 95 H SI 96 1-1 28 2B 9 2B 1-2 2-3 3-H HBP	B SL 88 C CH 91 B CH 92 F CH 92 F SL 87 B CH 90 X CH 92 3-2 1-2 2-H 1B		B SI 94 B SL 84 B SI 93 C SI 92 F SI 92 B SI 93 4-2 66 HBP 1-2 BB	4 0	1 0	3 0	5 0	1 0	1 0	0 0
28 Buster Posey, R (1, 2) OBP: 0.418, SLG: 0.526	C SI 95 X SI 95 0-1 ③ G5-3		C KC 83 C FF 98 S SL 90 0-3 ② K	X SI 97 0-0 ③ P3		B SL 87 F SI 94 F SI 96 B SI 96 B SL 89 X SI 96 3-2 9 2B 1-3 2-H 3-H 2B	C CH 79 F CH 77 B FF 89 X FC 86 1-2 ② ③ G5-3 2-3f		S SI 93 S SI 93 D SL 85 H SI 94 2-2 1-2 2-3 HBP	5	1	1	2	0	1	6
9 Brandon Belt, L (1, 3) OBP: 0.344, SLG: 0.457		F FF 94 B FF 96 S SI 95 B SL 89 B FF 97 F SI 96 F CH 89 F FF 98 B KC 84 4-2 1 G5-3 1 WP BB	B SL 92 B CH 90 C SL 89 B FF 98 S SI 98 C FF 98 3-3 ③ K		B FF 96 B FF 96 X SI 96 2-0 ① L6	B CH 91 F CH 93 X SI 94 1-1 2-H 3-H 2B		C FF 87 B SL 77 X SL 77 1-1 HR	B FF 94 X CH 85 1-0 ② SF7 3-H	4	1	2	4	1	1	2
35 Brandon Crawford, L (1, 6) OBP: 0.274, SLG: 0.369		C KC 82 F FF 97 C SI 98 0-3 ① K		F KC 83 X SI 97 0-1 ① F7	F FF 97 F FF 97 S SL 88 0-3 ② K	C CH 92 X CH 90 0-1 ② L4		F SL 79 B CH 81 B SI 88 F FC 88 X CH 80 2-2 ① F9	F FF 95 D SL 86 S CH 86 X CH 87 1-2 ③ G1-3	6	0	0	0	0	2	4
1 Jae-Gyun Hwang, R (1, 5) OBP: 0.250, SLG: 0.571 62 Cory Gearrin, R (6, 1) 5 Nick Hundley, R (7, 2) OBP: 0.274, SLG: 0.414 61 Josh Osich, L (7, 1) 66 Gorkys Hernández, R (9, PH) OBP: 0.315, SLG: 0.289 (9, 9)		C FF 95 F SL 88 B SL 88 F SL 88 F FF 97 F KC 80 X SL 89 1-2 ② G5-3 1-3		C SI 95 B CH 88 B SI 95 B SL 88 C FF 96 S FF 97 3-3 ② K	C SL 89 B KC 80 B FF 97 X SI 96 2-1 ③ F8	S SL 87 B SL 87 B CH 90 S CH 92 B CH 93 B FF 96 4-2 BB		F SI 88 F FC 85 X FF 88 0-2 1B	3 0 1 0 0	0 0 0 0 0	0 0 1 0 0	0 0 0 0 0	1 0 0 0 0	1 0 0 0 0	1 0 0 0 0
53 Austin Slater, R (1, 7) OBP: 0.391, SLG: 0.475		C FF 97 D SL 87 S SL 88 F FF 96 B FF 98 S FF 98 2-3 ③ K		B FF 96 C FF 97 B FF 92 X FF 97 2-1 2 1B 47 1B 12 1B 1B		X FF 96 0-0 2 1B 8 HBP 1B F CH 92 X CH 92 0-1 ③ L9		B CH 79 B CH 79 S SL 82 X FC 84 2-1 ② L8	5	2	2	0	0	1	4
47 Johnny Cueto, R (1, 1) OBP: 0.091, SLG: 0.065 63 Ryder Jones, L (6, PH) OBP: 0.053, SLG: 0.053 (6, 5)			C FF 94 X FF 93 0-1 ① G5-3	B FF 98 X FF 96 1-0 12 1B 2 1B 8 1B 1-2 1B		X FF 96 0-0 ① F7	C CH 92 X CH 92 0-1 2 1B 8 1B 1B	S SL 78 X CU 72 0-1 ③ L3	2 3	1 1	1 1	0 0	0 0	0 0	0 2

Inning Stats	1	2	3	4	5	6	7	8	9
	R: 1 E: 0 K: 1 S: 9	H: 1 LOB: 0 BB: 0 P: 12	R: 0 E: 0 K: 2 S: 18	H: 0 LOB: 1 BB: 1 P: 25	R: 1 E: 1 K: 2 S: 16	H: 2 LOB: 2 BB: 1 P: 25	R: 3 E: 0 K: 1 S: 14	H: 5 LOB: 2 BB: 0 P: 22	R: 0 E: 0 K: 1 S: 6	H: 0 LOB: 0 BB: 0 P: 10	R: 5 E: 0 K: 0 S: 19	H: 4 LOB: 2 BB: 2 P: 34	R: 1 E: 0 K: 0 S: 11	H: 3 LOB: 1 BB: 0 P: 16	R: 1 E: 0 K: 0 S: 12	H: 2 LOB: 1 BB: 0 P: 17	R: 1 E: 0 K: 0 S: 15	H: 1 LOB: 2 BB: 1 P: 28

	1B: 14	SF: 1	WP: 1	PA: 51
	2B: 2	SAC: 0	PB: 0	
	3B: 0	DP: 1	SB: 1	
	HR: 2	HBP: 2	CS: 0	

	AB	43
	R	13
	H	18
	RBI	13
	BB	5
	SO	7
	LOB	21

PITCHER		IP	WLS	BF	H	R	ER	SO	BB	IBB	HBP	BLK	WP	HR	S	P	ERA	WHIP
45 Gerrit Cole, R ERA: 4.51	(1, 1)	5.1	L	28	10	7	7	7	2	0	0	0	1	1	68	101	11.81	2.250
59 Antonio Bastardo, L ERA: 17.55	(6, 1)	0.0		1	0	0	0	0	1	0	0	0	0	0	2	6	∞	∞
52 Jhan Mariñez, R ERA: 4.23	(6, 1)	1.0		10	5	4	4	0	1	0	1	0	0	0	20	33	36.00	6.000
38 Wade LeBlanc, L ERA: 4.47	(7, 1)	1.2		6	2	1	1	0	0	0	0	0	0	1	15	21	5.40	1.200
37 Edgar Santana, R ERA: 3.86	(9, 1)	0.1		4	1	1	1	0	1	0	1	0	0	0	11	22	27.00	6.000

PITCHER		IP	WLS	BF	H	R	ER	SO	BB	IBB	HBP	BLK	WP	HR	S	P	ERA	WHIP
41 Daniel Hudson, R ERA: 4.81	(9, 1)	0.2		2	0	0	0	0	0	0	0	0	0	0	4	6	0.00	0.000

Batter	1	2	3	4	5	6	7	8	9	AB	R	H	RBI	BB	SO	LOB
26 Adam Frazier, L (1, 4) OBP: 0.351, SLG: 0.385	X SI 86 0-0 22 BB 5 1B 55 FC3-6 1B	B CH 86 B CH 79 B SL 85 D SI 89 4-0 5 G6-4-3 BB		F SL 85 B CH 82 B SL 84 B CH 86 F SL 87 X FF 91 3-2 ② F8		B SI 91 C CH 84 B CH 84 X SI 92 2-1 ② L8		S SL 78 F FF 95 X CH 84 0-2 ② L6		4	1	1	0	1	0	2
5 Josh Harrison, R (1, 5) OBP: 0.376, SLG: 0.458 38 Wade LeBlanc, L (7, 1) OBP: 0.200, SLG: 0.200 23 David Freese, R (8, PH) OBP: 0.364, SLG: 0.368 37 Edgar Santana, R (9, 1) 41 Daniel Hudson, R (9, 1)	X SI 87 0-0 55 FC3-6 22 BB 28 2B 1-2 1B	B SI 90 X SI 89 1-0 ②③ G6-4-3 1-2f		D SL 86 S FF 92 B SI 90 F FF 93 X SL 86 2-2 ③ FC5 1-2 2-3f		B SI 92 B SI 92 B SI 92 C SI 92 S SI 92 T SI 93 3-2 ③ K		B CH 85 B FF 95 B FF 95 B FF 93 4-0 BB		4 0 0 0 0	1 0 0 0 0	1 0 0 0 0	0 0 0 0 0	0 0 1 0 0	1 0 0 0 0	4 0 0 0 0
22 Andrew McCutchen, R (1, 8) OBP: 0.369, SLG: 0.495 64 José Osuna, R (7, PR) OBP: 0.302, SLG: 0.483 (8, 9)	B SL 84 F SL 83 D SL 84 B SL 84 B FF 89 4-1 55 FC3-6 1-2 2-3 BB	C SL 84 B FF 90 B B SL 79 H SL 83 4-1 55 FC1-6 HBP	F SL 81 B FF 91 F SI 91 B FF 92 X CH 81 2-2 28 2B 1B	C SI 90 B SL 85 B SL 85 F SI 93 B SL 85 X SL 85 3-2 55 2B 28 G3 1B	C SI 80 B SL 79 S FF 96 X CH 84 1-2 G1-3			2 1	0 1	2 1	0 0	1 0	0 0	0 1
55 Josh Bell, S (1, 3) OBP: 0.315, SLG: 0.463	C CH 78 X CH 86 0-1 ① FC3-6 28 2B 25 SF8 1-2f 2-3 3-H	C FF 90 B FF 91 C SL 85 F SI 91 F CH 81 1 SAFE D CH 80 X SL 84 2-2 ① FC1-6 1-2f	B SI 91 S SI 91 B SL 86 1 SAFE S CH 80 F FF 92 F FF 92 D SL 84 F CH 77 3-3 ① 1 SAFE F FF 90 F SL 82 G SI 91 K	B FF 95 F FC 92 B SL 79 X FF 94 2-1 28 G3 10 1B 1-3 2B			B SI 92 B FF 91 T FF 92 X FF 92 2-1 ① P5	5	2	1	1	0	1	4
28 John Jaso, L (1, 7) OBP: 0.331, SLG: 0.459	B FF 89 B CH 86 X SI 91 2-0 1-3 3-H 2B	B CH 81 S CH 80 S SL 84 B SL 85 B SI 92 X SI 91 3-2 ② F7	S CH 80 B FF 92 C SI 92 B FF 93 X FF 92 2-2 1-3 2B	B SL 79 X SL 79 1-0 G3 2-3 3-H			B CU 78 F FF 92 S CU 80 B CU 82 X CU 81 2-2 ② G3	5	0	2	2	0	0	3
25 Gregory Polanco, L (1, 9) OBP: 0.300, SLG: 0.368 (8, 8)	F SL 83 X SL 84 0-1 ② SF8 3-H	C FF 90 B SL 84 B SL 84 F CH 82 B FF 91 X SL 85 3-2 ③ F8	C SL 87 B SL 87 F SL 87 B FF 91 D SL 84 F CH 75 X SI 91 3-2 ② G5-3	X FF 95 0-0 ② F7			F CU 79 F CU 79 B FF 92 B FF 93 F CU 81 F FF 94 X CU 79 2-2 ③ L9	4	0	0	1	0	0	5
10 Jordy Mercer, R (1, 6) OBP: 0.347, SLG: 0.407	C SL 84 F SI 89 F SL 84 B SI 91 B CH 81 B SL 85 F FF 91 F FF 91 S CH 80 3-3 ③ K	B SL 84 B FF 90 C FF 89 B FF 92 B SI 89 4-1 5 FC5 19 1B BB	B SI 91 B SL 84 C SL 85 B SI 90 B SL 85 4-1 BB	B SL 78 X FF 95 1-0 3-H 1B				2	0	1	1	2	1	1
19 Chris Stewart, R (1, 2) OBP: 0.266, SLG: 0.288 62 Max Moroff, S (7, 5) OBP: 0.216, SLG: 0.129		B SL 83 X SI 88 1-0 45 SH3-4 1B	X SL 84 0-0 5 FC5 1-2 1B	C SI 90 B SL 84 X FF 91 1-1 ③ G4-3	F FF 94 C SL 79 S SL 78 0-3 ③ K			3 1	0 0	2 0	0 0	0 0	0 1	3 1
45 Gerrit Cole, R (1, 1) OBP: 0.143, SLG: 0.111 59 Antonio Bastardo, R (6, 1) 32 Elias Díaz, R (6, 2) OBP: 0.329, SLG: 0.400 52 Jhan Mariñez, R (6, 1)		M SL 82 X SL 82 0-1 ① SH3-4 1-2	L SL 83 B FF 88 C SL 82 2 SAFE T SL 84 1-2 ① K	C SI 91 F SL 83 F SL 86 C SL 85 0-3 ① K	C CH 83 F FF 96 X SL 79 0-2 ① G6-3			1 0 2 0	0 0 0 0	0 0 0 0	0 0 0 0	0 0 0 0	1 0 1 0	2 0 0 0
Inning Stats	R: 3 E: 0 K: 1 S: 14 H: 3 LOB: 1 BB: 1 P: 23	R: 0 E: 0 K: 0 S: 4 H: 1 LOB: 1 BB: 1 P: 10	R: 0 E: 0 K: 0 S: 12 H: 0 LOB: 1 BB: 0 P: 24	R: 0 E: 0 K: 1 S: 11 H: 1 LOB: 2 BB: 1 P: 21	R: 0 E: 0 K: 1 S: 21 H: 2 LOB: 3 BB: 1 P: 36	R: 0 E: 0 K: 2 S: 9 H: 0 LOB: 0 BB: 0 P: 14	R: 2 E: 0 K: 1 S: 11 H: 3 LOB: 1 BB: 0 P: 18	R: 0 E: 0 K: 0 S: 9 H: 0 LOB: 1 BB: 1 P: 14	R: 0 E: 0 K: 0 S: 10 H: 0 LOB: 0 BB: 0 P: 16	1B: 7 2B: 3 3B: 0 HR: 0	SF: 1 SAC: 1 DP: 1 HBP: 1		WP: 0 PB: 0 SB: 0 CS: 0	PA: 42			

PITCHER		IP	WLS	BF	H	R	ER	SO	BB	IBB	HBP	BLK	WP	HR	S	P	ERA	WHIP
47 Johnny Cueto, R ERA: 4.26	(1, 1)	5.0	W	26	7	3	3	3	4	0	1	0	0	0	62	114	5.40	2.200
62 Cory Gearrin, R ERA: 2.17	(6, 1)	1.0		4	1	1	1	2	0	0	0	0	0	0	12	20	9.00	1.000
61 Josh Osich, L ERA: 4.88	(7, 1)	2.0		9	2	1	1	1	1	0	0	0	0	0	17	26	4.50	1.500
57 Dan Slania, R ERA:	(9, 1)	1.0		3	0	0	0	0	0	0	0	0	0	0	10	16	0.00	0.000

PITCHER	IP	WLS	BF	H	R	ER	SO	BB	IBB	HBP	BLK	WP	HR	S	P	ERA	WHIP

BOTTOM

San Francisco Giants @ Pittsburgh Pirates

PNC Park, Pittsburgh, PA

Fri Jun 30 2017, 7:08 PM - 11:08 PM EDT

Att. 26,407 - Overcast - 81 F

livebaseballscorecards.com

AB	34
R	5
H	10
RBI	5
BB	5
SO	6
LOB	26

Batter	1	2	3	4	5	6	7	8	9	10	11	AB	R	H	RBI	BB	SO	LOB
2 Denard Span, L (1, 8) OBP: 0.348, SLG: 0.457	C SI 94 B FF 94 B FF 96 F FF 96 X SI 96 2-2 G1-4-3 ①		C SL 90 X KC 79 0-1 L8 ③			B KC 82 X SI 96 1-0 2B		C FF 97 B FF 97 X FF 97 1-1 G3 ③			B FF 96 B CH 87 B FF 97 C FF 96 B FF 97 4-1 12 1B 12 PB 28 WP BB	4	1	1	0	1	0	2
12 Joe Panik, L (1, 4) OBP: 0.342, SLG: 0.401	B FF 94 F SI 96 B CH 88 X SI 94 2-1 L7 ②			C SI 94 B KC 81 F CH 88 X FF 95 1-2 G4-3 ①		F SI 96 C FF 96 X SL 88 0-2 L7 ②			C FF 99 B FF 98 F FF 100 C FF 101 1-3 K ①		C FF 96 P PO 88 C FF 96 F FF 95 F FF 96 B FF 95 X FF 97 2-2 28 WP 28 S 1-3 1B	5	0	1	0	0	1	1
8 Hunter Pence, R (1, 9) OBP: 0.310, SLG: 0.364	B SI 96 X SI 96 1-0 L8 ③			B SL 89 B FF 95 C FF 96 X SI 96 2-1 G1-3 ②		B SL 88 S SL 88 B FF 96 C SL 88 B SL 89 C SL 88 3-3 K ③			C FF 101 B FF 100 B CH 91 X FF 99 2-1 F9 ②		C SL 86 T SL 86 D SL 87 C SL 87 1-3 K ②	5	0	0	0	0	2	3
28 Buster Posey, R (1, 2) OBP: 0.418, SLG: 0.522		B FF 94 B CH 87 C FF 95 F SI 95 X FF 96 2-2 L3 ①		B KC 80 B FF 96 F SI 95 X FF 97 2-1 G6-3 ③			B SI 94 F CH 88 F SI 95 X CH 87 1-2 9 FC4-6 1B		B FF 100 B FF 100 C FF 98 X FF 99 2-1 F8 ③		F CH 88 C FF 96 D SL 87 F FF 96 B SL 85 D SL 86 F SL 87 B SL 86 4-2 1-3 3-H BB	4	0	1	0	1	0	0
9 Brandon Belt, L (1, 3) OBP: 0.339, SLG: 0.449		X FF 96 0-0 P5 ②			B SL 89 B FF 95 B CH 88 C FF 95 X SI 96 3-1 F7 ①		B SI 95 S SI 94 C SI 95 F SI 94 B SL 86 X SI 95 2-2 FC4-6 35 6-3-1-6 1-2f ①			X FF 96 0-0 P5 ①	S FF 96 C FF 94 F FF 95 D CH 87 B FF 96 X FF 96 2-2 F9 ③	5	0	0	0	0	0	3
35 Brandon Crawford, L (1, 6) OBP: 0.270, SLG: 0.363		B FF 96 C CH 88 F FF 96 X SL 89 1-2 F8 ③			B KC 81 S CH 90 X CH 88 1-1 G4-3 ②		C SI 94 1 SAFE X SL 87 0-1 F8-3-1-6 ②③ 1-1			S FF 99 S FF 100 S SL 87 0-3 K ②		4	0	0	0	0	1	1
63 Ryder Jones, L (1, 5) OBP: 0.130, SLG: 0.048 61 Josh Osich, L (10, 1) 49 Sam Dyson, R (11, 1)			B SI 93 B SI 94 B SI 94 B SI 95 4-0 53 G3-1 BB		B SL 89 F FF 96 F FF 96 F SI 98 S KC 84 1-3 K2-3 ③			F SI 95 B CH 89 B FF 96 X SI 96 2-1 P6 ①		H FF 100 1-0 HBP	2 0 0 0 1 1 0 0 0 0 0 0 0 0 0 0 0 0 0 0 0							
53 Austin Slater, R (1, 7) OBP: 0.385, SLG: 0.500			B FF 96 C SL 89 1 SAFE X SL 89 1-1 G3-1 ① 1-2			X SL 88 0-0 HR		C SI 98 B CH 88 X SI 97 1-1 G4-3 ②		C FF 98 C FF 97 C CU 83 0-3 K ③	4	1	1	1	0	1	2
45 Matt Moore, L (1, 1) OBP: 0.115, SLG: 0.080 70 George Kontos, R (6, 1) 1 Jae-Gyun Hwang, R (8, PH) OBP: 0.333, SLG: 0.750 48 Steven Okert, L (8, 1) 60 Hunter Strickland, R (8, 1) 37 Kelby Tomlinson, R (10, 5) OBP: 0.303, SLG: 0.268			B FF 96 S SI 95 F FF 95 B SL 89 C SL 87 2-3 K ②			C FF 94 S FF 96 X FF 97 0-2 F7 ①		C FF 97 F SI 99 B SL 89 F FF 98 B SL 90 B SL 89 X FF 98 3-2 2B			C SL 87 F SL 86 B SL 87 S FF 97 1-3 K ①	2 0 0 0 0 1 1 0 0 0 0 0 0 0 1 0 1 0 0 0 0 0 0 0 0 0 0 0 0 0 0 0 0 0 0 1 0 0 0 0 1 0							
Inning Stats	R: 0 E: 0 K: 0 S: 6 H: 0 LOB: 0 BB: 0 P: 11	R: 0 E: 0 K: 0 S: 7 H: 0 LOB: 0 BB: 0 P: 10	R: 0 E: 0 K: 1 S: 7 H: 0 LOB: 1 BB: 1 P: 14	R: 0 E: 0 K: 0 S: 7 H: 0 LOB: 0 BB: 0 P: 12	R: 0 E: 0 K: 1 S: 8 H: 0 LOB: 0 BB: 0 P: 13	R: 1 E: 0 K: 1 S: 11 H: 2 LOB: 1 BB: 0 P: 15	R: 0 E: 0 K: 0 S: 9 H: 1 LOB: 0 BB: 0 P: 12	R: 0 E: 0 K: 0 S: 10 H: 1 LOB: 1 BB: 0 P: 17	R: 0 E: 0 K: 1 S: 7 H: 0 LOB: 0 BB: 0 P: 12	R: 0 E: 0 K: 2 S: 7 H: 0 LOB: 1 BB: 0 P: 8	R: 1 E: 0 K: 2 S: 21 H: 1 LOB: 2 BB: 2 P: 34	1B: 2 2B: 3 3B: 0 HR: 1	SF: 0 SAC: 0 DP: 1 HBP: 1	WP: 1 PB: 1 SB: 1 CS: 0	PA: 41			

PITCHER	IP	WLS	BF	H	R	ER	SO	BB	IBB	HBP	BLK	WP	HR	S	P	ERA	WHIP
39 Chad Kuhl, R (1, 1) ERA: 5.26	6.0		21	2	1	1	3	1	0	0	0	0	1	46	75	1.50	0.500
44 Tony Watson, L (7, 1) ERA: 3.89	1.0		3	1	0	0	0	0	0	0	0	0	0	9	12	0.00	1.000
12 Juan Nicasio, R (8, 1) ERA: 2.8	1.0		4	1	0	0	0	0	0	0	0	0	0	10	17	0.00	1.000
73 Felipe Vázquez, L (9, 1) ERA: 0.82	2.0		7	0	0	0	3	0	0	1	0	0	0	14	20	0.00	0.000
41 Daniel Hudson, R (11, 1) ERA: 4.67	1.0	L	6	1	1	0	2	2	0	0	0	1	0	21	34	0.00	3.000

PITCHER	IP	WLS	BF	H	R	ER	SO	BB	IBB	HBP	BLK	WP	HR	S	P	ERA	WHIP

TOP

San Francisco Giants @ Pittsburgh Pirates

PNC Park, Pittsburgh, PA

Sat Jul 01 2017, 4:08 PM - 8:06 PM EDT

Att. 27,247 - Partly Cloudy - 82 F

livebaseballscorecards.com

AB	37
R	2
H	5
RBI	1
BB	3
SO	8
LOB	13

Batter	1	2	3	4	5	6	7	8	9	10	11	AB	R	H	RBI	BB	SO	LOB
5 Josh Harrison, R (1, 4) OBP: 0.369, SLG: 0.449	C FF 93 F FF 92 B FF 94 X FF 93 1-2 L9 ①		C FF 93 B FF 93 B FF 92 C FF 95 S FF 95 2-3 K ①	B FF 93 C CH 82 S FF 93 X FF 94 1-2 P6 ③		C FC 88 B SI 92 S FC 88 S FC 88 1-3 K ③			F SL 78 B FF 94 F FF 94 B FF 96 X SL 82 2-2 G5-3 ①		X FC 89 0-0 F7 ①	6	0	0	0	0	2	4
64 José Osuna, R (1, 7) OBP: 0.295, SLG: 0.468	C FF 92 B CH 81 C CH 83 X KC 81 1-2 G5-3 ②		C CH 84 X CH 83 0-1 F9 ②		C FF 93 X FF 94 0-1 P4 ①		S SL 83 C FC 88 B SL 83 B FC 87 X FC 88 2-2 L7 ①		S FF 94 C FF 93 B FF 95 B SL 83 X FF 95 2-2 G3 ②		B SI 95 X SI 94 1-0 22 G2-3 1B	6	0	1	0	0	0	0
22 Andrew McCutchen, R (1, 8) OBP: 0.372, SLG: 0.495	B KC 81 F FF 92 B FC 92 B CH 83 F FF 94 B CH 84 4-2 55 BB 23 BB BB		C KC 83 X CH 80 0-1 55 1B 2B		C FF 93 C FF 94 C KC 82 F FF 95 F KC 81 F KC 79 B FF 96 S KC 82 2-3 K ②		F FC 88 F CU 79 S FC 87 F FC 88 B FC 88 B SI 92 X SL 84 0-3 K ②		B FF 94 B SL 84 C SL 84 B SL 76 C FF 93 F FF 94 B FF 95 4-2 55 BB 23 BB BB		B SI 95 C FC 89 F SI 95 X SI 95 1-2 G2-3 ② 1-2	4	1	1	0	2	2	1
23 David Freese, R (1, 5) OBP: 0.371, SLG: 0.372	B FF 92 B FF 93 B FF 93 B FF 92 4-0 55 BB 1-2 BB		B FF 94 B KC 83 B FF 94 B FF 94 4-0 55 1B BB		C FF 95 B KC 80 F KC 81 C FF 94 1-3 K ③		C CU 79 S FC 87 F FC 88 B FC 88 B SI 92 X SL 84 2-2 2B		B FF 93 B SI 93 B SI 94 1 SAFE B FF 94 4-0 55 BB 1-2 BB		C FC 88 B SI 95 B FC 86 B SI 95 F SI 96 S FC 89 3-3 K ③	3	0	1	0	3	2	1
55 Josh Bell, S (1, 3) OBP: 0.322, SLG: 0.463	C FF 92 D CH 81 B KC 83 B FF 92 C FF 93 B FF 92 4-2 1-2 2-3 BB		B FF 92 B CH 81 C FF 93 X FF 94 2-1 1-3 2-H 1B			B KC 80 F FF 93 F FF 93 B KC 80 B KC 80 B FF 93 4-2 62 FC 25 1B BB	X FC 88 0-0 G3-1 ③		B SL 80 F FF 95 B SI 93 B SI 94 F FF 94 B SI 94 4-2 1-2 2-3 BB			2	0	1	1	3	0	1
32 Elias Díaz, R (1, 2) OBP: 0.309, SLG: 0.373	C KC 82 F FF 94 B FF 92 X KC 83 1-2 G1 ③		C FF 92 S FF 91 1 SAFE B FF 93 S KC 81 1-3 K ③			B CH 82 1 SAFE B FF 93 S FF 93 X FF 92 2-1 L8 ①		C CH 84 X FC 87 0-1 G6-3 ①	B SL 83 C FF 95 B FF 94 S FF 94 F FF 95 C SL 82 2-3 K ③			5	0	0	0	0	2	9
25 Gregory Polanco, L (1, 9) OBP: 0.310, SLG: 0.379		C FF 94 C FF 93 S CH 82 0-3 K ①		X KC 81 0-0 62 F7 2B		X FF 94 0-0 62 FC 1-2 1B		B FC 88 C FF 91 X FF 91 1-1 1B		B FF 95 B FF 95 B FF 95 F FF 93 B FF 94 4-1 26 G4-6-3 BB		4	0	3	0	1	1	0
62 Max Moroff, S (1, 6) OBP: 0.190, SLG: 0.111		B FF 92 C FF 92 X CH 82 1-1 P3 ②		F FF 92 X FF 92 0-1 F7 ① 2-3		B KC 81 C FF 91 B FF 93 X FF 93 2-1 FC 28 BB 1-2f 2-3 ②		F SI 91 1 SAFE S FC 88 F FC 87 B SI 92 S FC 89 1-3 K ②		B FF 95 X FF 94 1-0 B3 ①		5	0	0	0	0	1	5
39 Chad Kuhl, R (1, 1) 28 John Jaso, L (6, PH) OBP: 0.335, SLG: 0.459 44 Tony Watson, L (7, 1) 12 Juan Nicasio, R (8, 1) 10 Jordy Mercer, R (8, PH) OBP: 0.345, SLG: 0.406 73 Felipe Vázquez, L (9, 1) 26 Adam Frazier, L (10, PH) OBP: 0.350, SLG: 0.383 41 Daniel Hudson, R (11, 1)		B FF 92 C FF 91 S KC 82 X KC 81 1-2 G5-3 ③		F FF 92 S FF 92 X FF 90 0-2 G4-3 ②		B FF 94 1 SAFE B FC 90 1 SAFE F FF 92 F FF 94 B FF 95 B FF 94 4-2 1-2 BB		C FF 94 S SL 84 1 SAFE 1 SAFE B SL 84 F FF 96 B FF 97 F FF 95 B FF 94 3-3 S SL 84 K ③		F FF 95 X SL 76 0-1 G4-6-3 ② ③ 1-2f		2 0 0 0 1 0 1 0 1 0	0 0 0 0 0 0 0 0 0 0	0 0 0 0 0 0 1 0 0 0	0 1 0 0 1 0 0 0 0 0	0 0 0 0 0 0 0 0 0 0	1 0 0 0 1 0 0 0 1 0	0 0 0 0 1 0 1 0 0 0
Inning Stats	R: 0 E: 0 K: 0 S: 13 H: 0 LOB: 3 BB: 3 P: 28	R: 0 E: 0 K: 1 S: 8 H: 0 LOB: 0 BB: 0 P: 10	R: 1 E: 0 K: 2 S: 12 H: 2 LOB: 2 BB: 1 P: 21	R: 0 E: 0 K: 0 S: 9 H: 1 LOB: 1 BB: 0 P: 10	R: 0 E: 0 K: 2 S: 11 H: 0 LOB: 0 BB: 0 P: 14	R: 0 E: 0 K: 1 S: 12 H: 1 LOB: 3 BB: 2 P: 25	R: 0 E: 0 K: 1 S: 11 H: 1 LOB: 1 BB: 0 P: 15	R: 0 E: 0 K: 2 S: 13 H: 1 LOB: 1 BB: 0 P: 18	R: 0 E: 0 K: 1 S: 15 H: 0 LOB: 3 BB: 3 P: 33	R: 0 E: 0 K: 0 S: 4 H: 0 LOB: 0 BB: 1 P: 9	R: 0 E: 0 K: 1 S: 8 H: 1 LOB: 1 BB: 0 P: 13	1B: 4 2B: 3 3B: 0 HR: 0 SF: 0 SAC: 0 DP: 1 HBP: 0	WP: 0 PB: 0 SB: 0 CS: 0 PA: 49					

PITCHER		IP	WLS	BF	H	R	ER	SO	BB	IBB	HBP	BLK	WP	HR	S	P	ERA	WHIP
45 Matt Moore, L ERA: 5.78	(1, 1)	5.2		27	4	1	1	5	6	0	0	0	0	0	62	104	1.59	1.765
70 George Kontos, R ERA: 2.72	(6, 1)	1.1		5	1	0	0	2	0	0	0	0	0	0	14	19	0.00	0.750
48 Steven Okert, L ERA: 6.23	(8, 1)	0.2		3	1	0	0	1	0	0	0	0	0	0	8	10	0.00	1.500
60 Hunter Strickland, R ERA: 2.15	(8, 1)	1.1		7	0	0	0	2	3	0	0	0	0	0	20	41	0.00	2.250
61 Josh Osich, L ERA: 4.68	(10, 1)	1.0	W	3	0	0	0	0	1	0	0	0	0	0	4	9	0.00	1.000

PITCHER		IP	WLS	BF	H	R	ER	SO	BB	IBB	HBP	BLK	WP	HR	S	P	ERA	WHIP
49 Sam Dyson, R ERA: 8.64	(11, 1)	1.0	S	4	1	0	0	1	0	0	0	0	0	0	8	13	0.00	1.000

BOTTOM

San Francisco Giants @ Pittsburgh Pirates

PNC Park, Pittsburgh, PA

Sat Jul 01 2017, 4:08 PM - 8:06 PM EDT

Att. 27,247 - Partly Cloudy - 82 F

livebaseballscorecards.com

AB	39
R	1
H	7
RBI	1
BB	10
SO	11
LOB	24

San Francisco Giants @ Pittsburgh Pirates

PNC Park, Pittsburgh, PA

Sun Jul 02 2017, 1:41 PM - 4:34 PM EDT

Att. 32,144 - Partly Cloudy - 82 F

livebaseballscorecards.com

Batter	1	2	3	4	5	6	7	8	9	AB	R	H	RBI	BB	SO	LOB
2 Denard Span, L (1, 8) OBP: 0.343, SLG: 0.449	B FF 92 F FF 92 B FF 93 S CH 86 X FF 94 2-2 ① G1-3		C SI 91 B CH 85 T SI 91 B SL 86 X CH 84 2-2 ③ G3			B CU 76 X SI 91 1-0 ② L9	C SL 87 X SI 94 0-1 ③ G6-3			4	0	0	0	0	0	2
12 Joe Panik, L (1, 4) OBP: 0.341, SLG: 0.402	B FF 93 B FF 92 F SI 91 F FF 93 X SI 92 2-2 ② G6-3			C CU 76 B CH 86 X CH 86 1-1 ① F7		B FF 92 X SI 91 1-0 ③ F7		C SI 94 B SL 86 B SI 94 F SI 95 X SL 86 2-2 9 HR 2B		4	1	1	0	0	0	0
8 Hunter Pence, R (1, 9) OBP: 0.310, SLG: 0.359	B FF 94 X FF 93 1-0 ③ F9			X SL 82 0-0 ② G5-3			B SI 88 B SI 89 C FF 92 B SL 83 B FF 92 4-1 28 2B 9 1B BB	B SI 94 D SL 85 S SL 85 S SI 93 S SL 87 2-3 ① K		3	1	0	0	1	1	1
28 Buster Posey, R (1, 2) OBP: 0.416, SLG: 0.521		C FF 91 B SI 89 B CH 85 F SI 91 B FF 93 F FF 91 S SI 91 3-3 ① K		C CU 77 B FF 93 B FF 93 B CH 86 F SI 92 X FF 94 3-2 ③ G3-1			B SI 88 B CH 84 F SI 91 C SL 82 F SI 91 X SI 89 2-2 9 1B 1-3 35 1B 2B	C SI 94 C SI 94 C SL 88 0-3 ② K		4	1	1	0	0	2	1
9 Brandon Belt, L (1, 3) OBP: 0.344, SLG: 0.463		C FF 93 B FF 93 X FF 93 1-1 35 G1 1B			C SI 90 X CH 85 0-1 ① G6-3		F SI 94 X SI 94 0-1 1 1B 35 1B 37 SF8 2-3 3-H 1B	B SL 86 S SL 86 B SI 94 B SL 86 X SL 86 3-1 2-H HR		4	2	3	3	0	0	0
35 Brandon Crawford, L (1, 6) OBP: 0.270, SLG: 0.361		X SI 90 0-0 ② G1 1-2			C SI 90 B SI 90 C FF 92 X FF 92 2-1 ② P4		S SL 87 B SI 94 X SI 95 1-1 1 1B 1-2 3-H 1B	S SL 78 B FF 91 X FF 90 1-1 ③ F8		4	0	1	1	0	0	1
1 Jae-Gyun Hwang, R (1, 5) OBP: 0.385, SLG: 0.667		F SI 91 D SL 85 B CH 85 S CH 85 S FF 95 2-3 ③ K			C FF 94 F SI 89 B FF 94 B SL 83 F SI 92 B SI 92 X FF 94 3-2 1B		C SI 89 C SI 94 B SI 94 X CH 88 1-2 1-2 2-3 1B		B FF 88 B FF 89 F FF 89 F FF 89 C SL 81 2-3 ① K	4	0	2	0	0	2	1
53 Austin Slater, R (1, 7) OBP: 0.368, SLG: 0.477 49 Sam Dyson, R (9, 1)			C FF 91 B SI 90 F CH 84 F FF 93 B SI 90 F FF 94 X FF 93 2-2 ① G6-3		C SL 84 S SI 90 F FF 93 T SI 89 0-2 ③ K		B SI 95 X SI 94 1-0 ① P3		B FF 90 F FF 89 B SL 81 X FF 90 2-1 ② F9	4 0	0 0	0 0	0 0	0 0	1 0	4 0
29 Jeff Samardzija, R (1, 1) OBP: 0.083, SLG: 0.194 37 Kelby Tomlinson, R (7, PH) OBP: 0.299, SLG: 0.268 62 Cory Gearrin, R (7, 1) 48 Steven Okert, L (8, 1) 66 Gorkys Hernández, R (9, PH) OBP: 0.313, SLG: 0.287 (9, 7)			C FF 93 X SI 90 0-1 ② G6-3			B FF 92 F CH 88 S SL 83 F FF 93 X SI 89 1-2 ① G5-3	F SI 89 F SI 94 B CH 87 X SI 94 1-2 ② SF8 3-H		S FF 90 B SL 79 F FF 90 B FF 91 S SL 80 2-3 ③ K	2 0 0 0 1	0 0 0 0 0	0 0 0 0 0	0 1 0 0 0	0 0 0 0 1	0 0 0 0 0	0 0 0 0 0
Inning Stats	R: 0 E: 0 K: 0 S: 7 H: 0 LOB: 0 BB: 0 P: 12	R: 0 E: 0 K: 2 S: 10 H: 1 LOB: 1 BB: 0 P: 16	R: 0 E: 0 K: 0 S: 10 H: 0 LOB: 0 BB: 0 P: 14	R: 0 E: 0 K: 0 S: 6 H: 0 LOB: 0 BB: 0 P: 10	R: 0 E: 0 K: 1 S: 12 H: 1 LOB: 1 BB: 0 P: 17	R: 0 E: 0 K: 0 S: 6 H: 0 LOB: 0 BB: 0 P: 9	R: 3 E: 0 K: 0 S: 18 H: 4 LOB: 2 BB: 1 P: 28	R: 2 E: 0 K: 2 S: 13 H: 2 LOB: 0 BB: 0 P: 21	R: 0 E: 0 K: 2 S: 8 H: 0 LOB: 0 BB: 0 P: 14	1B: 5 2B: 2 3B: 0 HR: 1 SF: 1 SAC: 0 DP: 0 HBP: 0						

TOP	
AB	34
R	5
H	8
RBI	5
BB	1
SO	7
LOB	10

WP: 0 PA: 36
PB: 0
SB: 0
CS: 0

PITCHER		IP	WLS	BF	H	R	ER	SO	BB	IBB	HBP	BLK	WP	HR	S	P	ERA	WHIP
57 Trevor Williams, R ERA: 4.67	(1, 1)	6.0		22	3	2	2	3	1	0	0	0	0	0	56	89	3.00	0.667
44 Tony Watson, L ERA: 4.03	(7, 1)	1.0	L	6	3	1	1	0	0	0	0	0	0	0	13	17	9.00	3.000
37 Edgar Santana, R ERA: 5.87	(8, 1)	0.2		4	2	2	2	2	0	0	0	0	0	1	11	18	27.00	3.000
59 Antonio Bastardo, L ERA: 14.63	(8, 1)	1.1		4	0	0	0	2	0	0	0	0	0	0	10	17	0.00	0.000

PITCHER		IP	WLS	BF	H	R	ER	SO	BB	IBB	HBP	BLK	WP	HR	S	P	ERA	WHIP

Batter	1	2	3	4	5	6	7	8	9	AB	R	H	RBI	BB	SO	LOB
26 Adam Frazier, L (1, 4) OBP: 0.348, SLG: 0.381	B FC 91 T SI 92 B SI 93 X SI 93 2-1 1B		C SL 88 B KC 81 F KC 81 F SI 95 B FF 94 B FF 95 F FS 89 F SI 96 C SI 96 3-3 ② K		C SI 94 B KC 79 F KC 78 S SL 89 1-3 ② K			F CH 83 X SL 83 0-1 ① L7		4	0	1	0	0	2	0
64 José Osuna, R (1, 9) OBP: 0.294, SLG: 0.477	C SI 93 F SI 94 B FF 93 S SL 88 1-3 ① K		S SL 85 X SI 95 0-1 3B		C SL 87 B KC 80 X SL 88 1-1 ③ F8			C SI 90 T SL 84 S SL 85 0-3 ② K		4	0	1	0	0	2	1
28 John Jaso, L (1, 7) OBP: 0.339, SLG: 0.479	B SL 86 B SL 87 F SI 94 S FC 92 1 SAFE F FC 92 F FC 92 X KC 82 2-2 ② F9		C SL 90 X FF 94 0-1 ③ L9			F FS 83 F SL 87 X SL 87 0-2 1B		C FC 90 B SL 85 F FF 91 F FC 86 X FC 86 1-2 HR		4	1	2	1	0	0	2
55 Josh Bell, S (1, 3) OBP: 0.318, SLG: 0.456	1 SAFE B SI 94 F FF 93 B SI 94 F SI 95 1 SAFE X FS 87 2-2 ③ G3			C SI 93 T FF 93 X FF 94 0-2 ① G4-3		B SI 94 S SI 94 C SI 94 F SI 94 F FS 86 X KC 81 1-2 ① F7		B CH 85 S CH 84 X FF 90 1-1 ③ P3		4	0	0	0	0	0	2
25 Gregory Polanco, L (1, 8) OBP: 0.309, SLG: 0.381		X SI 93 0-0 ① F7		B FC 92 X SI 93 1-0 10 HR 2B		X FF 93 0-0 ② P5			B SI 96 C FC 89 B FF 95 B CH 89 X FF 94 3-1 ① G1-3	4	1	1	0	0	0	1
10 Jordy Mercer, R (1, 6) OBP: 0.344, SLG: 0.415		C SI 91 C KC 80 F SI 93 B FS 86 F FS 86 F SL 89 X SI 97 1-2 ② G3-1		F SI 95 B SI 95 B SI 96 F SI 96 X FS 91 2-2 2-H HR		C SI 94 C SI 95 X FC 90 0-2 ③ F7			C SI 95 F FF 96 F FC 88 B FF 96 X SI 95 1-2 ② G1-3	4	1	1	2	0	0	1
62 Max Moroff, S (1, 5) OBP: 0.200, SLG: 0.128 5 Josh Harrison, R (9, PH) OBP: 0.368, SLG: 0.447		C SI 93 B FS 85 B KC 82 C SL 88 F SI 96 B FC 90 X SI 96 3-2 1B		C SI 93 B SI 95 X FS 88 1-1 ② F9			B SI 91 C CH 84 X SI 92 1-1 ① L7		C FF 97 C SI 96 S FC 90 0-3 ③ K	3 1	0 0	1 0	0 0	0 0	0 1	0 0
19 Chris Stewart, R (1, 2) OBP: 0.254, SLG: 0.274		B FF 94 C SL 87 F SI 95 C SL 90 1-3 ③ K		B KC 82 B SL 88 X SI 94 2-0 ③ L8			C SI 92 B SI 92 X SL 84 1-1 ② G6-3			3	0	0	0	0	1	1
57 Trevor Williams, R (1, 1) 44 Tony Watson, L (7, 1) 23 David Freese, R (7, PH) OBP: 0.370, SLG: 0.371 37 Edgar Santana, R (8, 1) 59 Antonio Bastardo, R (8, 1)			C SI 93 C SL 88 B FC 90 C KC 82 1-3 ① K		C SI 92 F SI 92 X SL 89 0-2 ① G3		C SL 85 B SI 92 X SI 93 1-1 ③ L8			2 0 1 0 0	0 0 0 0 0	0 0 0 0 0	0 0 0 0 0	0 0 0 0 0	1 0 0 0 0	0 0 0 0 0
Inning Stats	R: 0 E: 0 K: 1 S: 13 H: 1 LOB: 1 BB: 0 P: 20	R: 0 E: 0 K: 1 S: 14 H: 1 LOB: 1 BB: 0 P: 19	R: 0 E: 0 K: 2 S: 13 H: 1 LOB: 1 BB: 0 P: 17	R: 2 E: 0 K: 0 S: 10 H: 2 LOB: 0 BB: 0 P: 16	R: 0 E: 0 K: 1 S: 8 H: 0 LOB: 0 BB: 0 P: 10	R: 0 E: 0 K: 0 S: 12 H: 1 LOB: 1 BB: 0 P: 13	R: 0 E: 0 K: 0 S: 6 H: 0 LOB: 0 BB: 0 P: 9	R: 1 E: 0 K: 1 S: 11 H: 1 LOB: 0 BB: 0 P: 13	R: 0 E: 0 K: 1 S: 9 H: 0 LOB: 0 BB: 0 P: 13	1B: 3 2B: 1 3B: 1 HR: 2	SF: 0 SAC: 0 DP: 0 HBP: 0			WP: 0 PB: 0 SB: 0 CS: 0	PA: 34	

PITCHER		IP	WLS	BF	H	R	ER	SO	BB	IBB	HBP	BLK	WP	HR	S	P	ERA	WHIP
29 Jeff Samardzija, R ERA: 4.54	(1, 1)	6.0	W	24	6	2	2	5	0	0	0	0	0	1	70	95	3.00	1.000
62 Cory Gearrin, R ERA: 2.08	(7, 1)	1.2	H	5	0	0	0	1	0	0	0	0	0	0	11	14	0.00	0.000
48 Steven Okert, L ERA: 6.62	(8, 1)	0.1	H	2	1	1	1	0	0	0	0	0	0	1	6	8	27.00	3.000
49 Sam Dyson, R ERA: 8.31	(9, 1)	1.0	S	3	0	0	0	1	0	0	0	0	0	0	9	13	0.00	0.000

PITCHER	IP	WLS	BF	H	R	ER	SO	BB	IBB	HBP	BLK	WP	HR	S	P	ERA	WHIP

BOTTOM

San Francisco Giants @ Pittsburgh Pirates

PNC Park, Pittsburgh, PA

Sun Jul 02 2017, 1:41 PM - 4:34 PM EDT

Att. 32,144 - Partly Cloudy - 82 F

livebaseballscorecards.com

AB	34
R	3
H	7
RBI	3
BB	0
SO	7
LOB	8

Batter	1	2	3	4	5	6	7	8	9	AB	R	H	RBI	BB	SO	LOB
26 Adam Frazier, L (1, 7) OBP: 0.347, SLG: 0.376	B FF 92 C SI 90 B CH 84 B FF 94 B FF 94 4-1 22 S BB		X FF 93 0-0 ② F8			C CH 82 X KC 75 0-1 ① G4-3		B FF 94 C FF 93 B FF 94 F FF 94 F FF 95 B CH 86 X CH 85 3-2 ① G4-3		3	0	0	0	1	0	1
5 Josh Harrison, R (1, 4) OBP: 0.364, SLG: 0.441	C SI 92 1 SAFE F KC 78 1 SAFE S FF 95 0-3 ① K		1 SAFE X KC 77 0-0 ③ L7			B CH 84 C SI 92 X SI 93 1-1 ② G4-3		B FF 96 X FF 95 1-0 ② F8		4	0	0	0	0	1	2
22 Andrew McCutchen, R (1, 8) OBP: 0.370, SLG: 0.495	B SI 93 F KC 77 1 SAFE 1 SAFE S KC 77 C FF 92 1-3 ② K 1-2			C SI 91 B CH 84 B FF 90 B KC 76 X SI 93 3-1 ① L8		C KC 77 B CH 86 X KC 77 1-1 2B		C FF 96 F FF 95 B CH 85 F FF 96 X FF 95 2-2 ③ P6		4	0	1	0	0	1	1
55 Josh Bell, S (1, 3) OBP: 0.314, SLG: 0.450	B KC 78 X FF 94 1-0 ③ L9			X FF 91 0-0 ② F7		C SI 92 F KC 77 B FF 93 S FF 93 1-3 ③ K			C FS 86 S FS 88 S FS 87 0-3 ① K	4	0	0	0	0	2	2
23 David Freese, R (1, 5) OBP: 0.368, SLG: 0.368		C FF 91 X FF 89 0-1 ① G6-3		C SI 91 F FF 92 F KC 78 B FF 93 F KC 77 F KC 77 F FF 91 X FF 93 1-2 ③ G6-3			X CH 83 0-0 29 FC4-6 25 1B 1B		B FF 95 C SI 95 F SI 95 X FS 88 1-2 ② G5-3	4	0	1	0	0	0	0
25 Gregory Polanco, L (1, 9) OBP: 0.308, SLG: 0.379		C SI 91 B SI 91 C KC 77 X FF 92 1-2 ② F8			C SI 91 B FF 93 S CH 86 X SI 93 1-2 ① G4-3		B FF 93 1 SAFE F SI 92 F KC 77 B SI 92 X KC 78 2-2 29 FC4-6 1-2 1B		S FF 95 X FS 87 0-1 ③ F8	4	0	1	0	0	0	0
29 Francisco Cervelli, R (1, 2) OBP: 0.340, SLG: 0.374		C FF 94 B FF 93 C SI 93 F FF 91 S KC 78 1-3 ③ K			S KC 76 B KC 78 C SI 92 X SI 87 1-2 ② G6-3		X SI 92 0-0 ① FC4-6 1-2f 2-3			3	0	0	0	0	1	2
10 Jordy Mercer, R (1, 6) OBP: 0.344, SLG: 0.417			C FF 92 B KC 77 C KC 76 B KC 76 B FF 93 X SI 94 3-2 E4		C FF 93 X KC 77 0-1 2B		C FF 93 B FF 93 S KC 77 S KC 78 1-3 ② K			3	0	1	0	0	1	2
46 Iván Nova, R (1, 1) OBP: 0.029, SLG: 0.029 28 John Jaso, L (7, PH) OBP: 0.337, SLG: 0.476 38 Wade LeBlanc, L (7, 1) OBP: 0.200, SLG: 0.200			B FF 90 B FF 90 C FF 88 M FF 88 L KC 76 2-3 ① K		C SI 92 B KC 76 C FF 92 F KC 76 B FF 93 S KC 76 2-3 ③ K		D KC 79 C KC 78 S CH 84 B FF 93 D CH 86 F KC 79 F SI 93 S CH 85 3-3 ③ K			2 1 0	0 0 0	0 0 0	0 0 0	0 0 0	2 1 0	2 2 0

Inning Stats	1	2	3	4	5	6	7	8	9
	R: 0 E: 0 K: 2 S: 8	R: 0 E: 0 K: 1 S: 9	R: 0 E: 1 K: 1 S: 8	R: 0 E: 0 K: 0 S: 10	R: 0 E: 0 K: 1 S: 12	R: 0 E: 0 K: 1 S: 9	R: 0 E: 0 K: 2 S: 13	R: 0 E: 0 K: 0 S: 9	R: 0 E: 0 K: 1 S: 8
	H: 0 LOB: 1 BB: 1 P: 14	H: 0 LOB: 0 BB: 0 P: 11	H: 0 LOB: 1 BB: 0 P: 13	H: 0 LOB: 0 BB: 0 P: 14	H: 1 LOB: 1 BB: 0 P: 16	H: 1 LOB: 1 BB: 0 P: 12	H: 2 LOB: 2 BB: 0 P: 19	H: 0 LOB: 0 BB: 0 P: 15	H: 0 LOB: 0 BB: 0 P: 9

PITCHER		IP	WLS	BF	H	R	ER	SO	BB	IBB	HBP	BLK	WP	HR	S	P	ERA	WHIP
27 Aaron Nola, R ERA: 3.73	(1, 1)	7.0	W	27	4	0	0	8	1	0	0	0	0	0	69	99	0.00	0.714
53 Joaquín Benoit, R ERA: 3.82	(8, 1)	1.0		3	0	0	0	0	0	0	0	0	0	0	9	15	0.00	0.000
50 Héctor Neris, R ERA: 3.22	(9, 1)	1.0		3	0	0	0	1	0	0	0	0	0	0	8	9	0.00	0.000

PITCHER	IP	WLS	BF	H	R	ER	SO	BB	IBB	HBP	BLK	WP	HR	S	P	ERA	WHIP

TOP

Pittsburgh Pirates @ Philadelphia Phillies
Citizens Bank Park, Philadelphia, PA
Mon Jul 03 2017, 7:08 PM - 9:43 PM EDT
Att. 26,498 - Partly Cloudy - 89 F

livebaseballscorecards.com

AB	32
R	0
H	4
RBI	0
BB	1
SO	9
LOB	14

1B: 2	SF: 0	WP: 0	PA: 33
2B: 2	SAC: 0	PB: 0	
3B: 0	DP: 0	SB: 1	
HR: 0	HBP: 0	CS: 0	

BOTTOM

Pittsburgh Pirates @ Philadelphia Phillies
Citizens Bank Park, Philadelphia, PA
Mon Jul 03 2017, 7:08 PM - 9:43 PM EDT
Att. 26,498 - Partly Cloudy - 89 F

livebaseballscorecards.com

Batter	1	2	3	4	5	6	7	8	9	AB	R	H	RBI	BB	SO	LOB
25 Daniel Nava, S (1, 7) OBP: 0.397, SLG: 0.415 53 Joaquín Benoit, R (8, 1) 50 Héctor Neris, R (9, 1)	C FF 91 B FF 92 X CH 85 1-1 13 HR 1B		B SI 92 C FF 94 C SI 93 B CU 83 F FF 93 B FF 95 X SI 93 3-2 ① G3-1		F SI 93 B FF 94 F CU 80 B FF 95 F FF 94 B SI 94 F SI 93 B SI 93 4-2 BB		C FF 90 F CH 78 X CH 80 0-2 ③ G5-3			3 1 1 0 1 0 0 0 0 0 0 0 0 0 0 0 0 0 0 0 0						
13 Freddy Galvis, S (1, 6) OBP: 0.300, SLG: 0.416	X FF 93 0-0 1-H HR		B FF 92 B SI 93 B SI 93 C FF 94 X FF 93 3-1 7 HR 1B		B CH 87 X SI 92 1-0 ② L8			B SI 88 C FC 84 F FC 86 X CH 80 1-2 ① G4-3		4 2 2 2 0 0 1						
7 Maikel Franco, R (1, 5) OBP: 0.282, SLG: 0.381	F FF 92 B FF 93 C CU 78 F FF 92 B CU 81 B CU 79 X FF 93 3-2 19 G6-4-3 1B		X FF 92 0-0 1-H HR		S SI 93 C CU 80 D CU 81 1 SAFE B FF 94 B FF 95 S SI 95 3-3 ③ K			F SI 88 S CH 78 B CH 79 B CH 79 B CH 79 X FC 86 3-2 ② G1-3		4 1 2 2 0 1 1						
19 Tommy Joseph, R (1, 3) OBP: 0.307, SLG: 0.449	B FF 93 D FF 93 F SI 94 X SI 93 2-1 ① ② G6-4-3 1-2f		B CU 80 X FF 93 1-0 ② F7			B FF 90 C CU 77 X SI 92 1-1 ① G6-3		F FC 86 S CH 80 C SI 88 0-3 ③ K		4 0 0 0 0 1 1						
5 Nick Williams, L (1, 9) OBP: 0.438, SLG: 0.429 (8, 7)	S SI 92 X SI 93 0-1 ③ G3-1		B FF 94 F CH 86 X FF 95 1-1 ③ G6-3			S CU 77 X CU 78 0-1 4 G4-3 2B				3 0 1 0 0 0 0						
4 Andrés Blanco, S (1, 4) OBP: 0.253, SLG: 0.231		S SI 92 B FF 92 S CH 86 B CU 82 F CH 87 X FF 94 2-2 ① G3-1		B FF 93 F SI 91 B FF 93 X FF 92 2-1 ① F7		S FF 94 B FF 94 X SI 93 1-1 ② G4-3 2-3				3 0 0 0 0 0 1						
37 Odúbel Herrera, L (1, 8) OBP: 0.289, SLG: 0.388		B CU 81 C FF 94 B FF 94 X CH 86 2-1 1B		B FF 93 B FF 92 X FF 92 2-0 ② F7		C FF 94 X FF 94 0-1 ③ G6-3				3 0 1 0 0 0 1						
29 Cameron Rupp, R (1, 2) OBP: 0.300, SLG: 0.343		F FF 94 X FF 93 0-1 ② P4		B FF 92 S CH 86 F FF 91 F FF 95 B CU 82 X SI 93 2-2 ③ G5-3			B FC 84 S CH 79 F FC 83 C FF 89 1-3 ① K			3 0 0 0 0 1 1						
27 Aaron Nola, R (1, 1) OBP: 0.174, SLG: 0.050 23 Aaron Altherr, R (7, PH) OBP: 0.345, SLG: 0.512 (8, 9)		1 SAFE B FF 94 C FF 92 X FF 94 1-1 ③ G1-3			C SI 91 C CU 79 B CU 80 X SI 94 1-2 ① G2		C CH 78 B CH 80 X FC 84 1-1 ② L7			2 0 0 0 0 0 1 1 0 0 0 0 0 0						
Inning Stats	R: 2 E: 0 K: 0 S: 11 H: 3 LOB: 0 BB: 0 P: 17	R: 0 E: 0 K: 0 S: 10 H: 1 LOB: 1 BB: 0 P: 15	R: 2 E: 0 K: 0 S: 10 H: 2 LOB: 0 BB: 0 P: 18	R: 0 E: 0 K: 0 S: 7 H: 0 LOB: 0 BB: 0 P: 13	R: 0 E: 0 K: 1 S: 11 H: 0 LOB: 1 BB: 1 P: 20	R: 0 E: 0 K: 0 S: 8 H: 1 LOB: 1 BB: 0 P: 10	R: 0 E: 0 K: 1 S: 8 H: 0 LOB: 0 BB: 0 P: 10	R: 0 E: 0 K: 1 S: 9 H: 0 LOB: 0 BB: 0 P: 13		1B: 4 2B: 1 3B: 0 HR: 2 SF: 0 SAC: 0 DP: 1 HBP: 0						

PITCHER		IP	WLS	BF	H	R	ER	SO	BB	IBB	HBP	BLK	WP	HR	S	P	ERA	WHIP
46 Iván Nova, R ERA: 3.24	(1, 1)	6.0	L	25	7	4	4	1	1	0	0	0	0	2	57	93	6.00	1.333
38 Wade LeBlanc, L ERA: 4.27	(7, 1)	2.0		6	0	0	0	2	0	0	0	0	0	0	17	23	0.00	0.000

PITCHER	IP	WLS	BF	H	R	ER	SO	BB	IBB	HBP	BLK	WP	HR	S	P	ERA	WHIP

AB	30
R	4
H	7
RBI	4
BB	1
SO	3
LOB	7

Batter	1	2	3	4	5	6	7	8	9	AB	R	H	RBI	BB	SO	LOB
26 Adam Frazier, L (1, 7) OBP: 0.345, SLG: 0.371	B FF 90 C SI 92 X FC 89 1-1 ① G4-3		B FF 92 B FS 83 B SI 91 C SI 91 B FF 90 4-1 22 1B 5 HBP 28 SF8-3-5 BB		B SI 89 X SI 91 1-0 ② L8		C FF 97 B FS 84 F FF 97 S FS 88 1-3 ③ K			3	1	0	0	1	1	0
5 Josh Harrison, R (1, 4) OBP: 0.362, SLG: 0.437	C FF 93 B FF 92 F FF 93 B FF 92 F SI 91 B FS 86 X SI 92 3-2 ② P3		1 SAFE B CU 70 1 SAFE F FF 92 B FF 91 S FS 82 F FF 92 H FS 84 3-2 28 22 SF8-3-5 1B 1-2 HBP		X CU 72 0-0 ③ G6-3			C FF 97 F SL 87 S SL 87 0-3 ① K		3	0	0	0	0	1	0
22 Andrew McCutchen, R (1, 8) OBP: 0.375, SLG: 0.519	B FF 92 C FS 84 B SI 93 F FF 92 S FS 86 2-3 ③ K		B FS 81 C FF 92 F FS 84 F FF 92 B FS 86 X FS 85 2-2 1-2 2-3 1B			B CU 71 B FS 80 X FF 91 2-0 HR		C SL 87 X FF 97 0-1 HR		4	2	3	2	0	1	0
28 John Jaso, L (1, 3) OBP: 0.330, SLG: 0.467		C SI 92 B FC 89 B FS 84 F FS 84 B CU 73 F FC 90 C FS 84 3-3 ① K	B FC 89 C SI 92 S SI 91 F SI 92 B FS 85 F SI 90 X FF 91 2-2 ②③ SF8-3-5 2-3 3-H			B FC 88 F SI 90 F CU 71 C FS 84 1-3 ① K		S FF 96 B CH 90 B CH 90 B FF 96 S CH 88 X FF 96 3-2 ② F8		3	0	0	1	0	2	0
23 David Freese, R (1, 5) OBP: 0.374, SLG: 0.369		B FF 92 B FF 92 B FF 92 B FF 91 4-0 10 25 FC6-4 1B BB		B FF 90 B FF 90 C FF 90 B FF 89 F SI 90 X FF 90 3-2 1B		B FF 91 F FF 91 H CU 70 2-1 HBP		B SI 98 B SL 88 F SL 88 F FF 97 S CH 91 2-3 ③ K		2	0	1	0	1	1	0
25 Gregory Polanco, L (1, 9) OBP: 0.307, SLG: 0.377		X SI 91 0-0 10 FC6-4 1-2 1B		F FS 82 B FF 88 B FS 82 X FF 91 2-1 ① F8		X SI 97 0-0 ② F7			C FF 95 B CH 87 X CH 86 1-1 ① F9	4	0	1	0	0	0	2
10 Jordy Mercer, R (1, 6) OBP: 0.340, SLG: 0.411		C FF 92 B FS 83 D FF 92 B FS 83 X SI 91 3-1 ② FC6-4 1-2f 2-3		1 SAFE C CU 71 X FF 91 0-1 ② F9		X FF 97 0-0 ③ L8			C FF 97 B FF 97 X SL 87 1-1 ② G6-3	4	0	0	0	0	0	4
19 Chris Stewart, R (1, 2) OBP: 0.239, SLG: 0.258		C FF 93 X CU 72 0-1 ③ G5-3		C FF 90 F SL 80 X FS 86 0-2 ③ G1-3			F FF 97 X FF 98 0-1 ① G4-3		C SL 86 B FF 98 S CH 90 S FF 98 1-3 ③ K	4	0	0	0	0	1	3
50 Jameson Taillon, R (1, 1) OBP: 0.056, SLG: 0.056 41 Daniel Hudson, R (6, 1) 29 Francisco Cervelli, R (7, PH) OBP: 0.338, SLG: 0.372 44 Tony Watson, L (7, 1) 12 Juan Nicasio, R (7, 1) 73 Felipe Vázquez, L (9, 1)			C FF 92 C SL 81 F CU 70 S FS 86 0-3 ① K		B FF 89 C FF 89 C FF 89 S CU 71 1-3 ① K		S SL 86 S SL 87 B SL 87 B FF 97 S SL 84 2-3 ② K			2 0 1 0 0 0	0 0 0 0 0 0	0 0 0 0 0 0	0 0 0 0 0 0	2 0 1 0 0 0	0 0 0 0 0 0	0 0 0 0 0 0
Inning Stats	R: 0 E: 0 K: 1 S: 9 H: 0 LOB: 0 BB: 0 P: 15	R: 0 E: 0 K: 1 S: 9 H: 1 LOB: 2 BB: 1 P: 19	R: 1 E: 0 K: 1 S: 17 H: 1 LOB: 1 BB: 1 P: 28	R: 0 E: 0 K: 0 S: 10 H: 1 LOB: 1 BB: 0 P: 15	R: 0 E: 0 K: 1 S: 5 H: 0 LOB: 0 BB: 0 P: 7	R: 1 E: 0 K: 1 S: 7 H: 1 LOB: 1 BB: 0 P: 12	R: 0 E: 0 K: 2 S: 8 H: 0 LOB: 0 BB: 0 P: 11	R: 1 E: 0 K: 2 S: 11 H: 1 LOB: 0 BB: 0 P: 16	R: 0 E: 0 K: 1 S: 7 H: 0 LOB: 0 BB: 0 P: 10	1B: 3 2B: 1 3B: 0 HR: 2	SF: 1 SAC: 0 DP: 1 HBP: 2			WP: 0 PB: 0 SB: 0 CS: 0	PA: 35	

PITCHER		IP	WLS	BF	H	R	ER	SO	BB	IBB	HBP	BLK	WP	HR	S	P	ERA	WHIP
59 Mark Leiter Jr., R ERA: 4.08	(1, 1)	5.1	L	23	4	2	2	5	2	0	2	0	0	1	55	94	3.38	1.125
57 Luis García, R ERA: 2.84	(6, 1)	1.2		5	0	0	0	2	0	0	0	0	0	0	10	13	0.00	0.000
51 Ricardo Pinto, R ERA: 5.63	(8, 1)	2.0		7	1	1	1	3	0	0	0	0	0	1	18	26	4.50	0.500

PITCHER	IP	WLS	BF	H	R	ER	SO	BB	IBB	HBP	BLK	WP	HR	S	P	ERA	WHIP

TOP

Pittsburgh Pirates @ Philadelphia Phillies
Citizens Bank Park, Philadelphia, PA
Tue Jul 04 2017, 4:13 PM - 7:35 PM EDT
Att. 24,087 - Partly Cloudy - 88 F

livebaseballscorecards.com

AB	30
R	3
H	5
RBI	3
BB	2
SO	10
LOB	9

Batter	1	2	3	4	5	6	7	8	9	AB	R	H	RBI	BB	SO	LOB
15 Ty Kelly, S (1, 4) OBP: 0.234, SLG: 0.345 25 Daniel Nava, S (9, PH) OBP: 0.395, SLG: 0.411	B FF 95 B SI 96 C FF 95 F SI 95 F SI 96 F SI 96 B CU 83 S SI 95 3-3 K ①		B CU 79 B SI 95 B FF 95 C FF 95 C FF 96 X SI 96 3-2 G1-3 ①		B FF 96 C FF 96 S SI 93 S CU 82 1-3 K ①		X SI 93 0-0 SH1-4 1-2 2-3 ①		C FF 99 S CH 89 S CH 90 0-3 K ②	3 1	0 0	0 0	0 0	0 0	2 1	0 2
13 Freddy Galvis, S (1, 6) OBP: 0.305, SLG: 0.418	B SI 95 B CU 83 F SI 96 X FF 96 2-1 23 S 2B		B FF 96 B SI 96 S CH 90 F SI 96 F CU 83 F CU 82 F SI 96 F CH 89 B FF 96 3-3 C CU 83 K ②		B CU 84 B CU 82 B SI 95 C SI 95 C FF 95 F CU 84 B SI 96 4-2 7 PB BB		B SI 94 B CH 88 T SI 95 B CH 88 B CH 88 4-1 23 G6-4-3 BB		S CH 88 F FF 101 C FF 101 0-3 K ③	3	0	1	0	2	2	2
23 Aaron Altherr, R (1, 9) OBP: 0.344, SLG: 0.516	C FF 96 B FF 96 C CU 82 B FF 95 C CU 83 2-3 K 2-3 ②		C CU 83 X FF 96 0-1 3B		F SI 94 B CU 82 1 SAFE 1 SAFE F CU 81 S SI 96 1-3 K ②		S SL 89 X SL 90 0-1 G6-4-3 1-2f ② ③			4	0	1	0	0	2	5
7 Maikel Franco, R (1, 5) OBP: 0.278, SLG: 0.376	F SI 96 X FF 96 0-1 G5-3 ③		B FF 96 B FF 96 F FF 96 C CU 83 F CU 82 X FF 97 2-2 F9 ③		1 SAFE F FF 95 S CU 82 B FF 96 X FF 96 1-2 P3 1-2 ③			C FF 93 X SL 89 0-1 G5-3 ①		4	0	0	0	0	0	3
5 Nick Williams, L (1, 7) OBP: 0.350, SLG: 0.333		B SI 94 X FF 95 1-0 F8 ①		C SI 94 F CU 82 B FF 95 X CU 82 1-2 E4 37 1B		X CH 87 0-0 F8 ①		C FF 94 B FF 96 F SL 86 F FF 96 S SL 90 1-3 K ②		4	0	0	0	0	1	0
19 Tommy Joseph, R (1, 3) OBP: 0.303, SLG: 0.442		B SI 94 C CU 81 X FF 94 1-1 P4 ②		C CU 81 F SI 95 S CU 83 0-3 K ①		C SL 86 C FF 95 S SL 86 0-3 K ②		F FF 95 B FF 96 F SL 92 B FF 97 F FF 96 X SL 90 2-2 F8 ③		4	0	0	0	0	2	1
37 Odúbel Herrera, L (1, 8) OBP: 0.292, SLG: 0.389		B FF 95 X SI 96 1-0 34 BB 1B		1 SAFE F SI 95 B FF 97 1 SAFE S CH 89 B FF 96 1 SAFE B SI 95 X CH 89 3-2 1-3 1B		B FF 96 C FF 96 F FF 95 S SL 87 1-3 K ③			B FF 100 C FF 98 X SL 88 1-1 F8 ①	4	0	2	0	0	1	0
34 Andrew Knapp, S (1, 2) OBP: 0.366, SLG: 0.405		B FF 95 1 SAFE B FF 95 B FF 94 B SI 94 4-0 1-2 BB		B SI 96 C CU 82 T FF 96 B SI 96 S CU 82 2-3 K ②			B SI 94 C CH 86 B SI 94 B SI 94 B SI 94 4-1 15 SH1-4 30 1B BB		B CU 83 C FF 98 F FF 101 B FF 99 B CH 91 B FF 99 4-2 4 1B BB	1	0	0	0	3	1	2
59 Mark Leiter Jr., R (1, 1) OBP: 0.143, SLG: 0.143 57 Luis García, R (6, 1) 30 Cameron Perkins, R (7, PH) OBP: 0.219, SLG: 0.207 51 Ricardo Pinto, R (8, 1) 4 Andrés Blanco, S (9, PH) OBP: 0.261, SLG: 0.241		S FF 95 B SI 96 B SI 95 F FF 95 F FF 96 F FF 96 C CU 81 2-3 K ③		S CU 83 B SI 96 F SI 96 S CU 83 1-3 K ③			B SI 95 X CH 88 1-0 15 SH1-4 1-2 1B		X FF 98 0-0 1-2 1B	2 0 1 0 1	0 0 0 0 0	0 0 1 0 1	0 0 0 0 0	0 0 0 0 0	2 0 0 0 0	4 0 0 0 0
Inning Stats	R: 0 E: 0 K: 2 S: 12 H: 1 LOB: 1 BB: 0 P: 19	R: 0 E: 0 K: 1 S: 9 H: 1 LOB: 2 BB: 1 P: 18	R: 0 E: 0 K: 1 S: 16 H: 1 LOB: 1 BB: 0 P: 24	R: 0 E: 1 K: 3 S: 15 H: 1 LOB: 2 BB: 0 P: 22	R: 0 E: 0 K: 2 S: 12 H: 0 LOB: 1 BB: 1 P: 19	R: 0 E: 0 K: 2 S: 7 H: 0 LOB: 0 BB: 0 P: 8	R: 0 E: 0 K: 0 S: 6 H: 1 LOB: 2 BB: 2 P: 15	R: 0 E: 0 K: 1 S: 10 H: 0 LOB: 0 BB: 0 P: 13	R: 0 E: 0 K: 2 S: 11 H: 1 LOB: 2 BB: 1 P: 16	1B: 4 2B: 1 3B: 1 HR: 0	SF: 0 SAC: 1 DP: 1 HBP: 0			WP: 0 PB: 1 SB: 1 CS: 0	PA: 38		

PITCHER	IP	WLS	BF	H	R	ER	SO	BB	IBB	HBP	BLK	WP	HR	S	P	ERA	WHIP
50 Jameson Taillon, R (1, 1) ERA: 2.73	5.0	W	22	4	0	0	9	2	0	0	0	0	0	64	102	0.00	1.200
41 Daniel Hudson, R (6, 1) ERA: 4.54	1.0	H	3	0	0	0	2	0	0	0	0	0	0	7	8	0.00	0.000
44 Tony Watson, L (7, 1) ERA: 3.99	0.1	H	4	1	0	0	0	2	0	0	0	0	0	4	13	0.00	9.000
12 Juan Nicasio, R (7, 1) ERA: 2.68	1.2	H	4	0	0	0	1	0	0	0	0	0	0	12	15	0.00	0.000
73 Felipe Vázquez, L (9, 1) ERA: 0.8	1.0	S	5	1	0	0	2	1	0	0	0	0	0	11	16	0.00	2.000

PITCHER	IP	WLS	BF	H	R	ER	SO	BB	IBB	HBP	BLK	WP	HR	S	P	ERA	WHIP

BOTTOM

Pittsburgh Pirates @ Philadelphia Phillies
Citizens Bank Park, Philadelphia, PA
Tue Jul 04 2017, 4:13 PM - 7:35 PM EDT
Att. 24,087 - Partly Cloudy - 88 F

livebaseballscorecards.com

AB	32
R	0
H	6
RBI	0
BB	5
SO	14
LOB	19

Batter	1	2	3	4	5	6	7	8	9	AB	R	H	RBI	BB	SO	LOB
5 Josh Harrison, R (1, 4) OBP: 0.360, SLG: 0.433	F FF 92 F FF 91 B FF 92 B CU 80 F FF 92 S FF 93 2-3 K ①		C FF 93 X CU 78 0-1 G6-3 ③	C CU 77 B CU 77 X FF 92 1-1 FC6-4 ③ 1-2f			X SI 91 0-0 G1-3 ①		B FF 95 B FF 96 F FF 96 B FF 96 X FF 96 3-1 28 G3-1 1B	5	0	1	0	0	1	2
28 John Jaso, L (1, 7) OBP: 0.326, SLG: 0.459	C FF 92 B FF 92 B CH 87 C FF 92 F SI 92 F CH 86 X FF 93 2-2 F7 ②			F FF 91 B CU 76 B CU 77 B FF 91 X SI 91 3-1 22 FC4-6 1B	C FF 94 C SL 83 S SL 81 0-3 K ①		B CU 77 S SL 82 F SL 81 S SL 81 1-3 K ②		B SI 95 1 SAFE 1 SAFE B SI 95 B SI 95 F FF 96 F FF 94 X SI 96 3-2 G3-1 ① 1-2	5	0	1	0	0	2	1
22 Andrew McCutchen, R (1, 8) OBP: 0.369, SLG: 0.510	B FF 92 B FF 93 X FF 93 2-0 F8 ③			B FF 92 C CH 85 X FF 92 1-1 FC4-6 ① 55 3B 1-2f	C FF 94 S SI 94 X SL 83 0-2 P6 ②		B CH 83 S CH 84 X SI 93 1-1 G1-4-3 ③		B SL 86 C FF 96 X SL 84 1-1 G5-3 ②	5	1	0	0	0	0	2
55 Josh Bell, S (1, 3) OBP: 0.313, SLG: 0.452		C FF 91 C FF 91 B FF 92 T FF 91 1-2 K ①		1 SAFE 1 SAFE B FF 92 X CH 86 1-0 23 SF8 3B 1-H	B CU 78 S CH 82 B SI 94 X SI 94 2-1 G4-3 ③			X SI 96 0-0 G4-3 ①	C ST 76 B CH 81 C FF 88 B FF 89 B ST 75 X FF 88 3-2 L3 ③	5	1	1	1	0	1	1
23 David Freese, R (1, 5) OBP: 0.380, SLG: 0.377		C FF 92 B CU 78 S CU 79 B FF 93 F FF 92 F FF 93 F CU 79 F FF 93 B FF 92 3-2 X FF 92 25 G4-3 2B		B CU 77 B CU 77 B FF 91 S FF 92 F FF 91 X FF 92 3-2 SF8 ② 3-H	B SI 92 B CH 81 B CH 83 C SI 92 C SL 82 B SI 93 4-2 10 3B BB			B FF 96 B FF 96 B FF 96 B FF 96 4-0 10 1B 25 WP BB		1	1	1	1	2	0	0
25 Gregory Polanco, L (1, 9) OBP: 0.306, SLG: 0.375		F CU 78 X SI 91 0-1 G4-3 ② 2-3		X SI 86 0-0 10 E 29 BB 45 1B 1B	C SL 82 D SL 82 S SI 93 X SL 81 1-2 P6 ①			B SI 96 C SL 82 B FS 88 B FF 96 X FF 96 3-1 P6 ② 1-2		4	1	1	0	0	0	3
29 Francisco Cervelli, R (1, 2) OBP: 0.342, SLG: 0.368		B FF 92 F FF 92 B CU 78 C CU 77 B FF 92 S CU 78 3-3 K2-3 ③		B FF 90 B FF 92 1 SAFE 1 SAFE C FF 92 B FF 92 1 SAFE F FF 92 B CU 77 4-2 10 E 45 1B 1-2 BB	B CH 82 S CH 80 1 SAFE X CU 77 1-1 F8 ②			B SL 84 D SL 84 C FF 96 B SL 86 B FF 96 4-1 10 1B BB		2	1	0	0	2	1	2
10 Jordy Mercer, R (1, 6) OBP: 0.342, SLG: 0.420			C FF 91 B FF 91 B CU 77 F FF 91 F FF 92 S FF 92 2-3 K ①	B FF 92 F FF 92 C CU 76 X CU 77 1-2 E1 45 1B 1-2 2-3		C SI 93 X SI 94 0-1 1-H 3B		B FF 97 X FF 95 1-0 26 FC6-4 1-2 2-3 1B		4	0	2	1	0	1	2
45 Gerrit Cole, R (1, 1) OBP: 0.161, SLG: 0.133			B FF 92 C FF 90 B FF 92 S FF 91 X FF 92 2-2 F9 ②	B FF 92 C FF 92 X FF 91 1-1 5 FC6-4 1-2 2-H 3-H 1B	B SI 93 F SI 93 B SL 80 S CH 82 X SI 94 2-2 G4-3 ③			B FF 96 C FF 97 X FF 96 1-1 FC6-4 ③ 1-2f		3	0	1	2	0	0	1
41 Daniel Hudson, R (7, 1)										0	0	0	0	0	0	0
26 Adam Frazier, L (8, PH) OBP: 0.344, SLG: 0.369										1	0	0	0	0	0	3
12 Juan Nicasio, R (8, 1)										0	0	0	0	0	0	0
73 Felipe Vázquez, L (9, 1)										0	0	0	0	0	0	0
Inning Stats	R: 0 E: 0 K: 1 S: 10 H: 0 LOB: 0 BB: 0 P: 16	R: 0 E: 0 K: 2 S: 15 H: 1 LOB: 1 BB: 0 P: 22	R: 0 E: 0 K: 1 S: 9 H: 0 LOB: 0 BB: 0 P: 13	R: 4 E: 1 K: 0 S: 18 H: 4 LOB: 2 BB: 1 P: 33	R: 0 E: 0 K: 1 S: 9 H: 0 LOB: 0 BB: 0 P: 11	R: 1 E: 0 K: 0 S: 12 H: 1 LOB: 1 BB: 1 P: 20	R: 0 E: 0 K: 1 S: 6 H: 0 LOB: 0 BB: 0 P: 8	R: 0 E: 0 K: 0 S: 7 H: 1 LOB: 3 BB: 2 P: 20	R: 0 E: 0 K: 0 S: 10 H: 1 LOB: 1 BB: 0 P: 20	1B: 5 2B: 1 3B: 2 HR: 0 SF: 1 SAC: 0 DP: 0 HBP: 0						

PITCHER		IP	WLS	BF	H	R	ER	SO	BB	IBB	HBP	BLK	WP	HR	S	P	ERA	WHIP
49 Ben Lively, R ERA: 3.8	(1, 1)	4.0	L	19	5	4	2	4	1	0	0	0	0	0	52	84	4.50	1.500
39 Adam Morgan, L ERA: 6.23	(5, 1)	3.0		11	1	1	1	2	1	0	0	0	0	0	27	39	3.00	0.667
57 Luis García, R ERA: 2.7	(8, 1)	1.2		9	2	0	0	0	2	0	0	0	1	0	14	34	0.00	2.400
55 Hoby Milner, L ERA: 3.0	(9, 1)	0.1		1	0	0	0	0	0	0	0	0	0	0	3	6	0.00	0.000

PITCHER	IP	WLS	BF	H	R	ER	SO	BB	IBB	HBP	BLK	WP	HR	S	P	ERA	WHIP

TOP

Pittsburgh Pirates @ Philadelphia Phillies
Citizens Bank Park, Philadelphia, PA
Wed Jul 05 2017, 7:08 PM - 10:22 PM EDT
Att. 19,099 - Cloudy - 82 F

livebaseballscorecards.com

AB	35
R	5
H	8
RBI	5
BB	4
SO	6
LOB	17

WP: 1 PA: 40
PB: 0
SB: 0
CS: 0

BOTTOM

Batter	1	2	3	4	5	6	7	8	9	AB	R	H	RBI	BB	SO	LOB
25 Daniel Nava, S (1, 7) OBP: 0.408, SLG: 0.430	B FF 96 B FF 95 C FF 95 C FF 96 X FF 97 2-2 7 HR 1B	C FF 97 D SI 92 B CH 91 S FF 98 F KC 84 F SL 88 B FF 98 B FF 99 4-2 BB			C FF 97 C SL 89 B KC 84 F FF 98 B FF 100 X SL 92 2-2 1B		C FF 95 B FF 95 X CH 86 1-1 13 1B 7 F9-2 2B		B FF 95 F FF 96 C FF 98 B SI 100 S CU 82 2-3 ③ K 1-2	4	1	3	0	1	1	1
13 Freddy Galvis, S (1, 6) OBP: 0.304, SLG: 0.416	D FF 98 X CH 91 1-0 ① F9	B KC 82 B FF 97 X FF 96 2-0 ③ F7			B FF 98 F FF 97 F FF 98 X FF 100 1-2 ① L8		B CH 85 C FF 94 X FF 95 1-1 2-3 1B			4	0	1	0	0	0	4
7 Maikel Franco, R (1, 5) OBP: 0.278, SLG: 0.384	B FF 97 S SL 91 F SL 91 B FF 97 X KC 84 2-2 1-H HR		B FF 97 C FF 94 X FF 96 1-1 ① G4-3		B SL 90 X FF 97 1-0 ② P6		B FF 96 B SL 86 X SL 86 2-0 ②③ F9-2 3-H			4	1	1	2	0	0	3
19 Tommy Joseph, R (1, 3) OBP: 0.302, SLG: 0.447	B FF 98 B FF 96 B FF 97 C FF 97 S FF 97 F FF 97 X SL 91 3-2 ② F8		B KC 84 S KC 82 X FF 96 1-1 3B		X FF 98 0-0 ③ G5-3			C FF 94 X SL 89 0-1 ① G4-3		4	0	1	0	0	0	1
5 Nick Williams, L (1, 9) OBP: 0.333, SLG: 0.318 55 Hoby Milner, L (9, 1)	S FF 97 F FF 97 X FF 97 0-2 1B		B FF 98 B CH 91 F FF 97 F KC 86 B FF 98 S KC 85 3-3 ② K			B FF 96 B FF 96 C SI 97 S FF 97 B SL 88 S FF 98 3-3 ① K		S FF 96 S FF 96 C FF 96 0-3 ② K		4 0	0 0	1 0	0 0	0 0	3 0	1 0
4 Andrés Blanco, S (1, 4) OBP: 0.250, SLG: 0.229	C FF 96 F FF 97 1 SAFE S KC 84 0-3 ③ K		D SI 93 S CH 91 F FF 98 X KC 85 1-2 ③ G1-3			C SL 90 F FF 92 S CH 90 0-3 ② K		C FF 95 X FF 96 0-1 ③ F7		4	0	0	0	0	2	2
37 Odúbel Herrera, L (1, 8) OBP: 0.294, SLG: 0.390		F KC 82 S CH 89 B SL 90 X FF 97 1-2 34 WP 1B	B FF 96 C FF 96 B KC 82 F FF 96 B KC 85 F FF 99 S FF 99 3-3 ① K		F FF 97 C KC 83 F CH 91 F CH 91 X FF 100 0-2 E7 1B				C FF 99 B CU 81 B FF 100 F FF 99 S FF 99 2-3 ① K	4	0	2	0	0	2	0
34 Andrew Knapp, S (1, 2) OBP: 0.363, SLG: 0.400		C FF 96 C FF 96 S KC 84 0-3 ① K 1-2	B CH 91 F FF 96 B FF 98 F FF 97 F FF 99 X SL 90 2-2 ② G3		B SI 98 B FF 97 F FF 98 F FF 100 B SI 92 F FF 99 S FF 92 3-3 ③ K				B FF 98 B FF 98 F FF 96 B FF 98 X FF 97 3-1 25 WP 1B	4	0	1	0	0	2	2
49 Ben Lively, R (1, 1) OBP: 0.182, SLG: 0.455 41 Brock Stassi, L (4, PH) OBP: 0.275, SLG: 0.324 39 Adam Morgan, L (5, 1) OBP: 0.667, SLG: 0.500 15 Ty Kelly, S (7, PH) OBP: 0.231, SLG: 0.339 57 Luis García, R (8, 1) 23 Aaron Altherr, R (9, 9) OBP: 0.343, SLG: 0.514		F FF 97 C FF 96 C KC 84 0-3 ② K		C FF 98 B KC 85 F FF 98 X SL 90 1-2 ③ G3-1			C FF 94 B CH 86 S FF 95 C FF 95 1-3 ① K		C CU 80 B CH 88 S CH 88 B SL 86 S CH 89 2-3 ② K	1 1 0 1 0 1	0 0 0 0 0 0	0 0 0 0 0 0	0 0 0 0 0 0	0 0 0 1 0 0	1 0 0 0 0 1	1 0 0 0 0 1
Inning Stats	R: 2 E: 0 K: 1 S: 17 H: 3 LOB: 1 BB: 0 P: 25	R: 0 E: 0 K: 2 S: 14 H: 1 LOB: 2 BB: 1 P: 21	R: 0 E: 0 K: 1 S: 10 H: 1 LOB: 1 BB: 0 P: 16	R: 0 E: 0 K: 1 S: 11 H: 0 LOB: 0 BB: 0 P: 17	R: 0 E: 0 K: 0 S: 9 H: 1 LOB: 1 BB: 0 P: 13	R: 0 E: 1 K: 3 S: 15 H: 1 LOB: 1 BB: 0 P: 21	R: 0 E: 0 K: 1 S: 8 H: 2 LOB: 1 BB: 0 P: 13	R: 0 E: 0 K: 1 S: 7 H: 0 LOB: 0 BB: 0 P: 7	R: 0 E: 0 K: 3 S: 11 H: 1 LOB: 1 BB: 0 P: 20	1B: 7 2B: 2 3B: 1 HR: 1 SF: 0 SAC: 0 DP: 1 HBP: 0						

PITCHER	IP	WLS	BF	H	R	ER	SO	BB	IBB	HBP	BLK	WP	HR	S	P	ERA	WHIP
45 Gerrit Cole, R (1, 1) ERA: 4.43	6.0	W	26	7	2	2	8	1	0	0	0	1	1	76	113	3.00	1.333
41 Daniel Hudson, R (7, 1) ERA: 4.42	1.0	H	4	2	0	0	1	0	0	0	0	0	0	8	13	0.00	2.000
12 Juan Nicasio, R (8, 1) ERA: 2.61	1.0	H	3	0	0	0	1	0	0	0	0	0	0	7	7	0.00	0.000
73 Felipe Vázquez, L (9, 1) ERA: 0.78	1.0	S	4	1	0	0	3	0	0	0	0	1	0	11	20	0.00	1.000

PITCHER	IP	WLS	BF	H	R	ER	SO	BB	IBB	HBP	BLK	WP	HR	S	P	ERA	WHIP

Pittsburgh Pirates @ Philadelphia Phillies
Citizens Bank Park, Philadelphia, PA
Wed Jul 05 2017, 7:08 PM - 10:22 PM EDT
Att. 19,099 - Cloudy - 82 F

livebaseballscorecards.com

AB	36
R	2
H	10
RBI	2
BB	1
SO	13
LOB	16

WP: 2 PA: 37
PB: 0
SB: 0
CS: 0

Batter	1	2	3	4	5	6	7	8	9	AB	R	H	RBI	BB	SO	LOB
5 Josh Harrison, R (1, 4) OBP: 0.358, SLG: 0.429	C FF 90 X FF 91 0-1 ① L9		C FF 90 B CH 83 X CH 82 1-1 ② B1-3		C FF 91 X FF 92 0-1 ② L8		C SI 91 C SI 92 S SL 85 0-3 ③ K		C SL 86 T FF 98 F FF 98 B SL 89 X SL 86 1-2 22 BB 1B	5	0	1	0	0	1	2
64 José Osuna, R (1, 7) OBP: 0.286, SLG: 0.462 44 Tony Watson, L (8, 1) 28 John Jaso, L (9, PH) OBP: 0.325, SLG: 0.457 (9, 3)	C FF 90 X KC 79 0-1 ② G2-3		X FF 91 0-0 ③ L9		B FF 91 B KC 78 C CH 85 X FF 90 2-1 ③ G5-3			F SL 88 B SL 88 F CH 82 T FF 96 1-2 ① K	1 SAFE B SI 93 F SL 88 S CH 88 1 SAFE S FF 95 1-3 ② K	4 0 1	0 0 0	0 0 0	0 0 0	0 0 0	1 0 1	0 0 1
22 Andrew McCutchen, R (1, 8) OBP: 0.375, SLG: 0.520	C FF 90 B CH 81 B CH 83 B CH 82 X CH 85 3-1 1B			C FF 90 X FC 86 0-1 55 HR 2B		F KC 76 S SI 90 F CH 81 B CH 81 B CH 82 X FF 90 2-2 ① F9		C SL 89 B CH 86 B FF 94 X FF 94 2-1 55 2B 2B	B FF 96 B CH 88 1 SAFE F CH 87 F CH 89 B FF 96 B CH 89 4-2 1-2 BB	4	2	3	0	1	0	0
55 Josh Bell, S (1, 3) OBP: 0.314, SLG: 0.465 12 Juan Nicasio, R (9, 1)	X FF 91 0-0 ③ F7			B FF 90 X CH 81 1-0 2-H HR		B FC 86 B FF 90 X FC 86 2-0 ② L9		S CH 85 C FF 94 D CH 86 X CH 84 1-2 2-H 25 1B 2B	S CH 81 B FF 89 X CH 80 1-1 ③ G1-3	5 0	2 0	2 0	3 0	0 0	0 0	3 0
23 David Freese, R (1, 5) OBP: 0.374, SLG: 0.370		B FF 90 B SI 90 S FF 90 B SI 90 C SI 90 X FF 91 3-2 ① L3		B FF 91 B CH 81 C CH 83 F KC 75 T CH 81 2-2 ① K		C FF 90 X FF 90 0-1 ③ G6-3		C FF 95 F FF 94 B FF 95 F FF 94 B CH 84 C CH 85 2-3 ② K		4	0	0	0	0	2	1
25 Gregory Polanco, L (1, 9) OBP: 0.316, SLG: 0.397		C KC 76 X SI 90 0-1 32 S 1B		F FC 85 B FC 86 B CH 81 F FC 86 B FF 90 X CH 82 3-2 HR			F SI 90 B SI 92 S SL 83 X SI 92 1-2 62 BB 1B	S SL 88 F CH 84 B CH 85 X FF 96 1-2 2-H 32 2B 1B		4	2	4	2	0	0	0
32 Elias Díaz, R (1, 2) OBP: 0.306, SLG: 0.380		1 SAFE B FF 91 X KC 78 1-0 ② G5-3 1-2		F FF 89 B SI 89 B FF 90 S KC 76 X CH 81 2-2 ② L5			C SL 84 X SL 84 0-1 ① P6	B FF 94 S FF 95 B FF 95 F FF 94 F FF 95 D CH 84 X CH 82 3-2 62 BLK 2-H 2B		4	0	1	1	0	0	2
62 Max Moroff, S (1, 6) OBP: 0.204, SLG: 0.119		F FF 92 F CH 81 B CH 79 B FF 92 S CH 80 2-3 ③ K		C KC 74 C KC 77 S KC 77 0-3 ③ K2-3			1 SAFE B SI 92 1 SAFE F SI 91 B SI 92 F SL 84 B SL 84 B SI 90 4-2 1-2 BB	F FF 96 X CH 88 0-1 ③ F8 2-3		3	0	0	0	1	2	2
39 Chad Kuhl, R (1, 1) 26 Adam Frazier, L (8, 7) OBP: 0.343, SLG: 0.367			C FF 89 B KC 78 X FF 90 1-1 ① F8		C FF 89 B KC 79 B KC 77 C FF 90 S FF 91 2-3 ① K		X SL 80 0-0 ② B1		B FF 96 S CH 88 X CH 88 1-1 ① G4-3	3 1	0 0	0 0	0 0	0 0	1 0	2 0
Inning Stats	R: 0 E: 0 K: 0 S: 7 H: 1 LOB: 1 BB: 0 P: 10	R: 0 E: 0 K: 1 S: 9 H: 1 LOB: 1 BB: 0 P: 15	R: 0 E: 0 K: 0 S: 5 H: 0 LOB: 0 BB: 0 P: 7	R: 3 E: 0 K: 2 S: 15 H: 3 LOB: 0 BB: 0 P: 23	R: 0 E: 0 K: 1 S: 7 H: 0 LOB: 0 BB: 0 P: 11	R: 0 E: 0 K: 0 S: 7 H: 0 LOB: 0 BB: 0 P: 11	R: 0 E: 0 K: 1 S: 11 H: 1 LOB: 2 BB: 1 P: 16	R: 3 E: 0 K: 2 S: 21 H: 4 LOB: 1 BB: 0 P: 31	R: 0 E: 0 K: 1 S: 13 H: 1 LOB: 2 BB: 1 P: 21	1B: 5 2B: 4 3B: 0 HR: 2 SF: 0 SAC: 0 DP: 0 HBP: 0						WP: 0 PB: 0 SB: 1 CS: 0 PA: 40	

PITCHER		IP	WLS	BF	H	R	ER	SO	BB	IBB	HBP	BLK	WP	HR	S	P	ERA	WHIP
58 Jeremy Hellickson, R ERA: 4.49	(1, 1)	6.0		23	5	3	3	4	0	0	0	0	0	2	50	77	4.50	0.833
17 Pat Neshek, R ERA: 1.35	(7, 1)	1.0		5	1	0	0	1	1	0	0	0	0	0	11	16	0.00	2.000
53 Joaquín Benoit, R ERA: 4.54	(8, 1)	0.2	L	6	4	3	3	2	0	0	0	0	0	0	19	29	40.50	6.000
51 Ricardo Pinto, R ERA: 5.0	(8, 1)	1.0		5	1	0	0	1	1	0	0	1	0	0	13	20	0.00	2.000
55 Hoby Milner, L ERA: 2.7	(9, 1)	0.1		1	0	0	0	0	0	0	0	0	0	0	2	3	0.00	0.000

PITCHER	IP	WLS	BF	H	R	ER	SO	BB	IBB	HBP	BLK	WP	HR	S	P	ERA	WHIP

TOP

Pittsburgh Pirates @ Philadelphia Phillies
Citizens Bank Park, Philadelphia, PA
Thu Jul 06 2017, 6:53 PM - 9:50 PM EDT
Att. 33,059 - Cloudy - 73 F

livebaseballscorecards.com

AB	38
R	6
H	11
RBI	6
BB	2
SO	8
LOB	13

Batter	1	2	3	4	5	6	7	8	9	AB	R	H	RBI	BB	SO	LOB
25 Daniel Nava, S (1, 7) (9, 9) OBP: 0.397, SLG: 0.417	B FF 95 B FF 95 C FF 94 B FF 96 F FF 96 X FF 98 3-2 ① L8		C FF 98 C SL 89 B SL 89 X CH 91 1-2 ③ G6-3			C FF 97 B SL 91 F FF 97 B FF 98 S FF 98 2-3 ③ K			B FF 96 B FF 93 C FF 93 S FF 95 F FF 96 X FF 96 2-2 ① G3	4	0	0	0	0	1	0
13 Freddy Galvis, S (1, 6) OBP: 0.303, SLG: 0.412	C FF 97 B FF 96 F FF 97 B FF 96 B FF 98 D FF 97 4-2 7 G4-3 BB			C FF 96 B KC 80 F CH 89 X SL 89 1-2 ① G6-3			C FF 96 F SL 87 B FF 97 S SL 90 1-3 ① K		F FF 96 C FF 96 B SL 91 S FF 96 1-3 ② K	3	0	0	0	1	2	0
7 Maikel Franco, R (1, 5) OBP: 0.281, SLG: 0.386	1 SAFE F FF 97 B FF 98 F FF 98 X FF 97 1-2 ② ③ G4-3 1-2f			F SL 87 B FF 97 B FF 97 B FF 98 X FF 99 3-1 19 G5-4-3 1B			X FF 98 0-0 ① 19 2B 23 1B 1B		F FF 95 C FF 95 X SL 90 0-2 ③ G6-3	4	1	2	0	0	0	1
19 Tommy Joseph, R (1, 3) OBP: 0.302, SLG: 0.449		C FF 95 C FF 95 F FF 97 B FF 97 X SL 88 1-2 ① G1-3		C SL 89 S FF 98 X SL 88 0-2 ② ③ G5-4-3 1-2f			S SL 91 B FF 98 S SL 89 F SL 89 B FF 99 B SL 90 X SL 86 3-2 23 1B 1-3 2B			3	1	1	0	0	0	1
23 Aaron Altherr, R (1, 9) (8, 8) OBP: 0.349, SLG: 0.517		C FF 98 B FF 96 B FF 97 X FF 97 2-1 ② 1B			C SL 87 B SL 87 B FF 94 B CH 89 F FF 95 B FF 96 4-2 37 G5-4-3 BB		B FF 97 X SL 88 1-0 ② 2-H 3-H 1B			2	0	2	2	1	0	0
37 Odúbel Herrera, L (1, 8) OBP: 0.295, SLG: 0.390 51 Ricardo Pinto, R (8, 1) 15 Ty Kelly, S (9, 7) OBP: 0.231, SLG: 0.339		F FF 97 X FF 97 0-1 ③ 1B			X FF 96 0-0 ① ② G5-4-3 1-2f		F FF 97 F FF 99 B KC 84 B FF 100 F SL 91 F FF 99 X FF 100 2-2 ③ P6			3 0 0	0 0 0	1 0 0	0 0 0	0 0 0	0 0 0	1 0 0
34 Andrew Knapp, S (1, 2) OBP: 0.362, SLG: 0.393			C FF 96 B KC 81 B FF 96 B CH 88 B FF 96 4-1 4 E BB		F FF 97 B FF 97 X CH 89 1-1 ③ G6-3			B SI 94 B SI 95 S SI 95 B SI 95 T SI 95 X SI 95 3-2 ① G6-3		2	1	0	0	1	0	0
4 Andrés Blanco, S (1, 4) OBP: 0.242, SLG: 0.221			B FF 96 T FF 97 1 SAFE B FF 97 X FF 97 2-1 ① G4-3 1-H			X FF 94 0-0 ① F7		F SI 96 T SI 95 B SI 96 F SL 86 X CH 89 1-2 ② G6-3		3	0	0	0	0	0	0
58 Jeremy Hellickson, R (1, 1) OBP: 0.176, SLG: 0.194 5 Nick Williams, L (6, PH) OBP: 0.320, SLG: 0.304 17 Pat Neshek, S (7, 1) 53 Joaquín Benoit, R (8, 1) 30 Cameron Perkins, R (8, 9) OBP: 0.212, SLG: 0.200 55 Hoby Milner, L (9, 1)			C FF 96 B FF 98 F SL 90 S SL 88 1-3 ② K			B FF 97 X FF 96 1-0 ② L7		F SI 96 B SI 95 B CH 87 X SI 94 2-1 ③ P4		1 1 0 0 1 0	0 0 0 0 0 0	0 0 0 0 0 0	0 0 0 0 0 0	1 0 0 0 0 0	0 0 0 0 0 0	0 0 0 0 0 0
Inning Stats	R: 0 E: 0 K: 0 S: 8 H: 0 LOB: 0 BB: 1 P: 16	R: 0 E: 0 K: 0 S: 8 H: 2 LOB: 1 BB: 0 P: 11	R: 1 E: 1 K: 1 S: 9 H: 0 LOB: 0 BB: 1 P: 17	R: 0 E: 0 K: 0 S: 8 H: 1 LOB: 0 BB: 0 P: 12	R: 0 E: 0 K: 0 S: 5 H: 0 LOB: 0 BB: 1 P: 10	R: 0 E: 0 K: 1 S: 5 H: 0 LOB: 0 BB: 0 P: 8	R: 2 E: 0 K: 1 S: 14 H: 3 LOB: 0 BB: 0 P: 21	R: 0 E: 0 K: 0 S: 9 H: 0 LOB: 0 BB: 0 P: 15	R: 0 E: 0 K: 1 S: 10 H: 0 LOB: 0 BB: 0 P: 13	1B: 5 2B: 1 3B: 0 HR: 0 SF: 0 SAC: 0 DP: 3 HBP: 0						

PITCHER		IP	WLS	BF	H	R	ER	SO	BB	IBB	HBP	BLK	WP	HR	S	P	ERA	WHIP
39 Chad Kuhl, R ERA: 5.03	(1, 1)	7.0	W	24	6	3	2	3	3	0	0	0	0	0	57	95	2.57	1.286
44 Tony Watson, L ERA: 3.89	(8, 1)	1.0	H	3	0	0	0	0	0	0	0	0	0	0	9	15	0.00	0.000
12 Juan Nicasio, R ERA: 2.54	(9, 1)	1.0	S	3	0	0	0	1	0	0	0	0	0	0	10	13	0.00	0.000

PITCHER	IP	WLS	BF	H	R	ER	SO	BB	IBB	HBP	BLK	WP	HR	S	P	ERA	WHIP

BOTTOM

Pittsburgh Pirates @ Philadelphia Phillies
Citizens Bank Park, Philadelphia, PA
Thu Jul 06 2017, 6:53 PM - 9:50 PM EDT
Att. 33,059 - Cloudy - 73 F

livebaseballscorecards.com

AB	27
R	3
H	6
RBI	2
BB	3
SO	4
LOB	3

WP: 0 PA: 30
PB: 0
SB: 0
CS: 0

Pittsburgh Pirates @ Chicago Cubs

Wrigley Field, Chicago, IL

Fri Jul 07 2017, 1:22 PM - 5:08 PM CDT

Att. 41,294 - Cloudy - 77 F

TOP

livebaseballscorecards.com

Batter	1	2	3	4	5	6	7	8	9	AB	R	H	RBI	BB	SO	LOB
26 Adam Frazier, L (1, 4) OBP: 0.336, SLG: 0.359	F SI 93 F SI 92 X CU 83 0-2 ① P4	B SI 93 B SI 95 B SI 94 X SI 94 3-0 ② F7		X CH 88 0-0 ③ F9		B 1 SAFE B SI 97 B SI 97 C FF 97 C SL 85 F SL 86 X SL 86 3-2 ③ G3-1 1-2			B FC 86 C FF 92 X FF 93 1-1 ① G5-3	5	0	0	0	0	0	5
5 Josh Harrison, R (1, 5) OBP: 0.356, SLG: 0.424	F FF 94 F FC 92 X FC 90 0-2 ② G3	X FC 92 0-0 ③ FC6-4 1-2f			C FF 90 H CH 90 1-1 28 BB HBP		B SL 86 F SI 96 X SI 96 1-1 ① L4		C FF 92 B FC 87 F FF 94 F FC 90 F FF 91 B FC 91 X FF 94 2-2 ② F9	4	0	0	0	0	0	2
22 Andrew McCutchen, R (1, 8) OBP: 0.381, SLG: 0.526	B FF 94 S FC 91 C FF 95 B CH 88 F CH 89 B SI 92 X FC 93 3-2 28 BB 2B		F FF 92 B SI 92 X FC 90 1-1 55 G3-1 1B		C FF 95 S FF 96 S FF 96 0-3 ① K		B SI 97 B SI 97 S SL 86 F SI 97 F SL 86 F SL 85 B SI 96 X FS 90 3-2 55 PB 55 E 1B		B KC 81 F KC 82 B SI 95 S FF 96 F FF 96 B FC 90 F SI 95 D KC 85 4-2 BB	4	1	3	0	1	1	1
55 Josh Bell, S (1, 3) OBP: 0.315, SLG: 0.462	B SI 94 D CH 88 D CH 88 B SI 93 4-0 28 BB BB		F SI 93 D CU 82 S SI 92 B CH 91 F FF 93 B FC 92 X SI 94 3-2 ① ② G3-1 1-2		C FF 96 D CU 82 B FF 98 X FF 96 2-1 ② F7		B SI 97 B SI 97 F SL 85 B FF 97 X SI 97 3-1 E5 28 G3-1 1-H 1B		F FC 92 F FC 92 S FF 97 0-3 ③ K	4	0	1	1	1	1	3
28 John Jaso, L (1, 7) OBP: 0.328, SLG: 0.451	F FF 95 F FF 95 B CH 89 B CH 88 F SI 93 D CU 85 B FF 95 4-2 1-2 2-3 BB		C FF 94 B FC 91 X FF 93 1-1 ③ L8		B CU 81 F FF 95 B CU 81 B FF 95 F FF 95 F FF 95 B FF 95 4-2 1-2 BB		B SL 86 C SI 96 B SI 98 B SL 87 F SI 97 X SI 96 3-2 ② G3-1 2-3			2	0	0	0	2	0	1
25 Gregory Polanco, L (1, 9) OBP: 0.315, SLG: 0.395	B SI 91 S FF 94 F FF 94 F SI 95 T FC 94 1-2 ③ K			B FC 87 C FF 91 B CH 86 C FF 92 F FC 91 X FF 93 2-2 E6 57 SH1-4 1B	X CU 82 0-0 ③ G4-3		C SI 96 B SI 96 X SI 97 1-1 ③ L7			4	0	1	0	0	1	6
29 Francisco Cervelli, R (1, 2) OBP: 0.345, SLG: 0.367		B FF 90 B FF 93 S SI 93 S FF 94 F FF 94 B CU 87 X FF 93 3-2 10 E 57 FC3-2 1B		C FF 94 D CU 82 B CH 87 D SI 91 F FF 95 B SI 94 4-2 57 SH1-4 BB	B FF 96 F FF 95 C CU 81 B CU 82 B CU 81 F FF 94 S FF 95 3-3 ① K			C FF 87 F FF 87 T FF 87 0-2 ① K		3	0	1	0	1	2	0
10 Jordy Mercer, R (1, 6) OBP: 0.341, SLG: 0.415		B FF 92 X FF 94 1-0 E8 57 FC3-2 1-3		B FC 90 B FF 94 C FF 95 B FF 94 X FF 95 3-1 ① F3	F FF 95 B FF 95 F FF 95 B CU 81 F FF 94 B FF 95 D FF 95 4-2 26 WP BB			C FF 87 X FS 80 0-1 ② L7		3	0	0	0	1	0	3
57 Trevor Williams, R (1, 1) 38 Wade LeBlanc, L (4, 1) OBP: 0.200, SLG: 0.200 64 José Osuna, R (6, PH) OBP: 0.284, SLG: 0.459 52 Jhan Mariñez, R (6, 1) 62 Max Moroff, S (8, PH) OBP: 0.200, SLG: 0.116 59 Antonio Bastardo, R (8, 1)		F SI 93 F FF 94 B SI 92 X SI 92 1-2 ① FC3-2 5 FC6-4 2-3 3-H		T FF 94 F FF 94 B CU 82 B SI 95 F SI 94 X SI 94 2-2 ② SH1-4 1-2 2-3	F FF 95 S CU 82 S CU 80 0-3 ② K			B FF 87 C FF 88 X FF 87 1-1 ③ L8		1 0 1 0 1 0	0 0 0 0 0 0	0 0 0 0 0 0	0 0 0 0 0 0	0 0 1 0 0 0	0 0 0 0 0 0	2 0 1 0 0 0
Inning Stats	R: 0 E: 0 K: 1 S: 17 H: 1 LOB: 3 BB: 2 P: 29	R: 0 E: 1 K: 0 S: 10 H: 1 LOB: 2 BB: 0 P: 18	R: 0 E: 0 K: 0 S: 8 H: 1 LOB: 0 BB: 0 P: 13	R: 0 E: 1 K: 0 S: 13 H: 1 LOB: 2 BB: 1 P: 24	R: 0 E: 0 K: 1 S: 10 H: 0 LOB: 2 BB: 1 P: 17	R: 0 E: 0 K: 2 S: 14 H: 0 LOB: 1 BB: 1 P: 24	R: 1 E: 1 K: 0 S: 14 H: 2 LOB: 1 BB: 0 P: 25	R: 0 E: 0 K: 1 S: 7 H: 0 LOB: 0 BB: 0 P: 8	R: 0 E: 0 K: 1 S: 14 H: 0 LOB: 1 BB: 1 P: 21	1B: 5 2B: 1 3B: 0 HR: 0 SF: 0 SAC: 1 DP: 0 HBP: 1						

	AB	32
	R	1
	H	6
	RBI	1
	BB	6
	SO	6
	LOB	24

WP: 1 PA: 40
PB: 1
SB: 0
CS: 0

PITCHER		IP	WLS	BF	H	R	ER	SO	BB	IBB	HBP	BLK	WP	HR	S	P	ERA	WHIP
33 Eddie Butler, R ERA: 3.86	(1, 1)	4.0		20	4	0	0	1	3	0	1	0	0	0	49	86	0.00	1.750
6 Carl Edwards Jr., R ERA: 2.29	(5, 1)	1.2	W	7	0	0	0	3	2	0	0	0	0	0	19	32	0.00	1.200
46 Pedro Strop, R ERA: 3.0	(6, 1)	1.1	H	6	2	1	0	0	0	0	0	0	1	0	18	32	0.00	1.500
19 Koji Uehara, R ERA: 2.83	(8, 1)	1.0	H	3	0	0	0	1	0	0	0	0	0	0	7	8	0.00	0.000
71 Wade Davis, R ERA: 1.8	(9, 1)	1.0		4	0	0	0	1	1	0	0	0	0	0	14	21	0.00	1.000

PITCHER		IP	WLS	BF	H	R	ER	SO	BB	IBB	HBP	BLK	WP	HR	S	P	ERA	WHIP

Pittsburgh Pirates @ Chicago Cubs

Wrigley Field, Chicago, IL

Fri Jul 07 2017, 1:22 PM - 5:08 PM CDT

Att. 41,294 - Cloudy - 77 F

BOTTOM

livebaseballscorecards.com

Batter	1	2	3	4	5	6	7	8	9	AB	R	H	RBI	BB	SO	LOB
18 Ben Zobrist, S (1, 4) (8, 7) OBP: 0.312, SLG: 0.374 71 Wade Davis, R (9, 1)	B FF 94 C FF 92 C CH 85 X FF 94 1-2 17 E 17 1B 1B	C CH 86 F CH 85 F FF 93 C FF 94 0-3 ② K		B CH 84 X FF 92 1-0 17 3B 1B		X SI 95 0-0 ① ② G6-4-3 1-2f		X FF 90 0-0 ② G6-3 1-2		5 0	1 0	2 0	0 0	0 0	1 0	5 0
17 Kris Bryant, R (1, 5) OBP: 0.397, SLG: 0.534	C SI 94 B SI 89 F FF 93 X SL 83 1-2 E5 1-3 1B	D SL 84 C SI 92 B CH 86 F SI 94 F CH 87 T SI 92 2-2 ③ K		X FF 92 0-0 44 HR 1-H 3B		B SI 96 B SL 88 B SI 96 C SI 97 X FF 97 3-1 HR		B SL 81 D SL 82 C SL 78 F FF 92 B FF 90 X SL 81 3-2 2-H HR		5	3	4	4	0	1	3
44 Anthony Rizzo, L (1, 3) OBP: 0.392, SLG: 0.518	F FF 94 B CH 86 F FF 94 F SL 83 F FF 95 B FF 96 F SL 82 B FF 96 X CH 86 3-2 ① P2		B SI 91 C FF 92 F FF 92 F FF 93 B FF 94 B FF 93 X FF 94 3-2 ① G1-3	S FF 93 F FF 92 B FF 92 B FF 94 F FF 92 X FF 94 2-2 3-H HR		B SI 96 C CH 93 B SI 94 T CH 93 B CH 93 S CH 93 3-3 ③ K		F FF 91 B SL 81 F FF 91 F FF 91 X SL 80 1-2 ③ F7		5	1	1	2	0	1	2
8 Ian Happ, S (1, 8) (9, 7) OBP: 0.333, SLG: 0.552	F FF 94 S SL 83 B SL 84 X FF 94 1-2 ② L6		C CH 86 F CH 84 B SL 82 B CH 83 X FF 94 2-2 12 S 1B	L FC 84 B CH 78 S CH 79 B FC 85 X SI 87 2-2 ③ G5-3			C SI 94 B CH 90 B CH 90 B SI 94 B SI 95 4-1 12 BB BB			3	0	1	0	1	0	2
12 Kyle Schwarber, L (1, 7) OBP: 0.294, SLG: 0.376 19 Koji Uehara, R (8, 1) 5 Albert Almora Jr., R (9, 8) OBP: 0.335, SLG: 0.381	C FF 94 B FF 94 B CH 86 F CH 86 X FF 95 2-2 ③ G1-3		1 SAFE B FF 92 B FF 92 S CH 85 S FF 93 X FF 94 2-2 ② P4 1-2		C FC 84 C SI 87 X CH 78 0-2 22 G4-3 20 FC3-2 2B		B SI 95 B SI 95 B SI 95 B SI 96 4-0 22 L3 1-2 BB			3 0 0	0 0 0	1 0 0	0 0 0	1 0 0	0 0 0	3 0 0
22 Jason Heyward, L (1, 9) OBP: 0.316, SLG: 0.389		B FF 94 C SI 90 B FF 94 F SI 91 F FF 94 S SL 83 2-3 ① K	B FF 92 2 SAFE C FF 92 C FF 93 F F FF 94 B FF 93 F FF 93 B FF 93 4-2 B SL 81 BB		X FF 88 0-0 ① G4-3 2-3		C SI 95 X SI 95 0-1 ① ② L3 1-1			3	0	0	0	1	1	3
20 Victor Caratini, S (1, 2) 46 Pedro Strop, R (6, 1) 9 Javier Báez, R (7, PH) (8, 4) OBP: 0.299, SLG: 0.458		B SI 93 B CH 87 B FF 94 B SI 92 4-0 33 SH 27 E BB	F FF 92 B FF 91 X FF 90 1-1 G3-1		B FC 86 S CH 78 X SI 86 1-1 ② FC3-2 3-H		X SI 95 0-0 ③ G5-3			2 0 1	0 0 0	0 0 0	0 0 0	1 0 0	0 0 0	3 0 1
27 Addison Russell, R (1, 6) OBP: 0.297, SLG: 0.386		C FF 93 X SL 82 0-1 E4 33 SH 1-2		X FF 92 0-0 ① L7	F SI 88 F CH 79 F FC 86 D CH 78 B FC 86 B FF 86 X FC 86 3-2 ③ L8			C FF 90 F SL 80 B SL 82 T SL 81 1-2 ① K		4	0	0	0	0	1	2
33 Eddie Butler, R (1, 1) OBP: 0.125, SLG: 0.067 6 Carl Edwards Jr., R (5, 1) 40 Willson Contreras, R (6, 2) OBP: 0.331, SLG: 0.461		C FF 93 X FF 91 0-1 SH 1-2 2-3		C FF 92 B FF 89 S FF 92 F FF 92 F FF 89 B FF 94 F FF 94 X SL 81 2-2 ② L9		S SI 95 S CH 93 F SL 86 F SI 94 X SL 86 0-2 18 G6-4-3 1B		B FF 90 B CH 85 F FF 90 B FF 91 F FF 91 B FF 90 4-2 17 HR 18 G6-3 BB		1 0 1	0 0 1	0 0 1	0 0 1	0 0 0	0 0 0	0 0 0
Inning Stats	R: 0 E: 1 K: 0 S: 18 H: 2 LOB: 2 BB: 0 P: 26	R: 0 E: 2 K: 3 S: 16 H: 0 LOB: 3 BB: 1 P: 24	R: 0 E: 0 K: 0 S: 18 H: 1 LOB: 2 BB: 1 P: 30	R: 3 E: 0 K: 0 S: 16 H: 3 LOB: 0 BB: 0 P: 23	R: 0 E: 0 K: 0 S: 10 H: 1 LOB: 1 BB: 0 P: 14	R: 1 E: 0 K: 1 S: 11 H: 2 LOB: 0 BB: 0 P: 17	R: 0 E: 0 K: 0 S: 4 H: 0 LOB: 1 BB: 2 P: 12	R: 2 E: 0 K: 1 S: 13 H: 1 LOB: 0 BB: 1 P: 22		1B: 5 2B: 2 3B: 1 HR: 3 SF: 0 SAC: 1 DP: 2 HBP: 0				WP: 0 PB: 0 SB: 1 CS: 0 PA: 39		

PITCHER		IP	WLS	BF	H	R	ER	SO	BB	IBB	HBP	BLK	WP	HR	S	P	ERA	WHIP
57 Trevor Williams, R ERA: 4.8	(1, 1)	3.2	L	21	6	3	3	3	2	0	0	0	0	1	65	98	7.36	2.182
38 Wade LeBlanc, L ERA: 4.15	(4, 1)	1.1		5	1	0	0	0	0	0	0	0	0	0	13	19	0.00	0.750
52 Jhan Mariñez, R ERA: 4.24	(6, 1)	2.0		8	2	1	1	1	2	0	0	0	0	1	15	29	4.50	2.000
59 Antonio Bastardo, L ERA: 15.0	(8, 1)	1.0		5	1	2	2	1	1	0	0	0	0	1	13	22	18.00	2.000

PITCHER	IP	WLS	BF	H	R	ER	SO	BB	IBB	HBP	BLK	WP	HR	S	P	ERA	WHIP

AB	33
R	6
H	10
RBI	6
BB	5
SO	5
LOB	24

Batter	1	2	3	4	5	6	7	8	9	AB	R	H	RBI	BB	SO	LOB
26 Adam Frazier, L (1, 4) OBP: 0.331, SLG: 0.353 62 Max Moroff, S (7, 4) OBP: 0.196, SLG: 0.114	B SI 93 B SI 92 B SI 91 C SI 91 X SI 91 3-1 ① G6-3		B CU 76 B SI 90 C SI 90 S SI 91 B SI 90 X SI 92 3-2 ① G3-1		C SI 91 X CU 79 0-1 ① L7	C CU 71 F SI 92 F S SL 81 0-3 ③ K			C FF 88 F FS 79 B FS 80 S FS 80 1-3 ② K	4 1	0 0	0 0	0 0	0 0	1 1	1 0
28 John Jaso, L (1, 7) OBP: 0.320, SLG: 0.439	C SI 93 F SI 94 S CU 80 0-3 ② K		S SI 90 X SI 92 0-1 ② G3-1		B SI 92 C SI 92 F CU 80 B SI 93 B SI 92 F SI 92 F SI 92 F SL 88 S CH 86 3-3 ② K		C FF 92 B SL 82 S CU 72 X SI 92 1-2 ① G4-3		X FF 87 0-0 ③ L9	5	0	0	0	0	2	0
22 Andrew McCutchen, R (1, 8) OBP: 0.380, SLG: 0.522	C SI 92 X SL 89 0-1 1B		B SI 91 B SI 90 F SI 91 B SI 90 F SI 90 F SI 91 X SI 92 3-2 ③ L9		F SI 92 C SI 93 B CH 87 B SL 90 F CH 85 X SI 93 2-2 ③ L9		B FF 90 F SI 92 C FF 92 B CH 83 B SL 83 X FF 92 3-2 ② P4			4	0	1	0	0	0	0
55 Josh Bell, S (1, 3) OBP: 0.320, SLG: 0.473 73 Felipe Vázquez, L (8, 1)	C SI 93 S SI 93 S SI 94 0-3 ③ K			B SI 91 C SI 92 S CU 80 B CH 88 X CH 86 2-2 25 PB 29 G5-3 2B		B CU 79 F SI 90 X SI 92 1-1 25 HR 2B	X SI 91 0-0 23 FC6 1B			4 0	2 0	3 0	0 0	0 0	1 0	1 0
23 David Freese, R (1, 5) OBP: 0.372, SLG: 0.365		B SI 92 B SI 92 C SI 90 X SI 91 2-1 ① G6-3		C SI 90 D SI 92 F SI 93 F SI 92 D CU 81 B SI 93 H SI 92 4-2 25 PB HBP		B SI 90 X SI 91 1-0 ① G5-3	B FF 98 X FF 97 1-0 ③ FC6 1-2f			3	0	0	0	0	0	2
25 Gregory Polanco, L (1, 9) OBP: 0.318, SLG: 0.405		C SI 93 F SI 93 B SL 88 B CH 88 B SI 92 B SI 93 4-2 10 G1-3 29 HBP BB		B SI 91 C CU 79 B SI 92 F SL 88 X SI 91 2-2 ① F7 1-2 2-3		F SI 92 D SI 92 X SI 92 1-1 2-H HR		F FF 95 B FF 96 X FF 97 1-1 ① G6-3		3	1	1	2	1	0	2
29 Francisco Cervelli, R (1, 2) OBP: 0.348, SLG: 0.367		1 SAFE B SI 92 B SI 93 C SI 92 1 SAFE C SI 93 H SI 92 3-2 10 G1-3 1-2 HBP		S CU 80 C SI 92 X CU 80 0-2 ② G5-3 3-H		B SI 90 X SL 87 1-0 10 2B 1B		C SL 86 S SL 86 B SL 86 S SL 87 1-3 ② K		3	1	1	1	0	1	1
10 Jordy Mercer, R (1, 6) OBP: 0.343, SLG: 0.418		B SI 92 B SI 91 B SI 91 C SI 91 F SI 93 X SI 90 3-2 ② G1-3 1-2 2-3		0-0 IBB		B SI 91 F SI 90 X SI 90 1-1 1-H 2B		C FF 95 S SL 87 S SL 87 0-3 ③ K		3	0	1	1	1	1	2
46 Iván Nova, R (1, 1) OBP: 0.027, SLG: 0.027 44 Tony Watson, L (7, 1) 12 Juan Nicasio, R (8, 1) 64 José Osuna, R (8, 3) OBP: 0.282, SLG: 0.455		B SI 91 X SI 90 1-0 ③ G1-3		F SI 91 B SI 91 X SI 92 1-1 ③ G1-3		B SI 90 F CH 88 X CU 76 1-1 ② G4-3			B FF 87 S FS 79 F FS 79 S FF 89 1-3 ① K	3 0 0 1	0 0 0 0	0 0 0 0	0 0 0 0	0 0 0 0	0 0 0 1	5 0 0 0
Inning Stats	R: 0 E: 0 K: 2 S: 10 H: 1 LOB: 1 BB: 0 P: 13	R: 0 E: 0 K: 0 S: 10 H: 0 LOB: 2 BB: 1 P: 23	R: 0 E: 0 K: 0 S: 9 H: 0 LOB: 0 BB: 0 P: 15	R: 1 E: 0 K: 0 S: 14 H: 1 LOB: 2 BB: 1 P: 23	R: 0 E: 0 K: 1 S: 12 H: 0 LOB: 0 BB: 0 P: 17	R: 3 E: 0 K: 1 S: 14 H: 4 LOB: 1 BB: 0 P: 20	R: 0 E: 0 K: 0 S: 8 H: 1 LOB: 1 BB: 0 P: 13	R: 0 E: 0 K: 2 S: 8 H: 0 LOB: 0 BB: 0 P: 10	R: 0 E: 0 K: 2 S: 7 H: 0 LOB: 0 BB: 0 P: 9	1B: 3 2B: 3 3B: 0 HR: 1	SF: 0 SAC: 0 DP: 0 HBP: 2					

TOP

Pittsburgh Pirates @ Chicago Cubs

Wrigley Field, Chicago, IL

Sat Jul 08 2017, 6:17 PM - 9:15 PM CDT

Att. 41,865 - Partly Cloudy - 74 F

livebaseballscorecards.com

AB	34
R	4
H	7
RBI	4
BB	2
SO	8
LOB	14

PITCHER		IP	WLS	BF	H	R	ER	SO	BB	IBB	HBP	BLK	WP	HR	S	P	ERA	WHIP
49 Jake Arrieta, R ERA: 4.35	(1, 1)	5.2	L	27	6	4	3	3	1	1	2	0	0	1	65	107	4.76	1.235
32 Brian Duensing, L ERA: 2.79	(6, 1)	1.0		4	1	0	0	1	0	0	0	0	0	0	11	15	0.00	1.000
56 Héctor Rondón, R ERA: 3.89	(7, 1)	1.1		4	0	0	0	2	0	0	0	0	0	0	9	12	0.00	0.000
19 Koji Uehara, R ERA: 2.73	(9, 1)	1.0		3	0	0	0	2	0	0	0	0	0	0	7	9	0.00	0.000

PITCHER	IP	WLS	BF	H	R	ER	SO	BB	IBB	HBP	BLK	WP	HR	S	P	ERA	WHIP

BOTTOM

Batter	1	2	3	4	5	6	7	8	9	AB	R	H	RBI	BB	SO	LOB
18 Ben Zobrist, S (1, 4) OBP: 0.307, SLG: 0.367	C FF 93 S CH 85 B CU 80 F SI 93 B FF 95 X SI 93 2-2 ① L8		C SI 94 F SI 94 C FF 94 0-3 ③ K			C FF 91 B CU 79 F CH 85 X CH 87 1-2 E4 17 G6-4-3		C FF 97 X FF 97 0-1 ② G6-3 2-3		4	0	0	0	0	1	1
17 Kris Bryant, R (1, 5) OBP: 0.396, SLG: 0.529	F SI 92 F SI 94 X CU 80 0-2 ② G5-3			C SI 91 F FF 93 X SI 92 0-2 ① G5-3		X SI 91 0-0 ①② G6-4-3 1-2f		B CH 90 B FF 100 B CH 90 B CH 88 4-0 BB		3	0	0	0	1	0	1
44 Anthony Rizzo, L (1, 3) OBP: 0.388, SLG: 0.511	F SI 93 B FF 94 F CH 87 F CH 87 X FF 95 1-2 ③ F8			X CH 87 0-0 ② F8		B SI 91 F FF 92 X CH 87 1-1 ③ G6-3		C FF 101 B FF 102 S FF 102 X FF 102 1-2 ③ G6-3		4	0	0	0	0	0	2
8 Ian Happ, S (1, 8) OBP: 0.332, SLG: 0.562		B SI 92 F SI 92 B FF 93 S CH 85 F CH 87 X FF 94 2-2 ① F8		B SI 92 C FF 92 B CU 80 B CH 86 X SI 92 3-1 HR			S CH 83 F CU 78 X CH 86 0-2 ① G1-3		F FF 99 B CH 88 B FF 100 X FF 100 2-1 ① G6-3	4	1	1	1	0	0	0
12 Kyle Schwarber, L (1, 7) OBP: 0.300, SLG: 0.392		F FF 92 B SI 94 B SI 93 B SI 92 X SI 92 3-1 1B		B CH 86 X SI 93 1-0 HR			B SI 91 B CH 86 B SI 91 B FF 92 4-0 40 G5-3 BB		C CU 82 C SL 86 F SL 89 F FF 102 B SL 88 S SL 88 1-3 ② K	3	1	2	1	1	1	0
40 Willson Contreras, R (1, 2) OBP: 0.326, SLG: 0.453		L SI 93 F SI 93 D CU 81 X SI 93 1-2 ② L8		X CU 80 0-0 ③ F9			B SI 92 X SI 92 1-0 ② G5-3 1-2		S FF 102 B CH 91 B FF 102 X FF 99 2-1 ③ F9	4	0	0	0	0	0	2
22 Jason Heyward, L (1, 9) OBP: 0.312, SLG: 0.384		B FF 94 F SI 93 S SI 93 B SI 93 F SI 94 D CU 82 C SI 94 3-3 ③ K			F SI 91 F CU 78 S CU 82 0-3 ① K	X SI 95 0-0 ③ G1-3				3	0	0	0	0	2	2
9 Javier Báez, R (1, 6) OBP: 0.296, SLG: 0.452			B CU 78 B SI 92 C SI 93 F SI 92 X CH 86 2-2 ① P6		B FF 93 S CH 86 B CU 81 F CH 86 T SI 93 2-2 ② K			F SL 90 B SL 88 C FF 96 B SL 90 S FF 96 2-3 ① K		3	0	0	0	0	2	0
49 Jake Arrieta, R (1, 1) OBP: 0.143, SLG: 0.262 32 Brian Duensing, L (6, 1) 56 Héctor Rondón, R (7, 1) 2 Tommy La Stella, L (8, PH) OBP: 0.375, SLG: 0.415 19 Koji Uehara, R (9, 1)			C FF 93 B CU 79 B SI 93 F SI 93 F SI 96 F CU 80 S FF 96 2-3 ② K		C SI 93 C SI 94 B CU 80 S CU 81 1-3 ③ K			C FF 98 B CH 89 T FF 97 X FF 97 1-2 18 G6-3 2B		2 0 0 1 0	0 0 0 0 0	0 0 0 1 0	0 0 0 0 0	0 0 0 0 0	2 0 0 0 0	0 0 0 0 0
Inning Stats	R: 0 E: 0 K: 0 S: 11 H: 0 LOB: 0 BB: 0 P: 14	R: 0 E: 0 K: 1 S: 13 H: 1 LOB: 1 BB: 0 P: 22	R: 0 E: 0 K: 2 S: 11 H: 0 LOB: 0 BB: 0 P: 15	R: 2 E: 0 K: 0 S: 8 H: 2 LOB: 0 BB: 0 P: 12	R: 0 E: 0 K: 3 S: 9 H: 0 LOB: 0 BB: 0 P: 12	R: 0 E: 1 K: 0 S: 6 H: 0 LOB: 0 BB: 0 P: 8	R: 0 E: 0 K: 0 S: 5 H: 0 LOB: 1 BB: 1 P: 10	R: 0 E: 0 K: 1 S: 11 H: 1 LOB: 2 BB: 1 P: 19	R: 0 E: 0 K: 1 S: 9 H: 0 LOB: 0 BB: 0 P: 14	1B: 1 2B: 1 3B: 0 HR: 2 SF: 0 SAC: 0 DP: 1 HBP: 0						

PITCHER		IP	WLS	BF	H	R	ER	SO	BB	IBB	HBP	BLK	WP	HR	S	P	ERA	WHIP
46 Iván Nova, R ERA: 3.21	(1, 1)	6.2	W	24	3	2	2	6	1	0	0	0	0	2	62	92	2.70	0.600
44 Tony Watson, L ERA: 3.86	(7, 1)	0.1	H	1	0	0	0	0	0	0	0	0	0	0	1	1	0.00	0.000
12 Juan Nicasio, R ERA: 2.5	(8, 1)	0.2	H	3	1	0	0	1	0	0	0	0	0	0	8	11	0.00	1.500
73 Felipe Vázquez, L ERA: 0.76	(8, 1)	1.1	S	5	0	0	0	1	1	0	0	0	0	0	12	22	0.00	0.750

PITCHER	IP	WLS	BF	H	R	ER	SO	BB	IBB	HBP	BLK	WP	HR	S	P	ERA	WHIP

Pittsburgh Pirates @ Chicago Cubs

Wrigley Field, Chicago, IL

Sat Jul 08 2017, 6:17 PM - 9:15 PM CDT

Att. 41,865 - Partly Cloudy - 74 F

livebaseballscorecards.com

AB	31
R	2
H	4
RBI	2
BB	2
SO	8
LOB	8

WP: 0 PA: 33
PB: 0
SB: 0
CS: 0

Batter	1	2	3	4	5	6	7	8	9	AB	R	H	RBI	BB	SO	LOB
5 Josh Harrison, R (1, 7) (7, 5) OBP: 0.361, SLG: 0.436	0-1 23 F 29 G5-3 55 1B 1B 4-1 29 HR BB		2-0 F8 ①	2-2 P4 ②		0-1 3-H 1B			2-1 HR	5	3	3	2	1	0	2
29 Francisco Cervelli, R (1, 2) OBP: 0.353, SLG: 0.386 19 Chris Stewart, R (8, 2) OBP: 0.236, SLG: 0.254	2-2 G5-3 1-2 3-2 1-H 2-H 3-H HR		2-0 23 BB HBP	0-0 1-2 3-H 1B		1-1 G3-1 ③			2-2 L9 ②	4 1	1 0	2 0	5 0	0 0	0 0	2 0
22 Andrew McCutchen, R (1, 8) OBP: 0.380, SLG: 0.528 25 Gregory Polanco, L (7, 8) OBP: 0.317, SLG: 0.404	4-2 55 1B 23 E 64 2B BB 1-0 HR		1-1 F8 ②	2-0 L9 ③			0-2 L8 ①		0-0 P5 ③	4 1	2 0	1 0	1 0	1 0	0 0	3 0
23 David Freese, R (1, 5) OBP: 0.374, SLG: 0.362 26 Adam Frazier, L (7, PH) (7, 7) OBP: 0.333, SLG: 0.353	1-1 FC5 64 2B 55 1B 1-2 2-3 4-2 55 1B BB		4-1 55 FC5-4 1-2 BB	2-1 FC5-4 1-2f ③	0-1 G4-3 ①	0-1 G4-3 ②	2-2 55 G4-6-3 HBP			2 0	1 0	0 0	0 0	2 0	0 0	2 0
55 Josh Bell, S (1, 3) OBP: 0.322, SLG: 0.472	1-2 64 2B 10 E 1-2 2-3 3-H 1B 2-1 1B						3-1 G4-6-3 1-2f ② ③			5	1	2	1	0	0	3
64 José Osuna, R (1, 9) OBP: 0.286, SLG: 0.468	2-1 10 E 1-2 2-H 3-H 2B 1-0 F8 ③			3-2 10 2B 2B	1-1 F9 ③			1-1 G3-1 ①		5	2	2	2	0	0	2
10 Jordy Mercer, R (1, 6) OBP: 0.346, SLG: 0.422	2-2 E2 39 SH3-4 29 HR 2-H 3-H 1B 1-2 L8 ①			0-1 62 L8 29 1B 2-H 2B		4-0 31 G6-3 62 G4-3 5 1B BB		0-1 L8 ②		4	3	2	3	1	0	0
62 Max Moroff, S (1, 4) OBP: 0.196, SLG: 0.104	4-1 39 SH3-4 29 HR BB 0-3 K2-3 ②			0-2 L8 ① 2-3		0-0 G4-3 ① 1-2		1-0 G3-1 ③		4	1	0	0	1	1	2
39 Chad Kuhl, R (1, 1) 17 Phil Gosselin, R (4, PH) OBP: 0.179, SLG: 0.162 38 Wade LeBlanc, L (4, 1) OBP: 0.200, SLG: 0.200 31 A.J. Schugel, R (5, 1) 52 Jhan Mariñez, R (8, 1)	2-1 SH3-4 1-2 2-3 ② 1-3 K ③			4-0 29 1B BB		1-1 G6-3 2-3 ②			0-3 K ①	1 0 0 1 1	0 0 0 0 0	0 0 0 0 0	0 1 0 0 0	1 0 0 0 0	0 0 0 1 0	0 0 0 1 0
Inning Stats	R: 10 E: 2 K: 0 S: 32 H: 7 LOB: 2 BB: 4 P: 65	R: 0 E: 0 K: 2 S: 11 H: 0 LOB: 0 BB: 0 P: 13	R: 0 E: 0 K: 0 S: 6 H: 0 LOB: 2 BB: 1 P: 17	R: 2 E: 0 K: 0 S: 16 H: 3 LOB: 2 BB: 1 P: 27	R: 0 E: 0 K: 0 S: 5 H: 0 LOB: 0 BB: 0 P: 6	R: 1 E: 0 K: 0 S: 7 H: 1 LOB: 1 BB: 1 P: 13	R: 0 E: 0 K: 0 S: 7 H: 0 LOB: 0 BB: 0 P: 12	R: 0 E: 0 K: 0 S: 5 H: 0 LOB: 0 BB: 0 P: 7	R: 1 E: 0 K: 1 S: 9 H: 1 LOB: 0 BB: 0 P: 13	1B: 6 2B: 3 3B: 0 HR: 3	SF: 0 SAC: 1 DP: 1 HBP: 2						

TOP

Pittsburgh Pirates @ Chicago Cubs

Wrigley Field, Chicago, IL

Sun Jul 09 2017, 12:13 PM - 3:26 PM CDT

Att. 41,604 - Partly Cloudy - 85 F

livebaseballscorecards.com

AB	38
R	14
H	12
RBI	14
BB	7
SO	3
LOB	17

WP: 0 PB: 0 SB: 0 CS: 0 PA: 48

PITCHER		IP	WLS	BF	H	R	ER	SO	BB	IBB	HBP	BLK	WP	HR	S	P	ERA	WHIP
34 Jon Lester, L ERA: 4.25	(1, 1)	0.2	L	12	6	10	4	0	3	0	0	0	0	2	27	53	54.00	13.500
38 Mike Montgomery, L ERA: 3.75	(1, 1)	3.0		16	3	2	2	2	3	0	1	0	0	0	36	65	6.00	2.000
15 Dylan Floro, R ERA: 6.52	(4, 1)	3.1		13	2	1	1	0	1	0	1	0	0	0	21	35	2.70	0.900
33 Eddie Butler, R ERA: 3.88	(8, 1)	2.0		7	1	1	1	1	0	0	0	0	0	1	14	20	4.50	0.500

PITCHER	IP	WLS	BF	H	R	ER	SO	BB	IBB	HBP	BLK	WP	HR	S	P	ERA	WHIP

Pittsburgh Pirates @ Chicago Cubs

Wrigley Field, Chicago, IL

Sun Jul 09 2017, 12:13 PM - 3:26 PM CDT

Att. 41,604 - Partly Cloudy - 85 F

livebaseballscorecards.com

BOTTOM

Batter	1	2	3	4	5	6	7	8	9	AB	R	H	RBI	BB	SO	LOB
30 Jon Jay, L (1, 8) (6, 9) OBP: 0.385, SLG: 0.400	B FF 93 B FF 93 C FF 94 S SI 94 B SI 96 F SI 95 S SI 96 3-3 ① **K**		B FF 93 B FF 93 C SI 95 B FF 96 B FF 95 4-1 44 G4-6-3 17 BB **BB**		B SI 90 X SI 90 1-0 ① **G3-1**		X SI 90 0-0 ① **F8**		B FF 96 B SI 95 B CH 92 B SI 96 4-0 9 G4-6-3 **BB**	3	0	0	0	2	1	0
17 Kris Bryant, R (1, 5) OBP: 0.399, SLG: 0.529 33 Eddie Butler, R (8, 1) OBP: 0.125, SLG: 0.067 9 Javier Báez, R (9, PH) OBP: 0.295, SLG: 0.450	B FF 96 B FF 96 B SI 96 B SI 96 4-0 **BB**		B SL 87 S FF 95 F CH 89 B CH 87 B CH 90 F FF 98 D FF 98 4-2 44 G4-6-3 1-2 **BB**		B SI 92 C SI 92 B CH 81 C SI 92 X SI 93 2-2 20 2B 8 G4-3 **1B**		X SI 92 0-0 ② **G6-3**		F SI 96 S SI 96 D SL 85 X SI 96 1-2 ① ② **G4-6-3** 1-2f 2-3	2 0 1	1 0 0	1 0 0	0 0 0	2 0 0	0 0 0	0 0 2
44 Anthony Rizzo, L (1, 3) OBP: 0.386, SLG: 0.508 20 Victor Caratini, S (5, 2) OBP: 0.357, SLG: 0.417	B SI 97 F FF 96 C CH 90 F FF 99 F SL 88 X SI 96 1-2 ② **F7**		X FF 94 0-0 ① ② **G4-6-3** 1-2f 2-3		X SI 91 0-0 8 G4-3 1-3 **2B**		B SI 91 F SI 91 B CH 82 B SI 92 X SI 91 3-1 **1B**		B FF 95 X SI 95 1-0 8 WP 3-H **2B**	2 3	0 0	0 3	0 1	0 0	0 0	3 0
8 Ian Happ, S (1, 4) OBP: 0.323, SLG: 0.546	B KC 81 C SI 94 B CH 88 B SI 94 S FF 96 F FF 96 C FF 97 3-3 ③ **K**		S CH 90 B FF 97 F SL 90 S KC 82 1-3 ③ **K**		B CH 80 C SI 92 X CH 82 1-1 ② **G4-3** 2-3 3-H		F SI 91 F SI 91 B SI 92 D CH 81 X CH 81 2-2 ③ **G4-3**		B CH 92 X SI 95 1-0 ③ **G4-3** 2-3	5	0	0	1	0	2	5
12 Kyle Schwarber, L (1, 7) OBP: 0.300, SLG: 0.394		C FF 94 B FF 95 X CH 89 1-1 40 1B 22 FC5-4 **2B**		C FF 87 S CU 73 X FC 84 0-2 ① **L4**	B SI 92 F CH 81 B SI 93 F SI 92 X SI 93 2-2 ③ **F7**			F FF 95 B SI 96 X SI 96 1-1 ① **G3**		4	1	1	0	0	0	1
40 Willson Contreras, R (1, 2) (5, 3) OBP: 0.329, SLG: 0.454		X FF 95 0-0 22 FC5-4 2-3 **1B**		C SI 88 X FC 85 0-1 27 BB 22 1B **1B**		B SI 92 S CH 80 B FF 92 S FF 92 C CH 80 2-3 ① **K**		F FF 96 X SI 96 0-1 ② **G6-3**		4	0	2	0	0	1	0
22 Jason Heyward, L (1, 9) OBP: 0.313, SLG: 0.385 5 Albert Almora Jr., R (6, 8) OBP: 0.342, SLG: 0.388		C CH 89 F FF 96 F SL 88 F SL 88 B SI 98 B FF 97 F SI 97 X FF 98 2-2 ① **FC5-4** 1-2f 3-H		X FC 84 0-0 27 BB 1-2 **1B**		C SI 92 B CU 77 S SI 93 F SI 93 B CH 80 X SI 93 2-2 **1B**		X SI 96 0-0 **1B**		2 2	0 0	1 2	1 0	0 0	0 0	1 0
27 Addison Russell, R (1, 6) OBP: 0.297, SLG: 0.381		S SL 88 F SI 95 T SL 88 0-2 ② **K**		D CH 80 B CH 80 B FC 84 C SI 87 F SI 88 B SI 88 4-2 15 G6-3 1-2 2-3 **BB**		X SI 92 0-0 ② **F9**		C FF 96 S SL 88 X SL 88 0-2 ③ **G4-3**		3	0	0	0	1	1	3
34 Jon Lester, L (1, 1) OBP: 0.135, SLG: 0.118 38 Mike Montgomery, L (1, 1) 15 Dylan Floro, L (4, 1) 2 Tommy La Stella, L (8, 5) OBP: 0.385, SLG: 0.444		C SI 93 X FF 95 0-1 ③ **G4-3**		C FF 88 B FC 83 X FC 84 1-1 ② ③ **G6-3** 1-2f		C SI 90 F SI 90 X SI 91 0-2 ③ **L7**			B SI 94 S SI 94 X SI 96 1-1 9 G4-6-3 20 2B **2B**	0 1 2 1	0 0 0 1	0 0 0 1	0 0 0 0	0 0 0 0	0 0 0 0	0 1 4 0
Inning Stats	R: 0 E: 0 K: 2 S: 13 H: 0 LOB: 1 BB: 1 P: 24	R: 1 E: 0 K: 1 S: 14 H: 2 LOB: 1 BB: 0 P: 17	R: 0 E: 0 K: 1 S: 8 H: 0 LOB: 1 BB: 2 P: 17	R: 0 E: 0 K: 0 S: 10 H: 2 LOB: 2 BB: 1 P: 15	R: 1 E: 0 K: 0 S: 10 H: 2 LOB: 1 BB: 0 P: 16	R: 0 E: 0 K: 1 S: 11 H: 1 LOB: 1 BB: 0 P: 15	R: 0 E: 0 K: 0 S: 7 H: 1 LOB: 1 BB: 0 P: 12	R: 0 E: 0 K: 0 S: 8 H: 1 LOB: 1 BB: 0 P: 9	R: 1 E: 0 K: 0 S: 7 H: 2 LOB: 1 BB: 1 P: 15	1B: 7 2B: 4 3B: 0 HR: 0 SF: 0 SAC: 0 DP: 3 HBP: 0						

	AB	35
	R	3
	H	11
	RBI	3
	BB	5
	SO	5
	LOB	20

PITCHER		IP	WLS	BF	H	R	ER	SO	BB	IBB	HBP	BLK	WP	HR	S	P	ERA	WHIP
39 Chad Kuhl, R ERA: 4.96	(1, 1)	3.0		13	2	1	1	4	3	0	0	0	0	0	35	58	3.00	1.667
38 Wade LeBlanc, L ERA: 4.07	(4, 1)	1.0		5	2	0	0	0	1	0	0	0	0	0	10	15	0.00	3.000
31 A.J. Schugel, R ERA: 3.0	(5, 1)	3.0	W	13	4	1	1	1	0	0	0	0	0	0	28	43	3.00	1.333
52 Jhan Mariñez, R ERA: 4.25	(8, 1)	2.0		9	3	1	1	0	1	0	0	0	1	0	15	24	4.50	2.000

PITCHER	IP	WLS	BF	H	R	ER	SO	BB	IBB	HBP	BLK	WP	HR	S	P	ERA	WHIP

St. Louis Cardinals @ Pittsburgh Pirates

PNC Park, Pittsburgh, PA

Fri Jul 14 2017, 7:10 PM - 10:13 PM EDT

Att. 24,988 - Partly Cloudy - 82 F

livebaseballscorecards.com

Batter	1	2	3	4	5	6	7	8	9	AB	R	H	RBI	BB	SO	LOB
13 Matt Carpenter, L (1, 3) OBP: 0.376, SLG: 0.447	B FF 93 C FF 94 B CH 88 F SI 95 B FF 96 X FF 96 3-2 F8 ①		B KC 81 F CH 88 T FF 95 B FF 97 C FF 96 2-3 K ②			B FF 93 C KC 80 F CH 88 B CH 88 C FF 96 2-3 K ①		B SI 94 C FF 95 B FF 95 X SL 86 2-1 1-2 1B		4	0	1	0	0	2	0
28 Tommy Pham, R (1, 7) OBP: 0.388, SLG: 0.510	X FF 94 0-0 3 HR 1B		B FF 96 C KC 81 B SI 96 X SI 96 2-1 G6-3 ③			B SL 85 B FF 96 X FF 95 2-0 25 S 1B		F FF 96 F SI 97 F FF 96 D SL 91 B SI 97 X SI 98 2-2 L9 ②		4	1	2	0	0	0	2
25 Dexter Fowler, S (1, 8) OBP: 0.331, SLG: 0.480	C FF 93 F FF 94 1 SAFE D KC 81 B FF 95 1 SAFE F SI 96 F CH 89 F CH 88 3-2 B SL 87 X FF 96 F9 ②			B FF 96 C SL 86 B CH 89 F CH 90 B SI 96 F FF 96 X FF 97 3-2 F8 ①		S FF 94 B FF 95 1 SAFE C FF 95 B KC 80 B FF 96 F SI 98 C FF 97 3-3 1-2 K ②		B FF 96 B SI 97 X SI 96 2-0 L7 ③		4	0	0	0	0	1	4
3 Jedd Gyorko, R (1, 5) OBP: 0.362, SLG: 0.526	C SL 87 1 SAFE F SI 95 B SL 87 P PO 90 F CH 89 F FF 96 B SL 87 X SL 88 3-2 1-H HR			X SL 86 0-0 G3-1 ②		C SI 96 B FF 97 D SL 89 F SI 97 X SI 96 2-2 G6-3 ③			B FF 98 B CU 81 X FF 98 2-0 F7 ①	4	1	1	2	0	0	1
4 Yadier Molina, R (1, 2) OBP: 0.302, SLG: 0.409	C FF 96 C FF 96 F FF 97 B KC 83 X SI 97 1-2 G1-3 ③			C FF 94 C KC 80 B CH 89 B FF 96 F SI 96 F FF 97 B CH 90 F FF 97 X SI 96 3-2 1B			C SI 94 X CH 86 0-1 L9 ①		X FF 98 0-0 L9 ②	4	0	1	0	0	0	0
55 Stephen Piscotty, R (1, 9) OBP: 0.348, SLG: 0.371 58 José Martínez, R (9, 9) OBP: 0.321, SLG: 0.464		F FF 95 X FF 95 0-1 F8 ①		S FF 96 B FF 96 B SI 96 F SL 88 S FF 96 2-3 K ③			S CH 87 F SI 94 B SL 86 F CH 89 F CH 88 X SI 95 1-2 G6-3 ②		C FF 99 S CH 89 S CH 90 0-3 K ③	4 0	0 0	0 0	0 0	0 0	2 0	1 0
16 Kolten Wong, L (1, 4) OBP: 0.387, SLG: 0.436		C FF 94 B SL 86 X CH 89 1-1 P5 ②			B FF 94 C FF 95 B CH 89 X CH 90 2-1 G2-3 ①		X SL 86 0-0 G4-3 ③			3	0	0	0	0	0	0
11 Paul DeJong, R (1, 6) OBP: 0.331, SLG: 0.595		C FF 94 S KC 81 B KC 80 B SL 87 X SI 96 2-2 G5-3 ③			C KC 78 X SI 96 0-1 F9 ②			X SL 83 0-0 13 1B 1B		3	0	1	0	0	0	0
8 Mike Leake, R (1, 1) OBP: 0.225, SLG: 0.189 67 Matt Bowman, R (6, 1) 27 Brett Cecil, R (7, 1) 40 Luke Voit, R (8, PH) OBP: 0.357, SLG: 0.667 44 Trevor Rosenthal, R (8, 1) 26 Seunghwan Oh, R (9, 1)			C FF 95 S SL 85 X FF 94 0-2 G5-3 ①		F FF 94 B KC 81 X SL 88 1-1 F7 ③			F SI 92 B SI 94 X FF 94 1-1 L8 ①		2 0 0 1 0 0	0 0 0 0 0 0	0 0 0 0 0 0	0 0 0 0 0 0	0 0 0 0 0 0	0 0 0 0 0 0	0 0 0 1 0 0
Inning Stats	R: 2 E: 0 K: 0 S: 20 H: 2 LOB: 0 BB: 0 P: 29	R: 0 E: 0 K: 0 S: 7 H: 0 LOB: 0 BB: 0 P: 10	R: 0 E: 0 K: 1 S: 8 H: 0 LOB: 0 BB: 0 P: 12	R: 0 E: 0 K: 1 S: 14 H: 1 LOB: 1 BB: 0 P: 22	R: 0 E: 0 K: 0 S: 6 H: 0 LOB: 0 BB: 0 P: 9	R: 0 E: 0 K: 2 S: 11 H: 1 LOB: 1 BB: 0 P: 20	R: 0 E: 0 K: 0 S: 8 H: 0 LOB: 0 BB: 0 P: 9	R: 0 E: 0 K: 0 S: 10 H: 2 LOB: 2 BB: 0 P: 17	R: 0 E: 0 K: 1 S: 5 H: 0 LOB: 0 BB: 0 P: 7	1B: 5 2B: 0 3B: 0 HR: 1	SF: 0 SAC: 0 DP: 0 HBP: 0					

	AB	33
	R	2
	H	6
	RBI	2
	BB	0
	SO	5
	LOB	9

WP: 0 PA: 33
PB: 0
SB: 1
CS: 0

PITCHER		IP	WLS	BF	H	R	ER	SO	BB	IBB	HBP	BLK	WP	HR	S	P	ERA	WHIP
45 Gerrit Cole, R ERA: 4.35	(1, 1)	6.0		22	4	2	2	4	0	0	0	0	0	1	66	102	3.00	0.667
44 Tony Watson, L ERA: 3.76	(7, 1)	1.0		3	0	0	0	0	0	0	0	0	0	0	8	9	0.00	0.000
12 Juan Nicasio, R ERA: 2.43	(8, 1)	1.0		5	2	0	0	0	0	0	0	0	0	0	10	17	0.00	2.000
73 Felipe Vázquez, L ERA: 0.74	(9, 1)	1.0	W	3	0	0	0	1	0	0	0	0	0	0	5	7	0.00	0.000

PITCHER		IP	WLS	BF	H	R	ER	SO	BB	IBB	HBP	BLK	WP	HR	S	P	ERA	WHIP

Batter	1	2	3	4	5	6	7	8	9	AB	R	H	RBI	BB	SO	LOB
26 Adam Frazier, L (1, 7) OBP: 0.338, SLG: 0.363	B CH 86 C SI 88 X CH 83 1-1 55 BB 1B		C KC 79 X SI 91 0-1 ① G1-4-3 1-2		C CH 85 B FC 86 X SL 80 1-1 5 G6-4-3 1B	L SI 89 L SI 89 X FS 79 0-2 ①② FC5-4 1-2 2-3			C FF 92 C FF 92 F FF 93 F FF 92 X FF 92 0-2 55 HR 2B	5	1	3	0	0	0	3
5 Josh Harrison, R (1, 4) OBP: 0.356, SLG: 0.429	C SI 90 B FC 90 S CH 85 F SL 82 1 SAFE 1 SAFE S SL 82 1-3 ① K		X FC 89 0-0 ② L8		X SI 90 0-0 ①② G6-4-3 1-2f	1 SAFE L SI 90 F FS 79 B FS 79 F SI 90 B SI 92 X FS 79 2-2 ③ F8			B FF 93 C FC 84 B FF 94 F FF 92 X FC 85 2-2 ① F9	5	0	0	0	0	1	5
22 Andrew McCutchen, R (1, 8) OBP: 0.383, SLG: 0.527	1 SAFE C FC 88 F SI 90 F SL 81 S SL 82 0-3 ② K		X KC 80 0-0 55 1B 2-3 1B		B SL 81 B SL 80 C CH 84 B SL 81 F FC 88 B SI 91 4-2 23 BB 55 BB 25 1B BB		B FF 91 B FF 91 C FF 92 X FF 92 2-1 ① G6-3		0-0 55 HR IBB	3	2	1	0	2	1	1
55 Josh Bell, S (1, 3) OBP: 0.328, SLG: 0.484	1 SAFE F FC 89 B CH 85 B FC 89 1 SAFE B SL 81 B SI 91 4-1 1-2 BB		B SI 92 X SI 91 1-0 1-3 3-H 1B		1 SAFE F SI 90 B SI 90 1 SAFE F FC 89 F FC 90 B FC 91 B CH 84 B FC 90 4-2 25 1B 23 BB 1-2 BB		X FF 92 0-0 ② F7		S FF 93 B FF 91 C FF 93 X SI 94 1-2 1-H 2-H HR	3	1	2	4	2	0	0
23 David Freese, R (1, 5) OBP: 0.376, SLG: 0.366	B SI 92 C SI 91 X SL 81 1-1 ③ P3		S SI 92 S SL 82 X SI 92 0-2 ③ L9		F SL 82 B SL 82 T SI 91 B SL 82 D SL 81 B KC 81 4-2 25 1B 1-2 2-3 BB		B FC 87 B SI 91 X FF 91 2-0 2B			3	0	1	0	1	0	4
25 Gregory Polanco, L (1, 9) OBP: 0.319, SLG: 0.409		F SI 88 B SI 89 B KC 80 F SI 90 B SL 82 X FC 89 3-2 ① G4-3		F KC 76 X KC 78 0-1 29 G6-3 10 BB 2B	B FC 90 B FC 88 C SI 91 B FC 89 X SI 91 3-1 1-2 2-3 3-H 1B		F FF 91 B KC 82 F KC 83 F FF 92 S KC 84 1-3 ③ K2-3			4	0	2	1	0	1	1
29 Francisco Cervelli, R (1, 2) OBP: 0.347, SLG: 0.378		B SI 91 B SI 91 C SI 91 X FC 89 2-1 ② L6		B SI 91 X SI 90 1-0 ① G6-3 2-3	C FC 89 F SL 81 S SI 91 0-3 ③ K			F FF 96 B SL 83 C SL 84 S CH 86 1-3 ① K		4	0	0	0	0	2	4
10 Jordy Mercer, R (1, 6) OBP: 0.348, SLG: 0.421		X SI 90 0-0 ③ G5-3		B FC 89 B SL 81 B SL 80 B FC 89 3 SAFE 4-0 ② 3-H BB		C SI 91 C SL 87 B FS 80 F FS 80 X SL 87 1-2 26 FC5-4 64 1B 1B		B FF 96 C FF 95 C SL 84 X CH 86 1-2 ② G1-3		3	0	1	0	1	0	0
45 Gerrit Cole, R (1, 1) OBP: 0.182, SLG: 0.156 64 José Osuna, R (6, PH) OBP: 0.291, SLG: 0.471 44 Tony Watson, L (7, 1) 12 Juan Nicasio, R (8, 1) 28 John Jaso, L (8, PH) OBP: 0.319, SLG: 0.436 73 Felipe Vázquez, L (9, 1)			C SI 89 B SL 80 F FC 88 X SI 91 1-2 22 1B 26 G1-4-3 55 1B 1B	B FC 88 X SI 89 1-0 ③ G5-3		S SI 90 C SI 90 X SI 89 0-2 26 FC5-4 1-2 1B			2 1 1 0 0 0 1 1 0 1 0 0 0 0 0 0 0 0 0 0 0 0 0 0 0 0 0 0 1 0 0 0 0 1 0 0 0 0 0 0 0 0						
Inning Stats	R: 0 E: 0 K: 2 S: 13 H: 1 LOB: 2 BB: 1 P: 20	R: 0 E: 0 K: 0 S: 6 H: 0 LOB: 0 BB: 0 P: 11	R: 1 E: 0 K: 0 S: 11 H: 3 LOB: 2 BB: 0 P: 13	R: 0 E: 0 K: 0 S: 4 H: 1 LOB: 1 BB: 1 P: 10	R: 1 E: 0 K: 1 S: 15 H: 2 LOB: 3 BB: 3 P: 31	R: 0 E: 0 K: 0 S: 14 H: 2 LOB: 1 BB: 0 P: 17	R: 0 E: 0 K: 1 S: 8 H: 1 LOB: 1 BB: 0 P: 13	R: 0 E: 0 K: 2 S: 9 H: 0 LOB: 0 BB: 0 P: 11	R: 3 E: 0 K: 0 S: 11 H: 2 LOB: 0 BB: 1 P: 14	1B: 8 2B: 3 3B: 0 HR: 1 SF: 0 SAC: 0 DP: 2 HBP: 0						

PITCHER		IP	WLS	BF	H	R	ER	SO	BB	IBB	HBP	BLK	WP	HR	S	P	ERA	WHIP
8 Mike Leake, R ERA: 3.14	(1, 1)	5.0		25	7	2	2	3	5	0	0	0	0	0	49	85	3.60	2.400
67 Matt Bowman, R ERA: 3.76	(6, 1)	1.0		4	2	0	0	0	0	0	0	0	0	0	14	17	0.00	2.000
27 Brett Cecil, L ERA: 3.22	(7, 1)	1.0		4	1	0	0	1	0	0	0	0	0	0	8	13	0.00	1.000
44 Trevor Rosenthal, R ERA: 3.93	(8, 1)	1.0		3	0	0	0	2	0	0	0	0	0	0	9	11	0.00	0.000
26 Seunghwan Oh, R ERA: 4.17	(9, 1)	0.1	L	4	2	3	3	0	0	1	0	0	0	1	11	14	81.00	6.000

PITCHER	IP	WLS	BF	H	R	ER	SO	BB	IBB	HBP	BLK	WP	HR	S	P	ERA	WHIP

BOTTOM

St. Louis Cardinals @ Pittsburgh Pirates

PNC Park, Pittsburgh, PA

Fri Jul 14 2017, 7:10 PM - 10:13 PM EDT

Att. 24,988 - Partly Cloudy - 82 F

livebaseballscorecards.com

AB	34
R	5
H	12
RBI	5
BB	6
SO	6
LOB	19

1B: 8	SF: 0	WP: 0	PA: 40
2B: 3	SAC: 0	PB: 0	
3B: 0	DP: 2	SB: 0	
HR: 1	HBP: 0	CS: 0	

Batter	1	2	3	4	5	6	7	8	9	AB	R	H	RBI	BB	SO	LOB
13 Matt Carpenter, L (1, 4) (9, 3) OBP: 0.378, SLG: 0.447	B SI 94 B SI 94 C SI 95 X SI 95 2-1 25 G4-6-3 28 1B 1B		B CH 90 C SI 94 B SI 94 B CU 82 C SI 93 X FF 94 3-2 ③ G4-3		C CU 81 C CH 88 B SI 95 X CH 88 1-2 28 S 28 2B 2-H 1B		C CH 91 X CH 92 0-1 ② G3-1 2-3			4	1	2	1	0	0	1
28 Tommy Pham, R (1, 7) OBP: 0.393, SLG: 0.524	C SI 95 C CU 81 B SI 95 D CU 81 D SI 96 F SI 95 F SI 95 X SI 96 3-2 25 G4-6-3 1-2 1B			B CU 80 X SI 94 1-0 25 G4-3 3 1B 2B	B CU 82 B SI 94 X SI 94 2-0 1-H 2B		C SI 95 S CH 91 F CH 92 B SI 93 F SI 96 D SL 87 F CH 92 S CH 93 2-3 ③ K2-3			4	1	3	1	0	1	1
25 Dexter Fowler, S (1, 8) OBP: 0.327, SLG: 0.473	C CU 81 F FF 96 B CU 82 X SI 95 1-2 ① ② G4-6-3 1-2f 2-3			B SI 93 X SI 94 1-0 ① G4-3 2-3	B CH 87 B FF 94 B CH 88 X SI 95 3-0 ③ F7			C SI 91 B CH 80 B CH 81 B SI 91 F FF 92 X SI 92 3-2 ① G6-3		4	0	0	0	0	0	4
3 Jedd Gyorko, R (1, 5) OBP: 0.364, SLG: 0.523	B SI 96 C SI 95 F CU 82 T FF 96 1-2 ③ K			F SI 94 X SI 94 0-1 4 L9-3 3-H 1B		C SL 87 F CH 92 F SL 86 B FF 97 B CH 92 B CH 92 F SI 97 B SL 87 4-2 BB		B CU 78 C SI 92 F CH 82 C SI 93 1-3 ② K		3	0	1	1	1	2	1
4 Yadier Molina, R (1, 2) OBP: 0.298, SLG: 0.403		C FF 93 B SI 93 S CH 88 F FF 95 B FF 95 F SI 95 X CU 81 2-2 ① G6-3		S SI 94 F SI 94 B CU 81 1 SAFE 1 SAFE F SI 93 F CU 81 F FF 94 1 SAFE 1-2 ② ③ L9-3 1-1		X SI 95 0-0 ① F8		B SI 92 F CH 82 F SI 92 S SI 93 1-3 ③ K		4	0	0	0	0	1	2
40 Luke Voit, R (1, 3) OBP: 0.348, SLG: 0.628 70 Tyler Lyons, L (9, 1)		C CU 81 S FF 94 S CU 82 0-3 ② K2-3			X SI 93 0-0 31 2B 31 E 1B	X SL 87 0-0 ② P4			S CH 80 X SI 91 0-1 ① L9	4 0	1 0	1 0	0 0	0 0	1 0	1 0
11 Paul DeJong, R (1, 6) OBP: 0.321, SLG: 0.578		C SI 94 B CH 90 B CU 81 X CU 81 2-1 ③ G5-3			C SI 93 F SI 94 S CU 82 0-3 ① K	B SL 88 F SI 95 1 SAFE 1 SAFE 1 SAFE S SL 87 S SL 88 1-3 ③ K			B SI 91 X SI 91 1-0 ② F9	4	0	0	0	0	2	2
58 José Martínez, R (1, 9) OBP: 0.319, SLG: 0.453			C FF 93 B CU 80 C SI 94 B SI 94 B SI 95 S SI 95 3-3 ① K		B SI 94 C SI 94 B SI 94 B SI 94 S SI 94 S SI 94 3-3 ② K		C SL 86 F SL 85 F FF 96 B CH 92 B CH 92 F SI 96 B SL 85 B SI 95 4-2 13 G3-1 31 SH2-4 BB		C SI 92 C SI 92 B CH 82 X SI 92 1-2 ③ G1-3	3	0	0	0	1	2	1
31 Lance Lynn, S (1, 1) OBP: 0.143, SLG: 0.152 67 Matt Bowman, R (7, 1) 44 Trevor Rosenthal, R (8, 1) 16 Kolten Wong, L (9, 4) OBP: 0.387, SLG: 0.436			C FF 94 X SI 94 0-1 ② G4-3		X SI 93 0-0 E8 13 1B 1-H 2B		B SI 94 X SI 95 1-0 ① SH2-4 1-2			2 0 0 0	1 0 0 0	1 0 0 0	0 0 0 0	0 0 0 0	0 0 0 0	0 0 0 0

Inning Stats	1	2	3	4	5	6	7	8	9
	R: 0 E: 0 K: 1 S: 13	R: 0 E: 0 K: 1 S: 10	R: 0 E: 0 K: 1 S: 8	R: 1 E: 0 K: 0 S: 11	R: 3 E: 1 K: 2 S: 13	R: 0 E: 0 K: 1 S: 9	R: 0 E: 0 K: 1 S: 13	R: 0 E: 0 K: 2 S: 9	R: 0 E: 0 K: 0 S: 6
	H: 2 LOB: 1 BB: 0 P: 20	H: 0 LOB: 0 BB: 0 P: 14	H: 0 LOB: 0 BB: 0 P: 14	H: 2 LOB: 0 BB: 0 P: 14	H: 4 LOB: 1 BB: 0 P: 22	H: 0 LOB: 1 BB: 1 P: 14	H: 0 LOB: 1 BB: 1 P: 20	H: 0 LOB: 0 BB: 0 P: 14	H: 0 LOB: 0 BB: 0 P: 8

1B: 5 SF: 0
2B: 4 SAC: 1
3B: 0 DP: 2
HR: 0 HBP: 0

WP: 0 PA: 35
PB: 0
SB: 1
CS: 0

PITCHER		IP	WLS	BF	H	R	ER	SO	BB	IBB	HBP	BLK	WP	HR	S	P	ERA	WHIP
50 Jameson Taillon, R ERA: 3.06	(1, 1)	5.0	L	21	8	4	4	5	0	0	0	0	0	0	55	84	7.20	1.600
52 Jhan Mariñez, R ERA: 4.06	(6, 1)	2.0		8	0	0	0	2	2	0	0	0	0	0	22	34	0.00	1.000
31 A.J. Schugel, R ERA: 1.8	(8, 1)	2.0		6	0	0	0	2	0	0	0	0	0	0	15	22	0.00	0.000

PITCHER		IP	WLS	BF	H	R	ER	SO	BB	IBB	HBP	BLK	WP	HR	S	P	ERA	WHIP

TOP

St. Louis Cardinals @ Pittsburgh Pirates

PNC Park, Pittsburgh, PA

Sat Jul 15 2017, 7:08 PM - 10:07 PM EDT

Att. 35,658 - Cloudy - 76 F

livebaseballscorecards.com

AB	32
R	4
H	8
RBI	3
BB	2
SO	9
LOB	13

Batter	1	2	3	4	5	6	7	8	9	AB	R	H	RBI	BB	SO	LOB
26 Adam Frazier, L (1, 7) (8, 4) OBP: 0.341, SLG: 0.362	C CH 88 F CH 86 F CU 77 B CU 78 B FF 92 F FF 92 X CH 84 2-2 ① G5-3		C SI 91 F FF 91 B CU 80 X CU 79 1-2 ② G4-3		B FF 93 B FF 94 B SI 91 C SI 90 F SI 91 X SI 91 3-2 1-3 1B		C SI 90 B SI 89 B FS 80 D FS 80 F FS 80 B SI 91 4-2 1-2 BB			3	0	1	0	1	0	0
5 Josh Harrison, R (1, 4) OBP: 0.352, SLG: 0.424 31 A.J. Schugel, R (8, 1)	B SI 89 B FF 90 S FF 90 B FF 92 X SI 92 3-1 ② P3		C FC 88 C FF 92 B CU 82 B CU 80 B FF 93 S FF 94 3-3 ③ K		B FF 94 S FF 95 S FF 94 F FF 95 B FF 95 X FC 89 2-2 ③ F9		C SI 90 F SI 89 X FS 80 0-2 ③ F7			4 0	0 0	0 0	0 0	0 0	1 0	5 0
22 Andrew McCutchen, R (1, 8) OBP: 0.382, SLG: 0.523	X SI 92 0-0 1B			X FF 90 0-0 E4 23 G1-4-3 55 1B		F SI 90 F FF 91 X FC 86 0-2 ① L8		F FF 95 B FF 95 S CH 85 F FF 96 S FF 98 1-3 ① K		4	0	1	0	0	1	0
55 Josh Bell, S (1, 3) OBP: 0.328, SLG: 0.481	X SI 89 0-0 ③ G3			C FF 91 B FF 93 B SI 92 X FF 93 2-1 23 G1-4-3 1-2 1B		C SI 92 B CH 82 B FF 92 S FF 93 F SI 93 X CU 80 2-2 ② G4-3		B FF 96 B FF 95 C FF 96 X CH 86 2-1 ② G4-3		4	0	1	0	0	0	1
23 David Freese, R (1, 5) OBP: 0.374, SLG: 0.364		B CH 89 B SI 89 C FC 85 X SI 90 2-1 29 1B 1B		X SI 91 0-0 ①② G1-4-3 1-2f 2-3		C SI 91 B CH 86 C SI 92 B CU 80 B FC 87 C SI 93 3-3 ③ K		C FF 98 B CH 86 S FF 98 F FF 98 S FF 99 1-3 ③ K		4	0	1	0	0	2	2
25 Gregory Polanco, L (1, 9) OBP: 0.318, SLG: 0.410		B SI 90 S SI 91 B SI 91 B SI 89 X SI 93 3-1 ① F8	C FC 88 B SI 91 B SI 92 X SI 93 2-1 ③ F7				B CH 86 X CH 87 1-0 ① G4-3		C SL 80 X FF 92 0-1 2B	4	0	1	0	0	0	2
29 Francisco Cervelli, R (1, 2) OBP: 0.350, SLG: 0.385		X SI 92 0-0 10 G4-6-3 1-3 1B			B SI 90 C SI 90 X SI 91 1-1 ① G6-3		B SI 89 F SI 90 X FC 86 1-1 10 1B 2B		B SL 80 B SL 81 B FF 90 C FF 90 X FF 91 3-1 ① G6-3	4	0	2	0	0	0	1
10 Jordy Mercer, R (1, 6) OBP: 0.347, SLG: 0.419		F SI 92 B SI 92 B SI 87 X SI 93 2-1 ②③ G4-6-3 1-2f			B FF 92 B FC 85 C SI 91 S FF 91 C FF 93 2-3 ② K		B SI 92 F SI 90 B FF 92 X SI 90 2-1 26 BB 2-3 1B		B SI 92 C SL 81 X SL 81 1-1 ② L3	4	0	1	0	0	1	3
50 Jameson Taillon, R (1, 1) OBP: 0.053, SLG: 0.053 17 Phil Gosselin, R (5, PH) OBP: 0.200, SLG: 0.184 52 Jhan Mariñez, R (6, 1) 28 John Jaso, L (7, PH) OBP: 0.316, SLG: 0.432 (8, 7)			C SI 90 X SI 89 0-1 ① G1-3		C FF 92 C FF 91 F FF 93 F SI 93 F FC 87 F FF 94 F SI 93 B CU 80 X SI 92 1-2 26 1B 1B		D SI 89 S SI 90 B SI 91 B FS 79 X SI 90 3-1 ② F7		D SI 82 C FF 91 B SL 80 B SL 80 S FF 90 X SL 81 3-2 ③ L9	1 1 0 2	0 0 0 0	0 1 0 0	0 0 0 0	0 0 0 0	0 0 0 0	0 0 0 3
Inning Stats	R: 0 H: 1 E: 0 LOB: 1 K: 0 BB: 0 S: 9 P: 14	R: 0 H: 2 E: 0 LOB: 1 K: 0 BB: 0 S: 7 P: 14	R: 0 H: 0 E: 0 LOB: 0 K: 1 BB: 0 S: 8 P: 12	R: 0 H: 1 E: 1 LOB: 1 K: 0 BB: 0 S: 6 P: 10	R: 0 H: 2 E: 0 LOB: 2 K: 1 BB: 0 S: 20 P: 29	R: 0 H: 0 E: 0 LOB: 0 K: 1 BB: 0 S: 10 P: 15	R: 0 H: 2 E: 0 LOB: 3 K: 0 BB: 1 S: 12 P: 23	R: 0 H: 0 E: 0 LOB: 0 K: 2 BB: 0 S: 10 P: 14	R: 0 H: 1 E: 0 LOB: 1 K: 0 BB: 0 S: 9 P: 16	1B: 7 2B: 2 3B: 0 HR: 0	SF: 0 SAC: 0 DP: 2 HBP: 0						

PITCHER		IP	WLS	BF	H	R	ER	SO	BB	IBB	HBP	BLK	WP	HR	S	P	ERA	WHIP
31 Lance Lynn, R ERA: 3.4	(1, 1)	6.1	W	26	8	0	0	3	0	0	0	0	0	0	65	103	0.00	1.263
67 Matt Bowman, R ERA: 3.69	(7, 1)	0.2	H	3	0	0	0	0	1	0	0	0	0	0	7	14	0.00	1.500
44 Trevor Rosenthal, R ERA: 3.82	(8, 1)	1.0		3	0	0	0	2	0	0	0	0	0	0	10	14	0.00	0.000
70 Tyler Lyons, L ERA: 4.0	(9, 1)	1.0		4	1	0	0	0	0	0	0	0	0	0	9	16	0.00	1.000

PITCHER	IP	WLS	BF	H	R	ER	SO	BB	IBB	HBP	BLK	WP	HR	S	P	ERA	WHIP

BOTTOM

St. Louis Cardinals @ Pittsburgh Pirates

PNC Park, Pittsburgh, PA

Sat Jul 15 2017, 7:08 PM - 10:07 PM EDT

Att. 35,658 - Cloudy - 76 F

livebaseballscorecards.com

AB	35
R	0
H	9
RBI	0
BB	1
SO	5
LOB	17

WP: 0 PA: 36
PB: 0
SB: 0
CS: 0

St. Louis Cardinals @ Pittsburgh Pirates

PNC Park, Pittsburgh, PA

Sun Jul 16 2017, 1:39 PM - 4:41 PM EDT

Att. 29,247 - Partly Cloudy - 79 F

TOP

livebaseballscorecards.com

Batter	1	2	3	4	5	6	7	8	9	AB	R	H	RBI	BB	SO	LOB
13 Matt Carpenter, L (1, 3) OBP: 0.378, SLG: 0.450	C FF 92 X FF 91 0-1 3 G5-3 25 BB 1B		C CH 85 B CH 85 B SI 91 B FF 93 X FF 92 3-1 ① F7		F SI 90 B SL 83 F FF 92 F FF 93 B FF 93 B FF 94 X CH 85 3-2 25 FC3-6 2-H 2B	B FF 96 C FF 94 B FF 95 X FF 96 2-1 ③ F9		B FF 95 C SI 94 C SI 95 S SI 97 1-3 ③ K		5	0	2	1	0	1	4
28 Tommy Pham, R (1, 7) OBP: 0.390, SLG: 0.514	X SI 92 0-0 ① F7		B CU 77 B SL 86 F SI 90 F FF 93 F SI 92 S CH 85 2-3 ② K		D SL 84 B SL 84 B SL 83 C SI 90 B CH 84 4-1 25 FC3-6 BB		B SI 94 F SI 94 S SI 94 B SI 94 X CH 87 2-2 ① G5-3		B FC 86 C FC 86 B CH 79 B CH 79 C FC 85 F SI 87 C FF 88 3-3 ① K	4	0	0	0	1	2	1
25 Dexter Fowler, S (1, 8) OBP: 0.331, SLG: 0.473	B FF 92 C FF 92 F FF 93 B CH 85 B FF 94 B FF 93 4-2 1-2 BB		C FF 93 X CU 77 0-1 1B		C SI 91 X FF 92 0-1 ② FC3-6 3 FC6-4 1-2f 2-3		X CH 88 0-0 3 G6-4-3 1B		X SI 89 0-0 E6 3 L6-3	4	0	2	0	1	0	2
3 Jedd Gyorko, R (1, 5) OBP: 0.358, SLG: 0.514	B SL 85 F FF 94 X SI 90 1-1 ②③ G5-3 2-3f		B FF 93 1 SAFE 1 SAFE F SI 90 F FF 94 B SI 91 F FF 95 B CH 85 F FF 94 3-2 X FF 94 ③ G4-3		S FF 93 X FF 92 0-1 ③ FC6-4 1-2f		X SI 94 0-0 ②③ G6-4-3 1-2f		S FF 88 B FF 88 S FC 86 X CH 80 1-2 ②③ L6-3 1-1	5	0	0	0	0	0	7
4 Yadier Molina, R (1, 2) OBP: 0.297, SLG: 0.412		C FF 92 X SI 89 0-1 ① G5-3		C SL 84 SL 83 S FF 93 0-3 ① K		F SI 90 B SI 89 C FF 94 F SI 90 S SI 93 1-3 ① K		B FF 93 B FF 92 X FF 94 2-0 HR		4	1	1	1	0	2	0
16 Kolten Wong, L (1, 4) OBP: 0.389, SLG: 0.438		C FF 92 X CU 78 0-1 ② F8		X CH 84 0-0 11 G5-4-3 1B		C SI 90 B FF 92 B CH 85 X CH 84 2-1 43 E 18 1B 1B		B FF 93 X FF 94 1-0 ① F8		4	1	2	0	0	0	0
11 Paul DeJong, R (1, 6) OBP: 0.319, SLG: 0.576		C FF 92 X SL 82 0-1 43 1B 2B		X SI 89 0-0 ②③ G5-4-3 1-2f		C FF 92 C FF 92 F FF 94 1 SAFE C FF 94 0-3 ② K		B CH 84 S FF 94 F SL 89 S FF 95 1-3 ② K		4	0	1	0	0	2	2
43 Magneuris Sierra, L (1, 9) OBP: 0.462, SLG: 0.417		X FF 92 0-0 18 S 2-3 1B		B SI 90 C FF 92 B CH 83 C FF 92 X FF 92 2-2 18 SH1-3 13 2B 1B		X FF 92 0-0 E3 18 1B 1-2		B CH 86 F SI 94 X SI 96 1-1 40 E 1B		4	1	3	0	0	0	1
18 Carlos Martinez, R (1, 1) OBP: 0.200, SLG: 0.235 40 Luke Voit, R (8, PH) OBP: 0.362, SLG: 0.628 44 Trevor Rosenthal, R (8, 1) 27 Brett Cecil, R (9, 1)		F SI 90 D SL 84 1 SAFE S SI 91 S SI 90 1-3 ③ K 1-2		L FF 91 L CH 88 B FF 91 1 SAFE 1 SAFE X CH 87 1-2 ① SH1-3 1-2		X SI 89 0-0 1-3 2-H 1B		1 SAFE B FF 96 B FF 95 F SL 89 S SI 96 F FF 96 B FF 96 F SL 88 D SL 90 4-2 1-3 BB		2	0	1	1	0	1	2
										0	0	0	0	1	0	0
										0	0	0	0	0	0	0
										0	0	0	0	0	0	0

Inning Stats																								
	R: 0 E: 0 K: 0 S: 7	H: 1 LOB: 1 BB: 1 P: 12	R: 0 E: 0 K: 1 S: 10	H: 2 LOB: 2 BB: 0 P: 11	R: 0 E: 0 K: 1 S: 13	H: 1 LOB: 1 BB: 0 P: 21	R: 0 E: 0 K: 1 S: 5	H: 1 LOB: 0 BB: 0 P: 5	R: 1 E: 0 K: 0 S: 15	H: 2 LOB: 2 BB: 1 P: 25	R: 1 E: 1 K: 2 S: 14	H: 2 LOB: 2 BB: 0 P: 19	R: 0 E: 0 K: 0 S: 5	H: 1 LOB: 0 BB: 0 P: 7	R: 1 E: 1 K: 2 S: 14	H: 2 LOB: 2 BB: 1 P: 24	R: 0 E: 1 K: 1 S: 8	H: 0 LOB: 0 BB: 0 P: 12	1B: 9 2B: 3 3B: 0 HR: 1	SF: 0 SAC: 1 DP: 4 HBP: 0	WP: 0 PB: 0 SB: 1 CS: 0	PA: 40

PITCHER		IP	WLS	BF	H	R	ER	SO	BB	IBB	HBP	BLK	WP	HR	S	P	ERA	WHIP
57 Trevor Williams, R ERA: 4.57	(1, 1)	5.2		27	9	2	1	5	2	0	0	0	0	0	62	89	1.59	1.941
41 Daniel Hudson, R ERA: 4.38	(6, 1)	0.1		1	0	0	0	0	0	0	0	0	0	0	2	4	0.00	0.000
44 Tony Watson, L ERA: 3.67	(7, 1)	1.0		3	1	0	0	0	0	0	0	0	0	0	5	7	0.00	1.000
12 Juan Nicasio, R ERA: 2.59	(8, 1)	1.0		6	2	1	1	2	1	0	0	0	0	1	14	24	9.00	3.000
38 Wade LeBlanc, L ERA: 3.99	(9, 1)	1.0	W	3	0	0	0	1	0	0	0	0	0	0	8	12	0.00	0.000

PITCHER	IP	WLS	BF	H	R	ER	SO	BB	IBB	HBP	BLK	WP	HR	S	P	ERA	WHIP

AB	36
R	3
H	12
RBI	3
BB	3
SO	8
LOB	19

Batter	1	2	3	4	5	6	7	8	9	AB	R	H	RBI	BB	SO	LOB
26 Adam Frazier, L (1, 4) OBP: 0.345, SLG: 0.364	F CH 90 X FF 95 0-1 28 S 22 1B 1B		B CH 88 X SI 95 1-0 ① G4-3 1-2		B CH 89 F SI 94 F SL 84 B FF 98 X FF 97 2-2 ② G4-3			F FF 96 B FF 96 H FF 98 2-1 HBP	T KC 83 B FF 92 X KC 84 1-1 1-2 2-H 1B	4	1	2	1	0	0	1
28 John Jaso, L (1, 7) OBP: 0.314, SLG: 0.425	B FF 93 1 SAFE C SI 92 B CH 85 F FF 95 D SL 85 S SL 85 3-3 ① K 1-2		F FF 97 X FF 97 0-1 ② F7		B CH 89 B SL 82 F FF 97 B FF 100 B FF 98 4-1 BB			C FF 97 C SL 86 B CH 87 X FF 99 1-2 ① L5		3	0	0	0	1	1	3
22 Andrew McCutchen, R (1, 8) OBP: 0.380, SLG: 0.520	F CU 81 B SI 94 2 SAFE X SI 94 1-1 2-H 1B		C SL 86 B SI 98 B FF 99 C SL 86 S SL 87 2-3 ③ K		B SL 85 F SI 96 C SL 85 X SL 87 1-2 ③ L7			S SL 88 B FF 98 B SL 86 S FF 98 F FF 99 X CH 88 2-2 ② P2		4	0	1	1	0	1	3
55 Josh Bell, S (1, 3) OBP: 0.324, SLG: 0.474	C FF 97 F FF 97 B SL 85 B SL 84 X FF 98 2-2 ② L8			X FF 98 0-0 ① G3		C CH 86 S CH 88 C SL 86 0-3 ① K		B FF 99 S FF 98 B FF 98 F FF 98 C FF 99 2-3 ③ K		4	0	0	0	0	2	2
29 Francisco Cervelli, R (1, 2) OBP: 0.348, SLG: 0.383 5 Josh Harrison, R (9, PR) OBP: 0.352, SLG: 0.424	D SL 83 X SI 96 1-0 ③ G3			C SI 96 C SL 86 B CH 90 X SL 86 1-2 ② F9		C SI 95 C SI 96 B SL 87 X CH 88 1-2 ② F8			X FF 91 0-0 25 G1-3 10 2B 1B	4 0	0 1	1 0	0 0	0 0	0 0	1 0
25 Gregory Polanco, L (1, 9) OBP: 0.318, SLG: 0.408		B SL 83 F FF 97 B SL 87 F FF 98 X SL 87 2-2 ① L3		C FF 100 C SL 87 B FF 98 B SL 87 B CH 88 F SL 88 X FF 100 3-2 1B		S FF 98 X FF 99 0-1 ③ L7			1 SAFE B FF 92 F FF 92 F FF 92 1 SAFE X KC 83 1-2 ① G1-3 1-2	4	0	1	0	0	0	1
10 Jordy Mercer, R (1, 6) OBP: 0.346, SLG: 0.420		B SL 85 X SI 97 1-0 ② G6-3		1 SAFE C FF 97 C SL 86 F SL 87 B SL 86 X FF 99 1-2 ③ F7			C SI 95 B SL 85 S CH 87 F SL 86 C FF 98 1-3 ① K		X CH 83 0-0 26 1B 2-H 2B	4	1	1	1	0	1	1
62 Max Moroff, S (1, 5) OBP: 0.203, SLG: 0.176 64 José Osuna, R (9, PH) OBP: 0.289, SLG: 0.468		B SI 97 F SI 97 S FF 98 F CH 89 X FF 100 1-2 ③ G6-3			X FF 95 0-0 HR			B CH 88 C CH 88 B SL 86 B SI 96 X FF 95 3-1 ② G3-1	B FF 92 X FF 93 1-0 ② G5-3	3 1	1 0	1 0	1 0	0 0	0 2	0 0
57 Trevor Williams, R (1, 1) OBP: 0.043, SLG: 0.043 41 Daniel Hudson, R (6, 1) 44 Tony Watson, L (7, 1) 17 Phil Gosselin, R (7, PH) OBP: 0.195, SLG: 0.179 12 Juan Nicasio, R (8, 1) 38 Wade LeBlanc, L (9, 1) OBP: 0.200, SLG: 0.200 23 David Freese, R (9, PH) OBP: 0.376, SLG: 0.364			B FF 94 C FF 95 C FF 94 X FF 98 1-2 26 G4-3 1B		B FF 96 C FF 95 C SL 83 X SL 84 1-2 ① G3-1			C SI 97 S SI 95 S SL 86 0-3 ③ K	0-0 26 1B IBB	2 0 0 0 1 0 0 0	0 0 0 0 0 0 0 0	1 0 0 0 0 0 0 0	0 0 0 0 0 1 0 0	0 0 0 0 0 0 0 0	0 0 0 0 0 0 0 0	0 0 0 0 0 0 0 0
Inning Stats	R: 1 E: 0 K: 1 S: 11 H: 2 LOB: 1 BB: 0 P: 18	R: 0 E: 0 K: 0 S: 8 H: 0 LOB: 0 BB: 0 P: 12	R: 0 E: 0 K: 1 S: 9 H: 1 LOB: 1 BB: 0 P: 13	R: 0 E: 0 K: 0 S: 12 H: 1 LOB: 1 BB: 0 P: 17	R: 1 E: 0 K: 0 S: 11 H: 1 LOB: 1 BB: 1 P: 19	R: 0 E: 0 K: 1 S: 8 H: 0 LOB: 0 BB: 0 P: 9	R: 0 E: 0 K: 2 S: 9 H: 0 LOB: 0 BB: 0 P: 13	R: 0 E: 0 K: 1 S: 11 H: 0 LOB: 1 BB: 0 P: 18	R: 2 E: 0 K: 0 S: 8 H: 3 LOB: 2 BB: 1 P: 11	1B: 6 2B: 1 3B: 0 HR: 1 SF: 0 SAC: 0 DP: 0 HBP: 1						

PITCHER		IP	WLS	BF	H	R	ER	SO	BB	IBB	HBP	BLK	WP	HR	S	P	ERA	WHIP
18 Carlos Martinez, R ERA: 3.36	(1, 1)	7.0		27	5	2	2	5	1	0	0	0	0	1	68	101	2.57	0.857
44 Trevor Rosenthal, R ERA: 3.72	(8, 1)	1.0	H	4	0	0	0	1	0	0	1	0	0	0	11	18	0.00	0.000
27 Brett Cecil, L ERA: 3.65	(9, 1)	0.2	L	6	3	2	2	0	0	1	0	0	0	0	8	11	27.00	4.500

PITCHER	IP	WLS	BF	H	R	ER	SO	BB	IBB	HBP	BLK	WP	HR	S	P	ERA	WHIP

BOTTOM

St. Louis Cardinals @ Pittsburgh Pirates

PNC Park, Pittsburgh, PA

Sun Jul 16 2017, 1:39 PM - 4:41 PM EDT

Att. 29,247 - Partly Cloudy - 79 F

livebaseballscorecards.com

AB	34
R	4
H	8
RBI	4
BB	2
SO	6
LOB	14

Batter	1	2	3	4	5	6	7	8	9	AB	R	H	RBI	BB	SO	LOB
5 Jonathan Villar, S (1, 4) OBP: 0.284, SLG: 0.345	C SI 95 F CH 89 B SI 95 B SI 96 B FF 95 T FF 95 3-2 ① **K**		B KC 82 C CH 89 X CH 90 1-1 ② **G1-3**	S SI 95 B SI 94 B CH 90 F CH 89 S FF 97 2-3 ③ **K**			S SI 95 F SI 94 B SL 85 B SI 94 X CH 87 2-2 ① **G4-3**	F FF 98 C FF 98 B FF 100 B CH 90 F FF 100 B CU 84 X CH 89 3-2 ③ **G5-3** **1-3**		5	0	0	0	0	2	4
7 Eric Thames, L (1, 3) OBP: 0.374, SLG: 0.556	F SI 93 C KC 83 B KC 84 F SI 96 S CH 89 1-3 ② **K**		B CH 89 X SI 95 1-0 **1B**		C KC 79 S SL 87 B KC 80 B CH 90 F SI 95 X SL 87 2-2 ① **G3**		C SL 85 X SI 95 0-1 **16 BB** **8 1B** **1B**		B FF 98 F FF 97 C CU 82 B SL 86 X FF 99 2-2 ① **F9**	5	0	2	0	0	1	0
8 Ryan Braun, R (1, 7) OBP: 0.343, SLG: 0.538	B SI 95 B FF 96 B SI 95 C SI 94 T SI 93 C SI 96 3-3 ③ **K**		F SI 96 C SL 88 F FF 97 D KC 83 B SI 93 1 SAFE F CH 91 X SI 96 2-2 ③ **G4-3**		X CH 88 0-0 ② **G5-3**		X SI 94 0-0 **16 BB** **1-2** **1B**		C FF 98 C CU 82 X FF 100 0-2 ② **G6-3**	5	0	1	0	0	1	1
21 Travis Shaw, L (1, 5) OBP: 0.361, SLG: 0.564		B SI 92 C SI 94 B KC 80 X CH 89 2-1 **12 WP** **3 1B** **1B**		F SI 93 B KC 82 B CH 92 B CH 90 X SI 96 3-1 **16 F9** **12 FC3** **2B**	F SI 94 B FF 95 F SL 88 X KC 80 1-2 ③ **G6-3**		C SI 94 B SL 86 D SL 86 B SI 94 F SI 94 S SI 94 3-3 ② **K**		C FF 99 C SL 88 F FF 100 C SL 87 0-3 ③ **K**	5	2	2	0	0	2	2
16 Domingo Santana, R (1, 9) OBP: 0.385, SLG: 0.500		C FF 95 B FF 96 F SI 95 S FF 96 1-3 ① **K**		S SL 86 F SI 94 X SI 96 0-2 ① **F9** **2-3**		F SI 93 X SL 86 0-1 ① **G5-3**	B CH 89 B CH 88 F SI 95 B SI 94 B CH 88 4-1 **BB** **1-2** **2-3**			3	0	0	0	1	1	2
12 Stephen Vogt, L (1, 2) OBP: 0.291, SLG: 0.405 9 Manny Piña, R (5, 2) OBP: 0.332, SLG: 0.454		C FF 94 F FF 98 B KC 83 B CH 87 S FF 95 2-3 ② **K** **1-2**		F FF 96 F SL 87 F FF 97 B FF 98 X KC 84 1-2 **FC3** **3 FC6-4** **3-H**		B SL 87 B SI 93 C SI 94 B SI 94 B SI 95 4-1 **33 BB** **24 1B** **BB**	F SI 94 B SI 94 B CH 88 F SI 94 B SI 94 X SI 95 3-2 ③ **G1-3**			2 1	0 0	0 0	1 0	0 1	1 0	1 3
3 Orlando Arcia, R (1, 6) OBP: 0.319, SLG: 0.419		X SI 95 0-0 **1B** **2-H**		F SL 88 F SI 97 X SI 96 0-2 ② **FC6-4** **35 HBP** **33 S** **1-2f**		F SI 94 F SI 96 B SI 97 F FF 96 X SL 89 1-2 ② **P4**		C SL 89 S FF 96 B FF 97 F SL 90 F SL 90 X FF 97 1-2 **5 S** **1B**		4	0	2	1	0	0	2
33 Brett Phillips, L (1, 8) OBP: 0.263, SLG: 0.353		C SI 95 X CH 90 0-1 ③ **G3**		**1 SAFE** **1 SAFE** **B CH 85** **B FF 93** **1 SAFE** 1 SAFE B FF 96 3-0 **35 HBP** **1-2** **IBB**		B FF 97 B SI 93 B FF 94 C FF 94 B SI 93 4-1 **24 1B** **1-2** **BB**		C FF 96 B SI 97 C SI 95 B FF 97 F FF 96 B SI 96 S FF 96 3-3 ① **K**		2	0	0	0	2	1	2
35 Brent Suter, L (1, 1) OBP: 0.429, SLG: 0.333 58 Rob Scahill, L (5, 1) 24 Jesús Aguilar, R (6, PH) OBP: 0.359, SLG: 0.543 71 Josh Hader, L (6, 1) 48 Jared Hughes, R (7, 1) 14 Hernán Pérez, R (8, PH) OBP: 0.299, SLG: 0.451 39 Tyler Webb, L (8, 1)			C FF 94 B SI 94 S SI 95 T SI 96 1-2 ① **K**	H SI 94 1-0 **1-2** **2-3** **HBP**		C SL 88 X SL 87 0-1 ③ **1-2** **2-H** **1B**		F FF 96 B FF 96 B SI 92 B SL 91 X SI 97 3-1 ② **P6**		1 0 1 0 0 1	0 0 0 0 0 0	0 0 1 0 0 0	0 0 0 0 0 0	0 0 0 0 0 0	1 0 0 0 0 0	0 0 0 0 0 1
Inning Stats	R: 0 E: 0 K: 3 S: 10 H: 0 LOB: 0 BB: 0 P: 17	R: 1 E: 0 K: 2 S: 11 H: 2 LOB: 1 BB: 0 P: 16	R: 0 E: 0 K: 1 S: 11 H: 1 LOB: 1 BB: 0 P: 16	R: 1 E: 0 K: 1 S: 15 H: 1 LOB: 3 BB: 1 P: 25	R: 0 E: 0 K: 0 S: 8 H: 0 LOB: 0 BB: 0 P: 11	R: 0 E: 0 K: 0 S: 10 H: 1 LOB: 2 BB: 2 P: 19	R: 0 E: 0 K: 1 S: 13 H: 2 LOB: 3 BB: 1 P: 25	R: 0 E: 0 K: 1 S: 15 H: 1 LOB: 1 BB: 0 P: 25	R: 0 E: 0 K: 1 S: 10 H: 0 LOB: 0 BB: 0 P: 12	1B: 7 2B: 1 3B: 0 HR: 0 SF: 0 SAC: 0 DP: 0 HBP: 1						

PITCHER		IP	WLS	BF	H	R	ER	SO	BB	IBB	HBP	BLK	WP	HR	S	P	ERA	WHIP
39 Chad Kuhl, R ERA: 4.85	(1, 1)	5.2		26	4	2	2	7	2	1	1	0	1	0	63	102	3.18	1.059
41 Daniel Hudson, R ERA: 4.34	(6, 1)	0.1	W	1	1	0	0	0	0	0	0	0	0	0	2	2	0.00	3.000
44 Tony Watson, L ERA: 3.59	(7, 1)	1.0	H	6	2	0	0	1	1	0	0	0	0	0	13	25	0.00	3.000
12 Juan Nicasio, R ERA: 2.55	(8, 1)	0.2	H	3	1	0	0	1	0	0	0	0	0	0	11	18	0.00	1.500
73 Felipe Vázquez, L ERA: 0.72	(8, 1)	1.1	S	4	0	0	0	1	0	0	0	0	0	0	14	19	0.00	0.000

PITCHER	IP	WLS	BF	H	R	ER	SO	BB	IBB	HBP	BLK	WP	HR	S	P	ERA	WHIP

TOP

Milwaukee Brewers @ Pittsburgh Pirates

PNC Park, Pittsburgh, PA

Mon Jul 17 2017, 7:08 PM - 10:21 PM EDT

Att. 18,506 - Partly Cloudy - 82 F

livebaseballscorecards.com

AB	35
R	2
H	8
RBI	2
BB	4
SO	10
LOB	18

Batter	1	2	3	4	5	6	7	8	9	AB	R	H	RBI	BB	SO	LOB
5 Josh Harrison, R (1, 4) (8, 5) OBP: 0.353, SLG: 0.422	B FF 86 B FF 86 F FF 86 B FF 87 X FF 87 3-1 ① L9		C CU 76 S CH 81 X FF 87 0-2 ③ G5-3		X CH 81 0-0 29 1B 1-2 1B		B SL 87 C SI 93 B SL 88 B SI 92 C SI 93 S SL 87 3-3 ① K	B CH 81 B CH 80 B FF 92 3-0 IBB		4	0	1	0	1	1	1
29 Francisco Cervelli, R (1, 2) OBP: 0.349, SLG: 0.383	C FF 86 B FF 88 C FF 87 F FF 88 F FF 88 S CU 75 1-3 ② K			B FF 84 X FF 84 1-0 1B	C CU 77 B FF 87 B CU 76 S FF 88 X FF 87 2-2 ② 1-3 2-H 1B		C SI 95 B SL 88 X SI 94 1-1 ② G5-3	F FF 91 F FF 92 C FF 92 0-3 ③ K		5	0	2	0	0	2	3
22 Andrew McCutchen, R (1, 8) OBP: 0.382, SLG: 0.518	C FF 86 B CH 82 X FF 87 1-1 ③ G5-3			B FF 84 B FF 86 B FF 85 C FF 84 S FF 84 S FF 86 3-3 ① K	0-0 IBB		X SI 94 0-0 23 S 1B			3	0	1	0	1	1	1
23 David Freese, R (1, 5) OBP: 0.371, SLG: 0.357 73 Felipe Vázquez, L (8, 1)		C FF 86 X CU 74 0-1 ① G1-3		C FF 86 C FF 87 B FF 88 F FF 86 X CU 75 1-2 ② L8	B SI 92 B SI 92 B SI 91 C SI 92 C SI 93 C SI 93 3-3 ③ K		1 SAFE 1 SAFE C SI 93 S SI 94 B SL 89 B SI 95 B SI 94 X SI 95 3-2 ③ G6-3 1-2			4	0	0	0	0	1	5
										0	0	0	0	0	0	0
55 Josh Bell, S (1, 3) OBP: 0.323, SLG: 0.475		C FF 86 X FF 86 0-1 ② G5-3		C FF 87 B CH 82 S FF 86 X FF 87 1-2 ③ G6-3		B SI 93 B SI 92 X SI 93 2-0 64 G4-3 25 2B 2B		X FF 91 0-0 ① G5-3		4	1	1	0	0	0	1
64 José Osuna, R (1, 7) OBP: 0.296, SLG: 0.469 26 Adam Frazier, L (8, 7) OBP: 0.344, SLG: 0.363		B FF 86 B FF 84 B FF 86 B FF 85 4-0 25 PO BB			B FF 85 X FF 84 1-0 25 E 1B	F SI 94 X SI 94 0-1 ① G4-3 2-3		C CU 82 C FF 91 F FF 91 B CU 82 F FF 92 X FF 91 1-2 ② L8		2	1	1	0	1	0	1
										1	0	0	0	0	0	0
25 Gregory Polanco, L (1, 9) OBP: 0.327, SLG: 0.424		F FF 85 1 SAFE 0-1 ③ PO 1-2	C CU 75 B FF 86 C FF 86 B CU 77 F FF 89 X FF 89 2-2 39 G6-3 1B		C FF 86 B FF 86 X FF 86 1-1 E1 10 SF8 1-H 2B	C SI 95 X SI 94 0-1 3-H 2B		F FF 92 B FF 92 X CU 82 1-1 10 1B 62 1B 1B		4	2	4	2	0	0	0
10 Jordy Mercer, R (1, 6) OBP: 0.345, SLG: 0.419			C FF 85 X FF 87 0-1 ① L5		B FF 87 B FF 86 X FF 86 2-0 ① SF8 3-H	B SI 92 D CH 82 T SI 94 X SI 93 2-1 ② F7		B FF 92 1 SAFE X FF 92 1-0 62 1B 1-2 1B		3	0	1	1	0	0	2
39 Chad Kuhl, R (1, 1) OBP: 0.077, SLG: 0.040 41 Daniel Hudson, R (6, 1) 17 Phil Gosselin, R (6, PH) OBP: 0.190, SLG: 0.175 44 Tony Watson, L (7, 1) 12 Juan Nicasio, R (8, 1) 62 Max Moroff, S (8, 4) OBP: 0.217, SLG: 0.192			B FF 85 L FF 84 X FF 84 1-1 ② G6-3 1-2		B FF 87 X FF 86 1-0 5 1B 29 1B 1B	C SI 94 X SI 93 0-1 ③ L8		S CH 80 S FF 91 B FF 91 X SI 92 1-2 1-3 2-H 1B		2	0	1	0	0	0	1
										0	0	0	0	0	0	0
										1	0	0	0	0	0	0
										0	0	0	0	0	0	0
										0	0	0	0	0	0	0
										1	0	1	1	0	0	0
Inning Stats	R: 0 E: 0 K: 1 S: 9 H: 0 LOB: 0 BB: 0 P: 14	R: 0 E: 0 K: 0 S: 5 H: 0 LOB: 0 BB: 1 P: 9	R: 0 E: 0 K: 0 S: 11 H: 1 LOB: 1 BB: 0 P: 14	R: 0 E: 0 K: 1 S: 11 H: 1 LOB: 1 BB: 0 P: 17	R: 2 E: 1 K: 1 S: 12 H: 5 LOB: 3 BB: 1 P: 22	R: 1 E: 0 K: 0 S: 9 H: 2 LOB: 1 BB: 0 P: 13	R: 0 E: 0 K: 1 S: 9 H: 1 LOB: 1 BB: 0 P: 16	R: 1 E: 0 K: 1 S: 15 H: 3 LOB: 3 BB: 1 P: 22		1B: 10 2B: 3 3B: 0 HR: 0 SF: 1 SAC: 0 DP: 0 HBP: 0						

PITCHER		IP	WLS	BF	H	R	ER	SO	BB	IBB	HBP	BLK	WP	HR	S	P	ERA	WHIP
35 Brent Suter, L ERA: 3.09	(1, 1)	4.2		21	7	2	2	2	1	1	0	0	0	0	45	70	3.86	1.714
58 Rob Scahill, R ERA: 4.79	(5, 1)	0.1		1	0	0	0	1	0	0	0	0	0	0	3	6	0.00	0.000
71 Josh Hader, L ERA: 1.29	(6, 1)	1.0	L	5	2	1	1	0	0	0	0	0	0	0	9	13	9.00	2.000
48 Jared Hughes, R ERA: 2.82	(7, 1)	1.0		4	1	0	0	1	0	0	0	0	0	0	9	16	0.00	1.000
39 Tyler Webb, L ERA: 5.63	(8, 1)	1.0		7	3	1	1	1	0	1	0	0	0	0	15	22	9.00	3.000

PITCHER	IP	WLS	BF	H	R	ER	SO	BB	IBB	HBP	BLK	WP	HR	S	P	ERA	WHIP

BOTTOM

Milwaukee Brewers @ Pittsburgh Pirates

PNC Park, Pittsburgh, PA

Mon Jul 17 2017, 7:08 PM - 10:21 PM EDT

Att. 18,506 - Partly Cloudy - 82 F

livebaseballscorecards.com

AB	34
R	4
H	13
RBI	4
BB	3
SO	5
LOB	16

WP: 0 PA: 39
PB: 0
SB: 1
CS: 0

Batter	1	2	3	4	5	6	7	8	9	AB	R	H	RBI	BB	SO	LOB
16 Domingo Santana, R (1, 9) OBP: 0.383, SLG: 0.495	C SI 92 B SI 92 F SI 91 F SI 94 B CU 82 X SI 93 2-2 ① G6-3		B CU 79 B SI 92 C SI 92 X SI 92 2-1 7 1B 1B	F SI 92 B FF 92 F CH 86 B CU 81 T CH 85 2-2 ③ K			C SI 93 X CH 82 0-1 ② G5-3		S CH 88 S CH 88 B CH 88 S FF 99 1-3 ② K	5	0	1	0	0	2	2
7 Eric Thames, L (1, 3) OBP: 0.374, SLG: 0.553	C SI 91 B SI 93 B SI 93 S CH 86 C SI 93 2-3 ② K		B SI 92 B SI 93 1 SAFE F SI 92 X SI 93 2-1 ① 8 1B 21 HR 1-2 1B		B CH 84 F CH 85 B FF 93 F SI 92 B CU 81 T CH 86 3-2 ① K		F CH 81 C CH 82 X CH 82 0-2 1B		B CU 83 F FF 99 F FF 100 S FF 100 1-3 ③ K	5	1	2	0	0	3	2
8 Ryan Braun, R (1, 7) OBP: 0.341, SLG: 0.531	B SI 92 F SI 91 B CU 79 B CU 78 C FF 92 X SI 92 3-2 ③ F7		X SI 92 0-0 21 HR 1-2 1B		B CU 79 F SI 92 F SI 92 S CU 82 1-3 ② K		C SI 92 C SI 93 F CH 82 B SI 94 F SI 93 F SI 93 1 SAFE 1 SAFE S CH 81 1-3 ③ K			4	1	1	0	0	2	1
21 Travis Shaw, L (1, 5) OBP: 0.365, SLG: 0.575 24 Jesús Aguilar, R (8, 5) OBP: 0.354, SLG: 0.543		F SI 92 X CH 87 0-1 14 2B 1B	C SI 94 F SI 94 X SI 93 0-2 1-H 2-H HR		C SI 92 B CU 80 X CH 86 1-1 1B			C FF 96 B CH 87 B CH 86 B FF 96 C CH 88 C FF 96 3-3 ① K		4 0	1 0	3 0	3 0	0 0	1 0	0 0
14 Hernán Pérez, R (1, 4) OBP: 0.302, SLG: 0.455		X SI 92 0-0 1-3 2B	C CU 80 B CU 81 X SI 93 1-1 9 CS 1B		C SI 94 X FF 93 0-1 ③ G6-3			X SL 87 0-0 ② G1-3		4	0	2	0	0	0	1
9 Manny Piña, R (1, 2) OBP: 0.335, SLG: 0.455		F SI 93 X CU 81 0-1 ① P6	1 SAFE S SI 92 B SI 93 F CU 81 X CU 81 1-2 ② 23 WP 1-2 1B			X SI 90 0-0 23 G6-4-3 1B		C SL 87 B FF 96 B SL 87 X SL 86 2-1 ③ G6-3		4	0	2	0	0	0	2
23 Keon Broxton, R (1, 8) OBP: 0.297, SLG: 0.438		F SI 94 F SI 94 S FF 94 0-3 ② K	S FF 93 F SI 92 B FF 94 F CU 82 B CU 82 X SI 94 2-2 ③ G6-3 1-2			C SI 91 F SI 93 B CU 81 F SI 91 B CU 81 X SI 92 2-2 ① ② G6-4-3 1-2f			F FF 99 S CH 89 C FF 100 0-3 ① K	4	0	0	0	0	2	4
3 Orlando Arcia, R (1, 6) OBP: 0.321, SLG: 0.418		0-0 IBB	X FF 91 0-0 ① F8			F SI 91 X CU 80 0-1 ③ L9			S CH 90 B FF 99 F FF 99 X CH 90 1-2 47 1B 1B	3	0	1	0	1	0	0
41 Junior Guerra, R (1, 1) 51 Oliver Drake, R (6, 1) 5 Jonathan Villar, S (7, PH) OBP: 0.283, SLG: 0.344 59 Carlos Torres, R (7, 1) 47 Jett Bandy, R (9, PH) OBP: 0.291, SLG: 0.385 33 Brett Phillips, L (9, PR) OBP: 0.263, SLG: 0.353		B SI 93 S SI 94 T SI 94 S CU 82 1-3 ③ K	C SI 91 F SI 91 B CU 80 X SI 93 1-2 ② G6-3				B SI 93 X SI 92 1-0 ① F7		X FF 97 0-0 1-2 1B	2 0 1 0 1 0	0 0 0 0 1 0	0 0 0 0 1 0	0 0 0 0 0 0	0 0 0 0 0 0	1 0 0 0 0 0	3 0 0 0 0 0
Inning Stats	R: 0 E: 0 K: 1 S: 10 H: 0 LOB: 0 BB: 0 P: 17	R: 0 E: 0 K: 2 S: 11 H: 2 LOB: 3 BB: 1 P: 12	R: 3 E: 0 K: 0 S: 17 H: 6 LOB: 1 BB: 0 P: 25	R: 0 E: 0 K: 1 S: 7 H: 0 LOB: 0 BB: 0 P: 10	R: 0 E: 0 K: 2 S: 10 H: 1 LOB: 1 BB: 0 P: 15	R: 0 E: 0 K: 0 S: 7 H: 1 LOB: 0 BB: 0 P: 9	R: 0 E: 0 K: 1 S: 12 H: 1 LOB: 1 BB: 0 P: 14	R: 0 E: 0 K: 1 S: 6 H: 0 LOB: 0 BB: 0 P: 11	R: 0 E: 0 K: 3 S: 13 H: 2 LOB: 2 BB: 0 P: 16	1B: 11 2B: 1 3B: 0 HR: 1 SF: 0 SAC: 0 DP: 1 HBP: 0						

PITCHER		IP	WLS	BF	H	R	ER	SO	BB	IBB	HBP	BLK	WP	HR	S	P	ERA	WHIP
46 Iván Nova, R ERA: 3.27	(1, 1)	6.0	W	26	10	3	3	6	0	1	0	0	1	1	62	88	4.50	1.667
31 A.J. Schugel, R ERA: 1.5	(7, 1)	1.0	H	4	1	0	0	1	0	0	0	0	0	0	12	14	0.00	1.000
41 Daniel Hudson, R ERA: 4.23	(8, 1)	1.0	H	3	0	0	0	1	0	0	0	0	0	0	6	11	0.00	0.000
73 Felipe Vázquez, L ERA: 0.71	(9, 1)	1.0	S	5	2	0	0	3	0	0	0	0	0	0	13	16	0.00	2.000

PITCHER	IP	WLS	BF	H	R	ER	SO	BB	IBB	HBP	BLK	WP	HR	S	P	ERA	WHIP

TOP

Milwaukee Brewers @ Pittsburgh Pirates

PNC Park, Pittsburgh, PA

Tue Jul 18 2017, 7:09 PM - 10:05 PM EDT

Att. 20,462 - Partly Cloudy - 87 F

livebaseballscorecards.com

AB	37
R	3
H	13
RBI	3
BB	1
SO	11
LOB	15

WP: 1 PA: 38
PB: 0
SB: 0
CS: 1

Milwaukee Brewers @ Pittsburgh Pirates

PNC Park, Pittsburgh, PA

Tue Jul 18 2017, 7:09 PM - 10:05 PM EDT

Att. 20,462 - Partly Cloudy - 87 F

livebaseballscorecards.com

BOTTOM

Batter	1	2	3	4	5	6	7	8	9	AB	R	H	RBI	BB	SO	LOB
6 Starling Marte, R (1, 7) OBP: 0.302, SLG: 0.368	B FF 93 F FF 92 L FF 93 B FS 84 X FF 93 2-2 ① P3			B SI 94 B FF 93 F SI 92 C FF 92 X FF 94 2-2 55 PO 5 F8 1B		B FS 85 B FF 92 B SI 92 B FF 93 4-0 5 HR BB	C FF 93 C FF 94 B SI 96 F SL 84 X FF 95 1-2 ③ G6-3			3	1	1	0	1	0	1
5 Josh Harrison, R (1, 4) OBP: 0.352, SLG: 0.429	C SI 93 S FS 86 B FF 94 B FS 86 X SI 93 2-2 ② G6-3			1 SAFE X SI 93 0-0 ① F8 1-2		B FF 95 1 SAFE D FS 84 B FF 93 C FF 94 X FF 95 3-1 1-H HR		B FF 94 B FF 92 X FF 94 2-0 ① L4		4	1	1	2	0	0	1
22 Andrew McCutchen, R (1, 8) OBP: 0.380, SLG: 0.514	C FF 95 B FF 96 B FF 88 X SI 94 2-1 ③ G5-3			B FS 86 X SI 95 1-0 ② L8		B FS 84 B FF 92 B FF 93 C FF 92 F FF 92 F FF 92 F FS 85 B FF 92 4-2 55 1B 23 1B BB		C FF 93 B SI 91 B FF 94 B SI 91 F FF 95 F FF 94 F FF 95 X FF 95 3-2 ② L8		3	1	0	0	1	0	1
55 Josh Bell, S (1, 3) OBP: 0.322, SLG: 0.472		B FF 94 T SI 94 F SI 92 S FS 86 1-3 ① K		2 SAFE 0-0 ③ PO 2-3	B FF 91 B FS 85 C FF 92 T FS 86 S FS 84 2-3 ① K	X FF 92 0-0 23 1B 1-2 1B		B FF 95 F FF 94 B FF 95 B FF 95 F FF 94 F FC 93 X FF 94 3-2 ③ G6-3		4	0	1	0	0	2	0
23 David Freese, R (1, 5) OBP: 0.371, SLG: 0.357		X FF 94 0-0 ② F8			C FS 84 X SI 93 0-1 ② G4-3	C FF 92 S FS 85 B FF 93 F FF 93 D FS 85 B FS 85 X FF 93 3-2 1-3 2-H 1B				3	0	1	1	0	0	0
25 Gregory Polanco, L (1, 9) OBP: 0.323, SLG: 0.419		C SI 95 S FS 88 B FF 94 S FS 86 1-3 ③ K			B FS 84 F FS 87 B FS 87 S FS 84 F FS 85 F FS 86 X FS 86 2-2 ③ F7	B FF 93 X FF 92 1-0 ③ L5				3	0	0	0	0	1	2
29 Francisco Cervelli, R (1, 2) OBP: 0.353, SLG: 0.402			C SI 94 X SI 91 0-1 ① G5-3			F SI 93 B FF 93 F FF 94 X FS 86 1-2 HR	C FF 94 X FF 94 0-1 10 G4-3 1B			3	1	2	1	0	0	0
10 Jordy Mercer, R (1, 6) OBP: 0.342, SLG: 0.415			C SI 92 B FF 94 B FS 87 F SI 92 X FF 94 2-2 ② F9			F SI 93 B FS 86 B FF 94 B SI 92 X FF 94 3-1 ① F9	B SI 94 F FF 93 1 SAFE F FC 92 F SL 84 X FF 95 1-2 ① G4-3 1-2			3	0	0	0	0	0	1
46 Iván Nova, R (1, 1) OBP: 0.026, SLG: 0.026 26 Adam Frazier, L (6, PH) OBP: 0.343, SLG: 0.361 31 A.J. Schugel, R (7, 1) 28 John Jaso, L (7, PH) OBP: 0.313, SLG: 0.422 41 Daniel Hudson, R (8, 1) 73 Felipe Vázquez, L (9, 1)			C FF 93 B SI 94 F FF 92 C FF 93 1-3 ③ K			C FF 94 X FF 94 0-1 ② F8	B FF 93 F FF 94 X FF 94 1-1 ② F7			1 1 0 1 0 0 0	0 0 0 0 0 0 0	0 0 0 0 0 0 0	0 0 0 0 0 0 0	0 0 0 0 0 0 0	1 0 0 0 0 0 0	0 0 0 1 0 0 0
Inning Stats	R: 0 E: 0 K: 0 S: 8 H: 0 LOB: 0 BB: 0 P: 14	R: 0 E: 0 K: 2 S: 7 H: 0 LOB: 0 BB: 0 P: 9	R: 0 E: 0 K: 1 S: 8 H: 0 LOB: 0 BB: 0 P: 11	R: 0 E: 0 K: 0 S: 5 H: 1 LOB: 0 BB: 0 P: 8	R: 0 E: 0 K: 1 S: 10 H: 0 LOB: 0 BB: 0 P: 14	R: 4 E: 0 K: 0 S: 19 H: 4 LOB: 2 BB: 2 P: 38	R: 0 E: 0 K: 0 S: 12 H: 1 LOB: 1 BB: 0 P: 15	R: 0 E: 0 K: 0 S: 10 H: 0 LOB: 0 BB: 0 P: 18		1B: 4 2B: 0 3B: 0 HR: 2	SF: 0 SAC: 0 DP: 0 HBP: 0		WP: 0 PB: 0 SB: 0 CS: 0	PA: 32	

PITCHER		IP	WLS	BF	H	R	ER	SO	BB	IBB	HBP	BLK	WP	HR	S	P	ERA	WHIP
41 Junior Guerra, R ERA: 4.77	(1, 1)	5.2		20	3	3	3	4	1	0	0	0	0	2	47	76	4.76	0.706
51 Oliver Drake, R ERA: 4.54	(6, 1)	0.1	L	4	2	1	1	0	1	0	0	0	0	0	10	18	27.00	9.000
59 Carlos Torres, R ERA: 3.96	(7, 1)	2.0		7	1	0	0	0	0	0	0	0	0	0	22	33	0.00	0.500

PITCHER	IP	WLS	BF	H	R	ER	SO	BB	IBB	HBP	BLK	WP	HR	S	P	ERA	WHIP

AB	29
R	4
H	6
RBI	4
BB	2
SO	4
LOB	7

Batter	1	2	3	4	5	6	7	8	9	10	AB	R	H	RBI	BB	SO	LOB
16 Domingo Santana, R (1, 9) OBP: 0.386, SLG: 0.509	C FF 94 X SI 93 0-1 24 E 24 1B 2B	X KC 79 0-0 G1-3 ①	C SI 95 B CH 88 B CH 89 X SL 89 2-1 7 FC5-6 1B			B FF 91 X SL 86 1-0 HR	B SI 94 B SI 94 F CH 86 F SI 93 C SL 86 2-3 K ②	5	2	3	1	0	1	0
7 Eric Thames, L (1, 7) OBP: 0.369, SLG: 0.544 (8, 3)	C FF 96 F CH 87 B FF 96 S KC 81 1-3 K ①	C SI 93 B SL 87 F FF 94 C FF 98 1-3 K ②	B FF 96 S SI 95 F SI 97 1 SAFE B SL 88 1 SAFE X FF 99 2-2 FC5-6 1-2f ②			S FF 92 B FF 94 F CH 86 F SI 95 F FF 94 S SL 89 1-3 K ①	C SL 86 B SI 94 F SL 86 S SI 94 1-3 K ③	5	0	0	0	0	4	2
24 Jesús Aguilar, R (1, 3) OBP: 0.357, SLG: 0.542 50 Jacob Barnes, R (8, 1) 46 Corey Knebel, R (9, 1) 48 Jared Hughes, R (10, 1)	B FF 96 B FF 96 2 SAFE C SL 89 S FF 96 B FF 96 X FF 96 3-2 47 FC5 21 1B 2-H 1B	C FF 93 X SI 95 0-1 1B	B SL 89 C SI 96 C KC 78 S FF 98 1-3 K ③			F FF 94 X SI 94 0-1 G6-3 ②		4 0 0 0	0 0 0 0	2 0 0 0	1 0 0 0	0 0 0 0	1 0 0 0	1 0 0 0
21 Travis Shaw, L (1, 5) OBP: 0.364, SLG: 0.571	C FF 96 B FF 96 S FF 96 D KC 82 X SI 97 2-2 47 FC5 1-2 1B	F CH 88 F KC 78 B FF 98 C SL 88 1-3 K ③		C KC 79 F FF 96 X KC 82 0-2 G4-3 ①		S FF 94 C FF 95 F FF 96 T SI 94 0-2 K ③		4	0	1	0	0	2	1
14 Hernán Pérez, R (1, 4) OBP: 0.298, SLG: 0.449 (8, 7)	D SL 90 X FF 96 1-0 F3 ②		B SL 87 B SL 86 B FF 94 C FF 93 F SI 94 C FF 96 3-3 K ①		C SI 96 B SL 88 X SI 97 1-1 G5-3 ②		X SI 93 0-0 F8 ①	4	0	0	0	0	1	2
47 Jett Bandy, R (1, 2) OBP: 0.290, SLG: 0.381	F FF 96 X SI 96 0-1 FC5 1-2 2-3f ③		B SI 94 C KC 79 F SL 88 X FF 97 1-2 1B		B KC 80 F FF 96 F SI 97 B FF 98 B KC 81 X SI 97 3-2 G3-1 ③		C SI 93 S CH 81 B SI 94 S CH 82 1-3 K ②	4	0	1	0	0	1	2
23 Keon Broxton, R (1, 8) OBP: 0.296, SLG: 0.433		C FF 94 F CH 88 F SL 88 B FF 96 C SI 96 1-3 K ①	F SI 96 S SL 86 D SL 86 S FF 95 1-3 K ②		S KC 80 B SL 86 C FF 97 X SL 87 1-2 F9 ①		C CH 82 B SI 94 B SI 93 B SI 93 F SI 92 B SI 92 4-2 3 1B 3 1B BB	3	0	0	0	1	2	1
3 Orlando Arcia, R (1, 6) OBP: 0.321, SLG: 0.416		B KC 78 X FF 95 1-0 G5-3 ②	S FF 95 B SI 95 F FF 96 F FF 96 B KC 79 D SL 88 X FF 98 3-2 F9 ③			F SL 87 C FF 96 S KC 79 0-3 K2-3 ②	1 SAFE C SI 92 1 SAFE X SI 91 0-1 1-H 1B ③	4	0	1	0	0	1	1
27 Zach Davies, R (1, 1) OBP: 0.212, SLG: 0.172 5 Jonathan Villar, S (8, 4) OBP: 0.282, SLG: 0.342		B FF 95 F SI 94 S SL 90 C FF 96 1-3 K ③	C FF 95 F FF 95 B SL 86 C FF 95 1-3 K ①			C FF 95 F SI 95 X SL 88 0-2 G1-3 ③	B SI 94 X CH 86 1-0 B5-3 ①	3 1	0 0	0 0	0 0	0 0	2 0	0 0
Inning Stats	R: 1 H: 3 E: 1 LOB: 2 K: 1 BB: 0 S: 14 P: 21	R: 0 H: 0 E: 0 LOB: 0 K: 2 BB: 0 S: 8 P: 11	R: 0 H: 1 E: 0 LOB: 1 K: 2 BB: 0 S: 9 P: 11	R: 0 H: 1 E: 0 LOB: 1 K: 2 BB: 0 S: 13 P: 21	R: 0 H: 1 E: 0 LOB: 1 K: 2 BB: 0 S: 11 P: 17	R: 0 H: 0 E: 0 LOB: 0 K: 0 BB: 0 S: 8 P: 12	R: 0 H: 0 E: 0 LOB: 0 K: 1 BB: 0 S: 9 P: 10	R: 1 H: 1 E: 0 LOB: 0 K: 2 BB: 0 S: 12 P: 14	R: 0 H: 1 E: 0 LOB: 2 K: 1 BB: 1 S: 8 P: 13	R: 0 H: 0 E: 0 LOB: 0 K: 2 BB: 0 S: 7 P: 11	1B: 6 2B: 1 3B: 0 HR: 1	SF: 0 SAC: 0 DP: 0 HBP: 0					

PITCHER		IP	WLS	BF	H	R	ER	SO	BB	IBB	HBP	BLK	WP	HR	S	P	ERA	WHIP
45 Gerrit Cole, R ERA: 4.18	(1, 1)	7.0		27	6	1	1	10	0	0	0	0	0	0	72	103	1.29	0.857
12 Juan Nicasio, R ERA: 2.7	(8, 1)	1.0		4	1	1	1	2	0	0	0	0	0	1	12	14	9.00	1.000
31 A.J. Schugel, R ERA: 1.29	(9, 1)	1.0		4	1	0	0	1	1	0	0	0	0	0	8	13	0.00	2.000
44 Tony Watson, L ERA: 3.5	(10, 1)	1.0	W	3	0	0	0	2	0	0	0	0	0	0	7	11	0.00	0.000

PITCHER	IP	WLS	BF	H	R	ER	SO	BB	IBB	HBP	BLK	WP	HR	S	P	ERA	WHIP

TOP

Milwaukee Brewers @ Pittsburgh Pirates

PNC Park, Pittsburgh, PA

Wed Jul 19 2017, 7:07 PM - 10:29 PM EDT
Att. 24,401 - Partly Cloudy - 88 F

livebaseballscorecards.com

AB	37
R	2
H	8
RBI	2
BB	1
SO	15
LOB	10

WP: 0 PA: 38
PB: 0
SB: 0
CS: 0

BOTTOM

Batter	1	2	3	4	5	6	7	8	9	10	AB	R	H	RBI	BB	SO	LOB
6 Starling Marte, R (1, 7) OBP: 0.294, SLG: 0.355	C SI 88 X SI 89 0-1 5 E 5 1B 22 SF8 1B	X FC 87 0-0 ③ G5-3			C SI 89 X CU 74 0-1 ② G5-3			C FF 98 B FF 99 B FC 93 C FC 91 S FC 90 2-3 ① K		S SL 87 B SI 93 S SL 87 B SL 87 S SI 94 2-3 ① K	5	1	1	0	0	2	2
5 Josh Harrison, R (1, 4) OBP: 0.355, SLG: 0.434 (10, 5)	B SI 89 1 SAFE X FC 86 1-0 E6 64 G4-3 1-3 1B		B CU 72 B FC 86 C SI 89 S CU 74 X SI 91 2-2 64 G3-6-3 1B		B CU 74 X CU 74 1-0 ③ F9			C FC 92 S FF 99 B FF 98 B FF 98 X FC 91 2-2 ② G6-3		B SL 88 X SL 88 1-0 28 F8 62 1B 2B	5	1	3	0	0	0	0
22 Andrew McCutchen, R (1, 8) OBP: 0.378, SLG: 0.509	S FC 87 X SI 90 0-1 ① SF8 3-H		F SI 91 B SI 88 1 SAFE F CH 81 B FC 87 1 SAFE C FC 86 2-3 ① K			C SI 89 B SI 91 X SI 90 1-1 ① G3		B FC 92 B FC 91 X FF 98 2-0 ③ G6-3		0-0 62 1B 62 S IBB	3	0	0	1	1	1	1
64 José Osuna, R (1, 3) OBP: 0.290, SLG: 0.459 28 John Jaso, L (9, PH) OBP: 0.310, SLG: 0.418 (10, 3)	C SI 90 X FC 87 0-1 ② G4-3 2-3		1 SAFE 1 SAFE C SI 90 1 SAFE B CH 79 X FC 87 1-1 ②③ G3-6-3 1-2f			B SI 91 C FC 83 X CH 80 1-1 ② G6-3			X FF 97 0-0 ① F8	B SI 94 F SI 94 B SI 95 F SI 94 F SI 95 B SI 94 F SI 95 X SI 94 3-2 ② F8 2-3	3 2	0 0	0 0	0 0	0 0	0 0	2 2
23 David Freese, R (1, 5) OBP: 0.376, SLG: 0.361 62 Max Moroff, S (9, PR) OBP: 0.230, SLG: 0.208 (10, 4)	B SI 91 C FC 86 S CH 81 B SI 92 F CH 81 S CU 74 2-3 ③ K			C CU 73 B CU 74 X SI 90 1-1 10 CS 29 1B 1B		C SI 90 B CH 81 B FC 88 X SI 90 2-1 1B			B KC 80 S FF 98 F FF 98 B FF 99 B KC 81 B KC 82 4-2 25 1B 29 1B BB	B SI 94 C SI 94 B SI 94 X SI 95 2-1 1-3 3-H 1B	3 1	0 1	2 1	0 1	1 0	1 0	1 0
25 Gregory Polanco, L (1, 9) OBP: 0.322, SLG: 0.417		C SI 90 X SI 90 0-1 ① F7		D CU 72 X SI 90 1-0 ① F8		B SI 90 B CH 80 C CH 80 B SI 91 X CU 74 3-1 ③ G6-3			B KC 80 C KC 80 1 SAFE S FF 97 F FF 98 B FF 98 X FF 98 2-2 29 1B 1-3 1B		4	0	1	0	0	0	2
29 Francisco Cervelli, R (1, 2) OBP: 0.364, SLG: 0.411		B SI 91 B CU 75 C SI 91 B FC 86 F SI 90 B SI 91 4-2 10 1B 45 FC1-2 BB		B FC 87 C CU 74 X SI 89 1-1 1-2 1B			X CU 73 0-0 10 G4-6-3 1B		F FF 96 B FF 97 F FF 98 X FF 97 1-2 1-2 3-H 1B		3	0	3	1	1	0	0
10 Jordy Mercer, R (1, 6) OBP: 0.341, SLG: 0.413		B SI 90 C FC 87 D FC 87 1 SAFE B SI 91 C SI 90 X SI 90 3-2 45 FC1-2 1-3 1B		C CU 72 B FC 86 D CH 81 B FC 86 C CU 74 S CU 73 3-3 ②③ K 2-3			B SI 90 X FC 85 1-0 ①② G4-6-3 1-2f		B KC 81 B KC 80 F FF 98 S FF 97 F FF 97 B FF 96 X FF 97 3-2 ② F4	4	0	1	0	0	1	5
45 Gerrit Cole, R (1, 1) OBP: 0.171, SLG: 0.147 55 Josh Bell, S (7, PH) OBP: 0.321, SLG: 0.470 12 Juan Nicasio, R (8, 1) 31 A.J. Schugel, R (9, 1) 26 Adam Frazier, L (9, PH) OBP: 0.342, SLG: 0.360 44 Tony Watson, L (10, 1)		C SI 90 1 SAFE 1 SAFE X SI 89 0-1 ② FC1-2 1-2 3-H			C SI 88 F FC 85 X CU 74 0-2 ① L9		S SI 90 S CU 75 F CU 74 F CH 80 B CH 81 C SI 91 1-3 ③ K		C FF 96 B FF 94 F FF 96 F KC 79 F FF 96 B FF 95 X FF 96 2-2 ③ F7		2 1 0 0 0 1 0	0 0 0 0 0 0 0	0 0 0 0 0 0 0	0 0 0 0 0 0 0	0 1 0 0 0 0 0	1 0 0 0 0 0 0	2 0 0 0 0 2 0
Inning Stats	R: 1 H: 2 E: 1 LOB: 1 K: 1 BB: 0 S: 11 P: 14	R: 0 H: 1 E: 0 LOB: 2 K: 0 BB: 1 S: 10 P: 17	R: 0 H: 1 E: 0 LOB: 0 K: 1 BB: 0 S: 8 P: 13	R: 0 H: 2 E: 0 LOB: 2 K: 1 BB: 0 S: 8 P: 14	R: 0 H: 0 E: 0 LOB: 0 K: 0 BB: 0 S: 6 P: 7	R: 0 H: 1 E: 0 LOB: 1 K: 0 BB: 0 S: 8 P: 15	R: 0 H: 1 E: 0 LOB: 0 K: 1 BB: 0 S: 7 P: 9	R: 0 H: 0 E: 0 LOB: 0 K: 1 BB: 0 S: 7 P: 13	R: 1 H: 2 E: 0 LOB: 2 K: 0 BB: 1 S: 19 P: 31	R: 1 H: 2 E: 0 LOB: 2 K: 1 BB: 1 S: 11 P: 19	1B: 11 SF: 1 2B: 2 SAC: 0 3B: 0 DP: 3 HR: 0 HBP: 0						

PITCHER		IP	WLS	BF	H	R	ER	SO	BB	IBB	HBP	BLK	WP	HR	S	P	ERA	WHIP
27 Zach Davies, R ERA: 4.76	(1, 1)	7.0		27	8	1	0	4	1	0	0	0	0	0	58	89	0.00	1.286
50 Jacob Barnes, R ERA: 3.38	(8, 1)	1.0	H	3	0	0	0	1	0	0	0	0	0	0	7	13	0.00	0.000
46 Corey Knebel, R ERA: 1.79	(9, 1)	1.0	B	6	2	1	1	0	1	0	0	0	0	0	19	31	9.00	3.000
48 Jared Hughes, R ERA: 3.0	(10, 1)	0.2	L	5	2	1	1	1	0	1	0	0	0	0	11	19	13.50	3.000

PITCHER	IP	WLS	BF	H	R	ER	SO	BB	IBB	HBP	BLK	WP	HR	S	P	ERA	WHIP

Milwaukee Brewers @ Pittsburgh Pirates

PNC Park, Pittsburgh, PA

Wed Jul 19 2017, 7:07 PM - 10:29 PM EDT

Att. 24,401 - Partly Cloudy - 88 F

livebaseballscorecards.com

AB	37
R	3
H	12
RBI	3
BB	3
SO	6
LOB	19

WP: 0 PA: 41
PB: 0
SB: 1
CS: 1

Batter	1	2	3	4	5	6	7	8	9	AB	R	H	RBI	BB	SO	LOB
5 Jonathan Villar, S (1, 4) OBP: 0.284, SLG: 0.347	B FF 93 F SI 93 B FF 94 F SI 94 F SI 95 B CU 83 X SI 95 3-2 24 G6-3 2B		C SI 92 F FF 94 C FF 95 0-3 ① K	X CH 88 0-0 ③ G3			B FF 96 C FF 96 B FF 95 X CH 87 2-1 16 CS 1B		B FF 99 S FF 98 F FF 100 F FF 101 X CU 85 1-2 ② G6-3	5	0	2	0	0	1	1
16 Domingo Santana, R (1, 9) OBP: 0.381, SLG: 0.502	C FF 95 S CU 80 S SI 95 0-3 ① K		C CU 79 B CH 87 F FF 95 F SI 94 B CH 88 S CU 81 2-3 ② K		B CU 79 S CH 87 F SI 94 B FF 95 B CU 81 X SI 95 3-2 ① F9		C SI 96 F FF 96 B SL 88 B CH 87 X FF 96 2-2 ①② G6-3 1-2		S CH 90 B FF 100 C FF 100 X CH 93 1-2 ③ G5-3	5	0	0	0	0	2	2
24 Jesús Aguilar, R (1, 3) OBP: 0.360, SLG: 0.538	B FF 94 C CU 78 B SI 94 B SI 93 C CU 80 X FF 95 3-2 ② G6-3 2-3		B FF 95 B FF 94 B SI 93 X FF 92 3-0 1B		B CU 80 B FF 94 C SI 94 B CH 89 S SI 95 F FF 95 F CU 81 F SI 95 F FF 96 3-2 ② X SI 95 G6-3		B SI 96 F SI 95 B SL 88 B CH 87 F FF 96 B FF 96 4-2 BB			3	0	1	0	1	0	1
21 Travis Shaw, L (1, 5) OBP: 0.363, SLG: 0.566	B FF 94 F SI 94 D CU 80 B FF 93 B SI 93 4-1 BB		X SI 94 0-0 ③ F8		C FF 95 B CH 90 B CH 88 B CU 81 F FF 94 F FF 96 X CU 82 3-2 ③ G4-3		B CH 87 C CH 86 F CH 87 F FF 97 F FF 96 F FF 96 B CH 87 S SL 88 2-3 ③ K			3	0	0	0	1	1	2
14 Hernán Pérez, R (1, 7) OBP: 0.301, SLG: 0.448 (8, 8)	B CU 81 F FF 95 F SI 95 T CU 82 1-2 ③ K			S CU 79 B SI 94 B CH 87 S CH 86 B FF 96 F SI 94 F CH 88 B SI 95 4-2 9 1B 33 2B BB		B SI 94 B SI 94 C FF 94 C SI 94 B CH 88 F SI 95 F SI 95 F SI 96 F FF 96 3-2 ① X SI 96 L5			C SL 89 X FF 97 0-1 7 1B 1B	3	1	1	0	1	1	2
9 Manny Piña, R (1, 2) OBP: 0.338, SLG: 0.461		F FF 93 S FF 94 F SI 94 B CU 82 C CU 80 1-3 ① K		F SI 94 1 SAFE 1 SAFE B CH 85 X SI 93 1-1 33 2B 3 G4-3 1-2 1B		C FF 95 B SI 94 S CH 89 X FF 95 1-2 2B			C FF 97 X SI 96 0-1 ① F9	4	1	2	0	0	1	1
33 Brett Phillips, L (1, 8) OBP: 0.286, SLG: 0.421 23 Keon Broxton, R (6, PH) OBP: 0.295, SLG: 0.432 (6, 8) 7 Eric Thames, L (8, PH) OBP: 0.371, SLG: 0.545 (8, 7)		B SI 94 F SI 94 S CH 88 S FF 95 1-3 ② K		S SI 94 B CH 89 B CH 88 X SI 94 2-1 3 G4-3 1-3 2-H 2B		S SI 89 B FC 87 F FC 86 S CH 81 1-3 ② K		B FF 97 S SI 96 X SI 96 1-1 3 G4-6-3 1-2 1B		2 1 1	0 0 0	1 0 1	1 0 0	0 0 0	1 1 0	0 1 0
3 Orlando Arcia, R (1, 6) OBP: 0.323, SLG: 0.415		F FF 94 B SI 94 C CU 80 X CU 81 1-2 1B		L SI 95 B CH 87 B CU 80 X SI 94 2-1 ① G4-3 2-3 3-H		C CH 79 B CH 79 B CH 78 B FC 87 B SI 88 4-1 BB		F FF 95 B FF 96 F SL 91 X SI 97 1-2 ②③ G4-6-3 1-2f		3	0	1	1	1	0	3
52 Jimmy Nelson, R (1, 1) OBP: 0.098, SLG: 0.098 8 Ryan Braun, R (6, PH) OBP: 0.339, SLG: 0.528 51 Oliver Drake, R (6, 1) 54 Michael Blazek, R (7, 1) 47 Jett Bandy, R (9, PH) OBP: 0.288, SLG: 0.378		S FF 93 B SI 94 S FF 94 S FF 95 1-3 ③ K		L FF 94 L FF 93 C CU 79 0-3 ② K		B FF 90 X FF 89 1-0 ③ F9			F FF 98 S CH 89 X FF 99 0-2 ① G6-3	2 1 0 0 1	0 0 0 0 0	0 0 0 0 0	0 0 0 0 0	0 0 0 0 0	2 0 0 0 0	2 2 0 0 0
Inning Stats	R: 0 E: 0 K: 2 S: 14 H: 1 LOB: 2 BB: 1 P: 25	R: 0 E: 0 K: 3 S: 13 H: 1 LOB: 1 BB: 0 P: 17	R: 0 E: 0 K: 2 S: 9 H: 1 LOB: 1 BB: 0 P: 14	R: 2 E: 0 K: 1 S: 14 H: 2 LOB: 1 BB: 1 P: 23	R: 0 E: 0 K: 0 S: 14 H: 0 LOB: 0 BB: 0 P: 23	R: 0 E: 0 K: 1 S: 15 H: 1 LOB: 2 BB: 1 P: 25	R: 0 E: 0 K: 1 S: 13 H: 1 LOB: 1 BB: 1 P: 23	R: 0 E: 0 K: 0 S: 9 H: 2 LOB: 1 BB: 0 P: 11	R: 0 E: 0 K: 0 S: 10 H: 0 LOB: 0 BB: 0 P: 12	1B: 6 2B: 3 3B: 0 HR: 0 SF: 0 SAC: 0 DP: 1 HBP: 0						

PITCHER		IP	WLS	BF	H	R	ER	SO	BB	IBB	HBP	BLK	WP	HR	S	P	ERA	WHIP
50 Jameson Taillon, R ERA: 3.08	(1, 1)	5.1	W	24	6	2	2	8	2	0	0	0	0	0	74	116	3.38	1.500
38 Wade LeBlanc, L ERA: 3.93	(6, 1)	0.2	H	3	0	0	0	1	1	0	0	0	0	0	5	11	0.00	1.500
41 Daniel Hudson, R ERA: 4.12	(7, 1)	1.0	H	4	1	0	0	1	1	0	0	0	0	0	13	23	0.00	2.000
12 Juan Nicasio, R ERA: 2.64	(8, 1)	1.0	H	4	2	0	0	0	0	0	0	0	0	0	9	11	0.00	2.000
73 Felipe Vázquez, L ERA: 0.7	(9, 1)	1.0	S	3	0	0	0	0	0	0	0	0	0	0	10	12	0.00	0.000

PITCHER	IP	WLS	BF	H	R	ER	SO	BB	IBB	HBP	BLK	WP	HR	S	P	ERA	WHIP

TOP

Milwaukee Brewers @ Pittsburgh Pirates

PNC Park, Pittsburgh, PA

Thu Jul 20 2017, 12:38 PM - 3:38 PM EDT

Att. 33,493 - Partly Cloudy - 85 F

livebaseballscorecards.com

AB	34
R	2
H	9
RBI	2
BB	4
SO	10
LOB	17

WP: 0	PA: 38		
PB: 0			
SB: 0			
CS: 1			

Batter	1	2	3	4	5	6	7	8	9	AB	R	H	RBI	BB	SO	LOB
6 Starling Marte, R (1, 7) OBP: 0.278, SLG: 0.333	B SI 93 F SI 93 X SL 88 1-1 G3-1 ①		C KC 85 F SL 88 F FF 94 X FF 95 0-2 L9 ①		B SI 94 F SL 87 B SL 90 S SL 88 S SL 88 2-3 K ②		C SI 94 C FF 95 B FF 96 X FF 96 1-2 F9 ③			4	0	0	0	0	1	1
5 Josh Harrison, R (1, 5) OBP: 0.354, SLG: 0.432	B SI 93 C SL 87 B SL 88 B SI 92 X SI 94 3-1 L3 ②		S SL 88 B SL 90 S KC 86 B FF 94 X KC 86 2-2 G1-4-3 ②		F SL 88 X SL 90 0-1 22 1B 1B 2-H			C FF 92 B SI 92 B SL 84 C SL 84 X FF 94 2-2 L6 ①		4	1	1	1	0	0	0
22 Andrew McCutchen, R (1, 8) OBP: 0.377, SLG: 0.506	B SI 94 C SL 88 X SI 94 1-1 F9 ③		B SI 94 F SI 94 C KC 85 X SL 89 1-2 F9 ③		2 SAFE X SI 94 0-0 55 S 1B 2-H			S SL 86 B SL 87 B FF 94 C SL 85 X FF 95 2-2 G6-3 ②		4	0	1	1	0	0	0
55 Josh Bell, S (1, 3) OBP: 0.321, SLG: 0.468		C SI 93 B KC 86 B SI 93 F KC 85 F FF 95 B FF 94 F KC 85 X SI 95 3-2 G4-3 ①		B KC 84 S SI 94 B KC 84 S SI 93 C SI 94 2-3 K ①	C SI 93 X KC 84 0-1 G3 ③ 1-2			B CH 87 B FF 94 S FF 94 T SL 87 X FF 96 2-2 1B		4	0	1	0	0	1	1
25 Gregory Polanco, L (1, 9) OBP: 0.322, SLG: 0.425		F SI 95 C KC 85 B FF 95 S SL 88 1-3 K ②		T KC 83 B KC 87 B SI 95 X SI 94 2-1 HR		X FS 85 0-0 G1-3 ①		1 SAFE C FF 92 X SL 85 0-1 P3 ③		4	1	1	1	0	1	1
26 Adam Frazier, L (1, 4) OBP: 0.342, SLG: 0.360		X FF 94 0-0 62 S 19 1B 1B		C KC 83 F FF 94 B KC 86 S SL 89 1-3 K ②		L FF 93 S FS 85 F FF 92 B FF 92 F FS 84 X FF 93 1-2 L7 ②				3	1	1	0	0	1	0
62 Max Moroff, S (1, 6) OBP: 0.234, SLG: 0.200		B SI 93 C KC 83 D SI 94 B CH 87 C KC 84 B KC 83 4-2 19 1B BB 1-2		C KC 83 B CH 87 B FF 95 F SI 94 B SL 90 S SL 90 3-3 K ③		C FS 84 S FS 84 F FS 85 F FF 92 F FF 92 B FS 86 B FF 92 B FF 92 X FF 93 3-2 G6-3 ③				2	0	0	0	1	1	0
19 Chris Stewart, R (1, 2) OBP: 0.267, SLG: 0.286		C SI 93 X SL 89 0-1 1-3 2-H 1B			C SI 92 B SI 92 F SI 92 X FF 94 1-2 50 SH3-4 5 1B		L SL 84 B SL 86 B FF 95 X SI 93 2-1 64 G5-4-3 1B			3	1	3	1	0	0	0
50 Jameson Taillon, R (1, 1) OBP: 0.050, SLG: 0.050 38 Wade LeBlanc, L (6, 1) OBP: 0.200, SLG: 0.200 41 Daniel Hudson, R (7, 1) 64 José Osuna, R (7, PH) OBP: 0.288, SLG: 0.456 12 Juan Nicasio, R (8, 1) 73 Felipe Vázquez, L (9, 1)		F SI 93 C SI 94 X KC 84 0-2 G1-3 ③			X FF 92 0-0 SH3-4 ① 1-2		B FF 93 F SI 94 B SL 87 X SL 86 2-1 G5-4-3 ①② 1-2f			1 0 0 1 0 0	0 0 0 0 0 0	0 0 0 0 0 0	0 0 0 0 0 0	0 0 0 0 0 0	0 0 0 0 0 0	2 0 0 1 0 0
Inning Stats	R: 0 E: 0 K: 0 S: 6 H: 0 LOB: 0 BB: 0 P: 11	R: 1 E: 0 K: 1 S: 16 H: 2 LOB: 2 BB: 1 P: 24	R: 0 E: 0 K: 0 S: 10 H: 0 LOB: 0 BB: 0 P: 13	R: 1 E: 0 K: 3 S: 11 H: 1 LOB: 0 BB: 0 P: 19	R: 2 E: 0 K: 1 S: 12 H: 3 LOB: 1 BB: 0 P: 15	R: 0 E: 0 K: 0 S: 12 H: 0 LOB: 0 BB: 0 P: 16	R: 0 E: 0 K: 0 S: 7 H: 1 LOB: 0 BB: 0 P: 12	R: 0 E: 0 K: 0 S: 11 H: 1 LOB: 1 BB: 0 P: 17		1B: 7 2B: 0 3B: 0 HR: 1 SF: 0 SAC: 1 DP: 1 HBP: 0						

PITCHER		IP	WLS	BF	H	R	ER	SO	BB	IBB	HBP	BLK	WP	HR	S	P	ERA	WHIP
52 Jimmy Nelson, R ERA: 3.43	(1, 1)	5.0	L	22	6	4	4	5	1	0	0	0	0	1	55	82	7.20	1.400
51 Oliver Drake, R ERA: 4.42	(6, 1)	1.0		3	0	0	0	0	0	0	0	0	0	0	12	16	0.00	0.000
54 Michael Blazek, R ERA:	(7, 1)	2.0		7	2	0	0	0	0	0	0	0	0	0	18	29	0.00	1.000

PITCHER	IP	WLS	BF	H	R	ER	SO	BB	IBB	HBP	BLK	WP	HR	S	P	ERA	WHIP

BOTTOM

Milwaukee Brewers @ Pittsburgh Pirates

PNC Park, Pittsburgh, PA

Thu Jul 20 2017, 12:38 PM - 3:38 PM EDT

Att. 33,493 - Partly Cloudy - 85 F

livebaseballscorecards.com

AB	30
R	4
H	8
RBI	4
BB	1
SO	5
LOB	6

Batter	1	2	3	4	5	6	7	8	9	AB	R	H	RBI	BB	SO	LOB
6 Starling Marte, R (1, 7) OBP: 0.295, SLG: 0.338	C FF 96 F FF 96 X FF 96 0-2 22 S 55 1B 1B	F FF 93 F CH 87 B CU 79 F CH 86 B SL 83 H FF 94 3-2 22 BB 55 2B 1-2 HBP	C FF 94 S SL 83 F SL 84 D SL 83 D CH 86 T CU 78 2-2 ③ K		C FF 95 S CU 84 F CU 83 D CH 86 X FF 94 1-2 ① FC2-6 5 S 22 1B 1-2f		X FF 96 0-0 5 BB 22 1B 1B	F SL 85 C SL 86 X FF 92 0-2 ③ P4		5	4	2	0	0	1	3
5 Josh Harrison, R (1, 4) OBP: 0.353, SLG: 0.432	S FF 95 X FF 94 0-1 ① F9	S FF 96 B FF 96 B CU 79 X FF 96 2-1 ② L8		B SL 82 F FF 94 B FF 95 X FF 95 2-1 22 1B 2B	1 SAFE D CU 82 1 SAFE 1 SAFE C FF 94 D CU 84 C FF 95 B SL 90 F FF 95 3-2 T SL 80 ② K 1-2		C FF 97 B FF 97 B FF 96 D CH 91 B FF 96 4-1 55 G1-3 22 1B 23 G6-3 1-2 BB		X FF 96 0-0 ① G4-3	5	2	1	0	1	1	4
22 Andrew McCutchen, R (1, 8) OBP: 0.383, SLG: 0.509	1 SAFE B FF 94 F FF 95 F FF 94 1 SAFE B CU 78 F CU 78 B FF 96 B FF 96 4-2 55 1B 23 1B 1-2 BB	B FF 96 B FF 96 F CH 87 B FF 94 B FF 94 4-1 55 2B 1-2 2-3 BB		C FF 94 X FF 93 0-1 55 E 25 FC4-6 2-H 1B	B FF 95 T FF 95 X CH 86 1-1 2-H 1B		C FF 98 S FF 98 X SL 88 0-2 55 G1-3 1-2 2-H 1B		C FF 98 B FF 96 B FF 96 F FF 96 B SL 89 X FF 98 3-2 ② G5-3	4	3	3	3	2	0	0
55 Josh Bell, S (1, 3) OBP: 0.326, SLG: 0.480	X FF 95 0-0 25 1B 23 1B 1-3 2-H 1B	X CU 76 0-0 1-H 2-H 3-H 2B		1 SAFE F CH 85 1 SAFE F FF 94 F CH 85 F FF 94 F FF 94 D CH 86 1 SAFE 3-2 D CU 77 B FF 93 X FF 94 E7 25 FC4-6 1-3 1B	B FF 93 X CU 85 1-0 ③ G5-3		F FF 97 S FF 96 X CH 90 0-2 ① G1-3 1-2 2-3		B FF 98 F SI 95 X SI 97 1-1 29 1B 3B	6	1	4	4	0	0	3
23 David Freese, R (1, 5) OBP: 0.382, SLG: 0.361 62 Max Moroff, S (9, 5) OBP: 0.234, SLG: 0.200	B FF 94 X FF 95 1-0 25 1B 1-2 3-H 1B	C FF 95 D CU 78 S SL 86 D SL 84 B FF 94 F FF 96 D FF 96 4-2 BB		C FF 93 F FF 93 H FF 92 1-2 25 FC4-6 HBP		C SI 93 B SL 89 X FF 92 1-1 ① G6-3	F SL 89 S FF 97 B FF 100 D SL 89 F FF 98 B CH 91 F FF 97 X SL 90 3-2 ② G6-3 3-H		C SI 96 H CU 79 1-1 28 BB 29 1B HBP	3 0	0 0	1 0	2 0	1 0	0 0	1 0
25 Gregory Polanco, L (1, 9) OBP: 0.322, SLG: 0.424 28 John Jaso, L (4, PR) OBP: 0.310, SLG: 0.414 (4, 9)	F FF 94 B CH 86 X FF 94 1-1 29 G6-4-3 1-2 2-3 1B	X CH 86 0-0 ③ P6		C CH 86 D CH 87 F FF 94 D CU 85 X CH 86 2-2 ① FC4-6 29 HBP 1-2f 2-3 3-H		F FF 94 B FF 94 B CH 87 X FF 94 2-1 ② L5	X FF 98 0-0 ③ G6-3		D FF 96 B SI 94 D FF 96 B SI 94 4-0 29 1B 1-2 BB	3 2	0 0	1 0	1 0	0 1	0 0	4 1
29 Francisco Cervelli, R (1, 2) OBP: 0.371, SLG: 0.425	B CU 76 X FF 94 1-0 ② ③ G6-4-3 1-2f	F FF 94 F FF 95 B FF 95 B CU 77 X FF 93 2-2 3B	C SI 93 F SL 90 H FF 93 1-2 10 G6-4-3 1-2 HBP			F FF 94 X CU 83 0-1 10 HR 1B		C CU 73 B FF 91 B FF 92 F FF 92 F SL 86 C FF 92 2-3 ① K	F SI 97 F FF 97 D SL 90 X FF 98 1-2 ③ 2-H 3-H 1B	5	1	3	1	0	1	3
10 Jordy Mercer, R (1, 6) OBP: 0.339, SLG: 0.419		C FF 95 F FF 94 C CU 78 0-3 ① K	D FF 94 X FF 93 1-0 ① G6-3	F FF 96 X FF 95 0-1 ② ③ G6-4-3 1-2f		B FF 93 B SL 90 X FF 94 2-0 1-H HR		B FF 93 C SL 86 B SL 86 X FF 92 2-1 ② G1-3		5	1	1	2	0	1	4
57 Trevor Williams, R (1, 1) OBP: 0.111, SLG: 0.077 52 Jhan Mariñez, R (7, 1) OBP: 0.200, SLG: 0.400		B FF 95 B FF 94 B FF 95 B FF 93 4-0 22 BB 6 HBP 55 2B BB	C FF 95 T CU 76 X CU 77 0-2 ② G4-3		C FF 93 B FF 94 X SL 89 1-1 6 FC2-6 1B	T FF 94 C FF 94 C CU 83 0-3 ③ K		X FF 92 0-0 2B		3 1	1 0	1 1	0 0	1 0	1 0	1 0
Inning Stats	R: 2 E: 0 K: 0 S: 13 H: 4 LOB: 2 BB: 1 P: 20	R: 3 E: 0 K: 1 S: 14 H: 1 LOB: 2 BB: 3 P: 31	R: 0 E: 0 K: 1 S: 11 H: 1 LOB: 1 BB: 0 P: 16	R: 2 E: 1 K: 0 S: 19 H: 3 LOB: 3 BB: 0 P: 28	R: 1 E: 0 K: 1 S: 13 H: 2 LOB: 1 BB: 0 P: 20	R: 2 E: 0 K: 1 S: 10 H: 2 LOB: 0 BB: 0 P: 15	R: 2 E: 0 K: 0 S: 14 H: 2 LOB: 1 BB: 1 P: 21	R: 0 E: 0 K: 1 S: 10 H: 1 LOB: 1 BB: 0 P: 14	R: 1 E: 0 K: 0 S: 10 H: 2 LOB: 2 BB: 1 P: 20	1B: 12 2B: 3 3B: 2 HR: 1 SF: 0 SAC: 0 DP: 2 HBP: 4	WP: 0 PB: 0 SB: 2 CS: 0 PA: 52					

PITCHER		IP	WLS	BF	H	R	ER	SO	BB	IBB	HBP	BLK	WP	HR	S	P	ERA	WHIP
34 Jeff Hoffman, R ERA: 5.1	(1, 1)	3.0	L	22	9	7	7	2	4	0	1	0	0	0	48	82	21.00	4.333
24 Jordan Lyles, R ERA: 6.85	(4, 1)	3.0		14	4	3	3	2	0	0	2	0	0	1	32	48	9.00	1.333
45 Scott Oberg, R ERA: 5.87	(7, 1)	1.0		6	2	2	2	0	1	0	0	0	0	0	14	21	18.00	3.000
38 Mike Dunn, L ERA: 4.83	(8, 1)	1.0		4	1	0	0	1	0	0	0	0	0	0	10	14	0.00	1.000
47 Jairo Díaz, R ERA: 6.75	(9, 1)	1.0		6	2	1	1	0	1	0	1	0	0	0	10	20	9.00	3.000

PITCHER	IP	WLS	BF	H	R	ER	SO	BB	IBB	HBP	BLK	WP	HR	S	P	ERA	WHIP

TOP

Pittsburgh Pirates @ Colorado Rockies

Coors Field, Denver, CO

Fri Jul 21 2017, 6:43 PM - 10:19 PM MDT

Att. 41,192 - Overcast - 73 F

livebaseballscorecards.com

AB	42
R	13
H	18
RBI	13
BB	6
SO	5
LOB	24

Pittsburgh Pirates @ Colorado Rockies

Coors Field, Denver, CO

Fri Jul 21 2017, 6:43 PM - 10:19 PM MDT

Att. 41,192 - Overcast - 73 F

livebaseballscorecards.com

BOTTOM

Batter	1	2	3	4	5	6	7	8	9	AB	R	H	RBI	BB	SO	LOB
19 Charlie Blackmon, L (1, 8) OBP: 0.379, SLG: 0.608	B FF 94 B FF 92 C FF 93 B FF 90 B FF 92 4-1 9 2B 28 1B BB	C FF 92 F CH 86 B FF 94 D FF 92 F SL 83 F CH 86 B FF 94 X FF 94 3-2 ②③ G5-4-3 1-2f			C CH 86 F SL 83 F FF 94 C FF 92 0-3 ③ K		B SL 91 F SI 94 X SL 91 1-1 ③ G4-3			3	1	0	0	1	1	2
9 DJ LeMahieu, R (1, 4) OBP: 0.369, SLG: 0.396	C FF 93 F FF 93 F FF 94 X FF 95 0-2 28 1B 8 1B 2B 1-3		B SL 83 F FF 89 B FF 92 B SL 88 B FF 93 4-1 28 G6-4-3 BB			B FF 92 B FF 90 C FF 92 X FF 90 2-1 ① G6-3		C FF 94 B SI 95 B SL 91 X FF 96 2-1 ① G6-3		3	1	1	0	1	0	0
28 Nolan Arenado, R (1, 5) OBP: 0.357, SLG: 0.591	C FF 93 B CH 86 X FF 92 1-1 20 G6-4-3 8 1B 5 1B 1B 2-3 3-H		C FF 93 X FF 94 0-1 ①② G6-4-3 1-2f			B FF 93 F FF 91 X SL 83 1-1 HR		B SI 96 F SI 95 B CH 93 X SI 96 2-1 ② G6-3		4	2	2	2	0	0	1
8 Gerardo Parra, L (1, 7) OBP: 0.381, SLG: 0.540 2 Alexi Amarista, L (7, 7) OBP: 0.279, SLG: 0.373	B FF 92 B CH 86 X FF 92 2-0 20 G6-4-3 1B 1-2 3-H		B FF 93 C FF 92 B SL 85 C FF 92 X FF 93 2-2 ③ G6-3			S FF 92 F FF 92 B FF 93 S FF 94 1-3 ② K		C SI 94 F SL 91 B CH 92 B FF 92 F FF 95 F CH 92 T FF 96 2-2 ③ K		3 1	0 0	1 0	1 0	0 0	1 1	0 0
20 Ian Desmond, R (1, 3) OBP: 0.329, SLG: 0.388	D SL 85 C FF 94 X FF 90 1-1 ①② G6-4-3 1-2f 2-3			F FF 91 C FF 92 F FF 92 B SL 81 B FF 91 X SL 82 2-2 ① P4		X SI 89 0-0 ③ G4-3			C FF 92 F FF 95 X SI 94 0-2 5 DI 1B	4	0	1	0	0	0	2
5 Carlos González, L (1, 9) OBP: 0.295, SLG: 0.333	B CH 86 B FF 93 X FF 94 2-0 3-H 1B			X FF 92 0-0 ② G4-3			C SI 90 S FF 91 B FF 93 X SL 83 1-2 ① P5		C FF 94 S SL 89 S SL 91 0-3 ① K 1-2	4	0	1	1	0	1	1
27 Trevor Story, R (1, 6) OBP: 0.311, SLG: 0.420	F SL 83 F FF 93 B FF 95 B CH 84 C FF 94 2-3 ③ K			B SI 91 B FF 92 X FF 92 2-0 ③ F7			S SL 86 F FF 93 B FF 93 F SL 83 F FF 95 F FF 94 B CH 84 F CH 85 F FF 94 3-2 ② G5-3 B FF 95 F FF 96 F FF 95 X FF 94		C SI 94 S SL 89 X CH 90 0-2 ② L8	4	0	0	0	0	1	2
14 Tony Wolters, L (1, 2) OBP: 0.358, SLG: 0.316		B FF 92 X FF 89 1-0 34 FC2-5 2B			C FF 91 X CH 85 0-1 ① G1-3		B CH 87 F FF 91 X FF 92 1-1 4 PB 4 2B 1B		S CH 88 F SI 94 S SL 91 0-3 ③ K	4	1	2	0	0	1	1
34 Jeff Hoffman, R (1, 1) OBP: 0.115, SLG: 0.154 24 Jordan Lyles, R (4, 1) OBP: 0.200, SLG: 0.200 45 Scott Oberg, R (7, 1) 4 Pat Valaika, R (7, PH) OBP: 0.279, SLG: 0.509 38 Mike Dunn, L (8, 1) 47 Jairo Díaz, R (9, 1)		X FF 94 0-0 ① FC2-5 19 G5-4-3 2-3			C FF 93 B FF 90 B FF 92 C FF 93 S FF 90 3-3 ② K2-3		B SI 94 B SL 86 X FF 94 2-0 1-H 2B			1 1 0 1 0 0	0 0 0 0 0 0	0 0 0 1 0 0	0 0 0 0 0 0	0 0 0 0 0 0	0 1 0 0 0 0	1 0 0 0 0 0
Inning Stats	R: 3 H: 4 E: 0 LOB: 1 K: 1 BB: 1 S: 14 P: 26	R: 0 H: 1 E: 0 LOB: 0 K: 0 BB: 0 S: 7 P: 11	R: 0 H: 0 E: 0 LOB: 0 K: 0 BB: 1 S: 6 P: 12	R: 0 H: 0 E: 0 LOB: 0 K: 0 BB: 0 S: 6 P: 10	R: 0 H: 0 E: 0 LOB: 0 K: 2 BB: 0 S: 9 P: 12	R: 1 H: 1 E: 0 LOB: 0 K: 1 BB: 0 S: 8 P: 12	R: 1 H: 2 E: 0 LOB: 1 K: 0 BB: 0 S: 19 P: 27	R: 0 H: 0 E: 0 LOB: 0 K: 1 BB: 0 S: 9 P: 15	R: 0 H: 1 E: 0 LOB: 1 K: 2 BB: 0 S: 12 P: 12	1B: 5 SF: 0 2B: 3 SAC: 0 3B: 0 DP: 3 HR: 1 HBP: 0						

	AB	33
	R	5
	H	9
	RBI	5
	BB	2
	SO	7
	LOB	10

WP: 0 PB: 1 SB: 0 CS: 0 PA: 35

PITCHER		IP	WLS	BF	H	R	ER	SO	BB	IBB	HBP	BLK	WP	HR	S	P	ERA	WHIP
57 Trevor Williams, R ERA: 4.74	(1, 1)	6.2	W	26	7	5	5	4	2	0	0	0	0	1	66	104	6.75	1.350
52 Jhan Mariñez, R ERA: 3.86	(7, 1)	2.1		9	2	0	0	3	0	0	0	0	0	0	24	33	0.00	0.857

PITCHER	IP	WLS	BF	H	R	ER	SO	BB	IBB	HBP	BLK	WP	HR	S	P	ERA	WHIP

Batter	1	2	3	4	5	6	7	8	9	AB	R	H	RBI	BB	SO	LOB
6 Starling Marte, R (1, 7) OBP: 0.313, SLG: 0.355	C FF 94 C KC 81 F SL 87 B FF 97 B KC 82 F FF 97 X KC 82 2-2 ① G1-3		C SL 86 X SL 87 0-1 5 L3-6 5 S 1B		C FF 96 X SL 86 0-1 ③ G3			X FF 93 0-0 5 G5-4-3 1-2 1B	C SL 84 B SL 84 S SL 86 D SL 84 X FF 94 2-2 1-2 2-3 3-H 1B	5	0	3	1	0	0	0
5 Josh Harrison, R (1, 4) OBP: 0.351, SLG: 0.427	B FF 96 B FF 94 F FF 94 F FF 95 F KC 83 B FF 98 D FF 97 4-2 22 2B BB		B FF 95 F FF 94 1 SAFE F FF 96 B FF 98 X FF 97 2-2 ① ② L3-6 1-2			B FF 95 X FF 94 1-0 ① L6		F FF 96 F FF 96 D SL 81 X FF 97 1-2 G5-4-3 1-2f 2-3	F SL 86 F FF 92 D CU 78 F SL 85 X FF 92 1-2 ① ② F8 1-2 ③	4	1	0	0	1	0	6
22 Andrew McCutchen, R (1, 8) OBP: 0.387, SLG: 0.512	X FF 95 0-0 1-H 2B		B FF 98 X FF 95 1-0 ③ G5-3			H FF 94 1-0 HBP		F FF 97 F FF 98 F FF 98 B FF 97 B FF 97 F FF 97 F FF 97 D FF 96 B FF 97 4-2 BB		2	0	1	1	1	0	0
55 Josh Bell, S (1, 3) OBP: 0.325, SLG: 0.487	B FF 96 C FF 94 B SL 85 S FF 95 F FF 96 S FF 96 2-3 ② K			S FF 94 B CH 82 B FF 94 X FF 93 2-1 HR		X CH 88 0-0 ② L4		X SL 88 0-0 ③ F8		4	1	1	1	0	1	4
23 David Freese, R (1, 5) OBP: 0.384, SLG: 0.360	B KC 80 B KC 79 B FF 96 F FF 96 B FF 94 4-1 BB			C FF 95 F KC 79 S FF 97 0-3 ① K		S FF 97 B FF 98 1 SAFE 1 SAFE C KC 82 B FF 98 S KC 83 2-3 ③ K			C SL 83 S SL 85 F SL 84 X FF 92 0-2 29 L9 28 BB 6 1B 1B	3	1	1	0	1	2	1
28 John Jaso, L (1, 9) OBP: 0.309, SLG: 0.407	B FF 94 F FF 94 B FF 94 X FF 93 2-1 ③ G4-3			B FF 96 X FF 93 1-0 ② G4-3			B FF 94 C FF 92 X FF 93 1-1 ① L6		B CU 74 B FF 92 B FF 92 B FF 90 4-0 6 1B 10 BB 1-2 BB	3	0	0	0	1	0	2
29 Francisco Cervelli, R (1, 2) OBP: 0.365, SLG: 0.417		C SL 86 B KC 77 X FF 95 1-1 ① G6-3		B FF 95 S SL 87 S KC 80 S KC 85 1-3 ③ K			C KC 78 F KC 78 S KC 85 0-3 ② K		B SL 86 B SL 84 C FF 94 F FF 94 X SL 86 2-2 ① L9 2-3	4	0	0	0	0	2	2
10 Jordy Mercer, R (1, 6) OBP: 0.338, SLG: 0.415		C KC 79 F FF 97 B FF 98 B SL 86 S FF 96 2-3 ② K			C FF 94 B KC 80 F SL 84 S KC 83 1-3 ① K		F FF 95 S SL 87 F FF 99 B KC 84 B CH 87 B KC 81 X FF 95 3-2 ③ F8		B SL 85 B FF 93 B FF 92 C FF 91 C SL 84 D SL 85 4-2 6 1B 1-2 BB	3	0	0	0	1	2	0
39 Chad Kuhl, R (1, 1) OBP: 0.071, SLG: 0.037 31 A.J. Schugel, R (7, 1) 26 Adam Frazier, L (8, PH) OBP: 0.344, SLG: 0.360 43 Steven Brault, L (8, 1) 64 José Osuna, R (9, PH) OBP: 0.287, SLG: 0.453		C FF 95 C KC 78 S KC 82 0-3 ③ K			S KC 78 B FF 96 B FF 95 S FF 94 F KC 80 S KC 83 2-3 ② K			B FF 93 B FF 94 B FF 94 C FF 94 F FF 94 B FF 95 4-2 5 G5-4-3 6 1B BB	C SL 87 F FF 93 F SL 85 S SL 85 0-3 ② K	2 0 0 0 1	0 0 0 0 0	0 0 0 0 0	0 0 0 0 0	2 0 0 0 1	0 0 0 0 3	0 0 0 0 0
Inning Stats	R: 1 E: 0 K: 1 S: 16 H: 1 LOB: 2 BB: 2 P: 30	R: 0 E: 0 K: 2 S: 8 H: 0 LOB: 0 BB: 0 P: 11	R: 0 E: 0 K: 0 S: 6 H: 1 LOB: 0 BB: 0 P: 9	R: 1 E: 0 K: 2 S: 9 H: 1 LOB: 0 BB: 0 P: 13	R: 0 E: 0 K: 2 S: 9 H: 0 LOB: 0 BB: 0 P: 12	R: 0 E: 0 K: 1 S: 5 H: 0 LOB: 1 BB: 0 P: 9	R: 0 E: 0 K: 1 S: 9 H: 0 LOB: 0 BB: 0 P: 13	R: 0 E: 0 K: 0 S: 12 H: 1 LOB: 2 BB: 2 P: 21	R: 1 E: 0 K: 1 S: 20 H: 2 LOB: 3 BB: 2 P: 33	1B: 4 2B: 2 3B: 0 HR: 1		SF: 0 SAC: 0 DP: 2 HBP: 1				

PITCHER	IP	WLS	BF	H	R	ER	SO	BB	IBB	HBP	BLK	WP	HR	S	P	ERA	WHIP
48 Germán Márquez, R (1, 1) ERA: 4.2	7.0	W	26	3	2	2	9	2	0	1	0	0	1	62	97	2.57	0.714
51 Jake McGee, L (8, 1) ERA: 3.18	0.2	H	4	1	0	0	0	2	0	0	0	0	0	11	20	0.00	4.500
56 Greg Holland, R (8, 1) ERA: 1.72	1.1	S	8	2	1	1	1	2	0	0	0	0	0	21	34	6.75	3.000

PITCHER	IP	WLS	BF	H	R	ER	SO	BB	IBB	HBP	BLK	WP	HR	S	P	ERA	WHIP

TOP

Pittsburgh Pirates @ Colorado Rockies

Coors Field, Denver, CO

Sat Jul 22 2017, 6:13 PM - 9:18 PM MDT

Att. 48,235 - Partly Cloudy - 86 F

livebaseballscorecards.com

AB	31
R	3
H	6
RBI	3
BB	6
SO	10
LOB	18

1B: 4 SF: 0 WP: 0 PA: 38
2B: 2 SAC: 0 PB: 0
3B: 0 DP: 2 SB: 1
HR: 1 HBP: 1 CS: 0

Batter	1	2	3	4	5	6	7	8	9	AB	R	H	RBI	BB	SO	LOB
19 Charlie Blackmon, L (1, 8) OBP: 0.380, SLG: 0.613	B FF 94 X FF 94 1-0 ① L8		B FF 97 X FF 96 1-0 9 SF9 28 2B 1-3 2B	C FF 92 F SL 90 B FF 98 S SL 89 1-3 ③ K			C FF 92 X CH 80 0-1 20 1B 3B	B FF 93 F FF 92 S FF 94 X FF 94 1-2 ② G4-3 2-3		5	2	2	0	0	1	2
9 DJ LeMahieu, R (1, 4) OBP: 0.367, SLG: 0.395	B FF 95 X FF 96 1-0 ② G4-3		F FF 98 X FF 97 0-1 ② SF9 2-3 3-H		B SI 94 B FF 94 C FF 96 C FF 95 X FF 96 2-2 ① G4-3		X FF 93 0-0 ① G4-3	B FF 93 F FF 92 B FF 94 F FF 93 B FF 95 F FF 93 X FF 94 3-2 3-H 1B		4	0	1	2	0	0	1
28 Nolan Arenado, R (1, 5) OBP: 0.360, SLG: 0.593	C FF 97 F KC 83 B FF 98 F FF 97 S FF 98 1-3 ③ K		D FF 98 X CH 91 1-0 12 1B 3-H 2B		B KC 82 B FF 96 F FF 95 X FF 95 2-1 20 2B 1B		0-0 20 1B IBB	F SI 93 B FF 93 B SI 92 F CH 86 X FF 92 2-2 ③ F7		4	1	2	1	1	1	1
12 Mark Reynolds, R (1, 3) OBP: 0.372, SLG: 0.506		B FF 96 C SI 96 F KC 82 B SI 96 X FF 96 2-2 ① G1-3	D KC 84 F FF 98 F FF 95 D FF 97 X FF 97 2-2 2-H 1B		C FF 94 F FF 96 B FF 95 C SL 88 1-3 ② K		F SI 93 D CH 81 S SI 92 B SI 92 S CH 82 2-3 ② K			4	0	1	1	0	2	3
20 Ian Desmond, R (1, 7) OBP: 0.332, SLG: 0.394		C FF 96 B SL 89 B FF 97 X FF 98 2-1 ② G4-3	B FF 98 B FF 96 X FF 96 2-0 ③ G2-3		B FF 95 F FF 94 B FF 95 X FF 94 2-1 ③ 1-H 2B		X FF 92 0-0 1-2 3-H 1B			4	0	2	1	0	0	1
5 Carlos González, L (1, 9) OBP: 0.301, SLG: 0.340 56 Greg Holland, R (8, 1)		B FF 97 B SL 90 F FF 97 B FF 97 B FF 96 4-1 BB	B CH 90 B SL 86 C FF 95 B FF 94 F FF 92 X FF 97 3-2 27 WP 27 1B 2B		B FF 96 X FF 97 1-0 1B	B CH 81 X FF 93 1-0 ③ G4-3			3 0	1 0	2 0	0 0	1 0	0 0	2 0
27 Trevor Story, R (1, 6) OBP: 0.313, SLG: 0.419		C FF 96 B FF 97 X FF 96 1-1 ③ F8	B FF 96 F KC 82 F FF 96 B KC 86 F SL 87 X FF 99 2-2 48 BLK 14 G3 2-H 1B		D FF 94 B FF 96 B FF 94 C FF 96 X FF 96 3-1 ① L8			B FF 92 B FF 92 B SI 91 C FF 91 F FF 92 F FF 93 F FF 94 B FF 94 4-2 14 SH1-3 2 2B BB		3	1	1	1	1	0	2
14 Tony Wolters, L (1, 2) OBP: 0.353, SLG: 0.311			F FF 96 B FF 95 B KC 82 F FF 95 X FF 97 2-2 ① G3-1	B FF 96 B FF 94 S FF 96 1 SAFE B FF 96 X FF 96 3-1 ① G3 1-2			1 SAFE F FF 96 B FF 96 1 SAFE B FF 96 F FF 96 C FF 96 2-3 ② K	1 SAFE X FF 92 0-0 ① SH1-3 1-2		3	0	0	0	0	1	2
48 Germán Márquez, R (1, 1) OBP: 0.214, SLG: 0.250 51 Jake McGee, L (8, 1) 2 Alexi Amarista, L (8, 9) OBP: 0.285, SLG: 0.387			C FF 96 X SL 88 0-1 19 2B 9 SF9 1B	S FF 96 B FF 96 F FF 97 F FF 96 F KC 84 F FF 97 B SL 86 X FF 98 2-2 ② G3-4 2-3			X FF 97 0-0 ③ F8	B FF 93 F FF 92 X SL 84 1-1 19 G4-3 9 1B 2-H 2B		3 0 1	1 0 1	1 0 1	0 0 1	0 0 0	0 0 0	2 0 0
Inning Stats	R: 0 E: 0 K: 1 S: 6 H: 0 LOB: 0 BB: 0 P: 9	R: 0 E: 0 K: 0 S: 8 H: 0 LOB: 1 BB: 1 P: 17	R: 3 E: 0 K: 0 S: 13 H: 4 LOB: 1 BB: 0 P: 21	R: 1 E: 0 K: 1 S: 18 H: 2 LOB: 1 BB: 0 P: 29	R: 0 E: 0 K: 1 S: 10 H: 2 LOB: 2 BB: 0 P: 17		R: 0 E: 0 K: 1 S: 7 H: 1 LOB: 1 BB: 0 P: 13	R: 1 E: 0 K: 1 S: 8 H: 2 LOB: 2 BB: 1 P: 11	R: 2 E: 0 K: 0 S: 17 H: 2 LOB: 1 BB: 1 P: 28		1B: 7 2B: 5 3B: 1 HR: 0 SF: 1 SAC: 1 DP: 0 HBP: 0				WP: 1 PB: 0 SB: 0 CS: 0	PA: 39	

BOTTOM

Pittsburgh Pirates @ Colorado Rockies

Coors Field, Denver, CO

Sat Jul 22 2017, 6:13 PM - 9:18 PM MDT

Att. 48,235 - Partly Cloudy - 86 F

livebaseballscorecards.com

AB	34
R	7
H	13
RBI	7
BB	3
SO	5
LOB	16

PITCHER		IP	WLS	BF	H	R	ER	SO	BB	IBB	HBP	BLK	WP	HR	S	P	ERA	WHIP
39 Chad Kuhl, R ERA: 4.92	(1, 1)	6.0	L	27	9	4	4	4	1	0	0	1	1	0	62	106	6.00	1.667
31 A.J. Schugel, R ERA: 2.25	(7, 1)	1.0		6	2	1	1	1	0	1	0	0	0	0	8	11	9.00	2.000
43 Steven Brault, L ERA: 18.0	(8, 1)	1.0		6	2	2	2	0	1	0	0	0	0	0	17	28	18.00	3.000

PITCHER	IP	WLS	BF	H	R	ER	SO	BB	IBB	HBP	BLK	WP	HR	S	P	ERA	WHIP

Pittsburgh Pirates @ Colorado Rockies

Coors Field, Denver, CO

Sun Jul 23 2017, 1:13 PM - 4:30 PM MDT

Att. 40,118 - Partly Cloudy - 89 F

livebaseballscorecards.com

TOP

Batter	1	2	3	4	5	6	7	8	9	AB	R	H	RBI	BB	SO	LOB
6 Starling Marte, R (1, 7) (7, 8) OBP: 0.318, SLG: 0.358	T FF 93 B FF 93 F SI 93 X SL 88 1-2 ① G1-3		B SL 85 B FF 92 X SL 85 2-0 ③ G5-3		C SL 87 B SI 94 B SL 83 S SI 94 X SL 84 2-2 1B		B SL 88 S SL 88 B FF 97 X FF 98 2-1 ② G6-3	C ST 81 F FF 93 F ST 82 X ST 82 0-2 5 1B 1-3 2-H 1B		5	0	2	1	0	0	1
5 Josh Harrison, R (1, 4) (7, 5) OBP: 0.355, SLG: 0.432	C SL 83 F FF 92 F SI 93 B FF 92 B SI 93 X FF 93 2-2 ② G5-3			B SI 90 X SI 92 1-0 23 G4-3 55 1B 2B	F SL 84 X FF 93 0-1 ② P6		S SL 87 B CH 91 B SL 88 F FF 97 X SL 90 2-2 26 2B 1B	S ST 82 B FF 94 B FF 94 F FF 94 D ST 82 X ST 81 3-2 1-2 1B		5	1	3	0	0	0	1
22 Andrew McCutchen, R (1, 8) OBP: 0.384, SLG: 0.507 26 Adam Frazier, L (7, PH) OBP: 0.345, SLG: 0.365 (7, 4)	B FF 92 B SI 93 F FF 91 B FF 92 C FF 93 F FF 94 S SL 86 3-3 ③ K			B SI 92 F SL 84 F SI 92 F SI 91 S SI 91 1-3 ① K	X SI 92 0-0 ③ G6-3		X FF 96 0-0 1-3 2B	F SI 93 X ST 81 0-1 ③ L7		3 2	0 0	0 1	0 0	0 0	2 0	2 3
23 David Freese, R (1, 5) OBP: 0.385, SLG: 0.372 52 Jhan Mariñez, R (7, 1) OBP: 0.167, SLG: 0.333		B CU 80 X SL 86 1-0 ① G6-3		C SL 84 B FF 90 B SI 92 F SL 83 X SI 92 2-2 ② G4-3 2-3		C SI 89 B SL 84 S SL 83 B SL 86 B SL 85 X SL 86 3-2 HR B FF 96 B SL 90 B FF 95 B FF 96 4-0 BB			C FF 91 S SL 84 S SL 84 0-3 ① K	3 1	1 0	1 0	1 0	1 0	0 1	1 0
55 Josh Bell, S (1, 3) OBP: 0.326, SLG: 0.484		B SI 91 B SI 92 B FF 93 C SI 92 X FF 92 3-1 ② G1-3		F FF 92 B FF 92 B SI 92 F FF 92 B FF 93 X FF 94 3-2 29 BB 64 1B 1B 3-H		F SI 94 B SL 86 S SL 85 B SL 85 B FF 93 F FF 92 B SL 84 4-2 64 G5-3 BB	B CH 90 F CH 89 F FF 97 C SL 92 1-3 ③ K		B CU 74 C SL 84 X FF 91 1-1 ② P4	4	0	1	1	1	1	3
64 José Osuna, R (1, 9) OBP: 0.290, SLG: 0.451		B SL 83 X FF 93 1-0 ③ G5-3		T SL 85 X FF 92 0-1 29 BB 1-2 1B		B SL 84 F SI 93 B SL 84 F FF 91 B SI 92 X SI 91 3-2 ① G5-3 1-2		B FF 94 X FF 92 1-0 19 BB 6 1B 1B	C CU 74 B SL 84 X SL 82 1-1 ③ G6-3	5	1	2	0	0	0	1
29 Francisco Cervelli, R (1, 2) OBP: 0.365, SLG: 0.413 19 Chris Stewart, R (7, 2) OBP: 0.276, SLG: 0.286			B FF 93 C SI 93 X FF 93 1-1 ① G1-3	B SI 91 C FF 92 B FF 92 B SL 85 F FF 93 B SI 93 4-2 1-2 2-3 BB		B SI 92 B FF 91 C SI 92 S SL 86 X SI 93 2-2 ② G5-3		B FF 93 B FF 94 B FF 94 C FF 93 D FF 94 4-1 6 1B 1-2 BB		2 0	0 0	0 0	0 0	1 1	0 0	1 0
10 Jordy Mercer, R (1, 6) OBP: 0.338, SLG: 0.415 41 Daniel Hudson, R (6, 1) 28 John Jaso, L (7, 7) OBP: 0.308, SLG: 0.405			B SI 91 C SI 92 X SI 92 1-1 46 SH3 1B	F SL 87 B SI 92 X SI 92 1-1 ③ G6-3		B SL 86 B FF 92 B SL 84 C SI 92 X SI 92 3-1 ③ G5-3		B FF 94 C FF 93 C FF 94 B ST 83 C ST 82 2-3 ① K		3 0 1	0 0 0	1 0 0	0 0 0	0 0 1	0 0 1	4 0 2
46 Iván Nova, R (1, 1) OBP: 0.026, SLG: 0.026 62 Max Moroff, S (6, 6) OBP: 0.227, SLG: 0.193 38 Wade LeBlanc, L (6, 1) OBP: 0.200, SLG: 0.200			X SI 94 0-0 ② SH3 1-2		C SI 90 F FF 93 F FF 93 B FF 93 F FF 93 T SI 94 1-2 ① K		C FF 97 C CH 89 B SL 87 F SL 89 X CH 92 1-2 ① G4-3	B ST 81 T FF 93 S ST 82 B ST 82 F ST 81 S ST 82 2-3 ② K		1 2 0	0 0 0	0 0 0	0 0 0	1 1 0	0 2 0	0 2 0

Inning Stats	1	2	3	4	5	6	7	8	9
	R: 0 E: 0 K: 1 S: 11	H: 0 LOB: 0 BB: 0 P: 17	R: 0 E: 0 K: 0 S: 4	H: 0 LOB: 0 BB: 0 P: 9	R: 0 E: 0 K: 0 S: 6	H: 1 LOB: 1 BB: 0 P: 10	R: 1 E: 0 K: 1 S: 17	H: 3 LOB: 3 BB: 1 P: 29	R: 0 E: 0 K: 1 S: 11	H: 1 LOB: 1 BB: 0 P: 14	R: 1 E: 0 K: 0 S: 14	H: 1 LOB: 1 BB: 1 P: 29	R: 0 E: 0 K: 1 S: 13	H: 2 LOB: 3 BB: 1 P: 23	R: 1 E: 0 K: 2 S: 18	H: 3 LOB: 3 BB: 1 P: 30	R: 0 E: 0 K: 1 S: 7	H: 0 LOB: 0 BB: 0 P: 9

| | | |

Batter	1	2	3	4	5	6	7	8	9	AB	R	H	RBI	BB	SO	LOB
19 Charlie Blackmon, L (1, 8) OBP: 0.382, SLG: 0.620	B FF 91 X FF 91 1-0 9 G4-6-3 1B		F FF 96 X CU 82 0-1 9 HBP 28 1B 2-3 3-H 1B		C SI 93 B CH 84 B CH 86 X FF 93 2-1 HR	C FF 88 B CH 81 X SL 80 1-1 ① G3	C FF 93 X SL 89 0-1 ③ L8			5	2	3	2	0	0	0
0 Adam Ottavino, S (8, 1)										0	0	0	0	0	0	0
38 Mike Dunn, L (9, 1)										0	0	0	0	0	0	0
9 DJ LeMahieu, R (1, 4) OBP: 0.370, SLG: 0.394	L FF 92 1 SAFE B FF 92 B FF 92 C SI 93 F FF 95 X FF 94 2-2 ①② G4-6-3 1-2f		H FF 94 1-0 12 1B 28 1B 20 G5-3 1-2 HBP		C CU 79 X FF 92 0-1 28 WP 1B	B CH 79 B SI 88 C FC 86 B SI 88 B SI 87 4-1 28 WP 28 1B BB		C FF 93 S SL 85 F FF 94 S SL 84 0-3 ① K		3	2	1	0	1	1	1
28 Nolan Arenado, R (1, 5) OBP: 0.361, SLG: 0.590	F FF 93 S CH 87 S FF 93 0-3 ③ K		B SI 95 B FF 93 C SI 94 X SI 94 2-1 20 G5-3 12 1B 1-2 2-H 3-H 1B		C FF 94 F FF 92 D CU 82 B CH 86 X CH 87 2-2 ① L8 1-2	F SI 88 S CH 78 X CH 79 0-2 12 HR 1-H 1B		F SL 86 B FF 94 F CH 93 F CH 91 S FF 95 1-3 ② K		5	1	2	3	0	2	1
12 Mark Reynolds, R (1, 3) OBP: 0.375, SLG: 0.525		F FF 92 B CU 79 F FF 93 S CU 80 1-3 ① K	X FF 94 0-0 20 G5-3 1-2 2-3 1B		F CU 81 X CH 87 0-1 ② G5-3	D CH 81 F FF 88 B FF 88 X FF 87 2-1 1-H HR		S FF 94 B SL 84 F FF 94 B FF 95 B SL 85 X FF 95 3-2 HR		5	2	3	3	0	1	1
20 Ian Desmond, R (1, 7) OBP: 0.330, SLG: 0.390		C FF 94 S CU 80 F CU 80 B CU 82 S FF 95 1-3 ② K	D CU 83 X FF 95 1-0 ② G5-3 1-2 2-3 3-H		X FF 94 0-0 ③ L4	C FC 85 F FC 86 B FF 88 B CH 81 S CH 80 2-3 ② K		C SL 85 X CH 93 0-1 1B		5	0	1	1	0	2	3
5 Carlos González, L (1, 9) OBP: 0.302, SLG: 0.345		T FF 93 X FF 93 0-1 ③ F9	C CH 86 S CH 88 S CU 83 0-3 ③ K2-3			C FC 78 F FF 92 X CU 80 0-2 27 HR 1B F SL 82 X FF 87 0-1 2B		X FF 93 0-0 ③ G6-3		5	1	2	0	0	1	3
27 Trevor Story, R (1, 6) OBP: 0.316, SLG: 0.429			S CU 80 B CU 80 F FF 92 B FF 93 F CH 86 B FF 95 F FF 93 D FF 93 4-2 31 G3-4 30 1B 19 1B BB	C FF 91 F FF 92 B CU 81 F FF 94 B CH 86 F FF 93 X FF 94 3-2 ① G6-3		a FF 93 X FF 92 1-0 1-H HR G5-3				3	2	1	2	1	0	1
30 Ryan Hanigan, R (1, 2) OBP: 0.312, SLG: 0.357			C FF 93 B FF 93 X FF 92 1-1 19 1B 31 G3-4 28 1B 1-2 1B B FF 93 X FF 92 1-0 ② G3-1			B FF 88 B SI 88 B SI 88 C FF 87 B FF 87 4-1 4 HR BB C FF 93 B SL 91 X SL 88 1-1 ① F8				3	2	1	0	1	0	0
31 Kyle Freeland, L (1, 1) OBP: 0.225, SLG: 0.308			X SI 92 0-0 ① G3-4 1-2 2-3 C SI 92 B CH 86 B FF 92 F FF 92 S CU 78 2-3 ③ K			X FC 86 0-0 1-H HR X FF 93 0-0 ② G6-3				2	0	0	0	0	1	2
4 Pat Valaika, R (6, PH) OBP: 0.285, SLG: 0.538										1	1	1	2	0	0	0
45 Scott Oberg, R (7, 1)										0	0	0	0	0	0	0
2 Alexi Amarista, L (7, PH) OBP: 0.282, SLG: 0.383										1	0	0	0	0	0	0
(8, 8)																
Inning Stats	R: 0 E: 0 K: 1 S: 8 H: 1 LOB: 0 BB: 0 P: 11	R: 0 E: 0 K: 2 S: 9 H: 0 LOB: 0 BB: 0 P: 11	R: 4 E: 0 K: 1 S: 16 H: 4 LOB: 2 BB: 1 P: 25	R: 0 E: 0 K: 1 S: 9 H: 0 LOB: 0 BB: 0 P: 15	R: 1 E: 0 K: 0 S: 10 H: 2 LOB: 1 BB: 0 P: 14	R: 7 E: 0 K: 1 S: 22 H: 6 LOB: 1 BB: 2 P: 39	R: 0 E: 0 K: 0 S: 5 H: 0 LOB: 0 BB: 0 P: 6	R: 1 E: 0 K: 2 S: 14 H: 2 LOB: 1 BB: 0 P: 18		1B: 9 2B: 1 3B: 0 HR: 5 SF: 0 SAC: 0 DP: 1 HBP: 1					

PITCHER		IP	WLS	BF	H	R	ER	SO	BB	IBB	HBP	BLK	WP	HR	S	P	ERA	WHIP
46 Iván Nova, R ERA: 3.62	(1, 1)	5.0	L	25	9	7	7	5	1	0	1	0	1	2	56	81	12.60	2.000
38 Wade LeBlanc, L ERA: 4.76	(6, 1)	0.2		8	4	5	5	1	2	0	0	0	1	2	15	28	67.50	9.000
41 Daniel Hudson, R ERA: 4.08	(6, 1)	0.1		1	0	0	0	0	0	0	0	0	0	0	3	6	0.00	0.000
52 Jhan Mariñez, R ERA: 3.88	(7, 1)	2.0		8	2	1	1	2	0	0	0	0	0	1	19	24	4.50	1.000

PITCHER	IP	WLS	BF	H	R	ER	SO	BB	IBB	HBP	BLK	WP	HR	S	P	ERA	WHIP

BOTTOM

Pittsburgh Pirates @ Colorado Rockies

Coors Field, Denver, CO

Sun Jul 23 2017, 1:13 PM - 4:30 PM MDT

Att. 40,118 - Partly Cloudy - 89 F

livebaseballscorecards.com

AB	38
R	13
H	15
RBI	13
BB	3
SO	8
LOB	12

WP: 2 PA: 42
PB: 0
SB: 0
CS: 0

TOP

Pittsburgh Pirates @ San Francisco Giants

AT&T Park, San Francisco, CA

Mon Jul 24 2017, 7:16 PM - 10:42 PM PDT

Att. 40,030 - Clear - 62 F

livebaseballscorecards.com

Batter	1	2	3	4	5	6	7	8	9	AB	R	H	RBI	BB	SO	LOB
6 Starling Marte, R (1, 7) OBP: 0.323, SLG: 0.365	B FF 88 F FF 88 B CU 72 B B FF 89 4-1 5 2B 5 S 22 G5-3 BB	B CH 83 B FF 90 X FF 90 2-0 E5 5 1B 22 HR 2-3		C SI 89 C SI 90 X CU 76 0-2 G5-3 ③			S FC 88 B FF 92 C FF 92 B CU 81 S FF 92 2-3 K ①	D SL 81 F FF 95 B CH 85 B FF 95 F SI 94 X FF 94 3-2 1-H 2B		4	2	1	1	1	1	1
5 Josh Harrison, R (1, 4) OBP: 0.355, SLG: 0.434	D FF 89 1 SAFE 1 SAFE C FF 88 X CU 74 1-1 55 2B 1-3 2B	T FF 91 1 SAFE X FF 90 0-1 22 HR 1-2 3-H 1B			C FF 93 F SL 82 B FF 94 S CU 75 1-3 K ①		B SL 84 F FF 92 B FC 88 X FC 86 2-1 G5-3 ② B FC 94 B FC 94 X FF 94 2-0 P4 ③			5	2	2	1	0	1	1
22 Andrew McCutchen, R (1, 8) OBP: 0.382, SLG: 0.511	F FF 89 C CH 83 D CU 75 F FF 90 X CH 84 1-2 G5-3 ① 3-H	B CU 75 B CU 75 B SL 84 F FF 91 X CU 76 3-1 1-H 2-H HR			B SL 83 C SL 82 C CH 85 B FF 94 X FF 94 2-2 G4-3 ②		C SL 84 S SI 92 X SI 92 0-2 L9 ③		S SL 82 S FC 95 B FF 96 B FC 95 S FF 96 2-3 K ①	5	1	1	4	0	1	1
55 Josh Bell, S (1, 3) OBP: 0.330, SLG: 0.488	F CH 83 B CU 74 B CH 84 C FF 90 D CU 75 F FF 90 F FF 91 X FF 90 3-2 2-H 2B	F FF 91 B CH 85 B CU 77 C CU 77 C SL 87 2-3 K ③			X FF 93 0-0 G4-3 ③			C FF 95 B CH 83 X SL 79 1-1 26 SH1-3 10 HR 23 1B 1B	X FF 96 0-0 29 BB 23 BB 1B	5	1	3	1	0	1	0
23 David Freese, R (1, 5) OBP: 0.389, SLG: 0.374	B CU 75 B CH 84 C SI 89 X CU 75 2-1 L5 ②		C FF 88 B SL 82 X CU 74 1-1 26 FC4-6 1B			B FF 92 B SL 82 F FF 92 F FF 92 F FF 94 F CH 85 C FF 94 2-3 K ①		B FF 95 B FF 94 F FF 95 F FF 95 B CH 84 X FF 95 3-2 26 SH1-3 10 HR 1-2 1B	B FF 95 S FF 94 D SL 84 B FC 96 B FF 96 4-1 29 BB 1-2 BB	4	1	2	0	1	1	1
26 Adam Frazier, L (1, 9) OBP: 0.340, SLG: 0.359	C CU 76 F CH 84 X CH 83 0-2 L4 ③		B FF 88 B SL 82 C CH 82 F SL 85 X FF 90 2-2 FC4-6 ① 29 G6-4-3 1-2f			C CH 84 X CU 75 0-1 G4-3 ②		X SL 78 0-0 SH1-3 ① 1-2 2-3	C FF 96 B CH 89 B FC 95 C FC 95 S FF 95 2-3 K ②	4	0	0	0	0	1	4
29 Francisco Cervelli, R (1, 2) OBP: 0.366, SLG: 0.410		C CH 83 X CU 73 0-1 G6-3 ① 1 SAFE B SI 89 B CU 76 X FF 90 2-0 G6-4-3 ②③ 1-2f				X FF 94 0-0 10 1B 1B		B FF 96 X FF 95 1-0 G5-3 ② 1-2 2-3	B FC 96 F FC 95 B SL 82 F FC 93 B FC 96 B FC 96 4-2 1-2 2-3 BB	4	0	1	0	1	0	3
10 Jordy Mercer, R (1, 6) OBP: 0.341, SLG: 0.426		C FF 89 T CU 75 B FF 92 B FF 90 B FF 90 F SI 91 X FF 91 3-2 6 E 45 SH3-4 5 1B 1B		B CU 75 X SL 83 1-0 G4-3 ①		C SL 82 B FF 94 X FF 93 1-1 1-3 1B		C CH 86 F FF 96 D SL 79 D CH 84 F SL 79 B FF 96 X SL 77 3-2 2-H 3-H HR	B FC 96 B FF 96 B FC 95 C FC 96 F FF 95 X FF 95 3-2 G6-3 ③	5	2	3	3	0	0	3
45 Gerrit Cole, R (1, 1) OBP: 0.162, SLG: 0.139 44 Tony Watson, L (7, 1) 64 José Osuna, R (8, PH) OBP: 0.294, SLG: 0.455 12 Juan Nicasio, R (8, 1) 73 Felipe Vázquez, L (9, 1)		X FF 91 0-0 SH3-4 ② 1-2		B FF 90 C FF 89 X CU 75 1-1 G6-3 ②		F FF 94 F FF 93 S SL 82 0-3 K ③		B FF 96 B CH 86 F FF 95 X FF 96 2-1 6 2B 1B		2 0 1 0 0	0 0 1 0 0	0 0 1 0 0	0 0 1 0 0	1 0 0 0 0	2 0 0 0 0	2 0 0 0 0
Inning Stats	R: 2 E: 0 K: 0 S: 17 H: 2 LOB: 1 BB: 1 P: 28	R: 4 E: 1 K: 1 S: 15 H: 3 LOB: 0 BB: 0 P: 25	R: 0 E: 0 K: 0 S: 6 H: 1 LOB: 0 BB: 0 P: 11	R: 0 E: 0 K: 0 S: 6 H: 0 LOB: 0 BB: 0 P: 8	R: 0 E: 0 K: 1 S: 7 H: 0 LOB: 0 BB: 0 P: 10	R: 0 E: 0 K: 2 S: 13 H: 2 LOB: 2 BB: 0 P: 16	R: 0 E: 0 K: 1 S: 8 H: 0 LOB: 0 BB: 0 P: 12	R: 4 E: 0 K: 0 S: 17 H: 5 LOB: 1 BB: 0 P: 32	R: 0 E: 0 K: 2 S: 13 H: 1 LOB: 3 BB: 2 P: 28	1B: 9 2B: 3 3B: 0 HR: 2	SF: 0 SAC: 2 DP: 1 HBP: 0					

	AB	39
	R	10
	H	14
	RBI	10
	BB	3
	SO	7
	LOB	16

WP: 0 PB: 0 SB: 1 CS: 0 PA: 44

PITCHER		IP	WLS	BF	H	R	ER	SO	BB	IBB	HBP	BLK	WP	HR	S	P	ERA	WHIP
18 Matt Cain, R ERA: 5.45	(1, 1)	4.0	L	19	6	6	2	1	1	0	0	0	0	1	44	72	4.50	1.750
56 Albert Suárez, R ERA:	(5, 1)	2.0		8	2	0	0	3	0	0	0	0	0	0	20	26	0.00	1.000
70 George Kontos, R ERA: 3.67	(7, 1)	1.0		3	0	0	0	1	0	0	0	0	0	0	8	12	0.00	0.000
61 Josh Osich, L ERA: 4.83	(8, 1)	0.2		7	5	4	4	0	0	0	0	0	0	1	16	29	54.00	7.500
59 Kyle Crick, R ERA: 2.03	(8, 1)	1.1		7	1	0	0	2	2	0	0	0	0	0	14	31	0.00	2.250

PITCHER		IP	WLS	BF	H	R	ER	SO	BB	IBB	HBP	BLK	WP	HR	S	P	ERA	WHIP

Batter	1	2	3	4	5	6	7	8	9	AB	R	H	RBI	BB	SO	LOB
2 Denard Span, L (1, 8) OBP: 0.335, SLG: 0.449	C FF 94 X FF 93 0-1 ① L4		X CH 88 0-0 ② L9		B FF 96 B FF 96 B FF 97 C FF 96 B FF 97 4-1 FC4-6 9 28 1B 1B BB		B SI 94 C SI 95 B SL 86 F SI 95 F SI 95 F SL 86 F SI 95 B SI 95 B SI 94 4-2 G4-6-3 9 28 1B 1B BB		S FF 98 C FF 100 B FF 101 F CU 83 B SL 87 F FF 100 B FF 100 B FF 97 4-2 BB	2	2	0	0	3	0	0
Eduardo Núñez, R (1, 5) OBP: 0.331, SLG: 0.413	C FF 94 S KC 79 X FF 94 0-2 ② F9		X FF 95 0-0 ③ G4-3		C KC 80 F FF 96 F SL 87 F FF 96 B FF 96 X KC 80 1-2 9 FC4-6 1-2 1B		C SI 94 F SI 94 F SI 96 B SL 86 X CH 88 1-2 9 G4-6-3 1-2 1B		X FF 96 0-0 ① P3	5	0	2	0	0	0	1
9 Brandon Belt, L (1, 3) OBP: 0.350, SLG: 0.448	F FF 95 C CH 88 B SL 85 B FF 96 B FF 97 B FF 97 4-2 BB			B FF 96 T FF 95 C KC 79 F FF 97 B FF 97 X CH 88 2-2 35 1B 2B	B FF 96 F FF 96 B FF 97 B SL 89 X FF 96 3-1 ① FC4-6 28 1B 1-2f 2-3		B SI 94 C SI 94 B SL 86 F SI 94 B SI 94 F SI 94 F SI 95 X SI 94 3-2 ① ② G4-6-3 1-2f 2-3		B CU 82 S FF 97 B FF 99 F FF 98 F FF 98 X SL 87 2-2 ② P5	4	1	1	0	1	0	5
28 Buster Posey, R (1, 2) OBP: 0.403, SLG: 0.490	F FF 94 B FF 95 B FF 95 S SL 87 C FF 96 2-3 ③ K			B KC 78 C FF 96 F CH 89 X FF 97 1-2 ① G6-3	X FF 95 0-0 ② 35 FC6 1-3 3-H 1B		B CH 87 X SI 95 1-0 3-H 1B		B FF 98 S CU 81 S CH 88 B FF 98 X CH 88 2-2 ③ F9	5	0	2	2	0	1	3
35 Brandon Crawford, L (1, 6) OBP: 0.271, SLG: 0.376 59 Kyle Crick, L (8, 1)		B FF 95 S CH 88 F SL 86 X CH 90 1-2 12 G3 12 PB 1B		B CH 91 F FF 97 X FF 97 1-1 12 FC5 8 BB 2-H 1B	F KC 80 S SL 89 X FF 97 0-2 ③ FC6 1-2f		S SL 84 C SL 84 S SL 84 0-3 ③ K			4 0	0 0	2 0	1 0	0 0	1 0	2 0
8 Hunter Pence, R (1, 9) OBP: 0.294, SLG: 0.342		C FF 95 B FF 95 S FF 95 1 SAFE B FF 95 C FF 96 2-3 ① K		C SL 87 B SL 88 B FF 96 B FF 96 B FF 96 4-1 66 BB 12 FC5 1-2 BB	C KC 79 B FF 94 F FF 93 B SL 86 F FF 95 X FF 94 3-2 ① P3		S FF 94 B FF 96 X SL 88 1-1 ① G3-1			3	0	0	0	1	1	1
12 Joe Panik, L (1, 4) OBP: 0.322, SLG: 0.392		C FF 96 B CH 88 B CH 90 X CH 90 2-1 ② G3 1-3		B FF 98 F FF 97 B CH 89 X CH 91 2-1 ② FC5 66 BB 1-2 2-3f	B SL 87 B CH 88 F FF 95 B FF 94 S FF 96 X FF 96 3-2 ② P5			B FF 96 F FF 94 B FF 96 C FF 95 F FF 96 X FF 97 2-2 66 DI 1B		4	0	1	0	0	0	3
66 Gorkys Hernández, R (1, 7) OBP: 0.332, SLG: 0.310		F FF 95 C FF 97 F KC 80 B FF 97 B FF 96 S SL 88 2-3 ③ K		C KC 79 B SL 90 D FF 96 C FF 96 B FF 98 B FF 97 4-2 1-2 2-3 BB	B FF 96 X FF 95 1-0 1B			B FF 96 C FF 95 B SL 90 F FF 97 X FF 97 2-2 ② G5-3 1-2		3	0	1	0	1	1	2
18 Matt Cain, R (1, 1) OBP: 0.185, SLG: 0.259 21 Conor Gillaspie, L (4, PH) OBP: 0.240, SLG: 0.279 56 Albert Suárez, R (5, 1) 46 Orlando Calixte, R (6, PH) OBP: 0.242, SLG: 0.207 70 George Kontos, R (7, 1) 61 Josh Osich, L (8, 1) 37 Kelby Tomlinson, R (8, 6) OBP: 0.312, SLG: 0.286			C FF 94 B SL 85 B FF 95 S FF 95 F FF 96 S FF 96 2-3 ① K	B FF 97 B CH 90 X FF 97 2-0 ③ G4-3	B SL 89 F FF 96 B FF 96 F FF 96 F FF 97 X KC 82 2-2 ③ G5-3			F FF 97 B FF 97 S SL 90 B SL 90 F FF 98 B SL 89 F FF 96 F FF 97 F FF 96 3-2 ③ X FF 96 G6-3		1 1 0 1 0 0 0 1	0 0 0 0 0 0 0 0	0 0 0 0 0 0 0 0	0 0 0 0 0 0 0 0	1 0 0 0 0 0 0 0	0 3 0 1 0 0 0 1	0 0 0 0 0 0 0 0
Inning Stats	R: 0 E: 0 K: 1 S: 10 H: 0 LOB: 1 BB: 1 P: 16	R: 0 E: 0 K: 2 S: 12 H: 1 LOB: 1 BB: 0 P: 19	R: 0 E: 0 K: 1 S: 6 H: 0 LOB: 0 BB: 0 P: 8	R: 1 E: 0 K: 0 S: 15 H: 2 LOB: 3 BB: 2 P: 31	R: 1 E: 0 K: 0 S: 12 H: 2 LOB: 1 BB: 0 P: 20	R: 0 E: 0 K: 0 S: 12 H: 1 LOB: 1 BB: 0 P: 21	R: 1 E: 0 K: 1 S: 19 H: 2 LOB: 1 BB: 1 P: 28	R: 0 E: 0 K: 0 S: 16 H: 1 LOB: 1 BB: 0 P: 24	R: 0 E: 0 K: 0 S: 12 H: 0 LOB: 1 BB: 1 P: 20	1B: 8 2B: 1 3B: 0 HR: 0 SF: 0 SAC: 0 DP: 1 HBP: 0						WP: 0 PB: 1 SB: 0 CS: 0 PA: 40	

PITCHER		IP	WLS	BF	H	R	ER	SO	BB	IBB	HBP	BLK	WP	HR	S	P	ERA	WHIP
45 Gerrit Cole, R ERA: 4.12	(1, 1)	6.0	W	27	6	2	2	4	4	0	0	0	0	0	67	115	3.00	1.667
44 Tony Watson, L ERA: 3.63	(7, 1)	1.0		5	2	1	1	1	1	0	0	0	0	0	19	28	9.00	3.000
12 Juan Nicasio, R ERA: 2.58	(8, 1)	1.0		4	1	0	0	0	0	0	0	0	0	0	16	24	0.00	1.000
73 Felipe Vázquez, L ERA: 0.68	(9, 1)	1.0		4	0	0	0	0	1	0	0	0	0	0	12	20	0.00	1.000

PITCHER	IP	WLS	BF	H	R	ER	SO	BB	IBB	HBP	BLK	WP	HR	S	P	ERA	WHIP

BOTTOM

Pittsburgh Pirates @ San Francisco Giants

AT&T Park, San Francisco, CA

Mon Jul 24 2017, 7:16 PM - 10:42 PM PDT

Att. 40,030 - Clear - 62 F

livebaseballscorecards.com

AB	34
R	3
H	9
RBI	3
BB	6
SO	5
LOB	22

Batter		1	2	3	4	5	6	7	8	9	AB	R	H	RBI	BB	SO	LOB
6 Starling Marte, R OBP: 0.316, SLG: 0.356	(1, 7) (6, 8)	C FF 88 T FF 90 X FF 90 0-2 P3		C FC 86 B FF 91 B CU 79 B CH 82 F FC 87 C FC 87 3-3 K		B FC 85 X FC 86 1-0 L9		F FF 91 B SI 92 B FF 92 T FF 92 B FC 94 X FF 91 3-2 G5-3	C SL 83 C FF 90 D CU 78 F FF 92 X FF 92 1-2 1-3 2-H 1B		5	0	1	1	0	1	2
5 Josh Harrison, R OBP: 0.357, SLG: 0.436 43 Steven Brault, L OBP: 0.500, SLG: 0.500 38 Wade LeBlanc, L OBP: 0.200, SLG: 0.200	(1, 4) (5, 1) (8, 1)	X FF 90 0-0 1B		C CH 82 B FF 90 X CU 79 1-1 E5 23 2B		C FF 89 X CH 83 0-1 23 1B 1-2 1B		C FF 91 F FF 92 X FC 92 0-2 28 BB 2-3 1B	D FC 92 X FC 91 1-0 G1-3		3 2 0	0 0 0	2 1 0	0 0 0	0 0 0	0 0 0	0 2 0
22 Andrew McCutchen, R OBP: 0.379, SLG: 0.507 28 John Jaso, L OBP: 0.309, SLG: 0.403	(1, 8) (6, 9)	F FC 86 F CH 82 X FF 90 0-2 F7		C FC 85 B FF 90 B FF 90 F FC 85 X FF 91 2-2 L8		C FC 87 F FF 91 B FF 92 F FC 88 F FF 91 S CU 80 1-3 K		D CU 80 C FF 92 B FF 94 B FF 91 F FF 92 F FF 92 B CU 77 4-2 23 G6-4-3 1-2 BB		C CU 75 X CU 76 0-1 F8	3 1	0 0	0 0	0 0	0 1	1 0	4 0
23 David Freese, R OBP: 0.389, SLG: 0.379	(1, 5)	C FF 89 B CH 83 C FF 89 X CU 78 1-2 F8		C FF 90 X CH 83 0-1 1-3 2B		B FC 87 B FF 91 X FF 91 2-0 1-3 2-H 1B		B FF 92 B FF 92 S FF 92 B FF 92 X FF 93 3-1 G6-4-3 1-2f		C SL 83 F SI 89 F FC 90 C SL 84 0-3 K	5	0	2	1	0	1	4
55 Josh Bell, S OBP: 0.328, SLG: 0.484	(1, 3)		C FF 90 F FC 87 C FC 87 0-3 K	C FC 88 F FF 91 B FF 91 F FC 88 X FF 91 1-2 F9		B FF 91 B FF 91 F FC 87 C FC 87 X FF 92 2-2 G3			B CH 83 B FF 91 F FF 91 X FF 91 2-1 62 1B 64 1B 26 SF8 1B	X CU 78 0-0 G4-3	5	1	1	0	0	1	4
64 José Osuna, R OBP: 0.299, SLG: 0.462	(1, 9) (6, 7)		F FF 91 B CH 82 B FF 91 X FC 87 2-1 2B		B FF 89 C CH 82 B FF 91 F FF 90 F FC 87 X FC 87 2-2 L9		C FC 93 F CU 76 B CU 78 B SL 86 S FF 90 2-3 K		X SL 82 0-0 62 1B 6 1B 1-2 1B		4	1	2	0	0	1	0
29 Francisco Cervelli, R OBP: 0.363, SLG: 0.406 19 Chris Stewart, R OBP: 0.269, SLG: 0.278	(1, 2) (5, 2)		B FC 86 C FF 91 F CH 84 S FF 91 1-3 K		B CH 83 C CH 82 X CU 79 1-1 G5-3		C FC 92 F FC 93 S CU 79 0-3 K		C SL 85 D FF 91 B FC 90 F FF 90 S SL 86 2-3 K		2 2	0 0	0 0	0 0	0 0	1 2	1 2
10 Jordy Mercer, R OBP: 0.341, SLG: 0.424 62 Max Moroff, S OBP: 0.239, SLG: 0.207	(1, 6) (8, PH) (8, 6)		0-0 IBB		B FF 91 F FC 86 C FF 91 B FF 91 F FF 91 B FC 86 X FF 91 3-2 G6-3		B SL 85 B FF 92 F FC 92 X FC 93 2-1 L8		D CU 77 C FF 91 B FF 92 X SL 83 2-1 6 1B 1-2 2-3 1B		2 1	0 0	0 1	0 0	1 0	0 0	0 0
50 Jameson Taillon, R OBP: 0.048, SLG: 0.048 31 A.J. Schugel, R 26 Adam Frazier, L OBP: 0.344, SLG: 0.368	(1, 1) (4, 1) (5, PH) (5, 4)		X FC 87 0-0 G5-3			C FF 90 X CU 77 0-1 5 1B 23 1B 1B		B FC 92 F FF 93 F CU 77 B FF 92 B FC 93 X FF 93 3-2 43 1B 2B	F FC 91 X CU 79 0-1 SF8 3-H		1 0 2	0 0 1	0 0 2	0 0 1	0 0 0	0 0 0	2 0 0
Inning Stats		R: 0 E: 0 K: 0 S: 10 H: 1 LOB: 1 BB: 0 P: 11	R: 0 E: 0 K: 2 S: 9 H: 1 LOB: 2 BB: 1 P: 12	R: 0 E: 1 K: 1 S: 14 H: 1 LOB: 2 BB: 0 P: 21	R: 0 E: 0 K: 0 S: 10 H: 0 LOB: 0 BB: 0 P: 16	R: 1 E: 0 K: 1 S: 14 H: 3 LOB: 2 BB: 0 P: 20	R: 0 E: 0 K: 2 S: 8 H: 0 LOB: 0 BB: 0 P: 12	R: 0 E: 0 K: 0 S: 14 H: 2 LOB: 2 BB: 1 P: 27	R: 2 E: 0 K: 1 S: 15 H: 4 LOB: 2 BB: 0 P: 23	R: 0 E: 0 K: 1 S: 7 H: 0 LOB: 0 BB: 0 P: 7	1B: 9 2B: 3 3B: 0 HR: 0 SF: 1 SAC: 0 DP: 1 HBP: 0						

PITCHER		IP	WLS	BF	H	R	ER	SO	BB	IBB	HBP	BLK	WP	HR	S	P	ERA	WHIP
40 Madison Bumgarner, L ERA: 3.38	(1, 1)	5.0	W	23	6	1	1	4	0	1	0	0	0	0	57	80	1.80	1.200
34 Chris Stratton, R ERA: 7.71	(6, 1)	4.0	S	18	6	2	2	4	1	0	0	0	0	0	44	69	4.50	1.750

PITCHER	IP	WLS	BF	H	R	ER	SO	BB	IBB	HBP	BLK	WP	HR	S	P	ERA	WHIP

TOP

Pittsburgh Pirates @ San Francisco Giants

AT&T Park, San Francisco, CA

Tue Jul 25 2017, 7:16 PM - 10:25 PM PDT

Att. 41,232 - Clear - 63 F

livebaseballscorecards.com

AB	38
R	3
H	12
RBI	3
BB	2
SO	8
LOB	21

WP: 0 PB: 0 SB: 0 CS: 0 PA: 41

Batter	1	2	3	4	5	6	7	8	9	AB	R	H	RBI	BB	SO	LOB
2 Denard Span, L (1, 8) OBP: 0.337, SLG: 0.449	C FF 93 B FF 94 B CU 80 X FF 95 2-1 G3		C CU 80 X CH 88 0-1 28 S HBP 28 2B 1B	B SI 94 B FF 94 F FF 94 B SI 94 C FF 94 X SI 95 3-2 1-3 2B 1B	C FF 91 F SI 91 B SL 84 F SI 91 B FF 93 S SL 83 2-3 K		B SI 91 X FF 90 1-0 G3-1			4	2	2	0	0	1	1
21 Conor Gillaspie, L (7, 5) OBP: 0.237, SLG: 0.275										1	0	0	0	0	0	0
Eduardo Núñez, R (1, 5) OBP: 0.334, SLG: 0.417	X FF 94 0-0 G5-3		C FF 94 B FF 94 S CU 81 B FF 94 H FF 94 3-2 28 2B 28 S 12 3B 1-2 HBP	X FF 95 0-0 1-H 9 2B 3-H 2B	B FF 91 B CH 85 B SI 90 C FF 90 C SI 90 S SI 90 3-3 K		X FF 91 0-0 L8			2	2	1	2	0	0	0
37 Kelby Tomlinson, R (5, PH) OBP: 0.305, SLG: 0.279										2	0	0	0	0	1	1
(6, 5)																
(7, 7)																
9 Brandon Belt, L (1, 3) OBP: 0.351, SLG: 0.453	L FF 94 X FF 94 0-1 G4-3		B CH 87 X FF 93 1-0 P5	C CU 79 X FF 94 0-1 28 G4-1 8 1B 3-H 2B	B SL 84 B SI 92 F FF 91 B SI 92 S FF 92 X 3-2 1-3 2B			C FF 88 F SI 86 X FC 85 0-2 L4		5	1	2	1	0	0	2
28 Buster Posey, R (1, 2) OBP: 0.407, SLG: 0.497		C SI 94 X FF 94 0-1 8 FC3 35 1B 8 E 1B	C B CU 78 C FF 94 B FF 94 B CU 80 X CU 81 3-2 12 3B 1-3 2-H 2B	B FF 92 F FF 92 B SI 92 F CH 80 X FF 93 2-2 G4-1 2-3	B C FF 92 B SL 85 B FF 92 X FF 92 3-1 1B			C FF 87 C CH 79 B CH 79 X CH 78 1-2 G1-3		4	2	3	1	0	0	1
34 Chris Stratton, R (6, 1)										1	0	0	0	0	0	0
35 Brandon Crawford, L (1, 6) OBP: 0.276, SLG: 0.381		B FF 94 F FF 95 B CH 87 D SI 95 X SI 94 3-1 12 F8 8 E 66 G6-3 1-2 1B	X CH 81 0-0 12 3B IBB	0-0 G1-3	C FF 93 B SL 85 F SL 85 B FF 92 D SL 84 F FF 93 X SI 92 3-2 L3			B FF 86 T SL 80 B SI 87 X SL 80 2-1 8 2B 2B		4	3	2	0	1	0	4
8 Hunter Pence, R (1, 9) OBP: 0.296, SLG: 0.347		B CU 80 C FF 95 B FF 95 C FF 94 F CU 82 X FF 95 2-2 FC3 66 G6-3 66 S 1-2 2-H	X FF 94 0-0 F4	C CH 81 B FF 92 B FF 92 B FF 92 C FF 92 F FF 92 X FF 92 3-2 12 WP 3-H 1B		B CU 76 B FF 89 X FF 89 2-0 E4 12 G1-6-3		B SI 88 D CH 81 X FC 85 2-0 2-H 2B		5	0	2	2	0	0	4
12 Joe Panik, L (1, 4) OBP: 0.323, SLG: 0.397	C CU 80 B FF 93 B FF 93 X FF 94 2-1 F8 2-3		C CH 88 B CH 88 X CH 88 1-1 1-H 2-H 3-H 3B	C FF 92 F CH 81 B CH 81 B CH 81 B FF 92 F CH 81 F FF 92 B SI 92 4-2 1-2 BB		B SI 90 F FF 91 X SI 90 1-1 G1-6-3 1-2f		B SI 88 X SI 88 1-0 G3		4	0	1	3	1	0	4
66 Gorkys Hernández, R (1, 7) OBP: 0.326, SLG: 0.303	L FF 94 B SI 94 B FF 94 F FF 95 D CU 82 X FF 94 3-2 G6-3 1-3 3-H	F FF 95 B CU 79 C CU 79 B CU 80 X FF 93 2-2 G6-3	C FF 92 X SI 91 0-1 F9		B FF 92 S FF 91 B SI 90 S SI 90 F FF 91 F CH 86 B SL 84 F FF 92 X SI 91 3-2 G4-3					4	0	0	1	0	0	4
(7, 8)																
40 Madison Bumgarner, R (1, 1) OBP: 0.313, SLG: 0.643	B CU 80 F SI 94 C FF 95 S CU 81 1-3 K		S SI 93 B CU 80 X CU 78 1-1 2 1B 2B 1B	B SI 90 B FF 91 B SI 90 B FF 89 4-0 9 2B BB			C FF 89 F FF 90 F FF 90 B CH 85 B SL 81 F SI 90 B FF 91 X SI 89 3-2 G1-4-3			2	1	1	0	1	1	1
5 Nick Hundley, R (6, 2) OBP: 0.282, SLG: 0.426										1	0	0	0	0	0	0
Inning Stats	R: 0 E: 0 K: 0 S: 5 H: 0 LOB: 0 BB: 0 P: 7	R: 2 E: 1 K: 1 S: 16 H: 2 LOB: 1 BB: 0 P: 27	R: 4 E: 0 K: 0 S: 14 H: 3 LOB: 1 BB: 1 P: 24	R: 4 E: 0 K: 0 S: 22 H: 5 LOB: 2 BB: 1 P: 35	R: 0 E: 0 K: 2 S: 16 H: 2 LOB: 3 BB: 1 P: 34	R: 0 E: 1 K: 0 S: 9 H: 0 LOB: 0 BB: 0 P: 15	R: 0 E: 0 K: 0 S: 7 H: 0 LOB: 0 BB: 0 P: 11	R: 1 E: 0 K: 0 S: 10 H: 2 LOB: 1 BB: 0 P: 16		1B: 7 2B: 6 3B: 1 HR: 0 SF: 0 SAC: 0 DP: 1 HBP: 1						

PITCHER	IP	WLS	BF	H	R	ER	SO	BB	IBB	HBP	BLK	WP	HR	S	P	ERA	WHIP
50 Jameson Taillon, R (1, 1) ERA: 4.03	3.0	L	21	9	10	9	1	0	1	1	0	0	0	43	70	27.00	3.000
31 A.J. Schugel, R (4, 1) ERA: 2.0	1.0		5	1	0	0	0	1	0	0	0	1	0	14	23	0.00	2.000
43 Steven Brault, L (5, 1) ERA: 4.5	3.0		12	2	0	0	2	1	0	0	0	0	0	32	60	0.00	1.000
38 Wade LeBlanc, L (8, 1) ERA: 4.85	1.0		5	2	1	1	0	0	0	0	0	0	0	10	16	9.00	2.000

PITCHER	IP	WLS	BF	H	R	ER	SO	BB	IBB	HBP	BLK	WP	HR	S	P	ERA	WHIP

BOTTOM

Pittsburgh Pirates @ San Francisco Giants

AT&T Park, San Francisco, CA

Tue Jul 25 2017, 7:16 PM - 10:25 PM PDT

Att. 41,232 - Clear - 63 F

livebaseballscorecards.com

AB	39
R	11
H	14
RBI	10
BB	3
SO	3
LOB	22

Batter	1	2	3	4	5	6	7	8	9	AB	R	H	RBI	BB	SO	LOB
6 Starling Marte, R (1, 7) OBP: 0.304, SLG: 0.340	F FF 93 X FF 93 0-1 ① F8	F SL 90 B FF 96 X SI 95 1-1 ③ P3			B FF 94 C KC 80 C FF 96 B FF 95 S FF 96 2-3 ② K			B FF 94 X FF 94 1-0 ① P4		4	0	0	0	0	1	3
5 Josh Harrison, R (1, 5) OBP: 0.359, SLG: 0.437	X FF 91 0-0 ② F9		C KC 78 X SI 93 0-1 55 S 1B		F KC 80 F FF 95 B FC 94 B SI 96 S FF 96 2-3 ③ K			B FF 94 F FF 95 X SL 85 1-1 22 L4-3 1B		4	0	2	0	0	1	0
22 Andrew McCutchen, R (1, 8) OBP: 0.376, SLG: 0.501	C FF 93 C FS 85 X SI 94 0-2 ③ G3		C KC 81 B KC 81 F SL 89 F SI 94 F SI 96 B KC 83 S FC 94 2-3 ① K			C KC 78 B FF 94 X KC 80 1-1 ① G6-3		B FF 93 X FF 96 1-0 ②③ L4-3 1-1		4	0	0	0	0	1	2
55 Josh Bell, S (1, 3) OBP: 0.325, SLG: 0.479		C FF 93 B FF 93 S FC 92 F SL 88 F KC 82 B SI 96 B SI 94 F FC 93 S FF 94 3-3 ① K	B KC 83 B SI 95 T FF 94 S FC 93 S FS 85 2-3 ② K 1-2			C FS 84 B FS 86 B FC 92 B FS 86 T FF 92 X FF 93 3-2 ② F9			S FF 94 B CH 88 B CH 88 S FF 94 F CH 90 F FC 90 X FF 94 2-2 ① P3	4	0	0	0	0	2	1
28 John Jaso, L (1, 9) OBP: 0.308, SLG: 0.397		B FS 85 B KC 79 C SL 87 F FF 94 F FS 85 B FF 96 D SL 90 4-2 29 1B 26 2B BB	C FS 86 B SL 91 B FC 93 C KC 82 S SI 97 2-3 ③ K			X FF 95 0-0 ③ F8			C CH 89 F SI 94 F CH 90 X FC 92 0-2 ② G6-3	3	1	0	0	1	1	1
29 Francisco Cervelli, R (1, 2) OBP: 0.361, SLG: 0.404		B FF 95 C SI 95 C KC 82 B SI 96 B SI 95 X SI 96 3-2 26 2B 57 FC1-2 1B 1-3		S FS 84 B KC 80 C FS 86 B FF 94 F SI 96 C FF 95 2-3 ① K			C KC 81 F FF 95 B FF 95 F KC 82 S FC 96 2-3 ① K		B SI 95 C SI 95 C FC 91 F FC 90 B SI 96 F FC 92 F CH 90 S FC 93 2-3 ③ K	4	0	1	0	0	3	0
26 Adam Frazier, L (1, 4) OBP: 0.347, SLG: 0.375		B SI 94 X KC 82 1-0 57 FC1-2 2B 1-3 3-H		C FF 93 B FF 93 X FS 87 1-1 ② L9			F FF 94 X SL 88 0-1 10 G3 1B			3	0	2	1	0	0	0
10 Jordy Mercer, R (1, 6) OBP: 0.341, SLG: 0.421		0-0 57 FC1-2 IBB		C FF 95 C KC 82 B FC 94 F KC 85 F FF 94 X FC 93 1-2 ③ L9			1 SAFE X FF 96 0-0 ② G3 1-2			2	0	0	0	1	0	1
57 Trevor Williams, R (1, 1) OBP: 0.103, SLG: 0.071 23 David Freese, R (7, PH) OBP: 0.388, SLG: 0.378 44 Tony Watson, L (7, 1) 12 Juan Nicasio, R (8, 1)		B SI 95 F SI 94 C SI 95 B SL 88 X SI 95 2-2 ② FC1-2 1-2 2-3 3-Hf			C SI 93 X KC 78 0-1 ① G4-3		B SI 96 X FF 96 1-0 ③ G1-3			2 1 0 0	0 0 0 0	0 0 0 0	0 0 0 0	0 0 0 0	0 0 0 0	3 1 0 0
Inning Stats	R: 0 E: 0 K: 0 S: 6 H: 0 LOB: 0 BB: 0 P: 6	R: 1 E: 0 K: 1 S: 18 H: 2 LOB: 3 BB: 2 P: 32	R: 0 E: 0 K: 3 S: 13 H: 1 LOB: 1 BB: 0 P: 19	R: 0 E: 0 K: 1 S: 11 H: 0 LOB: 0 BB: 0 P: 15	R: 0 E: 0 K: 2 S: 8 H: 0 LOB: 0 BB: 0 P: 12	R: 0 E: 0 K: 0 S: 6 H: 0 LOB: 0 BB: 0 P: 10	R: 0 E: 0 K: 1 S: 8 H: 1 LOB: 1 BB: 0 P: 11	R: 0 E: 0 K: 0 S: 4 H: 1 LOB: 0 BB: 0 P: 7	R: 0 E: 0 K: 1 S: 15 H: 0 LOB: 0 BB: 0 P: 19	1B: 4 2B: 2 3B: 0 HR: 0 SF: 0 SAC: 0 DP: 1 HBP: 0						

PITCHER		IP	WLS	BF	H	R	ER	SO	BB	IBB	HBP	BLK	WP	HR	S	P	ERA	WHIP
29 Jeff Samardzija, R ERA: 4.85	(1, 1)	7.0	W	27	4	1	1	8	1	1	0	0	0	0	70	105	1.29	0.714
60 Hunter Strickland, R ERA: 2.39	(8, 1)	1.0	H	3	1	0	0	0	0	0	0	0	0	0	4	7	0.00	1.000
49 Sam Dyson, R ERA: 6.25	(9, 1)	1.0	S	3	0	0	0	1	0	0	0	0	0	0	15	19	0.00	0.000

PITCHER	IP	WLS	BF	H	R	ER	SO	BB	IBB	HBP	BLK	WP	HR	S	P	ERA	WHIP

TOP

Pittsburgh Pirates @ San Francisco Giants

AT&T Park, San Francisco, CA

Wed Jul 26 2017, 12:46 PM - 3:23 PM PDT

Att. 41,038 - Partly Cloudy - 69 F

livebaseballscorecards.com

AB	31
R	1
H	5
RBI	1
BB	2
SO	9
LOB	12

BOTTOM

Pittsburgh Pirates @ San Francisco Giants

AT&T Park, San Francisco, CA

Wed Jul 26 2017, 12:46 PM - 3:23 PM PDT

Att. 41,038 - Partly Cloudy - 69 F

livebaseballscorecards.com

Batter	1	2	3	4	5	6	7	8	9	AB	R	H	RBI	BB	SO	LOB
2 Denard Span, L (1, 8) OBP: 0.337, SLG: 0.451	B FF 92 F FF 93 X FF 94 1-1 ① G6-3	X FF 94 0-0 ③ G4-3			B FF 92 L FF 92 L SI 91 F FF 93 X FF 94 1-2 12 F9 2B		L SI 93 B SI 93 X SI 93 1-1 ① SH5-4 2-3			3	0	1	0	0	0	1
12 Joe Panik, L (1, 4) OBP: 0.322, SLG: 0.398	B FF 94 C FF 94 S CU 77 B SL 87 F FF 94 F FF 94 B FF 94 X FF 93 3-2 28 WP 35 FC6-4 2B		B SI 90 B FF 92 C FF 92 X FF 92 2-1 ① G4-3		B FF 93 B FF 93 C FF 92 B FF 94 X FF 94 3-1 ① F9 2-3		X SI 94 0-0 ② G3			4	1	1	0	0	0	2
9 Brandon Belt, L (1, 3) OBP: 0.352, SLG: 0.454	C FF 93 B FF 93 B CH 84 B B 4-1 35 FC6-4 28 WP BB		F CH 85 F FF 93 B FF 94 B SL 84 B FF 93 F SI 91 C FF 94 3-3 ② K		B FF 92 S SI 92 F FF 92 F SL 83 X FF 93 1-2 ② G3		B SL 87 X SI 94 1-0 3-H 2B			3	0	1	1	1	1	1
28 Buster Posey, R (1, 2) OBP: 0.413, SLG: 0.498	B FF 92 B SL 86 B SI 92 C FF 92 D SL 85 4-1 35 FC6-4 1-2 2-3 BB		B SL 84 C FF 92 S SI 90 B CU 77 F SI 90 F FF 94 X CH 85 2-2 1B		0-0 IBB		0-0 IBB			1	0	1	0	3	0	0
35 Brandon Crawford, L (1, 6) OBP: 0.273, SLG: 0.376	B SI 92 C FF 94 B SI 92 X FF 93 2-1 ② FC6-4 8 FC6-4 1-2f 2-3 3-H		B FF 92 F FF 92 C FF 93 X FF 93 1-2 ③ G3		B FF 92 C FF 90 B SI 89 B FF 92 T FF 92 F FF 92 X FF 93 3-2 ③ L7		S SI 95 S SI 95 C SI 95 0-3 ③ K			4	0	0	1	0	1	7
8 Hunter Pence, R (1, 9) OBP: 0.292, SLG: 0.342	B FF 94 X FF 90 1-0 ③ FC6-4 1-2f			C SL 82 B SL 86 B FF 90 F FF 91 X FF 93 2-2 ① G4-3		X FF 90 0-0 ① F9		C FF 94 B SL 88 B FF 95 C FF 95 S FF 96 2-3 ① K2-3		4	0	0	0	0	1	2
21 Conor Gillaspie, L (1, 5) OBP: 0.225, SLG: 0.260		C FF 92 X FF 90 0-1 ① G4-3		X SI 90 0-0 ② G4-3		C FF 91 X SI 90 0-1 ② G4-3		C FF 94 F FF 96 B FF 95 X FF 96 1-2 ② G6-3		4	0	0	0	0	0	0
66 Gorkys Hernández, R (1, 7) OBP: 0.329, SLG: 0.307		X FF 92 0-0 29 S 1B		C FF 93 X FF 89 0-1 1B		B FF 93 F FF 88 C FF 93 B SL 84 B FF 94 X FF 92 3-2 ③ G6-3		C FF 96 B FF 96 S SL 90 F FF 97 B SL 87 X FF 97 2-2 ③ G3		4	0	2	0	0	0	0
29 Jeff Samardzija, R (1, 1) OBP: 0.093, SLG: 0.186 52 Miguel Gómez, S (7, PH) OBP: 0.278, SLG: 0.412 60 Hunter Strickland, R (8, 1) 49 Sam Dyson, R (9, 1)		1 SAFE L FF 91 F FF 94 B FF 95 S SL 84 1-3 ② K 1-2		F FF 92 F SL 85 X SL 83 0-2 ③ G6-3			B SI 93 B SI 92 C SI 93 X CH 85 2-1 2 SH5-4 9 2B 2B			2	0	0	0	0	1	2
										1	1	1	0	0	0	0
										0	0	0	0	0	0	0
										0	0	0	0	0	0	0

	AB	30
	R	2
	H	7
	RBI	2
	BB	4
	SO	4
	LOB	15

Inning Stats	1	2	3	4	5	6	7	8	9
	R: 1 E: 0 K: 0 S: 12 H: 1 LOB: 2 BB: 2 P: 27	R: 0 E: 0 K: 1 S: 7 H: 1 LOB: 1 BB: 0 P: 8	R: 0 E: 0 K: 1 S: 14 H: 1 LOB: 1 BB: 0 P: 22	R: 0 E: 0 K: 0 S: 9 H: 1 LOB: 1 BB: 0 P: 11	R: 0 E: 0 K: 0 S: 14 H: 1 LOB: 2 BB: 1 P: 22	R: 0 E: 0 K: 0 S: 6 H: 0 LOB: 0 BB: 0 P: 9	R: 1 E: 0 K: 1 S: 9 H: 2 LOB: 2 BB: 1 P: 13	R: 0 E: 0 K: 1 S: 10 H: 0 LOB: 0 BB: 0 P: 15	

	1B: 3	SF: 0	WP: 1	PA: 35
	2B: 4	SAC: 1	PB: 0	
	3B: 0	DP: 0	SB: 1	
	HR: 0	HBP: 0	CS: 0	

PITCHER		IP	WLS	BF	H	R	ER	SO	BB	IBB	HBP	BLK	WP	HR	S	P	ERA	WHIP
57 Trevor Williams, R ERA: 4.53	(1, 1)	6.0		26	5	1	1	2	2	1	0	0	1	0	62	99	1.50	1.167
44 Tony Watson, L ERA: 3.74	(7, 1)	1.0	L	6	2	1	1	1	0	1	0	0	0	0	9	13	9.00	2.000
12 Juan Nicasio, R ERA: 2.53	(8, 1)	1.0		3	0	0	0	1	0	0	0	0	0	0	10	15	0.00	0.000

PITCHER	IP	WLS	BF	H	R	ER	SO	BB	IBB	HBP	BLK	WP	HR	S	P	ERA	WHIP

Batter	1	2	3	4	5	6	7	8	9	AB	R	H	RBI	BB	SO	LOB
6 Starling Marte, R (1, 7) OBP: 0.302, SLG: 0.330	C FF 87 F FF 88 B CU 75 B CU 76 F FF 89 X FF 90 2-2 ① P3		X CH 79 0-0 ② B1-3		C CU 71 B FC 86 C CH 81 B FF 89 B FC 87 C CH 81 3-3 ③ K			C SL 85 B FF 94 F FF 94 B FS 86 H FS 86 3-2 5 BLK HBP		3	0	0	0	0	1	0
5 Josh Harrison, R (1, 4) OBP: 0.358, SLG: 0.434	C FF 88 B FC 86 S FF 90 B FC 89 B CH 83 S FC 89 3-3 ② K		H FF 87 1-0 22 HR HBP			B FF 85 F FF 86 B FC 85 F FC 84 X FF 88 2-2 ① F8		S SI 92 F FF 93 D SL 86 F FF 95 S FF 94 1-3 ③ K 1-2		3	1	0	0	0	2	1
22 Andrew McCutchen, R (1, 8) OBP: 0.379, SLG: 0.511	B CU 71 B CH 81 F FC 86 F FF 89 F SL 80 B SL 79 D CH 82 4-2 23 1B BB		B CH 80 B FF 86 X FC 85 2-0 1-H HR			B CU 71 F CH 80 X FC 88 1-1 ② F9			B ST 80 F SI 92 B ST 82 B SI 93 X SI 93 3-1 55 G4-3 1B	3	1	2	2	1	0	0
23 David Freese, R (1, 5) OBP: 0.386, SLG: 0.375	B FF 87 C FC 85 1 SAFE X FF 88 1-1 1-2 1B		B SL 78 B SL 79 S FF 89 S FF 90 F FF 90 C FF 89 2-3 ③ K			C SI 88 X CH 81 0-1 ③ G4-3			C FF 92 F CU 79 F ST 82 B FF 94 S FF 95 1-3 ① K	4	0	1	0	0	2	1
55 Josh Bell, S (1, 3) OBP: 0.322, SLG: 0.473	F CU 71 F FF 87 S CH 80 0-3 ③ K			B FC 84 B FF 87 S SI 87 B CH 80 X FC 86 3-1 ① P4			T SI 91 C SI 91 T SI 91 0-2 ① K		F FF 94 1 SAFE D ST 83 B ST 82 X FF 93 2-1 ②③ G4-3 1-2f	4	0	0	0	0	2	3
29 Francisco Cervelli, R (1, 2) OBP: 0.357, SLG: 0.398		B FF 87 X CH 79 1-0 ① G5-3		X CH 79 0-0 ② F8			C SI 92 B FC 87 S SI 91 B SI 92 B SI 92 C SI 92 3-3 ② K			3	0	0	0	0	1	0
47 Jordan Luplow, R (1, 9)		B SI 87 F SI 88 X FC 86 1-1 ② P1		S FC 86 F CU 74 C FF 90 0-3 ③ K			B FC 84 B SI 91 S SI 91 F SI 90 C SI 91 2-3 ③ K			3	0	0	0	0	2	0
10 Jordy Mercer, R (1, 6) OBP: 0.339, SLG: 0.418		B CU 69 T FF 88 X FF 88 1-1 ③ F9			C CH 84 C FC 85 B CH 80 X CH 80 1-2 ① F7			B FF 94 B SI 85 F FF 93 X FF 93 2-1 ① F8		3	0	0	0	0	0	0
39 Chad Kuhl, R (1, 1) OBP: 0.067, SLG: 0.034 41 Daniel Hudson, R (6, 1) 31 A.J. Schugel, R (7, 1) 26 Adam Frazier, L (8, PH) OBP: 0.346, SLG: 0.374 52 Jhan Mariñez, R (8, 1) OBP: 0.167, SLG: 0.333			C FF 86 F FF 87 S FF 88 0-3 ① K		B FF 86 C CH 78 F FC 85 B FF 88 S CH 80 2-3 ② K			C SI 94 F FF 94 X FF 94 0-2 ② F9		2 0 0 1 0	0 0 0 0 0	0 0 0 0 0	0 0 0 0 0	2 0 0 0 0	0 0 0 0 0	0 0 0 0 0
Inning Stats	R: 0 E: 0 K: 2 S: 15 H: 1 LOB: 2 BB: 1 P: 25	R: 0 E: 0 K: 0 S: 5 H: 0 LOB: 0 BB: 0 P: 8	R: 2 E: 0 K: 2 S: 9 H: 1 LOB: 0 BB: 0 P: 14	R: 0 E: 0 K: 1 S: 6 H: 0 LOB: 0 BB: 0 P: 9	R: 0 E: 0 K: 2 S: 9 H: 0 LOB: 0 BB: 0 P: 15	R: 0 E: 0 K: 0 S: 7 H: 0 LOB: 0 BB: 0 P: 10	R: 0 E: 0 K: 3 S: 9 H: 0 LOB: 0 BB: 0 P: 14	R: 0 E: 0 K: 1 S: 11 H: 0 LOB: 1 BB: 0 P: 17	R: 0 E: 0 K: 1 S: 8 H: 1 LOB: 0 BB: 0 P: 14	1B: 2 2B: 0 3B: 0 HR: 1 SF: 0 SAC: 0 DP: 1 HBP: 2						

PITCHER		IP	WLS	BF	H	R	ER	SO	BB	IBB	HBP	BLK	WP	HR	S	P	ERA	WHIP
37 Travis Wood, L ERA: 6.42	(1, 1)	6.0	W	22	2	2	2	7	1	0	1	0	0	1	51	81	3.00	0.500
34 Craig Stammen, R ERA: 3.95	(7, 1)	1.0	H	3	0	0	0	3	0	0	0	0	0	0	9	14	0.00	0.000
39 Kirby Yates, R ERA: 2.29	(8, 1)	1.0	H	4	0	0	0	1	0	0	1	1	0	0	11	17	0.00	0.000
52 Brad Hand, L ERA: 2.0	(9, 1)	1.0	S	3	1	0	0	1	0	0	0	0	0	0	8	14	0.00	1.000

PITCHER	IP	WLS	BF	H	R	ER	SO	BB	IBB	HBP	BLK	WP	HR	S	P	ERA	WHIP

TOP

Pittsburgh Pirates @ San Diego Padres

Petco Park, San Diego, CA

Fri Jul 28 2017, 7:12 PM - 9:55 PM PDT

Att. 24,215 - Partly Cloudy - 72 F

livebaseballscorecards.com

AB	29
R	2
H	3
RBI	2
BB	1
SO	12
LOB	5

BOTTOM

Pittsburgh Pirates @ San Diego Padres

Petco Park, San Diego, CA

Fri Jul 28 2017, 7:12 PM - 9:55 PM PDT

Att. 24,215 - Partly Cloudy - 72 F

livebaseballscorecards.com

Batter	1	2	3	4	5	6	7	8	9	AB	R	H	RBI	BB	SO	LOB
7 Manuel Margot, R (1, 8) OBP: 0.317, SLG: 0.414	B SI 94 B SI 93 B FF 94 C FF 94 F SI 95 F SI 96 F SI 95 T SI 95 3-2 ① K		S SL 87 F KC 82 B SI 97 B SI 98 F SL 89 X SI 98 2-2 ① G6-3		X SI 94 0-0 ① G6-3	C SI 96 F SI 94 D SL 86 S SI 95 1-3 ③ K				4	0	0	0	0	2	2
20 Carlos Asuaje, L (1, 4) OBP: 0.368, SLG: 0.417	C SI 96 B KC 82 X SI 97 1-1 ② L8		F SI 96 B FF 97 F CH 89 F KC 83 S SI 96 1-3 ② K		C SI 96 B KC 82 B SI 95 B SI 96 B SI 96 4-1 4 G5-4-3 BB		C SI 91 X CH 79 0-1 4 G5-4-3 1B			3	0	1	0	1	1	0
4 Wil Myers, R (1, 3) OBP: 0.326, SLG: 0.463	B SI 96 C SI 98 F CH 90 B SI 97 B SL 88 F SI 97 B SI 97 4-2 BB		F SL 87 B SL 88 B CH 89 X SI 95 2-1 ③ G5-3		X SI 95 0-0 ②③ G5-4-3 1-2f		C SI 91 C SI 91 X SI 91 0-2 ①② G5-4-3 1-2f			3	0	0	0	1	0	2
44 Héctor Sánchez, S (1, 2) OBP: 0.275, SLG: 0.553	F FF 95 F CH 87 F SL 88 S SI 97 0-3 ③ K			B CH 87 B SI 95 C SI 96 B SI 95 S SI 96 X SI 98 3-2 ① F7		F SI 95 B KC 80 S CH 87 B SL 88 S CH 89 2-3 ① K	B CH 80 C SI 91 B SI 92 X CH 80 2-1 ③ F9			4	0	0	0	0	2	1
2 José Pirela, R (1, 7) OBP: 0.332, SLG: 0.477		C SI 95 X SI 94 0-1 ① G6-3		S SL 89 F SL 89 X SL 87 0-2 32 FC5 15 BB 1B		C SI 96 B SI 95 F SI 95 F SI 96 F KC 82 B SL 86 F FF 97 X SI 98 2-2 15 E 1B		B SI 94 B SI 94 X SI 94 2-0 ① F7		4	1	2	0	0	0	0
15 Cory Spangenberg, L (1, 5) OBP: 0.321, SLG: 0.406		X SI 96 0-0 32 F9 2B		B FF 95 1 SAFE D SI 96 F SI 95 C SI 96 B SI 97 F SI 96 D SI 96 4-2 17 BB 37 1B 32 FC5 1-2 BB		1 SAFE X FF 96 0-0 E9 17 WP 1-H 2B		B CH 91 X SI 95 1-0 ② G4-3		3	2	2	1	1	0	0
32 Jabari Blash, R (1, 9) OBP: 0.367, SLG: 0.411 52 Brad Hand, L (9, 1)		B FF 95 S SL 89 B SL 88 X FF 97 2-1 ② F9 2-3		B SL 86 B SI 97 S SI 96 S SI 97 X SI 98 2-2 ② FC5 37 1B 17 BB 1-2 2-3f		C SI 96 C CH 87 B SL 88 S SL 88 1-3 ② K		S SI 95 B SL 88 B CH 93 S SI 96 B SI 96 H SI 95 4-2 HBP		3 0	0 0	0 0	0 0	0 0	1 0	4 0
17 Allen Córdoba, R (1, 6) OBP: 0.287, SLG: 0.320				B SI 97 S SL 89 B SL 88 B SI 97 C SI 96 F SI 98 B FF 96 4-2 37 1B 1-2 2-3 BB		B CH 88 B SI 95 B CH 80 C SI 95 C SI 97 B SL 88 4-2 23 E 3-H BB		F SI 95 1 SAFE 1 SAFE B SI 94 B SL 88 B SI 94 X SI 96 3-1 ③ L8		1	0	0	0	3	0	1
37 Travis Wood, R (1, 1) OBP: 0.333, SLG: 0.333 23 Matt Szczur, R (6, PH) OBP: 0.373, SLG: 0.402 34 Craig Stammen, R (7, 1) OBP: 0.571, SLG: 0.600 39 Kirby Yates, L (8, 1) 10 Hunter Renfroe, R (9, 9) OBP: 0.284, SLG: 0.470		X SI 98 0-0 ③ P3		B SL 88 B SI 97 C SI 96 X SI 96 2-1 ③ 1-3 2-3 3-H 1B		F SI 95 C SL 88 X SI 94 0-2 E4 1-3				2 1 0 0 0	0 0 0 0 0	1 0 0 0 0	1 0 0 0 0	0 0 0 0 0	0 1 0 0 0	2 1 0 0 0
Inning Stats	R: 0 E: 0 K: 2 S: 14 H: 0 LOB: 1 BB: 1 P: 22	R: 0 E: 0 K: 0 S: 6 H: 1 LOB: 2 BB: 1 P: 8	R: 0 E: 0 K: 1 S: 10 H: 0 LOB: 0 BB: 0 P: 15	R: 1 E: 0 K: 0 S: 17 H: 2 LOB: 3 BB: 2 P: 32	R: 0 E: 0 K: 0 S: 3 H: 0 LOB: 0 BB: 1 P: 7	R: 2 E: 2 K: 3 S: 21 H: 2 LOB: 2 BB: 1 P: 31	R: 0 E: 0 K: 0 S: 7 H: 1 LOB: 0 BB: 0 P: 9	R: 0 E: 0 K: 0 S: 6 H: 0 LOB: 1 BB: 0 P: 16		1B: 4 2B: 2 3B: 0 HR: 0	SF: 0 SAC: 0 DP: 2 HBP: 1					

	AB	28
	R	3
	H	6
	RBI	2
	BB	6
	SO	6
	LOB	13

WP: 1 PA: 35
PB: 0
SB: 0
CS: 0

PITCHER		IP	WLS	BF	H	R	ER	SO	BB	IBB	HBP	BLK	WP	HR	S	P	ERA	WHIP
39 Chad Kuhl, R ERA: 4.84	(1, 1)	5.1		23	4	2	2	4	4	1	0	0	0	0	59	97	3.38	1.500
41 Daniel Hudson, R ERA: 4.02	(6, 1)	0.2	L	5	1	1	0	2	1	0	0	0	1	0	12	18	0.00	3.000
31 A.J. Schugel, R ERA: 1.8	(7, 1)	1.0		3	1	0	0	0	0	0	0	0	0	0	7	9	0.00	1.000
52 Jhan Mariñez, R ERA: 3.81	(8, 1)	1.0		4	0	0	0	0	0	0	1	0	0	0	6	16	0.00	0.000

PITCHER	IP	WLS	BF	H	R	ER	SO	BB	IBB	HBP	BLK	WP	HR	S	P	ERA	WHIP

Batter	1	2	3	4	5	6	7	8	9	AB	R	H	RBI	BB	SO	LOB
6 Starling Marte, R (1, 7) OBP: 0.300, SLG: 0.327	S SI 94 F SI 96 B SI 96 C SL 86 1-3 ① K		F SI 95 B SI 96 F SI 95 S SL 86 1-3 ③ K			B SL 85 C SL 84 B SI 94 F SL 85 F SL 86 S SL 86 2-3 ② K		X FF 93 0-0 1B		4	0	1	0	0	3	0
5 Josh Harrison, R (1, 4) OBP: 0.357, SLG: 0.430	B SI 96 B SL 85 F SI 95 F SI 96 B SI 96 F SL 86 B SI 95 4-2 22 G1-3 BB			C SL 86 B SL 86 B SI 94 C SL 86 X SI 95 2-2 ① F9		C SL 86 F SL 86 B SL 85 X SI 96 1-2 ③ G6-3		S FF 93 F FF 94 X FF 94 0-2 ① F9		3	0	0	0	1	0	1
22 Andrew McCutchen, R (1, 8) OBP: 0.378, SLG: 0.507	C SI 96 B SI 96 1 SAFE S SL 87 B SI 96 F SI 95 F SL 87 1 SAFE 1 SAFE 3-2 ② G1-3 1-2			C SL 87 F SI 95 F SL 86 B SI 95 X SL 85 1-2 ② G6-3			B SI 94 C SL 86 H SI 94 2-1 55 WP 23 1B HBP	1 SAFE B FF 92 S CU 81 S FF 93 B FF 93 S CU 82 2-3 ② K		3	1	0	0	0	1	2
55 Josh Bell, S (1, 3) OBP: 0.321, SLG: 0.469	C SI 96 F SI 96 B SL 87 F SI 96 D SL 85 F SL 87 F SI 96 S SL 86 2-3 ③ K			T CH 90 B SI 95 B SI 96 B SL 86 F SL 86 S SL 85 3-3 ③ K			B SI 94 B CH 90 F SL 85 B SL 85 B SI 94 4-1 26 1B 23 1B 29 G4-6-3 1-3 BB	S CH 84 F FF 93 X FF 93 0-2 ③ F7		3	1	0	0	1	2	2
23 David Freese, R (1, 5) OBP: 0.387, SLG: 0.377		B SI 93 B SL 86 B SI 94 C SI 94 S SI 94 F SI 94 C SI 95 3-3 ① K			C SI 94 X SI 93 0-1 29 L4-6 26 1B 1B		D FC 85 B FC 84 B SI 91 C SI 90 F SI 91 X SI 92 3-2 29 G4-6-3 26 1B 1-2 3-H 1B		C FF 92 C FS 86 B FF 93 B FF 93 C SL 86 2-3 ① K	4	0	2	1	0	2	0
26 Adam Frazier, L (1, 9) OBP: 0.348, SLG: 0.375		S SL 87 X SL 85 0-1 ② G3			B SI 94 B SI 94 X SI 93 2-0 1-2 1B		B KC 78 X SI 92 1-0 29 G4-6-3 1-2 2-3 1B		C SL 86 F FF 94 F FS 86 X SI 93 0-2 ② L9	4	0	2	0	0	0	0
29 Francisco Cervelli, R (1, 2) OBP: 0.352, SLG: 0.391		C SI 95 C SI 96 B SI 96 B SL 89 S SL 88 2-3 ③ K			S SI 94 S SL 85 F SL 85 B SI 95 X SL 87 1-2 ① ② L4-6 2-2		C SI 91 B FC 87 B FC 85 B SI 92 C SI 92 F SI 92 X SI 92 3-2 ① ② G4-6-3 1-2f 2-3 3-H		B SL 86 C SL 86 F FF 94 C FF 94 1-3 ③ K	4	0	0	0	0	2	4
10 Jordy Mercer, R (1, 6) OBP: 0.339, SLG: 0.415		C SL 86 C SI 94 F SI 96 X SI 96 0-2 ① L9			X SI 94 0-0 ③ F7		D KC 80 C FC 85 B SI 92 F SI 91 B SI 92 B FC 86 4-2 BB			2	0	0	0	1	0	1
46 Iván Nova, R (1, 1) OBP: 0.025, SLG: 0.025 47 Jordan Luplow, R (6, PH) 38 Wade LeBlanc, L (6, 1) OBP: 0.200, SLG: 0.200 64 José Osuna, R (7, PH) OBP: 0.286, SLG: 0.459 44 Tony Watson, L (7, 1) 12 Juan Nicasio, R (8, 1)		C SI 95 B SL 83 C SI 94 F SI 95 F SL 84 B SI 95 F FF 93 X SL 84 2-2 ② G1-3				S SI 93 X SI 94 0-1 ① P3	C FF 92 F CU 81 B FF 92 S FF 93 1-3 ③ K			1 1 0 1 0 0	0 0 0 0 0 0	0 0 0 0 0 0	0 0 0 0 0 0	0 0 0 0 1 0	0 0 0 0 2 0	0 0 0 0 2 0
Inning Stats	R: 0 E: 0 K: 2 S: 17 H: 0 LOB: 1 BB: 1 P: 27	R: 0 E: 0 K: 2 S: 9 H: 0 LOB: 0 BB: 0 P: 14	R: 0 E: 0 K: 1 S: 13 H: 0 LOB: 0 BB: 0 P: 16	R: 0 E: 0 K: 1 S: 10 H: 0 LOB: 0 BB: 0 P: 16	R: 0 E: 0 K: 0 S: 8 H: 2 LOB: 1 BB: 0 P: 11	R: 0 E: 0 K: 1 S: 9 H: 0 LOB: 0 BB: 0 P: 12	R: 2 E: 0 K: 1 S: 15 H: 2 LOB: 2 BB: 2 P: 33	R: 0 E: 0 K: 1 S: 10 H: 1 LOB: 1 BB: 0 P: 12	R: 0 E: 0 K: 2 S: 10 H: 0 LOB: 0 BB: 0 P: 13	1B: 5 2B: 1 3B: 0 HR: 0 SF: 0 SAC: 0 DP: 2 HBP: 1						

PITCHER		IP	WLS	BF	H	R	ER	SO	BB	IBB	HBP	BLK	WP	HR	S	P	ERA	WHIP
64 Dinelson Lamet, R ERA: 5.62	(1, 1)	6.0	W	22	2	2	2	7	2	0	1	0	1	0	68	104	3.00	0.667
34 Craig Stammen, R ERA: 3.9	(7, 1)	0.2	H	4	2	0	0	0	1	0	0	0	0	0	10	21	0.00	4.500
88 Phil Maton, R ERA: 2.95	(7, 1)	1.1	H	5	1	0	0	2	0	0	0	0	0	0	13	16	0.00	0.750
39 Kirby Yates, R ERA: 2.23	(9, 1)	1.0	S	3	0	0	0	2	0	0	0	0	0	0	10	13	0.00	0.000

PITCHER	IP	WLS	BF	H	R	ER	SO	BB	IBB	HBP	BLK	WP	HR	S	P	ERA	WHIP

TOP

Pittsburgh Pirates @ San Diego Padres

Petco Park, San Diego, CA

Sat Jul 29 2017, 5:41 PM - 8:30 PM PDT

Att. 37,286 - Overcast - 71 F

livebaseballscorecards.com

AB	30
R	2
H	5
RBI	1
BB	3
SO	11
LOB	12

BOTTOM

Pittsburgh Pirates @ San Diego Padres

Petco Park, San Diego, CA

Sat Jul 29 2017, 5:41 PM - 8:30 PM PDT

Att. 37,286 - Overcast - 71 F

livebaseballscorecards.com

Batter	1	2	3	4	5	6	7	8	9	AB	R	H	RBI	BB	SO	LOB
7 Manuel Margot, R (1, 8) OBP: 0.319, SLG: 0.426	B SI 93 C SI 92 F SI 92 X CU 82 1-2 20 L7 2 3B 20 S 1B		F SI 92 B SI 93 X CU 81 1-1 ① G1-3		C CU 79 X CH 85 0-1 HR		X SI 95 0-0 ③ F9			4	2	2	1	0	0	0
20 Carlos Asuaje, L (1, 4) OBP: 0.364, SLG: 0.405	B SI 93 B SI 94 X SI 93 2-0 ① L7 1-3		B SI 94 X SI 92 1-0 ② G4-3		X SI 92 0-0 ① F7			C SI 94 B SI 94 S CH 86 F SL 88 B SI 95 B SI 95 F SI 95 B SI 95 4-2 44 G4-6-3 BB		3	0	0	0	1	0	1
2 José Pirela, R (1, 3) OBP: 0.335, SLG: 0.500	X SI 96 0-0 44 2B 3B 3-H		B SI 94 C SI 93 B CU 81 X SI 94 2-1 3B		C SI 93 C SI 94 B CU 82 X FF 95 1-2 ② F8			C SI 95 F CH 89 T FF 97 0-2 ① K		4	1	2	1	0	1	1
44 Héctor Sánchez, S (1, 2) OBP: 0.274, SLG: 0.550	S CU 81 X SI 93 0-1 15 1B 2B 3-H		B SI 95 X SI 94 1-0 ③ L6		X SI 94 0-0 ③ G4-3			B SI 95 F SI 95 1 SAFE F SI 96 X SI 96 1-2 ②③ G4-6-3 1-2f		4	0	1	1	0	0	2
15 Cory Spangenberg, L (1, 5) OBP: 0.324, SLG: 0.409	S SI 96 B SI 95 X CH 88 1-1 10 CS 1B 2-3			L SI 91 B CU 81 S SI 93 X FF 95 1-2 10 2B 1B		B SL 78 C SL 82 F FF 86 B FC 84 B FF 88 S FF 88 3-3 ① K				3	1	2	0	0	1	0
10 Hunter Renfroe, R (1, 9) OBP: 0.285, SLG: 0.471	B SI 94 B SI 93 D SI 93 C SI 93 F SI 95 F FF 95 C SI 94 3-3 ②③ K 1-2			F SI 93 X SI 93 0-1 1-H 2B		C FC 85 F CH 80 B CH 80 B FF 88 X CH 80 2-2 ② F8				3	0	1	1	0	1	2
32 Jabari Blash, R (1, 7) OBP: 0.355, SLG: 0.395 88 Phil Maton, R (7, 1) 39 Kirby Yates, L (9, 1)		C SI 93 B CU 80 S CU 80 S CU 82 1-3 ① K		B CU 82 S SI 93 B SI 94 F CU 81 F CU 83 S SI 94 2-3 ① K		B CH 80 X FF 88 1-0 ③ L7				3 0 0	0 0 0	0 0 0	0 0 0	0 0 0	2 0 0	1 0 0
9 Dusty Coleman, R (1, 6) OBP: 0.333, SLG: 0.636		B SI 93 X SI 92 1-0 ② G5-3		F SI 95 B SI 94 S CU 82 S CU 84 1-3 ② K2-3			B SI 94 F SI 94 C SI 94 F SI 94 S SI 94 1-3 ① K			3	0	0	0	0	2	1
64 Dinelson Lamet, R (1, 1) 34 Craig Stammen, R (7, 1) OBP: 0.571, SLG: 0.600 23 Matt Szczur, R (7, 7) OBP: 0.371, SLG: 0.398		F SI 93 C SI 93 S CU 80 0-3 ③ K		C SI 94 S SI 94 S CU 83 0-3 ③ K			B CH 86 F SI 94 B SI 94 X SI 94 2-1 ② G6-3			2 0 1	0 0 0	0 0 0	0 0 0	0 0 0	2 0 0	1 0 0
Inning Stats	R: 2 E: 0 K: 1 S: 13 H: 4 LOB: 2 BB: 0 P: 20	R: 0 E: 0 K: 2 S: 7 H: 0 LOB: 0 BB: 0 P: 9	R: 0 E: 0 K: 0 S: 6 H: 1 LOB: 1 BB: 0 P: 11	R: 1 E: 0 K: 3 S: 15 H: 2 LOB: 1 BB: 0 P: 19	R: 1 E: 0 K: 0 S: 7 H: 1 LOB: 0 BB: 0 P: 8	R: 0 E: 0 K: 1 S: 7 H: 0 LOB: 0 BB: 0 P: 13	R: 0 E: 0 K: 1 S: 7 H: 0 LOB: 0 BB: 0 P: 10	R: 0 E: 0 K: 1 S: 10 H: 0 LOB: 0 BB: 1 P: 15		1B: 3 2B: 3 3B: 2 HR: 1 SF: 0 SAC: 0 DP: 2 HBP: 0				WP: 0 PB: 0 SB: 1 CS: 1 PA: 31	

	AB	30
	R	4
	H	8
	RBI	4
	BB	1
	SO	9
	LOB	9

PITCHER		IP	WLS	BF	H	R	ER	SO	BB	IBB	HBP	BLK	WP	HR	S	P	ERA	WHIP
46 Iván Nova, R ERA: 3.75	(1, 1)	5.0	L	22	8	4	4	6	0	0	0	0	0	1	48	67	7.20	1.600
38 Wade LeBlanc, L ERA: 4.75	(6, 1)	1.0		3	0	0	0	1	0	0	0	0	0	0	7	13	0.00	0.000
44 Tony Watson, L ERA: 3.66	(7, 1)	1.0		3	0	0	0	1	0	0	0	0	0	0	7	10	0.00	0.000
12 Juan Nicasio, R ERA: 2.47	(8, 1)	1.0		3	0	0	0	1	1	0	0	0	0	0	10	15	0.00	1.000

PITCHER	IP	WLS	BF	H	R	ER	SO	BB	IBB	HBP	BLK	WP	HR	S	P	ERA	WHIP

Batter	1	2	3	4	5	6	7	8	9	AB	R	H	RBI	BB	SO	LOB
6 Starling Marte, R (1, 7) OBP: 0.296, SLG: 0.321	B SI 88 B SI 88 T SI 89 B SI 89 S SI 89 F SI 90 S SI 90 3-3 ① **K**		F SI 89 F SI 90 D CH 86 C FF 91 1-3 ① **K**		C SI 89 X CH 86 0-1 62 FC5-4 1B		C CU 71 X CH 78 0-1 ② **L8**		B SL 82 F FF 95 B FF 94 S FF 94 B FF 94 X SI 93 3-2 ① **P2**	5	0	1	0	0	2	1
5 Josh Harrison, R (1, 4) OBP: 0.355, SLG: 0.428 62 Max Moroff, S (3, PR) OBP: 0.229, SLG: 0.197 (3, 4)	X SI 90 0-0 ② **G6-3**		1 SAFE L SI 90 S FF 91 B FF 92 X SL 82 1-2 ② **E6** 22 BB **1-2**		F SI 90 B SI 91 1 SAFE F SL 81 D FF 93 X SI 91 2-2 ③ **FC5-4** **1-2f**		B FF 87 B FF 86 F FF 88 F CH 79 F CH 79 F FF 88 B CU 72 S CH 78 3-3 ③ **K**		S FF 94 B FF 95 B SL 82 C FF 95 B FF 94 T FF 94 3-2 ② **K**	2 3	0 0	0 0	0 0	0 0	0 2	1 1
22 Andrew McCutchen, R (1, 8) OBP: 0.385, SLG: 0.535	B SI 90 C SI 89 X SI 89 1-1 **HR**		1 SAFE **B FF 91** **B SL 80** **C SI 90** 1 SAFE B SI 90 S SI 90 1 SAFE D FF 91 4-2 **BB** **1-2**			C SL 80 B CH 85 B CH 84 B SI 90 B SI 89 4-1 23 1B 64 3B **BB**		B SL 80 F FF 95 F FF 94 B FF 94 X FF 94 3-1 **HR**	B FF 95 B CH 88 X SI 94 2-0 **HR**	3	4	3	3	2	0	0
23 David Freese, R (1, 5) OBP: 0.384, SLG: 0.374	B SL 78 C SI 90 F SL 81 S FF 91 1-3 ③ **K**		C SL 81 B SL 82 F FF 91 B SL 83 S FF 92 2-3 ③ **K**			S FF 90 X SI 90 0-1 64 3B **1-2** **1B**		C SL 82 B SL 82 F FF 94 B SL 84 B FF 95 X FF 94 3-2 ① **F9**	C SI 94 B FF 95 F FF 95 F FF 96 B SL 83 X FF 95 2-2 ③ **G4-3**	5	1	1	0	0	2	2
64 José Osuna, R (1, 3) OBP: 0.302, SLG: 0.472		C FF 89 B CH 84 X FF 89 1-1 19 FC6-4 1B		C CH 84 X CH 85 1-1 ① **G6-3**		B SI 89 B CH 85 X SI 90 2-0 10 1B **1-H** **2-H** **3B**		C FF 95 B CH 89 B CH 88 X SI 94 2-1 ② **G6-3**		4	1	2	2	0	0	0
10 Jordy Mercer, R (1, 6) OBP: 0.340, SLG: 0.419		D SI 90 F SI 90 1 SAFE F CH 85 F FF 92 1 SAFE X SL 81 1-2 ① **F8**		B SI 88 F CH 84 C SL 81 B FF 92 F FF 91 X FF 92 2-2 ② **G5-3**		C SI 90 D SL 81 B SI 90 C FF 91 B SI 91 X FF 91 3-2 47 G6-4-3 1B **3-H**		C FF 96 B SL 83 X FF 95 1-1 **2B**		4	0	2	1	0	0	1
47 Jordan Luplow, R (1, 9)		X SI 90 0-0 ② **F9**		C SI 90 S SL 86 B FF 91 T SI 92 1-2 ③ **K**		F SI 90 B FF 91 B SL 85 X SI 88 2-1 ①② **G6-4-3** **1-2f**		B SI 95 F FF 95 C FF 95 B FF 95 B FF 95 B FF 94 4-2 **BB**		3	0	0	0	1	1	2
19 Chris Stewart, R (1, 2) OBP: 0.256, SLG: 0.263		B SI 90 C SI 89 B SI 89 B CH 84 X SI 89 3-1 ③ **FC6-4** **1-2f**			C SI 88 B SL 81 X FF 91 1-1 ① **G3**	B SI 89 X SI 90 1-0 ③ **G1-6-3**		B FF 93 C FF 94 X FF 95 1-1 ③ **P3**		4	0	0	0	0	0	3
45 Gerrit Cole, R (1, 1) OBP: 0.175, SLG: 0.154 12 Juan Nicasio, R (8, 1) 55 Josh Bell, S (9, PH) OBP: 0.323, SLG: 0.479 73 Felipe Vázquez, L (9, 1)			C SI 89 S SI 89 B SI 90 B SI 90 X SI 89 2-2 5 E6 1B		B SI 90 B SI 90 F SI 89 X SI 90 2-1 ② **G4-3**		C FF 85 S CH 78 C CH 78 0-3 ① **K**		C FF 93 B CH 87 X FF 93 1-1 **HR**	3 0 1 0	0 0 1 0	1 0 1 0	0 0 1 0	0 0 1 0	1 0 0 0	0 0 0 0
Inning Stats	R: 1 E: 0 K: 2 S: 10 H: 1 LOB: 0 BB: 0 P: 15	R: 0 E: 0 K: 0 S: 9 H: 1 LOB: 1 BB: 0 P: 14	R: 0 E: 1 K: 2 S: 14 H: 1 LOB: 2 BB: 1 P: 24	R: 0 E: 0 K: 1 S: 9 H: 0 LOB: 0 BB: 0 P: 13	R: 0 E: 0 K: 0 S: 9 H: 1 LOB: 1 BB: 0 P: 14	R: 3 E: 0 K: 0 S: 10 H: 3 LOB: 0 BB: 1 P: 22	R: 0 E: 0 K: 2 S: 10 H: 0 LOB: 0 BB: 0 P: 13	R: 1 E: 0 K: 0 S: 13 H: 2 LOB: 2 BB: 1 P: 27	R: 2 E: 0 K: 1 S: 13 H: 2 LOB: 0 BB: 0 P: 24	1B: 5 2B: 1 3B: 1 HR: 4 SF: 0 SAC: 0 DP: 1 HBP: 0						

PITCHER	IP	WLS	BF	H	R	ER	SO	BB	IBB	HBP	BLK	WP	HR	S	P	ERA	WHIP
3 Clayton Richard, L (1, 1) ERA: 5.4	6.0	L	26	7	4	4	5	2	0	0	0	0	1	61	102	6.00	1.500
38 Kyle McGrath, L (7, 1) ERA:	1.0		3	0	0	0	2	0	0	0	0	0	0	10	13	0.00	0.000
76 José Torres, L (8, 1) ERA: 5.04	2.0		11	4	3	3	1	1	0	0	0	0	3	26	51	13.50	2.500

PITCHER	IP	WLS	BF	H	R	ER	SO	BB	IBB	HBP	BLK	WP	HR	S	P	ERA	WHIP

TOP

Pittsburgh Pirates @ San Diego Padres

Petco Park, San Diego, CA

Sun Jul 30 2017, 1:42 PM - 4:29 PM PDT

Att. 30,267 - Sunny - 76 F

livebaseballscorecards.com

AB	37
R	7
H	11
RBI	7
BB	3
SO	8
LOB	11
PA:	40

WP: 0	PB: 0	SB: 0	CS: 0

Batter	1	2	3	4	5	6	7	8	9	AB	R	H	RBI	BB	SO	LOB
7 Manuel Margot, R (1, 8) OBP: 0.321, SLG: 0.431	C FF 93 C SI 94 F FF 94 S SL 84 0-3 K2-3 ①		F KC 78 X FF 94 0-1 20 1B 1B		B FF 94 X SI 94 1-0 2B		D SL 90 X CH 90 1-0 ② ③ G5-4-3 1-2f			4	0	2	0	0	1	1
20 Carlos Asuaje, L (1, 4) OBP: 0.360, SLG: 0.400	X FF 93 0-0 F7 ②		C SI 94 1 SAFE 1 SAFE X CH 88 0-1 1-2 1B		B KC 80 F FF 96 S SL 86 S FF 99 1-3 K ③			C SI 94 F SI 95 B SI 96 F FF 96 S SI 96 1-3 K ①		4	0	1	0	0	2	1
2 José Pirela, R (1, 3) OBP: 0.333, SLG: 0.500	C FF 93 B CH 86 B FF 94 X SI 94 2-1 G6-3 ③		X SL 87 0-0 F7 ②			C SI 92 F SI 92 X SL 84 0-2 2B		X SL 87 0-0 L4 ②		4	0	1	0	0	0	2
26 Yangervis Solarte, S (1, 5) OBP: 0.348, SLG: 0.420		B FF 93 B FF 94 B SI 94 C SI 94 B FF 95 4-1 23 BB BB	B CH 87 F KC 78 B FF 96 C SI 96 S SL 85 2-3 K ③			X SI 96 0-0 F8 ①		C CH 85 F CH 88 X SI 95 0-2 L8 ③		3	0	0	0	1	1	3
10 Hunter Renfroe, R (1, 9) OBP: 0.284, SLG: 0.469		B SI 94 C KC 79 F FF 94 B FF 95 S SL 89 2-3 K ①		S S SL 87 B FF 95 B SI 96 B SL 89 X FF 96 3-2 P6 ①		B SI 93 C SI 93 X SL 86 1-1 P3 ②			B FF 99 C CH 88 X FF 99 1-1 1B	4	0	1	0	0	1	2
23 Matt Szczur, R (1, 7) OBP: 0.368, SLG: 0.389		C SL 87 B FF 94 B SL 86 C SI 94 B SI 95 B SI 96 4-2 9 FC5-4 1-2 BB		X FF 94 0-0 G6-3 ②		D SL 87 B SI 94 X SI 94 2-0 P4 ③			B FF 99 C FF 98 B CH 88 C CH 87 X CH 88 2-2 L7 ①	3	0	0	0	1	0	2
18 Austin Hedges, R (1, 2) OBP: 0.255, SLG: 0.409		B FF 96 B KC 79 C FF 95 C FF 95 B FF 95 S SL 88 3-3 K ②		C SI 95 B KC 77 C SL 87 B FF 97 B FF 96 X SI 96 3-2 G5-3 ③			F SI 94 F CH 87 B SL 87 S KC 78 1-3 K ①		B CH 88 F FF 99 B FF 99 S CH 88 S CH 88 2-3 K ②	4	0	0	0	0	3	3
9 Dusty Coleman, R (1, 6) OBP: 0.313, SLG: 0.733		B FF 95 S SL 88 B SI 96 C FF 95 X SL 88 2-2 FC5-4 1-2f ③			B FF 97 B SI 96 C SI 94 F SI 95 S CH 89 2-3 K ①		L KC 80 X SL 86 0-1 HR		F FF 97 B FF 99 B FF 97 F FF 97 B CH 88 T FF 97 3-2 K ③	4	1	1	1	0	2	3
3 Clayton Richard, L (1, 1) OBP: 0.175, SLG: 0.158 38 Kyle McGrath, L (7, 1) 17 Allen Córdoba, R (7, PH) OBP: 0.291, SLG: 0.320 76 José Torres, L (8, 1) OBP: 1.000, SLG: 1.000			F FF 94 B CH 88 F SI 94 S KC 79 1-3 K ①		C KC 79 F FF 95 X SI 96 0-2 G5-3 ②		H FF 95 1-0 7 G5-4-3 HBP			2 0 0 0	0 0 0 0	0 0 0 0	0 0 0 0	0 0 0 0	1 0 0 0	0 0 0 0
Inning Stats	R: 0 E: 0 K: 1 S: 7 H: 0 LOB: 0 BB: 0 P: 9	R: 0 E: 0 K: 2 S: 12 H: 0 LOB: 2 BB: 2 P: 27	R: 0 E: 0 K: 2 S: 11 H: 2 LOB: 2 BB: 0 P: 14	R: 0 E: 0 K: 0 S: 7 H: 0 LOB: 0 BB: 0 P: 13	R: 0 E: 0 K: 2 S: 10 H: 1 LOB: 1 BB: 0 P: 14	R: 0 E: 0 K: 0 S: 7 H: 1 LOB: 1 BB: 0 P: 10	R: 1 E: 0 K: 1 S: 6 H: 1 LOB: 0 BB: 0 P: 9	R: 0 E: 0 K: 1 S: 8 H: 0 LOB: 0 BB: 0 P: 9	R: 0 E: 0 K: 2 S: 11 H: 1 LOB: 1 BB: 0 P: 19	1B: 3 2B: 2 3B: 0 HR: 1 SF: 0 SAC: 0 DP: 1 HBP: 1						

PITCHER	IP	WLS	BF	H	R	ER	SO	BB	IBB	HBP	BLK	WP	HR	S	P	ERA	WHIP
45 Gerrit Cole, R (1, 1) ERA: 3.97	7.0	W	28	5	1	1	8	2	0	1	0	0	1	60	96	1.29	1.000
12 Juan Nicasio, R (8, 1) ERA: 2.42	1.0		3	0	0	0	1	0	0	0	0	0	0	8	9	0.00	0.000
73 Felipe Vázquez, L (9, 1) ERA: 0.67	1.0		4	1	0	0	2	0	0	0	0	0	0	11	19	0.00	1.000

PITCHER	IP	WLS	BF	H	R	ER	SO	BB	IBB	HBP	BLK	WP	HR	S	P	ERA	WHIP

BOTTOM

Pittsburgh Pirates @ San Diego Padres

Petco Park, San Diego, CA

Sun Jul 30 2017, 1:42 PM - 4:29 PM PDT

Att. 30,267 - Sunny - 76 F

livebaseballscorecards.com

AB	32
R	1
H	6
RBI	1
BB	2
SO	11
LOB	17

Cincinnati Reds @ Pittsburgh Pirates

PNC Park, Pittsburgh, PA

Tue Aug 01 2017, 7:09 PM - 10:07 PM EDT

Att. 22,403 - Partly Cloudy - 81 F

TOP

livebaseballscorecards.com

Batter	1	2	3	4	5	6	7	8	9	AB	R	H	RBI	BB	SO	LOB
6 Billy Hamilton, S (1, 8) OBP: 0.305, SLG: 0.344 30 Arismendy Alcántara, S (8, PH) OBP: 0.190, SLG: 0.263 (8, 8)	C FF 94 B SI 95 B CU 82 F SI 95 B CU 82 X SI 95 3-2 19 FC4-6 3B	B SI 94 B SI 95 X SI 94 2-0 1-H 2-H HR		B CU 82 B SI 95 B SI 95 C FF 95 C SI 95 C SI 94 3-3 K ②	F SI 92 B SI 91 X CH 79 1-1 G6-3 ② 2-3			X FC 84 0-0 P4 ①	X CH 91 0-0 F8 ③	4 2	2 0	2 0	3 0	0 0	1 0	1 1
33 Jesse Winker, L (1, 9) OBP: 0.400, SLG: 0.500	B SI 95 C CU 80 B CU 81 F SI 96 D CU 83 B SI 96 4-2 19 FC4-6 BB	C CU 82 C FF 96 F CU 82 X FF 96 0-2 G6-3 ②		F SI 95 X CU 82 0-1 HR	C SI 93 B SI 92 X CH 81 1-1 F7 ③			C FF 87 B CU 75 X SL 82 1-1 E6 19 1B		4	1	1	1	1	0	1
19 Joey Votto, L (1, 3) OBP: 0.427, SLG: 0.578	B SI 96 B SI 96 F SI 96 D SI 97 X SI 97 3-1 FC4-6 ① 23 FC5-4 1-2f 3-H	C SI 96 C CH 88 F CH 90 X SI 95 0-2 G5-3 ③		C CH 89 F FF 95 B SI 95 F X 1-2 23 1B 4 2B 1B		C FF 89 C FC 83 X FF 89 0-2 G6-3 ①		C SL 81 B CH 80 X FF 87 1-1 4 FC5-4 1-2 1B		5	1	2	1	0	0	1
23 Adam Duvall, R (1, 7) OBP: 0.319, SLG: 0.529	B SI 96 F SI 95 B SI 96 C CU 82 X SI 97 2-2 FC5-4 ② 1-2f		X SI 94 0-0 4 1B 7 SF8 2B	X SI 95 0-0 4 2B 1-2 1B		C CH 80 F FF 86 B FC 85 C FF 88 1-3 K ②		B FF 86 X CH 80 1-0 F7 ②		5	1	2	0	0	1	3
4 Scooter Gennett, L (1, 4) OBP: 0.355, SLG: 0.570	X SI 95 0-0 G3 ③		D CU 82 F CU 81 B FF 95 B CH 89 C CU 82 F SI 96 X CU 82 3-2 9 1B 2-3 1B	B SI 94 B CH 88 F SI 94 F SI 94 B SI 95 X SI 95 3-2 1-3 2-H 2B		S FC 84 F CU 73 H FC 85 1-2 HBP		F CU 73 B FF 87 C FC 86 F FF 87 D CU 74 X FF 88 2-2 FC5-4 ③ 1-2f		4	0	2	1	0	0	3
7 Eugenio Suárez, R (1, 5) OBP: 0.358, SLG: 0.457		C SI 93 B CH 87 C SI 95 F FF 94 S CU 82 1-3 K ①	S SI 95 B FF 96 D SI 96 S CU 82 X FF 95 2-2 SF8 ① 3-H	B FF 92 B CH 80 D SI 91 B SI 92 4-0 9 FC6-4 BB		F FF 88 B CH 80 B FF 88 C FC 85 S CH 80 2-3 K ③			B SI 96 B SI 96 X FF 97 2-0 HR	3	1	1	2	1	2	1
9 José Peraza, R (1, 6) OBP: 0.288, SLG: 0.331		B FF 95 C SI 94 X CU 81 1-1 16 1B 2B	F SI 95 F SI 95 X CU 82 0-2 16 G3-6-3 2-3 1B	X SI 92 0-0 FC6-4 ③ 1-2f			C FC 85 C SI 88 C FC 84 0-3 K ①		B SI 95 C SI 95 B SL 88 F SI 94 B CH 92 F SI 96 X SI 96 3-2 1B	5	1	3	0	0	1	3
16 Tucker Barnhart, L (1, 2) OBP: 0.322, SLG: 0.376		B CU 81 F FF 95 X SI 95 1-1 34 SH 6 HR 2-H 1B	X SI 94 0-0 ② ③ G3-6-3 1-2f		B SI 90 B SI 90 F SI 91 B SI 92 B SI 92 4-1 6 G6-3 34 SH2-4 BB		B FC 84 F SI 87 B CH 80 B FC 84 X FF 87 3-1 P3 ②		C SI 95 B CH 91 B SI 96 B CH 91 X SI 94 3-1 F9 ①	4	1	1	1	1	0	3
34 Homer Bailey, R (1, 1) OBP: 0.222, SLG: 0.333 3 Patrick Kivlehan, R (7, PH) OBP: 0.288, SLG: 0.393 36 Blake Wood, R (7, 1) 31 Drew Storen, S (8, 1) 32 Stuart Turner, R (9, PH) OBP: 0.222, SLG: 0.244 41 Kevin Shackelford, R (9, 1)		L FF 94 X FF 93 0-1 SH 6 HR 1-2		B FF 93 B SI 94 C SI 94 C SI 94 B SI 94 S SI 94 3-3 K ① X SI 89 0-0 SH2-4 ① 1-2			C CH 81 S CH 81 C FF 88 0-3 K ③		B SI 95 X SI 95 1-0 F8 ②	1 1 0 0 0 1	1 0 0 0 0 0	0 0 0 0 0 0	0 0 0 0 0 0	0 0 0 0 0 0	1 1 0 0 0 0	0 0 0 0 1 0

	AB	39
	R	9
	H	14
	RBI	9
	BB	3
	SO	7
	LOB	18

Inning Stats	1	2	3	4	5	6	7	8	9	1B: 7	SF: 1	WP: 0	PA: 46
	R: 1 E: 0 K: 0 S: 11	R: 4 E: 0 K: 1 S: 19	R: 1 E: 0 K: 0 S: 12	R: 2 E: 0 K: 2 S: 17	R: 0 E: 0 K: 0 S: 6	R: 0 E: 0 K: 2 S: 11	R: 0 E: 0 K: 2 S: 8	R: 0 E: 1 K: 0 S: 10	R: 1 E: 0 K: 0 S: 9	2B: 3 3B: 1 HR: 3	SAC: 2 DP: 1 HBP: 1	PB: 0 SB: 0 CS: 0	
	H: 1 LOB: 1 BB: 1 P: 23	H: 3 LOB: 0 BB: 0 P: 24	H: 3 LOB: 1 BB: 0 P: 17	H: 4 LOB: 3 BB: 1 P: 31	H: 0 LOB: 1 BB: 1 P: 12	H: 0 LOB: 1 BB: 0 P: 15	H: 0 LOB: 0 BB: 0 P: 11	H: 1 LOB: 2 BB: 0 P: 15	H: 2 LOB: 1 BB: 0 P: 18				

PITCHER		IP	WLS	BF	H	R	ER	SO	BB	IBB	HBP	BLK	WP	HR	S	P	ERA	WHIP
50 Jameson Taillon, R ERA: 4.74	(1, 1)	3.2	L	23	11	8	8	3	1	0	0	0	0	2	58	90	19.64	3.273
31 A.J. Schugel, R ERA: 1.59	(4, 1)	1.1		6	0	0	0	0	2	0	0	0	0	0	7	17	0.00	1.500
38 Wade LeBlanc, L ERA: 4.5	(6, 1)	3.0		12	1	0	0	4	0	0	1	0	0	0	29	41	0.00	0.333
52 Jhan Mariñez, R ERA: 3.91	(9, 1)	1.0		5	2	1	1	0	0	0	0	0	0	1	9	18	9.00	2.000

PITCHER	IP	WLS	BF	H	R	ER	SO	BB	IBB	HBP	BLK	WP	HR	S	P	ERA	WHIP

BOTTOM

Batter	1	2	3	4	5	6	7	8	9	AB	R	H	RBI	BB	SO	LOB
6 Starling Marte, R (1, 7) (6, 8) OBP: 0.294, SLG: 0.312	B SI 92 B FF 92 S SI 93 S SL 87 H SI 92 3-2 22 1B 22 S 55 1B HBP		C FS 89 S FS 85 F SL 87 X FS 84 0-2 ① L8		B FS 83 C SI 93 X SL 85 1-1 ② G6-3		S SL 92 S FS 85 D SL 92 B FF 98 X FS 86 2-2 ③ G1-3			3	1	0	0	0	0	1
26 Adam Frazier, L (1, 4) OBP: 0.353, SLG: 0.385	B SI 91 X FS 89 1-0 ① F7		B SI 91 C FF 91 F SL 87 B FS 84 F FS 85 B SI 92 X SI 90 3-2 2B		C FS 84 C FF 92 B SL 85 X FS 84 1-2 1B			C SL 79 C SI 90 F FF 91 B SL 81 F CH 84 X SI 90 1-2 64 G6-4-3 1B		4	0	3	0	0	0	1
22 Andrew McCutchen, R (1, 8) OBP: 0.385, SLG: 0.534 38 Wade LeBlanc, L (6, 1) OBP: 0.200, SLG: 0.200 64 José Osuna, R (8, PH) (9, 3) OBP: 0.301, SLG: 0.470	B SL 85 C FF 93 B SL 88 X SL 86 2-1 23 CS 55 1B 1-3 1B		B SL 86 C SI 92 D FS 84 S SI 93 F FS 84 C FS 84 2-3 ② K		X SI 92 0-0 ③ G6-3			B SI 90 F SI 89 F SI 88 X SL 80 1-2 ① ② G6-4-3 1-2f		3 0 1	0 0 0	1 0 0	0 0 0	0 0 0	1 0 0	2 0 1
55 Josh Bell, S (1, 3) OBP: 0.324, SLG: 0.478 52 Jhan Mariñez, R (9, 1) OBP: 0.167, SLG: 0.333	C FS 84 X FS 84 0-1 23 CS 1-2 3-H 1B		F SL 86 B FS 84 B FF 94 2 SAFE B FS 84 B SI 92 4-1 BB			X FS 85 0-0 ① G4-3		C SL 79 X CH 83 0-1 ③ G4-3		3 0	0 0	1 0	1 0	1 0	0 0	0 0
23 David Freese, R (1, 5) OBP: 0.384, SLG: 0.371 62 Max Moroff, S (9, 5) OBP: 0.239, SLG: 0.210	D SI 93 C SI 91 2 SAFE B SI 92 D FS 86 F FS 85 B SI 92 4-2 ② 1-2 2-3 BB		B SL 87 F SL 92 B FF 94 D SL 84 F FF 93 F SI 94 F FF 94 X SI 91 3-2 ③ L9			C SI 91 B KC 78 F FS 85 B KC 77 X SI 93 2-2 ② G1-3			B SI 94 B SI 94 C SI 95 X SI 95 2-1 1B	2 1	0 0	0 1	0 0	1 0	0 0	2 0
28 John Jaso, L (1, 9) OBP: 0.303, SLG: 0.389	S FS 85 B FS 84 X SI 92 1-1 ③ F9			C FS 90 B FS 88 B FS 86 X SI 90 2-1 ① G3-1		X FS 88 0-0 ③ L8			S SI 96 F FF 95 B SL 88 F FF 96 S SL 88 1-3 ① K	4	0	0	0	0	1	3
29 Francisco Cervelli, R (1, 2) OBP: 0.347, SLG: 0.385		C SI 91 X SL 79 0-1 ① G6-3		B FF 91 B SL 86 F FF 91 X SL 87 2-1 ② L8			B FF 96 B FF 96 X FF 96 2-0 ① G5-3		C FF 94 S SL 89 F SL 87 B FF 95 F FF 94 S SL 89 1-3 ② K	4	0	0	0	0	1	1
10 Jordy Mercer, R (1, 6) OBP: 0.339, SLG: 0.420		B SI 90 B SI 90 X SI 91 2-0 ② F7		C FS 86 B KC 77 B SL 86 F FF 94 S FF 91 2-3 ③ K			B FF 97 B FF 96 X FF 97 2-0 2B		C FF 94 X FF 94 0-1 ③ F8	4	0	1	0	0	1	1
50 Jameson Taillon, R (1, 1) OBP: 0.045, SLG: 0.045 31 A.J. Schugel, R (4, 1) 47 Jordan Luplow, R (5, PH) (6, 7)		B SI 90 S SL 84 F SI 91 C SI 94 1-3 ③ K			B SL 84 X SL 86 1-0 ① F9		C FF 96 B SL 91 X FF 96 1-1 ② F8			1 0 2	0 0 0	0 0 0	0 0 0	0 0 0	1 0 0	0 0 1
Inning Stats	R: 1 E: 0 K: 0 S: 11 H: 2 LOB: 2 BB: 1 P: 22	R: 0 E: 0 K: 1 S: 6 H: 0 LOB: 0 BB: 0 P: 9	R: 0 E: 0 K: 1 S: 18 H: 1 LOB: 2 BB: 1 P: 30	R: 0 E: 0 K: 1 S: 7 H: 0 LOB: 0 BB: 0 P: 13	R: 0 E: 0 K: 0 S: 7 H: 1 LOB: 1 BB: 0 P: 10	R: 0 E: 0 K: 0 S: 5 H: 0 LOB: 0 BB: 0 P: 7	R: 0 E: 0 K: 0 S: 7 H: 1 LOB: 1 BB: 0 P: 14	R: 0 E: 0 K: 0 S: 10 H: 1 LOB: 0 BB: 0 P: 12	R: 0 E: 0 K: 2 S: 13 H: 1 LOB: 1 BB: 0 P: 17	1B: 5 2B: 2 3B: 0 HR: 0	SF: 0 SAC: 0 DP: 1 HBP: 1						

PITCHER		IP	WLS	BF	H	R	ER	SO	BB	IBB	HBP	BLK	WP	HR	S	P	ERA	WHIP
34 Homer Bailey, R ERA: 7.32	(1, 1)	6.0	W	24	4	1	1	3	2	0	1	0	0	0	54	91	1.50	1.000
36 Blake Wood, R ERA: 4.01	(7, 1)	1.0		4	1	0	0	0	0	0	0	0	0	0	7	14	0.00	1.000
31 Drew Storen, R ERA: 3.16	(8, 1)	1.0		3	1	0	0	0	0	0	0	0	0	0	10	12	0.00	1.000
41 Kevin Shackelford, R ERA: 7.94	(9, 1)	1.0		4	1	0	0	2	0	0	0	0	0	0	13	17	0.00	1.000

PITCHER	IP	WLS	BF	H	R	ER	SO	BB	IBB	HBP	BLK	WP	HR	S	P	ERA	WHIP

Cincinnati Reds @ Pittsburgh Pirates

PNC Park, Pittsburgh, PA

Tue Aug 01 2017, 7:09 PM - 10:07 PM EDT

Att. 22,403 - Partly Cloudy - 81 F

livebaseballscorecards.com

AB	32
R	1
H	7
RBI	1
BB	2
SO	5
LOB	13

Cincinnati Reds @ Pittsburgh Pirates

PNC Park, Pittsburgh, PA

Wed Aug 02 2017, 7:08 PM - 10:32 PM EDT

Att. 22,367 - Partly Cloudy - 78 F

TOP

livebaseballscorecards.com

Batter	1	2	3	4	5	6	7	8	9	AB	R	H	RBI	BB	SO	LOB
6 Billy Hamilton, S (1, 8) OBP: 0.304, SLG: 0.342	C SI 90 F CH 84 X FF 93 0-2 ① G1-3		S CH 84 B FF 93 B SI 89 X CH 85 2-1 ③ L9		C SI 89 F FF 91 B SL 84 S CH 83 1-3 ② K		X SI 95 0-0 ① B1		C FF 97 F FF 96 F CH 89 B CH 90 F FF 99 B FF 99 X CH 89 2-2 23 HR 1B	5	1	1	0	0	1	2
33 Jesse Winker, L (1, 9) OBP: 0.400, SLG: 0.600	B FF 93 C SI 90 X CH 84 1-1 ② G4-3			C CU 77 F FF 93 B FF 92 X SL 83 1-2 19 1B 23 SF7 1B	S CH 84 F FF 92 1 SAFE S FF 91 0-3 ③ K		F FF 95 F CH 84 B CH 86 B SI 96 X FF 95 2-2 HR		1 SAFE C SL 87 C SL 85 B SL 84 C FF 99 1-3 ① K	5	2	2	1	0	2	2
19 Joey Votto, L (1, 3) OBP: 0.427, SLG: 0.578	C FF 92 C FF 92 B SI 89 X FF 93 1-2 ③ G6-3			B CH 84 X SI 89 1-0 7 1B 1-3 1B		F FF 91 B CH 83 B CH 84 X SI 90 2-1 7 BB 16 BB 2B	B FF 95 S FF 96 C CH 87 B CH 87 F SI 95 B SI 95 F FF 95 X CH 84 3-2 ② F7		C CU 82 B FF 98 F SL 85 S SL 86 1-3 ② K	5	1	2	0	0	1	1
23 Adam Duvall, R (1, 7) OBP: 0.317, SLG: 0.534		C FF 91 C FF 92 B FF 94 F SL 84 C SI 90 1-3 ① K		X CH 85 0-0 ① SF7 3-H		X SL 84 0-0 ① F8	B SI 94 F FF 95 F CH 88 F CH 84 B CH 84 B FF 94 F SI 96 F SI 95 X SI 95 3-2 ③ L9		B CH 89 S FF 98 1 SAFE 1 SAFE B CU 81 X CH 87 2-1 1-H HR	4	1	1	3	0	1	1
4 Scooter Gennett, L (1, 4) OBP: 0.352, SLG: 0.563		C SI 90 C FF 93 B SL 85 B SL 86 B SI 91 X SI 91 3-2 ② G1-3		C CH 85 B SI 90 B FF 93 S CH 84 C FF 92 2-3 ② K		F FF 92 B CH 87 D CH 84 X CH 84 2-1 16 BB 7 BB 1B		F FF 94 C FF 96 S SL 90 0-3 ① K	C CU 83 T FF 98 S SL 86 0-3 ③ K	5	0	1	0	0	3	1
7 Eugenio Suárez, R (1, 5) OBP: 0.362, SLG: 0.462		B FF 92 F SL 83 S CH 82 B FF 93 C SI 90 2-3 ③ K		F CH 84 B FF 93 1 SAFE X SL 85 1-1 1-2 1B		D SI 90 C SI 89 D CH 85 S CH 84 B FF 93 F SI 91 D CH 85 4-2 16 BB 1-2 2-3 BB		C SL 87 B FF 96 F SL 86 B FF 95 B FF 96 X SL 86 3-2 9 FC1-5-4 2B		3	0	2	0	1	1	0
9 José Peraza, R (1, 6) OBP: 0.288, SLG: 0.330			B FF 91 S SL 85 L SI 90 X SL 84 1-2 55 SH1-4 1B	B SL 85 F FF 91 B FF 92 B CH 84 X CH 84 3-1 ③ F7		B SL 87 X SL 86 1-0 ② F9		C SI 95 B SI 96 B FF 95 B SL 89 C FF 95 X FF 97 3-2 ② FC1-5-6 2-3		4	0	1	0	0	0	6
16 Tucker Barnhart, L (1, 2) OBP: 0.328, SLG: 0.374			B SI 89 D CH 84 X FF 92 2-0 ① F9		S CU 77 F SI 90 B SI 89 F CH 83 B CH 84 B CH 84 B FF 93 4-2 BB	B FF 97 B FF 96 S FF 96 D CH 86 C FF 96 B FF 96 4-2 1-2 2-3 3-H BB		B FF 96 S FF 96 F SI 96 F FF 97 B FF 99 F SI 98 B FF 98 F FF 97 B SL 88 4-2 BB		1	0	0	1	3	0	1
55 Robert Stephenson, R (1, 1) OBP: 0.111, SLG: 0.111 21 Michael Lorenzen, R (6, 1) OBP: 0.125, SLG: 0.500 3 Patrick Kivlehan, R (8, PH) OBP: 0.286, SLG: 0.389 26 Raisel Iglesias, R (8, 1) OBP: 1.000, SLG: 2.000			L FF 90 B SL 83 L FF 92 X SL 82 1-2 ② SH1-4 1-2		L FF 91 M FF 90 B FF 92 L FF 92 1-3 ① K	S FF 96 S FF 96 C FF 96 0-3 ③ K		D FF 96 C FF 96 F SI 97 X FF 98 1-2 ③ G3-1		2 0 1 0	0 0 0 0	0 0 0 0	0 0 0 0	0 0 0 0	2 0 0 0	4 0 2 0

Inning Stats	1	2	3	4	5	6	7	8	9
	R: 0 E: 0 K: 0 S: 8	H: 0 LOB: 0 BB: 0 P: 10	R: 0 E: 0 K: 2 S: 10	H: 0 LOB: 0 BB: 0 P: 16	R: 0 E: 0 K: 0 S: 9	H: 1 LOB: 1 BB: 0 P: 15	R: 1 E: 0 K: 1 S: 12	H: 3 LOB: 2 BB: 0 P: 20	R: 0 E: 0 K: 3 S: 12	H: 0 LOB: 1 BB: 1 P: 18	R: 1 E: 0 K: 1 S: 14	H: 2 LOB: 3 BB: 2 P: 27	R: 1 E: 0 K: 0 S: 15	H: 1 LOB: 0 BB: 0 P: 23	R: 0 E: 0 K: 1 S: 17	H: 1 LOB: 2 BB: 1 P: 28	R: 2 E: 0 K: 3 S: 16	H: 2 LOB: 0 BB: 0 P: 22

1B: 6	SF: 1	WP: 0	PA: 41
2B: 2	SAC: 1	PB: 0	
3B: 0	DP: 0	SB: 0	
HR: 2	HBP: 0	CS: 0	

	AB	35
	R	5
	H	10
	RBI	5
	BB	4
	SO	11
	LOB	20

PITCHER		IP	WLS	BF	H	R	ER	SO	BB	IBB	HBP	BLK	WP	HR	S	P	ERA	WHIP
57 Trevor Williams, R ERA: 4.47	(1, 1)	5.1		24	6	2	2	6	2	0	0	0	0	0	59	95	3.38	1.500
41 Daniel Hudson, R ERA: 3.95	(6, 1)	0.2		3	0	0	0	1	1	0	0	0	0	0	6	11	0.00	1.500
53 Joaquín Benoit, R ERA: 4.19	(7, 1)	1.0	L	4	1	1	1	0	0	0	0	0	0	1	15	23	9.00	1.000
12 Juan Nicasio, R ERA: 2.37	(8, 1)	1.0		5	1	0	0	1	1	0	0	0	0	0	17	28	0.00	2.000
73 Felipe Vázquez, L ERA: 0.99	(9, 1)	1.0		5	2	2	2	3	0	0	0	0	0	1	16	22	18.00	2.000

PITCHER	IP	WLS	BF	H	R	ER	SO	BB	IBB	HBP	BLK	WP	HR	S	P	ERA	WHIP

Cincinnati Reds @ Pittsburgh Pirates

PNC Park, Pittsburgh, PA

Wed Aug 02 2017, 7:08 PM - 10:32 PM EDT

Att. 22,367 - Partly Cloudy - 78 F

livebaseballscorecards.com

BOTTOM

Batter	1	2	3	4	5	6	7	8	9	AB	R	H	RBI	BB	SO	LOB
6 Starling Marte, R (1, 7) OBP: 0.293, SLG: 0.310	X FF 93 0-0 ① F8		C SL 85 F FS 84 F FF 93 F SL 88 B SL 86 B FS 84 X FF 92 2-2 ② L4			X FF 91 0-0 22 WP, 55 1B, 1B		F SL 84 C SI 93 F SL 84 X SL 85 0-2 ① G6-3		4	1	1	0	0	0	0
26 Adam Frazier, L (1, 4) OBP: 0.352, SLG: 0.380	C FF 93 B FS 86 X FF 93 1-1 ② L9		C FF 92 B SL 84 F FS 84 X FF 92 1-2 ③ G1-3			1 SAFE F FF 93 B FS 84 1 SAFE 1 SAFE B FF 91 X FF 91 2-1 ① P6		B FF 93 F CH 84 B CH 84 F CH 85 F FF 95 B FF 94 B CH 85 4-2 22 1B, BB		3	0	0	0	1	0	1
22 Andrew McCutchen, R (1, 8) OBP: 0.386, SLG: 0.533	C SL 86 X FS 85 0-1 55 WP, 1B			B FF 92 C FF 92 B SL 85 F SL 84 B FF 92 S FF 92 3-3 ① K		B SL 85 F SL 84 C SL 84 X SL 84 1-2 ② F7 **1-2**		B SI 93 F FF 93 1 SAFE B CH 91 C SI 93 X SL 82 2-2 **1-2** 1B		4	0	2	0	0	1	1
55 Josh Bell, S (1, 3) OBP: 0.324, SLG: 0.476 73 Felipe Vázquez, L (9, 1)	1 SAFE C FF 93 C FS 85 P PO 89 B FS 86 B FF 93 X FF 93 3-2 ③ G1-3 **1-2**			C FS 84 F SL 85 B FF 96 X FS 83 1-2 ② L9		B FC 92 X SI 95 1-0 23 1B, **2-H**, 1B		D CH 86 X SI 93 1-0 ② F7		4 0	1 0	1 0	1 0	0 0	0 0	3 0
23 David Freese, R (1, 5) OBP: 0.385, SLG: 0.371		B FF 93 B FF 93 B FF 90 B FF 93 4-0 BB		B FF 94 X FF 90 1-0 ③ G6-3		D SL 88 D SL 88 B SI 96 C SI 95 X SI 96 3-1 25 FC6, **2-H**, 1B		C SL 84 B SL 83 B FF 95 C FF 94 X SI 94 2-2 ③ G1-3		3	0	1	1	1	0	2
25 Gregory Polanco, L (1, 9) OBP: 0.321, SLG: 0.420		B FS 83 B FF 94 F FF 92 X FF 92 2-1 ① F7			B FF 91 B FF 94 B FF 92 B FF 92 4-0 19 G5-3, BB	B FC 94 F SI 96 C SI 97 D CU 82 X SI 96 2-2 ③ FC6, **1-2f**			B CH 90 C SI 92 F SL 83 C SI 94 1-3 ① K	3	0	0	0	1	1	2
10 Jordy Mercer, R (1, 6) OBP: 0.336, SLG: 0.415		D FS 86 F FF 92 1 SAFE C SL 85 F FF 92 S FS 87 1-3 ② K			C FF 91 1 SAFE F SL 84 B FF 93 B SL 83 C FF 91 2-3 ① K		B CU 84 B FF 94 X FF 94 2-0 ① G4-3		B FF 94 F SI 96 C SL 84 B SI 95 B SL 86 X SI 95 3-2 ② G5-3	4	0	0	0	0	2	2
19 Chris Stewart, R (1, 2) OBP: 0.247, SLG: 0.253 28 John Jaso, L (9, PH) OBP: 0.306, SLG: 0.389		B FF 93 X FF 93 1-0 ③ F7			1 SAFE L FF 91 C SL 84 B SL 84 B FF 91 X FF 91 2-2 ② G5-3 **1-2**		B SI 95 B SI 94 C FF 95 X SI 95 2-1 ② G5-3		S CH 87 B SL 83 B CH 86 B SI 95 B FF 94 4-1 64 DI, BB	3 0	0 0	0 0	0 0	0 1	0 0	2 0
57 Trevor Williams, R (1, 1) OBP: 0.097, SLG: 0.067 41 Daniel Hudson, R (6, 1) 53 Joaquín Benoit, R (7, 1) 5 Josh Harrison, R (7, PH) OBP: 0.354, SLG: 0.427 12 Juan Nicasio, R (8, 1) 64 José Osuna, R (9, 3) OBP: 0.299, SLG: 0.467			C FF 93 S SL 85 X SL 85 0-2 ① G4-3		S SL 82 D SL 85 B FF 92 C FF 91 T SL 84 2-2 ③ K		B SL 88 B SI 95 B SI 94 C FF 95 S SL 88 X SL 86 3-2 ③ G6-3		B SL 85 C FF 94 B SI 94 X FF 94 2-1 ③ G3 **1-2**	2 0 0 1 0 1	0 0 0 0 0 0	0 0 0 0 0 0	0 0 0 0 0 0	1 0 0 0 0 0	1 0 0 0 0 1	1 0 0 0 0 0
Inning Stats	R: 0 E: 0 K: 0 S: 9 H: 1 LOB: 1 BB: 0 P: 12	R: 0 E: 0 K: 1 S: 7 H: 0 LOB: 1 BB: 1 P: 15	R: 0 E: 0 K: 0 S: 11 H: 0 LOB: 0 BB: 0 P: 14	R: 0 E: 0 K: 1 S: 7 H: 0 LOB: 0 BB: 0 P: 12	R: 0 E: 0 K: 2 S: 9 H: 0 LOB: 1 BB: 1 P: 19	R: 2 E: 0 K: 0 S: 12 H: 3 LOB: 1 BB: 0 P: 21	R: 0 E: 0 K: 0 S: 6 H: 0 LOB: 0 BB: 0 P: 13	R: 0 E: 0 K: 0 S: 14 H: 1 LOB: 2 BB: 1 P: 23	R: 0 E: 0 K: 1 S: 9 H: 0 LOB: 1 BB: 1 P: 19	1B: 5 2B: 0 3B: 0 HR: 0 SF: 0 SAC: 0 DP: 0 HBP: 0						

	AB	R	H	RBI	BB	SO	LOB
	32	2	5	2	4	5	15

PITCHER		IP	WLS	BF	H	R	ER	SO	BB	IBB	HBP	BLK	WP	HR	S	P	ERA	WHIP
55 Robert Stephenson, R ERA: 6.98	(1, 1)	5.2		21	2	1	1	4	2	0	0	0	2	0	49	81	1.59	0.706
21 Michael Lorenzen, R ERA: 4.04	(6, 1)	1.1	W	6	2	1	1	0	0	0	0	0	0	0	12	25	6.75	1.500
26 Raisel Iglesias, R ERA: 1.88	(8, 1)	2.0	S	9	1	0	0	1	2	0	0	0	0	0	23	42	0.00	1.500

PITCHER	IP	WLS	BF	H	R	ER	SO	BB	IBB	HBP	BLK	WP	HR	S	P	ERA	WHIP

Cincinnati Reds @ Pittsburgh Pirates

PNC Park, Pittsburgh, PA

Thu Aug 03 2017, 7:08 PM - 9:36 PM EDT

Att. 25,955 - Partly Cloudy - 84 F

TOP

livebaseballscorecards.com

Batter	1	2	3	4	5	6	7	8	9	AB	R	H	RBI	BB	SO	LOB
6 Billy Hamilton, S (1, 8) OBP: 0.302, SLG: 0.340 3 Patrick Kivlehan, R (5, 8) OBP: 0.283, SLG: 0.386	F SI 95 B FF 96 F CH 88 S SL 91 1-3 K		B CH 87 X CH 87 1-0 P6		C SI 96 C SL 89 C SL 89 0-3 K			F SI 92 C SI 91 X CH 81 0-2 G6-3		3 1	0 0	0 0	0 0	0 0	2 0	1 0
33 Jesse Winker, L (1, 9) OBP: 0.382, SLG: 0.536	C SI 96 B FF 96 X CH 89 1-1 G6-3		B CH 89 C SI 96 X SL 90 1-1 G4-3			B FF 96 X SI 95 1-0 G4-3		C SI 92 B CH 81 B CH 81 F SI 92 B CH 81 B SI 92 4-2 19 G4-3 BB		3	0	0	0	1	0	1
19 Joey Votto, L (1, 3) OBP: 0.430, SLG: 0.578	C SI 97 B SL 91 B CH 88 F CH 90 F SI 99 F SI 99 X SI 98 2-2 23 FC5-4 1B			B FF 94 B FF 93 F SI 93 B CH 86 C FF 97 B SI 95 4-2 23 1B BB		F SI 95 B CH 87 B FF 96 B SI 96 F SI 95 B SI 96 4-2 BB		X SI 92 0-0 G4-3 1-2		2	0	1	0	2	0	1
23 Adam Duvall, R (1, 7) OBP: 0.317, SLG: 0.531	D FF 97 B FF 98 C SI 97 B SI 96 X SI 97 3-1 FC5-4 1-2f			C SL 90 C SL 88 F SI 96 F SL 90 X SL 88 0-2 1-2 1B		B SI 96 B FF 95 X SI 96 2-0 P3		C SI 91 B CH 80 X SI 92 1-1 F9		4	0	1	0	0	0	3
4 Scooter Gennett, L (1, 4) OBP: 0.348, SLG: 0.555		B KC 80 B SI 93 F SI 96 C SI 95 S SI 97 2-3 K		S CH 88 F SI 97 S SL 90 0-3 K		B SI 96 F SI 95 X FF 96 2-0 F7			X FF 97 0-0 P6	4	0	0	0	0	2	3
7 Eugenio Suárez, R (1, 5) OBP: 0.360, SLG: 0.459		C SI 96 B SI 96 B CH 88 B CH 86 F SI 94 F SI 97 F SI 97 X SL 91 3-2 P4		B SL 91 S FF 98 C SI 98 D CH 90 X SL 90 2-2 F7			X SI 96 0-0 39 FC6-4 1B		B FF 98 C FF 96 S FC 92 B CU 85 C FF 98 2-3 K	4	0	1	0	0	1	2
9 José Peraza, R (1, 6) OBP: 0.285, SLG: 0.326		C SI 96 B SI 96 X FF 97 1-1 F8		C SL 90 F SL 89 B SI 99 F SL 90 S SL 88 1-3 K			B SI 96 X SL 89 1-0 L8		C FF 98 X FC 92 0-1 G6-3	4	0	0	0	0	1	3
16 Tucker Barnhart, L (1, 2) OBP: 0.328, SLG: 0.374			B SI 96 X SI 94 1-0 47 SH1-4 1B		F FF 95 C SI 95 C SI 97 0-3 K		X SI 97 0-0 F7			3	0	1	0	0	1	1
47 Sal Romano, L (1, 1) 39 Devin Mesoraco, R (7, PH) OBP: 0.318, SLG: 0.406 41 Kevin Shackelford, R (7, 1) 53 Wandy Peralta, L (7, 1) 36 Blake Wood, R (8, 1)			X FF 96 0-0 SH1-4 1-2		B SI 96 B SI 96 C SI 95 X SI 94 2-1 G6-3		X SI 97 0-0 FC6-4 1-2f			1 1 0 0 0	0 0 0 0 0	0 0 0 0 0	0 0 0 0 0	0 0 0 0 0	0 0 0 0 0	0 1 0 0 0
Inning Stats	R: 0 E: 0 K: 1 S: 12 H: 1 LOB: 1 BB: 0 P: 19	R: 0 E: 0 K: 1 S: 10 H: 0 LOB: 0 BB: 0 P: 16	R: 0 E: 0 K: 0 S: 5 H: 1 LOB: 1 BB: 0 P: 8	R: 0 E: 0 K: 2 S: 17 H: 1 LOB: 2 BB: 1 P: 24	R: 0 E: 0 K: 2 S: 8 H: 0 LOB: 0 BB: 0 P: 10	R: 0 E: 0 K: 0 S: 5 H: 0 LOB: 1 BB: 1 P: 14	R: 0 E: 0 K: 0 S: 4 H: 1 LOB: 1 BB: 0 P: 5	R: 0 E: 0 K: 0 S: 8 H: 0 LOB: 1 BB: 1 P: 13	R: 0 E: 0 K: 1 S: 6 H: 0 LOB: 0 BB: 0 P: 8	1B: 4 2B: 0 3B: 0 HR: 0	SF: 0 SAC: 1 DP: 0 HBP: 0				WP: 0 PB: 0 SB: 0 CS: 0	PA: 34	

	AB	30
	R	0
	H	4
	RBI	0
	BB	3
	SO	7
	LOB	16

PITCHER		IP	WLS	BF	H	R	ER	SO	BB	IBB	HBP	BLK	WP	HR	S	P	ERA	WHIP
39 Chad Kuhl, R ERA: 4.53	(1, 1)	7.0	W	27	4	0	0	6	2	0	0	0	0	0	61	96	0.00	0.857
31 A.J. Schugel, R ERA: 1.46	(8, 1)	1.0		4	0	0	0	0	1	0	0	0	0	0	8	13	0.00	1.000
66 Dovydas Neverauskas, R ERA: 4.5	(9, 1)	1.0		3	0	0	0	1	0	0	0	0	0	0	6	8	0.00	0.000

PITCHER	IP	WLS	BF	H	R	ER	SO	BB	IBB	HBP	BLK	WP	HR	S	P	ERA	WHIP

Cincinnati Reds @ Pittsburgh Pirates

PNC Park, Pittsburgh, PA

Thu Aug 03 2017, 7:08 PM - 9:36 PM EDT

Att. 25,955 - Partly Cloudy - 84 F

livebaseballscorecards.com

BOTTOM

Batter	1	2	3	4	5	6	7	8	9	AB	R	H	RBI	BB	SO	LOB
6 Starling Marte, R (1, 7) OBP: 0.305, SLG: 0.331	C SI 95 X SL 86 0-1 26 1B 26 E 1B		F SI 95 B SI 95 B CH 91 B SI 96 X SI 94 3-1 22 WP 22 1B 2B	B CH 88 C SL 85 X CH 88 1-1 ③ F8			B SL 89 X FF 95 1-0 55 SF9 26 1B 23 1B 1-2 1B	X SL 91 0-0 ③ G3-1		5	3	3	0	0	0	1
26 Adam Frazier, L (1, 4) OBP: 0.354, SLG: 0.382	X SI 95 0-0 E7 22 G5-3 1-H 1B		L SI 96 C SI 96 B SI 96 S SL 87 1-3 ① K2-3		B SI 94 B CH 86 S SI 94 F SI 95 B SI 95 C SI 95 3-3 ① K		B FF 95 X FF 94 1-0 23 1B 1-2 2-3 1B			4	1	2	0	0	2	1
22 Andrew McCutchen, R (1, 8) OBP: 0.385, SLG: 0.530	B SL 87 B SI 96 F SI 97 S SL 97 F SL 89 X SL 86 2-2 ① G5-3 3-H		B SI 96 B SI 96 B SL 88 S SL 83 X SI 95 3-1 55 1B 23 1B 2-H 1B		B SL 87 C SI 97 S CH 89 F SL 89 F CH 89 X SI 97 1-2 ② G6-3		C SL 88 C SL 90 B FF 96 D SL 89 T FF 95 2-2 ① K			4	1	1	2	0	1	3
55 Josh Bell, S (1, 3) OBP: 0.325, SLG: 0.477	B SI 96 B CH 90 F SI 96 B SL 87 X SI 96 3-1 ② G3		X SI 97 0-0 23 1B 1-2 1B		C CH 89 S CH 87 B CH 86 B SL 87 X SI 96 2-2 1B		C FF 98 B FF 97 F CH 89 X FF 99 1-2 ② SF9 2-3 3-H			3	0	2	1	0	0	0
23 David Freese, R (1, 5) OBP: 0.390, SLG: 0.376	B SI 96 B SI 95 F SI 96 F SL 87 X SI 98 2-2 1B		D SL 87 C SI 96 X SI 96 1-1 1-2 2-H 1B		C SI 96 B SI 95 F SI 96 1 SAFE F SI 95 C CH 88 1-3 ③ K		C CH 86 B FF 97 1 SAFE S FF 97 X FF 97 1-2 1-2 3-H 1B			4	0	3	2	0	1	1
25 Gregory Polanco, L (1, 9) OBP: 0.317, SLG: 0.414	C SI 97 F SI 96 D SL 89 X SI 96 1-2 ③ P2		D CH 88 F SI 96 X CH 88 1-1 ② F4			B CH 86 B SI 94 C SI 94 F CH 86 F SI 94 B CH 88 X SI 95 3-2 ① F8	S SL 88 S SL 88 S SL 87 0-3 ③ K			4	0	0	0	0	1	5
10 Jordy Mercer, R (1, 6) OBP: 0.335, SLG: 0.416		C SI 95 C SI 94 X SI 96 0-2 ① G1-3	C SL 87 X SI 95 0-1 ③ F8			B SL 84 F SI 95 F SI 96 X SI 96 1-2 ② L7		B SL 90 C FF 96 X FF 96 1-1 2B		4	0	1	0	0	0	2
19 Chris Stewart, R (1, 2) OBP: 0.236, SLG: 0.241		C SI 96 C SL 86 F SI 96 X SL 88 0-2 ② G5-3		C SI 94 X SI 93 0-1 ① F8		B SI 95 B SI 96 F SI 94 C SI 94 X SL 86 2-2 ③ G1-5-3		B FF 97 X FF 96 1-0 ① F9		4	0	0	0	0	0	1
39 Chad Kuhl, R (1, 1) OBP: 0.063, SLG: 0.032 28 John Jaso, L (7, PH) OBP: 0.309, SLG: 0.392 31 A.J. Schugel, R (8, 1) 64 José Osuna, R (8, PH) OBP: 0.297, SLG: 0.464 66 Dovydas Neverauskas, R (9, 1)		C FF 94 X SL 86 0-1 ③ L8		B SI 94 C SI 94 C SI 95 X SL 88 1-2 ② G2-3			S FF 94 B SL 88 X FF 94 1-1 26 1B 6 1B 55 SF9 1B	X SL 91 0-0 ② G5-3		2 1 0 1 0	0 1 0 0 0	0 1 0 0 0	0 0 0 0 0	0 0 0 0 0	0 0 0 1 0	0 0 0 1 0
Inning Stats	R: 2 E: 1 K: 0 S: 15 H: 3 LOB: 1 BB: 0 P: 23	R: 0 E: 0 K: 0 S: 9 H: 0 LOB: 0 BB: 0 P: 9	R: 2 E: 0 K: 1 S: 14 H: 4 LOB: 2 BB: 0 P: 23	R: 0 E: 0 K: 0 S: 7 H: 0 LOB: 0 BB: 0 P: 9	R: 0 E: 0 K: 2 S: 15 H: 1 LOB: 1 BB: 0 P: 22	R: 0 E: 0 K: 0 S: 10 H: 0 LOB: 0 BB: 0 P: 16	R: 2 E: 0 K: 2 S: 16 H: 4 LOB: 2 BB: 0 P: 23	R: 0 E: 0 K: 0 S: 5 H: 1 LOB: 1 BB: 0 P: 7		1B: 11 2B: 2 3B: 0 HR: 0	SF: 1 SAC: 0 DP: 0 HBP: 0			WP: 1 PB: 0 SB: 0 CS: 0	PA: 37	

		AB	36
		R	6
		H	13
		RBI	5
		BB	0
		SO	5
		LOB	15

PITCHER		IP	WLS	BF	H	R	ER	SO	BB	IBB	HBP	BLK	WP	HR	S	P	ERA	WHIP
47 Sal Romano, R ERA: 4.88	(1, 1)	6.0	L	26	8	4	4	3	0	0	0	0	1	0	70	102	6.00	1.333
41 Kevin Shackelford, R ERA: 10.5	(7, 1)	0.1		4	3	2	2	1	0	0	0	0	0	0	7	12	54.00	9.000
53 Wandy Peralta, L ERA: 3.19	(7, 1)	0.2		3	1	0	0	1	0	0	0	0	0	0	9	11	0.00	1.500
36 Blake Wood, R ERA: 3.93	(8, 1)	1.0		4	1	0	0	0	0	0	0	0	0	0	5	7	0.00	1.000

PITCHER	IP	WLS	BF	H	R	ER	SO	BB	IBB	HBP	BLK	WP	HR	S	P	ERA	WHIP

San Diego Padres @ Pittsburgh Pirates

PNC Park, Pittsburgh, PA

Fri Aug 04 2017, 9:11 PM - 12:46 AM EDT

Att. 32,243 - Overcast - 70 F

livebaseballscorecards.com

Batter	1	2	3	4	5	6	7	8	9	AB	R	H	RBI	BB	SO	LOB
7 Manuel Margot, R (1, 8) OBP: 0.318, SLG: 0.433	B FF 94 X SI 93 1-0 ① G5-3		C CU 80 X SI 93 0-1 1B		F SI 93 X SI 94 0-1 ② L8		B SI 95 X SI 95 1-0 HR	F SL 88 X SI 97 0-1 ① P3		5	1	2	1	0	0	3
20 Carlos Asuaje, L (1, 4) OBP: 0.378, SLG: 0.434	B FF 93 F SI 92 B FF 94 F SI 94 B CU 82 X SI 93 3-2 2B		1 SAFE C SI 92 1 SAFE X FF 93 0-1 ② F8		X CH 88 0-0 2-H HR		C FF 96 B CH 86 B CH 87 B CH 84 B FF 96 4-1 4 BB 26 1B 15 BB BB	C FF 97 B FF 96 S SI 95 B FF 98 S FF 96 2-3 ② K		4	2	2	2	1	1	3
2 José Pirela, R (1, 7) OBP: 0.325, SLG: 0.495 17 Allen Córdoba, R (7, 7) (8, 9) OBP: 0.289, SLG: 0.319	F SI 94 B SI 95 F SI 94 B FF 95 S CU 83 2-3 ② K		B SI 93 F FF 94 T SI 94 P PO 89 D CU 81 S CU 81 3-3 ③ K		X SI 92 0-0 ③ G6-3		B FF 93 C FF 93 F SL 88 S CH 84 1-3 ② K	C FF 97 C FF 98 F FF 97 X SI 98 0-2 ③ FC4-6 1-2f		4 1	0 0	0 0	0 0	0 0	3 0	3 2
26 Yangervis Solarte, S (1, 6) (8, 5) OBP: 0.341, SLG: 0.420	C CU 80 X CH 87 0-1 ③ G1-3			B FF 92 X SI 91 1-0 ① G4-3	B SI 91 X CH 85 1-0 HR	F FF 95 B CH 86 X CH 84 1-1 15 BB 4 BB 1-2 1B			B FF 98 B FF 98 C FF 98 F FF 98 B FF 99 X FF 98 3-2 ① F8	5	1	2	1	0	0	1
4 Wil Myers, R (1, 3) OBP: 0.322, SLG: 0.451		C SI 92 F CU 80 B CU 82 B FF 94 B SI 93 B SI 93 4-2 15 1B BB		X SI 92 0-0 ② P2	X SI 92 0-0 ① G5-3		F SI 93 B FF 94 2 SAFE D SL 89 B CH 83 F CH 82 B CH 85 4-2 15 BB 1-2 2-3 BB		C CU 84 T FF 98 X FF 99 0-2 ② G6-3	3	0	0	0	2	0	0
15 Cory Spangenberg, L (1, 5) (8, 7) OBP: 0.325, SLG: 0.404		X SI 94 0-0 18 G6-4-3 1-3 1B		X SI 92 0-0 ③ L7	B CU 81 X SI 92 1-0 10 G1-3 1B		B CH 80 C SI 92 F SI 92 B SI 92 F CH 83 B CH 81 D SI 91 4-2 1-2 2-3 3-H BB		S FF 98 S FF 100 S FF 100 0-3 ③ K	4	0	2	1	1	1	0
10 Hunter Renfroe, R (1, 9) OBP: 0.283, SLG: 0.463 39 Kirby Yates, L (7, 1) 38 Kyle McGrath, L (7, 1)		B FF 94 C FF 94 C SI 92 S CU 83 1-3 ① K			F CU 79 F CU 79 S CU 81 0-3 ① K	F SI 92 1 SAFE B SI 92 C SI 91 D CU 82 X SI 92 2-2 ② G1-3 1-2	C SI 91 F SI 92 B SI 92 B SI 91 S CH 82 2-3 ③ K			3 0 0	0 0 0	0 0 0	0 0 0	0 0 0	2 0 0	3 0 0
18 Austin Hedges, R (1, 2) OBP: 0.260, SLG: 0.422		1 SAFE C SI 93 X SI 93 0-1 ② ③ G6-4-3 1-2f			B SI 92 B CU 80 B SI 92 B SI 92 4-0 37 WP 37 E BB	F SI 93 F CU 80 X CU 82 0-2 ③ P6		B SI 96 X FF 95 1-0 23 HBP 1B		3	1	1	0	1	0	3
37 Travis Wood, R (1, 1) OBP: 0.200, SLG: 0.200 34 Craig Stammen, R (6, 1) OBP: 0.571, SLG: 0.600 77 Buddy Baumann, L (6, 1) 23 Matt Szczur, R (6, 9) OBP: 0.365, SLG: 0.380 88 Phil Maton, R (6, 1) 44 Héctor Sánchez, S (7, PH) OBP: 0.271, SLG: 0.543 9 Dusty Coleman, R (8, 6) OBP: 0.278, SLG: 0.647			S SI 92 S CU 79 S CU 80 0-3 ① K		L SI 91 B SI 93 X SI 92 1-1 E5 20 HR 1-H		B FF 94 S FF 94 F CH 83 X SI 95 1-2 ① G1-3	C FF 97 T SL 90 H FF 96 1-2 17 FC4-6 1-2 HBP		2 0 0 1 0 1 0	1 0 0 0 0 0 0	0 0 0 0 0 0 0	0 0 0 0 0 0 0	1 0 0 0 0 1 0	0 0 0 0 0 3 0	0 0 0 0 0 0 0
Inning Stats	R: 0 E: 0 K: 1 S: 9 H: 1 LOB: 1 BB: 0 P: 15	R: 0 E: 0 K: 1 S: 8 H: 1 LOB: 1 BB: 1 P: 13	R: 0 E: 0 K: 2 S: 11 H: 1 LOB: 1 BB: 0 P: 13	R: 0 E: 0 K: 0 S: 3 H: 0 LOB: 0 BB: 0 P: 4	R: 3 E: 1 K: 1 S: 9 H: 1 LOB: 0 BB: 1 P: 14	R: 1 E: 0 K: 0 S: 9 H: 2 LOB: 1 BB: 0 P: 13	R: 2 E: 0 K: 2 S: 18 H: 2 LOB: 3 BB: 3 P: 36	R: 0 E: 0 K: 1 S: 12 H: 1 LOB: 2 BB: 0 P: 16	R: 0 E: 0 K: 1 S: 9 H: 0 LOB: 0 BB: 0 P: 12	1B: 5 2B: 1 3B: 0 HR: 3 SF: 0 SAC: 0 DP: 1 HBP: 1						

AB	36
R	6
H	9
RBI	5
BB	5
SO	9
LOB	21

WP: 1 PA: 42
PB: 0
SB: 0
CS: 0

PITCHER		IP	WLS	BF	H	R	ER	SO	BB	IBB	HBP	BLK	WP	HR	S	P	ERA	WHIP
46 Iván Nova, R ERA: 3.66	(1, 1)	6.0		26	6	4	1	5	2	0	0	0	1	2	49	72	1.50	1.333
53 Joaquín Benoit, R ERA: 4.53	(7, 1)	0.2		6	2	2	2	1	2	0	0	0	0	1	12	24	27.00	6.000
31 A.J. Schugel, R ERA: 1.42	(7, 1)	0.1	W	2	0	0	0	1	1	0	0	0	0	0	6	12	0.00	3.000
12 Juan Nicasio, R ERA: 2.32	(8, 1)	1.0		5	1	0	0	1	0	0	1	0	0	0	12	16	0.00	1.000
73 Felipe Vázquez, L ERA: 0.97	(9, 1)	1.0		3	0	0	0	1	0	0	0	0	0	0	9	12	0.00	0.000

PITCHER	IP	WLS	BF	H	R	ER	SO	BB	IBB	HBP	BLK	WP	HR	S	P	ERA	WHIP

Batter	1	2	3	4	5	6	7	8	9	AB	R	H	RBI	BB	SO	LOB
6 Starling Marte, R (1, 7) OBP: 0.308, SLG: 0.322	B SI 87 F SI 88 X SI 89 1-1 G6-3		B CU 72 F CH 81 C FC 87 F FC 87 B FC 87 B FF 90 B SI 89 4-2 5 S BB		B FF 89 X FC 87 1-0 P3	B FF 93 S FF 93 B FF 93 F FF 93 X FF 94 2-2 G3	B CH 80 B CH 79 S FF 87 F FF 87 B CH 79 B CH 78 4-2 5 1B 1-2 2-3 BB			3	0	0	0	2	0	3
5 Josh Harrison, R (1, 4) OBP: 0.357, SLG: 0.429	C SI 88 B CU 73 B FC 87 F FC 87 B FF 90 X FC 87 3-2 1B		1 SAFE 1 SAFE F FC 85 B FC 86 B CH 82 X FF 88 2-1 F7 1-2		X CH 81 0-0 3-H 1B		B FF 93 S FF 93 B FF 93 F FF 93 X FF 94 K			5	0	3	3	0	1	1
22 Andrew McCutchen, R (1, 8) OBP: 0.383, SLG: 0.526	C FF 89 S SL 80 B CH 83 X FF 91 1-2 F9		C FF 89 X FF 90 0-1 L7		F SL 79 1 SAFE B SL 79 C FC 88 1 SAFE 1 SAFE F SL 79 D SL 80 C SI 88 2-3 K					5	1	1	0	0	2	5
23 David Freese, R (1, 5) OBP: 0.390, SLG: 0.391	C CU 72 C FC 86 1 SAFE B FF 90 B FF 90 F FF 90 C SL 80 2-3 K			B CU 72 F FC 85 X FF 88 1-1 G5-3		B SL 78 C SI 87 X SL 79 1-1 HR	C SL 85 F FF 92 X FF 93 0-2 25 HR 1-3 2B	C FF 86 B CU 72 B CH 78 C CH 77 X FF 85 2-2 G4-3		5	2	2	1	0	1	1
64 José Osuna, R (1, 9) OBP: 0.303, SLG: 0.464 53 Joaquín Benoit, R (7, 1) 31 A.J. Schugel, R (7, 1) 25 Gregory Polanco, L (7, PH) OBP: 0.319, SLG: 0.426 12 Juan Nicasio, R (8, 1) 28 John Jaso, L (8, PH) OBP: 0.308, SLG: 0.390 73 Felipe Vázquez, L (9, 1)		C SI 88 B CH 80 B CH 82 F SI 88 B SL 79 B FF 89 4-2 BB	C FF 88 B CU 75 X SL 79 1-2 G5-3		B SI 87 F SI 88 B FC 85 F FC 86 X FC 86 2-2 10 1B 26 1B 1B	T FF 94 B FF 94 B FF 94 X FF 94 2-1 2-H 3-H HR	F FF 86 C CU 73 B CH 79 F CH 78 S FF 87 1-3 K		2 0 0 1 0 1 0	1 0 0 1 0 0 0	1 0 0 1 0 0 0	0 0 0 1 0 0 1	1 0 0 0 0 0 0	0 0 0 0 0 0 0	0 0 0 0 0 0 0
55 Josh Bell, S (1, 3) OBP: 0.326, SLG: 0.475	C SI 89 F FC 88 D CH 82 B CH 83 X FC 86 2-2 F8		X SI 88 0-0 F9		F SI 90 B SI 90 F SI 90 B SI 90 X SI 89 2-2 F8	C FF 94 B FF 93 B FS 86 B FF 93 B FF 93 4-1 10 BB 29 1B 26 SF8 BB	C FF 86 C CH 78 B CH 79 X CH 78 1-2 1B			4	1	1	0	1	0	2
29 Francisco Cervelli, R (1, 2) OBP: 0.348, SLG: 0.385	C SI 89 C SL 80 S FF 90 0-3 K			B SI 87 C SI 88 B CH 81 B FC 86 X SI 88 3-1 10 1B 46 FC 1B	C SI 90 B SI 91 X SI 90 1-1 P6	X FF 92 0-0 6 BB 10 BB 5 1B 1-2 1B	B FF 86 C FF 86 D CU 73 B FF 86 S FF 86 F FF 86 X FF 86 3-2 G5-3			5	2	2	0	0	1	3
10 Jordy Mercer, R (1, 6) OBP: 0.339, SLG: 0.418	B FF 89 C FF 89 F FF 90 S SL 80 1-3 K			F CH 80 D SI 88 X FC 86 1-1 46 FC 5 1B 1-3 1B	D FC 84 X 1-0 26 E 26 1B 1-2 1B	B SL 86 B SL 87 B SL 86 B FF 93 4-0 6 BB 5 1B 1-2 2-3 BB				3	2	2	0	1	1	1
46 Iván Nova, R (1, 1) OBP: 0.024, SLG: 0.024 26 Adam Frazier, L (6, PH) OBP: 0.354, SLG: 0.384 (7, 9)			B SI 85 C SI 86 F SI 87 C FC 89 1-3 K		L FF 87 X SI 85 0-1 FC 1-3 3-H	F FF 89 C SI 90 X SI 89 0-2 E7 1-3 2-H 1B	B CH 78 B FF 88 X FF 87 2-0 SF8 3-H			2 1	0 0	0 1	0 2	0 0	1 0	1 0
Inning Stats	R: 0 E: 0 K: 1 S: 12 H: 1 LOB: 1 BB: 0 P: 19	R: 0 E: 0 K: 2 S: 11 H: 0 LOB: 1 BB: 1 P: 18	R: 0 E: 0 K: 1 S: 10 H: 0 LOB: 1 BB: 1 P: 17	R: 0 E: 0 K: 0 S: 6 H: 0 LOB: 0 BB: 0 P: 8	R: 2 E: 1 K: 1 S: 12 H: 3 LOB: 1 BB: 0 P: 19	R: 2 E: 1 K: 0 S: 17 H: 4 LOB: 2 BB: 0 P: 26	R: 6 E: 0 K: 2 S: 22 H: 5 LOB: 2 BB: 3 P: 45	R: 0 E: 0 K: 1 S: 14 H: 1 LOB: 1 BB: 0 P: 21		1B: 11 2B: 1 3B: 0 HR: 2 SF: 1 SAC: 1 DP: 0 HBP: 0						

BOTTOM

San Diego Padres @ Pittsburgh Pirates

PNC Park, Pittsburgh, PA

Fri Aug 04 2017, 9:11 PM - 12:46 AM EDT

Att. 32,243 - Overcast - 70 F

livebaseballscorecards.com

AB	37
R	10
H	14
RBI	9
BB	5
SO	8
LOB	17

PITCHER		IP	WLS	BF	H	R	ER	SO	BB	IBB	HBP	BLK	WP	HR	S	P	ERA	WHIP
37 Travis Wood, L ERA: 6.49	(1, 1)	5.0		23	6	4	4	5	2	0	0	0	0	1	56	89	7.20	1.600
34 Craig Stammen, R ERA: 3.79	(6, 1)	0.2	H	3	1	0	0	0	0	0	0	0	0	0	6	10	0.00	1.500
77 Buddy Baumann, L ERA:	(6, 1)	0.0	B	1	1	0	0	0	0	0	0	0	0	0	3	3	∞	∞
88 Phil Maton, R ERA: 2.78	(6, 1)	0.1		1	0	0	0	0	0	0	0	0	0	0	3	5	0.00	0.000
39 Kirby Yates, R ERA: 3.58	(7, 1)	0.1	L	7	4	6	6	1	2	0	0	0	0	1	14	27	162.00	18.000

PITCHER		IP	WLS	BF	H	R	ER	SO	BB	IBB	HBP	BLK	WP	HR	S	P	ERA	WHIP
38 Kyle McGrath, L ERA:	(7, 1)	1.2		8	2	0	0	2	1	0	0	0	0	0	22	39	0.00	1.800

WP: 0	PA: 43				
PB: 0					
SB: 1					
CS: 0					

San Diego Padres @ Pittsburgh Pirates

PNC Park, Pittsburgh, PA

Sat Aug 05 2017, 7:31 PM - 10:44 PM EDT

Att. 31,817 - Cloudy - 70 F

TOP

livebaseballscorecards.com

Batter	1	2	3	4	5	6	7	8	9	AB	R	H	RBI	BB	SO	LOB
7 Manuel Margot, R (1, 8) OBP: 0.313, SLG: 0.426	C FF 94 X SI 93 0-1 P3	B SL 87 B FF 96 B FF 96 X FF 95 3-0 L9 1-2		B SI 96 F FF 96 X SI 95 2-0 G1-3		F FF 94 F FF 94 C FF 95 0-3 K		F FF 96 B FF 96 X SI 96 1-1 G5-4-3 1-2f		5	0	0	0	0	1	5
20 Carlos Asuaje, L (1, 4) OBP: 0.364, SLG: 0.417 39 Kirby Yates, L (8, 1) 52 Brad Hand, L (9, 1)	B FF 94 X FF 93 1-0 F8		B SI 93 X CH 88 1-0 P5	C FF 96 D SL 89 X FF 96 1-1 F9		S FF 96 B SL 88 X FF 96 1-1 F7		C FF 95 B CH 87 B CH 86 F FF 96 S SL 88 2-3 K		5 0 0	0 0 0	0 0 0	0 0 0	0 0 0	1 0 0	3 0 0
15 Cory Spangenberg, L (1, 7) OBP: 0.326, SLG: 0.399 (8, 5)	S FF 94 B KC 79 B KC 82 F FF 94 B SL 89 B FF 97 4-2 26 1B BB		F CH 88 B CH 88 F SI 96 B FF 96 B KC 80 F FF 96 B SI 96 4-2 4 2B 26 G1-3 BB		F CH 87 B FF 95 B SL 86 F CH 88 C FF 97 2-3 K		F FC 83 X CU 72 0-1 G4-3		F FC 92 B FF 98 S CU 84 F CU 86 C FF 97 1-3 K	3	1	0	0	2	2	0
26 Yangervis Solarte, S (1, 5) OBP: 0.342, SLG: 0.420 (8, 4)	B SI 94 F FF 95 B SL 88 B FF 95 X SI 95 3-1 4 HBP 1-3 1B		B FF 96 1 SAFE B FF 94 X CH 90 2-0 G1-3 1-2		F SI 92 B SL 88 F CH 89 X SI 96 1-2 4 HR 1B		T CH 80 X FF 88 0-1 P3		S CU 84 F FC 91 B CU 84 F FF 97 F FF 96 F FF 99 F CU 85 B CU 86 X CU 83 2-2 F9	5	1	2	0	0	0	1
4 Wil Myers, R (1, 3) OBP: 0.327, SLG: 0.463	C FF 95 H SI 93 1-1 1-2 HBP		F SL 87 B FF 96 B CH 89 F CH 90 F SL 91 B SL 87 F FF 97 X CH 88 3-2 2-H 2B		X SI 94 0-0 1-H HR		B FF 89 C CH 80 B FC 85 S FC 85 B CH 81 B FC 84 4-2 BB		B FC 91 S FC 92 C CU 84 B FF 98 X CU 84 2-2 G5-3	3	1	2	3	1	0	0
44 Héctor Sánchez, S (1, 2) OBP: 0.264, SLG: 0.530 21 Luis Torrens, R (4, 2) OBP: 0.255, SLG: 0.230	B KC 80 S FF 95 F FF 96 C FF 97 1-3 K		X CH 89 0-0 P6		F FF 95 B FF 94 S SL 88 X SL 86 1-2 G1-3		1 SAFE X FF 88 0-0 F9			2 2	0 0	0 0	0 0	0 0	1 0	4 1
10 Hunter Renfroe, R (1, 9) OBP: 0.285, SLG: 0.463		B SL 86 F SI 93 B FF 94 X SL 88 2-1 F7		C FF 94 B KC 80 S SL 86 B FF 95 F FF 95 X SI 95 2-2 9 2B 1B	X SI 92 0-0 L7			B SL 88 B FF 97 C FF 96 C SL 89 X SL 89 2-2 9 HR 1B		4	1	2	0	0	0	0
9 Dusty Coleman, R (1, 6) OBP: 0.364, SLG: 0.857	X SI 95 0-0 7 S 1B			C FF 94 C SI 95 F FF 96 B KC 80 X KC 81 1-2 1-3 2B		S SL 88 B FF 94 S SL 87 S SL 87 1-3 K		X SI 96 0-0 1-H HR		4	1	3	2	0	1	0
64 Dinelson Lamet, R (1, 1) OBP: 0.048, SLG: 0.048 88 Phil Maton, R (6, 1) 77 Buddy Baumann, L (7, 1) 34 Craig Stammen, R (7, 1) OBP: 0.571, SLG: 0.600 17 Allen Córdoba, R (8, PH) OBP: 0.293, SLG: 0.319 (8, 7)	C FF 93 B FF 94 M SI 94 F SI 94 L FF 95 1-3 K			F SI 94 B FF 95 X SI 95 1-1 P4		X FF 92 0-0 1B		B SL 87 B SI 96 B FF 96 B SI 95 4-0 7 G5-4-3 BB		3 0 0 0 0	0 0 0 0 0	1 0 0 0 0	0 0 0 0 0	0 0 0 0 1	1 0 0 0 0	3 0 0 0 0

	AB	R	H	RBI	BB	SO	LOB
AB	36						
R	5						
H	10						
RBI	5						
BB	4						
SO	7						
LOB	17						

Inning Stats	1	2	3	4	5	6	7	8	9
	R: 0 E: 0 K: 1 S: 11	R: 0 E: 0 K: 1 S: 8	R: 1 E: 0 K: 0 S: 11	R: 0 E: 0 K: 0 S: 13	R: 2 E: 0 K: 1 S: 11	R: 0 E: 0 K: 2 S: 9	R: 0 E: 0 K: 0 S: 7	R: 2 E: 0 K: 1 S: 9	R: 0 E: 0 K: 1 S: 14
	H: 1 LOB: 3 BB: 1 P: 21	H: 1 LOB: 1 BB: 0 P: 14	H: 1 LOB: 1 BB: 1 P: 21	H: 2 LOB: 2 BB: 0 P: 20	H: 2 LOB: 0 BB: 0 P: 15	H: 1 LOB: 1 BB: 0 P: 11	H: 0 LOB: 1 BB: 1 P: 11	H: 2 LOB: 0 BB: 1 P: 18	H: 0 LOB: 0 BB: 0 P: 19

| | | | | | |

BOTTOM

Batter	1	2	3	4	5	6	7	8	9	AB	R	H	RBI	BB	SO	LOB
6 Starling Marte, R (1, 7) OBP: 0.312, SLG: 0.315	C FF 94 S SL 85 B SL 84 B SI 95 H SI 94 3-2 26 G4-6-3 HBP			S SL 85 B SL 85 X FF 94 1-1 ① B1-3		F FF 94 C SL 84 B FF 95 X SL 86 1-2 ② L8	B FF 91 B FF 91 B CU 79 C FF 91 B FF 91 4-1 1-2 2-3 26 1B BB		F SI 94 B FF 94 F ST 83 B FF 95 B FF 93 X ST 82 3-2 ③ G5-3	3	0	0	0	1	0	0
26 Adam Frazier, L (1, 4) OBP: 0.356, SLG: 0.384	X SI 95 0-0 ① ② G4-6-3 1-2f			C SI 95 B FF 94 B SL 87 B SI 93 X SI 91 3-1 ② G2-3		B CH 90 F SL 84 B SI 94 B SL 84 C FF 94 B SL 84 4-2 22 BB BB	B SI 88 C SI 89 X SI 91 1-1 1-2 2-3 3-H 1B			3	0	1	1	1	0	1
22 Andrew McCutchen, R (1, 8) OBP: 0.384, SLG: 0.523	C SI 95 B SI 96 S SI 95 B SL 89 B FF 96 S SL 86 3-3 ③ K			B SI 96 B SI 94 F SL 86 B SL 86 C SL 86 B FF 95 4-2 55 1B BB		B SL 85 B FF 93 D SL 86 C FF 93 B SL 84 4-1 1-2 BB	C SI 90 B SI 90 X SI 90 1-1 ③ P3			2	0	0	0	2	1	3
55 Josh Bell, S (1, 3) OBP: 0.328, SLG: 0.475		C SL 83 B FF 94 B SI 95 T SL 84 B FF 95 X SL 85 3-2 ① P5		1 SAFE B CH 90 C SL 86 X SL 87 1-1 1-2 1B		B FF 92 B FF 92 X FF 92 2-0 ③ F9		C FF 93 C FS 87 X FF 93 0-2 5 G6-4-3 1B		4	0	2	0	0	0	2
5 Josh Harrison, R (1, 5) OBP: 0.356, SLG: 0.435		B FF 96 F FF 95 X SI 95 1-1 ② G6-3		B SL 87 S FF 94 X SL 87 1-1 ③ F7			S FF 92 X FF 92 0-1 HR	X FF 93 0-0 ① ② G6-4-3 1-2f		4	1	1	1	0	0	3
25 Gregory Polanco, L (1, 9) OBP: 0.318, SLG: 0.422		B FF 94 B SL 86 X SI 95 2-0 ③ P5			B CH 87 C FF 92 X SI 92 1-1 ① G6-3		B CH 83 F FF 93 B FF 93 F CH 84 X FF 94 2-2 ① G4-3	B FF 94 F FF 94 B SL 85 S SL 86 F FF 92 B SL 85 B FF 92 4-2 BB		3	0	0	0	1	0	0
29 Francisco Cervelli, R (1, 2) OBP: 0.346, SLG: 0.383			C FF 93 F FF 92 F FF 96 B CU 81 X SL 85 1-2 ① G5-3		C CU 82 B SI 93 S SL 83 S SL 86 1-3 ② K		B FF 92 F FF 92 B CU 81 B FF 91 X FF 92 3-1 6 BB 23 1B 26 1B 1B	C SL 85 S SL 85 B SL 84 B FF 93 F FF 93 X SL 85 3-2 ③ G2-3		4	1	1	0	0	1	1
10 Jordy Mercer, R (1, 6) OBP: 0.336, SLG: 0.414			B SL 84 F FF 93 F FF 94 F SL 85 B FF 96 S SL 87 2-3 ② K		B SL 85 C FF 92 F SL 83 B SL 86 F SL 84 S SL 84 2-3 ③ K		C FF 91 B CU 80 C CU 82 X FF 92 1-2 ② F8		C SI 92 X ST 81 0-1 ① G5-3	4	0	0	0	0	2	1
45 Gerrit Cole, R (1, 1) OBP: 0.171, SLG: 0.150 28 John Jaso, L (6, PH) OBP: 0.306, SLG: 0.388 38 Wade LeBlanc, L (7, 1) OBP: 0.200, SLG: 0.200 23 David Freese, R (7, PH) OBP: 0.392, SLG: 0.394 41 Daniel Hudson, R (8, 1) 66 Dovydas Neverauskas, R (9, 1) 64 José Osuna, R (9, PH) OBP: 0.302, SLG: 0.462			C FF 95 S SL 84 F SI 95 B CU 82 B SL 85 C SL 83 2-3 ③ K			B SI 93 C SI 93 B SL 84 F SL 86 X SL 86 2-2 ① G1-3	C FF 92 B FF 91 X FF 91 1-1 26 1B 6 BB 1-2 1B		B SI 94 T SI 92 S ST 82 S ST 82 1-3 ② K	1 1 0 1 0 0 1	0 0 0 0 0 0 0	0 0 0 1 0 0 0	0 0 0 0 0 0 0	1 0 0 0 0 0 1	0 0 0 0 0 0 0	0 0 0 0 0 0 0
Inning Stats	R: 0 E: 0 K: 1 S: 6 H: 0 LOB: 0 BB: 0 P: 12	R: 0 E: 0 K: 0 S: 6 H: 0 LOB: 0 BB: 0 P: 12	R: 0 E: 0 K: 2 S: 12 H: 0 LOB: 0 BB: 0 P: 17	R: 0 E: 0 K: 0 S: 10 H: 1 LOB: 2 BB: 1 P: 20	R: 0 E: 0 K: 2 S: 9 H: 0 LOB: 0 BB: 0 P: 13	R: 0 E: 0 K: 0 S: 10 H: 0 LOB: 2 BB: 2 P: 23	R: 2 E: 0 K: 0 S: 17 H: 4 LOB: 3 BB: 1 P: 30	R: 0 E: 0 K: 0 S: 11 H: 1 LOB: 1 BB: 1 P: 18	R: 0 E: 0 K: 1 S: 8 H: 0 LOB: 0 BB: 0 P: 12	1B: 5 2B: 0 3B: 0 HR: 1	SF: 0 SAC: 0 DP: 2 HBP: 1			WP: 0 PB: 0 SB: 0 CS: 0	PA: 37		

PITCHER		IP	WLS	BF	H	R	ER	SO	BB	IBB	HBP	BLK	WP	HR	S	P	ERA	WHIP
64 Dinelson Lamet, R ERA: 5.12	(1, 1)	5.2	W	21	1	0	0	5	3	0	1	0	0	0	52	94	0.00	0.706
88 Phil Maton, R ERA: 3.42	(6, 1)	1.0	H	7	3	2	2	0	1	0	0	0	0	1	14	27	18.00	4.000
77 Buddy Baumann, L ERA:	(7, 1)	0.0		1	1	0	0	0	0	0	0	0	0	0	2	3	∞	∞
34 Craig Stammen, R ERA: 3.77	(7, 1)	0.1	H	1	0	0	0	0	0	0	0	0	0	0	2	3	0.00	0.000
39 Kirby Yates, R ERA: 3.49	(8, 1)	1.0	H	4	1	0	0	0	1	0	0	0	0	0	11	18	0.00	2.000

PITCHER		IP	WLS	BF	H	R	ER	SO	BB	IBB	HBP	BLK	WP	HR	S	P	ERA	WHIP
52 Brad Hand, L ERA: 1.93	(9, 1)	1.0	S	3	0	0	0	1	0	0	0	0	0	0	8	12	0.00	0.000

San Diego Padres @ Pittsburgh Pirates

PNC Park, Pittsburgh, PA

Sat Aug 05 2017, 7:31 PM - 10:44 PM EDT

Att. 31,817 - Cloudy - 70 F

livebaseballscorecards.com

AB	31
R	2
H	6
RBI	2
BB	5
SO	6
LOB	11

Batter	1	2	3	4	5	6	7	8	9	10	11	12	AB	R	H	RBI	BB	SO	LOB
7 Manuel Margot, R (1, 8) OBP: 0.313, SLG: 0.423	S FF 94 B SI 94 B CH 87 B SI 95 B FF 95 4-1 2 G5-3 15 1B BB	D CU 82 B CU 81 X SI 94 2-0 ③ G5-3			B FF 95 F FF 96 X SI 96 1-1 ② L8			C FF 94 B SL 88 F FF 95 F SL 88 T FF 96 1-2 ① K	B FF 97 B FF 97 C FF 95 X FF 95 2-1 1-2 2-H 3-H 1B			C FC 89 B FF 94 C FF 95 S CU 84 1-3 ① K	5	1	1	2	1	2	1
20 Carlos Asuaje, L (1, 4) OBP: 0.363, SLG: 0.409	C FF 95 1 SAFE F FF 95 D CU 80 B SI 96 X SI 96 2-2 ① F8		C CU 80 C CH 89 B FF 96 B CU 82 F CU 82 B FF 96 B SI 96 4-2 BB		F SI 95 B CH 90 X CH 89 1-1 ③ G1-3			F SL 87 B FF 96 S FF 96 F SI 98 F FF 96 B FF 98 C FF 96 2-3 ② K	D CH 84 B FF 83 B FF 95 F FF 95 F FF 95 X CH 86 2-2 ③ F8			X FF 94 0-0 52 E 1B	5	0	1	0	1	1	3
2 José Pirela, R (1, 7) OBP: 0.322, SLG: 0.485 52 Brad Hand, L (10, 1) 77 Buddy Baumann, L (12, 1)	B SI 96 S CU 82 1 SAFE 1 SAFE X SI 95 1-1 ② G5-3 1-2		1 SAFE B CU 81 C CU 80 X CH 87 1-1 ① P6			F FF 95 F FF 95 B CU 81 B CU 82 X FF 96 2-2 ① L3		B SL 87 B SL 86 B FF 96 B FF 94 4-0 BB	C FF 95 X CH 86 0-1 ① G1-3			L FF 93 X FF 94 0-1 FC2 1-2	4	0	0	0	1	0	2
													1	0	0	0	0	0	1
													0	0	0	0	0	0	0
15 Cory Spangenberg, L (1, 5) OBP: 0.323, SLG: 0.394	C CU 81 X FF 95 0-1 4 1B 10 WP 2-H 1B		B CU 82 F SI 95 1 SAFE C CU 81 S CU 82 1-3 ② K			X FF 96 0-0 ② G6-3		S SL 85 S SL 86 B FF 99 S FF 98 B FF 99 X FF 98 3-2 ③ G4-3	L CH 84 X CH 85 0-1 ② B1-3			B FC 90 F FF 94 X FF 94 1-1 ② F7	6	1	1	1	0	1	4
4 Wil Myers, R (1, 3) OBP: 0.325, SLG: 0.458	B FF 96 C CU 82 S CU 82 X SI 96 1-2 10 S 1-3 1B		D CU 81 F FF 94 B CH 89 B SI 96 F FF 96 C CU 82 3-3 ③ K			X FF 96 0-0 ③ F9			B FF 98 B FF 98 C FF 98 F FF 98 F FF 99 B CH 90 F FF 99 F FF 99 F FF 99 3-3 S FF 100 K	B CH 87 F SL 87 B CH 83 B CH 86 B FF 96 F FF 96 F CH 86 X SL 90 3-2 ③ G2			F FF 95 F CU 82 D CU 84 D CU 82 X FF 97 2-2 ③ F8	6	0	1	0	0	2	3
10 Hunter Renfroe, R (1, 9) OBP: 0.289, SLG: 0.464	F FF 96 C CU 82 B CU 83 F CU 83 S SI 97 1-3 ③ K 1-2 3-H			C FF 94 B FF 95 F CU 80 B FF 96 F CU 81 C CU 82 2-3 ① K	C CU 80 B SI 95 B FF 96 T FF 95 X CU 82 2-2 9 1B			B CU 84 B FF 99 C F FF 100 F FF 100 F FF 99 B CH 90 B FF 99 4-2 44 BB 18 1B 7 1B BB		C FF 95 X FC 90 0-1 21 SH2-4 1B		4	1	2	0	1	2	1
18 Austin Hedges, R (1, 2) OBP: 0.264, SLG: 0.427 23 Matt Szczur, R (9, PR) OBP: 0.365, SLG: 0.380 21 Luis Torrens, R (9, 2) OBP: 0.255, SLG: 0.230		C FF 95 F SI 95 B SI 96 F CU 82 B CU 82 X SI 96 2-2 2B		B CU 80 B CU 81 X SI 95 2-0 ② P6			F SI 94 C CU 79 X CU 80 0-2 ① P4		X FF 97 0-0 44 BB 7 1B 1-2 1B		C FF 94 X FC 89 0-1 ① SH2-4 1-2		4	0	2	0	0	0	1
													0	1	0	0	0	0	0
													0	0	0	0	0	0	0
9 Dusty Coleman, R (1, 6) OBP: 0.333, SLG: 0.731		F SI 96 F SI 96 B CH 88 S CU 82 1-3 ① K		B CU 81 C FF 96 B SI 95 F SI 95 C FF 96 2-3 ③ K			F CU 79 B SI 95 X SI 94 1-1 26 G5-4-3 1-2 1B		C FF 96 F CH 88 B FF 98 F CU 82 B CU 82 X FF 97 2-2 ② F9		B FC 90 F FF 96 B FF 97 C FC 91 S CU 85 2-3 ② K2-3	5	0	1	0	0	3	4
3 Clayton Richard, L (1, 1) OBP: 0.167, SLG: 0.190 26 Yangervis Solarte, S (7, PH) OBP: 0.341, SLG: 0.418 76 José Torres, L (7, 1) OBP: 1.000, SLG: 1.000 44 Héctor Sánchez, S (9, PH) OBP: 0.272, SLG: 0.339 37 Travis Wood, R (9, PR) OBP: 0.200, SLG: 0.200 34 Craig Stammen, R (9, 1) OBP: 0.371, SLG: 0.500 17 Allen Córdoba, R (10, 7) OBP: 0.291, SLG: 0.317		S SI 96 F SI 96 S CU 81 0-3 K2-3			S SI 94 C CU 80 S CU 81 0-3 ① K		B FC 83 S SI 86 B FF 87 X CH 76 2-1 ②③ G5-4-3 1-2f		B FF 97 B FF 95 F FF 97 B FF 96 S FF 96 B FF 96 4-2 7 1B 1-2 2-3 BB		C FC 91 D FF 95 B FC 91 B FF 96 C FF 96 C FF 97 3-3 ③ K		2	0	0	0	0	2	1
													1	0	0	0	0	0	2
													0	0	0	0	0	0	0
													0	0	0	0	1	0	0
													0	0	0	0	0	0	0
													0	0	0	0	0	0	0
													1	0	0	0	0	1	1
Inning Stats	R: 2 E: 0 K: 1 S: 15 H: 2 LOB: 1 BB: 1 P: 24	R: 0 E: 0 K: 2 S: 11 H: 1 LOB: 1 BB: 0 P: 16	R: 0 E: 0 K: 2 S: 11 H: 0 LOB: 1 BB: 1 P: 20	R: 0 E: 0 K: 2 S: 8 H: 0 LOB: 0 BB: 0 P: 14	R: 0 E: 0 K: 1 S: 7 H: 0 LOB: 0 BB: 0 P: 9	R: 0 E: 0 K: 0 S: 5 H: 0 LOB: 0 BB: 0 P: 7	R: 0 E: 0 K: 0 S: 10 H: 2 LOB: 1 BB: 0 P: 15	R: 0 E: 0 K: 2 S: 12 H: 0 LOB: 1 BB: 1 P: 22	R: 2 E: 0 K: 1 S: 24 H: 2 LOB: 2 BB: 2 P: 41	R: 0 E: 0 K: 0 S: 9 H: 0 LOB: 0 BB: 0 P: 12	R: 0 E: 0 K: 2 S: 10 H: 1 LOB: 1 BB: 0 P: 15	R: 0 E: 1 K: 1 S: 11 H: 1 LOB: 2 BB: 0 P: 15	1B: 8 2B: 1 3B: 0 HR: 0	SF: 0 SAC: 1 DP: 1 HBP: 0	WP: 1 PB: 0 SB: 1 CS: 0	PA: 50

PITCHER		IP	WLS	BF	H	R	ER	SO	BB	IBB	HBP	BLK	WP	HR	S	P	ERA	WHIP
50 Jameson Taillon, R ERA: 4.6	(1, 1)	6.1		26	5	2	2	8	2	0	0	0	1	0	65	101	2.84	1.105
38 Wade LeBlanc, L ERA: 4.37	(7, 1)	0.2	H	1	0	0	0	0	0	0	0	0	0	0	2	4	0.00	0.000
12 Juan Nicasio, R ERA: 2.29	(8, 1)	0.2	H	3	0	0	0	2	1	0	0	0	0	0	9	16	0.00	1.500
73 Felipe Vázquez, L ERA: 1.27	(8, 1)	1.0	B	7	2	2	2	1	2	0	0	0	0	0	23	41	18.00	4.000
53 Joaquín Benoit, R ERA: 4.4	(9, 1)	1.1		4	0	0	0	0	0	0	0	0	0	0	13	18	0.00	0.000

PITCHER		IP	WLS	BF	H	R	ER	SO	BB	IBB	HBP	BLK	WP	HR	S	P	ERA	WHIP
66 Dovydas Neverauskas, R ERA: 3.0	(11, 1)	2.0	W	9	2	0	0	3	0	0	0	0	0	0	21	30	0.00	1.000

TOP

San Diego Padres @ Pittsburgh Pirates

PNC Park, Pittsburgh, PA

Sun Aug 06 2017, 1:37 PM - 5:39 PM EDT

Att. 34,175 - Cloudy - 73 F

livebaseballscorecards.com

AB	44
R	4
H	9
RBI	3
BB	5
SO	14
LOB	24

Batter	1	2	3	4	5	6	7	8	9	10	11	12	AB	R	H	RBI	BB	SO	LOB
6 Starling Marte, R (1, 7) OBP: 0.322, SLG: 0.341	C SI 89 F FF 89 F FF 91 B SL 86 B FF 92 X FF 90 2-2 L6 ①		S SL 80 X SL 91 0-1 22 1B 64 2B 1-2 1B		C SL 79 X SL 86 0-1 5 F7 2B		B FF 95 C SL 81 F FF 95 B SL 83 S FF 95 2-3 K ②			F SI 91 C SI 91 B KC 78 F KC 79 F KC 80 F SI 90 X KC 78 1-2 26 G1-3 2B			5	1	3	0	0	1	0
5 Josh Harrison, R (1, 4) OBP: 0.353, SLG: 0.430 73 Felipe Vázquez, L (8, 1) 53 Joaquín Benoit, R (9, 1) 26 Adam Frazier, L (10, PH) OBP: 0.355, SLG: 0.382 (11, 4)	C SI 90 X FF 90 0-1 G5-3 ②		X FF 91 0-0 L6 ②		F SL 79 F FF 91 F SL 92 X FF 92 0-2 F7 ① 2-3		S FF 94 F FF 95 F FF 95 B FF 95 B FF 96 T CH 88 1-2 K ③			F SI 91 F FC 82 B SI 91 D FC 85 F FC 82 X CH 86 2-2 G1-3 ① 2-3			4 0 0 1	0 0 0 0	0 0 0 0	0 0 0 0	0 0 0 0	1 0 0 1	3 0 0 1
22 Andrew McCutchen, R (1, 8) OBP: 0.386, SLG: 0.522	B FF 90 X SI 91 1-0 G5-3 ③		D SL 81 C FF 87 X FF 91 1-1 23 HBP 64 2B 1-3 2-H 1B		B FF 92 F SL 82 S SL 83 C FF 92 1-3 K ②			B SL 81 B SI 94 B CH 88 B FF 94 4-0 23 G1-6-3 BB		0-0 23 IBB IBB			3	1	1	1	2	1	1
23 David Freese, R (1, 5) OBP: 0.392, SLG: 0.389		B SL 79 B FF 91 C FF 89 S SL 82 B FF 91 S SL 81 3-3 K ①	F FF 92 S SL 84 H SL 84 1-2 64 2B HBP		X SL 82 0-0 G6-3 ③			X FF 94 0-0 G1-6-3 ① 1-2		0-0 64 G6-4-3 IBB 1-2			3	1	0	0	1	1	2
64 José Osuna, R (1, 3) OBP: 0.304, SLG: 0.471 66 Dovydas Neverauskas, R (12, 1)		C FF 91 F CH 86 B FF 93 F SL 86 X SL 91 1-2 2B	B SL 91 D CH 87 B FF 92 C FF 92 X FF 91 3-1 1-H 2-H 3-H 2B			B SL 80 F FF 90 X SL 81 1-1 L8 ①		F FF 94 F FF 94 X FF 94 0-2 F9 ②		C ST 82 B ST 82 B FF 94 X SI 94 2-1 G6-4-3 ②③ 1-2f			5 0	0 0	2 0	3 0	0 0	0 0	4 0
25 Gregory Polanco, L (1, 9) OBP: 0.313, SLG: 0.415	B FF 91 S FF 91 C SI 92 S SL 84 1-3 K ②	X FF 91 0-0 L9 ③				X FF 91 0-0 G1-3 ②		C FF 94 F SI 95 X SL 85 0-2 G6-3 ③			S ST 82 S ST 82 S ST 83 0-3 K ①		5	0	0	0	0	2	3
10 Jordy Mercer, R (1, 6) OBP: 0.334, SLG: 0.409	C FF 91 F SL 83 B SL 84 S FF 92 1-3 K ③		B FF 90 X FF 89 1-0 G5-3 ①			C SI 90 F SL 82 B FF 92 B SL 93 F SL 83 F FF 93 B FF 92 B SI 91 4-2 19 FC5-4 BB				C SI 91 X KC 79 0-1 G1-3 ①	B SI 94 B ST 82 F SI 92 B SI 93 C FF 93 X FF 94 3-2 P6 ②		4	0	0	0	1	1	1
19 Chris Stewart, R (1, 2) OBP: 0.223, SLG: 0.227		B FF 90 C FF 88 F SI 90 F SL 83 F FF 92 F FF 92 F SL 92 X FF 91 1-2 E5 6 1B 22 1B	F SI 89 X FF 90 0-1 G6-3 ②			C SL 70 C FF 91 D SL 84 B FF 92 X SL 82 2-2 FC5-4 ③ 1-2f				F SI 91 X SI 92 0-1 G5-3 ②	X SI 93 0-0 G5-3 ③		5	1	0	0	0	0	1
50 Jameson Taillon, R (1, 1) OBP: 0.040, SLG: 0.042 38 Wade LeBlanc, L (7, 1) OBP: 0.200, SLG: 0.200 55 Josh Bell, S (7, PH) OBP: 0.327, SLG: 0.474 12 Juan Nicasio, R (8, 1) 3 Sean Rodriguez, R (8, 4) OBP: 0.333, SLG: 0.436 (11, 3)			F FF 90 1 SAFE M FF 90 B FF 91 M SI 90 1-3 K ①		C FF 89 F FF 90 B FF 92 X SL 82 1-2 L7 ③		B FF 94 B FF 94 X FF 93 2-0 P2 ①			X SI 92 0-0 G6-3 ③		F FF 89 B SI 89 X SI 90 1-1 HR	2 0 1 0 2	0 0 0 0 1	0 0 0 0 1	0 0 0 0 1	1 0 0 0 0	1 0 0 0 0	1 0 0 0 0
Inning Stats	R: 0 E: 0 K: 0 S: 7 H: 0 LOB: 0 BB: 0 P: 10	R: 0 E: 0 K: 3 S: 13 H: 1 LOB: 1 BB: 0 P: 19	R: 4 E: 1 K: 1 S: 20 H: 3 LOB: 1 BB: 0 P: 27	R: 0 E: 0 K: 0 S: 6 H: 0 LOB: 0 BB: 0 P: 8	R: 0 E: 0 K: 1 S: 10 H: 1 LOB: 1 BB: 0 P: 11	R: 0 E: 0 K: 0 S: 10 H: 0 LOB: 1 BB: 1 P: 17	R: 0 E: 0 K: 2 S: 8 H: 0 LOB: 0 BB: 0 P: 13	R: 0 E: 0 K: 0 S: 7 H: 0 LOB: 1 BB: 1 P: 11	R: 0 E: 0 K: 0 S: 5 H: 0 LOB: 0 BB: 0 P: 5	R: 0 E: 0 K: 0 S: 12 H: 1 LOB: 2 BB: 2 P: 17	R: 0 E: 0 K: 1 S: 7 H: 0 LOB: 0 BB: 0 P: 10	R: 1 E: 0 K: 0 S: 2 H: 1 LOB: 0 BB: 0 P: 3	1B: 2 2B: 4 3B: 0 HR: 1	SF: 0 SAC: 0 DP: 1 HBP: 1	WP: 0 PB: 0 SB: 0 CS: 0	PA: 45			

PITCHER		IP	WLS	BF	H	R	ER	SO	BB	IBB	HBP	BLK	WP	HR	S	P	ERA	WHIP
3 Clayton Richard, L ERA: 5.17	(1, 1)	6.0		26	5	4	0	5	1	0	1	0	0	0	66	92	0.00	1.000
76 José Torres, L ERA: 4.85	(7, 1)	2.0		7	0	0	0	2	1	0	0	0	0	0	15	24	0.00	0.500
34 Craig Stammen, R ERA: 3.68	(9, 1)	1.1		7	1	0	0	0	0	2	0	0	0	0	15	18	0.00	0.750
52 Brad Hand, L ERA: 1.87	(10, 1)	1.2		4	0	0	0	1	0	0	0	0	0	0	9	14	0.00	0.000
77 Buddy Baumann, L ERA: 2.45	(12, 1)	0.0	L	1	1	1	1	0	0	0	0	0	0	1	2	3	∞	∞

PITCHER	IP	WLS	BF	H	R	ER	SO	BB	IBB	HBP	BLK	WP	HR	S	P	ERA	WHIP

BOTTOM

San Diego Padres @ Pittsburgh Pirates

PNC Park, Pittsburgh, PA

Sun Aug 06 2017, 1:37 PM - 5:39 PM EDT

Att. 34,175 - Cloudy - 73 F

livebaseballscorecards.com

AB	40
R	5
H	7
RBI	5
BB	4
SO	8
LOB	17

Batter	1	2	3	4	5	6	7	8	9	AB	R	H	RBI	BB	SO	LOB
3 Ian Kinsler, R (1, 4) OBP: 0.325, SLG: 0.390	C FF 90 B SL 84 B SI 89 B FF 91 X FF 91 3-1 ① F7		X FF 92 0-0 ③ F9			B SL 84 B SL 83 C SI 88 B SI 88 C SI 88 X FF 92 3-2 ③ G6-3			B FF 94 F FF 95 F SL 89 F FF 98 X SL 90 1-2 ② G1-3	4	0	0	0	0	0	1
17 Andrew Romine, S (1, 9) OBP: 0.297, SLG: 0.347 41 Victor Martinez, S (9, PH) OBP: 0.319, SLG: 0.365	B SI 90 F FF 91 F CH 84 B SI 92 F SI 93 F SL 84 X FF 94 2-2 ② G1-3			B CH 83 B SI 89 F FF 90 F SI 90 F FF 91 X CU 76 2-2 ① G6-3			F SI 89 B FF 90 B SI 89 B SI 88 C FF 91 B FF 90 4-2 8 FC5-4 BB		F SI 97 B FF 97 F SL 88 S FF 97 1-3 ③ K	2 1	0 0	0 0	0 0	1 0	0 1	0 0
8 Justin Upton, R (1, 7) OBP: 0.365, SLG: 0.525	S FF 92 B SI 89 S FF 92 S FF 94 1-3 ③ K			B SL 84 C SI 90 B CH 83 B SL 85 B FF 93 4-1 9 CS BB			B SI 90 C SI 91 B FF 93 S SI 88 B FF 91 1 SAFE X SI 88 3-2 ① FC5-4 1-2f			2	0	0	0	1	1	1
24 Miguel Cabrera, R (1, 3) OBP: 0.341, SLG: 0.411		B CH 88 C FF 91 X CU 76 1-1 ① F9		C SI 88 F FF 91 S SI 90 0-3 ② K			1 SAFE B SI 88 S SI 88 B SI 89 X CH 87 2-1 ② L6			3	0	0	0	0	1	2
9 Nick Castellanos, R (1, 5) OBP: 0.305, SLG: 0.432		C FF 91 B FF 91 X SL 83 1-1 ② G2-3		1 SAFE B FF 92 B FF 93 C SI 89 F FF 91 F FF 93 1 SAFE D CH 84 3-2 ③ CS 1-2	B CH 84 S SI 90 C FF 93 F FF 92 X SL 85 1-2 ① L9		D SI 90 B FF 92 F SI 88 F SL 83 F SI 90 C FF 92 2-3 ③ K			3	0	0	0	0	1	1
15 Mikie Mahtook, R (1, 8) OBP: 0.336, SLG: 0.443		C FF 92 B CU 76 C FF 92 B SL 84 X SI 89 2-2 ③ G6-3			B SL 86 X SL 84 1-0 ② L8			C FC 88 B SI 92 F SL 84 X FF 93 1-2 ① G5-3		3	0	0	0	0	0	0
34 James McCann, R (1, 2) OBP: 0.316, SLG: 0.440			C FF 90 B SI 88 X SL 83 1-1 49 S 1B		X SI 88 0-0 ③ G6-3			B CU 80 X FC 88 1-0 ② F7		3	0	1	0	0	0	0
49 Dixon Machado, R (1, 6) OBP: 0.330, SLG: 0.358			C SI 88 B FF 92 B SI 89 S SL 85 C SI 90 2-3 ① K 1-2			F SI 89 B SL 85 F FF 91 S SI 89 1-3 ① K		B SL 83 F FC 87 S FC 86 T FC 87 1-2 ③ K		3	0	0	0	0	3	1
27 Jordan Zimmermann, R (1, 1) 30 Alex Wilson, R (8, 1) 37 James Adduci, L (9, PH) OBP: 0.333, SLG: 0.413			B SL 83 B SI 89 B FF 92 C FF 92 X SI 88 3-1 ② G1-3			B FF 90 C FF 89 F FF 90 B SI 88 B FF 92 X FF 91 3-2 ② G5-3			C FF 93 F FF 95 S FF 93 0-3 ① K	2 0 1	0 0 0	0 0 0	0 0 0	0 0 0	0 0 1	1 0 0
Inning Stats	R: 0 E: 0 K: 1 S: 10 H: 0 LOB: 0 BB: 0 P: 16	R: 0 E: 0 K: 0 S: 7 H: 0 LOB: 0 BB: 0 P: 11	R: 0 E: 0 K: 1 S: 8 H: 1 LOB: 1 BB: 0 P: 14	R: 0 E: 0 K: 1 S: 11 H: 0 LOB: 0 BB: 1 P: 20	R: 0 E: 0 K: 0 S: 6 H: 0 LOB: 0 BB: 0 P: 8	R: 0 E: 0 K: 1 S: 9 H: 0 LOB: 0 BB: 0 P: 16	R: 0 E: 0 K: 1 S: 11 H: 0 LOB: 1 BB: 1 P: 22	R: 0 E: 0 K: 1 S: 7 H: 0 LOB: 0 BB: 0 P: 10	R: 0 E: 0 K: 2 S: 10 H: 0 LOB: 0 BB: 0 P: 12	1B: 1 2B: 0 3B: 0 HR: 0	SF: 0 SAC: 0 DP: 0 HBP: 0					

TOP

Detroit Tigers @ Pittsburgh Pirates

PNC Park, Pittsburgh, PA

Mon Aug 07 2017, 7:09 PM - 9:44 PM EDT

Att. 21,651 - Drizzle - 70 F

livebaseballscorecards.com

AB	27
R	0
H	1
RBI	0
BB	2
SO	8
LOB	7

PITCHER		IP	WLS	BF	H	R	ER	SO	BB	IBB	HBP	BLK	WP	HR	S	P	ERA	WHIP
57 Trevor Williams, R ERA: 4.17	(1, 1)	7.0	W	23	1	0	0	5	2	0	0	0	0	0	62	107	0.00	0.429
70 George Kontos, R ERA: 3.76	(8, 1)	1.0	H	3	0	0	0	1	0	0	0	0	0	0	7	10	0.00	0.000
12 Juan Nicasio, R ERA: 2.25	(9, 1)	1.0	S	3	0	0	0	2	0	0	0	0	0	0	10	12	0.00	0.000

PITCHER	IP	WLS	BF	H	R	ER	SO	BB	IBB	HBP	BLK	WP	HR	S	P	ERA	WHIP

WP: 0 PA: 30
PB: 0
SB: 1
CS: 1

BOTTOM

Detroit Tigers @ Pittsburgh Pirates

PNC Park, Pittsburgh, PA

Mon Aug 07 2017, 7:09 PM - 9:44 PM EDT

Att. 21,651 - Drizzle - 70 F

livebaseballscorecards.com

Batter	1	2	3	4	5	6	7	8	9	AB	R	H	RBI	BB	SO	LOB
6 Starling Marte, R (1, 7) OBP: 0.313, SLG: 0.331	C FF 93 X SL 88 0-1 G5-3		X FF 92 0-0 F9		C SL 87 C CU 81 D SL 86 X CU 81 1-2 G6-4-3 1-2f		B SL 87 X FF 92 1-0 G6-3			4	0	0	0	0	0	1
5 Josh Harrison, R (1, 4) OBP: 0.352, SLG: 0.429	C FF 92 X FF 93 0-1 F9		C FF 92 X FF 93 0-1 55 S 1B		B CU 79 C CU 81 F CH 86 X FF 92 1-2 G5-3			B FF 94 C SL 87 C CU 83 B CU 83 X SI 94 2-2 P6		4	0	1	0	0	0	0
22 Andrew McCutchen, R (1, 8) OBP: 0.385, SLG: 0.519	B FF 92 B FF 92 B FF 92 X FF 92 3-0 55 S 1B		1 SAFE 1 SAFE C SL 88 S SL 87 B FF 92 C FF 92 1-3 K			X CU 79 0-0 P5		F SL 87 S SL 89 B SI 94 F SI 94 X SL 88 1-2 G4-3		4	0	1	0	0	1	1
55 Josh Bell, S (1, 3) OBP: 0.326, SLG: 0.470	1 SAFE F FF 92 B FF 92 S FF 92 B FF 92 F FF 92 X SL 86 2-2 P5 1-2		F CH 86 1 SAFE 1 SAFE B FF 91 F CH 85 B FF 91 B FF 92 B CH 86 4-2 BB 1-2			C CU 78 B CH 86 B CH 86 B FF 91 X FF 92 3-1 G6-3		B SI 94 F FF 94 S SL 88 C SI 94 1-3 K		3	0	0	0	1	1	1
23 David Freese, R (1, 5) OBP: 0.388, SLG: 0.385		B SL 87 C FF 92 F SL 87 S FF 92 1-3 K	B FF 92 B FF 92 C SL 87 X SL 86 2-1 F9			C CU 78 X FF 91 0-1 G1-3				3	0	0	0	0	1	2
25 Gregory Polanco, L (1, 9) OBP: 0.316, SLG: 0.416		C CU 80 F FF 93 B CU 81 H SL 87 2-2 29 2B HBP		F FF 91 C CU 78 X CH 86 0-2 G3			B CH 84 B FF 90 F FF 90 X CH 85 2-1 3 G6-4-3 1B			2	1	1	0	0	0	0
3 Sean Rodríguez, R (1, 6) OBP: 0.314, SLG: 0.405		S FF 92 1 SAFE 1 SAFE X FF 92 0-1 F8		B CU 79 X SL 87 1-0 G5-3			1 SAFE 1 SAFE C SL 85 B FF 90 X SL 86 1-1 G6-4-3 1-2f			3	0	0	0	0	0	2
29 Francisco Cervelli, R (1, 2) OBP: 0.350, SLG: 0.388		F FF 92 1 SAFE B SL 88 F SL 88 D CU 80 B FF 91 F SL 87 F FF 92 X SL 87 3-2 1-H 2B		B FF 92 B FF 93 X SL 87 2-0 L8			C FF 91 B SI 91 B FF 91 B FF 90 S SL 86 F FF 90 B FF 90 4-2 28 HR BB		2	1	1	1	1	0	0
57 Trevor Williams, R (1, 1) OBP: 0.121, SLG: 0.065 28 John Jaso, L (7, PH) OBP: 0.309, SLG: 0.406 70 George Kontos, R (8, 1) 12 Juan Nicasio, R (9, 1)		F FF 92 F SL 87 B SL 86 B CU 81 F FF 91 X FF 92 2-2 F9			B FF 90 B FF 91 B FF 91 B FF 91 4-0 6 G6-4-3 BB		C CU 79 S CU 81 D CU 81 F CU 80 B CU 80 B FF 91 X CU 80 3-2 1-H HR			1 1 0 0	0 1 0 0	0 1 0 0	0 2 0 0	1 0 0 0	0 0 0 0	1 0 0 0
Inning Stats	R: 0 E: 0 K: 0 S: 9 H: 1 LOB: 1 BB: 0 P: 14	R: 1 E: 0 K: 1 S: 16 H: 1 LOB: 1 BB: 0 P: 24	R: 0 E: 0 K: 1 S: 10 H: 1 LOB: 2 BB: 1 P: 17	R: 0 E: 0 K: 0 S: 5 H: 0 LOB: 0 BB: 0 P: 8	R: 0 E: 0 K: 0 S: 6 H: 0 LOB: 0 BB: 1 P: 12	R: 0 E: 0 K: 0 S: 5 H: 0 LOB: 0 BB: 0 P: 8	R: 2 E: 0 K: 0 S: 12 H: 2 LOB: 0 BB: 1 P: 23	R: 0 E: 0 K: 1 S: 10 H: 0 LOB: 0 BB: 0 P: 14		1B: 3 2B: 1 3B: 0 HR: 1 SF: 0 SAC: 0 DP: 2 HBP: 1						

PITCHER	IP	WLS	BF	H	R	ER	SO	BB	IBB	HBP	BLK	WP	HR	S	P	ERA	WHIP
27 Jordan Zimmermann, R (1, 1) ERA: 5.27	7.0	L	28	5	3	3	2	3	0	1	0	0	1	63	106	3.86	1.143
30 Alex Wilson, R (8, 1) ERA: 3.91	1.0		3	0	0	0	1	0	0	0	0	0	0	10	14	0.00	0.000

PITCHER	IP	WLS	BF	H	R	ER	SO	BB	IBB	HBP	BLK	WP	HR	S	P	ERA	WHIP

AB	27
R	3
H	5
RBI	3
BB	3
SO	3
LOB	8

WP: 0 PA: 31
PB: 0
SB: 2
CS: 0

Batter	1	2	3	4	5	6	7	8	9	AB	R	H	RBI	BB	SO	LOB
3 Ian Kinsler, R (1, 4) OBP: 0.324, SLG: 0.388	B FF 96 B SI 95 F SI 95 B SI 96 C SI 95 F SI 96 X SI 97 3-2 ① G6-3		B KC 81 X SI 96 1-0 ② P6			B SI 97 C SI 96 X SI 96 1-1 37 2B 24 WP 1-2 1B		X SI 92 0-0 ② F7		4	1	1	0	0	0	0
37 James Adduci, L (1, 9) OBP: 0.330, SLG: 0.418	C SI 96 S SI 95 B SI 97 B SI 97 S KC 83 2-3 ② K		B SI 97 F CH 89 B SI 96 C SI 96 B KC 83 X SI 98 3-2 ③ L7			B SI 96 X CH 90 1-0 24 WP 24 SF9 1-3 2-H 2B		B FC 89 C FC 88 X FF 92 1-1 ③ F8		4	1	1	1	0	1	0
8 Justin Upton, R (1, 7) OBP: 0.361, SLG: 0.519	C SI 98 S SL 90 S SI 98 0-3 ③ K			C SL 87 S KC 81 B SI 98 F SI 97 C SL 89 1-3 ① K		X SI 96 0-0 ① L3			C FF 99 X FF 100 0-1 ① G1-3	4	0	0	0	0	2	2
24 Miguel Cabrera, R (1, 3) OBP: 0.337, SLG: 0.408		B FF 96 B SL 88 B FF 96 C SI 95 X SI 95 3-1 ① F8		C SL 88 C SL 87 B SI 98 F SI 96 S KC 82 1-3 ② K		B FF 98 F SI 95 B FF 96 B SI 99 X SI 97 3-1 ② SF9 2-H 3-H			C FF 100 B CU 85 X FF 101 1-1 ② G6-3	3	0	0	1	0	1	0
9 Nick Castellanos, R (1, 5) OBP: 0.303, SLG: 0.429 53 Warwick Saupold, R (6, 1) 68 Daniel Stumpf, L (8, 1) 55 John Hicks, R (9, PH) OBP: 0.342, SLG: 0.566		B SI 96 F SI 95 S CH 89 B KC 82 B KC 82 C SI 96 3-3 ② K		C SL 88 X SL 86 0-1 ③ F9		S KC 80 X SI 96 0-1 ③ G4-3			B FF 100 B FF 99 C FF 99 F FF 99 B CH 90 F FF 99 S FF 98 3-3 ③ K	3 0 0 1	0 0 0 0	0 0 0 0	0 0 0 0	0 0 0 0	1 0 0 1	0 0 0 0
15 Mikie Mahtook, R (1, 8) OBP: 0.340, SLG: 0.447		C SI 97 B SI 95 B SI 97 X SI 97 2-1 34 WP 1B			C SI 96 X SL 88 0-1 34 G6-4-3 1B		X SI 92 0-0 ① G5-3			3	0	2	0	0	0	0
34 James McCann, R (1, 2) OBP: 0.316, SLG: 0.436		B FF 97 1 SAFE C FF 97 F FF 97 F KC 85 B SL 88 B SI 98 B CH 89 4-2 1-2 BB			D FF 96 F SI 96 X SI 97 1-1 ① ② G6-4-3 1-2f		X SI 92 0-0 ② G5-3			2	0	0	0	1	0	1
17 Andrew Romine, S (1, 6) OBP: 0.293, SLG: 0.342		X SI 97 0-0 ③ G3			F SI 96 B SI 96 C KC 80 B SI 96 S KC 83 2-3 ③ K		B SI 92 C SI 91 C CH 82 B FF 92 X CH 81 2-2 ③ L8			3	0	0	0	0	1	2
48 Matthew Boyd, L (1, 1) OBP: 0.333, SLG: 0.333 39 Edward Mujica, R (5, 1) 46 Jeimer Candelario, S (6, PH) OBP: 0.237, SLG: 0.314 (6, 5)			C SI 95 S SI 96 B SI 98 B SI 96 X SL 90 2-2 ① G4-3			B SI 94 C SI 94 F CH 87 X KC 80 1-2 3 1B 37 2B 1B		S FC 88 X FC 88 0-1 ① G4-3		1 0 2	0 0 1	0 0 1	0 0 0	0 0 0	0 0 0	0 0 0
Inning Stats	R: 0 E: 0 K: 2 S: 10 H: 0 LOB: 0 BB: 0 P: 15	R: 0 E: 0 K: 1 S: 11 H: 1 LOB: 2 BB: 1 P: 23	R: 0 E: 0 K: 0 S: 7 H: 0 LOB: 0 BB: 0 P: 13	R: 0 E: 0 K: 2 S: 10 H: 0 LOB: 0 BB: 0 P: 12	R: 0 E: 0 K: 1 S: 7 H: 1 LOB: 0 BB: 0 P: 10	R: 3 E: 0 K: 0 S: 11 H: 3 LOB: 0 BB: 0 P: 17	R: 0 E: 0 K: 0 S: 5 H: 0 LOB: 0 BB: 0 P: 7	R: 0 E: 0 K: 0 S: 5 H: 0 LOB: 0 BB: 0 P: 6	R: 0 E: 0 K: 1 S: 8 H: 0 LOB: 0 BB: 0 P: 12	1B: 4 2B: 1 3B: 0 HR: 0	SF: 1 SAC: 0 DP: 1 HBP: 0					

TOP

Detroit Tigers @ Pittsburgh Pirates

PNC Park, Pittsburgh, PA

Tue Aug 08 2017, 7:08 PM - 9:43 PM EDT

Att. 25,112 - Partly Cloudy - 74 F

livebaseballscorecards.com

AB	30
R	3
H	5
RBI	2
BB	1
SO	7
LOB	5

WP: 2 PA: 32
PB: 0
SB: 0
CS: 0

PITCHER		IP	WLS	BF	H	R	ER	SO	BB	IBB	HBP	BLK	WP	HR	S	P	ERA	WHIP
39 Chad Kuhl, R ERA: 4.53	(1, 1)	6.0	W	23	5	3	3	6	1	0	0	0	2	0	56	90	4.50	1.000
31 A.J. Schugel, R ERA: 1.32	(7, 1)	1.0	H	3	0	0	0	0	0	0	0	0	0	0	5	7	0.00	0.000
70 George Kontos, R ERA: 3.69	(8, 1)	1.0	H	3	0	0	0	0	0	0	0	0	0	0	5	6	0.00	0.000
73 Felipe Vázquez, L ERA: 1.25	(9, 1)	1.0	S	3	0	0	0	1	0	0	0	0	0	0	8	12	0.00	0.000

PITCHER	IP	WLS	BF	H	R	ER	SO	BB	IBB	HBP	BLK	WP	HR	S	P	ERA	WHIP

BOTTOM

Batter	1	2	3	4	5	6	7	8	9	AB	R	H	RBI	BB	SO	LOB
6 Starling Marte, R (1, 7) OBP: 0.311, SLG: 0.328	C FF 92 L FF 93 F FF 92 B CU 74 B CU 75 F FF 94 X CH 79 2-2 ① F9		C CU 74 X CU 73 0-1 2-H 1B	B FF 93 F FF 92 S SL 88 B FF 92 X SL 88 2-2 ③ F8		B SL 88 B SL 88 F FF 93 B FF 93 F SL 89 F FF 93 X FF 92 3-2 ② L4				4	0	1	1	0	0	2
5 Josh Harrison, R (1, 4) OBP: 0.351, SLG: 0.427	B CU 75 F FF 94 F FF 93 B CU 74 S CH 80 2-3 ② K		X FF 93 0-0 ③ F9		C CU 72 X FF 91 0-1 22 1B 23 1B 1B	X SL 88 0-0 ③ L8				4	1	1	0	0	1	1
22 Andrew McCutchen, R (1, 8) OBP: 0.386, SLG: 0.526	X FF 93 0-0 ③ F9			B CH 80 X FF 92 1-0 HR	S FF 92 X CU 74 0-1 23 1B 23 WP 10 SF9 1-3 1B		F FF 92 F SL 88 B FF 93 B FF 93 F SL 88 B SL 90 C FF 93 3-3 ① K			4	2	2	1	0	1	0
23 David Freese, R (1, 5) OBP: 0.390, SLG: 0.387		C SI 91 C CU 74 B FF 92 S FF 92 1-3 ① K		B CU 74 F CU 74 X SI 92 1-1 29 BB 3 1B 39 1B 1B	1 SAFE F CH 80 B CU 76 B CU 74 B FF 93 F CH 81 F CU 74 F FF 91 X FF 93 3-2 10 SF9 55 E 1-3 3-H 1B		B CU 80 X SL 89 1-0 ② G1-6-3			4	1	2	1	0	1	0
64 José Osuna, R (1, 3) OBP: 0.301, SLG: 0.466 55 Josh Bell, S (5, PH) OBP: 0.325, SLG: 0.468 (6, 3)		B CH 81 X FF 94 1-0 ② P6		C FF 92 X FF 93 0-1 ① P4	B FS 86 X FS 85 1-0 FC5 1-2		C FF 93 F CH 86 F FF 93 C FF 93 0-3 ③ K			2 2	0 0	0 0	0 0	0 0	0 1	1 2
3 Sean Rodríguez, R (1, 9) OBP: 0.309, SLG: 0.391		C FF 92 F SI 92 B FF 94 S CH 80 1-3 ③ K		C CU 75 S SL 86 F FF 93 B FF 92 X SL 86 1-2 29 BB 39 1B 1B	B FS 87 F FS 87 F FS 87 S FS 88 1-3 ① K			C FF 92 B FF 93 S CH 85 S CH 86 1-3 ① K		4	1	1	0	0	3	3
10 Jordy Mercer, R (1, 6) OBP: 0.333, SLG: 0.411			C FF 91 F FF 92 B SL 88 B CH 80 X CH 81 2-2 6 1B 2B	B FF 92 C FF 93 F SL 88 S FF 92 1-3 ② K	X FS 86 0-0 ② SF9 2-3 3-H			B FF 93 S FF 93 C FF 94 C FF 94 1-3 ② K		3	1	1	1	0	2	2
29 Francisco Cervelli, R (1, 2) OBP: 0.352, SLG: 0.387			C FF 93 B CU 74 S FF 93 F FF 93 D CH 79 C CU 75 2-3 ① K	B CU 75 B FF 93 F CH 80 F CH 80 B FF 93 B FF 92 4-2 39 1B BB 1-2 2-3	B FS 87 C FF 92 S FF 92 C FF 92 1-3 ③ K			C FF 93 B SL 86 X CH 86 1-1 1B		3	0	1	0	1	2	3
39 Chad Kuhl, R (1, 1) OBP: 0.088, SLG: 0.061 25 Gregory Polanco, L (6, PH) OBP: 0.315, SLG: 0.414 31 A.J. Schugel, R (7, 1) 70 George Kontos, R (8, 1) 28 John Jaso, L (8, PH) OBP: 0.308, SLG: 0.404 73 Felipe Vázquez, L (9, 1)			L SI 89 X FF 93 0-1 ② B3-4	S CU 73 X CU 71 0-1 1-2 2-H 3-H 1B		F FF 92 B FF 93 F FF 92 B CU 82 B CH 86 F FF 93 F FF 93 C CH 86 3-3 ① K		1 SAFE B FF 93 D SL 84 B FF 92 X FF 92 3-0 ③ G4-3		2 1 0 0 1 0	0 0 0 0 0 0	1 0 0 0 0 0	2 0 0 0 0 0	0 0 0 0 0 0	0 1 0 0 1 0	1 0 0 0 0 0
Inning Stats	R: 0 E: 0 K: 1 S: 9 H: 0 LOB: 0 BB: 0 P: 13	R: 0 E: 0 K: 2 S: 7 H: 0 LOB: 0 BB: 0 P: 10	R: 1 E: 0 K: 1 S: 12 H: 2 LOB: 1 BB: 0 P: 16	R: 3 E: 0 K: 1 S: 19 H: 4 LOB: 2 BB: 1 P: 29	R: 2 E: 1 K: 2 S: 17 H: 3 LOB: 2 BB: 0 P: 23	R: 0 E: 0 K: 1 S: 10 H: 0 LOB: 0 BB: 0 P: 16	R: 0 E: 0 K: 2 S: 9 H: 0 LOB: 0 BB: 0 P: 13	R: 0 E: 0 K: 2 S: 9 H: 1 LOB: 1 BB: 0 P: 15		1B: 8 2B: 1 3B: 0 HR: 1 SF: 1 SAC: 0 DP: 0 HBP: 0					WP: 1 PB: 0 SB: 0 CS: 0 PA: 36	

PITCHER		IP	WLS	BF	H	R	ER	SO	BB	IBB	HBP	BLK	WP	HR	S	P	ERA	WHIP
48 Matthew Boyd, L ERA: 5.64	(1, 1)	4.0	L	22	9	6	5	5	1	0	0	0	1	1	56	80	11.25	2.500
39 Edward Mujica, R ERA: 6.75	(5, 1)	1.0		4	0	0	0	2	0	0	0	0	0	0	8	11	0.00	0.000
53 Warwick Saupold, R ERA: 3.14	(6, 1)	2.0		6	0	0	0	3	0	0	0	0	0	0	19	29	0.00	0.000
68 Daniel Stumpf, L ERA: 2.14	(8, 1)	1.0		4	1	0	0	2	0	0	0	0	0	0	9	15	0.00	1.000

PITCHER	IP	WLS	BF	H	R	ER	SO	BB	IBB	HBP	BLK	WP	HR	S	P	ERA	WHIP

Detroit Tigers @ Pittsburgh Pirates

PNC Park, Pittsburgh, PA

Tue Aug 08 2017, 7:08 PM - 9:43 PM EDT

Att. 25,112 - Partly Cloudy - 74 F

livebaseballscorecards.com

AB	34
R	6
H	10
RBI	6
BB	1
SO	12
LOB	16

Batter	1	2	3	4	5	6	7	8	9	AB	R	H	RBI	BB	SO	LOB
6 Starling Marte, R (1, 7) OBP: 0.310, SLG: 0.321	C FF 93 X FF 94 0-1 ① G5-3		B FF 94 B FF 95 S FF 95 B FF 96 B SL 85 4-1 1-2 BB		B FF 96 F FF 96 F SL 86 F CU 82 X SL 88 1-2 ③ L9			C FF 94 B FF 96 B FF 96 F FF 95 C FF 97 2-3 ② K		3	0	0	0	1	1	0
26 Adam Frazier, L (1, 4) OBP: 0.351, SLG: 0.377	C FF 91 C FF 93 F FF 95 B CU 81 X CU 78 1-2 ② G4-3		C CU 79 X CU 81 0-1 ③ G6-3			B FF 95 S SL 85 S FF 96 X SL 87 1-2 ① F8		B SL 86 C SL 85 F CU 79 X CU 80 1-2 ③ G1-3		4	0	0	0	0	0	2
22 Andrew McCutchen, R (1, 8) OBP: 0.382, SLG: 0.521	C FF 94 F FF 95 X FF 94 0-2 ③ G4-3			B FF 94 X FF 94 1-0 ① F9		B SL 86 X FF 97 1-0 ② G6-3			C SI 93 C ST 84 F SI 96 F ST 82 S ST 83 0-3 ① K	4	0	0	0	0	1	0
55 Josh Bell, S (1, 10) OBP: 0.329, SLG: 0.474		B FF 93 C FF 93 B FF 93 B CH 86 C FF 94 S FF 96 3-3 ① K		B FF 94 B SL 85 B FF 96 B FF 95 4-0 25 BB		B FF 97 F FF 97 X SL 87 1-1 2B			X SI 95 0-0 19 1B 2B	3	0	2	0	1	1	0
5 Josh Harrison, R (1, 5) OBP: 0.349, SLG: 0.424 19 Chris Stewart, R (9, PH) OBP: 0.232, SLG: 0.236		F FF 94 S FF 94 X FF 96 0-2 ② P2		C FF 96 F CU 80 F FF 97 F FF 97 F CU 81 F SL 86 B SL 86 X FF 97 1-2 ② F9		B FF 96 F FF 97 F CU 81 X FF 98 1-2 ③ L3			B SI 95 X SI 95 1-0 25 G4-6-3 2-3 1B	3	0	0	0	0	0	2
										1	0	1	0	0	0	0
25 Gregory Polanco, L (1, 9) OBP: 0.315, SLG: 0.410		B FF 94 F FF 94 F FF 95 X FF 96 1-2 ③ F7		B FF 96 B FF 96 B FF 95 C FF 95 B FF 95 4-1 1-2 BB			C FF 94 B CU 80 S CU 79 X CU 81 1-2 ① P5		B ST 80 X ST 82 1-0 ②③ G4-6-3 1-2f	3	0	0	0	1	0	2
10 Jordy Mercer, R (1, 6) OBP: 0.331, SLG: 0.408			C FF 93 X FF 93 0-1 ① P4	X FF 96 0-0 ③ L4			C FF 94 B SL 84 C CU 80 S SL 87 1-3 ② K			3	0	0	0	0	1	2
28 John Jaso, L (1, 3) OBP: 0.308, SLG: 0.400			B FF 92 C SL 86 H SL 87 2-1 6 BB HBP		F FF 94 F FF 95 B CU 80 X SL 87 1-2 ① F8		F FF 94 B SL 86 F SL 86 S CU 80 1-3 ③ K			2	0	0	0	0	1	0
29 Francisco Cervelli, R (1, 2) OBP: 0.348, SLG: 0.383			C SL 86 D SL 87 S SL 85 S SL 86 1-3 ② K		B FF 96 S FF 96 B FF 96 C FF 96 B CU 82 F FF 97 X FF 96 3-2 ② F9			C CU 82 B SL 85 C CU 79 S SL 86 1-3 ① K		3	0	0	0	0	2	1
Inning Stats	R: 0 E: 0 K: 0 S: 9 H: 0 LOB: 0 BB: 0 P: 10	R: 0 E: 0 K: 1 S: 9 H: 0 LOB: 0 BB: 0 P: 13	R: 0 E: 0 K: 1 S: 9 H: 0 LOB: 2 BB: 1 P: 16	R: 0 E: 0 K: 0 S: 10 H: 0 LOB: 2 BB: 2 P: 20	R: 0 E: 0 K: 0 S: 11 H: 0 LOB: 0 BB: 0 P: 16	R: 0 E: 0 K: 0 S: 9 H: 1 LOB: 1 BB: 0 P: 13	R: 0 E: 0 K: 2 S: 9 H: 0 LOB: 0 BB: 0 P: 12	R: 0 E: 0 K: 2 S: 9 H: 0 LOB: 0 BB: 0 P: 13	R: 0 E: 0 K: 1 S: 8 H: 2 LOB: 1 BB: 0 P: 10	1B: 1 2B: 2 3B: 0 HR: 0 SF: 0 SAC: 0 DP: 1 HBP: 1						

PITCHER		IP	WLS	BF	H	R	ER	SO	BB	IBB	HBP	BLK	WP	HR	S	P	ERA	WHIP
35 Justin Verlander, R ERA: 3.97	(1, 1)	8.0	W	29	1	0	0	6	3	0	1	0	0	0	75	113	0.00	0.500
61 Shane Greene, R ERA: 2.49	(9, 1)	1.0		4	2	0	0	1	0	0	0	0	0	0	8	10	0.00	2.000

PITCHER	IP	WLS	BF	H	R	ER	SO	BB	IBB	HBP	BLK	WP	HR	S	P	ERA	WHIP

TOP

Pittsburgh Pirates @ Detroit Tigers

Comerica Park, Detroit, MI

Wed Aug 09 2017, 7:11 PM - 10:13 PM EDT

Att. 28,902 - Partly Cloudy - 82 F

livebaseballscorecards.com

AB	29
R	0
H	3
RBI	0
BB	3
SO	7
LOB	9

WP: 0 PA: 33
PB: 0
SB: 0
CS: 0

BOTTOM

Pittsburgh Pirates @ Detroit Tigers

Comerica Park, Detroit, MI

Wed Aug 09 2017, 7:11 PM - 10:13 PM EDT

Att. 28,902 - Partly Cloudy - 82 F

livebaseballscorecards.com

Batter	1	2	3	4	5	6	7	8	9	AB	R	H	RBI	BB	SO	LOB
3 Ian Kinsler, R (1, 4) OBP: 0.329, SLG: 0.403	F SI 91 X SI 92 0-1 24 1B 9 1B 1B	B CU 81 X SI 94 1-0 HR		B FF 95 X FF 95 1-0 ③ F8			B FF 93 B CU 81 C SI 94 B CH 87 B CU 80 4-1 24 HBP 37 BB 9 3B BB	B SL 88 B SI 96 B FF 96 C FF 96 X FF 95 3-1 34 1B 9 1B 1-H 2-H 3-H 2B		4	4	3	4	1	0	0
61 Shane Greene, R (9, 1)										0	0	0	0	0	0	0
37 James Adduci, L (1, 9) OBP: 0.323, SLG: 0.398	D SI 92 F FF 92 X SI 92 1-1 ① F7	C FF 94 B FF 94 S CH 87 S CU 82 1-3 ③ K2-3			S CH 85 B FF 94 F CU 79 S CU 82 1-3 ① K		C FF 94 B SI 93 1 SAFE B SI 93 B SI 93 B SI 94 4-1 24 HBP 9 3B 1-2 BB	C CH 86 F CH 87 B SL 87 F FF 95 F FF 95 B SI 96 F SL 88 B CH 86 F SL 87 3-3 ① S FF 96 K		4	1	0	0	1	3	2
24 Miguel Cabrera, R (1, 3) OBP: 0.341, SLG: 0.413	X FF 91 0-0 9 1B 1-2 1B		C FF 92 B FF 94 X CH 87 1-1 15 1B 2B		F CU 82 X SI 94 0-1 ② G4-3		C SI 95 F FF 95 F SI 95 F CU 84 H FF 94 1-2 9 3B 1-2 2-3 HBP	B SL 88 F FF 95 F FF 95 B SL 88 X FF 95 2-2 49 1B 9 1B 2-3 1B		3	1	2	0	0	0	0
34 James McCann, R (8, PH) OBP: 0.319, SLG: 0.439										1	0	1	0	0	0	0
(9, 2)																
9 Nick Castellanos, R (1, 5) OBP: 0.306, SLG: 0.436	D CU 81 C SI 92 X SI 93 1-1 1-2 2-H 1B		F FF 93 D CU 82 C FF 94 X FF 94 1-2 ① G6-3		C SI 95 C CU 82 X CU 82 0-2 ③ L7		B SI 95 X FF 94 1-0 1-H 2-H 3-H 3B	C SI 92 B CH 80 B SI 92 S CH 80 X SI 92 2-2 55 FC5 49 1B 1-2 3-H 1B		5	0	3	5	0	0	1
15 Mikie Mahtook, R (1, 8) OBP: 0.342, SLG: 0.445	B FF 94 F SI 93 C FF 93 S CU 82 1-3 ② K		X FF 94 0-0 2-3 1B			C FF 93 B CU 82 X SI 92 1-1 1B	C CH 79 B SL 82 F CH 77 S SI 88 1-3 ② K	B FF 91 C SI 91 F CH 81 F CH 81 S CH 81 1-3 ② K		5	0	2	0	0	3	5
41 Victor Martinez, S (1, 10) OBP: 0.316, SLG: 0.361	X FF 94 0-0 ③ G3		F FF 94 B SI 94 B FF 93 F CH 88 S SI 94 2-3 ② K			F SI 93 1 SAFE 1 SAFE B SI 92 F SI 91 F SI 93 F CU 82 B FF 94 X FF 93 2-2 ① F8	D CH 78 C FF 88 B SL 82 X FC 83 2-1 ③ G5-3	X SI 91 0-0 55 FC5 1-2 2-3 1B		4	0	0	0	1	6
49 Dixon Machado, R (8, PH) OBP: 0.337, SLG: 0.365										1	0	1	0	0	0	0
(9, 4)																
55 John Hicks, R (1, 2) OBP: 0.345, SLG: 0.563		B CU 79 B FF 93 T SI 92 C SI 93 F CU 80 X FF 95 2-2 E9 17 SF7 2B	X FF 94 0-0 G6-3			C SI 94 X FF 93 0-1 F7		1 E 17 BB 3 2B BB FC5 1-2 2-3f		4	2	1	0	1	0	6
(9, 3)																
17 Andrew Romine, S (1, 7) OBP: 0.297, SLG: 0.344		B FF 94 B CU 81 X SI 92 2-0 ① SF7 3-H		C SI 92 S CH 86 X CU 81 0-2 1 G4-6-3 1B		S SI 94 X SI 94 0-1 ③ L7		B FF 96 S CH 87 B CH 85 B SI 95 S FF 97 B FF 96 4-2 1 E 3 2B 1-2 BB		2	1	1	1	1	0	1
1 Jose Iglesias, R (1, 6) OBP: 0.292, SLG: 0.356		B SI 94 C SI 94 F SI 92 S CU 81 1-3 ② K		1 SAFE C SI 93 S SI 94 F SI 94 D CU 83 1 SAFE X FF 93 1-2 ①② G4-6-3 1-2f			X SI 93 0-0 G5-3	C FF 97 X SL 89 0-1 FC3 3 2B 1-2 2-3		4	1	0	0	0	1	3

Inning Stats	1	2	3	4	5	6	7	8	9
	R: 1 E: 0 K: 1 S: 11 H: 3 LOB: 2 BB: 0 P: 14	R: 2 E: 1 K: 2 S: 12 H: 2 LOB: 0 BB: 0 P: 19	R: 0 E: 0 K: 1 S: 10 H: 2 LOB: 2 BB: 0 P: 14	R: 0 E: 0 K: 0 S: 8 H: 1 LOB: 0 BB: 0 P: 10	R: 0 E: 0 K: 1 S: 8 H: 0 LOB: 0 BB: 0 P: 9	R: 0 E: 0 K: 0 S: 11 H: 1 LOB: 1 BB: 0 P: 14	R: 3 E: 0 K: 1 S: 13 H: 1 LOB: 1 BB: 2 P: 26	R: 4 E: 1 K: 2 S: 32 H: 4 LOB: 3 BB: 2 P: 52	

	AB	R	H	RBI	BB	SO	LOB
AB	37						
R	10						
H	14						
RBI	10						
BB	4						
SO	8						
LOB	24						

	1B	SF: 1	WP: 0	PA: 43
2B: 3	SAC: 0	PB: 0	
3B: 1	DP: 1	SB: 0	
HR: 1	HBP: 1	CS: 0	

PITCHER		IP	WLS	BF	H	R	ER	SO	BB	IBB	HBP	BLK	WP	HR	S	P	ERA	WHIP
46 Iván Nova, R ERA: 3.87	(1, 1)	6.1	L	31	10	6	6	5	2	0	1	0	0	1	68	98	8.53	1.895
38 Wade LeBlanc, L ERA: 4.32	(7, 1)	0.2		2	0	0	0	1	0	0	0	0	0	0	5	8	0.00	0.000
41 Daniel Hudson, R ERA: 4.89	(8, 1)	0.1		6	2	4	3	1	2	0	0	0	0	0	18	34	81.00	12.000
31 A.J. Schugel, R ERA: 1.26	(8, 1)	0.2		4	2	0	0	1	0	0	0	0	0	0	14	18	0.00	3.000

PITCHER		IP	WLS	BF	H	R	ER	SO	BB	IBB	HBP	BLK	WP	HR	S	P	ERA	WHIP

Batter	1	2	3	4	5	6	7	8	9	AB	R	H	RBI	BB	SO	LOB
6 Starling Marte, R (1, 8) OBP: 0.313, SLG: 0.331	F FF 93 X FF 94 0-1 L8	1 SAFE 1 SAFE 0-0 PO 1-2	B SL 85 F FF 94 B FF 93 X FF 94 2-1 22 G6-3 55 HR 2B	X SL 84 0-0 26 WP 26 2B 1-2 1B		L SL 88 C CU 81 B SL 88 B FF 94 X FF 93 2-2 F8		F FF 91 B FS 87 F FS 87 B FF 92 B FS 87 F FS 88 S FS 87 3-3 K		5	2	2	0	0	1	0
26 Adam Frazier, L (1, 7) OBP: 0.355, SLG: 0.391	C FF 94 F FF 95 B FF 94 X CU 79 1-2 55 SF7 3B		X FF 92 0-0 F7	B FF 94 B CU 76 B FF 94 C FF 94 X SI 94 3-1 1-H 2-H 2B		C CH 86 B CU 79 X SL 91 1-1 L8			C FF 96 B FF 98 B CH 89 X FF 97 2-1 22 FC5-4 1B	5	1	3	2	0	0	1
22 Andrew McCutchen, R (1, 10) OBP: 0.381, SLG: 0.516	B SI 94 C SL 84 B SL 85 B SL 84 C SL 84 F FF 94 B CU 79 4-2 BB		F FF 93 D CU 78 F CU 75 X SI 94 1-2 G6-3 2-3	C CU 81 F FF 93 B SL 91 S SL 88 1-3 K			B FF 93 S SL 89 C FF 94 F FF 94 B FF 94 X SL 89 2-2 L6		X SL 84 0-0 FC5-4 1-2f	4	0	0	0	1	1	3
55 Josh Bell, S (1, 3) OBP: 0.330, SLG: 0.482	1 SAFE B CH 87 B CH 87 F FF 94 1 SAFE 1 SAFE B SI 94 F CH 87 X FF 94 3-2 SF7 3-H		X FF 93 0-0 3-H HR		B CH 85 X SL 89 1-0 P6		B CU 80 X CH 86 1-0 1B		B FF 96 C SL 83 X SL 83 1-1 P5	4	1	2	3	0	0	1
23 David Freese, R (1, 5) OBP: 0.390, SLG: 0.385	B SI 93 D SL 85 1 SAFE X SI 93 2-0 G4-3		C CU 77 C SL 84 B FF 94 B SI 95 F CU 78 X FF 95 2-2 1B		B FF 93 B SL 89 B FF 93 C FF 93 B SL 89 4-1 25 1B BB		C FF 94 F FF 92 B FF 94 S SL 89 1-3 K		B FF 95 S SL 83 C SL 83 X FF 97 1-2 G4-3	4	0	1	0	1	1	3
25 Gregory Polanco, L (1, 9) OBP: 0.317, SLG: 0.415		C FF 93 S FF 93 F FF 94 F FF 93 X FF 95 0-2 3 1B 2B	B CU 75 F CU 76 F FF 94 F CU 79 B SI 94 S CH 88 2-3 K		F FF 93 B SL 90 X CH 87 1-1 1-2 1B		B CU 81 1 SAFE B CU 81 C FF 93 F CH 86 B FF 94 X FF 94 3-2 F7			4	1	2	0	0	1	2
3 Sean Rodríguez, R (1, 4) OBP: 0.322, SLG: 0.460		S FF 92 B SI 93 B SL 84 B FF 92 X FF 93 3-1 6 PO 2-H 1B		S SI 92 B SL 85 B CU 77 X SI 94 2-1 G6-3	B FF 93 X SL 90 1-0 F9			F FS 87 B SL 86 X SL 83 1-1 HR		4	1	2	2	0	0	2
10 Jordy Mercer, R (1, 6) OBP: 0.328, SLG: 0.404		C FF 94 C CU 78 X FF 93 0-2 F9		C CU 77 B CU 79 B CU 75 X FF 94 2-1 L9	B SL 90 F SL 89 S FF 94 X FF 94 1-2 G6-3			C FF 92 B FS 86 F FS 87 X FF 91 1-2 G4-3		4	0	0	0	0	0	3
19 Chris Stewart, R (1, 2) OBP: 0.232, SLG: 0.237		F SI 93 C CU 77 B CU 78 X FF 93 1-2 P4		B FF 95 C SI 94 C FF 94 X CU 80 1-2 26 WP 6 1B 26 2B 1B		L FF 93 B FF 94 X SL 90 1-1 F7		B FS 87 C FS 87 C FF 91 X FS 86 1-2 G3		4	1	1	0	0	0	1
Inning Stats	R: 1 E: 0 K: 0 S: 12 H: 1 LOB: 1 BB: 1 P: 22	R: 1 E: 0 K: 0 S: 13 H: 2 LOB: 0 BB: 0 P: 17	R: 2 E: 0 K: 1 S: 15 H: 3 LOB: 1 BB: 0 P: 22	R: 2 E: 0 K: 1 S: 13 H: 3 LOB: 1 BB: 0 P: 22	R: 0 E: 0 K: 0 S: 8 H: 1 LOB: 2 BB: 1 P: 16	R: 0 E: 0 K: 0 S: 7 H: 0 LOB: 0 BB: 0 P: 11	R: 0 E: 0 K: 1 S: 12 H: 1 LOB: 1 BB: 0 P: 19	R: 1 E: 0 K: 1 S: 12 H: 1 LOB: 0 BB: 0 P: 18	R: 0 E: 0 K: 0 S: 8 H: 1 LOB: 1 BB: 0 P: 12	1B: 7 2B: 3 3B: 1 HR: 2 SF: 1 SAC: 0 DP: 0 HBP: 0						

PITCHER		IP	WLS	BF	H	R	ER	SO	BB	IBB	HBP	BLK	WP	HR	S	P	ERA	WHIP
54 Drew VerHagen, R ERA: 7.82	(1, 1)	3.2	L	20	9	6	6	1	1	0	0	0	1	1	50	79	14.73	2.727
53 Warwick Saupold, R ERA: 2.91	(4, 1)	3.1		13	2	0	0	2	1	0	0	0	0	0	30	50	0.00	0.900
39 Edward Mujica, R ERA: 7.2	(8, 1)	1.0		4	1	1	1	1	0	0	0	0	0	1	12	18	9.00	1.000
43 Bruce Rondón, R ERA: 9.77	(9, 1)	1.0		4	1	0	0	0	0	0	0	0	0	0	8	12	0.00	1.000

PITCHER	IP	WLS	BF	H	R	ER	SO	BB	IBB	HBP	BLK	WP	HR	S	P	ERA	WHIP

TOP

Pittsburgh Pirates @ Detroit Tigers

Comerica Park, Detroit, MI

Thu Aug 10 2017, 1:11 PM - 4:16 PM EDT

Att. 33,490 - Partly Cloudy - 80 F

livebaseballscorecards.com

AB	38
R	7
H	13
RBI	7
BB	2
SO	4
LOB	16

WP: 1 PA: 42
PB: 0
SB: 0
CS: 0

Batter	1	2	3	4	5	6	7	8	9	AB	R	H	RBI	BB	SO	LOB
3 Ian Kinsler, R (1, 4) OBP: 0.326, SLG: 0.398	C FF 94 C FF 94 B FF 94 F SL 89 B SL 88 X FF 95 2-2 ① F9		C KC 78 C FF 94 B KC 76 F SL 87 X SL 87 1-2 ① P3		X FF 95 0-0 ①② G6-4-3 1-2f			C FF 95 C CH 87 B FF 96 X KC 80 1-2 ② G5-3		4	0	0	0	0	0	1
15 Mikie Mahtook, R (1, 8) OBP: 0.344, SLG: 0.460	C FF 94 X FF 93 0-1 24 1B 9 3B 1B		C KC 79 B SL 86 X SL 86 1-1 HR		C FF 96 B FF 96 C FF 96 B KC 82 F FF 97 S FF 97 2-3 ③ K			B KC 80 X FF 96 1-0 ③ G3-1		4	2	2	1	0	1	0
8 Justin Upton, R (1, 7) OBP: 0.363, SLG: 0.519	C FF 94 D SL 88 1 SAFE F FF 94 1 SAFE S FF 95 1-3 ② K		B FF 96 C FF 93 B FF 96 F CH 89 B SI 97 X SI 96 3-2 9 WP 1B			B SI 94 B CH 89 T FF 96 X FF 96 2-1 ① P3			C FF 94 B SL 87 X FF 95 1-1 9 1B 41 2B 1B	4	1	2	0	0	1	1
24 Miguel Cabrera, R (1, 3) OBP: 0.341, SLG: 0.411	B KC 79 F FF 95 X FF 95 1-1 9 3B 1-2 1B		X KC 79 0-0 ② F7			B FF 95 F FF 95 C CH 90 B SL 88 C FF 96 2-3 ② K			C FF 95 S SL 90 B FF 98 F FF 96 F SL 92 B X SL 89 2-2 ① L8	4	1	1	0	0	1	2
9 Nick Castellanos, R (1, 5) OBP: 0.308, SLG: 0.441	C FF 95 F SL 87 F FF 96 X FF 97 0-2 1-H 2-H 3B		1 SAFE C KC 80 F FF 94 B KC 79 S SL 89 1-3 ③ K 1-2			X KC 79 0-0 ③ P3			B FF 98 C FF 96 F SL 89 F FF 96 B FF 98 F FF 98 X SL 91 2-2 41 2B 34 G4-3 1-2 1B	4	1	2	2	0	1	1
41 Victor Martinez, S (1, 10) OBP: 0.318, SLG: 0.366	C KC 81 X FF 96 0-1 ③ P5			B FF 95 F FF 95 B CH 89 X FF 96 2-1 17 G4-6-3 1B			B KC 79 F FF 94 X FF 96 1-1 ① F8		B FF 99 S FF 99 X FF 98 1-1 1-3 2-H 2B	4	0	2	1	0	0	1
34 James McCann, R (1, 2) OBP: 0.314, SLG: 0.431		B FF 94 B KC 79 C FF 94 B SL 87 S FF 96 F FF 97 F FF 96 F FF 95 X FF 97 3-2 ① L9		C FF 96 X CH 87 0-1 ① L8			C KC 80 X FF 95 0-1 ② G4-3		S FF 100 F FF 100 X FF 100 0-2 ② G4-3 3-H	4	0	0	1	0	0	2
17 Andrew Romine, S (1, 9) OBP: 0.293, SLG: 0.339 55 John Hicks, R (9, PH) OBP: 0.341, SLG: 0.556		F FF 96 F CH 89 B FF 97 S SL 88 1-3 ② K		X FF 96 0-0 ②③ G4-6-3 1-2f			F FF 93 F SL 88 S FF 98 0-3 ③ K		B FF 98 C FF 96 S CH 88 S CH 90 1-3 ③ K	3 1	0 0	0 0	0 0	0 0	2 1	1 1
1 Jose Iglesias, R (1, 6) OBP: 0.292, SLG: 0.353		C FF 94 F FF 96 S KC 78 0-3 ③ K2-3			C KC 79 B FF 95 B SI 94 C FF 95 B SL 89 B FF 96 4-2 3 G6-4-3 BB			C KC 79 X SL 86 0-1 ① G6-3		2	0	0	0	1	1	0
Inning Stats	R: 2 E: 0 K: 1 S: 17 H: 3 LOB: 1 BB: 0 P: 21	R: 0 E: 0 K: 2 S: 12 H: 0 LOB: 0 BB: 0 P: 16	R: 1 E: 0 K: 1 S: 13 H: 2 LOB: 1 BB: 0 P: 19	R: 0 E: 0 K: 0 S: 5 H: 1 LOB: 0 BB: 0 P: 7	R: 0 E: 0 K: 1 S: 7 H: 0 LOB: 0 BB: 1 P: 13	R: 0 E: 0 K: 1 S: 6 H: 0 LOB: 0 BB: 0 P: 10	R: 0 E: 0 K: 1 S: 7 H: 0 LOB: 0 BB: 0 P: 8	R: 0 E: 0 K: 0 S: 6 H: 0 LOB: 0 BB: 0 P: 8	R: 2 E: 0 K: 1 S: 20 H: 3 LOB: 1 BB: 0 P: 27	1B: 6 2B: 1 3B: 1 HR: 1 SF: 0 SAC: 0 DP: 2 HBP: 0					WP: 1 PB: 0 SB: 0 CS: 0 PA: 35	

PITCHER		IP	WLS	BF	H	R	ER	SO	BB	IBB	HBP	BLK	WP	HR	S	P	ERA	WHIP
45 Gerrit Cole, R ERA: 3.96	(1, 1)	8.0	W	29	6	3	3	7	1	0	0	0	1	1	73	102	3.38	0.875
12 Juan Nicasio, R ERA: 2.58	(9, 1)	0.1		3	2	2	2	0	0	0	0	0	0	0	12	17	54.00	6.000
73 Felipe Vázquez, L ERA: 1.23	(9, 1)	0.2	S	3	1	0	0	1	0	0	0	0	0	0	8	10	0.00	1.500

PITCHER	IP	WLS	BF	H	R	ER	SO	BB	IBB	HBP	BLK	WP	HR	S	P	ERA	WHIP

BOTTOM

Pittsburgh Pirates @ Detroit Tigers

Comerica Park, Detroit, MI

Thu Aug 10 2017, 1:11 PM - 4:16 PM EDT

Att. 33,490 - Partly Cloudy - 80 F

livebaseballscorecards.com

AB	34
R	5
H	9
RBI	5
BB	1
SO	8
LOB	10

Batter	1	2	3	4	5	6	7	8	9	AB	R	H	RBI	BB	SO	LOB
26 Adam Frazier, L (1, 7) OBP: 0.353, SLG: 0.389	B SI 94 B CU 81 B SI 92 C SI 91 F SI 93 X SV 84 3-2 G6-3 ①		X SI 93 0-0 E4 5 1B 22 2B 1-2 3-H		B CH 79 B SV 86 B SV 85 C SI 91 X SI 92 3-1 G3 ②			C SV 85 X CH 79 0-1 6 G6-3 1B		4	1	1	1	0	0	1
5 Josh Harrison, R (1, 4) OBP: 0.350, SLG: 0.424	C SI 92 B SV 89 S SI 94 F SI 91 X SV 86 1-2 G1-3 ②		S SV 86 B SI 92 B SI 91 X SI 92 2-1 22 2B 55 SF8 1-3 2-H 1B		B SI 92 S SV 85 B CH 81 B SI 93 F FF 93 F SV 85 F SI 94 F SV 85 X SI 93 3-2 1B			1 SAFE F SV 85 X SV 84 0-1 L6 ①		4	1	2	1	0	0	1
22 Andrew McCutchen, R (1, 8) OBP: 0.381, SLG: 0.518 6 Starling Marte, R (3, PR) OBP: 0.309, SLG: 0.327 (3, 8)	C SI 93 B SI 93 X SV 87 1-1 G4-3 ③		C SI 93 B SV 87 X SI 93 1-1 1-3 3-H 2B		B SI 93 X SI 92 1-0 G5-3 ③			1 SAFE X SI 92 0-0 G6-3 ② ③ 1-2f		2 2	0 0	1 0	1 0	0 0	0 0	0 2
55 Josh Bell, S (1, 3) OBP: 0.329, SLG: 0.480		B SI 93 C SI 93 F SV 85 X SV 84 1-2 F7 ①	D SV 86 C SI 92 X SV 87 1-1 SF8 ② 3-H			B CH 80 B SI 92 B SI 90 B SI 92 4-0 23 FC4-6 BB			B CH 80 S FF 90 B CH 79 F CH 80 S FF 93 2-3 K ①	2	0	0	1	1	1	0
23 David Freese, R (1, 5) OBP: 0.385, SLG: 0.380		B SI 92 B SV 83 C SI 92 C SI 93 F SV 88 B SI 93 S SV 85 3-3 K ②	B SI 92 C SI 93 S SI 93 S SV 88 1-3 K ③			X SI 92 0-0 FC4-6 25 G3-6-3 1-2f ①			F FF 93 S FF 93 X CH 81 0-2 L3 ②	4	0	0	0	0	2	2
25 Gregory Polanco, L (1, 10) OBP: 0.313, SLG: 0.409		X SI 93 0-0 G6-3 ③		B SI 91 X SI 92 1-0 G4-3 ①		B SI 93 C SV 87 B SI 92 S SI 93 F SV 87 X SV 84 2-2 G3-6-3 ② ③ 1-2f			S FF 94 S FF 93 S FF 94 0-3 K ③	4	0	0	0	0	1	1
10 Jordy Mercer, R (1, 6) OBP: 0.326, SLG: 0.401			B SI 92 F SI 91 X SV 86 1-1 F8 ① C SI 92 C SV 86 B SV 85 F SV 84 X SI 92 1-2 G1-3 ②				B SI 92 C SI 93 C SV 86 B SV 87 X CU 81 2-2 G3 ①			3	0	0	0	0	0	0
28 John Jaso, L (1, 9) OBP: 0.309, SLG: 0.396 3 Sean Rodríguez, R (8, 9) OBP: 0.322, SLG: 0.460			B SI 92 C SI 92 S SV 85 H SV 85 2-2 29 E 29 FC4 26 E HBP S SI 92 S CH 79 B SV 87 B FF 94 F CH 80 X SV 86 2-2 G4-3 ③				B CH 83 C SI 92 C SV 89 S SV 86 1-3 K ②		2 0	1 0	0 0	0 0	1 0	0 0	0 0
29 Francisco Cervelli, R (1, 2) OBP: 0.345, SLG: 0.378			B SI 91 B SI 92 X SI 93 2-0 FC4 26 E 5 1B 1-3		X SI 92 0-0 G4-3 ①		C SV 88 C SI 94 S SV 86 0-3 K ③			3	1	0	0	0	1	1
Inning Stats	R: 0 E: 0 K: 0 S: 9 H: 0 LOB: 0 BB: 0 P: 14	R: 0 E: 0 K: 1 S: 8 H: 0 LOB: 0 BB: 0 P: 12	R: 4 E: 2 K: 1 S: 15 H: 2 LOB: 1 BB: 0 P: 25	R: 0 E: 0 K: 0 S: 9 H: 0 LOB: 0 BB: 0 P: 13	R: 0 E: 0 K: 0 S: 10 H: 1 LOB: 1 BB: 0 P: 17	R: 0 E: 0 K: 0 S: 5 H: 0 LOB: 0 BB: 1 P: 11	R: 0 E: 0 K: 2 S: 9 H: 0 LOB: 0 BB: 0 P: 12	R: 0 E: 0 K: 0 S: 5 H: 1 LOB: 0 BB: 0 P: 5	R: 0 E: 0 K: 2 S: 9 H: 0 LOB: 0 BB: 0 P: 11	1B: 3 2B: 1 3B: 0 HR: 0 SF: 1 SAC: 0 DP: 2 HBP: 1						

PITCHER	IP	WLS	BF	H	R	ER	SO	BB	IBB	HBP	BLK	WP	HR	S	P	ERA	WHIP
6 Marcus Stroman, R (1, 1) ERA: 3.0	8.0	L	30	4	4	0	4	1	0	1	0	0	0	70	109	0.00	0.625
24 Danny Barnes, R (9, 1) ERA: 3.06	1.0		3	0	0	0	2	0	0	0	0	0	0	9	11	0.00	0.000

PITCHER	IP	WLS	BF	H	R	ER	SO	BB	IBB	HBP	BLK	WP	HR	S	P	ERA	WHIP

TOP

Pittsburgh Pirates @ Toronto Blue Jays

Rogers Centre, Toronto, ON

Fri Aug 11 2017, 7:10 PM - 9:49 PM EDT

Att. 35,965 - Roof Closed - 68 F

livebaseballscorecards.com

AB	30
R	4
H	4
RBI	4
BB	1
SO	6
LOB	8

WP: 0 PA: 33
PB: 0
SB: 0
CS: 0

BOTTOM

Pittsburgh Pirates @ Toronto Blue Jays

Rogers Centre, Toronto, ON

Fri Aug 11 2017, 7:10 PM - 9:49 PM EDT

Att. 35,965 - Roof Closed - 68 F

livebaseballscorecards.com

Batter	1	2	3	4	5	6	7	8	9	AB	R	H	RBI	BB	SO	LOB
19 José Bautista, R (1, 10) OBP: 0.321, SLG: 0.401	F FF 95 B CU 81 B SI 95 C SI 96 B CU 81 F SI 96 C CU 82 3-3 ① K		B SI 95 C SI 94 F CH 86 F FF 95 X CU 81 1-2 HR		X SI 96 0-0 ② G4-3		C SL 85 B FC 88 F FC 88 X SL 85 1-2 ③ FC6-4 1-2f			4	1	1	1	0	1	2
55 Russell Martin, R (1, 2) OBP: 0.354, SLG: 0.381 1 Raffy Lopez, L (2, 2) OBP: 0.333, SLG: 0.200	X SI 96 0-0 ② G5-3		X SI 96 0-0 1B		B SI 96 F SI 96 C CU 81 F FF 94 B CU 82 C FF 96 2-3 ③ K			F FF 94 C FF 95 B SL 89 B FF 95 F FF 95 X FF 96 2-2 ① G4-3		1 3	0 0	0 1	0 0	0 1	0 0	0 0
20 Josh Donaldson, R (1, 5) OBP: 0.377, SLG: 0.480	C FF 95 S SI 96 B CU 82 B SI 96 X SI 95 2-2 ③ G5-3		X SI 95 0-0 ① F8			X SI 94 0-0 ① G5-3		B SL 89 S FF 94 X SL 88 1-1 ② L4		4	0	0	0	0	0	1
14 Justin Smoak, S (1, 3) OBP: 0.373, SLG: 0.578		B CU 80 X SI 94 1-0 17 1B 28 BB 11 SF8 1B	F CH 88 B FF 95 C FF 96 X FF 96 1-2 ② P5			C SI 94 X CH 89 0-1 ② G4-3		C FF 95 B FF 95 B SI 95 F FF 95 X FF 97 2-2 1B		4	1	2	0	0	0	1
28 Steve Pearce, R (1, 7) OBP: 0.336, SLG: 0.455		F SI 94 B SI 94 B SI 94 B CU 81 F SI 96 B SI 96 4-2 17 1B 1-2 BB	D CU 82 S SI 95 C FF 95 B SI 95 F FF 96 C SI 96 2-3 ③ K			C SI 94 X FF 95 0-1 ③ F9		B SL 91 B FF 97 X SI 96 2-0 ③ F8		3	0	0	0	1	1	2
3 Ezequiel Carrera, L (1, 9) OBP: 0.370, SLG: 0.459 18 Darwin Barney, R (9, PH) OBP: 0.279, SLG: 0.294		X FF 96 0-0 ① F7		C SI 95 B FF 94 B FF 95 C CU 81 B FF 95 C SI 96 3-3 ① K			C CU 79 F CH 88 B FF 94 B FF 95 B CU 81 X SI 95 3-2 17 1B 2B		C FF 96 C CU 82 F FF 98 X CH 88 0-2 ① F9	3 1	0 0	1 0	0 0	0 0	1 0	2 0
17 Ryan Goins, L (1, 6) OBP: 0.279, SLG: 0.342		C CU 81 C CU 81 X CU 81 0-2 1-2 2-3 1B	X SI 96 0-0 ② G4-3				B FF 94 B SI 94 C SI 94 S SI 94 X FF 95 2-2 19 FC6-4 2-3 1B		X CU 82 0-0 ② G1-3	4	0	2	0	0	0	0
11 Kevin Pillar, R (1, 8) OBP: 0.295, SLG: 0.394		S SI 96 B SI 95 X SI 96 1-1 ② SF8 3-H	C SI 95 S CU 82 B FF 95 B FF 96 F SI 95 C CU 82 2-3 ③ K				X FC 87 0-0 ① P6		C FF 96 S CH 87 X CH 89 0-2 1B	3	0	1	1	0	1	2
39 Rob Refsnyder, R (1, 4) OBP: 0.222, SLG: 0.196		B CU 81 F SI 96 B SI 95 B SI 95 T FF 96 S FF 97 3-3 ③ K			C FF 95 F CU 81 F FF 95 B SI 96 S CU 82 1-3 ① K		C FC 88 F SI 92 S SL 84 0-3 ② K		F FF 97 F FF 98 B FF 98 C SL 85 1-3 ③ K	4	0	0	0	0	4	5
Inning Stats	R: 0 E: 0 K: 1 S: 8 H: 0 LOB: 0 BB: 0 P: 13	R: 1 E: 0 K: 1 S: 12 H: 2 LOB: 2 BB: 1 P: 21	R: 1 E: 0 K: 1 S: 13 H: 2 LOB: 1 BB: 0 P: 17	R: 0 E: 0 K: 2 S: 8 H: 0 LOB: 0 BB: 0 P: 13	R: 0 E: 0 K: 2 S: 9 H: 0 LOB: 0 BB: 0 P: 12	R: 0 E: 0 K: 0 S: 5 H: 0 LOB: 0 BB: 0 P: 5	R: 0 E: 0 K: 1 S: 13 H: 2 LOB: 2 BB: 0 P: 19	R: 0 E: 0 K: 0 S: 10 H: 1 LOB: 1 BB: 0 P: 17	R: 0 E: 0 K: 1 S: 11 H: 1 LOB: 1 BB: 0 P: 12	1B: 6 2B: 1 3B: 0 HR: 1 SF: 1 SAC: 0 DP: 0 HBP: 0						

	AB	34
	R	2
	H	8
	RBI	2
	BB	1
	SO	9
	LOB	15

WP: 0 PA: 36
PB: 0
SB: 0
CS: 0

PITCHER		IP	WLS	BF	H	R	ER	SO	BB	IBB	HBP	BLK	WP	HR	S	P	ERA	WHIP
50 Jameson Taillon, R ERA: 4.5	(1, 1)	6.0	W	25	6	2	2	7	1	0	0	0	0	1	61	92	3.00	1.167
70 George Kontos, R ERA: 3.62	(7, 1)	1.0	H	3	0	0	0	1	0	0	0	0	0	0	7	8	0.00	0.000
12 Juan Nicasio, R ERA: 2.53	(8, 1)	1.0	H	4	1	0	0	0	0	0	0	0	0	0	10	17	0.00	1.000
73 Felipe Vázquez, L ERA: 1.21	(9, 1)	1.0	S	4	1	0	0	1	0	0	0	0	0	0	11	12	0.00	1.000

PITCHER	IP	WLS	BF	H	R	ER	SO	BB	IBB	HBP	BLK	WP	HR	S	P	ERA	WHIP

Batter	1	2	3	4	5	6	7	8	9	AB	R	H	RBI	BB	SO	LOB
6 Starling Marte, R (1, 8) OBP: 0.311, SLG: 0.325	C SI 89 S SL 82 B SL 82 X SI 90 1-2 ① G4-3		C SI 90 C SL 83 B SL 85 X SL 84 1-2 1B		B SI 89 S SL 82 X SL 83 1-1 ③ G6-3		D SL 85 F FF 95 B FF 96 T FC 89 C FF 96 2-3 ③ K		S SL 86 C SL 86 B SL 86 B FF 94 F SL 86 B SL 86 B FF 94 4-2 BB	4	0	1	0	1	1	1
26 Adam Frazier, L (1, 4) OBP: 0.348, SLG: 0.383	X SI 90 0-0 ② L7		B CH 82 X SL 84 1-0 ② P4			B SL 83 B SI 88 C SI 89 C CH 81 F SL 82 X SL 82 2-2 ① F7		B FC 86 C SI 91 B SI 90 X SI 91 2-1 ① G5-3	X FF 94 0-0 ③ L4-3	5	0	0	0	0	0	2
5 Josh Harrison, R (1, 5) OBP: 0.349, SLG: 0.423	B SI 90 S SL 83 S SI 90 S SL 83 1-3 ③ K2-3		1 SAFE B SL 82 1 SAFE X SI 90 1-0 ③ F9			X SL 83 0-0 55 BB 1B		S SI 91 B SI 92 B CU 77 X SI 92 2-1 ② F9		4	0	1	0	0	1	1
55 Josh Bell, S (1, 3) OBP: 0.333, SLG: 0.486		B SI 89 C CH 81 F CH 81 F SI 90 B SI 89 X CH 82 2-2 10 1B 3B		B SL 83 B SI 88 B SI 88 S SI 88 S SI 88 S SI 89 3-3 ① K		B SI 89 B SI 89 B SI 89 B SI 89 B FF 88 4-0 1-2 BB		B CH 79 X SI 92 1-0 23 BB 1B		3	1	2	0	1	1	0
23 David Freese, R (1, 10) OBP: 0.387, SLG: 0.379		C SI 90 F SI 90 S SL 83 0-3 ① K		X SI 89 0-0 1B		C FC 89 S FF 96 S FF 96 0-3 ② K		B SI 93 B SI 92 F SI 92 C SI 92 B FC 86 F SI 93 B CH 80 4-2 1-2 BB		3	0	1	0	1	2	3
25 Gregory Polanco, L (1, 9) OBP: 0.311, SLG: 0.407 3 Sean Rodríguez, R (5, 7) OBP: 0.311, SLG: 0.442		B SL 83 X SI 90 1-0 ② L3		B SI 90 B SL 82 B SI 90 C FF 89 F SI 89 X SI 89 3-2 ② F8		S FC 90 X FF 96 0-1 ③ G2-3		F SI 94 S FC 88 S FC 90 0-3 ③ K		2	0	0	0	0	0	2
										2	0	0	0	0	1	4
10 Jordy Mercer, R (1, 6) OBP: 0.327, SLG: 0.409		C SL 84 S SL 83 X SI 90 0-2 28 FC4-6 3-H 1B		C SL 82 C SI 89 B SL 83 X SL 82 1-2 ③ G5-3			C FF 95 C FF 96 X FF 96 0-2 ① G4-3		X FF 92 0-0 HR	4	1	2	2	0	0	1
28 John Jaso, L (1, 7) OBP: 0.308, SLG: 0.398 (5, 9)		B SI 89 S CH 82 B CH 82 B SI 89 X SI 89 3-1 ③ FC4-6 1-2f			X SI 88 0-0 ① F9		X FF 96 0-0 2B		B FF 94 X FF 95 1-0 ① F7	4	0	1	0	0	0	1
29 Francisco Cervelli, R (1, 2) OBP: 0.340, SLG: 0.373			X SL 82 0-0 ① B1-3		B SI 90 C SL 82 B SI 89 B SI 89 F SI 89 X SI 90 3-2 ② G5-3		D FC 91 B FC 89 C FF 95 S SL 83 S SL 84 2-3 ② K		B SL 85 C SL 84 X SL 86 1-1 ② F9	4	0	0	0	0	1	1

Pittsburgh Pirates @ Toronto Blue Jays

Rogers Centre, Toronto, ON

Sat Aug 12 2017, 1:08 PM - 3:57 PM EDT

Att. 46,179 - Roof Closed - 68 F

TOP

livebaseballscorecards.com

	AB	R	H	RBI	BB	SO	LOB
	35	2	8	2	3	7	16

Inning Stats																																		
	R: 0	H: 0	E: 0	LOB: 0	K: 1	BB: 0	S: 7	P: 9	R: 1	H: 2	E: 0	LOB: 1	K: 1	BB: 0	S: 13	P: 19	R: 0	H: 1	E: 0	LOB: 1	K: 0	BB: 0	S: 6	P: 9	R: 0	H: 1	E: 0	LOB: 1	K: 1	BB: 0	S: 10	P: 17	R: 0	H: 0	E: 0	LOB: 0	K: 0	BB: 0	S: 6	P: 10
	R: 0	H: 1	E: 0	LOB: 2	K: 1	BB: 1	S: 10	P: 16	R: 0	H: 1	E: 0	LOB: 1	K: 2	BB: 0	S: 10	P: 14	R: 0	H: 1	E: 0	LOB: 2	K: 1	BB: 1	S: 11	P: 20	R: 1	H: 1	E: 0	LOB: 1	K: 0	BB: 1	S: 8	P: 14	1B: 5	SF: 0	2B: 1	SAC: 0	3B: 1	DP: 0	HR: 1	HBP: 0
	WP: 0	PA: 38	PB: 0		SB: 0		CS: 0																											

PITCHER		IP	WLS	BF	H	R	ER	SO	BB	IBB	HBP	BLK	WP	HR	S	P	ERA	WHIP
45 Chris Rowley, R ERA: 1.69	(1, 1)	5.1	W	22	5	1	1	3	1	0	0	0	0	0	47	75	1.69	1.125
51 Dominic Leone, R ERA: 2.55	(6, 1)	1.2	H	6	1	0	0	3	0	0	0	0	0	0	15	19	0.00	0.600
62 Aaron Loup, L ERA: 4.64	(8, 1)	0.2		4	1	0	0	0	1	0	0	0	0	0	8	17	0.00	3.000
52 Ryan Tepera, R ERA: 3.38	(8, 1)	0.1		1	0	0	0	1	0	0	0	0	0	0	3	3	0.00	0.000
60 Leonel Campos, R ERA: 3.48	(9, 1)	1.0		5	1	1	1	0	1	0	0	0	0	1	8	14	9.00	2.000

PITCHER	IP	WLS	BF	H	R	ER	SO	BB	IBB	HBP	BLK	WP	HR	S	P	ERA	WHIP

BOTTOM

Batter	1	2	3	4	5	6	7	8	9	AB	R	H	RBI	BB	SO	LOB
19 José Bautista, R (1, 9) OBP: 0.323, SLG: 0.399	B FF 92 C SI 88 B SL 84 B SI 90 B SI 90 4-1 14 1B 28 FC4-6 BB	C SL 86 B SL 85 2 SAFE B SI 90 B SL 85 C SI 89 B SI 91 4-2 20 BB 1-2 2-3 BB			F SI 88 B FF 93 H CH 86 2-1 28 BB 20 1B 8 FC6-4 HBP	C SI 88 B FF 93 B CH 83 B SI 88 C SL 83 S FF 93 3-3 ③ K		B SI 91 B SI 91 F SI 92 1 SAFE D CH 82 T SI 90 3-2 ② K		2	2	0	0	2	2	2
20 Josh Donaldson, R (1, 10) OBP: 0.378, SLG: 0.477	C FF 92 F FF 92 S FF 93 0-3 ① K	C SI 90 F CH 85 F FF 94 D SL 88 D CH 85 B SI 92 B FF 94 4-2 1-2 2-3 3-H BB			S FF 92 1 SAFE F CH 88 X FF 93 0-2 28 BB 8 E 1-2 1B		X FF 96 0-0 ① P6	C SI 92 B CH 82 B SI 92 S CH 81 B SI 92 X SI 92 3-2 ③ G5-3		4	1	1	1	1	2	
14 Justin Smoak, S (1, 3) OBP: 0.374, SLG: 0.577	X FF 92 0-0 28 FC4-6 1-3 1B	T CH 86 D CH 84 F FF 92 F FF 92 S FF 92 1-3 ③ K			B SI 89 C SI 89 F FF 92 C FF 92 1-3 ① K		C CH 84 B CH 85 B SI 95 F FF 95 X CH 86 2-2 43 1B 28 1B 43 E 1B			4	1	2	0	0	2	5
28 Steve Pearce, R (1, 7) OBP: 0.339, SLG: 0.454 3 Ezequiel Carrera, L (9, 7) OBP: 0.370, SLG: 0.459	F SL 86 B SI 90 X SI 90 1-1 ② FC4-6 1-2f 3-H	X SI 90 0-0 ① G5-3			B FF 92 F SI 88 B SI 89 F FF 92 B CH 88 B SL 84 4-2 8 FC6-4 1-2 2-3 BB		F FF 95 B SI 95 X FF 95 1-1 43 E 1-2 1B			3 0	1 0	1 0	1 0	1 0	0 0	1 0
1 Raffy Lopez, L (1, 2) OBP: 0.250, SLG: 0.143 8 Kendrys Morales, S (5, PH) OBP: 0.314, SLG: 0.454 43 Mike Ohlman, R (6, 2) OBP: 0.300, SLG: 0.300	C FF 92 F FF 92 S FF 93 0-3 ③ K	B FF 91 C SI 90 S CH 84 S CH 84 1-3 ② K			X SI 90 0-0 ② FC6-4 1-2f 2-H 3-H		C SL 89 B FF 95 X SI 95 1-1 E5 11 SF9 1-H 2-H 1B			2 1 1	0 0 1	0 0 1	0 1 0	0 0 0	2 0 0	1 1 0
11 Kevin Pillar, R (1, 8) OBP: 0.295, SLG: 0.393		C FF 91 F SI 89 B FF 93 H FF 92 2-2 19 BB 39 1B 20 BB HBP	X SL 84 0-0 ③ F8		C FF 92 X SI 88 0-1 ③ L6		C FF 94 X FF 95 0-1 ② SF9 3-H			2	1	0	1	0	0	1
17 Ryan Goins, L (1, 6) OBP: 0.275, SLG: 0.337		1 SAFE C FF 92 L CH 84 T FF 92 0-2 ① K	S CH 84 S FF 92 B CH 84 B CH 83 B FF 92 X SI 89 3-2 ① G6-3			C CH 88 S SI 89 X FF 91 0-2 ① F8	B CH 84 C CH 83 B CH 85 B FF 95 X FF 94 3-1 ③ L8			4	0	0	0	0	1	1
18 Darwin Barney, R (1, 5) OBP: 0.274, SLG: 0.288		X FF 92 0-0 ② L7	C SL 85 C SI 89 F SI 88 X FF 94 0-2 ② L9			B SI 89 X SL 83 1-0 ② F8		C SI 91 F CH 80 B CH 81 F CH 81 C SI 92 1-3 ① K		4	0	0	0	0	1	1
39 Rob Refsnyder, R (1, 4) OBP: 0.254, SLG: 0.233		C FF 92 X FF 92 0-1 20 BB 19 BB 1-2 1B	B SI 90 B FF 93 X FF 92 2-0 G4-3			B SI 90 B CH 88 X FF 90 2-0 1B		B CU 77 X 1-0 1B		4	0	3	0	0	0	0
Inning Stats	R: 1 E: 0 K: 2 S: 10 H: 1 LOB: 1 BB: 1 P: 15	R: 1 E: 0 K: 2 S: 17 H: 1 LOB: 3 BB: 2 P: 28	R: 0 E: 0 K: 1 S: 5 H: 0 LOB: 0 BB: 0 P: 6	R: 0 E: 0 K: 0 S: 8 H: 0 LOB: 0 BB: 0 P: 13	R: 2 E: 1 K: 1 S: 12 H: 1 LOB: 1 BB: 1 P: 19	R: 0 E: 0 K: 1 S: 8 H: 1 LOB: 1 BB: 0 P: 14	R: 3 E: 1 K: 0 S: 12 H: 3 LOB: 0 BB: 0 P: 19	R: 0 E: 0 K: 2 S: 11 H: 1 LOB: 1 BB: 0 P: 19		1B: 8 2B: 0 3B: 0 HR: 0	SF: 1 SAC: 0 DP: 0 HBP: 2			WP: 0 PB: 0 SB: 0 CS: 0	PA: 38	

PITCHER		IP	WLS	BF	H	R	ER	SO	BB	IBB	HBP	BLK	WP	HR	S	P	ERA	WHIP
57 Trevor Williams, R ERA: 4.19	(1, 1)	6.0	L	28	4	4	3	7	4	0	2	0	0	0	60	95	4.50	1.333
53 Joaquín Benoit, R ERA: 4.5	(7, 1)	1.0		6	3	3	1	0	0	0	0	0	0	0	12	19	9.00	3.000
31 A.J. Schugel, R ERA: 1.17	(8, 1)	1.0		4	1	0	0	2	0	0	0	0	0	0	11	19	0.00	1.000

PITCHER	IP	WLS	BF	H	R	ER	SO	BB	IBB	HBP	BLK	WP	HR	S	P	ERA	WHIP

Pittsburgh Pirates @ Toronto Blue Jays

Rogers Centre, Toronto, ON

Sat Aug 12 2017, 1:08 PM - 3:57 PM EDT

Att. 46,179 - Roof Closed - 68 F

livebaseballscorecards.com

AB	31
R	7
H	8
RBI	4
BB	4
SO	9
LOB	15

Batter	1	2	3	4	5	6	7	8	9	AB	R	H	RBI	BB	SO	LOB
6 Starling Marte, R (1, 8) OBP: 0.304, SLG: 0.316	X FF 92 0-0 ① F9	B SL 87 S CH 85 C FF 92 D CU 76 F FF 93 X SL 88 2-2 ③ G6-3			B FF 92 C FF 92 B SL 87 B FF 92 X FF 92 3-1 ② F9		F FF 93 B FF 92 X FF 92 1-1 ③ L7			4	0	0	0	0	0	1
5 Josh Harrison, R (1, 4) OBP: 0.348, SLG: 0.421	B FF 90 C FF 91 X CH 87 1-1 22 1B 23 1B 1B		C FF 91 X SI 89 0-1 ① G6-3		C FF 92 B SL 86 C FF 92 B CU 79 C FF 93 2-3 ③ K			F FF 91 S SL 83 B SL 86 X SL 83 1-2 ① F9		4	1	1	0	0	1	0
22 Andrew McCutchen, R (1, 10) OBP: 0.382, SLG: 0.517	C SI 91 B SL 88 X SI 91 1-1 23 1B 1-2 1B		C SL 88 B CH 87 X SL 87 1-1 ② F7			B FF 92 X FF 92 1-0 ① F8		B FF 93 B FF 94 F FF 92 B FF 93 B FF 93 4-1 23 BB BB		3	0	1	0	1	0	0
23 David Freese, R (1, 5) OBP: 0.388, SLG: 0.379	B FF 92 F SI 90 F SL 87 D CU 79 B CH 87 F SI 92 F FF 94 X SL 89 3-2 1-2 2-H 1B		C SI 90 B SL 86 B CH 86 B FF 92 C FF 93 C FF 94 3-3 ③ K			C FF 93 X CU 79 0-1 ② G1-3		B SL 85 B FF 93 B FF 91 C FF 90 B FF 92 4-1 1-2 BB		3	0	1	1	1	1	0
64 José Osuna, R (1, 3) OBP: 0.300, SLG: 0.458	B SI 91 B CH 85 C SI 91 F SI 91 S CU 77 2-3 ② K			C FF 92 F CU 77 S CU 78 0-3 ① K		F FF 93 B CH 85 B SL 87 B FF 94 B FF 94 4-1 3 BB BB		C FC 87 S SI 93 B FC 88 S FC 88 1-3 ② K		3	0	0	0	1	3	4
3 Sean Rodríguez, R (1, 9) OBP: 0.323, SLG: 0.436	B SI 91 X FF 93 1-0 ③ F8			C SL 86 X CU 77 0-1 1B		D SI 91 S CH 87 B SL 86 F FF 93 B FF 94 B FF 94 4-2 1-2 BB		X FC 87 0-0 ③ P3		3	0	1	0	1	0	4
10 Jordy Mercer, R (1, 6) OBP: 0.324, SLG: 0.405		C FF 90 X SL 85 0-1 ① F7		C FF 92 C FF 93 D CU 78 S FF 93 1-3 ② K		C FF 94 D CU 79 B FF 94 B FF 94 C FF 94 S FF 95 3-3 ③ K			C SI 86 B CH 80 X SI 82 1-1 ① G5-3	4	0	0	0	0	2	3
29 Francisco Cervelli, R (1, 2) OBP: 0.340, SLG: 0.370 19 Chris Stewart, R (7, 2) OBP: 0.230, SLG: 0.234		C FF 90 B CH 84 C FF 91 B FF 93 B SI 91 F FF 93 D FF 94 4-2 26 FC1-6 BB		S SL 88 B FF 93 C FF 93 B FF 94 B FF 94 F FF 94 S SL 89 3-3 ③ K			B FF 92 B CH 78 F FF 91 C FF 91 S FF 93 2-3 ① K		C SI 87 S KC 81 B KC 80 B CH 80 B SI 86 X SI 85 3-2 ② G4-3	2 1	0 0	0 0	0 0	1 0	2 0	1 0
26 Adam Frazier, L (1, 7) OBP: 0.344, SLG: 0.378		C SI 90 D CU 76 B FF 92 C SL 85 X SL 85 2-2 ② FC1-6 1-2f			F CH 88 B SL 86 S SI 89 S CU 76 1-3 ① K		B CH 80 F FF 92 B FF 91 B FF 92 X FF 91 3-1 ② G6-3		B SI 87 C SI 86 X SI 86 1-1 ③ G4-3	4	0	0	0	0	1	1
Inning Stats	R: 1 E: 0 K: 1 S: 14 H: 3 LOB: 2 BB: 0 P: 22	R: 0 E: 0 K: 0 S: 12 H: 0 LOB: 1 BB: 1 P: 20	R: 0 E: 0 K: 1 S: 7 H: 0 LOB: 0 BB: 0 P: 11	R: 0 E: 0 K: 3 S: 12 H: 1 LOB: 1 BB: 0 P: 16	R: 0 E: 0 K: 2 S: 8 H: 0 LOB: 0 BB: 0 P: 14	R: 0 E: 0 K: 1 S: 9 H: 0 LOB: 2 BB: 2 P: 21	R: 0 E: 0 K: 1 S: 7 H: 0 LOB: 0 BB: 0 P: 13	R: 0 E: 0 K: 1 S: 9 H: 0 LOB: 2 BB: 2 P: 19	R: 0 E: 0 K: 0 S: 7 H: 0 LOB: 0 BB: 0 P: 12	1B: 4 2B: 0 3B: 0 HR: 0 SF: 0 SAC: 0 DP: 0 HBP: 0						

TOP

Pittsburgh Pirates @ Toronto Blue Jays

Rogers Centre, Toronto, ON

Sun Aug 13 2017, 1:07 PM - 3:59 PM EDT

Att. 43,618 - Sunny - 71 F

livebaseballscorecards.com

AB	31
R	1
H	4
RBI	1
BB	5
SO	10
LOB	14

WP: 0 PA: 36
PB: 0
SB: 0
CS: 0

PITCHER		IP	WLS	BF	H	R	ER	SO	BB	IBB	HBP	BLK	WP	HR	S	P	ERA	WHIP
33 J.A. Happ, L ERA: 3.63	(1, 1)	6.0	W	25	4	1	1	8	3	0	0	0	0	0	62	104	1.50	1.167
24 Danny Barnes, R ERA: 3.0	(7, 1)	1.0		3	0	0	0	1	0	0	0	0	0	0	7	13	0.00	0.000
60 Leonel Campos, R ERA: 3.38	(8, 1)	0.1		3	0	0	0	0	2	0	0	0	0	0	5	14	0.00	6.000
52 Ryan Tepera, R ERA: 3.34	(8, 1)	0.2		2	0	0	0	1	0	0	0	0	0	0	4	5	0.00	0.000
56 J.P. Howell, L ERA: 7.36	(9, 1)	1.0		3	0	0	0	0	0	0	0	0	0	0	7	12	0.00	0.000

PITCHER	IP	WLS	BF	H	R	ER	SO	BB	IBB	HBP	BLK	WP	HR	S	P	ERA	WHIP

BOTTOM

Pittsburgh Pirates @ Toronto Blue Jays

Rogers Centre, Toronto, ON

Sun Aug 13 2017, 1:07 PM - 3:59 PM EDT

Att. 43,618 - Sunny - 71 F

livebaseballscorecards.com

Batter	1	2	3	4	5	6	7	8	9	AB	R	H	RBI	BB	SO	LOB
19 José Bautista, R (1, 9) OBP: 0.322, SLG: 0.395	C FF 94 B SI 96 C SL 89 F SI 95 B SI 96 B KC 81 F FF 97 B SI 97 4-2 20 HR BB	C SL 87 B SL 86 C SI 95 S KC 83 1-3 ① K		B SI 94 S SL 86 C SL 89 F FF 95 B FF 94 F KC 82 S SL 89 2-3 ② K		B CH 80 X CH 81 1-0 ③ G5-3		S SL 89 B SL 87 C SL 87 B FF 97 F FF 96 B SL 87 S SL 88 3-3 ③ K		4	1	0	0	1	3	1
20 Josh Donaldson, R (1, 5) OBP: 0.382, SLG: 0.490	C FF 96 X FF 96 0-1 1-H HR	C SL 88 X SI 96 0-1 8 WP 1B		B SL 88 C FF 95 B KC 82 B SL 87 B FF 93 4-1 BB			S SI 87 T FC 84 B SI 88 F SI 88 B CH 78 T CH 77 2-2 ① K			3	1	2	2	1	1	0
14 Justin Smoak, S (1, 3) OBP: 0.375, SLG: 0.586	C KC 84 X CH 88 0-1 17 2B 2B	F SI 95 B FF 95 X SI 94 1-1 ② F7		C SI 94 D KC 83 X FF 93 1-1 ③ G6-3			B CH 80 C CH 77 B FC 84 X SI 87 2-1 HR			4	2	2	1	0	0	2
8 Kendrys Morales, S (1, 10) OBP: 0.315, SLG: 0.453	C SI 96 B SI 96 F CH 90 B KC 84 B SI 98 C FF 97 3-3 ① K	B SI 94 C KC 83 1 SAFE S CH 89 B KC 83 T SI 98 2-2 ③ K 1-2			B SL 88 B SI 92 B FF 93 B SI 93 4-0 3 G6-4-3 BB		F SI 87 B CH 80 X CH 78 1-1 1B			3	0	1	0	1	2	2
3 Ezequiel Carrera, L (1, 7) OBP: 0.368, SLG: 0.453	B SI 96 B FF 95 B KC 82 B SI 94 4-0 17 2B BB	F SI 93 C KC 82 B SI 95 B KC 85 X SL 88 2-2 ① F8			S SI 94 X FF 95 0-1 ①② G6-4-3 1-2f		F SI 87 S SL 79 F SL 78 C CU 72 0-3 ② K			3	1	0	0	1	1	2
17 Ryan Goins, L (1, 6) OBP: 0.275, SLG: 0.339	C SI 97 X CH 90 0-1 11 E 1 S 1-H 2-H 2B	C SI 95 C KC 82 B KC 84 B FF 97 F CH 90 S SL 90 2-3 ② K			B SI 95 X FF 93 1-0 ③ F9		C SL 79 X SI 86 0-1 ③ L7			4	1	1	2	0	1	1
11 Kevin Pillar, R (1, 8) OBP: 0.297, SLG: 0.391	B FF 96 F SI 96 B FF 96 S SL 91 B SL 90 F FF 98 F SI 98 X SI 98 3-2 E5 1 S 2-3	B SL 86 B FF 95 B SI 94 B FF 96 4-0 BB				X FC 84 0-0 ① L4		B FF 96 B SI 95 B FF 97 C FF 97 F FF 96 F SI 97 B SI 97 4-2 BB		2	0	0	0	2	0	1
1 Raffy Lopez, L (1, 2) OBP: 0.167, SLG: 0.091	B SI 96 F SI 97 F SI 96 1 SAFE B SL 90 S KC 85 2-3 ② K 1-2 3-H	X FF 95 0-0 ③ P6				B SI 87 C SI 86 X CU 72 1-1 ② G3		B FF 96 F SI 96 X FF 96 1-1 ① F9		4	0	0	0	0	1	3
18 Darwin Barney, R (1, 4) OBP: 0.274, SLG: 0.301	B FF 98 F FF 95 X KC 84 1-1 ③ G4-3			F SI 94 F SI 94 X FF 95 0-2 ① G5-3		B FC 83 S SI 87 X CH 80 1-1 HR		B SI 96 B SL 88 C FF 96 B FF 96 S FF 97 F FF 97 X FF 96 3-2 ② F9		4	1	1	1	0	0	2
Inning Stats	R: 5 E: 1 K: 2 S: 23 H: 3 LOB: 1 BB: 2 P: 40	R: 0 E: 0 K: 2 S: 10 H: 1 LOB: 1 BB: 0 P: 14	R: 0 E: 0 K: 1 S: 8 H: 0 LOB: 1 BB: 1 P: 16	R: 0 E: 0 K: 1 S: 11 H: 0 LOB: 1 BB: 1 P: 18	R: 0 E: 0 K: 0 S: 3 H: 0 LOB: 0 BB: 1 P: 8	R: 1 E: 0 K: 0 S: 6 H: 1 LOB: 0 BB: 0 P: 9	R: 1 E: 0 K: 2 S: 14 H: 2 LOB: 1 BB: 0 P: 19	R: 0 E: 0 K: 1 S: 13 H: 0 LOB: 1 BB: 1 P: 24		1B: 2 2B: 2 3B: 0 HR: 3 SF: 0 SAC: 0 DP: 1 HBP: 0						

	AB	31
	R	7
	H	7
	RBI	6
	BB	6
	SO	9
	LOB	14

WP: 1 PA: 37
PB: 0
SB: 2
CS: 0

PITCHER		IP	WLS	BF	H	R	ER	SO	BB	IBB	HBP	BLK	WP	HR	S	P	ERA	WHIP
39 Chad Kuhl, R ERA: 4.64	(1, 1)	5.0	L	24	4	5	4	6	5	0	0	0	1	1	55	96	7.20	1.800
38 Wade LeBlanc, L ERA: 4.48	(6, 1)	2.0		9	3	2	2	2	0	0	0	0	0	2	20	28	9.00	1.500
41 Daniel Hudson, R ERA: 4.78	(8, 1)	1.0		4	0	0	0	1	1	0	0	0	0	0	13	24	0.00	1.000

PITCHER	IP	WLS	BF	H	R	ER	SO	BB	IBB	HBP	BLK	WP	HR	S	P	ERA	WHIP

Batter	1	2	3	4	5	6	7	8	9	AB	R	H	RBI	BB	SO	LOB
6 Starling Marte, R (1, 7) OBP: 0.309, SLG: 0.321	C SI 90 F CH 80 X SI 90 0-2 ① G3-1		X CU 74 0-0 ② 1-2 1B		X SI 89 0-0 ② L4		C SI 91 B FC 88 B SI 90 B CU 74 X SI 91 3-1 5 S 1B			4	0	2	0	0	0	2
5 Josh Harrison, R (1, 4) OBP: 0.345, SLG: 0.417	C SI 90 F SI 91 B CU 75 F CH 80 X SI 90 1-2 ② G4-3		F SI 91 B SI 91 F CH 80 F SI 90 B CU 74 F CH 80 F SI 90 B SI 91 X CH 80 3-2 ③ P3		X SI 90 0-0 ③ G6-3		S SI 86 1 SAFE B SI 94 D SI 94 X SI 93 2-1 ③ G1-3 1-2			4	0	0	0	0	0	5
22 Andrew McCutchen, R (1, 8) OBP: 0.381, SLG: 0.513	B SI 91 F SI 91 F SI 90 X SI 92 1-2 ③ G6-3			F CH 79 B SI 90 X SI 90 1-1 ① G4-3		B SI 89 B CU 73 B SI 91 B SI 89 4-0 55 FC6-4 BB		F B FC 89 B SI 99 F FF 100 B FC 93 S FF 100 3-3 ① K		3	0	0	0	1	1	0
55 Josh Bell, S (1, 3) OBP: 0.332, SLG: 0.483		B SI 90 B SI 89 X SI 89 2-0 ① G3		B SI 90 B CU 72 B SI 90 B SI 90 4-0 26 1B 26 1B BB		C SI 90 1 SAFE X SI 89 0-1 ① FC6-4 26 3B 1-2f		C FF 98 B FF 97 B FC 92 X FF 97 2-1 ② G3-1		3	1	0	0	1	0	1
23 David Freese, R (1, 5) OBP: 0.384, SLG: 0.374		X SI 90 0-0 ② G5-3		C SI 90 B FC 86 F CU 73 X CH 80 1-2 ② L6		C SI 90 X CU 74 0-1 ② F8		B FC 93 S FF 98 B FF 98 S FF 98 S FC 93 2-3 ③ K		4	0	0	0	0	1	2
26 Adam Frazier, L (1, 9) OBP: 0.346, SLG: 0.386		C SI 90 F FC 89 F SI 91 B SI 90 F CU 74 S CH 79 1-3 ③ K		B SI 89 F FC 88 X FC 88 1-1 ③ 1-H 1B		B CH 79 C CH 79 C SI 90 F SI 90 X CU 74 1-2 1-H 3B			F FF 96 B FF 97 B FF 97 X FF 99 2-1 ① F8	4	0	2	1	0	1	0
10 Jordy Mercer, R (1, 6) OBP: 0.326, SLG: 0.405			B SI 90 C SI 90 S CH 78 B SI 91 F CH 79 F SI 90 B CH 78 F SI 90 F CU 73 3-2 X FC 83 6 1B 1B		B SI 88 H SI 89 2-0 19 1B HBP	B SI 90 B FC 88 C SI 91 X SI 92 2-1 ③ G4-3			B FF 98 X FF 98 1-0 ② F8	3	0	1	0	0	0	1
19 Chris Stewart, R (1, 2) OBP: 0.233, SLG: 0.237 28 John Jaso, L (9, PH) OBP: 0.310, SLG: 0.398			C SI 89 S CH 80 X CH 79 0-2 ① P4		B SI 90 X SI 90 1-0 46 SH3 1-3 1B		C CU 71 B CU 72 B FC 86 X SI 90 2-1 ① G4-3		C KC 81 B KC 82 B KC 80 B FF 99 S FF 98 F FF 99 B FF 99 4-2 3 DI BB	3 0	0 0	1 0	0 0	0 1	0 0	1 0
46 Iván Nova, R (1, 1) OBP: 0.024, SLG: 0.024 64 José Osuna, R (7, PH) OBP: 0.298, SLG: 0.456 31 A.J. Schugel, R (7, 1) 53 Joaquín Benoit, R (8, 1) 3 Sean Rodríguez, R (9, PH) OBP: 0.318, SLG: 0.429			T SI 88 L SI 89 B SI 88 L SI 89 1-3 ② K		X SI 89 0-0 ① SH3 1-2	B SI 91 C FC 87 B SI 92 B CU 75 F SI 90 X SI 92 3-2 ② F9			C KC 81 S FF 97 B FF 98 B FF 98 C KC 82 2-3 ③ K 1-2	1 1 0 0 1	0 0 0 0 0	0 0 0 0 0	0 0 0 0 0	1 0 0 0 0	1 0 0 0 1	1 0 0 0 1
Inning Stats	R: 0 E: 0 K: 0 S: 10 H: 0 LOB: 0 BB: 0 P: 12	R: 0 E: 0 K: 1 S: 7 H: 0 LOB: 0 BB: 0 P: 10	R: 0 E: 0 K: 1 S: 20 H: 2 LOB: 2 BB: 0 P: 27	R: 0 E: 0 K: 0 S: 7 H: 1 LOB: 1 BB: 1 P: 14	R: 0 E: 0 K: 0 S: 4 H: 1 LOB: 2 BB: 0 P: 7	R: 1 E: 0 K: 0 S: 10 H: 1 LOB: 1 BB: 1 P: 17	R: 0 E: 0 K: 0 S: 9 H: 1 LOB: 1 BB: 0 P: 19	R: 0 E: 0 K: 2 S: 8 H: 0 LOB: 0 BB: 0 P: 15	R: 0 E: 0 K: 1 S: 9 H: 0 LOB: 1 BB: 1 P: 18	1B: 5 2B: 0 3B: 1 HR: 0	SF: 0 SAC: 1 DP: 0 HBP: 1			WP: 0 PB: 0 SB: 1 CS: 0	PA: 36		

TOP

Pittsburgh Pirates @ Milwaukee Brewers

Miller Park, Milwaukee, WI

Tue Aug 15 2017, 6:42 PM - 9:34 PM CDT

Att. 32,605 - Cloudy - 73 F

livebaseballscorecards.com

AB	31
R	1
H	6
RBI	1
BB	3
SO	5
LOB	14

PITCHER		IP	WLS	BF	H	R	ER	SO	BB	IBB	HBP	BLK	WP	HR	S	P	ERA	WHIP
27 Zach Davies, R ERA: 4.26	(1, 1)	6.2	W	28	6	1	1	2	2	0	1	0	0	0	65	102	1.35	1.200
48 Jared Hughes, R ERA: 3.59	(7, 1)	0.1	H	1	0	0	0	0	0	0	0	0	0	0	2	4	0.00	0.000
50 Jacob Barnes, R ERA: 3.98	(8, 1)	1.0	H	3	0	0	0	2	0	0	0	0	0	0	8	15	0.00	0.000
46 Corey Knebel, R ERA: 1.44	(9, 1)	1.0	S	4	0	0	0	1	1	0	0	0	0	0	9	18	0.00	1.000

PITCHER		IP	WLS	BF	H	R	ER	SO	BB	IBB	HBP	BLK	WP	HR	S	P	ERA	WHIP

BOTTOM

Batter	1	2	3	4	5	6	7	8	9	AB	R	H	RBI	BB	SO	LOB
5 Jonathan Villar, S (1, 8) OBP: 0.282, SLG: 0.349	C SI 92 B CH 87 B FF 92 F SI 92 X SI 94 2-2 G1-3 ①		C SI 92 B CU 81 C CH 86 F FF 93 F CU 81 S CH 86 1-3 K ②		F SI 94 S FF 94 B FF 95 D CU 83 D CH 88 X SI 94 3-2 7 S 2-3 1B		B CH 81 C SI 92 C CH 82 S SI 92 1-3 K ①			4	0	1	0	0	2	0
50 Jacob Barnes, R (8, 1)										0	0	0	0	0	0	0
46 Corey Knebel, R (9, 1)										0	0	0	0	0	0	0
7 Eric Thames, L (1, 3) OBP: 0.361, SLG: 0.517	F SI 92 B FF 94 X CH 87 1-1 G3 ②		X CH 86 0-0 F7 ③		B SI 94 B FF 94 F SI 94 X CH 88 2-1 G1-3 ③ 1-2		C SI 92 B SI 92 B CH 83 F CH 83 X CH 83 2-2 G3 ②			4	0	0	0	0	0	2
8 Ryan Braun, R (1, 7) OBP: 0.368, SLG: 0.544	C FF 94 C FF 94 B SI 94 S CH 87 1-3 K ③			X SI 92 0-0 G5-3 ①		F FF 91 C CU 80 S CU 80 0-3 K ①	C SI 92 X CU 78 0-1 1B			4	0	1	0	0	2	0
21 Travis Shaw, L (1, 5) OBP: 0.367, SLG: 0.551		B FF 93 X SI 92 1-0 15 E 16 BB 9 FC6-5 1B		H FF 92 1-0 HBP		B CU 80 B CH 87 F CH 87 F SI 93 B FF 95 F CU 80 F FF 93 D SI 94 4-2 16 G6-3 16 PB 9 1B BB	C CH 81 B SI 92 X CH 80 1-1 G3 ③			2	2	1	0	1	0	1
16 Domingo Santana, R (1, 9) OBP: 0.366, SLG: 0.469		B FF 93 C FF 93 B SI 92 S CH 86 B SI 94 B SI 93 4-2 9 FC6-5 15 E 1-2 BB		C FF 93 F FF 91 D CU 81 S FF 91 1-3 K ②		C CU 79 S SI 92 D CU 83 X FF 94 1-2 G6-3 ② 1-3		C SI 95 S CH 84 F CH 86 X FF 96 0-2 L9 ①		3	0	0	0	1	1	2
15 Neil Walker, S (1, 4) OBP: 0.343, SLG: 0.441		C SI 94 X CH 88 0-1 FC3 9 FC6-5 1-2 2-3		B CH 86 1 SAFE C SI 92 F SI 92 D CU 81 D CH 87 X SI 94 3-2 G4-3 ③		0-0 9 1B IBB		X FF 96 0-0 9 G5-4-3 1B		3	0	1	0	1	0	3
9 Manny Piña, R (1, 2) OBP: 0.331, SLG: 0.445		B SI 94 B SI 94 F FF 94 X SI 94 2-1 FC6-5 18 G4-6-3 ① 1-2 2-3f 3-H			B FF 91 S CH 85 F FF 93 B CU 82 X FF 94 2-2 F8 ①	S CU 81 B FF 94 S CH 87 F CU 83 X FF 94 1-2 1-2 3-H 1B		S SL 88 B SL 89 B CH 85 D SL 88 F FF 96 X FF 95 3-2 G5-4-3 ②③ 1-2f		4	0	1	2	0	0	3
18 Eric Sogard, L (1, 6) OBP: 0.396, SLG: 0.422	C SI 95 X CH 87 0-1 G4-6-3 ②③ 1-2f				B SI 93 X SI 92 1-0 5 1B 27 SH1-4 1B	C CH 88 X CH 88 0-1 L8 ③				3	0	1	0	0	0	4
27 Zach Davies, R (1, 1) OBP: 0.175, SLG: 0.139			X FF 91 0-0 F7 ①		L FF 92 X FF 91 0-1 SH1-4 ② 1-2		S FF 93 B CH 81 B CH 81 T SI 91 F CH 83 B SI 93 X FF 92 3-2 HR			1	0	0	0	0	0	0
48 Jared Hughes, R (7, 1)										0	0	0	0	0	0	0
23 Keon Broxton, R (7, PH) OBP: 0.301, SLG: 0.441 (8, 8)										1	1	1	1	0	0	0
Inning Stats	R: 0 E: 0 K: 1 S: 8 H: 0 LOB: 0 BB: 0 P: 12	R: 1 E: 1 K: 0 S: 9 H: 1 LOB: 1 BB: 1 P: 16	R: 0 E: 0 K: 1 S: 7 H: 0 LOB: 0 BB: 0 P: 8	R: 0 E: 0 K: 1 S: 7 H: 0 LOB: 1 BB: 0 P: 12	R: 0 E: 0 K: 0 S: 11 H: 2 LOB: 2 BB: 0 P: 19	R: 1 E: 0 K: 1 S: 16 H: 1 LOB: 2 BB: 2 P: 22	R: 1 E: 0 K: 1 S: 15 H: 2 LOB: 1 BB: 0 P: 22	R: 0 E: 0 K: 0 S: 8 H: 1 LOB: 0 BB: 0 P: 11		1B: 6 2B: 0 3B: 0 HR: 1 SF: 0 SAC: 1 DP: 2 HBP: 1				WP: 0 PB: 1 SB: 1 CS: 0 PA: 34		

PITCHER		IP	WLS	BF	H	R	ER	SO	BB	IBB	HBP	BLK	WP	HR	S	P	ERA	WHIP
46 Iván Nova, R ERA: 3.77	(1, 1)	6.0	L	26	4	2	1	4	2	1	1	0	0	0	58	89	1.50	1.000
31 A.J. Schugel, R ERA: 1.65	(7, 1)	1.0		5	2	1	1	1	0	0	0	0	0	1	15	22	9.00	2.000
53 Joaquín Benoit, R ERA: 4.4	(8, 1)	1.0		3	1	0	0	0	0	0	0	0	0	0	8	11	0.00	1.000

PITCHER	IP	WLS	BF	H	R	ER	SO	BB	IBB	HBP	BLK	WP	HR	S	P	ERA	WHIP

Pittsburgh Pirates @ Milwaukee Brewers

Miller Park, Milwaukee, WI

Tue Aug 15 2017, 6:42 PM - 9:34 PM CDT

Att. 32,605 - Cloudy - 73 F

livebaseballscorecards.com

AB	29
R	3
H	7
RBI	3
BB	3
SO	5
LOB	15

Pittsburgh Pirates @ Milwaukee Brewers

Miller Park, Milwaukee, WI

Wed Aug 16 2017, 1:12 PM - 4:18 PM CDT

Att. 32,439 - Sunny - 76 F

livebaseballscorecards.com

Batter	1	2	3	4	5	6	7	8	9	AB	R	H	RBI	BB	SO	LOB
6 Starling Marte, R (1, 7) OBP: 0.311, SLG: 0.323	C FF 94 C KC 85 F SL 89 X SI 95 0-2 5 E 55 1B 1B		C KC 84 X SL 88 0-1 5 S 22 1B 1B		C KC 84 B CH 87 F SI 94 S SL 89 1-3 ① K		B SI 92 F SI 93 X SI 93 1-1 ② FC5 5 1B 1-2 2-3f		B KC 80 X FF 98 1-0 ② P6	5	2	2	0	0	1	2
5 Josh Harrison, R (1, 4) OBP: 0.346, SLG: 0.415	1 SAFE X SI 94 0-0 ① L6 1-3		1 SAFE B SI 94 B KC 84 B SI 95 C SI 94 B SI 93 4-1 22 1B 55 1B 1-2 BB		C KC 84 F SI 96 S FF 95 0-3 ② K		S SI 92 X SI 93 0-1 22 FC6-4 1B 1-2 2-H		B FF 97 S FF 98 C KC 80 S FF 98 1-3 ③ K	4	1	1	1	1	2	1
22 Andrew McCutchen, R (1, 8) OBP: 0.380, SLG: 0.511	C SL 88 S SL 87 C FF 95 0-3 ② K		D SI 93 C SI 94 F SL 88 B SL 89 X SL 88 2-2 55 1B 23 1B 1-3 2-H 1B		X SI 95 0-0 ③ G1-3		D SL 86 B SI 93 B SI 93 C SI 93 X SI 93 3-1 ③ FC6-4 1-2f			4	1	1	1	0	1	3
55 Josh Bell, S (1, 3) OBP: 0.336, SLG: 0.490	C KC 84 B SI 96 X KC 85 1-1 23 CS 3-H 1B		B SI 94 B SI 94 S SI 94 S KC 86 B SI 94 X KC 85 3-2 23 1B 1-3 3-H 1B			C CH 87 F SI 95 F SL 88 B SL 90 B SI 97 F KC 86 F SL 89 F FF 95 F FF 95 2-2 ① X CH 89 G4-3		B SL 85 S SL 86 B SL 88 T FF 94 B FF 95 F FF 95 F FF 96 X SL 87 3-2 26 1B 3B		4	1	3	2	0	0	0
23 David Freese, R (1, 5) OBP: 0.382, SLG: 0.372	B SI 95 C SI 94 B SI 94 2-1 ③ CS 1-2	B SI 94 C SL 87 X SI 95 1-1 ① G4-3	B FF 93 B SI 94 B SI 94 C SI 93 F SI 93 X SI 94 3-2 1-3 3-H 1B			B KC 83 F SI 94 B SL 88 S SL 87 S FF 96 2-3 ② K		C SL 86 S SL 86 B SL 88 B FF 94 F SL 85 C FF 95 1-3 ① K		4	0	1	1	0	2	1
26 Adam Frazier, L (1, 9) OBP: 0.345, SLG: 0.384 73 Felipe Vázquez, L (8, 1)		B SI 94 F SI 93 S SL 89 B SL 90 B SL 89 F SI 95 S SI 95 3-3 ② K	C KC 83 X FF 94 0-1 ③ F7			C KC 85 X SL 89 0-1 ③ L6		F FF 95 X FF 95 0-1 3-H 1B		4 0	0 0	1 0	1 0	0 0	1 0	2 0
10 Jordy Mercer, R (1, 6) OBP: 0.323, SLG: 0.401		X FF 94 0-0 ③ F8		C KC 84 B SL 87 B C SI 94 F SL 88 X SL 88 2-2 ① F8			B FF 93 B SI 93 X SI 94 2-0 ① G2	1 SAFE C SL 88 C FF 94 F FF 95 B SL 87 S SL 88 1-3 ② K		4	0	0	0	0	1	1
19 Chris Stewart, R (1, 2) OBP: 0.243, SLG: 0.248			B FF 93 F FF 94 X SI 94 1-1 45 G2-6-3 1B	B KC 84 C SL 89 B SL 88 C SI 95 C SI 95 2-3 ② K			C SL 88 C KC 84 B KC 86 X SL 86 1-2 6 FC5 28 E 1B	C FF 95 S SL 86 B SL 87 F FF 94 S FF 95 1-3 ③ K		4	0	2	0	0	2	1
45 Gerrit Cole, R (1, 1) OBP: 0.163, SLG: 0.143 28 John Jaso, L (7, PH) OBP: 0.309, SLG: 0.396 70 George Kontos, R (7, 1) 12 Juan Nicasio, R (8, 1) 3 Sean Rodríguez, R (8, 9) OBP: 0.313, SLG: 0.421			X SI 94 0-0 ①② G2-6-3 1-2f	C SI 94 S SL 88 S SL 89 0-3 ③ K			C KC 82 B SI 95 F SI 94 X FF 94 1-2 FC3 6 FC5 5 1B 1-2		B FF 97 B KC 79 S FF 97 B FF 97 X FF 98 3-1 ① G5-3	2 1 0 0 1	0 1 0 0 0	0 0 0 0 0	0 0 0 0 0	0 0 0 0 0	1 0 0 0 0	1 1 0 0 0

Inning Stats	1	2	3	4	5	6	7	8	9
	R: 1 E: 1 K: 1 S: 11	R: 0 E: 0 K: 1 S: 7	R: 3 E: 0 K: 0 S: 17	R: 0 E: 0 K: 2 S: 10	R: 0 E: 0 K: 2 S: 7	R: 0 E: 0 K: 1 S: 13	R: 1 E: 1 K: 0 S: 13	R: 1 E: 0 K: 3 S: 19	R: 0 E: 0 K: 1 S: 6
	H: 2 LOB: 0 BB: 0 P: 14	H: 0 LOB: 0 BB: 0 P: 11	H: 5 LOB: 2 BB: 1 P: 30	H: 0 LOB: 0 BB: 0 P: 14	H: 0 LOB: 0 BB: 0 P: 8	H: 0 LOB: 0 BB: 0 P: 17	H: 2 LOB: 2 BB: 0 P: 21	H: 2 LOB: 1 BB: 0 P: 25	H: 0 LOB: 0 BB: 0 P: 11

	AB	37
	R	6
	H	11
	RBI	6
	BB	1
	SO	11
	LOB	13

1B: 10	SF: 0	WP: 0
2B: 0	SAC: 0	PB: 0
3B: 1	DP: 1	SB: 1
HR: 0	HBP: 0	CS: 1

PA: 39

PITCHER		IP	WLS	BF	H	R	ER	SO	BB	IBB	HBP	BLK	WP	HR	S	P	ERA	WHIP
52 Jimmy Nelson, R ERA: 3.74	(1, 1)	6.1		27	8	5	3	7	1	0	0	0	0	0	72	105	4.26	1.421
48 Jared Hughes, R ERA: 3.54	(7, 1)	0.2		3	1	0	0	0	0	0	0	0	0	0	6	10	0.00	1.500
37 Anthony Swarzak, R ERA: 2.26	(8, 1)	1.0	W	5	2	1	1	3	0	0	0	0	0	0	19	25	9.00	2.000
46 Corey Knebel, R ERA: 1.41	(9, 1)	1.0	S	3	0	0	0	1	0	0	0	0	0	0	6	11	0.00	0.000

PITCHER		IP	WLS	BF	H	R	ER	SO	BB	IBB	HBP	BLK	WP	HR	S	P	ERA	WHIP

Batter	1	2	3	4	5	6	7	8	9	AB	R	H	RBI	BB	SO	LOB
18 Eric Sogard, L (1, 6) OBP: 0.394, SLG: 0.415	C FF 95 F SI 94 B FF 94 B SL 87 X CH 88 2-2 G1-3 ①		B FF 94 F CH 87 B FF 96 B FF 95 C FF 96 F FF 98 B FF 97 4-2 15 HR BB		C KC 79 C CH 87 F FF 98 S FF 98 0-3 K ②		B FC 87 B SI 91 C FC 87 F FC 86 C FC 87 2-3 K ②			3	1	0	0	1	2	0
15 Neil Walker, S (1, 4) OBP: 0.348, SLG: 0.455	C FF 94 B FF 94 C FF 96 X SL 88 1-2 G3 ②		B CH 88 X CH 89 1-0 1-H HR		C SI 96 B KC 81 F FF 97 B FF 98 X FF 97 2-2 1B		B FC 88 F FC 88 B CH 86 C FC 87 F FC 87 B FC 87 F FC 88 F FC 87 D FC 87 4-2 BB			3	1	2	2	1	0	0
16 Domingo Santana, R (1, 9) OBP: 0.362, SLG: 0.464	B FF 95 B FF 95 C FF 94 C CH 89 C FF 97 2-3 K ③		S KC 80 F FF 95 B FF 96 X SL 88 1-2 L9 ②		B FF 95 C KC 79 C SL 86 S KC 79 1-3 K ③		S FC 87 F FC 87 D FC 86 S SL 85 1-3 K ③			4	0	0	0	0	3	2
21 Travis Shaw, L (1, 5) OBP: 0.366, SLG: 0.556		T FF 94 B FF 94 B FF 94 F CH 89 F FF 97 F KC 81 C FF 97 2-3 K ①	F FF 97 B SL 87 S CH 89 B FF 97 X FF 96 2-2 G4-3 ③			B CH 87 C CH 87 X FF 93 1-1 HR		B FF 92 F FF 93 S FF 96 C FF 96 1-3 K ①		4	1	1	1	0	2	0
24 Jesús Aguilar, R (1, 3) OBP: 0.331, SLG: 0.482		C FF 95 S FF 96 X FF 95 0-2 G4-3 ②		C KC 79 B S B SL 89 B FF 97 F FF 97 F FF 95 B KC 82 4-2 BB		C KC 81 B KC 81 X SI 94 1-1 G3-1 ①		F SL 89 X SL 90 0-1 9 HR 1B		3	1	1	0	1	0	0
9 Manny Piña, R (1, 2) OBP: 0.333, SLG: 0.457		C KC 79 S FF 95 B SL 88 X SL 89 1-2 1B		C SL 88 T FF 96 F FF 95 C FF 96 0-3 K ①		C KC 79 B SL 86 B KC 80 F FF 94 X KC 80 2-2 F7 ②		B SI 95 S FF 96 B SL 92 X FF 96 2-1 1-H HR		4	1	2	2	0	1	1
14 Hernán Pérez, R (1, 7) OBP: 0.286, SLG: 0.426		B FF 94 B SL 87 T FF 95 1 SAFE X FF 95 2-1 F8 ③		B FF 95 B CH 88 X FF 95 2-0 F7 ②		C FF 94 B CH 87 B SL 86 C FF 95 F FF 96 C FF 96 2-3 K ③		C FF 95 F SL 88 B SL 90 F FF 96 S FF 95 1-3 K ②		4	0	0	0	0	2	2
23 Keon Broxton, R (1, 8) OBP: 0.303, SLG: 0.460			X FF 93 0-0 HR	F SI 96 C FF 96 B KC 78 B SL 89 B FF 96 S SL 87 3-3 K ③			C FC 88 S SL 84 B SL 84 X SL 84 1-2 HR	C FF 97 B CH 88 B FF 98 B FF 98 C FF 97 S FF 98 3-3 K ③		4	2	2	2	0	2	1
52 Jimmy Nelson, R (1, 1) OBP: 0.102, SLG: 0.083			C FF 94 B FF 93 F FF 94 S SL 85 1-3 K ①		C FF 93 C FF 93 C FF 97 0-3 K ①		C SI 92 S FC 88 B FC 88 B FC 87 S FC 88 2-3 K ①			2	0	0	0	0	2	0
48 Jared Hughes, R (7, 1)										0	0	0	0	0	0	0
7 Eric Thames, L (7, PH) OBP: 0.360, SLG: 0.516										1	0	0	0	0	1	0
37 Anthony Swarzak, R (8, 1)										0	0	0	0	0	0	0
46 Corey Knebel, R (9, 1)										0	0	0	0	0	0	0
Inning Stats	R: 0 E: 0 K: 1 S: 9 H: 0 LOB: 0 BB: 0 P: 14	R: 0 E: 0 K: 1 S: 13 H: 1 LOB: 1 BB: 0 P: 18	R: 3 E: 0 K: 1 S: 14 H: 2 LOB: 0 BB: 1 P: 23	R: 0 E: 0 K: 2 S: 12 H: 0 LOB: 1 BB: 1 P: 21	R: 0 E: 0 K: 3 S: 13 H: 1 LOB: 1 BB: 0 P: 16	R: 1 E: 0 K: 1 S: 11 H: 1 LOB: 0 BB: 0 P: 17	R: 1 E: 0 K: 3 S: 17 H: 1 LOB: 1 BB: 1 P: 27	R: 2 E: 0 K: 3 S: 14 H: 2 LOB: 0 BB: 0 P: 21		1B: 3 2B: 0 3B: 0 HR: 5 SF: 0 SAC: 0 DP: 0 HBP: 0				WP: 0 PB: 0 SB: 0 CS: 0 PA: 35		

PITCHER		IP	WLS	BF	H	R	ER	SO	BB	IBB	HBP	BLK	WP	HR	S	P	ERA	WHIP
45 Gerrit Cole, R ERA: 4.04	(1, 1)	6.0		25	5	4	4	9	2	0	0	0	0	3	72	109	6.00	1.167
70 George Kontos, R ERA: 3.72	(7, 1)	1.0	B	5	1	1	1	3	1	0	0	0	0	1	17	27	9.00	2.000
12 Juan Nicasio, R ERA: 2.83	(8, 1)	0.2	L	4	2	2	2	2	0	0	0	0	0	1	11	15	27.00	3.000
73 Felipe Vázquez, L ERA: 1.21	(8, 1)	0.1		1	0	0	0	1	0	0	0	0	0	0	3	6	0.00	0.000

PITCHER	IP	WLS	BF	H	R	ER	SO	BB	IBB	HBP	BLK	WP	HR	S	P	ERA	WHIP

BOTTOM

Pittsburgh Pirates @ Milwaukee Brewers

Miller Park, Milwaukee, WI

Wed Aug 16 2017, 1:12 PM - 4:18 PM CDT

Att. 32,439 - Sunny - 76 F

livebaseballscorecards.com

AB	32
R	7
H	8
RBI	7
BB	3
SO	15
LOB	6

Batter	1	2	3	4	5	6	7	8	9	AB	R	H	RBI	BB	SO	LOB
13 Matt Carpenter, L (1, 3) OBP: 0.383, SLG: 0.441	B FF 95 X SI 96 1-0 11 G5-4-3 1B		C SI 95 F CH 87 D CU 82 B FF 96 S CU 83 2-3 ② K		B CH 87 C CH 88 C CH 88 B FF 95 B SI 95 B CU 83 4-2 28 BB 11 1B BB		C CH 82 X FF 93 0-1 ① F8	C SI 97 B CH 88 B FF 97 X CH 88 2-1 ③ G6-3	C FC 88 D SL 79 F CH 79 F FF 88 B CU 74 B CH 79 X FF 86 3-2 ③ G3	5	1	1	0	1	1	3
28 Tommy Pham, R (1, 7) OBP: 0.402, SLG: 0.502	F FF 96 S SI 96 B FF 96 C CU 83 1-3 ① K		C CU 82 B FF 96 C SI 96 F CU 83 T FF 94 1-2 ③ K		B CU 80 B CU 80 B SI 96 C FF 96 B SI 96 4-1 11 1B 25 1B 1-2 BB		F SL 86 X SI 94 0-1 11 HBP 25 3B 1B		B FF 88 X FC 84 1-0 HR	4	3	2	1	1	2	2
11 Paul DeJong, R (1, 6) OBP: 0.328, SLG: 0.571	B CU 82 B CU 81 F FF 96 F FF 96 1 SAFE F SI 96 X CU 82 2-2 ②③ G5-4-3 1-2f			C CU 80 S FF 94 B FF 95 B SI 95 S CU 84 2-3 ① K2-3	B FF 96 F SI 97 X CU 82 1-1 ② 1-3 2-H 1B		F SI 94 B CH 81 F CH 84 B CH 84 H FF 93 3-2 25 3B 1-2 HBP		S CH 79 B CH 75 F FF 87 B FC 84 F CH 78 X FF 87 2-2 ① L8	4	1	1	1	0	1	1
25 Dexter Fowler, S (1, 8) OBP: 0.363, SLG: 0.489		X FF 95 0-0 ① G4-3		B SI 95 B SI 94 C FF 95 B FF 95 B SI 95 4-1 4 1B 16 1B BB	B X SI 97 1-0 3-H 1B		C SI 95 S CH 86 B CH 86 B SI 95 B FF 95 X SI 95 3-2 4 1B 1-H 2-H 3B		B CH 78 B CH 80 F FF 88 B FC 85 C FF 86 B CH 78 4-2 3 1B 16 1B BB	3	3	2	3	2	0	0
4 Yadier Molina, R (1, 2) OBP: 0.309, SLG: 0.428		C SI 95 S FF 95 F FF 96 X SI 95 0-2 ② F8		D CU 82 S CU 81 S FF 96 D CU 83 X FF 96 2-2 16 1B 1-2 1B	1 SAFE X FF 97 0-0 ③ L9		B FF 94 D CH 86 F CH 84 X FF 95 2-1 16 WP 3-H 1B		B CU 74 F SI 86 T CH 79 B FF 87 1 SAFE S CH 77 2-3 ② K	5	0	2	1	0	1	2
3 Jedd Gyorko, R (1, 5) OBP: 0.342, SLG: 0.464		X FF 96 0-0 HR		D SI 96 C CU 82 B SI 95 F FF 96 F FF 97 S CU 83 2-3 ② K		C CH 79 X SI 91 0-1 1B	S SL 88 B SI 95 F SL 89 B FF 97 S SL 89 2-3 ② K		C CU 75 F CH 78 F SI 88 B FF 88 F FC 85 F CH 78 X SI 88 1-2 16 1B 15 3B 1-3 1B	5	2	3	1	0	2	3
16 Kolten Wong, L (1, 4) OBP: 0.398, SLG: 0.447		F FF 96 B FF 97 F SI 95 B CU 83 B CU 83 F SI 95 S SI 96 3-3 ③ K		F SI 96 B CU 83 X SI 96 1-1 1-2 2-H 1B		F CH 80 B CH 80 B CH 79 X CH 80 2-1 ① L7	B FF 97 C SI 96 B SL 88 C CH 89 X CH 87 2-2 ③ G4-3 1-2		B CU 74 X SL 82 1-0 15 3B 1-2 3-H 1B	5	1	2	2	0	1	2
15 Randal Grichuk, R (1, 9) OBP: 0.287, SLG: 0.462			C SI 95 B SI 95 X CU 81 1-1 50 SH1-4 1B	X CU 82 0-0 ③ L7		C SI 91 F CH 81 S CH 81 0-3 ② K		S SL 88 X SI 94 0-1 ① G5-3	C CH 80 X CH 78 0-1 1-H 2-H 3B	5	0	2	2	0	1	3
50 Adam Wainwright, R (1, 1) 62 Luke Weaver, R (4, 1) 40 Luke Voit, 1B (6, PH) 64 Sam Tuivailala, R (8, 1) 67 Matt Bowman, R (7, 1) 58 José Martínez, R (6, PH) 70 Tyler Lyons, L (8, 1) 35 Greg Garcia, L (9, PH) 26 Seunghwan Oh, R (8, 1)		L FF 95 X FF 93 0-1 ① SH1-4 1-2		C FF 96 F SI 96 C CU 82 0-3 ① K	F SI 92 F CH 80 D CH 82 D CH 82 B CH 81 S CH 80 3-3 ③ K		F SL 89 F SI 96 B SL 88 B SL 88 B FF 97 F SI 96 X FF 97 3-2 ② G6-3	F FF 87 B FF 87 B FF 87 C FF 86 F CH 80 B CH 80 F FF 86 B SI 87 4-2 BB	0 0 0 0 0 0 0 1 0 0 0 0 1 0 1 0 0 0 0 1 1 0 0 0 0 0 0 0 0 0 0 0 0 0 0 1 0 0 0 0 0 0 0 0 0 0 0 0 0 0 0 0 0 1 0 0 0 0 0 0 0 0 0						
Inning Stats	R: 0 E: 0 K: 1 S: 8 H: 1 LOB: 0 BB: 0 P: 12	R: 1 E: 0 K: 1 S: 10 H: 1 LOB: 0 BB: 0 P: 13	R: 0 E: 0 K: 2 S: 11 H: 1 LOB: 1 BB: 0 P: 15	R: 1 E: 0 K: 2 S: 14 H: 2 LOB: 2 BB: 1 P: 25	R: 2 E: 0 K: 1 S: 10 H: 2 LOB: 1 BB: 2 P: 20	R: 0 E: 0 K: 2 S: 10 H: 1 LOB: 1 BB: 0 P: 15	R: 3 E: 0 K: 1 S: 17 H: 3 LOB: 1 BB: 0 P: 29	R: 0 E: 0 K: 0 S: 8 H: 0 LOB: 0 BB: 0 P: 13	R: 4 E: 0 K: 1 S: 27 H: 4 LOB: 2 BB: 2 P: 45	1B: 11 2B: 0 3B: 2 HR: 2 SF: 0 SAC: 1 DP: 1 HBP: 1	WP: 1 PB: 0 SB: 0 CS: 0 PA: 46					

TOP

St. Louis Cardinals @ Pittsburgh Pirates

PNC Park, Pittsburgh, PA

Thu Aug 17 2017, 7:26 PM - 12:14 AM EDT

Att. 31,499 - Cloudy - 78 F

livebaseballscorecards.com

AB	39
R	11
H	15
RBI	11
BB	5
SO	11
LOB	17

PITCHER		IP	WLS	BF	H	R	ER	SO	BB	IBB	HBP	BLK	WP	HR	S	P	ERA	WHIP
50 Jameson Taillon, R ERA: 4.64	(1, 1)	5.0		23	7	4	4	7	3	0	0	0	0	1	53	85	7.20	2.000
31 A.J. Schugel, R ERA: 1.56	(6, 1)	1.0	H	4	1	0	0	2	0	0	0	0	0	0	10	15	0.00	1.000
53 Joaquín Benoit, R ERA: 4.94	(7, 1)	0.1	L	5	3	3	3	0	0	0	1	0	0	0	11	19	81.00	9.000
41 Daniel Hudson, R ERA: 4.6	(7, 1)	1.2		5	0	0	0	1	0	0	0	0	1	0	14	23	0.00	0.000
38 Wade LeBlanc, L ERA: 4.99	(9, 1)	1.0		9	4	4	4	1	2	0	0	0	0	1	27	45	36.00	6.000

PITCHER	IP	WLS	BF	H	R	ER	SO	BB	IBB	HBP	BLK	WP	HR	S	P	ERA	WHIP

Batter	1	2	3	4	5	6	7	8	9	AB	R	H	RBI	BB	SO	LOB
6 Starling Marte, R (1, 7) OBP: 0.319, SLG: 0.327 38 Wade LeBlanc, L (9, 1) OBP: 0.200, SLG: 0.200	B CH 82 B SI 84 F FC 80 B CU 66 C SI 83 X FC 80 3-2 5 HR 1B		C SI 85 X CU 67 0-1 ② F7	B SI 95 S FF 94 F SI 95 B FF 96 B FF 95 F FF 95 F FF 95 B CH 85 4-2 5 E BB		F FF 95 B SI 95 C FF 96 B SI 95 X CU 78 2-2 1-2 2-3 1B		B FF 90 C FF 90 X SI 90 1-1 ②③ G5-4-3 1-2f		4 0	1 0	2 0	0 0	1 0	0 0	1 0
5 Josh Harrison, R (1, 4) OBP: 0.349, SLG: 0.425	1 SAFE C SI 83 X CU 66 0-1 1-H HR		X SI 84 0-0 22 BB 55 1B 1B	1 SAFE B 1 SAFE F CH 84 F FF 93 S FF 94 1-3 ③ K 1-2		B CU 78 S FF 96 X FF 96 1-1 ③ F8			C FF 93 F FC 83 F FF 94 X FC 87 0-2 22 1B 23 2B 1B	5	3	3	2	0	1	4
22 Andrew McCutchen, R (1, 8) OBP: 0.384, SLG: 0.515	S SI 84 B FC 80 X SI 85 1-1 55 G4-6-3 1B		B CU 65 C SI 87 B SI 87 F SI 87 B FC 80 B CU 70 4-2 55 1B 23 1B 1-2 BB		X FF 90 0-0 ① P3		B FF 95 S FF 94 X FF 96 1-1 26 G1-3 2B		C SL 83 S FF 94 X FC 87 0-2 23 2B 10 FC6-4 1-2 1B	4	2	3	0	1	0	0
55 Josh Bell, S (1, 3) OBP: 0.338, SLG: 0.489	C SI 86 X CU 67 0-1 ①② G4-6-3 1-2f		B CU 67 C SI 88 X SI 89 1-1 23 1B 26 1B 1-3 2-H 1B		B FF 92 B CH 84 C CH 82 S FF 92 B CH 85 B CH 83 4-2 23 G6-4-3 BB		B FF 95 B CU 78 B FF 95 B FF 95 4-0 26 G1-3 BB		B FF 93 F FF 93 B CH 81 X FF 92 2-1 ① P5	3	1	1	1	2	0	3
23 David Freese, R (1, 5) OBP: 0.383, SLG: 0.376	C SI 84 B SI 85 C CU 65 X SI 87 1-2 ③ G3-1		C CU 69 F CU 68 F FF 89 X CU 69 0-2 26 1B 1-2 3-H 1B		C SI 91 X SI 92 0-1 ②③ G6-4-3 1-2f		C SI 92 B SI 91 C SI 91 S SL 88 1-3 ① K		B FF 93 F FF 93 S FF 93 X FF 93 1-2 10 FC6-4 1-3 2-H 2B	5	0	2	2	0	1	3
26 Adam Frazier, L (1, 9) OBP: 0.346, SLG: 0.382 (9, 7)		C CH 81 B CH 76 C CU 64 X FC 75 1-2 ① L8	X SI 88 0-0 1-3 2-H 1B			C SI 93 B CU 77 B CU 75 F SI 94 S CU 78 2-3 ① K	X FS 82 0-0 ② G1-3 1-2 2-3		B FF 94 H FF 94 2-0 10 FC6-4 HBP	4	0	1	1	0	1	2
10 Jordy Mercer, R (1, 6) OBP: 0.321, SLG: 0.400		C SI 83 B SI 85 B FC 77 B CU 67 C SI 86 X CU 70 3-2 ② G5-3	B FC 79 C CU 66 B SI 86 X SI 86 2-1 ③ F9			C FF 96 X CU 78 0-1 6 1B 2B	C SL 88 S SI 90 B FS 80 D SI 91 X SL 87 2-2 ③ G1-3		S FC 86 F FC 85 F FF 92 X SL 82 0-2 ② FC6-4 64 DI 1-2f 2-3 3-H	5	0	1	1	0	0	6
19 Chris Stewart, R (1, 2) OBP: 0.245, SLG: 0.250 64 José Osuna, R (8, PH) OBP: 0.295, SLG: 0.451 (9, 9)		B SI 85 C SI 86 C SI 87 X SI 88 1-2 ③ F8		C FF 94 B CU 84 F FF 95 B CH 87 F CH 86 X CH 86 2-2 50 B1-6-4 1B		S FF 95 B FF 96 S SI 94 B FF 97 S SI 94 2-3 ② K		C FF 89 F SL 80 F SL 81 F SI 91 X SL 82 0-2 ① L5	F FF 94 D FC 86 S FF 93 F FC 86 B FC 86 F FF 93 X FF 92 2-2 ③ F9 1-2	3 2	0 0	1 0	0 0	0 0	1 0	1 2
50 Jameson Taillon, R (1, 1) OBP: 0.038, SLG: 0.038 31 A.J. Schugel, R (6, 1) 28 John Jaso, L (6, PH) OBP: 0.312, SLG: 0.396 53 Joaquin Benoit, R (7, 1) 41 Daniel Hudson, R (7, 1) 32 Elias Díaz, R (8, PH) OBP: 0.314, SLG: 0.388 (9, 2)			B CH 82 C CH 83 X SI 86 1-1 ① G6-3	X FF 92 0-0 ①② B1-6-4 1-2f		B CU 78 D CU 79 B FF 95 C CU 78 C FF 96 D CU 78 4-2 6 1B BB		B SI 91 B SL 80 F FF 90 F SL 79 F SL 81 X FF 90 2-2 6 G5-4-3 1B		2 0 0 0 0 1	0 0 0 0 0 0	0 0 0 0 0 0	0 0 0 0 0 0	0 0 1 0 0 0	0 0 0 0 0 0	1 0 0 0 0 0
Inning Stats	R: 2 E: 0 K: 0 S: 12 H: 3 LOB: 0 BB: 0 P: 17	R: 0 E: 0 K: 0 S: 9 H: 0 LOB: 0 BB: 0 P: 14	R: 3 E: 0 K: 0 S: 16 H: 4 LOB: 2 BB: 1 P: 24	R: 0 E: 1 K: 1 S: 12 H: 1 LOB: 1 BB: 1 P: 19	R: 0 E: 0 K: 0 S: 5 H: 0 LOB: 0 BB: 1 P: 9	R: 0 E: 1 K: 2 S: 15 H: 2 LOB: 3 BB: 1 P: 26	R: 0 E: 0 K: 1 S: 9 H: 1 LOB: 2 BB: 1 P: 17	R: 0 E: 0 K: 0 S: 11 H: 1 LOB: 0 BB: 0 P: 14	R: 2 E: 0 K: 0 S: 21 H: 3 LOB: 2 BB: 0 P: 28	1B: 11 2B: 3 3B: 0 HR: 1	SF: 0 SAC: 0 DP: 4 HBP: 1				WP: 0 PB: 0 SB: 0 CS: 0	PA: 44	

PITCHER	IP	WLS	BF	H	R	ER	SO	BB	IBB	HBP	BLK	WP	HR	S	P	ERA	WHIP
50 Adam Wainwright, R (1, 1) ERA: 5.12	3.0		16	7	5	5	0	1	0	0	0	0	1	37	55	15.00	2.667
62 Luke Weaver, R (4, 1) ERA: 3.31	2.0		7	1	0	0	1	2	0	0	0	0	0	17	28	0.00	1.500
64 Sam Tuivailala, R (6, 1) ERA: 2.39	1.0	W	8	3	0	0	2	2	0	0	0	0	0	17	33	0.00	5.000
67 Matt Bowman, R (7, 1) ERA: 3.49	1.0	H	3	0	0	0	1	0	0	0	0	0	0	7	10	0.00	0.000
70 Tyler Lyons, L (8, 1) ERA: 2.77	1.0	H	3	1	0	0	0	0	0	0	0	0	0	11	14	0.00	1.000

PITCHER	IP	WLS	BF	H	R	ER	SO	BB	IBB	HBP	BLK	WP	HR	S	P	ERA	WHIP
26 Seunghwan Oh, R (9, 1) ERA: 3.74	1.0		7	3	2	2	0	0	0	1	0	0	0	21	28	18.00	3.000

BOTTOM

St. Louis Cardinals @ Pittsburgh Pirates

PNC Park, Pittsburgh, PA

Thu Aug 17 2017, 7:26 PM - 12:14 AM EDT

Att. 31,499 - Cloudy - 78 F

livebaseballscorecards.com

AB	38
R	7
H	15
RBI	7
BB	5
SO	4
LOB	23

TOP

St. Louis Cardinals @ Pittsburgh Pirates

PNC Park, Pittsburgh, PA

Fri Aug 18 2017, 7:09 PM - 10:30 PM EDT

Att. 29,906 - Clear - 82 F

livebaseballscorecards.com

Batter	1	2	3	4	5	6	7	8	9	AB	R	H	RBI	BB	SO	LOB
13 Matt Carpenter, L (1, 3) OBP: 0.384, SLG: 0.448	B FF 92 B FF 92 C SI 89 F SI 90 F FF 93 C FF 93 2-3 K ①	B CH 85 X SI 90 1-0 1-H 3-H HR		C FF 91 B SL 82 D SL 83 C FF 92 B FF 94 F FF 91 F FF 92 B SI 92 4-2 28 G5-3 1-2 2-3 BB		B FF 91 X FF 90 1-0 L9 ① 2-3		C SL 88 B SL 88 C SI 95 B SL 87 S SI 96 2-3 K ②		3	1	1	3	1	1	1
40 Luke Voit, R (7, 3) OBP: 0.326, SLG: 0.465										1	0	0	0	0	1	0
28 Tommy Pham, R (1, 7) OBP: 0.402, SLG: 0.508	B FF 94 B SI 90 F SI 91 F FF 93 B SL 85 X FF 93 3-2 HR	C FF 93 S CU 77 B FF 94 B SL 85 F SI 90 B CU 76 X FF 93 3-2 G4-3 ③		F CH 84 B FF 93 C SL 81 B FF 92 B CH 85 X FF 91 3-2 G5-3 ① 1-2 2-3 3-H		B FF 90 F CH 85 F SL 82 X CH 86 1-2 G5-3 ②		B SI 95 B CH 86 B SI 95 B FF 96 4-0 11 1B 58 1B BB		4	2	1	2	1	0	3
(7, 8)																
11 Paul DeJong, R (1, 6) OBP: 0.333, SLG: 0.583	B FF 94 B SI 90 T FF 93 S FF 93 S FF 94 2-3 K ②		F FF 92 F CU 76 B FF 93 B SI 90 X FF 93 2-2 HR	T SL 81 B FF 92 F FF 92 F FF 91 F SL 83 B CH 86 F FF 92 X FF 91 2-2 P4 ②		F FF 90 B FF 90 X FF 92 1-1 25 2B 3-H 1B		B SL 88 S CH 86 X SI 94 1-1 58 1B 1-3 1B		5	2	3	2	0	1	2
25 Dexter Fowler, S (1, 8) OBP: 0.364, SLG: 0.491	C SI 91 B FF 93 X CH 85 1-1 L4 ③		B CH 86 B CH 86 S SI 91 C FF 92 B FF 93 D CH 86 4-2 4 G5-4-3 BB	X FF 92 0-0 G1-3 ③		B CH 85 C CH 86 X SI 91 1-1 1-H 2B		C SI 96 F SL 88 X SL 88 0-2 1-2 3-H 1B		3	0	1	1	1	0	2
58 José Martínez, R (7, 7) OBP: 0.354, SLG: 0.491										1	0	1	1	0	0	0
4 Yadier Molina, R (1, 2) OBP: 0.307, SLG: 0.428 59 Mike Mayers, R (8, 1) 27 Brett Cecil, R (8, 1) 67 Matt Bowman, R (9, 1) 29 Zach Duke, L (9, 1) 26 Seunghwan Oh, R (9, 1)		C FF 94 B SL 86 B CH 88 S SL 85 X FF 93 2-2 35 1B 2B	1 SAFE C SL 84 B SL 85 X SI 89 1-1 G5-4-3 ①② 1-2f		C FF 89 F SL 81 S FF 91 0-3 K ①	X SL 82 0-0 F7 ③		B CH 86 B SL 87 B FF 96 C SI 96 X SI 95 3-1 G6-3 ③		5	1	1	0	0	1	4
										0	0	0	0	0	0	0
										0	0	0	0	0	0	0
										0	0	0	0	0	0	0
										0	0	0	0	0	0	0
										0	0	0	0	0	0	0
3 Jedd Gyorko, R (1, 5) OBP: 0.338, SLG: 0.458		X SI 90 0-0 G5-3 ①	X FF 93 0-0 L9 ③		C FF 91 B FF 92 F FF 92 B FF 91 X FF 91 2-2 G6-3 ②		F FF 90 F FF 91 B FF 90 F FF 92 X CH 86 1-2 G6-3 ①		X SI 92 0-0 F9 ①	5	0	0	0	0	0	1
15 Randal Grichuk, R (1, 9) OBP: 0.292, SLG: 0.463		C SL 84 B SI 89 F FF 93 B SL 85 B SI 89 D SL 84 4-2 35 1B 13 HR BB		F CU 78 B FF 92 B CH 84 B SI 90 X SI 89 3-1 35 1B 18 SH 1B	C FF 91 B FF 92 B CH 86 X SI 90 2-1 1B		X CU 74 0-0 G5-3 ②		B SI 93 X SI 93 1-0 G6-3 ②	4	2	2	0	1	0	0
35 Greg Garcia, L (1, 4) OBP: 0.364, SLG: 0.320		B SI 92 B SI 90 C FF 93 B SI 90 X FF 93 3-1 13 HR 1-3 2-H 1B		C FF 91 D SL 83 F FF 91 B FF 91 1 SAFE F CH 88 B FF 92 F CH 85 X SI 90 3-2 13 BB 18 SH 28 G5-3 1-3 1B	B SI 91 S FF 91 F SL 81 B FF 91 F SI 91 X SL 83 2-2 F8 ③		B FF 91 X SL 83 1-0 F9 ③		B SI 92 B CH 82 C SI 93 B SI 93 C SI 93 X SI 92 3-2 G4-3 ③	5	2	2	1	0	0	1
18 Carlos Martinez, R (1, 1) OBP: 0.217, SLG: 0.267 30 Carson Kelly, R (8, PH) OBP: 0.240, SLG: 0.217 (8, 2)		L SI 89 L SL 83 S SL 84 0-3 K ②		X FF 90 0-0 SH 28 G5-3 13 BB 1-2 3-H		X FF 88 0-0 13 L9 11 1B 2B		X FF 95 0-0 F9 ①		2	1	1	1	0	1	2
										1	0	0	0	0	0	0
Inning Stats	R: 1 E: 0 K: 2 S: 12 H: 1 LOB: 0 BB: 0 P: 20	R: 4 E: 0 K: 1 S: 16 H: 3 LOB: 0 BB: 1 P: 29	R: 1 E: 0 K: 0 S: 8 H: 1 LOB: 0 BB: 1 P: 15	R: 2 E: 0 K: 0 S: 22 H: 2 LOB: 2 BB: 1 P: 37	R: 0 E: 0 K: 1 S: 12 H: 1 LOB: 1 BB: 0 P: 18	R: 2 E: 0 K: 0 S: 10 H: 3 LOB: 1 BB: 0 P: 14	R: 0 E: 0 K: 0 S: 6 H: 0 LOB: 0 BB: 0 P: 8	R: 1 E: 0 K: 1 S: 11 H: 2 LOB: 2 BB: 1 P: 21	R: 0 E: 0 K: 0 S: 5 H: 0 LOB: 0 BB: 0 P: 9	1B: 7 2B: 3 3B: 0 HR: 3 SF: 0 SAC: 1 DP: 1 HBP: 0	WP: 0 PB: 0 SB: 0 CS: 0 PA: 44					

PITCHER		IP	WLS	BF	H	R	ER	SO	BB	IBB	HBP	BLK	WP	HR	S	P	ERA	WHIP
57 Trevor Williams, R ERA: 4.71	(1, 1)	3.0	L	17	7	8	8	3	2	0	0	0	0	3	43	77	24.00	3.000
43 Steven Brault, L ERA: 4.5	(4, 1)	4.0		18	4	2	2	1	1	0	0	0	0	0	43	64	4.50	1.250
41 Daniel Hudson, R ERA: 4.7	(8, 1)	1.0		6	2	1	1	1	1	0	0	0	0	0	11	21	9.00	3.000
31 A.J. Schugel, R ERA: 1.47	(9, 1)	1.0		3	0	0	0	0	0	0	0	0	0	0	5	9	0.00	0.000

PITCHER	IP	WLS	BF	H	R	ER	SO	BB	IBB	HBP	BLK	WP	HR	S	P	ERA	WHIP

AB	39
R	11
H	13
RBI	11
BB	4
SO	5
LOB	16

BOTTOM

St. Louis Cardinals @ Pittsburgh Pirates

PNC Park, Pittsburgh, PA

Fri Aug 18 2017, 7:09 PM - 10:30 PM EDT

Att. 29,906 - Clear - 82 F

livebaseballscorecards.com

Batter	1	2	3	4	5	6	7	8	9	AB	R	H	RBI	BB	SO	LOB
6 Starling Marte, R (1, 7) OBP: 0.326, SLG: 0.343	B FF 92 C CU 81 B CH 86 B FF 95 F SI 93 S SL 86 3-3 ① K		C SL 84 C FF 94 X SI 93 0-2 ① G5-3		B SI 96 C SL 84 S CH 88 B SL 85 X SL 85 2-2 1-H 3B			B FF 96 C SL 84 C FF 96 F FF 96 X SL 84 1-2 62 HR 1B	C SL 87 S FS 80 B SI 91 F SI 91 F SI 91 F FF 93 B FS 80 B SI 91 B FS 79 4-2 3 HBP 62 BB 55 BB BB	4	2	2	1	1	1	0
5 Josh Harrison, R (1, 4) OBP: 0.348, SLG: 0.431 62 Max Moroff, S (7, 4) OBP: 0.260, SLG: 0.270	B FF 94 X SI 93 1-0 HR		C FF 95 T CH 88 F SL 86 S SI 95 0-3 ② K		B SL 88 C SI 96 F CH 90 B SL 88 X SL 87 2-2 ③ G5-3			X FF 94 0-0 1-H HR	C FS 80 C FS 78 B SI 90 F FS 78 B SI 91 B FS 79 F SI 91 F FS 78 B SI 91 4-2 55 BB 3 HBP 23 SF8 1-2 BB	3 1	1 2	1 1	1 2	0 1	1 0	1 0
22 Andrew McCutchen, R (1, 8) OBP: 0.382, SLG: 0.512 3 Sean Rodríguez, R (7, 8) OBP: 0.333, SLG: 0.421	C SL 83 S CH 88 B SL 85 B SI 94 F SL 85 B FF 98 F FF 97 X SI 96 3-2 ② G6-3		F CH 88 C SL 86 X SL 87 0-2 ③ F8			B SL 83 X SI 93 1-0 ① G5-3		C SL 86 S FF 95 B FF 95 B FF 94 B SL 86 F FF 94 F FF 94 F FF 95 F FF 95 4-2 D SL 85 55 2B BB	F SL 86 B SI 89 S SI 90 H FS 78 2-2 1-2 2-3 23 SF8 55 BB HBP	3 0	0 1	0 0	0 0	0 1	0 0	0 0
55 Josh Bell, S (1, 3) OBP: 0.339, SLG: 0.489	B FF 96 X SI 94 1-0 ③ L7			C CH 91 B CH 86 B SL 84 B FF 95 F SI 92 F SL 85 X FF 97 3-2 ① G6-3		C SI 93 B CH 86 B SL 86 X SL 85 2-1 ② L8		C FF 94 B SL 84 F FF 94 B SL 85 X SL 85 2-2 1-H 32 2B 2B	S SI 88 B SI 87 T CH 83 D CU 74 B SI 88 F SI 89 F SL 82 B CU 74 4-2 1-2 2-3 3-H 23 SF8 BB	4	1	1	2	1	0	0
23 David Freese, R (1, 5) OBP: 0.380, SLG: 0.384		C FF 94 X SL 82 0-1 HR		C FF 96 B CH 88 X CH 88 1-1 ② G6-3		B SI 94 C SI 95 C FF 97 B SL 87 F FF 98 S FF 99 2-3 ③ K		B SL 84 S FF 93 B FF 94 F FF 93 S SL 85 2-3 ① K	D FC 84 B FF 92 X FF 92 2-0 ② SF8 1-2 2-3 3-H	4	1	1	2	0	2	1
26 Adam Frazier, L (1, 9) OBP: 0.346, SLG: 0.381		C FF 97 B SI 97 B SI 95 X SI 96 2-1 57 B1-5-4 32 G5-3 1B		C SL 84 X CH 87 0-1 ③ F7			X CU 82 0-0 ① G3	B CH 86 X FF 93 1-0 E7 32 2B	0-0 IBB	4	1	1	0	1	0	1
32 Elias Díaz, R (1, 2) OBP: 0.308, SLG: 0.388	1 SAFE B SI 94 B SI 94 X SI 94 2-0 ① G5-3 1-2			B FF 95 C FF 93 X SL 85 1-1 ① G4-3			C FF 96 B SI 94 S FF 95 S CH 87 1-3 ② K	B SL 86 B SL 85 F FF 95 F FF 95 X FF 96 2-2 ② 1-H 2-H 2B	C FF 93 F FF 93 D FC 86 D FC 86 F FF 93 S FC 86 2-3 ③ K	5	0	1	2	0	2	4
10 Jordy Mercer, R (1, 6) OBP: 0.325, SLG: 0.402	C FF 96 B SI 94 B CH 88 B SL 85 B FF 96 4-1 BB			B SL 84 C FF 95 X FF 96 1-1 6 3B 1B			B SL 86 X FF 97 1-0 1B	C FF 92 F KC 84 B FF 93 X FF 92 1-2 ③ L9		3	1	2	0	1	0	0
57 Trevor Williams, R (1, 1) OBP: 0.118, SLG: 0.063 43 Steven Brault, L (4, 1) OBP: 0.333, SLG: 0.333 28 John Jaso, L (7, PH) OBP: 0.311, SLG: 0.394 41 Daniel Hudson, R (8, 1) 31 A.J. Schugel, R (9, 1) 64 José Osuna, R (9, PH) OBP: 0.294, SLG: 0.448		X FF 96 0-0 ② ③ B1-5-4 2-3f			L SI 93 B FF 95 B SI 93 B FF 95 X FF 93 3-1 ② L7		B CH 88 F CH 88 C SL 85 X FF 98 1-2 ③ G3		C FF 92 X SL 86 0-1 ① F9	1 1 1 0 0 1	0 0 0 0 0 0	0 0 0 0 0 0	0 0 0 0 0 0	0 0 0 0 0 0	0 0 0 0 0 0	2 1 1 0 0 0
Inning Stats	R: 1 E: 0 K: 1 S: 10 H: 1 LOB: 0 BB: 0 P: 18	R: 1 E: 0 K: 0 S: 7 H: 2 LOB: 1 BB: 1 P: 15	R: 0 E: 0 K: 1 S: 10 H: 0 LOB: 0 BB: 0 P: 10	R: 0 E: 0 K: 0 S: 8 H: 0 LOB: 0 BB: 0 P: 12	R: 1 E: 0 K: 0 S: 12 H: 2 LOB: 1 BB: 0 P: 21	R: 0 E: 0 K: 1 S: 7 H: 0 LOB: 0 BB: 0 P: 12	R: 0 E: 0 K: 1 S: 8 H: 1 LOB: 1 BB: 0 P: 11	R: 5 E: 1 K: 1 S: 24 H: 4 LOB: 0 BB: 1 P: 37	R: 2 E: 0 K: 1 S: 23 H: 0 LOB: 3 BB: 4 P: 41	1B: 4 2B: 2 3B: 1 HR: 3 SF: 1 SAC: 0 DP: 1 HBP: 1						

	AB	35
	R	10
	H	10
	RBI	10
	BB	6
	SO	6
	LOB	11

WP: 0 PB: 0 SB: 0 CS: 0 PA: 43

PITCHER		IP	WLS	BF	H	R	ER	SO	BB	IBB	HBP	BLK	WP	HR	S	P	ERA	WHIP
18 Carlos Martinez, R ERA: 3.57	(1, 1)	7.0	W	27	6	3	3	4	1	0	0	0	0	2	62	99	3.86	1.000
59 Mike Mayers, R ERA: 11.57	(8, 1)	0.2		7	4	5	4	1	1	0	0	0	0	1	21	33	54.00	7.500
27 Brett Cecil, L ERA: 4.35	(8, 1)	0.1	H	1	0	0	0	0	0	0	0	0	0	0	3	4	0.00	0.000
67 Matt Bowman, R ERA: 3.83	(9, 1)	0.1	H	4	0	2	2	0	2	0	1	0	0	0	14	24	54.00	6.000
29 Zach Duke, L ERA: 3.86	(9, 1)	0.0		1	0	0	0	0	1	0	0	0	0	0	4	8	∞	∞

PITCHER		IP	WLS	BF	H	R	ER	SO	BB	IBB	HBP	BLK	WP	HR	S	P	ERA	WHIP
26 Seunghwan Oh, R ERA: 3.69	(9, 1)	0.2	S	3	0	0	0	1	0	1	0	0	0	0	5	9	0.00	0.000

St. Louis Cardinals @ Pittsburgh Pirates

PNC Park, Pittsburgh, PA

Sat Aug 19 2017, 4:07 PM - 8:51 PM EDT

Att. 34,660 - Partly Cloudy - 82 F

TOP

livebaseballscorecards.com

Batter	1	2	3	4	5	6	7	8	9	AB	R	H	RBI	BB	SO	LOB
13 Matt Carpenter, L (1, 3) OBP: 0.382, SLG: 0.444	C SI 96 H FF 97 1-1 28 G4-6-3 HBP		C SI 95 F CH 89 B SL 91 B CH 89 X SL 90 2-2 ① F7		C CH 90 C SI 96 F SL 91 B SI 97 B SL 87 B CH 89 T KC 84 3-2 ③ K			C SI 93 B SL 83 F SI 95 X SL 84 1-2 ① F9		3	0	0	0	0	1	2
28 Tommy Pham, R (1, 8) OBP: 0.397, SLG: 0.501	B SI 97 X SI 96 1-0 ①② G4-6-3 1-2f		B SL 88 B SI 96 C FF 97 S KC 82 S KC 84 2-3 ② K			B FF 97 B FC 89 X FF 98 2-0 ① G1-3		B SL 84 C SL 81 D FF 96 X FF 94 2-1 ② L9		4	0	0	0	0	1	2
11 Paul DeJong, R (1, 6) OBP: 0.336, SLG: 0.591	B SI 97 B SL 91 B SI 98 C SI 96 B SI 98 4-1 3 FC5-4 BB		B SI 97 B CH 90 F SI 97 F SI 98 S KC 85 2-3 ③ K2-3			F FF 98 B FC 90 S CU 85 S CU 85 1-3 ② K		D SL 91 F SL 91 X FF 95 1-1 1-H HR		3	1	1	2	1	2	0
3 Jedd Gyorko, R (1, 5) OBP: 0.335, SLG: 0.453	C SI 97 X SI 98 0-1 ③ FC5-4 1-2f			C SI 94 B KC 82 F SI 94 F SL 89 B SL 88 C SI 95 2-3 ① K		B FF 98 X FF 98 1-0 ③ G6-3		X SI 96 0-0 ③ G6-3		4	0	0	0	0	1	1
58 José Martínez, R (1, 9) OBP: 0.357, SLG: 0.514		S SI 96 B SI 96 B CH 90 F SI 96 X SI 97 2-2 16 PB 16 1B 2B		B SL 88 C SI 95 B CH 88 B SI 95 F SI 95 F SI 97 X SI 96 3-2 G5-3			C FC 88 S FC 88 C FC 87 0-3 ① K		X FF 99 0-0 HR	4	2	2	1	0	1	0
16 Kolten Wong, L (1, 4) OBP: 0.396, SLG: 0.444		B SL 89 B SI 97 B SI 97 C SI 96 X SI 98 3-1 30 FC5-4 2-H 1B		X SI 96 0-0 G4-3			S SI 92 F SL 89 X SL 83 0-2 ② G6-3		C SL 88 B FF 100 S SL 87 F SL 86 X FF 100 1-2 ① G2-3	4	0	1	1	0	0	0
15 Randal Grichuk, R (1, 7) OBP: 0.294, SLG: 0.469		C FF 96 B SI 97 F SI 97 B SL 91 C FF 98 2-3 ① K			B SI 96 B CH 87 B FF 96 C SI 93 F SI 94 X SI 95 3-2 30 WP 2B		X SL 84 0-0 2B		X FF 99 0-0 ② G5-3	4	0	2	0	0	1	1
30 Carson Kelly, R (1, 2) OBP: 0.207, SLG: 0.185		1 SAFE B FF 97 D FF 98 C SI 97 F SI 97 B SI 99 X SI 97 3-2 ② FC5-4 1-2f			C SL 90 S KC 83 B KC 85 B SL 88 B SI 98 S SL 90 3-3 ① K 2-3		S FC 87 S FC 88 D FC 88 D FC 88 C FC 88 2-3 ③ K		B CU 82 C FF 97 F FF 99 B SL 86 C FF 99 2-3 ③ K	4	0	0	0	0	3	3
52 Michael Wacha, R (1, 1) OBP: 0.057, SLG: 0.057 40 Luke Voit, R (5, PH) OBP: 0.323, SLG: 0.460 77 Josh Lucas, R (5, 1) 27 Brett Cecil, R (7, 1) 35 Greg Garcia, L (8, PH) OBP: 0.367, SLG: 0.324 60 John Brebbia, L (8, 1)		C SI 99 B SI 98 F FF 98 D SL 92 B SI 99 F SI 96 X SI 97 3-2 ③ G6-3			D SI 98 B SI 89 D SI 95 C SI 94 X SI 95 3-1 ② L6			F SI 95 B FF 95 B FF 95 B FF 94 F FF 92 X FF 95 3-2 11 HR 1B		1 1 0 0 1 0	0 0 0 0 1 0	0 0 0 0 1 0	0 0 0 0 0 0	0 0 0 0 0 0	0 1 0 0 0 0	1 1 0 0 0 0
Inning Stats	R: 0 E: 0 K: 0 S: 5 H: 0 LOB: 1 BB: 1 P: 11	R: 1 E: 0 K: 1 S: 15 H: 2 LOB: 1 BB: 0 P: 28	R: 0 E: 0 K: 2 S: 9 H: 0 LOB: 0 BB: 0 P: 15	R: 0 E: 0 K: 1 S: 9 H: 0 LOB: 0 BB: 0 P: 14	R: 0 E: 0 K: 2 S: 12 H: 1 LOB: 1 BB: 0 P: 24	R: 0 E: 0 K: 1 S: 5 H: 0 LOB: 0 BB: 0 P: 9	R: 0 E: 0 K: 2 S: 10 H: 1 LOB: 1 BB: 0 P: 12	R: 2 E: 0 K: 0 S: 11 H: 2 LOB: 0 BB: 0 P: 18	R: 1 E: 0 K: 1 S: 9 H: 1 LOB: 0 BB: 0 P: 12	1B: 2 2B: 3 3B: 0 HR: 2 SF: 0 SAC: 0 DP: 1 HBP: 1						

AB	33
R	4
H	7
RBI	4
BB	1
SO	10
LOB	11

WP: 1 PB: 1 SB: 0 CS: 0 PA: 35

PITCHER		IP	WLS	BF	H	R	ER	SO	BB	IBB	HBP	BLK	WP	HR	S	P	ERA	WHIP
39 Chad Kuhl, R ERA: 4.52	(1, 1)	5.0	W	19	3	1	1	6	1	0	1	0	1	0	50	92	1.80	0.800
66 Dovydas Neverauskas, R ERA: 2.7	(6, 1)	1.0		3	0	0	0	1	0	0	0	0	0	0	5	9	0.00	0.000
70 George Kontos, R ERA: 3.65	(7, 1)	1.0		4	1	0	0	2	0	0	0	0	0	0	10	12	0.00	1.000
12 Juan Nicasio, R ERA: 3.11	(8, 1)	1.0		5	2	2	2	0	0	0	0	0	0	1	11	18	18.00	2.000
73 Felipe Vázquez, L ERA: 1.34	(9, 1)	1.0	S	4	1	1	1	1	0	0	0	0	0	1	9	12	9.00	1.000

PITCHER	IP	WLS	BF	H	R	ER	SO	BB	IBB	HBP	BLK	WP	HR	S	P	ERA	WHIP

BOTTOM

St. Louis Cardinals @ Pittsburgh Pirates

PNC Park, Pittsburgh, PA

Sat Aug 19 2017, 4:07 PM - 8:51 PM EDT

Att. 34,660 - Partly Cloudy - 82 F

livebaseballscorecards.com

Batter	1	2	3	4	5	6	7	8	9	AB	R	H	RBI	BB	SO	LOB
6 Starling Marte, R (1, 7) OBP: 0.333, SLG: 0.367	C FF 94 X SI 95 0-1 ① L4	D FF 95 X FC 91 1-0 2-H HR		B FF 95 C CU 75 B CH 85 F FF 93 X FF 96 2-2 5 S 1B		B SI 93 B SL 86 F SI 93 B SL 85 X SI 93 3-1 5 S 1B		C SL 85 S SL 85 F SL 84 C FF 96 0-3 ② K		5	1	3	2	0	1	0
5 Josh Harrison, R (1, 5) OBP: 0.345, SLG: 0.426	S FF 95 X FF 95 0-1 ② G6-3	B CU 78 B CH 87 S FF 96 B FF 96 F FF 97 S FF 96 3-3 ③ K		T FF 94 1 SAFE 1 SAFE B FF 91 F FF 95 B FF 96 S CH 87 2-3 ② K2-3 1-2		C SL 85 S SL 86 B FF 94 X SL 87 1-2 ① G6-3 1-2		S FF 96 S FF 96 X FF 97 0-2 ③ P4		5	0	0	0	0	2	2
22 Andrew McCutchen, R (1, 8) OBP: 0.379, SLG: 0.507	C FF 95 C FC 91 B FF 97 B FF 97 B CH 88 X FF 96 3-2 ③ G5-3		B CU 76 B FC 90 C FF 94 T FF 94 S CH 89 2-3 ① K	C FC 90 X FF 94 0-1 ③ P3		C FF 94 C SL 86 S SL 87 0-3 ② K				4	0	0	0	0	2	2
55 Josh Bell, S (1, 3) OBP: 0.338, SLG: 0.486		B FF 95 C FF 94 B FF 95 B CH 86 F FF 95 B FF 95 4-2 26 HR BB	B FC 91 F FF 94 X CH 88 1-1 E6 26 2B		B SI 92 X SI 92 1-0 ① F9	D SL 86 B SI 93 C SL 84 S SL 86 X SL 85 2-2 ③ G4-3				3	1	0	0	1	0	1
26 Adam Frazier, L (1, 4) OBP: 0.351, SLG: 0.398 (9, 9)		B FF 92 B FF 94 S FF 94 B FF 93 X FF 93 3-1 1-H HR	B FF 95 X FC 91 1-0 1-3 2B		B SI 93 F SI 92 F SL 86 X SL 86 1-2 3 1B 1B		F FF 90 B FC 89 T FC 89 B KC 83 B KC 83 F FF 92 X SI 92 3-2 ① L7			4	1	3	2	0	0	0
3 Sean Rodríguez, R (1, 6) OBP: 0.342, SLG: 0.426		B CU 77 S FC 90 B FF 96 C FC 90 B FF 97 X FC 92 3-2 28 1B 32 G6-4-3 1B	X FF 95 0-0 ② G6-3		F SI 93 X SI 94 0-1 1-2 1B		C KC 83 F KC 83 S CH 83 0-3 ② K			4	1	2	0	0	1	2
28 John Jaso, L (1, 9) OBP: 0.318, SLG: 0.398 73 Felipe Vázquez, L (9, 1)		C CH 85 1 SAFE B FF 94 X CH 85 1-1 32 G6-4-3 1-3 1B	S CH 87 S CH 89 D CH 89 B FF 97 B CH 88 B CH 88 4-2 BB		B SI 93 C SI 93 S SL 85 S SL 85 1-3 ② K		F FF 92 F FF 92 F KC 83 X FF 92 0-2 32 FC5-4 1B			3 0	0 0	2 0	0 0	1 0	1 0	2 0
32 Elias Díaz, R (1, 2) OBP: 0.295, SLG: 0.371	F FF 94 X FC 92 0-1 ①② G6-4-3 1-2f 3-H	C FC 92 B CU 77 X FF 95 1-1 ③ F9		C SL 85 S SL 86 X SL 86 0-2 ③ G1-6-3		F FF 92 B CH 84 F SI 93 F KC 83 X KC 84 1-2 ③ FC5-4 1-2f				4	0	0	0	0	0	7
39 Chad Kuhl, R (1, 1) OBP: 0.111, SLG: 0.114 66 Dovydas Neverauskas, R (6, 1) 64 José Osuna, R (6, PH) OBP: 0.297, SLG: 0.467 70 George Kontos, R (7, 1) 12 Juan Nicasio, R (8, 1) 62 Max Moroff, S (8, PH) OBP: 0.257, SLG: 0.266 (9, 4)		T FF 94 B FC 91 F FF 94 F FC 91 X CU 77 1-2 6 HR 2B		B FF 92 C FF 92 F FF 92 X FC 88 1-2 ① G6-3		X SI 92 0-0 HR		C SL 84 B SI 94 C FF 95 B SL 84 F SI 96 X SL 85 2-2 ① F9		2 0 1 0 0 1	1 0 1 0 0 0	1 0 1 0 0 0	0 0 1 0 0 0	0 0 0 0 0 0	0 0 0 0 0 0	0 0 0 0 0 0
Inning Stats	R: 0 E: 0 K: 0 S: 7 H: 0 LOB: 0 BB: 0 P: 10	R: 5 E: 0 K: 1 S: 19 H: 5 LOB: 0 BB: 1 P: 35	R: 0 E: 1 K: 1 S: 11 H: 1 LOB: 3 BB: 1 P: 20	R: 0 E: 0 K: 1 S: 11 H: 1 LOB: 1 BB: 0 P: 16	R: 0 E: 0 K: 1 S: 12 H: 2 LOB: 2 BB: 0 P: 15	R: 1 E: 0 K: 1 S: 12 H: 2 LOB: 1 BB: 0 P: 18	R: 0 E: 0 K: 1 S: 15 H: 1 LOB: 1 BB: 0 P: 19	R: 0 E: 0 K: 1 S: 12 H: 0 LOB: 0 BB: 0 P: 14		1B: 7 2B: 2 3B: 0 HR: 3 SF: 0 SAC: 0 DP: 1 HBP: 0				WP: 0 PB: 0 SB: 2 CS: 0 PA: 38	

	AB	36
	R	6
	H	12
	RBI	5
	BB	2
	SO	7
	LOB	16

PITCHER		IP	WLS	BF	H	R	ER	SO	BB	IBB	HBP	BLK	WP	HR	S	P	ERA	WHIP
52 Michael Wacha, R ERA: 4.08	(1, 1)	4.0	L	21	7	5	5	3	2	0	0	0	0	2	48	81	11.25	2.250
77 Josh Lucas, R ERA: 4.5	(5, 1)	2.0		10	4	1	1	2	0	0	0	0	0	1	24	33	4.50	2.000
27 Brett Cecil, L ERA: 4.26	(7, 1)	1.0		4	1	0	0	1	0	0	0	0	0	0	15	19	0.00	1.000
60 John Brebbia, R ERA: 2.1	(8, 1)	1.0		3	0	0	0	1	0	0	0	0	0	0	12	14	0.00	0.000

PITCHER	IP	WLS	BF	H	R	ER	SO	BB	IBB	HBP	BLK	WP	HR	S	P	ERA	WHIP

Batter	1	2	3	4	5	6	7	8	9	AB	R	H	RBI	BB	SO	LOB
13 Matt Carpenter, L (1, 3) OBP: 0.381, SLG: 0.441	F B B F X 2-2 25 1B 1B		C B B F F F B X 3-2 ① F9		C X 0-1 ① G1-3		L B F B S 2-3 ① K		S F F T 0-2 ② K	5	0	1	0	0	2	2
55 Stephen Piscotty, R (1, 9) OBP: 0.345, SLG: 0.364	C F S 0-3 ① K		C B X 1-1 1B		C B X 1-1 ② L7		B 1 SAFE C B B F B 4-2 11 FC6-4 1-2 BB		X 0-0 1-2 1B	4	0	2	0	1	1	1
11 Paul DeJong, R (1, 6) OBP: 0.330, SLG: 0.580	C S 1 SAFE F F X 0-2 ② L7		X 0-0 ② P3		B B F B F F X 3-2 ③ P4		B F C B X 2-2 ② FC6-4 1-2f 2-3		B X 1-0 ③ F8	5	0	0	0	0	0	6
25 Dexter Fowler, S (1, 8) OBP: 0.363, SLG: 0.488	B B X 2-0 ③ 1-3 1B		C B B B X 3-1 ③ L8			C F B F F F B F X 2-2 ① G5-3	B S T 1 F C SAFE 1-3 ③ K			4	0	1	0	0	1	3
4 Yadier Molina, R (1, 2) OBP: 0.311, SLG: 0.434		B B X 2-0 3 HR 1B		C F B F F B F B X 3-2 E4 3 2B		B B X 2-0 16 1B 2B		B C B C F F F X 2-2 3 G6-4-3 1B		4	2	3	0	0	0	0
3 Jedd Gyorko, R (1, 5) OBP: 0.336, SLG: 0.464		X 0-0 1-H HR		B B X 2-0 1-3 2B		X 0-0 ② G5-3		C F X 0-2 ①② G6-4-3 1-2f		4	1	2	2	0	0	2
16 Kolten Wong, L (1, 4) OBP: 0.394, SLG: 0.442		C B X 1-1 ① G1-3		C F F F F F C 0-3 ① K		B X 1-0 2-H 1B		F F B X 1-2 ③ G3-1		4	0	1	1	0	1	2
15 Randal Grichuk, R (1, 7) OBP: 0.291, SLG: 0.463		S T S 0-3 ② K		S F B S 1-3 ② K		C F B S 1-3 ③ K			S B F B X 2-2 ① L8	4	0	0	0	0	3	3
8 Mike Leake, R (1, 1) OBP: 0.224, SLG: 0.196 58 José Martínez, R (4, PH) OBP: 0.355, SLG: 0.511 64 Sam Tuivailala, R (4, 1) 35 Greg Garcia, L (7, PH) OBP: 0.370, SLG: 0.328 27 Brett Cecil, R (7, 1) 60 John Brebbia, L (8, 1) 28 Tommy Pham, R (9, PH) OBP: 0.399, SLG: 0.501		C B C B B C 3-3 ③ K		X 0-0 ③ G5-3			C X 0-1 11 FC6-4 55 BB 1B		B B B B C S B 4-2 55 1B BB	1 1 0 1 0 0 0 0 0	0 0 0 0 0 0 0 0 0	0 0 0 1 0 0 0 0 0	0 0 0 0 0 0 0 0 1	0 0 0 0 0 0 0 0 0	1 0 0 0 0 0 0 0 0	0 2 0 0 0 0 0 0 0
Inning Stats	R: 0 H: 2 E: 0 LOB: 2 K: 1 BB: 0 S: 12 P: 16	R: 2 H: 2 E: 0 LOB: 0 K: 2 BB: 0 S: 10 P: 16	R: 0 H: 1 E: 0 LOB: 1 K: 0 BB: 0 S: 10 P: 17	R: 0 H: 1 E: 1 LOB: 2 K: 2 BB: 0 S: 18 P: 24	R: 0 H: 0 E: 0 LOB: 0 K: 0 BB: 0 S: 8 P: 12	R: 1 H: 2 E: 0 LOB: 1 K: 1 BB: 0 S: 12 P: 18	R: 0 H: 1 E: 0 LOB: 2 K: 2 BB: 1 S: 14 P: 23	R: 0 H: 1 E: 0 LOB: 0 K: 0 BB: 0 S: 12 P: 15	R: 0 H: 1 E: 0 LOB: 2 K: 1 BB: 1 S: 11 P: 18	1B: 8 SF: 0 2B: 2 SAC: 0 3B: 0 DP: 1 HR: 1 HBP: 0						

PITCHER		IP	WLS	BF	H	R	ER	SO	BB	IBB	HBP	BLK	WP	HR	S	P	ERA	WHIP
46 Iván Nova, R ERA: 3.81	(1, 1)	5.2	W	25	8	3	3	5	0	0	0	0	0	1	67	99	4.76	1.412
31 A.J. Schugel, R ERA: 1.42	(6, 1)	0.2	H	4	1	0	0	2	1	0	0	0	0	0	10	17	0.00	3.000
66 Dovydas Neverauskas, R ERA: 2.53	(7, 1)	0.2	H	2	0	0	0	1	0	0	0	0	0	0	7	10	0.00	0.000
12 Juan Nicasio, R ERA: 3.05	(8, 1)	1.0	H	3	1	0	0	0	0	0	0	0	0	0	12	15	0.00	1.000
73 Felipe Vázquez, L ERA: 1.31	(9, 1)	1.0	S	5	1	0	0	1	1	0	0	0	0	0	11	18	0.00	2.000

PITCHER	IP	WLS	BF	H	R	ER	SO	BB	IBB	HBP	BLK	WP	HR	S	P	ERA	WHIP

TOP

St. Louis Cardinals @ Pittsburgh Pirates

BB&T Ballpark, Williamsport, PA

Sun Aug 20 2017, 7:10 PM - 10:06 PM EDT

Att. 2,596 - Partly Cloudy - 82 F

livebaseballscorecards.com

AB	37
R	3
H	11
RBI	3
BB	2
SO	9
LOB	21

WP: 0	PA: 39		
PB: 0			
SB: 0			
CS: 0			

BOTTOM

St. Louis Cardinals @ Pittsburgh Pirates

BB&T Ballpark, Williamsport, PA

Sun Aug 20 2017, 7:10 PM - 10:06 PM EDT

Att. 2,596 - Partly Cloudy - 82 F

livebaseballscorecards.com

Batter	1	2	3	4	5	6	7	8	9	AB	R	H	RBI	BB	SO	LOB
6 Starling Marte, R (1, 7) OBP: 0.342, SLG: 0.372	B F S X 1-2 5 2B 22 G6-3 1B		C B X 1-1 22 1B 5 1B 55 1B 1B	X 0-0 ② L4		C B F H 2-2 1-2 HBP				3	2	2	0	0	0	0
5 Josh Harrison, R (1, 4) OBP: 0.346, SLG: 0.429	1 SAFE B S X 1-1 1-3 55 HR 2B		1 SAFE 1 SAFE X 0-0 1-2 55 1B 22 1B 1B	C B F S 1-3 ③ K		F F X 0-2 ③ F8				4	2	2	0	0	1	2
22 Andrew McCutchen, R (1, 8) OBP: 0.380, SLG: 0.509	X 0-0 ① G6-3 3-H		X 0-0 1-2 2-3 55 1B 26 1B 1B		B S B F F X 2-2 2B		F B S B S 2-3 ① K			4	1	2	1	0	1	1
55 Josh Bell, S (1, 3) OBP: 0.340, SLG: 0.493	D X 1-0 2-H HR		F X 0-1 1-2 2-H 3-H 26 1B 1B		C C X 0-2 ① G5-3		X 0-0 ② G1-3			4	1	2	4	0	0	1
23 David Freese, R (1, 5) OBP: 0.376, SLG: 0.379	B B X 2-0 ② F8		C B S F T 1-2 ① K		X 0-0 ② G5-3		B S S S B F B S 3-3 ③ K			4	0	0	0	0	2	3
26 Adam Frazier, L (1, 9) OBP: 0.350, SLG: 0.396	B B C X 2-1 ③ L7		B F C B X 2-2 1-2 2-H 1B		B C F X 1-2 ③ G6-3			C F B B F X 2-2 ① G4-3		4	0	1	1	0	0	1
10 Jordy Mercer, R (1, 6) OBP: 0.322, SLG: 0.399		B X 1-0 ① G6-3	F F F S 0-3 ② K			B C B C X 2-2 ① G1-4-3		C F B F F S 1-3 ② K		4	0	0	0	0	2	2
19 Chris Stewart, R (1, 2) OBP: 0.237, SLG: 0.241		C B C B X 2-2 ② G4-3	X 0-0 ③ L7			C X 0-1 ② G5-3		B C S B X 2-2 ③ F8		4	0	0	0	0	0	2
46 Iván Nova, R (1, 1) OBP: 0.023, SLG: 0.023 31 A.J. Schugel, R (6, 1) 66 Dovydas Neverauskas, R (7, 1) 12 Juan Nicasio, R (8, 1) 73 Felipe Vázquez, L (9, 1)	S S F T B S 1-3 ③ K			C B B B X 3-2 ① L9		B B B B 4-0 6 HBP BB				2 0 0 0 0	0 0 0 0 0	0 0 0 0 0	0 0 0 0 0	0 1 0 0 0	1 0 0 0 0	0 0 0 0 0
Inning Stats	R: 3 H: 3 E: 0 LOB: 0 K: 0 BB: 0 S: 10 P: 17	R: 0 H: 0 E: 0 LOB: 0 K: 1 BB: 0 S: 9 P: 13	R: 3 H: 5 E: 0 LOB: 2 K: 2 BB: 0 S: 18 P: 22	R: 0 H: 0 E: 0 LOB: 0 K: 1 BB: 0 S: 8 P: 12	R: 0 H: 1 E: 0 LOB: 1 K: 0 BB: 0 S: 11 P: 14	R: 0 H: 0 E: 0 LOB: 2 K: 0 BB: 1 S: 10 P: 18	R: 0 H: 0 E: 0 LOB: 0 K: 2 BB: 0 S: 8 P: 13	R: 0 H: 0 E: 0 LOB: 0 K: 1 BB: 0 S: 12 P: 17		1B: 6 SF: 0 2B: 2 SAC: 0 3B: 0 DP: 0 HR: 1 HBP: 1						

AB	33
R	6
H	9
RBI	6
BB	1
SO	7
LOB	12

WP: 0 PA: 35
PB: 0
SB: 0
CS: 0

PITCHER		IP	WLS	BF	H	R	ER	SO	BB	IBB	HBP	BLK	WP	HR	S	P	ERA	WHIP
8 Mike Leake, R ERA: 4.16	(1, 1)	3.0	L	17	8	6	6	3	0	0	0	0	0	1	37	52	18.00	2.667
64 Sam Tuivailala, R ERA: 2.15	(4, 1)	3.0		12	1	0	0	1	1	0	1	0	0	0	29	44	0.00	0.667
27 Brett Cecil, L ERA: 4.18	(7, 1)	1.0		3	0	0	0	2	0	0	0	0	0	0	8	13	0.00	0.000
60 John Brebbia, R ERA: 2.04	(8, 1)	1.0		3	0	0	0	1	0	0	0	0	0	0	12	17	0.00	0.000

PITCHER	IP	WLS	BF	H	R	ER	SO	BB	IBB	HBP	BLK	WP	HR	S	P	ERA	WHIP

Batter	1	2	3	4	5	6	7	8	9	10	11	12	AB	R	H	RBI	BB	SO	LOB
3 Chris Taylor, R (1, 8) OBP: 0.377, SLG: 0.540	X FF 93 0-0 F9 ①		B FF 95 B KC 80 C SI 95 B FF 95 X SI 96 3-1 G5-3 ①		C FF 94 F SL 87 B FF 95 F KC 79 S FF 97 1-3 K ③		X SI 96 0-0 FC6-4 10 1B 5 1B 6 HR 1-2f 2-3 ①	C SL 86 B SI 97 B SI 96 S CH 88 S SL 89 2-3 K ③		D CH 85 X SI 90 1-0 F7 ③			6	1	0	0	0	2	5
5 Corey Seager, L (1, 6) OBP: 0.392, SLG: 0.507	B FF 93 B FF 94 X FF 95 2-0 G6-3 ②		F FF 96 B CH 89 X SL 88 1-1 G3 ②			F KC 79 S CH 87 C FF 96 0-3 K ①	B FF 98 S FF 96 F KC 82 X FF 98 1-2 10 1B 6 HR 1-2 3-H 1B		X SI 92 0-0 G6-3 ①		B CH 84 F SI 94 X CH 85 1-1 G1-3 ①		6	1	1	1	0	1	0
10 Justin Turner, R (1, 5) OBP: 0.431, SLG: 0.552	B FF 96 C FF 96 X SL 87 1-1 F8 ③		C SI 96 B SI 97 X FF 96 1-1 1B			H FF 95 1-0 66 E 6 1B HBP	B FF 98 C KC 82 B FF 97 F FF 96 X KC 82 2-2 6 HR 1-2 2-3 1B		C SL 87 B SL 83 X FF 91 1-1 F9 ②		X CH 83 0-0 G6-3 ②		5	1	2	0	0	0	0
6 Curtis Granderson, L (1, 7) OBP: 0.333, SLG: 0.489		C FF 96 B FF 94 F SL 88 C FF 96 1-3 K ①	C FF 97 D KC 80 F CH 89 S SL 88 1-3 K ③			B KC 79 B SI 95 X SI 94 2-0 66 E 1-2 1B	C KC 85 B SL 91 B KC 83 X SL 89 2-1 1-H 2-H 3-H HR		C SI 93 B FF 94 C FF 94 B SL 89 F SL 91 B FF 96 S SL 89 3-3 K ③		B SI 94 B FF 94 B CH 86 B FF 94 4-0 9 WP BB		5	1	2	4	1	3	1
9 Yasmani Grandal, S (1, 2) OBP: 0.318, SLG: 0.477		C FF 96 B FF 95 X CH 90 1-1 23 1B 2B		C KC 80 B FF 94 F FF 94 B FF 97 S FF 97 2-3 K ①		D FF 96 S FF 96 S FF 97 F FF 98 F KC 80 X SI 97 1-2 F7 ②	B SI 93 C CH 81 S SI 93 X CH 83 1-2 L7 ②			B CH 86 C CH 86 B FF 95 F FF 96 B CH 87 F SL 90 B CH 86 4-2 26 G6-3 23 BB BB	S FF 94 C FF 93 B CH 87 D CH 85 S FF 95 2-3 K ③ 1-2		5	0	1	0	1	2	3
66 Yasiel Puig, R (1, 9) OBP: 0.337, SLG: 0.466		B FF 95 S SL 88 B SI 96 C FF 95 B SL 89 B FF 97 4-2 23 1B BB		C KC 80 B KC 83 X SL 88 1-1 P2 ②		B FF 95 B FF 95 B SI 94 C FF 96 F FF 96 F FF 99 X FF 97 3-2 E5 1-2 2-3	F SI 93 X SI 94 0-1 2B			X SL 89 0-0 P3 ①		B FF 96 X FC 91 1-0 HR	5	1	2	1	1	0	3
23 Adrián González, L (1, 3) OBP: 0.295, SLG: 0.330	X FF 96 0-0 1-2 2-3 1B		B KC 80 S FF 95 S FF 95 X SI 98 1-2 F7 ③			X FF 96 0-0 F8 ③	B SI 93 X CH 81 1-0 F7 ③			B FF 95 B CH 85 B FF 95 B FF 95 4-0 26 G6-3 1-2 BB		F FF 98 F FF 95 B CU 85 F SI 98 X CU 83 1-2 G2 ①	5	0	1	0	1	0	4
26 Chase Utley, L (1, 4) OBP: 0.320, SLG: 0.395		B FF 99 C FF 97 B KC 81 F FF 96 F SL 89 F FF 98 S KC 83 2-3 K ②		C KC 80 F FF 95 X KC 81 0-2 G3-1 ①			F SI 95 X SL 84 0-1 3 FC6-4 11 BB 5 1B 1B	F SI 96 B SI 96 X CH 88 1-1 F7 ①		C FF 94 B SI 96 C FF 95 X SI 96 1-2 G6-3 ② 1-2 2-3		C FF 97 B FF 99 X FF 98 1-1 F7 ②	6	1	1	0	0	1	5
57 Alex Wood, R (1, 1) 11 Logan Forsythe, R (7, PH) 46 Josh Fields, R (7, 1) 14 Enrique Hernández, R (8, PH) 33 Tony Watson, L (8, 1) 52 Pedro Báez, R (8, 1) 17 Brandon Morrow, R (8, 1) 15 Austin Barnes, R (10, PH) 74 Kenley Jansen, R (10, 1) 43 Luis Avilán, L (11, 1) 16 Kenta Maeda, R (12, PH) 68 Ross Stripling, R (12, 1)		X FF 96 0-0 G4-3 ③		C FF 93 C FF 94 B SL 87 S SL 87 1-3 K ②			B FF 94 B FF 95 B FF 95 C FF 95 C FF 96 B SI 96 4-2 3 FC6-4 1-2 BB	S SL 88 X SL 90 0-1 G1-3 ②		D SL 89 B SL 88 F SL 89 F SI 96 F SI 95 B FF 95 D SL 90 4-2 BB		F FF 99 B CU 86 S FF 97 X FF 98 1-2 G2-3 ③	2 0 0 0 0 1 3 0 0 0 0 0 1 0 0 0 0 0 0 0 0 0 0 1 0 0 0 0 0 0 0 0 0 0 0 0 0 0 0 0 0 0 0 0 0 0 0 0 0 0 0 0 0 0 0 0 0 0 0 0 1 0 0 0 0 0 0 0 0 0 0 0 0 0 0 0 0 0 0 1 0 0 0 0 0 0 0 0 0 0 0 0 0 0 0						
Inning Stats	R: 0 E: 0 K: 0 S: 4 H: 0 LOB: 0 BB: 0 P: 7	R: 0 E: 0 K: 2 S: 15 H: 2 LOB: 3 BB: 1 P: 23	R: 0 E: 0 K: 1 S: 9 H: 1 LOB: 1 BB: 0 P: 15	R: 0 E: 0 K: 1 S: 8 H: 0 LOB: 0 BB: 0 P: 12	R: 0 E: 0 K: 2 S: 10 H: 0 LOB: 0 BB: 0 P: 12	R: 0 E: 1 K: 1 S: 14 H: 1 LOB: 3 BB: 0 P: 21	R: 5 E: 0 K: 0 S: 19 H: 5 LOB: 1 BB: 1 P: 30	R: 0 E: 0 K: 1 S: 7 H: 0 LOB: 0 BB: 0 P: 10	R: 0 E: 0 K: 1 S: 7 H: 0 LOB: 0 BB: 0 P: 11	R: 0 E: 0 K: 0 S: 11 H: 0 LOB: 3 BB: 3 P: 25	R: 0 E: 0 K: 1 S: 6 H: 0 LOB: 1 BB: 1 P: 13	R: 1 E: 0 K: 0 S: 10 H: 1 LOB: 0 BB: 0 P: 14	1B: 6 2B: 2 3B: 0 HR: 2	SF: 0 SAC: 0 DP: 0 HBP: 1	WP: 1 PB: 0 SB: 0 CS: 0	PA: 54		

PITCHER		IP	WLS	BF	H	R	ER	SO	BB	IBB	HBP	BLK	WP	HR	S	P	ERA	WHIP
45 Gerrit Cole, R ERA: 4.16	(1, 1)	6.1		31	8	5	5	7	2	0	1	0	0	1	73	112	7.11	1.579
31 A.J. Schugel, R ERA: 1.37	(7, 1)	0.2		3	1	0	0	0	0	0	0	0	0	0	6	8	0.00	1.500
41 Daniel Hudson, R ERA: 4.6	(8, 1)	1.0		3	0	0	0	1	0	0	0	0	0	0	7	10	0.00	0.000
12 Juan Nicasio, R ERA: 3.0	(9, 1)	1.0		3	0	0	0	1	0	0	0	0	0	0	7	11	0.00	0.000
53 Joaquín Benoit, R ERA: 4.74	(10, 1)	2.0		10	0	0	0	1	4	0	0	0	1	0	17	38	0.00	2.000

PITCHER		IP	WLS	BF	H	R	ER	SO	BB	IBB	HBP	BLK	WP	HR	S	P	ERA	WHIP
66 Dovydas Neverauskas, R ERA: 3.09	(12, 1)	1.0	L	4	1	1	1	0	0	0	0	0	0	1	10	14	9.00	1.000

TOP

Los Angeles Dodgers @ Pittsburgh Pirates

PNC Park, Pittsburgh, PA

Mon Aug 21 2017, 7:07 PM - 11:42 PM EDT

Att. 19,094 - Partly Cloudy - 83 F

livebaseballscorecards.com

AB	47
R	6
H	10
RBI	6
BB	6
SO	10
LOB	24

Batter	1	2	3	4	5	6	7	8	9	10	11	12	AB	R	H	RBI	BB	SO	LOB
6 Starling Marte, R (1, 7) OBP: 0.332, SLG: 0.360	C SI 90 B SI 91 X CH 84 1-1 G5-3 ①		F CH 84 B SI 90 X KC 81 1-1 L9 ①		C SI 90 X KC 82 0-1 G1-5-3 ②			F CH 87 B SI 94 F SI 94 S SI 95 1-3 K ①	S FC 92 B FF 98 D FC 92 B FF 96 F FF 98 X FF 99 3-2 P3 ②		B CH 84 X FF 92 1-0 L9 ③		6	0	0	0	0	1	3
5 Josh Harrison, R (1, 4) OBP: 0.349, SLG: 0.440 53 Joaquin Benoit, R (10, 1) 66 Dovydas Neverauskas, R (2, 1) 39 Chad Kuhl, R (12, PH) OBP: 0.108, SLG: 0.111	B SI 91 F CH 85 B SI 91 S SI 91 B SI 91 X SI 92 3-2 1B		C SI 91 B KC 81 B KC 82 X CH 84 2-1 HR		X KC 82 0-0 G5-3 ③			C SI 95 X SI 94 0-1 23 BB 55 FC4-6 1-H 2B	S FC 93 B FF 98 B FF 99 X FC 90 2-1 P2 ③			X SL 89 0-0 G1-3 ①	5 0 0 1	2 0 0 0	3 0 0 0	2 0 0 0	0 0 0 0	1 0 0 0
22 Andrew McCutchen, R (1, 8) OBP: 0.379, SLG: 0.506	1 SAFE 1 SAFE F KC 82 B CH 84 C SI 91 F SI 91 X CH 85 1-2 F9 ②		C SI 90 F KC 81 S KC 83 0-3 K ②			C CH 83 B SI 90 B KC 82 B KC 82 F SI 91 X SI 91 3-2 L9 ①		B SL 89 B FF 97 B SI 98 B FF 97 4-0 55 FC4-6 23 BB BB	B FC 93 F FC 93 B SI 95 X FC 92 2-1 F9 ①			C SL 89 B KC 82 B SL 90 F KC 81 B FF 95 X SL 91 3-2 23 G5-3 1B	5	0	1	0	1	1	1
23 David Freese, R (1, 5) OBP: 0.373, SLG: 0.373	B SI 91 1 SAFE C CH 85 C SI 91 B CH 85 X SI 91 2-2 G6-3 ③		C SI 90 C SI 90 S CH 83 0-3 K ③			F SI 90 X KC 81 0-1 G6-3 ②		F SI 98 F SI 97 B SI 97 F FF 98 B SI 96 F SI 98 B FF 98 B SI 97 4-2 55 FC4-6 1-2 2-3 BB	C FC 92 B SL 81 B FC 92 B FC 92 F FC 92 F FC 94 F FC 93 S FC 92 3-3 K ②			D SL 90 1 SAFE F SL 89 F FF 93 1 SAFE 1 SAFE F KC 80 B KC 81 X SL 89 2-2 1-2 G5-3 ②	5	0	0	0	1	2	2
64 José Osuna, R (1, 3) OBP: 0.298, SLG: 0.481 55 Josh Bell, S (8, PH) OBP: 0.342, SLG: 0.493 (9, 3)		B SI 91 B CH 85 X SI 91 2-1 HR		B SI 90 F SI 90 C KC 82 X CH 84 1-2 G6-3 ①		X CH 84 0-0 G6-3 ③		B SI 98 S CH 88 F SI 98 B FF 97 B SI 97 F SI 98 F FF 97 X SI 98 3-2 FC4-6 28 BB 1-2f 2-3 3-H		B FC 93 F FC 94 C FC 93 X SI 97 1-2 1B		0-0 IBB	3 2	1 0	1 1	1 1	0 0	0 2	0 2
3 Sean Rodríguez, R (1, 9) OBP: 0.342, SLG: 0.469 28 John Jaso, L (8, PH) OBP: 0.320, SLG: 0.398 12 Juan Nicasio, R (9, 1) 62 Max Moroff, S (10, 4) OBP: 0.250, SLG: 0.258	B SI 90 C SI 90 X CH 84 1-1 HR		C KC 82 S SI 91 C SI 90 0-3 K ②				B FF 95 B FF 95 B FF 95 C FF 95 S FF 95 F FF 95 S FF 96 3-3 K ①	B SI 97 S SI 97 B SI 97 B CH 89 B FF 98 4-1 1-2 BB	F FC 93 1 SAFE F FC 93 1 SAFE B FC 94 S FC 95 1-3 K ③		B KC 78 X SL 89 1-0 L9 ③		3 0 0 2	1 0 0 0	1 0 0 0	1 1 0 0	0 0 0 1	2 0 0 3	0 0 0 3
10 Jordy Mercer, R (1, 6) OBP: 0.321, SLG: 0.396	C SI 91 B SI 91 B CH 85 X SI 90 2-1 G2-3 ①		B CH 85 B SI 90 X SI 90 2-0 1B				C KC 79 F FF 97 X KC 80 0-2 G6-3 ②	B FF 96 F FF 96 X FF 96 1-1 F8 ③			C CU 74 X CH 83 0-1 L7 ①		5	0	1	0	0	0	3
19 Chris Stewart, R (1, 2) OBP: 0.233, SLG: 0.236 32 Elías Díaz, R (7, PH) OBP: 0.296, SLG: 0.370 (8, 2)	B CH 83 B SI 91 X SI 90 2-0 G6-3 ②		B KC 81 B SI 90 F SI 90 F CH 84 B KC 82 F KC 82 F SI 91 F SI 91 3-2 X KC 82 F8 ③				C KC 79 B FF 96 F FF 96 B FF 96 B FF 96 F FF 96 F FF 95 X FF 96 3-2 F9 ③		S FC 91 B SL 89 F FF 98 F FF 97 X FC 92 1-2 1B		C CU 74 B SI 92 F CH 84 B SI 93 B SI 94 X SI 93 3-2 G6-3 ②		2 3	0 0	0 1	0 0	0 0	0 0	1 0
45 Gerrit Cole, R (1, 1) OBP: 0.156, SLG: 0.136 31 A.J. Schugel, R (7, 1) 41 Daniel Hudson, R (8, 1) 26 Adam Frazier, L (8, PH) OBP: 0.352, SLG: 0.396 (9, 9)	C SI 90 F CH 85 S SI 90 0-3 K ③				B SI 90 B SI 90 C SI 89 C SI 90 S KC 83 2-3 K ①			B SI 94 F SL 86 F SI 94 B SI 95 H SI 94 3-2 5 2B HBP	B FF 97 F FC 92 D FC 92 B FF 98 F FC 93 S FF 98 3-3 K ①		B CH 85 S CH 84 T CH 85 F SI 94 X SI 93 1-2 1B		2 0 0 2	0 0 0 1	0 0 0 1	0 0 0 1	2 0 0 0	0 0 0 1	0 0 0 1
Inning Stats	R: 0 H: 1 E: 0 LOB: 1 K: 0 BB: 0 S: 12 P: 19	R: 2 H: 2 E: 0 LOB: 0 K: 1 BB: 0 S: 10 P: 17	R: 1 H: 1 E: 0 LOB: 0 K: 2 BB: 0 S: 10 P: 13	R: 0 H: 1 E: 0 LOB: 1 K: 1 BB: 0 S: 14 P: 20	R: 0 H: 1 E: 0 LOB: 0 K: 1 BB: 0 S: 6 P: 8	R: 0 H: 0 E: 0 LOB: 0 K: 0 BB: 0 S: 6 P: 9	R: 0 H: 0 E: 0 LOB: 0 K: 1 BB: 0 S: 12 P: 18	R: 2 H: 1 E: 0 LOB: 3 K: 1 BB: 3 S: 20 P: 40	R: 0 H: 1 E: 0 LOB: 1 K: 1 BB: 0 S: 12 P: 21	R: 0 H: 1 E: 0 LOB: 1 K: 2 BB: 0 S: 13 P: 20	R: 0 H: 1 E: 0 LOB: 1 K: 0 BB: 0 S: 10 P: 15	R: 0 H: 1 E: 0 LOB: 2 K: 0 BB: 1 S: 9 P: 15						

PITCHER		IP	WLS	BF	H	R	ER	SO	BB	IBB	HBP	BLK	WP	HR	S	P	ERA	WHIP
57 Alex Wood, L ERA: 2.41	(1, 1)	6.0		23	5	3	3	5	0	0	0	0	0	3	58	86	4.50	0.833
46 Josh Fields, R ERA: 2.56	(7, 1)	1.0	H	3	0	0	0	1	0	0	0	0	0	0	12	18	0.00	0.000
33 Tony Watson, L ERA: 4.15	(8, 1)	0.1	H	2	0	1	1	1	0	0	1	0	0	0	5	9	27.00	0.000
52 Pedro Báez, R ERA: 1.9	(8, 1)	0.1	B	5	1	1	1	0	3	0	0	0	0	0	13	28	27.00	12.000
17 Brandon Morrow, R ERA: 2.32	(8, 1)	1.1		5	1	0	0	1	0	0	0	0	0	0	14	24	0.00	0.750

PITCHER		IP	WLS	BF	H	R	ER	SO	BB	IBB	HBP	BLK	WP	HR	S	P	ERA	WHIP
74 Kenley Jansen, R ERA: 1.3	(10, 1)	1.0		4	1	0	0	2	0	0	0	0	0	0	13	20	0.00	1.000
43 Luis Avilán, L ERA: 2.83	(11, 1)	1.0	W	4	1	0	0	0	0	0	0	0	0	0	10	15	0.00	1.000
68 Ross Stripling, R ERA: 3.41	(12, 1)	1.0	S	5	1	0	0	0	0	1	0	0	0	0	9	15	0.00	1.000

BOTTOM

Los Angeles Dodgers @ Pittsburgh Pirates

PNC Park, Pittsburgh, PA

Mon Aug 21 2017, 7:07 PM - 11:42 PM EDT

Att. 19,094 - Partly Cloudy - 83 F

livebaseballscorecards.com

AB	46
R	5
H	10
RBI	5
BB	4
SO	10
LOB	17

1B: 6	SF: 0	WP: 0	PA: 51
2B: 1	SAC: 0	PB: 0	
3B: 0	DP: 0	SB: 0	
HR: 3	HBP: 1	CS: 0	

Los Angeles Dodgers @ Pittsburgh Pirates

PNC Park, Pittsburgh, PA

Tue Aug 22 2017, 7:09 PM - 10:32 PM EDT

Att. 17,288 - Cloudy - 74 F

livebaseballscorecards.com

Batter	1	2	3	4	5	6	7	8	9	AB	R	H	RBI	BB	SO	LOB
3 Chris Taylor, R (1, 8) OBP: 0.380, SLG: 0.543	C FF 96 F SI 95 B FF 95 B CU 82 F FF 97 F CU 82 F FF 97 X CU 83 2-2 5 G4-3 10 G6-3 2B	B FF 98 B CH 86 F FF 98 X SI 98 2-1 5 L3 1-2 2-H 3-H 1B		C CU 79 B FF 97 X SI 96 1-1 2-3 3-H 1B		X SL 88 0-0 ② FC5-4 5 1B 1-2f 2-3		X SI 96 0-0 ② G5-3		5	1	3	3	0	0	2
5 Corey Seager, L (1, 6) OBP: 0.392, SLG: 0.506	B FF 96 B CH 88 C SI 96 X CH 88 2-1 ① G4-3 2-3	X CH 88 0-0 ②③ L3 1-1		S CU 82 D CU 83 B CH 88 S SI 96 X CU 83 2-2 ③ G3		B SL 86 X CU 79 1-0 1-2 3-H 1B		B SL 88 F SI 94 F SI 96 X SL 88 1-2 1B		5	0	2	1	0	0	5
10 Justin Turner, R (1, 5) OBP: 0.425, SLG: 0.544	F SI 96 B FF 96 F CH 86 X CU 81 1-2 ② G6-3 3-H	C FF 96 B CU 82 B CH 88 X SI 96 2-1 ① G1-3		C FF 95 B FF 96 X CU 81 1-1 ① G5-3		C CU 80 B SL 88 S CU 78 F CH 85 F CU 78 X SI 92 1-2 ③ F8		X SI 95 0-0 ③ L9		5	0	0	1	0	0	3
6 Curtis Granderson, L (1, 7) OBP: 0.333, SLG: 0.484	B FF 96 X SI 96 1-0 ③ G1-3	B SI 96 C CH 90 S FF 96 F CU 83 F CU 83 B FF 96 F CH 89 X SI 94 2-2 ② G3		B SI 95 B CH 88 B FF 96 C FF 95 B FF 96 4-1 66 S BB		B SI 95 B SI 93 B SI 94 B SI 94 4-0 9 HR BB		F SI 95 B SL 87 F SI 96 B SL 87 F CH 87 B FF 96 F SI 95 X SI 95 3-2 ① G4-3	3	1	0	0	2	0	0
9 Yasmani Grandal, S (1, 2) OBP: 0.316, SLG: 0.481		C SI 95 B SI 95 X CH 88 1-1 ① G6-3	B SI 96 B CH 90 F SI 96 F SI 96 F FF 97 F CU 84 X FF 97 2-2 ③ F7		B CU 81 1 SAFE 1 SAFE B CH 86 X SI 95 2-0 ② P5		B SI 94 C FF 94 C SI 93 1 SAFE F SI 94 B SI 94 X SI 93 2-2 1-H HR		C CH 86 S SI 96 F SL 89 S SL 88 0-3 ② K	5	1	1	2	0	1	1
66 Yasiel Puig, R (1, 9) OBP: 0.340, SLG: 0.467		C FF 95 B FF 96 F FF 96 B FF 96 X FF 97 2-2 11 BB 23 BB 48 1B 1B		B SI 95 B SI 96 C FF 95 F SI 96 B CU 83 F CU 82 B FF 97 4-2 71 SH2-4 3 1B 23 G3-1 BB	C CU 80 S CU 81 B FF 97 S CU 81 1-3 ③ K 1-2		C SL 86 S SL 86 S SL 87 0-3 ① K		C SL 86 B SI 95 B SI 87 X SL 87 2-1 1B	4	2	2	0	1	2	1
23 Adrián González, L (1, 3) OBP: 0.298, SLG: 0.333		D SI 96 B CH 87 B SI 96 B FF 96 4-0 48 1B 11 BB 3 1B 1-2 BB		B SI 96 B SI 96 X FF 96 2-0 ① G3-1 1-2		X FF 94 0-0 3 FC5-4 5 1B 2B	F SI 95 F SI 96 X SL 87 0-2 ② L9		F SI 96 B FF 96 F FF 96 S SL 87 1-3 ③ K	4	2	1	0	1	1	2
11 Logan Forsythe, R (1, 4) OBP: 0.370, SLG: 0.322		C CU 81 D CU 83 S FF 96 B FF 96 B SI 96 B FF 97 4-2 48 1B 3 1B 1-2 2-3 BB		B SI 96 B FF 96 B SI 96 C FF 96 B FF 96 4-1 3 1B 71 SH2-4 BB		B SI 94 B SL 88 S SL 88 C SI 93 B CU 79 B SI 93 4-2 3 FC5-4 BB	C SI 95 C SL 86 C SL 87 0-3 ③ K			1	1	0	0	3	1	0
48 Brock Stewart, L (1, 1) OBP: 0.333, SLG: 0.333 71 Josh Ravin, R (3, 1) 33 Tony Watson, L (5, 1) 26 Chase Utley, L (6, PH) OBP: 0.319, SLG: 0.394 54 Tony Cingrani, L (6, 1) 14 Enrique Hernández, R (8, PH) OBP: 0.310, SLG: 0.452 46 Josh Fields, R (8, 1) 74 Kenley Jansen, S (9, 1) OBP: 0.500, SLG: 0.750		X FF 97 0-0 3 1B 1-2 2-3 3-H 1B		B FF 94 2 SAFE X FF 94 1-0 ② SH2-4 1-2 2-3		B SI 94 S SI 93 C SI 94 B SL 85 S CU 79 2-3 ① K		S SL 85 X SI 96 0-1 ① G4-3		1 0 0 1 0 1 0 0 0	0 0 0 0 0 0 0 0 0	1 0 0 0 0 0 0 0 0	1 0 0 0 0 0 0 0 0	0 0 0 0 0 0 0 0 0	0 0 0 0 1 0 0 0 0	0 0 0 0 2 0 0 0 0
Inning Stats	R: 1 E: 0 K: 0 S: 12 H: 1 LOB: 0 BB: 0 P: 18	R: 3 E: 0 K: 0 S: 11 H: 3 LOB: 1 BB: 2 P: 24	R: 0 E: 0 K: 0 S: 13 H: 0 LOB: 0 BB: 0 P: 19	R: 1 E: 0 K: 0 S: 11 H: 1 LOB: 2 BB: 2 P: 25	R: 0 E: 0 K: 1 S: 7 H: 0 LOB: 1 BB: 1 P: 15	R: 1 E: 0 K: 1 S: 13 H: 2 LOB: 2 BB: 1 P: 21	R: 2 E: 0 K: 2 S: 13 H: 1 LOB: 0 BB: 1 P: 19	R: 0 E: 0 K: 0 S: 7 H: 1 LOB: 1 BB: 0 P: 8	R: 0 E: 0 K: 2 S: 14 H: 1 LOB: 1 BB: 0 P: 20	1B: 7 2B: 3 3B: 0 HR: 1 SF: 0 SAC: 1 DP: 1 HBP: 0						

	AB	35
	R	8
	H	10
	RBI	8
	BB	7
	SO	6
	LOB	16

WP: 0 PB: 0 SB: 1 CS: 0 PA: 43

PITCHER		IP	WLS	BF	H	R	ER	SO	BB	IBB	HBP	BLK	WP	HR	S	P	ERA	WHIP
50 Jameson Taillon, R ERA: 4.85	(1, 1)	5.0		24	5	5	5	1	5	0	0	0	0	0	54	101	9.00	2.000
51 Johnny Barbato, R ERA: 5.01	(6, 1)	1.0	L	6	2	1	1	1	1	0	0	0	0	0	13	21	9.00	3.000
37 Edgar Santana, R ERA: 6.52	(7, 1)	2.0		9	2	2	2	2	1	0	0	0	0	1	20	27	9.00	1.500
41 Daniel Hudson, R ERA: 4.5	(9, 1)	1.0		4	1	0	0	2	0	0	0	0	0	0	14	20	0.00	1.000

PITCHER	IP	WLS	BF	H	R	ER	SO	BB	IBB	HBP	BLK	WP	HR	S	P	ERA	WHIP

BOTTOM

Los Angeles Dodgers @ Pittsburgh Pirates

PNC Park, Pittsburgh, PA

Tue Aug 22 2017, 7:09 PM - 10:32 PM EDT

Att. 17,288 - Cloudy - 74 F

livebaseballscorecards.com

Batter	1	2	3	4	5	6	7	8	9	AB	R	H	RBI	BB	SO	LOB
6 Starling Marte, R (1, 7) OBP: 0.329, SLG: 0.372	C FF 92 B FF 92 F SI 92 F CH 81 C SI 93 1-3 K ①		C SL 86 B SI 92 B CH 83 X SI 93 2-1 1-H HR C SL 85 X SL 85 0-1 G1-3 ①			B FF 94 1 SAFE F FF 95 D SL 86 X FF 95 2-1 P3 ③			C FC 92 C FC 93 B FC 94 F FC 93 S SL 83 1-3 K ③	5	1	1	2	0	2	1
26 Adam Frazier, L (1, 4) OBP: 0.354, SLG: 0.394	B SI 93 B FF 93 B CH 83 C FF 92 B SI 93 4-1 55 1B BB		B SL 85 F CH 82 B SL 86 F SI 93 B SI 91 F CH 82 F FF 93 F SI 93 B CH 82 4-2 22 1B 5 2B BB B SL 86 B FF 95 F FF 96 C SI 96 F SL 85 B SL 88 F SI 96 X 3-2 G4-3 ②				C SL 84 F SL 83 B FF 94 F FF 95 S FF 94 1-3 K ①			2	1	0	0	2	1	0
22 Andrew McCutchen, R (1, 8) OBP: 0.378, SLG: 0.503	X SI 92 0-0 P4 ②		S CH 83 D SI 92 D CH 83 B SI 93 1 SAFE X SI 93 3-1 55 BB 5 2B 1-3 1B B SI 95 C SL 83 S SL 85 S SL 86 1-3 K ③				B FF 95 B FF 94 S SL 84 X FF 94 2-1 F8 ②			4	1	1	0	0	1	1
55 Josh Bell, S (1, 3) OBP: 0.345, SLG: 0.494	B SI 92 1 SAFE B SI 92 C CH 83 F FF 94 1 SAFE F CH 83 1 SAFE X SL 84 2-2 1-2 1B		B CH 82 B CH 82 B SI 92 S CH 82 B CH 83 4-1 5 2B 28 G3-1 1-2 BB		B SI 94 C CH 87 C SI 94 X CH 87 1-2 F8 ①		B SL 83 B SL 84 B FF 93 C FF 92 X FF 92 3-1 5 PO 1B			3	1	2	0	1	0	0
5 Josh Harrison, R (1, 5) OBP: 0.348, SLG: 0.440	X SL 85 0-0 F8 ③		F SI 96 C SI 98 F SL 87 X FF 98 0-2 28 G3-1 1-3 2-H 3-H 2B		C SI 94 X CH 87 0-1 P4 ②		1 SAFE 0-0 PO ③ 1-2	C FF 93 F FF 94 S KC 80 0-3 K ①		4	0	1	2	0	1	2
28 John Jaso, L (1, 9) OBP: 0.323, SLG: 0.395		B SI 91 B CH 82 B SI 92 C SI 93 F SI 93 B SI 92 4-2 32 G5-4-3 BB X FF 98 0-0 G3-1 ① 2-3 3-H		C SL 86 F SL 85 X SI 93 0-2 G6-3 ③			B KC 79 B KC 78 B FF 94 B FF 93 4-0 32 G4-6-3 BB		2	0	0	1	2	0	1
32 Elias Díaz, R (1, 2) OBP: 0.284, SLG: 0.354	C FF 93 B SL 86 C SL 86 B SI 93 F FF 93 F SI 94 B SL 87 F SI 93 X SI 94 3-2 G5-4-3 ①② 1-2f	F SI 97 B FF 97 B SL 87 F SL 88 S FF 96 2-3 K ②		C FF 96 S SL 86 S FF 95 0-3 K ①			F FF 94 X KC 80 0-1 G4-6-3 ②③ 1-2f		4	0	0	0	0	2	3
10 Jordy Mercer, R (1, 6) OBP: 0.323, SLG: 0.396		B SL 86 B SI 93 F SI 92 C SL 86 F CH 82 B SL 84 C SI 93 3-3 K ③	0-0 IBB	B CH 91 X FF 96 1-0 64 FC4-6 1B				B FC 91 F FC 90 B FC 91 F FC 90 F SL 82 S FC 92 2-3 K ①	3	0	1	0	1	2	0
50 Jameson Taillon, R (1, 1) OBP: 0.071, SLG: 0.071 51 Johnny Barbato, R (6, 1) 64 José Osuna, R (6, PH) OBP: 0.296, SLG: 0.479 37 Edgar Santana, R (7, 1) 41 Daniel Hudson, R (9, 1) 3 Sean Rodríguez, R (9, PH) OBP: 0.338, SLG: 0.462			C FF 92 X SL 85 0-1 6 HR 1B B FF 96 B SI 92 B SI 92 S FF 94 F FF 96 C FF 96 2-3 K ③			1 SAFE C FF 97 B SL 85 B SL 85 B FF 94 S FF 96 X FF 96 3-2 FC4-6 ② 1-2f		S FC 92 S FC 93 C FC 93 0-3 K ②	2 0 1 0 0 0 0	1 0 0 0 0 0 0	1 0 0 0 0 0 0	0 0 0 0 0 0 0	1 0 0 0 0 0 0	2 0 1 0 0 0 1	2 0 1 0 0 0 0
Inning Stats	R: 0 E: 0 K: 1 S: 11 H: 1 LOB: 2 BB: 1 P: 18	R: 0 E: 0 K: 1 S: 12 H: 0 LOB: 0 BB: 1 P: 22	R: 5 E: 0 K: 2 S: 24 H: 4 LOB: 2 BB: 3 P: 41	R: 0 E: 0 K: 1 S: 10 H: 0 LOB: 0 BB: 0 P: 14	R: 0 E: 0 K: 0 S: 8 H: 0 LOB: 0 BB: 0 P: 9	R: 0 E: 0 K: 1 S: 9 H: 1 LOB: 1 BB: 0 P: 15	R: 0 E: 0 K: 1 S: 8 H: 1 LOB: 0 BB: 0 P: 14	R: 0 E: 0 K: 1 S: 5 H: 0 LOB: 0 BB: 1 P: 9	R: 0 E: 0 K: 3 S: 11 H: 0 LOB: 0 BB: 0 P: 14	1B: 5 2B: 1 3B: 0 HR: 1 SF: 0 SAC: 0 DP: 2 HBP: 0						

	AB	31
	R	5
	H	7
	RBI	5
	BB	6
	SO	11
	LOB	11

WP: 0 PB: 0 SB: 0 CS: 0 PA: 38

PITCHER		IP	WLS	BF	H	R	ER	SO	BB	IBB	HBP	BLK	WP	HR	S	P	ERA	WHIP
48 Brock Stewart, R ERA: 3.38	(1, 1)	2.0		13	4	5	5	2	4	0	0	0	0	1	35	65	22.50	4.000
71 Josh Ravin, R ERA: 2.45	(3, 1)	2.0		8	1	0	0	3	0	1	0	0	0	0	22	30	0.00	0.500
33 Tony Watson, L ERA: 4.08	(5, 1)	1.0	W	3	0	0	0	0	0	0	0	0	0	0	8	9	0.00	0.000
54 Tony Cingrani, L ERA: 5.83	(6, 1)	2.0	H	7	2	0	0	2	0	0	0	0	0	0	17	29	0.00	1.000
46 Josh Fields, R ERA: 2.51	(8, 1)	1.0	H	3	0	0	0	1	1	0	0	0	0	0	5	9	0.00	1.000

PITCHER		IP	WLS	BF	H	R	ER	SO	BB	IBB	HBP	BLK	WP	HR	S	P	ERA	WHIP
74 Kenley Jansen, R ERA: 1.28	(9, 1)	1.0	S	3	0	0	0	3	0	0	0	0	0	0	11	14	0.00	0.000

Batter	1	2	3	4	5	6	7	8	9	10	AB	R	H	RBI	BB	SO	LOB
3 Chris Taylor, R (1, 8) OBP: 0.380, SLG: 0.540	B FF 92 B FF 92 B SI 89 C FF 91 X FF 90 3-1 F8 ①		1 SAFE B SI 89 B CH 82 C SI 90 F SL 85 1 SAFE S FF 92 2-3 K ②		B CU 77 X SL 84 1-0 F8 ①		B SI 88 B FF 92 B SI 90 B SI 90 4-0 BB		X FF 98 0-0 1B		4	0	1	0	1	1	1
5 Corey Seager, L (1, 6) OBP: 0.394, SLG: 0.507	B SI 91 B FF 92 X SI 90 2-0 1B		X CH 85 0-0 1-2 1B		B SI 90 S FF 91 X FF 91 1-1 6 G4-6-3 1B		B SI 91 X CH 85 1-0 ③ G4-3		T FF 98 C SL 84 X SL 85 0-2 ③ G4-3		5	0	3	0	0	0	3
6 Curtis Granderson, L (1, 7) OBP: 0.332, SLG: 0.479	B FF 92 C CH 84 X CH 83 1-1 F8 ②		C SI 91 B FF 90 D SL 85 X SI 90 2-1 G4-3 ③		X SI 90 0-0 G4-6-3 ② ③ 1-2f			B SI 90 C SI 88 B FF 91 B SI 90 F SI 89 B CH 85 4-2 66 HBP BB		C SI 92 C SL 87 B FF 94 F SL 88 X FF 95 1-2 F9 ①	4	0	0	0	1	0	4
23 Adrián González, L (1, 3) OBP: 0.295, SLG: 0.330	B SI 90 B SI 90 F CH 85 X FF 92 2-1 L6 ③			C CU 76 B CH 85 X SI 89 1-1 11 G4-3 66 1B 1B		X CH 85 0-0 G3 ①		C SI 89 F FF 92 S FF 92 0-3 K ①		B SI 93 B CH 86 X SI 94 2-0 F7 ②	5	0	1	0	0	1	2
66 Yasiel Puig, R (1, 9) OBP: 0.343, SLG: 0.466		B FF 92 B FF 92 B SL 84 C FF 92 T SI 89 S SI 90 3-3 K ①		C SL 84 X FF 91 0-1 11 G4-3 1-2 1B		C FF 91 B SL 85 B SL 84 B SI 88 C FF 92 D SL 84 4-2 26 G4-6-3 BB		C FF 92 H SI 88 1-1 1-2 HBP		C SI 94 F FF 96 B SI 95 F SL 90 S SL 89 1-3 K ③	3	0	1	0	1	2	0
26 Chase Utley, L (1, 4) OBP: 0.315, SLG: 0.387		B FF 92 X SI 90 1-0 F7 ②		C SI 89 X FF 91 0-1 F9 ①		1 SAFE B CH 83 X SI 89 1-0 G4-6-3 ② ③ 1-2f		B SI 88 B SI 88 C FF 90 B SI 87 F FF 91 X FF 92 3-2 F8 ②			4	0	0	0	0	0	5
11 Logan Forsythe, R (1, 5) OBP: 0.368, SLG: 0.325		C SI 91 B SI 88 B CH 85 F SI 90 C FF 93 2-3 K ③		B SL 85 B SI 88 F SI 89 D SI 90 C FF 91 X SI 88 3-2 G4-3 ② 1-2 2-3			F FF 90 B SI 88 X FF 90 1-1 2B	C FF 92 C FF 92 B FF 94 F FF 94 F FF 94 F FF 95 B FF 94 F SI 91 B FF 94 3-2 X FF 84 L6 ③			4	0	1	0	0	1	4
15 Austin Barnes, R (1, 2) OBP: 0.415, SLG: 0.506			C FF 91 B SI 88 X SL 83 1-1 5 1B 1B		0-0 IBB		X SI 89 0-0 G1-3 ①		B SL 86 X FF 97 1-0 G6-3 ①		3	0	1	0	1	0	1
44 Rich Hill, L (1, 1) OBP: 0.111, SLG: 0.061			L FF 90 C SI 88 F FF 91 L SI 91 0-3 K ①	F SI 89 L SI 91 X SI 89 0-2 L6 ③			X SI 89 0-0 L7 ②		C FF 96 C FF 96 S SL 86 0-3 K ②		4	0	0	0	0	2	5

Inning Stats											
	R: 0	H: 1	R: 0	H: 0	R: 0	H: 2	R: 0	H: 2	R: 0	H: 1	
	E: 0	LOB: 1	E: 0	LOB: 0	E: 0	LOB: 2	E: 0	LOB: 3	E: 0	LOB: 0	
	K: 0	BB: 0	K: 2	BB: 0	K: 2	BB: 0	K: 0	BB: 1	K: 0	BB: 0	
	S: 7	P: 15	S: 7	P: 13	S: 12	P: 17	S: 12	P: 16	S: 4	P: 6	
	R: 0	H: 0	R: 0	H: 1	R: 0	H: 0	R: 0	H: 1	R: 0	H: 0	
	E: 0	LOB: 0	E: 0	LOB: 2	E: 0	LOB: 2	E: 0	LOB: 1	E: 0	LOB: 0	
	K: 0	BB: 1	K: 1	BB: 1	K: 1	BB: 0	K: 1	BB: 0	K: 1	BB: 0	
	S: 4	P: 9	S: 5	P: 11	S: 16	P: 27	S: 8	P: 9	S: 9	P: 13	

PITCHER	IP	WLS	BF	H	R	ER	SO	BB	IBB	HBP	BLK	WP	HR	S	P	ERA	WHIP
57 Trevor Williams, R (1, 1) ERA: 4.4	8.0		34	7	0	0	5	3	1	1	0	0	0	67	114	0.00	1.250
73 Felipe Vázquez, L (9, 1) ERA: 1.29	1.0		4	1	0	0	1	0	0	0	0	0	0	8	9	0.00	1.000
12 Juan Nicasio, R (10, 1) ERA: 2.95	1.0	W	3	0	0	0	1	0	0	0	0	0	0	9	13	0.00	0.000

PITCHER	IP	WLS	BF	H	R	ER	SO	BB	IBB	HBP	BLK	WP	HR	S	P	ERA	WHIP

TOP

Los Angeles Dodgers @ Pittsburgh Pirates

PNC Park, Pittsburgh, PA

Wed Aug 23 2017, 7:08 PM - 9:41 PM EDT

Att. 19,859 - Cloudy - 73 F

livebaseballscorecards.com

AB	36
R	0
H	8
RBI	0
BB	4
SO	7
LOB	25

1B: 7	SF: 0	WP: 0	PA: 41
2B: 1	SAC: 0	PB: 0	
3B: 0	DP: 2	SB: 0	
HR: 0	HBP: 1	CS: 0	

Batter	1	2	3	4	5	6	7	8	9	10	AB	R	H	RBI	BB	SO	LOB
6 Starling Marte, R (1, 7) OBP: 0.322, SLG: 0.364	C FF 90 L FF 92 B CU 74 S CU 76 1-3 ① **K**			B FF 88 X FF 88 1-0 ① **P3**			C CU 74 X FF 90 0-1 ① **G4-3**		X CU 73 0-0 ③ **G6-3**		4	0	0	0	0	1	1
5 Josh Harrison, R (1, 4) OBP: 0.347, SLG: 0.445	C FF 91 C FF 91 S FF 91 0-3 ② **K**			X FF 89 0-0 ② **B3**			C FF 90 S FF 90 S FF 90 0-3 ② **K**			S FF 87 B FF 88 B CU 73 X FF 88 2-1 **HR**	4	1	1	1	0	2	0
22 Andrew McCutchen, R (1, 8) OBP: 0.376, SLG: 0.500	B FF 92 X CU 75 1-0 ③ **F9**			B FF 90 B CU 74 X FF 88 2-0 ③ **G1**			F FF 91 C FF 91 B FC 90 X FF 91 1-2 ③ **G4-3**				3	0	0	0	0	0	0
55 Josh Bell, S (1, 3) OBP: 0.343, SLG: 0.491		C FF 89 C CU 75 F FF 90 X FF 91 0-2 ① **G3-1**			C FF 90 C CU 74 F FF 90 F CU 74 B CU 75 B CU 75 C FF 89 2-3 ① **K**			S FF 88 F FF 90 F FF 90 X FF 89 0-2 ① **L4**			3	0	0	0	0	1	0
23 David Freese, R (1, 5) OBP: 0.370, SLG: 0.370		B FF 90 C CU 74 C FF 90 X CU 75 1-2 ② **F9**			C FF 90 T FF 90 X FF 91 0-2 ② **F9**			B CU 74 C CU 74 X FF 90 1-1 ② **P3**			3	0	0	0	0	0	0
3 Sean Rodríguez, R (1, 9) OBP: 0.325, SLG: 0.441		B CU 74 F FF 90 F CU 75 C FF 90 1-3 ③ **K**			B CU 77 C CU 74 F FF 89 B FF 90 S CU 75 2-3 ③ **K**			C CU 74 F CU 75 B FF 90 B CU 75 B CU 74 F FF 89 C FF 89 3-3 ③ **K**			3	0	0	0	0	3	0
10 Jordy Mercer, R (1, 6) OBP: 0.321, SLG: 0.393			C FF 89 F FF 90 B FF 90 B CU 74 B FF 90 X FF 89 3-2 ① **F8**			B FF 89 C CU 74 S FF 90 C FF 91 1-3 ① **K**			X FF 88 0-0 **E5** 19 SH3-4		3	0	0	0	0	1	0
19 Chris Stewart, R (1, 2) OBP: 0.229, SLG: 0.232			C FF 90 C CU 74 X CU 75 0-2 ② **L7**			C FF 89 F FF 90 X CU 74 0-2 ② **G5-3**			L CU 74 B FF 88 X CU 73 1-1 ① **SH3-4** 1-2		2	0	0	0	0	0	0
57 Trevor Williams, R (1, 1) OBP: 0.111, SLG: 0.059 73 Felipe Vázquez, L (9, 1) 64 José Osuna, R (9, PH) OBP: 0.295, SLG: 0.476 12 Juan Nicasio, R (10, 1)			C FF 89 F FF 90 C FF 90 0-3 ③ **K**			C FF 90 F CU 75 S FF 90 0-3 ③ **K**			F CU 73 D CU 74 X CU 74 1-1 ② **G5-3**		2 0 1 0	0 0 0 0	0 0 0 0	0 0 0 0	2 0 0 0	0 0 0 0	0 0 1 0
Inning Stats	R: 0 H: 0 E: 0 LOB: 0 K: 2 BB: 0 S: 7 P: 9	R: 0 H: 0 E: 0 LOB: 0 K: 1 BB: 0 S: 10 P: 12	R: 0 H: 0 E: 0 LOB: 0 K: 1 BB: 0 S: 9 P: 12	R: 0 H: 0 E: 0 LOB: 0 K: 0 BB: 0 S: 3 P: 6	R: 0 H: 0 E: 0 LOB: 0 K: 2 BB: 0 S: 11 P: 15	R: 0 H: 0 E: 0 LOB: 0 K: 2 BB: 0 S: 9 P: 10	R: 0 H: 0 E: 0 LOB: 0 K: 1 BB: 0 S: 8 P: 9	R: 0 H: 0 E: 0 LOB: 0 K: 1 BB: 0 S: 10 P: 14	R: 0 H: 0 E: 1 LOB: 1 K: 0 BB: 0 S: 6 P: 8	R: 1 H: 1 E: 0 LOB: 0 K: 0 BB: 0 S: 2 P: 4	1B: 0 SF: 0 2B: 0 SAC: 1 3B: 0 DP: 0 HR: 1 HBP: 0						

PITCHER	IP	WLS	BF	H	R	ER	SO	BB	IBB	HBP	BLK	WP	HR	S	P	ERA	WHIP
44 Rich Hill, L (1, 1) ERA: 3.32	9.0	L	29	1	1	1	10	0	0	0	0	0	1	75	99	1.00	0.111

PITCHER	IP	WLS	BF	H	R	ER	SO	BB	IBB	HBP	BLK	WP	HR	S	P	ERA	WHIP

BOTTOM

Los Angeles Dodgers @ Pittsburgh Pirates

PNC Park, Pittsburgh, PA

Wed Aug 23 2017, 7:08 PM - 9:41 PM EDT

Att. 19,859 - Cloudy - 73 F

livebaseballscorecards.com

AB	28
R	1
H	1
RBI	1
BB	0
SO	10
LOB	2

WP: 0 PA: 29
PB: 0
SB: 0
CS: 0

Los Angeles Dodgers @ Pittsburgh Pirates

PNC Park, Pittsburgh, PA

Thu Aug 24 2017, 4:08 PM - 7:44 PM EDT

Att. 22,115 - Overcast - 72 F

livebaseballscorecards.com

Batter	1	2	3	4	5	6	7	8	9	AB	R	H	RBI	BB	SO	LOB
3 Chris Taylor, R (1, 8) OBP: 0.384, SLG: 0.544	B FF 95 C SI 95 B SI 96 F SI 95 X SI 97 2-2 9 BB 6 BB 1B	B SL 88 S CH 87 F FF 96 D KC 84 X CH 88 2-2 2-H 6 S 1B		S SL 86 B SI 95 B KC 79 X CH 87 2-1 ② G6-3		C FF 92 F CH 85 F FF 92 B SL 82 F CH 86 X FF 92 1-2 1-3 2B	C CU 78 B SL 88 D CU 80 B SI 93 F SI 94 F CU 78 B SI 93 4-2 1-2 2-3 BB		B FC 91 S CH 89 S CH 90 X CU 81 1-2 ② F8 2-3	5	0	3	1	1	0	1
6 Curtis Granderson, L (1, 7) OBP: 0.336, SLG: 0.486	C SI 96 B SI 96 B CH 88 B SI 95 F SI 95 F SI 97 B SI 97 4-2 9 BB 1-2 BB	1 SAFE C SL 89 B SI 96 B CH 88 T CH 91 D KC 83 B SI 95 4-2 1-2 BB		B CH 88 B SI 96 X SI 95 2-0 HR		B SI 92 C SL 84 B SI 92 B FF 93 F SI 93 B SL 84 4-2 BB	B SL 85 F SI 94 C SL 84 S SL 85 1-3 ③ K		C FF 96 D CH 91 B FC 92 F CH 90 B CU 81 X CH 91 3-2 ③ F8	3	1	1	1	3	1	4
10 Justin Turner, R (1, 5) OBP: 0.420, SLG: 0.537	C SL 88 X SI 97 0-1 ① F8	X SI 97 0-0 ③ F7		B SI 96 B SL 88 F SI 94 C SI 95 X SL 87 2-2 ③ L7		B SI 92 C SL 83 B CH 86 B FF 92 X FF 91 3-1 ② F9		B FF 96 B FF 96 C FC 92 X FC 92 2-1 ① P4		5	0	0	0	0	0	7
9 Yasmani Grandal, S (1, 2) OBP: 0.318, SLG: 0.487	B CH 89 B CH 89 C SI 96 C SI 96 B SL 90 F SI 96 B SI 97 4-2 1-2 2-3 BB	F SI 94 B KC 80 B CH 88 X SI 95 2-1 ① G4-3		B FF 91 C FF 92 T FF 92 F FF 93 F SL 84 S FF 93 1-3 ① K		C FF 92 X SL 83 0-1 ③ L8		B FF 96 B CH 90 X FC 92 2-0 HR		4	1	1	1	1	1	3
23 Adrián González, L (1, 3) OBP: 0.293, SLG: 0.342	S SI 98 S SI 97 B SI 97 S SL 91 1-3 ② K	B SI 93 B SI 94 F SI 95 X SI 95 2-1 ② L8		C FF 93 B FF 92 X SL 82 1-1 ② L8			B FF 90 T FF 90 F SI 91 B FF 91 X FF 92 2-2 ① G3-1	X FF 96 0-0 HR		5	1	1	1	0	1	3
66 Yasiel Puig, R (1, 9) OBP: 0.346, SLG: 0.469	C KC 82 C KC 84 D KC 86 S SI 99 1-3 ③ K	C SI 96 X SL 89 0-1 11 BB 14 1B 1B		B FF 93 B CH 85 B SI 92 B FF 92 4-0 BB			C FF 92 X CH 86 0-1 11 F9 14 1B 2B	F CU 82 B CU 82 X FC 90 1-1 ② F9		4	1	2	0	1	1	3
11 Logan Forsythe, R (1, 4) OBP: 0.369, SLG: 0.324		B SI 93 F SI 92 B SI 95 X SI 96 2-1 14 BB 1B	B SI 96 B SI 95 F SI 93 1 SAFE B SI 94 B CH 92 4-1 14 1B 1-2 BB	C FF 93 S FF 92 1 SAFE F FF 93 B FF 93 B FF 93 S SL 84 2-3 ③ K			B FF 91 X FF 91 1-0 ② F9 2-3	C FC 92 B CU 82 C FF 97 F FC 90 B FC 91 B CU 81 F FF 97 X FC 90 3-2 ③ L8		4	0	1	0	1	1	2
14 Enrique Hernández, R (1, 6) OBP: 0.316, SLG: 0.453		C SI 95 B KC 82 1 SAFE F SL 90 F SI 97 F SL 89 F KC 81 1 SAFE F KC 84 4-2 ① B SI 98 F FF 96 B SL 87 F FF 96 B SI 94 99 SH2-4 3 1B 1-2 BB	X SI 95 0-0 ③ 1-2 2-H 1B			S CH 83 S FF 90 S FF 93 0-3 ① K	S FF 91 F FF 93 X FF 93 0-2 3 BB 15 1B 3-H 1B		B FC 92 B FF 95 S FC 90 B FF 96 X FC 90 3-1 ① P6	4	1	2	1	1	1	0
99 Hyun Jin Ryu, R (1, 1) OBP: 0.267, SLG: 0.192 15 Austin Barnes, R (7, PH) OBP: 0.418, SLG: 0.510 46 Josh Fields, R (7, 1) 33 Tony Watson, L (7, 1) 52 Pedro Báez, R (7, 1) 26 Chase Utley, L (9, PH) OBP: 0.317, SLG: 0.394 17 Brandon Morrow, R (9, 1)	B FF 96 B CH 91 L SI 94 B SI 96 X SI 94 3-1 ② SH2-4 1-2			C FF 94 B SI 94 X SI 92 1-1 ① L3		B FF 91 F FF 92 S FF 92 B FF 92 X FF 92 2-2 3 2B 1B	C FF 91 B CH 87 B CH 84 X SI 91 2-1 3 BB 1-2 1B	B FF 96 B CH 89 X CH 89 2-0 3 F8 2B	2 1 0 0 0 1 0	0 0 0 0 0 0 0	1 1 0 0 0 1 0	0 0 0 0 0 0 0	0 0 0 0 0 0 0	0 0 0 0 0 0 0	0 0 0 0 0 0 0

Inning Stats	1	2	3	4	5	6	7	8	9
	R: 0 E: 0 K: 2 S: 17	H: 1 LOB: 3 BB: 2 P: 29	R: 1 E: 0 K: 0 S: 18	H: 2 LOB: 2 BB: 2 P: 33	R: 0 E: 0 K: 0 S: 8	H: 2 LOB: 2 BB: 1 P: 16	R: 1 E: 0 K: 0 S: 8	H: 1 LOB: 0 BB: 0 P: 15	R: 0 E: 0 K: 2 S: 11	H: 0 LOB: 1 BB: 1 P: 19	R: 0 E: 0 K: 1 S: 17	H: 2 LOB: 3 BB: 1 P: 27	R: 1 E: 0 K: 1 S: 17	H: 3 LOB: 3 BB: 1 P: 27	R: 2 E: 0 K: 0 S: 11	H: 2 LOB: 0 BB: 0 P: 19	R: 0 E: 0 K: 0 S: 9	H: 1 LOB: 1 BB: 0 P: 18

1B: 8	SF: 0
2B: 3	SAC: 1
3B: 0	DP: 0
HR: 3	HBP: 0

WP: 0	PA: 47
PB: 0	
SB: 1	
CS: 0	

AB	38
R	5
H	14
RBI	5
BB	8
SO	6
LOB	23

PITCHER		IP	WLS	BF	H	R	ER	SO	BB	IBB	HBP	BLK	WP	HR	S	P	ERA	WHIP
39 Chad Kuhl, R ERA: 4.52	(1, 1)	4.0	L	21	6	2	2	2	5	0	0	0	0	1	51	93	4.50	2.750
43 Steven Brault, L ERA: 4.22	(5, 1)	2.2		15	5	1	1	3	2	0	0	0	0	0	39	62	3.38	2.625
51 Johnny Barbato, R ERA: 4.94	(7, 1)	0.1		2	0	0	0	1	1	0	0	0	0	0	6	11	0.00	3.000
59 Angel Sánchez, R ERA: 9.0	(8, 1)	2.0		9	3	2	2	0	0	0	0	0	0	2	20	37	9.00	1.500

PITCHER	IP	WLS	BF	H	R	ER	SO	BB	IBB	HBP	BLK	WP	HR	S	P	ERA	WHIP

BOTTOM

Los Angeles Dodgers @ Pittsburgh Pirates

PNC Park, Pittsburgh, PA

Thu Aug 24 2017, 4:08 PM - 7:44 PM EDT

Att. 22,115 - Overcast - 72 F

livebaseballscorecards.com

Batter	1	2	3	4	5	6	7	8	9	AB	R	H	RBI	BB	SO	LOB
5 Josh Harrison, R (1, 4) OBP: 0.348, SLG: 0.443	C FC 88 F CU 77 B FF 90 X FC 86 1-2 ① G6-3		B CU 71 F FC 87 B CU 70 X FC 86 2-1 ① G6-3		C FF 91 X FF 91 0-1 1B		B SI 94 B SI 94 B SI 94 D CH 86 4-0 26 1B BB		B FF 96 X FF 97 1-0 ② L8	4	0	1	0	1	0	0
26 Adam Frazier, L (1, 9) OBP: 0.353, SLG: 0.392 59 Angel Sánchez, R (8, 1) 64 José Osuna, R (9, PH) OBP: 0.294, SLG: 0.474	C FF 90 B FF 89 B CH 82 B CU 70 F FF 92 S CH 82 3-3 ② K		C CU 70 C FC 85 B SL 77 X FF 91 1-2 ② G4-3		B FC 85 X FC 88 1-0 ③ G6-3		B SI 94 B SI 94 B SI 93 C SI 93 X SI 93 3-1 1-3 3-H 1B		S SL 86 F SL 89 F FF 97 S FF 98 0-3 ③ K	4 0 1	0 0 0	1 0 0	1 0 0	0 0 0	1 0 1	1 0 0
22 Andrew McCutchen, R (1, 8) OBP: 0.375, SLG: 0.497	C FF 91 B SL 76 C FC 88 F FF 93 X FC 87 1-2 ③ G4-3		B FC 87 B CU 71 F FC 87 B FF 91 S FF 90 B FF 92 4-2 BB			B CU 69 F CU 71 B CH 82 B FF 91 C FC 84 X CH 82 3-2 ① G1-3	C SL 88 D SL 88 C SI 95 S FF 96 1-3 ③ K			3	0	0	0	1	1	2
55 Josh Bell, S (1, 3) OBP: 0.340, SLG: 0.486		B FC 88 B CU 71 F CH 80 X FC 87 2-1 ① L4	F FC 88 1 SAFE B CU 70 X FF 91 1-1 ③ G5-3			C CH 82 B CU 71 X CH 80 1-1 ② G6-3		B SI 94 F FF 96 B SL 89 X SI 95 2-1 ① L8		4	0	0	0	0	0	1
23 David Freese, R (1, 5) OBP: 0.372, SLG: 0.369		B FF 91 B CU 71 C FC 88 F CH 81 X FC 89 2-2 ② P4		C CH 80 B FF 90 F CH 80 B CU 74 B CU 76 X FF 92 3-2 ① G1-3		C FC 88 F FF 91 X FC 86 0-2 1B		B SL 90 C SI 97 T SL 90 B CH 89 B FF 97 B FF 97 4-2 10 FC5 3 HBP BB		3	0	1	0	1	0	0
3 Sean Rodríguez, R (1, 7) OBP: 0.333, SLG: 0.429		C CU 70 B FF 90 B CU 72 F CH 81 B FF 92 B FC 88 4-2 32 1B 10 1B BB		B FF 90 X CU 72 1-0 ② L6		S CH 80 B FF 90 C CU 71 C FF 90 1-3 ③ K		S SI 96 H SI 96 1-1 1-2 HBP		2	1	0	0	1	1	1
32 Elias Díaz, R (1, 2) OBP: 0.283, SLG: 0.350		B FF 91 X CH 80 1-0 10 1B 1-3 1B		X FC 87 0-0 ③ L8			C KC 76 B KC 80 B FF 93 F FF 94 F FF 94 X KC 80 2-2 ① G1-3	C SI 97 B SL 90 T SL 90 C SI 97 1-3 ② K		4	0	1	0	0	1	2
10 Jordy Mercer, R (1, 6) OBP: 0.322, SLG: 0.396		B FF 92 S CU 71 D CH 82 C CU 72 X FF 91 2-2 1-3 3-H 1B			C FF 90 B FC 87 B CU 73 X CH 82 2-1 ① G6-3		B FF 95 F FF 95 X FF 95 1-1 28 G3 26 1B 2B	B SL 89 X SI 96 1-0 ③ FC5 2-3f		4	1	2	1	0	0	2
39 Chad Kuhl, R (1, 1) OBP: 0.105, SLG: 0.108 43 Steven Brault, L (5, 1) OBP: 0.250, SLG: 0.250 51 Johnny Barbato, R (7, 1) 28 John Jaso, L (7, PH) OBP: 0.321, SLG: 0.391 (8, 9)		B FF 90 S FF 91 B CH 80 C CH 80 X CU 70 2-2 ③ G3			X FF 91 0-0 ② G6-3		B SI 94 C SI 94 B SL 85 B SI 93 F SI 94 X SI 94 3-2 ② G3 2-3		B FC 90 S FC 92 X FF 96 1-1 ① G3-1	1 1 0 2	0 0 0 0	0 0 0 0	0 0 0 0	0 0 0 0	0 0 0 0	2 0 0 1
Inning Stats	R: 0 H: 0 E: 0 LOB: 0 K: 1 BB: 0 S: 10 P: 15	R: 1 H: 2 E: 0 LOB: 2 K: 0 BB: 1 S: 14 P: 27	R: 0 H: 0 E: 0 LOB: 1 K: 0 BB: 1 S: 9 P: 17	R: 0 H: 0 E: 0 LOB: 0 K: 0 BB: 0 S: 5 P: 9	R: 0 H: 1 E: 0 LOB: 1 K: 0 BB: 0 S: 6 P: 9	R: 0 H: 1 E: 0 LOB: 1 K: 1 BB: 0 S: 11 P: 16	R: 1 H: 2 E: 0 LOB: 2 K: 1 BB: 1 S: 14 P: 28	R: 0 H: 0 E: 0 LOB: 2 K: 1 BB: 1 S: 9 P: 18	R: 0 H: 0 E: 0 LOB: 0 K: 1 BB: 0 S: 7 P: 9	1B: 5 2B: 1 3B: 0 HR: 0	SF: 0 SAC: 0 DP: 0 HBP: 1						

PITCHER	IP	WLS	BF	H	R	ER	SO	BB	IBB	HBP	BLK	WP	HR	S	P	ERA	WHIP
99 Hyun Jin Ryu, L (1, 1) ERA: 3.34	6.0	W	24	4	1	1	2	2	0	0	0	0	0	55	93	1.50	1.000
46 Josh Fields, R (7, 1) ERA: 2.68	0.1	H	2	1	1	1	0	0	0	0	0	0	0	6	9	27.00	3.000
33 Tony Watson, L (7, 1) ERA: 4.05	0.1	H	3	1	0	0	0	1	0	0	0	0	0	5	15	0.00	6.000
52 Pedro Báez, R (7, 1) ERA: 1.86	1.1	H	6	0	0	0	2	1	0	1	0	0	0	12	22	0.00	0.750
17 Brandon Morrow, R (9, 1) ERA: 2.25	1.0	S	3	0	0	0	1	0	0	0	0	0	0	7	9	0.00	0.000

PITCHER	IP	WLS	BF	H	R	ER	SO	BB	IBB	HBP	BLK	WP	HR	S	P	ERA	WHIP

AB	33
R	2
H	6
RBI	2
BB	4
SO	5
LOB	12

WP: 0 PA: 38
PB: 0
SB: 0
CS: 0

Pittsburgh Pirates @ Cincinnati Reds

Great American Ball Park, Cincinnati, OH

Fri Aug 25 2017, 7:12 PM - 10:45 PM EDT

Att. 20,561 - Partly Cloudy - 75 F

TOP

livebaseballscorecards.com

Batter	1	2	3	4	5	6	7	8	9	AB	R	H	RBI	BB	SO	LOB
6 Starling Marte, R (1, 8) OBP: 0.320, SLG: 0.360	B FF 95 S FF 94 C SL 86 B CU 80 F SL 86 S SL 86 2-3 ① K2-3		C SL 85 B FS 85 B FF 93 S SL 85 B FF 93 1 SAFE X FF 94 3-2 26 1B 1-2 1B		C FF 91 X FF 94 0-1 ① B1-3		C FF 90 F CH 83 B CH 82 B FF 90 B SI 92 F SI 91 F FF 91 F FF 91 F FF 90 3-2 X FF 90 F7	C SL 79 B SI 88 B SL 80 F FF 89 X SL 80 2-2 ③ P4		5	0	1	0	0	1	1
26 Adam Frazier, L (1, 7) OBP: 0.356, SLG: 0.392	B FF 95 C FF 95 S SL 86 B SL 86 C FF 95 2-3 ② K		B FF 92 X FF 93 1-0 ③ 1-3 2-H 1B		B FF 92 C FS 84 B FS 84 B SL 84 S FF 94 B FF 93 4-2 5 CS BB		B FF 90 C FF 92 B FF 90 S FF 89 B FF 92 B FF 91 4-2 5 2B 55 HR BB		B CH 87 C CH 87 X CH 91 1-1 ① P5	3	1	1	1	2	1	0
5 Josh Harrison, R (1, 4) OBP: 0.346, SLG: 0.443 (7, 5) S SL 87 F SL 88 F CU 80 F FF 98 S SL 87 0-3 ③ K			F FF 94 C FF 95 S SL 85 0-3 ① K	1 SAFE F SL 84 F FF 94 F SL 85 B FF 95 B FF 95 S FS 84 2-3 ②③ K2-3 1-2		C FF 92 D CU 76 F CH 85 X FF 90 1-2 55 HR 1-3 2B			S CH 90 X SL 81 0-1 ② L8	5	1	1	0	0	3	1
55 Josh Bell, S (1, 3) OBP: 0.345, SLG: 0.497		C FF 95 C CU 78 F FF 96 B SL 85 S FS 87 1-3 ① K	C FS 85 B SL 84 X FF 95 1-1 28 2B 1B			C FF 94 X FS 86 0-1 10 1B 28 BB 1B	B SI 90 C FF 90 C FF 90 D CH 86 B FF 90 X FF 92 3-2 2-H 3-H HR		F CH 83 S CH 86 B CH 87 X FF 97 1-2 1B	5	2	4	3	0	1	0
23 David Freese, R (1, 5) OBP: 0.368, SLG: 0.365 31 A.J. Schugel, R (7, 1) 51 Johnny Barbato, R (8, 1) 22 Andrew McCutchen, R (9, PH) OBP: 0.374, SLG: 0.496		C FF 96 S SL 87 S SL 87 0-3 ② K	S SL 86 S FF 95 S FS 85 0-3 ② K			C SL 82 F FF 96 B SL 84 T FF 95 1-2 ① K	F FF 90 B CU 76 F CH 87 B CH 85 F FF 90 B CH 85 S 3-3 ② K		C SL 85 S SL 84 B SI 96 F FF 97 S SL 84 1-3 ③ K	4 0 0 1	0 0 0 0	0 0 0 0	0 0 0 0	0 0 0 0	4 0 0 1	2 0 0 1
28 John Jaso, L (1, 9) OBP: 0.325, SLG: 0.396 3 Sean Rodríguez, R (7, PH) OBP: 0.329, SLG: 0.423 (7, 9)		B FF 96 S FF 96 S SL 86 S SL 87 1-3 ③ K	B CU 76 S FF 94 X FF 95 1-1 19 1B 1-H 2B			C CU 76 D CU 78 B FF 96 C FF 92 D FS 86 B FF 94 4-2 10 1B 1-2 BB	C SL 85 S FF 96 C SL 85 0-3 ③ K			2 1	0 0	1 0	1 0	1 0	1 1	0 0
29 Francisco Cervelli, R (1, 2) OBP: 0.342, SLG: 0.370 19 Chris Stewart, R (3, 2) OBP: 0.231, SLG: 0.235			B FF 94 B FF 94 B SL 84 C FF 94 B FF 94 4-1 6 1B 26 1B BB	B FF 95 C FF 94 S SL 86 X SL 86 1-2 10 BB 2-3 1B		B FF 93 X FF 94 1-0 ② L8		B SL 78 C SI 89 B SL 79 X FF 90 2-1 ① F7		0 3	1 0	0 1	0 0	1 0	0 0	0 2
10 Jordy Mercer, R (1, 6) OBP: 0.326, SLG: 0.398			C FF 94 S SL 86 X SL 86 0-2 ① L9	D SL 86 C SL 85 F SL 86 D FS 84 F SL 85 D SL 86 D SL 84 4-2 46 FC6-4 1-2 BB		B FF 95 C FF 93 D SL 85 C FF 94 X FF 96 2-2 1-2 2-3 1B		X SI 90 0-0 1B		3	0	2	0	1	0	1
46 Iván Nova, R (1, 1) OBP: 0.022, SLG: 0.022 64 José Osuna, R (6, PH) OBP: 0.292, SLG: 0.471 41 Daniel Hudson, R (6, 1) 62 Max Moroff, S (7, 4) OBP: 0.247, SLG: 0.254			B FF 94 L FF 93 F FF 94 M SL 86 1-3 ② K	S SL 83 X SL 84 0-1 ③ FC6-4 1-2f		B FF 91 F FF 90 C CU 76 D CU 75 F FF 90 S CH 85 2-3 ③ K		X SI 88 0-0 ② F8		2 1 0 1	0 0 0 0	0 0 0 0	0 0 0 0	0 1 0 0	1 3 0 1	4 3 0 1

	AB	R	H	RBI	BB	SO	LOB
	36	5	11	5	5	15	16

Inning Stats	1	2	3	4	5	6	7	8	9	1B: 8	SF: 0	WP: 0	PA: 41
R:	0	0	1	1	0	0	3	0	0	2B: 2	SAC: 0	PB: 0	
E:	0	0	0	0	0	0	0	0	0	3B: 0	DP: 0	SB: 0	
K:	3	3	1	2	1	2	2	0	1	HR: 1	HBP: 0	CS: 1	
S:	12	10	12	18	8	15	22	7	11				
H:	0	0	2	3	0	2	2	1	1				
LOB:	0	0	3	3	0	3	0	1	1				
BB:	0	0	1	1	1	1	1	0	0				
P:	16	12	21	25	14	25	36	11	14				

PITCHER		IP	WLS	BF	H	R	ER	SO	BB	IBB	HBP	BLK	WP	HR	S	P	ERA	WHIP
55 Robert Stephenson, R ERA: 5.81	(1, 1)	5.2	W	26	7	2	2	11	4	0	0	0	0	0	71	107	3.18	1.941
46 Tim Adleman, R ERA: 5.42	(6, 1)	1.0	H	6	2	3	3	2	1	0	0	0	0	1	23	39	27.00	3.000
53 Wandy Peralta, L ERA: 3.47	(7, 1)	0.1	H	1	0	0	0	1	0	0	0	0	0	0	3	3	0.00	0.000
31 Drew Storen, R ERA: 4.53	(8, 1)	1.0		4	1	0	0	0	0	0	0	0	0	0	7	11	0.00	1.000
26 Raisel Iglesias, R ERA: 1.82	(9, 1)	1.0		4	1	0	0	1	0	0	0	0	0	0	11	14	0.00	1.000

PITCHER		IP	WLS	BF	H	R	ER	SO	BB	IBB	HBP	BLK	WP	HR	S	P	ERA	WHIP

Batter	1	2	3	4	5	6	7	8	9	AB	R	H	RBI	BB	SO	LOB
6 Billy Hamilton, S (1, 8) OBP: 0.299, SLG: 0.327	B FF 91 X FF 91 1-0 ① P4		C CU 78 C FF 91 B CU 81 X FF 94 1-2 23 S 1B	C CH 87 B FF 94 C CU 82 S CU 82 1-3 ② K		F FF 95 B SL 90 T SL 90 B SL 90 F SL 90 C SI 97 2-3 ① K	B CH 81 F SI 92 B CH 81 B CH 80 F SI 92 D CH 81 4-2 BB			4	0	1	0	1	2	3
2 Zack Cozart, R (1, 6) OBP: 0.401, SLG: 0.561	B FF 91 B FF 91 F SI 91 F FF 93 B CH 87 B SI 92 4-2 BB		1 SAFE X FF 91 0-0 ① P6	C CU 81 F FF 94 B CU 84 F FF 96 F FF 96 B CU 84 C CU 80 2-3 ③ K 1-2 2-3 3-H		B FF 97 B FF 96 C SL 88 C SL 90 S SL 89 2-3 ② K	C FF 92 B CH 82 B SI 92 X SI 93 2-1 ③ L9			4	0	0	0	1	2	6
19 Joey Votto, L (1, 3) OBP: 0.445, SLG: 0.593	X FF 93 0-0 ② L9		X FF 93 0-0 ② F8		F CH 84 B FF 93 B CH 86 X CH 87 2-1 ① F8	F FF 96 B CH 88 F SI 96 S FF 96 1-3 ③ K		C CU 78 F SL 88 B FF 93 B SL 84 B FF 92 B SL 86 4-2 4 G3 BB		4	0	0	0	1	1	2
23 Adam Duvall, R (1, 7) OBP: 0.311, SLG: 0.523	C FF 92 S FF 92 F FF 94 X CU 81 0-2 ③ L8		1 SAFE B CU 80 F FF 92 B SI 93 F CH 87 F FF 95 S CU 83 2-3 ③ K2-3 1-2		B FF 92 S CH 85 X FF 92 1-1 HR		B SL 87 B SL 88 C SL 88 F SI 94 T SL 89 2-2 ① K	B CU 78 S SL 86 F FF 93 X SL 85 1-2 ① F9		5	1	1	1	0	2	3
4 Scooter Gennett, L (1, 4) OBP: 0.340, SLG: 0.531		C FF 91 B FF 92 F CH 86 B CU 81 F CH 87 F FF 95 S CU 80 2-3 ① K		F CU 78 X FF 92 0-1 E4 43 1B 7 1B 16 1B	C CH 86 B SI 92 F CH 86 F FF 92 X CU 80 1-2 ② P5		B FF 95 B CH 86 C FF 95 F FF 95 B SL 86 B FF 96 4-2 16 HBP 43 HBP 3 2B BB	C FF 93 F FF 93 X CU 79 1-2 ② G3 1-2		4	2	0	0	1	1	1
7 Eugenio Suárez, R (1, 5) OBP: 0.384, SLG: 0.501		C CU 80 F FF 92 B FF 92 X CH 87 1-2 43 3B 2B		S CU 78 B FF 93 1 SAFE 1 SAFE C CU 78 X FF 91 1-2 16 1B 43 1B 2 WP 1-2 1B	B FF 91 C FF 92 B CH 85 B CU 79 B SI 91 4-1 43 HR BB		C SL 89 B FF 95 B FF 94 C SL 88 X SL 87 2-2 ② F9	C CU 78 F SL 85 B FF 92 F SL 84 S SL 86 1-3 ③ K		4	3	2	0	1	1	2
43 Scott Schebler, L (1, 9) OBP: 0.312, SLG: 0.496		B FF 93 B FF 93 X CH 87 2-0 16 SF7 2-H 3B		B CU 81 F FF 93 B SI 93 B FF 94 X FF 94 3-1 2 WP 16 1B 1-2 2-3 1B	X FF 93 0-0 1-H HR		F FF 96 F SL 88 H FF 96 1-2 16 HBP 3 2B 1-2 HBP			3	3	3	3	0	0	0
16 Tucker Barnhart, L (1, 2) OBP: 0.341, SLG: 0.389		F FF 94 C CU 81 D CU 81 B FF 93 X FF 93 2-2 ② SF7 3-H		B SI 93 B CU 80 X FF 94 2-0 2 WP 1-2 2-3 3-H 1B	B SI 91 C CH 86 F CH 86 B FF 92 B CU 80 F SI 92 B SI 94 4-2 BB		C SI 95 H FF 95 1-1 3 2B 1-2 2-3 HBP			1	0	1	2	1	0	0
55 Robert Stephenson, R (1, 1) OBP: 0.071, SLG: 0.071 46 Tim Adleman, R (6, 1) OBP: 0.103, SLG: 0.138 53 Wandy Peralta, L (7, 1) 3 Patrick Kivlehan, R (7, PH) OBP: 0.297, SLG: 0.411 31 Drew Storen, S (8, 1) 26 Raisel Iglesias, R (9, 1) OBP: 1.000, SLG: 2.000		X FF 93 0-0 ③ F8		C CU 80 S FF 93 S CU 83 0-3 ① K	B CU 79 F FF 93 F FF 92 S CU 80 1-3 ③ K		B SI 92 B SI 92 X SI 92 2-0 1-3 2-H 3-H 2B			3 0 0 1 0 0	0 0 0 0 0 0	0 0 0 1 0 0	0 0 0 2 0 0	0 0 0 0 0 0	2 0 0 0 0 0	4 0 0 0 0 0
Inning Stats	R: 0 E: 0 K: 0 S: 8 H: 0 LOB: 1 BB: 1 P: 13	R: 2 E: 0 K: 1 S: 13 H: 2 LOB: 0 BB: 0 P: 20	R: 0 E: 0 K: 1 S: 9 H: 1 LOB: 1 BB: 0 P: 12	R: 2 E: 1 K: 3 S: 19 H: 3 LOB: 2 BB: 0 P: 28	R: 3 E: 0 K: 1 S: 16 H: 2 LOB: 1 BB: 2 P: 29	R: 0 E: 0 K: 3 S: 10 H: 0 LOB: 0 BB: 0 P: 15	R: 2 E: 0 K: 1 S: 16 H: 1 LOB: 3 BB: 2 P: 34	R: 0 E: 0 K: 1 S: 12 H: 0 LOB: 1 BB: 1 P: 19		1B: 4 2B: 2 3B: 1 HR: 2 SF: 1 SAC: 0 DP: 0 HBP: 2			WP: 1 PB: 0 SB: 1 CS: 0 PA: 42	

PITCHER		IP	WLS	BF	H	R	ER	SO	BB	IBB	HBP	BLK	WP	HR	S	P	ERA	WHIP
46 Iván Nova, R ERA: 3.97	(1, 1)	5.0	L	27	8	7	5	6	3	0	0	0	1	2	65	102	9.00	2.200
41 Daniel Hudson, R ERA: 4.71	(6, 1)	1.2		8	0	2	2	4	1	0	2	0	0	0	21	36	10.80	0.600
31 A.J. Schugel, R ERA: 1.35	(7, 1)	0.1		3	1	0	0	0	1	0	0	0	0	0	5	13	0.00	6.000
51 Johnny Barbato, R ERA: 4.74	(8, 1)	1.0		4	0	0	0	1	1	0	0	0	0	0	12	19	0.00	1.000

PITCHER	IP	WLS	BF	H	R	ER	SO	BB	IBB	HBP	BLK	WP	HR	S	P	ERA	WHIP

BOTTOM

Pittsburgh Pirates @ Cincinnati Reds

Great American Ball Park, Cincinnati, OH

Fri Aug 25 2017, 7:12 PM - 10:45 PM EDT
Att. 20,561 - Partly Cloudy - 75 F

livebaseballscorecards.com

AB	33
R	9
H	9
RBI	8
BB	6
SO	11
LOB	21

Batter	1	2	3	4	5	6	7	8	9	AB	R	H	RBI	BB	SO	LOB
6 Starling Marte, R (1, 7) OBP: 0.314, SLG: 0.353	B FF 97 F FF 98 C SL 84 X SL 84 1-2 ① G6-3		C FF 98 X FF 98 0-1 ③ P3			S SL 86 S CH 87 S FF 98 0-3 ① K		D FF 97 S CH 88 F FF 97 F SL 90 D SL 92 S CH 90 2-3 ③ K2-3		4	0	0	0	0	2	2
5 Josh Harrison, R (1, 4) OBP: 0.344, SLG: 0.439	C FF 98 S SL 85 F SL 84 B FF 98 B CH 87 F FF 99 F SL 84 B FF 98 S FF 98 3-3 ② K			X SL 84 0-0 ① G1-3		B CH 88 B FF 99 T SL 86 S FF 99 F FF 99 F FF 99 T CH 87 2-2 ② K			C SI 95 F CH 88 B FC 90 B FF 97 F CU 84 F CH 88 X CU 84 2-2 ① P5	4	0	0	0	0	2	0
22 Andrew McCutchen, R (1, 8) OBP: 0.371, SLG: 0.491	C FF 99 S SL 85 B SL 86 S CH 87 1-3 ③ K			C SL 84 F CH 87 B FF 99 F SL 85 B CH 89 X SI 97 2-2 ② G2-3		C FF 98 B FF 100 F SI 98 X SL 85 1-2 ③ G6-3			X SI 96 0-0 ② L9	4	0	0	0	0	1	0
55 Josh Bell, S (1, 3) OBP: 0.344, SLG: 0.497 73 Felipe Vázquez, L (9, 1)		C FF 97 B FF 96 B SL 84 X FF 98 2-1 ① G5-3		B FF 97 C SI 97 B SL 85 X CH 88 2-1 23 1B 2B			B CH 86 B SI 97 C SI 96 F SI 98 X SL 83 2-2 ① G1-3		F FF 96 B CH 89 B FC 93 X FC 91 2-1 ③ G3-1	4 0	0 0	1 0	0 0	0 0	0 0	0 0
23 David Freese, R (1, 5) OBP: 0.368, SLG: 0.365		C FF 98 B SL 86 B FF 99 F FF 99 S CH 88 2-3 ② K		D SL 86 S SL 84 F FF 99 D CH 89 F SL 84 B SL 85 X CH 87 3-2 ③ 2-H 1B			C FF 97 S FF 98 S SL 86 0-3 ② K			3	0	1	0	0	2	0
26 Adam Frazier, L (1, 9) OBP: 0.353, SLG: 0.388		F SI 97 C CH 88 F SI 98 F CH 89 B FF 98 B SI 97 F CH 88 F CH 88 X SL 84 2-2 ③ G4-3			C SI 95 B FF 95 S CH 85 F SI 97 X CH 87 1-2 ① G4-3		B SI 96 C FF 98 F FF 98 B SI 98 C SL 84 2-3 ③ K			3	0	0	0	0	1	0
10 Jordy Mercer, R (1, 6) OBP: 0.326, SLG: 0.398			B FF 97 C FF 97 F FF 98 F SL 84 F SL 84 S CH 88 1-3 ① K		B SL 85 C SL 86 C SI 97 C FF 98 1-3 ② K			B FF 96 F FF 96 B CH 88 B FF 98 X FF 97 3-1 64 F9 19 SH2-3 1B		3	0	1	0	0	2	0
19 Chris Stewart, R (1, 2) OBP: 0.236, SLG: 0.233			B FF 97 F FF 97 B SL 85 B FF 98 B FF 97 4-1 45 SH3-4 BB		X FF 98 0-0 ③ L9			X FF 97 0-0 ① SH2-3 1-2		1	0	0	0	1	0	0
45 Gerrit Cole, R (1, 1) OBP: 0.174, SLG: 0.222 64 José Osuna, R (8, PH) OBP: 0.291, SLG: 0.469 12 Juan Nicasio, R (8, 1) 3 Sean Rodríguez, R (9, 3) OBP: 0.329, SLG: 0.423			B FF 95 X FF 94 1-0 ② SH3-4 1-2			X FF 95 0-0 HR		B CH 88 S CH 88 B CH 89 X FF 98 2-1 ② F9 2-3		1 1 0 0	1 0 0 0	1 0 0 0	1 0 0 0	0 0 0 0	0 0 0 0	0 1 0 0
Inning Stats	R: 0 E: 0 K: 2 S: 12 H: 0 LOB: 0 BB: 0 P: 17	R: 0 E: 0 K: 1 S: 12 H: 0 LOB: 0 BB: 0 P: 18	R: 0 E: 0 K: 1 S: 9 H: 0 LOB: 1 BB: 1 P: 15	R: 0 E: 0 K: 0 S: 11 H: 2 LOB: 2 BB: 0 P: 18	R: 0 E: 0 K: 1 S: 8 H: 0 LOB: 0 BB: 0 P: 10	R: 1 E: 0 K: 2 S: 12 H: 1 LOB: 0 BB: 0 P: 15	R: 0 E: 0 K: 2 S: 9 H: 0 LOB: 0 BB: 0 P: 13	R: 0 E: 0 K: 1 S: 9 H: 1 LOB: 1 BB: 0 P: 16	R: 0 E: 0 K: 0 S: 8 H: 0 LOB: 0 BB: 0 P: 12	1B: 2 2B: 1 3B: 0 HR: 1 SF: 0 SAC: 2 DP: 0 HBP: 0						

TOP

Pittsburgh Pirates @ Cincinnati Reds

Great American Ball Park, Cincinnati, OH

Sat Aug 26 2017, 6:41 PM - 9:09 PM EDT

Att. 35,259 - Clear - 78 F

livebaseballscorecards.com

AB	28
R	1
H	4
RBI	1
BB	1
SO	10
LOB	3

WP: 0 PB: 0 SB: 0 CS: 0 PA: 31

PITCHER		IP	WLS	BF	H	R	ER	SO	BB	IBB	HBP	BLK	WP	HR	S	P	ERA	WHIP
58 Luis Castillo, R ERA: 3.26	(1, 1)	7.0	L	24	3	1	1	9	1	0	0	0	0	1	73	106	1.29	0.571
53 Wandy Peralta, L ERA: 3.41	(8, 1)	1.0		4	1	0	0	1	0	0	0	0	0	0	9	16	0.00	1.000
21 Michael Lorenzen, R ERA: 4.35	(9, 1)	1.0		3	0	0	0	0	0	0	0	0	0	0	8	12	0.00	0.000

PITCHER		IP	WLS	BF	H	R	ER	SO	BB	IBB	HBP	BLK	WP	HR	S	P	ERA	WHIP

BOTTOM

Pittsburgh Pirates @ Cincinnati Reds

Great American Ball Park, Cincinnati, OH

Sat Aug 26 2017, 6:41 PM - 9:09 PM EDT

Att. 35,259 - Clear - 78 F

livebaseballscorecards.com

Batter	1	2	3	4	5	6	7	8	9	AB	R	H	RBI	BB	SO	LOB
6 Billy Hamilton, S (1, 8) OBP: 0.297, SLG: 0.324	C FF 93 B KC 80 B CH 87 S FF 93 F FF 96 B FF 97 L FF 94 3-3 ① **K**		B KC 80 F FF 94 C CH 87 X 1-2 ③ F7			B KC 79 S FF 96 X FF 95 1-1 ① B1		B FF 94 F SI 95 B FF 96 X FF 95 2-1 ③ G4-3		4	0	0	0	0	1	1
9 José Peraza, R (1, 6) OBP: 0.300, SLG: 0.329	C FF 94 B SL 87 S FF 96 B FF 98 X FF 96 2-2 ② F8			B KC 80 F KC 79 S FF 95 F FF 96 B SL 90 X KC 83 2-2 ① G3-1		B FF 95 X SL 88 1-0 19 S 1B			B FF 98 F FF 98 S CH 90 S CH 90 1-3 ① K2-3	4	0	1	0	0	1	0
19 Joey Votto, L (1, 3) OBP: 0.442, SLG: 0.588	C KC 81 C FF 96 B FF 96 X SL 87 1-2 ③ G5-3			X CH 88 0-0 ② G3-1		**B FF 95** **1 SAFE** 1 SAFE F FF 96 C FF 97 B FF 97 C CH 85 **1-2** 2-3 ② K			C SL 89 B FF 100 S SL 88 B SL 86 C SL 88 2-3 ② K	4	0	0	0	0	2	1
23 Adam Duvall, R (1, 7) OBP: 0.308, SLG: 0.518		F FF 94 F KC 79 S KC 80 0-3 ① K2-3		B KC 80 C CH 87 C FF 96 B SL 90 S SL 90 2-3 ③ K		C FF 97 C FF 98 B SL 90 F SL 90 B FF 97 D SL 91 X CH 89 3-2 ③ G5-3			B SL 89 C FF 99 F FF 100 B CH 91 B SL 88 F FF 100 C FF 100 3-3 ③ K	4	0	0	0	0	3	1
4 Scooter Gennett, L (1, 4) OBP: 0.340, SLG: 0.530		C FF 95 C FF 95 B FF 98 B KC 81 F FF 96 X CH 88 2-2 ② G4-3			B KC 82 F FF 95 F FF 97 S SL 90 1-3 ① K		S FF 96 B CH 88 B FF 97 F FF 96 B FF 98 X FF 97 3-2 7 G5-4-3 1B			3	0	1	0	0	1	0
7 Eugenio Suárez, R (1, 5) OBP: 0.382, SLG: 0.498		B FF 95 S FF 95 S KC 80 B FF 98 S KC 81 2-3 ③ K			C FF 95 S FF 96 B SL 91 X SL 91 1-2 ② P3		F SL 90 X KC 78 0-1 ① ② G5-4-3 **1-2f**			3	0	0	0	0	1	1
43 Scott Schebler, L (1, 9) OBP: 0.315, SLG: 0.497			B FF 93 X FF 95 1-0 58 SH1-4 1B		C KC 81 S SL 89 X KC 80 0-2 16 1B 1B		S FF 96 F FF 96 B SL 89 F SL 90 F FF 96 X FF 97 1-2 ③ G4-3			3	0	2	0	0	0	0
16 Tucker Barnhart, L (1, 2) OBP: 0.341, SLG: 0.389			X FF 94 0-0 ① F7		C FF 97 C FF 96 X SL 90 0-2 58 S **1-3** 1B			F FF 93 S FF 94 F FF 96 S SL 91 0-3 ① **K**		3	0	1	0	0	1	1
58 Luis Castillo, R (1, 1) OBP: 0.080, SLG: 0.080 53 Wandy Peralta, L (8, 1) 2 Zack Cozart, R (8, PH) OBP: 0.399, SLG: 0.560 21 Michael Lorenzen, R (9, 1) OBP: 0.182, SLG: 0.455			X FF 93 0-0 ② SH1-4 **1-2**		C FF 97 S KC 78 D KC 83 F FF 97 X SL 88 1-2 ③ G4-3 **1-2**			C SL 88 B SL 90 X FF 96 1-1 ② F9		1 0 1 0	0 0 0 0	0 0 0 0	0 0 0 0	0 0 0 0	0 0 0 0	2 0 0 0
Inning Stats	R: 0 E: 0 K: 1 S: 10 H: 0 LOB: 0 BB: 0 P: 16	R: 0 E: 0 K: 2 S: 10 H: 0 LOB: 0 BB: 0 P: 14	R: 0 E: 0 K: 0 S: 6 H: 1 LOB: 1 BB: 0 P: 8	R: 0 E: 0 K: 1 S: 8 H: 0 LOB: 0 BB: 0 P: 12	R: 0 E: 0 K: 1 S: 16 H: 2 LOB: 2 BB: 0 P: 19	R: 0 E: 0 K: 1 S: 10 H: 1 LOB: 1 BB: 0 P: 17	R: 0 E: 0 K: 0 S: 10 H: 1 LOB: 0 BB: 0 P: 14	R: 0 E: 0 K: 1 S: 8 H: 0 LOB: 0 BB: 0 P: 11	R: 0 E: 0 K: 3 S: 10 H: 0 LOB: 0 BB: 0 P: 16	1B: 5 2B: 0 3B: 0 HR: 0	SF: 0 SAC: 1 DP: 1 HBP: 0					WP: 0 PB: 0 SB: 2 CS: 0	PA: 31

	AB	30
	R	0
	H	5
	RBI	0
	BB	0
	SO	10
	LOB	7

PITCHER		IP	WLS	BF	H	R	ER	SO	BB	IBB	HBP	BLK	WP	HR	S	P	ERA	WHIP
45 Gerrit Cole, R ERA: 3.99	(1, 1)	7.0	W	25	5	0	0	6	0	0	0	0	0	0	70	100	0.00	0.714
12 Juan Nicasio, R ERA: 2.9	(8, 1)	1.0	H	3	0	0	0	1	0	0	0	0	0	0	8	11	0.00	0.000
73 Felipe Vázquez, L ERA: 1.27	(9, 1)	1.0	S	3	0	0	0	3	0	0	0	0	0	0	10	16	0.00	0.000

PITCHER	IP	WLS	BF	H	R	ER	SO	BB	IBB	HBP	BLK	WP	HR	S	P	ERA	WHIP

Pittsburgh Pirates @ Cincinnati Reds

Great American Ball Park, Cincinnati, OH

Sun Aug 27 2017, 1:11 PM - 4:28 PM EDT

Att. 26,155 - Sunny - 78 F

TOP

livebaseballscorecards.com

Batter	1	2	3	4	5	6	7	8	9	AB	R	H	RBI	BB	SO	LOB
6 Starling Marte, R (1, 7) OBP: 0.320, SLG: 0.359	F FF 93 X SL 85 0-1 ① F8		B SL 84 F FF 93 B FF 94 C FF 93 X SL 84 2-2 26 G5-4-3 2-3 1B		X FF 92 0-0 62 SH1-3 22 1B 1B		C SL 80 S SL 81 X SI 89 0-2 ② G2-3		S SL 84 B SL 85 F FF 97 X SL 86 1-2 62 G4-3 62 S 2-H 3-H 1B	5	1	3	2	0	0	0
26 Adam Frazier, L (1, 4) OBP: 0.351, SLG: 0.386 62 Max Moroff, S (3, 4) OBP: 0.241, SLG: 0.246	B FF 93 S FF 95 C CH 86 F FF 96 S SL 85 1-3 ② K		B FF 94 1 SAFE D CH 85 X FF 94 2-0 ② ③ G5-4-3 1-2f		1 SAFE X FF 90 0-0 ① SH1-3 1-2		B SI 90 F FF 89 S CH 85 F SL 81 B SI 90 F CH 84 F SL 80 F FF 90 B CH 83 3-3 ③ K		S FF 94 S CH 86 F CH 89 X FF 96 0-2 ① G4-3 1-3	2	0	0	0	0	1	2
										2	0	0	0	0	1	1
22 Andrew McCutchen, R (1, 8) OBP: 0.372, SLG: 0.489	B FF 94 S FF 94 X SL 86 1-1 ③ F8			C FF 92 B SL 86 B FF 93 S FF 95 X SL 88 2-2 ① G6-3	C FF 94 D SL 86 F FF 93 F FF 96 B SL 86 F FF 96 X SL 90 2-2 2-H 1B			B FF 94 B FF 94 B SL 88 F SI 94 S FC 90 D FC 91 4-2 55 2B BB	X SL 83 0-0 ② F9	4	0	1	1	1	0	1
55 Josh Bell, S (1, 3) OBP: 0.345, SLG: 0.497		B C FF 92 B CH 83 C FF 93 S FF 95 2-3 ① K		B FF 93 C CH 86 B FF 93 B FF 92 T FF 94 B FF 92 4-2 5 HBP 28 2B BB	D CH 84 X FF 93 1-0 ② F8			C SI 96 X CH 88 0-1 1-3 2B	S CH 86 F FF 96 F SL 82 X SL 83 0-2 ③ G6-3	4	1	1	0	1	1	2
5 Josh Harrison, R (1, 5) OBP: 0.343, SLG: 0.436		C FF 92 T FF 94 F SL 88 X FF 94 0-2 ② G6-3		F FF 90 S SL 87 H FF 93 1-2 28 2B HBP 1-2	1 SAFE B SL 86 B FF 91 F FF 92 B FF 92 F FF 94 F FF 96 S SL 86 3-3 ③ K			B CU 84 F SL 87 X SL 89 1-1 ① L6		3	1	0	0	0	1	3
28 John Jaso, L (1, 9) OBP: 0.331, SLG: 0.402		C FF 94 F CH 86 B FF 95 B SL 87 F FF 96 B FF 96 F FF 95 F FF 95 F CH 86 4-2 B FF 97 BB		S FF 93 X CH 86 0-1 1-H 2-H 2B		C SI 94 B CH 89 F FF 94 F SL 88 F SL 87 F FF 95 X SL 88 1-2 ① G3		0-0 3 G6-4-3 IBB	2	0	1	2	2	0	0
3 Sean Rodríguez, R (1, 6) OBP: 0.326, SLG: 0.405		F FF 93 S SL 85 S FF 95 0-3 ③ K		B SL 87 B FF 93 B FF 95 B FF 93 4-0 BB		S SI 94 B SI 96 S SL 88 B SL 87 B SI 94 X SI 95 3-2 ② G5-3		B SI 95 F FF 96 X FF 96 1-1 ② ③ G6-4-3 1-2f		3	0	0	0	1	1	4
32 Elias Díaz, R (1, 2) OBP: 0.291, SLG: 0.350			B FF 91 B FF 91 B FF 94 B FF 92 4-0 6 1B 50 SH1-4 BB	F SL 85 B FF 94 B FF 92 X FF 94 2-1 ② L9		C SL 87 S SI 95 S SL 88 0-3 ③ K			C FF 94 S FF 96 B SL 88 X SL 85 2-2 23 2B 6 1B 1B	3	1	1	0	1	1	2
50 Jameson Taillon, R (1, 1) OBP: 0.069, SLG: 0.069 31 A.J. Schugel, R (5, 1) 64 José Osuna, R (7, PH) OBP: 0.289, SLG: 0.466 41 Daniel Hudson, R (7, 1) 12 Juan Nicasio, R (8, 1) 23 David Freese, R (9, PH) OBP: 0.369, SLG: 0.370 73 Felipe Vázquez, L (9, 1)			C FF 91 F FF 94 X SL 84 0-2 ① SH1-4 1-2	F SL 84 F FF 94 S FF 94 0-3 ③ K			B SL 79 B SI 89 F FF 90 B SL 80 F FF 91 C FF 91 3-3 ① K		B FF 96 C FF 96 X SL 86 1-1 6 1B 1-3 2B	1 0 1 0 0 1 0	0 0 0 0 0 1 0	0 0 0 0 0 0 0	0 0 0 0 0 0 0	1 0 0 0 0 0 0	2 0 0 0 0 0 0
Inning Stats	R: 0 E: 0 K: 1 S: 8 H: 0 LOB: 0 BB: 0 P: 10	R: 0 E: 0 K: 2 S: 16 H: 0 LOB: 1 BB: 1 P: 22	R: 0 E: 0 K: 0 S: 7 H: 1 LOB: 1 BB: 1 P: 15	R: 2 E: 0 K: 1 S: 14 H: 1 LOB: 2 BB: 2 P: 27	R: 1 E: 0 K: 1 S: 12 H: 2 LOB: 1 BB: 0 P: 18	R: 0 E: 0 K: 1 S: 12 H: 0 LOB: 0 BB: 0 P: 16	R: 0 E: 0 K: 2 S: 14 H: 0 LOB: 0 BB: 0 P: 20	R: 0 E: 0 K: 0 S: 8 H: 1 LOB: 2 BB: 2 P: 14	R: 2 E: 0 K: 0 S: 17 H: 3 LOB: 1 BB: 0 P: 21	1B: 5 2B: 3 3B: 0 HR: 0 SF: 0 SAC: 2 DP: 2 HBP: 1						

	AB	31
	R	5
	H	8
	RBI	5
	BB	6
	SO	8
	LOB	17

WP: 0 PB: 0 SB: 1 CS: 0 PA: 40

PITCHER		IP	WLS	BF	H	R	ER	SO	BB	IBB	HBP	BLK	WP	HR	S	P	ERA	WHIP
30 Tyler Mahle, R ERA: 5.4	(1, 1)	5.0	L	23	4	3	3	5	4	0	1	0	0	0	57	92	5.40	1.600
41 Kevin Shackelford, R ERA: 7.56	(6, 1)	1.0		3	0	0	0	1	0	0	0	0	0	0	12	16	0.00	0.000
31 Drew Storen, R ERA: 4.44	(7, 1)	1.0		3	0	0	0	2	0	0	0	0	0	0	14	20	0.00	0.000
21 Michael Lorenzen, R ERA: 4.28	(8, 1)	1.0		5	1	0	0	0	1	1	0	0	0	0	8	14	0.00	2.000
26 Raisel Iglesias, R ERA: 2.07	(9, 1)	1.0		6	3	2	2	0	0	0	0	0	0	0	17	21	18.00	3.000

PITCHER	IP	WLS	BF	H	R	ER	SO	BB	IBB	HBP	BLK	WP	HR	S	P	ERA	WHIP

Batter	1	2	3	4	5	6	7	8	9	AB	R	H	RBI	BB	SO	LOB
6 Billy Hamilton, S (1, 8) OBP: 0.296, SLG: 0.323	C FF 95 B SI 96 L CH 87 C CU 80 1-3 ① K		X SI 95 0-0 ③ 2 1B 2 WP 1B	B CU 80 C CU 80 B CH 88 C FF 96 B CU 82 F SI 96 F CU 82 X FF 96 3-2 ③ P5		B FF 92 B SI 91 2-0 ③ CS 1-2	C SL 88 X SL 88 0-1 ① G1-3		X FF 97 0-0 ② G1-3 1-2	5	0	1	0	0	1	2
2 Zack Cozart, R (1, 6) OBP: 0.399, SLG: 0.557	X FF 96 0-0 ② F7		S FF 95 B CU 82 X 1-1 ③ 19 BB 1-3 1B		B SI 95 C FF 94 B CU 81 F FF 95 B FF 97 X FF 96 3-2 ③ 23 WP 19 BB 4 G4-3 1B		X FF 96 0-0 ② G4-3		C CH 87 X CU 81 0-1 ③ E6 19 BB 2-3	5	1	2	0	0	0	1
19 Joey Votto, L (1, 3) OBP: 0.447, SLG: 0.588 27 Phillip Ervin, R (9, PR) OBP: 0.583, SLG: 1.200	C FF 96 B CH 89 F SI 96 F FF 96 F CH 89 F CU 82 F FF 97 B FF 96 B CU 81 4-2 BB		C CU 80 C CU 80 B FF 97 F CU 81 D CH 89 F CU 82 F SI 97 F CU 82 B CH 87 4-2 F FF 97 B SI 97 1-2 BB		C FF 96 D CU 81 C FF 95 F FF 95 F CU 82 B CH 86 B FF 96 F FF 95 B FF 96 4-2 4 G4-3 23 WP 1-2 BB		B SI 96 T CH 87 B CH 87 F CH 87 B SL 89 B SI 96 4-2 BB		B SL 86 B SL 85 C FF 98 B FF 97 S FF 96 B FF 96 4-2 23 FC6-4 1-2 BB	0 0	0 0	0 0	0 0	5 0	0 0	0 0
23 Adam Duvall, R (1, 7) OBP: 0.306, SLG: 0.513	F FF 97 C CU 81 X FF 96 0-2 ③ F8		B FF 98 S CU 79 S CU 80 C CU 81 1-3 ① K		F CH 80 C FF 92 D FF 92 B CH 81 S CH 82 2-3 ① K 1-2 2-3		C SL 89 X SL 89 0-1 ③ L9		B CU 82 X CH 88 1-0 ③ FC6-4 1-2f	5	0	0	0	0	2	10
4 Scooter Gennett, L (1, 5) OBP: 0.339, SLG: 0.529		C FF 95 B CU 81 F CH 88 B FF 96 F CH 90 B FF 97 F SI 97 F CH 90 X FF 98 3-2 9 E 43 SF8 2B	B CU 80 B CH 88 X CH 87 2-0 ② P2		B CH 81 F CH 81 X SI 92 1-1 ② G4-3 2-3 3-H			X SL 83 0-0 ① P6		4	1	1	1	0	0	4
9 José Peraza, R (1, 4) OBP: 0.300, SLG: 0.327		B FF 96 2 SAFE F FF 96 F FF 96 D CU 83 D CU 82 F FF 97 B FF 98 4-2 43 SF8 BB 2-3	F CU 81 D CU 82 S FF 98 X CU 82 1-2 ③ F8		C CH 80 B SI 92 F SI 92 X FF 93 1-2 ③ F9			C CH 88 F SL 87 X SL 89 0-2 ② G4-3		3	0	0	0	1	0	4
43 Scott Schebler, L (1, 9) OBP: 0.314, SLG: 0.495		B SI 96 X CH 87 1-0 ① SF8 1-2 3-H	S SI 94 B CU 81 B FF 94 S CH 87 F FF 94 B CU 83 X SI 97 3-2 ① G6-3		B CH 80 B CH 80 F SI 91 B SI 92 B FF 92 4-1 6 CS BB			B SL 89 F SL 89 B SL 90 X SL 89 2-1 ③ G3		2	0	0	1	1	0	0
49 Chad Wallach, R (1, 2)		C CU 81 B CU 80 T FF 96 S CU 82 1-3 ② K	S SI 96 B SI 95 F CH 88 B CU 81 X FF 96 2-2 ② F8		D CH 80 T SI 92 D CH 81 X FF 92 2-1 ① P4				B FF 97 C CH 88 B FF 97 F FF 97 X SL 86 2-2 ① F9	4	0	0	0	0	1	2
30 Tyler Mahle, R (1, 1) OBP: 0.500, SLG: 0.500 41 Kevin Shackelford, R (6, 1) OBP: 0.500, SLG: 0.500 7 Eugenio Suárez, R (6, PH) OBP: 0.381, SLG: 0.497 31 Drew Storen, S (7, 1) 21 Michael Lorenzen, R (8, 1) OBP: 0.182, SLG: 0.455 26 Raisel Iglesias, R (9, 1) OBP: 1.000, SLG: 2.000 3 Patrick Kivlehan, R (9, PH) OBP: 0.302, SLG: 0.415		C FF 96 C CU 82 S CU 81 0-3 ③ K	F FF 96 B SI 96 X SI 95 1-1 E6 1B		F CH 81 C SI 92 D CH 82 S CH 80 1-3 ② K				C FF 98 B CU 84 B CH 88 F FF 98 F FF 99 B CU 83 X FF 96 3-2 2 E 6 G1-3 1B	2 0 1 0 0 0 0 1	0 0 0 0 0 0 0 0	1 0 0 0 0 0 0 1	0 0 0 0 0 0 0 0	0 0 0 0 0 0 0 0	1 0 1 0 0 0 0 0	1 0 1 0 0 0 0 0
Inning Stats	R: 0 E: 0 K: 1 S: 14 H: 0 LOB: 1 BB: 1 P: 19	R: 1 E: 1 K: 2 S: 16 H: 1 LOB: 1 BB: 1 P: 25	R: 0 E: 0 K: 1 S: 17 H: 2 LOB: 3 BB: 1 P: 26	R: 0 E: 1 K: 0 S: 14 H: 1 LOB: 1 BB: 0 P: 23	R: 1 E: 0 K: 1 S: 16 H: 1 LOB: 1 BB: 1 P: 27	R: 0 E: 0 K: 1 S: 6 H: 0 LOB: 0 BB: 1 P: 15	R: 0 E: 0 K: 0 S: 7 H: 0 LOB: 1 BB: 1 P: 11	R: 0 E: 0 K: 0 S: 6 H: 0 LOB: 0 BB: 0 P: 8	R: 0 E: 1 K: 0 S: 13 H: 1 LOB: 3 BB: 1 P: 23	1B: 5 2B: 1 3B: 0 HR: 0 SF: 1 SAC: 0 DP: 0 HBP: 0					WP: 2 PB: 0 SB: 0 CS: 1	PA: 41	

PITCHER		IP	WLS	BF	H	R	ER	SO	BB	IBB	HBP	BLK	WP	HR	S	P	ERA	WHIP
50 Jameson Taillon, R ERA: 4.75	(1, 1)	4.0		21	5	2	1	4	4	0	0	0	1	0	69	108	2.25	2.250
31 A.J. Schugel, R ERA: 1.23	(5, 1)	2.0	W	6	0	0	0	2	1	0	0	0	1	0	14	27	0.00	0.500
41 Daniel Hudson, R ERA: 4.62	(7, 1)	1.0	H	4	0	0	0	0	1	0	0	0	0	0	7	11	0.00	1.000
12 Juan Nicasio, R ERA: 2.85	(8, 1)	1.0	H	3	0	0	0	0	0	0	0	0	0	0	6	8	0.00	0.000
73 Felipe Vázquez, L ERA: 1.25	(9, 1)	1.0	S	6	1	0	0	0	1	0	0	0	0	0	13	23	0.00	2.000

PITCHER	IP	WLS	BF	H	R	ER	SO	BB	IBB	HBP	BLK	WP	HR	S	P	ERA	WHIP

BOTTOM

Pittsburgh Pirates @ Cincinnati Reds

Great American Ball Park, Cincinnati, OH

Sun Aug 27 2017, 1:11 PM - 4:28 PM EDT

Att. 26,155 - Sunny - 78 F

livebaseballscorecards.com

AB	32
R	2
H	6
RBI	2
BB	7
SO	6
LOB	25

Batter	1	2	3	4	5	6	7	8	9	AB	R	H	RBI	BB	SO	LOB
3 Sean Rodríguez, R (1, 4) OBP: 0.312, SLG: 0.385	X FF 92 0-0 ① F9		C FF 92 F CU 77 S CH 85 0-3 ② K			C FF 91 X FF 92 0-1 ② B1-3		C CU 82 B FF 95 F FF 94 S CU 81 1-3 ② K		4	0	0	0	0	2	1
64 José Osuna, R (1, 9) OBP: 0.284, SLG: 0.457 59 Angel Sánchez, R (8, 1)	C FF 92 X CH 85 0-1 ② G6-3		B FF 93 X CU 78 1-0 ③ G6-3			C FF 91 S CH 83 F CH 83 B FF 91 T CH 83 1-2 ③ K		S FF 95 B CU 81 S CU 81 B CU 80 X CU 81 2-2 ③ G5-3 1-2		4 0	0 0	0 0	0 0	0 0	1 0	1 0
22 Andrew McCutchen, R (1, 8) OBP: 0.371, SLG: 0.487	C FF 93 X FF 93 0-1 ③ G6-3			F FF 91 C CU 77 B CU 79 F CH 83 B CU 78 C CU 78 2-3 ① K			X CH 81 0-0 55 G6-4-3 1B		C FF 92 B FC 88 T FC 89 B FF 93 B FC 90 X FF 95 3-2 ① L8	4	0	1	0	0	1	0
55 Josh Bell, S (1, 3) OBP: 0.342, SLG: 0.492		B FF 92 S CH 83 X FF 92 1-1 ① L8		C CU 77 B CH 83 B CH 83 F FF 92 B FF 92 X CH 82 3-2 ② L9			B FF 90 X FF 90 1-0 ①② G6-4-3 1-2f		B FF 94 C FF 90 S FC 91 B KC 84 X FC 91 2-2 ② G4-3	4	0	0	0	0	0	1
23 David Freese, R (1, 5) OBP: 0.370, SLG: 0.371		B FF 92 B FF 92 F FF 93 F FF 92 X CH 84 2-2 10 1B 1B		C FF 92 B FF 92 T FF 92 B CU 79 B FF 92 F FF 92 F FF 92 X FF 92 3-2 ③ G5-3			F FF 91 B CU 78 B CU 78 F FF 92 F FF 91 B CH 81 X FF 91 3-2 6 FC5-4 1B		B FF 94 C FC 91 B SI 93 B FF 93 X FF 94 3-1 ③ F8	4	0	2	0	0	0	0
6 Starling Marte, R (1, 7) OBP: 0.316, SLG: 0.354		S FF 92 C FF 92 D CU 78 F CH 82 B FF 93 F FF 93 B FF 92 S FF 93 3-3 ② K			L FC 89 B CU 77 S FF 91 X CU 79 1-2 ① G6-3		B FF 91 B CH 81 X FF 90 2-0 ③ FC5-4 1-2f			3	0	0	0	0	1	2
10 Jordy Mercer, R (1, 6) OBP: 0.330, SLG: 0.409		C CH 82 D CU 77 D CH 83 X FF 92 2-1 1-2 1B			B FF 91 X FF 91 1-0 19 L6 1B			B CU 75 C FC 89 X CU 77 1-1 HR		3	1	3	1	0	0	0
19 Chris Stewart, R (1, 2) OBP: 0.232, SLG: 0.229 28 John Jaso, L (8, PH) OBP: 0.330, SLG: 0.400 (8, 9)		C FF 92 D CU 78 X FF 91 1-1 ③ L9			B FF 92 1 SAFE X FF 90 1-0 ②③ L6 1-1			C FF 96 B FF 96 S FF 95 F FF 96 X FF 96 1-2 ① P4		2 1	0 0	0 0	0 0	0 0	0 0	3 0
57 Trevor Williams, R (1, 1) OBP: 0.108, SLG: 0.057 47 Jordan Luplow, R (6, PH) 43 Steven Brault, L (6, 1) OBP: 0.250, SLG: 0.250 32 Elias Díaz, R (8, PH) OBP: 0.297, SLG: 0.350 (8, 2)			C FF 91 X CU 78 0-1 ① G1-3			X FF 90 0-0 ① G4-3		B FF 97 F FF 95 B CU 82 F FF 95 B CU 82 B FF 95 4-2 64 PB BB		1 1 0 0	0 0 0 0	0 0 0 0	0 0 0 0	0 0 0 1	0 0 0 0	0 0 0 0
Inning Stats	R: 0 E: 0 K: 0 S: 5 H: 0 LOB: 0 BB: 0 P: 5	R: 0 E: 0 K: 1 S: 14 H: 2 LOB: 2 BB: 0 P: 23	R: 0 E: 0 K: 1 S: 6 H: 0 LOB: 0 BB: 0 P: 7	R: 0 E: 0 K: 1 S: 12 H: 0 LOB: 0 BB: 0 P: 20	R: 0 E: 0 K: 0 S: 5 H: 1 LOB: 0 BB: 0 P: 8	R: 0 E: 0 K: 1 S: 7 H: 0 LOB: 0 BB: 0 P: 8	R: 0 E: 0 K: 0 S: 7 H: 2 LOB: 1 BB: 0 P: 13	R: 1 E: 0 K: 1 S: 14 H: 1 LOB: 1 BB: 1 P: 23	R: 0 E: 0 K: 0 S: 8 H: 0 LOB: 0 BB: 0 P: 16	1B: 5 2B: 1 3B: 0 HR: 1	SF: 0 SAC: 0 DP: 2 HBP: 0					

TOP

Pittsburgh Pirates @ Chicago Cubs

Wrigley Field, Chicago, IL

Mon Aug 28 2017, 7:07 PM - 9:58 PM CDT

Att. 38,453 - Overcast - 74 F

livebaseballscorecards.com

AB	31
R	1
H	6
RBI	1
BB	1
SO	5
LOB	8

PITCHER		IP	WLS	BF	H	R	ER	SO	BB	IBB	HBP	BLK	WP	HR	S	P	ERA	WHIP
38 Mike Montgomery, L ERA: 3.29	(1, 1)	7.0	W	25	6	1	1	4	0	0	0	0	0	1	58	87	1.29	0.857
6 Carl Edwards Jr., R ERA: 3.38	(8, 1)	1.0		4	0	0	0	1	1	0	0	0	0	0	12	20	0.00	1.000
71 Wade Davis, R ERA: 2.22	(9, 1)	1.0		3	0	0	0	0	0	0	0	0	0	0	8	16	0.00	0.000

PITCHER	IP	WLS	BF	H	R	ER	SO	BB	IBB	HBP	BLK	WP	HR	S	P	ERA	WHIP

Batter	1	2	3	4	5	6	7	8	9	AB	R	H	RBI	BB	SO	LOB
30 Jon Jay, L (1, 8) (8, 7) OBP: 0.375, SLG: 0.368	B FF 94 X SI 91 1-0 ① G4-3		B CU 76 C CH 85 S FF 93 B SL 84 X FF 94 2-2 17 BB 1B		B FF 93 X CH 84 1-0 ① F9		X SI 90 0-0 E4 (44 G1-3; 17 1B; 13 1B)	F CH 92 1 SAFE F FF 96 B FC 91 S CU 82 1-3 ② K		5	1	1	0	0	1	2
2 Tommy La Stella, L (1, 4) OBP: 0.417, SLG: 0.567 5 Albert Almora Jr., R (7, PH) (8, 8) OBP: 0.333, SLG: 0.406	B FF 93 B FF 93 S FF 93 X SI 91 2-1 ② F7		B FF 93 X SI 90 1-0 ① L8		B CH 86 F FF 93 X SI 90 1-1 17 BB 1B (1-3)		B FF 92 F FF 92 F FF 93 S SL 84 1-3 ① K	1 SAFE C CU 81 B CU 82 S FC 92 X FC 89 1-2 2B (1-H)		3 2	0 0	1 1	0 1	0 0	0 1	1 1
17 Kris Bryant, R (1, 5) OBP: 0.406, SLG: 0.531	B FF 93 B FF 93 X FF 93 2-0 ③ P3		B SI 92 S SL 84 C FF 94 D SL 85 1 SAFE B SI 87 B CH 86 4-2 BB (1-2)		B SI 92 C FF 93 B SL 84 F FF 92 B FF 94 B SL 84 4-2 BB (1-2)		B SI 92 F SL 81 B FF 92 B FF 93 X SI 91 3-1 13 1B; 44 G1-3; 13 E; 1B (1-2)	X FF 98 0-0 ③ G4-3		3	1	1	0	2	0	1
44 Anthony Rizzo, L (1, 3) OBP: 0.394, SLG: 0.525		C FF 93 B SI 90 B CH 84 F SI 91 B FF 94 X SI 91 3-2 8 1B 2B	B SI 87 C FF 93 S FF 94 S SL 86 1-3 ② K		C SI 92 C SI 86 F FF 95 B FF 93 B CH 86 F FF 94 X SL 84 2-2 ② SF8 (3-H)		B SI 91 B SI 91 B SL 84 X SI 91 3-0 ② G1-3 (1-2; 2-3)			3	1	1	1	0	1	4
8 Ian Happ, S (1, 7) (8, 4) OBP: 0.323, SLG: 0.509		B FF 94 F SI 91 X SL 84 1-1 13 G4-6-3 1B (2-H)	S FF 92 C CH 85 B FF 93 S SL 84 1-3 ③ K		F SL 84 F SL 83 B FF 94 C FF 93 1-3 ③ K		0-0 13 E; 13 E IBB			3	1	1	1	1	2	4
13 Alex Avila, L (1, 2) OBP: 0.390, SLG: 0.474		C FF 92 1 SAFE B SI 90 C SL 83 B SL 85 X SI 92 2-2 ① ② G4-6-3 (1-2f)		C CU 77 C SL 84 C FF 93 0-3 ① K		B FF 92 F FF 92 S SL 81 S FF 93 1-3 ① K	C SL 82 B SI 91 B SI 92 B FF 93 F FF 92 X FF 92 3-2 E4 (1-H; 2-H; 3-H) 1B			4	0	1	1	0	2	1
22 Jason Heyward, L (1, 9) OBP: 0.317, SLG: 0.378		X FF 94 0-0 9 S 1B		F SI 91 B FF 93 X CH 85 1-1 ② G3		F CU 74 B SI 92 S SI 92 X SL 82 1-2 2B	C SL 82 X SL 83 0-1 ③ P5			4	0	2	0	0	0	1
9 Javier Báez, R (1, 6) OBP: 0.314, SLG: 0.487		B FF 94 1-0 IBB (1-2)		B SL 85 B SI 91 X SL 83 2-0 ③ G6-3		S SL 82 B SI 92 F SI 93 F FF 92 D SL 83 F SL 82 X FF 92 2-2 ② P3		B CU 81 B FC 90 F FF 96 F FF 98 X FF 96 2-2 ① G5-3		3	0	0	0	1	0	1
38 Mike Montgomery, L (1, 1) OBP: 0.167, SLG: 0.333 6 Carl Edwards Jr., R (8, 1) 18 Ben Zobrist, S (8, PH) OBP: 0.317, SLG: 0.374 71 Wade Davis, R (9, 1)		F SI 91 B SI 92 X SI 91 1-1 ③ G1-3			C SI 91 F SI 91 F FF 93 F SL 83 F SI 91 B FF 94 B FF 93 X SI 91 2-2 2 1B; 44 SF8 1B	B SL 84 X SI 92 1-0 ③ G1-3		F FF 97 B FF 96 S CH 90 F CU 82 B FF 96 B FC 91 F FF 96 X FF 96 3-2 5 2B 1B		3 0 1 0	1 0 1 0	1 0 1 0	0 0 0 0	0 0 0 0	0 0 0 0	3 0 0 0
Inning Stats	R: 0 E: 0 K: 0 S: 4 H: 0 LOB: 0 BB: 0 P: 9	R: 1 E: 0 K: 0 S: 11 H: 3 LOB: 2 BB: 1 P: 19	R: 0 E: 0 K: 2 S: 12 H: 1 LOB: 2 BB: 1 P: 21	R: 0 E: 0 K: 1 S: 6 H: 0 LOB: 0 BB: 0 P: 9	R: 1 E: 0 K: 1 S: 19 H: 2 LOB: 2 BB: 1 P: 30	R: 0 E: 0 K: 1 S: 12 H: 1 LOB: 1 BB: 0 P: 17	R: 3 E: 2 K: 1 S: 12 H: 2 LOB: 1 BB: 1 P: 22	R: 1 E: 0 K: 1 S: 15 H: 2 LOB: 1 BB: 0 P: 22		1B: 8 2B: 3 3B: 0 HR: 0		SF: 1 SAC: 0 DP: 1 HBP: 0		WP: 0 PB: 0 SB: 1 CS: 0	PA: 39	

BOTTOM

Pittsburgh Pirates @ Chicago Cubs

Wrigley Field, Chicago, IL

Mon Aug 28 2017, 7:07 PM - 9:58 PM CDT

Att. 38,453 - Overcast - 74 F

livebaseballscorecards.com

AB	34
R	6
H	11
RBI	4
BB	4
SO	7
LOB	19

PITCHER		IP	WLS	BF	H	R	ER	SO	BB	IBB	HBP	BLK	WP	HR	S	P	ERA	WHIP
57 Trevor Williams, R ERA: 4.37	(1, 1)	5.0	L	23	6	2	2	4	2	1	0	0	0	0	52	88	3.60	1.600
43 Steven Brault, L ERA: 3.55	(6, 1)	2.0		11	3	3	0	2	0	1	0	0	0	0	24	39	0.00	1.500
59 Angel Sánchez, R ERA: 9.0	(8, 1)	1.0		5	2	1	1	1	0	0	0	0	0	0	15	22	9.00	2.000

PITCHER	IP	WLS	BF	H	R	ER	SO	BB	IBB	HBP	BLK	WP	HR	S	P	ERA	WHIP

Batter	1	2	3	4	5	6	7	8	9	AB	R	H	RBI	BB	SO	LOB
6 Starling Marte, R (1, 7) OBP: 0.315, SLG: 0.352	C SI 93 F SI 94 B SI 94 F SL 92 F SI 94 S SL 91 1-3 K		B SI 90 X SI 92 1-0 G6-3		C SL 89 B SL 89 F SI 91 F CH 87 X SI 92 1-2 G1-3			X SI 96 0-0 22 FC6-4 1B		4	0	1	0	0	1	0
5 Josh Harrison, R (1, 4) OBP: 0.342, SLG: 0.437	F SI 93 B SI 94 B SL 91 F SI 93 X CU 81 2-2 22 G4-3 2B		B SL 88 C SI 91 X SL 89 1-1 F8			B SI 92 C SI 92 B SI 90 B SI 92 F SI 92 X SL 86 3-2 G5-3		B FF 96 X FS 89 1-0 F8		4	0	1	0	0	0	1
22 Andrew McCutchen, R (1, 8) OBP: 0.368, SLG: 0.483	F SI 93 F SI 93 B SL 90 B SI 94 D SI 94 F SI 93 F SI 90 X SI 94 3-2 G4-3 2-3		C SI 91 C SI 92 B CH 87 X SL 89 1-2 G5-3			B SI 92 B SI 90 X SI 91 2-0 F8		F FS 89 X SI 97 0-1 FC6-4 1-2f		4	0	0	0	0	0	2
55 Josh Bell, S (1, 3) OBP: 0.341, SLG: 0.489	B SL 90 B SL 89 B SI 93 C SI 93 C SI 92 C SI 94 3-3 K			B SL 87 F SI 91 B SI 92 F SI 92 B SI 93 B CH 87 4-2 28 BB BB		B SL 88 B SL 89 C SI 92 X SI 92 2-1 G4-3		C SL 84 X FF 91 0-1 F8		3	0	0	0	1	1	2
23 David Freese, R (1, 5) OBP: 0.367, SLG: 0.367		B SI 91 B SI 92 X SI 92 2-0 G4-3		B SI 92 F SI 92 F SI 92 F SI 93 B SI 91 F SL 88 S CH 88 2-3 K			C FF 88 B FS 81 F FS 79 B FF 87 S FS 80 2-3 K		B FF 91 B FF 93 F FF 92 B FF 94 F FF 94 F FF 95 X FF 94 3-2 F8	4	0	0	0	0	2	1
28 John Jaso, L (1, 9) OBP: 0.339, SLG: 0.418		S SI 92 B SI 92 B SL 88 F SI 92 H CU 81 3-2 39 WP 10 1B HBP		B SI 92 C SI 92 B CH 88 B SI 92 B SI 93 4-1 10 G5-4-3 1-2 BB			X FF 88 0-0 HR		C KC 81 F FC 89 X KC 83 0-2 10 FC5-4 1B	2	1	2	1	1	0	0
10 Jordy Mercer, R (1, 6) OBP: 0.329, SLG: 0.407		B SI 92 X SI 92 1-0 39 WP 1-2 1B		C SI 92 C CU 79 X CU 79 0-2 G5-4-3 1-2f			C FS 80 B FS 81 X FS 80 1-1 G5-3		C FC 88 B SI 92 D KC 83 B FF 95 S FF 94 X FF 94 3-2 FC5-4 32 DI 1-2f	4	0	1	0	0	0	3
19 Chris Stewart, R (1, 2) OBP: 0.228, SLG: 0.225 32 Elias Díaz, R (7, PH) OBP: 0.301, SLG: 0.352 (7, 2)		C SI 92 X SL 90 0-1 F8			B SI 92 C SI 92 X SI 93 1-1 L9		C FS 79 F FF 88 X FS 80 0-2 1B		C FC 89 C FC 91 X FC 91 0-2 G1-3 1-2	2	0	0	0	0	0	2
										2	0	1	0	0	0	1
39 Chad Kuhl, R (1, 1) OBP: 0.100, SLG: 0.103 31 A.J. Schugel, R (6, 1) 64 José Osuna, R (7, PH) OBP: 0.282, SLG: 0.455 66 Dovydas Neverauskas, R (7, 1) 41 Daniel Hudson, R (8, 1)		C SI 92 B SI 92 F SI 91 C SI 91 1-3 K 1-2 2-3			C SI 91 C SI 92 B CU 80 F SI 91 X SI 91 1-2 L9		B FS 90 F SI 96 S FS 90 S SL 84 1-3 K			2	0	0	0	0	1	2
										0	0	0	0	0	0	0
										1	0	0	0	0	1	1
										0	0	0	0	0	0	0
										0	0	0	0	0	0	0

TOP

Pittsburgh Pirates @ Chicago Cubs

Wrigley Field, Chicago, IL

Tue Aug 29 2017, 7:09 PM - 9:56 PM CDT

Att. 37,370 - Partly Cloudy - 71 F

livebaseballscorecards.com

	AB	R	H	RBI	BB	SO	LOB
	32	1	6	1	2	6	15

Inning Stats																		
	R: 0 E: 0 K: 2 S: 16	H: 1 LOB: 1 BB: 0 P: 25	R: 0 E: 0 K: 1 S: 9	H: 1 LOB: 2 BB: 0 P: 16	R: 0 E: 0 K: 0 S: 6	H: 0 LOB: 0 BB: 0 P: 9	R: 0 E: 0 K: 1 S: 11	H: 0 LOB: 1 BB: 2 P: 21	R: 0 E: 0 K: 0 S: 10	H: 0 LOB: 0 BB: 0 P: 13	R: 0 E: 0 K: 0 S: 6	H: 0 LOB: 0 BB: 0 P: 13	R: 1 E: 0 K: 2 S: 12	H: 2 LOB: 1 BB: 0 P: 16	R: 0 E: 0 K: 0 S: 6	H: 1 LOB: 1 BB: 0 P: 7	R: 0 E: 0 K: 0 S: 13	H: 1 LOB: 1 BB: 0 P: 19

	1B: 4	SF: 0	WP: 1	PA: 35
	2B: 1	SAC: 0	PB: 0	
	3B: 0	DP: 1	SB: 0	
	HR: 1	HBP: 1	CS: 0	

PITCHER		IP	WLS	BF	H	R	ER	SO	BB	IBB	HBP	BLK	WP	HR	S	P	ERA	WHIP
49 Jake Arrieta, R ERA: 3.36	(1, 1)	6.0	W	22	2	0	0	4	2	0	1	0	1	0	58	97	0.00	0.667
19 Koji Uehara, R ERA: 4.04	(7, 1)	0.2	H	4	2	1	1	1	0	0	0	0	0	1	9	12	13.50	3.000
46 Pedro Strop, R ERA: 3.38	(7, 1)	1.0	H	4	1	0	0	1	0	0	0	0	0	0	7	9	0.00	1.000
32 Brian Duensing, L ERA: 2.39	(8, 1)	0.1	H	1	0	0	0	0	0	0	0	0	0	0	2	2	0.00	0.000
71 Wade Davis, R ERA: 2.17	(9, 1)	1.0	S	4	1	0	0	0	0	0	0	0	0	0	13	19	0.00	1.000

PITCHER		IP	WLS	BF	H	R	ER	SO	BB	IBB	HBP	BLK	WP	HR	S	P	ERA	WHIP

Batter	1	2	3	4	5	6	7	8	9	AB	R	H	RBI	BB	SO	LOB
18 Ben Zobrist, S (1, 9) (7, 7) (9, 4) OBP: 0.319, SLG: 0.384	B FF 95 C FF 95 B CH 87 X FF 94 2-1 12 G1-6-3 1B		B KC 82 B FF 94 C SI 94 X SI 95 2-1 ① G3-1			X SI 95 0-0 HR	B FF 99 C FF 98 X FC 93 1-1 ② P6			4	1	2	1	0	0	0
12 Kyle Schwarber, L (1, 7) OBP: 0.311, SLG: 0.430 19 Koji Uehara, R (7, 1) 46 Pedro Strop, R (7, 1) 32 Brian Duensing, L (8, 1) 8 Ian Happ, S (9, 7) OBP: 0.323, SLG: 0.509	C FF 96 C SI 94 X SL 85 0-2 ①② G1-6-3 1-2f		C SI 94 X SL 90 0-1 ② P4			C KC 84 B CH 91 F SI 95 F FF 97 B FF 98 F SL 89 F SL 88 B SL 87 B SI 97 4-2 44 2B 13 1B BB	B FF 98 X FF 98 1-0 ③ L8			2 0 1 0 0	1 0 0 0 0	0 0 0 0 0	0 0 0 0 0	1 0 0 0 0	0 0 0 0 0	1 0 0 0 0
17 Kris Bryant, R (1, 5) OBP: 0.406, SLG: 0.529	B FF 96 F FF 95 C CH 89 B SL 89 B FF 97 F SI 96 B CH 87 4-2 2 WP 44 1B BB		F FF 96 B SI 96 C KC 85 S SI 98 1-3 ③ K			F SI 96 F CH 90 C SL 88 0-3 ① K		B SI 97 B SL 88 B SI 97 B FF 97 4-0 44 2B BB		2	1	0	0	2	2	1
44 Anthony Rizzo, L (1, 3) OBP: 0.396, SLG: 0.532	B SI 95 F FF 96 B FF 96 F CH 89 1 SAFE X FF 98 2-2 2 WP 1-2 1B			B KC 78 C CH 88 B CH 90 C FF 96 X FF 97 2-2 ① F8		B SL 88 X SI 96 1-0 13 1B 22 SF7 1-3 2B		S SI 97 X SI 97 0-1 1-H 2B		4	1	3	1	0	0	0
2 Tommy La Stella, L (1, 4) OBP: 0.411, SLG: 0.548 71 Wade Davis, R (9, 1)	B SL 90 F SI 97 D SL 86 B FF 96 X SI 97 3-1 ③ G4-3 1-2 2-3			C FF 96 B SI 95 X FF 96 1-1 ② F7		0-0 13 1B IBB		X SL 88 0-0 ① P5		3 0	0 0	0 0	0 0	1 0	0 0	3 0
13 Alex Avila, L (1, 2) OBP: 0.389, SLG: 0.471		B FF 94 C SI 96 C SL 88 C SL 87 1-3 ① K		F FF 96 B FF 98 F SI 97 F SI 97 B KC 85 S SL 89 2-3 ③ K		C SL 89 B SL 90 D FF 96 X SI 96 2-1 1-2 2-3 3-H 1B		B SI 97 S CH 87 S SI 98 S SL 89 1-3 ② K		4	0	1	1	0	3	1
22 Jason Heyward, L (1, 8) OBP: 0.319, SLG: 0.381 (7, 9)		C CH 90 X SI 96 0-1 1B			B CH 90 X CH 90 1-0 49 CS 1B	X SI 92 0-0 ② SF7 3-H		F SI 97 B FF 96 B SL 88 F CH 88 C SL 88 2-3 ③ K		3	0	2	1	0	1	1
9 Javier Báez, R (1, 6) OBP: 0.312, SLG: 0.483		S KC 84 B SI 96 S FF 96 F KC 85 F SI 97 S SI 97 1-3 ② K			1 SAFE B SI 96 C SI 96 D SL 88 B SL 87 X SI 96 3-1 ① P4	S CH 81 B SI 93 S CH 81 S CH 81 1-3 ③ K				3	0	0	0	0	2	4
49 Jake Arrieta, R (1, 1) OBP: 0.155, SLG: 0.228 5 Albert Almora Jr., R (7, 8) OBP: 0.332, SLG: 0.404		B FF 96 C SI 97 S FF 96 C SI 98 1-3 ③ K			1 SAFE B SI 95 B FF 95 B FF 97 C SI 94 C SI 95 C SI 95 3-3 ②③ K 1-2		F FF 99 B CU 83 X FF 98 1-1 ① F7			2 1	0 0	0 0	0 0	0 0	2 0	2 0
Inning Stats	R: 0 E: 0 K: 0 S: 13 H: 2 LOB: 2 BB: 1 P: 24	R: 0 E: 0 K: 3 S: 13 H: 1 LOB: 1 BB: 0 P: 16	R: 0 E: 0 K: 1 S: 7 H: 0 LOB: 0 BB: 0 P: 10	R: 0 E: 0 K: 1 S: 9 H: 0 LOB: 0 BB: 0 P: 14	R: 0 E: 0 K: 1 S: 6 H: 1 LOB: 0 BB: 0 P: 13	R: 3 E: 0 K: 2 S: 16 H: 3 LOB: 2 BB: 2 P: 24	R: 0 E: 0 K: 0 S: 5 H: 0 LOB: 0 BB: 0 P: 8	R: 1 E: 0 K: 2 S: 9 H: 1 LOB: 1 BB: 1 P: 16		1B: 5 2B: 2 3B: 0 HR: 1 SF: 1 SAC: 0 DP: 1 HBP: 0				WP: 1 PB: 0 SB: 0 CS: 1 PA: 34		

PITCHER		IP	WLS	BF	H	R	ER	SO	BB	IBB	HBP	BLK	WP	HR	S	P	ERA	WHIP
39 Chad Kuhl, R ERA: 4.54	(1, 1)	5.1	L	24	7	3	3	7	2	1	0	0	1	1	60	96	5.06	1.688
31 A.J. Schugel, R ERA: 1.19	(6, 1)	0.2		2	0	0	0	1	0	0	0	0	0	0	4	5	0.00	0.000
66 Dovydas Neverauskas, R ERA: 2.84	(7, 1)	1.0		3	0	0	0	0	0	0	0	0	0	0	5	8	0.00	0.000
41 Daniel Hudson, R ERA: 4.7	(8, 1)	1.0		5	1	1	1	2	1	0	0	0	0	0	9	16	9.00	2.000

PITCHER	IP	WLS	BF	H	R	ER	SO	BB	IBB	HBP	BLK	WP	HR	S	P	ERA	WHIP

BOTTOM

Pittsburgh Pirates @ Chicago Cubs

Wrigley Field, Chicago, IL

Tue Aug 29 2017, 7:09 PM - 9:56 PM CDT

Att. 37,370 - Partly Cloudy - 71 F

livebaseballscorecards.com

AB	29
R	4
H	8
RBI	4
BB	4
SO	10
LOB	13

Batter	1	2	3	4	5	6	7	8	9	AB	R	H	RBI	BB	SO	LOB
5 Josh Harrison, R (1, 4) (6, 5) OBP: 0.340, SLG: 0.433	C FF 91 F FF 92 B SI 91 S CU 78 1-3 K	S SI 93 S FF 93 S FF 92 0-3 K			X CH 86 0-0 G6-3		B FF 98 S FF 98 B FF 98 X SL 89 2-1 F9			4	0	0	0	0	2	1
3 Sean Rodríguez, R (1, 9) (6, 8) OBP: 0.309, SLG: 0.378	B SV 79 B FF 94 X SI 94 2-0 22 1B 23 1B 1B	C CU 78 C SI 94 B FF 93 B CH 87 S SI 94 2-3 K			C SI 92 F FF 92 B FF 92 B CH 86 F FF 94 C CH 86 2-3 K			S FF 95 F FF 96 F FC 91 B SL 84 B SL 86 F FF 96 S FF 96 2-3 K		4	1	1	0	0	3	0
22 Andrew McCutchen, R (1, 8) OBP: 0.368, SLG: 0.482 47 Jordan Luplow, R (6, 9)	X FF 94 0-0 23 1B 10 HBP 1-2 1B		F CU 78 B SI 93 C SI 92 B SI 94 F SI 93 X FF 94 2-2 F8			B CU 76 B SI 91 C SI 90 C SI 92 S CH 85 2-3 K		F SL 86 F SL 86 S FF 97 0-3 K		3 1	1 0	1 0	0 0	0 0	1 1	0 0
55 Josh Bell, S (1, 3) OBP: 0.340, SLG: 0.493	D CU 80 F CH 87 C CU 78 D SV 78 F SI 94 F FF 94 S CH 88 2-3 K		X FF 94 0-0 L8			B SI 92 C CH 86 B CU 80 X SI 92 2-1 HR		F FF 95 X SL 84 0-1 P4		4	1	1	1	0	1	2
23 David Freese, R (1, 5) OBP: 0.367, SLG: 0.366 59 Angel Sánchez, R (6, 1) 73 Felipe Vázquez, L (8, 1) 66 Dovydas Neverauskas, R (8, 1) 28 John Jaso, L (9, PH) OBP: 0.338, SLG: 0.416	C SI 93 B FF 95 B FF 95 X SI 94 2-1 10 HBP 6 HBP 1-3 2-H 1B		C CU 79 C SI 93 C FF 93 0-3			B SI 92 F SI 92 X CU 77 1-1 G6-3			B FF 96 C FF 95 B CH 89 C FF 94 F FF 95 F FF 96 X FF 96 2-2 L6	3 0 0 0 1	0 0 0 0 0	1 0 0 0 0	1 0 0 0 0	0 0 0 0 0	1 0 0 0 0	0 0 0 0 0
6 Starling Marte, R (1, 7) OBP: 0.314, SLG: 0.347	F SI 94 C SI 94 H FF 94 1-2 10 HBP 1-2 HBP			C SI 92 B CH 86 X CH 86 1-1 G4-3		X SI 91 0-0 L9			X FF 96 0-0 F8	3	0	0	0	0	0	0
10 Jordy Mercer, R (1, 6) OBP: 0.331, SLG: 0.409	C CU 77 S FF 94 H SV 78 1-2 1-2 2-3 3-H HBP			C CU 79 B CH 87 B SI 92 S CH 86 F SI 94 F SI 94 F SI 92 F SV 78 B SV 78 3-2 X SI 93 G6-3			C FF 98 B CH 92 F SI 98 F SL 88 B CH 90 X FF 98 2-2 G3-1		B FF 96 F FF 96 S CH 89 B CH 90 F FF 95 B SL 80 X FF 95 3-2 2B	3	0	1	1	0	0	0
19 Chris Stewart, R (1, 2) OBP: 0.225, SLG: 0.221 32 Elias Díaz, R (7, PH) (7, 2) OBP: 0.296, SLG: 0.346	B FF 93 C SI 94 C SI 93 F SI 94 F FF 94 S CU 78 1-3 K			B SI 93 B CU 78 C FF 91 C FF 93 B SI 94 F SI 92 X SI 93 3-2 L8			B FF 98 X FF 98 1-0 L9		F FF 96 B FF 94 C FF 95 F FF 95 F SL 81 S SL 82 1-3 K	2 2	0 0	0 0	0 0	0 0	1 1	3 1
46 Iván Nova, R (1, 1) OBP: 0.021, SLG: 0.021 43 Steven Brault, L (4, 1) OBP: 0.200, SLG: 0.200 31 A.J. Schugel, R (5, 1) 62 Max Moroff, S (6, 4) OBP: 0.250, SLG: 0.257		C SI 92 C SI 91 F SI 93 F FF 93 S CU 77 0-3 K			C FF 92 C SI 93 B SV 78 F SI 93 X SI 93 1-2 G4-3		X SI 98 0-0 1B			1 1 0 1	0 0 0 0	0 0 0 1	0 0 0 0	0 0 0 0	1 0 0 0	0 0 0 0
Inning Stats	R: 2 E: 0 K: 3 S: 21 H: 3 LOB: 3 BB: 0 P: 31	R: 0 E: 0 K: 3 S: 11 H: 0 LOB: 0 BB: 0 P: 13	R: 0 E: 0 K: 1 S: 8 H: 0 LOB: 0 BB: 0 P: 10	R: 0 E: 0 K: 0 S: 13 H: 0 LOB: 0 BB: 0 P: 20	R: 0 E: 0 K: 1 S: 9 H: 0 LOB: 0 BB: 0 P: 12	R: 1 E: 0 K: 1 S: 8 H: 1 LOB: 0 BB: 0 P: 13	R: 0 E: 0 K: 0 S: 8 H: 1 LOB: 1 BB: 0 P: 13	R: 0 E: 0 K: 2 S: 10 H: 0 LOB: 0 BB: 0 P: 12	R: 0 E: 0 K: 1 S: 15 H: 1 LOB: 1 BB: 0 P: 21	1B: 4 2B: 1 3B: 0 HR: 1		SF: 0 SAC: 0 DP: 0 HBP: 2			WP: 0 PB: 0 SB: 0 CS: 0	PA: 35

PITCHER		IP	WLS	BF	H	R	ER	SO	BB	IBB	HBP	BLK	WP	HR	S	P	ERA	WHIP
62 Jose Quintana, L ERA: 4.49	(1, 1)	6.0	W	24	4	3	3	9	0	0	2	0	0	1	70	99	4.50	0.667
56 Héctor Rondón, R ERA: 4.86	(7, 1)	1.0		4	1	0	0	0	0	0	0	0	0	0	8	13	0.00	1.000
37 Justin Wilson, L ERA: 2.86	(8, 1)	1.0		3	0	0	0	2	0	0	0	0	0	0	10	12	0.00	0.000
60 Félix Peña, R ERA: 4.91	(9, 1)	1.0		4	1	0	0	1	0	0	0	0	0	0	15	21	0.00	1.000

PITCHER	IP	WLS	BF	H	R	ER	SO	BB	IBB	HBP	BLK	WP	HR	S	P	ERA	WHIP

TOP

Pittsburgh Pirates @ Chicago Cubs

Wrigley Field, Chicago, IL

Wed Aug 30 2017, 7:09 PM - 10:20 PM CDT

Att. 36,628 - Partly Cloudy - 76 F

livebaseballscorecards.com

AB	33
R	3
H	6
RBI	3
BB	0
SO	12
LOB	7

BOTTOM

Batter	1	2	3	4	5	6	7	8	9	AB	R	H	RBI	BB	SO	LOB
30 Jon Jay, L (1, 8) (8, 9) OBP: 0.375, SLG: 0.367	B FF 90 C SI 90 B CU 75 F SI 92 X SI 92 2-2 12 WP 8 1B 1B	C CU 79 F CH 88 F FF 94 F CU 80 B SI 94 S CU 82 1-3 ③ K		C SL 84 B SI 92 B SI 91 X SL 82 2-1 ② F7	C SI 93 F SI 92 B CU 77 S CH 83 1-3 ② K		X FF 95 0-0 ② L8	X FF 99 0-0 1-2 3-H 1B		6	1	2	1	0	2	3
12 Kyle Schwarber, L (1, 7) OBP: 0.311, SLG: 0.445	F SI 91 B FF 93 F CH 86 S CU 81 1-3 ① K 1-2		C CH 85 S CU 80 C SI 92 0-3 ① K	C SI 91 X SI 93 0-1 ③ G6-3	X CH 82 0-0 1-H HR		B CU 81 X CH 91 1-0 1-H HR	B CU 83 S FF 90 C FF 99 C CU 84 1-3 ③ K		6	2	2	4	0	3	4
17 Kris Bryant, R (1, 5) OBP: 0.410, SLG: 0.531 37 Justin Wilson, L (8, 1) 18 Ben Zobrist, S (9, 6) OBP: 0.319, SLG: 0.384	C FF 94 B CU 80 F CH 86 F SI 93 B SI 95 F CU 80 D SI 93 B FF 95 4-2 8 1B BB		C CU 78 X FF 92 0-1 44 2B 1B		F CH 84 F FF 91 B SL 82 B SL 82 B SI 93 F FF 92 X FF 92 3-2 44 HBP 8 2B 1B X SI 93 0-0 ③ L8		C FF 97 X FF 96 0-1 1B			4 0 0	2 0 0	3 0 0	0 0 0	1 0 0	0 0 0	0 0 0
44 Anthony Rizzo, L (1, 3) OBP: 0.399, SLG: 0.541 13 Alex Avila, L (7, PH) (8, 3) OBP: 0.387, SLG: 0.470	F FF 94 D SI 94 S CH 87 F CU 82 B FF 95 F CU 82 F CH 88 F SI 93 X SI 95 2-2 ② F7		S CH 86 X SI 92 0-1 1-H 8 HR 2B		B FF 90 B SL 80 C FF 91 H SI 91 3-1 8 2B 22 1B 1-2 HBP	B FF 95 B FC 92 X FF 95 2-0 HR	C FF 97 S FC 92 B CU 82 F FF 97 F FC 92 B CU 82 X FF 96 2-2 ③ G6-3			3 1	3 0	2 0	2 0	0 0	0 0	2 1
8 Ian Happ, S (1, 4) OBP: 0.327, SLG: 0.524	B FF 94 F CU 80 B FF 94 X CU 83 1-2 1-3 2-H 1B		C CH 88 F SI 93 B FF 93 X CU 82 1-2 2-H HR		B SI 92 S FF 91 B SL 81 B SI 92 X SI 91 3-1 22 1B 1-3 2-H 9 2B 2B	B FF 96 X FF 95 1-0 ① F7		C FF 98 C SL 87 X FF 98 0-2 ① G6-3		5	2	3	4	0	0	0
22 Jason Heyward, L (1, 9) OBP: 0.318, SLG: 0.379 5 Albert Almora Jr., R (8, 8) OBP: 0.335, SLG: 0.407	C SI 94 X SI 94 0-1 ③ G4-3		C SI 92 B CH 86 B CU 80 X SI 91 2-1 ② G3-1		B FF 92 C FF 92 X SI 92 1-1 9 2B 2-3 3-H 1B	X FF 96 0-0 ② G3-1		C FF 100 X FF 100 0-1 7 1B 9 1B 2 FC3-6 1B		4 1	1 1	1 1	1 1	0 0	0 0	2 0
9 Javier Báez, R (1, 6) OBP: 0.313, SLG: 0.485 60 Félix Peña, R (9, 1)		B SI 92 B SI 91 X SI 92 2-0 E5 7 E 7 S 62 S	F SI 92 B CU 80 F CH 86 X FF 92 1-2 ③ L8		C SI 92 C SI 93 B CH 82 F CH 82 X CH 82 1-2 7 G6-3 62 1B 1-H 3-H 2B	B FC 93 B FF 97 X FF 96 2-0 ③ F9		C SL 88 D SL 85 S FF 99 B CU 83 X FF 99 2-2 2 FC3-6 30 1B 7 1B 1-2 1B		5 0	3 0	2 0	2 0	0 0	0 0	0 0
7 René Rivera, R (1, 2) OBP: 0.284, SLG: 0.390		1 SAFE S SI 92 S SI 93 S CU 82 0-3 ① K 1-3		X FF 91 0-0 2B	S CU 77 X SI 93 0-1 ① G6-3 2-3		X FF 96 0-0 12 HR 1B	B FF 98 S CH 89 B CH 89 X FF 98 2-1 2 FC3-6 1-2 2-3 1B		5	1	3	0	0	1	2
62 Jose Quintana, R (1, 1) OBP: 0.105, SLG: 0.111 56 Héctor Rondón, R (7, 1) 2 Tommy La Stella, L (7, PH) (8, 5) OBP: 0.404, SLG: 0.537		B SI 92 3 SAFE B SI 93 C SI 92 B SI 92 S FF 92 C FF 94 3-3 ② K 3-H		L SI 90 B SI 91 S SI 91 M SI 93 1-3 ① K	C SI 92 S CH 80 F CH 81 F CH 82 B SI 92 D CH 82 X CH 81 2-2 12 HR 3-H 1B		C FF 96 B CU 81 S CH 89 S CH 90 1-3 ① K	B CH 88 F FF 98 X FF 98 1-1 ② FC3-6 30 1B 1-2f 2-3 3-H		3 0 2	1 0 0	1 0 0	1 0 1	0 0 0	2 0 1	1 0 3
Inning Stats	R: 1 E: 0 K: 1 S: 22 H: 2 LOB: 2 BB: 1 P: 32	R: 1 E: 1 K: 3 S: 12 H: 0 LOB: 0 BB: 0 P: 18	R: 3 E: 0 K: 1 S: 15 H: 3 LOB: 0 BB: 0 P: 19	R: 0 E: 0 K: 1 S: 8 H: 1 LOB: 1 BB: 0 P: 11	R: 7 E: 0 K: 1 S: 26 H: 6 LOB: 0 BB: 0 P: 40	R: 1 E: 0 K: 0 S: 4 H: 1 LOB: 0 BB: 0 P: 9	R: 2 E: 0 K: 1 S: 13 H: 3 LOB: 1 BB: 0 P: 17	R: 2 E: 0 K: 1 S: 16 H: 4 LOB: 2 BB: 0 P: 22		1B: 12 2B: 4 3B: 0 HR: 4 SF: 0 SAC: 0 DP: 0 HBP: 1						

PITCHER		IP	WLS	BF	H	R	ER	SO	BB	IBB	HBP	BLK	WP	HR	S	P	ERA	WHIP
46 Iván Nova, R ERA: 4.11	(1, 1)	3.0	L	16	5	5	4	5	1	0	0	0	1	1	49	69	12.00	2.000
43 Steven Brault, L ERA: 5.93	(4, 1)	1.0		8	4	4	4	1	0	0	1	0	0	0	18	31	36.00	4.000
31 A.J. Schugel, R ERA: 2.28	(5, 1)	1.0		6	3	3	3	1	0	0	0	0	0	1	16	20	27.00	3.000
59 Angel Sánchez, R ERA: 10.8	(6, 1)	2.0		10	4	3	3	1	0	0	0	0	0	2	17	26	13.50	2.000
73 Felipe Vázquez, L ERA: 1.52	(8, 1)	0.2		6	4	2	2	0	0	0	0	0	0	0	13	18	27.00	6.000

PITCHER		IP	WLS	BF	H	R	ER	SO	BB	IBB	HBP	BLK	WP	HR	S	P	ERA	WHIP
66 Dovydas Neverauskas, R ERA: 2.77	(8, 1)	0.1		1	0	0	0	1	0	0	0	0	0	0	3	4	0.00	0.000

Pittsburgh Pirates @ Chicago Cubs

Wrigley Field, Chicago, IL

Wed Aug 30 2017, 7:09 PM - 10:20 PM CDT

Att. 36,628 - Partly Cloudy - 76 F

livebaseballscorecards.com

AB	45
R	17
H	20
RBI	16
BB	1
SO	9
LOB	18

WP: 1 PA: 47
PB: 0
SB: 2
CS: 0

Cincinnati Reds @ Pittsburgh Pirates

PNC Park, Pittsburgh, PA

Fri Sep 01 2017, 7:07 PM - 10:06 PM EDT

Att. 23,569 - Partly Cloudy - 61 F

livebaseballscorecards.com

Batter	1	2	3	4	5	6	7	8	9	AB	R	H	RBI	BB	SO	LOB
6 Billy Hamilton, S (1, 8) OBP: 0.296, SLG: 0.326	B KC 82 B FF 94 C FF 95 S FF 95 X FF 96 2-2 2 E 2 S 19 2B 1B	C FF 95 B FF 96 X CH 87 1-1 ③ G3	B SL 83 B FF 96 F CH 90 C FF 95 F FF 96 X FF 98 2-2 ③ FC6-4 1-2f	X CH 82 0-0 ② G4-3	C CU 74 B FC 88 X FF 87 1-1 ② P4	5	1	1	0	0	0	1
2 Zack Cozart, R (1, 6) OBP: 0.399, SLG: 0.548	C FF 94 1 SAFE 1 SAFE B FF 94 D KC 80 D KC 82 D FF 96 4-1 19 2B 23 2B 1-3 BB	B SL 86 C FF 93 B FF 93 X FF 95 2-1 ① G4-3	C KC 81 F FF 94 B KC 79 X SL 90 1-2 ① G5-3	B SI 93 C SI 92 B CH 82 F SI 93 B CH 81 C SI 94 3-3 ③ K	B CU 74 X FF 87 1-0 ③ F8	4	1	0	0	1	1	0
19 Joey Votto, L (1, 3) OBP: 0.449, SLG: 0.592	B FF 95 X FF 95 1-0 23 2B 1-3 3-H 2B	S FF 95 B CH 88 X CH 88 1-1 ② G4-3	X KC 81 0-0 ② F7	X FF 98 0-0 23 FC5-4 1B	4	1	2	1	0	0	0
23 Adam Duvall, R (1, 7) OBP: 0.307, SLG: 0.515	C KC 83 F SL 88 X FF 95 0-2 4 G3-1 2-H 3-H 2B	C FF 94 B FF 95 B SL 88 X SL 89 2-1 4 WP 4 1B 1B	S KC 79 B SI 95 B CH 88 C FF 95 C FF 95 2-3 ③ K	B FC 92 F FC 91 B FF 98 S FC 90 D CU 83 X FF 96 3-2 ① FC5-4 4 1B 4 WP 7 1B 1-2f	4	2	2	2	0	1	1
4 Scooter Gennett, L (1, 4) OBP: 0.345, SLG: 0.544	D FF 94 X CH 89 1-0 ① G3-1 2-3	B FF 95 B SL 88 C SL 90 B FF 97 X CH 89 3-1 1-H 1B	C KC 81 X FF 95 0-1 7 SF9 3B	B FF 96 X CU 83 1-0 7 1B 7 S 43 WP 1-3 1B	4	2	3	1	0	0	1
7 Eugenio Suárez, R (1, 5) OBP: 0.385, SLG: 0.498	F KC 80 B SI 95 C CH 86 B FF 98 S SL 88 2-3 ② K	C FF 96 B FF 93 B FF 96 C CH 88 S FF 98 2-3 ③ K	B FF 96 S FF 96 F KC 80 X SL 88 1-2 ① SF9 3-H	S FC 90 B FC 90 X FF 98 1-1 43 WP 1-3 3-H 1B	3	0	1	2	0	2	2
43 Scott Schebler, L (1, 9) OBP: 0.319, SLG: 0.495	B SI 96 F SI 94 B SL 90 B SL 90 F SL 89 F SL 90 S FF 97 3-3 ③ K	B FF 96 B FF 95 B FF 96 C SI 94 F FF 96 B FF 97 4-2 32 G5-4-3 BB	F KC 83 S KC 81 B FF 97 B CH 90 S SL 89 2-3 ② K	B FF 98 D CU 84 B FF 98 C FF 96 B FF 97 4-1 32 G3-6-1 1-2 3-H BB	2	0	0	0	2	2	1
32 Stuart Turner, R (1, 2) OBP: 0.209, SLG: 0.306	X FF 93 0-0 ① G6-3	F FF 96 B KC 79 1 SAFE X CH 87 1-1 ①② G5-4-3 1-2f	B KC 78 B SL 88 X FF 95 2-0 ③ L8	B FC 90 X FF 97 1-0 ②③ G3-6-1 1-2f	4	0	0	0	0	0	3
58 Luis Castillo, R (1, 1) OBP: 0.111, SLG: 0.077 65 Asher Wojciechowski, R (5, 1) OBP: 0.071, SLG: 0.071 12 Zach Vincej, R (7, PH) 53 Wandy Peralta, L (7, 1) 31 Drew Storen, S (8, 1) 3 Patrick Kivlehan, R (9, PH) OBP: 0.297, SLG: 0.401 41 Kevin Shackelford, R (9, 1) OBP: 0.500, SLG: 0.500	C FF 93 C FF 94 S SL 85 0-3 ② K	B FF 95 B FF 95 B FF 95 C FF 95 B FF 96 4-1 6 FC6-4 BB	B SI 92 B SI 93 B SI 92 C SI 92 X SI 92 3-1 ① G6-3	C FF 88 B CH 79 S CH 78 F CH 78 C SI 88 1-3 ① K	1 0 1 0 0 1 0	0 0 0 0 0 0 0	0 0 0 0 0 0 0	0 0 0 0 0 0 0	1 0 0 0 0 0 1	1 0 0 0 0 0 0	0 0 0 0 0 1 0
Inning Stats	R: 3 H: 3 E: 0 LOB: 1 K: 2 BB: 1 S: 16 P: 29	R: 0 H: 0 E: 0 LOB: 0 K: 1 BB: 0 S: 6 P: 7	R: 1 H: 2 E: 0 LOB: 1 K: 1 BB: 0 S: 11 P: 21	R: 0 H: 0 E: 0 LOB: 1 K: 0 BB: 2 S: 9 P: 20	R: 0 H: 0 E: 0 LOB: 0 K: 1 BB: 0 S: 7 P: 10	R: 1 H: 1 E: 0 LOB: 0 K: 1 BB: 0 S: 9 P: 14	R: 0 H: 0 E: 0 LOB: 0 K: 1 BB: 0 S: 6 P: 12	R: 2 H: 3 E: 0 LOB: 1 K: 0 BB: 1 S: 9 P: 19	R: 0 H: 0 E: 0 LOB: 0 K: 1 BB: 0 S: 7 P: 10	1B: 6 SF: 1 2B: 2 SAC: 0 3B: 1 DP: 2 HR: 0 HBP: 0						

TOP	
AB	33
R	7
H	9
RBI	6
BB	4
SO	8
LOB	9

WP: 3 PA: 38
PB: 0
SB: 2
CS: 0

PITCHER		IP	WLS	BF	H	R	ER	SO	BB	IBB	HBP	BLK	WP	HR	S	P	ERA	WHIP
45 Gerrit Cole, R ERA: 4.11	(1, 1)	6.0	L	26	6	5	5	6	3	0	0	0	1	0	58	101	7.50	1.500
31 A.J. Schugel, R ERA: 2.19	(7, 1)	1.0		3	0	0	0	1	0	0	0	0	0	0	6	12	0.00	0.000
66 Dovydas Neverauskas, R ERA: 3.86	(8, 1)	1.0		6	3	2	2	0	1	0	0	0	2	0	9	19	18.00	4.000
38 Wade LeBlanc, L ERA: 4.91	(9, 1)	1.0		3	0	0	0	1	0	0	0	0	0	0	7	10	0.00	0.000

PITCHER	IP	WLS	BF	H	R	ER	SO	BB	IBB	HBP	BLK	WP	HR	S	P	ERA	WHIP

Cincinnati Reds @ Pittsburgh Pirates

PNC Park, Pittsburgh, PA

Fri Sep 01 2017, 7:07 PM - 10:06 PM EDT

Att. 23,569 - Partly Cloudy - 61 F

BOTTOM

livebaseballscorecards.com

Batter	1	2	3	4	5	6	7	8	9	AB	R	H	RBI	BB	SO	LOB
5 Josh Harrison, R (1, 4) OBP: 0.339, SLG: 0.434	F7	FC6-4 1-2f 2-3			G5-3			22 G5-3 55 1B 2B		4	1	1	0	0	0	2
6 Starling Marte, R (1, 7) OBP: 0.317, SLG: 0.344	22 FC5-4 BB	K			22 CS BB			G6-3		2	0	0	0	2	1	3
22 Andrew McCutchen, R (1, 8) OBP: 0.367, SLG: 0.480	FC5-4 55 FC6 1-2f	K	K		CS 1-2	1B		G5-3 2-3		4	0	1	0	0	1	2
55 Josh Bell, S (1, 3) OBP: 0.340, SLG: 0.491	FC6 1-2f	K	K			P4		23 1B 3-H 1B		4	0	1	1	0	1	2
23 David Freese, R (1, 5) OBP: 0.368, SLG: 0.368		28 2B 1B	G6-3			K		1-2 1B		4	1	2	0	0	1	1
28 John Jaso, L (1, 9) OBP: 0.337, SLG: 0.418	19 1B 1-H 2B			K		G4-3		K		4	1	1	1	0	2	3
10 Jordy Mercer, R (1, 6) OBP: 0.328, SLG: 0.405	G6-3			F8			F7		G3-1	4	0	0	0	0	0	1
19 Chris Stewart, R (1, 2) OBP: 0.229, SLG: 0.226 32 Elias Díaz, R (7, PH) OBP: 0.291, SLG: 0.339 (8, 2)	5 45 FC6-4 SH 2-H 1B		K				G6-3		G5-3	2 2	0 0	1 0	1 0	0 0	1 0	0 0
45 Gerrit Cole, R (1, 1) OBP: 0.170, SLG: 0.217 31 A.J. Schugel, R (7, 1) 47 Jordan Luplow, R (7, PH) 66 Dovydas Neverauskas, R (8, 1) 38 Wade LeBlanc, L (9, 1) OBP: 0.200, SLG: 0.200 62 Max Moroff, S (9, PH) OBP: 0.247, SLG: 0.254	SH 5 FC6-4 1-2				F9		F9			1 0 1 0 0 0 1	0 0 0 0 0 0 0	0 0 0 0 0 0 1	0 0 0 0 0 0 0	0 0 0 0 0 0 0	0 0 0 0 0 0 1	0 0 0 0 0 0 0

	AB	33
	R	3
	H	7
	RBI	3
	BB	2
	SO	8
	LOB	14

Inning Stats	1	2	3	4	5	6	7	8	9
	R: 0 E: 0 K: 0 S: 13	H: 0 LOB: 1 BB: 1 P: 22	R: 2 E: 0 K: 1 S: 26	H: 3 LOB: 2 BB: 0 P: 36	R: 0 E: 0 K: 2 S: 13	H: 0 LOB: 0 BB: 0 P: 19	R: 0 E: 0 K: 2 S: 8	H: 0 LOB: 0 BB: 0 P: 12	R: 0 E: 0 K: 0 S: 10	H: 0 LOB: 0 BB: 1 P: 18	R: 0 E: 0 K: 1 S: 10	H: 1 LOB: 1 BB: 0 P: 17	R: 0 E: 0 K: 0 S: 6	H: 0 LOB: 0 BB: 0 P: 7	R: 1 E: 0 K: 1 S: 17	H: 3 LOB: 2 BB: 0 P: 26	R: 0 E: 0 K: 1 S: 8	H: 0 LOB: 0 BB: 0 P: 12

	1B: 5	SF: 0	WP: 0	PA: 37
	2B: 2	SAC: 1	PB: 0	
	3B: 0	DP: 0	SB: 0	
	HR: 0	HBP: 0	CS: 1	

PITCHER		IP	WLS	BF	H	R	ER	SO	BB	IBB	HBP	BLK	WP	HR	S	P	ERA	WHIP
58 Luis Castillo, R ERA: 3.32	(1, 1)	4.0		17	3	2	2	5	1	0	0	0	0	0	60	89	4.50	1.000
65 Asher Wojciechowski, R ERA: 5.95	(5, 1)	2.0	W	7	1	0	0	1	1	0	0	0	0	0	20	35	0.00	1.000
53 Wandy Peralta, L ERA: 3.34	(7, 1)	1.0	H	3	0	0	0	0	0	0	0	0	0	0	6	7	0.00	0.000
31 Drew Storen, R ERA: 4.45	(8, 1)	1.0		6	3	1	1	1	0	0	0	0	0	0	17	26	9.00	3.000
41 Kevin Shackelford, R ERA: 6.87	(9, 1)	1.0		3	0	0	0	1	0	0	0	0	0	0	8	12	0.00	0.000

PITCHER	IP	WLS	BF	H	R	ER	SO	BB	IBB	HBP	BLK	WP	HR	S	P	ERA	WHIP

Batter	1	2	3	4	5	6	7	8	9	AB	R	H	RBI	BB	SO	LOB
6 Billy Hamilton, S (1, 8) OBP: 0.299, SLG: 0.330	C SI 95 B CU 82 F CH 88 X FF 96 1-2 2 WP 2B	C CU 81 C CU 82 F FF 97 F CU 81 B FF 96 X CH 88 1-2 ② L8	B CH 89 F CH 88 F FF 94 B CU 82 F CU 82 F FF 95 B CU 82 X FF 95 3-2 23 S 2 S 1B	B CH 85 B SL 89 C SI 96 F FF 96 F SL 90 B FF 97 B SL 89 4-2 BB		3	0	2	0	1	0	0
2 Zack Cozart, R (1, 6) OBP: 0.395, SLG: 0.542	B FF 95 F SI 95 C CU 82 F CU 81 F SI 96 B CU 84 C SI 96 2-3 2-3 ① K	C CH 88 F FF 96 B SI 96 B CH 88 X CU 82 2-2 ③ G4-3	S SI 94 1 SAFE 1 SAFE B FF 94 X CH 86 1-1 ② G1-3 1-2	D CH 88 B SI 97 F FF 96 D SL 88 X FF 96 3-1 ② L8		4	0	0	0	0	1	3
19 Joey Votto, L (1, 3) OBP: 0.447, SLG: 0.588	X FF 96 0-0 ② P6	B SI 95 B SI 95 F CH 88 S FF 95 F CH 89 F FF 97 X CH 90 2-2 ① G3-1	0-0 23 S IBB	B SI 97 B CH 87 X SI 96 2-0 ③ F7		3	0	0	0	1	0	2
23 Adam Duvall, R (1, 7) OBP: 0.305, SLG: 0.511	C FF 96 S CU 83 B CU 83 C CU 83 1-3 ③ K	F FF 95 B FF 96 C CH 88 F CU 82 B FF 96 X CU 82 2-2 ② G5-3	C CU 80 S FF 94 S CU 82 0-3 ③ K2-3 1-2 2-3	B FF 98 C FF 98 S CH 90 B CH 90 X FF 99 2-2 ① G1-4-3		4	0	0	0	0	2	3
4 Scooter Gennett, L (1, 4) OBP: 0.346, SLG: 0.544	B SI 95 C FF 96 B CH 90 X SI 96 2-1 7 FC6-4 1B	C CH 90 F FF 94 S CU 82 0-3 ③ K	X CH 82 0-0 27 1B 1B	B SL 88 F FF 100 C FF 100 C FF 100 1-3 ② K		4	0	2	0	0	2	0
7 Eugenio Suárez, R (1, 5) OBP: 0.382, SLG: 0.493	C FF 96 B CU 82 B CU 82 X SI 96 2-1 ① FC6-4 1-2f	B CU 81 S CH 88 S FF 95 F CU 82 B FF 96 B CH 89 X CH 90 3-2 ① L7	C SI 91 F CH 82 X CH 82 0-2 ① L8	C CH 89 B CH 90 B CH 89 F FF 98 B CU 83 F FF 98 X FF 98 3-2 ③ G4-3		4	0	0	0	0	0	2
27 Phillip Ervin, R (1, 9) OBP: 0.450, SLG: 0.778	F SI 96 S SI 95 D CU 82 B CU 82 B SI 96 X FF 96 3-2 ② F8	B FF 94 F FF 95 F SI 94 X CU 81 1-2 ② F8	B SI 92 1 SAFE B CH 82 X SI 92 2-0 32 G5-4-3 1-2 1B			3	0	1	0	0	0	1
32 Stuart Turner, R (1, 2) OBP: 0.200, SLG: 0.292	C FF 96 B SI 96 F SI 95 D CU 83 1 SAFE B CU 82 X CU 81 3-2 ③ G6-3	C CU 81 X FF 95 0-1 ③ G4-3	D CH 82 B SI 92 D SI 92 X SI 92 3-0 ②③ G5-4-3 1-2f			3	0	0	0	0	0	3
30 Tyler Mahle, R (1, 1) OBP: 0.250, SLG: 0.250 21 Michael Lorenzen, R (7, 1) OBP: 0.182, SLG: 0.455 43 Scott Schebler, L (8, PH) OBP: 0.318, SLG: 0.494 53 Wandy Peralta, L (8, 1) 67 Alejandro Chacin, R (8, 1)		C FF 94 B FF 95 F FF 95 F CU 81 X FF 96 1-2 ① G3-1	X FF 93 0-0 ① G1-3	C SL 88 C FF 94 B SL 89 S FF 97 1-3 ① K		2 0 1 0 0	0 0 0 0 0	0 0 0 0 0	0 0 0 0 0	0 0 1 0 0	0 0 0 0 0	0 0 0 0 0
Inning Stats	R: 0 H: 1 E: 0 LOB: 1 K: 2 BB: 0 S: 12 P: 16	R: 0 H: 1 E: 0 LOB: 1 K: 0 BB: 0 S: 10 P: 20	R: 0 H: 0 E: 0 LOB: 0 K: 0 BB: 0 S: 12 P: 16	R: 0 H: 0 E: 0 LOB: 0 K: 1 BB: 0 S: 12 P: 16	R: 0 H: 0 E: 0 LOB: 0 K: 0 BB: 0 S: 9 P: 13	R: 0 H: 1 E: 0 LOB: 2 K: 1 BB: 1 S: 11 P: 15	R: 0 H: 2 E: 0 LOB: 1 K: 0 BB: 0 S: 6 P: 11	R: 0 H: 0 E: 0 LOB: 1 K: 1 BB: 1 S: 9 P: 19	R: 0 H: 0 E: 0 LOB: 0 K: 1 BB: 0 S: 10 P: 16	1B: 4 2B: 1 3B: 0 HR: 0	SF: 0 SAC: 0 DP: 1 HBP: 0		WP: 1 PB: 0 SB: 3 CS: 0	PA: 33			

PITCHER		IP	WLS	BF	H	R	ER	SO	BB	IBB	HBP	BLK	WP	HR	S	P	ERA	WHIP
50 Jameson Taillon, R ERA: 4.5	(1, 1)	6.0		22	3	0	0	4	0	1	0	0	1	0	66	96	0.00	0.500
31 A.J. Schugel, R ERA: 2.1	(7, 1)	1.0	W	4	2	0	0	0	0	0	0	0	0	0	6	11	0.00	2.000
41 Daniel Hudson, R ERA: 4.61	(8, 1)	1.0	H	4	0	0	0	1	1	0	0	0	0	0	9	19	0.00	1.000
73 Felipe Vázquez, L ERA: 1.49	(9, 1)	1.0		3	0	0	0	1	0	0	0	0	0	0	10	16	0.00	0.000

PITCHER	IP	WLS	BF	H	R	ER	SO	BB	IBB	HBP	BLK	WP	HR	S	P	ERA	WHIP

TOP

Cincinnati Reds @ Pittsburgh Pirates

PNC Park, Pittsburgh, PA

Sat Sep 02 2017, 7:08 PM - 9:59 PM EDT

Att. 23,529 - Cloudy - 57 F

livebaseballscorecards.com

AB	31
R	0
H	5
RBI	0
BB	2
SO	6
LOB	14

BOTTOM

Cincinnati Reds @ Pittsburgh Pirates

PNC Park, Pittsburgh, PA

Sat Sep 02 2017, 7:08 PM - 9:59 PM EDT

Att. 23,529 - Cloudy - 57 F

livebaseballscorecards.com

Batter	1	2	3	4	5	6	7	8	9	AB	R	H	RBI	BB	SO	LOB
5 Josh Harrison, R (1, 4) OBP: 0.339, SLG: 0.432 3 Sean Rodríguez, R (6, 4) OBP: 0.313, SLG: 0.381	B FF 89 B FF 89 F FF 92 B FF 91 X FF 93 3-1 ① F9		B SL 82 F FF 93 B CH 86 X FF 91 2-1 ② L8		F SL 84 S FF 94 H FF 95 1-2 6 1B HBP		C SI 95 F SI 94 C SI 94 0-3 ② K	B SI 87 B SI 87 F CU 81 F SI 86 B FF 89 X SI 88 3-2 6 FC6-4 1B 1-2 2-3		2	0	0	0	0	0	0
										2	0	1	0	0	1	1
6 Starling Marte, R (1, 7) OBP: 0.323, SLG: 0.350	C SL 83 C FF 91 X FF 93 0-2 1B		B FF 93 F FF 93 X CH 84 1-1 ③ F9		S FF 93 D CH 86 X FF 94 1-1 1-2 2-3 1B		B SI 94 F SI 94 S SI 94 D SL 89 X SI 95 2-2 1-H E9 1B	X SI 89 0-0 ② FC6-4 1-2f 2-3 3-H		5	0	3	1	0	0	2
22 Andrew McCutchen, R (1, 8) OBP: 0.364, SLG: 0.475	F FF 91 B FF 90 1 SAFE B FF 91 B SL 82 F FF 93 F FF 93 X SL 84 3-2 ② L7			B CU 76 X FF 93 1-0 ① G6-3	S FF 95 F FF 94 X FF 96 0-2 ③ F7		T SI 94 B SI 95 B FC 93 F SI 94 X FC 93 2-2 ③ F9	C SI 87 B CU 81 F FF 88 S FF 88 1-3 ③ K		5	0	0	0	0	1	7
55 Josh Bell, S (1, 3) OBP: 0.337, SLG: 0.487	C FF 91 B FF 90 C CH 84 B FF 94 B FF 93 X FF 94 3-2 ③ G1-3			B CH 84 C CH 84 B FF 93 F FF 92 X SL 84 2-2 ② G1-3		B CH 82 B FF 90 X FF 90 2-0 ① G6-3		F FF 97 B FF 97 X FF 97 1-1 ① P3		4	0	0	0	0	0	1
23 David Freese, R (1, 5) OBP: 0.371, SLG: 0.370		F FF 90 F FF 92 B FF 93 X FF 94 1-2 ① G4-3		C CU 76 F FF 94 B SL 85 B SL 80 B FF 96 X FF 95 3-2 1B		F FF 90 B CH 84 H CH 83 2-1 HBP		S CH 89 S CH 89 X CH 89 0-2 32 1B 47 HR 1B		3	1	2	0	0	0	0
32 Elias Díaz, R (1, 2) OBP: 0.289, SLG: 0.336		B SL 82 F CH 82 X SL 83 1-1 ② G5-3		C FF 92 B FF 92 B SL 84 F FF 94 X FF 95 2-2 ③ G4-3		X SL 84 0-0 ② F9		B FF 98 1 SAFE S FF 97 X SL 86 1-1 47 HR 1-2 1B		4	1	1	0	0	0	2
47 Jordan Luplow, R (1, 9) OBP: 0.176, SLG: 0.313		C FF 93 F FF 94 B FF 96 F FF 94 B FF 94 B SL 86 X FF 96 3-2 10 WP 1B			B CU 76 B FF 92 C SL 82 B SL 84 X FF 95 3-1 ① G1-3	C SL 85 B FF 93 B FF 92 C SL 85 F FF 95 S SL 86 2-3 ③ K		X FF 97 0-0 1-H 2-H HR		4	1	2	3	0	1	1
10 Jordy Mercer, R (1, 6) OBP: 0.327, SLG: 0.403		1 SAFE C SL 82 B FF 92 C FF 93 1 SAFE F FF 93 B SL 86 C SL 84 2-3 ③ K 1-2			C FF 92 C FF 94 X FF 95 0-2 ② G6-3		B SI 93 F SI 92 X SI 92 1-1 ① P6	B CH 89 B CH 88 B FF 97 B FF 96 4-0 3 1B 64 1B 6 FC6-4 BB		3	1	0	0	1	1	1
50 Jameson Taillon, R (1, 1) OBP: 0.097, SLG: 0.097 31 A.J. Schugel, R (7, 1) 28 John Jaso, L (7, PH) OBP: 0.339, SLG: 0.418 41 Daniel Hudson, R (8, 1) 64 José Osuna, R (8, PH) OBP: 0.286, SLG: 0.457 73 Felipe Vázquez, L (9, 1)			C FF 92 F FF 92 S FF 94 0-3 ① K		B FF 94 C FF 92 B SL 84 F FF 92 F FF 94 X FF 93 2-2 6 1B 5 HBP 1B		B FC 91 B SI 95 B FC 92 B SI 94 4-0 6 1B 6 E BB	C SL 86 S CH 88 D CU 78 X CU 78 1-2 6 FC6-4 3 1B 1-2 1B		2	0	1	0	0	1	0
										0	0	0	0	0	0	0
										0	1	0	0	1	0	0
										0	0	0	0	0	0	0
										1	0	1	0	0	0	0
										0	0	0	0	0	0	0
Inning Stats	R: 0 E: 0 K: 0 S: 12 H: 1 LOB: 1 BB: 0 P: 21	R: 0 E: 0 K: 1 S: 13 H: 1 LOB: 1 BB: 0 P: 20	R: 0 E: 0 K: 1 S: 7 H: 0 LOB: 0 BB: 0 P: 10	R: 0 E: 0 K: 0 S: 10 H: 1 LOB: 1 BB: 0 P: 18	R: 0 E: 0 K: 0 S: 16 H: 2 LOB: 3 BB: 0 P: 23	R: 0 E: 0 K: 1 S: 7 H: 0 LOB: 1 BB: 0 P: 13	R: 1 E: 1 K: 1 S: 11 H: 1 LOB: 1 BB: 1 P: 20	R: 4 E: 0 K: 1 S: 18 H: 5 LOB: 2 BB: 1 P: 29		1B: 10 2B: 0 3B: 0 HR: 1 SF: 0 SAC: 0 DP: 0 HBP: 2		WP: 1 PB: 0 SB: 0 CS: 0 PA: 39		

	AB	35
	R	5
	H	11
	RBI	4
	BB	2
	SO	5
	LOB	15

PITCHER		IP	WLS	BF	H	R	ER	SO	BB	IBB	HBP	BLK	WP	HR	S	P	ERA	WHIP
30 Tyler Mahle, R ERA: 2.45	(1, 1)	6.0		25	5	0	0	3	0	0	2	0	1	0	65	105	0.00	0.833
21 Michael Lorenzen, R ERA: 4.11	(7, 1)	1.0	L	5	1	1	0	1	1	0	0	0	0	0	11	20	0.00	2.000
53 Wandy Peralta, L ERA: 3.92	(8, 1)	0.1		5	3	4	4	0	1	0	0	0	0	1	8	14	108.00	12.000
67 Alejandro Chacin, R ERA: 6.0	(8, 1)	0.2		4	2	0	0	1	0	0	0	0	0	0	10	15	0.00	3.000

PITCHER	IP	WLS	BF	H	R	ER	SO	BB	IBB	HBP	BLK	WP	HR	S	P	ERA	WHIP

Batter	1	2	3	4	5	6	7	8	9	AB	R	H	RBI	BB	SO	LOB
6 Billy Hamilton, S (1, 8) OBP: 0.300, SLG: 0.330	B FF 91 X SI 89 1-0 19 2B 9 SH5-3 1B		X CU 75 0-0 ① SH5-3 2-3		X FF 91 0-0 ② F8		B CU 74 B CH 83 C FF 91 S SI 87 X SL 83 2-2 ③ P5		B FF 97 S CH 89 B CH 88 B FF 96 F FF 96 B FF 97 4-2 9 FC1-2 1-2 BB	3	0	1	0	1	0	1
9 José Peraza, R (1, 6) OBP: 0.297, SLG: 0.324	X FF 91 0-0 ① SH5-3 1-2		F FF 91 B FF 90 X SL 83 1-1 ② G6-3		B SL 84 X FF 91 1-0 ③ FC6-4 1-2f			F FF 96 X SI 95 0-1 19 G4-6-3 1B	X CH 89 0-0 ③ FC1-2 1-2 2-3 3-Hf	4	0	1	0	0	0	5
19 Joey Votto, L (1, 3) OBP: 0.448, SLG: 0.589	B SI 90 B CH 84 2 SAFE B SI 91 X SI 90 3-0 ② 2-3 2B		X FF 92 0-0 ③ F8			X SI 88 0-0 7 1B 1B		F FF 96 X SL 88 0-1 ①② G4-6-3 1-2f		4	0	2	0	0	0	2
23 Adam Duvall, R (1, 7) OBP: 0.304, SLG: 0.509	F SL 84 T FF 92 D SL 84 F FF 94 X SL 85 1-2 ③ F9			F FF 91 B CU 78 F SI 89 B SL 84 F SI 91 B FF 94 X SI 91 3-2 7 G6-4-3 4 1B 1B		B SL 82 F FF 90 B SI 89 F CH 84 F SI 89 X SL 83 2-2 ① P4		F SI 96 F SI 94 B SL 89 F SL 89 S SL 88 1-3 ③ K		4	0	1	0	0	1	2
4 Scooter Gennett, L (1, 4) OBP: 0.348, SLG: 0.542		B FF 91 B FF 90 F SI 90 C FF 92 B SL 85 S FF 93 3-3 ① K		X SL 84 0-0 7 G6-4-3 1B 1-2		F SL 83 X FF 92 0-1 ② F7			S FF 98 B SL 85 B FF 98 F FF 98 B SL 88 F FF 99 D FF 99 4-2 2 BLK 2 DI 2 1B BB	3	1	1	0	1	1	1
7 Eugenio Suárez, R (1, 5) OBP: 0.381, SLG: 0.491		C FF 93 X CU 78 0-1 ② L6		F SI 90 X SI 90 0-1 ①② G6-4-3 1-2f 2-3		B SL 82 D SL 83 F SI 89 1 SAFE X SI 89 2-1 1-2 1B			B CH 88 C CH 89 B FF 97 F CH 87 F FF 98 F CH 88 F CU 83 S FF 97 2-3 ① K	4	0	1	0	0	1	3
43 Scott Schebler, L (1, 9) OBP: 0.317, SLG: 0.494		C FF 92 B FF 92 X CH 86 1-1 2B		S FF 92 F FF 93 B FF 94 S SL 85 1-3 ③ K		B FF 91 F SL 84 S FF 91 S FF 92 1-3 ③ K			S SL 86 C FF 99 C SL 84 0-3 ② K	4	0	1	0	0	3	4
49 Chad Wallach, R (1, 2) 2 Zack Cozart, R (9, PH) OBP: 0.396, SLG: 0.543		B SL 84 X SL 84 1-0 ③ G5-3		F FF 91 B FF 92 B SL 83 B FF 92 F SI 89 F FF 92 F SI 89 F SI 89 S FF 92 3-3 ① K			B SI 88 X FF 91 1-0 ① G6-3		B CU 83 X FF 98 1-0 27 1B 27 DI 9 FC1-2 1B 1-H	3 1	0 0	0 1	0 1	0 0	1 0	1 0
47 Sal Romano, L (1, 1) OBP: 0.105, SLG: 0.111 41 Kevin Shackelford, R (6, 1) OBP: 0.500, SLG: 0.500 3 Patrick Kivlehan, R (7, PH) OBP: 0.295, SLG: 0.399 46 Tim Adleman, R (7, 1) OBP: 0.103, SLG: 0.138 63 Ariel Hernández, R (8, 1) 27 Phillip Ervin, R (9, PH) OBP: 0.476, SLG: 0.789			X FF 90 0-0 6 SH5-3 2B		C FF 92 C CU 76 B SL 84 F FF 92 B SL 84 B FF 92 B FF 93 4-2 9 FC6-4 BB		S FF 91 B SL 84 F SI 88 S FF 94 1-3 ② K		C FF 98 B CU 84 F FF 99 X FF 97 1-2 9 FC1-2 6 BB 1-3 1B	1 0 1 0 0 0 1	0 0 0 0 0 0 0	1 0 0 0 0 0 1	0 0 0 0 0 0 0	1 0 0 0 0 0 0	0 0 1 0 0 0 0	0 0 0 0 0 0 0
Inning Stats	R: 0 E: 0 K: 0 S: 7 H: 2 LOB: 1 BB: 0 P: 12	R: 0 E: 0 K: 1 S: 8 H: 1 LOB: 1 BB: 0 P: 13	R: 0 E: 0 K: 0 S: 5 H: 1 LOB: 1 BB: 0 P: 6	R: 0 E: 0 K: 1 S: 10 H: 2 LOB: 1 BB: 0 P: 14	R: 0 E: 0 K: 1 S: 11 H: 0 LOB: 1 BB: 1 P: 19	R: 0 E: 0 K: 1 S: 12 H: 2 LOB: 2 BB: 0 P: 17	R: 0 E: 0 K: 1 S: 7 H: 0 LOB: 0 BB: 0 P: 11	R: 0 E: 0 K: 1 S: 8 H: 1 LOB: 0 BB: 0 P: 9	R: 1 E: 0 K: 2 S: 19 H: 2 LOB: 3 BB: 2 P: 31	1B: 8 2B: 3 3B: 0 HR: 0 SF: 0 SAC: 2 DP: 2 HBP: 0						WP: 0 PB: 0 SB: 0 CS: 0 PA: 38

PITCHER		IP	WLS	BF	H	R	ER	SO	BB	IBB	HBP	BLK	WP	HR	S	P	ERA	WHIP
57 Trevor Williams, R ERA: 4.14	(1, 1)	7.0	W	28	8	0	0	5	1	0	0	0	0	0	60	92	0.00	1.286
41 Daniel Hudson, R ERA: 4.53	(8, 1)	1.0	H	3	1	0	0	1	0	0	0	0	0	0	8	9	0.00	1.000
73 Felipe Vázquez, L ERA: 1.6	(9, 1)	1.0	S	7	2	1	1	2	2	0	0	1	0	0	19	31	9.00	4.000

PITCHER	IP	WLS	BF	H	R	ER	SO	BB	IBB	HBP	BLK	WP	HR	S	P	ERA	WHIP

TOP

Cincinnati Reds @ Pittsburgh Pirates

PNC Park, Pittsburgh, PA

Sun Sep 03 2017, 1:37 PM - 4:25 PM EDT

Att. 24,474 - Overcast - 65 F

livebaseballscorecards.com

AB	33
R	1
H	11
RBI	1
BB	3
SO	8
LOB	19

BOTTOM

Batter	1	2	3	4	5	6	7	8	9	AB	R	H	RBI	BB	SO	LOB
6 Starling Marte, R (1, 7) OBP: 0.321, SLG: 0.361	C SI 94 X SL 86 0-1 ① L6		S SL 88 L CH 90 X SL 89 0-2 ② F9		C SL 88 C SI 97 X SL 89 0-2 ③ G1-3		B CH 82 X SI 92 1-0 HR			4	1	1	1	0	0	1
62 Max Moroff, S (1, 4) OBP: 0.247, SLG: 0.267	B SI 94 B CH 89 C SI 95 C SI 96 X SL 87 2-2 ② G1-3		B CH 91 C SI 96 F CH 90 X SL 88 1-2 ③ G3-1			C SI 94 B CH 88 B SI 95 F SI 95 X SL 86 2-2 55 1B 47 1B 2B	C SI 91 F CH 84 F FF 91 B CH 81 C FF 91 1-3 ② K			4	1	1	0	0	1	0
22 Andrew McCutchen, R (1, 8) OBP: 0.363, SLG: 0.472	B SI 96 C SI 96 X CH 91 1-1 ③ P4			S FF 95 S FF 95 X SL 88 0-2 ① G6-3		F SI 96 X SI 96 0-1 ① G6-3	S FF 92 B FF 93 B FF 92 B CH 85 B FF 93 4-1 BB			3	0	0	0	1	0	1
55 Josh Bell, S (1, 3) OBP: 0.340, SLG: 0.487		C SI 94 F SL 87 B SL 87 B SL 86 F SI 97 B SI 97 F SI 96 F SI 96 F SI 97 4-2 BB		C SL 84 B CH 90 B SI 96 B SL 86 B SI 94 4-1 47 G1-3 BB		S SI 96 T SI 96 F SI 96 B CH 90 X CH 91 1-2 32 FC6-4 47 1B 1B 2-3	1 SAFE B SI 91 S CH 85 B CH 86 X SI 91 2-1 ③ F7			2	0	1	0	2	0	1
47 Jordan Luplow, R (1, 9) OBP: 0.190, SLG: 0.300		B SI 96 F SI 96 1 SAFE C SI 97 S SL 88 1-3 ① K		1 SAFE C SI 96 X SL 87 0-1 ② G1-3 1-2		X SI 96 0-0 32 FC6-4 1-2 3-H 1B		C FF 96 C CU 86 B FF 98 S FF 96 1-3 ① K		4	0	1	1	0	2	2
32 Elias Díaz, R (1, 2) OBP: 0.280, SLG: 0.325		C SI 97 B SI 96 F SI 97 B SI 96 X SI 96 2-2 ② F9		X FF 96 0-0 ③ G4-3		B SI 97 X SI 95 1-0 ② FC6-4 3 BB 1-2f 2-3		B FF 98 S FF 98 C CU 86 S CU 86 1-3 ② K		4	0	0	0	0	1	4
3 Sean Rodríguez, R (1, 5) OBP: 0.311, SLG: 0.368		C SI 97 D SL 87 X SI 97 1-1 ③ P3			F SI 94 S SL 87 B SL 88 X SL 88 1-2 ① G3-1	F SI 95 B SI 96 B SI 95 F SI 95 B SI 97 F SI 96 F SI 97 B SL 88 4-2 BB 1-2		F FF 98 F FF 98 B CU 87 F FF 98 B CU 87 S CU 86 2-3 ③ K		3	0	0	0	1	1	1
10 Jordy Mercer, R (1, 6) OBP: 0.329, SLG: 0.410			B SI 95 B SI 96 F SI 95 X SI 95 2-1 HR		B SL 84 S SI 96 F SI 95 B SL 88 B SL 88 B SI 96 4-2 57 SH5-4 BB	B SL 86 C SL 89 D SI 94 C SL 88 C SL 89 2-3 ③ K				2	1	1	1	1	1	3
57 Trevor Williams, R (1, 1) OBP: 0.105, SLG: 0.056 28 John Jaso, L (7, PH) OBP: 0.338, SLG: 0.416 41 Daniel Hudson, R (8, 1) 73 Felipe Vázquez, L (9, 1)			C SI 96 S SL 87 B SL 87 C FF 96 1-3 ① K		X SI 94 0-0 ② SH5-4 1-3		X SI 90 0-0 ① F7			1 1 0 0	0 0 0 0	0 0 0 0	0 0 0 0	0 0 0 0	1 0 0 0	0 0 0 0
Inning Stats	R: 0 E: 0 K: 0 S: 7 H: 0 LOB: 0 BB: 0 P: 10	R: 0 E: 0 K: 1 S: 14 H: 0 LOB: 1 BB: 1 P: 22	R: 1 E: 0 K: 1 S: 11 H: 1 LOB: 0 BB: 0 P: 15	R: 0 E: 0 K: 0 S: 7 H: 0 LOB: 1 BB: 1 P: 11	R: 0 E: 0 K: 0 S: 9 H: 0 LOB: 1 BB: 1 P: 14	R: 1 E: 0 K: 1 S: 18 H: 3 LOB: 3 BB: 1 P: 28	R: 1 E: 0 K: 1 S: 9 H: 1 LOB: 1 BB: 1 P: 17	R: 0 E: 0 K: 3 S: 10 H: 0 LOB: 0 BB: 0 P: 14								

PITCHER		IP	WLS	BF	H	R	ER	SO	BB	IBB	HBP	BLK	WP	HR	S	P	ERA	WHIP
47 Sal Romano, R ERA: 4.62	(1, 1)	5.2	L	25	4	2	1	2	4	0	0	0	0	1	63	95	1.59	1.412
41 Kevin Shackelford, R ERA: 6.75	(6, 1)	0.1		1	0	0	0	1	0	0	0	0	0	0	3	5	0.00	0.000
46 Tim Adleman, R ERA: 5.31	(7, 1)	1.0		5	1	1	1	1	1	0	0	0	0	1	9	17	9.00	2.000
63 Ariel Hernández, R ERA: 4.96	(8, 1)	1.0		3	0	0	0	3	0	0	0	0	0	0	10	14	0.00	0.000

PITCHER	IP	WLS	BF	H	R	ER	SO	BB	IBB	HBP	BLK	WP	HR	S	P	ERA	WHIP

Cincinnati Reds @ Pittsburgh Pirates

PNC Park, Pittsburgh, PA

Sun Sep 03 2017, 1:37 PM - 4:25 PM EDT

Att. 24,474 - Overcast - 65 F

livebaseballscorecards.com

AB	28
R	3
H	5
RBI	3
BB	5
SO	7
LOB	13

1B: 2	SF: 0		WP: 0	PA: 34	
2B: 1	SAC: 1		PB: 0		
3B: 0	DP: 0		SB: 0		
HR: 2	HBP: 0		CS: 0		

Chicago Cubs @ Pittsburgh Pirates

PNC Park, Pittsburgh, PA

Mon Sep 04 2017, 4:06 PM - 7:10 PM EDT

Att. 21,068 - Partly Cloudy - 80 F

TOP

livebaseballscorecards.com

Batter	1	2	3	4	5	6	7	8	9	AB	R	H	RBI	BB	SO	LOB
30 Jon Jay, L (1, 8) OBP: 0.380, SLG: 0.378	C FF 95 B SL 89 B FF 97 X SI 94 2-1 ① G4-3		B SI 95 B CH 88 C SI 95 B SI 95 X CH 92 3-1 ① L7		C SL 88 B FF 97 B SI 96 X SL 88 2-1 ③ G4-3			C CH 82 S CH 82 X FF 93 0-2 12 1B 1B		4	0	1	0	0	0	0
12 Kyle Schwarber, L (1, 7) OBP: 0.312, SLG: 0.440	B SI 95 S SI 94 F CH 91 B SL 89 F SI 96 S SL 88 2-3 ② K		C SL 89 B KC 79 C SI 94 F SL 88 S KC 84 1-3 ② K			S KC 84 B SI 95 B FF 96 C SL 88 C KC 84 2-3 ① K		B SI 92 B SI 92 C SI 92 X SI 92 2-1 1-2 1B		4	0	1	0	0	3	0
17 Kris Bryant, R (1, 5) OBP: 0.406, SLG: 0.531	F SI 97 B SL 87 X FF 97 1-1 2B		C SL 87 X SI 97 0-1 2B			X FF 96 0-0 ② F9		B CU 77 F CH 82 D SI 92 B SI 92 X SI 92 3-1 ② L7		4	0	2	0	0	0	2
44 Anthony Rizzo, L (1, 3) OBP: 0.394, SLG: 0.533	B SI 96 B SI 95 C SL 89 F SL 89 F SI 98 S SL 89 2-3 ③ K		F FF 98 X FF 99 0-1 ③ G5-3			C KC 82 X FF 98 0-1 ③ F8		C CH 82 B CU 77 X CH 82 1-1 ③ G4-3		4	0	0	0	0	1	4
18 Ben Zobrist, S (1, 4) (7, 6) OBP: 0.320, SLG: 0.380		B FF 94 B SI 95 B SI 95 C SI 94 X SI 96 3-1 13 BB 15 1B 1B		B FF 94 B FF 94 C FF 94 C SL 90 F SL 87 C KC 82 2-3 ① K			C FF 96 F FF 96 B KC 83 X SL 87 1-2 ① G4-3		S FF 96 B FF 96 B FC 91 F FF 97 X FF 98 2-2 2B	4	0	2	0	0	1	0
13 Alex Avila, L (1, 2) OBP: 0.390, SLG: 0.463		B SI 94 B SI 93 B FF 96 B FF 95 4-0 15 1B 1-2 BB		B SI 95 S SL 88 T FF 95 S SL 88 1-3 ② K			C SL 87 T FF 98 B SI 98 B SL 86 B SL 86 B FF 97 4-2 BB		F FF 97 B CU 84 C FF 96 C CU 83 1-3 ① K	2	0	0	0	2	2	1
22 Jason Heyward, L (1, 9) OBP: 0.320, SLG: 0.384		D SI 96 B SL 90 C SI 96 X SI 97 2-1 ① L7		F FF 96 B SL 89 B CH 89 C SL 87 S SL 87 2-3 ③ K			C SL 88 D KC 83 F FF 95 X SL 87 1-2 ② P4		B FC 91 C FF 97 X FF 96 1-1 ② G1-3	4	0	0	0	0	1	4
15 Mike Freeman, L (1, 6) OBP: 0.163, SLG: 0.154 2 Tommy La Stella, L (7, PH) (7, 4) OBP: 0.395, SLG: 0.515		C SL 91 X SI 96 0-1 ② 1-2 2-H 1B			L FF 94 B KC 80 X CH 90 1-1 ① L7		X FF 96 0-0 ③ L4		C CU 82 F CU 83 D CU 83 X FF 97 1-2 ③ G4-3	2 2	0 0	1 0	0 0	0 0	0 0	0 2
49 Jake Arrieta, R (1, 1) OBP: 0.153, SLG: 0.224 52 Justin Grimm, R (3, 1) 20 Victor Caratini, S (5, PH) OBP: 0.319, SLG: 0.395 29 Rob Zastryzny, R (5, 1) 5 Albert Almora Jr., R (8, PH) OBP: 0.331, SLG: 0.397 36 Dillon Maples, R (8, 1) 24 Leonys Martin, L (8, 1) OBP: 0.221, SLG: 0.287		S SL 90 D SI 97 C SL 89 C SL 89 1-3 ③ K			S FF 96 B KC 82 X SI 95 1-1 ② F7			F SI 92 C CU 77 F CH 80 F CH 82 F SI 94 F CU 78 F CH 83 B FF 94 S CH 84 1-3 ① K		1 0 1 0 1 0 0 0	0 0 0 0 0 0 0 0	0 0 0 0 0 0 0 0	0 0 0 0 0 0 0 0	1 0 0 0 1 0 0 0	2 0 0 0 0 0 0 0
Inning Stats	R: 0 E: 0 K: 2 S: 12 H: 1 LOB: 1 BB: 0 P: 19	R: 0 E: 0 K: 1 S: 9 H: 2 LOB: 2 BB: 1 P: 19	R: 0 E: 0 K: 1 S: 10 H: 1 LOB: 1 BB: 0 P: 14	R: 0 E: 0 K: 3 S: 10 H: 0 LOB: 0 BB: 0 P: 15	R: 0 E: 0 K: 0 S: 6 H: 0 LOB: 0 BB: 0 P: 10	R: 0 E: 0 K: 1 S: 6 H: 0 LOB: 0 BB: 0 P: 8	R: 0 E: 0 K: 0 S: 9 H: 0 LOB: 1 BB: 1 P: 15	R: 0 E: 0 K: 1 S: 17 H: 2 LOB: 2 BB: 0 P: 24	R: 0 E: 0 K: 1 S: 11 H: 1 LOB: 1 BB: 0 P: 16	1B: 4 2B: 3 3B: 0 HR: 0 SF: 0 SAC: 0 DP: 0 HBP: 0						

	AB	33
	R	0
	H	7
	RBI	0
	BB	2
	SO	10
	LOB	15

WP: 0 PB: 0 SB: 0 CS: 0 PA: 35

PITCHER		IP	WLS	BF	H	R	ER	SO	BB	IBB	HBP	BLK	WP	HR	S	P	ERA	WHIP
39 Chad Kuhl, R ERA: 4.32	(1, 1)	7.0	W	26	4	0	0	8	2	0	0	0	0	0	62	100	0.00	0.857
31 A.J. Schugel, R ERA: 2.03	(8, 1)	1.0		5	2	0	0	1	0	0	0	0	0	0	17	24	0.00	2.000
66 Dovydas Neverauskas, R ERA: 3.6	(9, 1)	1.0		4	1	0	0	1	0	0	0	0	0	0	11	16	0.00	1.000

PITCHER		IP	WLS	BF	H	R	ER	SO	BB	IBB	HBP	BLK	WP	HR	S	P	ERA	WHIP

Batter	1	2	3	4	5	6	7	8	9	AB	R	H	RBI	BB	SO	LOB
6 Starling Marte, R (1, 7) OBP: 0.327, SLG: 0.363	C SI 92 X SI 93 0-1 22 G4-3 62 S 55 HR 1B	C SI 93 B CU 81 B SL 88 F SI 93 X SI 93 2-2 ③ G6-3		S CU 83 B FF 95 F FF 95 S SL 86 1-3 ③ K			B FF 89 F FF 90 X FF 91 1-1 62 2B 1B	B CU 84 C SL 87 B SL 87 B SI 96 B SL 87 4-1 62 1B 22 1B 1-2 2-3 BB		4	3	2	0	1	1	0
62 Max Moroff, S (1, 4) OBP: 0.267, SLG: 0.338	1 SAFE B SL 90 B SI 93 S SI 94 T SI 94 D SI 93 S SI 94 3-3 ① K 1-2	C CU 79 B CH 88 X SI 93 1-1 HR	C FF 90 B CH 82 B FF 90 S FC 85 S FC 83 2-3 ① K				X FC 85 0-0 1-H 2B	C SL 88 B SL 87 S SL 87 B SI 96 X CU 83 2-2 22 1B 55 G3-1 1-3 2-H 3-H 1B		5	2	3	4	0	2	1
22 Andrew McCutchen, R (1, 8) OBP: 0.363, SLG: 0.473	B SI 91 F SI 93 B SL 89 X SI 93 2-1 ② G4-3 2-3	B SI 93 C SL 88 F CU 84 F SI 93 F SI 93 B CH 87 S CU 80 2-3 ① K	B CU 78 B FC 83 F FF 92 C FF 91 B FC 84 X CU 78 3-2 55 1B 2B				B FF 91 C FF 90 S FF 91 F FF 93 S FF 91 1-3 ① K	C CH 86 B CH 88 X FF 90 1-1 55 G3-1 23 HR 1-3 3-H 1B		5	2	2	1	0	2	2
55 Josh Bell, S (1, 3) OBP: 0.343, SLG: 0.495	C SL 90 X SL 88 0-1 3-H HR	B SI 92 C FF 94 B CU 80 B CU 80 X FF 94 3-1 23 BB 1B	B FF 91 D FC 85 X FF 90 2-0 ② 2-H 1B				F FC 84 B FF 93 F FF 92 F FF 93 D FC 84 C FC 83 2-3 ② K	F FF 89 B CU 76 B FF 91 X FF 91 2-1 ② G3-1 1-2 3-H		5	1	3	4	0	1	2
23 David Freese, R (1, 5) OBP: 0.374, SLG: 0.380	C SI 91 B SI 92 X SI 92 1-1 47 BB 1B	B FF 94 1 SAFE B CU 80 C FF 94 B FF 95 F FF 95 F CU 80 1 SAFE B CU 81 4-2 1-2 BB	C FF 92 C FF 92 F FC 84 B FF 86 X FF 93 1-2 ③ G6-3				B FF 92 X FF 91 1-0 ③ G1-3	B FF 92 X FF 91 1-0 2-H HR		4	1	2	2	1	0	1
47 Jordan Luplow, R (1, 9) OBP: 0.269, SLG: 0.375	C SI 92 B SL 87 B SL 89 B SI 92 F SI 92 B SI 93 4-2 1-2 BB	C CU 81 F CU 82 F CU 83 B FF 95 S CU 83 1-3 ② K				B FC 85 X FF 91 1-0 ① G5-3		32 2B F FF 90 F CU 87 F FF 95 X CU 76 0-2 1B		4	1	2	0	1	1	2
3 Sean Rodríguez, R (1, 6) OBP: 0.296, SLG: 0.348	F SI 92 F SL 88 B SI 92 S CU 80 1-3 ③ K		B FF 95 C CU 82 X CU 82 1-1 ③ P3			S FF 91 B FC 86 X FF 91 1-1 ② L8		C SL 89 C SL 87 B SL 88 F CU 85 S FF 98 1-3 ① K F FF 90 C SL 74 B CU 74 X CU 77 1-2 ③ L8		5	0	0	0	0	2	6
32 Elias Díaz, R (1, 2) OBP: 0.287, SLG: 0.339		C SI 91 F SI 92 C SL 89 0-3 ① K		B FF 93 S FF 94 X CU 81 1-1 ① F9		B FC 87 X FC 85 1-0 1B	X SI 97 0-0 6 BB 62 1B 2-H 2B			4	1	2	1	0	1	0
39 Chad Kuhl, R (1, 1) OBP: 0.093, SLG: 0.095 31 A.J. Schugel, R (8, 1) 28 John Jaso, L (8, PH) OBP: 0.340, SLG: 0.416 66 Dovydas Neverauskas, R (8, 1)		B SI 92 C SI 91 S SI 92 B SI 93 X SI 92 2-2 ② G6-3		C FF 94 C CU 81 S CU 83 0-3 ② K		F FF 91 F FC 83 S FF 92 0-3 ③ K	D SL 88 B SL 88 B FF 97 B SI 97 4-0 6 BB 62 1B BB			3 0 0 0	0 0 1 0	0 0 0 0	0 0 0 0	0 0 1 0	2 0 0 0	1 0 0 0
Inning Stats	R: 2 E: 0 K: 2 S: 16 H: 3 LOB: 2 BB: 1 P: 27	R: 0 E: 0 K: 1 S: 9 H: 0 LOB: 0 BB: 0 P: 13	R: 1 E: 0 K: 2 S: 18 H: 2 LOB: 2 BB: 1 P: 30	R: 0 E: 0 K: 2 S: 8 H: 0 LOB: 0 BB: 0 P: 10	R: 1 E: 0 K: 1 S: 11 H: 2 LOB: 0 BB: 0 P: 19	R: 0 E: 0 K: 1 S: 7 H: 1 LOB: 1 BB: 0 P: 10	R: 1 E: 0 K: 2 S: 12 H: 2 LOB: 1 BB: 0 P: 17	R: 7 E: 0 K: 1 S: 22 H: 6 LOB: 1 BB: 2 P: 39		1B: 9 2B: 4 3B: 0 HR: 3 SF: 0 SAC: 0 DP: 0 HBP: 0				WP: 0 PB: 0 SB: 1 CS: 0 PA: 43		

PITCHER		IP	WLS	BF	H	R	ER	SO	BB	IBB	HBP	BLK	WP	HR	S	P	ERA	WHIP
49 Jake Arrieta, R ERA: 3.48	(1, 1)	2.1	L	12	4	3	3	4	1	0	0	0	0	2	32	50	11.57	2.143
52 Justin Grimm, R ERA: 5.09	(3, 1)	1.2		7	1	0	0	3	1	0	0	0	0	0	19	30	0.00	1.200
29 Rob Zastryzny, L ERA: 6.43	(5, 1)	3.0		13	5	2	2	4	0	0	0	0	0	0	30	46	6.00	1.667
36 Dillon Maples, R ERA: 33.75	(8, 1)	0.1		6	3	5	5	1	2	0	0	0	0	0	10	22	135.00	15.000
24 Leonys Martin, R ERA: 27.0	(8, 1)	0.2		5	3	2	2	0	0	0	0	0	0	1	12	17	27.00	4.500

PITCHER	IP	WLS	BF	H	R	ER	SO	BB	IBB	HBP	BLK	WP	HR	S	P	ERA	WHIP

BOTTOM

Chicago Cubs @ Pittsburgh Pirates

PNC Park, Pittsburgh, PA

Mon Sep 04 2017, 4:06 PM - 7:10 PM EDT

Att. 21,068 - Partly Cloudy - 80 F

livebaseballscorecards.com

AB	39
R	12
H	16
RBI	12
BB	4
SO	12
LOB	15

Batter	1	2	3	4	5	6	7	8	9	AB	R	H	RBI	BB	SO	LOB
30 Jon Jay, L (1, 7) OBP: 0.377, SLG: 0.375	C FF 91 X CU 77 0-1 17 FC4 5 1B 18 SF9 1B	F SL 84 F FF 92 F SL 83 B FF 93 D SL 83 F FF 92 X SL 79 2-2 ③ G1-3		C SI 90 X FF 90 0-1 ① G6-3		C FF 89 F FF 87 X FC 85 0-2 ② L8			F SL 87 C FF 99 F FF 100 S SL 85 0-3 ② K	5	1	1	0	0	1	2
5 Albert Almora Jr., R (1, 8) OBP: 0.332, SLG: 0.397	F FF 92 T FF 92 F FF 91 F SL 84 X SL 83 0-2 17 FC4 1-2 1B		B CH 85 S CH 86 C SL 82 F FF 93 X FF 94 1-2 18 G1-3 17 1B 8 1B 1B	C FF 91 F FF 91 B CU 78 X SL 83 1-2 ② L9		X CH 79 0-0 ③ G6-3			S CH 88 S CH 89 X SL 88 0-2 ③ G5-3	5	1	2	0	0	0	0
17 Kris Bryant, R (1, 5) OBP: 0.407, SLG: 0.533	X FF 92 0-0 ① FC4 1-2f 2-3		C SL 84 B SI 93 B CH 86 C CH 87 X SL 85 2-2 18 G1-3 8 1B 1-2 1B	B FF 92 X FF 91 1-0 2B			B FC 84 F CH 79 B FC 88 F FC 85 X CH 76 2-2 ① P4			4	1	2	0	0	0	2
18 Ben Zobrist, S (1, 9) OBP: 0.319, SLG: 0.378 (7, 4)	C FF 93 F FF 93 B FF 94 B CH 87 X FF 93 2-2 ② SF9 3-H		B SL 84 C SI 91 X CH 85 1-1 ① G1-3 1-2 2-3	C SL 82 B FF 92 D CU 77 B CH 86 B FF 91 4-1 BB			B CU 74 B CH 77 C FF 87 B FC 84 X SI 87 3-1 ② G6-3			2	0	0	1	1	0	2
8 Ian Happ, S (1, 4) OBP: 0.329, SLG: 0.525 6 Carl Edwards Jr., R (7, 1)	1 SAFE F SL 79 X CH 87 0-1 ③ G3		B SL 83 D CH 86 X CH 87 2-0 9 1B 2-H 3-H 1B	X FF 92 0-0 ③ P3			C FC 84 B SI 88 X CH 80 1-1 ③ G5-3			4 0	0 0	1 0	2 0	0 0	0 0	3 0
9 Javier Báez, R (1, 6) OBP: 0.315, SLG: 0.486		C FF 91 X FF 92 0-1 ① F8	B FF 92 B SI 92 F SL 83 X SI 91 2-1 20 HBP 1-3 1B		B FF 90 S CH 85 X FF 91 1-1 ① F9			C CH 78 B FF 87 S CH 78 X FF 87 1-2 ① G6-3		4	0	1	0	0	0	0
20 Victor Caratini, S (1, 3) OBP: 0.333, SLG: 0.391		B FF 92 B CH 86 S FF 91 X SI 93 2-1 7 BB 1B	C FF 92 F FF 93 H SL 82 1-2 1-2 HBP	B SI 90 S SL 80 B CH 87 B FF 90 X FF 90 3-1 ② G5-3				C CU 72 B CH 78 B CH 79 C SI 86 X CH 76 2-2 ② G3-1		3	0	1	0	0	0	0
7 René Rivera, R (1, 2) OBP: 0.290, SLG: 0.395		B CH 85 D CH 85 B SI 92 C FF 91 B FF 90 4-1 1-2 BB	F FF 93 S FF 92 X FF 93 0-2 ② F9	F FF 91 B FF 92 F FF 91 B CU 78 B CH 86 X CH 85 3-2 ③ F8				C CH 78 B FC 87 B FC 84 X CH 78 2-1 ③ F7		3	0	0	0	1	0	3
28 Kyle Hendricks, R (1, 1) OBP: 0.122, SLG: 0.146 22 Jason Heyward, L (7, 9) OBP: 0.319, SLG: 0.383		B FF 90 2 SAFE C FF 92 X FF 92 1-1 ② F9	X FF 92 0-0 ③ G1-3			C FF 87 C CH 79 S CH 78 0-3 ① K			C FF 98 B FF 99 S SL 89 S SL 85 1-3 ① K	3 1	0 0	0 0	0 0	0 0	1 1	5 0
Inning Stats	R: 1 E: 0 K: 0 S: 13 H: 2 LOB: 1 BB: 0 P: 15	R: 0 E: 0 K: 0 S: 12 H: 1 LOB: 2 BB: 1 P: 21	R: 2 E: 0 K: 0 S: 18 H: 4 LOB: 3 BB: 0 P: 27	R: 0 E: 0 K: 0 S: 8 H: 1 LOB: 2 BB: 1 P: 14	R: 0 E: 0 K: 0 S: 7 H: 0 LOB: 0 BB: 0 P: 14	R: 0 E: 0 K: 1 S: 7 H: 0 LOB: 0 BB: 0 P: 7	R: 0 E: 0 K: 0 S: 7 H: 0 LOB: 0 BB: 0 P: 13	R: 0 E: 0 K: 0 S: 8 H: 0 LOB: 0 BB: 0 P: 13	R: 0 E: 0 K: 2 S: 10 H: 0 LOB: 0 BB: 0 P: 11	1B: 7 2B: 1 3B: 0 HR: 0 SF: 1 SAC: 0 DP: 0 HBP: 1						

PITCHER	IP	WLS	BF	H	R	ER	SO	BB	IBB	HBP	BLK	WP	HR	S	P	ERA	WHIP
43 Steven Brault, L (1, 1) ERA: 5.79	5.0		26	8	3	3	0	2	0	1	0	0	0	58	91	5.40	2.000
38 Wade LeBlanc, L (6, 1) ERA: 4.68	3.0	W	9	0	0	0	1	0	0	0	0	0	0	22	33	0.00	0.000
73 Felipe Vázquez, L (9, 1) ERA: 1.58	1.0	S	3	0	0	0	2	0	0	0	0	0	0	10	11	0.00	0.000

PITCHER	IP	WLS	BF	H	R	ER	SO	BB	IBB	HBP	BLK	WP	HR	S	P	ERA	WHIP

TOP

Chicago Cubs @ Pittsburgh Pirates

PNC Park, Pittsburgh, PA

Tue Sep 05 2017, 7:06 PM - 9:41 PM EDT

Att. 14,079 - Cloudy - 69 F

livebaseballscorecards.com

AB	34
R	3
H	8
RBI	3
BB	2
SO	3
LOB	17

Batter	1	2	3	4	5	6	7	8	9	AB	R	H	RBI	BB	SO	LOB
6 Starling Marte, R (1, 7) OBP: 0.326, SLG: 0.361	C SI 85 B SI 85 F CH 78 X CH 78 1-2 ① L9		B CH 78 F SI 86 X SI 87 1-1 ② G6-3			C SI 86 B SI 85 X SI 86 1-1 ① G1-3		1 SAFE F FF 96 1 SAFE X FF 94 0-1 62 1B 1-3 1B		4	0	1	0	0	0	0
62 Max Moroff, S (1, 4) OBP: 0.266, SLG: 0.333	C FF 86 B SI 85 B FF 87 S CH 79 X CH 79 2-2 ② F9		B CU 74 B CU 74 C CH 79 B FF 87 F CH 79 X FF 88 3-2 ③ G1-3			C CU 73 F FF 88 B CH 80 X CH 80 1-2 ② F9		B FF 95 X FF 96 1-0 ① 22 WP 23 1B 1-3 3-H 1B		4	1	1	1	0	0	0
22 Andrew McCutchen, R (1, 8) OBP: 0.364, SLG: 0.473	C SI 86 F SI 87 B SI 85 B SI 88 F CH 81 B CH 79 F SI 87 C SI 87 3-3 ③ K			C SI 86 F CH 80 B CH 79 X SI 87 1-2 23 S 1B		C SI 86 F CH 80 B SI 86 X SI 89 1-2 E4 1B		T FF 96 B FF 96 S FF 95 S FF 95 1-3 ② K 1-2		4	0	2	0	0	2	1
55 Josh Bell, S (1, 3) OBP: 0.342, SLG: 0.492		C FF 86 B SI 86 B SI 86 X SI 86 2-1 ① G4-3		X CH 79 0-0 ① L4		S CH 79 B SI 86 F SI 87 B SI 85 X CH 79 2-2 ③ G1-3		0-0 23 1B IBB		3	0	0	0	1	0	2
23 David Freese, R (1, 5) OBP: 0.375, SLG: 0.381		C SI 87 X CH 79 0-1 47 HR 1B		1 SAFE C SI 87 C SI 87 B SI 86 D CH 80 X CH 78 2-2 ② G6-3 1-2			C SI 86 F SI 87 B SI 87 F CH 80 B CH 79 F SI 86 X SI 86 2-2 ① G1-3	X FF 95 0-0 ③ 1-3 2-H 1B		4	1	2	1	0	0	1
47 Jordan Luplow, R (1, 9) OBP: 0.276, SLG: 0.481		C SI 85 B SI 86 B CH 78 1 SAFE X SI 86 2-1 1-H HR		C CU 72 B CH 79 X CH 79 1-1 ③ G5-3			C CU 72 F SI 87 B CH 79 S CH 80 1-3 ② K			3	1	1	2	0	1	1
32 Elias Díaz, R (1, 2) OBP: 0.288, SLG: 0.339		B SI 87 B CH 79 X SI 87 2-0 ② G3-1			B CU 73 X SI 86 1-0 ① G5-3		B CH 79 B SI 87 S CH 80 X SI 87 2-1 1B			3	0	1	0	0	0	0
10 Jordy Mercer, R (1, 6) OBP: 0.327, SLG: 0.407		C CU 73 B SI 87 X SI 86 1-1 ③ G4-3			C CU 71 B CH 79 X CH 78 1-1 ② G6-3		B FF 95 B FF 94 S FF 95 S FF 95 1 SAFE T FF 96 2-2 ③ K			3	0	0	0	0	1	1
43 Steven Brault, L (1, 1) OBP: 0.167, SLG: 0.167 63 Christopher Bostick, R (5, PH) 38 Wade LeBlanc, L (6, 1) OBP: 0.200, SLG: 0.200 28 John Jaso, L (8, PH) OBP: 0.343, SLG: 0.416 73 Felipe Vázquez, L (9, 1)			B FF 86 B FF 85 B FF 86 C FF 85 X FF 86 3-1 ① F7		C SI 73 B SI 88 C SI 86 F CH 80 X CH 79 1-2 ③ G6-3			B CU 81 B FF 94 B FF 95 B FF 96 4-0 6 1B 62 1B BB		1 1 0 0 0	0 0 0 1 0	0 0 0 0 0	0 0 0 0 0	0 0 0 1 0	0 0 0 0 0	0 0 0 0 0
Inning Stats	R: 0 E: 0 K: 1 S: 11 H: 0 LOB: 0 BB: 0 P: 17	R: 2 E: 0 K: 0 S: 9 H: 2 LOB: 0 BB: 0 P: 16	R: 0 E: 0 K: 0 S: 7 H: 0 LOB: 0 BB: 0 P: 14	R: 0 E: 0 K: 0 S: 9 H: 1 LOB: 1 BB: 0 P: 13	R: 0 E: 0 K: 0 S: 7 H: 0 LOB: 0 BB: 0 P: 10	R: 0 E: 1 K: 0 S: 11 H: 1 LOB: 1 BB: 0 P: 16	R: 0 E: 0 K: 2 S: 13 H: 1 LOB: 1 BB: 0 P: 20	R: 2 E: 0 K: 1 S: 7 H: 3 LOB: 2 BB: 2 P: 13		1B: 7 2B: 0 3B: 0 HR: 1	SF: 0 SAC: 0 DP: 0 HBP: 0		WP: 1 PB: 0 SB: 1 CS: 0	PA: 32		

PITCHER		IP	WLS	BF	H	R	ER	SO	BB	IBB	HBP	BLK	WP	HR	S	P	ERA	WHIP
28 Kyle Hendricks, R ERA: 3.29	(1, 1)	6.2		25	5	2	2	2	0	0	0	0	0	1	64	101	2.70	0.750
6 Carl Edwards Jr., R ERA: 3.49	(7, 1)	1.1	L	7	3	2	2	2	1	1	0	0	1	0	10	18	13.50	3.000

PITCHER	IP	WLS	BF	H	R	ER	SO	BB	IBB	HBP	BLK	WP	HR	S	P	ERA	WHIP

BOTTOM

Chicago Cubs @ Pittsburgh Pirates

PNC Park, Pittsburgh, PA

Tue Sep 05 2017, 7:06 PM - 9:41 PM EDT

Att. 14,079 - Cloudy - 69 F

livebaseballscorecards.com

AB	30
R	4
H	8
RBI	4
BB	2
SO	4
LOB	6

Chicago Cubs @ Pittsburgh Pirates

PNC Park, Pittsburgh, PA

Wed Sep 06 2017, 7:06 PM - 10:09 PM EDT

Att. 17,067 - Cloudy - 67 F

TOP

livebaseballscorecards.com

Batter	1	2	3	4	5	6	7	8	9	AB	R	H	RBI	BB	SO	LOB
30 Jon Jay, L (1, 7) OBP: 0.376, SLG: 0.373	C SI 94 S KC 80 B FF 94 S KC 82 1-3 ① **K**		C SI 95 X CH 87 0-1 ① **F7**			F SL 86 F KC 77 B SI 98 F FF 97 B KC 81 F SL 88 X SI 97 2-2 ① **G6-3**		X SI 96 0-0 **1B**		4	0	1	0	0	1	0
2 Tommy La Stella, L (1, 4) OBP: 0.390, SLG: 0.500 46 Pedro Strop, R (8, 1) 71 Wade Davis, R (9, 1)	S FF 95 B SI 95 S FF 96 F SI 97 B SL 91 B FF 96 B FF 97 4-2 **17 BB BB**		C SL 91 C SI 96 B FF 98 B FF 98 X SI 98 2-2 ② **G4-3**			B SI 96 C CH 88 X SI 97 1-1 ② **G4-3**		1 SAFE B SI 96 F KC 80 F FF 96 1 SAFE X SL 88 1-2 ③ **L7**		3 0 0	0 0 0	0 0 0	0 0 0	1 0 0	0 0 0	1 0 0
17 Kris Bryant, R (1, 5) OBP: 0.406, SLG: 0.529	C SI 96 B CH 90 B SL 90 B SI 97 F FF 97 B SI 97 4-2 **44 G1-6-3 BB** **1-2**		B SL 90 X SI 96 1-0 ③ **G4-3**			B SI 97 B SI 97 S SL 89 B KC 81 F SI 97 X CH 87 3-2 ③ **P3**			B SL 89 F FF 96 F SL 89 S FF 98 1-3 ① **K**	3	0	0	0	1	1	0
44 Anthony Rizzo, L (1, 3) OBP: 0.393, SLG: 0.530 24 Leonys Martin, L (9, PR) OBP: 0.221, SLG: 0.287 20 Victor Caratini, S (9, 3) OBP: 0.333, SLG: 0.391	C KC 83 F SI 96 F KC 82 X SI 97 0-2 ② ③ **G1-6-3** **1-2f**			X SI 96 0-0 ① **L7**			S SL 89 F SI 97 X SL 86 0-2 ① **G3**		B FF 96 B FF 96 B CH 87 B FF 97 4-0 **8 S 13 3B BB**	3 0 0	0 1 0	0 0 0	0 0 0	1 0 0	0 0 0	2 0 0
8 Ian Happ, S (1, 8) OBP: 0.328, SLG: 0.520 5 Albert Almora Jr., R (9, 8) OBP: 0.332, SLG: 0.397		F SI 95 B SL 88 F SL 88 S FF 98 1-3 ① **K**		X SI 96 0-0 ② **G4-3**			B SI 95 B FF 96 B SI 96 C SI 95 B SI 95 4-1 **13 G3 BB**		B FF 96 B SI 95 F FF 96 S FF 97 S SL 88 2-3 ② **K** **1-2**	3 0	0 0	0 0	0 0	1 0	2 0	1 0
13 Alex Avila, L (1, 2) OBP: 0.388, SLG: 0.467		C FF 96 F FF 96 C KC 82 0-3 ② **K**		C SI 96 F SL 88 B SI 98 S SI 97 1-3 ③ **K**			1 SAFE C SL 88 C CH 88 1 SAFE 1 SAFE X SL 88 0-2 ② **G3** **1-2**		B SI 96 S SL 88 B SL 88 B FF 96 X CH 87 3-1 **2-H 3B**	4	0	1	1	0	2	1
22 Jason Heyward, L (1, 9) OBP: 0.319, SLG: 0.380		B SI 96 B KC 82 B SI 97 B SI 96 4-0 **9 1B BB**			X SI 94 0-0 ① **L9**		B KC 80 X CH 88 1-0 ③ **F9**		X SI 96 0-0 ③ **P5**	3	0	0	0	1	0	3
9 Javier Báez, R (1, 6) OBP: 0.315, SLG: 0.485		1 SAFE F SI 95 S KC 80 B FF 98 X SL 88 1-2 **1-2 1B**			C FF 94 F FF 97 S FF 95 0-3 ② **K**			F KC 79 B KC 81 B SI 96 B SL 87 F SI 96 X SI 96 3-2 ① **F8**		3	0	1	0	0	1	0
62 Jose Quintana, R (1, 1) OBP: 0.095, SLG: 0.100 56 Héctor Rondón, R (7, 1) 12 Kyle Schwarber, L (8, PH) OBP: 0.311, SLG: 0.439 15 Mike Freeman, L (8, 4) OBP: 0.163, SLG: 0.154		C SI 95 C FF 96 S SL 88 0-3 ③ **K**			S FF 94 C SI 95 C KC 77 0-3 ③ **K**			C KC 81 F SI 96 B FF 98 B SI 97 B SL 91 F FF 97 S FF 97 3-3 ② **K**		2 0 1 0	0 0 0 0	0 0 0 0	0 0 0 0	2 0 1 0	2 0 0 0	2 0 0 0
Inning Stats	R: 0 E: 0 K: 1 S: 12 H: 0 LOB: 1 BB: 2 P: 21	R: 0 E: 0 K: 3 S: 12 H: 1 LOB: 2 BB: 1 P: 18	R: 0 E: 0 K: 0 S: 6 H: 0 LOB: 0 BB: 0 P: 9	R: 0 E: 0 K: 1 S: 5 H: 0 LOB: 0 BB: 0 P: 6	R: 0 E: 0 K: 2 S: 7 H: 0 LOB: 0 BB: 0 P: 7	R: 0 E: 0 K: 0 S: 10 H: 0 LOB: 0 BB: 0 P: 16	R: 0 E: 0 K: 0 S: 8 H: 0 LOB: 1 BB: 1 P: 13	R: 0 E: 0 K: 1 S: 11 H: 1 LOB: 1 BB: 0 P: 18	R: 1 E: 0 K: 2 S: 9 H: 1 LOB: 2 BB: 1 P: 19	1B: 2 2B: 0 3B: 1 HR: 0 SF: 0 SAC: 0 DP: 1 HBP: 0						WP: 0 PB: 0 SB: 1 CS: 0 PA: 34	

	AB	29
	R	1
	H	3
	RBI	1
	BB	5
	SO	10
	LOB	10

PITCHER		IP	WLS	BF	H	R	ER	SO	BB	IBB	HBP	BLK	WP	HR	S	P	ERA	WHIP
45 Gerrit Cole, R ERA: 3.93	(1, 1)	8.0		29	2	0	0	8	4	0	0	0	0	0	71	108	0.00	0.750
41 Daniel Hudson, R ERA: 4.61	(9, 1)	1.0	L	5	1	1	1	2	1	0	0	0	0	0	9	19	9.00	2.000

PITCHER		IP	WLS	BF	H	R	ER	SO	BB	IBB	HBP	BLK	WP	HR	S	P	ERA	WHIP

Batter	1	2	3	4	5	6	7	8	9	AB	R	H	RBI	BB	SO	LOB
6 Starling Marte, R (1, 7) OBP: 0.321, SLG: 0.355	C FF 93 S CH 86 B FF 93 X CH 85 1-2 ① G1-3		C F SI 93 X FF 93 0-2 ② FC3-6 1-2f		X CH 87 0-0 ② L5 1-2			B FS 90 S FS 90 C SL 84 F FS 88 S SL 84 1-3 ① K		4	0	0	0	0	1	2
47 Jordan Luplow, R (1, 9) OBP: 0.273, SLG: 0.433	B FF 93 X FF 93 1-0 ② F9		1 SAFE B FF 92 1 SAFE 1 SAFE B CH 86 C FF 92 F SI 92 1 SAFE B SI 93 3-3 ③ K		F CU 77 B FF 91 B CH 86 X FF 92 2-1 ③ L7			B FF 95 C FS 90 F SI 95 B SL 85 B SL 84 B FS 88 4-2 23 CS BB		3	0	0	0	1	1	2
22 Andrew McCutchen, R (1, 8) OBP: 0.363, SLG: 0.472	C FF 93 B FF 93 B SI 94 S CH 86 B SI 94 F SI 94 S FF 93 3-3 ③ K			C FF 92 F FF 93 F SI 92 B FF 92 S CH 88 1-3 ① K		F CU 77 B FF 91 B FF 91 C SI 92 F FF 93 B SV 77 F SI 91 F CU 77 F SI 91 3-2 X FF 93 64 23 1B 1B		B FF 96 B SI 96 C SI 96 X SI 96 2-1 ② L8		4	0	1	0	0	2	1
23 David Freese, R (1, 5) OBP: 0.376, SLG: 0.381		C FF 93 B CU 77 B FF 92 B SI 92 F FF 93 F CH 85 F SI 92 C SI 93 3-3 ① K		C SV 77 B SV 79 B CH 86 B FF 92 B SI 92 4-1 64 1B BB		B SI 92 C SI 92 1 SAFE S CU 77 B SI 92 X CU 77 2-2 64 1B 1-2 1B		C FS 90 B SI 96 F SI 96 B SL 85 2-2 ③ CS 1-2	C FF 94 S SI 92 S FC 91 0-3 ① K	3	0	1	0	1	2	0
64 José Osuna, R (1, 3) OBP: 0.286, SLG: 0.455 55 Josh Bell, S (9, PH) OBP: 0.341, SLG: 0.490		C FF 92 C CU 78 B CH 86 B SV 77 X CH 86 2-2 ② G1-3		C CH 87 B FF 93 X CU 77 1-1 1-2 1B		B CH 86 B SI 92 C SI 92 D CU 78 F SI 91 F SI 91 F FF 92 F CH 87 F CU 77 3-2 ① ② X CU 76 FC6-5-4 3 FC6-4 1-2 2-3			S FC 92 B FF 92 X FC 91 1-1 ② P6	3 1	0 0	1 0	0 0	0 0	0 0	2 0
3 Sean Rodríguez, R (1, 4) OBP: 0.297, SLG: 0.347 28 John Jaso, L (9, PH) OBP: 0.342, SLG: 0.414		X CU 78 0-0 10 FC5-4 1B		C FF 92 S CH 87 D CH 87 C FF 92 1-3 ② K		X CH 86 0-0 ③ FC6-4 1-2f			B KC 84 C FC 90 S FC 91 F FC 91 B FF 96 S FF 96 2-3 ③ K	3 1	0 0	1 0	0 0	0 0	1 1	3 0
10 Jordy Mercer, R (1, 6) OBP: 0.325, SLG: 0.404		1 SAFE C CU 77 B SI 93 B SI 92 B CH 87 X FF 92 3-1 ③ FC5-4 1-2f		X CU 78 0-0 ③ L5			C FF 96 F SL 88 B SL 87 F SI 87 B SL 89 F SI 97 X FF 97 2-2 ① P3			3	0	0	0	0	0	3
19 Chris Stewart, R (1, 2) OBP: 0.231, SLG: 0.228			B SI 92 B FF 92 B FF 93 C FF 90 X FF 92 3-1 ① L8		B FF 92 X FF 92 1-0 6 E 1B		B FF 96 X FF 96 1-0 ② B1-3			3	0	1	0	0	0	0
45 Gerrit Cole, R (1, 1) OBP: 0.180, SLG: 0.224 41 Daniel Hudson, R (9, 1)			B FF 93 X SI 93 1-0 6 FC3-6 1B		C SI 92 D CH 86 1 SAFE F SI 92 B CU 76 F SI 93 S FF 92 2-3 ① K		S SL 89 F FF 97 F FF 97 B SL 88 X SL 87 1-2 ③ F8			3 0	0 0	1 0	0 0	0 0	1 0	1 0
Inning Stats	R: 0 E: 0 K: 1 S: 8 H: 0 LOB: 0 BB: 0 P: 13	R: 0 E: 0 K: 1 S: 11 H: 1 LOB: 1 BB: 0 P: 19	R: 0 E: 0 K: 1 S: 9 H: 1 LOB: 1 BB: 0 P: 16	R: 0 E: 0 K: 2 S: 11 H: 1 LOB: 2 BB: 1 P: 18	R: 0 E: 1 K: 1 S: 8 H: 1 LOB: 1 BB: 0 P: 13	R: 0 E: 0 K: 0 S: 18 H: 2 LOB: 1 BB: 0 P: 26	R: 0 E: 0 K: 0 S: 10 H: 0 LOB: 0 BB: 0 P: 14	R: 0 E: 0 K: 1 S: 10 H: 0 LOB: 0 BB: 1 P: 19	R: 0 E: 0 K: 2 S: 9 H: 0 LOB: 0 BB: 0 P: 12	1B: 6 2B: 0 3B: 0 HR: 0	SF: 0 SAC: 0 DP: 1 HBP: 0			WP: 0 PB: 0 SB: 0 CS: 1	PA: 34		

PITCHER		IP	WLS	BF	H	R	ER	SO	BB	IBB	HBP	BLK	WP	HR	S	P	ERA	WHIP
62 Jose Quintana, L ERA: 4.32	(1, 1)	6.0		24	6	0	0	6	1	0	0	0	0	0	65	105	0.00	1.167
56 Héctor Rondón, R ERA: 4.58	(7, 1)	1.0		3	0	0	0	0	0	0	0	0	0	0	10	14	0.00	0.000
46 Pedro Strop, R ERA: 3.27	(8, 1)	1.0	W	3	0	0	0	1	1	0	0	0	0	0	10	19	0.00	1.000
71 Wade Davis, R ERA: 2.23	(9, 1)	1.0	S	3	0	0	0	2	0	0	0	0	0	0	9	12	0.00	0.000

PITCHER	IP	WLS	BF	H	R	ER	SO	BB	IBB	HBP	BLK	WP	HR	S	P	ERA	WHIP

BOTTOM

Chicago Cubs @ Pittsburgh Pirates

PNC Park, Pittsburgh, PA

Wed Sep 06 2017, 7:06 PM - 10:09 PM EDT

Att. 17,067 - Cloudy - 67 F

livebaseballscorecards.com

AB	31
R	0
H	6
RBI	0
BB	2
SO	9
LOB	14

Chicago Cubs @ Pittsburgh Pirates

PNC Park, Pittsburgh, PA

Thu Sep 07 2017, 7:57 PM - 11:10 PM EDT

Att. 19,201 - Cloudy - 59 F

TOP

livebaseballscorecards.com

Batter	1	2	3	4	5	6	7	8	9	AB	R	H	RBI	BB	SO	LOB
8 Ian Happ, S (1, 8) (5, 7) OBP: 0.332, SLG: 0.528	C FF 95 X SI 95 0-1 17 2B 44 SF9 1B		C CH 87 B FF 94 X CU 81 1-1 44 1B 2B	X FF 96 0-0 ② P5		S CH 92 C CH 90 B FF 96 B CH 91 S FF 96 2-3 ② K		F FF 94 B SI 95 B CH 85 F FF 95 X CH 85 2-2 2B		5	2	3	0	0	1	2
17 Kris Bryant, R (1, 5) OBP: 0.404, SLG: 0.528	F FF 94 B SI 95 C CH 85 1 SAFE F CU 79 X FF 94 1-2 44 SF9 1-3 2B		C CU 80 X SI 95 0-1 ① G5-3	X CU 82 0-0 ③ G5-3		C FC 92 B CU 81 T FF 95 F CU 82 B FF 96 S FC 92 2-3 ③ K		X FF 95 0-0 ③ G5-3		5	0	1	0	0	1	4
44 Anthony Rizzo, L (1, 3) OBP: 0.396, SLG: 0.532	B SI 95 X CH 88 1-0 ① SF9 2-3 3-H		X SI 95 0-0 18 BB 2-H 1B		F CU 81 X CH 87 0-1 18 2B 9 G1-3 1B		B CH 89 B CH 91 B FC 91 C FF 96 B FF 96 4-1 5 HR BB		B FF 95 B FF 95 B FF 96 B FF 96 4-0 5 FC3-6 BB	2	2	2	2	2	0	0
18 Ben Zobrist, S (1, 4) OBP: 0.320, SLG: 0.379 15 Mike Freeman, L (9, 4) OBP: 0.163, SLG: 0.154	C CU 81 C CU 81 B FF 96 D CU 82 F CU 81 C FF 97 2-3 ② K		F SI 95 B CU 79 F CH 87 D CU 82 B FF 96 D CH 88 4-2 12 G4-6-3 1-2 BB		X SI 96 0-0 9 G1-3 22 2B 1-3 2B		C FF 95 F FC 93 B CU 84 S CH 89 1-3 ① K		B FF 97 C CU 83 B CU 81 X FF 95 2-1 ① F7	4 0	1 0	1 0	0 0	1 0	2 0	3 0
12 Kyle Schwarber, L (1, 7) OBP: 0.309, SLG: 0.435 5 Albert Almora Jr., R (5, 8) OBP: 0.333, SLG: 0.409	C CU 82 T SI 96 D CU 82 F CU 81 F FF 96 X CU 82 1-2 ③ G6-3		X SI 95 0-0 ② G4-6-3 ③ 1-2f		C CU 82 C CU 82 B FF 96 B CU 82 X CU 81 2-2 ① G3		X FC 92 0-0 1-H HR		C FF 95 C FF 97 X FF 97 0-2 ② FC3-6 1-2f	3 2	0 1	0 1	0 2	0 0	0 0	5 1
9 Javier Báez, R (1, 6) OBP: 0.314, SLG: 0.484		B SI 95 F SI 94 S CU 80 X CU 82 1-2 22 G3-1 7 SH1-4 2B		S FF 94 B CH 86 T FF 94 F FF 95 S CU 81 1-3 ① K	F FF 96 F FF 97 X CU 82 0-2 ② G1-3 2-3 3-H		S CU 82 C FF 97 X CU 83 0-2 ② G5-3		B FF 94 F FF 96 B FF 96 F FF 96 B CU 83 F FF 95 S CU 82 3-3 ③ K	5	1	1	1	0	2	2
22 Jason Heyward, L (1, 9) OBP: 0.320, SLG: 0.384		B FF 95 C SI 94 F FF 96 X FF 96 1-2 ① G3-1 2-3	C SI 95 B CU 82 X SI 95 1-1 7 1B 34 2B 1B		C FF 96 B CU 81 X FF 96 1-1 3-H 2B		X CH 90 0-0 ③ G1-3			4	1	2	1	0	0	1
7 René Rivera, R (1, 2) OBP: 0.291, SLG: 0.394		L FF 96 X FF 94 0-1 ② SH1-4 3-H	B FF 95 B SI 94 X SI 93 2-0 34 2B 1-2 1B		F FF 96 F FC 92 B CU 82 X FF 96 1-2 ③ G5-3			F SI 95 F FF 95 S SL 89 0-3 ① K		3	0	1	1	0	1	1
34 Jon Lester, L (1, 1) OBP: 0.226, SLG: 0.292 52 Justin Grimm, R (7, 1) 30 Jon Jay, L (8, PH) OBP: 0.375, SLG: 0.372 37 Justin Wilson, L (8, 1) 60 Félix Peña, R (9, 1)		F SI 95 B CU 80 F SI 95 B CU 83 F FF 96 C CU 81 2-3 ③ K	X FF 95 0-0 1-3 2-H 2B			C FF 94 S FF 94 F FF 96 B CU 82 X FF 96 1-2 ① G5-3		X CH 84 0-0 ② L4		3 0 1 0 0	0 0 0 0 0	1 0 0 0 0	1 0 0 0 0	0 0 0 0 0	1 0 0 0 0	0 0 0 0 0
Inning Stats	R: 1 E: 0 K: 1 S: 16 H: 2 LOB: 1 BB: 0 P: 21	R: 1 E: 0 K: 1 S: 12 H: 1 LOB: 0 BB: 0 P: 16	R: 1 E: 0 K: 0 S: 8 H: 2 LOB: 1 BB: 1 P: 13	R: 1 E: 0 K: 1 S: 10 H: 3 LOB: 2 BB: 0 P: 14	R: 2 E: 0 K: 0 S: 14 H: 3 LOB: 1 BB: 0 P: 18	R: 0 E: 0 K: 2 S: 11 H: 0 LOB: 0 BB: 0 P: 16	R: 2 E: 0 K: 1 S: 9 H: 1 LOB: 0 BB: 1 P: 14	R: 0 E: 0 K: 1 S: 8 H: 1 LOB: 1 BB: 0 P: 10	R: 0 E: 0 K: 1 S: 9 H: 0 LOB: 1 BB: 1 P: 18	1B: 5 2B: 7 3B: 0 HR: 1 SF: 1 SAC: 1 DP: 1 HBP: 0						

	AB	37
	R	8
	H	13
	RBI	8
	BB	3
	SO	8
	LOB	19

WP: 0 PA: 42
PB: 0
SB: 0
CS: 0

PITCHER		IP	WLS	BF	H	R	ER	SO	BB	IBB	HBP	BLK	WP	HR	S	P	ERA	WHIP
50 Jameson Taillon, R ERA: 4.78	(1, 1)	4.2	L	25	11	6	6	3	1	0	0	0	0	0	57	78	11.57	2.571
59 Angel Sánchez, R ERA: 9.82	(5, 1)	2.1		9	1	2	2	3	1	0	0	0	0	1	23	34	7.71	0.857
53 Joaquín Benoit, R ERA: 4.65	(8, 1)	1.0		4	1	0	0	1	0	0	0	0	0	0	8	10	0.00	1.000
66 Dovydas Neverauskas, R ERA: 3.38	(9, 1)	1.0		4	0	0	0	1	1	0	0	0	0	0	9	18	0.00	1.000

PITCHER		IP	WLS	BF	H	R	ER	SO	BB	IBB	HBP	BLK	WP	HR	S	P	ERA	WHIP

Batter	1	2	3	4	5	6	7	8	9	AB	R	H	RBI	BB	SO	LOB
6 Starling Marte, R (1, 7) OBP: 0.320, SLG: 0.351 53 Joaquín Benoit, R (8, 1) 66 Dovydas Neverauskas, R (6, 1) 64 José Osuna, R (9, PH) OBP: 0.285, SLG: 0.453	C FF 90 B SI 90 B SI 91 S CH 85 X FF 92 2-2 ① L9		C CU 73 B CH 85 B FF 90 F FF 91 F CH 86 F CU 78 B FF 92 B CH 85 4-2 22 G1-3 62 BB 55 G5-3 BB	S FC 89 X FC 88 0-1 ③ G1-3			F CU 84 C FF 94 B CU 85 X CU 84 1-2 ③ G1-3		S SL 79 D SL 79 T FF 91 S SL 80 1-3 ② K	3 0 0 1	1 0 0 0	0 0 0 0	0 0 0 1	1 0 0 0	0 0 0 0	2 0 0 1
62 Max Moroff, S (1, 4) OBP: 0.283, SLG: 0.333	C CU 74 B FF 90 C FC 88 B FC 90 X SI 92 2-2 22 WP 1B		F SI 91 B SI 91 B SI 90 C FC 86 B FC 86 B SI 88 4-2 22 G1-3 1-2 BB		C CU 73 C FC 85 X FC 87 0-2 ① G6-3			C FF 95 B FC 91 B FC 91 B FF 95 X FF 95 3-1 ① P4	C FF 92 B CH 86 F CH 86 F SL 80 D CH 86 F FF 93 D FF 92 F FF 93 F SL 78 4-2 B FF 92 22 WP BB	3	0	1	0	2	0	0
22 Andrew McCutchen, R (1, 8) OBP: 0.364, SLG: 0.470	F SI 91 B SI 91 1 SAFE S FF 92 B FC 89 D CH 86 B FF 93 4-2 1-2 BB		C FF 92 C FF 92 X FF 91 0-2 ① G1-3 1-2 2-3		B CH 84 X FF 91 1-0 ② G4-3			X FF 96 0-0 47 2B 1B	C SL 79 F FF 93 S SL 81 0-3 K 1-2 2-3	4	1	1	0	1	1	4
55 Josh Bell, S (1, 3) OBP: 0.338, SLG: 0.485	S CH 85 C FF 92 B FF 93 S FF 92 1-3 ② K		B FC 88 B FC 87 C FC 87 F FF 92 B FC 87 X CH 85 3-2 ② G5-3 3-H		C CU 73 B CH 84 S FF 90 X FC 88 1-2 ③ L9			C FF 96 B FF 95 B FC 91 F FF 95 S FF 95 2-3 ② K	B FF 92 X CH 86 1-0 ③ G1-3	5	0	0	1	0	2	7
47 Jordan Luplow, R (1, 9) OBP: 0.270, SLG: 0.441	B FC 89 F FC 88 B FF 91 C FC 87 B FC 88 C FC 88 3-3 ③ K		C FC 88 S FC 88 C FC 88 0-3 ③ K			S CH 83 B FC 87 S FC 87 B FF 90 F CH 84 S FC 86 2-3 ① K		C FC 92 F FC 92 X FF 96 0-2 1-H 2B		4	0	1	1	0	3	3
3 Sean Rodríguez, R (1, 5) OBP: 0.304, SLG: 0.340		B FF 91 B FF 92 B FC 86 C FC 89 S FC 88 F CH 84 B FF 91 4-2 32 G6-4-3 BB		B SI 90 S SI 90 F SI 90 X CH 85 1-2 ① L7		C CU 73 B FF 90 C FC 86 X FF 90 1-2 ② L8		B FF 96 S FC 93 B FF 96 B FF 94 B FF 95 4-1 BB		2	0	0	0	2	0	0
32 Elias Díaz, R (1, 2) OBP: 0.287, SLG: 0.344		C FF 92 B FF 92 X FF 91 1-1 ①② G6-4-3 1-2f		X SI 90 0-0 50 1B 2B		S CH 84 C CU 72 F SI 90 B CU 74 F CU 74 B SI 91 C FC 87 2-3 ③ K		F SL 82 B SL 82 C SL 81 S FF 96 1-3 ③ K		4	0	1	0	0	2	3
10 Jordy Mercer, R (1, 6) OBP: 0.325, SLG: 0.405		C FF 91 X FC 88 0-1 50 1B 2B		B FC 88 C CH 84 C FF 91 X FC 88 1-2 ② L8			B FF 94 C FF 94 X CU 81 1-1 ① G5-3		X FF 91 0-0 ① F9	4	0	1	0	0	0	1
50 Jameson Taillon, R (1, 1) OBP: 0.152, SLG: 0.152 59 Angel Sánchez, R (5, 1) 63 Christopher Bostick, R (7, PH) OBP: 0.250, SLG: 0.286 (8, 7)		F FF 92 B FF 91 B CU 76 F FF 91 D CH 84 X FF 92 3-2 ③ 2-H 1B		C FF 92 2 SAFE B FF 92 B FF 92 X FF 91 2-1 2-3 1B			B CU 82 S FF 95 F CU 82 B CU 82 F FF 94 F FF 94 B CU 83 F FF 93 X FF 94 3-2 ② L9		C FF 91 B FF 91 X FF 91 1-1 22 WP 2B	2 0 2	0 0 0	2 0 1	0 0 0	0 0 0	0 0 0	0 0 0
Inning Stats	R: 0 E: 0 K: 2 S: 14 H: 1 LOB: 2 BB: 1 P: 26	R: 0 E: 0 K: 0 S: 10 H: 2 LOB: 2 BB: 1 P: 18	R: 1 E: 0 K: 1 S: 15 H: 0 LOB: 1 BB: 2 P: 26	R: 0 E: 0 K: 0 S: 11 H: 2 LOB: 2 BB: 0 P: 15	R: 0 E: 0 K: 0 S: 7 H: 0 LOB: 0 BB: 0 P: 9	R: 0 E: 0 K: 2 S: 12 H: 0 LOB: 0 BB: 0 P: 17	R: 0 E: 0 K: 0 S: 11 H: 0 LOB: 0 BB: 0 P: 16	R: 1 E: 0 K: 2 S: 13 H: 2 LOB: 2 BB: 1 P: 23	R: 0 E: 0 K: 2 S: 16 H: 1 LOB: 3 BB: 1 P: 23	1B: 4 2B: 4 3B: 0 HR: 0	SF: 0 SAC: 0 DP: 1 HBP: 0		WP: 2 PB: 0 SB: 0 CS: 0	PA: 40			

PITCHER	IP	WLS	BF	H	R	ER	SO	BB	IBB	HBP	BLK	WP	HR	S	P	ERA	WHIP
34 Jon Lester, L (1, 1) ERA: 4.35	6.0	W	25	5	1	1	5	4	0	0	0	1	0	69	111	1.50	1.500
52 Justin Grimm, R (7, 1) ERA: 4.98	1.0		3	0	0	0	0	0	0	0	0	0	0	11	16	0.00	0.000
37 Justin Wilson, L (8, 1) ERA: 3.42	1.0		6	2	1	1	2	1	0	0	0	0	0	13	23	9.00	3.000
60 Félix Peña, R (9, 1) ERA: 6.0	1.0		6	1	0	0	2	1	0	0	0	1	0	16	23	0.00	2.000

PITCHER	IP	WLS	BF	H	R	ER	SO	BB	IBB	HBP	BLK	WP	HR	S	P	ERA	WHIP

BOTTOM

Chicago Cubs @ Pittsburgh Pirates

PNC Park, Pittsburgh, PA

Thu Sep 07 2017, 7:57 PM - 11:10 PM EDT

Att. 19,201 - Cloudy - 59 F

livebaseballscorecards.com

AB	34
R	2
H	8
RBI	2
BB	6
SO	9
LOB	21

Batter	1	2	3	4	5	6	7	8	9	AB	R	H	RBI	BB	SO	LOB
6 Starling Marte, R (1, 8) OBP: 0.319, SLG: 0.349	C FF 93 F FF 94 F CH 86 B CH 86 X CH 86 1-2 62 FC6-4 1B		B FF 93 C CU 79 S CH 85 X CH 86 1-2 ② G5-3			C FF 92 B CH 84 B CU 78 S FF 92 F CH 86 F FF 92 F FF 95 F CH 84 X FF 93 2-2 ① G4-3	F FF 94 C SL 84 S FF 95 0-3 ③ K			4	0	1	0	0	1	1
62 Max Moroff, S (1, 4) OBP: 0.282, SLG: 0.330	1 SAFE C FF 93 B FF 92 X CH 84 1-1 ① FC6-4 1-2f		B CH 84 B CU 80 C CH 84 S FF 93 C FF 95 2-3 ③ K			C CU 78 S CH 84 B CH 84 B FF 94 X CH 85 2-2 55 1B 1B		C SI 92 C SL 83 X SI 92 0-2 ① G5-3		4	0	1	0	0	1	1
25 Gregory Polanco, L (1, 9) OBP: 0.308, SLG: 0.402	F FF 92 B FF 92 B FF 92 S FF 92 C CH 86 2-3 ② K			C FF 92 F CH 85 F FF 94 F FF 95 S FF 94 0-3 ① K		1 SAFE 1 SAFE C CH 82 D CH 84 B CH 83 F CH 84 X FF 93 2-2 ② L8		C SI 93 C SL 83 F SI 83 B SI 92 F SI 91 F SI 92 F SL 82 S SL 82 1-3 ② K		4	0	0	0	0	3	2
55 Josh Bell, S (1, 3) OBP: 0.341, SLG: 0.488	B FF 93 C FF 92 B CH 85 S FF 93 X CH 85 2-2 ③ G4-3			C FF 92 B FF 93 B FF 94 S CH 85 X CH 86 2-2 23 CS 1B		C FF 92 C FF 92 F FF 93 X SI 93 0-2 1-3 1B		C SI 92 B SI 92 F SL 84 F SI 93 B SI 92 B SI 92 X SI 93 3-2 1B		4	0	3	0	0	0	1
23 David Freese, R (1, 5) OBP: 0.373, SLG: 0.377		C FF 92 F FF 92 B FF 94 S FF 94 1-3 ① K		S FF 93 B FF 92 F CH 84 B FF 92 F CH 85 F FF 94 B CU 82 F CH 84 1 SAFE 3-3 ②③ K 1-2		F SI 90 F SI 89 B SL 86 S SI 89 1-3 ③ K		F FF 96 B FF 96 C FF 96 B SL 92 F SL 88 F FF 98 X FF 96 2-2 ③ G1-3		4	0	0	0	0	3	4
47 Jordan Luplow, R (1, 7) OBP: 0.268, SLG: 0.421		X FF 93 0-0 32 1B 1B			B FF 91 B CU 78 S CH 82 C FF 92 B CH 85 S CH 84 3-3 ① K		C SL 80 S FF 93 C FF 93 0-3 ① K		S FF 96 X SL 88 0-1 ① F9	4	0	1	0	0	2	0
32 Elias Díaz, R (1, 2) OBP: 0.293, SLG: 0.344		X CU 78 0-0 10 G5-4-3 1-2 1B			B CU 80 F CH 84 F FF 94 B FF 94 B FF 94 C FF 93 3-3 ② K		F FF 94 B FF 93 B FF 94 F SL 81 B FF 94 B FF 95 4-2 10 G1-3 26 1B BB		X FF 96 0-0 ② G5-3	3	1	1	0	1	1	0
10 Jordy Mercer, R (1, 6) OBP: 0.324, SLG: 0.404		C FF 92 B FF 93 C FF 92 X CH 85 1-2 ②③ G5-4-3 1-2f			C CU 80 B CH 86 F FF 94 F FF 95 X FF 96 1-2 1B		C SL 80 C SL 81 X SL 83 0-2 ② G1-3 1-2		C SI 98 B SL 90 X SL 88 1-1 ③ L8	4	0	1	0	0	0	3
57 Trevor Williams, R (1, 1) OBP: 0.100, SLG: 0.053 31 A.J. Schugel, R (5, 1) 26 Adam Frazier, L (7, PH) OBP: 0.353, SLG: 0.388 70 George Kontos, R (7, 1) 41 Daniel Hudson, R (8, 1)			B FF 90 C FF 91 B FF 92 F FF 91 F FF 92 X FF 94 2-2 ① G4-3			S FF 92 F CH 83 B FF 93 F FF 90 X CU 80 1-2 ③ G6-3	C FF 93 B FF 94 X SL 83 1-1 2-H 1B			2 0 1 0 0	0 0 0 0 0	0 0 1 0 0	0 0 1 0 0	0 0 0 0 0	0 0 0 0 0	1 0 0 0 0
Inning Stats	R: 0 E: 0 K: 1 S: 12 H: 1 LOB: 1 BB: 0 P: 18	R: 0 E: 0 K: 1 S: 8 H: 2 LOB: 1 BB: 0 P: 10	R: 0 E: 0 K: 1 S: 10 H: 0 LOB: 0 BB: 0 P: 15	R: 0 E: 0 K: 2 S: 15 H: 1 LOB: 1 BB: 0 P: 20	R: 0 E: 0 K: 2 S: 14 H: 1 LOB: 1 BB: 0 P: 22	R: 0 E: 0 K: 1 S: 20 H: 2 LOB: 2 BB: 0 P: 27	R: 1 E: 0 K: 2 S: 13 H: 1 LOB: 1 BB: 1 P: 18	R: 0 E: 0 K: 1 S: 19 H: 1 LOB: 1 BB: 0 P: 25	R: 0 E: 0 K: 0 S: 5 H: 0 LOB: 0 BB: 0 P: 6	1B: 9 2B: 1 3B: 0 HR: 0	SF: 0 SAC: 0 DP: 2 HBP: 0			WP: 0 PB: 0 SB: 0 CS: 1	PA: 35	

PITCHER		IP	WLS	BF	H	R	ER	SO	BB	IBB	HBP	BLK	WP	HR	S	P	ERA	WHIP
62 Luke Weaver, R ERA: 2.16	(1, 1)	5.2	W	22	7	0	0	7	0	0	0	0	0	0	76	108	0.00	1.235
67 Matt Bowman, R ERA: 4.08	(6, 1)	0.1	H	1	0	0	0	1	0	0	0	0	0	0	3	4	0.00	0.000
60 John Brebbia, R ERA: 2.36	(7, 1)	1.0		5	1	1	1	2	1	0	0	0	0	0	13	18	9.00	2.000
65 Ryan Sherriff, L ERA: 1.17	(8, 1)	0.2	H	3	1	0	0	1	0	0	0	0	0	0	14	18	0.00	1.500
12 Juan Nicasio, R ERA: 2.73	(8, 1)	1.1	S	4	0	0	0	0	0	0	0	0	0	0	10	13	0.00	0.000

PITCHER	IP	WLS	BF	H	R	ER	SO	BB	IBB	HBP	BLK	WP	HR	S	P	ERA	WHIP

TOP

Pittsburgh Pirates @ St. Louis Cardinals

Busch Stadium, St. Louis, MO

Fri Sep 08 2017, 7:17 PM - 10:14 PM CDT

Att. 40,966 - Clear - 79 F

livebaseballscorecards.com

AB	34
R	1
H	9
RBI	1
BB	1
SO	11
LOB	13

BOTTOM

Pittsburgh Pirates @ St. Louis Cardinals

Busch Stadium, St. Louis, MO

Fri Sep 08 2017, 7:17 PM - 10:14 PM CDT

Att. 40,966 - Clear - 79 F

livebaseballscorecards.com

Batter	1	2	3	4	5	6	7	8	9	AB	R	H	RBI	BB	SO	LOB
13 Matt Carpenter, L (1, 5) OBP: 0.376, SLG: 0.432	C FF 91 B SL 83 C FF 93 F FF 93 B SI 91 B SL 86 B SI 91 4-2 55 G1-4-3 BB		B FF 95 B SI 87 B FF 94 B FF 92 4-0 55 FC6-4 BB		D SL 84 B SI 91 C FF 92 B FF 92 B FF 93 4-1 28 HBP 58 1B 1-2 BB		B SI 92 C SI 91 X FC 89 1-1 ② F7			1	1	0	0	3	0	0
55 Stephen Piscotty, R (1, 9) OBP: 0.351, SLG: 0.390 65 Ryan Sherriff, L (8, 1) 12 Juan Nicasio, R (8, 1)	B FF 93 X SI 90 1-0 ①② G1-4-3 1-2f		X SL 84 0-0 ③ FC6-4 1-2f		B SI 90 D SL 84 C FF 92 F FF 92 F SI 90 F FF 93 D SL 84 S SI 90 3-3 ② K		C FC 89 C SL 85 B SI 92 F FC 88 B FF 92 S SL 85 2-3 ③ K			4 0 0	0 0 0	0 0 0	0 0 0	0 0 0	2 0 0	4 0 0
28 Tommy Pham, R (1, 8) OBP: 0.408, SLG: 0.513	F FF 94 B SI 92 F FF 93 B FF 95 S SL 84 2-3 ③ K			C FF 92 F SI 90 B FF 92 B SL 86 B SL 85 B SI 92 4-2 58 1B 15 FC5-4 BB	B FF 93 D SL 83 B FF 93 C FF 92 H SI 89 4-1 58 1B 1-2 2-3 HBP			S SL 87 B SI 95 C SL 87 S SL 87 1-3 ① K	2	1	0	0	1	2	0
58 José Martínez, R (1, 3) OBP: 0.377, SLG: 0.556		C SI 90 B SL 84 X CU 76 1-1 ① L5		C FF 93 1 SAFE F SI 90 F SI 91 D SL 84 B SI 91 F FF 94 B FF 94 X SL 85 3-2 15 FC5-4 1-3 1B	C FF 94 F FF 94 X FF 94 0-2 1-3 2-H 3-H 1B			B SL 88 C FF 97 C FF 97 X FF 97 1-2 ② F8	4	0	2	2	0	0	0
4 Yadier Molina, R (1, 2) OBP: 0.313, SLG: 0.430		X SI 90 0-0 ② F8		S SL 85 B SI 89 B SL 84 1 SAFE S SL 84 F SL 83 S FF 94 2-3 ① K	C CU 75 B SI 91 D CH 81 X SI 91 2-1 ③ F9			C SL 90 B SL 88 B FF 96 X FF 96 2-1 15 FC5-4 1B	4	0	1	0	0	1	4
15 Randal Grichuk, R (1, 7) (8, 9) OBP: 0.283, SLG: 0.468		S FF 92 S FF 93 S FF 95 0-3 ③ K		S FF 92 C FF 93 F FF 93 X SL 84 0-2 ② FC5-4 1-2f 3-H		B SI 90 X SI 90 1-0 ① F8		C SI 96 X SI 96 0-1 ③ FC5-4 1-2f	4	0	0	1	0	1	2
35 Greg Garcia, L (1, 4) OBP: 0.361, SLG: 0.332			C SI 91 X FF 92 0-1 54 G6-3 62 G5-3 2B	1 SAFE X FF 91 0-0 ③ G6-3		F SI 90 B FF 91 F SI 91 B SI 92 X CH 81 2-2 ② G6-3			3	1	1	0	0	0	1
54 Alex Mejia, R (1, 6) OBP: 0.156, SLG: 0.226			X SI 91 0-0 ① G6-3 2-3		C FF 91 C SL 83 C SL 82 0-3 ① K	C SI 92 F CU 76 B CH 82 F CH 83 F SI 93 S CH 84 1-3 ③ K			3	0	0	0	0	2	1
62 Luke Weaver, R (1, 1) OBP: 0.308, SLG: 0.250 67 Matt Bowman, R (6, 1) 60 John Brebbia, L (7, 1) 48 Harrison Bader, R (7, PH) OBP: 0.353, SLG: 0.553 (8, 7)			S SI 90 X SI 91 0-1 ② G5-3 3-H		C FF 91 C FF 92 X SL 82 0-2 28 HBP 13 BB 58 1B 1B		X FC 90 0-0 ① G1-3		2 0 0 1	1 0 0 0	1 0 0 0	1 0 0 0	0 0 0 0	0 0 0 0	0 0 0 0
Inning Stats	R: 0 E: 0 K: 1 S: 7 H: 0 LOB: 0 BB: 1 P: 14	R: 0 E: 0 K: 1 S: 6 H: 0 LOB: 0 BB: 0 P: 7	R: 1 E: 0 K: 0 S: 6 H: 1 LOB: 1 BB: 1 P: 10	R: 1 E: 0 K: 1 S: 16 H: 1 LOB: 1 BB: 1 P: 25	R: 2 E: 0 K: 2 S: 18 H: 2 LOB: 2 BB: 1 P: 31	R: 0 E: 0 K: 2 S: 9 H: 0 LOB: 0 BB: 0 P: 13	R: 0 E: 0 K: 1 S: 7 H: 0 LOB: 0 BB: 0 P: 10	R: 0 E: 0 K: 1 S: 10 H: 1 LOB: 1 BB: 0 P: 14		1B: 4 2B: 1 3B: 0 HR: 0	SF: 0 SAC: 0 DP: 1 HBP: 1		WP: 0 PB: 0 SB: 0 CS: 0	PA: 33	

	AB	28
	R	4
	H	5
	RBI	4
	BB	4
	SO	8
	LOB	12

PITCHER		IP	WLS	BF	H	R	ER	SO	BB	IBB	HBP	BLK	WP	HR	S	P	ERA	WHIP
57 Trevor Williams, R ERA: 4.26	(1, 1)	4.2	L	22	4	4	4	5	4	0	1	0	0	0	51	83	7.71	1.714
31 A.J. Schugel, R ERA: 1.93	(5, 1)	1.1		4	0	0	0	1	0	0	0	0	0	0	11	17	0.00	0.000
70 George Kontos, R ERA: 3.59	(7, 1)	1.0		3	0	0	0	1	0	0	0	0	0	0	7	10	0.00	0.000
41 Daniel Hudson, R ERA: 4.53	(8, 1)	1.0		4	1	0	0	1	0	0	0	0	0	0	10	14	0.00	1.000

PITCHER	IP	WLS	BF	H	R	ER	SO	BB	IBB	HBP	BLK	WP	HR	S	P	ERA	WHIP

Batter	1	2	3	4	5	6	7	8	9	AB	R	H	RBI	BB	SO	LOB
6 Starling Marte, R (1, 7) OBP: 0.317, SLG: 0.344	F FF 92 B CH 85 X CH 88 1-1 E5	B SL 84 H FF 96 2-0 26 2B HBP		B CH 88 D CH 89 S CH 87 C SL 86 F SI 96 S SI 96 2-3 ③ K			L FF 93 B SL 81 S SL 82 S FF 94 1-3 ① K		B SL 91 X SL 91 1-0 ② F9	4	0	0	0	0	2	2
26 Adam Frazier, L (1, 4) OBP: 0.354, SLG: 0.399	B SI 93 X FF 93 1-0 ① L7	B SI 96 D CH 89 F SI 95 X FF 98 2-1 1-3 2-H 2B			C FF 95 X CH 87 0-1 ① G3-1		B FF 94 C FF 93 C FF 94 B FF 95 B SL 81 X SL 82 3-2 IHR		C FF 96 S FF 96 B FF 96 F FF 97 B SI 95 F SL 91 B FF 97 F SL 89 F FF 98 3-3 ③ S FF 96 K	5	1	2	2	0	1	2
22 Andrew McCutchen, R (1, 8) OBP: 0.363, SLG: 0.467	C SI 93 B FF 96 B SL 82 F SI 94 B SL 85 B SL 84 4-2 BB	C SL 86 D CH 90 C FF 98 B SL 86 X SL 87 2-2 ③ P4			C SI 94 C SI 95 B SL 86 F CH 87 B FF 98 F SL 87 B SI 95 S SL 86 3-3 ② K		C FF 91 X FF 92 0-1 ② F7			3	0	0	0	1	1	2
55 Josh Bell, S (1, 3) OBP: 0.339, SLG: 0.484	B FF 97 B SI 94 B SI 94 C SI 96 F CH 88 S SL 85 3-3 ② K		C SI 93 X FF 95 0-1 ① G4-3		C SL 88 C SL 86 B FF 97 F SL 86 B CH 88 F CH 89 S CH 87 2-3 ③ K		C FF 92 F FF 94 B SL 83 C SL 82 1-3 ③ K			4	0	0	0	0	3	2
23 David Freese, R (1, 5) OBP: 0.370, SLG: 0.373	B SI 96 C SI 95 S CH 88 B CH 89 C SL 86 2-3 ③ K		B FF 96 C SL 84 F SI 95 F FF 98 S CH 88 1-3 ② K			F SI 94 B FF 96 B SI 96 F SI 96 F SL 87 X FF 99 2-2 ① G4-3		C SL 80 F SL 79 B FF 91 X SI 91 1-2 ① G1-3		4	0	0	0	0	2	2
25 Gregory Polanco, L (1, 9) OBP: 0.313, SLG: 0.409 63 Christopher Bostick, R (8, PR) OBP: 0.250, SLG: 0.286 70 George Kontos, R (8, 1)		C SL 83 B CH 87 F FF 96 X FF 97 1-2 10 FC4-6 1B	X SI 95 0-0 ③ G6-3			C SI 96 X FF 97 0-1 2B		C SL 78 C SL 78 B SL 80 X FF 90 1-2 32 G5-4-3 1B		4 0 0	0 0 0	3 0 0	0 0 0	0 0 0	0 0 0	0 0 0
32 Elias Díaz, R (1, 2) OBP: 0.285, SLG: 0.333		B SI 93 C SI 94 S CH 87 S CH 88 1-3 ① K		F FF 95 C SL 84 B CH 87 X FF 98 1-2 ① G4-3		F SL 84 X CH 88 0-1 ② G6-3		1 SAFE 1 SAFE C SI 90 1 SAFE B SL 79 F SL 79 X SL 80 1-2 ②③ G5-4-3 1-2f		4	0	0	0	0	1	3
10 Jordy Mercer, R (1, 6) OBP: 0.328, SLG: 0.404		X SI 94 0-0 ② FC4-6 39 2B 1-2f		C SL 83 B CH 89 B SL 84 B FF 97 F SI 95 H SL 83 4-2 39 SH1-4 HBP					C SI 94 F FF 94 X SL 91 0-2 1B	2	1	1	0	1	0	1
39 Chad Kuhl, R (1, 1) OBP: 0.111, SLG: 0.136 66 Dovydas Neverauskas, R (7, 1) 3 Sean Rodríguez, R (8, 9) OBP: 0.304, SLG: 0.340 28 John Jaso, L (9, PH) OBP: 0.340, SLG: 0.413		B SI 95 S SI 94 X SI 95 1-1 26 2B 1-H 2B		C SI 94 L SI 94 X SL 85 0-2 ② SH1-4 1-2		F SL 85 F SL 86 F SL 85 C SL 86 0-3 ③ K			C FF 95 B FF 95 B FF 96 F FF 96 F FF 97 B FF 96 F FF 96 F FF 97 F SL 87 3-3 ① S FF 96 K	2 0 0 1	1 0 0 0	1 0 0 0	1 0 0 0	0 0 0 0	1 0 0 1	2 0 0 1
Inning Stats	R: 0 E: 1 K: 2 S: 11 H: 0 LOB: 2 BB: 1 P: 22	R: 2 E: 0 K: 1 S: 14 H: 3 LOB: 2 BB: 0 P: 23	R: 0 E: 0 K: 1 S: 7 H: 0 LOB: 0 BB: 0 P: 8	R: 0 E: 0 K: 1 S: 12 H: 0 LOB: 1 BB: 0 P: 19	R: 0 E: 0 K: 2 S: 12 H: 0 LOB: 0 BB: 0 P: 17	R: 0 E: 0 K: 1 S: 12 H: 1 LOB: 2 BB: 1 P: 14	R: 1 E: 0 K: 2 S: 11 H: 1 LOB: 0 BB: 0 P: 16	R: 0 E: 0 K: 0 S: 9 H: 1 LOB: 1 BB: 0 P: 12	R: 0 E: 0 K: 2 S: 18 H: 1 LOB: 1 BB: 0 P: 25	1B: 3 2B: 3 3B: 0 HR: 1 SF: 0 SAC: 1 DP: 1 HBP: 2				WP: 0 PB: 0 SB: 0 CS: 0	PA: 38	

TOP

Pittsburgh Pirates @ St. Louis Cardinals

Busch Stadium, St. Louis, MO

Sat Sep 09 2017, 6:16 PM - 9:10 PM CDT

Att. 44,378 - Clear - 82 F

livebaseballscorecards.com

AB	33
R	3
H	7
RBI	3
BB	2
SO	12
LOB	17

PITCHER		IP	WLS	BF	H	R	ER	SO	BB	IBB	HBP	BLK	WP	HR	S	P	ERA	WHIP
18 Carlos Martinez, R ERA: 3.33	(1, 1)	6.0		27	4	2	2	8	1	1	2	0	0	0	68	103	3.00	0.833
60 John Brebbia, R ERA: 2.51	(7, 1)	1.0		4	1	1	1	2	0	0	0	0	0	0	11	16	9.00	1.000
70 Tyler Lyons, L ERA: 2.47	(8, 1)	1.0	W	3	1	0	0	0	0	0	0	0	0	0	9	12	0.00	1.000
12 Juan Nicasio, R ERA: 2.69	(9, 1)	1.0	S	4	1	0	0	2	0	0	0	0	0	0	18	25	0.00	1.000

PITCHER	IP	WLS	BF	H	R	ER	SO	BB	IBB	HBP	BLK	WP	HR	S	P	ERA	WHIP

BOTTOM

Pittsburgh Pirates @ St. Louis Cardinals

Busch Stadium, St. Louis, MO

Sat Sep 09 2017, 6:16 PM - 9:10 PM CDT

Att. 44,378 - Clear - 82 F

livebaseballscorecards.com

Batter	1	2	3	4	5	6	7	8	9	AB	R	H	RBI	BB	SO	LOB
13 Matt Carpenter, L (1, 5) OBP: 0.377, SLG: 0.438	C FF 95 C FF 96 B SI 96 B SI 97 B SL 89 F SI 96 F FF 97 B SI 97 4-2 11 FC5-4 BB	1 SAFE B FF 96 B CH 88 C SI 95 F FF 96 S FF 97 2-3 ③ K			C FF 94 C SL 88 B SI 97 F KC 84 X CH 88 1-2 ② F9		B FF 97 X FF 99 1-0 HR			3	1	1	1	1	1	1
28 Tommy Pham, R (1, 7) OBP: 0.406, SLG: 0.509	C SI 96 D KC 82 C SI 96 C FF 97 1-3 ① K		B SI 94 B CH 87 B FF 93 B SI 94 4-0 58 FC4-6 BB		C SL 87 B KC 80 X SI 96 1-1 ③ G1-3		C FF 99 S CU 85 B CU 84 B FF 98 S CU 84 2-3 ③ K			3	0	0	0	1	2	1
11 Paul DeJong, R (1, 6) OBP: 0.319, SLG: 0.533	C SL 89 F FF 96 X SL 90 0-2 ② FC5-4 1-2f		1 SAFE B KC 83 B FF 95 F SI 96 F FF 96 F SL 90 X FF 96 2-2 ① F9			X SI 95 0-0 ① F8		B SL 85 S FC 88 B FC 89 X FC 88 2-1 58 G4-3 15 G5-3 2B		4	1	1	0	0	0	2
58 José Martínez, R (1, 3) OBP: 0.374, SLG: 0.548	B FF 98 X FF 96 1-0 ③ F8		B SL 88 F KC 82 1 SAFE B FF 96 C CH 89 X FF 96 2-2 ② FC4-6 1-2f			B SL 87 B SI 96 B SI 96 B SI 94 4-0 4 1B BB		X FC 88 0-0 ① G4-3 2-3		3	0	0	0	1	0	3
25 Dexter Fowler, S (1, 8) OBP: 0.356, SLG: 0.470 15 Randal Grichuk, R (7, 9) OBP: 0.283, SLG: 0.467		C FF 95 B SI 94 X KC 82 1-1 E4 4 HR	1 SAFE S CH 89 B FF 96 D SI 95 F CH 89 C SL 89 2-3 ③ K			C SI 95 C FF 95 F SI 96 1 SAFE B SL 88 S SL 89 1-3 ② K		B FF 91 S FC 88 S FC 87 X FC 88 1-2 ② G5-3 3-H		3 1	1 0	0 0	0 1	0 0	2 0	2 0
4 Yadier Molina, R (1, 2) OBP: 0.314, SLG: 0.437		C FF 96 X SL 89 0-1 1-H HR		C FF 94 X SI 94 0-1 ① F9		C SI 96 C SI 95 X KC 84 0-2 1-3 1B		B FF 90 C SL 85 B FC 88 F SI 92 B FF 90 F FC 88 X FC 88 3-2 ③ L8		4	1	2	2	0	0	0
16 Kolten Wong, L (1, 4) OBP: 0.386, SLG: 0.436		B FF 96 C FF 96 F FF 95 B SL 87 B SI 95 B FF 96 4-2 BB		B SI 94 B SI 93 F SI 94 B SI 94 B SI 96 4-1 48 L5-3 BB		C SL 87 S SL 88 S SL 88 0-3 ③ K				1	0	0	0	2	1	2
48 Harrison Bader, R (1, 9) OBP: 0.333, SLG: 0.520 (7, 8)		1 SAFE 1 SAFE B SI 96 1 SAFE X FF 95 1-0 ① F8		X SL 89 0-0 ②③ L5-3 1-1			C CU 83 F FF 98 B CU 83 F FF 99 B CU 86 F FC 92 X FF 100 2-2 ① P4			3	0	0	0	0	0	2
18 Carlos Martinez, R (1, 1) OBP: 0.214, SLG: 0.241 60 John Brebbia, L (7, 1) 35 Greg Garcia, L (7, PH) OBP: 0.360, SLG: 0.330 70 Tyler Lyons, L (8, 1) 12 Juan Nicasio, R (9, 1)		C SI 94 L FF 97 T SL 88 0-2 ② K			X SL 86 0-0 ① G5-3		B FF 98 C FF 98 S CU 84 S CU 84 1-3 ② K			2 0 0 1 0 0	0 0 0 0 0 0	0 0 0 0 0 0	0 0 0 0 0 0	1 0 1 0 0 0	1 0 0 0 0 0	0 0 0 0 0 0
Inning Stats	R: 0 E: 0 K: 1 S: 11 H: 0 LOB: 1 BB: 1 P: 17	R: 2 E: 1 K: 2 S: 13 H: 1 LOB: 1 BB: 1 P: 21	R: 0 E: 0 K: 1 S: 10 H: 0 LOB: 1 BB: 1 P: 20	R: 0 E: 0 K: 0 S: 4 H: 0 LOB: 0 BB: 1 P: 8	R: 0 E: 0 K: 0 S: 7 H: 0 LOB: 0 BB: 0 P: 9	R: 0 E: 0 K: 2 S: 11 H: 1 LOB: 2 BB: 1 P: 16	R: 1 E: 0 K: 2 S: 12 H: 1 LOB: 0 BB: 0 P: 18	R: 1 E: 0 K: 0 S: 10 H: 1 LOB: 0 BB: 0 P: 16		1B: 1 2B: 2 3B: 0 HR: 2	SF: 0 SAC: 0 DP: 1 HBP: 0			WP: 0 PB: 0 SB: 0 CS: 0	PA: 33	

	AB	28
	R	4
	H	4
	RBI	4
	BB	5
	SO	8
	LOB	14

PITCHER		IP	WLS	BF	H	R	ER	SO	BB	IBB	HBP	BLK	WP	HR	S	P	ERA	WHIP
39 Chad Kuhl, R ERA: 4.21	(1, 1)	6.0		25	2	2	1	6	5	0	0	0	0	1	56	91	1.50	1.167
66 Dovydas Neverauskas, R ERA: 3.71	(7, 1)	1.0	B	4	1	1	1	2	0	0	0	0	0	1	12	18	9.00	1.000
70 George Kontos, R ERA: 3.68	(8, 1)	1.0	L	4	1	1	1	0	0	0	0	0	0	0	10	16	9.00	1.000

PITCHER	IP	WLS	BF	H	R	ER	SO	BB	IBB	HBP	BLK	WP	HR	S	P	ERA	WHIP

Batter	1	2	3	4	5	6	7	8	9	AB	R	H	RBI	BB	SO	LOB
6 Starling Marte, R (1, 7) OBP: 0.312, SLG: 0.339	B CU 75 F FF 97 C FF 96 B FF 98 F CH 87 X FF 96 2-2 ① F9		C FF 96 X FF 96 0-1 ③ L9			B FC 90 F CH 86 F FF 95 X CH 88 1-2 ①② G5-4-3 1-2f		F FF 95 B FF 95 C CU 75 X CH 88 1-2 ③ L9		4	0	0	0	0	0	2
62 Max Moroff, S (1, 4) OBP: 0.271, SLG: 0.316	C CU 75 S CH 87 C FF 97 0-3 ② K			C FF 94 S CH 86 B CH 89 F CH 88 B FF 97 S FF 96 2-3 ① K		B FF 96 C FF 95 F FF 94 F CH 88 X CH 89 1-2 ③ F7			C SI 92 B CU 75 C SI 94 S SI 94 1-3 ① K	4	0	0	0	0	3	0
22 Andrew McCutchen, R (1, 8) OBP: 0.364, SLG: 0.469	X FF 94 0-0 ③ F7			X FF 94 0-0 1B			C FF 95 B FC 90 F FC 90 B FC 89 F CH 87 X FC 90 2-2 ① G5-3		F FF 95 B FF 96 X SI 94 1-1 2B	4	0	2	0	0	0	0
55 Josh Bell, S (1, 3) OBP: 0.336, SLG: 0.480		T FF 94 B FC 89 X FF 94 1-1 ① G4-3		F FF 95 B CH 87 F CH 88 C FC 91 1-3 ② K			B CU 75 X FF 95 1-0 ② P4		B CH 82 F CH 83 X SI 95 1-1 ② G5-3	4	0	0	0	0	1	2
23 David Freese, R (1, 5) OBP: 0.372, SLG: 0.378 47 Jordan Luplow, R (9, PH) OBP: 0.262, SLG: 0.410		B FC 92 C FF 94 F CU 76 X FF 96 1-2 2B		1 SAFE C FC 91 B CH 89 B CU 77 F CH 88 B FF 98 T FF 99 3-2 ③ K			C FF 94 B CH 86 X FC 90 1-1 1B		F SI 94 F SI 95 X FF 96 0-2 ③ L8	3 1	0 0	2 0	0 0	0 0	1 0	1 1
28 John Jaso, L (1, 9) OBP: 0.337, SLG: 0.407		F FC 89 D CH 88 F CH 87 B CU 76 X FF 96 2-2 ② L7			C FF 93 C CU 75 B CH 87 S FC 88 1-3 ① K		S FF 94 X FF 95 0-1 ③ F8			3	0	0	0	0	1	2
32 Elias Díaz, R (1, 2) OBP: 0.279, SLG: 0.326		B CU 76 X FF 96 1-0 ③ G3-1			B FF 94 F FF 95 B CH 87 S CH 88 S CH 87 2-3 ② K			C FF 93 B FC 87 F FF 93 B FF 96 X CH 88 2-2 ① F8		3	0	0	0	0	1	1
10 Jordy Mercer, R (1, 6) OBP: 0.328, SLG: 0.404			C FC 90 C CU 76 S CH 88 0-3 ① K		B FF 96 X FF 96 1-0 ③ G4-3			B FC 90 X FF 95 1-0 1B		3	0	1	0	0	1	0
46 Iván Nova, R (1, 1) OBP: 0.021, SLG: 0.021 63 Christopher Bostick, R (6, PH) OBP: 0.333, SLG: 0.375 38 Wade LeBlanc, L (6, 1) OBP: 0.200, SLG: 0.200 59 Angel Sánchez, R (7, 1) 64 José Osuna, R (8, PH) OBP: 0.284, SLG: 0.451 66 Dovydas Neverauskas, R (8, 1)			X FF 95 0-0 ② L8			C CU 75 X CH 87 0-1 6 G5-4-3 1B		C FF 94 X CH 86 0-1 ② F9		1 1 0 0 1 0	0 0 0 0 0 0	0 1 0 0 0 0	0 0 0 0 0 0	0 0 0 0 0 0	0 0 0 0 0 0	0 0 0 0 1 0
Inning Stats	R: 0 E: 0 K: 1 S: 8 H: 0 LOB: 0 BB: 0 P: 10	R: 0 E: 0 K: 0 S: 9 H: 1 LOB: 1 BB: 0 P: 14	R: 0 E: 0 K: 1 S: 6 H: 0 LOB: 0 BB: 0 P: 6	R: 0 E: 0 K: 3 S: 11 H: 1 LOB: 1 BB: 0 P: 17	R: 0 E: 0 K: 2 S: 7 H: 0 LOB: 0 BB: 0 P: 11	R: 0 E: 0 K: 0 S: 9 H: 1 LOB: 0 BB: 0 P: 11	R: 0 E: 0 K: 0 S: 9 H: 1 LOB: 1 BB: 0 P: 13	R: 0 E: 0 K: 0 S: 9 H: 1 LOB: 1 BB: 0 P: 13	R: 0 E: 0 K: 1 S: 10 H: 1 LOB: 1 BB: 0 P: 13	1B: 4 2B: 2 3B: 0 HR: 0	SF: 0 SAC: 0 DP: 1 HBP: 0			WP: 0 PB: 0 SB: 0 CS: 0	PA: 32		

PITCHER		IP	WLS	BF	H	R	ER	SO	BB	IBB	HBP	BLK	WP	HR	S	P	ERA	WHIP
52 Michael Wacha, R ERA: 3.99	(1, 1)	8.0	W	28	5	0	0	7	0	0	0	0	0	0	68	95	0.00	0.625
53 John Gant, R ERA: 2.84	(9, 1)	1.0		4	1	0	0	1	0	0	0	0	0	0	10	13	0.00	1.000

PITCHER	IP	WLS	BF	H	R	ER	SO	BB	IBB	HBP	BLK	WP	HR	S	P	ERA	WHIP

TOP

Pittsburgh Pirates @ St. Louis Cardinals

Busch Stadium, St. Louis, MO

Sun Sep 10 2017, 1:17 PM - 3:50 PM CDT

Att. 44,683 - Sunny - 78 F

livebaseballscorecards.com

AB	32
R	0
H	6
RBI	0
BB	0
SO	8
LOB	10

Batter	1	2	3	4	5	6	7	8	9	AB	R	H	RBI	BB	SO	LOB
13 Matt Carpenter, L (1, 5) OBP: 0.376, SLG: 0.436 54 Alex Mejia, R (7, 5) OBP: 0.156, SLG: 0.226	C SI 91 B SI 92 B CH 86 S SI 92 F FF 93 C SI 92 2-3 ① K		B FF 91 C CH 85 B SI 92 B SI 92 C SI 91 B FF 93 4-2 58 FC6-4 11 1B 4 HR BB	B CH 87 C SI 92 B FF 93 F CH 86 B CU 80 C FF 93 3-3 ③ K		B CU 71 C FF 87 F CH 78 S FF 87 1-3 ③ K				3 1 0 0 1 3 2 0 0 0 0 0 0 0						
16 Kolten Wong, L (1, 4) OBP: 0.387, SLG: 0.435	F SI 91 B FF 92 B SI 92 B SI 92 F FF 92 B SI 94 4-2 58 F9 11 1B 4 1B BB		B CU 80 X SI 93 1-0 ① F7		C FF 92 C CU 79 S CU 80 0-3 ① K		B FF 94 B FF 94 X FF 94 2-0 58 1B 4 SF7 1B			3 2 1 0 1 1 1						
11 Paul DeJong, R (1, 6) OBP: 0.321, SLG: 0.533	C CU 78 F SI 91 D CU 81 1 SAFE 1 SAFE F SI 92 F CU 80 B SI 93 1 SAFE 2-2 X SI 81 4 1B 1-2 1B		X SI 93 0-0 58 FC6-4 1-2 1B		B CU 79 B CH 86 F CU 78 B SI 92 F FF 94 C CU 79 3-3 ② K		B FF 94 C FF 96 D CH 89 X FF 96 2-1 ① P4			4 0 2 0 0 1 1						
58 José Martínez, R (1, 3) OBP: 0.372, SLG: 0.543	B SI 93 C SI 93 X CU 80 1-1 ② F9 2-3		S CH 86 X SI 93 0-1 ② FC6-4 4 HR 1-2f 2-3		X CU 79 0-0 ③ F9		C FF 96 F CU 82 F FF 97 F FF 96 B CU 81 D FC 91 F FC 93 F FF 97 D FC 90 3-2 F CH 81 F FF 96 X FF 96 1-3 1B			4 1 1 0 0 0 4						
4 Yadier Molina, R (1, 2) OBP: 0.316, SLG: 0.445 53 John Gant, R (9, 1)	C SI 93 C SI 93 B SI 95 X SI 92 1-2 1-3 3-H 1B		C SI 93 B FF 92 X FF 93 1-1 1-H 3-H HR			B SI 86 X SI 86 1-0 ① L6	B FF 97 X CH 89 1-0 ② SF7 3-H			3 1 2 5 0 0 0 0 0 0 0 0 0 0						
55 Stephen Piscotty, R (1, 9) OBP: 0.347, SLG: 0.385	C CU 80 C CU 80 D CU 80 B SI 94 X CU 81 2-2 ③ F9 3-H 1B		F FF 92 B CU 81 B CH 86 F CH 86 C CU 81 2-3 ③ K 3-H HR			C SI 88 B FC 85 F SI 87 F CH 77 B FC 85 F SI 87 X SI 88 2-2 E6 48 2B 52 SF8	C FF 97 B FC 89 B CH 90 F FC 91 S FF 97 2-3 ③ K			4 1 0 0 0 2 3						
48 Harrison Bader, R (1, 8) OBP: 0.328, SLG: 0.519			B SI 91 B SI 92 X CH 85 2-0 ① G5-3	B CU 78 F SI 90 X SI 92 1-1 ① F8		C FC 84 S CH 78 B CH 76 D CH 78 B SI 87 X SI 88 3-2 52 SF8 1-3 2B		F FF 97 B FC 90 B FF 97 C FC 92 F CU 83 X FF 98 2-2 ① F9		4 0 1 0 0 0 0						
15 Randal Grichuk, R (1, 7) OBP: 0.285, SLG: 0.474			C FF 92 B FF 92 X SI 90 1-1 ② G5-3	X SI 93 0-0 HR		0-0 IBB		C CU 82 B CU 81 F FF 98 B CU 82 X FC 90 2-2 ② G6-3		3 1 1 1 1 0 0						
52 Michael Wacha, R (1, 1) OBP: 0.068, SLG: 0.048 30 Carson Kelly, R (8, PH) OBP: 0.256, SLG: 0.231 (9, 2)			C FF 92 C FF 92 B CU 79 C SI 92 1-3 ③ K	B FF 92 F FF 92 F SI 90 C CU 79 1-3 ② K		B FC 83 F SI 87 C CH 76 B CH 77 B SI 87 X SI 85 3-2 ② SF8 2-3 3-H		C FF 97 B CU 84 B FF 97 X FC 91 2-1 ③ G6-3		2 0 0 1 0 2 0 1 0 0 0 0 0 0						
Inning Stats	R: 1 H: 2 E: 0 LOB: 2 K: 1 BB: 1 S: 19 P: 31		R: 0 H: 0 E: 0 LOB: 0 K: 1 BB: 0 S: 6 P: 10	R: 3 H: 2 E: 0 LOB: 0 K: 1 BB: 1 S: 11 P: 19	R: 1 H: 1 E: 0 LOB: 0 K: 2 BB: 0 S: 9 P: 14	R: 0 H: 0 E: 0 LOB: 0 K: 2 BB: 0 S: 8 P: 11	R: 1 H: 1 E: 1 LOB: 2 K: 1 BB: 1 S: 15 P: 25	R: 1 H: 2 E: 0 LOB: 1 K: 1 BB: 0 S: 16 P: 26	R: 0 H: 0 E: 0 LOB: 0 K: 0 BB: 0 S: 9 P: 15		1B: 5 SF: 2 2B: 1 SAC: 0 3B: 0 DP: 0 HR: 2 HBP: 0			WP: 0 PA: 36 PB: 0 SB: 0 CS: 0	

PITCHER		IP	WLS	BF	H	R	ER	SO	BB	IBB	HBP	BLK	WP	HR	S	P	ERA	WHIP
46 Iván Nova, R ERA: 4.25	(1, 1)	5.0	L	22	5	5	5	7	2	0	0	0	0	2	53	85	9.00	1.400
38 Wade LeBlanc, L ERA: 4.61	(6, 1)	1.0		6	1	1	0	1	0	1	0	0	0	0	15	25	0.00	1.000
59 Angel Sánchez, R ERA: 9.72	(7, 1)	1.0		5	2	1	1	1	0	0	0	0	0	0	16	26	9.00	2.000
66 Dovydas Neverauskas, R ERA: 3.5	(8, 1)	1.0		3	0	0	0	0	0	0	0	0	0	0	9	15	0.00	0.000

PITCHER	IP	WLS	BF	H	R	ER	SO	BB	IBB	HBP	BLK	WP	HR	S	P	ERA	WHIP

BOTTOM

Pittsburgh Pirates @ St. Louis Cardinals

Busch Stadium, St. Louis, MO

Sun Sep 10 2017, 1:17 PM - 3:50 PM CDT

Att. 44,683 - Sunny - 78 F

livebaseballscorecards.com

AB	31
R	7
H	8
RBI	7
BB	3
SO	9
LOB	11

Batter	1	2	3	4	5	6	7	8	9	AB	R	H	RBI	BB	SO	LOB
6 Starling Marte, R (1, 7) OBP: 0.310, SLG: 0.347	B FF 94 F FF 94 X SL 85 1-1 ① G1-3		M SL 86 B SL 87 B FF 93 B FF 94 C FF 94 F SL 86 X FF 95 3-2 ② G4-3		C FF 93 B SL 86 B FF 92 F SL 84 X FF 92 2-2 2-H HR	C SL 86 F SL 85 T SL 84 0-2 ③ K			S FF 92 B SI 92 B SL 82 C SL 82 C FS 83 2-3 ① K	5	1	1	2	0	2	2
26 Adam Frazier, L (1, 4) OBP: 0.354, SLG: 0.398	C FF 94 B SL 87 F FF 95 B SL 87 B FF 95 X FF 96 3-2 22 HR 1B		B CH 86 B FF 95 F FF 95 B FF 94 F FF 96 B CH 86 4-2 22 E 22 S BB		C FF 95 X FF 95 0-1 ② L5		S FS 82 S FS 82 B FS 82 B FF 92 X FS 82 2-2 ① P6		B FF 92 C SL 81 X SL 84 1-1 ② G3-1	4	1	1	0	1	0	0
22 Andrew McCutchen, R (1, 8) OBP: 0.364, SLG: 0.473	X FF 95 0-0 1-H HR		C SL 83 B CH 84 C FF 95 2 SAFE F FF 95 X SL 84 1-2 ③ G1-3 1-3		C FF 95 B CH 85 C SL 86 B SL 87 S FF 95 2-3 ③ K		B FF 91 B FS 82 S FF 91 F FF 91 B FS 83 F FF 92 F FF 90 S FS 82 3-3 ② K		B SL 83 F FF 92 B FS 85 B FS 84 F FF 93 B SL 85 4-2 BB	4	1	1	2	1	2	1
55 Josh Bell, S (1, 3) OBP: 0.337, SLG: 0.480	F FF 94 X CH 86 0-1 ② G3-1			B CH 84 F CH 84 F FF 95 X SL 85 1-2 ① G4-3		C SL 84 F CH 85 B CH 86 B FF 94 B FF 95 F FF 95 F FF 94 X FF 94 3-2 25 1B 3 FC1 2B	B FS 82 C FS 81 C FS 81 B FS 82 B FF 92 B FS 82 4-2 BB		B FF 93 C SL 82 C FF 91 B SL 85 F FS 85 B SL 85 S SL 82 3-3 ③ K	4	0	1	0	1	1	1
25 Gregory Polanco, L (1, 9) OBP: 0.315, SLG: 0.410	B FF 95 F CH 84 F SL 87 C FF 95 1-3 ③ K			C FF 94 B CH 86 F CH 85 X SL 86 1-2 3 FC4 1B		F CH 85 B FF 93 S CH 85 X FF 94 1-2 32 FC 3 FC1 43 1B 1B 2-3	B FF 90 X FF 91 1-0 ③ F7			4	1	2	0	0	1	1
3 Sean Rodríguez, R (1, 5) OBP: 0.294, SLG: 0.327		B FF 94 B SL 85 C FF 94 S SL 87 X FF 94 2-2 ① G1-3		1 SAFE 1 SAFE F SL 84 F FF 94 1 SAFE F SL 87 X FF 95 0-2 ② FC4 1-2f		1 SAFE X SI 92 0-0 ① FC1 32 FC 1-2 3-H		S FF 97 B FC 92 X FF 97 1-1 ① P6		4	0	0	0	0	0	3
32 Elias Díaz, R (1, 2) OBP: 0.272, SLG: 0.317		B FF 95 X FF 95 1-0 ② G4-3		B FF 91 X FF 93 1-0 ③ G5-3		B SI 92 B SI 92 X SI 93 2-0 ② FC 10 IBB 43 1B 1-2f 2-3		F FF 97 F FF 98 X FC 90 0-2 ② F9		4	1	0	0	0	0	3
10 Jordy Mercer, R (1, 6) OBP: 0.329, SLG: 0.410		C FF 94 X SL 87 0-1 ③ G6-3			F CH 84 F SL 86 F FF 92 B SL 86 B FF 94 F CH 85 C FF 95 2-3 ① K	B SI 92 B SI 92 2-0 43 1B 1-2 IBB		B FF 94 F FF 96 B FC 91 S FC 89 B FC 91 X FF 95 3-2 HR		3	1	1	1	1	1	0
43 Steven Brault, L (1, 1) OBP: 0.333, SLG: 0.444 31 A.J. Schugel, R (7, 1) 28 John Jaso, L (8, PH) OBP: 0.336, SLG: 0.406 41 Daniel Hudson, R (8, 1) 48 Dan Runzler, L (8, 1) 73 Felipe Vázquez, L (9, 1)			C FF 92 S FF 94 F FF 94 B FF 95 F FF 96 X FF 95 1-2 ① G5-3		X FF 93 0-0 6 HR 2B	C SI 94 B SI 93 X SI 93 1-1 1-3 2-H 3-H 1B		C FF 96 C FF 94 X FC 90 0-2 ③ F8		3 0 1 0 0 0	1 0 0 0 0 0	2 0 0 0 0 0	2 0 0 0 0 0	0 0 0 0 0 0	0 0 0 0 0 0	0 0 0 0 0 0
Inning Stats	R: 2 E: 0 K: 1 S: 11 H: 2 LOB: 0 BB: 0 P: 16	R: 0 E: 0 K: 0 S: 6 H: 0 LOB: 0 BB: 0 P: 9	R: 0 E: 1 K: 0 S: 15 H: 0 LOB: 1 BB: 1 P: 24	R: 0 E: 0 K: 0 S: 11 H: 1 LOB: 1 BB: 0 P: 14	R: 2 E: 0 K: 2 S: 14 H: 2 LOB: 0 BB: 0 P: 20	R: 2 E: 0 K: 1 S: 15 H: 3 LOB: 2 BB: 1 P: 24	R: 0 E: 0 K: 1 S: 11 H: 0 LOB: 1 BB: 1 P: 21	R: 1 E: 0 K: 0 S: 11 H: 1 LOB: 0 BB: 0 P: 15	R: 0 E: 0 K: 2 S: 11 H: 0 LOB: 1 BB: 1 P: 21	1B: 4 2B: 2 3B: 0 HR: 3 SF: 0 SAC: 0 DP: 0 HBP: 0						

TOP

Pittsburgh Pirates @ Milwaukee Brewers

Miller Park, Milwaukee, WI

Mon Sep 11 2017, 6:44 PM - 9:46 PM CDT

Att. 27,422 - Clear - 69 F

livebaseballscorecards.com

AB	36
R	7
H	9
RBI	7
BB	4
SO	7
LOB	11

WP: 0 PB: 0 SB: 1 CS: 0 PA: 40

PITCHER		IP	WLS	BF	H	R	ER	SO	BB	IBB	HBP	BLK	WP	HR	S	P	ERA	WHIP
53 Brandon Woodruff, R ERA: 3.14	(1, 1)	5.0	L	23	7	6	6	3	1	0	0	0	0	2	65	95	10.80	1.600
48 Jared Hughes, R ERA: 3.46	(6, 1)	1.0		5	1	0	0	1	0	1	0	0	0	0	7	12	0.00	1.000
51 Oliver Drake, R ERA: 4.5	(7, 1)	1.0		4	0	0	0	1	1	0	0	0	0	0	11	21	0.00	1.000
50 Jacob Barnes, R ERA: 4.48	(8, 1)	1.0		4	1	1	1	0	0	0	0	0	0	1	11	15	9.00	1.000
41 Junior Guerra, R ERA: 5.15	(9, 1)	1.0		4	0	0	0	2	1	0	0	0	0	0	11	21	0.00	1.000

PITCHER	IP	WLS	BF	H	R	ER	SO	BB	IBB	HBP	BLK	WP	HR	S	P	ERA	WHIP

Batter	1	2	3	4	5	6	7	8	9	AB	R	H	RBI	BB	SO	LOB
14 Hernán Pérez, R (1, 4) (9, 8) OBP: 0.292, SLG: 0.431	C FF 90 B FF 91 F FF 92 X FF 93 1-2 ① F9			B CH 84 B FF 90 B SI 90 C FF 91 C FF 91 X FF 91 3-2 ① P3		C FF 92 B CH 87 F FF 92 F FF 92 B CH 87 F FF 92 F SL 82 X CU 71 2-2 ② L6			B FF 98 S CH 89 F CH 89 B FF 99 X FF 100 2-2 ① G3-1	4	0	0	0	0	0	0
16 Domingo Santana, R (1, 9) OBP: 0.365, SLG: 0.478	B FF 93 S FF 92 X FF 93 1-1 ② L1			F FF 92 B FF 92 S FF 92 S FF 93 1-3 ② K		S FF 92 X FF 93 0-1 ③ F8			B CH 89 B FF 98 X FF 99 2-0 8 FC5-4 1B	4	0	1	0	0	1	0
8 Ryan Braun, R (1, 7) OBP: 0.340, SLG: 0.490	B FF 93 F FF 92 T FF 93 X FF 94 1-2 ③ F9			B SI 87 B CH 86 S FF 92 F FF 93 F FF 93 B SI 88 B SI 91 4-2 BB			S SI 90 F CU 75 F CH 81 C SI 91 0-3 ① K		C FF 99 B FF 99 X CH 88 1-1 ② FC5-4 1-2f	3	0	0	0	1	1	1
21 Travis Shaw, L (1, 5) OBP: 0.350, SLG: 0.530 47 Jett Bandy, R (9, PH) OBP: 0.289, SLG: 0.358		B FF 92 C FF 91 B SI 90 S FF 93 F FF 92 X SL 82 2-2 ① P6		F FF 93 B SL 82 B SI 92 C SI 92 C FF 94 2-3 ③ K			B CH 81 C CH 81 B CH 82 F FF 92 X CU 76 2-2 ② G6-3		S FF 99 S FF 99 S FF 100 0-3 ③ K	3 1	0 0	0 0	0 0	0 0	1 1	1 1
24 Jesús Aguilar, R (1, 3) OBP: 0.332, SLG: 0.502		B FF 92 F FF 93 B FF 92 B SI 92 F FF 92 F FF 93 S CH 85 3-3 ② K			B FF 91 B CH 86 X FF 91 2-0 1B		C FF 92 S CU 76 B CU 77 B CH 81 B CH 80 C SI 92 3-3 ③ K			3	0	1	0	0	2	0
9 Manny Piña, R (1, 2) OBP: 0.322, SLG: 0.427		C FF 92 F FF 93 B SL 84 B CH 87 B FF 93 X FF 92 3-2 ③ F8			B FF 92 B FF 90 C FF 92 F FF 92 X SI 92 2-2 ① F9			B FF 96 B SL 87 C FF 96 F FF 96 B SL 89 X FF 96 3-2 18 G4-3 1B		3	0	1	0	0	0	1
23 Keon Broxton, R (1, 8) OBP: 0.299, SLG: 0.431 18 Eric Sogard, L (8, PH) OBP: 0.380, SLG: 0.390 (9, 4)			B FF 91 X SI 89 1-0 ① L3		F FF 92 B FF 93 D SL 83 S CH 86 F FF 93 S FF 93 2-3 ② K			C FF 96 X SI 95 0-1 ① ② G4-3 1-2f		2 1	0 0	0 0	0 0	1 0	1 1	1 1
3 Orlando Arcia, R (1, 6) OBP: 0.319, SLG: 0.407			C FF 91 B FF 92 F CH 87 S FF 92 1-3 ② K		S FF 94 X FF 93 0-1 ③ G4-3			C SL 87 C SL 86 B SL 87 B SL 87 B SI 95 B FF 97 4-2 BB		2	0	0	0	1	1	1
53 Brandon Woodruff, L (1, 1) OBP: 0.333, SLG: 0.333 48 Jared Hughes, R (6, 1) 5 Jonathan Villar, S (6, PH) OBP: 0.292, SLG: 0.371 51 Oliver Drake, R (7, 1) 50 Jacob Barnes, R (8, 1) 12 Stephen Vogt, L (8, PH) OBP: 0.287, SLG: 0.408 41 Junior Guerra, R (9, 1)			C FF 92 C FF 92 B SI 91 X FF 92 1-2 ③ G5-3			C FF 90 S FF 92 F FF 91 C SL 83 0-3 ① K		C SI 95 X SL 84 0-1 ③ P4		1 0 1 0 0 1 0	0 0 0 0 0 0 0	0 0 0 0 0 0 0	0 0 0 0 0 0 0	0 0 1 0 0 0 0	0 0 0 0 0 0 0	0 0 0 0 0 1 0
Inning Stats	R: 0 E: 0 K: 0 S: 8 H: 0 LOB: 0 BB: 0 P: 11	R: 0 E: 0 K: 1 S: 11 H: 0 LOB: 0 BB: 0 P: 19	R: 0 E: 0 K: 1 S: 7 H: 0 LOB: 0 BB: 0 P: 10	R: 0 E: 0 K: 2 S: 12 H: 0 LOB: 1 BB: 1 P: 22	R: 0 E: 0 K: 1 S: 10 H: 1 LOB: 1 BB: 0 P: 16	R: 0 E: 0 K: 1 S: 12 H: 0 LOB: 0 BB: 0 P: 14	R: 0 E: 0 K: 2 S: 10 H: 0 LOB: 0 BB: 0 P: 15	R: 0 E: 0 K: 0 S: 9 H: 1 LOB: 1 BB: 1 P: 16	R: 0 E: 0 K: 1 S: 9 H: 1 LOB: 1 BB: 0 P: 14	1B: 3 2B: 0 3B: 0 HR: 0		SF: 0 SAC: 0 DP: 1 HBP: 0			WP: 0 PB: 0 SB: 0 CS: 0	PA: 31

PITCHER		IP	WLS	BF	H	R	ER	SO	BB	IBB	HBP	BLK	WP	HR	S	P	ERA	WHIP
43 Steven Brault, L ERA: 4.38	(1, 1)	6.0	W	20	1	0	0	6	1	0	0	0	0	0	60	92	0.00	0.333
31 A.J. Schugel, R ERA: 1.86	(7, 1)	1.0		3	0	0	0	2	0	0	0	0	0	0	10	15	0.00	0.000
41 Daniel Hudson, R ERA: 4.47	(8, 1)	0.2		3	1	0	0	0	1	0	0	0	0	0	7	14	0.00	3.000
48 Dan Runzler, L ERA:	(8, 1)	0.1		1	0	0	0	0	0	0	0	0	0	0	2	2	0.00	0.000
73 Felipe Vázquez, L ERA: 1.56	(9, 1)	1.0		4	1	0	0	1	0	0	0	0	0	0	9	14	0.00	1.000

PITCHER	IP	WLS	BF	H	R	ER	SO	BB	IBB	HBP	BLK	WP	HR	S	P	ERA	WHIP

BOTTOM

Pittsburgh Pirates @ Milwaukee Brewers

Miller Park, Milwaukee, WI

Mon Sep 11 2017, 6:44 PM - 9:46 PM CDT

Att. 27,422 - Clear - 69 F

livebaseballscorecards.com

AB	29
R	0
H	3
RBI	0
BB	2
SO	9
LOB	8

Batter	1	2	3	4	5	6	7	8	9	AB	R	H	RBI	BB	SO	LOB
10 Jordy Mercer, R (1, 6) OBP: 0.328, SLG: 0.408	C FF 85 B SI 87 B CH 81 C FF 85 F FF 87 X FF 87 2-2 ① L9		S FF 86 S FF 87 B FF 86 X CU 74 1-2 ② G5-3 3-H		C FF 93 F SI 93 B FS 90 B FF 95 X SI 94 2-2 47 1B 1B		F SL 88 B FF 95 T FF 95 S SL 90 1-3 ① K			4	0	1	1	0	1	2
47 Jordan Luplow, R (1, 7) OBP: 0.283, SLG: 0.419	C FF 86 B FF 88 X FF 87 1-1 ② P3		B CU 73 B FF 86 B FF 85 C FF 82 C FF 84 F FF 85 F FF 84 X FF 85 3-2 22 2B 2-H 1B		X SI 94 0-0 1-2 1B		B SL 88 F SL 90 B SL 89 S FF 94 C FF 95 2-3 ② K			4	0	2	1	0	1	1
22 Andrew McCutchen, R (1, 8) OBP: 0.363, SLG: 0.474	C CU 75 B CH 82 B CH 82 F FF 86 S FF 87 2-3 ③ K		X FF 85 0-0 1-3 2B		B FF 91 B FS 90 C SI 95 S SI 92 B FS 91 S FS 90 3-3 ① K		D SL 88 C FF 95 F FF 95 B SL 89 X SL 89 2-2 ③ FC6-4 1-2f			4	0	1	0	0	2	3
23 David Freese, R (1, 5) OBP: 0.368, SLG: 0.374		C FF 85 C FF 87 F FF 88 B CU 74 B FF 87 F FF 87 S CU 75 2-3 ① K	F FF 85 C CH 82 S FF 86 0-3 ③ K		B FF 95 F SI 95 S FS 90 S FS 90 1-3 ② K			C FF 95 B SL 90 B SL 89 B FF 94 C FF 95 X FF 95 3-2 ① G6-3		4	0	0	0	0	3	4
64 José Osuna, R (1, 3) OBP: 0.281, SLG: 0.447 55 Josh Bell, S (5, PH) OBP: 0.336, SLG: 0.478 (5, 3)		C CU 73 F FF 87 B CU 73 B FF 88 X CH 80 2-2 ② G6-3		B FF 94 F SI 94 B SI 94 F SI 94 C SI 96 2-3 ① K	B FS 82 X FS 81 1-0 ③ G3-1			C SI 96 B SI 96 B CH 86 B SI 95 S SI 96 F SI 96 X SI 96 3-2 ② F9		2 2	0 0	0 0	0 0	1 0	0 2
25 Gregory Polanco, L (1, 9) OBP: 0.311, SLG: 0.405		X CU 75 0-0 ③ P6		B FS 90 C SI 95 B FS 90 B FS 90 X SI 94 3-1 ② G3-1		C FS 81 F FS 81 X FF 92 0-2 ① G5-3		F SI 96 F SL 83 S SI 97 0-3 ③ K		4	0	0	0	0	1	0
3 Sean Rodríguez, R (1, 4) OBP: 0.301, SLG: 0.327			X FF 85 0-0 45 SH1-4 19 BB 10 G5-3 1B	F SI 94 B FS 89 T FS 89 B FS 89 B SI 96 B SI 95 4-2 19 BB BB		B SL 85 F SI 93 B SI 93 X SI 93 2-1 ② L9			S FF 98 B KC 80 C FF 98 S FF 98 1-3 ① K	3	1	1	0	1	1	0
19 Chris Stewart, R (1, 2) OBP: 0.241, SLG: 0.227 6 Starling Marte, R (9, PH) OBP: 0.309, SLG: 0.346			1 SAFE 1 SAFE 1 SAFE B FF 85 B FF 84 B FF 85 C FF 84 1 SAFE B FF 85 4-1 45 SH1-4 47 1B 1-2 BB	B SI 94 C FF 94 B FF 94 S SI 95 F SI 95 B KC 80 B SI 95 4-2 1-2 BB		C SI 94 F SI 93 B SL 86 B SI 94 B SL 86 F SI 94 X SI 94 3-2 ③ G6-3			F FF 98 B FF 97 B FF 96 F FF 98 F FF 98 F FF 98 S KC 82 2-3 ② K	1 1	1 0	0 0	0 0	2 0	0 1	0 0
45 Gerrit Cole, R (1, 1) OBP: 0.176, SLG: 0.220 26 Adam Frazier, L (7, PH) OBP: 0.356, SLG: 0.399 37 Edgar Santana, R (7, 1) 52 Jack Leathersich, R (8, 1) 28 John Jaso, L (9, PH) OBP: 0.334, SLG: 0.404			X FF 85 0-0 ① SH1-4 1-2 2-3	X SI 94 0-0 ③ G2-3		C SL 88 X SL 88 0-1 22 FC6-4 1B			B FF 97 F FF 97 B KC 82 S FF 97 F FF 97 B KC 82 X FF 97 3-2 ③ G3	1 1 0 0 1	0 0 0 0 0	0 1 0 0 0	0 0 0 0 0	0 0 0 0 0	0 0 0 0 0	2 0 0 0 0

Inning Stats																								
	R: 0 E: 0 K: 1 S: 9	H: 0 LOB: 0 BB: 0 P: 14	R: 0 E: 0 K: 1 S: 9	H: 0 LOB: 0 BB: 0 P: 13	R: 2 E: 0 K: 1 S: 15	H: 3 LOB: 2 BB: 1 P: 23	R: 0 E: 0 K: 1 S: 11	H: 0 LOB: 2 BB: 2 P: 24	R: 0 E: 0 K: 2 S: 11	H: 2 LOB: 2 BB: 0 P: 18	R: 0 E: 0 K: 0 S: 9	H: 0 LOB: 0 BB: 0 P: 14	R: 0 E: 0 K: 2 S: 11	H: 1 LOB: 1 BB: 0 P: 16	R: 0 E: 0 K: 1 S: 10	H: 0 LOB: 0 BB: 0 P: 16	R: 0 E: 0 K: 2 S: 12	H: 0 LOB: 0 BB: 0 P: 18	1B: 5 2B: 1 3B: 0 HR: 0	SF: 0 SAC: 1 DP: 0 HBP: 0	WP: 0 PB: 0 SB: 0 CS: 0	PA: 36		

PITCHER		IP	WLS	BF	H	R	ER	SO	BB	IBB	HBP	BLK	WP	HR	S	P	ERA	WHIP
35 Brent Suter, L ERA: 3.66	(1, 1)	3.0		13	3	2	2	3	1	0	0	0	0	0	33	50	6.00	1.333
32 Jeremy Jeffress, R ERA: 4.55	(4, 1)	1.2	W	9	2	0	0	3	2	0	0	0	0	0	21	40	0.00	2.400
51 Oliver Drake, R ERA: 4.44	(5, 1)	0.2	H	2	0	0	0	0	0	0	0	0	0	0	4	5	0.00	0.000
48 Jared Hughes, R ERA: 3.42	(6, 1)	0.2	H	2	0	0	0	0	0	0	0	0	0	0	6	11	0.00	0.000
37 Anthony Swarzak, R ERA: 2.28	(7, 1)	1.1	H	5	1	0	0	2	0	0	0	0	0	0	14	22	0.00	0.750

PITCHER		IP	WLS	BF	H	R	ER	SO	BB	IBB	HBP	BLK	WP	HR	S	P	ERA	WHIP
71 Josh Hader, L ERA: 1.95	(8, 1)	0.2	H	2	0	0	0	1	0	0	0	0	0	0	7	10	0.00	0.000
46 Corey Knebel, R ERA: 1.32	(9, 1)	1.0	S	3	0	0	0	2	0	0	0	0	0	0	12	18	0.00	0.000

TOP

Pittsburgh Pirates @ Milwaukee Brewers

Miller Park, Milwaukee, WI

Tue Sep 12 2017, 6:41 PM - 9:41 PM CDT

Att. 30,331 - Partly Cloudy - 73 F

livebaseballscorecards.com

AB	32
R	2
H	6
RBI	2
BB	3
SO	11
LOB	14

BOTTOM

Pittsburgh Pirates @ Milwaukee Brewers

Miller Park, Milwaukee, WI

Tue Sep 12 2017, 6:41 PM - 9:41 PM CDT

Att. 30,331 - Partly Cloudy - 73 F

livebaseballscorecards.com

Batter	1	2	3	4	5	6	7	8	9	AB	R	H	RBI	BB	SO	LOB
18 Eric Sogard, L (1, 6) (8, 4) OBP: 0.382, SLG: 0.394	C SI 94 X FF 94 0-1 G4-3		B SL 88 B SI 96 B SI 96 B FF 96 4-0 8 FC6-4 1-2 2-3 BB		B CH 86 X FF 94 1-0 15 F8 2B		C SI 97 F SL 91 X SL 87 0-2 F7			3	0	1	0	1	0	0
15 Neil Walker, S (1, 4) OBP: 0.349, SLG: 0.442 71 Josh Hader, L (8, 1) 14 Hernán Pérez, R (9, 9) OBP: 0.292, SLG: 0.431	B SI 95 B FF 94 F SI 95 S SI 97 X FF 96 2-2 F7		F SL 92 S SI 97 F SL 89 C KC 80 0-3		B FF 95 C KC 80 S SL 90 X FF 95 1-2 F8 2-3		B FF 97 B SI 96 B FF 95 B FF 95 4-0 BB			3 0 0	0 0 0	0 0 0	0 0 0	1 0 0	1 0 0	4 0 0
8 Ryan Braun, R (1, 7) OBP: 0.336, SLG: 0.484	B FF 94 C FF 95 X FF 95 1-1 G5-3		X SI 97 0-0 FC6-4 21 S 16 2B 1-2f 2-3 3-H		C FF 98 F SL 88 B SI 98 F CH 88 F CH 88 B FF 100 S FF 99 2-3		C SL 87 F SL 87 X SI 96 0-2 L4			4	1	0	1	0	1	4
21 Travis Shaw, L (1, 5) OBP: 0.351, SLG: 0.527		C SI 95 S SL 88 F FF 96 S SI 97 0-3	B CH 88 B SL 90 2-0 16 2B 7 1B 1-2 IBB		S FF 98 F SI 99 D SL 91 F SL 92 C CH 90 1-3			B FF 89 B FF 91 F FF 90 B CH 82 B FF 92 4-1 23 S 16 1B BB		2	1	0	0	2	2	1
16 Domingo Santana, R (1, 9) OBP: 0.368, SLG: 0.482 46 Corey Knebel, R (9, 1)		B FF 96 C KC 80 F SI 95 S CH 86 1-3	B SL 90 C FF 97 B SL 90 X SL 90 2-1 7 1B 1-3 2-H 3-H 2B			S FF 94 S SI 94 X FF 96 0-2 1B		B FF 91 B CH 80 B FF 91 C FF 90 X FF 92 3-1 23 S 1-2 1B		4 0	0 0	3 0	2 0	0 0	1 0	0 0
7 Eric Thames, L (1, 3) OBP: 0.350, SLG: 0.513 24 Jesús Aguilar, R (8, PH) OBP: 0.331, SLG: 0.500 (9, 3)		F FF 97 C FF 96 X FF 95 0-2 HR	C KC 83 F CH 90 F SL 90 X KC 83 0-2 2-H 3-H 1B			F SI 96 B SI 97 S CH 88 B SL 90 F FF 97 S SL 91 2-3		B FF 91 B CH 82 X FF 91 2-0 F8		3 1	1 0	2 0	2 0	0 0	1 0	1 2
12 Stephen Vogt, L (1, 2) OBP: 0.284, SLG: 0.403 37 Anthony Swarzak, R (7, 1) 3 Orlando Arcia, R (8, 6) OBP: 0.319, SLG: 0.406		X FF 96 0-0 P5		C FF 95 C FF 95 B SL 88 S FF 96 1-3		C SL 88 C CH 87 B SL 88 1 SAFE F FF 98 S CH 89 1-3		S FF 93 B CU 75 X FF 93 1-1 F7		3 0 1	0 0 0	0 0 0	0 0 0	0 0 0	2 0 0	1 0 2
23 Keon Broxton, R (1, 8) OBP: 0.298, SLG: 0.429			C FF 95 X KC 78 0-1 18 BB 33 1B 8 FC6-4 S FF 95 B FF 97 F SL 89 X SL 89 1-2 E6 32 CS			1 SAFE B SL 90 S SI 97 S FF 97 B SL 90 C SI 98 2-3		C FF 92 C FF 92 B FF 92 B FF 93 S FF 92 2-3 1-2 2-3		4	1	1	0	0	2	3
35 Brent Suter, L (1, 1) OBP: 0.286, SLG: 0.231 33 Brett Phillips, L (3, PH) OBP: 0.298, SLG: 0.381 32 Jeremy Jeffress, R (4, 1) 51 Oliver Drake, R (5, 1) 48 Jared Hughes, R (6, 1) 9 Manny Piña, R (7, 2) OBP: 0.321, SLG: 0.426			F SI 96 B FF 95 1 SAFE X SI 96 1-1 8 FC6-4 18 BB 16 2B 1-2 1B	C FF 92 L FF 92 B FF 95 B FF 94 1 SAFE C FF 94 2-3 1-2			X FF 96 0-0 P6		0 1 1 0 0 1	0 1 0 0 0 0	0 1 0 0 0 0	0 1 0 0 0 0	0 0 0 0 0 1	0 0 1 0 0 0	0 0 1 0 0 0
Inning Stats	R: 0 E: 0 K: 0 S: 7 H: 0 LOB: 0 BB: 0 P: 10	R: 1 E: 0 K: 2 S: 11 H: 1 LOB: 0 BB: 0 P: 12	R: 4 E: 0 K: 1 S: 15 H: 4 LOB: 2 BB: 2 P: 24	R: 0 E: 1 K: 2 S: 9 H: 0 LOB: 1 BB: 0 P: 13	R: 0 E: 0 K: 2 S: 13 H: 1 LOB: 1 BB: 0 P: 18	R: 0 E: 0 K: 3 S: 14 H: 1 LOB: 1 BB: 0 P: 19	R: 0 E: 0 K: 0 S: 7 H: 0 LOB: 1 BB: 1 P: 11	R: 0 E: 0 K: 1 S: 9 H: 1 LOB: 2 BB: 1 P: 21		1B: 5 2B: 3 3B: 0 HR: 1	SF: 0 SAC: 0 DP: 1 HBP: 0			WP: 0 PB: 0 SB: 3 CS: 1	PA: 35	

	AB	31
	R	5
	H	8
	RBI	5
	BB	4
	SO	11
	LOB	19

PITCHER		IP	WLS	BF	H	R	ER	SO	BB	IBB	HBP	BLK	WP	HR	S	P	ERA	WHIP
45 Gerrit Cole, R ERA: 4.04	(1, 1)	6.0	L	26	7	5	5	10	1	1	0	0	0	1	69	96	7.50	1.333
37 Edgar Santana, R ERA: 5.91	(7, 1)	1.0		4	0	0	0	0	1	0	0	0	0	0	7	11	0.00	1.000
52 Jack Leathersich, L ERA: 10.8	(8, 1)	1.0		5	1	0	0	1	1	0	0	0	0	0	9	21	0.00	2.000

PITCHER	IP	WLS	BF	H	R	ER	SO	BB	IBB	HBP	BLK	WP	HR	S	P	ERA	WHIP

Pittsburgh Pirates @ Milwaukee Brewers

Miller Park, Milwaukee, WI

Wed Sep 13 2017, 7:11 PM - 10:37 PM CDT

Att. 27,436 - Clear - 70 F

TOP

livebaseballscorecards.com

Batter	1	2	3	4	5	6	7	8	9	AB	R	H	RBI	BB	SO	LOB
6 Starling Marte, R (1, 7) OBP: 0.308, SLG: 0.345 70 George Kontos, R (8, 1) 28 John Jaso, L (9, PH) OBP: 0.333, SLG: 0.402	B FF 93 X FF 93 1-0 ① L8		B CH 84 S FF 94 B CU 79 B FF 93 S SI 93 X SI 93 3-2 ② FC5-4 26 S 1-2f		F FF 90 F FF 92 F FF 93 B CU 80 X CU 78 1-2 26 E 26 S 1B		C FF 98 S FF 98 S FC 91 0-3 ① K		X FC 94 0-0 ② F8	4 0 1	0 0 0	1 0 0	0 0 0	0 0 0	1 0 1	1 0 1
26 Adam Frazier, L (1, 4) OBP: 0.356, SLG: 0.398	B FF 93 C FF 94 C CU 77 B FF 95 F FF 95 F CH 86 F FF 94 X CU 79 2-2 ② L8		1 SAFE B FF 94 B FF 93 B FF 94 C FF 93 B FF 93 4-1 1-2 BB		B FF 93 F CH 84 F FF 93 X CH 84 1-2 ③ F8 1-3		X FF 96 0-0 ② G6-3		B FF 95 C FC 93 F FC 94 B FF 96 B CU 81 X FF 94 3-2 22 DI 1-3 1B	4	0	1	0	1	0	1
22 Andrew McCutchen, R (1, 8) OBP: 0.362, SLG: 0.477	X FF 89 0-0 HR		B CU 79 F FF 94 C FF 95 F FF 95 B FF 94 F CU 79 X CH 85 2-2 ③ G6-3		F FF 92 B FC 88 X FF 92 1-1 E6 47 1B 23 1B 32 1B		C FF 98 B FC 85 X FF 99 1-1 ③ F8		F FF 95 B FC 94 C FC 95 F FC 95 B FC 94 X FC 93 2-2 ③ G5-3 1-2	5	2	1	1	0	0	4
55 Josh Bell, S (1, 3) OBP: 0.335, SLG: 0.476	X SI 93 0-0 ③ F7			C SI 90 B CH 81 B CH 83 X FF 92 2-1 ① G5-3		C CH 83 B CU 76 B FF 93 F SI 92 F SI 92 F CU 78 X CH 84 2-2 ① F7		C SL 89 B SI 96 B SI 96 X SI 95 2-1 47 G6-4-3 23 HBP 1B		4	0	1	0	0	0	1
23 David Freese, R (1, 5) OBP: 0.372, SLG: 0.376		B FF 91 B FF 92 B FF 93 C FF 92 C SI 92 C FF 94 3-3 ① K		X SI 92 0-0 47 2B 32 L8-2 1B	C FF 91 X SI 90 0-1 32 1B 47 1B 1-2 1B		H SI 91 1-0 47 G6-4-3 1-2 HBP		3	0	2	0	0	1	0
47 Jordan Luplow, R (1, 9) OBP: 0.300, SLG: 0.447		C FF 93 F SI 92 X CU 78 0-2 ② L5	B SI 92 X SI 91 1-0 1-3 2B		X CU 77 0-0 32 1B 1-2 2-3 1B		X SI 93 0-0 ① ② G6-4-3 1-2f 2-3		4	0	2	0	0	0	2
32 Elias Díaz, R (1, 2) OBP: 0.271, SLG: 0.315		X SI 93 0-0 ③ G6-3	C CU 78 B CU 78 F SI 93 F SI 94 X SI 94 1-2 ② ③ L8-2 3-H		B SI 92 B CU 77 X SI 94 2-0 1-2 2-3 3-H 1B		F SI 93 X SI 93 0-1 ③ G6-3		4	0	1	1	0	0	3
10 Jordy Mercer, R (1, 6) OBP: 0.327, SLG: 0.407 25 Gregory Polanco, L (6, PH) OBP: 0.311, SLG: 0.404 48 Dan Runzler, L (6, 1) 66 Dovydas Neverauskas, R (7, 1) 3 Sean Rodríguez, R (8, 7) OBP: 0.298, SLG: 0.324			C CU 75 B CH 82 F FF 93 B SI 93 F CU 79 S FF 95 2-3 ① K		C FF 90 X FC 88 0-1 ① G1-3	B FS 81 F FS 82 F FF 91 X FS 82 1-2 ② F9			S FC 94 S CU 80 S FC 93 0-3 ① K	2 1 0 0 1	0 0 0 0 0	0 0 0 0 0	0 0 0 0 0	0 0 0 0 0	1 0 0 0 1	0 3 0 0 0
24 Tyler Glasnow, L (1, 1) OBP: 0.476, SLG: 0.313 38 Wade LeBlanc, L (3, 1) OBP: 0.200, SLG: 0.200 63 Christopher Bostick, R (5, PH) OBP: 0.300, SLG: 0.333 59 Angel Sánchez, R (5, 1) 62 Max Moroff, S (6, PH) OBP: 0.275, SLG: 0.320 (6, 6)			B SI 91 C SI 93 H FF 94 2-1 6 FC5-4 HBP		C SI 92 S CU 77 B CU 77 B FF 94 X CU 78 2-2 ② G5-3	D FS 82 B FF 90 S FF 90 F FF 90 X FS 83 2-2 ③ F8			F FC 95 C CU 82 X FF 95 0-2 26 1B 1B	0 0 1 0 2	0 0 0 0 0	0 0 0 0 1	0 0 0 0 0	0 0 0 0 0	0 0 0 0 3	0 0 0 0 3
Inning Stats	R: 1 E: 0 K: 0 S: 9 H: 1 LOB: 0 BB: 0 P: 12	R: 0 E: 0 K: 1 S: 7 H: 0 LOB: 0 BB: 0 P: 10	R: 0 E: 0 K: 1 S: 14 H: 0 LOB: 2 BB: 1 P: 27	R: 0 E: 0 K: 0 S: 8 H: 2 LOB: 1 BB: 0 P: 12	R: 0 E: 0 K: 0 S: 12 H: 1 LOB: 1 BB: 0 P: 16	R: 1 E: 1 K: 0 S: 17 H: 3 LOB: 3 BB: 0 P: 25	R: 0 E: 0 K: 1 S: 6 H: 0 LOB: 0 BB: 0 P: 7	R: 0 E: 0 K: 0 S: 5 H: 1 LOB: 1 BB: 0 P: 8	R: 0 E: 0 K: 1 S: 14 H: 2 LOB: 2 BB: 0 P: 19	1B: 8 2B: 2 3B: 0 HR: 1 SF: 0 SAC: 0 DP: 2 HBP: 2						

	AB	36
	R	2
	H	10
	RBI	2
	BB	1
	SO	4
	LOB	19

WP: 0 PB: 0 SB: 2 CS: 0 PA: 39

PITCHER		IP	WLS	BF	H	R	ER	SO	BB	IBB	HBP	BLK	WP	HR	S	P	ERA	WHIP
57 Chase Anderson, R ERA: 2.88	(1, 1)	5.1	W	25	7	2	1	2	1	0	1	0	0	1	61	93	1.69	1.500
51 Oliver Drake, R ERA: 4.39	(6, 1)	0.2		2	0	0	0	0	0	0	0	0	0	0	6	9	0.00	0.000
50 Jacob Barnes, R ERA: 4.41	(7, 1)	1.0		3	0	0	0	1	0	0	0	0	0	0	6	7	0.00	0.000
58 Wei-Chung Wang, L ERA: 13.5	(8, 1)	0.0		1	1	0	0	0	0	0	0	0	0	0	2	4	∞	∞
48 Jared Hughes, R ERA: 3.35	(8, 1)	1.0		3	0	0	0	0	0	0	1	0	0	0	3	4	0.00	0.000

PITCHER		IP	WLS	BF	H	R	ER	SO	BB	IBB	HBP	BLK	WP	HR	S	P	ERA	WHIP
59 Carlos Torres, R ERA: 4.33	(9, 1)	1.0		5	2	0	0	1	0	0	0	0	0	0	14	19	0.00	2.000

Batter	1	2	3	4	5	6	7	8	9	AB	R	H	RBI	BB	SO	LOB
18 Eric Sogard, L (1, 4) OBP: 0.386, SLG: 0.393	C FF 98 B FF 99 F FF 98 B FF 100 B FF 99 F FF 98 F FF 98 D CU 81 4-2 21 CS 15 BB BB		B FF 94 B CH 89 B FF 98 B FF 95 4-0 7 HR BB	B FF 87 X FF 87 1-0 1B	B FF 95 B CH 88 B FF 96 C FF 95 X FF 94 3-1 ③ G4-3 3-H		B FF 95 C FC 91 F FF 96 X CU 84 1-2 ③ F7			3	1	1	0	2	0	2
7 Eric Thames, L (1, 7) OBP: 0.350, SLG: 0.519 23 Keon Broxton, R (6, PH) OBP: 0.299, SLG: 0.432 (7, 8)	C FF 96 C FF 97 D CU 82 1 SAFE F CU 81 B SI 96 B FF 98 F FF 97 S CU 82 3-3 ① K		F FF 95 B FF 96 X CU 81 1-1 1-H HR	S SL 80 F SI 88 D CU 73 D CH 78 B SI 88 F SI 88 X SI 88 3-2 ① P6		B SI 94 B SL 83 X SI 94 2-0 ① 2B		S FC 88 B FC 88 S FC 89 C FC 88 1-3 ① K		3 2	1 0	1 1	2 0	0 0	1 1	2 0
15 Neil Walker, S (1, 3) OBP: 0.352, SLG: 0.444	B FF 98 D SI 92 B SI 91 C FF 98 S SI 91 B FF 97 4-2 21 CS 14 1B 1-2 BB		C FF 96 B FF 90 F FF 98 B CU 82 X CU 81 2-2 ① F9	1 SAFE 1 SAFE S FC 85 1 SAFE X CH 78 0-1 ② F8		B SL 84 B SL 83 B SI 94 B SI 94 4-0 BB		X SI 91 0-0 2B		3	1	1	0	2	0	1
21 Travis Shaw, L (1, 5) OBP: 0.349, SLG: 0.523	D SI 91 B FF 96 F SI 91 S CU 81 B SI 91 F CU 81 F FF 98 F CU 81 B FF 97 4-2 ② 14 1B 1-2 2-3 BB		B CU 80 B CH 90 X FF 95 2-0 ② G3-1	C FF 89 F S CH 79 0-3 ③ K		X SI 95 0-0 ② L9		B FC 88 F FC 88 B FC 88 B FC 88 X FC 87 3-1 ② P6		4	0	0	0	1	1	3
14 Hernán Pérez, R (1, 9) OBP: 0.296, SLG: 0.432 (7, 7)	X SI 94 0-0 1-3 2-H 1B		C CU 79 B SI 95 B FF 97 C FF 96 B FF 98 B CU 81 4-2 33 S 9 1B 33 1B BB		F FF 94 F FF 96 X FF 96 0-2 9 2B 1B	D SI 94 B SI 94 S SI 94 B SI 94 C SI 94 S SI 94 3-3 ③ K		C FC 88 S SL 84 S SL 84 0-3 ③ K		4	2	2	1	1	2	2
9 Manny Piña, R (1, 2) OBP: 0.324, SLG: 0.430	F FF 96 S CU 82 S CU 82 0-3 ③ K		B FF 95 B F FF 97 1 SAFE X FF 96 2-1 33 S 33 1B 1-2 1B		B FF 94 B FC 92 D FF 96 C FF 96 F FF 96 X FF 96 3-2 33 WP 33 1B 1-H 2B		C FC 91 B CU 84 B FF 97 F FC 89 F CU 82 F FF 97 X CU 84 2-2 ① G6-3			4	2	2	1	0	1	2
33 Brett Phillips, L (1, 8) OBP: 0.314, SLG: 0.391 (7, 9)		C FF 96 B FF 97 F SI 90 S FF 98 1-3 ① K	B CU 79 B CH 89 C CU 80 2 SAFE C FF 97 B CU 80 X FF 96 3-2 1-H 2-H 1B		S CH 88 C FF 96 B CU 81 X CH 90 1-2 57 G4-3 3 G5-3 18 WP 2-H 1B		C FF 98 B FF 96 F CU 85 B FC 89 F FF 98 X CU 83 2-2 ② G3			4	1	2	3	0	1	0
3 Orlando Arcia, R (1, 6) OBP: 0.320, SLG: 0.405		X FF 97 0-0 ② F7		0-0 IBB	S FC 90 X FF 96 0-1 ① G5-3 1-2		S FC 90 S FC 90 B CU 84 F FF 99 X FC 92 1-2 12 1B 1B			3	0	1	0	1	0	1
57 Chase Anderson, R (1, 1) OBP: 0.156, SLG: 0.178 51 Oliver Drake, R (6, 1) 50 Jacob Barnes, R (7, 1) 12 Stephen Vogt, L (7, PH) OBP: 0.287, SLG: 0.405 58 Wei-Chung Wang, L (8, 1) 48 Jared Hughes, R (8, 1) 59 Carlos Torres, R (9, 1)		B FF 94 B FF 95 C FF 96 C FF 93 B FF 98 X FF 94 3-2 ③ G6-3	B SI 86 F SI 86 C CH 78 S CH 75 1-3 ③ K		C FF 97 X FC 90 0-1 ② G4-3 2-3		S FF 98 B FF 95 F FC 91 F CU 86 F CU 84 F FF 97 X FF 95 1-2 1-2 1B			3 0 0 1 0 0 0	0 0 0 0 0 0 0	0 0 0 1 0 0 0	0 0 0 0 0 0 0	1 0 0 0 0 0 0	3 0 0 0 0 0 0
Inning Stats	R: 1 E: 0 K: 2 S: 20 H: 1 LOB: 2 BB: 3 P: 35	R: 0 E: 0 K: 1 S: 7 H: 0 LOB: 0 BB: 0 P: 11	R: 4 E: 0 K: 1 S: 16 H: 3 LOB: 2 BB: 3 P: 35	R: 0 E: 0 K: 1 S: 10 H: 1 LOB: 1 BB: 0 P: 14	R: 3 E: 0 K: 0 S: 15 H: 3 LOB: 0 BB: 0 P: 22	R: 0 E: 0 K: 1 S: 5 H: 1 LOB: 1 BB: 1 P: 14	R: 0 E: 0 K: 0 S: 22 H: 2 LOB: 2 BB: 0 P: 29	R: 0 E: 0 K: 2 S: 9 H: 1 LOB: 1 BB: 0 P: 13		1B: 8 2B: 3 3B: 0 HR: 1 SF: 0 SAC: 0 DP: 0 HBP: 0						

BOTTOM

Pittsburgh Pirates @ Milwaukee Brewers

Miller Park, Milwaukee, WI

Wed Sep 13 2017, 7:11 PM - 10:37 PM CDT

Att. 27,436 - Clear - 70 F

livebaseballscorecards.com

AB	34
R	8
H	12
RBI	7
BB	7
SO	8
LOB	16

PITCHER		IP	WLS	BF	H	R	ER	SO	BB	IBB	HBP	BLK	WP	HR	S	P	ERA	WHIP
24 Tyler Glasnow, R ERA: 7.89	(1, 1)	2.2	L	17	4	5	5	3	5	1	0	0	0	1	40	77	16.88	3.375
38 Wade LeBlanc, L ERA: 4.52	(3, 1)	1.1		5	1	0	0	2	0	0	0	0	0	0	13	18	0.00	0.750
59 Angel Sánchez, R ERA: 11.57	(5, 1)	1.0		6	3	3	3	0	0	0	0	0	2	0	15	22	27.00	3.000
48 Dan Runzler, L ERA:	(6, 1)	1.0		4	1	0	0	1	1	0	0	0	0	0	5	14	0.00	2.000
66 Dovydas Neverauskas, R ERA: 3.32	(7, 1)	1.0		5	2	0	0	0	0	0	0	0	0	0	22	29	0.00	2.000

PITCHER		IP	WLS	BF	H	R	ER	SO	BB	IBB	HBP	BLK	WP	HR	S	P	ERA	WHIP
70 George Kontos, R ERA: 3.62	(8, 1)	1.0		4	1	0	0	2	0	0	0	0	0	0	9	13	0.00	1.000

Batter	1	2	3	4	5	6	7	8	9	AB	R	H	RBI	BB	SO	LOB
26 Adam Frazier, L (1, 4) OBP: 0.357, SLG: 0.402	C FF 94 B FF 93 B FF 95 S FF 94 F FF 94 F SL 87 F SL 88 F FF 94 B SL 88 3-2 F FF 94 F SL 94 F FF 94 F FF 93 X SL 89 L9 ①		C FF 95 B FF 95 B FS 88 B FF 94 B FF 94 4-1 1-2 BB		C FF 94 F FF 94 S SL 89 0-3 K ③		B SI 97 F SI 98 B SL 88 B SL 88 C FF 98 X SI 98 3-2 G3-1 ③		C B FF 96 F FF 96 B CH 89 F FF 96 F SI 97 F FF 97 X CH 88 2-2 1-H 3B	4	0	1	1	1	1	0
47 Jordan Luplow, R (1, 7) OBP: 0.291, SLG: 0.420	S SL 89 B FS 87 X FF 93 1-1 P5 ②		F FF 95 C FF 96 F FS 90 D FS 88 X FF 94 1-2 SF8 ② 3-H			X KC 78 0-0 B2 ①		B SL 87 B SL 88 F FF 96 B FF 95 B FC 91 4-1 55 1B BB	S SL 87 C SL 87 B SL 88 X SI 98 1-2 L7 ③	3	0	0	1	1	0	1
22 Andrew McCutchen, R (1, 8) OBP: 0.361, SLG: 0.475	C SI 94 B FF 94 B SL 87 C SL 88 X SI 95 2-2 1B ③		C FF 95 X FF 95 0-1 G3 ③			C FF 93 S SL 85 S FS 84 0-3 K ②		B SI 95 B FF 94 X FF 96 2-0 L8 ①		4	0	1	0	0	1	3
55 Josh Bell, S (1, 3) OBP: 0.336, SLG: 0.475		C FF 93 B SL 88 F FF 93 S SL 88 1-3 K ①		C SI 91 X FF 93 0-1 G6-3 ①		F FF 95 B FF 94 F FF 93 B FF 94 B FF 94 B SL 88 4-2 23 2B BB		S SI 96 B SI 96 S FC 92 X SI 96 1-2 1-2 1B		3	0	1	0	1	1	0
23 David Freese, R (1, 5) OBP: 0.373, SLG: 0.380		B SL 87 C FF 94 C FF 95 B FF 94 S FS 89 2-3 K ②		X FF 94 0-0 1B		F SL 85 D FS 86 X FF 92 1-1 1-3 2B		C FF 96 C SI 96 F FF 98 B SL 88 B SL 88 F SL 86 F FF 98 T SI 98 2-2 K ②		4	0	2	0	0	2	2
25 Gregory Polanco, L (1, 9) OBP: 0.310, SLG: 0.401		F SI 92 X FS 87 0-1 F8 ③		B SI 92 B SI 92 X SI 93 2-0 F9 ②		B FS 84 H SL 90 2-0 HBP		D SL 86 F SI 96 S SI 97 F FF 98 F SL 87 S SL 88 1-3 K2-3 ③		3	0	0	0	0	1	3
32 Elias Díaz, R (1, 2) OBP: 0.270, SLG: 0.320			B SL 85 F FF 93 F FF 94 X KC 79 1-2 39 1B 47 SF8 2B	F FF 93 S FS 86 F FF 94 B KC 82 S FS 88 1-3 K ③	X SL 89 0-0 G3 ③				C SL 84 S SL 87 F SL 88 B SI 98 X FF 98 1-2 L9 ①	4	1	1	0	0	1	4
62 Max Moroff, S (1, 6) OBP: 0.274, SLG: 0.310			S FF 94 D FS 87 F FF 94 D FS 88 T FF 94 2-2 K ①		B F FF 93 C FS 87 B SL 85 F FF 95 B SL 87 T FF 94 3-2 K ①		C FF 96 B SI 97 B SI 96 B FC 90 S SI 98 C SI 98 3-3 K ①		B CH 87 F SI 98 S CH 88 B SL 86 B CH 89 F FF 98 F SI 98 B CH 89 4-2 26 DI 26 3B BB	3	1	0	0	1	3	1
39 Chad Kuhl, R (1, 1) OBP: 0.128, SLG: 0.152 37 Edgar Santana, R (5, 1) 64 José Osuna, R (7, PH) OBP: 0.280, SLG: 0.444 31 A.J. Schugel, R (7, 1) 73 Felipe Vázquez, L (8, 1) 28 John Jaso, L (9, PH) OBP: 0.332, SLG: 0.401			F FF 94 B FF 95 B SL 87 F SL 88 F FF 94 X SL 88 2-2 26 BB 2-3 1B		C FF 95 B FF 93 X FF 94 1-1 G5-3 ②		B FC 90 F SL 89 F FF 97 S SL 89 1-3 K ②		C FF 96 S SI 97 S SL 86 0-3 K ②	2 0 1 0 0 0 0	0 0 0 0 0 0 0	1 0 0 0 0 0 0	0 0 0 0 0 0 0	0 0 0 0 0 0 0	0 0 1 0 0 0 0	0 0 0 0 0 0 0
Inning Stats	R: 0 E: 0 K: 0 S: 16 H: 1 LOB: 1 BB: 0 P: 22	R: 0 E: 0 K: 2 S: 8 H: 0 LOB: 0 BB: 0 P: 11	R: 1 E: 0 K: 1 S: 17 H: 2 LOB: 2 BB: 1 P: 27	R: 0 E: 0 K: 1 S: 8 H: 1 LOB: 1 BB: 0 P: 11	R: 0 E: 0 K: 2 S: 9 H: 0 LOB: 0 BB: 0 P: 13	R: 0 E: 0 K: 1 S: 9 H: 1 LOB: 3 BB: 1 P: 16	R: 0 E: 0 K: 2 S: 9 H: 0 LOB: 0 BB: 0 P: 16	R: 0 E: 0 K: 2 S: 16 H: 1 LOB: 2 BB: 1 P: 26	R: 1 E: 0 K: 1 S: 20 H: 1 LOB: 1 BB: 1 P: 28	1B: 4 2B: 2 3B: 1 HR: 0 SF: 1 SAC: 0 DP: 0 HBP: 1						

TOP

Pittsburgh Pirates @ Cincinnati Reds

Great American Ball Park, Cincinnati, OH

Fri Sep 15 2017, 7:15 PM - 10:24 PM EDT

Att. 17,625 - Partly Cloudy - 78 F

livebaseballscorecards.com

AB	32
R	2
H	7
RBI	2
BB	4
SO	12
LOB	15

PITCHER		IP	WLS	BF	H	R	ER	SO	BB	IBB	HBP	BLK	WP	HR	S	P	ERA	WHIP
34 Homer Bailey, R ERA: 6.86	(1, 1)	5.2	W	24	5	1	1	7	2	0	1	0	0	0	66	99	1.59	1.235
21 Michael Lorenzen, R ERA: 4.09	(6, 1)	1.2	H	7	1	0	0	2	1	0	0	0	0	0	15	29	0.00	1.200
26 Raisel Iglesias, R ERA: 1.97	(8, 1)	1.2	S	7	1	1	1	3	1	0	0	0	0	0	31	42	5.40	1.200

PITCHER		IP	WLS	BF	H	R	ER	SO	BB	IBB	HBP	BLK	WP	HR	S	P	ERA	WHIP

WP: 0 PB: 0 SB: 0 CS: 0 PA: 38

Batter	1	2	3	4	5	6	7	8	9	AB	R	H	RBI	BB	SO	LOB
33 Jesse Winker, L (1, 9) OBP: 0.370, SLG: 0.483	C FF 94 B FF 94 B CH 86 B SI 95 F FF 95 F FF 95 C FF 95 3-3 ① K		C SL 87 F FF 95 B KC 83 B KC 82 X FF 97 2-2 ① L7 F FF 93 F KC 82 X FF 96 0-2 ③ F9			X SI 94 0-0 ① SH1-3 1-2 2-3		B FF 99 S FF 99 F FF 99 F SL 87 X FF 99 1-2 ② F8		4	0	0	0	0	1	2
2 Zack Cozart, R (1, 6) OBP: 0.391, SLG: 0.558	B FF 95 B SI 94 X FF 93 2-0 ② L5		C KC 82 X FF 97 0-1 HR		B FF 94 B CH 86 C SL 85 X FF 93 2-1 HR	B SL 88 B SL 86 C SL 87 F SI 94 X SI 97 2-2 ② G6-3		C CH 87 B FF 99 D CH 88 X FF 98 2-1 ③ F8		5	2	2	2	0	0	3
19 Joey Votto, L (1, 3) OBP: 0.453, SLG: 0.586	X FF 96 0-0 HR		T CH 87 B CH 88 X FF 95 1-1 2B		C SL 86 B CH 90 B CH 88 F SL 89 F KC 82 F SL 88 X KC 83 2-2 ① F8	0-0 IBB				3	1	2	1	1	0	0
7 Eugenio Suárez, R (1, 5) OBP: 0.376, SLG: 0.477	B SI 95 B SL 88 C SL 87 F FF 94 B FF 96 T SL 86 3-2 ③ K		C SL 88 S SL 87 B SI 97 B SI 97 C KC 83 2-3 ② K		B FF 95 F SL 86 F KC 82 B KC 85 F FF 96 F SL 86 S KC 80 2-3 ② K	B SI 97 S SL 88 C SL 88 S SL 87 1-3 ③ K				4	0	0	0	0	4	4
43 Scott Schebler, L (1, 8) OBP: 0.318, SLG: 0.494		S FF 94 C FF 95 X FF 96 0-2 ① F9	C SL 88 D KC 84 B SI 97 F SL 87 D KC 82 B SL 89 4-2 BB		X CH 89 0-0 HR		C SI 90 X CH 81 0-1 ① F9			3	1	1	1	1	0	0
23 Adam Duvall, R (1, 7) OBP: 0.298, SLG: 0.493 21 Michael Lorenzen, R (6, 1) OBP: 0.167, SLG: 0.417 26 Raisel Iglesias, R (8, 1) OBP: 1.000, SLG: 2.000		F FF 95 C KC 81 B KC 84 S SL 87 1-3 ② K	X SL 88 0-0 ③ F7		B KC 83 S SL 87 C SI 93 B KC 83 X SI 94 2-2 1B		C CU 74 F CU 74 B FF 90 B CH 81 S CH 80 2-3 ② K			3 1 0	0 0 0	1 0 0	0 0 0	0 0 0	1 1 0	2 0 0
9 José Peraza, R (1, 4) OBP: 0.298, SLG: 0.327		B SI 95 S SL 87 X SL 87 1-1 16 BB 1B	B FF 92 B CH 84 C FF 93 S SL 87 B SI 94 B SI 94 4-2 16 CS BB		C SI 97 X FF 97 0-1 ③ F8		F FF 90 B CU 74 X CH 79 1-1 ③ G6-3			3	0	1	0	1	0	1
16 Tucker Barnhart, L (1, 2) OBP: 0.352, SLG: 0.399		1 SAFE C SI 94 T FF 95 1 SAFE B FF 96 B SL 88 B FF 96 B SL 88 4-2 1-2 BB	B FF 94 D FF 95 X FF 93 2-0 ① 1-2 1B		B SI 95 C FF 96 B SL 86 X SL 87 2-1 33 SH1-3 2B			X FF 98 0-0 ① G4-3		3	0	2	0	1	0	0
34 Homer Bailey, R (1, 1) OBP: 0.250, SLG: 0.292 3 Patrick Kivlehan, R (6, 7) OBP: 0.302, SLG: 0.394		C FF 95 B SL 88 B FF 94 F FF 96 X FF 96 2-2 ③ G6-3	C FF 93 B SI 94 B FF 94 L FF 92 C FF 94 2-3 ② K		B SL 85 B SL 86 B SI 97 C SI 96 S FF 97 F SI 96 B FF 96 4-2 33 SH1-3 BB			C FF 98 H CU 84 1-1 HBP		2 0	0 0	0 0	0 0	0 1	1 0	3 0
Inning Stats	R: 1 E: 0 K: 2 S: 9 H: 1 LOB: 0 BB: 0 P: 17	R: 0 E: 0 K: 1 S: 13 H: 1 LOB: 2 BB: 1 P: 21	R: 1 E: 0 K: 1 S: 13 H: 2 LOB: 2 BB: 1 P: 22	R: 0 E: 0 K: 1 S: 9 H: 1 LOB: 1 BB: 1 P: 17	R: 2 E: 0 K: 1 S: 18 H: 3 LOB: 1 BB: 0 P: 26	R: 0 E: 0 K: 1 S: 12 H: 1 LOB: 3 BB: 2 P: 21	R: 0 E: 0 K: 1 S: 7 H: 0 LOB: 0 BB: 0 P: 10	R: 0 E: 0 K: 0 S: 8 H: 0 LOB: 1 BB: 0 P: 12		1B: 3 2B: 2 3B: 0 HR: 4 SF: 0 SAC: 1 DP: 0 HBP: 1				WP: 0 PB: 0 SB: 0 CS: 1 PA: 38		

PITCHER		IP	WLS	BF	H	R	ER	SO	BB	IBB	HBP	BLK	WP	HR	S	P	ERA	WHIP
39 Chad Kuhl, R ERA: 4.31	(1, 1)	4.2	L	24	8	4	4	6	3	0	0	0	0	4	60	101	7.71	2.357
37 Edgar Santana, R ERA: 5.25	(5, 1)	1.1		7	1	0	0	1	1	1	0	0	0	0	14	23	0.00	1.500
31 A.J. Schugel, R ERA: 1.8	(7, 1)	1.0		3	0	0	0	1	0	0	0	0	0	0	7	10	0.00	0.000
73 Felipe Vázquez, L ERA: 1.54	(8, 1)	1.0		4	0	0	0	0	0	0	1	0	0	0	8	12	0.00	0.000

PITCHER	IP	WLS	BF	H	R	ER	SO	BB	IBB	HBP	BLK	WP	HR	S	P	ERA	WHIP

BOTTOM

Pittsburgh Pirates @ Cincinnati Reds

Great American Ball Park, Cincinnati, OH

Fri Sep 15 2017, 7:15 PM - 10:24 PM EDT

Att. 17,625 - Partly Cloudy - 78 F

livebaseballscorecards.com

AB	31
R	4
H	9
RBI	4
BB	5
SO	8
LOB	15

Batter	1	2	3	4	5	6	7	8	9	AB	R	H	RBI	BB	SO	LOB
26 Adam Frazier, L (1, 4) OBP: 0.353, SLG: 0.397	C SI 94 S SL 85 B SL 87 B SI 96 F SI 95 F SI 96 F SL 88 F FF 97 F CH 90 2-2 F SL 89 X SL 89 ① G1		B SI 96 C SI 95 X CH 88 1-1 ② G4-3			S SL 83 S SL 86 C SI 94 0-3 ① K		C SL 83 X CH 88 0-1 ③ G4-3		4	0	0	0	0	1	0
47 Jordan Luplow, R (1, 7) OBP: 0.288, SLG: 0.407	B FF 96 C SI 96 F SL 87 X SL 88 1-2 1B		B KC 82 X SI 96 1-0 ③ L7			C SI 96 F SL 88 B SI 96 X FF 95 1-2 ② G5-3			C SL 88 S SL 87 S SL 88 0-3 ① K	4	0	1	0	0	1	0
22 Andrew McCutchen, R (1, 8) OBP: 0.362, SLG: 0.481	C SI 96 S SL 89 D SL 90 F SI 97 F SI 96 F SI 96 S SL 90 1-3 ② K			F CH 87 F CH 90 F SL 88 X SI 96 0-2 23 CS 1B		B SI 96 F SI 96 F SI 95 B SL 89 X SL 89 2-2 ③ G5-3			B FF 95 B SL 87 F FF 94 X SL 88 2-1 HR	4	1	2	1	0	1	1
55 Josh Bell, S (1, 3) OBP: 0.334, SLG: 0.471	T SI 96 S SI 96 S SL 89 0-3 ③ K			1 SAFE X SI 95 0-0 ① P4			B SL 84 X CH 87 1-0 ① G3		C SL 89 F FF 95 F FF 96 F SL 90 B FF 96 B SL 89 B FF 95 X SL 89 3-2 ② P6	4	0	0	0	0	1	2
23 David Freese, R (1, 5) OBP: 0.372, SLG: 0.377 63 Christopher Bostick, R (9, PR) OBP: 0.300, SLG: 0.333		C SI 95 B CH 89 B SL 86 X SL 85 2-1 ① G5-3		C SI 96 B SI 95 F SL 87 T SL 87 1-2 ② ③ K 1-2			C SL 86 X SL 86 0-1 ② G5-3		S SL 88 B SL 86 F SL 87 B SL 87 B SL 87 F SL 87 F FF 95 B SL 88 4-2 BB	3 0	0 0	0 0	0 0	1 0	1 0	1 0
25 Gregory Polanco, L (1, 9) OBP: 0.309, SLG: 0.399		C CH 90 B SL 86 F SI 96 S SL 88 1-3 ② K			B SI 95 C CH 87 F SI 95 X SI 95 1-2 ① L5		X SI 95 0-0 32 FC5-4 1B		1 SAFE C SL 87 X SL 89 0-1 ③ G4-3	4	0	1	0	0	1	1
32 Elias Díaz, R (1, 2) OBP: 0.278, SLG: 0.333		B SI 96 X SI 96 1-0 1B			B SL 85 B SI 94 X SI 96 2-0 2B		1 SAFE B SI 94 T SI 94 X SL 87 1-1 ③ FC5-4 1-2f			3	0	2	0	0	0	1
10 Jordy Mercer, R (1, 6) OBP: 0.325, SLG: 0.404		B SI 97 C SI 96 F SL 88 X SI 97 1-2 ③ F8			B SL 86 F SL 88 S SI 96 X SI 96 1-2 ② F7			X SI 92 0-0 ① G5-3		3	0	0	0	0	0	2
46 Iván Nova, R (1, 1) OBP: 0.020, SLG: 0.020 48 Dan Runzler, L (7, 1) 28 John Jaso, L (8, PH) OBP: 0.331, SLG: 0.399 66 Dovydas Neverauskas, R (8, 1)			C SI 94 C SI 95 S SL 87 0-3 ① K			D SL 88 X SI 96 1-0 ③ G4-3		F SI 94 S SL 85 F SL 87 B SL 89 X SL 87 1-2 ② L7		2 0 1 0	0 0 0 0	0 0 0 0	0 0 0 0	1 0 0 0	0 0 0 0	1 0 0 0
Inning Stats	R: 0 E: 0 K: 2 S: 21 H: 1 LOB: 1 BB: 0 P: 25	R: 0 E: 0 K: 1 S: 9 H: 1 LOB: 1 BB: 0 P: 14	R: 0 E: 0 K: 1 S: 6 H: 0 LOB: 0 BB: 0 P: 8	R: 0 E: 0 K: 1 S: 8 H: 1 LOB: 1 BB: 0 P: 9	R: 0 E: 0 K: 0 S: 8 H: 1 LOB: 1 BB: 0 P: 13	R: 0 E: 0 K: 1 S: 9 H: 0 LOB: 0 BB: 0 P: 12	R: 0 E: 0 K: 0 S: 6 H: 1 LOB: 1 BB: 0 P: 8	R: 0 E: 0 K: 0 S: 7 H: 0 LOB: 0 BB: 0 P: 8	R: 1 E: 0 K: 1 S: 16 H: 1 LOB: 1 BB: 1 P: 25	1B: 4 2B: 2 3B: 0 HR: 1 SF: 0 SAC: 0 DP: 1 HBP: 0						

PITCHER		IP	WLS	BF	H	R	ER	SO	BB	IBB	HBP	BLK	WP	HR	S	P	ERA	WHIP
47 Sal Romano, R ERA: 4.07	(1, 1)	8.0	W	28	5	0	0	6	0	0	0	0	0	0	74	97	0.00	0.625
41 Kevin Shackelford, R ERA: 5.55	(9, 1)	0.2	H	4	1	1	1	1	1	0	0	0	0	1	14	23	13.50	3.000
25 Cody Reed, L ERA: 5.87	(9, 1)	0.1	S	1	0	0	0	0	0	0	0	0	0	0	2	2	0.00	0.000

PITCHER	IP	WLS	BF	H	R	ER	SO	BB	IBB	HBP	BLK	WP	HR	S	P	ERA	WHIP

TOP

Pittsburgh Pirates @ Cincinnati Reds

Great American Ball Park, Cincinnati, OH

Sat Sep 16 2017, 4:14 PM - 6:34 PM EDT

Att. 25,685 - Partly Cloudy - 84 F

livebaseballscorecards.com

AB	32
R	1
H	6
RBI	1
BB	1
SO	7
LOB	9

WP: 0 PA: 33
PB: 0
SB: 0
CS: 1

Batter	1	2	3	4	5	6	7	8	9	AB	R	H	RBI	BB	SO	LOB
33 Jesse Winker, L (1, 9) OBP: 0.365, SLG: 0.505	B FF 93 S CH 86 F FF 94 B CU 83 X SI 95 2-2 ① L8			B CH 86 C CU 80 C FF 94 B CU 81 S CU 82 2-3 ① K			F CH 86 X FF 92 0-1 HR	B FF 97 X FF 96 1-0 ③ G3		4	1	1	1	0	1	1
2 Zack Cozart, R (1, 6) OBP: 0.391, SLG: 0.559	B FF 94 X FF 94 1-0 ② F7			C CU 80 S CU 81 S CU 83 0-3 ② K			B CU 79 B FF 93 X FF 92 2-0 4 1B 2B			3	1	1	0	0	1	0
19 Joey Votto, L (1, 3) OBP: 0.452, SLG: 0.584	B CH 88 F CH 89 F FF 95 B FF 94 B CU 82 X FF 95 3-2 ③ L1			F CU 81 X SI 94 0-1 7 PO 1B			B CU 82 T CH 88 C CU 82 D CU 83 X SI 95 2-2 ① F7			3	0	1	0	0	0	1
7 Eugenio Suárez, R (1, 5) OBP: 0.375, SLG: 0.475		B FF 95 C CH 87 B SI 94 F FF 93 X CU 82 2-2 ① P3		C FF 94 S CU 81 1 SAFE 0-2 ③ PO 1-2	F FF 92 S CU 80 C CU 81 0-3 ① K		B CU 80 F FF 94 C FF 94 D CU 83 B FF 95 D CU 82 4-2 4 1B BB			2	0	0	0	1	1	0
4 Scooter Gennett, L (1, 4) OBP: 0.347, SLG: 0.537		B SI 94 X FF 95 1-0 ② F8			X CH 87 0-0 ② G1-3		B SL 80 X SL 82 1-0 ② 1-3 2-H 1B			3	0	1	1	0	0	0
43 Scott Schebler, L (1, 8) OBP: 0.316, SLG: 0.491		B FF 95 B CU 81 X CH 88 2-0 ③ F9			F CU 80 B FF 93 B FF 94 C FF 93 S CU 83 2-3 ③ K		B FF 94 F FF 94 B FF 94 B SL 82 S FF 93 F FF 95 S FF 95 3-3 ③ K			3	0	0	0	0	2	1
23 Adam Duvall, R (1, 7) OBP: 0.297, SLG: 0.490			C CU 79 S FF 93 S CU 82 0-3 ① K			C CU 78 X SI 92 0-1 ① L9		C FF 96 B CU 83 T FF 96 X CU 83 1-2 ① F9		3	0	0	0	0	1	0
16 Tucker Barnhart, L (1, 2) OBP: 0.349, SLG: 0.396			B SI 93 B FF 94 C FF 93 X FF 94 2-1 ② F8			F FF 94 B FF 94 X CH 87 1-1 ② G4-3		C FF 98 F FF 96 B FF 97 B CU 83 B CU 82 X FF 96 3-2 ② L8		3	0	0	0	0	0	0
47 Sal Romano, L (1, 1) OBP: 0.087, SLG: 0.091 3 Patrick Kivlehan, R (8, PH) OBP: 0.306, SLG: 0.394 41 Kevin Shackelford, R (9, 1) OBP: 0.333, SLG: 0.333 25 Cody Reed, L (9, 1)			B FF 94 F SI 92 F FF 94 S CU 81 1-3 ③ K			F FF 94 B CU 80 X SI 92 1-1 ③ G1-3		B FC 90 C FF 97 F CU 82 B FF 96 B FC 91 B FF 98 4-2 BB		2 0 0 0	0 0 0 0	0 0 0 0	0 0 0 0	1 1 0 0	0 0 0 0	0 0 0 0
Inning Stats	R: 0 E: 0 K: 0 S: 7 H: 0 LOB: 0 BB: 0 P: 13	R: 0 E: 0 K: 0 S: 5 H: 0 LOB: 0 BB: 0 P: 10	R: 0 E: 0 K: 2 S: 8 H: 0 LOB: 0 BB: 0 P: 11	R: 0 E: 0 K: 2 S: 10 H: 1 LOB: 0 BB: 0 P: 12	R: 0 E: 0 K: 2 S: 7 H: 0 LOB: 0 BB: 0 P: 9	R: 0 E: 0 K: 0 S: 6 H: 0 LOB: 0 BB: 0 P: 8	R: 2 E: 0 K: 1 S: 13 H: 3 LOB: 1 BB: 1 P: 25	R: 0 E: 0 K: 0 S: 9 H: 0 LOB: 1 BB: 1 P: 18		1B: 2 2B: 1 3B: 0 HR: 1 SF: 0 SAC: 0 DP: 0 HBP: 0						

PITCHER		IP	WLS	BF	H	R	ER	SO	BB	IBB	HBP	BLK	WP	HR	S	P	ERA	WHIP
46 Iván Nova, R ERA: 4.2	(1, 1)	6.1	L	22	3	2	2	6	1	0	0	0	0	1	51	79	2.84	0.632
48 Dan Runzler, L ERA:	(7, 1)	0.2		2	1	0	0	1	0	0	0	0	0	0	5	9	0.00	1.500
66 Dovydas Neverauskas, R ERA: 3.15	(8, 1)	1.0		4	0	0	0	0	1	0	0	0	0	0	9	18	0.00	1.000

PITCHER	IP	WLS	BF	H	R	ER	SO	BB	IBB	HBP	BLK	WP	HR	S	P	ERA	WHIP

BOTTOM

Pittsburgh Pirates @ Cincinnati Reds

Great American Ball Park, Cincinnati, OH

Sat Sep 16 2017, 4:14 PM - 6:34 PM EDT

Att. 25,685 - Partly Cloudy - 84 F

livebaseballscorecards.com

AB	26
R	2
H	4
RBI	2
BB	2
SO	7
LOB	3

WP: 0 PA: 29
PB: 0
SB: 0
CS: 0

Pittsburgh Pirates @ Cincinnati Reds

Great American Ball Park, Cincinnati, OH

Sun Sep 17 2017, 1:12 PM - 3:50 PM EDT

Att. 22,228 - Partly Cloudy - 82 F

TOP

livebaseballscorecards.com

Batter	1	2	3	4	5	6	7	8	9	AB	R	H	RBI	BB	SO	LOB
28 John Jaso, L (1, 9) OBP: 0.330, SLG: 0.409	B FF 92 B FF 92 S SL 84 B FF 94 F FF 93 X FF 91 3-2 P6		F FF 93 F FS 85 S FS 87 0-3 ① K			F FF 93 B FS 83 S FS 83 F SL 85 B FS 83 B FF 92 F FF 94 F FF 95 S FS 84 3-3 ① K		C FF 93 S FF 92 D CU 79 X FF 93 1-2 1-H HR		4	1	1	2	0	2	2
47 Jordan Luplow, R (1, 7) OBP: 0.286, SLG: 0.386	B SL 85 B FF 93 S SL 85 B SL 85 B FF 93 4-1 BB		B SL 83 X SL 85 1-0 ② P6			B FF 95 S FF 92 S SL 85 B SL 86 S FF 94 2-3 ② K		B FF 93 S SL 84 X SL 84 1-1 ② L8		3	0	0	0	1	1	2
22 Andrew McCutchen, R (1, 8) OBP: 0.360, SLG: 0.477	B SL 84 1 SAFE F FF 92 S SL 83 F SL 85 B FF 93 S FF 91 2-3 ② K		C SL 83 X FS 84 0-1 ③ P2			C FF 92 B FS 85 X SL 83 1-2 ③ G5-3		S SL 84 B SL 83 X FF 92 1-1 ③ G6-3		4	0	0	0	0	1	3
55 Josh Bell, S (1, 3) OBP: 0.335, SLG: 0.471	B FF 90 C FS 83 F SL 85 1 SAFE B FF 92 B SL 85 S SL 85 3-3 ③ K			B FS 81 B FS 82 C FF 93 B FF 92 B FF 92 4-1 23 CS BB			B FF 95 C FF 95 C SL 84 X FF 95 1-2 1B		F FF 94 B CU 85 X SI 95 1-1 ① F7	3	0	1	0	1	1	1
23 David Freese, R (1, 5) OBP: 0.369, SLG: 0.373		X FF 94 0-0 ① F9		C SL 83 B FF 92 S FF 92 D SL 85 B FF 93 S FF 91 3-3 ①② K 1-2			C SL 84 F FF 94 C SL 84 0-3 ① K		C SI 95 X SL 87 0-1 ② G6-3	4	0	0	0	0	2	2
10 Jordy Mercer, R (1, 6) OBP: 0.323, SLG: 0.401		C FF 93 X SL 86 0-1 ② F7		B SL 86 X FF 93 1-0 ③ L8			D FF 95 S FF 94 F SL 83 C FF 95 1-3 ② K		B FF 95 B FF 94 X FF 96 2-0 ③ F8	4	0	0	0	0	1	1
3 Sean Rodríguez, R (1, 4) OBP: 0.291, SLG: 0.315		B SL 86 S SL 87 S SL 85 X SL 86 1-2 ③ G5-3			B FF 93 S SL 85 F FF 93 X SL 85 1-2 ① F8		B FF 95 X FF 95 1-0 ③ F7			3	0	0	0	0	0	1
19 Chris Stewart, R (1, 2) OBP: 0.243, SLG: 0.223			B FF 92 B FF 92 B SL 82 C FF 93 B FF 93 4-1 45 2B BB		C SL 86 B SL 84 C FF 94 B FF 96 C FF 93 2-3 ② K			C SL 82 T FF 91 B FF 92 F CU 78 F FF 92 X CU 78 1-2 ① G6-3		2	0	0	0	1	1	0
45 Gerrit Cole, R (1, 1) OBP: 0.189, SLG: 0.250 41 Daniel Hudson, R (6, 1) 52 Jack Leathersich, R (7, 1) 63 Christopher Bostick, R (8, PH) OBP: 0.364, SLG: 0.333 51 Johnny Barbato, R (8, 1)			L FF 91 B SL 85 C FF 91 B SL 82 X SL 85 2-2 1-3 2B		C SL 85 F FF 94 B FF 95 F FF 94 B SL 86 T FF 92 2-2 ③ K			F SL 84 B FF 92 B SL 84 F FF 92 B CU 78 F FF 93 B FF 93 4-2 28 HR BB		2	0	1	0	0	1	0
										0	0	0	0	0	0	0
										0	0	0	0	0	0	0
										0	1	0	0	1	0	0
										0	0	0	0	0	0	0

Inning Stats	1	2	3	4	5	6	7	8	9
	R: 0 E: 0 K: 2 S: 11	H: 0 LOB: 1 BB: 1 P: 23	R: 0 E: 0 K: 0 S: 6	H: 0 LOB: 0 BB: 0 P: 7	R: 0 E: 0 K: 1 S: 10	H: 1 LOB: 2 BB: 1 P: 17	R: 0 E: 0 K: 1 S: 5	H: 0 LOB: 0 BB: 1 P: 13	R: 0 E: 0 K: 2 S: 10	H: 0 LOB: 0 BB: 0 P: 15	R: 0 E: 0 K: 2 S: 12	H: 0 LOB: 0 BB: 0 P: 18	R: 0 E: 0 K: 2 S: 10	H: 1 LOB: 1 BB: 0 P: 13	R: 2 E: 0 K: 0 S: 15	H: 1 LOB: 0 BB: 1 P: 23	R: 0 E: 0 K: 0 S: 5	H: 0 LOB: 0 BB: 0 P: 8

| | | | | | | | | | |

Batter	1	2	3	4	5	6	7	8	9	AB	R	H	RBI	BB	SO	LOB
33 Jesse Winker, L (1, 9) OBP: 0.370, SLG: 0.500	C FF 95 B FF 93 X KC 77 1-1 ① G3		B FF 94 X CH 87 1-0 1B			B KC 76 C KC 76 B FF 94 B FF 95 S FF 96 B SI 96 4-2 7 HR BB	C FF 91 C FF 91 S FF 92 0-3 ① K			3	1	1	0	1	1	0
7 Eugenio Suárez, R (1, 5) OBP: 0.376, SLG: 0.480	C FF 94 C FF 93 S KC 75 0-3 ② K		C FF 96 D SL 85 1 SAFE B FF 96 S FF 96 X SI 96 2-2 ③ L7			F KC 77 B KC 77 1 SAFE X CH 86 1-1 1-H HR	B FF 92 B FF 90 B CH 85 B FF 91 4-0 BB			3	1	1	2	1	1	1
19 Joey Votto, L (1, 3) OBP: 0.453, SLG: 0.582	C FF 95 B FF 94 B SL 85 F CH 87 F FF 98 B FF 97 D SL 90 4-2 BB			X FF 94 0-0 ① F7		B KC 78 S FF 95 B SL 87 B FF 96 D FF 95 4-1 4 HR BB	X FF 90 0-0 ② F8			2	1	0	0	2	0	1
4 Scooter Gennett, L (1, 4) OBP: 0.346, SLG: 0.541	C FF 95 F KC 75 F FF 98 S SL 88 0-3 ③ K			B FF 95 B SL 87 X FF 95 2-0 ② P4		B FF 96 B KC 76 S CH 88 X FF 97 2-1 1-H HR	B FF 91 C FF 90 F FF 91 B FF 92 C FF 91 2-3 ③ K			4	1	1	2	0	2	2
23 Adam Duvall, R (1, 7) OBP: 0.295, SLG: 0.487		X KC 76 0-0 ① P3		B FF 95 B FF 94 F SL 87 B FF 96 F FF 96 S FF 97 3-3 ③ K		C SL 88 C FF 96 S FF 95 0-3 ① K		B FF 94 C SL 89 S SI 95 S SL 88 1-3 ① K		4	0	0	0	0	3	0
43 Scott Schebler, L (1, 8) OBP: 0.313, SLG: 0.486		B FF 94 C FF 94 X KC 78 1-1 ② G3			B CH 84 S CH 87 B FF 94 F FF 95 S FF 97 2-3 ① K	S SI 94 F FF 94 B SL 88 S SL 88 1-3 ② K		B CU 80 X FF 95 1-0 ② G4-3		4	0	0	0	0	2	0
12 Zach Vincej, R (1, 6)		B FF 93 S FF 93 X KC 79 1-1 ③ F7			S FF 93 B FF 96 B FF 96 B SL 88 F FF 94 B FF 97 4-2 16 G4-3 BB	S SL 88 C SL 88 B SL 88 F FF 95 F FF 96 F SL 88 B SL 88 F FF 96 H CH 86 3-2 16 3B HBP		F FF 95 B FF 94 F SL 87 S CU 79 1-3 ③ K		2	1	0	0	1	1	0
16 Tucker Barnhart, L (1, 2) OBP: 0.349, SLG: 0.401			F FF 94 F CH 86 B FF 96 B SL 86 B FF 96 X FF 97 3-2 ① L7		B CH 87 C KC 76 X CH 87 1-1 ② G4-3 1-2	B SI 94 C FF 96 S FF 96 X SL 89 1-2 1-H 3B				3	0	1	1	0	0	1
55 Robert Stephenson, R (1, 1) OBP: 0.050, SLG: 0.050 9 José Peraza, R (6, PH) OBP: 0.298, SLG: 0.326 68 Deck McGuire, R (7, 1) 52 Luke Farrell, L (8, 1) 21 Michael Lorenzen, R (9, 1) OBP: 0.167, SLG: 0.417			C FF 94 C FF 95 F SL 85 C KC 74 0-3 ② K		C FF 95 B FF 96 F FF 95 C FF 97 1-3 ③ K	X SL 89 0-0 ③ G6-3				2 0 0 0 0 2 1 1 0 0 0 0 0 1 0 0 0 0 0 0 0 0 0 0 0 0 0 0 0 0 0 0 0 0 0						
Inning Stats	R: 0 H: 0 E: 0 LOB: 1 K: 2 BB: 1 S: 12 P: 17	R: 0 H: 0 E: 0 LOB: 0 K: 0 BB: 0 S: 5 P: 7	R: 0 H: 1 E: 0 LOB: 1 K: 1 BB: 0 S: 11 P: 17	R: 0 H: 0 E: 0 LOB: 0 K: 1 BB: 0 S: 5 P: 10	R: 0 H: 0 E: 0 LOB: 1 K: 2 BB: 1 S: 10 P: 18	R: 5 H: 3 E: 0 LOB: 1 K: 2 BB: 2 S: 23 P: 39	R: 0 H: 0 E: 0 LOB: 1 K: 2 BB: 1 S: 7 P: 13	R: 0 H: 0 E: 0 LOB: 0 K: 2 BB: 0 S: 7 P: 10		1B: 1 SF: 0 2B: 0 SAC: 0 3B: 1 DP: 0 HR: 2 HBP: 1					WP: 0 PA: 34 PB: 0 SB: 0 CS: 0	

PITCHER		IP	WLS	BF	H	R	ER	SO	BB	IBB	HBP	BLK	WP	HR	S	P	ERA	WHIP
45 Gerrit Cole, R ERA: 4.13	(1, 1)	5.0	L	22	3	4	4	6	4	0	0	0	0	2	50	87	7.20	1.400
41 Daniel Hudson, R ERA: 4.55	(6, 1)	1.0		5	1	1	1	2	0	0	1	0	0	0	16	21	9.00	1.000
52 Jack Leathersich, L ERA: 6.75	(7, 1)	1.0		4	0	0	0	2	1	0	0	0	0	0	7	13	0.00	1.000
51 Johnny Barbato, R ERA: 4.56	(8, 1)	1.0		3	0	0	0	2	0	0	0	0	0	0	7	10	0.00	0.000

PITCHER	IP	WLS	BF	H	R	ER	SO	BB	IBB	HBP	BLK	WP	HR	S	P	ERA	WHIP

BOTTOM

Pittsburgh Pirates @ Cincinnati Reds

Great American Ball Park, Cincinnati, OH

Sun Sep 17 2017, 1:12 PM - 3:50 PM EDT

Att. 22,228 - Partly Cloudy - 82 F

livebaseballscorecards.com

AB	28
R	5
H	4
RBI	5
BB	5
SO	12
LOB	7

Batter	1	2	3	4	5	6	7	8	9	AB	R	H	RBI	BB	SO	LOB
18 Eric Sogard, L (1, 6) (6, 4) OBP: 0.387, SLG: 0.386	C FF 96 F FF 96 B SI 96 B CU 82 X FF 97 2-2 ① F8		C SI 95 B SI 96 X CH 88 1-1 ③ G4-3			2 SAFE B FF 95 C CH 87 X FF 96 1-1 15 1B 8 FC5-2-5 15 WP 2-3 1B		S SI 91 B SI 92 F FC 88 X SL 84 1-2 ① F7	C SI 94 B SL 84 L SI 94 B SL 85 X CU 80 2-2 ③ L5 2-3	5	0	1	0	0	0	1
15 Neil Walker, S (1, 4) (6, 3) OBP: 0.357, SLG: 0.453	B SI 96 C CH 90 B SI 96 F SI 96 B FF 96 F SI 96 F SI 96 C CU 83 3-3 ② K			B SI 94 C CH 88 B FF 94 S SI 94 F FF 95 F FF 96 S CU 82 2-3 ① K		B CU 82 B SI 96 S CU 82 X CU 82 2-1 8 FC5-2-5 1-3 3-H 1B		B CH 87 B CH 86 C FC 88 F FC 88 B SL 83 F FC 88 X FC 88 3-2 8 1B 21 1B 1B		4	1	2	1	0	2	0
8 Ryan Braun, R (1, 7) OBP: 0.346, SLG: 0.512	F FF 95 B SI 95 F FF 96 B FF 96 F CU 83 B CU 82 F SI 96 B FF 97 4-2 21 S BB			B CU 81 X CH 88 1-0 HR		X SI 89 0-0 ① FC5-2-5 1-2 3-H		X SL 84 0-0 21 1B 1-2 1B		3	1	2	1	1	0	2
21 Travis Shaw, L (1, 5) OBP: 0.352, SLG: 0.527	C SI 95 B CH 88 B FF 96 S CH 89 B CU 82 F CH 88 C FF 97 3-3 ③ K 1-2			B FF 96 X SI 95 1-0 7 L4-6 2B		F CH 81 B CH 81 T CH 81 S CH 81 1-3 ② K		C FC 87 D FC 88 X SL 83 1-1 1-3 2-H 1B		4	0	2	1	0	2	3
7 Eric Thames, L (1, 3) OBP: 0.354, SLG: 0.528 71 Josh Hader, L (6, 1) 24 Jesús Aguilar, R (8, PH) OBP: 0.330, SLG: 0.496 37 Anthony Swarzak, R (8, 1) 46 Corey Knebel, R (9, 1)		S SI 94 B FF 95 B SI 95 B SI 95 X SI 95 3-1 12 G4-6-3 1B		B CU 81 B CH 88 X CH 88 2-0 ② ③ L4-6 2-2		S CH 81 B SI 91 X CH 81 1-1 ③ F8		C FC 88 B FC 87 B FC 88 S SL 83 F FC 88 S SL 84 2-3 ② K		3 0 1 0 0	0 0 0 0 0	1 0 0 0 0	0 0 1 0 0	0 0 0 0 0	0 0 1 0 0	3 0 2 0 0
14 Hernán Pérez, R (1, 9) OBP: 0.293, SLG: 0.422		C FF 96 F SI 95 F CU 83 B CU 82 X FF 97 1-2 ① P5			B FF 94 S CU 82 B CU 83 X FF 96 2-1 ① F9		C FF 95 S SL 86 S SL 87 0-3 ① K	S FC 87 X SL 84 0-1 ③ P4		4	0	0	0	0	1	3
12 Stephen Vogt, L (1, 2) OBP: 0.283, SLG: 0.410 9 Manny Piña, R (7, 2) OBP: 0.325, SLG: 0.428		B SI 95 C FF 95 F CU 81 X FF 95 1-2 ② ③ G4-6-3 1-2f			C SI 95 B FF 96 B CU 82 B SI 96 X SI 95 3-1 ② F8		X SI 96 0-0 ② G5-3		C SI 94 B SL 87 F SI 94 X CU 80 1-2 ① F8	3 1	0 0	0 0	0 0	0 0	0 0	1 0
33 Brett Phillips, L (1, 8) OBP: 0.317, SLG: 0.377			C SI 94 B CU 82 B FF 94 X SI 94 2-1 ① G5-3		B CU 81 C SI 95 C CU 80 F CU 81 B FF 96 T CU 81 2-2 ③ K		B SI 90 B SI 95 B FF 96 B FF 95 4-0 3 S BB		B SI 94 S SI 95 B SI 94 F CU 79 X CU 80 2-2 18 WP 2B	3	0	1	0	1	1	0
35 Brent Suter, L (1, 1) OBP: 0.267, SLG: 0.214 5 Jonathan Villar, S (6, PH) OBP: 0.297, SLG: 0.379 32 Jeremy Jeffress, R (6, 1) 3 Orlando Arcia, R (6, 6) OBP: 0.320, SLG: 0.403			S SI 95 X SI 95 0-1 ② G5-3			B SI 95 C CU 80 S CU 82 B CU 83 X FF 96 2-2 18 1B 15 1B 2B	S SL 85 1 SAFE 1 SAFE S SL 87 D SL 88 B SI 96 B SL 86 S SL 87 3-3 ③ K2-3 1-2		S SI 94 X SI 94 0-1 ② G6-3	1 1 0 2	0 1 0 0	0 1 0 0	0 0 0 0	0 0 0 0	0 0 0 1	0 0 0 2

TOP

Milwaukee Brewers @ Pittsburgh Pirates

PNC Park, Pittsburgh, PA

Mon Sep 18 2017, 7:08 PM - 9:57 PM EDT

Att. 16,283 - Cloudy - 80 F

livebaseballscorecards.com

	AB	R	H	RBI	BB	SO	LOB
	35	3	10	3	2	8	17

Inning Stats	1	2	3	4	5	6	7	8	9	1B: 6	SF: 0	WP: 2	PA: 37
R:	0	0	0	1	0	1	0	1	0	2B: 4	SAC: 0	PB: 0	
E:	0	0	0	0	0	0	0	0	0	3B: 0	DP: 2	SB: 2	
K:	2	0	0	0	0	1	2	1	2	HR: 1	HBP: 0	CS: 0	
S:	16	9	6	8	8	13	7	16	11				
H:	0	1	0	2	0	3	0	3	1				
LOB:	1	0	0	0	0	2	0	2	1				
BB:	1	0	0	0	0	0	1	0	0				
P:	28	14	9	14	15	20	14	23	16				

PITCHER		IP	WLS	BF	H	R	ER	SO	BB	IBB	HBP	BLK	WP	HR	S	P	ERA	WHIP
50 Jameson Taillon, R ERA: 4.73	(1, 1)	5.0	L	20	6	2	2	4	1	0	0	0	1	1	54	92	3.60	1.400
31 A.J. Schugel, R ERA: 1.74	(6, 1)	1.0		3	0	0	0	1	0	0	0	0	0	0	6	8	0.00	0.000
37 Edgar Santana, R ERA: 4.85	(7, 1)	1.0		4	0	0	0	2	1	0	0	0	0	0	7	14	0.00	1.000
70 George Kontos, R ERA: 3.71	(8, 1)	1.0		6	3	1	1	1	0	0	0	0	0	0	16	23	9.00	3.000
51 Johnny Barbato, R ERA: 4.39	(9, 1)	1.0		4	1	0	0	0	0	0	0	0	1	0	11	16	0.00	1.000

PITCHER		IP	WLS	BF	H	R	ER	SO	BB	IBB	HBP	BLK	WP	HR	S	P	ERA	WHIP

BOTTOM

Milwaukee Brewers @ Pittsburgh Pirates

PNC Park, Pittsburgh, PA

Mon Sep 18 2017, 7:08 PM - 9:57 PM EDT

Att. 16,283 - Cloudy - 80 F

livebaseballscorecards.com

Batter	1	2	3	4	5	6	7	8	9	AB	R	H	RBI	BB	SO	LOB
10 Jordy Mercer, R (1, 6) OBP: 0.322, SLG: 0.400	C FF 85 C FF 87 S FF 87 0-3 ① K		C SI 85 S CU 73 B FF 87 X FF 86 1-2 ① 22 1B 1B		B FF 85 F CH 80 F FF 86 S CH 80 1-3 ② K			C FF 95 F SL 89 B SL 91 X SL 88 1-2 ① G2-3		4	0	1	0	0	2	1
47 Jordan Luplow, R (1, 7) OBP: 0.269, SLG: 0.361	B SI 86 F CH 80 X CU 76 1-1 ② G1-3		1 SAFE X CH 82 0-0 ② F8		C SI 86 X CH 80 0-1 ③ G4-3			S FF 96 B FF 96 F SL 88 C FF 96 1-3 ② K		4	0	0	0	0	1	2
22 Andrew McCutchen, R (1, 8) OBP: 0.362, SLG: 0.479	B CU 74 B FF 85 C CH 80 C CH 81 X FF 88 2-2 ② 23 1B 1B		B CH 79 C SI 86 X CU 75 1-1 ① 1-2 1B			B SI 94 X SI 94 1-0 ① 1B		F SL 90 B SL 90 F SL 87 X FF 96 1-2 ③ G6-3		4	0	3	0	0	0	0
23 David Freese, R (1, 5) OBP: 0.368, SLG: 0.372	F FF 87 B FF 87 F CH 80 X FF 88 1-2 ① 1-2 1B		F FF 86 B FF 87 X CH 82 1-1 ③ F8			C FS 90 F SI 95 F FS 89 1 SAFE S FS 90 0-3 ① K			F FF 98 C KC 81 B FF 97 F FF 99 F FF 99 S KC 83 1-3 ① K	4	0	1	0	0	2	3
64 José Osuna, R (1, 3) OBP: 0.277, SLG: 0.440 55 Josh Bell, S (6, PH) OBP: 0.334, SLG: 0.469 (7, 3)	C CH 81 B FF 88 F CU 77 B FF 88 B CH 81 S FF 88 3-3 ③ K			C CU 74 B FF 85 B FF 86 F CH 79 X FF 87 2-2 ① G1-3		S SI 95 1 SAFE F SI 95 S SI 95 0-3 ② K			B FF 98 B FF 99 C FF 99 S FF 98 B FF 99 F FF 98 S FF 99 3-3 ② K	2	0	0	0	0	1	2
				B FF 86 C CU 77 F CU 77 X FF 88 1-2 ② G6-3		B SI 95 B SL 80 B SI 96 C SI 94 F SI 96 F SI 97 X SI 96 3-2 ③ G3				2	0	0	0	0	2	1
25 Gregory Polanco, L (1, 9) OBP: 0.309, SLG: 0.397		C CU 77 X FF 88 0-1 ① G6-3							C KC 83 B KC 82 X FF 98 1-1 ③ 1B	4	0	1	0	0	0	1
3 Sean Rodríguez, R (1, 4) OBP: 0.285, SLG: 0.306		B FF 87 X CH 80 1-0 ② G1-3		F CU 75 F FF 86 S FF 87 0-3 ③ K			C SI 93 C SI 96 B SI 95 S SI 97 1-3 ① K			3	0	0	0	0	2	0
32 Elias Díaz, R (1, 2) OBP: 0.279, SLG: 0.340		B FF 86 B FF 85 X CH 77 2-0 ③ F7			B CU 74 X FF 85 1-0 ① G6-3		S SI 96 F SL 80 F SI 96 X SI 96 0-2 ② 2B			3	0	1	0	0	0	0
50 Jameson Taillon, R (1, 1) OBP: 0.171, SLG: 0.171 31 A.J. Schugel, R (6, 1) 37 Edgar Santana, R (7, 1) 63 Christopher Bostick, R (7, PH) OBP: 0.333, SLG: 0.300 70 George Kontos, R (8, 1) 51 Johnny Barbato, R (9, 1)			C FF 86 X FF 87 0-1 ① G1-3		C FF 84 C FF 86 X FF 86 0-2 1B		B SI 96 C SI 95 F SI 96 B SI 97 B SI 97 S SI 96 3-3 ③ K			2 0 0 1 0 0	0 0 0 0 0 0	1 0 0 0 0 0	0 0 0 0 1 0	0 0 0 0 0 0	0 0 0 0 0 0	0 0 0 0 0 0
Inning Stats	R: 0 H: 2 E: 0 LOB: 2 K: 2 BB: 0 S: 14 P: 21	R: 0 H: 0 E: 0 LOB: 0 K: 0 BB: 0 S: 4 P: 7	R: 0 H: 2 E: 0 LOB: 2 K: 0 BB: 0 S: 10 P: 13	R: 0 H: 0 E: 0 LOB: 0 K: 1 BB: 0 S: 9 P: 12	R: 0 H: 1 E: 0 LOB: 1 K: 1 BB: 0 S: 9 P: 11	R: 0 H: 1 E: 0 LOB: 1 K: 2 BB: 0 S: 12 P: 16	R: 0 H: 1 E: 0 LOB: 0 K: 2 BB: 0 S: 10 P: 14	R: 0 H: 0 E: 0 LOB: 0 K: 1 BB: 0 S: 9 P: 12	R: 0 H: 1 E: 0 LOB: 1 K: 2 BB: 0 S: 11 P: 16	1B: 7 2B: 1 3B: 0 HR: 0	SF: 0 SAC: 0 DP: 0 HBP: 0						

	AB	33
	R	0
	H	8
	RBI	0
	BB	0
	SO	11
	LOB	10

WP: 0 PA: 33
PB: 0
SB: 0
CS: 0

PITCHER		IP	WLS	BF	H	R	ER	SO	BB	IBB	HBP	BLK	WP	HR	S	P	ERA	WHIP
35 Brent Suter, L ERA: 3.41	(1, 1)	5.0	W	20	5	0	0	4	0	0	0	0	0	0	46	64	0.00	1.000
32 Jeremy Jeffress, R ERA: 4.68	(6, 1)	0.1	H	2	1	0	0	1	0	0	0	0	0	0	5	6	0.00	3.000
71 Josh Hader, L ERA: 1.77	(6, 1)	1.2	H	5	1	0	0	3	0	0	0	0	0	0	17	24	0.00	0.600
37 Anthony Swarzak, R ERA: 2.22	(8, 1)	1.0	H	3	0	0	0	1	0	0	0	0	0	0	9	12	0.00	0.000
46 Corey Knebel, R ERA: 1.3	(9, 1)	1.0	S	3	1	0	0	2	0	0	0	0	0	0	11	16	0.00	1.000

PITCHER	IP	WLS	BF	H	R	ER	SO	BB	IBB	HBP	BLK	WP	HR	S	P	ERA	WHIP

Batter	1	2	3	4	5	6	7	8	9	AB	R	H	RBI	BB	SO	LOB
7 Eric Thames, L (1, 3) OBP: 0.353, SLG: 0.524	B SI 91 F SI 89 B CH 85 B SI 90 X SI 90 3-1 L8		B SL 82 F FF 92 B FF 92 F CH 85 F FF 93 B SL 85 S CH 86 3-3 K		B SI 89 S CU 77 B FF 92 B SL 84 F SI 89 B FF 92 4-2 BB		B CH 87 F CH 86 B FF 98 F SL 89 B FF 97 S SL 89 3-3 K			3	0	0	0	1	2	2
15 Neil Walker, S (1, 4) OBP: 0.354, SLG: 0.448 23 Keon Broxton, R (9, 8) OBP: 0.302, SLG: 0.429	C FF 92 B FF 92 F SI 90 B FF 93 S SL 84 2-3 K		F CU 75 C SI 92 X FF 93 0-2 G4-3		C FF 89 S SL 82 D SL 81 B CH 84 F SL 82 1 SAFE F FF 92 X CH 85 2-2 F9			B SI 95 B SI 95 B SL 81 C FF 94 X SI 94 3-1 G4-3		4 0	0 0	0 0	0 0	0 0	1 0	1 0
8 Ryan Braun, R (1, 7) OBP: 0.350, SLG: 0.513	B SI 92 B FF 94 C SL 82 F FF 93 B SL 84 F FF 94 B FF 94 4-2 BB		B FF 93 S FF 92 B SL 85 B SI 91 C SL 81 S FF 94 3-3 K			C FF 97 X FC 90 0-1 16 CS 1B		F SL 86 X SL 87 0-1 21 G4-6-3 1B		3	0	2	0	1	1	0
21 Travis Shaw, L (1, 5) OBP: 0.349, SLG: 0.523	F FF 92 S FF 92 B FF 95 1 SAFE B FF 94 S SL 83 2-3 K			X FF 91 0-0 B2-3		B FF 96 X FF 96 1-0 F9		B SI 96 S SI 95 B SL 87 X SI 95 2-1 G4-6-3 1-2f		4	0	0	0	0	1	3
16 Domingo Santana, R (1, 9) OBP: 0.371, SLG: 0.493 2 Quintin Berry, L (9, PR) 46 Corey Knebel, R (9, 1)		C FF 92 B FF 91 B SI 89 X FF 92 2-1 L9		B FF 92 X SL 82 1-0 HR		B FC 92 F FF 97 1 SAFE B FF 97 S FC 92 S CU 86 2-3 K 1-2			X FC 89 0-0 3 SH3-4 9 S 1B	4 0 0	1 0 0	2 0 0	1 0 0	0 0 0	1 0 0	1 0 0
12 Stephen Vogt, L (1, 2) OBP: 0.280, SLG: 0.405 9 Manny Piña, R (7, 2) OBP: 0.327, SLG: 0.428		C SI 92 C CU 75 F SL 83 F FF 93 B SL 85 X SL 82 1-2 G4-3		B FF 91 B CH 84 X SI 88 2-0 G3-1			C FF 95 B FF 97 B CU 84 X FF 97 2-1 F8		B SI 92 F FC 88 1 SAFE B FC 88 D FC 88 B SL 84 4-1 3 SH3-4 1-2 BB	3 0	0 0	0 0	0 0	0 1	0 0	0 0
3 Orlando Arcia, R (1, 6) OBP: 0.322, SLG: 0.404		X FF 93 0-0 33 1B 1B		X FF 92 0-0 G6-3			B CU 85 B FC 92 B FF 98 C FF 96 B FF 96 4-1 5 FC4-6 33 BB BB		X SI 90 0-0 SH3-4 1-2 2-3	2	0	1	0	1	0	0
33 Brett Phillips, L (1, 8) OBP: 0.328, SLG: 0.375 (9, 9)		B FF 92 B SI 88 1 SAFE C FF 91 B FF 92 X SI 89 3-1 1-3 1B			B SI 90 F CH 84 S FF 92 B FF 92 F SL 82 S FF 92 2-3 K		C FF 96 F FF 96 F CU 84 F FF 97 1 SAFE B FC 91 F FF 97 F CU 83 B FC 92 4-2 B FF 97 F FF 97 F FF 98 B CU 86 5 FC4-6 1-2 BB		B SI 91 C FC 86 L SI 90 B FC 88 S FC 88 2-3 K	3	0	1	0	1	2	3
57 Chase Anderson, R (1, 1) OBP: 0.149, SLG: 0.170 5 Jonathan Villar, S (7, PH) OBP: 0.296, SLG: 0.378 37 Anthony Swarzak, R (7, 1) 18 Eric Sogard, L (9, PH) OBP: 0.386, SLG: 0.384 (9, 4)		C SL 82 S SL 82 S SL 83 0-3 K			F FF 91 B SI 88 C FF 91 X SL 82 1-2 G5-3		X SI 96 0-0 FC4-6 1-2f 2-3		C FC 88 B SI 91 B FC 87 D SL 83 C FC 86 X FC 86 3-2 P6	2 1 0 1	0 0 0 0	0 0 0 0	0 0 0 0	0 0 0 0	1 0 0 0	2 2 0 3

Inning Stats	1	2	3	4	5	6	7	8	9
	R: 0 E: 0 K: 2 S: 11 H: 0 LOB: 1 BB: 1 P: 22	R: 0 E: 0 K: 1 S: 13 H: 2 LOB: 2 BB: 0 P: 19	R: 0 E: 0 K: 2 S: 10 H: 0 LOB: 0 BB: 0 P: 16	R: 1 E: 0 K: 0 S: 4 H: 1 LOB: 0 BB: 0 P: 7	R: 0 E: 0 K: 1 S: 14 H: 0 LOB: 1 BB: 1 P: 23	R: 0 E: 0 K: 1 S: 6 H: 1 LOB: 0 BB: 0 P: 9	R: 0 E: 0 K: 1 S: 15 H: 0 LOB: 2 BB: 2 P: 28	R: 0 E: 0 K: 0 S: 6 H: 1 LOB: 0 BB: 0 P: 11	R: 0 E: 0 K: 1 S: 9 H: 1 LOB: 3 BB: 1 P: 18

1B: 5	SF: 0	WP: 0	PA: 36
2B: 0	SAC: 1	PB: 0	
3B: 0	DP: 1	SB: 1	
HR: 1	HBP: 0	CS: 1	

PITCHER	IP	WLS	BF	H	R	ER	SO	BB	IBB	HBP	BLK	WP	HR	S	P	ERA	WHIP
57 Trevor Williams, R (1, 1) ERA: 4.18	5.0	L	20	3	1	1	6	2	0	0	0	0	1	52	87	1.80	1.000
66 Dovydas Neverauskas, R (6, 1) ERA: 2.95	1.1		6	1	0	0	1	2	0	0	0	0	0	17	30	0.00	2.250
41 Daniel Hudson, R (7, 1) ERA: 4.5	0.2		2	0	0	0	1	0	0	0	0	0	0	4	7	0.00	0.000
37 Edgar Santana, R (8, 1) ERA: 4.5	1.0		3	1	0	0	0	0	0	0	0	0	0	6	11	0.00	1.000
70 George Kontos, R (9, 1) ERA: 3.65	1.0		5	1	0	0	1	1	0	0	0	0	0	9	18	0.00	2.000

PITCHER	IP	WLS	BF	H	R	ER	SO	BB	IBB	HBP	BLK	WP	HR	S	P	ERA	WHIP

TOP

Milwaukee Brewers @ Pittsburgh Pirates

PNC Park, Pittsburgh, PA

Tue Sep 19 2017, 7:08 PM - 10:11 PM EDT

Att. 13,929 - Clear - 79 F

livebaseballscorecards.com

AB	30
R	1
H	6
RBI	1
BB	5
SO	9
LOB	17

BOTTOM

Milwaukee Brewers @ Pittsburgh Pirates

PNC Park, Pittsburgh, PA

Tue Sep 19 2017, 7:08 PM - 10:11 PM EDT

Att. 13,929 - Clear - 79 F

livebaseballscorecards.com

Batter	1	2	3	4	5	6	7	8	9	AB	R	H	RBI	BB	SO	LOB
26 Adam Frazier, L (1, 4) OBP: 0.352, SLG: 0.396	X SI 92 0-0 ① G6-3		B SI 94 F CH 84 B CH 84 B FF 91 X FF 94 3-1 ② P6			C FC 89 X FF 91 0-1 6 1B 6 E 1B		C FF 93 D SL 88 F FF 94 B FF 95 X FF 95 2-2 ① F7		4	0	1	0	0	0	1
6 Starling Marte, R (1, 7) OBP: 0.311, SLG: 0.347	C FF 93 C FF 92 B FF 94 B CU 79 F FF 95 X SI 94 2-2 22 S 1B		C FC 90 S CU 79 B CU 79 B FF 95 S FF 95 2-3 ③ K			1 SAFE C FF 92 1 SAFE 1 SAFE X SI 93 0-1 22 S 1-3 1B		X SL 88 0-0 ② F9		4	0	2	0	0	1	1
22 Andrew McCutchen, R (1, 8) OBP: 0.360, SLG: 0.476	B FF 95 1 SAFE 1 SAFE B CH 84 B FC 91 C FF 93 F CH 83 S FF 95 3-3 ② K 1-2			B CU 78 C FC 88 F FF 94 F CU 78 B FF 93 F FF 94 F CH 85 X CU 80 2-2 ① P4		B CU 78 1 SAFE F FC 89 B CH 84 F FF 94 S FF 94 2-3 ① K 1-2		X SL 87 0-0 ③ F9		4	0	0	0	0	2	4
55 Josh Bell, S (1, 3) OBP: 0.332, SLG: 0.465	C FF 94 B FF 92 C CH 84 B FF 95 S CU 80 2-3 ③ K			S CH 85 B FF 94 B CU 79 F CH 84 X FF 94 2-2 ② G1-3		F FF 94 F FF 94 B FF 94 X CU 79 1-2 ② F8			C KC 82 F FF 97 S FF 97 0-3 ① K	4	0	0	0	0	2	3
25 Gregory Polanco, L (1, 9) OBP: 0.305, SLG: 0.393		C SI 92 S CU 79 X FF 94 0-2 ① P3		B CU 78 C SI 93 B SI 93 B FF 94 S CU 80 2-3 ③ K		B FF 95 C FC 92 F FF 95 B FF 94 B CH 84 F CH 84 X CU 79 3-2 ③ P6			C FF 98 S KC 83 X FF 98 0-2 ② G4-3	4	0	0	0	0	1	2
10 Jordy Mercer, R (1, 6) OBP: 0.322, SLG: 0.398		C FF 92 B SI 93 X FC 89 1-1 1B			F FF 90 B CU 76 X CU 77 1-1 ① L7		B SL 88 X SL 87 1-0 ① G6-3		C KC 82 F KC 82 F FF 99 S FF 98 0-3 ③ K	4	0	1	0	0	1	0
32 Elias Díaz, R (1, 2) OBP: 0.274, SLG: 0.333		X SI 94 0-0 ② P6			F FF 92 B SI 93 C CU 78 F CU 79 B CH 82 X FF 95 2-2 ② L4		C FF 94 F FF 96 S SL 90 0-3 ② K			3	0	0	0	0	1	1
62 Max Moroff, S (1, 5) OBP: 0.276, SLG: 0.311		S SI 92 C SI 92 D CU 80 B CH 84 B CH 84 C FF 94 3-3 ③ K			B SI 92 S CH 83 X FF 92 1-1 1B		C FF 95 S FF 95 B FF 97 X SL 89 1-2 ③ F8			3	0	1	0	0	1	1
57 Trevor Williams, R (1, 1) OBP: 0.098, SLG: 0.051 28 John Jaso, L (5, PH) OBP: 0.329, SLG: 0.407 66 Dovydas Neverauskas, R (6, 1) 41 Daniel Hudson, R (7, 1) 37 Edgar Santana, R (8, 1) 63 Christopher Bostick, R (8, PH) OBP: 0.385, SLG: 0.364 70 George Kontos, R (9, 1)			C FF 91 T FF 93 B FF 94 C CU 78 1-3 ① K		B CU 78 1 SAFE C CH 83 F CH 82 S FF 93 1-3 ③ K			B SL 88 X SL 88 1-0 1B		1 1 0 0 0 1 0	0 0 0 0 0 0 0	0 0 0 0 0 1 0	0 0 0 0 0 0 0	1 1 0 0 0 0 0	0 0 0 0 0 0 0	0 1 0 0 0 0 0
Inning Stats	R: 0 E: 0 K: 2 S: 11 H: 1 LOB: 1 BB: 0 P: 18	R: 0 E: 0 K: 1 S: 9 H: 1 LOB: 1 BB: 0 P: 13	R: 0 E: 0 K: 2 S: 8 H: 0 LOB: 0 BB: 0 P: 14	R: 0 E: 0 K: 1 S: 12 H: 0 LOB: 0 BB: 0 P: 18	R: 0 E: 0 K: 1 S: 11 H: 1 LOB: 1 BB: 0 P: 16	R: 0 E: 1 K: 1 S: 14 H: 2 LOB: 2 BB: 0 P: 20	R: 0 E: 0 K: 1 S: 7 H: 0 LOB: 0 BB: 0 P: 9	R: 0 E: 0 K: 0 S: 6 H: 1 LOB: 1 BB: 0 P: 9	R: 0 E: 0 K: 2 S: 10 H: 0 LOB: 0 BB: 0 P: 10	1B: 6 2B: 0 3B: 0 HR: 0	SF: 0 SAC: 0 DP: 0 HBP: 0		WP: 0 PB: 0 SB: 2 CS: 0	PA: 33		

	AB	33
	R	0
	H	6
	RBI	0
	BB	0
	SO	11
	LOB	14

PITCHER		IP	WLS	BF	H	R	ER	SO	BB	IBB	HBP	BLK	WP	HR	S	P	ERA	WHIP
57 Chase Anderson, R ERA: 2.74	(1, 1)	6.0	W	23	5	0	0	8	0	0	0	0	0	0	65	99	0.00	0.833
37 Anthony Swarzak, R ERA: 2.15	(7, 1)	2.0	H	7	1	0	0	1	0	0	0	0	0	0	13	18	0.00	0.500
46 Corey Knebel, R ERA: 1.29	(9, 1)	1.0	S	3	0	0	0	2	0	0	0	0	0	0	10	10	0.00	0.000

PITCHER	IP	WLS	BF	H	R	ER	SO	BB	IBB	HBP	BLK	WP	HR	S	P	ERA	WHIP

Milwaukee Brewers @ Pittsburgh Pirates

PNC Park, Pittsburgh, PA

Wed Sep 20 2017, 7:06 PM - 10:39 PM EDT

Att. 15,741 - Cloudy - 80 F

TOP

livebaseballscorecards.com

Batter	1	2	3	4	5	6	7	8	9	AB	R	H	RBI	BB	SO	LOB
14 Hernán Pérez, R (1, 4) OBP: 0.293, SLG: 0.422	B FF 90 X FF 90 1-0 1B		B CU 71 F CH 85 F FF 93 B FF 93 X CH 86 2-2 ② P3		B SL 82 D CH 84 F SI 92 B FF 93 X CH 86 3-1 ② ③ G6-4-3 1-2f		C CU 75 B CH 81 D CH 82 B SI 91 D SI 92 4-1 1-2 2-3 3-H BB		B FF 99 S CH 89 S CH 89 S CH 89 1-3 ② K	3	0	1	0	0	0	1
12 Stephen Vogt, L (7, PH) OBP: 0.283, SLG: 0.405										0	0	0	1	1	0	0
71 Josh Hader, L (7, 1)										0	0	0	0	0	0	0
37 Anthony Swarzak, R (8, 1)										0	0	0	0	0	0	0
47 Jett Bandy, R (8, 2) OBP: 0.290, SLG: 0.354										1	0	0	0	0	1	1
16 Domingo Santana, R (1, 9) OBP: 0.373, SLG: 0.498	B FF 92 S CH 85 F FF 92 B FF 92 1 SAFE F FF 93 S CH 85 2-3 ① K		C SL 82 X FF 92 0-1 HR			C FF 96 B FF 97 B CU 81 B FF 97 F FF 96 B CU 81 4-2 21 G2-6-3 BB	C SI 91 F CU 77 S SI 92 0-3 ② K		B FF 98 B CH 87 B FF 95 B FF 98 4-0 1-2 BB	3	1	1	1	2	2	4
8 Ryan Braun, R (1, 7) OBP: 0.345, SLG: 0.506	1 SAFE B FF 91 F FF 90 X FF 92 1-1 ② F9		X CH 85 0-0 ③ G6-3			B FF 97 S FF 95 1 SAFE S CH 90 S FF 97 1-3 ① K	X SI 91 0-0 ③ P5		C FF 98 B CH 89 X FF 98 1-1 ③ F9	5	0	0	0	0	1	7
21 Travis Shaw, L (1, 5) OBP: 0.350, SLG: 0.524	B FF 91 F FF 91 1 SAFE F FF 93 X SL 85 1-2 ③ G4-3			B FF 93 B SL 83 B FF 92 C FF 91 F FF 91 B FF 90 4-2 9 F8 24 G6-3 BB		X FF 98 0-0 ② ③ G2-6-3 1-2f		C FF 94 B SL 85 B FF 94 F FF 94 F SI 94 B SL 86 X FF 95 3-2 2B		3	0	1	0	1	0	2
24 Jesús Aguilar, R (1, 3) OBP: 0.333, SLG: 0.507		C FF 90 X FF 91 0-1 HR		B CH 86 B SL 81 B FF 93 C FF 92 X CH 85 3-1 ① G6-3 1-2			B FF 98 B FF 97 B FF 97 B FF 95 4-0 9 CS BB	X FF 94 0-0 ① B2		2	1	1	1	1	0	1
2 Quintin Berry, L (7, PR) (7, 8)										1	0	0	0	0	0	1
33 Brett Phillips, L (8, 8) OBP: 0.328, SLG: 0.375										0	0	0	0	0	0	0
9 Manny Piña, R (1, 2) OBP: 0.326, SLG: 0.424		X FF 92 0-0 ① G4-3		B CH 84 C SL 82 S FF 92 B FF 93 X FF 94 2-2 ② F8 2-3			B FF 97 C FF 98 B FF 96 B FF 98 B FF 98 4-1 ① 15 BB 7 2B 1-2 BB	B FF 97 C SL 88 B SI 97 S SL 89 S SI 97 2-3 ② K		3	1	0	0	1	1	2
46 Corey Knebel, R (8, 1)										0	0	0	0	0	0	0
23 Keon Broxton, R (1, 8) OBP: 0.301, SLG: 0.427		C CH 85 X FF 92 0-1 ② G5-3		S CH 85 B FF 93 F CU 76 S CH 86 1-3 ③ K			B FF 97 C FF 97 D CU 82 B SI 91 B FF 95 4-1 7 2B 12 BB 1-2 BB	B CH 87 C SL 89 B SI 96 S SI 97 S SI 97 2-3 ③ K		2	0	0	0	0	1	1
15 Neil Walker, S (7, PH) OBP: 0.355, SLG: 0.447										1	1	0	0	1	1	1
(7, 4)																
3 Orlando Arcia, R (1, 6) OBP: 0.323, SLG: 0.404		B FF 93 X CH 86 1-0 ③ G5-3			C FF 90 X CU 68 0-1 14 G6-4-3 1B		C SI 90 B CH 80 B CH 82 B CH 79 X SI 91 3-1 12 BB 1-3 2-H 2B		X FF 100 0-0 ① F7	2	0	1	0	0	0	0
7 Eric Thames, L (7, PH) OBP: 0.354, SLG: 0.526										2	0	1	1	0	0	0
(7, 3)																
56 Aaron Wilkerson, R (1, 1)			C FF 90 X FF 92 0-1 ① G1-6-3		B FF 90 C CH 84 C FF 92 D SL 82 B CH 85 S CH 85 3-3 ① K		0-0 12 BB IBB		C FF 99 F FF 99 F FF 99 B SL 85 F FF 100 X FF 99 1-2 16 BB 1B	1	0	0	0	0	0	0
50 Jacob Barnes, R (3, 1)										0	0	0	0	0	0	0
5 Jonathan Villar, S (5, PH) OBP: 0.296, SLG: 0.377										1	0	0	0	0	1	1
32 Jeremy Jeffress, R (5, 1)										0	0	0	0	0	0	0
58 Wei-Chung Wang, L (6, 1)										0	0	0	0	0	0	0
48 Jared Hughes, R (6, 1)										0	0	0	0	0	0	0
18 Eric Sogard, L (7, PH) OBP: 0.391, SLG: 0.387										1	0	1	0	1	0	0
(7, 6)																
Inning Stats	R: 0 E: 0 K: 1 S: 10 H: 1 LOB: 1 BB: 0 P: 15	R: 1 E: 0 K: 0 S: 6 H: 1 LOB: 0 BB: 0 P: 7	R: 1 E: 0 K: 0 S: 8 H: 1 LOB: 0 BB: 0 P: 10	R: 0 E: 0 K: 1 S: 10 H: 0 LOB: 1 BB: 1 P: 20	R: 0 E: 0 K: 1 S: 7 H: 1 LOB: 0 BB: 0 P: 13	R: 0 E: 0 K: 1 S: 6 H: 0 LOB: 0 BB: 1 P: 11	R: 2 E: 0 K: 1 S: 9 H: 1 LOB: 3 BB: 5 P: 28	R: 0 E: 0 K: 2 S: 11 H: 1 LOB: 1 BB: 0 P: 18	R: 0 E: 0 K: 1 S: 11 H: 1 LOB: 2 BB: 1 P: 18	1B: 3 2B: 2 3B: 0 HR: 2 SF: 0 SAC: 0 DP: 2 HBP: 0						

	AB	31
	R	4
	H	7
	RBI	4
	BB	8
	SO	8
	LOB	22

WP: 0 PB: 0 SB: 0 CS: 1 PA: 39

PITCHER		IP	WLS	BF	H	R	ER	SO	BB	IBB	HBP	BLK	WP	HR	S	P	ERA	WHIP
43 Steven Brault, L ERA: 4.25	(1, 1)	5.0		19	4	2	2	3	1	0	0	0	0	2	41	65	3.60	1.000
24 Tyler Glasnow, R ERA: 8.02	(6, 1)	1.1	H	6	0	2	2	1	4	0	0	0	0	0	8	25	13.50	3.000
31 A.J. Schugel, R ERA: 1.71	(7, 1)	0.2	B	5	1	0	0	1	1	1	0	0	0	0	7	14	0.00	3.000
48 Dan Runzler, L ERA:	(8, 1)	0.1		2	1	0	0	0	0	0	0	0	0	0	5	8	0.00	3.000
41 Daniel Hudson, R ERA: 4.45	(8, 1)	0.2		2	0	0	0	2	0	0	0	0	0	0	6	10	0.00	0.000

PITCHER		IP	WLS	BF	H	R	ER	SO	BB	IBB	HBP	BLK	WP	HR	S	P	ERA	WHIP
73 Felipe Vázquez, L ERA: 1.51	(9, 1)	1.0	W	5	1	0	0	1	1	0	0	0	0	0	11	18	0.00	2.000

Batter	1	2	3	4	5	6	7	8	9	AB	R	H	RBI	BB	SO	LOB
26 Adam Frazier, L (1, 4) OBP: 0.353, SLG: 0.409	C FF 89 F FF 90 X SL 84 0-2 ① G3		B FF 89 X FF 89 1-0 6 1B 1-H 2-H 3B		C FS 90 B FS 89 F SI 95 X FS 90 1-2 FC6 6 FC5-2 1-2 2-3		F SI 96 C SL 81 B SL 80 B SI 97 F SI 96 F SL 80 F SI 97 C SL 79 2-3 ③ K		B FF 97 C KC 82 1 SAFE 1 SAFE X FF 98 1-1 1-H HR	5	2	2	4	0	1	2
6 Starling Marte, R (1, 7) OBP: 0.313, SLG: 0.353	C FF 91 B FF 92 F FF 90 B SL 83 X SL 85 2-2 55 2-5 2B		D CU 75 C CU 74 S FF 88 B FF 89 F FF 90 D CH 82 X FF 90 3-2 22 CS 3-H 1B		F SI 97 B SI 97 B FS 90 S SI 97 F FS 90 X SI 97 2-2 ② FC5-2 1-2 2-3 3-Hf			B SL 89 F SL 88 L SL 90 F FF 96 B FF 96 F FF 96 X SL 90 2-2 ① L1-3		4	0	2	1	0	0	3
22 Andrew McCutchen, R (1, 8) OBP: 0.359, SLG: 0.476	B FF 90 B SL 83 X FF 91 2-0 ② F8		C FF 96 F FF 98 F FF 97 F FF 97 F FF 97 B FF 95 1 SAFE 1 SAFE B FC 91 2-2 ② F FC 89 X FF 97 ③ L4 1-2		B SI 97 B KC 82 F SI 96 F SI 97 B KC 82 X KC 82 3-2 ③ G4-3			B SL 88 B FF 95 C SL 89 X FF 95 2-1 23 E 2B		4	1	1	0	0	0	5
55 Josh Bell, S (1, 3) OBP: 0.329, SLG: 0.462	2 SAFE D CU 74 1-0 ③ 2-5 2-3	C FF 89 X CU 74 0-1 ① G4-3		C FF 94 B FC 89 B FF 95 C FF 95 F FC 89 X FC 88 2-2 ① G1-3		B SL 87 C FF 92 C SL 87 B SL 84 X SL 88 2-2 ① G1-3		B SL 89 B FF 95 F SL 89 F FF 95 F FF 96 S SL 90 2-3 ② K		4	0	0	0	0	1	1
23 David Freese, R (1, 5) OBP: 0.369, SLG: 0.372		C FF 91 B FF 91 X SL 84 1-1 ② G6-3		F FF 97 B FF 97 B FC 88 X FF 98 2-1 ② G3-1		C SI 92 B SL 86 H SI 92 2-1 47 FC5-4 HBP		C KC 82 X KC 82 0-1 E1 2-H 1B		3	0	1	0	0	0	0
47 Jordan Luplow, R (1, 9) OBP: 0.257, SLG: 0.344 28 John Jaso, L (8, PH) OBP: 0.328, SLG: 0.406 (9, 9)		C FF 91 B CU 76 X SL 84 1-1 ③ P3		B FF 95 S FF 97 F FC 89 S FC 88 1-3 ③ K		B SI 92 F SI 93 S SI 93 X SI 92 1-2 ② FC5-4 32 FC6-4 1-2f		X FF 97 0-0 ③ P5		3 1	0 0	0 0	0 0	0 0	1 0	1 1
32 Elias Díaz, R (1, 2) OBP: 0.279, SLG: 0.340 62 Max Moroff, S (9, PR) OBP: 0.276, SLG: 0.311			C FF 90 X CU 74 0-1 43 FC3-5 2B		C SI 95 F SI 94 B KC 80 X SI 95 1-2 ① G1-3	1 SAFE X SI 93 0-0 ③ FC6-4 1-2f		B FF 98 S FF 98 F FF 98 B FF 98 B KC 83 B FF 99 4-2 26 HR BB		3 0	0 1	1 0	0 0	1 0	0 0	1 0
10 Jordy Mercer, R (1, 6) OBP: 0.323, SLG: 0.398			T FF 90 B FF 88 B SL 81 B SL 82 C FF 87 B FF 89 4-2 43 FC3-5 26 3B BB		B SI 96 S KC 82 X SI 97 1-1 26 E 63 BB 6 FC5-2 1B		B SI 94 F SI 94 S SI 95 B SI 97 F SI 96 F SI 96 X SI 97 2-2 ① L8		L FF 95 1 SAFE B KC 82 C KC 82 F FF 98 X KC 82 1-2 ① L8	3	1	1	0	1	0	1
43 Steven Brault, L (1, 1) 63 Christopher Bostick, R (5, PH) 24 Tyler Glasnow, L (6, 1) 31 A.J. Schugel, R (7, 1) 3 Sean Rodriguez, R (7, PH) 48 Dan Runzler, L (8, 1) 41 Daniel Hudson, R (8, 1) 73 Felipe Vázquez, L (8, 1) 25 Gregory Polanco, L (9, PH)			B FF 90 L FF 89 X FF 89 1-1 ① FC3-5 26 3B 1-2 2-3f		B SI 96 B SI 97 F SI 96 F SI 96 B KC 83 F SI 97 B SI 96 4-2 6 FC5-2 26 E 1-2 BB		C SL 80 S SL 97 S SI 97 0-3 ② K		X FF 98 0-0 ② F7	1 0 0 0 0 0 0 0 0 1	1 0 0 0 0 0 0 0 0 0	0 0 0 0 0 0 0 0 0 0	0 0 0 0 1 0 0 0 0 0	0 0 0 0 0 0 0 0 0 0	0 0 0 0 0 0 0 0 0 0	2 0 0 0 0 0 0 0 0 1
Inning Stats	R: 0 E: 0 K: 0 S: 7 H: 1 LOB: 1 BB: 0 P: 12	R: 0 E: 0 K: 0 S: 6 H: 0 LOB: 0 BB: 0 P: 8	R: 3 E: 0 K: 0 S: 18 H: 3 LOB: 0 BB: 1 P: 29	R: 0 E: 0 K: 1 S: 9 H: 0 LOB: 0 BB: 0 P: 14	R: 0 E: 1 K: 0 S: 18 H: 1 LOB: 3 BB: 1 P: 30	R: 0 E: 0 K: 0 S: 8 H: 0 LOB: 1 BB: 0 P: 13	R: 0 E: 0 K: 2 S: 14 H: 0 LOB: 0 BB: 0 P: 18	R: 1 E: 1 K: 1 S: 14 H: 2 LOB: 1 BB: 0 P: 20	R: 2 E: 0 K: 0 S: 9 H: 1 LOB: 1 BB: 1 P: 15	1B: 3 2B: 3 3B: 1 HR: 1 SF: 0 SAC: 0 DP: 0 HBP: 1						

BOTTOM

Milwaukee Brewers @ Pittsburgh Pirates

PNC Park, Pittsburgh, PA

Wed Sep 20 2017, 7:06 PM - 10:39 PM EDT

Att. 15,741 - Cloudy - 80 F

livebaseballscorecards.com

AB	33
R	6
H	8
RBI	5
BB	3
SO	4
LOB	18

PITCHER	IP	WLS	BF	H	R	ER	SO	BB	IBB	HBP	BLK	WP	HR	S	P	ERA	WHIP
56 Aaron Wilkerson, R (1, 1) ERA: 8.1	2.1		12	4	3	3	0	1	0	0	0	0	0	24	40	11.57	2.143
50 Jacob Barnes, R (3, 1) ERA: 4.16	1.2		4	0	0	0	1	0	0	0	0	0	0	16	23	0.00	0.000
32 Jeremy Jeffress, R (5, 1) ERA: 4.6	1.0		6	1	0	0	0	1	0	0	0	0	0	18	30	0.00	2.000
58 Wei-Chung Wang, L (6, 1) ERA: 6.75	0.1		1	0	0	0	0	0	0	0	0	0	0	3	5	0.00	0.000
48 Jared Hughes, R (6, 1) ERA: 3.21	0.2		3	0	0	0	0	0	0	1	0	0	0	5	8	0.00	0.000

PITCHER	IP	WLS	BF	H	R	ER	SO	BB	IBB	HBP	BLK	WP	HR	S	P	ERA	WHIP
71 Josh Hader, L (7, 1) ERA: 1.73	1.0	H	3	0	0	0	2	0	0	0	0	0	0	14	18	0.00	0.000
37 Anthony Swarzak, R (8, 1) ERA: 2.13	0.2	H	3	1	1	0	1	0	0	0	0	0	0	11	17	0.00	1.500
46 Corey Knebel, R (8, 1) ERA: 1.52	1.0	L	6	2	2	2	0	1	0	0	0	0	1	12	18	18.00	3.000

WP: 0	PA: 37		
PB: 0			
SB: 0			
CS: 1			

Batter	1	2	3	4	5	6	7	8	9	AB	R	H	RBI	BB	SO	LOB
13 Matt Carpenter, L (1, 5) OBP: 0.386, SLG: 0.448	B SI 92 C SI 92 S CH 88 X CU 83 1-2 28 SH5-3 25 1B 2B	C SI 94 F FF 94 B SI 95 B CH 88 B FF 94 F SI 96 B FF 96 4-2 1-2 BB		C CH 87 B CH 87 B FF 94 X CH 87 2-1 ② F9		B SI 95 C SI 96 F SI 96 X FF 97 1-2 ③ L3			B CH 89 B FF 99 S FF 99 B FF 99 X FF 99 3-1 28 1B 25 E 1B 3-H	3	1	1	0	1	0	3
3 Jedd Gyorko, R (9, PH) OBP: 0.338, SLG: 0.464										1	0	1	1	0	0	0
15 Randal Grichuk, R (9, PR) OBP: 0.283, SLG: 0.461										0	1	0	0	0	0	0
40 Luke Voit, R (9, 3) OBP: 0.307, SLG: 0.419										0	0	0	0	0	0	0
28 Tommy Pham, R (1, 7) OBP: 0.410, SLG: 0.520	X FF 94 0-0 ① SH5-3 2-3	C CU 81 F CU 82 C CU 83 0-3 ③ K		C CU 81 X FF 94 0-1 ③ L7			C FF 98 B CU 83 B FF 98 X FC 91 2-1 ① G4-3		D CH 89 F FF 97 F FF 97 1 SAFE X FF 99 1-2 12 S 25 E 1-3 1B	4	0	1	0	0	1	3
25 Dexter Fowler, S (1, 8) OBP: 0.370, SLG: 0.504	B CU 81 X CH 86 1-0 58 BB 3-H 1B		F SI 92 B FF 93 B CU 80 S CH 86 X CH 87 2-2 ① G1-3		B CH 84 X SI 92 1-0 58 G5-4-3 1B		B FF 97 B FC 92 F FF 97 B FF 97 B FF 96 4-1 58 G6-4-3 BB		X FF 98 0-0 E6 12 S 1-2 3-H	4	0	2	2	1	0	2
58 José Martínez, R (1, 3) OBP: 0.376, SLG: 0.516	B FF 94 D SI 93 S FF 94 D SI 93 F FF 93 B SI 96 4-2 4 G5-4-3 1-2 BB		B CU 81 B CH 86 B SI 94 F FF 93 B SI 94 4-1 4 S BB		X SI 91 0-0 ①② G5-4-3 1-2f		C FF 98 D 1 SAFE F FC 91 F CU 83 1 SAFE X CU 83 1-2 ②③ G6-4-3 1-2f		T FF 97 X FF 97 0-1 ② F9	2	0	0	0	2	0	2
54 Alex Mejía, R (7, 5) OBP: 0.171, SLG: 0.205										1	0	0	0	0	0	2
4 Yadier Molina, R (1, 2) OBP: 0.315, SLG: 0.444	B FF 94 B SI 95 S FF 95 F SI 94 X CU 82 2-2 ②③ G5-4-3 1-2f	S CU 80 B CU 81 C FF 93 X CU 82 1-2 ② F7 1-2		F FF 91 X CH 86 0-1 ③ P4			C SI 91 B SL 85 F FC 89 B SI 92 F FC 89 B SI 90 X SI 90 3-2 11 G5-4-3 1B	B FF 96 B X FF 96 2-1 ③ F9 1-2 2-3	4	0	1	0	0	0	3
43 Magneuris Sierra, L (8, PR) OBP: 0.379, SLG: 0.345										0	0	0	0	0	0	0
12 Juan Nicasio, R (8, 1)										1	0	0	0	0	0	2
11 Paul DeJong, R (1, 6) OBP: 0.320, SLG: 0.528		C FF 92 C CU 79 B CU 80 X SI 93 1-2 16 1B 52 E 1B	B CU 80 B CH 87 B FF 95 C SI 93 C SI 93 B FF 95 4-2 BB			C SI 96 S SL 87 B SL 88 B SL 86 B SL 84 B FF 95 4-2 16 FC6-4 BB		C FC 88 S SI 91 1 SAFE 1 SAFE 1 SAFE X SL 83 0-2 ①② G5-4-3 1-2f		2	1	1	0	2	0	1
16 Kolten Wong, L (1, 4) OBP: 0.382, SLG: 0.420		F FF 94 C FF 94 F FF 94 D CU 82 B SI 94 F SI 94 F SI 95 X CH 88 2-2 52 E 1-2 1B	C CU 81 X SI 94 0-1 ③ L7			S SI 95 B SI 96 S SL 86 B FF 96 X SI 95 2-2 ① FC6-4 35 1B 1-2f		X FC 87 0-0 ③ F9		4	0	1	0	0	0	4
55 Stephen Piscotty, R (1, 9) OBP: 0.350, SLG: 0.386	C CU 82 C CU 81 S CU 83 0-3 ① K		F FF 92 F CU 79 F CU 81 B FF 95 X CU 81 1-2 52 SH3-4 1B			C SL 86 1 SAFE 1 SAFE B SI 96 C SL 86 1 SAFE S SL 86 1-3 ② K			X FF 98 0-0 30 F9 3 1B 2B	4	0	2	0	0	2	3
48 Harrison Bader, R (9, PR) OBP: 0.299, SLG: 0.423										0	1	0	0	0	0	0
(9, 9)																
52 Michael Wacha, R (1, 1) OBP: 0.065, SLG: 0.045	B FF 94 2 SAFE X FF 94 1-0 ② FC7-5 13 BB 1-3 2-H		C FF 92 X SI 92 0-1 ① SH3-4 1-2		X SI 95 0-0 1-3 1B			L FF 97 C FF 99 D CH 90 D CH 89 F FF 99 X SL 88 2-2 ① F9 2-3	1	0	0	0	0	0	1
35 Greg Garcia, L (6, PH) OBP: 0.368, SLG: 0.342										1	0	1	0	0	0	0
36 Aledmys Díaz, R (6, PR) OBP: 0.293, SLG: 0.396										0	0	0	0	0	0	0
60 John Brebbia, L (6, 1)										0	0	0	0	0	0	0
65 Ryan Sherriff, L (7, 1)										0	0	0	0	0	0	0
67 Matt Bowman, R (7, 1)										0	0	0	0	0	0	0
30 Carson Kelly, R (8, 2) OBP: 0.271, SLG: 0.256										1	0	0	0	0	0	1
Inning Stats	R: 1 E: 0 K: 0 S: 10 H: 2 LOB: 1 BB: 1 P: 18	R: 1 E: 1 K: 2 S: 19 H: 2 LOB: 2 BB: 1 P: 27	R: 0 E: 0 K: 0 S: 11 H: 0 LOB: 2 BB: 2 P: 22	R: 0 E: 0 K: 0 S: 10 H: 1 LOB: 1 BB: 0 P: 13	R: 0 E: 0 K: 0 S: 4 H: 1 LOB: 0 BB: 0 P: 5	R: 0 E: 0 K: 1 S: 12 H: 1 LOB: 2 BB: 1 P: 20	R: 0 E: 0 K: 0 S: 7 H: 0 LOB: 0 BB: 1 P: 14	R: 0 E: 0 K: 0 S: 8 H: 1 LOB: 1 BB: 0 P: 11	R: 2 E: 1 K: 0 S: 15 H: 3 LOB: 3 BB: 0 P: 23	1B: 9 2B: 2 3B: 0 HR: 0 SF: 0 SAC: 2 DP: 4 HBP: 0						

PITCHER		IP	WLS	BF	H	R	ER	SO	BB	IBB	HBP	BLK	WP	HR	S	P	ERA	WHIP
46 Iván Nova, R ERA: 4.14	(1, 1)	5.0		23	6	2	1	2	4	0	0	0	0	0	54	85	1.80	2.000
37 Edgar Santana, R ERA: 4.2	(6, 1)	1.0		5	1	0	0	1	1	0	0	0	0	0	12	20	0.00	2.000
66 Dovydas Neverauskas, R ERA: 2.82	(7, 1)	1.0		3	0	0	0	0	1	0	0	0	0	0	7	14	0.00	1.000
70 George Kontos, R ERA: 3.59	(8, 1)	1.0	H	3	1	0	0	0	0	0	0	0	0	0	8	11	0.00	1.000
73 Felipe Vázquez, L ERA: 1.74	(9, 1)	1.0	L	7	3	2	2	0	0	0	0	0	0	0	15	23	18.00	3.000

PITCHER	IP	WLS	BF	H	R	ER	SO	BB	IBB	HBP	BLK	WP	HR	S	P	ERA	WHIP

TOP

St. Louis Cardinals @ Pittsburgh Pirates

PNC Park, Pittsburgh, PA

Fri Sep 22 2017, 7:08 PM - 10:24 PM EDT

Att. 23,942 - Partly Cloudy - 83 F

livebaseballscorecards.com

AB	33
R	4
H	11
RBI	3
BB	6
SO	3
LOB	27

WP: 0	PA: 41		
PB: 0			
SB: 3			
CS: 0			

Batter	1	2	3	4	5	6	7	8	9	AB	R	H	RBI	BB	SO	LOB
26 Adam Frazier, L (1, 4) OBP: 0.350, SLG: 0.405	B FF 94 C FF 95 X FF 94 1-1 ① G4-3		C SI 95 S CU 76 X CU 77 0-2 ③ F8		B FF 96 B FF 95 C FF 95 F FF 94 F FC 90 F FF 96 B CH 88 C FF 96 3-3 ③ K		B SI 92 X FF 92 1-0 ② G4-3			4	0	0	0	0	1	2
58 Jacob Stallings, R (8, 2) OBP: 0.286, SLG: 0.429										0	0	0	0	0	0	0
6 Starling Marte, R (1, 7) OBP: 0.316, SLG: 0.353	B FF 94 F FF 96 S CU 76 X FF 97 1-2 22 G5-3 22 S 1B			C FC 90 B CH 88 B FF 95 B FC 91 F FF 96 F FF 97 B FF 96 4-2 55 1B 23 2B BB		X SL 84 0-0 ① F7	S SI 91 D SI 91 F SI 91 S FF 92 1-3 ③ K			3	1	1	0	1	1	2
22 Andrew McCutchen, R (1, 8) OBP: 0.359, SLG: 0.473	1 SAFE F FC 91 1 SAFE B FC 90 F CU 76 B FF 98 X SI 97 2-2 ② G5-3 1-3			1 SAFE C FF 94 1 SAFE X FF 95 0-1 ① F9		C FF 93 S FF 93 B SL 85 B SL 83 F FF 94 B FF 95 B SL 83 4-2 BB		C FF 93 B SL 86 X 1-1 ① L7		3	0	0	0	1	0	2
55 Josh Bell, S (1, 3) OBP: 0.329, SLG: 0.460	B FF 97 C FF 96 S CU 76 T CU 76 1-2 ③ K			B FF 96 F FF 96 1 SAFE 1 SAFE F FF 95 1 SAFE B FF 96 X CH 88 2-2 23 2B 25 FC3 1-3 1B		X FF 94 0-0 ② F7		X FF 94 0-0 ② G4-3		4	1	1	0	0	1	2
23 David Freese, R (1, 5) OBP: 0.368, SLG: 0.373		B FF 96 B SI 95 X FF 96 2-0 ① G4-3		B CU 77 X CH 88 1-0 25 FC3 1-3 3-H 2B		B FF 93 B FF 93 S FF 92 1 SAFE F SL 82 B FF 94 X FF 92 3-2 ③ G6-3		X FF 96 0-0 ③ G4-3		4	0	1	1	0	0	1
25 Gregory Polanco, L (1, 9) OBP: 0.302, SLG: 0.387		C FF 96 C CH 87 B CU 78 B FF 97 B FF 97 X CH 89 3-2 ② G1-3		D FC 92 F SI 97 F FF 96 D CU 78 X CH 88 2-2 FC3 32 G6-4-3 2-3 3-H			S SI 91 B SI 91 B SL 85 F SL 86 S SI 92 2-3 ① K		X FF 92 0-0 ① F7	4	0	0	1	0	1	1
32 Elias Díaz, R (1, 2) OBP: 0.280, SLG: 0.345		T FF 98 C CU 77 B CU 78 T FC 91 1-2 ③ K		X FF 92 0-0 ② ③ G6-4-3 1-2f			B SI 93 F SI 92 X SI 92 1-1 10 1B 28 FC6 2B		C SI 94 B SL 89 C SI 95 B SL 90 S SI 96 2-3 ② K	3	0	1	0	0	1	2
62 Max Moroff, S (7, PR) OBP: 0.274, SLG: 0.308 (8, 4)										1	1	0	0	0	1	0
10 Jordy Mercer, R (1, 6) OBP: 0.323, SLG: 0.397			B FF 95 X FC 90 1-0 ① F7		B CU 78 X FF 95 1-0 ① G5-3		B SI 92 X SI 92 1-0 28 E 28 FC6 2-3 1B		C SL 90 B FF 96 B SL 88 F FF 95 F FF 96 X SL 89 2-2 ③ P2	4	0	1	0	0	0	0
46 Iván Nova, R (1, 1) OBP: 0.020, SLG: 0.020 63 Christopher Bostick, R (5, PH) OBP: 0.400, SLG: 0.333 37 Edgar Santana, R (6, 1) 66 Dovydas Neverauskas, R (7, 1) 64 José Osuna, R (7, PH) OBP: 0.277, SLG: 0.440 28 John Jaso, L (7, PH) OBP: 0.327, SLG: 0.404 70 George Kontos, R (8, 1) 73 Felipe Vázquez, L (9, 1)			C FF 95 X FC 90 0-1 ② G1-3		C FF 95 C FF 95 B FC 90 F CH 88 S FF 96 1-3 ② K		C SI 90 D SI 90 F SI 91 F FS 78 B FS 75 F FF 91 X FF 92 2-2 FC6 1-3 3-H			1	0	0	0	0	0	0
										1	0	0	0	0	1	0
										0	0	0	0	0	0	0
										0	0	0	0	0	0	0
										0	0	0	0	0	0	0
										1	0	0	1	0	0	1
										0	0	0	0	0	0	0
										0	0	0	0	0	0	0
Inning Stats	R: 0 E: 0 K: 1 S: 11 H: 1 LOB: 1 BB: 0 P: 16	R: 0 E: 0 K: 1 S: 7 H: 0 LOB: 0 BB: 0 P: 13	R: 0 E: 0 K: 0 S: 6 H: 0 LOB: 0 BB: 0 P: 7	R: 2 E: 0 K: 0 S: 13 H: 2 LOB: 1 BB: 1 P: 22	R: 0 E: 0 K: 2 S: 10 H: 0 LOB: 0 BB: 0 P: 15	R: 0 E: 0 K: 0 S: 8 H: 0 LOB: 1 BB: 1 P: 15	R: 1 E: 1 K: 2 S: 15 H: 2 LOB: 2 BB: 0 P: 23	R: 0 E: 0 K: 0 S: 4 H: 0 LOB: 0 BB: 0 P: 5	R: 0 E: 0 K: 1 S: 8 H: 0 LOB: 0 BB: 0 P: 12	1B: 3 2B: 2 3B: 0 HR: 0 SF: 0 SAC: 0 DP: 1 HBP: 0						

PITCHER		IP	WLS	BF	H	R	ER	SO	BB	IBB	HBP	BLK	WP	HR	S	P	ERA	WHIP
52 Michael Wacha, R ERA: 4.0	(1, 1)	5.0		19	3	2	2	4	1	0	0	0	0	0	47	73	3.60	0.800
60 John Brebbia, R ERA: 2.3	(6, 1)	1.0		4	0	0	0	0	1	0	0	0	0	0	8	15	0.00	1.000
65 Ryan Sherriff, L ERA: 4.35	(7, 1)	0.1		3	2	1	1	1	0	0	0	0	0	0	6	10	27.00	6.000
67 Matt Bowman, R ERA: 3.99	(7, 1)	0.2		3	0	0	0	1	0	0	0	0	0	0	9	13	0.00	0.000
12 Juan Nicasio, R ERA: 2.74	(8, 1)	2.0	W	6	0	0	0	1	0	0	0	0	0	0	12	17	0.00	0.000

PITCHER	IP	WLS	BF	H	R	ER	SO	BB	IBB	HBP	BLK	WP	HR	S	P	ERA	WHIP

BOTTOM

St. Louis Cardinals @ Pittsburgh Pirates

PNC Park, Pittsburgh, PA

Fri Sep 22 2017, 7:08 PM - 10:24 PM EDT

Att. 23,942 - Partly Cloudy - 83 F

livebaseballscorecards.com

AB	33
R	3
H	5
RBI	3
BB	2
SO	7
LOB	13

St. Louis Cardinals @ Pittsburgh Pirates

PNC Park, Pittsburgh, PA

Sat Sep 23 2017, 7:09 PM - 10:28 PM EDT

Att. 29,672 - Clear - 84 F

TOP

livebaseballscorecards.com

Batter	1	2	3	4	5	6	7	8	9	AB	R	H	RBI	BB	SO	LOB
13 Matt Carpenter, L (1, 3) OBP: 0.388, SLG: 0.449	C SI 95 B FF 95 B FF 96 C FF 96 X SI 97 2-2 28 HR 1B	C SL 86 F SL 89 B SI 97 X KC 79 1-2 28 2B 1-2 1B	B SI 96 B CH 88 C SI 95 S SI 96 X SI 99 2-2 ① F8	B CU 75 S CH 80 B CH 81 B SI 91 F SI 91 X SI 92 3-2 28 FC6-4 2-3 3-H 1B	C SI 94 X SI 94 0-1 ① F9	3	1	2	0	0	0	0
48 Harrison Bader, R (6, PH) OBP: 0.304, SLG: 0.425										2	0	1	1	0	0	0
(6, 7)																
28 Tommy Pham, R (1, 7) OBP: 0.411, SLG: 0.530	X SI 94 0-0 1-H HR	C SL 86 S SL 88 X FF 96 0-2 1-3 2-H 2B	B KC 80 X CH 87 1-0 ② G5-3	C SL 88 X SL 87 0-1 ③ FC6-4 1-2f	B FF 91 C FF 92 B FF 92 F FF 91 C FF 92 2-3 ② K	4	1	2	3	0	0	2
56 Sandy Alcantara, R (6, 1)						0	0	0	0	0	0	0
27 Brett Cecil, R (7, 1)						0	0	0	0	0	0	0
26 Seunghwan Oh, R (8, 1)						0	0	0	0	0	0	0
43 Magneuris Sierra, L (9, PH) OBP: 0.373, SLG: 0.339						1	0	0	0	0	1	0
25 Dexter Fowler, S (1, 8) OBP: 0.368, SLG: 0.499	S SI 96 S SL 89 B SL 89 S SI 96 1-3 ① K	S SL 88 C SI 97 D KC 78 B SL 88 S CH 86 2-3 ① K	B SI 95 X CH 88 1-0 ③ L3	B SI 94 C FF 95 B SL 89 F SI 95 B FF 96 F SI 96 F FF 97 B SI 96 4-2 36 FC2-4 BB	B FF 92 B CH 86 B FF 92 C FF 91 X FF 92 3-1 ③ F7	4	0	0	0	1	2	2
3 Jedd Gyorko, R (1, 5) OBP: 0.336, SLG: 0.462	X FF 96 0-0 ② L7	B SL 88 S KC 78 B FF 97 D SL 88 C SL 88 C KC 77 3-3 ② K	C SI 94 X KC 78 0-1 55 BB 15 1B 2B	C SI 96 B SI 95 S SL 88 X SL 88 1-2 ① FC2-4 1-2f	2	0	0	0	0	1	2
36 Aledmys Díaz, R (6, PH) OBP: 0.294, SLG: 0.400										2	1	1	0	0	0	1
(6, 5)																
4 Yadier Molina, R (1, 2) OBP: 0.314, SLG: 0.442	C KC 80 S SI 96 B SL 89 F SI 97 F SL 89 X SI 97 1-2 ③ P4	B FF 96 B SL 87 F SL 89 T FF 98 F SI 98 X KC 81 2-2 ③ P4	C FF 96 B SL 86 B FF 95 C FF 95 F FF 98 X SL 87 2-2 ① G6-3	F SL 88 F SL 88 T SL 86 0-2 ② K	2	0	0	0	0	0	2
30 Carson Kelly, R (6, PH) OBP: 0.260, SLG: 0.244										2	0	0	0	0	1	2
(6, 2)																
11 Paul DeJong, R (1, 6) OBP: 0.319, SLG: 0.526		C FF 94 X SI 94 0-1 E4 55 L1-3	B KC 79 B SI 96 X SI 94 2-0 ① F9	F SL 87 S SL 88 D SL 89 B FF 98 F KC 80 F SL 88 F SI 97 B FF 98 C FF 98 3-3 ② K	B FF 96 C SI 95 F SL 88 D SL 88 S SI 95 3-3 ③ K	2	0	0	0	0	0	0
40 Luke Voit, R (6, PH) OBP: 0.302, SLG: 0.411										2	0	0	0	0	2	2
(6, 3)																
16 Kolten Wong, L (1, 4) OBP: 0.382, SLG: 0.421		B FF 94 X FF 94 1-0 ① L7	C CH 87 C KC 76 B SL 87 F SI 97 F FF 96 X SI 97 1-2 1B	F SI 96 B SI 96 B SL 88 B SI 97 D SI 96 4-1 15 1B 55 BB 15 E BB	C SI 95 B SL 86 B FF 95 C FF 95 C FF 95 2-3 ① K	2	0	1	0	0	0	1
35 Greg Garcia, L (6, PH) OBP: 0.369, SLG: 0.341										1	1	0	0	1	1	0
(6, 4)																
55 Stephen Piscotty, R (1, 9) OBP: 0.349, SLG: 0.383		B KC 77 F FF 94 X SI 94 1-1 ②③ L1-3 1-1	S SL 88 B FF 95 B SL 86 B SI 95 C FF 96 C KC 78 3-3 ② K	F CU 75 B SI 91 D CH 80 C SI 91 D CH 81 B SI 91 4-2 15 E 48 1B 1-2 2-3 BB	F FF 97 F FF 97 B CU 85 X CU 84 1-2 ② G6-3	3	1	0	0	1	1	2
31 Lance Lynn, S (1, 1) OBP: 0.091, SLG: 0.094			C FF 94 B SI 94 B FF 94 X SI 95 2-1 13 1B 28 2B 1B	B FF 96 B KC 79 B SI 96 C SI 95 X SI 96 3-1 ③ G3	X SI 92 0-0 E8 48 1B 1-3 2-H 3-H 1B	C FF 97 B FF 97 B FC 91 B FF 97 X FF 97 3-1 ③ G3-1	0	0	0	0	0	0	0
77 Josh Lucas, R (1, 1)										0	0	0	0	0	0	0
50 Adam Wainwright, R (2, 1) OBP: 0.279, SLG: 0.452										1	1	1	0	0	0	0
41 Breyvic Valera, S (4, PH) OBP: 0.286, SLG: 0.167										1	0	0	0	0	0	1
64 Sam Tuivailala, R (4, 1)										0	0	0	0	0	0	0
15 Randal Grichuk, R (6, PH) OBP: 0.285, SLG: 0.462										1	0	1	1	0	0	0
54 Alex Mejia, R (6, 6) OBP: 0.167, SLG: 0.200										1	0	0	0	0	0	0
Inning Stats	R: 2 E: 0 K: 1 S: 13 H: 2 LOB: 0 BB: 0 P: 17	R: 0 E: 1 K: 0 S: 5 H: 0 LOB: 0 BB: 0 P: 7	R: 1 E: 0 K: 2 S: 18 H: 3 LOB: 2 BB: 0 P: 28	R: 0 E: 0 K: 1 S: 11 H: 1 LOB: 1 BB: 0 P: 20	R: 0 E: 0 K: 0 S: 5 H: 0 LOB: 0 BB: 0 P: 9	R: 3 E: 1 K: 1 S: 22 H: 3 LOB: 2 BB: 2 P: 38	R: 0 E: 0 K: 2 S: 13 H: 0 LOB: 1 BB: 1 P: 21	R: 0 E: 0 K: 1 S: 8 H: 0 LOB: 0 BB: 0 P: 14	R: 0 E: 0 K: 1 S: 7 H: 0 LOB: 0 BB: 0 P: 12	1B: 6 2B: 3 3B: 0 HR: 1 SF: 0 SAC: 0 DP: 1 HBP: 0						

	AB	36
	R	6
	H	9
	RBI	5
	BB	3
	SO	9
	LOB	17

WP: 0 PB: 0 SB: 0 CS: 0 PA: 39

PITCHER		IP	WLS	BF	H	R	ER	SO	BB	IBB	HBP	BLK	WP	HR	S	P	ERA	WHIP
45 Gerrit Cole, R ERA: 4.23	(1, 1)	5.2	W	25	7	5	5	5	1	0	0	0	0	1	65	103	7.94	1.412
31 A.J. Schugel, R ERA: 1.71	(6, 1)	0.0		3	2	1	0	0	1	0	0	0	0	0	7	14	∞	∞
41 Daniel Hudson, R ERA: 4.35	(6, 1)	1.1	H	5	0	0	0	2	1	0	0	0	0	0	15	23	0.00	0.750
48 Dan Runzler, L ERA:	(8, 1)	0.1		1	0	0	0	1	0	0	0	0	0	0	3	5	0.00	0.000
66 Dovydas Neverauskas, R ERA: 2.74	(8, 1)	0.2		2	0	0	0	0	0	0	0	0	0	0	5	9	0.00	0.000

PITCHER		IP	WLS	BF	H	R	ER	SO	BB	IBB	HBP	BLK	WP	HR	S	P	ERA	WHIP
51 Johnny Barbato, R ERA: 4.33	(9, 1)	0.1		1	0	0	0	0	0	0	0	0	0	0	2	2	0.00	0.000
52 Jack Leathersich, L ERA: 5.4	(9, 1)	0.2		2	0	0	0	1	0	0	0	0	0	0	5	10	0.00	0.000

Batter	1	2	3	4	5	6	7	8	9	AB	R	H	RBI	BB	SO	LOB
26 Adam Frazier, L (1, 4) OBP: 0.353, SLG: 0.408	2B BB		1B		G4-3		L7			4	2	2	0	1	0	1
6 Starling Marte, R (1, 7) OBP: 0.317, SLG: 0.359	BB 3B		SF8		G6-3			F8		3	1	1	2	1	0	1
22 Andrew McCutchen, R (1, 8) OBP: 0.359, SLG: 0.472	1B G6-3		F7			BB		F8		4	1	1	0	1	0	2
55 Josh Bell, S (1, 3) OBP: 0.329, SLG: 0.457	K	BB		K		L9		BB		3	1	0	0	2	2	4
23 David Freese, R (1, 5) OBP: 0.368, SLG: 0.376		G4-6-3 1-2f		G4-3		L8		2B		5	1	2	3	0	0	2
25 Gregory Polanco, L (1, 9) OBP: 0.308, SLG: 0.391	1B	1B		G5-3		1B		IBB		4	1	3	0	1	0	0
32 Elias Díaz, R (1, 2) OBP: 0.283, SLG: 0.347	1B	F8			2B	L7		P4		5	2	2	1	0	0	5
10 Jordy Mercer, R (1, 6) OBP: 0.326, SLG: 0.406							G5-3			3	2	3	4	0	0	0
62 Max Moroff, S (6, 6) OBP: 0.271, SLG: 0.305	3B		1B		2B					1	0	0	0	0	0	0
45 Gerrit Cole, R (1, 1) 31 A.J. Schugel, R (6, 1) OBP: 0.185, SLG: 0.245 41 Daniel Hudson, R (6, 1) 63 Christopher Bostick, R (7, PH) OBP: 0.375, SLG: 0.308 48 Dan Runzler, L (8, 1) 66 Dovydas Neverauskas, R (8, 1) 51 Johnny Barbato, R (9, 1) 52 Jack Leathersich, R (9, 1)	G5-3		SH3-4 1-2		SH1-3 2-3		F8			1 0 0 1 0 0 0 0	0 0 0 0 0 0 0 0	0 0 0 0 0 0 0 0	0 0 0 0 0 0 0 0	0 0 0 0 0 0 0 0	0 0 0 0 0 0 0 0	1 0 0 0 0 0 0 0
Inning Stats	R: 8 E: 0 K: 1 S: 31 H: 7 LOB: 1 BB: 2 P: 50	R: 0 E: 0 K: 0 S: 11 H: 1 LOB: 1 BB: 1 P: 18	R: 1 E: 0 K: 0 S: 9 H: 2 LOB: 1 BB: 0 P: 13	R: 0 E: 0 K: 1 S: 6 H: 0 LOB: 0 BB: 0 P: 8	R: 1 E: 0 K: 0 S: 12 H: 2 LOB: 1 BB: 0 P: 17	R: 0 E: 0 K: 0 S: 17 H: 1 LOB: 2 BB: 1 P: 27	R: 0 E: 0 K: 0 S: 6 H: 0 LOB: 0 BB: 0 P: 10	R: 1 E: 0 K: 0 S: 10 H: 1 LOB: 2 BB: 2 P: 19		1B: 9 2B: 3 3B: 2 HR: 0 SF: 1 SAC: 2 DP: 1 HBP: 0				WP: 1 PB: 0 SB: 0 CS: 0	PA: 43	

PITCHER		IP	WLS	BF	H	R	ER	SO	BB	IBB	HBP	BLK	WP	HR	S	P	ERA	WHIP
31 Lance Lynn, R ERA: 3.47	(1, 1)	0.2	L	10	6	8	8	1	2	0	0	0	0	0	25	42	108.00	12.000
77 Josh Lucas, R ERA: 6.23	(1, 1)	0.1		2	1	0	0	0	0	0	0	0	1	0	6	8	0.00	3.000
50 Adam Wainwright, R ERA: 5.11	(2, 1)	2.0		9	3	1	1	0	1	0	0	0	0	0	20	31	4.50	2.000
64 Sam Tuivailala, R ERA: 2.82	(4, 1)	2.0		8	2	1	1	1	0	0	0	0	0	0	18	25	4.50	1.000
56 Sandy Alcantara, R ERA: 1.93	(6, 1)	1.0		5	1	0	0	0	1	0	0	0	0	0	17	27	0.00	2.000

PITCHER		IP	WLS	BF	H	R	ER	SO	BB	IBB	HBP	BLK	WP	HR	S	P	ERA	WHIP
27 Brett Cecil, L ERA: 3.98	(7, 1)	1.0		3	0	0	0	0	0	0	0	0	0	0	6	10	0.00	0.000
26 Seunghwan Oh, R ERA: 3.86	(8, 1)	1.0		6	1	1	1	0	1	1	0	0	0	0	10	19	9.00	2.000

BOTTOM

St. Louis Cardinals @ Pittsburgh Pirates

PNC Park, Pittsburgh, PA

Sat Sep 23 2017, 7:09 PM - 10:28 PM EDT

Att. 29,672 - Clear - 84 F

livebaseballscorecards.com

AB	34
R	11
H	14
RBI	10
BB	6
SO	2
LOB	16

St. Louis Cardinals @ Pittsburgh Pirates

PNC Park, Pittsburgh, PA

Sun Sep 24 2017, 1:36 PM - 4:32 PM EDT

Att. 28,550 - Sunny - 84 F

TOP

livebaseballscorecards.com

Batter	1	2	3	4	5	6	7	8	9	AB	R	H	RBI	BB	SO	LOB
13 Matt Carpenter, L (1, 3) OBP: 0.387, SLG: 0.455	C FF 94 X FF 95 0-1 ① F8		B FF 96 C CH 89 X FF 96 1-1 HR		B SI 96 F FF 96 S CU 83 B CU 83 F CH 90 F FF 97 S FF 97 2-3 ② K		B SI 96 F SI 96 B FF 96 B FF 96 B SI 96 4-1 28 FC5-4 BB 1-2 2-3			3	1	1	1	0	1	2
15 Randal Grichuk, R (7, PH) OBP: 0.286, SLG: 0.462										0	0	0	0	1	0	0
60 John Brebbia, L (7, 1)										0	0	0	0	0	0	0
70 Tyler Lyons, L (8, 1)										0	0	0	0	0	0	0
28 Tommy Pham, R (1, 7) OBP: 0.410, SLG: 0.526	B SI 93 B SI 96 S FF 95 B SI 95 C FF 95 F FF 96 F SI 96 D CU 82 4-2 BB		F SI 96 S CU 82 F CU 82 B FF 96 C FF 96 1-3 ② K		C CU 82 F FF 97 B CU 83 B FF 97 B CU 83 F SI 96 F CH 89 F FF 97 S SI 97 3-3 ③ K		C FC 88 B SI 92 B FC 87 F FC 87 X FC 88 2-2 ③ FC5-4 1-2f			3	0	0	0	1	2	5
25 Dexter Fowler, S (1, 8) OBP: 0.365, SLG: 0.494	1 SAFE 1 SAFE C CH 86 X FF 95 0-1 ② P6		B SI 96 F CH 91 B SI 96 X CH 89 2-1 ③ F7			B SI 96 F SI 95 F SL 88 F SL 89 C SI 96 1-3 ① K		B SI 90 C FC 86 F SI 90 X FC 87 1-2 ① F9		4	0	0	0	0	1	1
3 Jedd Gyorko, R (1, 5) OBP: 0.335, SLG: 0.459	1 SAFE 1 SAFE B SI 95 (7, 3) F SI 95 D CU 82 F FF 95 B CU 82 F SI 96 F SI 95 3-2 ③ K			B FF 95 S CH 88 F SI 95 B CU 83 S CH 88 2-3 ① K		C SL 87 X SI 97 0-1 ② L8		B SI 90 B FC 88 B FC 87 C SI 90 B FC 85 4-1 16 PB BB		3	0	0	0	1	2	1
16 Kolten Wong, L (1, 4) OBP: 0.378, SLG: 0.416		B SI 94 B SI 94 B SI 95 C FF 95 X SI 95 3-1 ① G4-3		X FF 96 0-0 ② B1-3		X SI 97 0-0 ③ G6-3		S FC 89 B FC 87 X FC 87 1-1 ② P3 1-2		4	0	0	0	0	0	1
11 Paul DeJong, R (1, 6) OBP: 0.321, SLG: 0.524		C CU 80 C SI 95 B FF 95 B CU 82 F CU 80 F FF 96 X CU 82 2-2 1B		B CH 89 B FF 96 X SI 95 2-0 ③ L7			B SL 88 B SI 96 F SI 96 B SI 96 B FF 96 4-1 15 BB 55 G1-3 BB	B SL 82 C FC 87 X SL 82 1-1 ③ G5-3		3	0	1	0	1	0	1
55 Stephen Piscotty, R (1, 9) OBP: 0.345, SLG: 0.378		X SI 95 0-0 ② L7	B FF 96 B SI 96 C FF 95 B CH 90 F SI 96 F SI 96 F FF 97 F SI 97 F CH 90 3-3 ① K				S SI 96 X SI 96 0-1 ① G1-3 1-2		C CU 83 F CH 88 B FF 100 S CH 88 1-3 ① K	4	0	0	0	0	2	2
30 Carson Kelly, R (1, 2) OBP: 0.259, SLG: 0.245		C FF 96 D SI 95 B SI 94 F FF 96 X FF 95 2-2 ③ L8	B CU 82 C FF 96 F CH 91 B CU 82 F CH 91 X SI 96 2-2 36 1B 1B				C SI 97 F SI 95 B FF 98 B SL 88 X SI 97 2-2 ② G4-3		C FF 99 C FF 98 B FF 100 X FF 100 1-2 ② G5-3	4	0	1	0	0	0	2
53 John Gant, R (1, 1) 67 Matt Bowman, R (4, 1) 36 Aledmys Díaz, R (5, PH) OBP: 0.297, SLG: 0.402 26 Seunghwan Oh, R (5, 1) 27 Brett Cecil, R (6, 1) 35 Greg Garcia, L (7, PH) OBP: 0.372, SLG: 0.341 (7, 5) 48 Harrison Bader, R (9, PH) OBP: 0.300, SLG: 0.419			C SI 94 X SI 94 0-1 ① G6-3		X CU 82 0-0 1-2 1B		B FF 96 C SI 95 B FF 96 B SI 96 B FF 96 4-1 15 BB BB		S CH 89 F CH 89 B FF 100 F CU 83 F FF 100 B FF 101 S CH 90 2-3 ③ K	1 0 1 0 0 0 0 1	0 0 0 0 0 0 0 0	0 0 1 0 0 0 0 0	0 0 0 0 0 0 1 0	0 0 0 0 0 0 0 0	0 0 0 0 0 0 0 1	0 0 0 0 0 0 0 0
Inning Stats	R: 0 E: 0 K: 1 S: 13 H: 0 LOB: 1 BB: 1 P: 20	R: 0 E: 0 K: 0 S: 11 H: 1 LOB: 1 BB: 0 P: 18	R: 1 E: 0 K: 1 S: 10 H: 1 LOB: 0 BB: 0 P: 14	R: 0 E: 0 K: 1 S: 5 H: 0 LOB: 0 BB: 0 P: 9	R: 0 E: 0 K: 3 S: 24 H: 2 LOB: 2 BB: 0 P: 34	R: 0 E: 0 K: 1 S: 7 H: 0 LOB: 0 BB: 0 P: 8	R: 0 E: 0 K: 0 S: 11 H: 0 LOB: 3 BB: 3 P: 27	R: 0 E: 0 K: 0 S: 8 H: 0 LOB: 1 BB: 1 P: 15	R: 0 E: 0 K: 2 S: 11 H: 0 LOB: 0 BB: 0 P: 15	1B: 3 2B: 0 3B: 0 HR: 1	SF: 0 SAC: 0 DP: 0 HBP: 0		WP: 0 PB: 1 SB: 0 CS: 0	PA: 36		

	AB	31
	R	1
	H	4
	RBI	1
	BB	5
	SO	9
	LOB	15

PITCHER		IP	WLS	BF	H	R	ER	SO	BB	IBB	HBP	BLK	WP	HR	S	P	ERA	WHIP
50 Jameson Taillon, R ERA: 4.62	(1, 1)	5.0	W	20	4	1	1	6	1	0	0	0	0	1	63	95	1.80	1.000
37 Edgar Santana, R ERA: 3.94	(6, 1)	1.0	H	3	0	0	0	1	0	0	0	0	0	0	7	8	0.00	0.000
41 Daniel Hudson, R ERA: 4.3	(7, 1)	0.2	H	4	0	0	0	0	2	0	0	0	0	0	7	17	0.00	3.000
48 Dan Runzler, L ERA:	(7, 1)	0.0		1	0	0	0	0	1	0	0	0	0	0	1	5	∞	∞
70 George Kontos, R ERA: 3.52	(7, 1)	1.1	H	5	0	0	0	0	1	0	0	0	0	0	11	20	0.00	0.750

PITCHER		IP	WLS	BF	H	R	ER	SO	BB	IBB	HBP	BLK	WP	HR	S	P	ERA	WHIP
73 Felipe Vázquez, L ERA: 1.72	(9, 1)	1.0	S	3	0	0	0	2	0	0	0	0	0	0	11	15	0.00	0.000

Batter	1	2	3	4	5	6	7	8	9	AB	R	H	RBI	BB	SO	LOB
63 Christopher Bostick, R (1, 4) OBP: 0.450, SLG: 0.375	C SI 92 X SI 93 0-1 G1-3		B SL 87 S CH 83 S SI 95 B FF 95 B CH 82 F SI 93 F FF 94 H CH 82 4-2 22 1B 6 1B 64 SF7 HBP		S FF 92 C FC 85 X FC 86 0-2 6 HR 1B		C SI 93 X SI 92 0-1 1B			3	2	2	0	0	0	0
6 Starling Marte, R (1, 7) OBP: 0.323, SLG: 0.373	C SI 94 B SI 94 B SI 94 F SI 94 B SI 95 B SI 95 4-2 22 FC5-4 BB		X SI 94 0-0 64 SF7 22 1B 1-2 1B		C FC 84 1 SAFE X FF 91 0-1 1-H HR		1 SAFE 1 SAFE C FF 92 C SL 80 S SL 82 0-3 K			3	1	2	2	1	1	1
22 Andrew McCutchen, R (1, 8) OBP: 0.358, SLG: 0.470	C SI 94 1 SAFE 1 SAFE F SI 93 X CH 82 0-2 FC5-4 1-2f		F CU 76 X SI 94 0-1 3 CS 1-2 2-3 1B		B FC 84 B FF 92 X FC 84 2-0 G6-3		F FF 92 S FF 94 B FF 95 B SL 83 F SL 80 S SI 93 2-3 K			4	0	1	0	0	1	2
64 José Osuna, R (1, 3) OBP: 0.272, SLG: 0.434	B SI 94 F SI 94 F SI 95 F SI 96 X CU 78 1-2 G6-3		B SL 88 C CU 76 X CU 76 1-1 SF7 2-3 3-H		S FC 87 F FF 92 F FC 87 F SL 82 X FF 91 0-2 F7		B SL 80 X SI 94 1-0 F9			3	0	0	1	0	0	2
3 Sean Rodríguez, R (1, 5) OBP: 0.274, SLG: 0.293		B SI 93 X SI 93 1-0 F7 1	1 SAFE F SI 94 D CU 78 S SL 85 F SL 86 D CU 76 B SI 95 X SI 95 3-2 G5-3 1-2 2 3		B FF 92 T FC 85 S FC 84 X FF 91 1-2 G5-3 3			F SI 90 F SI 91 S SL 81 0-3 K 1		4	0	0	0	0	1	2
47 Jordan Luplow, R (1, 9) OBP: 0.270, SLG: 0.426		C SI 94 X SI 95 0-1 3B	B SL 85 B FF 92 F SI 90 X SI 89 2-1 F8 1		X FF 91 0-0 HR			C FF 91 C SL 79 B SL 80 F FF 91 F FF 91 B SL 81 S SL 81 2-3 K 2		4	1	2	1	0	1	0
62 Max Moroff, S (1, 6) OBP: 0.270, SLG: 0.303		S CH 83 B FF 96 B CH 84 X CH 82 2-1 P5 2	B SI 90 T SI 90 F FS 80 S FF 92 1-3 K 2		C FF 91 X FF 92 0-1 L7 1			C SL 78 B SI 90 C SL 79 X SL 81 1-2 1B		4	0	1	0	0	1	1
58 Jacob Stallings, R (1, 2) OBP: 0.273, SLG: 0.300		D SI 94 B CU 77 2-0 50 FC6-4 IBB	C SI 90 S FS 79 X SI 89 0-2 E5		B KC 82 C CH 83 X FC 89 1-1 L5 2			C SL 79 B FF 90 1 SAFE F SL 79 D SL 81 C FF 90 2-3 K 3		3	0	0	0	1	1	1
50 Jameson Taillon, R (1, 1) OBP: 0.182, SLG: 0.162 37 Edgar Santana, R (6, 1) 32 Elias Díaz, R (6, PH) OBP: 0.282, SLG: 0.345 41 Daniel Hudson, R (7, 1) 48 Dan Runzler, L (7, 1) 70 George Kontos, R (7, 1) 73 Felipe Vázquez, L (9, 1)	X SI 94 0-0 FC6-4 1-2f 3		C SI 92 S SL 86 B SL 86 D SI 89 T SI 90 2-2 K 3		C KC 83 F KC 82 B KC 84 S FF 92 1-3 K 3					2 0 1 0 0 0 0	0 0 0 0 0 0 0	0 0 0 0 0 0 0	0 0 0 0 0 0 0	0 0 1 0 0 0 0	1 0 0 0 0 0 0	3 0 0 0 0 0 0
Inning Stats	R: 0 E: 0 K: 0 S: 11 H: 0 LOB: 1 BB: 1 P: 16	R: 0 E: 0 K: 0 S: 6 H: 1 LOB: 2 BB: 1 P: 11	R: 1 E: 0 K: 0 S: 13 H: 2 LOB: 1 BB: 0 P: 21	R: 0 E: 1 K: 2 S: 11 H: 0 LOB: 1 BB: 0 P: 16	R: 2 E: 0 K: 0 S: 14 H: 2 LOB: 0 BB: 0 P: 17	R: 1 E: 0 K: 1 S: 8 H: 1 LOB: 0 BB: 0 P: 10	R: 0 E: 0 K: 2 S: 10 H: 1 LOB: 1 BB: 0 P: 13	R: 0 E: 0 K: 3 S: 14 H: 1 LOB: 1 BB: 0 P: 19		1B: 5 2B: 0 3B: 1 HR: 2	SF: 1 SAC: 0 DP: 0 HBP: 1	WP: 0 PB: 0 SB: 0 CS: 1	PA: 35			

PITCHER		IP	WLS	BF	H	R	ER	SO	BB	IBB	HBP	BLK	WP	HR	S	P	ERA	WHIP
53 John Gant, R ERA: 3.65	(1, 1)	3.0		14	3	1	1	0	1	1	1	0	0	0	30	48	3.00	1.333
67 Matt Bowman, R ERA: 3.92	(4, 1)	1.0		4	0	0	0	2	0	0	0	0	0	0	11	16	0.00	0.000
26 Seunghwan Oh, R ERA: 4.1	(5, 1)	1.0	L	5	2	2	2	0	0	0	0	0	0	1	14	17	18.00	2.000
27 Brett Cecil, L ERA: 4.06	(6, 1)	1.0		4	1	1	1	1	0	0	0	0	0	1	8	10	9.00	1.000
60 John Brebbia, R ERA: 2.25	(7, 1)	1.0		4	1	0	0	2	0	0	0	0	0	0	10	13	0.00	1.000

PITCHER		IP	WLS	BF	H	R	ER	SO	BB	IBB	HBP	BLK	WP	HR	S	P	ERA	WHIP
70 Tyler Lyons, L ERA: 2.55	(8, 1)	1.0		4	1	0	0	3	0	0	0	0	0	0	14	19	0.00	1.000

BOTTOM

St. Louis Cardinals @ Pittsburgh Pirates

PNC Park, Pittsburgh, PA

Sun Sep 24 2017, 1:36 PM - 4:32 PM EDT

Att. 28,550 - Sunny - 84 F

livebaseballscorecards.com

AB	31
R	4
H	8
RBI	4
BB	2
SO	8
LOB	12

Batter	1	2	3	4	5	6	7	8	9	AB	R	H	RBI	BB	SO	LOB
18 Austin Hays, R (1, 8) OBP: 0.250, SLG: 0.370	C FF 92 F SI 90 B FF 94 F SL 84 B SL 84 X FF 95 2-2 ① P4		C FF 92 X CU 73 0-1 ② G6-3		C FF 92 C FF 90 1 SAFE S SL 82 0-3 ③ K2-3			B FF 91 S CH 86 F FF 93 X FF 93 1-2 ① P5		4	0	0	0	0	1	1
6 Jonathan Schoop, R (1, 4) OBP: 0.342, SLG: 0.513 3 Ryan Flaherty, L (8, 4) OBP: 0.302, SLG: 0.237	B FF 94 B SL 85 H SI 90 3-0 13 G5-3 HBP		B FF 93 X FF 91 1-0 ③ F9			C FF 90 B SL 84 X CH 84 1-1 ① F7		B FF 94 F FF 93 X FF 95 1-1 ② F9		3 0	0 0	0 0	0 0	0 0	0 0	0 0
13 Manny Machado, R (1, 5) OBP: 0.315, SLG: 0.479 36 Caleb Joseph, R (8, 5) OBP: 0.290, SLG: 0.418	X SI 90 0-0 ② G5-3 1-2			C SI 89 X SL 80 0-1 ① F7		B SL 83 F SI 87 S CH 85 B FF 92 B FF 91 F FF 93 X FF 92 3-2 ② F9		F FF 94 X FF 95 0-1 ③ F7		4 0	0 0	0 0	0 0	0 0	0 0	1 0
19 Chris Davis, L (1, 3) OBP: 0.312, SLG: 0.432 23 Joey Rickard, R (8, 7) OBP: 0.279, SLG: 0.349	B SL 85 C SI 92 S SL 86 F SL 84 B FF 93 S SL 86 2-3 ③ K			X CH 84 0-0 ② G6-3		B FF 91 X FF 91 1-0 HR			X SI 92 0-0 1B	3 1	1 0	1 1	1 0	0 0	1 0	1 0
16 Trey Mancini, R (1, 7) OBP: 0.336, SLG: 0.492 (8, 3)		C FF 91 B SI 88 F SI 89 B SL 85 S FF 93 2-3 ① K		B FF 92 B CH 84 X FF 92 2-0 2B		B CU 75 B CH 85 F SI 89 C FF 92 B SL 81 F SI 88 F FF 92 X FF 92 3-2 ③ L3			B SI 91 B FF 93 B FF 92 C FF 93 X FF 92 3-1 ① P4	4	0	1	0	0	1	1
15 Chance Sisco, L (1, 2) OBP: 0.429, SLG: 0.917		C FF 92 B SI 88 X FF 92 1-1 ② G4-3		F FF 92 B FF 92 B SL 84 X FF 90 2-1 ③ G1-3			C FF 93 B FF 93 B FF 94 B FF 92 S FF 92 C FF 93 3-3 ① K		B FF 94 B SI 92 X FF 92 2-0 ② F8	4	0	0	0	0	1	2
2 J.J. Hardy, R (1, 6) OBP: 0.258, SLG: 0.321		B FF 92 C FF 92 B SI 89 S FF 91 B FF 93 F FF 93 B FF 92 4-2 BB			C FF 90 B FF 91 B CU 74 X FF 90 2-1 ① G6-3		B FF 94 C FF 92 B CH 88 X FF 94 2-1 25 FC5-6-4 1B		C FF 93 D CH 87 B FF 92 F FF 92 X FF 93 2-2 ③ G5-3	3	0	1	0	1	0	1
25 Anthony Santander, S (1, 9) OBP: 0.200, SLG: 0.250		F FF 91 D SL 84 C FF 91 F SL 84 D SL 82 B FF 92 S FF 92 3-3 ③ K			F FF 90 B SL 81 B CH 85 X SI 88 2-1 1B		B FF 94 X CH 86 1-0 ② FC5-6-4 1-2f			3	0	1	0	0	1	2
39 Kevin Gausman, L (1, 1) 12 Seth Smith, L (5, PH) OBP: 0.340, SLG: 0.433 54 Jimmy Yacabonis, R (5, 1) 45 Mark Trumbo, R (7, PH) OBP: 0.289, SLG: 0.398 57 Donnie Hart, L (7, 1) 35 Brad Brach, R (8, 1)			B FF 90 F FF 90 B FF 91 B FF 91 C FF 90 F FF 90 S FF 91 3-3 ① K		C FF 90 F FF 90 S FF 91 0-3 ② K		B FF 95 C FF 93 F FF 94 B FF 95 X SL 85 2-2 ③ G4-3			1 1 0 1 0 0	0 0 0 0 0 0	0 1 0 0 0 0	0 1 0 0 0 0	1 1 0 0 0 0	0 1 0 1 0 0	0 1 0 1 0 0
Inning Stats	R: 0 E: 0 K: 1 S: 9 H: 0 LOB: 1 BB: 0 P: 16	R: 0 E: 0 K: 2 S: 12 H: 0 LOB: 1 BB: 1 P: 22	R: 0 E: 0 K: 1 S: 7 H: 0 LOB: 0 BB: 0 P: 11	R: 0 E: 0 K: 0 S: 6 H: 1 LOB: 1 BB: 0 P: 10	R: 0 E: 0 K: 2 S: 10 H: 1 LOB: 1 BB: 0 P: 14	R: 1 E: 0 K: 0 S: 12 H: 1 LOB: 0 BB: 0 P: 20	R: 0 E: 0 K: 1 S: 9 H: 1 LOB: 1 BB: 0 P: 17	R: 0 E: 0 K: 0 S: 7 H: 0 LOB: 0 BB: 0 P: 9	R: 0 E: 0 K: 0 S: 7 H: 1 LOB: 1 BB: 0 P: 14	1B: 3 2B: 1 3B: 0 HR: 1	SF: 0 SAC: 0 DP: 0 HBP: 1					

PITCHER		IP	WLS	BF	H	R	ER	SO	BB	IBB	HBP	BLK	WP	HR	S	P	ERA	WHIP
57 Trevor Williams, R ERA: 4.07	(1, 1)	6.0	W	23	3	1	1	6	1	0	1	0	0	1	56	93	1.50	0.667
43 Steven Brault, L ERA: 3.86	(7, 1)	3.0	S	11	2	0	0	1	0	0	0	0	0	0	23	40	0.00	0.667

PITCHER	IP	WLS	BF	H	R	ER	SO	BB	IBB	HBP	BLK	WP	HR	S	P	ERA	WHIP

Baltimore Orioles @ Pittsburgh Pirates

PNC Park, Pittsburgh, PA

Tue Sep 26 2017, 7:09 PM - 9:45 PM EDT

Att. 19,318 - Clear - 85 F

TOP

livebaseballscorecards.com

AB	32
R	1
H	5
RBI	1
BB	1
SO	7
LOB	11

Baltimore Orioles @ Pittsburgh Pirates

PNC Park, Pittsburgh, PA

Tue Sep 26 2017, 7:09 PM - 9:45 PM EDT

Att. 19,318 - Clear - 85 F

BOTTOM

livebaseballscorecards.com

Batter	1	2	3	4	5	6	7	8	9	AB	R	H	RBI	BB	SO	LOB
26 Adam Frazier, L (1, 4) OBP: 0.353, SLG: 0.411	C FF 92 F FF 94 B FF 95 S FS 82 1-3 **K** ①	B FF 93 F FS 83 F FF 95 F FF 95 F FS 84 B FS 84 X FS 82 2-2 22 HR 2B **1-3**		C SL 77 F FF 94 S FS 84 0-3 **K** ②		C SI 96 X CH 90 0-1 6 1B 22 HR 1B		F SI 92 F CH 86 B FF 94 B CH 86 B SI 94 S CH 87 3-3 **K** ③		5	2	2	0	0	3	0
6 Starling Marte, R (1, 7) OBP: 0.328, SLG: 0.376 (7, 8)	C FF 94 X SL 83 0-1 22 E 22 2B 1B	S FS 84 C FF 96 B FF 95 F FS 85 D FS 85 B FF 95 B FS 84 4-2 22 HR BB		B FF 92 B FF 94 F FF 94 X FF 96 2-1 **L9** ③		C SI 95 X SL 85 0-1 22 HR 1B **1-2**				3	3	2	0	1	0	0
22 Andrew McCutchen, R (1, 8) OBP: 0.362, SLG: 0.487 47 Jordan Luplow, R (7, 7) OBP: 0.270, SLG: 0.426	C FF 93 F FF 94 F FS 84 1 SAFE X FS 85 0-2 55 2B 2B **1-H**	B FF 94 T FF 95 D SL 83 X FF 95 2-1 HR **1-H** **2-H** **3-H**			C SI 95 B SL 87 X SI 96 1-1 23 1B 55 1B 25 FC6-4 1B	C SL 85 D SL 86 B SI 95 F SI 95 X SI 95 2-2 HR **1-H** **2-H**				4 0	4 0	4 0	8 0	0 0	0 0	0 0
55 Josh Bell, S (1, 3) OBP: 0.331, SLG: 0.460	B FF 95 D FS 84 X FS 83 2-0 2B **2-H**	B FF 96 T FF 94 B FF 97 F FF 94 B FS 86 X FF 97 3-2 **G4-3** ③			B SI 95 B SI 95 F SI 95 X SI 96 2-1 25 FC6-4 23 1B **1-2** 1B	C SI 95 B CH 89 B SI 95 B SI 95 X SI 94 3-1 **G3-1** ③				4	0	2	1	0	0	0
23 David Freese, R (1, 5) OBP: 0.369, SLG: 0.376 3 Sean Rodríguez, R (8, 5) OBP: 0.274, SLG: 0.293	B FF 95 X FF 93 1-0 **L6** ②		C FF 91 B FF 93 F FF 94 F SL 81 B SL 83 H FF 94 3-2 HBP		B SI 96 S SL 85 S SI 96 X SI 96 1-2 25 FC6-4 **1-2** **2-3** 1B		C SI 88 B SI 88 X CH 81 1-1 **F9** ①			3	0	1	0	0	0	1
25 Gregory Polanco, L (1, 9) OBP: 0.305, SLG: 0.387	C FF 94 X FF 96 0-1 **F7** ③		B FF 94 S FS 82 X FS 82 1-1 **L9** ①		X SI 95 0-0 **FC6-4** ① 32 G5-4-3 **1-2f** **2-3** **3-H**		C SL 76 B SL 75 B SI 88 X SL 77 2-1 **G4-3** ②			0	0	0	0	0	0	0
32 Elias Díaz, R (1, 2) OBP: 0.276, SLG: 0.337		C FF 93 B FF 95 B FF 94 X FF 94 2-1 **L9** ①	F SL 78 F FF 93 F FF 94 F FS 82 S FS 85 0-3 **K** ②		C SI 94 B SL 87 X SI 94 1-1 **G5-4-3** ②③ **1-2f**		B SI 88 X CH 80 1-0 **G5-3** ③			4	0	0	0	0	1	3
62 Max Moroff, S (1, 6) OBP: 0.270, SLG: 0.295		B FF 94 B FF 93 B FF 91 C FF 93 S FF 93 B FF 93 4-2 26 2B 22 HR BB	F FF 93 B FF 92 B FF 91 B FF 94 X FF 92 3-1 **G1-3** ③			B SI 94 F SI 94 F SI 94 F SI 95 B CH 88 S SI 94 2-3 **K** ①		C FF 93 B CH 86 C CH 85 S FF 94 1-3 **K** ①		3	1	0	0	1	2	1
57 Trevor Williams, R (1, 1) OBP: 0.093, SLG: 0.049 63 Christopher Bostick, R (6, PH) OBP: 0.429, SLG: 0.353 43 Steven Brault, L (7, 1) OBP: 0.273, SLG: 0.364		C FF 92 C FF 92 L FF 92 0-3 **K** ②		C FF 92 F FF 94 S FF 95 0-3 **K** ①		C SI 94 S SL 86 B SI 96 B SI 96 X SI 96 2-2 **L8** ②		C FF 94 B FF 94 X FF 93 1-1 **F7** ②		2 1 1	0 0 0	0 0 0	0 0 0	0 0 0	2 0 0	1 0 0
Inning Stats	R: 2 E: 1 K: 1 S: 13 H: 3 LOB: 1 BB: 0 P: 17	R: 4 E: 0 K: 1 S: 20 H: 2 LOB: 0 BB: 2 P: 37	R: 0 E: 0 K: 1 S: 12 H: 0 LOB: 1 BB: 0 P: 19	R: 0 E: 0 K: 2 S: 8 H: 0 LOB: 0 BB: 0 P: 10	R: 1 E: 0 K: 0 S: 10 H: 3 LOB: 1 BB: 0 P: 15	R: 3 E: 0 K: 1 S: 16 H: 3 LOB: 0 BB: 0 P: 25	R: 0 E: 0 K: 0 S: 5 H: 0 LOB: 0 BB: 0 P: 9	R: 0 E: 0 K: 2 S: 8 H: 0 LOB: 0 BB: 0 P: 13		1B: 6 2B: 3 3B: 0 HR: 2 SF: 0 SAC: 0 DP: 1 HBP: 1					

	AB	34
	R	10
	H	11
	RBI	10
	BB	2
	SO	8
	LOB	10

WP: 0 PB: 0 SB: 0 CS: 0 PA: 37

PITCHER	IP	WLS	BF	H	R	ER	SO	BB	IBB	HBP	BLK	WP	HR	S	P	ERA	WHIP
39 Kevin Gausman, R (1, 1) ERA: 4.81	4.0	L	20	5	6	6	5	2	0	1	0	0	1	53	83	13.50	1.750
54 Jimmy Yacabonis, R (5, 1) ERA: 4.82	2.0		11	6	4	4	1	0	0	0	0	0	1	26	40	18.00	3.000
57 Donnie Hart, L (7, 1) ERA: 3.61	1.0		3	0	0	0	0	0	0	0	0	0	0	5	9	0.00	0.000
35 Brad Brach, R (8, 1) ERA: 2.53	1.0		3	0	0	0	2	0	0	0	0	0	0	8	13	0.00	0.000

PITCHER	IP	WLS	BF	H	R	ER	SO	BB	IBB	HBP	BLK	WP	HR	S	P	ERA	WHIP

Baltimore Orioles @ Pittsburgh Pirates

PNC Park, Pittsburgh, PA

Wed Sep 27 2017, 7:09 PM - 9:41 PM EDT

Att. 24,779 - Cloudy - 84 F

TOP

livebaseballscorecards.com

Batter	1	2	3	4	5	6	7	8	9	AB	R	H	RBI	BB	SO	LOB
18 Austin Hays, R (1, 8) OBP: 0.264, SLG: 0.360	B SI 95 F SI 95 B SI 96 B SI 96 F SI 95 F SI 96 B SI 97 4-2 6 F8-6 BB	B KC 83 S SL 90 C SI 95 S SL 88 1-3 ③ K			B SI 95 B CH 88 X SI 95 2-0 6 FC6-4 1B		F FF 99 X FF 99 0-1 ① F8		B FF 100 B CH 89 X FF 99 2-0 ③ L8	4	0	1	0	1	1	3
6 Jonathan Schoop, R (1, 4) OBP: 0.340, SLG: 0.510	F SI 96 B SI 96 1 SAFE B FF 97 X SI 97 2-1 ① ② F8-6 1-2		X KC 79 0-0 ① L7		S SL 92 1 SAFE B SL 91 X SI 96 1-1 ① FC6-4 13 G5-4-3 1-2f		1 SAFE 1 SAFE B FF 97 X FC 92 1-0 ② G2-3 1-2			4	0	0	0	0	0	3
13 Manny Machado, R (1, 5) OBP: 0.313, SLG: 0.476	B SI 98 C SI 98 C SI 97 B SL 92 C SI 98 2-3 ③ K		B SI 95 B SL 87 F CH 87 C SI 96 B SL 88 S SI 96 3-3 ② K		X SI 96 0-0 ② ③ G5-4-3 1-2f		X CU 85 0-0 ③ G5-3			4	0	0	0	0	2	3
24 Pedro Alvarez, L (1, 3) OBP: 0.370, SLG: 0.480		F SI 95 X SI 95 0-1 16 1B 15 2B 1B	B KC 83 B CH 90 X CH 89 2-0 ③ G3-1			F SI 95 B KC 83 B CH 89 X SL 89 2-1 16 1B 1B		C FC 88 B SI 91 X FC 88 1-1 ① G1-3		4	1	2	0	0	0	0
16 Trey Mancini, R (1, 7) OBP: 0.337, SLG: 0.493		B SI 95 X SL 89 1-0 15 2B 2 G5-3 1-2 1B		B SI 93 B CH 89 S SL 89 X SI 96 2-1 ① L8		B SL 88 S FF 95 B SL 90 B SI 96 C SI 95 X SI 96 3-2 1-2 1B		C FC 87 C SI 90 S SL 85 0-3 ② K		4	1	2	0	0	1	0
15 Chance Sisco, L (1, 2) OBP: 0.444, SLG: 0.867		B SI 95 F SI 96 B SL 88 B FF 96 X FF 97 3-1 2 G5-3 25 2B 1-3 2-H 2B		B KC 83 S CH 88 S SI 95 H SL 88 2-2 25 1B HBP		X FF 91 0-0 ① F7		B SI 90 C FC 87 S SL 84 S SL 84 1-3 ③ K2-3		3	1	1	1	0	1	2
2 J.J. Hardy, R (1, 6) OBP: 0.254, SLG: 0.316		F SL 90 X SL 89 0-1 ① G5-3 2-3 3-H		B SI 96 C SI 96 S SL 91 1 SAFE C SL 90 1-3 ② K		C SL 84 X FF 95 0-1 ② F7			C FF 100 F FF 101 X FF 102 0-2 ① G6-3	4	0	0	1	0	1	4
25 Anthony Santander, S (1, 9) OBP: 0.292, SLG: 0.417		F FF 97 X SI 98 0-1 3-H 2B		F SL 85 S CH 89 X CH 84 0-2 1-3 1B		S SI 96 X SL 86 0-1 ③ F9			C FF 103 B FF 102 S CH 92 B FF 102 X FF 102 2-2 2B	4	0	3	1	0	0	2
49 Gabriel Ynoa, R (1, 1) 45 Mark Trumbo, R (4, PH) OBP: 0.288, SLG: 0.397 59 Mike Wright Jr., R (4, 1) 12 Seth Smith, L (7, PH) OBP: 0.341, SLG: 0.435 14 Craig Gentry, R (7, PR) OBP: 0.333, SLG: 0.386 60 Mychal Givens, R (7, 1) 48 Richard Bleier, L (8, 1) 29 Welington Castillo, R (9, PH) OBP: 0.326, SLG: 0.494		B FF 96 X SI 94 1-0 ② G1-3		S SL 88 F SL 90 S SL 88 0-3 ③ K		F FF 100 B CU 84 B FF 99 X FF 99 2-1 6 G2-3 1B		B CH 90 S CU 85 B FF 101 F CU 84 F CU 82 S FF 100 2-3 ② K	1 1 0 1 0 0 0 0 1	0 0 0 0 0 0 0 0 0	0 0 0 1 0 0 0 0 0	0 0 0 0 0 0 0 0 0	0 1 0 0 0 0 0 0 0	0 0 0 0 0 0 0 0 1	1 2 0 0 0 0 0 0 1

Inning Stats	1	2	3	4	5	6	7	8	9	1B: 7 2B: 4 3B: 0 HR: 0	SF: 0 SAC: 0 DP: 2 HBP: 1	WP: 0 PB: 0 SB: 0 CS: 0	PA: 37
	R: 0 E: 0 K: 1 S: 8 H: 0 LOB: 0 BB: 1 P: 16	R: 3 E: 0 K: 1 S: 13 H: 4 LOB: 1 BB: 0 P: 19	R: 0 E: 0 K: 1 S: 5 H: 0 LOB: 0 BB: 0 P: 10	R: 0 E: 0 K: 2 S: 13 H: 1 LOB: 2 BB: 0 P: 18	R: 0 E: 0 K: 0 S: 4 H: 1 LOB: 0 BB: 0 P: 7	R: 0 E: 0 K: 0 S: 10 H: 2 LOB: 2 BB: 0 P: 15	R: 0 E: 0 K: 0 S: 6 H: 1 LOB: 2 BB: 0 P: 9	R: 0 E: 0 K: 2 S: 8 H: 0 LOB: 0 BB: 0 P: 10	R: 0 E: 0 K: 1 S: 11 H: 1 LOB: 1 BB: 0 P: 17				

PITCHER	IP	WLS	BF	H	R	ER	SO	BB	IBB	HBP	BLK	WP	HR	S	P	ERA	WHIP
39 Chad Kuhl, R (1, 1) ERA: 4.35	5.0	W	23	8	3	3	5	1	0	1	0	0	0	48	80	5.40	1.800
52 Jack Leathersich, L (6, 1) ERA: 4.91	0.1	H	1	0	0	0	0	0	0	0	0	0	0	1	1	0.00	0.000
37 Edgar Santana, R (6, 1) ERA: 3.78	0.2	H	2	0	0	0	0	0	0	0	0	0	0	4	4	0.00	0.000
66 Dovydas Neverauskas, R (7, 1) ERA: 2.63	1.0	H	4	1	0	0	0	0	0	0	0	0	0	6	9	0.00	1.000
70 George Kontos, R (8, 1) ERA: 3.46	1.0	H	3	0	0	0	2	0	0	0	0	0	0	8	10	0.00	0.000

PITCHER	IP	WLS	BF	H	R	ER	SO	BB	IBB	HBP	BLK	WP	HR	S	P	ERA	WHIP
73 Felipe Vázquez, L (9, 1) ERA: 1.7	1.0	S	4	1	0	0	1	0	0	0	0	0	0	11	17	0.00	1.000

AB	35
R	3
H	10
RBI	3
BB	1
SO	8
LOB	21

Baltimore Orioles @ Pittsburgh Pirates

PNC Park, Pittsburgh, PA

Wed Sep 27 2017, 7:09 PM - 9:41 PM EDT

Att. 24,779 - Cloudy - 84 F

BOTTOM

livebaseballscorecards.com

Batter	1	2	3	4	5	6	7	8	9	AB	R	H	RBI	BB	SO	LOB
26 Adam Frazier, L (1, 4) OBP: 0.352, SLG: 0.409	B SI 92 B SI 92 X SI 92 2-0 22 1B 55 1B 1B		B SL 84 B FF 92 C SI 93 X CH 83 2-1 ① F8		B SI 93 B SL 82 X SI 93 2-0 ② G3		C CH 86 X FF 96 0-1 ② G4-3 2-3			4	1	1	0	0	0	1
6 Starling Marte, R (1, 7) OBP: 0.330, SLG: 0.378	1 SAFE F FF 92 1 SAFE 1 SAFE F SL 85 F SL 83 C SL 84 0-3 ① K		C SL 86 B SL 85 B FF 94 S SL 85 X SL 86 2-2 ② G6-3		X SL 87 0-0 22 S 1B		C SL 88 B SL 90 B FF 95 B FF 95 X FF 94 3-1 3-H 1B			4	0	2	1	0	1	1
22 Andrew McCutchen, R (1, 8) OBP: 0.365, SLG: 0.487	C SL 84 1 SAFE B SI 93 F SI 93 F FF 93 F SL 86 F SL 84 1 SAFE X SI 94 1-2 55 1B 1-3 1B		B SI 94 C SL 84 B SI 92 S SL 85 B SL 86 F SL 85 F SL 84 B SL 84 4-2 55 HR BB		B SI 89 C SL 84 D SL 90 B FF 92 B SL 86 4-1 1-2 BB		1 SAFE P PO 92 B FF 96 C SL 87 1 SAFE B FF 94 C FF 95 S FF 96 3-3 ③ K			2	1	1	0	2	1	1
55 Josh Bell, S (1, 3) OBP: 0.333, SLG: 0.467	B SI 92 C SI 93 B CH 85 X SI 94 2-1 23 G3-6-1 1-2 3-H 1B		B CH 83 B SI 92 F SI 92 X SL 84 2-1 1-H HR		C CH 86 F FF 92 C SL 84 0-3 ③ K			X SI 91 0-0 64 G5-4-3 1B		4	1	3	3	0	1	2
23 David Freese, R (1, 5) OBP: 0.367, SLG: 0.373 66 Dovydas Neverauskas, R (7, 1) 70 George Kontos, R (8, 1) 64 José Osuna, R (8, PH) OBP: 0.271, SLG: 0.432 73 Felipe Vázquez, L (9, 1)	B SL 86 C SI 92 X SI 94 1-1 ②③ G3-6-1 1-2f		F SI 92 B CH 85 F SI 92 X SL 83 1-2 ③ F9			S SL 85 B CH 87 X SL 86 1-1 ① G1-3		B SI 90 X FC 88 1-0 ①② G5-4-3 1-2f		3 0 0 1 0	0 0 0 0 0	0 0 0 0 0	0 0 0 0 0	0 0 0 0 0	0 0 0 0 0	2 0 0 1 0
25 Gregory Polanco, L (1, 9) OBP: 0.304, SLG: 0.394		C SL 81 X CH 90 0-1 HR		B SI 91 X SI 91 1-0 ① G1-3		C SL 81 T FF 89 B FF 91 S SL 86 1-3 ② K		B SI 92 C SI 91 B SI 90 X SI 90 2-1 ③ G6-3		4	1	1	1	0	1	0
32 Elias Díaz, R (1, 2) OBP: 0.271, SLG: 0.331		F SI 92 F CH 89 T SL 85 0-2 ① K		X SI 92 0-0 ② G1-4-3		B CH 87 C SI 92 B SL 87 F FF 93 C FF 94 2-3 ③ K				3	0	0	0	0	2	0
3 Sean Rodríguez, R (1, 6) OBP: 0.275, SLG: 0.303 (7, 5)		S SI 93 X SL 84 0-1 ② G5-3		C FF 92 S SL 86 F SL 83 X FF 91 0-2 ③ L9			B FF 95 X FF 95 1-0 26 G4-3 6 1B 2B			3	1	1	0	0	0	0
39 Chad Kuhl, R (1, 1) OBP: 0.122, SLG: 0.146 52 Jack Leathersich, R (6, 1) 37 Edgar Santana, R (6, 1) 62 Max Moroff, S (7, 6) OBP: 0.268, SLG: 0.292		B SI 92 C SI 93 C FF 94 S SL 85 1-3 ③ K			C FF 90 C SI 90 F FF 93 X SL 82 0-2 ① G2-3		S CH 85 S FF 96 S FF 95 0-3 ① K			2 0 0 1	0 0 0 0	0 0 0 0	0 0 0 0	0 0 0 0	1 0 0 0	0 0 0 1
Inning Stats	R: 1 E: 0 K: 1 S: 15 H: 3 LOB: 1 BB: 0 P: 21	R: 1 E: 0 K: 2 S: 10 H: 1 LOB: 0 BB: 0 P: 11	R: 2 E: 0 K: 0 S: 14 H: 1 LOB: 0 BB: 1 P: 25	R: 0 E: 0 K: 0 S: 6 H: 0 LOB: 0 BB: 0 P: 7	R: 0 E: 0 K: 1 S: 10 H: 1 LOB: 2 BB: 1 P: 16	R: 0 E: 0 K: 2 S: 8 H: 0 LOB: 0 BB: 0 P: 12	R: 1 E: 0 K: 2 S: 12 H: 2 LOB: 1 BB: 0 P: 18	R: 0 E: 0 K: 0 S: 4 H: 1 LOB: 0 BB: 0 P: 7		1B: 6 2B: 1 3B: 0 HR: 2 SF: 0 SAC: 0 DP: 2 HBP: 0					WP: 0 PB: 0 SB: 1 CS: 0 PA: 33	

	AB	31
	R	5
	H	9
	RBI	5
	BB	2
	SO	8
	LOB	9

PITCHER		IP	WLS	BF	H	R	ER	SO	BB	IBB	HBP	BLK	WP	HR	S	P	ERA	WHIP
49 Gabriel Ynoa, R ERA: 4.15	(1, 1)	3.0	L	14	5	4	4	3	1	0	0	0	0	2	39	57	12.00	2.000
59 Mike Wright Jr., R ERA: 5.92	(4, 1)	3.0		11	1	0	0	3	1	0	0	0	0	0	24	35	0.00	0.667
60 Mychal Givens, R ERA: 2.78	(7, 1)	1.0		5	2	1	1	2	0	0	0	0	0	0	12	18	9.00	2.000
48 Richard Bleier, L ERA: 2.04	(8, 1)	1.0		3	1	0	0	0	0	0	0	0	0	0	4	7	0.00	1.000

PITCHER	IP	WLS	BF	H	R	ER	SO	BB	IBB	HBP	BLK	WP	HR	S	P	ERA	WHIP

Batter	1	2	3	4	5	6	7	8	9	AB	R	H	RBI	BB	SO	LOB
63 Christopher Bostick, R (1, 4) OBP: 0.400, SLG: 0.381	C FF 92 B FF 94 B FF 91 F FF 92 F SL 87 T FF 92 2-2 ① K		B SL 88 S SL 88 X FF 94 1-1 ① 6 1B 2-H 2B		X FF 95 0-0 ② L8			C FF 95 C CU 83 B CU 82 S FF 97 1-3 ② K		4	1	1	1	0	2	0
6 Starling Marte, R (1, 7) OBP: 0.332, SLG: 0.380	B SI 94 X FF 90 1-0 22 G5-4-3 1B		X SL 87 0-0 ① 22 WP 22 S 2-H 1B		B SI 96 B SL 89 F SI 94 F SL 87 F FF 95 F SL 89 X SL 88 2-2 ③ F9			C CU 83 F CH 85 F FF 96 B CU 82 X CU 84 1-2 ③ G6-3		4	0	2	1	0	0	0
22 Andrew McCutchen, R (1, 8) OBP: 0.364, SLG: 0.485	C SL 86 F FF 95 1 SAFE F FF 95 X CH 88 0-2 ② ③ G5-4-3 1-2f		1 SAFE B FF 96 S SL 90 S FF 96 F FF 98 B CH 89 F SL 89 X SL 88 2-2 ③ F9 1-3			B FF 94 B FF 93 B FF 92 X FF 93 3-0 ① F9			X FF 93 0-0 ① 55 HR 1B	4	1	1	0	0	0	2
55 Josh Bell, S (1, 3) OBP: 0.333, SLG: 0.471		B FF 92 C FF 92 S FF 92 B SL 87 S SL 87 2-3 ① K		C FF 92 C SL 86 B FF 96 B FF 92 S SL 88 2-3 ① K		B FF 92 F SL 86 F SI 94 B SL 89 S SL 88 2-3 ② K			X FF 93 0-0 1-H HR	4	1	1	2	0	3	0
47 Jordan Luplow, R (1, 9) OBP: 0.256, SLG: 0.403		B FF 94 S SL 87 X SL 87 1-1 ② L5		B FF 93 C SL 89 B SI 95 X SL 88 2-1 ② P3		F FF 96 C FF 97 F SL 89 F FF 97 B FF 90 B CH 90 X FF 94 2-2 ③ G5-3			B FF 93 C FF 94 B FS 85 X FF 93 2-1 ① P4	4	0	0	0	0	0	0
3 Sean Rodríguez, R (1, 5) OBP: 0.275, SLG: 0.301		B CU 82 S CU 82 S FF 96 B FF 97 C CH 89 2-3 ③ K		X SL 83 0-0 ① 32 BB 1B			B SI 92 F SI 92 C SL 86 F SI 94 F SI 93 X SI 93 1-2 ① G4-3		F FF 93 B FF 94 B FS 85 S FF 94 S FF 95 2-3 ② K	4	0	1	0	0	2	0
32 Elias Díaz, R (1, 2) OBP: 0.271, SLG: 0.326			B FF 93 X FF 91 1-0 ① F8	S FF 95 D FF 96 B SI 94 B FF 92 1 SAFE F FF 95 B SL 89 4-2 1-2 BB			C SI 92 B CH 89 X SI 93 1-1 ② G6-3		F FF 93 S FF 94 F FF 94 X FF 94 0-2 ③ P3	3	0	0	0	1	0	0
62 Max Moroff, S (1, 6) OBP: 0.269, SLG: 0.287			B FF 94 B CH 88 B FF 94 B FF 94 4-0 43 G3 63 2B BB	C CU 81 F FF 96 D SL 90 2 SAFE S SL 88 1-3 ③ K			X FF 93 0-0 ③ P6			2	1	0	0	1	1	2
46 Iván Nova, R (1, 1) 43 Steven Brault, L (3, PH) 24 Tyler Glasnow, L (3, 1) 37 Edgar Santana, R (4, 1) 66 Dovydas Neverauskas, R (7, 1) 52 Jack Leathersich, R (7, 1) 26 Adam Frazier, L (8, PH) 51 Johnny Barbato, R (8, 1) 41 Daniel Hudson, R (8, 1)			1 SAFE B FF 92 L FF 93 B SI 92 D FF 92 C FF 93 X FF 93 3-2 ② G3 1-2		B FF 93 F FF 92 C CU 81 B FF 94 B FF 93 S FF 94 3-3 ① K			C CU 80 B CH 84 C FF 94 X CH 83 1-2 ① G2-3		0 1 1 0 0 0 0 1 0 0	0 0 0 0 0 0 0 0 0 0	0 0 0 0 0 0 0 0 0 0	0 0 0 0 0 0 0 0 0 0	0 1 0 0 0 0 0 0 0 0	0 1 0 0 0 0 0 0 0 0
Inning Stats	R: 0 E: 0 K: 1 S: 9 H: 1 LOB: 0 BB: 0 P: 12	R: 0 E: 0 K: 2 S: 8 H: 0 LOB: 0 BB: 0 P: 13	R: 2 E: 0 K: 0 S: 12 H: 2 LOB: 1 BB: 1 P: 23	R: 0 E: 0 K: 2 S: 11 H: 1 LOB: 2 BB: 1 P: 20	R: 0 E: 0 K: 1 S: 9 H: 0 LOB: 0 BB: 0 P: 14	R: 0 E: 0 K: 1 S: 9 H: 0 LOB: 0 BB: 0 P: 16	R: 0 E: 0 K: 0 S: 8 H: 0 LOB: 0 BB: 0 P: 10	R: 0 E: 0 K: 1 S: 10 H: 0 LOB: 0 BB: 0 P: 13	R: 2 E: 0 K: 1 S: 11 H: 2 LOB: 0 BB: 0 P: 15	1B: 4 2B: 1 3B: 0 HR: 1 SF: 0 SAC: 0 DP: 1 HBP: 0						

TOP

Pittsburgh Pirates @ Washington Nationals

Nationals Park, Washington, DC

Thu Sep 28 2017, 7:07 PM - 10:30 PM EDT

Att. 26,380 - Clear - 74 F

livebaseballscorecards.com

AB	32
R	4
H	6
RBI	4
BB	2
SO	9
LOB	5

WP: 1 PA: 34
PB: 0
SB: 1
CS: 0

PITCHER		IP	WLS	BF	H	R	ER	SO	BB	IBB	HBP	BLK	WP	HR	S	P	ERA	WHIP
40 Edwin Jackson, R ERA: 5.21	(1, 1)	6.0		23	4	2	2	7	2	0	0	0	1	0	58	98	3.00	1.000
21 Brandon Kintzler, R ERA: 2.55	(7, 1)	1.0		3	0	0	0	0	0	0	0	0	0	0	8	10	0.00	0.000
44 Ryan Madson, R ERA: 1.83	(8, 1)	1.0	H	3	0	0	0	1	0	0	0	0	0	0	10	13	0.00	0.000
62 Sean Doolittle, L ERA: 2.81	(9, 1)	1.0	W	5	2	2	2	1	0	0	0	0	0	1	11	15	18.00	2.000

PITCHER	IP	WLS	BF	H	R	ER	SO	BB	IBB	HBP	BLK	WP	HR	S	P	ERA	WHIP

Batter	1	2	3	4	5	6	7	8	9	AB	R	H	RBI	BB	SO	LOB
1 Wilmer Difo, S (1, 6) OBP: 0.326, SLG: 0.378	X FF 92 0-0 14 SH1-3 20 1B 2B	B CU 81 F CH 88 S FF 95 B CU 82 X FF 96 2-2 1-3 1B	F FF 97 B FF 97 B FF 93 X SI 91 2-1 ③ G4-3	S FF 96 D CU 83 C FF 96 D CU 83 B FF 96 B FF 95 4-2 1-2 2-3 BB	B SL 85 B FF 92 X FF 93 2-0 ② G3-1	4	1	2	0	1	0	0
14 Victor Robles, R (1, 9) OBP: 0.320, SLG: 0.478	X SI 92 0-0 ① SH1-3 2-3	C CU 80 1 SAFE C SI 93 X CU 82 0-2 ③ F7	B FF 93 B FF 95 F FF 96 F FF 95 X CU 81 2-2 6 CS 1B	C SL 86 S SL 87 F SL 89 D SL 90 F FF 96 S SL 88 1-3 ③ K	B CU 78 B FF 94 X FF 93 2-0 ③ G5-3	4	0	1	0	0	1	5
6 Anthony Rendon, R (1, 5) OBP: 0.403, SLG: 0.529	D CU 80 B CU 78 B FF 96 B FF 94 4-0 4 WP 20 1B 4 FC5 BB	C FF 98 C FF 98 B FF 99 B CU 82 B FF 97 B FF 98 4-2 17 SH5-4 20 WP 26 G4-3 BB	C FF 96 C CU 80 F CU 83 B FF 96 B CU 82 X FF 96 2-2 ① ② F9 1-2	S FF 97 B FC 93 S CU 85 B CU 84 B FF 97 B FF 99 4-2 17 3B BB	B SL 88 C SL 88 F FF 96 B SL 88 B SL 88 X FF 96 3-2 20 1B 17 1B 1B	2	3	1	0	3	0	1
20 Daniel Murphy, L (1, 4) OBP: 0.383, SLG: 0.545	B FF 93 F CH 88 B FF 94 X SI 94 2-1 4 WP 1-2 3-H 1B	B FF 95 B SI 93 B FF 95 D FF 98 4-0 26 G4-3 17 SH5-4 1-2 BB	B SI 92 B SI 92 F FF 97 X SI 92 2-1 17 FC6-4 1B	C FF 97 F FF 98 B CU 83 X CU 83 1-2 ① L8	C SI 96 B SL 89 B SI 97 X SI 96 2-1 17 1B 1-3 1B	4	0	3	1	1	0	1
4 Howie Kendrick, R (1, 7) OBP: 0.369, SLG: 0.474 17 Alejandro De Aza, L (3, PH) OBP: 0.200, SLG: 0.300 (4, 7)	B CU 80 X SI 93 1-0 ② FC5 1-2 2-H	C FF 96 D CU 81 B FF 96 X FF 96 2-1 ① SH5-4 1-2 2-3	F FF 97 X FF 97 0-1 ③ FC6-4 1-2f	1 SAFE L FF 98 B FF 97 1 SAFE D CU 83 B FF 97 X FF 97 3-1 26 SF8 1-H 3B	S SL 88 F SL 88 X SL 89 0-2 1-2 3-H 1B	1 3	0 1	0 2	0 2	0 0	0 1	2 1
26 Adam Lind, L (1, 3) OBP: 0.367, SLG: 0.521	B FF 94 C CH 87 S CU 81 F CU 81 T FF 96 1-2 ③ K	F CU 80 S CU 81 F CU 83 B FF 97 X CU 81 1-2 ② G4-3 2-3 3-H	B SI 91 C SI 90 B FF 98 B SI 91 F FF 97 F FF 96 B FF 96 4-2 1 BB 59 BB BB	B FF 92 C FF 91 B FF 92 X FF 92 2-1 ② SF8 3-H	2	0	0	2	1	1	3
3 Michael Taylor, R (1, 8) OBP: 0.319, SLG: 0.486	C FF 93 X FF 92 0-1 ① G5-3	X CU 80 0-0 ③ P4	C FF 95 B CU 82 S FF 96 F CU 81 D CU 84 S FF 96 2-3 ① K	X CH 85 0-0 2B	4	0	1	0	0	1	2
59 Jose Lobaton, S (1, 2) OBP: 0.247, SLG: 0.275	C SI 93 C CH 86 B CU 82 X CU 81 1-2 1 1B 1B	X FF 97 0-0 ① F8	D CU 81 S FF 96 D FF 92 F FF 96 D CU 83 F FF 96 B FF 96 4-2 1 BB 1-2 BB	B FF 92 S FF 92 F FF 92 S FF 93 1-3 ③ K	3	0	1	0	1	1	1
40 Edwin Jackson, R (1, 1) OBP: 0.095, SLG: 0.095 Raudy Read, R (6, PH) OBP: 0.273, SLG: 0.273 21 Brandon Kintzler, R (7, 1) 44 Ryan Madson, L (8, 1) 5 Adrián Sanchez, R (8, PH) OBP: 0.271, SLG: 0.338 62 Sean Doolittle, L (9, 1)	F FF 94 L SI 95 S CU 81 0-3 ② K	C FF 95 C FF 94 B CU 80 S FF 95 1-3 ② K	C CU 78 S CU 80 F CU 81 X FF 94 0-2 ② F4	F FF 94 F FF 94 S CU 79 0-3 ① K	2 1 0 0 1 0	0 0 0 0 0 0	0 0 0 0 0 0	0 0 0 0 1 0	2 0 0 0 0 0	1 2 0 0 0 0
Inning Stats	R: 1 E: 0 K: 1 S: 9 H: 2 LOB: 2 BB: 1 P: 17	R: 0 E: 0 K: 1 S: 14 H: 2 LOB: 2 BB: 0 P: 17	R: 1 E: 0 K: 0 S: 9 H: 0 LOB: 1 BB: 2 P: 20	R: 0 E: 0 K: 1 S: 6 H: 0 LOB: 0 BB: 0 P: 9	R: 0 E: 0 K: 0 S: 11 H: 2 LOB: 1 BB: 0 P: 17	R: 0 E: 0 K: 2 S: 21 H: 0 LOB: 3 BB: 3 P: 36	R: 2 E: 0 K: 1 S: 13 H: 2 LOB: 1 BB: 1 P: 24	R: 0 E: 0 K: 1 S: 5 H: 0 LOB: 0 BB: 0 P: 9	R: 1 E: 0 K: 0 S: 8 H: 3 LOB: 2 BB: 0 P: 13	1B: 8 2B: 2 3B: 1 HR: 0	SF: 1 SAC: 2 DP: 0 HBP: 0			WP: 2 PB: 0 SB: 0 CS: 1	PA: 41		

BOTTOM

Pittsburgh Pirates @ Washington Nationals

Nationals Park, Washington, DC

Thu Sep 28 2017, 7:07 PM - 10:30 PM EDT

Att. 26,380 - Clear - 74 F

livebaseballscorecards.com

AB	31
R	5
H	11
RBI	5
BB	7
SO	7
LOB	19

PITCHER		IP	WLS	BF	H	R	ER	SO	BB	IBB	HBP	BLK	WP	HR	S	P	ERA	WHIP
46 Iván Nova, R ERA: 4.14	(1, 1)	2.0		11	4	1	1	2	1	0	0	0	1	0	23	34	4.50	2.500
24 Tyler Glasnow, R ERA: 7.69	(3, 1)	3.2		17	2	1	1	2	5	0	0	0	1	0	42	76	2.46	1.909
37 Edgar Santana, R ERA: 3.71	(6, 1)	0.1		1	0	0	0	1	0	0	0	0	0	0	5	6	0.00	0.000
66 Dovydas Neverauskas, R ERA: 3.33	(7, 1)	0.1		3	1	2	2	0	1	0	0	0	0	0	7	15	54.00	6.000
52 Jack Leathersich, L ERA: 4.15	(7, 1)	0.2		3	1	0	0	1	0	0	0	0	0	0	6	9	0.00	1.500

PITCHER		IP	WLS	BF	H	R	ER	SO	BB	IBB	HBP	BLK	WP	HR	S	P	ERA	WHIP
51 Johnny Barbato, R ERA: 4.18	(8, 1)	1.0		3	0	0	0	1	0	0	0	0	0	0	5	9	0.00	0.000
41 Daniel Hudson, R ERA: 4.45	(9, 1)	0.0	L	3	3	1	1	0	0	0	0	0	0	0	8	13	∞	∞

Batter	1	2	3	4	5	6	7	8	9	AB	R	H	RBI	BB	SO	LOB
26 Adam Frazier, L (1, 4) OBP: 0.348, SLG: 0.404	B FF 96 B FF 96 X FF 95 2-0 ① G4-3			C CU 83 X CU 83 0-1 ① G1-3		X FF 94 0-0 ②③ G4-6-3 1-2f		F SI 93 X SI 94 0-1 ③ G1-3		4	0	0	0	0	0	3
6 Starling Marte, R (1, 7) OBP: 0.334, SLG: 0.381	C FF 97 X CU 84 0-1 ② L9			C FF 96 F FF 95 B CH 89 F SL 91 F CH 89 X FF 94 1-2 ② G6-3			B CU 82 B FF 93 C FF 95 S CU 84 F FF 95 B CH 89 F FF 96 X FF 96 3-2 55 G6-3 1B		B CH 86 X SI 89 1-0 E6 22 2B 1B	4	1	2	0	0	0	0
22 Andrew McCutchen, R (1, 8) OBP: 0.363, SLG: 0.485	B FF 97 B SL 91 B SL 90 C FF 96 X FF 96 3-1 ③ F9			F CH 89 S FF 96 S FF 96 0-3 ③ K			1 SAFE X FF 94 0-0 ① L5		B SI 90 X SI 91 1-0 2-H 2B	4	0	1	1	0	1	1
55 Josh Bell, S (1, 3) OBP: 0.331, SLG: 0.468		C F FF 96 B CH 86 S CH 90 1-3 ① K			B CH 87 B FF 95 X CU 83 2-0 ① F8		B FF 94 S FF 94 F FF 94 F FF 94 X CH 86 1-2 ② G6-3 1-2		D CH 86 B SI 91 C SI 91 B SI 90 X SI 90 3-1 ① G6-3	4	0	0	0	0	1	2
23 David Freese, R (1, 5) OBP: 0.366, SLG: 0.370		C CU 83 X FF 96 0-1 ② G4-3			C FF 96 B FF 96 S SI 94 B FF 97 B CH 89 C CU 85 3-3 ② K		X SL 89 0-0 ③ G5-3		C SI 89 S SI 90 B SI 91 D SL 83 B SI 90 B SI 91 4-2 32 FC6-4 BB	3	0	0	0	1	1	1
25 Gregory Polanco, L (1, 9) OBP: 0.306, SLG: 0.393		F FF 96 B CU 82 F CH 88 F FF 96 B CU 84 S CH 88 2-3 ③ K			B CH 89 X CH 88 1-0 1B			C CU 82 B FF 95 B FF 95 B SL 90 B FF 96 4-1 28 BB BB	D SL 83 C SI 92 F SI 91 S SL 85 1-3 ② K	3	0	1	0	1	2	2
32 Elias Díaz, R (1, 2) OBP: 0.265, SLG: 0.319			C FF 96 B FF 95 F FF 96 S CH 90 1-3 ① K		F FF 93 F SL 89 F FF 95 B CH 88 X CH 88 1-2 ③ L6			S SL 89 B FF 95 B FF 94 X FF 95 2-1 ① F9	X SI 91 0-0 ③ FC6-4 1-2f	4	0	0	0	0	1	4
3 Sean Rodríguez, R (1, 6) OBP: 0.276, SLG: 0.296		S SL 90 B FF 97 F SI 96 B FF 94 S SL 90 2-3 ② K				H FF 94 1-0 26 G4-6-3 HBP		S SL 90 S SL 88 S SL 88 0-3 ② K		2	0	0	0	0	2	1
45 Gerrit Cole, R (1, 1) OBP: 0.179, SLG: 0.236 31 A.J. Schugel, R (6, 1) 51 Johnny Barbato, R (6, 1) 59 Angel Sánchez, R (7, 1) 28 John Jaso, L (8, PH) OBP: 0.329, SLG: 0.404 48 Dan Runzler, L (8, 1) 38 Wade LeBlanc, L (8, 1) OBP: 0.200, SLG: 0.200			C FF 97 C CU 84 F FF 97 B SL 90 S SL 90 1-3 ③ K			X FF 93 0-0 ① B1		B CU 82 B CH 86 B CH 87 C FF 94 B FF 95 4-1 1-2 BB		2 0 0 0 0 1 1 0 0 0 0 0 0 0 0 0 0 0 0 0 0 0 0 0 0 0 0 0 0 0 0 0 1 0 0 0 0 0 0 0 0 0 0 0 0 0 0 0 0						
Inning Stats	R: 0 E: 0 K: 0 S: 5 H: 0 LOB: 0 BB: 0 P: 10	R: 0 E: 0 K: 2 S: 9 H: 0 LOB: 0 BB: 0 P: 12	R: 0 E: 0 K: 3 S: 10 H: 0 LOB: 0 BB: 0 P: 14	R: 0 E: 0 K: 1 S: 10 H: 0 LOB: 0 BB: 0 P: 11	R: 0 E: 0 K: 1 S: 9 H: 1 LOB: 1 BB: 0 P: 16	R: 0 E: 0 K: 0 S: 2 H: 0 LOB: 0 BB: 0 P: 3	R: 0 E: 0 K: 0 S: 11 H: 1 LOB: 1 BB: 0 P: 15	R: 0 E: 0 K: 1 S: 9 H: 0 LOB: 2 BB: 0 P: 19	R: 1 E: 1 K: 1 S: 10 H: 2 LOB: 2 BB: 1 P: 20	1B: 3 2B: 1 3B: 0 HR: 0 SF: 0 SAC: 0 DP: 1 HBP: 1						

TOP

Pittsburgh Pirates @ Washington Nationals

Nationals Park, Washington, DC

Fri Sep 29 2017, 7:06 PM - 10:12 PM EDT

Att. 36,339 - Clear - 72 F

livebaseballscorecards.com

AB	30
R	1
H	4
RBI	1
BB	3
SO	9
LOB	15

PITCHER		IP	WLS	BF	H	R	ER	SO	BB	IBB	HBP	BLK	WP	HR	S	P	ERA	WHIP
37 Stephen Strasburg, R ERA: 2.52	(1, 1)	7.2	W	27	2	0	0	8	2	0	1	0	0	0	63	98	0.00	0.522
46 Oliver Pérez, L ERA: 3.9	(8, 1)	0.1	H	1	0	0	0	0	0	0	0	0	0	0	2	2	0.00	0.000
33 Matt Grace, L ERA: 4.32	(9, 1)	1.0		6	2	1	1	1	1	0	0	0	0	0	10	20	9.00	3.000

PITCHER	IP	WLS	BF	H	R	ER	SO	BB	IBB	HBP	BLK	WP	HR	S	P	ERA	WHIP

WP: 0 PB: 0 SB: 0 CS: 0 PA: 34

BOTTOM

Pittsburgh Pirates @ Washington Nationals

Nationals Park, Washington, DC

Fri Sep 29 2017, 7:06 PM - 10:12 PM EDT

Att. 36,339 - Clear - 72 F

livebaseballscorecards.com

Batter	1	2	3	4	5	6	7	8	9	AB	R	H	RBI	BB	SO	LOB
7 Trea Turner, R (1, 6) OBP: 0.339, SLG: 0.454	B FF 93 C FF 95 X KC 79 1-1 34 L1-3 1B		B FF 96 F FF 96 S SL 87 B SL 86 B SI 97 F FF 97 B SL 88 4-2 34 G6-3 BB			B KC 81 F FF 96 X FF 95 1-1 6 1B 34 S 20 1B 1B	C FF 96 B FF 95 B CU 84 C FC 91 F FF 97 S FC 91 2-3 ② K			3	1	2	0	1	1	0
34 Bryce Harper, L (1, 9) OBP: 0.414, SLG: 0.602 45 Andrew Stevenson, L (8, 9) OBP: 0.250, SLG: 0.193	1 SAFE C FF 96 1 SAFE X FF 97 0-1 ①② L1-3 1-1		C SI 97 1 SAFE B FF 97 F FF 97 1 SAFE D CH 89 X SI 97 2-2 ②③ G6-3 1-2f			B CH 88 1 SAFE B FF 96 D CH 91 C FF 96 F FF 95 C SL 89 3-3 ① K 1-2	S CH 91 B FF 92 F FF 96 B CH 91 S FC 92 2-3 ③ K			4 0	0 0	0 0	0 0	0 0	2 0	3 0
6 Anthony Rendon, R (1, 5) OBP: 0.404, SLG: 0.529	B FF 97 B FF 97 C KC 80 S SL 87 B SI 97 F FF 97 X SL 87 3-2 20 1B 11 2B 1B			C FF 95 B KC 79 B KC 79 B CH 86 X FF 95 3-1 ① L7		B FF 97 C KC 82 F FF 97 B FF 98 B FF 97 F SL 90 F FF 96 X KC 83 3-2 11 HR 20 1B 2-3 1B		B SI 95 B FF 93 X SI 95 2-0 ① G5-3		4	1	2	0	0	0	0
20 Daniel Murphy, L (1, 4) OBP: 0.384, SLG: 0.545	C KC 79 F FF 97 B FF 99 X SL 88 1-2 11 2B 1-2 1B			F FF 96 S FF 98 F KC 80 F SI 97 B FF 99 S CH 89 1-3 ② K		B SL 87 X CH 90 1-0 11 HR 1-2 3-H 1B		B SI 95 B SI 95 F SI 95 C SI 95 B SL 87 F SI 95 F SI 94 F SI 94 X SL 86 3-2 ② G5-3		4	1	2	1	0	1	0
11 Ryan Zimmerman, R (1, 3) OBP: 0.355, SLG: 0.572	C SL 87 X SI 96 0-1 ③ 1-H 2-H 2B			F FF 97 B FF 99 S SL 88 B SI 97 X SL 89 2-2 2B		B CU 76 C CH 80 F CH 81 F CH 81 B CH 81 X SI 90 2-2 ② 1-H 2-3 HR		B FF 96 C SI 95 B SL 86 X SI 95 2-1 HR		4	2	4	4	0	0	0
28 Jayson Werth, R (1, 7) OBP: 0.324, SLG: 0.396 14 Victor Robles, R (9, 7) OBP: 0.320, SLG: 0.478		C FF 95 B KC 80 F FF 95 B FF 98 C SL 86 2-3 ① K		D SL 88 B FF 97 C SL 89 D KC 81 C FF 96 T FF 97 3-2 ③ K		C SI 90 C CU 76 X CH 81 0-2 32 BB 1B		B SL 85 C FF 95 X SL 87 1-1 HR		4 0	1 0	2 0	1 0	0 0	2 0	1 0
32 Matt Wieters, S (1, 2) OBP: 0.285, SLG: 0.344 59 Jose Lobaton, S (9, 2) OBP: 0.247, SLG: 0.275		B FF 95 B CH 87 F FF 95 B SI 97 F FF 96 F FF 97 X SL 87 3-2 ② F9			C FF 96 B KC 80 F FF 97 C SL 90 1-3 ① K	B FF 90 D CH 79 C CH 81 B SI 90 B FF 91 4-1 1-2 BB		B SI 86 C SI 86 F CH 80 B SI 87 F FF 87 F CH 77 B FF 87 F SI 86 C FF 87 3-3 ③ K		3 0	0 0	0 0	0 0	1 0	2 0	0 0
3 Michael Taylor, R (1, 8) OBP: 0.317, SLG: 0.482	B KC 80 B SI 95 B FF 97 C FF 95 C SI 96 S FF 98 3-3 ③ K				B FF 95 X FF 95 1-0 ② P6	B CU 78 S SL 89 S SL 86 F SL 87 X CU 78 1-2 ③ F7				3	0	0	0	0	1	2
37 Stephen Strasburg, R (1, 1) OBP: 0.161, SLG: 0.241 46 Oliver Pérez, L (8, 1) 33 Matt Grace, L (9, 1)			C FF 95 B FF 96 B FF 95 F FF 94 F FF 97 C FF 97 2-3 ① K		B FF 96 X FF 95 1-0 ③ G4-3		C FF 96 X FF 96 0-1 ① G1-3			3 0 0	0 0 0	0 0 0	0 0 0	0 0 0	1 0 0	0 0 0
Inning Stats	R: 1 E: 0 K: 0 S: 13 H: 4 LOB: 2 BB: 0 P: 18	R: 0 E: 0 K: 2 S: 10 H: 0 LOB: 0 BB: 0 P: 18	R: 0 E: 0 K: 1 S: 10 H: 0 LOB: 0 BB: 1 P: 18	R: 0 E: 0 K: 2 S: 13 H: 1 LOB: 1 BB: 0 P: 22	R: 0 E: 0 K: 1 S: 5 H: 0 LOB: 0 BB: 0 P: 8	R: 3 E: 0 K: 1 S: 23 H: 5 LOB: 2 BB: 1 P: 38	R: 0 E: 0 K: 2 S: 9 H: 0 LOB: 0 BB: 0 P: 13	R: 2 E: 0 K: 1 S: 17 H: 2 LOB: 0 BB: 0 P: 28		1B: 7 2B: 3 3B: 0 HR: 3 SF: 0 SAC: 0 DP: 2 HBP: 0				WP: 0 PB: 0 SB: 1 CS: 0 PA: 34		

PITCHER		IP	WLS	BF	H	R	ER	SO	BB	IBB	HBP	BLK	WP	HR	S	P	ERA	WHIP
45 Gerrit Cole, R ERA: 4.26	(1, 1)	5.1	L	22	8	4	4	7	1	0	0	0	0	0	62	103	6.75	1.688
31 A.J. Schugel, R ERA: 1.97	(6, 1)	0.1		3	2	0	0	0	1	0	0	0	0	1	8	14	0.00	9.000
51 Johnny Barbato, R ERA: 4.13	(6, 1)	0.1		1	0	0	0	0	0	0	0	0	0	0	4	5	0.00	0.000
59 Angel Sánchez, R ERA: 10.45	(7, 1)	1.0		3	0	0	0	2	0	0	0	0	0	0	9	13	0.00	0.000
48 Dan Runzler, L ERA: 5.4	(8, 1)	0.2		4	2	2	2	0	0	0	0	0	0	2	11	19	27.00	3.000

PITCHER		IP	WLS	BF	H	R	ER	SO	BB	IBB	HBP	BLK	WP	HR	S	P	ERA	WHIP
38 Wade LeBlanc, L ERA: 4.5	(8, 1)	0.1		1	0	0	0	1	0	0	0	0	0	0	6	9	0.00	0.000

AB	32
R	6
H	12
RBI	6
BB	2
SO	10
LOB	6

Batter	1	2	3	4	5	6	7	8	9	AB	R	H	RBI	BB	SO	LOB
26 Adam Frazier, L (1, 4) OBP: 0.345, SLG: 0.400	C FF 92 B FF 92 B CU 76 F FF 93 F FC 87 F FF 94 F CU 77 X SL 86 2-2 ① F8		B CU 74 F FF 92 B FC 86 B FF 93 F FF 93 X CH 83 3-2 ③ F9			B CU 80 B CU 81 C SI 93 F CU 80 F CH 87 X SL 84 2-2 ② G3 2-3		1 SAFE B SL 87 C SL 87 F SL 87 1 SAFE S SL 87 1-3 ③ K2-3		4	0	0	0	0	1	3
6 Starling Marte, R (1, 8) OBP: 0.333, SLG: 0.380	C SL 83 B FF 93 F FF 95 S CH 85 1-3 ② K			L FF 92 C CU 80 S SL 85 0-3 ① K		C SL 84 D SL 84 B FF 94 S SL 85 B FF 95 S FF 95 3-3 ③ K			C SI 92 F SI 92 X SL 87 0-2 47 3 1B 1B	4	1	1	0	0	3	1
55 Josh Bell, S (1, 3) OBP: 0.332, SLG: 0.466	C CH 83 X FF 93 0-1 ③ G4-3			B FF 92 S FF 93 S CH 84 B FF 93 F FC 87 F FF 94 B CH 84 B FF 93 4-2 47 G5-4-3 BB			B CH 86 C FF 92 B FF 92 B CH 86 C FF 93 F SI 93 F SI 92 B CU 80 4-2 47 FC4-6 BB		X CH 87 0-0 ① L9	2	0	0	0	2	0	1
47 Jordan Luplow, R (1, 7) OBP: 0.256, SLG: 0.395		S FF 93 S SL 83 B FF 93 B SL 85 B SL 86 F FF 94 F FF 94 S CH 85 3-3 ① K		X SL 83 0-0 ② ③ G5-4-3 1-2f			C FF 93 B FF 93 X SL 84 1-1 ① FC4-6 3 WP 25 G4-3 1-2f		1 SAFE B FF 92 X SI 93 1-0 3 1B 62 3B 1-2 1B	4	1	1	0	0	1	2
25 Gregory Polanco, L (1, 9) OBP: 0.303, SLG: 0.389		F FF 92 B CH 84 B FF 93 X CU 76 2-1 ② F8			C CH 85 B FF 92 B FF 93 C FF 93 B CU 80 X CU 80 3-2 ① P3		B FF 92 X FF 93 1-0 ② G4-3 1-2		B SI 94 C FF 94 X SI 95 1-1 ② F7	4	0	0	0	0	0	3
3 Sean Rodríguez, R (1, 5) OBP: 0.275, SLG: 0.295		X SL 82 0-0 ③ L7			C SL 84 F FF 92 X SL 83 0-2 ② G5-3		S SL 85 S FF 93 F FF 94 B SL 84 S SL 85 1-3 ③ K 2-3		B SI 94 B FF 94 B SI 94 F SI 93 F FF 94 X SI 93 3-2 62 3B 1-3 2-H 1B	4	1	1	1	0	1	1
32 Elias Díaz, R (1, 2) OBP: 0.265, SLG: 0.314			C FF 92 B FF 93 B FF 93 C SL 84 S FF 93 2-3 ① K		F FF 94 S SL 84 B SI 95 F SL 83 B FF 94 B CH 87 X FF 94 3-2 ③ L8			S FF 96 B SL 88 B FF 96 X FF 96 2-1 ① G4-3	B SL 89 S SI 94 D CH 89 B SL 88 B SI 93 4-1 62 3B BB	3	1	0	0	1	1	0
62 Max Moroff, S (1, 6) OBP: 0.291, SLG: 0.316			C CU 75 F FF 94 X CH 84 0-2 1B			C CU 79 F CU 80 B FF 93 B CU 79 F SL 84 F FF 95 B CU 81 F FF 93 B CH 87 4-2 26 G3 50 SH1-4 BB		B SL 85 B FF 96 C FF 97 F FF 96 B FF 98 B FF 97 4-2 BB	X SI 93 0-0 1-H 2-H 3-H 3B	2	0	2	3	2	0	0
50 Jameson Taillon, R (1, 1) OBP: 0.158, SLG: 0.158 64 José Osuna, R (8, PH) OBP: 0.270, SLG: 0.430 70 George Kontos, R (8, 1) 63 Christopher Bostick, R (9, PH) OBP: 0.385, SLG: 0.364 73 Felipe Vázquez, L (9, 1)			L FF 89 L SL 82 L FF 91 0-3 ② K		X FF 94 0-0 ① SH1-4 1-2			F FF 97 F FF 97 1 SAFE F FF 98 B FF 96 S FF 99 1-3 ② K	B SI 93 B CH 84 C SI 94 S SI 94 X SI 93 2-2 ③ F7	1 0 0 0 0 1 1 1 0 0 0 0 1 1 0 0 0 0 0 0 0 1 0 0 0 0 0 1 0 0 0 0 0 0 0						
Inning Stats	R: 0 H: 0 E: 0 LOB: 0 K: 1 BB: 0 S: 11 P: 14	R: 0 H: 0 E: 0 LOB: 0 K: 1 BB: 0 S: 8 P: 13	R: 0 H: 1 E: 0 LOB: 1 K: 2 BB: 0 S: 12 P: 17	R: 0 H: 0 E: 0 LOB: 0 K: 1 BB: 1 S: 8 P: 12	R: 0 H: 0 E: 0 LOB: 0 K: 0 BB: 0 S: 10 P: 16	R: 0 H: 0 E: 0 LOB: 1 K: 1 BB: 1 S: 13 P: 22	R: 0 H: 0 E: 0 LOB: 1 K: 1 BB: 1 S: 11 P: 18	R: 0 H: 0 E: 0 LOB: 1 K: 2 BB: 1 S: 11 P: 19	R: 4 H: 4 E: 0 LOB: 1 K: 0 BB: 1 S: 15 P: 26	1B: 4 SF: 0 2B: 0 SAC: 1 3B: 1 DP: 1 HR: 0 HBP: 0						

PITCHER		IP	WLS	BF	H	R	ER	SO	BB	IBB	HBP	BLK	WP	HR	S	P	ERA	WHIP
31 Max Scherzer, R ERA: 2.51	(1, 1)	3.1		11	1	0	0	5	0	0	0	0	0	0	34	47	0.00	0.300
22 A.J. Cole, R ERA: 3.81	(4, 1)	3.2		13	0	0	0	2	3	0	0	0	1	0	39	65	0.00	0.818
72 Enny Romero, L ERA: 3.56	(8, 1)	1.0	H	4	0	0	0	2	1	0	0	0	0	0	11	19	0.00	1.000
21 Brandon Kintzler, R ERA: 3.03	(9, 1)	0.2	L	7	4	4	4	0	1	0	0	0	0	0	12	21	54.00	7.500
36 Sammy Solís, L ERA: 5.88	(9, 1)	0.1		1	0	0	0	0	0	0	0	0	0	0	3	5	0.00	0.000

PITCHER	IP	WLS	BF	H	R	ER	SO	BB	IBB	HBP	BLK	WP	HR	S	P	ERA	WHIP

TOP

Pittsburgh Pirates @ Washington Nationals

Nationals Park, Washington, DC

Sat Sep 30 2017, 7:08 PM - 10:01 PM EDT

Att. 32,240 - Partly Cloudy - 63 F

livebaseballscorecards.com

AB	30
R	4
H	5
RBI	4
BB	5
SO	9
LOB	14

WP: 1 PA: 36
PB: 0
SB: 0
CS: 0

BOTTOM

Pittsburgh Pirates @ Washington Nationals

Nationals Park, Washington, DC

Sat Sep 30 2017, 7:08 PM - 10:01 PM EDT

Att. 32,240 - Partly Cloudy - 63 F

livebaseballscorecards.com

Batter	1	2	3	4	5	6	7	8	9	AB	R	H	RBI	BB	SO	LOB
7 Trea Turner, R (1, 6) OBP: 0.336, SLG: 0.450	F FF 94 S FF 95 B FF 95 B CU 80 S FF 96 2-3 ① K		B CH 86 B SI 95 F FF 95 C FF 95 B CU 82 X FF 95 3-2 ① G6-3		C FF 96 B CU 80 B FF 95 X FF 95 2-1 ② F7			B FC 86 C SI 91 F FC 88 B SL 85 X SI 93 2-2 ② G6-3		4	0	0	0	0	1	1
34 Bryce Harper, L (1, 9) OBP: 0.411, SLG: 0.596 21 Brandon Kintzler, R (9, 1) 36 Sammy Solís, R (9, 1)	F FF 96 F FF 95 S CU 81 0-3 ② K		B CH 89 S FF 96 X FF 96 1-1 ② F7		F CU 81 S CU 82 F FF 95 S CU 82 0-3 ③ K			B SI 91 B FC 88 C FC 88 S FC 89 X SL 85 2-2 ③ P5		4 0 0	0 0 0	0 0 0	0 0 0	0 0 0	2 0 0	1 0 0
1 Wilmer Difo, S (1, 5) OBP: 0.322, SLG: 0.374	X FF 96 0-0 ③ L8		B CU 81 B CH 89 X FF 94 2-0 ③ L7			B FF 94 F CH 87 F FF 95 B CU 81 X FF 94 2-2 ① L9			S FF 100 X FF 101 0-1 ① F8	4	0	0	0	0	0	0
20 Daniel Murphy, L (1, 4) OBP: 0.383, SLG: 0.542		F FF 95 F FF 95 B FF 96 B CU 81 F CH 89 B FF 96 F FF 96 X CU 82 3-2 11 WP, 11 1B 1B		C FF 94 F FF 94 F FF 95 X CU 80 0-2 ① G4-3		B CH 89 S FF 95 B CU 82 F FF 94 X SI 95 2-2 ② F7			B FF 100 S FF 99 S SL 88 F SL 89 S FF 99 1-3 ② K	4	1	1	0	0	1	0
11 Ryan Zimmerman, R (1, 3) OBP: 0.357, SLG: 0.574 26 Adam Lind, L (6, 3) OBP: 0.365, SLG: 0.517		D FF 96 F SI 95 S CH 87 X CU 81 1-2 32 F8, 1-H 1B		C CU 80 B FF 94 X FF 94 1-1 1B		B SI 95 C FF 95 X CH 89 1-1 ③ L8			C FF 100 X CU 83 0-1 ③ F8	2 2	0 0	2 0	1 0	0 0	0 0	0 0
28 Jayson Werth, R (1, 7) OBP: 0.320, SLG: 0.391	F FF 97 X SI 96 0-1 ① P4			C FF 94 X FF 94 0-1 ② L7			B CU 79 C FF 93 B CU 79 C SI 93 F FF 94 B CU 81 X FF 94 3-2 ① G5-3			3	0	0	0	0	0	2
32 Matt Wieters, S (1, 2) OBP: 0.284, SLG: 0.342 29 Pedro Severino, R (8, 2) OBP: 0.226, SLG: 0.207	B FF 95 S CH 87 B FF 96 F FF 96 X FF 95 2-2 ② F8, 2-3			B SI 94 D CU 81 X SI 95 2-0 ③ G4-3			X FF 93 0-0 ② G3-1			3 0	0 0	0 0	0 0	0 0	0 0	2 0
3 Michael Taylor, R (1, 8) OBP: 0.317, SLG: 0.480		0-0 IBB			B FF 94 B CH 87 X SI 94 2-0 ① L7		F FF 94 C CU 79 B CU 80 T FF 94 1-2 ③ K			2	0	0	0	1	1	0
31 Max Scherzer, R (1, 1) OBP: 0.212, SLG: 0.210 22 A.J. Cole, R (4, 1) OBP: 0.250, SLG: 0.143 72 Enny Romero, R (8, 1) 4 Howie Kendrick, R (8, PH) OBP: 0.367, SLG: 0.472 14 Victor Robles, R (9, 9) OBP: 0.320, SLG: 0.478		1 SAFE F SI 94 C CU 80 S CU 81 0-3 ③ K			X FF 94 0-0 1B			C FC 89 B FC 86 X FC 89 1-1 ① F8		1 1 0 1 0	0 0 0 0 0	0 1 0 0 0	0 0 0 0 0	0 0 0 0 0	1 0 0 0 0	2 0 0 0 0

Inning Stats																		
	R: 0 E: 0 K: 2 S: 7	H: 0 LOB: 0 BB: 0 P: 9	R: 1 E: 0 K: 1 S: 16	H: 2 LOB: 2 BB: 1 P: 22	R: 0 E: 0 K: 0 S: 6	H: 0 LOB: 0 BB: 0 P: 12	R: 0 E: 0 K: 0 S: 9	H: 1 LOB: 1 BB: 0 P: 12	R: 0 E: 0 K: 1 S: 8	H: 1 LOB: 1 BB: 0 P: 12	R: 0 E: 0 K: 0 S: 8	H: 0 LOB: 0 BB: 0 P: 13	R: 0 E: 0 K: 1 S: 8	H: 0 LOB: 0 BB: 0 P: 12	R: 0 E: 0 K: 0 S: 8	H: 0 LOB: 0 BB: 0 P: 13	R: 0 E: 0 K: 1 S: 8	H: 0 LOB: 0 BB: 0 P: 9

	AB	31
	R	1
	H	4
	RBI	1
	BB	1
	SO	6
	LOB	8

	1B: 4	SF: 0	WP: 1	PA: 32
	2B: 0	SAC: 0	PB: 0	
	3B: 0	DP: 0	SB: 0	
	HR: 0	HBP: 0	CS: 0	

PITCHER		IP	WLS	BF	H	R	ER	SO	BB	IBB	HBP	BLK	WP	HR	S	P	ERA	WHIP
50 Jameson Taillon, R ERA: 4.44	(1, 1)	7.0		26	4	1	1	5	0	1	0	0	1	0	62	92	1.29	0.571
70 George Kontos, R ERA: 3.41	(8, 1)	1.0	W	3	0	0	0	1	0	0	0	0	0	0	8	13	0.00	0.000
73 Felipe Vázquez, L ERA: 1.67	(9, 1)	1.0	S	3	0	0	0	1	0	0	0	0	0	0	8	9	0.00	0.000

PITCHER	IP	WLS	BF	H	R	ER	SO	BB	IBB	HBP	BLK	WP	HR	S	P	ERA	WHIP

Batter	1	2	3	4	5	6	7	8	9	AB	R	H	RBI	BB	SO	LOB
63 Christopher Bostick, R (1, 4) OBP: 0.406, SLG: 0.370	C SI 88 S CU 72 B FF 89 F FF 88 B CU 74 F CH 82 X SI 90 2-2 23 BB 55 BB 47 HBP 1B	C CU 72 F FF 89 B CH 82 B CU 74 B CU 72 F CH 83 B SI 90 4-2 6 1B BB		C CU 72 C CU 73 C CH 82 0-3 ③ K	C FF 91 1 SAFE B CU 74 S CU 75 S CH 82 1-3 ① K		F FF 93 B FF 92 F SL 80 B SL 82 X SI 93 2-2 6 55 1B 1B	B SL 86 S SL 88 C FF 94 S SI 94 1-3 ① K	5	2	2	0	1	3	2
6 Starling Marte, R (1, 7) OBP: 0.333, SLG: 0.379 (7, 8)	C CU 73 X SI 88 0-1 ① L9	1 SAFE F CH 82 B FF 89 B CH 82 F CH 81 X SI 89 2-2 55 G1-4-3 1-2 1B			X CU 70 0-0 ① G5-3	C CU 74 C FF 91 B FF 90 X FF 91 1-2 ② FC3-6 3 1B 1-2f 3-H		X SI 92 0-0 55 1B 62 BB 1-2 1B	F SL 86 B SI 94 S SI 94 X FF 94 1-2 ② L6	6	1	2	1	0	0	2
22 Andrew McCutchen, R (1, 8) OBP: 0.363, SLG: 0.486 3 Sean Rodríguez, R (5, PR) OBP: 0.276, SLG: 0.295 (5, 8) (7, 5)	B CH 83 S CH 83 S SI 89 S CU 74 1-3 ② K	X SI 90 0-0 ① F8			B CH 81 F SI 88 X CU 74 1-1 55 1B 23 1B 2B	C SL 85 B FF 92 F CH 82 B FF 91 X CU 75 2-2 1-2 1B		B SL 80 S SL 79 B SI 94 S SL 80 C SI 94 2-3 ① K	S SL 87 B FF 95 C FF 95 B FF 95 S FF 95 2-3 ③ K	3 3	0 1	1 1	0 0	0 0	1 2	3 2
55 Josh Bell, S (1, 3) OBP: 0.334, SLG: 0.466	B CH 84 C SI 89 B SI 88 B SI 90 S CH 84 B CH 84 4-2 47 HBP 23 BB 62 2B 1-2 BB	C SI 90 C SI 89 B FF 89 B SI 89 F SI 88 X CH 83 2-2 ② ③ G1-4-3 1-2f			B SI 89 B SI 88 X CH 81 2-0 23 1B 2-3 1B	F FF 91 B FF 90 B SL 84 B CH 82 F SI 92 S FF 91 3-3 ③ K		B FF 92 B SL 80 F SI 94 B FF 94 C SI 93 X SI 94 3-2 62 BB 58 1B 1-3 2-H 1B		4	2	2	1	1	1	4
23 David Freese, R (1, 5) OBP: 0.368, SLG: 0.371 28 John Jaso, L (7, PH) OBP: 0.328, SLG: 0.402 (7, 9) 64 José Osuna, R (8, PH) OBP: 0.269, SLG: 0.428 (8, 9)	B FF 90 B CH 83 F FF 90 B CH 84 B FF 90 4-1 47 HBP 62 2B 1-2 2-3 BB		B FF 89 F FF 88 F FF 89 B CH 83 F SI 90 X FF 89 2-2 ① G6-3		S FF 90 S FF 90 F FF 90 X FF 90 0-2 47 G5-4-3 1-2 3-H 1B		C FF 95 B SL 90 S SL 90 C FF 96 1-3 ① K	S FF 93 B FF 92 B SL 80 B SI 94 X FF 92 3-1 ② G6-3	2 1 1	1 0 0	1 0 0	1 0 0	1 0 0	0 1 0	0 0 2
47 Jordan Luplow, R (1, 9) OBP: 0.276, SLG: 0.385 (7, 7)	C CU 74 B CU 74 B FF 90 B FF 88 F SI 89 F CH 82 H CU 73 4-2 62 2B 1-2 2-3 3-H HBP		C CU 72 S CH 83 X FF 89 0-2 ② G1-3		F SL 85 B FF 91 X SL 84 1-1 ② ③ G5-4-3 1-2f		C SL 89 B SL 89 B SI 95 S SL 88 F FF 96 B SL 90 B SL 90 4-2 58 BB BB	B SL 80 B FF 92 S SI 92 B FF 93 F FF 92 H SL 81 4-2 58 1B 62 BB HBP	2	1	0	1	1	0	2
62 Max Moroff, S (1, 6) OBP: 0.302, SLG: 0.325	X FF 88 0-0 58 1B 1-H 2-H 3-H 2B		B SI 89 B SI 90 F FF 89 X CH 82 2-1 ③ G3			C CU 74 B FF 92 S CH 82 B FF 92 B CU 76 B FF 92 4-2 58 2B BB	B FF 94 B FF 94 C FF 96 S SL 88 S SL 90 2-3 ② K	C FF 92 B SI 93 C SL 79 B SL 81 B FF 91 B SI 93 4-2 58 1B 1-2 2-3 3-H BB		3	2	1	4	2	1	1
58 Jacob Stallings, R (1, 2) OBP: 0.438, SLG: 0.500	F CU 71 X FF 89 0-1 2-H 1B			B SI 88 C CH 81 C CU 73 X SI 89 1-2 ① L4		S SL 85 C SI 91 D SL 82 B SL 85 X SL 85 2-2 25 1B 6 FC3-6 1-H 2B	B FF 94 S FF 95 B SL 88 B FF 95 F FF 95 D SL 89 4-2 1-2 BB	C FF 94 B FF 95 F SL 86 B SI 94 X FF 94 2-2 1-2 2-3 3-H 1B		4	1	3	3	1	0	0
43 Steven Brault, L (1, 1) 59 Angel Sánchez, R (3, 1) 51 Johnny Barbato, R (4, 1) 52 Jack Leathersich, R (6, 1) 25 Gregory Polanco, L (6, PH) 37 Edgar Santana, R (6, 1) 19 Chris Stewart, R (7, PH) 66 Dovydas Neverauskas, R (7, 1) 26 Adam Frazier, L (8, PH) 41 Daniel Hudson, R (8, 1) 48 Dan Runzler, L (9, 1) 70 George Kontos, R (9, 1)	C FF 87 C CU 71 B CU 73 X FF 88 1-2 ③ G1-3			C SI 89 B SI 89 C SI 88 X SI 89 1-2 ② G3-1	C FF 92 X FF 90 0-1 6 FC3-6 2-3 1B	D SL 88 B FF 93 C FF 93 C FF 94 S SL 90 2-3 ③ K	X CH 84 0-0 ③ L8							
Inning Stats	R: 5 E: 0 K: 1 S: 23 H: 3 LOB: 1 BB: 2 P: 39	R: 0 E: 0 K: 0 S: 11 H: 1 LOB: 1 BB: 1 P: 19	R: 0 E: 0 K: 0 S: 9 H: 0 LOB: 0 BB: 0 P: 13	R: 0 E: 0 K: 1 S: 9 H: 0 LOB: 0 BB: 0 P: 11	R: 1 E: 0 K: 0 S: 10 H: 3 LOB: 1 BB: 0 P: 14	R: 2 E: 0 K: 2 S: 19 H: 3 LOB: 2 BB: 1 P: 32	R: 0 E: 0 K: 3 S: 14 H: 0 LOB: 2 BB: 2 P: 27	R: 3 E: 0 K: 1 S: 20 H: 4 LOB: 3 BB: 1 P: 40	R: 0 E: 0 K: 2 S: 9 H: 0 LOB: 0 BB: 0 P: 13	1B: 11 2B: 3 3B: 0 HR: 0 SF: 0 SAC: 0 DP: 2 HBP: 2						

PITCHER		IP	WLS	BF	H	R	ER	SO	BB	IBB	HBP	BLK	WP	HR	S	P	ERA	WHIP
47 Gio González, L ERA: 2.96	(1, 1)	4.1	L	23	7	6	6	2	3	0	1	0	0	0	60	93	12.46	2.308
56 Joe Blanton, R ERA: 5.68	(5, 1)	0.2		1	0	0	0	0	0	0	0	0	0	0	2	3	0.00	0.000
57 Tanner Roark, R ERA: 4.67	(6, 1)	1.0		7	3	2	2	2	1	0	0	0	0	0	19	32	18.00	4.000
70 Austin Adams, R ERA: 3.6	(7, 1)	1.0		5	0	0	0	3	2	0	0	0	0	0	14	27	0.00	2.000
46 Oliver Pérez, L ERA: 4.64	(8, 1)	0.2		7	3	3	3	1	1	0	1	0	0	0	16	34	40.50	6.000

PITCHER		IP	WLS	BF	H	R	ER	SO	BB	IBB	HBP	BLK	WP	HR	S	P	ERA	WHIP
43 Matt Albers, R ERA: 1.62	(8, 1)	1.1		5	1	0	0	2	0	0	0	0	0	0	13	19	0.00	0.750

TOP

Pittsburgh Pirates @ Washington Nationals

Nationals Park, Washington, DC

Sun Oct 01 2017, 3:08 PM - 7:28 PM EDT

Att. 35,652 - Sunny - 67 F

livebaseballscorecards.com

AB	39
R	11
H	14
RBI	11
BB	7
SO	10
LOB	24

PA: 48

WP: 0
PB: 0
SB: 0
CS: 0

Batter	1	2	3	4	5	6	7	8	9	AB	R	H	RBI	BB	SO	LOB
7 Trea Turner, R (1, 6) OBP: 0.338, SLG: 0.451	C FF 91 X FF 91 0-1 6 S 6 HR 2B	D CH 86 B CH 86 B FF 92 B FF 92 4-0 34 1B 1-2 BB	B FC 92 X FF 97 1-0 ③ G4-3		C CH 84 B FF 92 C CH 84 F FF 92 S FF 91 1-3 ② K		C FF 97 B FC 89 B CU 84 X FF 97 2-1 ② G5-3		B FF 94 C SI 95 F SL 85 B SI 95 F FF 96 X SI 87 2-2 9 FC6-4 1B	5	1	2	0	1	1	6
34 Bryce Harper, L (1, 9) OBP: 0.413, SLG: 0.595 46 Oliver Pérez, L (8, 1) 43 Matt Albers, L (8, 1) 9 Rafael Bautista, R (9, PH) OBP: 0.222, SLG: 0.160	B FF 92 D SL 86 B FF 92 B SI 91 4-0 6 S 6 HR BB	B SL 86 B FF 92 X FF 91 2-0 6 FC5-4 1-2 2-3 1B		C FF 95 S CU 83 S CU 82 0-3 ① K	S CU 76 S CU 76 D FF 92 B CU 77 B FF 92 F FF 91 F FF 91 X CU 77 3-2 ③ G6-3		X FF 98 0-0 5 2B 1B		X FF 96 0-0 ① FC6-4 1 E 1-2f	4 0 0 1	2 0 0 1	2 0 0 0	0 0 0 0	1 0 0 0	1 0 0 0	3 0 0 1
6 Anthony Rendon, R (1, 5) OBP: 0.403, SLG: 0.533 5 Adrián Sanchez, R (5, 5) OBP: 0.288, SLG: 0.366	B CH 85 B FF 92 C SI 91 C CH 86 X FF 93 2-2 1-H 2-H HR	C SL 83 B FF 93 B SI 92 X CH 86 2-1 ③ FC5-4 1-2f		C FC 92 B CH 90 S CH 91 B FF 99 X CU 83 2-2 ② F8		C FF 95 B SL 86 F SI 95 B SL 88 F SI 96 X SI 95 2-2 26 G4-3 1 G3 1B	C FF 98 S FC 91 D CU 84 X FF 96 1-2 1-H 2B		F FF 95 C SI 95 B SI 96 S SL 86 1-3 ② K	3 3	1 0	1 2	3 1	0 0	0 1	3 1
20 Daniel Murphy, L (1, 4) OBP: 0.384, SLG: 0.543 1 Wilmer Difo, S (6, 4) OBP: 0.319, SLG: 0.370	B SI 90 F FF 91 C FF 92 C FF 92 1-3 ① K		X SL 77 0-0 11 BB 28 2B 1B	S CH 92 B FF 96 F FF 97 F FF 98 F FF 97 X FC 91 1-2 1B		C SL 86 X SI 94 0-1 ① G3 1-2	C FF 96 C CU 82 S CU 82 0-3 ③ K		F SL 86 F FF 95 B SI 96 B SI 95 F SL 86 X SL 87 2-2 E9 17 1B 1-H	3 3	1 1	2 0	0 0	0 0	1 1	0 2
11 Ryan Zimmerman, R (1, 3) OBP: 0.358, SLG: 0.573 26 Adam Lind, L (4, 3) OBP: 0.362, SLG: 0.513 70 Austin Adams, R (7, 1) 17 Alejandro De Aza, L (8, 9) OBP: 0.224, SLG: 0.323	B CU 73 B FF 89 B SI 90 C FF 90 F FF 90 F SI 91 C FF 92 3-3 ② K		B SI 90 B CH 85 B SI 91 C FF 91 C FF 92 B CH 86 4-2 28 2B 1-2 BB	B CH 91 C FF 97 X FF 98 1-1 ③ G4-3		B SI 96 F SL 96 S SL 87 X SL 87 1-2 ② G4-3 2-3		C SI 96 B FF 97 B FF 96 B FF 97 X FF 97 3-1 4 2B 1B	C SL 86 X SI 95 0-1 3-H 1B	1 2 0 2	0 0 0 0	0 0 0 2	0 0 0 1	1 0 0 0	1 0 0 0	0 2 0 0
28 Jayson Werth, R (1, 7) OBP: 0.322, SLG: 0.393 14 Victor Robles, R (9, 7) OBP: 0.308, SLG: 0.458	C FF 92 F FF 93 B FF 92 B SL 84 F FF 93 F FF 94 F SL 86 S CH 86 2-3 ③ K		C FF 92 D SL 86 X FF 92 1-1 1-3 2-H 2B		C SI 95 B CU 78 C CU 78 B SL 89 F CU 79 F FF 94 B CU 78 F FF 93 X FF 94 3-2 ① F8	B SI 95 B FF 96 B SI 94 B FF 94 4-0 BB	C FF 97 B SL 88 B SL 88 B FF 96 X FF 97 3-1 ① F8		C FC 89 S SL 86 D SL 86 S SL 85 1-3 ③ K	4 1	0 0	1 0	1 0	1 0	1 1	1 1
32 Matt Wieters, S (1, 2) OBP: 0.288, SLG: 0.344 57 Tanner Roark, R (6, 1) OBP: 0.107, SLG: 0.109 4 Howie Kendrick, R (6, PH) OBP: 0.368, SLG: 0.475 (7, 3)		C FF 91 B SI 91 C FF 92 B FF 93 X CH 87 2-2 34 1B 7 BB 1B	C FF 92 B FF 92 B FF 93 B FF 92 B FF 91 4-1 BB		B SI 93 B SI 95 B FF 93 B FF 94 4-0 59 1B 3 BB BB	D SL 86 F FF 95 B SI 94 X FF 94 2-1 ③ L9		B SI 97 C SL 88 B SL 87 X SI 96 2-1 1-3 2B		1 0 2	0 0 0	1 0 1	0 0 0	2 0 0	0 0 0	0 0 2
3 Michael Taylor, R (1, 8) OBP: 0.320, SLG: 0.486		S FF 93 B FF 94 F CH 86 S SL 85 1-3 ① K	D FC 92 B FF 97 B FF 97 F FF 96 X FF 97 3-1 ① F6		D SL 87 D FF 94 B FF 92 C 93 B FF 95 4-1 59 1B 1-2 BB		C FF 98 B CU 83 B CU 82 C FF 98 F FF 99 B FC 91 X FF 97 3-2 HR		B SI 96 F SI 97 F SL 86 F SL 87 F FF 97 H CH 87 2-2 59 G6-3 HBP	3	1	1	1	1	1	4
47 Gio González, R (1, 1) OBP: 0.143, SLG: 0.091 56 Joe Blanton, R (5, 1) 59 Jose Lobaton, S (5, PH) OBP: 0.248, SLG: 0.277 (6, 2)		C FF 91 L FF 94 X FF 94 0-2 ② B3	F FF 97 S FC 91 D FC 93 S FF 97 1-3 ② K		C FF 90 S FF 91 B FF 92 B FF 92 X FF 91 2-2 1-2 2-3 1B		F FF 97 F FF 97 F CU 84 F FF 98 C FC 90 0-3 ① K		B SI 97 B FF 95 F FF 96 C FF 96 X FF 96 2-2 ②③ G6-3 1-2f	2 0 3	0 0 0	0 0 1	0 0 0	0 0 1	1 0 3	4 0 3
Inning Stats	R: 3 E: 0 K: 3 S: 18 H: 2 LOB: 0 BB: 1 P: 30	R: 0 E: 0 K: 1 S: 12 H: 2 LOB: 3 BB: 1 P: 23	R: 1 E: 0 K: 1 S: 12 H: 2 LOB: 3 BB: 2 P: 26	R: 0 E: 0 K: 1 S: 13 H: 1 LOB: 1 BB: 0 P: 17	R: 0 E: 0 K: 1 S: 19 H: 1 LOB: 3 BB: 2 P: 36	R: 0 E: 0 K: 0 S: 11 H: 1 LOB: 2 BB: 1 P: 20	R: 2 E: 0 K: 2 S: 18 H: 3 LOB: 1 BB: 0 P: 24	R: 0 E: 0 K: 0 S: 13 H: 2 LOB: 2 BB: 0 P: 25	R: 2 E: 1 K: 2 S: 17 H: 2 LOB: 1 BB: 0 P: 23	1B: 10 2B: 4 3B: 0 HR: 2 SF: 0 SAC: 0 DP: 1 HBP: 1						

BOTTOM

Pittsburgh Pirates @ Washington Nationals

Nationals Park, Washington, DC

Sun Oct 01 2017, 3:08 PM - 7:28 PM EDT

Att. 35,652 - Sunny - 67 F

livebaseballscorecards.com

AB	43
R	8
H	16
RBI	7
BB	7
SO	11
LOB	33

WP: 0 PA: 51
PB: 0
SB: 2
CS: 0

PITCHER		IP	WLS	BF	H	R	ER	SO	BB	IBB	HBP	BLK	WP	HR	S	P	ERA	WHIP
43 Steven Brault, L ERA: 4.67	(1, 1)	2.0		16	6	4	4	4	4	0	0	0	0	1	36	68	18.00	5.000
59 Angel Sánchez, R ERA: 8.76	(3, 1)	2.0	W	7	1	0	0	2	0	0	0	0	0	0	19	28	0.00	0.500
51 Johnny Barbato, R ERA: 4.08	(5, 1)	0.1	H	3	0	0	0	0	2	0	0	0	0	0	7	18	0.00	6.000
52 Jack Leathersich, L ERA: 3.6	(5, 1)	0.2	H	3	1	0	0	1	0	0	0	0	0	0	12	18	0.00	1.500
37 Edgar Santana, R ERA: 3.5	(6, 1)	1.0		5	1	0	0	0	1	0	0	0	0	0	11	20	0.00	2.000
66 Dovydas Neverauskas, R ERA: 3.91	(7, 1)	1.0		6	3	2	2	2	0	0	0	0	0	1	18	24	18.00	3.000
41 Daniel Hudson, R ERA: 4.38	(8, 1)	1.0		5	2	0	0	0	0	0	1	0	0	0	13	25	0.00	2.000
48 Dan Runzler, L ERA: 4.5	(9, 1)	0.2		5	2	2	0	1	0	0	0	0	0	0	14	19	0.00	3.000
70 George Kontos, R ERA: 3.39	(9, 1)	0.1	S	1	0	0	0	1	0	0	0	0	0	0	3	4	0.00	0.000