

Pittsburgh Pirates - 2020

Batter	1	2	3	4	5	6	7	8	9	AB R H RBI BB SO LOB	TOP										
2 Luis Arraez, L (1, 4) OBP: 0.333, SLG: 0.333 88 Drew Maggi, R (5, 4)	1-0 G1-3		0-0 64 1B 60 1B 1-2 1B		0-0 G3-1		0-3 K			3 1 1 0 0 0 0 1 0 0 0 0 1 1											
64 Willians Astudillo, R (1, 2) OBP: 0.667, SLG: 0.667 56 Tomás Telis, S (6, 2)	0-0 1B		0-0 30 BB 60 1B 1-3 2-H 1B		0-0 G5-3			0-0 F9		3 0 2 1 0 0 0 1 0 0 0 0 0 0											
60 Jake Cave, L (1, 9) OBP: 0.333, SLG: 0.333 33 Ramón Flores, L (5, 9)	0-0 F7		0-0 30 BB 1-2 1B		0-0 G4-3			0-3 K		3 0 1 1 0 0 1 1 0 0 0 0 1 0											
81 Trevor Larnach, L (1, 10) 74 Travis Blankenhorn, L (8, PH) (8, 10)	0-0 L7		0-0 F8		0-0 G4-3			4-0 BB		3 0 0 0 0 0 3 0 0 0 0 0 1 0 0											
30 LaMonte Wade Jr., L (1, 7) OBP: 1.000, SLG: 2.000 91 Mark Contreras, L (5, 7)		0-0 75 FC1-5-4-1 2B	4-0 1-2 2-3 BB		0-0 G4-3			0-3 K		1 0 1 0 1 0 0 2 0 0 0 0 1 1											
75 Royce Lewis, R (1, 6) 5 Peter Mooney, L (5, 6) 44 Calten Daal, R (9, PH) (9, 6)		0-0 FC1-5-4-1 79 CS 2-3	0-0 F7		0-0 F7			0-0 G4-3		2 0 0 0 0 0 4 1 0 0 0 0 0 0 1 0 0 0 0 0 0											
79 Gilberto Celestino, R (1, 8) 50 Jimmy Kerrigan, S (5, 8)		1-0 G1-4-3	4-0 89 F7 BB	4-0 SAFE SAFE SAFE			0-0 F8		0-3 K	1 0 0 0 1 0 1 2 0 0 0 0 1 0											
89 Zander Wiel, R (1, 3) 95 Gabe Snyder, L (5, 3) OBP: 1.000, SLG: 1.000			4-0 2 1B 64 1B BB	0-0 F7			0-0 1B		4-0 BB	1 1 0 0 1 0 1 1 0 1 0 1 0 0											
78 Jack Reinheimer, R (1, 5) 87 Kody Eaves, L (5, 5)			0-0 F9	0-0 F9			0-3 K		0-3 K	2 0 0 0 0 0 1 2 0 0 0 0 2 2											
Inning Stats	R: 0 E: 0 K: 0 S: 4	H: 1 LOB: 1 BB: 0 P: 5	R: 0 E: 0 K: 0 S: 3	H: 1 LOB: 0 BB: 0 P: 4	R: 2 E: 0 K: 0 S: 6	H: 3 LOB: 3 BB: 2 P: 14	R: 0 E: 0 K: 0 S: 2	H: 0 LOB: 0 BB: 1 P: 6	R: 0 E: 0 K: 0 S: 3	H: 0 LOB: 0 BB: 0 P: 3	R: 0 E: 0 K: 2 S: 8	H: 1 LOB: 1 BB: 0 P: 8	R: 0 E: 0 K: 2 S: 7	H: 0 LOB: 1 BB: 1 P: 11	R: 0 E: 0 K: 2 S: 7	H: 0 LOB: 1 BB: 1 P: 11	1B: 5 2B: 1 3B: 0 HR: 0	SF: 0 SAC: 0 DP: 0 HBP: 0	WP: 0 PB: 0 SB: 0 CS: 1	PA: 36	
PITCHER	IP WLS BF H R ER SO BB IBB HBP BLK WP HR S P ERA WHIP	23 Mitch Keller, R (1, 1) ERA: 0.00	0 James Marvel, R (3, 1) ERA: 18.0	45 Michael Feliz, R (4, 1) ERA: 0.00	52 Clay Holmes, R (5, 1) ERA: 0.00	63 Miguel Del Pozo, L (6, 1) ERA: 0.500	PITCHER	IP WLS BF H R ER SO BB IBB HBP BLK WP HR S P ERA WHIP	79 Williams Jerez, L (8, 1) ERA: 0.00	62 Blake Cederlind, R (9, 1) ERA: 1.000											


Minnesota Twins @ Pittsburgh Pirates
LECOM Park, Bradenton, FL
Sat Feb 22 2020, 1:07 PM - 3:55 PM EST
Att. 5,150 - Sunny - 67 F

livebaseballscorecards.com

AB	31
R	2
H	6
RBI	2
BB	5
SO	6
LOB	15



Batter	1	2	3	4	5	6	7	8	9	AB	R	H	RBI	BB	SO	LOB
5 Guillermo Heredia, R (1, 8) 31 Will Craig, R (6, 3)	0-0 F9			0-0 F8		0-3 K		0-3 K		2	0	0	0	0	0	0
10 Bryan Reynolds, S (1, 10) 83 Jason Delay, R (7, PH) (8, 10)	0-0 P3			0-0 F7			4-0 13 2B 80 1B BB		0-0 G6-3	2	0	0	0	0	0	0
26 Adam Frazier, L (1, 4) 13 Ke'Bryan Hayes, R (6, 5) OBP: 1.000, SLG: 2.000	0-0 G3			0-0 G4-3			0-0 80 1B 1-3 2B		4-0 61 1B BB	2	0	0	0	0	0	0
55 Josh Bell, S (1, 3) 61 Oneil Cruz, L (6, 6) OBP: 0.500, SLG: 0.500		0-3 K		0-0 F7			0-3 K		0-0 68 G1-4-3 1B	2	0	0	0	0	1	0
3 Cole Tucker, S (1, 6) 68 Jake Elmore, R (6, 4)		0-0 F9		0-0 1B			0-0 G1-3		0-0 G1-4-3	2	0	1	0	0	0	0
58 Jacob Stallings, R (1, 2) 80 Andrew Susac, R (6, 2) OBP: 1.000, SLG: 1.000		0-0 P4		0-3 K			0-0 1B		0-0 G1-4-3	2	0	0	0	0	1	1
64 Phillip Evans, R (1, 5) 73 Charles Tilson, L (6, 8)			0-3 K		0-3 K				4-0 BB	2	0	0	0	0	2	1
29 Sócrates Brito, L (1, 9) 80 Cal Mitchell, L (7, 9)			0-3 K			0-3 K			0-3 K	2	0	0	0	0	2	0
76 Jared Oliva, R (1, 7) 84 Logan Hill, R (7, 7)			0-0 G6-3			0-3 K			0-0 F7	1	0	0	0	0	1	0

BOTTOM	
AB	29
R	1
H	4
RBI	1
BB	3
SO	11
LOB	11
	

Minnesota Twins @ Pittsburgh Pirates
 LECOM Park, Bradenton, FL
 Sat Feb 22 2020, 1:07 PM - 3:55 PM EST
 Att. 5,150 - Sunny - 67 F

Inning Stats		R: 0	H: 0	E: 0	K: 0	S: 3	L: 0	LOB: 0	BB: 0	P: 3	R: 0	H: 0	E: 0	K: 1	S: 5	L: 0	LOB: 0	BB: 0	P: 5	R: 0	H: 0	E: 0	K: 2	S: 7	L: 0	LOB: 0	BB: 0	P: 7	R: 0	H: 1	E: 0	K: 3	S: 9	L: 0	LOB: 0	BB: 0	P: 9	R: 1	H: 2	E: 0	K: 1	S: 6	L: 0	LOB: 3	BB: 1	P: 10	R: 0	H: 0	E: 0	K: 2	S: 7	L: 0	LOB: 1	BB: 1	P: 11	R: 0	H: 1	E: 0	K: 0	S: 3	1B: 3	SF: 0	2B: 1	SAC: 0	3B: 0	DP: 1	HR: 0	HBP: 0	WP: 0	HR: 0	S: 7	P: 11	ERA: 0.00	WHIP: 1.000
PITCHER		31 Devin Smeltzer, L (1, 1)	IP: 2.0	WLS: W	BF: 6	H: 0	R: 0	ER: 0	SO: 1	BB: 0	IBB: 0	HBP: 0	BLK: 0	WP: 0	HR: 0	S: 8	P: 8	ERA: 0.00	WHIP: 0.000	PITCHER		72 Caleb Thielbar, L (8, 1)	IP: 1.0	WLS: H	BF: 4	H: 0	R: 0	ER: 0	SO: 2	BB: 1	IBB: 0	HBP: 0	BLK: 0	WP: 0	HR: 0	S: 7	P: 11	ERA: 0.00	WHIP: 1.000	PITCHER		86 Edwar Colina, R (9, 1)	IP: 1.0	WLS: S	BF: 4	H: 1	R: 0	ER: 0	SO: 0	BB: 1	IBB: 0	HBP: 0	BLK: 0	WP: 0	HR: 0	S: 3	P: 7	ERA: 0.00	WHIP: 2.000															
PITCHER		71 Sean Poppen, R (3, 1)	IP: 2.0	WLS: H	BF: 6	H: 0	R: 0	ER: 0	SO: 2	BB: 0	IBB: 0	HBP: 0	BLK: 0	WP: 0	HR: 0	S: 10	P: 10	ERA: 0.00	WHIP: 0.000	PITCHER		86 Edwar Colina, R (9, 1)	IP: 1.0	WLS: S	BF: 4	H: 1	R: 0	ER: 0	SO: 0	BB: 1	IBB: 0	HBP: 0	BLK: 0	WP: 0	HR: 0	S: 3	P: 7	ERA: 0.00	WHIP: 2.000																																			
PITCHER		52 Zack Littell, R (5, 1)	IP: 1.0	WLS: H	BF: 4	H: 1	R: 0	ER: 0	SO: 2	BB: 0	IBB: 0	HBP: 0	BLK: 0	WP: 0	HR: 0	S: 8	P: 8	ERA: 0.00	WHIP: 1.000	PITCHER		86 Edwar Colina, R (9, 1)	IP: 1.0	WLS: S	BF: 4	H: 1	R: 0	ER: 0	SO: 0	BB: 1	IBB: 0	HBP: 0	BLK: 0	WP: 0	HR: 0	S: 3	P: 7	ERA: 0.00	WHIP: 2.000																																			
PITCHER		61 Cody Stashak, R (6, 1)	IP: 1.0	WLS: H	BF: 3	H: 0	R: 0	ER: 0	SO: 3	BB: 0	IBB: 0	HBP: 0	BLK: 0	WP: 0	HR: 0	S: 9	P: 9	ERA: 0.00	WHIP: 0.000	PITCHER		86 Edwar Colina, R (9, 1)	IP: 1.0	WLS: S	BF: 4	H: 1	R: 0	ER: 0	SO: 0	BB: 1	IBB: 0	HBP: 0	BLK: 0	WP: 0	HR: 0	S: 3	P: 7	ERA: 0.00	WHIP: 2.000																																			
PITCHER		70 Ryan Garton, R (7, 1)	IP: 1.0	WLS: H	BF: 5	H: 2	R: 1	ER: 1	SO: 1	BB: 1	IBB: 0	HBP: 0	BLK: 0	WP: 0	HR: 0	S: 6	P: 10	ERA: 9.00	WHIP: 3.000	PITCHER		86 Edwar Colina, R (9, 1)	IP: 1.0	WLS: S	BF: 4	H: 1	R: 0	ER: 0	SO: 0	BB: 1	IBB: 0	HBP: 0	BLK: 0	WP: 0	HR: 0	S: 3	P: 7	ERA: 0.00	WHIP: 2.000																																			

AB	29
R	1
H	4
RBI	1
BB	3
SO	11
LOB	11



Batter	1	2	3	4	5	6	7	8	9	AB R H RBI BB SO LOB	TOP										
21 JaCoby Jones, R (1, 8) OBP: 0.500, SLG: 1.250 29 Derek Hill, R (4, 8) OBP: 0.667, SLG: 1.667	1-0 HR		0-0 G4-3		3-2 HR		0-0 84 2B 85 HR 1B	0-3 K		2 1 1 1 0 0 0 3 2 2 1 0 1 1											
49 Willi Castro, S (1, 6) OBP: 0.500, SLG: 0.750 84 Ryan Kreidler, R (6, 6) OBP: 0.500, SLG: 1.000	0-3 K		0-0 F9		0-0 2B		0-0 85 HR 2B	0-0 F7		3 0 1 0 0 1 0 2 1 1 0 0 0 0											
46 Jeimer Candelario, S (1, 5) OBP: 0.200, SLG: 0.200 85 Daniel Pinero, R (5, 5) OBP: 0.600, SLG: 1.333	0-3 K		0-0 G5-3		0-0 F8		2-2 2-H 3-H HR	0-3 K		3 0 0 0 0 1 1 2 1 1 3 0 1 0											
14 Christin Stewart, L (1, 7) OBP: 0.250, SLG: 0.250 53 Riley Greene, L (4, 9) OBP: 1.000, SLG: 4.000	0-3 K			0-3 K		4-0 57 2B BB	4-0 92 G6-3 BB	2-2 HR		2 0 0 0 0 2 0 1 2 1 1 2 0 0											
57 Jorge Bonifacio, R (1, 10) OBP: 0.667, SLG: 1.000 92 Parker Meadows, L (6, PR) (6, 10)		0-0 17 2B 2B		4-0 BB		0-0 92 WP 2B	0-0 G6-3	0-0 G6-3		2 1 2 1 1 0 0 2 0 0 0 0 0 1											
12 Brandon Dixon, R (1, 3) 92 Kennys Vargas, S (5, 3)		0-3 K		0-3 K		4-0 80 BB BB	0-3 K			2 0 0 0 0 2 2 1 0 0 0 1 1 0											
50 Travis Demeritte, R (1, 9) 80 Danny Woodrow, L (4, 7)		0-3 K		0-3 K		4-0 95 G6-4-3 BB	0-0 G6-3			2 0 0 0 0 2 2 1 0 0 0 1 0 0											
17 Grayson Greiner, R (1, 2) OBP: 0.333, SLG: 0.667 82 Cooper Johnson, R (7, 2) OBP: 1.000, SLG: 1.000		0-0 2B		0-3 K		0-0 F8	0-0 F8	0-0 1B		3 0 1 1 0 1 3 1 0 1 0 0 0 0											
40 Sergio Alcántara, S (1, 4) OBP: 0.500, SLG: 0.500 95 Corey Joyce, R (6, PH) (6, 4)		0-0 G6-3		0-0 29 CS 1B		0-0 G6-4-3	0-0 F8			2 0 1 0 0 0 1 2 0 0 0 0 0 4											
Inning Stats	R: 1 E: 0 K: 3 S: 10	H: 1 LOB: 0 BB: 0 P: 11	R: 1 E: 0 K: 2 S: 9	H: 2 LOB: 1 BB: 0 P: 9	R: 0 E: 0 K: 0 S: 3	H: 0 LOB: 1 BB: 1 P: 13	R: 1 E: 0 K: 1 S: 9	H: 3 LOB: 1 BB: 0 P: 12	R: 1 E: 0 K: 0 S: 3	H: 1 LOB: 2 BB: 3 P: 15	R: 3 E: 0 K: 1 S: 9	H: 3 LOB: 0 BB: 1 P: 15	R: 0 E: 0 K: 1 S: 6	H: 1 LOB: 1 BB: 0 P: 6	R: 1 E: 0 K: 1 S: 8	H: 1 LOB: 0 BB: 0 P: 10	1B: 3 2B: 5 3B: 0 HR: 4	SF: 0 SAC: 0 DP: 2 HBP: 0	WP: 1 PB: 0 SB: 0 CS: 1	PA: 41	
PITCHER	IP WLS BF H R ER SO BB IBB HBP BLK WP HR S P ERA WHIP	IP WLS BF H R ER SO BB IBB HBP BLK WP HR S P ERA WHIP	IP WLS BF H R ER SO BB IBB HBP BLK WP HR S P ERA WHIP	IP WLS BF H R ER SO BB IBB HBP BLK WP HR S P ERA WHIP	IP WLS BF H R ER SO BB IBB HBP BLK WP HR S P ERA WHIP	IP WLS BF H R ER SO BB IBB HBP BLK WP HR S P ERA WHIP	IP WLS BF H R ER SO BB IBB HBP BLK WP HR S P ERA WHIP	IP WLS BF H R ER SO BB IBB HBP BLK WP HR S P ERA WHIP	IP WLS BF H R ER SO BB IBB HBP BLK WP HR S P ERA WHIP	IP WLS BF H R ER SO BB IBB HBP BLK WP HR S P ERA WHIP	IP WLS BF H R ER SO BB IBB HBP BLK WP HR S P ERA WHIP	IP WLS BF H R ER SO BB IBB HBP BLK WP HR S P ERA WHIP	IP WLS BF H R ER SO BB IBB HBP BLK WP HR S P ERA WHIP	IP WLS BF H R ER SO BB IBB HBP BLK WP HR S P ERA WHIP	IP WLS BF H R ER SO BB IBB HBP BLK WP HR S P ERA WHIP	IP WLS BF H R ER SO BB IBB HBP BLK WP HR S P ERA WHIP	IP WLS BF H R ER SO BB IBB HBP BLK WP HR S P ERA WHIP	IP WLS BF H R ER SO BB IBB HBP BLK WP HR S P ERA WHIP	IP WLS BF H R ER SO BB IBB HBP BLK WP HR S P ERA WHIP	IP WLS BF H R ER SO BB IBB HBP BLK WP HR S P ERA WHIP	IP WLS BF H R ER SO BB IBB HBP BLK WP HR S P ERA WHIP

Detroit Tigers @ Pittsburgh Pirates
 LECOM Park, Bradenton, FL
 Sun Feb 23 2020, 1:07 PM - 4:23 PM EST
 Att. 4,189 - Sunny - 75 F

livebaseballscores.com

AB	36
R	8
H	12
RBI	8
BB	5
SO	12
LOB	15




Batter	1	2	3	4	5	6	7	8	9	AB	R	H	RBI	BB	SO	LOB
15 JT Riddle, L (1, 4) 82 Rodolfo Castro, S (5, 4) BBB	4-0 19 G6-3 31 SF8 BB	0-0 1-2 2-H 1B		0-0 3B			0-0 G3-1		0-0 F9	2	1	2	1	1	0	0
19 Colin Moran, L (1, 5) 76 Dylan Busby, R (6, 5) BB	0-0 G6-3 1-3	0-3 K		0-3 K			0-3 K		0-0 2B	3	0	0	0	0	2	4
25 Gregory Polanco, L (1, 10) 3 Cole Tucker, S (7, PH) BBB OBP: 0.250, SLG: 0.250	4-0 14 1B BB	0-0 P5		0-0 P5			0-0 G3-1		0-0 P2	2	0	0	0	1	0	3
31 Will Craig, R (1, 3) 84 Logan Hill, R (5, PR) BB	0-0 SF8 3-H	0-3 K			0-0 14 CS 1B			0-0 F7		2	0	1	1	0	1	2
14 Luke Maile, R (1, 2) 83 Jason Delay, R (6, 2) BB	0-0 1-3 1B			0-0 51 CS 1B		0-3 K		0-0 72 1B 80 SF8 2B		3	0	2	0	0	1	1
51 Jason Martin, L (1, 8) 72 Travis Swaggerty, L (5, 8) BB	0-3 K		1 SAFE 0-3 K		4-0 80 PO BB			0-0 2-3 1B		2	0	0	0	0	2	3
29 Sócrates Brito, L (1, 9) 80 Cal Mitchell, L (5, 9) BBB		0-0 61 2B 2B		4-0 BB		1 SAFE 1 SAFE 0-0 PO	0-3 K		0-0 SF8	1	1	1	0	1	0	0
61 Oneil Cruz, L (1, 6) 70 Adrian Valerio, S (5, 6) BB		0-0 15 1B 2B		0-3 K		0-3 K2-3		0-3 K		2	1	1	1	0	1	1
73 Charles Tilson, L (1, 7) 91 Jase Bowen, R (5, 7) 75 Ryan Haug, R (5, 7) BBB		4-0 15 1B BB				0-0 F8		0-0 P6		0	0	0	0	0	0	0
									0-3 K	1	0	0	0	0	1	0


Inning Stats	R: 1	H: 1	E: 0	K: 1	S: 6	LOB: 2	BB: 2	P: 14	R: 2	H: 3	E: 0	K: 2	S: 10	LOB: 2	BB: 1	P: 14	R: 0	H: 1	E: 0	K: 2	S: 7	LOB: 1	BB: 1	P: 11	R: 0	H: 1	E: 0	K: 1	S: 6	LOB: 1	BB: 0	P: 6	R: 0	H: 0	E: 0	K: 2	S: 7	LOB: 0	BB: 0	P: 7	R: 0	H: 0	E: 0	K: 1	S: 5	LOB: 0	BB: 0	P: 5	R: 1	H: 2	E: 0	K: 1	S: 7	LOB: 1	BB: 0	P: 7	R: 0	H: 1	E: 0	K: 1	S: 6	LOB: 1	BB: 0	P: 6	1B: 5	2B: 5	3B: 1	HR: 0	SF: 2	SAC: 0	DP: 1	HBP: 0	WP: 0	HR: 0	S: 7	P: 7	ERA: 0.00	WHIP: 0.000
PITCHER	IP	WLS	BF	H	R	ER	SO	BB	IBB	HBP	BLK	WP	HR	S	P	ERA	WHIP															PITCHER	IP	WLS	BF	H	R	ER	SO	BB	IBB	HBP	BLK	WP	HR	S	P	ERA	WHIP																													
60 Zack Godley, R (1, 1) ERA: 9.0	1.0		6	1	1	1	1	2	0	0	0	0	0	6	14	9.00	3.000															45 Buck Farmer, R (6, 1) ERA:	1.0		3	0	0	0	2	0	0	0	0	0	7	7	0.00	0.000																														
74 Casey Mize, R (2, 1) ERA: 18.0	1.0	B	7	3	2	2	1	0	0	0	0	0	0	10	14	18.00	4.000															71 John Schreiber, R (7, 1) ERA:	1.0		3	0	0	0	1	0	0	0	0	0	5	5	0.00	0.000																														
83 Will Vest, R (3, 1) ERA:	1.0		4	1	0	0	2	1	0	0	0	0	0	7	11	0.00	2.000															66 Tim Adleman, R (8, 1) ERA: 4.5	2.0		9	3	1	1	2	0	0	0	0	0	13	13	4.50	1.500																														
76 Alex Faedo, R (4, 1) ERA:	1.2		6	2	0	0	2	0	0	0	0	0	0	10	10	0.00	1.200																																																													
84 Paul Richan, R (5, 1) ERA:	0.1	W	1	0	0	0	0	1	0	0	0	0	0	0	4	0.00	3.000																																																													

DETROIT TIGERS @ PITTSBURGH PIRATES
LECOM PARK, BRADENTON, FL
 Sun Feb 23 2020, 1:07 PM - 4:23 PM EST
 Att. 4,189 - Sunny - 75 F

AB	32
R	4
H	10
RBI	4
BB	5
SO	12
LOB	16



livebaseballscores.com

Batter	1	2	3	4	5	6	7	8	9	AB R H RBI BB SO LOB	TOP																																																																																																																																																				
27 Kevin Newman, R (1, 6) OBP: 0.333, SLG: 0.333 84 Arden Pabst, R (5, 2)	0-0 G4-6-3 1B		0-0 FC5-4 44 BB 1B	0-0 G6-3		0-0 F7		0-1 F7		3 1 1 0 0 0 2 2 0 0 0 0 0 3																																																																																																																																																					
44 Kevin Kramer, L (1, 4) 70 Ji Hwan Bae, L (5, 6)	0-0 G4-6-3 1-2f		4-0 36 BB 1B		4-0 64 BB BB	1-0 HBP			4-0 96 BB BB	1 1 0 0 2 0 1 0 0 0 0 1 0 0																																																																																																																																																					
36 José Osuna, R (1, 3) OBP: 0.667, SLG: 0.667 85 Mason Martin, L (5, 3)	0-0 64 FC6-4 1B		0-0 18 FC5-4 64 BB 1B		0-0 L8	0-0 G4-3			0-3 K	3 0 2 1 0 0 1 2 0 0 0 0 1 3																																																																																																																																																					
64 Phillip Evans, R (1, 10) OBP: 0.400, SLG: 0.250 96 Deon Stafford, R (7, PH) OBP: 0.500, SLG: 0.500 (7, 10)	0-0 FC6-4 1-2f		0-0 18 FC5-4 1B		4-0 1-2 BB		0-3 K		0-0 1-2 1B	2 0 1 1 1 0 1 2 0 1 0 0 1 0																																																																																																																																																					
18 John Ryan Murphy, R (1, 2) 70 Hunter Owen, R (5, 5)		0-3 K	0-0 FC5-4 1-2f 2-3		0-0 F5		0-3 K		0-0 F6	3 0 0 0 0 1 4 2 0 0 0 0 1 2																																																																																																																																																					
13 Ke'Bryan Hayes, R (1, 5) OBP: 0.600, SLG: 0.750 71 Mitchell Tolman, L (5, 4)		0-0 1B	0-3 K		0-0 F8		0-3 K2-3		0-3 K	3 0 1 0 0 1 4 2 0 0 0 0 2 2																																																																																																																																																					
76 Jared Oliva, R (1, 8) OBP: 0.200, SLG: 0.200 71 Lolo Sanchez, R (6, 8) OBP: 1.000, SLG: 2.000		0-0 F8		0-3 K		0-0 68 BB 2B		0-0 79 BB 2B		3 1 1 0 0 1 1 1 0 1 0 0 0 0	AB 36 R 3 H 11 RBI 3 BB 5 SO 9 LOB 28																																																																																																																																																				
68 Jake Elmore, R (1, 7) OBP: 0.200, SLG: 0.400 79 Chris Sharpe, R (6, 7) OBP: 1.000, SLG: 1.000		0-0 L5		0-0 G5-3		0-0 1-4 2B		0-0 84 CS 1B		3 0 1 1 0 0 1 1 0 1 0 0 0 0																																																																																																																																																					
73 Bligh Madris, L (1, 9) OBP: 0.667, SLG: 1.000 72 Daniel Amaral, R (6, 9)			4-0 27 FC5-4 BB		0-0 2B		0-0 F8		0-3 K	2 0 1 0 1 0 1 1 0 0 0 0 1 2																																																																																																																																																					
Inning Stats	R: 0 E: 0 K: 0 S: 4 H: 2 LOB: 1 BB: 0 P: 4	R: 0 E: 0 K: 1 S: 6 H: 1 LOB: 1 BB: 0 P: 6	R: 2 E: 0 K: 1 S: 7 H: 2 LOB: 2 BB: 2 P: 15	R: 0 E: 0 K: 1 S: 6 H: 1 LOB: 1 BB: 0 P: 6	R: 0 E: 0 K: 0 S: 3 H: 0 LOB: 2 BB: 2 P: 11	R: 1 E: 0 K: 0 S: 5 H: 2 LOB: 2 BB: 0 P: 6	R: 0 E: 0 K: 3 S: 9 H: 0 LOB: 0 BB: 0 P: 9	R: 0 E: 0 K: 1 S: 7 H: 2 LOB: 1 BB: 0 P: 7	R: 0 E: 0 K: 2 S: 8 H: 1 LOB: 2 BB: 1 P: 12	1B: 8 2B: 3 3B: 0 HR: 0 SF: 0 SAC: 0 DP: 1 HBP: 1	WP: 0 PB: 0 SB: 0 CS: 1 PA: 42																																																																																																																																																				
PITCHER	IP WLS BF H R ER SO BB IBB HBP BLK WP HR S P ERA WHIP	<table border="0"> <tr> <td>27 Aaron Nola, R (1, 1) ERA: 18.0</td> <td>2.0</td> <td>W</td> <td>8</td> <td>3</td> <td>0</td> <td>0</td> <td>1</td> <td>0</td> <td>0</td> <td>0</td> <td>0</td> <td>0</td> <td>0</td> <td>10</td> <td>10</td> <td>0.00</td> <td>1.500</td> </tr> <tr> <td>79 JoJo Romero, L (3, 1) ERA: 18.0</td> <td>1.0</td> <td></td> <td>7</td> <td>2</td> <td>2</td> <td>2</td> <td>1</td> <td>2</td> <td>0</td> <td>0</td> <td>0</td> <td>0</td> <td>0</td> <td>7</td> <td>15</td> <td>18.00</td> <td>4.000</td> </tr> <tr> <td>54 Austin Davis, L (4, 1) ERA:</td> <td>1.0</td> <td>H</td> <td>4</td> <td>1</td> <td>0</td> <td>0</td> <td>1</td> <td>0</td> <td>0</td> <td>0</td> <td>0</td> <td>0</td> <td>0</td> <td>6</td> <td>6</td> <td>0.00</td> <td>1.000</td> </tr> <tr> <td>63 Mauricio Llovera, R (5, 1) ERA: 4.5</td> <td>2.0</td> <td>H</td> <td>11</td> <td>2</td> <td>1</td> <td>1</td> <td>0</td> <td>2</td> <td>0</td> <td>1</td> <td>0</td> <td>0</td> <td>0</td> <td>8</td> <td>17</td> <td>4.50</td> <td>2.000</td> </tr> <tr> <td>43 Seth McGarry, R (7, 1) ERA:</td> <td>1.0</td> <td>H</td> <td>3</td> <td>0</td> <td>0</td> <td>0</td> <td>3</td> <td>0</td> <td>0</td> <td>0</td> <td>0</td> <td>0</td> <td>0</td> <td>9</td> <td>9</td> <td>0.00</td> <td>0.000</td> </tr> </table>										27 Aaron Nola, R (1, 1) ERA: 18.0	2.0	W	8	3	0	0	1	0	0	0	0	0	0	10	10	0.00	1.500	79 JoJo Romero, L (3, 1) ERA: 18.0	1.0		7	2	2	2	1	2	0	0	0	0	0	7	15	18.00	4.000	54 Austin Davis, L (4, 1) ERA:	1.0	H	4	1	0	0	1	0	0	0	0	0	0	6	6	0.00	1.000	63 Mauricio Llovera, R (5, 1) ERA: 4.5	2.0	H	11	2	1	1	0	2	0	1	0	0	0	8	17	4.50	2.000	43 Seth McGarry, R (7, 1) ERA:	1.0	H	3	0	0	0	3	0	0	0	0	0	0	9	9	0.00	0.000	<table border="0"> <tr> <td>PITCHER</td> <td>IP WLS BF H R ER SO BB IBB HBP BLK WP HR S P ERA WHIP</td> <td colspan="10"> <table border="0"> <tr> <td>57 Deolis Guerra, R (8, 1) ERA:</td> <td>1.2</td> <td>H</td> <td>8</td> <td>3</td> <td>0</td> <td>0</td> <td>2</td> <td>1</td> <td>0</td> <td>0</td> <td>0</td> <td>0</td> <td>0</td> <td>12</td> <td>16</td> <td>0.00</td> <td>2.400</td> </tr> <tr> <td>24 Jeff Singer, L (9, 1) ERA:</td> <td>0.1</td> <td>S</td> <td>1</td> <td>0</td> <td>0</td> <td>0</td> <td>1</td> <td>0</td> <td>0</td> <td>0</td> <td>0</td> <td>0</td> <td>0</td> <td>3</td> <td>3</td> <td>0.00</td> <td>0.000</td> </tr> </table> </td> </tr> </table>										PITCHER	IP WLS BF H R ER SO BB IBB HBP BLK WP HR S P ERA WHIP	<table border="0"> <tr> <td>57 Deolis Guerra, R (8, 1) ERA:</td> <td>1.2</td> <td>H</td> <td>8</td> <td>3</td> <td>0</td> <td>0</td> <td>2</td> <td>1</td> <td>0</td> <td>0</td> <td>0</td> <td>0</td> <td>0</td> <td>12</td> <td>16</td> <td>0.00</td> <td>2.400</td> </tr> <tr> <td>24 Jeff Singer, L (9, 1) ERA:</td> <td>0.1</td> <td>S</td> <td>1</td> <td>0</td> <td>0</td> <td>0</td> <td>1</td> <td>0</td> <td>0</td> <td>0</td> <td>0</td> <td>0</td> <td>0</td> <td>3</td> <td>3</td> <td>0.00</td> <td>0.000</td> </tr> </table>										57 Deolis Guerra, R (8, 1) ERA:	1.2	H	8	3	0	0	2	1	0	0	0	0	0	12	16	0.00	2.400	24 Jeff Singer, L (9, 1) ERA:	0.1	S	1	0	0	0	1	0	0	0	0	0	0	3	3	0.00	0.000
27 Aaron Nola, R (1, 1) ERA: 18.0	2.0	W	8	3	0	0	1	0	0	0	0	0	0	10	10	0.00	1.500																																																																																																																																														
79 JoJo Romero, L (3, 1) ERA: 18.0	1.0		7	2	2	2	1	2	0	0	0	0	0	7	15	18.00	4.000																																																																																																																																														
54 Austin Davis, L (4, 1) ERA:	1.0	H	4	1	0	0	1	0	0	0	0	0	0	6	6	0.00	1.000																																																																																																																																														
63 Mauricio Llovera, R (5, 1) ERA: 4.5	2.0	H	11	2	1	1	0	2	0	1	0	0	0	8	17	4.50	2.000																																																																																																																																														
43 Seth McGarry, R (7, 1) ERA:	1.0	H	3	0	0	0	3	0	0	0	0	0	0	9	9	0.00	0.000																																																																																																																																														
PITCHER	IP WLS BF H R ER SO BB IBB HBP BLK WP HR S P ERA WHIP	<table border="0"> <tr> <td>57 Deolis Guerra, R (8, 1) ERA:</td> <td>1.2</td> <td>H</td> <td>8</td> <td>3</td> <td>0</td> <td>0</td> <td>2</td> <td>1</td> <td>0</td> <td>0</td> <td>0</td> <td>0</td> <td>0</td> <td>12</td> <td>16</td> <td>0.00</td> <td>2.400</td> </tr> <tr> <td>24 Jeff Singer, L (9, 1) ERA:</td> <td>0.1</td> <td>S</td> <td>1</td> <td>0</td> <td>0</td> <td>0</td> <td>1</td> <td>0</td> <td>0</td> <td>0</td> <td>0</td> <td>0</td> <td>0</td> <td>3</td> <td>3</td> <td>0.00</td> <td>0.000</td> </tr> </table>										57 Deolis Guerra, R (8, 1) ERA:	1.2	H	8	3	0	0	2	1	0	0	0	0	0	12	16	0.00	2.400	24 Jeff Singer, L (9, 1) ERA:	0.1	S	1	0	0	0	1	0	0	0	0	0	0	3	3	0.00	0.000																																																																																																																
57 Deolis Guerra, R (8, 1) ERA:	1.2	H	8	3	0	0	2	1	0	0	0	0	0	12	16	0.00	2.400																																																																																																																																														
24 Jeff Singer, L (9, 1) ERA:	0.1	S	1	0	0	0	1	0	0	0	0	0	0	3	3	0.00	0.000																																																																																																																																														

Pittsburgh Pirates @ Philadelphia Phillies
Spectrum Field, Clearwater, FL
Sun Feb 23 2020, 1:09 PM - 4:14 PM EST
Att. 6,989 - Sunny - 75 F

livebaseballscorecards.com

Batter	1	2	3	4	5	6	7	8	9	AB	R	H	RBI	BB	SO	LOB
24 Roman Quinn, S (1, 8) 24 Matt Vierling, R (6, 8)	0-0 18 G1-3 2 1B 2B	0-0 P5		0-0 F8			4-0 44 BB BB			3	1	1	0	0	0	2
10 J.T. Realmuto, R (1, 2) 44 Christian Bethancourt, R (6, 2) 6 Rafael Marchán, S (8, 2)	1-0 2 1B 18 G1-3 9 2B HBP	0-0 F8		0-0 F7			4-0 1-2 BB			2	1	0	0	0	0	2
18 Didi Gregorius, L (1, 6) 70 Arquímedes Gamboa, S (6, 6)	0-0 G1-3	0-0 F8			0-0 G3		0-3 K			3	0	0	0	0	0	2
2 Jean Segura, R (1, 5) 80 Alec Bohm, R (6, 5)	0-0 9 WP 9 2B 1B		0-0 F8		0-0 F7		0-0 L8			3	1	1	1	0	0	0
9 Jay Bruce, L (1, 10) 88 Darick Hall, L (5, PH)	1-0 12 G6-3 72 1B 1B		0-0 12 F8-1-4 2B		0-0 P3		0-0 G3			2	1	2	2	0	0	0
12 Neil Walker, S (1, 3) 76 Austin Listi, R (6, 3)	0-0 G6-3 2B		0-0 F8-1-4 2B		0-0 P3		0-0 31 FC4-6 1B			2	0	0	0	0	0	2
7 Josh Harrison, R (1, 4) 85 Luke Williams, R (6, 4)	4-0 72 1B BB			0-0 72 BB 1B		0-0 G1-3		0-0 F7		1	0	1	0	1	0	0
72 Kyle Garlick, R (1, 7) 8 Phil Gosselin, R (6, 7)	0-0 1-3 3-H 1B			4-0 1-2 BB		0-0 1B		0-3 K		1	0	1	1	1	0	0
78 Mickey Moniak, L (1, 9) 31 Simon Muzziotti, L (6, 9)	0-0 P5			0-3 K		0-3 K		0-0 FC4-6 1-2f		2	0	0	0	0	1	4

Inning Stats	R: 4	H: 4	E: 0	LOB: 2	K: 0	BB: 1	S: 7	P: 13	R: 0	H: 0	E: 0	LOB: 0	K: 0	BB: 0	S: 3	P: 3	R: 0	H: 1	E: 0	LOB: 0	K: 0	BB: 0	S: 3	P: 3	R: 0	H: 0	E: 0	LOB: 0	K: 0	BB: 0	S: 3	P: 3	R: 0	H: 1	E: 0	LOB: 1	K: 1	BB: 0	S: 6	P: 6	R: 0	H: 0	E: 0	LOB: 2	K: 1	BB: 2	S: 5	P: 13	R: 0	H: 1	E: 0	LOB: 1	K: 1	BB: 0	S: 6	P: 6	R: 0	H: 1	E: 0	LOB: 1	K: 1	BB: 0	S: 6	P: 6
--------------	------	------	------	--------	------	-------	------	-------	------	------	------	--------	------	-------	------	------	------	------	------	--------	------	-------	------	------	------	------	------	--------	------	-------	------	------	------	------	------	--------	------	-------	------	------	------	------	------	--------	------	-------	------	-------	------	------	------	--------	------	-------	------	------	------	------	------	--------	------	-------	------	------


PITCHER	IP	WLS	BF	H	R	ER	SO	BB	IBB	HBP	BLK	WP	HR	S	P	ERA	WHIP
34 Trevor Williams, R (1, 1) ERA: 18.0	2.0	L	12	4	4	4	0	1	0	0	0	1	0	10	16	18.00	2.500
67 Hector Noesi, R (3, 1) ERA:	1.0		3	1	0	0	0	0	0	0	0	0	0	3	3	0.00	1.000
57 Nick Burdi, R (4, 1) ERA:	0.2		4	1	0	0	1	1	0	0	0	0	0	5	9	0.00	3.000
56 Montana DuRapau, R (4, 1) ERA:	1.1		4	0	0	0	0	0	0	0	0	0	0	4	4	0.00	0.000
65 JT Brubaker, R (6, 1) ERA:	1.0		4	1	0	0	1	0	0	0	0	0	0	6	6	0.00	1.000

BOTTOM

Pittsburgh Pirates @ Philadelphia Phillies
Spectrum Field, Clearwater, FL
Sun Feb 23 2020, 1:09 PM - 4:14 PM EST
Att. 6,989 - Sunny - 75 F

AB	31
R	4
H	8
RBI	4
BB	4
SO	4
LOB	22

livebaseballscorecards.com



1B:	5	SF:	0	WP:	1	PA:	36
2B:	4	SAC:	0	PB:	0		
3B:	0	DP:	1	SB:	0		
HR:	0	HBP:	1	CS:	0		

Batter	1	2	3	4	5	6	7	8	9	AB R H RBI BB SO LOB	TOP																			
26 Adam Frazier, L (1, 4) 76 Jared Oliva, R (6, 7) OBP: 0.143, SLG: 0.143	0-1 P6		0-3 K		0-0 F8		1-3 K		0-0 G4-3	3 0 0 0 0 1 1 2 0 0 0 0 1 3	Pittsburgh Pirates @ New York Yankees George M. Steinbrenner Field, Tampa, FL Mon Feb 24 2020, 6:35 PM - 9:35 PM EST Att. 9,362 - Partly Cloudy - 72 F livebaseballscorecards.com																			
10 Bryan Reynolds, S (1, 7) 70 Hunter Owen, R (6, PR) (6, 9)	0-3 K2-3		0-3 K			1-0 3 1B 55 G4-6-3 HBP		0-3 K		2 0 0 0 0 2 1 1 1 0 0 0 1 0																				
3 Cole Tucker, S (1, 6) 68 Jake Elmore, R (6, 4) OBP: 0.429, SLG: 0.333 OBP: 0.167, SLG: 0.333	4-0 BB		0-0 F9			0-0 55 G4-6-3 1B		0-3 K		2 0 1 0 1 0 1 1 0 0 0 0 1 0																				
55 Josh Bell, S (1, 3) 85 Mason Martin, L (6, 3)	0-3 K			0-0 G3		0-0 G4-6-3		0-3 K		3 0 0 0 0 1 2 1 0 0 0 0 1 0																				
15 JT Riddle, L (1, 10) 83 Jason Delay, R (9, PH) OBP: 0.500, SLG: 0.800 OBP: 0.500, SLG: 0.667 (9, 10)				0-3 K		0-3 K			0-3 K	3 0 0 0 0 2 1 1 0 0 0 0 1 0																				
58 Jacob Stallings, R (1, 2) 80 Andrew Susac, R (7, 2) OBP: 0.600, SLG: 0.750 OBP: 1.000, SLG: 1.000		1-0 HBP		0-0 2B		0-0 61 FC6-4 1B			4-0 13 1B 51 1B BB	2 0 2 0 0 0 0 0 1 0 0 1 0 0																				
5 Guillermo Heredia, R (1, 8) 61 Oneil Cruz, L (6, 6) OBP: 0.333, SLG: 0.500		0-3 K		0-0 P5		0-0 51 13 FC6-4 1B 76 PB			0-3 K	2 0 0 0 0 1 2 2 1 0 0 0 1 2																				
64 Phillip Evans, R (1, 5) 13 Ke'Bryan Hayes, R (5, 5) OBP: 0.286, SLG: 0.167 OBP: 0.714, SLG: 0.833					0-0 F8		0-0 51 FC6-4 1B		0-0 51 1B 1B	2 0 0 0 0 0 1 2 0 2 0 0 0 0																				
73 Charles Tilson, L (1, 9) 51 Jason Martin, L (5, 9) OBP: 0.250, SLG: 0.250 (6, 8)					0-3 K		0-0 76 PB 76 S		0-0 1B	1 0 0 0 1 1 0 2 0 1 1 0 0 2																				
Inning Stats	R: 0 E: 0 K: 2 S: 8 H: 0 LOB: 1 BB: 1 P: 12	R: 0 E: 0 K: 1 S: 5 H: 0 LOB: 1 BB: 0 P: 6	R: 0 E: 0 K: 2 S: 7 H: 0 LOB: 1 BB: 1 P: 11	R: 0 E: 0 K: 1 S: 6 H: 1 LOB: 1 BB: 0 P: 6	R: 0 E: 0 K: 1 S: 5 H: 0 LOB: 0 BB: 0 P: 5	R: 1 E: 0 K: 1 S: 5 H: 1 LOB: 1 BB: 0 P: 6	R: 1 E: 0 K: 1 S: 7 H: 2 LOB: 1 BB: 0 P: 8	R: 0 E: 0 K: 3 S: 9 H: 0 LOB: 0 BB: 0 P: 9	R: 1 E: 0 K: 2 S: 9 H: 2 LOB: 2 BB: 1 P: 13	1B: 5 2B: 1 3B: 0 HR: 0 SF: 0 SAC: 0 DP: 1 HBP: 2		WP: 0 PB: 1 SB: 1 CS: 0 PA: 37																		
PITCHER	IP WLS BF H R ER SO BB IBB HBP BLK WP HR S P ERA WHIP											PITCHER	IP WLS BF H R ER SO BB IBB HBP BLK WP HR S P ERA WHIP																	
45 Gerrit Cole, R (1, 1) ERA:	1.0	4	0	0	0	2	1	0	0	0	0	0	0	8	12	0.00	1.000	80 Luis Medina, R (7, 1) ERA:	1.0	5	2	1	0	1	0	0	7	8	0.00	2.000
47 Jordan Montgomery, L (2, 1) ERA:	2.0	8	0	0	0	3	1	0	1	0	0	0	0	12	17	0.00	0.500	76 Adonis Rosa, R (8, 1) ERA:	1.0	3	0	0	0	3	0	0	9	9	0.00	0.000
56 Jonathan Holder, R (4, 1) ERA:	1.0	4	1	0	0	1	0	0	0	0	0	0	0	6	6	0.00	1.000	64 Glenn Otto, R (9, 1) ERA: 9.0	1.0	6	2	1	1	2	1	0	9	13	9.00	3.000
36 Dan Otero, R (5, 1) ERA:	1.0	3	0	0	0	1	0	0	0	0	0	0	0	5	5	0.00	0.000													
81 Luis Gil, R (6, 1) ERA: 9.0	1.0	4	1	1	1	1	0	0	1	0	0	0	0	5	6	9.00	1.000													

Pittsburgh Pirates @ New York Yankees
George M. Steinbrenner Field, Tampa, FL
Mon Feb 24 2020, 6:35 PM - 9:35 PM EST
Att. 9,362 - Partly Cloudy - 72 F

AB	32
R	3
H	6
RBI	1
BB	3
SO	14
LOB	16



Batter	1	2	3	4	5	6	7	8	9	AB	R	H	RBI	BB	SO	LOB
27 Kevin Newman, R (1, 6) OBP: 0.167, SLG: 0.167 73 Bligh Madris, L (6, 7) OBP: 0.400, SLG: 0.500	0-3 K		0-0 G6-3		0-0 F8		0-3 K		0-0 F8	3	0	0	0	0	1	1
19 Colin Moran, L (1, 5) 76 Dylan Busby, R (6, PR) OBP: 0.667, SLG: 1.000	0-0 G1-3		0-0 G4-3			4-0 0 PB 18 HR BB	4-0 BB			2	0	0	0	1	0	0
36 José Osuna, R (1, 3) OBP: 0.600, SLG: 0.500 31 Will Craig, R (6, 3) OBP: 0.143, SLG: 0.167	4-0 BB			0-0 F9		0-3 K	0-0 FC5			1	0	0	0	1	0	0
25 Gregory Polanco, L (1, 10) 0 Christian Kelley, R (6, PH) (7, 10)	0-0 G3-4-3			4-0 44 BLK 14 PB BB		0-3 K		0-3 K		1	0	0	0	1	0	1
14 Luke Maile, R (1, 2) OBP: 0.400, SLG: 0.400 18 John Ryan Murphy, R (5, 2) OBP: 0.200, SLG: 0.800 84 Arden Pabst, R (9, 2)		0-0 G5-3		0-3 K		1-2 2-H HR		0-0 F9		2	0	0	0	0	1	1
44 Kevin Kramer, L (1, 4) 70 Adrian Valerio, S (7, 4)		0-0 G6-3		0-2 K		0-0 G3		0-3 K		3	0	0	0	0	1	2
76 Jared Oliva, R (1, 8) OBP: 0.333, SLG: 0.250 71 Lolo Sanchez, R (6, 8) OBP: 0.333, SLG: 0.667		0-0 29 S 29 1B 1B		4-0 68 G2-3 BB			0-3 K		0-0 G4-3	1	0	1	0	1	0	0
29 Sócrates Brito, L (1, 9) OBP: 0.500, SLG: 0.600 80 Cal Mitchell, L (7, 9) OBP: 0.400, SLG: 0.500		1-0 1-H 1B		0-3 K			0-0 70 2B 1B		0-0 1B	2	0	1	0	0	1	1
68 Jake Elmore, R (1, 7) OBP: 0.125, SLG: 0.250 70 Ji Hwan Bae, L (6, 6) OBP: 0.750, SLG: 1.000			0-3 K		0-0 G2-3		0-0 31 FC5 2B		0-3 K	2	0	0	0	0	1	1

BOTTOM

Philadelphia Phillies @ Pittsburgh Pirates
LECOM Park, Bradenton, FL
Tue Feb 25 2020, 1:08 PM - 4:23 PM EST
Att. 3,962 - Sunny - 80 F

AB	32
R	2
H	6
RBI	2
BB	5
SO	12
LOB	16

WP: 0	PA: 37
PB: 2	
SB: 1	
CS: 0	



Inning Stats	R	H	E	K	S	H	LOB	BB	P	R	H	E	K	S	1B	2B	3B	HR	SF	SAC	DP	HBP
R: 0 E: 0 K: 1 S: 5	H: 0 LOB: 1 BB: 1 P: 9	R: 0 E: 0 K: 0 S: 4	H: 2 LOB: 2 BB: 0 P: 5	R: 0 E: 0 K: 1 S: 5	H: 0 LOB: 0 BB: 0 P: 5	R: 0 E: 0 K: 2 S: 7	H: 0 LOB: 1 BB: 1 P: 11	R: 0 E: 0 K: 1 S: 5	H: 0 LOB: 1 BB: 1 P: 9	R: 2 E: 0 K: 2 S: 10	H: 1 LOB: 1 BB: 1 P: 15	R: 0 E: 0 K: 2 S: 9	H: 2 LOB: 3 BB: 1 P: 13	R: 0 E: 0 K: 2 S: 7	H: 0 LOB: 0 BB: 0 P: 7	R: 0 E: 0 K: 1 S: 6	H: 1 LOB: 1 BB: 0 P: 6	1B: 4 2B: 1 3B: 0 HR: 1	SF: 0 SAC: 0 DP: 0 HBP: 0	WP: 0 PB: 2 SB: 1 CS: 0	PA: 37	

PITCHER	IP	WLS	BF	H	R	ER	SO	BB	IBB	HBP	BLK	WP	HR	S	P	ERA	WHIP
55 Ranger Suárez, L (1, 1) ERA:	2.0		8	2	0	0	1	1	0	0	0	0	0	9	14	0.00	1.500
29 Drew Storen, R (3, 1) ERA:	1.0		3	0	0	0	1	0	0	0	0	0	0	5	5	0.00	0.000
68 Damon Jones, L (4, 1) ERA:	2.0		8	0	0	0	3	2	0	0	1	0	0	12	20	0.00	1.000
75 Connor Brogdon, R (6, 1) ERA: 13.5	1.0	W	5	1	2	2	2	1	0	0	0	0	1	10	15	18.00	2.000
10 David Parkinson, L (7, 1) ERA:	1.0	H	6	2	0	0	2	1	0	0	0	0	0	9	13	0.00	3.000

PITCHER	IP	WLS	BF	H	R	ER	SO	BB	IBB	HBP	BLK	WP	HR	S	P	ERA	WHIP
16 Austin Ross, R (8, 1) ERA:	1.0		3	0	0	0	2	0	0	0	0	0	0	7	7	0.00	0.000
47 Jakob Hernandez, L (9, 1) ERA:	1.0		4	1	0	0	1	0	0	0	0	0	0	6	6	0.00	1.000

Batter	1	2	3	4	5	6	7	8	9	AB R H RBI BB SO LOB	TOP					
3 José Peraza, R (1, 6) <small>OBP: 0.125, SLG: 0.125</small> 36 Jonathan Araúz, S (6, PH) <small>OBP: 0.167, SLG: 0.333</small> (6, 4)	0-3 K	0-0 P4			0-0 L6	0-0 F8		0-3 K		3 0 0 0 0 1 0 2 0 0 0 0 1 1	Boston Red Sox @ Pittsburgh Pirates LECOM Park, Bradenton, FL Wed Feb 26 2020, 1:07 PM - 3:52 PM EST Att: 4,886 - Cloudy - 79 F					
40 Marco Hernández, L (1, 5) 20 Jeter Downs, R (6, 6)	0-3 K		0-3 K		0-0 G5-3		4-0 BB 67 E 67 S 47 SF8	0-3 K		3 0 0 0 0 2 0 1 1 0 0 1 1 0						
23 Michael Chavis, R (1, 4) <small>OBP: 0.375, SLG: 0.714</small> 67 John Andreoli, R (6, 9) <small>OBP: 0.444, SLG: 0.333</small>	4-0 BB 25 1B		0-0 1B 25 FC5-4		2-0 HR		4-0 BB 47 SF8 86 HR			2 1 2 1 1 0 0 0 1 0 0 1 0 0						
25 Kevin Plawecki, R (1, 2) <small>OBP: 0.571, SLG: 0.500</small> 47 Jett Bandy, R (5, 2) <small>OBP: 0.333, SLG: 0.500</small>	0-0 1B 1-2		0-0 1B FC5-4 38 1B 1-2f		4-0 BB 38 1B		0-0 SF8 1-2 3-H			2 0 1 0 1 0 1 0 0 0 1 0 0 0						
38 Rusney Castillo, R (1, 9) <small>OBP: 0.429, SLG: 0.429</small> 86 Josh Ockimey, L (6, 3) <small>OBP: 0.429, SLG: 1.333</small>	0-0 F8		0-0 1B 1-3		0-0 1B 1-2		3-2 HR 2-H			3 0 2 0 0 0 2 1 1 1 2 0 0 0						
43 C.J. Chatham, R (1, 10)		0-0 G4-3	0-3 K		0-3 K		0-0 F8			4 0 0 0 0 2 4						
83 Nick Longhi, R (1, 3) <small>OBP: 0.300, SLG: 0.400</small> 48 Joey Meneses, R (6, 7) <small>OBP: 0.667, SLG: 0.667</small>		0-0 2B 92 HR		0-3 K		0-0 1B 92 WP	0-0 1B	0-0 1B		3 1 2 0 0 1 0 1 0 1 0 0 0 0						
92 Jarren Duran, L (1, 8) <small>OBP: 0.625, SLG: 1.250</small> 71 Chad De La Guerra, L (6, 5)		2-0 HR 2-H		0-0 1B 39 CS		1-0 L7 1-2	0-3 K			3 1 2 2 0 0 1 1 0 0 0 0 1 1						
39 Marcus Wilson, R (1, 7) 41 Cole Sturgeon, L (6, 8) <small>OBP: 0.500, SLG: 1.000</small>		0-3 K		0-3 K 1-2		0-0 F9		0-0 G1-3		3 0 0 0 0 2 2 1 0 0 0 0 0 0						
Inning Stats	R: 0 H: 1 E: 0 K: 2 S: 8	H: 1 LOB: 2 BB: 1 P: 12	R: 2 H: 2 E: 0 K: 1 S: 7	H: 2 LOB: 0 BB: 0 P: 9	R: 0 H: 2 E: 0 K: 2 S: 9	H: 1 LOB: 0 BB: 0 P: 7	R: 1 H: 2 E: 0 K: 1 S: 7	H: 2 LOB: 1 BB: 1 P: 13	R: 0 H: 1 E: 0 K: 0 S: 4	H: 1 LOB: 1 BB: 0 P: 5		R: 3 H: 2 E: 0 K: 1 S: 9	H: 2 LOB: 1 BB: 2 P: 20	R: 0 H: 0 E: 0 K: 2 S: 7	H: 0 LOB: 0 BB: 0 P: 7	1B: 7 SF: 1 2B: 1 SAC: 0 3B: 0 DP: 0 HR: 3 HBP: 0
PITCHER 23 Mitch Keller, R (1, 1) <small>ERA: 4.91</small> 82 Blake Weiman, L (2, 1) <small>ERA:</small> 88 Richard Rodríguez, R (3, 1) <small>ERA: 4.5</small> 57 Nick Burdi, R (4, 1) <small>ERA:</small> 72 Robbie Erlin, L (5, 1) <small>ERA: 18.0</small>	IP WLS BF H R ER SO BB IBB HBP BLK WP HR S P ERA WHIP	1.2 9 3 2 2 3 1 0 0 0 0 1 14 20 10.80 2.400	0.1 1 0 0 0 0 0 0 0 0 0 0 1 1 0.00 0.000	1.0 5 2 0 0 2 0 0 0 0 0 0 9 9 0.00 2.000	1.0 3 1 0 0 2 0 0 0 0 0 0 7 7 0.00 1.000	1.0 6 2 1 1 1 1 0 0 0 0 1 7 13 9.00 3.000	PITCHER 66 Dovydas Neverauskas, R (6, 1) <small>ERA:</small> 54 Sam Howard, L (7, 1) <small>ERA: 21.6</small> 56 Montana DuRapau, R (7, 1) <small>ERA:</small> 0 James Marvel, R (8, 1) <small>ERA: 9.0</small>	IP WLS BF H R ER SO BB IBB HBP BLK WP HR S P ERA WHIP	1.0 4 1 0 0 0 0 0 0 0 0 1 0 4 5 0.00 1.000	0.2 L 5 1 3 3 0 2 0 0 0 0 1 5 16 40.50 4.500	0.1 2 1 0 0 1 0 0 0 0 0 0 4 4 0.00 3.000	1.0 3 0 0 0 2 0 0 0 0 0 0 7 7 0.00 0.000				

livebaseballscorecards.com

AB 33
R 6
H 11
RBI 6
BB 4
SO 11
LOB 12



Batter	1	2	3	4	5	6	7	8	9
26 Adam Frazier, L (1, 10) 84 Arden Pabst, R (7, PH) (8, 10)	0-0 G4-3		0-3 K		4-0 BB		0-3 K		
10 Bryan Reynolds, S (1, 7) 29 Sócrates Brito, L (6, 7) OBP: 0.429, SLG: 0.500	0-3 K		4-0 BB		0-0 G4-3		0-3 K		
36 José Osuna, R (1, 5) 64 Phillip Evans, R (6, 4) OBP: 0.286, SLG: 0.167	0-0 G6-3		0-0 2B		0-2 K				
55 Josh Bell, S (1, 3) 31 Will Craig, R (7, 3) OBP: 0.143, SLG: 0.167		4-0 BB	0-3 K		0-0 F7				
25 Gregory Polanco, L (1, 9) 83 Jason Delay, R (7, 2) OBP: 0.500, SLG: 0.667		0-0 1B	0-3 K		0-0 F8				
5 Guillermo Heredia, R (1, 8) 51 Jason Martin, L (6, PR) (7, 9)		0-3 K		0-0 1B	4-0 BB				
3 Cole Tucker, S (1, 6) 73 Charles Tilson, L (6, PR) (7, 8)		0-0 1B		0-0 1B	0-1 1B				
15 JT Riddle, L (1, 4) 13 Ke'Bryan Hayes, R (6, 5) OBP: 0.625, SLG: 0.714		0-0 SF9		0-0 G3-1	0-0 L9				
80 Andrew Susac, R (1, 2) 61 Oneil Cruz, L (7, 6) OBP: 0.286, SLG: 0.429		0-3 K			0-0 F8		0-3 K		

Inning Stats	R: 0	H: 0	E: 0	K: 1	S: 5	LOB: 0	BB: 0	P: 5	R: 1	H: 1	E: 1	K: 2	S: 9	LOB: 2	BB: 1	P: 13	R: 1	H: 1	E: 0	K: 3	S: 10	LOB: 0	BB: 0	P: 3	R: 0	H: 1	E: 0	K: 1	S: 5	LOB: 1	BB: 1	P: 9	R: 1	H: 1	E: 0	K: 3	S: 9	LOB: 0	BB: 0	P: 9	R: 0	H: 0	E: 0	K: 3	S: 9	LOB: 0	BB: 0	P: 9
--------------	------	------	------	------	------	--------	-------	------	------	------	------	------	------	--------	-------	-------	------	------	------	------	-------	--------	-------	------	------	------	------	------	------	--------	-------	------	------	------	------	------	------	--------	-------	------	------	------	------	------	------	--------	-------	------

PITCHER	IP	WLS	BF	H	R	ER	SO	BB	IBB	HBP	BLK	WP	HR	S	P	ERA	WHIP
54 Martín Pérez, L (1, 1) ERA: 0.00	2.0		9	1	1	0	3	1	0	0	0	0	0	14	18	0.00	1.000
35 Josh Osich, L (3, 1) ERA: 3.38	1.2	B	7	2	1	1	3	1	0	0	0	0	0	12	16	5.40	1.800
70 Durbin Feltman, R (4, 1) ERA: 3.00	0.1		1	0	0	0	0	0	0	0	0	0	0	1	1	0.00	0.000
48 Colten Brewer, R (5, 1) ERA: 3.00	2.0	W	9	1	1	1	1	2	0	0	0	0	0	10	18	4.50	1.500
80 Yoan Aybar, L (7, 1) ERA: 9.00	1.0	S	3	0	0	0	3	0	0	0	0	0	0	9	9	0.00	0.000

BOTTOM


Boston Red Sox @ Pittsburgh Pirates
LECOM Park, Bradenton, FL

Wed Feb 26 2020, 1:07 PM - 3:52 PM EST
Att. 4,886 - Cloudy - 79 F

AB	24
R	3
H	4
RBI	3
BB	4
SO	10
LOB	12



PITCHER	IP	WLS	BF	H	R	ER	SO	BB	IBB	HBP	BLK	WP	HR	S	P	ERA	WHIP
---------	----	-----	----	---	---	----	----	----	-----	-----	-----	----	----	---	---	-----	------

Batter	1	2	3	4	5	6	7	8	9	AB R H RBI BB SO LOB	TOP														
5 Guillermo Heredia, R OBP: 0.222, SLG: 0.125 76 Jared Oliva, R OBP: 0.273, SLG: 0.200	(1, 8) X P4		X 0-0 G6-3			X 0-0 F8		X 0-0 F8		2 0 0 0 0 0 0 2 0 0 0 0 0 1	<p>Pittsburgh Pirates @ Baltimore Orioles Ed Smith Stadium, Sarasota, FL</p> <p>Thu Feb 27 2020, 1:06 PM - 3:47 PM EST Att. 4,264 - Partly Cloudy - 61 F</p> <p>livebaseballscorecards.com</p> <table border="1"> <tr><td>AB</td><td>30</td></tr> <tr><td>R</td><td>0</td></tr> <tr><td>H</td><td>4</td></tr> <tr><td>RBI</td><td>0</td></tr> <tr><td>BB</td><td>1</td></tr> <tr><td>SO</td><td>8</td></tr> <tr><td>LOB</td><td>6</td></tr> </table> 	AB	30	R	0	H	4	RBI	0	BB	1	SO	8	LOB	6
AB	30																								
R	0																								
H	4																								
RBI	0																								
BB	1																								
SO	8																								
LOB	6																								
13 Ke'Bryan Hayes, R OBP: 0.455, SLG: 0.500 68 Jake Elmore, R OBP: 0.111, SLG: 0.222	(1, 5) X P4			X 0-0 F7		X 0-0 P4		X 0-0 F9		3 0 0 0 0 0 0 1 0 0 0 0 0 0															
27 Kevin Newman, R OBP: 0.111, SLG: 0.111 73 Charles Tilson, L	(1, 6) X F8			X 0-0 F8		X 0-3 K		X 0-0 L5		3 0 0 0 0 1 0 1 0 0 0 0 0 0															
19 Colin Moran, L OBP: 0.333, SLG: 0.375 0 Christian Kelley, R (9, PH)		X 0-0 2B		X 0-0 58 2B 1B		X 0-0 F7		X 0-3 K		3 0 2 0 0 0 0 1 0 0 0 0 1 0															
58 Jacob Stallings, R OBP: 0.571, SLG: 0.833 18 John Ryan Murphy, R OBP: 0.167, SLG: 0.867	(1, 2) 0.000 K		X 0-3 K		X 0-0 K 1-H 2B		X 0-0 F8			2 0 1 0 0 1 1 1 0 0 0 0 0 0															
44 Kevin Kramer, L 70 Adrian Valerio, S	(1, 4) 0.000 K		X 0-3 K		X 0-0 G4-1		X 0-3 K			3 0 0 0 0 2 1 0 0 0 0 0 0 0															
31 Will Craig, R OBP: 0.222, SLG: 0.143 61 Oneil Cruz, L OBP: 0.250, SLG: 0.375	(1, 3) 0.000 K		X 0-3 K		X 4-0 29 FC6 BB		X 0-0 G4-3			1 0 0 0 1 1 1 1 0 0 0 0 0 0															
29 Sócrates Brito, L OBP: 0.300, SLG: 0.333 79 Chris Sharpe, R OBP: 1.000, SLG: 1.000	(1, 9) 0.000 K		X 0-3 K		X 0-0 FC6 1-2f		X 0-3 K			3 0 0 0 0 2 1 0 0 0 0 0 0 0															
51 Jason Martin, L OBP: 0.167, SLG: 0.167 64 Phillip Evans, R OBP: 0.375, SLG: 0.286	(1, 7) 0.000 G4-3		X 0-0 G4-3		X 0-0 P3		X 0-0 1B			2 0 0 0 0 0 1 1 0 1 0 0 0 0															
Inning Stats	R: 0 H: 0 E: 0 LOB: 0 K: 0 BB: 0 S: 3 P: 4	R: 0 H: 1 E: 0 LOB: 1 K: 3 BB: 0 S: 10 P: 10	R: 0 H: 0 E: 0 LOB: 0 K: 1 BB: 0 S: 5 P: 5	R: 0 H: 2 E: 0 LOB: 2 K: 0 BB: 0 S: 4 P: 4	R: 0 H: 0 E: 0 LOB: 1 K: 0 BB: 1 S: 3 P: 7	R: 0 H: 0 E: 0 LOB: 0 K: 1 BB: 0 S: 5 P: 5	R: 0 H: 0 E: 0 LOB: 0 K: 1 BB: 0 S: 5 P: 5	R: 0 H: 1 E: 0 LOB: 1 K: 1 BB: 0 S: 6 P: 6	R: 0 H: 0 E: 0 LOB: 0 K: 1 BB: 0 S: 5 P: 5	1B: 2 SF: 0 2B: 2 SAC: 0 3B: 0 DP: 0 HR: 0 HBP: 0	WP: 0 PA: 31 PB: 0 SB: 0 CS: 0														
PITCHER	IP WLS BF H R ER SO BB IBB HBP BLK WP HR S P ERA WHIP											PITCHER	IP WLS BF H R ER SO BB IBB HBP BLK WP HR S P ERA WHIP												
69 Tommy Milone, L ERA: 2.25	(1, 1) 2.0 W 7 1 0 0 3 0 0 0 0 0 0 0 13 14 0.00 0.500											71 Ty Blach, L ERA: 2.25	(8, 1) 2.0 W 7 1 0 0 2 0 0 0 0 0 0 0 5 5 0.00 0.000												
42 Mychal Givens, R ERA:	(3, 1) 1.0 W 3 0 0 0 1 0 0 0 0 0 0 0 5 5 0.00 0.000																								
62 Michael Rucker, R ERA:	(4, 1) 2.0 H 8 2 0 0 0 1 0 0 0 0 0 0 7 11 0.00 1.500																								
70 Travis Lakins Sr., R ERA: 27.0	(6, 1) 1.0 3 0 0 0 1 0 0 0 0 0 0 5 5 0.00 0.000																								
54 Cole Sulser, R ERA:	(7, 1) 1.0 3 0 0 0 1 0 0 0 0 0 0 5 5 0.00 0.000																								

Batter	1	2	3	4	5	6	7	8	9	AB	R	H	RBI	BB	SO	LOB
21 Austin Hays, R (1, 8) OBP: 0.250, SLG: 0.400 31 Cedric Mullins, L (4, PR) OBP: 0.455, SLG: 0.333 (5, 8)	0-0 F8		0-0 25 WP 25 SF8 2B	0-0 25 2B	0-3 K		0-0 9 1B			3	1	2	2	0	0	0
25 Anthony Santander, S (1, 10) OBP: 0.333, SLG: 0.455 9 Richard Urena, S (4, PR) OBP: 0.250, SLG: 0.250 (5, 10)	0-0 16 K2 1B		1-0 SF8	0-0 16 1B 2B		0-0 G6-3	0-0 1B			2	0	2	2	0	0	0
16 Trey Mancini, R (1, 9) OBP: 0.222, SLG: 0.222 38 Mason Williams, L (4, PR) OBP: 0.545, SLG: 0.375 (5, 9)	0-3 K2		0-0 F9	0-0 2B 1B		4-0 BB	0-0 G3			3	0	1	1	0	1	1
39 Renato Núñez, R (1, 5) OBP: 0.273, SLG: 0.300 13 José Rondón, R (6, 5) OBP: 0.500, SLG: 0.625		0-3 K		0-0 19 1B BB	0-3 K		0-0 65 G4-3 1B			2	1	0	0	1	2	2
19 Chris Davis, L (1, 3) OBP: 0.875, SLG: 2.000 37 Taylor Davis, R (6, 3) OBP: 0.200, SLG: 0.200		0-0 F7		0-0 11 G1-3 6 2B 1B	2-2 HR		0-0 K	0-0 P4		3	2	2	1	0	0	0
11 Jose Iglesias, R (1, 6) OBP: 0.250, SLG: 0.143 1 Richie Martin, R (6, 6) OBP: 0.300, SLG: 0.556		0-0 F8		0-0 G1-3	0-0 G4-3		0-3 K	0-0 65 G4-3 1B		3	0	0	0	0	0	2
6 Ryan Mountcastle, R (1, 7) OBP: 0.417, SLG: 0.833 65 Ryan McKenna, R (6, 7) OBP: 0.273, SLG: 0.200			0-0 74 HR 2B	0-0 74 1B 21 2B 2B	0-1 HR		0-0 F9	0-0 G4-3		3	3	3	3	0	0	0
74 Pat Valaika, R (1, 4) OBP: 0.455, SLG: 1.091 87 Ramón Urías, R (6, 4) OBP: 0.143, SLG: 0.143			3-2 HR	0-0 21 2B 1B	0-3 K		0-0 79 HR 1B	0-0 G5-3		3	2	2	2	0	1	0
36 Bryan Holaday, R (1, 2) OBP: 0.375, SLG: 0.857 78 Malquin Canelo, R (5, PR) OBP: 0.333, SLG: 0.667 79 Martin Cervenko, R (6, 2) OBP: 0.250, SLG: 1.000			0-3 K	0-0 G5-3	0-0 2B		1-0 HR			3	0	1	0	0	1	2

Inning Stats	R: 0	H: 1	R: 0	H: 0	R: 3	H: 3	R: 6	H: 6	R: 2	H: 3	R: 0	H: 0	R: 2	H: 4	R: 0	H: 2
	E: 0	LOB: 1	E: 0	LOB: 0	E: 0	LOB: 0	E: 0	LOB: 2	E: 0	LOB: 1	E: 0	LOB: 1	E: 0	LOB: 2	E: 0	LOB: 2
	K: 1	BB: 0	K: 1	BB: 0	K: 1	BB: 0	K: 1	BB: 1	K: 2	BB: 1	K: 1	BB: 1	K: 1	BB: 0	K: 0	BB: 0
	S: 5	P: 5	S: 5	P: 5	S: 10	P: 14	S: 11	P: 15	S: 13	P: 15	S: 7	P: 11	S: 9	P: 10	S: 5	P: 5

PITCHER	IP	WLS	BF	H	R	ER	SO	BB	IBB	HBP	BLK	WP	HR	S	P	ERA	WHIP
67 Hector Noesí, R (1, 1) ERA: 0.00	2.0		6	1	0	0	2	0	0	0	0	0	0	10	10	0.00	0.500
35 Keone Kela, R (3, 1) ERA: 13.5	1.0	L	6	3	3	3	1	0	0	0	0	1	1	10	14	27.00	3.000
32 Geoff Hartlieb, R (4, 1) ERA: 27.0	0.2		7	4	5	5	0	1	0	0	0	0	0	6	10	67.50	7.500
92 Pedro Vasquez, R (4, 1) ERA: 6.75	0.1		3	2	1	1	1	0	0	0	0	0	0	5	5	27.00	6.000
46 Chris Stratton, R (5, 1) ERA: 9.0	1.0		6	3	2	2	2	0	0	0	0	0	2	13	15	18.00	3.000

PITCHER	IP	WLS	BF	H	R	ER	SO	BB	IBB	HBP	BLK	WP	HR	S	P	ERA	WHIP
38 Yacksel Ríos, R (6, 1) ERA: 0.00	1.0		4	0	0	0	2	1	0	0	0	0	0	7	11	0.00	1.000
60 Cody Ponce, R (7, 1) ERA: 9.0	1.0		7	4	2	2	1	0	0	0	0	0	1	9	10	18.00	4.000
77 Luis Escobar, R (8, 1) ERA: 0.00	1.0		5	2	0	0	0	0	0	0	0	0	0	5	5	0.00	2.000

BOTTOM

Pittsburgh Pirates @ Baltimore Orioles
Ed Smith Stadium, Sarasota, FL
Thu Feb 27 2020, 1:06 PM - 3:47 PM EST
Att: 4,264 - Party Cloudy - 61 F

livebaseballscorecards.com

AB	41
R	13
H	19
RBI	13
BB	2
SO	9
LOB	17




1B:	9	SF:	1	WP:	1	PA:	44
2B:	7	SAC:	0	PB:	0	SB:	0
3B:	0	DP:	1	CS:	0		
HR:	4	HBP:	0				

Batter	1	2	3	4	5	6	7	8	9	AB	R	H	RBI	BB	SO	LOB	TOP																		
35 Dwight Smith Jr., L OBP: 0.385, SLG: 0.333 38 Mason Williams, L OBP: 0.462, SLG: 0.300	G4-3	F5	K		G2-3		P6	K		4	0	0	1	0	1	3	TOP																		
57 Hanser Alberto, R OBP: 0.385, SLG: 0.385 82 Mason McCoy, R OBP: 0.143, SLG: 0.143	6 2B 14 1B 1B	1B	E6 15 WP 6 1B		F9		G3-1	G5-3	4	1	2	2	0	0	0																				
14 Rio Ruiz, L OBP: 0.538, SLG: 0.667 81 Rylan Bannon, R OBP: 0.400, SLG: 0.778	6 2B 15 WP 1B	P5	L9			12 BB 1 3B 6 G5-3 1B	2 3B BB	K	4	1	2	0	0	0	2																				
6 Ryan Mountcastle, R OBP: 0.438, SLG: 0.813 2 Dilson Herrera, R OBP: 0.333, SLG: 0.571	15 WP 1B	K	15 WP 1B		G5-3		1B	G6-3	4	0	2	1	0	1	2																				
15 Chance Sisco, L OBP: 0.417, SLG: 0.333 37 Taylor Davis, R OBP: 0.167, SLG: 0.167	BB		1 1B 2B		K		K	K	2	1	1	0	2	1	2																				
80 Yusniel Díaz, R 76 Adley Rutschman, R 4, PH	K		1 1B 2B		K		K	E6 65 WP	2	0	0	0	0	2	3																				
12 Stevie Wilkerson, S OBP: 0.250, SLG: 0.200 65 Ryan McKenna, R OBP: 0.250, SLG: 0.182	K		K2-3		K		K	12 BB 1 3B BB	2	1	0	0	1	1	3																				
1 Richie Martin, R OBP: 0.429, SLG: 0.846 78 Malquin Canelo, R OBP: 0.500, SLG: 0.667		57 S 57 1B 2B	88 1B 1B		K		1 3B BB	4-0 K	3	0	0	0	1	3	6																				
88 Andrew Velazquez, S OBP: 0.429, SLG: 0.333 31 Cedric Mullins, L OBP: 0.417, SLG: 0.300		57 S 57 1B BB	35 S 1B		K		1 3B BB	1-2 2-3 BB	1	1	0	0	0	1	1																				
Inning Stats	R: 2 E: 0 K: 2 S: 11	H: 3 LOB: 2 BB: 1 P: 15	R: 2 E: 0 K: 1 S: 7	H: 2 LOB: 1 BB: 1 P: 12	R: 2 E: 0 K: 3 S: 12	H: 3 LOB: 1 BB: 0 P: 13	R: 0 E: 1 K: 2 S: 9	H: 1 LOB: 3 BB: 1 P: 13	R: 1 E: 0 K: 1 S: 6	H: 1 LOB: 0 BB: 0 P: 8	R: 3 E: 0 K: 2 S: 9	H: 2 LOB: 2 BB: 2 P: 17	R: 1 E: 0 K: 1 S: 6	H: 1 LOB: 1 BB: 1 P: 10	R: 0 E: 1 K: 3 S: 10	H: 0 LOB: 2 BB: 0 P: 12	R: 0 E: 0 K: 1 S: 5	H: 0 LOB: 0 BB: 0 P: 5	1B: 8 2B: 3 3B: 2 HR: 0	SF: 0 SAC: 0 DP: 0 HBP: 1	WP: 4 PB: 0 SB: 4 CS: 0														
PITCHER	IP	WLS	BF	H	R	ER	SO	BB	IBB	HBP	BLK	WP	HR	S	P	ERA	WHIP	PITCHER	IP	WLS	BF	H	R	ER	SO	BB	IBB	HBP	BLK	WP	HR	S	P	ERA	WHIP
34 Trevor Williams, R ERA: 24.0	1.0	L	9	4	4	4	2	2	0	0	0	1	0	12	20	36.00	6.000	39 Chad Kuhl, R ERA: 27.0	0.2		4	1	2	2	1	1	0	0	0	0	5	9	27.00	3.000	
81 Nick Mears, R ERA: 13.5	1.0		4	1	0	0	1	0	0	0	0	0	0	6	7	0.00	1.000	98 Samuel Reyes, R ERA: 6.75	0.1		3	1	1	1	1	1	0	0	0	4	8	27.00	6.000		
43 Steven Brault, L ERA: 7.71	1.1		9	4	2	2	3	0	0	0	0	0	0	15	16	13.50	3.000	65 JT Brubaker, R ERA: 3.86	1.1		7	1	1	1	2	1	0	0	1	0	10	15	6.75	1.500	
62 Blake Cederlind, R ERA:	0.2		3	0	0	0	2	1	0	0	0	1	0	6	10	0.00	1.500	71 Nik Turley, L ERA:	0.2		3	0	0	0	2	0	0	1	0	0	6	7	0.00	0.000	
45 Michael Feliz, R ERA: 3.0	1.0		4	1	1	1	1	0	0	0	0	1	0	6	8	9.00	1.000	37 Edgar Santana, R ERA:	1.0		3	0	0	0	1	0	0	0	0	0	5	5	0.00	0.000	

Baltimore Orioles @ Pittsburgh Pirates
LECOM Park, Bradenton, FL
Fri Feb 28 2020, 1:10 PM - 4:49 PM EST
Att. 4,200 - Partly Cloudy - 62 F

livebaseballscorecards.com

AB	42
R	11
H	13
RBI	10
BB	6
SO	16
LOB	29



Batter	1	2	3	4	5	6	7	8	9	AB	R	H	RBI	BB	SO	LOB	BOTTOM
6 Jarrod Dyson, L (1, 8) 61 Oneil Cruz, L (6, 6) OBP: 0.200, SLG: 0.300	0-0 P3		4-0 BB 26 G1-3 10 1B	0-3 K		0-3 K		0-0 G6-3		2	0	0	0	1	1	0	Baltimore Orioles @ Pittsburgh Pirates LECOM Park, Bradenton, FL Fri Feb 28 2020, 1:10 PM - 4:49 PM EST Att: 4,200 - Party Cloudy - 62 F
10 Bryan Reynolds, S (1, 7) 31 Will Craig, R (6, 3) OBP: 0.455, SLG: 0.143 OBP: 0.273, SLG: 0.125	4-0 BB 26 FC3-6		0-0 BB 26 G1-3 1B	4-0 BB		4-0 BB		0-3 K		1	0	1	0	2	0	0	
26 Adam Frazier, L (1, 4) 68 Jake Elmore, R (6, 4) OBP: 0.091, SLG: 0.182	0-0 FC3-6 55 S. 1-2f		0-0 G1-3	0-0 G1-3		0-0 F8		0-0 F8		3	0	0	0	0	0	4	
55 Josh Bell, S (1, 3) 73 Charles Tilson, L (5, PR) OBP: 0.500, SLG: 0.200	4-0 BB 1-2		0-0 G6-3		4-0 BB 36 1B 19 G6-3	0-0 F8		0-0 HBP 64 WP 1B		1	0	0	0	2	0	2	
25 Gregory Polanco, L (1, 9) 64 Phillip Evans, R (6, 5) OBP: 0.354, SLG: 0.333 OBP: 0.500, SLG: 0.500	0-0 F9			0-0 BB 3 BB 18 HR 2B	0-2 K		0-0 BB 76 F9 2B	2-0 HBP		3	1	1	0	0	1	3	
19 Colin Moran, L (1, 5) 76 Jared Oliva, R (6, 8) OBP: 0.250, SLG: 0.273 OBP: 0.231, SLG: 0.167		0-0 G4-3	0-3 K	0-0 G6-3		0-0 F9		0-3 K		3	0	0	0	0	1	2	
36 José Osuna, R (1, 10) 84 Arden Pabst, R (7, PH) (8, 10)		0-0 G4-3	4-0 BB 3 BB 18 HR BB	0-0 BB 3 FC5-4 1B		0-3 K		0-0 G1-3		2	1	1	0	1	0	0	
3 Cole Tucker, S (1, 6) 84 Logan Hill, R (6, 7)		0-0 L4	4-0 BB 18 HR BB	0-0 FC5-4		0-0 F9				2	1	0	0	1	0	2	
18 John Ryan Murphy, R (1, 2) 0 Christian Kelley, R (6, PR) (7, 2)			0-0 G6-3	3-2 HR 1-H 2-H 3-H		4-0 BB 31 BB		0-0 G6-3		1	0	0	0	0	0	0	
Inning Stats	R: 0 H: 0 E: 0 LOB: 2 K: 0 BB: 2 S: 3 P: 11	R: 0 H: 0 E: 0 LOB: 0 K: 0 BB: 0 S: 3 P: 3	R: 0 H: 1 E: 0 LOB: 2 K: 0 BB: 1 S: 4 P: 8	R: 4 H: 2 E: 0 LOB: 1 K: 2 BB: 3 S: 11 P: 26	R: 0 H: 1 E: 0 LOB: 2 K: 1 BB: 1 S: 6 P: 10	R: 0 H: 0 E: 0 LOB: 2 K: 1 BB: 2 S: 5 P: 13	R: 0 H: 1 E: 0 LOB: 1 K: 1 BB: 0 S: 6 P: 6	R: 0 H: 0 E: 0 LOB: 0 K: 1 BB: 0 S: 5 P: 5	R: 0 H: 1 E: 0 LOB: 2 K: 1 BB: 0 S: 6 P: 8	1B: 3 SF: 0 2B: 2 SAC: 0 3B: 0 DP: 0 HR: 1 HBP: 1	WP: 1 PA: 43 PB: 0 SB: 1 CS: 0						
PITCHER	IP WLS BF H R ER SO BB IBB HBP BLK WP HR S P ERA WHIP	IP WLS BF H R ER SO BB IBB HBP BLK WP HR S P ERA WHIP	IP WLS BF H R ER SO BB IBB HBP BLK WP HR S P ERA WHIP	IP WLS BF H R ER SO BB IBB HBP BLK WP HR S P ERA WHIP	IP WLS BF H R ER SO BB IBB HBP BLK WP HR S P ERA WHIP	IP WLS BF H R ER SO BB IBB HBP BLK WP HR S P ERA WHIP	IP WLS BF H R ER SO BB IBB HBP BLK WP HR S P ERA WHIP	IP WLS BF H R ER SO BB IBB HBP BLK WP HR S P ERA WHIP	IP WLS BF H R ER SO BB IBB HBP BLK WP HR S P ERA WHIP	ERA WHIP	ERA WHIP						
59 Brandon Bailey, R (1, 1) ERA: 2.25	2.0 8 0 0 0 0	2.0 8 0 0 0 0	2.0 8 0 0 0 0	2.0 8 0 0 0 0	2.0 8 0 0 0 0	2.0 8 0 0 0 0	2.0 8 0 0 0 0	2.0 8 0 0 0 0	2.0 8 0 0 0 0	0.00 1.000	0.00 1.000						
41 David Hess, R (3, 1) ERA: 8.1	1.1 9 2 3 3 1	1.1 9 2 3 3 1	1.1 9 2 3 3 1	1.1 9 2 3 3 1	1.1 9 2 3 3 1	1.1 9 2 3 3 1	1.1 9 2 3 3 1	1.1 9 2 3 3 1	1.1 9 2 3 3 1	20.25 3.750	20.25 3.750						
93 Brian Gonzalez, L (4, 1) ERA: 6.75	0.2 4 1 1 1 1	0.2 4 1 1 1 1	0.2 4 1 1 1 1	0.2 4 1 1 1 1	0.2 4 1 1 1 1	0.2 4 1 1 1 1	0.2 4 1 1 1 1	0.2 4 1 1 1 1	0.2 4 1 1 1 1	13.50 3.000	13.50 3.000						
66 Tanner Scott, L (5, 1) ERA: 5.4	1.0 H 5 1 0 0 1	1.0 H 5 1 0 0 1	1.0 H 5 1 0 0 1	1.0 H 5 1 0 0 1	1.0 H 5 1 0 0 1	1.0 H 5 1 0 0 1	1.0 H 5 1 0 0 1	1.0 H 5 1 0 0 1	1.0 H 5 1 0 0 1	0.00 2.000	0.00 2.000						
64 Dean Kremer, R (6, 1) ERA:	2.0 9 1 0 0 2	2.0 9 1 0 0 2	2.0 9 1 0 0 2	2.0 9 1 0 0 2	2.0 9 1 0 0 2	2.0 9 1 0 0 2	2.0 9 1 0 0 2	2.0 9 1 0 0 2	2.0 9 1 0 0 2	0.00 1.500	0.00 1.500						
51 Paul Fry, L (8, 1) ERA: 4.5	1.0 3 0 0 0 1	1.0 3 0 0 0 1	1.0 3 0 0 0 1	1.0 3 0 0 0 1	1.0 3 0 0 0 1	1.0 3 0 0 0 1	1.0 3 0 0 0 1	1.0 3 0 0 0 1	1.0 3 0 0 0 1	0.00 1.000	0.00 1.000						
55 Dillon Tate, R (9, 1) ERA: 13.5	1.0 5 1 0 0 1	1.0 5 1 0 0 1	1.0 5 1 0 0 1	1.0 5 1 0 0 1	1.0 5 1 0 0 1	1.0 5 1 0 0 1	1.0 5 1 0 0 1	1.0 5 1 0 0 1	1.0 5 1 0 0 1	0.00 1.000	0.00 1.000						

livebaseballscorecards.com

AB	33
R	4
H	6
RBI	4
BB	9
SO	7
LOB	25



Batter	1	2	3	4	5	6	7	8	9	AB R H RBI BB SO LOB	TOP						
27 Kevin Newman, R (1, 6) OBP: 0.083, SLG: 0.083 61 Oneil Cruz, L (7, 6) OBP: 0.182, SLG: 0.273	0-0 F9		0-0 L8		0-0 P5			0-0 G3-1		3 0 0 0 0 0 1 1 0 0 0 0 0 0							
13 Ke'Bryan Hayes, R (1, 5) OBP: 0.500, SLG: 0.500 76 Jared Oliva, R (7, 8) OBP: 0.214, SLG: 0.154	4-0 FC5-4 BB		0-0 G4-3			0-0 15 2B 36 2B 1B		0-3 K		2 1 1 0 1 0 1 1 0 0 0 0 1 0							
15 JT Riddle, L (1, 4) OBP: 0.364, SLG: 0.667 73 Charles Tilson, L (6, PR) OBP: 0.444, SLG: 0.167	0-0 FC5-4 1-2f		0-3 K			0-0 36 2B 2B		0-3 K		3 0 1 0 0 1 2 1 0 0 0 0 1 0							
36 José Osuna, R (1, 3) OBP: 0.500, SLG: 0.583 31 Will Craig, R (6, 3) OBP: 0.333, SLG: 0.333	0-0 G1-3			0-3 K		0-0 2B		0-0 70 F8 44 1B 2B		3 0 1 1 0 1 1 1 1 1 0 0 0 0							
29 Sócrates Brito, L (1, 9) OBP: 0.231, SLG: 0.250 83 Jason Delay, R (7, 2) OBP: 0.600, SLG: 0.667		0-0 F8		0-3 K		0-3 K		4-0 44 1B BB		3 0 0 0 0 2 1 0 0 0 0 1 0 0							
80 Andrew Susac, R (1, 2) OBP: 0.571, SLG: 0.400 70 Hunter Owen, R (7, 5)		4-0 BB		0-0 1B		0-0 P2		0-0 F8		2 0 1 0 1 0 1 1 0 0 0 0 0 2							
44 Kevin Kramer, L (1, 10) OBP: 0.308, SLG: 0.100		0-3 K		0-2 K			4-0 68 G6-4-3 BB	0-0 68 G6-4-3 1B		3 0 1 1 1 2 2	AB 31 R 2 H 7 RBI 2 BB 4 SO 10 LOB 15						
68 Jake Elmore, R (1, 7) OBP: 0.067, SLG: 0.133		0-0 P4			0-3 K		0-0 G6-4-3	0-0 G6-4-3		4 0 0 0 0 1 4							
51 Jason Martin, L (1, 8) OBP: 0.222, SLG: 0.222 73 Bligh Madris, L (7, 9) OBP: 0.400, SLG: 0.500			0-0 13 G4-3 1B		0-0 G4-3		0-3 K			3 0 1 0 0 1 0 0 0 0 0 0 0 0							
Inning Stats	R: 0 H: 0 E: 0 LOB: 1 K: 0 BB: 1 S: 3 P: 7	R: 0 H: 0 E: 0 LOB: 1 K: 1 BB: 1 S: 5 P: 9	R: 0 H: 1 E: 0 LOB: 1 K: 1 BB: 0 S: 6 P: 6	R: 0 H: 1 E: 0 LOB: 1 K: 3 BB: 0 S: 10 P: 10	R: 0 H: 0 E: 0 LOB: 0 K: 1 BB: 0 S: 5 P: 5	R: 1 H: 3 E: 0 LOB: 1 K: 1 BB: 0 S: 7 P: 7	R: 0 H: 0 E: 0 LOB: 0 K: 1 BB: 1 S: 4 P: 8	R: 0 H: 0 E: 0 LOB: 0 K: 2 BB: 0 S: 7 P: 7	R: 1 H: 2 E: 0 LOB: 1 K: 0 BB: 1 S: 4 P: 8	1B: 4 SF: 0 2B: 3 SAC: 0 3B: 0 DP: 2 HR: 0 HBP: 0	WP: 0 PA: 35 PB: 0 SB: 0 CS: 0						
PITCHER	IP WLS BF H R ER SO BB IBB HBP BLK WP HR S P ERA WHIP											PITCHER	IP WLS BF H R ER SO BB IBB HBP BLK WP HR S P ERA WHIP				
17 José Berríos, R (1, 1) ERA: 3.0	3.0		12 1 0 0 2 2 0 0 0 0 0 0 0 14 22 0.00 1.000											70 Ryan Garton, R (9, 1) ERA: 6.0	1.0		5 2 1 1 0 1 0 0 0 0 0 0 0 4 8 9.00 3.000
54 Sergio Romo, R (4, 1) ERA: 3.0	1.0		4 1 0 0 3 0 0 0 0 0 0 0 0 10 10 0.00 1.000														
36 Tyler Clippard, R (5, 1) ERA: 3.0	1.0		3 0 0 0 1 0 0 0 0 0 0 0 0 5 5 0.00 0.000														
55 Taylor Rogers, L (6, 1) ERA: 3.0	1.0	L	5 3 1 1 1 0 0 0 0 0 0 0 0 7 7 9.00 3.000														
52 Zack Littell, R (7, 1) ERA: 3.0	2.0		6 0 0 0 3 1 0 0 0 0 0 0 0 11 15 0.00 0.500														

Pittsburgh Pirates @ Minnesota Twins
 CenturyLink Sports Complex, Fort Myers, FL
 Sat Feb 29 2020, 6:05 PM - 8:58 PM EST
 Att. 7,411 - Sunny - 65 F

livebaseballscores.com



Batter	1	2	3	4	5	6	7	8	9	AB R H RBI BB SO LOB	TOP
11 Bo Bichette, R (1, 6) OBP: 0.176, SLG: 0.313 78 Kevin Smith, R (6, 6) OBP: 0.429, SLG: 0.600	0-1 G5-3		1-2 HR		0-2 K		0-0 FC3-6 1B	0-3 K		3 1 1 2 0 1 1 2 0 1 0 0 1 2	Toronto Blue Jays @ Pittsburgh Pirates LECOM Park, Bradenton, FL Sun Mar 01 2020, 1:10 PM - 4:31 PM EST Att. 5,546 - Sunny - 70 F
8 Cavan Biggio, L (1, 10) OBP: 0.467, SLG: 0.364 74 Brock Lundquist, L (7, PH) OBP: 0.400, SLG: 0.600	0-0 G3-1		4-0 BB		0-0 G4-3		0-0 FC3-6 1-2f	0-3 K		2 0 0 0 1 0 1 2 0 0 0 0 1 3	
27 Vladimir Guerrero Jr., R (1, 5) OBP: 0.333, SLG: 0.500 84 Nash Knight, S (6, 5)	0-0 G3-1		0-0 G6-4-3			2-1 HR	0-0 F9		0-0 F8	3 1 1 1 0 0 1 2 0 0 0 0 0 1	
6 Travis Shaw, L (1, 3) OBP: 0.167, SLG: 0.182 46 Patrick Kivlehan, R (6, PR) OBP: 0.308, SLG: 0.545		0-3 K		0-0 P6		0-0 G6-3 2 HR 2B		1-1 HR	0-3 K	3 0 1 0 0 1 0 2 2 1 1 0 1 0	
37 Teoscar Hernández, R (1, 8) OBP: 0.267, SLG: 0.429 82 Forrest Wall, L (6, 8) OBP: 0.500, SLG: 1.125		0-0 P3		0-3 K		0-0 G6-3		0-0 85 BB 80 E 77 2B 1B	1-1 HR	3 0 0 0 0 1 1 2 2 2 1 0 0 0	
2 Joe Panik, L (1, 4) OBP: 0.545, SLG: 0.857 80 Logan Warmoth, R (6, 4) OBP: 0.250, SLG: 0.364		4-0 BB		0-0 1B		2-1 HR		0-0 E6 85 BB 77 2B 1-2	0-3 K	2 1 2 2 1 0 0 2 1 0 0 0 1 1	
10 Reese McGuire, L (1, 2) OBP: 0.111, SLG: 0.444 85 Alejandro Kirk, R (6, 2) OBP: 0.667, SLG: 0.500		0-0 F9		0-3 K		0-0 G2-3		4-0 77 2B 1-2 2-3 BB		3 0 0 0 0 1 3 0 0 0 0 0 1 0 0	
30 Anthony Alford, R (1, 7) OBP: 0.143, SLG: 0.286 77 Joshua Palacios, L (6, 7) OBP: 0.182, SLG: 0.273			0-0 11 HR 3B		0-3 K	0-3 K		0-0 1-3 2-H 3-H 2B		3 1 1 0 0 2 1 1 0 1 2 0 0 0	
28 Billy McKinney, L (1, 9) OBP: 0.500, SLG: 0.833 95 Gabriel Guerrero, R (6, 9) OBP: 0.400, SLG: 0.250			0-3 K		0-0 2B		0-0 G6-3	0-3 K		2 0 1 0 0 1 1 2 0 0 0 0 1 2	

Inning Stats	R: 0 E: 0 K: 0 S: 4	H: 0 LOB: 0 BB: 0 P: 4	R: 0 E: 0 K: 1 S: 5	H: 0 LOB: 1 BB: 1 P: 9	R: 2 E: 0 K: 1 S: 8	H: 2 LOB: 0 BB: 1 P: 13	R: 0 E: 0 K: 2 S: 8	H: 1 LOB: 1 BB: 0 P: 8	R: 0 E: 0 K: 2 S: 8	H: 1 LOB: 1 BB: 0 P: 8	R: 3 E: 0 K: 1 S: 10	H: 3 LOB: 1 BB: 0 P: 14	R: 0 E: 0 K: 0 S: 4	H: 1 LOB: 1 BB: 0 P: 4	R: 3 E: 1 K: 3 S: 14	H: 3 LOB: 2 BB: 1 P: 19	R: 1 E: 0 K: 2 S: 9	H: 1 LOB: 0 BB: 0 P: 10	1B: 3 2B: 3 3B: 1 HR: 5	SF: 0 SAC: 0 DP: 1 HBP: 0	WP: 0 PB: 0 SB: 0 CS: 0	PA: 42
--------------	------------------------------	---------------------------------	------------------------------	---------------------------------	------------------------------	----------------------------------	------------------------------	---------------------------------	------------------------------	---------------------------------	-------------------------------	----------------------------------	------------------------------	---------------------------------	-------------------------------	----------------------------------	------------------------------	----------------------------------	----------------------------------	------------------------------------	----------------------------------	--------

PITCHER	IP	WLS	BF	H	R	ER	SO	BB	IBB	HBP	BLK	WP	HR	S	P	ERA	WHIP
59 Joe Musgrove, R (1, 1) ERA: 3.6	3.0	W	12	2	2	2	2	2	0	0	0	0	1	17	26	6.00	1.333
46 Chris Stratton, R (4, 1) ERA: 6.0	1.0		4	1	0	0	2	0	0	0	0	0	0	8	8	0.00	1.000
35 Keone Kela, R (5, 1) ERA: 9.0	1.0		4	1	0	0	2	0	0	0	0	0	0	8	8	0.00	1.000
38 Yacksel Rios, R (6, 1) ERA: 9.0	1.0		6	3	3	3	1	0	0	0	0	0	2	10	14	27.00	3.000
30 Kyle Crick, R (7, 1) ERA:	1.0	H	4	1	0	0	0	0	0	0	0	0	0	4	4	0.00	1.000
PITCHER	IP	WLS	BF	H	R	ER	SO	BB	IBB	HBP	BLK	WP	HR	S	P	ERA	WHIP
77 Luis Escobar, R (8, 1) ERA: 9.0	0.0		4	2	3	2	0	1	0	0	0	0	1	4	9	∞	∞
54 Sam Howard, L (8, 1) ERA: 13.5	1.0	H	4	1	0	0	3	0	0	0	0	0	0	10	10	0.00	1.000
57 Nick Burdi, R (9, 1) ERA: 3.38	1.0		4	1	1	1	2	0	0	0	0	0	1	9	10	9.00	1.000

AB	39
R	9
H	12
RBI	9
BB	3
SO	12
LOB	18



Batter	1	2	3	4	5	6	7	8	9	AB	R	H	RBI	BB	SO	LOB	BOTTOM
6 Jarrod Dyson, L (1, 8) 64 Phillip Evans, R (6, 5) OBP: 0.333, SLG: 0.400 OBP: 0.583, SLG: 0.556	0-0 P6	0-0 26 1B 55 2B	0-0 F9			1-0 44 G4-6-3 HBP	0-0 1B			3	1	1	0	0	0	0	Toronto Blue Jays @ Pittsburgh Pirates LECOM Park, Bradenton, FL Sun Mar 01 2020, 1:10 PM - 4:31 PM EST Att. 5,546 - Sunny - 70 F
10 Bryan Reynolds, S (1, 7) 31 Will Craig, R (6, 3) OBP: 0.500, SLG: 0.125 OBP: 0.286, SLG: 0.273	4-0 26 2B BB	4-0 26 1B 55 2B BB		0-3 K		0-0 P3	0-3 K			1	2	0	0	2	1	0	
26 Adam Frazier, L (1, 4) 44 Kevin Kramer, L (5, 4) OBP: 0.214, SLG: 0.231 OBP: 0.267, SLG: 0.083	0-0 55 PB 19 2B	0-0 55 2B 19 G4-6-3 1B		0-0 F7		0-0 G4-6-3	0-0 G6-3			3	2	2	1	0	0	0	
55 Josh Bell, S (1, 3) 73 Charles Tilson, L (6, 7) OBP: 0.357, SLG: 0.200 OBP: 0.455, SLG: 0.143	4-0 25 BB 19 2B BB	0-0 19 G4-6-3 1B		0-3 K		0-0 G4-3	4-0 71 FC6-4 85 S 0 2B BB			2	1	1	2	1	1	0	
25 Gregory Polanco, L (1, 10) 85 Mason Martin, L (8, PH) OBP: 0.457, SLG: 0.636 (9, 10)	4-0 19 2B 3 1B BB	4-0 19 G4-6-3 BB		0-3 K		2-1 HR	4-0 71 FC6-4 1-2 BB			2	2	1	1	2	1	0	
19 Colin Moran, L (1, 5) 71 Lolo Sanchez, R (6, 8) OBP: 0.267, SLG: 0.357 OBP: 0.400, SLG: 1.200	0-0 3 1B 2B	0-0 G4-6-3		0-0 F8		1-1 HR	0-0 FC6-4 0 S 0 2B			3	0	1	2	0	0	2	
58 Jacob Stallings, R (1, 2) 0 Christian Kelley, R (7, PH) OBP: 0.400, SLG: 0.556 OBP: 0.333, SLG: 0.500 (8, 2)	0-0 G6-3	0-0 G5-3		0-0 G5-3		0-0 61 HR 1B	1-0 1-H 3-H 2B			3	0	0	0	0	0	3	
3 Cole Tucker, S (1, 6) 61 Oneil Cruz, L (7, 6) OBP: 0.438, SLG: 0.429 OBP: 0.231, SLG: 0.538	0-0 76 S 1B		0-0 F9			0-0 76 1B 2B	2-1 1-H HR			3	0	2	1	0	0	0	
76 Jared Oliva, R (1, 9) 80 Cal Mitchell, L (7, 9) OBP: 0.235, SLG: 0.188 OBP: 0.429, SLG: 0.500	1-3 K		0-3 K			0-0 64 HBP 1B	0-0 64 1B 1B			3	0	1	0	0	2	2	

Inning Stats	R: 4	H: 3	E: 0	LOB: 2	K: 1	S: 8	P: 21	R: 3	H: 3	E: 0	LOB: 1	K: 0	S: 5	P: 13	R: 0	H: 0	E: 0	LOB: 0	K: 1	S: 5	R: 0	H: 0	E: 0	LOB: 0	K: 2	S: 7	R: 0	H: 0	E: 0	LOB: 0	K: 1	S: 5	R: 0	H: 2	E: 0	LOB: 2	K: 0	S: 4	R: 4	H: 6	E: 0	LOB: 2	K: 1	S: 14	R: 2	H: 1	E: 0	LOB: 1	K: 1	S: 6	P: 15	1B: 6	2B: 6	3B: 0	HR: 3	SF: 0	SAC: 0	DP: 2	HBP: 1	WP: 0	PA: 45
--------------	------	------	------	--------	------	------	-------	------	------	------	--------	------	------	-------	------	------	------	--------	------	------	------	------	------	--------	------	------	------	------	------	--------	------	------	------	------	------	--------	------	------	------	------	------	--------	------	-------	------	------	------	--------	------	------	-------	-------	-------	-------	-------	-------	--------	-------	--------	-------	--------

PITCHER	IP	WLS	BF	H	R	ER	SO	BB	IBB	HBP	BLK	WP	HR	S	P	ERA	WHIP
22 Chase Anderson, R (1, 1) ERA: 16.88	0.2	L	8	3	4	4	0	3	0	0	0	0	0	5	17	54.00	9.000
38 Ryan Dull, R (1, 1) ERA: 3.86	0.1		1	0	0	0	1	0	0	0	0	0	0	3	4	0.00	0.000
63 Wilmer Font, R (2, 1) ERA: 9.0	1.0		7	3	3	3	0	2	0	0	0	0	0	5	13	27.00	5.000
65 Elvis Luciano, R (3, 1) ERA:	1.0		3	0	0	0	1	0	0	0	0	0	0	5	5	0.00	0.000
71 Nate Pearson, R (4, 1) ERA:	2.0		6	0	0	0	3	0	0	0	0	0	0	12	12	0.00	0.000
PITCHER	IP	WLS	BF	H	R	ER	SO	BB	IBB	HBP	BLK	WP	HR	S	P	ERA	WHIP
35 T.J. Zeuch, R (6, 1) ERA: 10.8	1.1		10	6	4	4	0	0	0	1	0	0	0	6	18	27.00	4.500
45 Thomas Pannone, L (7, 1) ERA: 5.4	0.2		4	2	0	0	1	0	0	0	0	0	0	6	6	0.00	3.000
67 Julian Merryweather, R (8, 1) ERA: 16.2	0.2		5	1	2	2	1	2	0	0	0	0	0	5	14	27.00	4.500
83 Kirby Sneed, L (8, 1) ERA: 3.86	0.1		1	0	0	0	0	0	0	0	0	0	0	1	1	0.00	0.000

livebaseballscorecards.com

AB	37
R	13
H	15
RBI	12
BB	7
SO	7
LOB	21



Batter	1	2	3	4	5	6	7	8	9	AB R H RBI BB SO LOB	TOP
26 Adam Frazier, L (1, 4) OBP: 0.235, SLG: 0.250 64 Phillip Evans, R (6, 5) OBP: 0.538, SLG: 0.500	0-1 F8 		0-0 13 CS 1B 			0-3 			0-3 K 	3 0 1 0 0 1 0 1 0 0 0 0 1 0	Pittsburgh Pirates @ Toronto Blue Jays TD Ballpark, Dunedin, FL Mon Mar 02 2020, 1:09 PM - 3:29 PM EST Att. 4,493 - Sunny - 76 F livebaseballscorecards.com
13 Ke'Bryan Hayes, R (1, 10) OBP: 0.471, SLG: 0.429 84 Arden Pabst, R (9, PH)	0-3 		1-0 CS 1-2 	4-0 27 FC4-6 BB 		0-0 L6 			0-3 	2 0 0 0 1 1 0 1 0 0 0 0 1 0	
27 Kevin Newman, R (1, 6) OBP: 0.133, SLG: 0.133 31 Will Craig, R (7, 3) OBP: 0.333, SLG: 0.273	0-3 K 			0-0 FC4-6 36 G4-6-3 1-2f 				0-0 44 FC5-4 1B 	1-0 80 FC6-4 HBP 	3 0 1 0 0 1 1 0 0 0 0 0 0 0	
36 José Osuna, R (1, 3) OBP: 0.412, SLG: 0.467 80 Andrew Susac, R (7, 2) OBP: 0.500, SLG: 0.333		0-3 		0-0 G4-6-3 1-2f 				0-0 F8 	0-0 FC6-4 1-2f 	3 0 0 0 0 1 2 1 0 0 0 0 0 1	
44 Kevin Kramer, L (1, 5) OBP: 0.278, SLG: 0.071 82 Rodolfo Castro, S (7, 4)		0-0 G5-3 			4-0 BB 			0-0 FC5-4 1-2f 		2 0 0 0 1 0 1 0 0 0 0 0 0 0	
18 John Ryan Murphy, R (1, 2) OBP: 0.250, SLG: 0.727 84 Logan Hill, R (7, 7)		0-3 K 			0-3 			0-0 F7 		3 0 0 0 0 2 2 0 0 0 0 0 0 0	
51 Jason Martin, L (1, 8) OBP: 0.273, SLG: 0.273 61 Oneil Cruz, L (7, 6) OBP: 0.214, SLG: 0.500			0-0 68 K 1B 		0-0 P3 			0-0 G4-3 		2 0 1 0 0 0 1 1 0 0 0 0 0 0	
68 Jake Elmore, R (1, 7) OBP: 0.059, SLG: 0.118 76 Jared Oliva, R (5, 7) OBP: 0.222, SLG: 0.176 (7, 8)		1 SAFE 0-3 K 1-2 			0-0 G4-3 			0-0 G5-3 		2 0 0 0 0 1 2 1 0 0 0 0 0 0	
73 Charles Tilson, L (1, 9) OBP: 0.357, SLG: 0.100			0-0 26 1B E6 			0-0 G4-3 		0-3 K 		3 0 0 0 0 1 0	
Inning Stats	R: 0 H: 0 E: 0 LOB: 0 K: 2 BB: 0 S: 8 P: 8	R: 0 H: 0 E: 0 LOB: 0 K: 2 BB: 0 S: 7 P: 7	R: 0 H: 2 E: 1 LOB: 1 K: 1 BB: 0 S: 6 P: 7	R: 0 H: 0 E: 0 LOB: 0 K: 0 BB: 1 S: 2 P: 6	R: 0 H: 0 E: 0 LOB: 1 K: 1 BB: 1 S: 5 P: 9	R: 0 H: 0 E: 0 LOB: 0 K: 1 BB: 0 S: 5 P: 5	R: 0 H: 1 E: 0 LOB: 1 K: 0 BB: 0 S: 4 P: 4	R: 0 H: 0 E: 0 LOB: 0 K: 1 BB: 0 S: 5 P: 5	R: 0 H: 0 E: 0 LOB: 1 K: 2 BB: 0 S: 7 P: 8	1B: 3 SF: 0 2B: 0 SAC: 0 3B: 0 DP: 1 HR: 0 HBP: 1	
PITCHER 34 Matt Shoemaker, R (1, 1) ERA: 52 Anthony Bass, R (3, 1) ERA: 3.86 57 Trent Thornton, R (4, 1) ERA: 54 Sean Reid-Foley, R (7, 1) ERA: 20 Marc Rzepczynski, L (8, 1) ERA:	IP WLS BF H R ER SO BB IBB HBP BLK WP HR S P ERA WHIP 2.2 W 8 1 0 0 5 0 0 0 0 0 0 0 19 19 0.00 0.375 0.1 H 2 1 0 0 0 0 0 0 0 0 0 0 2 3 0.00 3.000 3.0 H 10 0 0 0 2 2 0 0 0 0 0 0 12 20 0.00 0.667 1.0 4 1 0 0 0 0 0 0 0 0 0 0 4 4 0.00 1.000 1.0 3 0 0 0 0 1 0 0 0 0 0 0 5 5 0.00 0.000	PITCHER 41 Rafael Dolis, R (9, 1) ERA:	IP WLS BF H R ER SO BB IBB HBP BLK WP HR S P ERA WHIP 1.0 4 0 0 0 2 0 0 1 0 0 0 0 7 8 0.00 0.000								

AB	28
R	0
H	3
RBI	0
BB	2
SO	10
LOB	10



Batter	1	2	3	4	5	6	7	8	9
72 Santiago Espinal, R (1, 6) OBP: 0.500, SLG: 0.900 33 Rubén Tejada, R (6, 6) OBP: 0.250, SLG: 0.571	0-0 G5-3	0-0 G4-3			0-3 K2-3			0-0 G4-3	
8 Cavan Biggio, L (1, 4) OBP: 0.412, SLG: 0.308 78 Kevin Smith, R (5, 4) OBP: 0.375, SLG: 0.500	0-0 G1-3		0-0 F7		0-0 G6-3			0-0 G5-3	
13 Lourdes Gurriel Jr., R (1, 7) OBP: 0.143, SLG: 0.154 82 Forrest Wall, L (6, PR) OBP: 0.455, SLG: 1.000 (7, 7)	0-0 G1-3		0-0 G4-3 27 2B		4-0 BB 15 S 15 S 15 PB BB			0-3 K	
27 Vladimir Guerrero Jr., R (1, 10) OBP: 0.278, SLG: 0.412		0-3 K	0-0 G4-3		0-3 K			0-3 K	
15 Randal Grichuk, R (1, 8) OBP: 0.400, SLG: 0.273 92 Chavez Young, S (6, PR) (7, 8)		4-0 BB 44 E 9 HR BB	0-0 F8		4-1 BB 44 K 2-H BB			0-3 K	
44 Rowdy Tellez, L (1, 3) OBP: 0.375, SLG: 0.667 75 Andy Burns, R (7, 3) OBP: 0.400, SLG: 0.444		0-3 K		0-0 G6-3		1 SAFE 0-3 K		0-3 K	
9 Danny Jansen, R (1, 2) OBP: 0.636, SLG: 1.250 7 Caleb Joseph, R (7, 2) OBP: 0.222, SLG: 0.222		0-0 HR		0-0 F8			0-3 K		
23 Derek Fisher, L (1, 9) OBP: 0.286, SLG: 0.429 77 Joshua Palacios, L (6, 9) OBP: 0.167, SLG: 0.250		0-0 BB 3 1B 2B		0-0 G4-3			0-0 F7		
3 Brandon Drury, R (1, 5) OBP: 0.273, SLG: 0.300 84 Nash Knight, S (6, 5)		0-0 1B			0-0 P6			0-3 K	

Inning Stats	R: 0 E: 0 K: 0 S: 3	H: 0 LOB: 0 BB: 0 P: 3	R: 3 E: 1 K: 2 S: 10	H: 3 LOB: 1 BB: 1 P: 14	R: 0 E: 0 K: 0 S: 4	H: 1 LOB: 1 BB: 0 P: 4	R: 0 E: 0 K: 0 S: 3	H: 0 LOB: 0 BB: 0 P: 3	R: 0 E: 0 K: 1 S: 5	H: 0 LOB: 0 BB: 0 P: 5	R: 1 E: 0 K: 2 S: 7	H: 0 LOB: 1 BB: 2 P: 15	R: 0 E: 0 K: 2 S: 7	H: 0 LOB: 0 BB: 0 P: 7	R: 0 E: 0 K: 1 S: 5	H: 0 LOB: 0 BB: 0 P: 5
--------------	------------------------------	---------------------------------	-------------------------------	----------------------------------	------------------------------	---------------------------------	------------------------------	---------------------------------	------------------------------	---------------------------------	------------------------------	----------------------------------	------------------------------	---------------------------------	------------------------------	---------------------------------

PITCHER	IP	WLS	BF	H	R	ER	SO	BB	IBB	HBP	BLK	WP	HR	S	P	ERA	WHIP
23 Mitch Keller, R (1, 1) ERA: 7.5	2.1	L	11	3	3	3	2	1	0	0	0	0	1	14	18	11.57	1.714
73 Brandon Waddell, L (3, 1) ERA: 4.5	0.2		3	1	0	0	0	0	0	0	0	0	0	3	3	0.00	1.500
37 Edgar Santana, R (4, 1) ERA:	1.0		3	0	0	0	0	0	0	0	0	0	0	3	3	0.00	0.000
32 Geoff Hartlieb, R (5, 1) ERA: 16.88	1.0		3	0	0	0	1	0	0	0	0	0	0	5	5	0.00	0.000
62 Blake Cederlind, R (6, 1) ERA:	1.0		4	0	1	0	2	2	0	0	0	0	0	7	15	0.00	2.000

BOTTOM

Pittsburgh Pirates @ Toronto Blue Jays
TD Ballpark, Dunedin, FL
Mon Mar 02 2020, 1:09 PM - 3:29 PM EST
Att. 4,493 - Sunny - 76 F

AB	R	H	RBI	BB	SO	LOB
3	0	0	0	0	1	1
1	0	0	0	0	0	0
2	0	0	0	0	0	0
2	0	0	0	0	0	0
2	0	1	0	1	0	0
1	1	0	0	0	1	0
3	0	0	0	0	2	2
1	1	0	0	2	0	1
0	0	0	0	0	0	0
3	0	0	0	0	2	2
0	0	0	0	0	0	0
2	1	1	2	0	0	0
1	0	0	0	0	1	0
2	1	1	0	0	0	0
1	0	0	0	0	0	0
2	0	1	1	0	0	0
1	0	0	0	0	1	0

livebaseballscores.com

AB	27
R	4
H	4
RBI	3
BB	3
SO	8
LOB	6



WP	PA
0	30
PB: 1	
SB: 2	
CS: 0	

Batter	1	2	3	4	5	6	7	8	9	AB	R	H	RBI	BB	SO	LOB	TOP					
7 Dansby Swanson, R (1, 6) OBP: 0.300, SLG: 0.333 91 Riley Unroe, S (5, 6) OBP: 0.167, SLG: 0.250	0-3 K		0-3 K		0-0 G1-4-3		0-0 G3-1	0-3 K		3	0	0	0	0	2	0						
22 Nick Markakis, L (1, 9) OBP: 0.375, SLG: 0.714 74 Greyson Jenista, L (3, 9) OBP: 0.357, SLG: 0.750	0-0 2B		0-0 L4		0-3 K		4-0 12 1B 84 E BB		2-2 HR	2	0	1	0	0	0	0						
5 Freddie Freeman, L (1, 3) OBP: 0.625, SLG: 0.500 82 Bryce Ball, L (4, PR) OBP: 0.333, SLG: 0.400	4-0 16 G1-4-3 BB				0-0 23 E 16 BB 1B		0-3 K		0-0 90 1B 76 1B 1B	1	0	1	0	1	0	0						
16 Travis d'Arnaud, R (1, 2) OBP: 0.400, SLG: 0.625 12 Alex Jackson, R (5, 2) OBP: 0.167, SLG: 0.091	0-0 G1-4-3				4-0 23 E 1-2 BB		0-3 K		0-0 84 E 1-3 1B	1	0	0	0	1	0	2						
23 Adam Duval, R (1, 7) OBP: 0.361, SLG: 0.474 84 Terone Harris III, R (6, 7) OBP: 0.154, SLG: 0.538			0-0 F9		0-0 E5 70 BB 1-3 2-H		0-0 F9		0-3 E6 1-2	3	0	0	0	0	0	1						
8 Charlie Culberson, R (1, 4) OBP: 0.350, SLG: 0.133 90 Jack López, R (6, PR) OBP: 0.083, SLG: 0.091			0-0 F8		0-3 K		0-0 58 HR 1B		0-0 F8	3	0	1	0	0	1	2						
58 Peter O'Brien, R (1, 10) OBP: 0.333, SLG: 0.778 86 Carlos Martínez, R (8, PH) OBP: 0.500, SLG: 0.333			3-1 HR		0-3 K		3-2 1-H HR		4-0 18 WP BB	3	2	2	3	0	1	2						
70 Yangervis Solarte, S (1, 5) OBP: 0.176, SLG: 0.125 76 Sean Kazmar Jr., R (6, PH) OBP: 0.385, SLG: 0.583			0-0 G5-3		4-0 1-2 BB		1-1 HR		0-3 K	1	0	0	0	1	0	0						
68 Cristian Pache, R (1, 8) OBP: 0.300, SLG: 0.444 18 Rafael Ortega, L (6, PH) OBP: 0.389, SLG: 0.412			0-3 K		0-3 K		0-0 G3		1-0 F8	2	0	0	0	0	2	3						
Inning Stats	R: 0 E: 0 K: 1 S: 5	H: 1 LOB: 1 BB: 1 P: 9	R: 1 E: 0 K: 0 S: 5	H: 1 LOB: 0 BB: 0 P: 8	R: 0 E: 0 K: 2 S: 7	H: 0 LOB: 0 BB: 0 P: 7	R: 1 E: 1 K: 3 S: 11	H: 1 LOB: 3 BB: 2 P: 19	R: 0 E: 0 K: 2 S: 7	H: 0 LOB: 0 BB: 0 P: 7	R: 3 E: 0 K: 1 S: 11	H: 3 LOB: 1 BB: 0 P: 15	R: 1 E: 1 K: 1 S: 7	H: 1 LOB: 2 BB: 1 P: 11	R: 0 E: 0 K: 2 S: 7	H: 0 LOB: 1 BB: 1 P: 12	R: 3 E: 0 K: 3 S: 15	H: 4 LOB: 2 BB: 1 P: 21	1B: 6 2B: 1 3B: 0 HR: 4	SF: 0 SAC: 0 DP: 1 HBP: 0	WP: 1 PB: 0 SB: 0 CS: 0	PA: 45
PITCHER	IP WLS BF H R ER SO BB IBB HBP BLK WP HR S P ERA WHIP	3.0 H 5 2 1 1 3 1 0 0 0 0 1 17 24 3.00 1.000	0.2 H 5 1 1 0 2 1 0 0 0 0 0 8 12 0.00 3.000	0.1 H 2 0 0 0 1 1 0 0 0 0 0 3 7 0.00 3.000	1.0 H 3 0 0 0 2 0 0 0 0 0 0 7 7 0.00 0.000	1.0 H 6 3 3 3 1 0 0 0 0 0 2 11 15 27.00 3.000	PITCHER	IP WLS BF H R ER SO BB IBB HBP BLK WP HR S P ERA WHIP	0.2 H 4 1 1 0 1 1 0 0 0 0 0 1 9 9 0.00 3.000	1.1 H 6 0 0 0 2 1 0 0 0 1 0 14 14 0.00 0.750	0.2 L 6 3 3 3 2 1 0 0 0 0 1 11 17 40.50 6.000	0.1 L 2 1 0 0 1 0 0 0 0 0 0 4 4 0.00 3.000										

Atlanta Braves @ Pittsburgh Pirates
LECOM Park, Bradenton, FL
Wed Mar 04 2020, 1:08 PM - 4:51 PM EST
Att: 3,986 - Sunny - 81 F

livebaseballscores.com

AB	39
R	9
H	11
RBI	7
BB	6
SO	15
LOB	22



BOTTOM

Atlanta Braves @ Pittsburgh Pirates
LECOM Park, Bradenton, FL
Wed Mar 04 2020, 1:08 PM - 4:51 PM EST
Att. 3,986 - Sunny - 81 F

livebaseballscorecards.com

AB	37
R	7
H	11
RBI	7
BB	3
SO	15
LOB	18



WP:	0	PA:	40
PB:	0		
SB:	1		
CS:	0		

AB R H RBI BB SO LOB

3	0	0	0	0	1	1
2	0	0	0	0	1	1
1	2	1	2	2	0	0
2	0	1	0	0	1	1
3	1	1	2	0	0	1
2	0	0	0	0	2	3
2	0	1	0	1	1	0
2	1	0	0	0	2	3
3	0	1	1	0	0	1
1	0	0	0	0	1	0
3	0	0	0	0	1	2
1	0	0	0	0	0	0
3	1	2	0	0	1	1
1	0	1	0	0	0	0
3	1	1	2	0	2	2
1	0	0	0	0	1	1
3	1	1	0	0	1	1
1	0	1	0	0	0	0

Batter	1	2	3	4	5	6	7	8	9
6 Jarrod Dyson, L (1, 8) 80 Andrew Susac, R (7, 2) OBP: 0.222, SLG: 0.250 OBP: 0.400, SLG: 0.250	0-0 G4-3		0-3 K		0-0 P6		0-0 E5		0-3 K
10 Bryan Reynolds, S (1, 7) 73 Charles Tilson, L (6, 7) OBP: 0.588, SLG: 0.556 OBP: 0.375, SLG: 0.167	4-0 BB 55 G6-4-3		4-0 BB 55 HR		0-1 1-H HR		0-3 K		0-0 1-2 1B
55 Josh Bell, S (1, 3) 29 Sócrates Brito, L (6, 9) OBP: 0.353, SLG: 0.462 OBP: 0.200, SLG: 0.214	0-0 G6-4-3 1-2f		0-0 1-H HR		0-0 P2		0-3 K		0-3 K
25 Gregory Polanco, L (1, 9) 85 Mason Martin, L (5, PR) OBP: 0.500, SLG: 0.615 OBP: 0.615		0-0 19 G4-5-3 1B	0-3 K		4-0 19 3B BB		0-3 K2-3		0-3 K
19 Colin Moran, L (1, 10) 0 Christian Kelley, R (8, PH) OBP: 0.278, SLG: 0.471 OBP: 0.286, SLG: 0.429	0-0 G4-5-3 1-2f			0-0 G4-3	0-0 1-H 3B			0-3 K	
15 JT Riddle, L (1, 5) 82 Rodolfo Castro, S (7, 6) OBP: 0.286, SLG: 0.500		0-3 K		0-0 E4	0-0 F7			0-0 P5	
58 Jacob Stallings, R (1, 2) 71 Mitchell Tolman, L (6, PR) OBP: 0.462, SLG: 0.583 OBP: 0.333, SLG: 0.667			0-0 3 HR 1B	0-3 K		0-0 3 HR 1B		0-0 2B	
3 Cole Tucker, S (1, 4) 70 Hunter Owen, R (7, 5) OBP: 0.421, SLG: 0.588			0-0 1-H HR	0-3 K		0-3 1-3		0-3 K	
61 Oneil Cruz, L (1, 6) 73 Bligh Madris, L (7, 7) OBP: 0.235, SLG: 0.471 OBP: 0.500, SLG: 0.600			0-0 F7		0-0 10 HR 1B		0-3 K		0-0 73 1B 1B

Inning Stats	R: 0	H: 0	LOB: 0	R: 0	H: 1	LOB: 0	R: 0	H: 3	LOB: 2	R: 0	H: 1	LOB: 1	R: 0	H: 0	LOB: 1	R: 0	H: 2	LOB: 2	R: 0	H: 2	LOB: 2	1B: 6	SF: 0	WP: 0	PA: 40
	E: 0	K: 0	P: 2	E: 0	K: 1	P: 5	E: 0	K: 2	P: 11	E: 1	K: 2	P: 7	E: 0	K: 3	P: 10	E: 1	K: 3	P: 11	E: 0	K: 3	P: 11	2B: 1	SAC: 0	PB: 0	
	S: 2	BB: 1		S: 5	BB: 0		S: 8	BB: 1		S: 7	BB: 0		S: 8	BB: 0		S: 10	BB: 0		S: 11	BB: 0		3B: 1	DP: 2	SB: 1	

PITCHER	IP	WLS	BF	H	R	ER	SO	BB	IBB	HBP	BLK	WP	HR	S	P	ERA	WHIP
40 Michael Soroka, R (1, 1) ERA: 5.79	2.2		11	3	3	3	2	2	0	0	0	0	1	13	21	10.12	1.875
72 Ben Rowen, R (3, 1) ERA: 3.86	0.1		2	1	1	1	1	0	0	0	0	0	1	4	4	27.00	3.000
36 Mark Melancon, R (4, 1) ERA:	1.0		4	0	0	0	2	0	0	0	0	0	0	8	8	0.00	0.000
46 Bryse Wilson, R (5, 1) ERA: 8.44	0.2		6	3	3	3	0	1	0	0	0	0	1	6	10	40.50	6.000
65 Patrick Weigel, R (5, 1) ERA:	1.1		4	1	0	0	2	0	0	0	0	0	0	8	8	0.00	0.750

PITCHER	IP	WLS	BF	H	R	ER	SO	BB	IBB	HBP	BLK	WP	HR	S	P	ERA	WHIP
52 Chris Rusin, L (7, 1) ERA: 2.7	2.0		8	1	0	0	5	0	0	0	0	0	0	18	18	0.00	0.500
67 Phil Pfeifer, L (9, 1) ERA:	1.0		5	2	0	0	3	0	0	0	0	0	0	11	11	0.00	2.000

Batter	1	2	3	4	5	6	7	8	9	AB	R	H	RBI	BB	SO	LOB	TOP					
27 Kevin Newman, R OBP: 0.167, SLG: 0.222 90 Connor Kaiser, R (5, 6)	0-0 G6-3 		0-0 26 FC1-6-3 2B 		0-0 P3 		0-3 K 		0-0 F9 	3	0	1	0	0	0	1						
13 Ke'Bryan Hayes, R OBP: 0.450, SLG: 0.412 31 Will Craig, R OBP: 0.294, SLG: 0.231 (1, 5), (6, 3)	0-0 26 G5-6-3 1B		0-0 P3 		0-0 P4 		0-0 G6-3 		0-3 K 	3	0	1	0	0	0	2						
26 Adam Frazier, L OBP: 0.250, SLG: 0.421 76 Jared Oliva, R OBP: 0.200, SLG: 0.158 (1, 4), (6, 9)	0-0 G5-6-3 1-2f		0-0 FC1-6-3 2-3			3-0 HR 		0-0 E5 70 84 2B 	0-3 K 	3	1	1	1	0	0	2						
36 José Osuna, R OBP: 0.400, SLG: 0.444 84 Arden Pabst, R OBP: 0.143, SLG: 0.143 (1, 3), (6, 2)		0-0 64 2B 1B		0-0 G5-3 		0-3 K 		0-0 70 84 FC3-2 1B	0-3 K 	3	1	1	0	0	1	0						
5 Guillermo Heredia, R OBP: 0.167, SLG: 0.091 76 Dylan Busby, R OBP: 0.500, SLG: 0.667 (1, 9), (6, 5)		0-0 P4 		0-0 F9 		0-0 F9 		0-3 K 	0-3 K 	3	0	0	0	0	0	1						
18 John Ryan Murphy, R OBP: 0.267, SLG: 0.815 70 Ji Hwan Bae, L OBP: 0.800, SLG: 1.333 (1, 2), (6, 4)		4-0 64 2B BB		0-3 K 		0-0 G3-1 		0-0 84 FC3-2 2B	0-0 FC3-2 1-3 2-H	2	1	0	0	1	1	0						
44 Kevin Kramer, L OBP: 0.333, SLG: 0.176 84 Logan Hill, R (1, 7), (7, 7)		0-3 K 		0-0 51 E 1B		0-0 F9 		0-0 FC3-2 64 71 WP HR 1B	0-0 G5-3 2-3 3-H	3	2	2	0	0	1	2						
64 Phillip Evans, R OBP: 0.471, SLG: 0.500 (1, 10)		0-0 1-H 2-H 2B		0-0 F9 		0-0 K 		0-0 G5-3 	0-0 BB 	4	0	1	2	0	1	4						
51 Jason Martin, L OBP: 0.231, SLG: 0.231 71 Lolo Sanchez, R OBP: 0.571, SLG: 1.667 (1, 8), (6, 8)		0-0 P4 		0-0 1-H HR		0-1 HR 2-H		0-0 BB 	4-0 BB 	2	0	0	0	0	0	1						
Inning Stats	R: 0 E: 0 K: 0 S: 3	H: 1 LOB: 0 BB: 0 P: 3	R: 2 E: 0 K: 1 S: 7	H: 2 LOB: 1 BB: 1 P: 11	R: 0 E: 0 K: 0 S: 3	H: 1 LOB: 0 BB: 0 P: 3	R: 0 E: 0 K: 1 S: 5	H: 0 LOB: 0 BB: 0 P: 5	R: 1 E: 1 K: 0 S: 5	H: 1 LOB: 1 BB: 0 P: 5	R: 1 E: 0 K: 1 S: 6	H: 1 LOB: 0 BB: 0 P: 9	R: 2 E: 0 K: 2 S: 10	H: 2 LOB: 0 BB: 0 P: 11	R: 1 E: 1 K: 1 S: 8	H: 2 LOB: 2 BB: 0 P: 8	R: 0 E: 0 K: 2 S: 7	H: 0 LOB: 1 BB: 1 P: 11	1B: 5 2B: 4 3B: 0 HR: 2	SF: 0 SAC: 0 DP: 2 HBP: 0	WP: 1 PB: 0 SB: 0 CS: 0	PA: 39
PITCHER	IP	WLS	BF	H	R	ER	SO	BB	IBB	HBP	BLK	WP	HR	S	P	ERA	WHIP	PITCHER				
27 Aaron Nola, R ERA: 4.5	(1, 1)	4.0		15	4	2	2	2	1	0	0	0	0	18	22	4.50	1.250	65 JD Hammer, R ERA: 3.86				
50 Héctor Neris, R ERA:	(5, 1)	1.0		5	1	1	0	0	0	0	0	0	0	5	5	0.00	1.000	(9, 1)				
39 Anthony Swarzak, R ERA: 12.0	(6, 1)	1.0		4	1	1	1	1	0	0	0	0	1	6	9	9.00	1.000					
29 Drew Storen, R ERA: 6.0	(7, 1)	1.0	H	5	2	2	2	2	0	0	0	1	1	10	11	18.00	2.000					
52 Jose Alvarez, L ERA:	(8, 1)	1.0	W	6	2	1	0	1	0	0	0	0	0	8	8	0.00	2.000					

Pittsburgh Pirates @ Philadelphia Phillies
Spectrum Field, Clearwater, FL
Wed Mar 04 2020, 1:08 PM - 4:20 PM EST
Att: 5,382 - Sunny - 82 F

AB	37
R	7
H	10
RBI	6
BB	2
SO	8
LOB	20



livebaseballscorecards.com

Batter	1	2	3	4	5	6	7	8	9
10 J.T. Realmuto, R OBP: 0.533, SLG: 0.917 8 Phil Gosselin, R OBP: 0.278, SLG: 0.250	0-0 HR	0-0 1B		0-0 1B		0-0 G4-3		0-0 F8-1-3	
4 Scott Kingery, R OBP: 0.286, SLG: 0.412 0 Mikie Mahtook, R OBP: 0.222, SLG: 0.353	4-0 3 HR BB	0-0 F5		0-0 G6-4-3			4-0 80 CS BB		
3 Bryce Harper, L OBP: 0.455, SLG: 1.250 80 Alec Bohm, R OBP: 0.500, SLG: 0.467	0-0 1-H HR	0-0 G4-3		2-2 3-H HR			2-0 1-2 HBP		
2 Jean Segura, R OBP: 0.353, SLG: 0.438 50 Héctor Neris, R 73 Deivy Gullón, R OBP: 0.200, SLG: 0.467	0-0 G6-3		4-0 5 WP 12 1B BB	0-3 K			0-0 L9		
18 Didi Gregorius, L 85 Luke Williams, R OBP: 0.526, SLG: 0.625	0-0 G6-3		0-0 F9		0-3 K		0-3 K		
5 Nick Williams, L OBP: 0.250, SLG: 0.176 78 Mickey Moniak, L OBP: 0.538, SLG: 0.700	0-3 K2-3		1-3 K	0-0 L8			0-0 L8	4-0 25 S 53 HR BB	
12 Neil Walker, S OBP: 0.235, SLG: 0.188 39 Anthony Swarzak, R 25 Ben Aklinski, R			0-0 K	0-0 2-H 1B			0-3 K	0-1 P3	
24 Roman Quinn, S OBP: 0.294, SLG: 0.286 29 Drew Storen, S 52 Jose Alvarez, L 53 Carlos De La Cruz, R OBP: 0.400, SLG: 1.000 65 JD Hammer, R		0-0 27 1B 2B	0-3 K	0-3 K		0-3 K	0-0 K	0-0 2-H HR	
27 Aaron Nola, R OBP: 1.000, SLG: 1.000 90 Nick Maton, L OBP: 0.500, SLG: 0.571		0-0 2-H 10 1B 1B		4-0 4 10 1B 3 HR BB		0-3 K	0-3 K	4-0 8 F8-1-3 BB	

Inning Stats	R: 3 E: 0 K: 1 S: 7	H: 2 LOB: 0 BB: 1 P: 11	R: 1 E: 0 K: 1 S: 8	H: 3 LOB: 2 BB: 0 P: 8	R: 1 E: 0 K: 2 S: 8	H: 1 LOB: 1 BB: 1 P: 13	R: 2 E: 0 K: 1 S: 8	H: 2 LOB: 0 BB: 1 P: 14	R: 0 E: 0 K: 2 S: 7	H: 0 LOB: 0 BB: 0 P: 7	R: 0 E: 0 K: 1 S: 7	H: 0 LOB: 0 BB: 0 P: 7	R: 0 E: 0 K: 1 S: 4	H: 0 LOB: 1 BB: 1 P: 10	R: 2 E: 0 K: 0 S: 4	H: 1 LOB: 0 BB: 2 P: 12
--------------	------------------------------	----------------------------------	------------------------------	---------------------------------	------------------------------	----------------------------------	------------------------------	----------------------------------	------------------------------	---------------------------------	------------------------------	---------------------------------	------------------------------	----------------------------------	------------------------------	----------------------------------

PITCHER	IP	WLS	BF	H	R	ER	SO	BB	IBB	HBP	BLK	WP	HR	S	P	ERA	WHIP
67 Hector Noesi, R ERA: 7.2	2.0		12	5	4	4	2	1	0	0	0	0	2	15	19	18.00	3.000
66 Dovydas Neverauskas, R ERA: 2.25	1.0		5	1	1	1	2	1	0	0	0	1	0	8	13	9.00	2.000
38 Yacksel Rios, R ERA: 11.25	1.0		5	2	2	2	1	1	0	0	0	0	1	8	14	18.00	3.000
54 Sam Howard, L ERA: 9.82	1.0		3	0	0	0	2	0	0	0	0	0	0	7	7	0.00	0.000
79 Williams Jerez, L ERA: 9.82	1.0		3	0	0	0	2	0	0	0	0	0	0	7	7	0.00	0.000

BOTTOM

AB	R	H	RBI	BB	SO	LOB
3	1	3	1	0	0	0
2	0	0	0	0	0	1
2	1	0	0	1	0	4
0	0	0	0	1	0	0
3	2	2	4	0	0	2
0	0	0	0	0	0	0
2	1	0	0	1	1	0
0	0	0	0	0	0	0
1	0	0	0	0	0	1
3	0	0	0	0	1	1
1	0	0	0	0	1	1
3	0	0	0	0	2	1
0	1	0	0	1	0	0
3	0	1	1	0	2	0
0	0	0	0	0	0	0
1	0	0	0	0	0	0
0	0	0	0	0	0	0
1	1	1	2	0	0	0
0	0	0	0	0	0	0
1	0	1	1	0	0	0
1	1	0	0	2	1	0

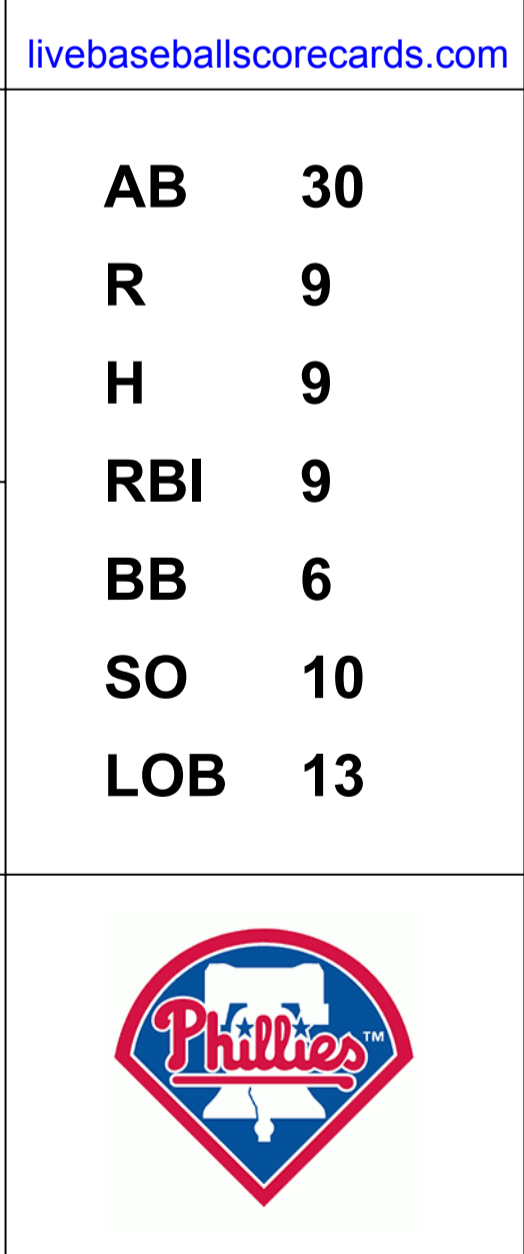
AB 30
R 9
H 9
RBI 9
BB 6
SO 10
LOB 13

WP: 1 PA: 37
PB: 0
SB: 1
CS: 1

PITCHER

IP	WLS	BF	H	R	ER	SO	BB	IBB	HBP	BLK	WP	HR	S	P	ERA	WHIP	
56 Montana DuRapau, R ERA: 12.0	1.0	L	5	1	2	2	0	2	0	0	0	0	1	4	10	18.00	3.000
77 Luis Escobar, R ERA: 12.0	1.0		5	1	2	2	0	2	0	0	0	0	1	4	12	18.00	3.000

Pittsburgh Pirates @ Philadelphia Phillies
Spectrum Field, Clearwater, FL
Wed Mar 04 2020, 1:08 PM - 4:20 PM EST
Att. 5,382 - Sunny - 82 F



livebaseballscores.com

Batter	1	2	3	4	5	6	7	8	9	AB R H RBI BB SO LOB	TOP						
27 Kevin Newman, R (1, 6) OBP: 0.190, SLG: 0.238 44 Kevin Kramer, L (6, 5) OBP: 0.318, SLG: 0.167	0-1 G4-6-3 1B		0-0 P2		0-0 G5-3		0-3 K			3 0 1 0 0 0 2 1 0 0 0 0 1 0							
2 Erik González, R (1, 5) 3 Cole Tucker, S (5, 4) OBP: 0.400, SLG: 0.556	0-0 P4		1-0 G5-3		0-0 G4-3		0-0 F8			3 0 0 1 0 0 2 1 0 0 0 0 0 0							
64 Phillip Evans, R (1, 4) OBP: 0.450, SLG: 0.471 61 Oneil Cruz, L (6, 6) OBP: 0.222, SLG: 0.444	0-0 G4-6-3 1-2f		0-0 F8		0-0 1B		0-0 G1-3			3 0 1 0 0 0 2 1 0 0 0 0 0 0							
55 Josh Bell, S (1, 10) OBP: 0.421, SLG: 0.533 83 Jason Delay, R (5, PH) OBP: 0.429, SLG: 0.400 (5, 10)		0-0 HBP 1B		0-0 1B		0-3 K		0-3 K		2 0 2 0 0 0 0 2 0 0 0 0 2 1							
31 Will Craig, R (1, 3) OBP: 0.300, SLG: 0.200 73 Charles Tilson, L (7, 7) OBP: 0.353, SLG: 0.154		1-0 HBP		0-0 F8		0-3 K		0-3 K		2 0 0 0 0 1 1 1 0 0 0 0 1 0							
14 Luke Maile, R (1, 2) OBP: 0.250, SLG: 0.250 0 Christian Kelley, R (6, 2) OBP: 0.250, SLG: 0.375		0-0 P2		0-3 K		0-0 F9		0-0 G5-3		3 0 0 0 0 1 3 1 0 0 0 0 0 0							
29 Sócrates Brito, L (1, 9) OBP: 0.211, SLG: 0.222		0-3 K		0-0 1B		0-0 G3-1		0-3 K		4 0 1 0 0 2 2							
76 Jared Oliva, R (1, 8) OBP: 0.174, SLG: 0.136		0-3 K		0-0 F7			0-0 G6-3			3 0 0 0 0 1 4							
51 Jason Martin, L (1, 7) OBP: 0.313, SLG: 0.438 85 Mason Martin, L (7, 3)			0-0 2S 1B		0-0 2 G4-3 3B		0-3 K			3 1 2 0 0 1 0 0 0 0 0 0 0 0							
Inning Stats	R: 0 H: 1 E: 0 LOB: 0 K: 0 BB: 0 S: 4 P: 4	R: 0 H: 1 E: 0 LOB: 2 K: 2 BB: 0 S: 8 P: 9	R: 0 H: 1 E: 0 LOB: 1 K: 0 BB: 0 S: 4 P: 5	R: 0 H: 2 E: 0 LOB: 2 K: 1 BB: 0 S: 7 P: 7	R: 1 H: 2 E: 0 LOB: 1 K: 1 BB: 0 S: 7 P: 7	R: 0 H: 0 E: 0 LOB: 0 K: 1 BB: 0 S: 5 P: 5	R: 0 H: 0 E: 0 LOB: 0 K: 2 BB: 0 S: 7 P: 7	R: 0 H: 0 E: 0 LOB: 0 K: 1 BB: 0 S: 5 P: 5	R: 0 H: 0 E: 0 LOB: 0 K: 2 BB: 0 S: 7 P: 7	1B: 6 SF: 0 2B: 0 SAC: 0 3B: 1 DP: 1 HR: 0 HBP: 1	WP: 0 PA: 34 PB: 0 SB: 1 CS: 0						
PITCHER	IP WLS BF H R ER SO BB IBB HBP BLK WP HR S P ERA WHIP																
Ryan Yarbrough, L (1, 1) ERA:	3.0		12	3	0	0	2	0	0	1	0	0	0	16	18	0.00	1.000
36 Andrew Kittredge, R (4, 1) ERA: 1.59	2.0	B	10	4	1	1	2	0	0	0	0	0	0	14	14	4.50	2.000
70 Nick Anderson, R (6, 1) ERA:	1.0	W	3	0	0	0	1	0	0	0	0	0	0	5	5	0.00	0.000
68 Jalen Beeks, L (7, 1) ERA: 2.7	2.0	H	6	0	0	0	3	0	0	0	0	0	0	12	12	0.00	0.000
71 Ryan Sherriff, L (9, 1) ERA:	1.0	S	3	0	0	0	2	0	0	0	0	0	0	7	7	0.00	0.000

Pittsburgh Pirates @ Tampa Bay Rays
Charlotte Sports Park, Port Charlotte, FL
Thu Mar 05 2020, 1:10 PM - 3:22 PM EST
Att. 2,446 - Partly Cloudy - 86 F

livebaseballscorecards.com

AB	33
R	1
H	7
RBI	1
BB	0
SO	10
LOB	17



Batter	1	2	3	4	5	6	7	8	9
17 Austin Meadows, L (1, 7) OBP: 0.238, SLG: 0.278 5 Chris Herrmann, L (6, 2) OBP: 0.500, SLG: 0.462	0-0 HR		4-0 BB			0-0 G3			
2 Yandy Díaz, R (1, 5) OBP: 0.304, SLG: 0.286 35 Nathaniel Lowe, L (6, PH) OBP: 0.278, SLG: 0.313	0-0 F8		0-0 G5-4-3			0-0 1B			
25 Yoshi Tsutsugo, L (1, 10) OBP: 0.400, SLG: 0.529	0-0 G4-3				0-0 L4	0-0 G4-6-3			
40 José Martínez, R (1, 3) OBP: 0.190, SLG: 0.158 75 Tristan Gray, L (8, 5) OBP: 0.417, SLG: 0.500	0-0 G6-3				0-3 K	0-0 G5-3			
11 Hunter Renfroe, R (1, 9) OBP: 0.261, SLG: 0.273 78 Miles Mastrobuoni, L (7, 9) OBP: 0.333, SLG: 0.308		0-0 G6-3			0-0 F7	0-0 F7			
18 Joey Wendle, L (1, 4) OBP: 0.353, SLG: 0.647 22 Vidal Bruján, S (7, 4) OBP: 0.133, SLG: 0.267		0-0 G4-3				0-0 G6-3			
10 Mike Zunino, R (1, 2) OBP: 0.400, SLG: 0.500 76 Dalton Kelly, L (6, 7) OBP: 0.583, SLG: 0.778		4-0 BB			0-0 F8	0-0 G3-1			
13 Manuel Margot, R (1, 8) OBP: 0.158, SLG: 0.167 60 Dylan Cozens, L (6, 8) OBP: 0.263, SLG: 0.188		0-0 FC6-4			0-0 G1-3	0-3 K			
1 Willy Adames, R (1, 6) OBP: 0.389, SLG: 0.533 77 Taylor Walls, S (7, 6) OBP: 0.231, SLG: 0.167			0-3 K			4-0 BB			

Inning Stats	R: 1 E: 0 K: 0 S: 4	H: 1 LOB: 0 BB: 0 P: 4	R: 0 E: 0 K: 0 S: 3	H: 0 LOB: 1 BB: 1 P: 7	R: 0 E: 0 K: 1 S: 4	H: 0 LOB: 0 BB: 1 P: 8	R: 0 E: 0 K: 1 S: 5	H: 0 LOB: 0 BB: 0 P: 5	R: 0 E: 0 K: 0 S: 3	H: 0 LOB: 0 BB: 0 P: 3	R: 1 E: 0 K: 0 S: 3	H: 1 LOB: 0 BB: 1 P: 7	R: 0 E: 0 K: 0 S: 3	H: 0 LOB: 0 BB: 0 P: 3	R: 0 E: 0 K: 2 S: 7	H: 0 LOB: 0 BB: 0 P: 7
1B: 1 2B: 0 3B: 0 HR: 1	SF: 0 SAC: 0 DP: 2 HBP: 0	WP: 0 PA: 27 ERA WHIP														

PITCHER	IP	WLS	BF	H	R	ER	SO	BB	IBB	HBP	BLK	WP	HR	S	P	ERA	WHIP
49 Derek Holland, L (1, 1) ERA: 3.24	4.0		14	1	1	1	2	2	0	0	0	0	1	16	24	2.25	0.750
39 Chad Kuhl, R (5, 1) ERA: 10.8	1.0		3	0	0	0	0	0	0	0	0	0	0	3	3	0.00	0.000
35 Keone Kela, R (6, 1) ERA: 9.0	1.0	L	4	1	1	1	0	1	0	0	0	0	0	3	7	9.00	2.000
30 Kyle Crick, R (7, 1) ERA:	1.0		3	0	0	0	0	0	0	0	0	0	0	3	3	0.00	0.000
57 Nick Burdi, R (8, 1) ERA: 2.45	1.0		3	0	0	0	2	0	0	0	0	0	0	7	7	0.00	0.000

BOTTOM

Pittsburgh Pirates @ Tampa Bay Rays
Charlotte Sports Park, Port Charlotte, FL

Thu Mar 05 2020, 1:10 PM - 3:22 PM EST
Att: 2,446 - Party Cloudy - 86 F

livebaseballscores.com

AB	24
R	2
H	2
RBI	2
BB	3
SO	4
LOB	4



Batter	1	2	3	4	5	6	7	8	9	AB	R	H	RBI	BB	SO	LOB	TOP									
26 Adam Frazier, L (1, 10) OBP: 0.261, SLG: 0.381 84 Arden Pabst, R (6, PH) OBP: 0.100, SLG: 0.100	1-0 F9		0-0 G5-4-3	4-0 BB		0-0 F7	0-0 L7	0-0 G5-3		2	0	0	0	1	0	1										
10 Bryan Reynolds, S (1, 7) OBP: 0.550, SLG: 0.583 44 Kevin Kramer, L (6, 4)	0-3 K		0-0 15 3B 2B	0-0 G4-3			0-0 E4 31 2B 64 HR	1-0 31 HR HBP	0-0 80 1B	3	1	1	0	0	1	1										
15 JT Riddle, L (1, 4) OBP: 0.294, SLG: 0.600 31 Will Craig, R (6, 3)	0-0 L6		0-0 19 HR 3B		0-0 G4-3		0-0 64 HR 2B	0-0 64 HR	0-0 L7	3	1	1	1	0	0	0										
19 Colin Moran, L (1, 3) OBP: 0.286, SLG: 0.600 80 Andrew Susac, R (6, 2)		0-0 G4-3	3-2 HR		0-3 K		1-0 64 HR HBP	0-0 61 BB 76 WP 64 1B	0-0 1B	3	1	1	2	0	1	0										
13 Ke'Bryan Hayes, R (1, 5) OBP: 0.435, SLG: 0.550 64 Phillip Evans, R (5, 5)	1-0 HR		0-0 F7		0-0 L9		0-0 64 HR	0-0 76 WP 61 BB 76 HR 1B	0-3 K	3	1	1	1	0	0	0										
36 José Osuna, R (1, 9) OBP: 0.435, SLG: 0.450 61 Oneil Cruz, L (6, 6)		0-0 3 BB 1B		4-0 3 HR BB		0-0 G5-3	0-3 K	4-0 76 WP 76 HR BB	0-3 K	2	1	1	0	1	0	0										
3 Cole Tucker, S (1, 6) OBP: 0.435, SLG: 0.700 76 Jared Oliva, R (6, 8)		4-0 58 G5-4-3 BB		2-2 1-H HR		0-0 G5-3	0-0 73 HR 1B	1-2 1-H 2-H 3-H HR		2	1	1	2	1	0	0										
58 Jacob Stallings, R (1, 2) OBP: 0.438, SLG: 0.533 73 Charles Tilson, L (6, PR) OBP: 0.316, SLG: 0.133	0-0 G5-4-3		0-0 G6-3		0-0 G6-3		0-0 5 2B 1B	0-0 F7	0-0 G3	3	0	1	0	0	0	2										
5 Guillermo Heredia, R (1, 8) OBP: 0.267, SLG: 0.286 73 Bligh Madris, L (6, PR) OBP: 0.500, SLG: 1.000			0-0 26 G5-4-3 1B		0-0 L9		0-0 1-H 2B	0-1 1-H HR	0-0 G6-3	3	0	2	1	0	0	0										
										2	1	1	2	0	0	0										
Inning Stats	R: 0 E: 0 K: 1 S: 5	H: 0 LOB: 0 BB: 0 P: 6	R: 1 E: 0 K: 0 S: 4	H: 2 LOB: 1 BB: 1 P: 9	R: 3 E: 0 K: 0 S: 8	H: 4 LOB: 0 BB: 0 P: 11	R: 2 E: 0 K: 0 S: 6	H: 1 LOB: 1 BB: 2 P: 16	R: 0 E: 0 K: 1 S: 5	H: 0 LOB: 0 BB: 0 P: 5	R: 1 E: 0 K: 0 S: 5	H: 2 LOB: 2 BB: 0 P: 5	R: 6 E: 1 K: 1 S: 11	H: 4 LOB: 0 BB: 0 P: 12	R: 6 E: 0 K: 0 S: 9	H: 4 LOB: 0 BB: 1 P: 15	R: 0 E: 0 K: 2 S: 9	H: 2 LOB: 2 BB: 0 P: 9	1B: 8 2B: 3 3B: 1 HR: 7	SF: 0 SAC: 0 DP: 2 HBP: 2	WP: 1 PB: 0 SB: 0 CS: 0	PA: 51				
PITCHER	IP	WLS	BF	H	R	ER	SO	BB	IBB	HBP	BLK	WP	HR	S	P	ERA	WHIP									
22 Chase Anderson, R (1, 1) ERA: 17.47	3.0		16	7	6	6	1	2	0	0	0	0	3	20	35	18.00	3.000									
58 Jake Petricka, R (4, 1) ERA: 11.25	1.0	H	4	0	0	0	0	1	0	0	0	0	0	3	7	0.00	1.000									
51 Ken Giles, R (5, 1) ERA: 3.0	1.0	H	3	0	0	0	1	0	0	0	0	0	0	5	5	0.00	0.000									
52 Anthony Bass, R (6, 1) ERA: 5.4	1.0	H	5	2	1	1	0	0	0	0	0	0	0	5	5	9.00	2.000									
35 T.J. Zeuch, R (7, 1) ERA: 14.54	1.0	L	9	4	6	3	1	0	0	1	0	0	2	11	12	27.00	4.000									
PITCHER	IP	WLS	BF	H	R	ER	SO	BB	IBB	HBP	BLK	WP	HR	S	P	ERA	WHIP									
38 Ryan Dull, R (8, 1) ERA: 27.0	0.0		6	4	6	6	0	1	0	1	0	0	1	2	6	12	∞	∞								
20 Marc Rzepczynski, L (8, 1) ERA:	1.0		3	0	0	0	0	0	0	0	0	0	0	3	3	0.00	0.000									
54 Sean Reid-Foley, R (9, 1) ERA:	1.0		5	2	0	0	2	0	0	0	0	0	0	9	9	0.00	2.000									

Pittsburgh Pirates @ Toronto Blue Jays
TD Ballpark, Dunedin, FL
Fri Mar 06 2020, 1:07 PM - 4:47 PM EST
Att. 5,495 - Partly Cloudy - 67 F

AB	45
R	19
H	19
RBI	18
BB	4
SO	5
LOB	12



livebaseballscorecards.com

Batter	1	2	3	4	5	6	7	8	9	AB	R	H	RBI	BB	SO	LOB
11 Bo Bichette, R (1, 6) OBP: 0.348, SLG: 0.500 33 Rubén Tejada, R (5, 6) OBP: 0.308, SLG: 0.727	0-0 F9		2 HR 1B		4-0 75 CS BB		0-3 K		3-2 HR	2	1	1	0	0	0	0
2 Joe Panik, L (1, 4) OBP: 0.471, SLG: 0.833 80 Logan Warmoth, R (5, 4) OBP: 0.222, SLG: 0.250	0-0 E6 13 1B		HR		0-3 K		0-0 G4-3		4-0 75 FC6-4 BB	3	1	1	2	0	0	1
13 Lourdes Gurriel Jr., R (1, 7) OBP: 0.368, SLG: 0.500 75 Andy Burns, R (4, PR) OBP: 0.294, SLG: 0.313	0-0 1B		9 1B 44 HBP	0-0 15 HR	1-0 CS	0-0 E5 10 2B		0-3 K	0-0 FC6-4	3	1	3	0	0	0	0
15 Randal Grichuk, R (1, 10) OBP: 0.381, SLG: 0.471 10 Reese McGuire, L (6, PH) OBP: 0.154, SLG: 0.462	0-3 K		0-0 F8	0-1 HR		0-0 85 F8 2B		0-3 K		3	1	1	2	0	1	3
44 Rowdy Tellez, L (1, 3) OBP: 0.364, SLG: 0.526 46 Patrick Kivlehan, R (5, 3) OBP: 0.353, SLG: 0.714	0-3 K		9 1B 23 1B HBP	1-0 9 G5-4-3 HBP		4-0 BB		0-0 G6-3		1	1	0	0	0	1	2
9 Danny Jansen, R (1, 2) OBP: 0.571, SLG: 1.000 85 Alejandro Kirk, R (6, 2) OBP: 0.556, SLG: 0.333		0-0 F8	0-0 23 1B 49 HR 1B	0-0 G5-4-3		0-0 F8			0-0 P2	3	1	1	1	0	0	2
23 Derek Fisher, L (1, 9) OBP: 0.350, SLG: 0.389 77 Joshua Palacios, L (4, PR) OBP: 0.176, SLG: 0.188		4-0 BB	0-0 49 HR 1B	4-0 BB		0-3 K			4-0 82 2B 33 HR BB	1	1	1	1	2	0	0
3 Brandon Drury, R (1, 5) OBP: 0.214, SLG: 0.231 78 Kevin Smith, R (5, 5) OBP: 0.300, SLG: 0.375		1-3 K	0-3 K	1-0 F8		0-0 F8			0-3 K	3	0	0	0	0	2	5
49 Jonathan Davis, R (1, 8) OBP: 0.333, SLG: 0.800 82 Forrest Wall, L (6, 8) OBP: 0.375, SLG: 0.786		0-3 K	1-0 1-H 2-H HR		0-0 G6-3		0-0 G1-3		0-0 33 HR 2B	3	1	1	3	0	1	1

BOTTOM

Pittsburgh Pirates @ Toronto Blue Jays
TD Ballpark, Dunedin, FL
 Fri Mar 06 2020, 1:07 PM - 4:47 PM EST
 Att: 5,495 - Party Cloudy - 67 F

livebaseballscores.com

AB	39
R	13
H	12
RBI	13
BB	6
SO	11
LOB	23



Inning Stats	R: 0	H: 1	E: 1	LOB: 2	K: 2	P: 9	R: 0	H: 0	E: 0	LOB: 1	K: 2	P: 12	R: 7	H: 6	E: 0	LOB: 1	K: 1	P: 14	R: 2	H: 2	E: 0	LOB: 2	K: 0	P: 11	R: 0	H: 0	E: 0	LOB: 0	K: 1	P: 9	R: 1	H: 1	E: 1	LOB: 2	K: 1	P: 11	R: 0	H: 0	E: 0	LOB: 0	K: 1	P: 5	R: 0	H: 0	E: 0	LOB: 0	K: 2	P: 7	R: 3	H: 2	E: 0	LOB: 1	K: 1	P: 20	1B: 5	2B: 3	3B: 0	HR: 4	SF: 0	SAC: 0	DP: 1	HBP: 3	WP: 0	PB: 0	SB: 2	CS: 1	PA: 49
--------------	------	------	------	--------	------	------	------	------	------	--------	------	-------	------	------	------	--------	------	-------	------	------	------	--------	------	-------	------	------	------	--------	------	------	------	------	------	--------	------	-------	------	------	------	--------	------	------	------	------	------	--------	------	------	------	------	------	--------	------	-------	-------	-------	-------	-------	-------	--------	-------	--------	-------	-------	-------	-------	--------

PITCHER	IP	WLS	BF	H	R	ER	SO	BB	IBB	HBP	BLK	WP	HR	S	P	ERA	WHIP
24 Chris Archer, R (1, 1) ERA: 0.00	2.0		9	1	0	0	4	1	0	0	0	0	0	16	21	0.00	1.000
59 Joe Musgrove, R (3, 1) ERA: 14.29	0.2		9	6	7	7	1	0	0	1	0	0	2	10	12	94.50	9.000
82 Blake Weiman, L (3, 1) ERA: 6.0	1.1		8	2	2	2	0	1	0	2	0	0	1	6	13	13.50	2.250
32 Geoff Hartlieb, R (5, 1) ERA: 11.25	1.1		7	1	1	0	1	2	0	0	0	0	0	7	16	0.00	2.250
79 Williams Jerez, L (6, 1) ERA: 8.31	0.2	W	2	0	0	0	1	0	0	0	0	0	0	4	4	0.00	0.000
PITCHER	IP	WLS	BF	H	R	ER	SO	BB	IBB	HBP	BLK	WP	HR	S	P	ERA	WHIP
37 Edgardo Santana, R (7, 1) ERA: 0.00	1.0		3	0	0	0	1	0	0	0	0	0	0	5	5	0.00	0.000
62 Blake Cederlind, R (8, 1) ERA: 0.00	1.0		3	0	0	0	2	0	0	0	0	0	0	7	7	0.00	0.000
81 Nick Mears, R (9, 1) ERA: 18.0	0.2		5	2	3	3	1	1	0	0	0	0	1	8	15	40.50	4.500
92 Pedro Vasquez, R (9, 1) ERA: 5.4	0.1		2	0	0	0	0	1	0	0	0	0	0	1	5	0.00	3.000

Batter	1	2	3	4	5	6	7	8	9	AB	R	H	RBI	BB	SO	LOB	TOP										
39 Mike Tauchman, L (1, 8) OBP: 0.250, SLG: 0.067 68 Brandon Lockridge, R (6, 8) OBP: 0.429, SLG: 0.714 (8, 7)	0-1 G4-3	0-3 K		0-0 F8		0-0 L5		0-0 94 1B 3B	0-0 FC5-4 96 F8 94 WP	4	0	0	0	0	1	3											
29 Gio Urshela, R (1, 5) OBP: 0.417, SLG: 0.474 94 Armando Alvarez, R (7, 5) OBP: 0.444, SLG: 0.500	0-0 G6-3	0-0 41 FC5-4 1B		0-3 K			0-0 P6	0-0 30 BB 79 BB 79 BB 1B	4-0 BB	4	0	1	1	0	1	0											
41 Miguel Andujar, R (1, 7) OBP: 0.308, SLG: 0.435 96 Everson Pereira, R (8, PH) (8, 8)	4-0 22 BB 36 BB BB	0-0 FC5-4 1-2f		0-0 F9			0-0 P6	0-3 K	0-0 F8 2-3	3	0	0	0	1	0	2											
36 Mike Ford, L (1, 3) OBP: 0.348, SLG: 0.500 79 Dérnis Garcia, R (7, PR) (7, 3)	4-0 22 BB 1-2 BB		0-0 74 PB 2B		0-0 G3-1		0-0 2B	4-0 79 BB 30 BB 28 BB BB	0-3 K	3	0	2	0	1	0	0											
22 Chris Iannetta, R (1, 2) OBP: 0.647, SLG: 0.667 30 Josh Thole, L (6, 2) OBP: 0.357, SLG: 0.250	4-0 1-2 2-3 BB		4-0 74 PB BB		0-0 F7		0-3 K	4-0 28 BB 79 BB 1-2 2-3 BB		1	0	0	0	2	0	0											
92 Chris Gittens, R (1, 10) OBP: 0.350, SLG: 0.375 79 Max Burt, R (8, PR) OBP: 0.500, SLG: 0.600 (8, 10)	0-3 K		0-3 K		0-3 K			0-0 76 BB 79 BB 68 BB BB		3	0	0	0	1	3	5											
74 Zack Granite, L (1, 9) OBP: 0.412, SLG: 0.250 28 Zack Zehner, R (6, 9) OBP: 0.200, SLG: 0.111		4-0 76 1B 29 1B BB	4-0 1-2 2-3 BB		0-0 F7		0-0 F7	0-0 F8		1	1	0	0	2	0	0											
71 Thairo Estrada, R (1, 6) OBP: 0.250, SLG: 0.292 79 Diego Castillo, R (7, 6) OBP: 0.429, SLG: 0.667		0-0 F8	0-3 K		0-3 K		0-3 K	0-0 76 BB 79 BB 68 BB BB	4-0 G6-3	3	0	0	0	0	2	4											
76 Kyle Holder, L (1, 4) OBP: 0.318, SLG: 0.286 69 Hoy Park, L (8, PR) OBP: 0.500, SLG: 0.500 (8, 4)		0-0 29 1B 1B	0-0 P4		0-0 P4		0-0 1B	0-0 68 3B 1B	4-0 68 FC5-4 BB	4	0	3	0	0	0	3											
Inning Stats	R: 0 E: 0 K: 1 S: 6	H: 0 LOB: 3 BB: 3 P: 18	R: 1 E: 0 K: 1 S: 7	H: 2 LOB: 2 BB: 1 P: 11	R: 0 E: 0 K: 2 S: 8	H: 1 LOB: 3 BB: 2 P: 16	R: 0 E: 0 K: 1 S: 5	H: 0 LOB: 0 BB: 0 P: 5	R: 0 E: 0 K: 1 S: 6	H: 1 LOB: 1 BB: 0 P: 6	R: 0 E: 0 K: 1 S: 6	H: 1 LOB: 1 BB: 0 P: 6	R: 6 E: 0 K: 1 S: 8	H: 3 LOB: 3 BB: 6 P: 32	R: 0 E: 0 K: 1 S: 5	H: 0 LOB: 2 BB: 2 P: 13	1B: 5 2B: 2 3B: 1 HR: 0	SF: 0 SAC: 0 DP: 0 HBP: 0	WP: 1 PB: 1 SB: 0 CS: 0	PA: 49							
PITCHER	IP	WLS	BF	H	R	ER	SO	BB	IBB	HBP	BLK	WP	HR	S	P	ERA	WHIP										
46 Chris Stratton, R (1, 1) ERA: 10.8	1.0		7	0	1	1	1	4	0	0	0	0	0	6	22	9.00	4.000										
72 Robbie Erlin, L (2, 1) ERA: 6.75	1.1		9	3	0	0	2	2	0	0	0	0	0	11	19	0.00	3.750										
45 Michael Feliz, R (3, 1) ERA: 2.08	0.2	H	2	0	0	0	1	0	0	0	0	0	0	4	4	0.00	0.000										
88 Richard Rodriguez, R (4, 1) ERA: 1.8	1.0	H	3	0	0	0	1	0	0	0	0	0	0	5	5	0.00	0.000										
66 Dovydas Neverauskas, R (5, 1) ERA: 1.8	1.0	H	3	0	0	0	1	0	0	0	0	0	0	5	5	0.00	0.000										
PITCHER	IP	WLS	BF	H	R	ER	SO	BB	IBB	HBP	BLK	WP	HR	S	P	ERA	WHIP										
60 Cody Ponce, R (6, 1) ERA: 3.86	1.2	H	7	2	0	0	1	0	0	0	0	0	0	9	9	0.00	1.200										
77 John O'Reilly, R (7, 1) ERA:	0.1	H	1	0	0	0	1	0	0	0	0	0	0	3	3	0.00	0.000										
0 James Marvel, R (8, 1) ERA: 19.64	0.2	L	8	3	6	6	1	3	0	0	0	0	0	7	19	81.00	9.000										
77 Ike Schlabach, L (8, 1) ERA:	0.2		7	0	0	0	0	5	0	0	0	1	0	2	22	0.00	7.500										
78 Nicholas Economos, R (9, 1) ERA: 5.4	0.2		2	0	0	0	1	0	0	0	0	0	0	4	4	0.00	0.000										

New York Yankees @ Pittsburgh Pirates
LECOM Park, Bradenton, FL
 Sat Mar 07 2020, 1:07 PM - 4:38 PM EST
 Att: 8,295 - Sunny - 65 F

livebaseballscorecards.com

AB	35
R	7
H	8
RBI	7
BB	14
SO	10
LOB	28



Batter	1	2	3	4	5	6	7	8	9	AB	R	H	RBI	BB	SO	LOB	TOP				
5 Guillermo Heredia, R (1, 8) OBP: 0.222, SLG: 0.235 13 Ke'Bryan Hayes, R (6, 5) OBP: 0.444, SLG: 0.500	1-3 K		x 0-0 F9		0-0 K			4-0 BB 83 G6-3	4-0 BB 1-2	3	0	0	0	0	2	1					
10 Bryan Reynolds, S (1, 10) OBP: 0.522, SLG: 0.500 83 Jason Delay, R (8, PH) OBP: 0.333, SLG: 0.286 (8, 10)	4-0 19 WP 19 1B BB		x 0-0 G6-3			0-3 K		0-0 G6-3 1-2	0-3 K	2	1	0	0	1	1	0					
36 José Osuna, R (1, 3) OBP: 0.385, SLG: 0.391 31 Will Craig, R (6, 3) OBP: 0.306, SLG: 0.429	0-3 K			x 0-0 F9		0-0 G6-3		0-3 K		3	0	0	0	0	1	1					
19 Colin Moran, L (1, 5) OBP: 0.333, SLG: 0.609 68 Jake Elmore, R (6, PR) OBP: 0.053, SLG: 0.105 (6, 4)	1-0 1-H 1B			x 0-0 G4-3		0-0 1B		0-0 G6-3		3	0	2	1	0	0	0					
64 Phillip Evans, R (1, 4) OBP: 0.462, SLG: 0.652 76 Jared Oliva, R (6, 8) OBP: 0.269, SLG: 0.360	x 0-0 F9			x 0-0 3 BLK 2B		0-3 K			x 0-0 73 2B 1B	3	0	1	0	0	1	2					
3 Cole Tucker, S (1, 6) OBP: 0.385, SLG: 0.609 29 Sócrates Brito, L (7, 9) OBP: 0.238, SLG: 0.250		x 0-0 G4-3		x 0-0 2B			x 0-0 F8		x 0-0 F7	3	0	0	0	0	0	1					
15 JT Riddle, L (1, 7) OBP: 0.300, SLG: 0.556 73 Charles Tilson, L (7, PR) OBP: 0.350, SLG: 0.250 (7, 7)		x 0-0 F7		x 0-0 F9			x 0-0 58 1B 51 1B G3-2-9-1		x 0-0 61 WP 1-H 2B	3	0	1	0	0	0	0					
58 Jacob Stallings, R (1, 2) OBP: 0.421, SLG: 0.500 61 Oneil Cruz, L (7, PR) OBP: 0.217, SLG: 0.364 (7, 6)		x 0-0 G1-3		x 0-0 F8			x 0-0 51 1B G3-2-5-1		BB S S S 2-3 K	3	0	1	0	0	0	0					
51 Jason Martin, L (1, 9) OBP: 0.300, SLG: 0.400 80 Andrew Susac, R (7, 2) OBP: 0.571, SLG: 0.400			x 0-0 G5-3		x 0-0 1B		x 0-0 G3-2-5-1 1-2 3-Hr		BB S S S 4-0 BB 13 BB BB	3	0	1	0	0	0	2					
Inning Stats	R: 1 E: 0 K: 2 S: 8	H: 1 LOB: 1 BB: 1 P: 14	R: 0 E: 0 K: 0 S: 3	H: 0 LOB: 0 BB: 0 P: 3	R: 0 E: 0 K: 0 S: 3	H: 0 LOB: 0 BB: 0 P: 3	R: 0 E: 0 K: 0 S: 4	H: 1 LOB: 1 BB: 0 P: 4	R: 0 E: 0 K: 1 S: 6	H: 1 LOB: 1 BB: 0 P: 6	R: 0 E: 0 K: 2 S: 8	H: 2 LOB: 2 BB: 0 P: 4	R: 0 E: 0 K: 0 S: 4	H: 0 LOB: 1 BB: 1 P: 9	R: 1 E: 0 K: 2 S: 9	H: 2 LOB: 3 BB: 2 P: 18	1B: 6 2B: 3 3B: 0 HR: 0	SF: 0 SAC: 0 DP: 1 HBP: 0	WP: 2 PB: 0 SB: 0 CS: 0	PA: 38	
PITCHER	IP	WLS	BF	H	R	ER	SO	BB	IBB	HBP	BLK	WP	HR	S	P	ERA	WHIP				
61 Josh Fleming, L (1, 1) ERA: 3.38	3.0		11	1	1	1	2	1	0	0	0	1	0	14	20	3.00	0.667				
15 Aaron Loup, L (4, 1) ERA: 2.25	1.0		4	1	0	0	0	0	0	0	1	0	0	4	4	0.00	1.000				
70 Nick Anderson, R (5, 1) ERA:	1.0		4	1	0	0	1	0	0	0	0	0	0	6	6	0.00	1.000				
47 Oliver Drake, R (6, 1) ERA:	1.0	H	4	1	0	0	2	0	0	0	0	0	0	8	8	0.00	1.000				
86 Brooks Ponders, R (7, 1) ERA:	1.0	H	4	2	0	0	0	0	0	0	0	0	0	4	4	0.00	2.000				
57 Aaron Slegers, R (8, 1) ERA: 6.75	1.0	H	4	0	0	0	1	1	0	0	0	0	0	5	9	0.00	1.000				
64 Sam McWilliams, R (9, 1) ERA: 8.31	1.0	B	7	2	1	1	2	2	0	0	0	1	0	9	18	9.00	4.000				

Pittsburgh Pirates @ Tampa Bay Rays
Charlotte Sports Park, Port Charlotte, FL

livebaseballscorecards.com

AB	34
R	2
H	8
RBI	2
BB	4
SO	8
LOB	15



Sun Mar 08 2020, 1:07 PM - 4:05 PM EDT
Att. 3,437 - Partly Cloudy - 70 F

Batter	1	2	3	4	5	6	7	8	9	AB	R	H	RBI	BB	SO	LOB
17 Austin Meadows, L (1, 7) 60 Dylan Cozens, L (6, 7) OBP: 0.222, SLG: 0.217 OBP: 0.273, SLG: 0.167	0-0 F7		0-3 K		0-0 FC6 2 1B		0-3 K			3	0	0	0	0	1	1
11 Hunter Renfro, R (1, 9) 90 Moisés Gómez, R (6, 9) OBP: 0.276, SLG: 0.231	0-0 F8		0-0 G4-3		1-0 2 1B HBP			0-0 F9		2	0	0	0	0	0	0
8 Brandon Lowe, L (1, 4) 78 Miles Mastrobuoni, L (6, 4) OBP: 0.565, SLG: 0.588 OBP: 0.294, SLG: 0.267	0-3 K		0-3 K		0-3 K			0-0 F7		3	0	0	0	0	3	2
2 Yandy Díaz, R (1, 5) 31 Brian O'Grady, L (6, 5) OBP: 0.345, SLG: 0.385 OBP: 0.333, SLG: 0.526		0-0 35 WP 3B		4-0 10 WP BB	0-0 1B			0-0 G3		2	1	2	0	1	0	0
35 Nathaniel Lowe, L (1, 3) 76 Dalton Kelly, L (7, 3) OBP: 0.261, SLG: 0.250 OBP: 0.500, SLG: 0.692		1-3 K		0-0 F7		0-3 K		0-0 F8		3	0	0	0	0	2	1
10 Mike Zunino, R (1, 10) 79 René Pinto, R (9, PH) OBP: 0.300, SLG: 0.353 OBP: 0.273, SLG: 0.300		0-0 F8		1-3 K		0-3 K		0-3 K		3	0	0	0	0	2	1
44 Kevan Smith, R (1, 2) Ronaldo Hernández, R (6, PH) OBP: 0.333, SLG: 0.294 OBP: 0.188, SLG: 0.188		0-0 1 1B		0-0 G5-3		0-0 F8		0-3 K		2	0	1	0	0	0	1
1 Willy Adames, R (1, 6) Vidal Bruján, S (6, 6) OBP: 0.500, SLG: 0.611 OBP: 0.167, SLG: 0.235		0-0 1B		4-0 13 BB 17 E BB		0-0 G4-3				1	1	1	0	1	0	0
13 Manuel Margot, R (1, 8) Lucius Fox, S (6, 8) OBP: 0.174, SLG: 0.143 OBP: 0.353, SLG: 0.267		0-3 K		4-0 17 FC6 BB		0-3 K				1	0	0	0	1	1	2

Inning Stats	R: 0	H: 0	E: 0	K: 1	S: 5	H: 0	LOB: 0	BB: 0	P: 5	R: 1	H: 3	E: 0	K: 2	S: 10	H: 0	LOB: 2	BB: 0	P: 11	R: 0	H: 0	E: 0	K: 2	S: 7	R: 0	H: 0	E: 0	K: 1	S: 5	H: 1	LOB: 2	BB: 2	P: 14	R: 0	H: 0	E: 0	K: 2	S: 7	H: 0	LOB: 0	BB: 0	P: 7	R: 0	H: 0	E: 0	K: 2	S: 7	H: 0	LOB: 0	BB: 0	P: 7	R: 0	H: 0	E: 0	K: 0	S: 3	R: 0	H: 0	E: 0	K: 2	S: 7	H: 0	LOB: 0	BB: 0	P: 7	1B: 3	2B: 0	3B: 1	HR: 0	SF: 0	SAC: 0	DP: 0	HBP: 1	WP: 2	PB: 0	SB: 0	CS: 0	PA: 34
--------------	------	------	------	------	------	------	--------	-------	------	------	------	------	------	-------	------	--------	-------	-------	------	------	------	------	------	------	------	------	------	------	------	--------	-------	-------	------	------	------	------	------	------	--------	-------	------	------	------	------	------	------	------	--------	-------	------	------	------	------	------	------	------	------	------	------	------	------	--------	-------	------	-------	-------	-------	-------	-------	--------	-------	--------	-------	-------	-------	-------	--------


PITCHER	IP	WLS	BF	H	R	ER	SO	BB	IBB	HBP	BLK	WP	HR	S	P	ERA	WHIP
23 Mitch Keller, R (1, 1) ERA: 6.0	3.0		13	3	1	1	5	1	0	0	0	1	0	22	27	3.00	1.333
77 Luis Escobar, R (4, 1) ERA: 9.0	1.0		3	0	0	0	1	0	0	0	0	1	0	5	6	0.00	0.000
54 Sam Howard, L (5, 1) ERA: 9.64	1.0		6	1	1	1	1	2	0	1	0	0	0	5	14	9.00	3.000
71 Nik Turley, L (6, 1) ERA:	1.0		3	0	0	0	2	0	0	0	0	0	0	7	7	0.00	0.000
38 Yackiel Ríos, R (7, 1) ERA: 9.0	1.0		3	0	0	0	2	0	0	0	0	0	0	7	7	0.00	0.000

BOTTOM

Pittsburgh Pirates @ Tampa Bay Rays
Charlotte Sports Park, Port Charlotte, FL

Sun Mar 08 2020, 1:07 PM - 4:05 PM EDT
Att. 3,437 - Party Cloudy - 70 F

AB 30
R 2
H 4
RBI 0
BB 3
SO 13
LOB 8



livebaseballscorecards.com

Batter	1	2	3	4	5	6	7	8	9	AB R H RBI BB SO LOB	TOP						
49 Jonathan Davis, R (1, 8) OBP: 0.357, SLG: 0.545 92 Chavez Young, S (5, 8) OBP: 0.143, SLG: 0.143	0-1 P4		0-0 F8	0-3 K			0-3 K		0-0 1B	3 0 0 0 0 1 3 2 0 1 1 0 1 0							
2 Joe Panik, L (1, 4) OBP: 0.476, SLG: 0.750 90 Otto Lopez, R (5, 4) OBP: 0.400, SLG: 0.800	0-0 46 CS 1B		0-0 37 BB 1B	0-0 F8			0-0 F8		0-0 G6-3	3 0 2 0 0 0 2 2 0 0 0 0 0 2							
37 Teoscar Hernández, R (1, 10) OBP: 0.333, SLG: 0.400 89 Ronny Brito, R (5, 10) (5, 10)	0-0 P6		4-0 1B BB		4-0 46 G4-3 BB			0-3 K		1 0 0 0 2 0 1 1 0 0 0 0 1 0							
46 Patrick Kivlehan, R (1, 3) OBP: 0.273, SLG: 0.526 84 Nash Knight, S (6, 3)	1-0 CS	0-0 G5-3	0-3 K		0-0 G4-3			0-3 K		3 0 0 0 0 1 4 1 0 0 0 0 1 0							
3 Brandon Drury, R (1, 6) OBP: 0.217, SLG: 0.190 78 Kevin Smith, R (6, 6) OBP: 0.240, SLG: 0.286		0-3 K		4-0 72 1B 23 BB 94 BB BB	0-0 G6-3			0-0 G6-3		2 1 0 0 1 1 1 1 0 0 0 0 0 0							
23 Derek Fisher, L (1, 7) OBP: 0.360, SLG: 0.364 74 Brock Lundquist, L (6, 7) OBP: 0.500, SLG: 0.667		0-0 E3		4-0 94 BB 7 SF9 72 1B BB	0-0 G4-3			0-0 G6-3	95 G6-3 75 E 92 1B 1B	2 1 0 0 1 0 0 1 1 1 0 0 0 0							
72 Santiago Espinal, R (1, 5) OBP: 0.381, SLG: 0.684 75 Andy Burns, R (6, 5) OBP: 0.350, SLG: 0.474		0-0 F7		0-0 7 SF9 94 BB 1B	0-0 F7			0-3 SAFE SAFE SAFE C SAFE	0-3 K	3 0 1 0 0 0 1 1 0 0 0 0 1 1							
94 Ryan Noda, L (1, 9) OBP: 0.667, SLG: 0.667 95 Gabriel Guerrero, R (6, 9) OBP: 0.333, SLG: 0.200		4-0 37 BB 2 1B BB		4-0 1-2 2-3 3-H BB	0-3 K			0-0 G6-3		1 0 0 1 2 1 0 1 0 0 0 0 0 1							
7 Caleb Joseph, R (1, 2) OBP: 0.222, SLG: 0.235 70 Pat Cantwell, R (7, 2) OBP: 0.429, SLG: 0.200		0-0 P4	0-0 SF9		0-0 SF9		0-3 K		4-0 92 1B BB	2 0 0 1 0 1 1 0 0 0 0 1 0 0							
Inning Stats	R: 0 H: 1 E: 0 LOB: 0 K: 0 BB: 0 S: 4 P: 5	R: 0 H: 0 E: 1 LOB: 1 K: 1 BB: 0 S: 6 P: 6	R: 0 H: 1 E: 0 LOB: 3 K: 1 BB: 2 S: 6 P: 14	R: 2 H: 1 E: 0 LOB: 2 K: 1 BB: 3 S: 6 P: 18	R: 0 H: 0 E: 0 LOB: 1 K: 0 BB: 1 S: 2 P: 6	R: 0 H: 0 E: 0 LOB: 0 K: 1 BB: 0 S: 5 P: 5	R: 0 H: 0 E: 0 LOB: 0 K: 2 BB: 0 S: 7 P: 7	R: 0 H: 0 E: 0 LOB: 0 K: 2 BB: 0 S: 7 P: 7	R: 1 H: 2 E: 1 LOB: 2 K: 1 BB: 1 S: 7 P: 11	1B: 5 SF: 1 2B: 0 SAC: 0 3B: 0 DP: 1 HR: 0 HBP: 0	WP: 0 PA: 39 PB: 0 SB: 0 CS: 1						
PITCHER	IP WLS BF H R ER SO BB IBB HBP BLK WP HR S P ERA WHIP	IP WLS BF H R ER SO BB IBB HBP BLK WP HR S P ERA WHIP															
34 Trevor Williams, R (1, 1) ERA: 9.0	3.0		2	0	0	2	2	0	0	0	0	0	16	25	0.00	1.333	
79 Williams Jerez, L (4, 1) ERA: 12.46	0.0	L	4	1	2	0	3	0	0	0	0	0	1	13	∞	∞	
81 Nick Mears, R (4, 1) ERA: 13.5	1.0		3	0	0	0	1	0	0	0	0	0	5	5	0.00	0.000	
35 Keone Kela, R (5, 1) ERA: 7.2	1.0		3	0	0	0	1	0	0	0	0	0	2	6	0.00	1.000	
57 Nick Burdi, R (6, 1) ERA: 1.93	1.0		3	0	0	0	1	0	0	0	0	0	5	5	0.00	0.000	
PITCHER	IP WLS BF H R ER SO BB IBB HBP BLK WP HR S P ERA WHIP	IP WLS BF H R ER SO BB IBB HBP BLK WP HR S P ERA WHIP															
30 Kyle Crick, R (7, 1) ERA:	1.0		3	0	0	0	2	0	0	0	0	0	0	7	7	0.00	0.000
37 Edgar Santana, R (8, 1) ERA:	1.0		3	0	0	0	2	0	0	0	0	0	0	7	7	0.00	0.000
32 Geoff Hartlieb, R (9, 1) ERA: 11.57	0.2		5	2	1	1	1	1	0	0	0	0	6	10	13.50	4.500	
82 Blake Weiman, L (9, 1) ERA: 5.4	0.1		1	0	0	0	0	0	0	0	0	0	1	1	0.00	0.000	

Toronto Blue Jays @ Pittsburgh Pirates
LECOM Park, Bradenton, FL
Mon Mar 09 2020, 1:10 PM - 4:17 PM EDT
Att. 4,528 - Sunny - 76 F

livebaseballscorecards.com

AB	30
R	3
H	5
RBI	3
BB	7
SO	9
LOB	17



BOTTOM

Toronto Blue Jays @ Pittsburgh Pirates
 LECOM Park, Bradenton, FL
 Mon Mar 09 2020, 1:10 PM - 4:17 PM EDT
 Att. 4,528 - Sunny - 76 F

livebaseballscorecards.com

AB 30
 R 1
 H 5
 RBI 1
 BB 4
 SO 8
 LOB 18



WP: 0 PA: 36
 PB: 0
 SB: 0
 CS: 0

AB R H RBI BB SO LOB
 3 0 2 0 0 0 0
 1 0 1 1 0 0 0

2 0 0 0 1 0 1
 1 0 0 0 0 0 0

3 0 1 0 0 2 2
 1 0 0 0 0 0 0

2 0 0 0 1 0 2
 1 0 0 0 0 0 0

3 0 0 0 0 2 5
 0 0 0 0 0 0 0

2 0 0 0 0 0 0
 1 1 0 0 1 1 1

2 0 0 0 0 1 0
 1 0 1 0 0 0 0

2 0 0 0 1 1 0
 1 0 0 0 0 0 2

2 0 0 0 0 1 0
 2 0 0 0 0 0 5

1B: 4 SF: 0
 2B: 1 SAC: 0
 3B: 0 DP: 0
 HR: 0 HBP: 2

Batter	1	2	3	4	5	6	7	8	9
27 Kevin Newman, R OBP: 0.259, SLG: 0.296 Oneil Cruz, L OBP: 0.250, SLG: 0.435	0-0 1B		0-0 1B		0-0 G6-3		0-0 2B		
10 Bryan Reynolds, S OBP: 0.500, SLG: 0.438 68 Jake Elmore, R OBP: 0.050, SLG: 0.100	0-0 F7		4-0 BB		0-0 F7			0-0 F9	
26 Adam Frazier, L OBP: 0.241, SLG: 0.333 Will Craig, R OBP: 0.296, SLG: 0.409	0-0 1B		0-3 K		0-3 K			0-0 G5-3	
55 Josh Bell, S OBP: 0.400, SLG: 0.450 73 Charles Tilson, L OBP: 0.333, SLG: 0.235	0-0 F8		4-0 BB		0-0 F8			0-0 P6	
25 Gregory Polanco, L OBP: 0.500, SLG: 0.667 76 Jared Oliva, R OBP: 0.296, SLG: 0.360	0-3 K		0-3 K		0-0 G3			1-0 HBP	
13 Ke'Bryan Hayes, R OBP: 0.414, SLG: 0.458 64 Phillip Evans, R OBP: 0.464, SLG: 0.625		0-0 F9		0-0 G5-3		4-0 BB	4-0 2B	0-3 K	
6 Jarrod Dyson, L OBP: 0.214, SLG: 0.167 44 Kevin Kramer, L OBP: 0.387, SLG: 0.240		0-3 K		0-0 G4-3		0-0 2B	1-2 1B	1-0 HBP	
58 Jacob Stallings, R OBP: 0.409, SLG: 0.450 51 Jason Martin, L OBP: 0.286, SLG: 0.381		0-0 F8		0-3 K		4-0 2B	1-2 BB	0-0 F6	
14 Luke Maile, R OBP: 0.214, SLG: 0.214 80 Andrew Susac, R OBP: 0.500, SLG: 0.333			0-0 F7		0-3 K		0-0 F6	0-0 P4	

Inning Stats	R: 0	H: 2	E: 0	K: 1	S: 7	LOB: 2	BB: 0	P: 7	R: 0	H: 0	E: 0	K: 1	S: 5	LOB: 0	BB: 0	P: 5	R: 0	H: 1	E: 0	K: 2	S: 8	LOB: 3	BB: 2	P: 16	R: 0	H: 0	E: 0	K: 1	S: 5	LOB: 0	BB: 0	P: 5	R: 0	H: 0	E: 0	K: 1	S: 5	LOB: 0	BB: 0	P: 5	R: 1	H: 2	E: 0	K: 0	S: 3	LOB: 3	BB: 2	P: 11	R: 0	H: 0	E: 0	K: 0	S: 3	LOB: 0	BB: 0	P: 3	R: 0	H: 0	E: 0	K: 1	S: 5	LOB: 2	BB: 0	P: 7	1B: 4	SF: 0	2B: 1	SAC: 0	3B: 0	DP: 0	HR: 0	HBP: 2
--------------	------	------	------	------	------	--------	-------	------	------	------	------	------	------	--------	-------	------	------	------	------	------	------	--------	-------	-------	------	------	------	------	------	--------	-------	------	------	------	------	------	------	--------	-------	------	------	------	------	------	------	--------	-------	-------	------	------	------	------	------	--------	-------	------	------	------	------	------	------	--------	-------	------	-------	-------	-------	--------	-------	-------	-------	--------

PITCHER	IP	WLS	BF	H	R	ER	SO	BB	IBB	HBP	BLK	WP	HR	S	P	ERA	WHIP
47 Anthony Kay, L ERA: 7.36	(1, 1)	3.0	W	14	3	0	4	2	0	0	0	0	0	20	28	0.00	1.667
62 Jacob Waguespack, R ERA:	(4, 1)	1.0	H	3	0	0	1	0	0	0	0	0	0	5	5	0.00	0.000
69 Thomas Hatch, R ERA: 3.38	(5, 1)	2.0	H	6	0	0	2	0	0	0	0	0	0	10	10	0.00	0.000
64 Hector Perez, R ERA: 6.0	(7, 1)	1.0	H	5	2	1	0	2	0	0	0	0	0	3	11	9.00	4.000
54 Sean Reid-Foley, R ERA:	(8, 1)	1.0	H	3	0	0	0	0	0	0	0	0	0	3	3	0.00	0.000

PITCHER	IP	WLS	BF	H	R	ER	SO	BB	IBB	HBP	BLK	WP	HR	S	P	ERA	WHIP
58 Jake Petricka, R ERA: 9.0	(9, 1)	1.0	S	5	0	0	1	0	0	2	0	0	0	5	7	0.00	0.000

Batter	1	2	3	4	5	6	7	8	9	AB R H RBI BB SO LOB	TOP												
5 Guillermo Heredia, R OBP: 0.238, SLG: 0.211 51 Jason Martin, L OBP: 0.273, SLG: 0.364	(1, 8) X 0-0 P3		H 1-0 HBP		(2) 0-3 K			X 0-0 L3		2 0 0 0 0 1 2 1 0 0 0 0 0 0	Pittsburgh Pirates @ Detroit Tigers Publix Field at Joker Marchant Stadium, Lakeland, FL Tue Mar 10 2020, 1:08 PM - 3:22 PM EDT Att. 5,488 - Partly Cloudy - 77 F livebaseballscorecards.com												
2 Erik González, R 64 Phillip Evans, R OBP: 0.448, SLG: 0.600	(1, 4) X 0-0 G5-3		(3) 0-3 K		(3) 0-0 G4-3		X 0-0 G6-3		3 0 0 0 0 1 3 1 0 0 0 0 0 0														
36 José Osuna, R OBP: 0.379, SLG: 0.385 70 Hunter Owen, R (8, PH) (8, 10)	(1, 10) S 0-3 K		X 0-0 G5-3		X 0-0 15 WP 1B		X 0-3 K		3 0 1 0 0 1 0 1 0 0 0 0 1 0														
19 Colin Moran, L OBP: 0.296, SLG: 0.538 68 Jake Elmore, R OBP: 0.048, SLG: 0.095	(1, 3) (6, 4)	X 0-0 G4-3		X 0-0 F8		X 0-0 F8		X 0-2 K	3 0 0 0 0 0 1 1 0 0 0 0 1 0														
18 John Ryan Murphy, R OBP: 0.238, SLG: 0.632 73 Charles Tilson, L OBP: 0.318, SLG: 0.222	(1, 2) (7, 9)	0-3 K		X 0-0 F8		X 0-0 F9		X 0-0 G5-3	3 0 0 0 0 1 1 1 0 0 0 0 0 0														
15 JT Riddle, L OBP: 0.348, SLG: 0.667 76 Dylan Busby, R OBP: 0.400, SLG: 0.500	(1, 5) (6, 5)	X 0-0 1B		X 0-0 3B		X 1-0 L3		X 0-3 K	3 1 2 0 0 0 1 1 0 0 0 0 1 0														
3 Cole Tucker, S OBP: 0.379, SLG: 0.560	(1, 6)	0-3 K		X 0-3 K		X 4-0 29 1B 3B		X 4-0 29 G4-6-3 BB	2 0 0 0 1 2 2 2 0 0 0 1 0 1														
76 Jared Oliva, R OBP: 0.300, SLG: 0.333	(1, 7)		X 0-0 F9		X 4-0 29 1B BB		X 0-0 L8		3 0 1 1 0 0 1 0 0 0 0 0 0 0														
29 Sócrates Brito, L OBP: 0.250, SLG: 0.261 0 Christian Kelley, R OBP: 0.333, SLG: 0.444	(1, 9) (7, 2)		X 0-0 F7		X 0-0 1-2 3-H 1B		X 0-0 G4-6-3																
Inning Stats	R: 0 E: 0 K: 1 S: 5	H: 0 LOB: 0 BB: 0 P: 5	R: 0 E: 0 K: 2 S: 8	H: 1 LOB: 1 BB: 0 P: 8	R: 0 E: 0 K: 1 S: 5	H: 0 LOB: 1 BB: 0 P: 6	R: 0 E: 0 K: 0 S: 3	H: 0 LOB: 0 BB: 0 P: 3	R: 1 E: 0 K: 2 S: 9	H: 2 LOB: 2 BB: 1 P: 13	R: 0 E: 0 K: 0 S: 4	H: 1 LOB: 1 BB: 0 P: 5	R: 0 E: 0 K: 0 S: 2	H: 0 LOB: 0 BB: 1 P: 6	R: 0 E: 0 K: 1 S: 5	H: 0 LOB: 0 BB: 0 P: 5	R: 0 E: 0 K: 2 S: 7	H: 0 LOB: 0 BB: 0 P: 7	1B: 3 2B: 0 3B: 1 HR: 0	SF: 0 SAC: 0 DP: 1 HBP: 1	WP: 1 PA: 33 PB: 0 SB: 0 CS: 0		
PITCHER	IP WLS BF H R ER SO BB IBB HBP BLK WP HR S P ERA WHIP	IP WLS BF H R ER SO BB IBB HBP BLK WP HR S P ERA WHIP	IP WLS BF H R ER SO BB IBB HBP BLK WP HR S P ERA WHIP	IP WLS BF H R ER SO BB IBB HBP BLK WP HR S P ERA WHIP	IP WLS BF H R ER SO BB IBB HBP BLK WP HR S P ERA WHIP	IP WLS BF H R ER SO BB IBB HBP BLK WP HR S P ERA WHIP	IP WLS BF H R ER SO BB IBB HBP BLK WP HR S P ERA WHIP	IP WLS BF H R ER SO BB IBB HBP BLK WP HR S P ERA WHIP	IP WLS BF H R ER SO BB IBB HBP BLK WP HR S P ERA WHIP	IP WLS BF H R ER SO BB IBB HBP BLK WP HR S P ERA WHIP	IP WLS BF H R ER SO BB IBB HBP BLK WP HR S P ERA WHIP	IP WLS BF H R ER SO BB IBB HBP BLK WP HR S P ERA WHIP	IP WLS BF H R ER SO BB IBB HBP BLK WP HR S P ERA WHIP	IP WLS BF H R ER SO BB IBB HBP BLK WP HR S P ERA WHIP	IP WLS BF H R ER SO BB IBB HBP BLK WP HR S P ERA WHIP	IP WLS BF H R ER SO BB IBB HBP BLK WP HR S P ERA WHIP	IP WLS BF H R ER SO BB IBB HBP BLK WP HR S P ERA WHIP	IP WLS BF H R ER SO BB IBB HBP BLK WP HR S P ERA WHIP	IP WLS BF H R ER SO BB IBB HBP BLK WP HR S P ERA WHIP	IP WLS BF H R ER SO BB IBB HBP BLK WP HR S P ERA WHIP	IP WLS BF H R ER SO BB IBB HBP BLK WP HR S P ERA WHIP		
48 Matthew Boyd, L ERA: 1.93 67 José Cisnero, R ERA: 12.27 77 Joe Jiménez, R ERA: 68 Shao-Ching Chiang, R ERA: 9.0 60 Zack Godley, R ERA: 10.38	(1, 1) (5, 1) (6, 1) (7, 1) (8, 1)	4.1 W 18 3 1 1 5 1 0 0 0 0 0 0 26 31 2.08 0.923	0.2 H 2 0 0 0 1 0 0 0 0 0 0 4 4 0.00 0.000	1.0 H 4 1 0 0 0 0 0 0 0 1 0 4 5 0.00 1.000	1.0 H 3 0 0 0 0 1 0 0 0 0 0 2 6 0.00 1.000	1.0 H 3 0 0 0 1 0 0 0 0 0 0 5 5 0.00 0.000																	
65 Gregory Soto, L ERA: 5.79	(9, 1)	1.0 S 3 0 0 0 2 0 0 0 0 0 0 7 7 0.00 0.000																					



Batter	1	2	3	4	5	6	7	8	9	AB R H RBI BB SO LOB	BOTTOM	
4 Cameron Maybin, R (1, 9) 50 Travis Demeritte, R (7, 9) OBP: 0.120, SLG: 0.217 OBP: 0.375, SLG: 1.133	0-0 F8		0-0 P4			2-0 HR		4-0 BB		3 1 1 1 0 0 0 0 1 0 0 1 0 0	Pittsburgh Pirates @ Detroit Tigers Publix Field at Joker Marchant Stadium, Lakeland, FL Tue Mar 10 2020, 1:08 PM - 3:22 PM EDT Att: 5,488 - Party Cloudy - 77 F livebaseballscorecards.com	
28 Niko Goodrum, S (1, 6) 49 Willi Castro, S (7, 6) OBP: 0.250, SLG: 0.467 OBP: 0.346, SLG: 0.500	0-3 K		0-3 K			0-0 G5-3		0-0 2B		3 0 0 0 0 2 0 1 0 1 1 0 0 0		
8 Jonathan Schoop, R (1, 4) 93 Kody Clemens, L (7, 4) OBP: 0.222, SLG: 0.259 OBP: 0.444, SLG: 0.533	0-3 K		0-3 K			0-0 G6-3		0-0 G4-3		3 0 0 0 0 2 0 1 0 0 0 0 0 1		
26 C.J. Cron, R (1, 3) 92 Kennys Vargas, S (6, PR) (7, 3) OBP: 0.483, SLG: 0.792		1-0 HR			0-0 G6-3			0-3 K		3 1 2 1 0 0 0 1 0 0 0 0 1 1		
14 Christin Stewart, L (1, 7) 80 Danny Woodrow, L (7, 7) OBP: 0.207, SLG: 0.148 OBP: 0.313, SLG: 0.267		0-0 L8			0-0 G6-3					3 0 1 0 0 0 0 0 0 0 0 0 0 0		
46 Jeimer Candelario, S (1, 5) 30 Harold Castro, L (7, 5) OBP: 0.143, SLG: 0.393 OBP: 0.273, SLG: 0.400		0-0 HR			0-3 K					2 1 1 1 0 1 0 1 0 0 0 0 0 0		
12 Brandon Dixon, R (1, 10) 57 Jorge Bonifacio, R (7, PH) (8, 10) OBP: 0.304, SLG: 0.450 OBP: 0.304, SLG: 0.632		0-0 P6								2 0 0 0 0 1 0 1 0 0 0 0 1 0		
7 Austin Romine, R (1, 2) 34 Jake Rogers, R (6, 2) OBP: 0.368, SLG: 0.313 OBP: 0.500, SLG: 1.286		0-0 1B								2 0 1 0 0 0 0 1 0 0 0 0 0 0		
22 Victor Reyes, S (1, 8) 54 José Azocar, R (7, 8) OBP: 0.393, SLG: 0.500 OBP: 0.333, SLG: 0.450		0-0 G5-3								2 0 0 0 0 0 1 1 0 0 0 0 1 0		
Inning Stats	R: 0 H: 0 E: 0 LOB: 0 K: 2 BB: 0 S: 7 P: 7	R: 2 H: 3 E: 0 LOB: 1 K: 0 BB: 0 S: 6 P: 7	R: 0 H: 0 E: 0 LOB: 0 K: 2 BB: 0 S: 7 P: 7	R: 0 H: 0 E: 0 LOB: 0 K: 1 BB: 0 S: 5 P: 5	R: 0 H: 0 E: 0 LOB: 0 K: 1 BB: 0 S: 5 P: 5	R: 1 H: 3 E: 0 LOB: 2 K: 0 BB: 0 S: 5 P: 7	R: 0 H: 0 E: 0 LOB: 0 K: 1 BB: 0 S: 5 P: 5	R: 1 H: 1 E: 0 LOB: 1 K: 2 BB: 1 S: 8 P: 12		1B: 3 SF: 0 2B: 1 SAC: 0 3B: 0 DP: 0 HR: 3 HBP: 0		WP: 0 PA: 31 PB: 0 SB: 0 CS: 0
PITCHER	IP WLS BF H R ER SO BB IBB HBP BLK WP HR S P ERA WHIP											
49 Derek Holland, L (1, 1) ERA: 3.95	5.1 L 20 4 3 3 6 0 0 0 0 0 3 32 35 5.06 0.750											
46 Chris Stratton, R (6, 1) ERA: 8.53	1.1 5 2 0 0 1 0 0 0 0 0 0 7 7 0.00 1.500											
72 Robbie Erlin, L (7, 1) ERA: 6.0	0.2 2 0 0 0 1 0 0 0 0 0 0 4 4 0.00 0.000											
66 Dovydas Neverauskas, R (8, 1) ERA: 3.18	0.2 4 1 1 1 1 1 0 0 0 0 0 5 9 13.50 3.000											

Pittsburgh Pirates @ Detroit Tigers
 Publix Field at Joker Marchant Stadium, Lakeland, FL
 Tue Mar 10 2020, 1:08 PM - 3:22 PM EDT
 Att: 5,488 - Party Cloudy - 77 F

AB	30
R	4
H	7
RBI	4
BB	1
SO	9
LOB	3



Batter	1	2	3	4	5	6	7	8	9	AB	R	H	RBI	BB	SO	LOB	TOP								
11 Bo Bichette, R (1, 6) OBP: 0.371, SLG: 0.774 78 Kevin Smith, R (5, 6) OBP: 0.233, SLG: 0.269	0-3 K		0-0 G6-3		2-1 HR	0-0 G5-3		0-0 1B		3	1	1	1	0	1	0	<p>Toronto Blue Jays @ Pittsburgh Pirates LECOM Park, Bradenton, FL</p> <p>Thu Mar 12 2020, 1:10 PM - 4:17 PM EDT Att: 5,275 - Sunny - 80 F</p>								
8 Cavan Biggio, L (1, 8) OBP: 0.344, SLG: 0.231 92 Chavez Young, S (5, PR) OBP: 0.182, SLG: 0.100	0-0 F8		0-0 G1-3		0-0 1B		0-3 K	0-3 K		3	0	1	0	0	0	0									
13 Lourdes Gurriel Jr., R (1, 10) OBP: 0.419, SLG: 0.571 89 DJ Neal, R (7, PH) OBP: 0.500, SLG: 0.500	0-0 2B		0-0 G5-3		0-0 G6-4-3		0-0 1B	0-3 K		3	0	1	0	0	0	1									
27 Vladimir Guerrero Jr., R (1, 5) OBP: 0.355, SLG: 0.607 33 Rubén Tejada, R (5, 5) OBP: 0.348, SLG: 0.500	0-3 K			1-1 HR		0-3 K	1-0 P3	0-0 F9		2	1	1	1	0	1	1									
6 Travis Shaw, L (1, 3) OBP: 0.313, SLG: 0.464 94 Ryan Noda, L (5, 3) OBP: 0.556, SLG: 0.400		0-0 G4-3		0-0 1B		4-0 BB	0-0 P5		0-0 F8	2	1	1	0	0	0	0									
10 Reese McGuire, L (1, 2) OBP: 0.238, SLG: 0.400 70 Pat Cantwell, R (7, 2) OBP: 0.455, SLG: 0.333		0-3 K		0-0 1B		4-0 BB		0-0 K		2	1	1	0	1	1	0									
2 Joe Panik, L (1, 4) OBP: 0.462, SLG: 0.762 72 Santiago Espinal, R (5, 4) OBP: 0.462, SLG: 1.000 91 Vinny Capra, R (8, PR) (8, 4)		0-0 1B		0-0 1B		0-0 L5		0-0 2B		2	0	1	0	0	0	2									
82 Forrest Wall, L (1, 7) OBP: 0.370, SLG: 0.565 75 Andy Burns, R (6, PH) OBP: 0.407, SLG: 0.625		0-0 1B		0-0 1B		1-0 HBP		4-0 BB		0	0	0	0	1	0	0									
95 Norberto Obeso, L (8, PR) (8, 7)		1-2 1B		0-1 CS		0-0 G1		4-0 BB		0	0	0	0	0	0	0									
77 Joshua Palacios, L (1, 9) OBP: 0.136, SLG: 0.143 74 Brock Lundquist, L (6, PH) OBP: 0.625, SLG: 0.714		0-3 K		0-0 CS		0-0 1B		1-2 BB		2	0	0	0	0	1	2									
				1-2 1B		1-3 2-H 3-H		1-2 2-3		1	0	1	2	1	0	0									
Inning Stats	R: 0 E: 0 K: 2 S: 8	H: 1 LOB: 1 BB: 0 P: 8	R: 0 E: 0 K: 2 S: 9	H: 2 LOB: 2 BB: 0 P: 9	R: 0 E: 0 K: 0 S: 3	H: 0 LOB: 0 BB: 0 P: 3	R: 2 E: 0 K: 0 S: 7	H: 4 LOB: 0 BB: 0 P: 8	R: 1 E: 0 K: 0 S: 5	H: 2 LOB: 1 BB: 0 P: 7	R: 2 E: 0 K: 1 S: 6	H: 1 LOB: 2 BB: 2 P: 15	R: 0 E: 0 K: 1 S: 6	H: 1 LOB: 1 BB: 0 P: 7	R: 2 E: 0 K: 2 S: 10	H: 3 LOB: 3 BB: 2 P: 18	R: 0 E: 0 K: 1 S: 5	H: 0 LOB: 0 BB: 0 P: 5	1B: 10 2B: 2 3B: 0 HR: 2	SF: 0 SAC: 0 DP: 2 HBP: 1	WP: 0 PB: 1 SB: 0 CS: 1	PA: 44			
PITCHER	IP	WLS	BF	H	R	ER	SO	BB	IBB	HBP	BLK	WP	HR	S	P	ERA	WHIP								
59 Joe Musgrove, R (1, 1) ERA: 10.8	4.1		20	9	3	3	4	0	0	0	0	0	2	31	34	6.23	2.077								
32 Geoff Hartlieb, R (5, 1) ERA: 11.37	1.2	L	8	1	2	2	1	2	0	1	0	0	0	7	16	10.80	1.800								
54 Sam Howard, L (7, 1) ERA: 7.94	1.0		4	1	0	0	1	0	0	0	0	0	0	6	7	0.00	1.000								
38 Yacksel Ríos, R (8, 1) ERA: 12.6	0.0		5	3	2	2	0	2	0	0	0	0	0	3	11	∞	∞								
63 Miguel Del Pozo, L (8, 1) ERA: 4.7	2.0		6	0	0	0	3	0	0	0	0	0	0	12	12	0.00	0.000								

livebaseballscorecards.com

AB	38
R	7
H	14
RBI	7
BB	4
SO	9
LOB	21



Batter	1	2	3	4	5	6	7	8	9	AB	R	H	RBI	BB	SO	LOB
27 Kevin Newman, R OBP: 0.258, SLG: 0.290 64 Phillip Evans, R OBP: 0.433, SLG: 0.577	0-0 G4-3	0-0 F8		0-0 G5-3		0-0 1B		0-0 G5-3		4	0	1	1	0	0	1
10 Bryan Reynolds, S OBP: 0.517, SLG: 0.632 15 JT Riddle, L OBP: 0.320, SLG: 0.609	0-0 26 2B 26 E 1B		2-1 HR	0-0 G5-3			0-0 G3		0-0 F8	3	2	2	1	0	0	0
26 Adam Frazier, L OBP: 0.281, SLG: 0.400 29 Sócrates Brito, L OBP: 0.269, SLG: 0.320	0-0 E7 55 G4-3 2B		0-0 55 WP 55 S FC5-2 1B		0-0 P3		0-0 55 G4-3 2B		0-3 K	3	1	2	0	0	0	0
55 Josh Bell, S OBP: 0.345, SLG: 0.375 68 Jake Elmore, R OBP: 0.091, SLG: 0.136	0-0 G4-3		2-0 FC5-2 25 1B 1-H		0-3 K		0-0 G4-3		0-0 1B	4	0	0	1	0	1	2
25 Gregory Polanco, L OBP: 0.519, SLG: 0.667 80 Andrew Susac, R OBP: 0.500, SLG: 0.308	0-0 1B		0-0 36 HBP 2-3 1B		0-3 K		4-0 BB		0-3 K	3	0	2	0	0	1	0
19 Colin Moran, L OBP: 0.267, SLG: 0.483 13 Ke'Bryan Hayes, R OBP: 0.400, SLG: 0.440	0-0 G3-1		0-0 P4			0-0 P2		0-3 K		3	0	0	0	0	0	3
36 José Osuna, R OBP: 0.406, SLG: 0.429 76 Jared Oliva, R OBP: 0.290, SLG: 0.321		0-3 K	1-0 HBP			0-0 27 1B 2B		0-0 P3		2	0	1	0	0	1	0
6 Jarrod Dyson, L OBP: 0.294, SLG: 0.214 51 Jason Martin, L OBP: 0.261, SLG: 0.348		0-0 1B	0-0 F9			4-0 27 1B BB		0-3 K		2	0	1	0	1	0	3
14 Luke Maile, R OBP: 0.188, SLG: 0.188 3 Cole Tucker, S OBP: 0.387, SLG: 0.667		0-3 K		0-0 F9		0-0 F6		2-0 HR		2	0	0	0	0	1	1

Inning Stats	R: 2	H: 3	E: 1	LOB: 1	K: 0	BB: 0	S: 6	R: 0	H: 1	E: 0	LOB: 1	K: 2	BB: 0	S: 8	R: 1	H: 3	E: 0	LOB: 3	K: 0	BB: 0	S: 7	R: 0	H: 0	E: 0	LOB: 0	K: 0	BB: 0	S: 3	R: 1	H: 2	E: 0	LOB: 2	K: 0	BB: 1	S: 4	R: 0	H: 1	E: 0	LOB: 2	K: 1	BB: 1	S: 6	R: 1	H: 1	E: 0	LOB: 0	K: 1	BB: 0	S: 6	R: 0	H: 1	E: 0	LOB: 1	K: 2	BB: 0	S: 8	1B: 7	SF: 0	2B: 3	SAC: 0	3B: 0	DP: 0	HR: 2	HBP: 1	WP: 1	PA: 41
--------------	------	------	------	--------	------	-------	------	------	------	------	--------	------	-------	------	------	------	------	--------	------	-------	------	------	------	------	--------	------	-------	------	------	------	------	--------	------	-------	------	------	------	------	--------	------	-------	------	------	------	------	--------	------	-------	------	------	------	------	--------	------	-------	------	-------	-------	-------	--------	-------	-------	-------	--------	-------	--------


PITCHER	IP	WLS	BF	H	R	ER	SO	BB	IBB	HBP	BLK	WP	HR	S	P	ERA	WHIP
57 Trent Thornton, R ERA: 4.22	3.0		17	7	3	3	2	0	0	0	0	1	1	21	26	9.00	2.333
20 Marc Rzepczynski, L ERA: 1.29	1.0		3	0	0	0	0	0	0	0	0	0	0	3	3	0.00	0.000
71 Nate Pearson, R ERA: 1.29	2.0	W	8	2	1	1	2	1	0	0	0	0	0	11	15	4.50	1.500
54 Sean Reid-Foley, R ERA: 1.5	1.0	H	5	1	0	0	1	1	0	0	0	0	0	6	10	0.00	2.000
60 Justin Miller, R ERA: 1.5	1.0	H	4	1	1	1	1	0	0	0	0	0	1	6	8	9.00	1.000

BOTTOM

Toronto Blue Jays @ Pittsburgh Pirates
LECOM Park, Bradenton, FL

Thu Mar 12 2020, 1:10 PM - 4:17 PM EDT
Att. 5,275 - Sunny - 80 F

AB	38
R	5
H	12
RBI	4
BB	2
SO	8
LOB	15



livebaseballscores.com

Batter	1	2	3	4	5	6	7	8	9	AB	R	H	RBI	BB	SO	LOB	TOP
27 Kevin Newman, R OBP: 0.235, SLG: 0.265 2 Erik González, R OBP: 0.214, SLG: 0.154	G5-3		G6-3		K		FC1-2 26 BB	K		3	0	0	0	0	1	1	
10 Bryan Reynolds, S OBP: 0.486, SLG: 0.542 Cole Tucker, S OBP: 0.382, SLG: 0.667	BB		F9		K		K	K		2	0	0	0	1	1	1	
26 Adam Frazier, L OBP: 0.256, SLG: 0.333 58 Jacob Stallings, R OBP: 0.400, SLG: 0.478	L9		G1-3			F8	BB	FC6-4		3	0	0	1	1	0	1	
55 Josh Bell, S OBP: 0.333, SLG: 0.484 80 Andrew Susac, R OBP: 0.450, SLG: 0.267	L8				K	HR	K		K	4	1	1	1	0	2	4	
19 Colin Moran, L OBP: 0.316, SLG: 0.595					F8	G4-3		HR	K2-3	5	2	2	1	0	1	0	
64 Phillip Evans, R OBP: 0.417, SLG: 0.656					K	F9		2B	K	5	2	2	2	0	2	0	
5 Guillermo Heredia, R OBP: 0.280, SLG: 0.391 36 José Osuna, R OBP: 0.395, SLG: 0.412						HR		E5		2	1	1	1	0	0	0	
18 John Ryan Murphy, R OBP: 0.251, SLG: 0.522 74 Rodolfo Castro, S						K		BB		2	0	0	0	1	1	0	
6 Jarrod Dyson, L OBP: 0.273, SLG: 0.211 29 Sócrates Brito, L OBP: 0.310, SLG: 0.357						1B		1B		0	1	0	0	1	0	0	

Pittsburgh Pirates @ Cleveland Indians
 Progressive Field, Cleveland, OH
 Mon Jul 20 2020, 7:08 PM - 10:35 PM EDT
 Clear - 80 F

AB	38
R	7
H	11
RBI	6
BB	4
SO	12
LOB	22



Inning Stats	R: 0	H: 0	E: 0	K: 0	S: 5	P: 11	R: 2	H: 2	E: 0	K: 0	S: 9	P: 12	R: 0	H: 0	E: 0	K: 2	S: 8	P: 11	R: 1	H: 2	E: 0	K: 3	S: 14	P: 21	R: 1	H: 1	E: 0	K: 0	S: 12	P: 14	R: 1	H: 2	E: 0	K: 2	S: 18	P: 28	R: 2	H: 4	E: 1	K: 2	S: 18	P: 28	R: 0	H: 0	E: 0	K: 3	S: 10	P: 16	1B: 6	2B: 1	3B: 0	HR: 4	SF: 0	SAC: 0	DP: 0	HBP: 0	WP: 0	PA: 42	PB: 0	SB: 1	CS: 0	ERA: 0.00	WHIP: 0.000		
PITCHER	IP	WLS	BF	H	R	ER	SO	BB	IBB	HBP	BLK	WP	HR	S	P	ERA	WHIP															IP	WLS	BF	H	R	ER	SO	BB	IBB	HBP	BLK	WP	HR	S	P	ERA	WHIP																	
52 Mike Clevinger, R ERA: 5.4	(1, 1)	5.0	W	20	4	3	3	5	1	0	0	0	0	2	43	64	5.40	1.000															James Karinchak, R ERA: 2.7	(9, 1)	1.0		3	0	0	0	3	0	0	0	0	0	0	10	16	0.00	0.000														
33 Brad Hand, L ERA: 3.0	(6, 1)	1.0		4	1	1	1	0	0	0	0	0	0	1	12	14	9.00	1.000																																															
62 Nick Wittgren, R ERA: 9.95	(7, 1)	0.2		6	2	1	1	1	2	0	0	0	0	0	15	24	13.50	6.000																																															
90 Adam Cimber, R ERA: 10.38	(7, 1)	0.1	H	5	3	2	2	1	1	0	0	0	0	1	9	14	54.00	12.000																																															
44 Hunter Wood, R ERA: 15.43	(8, 1)	1.0	H	4	1	0	0	2	0	0	0	0	0	0	12	18	0.00	1.000																																															

Main game log table with columns for Batter, Inning (1-9), and BOTTOM. Rows include player names, stats, and diagrams of pitch locations on the baseball field.

AB R H RBI BB SO LOB

Summary table with columns AB, R, H, RBI, BB, SO, LOB. Rows of totals for the game.

livebaseballscorecards.com

Summary table with columns AB, R, H, RBI, BB, SO, LOB. Rows of totals for the game.



Summary table with columns WP, HR, S, P, ERA, WHIP. Rows of totals for the game.

Pittsburgh Pirates @ Cleveland Indians
Progressive Field, Cleveland, OH
Mon Jul 20 2020, 7:08 PM - 10:35 PM EDT
Clear - 80 F

Inning Stats table with columns R, H, E, K, S, P, LOB, BB, P.

PITCHER table with columns IP, WLS, BF, H, R, ER, SO, BB, IBB, HBP, BLK, WP, HR, S, P, ERA, WHIP.

PITCHER table with columns IP, WLS, BF, H, R, ER, SO, BB, IBB, HBP, BLK, WP, HR, S, P, ERA, WHIP.

Batter	1	2	3	4	5	6	7	8	9	AB	R	H	RBI	BB	SO	LOB
7 César Hernández, S OBP: 0.462, SLG: 0.588 26 Christian Arroyo, R OBP: 0.464, SLG: 0.667	G4-3	1B		F7			2B		HR	4	0	2	0	0	0	0
11 José Ramírez, S OBP: 0.389, SLG: 0.667 6 Mike Freeman, L OBP: 0.414, SLG: 0.560	1B	1B		F7		HR	F7		G3	3	2	2	1	0	0	2
12 Francisco Lindor, S OBP: 0.400, SLG: 0.800 Yu Chang, R OBP: 0.313, SLG: 0.484	1B	1B		G6-3		K2-3	L5			4	1	1	0	0	1	3
41 Carlos Santana, S OBP: 0.400, SLG: 0.684 13 Jake Elmore, R OBP: 0.120, SLG: 0.200	1B			HR		1B	F8			4	1	2	2	0	0	2
32 Franmil Reyes, R OBP: 0.447, SLG: 0.941 61 Steven Baron, R	1B			F9		K		G5-3		3	0	1	1	0	1	1
8 Jordan Luplow, R OBP: 0.308, SLG: 0.565 1 Greg Allen, S OBP: 0.267, SLG: 0.160	1B			G6-3		K		G3		3	0	0	0	0	1	3
24 Domingo Santana, R OBP: 0.167, SLG: 0.233 Bradley Zimmer, L OBP: 0.267, SLG: 0.483				K		K		G6-3		3	0	0	0	0	2	2
55 Roberto Pérez, R OBP: 0.192, SLG: 0.125 46 Beau Taylor, L OBP: 0.381, SLG: 0.294		L5							K	3	0	0	0	0	2	0
35 Óscar Mercado, R OBP: 0.286, SLG: 0.360 91 George Valera, L OBP: 0.571, SLG: 1.000		BB							K	2	0	0	0	1	0	0

Inning Stats		R: 2	H: 3	E: 1	K: 1	S: 18	R: 0	H: 1	E: 0	K: 0	S: 10	R: 1	H: 1	E: 0	K: 1	S: 9	R: 0	H: 0	E: 0	K: 1	S: 10	R: 1	H: 2	E: 0	K: 3	S: 13	R: 0	H: 0	E: 0	K: 1	S: 9	R: 0	H: 1	E: 0	K: 0	S: 10	R: 0	H: 0	E: 0	K: 2	S: 9	R: 1	H: 1	E: 0	K: 2	S: 9	1B: 5	2B: 1	3B: 0	HR: 3	SF: 0	SAC: 0	DP: 0	HBP: 0	WP: 0	PA: 38
--------------	--	------	------	------	------	-------	------	------	------	------	-------	------	------	------	------	------	------	------	------	------	-------	------	------	------	------	-------	------	------	------	------	------	------	------	------	------	-------	------	------	------	------	------	------	------	------	------	------	-------	-------	-------	-------	-------	--------	-------	--------	-------	--------

PITCHER		IP	WLS	BF	H	R	ER	SO	BB	IBB	HBP	BLK	WP	HR	S	P	ERA	WHIP
49 Derek Holland, L ERA: 4.32	(1, 1)	3.0	L	16	5	3	2	2	1	0	0	0	0	1	37	61	6.00	2.000
46 Chris Stratton, R ERA: 8.31	(4, 1)	1.0		3	0	0	0	1	0	0	0	0	0	10	13	0.00	0.000	
30 Kyle Crick, R ERA: 10.38	(5, 1)	1.0		5	2	1	1	3	0	0	0	0	0	1	13	19	9.00	2.000
52 Clay Holmes, R ERA:	(6, 1)	1.0		3	0	0	0	1	0	0	0	0	0	9	11	0.00	0.000	
56 Robbie Erlin, L ERA: 5.63	(7, 1)	1.0		4	1	0	0	0	0	0	0	0	0	10	13	0.00	1.000	
PITCHER		IP	WLS	BF	H	R	ER	SO	BB	IBB	HBP	BLK	WP	HR	S	P	ERA	WHIP
Geoff Hartlieb, R ERA: 9.82	(8, 1)	1.0		3	0	0	0	0	0	0	0	0	0	0	7	8	0.00	0.000
63 Miguel Del Pozo, L ERA: 5.19	(9, 1)	1.0		4	1	1	1	2	0	0	0	0	0	1	9	14	9.00	1.000

Cleveland Indians @ Pittsburgh Pirates
PNC Park, Pittsburgh, PA
Wed Jul 22 2020, 5:08 PM - 8:06 PM EDT
Cloudy - 88 F

AB	37
R	5
H	9
RBI	5
BB	1
SO	9
LOB	14



WP: 0	PA: 38
PB: 0	
SB: 0	
CS: 0	

BOTTOM

Cleveland Indians @ Pittsburgh Pirates
PNC Park, Pittsburgh, PA
Wed Jul 22 2020, 5:08 PM - 8:06 PM EDT
Clouidy - 88 F

livebaseballscorecards.com

AB 34
R 3
H 7
RBI 3
BB 2
SO 11
LOB 14



WP: 0 PA: 36
PB: 0
SB: 1
CS: 0

AB R H RBI BB SO LOB

4 0 1 0 0 1 2
0 0 0 0 0 0 0

3 1 1 0 0 1 1
1 0 0 0 0 0 0

3 0 0 0 0 0 2
1 0 0 0 0 0 0

3 1 2 2 0 1 0
1 0 0 0 0 1 0

3 0 1 0 0 1 1
1 0 0 0 0 0 0

3 0 1 0 0 0 1
0 1 0 0 1 0 0

3 0 0 0 0 3 2
0 0 0 0 1 0 0

3 0 0 0 0 2 1
1 0 0 0 0 1 2

1B: 3 SF: 0
2B: 3 SAC: 0
3B: 0 DP: 0
HR: 1 HBP: 0

Table with columns for Batter, Inning (1-9), and Bottom. Each cell contains player statistics, a baseball diamond diagram with pitch paths, and a small scorecard icon. Batter names include Kevin Newman, Bryan Reynolds, Adam Frazier, Phillip Evans, Josh Bell, Andrew Susac, Colin Moran, Erik González, José Osuna, Jason Martin, Cole Tucker, John Ryan Murphy, Jacob Stallings, Sócrates Brito, Jarrod Dyson, and Ji Hwan Bae.

Inning Stats table with columns for R, H, E, K, S, LOB, BB, P, SO, IBB, HBP, BLK, WP, HR, S, P, ERA, WHIP for each of the 9 innings.

PITCHER table with columns for IP, WLS, BF, H, R, ER, SO, BB, IBB, HBP, BLK, WP, HR, S, P, ERA, WHIP for each pitcher including Aaron Civale, Adam Plutko, Brad Hand, Adam Cimber, and James Karinchak.

Batter	1	2	3	4	5	6	7	8	9	AB	R	H	RBI	BB	SO	LOB	TOP
27 Kevin Newman, R (1, 6) OBP: 0.250, SLG: 0.250	G5-3			FC4-6 1B		K		P2		4	0	1	0	0	1	0	
10 Bryan Reynolds, S (1, 7) OBP: 0.250, SLG: 0.250	F9			FC4-6 26 1B		G3-1		F7		4	0	0	0	0	0	1	
26 Adam Frazier, L (1, 4) OBP: 0.250, SLG: 0.250	F9			1B		G4-3		F7		4	0	1	0	0	0	0	
55 Josh Bell, S (1, 3) OBP: 0.250, SLG: 0.250	L5			F9		36 1B 58 1B 19 1B		E5		4	2	1	0	0	0	2	
19 Colin Moran, L (1, 5) OBP: 0.500, SLG: 0.750	F7			K		36 1B 58 1B		36 1B		4	2	2	0	0	1	2	
36 José Osuna, R (1, 10) OBP: 0.500, SLG: 0.500	G6-3			K		58 1B		G4-6-3 1B		4	0	2	2	0	1	0	
5 Guillermo Heredia, R (1, 9)	K			L5		K		L9		4	0	0	0	0	2	4	
58 Jacob Stallings, R (1, 2) OBP: 0.250, SLG: 0.250	K			P3		1-3 2-H 3-H 1B		G4-6-3		4	0	1	2	0	1	1	
6 Jarrod Dyson, L (1, 8)	P6			G4-3		G1-3				3	0	0	0	0	0	2	
Inning Stats	R: 0 E: 0 K: 0 S: 5 H: 0 LOB: 0 BB: 0 P: 8	R: 0 E: 0 K: 0 S: 8 H: 0 LOB: 0 BB: 0 P: 11	R: 0 E: 0 K: 2 S: 9 H: 0 LOB: 0 BB: 0 P: 12	R: 0 E: 0 K: 1 S: 10 H: 2 LOB: 2 BB: 0 P: 12	R: 0 E: 0 K: 1 S: 6 H: 0 LOB: 0 BB: 0 P: 10	R: 0 E: 0 K: 1 S: 8 H: 0 LOB: 0 BB: 0 P: 12	R: 2 E: 0 K: 1 S: 16 H: 4 LOB: 2 BB: 0 P: 24	R: 0 E: 0 K: 0 S: 10 H: 0 LOB: 0 BB: 0 P: 15	R: 2 E: 1 K: 0 S: 14 H: 2 LOB: 0 BB: 0 P: 19	1B: 7 2B: 1 3B: 0 HR: 0 SF: 0 SAC: 0 DP: 1 HBP: 0	WP: 0 PB: 0 SB: 0 CS: 0	PA: 35					
PITCHER	IP WLS BF H R ER SO BB IBB HBP BLK WP HR S P ERA WHIP	IP WLS BF H R ER SO BB IBB HBP BLK WP HR S P ERA WHIP	IP WLS BF H R ER SO BB IBB HBP BLK WP HR S P ERA WHIP	IP WLS BF H R ER SO BB IBB HBP BLK WP HR S P ERA WHIP	IP WLS BF H R ER SO BB IBB HBP BLK WP HR S P ERA WHIP	IP WLS BF H R ER SO BB IBB HBP BLK WP HR S P ERA WHIP	IP WLS BF H R ER SO BB IBB HBP BLK WP HR S P ERA WHIP	IP WLS BF H R ER SO BB IBB HBP BLK WP HR S P ERA WHIP	IP WLS BF H R ER SO BB IBB HBP BLK WP HR S P ERA WHIP	IP WLS BF H R ER SO BB IBB HBP BLK WP HR S P ERA WHIP	IP WLS BF H R ER SO BB IBB HBP BLK WP HR S P ERA WHIP	IP WLS BF H R ER SO BB IBB HBP BLK WP HR S P ERA WHIP					
22 Jack Flaherty, R (1, 1) ERA: 2.57	7.0 W 27 6 2 2 6 0 0 0 0 0 0 62 89 2.57 0.857	1.0 H 3 0 0 0 0 0 0 0 0 0 0 10 15 0.00 0.000	1.0 S 5 2 2 1 0 0 0 0 0 0 0 14 19 9.00 2.000														
56 Ryan Helsley, R (8, 1) ERA:																	
33 Kwang Hyun Kim, L (9, 1) ERA: 9.0																	

Pittsburgh Pirates @ St. Louis Cardinals
 Busch Stadium, St. Louis, MO
 Fri Jul 24 2020, 7:18 PM - 10:09 PM CDT
 Clear - 90 F

livebaseballscorecards.com

AB	35
R	4
H	8
RBI	4
BB	0
SO	6
LOB	12



Batter	1	2	3	4	5	6	7	8	9	AB	R	H	RBI	BB	SO	LOB	BOTTOM
--------	---	---	---	---	---	---	---	---	---	----	---	---	-----	----	----	-----	--------

16 Kolten Wong, L <small>(1, 4) OBP: 0.500, SLG: 1.000</small>	<small>3-1</small> 		<small>2-2</small> 		<small>1-2</small> 		<small>2-1</small> 			4	0	2	0	0	0	0	
--	------------------------	--	------------------------	--	------------------------	--	------------------------	--	--	---	---	---	---	---	---	---	--

19 Tommy Edman, S <small>(1, 5) OBP: 0.250, SLG: 0.250</small>	<small>1-0</small> 		<small>1-0</small> 			<small>0-3</small> 	<small>2-3</small> 			4	0	1	0	0	2	1	
--	------------------------	--	------------------------	--	--	------------------------	------------------------	--	--	---	---	---	---	---	---	---	--

46 Paul Goldschmidt, R <small>(1, 3) OBP: 0.750, SLG: 0.667</small>	<small>0-0</small> 		<small>2-1</small> 	<small>4-2</small> 		<small>1-2</small> 		<small>3-2</small> 		3	2	2	0	1	0	0	
---	------------------------	--	------------------------	------------------------	--	------------------------	--	------------------------	--	---	---	---	---	---	---	---	--

11 Paul DeJong, R <small>(1, 6) OBP: 0.500, SLG: 1.333</small>		<small>1-3</small> 		<small>2-3</small> 		<small>4-0</small> 		<small>1-1</small> 		3	1	1	2	1	2	1	
--	--	------------------------	--	------------------------	--	------------------------	--	------------------------	--	---	---	---	---	---	---	---	--

13 Matt Carpenter, L <small>(1, 10)</small>		<small>4-1</small> 		<small>0-3</small> 		<small>3-2</small> 		<small>2-2</small> 		3	0	0	0	1	1	3	
---	--	------------------------	--	------------------------	--	------------------------	--	------------------------	--	---	---	---	---	---	---	---	--

4 Yadier Molina, R <small>(1, 2) OBP: 0.250, SLG: 0.250</small>	<small>1-2</small> 		<small>1-1</small> 		<small>0-0</small> 		<small>1-2</small> 		<small>0-0</small> 		4	0	1	1	0	0	2
---	------------------------	--	------------------------	--	------------------------	--	------------------------	--	------------------------	--	---	---	---	---	---	---	---

25 Dexter Fowler, S <small>(1, 9) OBP: 0.250, SLG: 1.000</small> 35 Lane Thomas, R <small>(9, 9)</small>	<small>3-3</small> 			<small>1-2</small> 	<small>1-2</small> 		<small>0-3</small> 			4	1	1	1	0	2	3	
---	------------------------	--	--	------------------------	------------------------	--	------------------------	--	--	---	---	---	---	---	---	---	--

41 Tyler O'Neill, R <small>(1, 7) OBP: 0.333, SLG: 1.333</small>		<small>1-1</small> 		<small>0-1</small> 		<small>2-0</small> 				3	1	1	1	0	0	0	
--	--	------------------------	--	------------------------	--	------------------------	--	--	--	---	---	---	---	---	---	---	--

48 Harrison Bader, R <small>(1, 8)</small>		<small>2-3</small> 		<small>0-3</small> 		<small>2-2</small> 				3	0	0	0	0	2	0	
--	--	------------------------	--	------------------------	--	------------------------	--	--	--	---	---	---	---	---	---	---	--

Inning Stats	R: 0	H: 0	E: 0	LOB: 0	K: 0	S: 4	P: 8	R: 0	H: 0	E: 0	LOB: 1	K: 2	S: 13	R: 1	H: 2	E: 0	LOB: 0	K: 1	S: 11	P: 19	R: 0	H: 0	E: 0	LOB: 1	K: 2	S: 10	R: 1	H: 2	E: 0	LOB: 1	K: 1	S: 12	P: 14	R: 1	H: 2	E: 0	LOB: 2	K: 1	S: 15	P: 24	R: 0	H: 1	E: 1	LOB: 1	K: 1	S: 9	P: 17	R: 2	H: 2	E: 0	LOB: 0	K: 1	S: 12	P: 18	1B: 5	2B: 0	3B: 1	SF: 0	SAC: 0	DP: 0	HBP: 0	WP: 1	PA: 35
--------------	------	------	------	--------	------	------	------	------	------	------	--------	------	-------	------	------	------	--------	------	-------	-------	------	------	------	--------	------	-------	------	------	------	--------	------	-------	-------	------	------	------	--------	------	-------	-------	------	------	------	--------	------	------	-------	------	------	------	--------	------	-------	-------	-------	-------	-------	-------	--------	-------	--------	-------	--------

PITCHER	IP	WLS	BF	H	R	ER	SO	BB	IBB	HBP	BLK	WP	HR	S	P	ERA	WHIP	
59 Joe Musgrove, R <small>ERA: 4.76</small>	(1, 1)	5.2	L	23	5	3	3	7	3	0	0	0	1	2	61	99	4.76	1.412
52 Clay Holmes, R <small>ERA:</small>	(6, 1)	1.1		6	2	0	0	1	0	0	0	0	0	13	22	0.00	1.500	
88 Richard Rodríguez, R <small>ERA: 18.0</small>	(8, 1)	1.0		5	2	2	1	0	0	0	0	0	1	12	18	18.00	2.000	

Pittsburgh Pirates @ St. Louis Cardinals
 Busch Stadium, St. Louis, MO
 Fri Jul 24 2020, 7:18 PM - 10:09 PM CDT
 Clear - 90 F

livebaseballscorecards.com

AB	31
R	5
H	9
RBI	5
BB	3
SO	9
LOB	10



Batter	1	2	3	4	5	6	7	8	9	AB R H RBI BB SO LOB
27 Kevin Newman, R (1, 6) OBP: 0.125, SLG: 0.125	0-2 G4-3	2-2 G6-3			0-0 L8			0-1 G6-3		4 0 0 0 0 0 4
10 Bryan Reynolds, S (1, 7)	2-1 F7		2-2 G4-3		1-2 G4-3			4-2 BB		3 0 0 0 1 0 1
26 Adam Frazier, L (1, 4) OBP: 0.125, SLG: 0.125	1-1 F9		0-0 G4-3			1-2 G4-3		1-2 K		4 0 0 0 0 1 1
55 Josh Bell, S (1, 3) OBP: 0.250, SLG: 0.250		0-1 64 HBP 18 BB 19 1B 1B	2-3 K			1-3 K2-3			1-1 G6-3	4 1 1 0 0 2 0
19 Colin Moran, L (1, 10) OBP: 0.429, SLG: 0.571 2 Erik González, R (9, PH)	1-2 18 BB 64 HBP 1B			2-1 G4-3		0-2 G3		1-2 L9		3 0 1 0 0 0 0 1 0 0 0 0 0 0
64 Phillip Evans, R (1, 5)		2-0 18 BB HBP		3-3 K		0-3 K		0-2 L5		3 0 0 0 0 2 0
5 Guillermo Heredia, R (1, 8)		3-3 K		0-0 L8		1-1 G5-3				3 0 0 0 0 1 3
18 John Ryan Murphy, R (1, 2) OBP: 0.667, SLG: 0.500		4-2 BB			1-1 1B		0-1 G6-3			2 0 1 1 1 0 0
3 Cole Tucker, S (1, 9)		0-0 F6			2-3 K			0-2 P3		3 0 0 0 0 1 4

TOP

Pittsburgh Pirates @ St. Louis Cardinals
 Busch Stadium, St. Louis, MO
 Sat Jul 25 2020, 1:16 PM - 4:10 PM CDT
 Sunny - 90 F


AB	30
R	1
H	3
RBI	1
BB	2
SO	7
LOB	13



Inning Stats	R: 0	H: 0	E: 0	K: 0	S: 7	P: 10	R: 1	H: 2	E: 0	K: 1	S: 14	P: 26	R: 0	H: 0	E: 0	K: 1	S: 7	P: 11	R: 0	H: 0	E: 0	K: 1	S: 6	P: 11	R: 0	H: 1	E: 0	K: 1	S: 10	P: 14	R: 0	H: 0	E: 0	K: 1	S: 9	P: 11	R: 0	H: 0	E: 0	K: 1	S: 8	P: 9	R: 0	H: 0	E: 0	K: 1	S: 11	P: 16	R: 0	H: 0	E: 0	K: 0	S: 8	P: 10	1B: 3	SF: 0	2B: 0	SAC: 0	3B: 0	DP: 0	HR: 0	HBP: 1	WP: 0	PA: 33
--------------	------	------	------	------	------	-------	------	------	------	------	-------	-------	------	------	------	------	------	-------	------	------	------	------	------	-------	------	------	------	------	-------	-------	------	------	------	------	------	-------	------	------	------	------	------	------	------	------	------	------	-------	-------	------	------	------	------	------	-------	-------	-------	-------	--------	-------	-------	-------	--------	-------	--------

PITCHER	IP	WLS	BF	H	R	ER	SO	BB	IBB	HBP	BLK	WP	HR	S	P	ERA	WHIP
50 Adam Wainwright, R (1, 1) ERA: 1.5	6.0	W	23	3	1	1	5	1	0	1	0	0	0	53	83	1.50	0.667
53 John Gant, R (7, 1) ERA:	1.2	H	6	0	0	0	1	1	0	0	0	0	0	15	20	0.00	0.600
30 Tyler Webb, L (8, 1) ERA:	1.0		3	0	0	0	1	0	0	0	0	0	0	9	12	0.00	0.000
62 Daniel Ponce de Leon, R (9, 1) ERA:	0.1		1	0	0	0	0	0	0	0	0	0	0	3	3	0.00	0.000

PITCHER	IP	WLS	BF	H	R	ER	SO	BB	IBB	HBP	BLK	WP	HR	S	P	ERA	WHIP
---------	----	-----	----	---	---	----	----	----	-----	-----	-----	----	----	---	---	-----	------

Batter	1	2	3	4	5	6	7	8	9	AB R H RBI BB SO LOB	TOP	
26 Adam Frazier, L (1, 4) OBP: 0.250, SLG: 0.182	2-2 C SI 92 F SL 89 B SL 89 B FF 94 X CU 83 55 G4-3 1B		0-1 1 SAFE L SI 91 X FF 93 P5		4-1 B FF 94 B FF 94 B SL 89 F SL 90 B SI 94 55 SF8 10 BB BB		1-3 B CH 84 C CH 84 F FF 94 S FF 94 K			3 0 1 0 1 1 1		
10 Bryan Reynolds, S (1, 7)	1-0 B CU 82 1 SAFE X SL 87 P6			1-2 B CU 80 S FF 91 F SL 88 T FF 93 K	4-0 D KC 76 D KC 76 B SL 86 B FF 93 BB			0-3 C SL 80 F SL 81 S SL 81 K		3 0 0 0 1 2 1		
55 Josh Bell, S (1, 10) OBP: 0.250, SLG: 0.200	1-2 F CU 82 1 SAFE F SL 88 B FF 94 1 SAFE X CU 84 G4-3 1-2		1-2 F SL 88 B SL 88 B SL 83 F SL 88 S CU 84 K2-3	2-3 B FF 94 C FF 94 B FF 94 B FF 93 X FF 94 SF8	3-1 B FF 94 C FF 94 B FF 93 X FF 94 SF8			4-2 B FF 90 B SL 81 B SL 80 F SL 91 S SL 79 B FF 91 64 2B BB		2 1 0 1 1 1 1		
19 Colin Moran, L (1, 3) OBP: 0.364, SLG: 0.727		0-3 S SL 88 F FF 92 S SL 89 K		2-2 F FF 93 B CH 88 C FF 94 F FF 94 B SI 94 X SL 88 HR	0-2 1 SAFE T FF 93 F FF 94 X KC 79 G3			1-0 B FF 90 X SL 81 F7		4 1 1 1 0 1 3 0 0 0 0 0 0 0		
5 Guillermo Heredia, R (8, 9)												
64 Phillip Evans, R (1, 5) OBP: 0.500, SLG: 0.571	0-1 C SI 93 X SI 93 36 CS 1B		2-2 S SL 88 C CU 84 B SL 89 F SI 94 X SL 88 36 HR 1B			0-1 C FF 92 X KC 77 G5-3		0-0 X SL 81 1-H 2B		4 1 3 1 0 0 0		
36 José Osuna, R (1, 9) OBP: 0.375, SLG: 0.750	2-3 C SL 87 B SI 93 B CU 93 S SL 89 K		0-0 X SI 92 1-H HR			1-2 C SL 84 F FF 92 B KC 78 X FF 93 L8		0-0 X SL 80 G6-3		4 1 1 2 0 1 2		
6 Jarrod Dyson, L (1, 8)												
58 Jacob Stallings, R (1, 2) OBP: 0.250, SLG: 0.375				0-2 C CU 80 C FF 92 X SL 88 G4-3	0-0 X SI 82 P6		3-2 B SL 83 B FF 92 C FF 92 C FF 91 X FF 91 F9		2-3 C FF 95 B FF 97 B FF 94 S CH 87 S CH 88 K	4 0 0 0 0 1 0	AB 32 R 5 H 8 RBI 5 BB 3 SO 7 LOB 9	
2 Erik González, R (1, 6) OBP: 0.200, SLG: 0.200												
				0-0 X SI 92 G5-3	2-0 B FF 92 B SL 88 X SI 93 2 G4-3 55 SF8 2B		3-2 C FF 94 B CH 85 C SL 94 B FF 95 B CH 86 X FF 95 G6-3		2-2 C SL 85 B FF 95 B FF 92 S CH 86 X CH 87 F7	4 1 1 0 0 0 0		
				0-1 C SI 92 X SI 94 G4-3 1B	0-0 X SI 91 G4-3		2-0 B SL 84 B FF 94 X FF 94 L8		1-0 B FF 94 X FF 94 G5-3	4 0 1 0 0 0 1		
Inning Stats	R: 0 H: 1 E: 0 LOB: 0 K: 0 BB: 0 S: 7 P: 11	R: 0 H: 1 E: 0 LOB: 0 K: 2 BB: 0 S: 8 P: 10	R: 0 H: 1 E: 0 LOB: 1 K: 0 BB: 0 S: 8 P: 8	R: 3 H: 3 E: 0 LOB: 0 K: 2 BB: 0 S: 16 P: 23	R: 1 H: 1 E: 0 LOB: 2 K: 0 BB: 2 S: 8 P: 21	R: 0 H: 0 E: 0 LOB: 0 K: 0 BB: 0 S: 8 P: 12	R: 0 H: 0 E: 0 LOB: 0 K: 1 BB: 0 S: 7 P: 13	R: 1 H: 1 E: 0 LOB: 1 K: 1 BB: 1 S: 8 P: 13	R: 0 H: 0 E: 0 LOB: 0 K: 1 BB: 0 S: 7 P: 12	1B: 4 SF: 1 2B: 2 SAC: 0 3B: 0 DP: 0 HR: 2 HBP: 0	WP: 0 PA: 36 PB: 0 SB: 0 CS: 1	
PITCHER	IP WLS BF H R ER SO BB IBB HBP BLK WP HR S P ERA WHIP	IP WLS BF H R ER SO BB IBB HBP BLK WP HR S P ERA WHIP										
43 Dakota Hudson, R (1, 1) ERA: 8.31	4.1 L 19 7 4 4 4 1 0 0 0 0 0 2 42 61 8.31 1.846											
36 Austin Gomber, L (5, 1) ERA:	1.2 6 0 0 0 0 1 0 0 0 0 0 0 13 24 0.00 0.600											
38 Kodi Whitley, R (7, 1) ERA:	1.0 3 0 0 0 1 0 0 0 0 0 0 0 7 13 0.00 0.000											
21 Andrew Miller, L (8, 1) ERA: 9.0	1.0 5 1 1 1 1 1 0 0 0 0 0 0 8 13 9.00 2.000											
44 Junior Fernández, R (9, 1) ERA:	1.0 3 0 0 0 0 1 0 0 0 0 0 0 7 12 0.00 0.000											

Pittsburgh Pirates @ St. Louis Cardinals
 Busch Stadium, St. Louis, MO
 Sun Jul 26 2020, 1:16 PM - 4:10 PM CDT
 Partly Cloudy - 92 F

livebaseballscores.com

Batter	1	2	3	4	5	6	7	8	9	AB R H RBI BB SO LOB
16 Kolten Wong, L OBP: 0.385, SLG: 0.500 (1, 4)	F8		19 WP 19 1B			K		K		4 1 1 0 0 2 0
19 Tommy Edman, S OBP: 0.231, SLG: 0.385 (1, 5)	G1-3		1B			K		L8		4 0 1 1 0 1 0
46 Paul Goldschmidt, R OBP: 0.462, SLG: 0.667 (1, 3)	G5-3		P4			1B		K		4 0 1 0 0 1 1
11 Paul DeJong, R OBP: 0.500, SLG: 0.800 (1, 6)		4-1 4 BB 6-4-3				K		K		3 0 1 0 1 2 0
13 Matt Carpenter, L OBP: 0.250, SLG: 0.200 (1, 10)		4-2 4 BB 6-4-3				G4-3		K		3 0 0 0 1 2 1
4 Yadier Molina, R OBP: 0.273, SLG: 0.273 (1, 2)		2-2 G6-4-3				F7		1B		3 0 1 0 0 0 2
25 Dexter Fowler, S OBP: 0.200, SLG: 0.500 (1, 9)		3-2 F9				F7		K		3 0 0 0 0 1 3
41 Tyler O'Neill, R OBP: 0.300, SLG: 0.556 (1, 7)			1-1 F9			G6-3		F8		3 0 0 0 0 0 2
35 Lane Thomas, R (1, 8)			4-1 16 BB 1B			K		P4		2 0 0 0 1 1 0

Inning Stats	R: 0	H: 0	E: 0	K: 5	LOB: 0	BB: 0	P: 8	R: 0	H: 0	E: 0	K: 11	LOB: 1	BB: 2	P: 24	R: 1	H: 2	E: 0	K: 10	LOB: 1	BB: 1	P: 20	R: 0	H: 0	E: 0	K: 11	LOB: 0	BB: 0	P: 19	R: 0	H: 1	E: 0	K: 2	LOB: 1	BB: 0	P: 13	R: 0	H: 2	E: 0	K: 11	LOB: 2	BB: 0	P: 15	R: 0	H: 0	E: 0	K: 12	LOB: 0	BB: 0	P: 18	R: 0	H: 0	E: 0	K: 3	LOB: 0	BB: 11	P: 11	1B: 4	SF: 0	2B: 1	SAC: 0	3B: 0	DP: 1	HR: 0	HBP: 0
--------------	------	------	------	------	--------	-------	------	------	------	------	-------	--------	-------	-------	------	------	------	-------	--------	-------	-------	------	------	------	-------	--------	-------	-------	------	------	------	------	--------	-------	-------	------	------	------	-------	--------	-------	-------	------	------	------	-------	--------	-------	-------	------	------	------	------	--------	--------	-------	-------	-------	-------	--------	-------	-------	-------	--------

PITCHER	IP	WLS	BF	H	R	ER	SO	BB	IBB	HBP	BLK	WP	HR	S	P	ERA	WHIP
23 Mitch Keller, R ERA: 1.8 (1, 1)	5.0	W	18	2	1	1	2	3	0	0	0	1	0	47	87	1.80	1.000
65 JT Brubaker, R ERA: (6, 1)	2.0	H	8	3	0	0	4	0	0	0	0	0	0	19	28	0.00	1.500
49 Michael Feliz, R ERA: (8, 1)	1.0		3	0	0	0	1	0	0	0	0	0	0	12	18	0.00	0.000
57 Nick Burdi, R ERA: (9, 1)	1.0		3	0	0	0	3	0	0	0	0	0	0	9	11	0.00	0.000

BOTTOM

Pittsburgh Pirates @ St. Louis Cardinals
Busch Stadium, St. Louis, MO
 Sun Jul 26 2020, 1:16 PM - 4:10 PM CDT
 Partly Cloudy - 92 F

AB	29
R	1
H	5
RBI	1
BB	3
SO	10
LOB	9



PITCHER	IP	WLS	BF	H	R	ER	SO	BB	IBB	HBP	BLK	WP	HR	S	P	ERA	WHIP
23 Mitch Keller, R ERA: 1.8 (1, 1)	5.0	W	18	2	1	1	2	3	0	0	0	1	0	47	87	1.80	1.000
65 JT Brubaker, R ERA: (6, 1)	2.0	H	8	3	0	0	4	0	0	0	0	0	0	19	28	0.00	1.500
49 Michael Feliz, R ERA: (8, 1)	1.0		3	0	0	0	1	0	0	0	0	0	0	12	18	0.00	0.000
57 Nick Burdi, R ERA: (9, 1)	1.0		3	0	0	0	3	0	0	0	0	0	0	9	11	0.00	0.000

Batter	1	2	3	4	5	6	7	8	9	10	11	AB R H RBI BB SO LOB	TOP																										
6 Lorenzo Cain, R OBP: 0.375, SLG: 0.400 (1, 8)	G5-3 1-0		F8 0-1		BB 4-1		1B 0-0		1B 2-1		G1-3 0-0	5 1 2 1 1 0 1																											
18 Keston Hiura, R OBP: 0.263, SLG: 0.176 (1, 4)	1B 1-1		F7 0-2		F8 1-1		E6 1-2		1B 1-2		1B 2-3	5 1 2 1 0 0 3																											
22 Christian Yelich, L OBP: 0.105, SLG: 0.222 (1, 7)	K 1-3			L9 1-0		BB 4-1		F8 1-2		G3 2-0		K 1-3	5 0 0 0 1 1 2 8																										
8 Ryan Braun, R OBP: 0.111, SLG: 0.222 (1, 10)	G1-3 0-2			K2-3 1-3		K 2-3		L8 0-2		2B 1-2		FC6-4 0-0	6 0 1 2 0 2 4																										
5 Jedd Gyorko, R OBP: 0.400, SLG: 0.250 10 Omar Narváez, L OBP: 0.385, SLG: 0.222 (9, PH) (9, 2)		BB 4-2		1B 0-2		K 1-3		K 2-3		L4 3-2		WP 0-0	3 0 1 0 1 2 1 1 0 0 0 0 0 1																										
24 Avisail García, R OBP: 0.308, SLG: 0.333 (1, 9)		BB 4-2		1B 0-0		CS 2-1		G4-3 0-1		G5-3 1-0			4 1 2 0 1 0 0																										
12 Justin Smoak, S OBP: 0.294, SLG: 0.500 (1, 3)		G5-3 3-1		K 2-3		L5 0-1		1B 3-1		K2-3 3-3			5 1 1 0 0 2 5																										
9 Manny Piña, R OBP: 0.500, SLG: 0.333 21 Logan Morrison, L (9, PH) 11 Brock Holt, L (9, 5)		F7 3-2			G4-3 2-1		G4-3 0-0		1B 2-3		K 0-3		3 0 1 0 0 0 2 1 0 0 0 0 1 1 1 1 0 0 0 1 1																										
3 Orlando Arcia, R OBP: 0.364, SLG: 0.364 7 Eric Sogard, L OBP: 0.375, SLG: 0.250 (5, PH) (5, 6)			P4 2-1		G4-3 2-2		BB 4-2		BB 4-2		2B 2-2		1 0 0 0 0 0 0 2 1 1 1 2 0 1																										
Inning Stats	R: 0 E: 0 K: 1 S: 9	H: 1 LOB: 1 BB: 0 P: 12	R: 0 E: 0 K: 0 S: 11	H: 0 LOB: 1 BB: 2 P: 25	R: 0 E: 0 K: 0 S: 7	H: 0 LOB: 0 BB: 0 P: 9	R: 0 E: 0 K: 2 S: 11	H: 2 LOB: 2 BB: 0 P: 15	R: 0 E: 0 K: 2 S: 8	H: 0 LOB: 0 BB: 1 P: 17	R: 1 E: 1 K: 0 S: 14	H: 2 LOB: 3 BB: 1 P: 22	R: 0 E: 0 K: 1 S: 11	H: 0 LOB: 0 BB: 0 P: 13	R: 4 E: 0 K: 1 S: 21	H: 3 LOB: 1 BB: 1 P: 41	R: 0 E: 0 K: 2 S: 8	H: 0 LOB: 1 BB: 0 P: 12	R: 1 E: 0 K: 1 S: 9	H: 2 LOB: 2 BB: 0 P: 13	1B: 8 2B: 3 3B: 0 HR: 0	SF: 0 SAC: 0 DP: 2 HBP: 1	WP: 1 PB: 1 SB: 0 CS: 1	PA: 50															
PITCHER	IP WLS BF H R ER SO BB IBB HBP BLK WP HR S P ERA WHIP																																						
43 Steven Brault, L ERA: 21.6 39 Chad Kuhl, R ERA: 21.6 46 Chris Stratton, R ERA: 4.5 71 Nik Turley, L ERA: 9.0 88 Richard Rodriguez, R ERA: 9.0	2.0 3.2 0.1 1.0 1.0	8 15 0 7 3	1 3 0 2 0	0 0 0 1 0	0 4 0 1 1	1 0 0 0 0	2 2 0 1 0	0 0 0 0 0	0 0 0 0 0	0 0 0 0 0	0 0 0 0 0	0 0 1 14 11	20 33 3 22 13	37 55 3 22 13	0.00 0.00 0.00 9.00 0.00	1.500 1.364 0.000 3.000 0.000	PITCHER	IP WLS BF H R ER SO BB IBB HBP BLK WP HR S P ERA WHIP																					
49 Michael Feliz, R ERA: 21.6 30 Kyle Crick, R ERA: 21.6 66 Dovydas Neverauskas, R ERA: 21.6	0.2 0.1 2.0	6 2 8	2 1 2	4 0 1	4 0 0	1 0 3	1 0 0	0 0 0	0 0 0	0 0 0	0 0 0	0 0 3	13 8 25	29 12 25	54.00 0.00 0.00	4.500 3.000 1.000																							

Milwaukee Brewers @ Pittsburgh Pirates
PNC Park, Pittsburgh, PA
Mon Jul 27 2020, 7:06 PM - 12:42 AM EDT
Rain - 91 F

AB	42
R	6
H	11
RBI	6
BB	6
SO	10
LOB	28



Batter	1	2	3	4	5	6	7	8	9	10	11	AB R H RBI BB SO LOB	BOTTOM
26 Adam Frazier, L OBP: 0.176, SLG: 0.125 (1, 4)	G3-1 1-1		K 0-3			P4 3-1	L7 2-1			G3-1 1-0		5 0 0 0 0 1 2	Milwaukee Brewers @ Pittsburgh Pirates PNC Park, Pittsburgh, PA Mon Jul 27 2020, 7:06 PM - 12:42 AM EDT Rain - 91 F
27 Kevin Newman, R OBP: 0.154, SLG: 0.083 (1, 6)	55 CS BB 4-1			G6-3 3-2		K 2-3		G4-3 2-2		G6-3 0-1	55 G3-1 0-0	4 0 0 0 1 1 1	
55 Josh Bell, S OBP: 0.235, SLG: 0.200 (1, 3)	G2-3 2-2			G6-3 1-2			K 2-3		19 G3-6 1B 0-0		G3-1 0-2	5 0 1 0 0 1 1	
19 Colin Moran, L OBP: 0.400, SLG: 1.067 2 Erik González, R OBP: 0.167, SLG: 0.167 (1, 5) (9, 5)		HR 1-2		G5-3 2-0		HR 1-1		G3-6 1-2f			K 3-3	4 2 2 2 0 0 1 1 0 0 0 0 1 1	
10 Bryan Reynolds, S (1, 7)	36 P4-3 BB 4-2				G4-3 1-0		36 E 6 1B BB 4-1			G6-3 1-2		3 1 0 0 2 1 1	
36 José Osuna, R OBP: 0.273, SLG: 0.545 5 Guillermo Heredia, R (7, PR) (8, 9)	P4-3 1-1f				K 2-3		E1 6 1B 1-3					3 0 0 0 0 1 2 0 1 0 0 1 0 0	
25 Gregory Polanco, L (1, 10)	F7 0-0						K 1-3					3 0 0 0 1 2 3	
58 Jacob Stallings, R OBP: 0.250, SLG: 0.273 3 Cole Tucker, S (10, PR)												3 1 0 0 1 1 2 0 0 0 0 0 0 0 0 0 0 0 0 0 0	
18 John Ryan Murphy, R OBP: 0.667, SLG: 0.500 (11, 2)													
6 Jarrod Dyson, L OBP: 0.091, SLG: 0.091 (1, 8)												4 0 1 2 0 3 0	

Inning Stats	R: 0	H: 0	R: 1	H: 1	R: 0	H: 0	R: 0	H: 0	R: 0	H: 0	R: 4	H: 2	R: 0	H: 1	R: 0	H: 0	R: 0	H: 0	R: 0	H: 0	R: 0	H: 0	1B: 2	SF: 0	WP: 1	PA: 41	
E: 0	LOB: 0	E: 0	LOB: 0	E: 0	LOB: 0	E: 0	LOB: 1	E: 0	LOB: 0	E: 0	LOB: 1	E: 1	LOB: 1	E: 0	LOB: 0	E: 0	LOB: 1	E: 0	LOB: 1	E: 0	LOB: 1	E: 0	LOB: 1	2B: 1	SAC: 0	PB: 0	
K: 0	BB: 1	K: 0	BB: 1	K: 2	BB: 0	K: 0	BB: 0	K: 2	BB: 0	K: 0	BB: 0	K: 2	BB: 2	K: 1	BB: 1	K: 2	BB: 0	K: 2	BB: 0	K: 1	BB: 1	K: 2	BB: 0	3B: 0	DP: 2	SB: 0	
S: 6	P: 13	S: 8	P: 13	S: 8	P: 11	S: 7	P: 13	S: 8	P: 18	S: 8	P: 13	S: 16	P: 34	S: 12	P: 18	S: 6	P: 7	S: 10	P: 16	S: 10	P: 16	S: 10	P: 16	HR: 2	HBP: 0	CS: 1	
PITCHER	IP	WLS	BF	H	R	ER	SO	BB	IBB	HBP	BLK	WP	HR	S	P	ERA	WHIP										
37 Adrian Houser, R ERA: 1.8 (1, 1)	5.0		17	1	1	1	4	3	0	0	0	0	1	37	68	1.80	0.800										
38 Devin Williams, R ERA: 3.86 (6, 1)	1.1		7	1	3	2	3	1	0	0	0	0	1	15	28	13.50	1.500										
58 Alex Claudio, L ERA: 6.75 (7, 1)	0.2		4	1	1	0	1	1	0	0	0	1	0	9	19	0.00	3.000										
57 Eric Yardley, R ERA: (8, 1)	1.0		3	1	0	0	0	0	0	0	0	0	0	5	8	0.00	1.000										
71 Josh Hader, L ERA: (9, 1)	1.0		4	0	0	0	1	1	0	0	0	0	0	12	18	0.00	1.000										
PITCHER	IP	WLS	BF	H	R	ER	SO	BB	IBB	HBP	BLK	WP	HR	S	P	ERA	WHIP										
41 David Phelps, R ERA: (10, 1)	2.0		6	0	0	0	3	0	0	0	0	0	0	0	0	0.00	0.000										

AB	35
R	5
H	4
RBI	4
BB	6
SO	12
LOB	14



Batter	1	2	3	4	5	6	7	8	9	AB	R	H	RBI	BB	SO	LOB	TOP																					
6 Lorenzo Cain, R OBP: 0.429, SLG: 0.389	0-1 G5-3 1B		2-2 G5-3			4-2 18 HR BB			2-2 G4-6-3 1-2f	3	1	1	0	2	0	1																						
18 Keston Hiura, R OBP: 0.304, SLG: 0.368	2-1 G5-3 1-2			1-2 22 G4-6-3 HBP		2-0 HR			1-0 SF8-5 2-3 3-H	2	1	1	3	0	0	1																						
22 Christian Yelich, L OBP: 0.087, SLG: 0.182	3-2 K			2-2 G4-6-3 1-2f		0-0 G6-3			2-3 K	4	0	0	0	0	2	3																						
8 Ryan Braun, R OBP: 0.231, SLG: 0.250	1-3 K			4-2 5 WP BB		1-2 K			0-0 E1 7 1B 24 F7-2 1B	3	0	1	0	1	2	1																						
5 Jedd Gyorko, R OBP: 0.286, SLG: 0.167			3-3 K			4-2 12 BB 24 BB 9 BB BB			0-0 24 F7-2 1B	2	0	0	0	0	2	1																						
7 Eric Sogard, L OBP: 0.444, SLG: 0.308			1-2 K						2-3 1B	1	1	1	0	1	0	0																						
24 Avisail García, R OBP: 0.353, SLG: 0.286			4-2 9 PO BB		1-1 F8				1-2 F7-2 3-H	2	1	0	0	2	0	2																						
12 Justin Smoak, S OBP: 0.286, SLG: 0.421			3-1 P5		0-1 P4				1-2 3 2B BB	3	1	0	0	1	0	2																						
9 Manny Pina, R OBP: 0.429, SLG: 0.200			1-0 PO		2-2 F8				4-1 3 2B 18 SF8-5 BB	2	1	0	1	1	0	0																						
10 Omar Narváez, L OBP: 0.429, SLG: 0.222			2-1 L9		0-1 F8				4-0 6 G4-6-3 BB	0	0	0	0	1	0	0																						
3 Orlando Arcia, R OBP: 0.357, SLG: 0.429			1-3 K			0-1 L8			2-3 K	3	0	1	2	0	1	0																						
16 Ben Gamel, L OBP: 0.333, SLG: 0.500										1	0	0	0	0	1	1																						
Inning Stats	R: 0 E: 0 K: 2 S: 10	H: 1 LOB: 1 BB: 0 P: 16	R: 0 E: 0 K: 1 S: 9	H: 0 LOB: 0 BB: 1 P: 20	R: 0 E: 0 K: 1 S: 8	H: 0 LOB: 0 BB: 0 P: 13	R: 0 E: 0 K: 1 S: 10	H: 0 LOB: 1 BB: 1 P: 19	R: 0 E: 0 K: 0 S: 7	H: 0 LOB: 0 BB: 0 P: 10	R: 2 E: 0 K: 1 S: 9	H: 1 LOB: 0 BB: 1 P: 16	R: 4 E: 0 K: 1 S: 11	H: 1 LOB: 1 BB: 5 P: 34	R: 0 E: 1 K: 0 S: 8	H: 2 LOB: 1 BB: 0 P: 10	R: 0 E: 0 K: 1 S: 7	H: 0 LOB: 0 BB: 1 P: 15	1B: 3 2B: 3 3B: 0 HR: 1	SF: 1 SAC: 0 DP: 4 HBP: 1	WP: 1 PB: 0 SB: 0 CS: 0	PA: 38																
PITCHER	IP	WLS	BF	H	R	ER	SO	BB	IBB	HBP	BLK	WP	HR	S	P	ERA	WHIP																					
45 Derek Holland, L ERA: 3.18	(1, 1)	5.2	21	2	2	2	5	3	0	1	0	1	1	50	90	3.18	0.882																					
46 Chris Stratton, R ERA: 9.0	(6, 1)	0.1	3	0	2	2	1	2	0	0	0	0	0	6	15	54.00	6.000																					
63 Miguel Del Pozo, L ERA:	(7, 1)	0.0	4	1	1	1	0	2	1	0	0	0	0	4	16	∞	∞																					
32 Geoff Hartlieb, R ERA:	(7, 1)	2.0	W	6	2	1	1	0	0	0	0	0	0	12	17	4.50	1.000																					
57 Nick Burdi, R ERA:	(9, 1)	1.0	S	3	0	0	0	1	0	0	0	0	0	7	15	0.00	1.000																					

Milwaukee Brewers @ Pittsburgh Pirates
 PNC Park, Pittsburgh, PA
 Tue Jul 28 2020, 7:06 PM - 10:28 PM EDT
 Sunny - 84 F

AB	26
R	6
H	5
RBI	6
BB	9
SO	8
LOB	12



livebaseballscores.com

Batter	1	2	3	4	5	6	7	8	9
26 Adam Frazier, L (1, 4) OBP: 0.227, SLG: 0.300	C FF 90 F CH 83 B FC 86 X FC 87 1-2		S CU 71 X CU 71 0-1		C SI 89 C CU 73 X SI 90 0-2		H FF 86 1-0	B FF 94 X FF 93 1-0	
27 Kevin Newman, R (1, 6) OBP: 0.167, SLG: 0.063	F FF 91 S SL 78 S SL 80 0-3		X SL 76 0-0		F SI 88 B CU 74 C CU 73 X SI 89 1-2		B FF 84 B FF 87 B FF 86 B FF 83 4-0	B SL 76 X FF 94 1-0	
55 Josh Bell, S (1, 3) OBP: 0.227, SLG: 0.200	B CH 84 X FC 87 1-0			B FF 89 F FF 90 X CH 84 1-1	C FF 87 F FF 87 X CH 81 1-2		B FF 85 C FF 85 D CH 83 S FF 85 F FF 84 X FF 84 3-2	S SL 80 S SL 82 B SL 82 B FF 95 X SL 79 2-2	
19 Colin Moran, L (1, 10) OBP: 0.421, SLG: 0.941		B CU 70 C FC 85 B CH 83 S FF 91 B FS 84 D FS 84 4-2		B FC 85 B CH 84 C FF 91 B FF 92 4-1	B FF 86 B FF 87 S FF 85 S FF 86 2-3		S FF 86 B FF 86 S FF 85 X FF 86 1-2		
10 Bryan Reynolds, S (1, 7) OBP: 0.286, SLG: 0.176		S FF 91 B FF 91 X FC 86 1-1		B FF 90 X FF 90 1-0		C FF 85 B CH 82 F FF 86 F FF 86 B FF 85 B CU 72 F FF 85 C FF 84 3-3	B SI 94 F KC 79 F FF 96 S FF 96 1-3		
64 Phillip Evans, R (1, 5) OBP: 0.500, SLG: 0.600		S FF 90 B FF 91 B SL 78 C FF 91 S FF 92 3-3		B SL 76 B FF 91 F FF 91 S SL 76 B FF 92 B FF 91 4-2		X FF 85 0-0	C KC 79 X KC 79 0-1		
5 Guillermo Heredia, R (1, 8) OBP: 0.182, SLG: 0.100		F FF 91 B FF 91 S SL 77 1-3		X SL 76 0-0		B FF 85 F FF 84 B SI 88 X FF 84 2-1	C FF 94 S FF 95 F FF 95 B FF 96 S FF 96 2-3		
25 Gregory Polanco, L (7, PH)									
6 Jarrod Dyson, L (8, 8) OBP: 0.091, SLG: 0.091									
3 Cole Tucker, S (1, 9) OBP: 0.286, SLG: 0.429									
18 John Ryan Murphy, R (1, 2) OBP: 0.500, SLG: 0.400									

Inning Stats	R: 0	H: 0	E: 0	K: 1	S: 7	H: 0	LOB: 0	BB: 0	P: 9	R: 0	H: 1	E: 0	K: 3	S: 13	R: 0	H: 0	E: 0	K: 0	S: 5	R: 2	H: 2	E: 0	K: 1	S: 13	R: 0	H: 1	E: 0	K: 12	S: 16	R: 0	H: 0	E: 0	K: 1	S: 8	R: 4	H: 3	E: 1	K: 2	S: 20	R: 2	H: 2	E: 0	K: 0	S: 8	R: 2	H: 2	E: 0	K: 0	S: 14
--------------	------	------	------	------	------	------	--------	-------	------	------	------	------	------	-------	------	------	------	------	------	------	------	------	------	-------	------	------	------	-------	-------	------	------	------	------	------	------	------	------	------	-------	------	------	------	------	------	------	------	------	------	-------

PITCHER	IP	WLS	BF	H	R	ER	SO	BB	IBB	HBP	BLK	WP	HR	S	P	ERA	WHIP
29 Josh Lindblom, R (1, 1) ERA: 4.91	3.2		17	3	2	2	5	3	0	0	0	0	0	35	61	4.91	1.636
57 Eric Yardley, R (4, 1) ERA:	1.0		3	0	0	0	0	0	0	0	0	0	0	9	11	0.00	0.000
35 Brent Suter, L (5, 1) ERA: 8.31	1.2		11	3	4	2	2	1	0	1	0	0	0	25	42	10.80	2.400
46 Corey Knebel, R (7, 1) ERA: 4.5	0.2	B	3	1	0	0	2	0	0	0	0	0	0	9	12	0.00	1.500
31 Bobby Wahl, R (8, 1) ERA: 11.57	1.0	L	5	2	2	2	0	0	0	0	0	0	1	8	14	18.00	2.000

AB	R	H	RBI	BB	SO	LOB
4	2	1	2	0	0	0
4	1	0	1	1	1	0
5	0	1	0	0	0	3
2	1	0	1	2	1	2
4	1	2	0	0	2	2
3	0	1	1	1	1	2
3	0	1	2	0	1	2
1	0	0	0	0	1	2
0	0	0	0	0	0	0
4	2	2	0	0	2	4
3	1	1	0	0	0	2

WP	PA	39
1B: 5	SF: 0	
2B: 3	SAC: 1	
3B: 0	DP: 0	
HR: 1	HBP: 1	
WP: 0	PA: 39	
PB: 0		
SB: 1		
CS: 0		

Milwaukee Brewers @ Pittsburgh Pirates
PNC Park, Pittsburgh, PA
Tue Jul 28 2020, 7:06 PM - 10:28 PM EDT
Sunny - 84 F

livebaseballscorecards.com

AB	33
R	8
H	9
RBI	7
BB	4
SO	9
LOB	19



Batter	1	2	3	4	5	6	7	8	9	AB R H RBI BB SO LOB	TOP														
7 Eric Sogard, L OBP: 0.435, SLG: 0.250 (1, 6) (8, 5)	L1		22 G1-3 18 1B BB		4-1 BB		F8		K2-3	3 0 0 0 2 1 1															
22 Christian Yelich, L OBP: 0.071, SLG: 0.148 (1, 7)	K		G1-3		1-2 BB		K		G4-3	5 0 0 0 0 3 4															
18 Keston Hiura, R OBP: 0.333, SLG: 0.522 (1, 4)	P2		1B		1-1 HR		K			4 1 2 1 0 1 1															
21 Logan Morrison, L 8 Ryan Braun, R 3 Orlando Arcia, R OBP: 0.286, SLG: 0.308 OBP: 0.357, SLG: 0.429 (1, 3) (8, PH) (8, PR) (8, 6)	K				F7		G1-3		10 G4-3 1B	3 0 0 0 0 1 0 1 0 1 0 0 0 0 0 0 0 0 0 0 0															
12 Justin Smoak, S OBP: 0.240, SLG: 0.348 (1, 10)	G3-1		K		K		K		K	4 0 0 0 0 3 1															
10 Omar Narváez, L OBP: 0.389, SLG: 0.167 (1, 2)	P6		K		K		24 BB		G4-3	3 0 0 0 1 1 1															
24 Avisail García, R OBP: 0.429, SLG: 0.375 (1, 9)			16 HR 2B		K		1-2 BB		IBB	2 1 1 0 2 1 0															
16 Ben Gamel, L OBP: 0.308, SLG: 0.667 (1, 8)	HR		HR		K		K		L7	4 1 1 2 0 2 4															
11 Brock Holt, L 5 Jedd Gyorko, R OBP: 0.333, SLG: 0.375 (1, 5) (7, PH) (7, 5) (8, 3)	G3-1		G3-1		7 BB HBP		F8 2B		K	1 0 0 0 0 0 0 2 0 1 0 0 1 0															
Inning Stats	R: 0 E: 0 K: 1 S: 8	H: 0 LOB: 0 BB: 0 P: 13	R: 0 E: 0 K: 1 S: 7	H: 0 LOB: 0 BB: 0 P: 10	R: 2 E: 0 K: 0 S: 10	H: 3 LOB: 2 BB: 1 P: 16	R: 0 E: 0 K: 2 S: 11	H: 0 LOB: 0 BB: 0 P: 15	R: 0 E: 0 K: 3 S: 12	H: 0 LOB: 2 BB: 1 P: 19	R: 1 E: 0 K: 2 S: 16	H: 1 LOB: 2 BB: 2 P: 29	R: 0 E: 0 K: 2 S: 11	H: 1 LOB: 1 BB: 0 P: 21	R: 0 E: 0 K: 1 S: 13	H: 1 LOB: 2 BB: 1 P: 23	R: 0 E: 0 K: 2 S: 8	H: 0 LOB: 0 BB: 0 P: 11	1B: 2 2B: 2 3B: 0 HR: 2	SF: 0 SAC: 0 DP: 0 HBP: 1	WP: 0 PB: 0 SB: 0 CS: 0	PA: 38			
PITCHER	IP WLS BF H R ER SO BB IBB HBP BLK WP HR S P ERA WHIP	IP WLS BF H R ER SO BB IBB HBP BLK WP HR S P ERA WHIP	IP WLS BF H R ER SO BB IBB HBP BLK WP HR S P ERA WHIP	IP WLS BF H R ER SO BB IBB HBP BLK WP HR S P ERA WHIP	IP WLS BF H R ER SO BB IBB HBP BLK WP HR S P ERA WHIP	IP WLS BF H R ER SO BB IBB HBP BLK WP HR S P ERA WHIP	IP WLS BF H R ER SO BB IBB HBP BLK WP HR S P ERA WHIP	IP WLS BF H R ER SO BB IBB HBP BLK WP HR S P ERA WHIP	IP WLS BF H R ER SO BB IBB HBP BLK WP HR S P ERA WHIP	IP WLS BF H R ER SO BB IBB HBP BLK WP HR S P ERA WHIP	IP WLS BF H R ER SO BB IBB HBP BLK WP HR S P ERA WHIP	IP WLS BF H R ER SO BB IBB HBP BLK WP HR S P ERA WHIP	IP WLS BF H R ER SO BB IBB HBP BLK WP HR S P ERA WHIP	IP WLS BF H R ER SO BB IBB HBP BLK WP HR S P ERA WHIP	IP WLS BF H R ER SO BB IBB HBP BLK WP HR S P ERA WHIP	IP WLS BF H R ER SO BB IBB HBP BLK WP HR S P ERA WHIP	IP WLS BF H R ER SO BB IBB HBP BLK WP HR S P ERA WHIP	IP WLS BF H R ER SO BB IBB HBP BLK WP HR S P ERA WHIP	IP WLS BF H R ER SO BB IBB HBP BLK WP HR S P ERA WHIP	IP WLS BF H R ER SO BB IBB HBP BLK WP HR S P ERA WHIP	IP WLS BF H R ER SO BB IBB HBP BLK WP HR S P ERA WHIP	IP WLS BF H R ER SO BB IBB HBP BLK WP HR S P ERA WHIP	IP WLS BF H R ER SO BB IBB HBP BLK WP HR S P ERA WHIP	IP WLS BF H R ER SO BB IBB HBP BLK WP HR S P ERA WHIP	IP WLS BF H R ER SO BB IBB HBP BLK WP HR S P ERA WHIP

Milwaukee Brewers @ Pittsburgh Pirates
PNC Park, Pittsburgh, PA
Wed Jul 29 2020, 7:06 PM - 10:07 PM EDT
Clear - 89 F

AB	32
R	3
H	6
RBI	3
BB	5
SO	14
LOB	12



Batter	1	2	3	4	5	6	7	8	9	AB R H RBI BB SO LOB
26 Adam Frazier, L (1, 4) OBP: 0.192, SLG: 0.250	1-3 K		1-2 G5-3			3-1 P5			0-2 G2-3	4 0 0 0 0 1 0
64 Phillip Evans, R (1, 5) OBP: 0.500, SLG: 0.538	0-1 FC6 1B			1-0 P3			4-2 BB		2-2 P5	3 0 1 0 1 0 0
55 Josh Bell, S (1, 10) OBP: 0.200, SLG: 0.174	1-3 K			1-3 K			2-3 K			3 0 0 0 0 3 2
19 Colin Moran, L (1, 3) OBP: 0.364, SLG: 0.800	2-1 FC6			0-3 K			1-3 K			3 0 0 0 0 2 2
10 Bryan Reynolds, S (1, 7) OBP: 0.250, SLG: 0.150		3-3 K			2-1 G5-3		2-3 K			3 0 0 0 0 2 1
25 Gregory Polanco, L (1, 9)		2-3 K			2-2 F7			3-2 G3-1		3 0 0 0 0 1 0
58 Jacob Stallings, R (1, 2) OBP: 0.200, SLG: 0.214		1-3 K			2-3 K			1-3 K		3 0 0 0 0 3 0
6 Jarrod Dyson, L (1, 8) OBP: 0.071, SLG: 0.071			0-2 G1-3			1-1 G1-3		0-2 L9		3 0 0 0 0 0 0
2 Erik González, R (1, 6) OBP: 0.111, SLG: 0.111			2-0 G1-5-3			0-3 K			1-3 K	3 0 0 0 0 2 0

Inning Stats	R: 0	H: 1	E: 0	K: 2	S: 11	R: 0	H: 0	E: 0	K: 3	S: 11	R: 0	H: 0	E: 0	K: 2	S: 8	R: 0	H: 0	E: 0	K: 1	S: 7	R: 0	H: 0	E: 0	K: 3	S: 11	R: 0	H: 0	E: 0	K: 1	S: 9	R: 0	H: 0	E: 0	K: 1	S: 9	1B: 1	2B: 0	3B: 0	HR: 0	SF: 0	SAC: 0	DP: 0	HBP: 0	WP: 0	PB: 0	SB: 0	CS: 0	PA: 29
--------------	------	------	------	------	-------	------	------	------	------	-------	------	------	------	------	------	------	------	------	------	------	------	------	------	------	-------	------	------	------	------	------	------	------	------	------	------	-------	-------	-------	-------	-------	--------	-------	--------	-------	-------	-------	-------	--------


PITCHER	IP	WLS	BF	H	R	ER	SO	BB	IBB	HBP	BLK	WP	HR	S	P	ERA	WHIP
53 Brandon Woodruff, R (1, 1) ERA: 1.59	6.1	W	21	1	0	0	10	1	0	0	0	0	0	61	92	0.00	0.316
41 David Phelps, R (7, 1) ERA:	0.2	H	2	0	0	0	2	0	0	0	0	0	0	6	9	0.00	0.000
38 Devin Williams, R (8, 1) ERA: 2.7	1.0	H	3	0	0	0	1	0	0	0	0	0	0	9	13	0.00	0.000
71 Josh Hader, L (9, 1) ERA:	1.0	S	3	0	0	0	1	0	0	0	0	0	0	9	12	0.00	0.000

BOTTOM

Milwaukee Brewers @ Pittsburgh Pirates
PNC Park, Pittsburgh, PA
Wed Jul 29 2020, 7:06 PM - 10:07 PM EDT
Clear - 89 F

livebaseballscorecards.com

AB	28
R	0
H	1
RBI	0
BB	1
SO	14
LOB	5



Batter	1	2	3	4	5	6	7	8	9	AB R H RBI BB SO LOB	TOP											
26 Adam Frazier, L (1, 4) OBP: 0.233, SLG: 0.259	4-1 BB 27 F8		3-2 F7			2-3 K		0-0 1B		3 0 1 0 1 1 0												
27 Kevin Newman, R (1, 6) OBP: 0.136, SLG: 0.050	3-2 F8 1-2		3-3 K			0-1 G1-6-3		0-1 L9		4 0 0 0 0 1 3												
55 Josh Bell, S (1, 3) OBP: 0.207, SLG: 0.296	0-2 G6-3		0-3 K			0-1 F9		1-1 HR		4 1 1 1 0 1 0												
19 Colin Moran, L (1, 5) OBP: 0.385, SLG: 0.875		0-0 1B	2-3 K			2-2 F7		0-0 HR		4 1 2 1 0 1 0												
10 Bryan Reynolds, S (1, 7) OBP: 0.214, SLG: 0.125		0-3 K			1-2 F9		3-1 G1-3	1-1 G4-3		4 0 0 0 0 1 1												
25 Gregory Polanco, L (1, 10) OBP: 0.167, SLG: 0.182		2-3 K			1-3 K		2-2 6 1B 2B	2-1 L8		4 1 1 0 0 2 1												
3 Cole Tucker, S (1, 9) OBP: 0.273, SLG: 0.364		2-2 G3			1-0 58 S 1B		2-3 K	0-0 G4-3		4 0 1 0 0 1 2												
58 Jacob Stallings, R (1, 2) OBP: 0.167, SLG: 0.176			1-2 G6-3		2-2 G6-3		3-2 F8			3 0 0 0 0 0 2												
6 Jarrod Dyson, L (1, 8) OBP: 0.118, SLG: 0.118			2-1 L7			1-2 G1-3		2-2 26 1B 1B		3 0 1 1 0 0 0												
Inning Stats	R: 0 E: 0 K: 0 S: 9	H: 0 LOB: 0 BB: 1 P: 16	R: 0 E: 0 K: 2 S: 10	H: 1 LOB: 1 BB: 0 P: 14	R: 0 E: 0 K: 0 S: 8	H: 0 LOB: 0 BB: 0 P: 14	R: 0 E: 0 K: 3 S: 11	H: 0 LOB: 0 BB: 0 P: 16	R: 0 E: 0 K: 1 S: 10	H: 1 LOB: 1 BB: 0 P: 15	R: 0 E: 0 K: 1 S: 8	H: 0 LOB: 0 BB: 0 P: 11	R: 0 E: 0 K: 0 S: 9	H: 0 LOB: 0 BB: 0 P: 14	R: 1 E: 0 K: 1 S: 17	H: 3 LOB: 2 BB: 0 P: 26	R: 2 E: 0 K: 0 S: 8	H: 2 LOB: 0 BB: 0 P: 12	1B: 4 2B: 1 3B: 0 HR: 2	SF: 0 SAC: 0 DP: 0 HBP: 0	WP: 0 PB: 0 SB: 1 CS: 0	PA: 34
PITCHER	IP WLS BF H R ER SO BB IBB HBP BLK WP HR S P ERA WHIP																					
11 Yu Darvish, R (1, 1) ERA: 2.7	6.0 W 20 2 0 0 7 1 0 0 0 0 0 0 56 86 0.00 0.500																					
56 Kyle Ryan, L (7, 1) ERA: 2.45	1.0 4 1 1 1 0 0 0 0 0 0 0 0 13 20 9.00 1.000																					
50 Rowan Wick, R (8, 1) ERA:	1.0 5 2 0 0 1 0 0 0 0 0 0 0 13 20 0.00 2.000																					
46 Craig Kimbrel, R (9, 1) ERA: 27.0	1.0 5 2 2 2 0 0 0 0 0 0 0 0 2 8 18.00 2.000																					

Pittsburgh Pirates @ Chicago Cubs
Wrigley Field, Chicago, IL
Fri Jul 31 2020, 7:16 PM - 11:01 PM CDT
Partly Cloudy - 73 F

livebaseballscorecards.com

AB 33
R 3
H 7
RBI 3
BB 1
SO 8
LOB 9



Batter	1	2	3	4	5	6	7	8	9	AB	R	H	RBI	BB	SO	LOB
17 Kris Bryant, R OBP: 0.241, SLG: 0.160 (1, 5)	L8		9 1B, 44 HBP, 9 E, BB		40 BB, 22 1B, 44 BB, BB	FC6-5		44 1B, 9 FC1-2, 1B		3	2	1	0	2	0	2
44 Anthony Rizzo, L OBP: 0.516, SLG: 0.700 (1, 3)	K		9 E, HBP		9 F9, BB	F9		5 BB, 9 FC1-2, 1B		3	0	1	2	1	1	2
9 Javier Báez, R OBP: 0.290, SLG: 0.517 (1, 6)	G6-3		E1, 1B		9 F9, BB	G6-3		FC1-2, 5 BB, 1B		5	0	1	0	0	0	6
12 Kyle Schwarber, L OBP: 0.310, SLG: 0.360 (1, 7)	F8		K		40 BB, 22 1B, BB	G6-3		40 G6-4-3, BB		3	1	0	0	1	1	2
5 Albert Almora Jr., R OBP: 0.444, SLG: 0.167 (8, 8)					22 1B, BB			2B		0	0	0	0	1	0	0
40 Willson Contreras, R OBP: 0.391, SLG: 0.600 (1, 10)	K		K		22 1B, BB	G3-1		G6-4-3		4	0	1	0	1	2	5
22 Jason Heyward, L OBP: 0.286, SLG: 0.211 (1, 9)	7 1B, 1B				1B	G3-1				4	0	2	2	0	0	1
7 Victor Caratini, S OBP: 0.318, SLG: 0.300 (1, 2)	1B				K			G5-3		4	0	1	0	0	1	3
27 Jason Kipnis, L OBP: 0.500, SLG: 1.000 (1, 4)	K				HR	17 FC6-5, 8 1B, 1B		17 1B, 8 1B, 44 1B, BB		3	1	2	1	1	1	2
2 Nico Hoerner, R OBP: 0.368, SLG: 0.444 (8, PR) (9, 4)	K					44 F9, 17 FC6-5, 1B		44 1B, 17 1B, 1B		0	1	0	0	0	0	0
8 Ian Happ, S OBP: 0.320, SLG: 0.565 (1, 8) (8, 7)			K		G3-1					4	1	2	0	0	1	0


Inning Stats	R: 0	H: 0	E: 0	K: 8	H: 0	LOB: 0	BB: 0	P: 13	R: 0	H: 2	E: 0	K: 2	P: 23	R: 1	H: 1	E: 1	K: 3	P: 24	R: 1	H: 1	E: 0	K: 0	P: 7	R: 2	H: 1	E: 0	K: 20	P: 40	R: 0	H: 2	E: 0	K: 0	P: 18	R: 0	H: 1	E: 0	K: 0	P: 23	R: 2	H: 3	E: 0	K: 13	P: 30
--------------	------	------	------	------	------	--------	-------	-------	------	------	------	------	-------	------	------	------	------	-------	------	------	------	------	------	------	------	------	-------	-------	------	------	------	------	-------	------	------	------	------	-------	------	------	------	-------	-------

PITCHER	IP	WLS	BF	H	R	ER	SO	BB	IBB	HBP	BLK	WP	HR	S	P	ERA	WHIP
34 Trevor Williams, R ERA: 5.4 (1, 1)	4.2	L	21	4	3	2	6	3	0	0	0	0	1	53	91	3.86	1.500
71 Nik Turley, L ERA: 7.71 (5, 1)	0.1		4	1	1	1	1	2	0	0	0	0	0	12	21	27.00	9.000
32 Geoff Hartlieb, R ERA: (6, 1)	1.1		7	3	0	0	0	0	0	0	0	0	0	15	26	0.00	2.250
63 Miguel Del Pozo, L ERA: 54.0 (7, 1)	0.2		4	1	2	2	0	1	0	0	0	0	0	17	26	27.00	3.000
66 Dovydas Neverauskas, R (8, 1)	1.0		5	2	0	0	0	1	0	0	0	0	0	8	19	0.00	3.000

BOTTOM

Pittsburgh Pirates @ Chicago Cubs
Wrigley Field, Chicago, IL
 Fri Jul 31 2020, 7:16 PM - 11:01 PM CDT
 Partly Cloudy - 73 F

AB 33
 R 6
 H 11
 RBI 5
 BB 7
 SO 7
 LOB 23



WP	HR	S	P	ERA	WHIP
WP: 0	HR: 1	S: 0	P: 1	ERA: 0	WHIP: 1

Batter	1	2	3	4	5	6	7	8	9	AB R H RBI BB SO LOB	TOP		
26 Adam Frazier, L (1, 4) OBP: 0.235, SLG: 0.290	2-2 55 WP 2B		1-0 L8			1-1 G1-3		3-3 K		4 0 1 0 0 1 0			
27 Kevin Newman, R (1, 6) OBP: 0.192, SLG: 0.125	1-3 K			0-1 G6-3		2-1 25 BB 10 1B 1B		1-2 19 HR 1B		4 1 2 0 0 1 1			
55 Josh Bell, S (1, 3) OBP: 0.182, SLG: 0.258	1-3 K		2-3 K			0-2 F7		3-3 K		4 0 0 0 0 3 3			
19 Colin Moran, L (1, 10) OBP: 0.367, SLG: 0.893	3-3 K		2-1 G4-3			3-3 K		0-1 HR		4 1 1 2 0 2 2			
10 Bryan Reynolds, S (1, 7) OBP: 0.281, SLG: 0.222		4-0 25 BB		0-3 K		2-0 25 BB 1B		2-2 25 DI 25 G6-3 2B		3 1 2 0 1 1 0			
25 Gregory Polanco, L (1, 9) OBP: 0.188, SLG: 0.143		1-3 K		2-3 K2-3		4-2 BB		1-1 G6-3		3 0 0 1 1 2 1			
64 Phillip Evans, R (1, 5) OBP: 0.450, SLG: 0.438 5 Guillermo Heredia, R (9, PR) OBP: 0.182, SLG: 0.100		2-3 K		1-3 K		2-2 G5-3		4-2 36 FC6-4 BB		3 0 0 0 1 2 3 0 0 0 0 0 0 0			
6 Jarrod Dyson, L (1, 8) OBP: 0.100, SLG: 0.100 36 José Osuna, R (9, PH) OBP: 0.250, SLG: 0.500			0-1 G4-3			1-2 F9		3-2 G3-1		3 0 0 0 0 0 0 1 0 0 0 0 0 1			
18 John Ryan Murphy, R (1, 2) OBP: 0.375, SLG: 0.286 3 Cole Tucker, S (8, PH) OBP: 0.250, SLG: 0.333 58 Jacob Stallings, R (8, 2) OBP: 0.167, SLG: 0.176			2-3 K			0-0 F8		0-0 G3		2 0 0 0 0 1 0 1 0 0 0 0 0 0 0 0 0 0 0 0 0			
Inning Stats	R: 0 H: 1 E: 0 LOB: 1 K: 3 BB: 0 S: 12 P: 19	R: 0 H: 0 E: 0 LOB: 0 K: 2 BB: 1 S: 7 P: 14	R: 0 H: 0 E: 0 LOB: 0 K: 1 BB: 0 S: 6 P: 9	R: 0 H: 0 E: 0 LOB: 0 K: 1 BB: 0 S: 7 P: 11	R: 0 H: 0 E: 0 LOB: 0 K: 3 BB: 0 S: 9 P: 12	R: 0 H: 0 E: 0 LOB: 0 K: 0 BB: 0 S: 6 P: 8	R: 0 H: 2 E: 0 LOB: 3 K: 1 BB: 1 S: 16 P: 29	R: 0 H: 0 E: 0 LOB: 0 K: 1 BB: 0 S: 7 P: 13	R: 3 H: 3 E: 0 LOB: 1 K: 1 BB: 1 S: 20 P: 32	1B: 3 SF: 0 2B: 2 SAC: 0 3B: 0 DP: 0 HR: 1 HBP: 0	WP: 1 PA: 35 PB: 0 SB: 0 CS: 0		
PITCHER	IP WLS BF H R ER SO BB IBB HBP BLK WP HR S P ERA WHIP											PITCHER	IP WLS BF H R ER SO BB IBB HBP BLK WP HR S P ERA WHIP
32 Tyler Chatwood, R (1, 1) ERA: 0.71	6.2 W 24 3 0 0 11 2 0 0 0 0 1 0 59 96 0.00 0.750												
24 Jeremy Jeffress, R (7, 1) ERA:	1.1 H 4 0 0 0 1 0 0 0 0 0 0 0 11 19 0.00 0.000												
56 Kyle Ryan, L (9, 1) ERA: 9.0	0.1 4 3 3 3 1 0 0 0 0 0 0 1 13 19 81.00 9.000												
50 Rowan Wick, R (9, 1) ERA:	0.2 S 3 0 0 0 0 1 0 0 0 0 0 0 7 13 0.00 1.500												

Pittsburgh Pirates @ Chicago Cubs
Wrigley Field, Chicago, IL
Sat Aug 01 2020, 7:17 PM - 10:27 PM CDT
Cloudy - 72 F

livebaseballscorecards.com

AB	32
R	3
H	6
RBI	3
BB	3
SO	13
LOB	11



Batter	1	2	3	4	5	6	7	8	9
8 Ian Happ, S OBP: 0.345, SLG: 0.704 (1, 8) (9, 7)	0-2 2B		1-2 HR		1-3 K		1-1 G6-3		
44 Anthony Rizzo, L OBP: 0.486, SLG: 0.609 (1, 3)	4-2 BB		1-2 F8		0-0 P3		2-1 L8		
9 Javier Báez, R OBP: 0.314, SLG: 0.594 (1, 6)	2-3 K		2-0 HR			2-3 K		4-1 12 HR BB	
12 Kyle Schwarber, L OBP: 0.333, SLG: 0.483 5 Albert Almora Jr., R OBP: 0.444, SLG: 0.167 (1, 7) (9, 8)	0-1 G4-6-3		1-2 1B			0-0 G6-3		1-2 HR	
40 Willson Contreras, R OBP: 0.444, SLG: 0.652 (1, 2)		3-1 22 WP 2 FC6-2 2B	2-3 K			2-1 22 1B HBP		2-1 2 CS 1B	
22 Jason Heyward, L OBP: 0.280, SLG: 0.217 (1, 9)		1-0 G3		2-0 G2-3		2-1 2 BB 1B		1-2 L8	
2 Nico Hoerner, R OBP: 0.391, SLG: 0.400 (1, 4)		1-1 FC6-2		1-3 K		4-2 BB		4-1 BB	
13 David Bote, R OBP: 0.438, SLG: 0.857 (1, 5)		3-H F9		2-2 F9		2-0 F8		0-2 L7	
7 Victor Caratini, S OBP: 0.280, SLG: 0.261 (1, 10)			1-2 G3-1		1-3 K		1-0 F7		

AB	R	H	RBI	BB	SO	LOB
4	1	2	1	0	1	0
3	0	0	0	1	0	0
3	2	1	1	1	2	2
4	1	2	2	0	0	2
0	0	0	0	0	0	0
3	0	2	0	0	1	1
4	0	1	0	0	0	2
2	0	0	0	2	1	1
4	0	0	0	0	0	5
3	0	0	0	0	1	0

BOTTOM

Pittsburgh Pirates @ Chicago Cubs
Wrigley Field, Chicago, IL
Sat Aug 01 2020, 7:17 PM - 10:27 PM CDT
Cloudy - 72 F

livebaseballscorecards.com

AB	30
R	4
H	8
RBI	4
BB	4
SO	6
LOB	13



1B: 3	SF: 0
2B: 2	SAC: 0
3B: 0	DP: 1
HR: 3	HBP: 1

WP: 1	PA: 35
PB: 0	
SB: 0	
CS: 1	

Inning Stats	R	H	E	K	S	IP	WLS	BF	H	R	ER	SO	BB	IBB	HBP	BLK	WP	HR	S	P	ERA	WHIP
23 Mitch Keller, R ERA: 3.52 (1, 1)	0	1	0	12	2.2	L	13	5	2	0	1	1	0	0	0	0	1	2	32	49	6.75	2.250
46 Chris Stratton, R ERA: 5.4 (3, 1)	0	0	0	0	1.1		4	0	0	0	2	0	0	0	0	0	0	0	10	17	0.00	0.000
65 JT Brubaker, R ERA: (5, 1)	0	0	0	0	3.0		12	1	0	0	3	1	0	1	0	0	0	0	25	43	0.00	0.667
49 Michael Feliz, R ERA: 32.4 (8, 1)	0	2	0	0	0.0		3	2	2	2	0	1	0	0	0	0	0	1	6	13	∞	∞
63 Miguel Del Pozo, L ERA: 21.6 (8, 1)	0	0	0	0	1.0		3	0	0	0	0	1	0	0	0	0	0	0	8	13	0.00	1.000

PITCHER	IP	WLS	BF	H	R	ER	SO	BB	IBB	HBP	BLK	WP	HR	S	P	ERA	WHIP
23 Mitch Keller, R ERA: 3.52 (1, 1)	2.2	L	13	5	2	0	1	1	0	0	0	1	2	32	49	6.75	2.250
46 Chris Stratton, R ERA: 5.4 (3, 1)	1.1		4	0	0	0	2	0	0	0	0	0	0	10	17	0.00	0.000
65 JT Brubaker, R ERA: (5, 1)	3.0		12	1	0	0	3	1	0	1	0	0	0	25	43	0.00	0.667
49 Michael Feliz, R ERA: 32.4 (8, 1)	0.0		3	2	2	2	0	1	0	0	0	0	1	6	13	∞	∞
63 Miguel Del Pozo, L ERA: 21.6 (8, 1)	1.0		3	0	0	0	0	1	0	0	0	0	0	8	13	0.00	1.000

Batter	1	2	3	4	5	6	7	8	9	10	11	AB R H RBI BB SO LOB	TOP											
26 Adam Frazier, L OBP: 0.231, SLG: 0.278 (1, 4)	C FF 90 D CU 73 B FC 85 B FC 85 B FC 85 B FF 90 F FF 89 X FC 90 3-2 G5-3	C FC 85 D CU 73 B FC 85 F FF 89 F CU 74 X FC 86 2-2 G4-3			F FF 89 B FF 90 B CU 72 F FC 86 C FC 87 2-3 K			B CU 82 B SI 93 X FC 90 2-1 SH1-3 1B		D SL 84 C FC 87 S FC 86 B FC 87 F FF 94 F FC 86 B FF 93 X FC 87 3-2 L4		5 0 1 0 0 1 2												
27 Kevin Newman, R OBP: 0.233, SLG: 0.286 (1, 6)	F FF 91 B CH 84 X FC 89 1-1 HR		C SI 88 F CH 81 X CH 82 0-2 G6-3 1B			B SI 86 C CH 86 C CH 82 B CU 73 X FC 85 2-2 F9		C CU 81 B FC 91 1 SAFE 1 SAFE X CU 80 1-1 SH1-3		X FC 87 0-0 G1-3	0-0 36 FC6-5	4 1 2 1 0 0 1												
36 José Osuna, R OBP: 0.294, SLG: 0.400 (1, 3) (10, 5)	B CU 73 B SI 88 B FC 88 C FC 89 B FC 87 4-1 64 1B BB		B FF 89 1 SAFE F CH 82 B FC 86 D CH 80 F FC 84 X FC 90 3-2 F9			X FF 89 0-0 L8		B SI 93 B CU 80 B FC 82 F SI 93 B SI 93 4-1 BB			B KC 78 S FS 86 F SI 90 X FS 87 1-2 FC6-5	3 0 0 0 2 0 1												
19 Colin Moran, L OBP: 0.314, SLG: 0.758 (1, 10)	S SI 88 B SI 88 B SI 88 C FC 87 F SI 89 F FF 90 C FC 87 3-3 K		B SI 88 B FC 87 C SI 88 X FC 86 2-1 G6-3			F FF 90 X SI 89 0-1 E4		S FC 88 S FC 88 S FC 89 0-3 K			F FS 87 S FS 86 X FF 91 0-2 L8	5 0 0 0 0 2 5												
64 Phillip Evans, R OBP: 0.458, SLG: 0.421 6 Jarrod Dyson, L OBP: 0.095, SLG: 0.095 (1, 7) (9, PR) (9, 8)	X FF 90 0-0 3 FC6-4 1B		C CU 73 X SI 88 0-1 G2-3			X SI 88 0-0 G3		C CU 82 C CU 82 F FF 93 B FC 89 B FC 85 B FC 92 4-2 58 BLK 3 SH3-4 BB		S FS 86 X FS 87 0-1 G4-3	3 0 1 0 1 0 1 1 0 0 0 0 0 1													
3 Cole Tucker, S OBP: 0.200, SLG: 0.267 (1, 8) (9, 9)	B FC 88 X FC 87 1-0 FC6-4		C CU 72 S CH 82 B FF 89 C FF 88 1-3 K			B SI 93 S CU 82 S CU 81 1-3 K		L FC 88 X FC 89 0-1 SH3-4				3 0 0 0 0 2 2												
5 Guillermo Heredia, R OBP: 0.143, SLG: 0.077 10 Bryan Reynolds, S OBP: 0.273, SLG: 0.214 (1, 9) (9, PH) (9, 7)		F FF 89 X FC 88 0-2 L4		B CH 84 C CH 86 X FF 89 1-1 F9			B SI 93 B SI 94 F SI 94 F FC 90 B FC 91 X CU 83 3-2 G1-3		C FC 87 B FC 89 F FC 88 S FC 88 1-3 K			3 0 0 0 0 0 0 1 0 0 0 0 1 2												
58 Jacob Stallings, R OBP: 0.182, SLG: 0.190 (1, 2)		C FC 88 F FC 86 F FC 86 B CU 76 B FF 90 B FC 88 X FC 87 3-2 1B		C SI 88 C FC 87 B CH 82 C SI 88 1-3 K			X CU 81 0-0 F8		B FC 90 B CU 82 F FC 88 F FC 88 F FC 89 X FC 88 2-2 G4-3		0-0 55 1B	4 0 1 0 0 1 2												
2 Erik González, R OBP: 0.083, SLG: 0.083 55 Josh Bell, S OBP: 0.206, SLG: 0.281 (1, 5) (10, PH) (10, 3)		B SI 89 C CH 81 S CH 82 D CH 81 X FC 86 2-2 F8		C FF 88 X CH 80 0-1 G1-3			S SI 93 X FC 89 0-1 G6-3		B FF 94 X SI 93 1-0 1B		2-H	3 0 0 0 0 0 1 1 0 1 0 0 0 0												
Inning Stats	R: 1 E: 0 K: 1 S: 14	H: 2 LOB: 2 BB: 1 P: 26	R: 0 E: 0 K: 0 S: 14	H: 1 LOB: 1 BB: 0 P: 21	R: 0 E: 0 K: 0 S: 8	H: 1 LOB: 0 BB: 0 P: 13	R: 0 E: 0 K: 1 S: 7	H: 0 LOB: 0 BB: 0 P: 9	R: 0 E: 1 K: 0 S: 7	H: 0 LOB: 1 BB: 0 P: 9	R: 0 E: 0 K: 1 S: 7	H: 0 LOB: 0 BB: 0 P: 11	R: 0 E: 0 K: 1 S: 10	H: 1 LOB: 2 BB: 1 P: 17	R: 0 E: 0 K: 1 S: 12	H: 0 LOB: 1 BB: 1 P: 19	R: 0 E: 0 K: 0 S: 7	H: 1 LOB: 1 BB: 0 P: 11	R: 0 E: 0 K: 0 S: 8	H: 0 LOB: 1 BB: 0 P: 9	1B: 5 2B: 0 3B: 0 HR: 1	SF: 0 SAC: 2 DP: 1 HBP: 0	WP: 0 PB: 0 SB: 0 CS: 0	PA: 41
PITCHER	IP WLS BF H R ER SO BB IBB HBP BLK WP HR S P ERA WHIP																				PITCHER	IP WLS BF H R ER SO BB IBB HBP BLK WP HR S P ERA WHIP		
34 Jon Lester, L ERA: 0.82 (1, 1)	6.0 23 4 1 1 4 1 0 0 0 0 1 58 89 1.50 0.833																							
65 Casey Sadler, R ERA: 3.0 (7, 1)	1.2 7 1 0 0 1 1 0 0 0 0 0 14 25 0.00 1.200																							
43 Dan Winkler, R ERA: 5.4 (8, 1)	1.1 5 0 0 0 2 1 0 0 1 0 0 15 22 0.00 0.750																							
52 Ryan Tepera, R ERA: 9.0 (10, 1)	1.0 3 1 0 0 0 0 0 0 0 0 0 7 11 0.00 1.000																							
24 Jeremy Jeffress, R ERA: (11, 1)	1.0 W 3 0 0 0 0 0 0 0 0 0 8 9 0.00 0.000																							

Pittsburgh Pirates @ Chicago Cubs
Wrigley Field, Chicago, IL
Sun Aug 02 2020, 1:22 PM - 6:02 PM CDT
Cloudy - 79 F

livebaseballscorecards.com

AB	36
R	1
H	6
RBI	1
BB	3
SO	7
LOB	18



Batter	1	2	3	4	5	6	7	8	9	10	11	AB R H RBI BB SO LOB	BOTTOM
13 David Bote, R OBP: 0.381, SLG: 0.667 (1, 5)	0-3 K ①			1-0 G5-3 ①		3-3 K2-3 ①		4-0 BB ①		0-2 P3 ③	0-0 44 F9 9 1B	4 1 0 0 1 2 2	
44 Anthony Rizzo, L OBP: 0.450, SLG: 0.536 (1, 3)	2-2 L9 ②			1-3 K ②		2-1 9 G1-3 1B ②		3-1 F9 ③		0-2 F9 ①	2-3 F9 ①	5 0 1 0 0 1 1	
9 Javier Báez, R OBP: 0.300, SLG: 0.541 (1, 6)	0-3 K ③			0-1 L5 ③		0-2 G1-3 ②			0-0 P2 ①		2-0 3-H 1B ①	5 0 1 1 0 1 1	
40 Willson Contreras, R OBP: 0.419, SLG: 0.630 (1, 2)		0-0 G4-3 ①			0-1 12 2B 2B ①	3-1 G6-3 ③			1-3 K ②			4 1 1 0 0 1 1	
12 Kyle Schwarber, L OBP: 0.351, SLG: 0.500 (1, 7)		1-2 G1-3 ②			3-2 2 FC4 2B ①		3-1 F7 ①		4-0 BB ②			3 0 1 1 1 0 0	
21 Steven Souza Jr., R OBP: 0.250, SLG: 0.200 (1, 9)		1-3 K ③			1-2 G5-3 ①		2-3 K ②		2-2 P6 ③		0-0 K ②	4 0 0 0 0 2 2	
4 Josh Phegley, R (1, 10)			1-3 K ①		4-2 2 FC4 BB ②		0-1 G5-3 ③			4-0 K ①	2-3 2 BB ②	1 0 0 0 0 1 0	
8 Ian Happ, S OBP: 0.375, SLG: 0.679 (5, PH) (6, 10)					2-0 FC4 ②							1 0 0 0 2 0 0	
2 Nico Hoerner, R OBP: 0.333, SLG: 0.333 (1, 4)		2-2 G4-3 ②			1-2 1-2 2-3 ②		2-1 L8 ①			1-3 K ①	1-2 2-3 ②	4 0 0 0 0 1 3	
5 Albert Almora Jr., R OBP: 0.308, SLG: 0.100 (1, 8)			1-2 G1-3 ③		3-2 G5-3 ③			2-2 L9 ②		1-3 K ②		4 0 0 0 0 1 4	

Inning Stats	R: 0	H: 0	E: 0	K: 2	S: 9	P: 11	R: 0	H: 0	E: 0	K: 1	S: 7	P: 9	R: 0	H: 0	E: 0	K: 1	S: 11	P: 15	R: 0	H: 0	E: 0	K: 1	S: 6	P: 8	R: 1	H: 2	E: 0	K: 0	S: 18	P: 31	R: 0	H: 1	E: 0	K: 1	S: 12	P: 20	R: 0	H: 0	E: 0	K: 1	S: 7	P: 12	R: 0	H: 0	E: 0	K: 0	S: 8	P: 19	R: 0	H: 0	E: 0	K: 1	S: 8	P: 15	R: 0	H: 0	E: 0	K: 2	S: 9	P: 15	R: 1	H: 1	E: 0	K: 0	S: 4	P: 6	1B: 2	SF: 0	2B: 2	SAC: 0	3B: 0	DP: 0	HR: 0	HBP: 0	WP: 0	PA: 39
PITCHER	IP	WLS	BF	H	R	ER	SO	BB	IBB	HBP	BLK	WP	HR	S	P	ERA	WHIP																																																											
43 Steven Brault, L ERA: 4.5 (1, 1)	3.0		9	0	0	0	4	0	0	0	0	0	0	27	35	0.00	0.000																																																											
39 Chad Kuhl, R ERA: 1.8 (4, 1)	1.1		7	2	1	1	1	1	0	0	0	0	0	18	28	6.75	2.250																																																											
32 Geoff Hartlieb, R ERA: 1.8 (5, 1)	0.2		2	0	0	0	0	0	0	0	0	0	0	6	11	0.00	0.000																																																											
66 Dovydas Neverauskas, R ERA: 1.8 (6, 1)	1.0		4	1	0	0	1	0	0	0	0	0	0	12	20	0.00	1.000																																																											
71 Nik Turley, L ERA: 5.4 (7, 1)	1.0		3	0	0	0	1	0	0	0	0	0	0	7	12	0.00	0.000																																																											
PITCHER	IP	WLS	BF	H	R	ER	SO	BB	IBB	HBP	BLK	WP	HR	S	P	ERA	WHIP																																																											
88 Richard Rodriguez, R ERA: 4.5 (8, 1)	1.0		4	0	0	0	0	1	0	0	0	0	0	8	19	0.00	1.000																																																											
57 Nick Burdi, R ERA: 4.5 (9, 1)	0.0		0	0	0	0	0	0	0	0	0	0	0	0	0	∞	∞																																																											
54 Sam Howard, L ERA: 4.5 (9, 1)	2.0		8	0	0	0	3	2	0	0	0	0	0	17	30	0.00	1.000																																																											
60 Cody Ponce, R ERA: 4.5 (11, 1)	0.1	L	2	1	1	0	0	0	0	0	0	0	0	4	6	0.00	3.000																																																											

Pittsburgh Pirates @ Chicago Cubs
Wrigley Field, Chicago, IL
Sun Aug 02 2020, 1:22 PM - 6:02 PM CDT
Cloudy - 79 F

AB	35
R	2
H	4
RBI	2
BB	4
SO	10
LOB	14



Batter	1	2	3	4	5	6	7	8	9	AB R H RBI BB SO LOB	TOP																	
3 Cole Tucker, S OBP: 0.250, SLG: 0.421 (1, 8)	0-0 HR	0-0 FC5 2-3f		4-1 BB			2-2 L9		1-2 G5-3	4 1 1 1 1 0 3																		
27 Kevin Newman, R OBP: 0.235, SLG: 0.281 (1, 4)	0-1 F8		2-0 1B	0-1 FC5 2-3f			1-0 F9			4 0 1 0 0 0 3																		
55 Josh Bell, S OBP: 0.211, SLG: 0.278 (1, 3)	3-1 G6-3		2-3 K				0-3 K			4 1 1 0 0 2 0																		
36 José Osuna, R OBP: 0.238, SLG: 0.316 (1, 10)	0-0 F9		1-3 K				3-3 K	0-2 G4-3		4 0 0 0 0 2 1																		
10 Bryan Reynolds, S OBP: 0.270, SLG: 0.194 (1, 7)		2-2 K		4-2 BB			1-2 F8	2-3 K		3 0 0 0 1 2 1																		
64 Phillip Evans, R OBP: 0.464, SLG: 0.435 (1, 5)		1-1 1B		0-1 G1-4-3			1-2 1B	0-0 L8		4 1 2 1 0 0 1																		
5 Guillermo Heredia, R OBP: 0.278, SLG: 0.188 (1, 9)		3-2 1B		4-2 BB			3-1 P6	1-0 1B		3 1 2 0 1 0 0																		
58 Jacob Stallings, R OBP: 0.231, SLG: 0.208 (1, 2)		0-1 1B		4-1 BB			0-3 K	2-2 F7		3 0 1 1 1 1 1																		
2 Erik González, R OBP: 0.125, SLG: 0.188 (1, 6)		1-0 L9		0-0 2B			2-2 L9	1-2 F8		4 0 1 1 0 0 3																		
Inning Stats	R: 1 E: 0 K: 0 S: 6	H: 1 LOB: 0 BB: 0 P: 9	R: 1 E: 0 K: 1 S: 12	H: 3 LOB: 2 BB: 0 P: 19	R: 0 E: 0 K: 2 S: 7	H: 1 LOB: 0 BB: 0 P: 12	R: 1 E: 0 K: 0 S: 11	H: 1 LOB: 3 BB: 4 P: 27	R: 1 E: 0 K: 1 S: 14	H: 2 LOB: 2 BB: 0 P: 22	R: 0 E: 0 K: 1 S: 8	H: 0 LOB: 0 BB: 0 P: 13	R: 0 E: 0 K: 1 S: 7	H: 0 LOB: 0 BB: 0 P: 10	R: 0 E: 0 K: 1 S: 8	H: 0 LOB: 0 BB: 0 P: 10	R: 0 E: 0 K: 0 S: 11	H: 1 LOB: 1 BB: 0 P: 16	1B: 7 2B: 1 3B: 0 HR: 1	SF: 0 SAC: 0 DP: 1 HBP: 0	WP: 0 PB: 1 SB: 1 CS: 0	PA: 37						
PITCHER	IP WLS BF H R ER SO BB IBB HBP BLK WP HR S P ERA WHIP																											
43 Lewis Thorpe, L ERA: 3.12 (1, 1)	4.0		20	6	3	3	3	4	0	0	0	0	0	1	36	67	6.75	2.500										
66 Jorge Alcala, R ERA: (5, 1)	2.0		7	2	1	0	2	0	0	0	0	0	0	0	22	35	0.00	1.000										
37 Matt Wisler, R ERA: (7, 1)	2.0		6	0	0	0	2	0	0	0	0	0	0	0	15	20	0.00	0.000										
55 Taylor Rogers, L ERA: (9, 1)	1.0	W	4	1	0	0	0	0	0	0	0	0	0	0	11	16	0.00	1.000										

Pittsburgh Pirates @ Minnesota Twins
Target Field, Minneapolis, MN
Mon Aug 03 2020, 7:11 PM - 10:23 PM CDT
Clear - 71 F

livebaseballscorecards.com

AB	33
R	4
H	9
RBI	4
BB	4
SO	7
LOB	13



Batter	1	2	3	4	5	6	7	8	9	AB R H RBI BB SO LOB
8 Mitch Garver, R OBP: 0.296, SLG: 0.286 (1, 2)	G1-3 1-0		P3 1-1			23 1B 2 G4-3 BB 4-2	P3 1-1		23 1B 2 F9 BB 4-1	3 1 0 0 2 0 0
2 Luis Arraez, L OBP: 0.294, SLG: 0.226 (1, 4)	G4-3 2-2			L9 0-2		G4-3 1-2			F9 1-2	4 0 0 0 1 0 3
23 Nelson Cruz, R OBP: 0.405, SLG: 0.667 (1, 10)	K 0-3			1B 3-2		26 2B 2-H 1B 0-0	K 1-3		1B 2-3 3-H 1B 1-1	5 1 3 2 0 2 1
22 Miguel Sanó, R OBP: 0.148, SLG: 0.385 (1, 3)			P3 3-2			26 2B BB 4-2	K 2-3			3 1 0 0 1 2 2
26 Max Kepler, L OBP: 0.289, SLG: 0.595 (1, 9)				L4 2-0		60 BB 25 WP 1-H 2-H 2B 2-1			60 E 1B 0-0	4 1 3 2 0 0 1
9 Marwin Gonzalez, S OBP: 0.423, SLG: 0.429 (1, 5)			K 1-3			25 WP 60 BB BB 4-2	K 2-3			3 0 0 0 1 2 2
60 Jake Cave, L OBP: 0.333, SLG: 0.353 (1, 7)			K 1-2			25 WP BB 1-2 2-3	K 1-2			3 0 0 0 1 2 2
25 Byron Buxton, R OBP: 0.125, SLG: 0.067 (1, 8)			F9 1-2			P3 1-2	P3 2-2			3 0 0 0 1 0 1
13 Ehire Adrianza, S OBP: 0.200, SLG: 0.300 (1, 6)			K 0-3			G5-3 1-1				3 0 0 0 0 1 3
11 Jorge Polanco, S OBP: 0.308, SLG: 0.395 (9, PH)						L7 0-0			2 F9 8 PB 23 1B 1B 3-2	1 1 1 0 0 0 0

BOTTOM

Pittsburgh Pirates @ Minnesota Twins
 Target Field, Minneapolis, MN
 Mon Aug 03 2020, 7:11 PM - 10:23 PM CDT
 Clear - 71 F

livebaseballscorecards.com

AB	32
R	5
H	7
RBI	4
BB	7
SO	9
LOB	15



Inning Stats	R: 0	H: 0	E: 0	K: 1	S: 7	H: 0	LOB: 0	BB: 0	P: 10	R: 0	H: 1	E: 0	K: 2	S: 11	H: 0	LOB: 1	BB: 0	P: 16	R: 0	H: 0	E: 0	K: 1	S: 8	H: 0	LOB: 0	BB: 0	P: 10	R: 0	H: 1	E: 0	K: 1	S: 11	H: 0	LOB: 1	BB: 0	P: 18	R: 0	H: 0	E: 0	K: 0	S: 5	H: 2	LOB: 3	BB: 5	P: 44	R: 0	H: 0	E: 0	K: 2	S: 12	H: 1	LOB: 1	BB: 0	P: 18	R: 0	H: 2	E: 0	K: 0	S: 11	H: 2	LOB: 2	BB: 1	P: 20	1B: 6	SF: 0	2B: 1	SAC: 0	3B: 0	DP: 0	HR: 0	HBP: 0	WP: 1	PA: 39
--------------	------	------	------	------	------	------	--------	-------	-------	------	------	------	------	-------	------	--------	-------	-------	------	------	------	------	------	------	--------	-------	-------	------	------	------	------	-------	------	--------	-------	-------	------	------	------	------	------	------	--------	-------	-------	------	------	------	------	-------	------	--------	-------	-------	------	------	------	------	-------	------	--------	-------	-------	-------	-------	-------	--------	-------	-------	-------	--------	-------	--------

PITCHER	IP	WLS	BF	H	R	ER	SO	BB	IBB	HBP	BLK	WP	HR	S	P	ERA	WHIP
45 Derek Holland, L ERA: 4.76 (1, 1)	5.2		23	4	4	4	5	2	0	0	0	0	0	54	86	6.35	1.059
63 Miguel Del Pozo, L ERA: 21.6 (6, 1)	0.0	B	3	0	0	0	0	3	0	0	0	1	0	6	18	∞	∞
46 Chris Stratton, R ERA: 3.86 (6, 1)	1.1		5	0	0	0	2	1	0	0	0	0	0	13	21	0.00	0.750
88 Richard Rodríguez, R ERA: 3.6 (8, 1)	1.0		4	1	0	0	2	0	0	0	0	0	0	12	18	0.00	1.000
57 Nick Burdi, R ERA: 3.86 (9, 1)	0.1	L	4	2	1	1	0	1	0	0	0	0	0	11	20	27.00	9.000

PITCHER	IP	WLS	BF	H	R	ER	SO	BB	IBB	HBP	BLK	WP	HR	S	P	ERA	WHIP
45 Derek Holland, L ERA: 4.76 (1, 1)	5.2		23	4	4	4	5	2	0	0	0	0	0	54	86	6.35	1.059
63 Miguel Del Pozo, L ERA: 21.6 (6, 1)	0.0	B	3	0	0	0	0	3	0	0	0	1	0	6	18	∞	∞
46 Chris Stratton, R ERA: 3.86 (6, 1)	1.1		5	0	0	0	2	1	0	0	0	0	0	13	21	0.00	0.750
88 Richard Rodríguez, R ERA: 3.6 (8, 1)	1.0		4	1	0	0	2	0	0	0	0	0	0	12	18	0.00	1.000
57 Nick Burdi, R ERA: 3.86 (9, 1)	0.1	L	4	2	1	1	0	1	0	0	0	0	0	11	20	27.00	9.000

Batter	1	2	3	4	5	6	7	8	9	AB R H RBI BB SO LOB	TOP	
26 Adam Frazier, L (1, 4) OBP: 0.250, SLG: 0.275	3-1 G4-3		0-3 K		4-2 64 1B BB		1-3 K		0-2 64 1B 1B	4 0 1 0 1 2 2		
64 Phillip Evans, R (1, 5) OBP: 0.485, SLG: 0.464	3-3 K		3-2 55 G4-5-3 1B		3-1 1B		1-0 F8		1-0 1B	5 0 3 1 0 1 2		
55 Josh Bell, S (1, 10) OBP: 0.186, SLG: 0.244	1-3 K		1-0 G4-5-3		0-0 P5			1-2 K	2-1 F7	5 0 0 0 0 2 5		
19 Colin Moran, L (1, 3) OBP: 0.300, SLG: 0.676		4-2 2 1B 25 WP BB		0-2 F7		0-0 G5-3		2-2 G1-3	0-0 P5	4 0 0 0 1 0 2		
10 Bryan Reynolds, S (1, 7) OBP: 0.293, SLG: 0.265		2-3 K		0-2 25 SF7 3B		2-1 G4-3		4-2 BB		3 1 1 0 1 1 1		
25 Gregory Polanco, L (1, 9) OBP: 0.200, SLG: 0.125		4-1 2 1B BB		1-1 SF7		2-2 L8		1-2 K		2 0 0 1 1 1 1		
2 Erik González, R (1, 6) OBP: 0.250, SLG: 0.350		1-0 1B		1-1 F8			0-0 18 F8 6 BB 1B		0-1 18 1B 2B	4 1 3 0 0 0 0	AB 34 R 3 H 9 RBI 3 BB 5 SO 9 LOB 22	
6 Jarrod Dyson, L (1, 8) OBP: 0.120, SLG: 0.083		2-3 K			2-1 F9		4-0 18 F8 BB		1-1 P3	3 0 0 0 1 1 4		
18 John Ryan Murphy, R (1, 2) OBP: 0.353, SLG: 0.273		2-3 K			0-1 G5-3		1-2 F8		0-2 26 1B 64 1B 1B	4 1 1 1 0 1 5	WP: 1 PA: 40 PB: 0 SB: 0 CS: 0	
Inning Stats	R: 0 H: 0 E: 0 LOB: 0 K: 2 BB: 0 S: 8 P: 15	R: 0 H: 1 E: 0 LOB: 3 K: 3 BB: 2 S: 15 P: 30	R: 0 H: 1 E: 0 LOB: 0 K: 1 BB: 0 S: 7 P: 11	R: 1 H: 1 E: 0 LOB: 0 K: 0 BB: 0 S: 11 P: 13	R: 0 H: 1 E: 0 LOB: 2 K: 0 BB: 1 S: 10 P: 19	R: 0 H: 0 E: 0 LOB: 0 K: 0 BB: 0 S: 6 P: 10	R: 0 H: 1 E: 0 LOB: 2 K: 1 BB: 1 S: 10 P: 17	R: 0 H: 0 E: 0 LOB: 1 K: 2 BB: 1 S: 13 P: 21	R: 2 H: 4 E: 0 LOB: 2 K: 0 BB: 0 S: 14 P: 18	1B: 7 SF: 1 2B: 1 SAC: 0 3B: 1 DP: 1 HR: 0 HBP: 0		
PITCHER	IP WLS BF H R ER SO BB IBB HBP BLK WP HR S P ERA WHIP											
17 José Berrios, R (1, 1) ERA: 4.8	6.0 W 24 4 1 1 6 3 0 0 0 1 0 57 98 1.50 1.167											
72 Caleb Thielbar, L (7, 1) ERA: 7.71	2.1 14 5 2 2 3 2 0 0 0 0 0 34 51 7.71 3.000											
65 Trevor May, R (9, 1) ERA: 1.93	0.2 S 2 0 0 0 0 0 0 0 0 0 0 3 5 0.00 0.000											

Pittsburgh Pirates @ Minnesota Twins
Target Field, Minneapolis, MN
Tue Aug 04 2020, 1:12 PM - 4:50 PM CDT
Sunny - 73 F

livebaseballscorecards.com



Batter	1	2	3	4	5	6	7	8	9	AB R H RBI BB SO LOB
26 Max Kepler, L OBP: 0.349, SLG: 0.595 (1, 9) C SI 91 B FC 89 B FC 88 S CH 86 B FF 92 B CH 87	4-2 23 E 23 1B 20 1B BB	4-1 23 1B 11 BB BB		4-2 23 1B 11 S 20 1B BB	3-2 SF9			4-0 11 G1-6-3 BB		0 2 0 1 4 0 0
11 Jorge Polanco, S OBP: 0.318, SLG: 0.366 (1, 6) F SL 82 B CH 86 X SI 92	1-1 F7	4-0 23 1B BB		4-2 23 1B 20 1B BB	2-1 F9			2-2 G1-6-3 1-2f		3 0 0 0 2 0 3
23 Nelson Cruz, R OBP: 0.435, SLG: 0.674 (1, 10) F SL 82 1 SAFE F CH 87 X SL 82	0-2 E8 20 1B 22 2B 1B	0-1 BB		1-1 20 1B 1B				1-2 K		4 1 3 1 0 1 0
20 Eddie Rosario, L OBP: 0.325, SLG: 0.472 (1, 7) C FC 88 B FF 92 S SL 82 F CU 80 F SL 83 F FF 92 F CU 81 F FF 33 X CH 87	1-2 22 2B 2 SF8 1B	0-1 P5		2-1 20 1B 1B				0-0 P4		4 1 2 2 0 0 3
22 Miguel Sanó, R OBP: 0.161, SLG: 0.400 (1, 3) C SL 82 X FF 93	3-H 2 SF8 2B	3-3 K		3-3 K				3-1 F9		4 0 1 1 0 2 5
2 Luis Arraez, L OBP: 0.289, SLG: 0.212 (1, 4) C FF 92 D SI 81 S FC 87 X SL 81 X FC 87	2-2 SF8			0-2 F9				0-1 G5-3		2 1 0 1 1 0 0
9 Marwin Gonzalez, S OBP: 0.400, SLG: 0.400 (1, 5) C CU 79 B CH 86 C CU 79 D SL 82 X FF 91	2-2 L5			0-0 G3-1				1-1 G3		4 1 1 0 0 0 1
16 Alex Avila, L OBP: 0.438, SLG: 0.500 (1, 2) B CU 80 FC 88 C FF 91 S CU 80 S SL 82		2-3 K		0-0 G5-3				3-1 F7		3 0 0 0 1 1 0
25 Byron Buxton, R OBP: 0.150, SLG: 0.111 (1, 8) C SL 80 S FC 87 X SL 82		0-2 E5 11 BB 23 1B 1B		1-1 P4				0-1 P3		3 1 1 1 0 0 0

Inning Stats	R: 3	H: 3	E: 1	K: 0	S: 23	LOB: 1	BB: 1	P: 33	R: 1	H: 2	E: 1	K: 2	S: 15	LOB: 3	BB: 2	P: 28	R: 0	H: 0	E: 0	K: 0	S: 5	LOB: 0	BB: 0	P: 5	R: 1	H: 2	E: 0	K: 1	S: 14	LOB: 2	BB: 2	P: 29	R: 2	H: 1	E: 0	K: 0	S: 14	LOB: 1	BB: 2	P: 28	R: 0	H: 0	E: 0	K: 1	S: 6	LOB: 0	BB: 0	P: 10	R: 0	H: 0	E: 0	K: 0	S: 6	LOB: 0	BB: 0	P: 10	R: 0	H: 0	E: 0	K: 0	S: 5	LOB: 0	BB: 1	P: 11
--------------	------	------	------	------	-------	--------	-------	-------	------	------	------	------	-------	--------	-------	-------	------	------	------	------	------	--------	-------	------	------	------	------	------	-------	--------	-------	-------	------	------	------	------	-------	--------	-------	-------	------	------	------	------	------	--------	-------	-------	------	------	------	------	------	--------	-------	-------	------	------	------	------	------	--------	-------	-------

PITCHER													PITCHER																																																																													
IP	WLS	BF	H	R	ER	SO	BB	IBB	HBP	BLK	WP	HR	S	P	ERA	WHIP	IP	WLS	BF	H	R	ER	SO	BB	IBB	HBP	BLK	WP	HR	S	P	ERA	WHIP																																																									
59 Joe Musgrove, R (1, 1) ERA: 6.75	3.1	L	21	6	5	5	2	5	0	0	0	0	51	84	13.50	3.300	54 Sam Howard, L (4, 1) ERA:	0.2	2	1	0	0	1	0	0	0	0	0	6	11	0.00	1.500	71 Nik Turley, L (5, 1) ERA: 8.31	1.0	6	1	2	2	0	2	0	0	0	0	0	0	0	0	6	10	0.00	0.000	66 Dovydas Neverauskas, R (6, 1) ERA:	1.0	3	0	0	0	1	0	0	0	0	0	0	0	0	6	10	0.00	0.000	38 Yacksel Rios, R (7, 1) ERA:	2.0	6	0	0	0	0	0	1	0	0	0	0	0	0	11	21	0.00	0.500

BOTTOM

Pittsburgh Pirates @ Minnesota Twins
Target Field, Minneapolis, MN
Tue Aug 04 2020, 1:12 PM - 4:50 PM CDT
Sunny - 73 F

livebaseballscores.com

AB	27
R	7
H	8
RBI	7
BB	8
SO	4
LOB	12



1B:	7	SF:	3	WP:	0	PA:	38
2B:	1	SAC:	0	PB:	0		
3B:	0	DP:	1	SB:	1		
HR:	0	HBP:	0	CS:	0		

Batter	1	2	3	4	5	6	7	8	9	AB R H RBI BB SO LOB	TOP
26 Max Kepler, L OBP: 0.354, SLG: 0.634	(1, 9) P5		4-2 BB			1-3 K		3-2 L7	2-0 HR	4 1 1 3 1 1 1	
11 Jorge Polanco, S OBP: 0.306, SLG: 0.348	(1, 6) G4-3		1-0 L6-3			1-2 L7		0-0 E7	2-3 K	5 0 1 0 0 1 1	
23 Nelson Cruz, R OBP: 0.440, SLG: 0.652	(1, 10) 1B		0-0 G1-3			2-3 K		4-0 BB		3 0 1 0 1 1 0	
20 Eddie Rosario, L OBP: 0.295, SLG: 0.425	(1, 7) F9						1-2 F7	2-2 G3-1		4 0 0 0 0 0 4	
60 Jake Cave, L OBP: 0.333, SLG: 0.316	(1, 8) 2B		1-1 9 1B			0-3 K		0-2 G6-3	0-2 9 1B	2 1 0 0 0 1 0	
25 Byron Buxton, R OBP: 0.190, SLG: 0.211	(7, 8) HBP									1 1 1 0 0 0 0	
2 Luis Arraez, L OBP: 0.286, SLG: 0.243	(1, 4) G5-3		3-2 G5-3			3-2 G3-1		0-0 2B	0-1 F7	4 0 1 0 0 0 2	
8 Mitch Garver, R OBP: 0.290, SLG: 0.250	(1, 2) K		1-2			2-2 G5-3		3-3 K	4-0 9 1B	3 1 0 0 1 2 2	
9 Marwin Gonzalez, S OBP: 0.412, SLG: 0.414	(1, 3) 1B		0-2			0-1 G4-3		1-0 G1-3	1-0 26 HR	4 1 2 2 0 0 0	
13 Ehire Adrianza, S OBP: 0.214, SLG: 0.231	(1, 5) P4		0-1			1-1 G3		4-1 11 E 11 1B	2-3 26 HR	3 0 0 0 1 1 3	
Inning Stats	R: 0 H: 1 E: 0 LOB: 1 K: 0 BB: 0 S: 8 P: 16	R: 1 H: 1 E: 0 LOB: 1 K: 1 BB: 0 S: 12 P: 17	R: 0 H: 0 E: 0 LOB: 0 K: 0 BB: 1 S: 5 P: 10	R: 0 H: 0 E: 0 LOB: 0 K: 1 BB: 0 S: 9 P: 15	R: 0 H: 0 E: 0 LOB: 0 K: 0 BB: 0 S: 8 P: 11	R: 0 H: 0 E: 0 LOB: 0 K: 2 BB: 0 S: 10 P: 14	R: 0 H: 1 E: 0 LOB: 1 K: 1 BB: 0 S: 11 P: 15	R: 0 H: 1 E: 1 LOB: 3 K: 0 BB: 2 S: 11 P: 25	R: 4 H: 3 E: 0 LOB: 0 K: 2 BB: 1 S: 13 P: 24	1B: 4 SF: 0 2B: 3 SAC: 0 3B: 0 DP: 1 HR: 1 HBP: 1	WP: 0 PA: 38 PB: 0 SB: 0 CS: 0
PITCHER	IP WLS BF H R ER SO BB IBB HBP BLK WP HR S P ERA WHIP										
34 Trevor Williams, R ERA: 3.52	(1, 1) 7.0 L 25 3 1 1 5 1 0 1 0 0 0 63 98 1.29 0.571										
32 Geoff Hartlieb, R ERA: 3.38	(8, 1) 1.1 9 2 2 2 0 3 0 0 0 0 0 16 34 13.50 3.750										
66 Dovydas Neverauskas, R ERA: 3.0	(9, 1) 0.2 4 2 2 2 2 0 0 0 0 0 1 8 15 27.00 3.000										

Minnesota Twins @ Pittsburgh Pirates
PNC Park, Pittsburgh, PA
Wed Aug 05 2020, 7:07 PM - 9:57 PM EDT
Cloudy - 79 F

livebaseballscorecards.com

AB 33
R 5
H 7
RBI 5
BB 4
SO 7
LOB 13




Batter	1	2	3	4	5	6	7	8	9	AB R H RBI BB SO LOB
26 Adam Frazier, L OBP: 0.250, SLG: 0.256 (1, 4)	3-2 F7 ①		2-2 G3-1 ③			0-1 L7 ②			4-1 55 DI 55 HR BB	3 1 0 0 1 0 0
27 Kevin Newman, R OBP: 0.211, SLG: 0.250 (1, 6)	1-1 G4-3 ②			1-2 G6-3 ①		0-1 G4-3 ③			0-1 F9 ②	4 0 0 0 0 0 1
55 Josh Bell, S OBP: 0.234, SLG: 0.378 (1, 3)	3-2 1B			0-0 2B			1-0 P5 ①		1-2 1-H HR	4 1 3 2 0 0 0
19 Colin Moran, L OBP: 0.273, SLG: 0.610 (1, 10)	2-1 L8 ③			1-3 K ②			1-3 K ②		2-3 K ③	4 0 0 0 0 3 2
10 Bryan Reynolds, S OBP: 0.273, SLG: 0.243 (1, 7)		3-2 L1 ①		0-0 F7 ③			1-2 G5-3 ③			3 0 0 0 0 0 1
25 Gregory Polanco, L OBP: 0.174, SLG: 0.105 (1, 9)		0-1 G4-3 ②			0-0 G4-3 ①			2-3 K ①		3 0 0 0 0 1 0
2 Erik González, R OBP: 0.261, SLG: 0.348 (1, 5)		0-2 G5-3 ③			2-0 3 CS 1B			2-2 L8 ②		3 0 1 0 0 0 0
3 Cole Tucker, S OBP: 0.217, SLG: 0.364 (1, 8)			2-0 G2-3 ①		2-2 G2-3 ③			3-3 K ③		3 0 0 0 0 1 1
58 Jacob Stallings, R OBP: 0.214, SLG: 0.192 15 JT Riddle, L (9, PH)			1-1 G4-3 ②			2-1 G1-3 ①			3-3 K ①	2 0 0 0 0 0 0 1 0 0 0 0 1 0

Inning Stats	R: 0 E: 0 K: 10 S: 10	H: 1 LOB: 1 BB: 0 P: 19	R: 0 E: 0 K: 9 S: 9	H: 0 LOB: 0 BB: 0 P: 12	R: 0 E: 0 K: 1 S: 7	H: 1 LOB: 1 BB: 0 P: 11	R: 0 E: 0 K: 5 S: 5	H: 1 LOB: 0 BB: 0 P: 9	R: 0 E: 0 K: 6 S: 6	H: 0 LOB: 0 BB: 0 P: 8	R: 0 E: 0 K: 1 S: 7	H: 0 LOB: 0 BB: 0 P: 10	R: 0 E: 0 K: 2 S: 10	H: 0 LOB: 0 BB: 0 P: 17	R: 2 E: 0 K: 2 S: 14	H: 1 LOB: 0 BB: 1 P: 24	1B: 2 2B: 1 3B: 0 HR: 1	SF: 0 SAC: 0 DP: 0 HBP: 0
--------------	--------------------------------	----------------------------------	------------------------------	----------------------------------	------------------------------	----------------------------------	------------------------------	---------------------------------	------------------------------	---------------------------------	------------------------------	----------------------------------	-------------------------------	----------------------------------	-------------------------------	----------------------------------	----------------------------------	------------------------------------

PITCHER	IP	WLS	BF	H	R	ER	SO	BB	IBB	HBP	BLK	WP	HR	S	P	ERA	WHIP
68 Randy Dobnak, R ERA: 0.6 (1, 1)	6.0	W	20	3	0	0	1	0	0	0	0	0	0	46	71	0.00	0.500
61 Cody Stashak, R ERA: (7, 1)	1.0	H	3	0	0	0	1	0	0	0	0	0	0	7	10	0.00	0.000
21 Tyler Duffey, R ERA: (8, 1)	1.0	H	3	0	0	0	2	0	0	0	0	0	0	10	17	0.00	0.000
66 Jorge Alcala, R ERA: 6.0 (9, 1)	1.0		5	1	2	2	2	1	0	0	0	0	1	14	24	18.00	2.000

MINNESOTA TWINS @ PITTSBURGH PIRATES
PNC Park, Pittsburgh, PA
 Wed Aug 05 2020, 7:07 PM - 9:57 PM EDT
 Cloudy - 79 F

AB	30
R	2
H	4
RBI	2
BB	1
SO	6
LOB	5



PITCHER	IP	WLS	BF	H	R	ER	SO	BB	IBB	HBP	BLK	WP	HR	S	P	ERA	WHIP
---------	----	-----	----	---	---	----	----	----	-----	-----	-----	----	----	---	---	-----	------

Batter	1	2	3	4	5	6	7	8	9	AB R H RBI BB SO LOB	TOP																
26 Max Kepler, L OBP: 0.321, SLG: 0.565 (1, 9)	0-0 G4-3	1-1 G4-3		1-2 F8			2-1 F7		2-3 K	5 0 0 0 0 1 1																	
11 Jorge Polanco, S OBP: 0.333, SLG: 0.373 (1, 6)	0-2 20 WP 20 S 22 HR 1B		2-0 20 BB 1B		1-1 G6-3		1-2 G1-4-3		0-0 23 FC5-4 1B	5 1 3 0 0 0 0																	
23 Nelson Cruz, R OBP: 0.418, SLG: 0.608 (1, 10)	1-1 P3		0-1 F9		3-2 G4-3		0-0 1B		2-2 FC5-4 1-2f	5 0 1 0 0 0 3																	
20 Eddie Rosario, L OBP: 0.333, SLG: 0.500 (1, 7)	4-2 22 HR BB		4-2 BB		0-1 HR		3-2 G3			2 2 1 1 2 0 1																	
22 Miguel Sanó, R OBP: 0.171, SLG: 0.471 (1, 3)	0-1 HR		1-3 K		1-3 K		1-3 K		3-2 F8	4 1 1 3 0 2 2																	
9 Marwin Gonzalez, S OBP: 0.368, SLG: 0.364 (1, 4)	2-3 K		0-1 F7			1-0 G3-1		1-3 K		4 0 0 0 0 2 2																	
13 Ehre Adrianza, S OBP: 0.278, SLG: 0.294 (1, 5)		0-0 16 G4-6-3 1B		0-1 P6		0-0 F7		1-2 1B		4 0 2 0 0 0 0																	
16 Alex Avila, L OBP: 0.400, SLG: 0.400 (1, 2)		3-1 G4-6-3 1-2f		3-3 K		4-2 BB		0-1 L7		3 0 0 0 1 1 2																	
25 Byron Buxton, R OBP: 0.200, SLG: 0.348 (1, 8)		1-1 E5		1-0 HR		2-3 K		1-2 F7		4 1 1 1 0 1 1																	
Inning Stats	R: 3 E: 0 K: 1 S: 16	H: 2 LOB: 0 BB: 1 P: 23	R: 0 E: 1 K: 0 S: 8	H: 1 LOB: 1 BB: 0 P: 12	R: 0 E: 0 K: 1 S: 10	H: 1 LOB: 2 BB: 1 P: 17	R: 1 E: 0 K: 1 S: 10	H: 1 LOB: 0 BB: 0 P: 15	R: 1 E: 0 K: 1 S: 10	H: 1 LOB: 0 BB: 0 P: 15	R: 0 E: 0 K: 1 S: 11	H: 0 LOB: 1 BB: 1 P: 18	R: 0 E: 0 K: 0 S: 10	H: 1 LOB: 1 BB: 0 P: 16	R: 0 E: 0 K: 1 S: 14	H: 1 LOB: 1 BB: 0 P: 19	R: 0 E: 0 K: 1 S: 11	H: 1 LOB: 1 BB: 0 P: 16	1B: 6 2B: 0 3B: 0 HR: 3	SF: 0 SAC: 0 DP: 1 HBP: 0	WP: 1 PB: 0 SB: 1 CS: 0	PA: 39					
PITCHER	IP WLS BF H R ER SO BB IBB HBP BLK WP HR S P ERA WHIP																										
65 JT Brubaker, R ERA: 3.38 (1, 1)	3.0		15	4	3	3	2	2	0	0	0	1	1	34	52	9.00	2.000										
60 Cody Ponce, R ERA: 5.4 (4, 1)	3.0		12	2	2	2	3	1	0	0	0	0	2	31	48	6.00	1.000										
46 Chris Stratton, R ERA: 2.84 (7, 1)	1.2		7	2	0	0	1	0	0	0	0	0	0	22	33	0.00	1.200										
54 Sam Howard, L ERA: (8, 1)	1.1	W	5	1	0	0	1	0	0	0	0	0	0	13	18	0.00	0.750										

Minnesota Twins @ Pittsburgh Pirates
PNC Park, Pittsburgh, PA
Thu Aug 06 2020, 1:36 PM - 4:43 PM EDT
Partly Cloudy - 82 F

livebaseballscorecards.com

AB 36
R 5
H 9
RBI 5
BB 3
SO 7
LOB 12

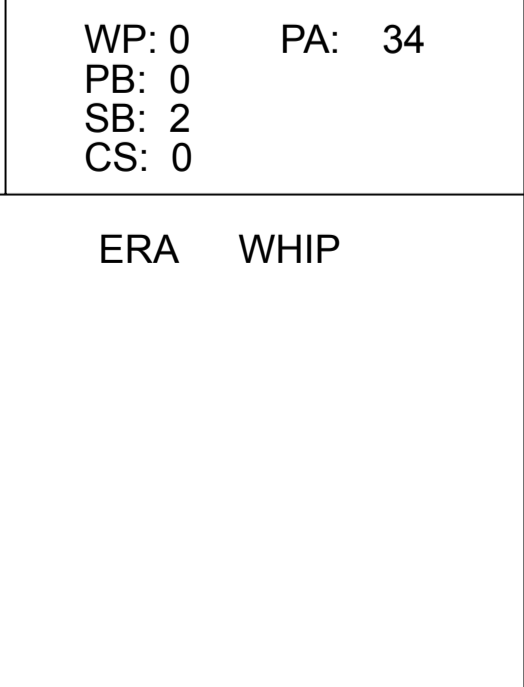


Batter	1	2	3	4	5	6	7	8	9	AB	R	H	RBI	BB	SO	LOB
26 Adam Frazier, L (1, 4) OBP: 0.231, SLG: 0.234	0-2 F8		0-0 F8			0-0 B1-3		1-1 F7		4	0	0	0	0	0	1
64 Phillip Evans, R (1, 5) OBP: 0.432, SLG: 0.406	0-0 F8		1-2 F9			1-0 F8		0-1 G5-3		4	0	0	1	0	0	0
55 Josh Bell, S (1, 10) OBP: 0.235, SLG: 0.354	3-2 L8		1-3 K			4-0 BB		1-3 K		3	0	0	0	1	2	0
19 Colin Moran, L (1, 3) OBP: 0.292, SLG: 0.600		1-2 10 HR 1B		2-3 K		0-1 G3		1-2 10 2B 27 1B 1B		4	1	2	0	0	1	1
3 Cole Tucker, S (9, PR) OBP: 0.217, SLG: 0.364										0	1	0	0	0	0	0
10 Bryan Reynolds, S (1, 7) OBP: 0.292, SLG: 0.293		0-0 25 HR 1B		3-3 K			0-1 F8		0-0 27 1B 2B	4	2	2	0	0	1	0
25 Gregory Polanco, L (1, 9) OBP: 0.185, SLG: 0.261		1-2 25 HR 1B		3-2 K				1-3 K	1-3 4 1 1 3 0 2 3	4	1	1	3	0	2	3
15 JT Riddle, L (1, 6) OBP: 0.250, SLG: 0.250		0-0 HR		3-2 L9					2-3 K							
27 Kevin Newman, R (9, PH) OBP: 0.231, SLG: 0.270		1-0 G3				3-2 G6-3			0-0 1B	3 0 1 0 0 0 0						
18 John Ryan Murphy, R (1, 2) OBP: 0.267, SLG: 0.214		1-3 K		2-2 P5					1-3 K	1 0 1 2 0 0 0						
6 Jarrod Dyson, L (1, 8) OBP: 0.143, SLG: 0.077		1-3 K		0-1 G5-3		1-1 B1-3			4-2 64 S 26 S 64 G5-3 BB	3 0 0 0 0 2 1						

BOTTOM															
Minnesota Twins @ Pittsburgh Pirates PNC Park, Pittsburgh, PA Thu Aug 06 2020, 1:36 PM - 4:43 PM EDT Partly Cloudy - 82 F															
AB	32	R	6	H	7	RBI	6	BB	2	SO	8	LOB	6		
WP:	0	PA:	34	PB:	0	SF:	0	SB:	2	ER:	0	SAC:	0	CS:	0

Inning Stats	R: 0	H: 0	E: 0	K: 7	S: 7	P: 10
R: 3	H: 3	E: 0	K: 1	S: 12	P: 15	
R: 0	H: 0	E: 0	K: 1	S: 9	P: 11	
R: 0	H: 0	E: 0	K: 2	S: 10	P: 18	
R: 0	H: 0	E: 0	K: 0	S: 11	P: 17	
R: 0	H: 0	E: 0	K: 2	S: 4	P: 9	
R: 0	H: 1	E: 0	K: 2	S: 10	P: 12	
R: 1	H: 0	E: 0	K: 1	S: 9	P: 15	
R: 2	H: 3	E: 0	K: 1	S: 10	P: 15	

PITCHER	IP	WLS	BF	H	R	ER	SO	BB	IBB	HBP	BLK	WP	HR	S	P	ERA	WHIP
18 Kenta Maeda, R (1, 1) ERA: 2.65	6.0		22	3	3	3	4	1	0	0	0	0	1	53	80	4.50	0.667
36 Tyler Clippard, R (7, 1) ERA: 1.29	1.0	H	4	1	0	0	2	0	0	0	0	0	0	10	12	0.00	1.000
54 Sergio Romo, R (8, 1) ERA: 1.8	1.0	H	4	0	1	1	1	1	0	0	0	0	0	9	15	9.00	1.000
55 Taylor Rogers, L (9, 1) ERA: 4.15	0.1	L	4	3	2	2	1	0	0	0	0	0	0	10	15	54.00	9.000



Batter	1	2	3	4	5	6	7	8	9	10	11	AB R H RBI BB SO LOB	TOP												
28 Niko Goodrum, S OBP: 0.256, SLG: 0.378	(1, 6) K		(3) K		26 BB K	(3) K	2B			L5	2B	6 0 2 5 1 3 1													
8 Jonathan Schoop, R OBP: 0.239, SLG: 0.442	(1, 4) K			F9	K		1B			K	G4-3	7 1 1 0 0 3 6													
24 Miguel Cabrera, R OBP: 0.267, SLG: 0.385	(1, 10) K			L4	K		HBP			1B		4 1 1 0 0 2 3													
18 Dawel Lugo, R OBP: 0.500, SLG: 0.333	(8, 10) K						1B			1B		1 0 1 1 0 0 0													
26 C.J. Cron, R OBP: 0.357, SLG: 0.515	(1, 3) HR			K	BB		BB			F8	46 1B	4 2 1 2 2 1 2													
30 Harold Castro, L OBP: 0.235, SLG: 0.071	(11, PR) G3						BB					0 1 0 0 0 0 0													
14 Christin Stewart, L OBP: 0.313, SLG: 0.414	(1, 7) G3						1B					4 1 2 1 0 0 3													
50 Travis Dementie, R OBP: 0.200, SLG: 0.400	(7, PR) G3-1						1B					2 1 0 0 0 2 2													
46 Jeimer Candelario, S OBP: 0.241, SLG: 0.259	(1, 5) K2-3						1B					6 2 3 3 0 1 2													
22 Victor Reyes, S OBP: 0.310, SLG: 0.370	(1, 9) G3-1						1B					5 4 2 1 1 0 1													
7 Austin Romine, R OBP: 0.310, SLG: 0.429	(1, 2) G4-3						1B					6 2 2 2 0 1 3													
21 JaCoby Jones, R OBP: 0.432, SLG: 0.758	(1, 8) K						1B					4 2 1 2 2 3 3													
Inning Stats	R: 0 H: 0 E: 0 K: 3 S: 9	H: 0 LOB: 0 BB: 0 P: 12	R: 1 H: 1 E: 0 K: 1 S: 11	H: 1 LOB: 0 BB: 0 P: 17	R: 0 H: 0 E: 0 K: 2 S: 9	H: 0 LOB: 0 BB: 0 P: 15	R: 0 H: 0 E: 0 K: 1 S: 8	H: 0 LOB: 0 BB: 0 P: 14	R: 4 H: 3 E: 0 K: 2 S: 22	H: 3 LOB: 3 BB: 4 P: 49	R: 1 H: 2 E: 0 K: 1 S: 15	H: 2 LOB: 1 BB: 0 P: 20	R: 6 H: 5 E: 0 K: 1 S: 20	H: 5 LOB: 2 BB: 1 P: 36	R: 0 H: 1 E: 0 K: 1 S: 8	H: 1 LOB: 2 BB: 0 P: 10	R: 0 H: 0 E: 0 K: 2 S: 7	H: 0 LOB: 0 BB: 0 P: 12	R: 1 H: 1 E: 0 K: 1 S: 12	H: 1 LOB: 1 BB: 0 P: 15	R: 4 H: 3 E: 0 K: 1 S: 15	H: 3 LOB: 1 BB: 1 P: 23	1B: 11 SF: 0 2B: 4 SAC: 0 3B: 0 DP: 1 HR: 1 HBP: 1	WP: 0 PA: 56	
PITCHER	IP WLS BF H R ER SO BB IBB HBP BLK WP HR S P ERA WHIP												PITCHER	IP WLS BF H R ER SO BB IBB HBP BLK WP HR S P ERA WHIP											
39 Chad Kuhl, R ERA: 2.0	(1, 1) 4.0 13 1 1 1 7 0 0 0 0 0 1 37 58 2.25 0.250												88 Richard Rodriguez, R ERA: 3.0	(9, 1) 1.0 3 0 0 0 2 0 0 0 0 0 0 13 32 ∞ ∞											
43 Steven Brault, L ERA: 7.2	(5, 1) 0.0 6 3 4 4 0 3 0 0 0 0 0 0 13 32 ∞ ∞												71 Nik Turley, L ERA: 6.75	(10, 1) 1.0 4 1 1 0 1 0 0 0 0 0 0 9 17 0.00 1.000											
32 Geoff Hartlieb, R ERA: 2.84	(5, 1) 1.0 4 0 0 0 2 1 0 0 0 0 0 0 9 17 0.00 1.000												66 Dovydas Neverauskas, R ERA: 6.43	(11, 1) 1.0 L 7 3 4 3 1 1 0 0 0 0 0 0 15 23 27.00 4.000											
38 Yacksel Rios, R ERA: 12.0	(6, 1) 1.0 H 8 3 4 4 1 1 0 1 0 0 0 0 17 28 36.00 4.000																								
63 Miguel Del Pozo, L ERA: 17.18	(7, 1) 2.0 B 11 5 3 3 2 0 0 0 0 0 0 0 26 38 13.50 2.500																								

Detroit Tigers @ Pittsburgh Pirates
 PNC Park, Pittsburgh, PA
 Fri Aug 07 2020, 7:07 PM - 11:39 PM EDT
 Cloudy - 82 F

livebaseballscorecards.com

AB 49
R 17
H 16
RBI 17
BB 6
SO 16
LOB 26



Batter	1	2	3	4	5	6	7	8	9	10	11	AB R H RBI BB SO LOB	BOTTOM	
3 Cole Tucker, S OBP: 0.172, SLG: 0.296 (1, 8) (10, 9)	F FF 92 B CH 80 X SL 79 1-1 G5-3	B FF 92 F CH 81 F FF 92 F FF 92 X SL 80 3-2 F6		B FF 91 X FF 91 1-0 P3		B ST 79 C FF 89 X CH 84 1-1 G3-1		B SI 95 X CH 91 1-0 L6		X SL 86 0-0 SF8		5 0 0 1 0 0 4	DETROIT TIGERS @ PITTSBURGH PIRATES PNC Park, Pittsburgh, PA Fri Aug 07 2020, 7:07 PM - 11:39 PM EDT Cloudy - 82 F	
27 Kevin Newman, R OBP: 0.222, SLG: 0.256 (1, 4)	F FF 93 C CU 74 B SL 79 T FF 91 1-2 K	B CU 74 B FF 93 X FF 92 2-1 G5-3			C FF 89 B CH 77 F FF 90 B SL 80 X FF 92 2-2 10 HR 1B		C SI 97 X SI 99 0-1 G4-3	C SL 86 D SL 87 D SL 85 X FF 96 2-2 G4-3		1 SAFE F SI 95 B SL 88 F SI 94 1 SAFE D SL 89 X SL 88 2-2 F9		6 1 1 0 0 1 5		
55 Josh Bell, S OBP: 0.263, SLG: 0.358 (1, 3)	B CU 75 B FF 93 B SL 79 B FF 92 4-0 BB		B FF 91 X SL 78 1-0 19 G5-6-3 1B		S FF 93 B FF 93 S SL 82 1 SAFE B SL 80 F FF 93 F CU 76 S FF 93 2-3 K		C SI 98 X SI 99 0-2 G4-3		B FF 95 C CH 88 C FF 94 S SI 94 S FF 96 1-3 K		X SI 94 0-0 1B	5 0 2 0 1 2 1		
19 Colin Moran, L OBP: 0.259, SLG: 0.529 (1, 5)	B FF 93 X FF 91 1-0 F9		X FF 92 0-0 G5-6-3		1 SAFE F SL 79 F FF 92 S SL 80 0-3 K		B SI 98 S SI 98 B SL 88 X SI 99 2-2 G5-3		F FF 94 B CH 89 B CH 89 F FF 94 F FF 93 S SL 84 2-3 K		C CH 86 C SI 95 X CH 88 0-2 G4-3			6 0 0 0 0 2 5
10 Bryan Reynolds, S OBP: 0.333, SLG: 0.326 (1, 7)		B FF 92 C FF 92 F CH 78 B CU 74 B FF 90 4-2 58 BB 64 1B 2 1B BB	B FF 91 X FF 91 2-0 L9		B FF 92 F FF 92 1 SAFE F FF 93 B SL 81 F FF 90 F SL 81 F CH 80 X FF 93 2-2 64 HR 1B		C FF 93 B CH 86 B CH 86 F FF 93 X CH 86 2-2 64 FC6-4 1B		F FF 95 C FF 95 B SL 83 D FF 95 B CH 90 X FF 94 2-2 64 1B 1B		C FF 92 D CH 85 C FF 92 S CH 86 1-3 K	5 3 3 0 1 1 0		
64 Phillip Evans, R OBP: 0.452, SLG: 0.514 6 Jarrod Dyson, L OBP: 0.138, SLG: 0.074 (1, 9) (9, PR) (10, 8)	X FF 93 0-0 58 BB 2 1B 1B		B SL 76 C SL 77 F FF 91 S SL 78 1-3 K		S SL 80 S SL 79 D SL 80 F FF 93 X SL 79 1-2 1-H 2-H HR		X SL 82 0-0 58 BB 26 1B 2 2B 1B		C SL 82 S SL 84 D SL 84 D FF 95 B SL 81 X FF 92 3-2 26 HR 1B		C FF 92 B FF 93 B FF 92 B CH 87 F FF 93 X FF 92 3-1 F7	5 3 3 4 0 1 1 1 1 0 0 0 0 0		
26 Adam Frazier, L OBP: 0.241, SLG: 0.302 (1, 10)	B CU 72 F FF 92 S SL 78 S SL 79 1-3 K		B CU 73 C FF 90 F SL 78 B FF 90 X SL 79 2-2 G4-3		B FF 90 B ST 77 X SI 90 2-0 G3		B FF 94 B FF 93 C FF 94 F FF 94 X CH 87 2-2 58 BB 2 2B 1B		S FF 93 B SL 81 X FF 92 1-2 1-H HR		C FF 92 B FF 93 D CH 86 F FF 92 F CH 87 F FF 93 X FF 93 3-2 F8	6 2 2 2 0 1 2		
58 Jacob Stallings, R OBP: 0.281, SLG: 0.250 25 Gregory Polanco, L OBP: 0.179, SLG: 0.250 18 John Ryan Murphy, R OBP: 0.267, SLG: 0.214 (1, 2) (9, PH) (10, 2)	D CU 74 F FF 92 B CH 80 F FF 92 B SL 81 4-2 27 WP 2 1B BB		C FF 90 F FF 91 X FF 91 0-2 2 HR 2B		B ST 76 C FF 89 X ST 76 1-1 F9		B FF 94 C FF 94 C FF 82 B FF 94 D SL 82 4-2 2 2B BB		C SL 81 B FF 95 X CH 88 1-1 F8		0-0 2 1B 3 SF8			2 1 1 0 2 0 0 1 0 0 0 0 0 1 0 1 0 0 0 0 0
2 Erik González, R OBP: 0.357, SLG: 0.571 (1, 6)	X SL 80 0-0 27 WP 1B		C FF 92 B SL 81 F FF 91 D SL 80 X SL 82 2-2 2-H HR		C FF 89 B FF 89 X ST 77 1-1 F7		X FF 94 0-0 2B		B SL 86 F SI 94 X SL 87 1-1 55 1B		2-3 1B	5 1 4 6 0 0 0		
Inning Stats	R: 0 E: 0 K: 1 S: 6 H: 0 LOB: 1 BB: 1 P: 13	R: 2 E: 0 K: 1 S: 15 H: 2 LOB: 2 BB: 2 P: 29	R: 0 E: 0 K: 0 S: 3 H: 1 LOB: 0 BB: 0 P: 6	R: 2 E: 0 K: 1 S: 13 H: 2 LOB: 0 BB: 0 P: 19	R: 3 E: 0 K: 2 S: 22 H: 3 LOB: 0 BB: 0 P: 31	R: 0 E: 0 K: 0 S: 6 H: 0 LOB: 0 BB: 0 P: 9	R: 0 E: 0 K: 0 S: 8 H: 0 LOB: 0 BB: 0 P: 10	R: 2 E: 0 K: 0 S: 14 H: 3 LOB: 2 BB: 1 P: 25	R: 3 E: 0 K: 2 S: 21 H: 3 LOB: 1 BB: 0 P: 31	R: 1 E: 0 K: 0 S: 10 H: 2 LOB: 2 BB: 0 P: 13	R: 0 E: 0 K: 1 S: 9 H: 0 LOB: 0 BB: 0 P: 16	1B: 11 2B: 2 3B: 0 HR: 3 SF: 1 SAC: 0 DP: 1 HBP: 0		WP: 1 PB: 0 SB: 0 CS: 0 PA: 52
PITCHER	IP WLS BF H R ER SO BB IBB HBP BLK WP HR S P ERA WHIP	IP WLS BF H R ER SO BB IBB HBP BLK WP HR S P ERA WHIP	IP WLS BF H R ER SO BB IBB HBP BLK WP HR S P ERA WHIP	IP WLS BF H R ER SO BB IBB HBP BLK WP HR S P ERA WHIP	IP WLS BF H R ER SO BB IBB HBP BLK WP HR S P ERA WHIP	IP WLS BF H R ER SO BB IBB HBP BLK WP HR S P ERA WHIP	IP WLS BF H R ER SO BB IBB HBP BLK WP HR S P ERA WHIP	IP WLS BF H R ER SO BB IBB HBP BLK WP HR S P ERA WHIP	IP WLS BF H R ER SO BB IBB HBP BLK WP HR S P ERA WHIP	IP WLS BF H R ER SO BB IBB HBP BLK WP HR S P ERA WHIP	IP WLS BF H R ER SO BB IBB HBP BLK WP HR S P ERA WHIP			
48 Matthew Boyd, L ERA: 9.2 (1, 1)	71 John Schreiber, R ERA: (5, 1)	65 Gregory Soto, L ERA: (7, 1)	45 Buck Farmer, R ERA: 3.38 (8, 1)	67 José Cisnero, R ERA: 2.7 (8, 1)	77 Joe Jiménez, R ERA: 7.5 (9, 1)	33 Bryan Garcia, R ERA: 4.15 (10, 1)	60 Carson Fulmer, R ERA: 5.4 (11, 1)							

AB	47
R	13
H	16
RBI	13
BB	4
SO	8
LOB	19



Batter	1	2	3	4	5	6	7	8	9	AB R H RBI BB SO LOB	TOP											
28 Niko Goodrum, S OBP: 0.265, SLG: 0.465										6 2 2 1 0 2 2												
8 Jonathan Schoop, R OBP: 0.269, SLG: 0.469										6 3 3 1 0 2 0												
24 Miguel Cabrera, R OBP: 0.300, SLG: 0.512										4 2 3 3 0 0 1												
26 C.J. Cron, R OBP: 0.383, SLG: 0.622										4 2 2 2 1 1 2												
46 Jeimer Candelario, S OBP: 0.294, SLG: 0.406										5 1 3 1 0 0 2												
50 Travis Demeritte, R OBP: 0.300, SLG: 0.333										4 0 1 1 1 2 0												
22 Victor Reyes, S OBP: 0.294, SLG: 0.344										5 0 1 0 0 1 5												
17 Grayson Greiner, R										3 0 0 1 2 3 0												
21 JaCoby Jones, R OBP: 0.405, SLG: 0.763										5 1 1 1 0 1 5												
Inning Stats	R: 5 E: 1 K: 0 S: 30	H: 6 LOB: 2 BB: 1 P: 43	R: 1 E: 0 K: 1 S: 11	H: 3 LOB: 2 BB: 0 P: 21	R: 0 E: 0 K: 2 S: 12	H: 0 LOB: 0 BB: 0 P: 20	R: 0 E: 1 K: 1 S: 7	H: 1 LOB: 1 BB: 0 P: 8	R: 0 E: 0 K: 2 S: 7	H: 0 LOB: 0 BB: 0 P: 10	R: 4 E: 0 K: 2 S: 23	H: 4 LOB: 3 BB: 3 P: 43	R: 1 E: 0 K: 2 S: 10	H: 2 LOB: 1 BB: 0 P: 14	R: 0 E: 0 K: 2 S: 9	H: 0 LOB: 0 BB: 0 P: 13	R: 0 E: 0 K: 0 S: 5	H: 0 LOB: 0 BB: 0 P: 8	1B: 7 2B: 4 3B: 0 HR: 5	SF: 1 SAC: 0 DP: 0 HBP: 0	WP: 0 PB: 0 SB: 0 CS: 0	PA: 47
PITCHER	IP WLS BF H R ER SO BB IBB HBP BLK WP HR S P ERA WHIP																					
45 Derek Holland, L ERA: 8.27	(1, 1) 5.0 L 29 13 9 9 6 1 0 0 0 0 0 5 73 112 16.20 2.800																					
70 Nick Mears, R ERA: 9.0	(6, 1) 1.0 7 1 1 1 2 3 0 0 0 0 0 0 17 33 9.00 4.000																					
54 Sam Howard, L ERA: 1.8	(7, 1) 1.0 5 2 1 1 2 0 0 0 0 0 0 0 10 14 9.00 2.000																					
38 Yackel Rios, R ERA: 9.0	(8, 1) 1.0 3 0 0 0 2 0 0 0 0 0 0 0 9 13 0.00 0.000																					
18 John Ryan Murphy, R ERA:	(9, 1) 1.0 3 0 0 0 0 0 0 0 0 0 0 0 5 8 0.00 0.000																					

Detroit Tigers @ Pittsburgh Pirates
 PNC Park, Pittsburgh, PA
 Sat Aug 08 2020, 4:06 PM - 7:27 PM EDT
 Partly Cloudy - 85 F

livebaseballscorecards.com

AB	42
R	11
H	16
RBI	11
BB	4
SO	12
LOB	17



BOTTOM

Detroit Tigers @ Pittsburgh Pirates
PNC Park, Pittsburgh, PA
Sat Aug 08 2020, 4:06 PM - 7:27 PM EDT
Partly Cloudy - 85 F

livebaseballscorecards.com

AB 36
R 5
H 9
RBI 4
BB 4
SO 6
LOB 21



WP: 1 PA: 40
PB: 0
SB: 0
CS: 0

AB R H RBI BB SO LOB

5	0	0	0	0	1	6
5	0	4	2	0	1	0
4	0	0	1	0	0	4
1	0	0	0	0	0	2
5	0	0	0	0	3	4
3	1	0	0	1	1	0
2	1	0	0	1	0	0
1	0	1	0	0	0	0
4	0	0	0	0	0	3
3	2	2	1	1	0	1
3	1	2	0	1	0	1

Batter	1	2	3	4	5	6	7	8	9
26 Adam Frazier, L (1, 4) OBP: 0.222, SLG: 0.276	F7		F8	K		G4-3			FC6-5 27 1B
27 Kevin Newman, R (1, 6) OBP: 0.280, SLG: 0.333	1B		2B	1B		K			1B
55 Josh Bell, S (1, 10) OBP: 0.246, SLG: 0.333 18 John Ryan Murphy, R (9, 1) OBP: 0.250, SLG: 0.200	L7		G4-3	G6-3		G6-3			L9
25 Gregory Polanco, L (1, 9) OBP: 0.152, SLG: 0.207	K		F9			K			F7
10 Bryan Reynolds, S (1, 7) OBP: 0.328, SLG: 0.306		G1-3		64 BB		L1			K
64 Phillip Evans, R (1, 3) OBP: 0.444, SLG: 0.487 19 Colin Moran, L (6, 3) OBP: 0.273, SLG: 0.538		G4-3		6 WP		G6-3			1B
2 Erik González, R (1, 5) OBP: 0.313, SLG: 0.500		G1-3		F8		G4-3			L7
6 Jarrod Dyson, L (1, 8) OBP: 0.212, SLG: 0.133			58 1B	58 WP		BB			P5
58 Jacob Stallings, R (1, 2) OBP: 0.333, SLG: 0.290			27 2B	27 1B		F7			26 FC6-5 1B

Inning Stats	R: 0	H: 1	E: 0	K: 1	S: 11	R: 0	H: 0	E: 0	K: 0	S: 3	R: 2	H: 3	E: 0	K: 0	S: 9	R: 3	H: 2	E: 1	K: 1	S: 18	R: 0	H: 0	E: 0	K: 1	S: 7	R: 0	H: 0	E: 0	K: 2	S: 8	R: 0	H: 1	E: 0	K: 1	S: 8	R: 0	H: 2	E: 0	K: 0	S: 10	R: 3	H: 2	E: 0	K: 0	S: 10
--------------	------	------	------	------	-------	------	------	------	------	------	------	------	------	------	------	------	------	------	------	-------	------	------	------	------	------	------	------	------	------	------	------	------	------	------	------	------	------	------	------	-------	------	------	------	------	-------

PITCHER	IP	WLS	BF	H	R	ER	SO	BB	IBB	HBP	BLK	WP	HR	S	P	ERA	WHIP
43 Iván Nova, R (1, 1) ERA: 5.74	5.0		24	6	5	5	3	3	0	0	0	1	0	48	76	9.00	1.800
67 José Cisnero, R (6, 1) ERA: 2.35	1.0		4	0	0	0	0	1	0	0	0	0	0	15	26	0.00	1.000
65 Gregory Soto, L (7, 1) ERA:	1.0		3	0	0	0	2	0	0	0	0	0	0	8	12	0.00	0.000
36 Kyle Funkhouser, R (8, 1) ERA: 11.25	2.0		9	3	0	0	1	0	0	0	0	0	0	18	27	0.00	1.500

Batter	1	2	3	4	5	6	7	8	9	AB R H RBI BB SO LOB	TOP																
28 Niko Goodrum, S (1, 6) OBP: 0.245, SLG: 0.426	1-0 F8		1-3 K		2-2 G4-3			1-2 G3-1		4 0 0 0 0 1 2																	
8 Jonathan Schoop, R (1, 4) OBP: 0.268, SLG: 0.442	2-2 L9		0-3 K			3-3 K		1-0 24 WP 24 1B HBP		3 1 0 0 0 2 1																	
24 Miguel Cabrera, R (1, 10) OBP: 0.296, SLG: 0.489	3-3 K			3-1 F7		0-3 K		3-2 1B		4 0 1 1 0 2 0																	
26 C.J. Cron, R (1, 3) OBP: 0.353, SLG: 0.561		2-1 F8		0-3 K		1-0 F7		1-3 K		4 0 0 0 0 2 1																	
46 Jeimer Candelario, S (1, 5) OBP: 0.289, SLG: 0.371		4-0 14 HBP BB		3-3 K			1-0 G5-3		1-3 K	3 0 0 0 1 2 0																	
14 Christin Stewart, L (1, 7) OBP: 0.306, SLG: 0.375		1-0 K			1-3 K		2-1 L4		0-2 F8	3 0 0 0 0 1 0																	
50 Travis Demeritte, R (9, 9) OBP: 0.300, SLG: 0.333		1-2 22 G4-3 HBP								0 0 0 0 0 0 0																	
22 Victor Reyes, S (1, 9) OBP: 0.342, SLG: 0.382		0-1 G4-3			1-1 7 1B 2B		4-1 BB		1-1 HBP	2 1 1 0 1 0 2																	
7 Austin Romine, R (1, 2) OBP: 0.333, SLG: 0.469			1-0 2B		2-1 30 FC6-4 1B		2-1 L7		1-3 K	4 0 2 1 0 1 2																	
21 JaCoby Jones, R (1, 8) OBP: 0.395, SLG: 0.744			1-3 K		2-0 FC6-4					1 0 0 0 0 1 1																	
30 Harold Castro, L (3, 8) OBP: 0.211, SLG: 0.063					1-2f			0-1 F8		2 0 0 0 0 0 1																	
Inning Stats	R: 0 E: 0 K: 1 S: 9	H: 0 LOB: 0 BB: 0 P: 15	R: 0 E: 0 K: 0 S: 4	H: 0 LOB: 1 BB: 1 P: 11	R: 0 E: 0 K: 3 S: 12	H: 1 LOB: 1 BB: 0 P: 15	R: 0 E: 0 K: 2 S: 9	H: 0 LOB: 0 BB: 0 P: 15	R: 1 E: 0 K: 1 S: 11	H: 2 LOB: 1 BB: 0 P: 19	R: 0 E: 0 K: 2 S: 8	H: 0 LOB: 0 BB: 0 P: 12	R: 0 E: 0 K: 0 S: 6	H: 0 LOB: 1 BB: 1 P: 15	R: 1 E: 0 K: 1 S: 12	H: 1 LOB: 1 BB: 0 P: 18	R: 0 E: 0 K: 2 S: 11	H: 0 LOB: 1 BB: 0 P: 14	1B: 2 2B: 2 3B: 0 HR: 0	SF: 0 SAC: 0 DP: 1 HBP: 3	WP: 1 PB: 0 SB: 0 CS: 0	PA: 35					
PITCHER	IP	WLS	BF	H	R	ER	SO	BB	IBB	HBP	BLK	WP	HR	S	P	ERA	WHIP										
43 Steven Brault, L (1, 1) ERA: 5.14	2.0		7	0	0	0	1	1	0	1	0	0	0	13	26	0.00	0.500										
46 Chris Stratton, R (3, 1) ERA: 2.89	3.0		12	3	1	1	6	0	0	0	0	0	0	32	49	3.00	1.000										
32 Geoff Hartlieb, R (6, 1) ERA: 2.45	1.0		3	0	0	0	2	0	0	0	0	0	0	8	12	0.00	0.000										
71 Nik Turley, L (7, 1) ERA: 5.68	1.0		4	0	0	0	0	1	0	0	0	0	0	6	15	0.00	1.000										
88 Richard Rodriguez, R (8, 1) ERA: 3.38	2.0	L	9	1	1	1	3	0	0	2	0	1	0	23	32	4.50	0.500										

Detroit Tigers @ Pittsburgh Pirates
 PNC Park, Pittsburgh, PA
 Sun Aug 09 2020, 1:37 PM - 4:22 PM EDT
 Partly Cloudy - 87 F

livebaseballscorecards.com

AB	30
R	2
H	4
RBI	2
BB	2
SO	12
LOB	10



BOTTOM

Detroit Tigers @ Pittsburgh Pirates
PNC Park, Pittsburgh, PA
 Sun Aug 09 2020, 1:37 PM - 4:22 PM EDT
 Partly Cloudy - 87 F

livebaseballscorecards.com

AB	31
R	1
H	6
RBI	1
BB	3
SO	6
LOB	14



WP: 0	PA: 35
PB: 0	
SB: 1	
CS: 1	

AB R H RBI BB SO LOB

4 0 2 0 0 0 0

4 0 1 0 0 0 3

4 0 1 0 0 1 3

1 1 0 0 2 0 0

0 0 0 0 0 0 0

4 0 0 0 0 2 5

4 0 0 0 0 0 1

4 0 2 1 0 1 0

4 0 0 0 0 1 2

2 0 0 0 1 1 0

1B: 5 SF: 0
 2B: 1 SAC: 0
 3B: 0 DP: 1
 HR: 0 HBP: 1

Batter	1	2	3	4	5	6	7	8	9
26 Adam Frazier, L OBP: 0.239, SLG: 0.290 (1, 4)	0-0 55 S 1B		2-0 27 G3-6-1 1B		3-2 G4-3			1-2 G5-3	
27 Kevin Newman, R OBP: 0.278, SLG: 0.346 (1, 6)	1-2 L8		1-1 G3-6-1		3-1 2B			1-0 F8	
55 Josh Bell, S OBP: 0.246, SLG: 0.328 (1, 3)	1-3 K		1-0 F9		2-0 G6-3			2-2 19 BB 1B	
19 Colin Moran, L OBP: 0.305, SLG: 0.528 3 Cole Tucker, S OBP: 0.172, SLG: 0.296 (1, 10) (8, PR) (9, 10)	4-1 BB			1-0 15 G6-3 10 G3-4-3 2 1B HBP				4-2 BB	
10 Bryan Reynolds, S OBP: 0.306, SLG: 0.283 (1, 7)	2-3 K			1-1 G3-4-3				0-0 G3	
15 JT Riddle, L OBP: 0.125, SLG: 0.125 (1, 9)		0-1 G4-3		3-2 G6-3				1-0 G6-3	
2 Erik González, R OBP: 0.333, SLG: 0.500 (1, 5)		1-0 6 CS 1B		1-0 1B				0-0 G6-3	
6 Jarrod Dyson, L OBP: 0.189, SLG: 0.118 (1, 8)		1-1 L9		1 SAFE G4-3				1-3 K	
18 John Ryan Murphy, R OBP: 0.263, SLG: 0.176 (1, 2)			4-1 27 G3-6-1 26 1B BB		0-3 K			1-2 G1-3	

Inning Stats	R: 0	H: 1	E: 0	K: 2	S: 12	LOB: 2	BB: 1	P: 20	R: 0	H: 1	E: 0	K: 0	S: 5	LOB: 0	BB: 0	P: 7	R: 0	H: 1	E: 0	K: 0	S: 5	LOB: 1	BB: 1	P: 13	R: 1	H: 1	E: 0	K: 0	S: 7	LOB: 1	BB: 0	P: 13	R: 0	H: 1	E: 0	K: 1	S: 9	LOB: 1	BB: 0	P: 17	R: 0	H: 0	E: 0	K: 1	S: 7	LOB: 0	BB: 0	P: 11	R: 0	H: 0	E: 0	K: 0	S: 7	LOB: 0	BB: 0	P: 11	R: 0	H: 1	E: 0	K: 0	S: 10	LOB: 2	BB: 1	P: 18	R: 0	H: 0	E: 0	K: 2	S: 8	LOB: 0	BB: 0	P: 11	R: 0	H: 1	E: 0	K: 0	S: 8	LOB: 0	BB: 0	P: 11
--------------	------	------	------	------	-------	--------	-------	-------	------	------	------	------	------	--------	-------	------	------	------	------	------	------	--------	-------	-------	------	------	------	------	------	--------	-------	-------	------	------	------	------	------	--------	-------	-------	------	------	------	------	------	--------	-------	-------	------	------	------	------	------	--------	-------	-------	------	------	------	------	-------	--------	-------	-------	------	------	------	------	------	--------	-------	-------	------	------	------	------	------	--------	-------	-------

PITCHER	IP	WLS	BF	H	R	ER	SO	BB	IBB	HBP	BLK	WP	HR	S	P	ERA	WHIP
56 Spencer Turnbull, R ERA: 2.0 (1, 1)	7.0	W	27	5	1	1	4	2	0	1	0	0	0	52	92	1.29	1.000
45 Buck Farmer, R ERA: 2.84 (8, 1)	1.0	H	5	1	0	0	0	1	0	0	0	0	0	10	18	0.00	2.000
77 Joe Jiménez, R ERA: 6.43 (9, 1)	1.0	S	3	0	0	0	2	0	0	0	0	0	0	8	11	0.00	0.000

Batter	1	2	3	4	5	6	7	8	9	AB R H RBI BB SO LOB	TOP											
26 Adam Frazier, L (1, 4) OBP: 0.250, SLG: 0.343	1-0 HR	2-0 1B	1-1 G6-3		1-0 F7			0-2 FC6-5		5 2 2 1 0 0 3												
27 Kevin Newman, R (1, 6) OBP: 0.271, SLG: 0.333	3-2 F8	0-0 1B	3-1 L7			0-0 P5		1-1 CS	0-2 F9	5 1 1 0 0 0 0												
55 Josh Bell, S (1, 10) OBP: 0.243, SLG: 0.318	2-3 K	1-0 1B		3-3 K		3-1 G4-3		2-3 K		5 1 1 2 0 3 0												
19 Colin Moran, L (1, 3) OBP: 0.313, SLG: 0.569	1-1 HR	1-2 1B		1-2 L4		1-0 G4-3		2-3 K		5 2 2 2 0 1 0												
10 Bryan Reynolds, S (1, 7) OBP: 0.303, SLG: 0.268	0-1 F8	4-1 BB		3-3 K			1-2 L7			3 0 0 0 1 1 0												
25 Gregory Polanco, L (1, 9) OBP: 0.189, SLG: 0.313		HR			2-0 G6-3			3-3 K		3 1 1 2 1 1 0												
2 Erik González, R (1, 5) OBP: 0.350, SLG: 0.550		2B			1-2 2B			1-3 K		4 1 2 1 0 1 2												
6 Jarrod Dyson, L (1, 8) OBP: 0.195, SLG: 0.132		F9			3-3 K			0-0 FC6-5		4 0 1 0 0 1 4												
58 Jacob Stallings, R (1, 2) OBP: 0.350, SLG: 0.294		1B			4-2 BB			2-1 F9		3 1 1 1 1 0 1												
Inning Stats	R: 2 E: 0 K: 1 S: 12	H: 2 LOB: 0 BB: 0 P: 19	R: 7 E: 0 K: 0 S: 16	H: 7 LOB: 2 BB: 2 P: 33	R: 0 E: 0 K: 0 S: 6	H: 0 LOB: 0 BB: 0 P: 13	R: 0 E: 0 K: 2 S: 9	H: 0 LOB: 0 BB: 0 P: 16	R: 0 E: 0 K: 1 S: 10	H: 1 LOB: 2 BB: 1 P: 21	R: 0 E: 0 K: 0 S: 4	H: 0 LOB: 0 BB: 0 P: 8	R: 0 E: 0 K: 2 S: 12	H: 0 LOB: 0 BB: 0 P: 17	R: 0 E: 0 K: 0 S: 8	H: 1 LOB: 0 BB: 0 P: 11	R: 0 E: 0 K: 2 S: 11	H: 0 LOB: 0 BB: 0 P: 15	1B: 6 2B: 2 3B: 0 HR: 3	SF: 0 SAC: 0 DP: 0 HBP: 0	WP: 0 PB: 0 SB: 1 CS: 1	PA: 41
PITCHER	IP WLS BF H R ER SO BB IBB HBP BLK WP HR S P ERA WHIP																					
28 Anthony DeSclafani, R (1, 1) ERA: 6.23	2.0 L 17 9 9 9 1 2 0 0 0 0 0 3 28 52 40.50 5.500																					
23 Cody Reed, L (3, 1) ERA: 7.04	2.2 10 1 0 0 3 1 0 0 0 0 0 24 48 0.00 0.750																					
21 Michael Lorenzen, R (5, 1) ERA: 10.38	3.1 10 1 0 0 2 0 0 0 0 0 0 25 38 0.00 0.300																					
39 Lucas Sims, R (9, 1) ERA: 0.96	1.0 3 0 0 0 2 0 0 0 0 0 0 11 15 0.00 0.000																					

Pittsburgh Pirates @ Cincinnati Reds
Great American Ball Park, Cincinnati, OH
Thu Aug 13 2020, 5:13 PM - 8:34 PM EDT
Partly Cloudy - 88 F

livebaseballscorecards.com

AB	37
R	9
H	11
RBI	9
BB	3
SO	8
LOB	10



Batter	1	2	3	4	5	6	7	8	9	AB R H RBI BB SO LOB
4 Shogo Akiyama, L (1, 7) OBP: 0.327, SLG: 0.313 6 Phillip Ervin, R (7, PH) OBP: 0.321, SLG: 0.136 (8, 7)	G4-3		G6-3		F7		F7		G2-3 1B	3 0 0 0 0 0 2 0 1 0 0 0
2 Nick Castellanos, R (1, 9)	F9		L9 2B		L9		K		G2-3	5 0 1 0 0 1 1
19 Joey Votto, L (1, 3)	G3		K		K				F7	4 1 1 0 1 1 2
7 Eugenio Suárez, R (1, 5)		BB 33 1B 15 1B		K	K				K	4 1 1 0 1 3 2
33 Jesse Winker, L (1, 10)		1B 17 F9 15 1B		2B 15 HR			K		FC4-6 15 2B	4 1 2 0 0 1 2
15 Nick Senzel, R (1, 8)		1B 3 G		HR			G6-3		2B	4 1 3 4 0 0 0
17 Josh VanMeter, L (1, 4)		1B F9		F7			K		K	4 0 0 0 0 2 4
3 Freddy Galvis, S (1, 6)		G		1B					G4-3	4 1 2 1 0 0 4
16 Tucker Barnhart, L (1, 2)			G4-3		K		K		HR	4 1 1 1 0 2 1

Inning Stats	R: 0	H: 0	E: 0	K: 5	S: 5	LOB: 0	BB: 0	P: 9	R: 1	H: 2	E: 0	K: 13	S: 13	LOB: 1	BB: 1	P: 24	R: 0	H: 1	E: 0	K: 11	S: 11	LOB: 1	BB: 0	P: 14	R: 2	H: 3	E: 0	K: 16	S: 16	LOB: 1	BB: 0	P: 23	R: 0	H: 1	E: 0	K: 14	S: 14	LOB: 0	BB: 0	P: 21	R: 0	H: 0	E: 0	K: 10	S: 10	LOB: 0	BB: 0	P: 16	R: 1	H: 1	E: 0	K: 9	S: 9	LOB: 0	BB: 0	P: 16	R: 1	H: 2	E: 0	K: 17	S: 17	LOB: 2	BB: 1	P: 26	R: 1	H: 2	E: 0	K: 1	S: 20	LOB: 1	BB: 0	P: 28	1B: 6	SF: 0	2B: 3	SAC: 0	3B: 0	DP: 1	HR: 3	HBP: 0	WP: 0	PA: 40
--------------	------	------	------	------	------	--------	-------	------	------	------	------	-------	-------	--------	-------	-------	------	------	------	-------	-------	--------	-------	-------	------	------	------	-------	-------	--------	-------	-------	------	------	------	-------	-------	--------	-------	-------	------	------	------	-------	-------	--------	-------	-------	------	------	------	------	------	--------	-------	-------	------	------	------	-------	-------	--------	-------	-------	------	------	------	------	-------	--------	-------	-------	-------	-------	-------	--------	-------	-------	-------	--------	-------	--------

PITCHER	IP	WLS	BF	H	R	ER	SO	BB	IBB	HBP	BLK	WP	HR	S	P	ERA	WHIP
34 Trevor Williams, R (1, 1) ERA: 3.98	5.0	W	22	7	3	3	4	1	0	0	0	0	1	59	91	5.40	1.600
54 Sam Howard, L (6, 1) ERA: 2.84	1.1		5	1	1	1	3	0	0	0	0	0	1	15	26	6.75	0.750
32 Geoff Hartlieb, R (7, 1) ERA: 3.24	1.0		6	2	1	1	1	1	0	0	0	0	0	13	21	9.00	3.000
88 Richard Rodríguez, R (8, 1) ERA: 3.12	0.2	H	2	0	0	0	1	0	0	0	0	0	0	8	11	0.00	0.000
35 Keone Kela, R (9, 1) ERA: 9.0	1.0		5	2	1	1	1	0	0	0	0	0	1	20	28	9.00	2.000


BOTTOM

Pittsburgh Pirates @ Cincinnati Reds
 Great American Ball Park, Cincinnati, OH
 Thu Aug 13 2020, 5:13 PM - 8:34 PM EDT
 Partly Cloudy - 88 F

livebaseballscores.com

AB	38
R	6
H	12
RBI	6
BB	2
SO	10
LOB	16



Batter	1	2	3	4	5	6	7	8	9	AB R H RBI BB SO LOB	TOP														
26 Adam Frazier, L OBP: 0.237, SLG: 0.324 (1, 4)	 B FF 94 B FF 94 B FF 94 F FF 94 S FF 94		 C CU 81 X CU 81		 B FF 94 1 SAFE B CU 81 X CH 90			 S FF 93 B FF 94 C CH 84 B FF 94 S CU 78		4 0 0 0 0 2 1	<p>Pittsburgh Pirates @ Cincinnati Reds Great American Ball Park, Cincinnati, OH</p> <p>Fri Aug 14 2020, 7:12 PM - 10:01 PM EDT Cloudy - 81 F</p> <p>livebaseballscorecards.com</p> <table border="0"> <tr><td>AB</td><td>32</td></tr> <tr><td>R</td><td>1</td></tr> <tr><td>H</td><td>5</td></tr> <tr><td>RBI</td><td>1</td></tr> <tr><td>BB</td><td>1</td></tr> <tr><td>SO</td><td>13</td></tr> <tr><td>LOB</td><td>8</td></tr> </table> 	AB	32	R	1	H	5	RBI	1	BB	1	SO	13	LOB	8
AB	32																								
R	1																								
H	5																								
RBI	1																								
BB	1																								
SO	13																								
LOB	8																								
27 Kevin Newman, R OBP: 0.270, SLG: 0.328 (1, 6)	 X FF 94		 C FF 94 B SI 94 X ST 84			 B ST 82 C SI 93 B ST 82 C SI 93 X SI 94		 C FF 94 C CU 79 X FF 94		4 0 1 0 0 0 0															
55 Josh Bell, S OBP: 0.243, SLG: 0.304 (1, 3)	 C FF 94 B FF 94 C FF 94 F FF 95 B ST 84 B CU 83 F FF 94 D CU 82			 C SI 92 B ST 82 S ST 83 F FF 80 F FF 94 B SI 94 X SI 94		 1 SAFE X CH 90		 C CU 78 F CH 84 B CH 84 S FF 95		3 0 0 0 1 1 1															
19 Colin Moran, L OBP: 0.294, SLG: 0.532 (1, 10)	 B CU 82 C FF 94 X FF 94			 C CU 80 S ST 83 S SI 95		 S FF 92 B ST 84 F FF 93 D SI 94 X ST 84		 B CU 76 C CH 83 B CH 85 F FF 93 F CH 94 F FF 94 B CU 76 F FF 93 X FF 92		4 0 0 0 0 2 2															
10 Bryan Reynolds, S OBP: 0.300, SLG: 0.317 (1, 7)		 C CU 80 S FF 93 F FF 94 C FF 94		 T FF 94 X FF 94		 C CU 82 F CU 82 S CU 82		 S CU 76 B CU 78 B CH 86 F CH 85 F FF 93 F FF 93 B CU 76 F FF 93 X FF 92		4 1 1 1 0 2 1															
25 Gregory Polanco, L OBP: 0.171, SLG: 0.278 (1, 9)		 C FF 93 B FF 93 F FF 94 B ST 84 B ST 84 C FF 94		 S CU 82 C CU 81 F FF 93 F ST 84 S SI 94			 C CU 78 B FF 93 X SI 93		 T FF 93 C FF 94 B FF 94 X CU 78		4 0 0 0 0 2 0														
2 Erik González, R OBP: 0.349, SLG: 0.558 (1, 5)		 C FF 94 C ST 82 B SI 94 B SI 94 X SI 93			 B ST 82 S ST 82 B ST 83 B ST 83 S CU 82		 S ST 82 S ST 82 S ST 83			3 0 1 0 0 2 0															
3 Cole Tucker, S OBP: 0.219, SLG: 0.333 (1, 8)		 B CU 80 F CU 80 X CU 82			 B CU 80 C CU 80 C CU 80 B SI 93 X CU 82		 C FF 93 B CU 82 B CU 82 X CU 81			3 0 2 0 0 0 1															
58 Jacob Stallings, R OBP: 0.326, SLG: 0.270 (1, 2)			 C FF 92 B ST 83 C ST 83 B SI 94 B FF 95 S SI 94		 C FF 93 C SI 93 C SI 93		 B SI 96 C SI 96 X SI 95			3 0 0 0 0 2 2															
Inning Stats	R: 0 E: 0 K: 1 S: 10	H: 0 LOB: 1 BB: 1 P: 18	R: 0 E: 0 K: 2 S: 13	H: 1 LOB: 1 BB: 0 P: 20	R: 0 E: 0 K: 1 S: 8	H: 0 LOB: 0 BB: 0 P: 12	R: 1 E: 0 K: 2 S: 14	H: 1 LOB: 0 BB: 0 P: 17	R: 0 E: 0 K: 2 S: 10	H: 1 LOB: 1 BB: 0 P: 17	R: 0 E: 0 K: 1 S: 10	H: 1 LOB: 1 BB: 0 P: 15	R: 0 E: 0 K: 1 S: 10	H: 1 LOB: 1 BB: 0 P: 14	R: 0 E: 0 K: 2 S: 9	H: 0 LOB: 0 BB: 0 P: 12	R: 0 E: 0 K: 1 S: 14	H: 0 LOB: 0 BB: 0 P: 20	1B: 3 2B: 1 3B: 0 HR: 1	SF: 0 SAC: 0 DP: 0 HBP: 0	WP: 0 PB: 0 SB: 0 CS: 0	PA: 33			
PITCHER	IP WLS BF H R ER SO BB IBB HBP BLK WP HR S P ERA WHIP																								
54 Sonny Gray, R ERA: 2.05 (1, 1)	6.2 W 26 5 1 1 10 1 0 0 0 0 0 1 73 110 1.35 0.900																								
57 Nate Jones, R ERA: 3.52 (7, 1)	0.1 H 1 0 0 0 0 0 0 0 0 0 0 0 2 3 0.00 0.000																								
48 Tyler Thornburg, R ERA: (8, 1)	2.0 6 0 0 0 3 0 0 0 0 0 0 0 23 32 0.00 0.000																								

Batter	1	2	3	4	5	6	7	8	9	10	AB R H RBI BB SO LOB
7 César Hernández, S (1, 4) OBP: 0.354, SLG: 0.345	F9		11 WP 41 1B	K			FC3-6 11 BLK		K	41 HR	5 2 1 0 0 2 4
11 José Ramírez, S (1, 5) OBP: 0.363, SLG: 0.517	F8		12 BB 41 1B	K			K		K2-3	41 HR	4 1 0 0 1 3 2
12 Francisco Lindor, S (1, 6) OBP: 0.307, SLG: 0.424	41 E BB		41 1B 32 SF8			41 G5-4-3 1B	F7		41 HR HBP	41 HR	2 2 1 0 2 0 1
41 Carlos Santana, S (1, 3) OBP: 0.414, SLG: 0.306	E4 32 FC5-4		30 FC5-4 1B			G5-4-3		G4-3	HR 1-H 2-H	HR	5 1 2 5 0 0 2
32 Franmil Reyes, R (1, 10) OBP: 0.345, SLG: 0.525	FC5-4		SF8			G6-3		F9	F9	F9	4 0 0 1 0 0 2
30 Tyler Naquin, L (1, 9) OBP: 0.167, SLG: 0.292		FC5-4 2B	FC5-4 1-2f			K		K	K	K	5 0 1 0 0 3 1
24 Domingo Santana, R (1, 7) OBP: 0.305, SLG: 0.306	F8		G6-3			K		OS BB			3 0 0 0 1 1 2
4 Bradley Zimmer, L (9, PR) OBP: 0.370, SLG: 0.265						K					0 0 0 0 0 0 0
55 Roberto Pérez, R (1, 2) OBP: 0.133, SLG: 0.071	K			E5		G6-3		F7			4 0 0 0 0 1 2
0 Delino DeShields, R (1, 8) OBP: 0.423, SLG: 0.318	F9			B2			7 FC3-6 1B		K		4 0 1 0 0 1 3

Inning Stats	R: 0	H: 0	E: 1	LOB: 2	K: 0	BB: 1	S: 10	P: 18	R: 0	H: 1	E: 0	LOB: 1	K: 1	BB: 0	S: 8	P: 11	R: 3	H: 2	E: 0	LOB: 1	K: 0	BB: 2	S: 13	P: 28	R: 0	H: 0	E: 1	LOB: 1	K: 2	BB: 0	S: 10	P: 16	R: 0	H: 1	E: 0	LOB: 0	K: 0	BB: 0	S: 6	P: 9	R: 0	H: 0	E: 0	LOB: 0	K: 2	BB: 0	S: 8	P: 14	R: 0	H: 1	E: 0	LOB: 1	K: 1	BB: 0	S: 11	P: 16	R: 0	H: 0	E: 0	LOB: 0	K: 1	BB: 0	S: 8	P: 11	R: 0	H: 0	E: 0	LOB: 2	K: 2	BB: 1	S: 11	P: 22	R: 3	H: 1	E: 0	LOB: 0	K: 2	BB: 0	S: 12	P: 19	1B: 3	2B: 2	3B: 0	HR: 1	SF: 1	SAC: 0	DP: 1	HBP: 1	WP: 1	PA: 42
--------------	------	------	------	--------	------	-------	-------	-------	------	------	------	--------	------	-------	------	-------	------	------	------	--------	------	-------	-------	-------	------	------	------	--------	------	-------	-------	-------	------	------	------	--------	------	-------	------	------	------	------	------	--------	------	-------	------	-------	------	------	------	--------	------	-------	-------	-------	------	------	------	--------	------	-------	------	-------	------	------	------	--------	------	-------	-------	-------	------	------	------	--------	------	-------	-------	-------	-------	-------	-------	-------	-------	--------	-------	--------	-------	--------


PITCHER	IP	WLS	BF	H	R	ER	SO	BB	IBB	HBP	BLK	WP	HR	S	P	ERA	WHIP
65 JT Brubaker, R (1, 1) ERA: 4.91	3.0		16	3	3	3	1	3	0	0	0	1	0	31	57	9.00	2.000
45 Derek Holland, L (4, 1) ERA: 7.36	2.0		7	1	0	0	2	0	0	0	0	0	0	16	25	0.00	0.500
46 Chris Stratton, R (6, 1) ERA: 5.73	1.0		4	1	0	0	2	0	0	0	0	0	0	11	20	0.00	1.000
71 Nik Turley, L (7, 1) ERA: 4.32	1.0		3	0	0	0	1	0	0	0	1	0	0	8	10	0.00	0.000
88 Richard Rodríguez, R (8, 1) ERA: 2.79	1.0		3	0	0	0	1	0	0	0	0	0	0	8	11	0.00	0.000

TOP

Cleveland Indians @ Pittsburgh Pirates

PNC Park, Pittsburgh, PA
Tue Aug 18 2020, 7:08 PM - 11:10 PM EDT
Partly Cloudy - 79 F

AB	36
R	6
H	6
RBI	6
BB	4
SO	11
LOB	19



BOTTOM

Cleveland Indians @ Pittsburgh Pirates
PNC Park, Pittsburgh, PA
Tue Aug 18 2020, 7:08 PM - 11:10 PM EDT
Partly Cloudy - 79 F

livebaseballscorecards.com

AB 38
R 3
H 9
RBI 3
BB 3
SO 15
LOB 22



WP: 1 PA: 43
PB: 0
SB: 0
CS: 0

AB R H RBI BB SO LOB

5 1 1 0 0 2 3

4 2 3 0 1 0 1

4 0 1 2 0 2 4

4 0 1 1 1 2 3

5 0 1 0 0 2 3

4 0 0 0 1 3 2

5 0 0 0 0 2 4

4 0 1 0 0 0 2

3 0 1 0 0 2 0
0 0 0 0 0 0 0
0 0 0 0 0 0 0

1B: 7 SF: 0
2B: 2 SAC: 1
3B: 0 DP: 0
HR: 0 HBP: 1

Table with 10 columns (Batter, 1-10) and 10 rows (Batters 26-58). Each cell contains a batter's name, stats, and a play diagram. Batter 26: Adam Frazier, L. Batter 27: Kevin Newman, R. Batter 55: Josh Bell, S. Batter 19: Colin Moran, L. Batter 10: Bryan Reynolds, S. Batter 25: Gregory Polanco, L. Batter 2: Erik González, R. Batter 6: Jarrod Dyson, L. Batter 58: Jacob Stallings, R. Batter 3: Cole Tucker, S. Batter 18: John Ryan Murphy, R.

Inning Stats table with columns R, H, E, K, S and rows 1 through 10.

Pitcher stats table with columns IP, WLS, BF, H, R, ER, SO, BB, IBB, HBP, BLK, WP, HR, S, P, ERA, WHIP and rows for pitchers 59-99.

Batter	1	2	3	4	5	6	7	8	9	AB R H RBI BB SO LOB	TOP
7 César Hernández, S OBP: 0.365, SLG: 0.356 (1, 4)	C FF 91 B CH 85 B SI 90 B FF 91 4-1 BB		B CU 76 C SI 91 X FF 92 1-1 G6-3			S CU 82 D SL 84 X FF 94 1-1 41 HR 2B	S SL 82 D SL 84 X SL 83 1-1 G3		C FF 97 B CU 78 B CU 78 F FF 96 B CU 78 B CU 78 B FF 96 4-2 12 G4-6-3 BB	3 1 1 0 2 0 2	
11 José Ramírez, S OBP: 0.364, SLG: 0.500 (1, 5)	1 SAFE F FF 90 F FF 92 B SL 83 F SL 82 F FF 32 F SL 84 F FF 93 B CH 86 3-2 F SL 83 B FF 94 X FF 92 P4		C CH 84 B CU 73 X SI 91 1-1 E6 12 G5-4-3			B FF 95 B CU 90 D CU 84 B FF 94 4-0 41 HR BB		C SI 96 B SL 81 B SI 95 F SI 94 F SI 96 B SL 79 4-2 41 S 24 2B BB	B FF 96 B CU 79 F FF 97 F FF 97 B FF 96 S 3-3 K	3 2 0 0 2 1 2	
12 Francisco Lindor, S OBP: 0.292, SLG: 0.402 (1, 6)	B CH 85 1 SAFE C CH 85 1 SAFE F FF 92 B FF 93 1 SAFE B FF 93 C SL 83 3-3 K		B CH 85 C SL 81 B CH 85 B CH 86 X SI 91 3-1 G5-4-3			D CU 82 C FF 94 B FF 94 D CU 82 F FF 95 C CU 81 3-3 K		1 SAFE 1 SAFE B CH 87 F SI 94 F SI 96 S SL 80 S SL 80 1-3 K	C CU 79 B FF 96 X FF 97 1-1 G4-6-3	5 0 0 0 0 3 6	
41 Carlos Santana, S OBP: 0.408, SLG: 0.342 (1, 3)	B SI 92 C CH 86 C SL 83 F CH 92 B CH 87 X SI 92 3-2 G6-3		C CU 76 B CH 87 C SL 82 X FF 93 2-2 F9			B CH 82 S CU 81 B FF 94 D CU 81 C FC 89 X FC 89 3-2 HR		B CH 87 S SI 96 B CH 88 F SL 80 S SI 97 2-3 K		4 1 1 3 0 1 2	
32 Franmil Reyes, R OBP: 0.352, SLG: 0.518 (1, 10)		C FF 92 B SL 84 C FF 92 S SL 83 1-3 K		C CH 85 B FF 92 B CU 77 C SL 84 X FF 94 2-2 8 1B		B CU 82 F FF 94 S CU 81 1-3 K		B SL 81 B SL 78 B SI 95 4-0 30 24 2B BB		3 1 1 0 1 2 0	
8 Jordan Luplow, R OBP: 0.188, SLG: 0.179 (1, 7)		C CU 74 F FF 94 B SL 84 X FF 93 1-2 L8		C CH 85 B CU 77 B CH 85 X SI 91 2-1 24 L1-3 1B			B SI 93 C SL 81 B SI 95 B SI 94 4-1 55 BB	F CH 86 B CH 87 F SI 94 B CH 88 B SI 96 B SL 78 4-2 24 2B BB		2 0 1 0 1 0 0 0 1 0 0 1 0 0	
30 Tyler Naquin, L OBP: 0.200, SLG: 0.292 (8, 9)		F CH 86 B FF 93 F CH 87 X CH 86 1-2 G6-3		B SL 84 B FF 92 X SI 91 2-0 L1-3			C SL 82 F SI 95 C SL 84 0-3 K	B SI 94 1-0 1-H 2-H 3-H 2B		4 0 1 3 0 1 3	
24 Domingo Santana, R OBP: 0.302, SLG: 0.321 (8, 7)											
55 Roberto Pérez, R OBP: 0.211, SLG: 0.063 (1, 2)			C CU 75 B CH 85 B FF 93 C FF 90 T CH 85 2-2 K		D CH 86 C SL 82 X SI 93 1-1 G4-3		B FF 94 1 SAFE 1 SAFE D SL 83 C FF 93 S SL 82 1 SAFE F SL 81 B SL 83 4-2 F SI 85 D SL 83 B SI 94 1-2 BB	H SI 93 1-0 HBP		2 0 0 0 1 1 1	
0 Delino DeShields, R OBP: 0.367, SLG: 0.269 (1, 8)			C FF 93 F SI 92 X SL 84 0-2 G4-3		C FF 95 B CU 82 X FF 95 1-1 P3		S SL 82 B SL 82 C SL 83 C SL 83 1-3 K	S CU 79 S CU 79 T CU 78 0-2 K		4 0 0 0 0 2 4	
Inning Stats	R: 0 E: 0 K: 1 S: 16 H: 0 LOB: 1 P: 29	R: 0 E: 0 K: 1 S: 9 H: 0 LOB: 0 P: 12	R: 0 E: 0 K: 1 S: 8 H: 0 LOB: 0 P: 11	R: 0 E: 1 K: 0 S: 7 H: 0 LOB: 0 P: 13	R: 0 E: 0 K: 0 S: 8 H: 2 LOB: 1 P: 15	R: 3 E: 0 K: 2 S: 13 H: 2 LOB: 0 P: 26	R: 0 E: 0 K: 2 S: 13 H: 0 LOB: 2 P: 23	R: 3 E: 0 K: 3 S: 15 H: 1 LOB: 2 P: 32	R: 0 E: 0 K: 1 S: 8 H: 0 LOB: 0 P: 16	1B: 2 2B: 3 3B: 0 HR: 1 SF: 0 SAC: 0 DP: 3 HBP: 1	WP: 0 PB: 0 SB: 2 CS: 0 PA: 39
PITCHER	IP WLS BF H R ER SO BB IBB HBP BLK WP HR S P ERA WHIP	IP WLS BF H R ER SO BB IBB HBP BLK WP HR S P ERA WHIP	IP WLS BF H R ER SO BB IBB HBP BLK WP HR S P ERA WHIP	IP WLS BF H R ER SO BB IBB HBP BLK WP HR S P ERA WHIP	IP WLS BF H R ER SO BB IBB HBP BLK WP HR S P ERA WHIP	IP WLS BF H R ER SO BB IBB HBP BLK WP HR S P ERA WHIP	IP WLS BF H R ER SO BB IBB HBP BLK WP HR S P ERA WHIP	IP WLS BF H R ER SO BB IBB HBP BLK WP HR S P ERA WHIP	IP WLS BF H R ER SO BB IBB HBP BLK WP HR S P ERA WHIP	IP WLS BF H R ER SO BB IBB HBP BLK WP HR S P ERA WHIP	IP WLS BF H R ER SO BB IBB HBP BLK WP HR S P ERA WHIP
43 Steven Brault, L ERA: 3.0 (1, 1)	5.0										
66 Dovydas Neverauskas, R ERA: 9.0 (6, 1)	1.0	L									
32 Geoff Hartlieb, R ERA: 2.89 (7, 1)	1.0										
67 Tyler Bashlor, R ERA: 40.5 (8, 1)	0.2										
70 Nick Mears, R ERA: 3.86 (8, 1)	1.1										

Cleveland Indians @ Pittsburgh Pirates
PNC Park, Pittsburgh, PA
Wed Aug 19 2020, 7:08 PM - 10:04 PM EDT
Clear - 76 F

livebaseballscorecards.com

AB 30
R 6
H 5
RBI 6
BB 8
SO 11
LOB 20



Batter	1	2	3	4	5	6	7	8	9	AB R H RBI BB SO LOB	TOP									
7 César Hernández, S OBP: 0.349, SLG: 0.337 (1, 4)										5 0 0 0 0 3 8										
11 José Ramírez, S OBP: 0.348, SLG: 0.474 (1, 5)										5 0 0 0 0 1 6										
12 Francisco Lindor, S OBP: 0.288, SLG: 0.392 (1, 6)										5 0 1 0 0 1 0										
41 Carlos Santana, S OBP: 0.398, SLG: 0.333 (1, 3)										5 0 1 0 0 1 0										
32 Franmil Reyes, R OBP: 0.354, SLG: 0.506 (1, 10)										4 2 1 0 1 2 2										
30 Tyler Naquin, L OBP: 0.276, SLG: 0.357 (1, 9)										4 0 3 0 0 0 0										
24 Domingo Santana, R (1, 7) 1 Greg Allen, S (8, PR) (8, 7)										1 0 0 0 3 0 2 0 0 0 0 0 0 0										
46 Beau Taylor, L OBP: 0.150, SLG: 0.056 (1, 2)										2 0 1 1 1 0 2										
4 Bradley Zimmer, L OBP: 0.360, SLG: 0.243 (1, 8)										3 0 0 0 1 0 7										
Inning Stats	R: 0 H: 0 E: 0 K: 2 S: 15	H: 0 LOB: 0 BB: 0 P: 22	R: 1 H: 3 E: 0 K: 0 S: 15	H: 3 LOB: 2 BB: 0 P: 26	R: 0 H: 2 E: 0 K: 2 S: 12	H: 2 LOB: 2 BB: 0 P: 22	R: 0 H: 1 E: 0 K: 1 S: 10	H: 1 LOB: 3 BB: 2 P: 20	R: 0 H: 0 E: 0 K: 1 S: 10	H: 0 LOB: 0 BB: 0 P: 18	R: 0 H: 0 E: 0 K: 0 S: 6	H: 0 LOB: 2 BB: 2 P: 17	R: 0 H: 0 E: 0 K: 0 S: 6	H: 0 LOB: 0 BB: 0 P: 13	R: 1 H: 1 E: 1 K: 1 S: 15	H: 1 LOB: 3 BB: 2 P: 32	R: 0 H: 0 E: 0 K: 1 S: 7	H: 0 LOB: 0 BB: 0 P: 10	1B: 7 SF: 0 2B: 0 SAC: 1 3B: 0 DP: 0 HR: 0 HBP: 0	WP: 0 PA: 41 PB: 0 SB: 0 CS: 0
PITCHER	IP WLS BF H R ER SO BB IBB HBP BLK WP HR S P ERA WHIP																			
34 Trevor Williams, R (1, 1) ERA: 3.7	4.0 L 20 6 1 1 5 2 0 0 0 0 0 0 52 90 2.25 2.000																			
54 Sam Howard, L (5, 1) ERA: 4.32	1.0 3 0 0 0 1 0 0 0 0 0 0 0 10 18 0.00 0.000																			
68 Brandon Waddell, L (6, 1) ERA: 2.7	2.0 8 0 0 0 0 2 0 0 0 0 0 0 12 30 0.00 1.000																			
46 Chris Stratton, R (8, 1) ERA: 5.25	1.0 7 1 1 0 1 2 0 0 0 0 0 0 15 32 0.00 3.000																			
71 Nik Turley, L (9, 1) ERA: 3.86	1.0 3 0 0 0 1 0 0 0 0 0 0 0 7 10 0.00 0.000																			

Cleveland Indians @ Pittsburgh Pirates
PNC Park, Pittsburgh, PA
Thu Aug 20 2020, 7:10 PM - 10:32 PM EDT
Clear - 83 F

livebaseballscorecards.com

AB 34
R 2
H 7
RBI 1
BB 6
SO 8
LOB 27



BOTTOM

Cleveland Indians @ Pittsburgh Pirates
PNC Park, Pittsburgh, PA
Thu Aug 20 2020, 7:10 PM - 10:32 PM EDT
Clear - 83 F

livebaseballscorecards.com

AB 34
R 0
H 7
RBI 0
BB 1
SO 16
LOB 17



WP: 0 PA: 35
PB: 0
SB: 0
CS: 1

AB R H RBI BB SO LOB

4 0 1 0 0 1 2

3 0 2 0 1 0 0

4 0 1 0 0 2 4

2 0 0 0 0 1 1

2 0 0 0 0 2 3

4 0 0 0 0 3 3

3 0 1 0 0 0 2

1 0 0 0 0 1 0

4 0 0 0 0 2 1

3 0 0 0 0 2 1

1B: 7 SF: 0
2B: 0 SAC: 0
3B: 0 DP: 0
HR: 0 HBP: 0

Batter	1	2	3	4	5	6	7	8	9
2 Erik González, R OBP: 0.308, SLG: 0.481 (1, 6)	3-2 K ①		1-0 FC5-4 ③		0-0 FC5-4 ③		2-1 G4-3 ③		
27 Kevin Newman, R OBP: 0.329, SLG: 0.375 (1, 4)	0-1 E1		2-2 1B			3-2 1B		4-2 BB	
55 Josh Bell, S OBP: 0.241, SLG: 0.300 (1, 3)	3-2 K ②		3-3 K2-3 ② ③			0-1 1B		0-0 F8 ①	
19 Colin Moran, L OBP: 0.278, SLG: 0.472 (1, 10)	0-1 G4-3 ③			2-3 K ①		1-3 K ①		1-3 K ②	
26 Adam Frazier, L OBP: 0.218, SLG: 0.293 (6, PH) (7, 10)									
36 José Osuna, R OBP: 0.214, SLG: 0.269 (1, 7)		2-2 F9 ①		1-3 K ②		1-3 K ②		0-3 K ③	
15 JT Riddle, L OBP: 0.143, SLG: 0.143 (1, 5)		0-0 1B		3-2 F7 ③		0-1 F9 ③		0-3 K ①	
10 Bryan Reynolds, S OBP: 0.278, SLG: 0.290 (9, PH)									
3 Cole Tucker, S OBP: 0.216, SLG: 0.343 (1, 9)		0-0 L7 ②		2-3 K ①		1-3 K ①		2-1 F9 ②	
6 Jarrod Dyson, L OBP: 0.188, SLG: 0.133 (1, 8)		3-3 K ③		0-3 K ②		1-2 G6-3 ②		1-3 K ③	
18 John Ryan Murphy, R OBP: 0.250, SLG: 0.167 (9, PH)									
58 Jacob Stallings, R OBP: 0.373, SLG: 0.333 (1, 2)			2-3 K ①		1-0 FC5-4 ③		0-2 1B		

Inning Stats	R: 0	H: 0	E: 1	LOB: 1	K: 2	BB: 0	S: 12	R: 0	H: 1	E: 0	LOB: 1	K: 1	BB: 0	S: 9	R: 0	H: 2	E: 0	LOB: 1	K: 2	BB: 0	S: 11	R: 0	H: 0	E: 0	LOB: 0	K: 2	BB: 0	S: 10	R: 0	H: 1	E: 0	LOB: 1	K: 2	BB: 0	S: 8	R: 0	H: 2	E: 0	LOB: 2	K: 2	BB: 0	S: 16	R: 0	H: 1	E: 0	LOB: 1	K: 1	BB: 0	S: 14	R: 0	H: 0	E: 0	LOB: 1	K: 2	BB: 1	S: 11	R: 0	H: 0	E: 0	LOB: 0	K: 2	BB: 0	S: 9	1B: 7	SF: 0	2B: 0	SAC: 0	3B: 0	DP: 0	HR: 0	HBP: 0
--------------	------	------	------	--------	------	-------	-------	------	------	------	--------	------	-------	------	------	------	------	--------	------	-------	-------	------	------	------	--------	------	-------	-------	------	------	------	--------	------	-------	------	------	------	------	--------	------	-------	-------	------	------	------	--------	------	-------	-------	------	------	------	--------	------	-------	-------	------	------	------	--------	------	-------	------	-------	-------	-------	--------	-------	-------	-------	--------

PITCHER	IP	WLS	BF	H	R	ER	SO	BB	IBB	HBP	BLK	WP	HR	S	P	ERA	WHIP
57 Shane Bieber, R ERA: 1.11 (1, 1)	6.0	W	24	6	0	0	11	0	0	0	0	0	0	66	99	0.00	1.000
39 Oliver Pérez, L ERA: 0.93 (7, 1)	0.2	H	3	1	0	0	1	0	0	0	0	0	0	12	14	0.00	1.500
62 Nick Wittgren, R ERA: 2.61 (7, 1)	0.1	H	1	0	0	0	0	0	0	0	0	0	0	2	4	0.00	0.000
99 James Karinchak, R ERA: 0.66 (8, 1)	1.0	H	4	0	0	0	2	1	0	0	0	0	0	11	16	0.00	1.000
33 Brad Hand, L ERA: 4.7 (9, 1)	1.0	S	3	0	0	0	2	0	0	0	0	0	0	9	12	0.00	0.000

PITCHER	IP	WLS	BF	H	R	ER	SO	BB	IBB	HBP	BLK	WP	HR	S	P	ERA	WHIP
---------	----	-----	----	---	---	----	----	----	-----	-----	-----	----	----	---	---	-----	------

Batter	1	2	3	4	5	6	7	8	9	AB R H RBI BB SO LOB	TOP												
7 Eric Sogard, L OBP: 0.308, SLG: 0.224 (1, 5)	F7 C SI 94 B FF 94 B SI 95 X SI 93		G6-3 B SI 95 B SI 94 C SI 94 F SI 94 X SI 96 3-2 1-2			G3-1 C SI 94 D SI 90 B SI 94 X SI 94 2-1		G3-1 B SI 92 C SI 92 F SI 93 B SI 94 X SI 83 2-2			4 0 0 0 0 0 2	Milwaukee Brewers @ Pittsburgh Pirates PNC Park, Pittsburgh, PA Fri Aug 21 2020, 7:08 PM - 10:00 PM EDT Partly Cloudy - 80 F											
18 Keston Hiura, R OBP: 0.302, SLG: 0.448 (1, 10)	G4-3 B SI 94 X SL 90 1-0		G5-3 C SI 95 D SI 90 X SI 94 1-1		G5-3 B SI 94 B SI 86 S SL 87 X SI 95 2-1		K B SI 95 C SI 83 S SL 82 X SL 82 2-3			4 0 0 0 0 1 2													
22 Christian Yelich, L OBP: 0.327, SLG: 0.512 (1, 7)	G4-3 C SI 94 F SI 96 B SI 96 B SL 90 X SL 90 2-2			L7 F SL 88 X SI 95 0-1		G4-3 S SL 84 X FF 91 0-1		HR B FF 92 F FF 92 F FF 92 F FF 93 B SL 81 X FF 93 2-2		4 1 1 1 0 0 0													
12 Justin Smoak, S OBP: 0.247, SLG: 0.378 (1, 3)		K C KC 80 S SL 89 B SL 89 S KC 82 1-3		BB C SI 95 F SL 89 B SI 95 B KC 82 B SL 89 B SL 88 4-2		L9 B SL 85 F FF 92 B FF 92 X SL 84 2-1		G6-3 B FF 93 C SL 80 X SL 80 1-1		3 0 0 0 1 1 0													
16 Ben Gamel, L OBP: 0.234, SLG: 0.410 (1, 8)		HR C SI 95 S KC 83 B SI 96 B SI 95 X SL 88 2-2		1B C SI 94 C KC 84 F SI 95 F SI 96 F KC 84 X SI 95 1-2		1B B SL 85 B SL 84 B FF 92 C FF 92 X FF 93 3-1		K C FF 94 S SL 82 B FF 93 B SL 82 C FF 92 2-3		4 1 3 1 0 1 0													
10 Omar Narváez, L OBP: 0.271, SLG: 0.143 (1, 2)		G3-1 C SI 96 B SI 96 X SL 90 1-1		F8 S SL 90 C SI 96 X SI 97 0-2		BB B SL 82 B FF 90 B SL 82 C FF 91 B SL 83 4-1		G4-3 F FF 94 S SL 83 B SL 82 X FF 93 1-2		3 0 0 0 1 0 2													
2 Luis Urías, R OBP: 0.394, SLG: 0.400 (1, 4)		G6-3 C KC 81 X SI 95 0-1		L9 C SL 90 F SI 87 D SL 88 B SI 95 D KC 84 X KC 83 3-2		BB B SL 81 F SI 91 C SI 94 B SL 82 F SL 81 B SI 95 F SL 82 D SI 96 4-2		1B S FF 97 B FF 97 B CU 82 X FF 94 2-1		3 0 1 0 1 0 2													
11 Brock Holt, L OBP: 0.222, SLG: 0.100 (1, 9)			F8 C SI 93 B SI 94 B CH 90 C SI 95 B SI 96 F SI 95 F SI 94 X SI 94 3-2		BB B SI 94 B SI 93 B SI 92 B SI 91 4-0		FC4-6 C SI 96 X SI 94 0-1		G3-6 C FF 91 F SI 94 B SI 96 X SL 80 1-2		3 0 0 0 1 0 4												
3 Orlando Arcia, R OBP: 0.323, SLG: 0.386 (1, 6)			BB B SI 95 B SL 90 B SI 95 B SI 92 4-0		G5-3 B SL 87 C SI 94 X SI 94 1-1		F9 X SI 92 0-0		G5-3 B SI 95 F SI 95 B SL 82 X SI 94 2-1		3 0 0 0 1 0 1												
Inning Stats	R: 0 E: 0 K: 0 S: 6	H: 0 LOB: 0 BB: 0 P: 11	R: 1 E: 0 K: 1 S: 10	H: 1 LOB: 0 BB: 0 P: 14	R: 0 E: 0 K: 0 S: 10	H: 0 LOB: 1 BB: 1 P: 21	R: 0 E: 0 K: 0 S: 15	H: 1 LOB: 2 BB: 1 P: 23	R: 0 E: 0 K: 0 S: 6	H: 0 LOB: 1 BB: 1 P: 15	R: 0 E: 0 K: 0 S: 13	H: 1 LOB: 3 BB: 2 P: 26	R: 0 E: 0 K: 1 S: 8	H: 0 LOB: 0 BB: 0 P: 12	R: 1 E: 0 K: 1 S: 12	H: 1 LOB: 0 BB: 0 P: 18	R: 0 E: 0 K: 0 S: 7	H: 1 LOB: 0 BB: 0 P: 12	1B: 3 2B: 0 3B: 0 HR: 2	SF: 0 SAC: 0 DP: 1 HBP: 0	WP: 0 PB: 0 SB: 0 CS: 0	PA: 36	
PITCHER	IP WLS BF H R ER SO BB IBB HBP BLK WP HR S P ERA WHIP	IP WLS BF H R ER SO BB IBB HBP BLK WP HR S P ERA WHIP											IP WLS BF H R ER SO BB IBB HBP BLK WP HR S P ERA WHIP										
39 Chad Kuhl, R ERA: 2.84 (1, 1)	5.0 W 20 2 1 1 1 3 0 0 0 0 1 47 84 1.80 1.000												67 Tyler Bashlor, R ERA: 16.2 (9, 1)	1.0 L 2 0 0 0 0 0 0 0 0 0 0 5 8 0.00 0.000									
54 Sam Howard, L ERA: 4.0 (6, 1)	0.2 H 4 1 0 0 0 1 0 0 0 0 0 7 16 0.00 3.000																						
32 Geoff Hartlieb, R ERA: 2.53 (6, 1)	1.1 H 5 0 0 0 1 1 0 0 0 0 0 14 22 0.00 0.750																						
88 Richard Rodríguez, R ERA: 3.38 (8, 1)	1.0 H 4 1 1 1 1 0 0 0 0 0 1 12 18 9.00 1.000																						
35 Keone Kela, R ERA: 4.5 (9, 1)	0.0 1 1 0 0 0 0 0 0 0 0 0 0 2 4 ∞ ∞																						

livebaseballscores.com

AB	31
R	2
H	5
RBI	2
BB	5
SO	3
LOB	13



Batter	1	2	3	4	5	6	7	8	9
2 Erik González, R OBP: 0.281, SLG: 0.439	1-2 K		1-2 G5-3		1-2 G5-3		0-0 FC5-4 27 FC6-4	3-2 L1	
27 Kevin Newman, R OBP: 0.313, SLG: 0.355	0-0 L9		1-3 K		3-2 G6-3		0-2 FC6-4		
55 Josh Bell, S OBP: 0.264, SLG: 0.313	4-1 BB			1-0 19 1B 10 E	1-1 G3			2-2 19 1B 10 3B	
19 Colin Moran, L OBP: 0.301, SLG: 0.487	1-1 G4-3			0-0 10 E 25 1B	1-1 10 G4-3 1B			0-0 10 3B 1B	
10 Bryan Reynolds, S OBP: 0.301, SLG: 0.384		2-1 HR		0-1 25 1B 3 1B	1-1 G4-3			2-2 3 1B 3B	
25 Gregory Polanco, L OBP: 0.170, SLG: 0.234	1-2 G4-3		1-2 26 FC4-6 3 1B	1-2 26 FC4-6 3 1B	1-3 K			3-3 K	
6 Jarrod Dyson, L OBP: 0.188, SLG: 0.133			2-3 3-H	0-0 26 FC4-6 1B	3-2 P5			2-1 26 1B	
3 Cole Tucker, S OBP: 0.268, SLG: 0.385	0-1 26 FC3-6 1B		0-0 26 FC4-6 1B	1-2 26 FC4-6 1B				3-H 26 1B	
26 Adam Frazier, L OBP: 0.220, SLG: 0.291	2-2 FC3-6 18 CS		0-0 FC4-6 18 G4-3	1-2 FC4-6 18 G4-3			1-2 G4-3	0-0 2 WP 1B	
18 John Ryan Murphy, R OBP: 0.250, SLG: 0.182	1-0 CS		1-1 G6-3	1-2 G4-3			0-1 2 FC5-4 1B	0-3 K	

Inning Stats		R: 0	H: 0	E: 0	K: 1	S: 7	R: 1	H: 2	E: 0	K: 0	S: 11	R: 0	H: 0	E: 0	K: 1	S: 8	R: 3	H: 5	E: 1	K: 0	S: 12	R: 0	H: 0	E: 0	K: 0	S: 11	R: 0	H: 1	E: 0	K: 1	S: 9	R: 0	H: 1	E: 0	K: 0	S: 10	R: 3	H: 5	E: 0	K: 2	S: 21										
LOB: 1		BB: 1		P: 13		LOB: 0		BB: 0		P: 17		LOB: 1		BB: 0		P: 15		LOB: 1		BB: 0		P: 16		LOB: 1		BB: 0		P: 11		LOB: 1		BB: 0		P: 11		LOB: 2		BB: 0		P: 33											
IP: 7.0		WLS: L		BF: 29		H: 9		R: 4		ER: 4		SO: 3		BB: 1		IBB: 0		HBP: 0		BLK: 0		WP: 0		HR: 1		S: 68		P: 98		ERA: 5.14		WHIP: 1.429		IP: 1.0		WLS: L		BF: 8		H: 5		R: 3		ER: 3		SO: 2		BB: 0		P: 33	
PITCHER		37 Adrian Houser, R		(1, 1)		ERA: 3.72		58 Alex Claudio, L		(8, 1)		ERA: 5.19		WP: 1		PA: 38		PB: 0		SB: 0		CS: 1		SF: 0		SAC: 0		DP: 1		HBP: 0		WP: 1		PA: 38		PB: 0		SB: 0		CS: 1											

BOTTOM

Milwaukee Brewers @ Pittsburgh Pirates
PNC Park, Pittsburgh, PA
Fri Aug 21 2020, 7:08 PM - 10:00 PM EDT
Partly Cloudy - 80 F

AB	36
R	7
H	14
RBI	7
BB	1
SO	5
LOB	16

livebaseballscorecards.com



5	0	0	0	0	1	3
4	0	0	0	0	1	1
3	2	2	0	1	0	0
4	2	3	0	0	0	1
4	3	3	4	0	0	1
4	0	1	1	0	2	2
0	0	0	0	0	0	0
4	0	3	2	0	0	1
4	0	1	0	0	0	3
4	0	1	0	0	1	4

Batter	1	2	3	4	5	6	7	8	9	AB R H RBI BB SO LOB	TOP																	
8 Ryan Braun, R OBP: 0.286, SLG: 0.378 (1, 10)	4-2 G4-6-3 BB 22		3-2 P4 2-3		4-2 BB		1-0 P3 22		1-0 G4-3 2B 22 1-H	3 0 1 1 2 0 2																		
22 Christian Yelich, L OBP: 0.321, SLG: 0.489 (1, 7)	2-1 G4-6-3 1-2f		3-1 G3-1		1-3 K		4-2 18 HR BB		2-1 G4-3 2-3	4 1 0 0 1 1 5																		
18 Keston Hiura, R OBP: 0.306, SLG: 0.470 (1, 4)	2-3 K			2-1 G6-3		1-3 K		1-2 12 BB BB 1-H 2-H	4-2 12 BB BB	4 1 1 3 1 2 2																		
5 Jedd Gyorko, R OBP: 0.306, SLG: 0.531 12 Justin Smoak, S OBP: 0.250, SLG: 0.369 (1, 3) (6, PH) (6, 3)		0-0 G6-3		3-2 HR		3-2 G3		1-0 F7	4-1 BB	2 1 1 1 0 0 0 2 0 0 0 1 0 0																		
24 Avisail García, R OBP: 0.341, SLG: 0.380 14 Jace Peterson, L (1, 8) (8, 9)		2-2 9 HBP 1B		4-2 2 E BB		2-0 HBP		0-2 F8	1-2 G4-3	2 0 1 0 1 0 0 1 0 0 0 0 0 3																		
9 Manny Piña, R OBP: 0.318, SLG: 0.410 (1, 2)		2-2 2 G4-6-3 HBP		0-0 L5		1-3 K		2-3 K		3 0 0 0 0 2 2																		
2 Luis Urias, R OBP: 0.351, SLG: 0.353 (1, 5)		2-1 G4-6-3 1-2f		2-3 K		1-3 K		1-1 F8		4 0 0 0 0 2 4																		
13 Mark Mathias, R OBP: 0.350, SLG: 0.450 (1, 9) (8, 8)			1-1 E 2B		3-1 2B		1-3 K		2-2 F7	4 0 2 0 0 1 0																		
3 Orlando Arcia, R OBP: 0.333, SLG: 0.383 (1, 6)			2-2 K		2-2 L8		2-1 22 BB 18 HR 1B		4-1 8 WP 8 2B BB	3 2 1 0 1 1 2																		
Inning Stats	R: 0 E: 0 K: 1 S: 7	H: 0 LOB: 0 BB: 1 P: 15	R: 0 E: 0 K: 0 S: 8	H: 1 LOB: 1 BB: 0 P: 14	R: 0 E: 1 K: 1 S: 10	H: 1 LOB: 1 BB: 0 P: 19	R: 1 E: 1 K: 1 S: 14	H: 1 LOB: 1 BB: 1 P: 25	R: 0 E: 0 K: 2 S: 9	H: 0 LOB: 1 BB: 0 P: 16	R: 3 E: 0 K: 1 S: 13	H: 2 LOB: 0 BB: 1 P: 23	R: 0 E: 0 K: 1 S: 8	H: 0 LOB: 0 BB: 0 P: 11	R: 1 E: 0 K: 0 S: 14	H: 1 LOB: 3 BB: 3 P: 32	1B: 2 2B: 3 3B: 0 HR: 2	SF: 0 SAC: 0 DP: 2 HBP: 2	WP: 1 PB: 0 SB: 0 CS: 0	PA: 41								
PITCHER	IP	WLS	BF	H	R	ER	SO	BB	IBB	HBP	BLK	WP	HR	S	P	ERA	WHIP											
45 Derek Holland, L ERA: 6.17 (1, 1)	5.0	W	21	4	1	1	5	3	0	1	0	0	1	54	99	1.80	1.400											
67 Tyler Bashlor, R ERA: 10.13 (6, 1)	1.0		4	0	0	0	2	0	0	1	0	0	0	9	16	0.00	0.000											
66 Dovydas Neverauskas, R ERA: 11.0 (7, 1)	1.0		6	2	3	3	1	1	0	0	0	0	1	13	23	27.00	3.000											
46 Chris Stratton, R ERA: 4.85 (8, 1)	1.0		3	0	0	0	1	0	0	0	0	0	0	8	11	0.00	0.000											
70 Nick Mears, R ERA: 5.4 (9, 1)	1.0		7	1	1	1	0	3	0	0	0	1	0	14	32	9.00	4.000											

Milwaukee Brewers @ Pittsburgh Pirates
PNC Park, Pittsburgh, PA
Sat Aug 22 2020, 4:09 PM - 7:38 PM EDT
Partly Cloudy - 90 F

AB	32
R	5
H	7
RBI	5
BB	7
SO	9
LOB	20



WP: 1	PA: 41
PB: 0	
SB: 0	
CS: 0	

ERA	WHIP

Batter	1	2	3	4	5	6	7	8	9	AB	R	H	RBI	BB	SO	LOB
2 Erik González, R OBP: 0.274, SLG: 0.419	(1, 6) S FF 89 B SL 77 T CH 82 B SL 77 S FS 84	2-3 	1-1 C SL 73 B CH 83 X SL 74	3-2 D SL 77 B SL 77 S CH 84 B SL 77 F FF 91 T FF 91		3-1 B CU 73 B SI 88 B SI 88 X SI 87	1-1 S FF 98 B FF 98 X SL 86			5	1	1	2	0	2	2
26 Adam Frazier, L OBP: 0.240, SLG: 0.352	(1, 4) B CH 83 X CH 82	1-0 	1-1 B CU 70 C FC 86 X CH 83		0-1 F FF 85 X CU 73	3-2 C CU 73 B CU 72 B SI 88 B SI 88 X SI 88	2-2 C FF 98 B FF 98 F CH 89 B FF 98 X FF 99			5	2	3	3	0	0	0
55 Josh Bell, S OBP: 0.250, SLG: 0.295	(1, 3) X FC 88	0-0 	0-1 C FF 91 X CH 84		0-1 C FF 85 X FF 86	3-1 B SI 88 C SI 89 B CH 80 B CU 73 X SI 88	3-2 B CH 90 S FF 98 S FF 98 C FF 96 B SL 87 B FF 99 X FF 98			5	0	0	0	0	0	3
36 José Osuna, R OBP: 0.214, SLG: 0.269	(8, 3)									0	0	0	0	0	0	0
19 Colin Moran, L OBP: 0.330, SLG: 0.538	(1, 10) C FC 86 B CH 85 C FF 91 D FS 84 X FC 86	2-2 		4-0 B FC 85 B FF 85 B FF 85 B FF 90	2-0 B FF 85 X FF 84		3-2 B FF 94 F FF 96 S FF 95 B SL 82 F FF 96 F FF 95 F FF 95	3-2 B FF 97 B CU 81 C FF 98 C FF 97 B CU 83 X FF 98		4	3	3	1	1	0	0
10 Bryan Reynolds, S OBP: 0.307, SLG: 0.397	(1, 7) B FF 90 F FF 91 S CU 72 B FF 90 D FS 84 X CH 86	3-2 		1-3 C FC 86 B FF 89 S CU 72 S FS 84	3-2 B FF 85 D CH 83 F FF 85 C FF 86 B SI 89 X FF 87	2-2 	1-0 B FF 94 X FF 93	0-1 C CU 82 X FF 98		5	0	2	1	0	1	3
25 Gregory Polanco, L OBP: 0.211, SLG: 0.340	(1, 9)		1-0 B FC 85 X FC 85		1-1 D CU 72 C FF 90 X CU 72	2-3 B SI 87 C FF 85 B CH 82 S FF 83		4-2 B FF 95 F FF 93 B FF 94 B FF 94 D SL 83 B FF 94		3	1	2	2	1	1	1
6 Jarrod Dyson, L OBP: 0.184, SLG: 0.130	(7, PR) (8, 8)		3 G4-3 FC3-2 2B	1-1 1-H HR	2-3 2-H 2B		58 BB 2 1B BB	0-0 1-1 L5-3 1B		1	1	0	0	0	0	1
3 Cole Tucker, S OBP: 0.267, SLG: 0.357	(1, 8) (8, 9)		3-2 C CH 83 F FS 83 B CH 84 2 SAFE F CH 84 X FS 83	1-3 C CH 84 C FF 90 B FS 83 C FF 90	3-1 B FF 84 F FF 85 B SI 87 X SI 88		58 BB 2 1B BB			3	1	0	0	1	1	2
15 JT Riddle, L OBP: 0.167, SLG: 0.167	(1, 5)		0-0 X CU 71	0-1 C FF 91 X FS 83		1-0 B CU 72 X SI 89	2-3 B FF 93 F FF 92 S FF 93 S FF 94			4	1	1	0	0	1	4
58 Jacob Stallings, R OBP: 0.400, SLG: 0.417	(1, 2)		3-2 C SL 75 B SL 75 B FC 86 C FF 90 D FS 83 X FC 86	0-1 1 SAFE C FF 90 X FF 90		0-0 X SI 87	4-1 B SL 85 B FF 97 B FF 97 C FF 96 B FF 97			3	2	2	3	1	0	1

Inning Stats	R: 1	H: 2	E: 0	K: 1	S: 11	H: 1	LOB: 1	BB: 0	P: 19	R: 0	H: 1	E: 0	K: 0	S: 8	R: 0	H: 0	E: 0	K: 0	S: 6	R: 2	H: 3	E: 0	K: 1	S: 13	R: 2	H: 1	E: 1	K: 0	S: 10	R: 5	H: 3	E: 0	K: 1	S: 26	R: 0	H: 1	E: 0	K: 0	S: 6	1B: 5	SF: 0	2B: 7	SAC: 0	3B: 0	DP: 1	HR: 3	HBP: 0	WP: 0	PA: 42
--------------	------	------	------	------	-------	------	--------	-------	-------	------	------	------	------	------	------	------	------	------	------	------	------	------	------	-------	------	------	------	------	-------	------	------	------	------	-------	------	------	------	------	------	-------	-------	-------	--------	-------	-------	-------	--------	-------	--------

PITCHER	IP	WLS	BF	H	R	ER	SO	BB	IBB	HBP	BLK	WP	HR	S	P	ERA	WHIP
29 Josh Lindblom, R ERA: 6.65	(1, 1)	4.0	L	19	6	3	4	1	0	0	0	0	1	41	68	6.75	1.750
35 Brent Suter, L ERA: 3.95	(5, 1)	1.0		6	3	2	1	0	0	0	0	0	1	13	23	18.00	3.000
57 Eric Yardley, R ERA: 2.53	(6, 1)	1.0		5	1	2	1	0	0	0	0	0	1	10	20	9.00	1.000
47 Angel Perdomo, L ERA: 20.25	(7, 1)	0.2		5	1	3	3	1	2	0	0	0	0	16	30	40.50	4.500
43 Drew Rasmussen, R ERA: 5.4	(7, 1)	1.1		7	3	2	0	1	0	0	0	0	0	16	29	13.50	3.000

BOTTOM

Milwaukee Brewers @ Pittsburgh Pirates
PNC Park, Pittsburgh, PA
Sat Aug 22 2020, 4:09 PM - 7:38 PM EDT
Partly Cloudy - 90 F

AB	38
R	12
H	14
RBI	12
BB	4
SO	6
LOB	17

PITCHER	IP	WLS	BF	H	R	ER	SO	BB	IBB	HBP	BLK	WP	HR	S	P	ERA	WHIP
29 Josh Lindblom, R ERA: 6.65	(1, 1)	4.0	L	19	6	3	4	1	0	0	0	0	1	41	68	6.75	1.750

Batter	1	2	3	4	5	6	7	8	9	AB R H RBI BB SO LOB	TOP		
24 Avisail García, R OBP: 0.333, SLG: 0.369 (1, 8)	G5-3		K			F7			L7	5 0 1 0 0 1 3			
22 Christian Yelich, L OBP: 0.318, SLG: 0.473 (1, 7)	BB			G4-3		K				3 0 0 0 1 2 1			
18 Keston Hiura, R OBP: 0.304, SLG: 0.462 (1, 4)	K				12 2B	E5		G5-3		4 2 1 0 0 1 1			
12 Justin Smoak, S OBP: 0.260, SLG: 0.420 (1, 3)	L8				1-H	HR		G6-3		4 1 2 3 0 0 1			
8 Ryan Braun, R OBP: 0.264, SLG: 0.347 (1, 10)		G5-3		G5-3		P4		L3		4 0 0 0 0 0 1			
16 Ben Gamel, L OBP: 0.221, SLG: 0.385 (1, 9)		G4-3		K		K2-3		K		4 0 0 0 0 3 1			
2 Luis Uriás, R OBP: 0.366, SLG: 0.378 (1, 5)			K			10 1B		G6-3		3 1 1 0 0 1 0			
10 Omar Narváez, L OBP: 0.286, SLG: 0.189 (1, 2)			K			3 2B				4 0 2 1 0 2 0			
3 Orlando Arcia, R OBP: 0.329, SLG: 0.365 (1, 6)			K			G5-4-3				3 0 0 0 1 2 1			
Inning Stats	R: 0 H: 0 E: 0 K: 1 S: 10	R: 0 H: 0 E: 0 K: 1 S: 8	R: 0 H: 0 E: 0 K: 3 S: 11	R: 1 H: 2 E: 0 K: 1 S: 14	R: 1 H: 3 E: 0 K: 1 S: 13	R: 2 H: 2 E: 1 K: 1 S: 16	R: 0 H: 0 E: 0 K: 1 S: 7	R: 0 H: 0 E: 0 K: 1 S: 8	R: 0 H: 0 E: 0 K: 2 S: 10	1B: 3 SF: 0 2B: 3 SAC: 0 3B: 0 DP: 1 HR: 1 HBP: 1	WP: 0 PA: 37 PB: 0 SB: 0 CS: 0		
PITCHER	IP WLS BF H R ER SO BB IBB HBP BLK WP HR S P ERA WHIP											PITCHER	IP WLS BF H R ER SO BB IBB HBP BLK WP HR S P ERA WHIP
65 JT Brubaker, R ERA: 4.8 (1, 1)	4.0 17 4 2 2 6 1 0 0 0 0 0 0 49 76 4.50 1.250											88 Richard Rodriguez, R ERA: 3.09 (9, 1)	1.0 3 0 0 0 2 0 0 0 0 0 0 0 10 16 0.00 0.000
32 Geoff Hartlieb, R ERA: 3.0 (5, 1)	1.1 6 2 2 1 1 0 0 0 0 0 0 1 13 17 6.75 1.500												
54 Sam Howard, L ERA: 3.72 (6, 1)	0.2 5 1 0 0 1 1 0 1 0 0 0 0 10 20 0.00 3.000												
71 Nik Turley, L ERA: 3.48 (7, 1)	1.0 3 0 0 0 1 0 0 0 0 0 0 0 7 12 0.00 0.000												
46 Chris Stratton, R ERA: 4.5 (8, 1)	1.0 W 3 0 0 0 1 0 0 0 0 0 0 0 8 11 0.00 0.000												

Milwaukee Brewers @ Pittsburgh Pirates
PNC Park, Pittsburgh, PA
Sun Aug 23 2020, 3:01 PM - 6:11 PM EDT
Partly Cloudy - 80 F

livebaseballscorecards.com

AB	34
R	4
H	7
RBI	4
BB	2
SO	12
LOB	9



Batter	1	2	3	4	5	6	7	8	9
2 Erik González, R <small>OBP: 0.273, SLG: 0.424</small> (1, 5) (4, 6)	0-0 26 1B 2B	1-1 G6-3			0-0 G5-3		1-3 K		
26 Adam Frazier, L <small>OBP: 0.240, SLG: 0.347</small> (1, 4)	2-1 10 WP 2-H 1B		1-1 G6-3		2-3 K		2-3 K		
27 Kevin Newman, R <small>OBP: 0.305, SLG: 0.346</small> 15 JT Riddle, L <small>OBP: 0.200, SLG: 0.250</small> (1, 6) (4, 5)	2-1 F9		0-3 K			0-1 3 G4-3 10 1B 2B		0-3 K	
19 Colin Moran, L <small>OBP: 0.326, SLG: 0.531</small> 3 Cole Tucker, S <small>OBP: 0.271, SLG: 0.356</small> (1, 3) (3, 9)	1-3 K		2-3 K			1-0 G4-3		2-0 25 HR 1B	
10 Bryan Reynolds, S <small>OBP: 0.304, SLG: 0.390</small> (1, 7)	3-2 L8			0-3 36 FC5-4 1B		1-0 K		2-3 36 FC5-4 1B	
25 Gregory Polanco, L <small>OBP: 0.246, SLG: 0.415</small> (1, 10)		0-1 36 G1-3 6 1B 1B		4-0 58 PQ 36 S BB		0-3 K		1-1 1-H HR	
36 José Osuna, R <small>OBP: 0.188, SLG: 0.233</small> (1, 9) (3, 3)		1-0 G1-3		1-1 G6-3		1-2 FC5-4		1-0 G6-3	
6 Jarrod Dyson, L <small>OBP: 0.231, SLG: 0.167</small> (1, 8)		1-1 58 E 58 S 1B		4-2 BB		1-1 E1 58 SH1-4 1B			
58 Jacob Stallings, R <small>OBP: 0.386, SLG: 0.400</small> (1, 2)		2-3 K		3-2 PO	2-3 K		0-0 SH1-4		

AB	R	H	RBI	BB	SO	LOB
4	1	1	0	0	1	2
4	0	1	1	0	2	1
2	0	0	0	0	1	1
2	1	1	0	0	1	0
1	0	0	0	0	1	1
3	1	1	0	0	1	1
4	0	1	1	0	2	2
3	2	2	2	1	1	1
4	0	0	0	0	0	3
2	0	2	1	1	0	0
2	0	0	0	0	2	1

BOTTOM	
Milwaukee Brewers @ Pittsburgh Pirates	
PNC Park, Pittsburgh, PA	
Sun Aug 23 2020, 3:01 PM - 6:11 PM EDT	
Partly Cloudy - 80 F	
	livebaseballscorecards.com
AB	31
R	5
H	9
RBI	5
BB	2
SO	12
LOB	13
WP: 1	PA: 35
PB: 0	
SB: 3	
CS: 0	

Inning Stats		R	H	E	LOB	K	P	S	R	H	E	LOB	K	P	S
R: 1	H: 2	R: 1	H: 2	R: 0	H: 0	R: 0	H: 0	R: 1	H: 2	R: 0	H: 2	R: 2	H: 2	R: 0	H: 1
E: 0	LOB: 1	E: 0	LOB: 1	E: 0	LOB: 0	E: 0	LOB: 1	E: 0	LOB: 1	E: 1	LOB: 1	E: 0	LOB: 0	E: 1	LOB: 1
K: 1	BB: 0	K: 1	BB: 0	K: 2	BB: 0	K: 1	BB: 0	K: 2	BB: 0	K: 2	BB: 0	K: 2	BB: 0	K: 2	BB: 0
S: 12	P: 20	S: 10	P: 15	S: 10	P: 13	S: 11	P: 23	S: 8	P: 12	S: 9	P: 13	S: 12	P: 18	S: 10	P: 13

PITCHER		IP	WLS	BF	H	R	ER	SO	BB	IBB	HBP	BLK	WP	HR	S	P	ERA	WHIP
39 Corbin Burnes, R	(1, 1)	5.1		22	5	3	3	7	2	0	0	0	1	0	54	87	5.06	1.312
51 Freddy Peralta, R	(6, 1)	1.2	H	7	2	0	0	3	0	0	0	0	0	0	16	22	0.00	1.200
41 David Phelps, R	(8, 1)	1.0	L	5	2	2	2	2	0	0	0	0	0	1	12	18	18.00	2.000

Batter	1	2	3	4	5	6	7	8	9	AB R H RBI BB SO LOB	TOP											
2 Erik González, R OBP: 0.271, SLG: 0.406 (1, 6)	P3			BB		G6-3			L9	3 0 0 0 1 0 0												
26 Adam Frazier, L OBP: 0.233, SLG: 0.337 (1, 4)	K						G4-3			3 0 0 0 0 1 1												
10 Bryan Reynolds, S OBP: 0.295, SLG: 0.376 (1, 7)	F8						G6-3			3 0 0 0 0 1 1												
55 Josh Bell, S OBP: 0.242, SLG: 0.286 (1, 3)		G4-3				L5			K	3 0 0 0 0 1 1												
25 Gregory Polanco, L (1, 10)			K							3 0 0 0 0 3 0												
15 JT Riddle, L (1, 5)			K							3 0 0 0 0 1 0												
3 Cole Tucker, S (1, 9)				K						3 0 0 0 0 3 0												
6 Jarrod Dyson, L (1, 8)						F9				3 0 0 0 0 1 0												
18 John Ryan Murphy, R (1, 2)										2 0 0 0 0 2 0												
36 José Osuna, R (9, PH)										1 0 0 0 0 0 0												
Inning Stats	R: 0 E: 0 K: 1 S: 9	H: 0 LOB: 0 BB: 0 P: 11	R: 0 E: 0 K: 2 S: 7	H: 0 LOB: 0 BB: 0 P: 8	R: 0 E: 0 K: 2 S: 9	H: 0 LOB: 0 BB: 0 P: 14	R: 0 E: 0 K: 1 S: 7	H: 0 LOB: 1 BB: 1 P: 12	R: 0 E: 0 K: 2 S: 9	H: 0 LOB: 0 BB: 0 P: 13	R: 0 E: 0 K: 1 S: 6	H: 0 LOB: 0 BB: 0 P: 8	R: 0 E: 0 K: 1 S: 8	H: 0 LOB: 0 BB: 0 P: 10	R: 0 E: 0 K: 2 S: 10	H: 0 LOB: 0 BB: 0 P: 13	R: 0 E: 0 K: 1 S: 9	H: 0 LOB: 0 BB: 0 P: 12	1B: 0 2B: 0 3B: 0 HR: 0	SF: 0 SAC: 0 DP: 0 HBP: 0	WP: 0 PB: 0 SB: 0 CS: 0	PA: 28
PITCHER 27 Lucas Giolito, R (1, 1) ERA: 3.09	IP: 9.0 WLS: W BF: 28 H: 0 R: 0 ER: 0 SO: 13 BB: 1 IBB: 0 HBP: 0 BLK: 0 WP: 0 HR: 0 S: 74 P: 101 ERA: 0.00 WHIP: 0.111											PITCHER	IP: 0 WLS: 0 BF: 0 H: 0 R: 0 ER: 0 SO: 0 BB: 0 IBB: 0 HBP: 0 BLK: 0 WP: 0 HR: 0 S: 0 P: 0 ERA: 0.00 WHIP: 0.000									

Pittsburgh Pirates @ Chicago White Sox
Guaranteed Rate Field, Chicago, IL
Tue Aug 25 2020, 7:11 PM - 9:34 PM CDT
Clear - 86 F

livebaseballscorecards.com

AB 27
R 0
H 0
RBI 0
BB 1
SO 13
LOB 3



Batter	1	2	3	4	5	6	7	8	9	AB R H RBI BB SO LOB
7 Tim Anderson, R OBP: 0.393, SLG: 0.663 (1, 6)	4-1 79 BB BB	2-0 74 1B 1B				0-3 K				3 0 1 1 1 1 0
74 Eloy Jiménez, R OBP: 0.327, SLG: 0.602 (1, 7)	1-1 L9	0-2 79 G4-6-3 1B				1-1 2B		0-3 K		4 0 2 1 0 1 1
79 José Abreu, R OBP: 0.369, SLG: 0.661 (1, 3)	4-0 BB	1-0 G4-6-3				1-0 F7		0-0 1B		3 0 1 0 1 0 3
23 Edwin Encarnación, R OBP: 0.238, SLG: 0.370 (1, 10)	3-2 F4					1-3 K		2-1 L8		4 0 1 0 0 1 3
10 Yoán Moncada, S OBP: 0.328, SLG: 0.421 (1, 5)	0-1 L6					0-1 P5		0-3 K		3 1 0 0 1 1 3
88 Luis Robert Jr., R OBP: 0.336, SLG: 0.559 (1, 8)		2-2 20 BB 33 HBP 15 G3 1B				0-0 2B		0-3 K		4 1 3 0 0 1 0
33 James McCann, R OBP: 0.411, SLG: 0.531 (1, 2)		1-2 15 G3 20 BB 7 1B HBP				0-2 L8		0-2 20 G1-3 1B		2 1 1 1 0 0 1
20 Danny Mendick, R OBP: 0.305, SLG: 0.400 (1, 4)		4-0 7 1B 15 G3 74 1B BB				3-2 F7		2-0 G1-3		3 1 0 0 1 0 2
15 Adam Engel, R OBP: 0.304, SLG: 0.453 (1, 9)		0-2 G3				0-0 G6-3		1-1 G3-1		4 0 0 1 0 0 3

Inning Stats	R: 0	H: 0	E: 0	K: 9	S: 9	H: 0	LOB: 2	BB: 2	P: 21	R: 3	H: 3	E: 0	K: 0	S: 16	R: 1	H: 2	E: 0	K: 0	S: 15	R: 0	H: 1	E: 0	K: 1	S: 7	R: 0	H: 1	E: 0	K: 1	S: 9	R: 0	H: 0	E: 0	K: 2	S: 10	R: 0	H: 1	E: 0	K: 1	S: 9	R: 0	H: 1	E: 0	K: 1	S: 9	1B: 6	SF: 1	2B: 3	SAC: 0	3B: 0	DP: 1	HR: 0	HBP: 1	WP: 1	PA: 36
--------------	------	------	------	------	------	------	--------	-------	-------	------	------	------	------	-------	------	------	------	------	-------	------	------	------	------	------	------	------	------	------	------	------	------	------	------	-------	------	------	------	------	------	------	------	------	------	------	-------	-------	-------	--------	-------	-------	-------	--------	-------	--------

PITCHER	IP	WLS	BF	H	R	ER	SO	BB	IBB	HBP	BLK	WP	HR	S	P	ERA	WHIP
43 Steven Brault, L ERA: 4.8 (1, 1)	3.0	L	17	5	4	4	0	4	0	0	0	1	0	40	71	12.00	3.000
72 Nick Tropeano, R ERA: (4, 1)	4.0		15	3	0	0	4	0	0	0	0	0	0	31	40	0.00	0.750
66 Dovydas Neverauskas, R ERA: 9.9 (8, 1)	1.0		4	1	0	0	1	0	0	0	0	0	0	9	12	0.00	1.000

BOTTOM


Pittsburgh Pirates @ Chicago White Sox

Guaranteed Rate Field, Chicago, IL

Tue Aug 25 2020, 7:11 PM - 9:34 PM CDT
Clear - 86 F

livebaseballscorecards.com

AB 30
R 4
H 9
RBI 4
BB 4
SO 5
LOB 16



Batter	1	2	3	4	5	6	7	8	9	AB R H RBI BB SO LOB	TOP											
3 Cole Tucker, S OBP: 0.291, SLG: 0.353 (1, 8)	0-0 SH2-3 1B		1-2 1B			4-2 25 BB 58 1B BB	1-3 K			3 1 2 0 1 1 0												
2 Erik González, R OBP: 0.274, SLG: 0.444 (1, 6)	0-0 SH2-3 1-2		0-0 L8			0-0 L6		1-2 HR		3 1 1 1 0 0 2												
10 Bryan Reynolds, S OBP: 0.293, SLG: 0.364 (1, 7)	2-3 K			2-3 K		4-0 25 BB 58 1B BB		0-2 F8		3 1 0 0 1 2 1												
55 Josh Bell, S OBP: 0.233, SLG: 0.274 (1, 10)	3-3 K			0-0 G5-3		2-3 K		3-2 G6-3		4 0 0 0 0 2 3												
25 Gregory Polanco, L OBP: 0.235, SLG: 0.373 (1, 9)		3-3 K		0-1 L6		4-2 58 1B BB		2-3 K		3 0 0 0 1 2 0												
58 Jacob Stallings, R OBP: 0.393, SLG: 0.407 (1, 2)		3-3 K			0-0 G5-3	2-2 1B		3-2 1B		4 0 2 2 0 1 0												
26 Adam Frazier, L OBP: 0.224, SLG: 0.324 (1, 4)		1-2 G6-3			2-2 K	0-2 G4-3		2-3 K		4 0 0 0 0 2 3												
36 José Osuna, R OBP: 0.189, SLG: 0.229 (1, 3)			0-2 L5		3-1 1B		1-1 G1		3-2 F7	4 0 1 0 0 0 1												
15 JT Riddle, L OBP: 0.148, SLG: 0.185 (1, 5)			1-1 L8		1-1 G1-3		3-1 F7		1-1 G4-3	4 0 0 0 0 0 2												
Inning Stats	R: 0 E: 0 K: 2 S: 8	H: 1 LOB: 1 BB: 0 P: 13	R: 0 E: 0 K: 2 S: 10	H: 0 LOB: 0 BB: 0 P: 17	R: 0 E: 0 K: 0 S: 9	H: 1 LOB: 1 BB: 0 P: 11	R: 0 E: 0 K: 1 S: 8	H: 0 LOB: 0 BB: 0 P: 10	R: 0 E: 0 K: 1 S: 8	H: 1 LOB: 1 BB: 0 P: 14	R: 2 E: 0 K: 1 S: 16	H: 1 LOB: 2 BB: 3 P: 32	R: 0 E: 0 K: 1 S: 8	H: 0 LOB: 0 BB: 0 P: 13	R: 1 E: 0 K: 1 S: 13	H: 1 LOB: 0 BB: 0 P: 19	R: 0 E: 0 K: 1 S: 12	H: 1 LOB: 1 BB: 0 P: 21	1B: 5 2B: 0 3B: 0 HR: 1	SF: 0 SAC: 1 DP: 0 HBP: 0	WP: 0 PB: 0 SB: 0 CS: 0	PA: 36
PITCHER	IP WLS BF H R ER SO BB IBB HBP BLK WP HR S P ERA WHIP																					
60 Dallas Keuchel, L ERA: 2.7 (1, 1)	6.0 W 25 4 2 2 7 3 0 0 0 0 0 0 59 97 3.00 1.167																					
50 Jimmy Cordero, R ERA: 3.97 (7, 1)	1.0 3 0 0 0 1 0 0 0 0 0 0 0 8 13 0.00 0.000																					
62 Zack Burdi, R ERA: 4.5 (8, 1)	1.0 4 1 1 1 1 0 0 0 0 0 0 1 13 19 9.00 1.000																					
31 Steve Cishek, R ERA: 6.75 (9, 1)	1.0 4 1 0 0 1 0 0 0 0 0 0 0 12 21 0.00 1.000																					

Pittsburgh Pirates @ Chicago White Sox
Guaranteed Rate Field, Chicago, IL
Wed Aug 26 2020, 1:10 PM - 3:51 PM CDT
Sunny - 89 F

livebaseballscorecards.com

AB	32
R	3
H	6
RBI	3
BB	3
SO	10
LOB	12



Batter	1	2	3	4	5	6	7	8	9	AB	R	H	RBI	BB	SO	LOB
7 Tim Anderson, R OBP: 0.387, SLG: 0.644 18 Ryan Goins, L (9, 6)	F8	K			24 1B 74 HR 1B	FC6-4				4	1	1	0	0	1	1
10 Yoán Moncada, S OBP: 0.333, SLG: 0.441	G5-3				L9					4	1	2	0	0	0	1
24 Yasmani Grandal, S OBP: 0.354, SLG: 0.385	G6-3				74 HR 1B					3	1	1	0	1	1	1
79 José Abreu, R OBP: 0.366, SLG: 0.672		F9			P4					4	1	1	2	0	0	4
74 Eloy Jiménez, R OBP: 0.342, SLG: 0.631 15 Adam Engel, R OBP: 0.304, SLG: 0.453 (7, PR) (8, 7)	23 2B 88 SF8 BB	K			HR					3	2	2	3	1	1	1
23 Edwin Encarnación, R OBP: 0.250, SLG: 0.429	30 1B 2B				G4-3					4	2	2	1	0	0	1
88 Luis Robert Jr., R OBP: 0.325, SLG: 0.543	SF8				G4-3					3	0	0	1	0	0	0
30 Nomar Mazara, L OBP: 0.328, SLG: 0.298	20 HR 1B				G6-3					4	1	1	1	0	0	0
20 Danny Mendick, R OBP: 0.314, SLG: 0.443	HR				K					4	1	2	2	0	1	0

Inning Stats	R: 0	H: 0	E: 0	K: 0	S: 5	P: 8	R: 4	H: 3	E: 0	K: 1	S: 13	P: 22	R: 0	H: 1	E: 0	K: 1	S: 9	P: 15	R: 1	H: 1	E: 0	K: 1	S: 13	R: 3	H: 3	E: 0	K: 0	S: 12	P: 18	R: 0	H: 1	E: 0	K: 0	S: 9	R: 2	H: 3	E: 0	K: 1	S: 12	P: 16	R: 0	H: 0	E: 0	K: 0	S: 5	R: 0	H: 0	E: 0	K: 0	S: 5
--------------	------	------	------	------	------	------	------	------	------	------	-------	-------	------	------	------	------	------	-------	------	------	------	------	-------	------	------	------	------	-------	-------	------	------	------	------	------	------	------	------	------	-------	-------	------	------	------	------	------	------	------	------	------	------

PITCHER	IP	WLS	BF	H	R	ER	SO	BB	IBB	HBP	BLK	WP	HR	S	P	ERA	WHIP
34 Trevor Williams, R ERA: 5.34 (1, 1)	6.0	L	28	9	8	8	3	2	0	0	0	0	3	61	95	12.00	1.833
67 Tyler Bashlor, R ERA: 9.64 (7, 1)	2.0		8	3	2	2	1	0	0	0	0	0	1	17	21	9.00	1.500

BOTTOM

Pittsburgh Pirates @ Chicago White Sox
Guaranteed Rate Field, Chicago, IL
Wed Aug 26 2020, 1:10 PM - 3:51 PM CDT
Sunny - 89 F

livebaseballscores.com

AB	33
R	10
H	12
RBI	10
BB	2
SO	4
LOB	9



1B:	5	SF:	1	WP:	0	PA:	36
2B:	3	SAC:	0	PB:	0		
3B:	0	DP:	1	SB:	0		
HR:	4	HBP:	0	CS:	0		

PITCHER	IP	WLS	BF	H	R	ER	SO	BB	IBB	HBP	BLK	WP	HR	S	P	ERA	WHIP
---------	----	-----	----	---	---	----	----	----	-----	-----	-----	----	----	---	---	-----	------

Batter	1	2	3	4	5	6	7	8	9	AB R H RBI BB SO LOB	TOP									
2 Erik González, R OBP: 0.273, SLG: 0.434	(1, 6) (8, 5) 1-1 1B		(1, 1) G1-3		(2, 1) G5-3			(1, 3) K		4 0 1 0 0 1 0										
3 Cole Tucker, S OBP: 0.288, SLG: 0.345	(1, 8) (8, 9) 0-0 F9			(1, 2) E5		(1, 2) E4		(1, 2) 1B		4 2 1 1 0 0 1										
27 Kevin Newman, R OBP: 0.302, SLG: 0.341	(1, 4) (8, 6) 1-1 L5			(1, 1) L7		(0, 0) 1B		(1, 3) G4-3		4 0 1 0 0 0 3										
55 Josh Bell, S OBP: 0.243, SLG: 0.268	(1, 10) 2-3 K			(4, 0) BB		(2, 2) G4-6-3		(4, 1) BB		2 1 0 0 2 1 3										
10 Bryan Reynolds, S OBP: 0.291, SLG: 0.359	(1, 7) 3-2 F7			(1, 2) K		(0, 1) F9		(0, 2) 1B		4 0 1 1 0 1 3										
58 Jacob Stallings, R OBP: 0.400, SLG: 0.414	(1, 2) 1-0 F7			(1, 0) 1B				(0, 1) E5		4 0 2 1 0 0 1										
25 Gregory Polanco, L OBP: 0.222, SLG: 0.349	(1, 9) 1-3 K			(1, 0) F8				(1, 0) L8		4 0 0 0 0 1 5										
26 Adam Frazier, L OBP: 0.224, SLG: 0.324	(8, 4)							(0, 0) G4-3		0 0 0 0 0 0 0										
36 José Osuna, R OBP: 0.175, SLG: 0.211	(1, 5) (8, 3) 1-2 F7					(0, 1) F9				3 0 0 0 0 0 1										
31 Will Craig, R Jarrod Dyson, L OBP: 0.218, SLG: 0.157	(1, 3) (8, PR) (8, 8) 1-1 G5-3					(2, 2) L7				3 0 0 0 0 0 1										
										0 1 0 0 0 0 0										
Inning Stats	R: 0 E: 0 K: 1 S: 8	H: 1 LOB: 1 BB: 0 P: 12	R: 0 E: 0 K: 1 S: 8	H: 0 LOB: 0 BB: 0 P: 13	R: 0 E: 0 K: 0 S: 7	H: 0 LOB: 0 BB: 0 P: 10	R: 1 E: 1 K: 1 S: 13	H: 1 LOB: 2 BB: 1 P: 22	R: 0 E: 0 K: 0 S: 7	H: 0 LOB: 0 BB: 0 P: 11	R: 0 E: 1 K: 0 S: 9	H: 1 LOB: 1 BB: 0 P: 12	R: 0 E: 0 K: 0 S: 12	H: 1 LOB: 1 BB: 0 P: 19	R: 3 E: 1 K: 1 S: 18	H: 2 LOB: 2 BB: 1 P: 27	1B: 6 2B: 0 3B: 0 HR: 0	SF: 0 SAC: 0 DP: 1 HBP: 0	WP: 1 PB: 0 SB: 0 CS: 0	PA: 34
PITCHER	IP WLS BF H R ER SO BB IBB HBP BLK WP HR S P ERA WHIP																			
33 Kwang Hyun Kim, L ERA: 1.08	(1, 1) 6.0																			
65 Giovanni Gallegos, R ERA:	(7, 1) 1.0																			
53 John Gant, R ERA: 1.93	(8, 1) 0.2 L																			
30 Tyler Webb, L ERA: 4.5	(8, 1) 0.1																			

Pittsburgh Pirates @ St. Louis Cardinals
 Busch Stadium, St. Louis, MO
 Thu Aug 27 2020, 2:14 PM - 5:02 PM CDT
 Overcast - 85 F

livebaseballscorecards.com

AB 32
 R 4
 H 6
 RBI 3
 BB 2
 SO 4
 LOB 18



Batter	1	2	3	4	5	6	7	8	9	AB R H RBI BB SO LOB	BOTTOM
--------	---	---	---	---	---	---	---	---	---	----------------------	--------

16 Kolten Wong, L <small>OBP: 0.346, SLG: 0.277</small> (1, 4) 											3 0 0 1 0 0 0	<p>Pittsburgh Pirates @ St. Louis Cardinals Busch Stadium, St. Louis, MO Thu Aug 27 2020, 2:14 PM - 5:02 PM CDT Overcast - 85 F</p>						
19 Tommy Edman, S <small>OBP: 0.321, SLG: 0.356</small> (1, 6) 										4 0 2 0 0 0 0	3 0 1 1 1 0 1 0 0 0 0 0 0 0							
46 Paul Goldschmidt, R <small>OBP: 0.483, SLG: 0.500</small> (1, 10) 48 Harrison Bader, R <small>OBP: 0.378, SLG: 0.568</small> (8, PR) 										2 0 0 0 2 1 2	3 0 1 0 0 1 4 1 0 0 0 0 1 2							
15 Brad Miller, L <small>OBP: 0.453, SLG: 0.537</small> (1, 5) 										2 0 0 0 0 1 2	3 0 1 0 0 1 4 1 0 0 0 0 1 2							
41 Tyler O'Neill, R <small>OBP: 0.284, SLG: 0.373</small> 55 Max Schrock, L <small>OBP: 0.231, SLG: 0.462</small> (8, PH) 										3 0 1 0 0 1 4 1 0 0 0 0 1 2	3 1 1 1 0 0 1							
4 Yadier Molina, R <small>OBP: 0.327, SLG: 0.380</small> (1, 2) 										3 1 1 1 0 0 1	3 0 0 0 0 0 0							
13 Matt Carpenter, L <small>OBP: 0.351, SLG: 0.300</small> (1, 3) 										3 0 0 0 0 0 0	2 1 1 0 1 0 0							
25 Dexter Fowler, S <small>OBP: 0.345, SLG: 0.404</small> (1, 9) 										3 1 1 0 0 0 2	1B: 6 SF: 1 2B: 1 SAC: 0 3B: 0 DP: 2 HR: 1 HBP: 0							
3 Dylan Carlson, S <small>OBP: 0.259, SLG: 0.283</small> (1, 8) 										3 1 1 0 0 0 2	WP: 0 PA: 33 PB: 0 SB: 0 CS: 1							
Inning Stats	R: 0 E: 0 K: 0 S: 7	H: 0 LOB: 0 BB: 0 P: 10	R: 0 E: 0 K: 0 S: 8	H: 1 LOB: 0 BB: 0 P: 11	R: 0 E: 0 K: 0 S: 3	H: 0 LOB: 0 BB: 1 P: 8	R: 0 E: 0 K: 0 S: 8	H: 1 LOB: 2 BB: 1 P: 13	R: 1 E: 0 K: 0 S: 7	H: 2 LOB: 0 BB: 0 P: 15	R: 0 E: 0 K: 0 S: 11	H: 0 LOB: 2 BB: 2 P: 24	R: 0 E: 0 K: 0 S: 8	H: 0 LOB: 0 BB: 0 P: 13	R: 2 E: 0 K: 2 S: 21	H: 3 LOB: 2 BB: 0 P: 26	1B: 6 SF: 1 2B: 1 SAC: 0 3B: 0 DP: 2 HR: 1 HBP: 0	WP: 0 PA: 33 PB: 0 SB: 0 CS: 1

PITCHER	IP	WLS	BF	H	R	ER	SO	BB	IBB	HBP	BLK	WP	HR	S	P	ERA	WHIP
39 Chad Kuhl, R <small>ERA: 2.52</small> (1, 1)	6.0		23	4	1	1	1	4	0	0	0	0	1	44	81	1.50	1.333
46 Chris Stratton, R <small>ERA: 4.2</small> (7, 1)	1.0	W	3	0	0	0	0	0	0	0	0	0	0	8	13	0.00	0.000
88 Richard Rodriguez, R <small>ERA: 3.55</small> (8, 1)	1.0	S	6	3	2	1	2	0	0	0	0	0	0	21	26	9.00	3.000



Batter	1	2	3	4	5	6	7	8	9	AB R H RBI BB SO LOB	TOP
2 Erik González, R OBP: 0.272, SLG: 0.425 (1, 6)	L5		FC3-6 1B		F9		K			4 0 1 1 0 1 1	
26 Adam Frazier, L OBP: 0.234, SLG: 0.330 (1, 4)	G6-3		FC3-6 1B		F9		G4-3			4 0 2 1 0 0 0	
10 Bryan Reynolds, S OBP: 0.283, SLG: 0.347 (1, 7)	F7		FC3-6		K					3 0 0 0 0 1 4	
55 Josh Bell, S OBP: 0.245, SLG: 0.270 (1, 3)		L9	F8							3 0 1 0 0 0 2	
25 Gregory Polanco, L (1, 10)		F9		F8		F9				3 0 0 0 0 0 1	
3 Cole Tucker, S OBP: 0.274, SLG: 0.328 (1, 8)		G4-3		F9		F9				3 0 0 0 0 0 1	
36 José Osuna, R OBP: 0.186, SLG: 0.220 (1, 9)			F8	F9						3 0 1 0 0 0 0	
15 JT Riddle, L OBP: 0.167, SLG: 0.172 (1, 5)			WP 2 1B BB		G3-1	G4-3				2 1 0 0 1 0 2	
18 John Ryan Murphy, R OBP: 0.276, SLG: 0.192 (1, 2)			1B 26 1B WP		BB 26 1B		K			2 1 1 0 1 1 0	
Inning Stats	R: 0 E: 0 K: 0 S: 6 H: 0 LOB: 0 BB: 0 P: 11	R: 0 E: 0 K: 0 S: 8 H: 0 LOB: 0 BB: 0 P: 11	R: 2 E: 0 K: 0 S: 12 H: 3 LOB: 2 BB: 1 P: 23	R: 0 E: 0 K: 0 S: 10 H: 0 LOB: 0 BB: 0 P: 18	R: 0 E: 0 K: 1 S: 10 H: 1 LOB: 2 BB: 1 P: 19	R: 0 E: 0 K: 0 S: 11 H: 2 LOB: 2 BB: 0 P: 13	R: 0 E: 0 K: 2 S: 7 H: 0 LOB: 0 BB: 0 P: 7			1B: 6 2B: 0 3B: 0 HR: 0 SF: 0 SAC: 0 DP: 0 HBP: 0	WP: 1 PB: 0 SB: 0 CS: 0 PA: 29
PITCHER 59 Johan Oviedo, R ERA: 3.6 (1, 1)	IP: 5.0 WLS: L BF: 21 H: 4 R: 2 ER: 2 SO: 1 BB: 2 IBB: 0 HBP: 0 BLK: 0 WP: 1 HR: 0 S: 46 P: 82 ERA: 3.60 WHIP: 1.200										
36 Austin Gomber, L ERA: (6, 1)	IP: 2.0 WLS: L BF: 8 H: 2 R: 0 ER: 0 SO: 2 BB: 0 IBB: 0 HBP: 0 BLK: 0 WP: 0 HR: 0 S: 18 P: 20 ERA: 0.00 WHIP: 1.000										

Pittsburgh Pirates @ St. Louis Cardinals
 Busch Stadium, St. Louis, MO
 Thu Aug 27 2020, 5:51 PM - 7:52 PM CDT
 Overcast - 85 F

livebaseballscorecards.com

AB 27
 R 2
 H 6
 RBI 2
 BB 2
 SO 3
 LOB 11



Batter	1	2	3	4	5	6	7	8	9	AB R H RBI BB SO LOB
--------	---	---	---	---	---	---	---	---	---	----------------------

19 Tommy Edman, S <small>OBP: 0.333, SLG: 0.360</small> 			11 Paul DeJong, R <small>OBP: 0.325, SLG: 0.400</small> 		46 Paul Goldschmidt, R <small>OBP: 0.478, SLG: 0.507</small> 		15 Brad Miller, L <small>OBP: 0.446, SLG: 0.568</small> 		41 Tyler O'Neill, R <small>OBP: 0.286, SLG: 0.361</small> 		4 Yadier Molina, R <small>OBP: 0.327, SLG: 0.377</small> 		3 Dylan Carlson, S <small>OBP: 0.262, SLG: 0.304</small> 		55 Max Schrock, L <small>OBP: 0.200, SLG: 0.400</small> 25 Dexter Fowler, S <small>OBP: 0.339, SLG: 0.396</small> 		48 Harrison Bader, R <small>OBP: 0.362, SLG: 0.538</small> 	
---	--	--	---	--	--	--	---	--	---	--	--	--	--	--	--	--	--	--

Inning Stats	R: 0 H: 2 E: 0 LOB: 1 K: 0 BB: 0 S: 11 P: 16	R: 0 H: 1 E: 0 LOB: 1 K: 0 BB: 1 S: 6 P: 12	R: 0 H: 0 E: 0 LOB: 1 K: 1 BB: 1 S: 12 P: 19	R: 0 H: 0 E: 0 LOB: 0 K: 0 BB: 0 S: 6 P: 6	R: 0 H: 1 E: 0 LOB: 1 K: 1 BB: 0 S: 8 P: 10	R: 0 H: 1 E: 0 LOB: 1 K: 0 BB: 0 S: 11 P: 17	R: 0 H: 0 E: 0 LOB: 0 K: 1 BB: 0 S: 7 P: 11	R: 0 H: 0 E: 0 LOB: 0 K: 1 BB: 0 S: 7 P: 11	R: 0 H: 0 E: 0 LOB: 0 K: 1 BB: 0 S: 7 P: 11	1B: 2 SF: 0 2B: 2 SAC: 0 3B: 1 DP: 2 HR: 0 HBP: 0
--------------	--	---	--	--	---	--	---	---	---	--

PITCHER	IP	WLS	BF	H	R	ER	SO	BB	IBB	HBP	BLK	WP	HR	S	P	ERA	WHIP
60 Cody Ponce, R <small>ERA: 2.0</small>	(1, 1)	5.2	W	22	5	0	2	2	0	0	0	0	0	51	77	0.00	1.235
32 Geoff Hartlieb, R <small>ERA: 2.92</small>	(6, 1)	0.1	H	1	0	0	0	0	0	0	0	0	0	3	3	0.00	0.000
71 Nik Turley, L <small>ERA: 3.18</small>	(7, 1)	1.0	S	3	0	0	1	0	0	0	0	0	0	7	11	0.00	0.000

BOTTOM

Pittsburgh Pirates @ St. Louis Cardinals
 Busch Stadium, St. Louis, MO
 Thu Aug 27 2020, 5:51 PM - 7:52 PM CDT
 Overcast - 85 F

AB	24
R	0
H	5
RBI	0
BB	2
SO	3
LOB	11



WP: 0	PA: 26
PB: 0	
SB: 0	
CS: 0	

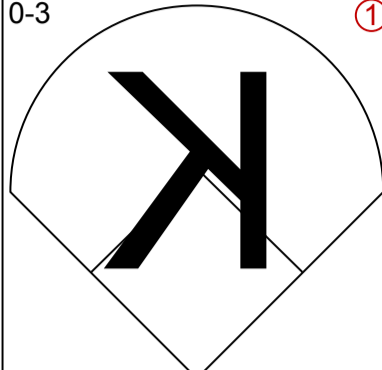
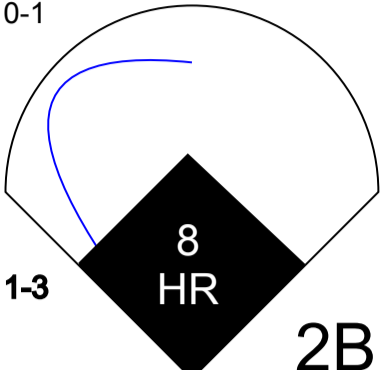
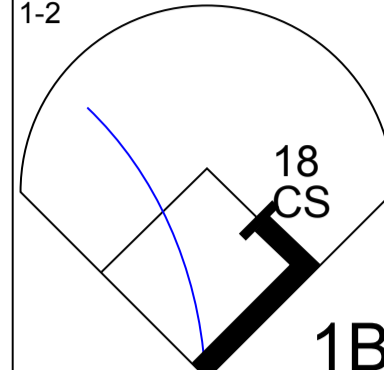
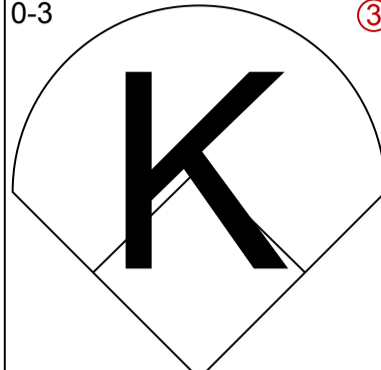
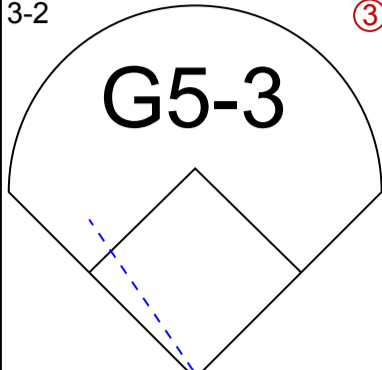
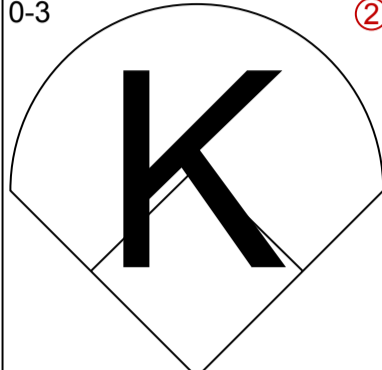
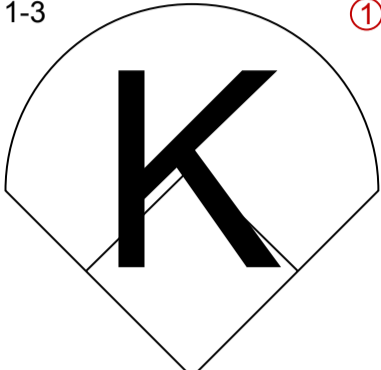
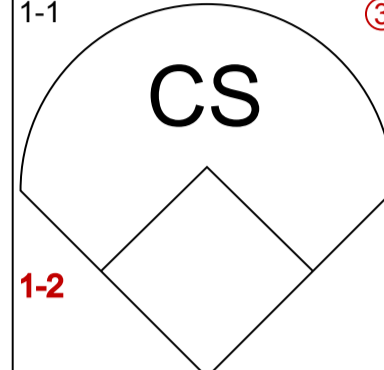


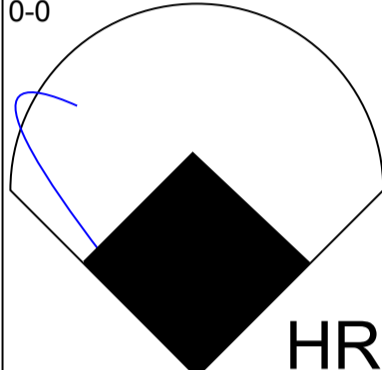
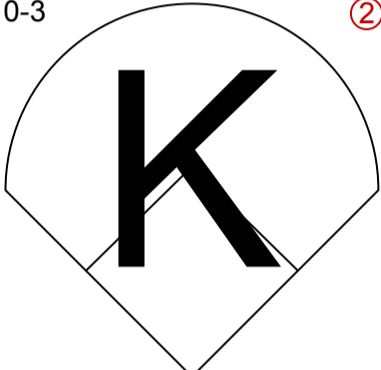


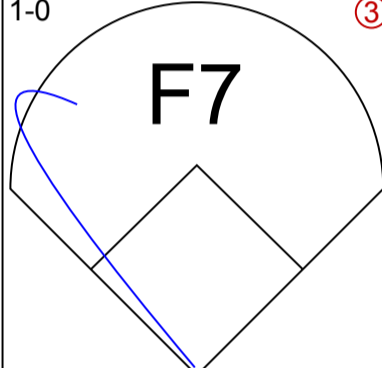
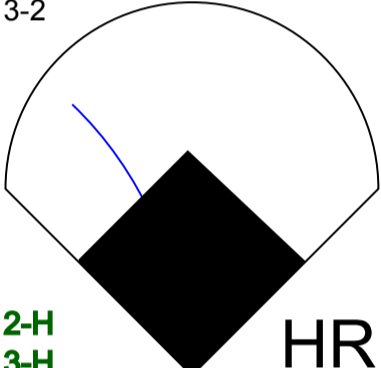


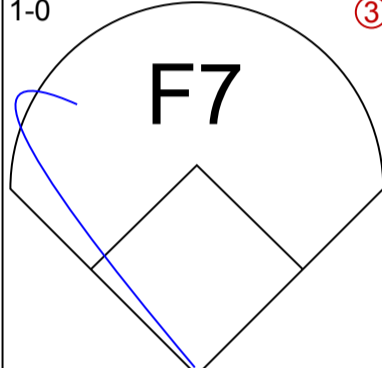
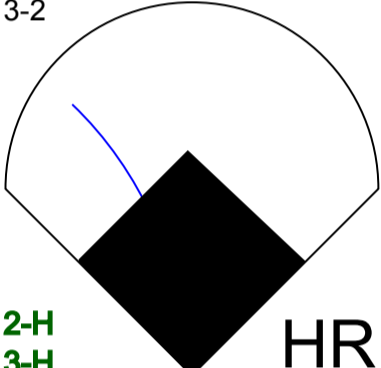



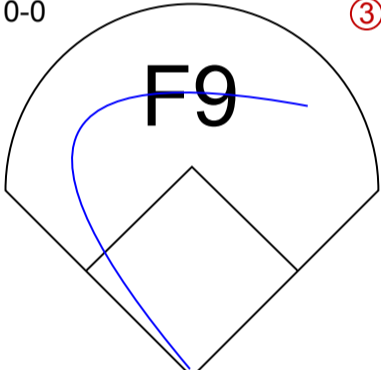



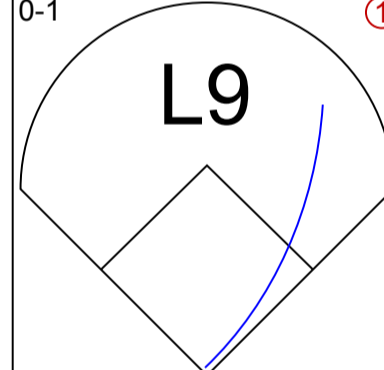



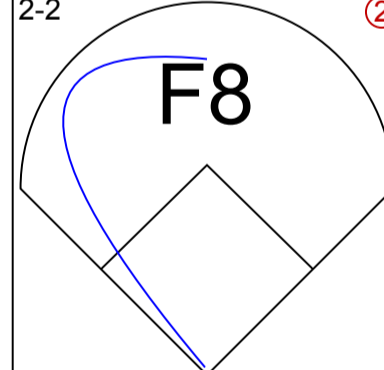



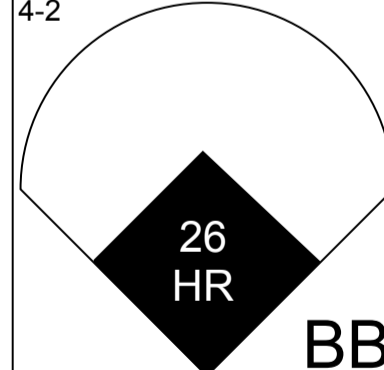
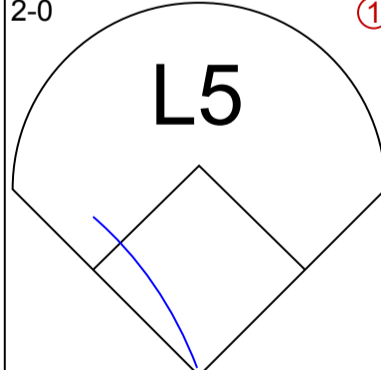
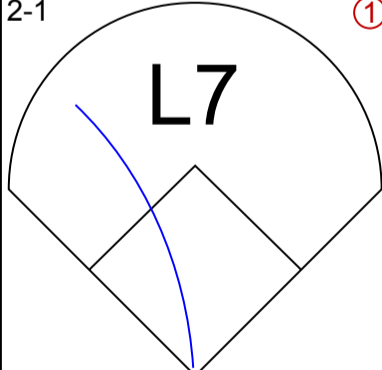

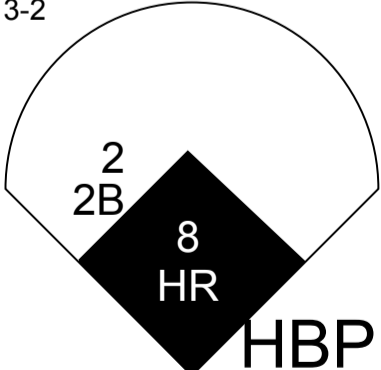
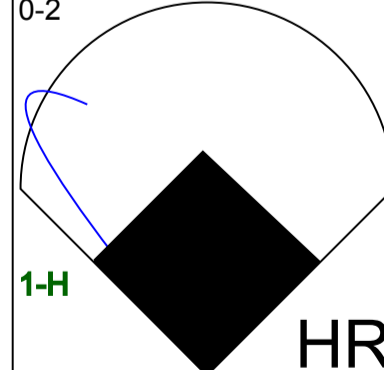
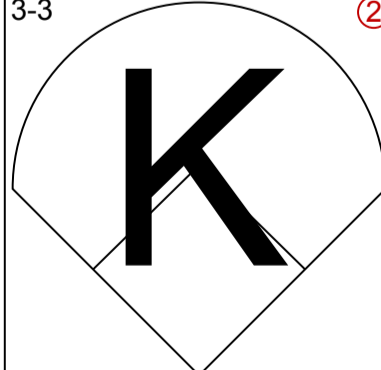
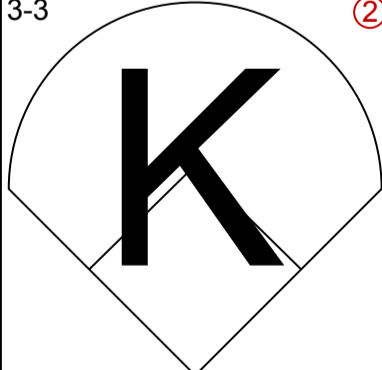
Batter	1	2	3	4	5	6	7	8	9	AB R H RBI BB SO LOB	TOP											
2 Erik González, R (1, 6) OBP: 0.262, SLG: 0.410 36 José Osuna, R (7, 5) OBP: 0.182, SLG: 0.214										3 0 0 0 0 2 0 1 0 0 0 0 0 1												
26 Adam Frazier, L (1, 7) OBP: 0.226, SLG: 0.318										4 0 0 0 0 0 1												
27 Kevin Newman, R (1, 4) OBP: 0.300, SLG: 0.329										3 0 0 0 1 2 1												
55 Josh Bell, S (1, 3) OBP: 0.257, SLG: 0.282 31 Will Craig, R (8, 3)										3 0 2 0 0 1 1 1 0 0 0 0 1 0												
10 Bryan Reynolds, S (1, 10) OBP: 0.273, SLG: 0.333										4 0 0 0 0 3 2												
25 Gregory Polanco, L (1, 9) OBP: 0.203, SLG: 0.314										4 0 0 0 0 2 1												
15 JT Riddle, L (1, 5) OBP: 0.182, SLG: 0.281 (7, 6)										3 1 1 1 0 1 1												
58 Jacob Stallings, R (1, 2) OBP: 0.397, SLG: 0.410										3 0 1 0 0 2 0												
51 Jason Martin, L (1, 8)										2 0 0 0 1 1 1												
Inning Stats	R: 0 E: 0 K: 1 S: 6	H: 0 LOB: 0 BB: 0 P: 10	R: 0 E: 0 K: 2 S: 11	H: 1 LOB: 1 BB: 0 P: 16	R: 0 E: 0 K: 1 S: 9	H: 0 LOB: 0 BB: 0 P: 13	R: 0 E: 0 K: 2 S: 11	H: 1 LOB: 1 BB: 0 P: 17	R: 0 E: 0 K: 2 S: 14	H: 1 LOB: 1 BB: 0 P: 17	R: 0 E: 0 K: 2 S: 11	H: 0 LOB: 1 BB: 1 P: 20	R: 1 E: 0 K: 3 S: 13	H: 1 LOB: 0 BB: 0 P: 20	R: 0 E: 0 K: 1 S: 10	H: 0 LOB: 1 BB: 1 P: 19	R: 0 E: 0 K: 1 S: 8	H: 0 LOB: 0 BB: 0 P: 11	1B: 3 2B: 0 3B: 0 HR: 1	SF: 0 SAC: 0 DP: 0 HBP: 0	WP: 0 PB: 0 SB: 0 CS: 0	PA: 33
39 Corbin Burnes, R (1, 1) ERA: 2.78 41 David Phelps, R (7, 1) ERA: 2.77 43 Drew Rasmussen, R (8, 1) ERA: 3.38	IP	WLS	BF	H	R	ER	SO	BB	IBB	HBP	BLK	WP	HR	S	P	ERA	WHIP					
	6.0	W	22	3	0	0	10	1	0	0	0	0	0	62	93	0.00	0.667					
	1.0		4	1	1	1	3	0	0	0	0	0	1	13	20	9.00	1.000					
	2.0		7	0	0	0	2	1	0	0	0	0	0	18	30	0.00	0.500					

Pittsburgh Pirates @ Milwaukee Brewers
 Miller Park, Milwaukee, WI
 Fri Aug 28 2020, 7:11 PM - 10:05 PM CDT
 Roof Closed - 77 F

livebaseballscorecards.com

AB	31
R	1
H	4
RBI	1
BB	2
SO	15
LOB	9



Batter	1	2	3	4	5	6	7	8	9	AB	R	H	RBI	BB	SO	LOB	BOTTOM
2 Luis Urias, R OBP: 0.365, SLG: 0.383 (1, 5)										5	1	2	0	0	2	0	Pittsburgh Pirates @ Milwaukee Brewers Miller Park, Milwaukee, WI Fri Aug 28 2020, 7:11 PM - 10:05 PM CDT Roof Closed - 77 F
18 Keston Hiura, R OBP: 0.299, SLG: 0.421 (1, 4)										3	1	0	0	1	2	2	
5 Jedd Gyorko, R OBP: 0.326, SLG: 0.658 (1, 3)										4	2	2	2	0	2	3	
8 Ryan Braun, R OBP: 0.246, SLG: 0.377 (1, 9)										4	1	1	3	0	0	1	
14 Jace Peterson, L OBP: 0.400, SLG: 0.250 (7, PR) (8, 7)										0	0	0	0	0	0	0	
24 Avisail Garcia, R OBP: 0.304, SLG: 0.324 (1, 10)										3	1	0	0	1	2	1	
13 Mark Mathias, R OBP: 0.321, SLG: 0.429 (1, 7) (8, 9)										4	0	2	2	0	1	0	
3 Orlando Arcia, R OBP: 0.341, SLG: 0.347 (1, 6)										3	0	0	0	1	0	3	
16 Ben Gamel, L OBP: 0.231, SLG: 0.378 (1, 8)										3	1	0	0	1	1	1	
26 Jacob Nottingham, R OBP: 0.500, SLG: 1.333 (1, 2)										3	2	1	2	0	2	0	

Inning Stats	R: 1	H: 1	E: 0	K: 2	S: 8	LOB: 0	BB: 0	P: 9	R: 0	H: 0	E: 0	K: 3	S: 9	LOB: 1	BB: 1	P: 14	R: 3	H: 2	E: 0	K: 2	S: 15	LOB: 0	BB: 0	P: 22	R: 2	H: 2	E: 0	K: 0	S: 15	LOB: 0	BB: 1	P: 23	R: 2	H: 1	E: 0	K: 1	S: 18	LOB: 1	BB: 2	P: 32	R: 0	H: 0	E: 0	K: 2	S: 10	LOB: 0	BB: 0	P: 15	R: 1	H: 2	E: 1	K: 1	S: 11	LOB: 2	BB: 0	P: 16	R: 0	H: 0	E: 0	K: 1	S: 9	LOB: 0	BB: 0	P: 17	R: 0	H: 0	E: 0	K: 1	S: 9	LOB: 0	BB: 0	P: 17	1B: 2	SF: 0	2B: 2	SAC: 0	3B: 0	DP: 0	HR: 4	HBP: 1	WP: 0	PA: 38	PB: 0	SB: 0	CS: 1
--------------	------	------	------	------	------	--------	-------	------	------	------	------	------	------	--------	-------	-------	------	------	------	------	-------	--------	-------	-------	------	------	------	------	-------	--------	-------	-------	------	------	------	------	-------	--------	-------	-------	------	------	------	------	-------	--------	-------	-------	------	------	------	------	-------	--------	-------	-------	------	------	------	------	------	--------	-------	-------	------	------	------	------	------	--------	-------	-------	-------	-------	-------	--------	-------	-------	-------	--------	-------	--------	-------	-------	-------

PITCHER	IP	WLS	BF	H	R	ER	SO	BB	IBB	HBP	BLK	WP	HR	S	P	ERA	WHIP
45 Derek Holland, L ERA: 7.62 (1, 1)	5.0	L	25	6	8	8	8	4	0	0	0	0	3	65	100	14.40	2.000
70 Nick Mears, R ERA: 5.4 (6, 1)	1.2		8	2	1	1	3	0	0	0	0	0	1	20	30	5.40	1.200
54 Sam Howard, L ERA: 3.6 (7, 1)	0.1		1	0	0	0	0	0	0	0	0	0	0	1	1	0.00	0.000
66 Dovydas Neverauskas, R ERA: 9.0 (8, 1)	1.0		3	0	0	0	1	0	0	0	0	0	0	9	17	0.00	0.000

AB	32
R	9
H	8
RBI	9
BB	4
SO	12
LOB	11



PITCHER	IP	WLS	BF	H	R	ER	SO	BB	IBB	HBP	BLK	WP	HR	S	P	ERA	WHIP
---------	----	-----	----	---	---	----	----	----	-----	-----	-----	----	----	---	---	-----	------

Batter	1	2	3	4	5	6	7	8	9	AB R H RBI BB SO LOB	TOP
--------	---	---	---	---	---	---	---	---	---	----------------------	-----

2 Erik González, R <small>OBP: 0.292, SLG: 0.442</small> (1, 5)										3 2 2 0 2 1 2	
3 Cole Tucker, S <small>OBP: 0.284, SLG: 0.333</small> (1, 8)										5 2 2 0 0 1 3	
27 Kevin Newman, R <small>OBP: 0.305, SLG: 0.322</small> (1, 6)										2 1 0 1 2 0 3	
55 Josh Bell, S <small>OBP: 0.271, SLG: 0.321</small> (1, 3)										3 1 2 2 1 0 1	
58 Jacob Stallings, R <small>OBP: 0.397, SLG: 0.415</small> (1, 2)										4 0 1 2 1 2 3	

26 Adam Frazier, L <small>OBP: 0.242, SLG: 0.325</small> (1, 4)										4 0 2 1 1 0 1	
--	--	--	--	--	--	--	--	--	--	---------------	--

10 Bryan Reynolds, S <small>OBP: 0.270, SLG: 0.320</small> (1, 7)										4 0 0 0 1 0 5	
36 José Osuna, R <small>OBP: 0.167, SLG: 0.196</small> 25 Gregory Polanco, L <small>OBP: 0.200, SLG: 0.310</small> (9, PH) (9, 10)										4 0 0 0 0 1 3 1 0 0 0 0 0 3	

15 JT Riddle, L <small>OBP: 0.189, SLG: 0.306</small> (1, 9)										4 0 1 0 0 0 2	
---	--	--	--	--	--	--	--	--	--	---------------	--

Inning Stats	R: 1 H: 2 E: 0 K: 1 S: 14	H: 2 LOB: 1 BB: 0 P: 22	R: 0 H: 2 E: 0 K: 1 S: 14	H: 2 LOB: 2 BB: 0 P: 21	R: 1 H: 2 E: 0 K: 0 S: 8	H: 2 LOB: 1 BB: 0 P: 17	R: 0 H: 0 E: 0 K: 0 S: 8	H: 0 LOB: 0 BB: 0 P: 13	R: 2 H: 2 E: 0 K: 1 S: 8	H: 2 LOB: 0 BB: 0 P: 10	R: 0 H: 1 E: 0 K: 1 S: 11	H: 1 LOB: 1 BB: 0 P: 18	R: 0 H: 1 E: 0 K: 0 S: 10	H: 1 LOB: 2 BB: 1 P: 20	R: 0 H: 0 E: 0 K: 0 S: 5	H: 0 LOB: 1 BB: 1 P: 10	R: 2 H: 0 E: 0 K: 1 S: 15	H: 0 LOB: 3 BB: 5 P: 43	1B: 6 SF: 2 2B: 2 SAC: 0 3B: 1 DP: 1 HR: 1 HBP: 0	WP: 1 PA: 44 PB: 1 SB: 0 CS: 0
---------------------	---------------------------	-------------------------	---------------------------	-------------------------	--------------------------	-------------------------	--------------------------	-------------------------	--------------------------	-------------------------	---------------------------	-------------------------	---------------------------	-------------------------	--------------------------	-------------------------	---------------------------	-------------------------	---	-----------------------------------

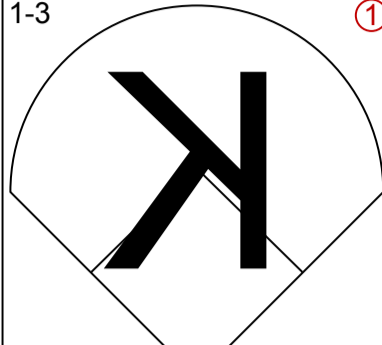
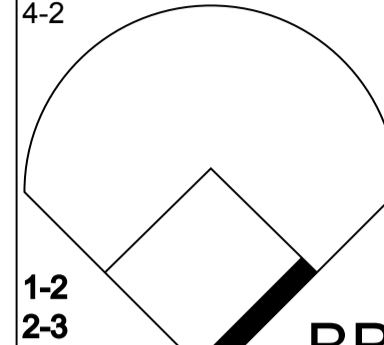
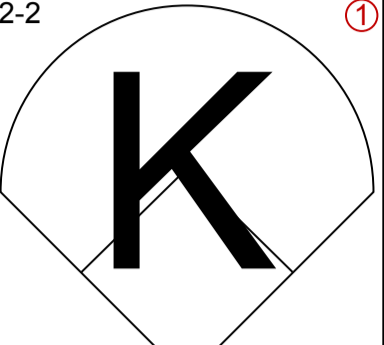
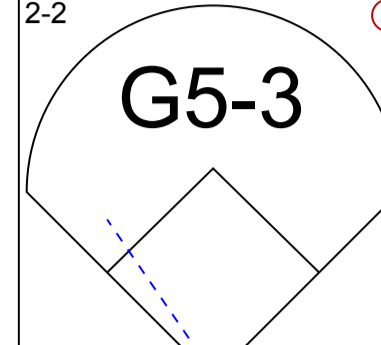
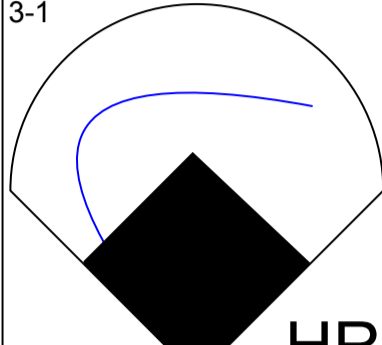
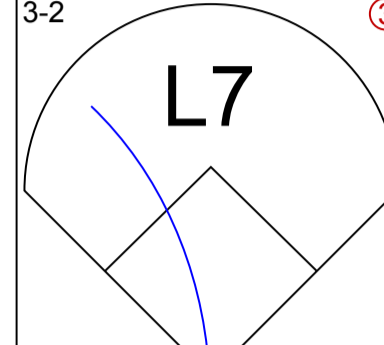
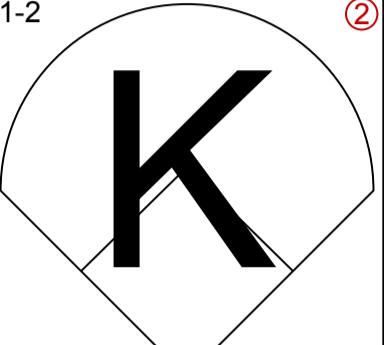
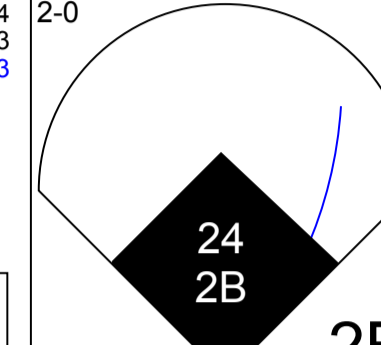
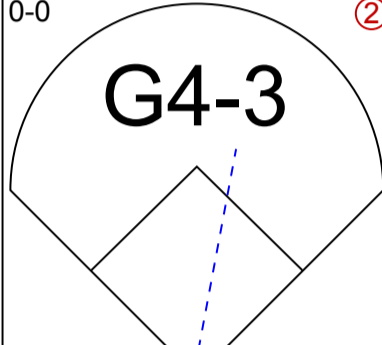
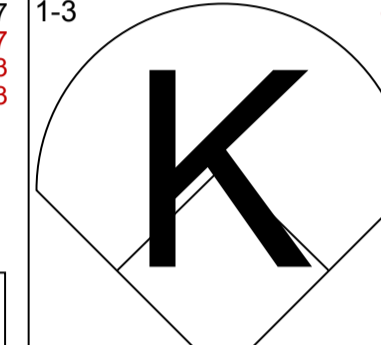
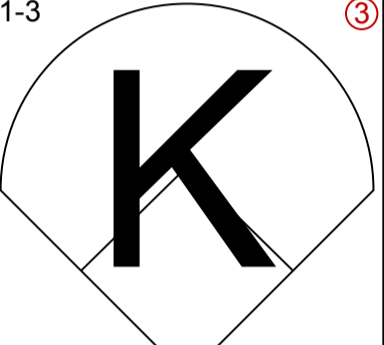
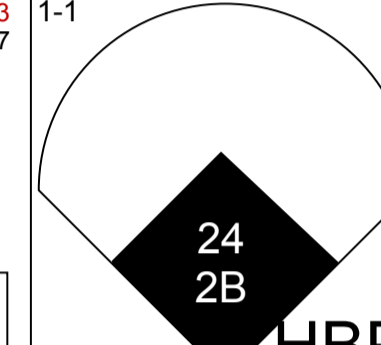
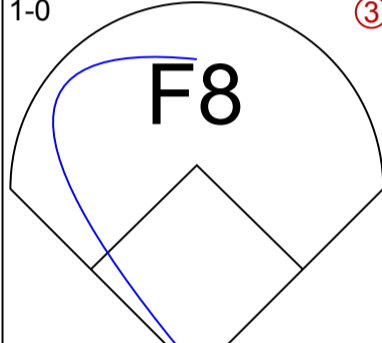
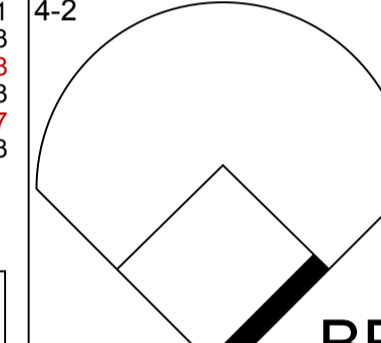
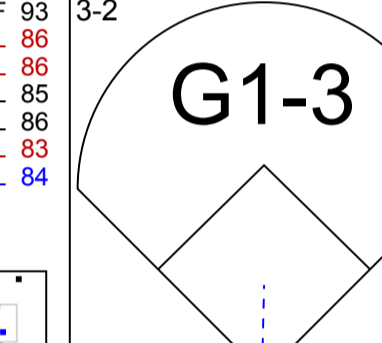
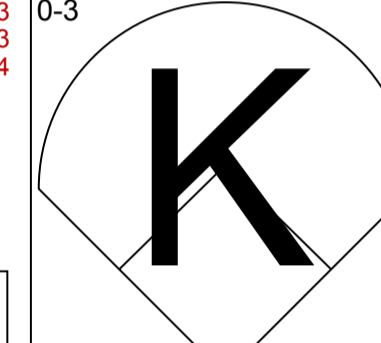
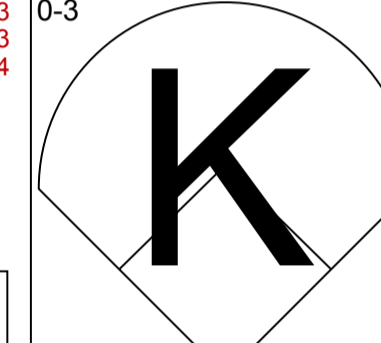
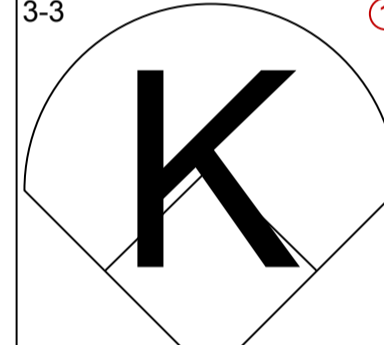
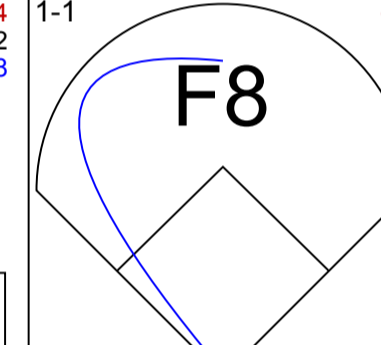
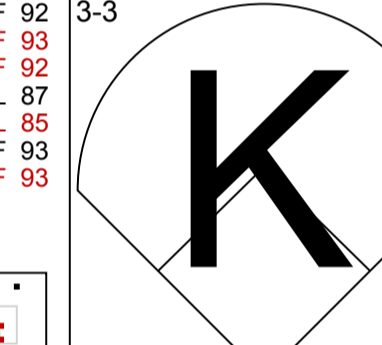
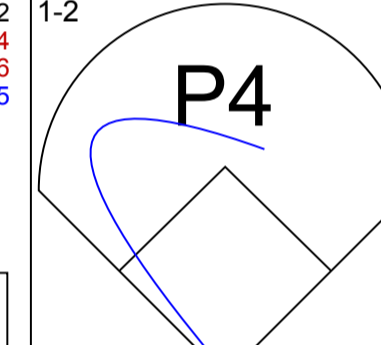
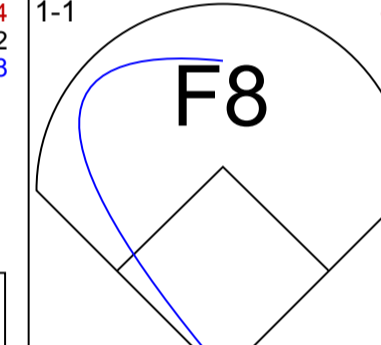
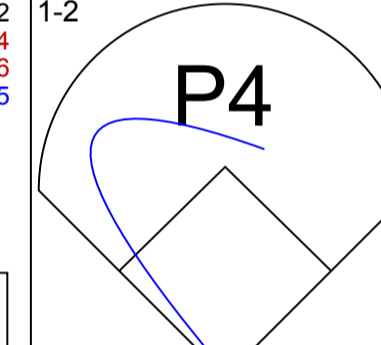
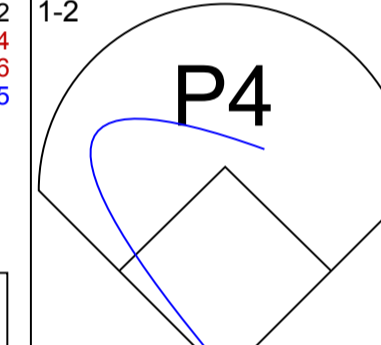
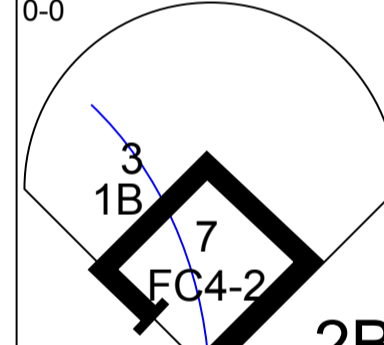
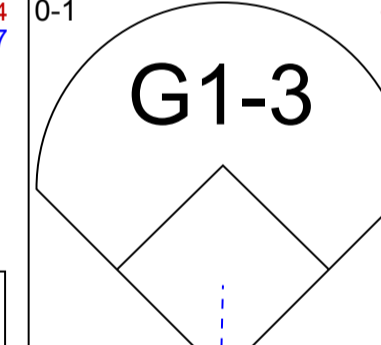
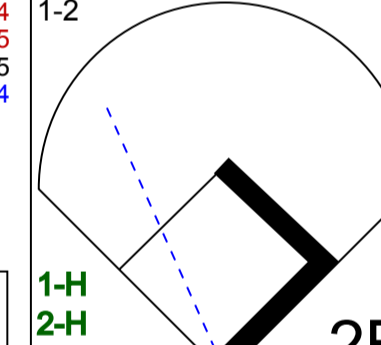
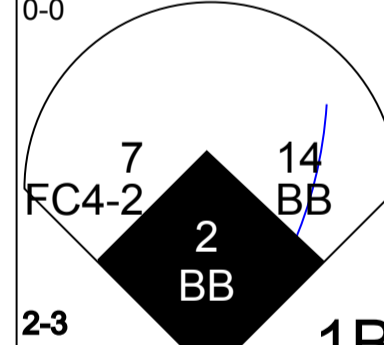
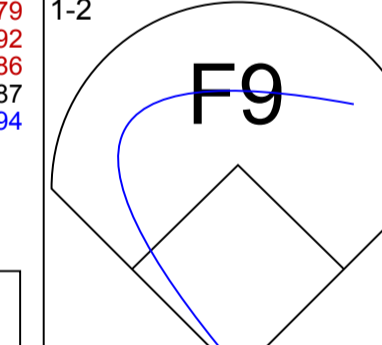
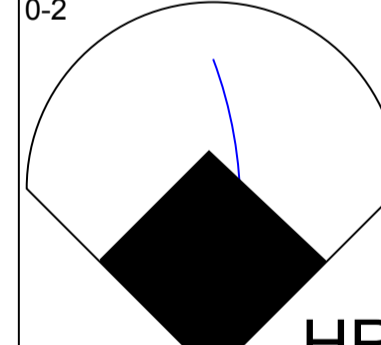
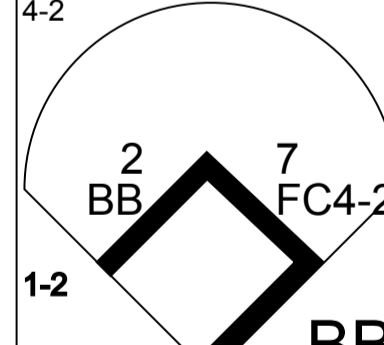
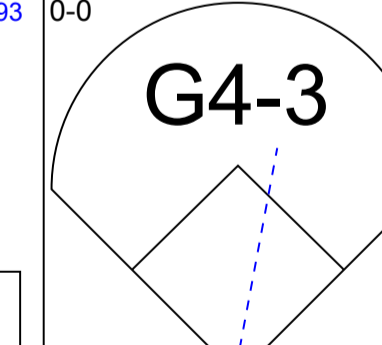
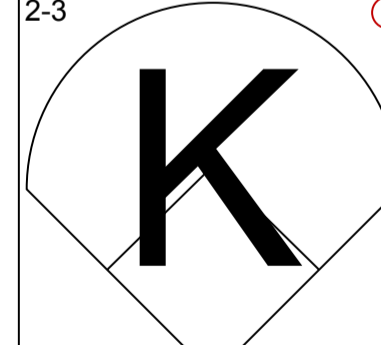
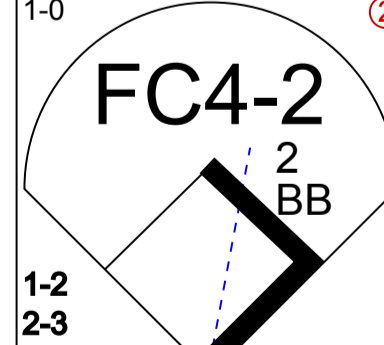
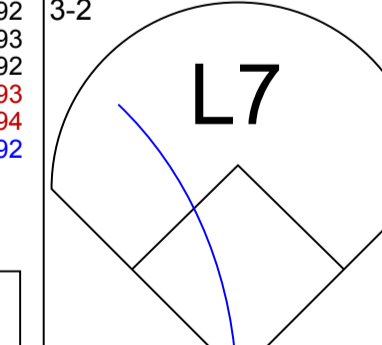
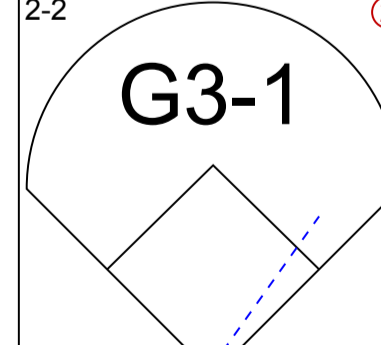
PITCHER 25 Brett Anderson, L <small>ERA: 4.18</small> 51 Freddy Peralta, R <small>ERA: 4.08</small> 57 Eric Yardley, R <small>ERA: 2.13</small> 58 Alex Claudio, L <small>ERA: 5.06</small> 71 Josh Hader, L <small>ERA: 1.86</small>	IP WLS BF H R ER SO BB IBB HBP BLK WP HR S P ERA WHIP	5.0 24 9 4 4 3 0 0 0 0 0 1 54 85 7.20 1.800	PITCHER 38 Devin Williams, R <small>ERA: 0.73</small>	IP WLS BF H R ER SO BB IBB HBP BLK WP HR S P ERA WHIP	0.2 2 0 0 0 0 0 0 0 0 0 0 9 32 54.00 15.000
---	---	---	---	---	---

Pittsburgh Pirates @ Milwaukee Brewers
 Miller Park, Milwaukee, WI
 Sat Aug 29 2020, 6:11 PM - 9:29 PM CDT
 Clear - 74 F

livebaseballscorecards.com

AB	34
R	6
H	10
RBI	6
BB	8
SO	5
LOB	26



Batter	1	2	3	4	5	6	7	8	9	AB	R	H	RBI	BB	SO	LOB
2 Luis Urias, R OBP: 0.357, SLG: 0.360 (1, 4)										3	0	0	1	1	2	0
22 Christian Yelich, L OBP: 0.326, SLG: 0.486 (1, 7)										4	2	2	1	0	1	3
18 Keston Hiura, R OBP: 0.297, SLG: 0.411 (1, 10)										3	1	0	0	0	2	0
12 Justin Smoak, S OBP: 0.259, SLG: 0.412 (1, 3)										2	0	0	0	1	0	0
5 Jedd Gyorko, R OBP: 0.318, SLG: 0.641 (8, PH) (9, 3)										1	0	0	0	0	1	2
10 Omar Narváez, L OBP: 0.278, SLG: 0.294 (1, 2)										3	0	0	0	0	2	1
8 Ryan Braun, R OBP: 0.242, SLG: 0.371 (8, PH)										1	0	0	0	0	0	2
26 Jacob Nottingham, R OBP: 0.500, SLG: 1.333 (9, 2)										0	0	0	0	0	0	0
16 Ben Gamel, L OBP: 0.235, SLG: 0.390 (1, 8)										3	0	1	0	0	0	1
24 Avisail García, R OBP: 0.310, SLG: 0.340 (8, PH) (9, 8)										1	0	1	2	0	0	0
3 Orlando Arcia, R OBP: 0.348, SLG: 0.392 (1, 6)										4	2	2	1	0	0	1
14 Jace Peterson, L OBP: 0.444, SLG: 0.167 (1, 9)										2	1	0	0	2	1	0
7 Eric Sogard, L OBP: 0.289, SLG: 0.244 (1, 5)										4	1	1	2	0	0	3


Inning Stats	R: 1	H: 1	E: 0	K: 1	S: 7	H: 1	LOB: 0	BB: 0	P: 12	R: 1	H: 2	E: 0	K: 1	S: 18	H: 2	LOB: 3	BB: 2	P: 33	R: 0	H: 0	E: 0	K: 1	S: 9	H: 0	LOB: 1	BB: 1	P: 15	R: 0	H: 0	E: 0	K: 0	S: 8	H: 0	LOB: 0	BB: 0	P: 12	R: 0	H: 0	E: 0	K: 3	S: 9	H: 0	LOB: 0	BB: 0	P: 13	R: 0	H: 0	E: 0	K: 1	S: 9	H: 0	LOB: 0	BB: 0	P: 15	R: 1	H: 1	E: 0	K: 1	S: 15	H: 1	LOB: 0	BB: 0	P: 21	R: 2	H: 2	E: 0	K: 1	S: 13	H: 2	LOB: 1	BB: 0	P: 20	R: 2	H: 1	E: 0	K: 0	S: 2	H: 1	LOB: 0	BB: 1	P: 8	1B: 1	2B: 3	3B: 0	HR: 3	SF: 0	SAC: 0	DP: 0	HBP: 1	WP: 0	PA: 36
--------------	------	------	------	------	------	------	--------	-------	-------	------	------	------	------	-------	------	--------	-------	-------	------	------	------	------	------	------	--------	-------	-------	------	------	------	------	------	------	--------	-------	-------	------	------	------	------	------	------	--------	-------	-------	------	------	------	------	------	------	--------	-------	-------	------	------	------	------	-------	------	--------	-------	-------	------	------	------	------	-------	------	--------	-------	-------	------	------	------	------	------	------	--------	-------	------	-------	-------	-------	-------	-------	--------	-------	--------	-------	--------

PITCHER	IP	WLS	BF	H	R	ER	SO	BB	IBB	HBP	BLK	WP	HR	S	P	ERA	WHIP
65 JT Brubaker, R ERA: 4.5 (1, 1)	5.0		21	3	2	2	6	3	0	0	0	0	0	51	85	3.60	1.200
54 Sam Howard, L ERA: 3.27 (6, 1)	1.0	H	3	0	0	0	1	0	0	0	0	0	0	9	15	0.00	0.000
46 Chris Stratton, R ERA: 4.5 (7, 1)	1.0	H	4	1	1	1	1	0	0	0	0	0	1	15	21	9.00	1.000
71 Nik Turley, L ERA: 4.38 (8, 1)	1.0	B	6	2	2	2	1	0	0	1	0	0	0	13	20	18.00	2.000
88 Richard Rodríguez, R ERA: 4.97 (9, 1)	0.0	L	2	1	2	2	0	1	0	0	0	0	1	2	8	∞	∞

BOTTOM

Pittsburgh Pirates @ Milwaukee Brewers
Miller Park, Milwaukee, WI
Sat Aug 29 2020, 6:11 PM - 9:29 PM CDT
Clear - 74 F

AB	31
R	7
H	7
RBI	7
BB	4
SO	9
LOB	13



Batter	1	2	3	4	5	6	7	8	9	AB R H RBI BB SO LOB	TOP											
2 Erik González, R OBP: 0.301, SLG: 0.438 (1, 6)										3 1 1 0 1 1 0												
26 Adam Frazier, L OBP: 0.258, SLG: 0.328 (1, 7)										2 0 1 1 2 1 0												
27 Kevin Newman, R OBP: 0.313, SLG: 0.330 (1, 4)										4 1 2 1 0 0 3												
55 Josh Bell, S OBP: 0.270, SLG: 0.345 (1, 3)										4 1 1 2 0 1 1												
25 Gregory Polanco, L (1, 10)										4 1 1 1 0 1 0												
3 Cole Tucker, S OBP: 0.268, SLG: 0.313 (1, 9)										4 0 0 0 0 3 0												
15 JT Riddle, L OBP: 0.171, SLG: 0.275 (1, 5)										4 0 0 0 0 1 0	AB 33 R 5 H 7 RBI 5 BB 3 SO 11 LOB 5											
18 John Ryan Murphy, R OBP: 0.273, SLG: 0.200 (1, 2)										4 0 1 0 0 2 0												
51 Jason Martin, L (1, 8)										4 1 0 0 0 1 1												
Inning Stats	R: 0 E: 0 K: 1 S: 10	H: 0 LOB: 1 BB: 1 P: 16	R: 1 E: 0 K: 2 S: 14	H: 1 LOB: 0 BB: 0 P: 20	R: 0 E: 0 K: 2 S: 9	H: 0 LOB: 0 BB: 0 P: 13	R: 2 E: 0 K: 2 S: 11	H: 2 LOB: 0 BB: 0 P: 16	R: 1 E: 0 K: 0 S: 12	H: 1 LOB: 2 BB: 2 P: 22	R: 0 E: 0 K: 1 S: 7	H: 0 LOB: 0 BB: 0 P: 9	R: 1 E: 0 K: 1 S: 14	H: 3 LOB: 2 BB: 0 P: 21	R: 0 E: 0 K: 1 S: 6	H: 0 LOB: 0 BB: 0 P: 9	R: 0 E: 0 K: 1 S: 9	H: 0 LOB: 0 BB: 0 P: 13	1B: 5 2B: 0 3B: 0 HR: 2	SF: 0 SAC: 0 DP: 0 HBP: 0	WP: 0 PB: 0 SB: 0 CS: 0	PA: 36
PITCHER	IP WLS BF H R ER SO BB IBB HBP BLK WP HR S P ERA WHIP																					
53 Brandon Woodruff, R ERA: 3.67 (1, 1)	5.0 L 21 4 4 4 7 3 0 0 0 0 0 2 56 87 7.20 1.400																					
58 Alex Claudio, L ERA: 5.11 (6, 1)	1.2 6 1 1 1 2 0 0 0 0 0 0 0 15 23 5.40 0.600																					
57 Eric Yardley, R ERA: 2.08 (7, 1)	0.1 3 2 0 0 0 0 0 0 0 0 0 0 6 7 0.00 6.000																					
54 J.P. Feyereisen, R ERA: 3.6 (8, 1)	2.0 6 0 0 0 2 0 0 0 0 0 0 0 15 22 0.00 0.000																					

Pittsburgh Pirates @ Milwaukee Brewers
 Miller Park, Milwaukee, WI
 Sun Aug 30 2020, 1:13 PM - 4:25 PM CDT
 Sunny - 71 F

livebaseballscorecards.com

BOTTOM

Pittsburgh Pirates @ Milwaukee Brewers
Miller Park, Milwaukee, WI
Sun Aug 30 2020, 1:13 PM - 4:25 PM CDT
Sunny - 71 F

livebaseballscorecards.com

AB 34
R 1
H 6
RBI 1
BB 5
SO 11
LOB 27



WP: 2 PA: 41
PB: 0
SB: 0
CS: 0

AB R H RBI BB SO LOB

5	1	1	0	0	3	2
4	0	0	0	1	0	1
3	0	2	0	1	1	2
0	0	0	0	1	0	0
4	0	0	0	0	0	6
4	0	1	1	0	2	4
3	0	1	0	0	0	2
1	0	0	0	0	1	3
4	0	0	0	0	1	2
2	0	1	0	2	1	1
3	0	0	0	0	1	3
1	0	0	0	0	1	1

Batter	1	2	3	4	5	6	7	8	9	
2 Luis Urias, R OBP: 0.344, SLG: 0.345 (1, 5)	 C FF 91 B FF 93 B SL 83 F SL 83 S FF 94		 C CU 73 B CH 85 X FF 92	 C SL 76 S FF 90 B FF 90 X SL 77			 C SI 91 B FS 80 B SL 79 S FF 90 F FS 81 C FF 90	 C SI 92 C SL 82 B SL 84 T SL 82		
22 Christian Yelich, L OBP: 0.321, SLG: 0.469 (1, 7)	 B FF 93 B FF 92 D FF 94		 B SI 90 C SL 83 X SL 84		 B SI 91 C CH 80 F FF 90 X FF 91		 B FF 91 C CH 81 X FS 80		 B FF 92 X FF 92	
5 Jedd Gyorko, R OBP: 0.354, SLG: 0.643 14 Jace Peterson, L OBP: 0.500, SLG: 0.167 (1, 3) (8, 9)	 B SI 92 S CH 85 X SL 83		 B CH 85 C FF 92 B SL 85 B SI 91 C FF 93 F FF 93 S CH 85 S SL 84		 B SL 78 C FS 79 B SL 78 F FF 90 X FS 81		 S CH 79 B SL 78 C FF 91 B SI 96 B FS 80 B CH 81	 C FF 93 F SL 82 B SL 81 B SL 80 B FF 93		
8 Ryan Braun, R OBP: 0.239, SLG: 0.348 (1, 10)	 F FF 93 F SL 82 X SL 82		 S SL 83 B CH 84 B FF 93 F SL 84 F FF 93 X CH 85		 B SI 91 X SI 91		 B SL 79 H FS 79	 X FF 92	 S SL 80 X FF 94	
18 Keston Hiura, R OBP: 0.301, SLG: 0.406 (1, 4)	 B FF 93 S FF 94 F SL 81 B CH 83 S FF 94		 B FF 93 X FF 92	 X CH 84		 C SL 77 F SL 78 S FS 81	 H SL 81	 S SL 80 X FF 94		
13 Mark Mathias, R OBP: 0.323, SLG: 0.419 12 Justin Smoak, S OBP: 0.257, SLG: 0.408 (1, 9) (7, PH) (8, 3)		 B FF 90 C SL 82 C FF 93 X CH 86	 X CH 84			 C SL 76 B SL 79 X SI 91	 S SI 94 B SL 80 B SL 82 S SI 96 S SL 83			
3 Orlando Arcia, R OBP: 0.333, SLG: 0.373 (1, 6)		 B FF 92 C SL 82 C SL 82 F FF 93 F FF 94 X SL 83	 X FF 90			 B FF 90 X CH 81	 S SI 94 B SL 82 X SI 93			
16 Ben Gamel, L OBP: 0.259, SLG: 0.392 (1, 8)		 C SL 83 C SL 82 B SL 84 1 SAFE B FF 92 F SL 83 C SL 82		 X FF 90		 B FF 92 B FF 92 B CH 80 B FF 91	 B SI 92 C SL 82 B SL 79 B FF 93 F SI 92 B SL 82			
26 Jacob Nottingham, R OBP: 0.286, SLG: 0.667 10 Omar Narváez, L OBP: 0.275, SLG: 0.290 (1, 2) (8, PH) (9, 2)		 F FF 94 B FF 92 S CH 85 S SL 81	 C SL 77 X SL 77			 1 SAFE D SL 79 1 SAFE X FS 80	 B SI 95 S FF 92 F SI 93 S SI 94			

Inning Stats	R: 0 H: 1 E: 0 K: 2 S: 13	H: 1 LOB: 2 BB: 1 P: 22	R: 0 H: 0 E: 1 K: 2 S: 16	LOB: 1 BB: 0 P: 23	R: 1 H: 2 E: 1 K: 1 S: 15	LOB: 2 BB: 0 P: 23	R: 0 H: 1 E: 0 K: 1 S: 9	LOB: 1 BB: 0 P: 12	R: 0 H: 1 E: 0 K: 2 S: 9	LOB: 1 BB: 0 P: 15	R: 0 H: 0 E: 0 K: 2 S: 10	LOB: 3 BB: 1 P: 23	R: 0 H: 0 E: 0 K: 2 S: 10	LOB: 1 BB: 1 P: 18	R: 0 H: 0 E: 0 K: 0 S: 6	LOB: 1 BB: 1 P: 11	1B: 6 2B: 0 3B: 0 HR: 0	SF: 0 SAC: 0 DP: 1 HBP: 2
--------------	---------------------------	-------------------------	---------------------------	--------------------	---------------------------	--------------------	--------------------------	--------------------	--------------------------	--------------------	---------------------------	--------------------	---------------------------	--------------------	--------------------------	--------------------	-------------------------	---------------------------

PITCHER	IP	WLS	BF	H	R	ER	SO	BB	IBB	HBP	BLK	WP	HR	S	P	ERA	WHIP
43 Steven Brault, L ERA: 4.0 (1, 1)	3.0		15	3	1	0	5	1	0	0	0	1	0	44	68	0.00	1.333
30 Kyle Crick, R ERA: (4, 1)	1.0		4	1	0	0	1	0	0	0	0	0	0	9	12	0.00	1.000
72 Nick Tropeano, R ERA: (5, 1)	2.2	W	12	2	0	0	2	2	0	1	0	0	0	20	43	0.00	1.500
32 Geoff Hartlieb, R ERA: 2.83 (7, 1)	1.1	H	6	0	0	0	3	1	0	1	0	1	0	13	24	0.00	0.750
88 Richard Rodríguez, R ERA: 4.61 (9, 1)	1.0		4	0	0	0	0	1	0	0	0	0	0	6	11	0.00	1.000

Batter	1	2	3	4	5	6	7	8	9	AB R H RBI BB SO LOB
2 Erik González, R OBP: 0.296, SLG: 0.457	3-2 G4-3		2-1 1-H HR		0-3 K		0-3 K		3-3 K	5 1 1 2 0 3 1
26 Adam Frazier, L OBP: 0.264, SLG: 0.325	0-1 G6-3		1-2 G6-3		0-0 2-H 1B		2-2 55 BB HBP		3-3 K	4 0 1 1 0 1 0
27 Kevin Newman, R OBP: 0.301, SLG: 0.316	0-1 G5-3			1-1 G3	1-2 G4-3		1-3 K			4 0 0 0 0 1 2
55 Josh Bell, S OBP: 0.270, SLG: 0.336		2-3 K		1-3 K		2-3 K	4-1 BB			3 0 0 0 1 3 0
19 Colin Moran, L OBP: 0.333, SLG: 0.518		2-2 G6-3		4-2 58 BB BB		4-1 58 2B 36 1B BB	1-0 G6-3			2 1 0 0 2 0 2
58 Jacob Stallings, R OBP: 0.403, SLG: 0.426		1-3 K		4-2 BB		3-2 36 1B 2B	2-3 K			3 1 1 0 1 2 0
25 Gregory Polanco, L OBP: 0.193, SLG: 0.329			3-2 G6-3	2-0 G1-3		1-3 K	2-3 K			4 0 0 0 0 2 4
36 José Osuna, R OBP: 0.173, SLG: 0.200			2-3 K		0-0 G5-3	1-1 1B	2-3 K			4 0 1 2 0 2 0
3 Cole Tucker, S OBP: 0.280, SLG: 0.329			4-0 2 HR BB		3-2 26 1B 2B	0-1 P5		1-3 K		3 2 1 0 1 1 1


Inning Stats	R: 0 E: 0 K: 0 S: 7	H: 0 LOB: 0 BB: 0 P: 10	R: 0 E: 0 K: 2 S: 12	H: 0 LOB: 0 BB: 0 P: 17	R: 2 E: 0 K: 1 S: 11	H: 1 LOB: 0 BB: 1 P: 23	R: 0 E: 0 K: 1 S: 10	H: 0 LOB: 2 BB: 2 P: 22	R: 1 E: 0 K: 1 S: 13	H: 2 LOB: 1 BB: 0 P: 17	R: 2 E: 0 K: 2 S: 16	H: 2 LOB: 1 BB: 1 P: 27	R: 0 E: 0 K: 2 S: 12	H: 0 LOB: 2 BB: 1 P: 20	R: 0 E: 0 K: 3 S: 13	H: 0 LOB: 0 BB: 0 P: 19	R: 0 E: 0 K: 3 S: 11	H: 0 LOB: 0 BB: 0 P: 18	1B: 2 2B: 2 3B: 0 HR: 1	SF: 0 SAC: 0 DP: 0 HBP: 1	WP: 0 PB: 0 SB: 0 CS: 0	PA: 38
--------------	------------------------------	----------------------------------	-------------------------------	----------------------------------	-------------------------------	----------------------------------	-------------------------------	----------------------------------	-------------------------------	----------------------------------	-------------------------------	----------------------------------	-------------------------------	----------------------------------	-------------------------------	----------------------------------	-------------------------------	----------------------------------	----------------------------------	------------------------------------	----------------------------------	--------

PITCHER	IP	WLS	BF	H	R	ER	SO	BB	IBB	HBP	BLK	WP	HR	S	P	ERA	WHIP
35 Brent Suter, L ERA: 4.08	3.0		11	1	2	2	3	1	0	0	0	0	1	30	50	6.00	0.667
43 Drew Rasmussen, R ERA: 3.68	2.0		10	2	1	1	2	2	0	0	0	0	0	23	39	4.50	2.000
51 Freddy Peralta, R ERA: 4.74	1.1	B	8	2	2	2	3	1	0	1	0	0	0	22	35	13.50	2.250
38 Devin Williams, R ERA: 0.64	1.2	W	6	0	0	0	4	1	0	0	0	0	0	19	31	0.00	0.600
71 Josh Hader, L ERA: 1.69	1.0	S	3	0	0	0	3	0	0	0	0	0	0	11	18	0.00	0.000

TOP

Pittsburgh Pirates @ Milwaukee Brewers
Miller Park, Milwaukee, WI
Mon Aug 31 2020, 6:41 PM - 10:05 PM CDT
Roof Closed - 72 F

AB	32
R	5
H	5
RBI	5
BB	5
SO	15
LOB	10



BOTTOM

Pittsburgh Pirates @ Milwaukee Brewers
Miller Park, Milwaukee, WI
Mon Aug 31 2020, 6:41 PM - 10:05 PM CDT
Roof Closed - 72 F

livebaseballscorecards.com

AB 31
R 6
H 9
RBI 4
BB 5
SO 9
LOB 22



WP: 0 PA: 37
PB: 0
SB: 0
CS: 1

AB R H RBI BB SO LOB

5	0	0	0	0	3	6	
4	1	1	0	0	2	1	
3	1	1	1	0	0	0	
3	0	0	0	1	0	2	
3	2	3	1	1	0	0	
4	1	1	0	0	2	3	
3	1	1	0	0	2	3	
1	0	0	0	0	0	1	
1	0	0	0	0	0	0	
0	0	0	0	0	0	0	
0	0	0	0	0	0	0	
3	0	1	1	0	0	3	
1	0	1	1	0	0	0	
1B: 6	SF: 0	2B: 2	SAC: 0	3B: 0	DP: 1	HR: 1	HBP: 1

Batter	1	2	3	4	5	6	7	8	9
2 Luis Urias, R OBP: 0.318, SLG: 0.317 (1, 6) (9, 5)									
22 Christian Yelich, L OBP: 0.319, SLG: 0.462 (1, 7)									
18 Keston Hiura, R OBP: 0.306, SLG: 0.427 (1, 4)									
12 Justin Smoak, S OBP: 0.256, SLG: 0.396 (1, 3)									
16 Ben Gamel, L OBP: 0.292, SLG: 0.427 (1, 8)									
5 Jedd Gyorko, R OBP: 0.346, SLG: 0.609 (1, 10)									
10 Omar Narváez, L OBP: 0.277, SLG: 0.306 (8, PH) (9, 9)									
14 Jace Peterson, L OBP: 0.538, SLG: 0.143 24 Avisail García, R OBP: 0.316, SLG: 0.340 26 Jacob Nottingham, R OBP: 0.286, SLG: 0.667 (8, PR) (9, 2)									
7 Eric Sogard, L OBP: 0.290, SLG: 0.247 3 Orlando Arcia, R OBP: 0.340, SLG: 0.381 (8, PH) (9, 6)									

Inning Stats	R: 0 H: 0 E: 0 K: 2 S: 8	H: 0 LOB: 0 BB: 0 P: 15	R: 2 H: 3 E: 1 K: 2 S: 15	L: 3 LOB: 2 BB: 1 P: 24	R: 1 H: 2 E: 0 K: 1 S: 14	H: 2 LOB: 1 BB: 0 P: 23	R: 1 H: 1 E: 1 K: 1 S: 13	L: 1 LOB: 1 BB: 1 P: 22	R: 1 H: 1 E: 0 K: 1 S: 10	H: 1 LOB: 0 BB: 1 P: 18	R: 0 H: 0 E: 0 K: 1 S: 8	H: 0 LOB: 1 BB: 1 P: 15	R: 0 H: 0 E: 0 K: 0 S: 6	H: 0 LOB: 0 BB: 0 P: 10	R: 1 H: 2 E: 0 K: 1 S: 15	H: 2 LOB: 2 BB: 1 P: 25
--------------	--------------------------	-------------------------	---------------------------	-------------------------	---------------------------	-------------------------	---------------------------	-------------------------	---------------------------	-------------------------	--------------------------	-------------------------	--------------------------	-------------------------	---------------------------	-------------------------

PITCHER	IP	WLS	BF	H	R	ER	SO	BB	IBB	HBP	BLK	WP	HR	S	P	ERA	WHIP
34 Trevor Williams, R ERA: 5.5 (1, 1)	4.0		21	7	5	3	6	2	0	1	0	0	1	54	89	6.75	2.250
54 Sam Howard, L ERA: 2.77 (5, 1)	2.0		7	0	0	0	2	2	0	0	0	0	0	14	28	0.00	1.000
67 Tyler Bashlor, R ERA: 7.94 (7, 1)	1.0		3	0	0	0	0	0	0	0	0	0	0	6	10	0.00	0.000
71 Nik Turley, L ERA: 4.85 (8, 1)	0.2	L	4	1	1	1	0	0	1	0	0	0	0	9	16	13.50	1.500
46 Chris Stratton, R ERA: 4.41 (8, 1)	0.1		2	1	0	0	1	0	0	0	0	0	0	6	9	0.00	3.000

1B: 6 SF: 0
2B: 2 SAC: 0
3B: 0 DP: 1
HR: 1 HBP: 1

WP: 0 PA: 37
PB: 0
SB: 0
CS: 1

Batter	1	2	3	4	5	6	7	8	9	10	11	AB R H RBI BB SO LOB	TOP													
8 Ian Happ, S OBP: 0.420, SLG: 0.643												6 1 3 2 0 3 4														
17 Kris Bryant, R OBP: 0.276, SLG: 0.324												6 1 2 0 0 0 5														
44 Anthony Rizzo, L OBP: 0.365, SLG: 0.450												5 0 0 0 1 0 3														
9 Javier Báez, R OBP: 0.243, SLG: 0.369												6 2 1 1 0 1 3														
12 Kyle Schwarber, L OBP: 0.328, SLG: 0.513												5 1 1 2 0 1 1														
40 Willson Contreras, R OBP: 0.315, SLG: 0.369												4 2 2 0 1 0 1														
22 Jason Heyward, L OBP: 0.411, SLG: 0.563												3 0 2 1 1 0 0														
53 José Martínez, R OBP: 0.316, SLG: 0.371												3 0 0 0 0 0 4														
7 Victor Caratini, S OBP: 0.333, SLG: 0.319												2 0 1 0 0 0 1														
15 Cameron Maybin, R OBP: 0.311, SLG: 0.415												0 0 0 0 0 0 0														
27 Jason Kipnis, L OBP: 0.370, SLG: 0.415												3 0 1 2 1 1 0														
2 Nico Hoerner, R OBP: 0.313, SLG: 0.243												1 1 0 0 0 0 2														
Inning Stats	R: 1 E: 0 K: 5 S: 5	H: 1 LOB: 0 BB: 0 P: 7	R: 1 E: 1 K: 1 S: 15	H: 2 LOB: 3 BB: 1 P: 28	R: 0 E: 0 K: 1 S: 13	H: 0 LOB: 0 BB: 0 P: 20	R: 1 E: 0 K: 1 S: 14	H: 2 LOB: 1 BB: 1 P: 24	R: 3 E: 0 K: 0 S: 13	H: 3 LOB: 0 BB: 0 P: 23	R: 0 E: 0 K: 1 S: 9	H: 1 LOB: 1 BB: 0 P: 14	R: 0 E: 0 K: 1 S: 7	H: 0 LOB: 1 BB: 1 P: 16	R: 0 E: 0 K: 0 S: 6	H: 0 LOB: 0 BB: 1 P: 14	R: 0 E: 1 K: 1 S: 12	H: 1 LOB: 1 BB: 0 P: 17	R: 1 E: 0 K: 0 S: 11	H: 2 LOB: 3 BB: 0 P: 18	R: 1 E: 0 K: 0 S: 5	H: 1 LOB: 1 BB: 0 P: 10	1B: 10 2B: 1 3B: 0 HR: 2	SF: 1 SAC: 0 DP: 2 HBP: 0	WP: 1 PB: 0 SB: 2 CS: 0	PA: 49
PITCHER	IP	WLS	BF	H	R	ER	SO	BB	IBB	HBP	BLK	WP	HR	S	P	ERA	WHIP									
39 Chad Kuhl, R ERA: 3.1	(1, 1)	4.0	20	6	4	3	3	2	0	0	0	0	1	51	86	6.75	2.000									
67 Tyler Bashlor, R ERA: 9.45	(5, 1)	1.0	5	2	2	2	0	0	0	0	0	0	1	9	16	18.00	2.000									
66 Dovydas Neverauskas, R ERA: 7.82	(6, 1)	1.2	7	1	0	0	2	1	0	0	0	0	0	14	27	0.00	1.200									
32 Geoff Hartlieb, R ERA: 2.4	(7, 1)	1.1	4	0	0	0	0	1	0	0	0	0	0	8	17	0.00	0.750									
88 Richard Rodríguez, R ERA: 4.3	(9, 1)	1.0	4	1	0	0	1	0	0	0	0	1	0	12	17	0.00	1.000									
PITCHER	IP	WLS	BF	H	R	ER	SO	BB	IBB	HBP	BLK	WP	HR	S	P	ERA	WHIP									
46 Chris Stratton, R ERA: 4.15	(10, 1)	1.0	5	2	1	0	0	0	0	0	0	0	0	11	18	0.00	2.000									
30 Kyle Crick, R ERA:	(11, 1)	1.0	L 4	1	1	0	0	0	0	0	0	0	0	5	10	0.00	1.000									

Chicago Cubs @ Pittsburgh Pirates
PNC Park, Pittsburgh, PA
Tue Sep 01 2020, 7:07 PM - 12:28 AM EDT
Partly Cloudy - 82 F

livebaseballscorecards.com

AB 44
R 8
H 13
RBI 8
BB 4
SO 6
LOB 24



Batter	1	2	3	4	5	6	7	8	9	10	11	AB R H RBI BB SO LOB	BOTTOM
--------	---	---	---	---	---	---	---	---	---	----	----	----------------------	--------

2 Erik González, R <small>OBP: 0.298, SLG: 0.449</small> 												4 0 1 1 1 1 2	
3 Cole Tucker, S <small>OBP: 0.272, SLG: 0.316</small> 												6 0 1 0 0 1 3	
27 Kevin Newman, R <small>OBP: 0.303, SLG: 0.320</small> 												5 0 1 0 1 0 2	
55 Josh Bell, S <small>OBP: 0.273, SLG: 0.325</small> 												4 0 0 0 2 2 4	
58 Jacob Stallings, R <small>OBP: 0.398, SLG: 0.411</small> 												5 1 1 0 1 2 7	
19 Colin Moran, L <small>OBP: 0.347, SLG: 0.529</small> 												4 2 2 0 1 1 3	
13 Ke'Bryan Hayes, R <small>OBP: 0.400, SLG: 1.200</small> 												5 3 2 2 0 2 4	
26 Adam Frazier, L <small>OBP: 0.269, SLG: 0.323</small> 												4 1 1 2 1 0 1	
36 José Osuna, R <small>OBP: 0.179, SLG: 0.222</small> 6 Anthony Alford, R <small>OBP: 0.176, SLG: 0.353</small> 												4 0 1 1 0 0 2 1 0 0 1 0 0 0	

Inning Stats	R: 0	H: 1	R: 1	H: 1	R: 0	H: 1	R: 0	H: 1	R: 0	H: 0	R: 4	H: 4	R: 0	H: 0	R: 1	H: 1	R: 0	H: 1	R: 1	H: 0	R: 0	H: 0	1B: 5	SF: 1	WP: 0	PA: 50	
E: 0	LOB: 2	E: 0	LOB: 0	E: 0	LOB: 2	E: 0	LOB: 1	E: 0	LOB: 0	E: 0	LOB: 1	E: 0	LOB: 1	E: 0	LOB: 1	E: 0	LOB: 2	E: 0	LOB: 0	E: 0	LOB: 1	E: 0	LOB: 1	2B: 5	SAC: 0	PB: 0	
K: 1	BB: 1	K: 0	BB: 0	K: 0	BB: 1	K: 1	BB: 0	K: 1	BB: 0	K: 1	BB: 1	K: 0	BB: 1	K: 2	BB: 1	K: 0	BB: 1	K: 2	BB: 1	K: 0	BB: 0	K: 2	BB: 1	3B: 0	DP: 1	SB: 0	
S: 8	P: 18	S: 10	P: 16	S: 6	P: 14	S: 12	P: 18	S: 5	P: 6	S: 17	P: 30	S: 12	P: 21	S: 7	P: 13	S: 14	P: 18	S: 14	P: 18	S: 5	P: 9	S: 8	P: 10	HR: 1	HBP: 0	CS: 0	

PITCHER	IP	WLS	BF	H	R	ER	SO	BB	IBB	HBP	BLK	WP	HR	S	P	ERA	WHIP
34 Jon Lester, L <small>ERA: 5.11</small>	(1, 1)	5.1	27	8	5	5	3	3	0	0	0	0	0	53	93	8.44	2.062
20 Colin Rea, R <small>ERA: 3.75</small>	(6, 1)	1.0	H	3	0	0	0	0	0	0	0	0	0	9	13	0.00	0.000
56 Kyle Ryan, L <small>ERA: 5.56</small>	(7, 1)	0.2	H	3	0	0	0	2	1	0	0	0	0	8	17	0.00	1.500
43 Dan Winkler, R <small>ERA: 3.27</small>	(8, 1)	0.2	B	4	1	1	0	1	0	0	0	0	1	5	11	13.50	3.000
50 Rowan Wick, R <small>ERA: 4.22</small>	(8, 1)	0.2		4	1	0	0	1	0	0	0	0	0	9	13	0.00	1.500
PITCHER	IP	WLS	BF	H	R	ER	SO	BB	IBB	HBP	BLK	WP	HR	S	P	ERA	WHIP
37 Josh Osich, L <small>ERA: 5.4</small>	(9, 1)	1.0		4	0	1	0	1	0	0	0	0	0	11	15	0.00	0.000
24 Jeremy Jeffress, R <small>ERA: 1.2</small>	(10, 1)	1.2	W	5	0	0	2	0	1	0	0	0	0	9	11	0.00	0.000

Chicago Cubs @ Pittsburgh Pirates
PNC Park, Pittsburgh, PA
Tue Sep 01 2020, 7:07 PM - 12:28 AM EDT
Partly Cloudy - 82 F

AB	42
R	7
H	10
RBI	7
BB	7
SO	9
LOB	28



livebaseballscores.com

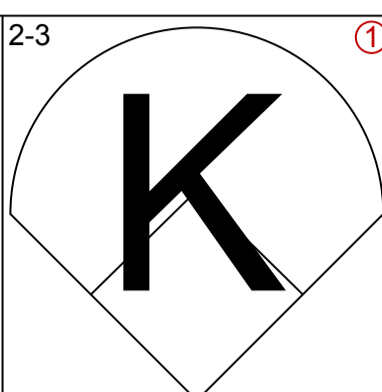
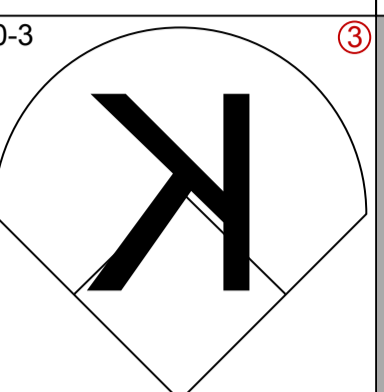
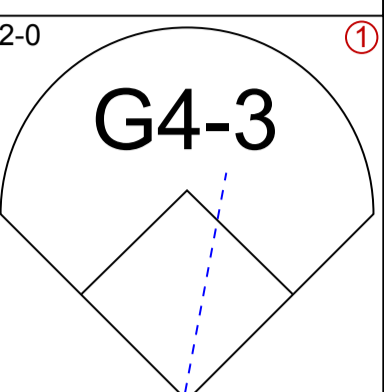
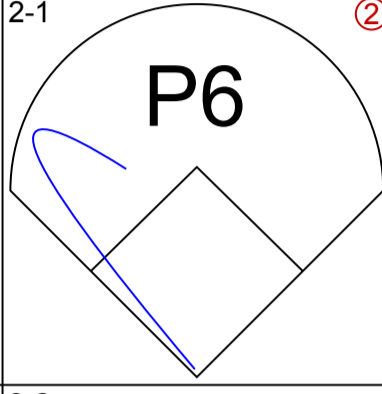
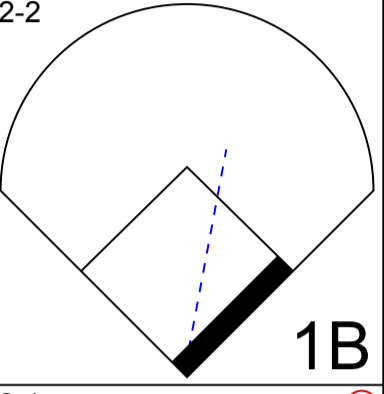
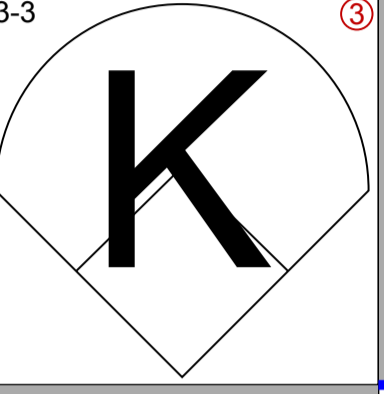
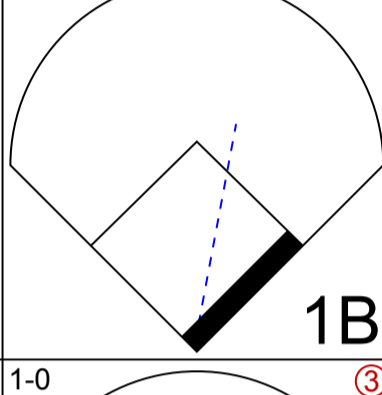
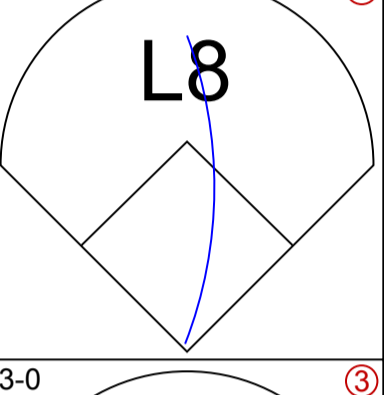
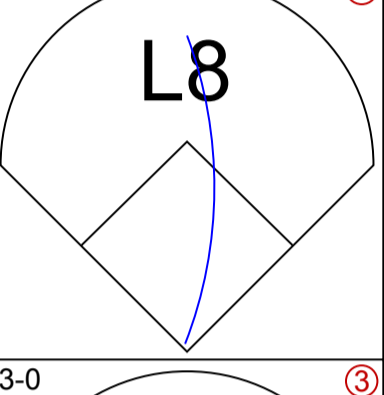
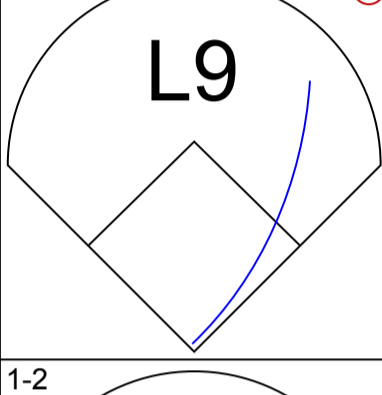
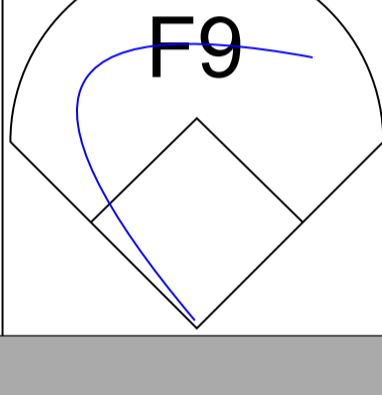
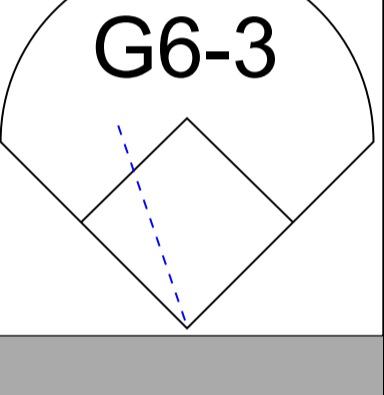
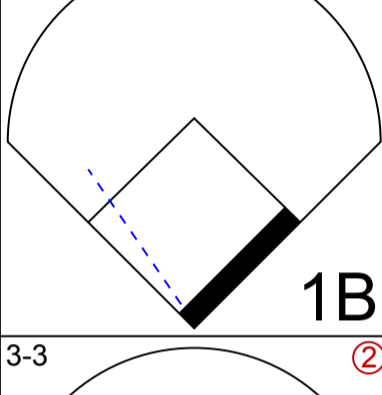
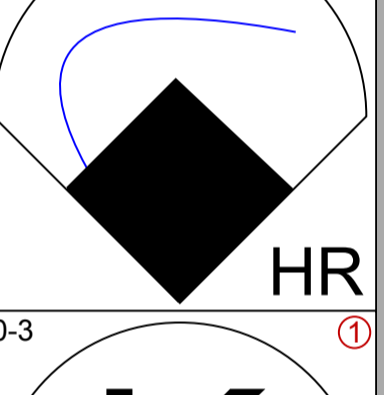
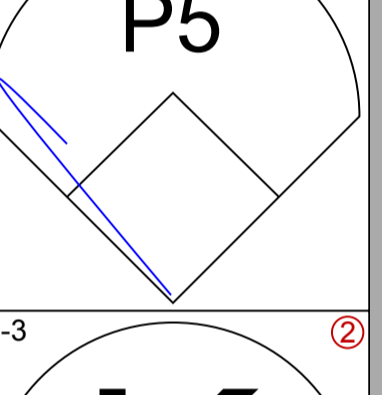
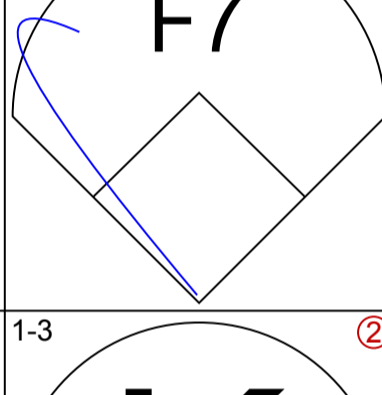
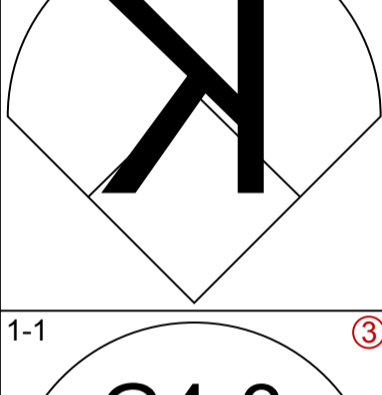
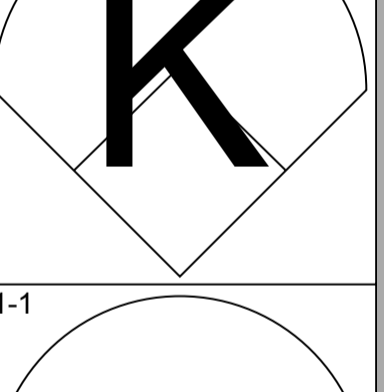
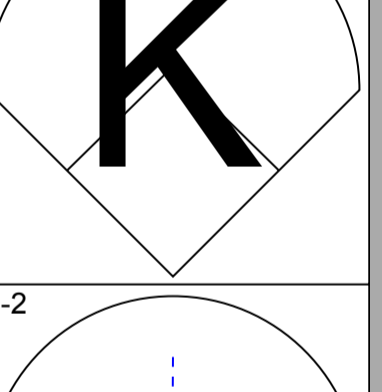
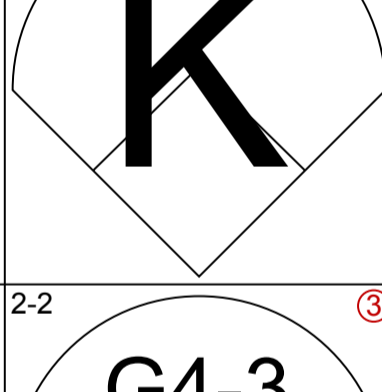
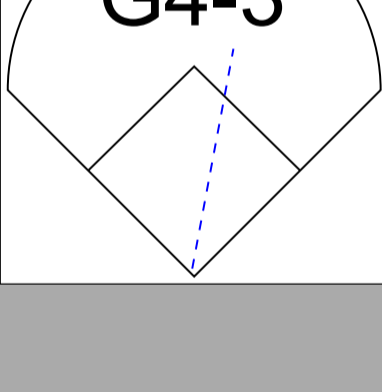
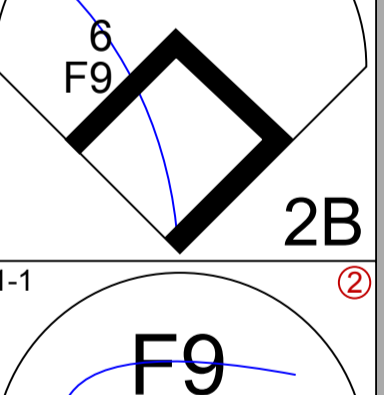
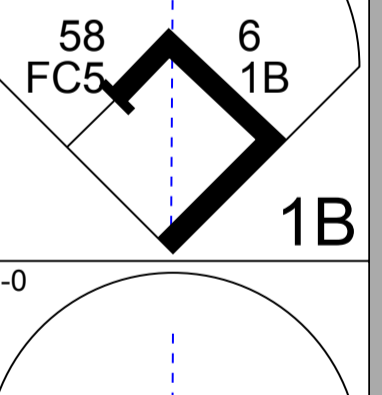
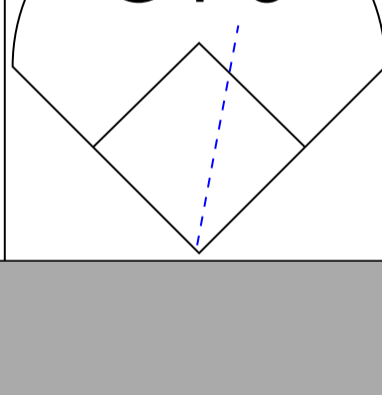

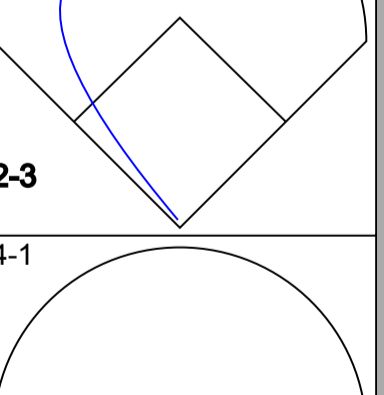
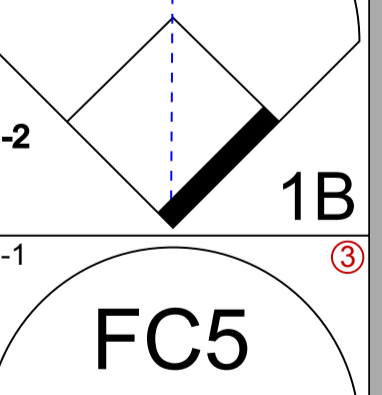
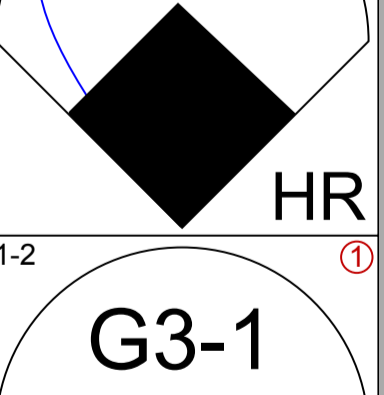
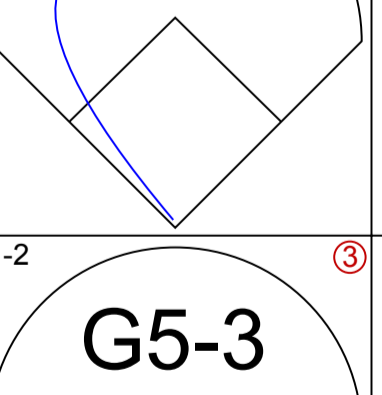
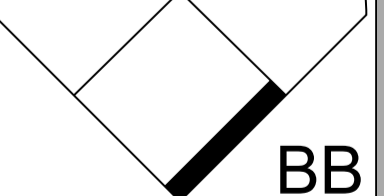
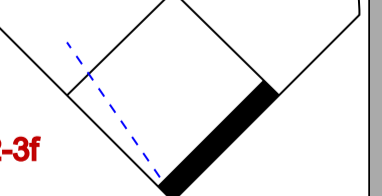
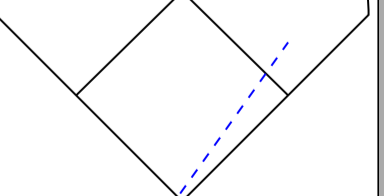
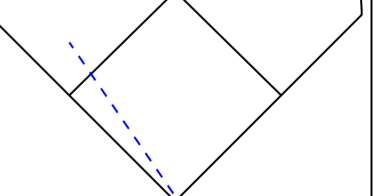
Batter	1	2	3	4	5	6	7	8	9	AB R H RBI BB SO LOB	TOP		
8 Ian Happ, S OBP: 0.420, SLG: 0.642 (1, 8)	0-1 44 G6-3 2B		1-3 K	0-0 P5			1-3 K	1-2 40 2B 44 E 1B		5 1 2 0 0 2 4			
40 Willson Contreras, R OBP: 0.326, SLG: 0.388 (1, 2)	0-3 K			0-2 44 2B 9 HR 1B		0-1 G6-3	2-1 44 1B 1B	0-0 44 E 2B		5 3 3 1 0 1 1			
44 Anthony Rizzo, L OBP: 0.366, SLG: 0.456 (1, 3)	0-1 G6-3			2-2 9 HR 2B		0-0 G4-3	1-1 9 E 9 BLK 1B	2-0 E6		5 1 2 2 0 0 1			
9 Javier Báez, R OBP: 0.241, SLG: 0.385 (1, 6)	2-1 G1-3			0-0 HR		3-3 K	2-0 E3 53 FC5-4 1B	1-2 F8		5 1 1 3 0 1 3			
21 Steven Souza Jr., R OBP: 0.276, SLG: 0.360 (1, 7)		2-3 K		3-3 K			4-1 13 FC5-4 BB		0-0 P3	4 0 0 0 1 3 2			
53 José Martínez, R OBP: 0.298, SLG: 0.347 (1, 10)		2-2 G6-3		3-2 G6-3			2-2 L9	2-1 FC5-4	1-1 G5-3	5 0 0 0 0 0 3			
15 Cameron Maybin, R OBP: 0.300, SLG: 0.413 (1, 9)		0-3 K		1-0 2 CI 2B			1-3 K		0-0 G5-3	5 0 1 0 0 2 1			
13 David Bote, R OBP: 0.330, SLG: 0.432 (1, 5)			1-2 G6-3	4-2 2 CI BB			0-1 FC5-4		4-2 40 2B 8 1B BB	2 1 0 0 2 0 1			
2 Nico Hoerner, R OBP: 0.314, SLG: 0.247 (1, 4)			0-0 G2-3	1-2 CI					0-3 K	3 1 1 0 0 1 1			
Inning Stats	R: 0 H: 1 E: 0 LOB: 1 K: 1 BB: 0 S: 9 P: 11	R: 0 H: 0 E: 0 LOB: 0 K: 2 BB: 0 S: 12 P: 16	R: 0 H: 0 E: 0 LOB: 0 K: 1 BB: 0 S: 8 P: 10	R: 3 H: 4 E: 1 LOB: 3 K: 1 BB: 1 S: 23 P: 37	R: 0 H: 0 E: 0 LOB: 0 K: 1 BB: 0 S: 7 P: 10	R: 0 H: 0 E: 0 LOB: 1 K: 1 BB: 1 S: 10 P: 17	R: 2 H: 3 E: 1 LOB: 2 K: 2 BB: 0 S: 17 P: 27	R: 3 H: 2 E: 1 LOB: 1 K: 1 BB: 1 S: 15 P: 23	R: 0 H: 0 E: 0 LOB: 0 K: 0 BB: 0 S: 5 P: 6	1B: 5 SF: 0 2B: 4 SAC: 0 3B: 0 DP: 0 HR: 1 HBP: 0	WP: 0 PA: 43 PB: 0 SB: 0 CS: 0		
PITCHER	IP WLS BF H R ER SO BB IBB HBP BLK WP HR S P ERA WHIP											PITCHER	IP WLS BF H R ER SO BB IBB HBP BLK WP HR S P ERA WHIP
59 Joe Musgrove, R ERA: 6.62 (1, 1)	3.0 L 12 3 2 2 4 0 0 0 0 0 0 0 36 46 6.00 1.000												
72 Nick Tropeano, R ERA: 1.17 (4, 1)	1.0 7 2 1 1 1 1 0 0 0 0 0 1 16 28 9.00 3.000												
45 Derek Holland, L ERA: 7.29 (5, 1)	5.0 24 5 5 3 5 2 0 0 0 1 0 0 54 83 5.40 1.400												

Chicago Cubs @ Pittsburgh Pirates
PNC Park, Pittsburgh, PA
Wed Sep 02 2020, 8:16 PM - 11:31 PM EDT
Partly Cloudy - 75 F

livebaseballscorecards.com

AB 39
R 8
H 10
RBI 6
BB 3
SO 10
LOB 17



Batter	1	2	3	4	5	6	7	8	9	AB	R	H	RBI	BB	SO	LOB
3 Cole Tucker, S OBP: 0.259, SLG: 0.300 (1, 8)										4	0	0	0	0	2	2
26 Adam Frazier, L OBP: 0.275, SLG: 0.323 (1, 4)										3	0	1	0	1	1	0
27 Kevin Newman, R OBP: 0.301, SLG: 0.317 (1, 6)										4	0	1	0	0	0	2
55 Josh Bell, S OBP: 0.272, SLG: 0.322 (1, 10)										4	0	1	0	0	1	2
19 Colin Moran, L OBP: 0.343, SLG: 0.549 (1, 3)										4	1	1	1	0	1	1
13 Ke'Bryan Hayes, R OBP: 0.222, SLG: 0.667 (1, 5)										4	0	0	0	0	3	1
25 Gregory Polanco, L OBP: 0.207, SLG: 0.349 (1, 9)										4	0	2	0	0	0	0
6 Anthony Alford, R OBP: 0.238, SLG: 0.524 (1, 7)										4	1	2	1	0	0	1
58 Jacob Stallings, R OBP: 0.391, SLG: 0.395 (1, 2)										3	0	0	0	1	0	2

Inning Stats	R: 0	H: 1	E: 0	LOB: 1	K: 1	S: 9	R: 1	H: 2	E: 0	LOB: 2	K: 2	S: 15	R: 0	H: 0	E: 0	LOB: 0	K: 1	S: 6	R: 0	H: 2	E: 0	LOB: 2	K: 1	S: 11	R: 0	H: 1	E: 0	LOB: 1	K: 0	S: 7	R: 0	H: 0	E: 0	LOB: 0	K: 1	S: 11	R: 1	H: 1	E: 0	LOB: 0	K: 1	S: 10	R: 0	H: 1	E: 0	LOB: 1	K: 1	S: 10	R: 0	H: 0	E: 0	LOB: 0	K: 0	S: 8	1B: 5	SF: 0	2B: 1	SAC: 0	3B: 0	DP: 0	HR: 2	HBP: 0	WP: 0	PA: 36
--------------	------	------	------	--------	------	------	------	------	------	--------	------	-------	------	------	------	--------	------	------	------	------	------	--------	------	-------	------	------	------	--------	------	------	------	------	------	--------	------	-------	------	------	------	--------	------	-------	------	------	------	--------	------	-------	------	------	------	--------	------	------	-------	-------	-------	--------	-------	-------	-------	--------	-------	--------

PITCHER	IP	WLS	BF	H	R	ER	SO	BB	IBB	HBP	BLK	WP	HR	S	P	ERA	WHIP
28 Kyle Hendricks, R ERA: 3.78 (1, 1)	6.0	W	25	6	1	1	6	2	0	0	0	0	1	59	102	1.50	1.333
52 Ryan Tepera, R ERA: 4.3 (7, 1)	1.0		4	1	1	1	1	0	0	0	0	0	1	10	16	9.00	1.000
Duane Underwood Jr., R ERA: 7.11 (8, 1)	1.0		4	1	0	0	1	0	0	0	0	0	0	10	16	0.00	1.000
60 Jason Adam, R ERA: 5.79 (9, 1)	1.0		3	0	0	0	0	0	0	0	0	0	0	8	11	0.00	0.000

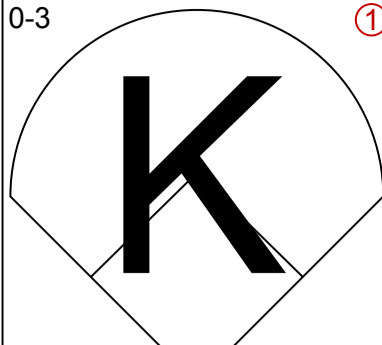
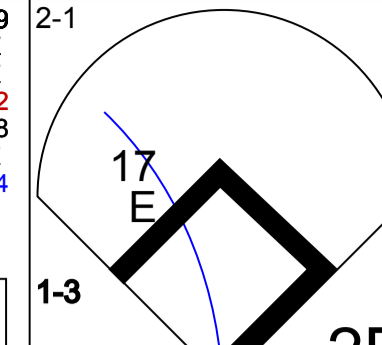
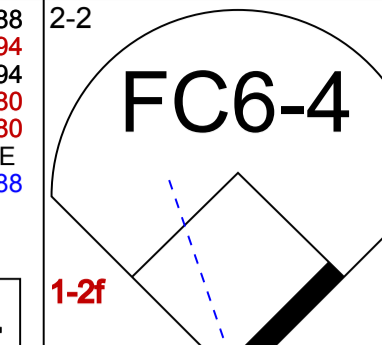
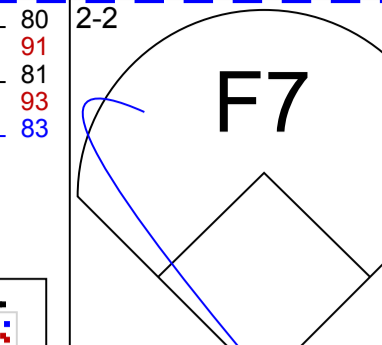
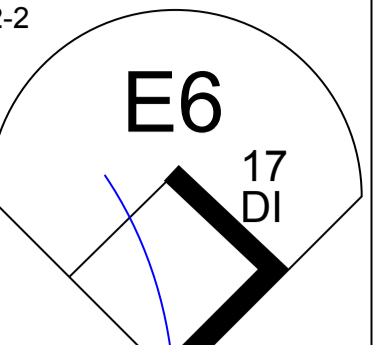
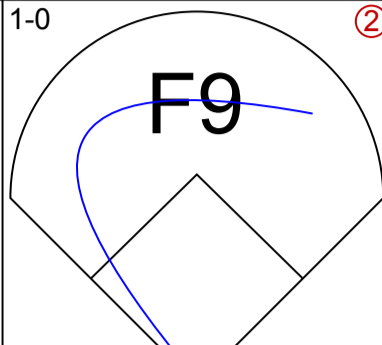
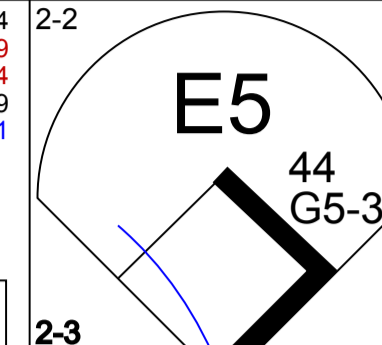
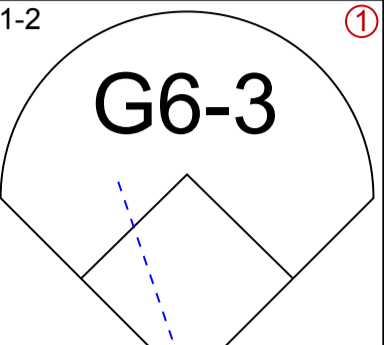
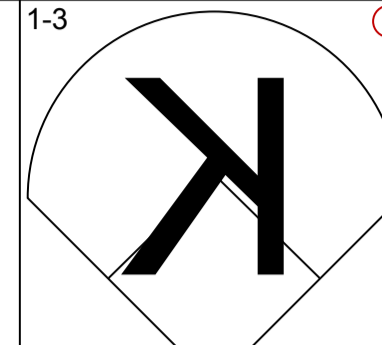
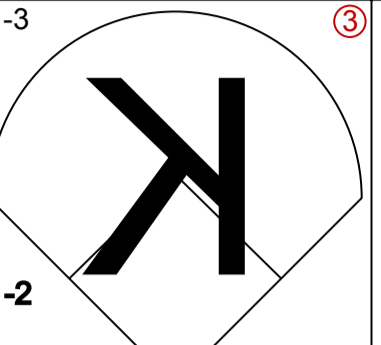
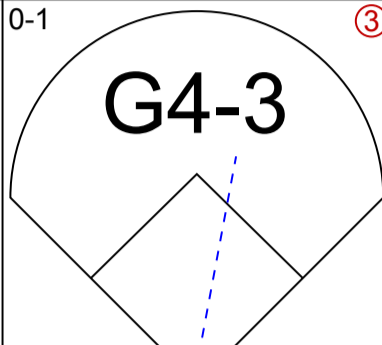
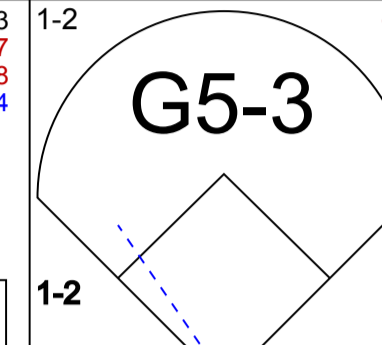
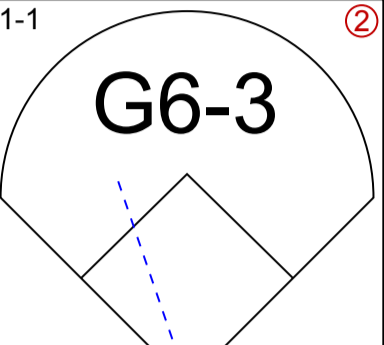
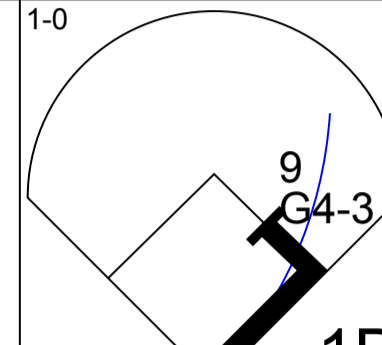
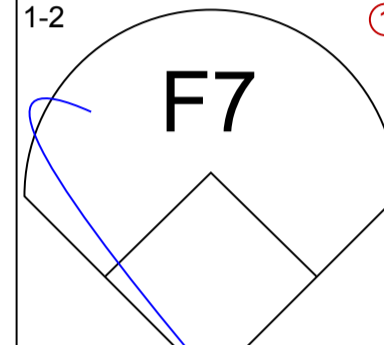
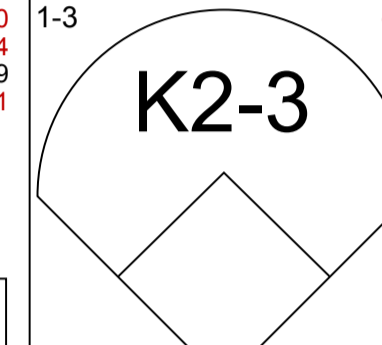
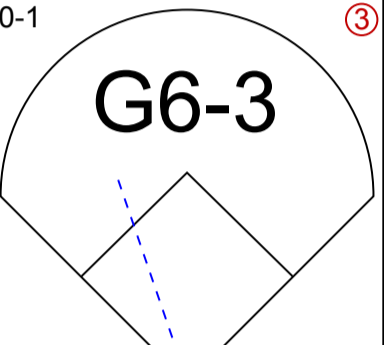
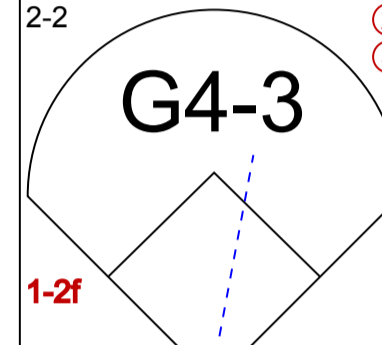
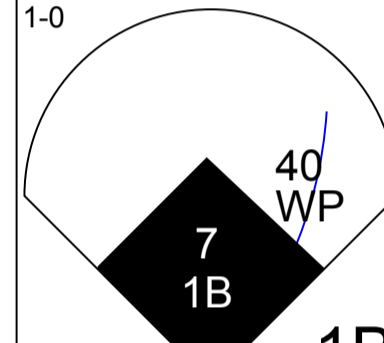
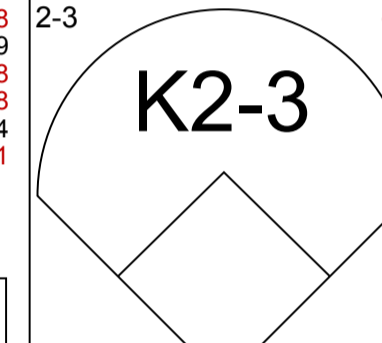
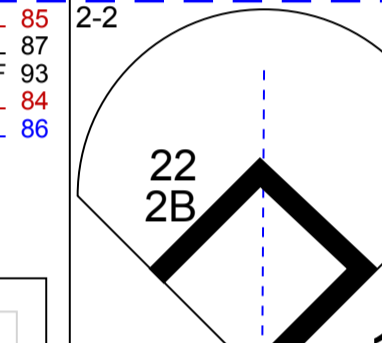
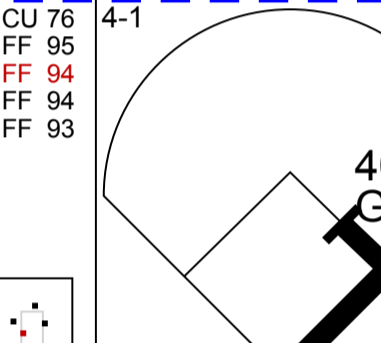
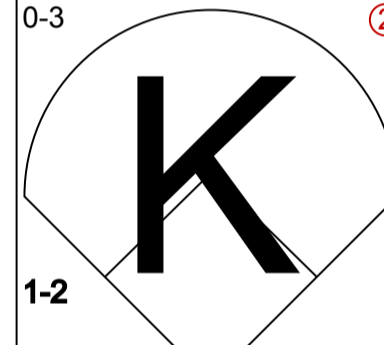
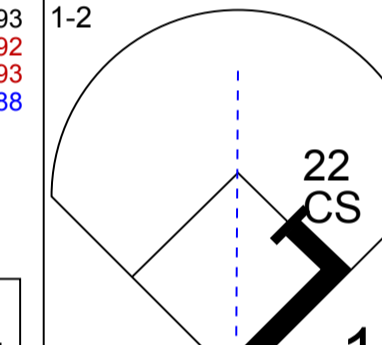
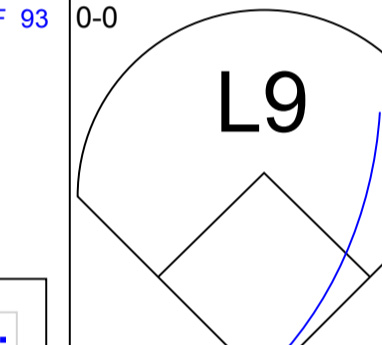
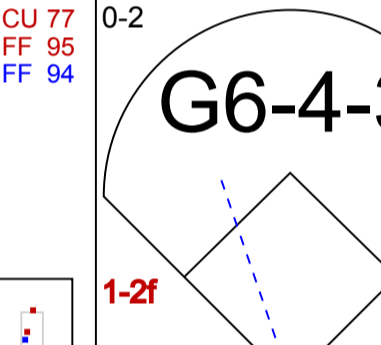
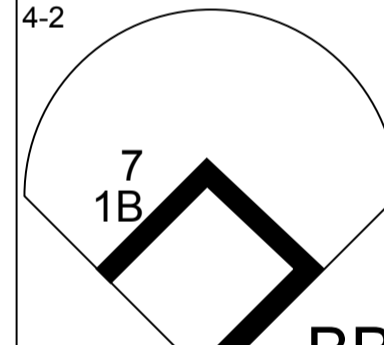
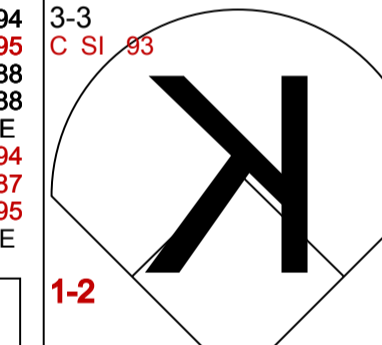
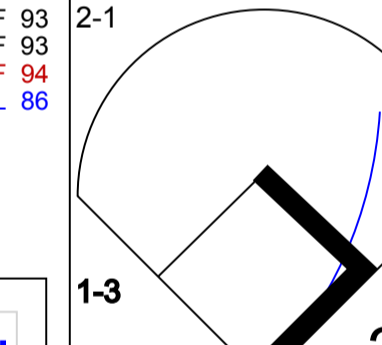
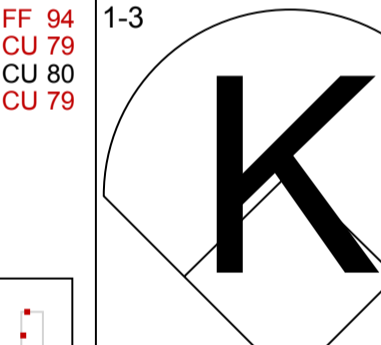
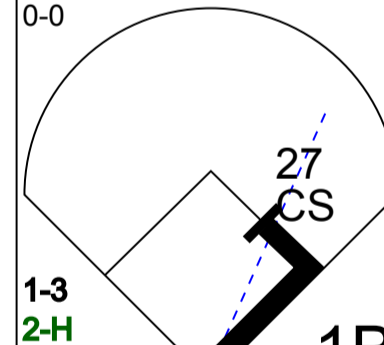
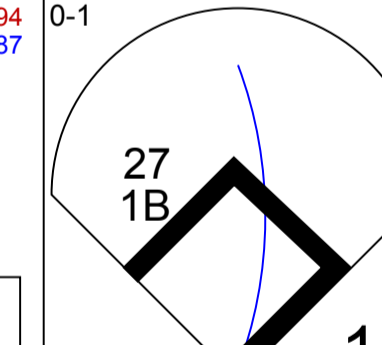
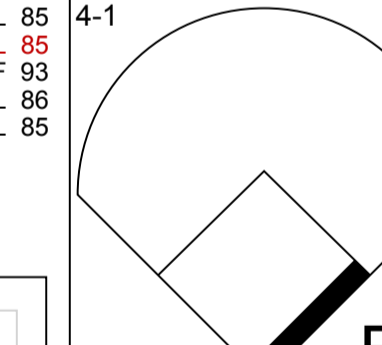

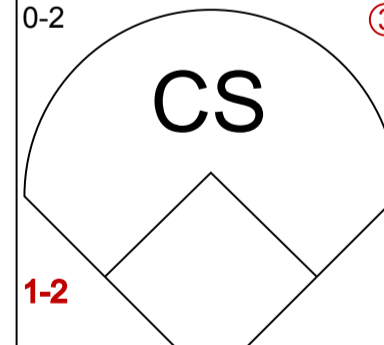
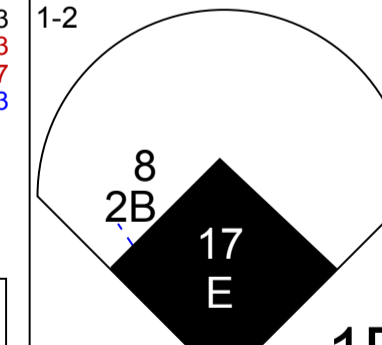
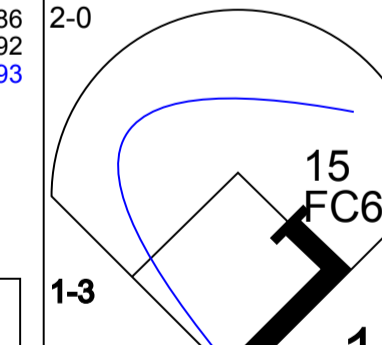
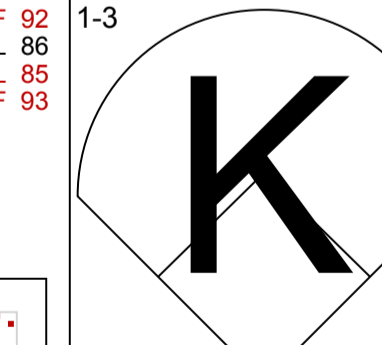

BOTTOM

Chicago Cubs @ Pittsburgh Pirates
PNC Park, Pittsburgh, PA
 Wed Sep 02 2020, 8:16 PM - 11:31 PM EDT
 Partly Cloudy - 75 F

livebaseballscorecards.com

AB	34
R	2
H	8
RBI	2
BB	2
SO	8
LOB	11



Batter	1	2	3	4	5	6	7	8	9	AB R H RBI BB SO LOB	TOP		
8 Ian Happ, S (1, 8) OBP: 0.421, SLG: 0.648 15 Cameron Maybin, R (4, PH) OBP: 0.283, SLG: 0.388 (4, 8)										2 0 1 0 0 1 0 3 0 0 0 0 0 5			
17 Kris Bryant, R (1, 5) OBP: 0.259, SLG: 0.301										5 0 0 0 0 2 2			
44 Anthony Rizzo, L (1, 3) OBP: 0.363, SLG: 0.450										4 0 1 0 0 0 2			
9 Javier Báez, R (1, 6) OBP: 0.235, SLG: 0.374										4 0 0 0 0 1 3			
12 Kyle Schwarber, L (1, 7) OBP: 0.340, SLG: 0.516										3 1 2 0 1 1 2			
40 Willson Contreras, R (1, 2) OBP: 0.324, SLG: 0.383										4 0 1 0 0 1 3			
22 Jason Heyward, L (1, 9) OBP: 0.414, SLG: 0.567										3 0 1 0 1 2 1			
7 Victor Caratini, S (1, 10) OBP: 0.349, SLG: 0.338 53 José Martínez, R (6, PH) OBP: 0.302, SLG: 0.342 (6, 10)										2 0 2 1 0 0 0 1 0 0 0 1 1 0			
27 Jason Kipnis, L (1, 4) OBP: 0.376, SLG: 0.420										4 1 2 0 0 2 3			
Inning Stats	R: 0 H: 0 E: 0 LOB: 0 K: 1 BB: 0 S: 6 P: 7	R: 1 H: 2 E: 0 LOB: 1 K: 1 BB: 1 S: 12 P: 18	R: 1 H: 2 E: 1 LOB: 2 K: 2 BB: 0 S: 18 P: 27	R: 0 H: 3 E: 0 LOB: 2 K: 1 BB: 0 S: 15 P: 23	R: 0 H: 0 E: 0 LOB: 0 K: 0 BB: 0 S: 9 P: 11	R: 0 H: 2 E: 0 LOB: 3 K: 1 BB: 1 S: 13 P: 24	R: 0 H: 1 E: 0 LOB: 0 K: 1 BB: 0 S: 10 P: 14	R: 0 H: 0 E: 0 LOB: 0 K: 1 BB: 1 S: 7 P: 12	R: 0 H: 0 E: 1 LOB: 1 K: 3 BB: 0 S: 12 P: 20	1B: 8 SF: 0 2B: 3 SAC: 0 3B: 0 DP: 3 HR: 0 HBP: 0	WP: 1 PA: 39 PB: 0 SB: 0 CS: 2		
PITCHER	IP WLS BF H R ER SO BB IBB HBP BLK WP HR S P ERA WHIP											PITCHER	IP WLS BF H R ER SO BB IBB HBP BLK WP HR S P ERA WHIP
65 JT Brubaker, R (1, 1) ERA: 3.96 54 Sam Howard, L (6, 1) ERA: 2.63 32 Geoff Hartlieb, R (6, 1) ERA: 2.2 71 Nik Turley, L (8, 1) ERA: 4.5 88 Richard Rodríguez, R (9, 1) ERA: 4.02													

Chicago Cubs @ Pittsburgh Pirates
 PNC Park, Pittsburgh, PA
 Thu Sep 03 2020, 1:36 PM - 4:52 PM EDT
 Cloudy - 70 F

livebaseballscorecards.com

AB 35
R 2
H 10
RBI 1
BB 3
SO 11
LOB 21



Batter	1	2	3	4	5	6	7	8	9	AB R H RBI BB SO LOB	TOP		
19 Joey Votto, L (1, 3) OBP: 0.356, SLG: 0.438	4-0 BB 64 G4-3		2-2 SF9 64 G4-3 2 1B	2-3 K		0-3 K				3 1 1 0 1 2 1			
2 Nick Castellanos, R (1, 9) OBP: 0.344, SLG: 0.575	2-2 F9		3-1 SF9 7 64 G4-3 33 1B		1-1 HR		0-1 G4-3			4 2 2 1 0 0 1			
64 Matt Davidson, R (1, 10) OBP: 0.244, SLG: 0.415	1-1 G4-3		2-2 G4-3		3-3 K		2-2 33 WP 2B			3 0 0 0 0 1 3			
9 Mike Moustakas, L (7, PH) OBP: 0.341, SLG: 0.338	1-2f		1-2 2-3		1-1 L3		0-1 F7			1 0 1 0 0 0 0			
7 Eugenio Suárez, R (1, 5) OBP: 0.295, SLG: 0.414		3-3 K	0-1 SF9		1-1 2-3 3-H		0-1 F7			3 0 0 1 0 1 1			
33 Jesse Winker, L (1, 7) OBP: 0.422, SLG: 0.648		0-3 K	1-1 44 1B		4-1 BB		2-3 K			3 0 1 1 1 2 1			
4 Shogo Akiyama, L (7, 7) OBP: 0.291, SLG: 0.247			3-H 1B		3-2 P4		2-3 K			0 0 0 0 0 0 0			
44 Aristides Aquino, R (1, 8) OBP: 0.429, SLG: 0.313		1-1 HBP 12 1B 38 1B	0-1 1B							1 1 1 0 0 0 0			
17 Brian Goodwin, L (5, PH) OBP: 0.319, SLG: 0.451			1-2 1B							1 0 0 0 0 0 1			
12 Curt Casali, R (1, 2) OBP: 0.403, SLG: 0.600		0-1 SAFE 38 1B	3-3 K				4-2 52 WP BB			2 0 1 0 1 1 2			
38 Jose Barrero, R (1, 6) OBP: 0.240, SLG: 0.208		1-0 1B			3-1 F8		3-1 L6			3 0 1 1 0 0 1			
52 Kyle Farmer, R (1, 4) OBP: 0.288, SLG: 0.306		2-3 K			2-1 F9		2-2 G5-3			3 0 0 0 0 1 3			
Inning Stats	R: 0 H: 0 E: 0 LOB: 0 K: 0 BB: 1 S: 5 P: 12	R: 1 H: 2 E: 0 LOB: 2 K: 3 BB: 0 S: 16 P: 23	R: 2 H: 4 E: 0 LOB: 2 K: 1 BB: 0 S: 19 P: 30	R: 0 H: 0 E: 0 LOB: 0 K: 1 BB: 0 S: 7 P: 14	R: 1 H: 1 E: 0 LOB: 1 K: 1 BB: 1 S: 11 P: 23	R: 0 H: 0 E: 0 LOB: 1 K: 1 BB: 1 S: 14 P: 23	R: 0 H: 1 E: 0 LOB: 1 K: 1 BB: 0 S: 10 P: 14			1B: 6 SF: 1 2B: 1 SAC: 0 3B: 0 DP: 1 HR: 1 HBP: 1	WP: 2 PA: 32 PB: 0 SB: 0 CS: 0		
PITCHER	IP WLS BF H R ER SO BB IBB HBP BLK WP HR S P ERA WHIP											PITCHER	IP WLS BF H R ER SO BB IBB HBP BLK WP HR S P ERA WHIP
43 Steven Brault, L (1, 1) ERA: 4.76	4.2 L 23 7 4 4 6 2 0 1 0 0 1 55 96 7.71 1.929												
66 Dovydas Neverauskas, R (5, 1) ERA: 7.07	1.1 5 0 0 0 1 1 0 0 0 1 0 17 29 0.00 0.750												
67 Tyler Bashlor, R (7, 1) ERA: 8.22	1.0 4 1 0 0 1 0 0 0 0 0 0 10 14 0.00 1.000												

Cincinnati Reds @ Pittsburgh Pirates
PNC Park, Pittsburgh, PA
Fri Sep 04 2020, 4:07 PM - 6:37 PM EDT
Partly Cloudy - 77 F

livebaseballscorecards.com

AB	27
R	4
H	8
RBI	4
BB	3
SO	8
LOB	14



Batter	1	2	3	4	5	6	7	8	9
2 Erik González, R OBP: 0.292, SLG: 0.443 (1, 6)	G6-3		19 1B	G6-4-3			FC1-4		
27 Kevin Newman, R OBP: 0.291, SLG: 0.306 (1, 4)	K		G6-3		K		L8		
10 Bryan Reynolds, S OBP: 0.276, SLG: 0.355 (1, 7)	G6-3		19 1B 25 2B		L5		K		
19 Colin Moran, L OBP: 0.358, SLG: 0.557 (1, 10)		25 2B 13 FC5-2	25 2B		K				
25 Gregory Polanco, L OBP: 0.232, SLG: 0.389 (1, 9)		13 FC5-2			K				
55 Josh Bell, S OBP: 0.266, SLG: 0.315 (1, 3)		F7			G3-1				
13 Ke'Bryan Hayes, R OBP: 0.333, SLG: 0.636 (1, 5)		FC5-2			3 1B				
3 Cole Tucker, S OBP: 0.269, SLG: 0.307 (1, 8)		G4-3			2 1B				
58 Jacob Stallings, R OBP: 0.382, SLG: 0.385 (1, 2)									
26 Adam Frazier, L OBP: 0.287, SLG: 0.336 (7, PH)							2 FC1-4		

Inning Stats	R: 0	H: 0	E: 0	K: 1	S: 7	H: 0	LOB: 0	BB: 0	P: 8	R: 0	H: 2	E: 0	K: 0	S: 13	R: 0	H: 3	E: 0	K: 2	S: 14	R: 0	H: 2	E: 0	K: 1	S: 7	R: 0	H: 0	E: 0	K: 2	S: 10	R: 0	H: 0	E: 0	K: 2	S: 9	R: 0	H: 1	E: 1	K: 1	S: 14
	0	0	0	1	7	0	0	0	8	2	2	0	0	15	0	3	0	2	1	26	0	0	0	1	10	0	0	0	0	16	0	0	0	1	18	0	1	1	18

PITCHER	IP	WLS	BF	H	R	ER	SO	BB	IBB	HBP	BLK	WP	HR	S	P	ERA	WHIP
58 Luis Castillo, R ERA: 3.95 (1, 1)	6.0	W	26	7	2	2	8	2	0	0	0	0	0	60	93	3.00	1.500
26 Raisel Iglesias, R ERA: 4.15 (7, 1)	1.0	S	4	1	0	0	1	0	0	0	0	0	0	14	18	0.00	1.000

AB	R	H	RBI	BB	SO	LOB
4	1	1	0	0	0	3
4	0	0	0	0	2	2
3	1	0	0	1	1	1
3	0	2	1	0	1	0
3	0	2	1	0	1	0
3	0	0	0	0	1	4
2	0	1	0	1	0	2
3	0	1	0	0	1	3
2	0	0	0	0	2	2
1	0	1	0	0	0	0

WP	PA	ERA	WHIP
0	30		

Cincinnati Reds @ Pittsburgh Pirates
PNC Park, Pittsburgh, PA
Fri Sep 04 2020, 4:07 PM - 6:37 PM EDT
Partly Cloudy - 77 F

AB	28
R	2
H	8
RBI	2
BB	2
SO	9
LOB	17



Batter	1	2	3	4	5	6	7	8	9	AB R H RBI BB SO LOB	TOP		
27 Kevin Newman, R OBP: 0.289, SLG: 0.304 (1, 6)	F FF 92 B FF 93 F KC 80 X FF 93 1-2 P3		C FF 92 C KC 79 B ST 82 F FF 94 B FC 84 X FF 94 2-2 L9		C ST 80 S ST 81 B KC 81 B ST 81 X FF 94 2-2 26 1B 10 G6-3 1B		T FF 93 C SL 82 X FF 94 0-2 F9			4 1 1 0 0 0 0			
26 Adam Frazier, L OBP: 0.301, SLG: 0.341 (1, 4)	B FF 92 B FF 92 C FF 92 B FF 92 4-1 10 1B BB		B FC 86 C FF 94 F FC 85 F KC 82 B FF 94 B FF 94 B FF 95 4-2 BB		B ST 81 1 SAFE B FF 94 C FF 94 X FF 93 2-1 10 G6-3 1B					1 0 1 0 2 0 0			
10 Bryan Reynolds, S OBP: 0.278, SLG: 0.354 (1, 7)	X FC 84 0-0 19 G4-6-3 1-2 1B		X FC 93 0-0 P6		X FC 88 0-0 G6-3					3 0 1 0 0 0 2			
19 Colin Moran, L OBP: 0.348, SLG: 0.540 (1, 3)	F FC 85 X KC 78 0-1 G4-6-3 1-2f		X FC 85 0-0 E3 13 1B 6 3B		F ST 82 F KC 79 S KC 81 0-3 K					3 1 0 0 0 1 2			
25 Gregory Polanco, L OBP: 0.225, SLG: 0.376 (1, 9)		B FF 92 F FF 91 F FF 92 F KC 80 B KC 80 B FF 93 T FF 93 3-2 K		B KC 77 B FF 93 F FF 94 S FF 94 B FF 94 X FF 94 3-2 P2		C KC 78 F KC 80 B KC 80 S KC 81 1-3 K				3 0 0 0 0 2 1			
55 Josh Bell, S OBP: 0.261, SLG: 0.307 (1, 10)		F FF 93 B KC 79 B KC 80 F FF 93 B FF 93 S FF 93 3-3 K		B FC 87 S FC 88 X FC 87 1-1 F9		C KC 79 X KC 79 0-1 G3-1				3 0 0 0 0 1 1			
13 Ke'Bryan Hayes, R OBP: 0.400, SLG: 0.786 (1, 5)		B FC 84 B FC 84 C FF 93 T FF 93 B ST 83 F FF 94 X FC 85 3-2 3B		B FF 95 T FF 95 F FF 94 D KC 83 F FF 94 D ST 84 F FF 95 X FF 95 3-2 6 3B 1B		B KC 78 C KC 78 F KC 79 S KC 80 1-3 K				3 1 2 0 0 1 0			
6 Anthony Alford, R OBP: 0.214, SLG: 0.500 (1, 8)		C FF 94 X ST 83 0-1 G1		C FC 87 B FF 94 X FC 88 1-1 13 WP 3B		S CU 82 C CU 82 B SL 83 S CU 83 1-3 K				3 1 1 2 0 1 1			
18 John Ryan Murphy, R OBP: 0.250, SLG: 0.216 (1, 2)			C FC 83 F FF 93 S ST 82 0-3 K		S ST 82 F ST 82 B ST 84 C FF 95 1-3 K		S CU 81 C CU 81 C FF 94 0-3 K			3 0 0 0 0 3 0			
Inning Stats	R: 0 E: 0 K: 0 S: 8 H: 1 LOB: 1 BB: 1 P: 13	R: 0 E: 0 K: 2 S: 13 H: 1 LOB: 1 BB: 0 P: 22	R: 0 E: 0 K: 1 S: 11 H: 0 LOB: 1 BB: 1 P: 17	R: 3 E: 1 K: 1 S: 16 H: 2 LOB: 0 BB: 0 P: 25	R: 1 E: 0 K: 1 S: 9 H: 2 LOB: 0 BB: 0 P: 13	R: 0 E: 0 K: 2 S: 8 H: 0 LOB: 0 BB: 0 P: 10	R: 0 E: 0 K: 2 S: 9 H: 0 LOB: 0 BB: 0 P: 10			1B: 4 2B: 0 3B: 2 HR: 0 SF: 0 SAC: 0 DP: 2 HBP: 0	WP: 1 PB: 0 SB: 0 CS: 0 PA: 28		
PITCHER	IP WLS BF H R ER SO BB IBB HBP BLK WP HR S P ERA WHIP											PITCHER	IP WLS BF H R ER SO BB IBB HBP BLK WP HR S P ERA WHIP
27 Trevor Bauer, R ERA: 2.05 (1, 1)	6.0 L 25 6 4 1 7 2 0 0 0 1 0 65 100 1.50 1.333												
39 Lucas Sims, R ERA: 2.3 (7, 1)	1.0 3 0 0 0 2 0 0 0 0 0 0 9 10 0.00 0.000												

Pittsburgh Pirates @ Cincinnati Reds
PNC Park, Pittsburgh, PA
Fri Sep 04 2020, 7:27 PM - 9:51 PM EDT
Partly Cloudy - 73 F

livebaseballscorecards.com

AB	26
R	4
H	6
RBI	2
BB	2
SO	9
LOB	7



Batter	1	2	3	4	5	6	7	8	9	AB R H RBI BB SO LOB
19 Joey Votto, L OBP: 0.356, SLG: 0.430 (1, 3)	4-2 7 HR BB		1-3 K		3-2 F7					2 1 0 0 1 1 0
2 Nick Castellanos, R OBP: 0.338, SLG: 0.562 (1, 9)	0-3 K		0-3 K			1-3 K				3 0 0 0 0 3 1
33 Jesse Winker, L OBP: 0.412, SLG: 0.631 (1, 10)	1-1 F9		3-2 K			2-3 K				3 0 0 0 0 2 1
7 Eugenio Suárez, R OBP: 0.303, SLG: 0.438 (1, 5)	2-2 1-H HR		3-2 L7			4-2 1B BB				2 1 1 2 1 0 0
9 Mike Moustakas, L OBP: 0.352, SLG: 0.392 (1, 4)	2-1 P5		2-0 HR			3-2 1B				3 1 2 1 0 0 0
17 Brian Goodwin, L OBP: 0.314, SLG: 0.442 (1, 8)		1-1 F8		3-2 G4-3		1-3 K				2 0 0 0 0 0 0
64 Matt Davidson, R OBP: 0.239, SLG: 0.405 (6, PH)										1 0 0 0 0 1 2
52 Kyle Farmer, R OBP: 0.288, SLG: 0.306 (7, 7)										0 0 0 0 0 0 0
4 Shogo Akiyama, L OBP: 0.292, SLG: 0.260 (1, 7) (7, 8)		0-1 2B		1-2 L7						3 0 1 0 0 0 0
38 Jose Barrero, R OBP: 0.214, SLG: 0.185 (1, 6)		2-2 G5-3			3-2 P3					3 0 0 0 0 0 1
16 Tucker Barnhart, L OBP: 0.267, SLG: 0.299 (1, 2)		0-2 L4			2-0 G5-3					3 0 0 0 0 0 1

Inning Stats	R: 2 E: 0 K: 14 S: 14	H: 1 LOB: 0 BB: 1 P: 23	R: 0 E: 0 K: 10 S: 10	H: 1 LOB: 1 BB: 0 P: 13	R: 0 E: 0 K: 3 S: 12	H: 0 LOB: 0 BB: 0 P: 16	R: 1 E: 0 K: 10 S: 10	H: 1 LOB: 0 BB: 0 P: 19	R: 0 E: 0 K: 7 S: 7	H: 0 LOB: 0 BB: 0 P: 15	R: 0 E: 0 K: 18 S: 18	H: 1 LOB: 2 BB: 1 P: 29	R: 0 E: 0 K: 6 S: 6	H: 0 LOB: 0 BB: 0 P: 12
--------------	--------------------------------	----------------------------------	--------------------------------	----------------------------------	-------------------------------	----------------------------------	--------------------------------	----------------------------------	------------------------------	----------------------------------	--------------------------------	----------------------------------	------------------------------	----------------------------------


PITCHER	IP	WLS	BF	H	R	ER	SO	BB	IBB	HBP	BLK	WP	HR	S	P	ERA	WHIP
60 Cody Ponce, R ERA: 3.46 (1, 1)	4.0		16	3	3	3	4	1	0	0	0	0	2	46	71	6.75	1.000
54 Sam Howard, L ERA: 2.45 (5, 1)	1.0	W	3	0	0	0	0	0	0	0	0	0	0	7	15	0.00	0.000
46 Chris Stratton, R ERA: 4.0 (6, 1)	0.2	H	3	0	0	0	2	1	0	0	0	0	0	10	17	0.00	1.500
71 Nik Turley, L ERA: 4.4 (6, 1)	0.1	H	2	1	0	0	1	0	0	0	0	0	0	8	12	0.00	3.000
88 Richard Rodríguez, R ERA: 3.78 (7, 1)	1.0	S	3	0	0	0	0	0	0	0	0	0	0	6	12	0.00	0.000

BOTTOM

Pittsburgh Pirates @ Cincinnati Reds
PNC Park, Pittsburgh, PA
 Fri Sep 04 2020, 7:27 PM - 9:51 PM EDT
 Partly Cloudy - 73 F

AB	25
R	3
H	4
RBI	3
BB	2
SO	7
LOB	6

livebaseballscorecards.com



1B:	1	SF:	0	WP:	0	PA:	27
2B:	1	SAC:	0	PB:	0		
3B:	0	DP:	0	SB:	0		
HR:	2	HBP:	0	CS:	0		

Batter	1	2	3	4	5	6	7	8	9	AB R H RBI BB SO LOB	TOP											
19 Joey Votto, L (1, 3) OBP: 0.350, SLG: 0.429	0-0 F8		0-0 G6-3 7 HR 2B		1-1 F7		3-3 K		2-2 L4	5 1 1 0 0 1 1												
2 Nick Castellanos, R (1, 9) OBP: 0.329, SLG: 0.546	2-2 G6-3		3-2 G6-3 2-3		3-2 F8		3-3 K			4 0 0 0 0 1 1												
33 Jesse Winker, L (1, 10) OBP: 0.407, SLG: 0.614	0-3 K		4-1 7 HR BB		3-2 K			2-2 L4		3 1 0 0 1 2 0												
7 Eugenio Suárez, R (1, 5) OBP: 0.314, SLG: 0.515		2-0 F9	1-1 HR			1-2 HR		2-1 HR		4 3 3 5 0 0 0												
9 Mike Moustakas, L (1, 4) OBP: 0.337, SLG: 0.372		0-2 K	0-0 F9			1-3 K		2-1 L8		4 0 0 0 0 2 0												
52 Kyle Farmer, R (8, 4) OBP: 0.288, SLG: 0.306								0-0 F8		0 0 0 0 0 0 0												
17 Brian Goodwin, L (1, 8) OBP: 0.311, SLG: 0.435		3-1 E3 4 S	2-2 4 PC 4 S 1B			1-3 K				4 0 1 0 0 1 0												
4 Shogo Akiyama, L (1, 7) OBP: 0.299, SLG: 0.255		4-1 BB	2-1 PO	0-2 G5-3		4-2 38 S BB			1-2 P5	2 0 0 0 2 0 0												
38 Jose Barrero, R (1, 6) OBP: 0.188, SLG: 0.161	0-3 K			1-1 G5-3		1-2 F9			0-3 K	4 0 0 0 0 2 3												
16 Tucker Barnhart, L (1, 2) OBP: 0.278, SLG: 0.343			1-1 HR	3-2 F8			3-3 K		4-0 BB	3 1 1 1 1 1 0												
Inning Stats	R: 0 E: 0 K: 1 S: 8	H: 0 LOB: 0 BB: 0 P: 10	R: 0 E: 1 K: 2 S: 11	H: 0 LOB: 2 BB: 1 P: 20	R: 4 E: 0 K: 0 S: 16	H: 4 LOB: 0 BB: 1 P: 29	R: 0 E: 0 K: 0 S: 8	H: 0 LOB: 0 BB: 0 P: 12	R: 0 E: 0 K: 1 S: 10	H: 0 LOB: 0 BB: 0 P: 17	R: 1 E: 0 K: 2 S: 15	H: 1 LOB: 1 BB: 1 P: 23	R: 0 E: 0 K: 3 S: 11	H: 0 LOB: 0 BB: 0 P: 20	R: 1 E: 0 K: 0 S: 9	H: 1 LOB: 0 BB: 0 P: 15	R: 0 E: 0 K: 1 S: 10	H: 0 LOB: 1 BB: 1 P: 17	1B: 1 2B: 1 3B: 0 HR: 4	SF: 0 SAC: 0 DP: 0 HBP: 0	WP: 0 PB: 0 SB: 3 CS: 0	PA: 38
PITCHER	IP WLS BF H R ER SO BB IBB HBP BLK WP HR S P ERA WHIP																				PITCHER	IP WLS BF H R ER SO BB IBB HBP BLK WP HR S P ERA WHIP
34 Trevor Williams, R (1, 1) ERA: 5.8	6.0 L 26 5 5 5 6 3 0 0 0 0 3 68 111 7.50 1.333																					
45 Derek Holland, L (7, 1) ERA: 7.13	2.0 7 1 1 1 3 0 0 0 0 0 1 20 35 4.50 0.500																					
30 Kyle Crick, R (9, 1) ERA:	1.0 4 0 0 0 1 1 0 0 0 0 0 0 10 17 0.00 1.000																					

Cincinnati Reds @ Pittsburgh Pirates
PNC Park, Pittsburgh, PA
Sat Sep 05 2020, 7:07 PM - 10:31 PM EDT
Partly Cloudy - 76 F

AB	33
R	6
H	6
RBI	6
BB	4
SO	10
LOB	5



livebaseballscorecards.com

Batter	1	2	3	4	5	6	7	8	9	AB R H RBI BB SO LOB
2 Erik González, R OBP: 0.314, SLG: 0.464 (1, 5)	10 G1-3 2B		26 1B 25 SF8						G4-3	4 1 3 0 1 0 0
26 Adam Frazier, L OBP: 0.298, SLG: 0.336 (1, 4)			25 SF8 1B	G3					E4	5 0 1 0 0 2 5
10 Bryan Reynolds, S OBP: 0.275, SLG: 0.342 (1, 7)	G1-3		G1-3						FC6	4 0 0 0 1 0 4
19 Colin Moran, L OBP: 0.342, SLG: 0.519 (1, 10)	G6-3				G6-5-3				G4-6-3	4 0 0 0 1 1 4
25 Gregory Polanco, L OBP: 0.217, SLG: 0.365 (1, 9)		K	SF8		K				K	3 0 0 1 0 3 0
55 Josh Bell, S OBP: 0.267, SLG: 0.302 (1, 3)	G5-3		L4-5-3							2 0 0 0 2 0 2
27 Kevin Newman, R OBP: 0.288, SLG: 0.302 (1, 6)				F7					P5	4 0 1 0 0 1 2
6 Anthony Alford, R OBP: 0.241, SLG: 0.500 (1, 8)				G5-3					K	0 0 0 0 1 0 0
3 Cole Tucker, S OBP: 0.271, SLG: 0.308 (3, 8)									K	3 0 1 0 0 1 1
58 Jacob Stallings, R OBP: 0.376, SLG: 0.415 (1, 2)	G4-3			HR					G3-1	4 1 1 1 0 0 5

Inning Stats	R: 0	H: 1	E: 0	LOB: 1	K: 1	P: 13	R: 0	H: 1	E: 0	LOB: 2	K: 1	P: 21	R: 1	H: 2	E: 0	LOB: 2	K: 0	P: 25	R: 1	H: 2	E: 0	LOB: 1	K: 0	P: 16	R: 0	H: 0	E: 0	LOB: 0	K: 1	P: 19	R: 0	H: 1	E: 0	LOB: 3	K: 2	P: 24	R: 0	H: 0	E: 0	LOB: 0	K: 2	P: 13	R: 0	H: 0	E: 2	LOB: 1	K: 0	P: 18	1B: 5	SF: 1	2B: 1	SAC: 0	3B: 0	DP: 2	HR: 1	HBP: 0	WP: 0	PA: 40	PB: 0	SB: 0	CS: 0
--------------	------	------	------	--------	------	-------	------	------	------	--------	------	-------	------	------	------	--------	------	-------	------	------	------	--------	------	-------	------	------	------	--------	------	-------	------	------	------	--------	------	-------	------	------	------	--------	------	-------	------	------	------	--------	------	-------	-------	-------	-------	--------	-------	-------	-------	--------	-------	--------	-------	-------	-------

	PITCHER	IP	WLS	BF	H	R	ER	SO	BB	IBB	HBP	BLK	WP	HR	S	P	ERA	WHIP
28 Anthony DeSclafani, R ERA: 7.2 (1, 1)		4.0		21	6	2	2	2	3	0	0	0	0	1	49	83	4.50	2.250
21 Michael Lorenzen, R ERA: 4.74 (5, 1)		1.2		7	1	0	0	2	2	0	0	0	0	0	13	29	0.00	1.800
50 Amir Garrett, L ERA: 2.08 (6, 1)		1.1	W	4	0	0	0	3	0	0	0	0	0	0	13	19	0.00	0.000
39 Lucas Sims, R ERA: 2.16 (8, 1)		1.0		4	0	0	0	1	1	0	0	0	0	0	10	17	0.00	1.000
23 Archie Bradley, R ERA: 3.38 (9, 1)		1.0		4	0	0	0	0	0	0	0	0	0	0	12	18	0.00	0.000

BOTTOM

Cincinnati Reds @ Pittsburgh Pirates
PNC Park, Pittsburgh, PA
Sat Sep 05 2020, 7:07 PM - 10:31 PM EDT
Partly Cloudy - 76 F

livebaseballscorecards.com

AB	33
R	2
H	7
RBI	2
BB	6
SO	8
LOB	23



Batter	1	2	3	4	5	6	7	8	9	AB R H RBI BB SO LOB	TOP											
19 Joey Votto, L (1, 10) OBP: 0.347, SLG: 0.418	0-0 L9		4-2 2 HR BB	0-3 K			2-3 K			3 1 0 0 1 2 2												
2 Nick Castellanos, R (1, 9) OBP: 0.333, SLG: 0.563	2-0 L8		1-0 1-H HR			4-0 33 G3-6 BB	2-1 F9			3 1 1 2 1 0 1												
33 Jesse Winker, L (1, 7) OBP: 0.410, SLG: 0.603	4-0 7 BB BB		2-2 G5-3			0-0 G3-6		4-2 BB		2 0 0 0 2 0 1												
7 Eugenio Suárez, R (1, 5) OBP: 0.313, SLG: 0.504	4-2 1-2 BB		0-2 K			2-2 G5-3		3-3 K		3 0 0 0 1 2 1												
9 Mike Moustakas, L (1, 3) OBP: 0.333, SLG: 0.378	2-0 G6-3		3-1 2B			2-1 F8		2-3 K		4 0 1 0 0 1 3												
17 Brian Goodwin, L (1, 8) OBP: 0.312, SLG: 0.427		4-0 52 S BB	0-3 K			1-3 K		0-1 F9		2 0 0 0 1 2 1												
64 Matt Davidson, R (8, PH) OBP: 0.234, SLG: 0.395										1 0 0 0 0 0 1												
4 Shogo Akiyama, L (8, 8) OBP: 0.299, SLG: 0.255										0 0 0 0 0 0 0												
3 Freddy Galvis, S (1, 4) OBP: 0.284, SLG: 0.418		1-3 K		2-1 G3		0-1 G6-3		2-2 G3-1		4 0 0 0 0 1 1												
52 Kyle Farmer, R (1, 6) OBP: 0.286, SLG: 0.302		2-3 K		2-1 1B			2-2 L4		0-1 F8	4 0 1 0 0 1 1												
12 Curt Casali, R (1, 2) OBP: 0.394, SLG: 0.566		2-3 K		0-3 K			4-1 BB		2-3 K	3 0 0 0 1 3 2												
Inning Stats	R: 0 E: 0 K: 0 S: 6	H: 0 LOB: 2 BB: 2 P: 18	R: 0 E: 0 K: 3 S: 12	H: 0 LOB: 1 BB: 1 P: 21	R: 2 E: 0 K: 2 S: 15	H: 2 LOB: 1 BB: 1 P: 25	R: 0 E: 0 K: 2 S: 12	H: 1 LOB: 1 BB: 0 P: 16	R: 0 E: 0 K: 1 S: 8	H: 0 LOB: 0 BB: 0 P: 11	R: 0 E: 0 K: 1 S: 12	H: 0 LOB: 1 BB: 1 P: 22	R: 0 E: 0 K: 2 S: 11	H: 0 LOB: 1 BB: 1 P: 20	R: 0 E: 0 K: 1 S: 9	H: 0 LOB: 0 BB: 0 P: 13	1B: 1 2B: 1 3B: 0 HR: 1	SF: 0 SAC: 0 DP: 1 HBP: 0	WP: 0 PB: 0 SB: 1 CS: 0	PA: 36		
PITCHER	IP WLS BF H R ER SO BB IBB HBP BLK WP HR S P ERA WHIP	IP WLS BF H R ER SO BB IBB HBP BLK WP HR S P ERA WHIP																				
39 Chad Kuhl, R (1, 1) ERA: 3.38	3.0	15	2	2	2	5	4	0	0	0	0	0	1	33	64	6.00	2.000					
32 Geoff Hartlieb, R (4, 1) ERA: 1.96	2.0	7	1	0	0	2	1	0	0	0	0	0	0	18	28	0.00	1.000					
54 Sam Howard, L (6, 1) ERA: 2.3	1.0	3	0	0	0	1	0	0	0	0	0	0	0	8	11	0.00	0.000					
46 Chris Stratton, R (7, 1) ERA: 3.79	1.0	4	0	0	0	1	1	0	0	0	0	0	0	12	22	0.00	1.000					
71 Nik Turley, L (8, 1) ERA: 4.11	1.0	4	0	0	0	2	1	0	0	0	0	0	0	11	20	0.00	1.000					
PITCHER	IP WLS BF H R ER SO BB IBB HBP BLK WP HR S P ERA WHIP	IP WLS BF H R ER SO BB IBB HBP BLK WP HR S P ERA WHIP																				
88 Richard Rodriguez, R (9, 1) ERA: 3.57	1.0	3	0	0	0	1	0	0	0	0	0	0	0	9	13	0.00	0.000					

Cincinnati Reds @ Pittsburgh Pirates
PNC Park, Pittsburgh, PA
Sun Sep 06 2020, 1:37 PM - 4:38 PM EDT
Partly Cloudy - 76 F

livebaseballscorecards.com

AB	29
R	2
H	3
RBI	2
BB	7
SO	12
LOB	14



Batter	1	2	3	4	5	6	7	8	9	AB	R	H	RBI	BB	SO	LOB
2 Erik González, R OBP: 0.317, SLG: 0.474 (1, 6)	2-2 2B		0-3 K		1-3 K			0-0 26 FC4-8 1B	0-0 SF8	4	0	2	1	0	2	0
26 Adam Frazier, L OBP: 0.303, SLG: 0.340 (1, 4)	0-0 F7		0-2 10 WP 10 E 1B		2-1 1B			0-0 FC4-6 10 BB 1-2f		4	1	2	0	0	0	2
10 Bryan Reynolds, S OBP: 0.281, SLG: 0.342 (1, 7)	3-2 G5-3		2-2 E8 1-H 1B		1-0 F8			4-0 1 SAFE B FC 91 B CH 86 B FC 93 B FF 96		3	0	1	1	1	0	2
19 Colin Moran, L OBP: 0.347, SLG: 0.509 (1, 3)	4-0 BB		2-1 HBP				2-2 G3	0-3 K		2	0	0	0	1	1	2
25 Gregory Polanco, L OBP: 0.209, SLG: 0.350 (1, 9)	1-3 K		0-3 K				3-2 P5	1-2 F8		4	0	0	0	0	2	6
55 Josh Bell, S OBP: 0.273, SLG: 0.303 (1, 10)		4-2 13 G6-4-3 BB		1-1 G3-1			2-1 G6-3		0-2 13 E 1B	3	1	1	0	1	0	0
13 Ke'Bryan Hayes, R OBP: 0.421, SLG: 0.722 (1, 5)	0-1 G6-4-3		0-0 3 G1-6-3 1B				3-2 F7		2-2 3 E 27 FC1-2 1B	4	0	2	0	0	0	1
3 Cole Tucker, S OBP: 0.270, SLG: 0.305 (1, 8)	3-2 F7		1-2 G1-6-3				1-2 P6		2-2 27 FC1-2 2 SF8 1B	4	1	1	1	0	0	1
18 John Ryan Murphy, R OBP: 0.233, SLG: 0.200 (1, 2)			0-3 K				2-3 K		2-2 FC1-2	3	0	0	0	0	3	0
27 Kevin Newman, R OBP: 0.286, SLG: 0.299 (9, PH)									2-3 3-H	1	0	0	0	0	0	2

Inning Stats	R: 0	H: 1	E: 0	LOB: 2	K: 10	S: 10	R: 0	H: 0	E: 0	LOB: 0	K: 0	S: 9	R: 1	H: 2	E: 1	LOB: 2	K: 3	S: 18	R: 0	H: 1	E: 0	LOB: 0	K: 0	S: 6	R: 0	H: 1	E: 0	LOB: 1	K: 2	S: 10	R: 0	H: 0	E: 0	LOB: 0	K: 0	S: 9	R: 0	H: 0	E: 0	LOB: 0	K: 1	S: 9	R: 0	H: 1	E: 1	LOB: 1	K: 0	S: 16	R: 0	H: 0	E: 0	LOB: 0	K: 1	S: 9	R: 0	H: 1	E: 2	LOB: 3	K: 0	S: 16	R: 0	H: 0	E: 0	LOB: 0	K: 0	S: 14	R: 0	H: 1	E: 0	LOB: 2	K: 1	S: 8	R: 2	H: 3	E: 1	LOB: 1	K: 0	S: 16	R: 1	H: 8	E: 0	LOB: 1	K: 0	S: 16	R: 0	H: 3	E: 1	LOB: 1	K: 0	S: 16	1B: 8	SF: 1	2B: 1	SAC: 0	3B: 0	DP: 2	HR: 0	HBP: 1	WP: 1	PA: 37
--------------	------	------	------	--------	-------	-------	------	------	------	--------	------	------	------	------	------	--------	------	-------	------	------	------	--------	------	------	------	------	------	--------	------	-------	------	------	------	--------	------	------	------	------	------	--------	------	------	------	------	------	--------	------	-------	------	------	------	--------	------	------	------	------	------	--------	------	-------	------	------	------	--------	------	-------	------	------	------	--------	------	------	------	------	------	--------	------	-------	------	------	------	--------	------	-------	------	------	------	--------	------	-------	-------	-------	-------	--------	-------	-------	-------	--------	-------	--------

PITCHER	IP	WLS	BF	H	R	ER	SO	BB	IBB	HBP	BLK	WP	HR	S	P	ERA	WHIP
70 Tejay Antone, R ERA: 2.49 (1, 1)	5.0		21	5	1	1	6	2	0	1	0	1	0	53	82	1.80	1.400
50 Amir Garrett, L ERA: 1.93 (6, 1)	1.0	H	3	0	0	0	0	0	0	0	0	0	0	9	16	0.00	0.000
57 Nate Jones, R ERA: 5.93 (7, 1)	1.0	H	3	0	0	0	1	0	0	0	0	0	0	9	14	0.00	0.000
21 Michael Lorenzen, R ERA: 4.66 (8, 1)	0.1	H	3	1	0	0	0	1	0	0	0	0	0	2	6	0.00	6.000
26 Raisel Iglesias, R ERA: 4.4 (8, 1)	1.1	L	7	3	2	1	1	0	0	0	0	0	0	22	29	6.75	2.250

BOTTOM

Cincinnati Reds @ Pittsburgh Pirates
PNC Park, Pittsburgh, PA
Sun Sep 06 2020, 1:37 PM - 4:38 PM EDT
Partly Cloudy - 76 F

livebaseballscores.com

AB	32
R	3
H	9
RBI	3
BB	3
SO	8
LOB	16



Batter	1	2	3	4	5	6	7	8	9	AB R H RBI BB SO LOB	TOP											
7 Tim Anderson, R OBP: 0.390, SLG: 0.596	0-2 2B		0-0 FC4-6 10 CS		0-1 1B		0-3 K		1-1 FC6-5	5 1 2 0 0 1 2												
10 Yoán Moncada, S OBP: 0.335, SLG: 0.397	2-2 K		1-2 1B		1-2 1B		2-1 G3-1		1-3 K	5 1 2 1 0 2 2												
24 Yasmani Grandal, S OBP: 0.372, SLG: 0.460	1-3 K		0-2 G6-3		1-1 HR		1-2 G1-3			4 1 1 2 0 1 2												
79 José Abreu, R OBP: 0.359, SLG: 0.610	1-2 G6-3			0-3 K	2-3 K		0-0 1B			4 1 1 0 0 2 1												
74 Eloy Jiménez, R OBP: 0.313, SLG: 0.548		0-1 G5-3		0-3 K		2-2 K		3-0 E9 2B		4 0 1 0 0 2 0												
23 Edwin Encarnación, R OBP: 0.274, SLG: 0.435		3-1 F7		4-2 BB		0-2 F7		4-2 BB		2 0 0 0 2 0 0												
32 Jarrod Dyson, L OBP: 0.214, SLG: 0.154										0 0 0 0 0 0 0												
88 Luis Robert Jr., R OBP: 0.331, SLG: 0.544		1-1 1B		3-3 K		1-3 K		0-0 L7		4 0 1 0 0 2 3												
30 Nomar Mazara, L OBP: 0.309, SLG: 0.284		1-0 F9			1-3 K		0-1 L8		2-3 K	4 0 0 0 0 2 1												
1 Nick Madrigal, R OBP: 0.417, SLG: 0.435			4-1 BB		3-2 2B		1-3 K		1-0 FC6-5 2B	3 0 2 0 1 1 0												
Inning Stats	R: 0 E: 0 K: 2 S: 15	H: 1 LOB: 1 BB: 0 P: 19	R: 0 E: 0 K: 0 S: 7	H: 1 LOB: 1 BB: 0 P: 12	R: 0 E: 0 K: 3 S: 8	H: 0 LOB: 1 BB: 1 P: 13	R: 0 E: 0 K: 3 S: 13	H: 0 LOB: 0 BB: 0 P: 20	R: 3 E: 0 K: 2 S: 17	H: 4 LOB: 0 BB: 0 P: 25	R: 0 E: 0 K: 2 S: 10	H: 0 LOB: 0 BB: 0 P: 13	R: 0 E: 0 K: 2 S: 8	H: 0 LOB: 0 BB: 0 P: 9	R: 1 E: 1 K: 0 S: 11	H: 2 LOB: 2 BB: 1 P: 21	R: 0 E: 0 K: 2 S: 10	H: 1 LOB: 1 BB: 0 P: 15	1B: 5 2B: 4 3B: 0 HR: 1	SF: 0 SAC: 0 DP: 0 HBP: 0	WP: 0 PB: 0 SB: 0 CS: 1	PA: 38
PITCHER	IP WLS BF H R ER SO BB IBB HBP BLK WP HR S P ERA WHIP																					
59 Joe Musgrove, R ERA: 5.4	(1, 1) 4.0																					
66 Dovydas Neverauskas, R ERA: 8.4	(5, 1) 1.0																					
30 Kyle Crick, R ERA:	(6, 1) 1.0																					
46 Chris Stratton, R ERA: 3.43	(7, 1) 2.0																					
88 Richard Rodríguez, R ERA: 3.38	(9, 1) 1.0	W																				


Chicago White Sox @ Pittsburgh Pirates
PNC Park, Pittsburgh, PA
Tue Sep 08 2020, 7:08 PM - 10:25 PM EDT
Clear - 85 F

livebaseballscorecards.com

AB	35
R	4
H	10
RBI	3
BB	3
SO	13
LOB	11



Batter	1	2	3	4	5	6	7	8	9	AB	R	H	RBI	BB	SO	LOB
26 Adam Frazier, L (1, 7) OBP: 0.302, SLG: 0.338	F FF 94 C KC 75 F FF 96 X KC 78 0-2 F7			B SL 82 X CH 84 1-0 L8		B FF 96 X FF 96 1-0 P3 2P3 1B		B CU 82 X CU 80 1-0 G4-3		4	0	1	0	0	0	1
2 Erik González, R (1, 6) OBP: 0.315, SLG: 0.466	T FF 96 X KC 77 0-1 P3			C SL 82 C SL 82 B SL 84 B SL 85 B FF 97 T FF 96 3-2 K		S SL 88 F FF 98 B FF 98 B CH 88 X FF 97 2-2 P3		C SI 94 F CH 88 B CH 89 X SI 94 1-2 10 WP 1B		4	0	1	1	0	1	1
10 Bryan Reynolds, S (1, 8) OBP: 0.273, SLG: 0.331	B KC 75 F CH 83 C SL 83 B SL 84 B SL 84 F FF 97 X FF 98 3-2 G3-1			B FF 98 C CH 83 C CH 83 B CH 83 X FF 97 3-1 G4-3		C SL 88 B CH 88 B SL 88 S FF 98 B CH 90 B FF 99 C FF 98 3-3 K		F CH 89 C CU 81 F CH 88 B CH 89 F CH 90 B SI 94 S CH 88 2-3 K		4	0	0	0	0	2	3
19 Colin Moran, L (1, 10) OBP: 0.344, SLG: 0.500																
25 Gregory Polanco, L (1, 9) OBP: 0.211, SLG: 0.346																
51 Jason Martin, L (9, PR)																
55 Josh Bell, S (1, 3) OBP: 0.279, SLG: 0.316																
13 Ke'Bryan Hayes, R (1, 5) OBP: 0.435, SLG: 0.762																
27 Kevin Newman, R (1, 4) OBP: 0.292, SLG: 0.314																
58 Jacob Stallings, R (1, 2) OBP: 0.375, SLG: 0.424																
3 Cole Tucker, S (8, PR) OBP: 0.270, SLG: 0.305																
18 John Ryan Murphy, R (9, 2) OBP: 0.233, SLG: 0.200																

BOTTOM															
Chicago White Sox @ Pittsburgh Pirates															
PNC Park, Pittsburgh, PA															
Tue Sep 08 2020, 7:08 PM - 10:25 PM EDT															
Clear - 85 F															
livebaseballscorecards.com															
AB	34														
R	5														
H	10														
RBI	4														
BB	1														
SO	6														
LOB	12														
															

Inning Stats		R: 0	H: 0	R: 0	H: 1	R: 0	H: 0	R: 0	H: 0	R: 2	H: 3	R: 0	H: 1	R: 0	H: 0	R: 2	H: 3	R: 1	H: 2	1B: 6	SF: 0	WP: 3	PA: 35	
		E: 0	LOB: 0	E: 0	LOB: 0	E: 0	LOB: 0	E: 0	LOB: 1	E: 0	LOB: 1	E: 0	LOB: 1	E: 0	LOB: 0	E: 0	LOB: 3	E: 1	LOB: 3	2B: 3	SAC: 0	PB: 0		
		K: 0	BB: 0	K: 0	BB: 0	K: 1	BB: 0	K: 1	BB: 0	K: 0	BB: 0	K: 2	BB: 0	K: 1	BB: 0	K: 0	BB: 1	K: 0	BB: 1	3B: 1	DP: 1	SB: 0		
		S: 10	P: 13	S: 8	P: 15	S: 9	P: 13	S: 6	P: 13	S: 15	P: 23	S: 10	P: 17	S: 10	P: 15	S: 19	P: 27	S: 5	P: 9	HR: 0	HBP: 0	CS: 0		
PITCHER		IP	WLS	BF	H	R	ER	SO	BB	IBB	HBP	BLK	WP	HR	S	P	ERA	WHIP					ERA	WHIP
84 Dylan Cease, R (1, 1) ERA: 3.33		5.0		19	5	2	2	2	0	0	0	0	0	0	9	15	3.60	1.000					∞	∞
65 Codi Heuer, R (6, 1) ERA: 2.3		1.0	H	3	0	0	0	1	0	0	0	0	0	0	9	15	0.00	0.000						
63 Matt Foster, R (7, 1) ERA: 1.45		1.0	H	3	0	0	0	2	0	0	0	0	0	0	10	15	0.00	0.000						
43 Evan Marshall, R (8, 1) ERA: 2.84		0.2	B	5	3	2	2	1	0	0	0	0	1	0	13	18	27.00	4.500						
54 Ross Detwiler, L (8, 1) ERA: 1.56		0.1	L	3	2	1	0	0	0	0	0	0	0	0	9	12	0.00	6.000						
PITCHER		IP	WLS	BF	H	R	ER	SO	BB	IBB	HBP	BLK	WP	HR	S	P	ERA	WHIP					ERA	WHIP
50 Jimmy Cordero, R (9, 1) ERA: 6.23		0.0		2	0	0	0	0	0	0	0	0	0	0	2	6	6.23	∞					∞	∞

Batter	1	2	3	4	5	6	7	8	9	AB R H RBI BB SO LOB	TOP											
7 Tim Anderson, R OBP: 0.391, SLG: 0.586	(1, 6) F FF 94 F SI 94 B SI 94 X SL 89		1-3 K	1-2 G5-3	0-1 FC6-4			0-1 10 2B BB		4 0 1 0 1 1 2												
10 Yoán Moncada, S OBP: 0.337, SLG: 0.404	(1, 5) B SI 95 C SL 89 B CU 82 X SI 95		3-1 F7	1-2 E9 24 1B 1B	3-2 G4-3	1-0 2B		3-2 L9		5 1 2 1 0 0 1												
24 Yasmani Grandal, S OBP: 0.366, SLG: 0.449	(1, 3) C FF 94 F SI 95 B CU 82 B FF 94 F SL 88 C CU 81		3-3 K	0-0 74 BB 33 SF8 79 1B 1B	0-1 F7	2-2 L7			0-2 G5-3	5 1 1 1 0 1 2												
79 José Abreu, R OBP: 0.354, SLG: 0.599	(1, 10)		1-1 L8	1-0 30 BB 1 1B 74 BB 1B	1-1 G2-3				2-3 K	5 1 1 0 0 1 0												
74 Eloy Jiménez, R OBP: 0.316, SLG: 0.547	(1, 7)		1-2 G4-3	4-0 30 BB 1 1B BB					0-0 G5-3	4 1 1 0 1 0 0												
88 Luis Robert Jr., R OBP: 0.329, SLG: 0.536	(1, 8)		1-3 K	0-3 K						4 1 1 0 0 3 4												
33 James McCann, R OBP: 0.392, SLG: 0.580	(1, 2)		1-1 HR	0-1 SF8						3 2 2 4 0 1 1												
30 Nomar Mazara, L OBP: 0.317, SLG: 0.286	(1, 9)		1-3 K	4-1 1 1B BB						3 1 1 0 1 2 0												
1 Nick Madrigal, R OBP: 0.404, SLG: 0.420	(1, 4)		2-2 G6-3	1-2 7 FC6-4 1B						4 0 1 2 0 1 1												
Inning Stats	R: 0 E: 0 K: 2 S: 10	H: 0 LOB: 0 BB: 0 P: 17	R: 0 E: 0 K: 1 S: 8	H: 0 LOB: 0 BB: 0 P: 11	R: 1 E: 0 K: 1 S: 14	H: 1 LOB: 0 BB: 0 P: 19	R: 4 E: 1 K: 1 S: 18	H: 4 LOB: 2 BB: 2 P: 29	R: 0 E: 0 K: 0 S: 7	H: 0 LOB: 0 BB: 0 P: 11	R: 3 E: 0 K: 0 S: 20	H: 4 LOB: 2 BB: 1 P: 30	R: 0 E: 0 K: 2 S: 10	H: 1 LOB: 1 BB: 0 P: 16	R: 0 E: 0 K: 2 S: 12	H: 1 LOB: 1 BB: 0 P: 21	R: 0 E: 0 K: 1 S: 7	H: 0 LOB: 0 BB: 0 P: 9	1B: 7 2B: 2 3B: 0 HR: 2	SF: 1 SAC: 0 DP: 0 HBP: 0	WP: 0 PB: 0 SB: 0 CS: 0	PA: 41
PITCHER	IP WLS BF H R ER SO BB IBB HBP BLK WP HR S P ERA WHIP																					
65 JT Brubaker, R ERA: 5.34	(1, 1) 5.1 L 25 7 7 7 5 2 0 0 0 0 0 2 66 98 11.81 1.688																					
67 Tyler Bashlor, R ERA: 8.64	(6, 1) 0.2 5 2 1 1 0 1 0 0 0 0 0 0 11 19 13.50 4.500																					
72 Nick Tropeano, R ERA: 0.84	(7, 1) 3.0 11 2 0 0 5 0 0 0 0 0 0 0 29 46 0.00 0.667																					

Chicago White Sox @ Pittsburgh Pirates
PNC Park, Pittsburgh, PA
Wed Sep 09 2020, 7:08 PM - 10:15 PM EDT
Clear - 84 F

livebaseballscorecards.com

AB	37
R	8
H	11
RBI	8
BB	3
SO	10
LOB	11



Batter	1	2	3	4	5	6	7	8	9	AB R H RBI BB SO LOB
26 Adam Frazier, L (1, 7) OBP: 0.302, SLG: 0.338 15 JT Riddle, L (8, 3) OBP: 0.191, SLG: 0.267	3-2 G5-4-3 1B		2-2 G5-3			1-2 F8		1-1 51 BB, 10 BB, 25 CI 1B	0-0 F7	3 0 1 0 0 0 0 2 1 1 0 0 0 1
2 Erik González, R (1, 6) OBP: 0.305, SLG: 0.451	0-1 G5-4-3 1-2f		1-0 G1-3			1-0 G5-3		0-0 F8		4 0 0 0 0 0 2
10 Bryan Reynolds, S (1, 8) OBP: 0.273, SLG: 0.323	1-1 E3				2-1 F9	0-1 L7		4-2 25 CI, 51 BB BB		3 0 0 0 1 0 0
19 Colin Moran, L (1, 3) OBP: 0.344, SLG: 0.504 51 Jason Martin, L (8, 7)	1-1 G4-3				1-1 G1-3		0-1 55 WP 2B	4-2 25 CI BB		3 0 1 0 0 0 1 0 0 0 0 1 0 0
25 Gregory Polanco, L (1, 9) OBP: 0.205, SLG: 0.336		0-0 G3			1-3 K		1-3 K	1-2 CI		3 0 0 1 0 2 1
55 Josh Bell, S (1, 10) OBP: 0.285, SLG: 0.317		1-3 K			1-1 27 G5-3 1B		4-2 BB	1-1 L8		3 0 1 0 1 1 3
13 Ke'Bryan Hayes, R (1, 5) OBP: 0.407, SLG: 0.667		4-2 BB			0-1 F9		1-3 K	0-2 L4		3 0 0 0 1 1 3
27 Kevin Newman, R (1, 4) OBP: 0.284, SLG: 0.304		2-1 L8			0-1 G5-3		1-2 G4-3	0-2 F8		4 0 0 0 0 0 4
58 Jacob Stallings, R (1, 2) OBP: 0.370, SLG: 0.409			2-3 K		3-2 G5-3			3-2 F9	4-2 BB	3 0 0 0 1 1 1

Inning Stats	R: 0	H: 1	E: 1	LOB: 1	K: 0	P: 15	R: 0	H: 0	E: 0	LOB: 1	K: 1	P: 16	R: 0	H: 0	E: 0	LOB: 0	K: 1	P: 12	R: 0	H: 0	E: 0	LOB: 0	K: 1	P: 11	R: 0	H: 1	E: 0	LOB: 1	K: 0	P: 14	R: 0	H: 0	E: 0	LOB: 0	K: 0	P: 8	R: 0	H: 1	E: 0	LOB: 2	K: 2	P: 20	R: 1	H: 1	E: 1	LOB: 3	K: 0	P: 28	R: 0	H: 0	E: 0	LOB: 1	K: 0	P: 13	1B: 3	SF: 0	2B: 1	SAC: 0	3B: 0	DP: 1	HR: 0	HBP: 0
--------------	------	------	------	--------	------	-------	------	------	------	--------	------	-------	------	------	------	--------	------	-------	------	------	------	--------	------	-------	------	------	------	--------	------	-------	------	------	------	--------	------	------	------	------	------	--------	------	-------	------	------	------	--------	------	-------	------	------	------	--------	------	-------	-------	-------	-------	--------	-------	-------	-------	--------


PITCHER	IP	WLS	BF	H	R	ER	SO	BB	IBB	HBP	BLK	WP	HR	S	P	ERA	WHIP
51 Dane Dunning, R (1, 1) ERA: 2.7	6.0	W	22	3	0	0	3	1	0	0	0	0	0	51	78	0.00	0.667
47 Gio González, L (7, 1) ERA: 4.73	2.0		11	1	1	0	2	3	0	0	0	1	0	25	46	0.00	2.000
31 Steve Cishek, R (9, 1) ERA: 5.51	1.0		4	0	0	0	0	1	0	0	0	0	0	9	13	0.00	1.000

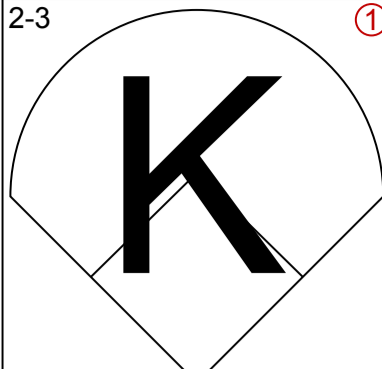
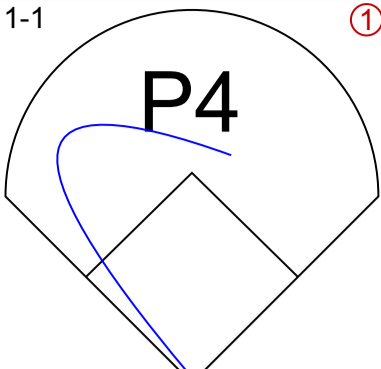
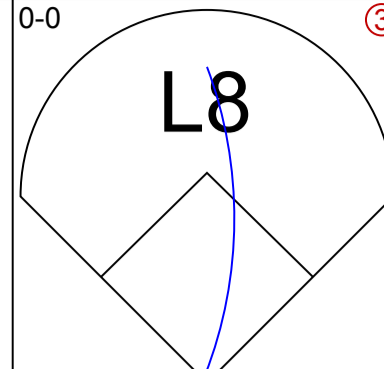
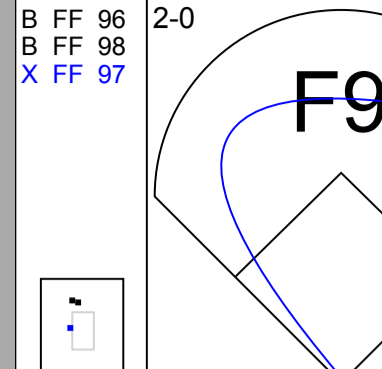
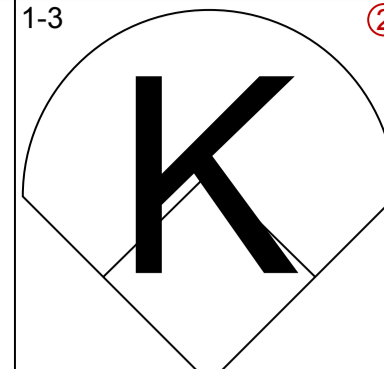
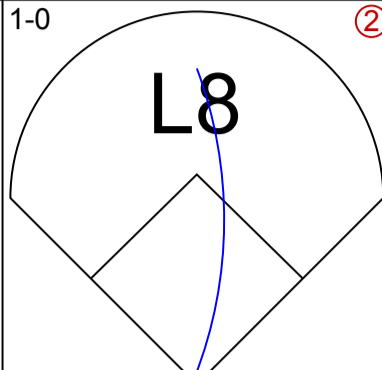
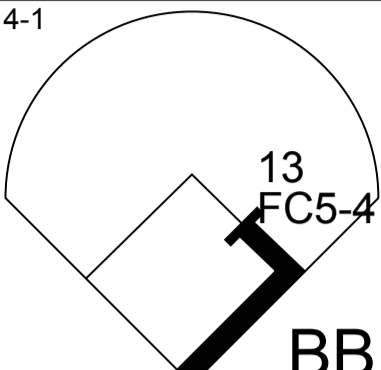
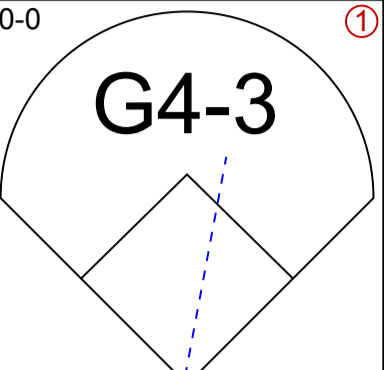
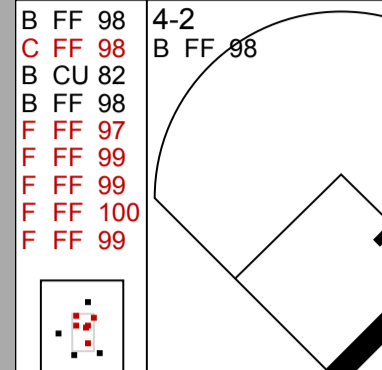
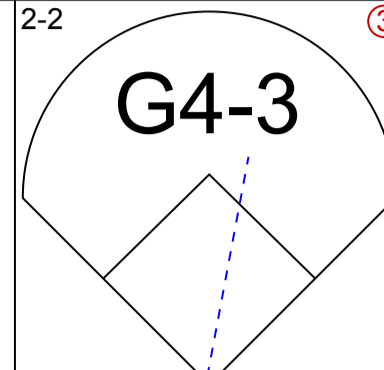
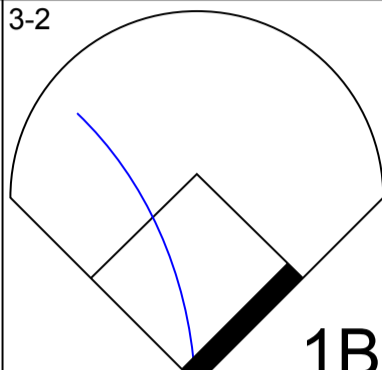
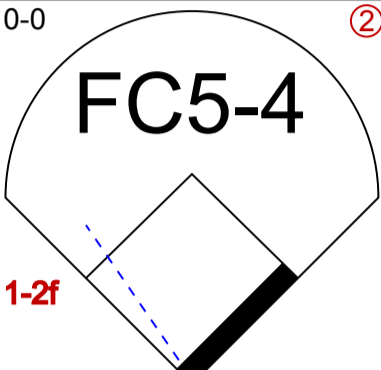
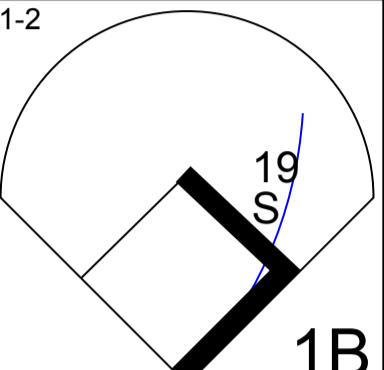
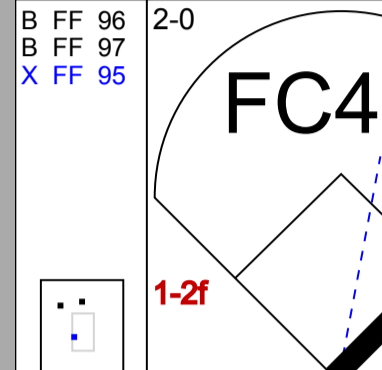
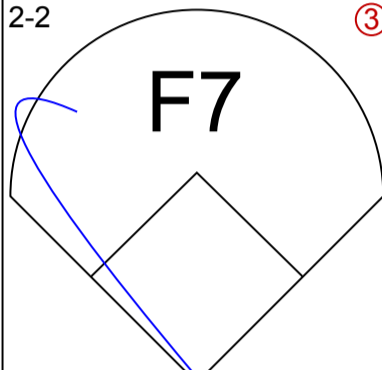
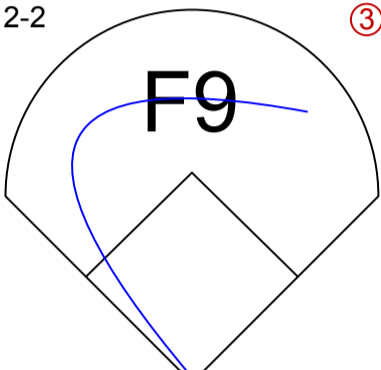
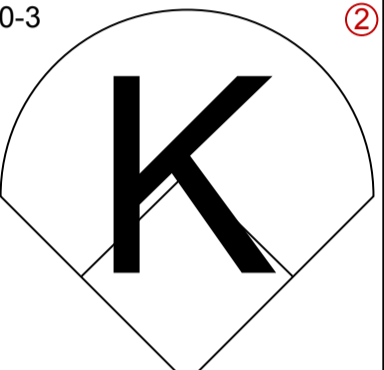
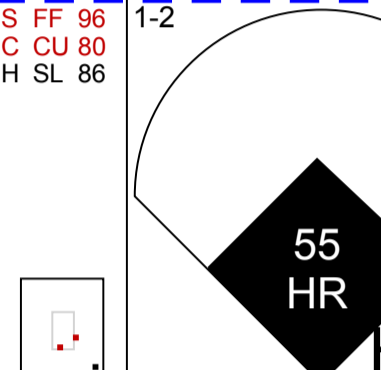
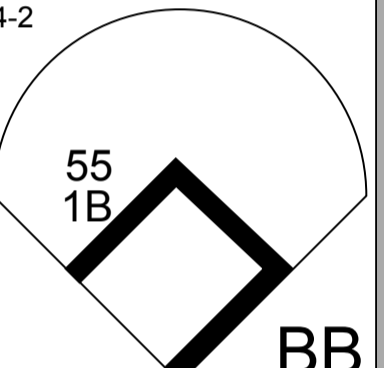
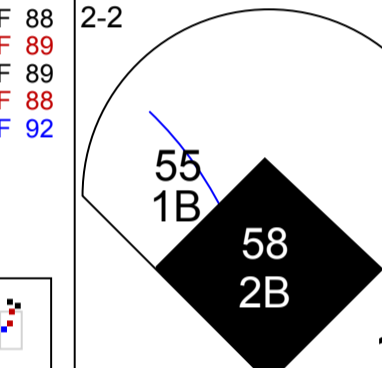
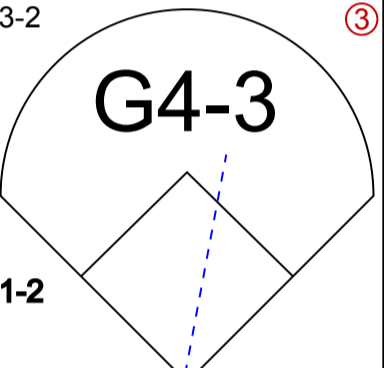
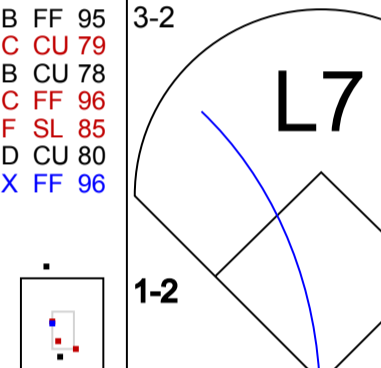
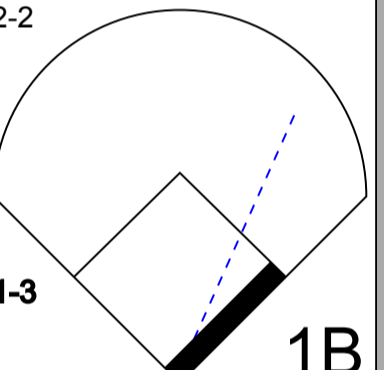
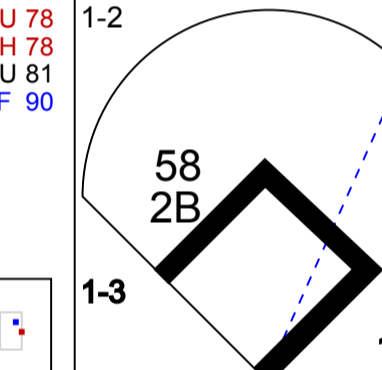
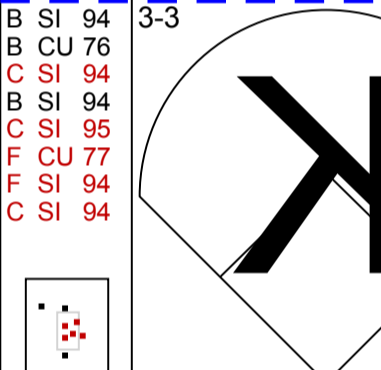
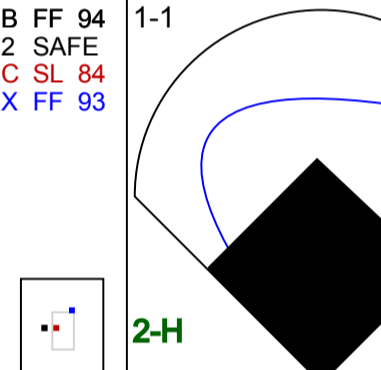
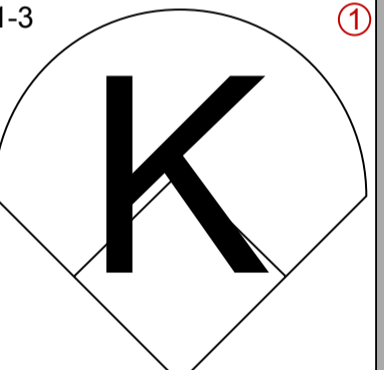
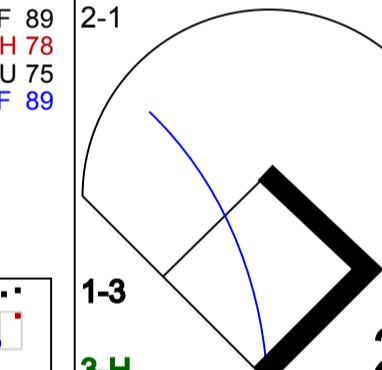
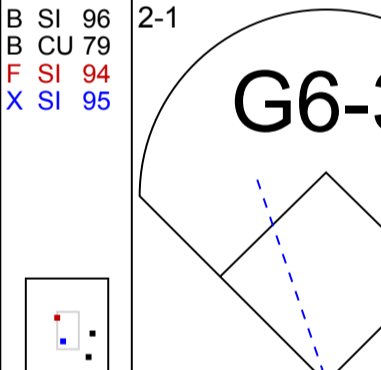
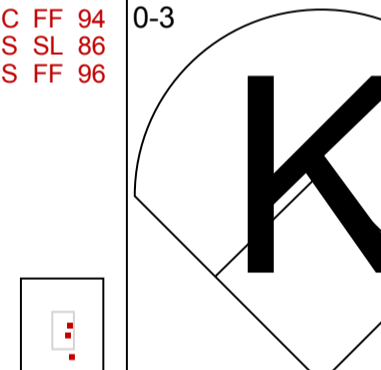
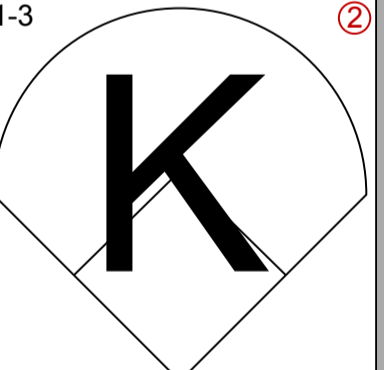
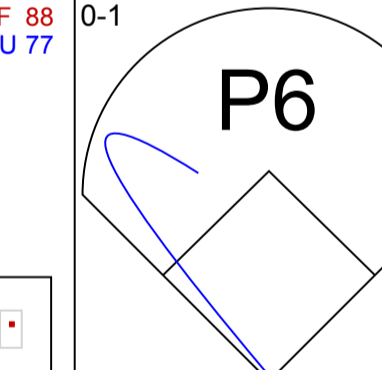
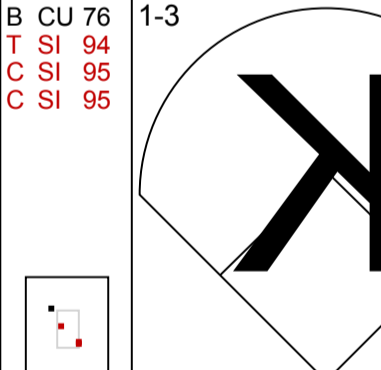
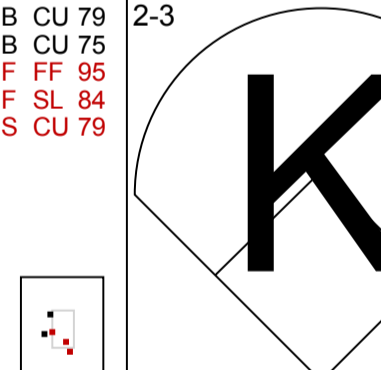
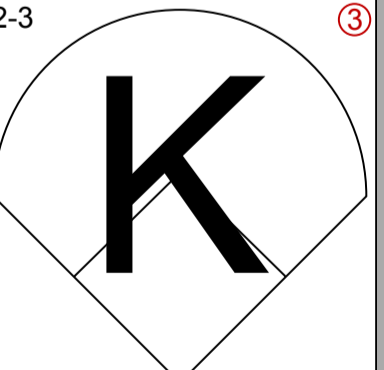
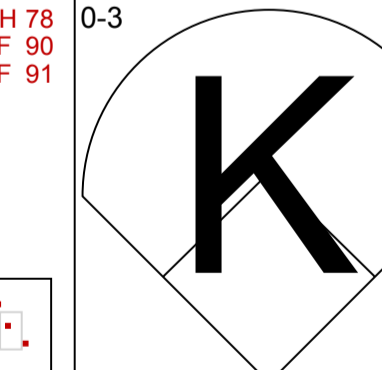
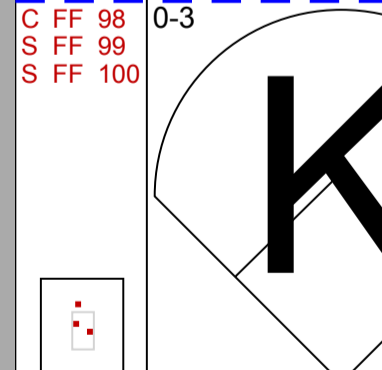
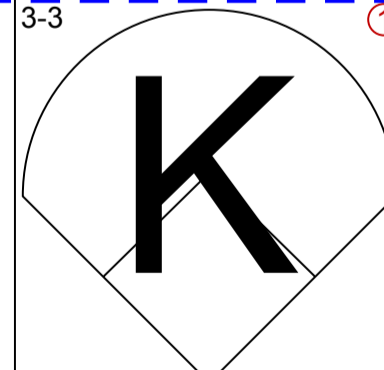
BOTTOM

Chicago White Sox @ Pittsburgh Pirates
PNC Park, Pittsburgh, PA
Wed Sep 09 2020, 7:08 PM - 10:15 PM EDT
Clear - 84 F

livebaseballscorecards.com

AB	31
R	1
H	4
RBI	1
BB	5
SO	5
LOB	16



Batter	1	2	3	4	5	6	7	8	9	AB R H RBI BB SO LOB	TOP		
2 Erik González, R OBP: 0.294, SLG: 0.433 (1, 6)										5 0 0 0 0 2 2			
27 Kevin Newman, R OBP: 0.288, SLG: 0.297 (1, 4)										3 0 0 0 2 0 0			
13 Ke'Bryan Hayes, R OBP: 0.419, SLG: 0.643 (1, 5)										4 0 2 0 0 0 2			
10 Bryan Reynolds, S OBP: 0.272, SLG: 0.315 (1, 8)										3 1 0 0 0 1 3			
19 Colin Moran, L OBP: 0.348, SLG: 0.500 (1, 10)										3 1 1 0 1 0 2			
55 Josh Bell, S OBP: 0.296, SLG: 0.350 (1, 3)										4 1 3 2 0 1 0			
58 Jacob Stallings, R OBP: 0.365, SLG: 0.413 (1, 2)										4 0 1 1 0 2 2			
26 Adam Frazier, L OBP: 0.295, SLG: 0.329 (1, 7)										4 0 0 0 0 3 4			
3 Cole Tucker, S OBP: 0.262, SLG: 0.296 (1, 9)										3 0 0 0 0 3 4			
25 Gregory Polanco, L (9, PH) OBP: 0.203, SLG: 0.333										1 0 0 0 0 1 0			
Inning Stats	R: 0 H: 1 E: 0 LOB: 1 K: 1 BB: 0 S: 10 P: 18	R: 0 H: 1 E: 0 LOB: 2 K: 3 BB: 1 S: 17 P: 27	R: 0 H: 0 E: 0 LOB: 1 K: 0 BB: 1 S: 7 P: 14	R: 1 H: 3 E: 0 LOB: 2 K: 1 BB: 0 S: 14 P: 19	R: 0 H: 1 E: 0 LOB: 1 K: 1 BB: 0 S: 10 P: 14	R: 0 H: 0 E: 0 LOB: 0 K: 2 BB: 0 S: 10 P: 16	R: 0 H: 0 E: 0 LOB: 1 K: 1 BB: 1 S: 11 P: 19	R: 2 H: 1 E: 0 LOB: 0 K: 2 BB: 0 S: 14 P: 21	R: 0 H: 0 E: 0 LOB: 0 K: 2 BB: 0 S: 11 P: 17	1B: 5 SF: 0 2B: 1 SAC: 0 3B: 0 DP: 0 HR: 1 HBP: 1	WP: 1 PA: 38 PB: 0 SB: 1 CS: 0		
PITCHER	IP WLS BF H R ER SO BB IBB HBP BLK WP HR S P ERA WHIP											PITCHER	IP WLS BF H R ER SO BB IBB HBP BLK WP HR S P ERA WHIP
50 Kris Bubic, L ERA: 4.5 (1, 1)	5.0 W 23 6 1 1 6 2 0 0 0 0 0 0 58 92 1.80 1.600												
32 Jesse Hahn, R ERA: 0.93 (6, 1)	1.0 H 3 0 0 0 2 0 0 0 0 0 0 0 10 16 0.00 0.000												
63 Josh Staumont, R ERA: 1.89 (7, 1)	1.0 H 4 0 0 0 1 1 0 0 0 0 0 0 11 19 0.00 1.000												
58 Scott Barlow, R ERA: 3.52 (8, 1)	1.0 H 5 1 2 2 2 0 0 1 0 1 1 1 14 21 18.00 1.000												
35 Greg Holland, R ERA: 2.22 (9, 1)	1.0 S 3 0 0 0 2 0 0 0 0 0 0 0 11 17 0.00 0.000												

Pittsburgh Pirates @ Kansas City Royals
Kauffman Stadium, Kansas City, MO
Fri Sep 11 2020, 7:08 PM - 10:17 PM CDT
Overcast - 63 F

livebaseballscorecards.com

AB	34
R	3
H	7
RBI	3
BB	3
SO	13
LOB	19



Batter	1	2	3	4	5	6	7	8	9	AB	R	H	RBI	BB	SO	LOB	
15 Whit Merrifield, R OBP: 0.313, SLG: 0.446 (1, 9)	C FF 90 B CH 84 X SI 90 1-1 B5-3		B FF 90 C FF 90 F CH 83 B FF 90 F SL 84 B CH 88 F FF 91 X FF 91 3-2 L7	C FF 90 B CH 85 B CH 85 B CH 85 B SI 90 4-1 27 FC6-4 BB		B FF 95 C SL 86 S FF 93 F FF 94 X SL 88 1-2 G5-3					3	0	0	0	1	0	0
27 Adalberto Mondesi, S OBP: 0.244, SLG: 0.311 (1, 6)	B FF 90 C SL 81 B CH 83 B FF 90 F CH 91 X SL 83 3-2 HR		B CH 85 B CH 85 F SI 91 B FF 91 B FF 90 4-1 13 1B 7 1B BB	S CH 84 1 SAFE F FF 91 B FF 91 F CH 84 1 SAFE B CH 84 X FF 92 2-2 FC6-4 1-2f		C CU 78 B CH 86 B CH 87 S FF 93 B CU 82 B FF 91 4-2 7 S 7 S 1B BB					2	3	1	1	2	0	1
13 Salvador Perez, R OBP: 0.333, SLG: 0.522 (1, 2)	B FF 91 B FF 91 C SL 85 B CH 85 S SI 92 2-3 K		C CH 84 X SI 90 0-1 17 1B 9 WP 7 1B 1B		B FC 91 B FF 94 X FF 96 2-0 17 G6-3 2B		1 SAFE B SL 87 F FF 91 B SL 86 B SL 86 B SL 86 C FF 93 3-3 K				4	1	2	0	0	2	1
7 Maikel Franco, R OBP: 0.317, SLG: 0.486 (1, 5)	C FF 91 B FF 93 B CH 84 B FF 91 B FF 92 4-1 17 E BB		F CH 84 F CH 85 X SL 82 0-2 9 WP 17 1B 1B		C CU 83 S CU 84 D CU 84 D FF 91 D CU 82 X FF 94 3-2 P6		C FF 92 D SL 87 B SL 87 S FF 93 X FF 94 2-2 2-H 1B				3	0	2	2	1	0	1
17 Hunter Dozier, R OBP: 0.352, SLG: 0.417 (1, 3)	D CU 76 C FF 92 C CH 83 X SL 92 1-2 E4		D CH 84 B FF 91 C CH 84 X SL 82 2-1 9 WP 1B		B FF 96 X CU 84 1-0 G6-3		C SL 87 T FF 94 X CU 80 0-2 F7				4	0	1	0	0	0	3
9 Ryan McBroom, R OBP: 0.291, SLG: 0.493 66 Ryan O'Hearn, L OBP: 0.310, SLG: 0.313 (1, 10) (5, PH) (6, 10)	B FF 92 B SL 84 B FF 90 S FF 91 S FF 91 T FF 92 3-2 K		F FF 91 B CH 85 B FF 92 F FF 91 X FF 91 2-2 F9		B FF 94 B FF 94 C FF 93 C CU 82 B CU 83 B FF 95 4-2 BB		B CU 76 C CU 76 B CU 76 T FF 95 X FF 95 2-2 G3				2	0	0	0	0	1	4
14 Edward Olivares, R OBP: 0.282, SLG: 0.449 (1, 7)		S CU 73 C FF 90 B SL 81 B SL 84 F FF 92 B FF 92 F FF 92 F FF 92 X CH 85 3-2 G6-3	B CH 83 C SI 90 C CH 83 B CH 84 F FF 90 S CH 85 2-3 K		C CU 82 D CU 81 X FF 94 1-1 F8		B SL 81 C SI 92 F SL 82 B SL 84 B SL 84 X SI 94 2-2 G4-3				4	0	0	0	0	1	4
11 Bubba Starling, R OBP: 0.271, SLG: 0.318 (1, 8)		C FF 92 B FF 91 T FF 92 X FF 93 1-2 G6-3		F FF 90 B SL 83 X FF 90 1-1 F8		S SL 87 F FF 92 S SL 85 0-3 K		C SL 82 B SL 83 S SI 94 B SL 84 S SI 94 2-3 K			4	0	0	0	0	2	0
1 Nicky Lopez, L OBP: 0.300, SLG: 0.299 (1, 4)		B SI 90 B FF 90 B SI 90 C FF 93 S FF 92 3-3 K		X SL 81 0-0 G4-3		C FF 93 C FF 93 B SL 88 C FF 93 1-3 K		B SL 83 B SI 94 F SI 94 S SI 93 X SL 84 2-2 G3			4	0	0	0	0	2	0

Inning Stats	R: 1	H: 1	E: 1	LOB: 2	K: 2	S: 16	P: 30	R: 0	H: 0	E: 0	LOB: 0	K: 1	S: 12	P: 19	R: 2	H: 3	E: 0	LOB: 2	K: 1	S: 20	P: 33	R: 0	H: 0	E: 0	LOB: 1	K: 0	S: 8	R: 0	H: 1	E: 0	LOB: 2	K: 0	S: 9	P: 20	R: 0	H: 0	E: 0	LOB: 0	K: 2	S: 10	R: 1	H: 1	E: 0	LOB: 1	K: 1	S: 14	P: 25	R: 0	H: 0	E: 0	LOB: 0	K: 1	S: 9	P: 15	R: 0	H: 0	E: 0	LOB: 0	K: 1	S: 9	P: 15
1B: 4	SF: 0	2B: 1	SAC: 0	3B: 0	DP: 0	HR: 1	HBP: 0	WP: 1	PA: 36	PB: 0	SB: 2	CS: 0																																																	

PITCHER	IP	WLS	BF	H	R	ER	SO	BB	IBB	HBP	BLK	WP	HR	S	P	ERA	WHIP
43 Steven Brault, L ERA: 5.06 (1, 1)	4.0	L	20	4	3	3	4	3	0	0	0	1	1	56	97	6.75	1.750
66 Dovydas Neverauskas, R ERA: 7.88 (5, 1)	1.0		5	1	0	0	0	1	0	0	0	0	0	9	20	0.00	2.000
46 Chris Stratton, R ERA: 3.57 (6, 1)	1.2		7	1	1	1	3	1	0	0	0	0	0	21	32	5.40	1.200
71 Nik Turley, L ERA: 4.02 (7, 1)	0.1		1	0	0	0	0	0	0	0	0	0	0	3	5	0.00	0.000
32 Geoff Hartlieb, R ERA: 1.86 (8, 1)	1.0		3	0	0	0	1	0	0	0	0	0	0	9	15	0.00	0.000

BOTTOM

Pittsburgh Pirates @ Kansas City Royals
Kauffman Stadium, Kansas City, MO
Fri Sep 11 2020, 7:08 PM - 10:17 PM CDT
Overcast - 63 F

livebaseballscorecards.com

AB	31
R	4
H	6
RBI	3
BB	5
SO	8
LOB	15



Batter	1	2	3	4	5	6	7	8	9	AB	R	H	RBI	BB	SO	LOB	TOP											
2 Erik González, R OBP: 0.293, SLG: 0.435 (1, 6)	F9 0-0		G5-3 2-2			G4-3 0-2		G4-3 2-2		4	1	1	0	0	0	0	Pittsburgh Pirates @ Kansas City Royals Kauffman Stadium, Kansas City, MO Sat Sep 12 2020, 6:37 PM - 9:43 PM CDT Partly Cloudy - 77 F											
26 Adam Frazier, L OBP: 0.300, SLG: 0.353 (1, 7)	P5 0-2		HR 3-1			1B 1-2		G4-3 1-0		4	1	2	2	0	0	0												
13 Ke'Bryan Hayes, R OBP: 0.400, SLG: 0.594 (1, 5)	K 2-3		G6-3 0-0			F8 0-0		1B 2-2		4	0	1	0	0	1	1												
19 Colin Moran, L OBP: 0.338, SLG: 0.483 (1, 10)		F7 0-0		K 2-3		G1-3 1-2		K 2-3		4	0	0	0	0	2	2												
55 Josh Bell, S OBP: 0.301, SLG: 0.374 (1, 3)		HR 2-0		G3 1-1			1B 2-1	G4-3 2-0		4	1	2	1	0	0	0												
25 Gregory Polanco, L OBP: 0.205, SLG: 0.330 (1, 9)		L4 0-0		G4-3 0-2			1B 1-0	K 0-3		4	0	1	0	0	1	0												
10 Bryan Reynolds, S OBP: 0.278, SLG: 0.338 (1, 8)		HR 3-2			BB 4-1	G1-6-3 2-2		F7 3-2		3	1	1	1	1	0	2												
27 Kevin Newman, R OBP: 0.282, SLG: 0.290 (1, 4)		G3 1-0			F9 1-1	G1-3 1-1				3	0	0	0	0	0	2												
58 Jacob Stallings, R OBP: 0.355, SLG: 0.400 (1, 2)			K 3-3		G1-6-3 0-1		F9 3-2			3	0	0	0	0	1	1												
Inning Stats	R: 0 E: 0 K: 1 S: 10	H: 0 LOB: 0 BB: 0 P: 12	R: 2 E: 0 K: 0 S: 7	H: 2 LOB: 0 BB: 0 P: 13	R: 1 E: 0 K: 1 S: 9	H: 1 LOB: 0 BB: 0 P: 17	R: 0 E: 0 K: 1 S: 11	H: 0 LOB: 0 BB: 0 P: 14	R: 0 E: 0 K: 0 S: 5	H: 0 LOB: 0 BB: 1 P: 10	R: 0 E: 0 K: 0 S: 13	H: 1 LOB: 1 BB: 0 P: 15	R: 0 E: 0 K: 0 S: 8	H: 2 LOB: 1 BB: 0 P: 14	R: 1 E: 0 K: 1 S: 15	H: 2 LOB: 1 BB: 0 P: 25	R: 0 E: 0 K: 1 S: 11	H: 0 LOB: 0 BB: 0 P: 16	1B: 4 2B: 1 3B: 0 HR: 3	SF: 0 SAC: 0 DP: 2 HBP: 0	WP: 1 PB: 0 SB: 1 CS: 0	PA: 34						
PITCHER	IP	WLS	BF	H	R	ER	SO	BB	IBB	HBP	BLK	WP	HR	S	P	ERA	WHIP											
71 Carlos Hernández, R ERA: 3.86 (1, 1)	3.0		12	3	3	3	2	0	0	0	0	0	3	26	42	9.00	1.000											
45 Kyle Zimmer, R ERA: 1.35 (4, 1)	2.1	W	8	1	0	0	1	1	0	0	0	0	0	25	34	0.00	0.857											
32 Jesse Hahn, R ERA: 0.87 (6, 1)	0.2	H	2	0	0	0	0	0	0	0	0	0	0	4	5	0.00	0.000											
63 Josh Staumont, R ERA: 1.8 (7, 1)	1.0	H	4	2	0	0	0	0	0	0	0	0	0	8	14	0.00	2.000											
58 Scott Barlow, R ERA: 3.75 (8, 1)	1.0		5	2	1	1	1	0	0	0	0	1	0	15	25	9.00	2.000											
PITCHER	IP	WLS	BF	H	R	ER	SO	BB	IBB	HBP	BLK	WP	HR	S	P	ERA	WHIP											
35 Greg Holland, R ERA: 2.13 (9, 1)	1.0	S	3	0	0	0	1	0	0	0	0	0	0	0	11	16	0.00	0.000										

AB	33
R	4
H	8
RBI	4
BB	1
SO	5
LOB	8



Batter	1	2	3	4	5	6	7	8	9
15 Whit Merrifield, R OBP: 0.316, SLG: 0.461 (1, 9)	2-2 HR		0-1 1B	1-3 K		2-1 G4-3	1-1 FC6-4		
27 Adalberto Mondesi, S OBP: 0.249, SLG: 0.331 (1, 6)	0-3 K		1-0 HR		1-1 1B	2-3 K		1-3 K	
13 Salvador Perez, R OBP: 0.337, SLG: 0.526 (1, 2)	0-0 G5-3		0-3 K		2-2 1B	0-0 L8		0-2 2B	
7 Maikel Franco, R OBP: 0.314, SLG: 0.478 (1, 10)	3-1 P5		1-3 K		2-2 1B		3-3 K	1-2 G2	
17 Hunter Dozier, R OBP: 0.353, SLG: 0.411 (1, 3)		2-2 G3	0-0 1B		4-1 BB		2-1 G3-1	1-3 K	
4 Alex Gordon, L OBP: 0.313, SLG: 0.351 (1, 7)		0-1 L8	0-0 1B		1-1 1B		1-2 1B		
16 Kelvin Gutiérrez, R OBP: 0.750, SLG: 0.500 (1, 5)		4-2 BB	1-1 G5-3		4-1 BB		3-2 1B		
14 Edward Olivares, R OBP: 0.293, SLG: 0.451 (1, 8)		0-1 1B		1-1 G6-3	3-2 SF8		4-1 BB	1-2 BB	
1 Nicky Lopez, L OBP: 0.299, SLG: 0.292 (1, 4)		1-1 F7		1-2 G1-3	1-2 G4-3		4-1 BB	1-2 BB	

AB	R	H	RBI	BB	SO	LOB
5	2	2	1	0	1	3
5	2	2	2	0	3	0
5	1	2	1	0	1	0
5	0	1	0	0	2	1
4	1	1	0	1	1	1
4	1	3	1	0	0	0
2	0	1	0	2	0	2
2	0	1	1	1	0	0
3	0	0	1	1	0	4

1B:	SF:	WP:	PA:
10	1	0	41
2B:	SAC:	PB:	
3B:	DP:	SB:	
HR:	HBP:	CS:	

PITCHER	IP	WLS	BF	H	R	ER	SO	BB	IBB	HBP	BLK	WP	HR	S	P	ERA	WHIP
34 Trevor Williams, R ERA: 6.35 (1, 1)	5.0	L	27	10	6	6	4	3	0	0	0	0	2	65	101	10.80	2.600
75 Austin Davis, L ERA: 15.75 (6, 1)	1.0		3	0	0	0	1	0	0	0	0	0	7	11	0.00	0.000	
30 Kyle Crick, R ERA: 1.59 (7, 1)	0.2		6	2	1	1	1	2	0	0	0	0	13	30	13.50	6.000	
54 Sam Howard, L ERA: 2.25 (7, 1)	0.1		1	0	0	0	0	0	0	0	0	0	2	3	0.00	0.000	
45 Derek Holland, L ERA: 6.94 (8, 1)	1.0		4	1	0	0	2	0	0	0	0	0	12	15	0.00	1.000	

BOTTOM

Pittsburgh Pirates @ Kansas City Royals
Kauffman Stadium, Kansas City, MO
 Sat Sep 12 2020, 6:37 PM - 9:43 PM CDT
 Partly Cloudy - 77 F

livebaseballscorecards.com

AB	35
R	7
H	13
RBI	7
BB	5
SO	8
LOB	11



Batter	1	2	3	4	5	6	7	8	9	AB R H RBI BB SO LOB	TOP
26 Adam Frazier, L (1, 4) OBP: 0.295, SLG: 0.346 51 Jason Martin, L (6, 8)	0-0 F7			1-1 G4-3		1-0 F9			2-3 K	3 0 0 0 0 0 1 1 0 0 0 0 0 10	
27 Kevin Newman, R (1, 6) OBP: 0.274, SLG: 0.281	3-1 F9			1-0 F7		0-0 G5-3			1-1 G6-3	4 0 0 0 0 0 1	
19 Colin Moran, L (1, 10) OBP: 0.343, SLG: 0.484	1-3 K			2-0 1B					2-1 55 1B	4 0 2 0 0 1 0	
55 Josh Bell, S (1, 3) OBP: 0.300, SLG: 0.371		2-2 G4-3		3-2 F7					0-0 1B	4 0 1 0 0 0 1	
25 Gregory Polanco, L (1, 9) OBP: 0.198, SLG: 0.319		2-2 G6-3			0-1 G4-3				0-2 L7	4 0 0 0 0 0 2	
10 Bryan Reynolds, S (1, 7) OBP: 0.273, SLG: 0.331		1-2 G4-3			0-1 G3-1				0-2 L8	3 0 0 0 0 0 0	
15 JT Riddle, L (1, 5) OBP: 0.200, SLG: 0.271			2-2 3 G5-6-3 1B		1-1 F7				0-2 G5-3	3 0 1 0 0 0 0	
3 Cole Tucker, S (1, 8) OBP: 0.264, SLG: 0.290 (6, 4)			1-0 G5-6-3			1-2 G1-5-3			4-2 BB	2 0 0 0 1 0 1	
18 John Ryan Murphy, R (1, 2) OBP: 0.239, SLG: 0.233			2-1 F7			0-1 2B			1-1 G6-3	3 0 1 0 0 0 1	
Inning Stats	R: 0 H: 0 E: 0 LOB: 0 K: 1 BB: 0 S: 6 P: 10	R: 0 H: 0 E: 0 LOB: 0 K: 0 BB: 0 S: 11 P: 16	R: 0 H: 1 E: 0 LOB: 0 K: 0 BB: 0 S: 6 P: 11	R: 0 H: 1 E: 0 LOB: 1 K: 0 BB: 0 S: 8 P: 15	R: 0 H: 0 E: 0 LOB: 0 K: 0 BB: 0 S: 6 P: 7	R: 0 H: 1 E: 0 LOB: 1 K: 0 BB: 0 S: 7 P: 9	R: 0 H: 0 E: 0 LOB: 0 K: 0 BB: 0 S: 5 P: 9	R: 0 H: 0 E: 0 LOB: 1 K: 0 BB: 1 S: 12 P: 17	R: 0 H: 2 E: 0 LOB: 2 K: 1 BB: 0 S: 12 P: 17	1B: 4 SF: 0 2B: 1 SAC: 0 3B: 0 DP: 1 HR: 0 HBP: 0	WP: 0 PA: 32 PB: 0 SB: 0 CS: 0
PITCHER 56 Brad Keller, R (1, 1) ERA: 2.06	IP WLS BF H R ER SO BB IBB HBP BLK WP HR S P ERA WHIP										
	9.0 W 32 5 0 0 2 1 0 0 0 0 0 0 73 111 0.00 0.667										

Pittsburgh Pirates @ Kansas City Royals
Kauffman Stadium, Kansas City, MO
Sun Sep 13 2020, 1:06 PM - 4:08 PM CDT
Sunny - 64 F

livebaseballscorecards.com

AB	31
R	0
H	5
RBI	0
BB	1
SO	2
LOB	7



Batter	1	2	3	4	5	6	7	8	9
15 Whit Merrifield, R OBP: 0.327, SLG: 0.464 (1, 9) (7, 4)	4-0 13 1B 7 1B BB	4-1 27 CS BB	1-0 13 1B 1-2 2-H 3-H 1B		3-3 K		1-2 11 BB 1B		
27 Adalberto Mondesi, S OBP: 0.243, SLG: 0.324 11 Bubba Starling, R OBP: 0.286, SLG: 0.318 (1, 6) (7, 9)	0-3 K	3-3 K	0-3 K		3-2 P4		4-1 BB		
13 Salvador Perez, R OBP: 0.349, SLG: 0.559 (1, 2)	0-1 17 BB 4 G3-4 7 1B 1-2 1B		HR		2-3 K		1-3 K		
7 Maikel Franco, R OBP: 0.321, SLG: 0.481 (1, 10)	1-2 4 G3-4 17 BB 16 WP 1-2 2-H 1B		1B		0-1 G5-3		3-2 0 CI 17 1B 1B		
17 Hunter Dozier, R OBP: 0.377, SLG: 0.452 (1, 3)	4-1 4 G3-4 16 WP 1-2 2-3 BB		3-1 0 BB 4 BB 1 BB HBP 1-2 1B		1-2 4 WP 1B		0-1 0 CI 1B		
4 Alex Gordon, L OBP: 0.312, SLG: 0.343 14 Edward Olivares, R OBP: 0.289, SLG: 0.444 (1, 7) (8, 7)	1-2 G3-4		4-0 1 BB 0 BB 15 1B BB 1-2 2-3 3-H		3-2 F8		1-3 K		
16 Kelvin Gutiérrez, R OBP: 0.444, SLG: 0.167 (1, 5)	4-1 BB		1-3 K		2-3 K		1-1 L9		
0 Nick Heath, L OBP: 0.364, SLG: 0.333 (1, 8)	2-3 K		4-1 1 BB 15 1B BB 1-2 2-3 3-H		1-3 K2-3		3-2 L8		
1 Nicky Lopez, L OBP: 0.302, SLG: 0.299 (1, 4) (7, 6)		2-3 K	4-2 15 1B 13 1B BB 1-2 2-3 3-H		0-0 2B		1-0 G5-3		

Inning Stats	R: 4	H: 2	E: 0	K: 2	S: 16	LOB: 1	BB: 3	P: 32	R: 0	H: 0	E: 0	K: 2	S: 8	LOB: 1	BB: 1	P: 17	R: 6	H: 4	E: 0	K: 3	S: 17	LOB: 2	BB: 3	P: 38	R: 0	H: 1	E: 0	K: 2	S: 13	LOB: 0	BB: 0	P: 20	R: 0	H: 1	E: 0	K: 2	S: 12	LOB: 1	BB: 0	P: 20	R: 1	H: 1	E: 0	K: 2	S: 10	LOB: 0	BB: 0	P: 14	R: 0	H: 1	E: 0	K: 1	S: 11	LOB: 2	BB: 1	P: 21	R: 0	H: 2	E: 1	K: 1	S: 15	LOB: 3	BB: 0	P: 23
--------------	------	------	------	------	-------	--------	-------	-------	------	------	------	------	------	--------	-------	-------	------	------	------	------	-------	--------	-------	-------	------	------	------	------	-------	--------	-------	-------	------	------	------	------	-------	--------	-------	-------	------	------	------	------	-------	--------	-------	-------	------	------	------	------	-------	--------	-------	-------	------	------	------	------	-------	--------	-------	-------

PITCHER	IP	WLS	BF	H	R	ER	SO	BB	IBB	HBP	BLK	WP	HR	S	P	ERA	WHIP
39 Chad Kuhl, R ERA: 5.5 (1, 1)	2.1	L	17	4	9	9	5	6	0	0	0	1	1	31	70	34.71	4.286
72 Nick Tropeano, R ERA: 1.35 (3, 1)	2.2		13	4	1	1	6	1	0	0	0	1	0	35	57	3.38	1.875
66 Dovydas Neverauskas, R ERA: 7.5 (6, 1)	2.0		9	2	1	1	3	1	0	0	0	0	1	21	35	4.50	1.500
88 Richard Rodríguez, R ERA: 3.26 (8, 1)	0.2		5	2	0	0	1	0	0	0	0	0	0	14	22	0.00	3.000
75 Austin Davis, L ERA: 14.54 (8, 1)	0.1		1	0	0	0	0	0	0	0	0	0	0	1	1	0.00	0.000

AB R H RBI BB SO LOB

3	1	2	2	2	1	1
4	0	0	0	0	3	5
0	0	0	0	1	0	0
5	2	3	2	0	2	3
5	2	3	1	0	1	2
3	3	3	1	1	0	0
3	1	0	1	1	1	3
1	0	0	0	0	1	2
4	0	0	0	1	3	6
3	1	0	1	1	2	2
4	1	1	1	1	1	3

AB 35
R 11
H 12
RBI 9
BB 8
SO 15
LOB 27

WP: 2 **PA: 45**
PB: 0
SB: 0
CS: 1

PITCHER

IP	WLS	BF	H	R	ER	SO	BB	IBB	HBP	BLK	WP	HR	S	P	ERA	WHIP
----	-----	----	---	---	----	----	----	-----	-----	-----	----	----	---	---	-----	------

Pittsburgh Pirates @ Kansas City Royals
Kauffman Stadium, Kansas City, MO
Sun Sep 13 2020, 1:06 PM - 4:08 PM CDT
Sunny - 64 F

livebaseballscorecards.com



Batter	1	2	3	4	5	6	7	8	9	AB R H RBI BB SO LOB	TOP
2 Erik González, R OBP: 0.294, SLG: 0.433 (1, 6)	B FF 93 F FF 92 F ST 93 F ST 82 B KC 81 X FF 94 2-2 13 S 1B		X FC 84 0-0 P4			B FF 92 F FC 84 F FF 92 F KC 80 S KC 80 1-3				3 0 1 0 0 1 0	Pittsburgh Pirates @ Cincinnati Reds Great American Ball Park, Cincinnati, OH Mon Sep 14 2020, 4:14 PM - 6:38 PM EDT Partly Cloudy - 80 F
26 Adam Frazier, L OBP: 0.290, SLG: 0.340 (1, 7)	L FF 93 F FC 96 X FC 86 0-2 F7		B FC 84 C FF 94 F FC 85 X KC 80 1-2 L6			X FF 93 0-0 F9				3 0 0 0 0 0 1	
13 Ke'Bryan Hayes, R OBP: 0.395, SLG: 0.559 (1, 5)	B ST 81 1 SAFE B ST 80 1 SAFE F FF 94 F FF 93 D KC 80 B FF 95 4-2 1-2 BB		B KC 78 B KC 78 F FF 94 C FF 95 X ST 81 2-2 G5-3			F FF 94 B KC 79 F FF 94 C FF 96 1-3				2 0 0 0 1 1 0	
19 Colin Moran, L OBP: 0.343, SLG: 0.504 (1, 3)	S FC 86 T KC 81 0-2 K		B FC 84 S FC 85 C FF 94 B KC 80 F ST 82 B FF 94 C FF 95 3-3 K			B FF 92 C FF 83 X FF 94 1-1 HR				3 1 1 1 0 2 2	
55 Josh Bell, S OBP: 0.301, SLG: 0.370 (1, 10)	C KC 79 S KC 80 F KC 82 D KC 82 D KC 82 F FF 96 S KC 82 2-3 K		B FC 86 C FF 94 X ST 82 1-1 G6-3			X FF 93 0-0 27 1B 1B				3 0 1 0 0 1 2	
10 Bryan Reynolds, S OBP: 0.274, SLG: 0.326 (1, 8)		B FF 91 F FF 92 B FF 94 B FF 93 4-1 18 CS 27 E BB		C FC 94 F KC 79 B KC 82 S FF 95 1-3 K		S FC 87 B KC 79 S KC 79 T KC 80 1-2 K				2 0 0 0 1 2 1	
27 Kevin Newman, R OBP: 0.275, SLG: 0.283 (1, 4)		F FF 94 B KC 80 1 SAFE F FC 86 X KC 80 1-2 E5 18 CS		C FC 84 F KC 78 B ST 81 F FF 93 F KC 80 S KC 81 1-3 K		C ST 80 D KC 79 F FF 94 X KC 80 1-2 1B				3 0 1 0 0 1 1	
3 Cole Tucker, S OBP: 0.259, SLG: 0.284 (1, 9)		B FF 95 F FF 95 F FC 98 S KC 82 1-3 K		F FF 92 F FF 94 B KC 81 C KC 80 1-3 K		S SL 84 F SL 83 B FF 96 S FF 96 1-3 K				2 0 0 0 0 2 2 1 0 0 0 0 1 2	
25 Gregory Polanco, L (7, PH) OBP: 0.197, SLG: 0.316 (7, 9)											
18 John Ryan Murphy, R OBP: 0.224, SLG: 0.217 (1, 2)		C FC 87 S ST 82 D ST 83 B ST 83 S FF 96 2-3 K		C FC 84 B KC 79 C FF 94 B ST 82 B ST 81 C FF 95 3-3 K		S SL 85 B SL 86 B SL 86 S SL 84 F SL 84 B FF 96 C SL 85 3-3 K				3 0 0 0 0 3 4	
Inning Stats	R: 0 E: 0 K: 2 S: 17 H: 1 LOB: 2 BB: 1 P: 25	R: 0 E: 1 K: 2 S: 10 H: 0 LOB: 1 BB: 1 P: 18	R: 0 E: 0 K: 0 S: 7 H: 0 LOB: 0 BB: 0 P: 10	R: 0 E: 0 K: 2 S: 9 H: 0 LOB: 0 BB: 0 P: 14	R: 0 E: 0 K: 3 S: 11 H: 0 LOB: 0 BB: 0 P: 16	R: 0 E: 0 K: 2 S: 8 H: 0 LOB: 0 BB: 0 P: 10	R: 1 E: 0 K: 3 S: 16 H: 3 LOB: 2 BB: 0 P: 23	1B: 3 2B: 0 3B: 0 HR: 1 SF: 0 SAC: 0 DP: 0 HBP: 0	WP: 0 PB: 0 SB: 1 CS: 2		
PITCHER 27 Trevor Bauer, R ERA: 1.71 26 Raisel Iglesias, R ERA: 3.5	IP WLS BF H R ER SO BB IBB HBP BLK WP HR S P ERA WHIP	IP WLS BF H R ER SO BB IBB HBP BLK WP HR S P ERA WHIP	IP WLS BF H R ER SO BB IBB HBP BLK WP HR S P ERA WHIP	IP WLS BF H R ER SO BB IBB HBP BLK WP HR S P ERA WHIP	IP WLS BF H R ER SO BB IBB HBP BLK WP HR S P ERA WHIP	IP WLS BF H R ER SO BB IBB HBP BLK WP HR S P ERA WHIP	IP WLS BF H R ER SO BB IBB HBP BLK WP HR S P ERA WHIP	IP WLS BF H R ER SO BB IBB HBP BLK WP HR S P ERA WHIP	IP WLS BF H R ER SO BB IBB HBP BLK WP HR S P ERA WHIP		

livebaseballscorecards.com

AB	25
R	1
H	4
RBI	1
BB	2
SO	14
LOB	15



Batter	1	2	3	4	5	6	7	8	9
4 Shogo Akiyama, L (1, 7) OBP: 0.336, SLG: 0.280 37 Tyler Stephenson, R (7, PH) OBP: 0.538, SLG: 1.000	4-1 			2-3 	4-2 		1-0 		
2 Nick Castellanos, R (1, 10) OBP: 0.309, SLG: 0.506	2-2 			2-1 	3-2 				
19 Joey Votto, L (1, 3) OBP: 0.335, SLG: 0.426	2-1 			0-0 		4-2 			
7 Eugenio Suárez, R (1, 5) OBP: 0.309, SLG: 0.491		1-2 		4-2 		1-3 			
9 Mike Moustakas, L (1, 4) 52 Kyle Farmer, R (7, 4) OBP: 0.305, SLG: 0.309		1-3 		2-1 		0-3 			
44 Aristides Aquino, R (1, 9) OBP: 0.361, SLG: 0.321		2-2 			0-3 	1-2 			
15 Nick Senzel, R (1, 8) OBP: 0.309, SLG: 0.458			0-1 		0-2 		0-0 		
16 Tucker Barnhart, L (1, 2) 12 Curt Casali, R (7, PH) OBP: 0.361, SLG: 0.508			0-0 		0-2 		2-3 		
38 Jose Barrero, R (1, 6) OBP: 0.231, SLG: 0.216			2-2 		0-1 		1-2 		

Inning Stats	R: 0 E: 0 K: 0 S: 6	H: 0 LOB: 0 BB: 1 P: 14	R: 0 E: 0 K: 1 S: 11	H: 0 LOB: 0 BB: 0 P: 15	R: 0 E: 0 K: 1 S: 6	H: 0 LOB: 0 BB: 0 P: 8	R: 1 E: 0 K: 1 S: 16	H: 1 LOB: 1 BB: 1 P: 26	R: 0 E: 0 K: 1 S: 17	H: 2 LOB: 3 BB: 1 P: 24	R: 0 E: 0 K: 2 S: 12	H: 0 LOB: 1 BB: 1 P: 18	R: 2 E: 0 K: 1 S: 10	H: 2 LOB: 0 BB: 0 P: 14
1B: 3 2B: 0 3B: 0 HR: 2	SF: 0 SAC: 0 DP: 0 HBP: 0	WP: 0 PA: 28												

PITCHER	IP	WLS	BF	H	R	ER	SO	BB	IBB	HBP	BLK	WP	HR	S	P	ERA	WHIP
60 Cody Ponce, R (1, 1) ERA: 3.18	4.0		14	1	1	1	3	2	0	0	0	0	1	39	63	2.25	0.750
46 Chris Stratton, R (5, 1) ERA: 3.42	1.0		6	2	0	0	1	1	0	0	0	0	0	17	24	0.00	3.000
54 Sam Howard, L (6, 1) ERA: 3.06	1.2	L	8	2	2	2	3	1	0	0	0	0	1	22	32	10.80	1.800

BOTTOM

Pittsburgh Pirates @ Cincinnati Reds
 Great American Ball Park, Cincinnati, OH
 Mon Sep 14 2020, 4:14 PM - 6:38 PM EDT
 Partly Cloudy - 80 F

AB	24
R	3
H	5
RBI	3
BB	4
SO	7
LOB	8

Batter	1	2	3	4	5	6	7	8	9	AB R H RBI BB SO LOB	TOP		
2 Erik González, R OBP: 0.286, SLG: 0.420	0-3 K	0-3 K			1-1 L6	2-3 K				4 0 0 0 0 3 3			
26 Adam Frazier, L OBP: 0.294, SLG: 0.339	1-1 19 2B HBP		1-1 F8		3-1 13 HR 1B	1-2 P6				3 2 1 0 0 0 1			
13 Ke'Bryan Hayes, R OBP: 0.381, SLG: 0.605	2-3 K		3-2 F8		1-0 HR		2-3 K			4 1 1 2 0 2 1			
19 Colin Moran, L OBP: 0.347, SLG: 0.508	3-1 55 1B 2B		2-2 P5		4-1 10 BB 55 BB BB		2-3 K			3 0 1 1 1 1 0			
55 Josh Bell, S OBP: 0.311, SLG: 0.395	1-0 1B			1-1 HR	4-2 10 BB BB		2-2 F7			3 1 2 1 1 0 0			
10 Bryan Reynolds, S OBP: 0.281, SLG: 0.329		1-1 58 1B 1B		0-0 L3	4-1 BB					2 0 1 0 1 0 0			
25 Gregory Polanco, L OBP: 0.192, SLG: 0.308		3-3 K		3-3 K	2-2 P5					3 0 0 0 0 2 4			
27 Kevin Newman, R OBP: 0.276, SLG: 0.284		1-3 K		0-0 G5-3		1-2 1B				3 0 1 0 0 1 1			
58 Jacob Stallings, R OBP: 0.355, SLG: 0.398		2-2 1B			1-3 K	1-3 K				3 0 1 0 0 2 1			
Inning Stats	R: 1 H: 2 E: 0 LOB: 2 K: 2 BB: 0 S: 10 P: 17	R: 0 H: 2 E: 0 LOB: 2 K: 3 BB: 0 S: 15 P: 22	R: 0 H: 0 E: 0 LOB: 0 K: 0 BB: 0 S: 9 P: 15	R: 1 H: 1 E: 0 LOB: 0 K: 1 BB: 0 S: 7 P: 11	R: 2 H: 2 E: 0 LOB: 3 K: 1 BB: 3 S: 15 P: 35	R: 0 H: 1 E: 0 LOB: 1 K: 2 BB: 0 S: 19 P: 24	R: 0 H: 0 E: 0 LOB: 0 K: 2 BB: 0 S: 10 P: 16	1B: 5 SF: 0 2B: 1 SAC: 0 3B: 0 DP: 0 HR: 2 HBP: 1	WP: 0 PA: 32 PB: 0 SB: 0 CS: 0				
PITCHER	IP WLS BF H R ER SO BB IBB HBP BLK WP HR S P ERA WHIP											PITCHER	IP WLS BF H R ER SO BB IBB HBP BLK WP HR S P ERA WHIP
28 Anthony DeSclafani, R ERA: 7.28	(1, 1) 4.2												
87 José De León, R ERA: 18.0	(5, 1) 0.0												
47 Sal Romano, R ERA:	(5, 1) 0.1												
23 Archie Bradley, R ERA: 2.76	(6, 1) 1.0												
57 Nate Jones, R ERA: 5.94	(7, 1) 1.0												

Pittsburgh Pirates @ Cincinnati Reds
Great American Ball Park, Cincinnati, OH
Mon Sep 14 2020, 7:27 PM - 10:26 PM EDT
Partly Cloudy - 74 F

livebaseballscorecards.com

AB 28
R 4
H 8
RBI 4
BB 3
SO 11
LOB 11



Batter	1	2	3	4	5	6	7	8	9
4 Shogo Akiyama, L <small>(1, 7) OBP: 0.347, SLG: 0.283</small>	<small>B FF 95 B FF 94 S FF 95 B FF 95 F FF 95 F FF 96 B FF 96</small> 	<small>B CU 78 F FF 94 F FF 94 F CU 79 F CU 80 F FF 97 F FC 88 X CU 79</small> 			<small>B FF 92 B KC 80 B SI 92 C FF 91 X SI 91</small> 	<small>B SI 95 B SI 94 S SL 83 S SL 83 F SI 95 B SI 94</small> 			
2 Nick Castellanos, R <small>(1, 9) OBP: 0.303, SLG: 0.494</small>	<small>B CU 77 F FC 87 S FF 95 B FC 96 F FC 88 1 SAFE B FF 95 S FC 88</small> 		<small>C FC 87 F FC 87 B FC 88 S FF 96</small> 		<small>F KC 80 F SI 91 F SI 92 F KC 83 B KC 84 C SI 92</small> 	<small>F SL 82 S SI 92 F SI 94 D SL 84 F SI 94 X SI 94</small> 			
19 Joey Votto, L <small>(1, 10) OBP: 0.339, SLG: 0.444</small>	<small>C CU 78 X CU 80</small> 		<small>B CH 92 X CU 78</small> 		<small>C CU 76 F FF 95 D CU 78 C CU 78</small> 	<small>B SI 92 B SI 91 B SI 93 B SI 93</small> 			
7 Eugenio Suárez, R <small>(1, 5) OBP: 0.313, SLG: 0.485</small>		<small>C FF 94 B CU 79 B CU 79 B FC 99 B FF 96 B FF 96</small> 	<small>C FC 87 C FF 95 S FF 94</small> 		<small>B FF 95 C CU 77 B CU 76 B CU 76 B CU 78</small> 	<small>B FF 91 B CH 84 S FF 91 B FC 99 C FF 92 S CU 81</small> 			
9 Mike Moustakas, L <small>(1, 3) OBP: 0.331, SLG: 0.410</small>	<small>F FF 95 X CU 79</small> 	<small>C FF 95 F FC 81 B CU 79 S CU 78</small> 		<small>D CU 77 B FF 95 X FF 96</small> 	<small>X CU 81</small> 				
17 Brian Goodwin, L <small>(1, 8) OBP: 0.315, SLG: 0.457</small>		<small>C FF 95 B CH 89 D CU 78 X FF 96</small> 		<small>B FF 93 C KC 81 B KC 83 B KC 83 X SI 92</small> 	<small>S FF 95 F FC 80 F FF 95 X FF 96</small> 				
3 Freddy Galvis, S <small>(1, 4) OBP: 0.282, SLG: 0.390</small>	<small>C CU 78 B FC 87 B FF 96 X CU 79</small> 		<small>F SI 91 B KC 80 F FC 85 S SI 93</small> 		<small>B SI 94 H SL 83</small> 				
52 Kyle Farmer, R <small>(1, 6) OBP: 0.339, SLG: 0.321</small>	<small>B FF 96 S FC 87 C FF 95 B FC 88 B FF 95 B FC 87</small> 		<small>B SI 93 S KC 80 S KC 80 B SI 92 X SI 92</small> 		<small>B SI 94 D SL 83 C SI 94 F SI 94 B SI 94 F SI 95 F SI 85 B SL 81</small> 				
12 Curt Casali, R <small>(1, 2) OBP: 0.373, SLG: 0.500</small>	<small>B FC 87 1 SAFE B FF 93 B FF 94 B FF 93</small> 	<small>B FC 87 1 SAFE B FF 93 B FF 94 B FF 93</small> 	<small>B SAFE B KC 80 C KC 80 D KC 79 F SI 93 C SI 92</small> 		<small>B SI 84 B SI 93 L SI 91 L SL 82 D SL 84 B SI 95</small> 				

Inning Stats	R: 0	H: 0	E: 0	K: 1	S: 9	H: 0	LOB: 0	BB: 1	P: 16	R: 2	H: 1	E: 0	K: 0	S: 16	R: 1	H: 1	E: 0	K: 3	S: 11	R: 0	H: 1	E: 0	K: 2	S: 12	R: 3	H: 2	E: 0	K: 2	S: 14	R: 3	H: 0	E: 1	K: 1	S: 20	

PITCHER														PITCHER																			
IP	WLS	BF	H	R	ER	SO	BB	IBB	HBP	BLK	WP	HR	S	P	ERA	WHIP	IP	WLS	BF	H	R	ER	SO	BB	IBB	HBP	BLK	WP	HR	S	P	ERA	WHIP
23 Mitch Keller, R	(1, 1)	3.0													9.00	2.000	23 Mitch Keller, R	(1, 1)	3.0													9.00	2.000
45 Derek Holland, L	(4, 1)	1.1	6	2	1	1	3	0	0	0	1	0	18	31	6.75	1.500	45 Derek Holland, L	(4, 1)	1.1	6	2	1	1	3	0	0	0	1	0	18	31	6.75	1.500
71 Nik Turley, L	(5, 1)	0.2	L	4	1	2	2	1	0	0	0	1	8	17	27.00	3.000	71 Nik Turley, L	(5, 1)	0.2	L	4	1	2	2	1	0	0	0	1	8	17	27.00	3.000
32 Geoff Hartlieb, R	(6, 1)	0.0		6	0	3	2	0	4	0	1	0	16	35	∞	∞	32 Geoff Hartlieb, R	(6, 1)	0.0		6	0	3	2	0	4	0	1	0	16	35	∞	∞
75 Austin Davis, L	(6, 1)	1.0		2	0	0	0	1	0	0	0	0	4	7	0.00	0.000	75 Austin Davis, L	(6, 1)	1.0		2	0	0	0	1	0	0	0	0	4	7	0.00	0.000

BOTTOM

Pittsburgh Pirates @ Cincinnati Reds
 Great American Ball Park, Cincinnati, OH
 Mon Sep 14 2020, 7:27 PM - 10:26 PM EDT
 Partly Cloudy - 74 F

AB	22
R	9
H	5
RBI	7
BB	9
SO	9
LOB	15

1B: 2	SF: 0	WP: 2	PA: 32
2B: 1	SAC: 0	PB: 0	
3B: 0	DP: 2	SB: 0	
HR: 3	HBP: 1	CS: 1	

Batter	1	2	3	4	5	6	7	8	9	AB R H RBI BB SO LOB	TOP											
2 Erik González, R OBP: 0.285, SLG: 0.423	0-1 G4-3		2-0 F9		1-3 K2-3			1-1 2B		4 0 1 0 0 1 1												
10 Bryan Reynolds, S OBP: 0.280, SLG: 0.322	3-3 K			0-0 G4-3		4-2 BB		0-0 F8		3 0 0 0 1 1 1												
13 Ke'Bryan Hayes, R OBP: 0.370, SLG: 0.595	1-1 G4-3			1-2 19 1B 2B		0-3 K		3-2 G2		4 1 1 0 0 1 2												
19 Colin Moran, L OBP: 0.344, SLG: 0.500		1-1 G4-3		0-0 55 1B 2-H		3-2 P4		0-0 F8		4 0 1 1 0 0 1												
55 Josh Bell, S OBP: 0.315, SLG: 0.394		2-2 G5-3		2-2 1B		0-1 G5-3		4-2 25 BB BB		3 0 1 0 1 0 1												
25 Gregory Polanco, L OBP: 0.194, SLG: 0.301		1-3 K		3-3 K		3-3 K		4-2 BB		3 0 0 0 1 3 2												
3 Cole Tucker, S OBP: 0.259, SLG: 0.283			0-0 1B		3-2 F7		1-1 G3-1		3-3 K	4 0 1 0 0 1 4												
15 JT Riddle, L OBP: 0.189, SLG: 0.255			1-3 K		2-3 K		2-1 G4-3		3-1 F9	3 0 0 0 0 2 1												
27 Kevin Newman, R OBP: 0.275, SLG: 0.282										1 0 0 0 0 0 2												
58 Jacob Stallings, R OBP: 0.345, SLG: 0.386			2-2 F9		2-1 F8			2-2 L6		3 0 0 0 0 0 1												
Inning Stats	R: 0 E: 0 K: 1 S: 7	H: 0 LOB: 0 BB: 0 P: 11	R: 0 E: 0 K: 1 S: 8	H: 0 LOB: 0 BB: 0 P: 12	R: 0 E: 0 K: 1 S: 8	H: 1 LOB: 1 BB: 0 P: 13	R: 1 E: 0 K: 1 S: 15	H: 3 LOB: 2 BB: 0 P: 24	R: 0 E: 0 K: 2 S: 11	H: 0 LOB: 0 BB: 0 P: 16	R: 0 E: 0 K: 1 S: 13	H: 0 LOB: 1 BB: 1 P: 20	R: 0 E: 0 K: 1 S: 7	H: 0 LOB: 0 BB: 0 P: 13	R: 0 E: 0 K: 0 S: 9	H: 1 LOB: 1 BB: 0 P: 15	R: 0 E: 0 K: 1 S: 13	H: 0 LOB: 2 BB: 2 P: 27	1B: 3 2B: 2 3B: 0 HR: 0	SF: 0 SAC: 0 DP: 0 HBP: 0	WP: 0 PB: 0 SB: 0 CS: 0	PA: 35
PITCHER	IP WLS BF H R ER SO BB IBB HBP BLK WP HR S P ERA WHIP																					
21 Michael Lorenzen, R ERA: 4.56	(1, 1) 5.0 W 19 4 1 1 6 0 0 0 0 0 0 0 49 76 1.80 0.800																					
70 Tejay Antone, R ERA: 2.76	(6, 1) 1.0 H 4 0 0 0 1 1 0 0 0 0 0 0 13 20 0.00 1.000																					
39 Lucas Sims, R ERA: 3.0	(7, 1) 2.0 H 7 1 0 0 1 0 0 0 0 0 0 0 16 28 0.00 0.500																					
50 Amir Garrett, L ERA: 2.81	(9, 1) 1.0 S 5 0 0 0 1 2 0 0 0 0 0 0 13 27 0.00 2.000																					

Pittsburgh Pirates @ Cincinnati Reds
Great American Ball Park, Cincinnati, OH
Tue Sep 15 2020, 6:43 PM - 9:23 PM EDT
Sunny - 73 F

livebaseballscorecards.com

AB	32
R	1
H	5
RBI	1
BB	3
SO	9
LOB	16



Batter	1	2	3	4	5	6	7	8	9	AB R H RBI BB SO LOB	BOTTOM
4 Shogo Akiyama, L <small>OBP: 0.351, SLG: 0.290</small> (1, 7)										4 0 2 0 0 1 0	Pittsburgh Pirates @ Cincinnati Reds Great American Ball Park, Cincinnati, OH Tue Sep 15 2020, 6:43 PM - 9:23 PM EDT Sunny - 73 F livebaseballscorecards.com
2 Nick Castellanos, R <small>OBP: 0.307, SLG: 0.500</small> (1, 9)										4 1 2 0 0 1 1 0 0 0 0 0 0 0	
19 Joey Votto, L <small>OBP: 0.337, SLG: 0.435</small> (1, 3)										3 1 0 0 1 1 1	
33 Jesse Winker, L <small>OBP: 0.390, SLG: 0.551</small> (1, 10)										4 1 0 0 0 2 4	
9 Mike Moustakas, L <small>OBP: 0.328, SLG: 0.398</small> (1, 5)										3 0 0 1 0 1 0	
17 Brian Goodwin, L <small>OBP: 0.309, SLG: 0.450</small> (1, 8)										2 0 0 1 0 1 0	
3 Freddy Galvis, S <small>OBP: 0.284, SLG: 0.388</small> (1, 4)										3 0 1 1 0 0 0	
38 Jose Barrero, R <small>OBP: 0.218, SLG: 0.204</small> (1, 6)										3 0 0 0 0 1 2	
16 Tucker Barnhart, L <small>OBP: 0.301, SLG: 0.390</small> (1, 2)										3 1 1 1 0 1 0	
Inning Stats	R: 3 H: 3 E: 0 LOB: 2 K: 1 BB: 1 S: 17 P: 28	R: 1 H: 2 E: 0 LOB: 1 K: 2 BB: 0 S: 10 P: 15	R: 0 H: 0 E: 0 LOB: 0 K: 1 BB: 0 S: 8 P: 12	R: 0 H: 1 E: 0 LOB: 1 K: 1 BB: 0 S: 9 P: 12	R: 0 H: 0 E: 0 LOB: 0 K: 3 BB: 0 S: 13 P: 20	R: 0 H: 0 E: 0 LOB: 0 K: 0 BB: 0 S: 9 P: 14	R: 0 H: 0 E: 0 LOB: 0 K: 1 BB: 0 S: 8 P: 13	R: 0 H: 0 E: 0 LOB: 0 K: 0 BB: 0 S: 4 P: 7	1B: 4 SF: 1 2B: 1 SAC: 0 3B: 0 DP: 0 HR: 1 HBP: 1	WP: 0 PA: 32 PB: 0 SB: 0 CS: 0	
PITCHER 59 Joe Musgrove, R <small>ERA: 5.74</small> (1, 1)	IP 5.0 WLS L BF 23 H 6 R 4 ER 4 SO 8 BB 1 IBB 0 HBP 1 BLK 0 WP 0 HR 1 S 57 P 87 ERA 7.20 WHIP 1.400						PITCHER 62 Blake Cederlind, R <small>ERA:</small> (6, 1)	IP 1.0 WLS L BF 3 H 0 R 0 ER 0 SO 0 BB 0 IBB 0 HBP 0 BLK 0 WP 0 HR 0 S 9 P 14 ERA 0.00 WHIP 0.000			
45 Derek Holland, L <small>ERA: 6.58</small> (7, 1)	IP 2.0 WLS L BF 6 H 0 R 0 ER 0 SO 1 BB 0 IBB 0 HBP 0 BLK 0 WP 0 HR 0 S 12 P 20 ERA 0.00 WHIP 0.000										

Pittsburgh Pirates @ Cincinnati Reds
 Great American Ball Park, Cincinnati, OH
 Tue Sep 15 2020, 6:43 PM - 9:23 PM EDT
 Sunny - 73 F

AB	29
R	4
H	6
RBI	4
BB	1
SO	9
LOB	8



Batter	1	2	3	4	5	6	7	8	9	AB R H RBI BB SO LOB	TOP											
26 Adam Frazier, L (1, 7) OBP: 0.288, SLG: 0.331	1-1 G1-3		0-3 K			2-1 L8			0-2 L7	4 0 0 0 0 1 0	Pittsburgh Pirates @ Cincinnati Reds Great American Ball Park, Cincinnati, OH Wed Sep 16 2020, 6:41 PM - 9:15 PM EDT Partly Cloudy - 78 F											
13 Ke'Bryan Hayes, R (1, 5) OBP: 0.360, SLG: 0.565	2-1 G5-6-3 1B		1-3 K			3-2 G6-3			0-0 G1-3	4 0 1 0 0 1 0												
19 Colin Moran, L (1, 10) OBP: 0.335, SLG: 0.486	0-1 G5-6-3 1-2f		2-1 G4-3			2-0 G3			0-3 K	4 0 0 0 0 1 1												
55 Josh Bell, S (1, 3) OBP: 0.321, SLG: 0.395		2-1 G4-3		1-1 1B		4-1 BB				2 0 1 0 1 0 0												
2 Erik González, R (1, 6) OBP: 0.279, SLG: 0.414		0-3 K		2-3 K		2-3 K				3 0 0 0 0 3 2												
27 Kevin Newman, R (1, 4) OBP: 0.276, SLG: 0.283		2-2 1B		0-3 K		3-3 K				3 0 1 0 0 2 1												
25 Gregory Polanco, L (1, 9) OBP: 0.190, SLG: 0.294		0-3 K		0-0 G6-3				1-2 F8		3 0 0 0 0 1 1												
3 Cole Tucker, S (1, 8) OBP: 0.252, SLG: 0.275			1-0 G6-3		0-1 F9			3-2 F8		3 0 0 0 0 0 0												
58 Jacob Stallings, R (8, 2) OBP: 0.345, SLG: 0.386								2-2 F8		0 0 0 0 0 0 0												
18 John Ryan Murphy, R (1, 2) OBP: 0.216, SLG: 0.208			3-3 K			1-3 K			2-2 G5-3	2 0 0 0 0 2 0												
10 Bryan Reynolds, S (8, PH) OBP: 0.279, SLG: 0.319										1 0 0 0 0 0 0												
Inning Stats	R: 0 E: 0 K: 0 S: 6	H: 1 LOB: 0 BB: 0 P: 9	R: 0 E: 0 K: 2 S: 12	H: 1 LOB: 1 BB: 0 P: 16	R: 0 E: 0 K: 2 S: 7	H: 0 LOB: 0 BB: 0 P: 11	R: 0 E: 0 K: 2 S: 10	H: 1 LOB: 1 BB: 0 P: 16	R: 0 E: 0 K: 1 S: 6	H: 0 LOB: 0 BB: 0 P: 6	R: 0 E: 0 K: 1 S: 8	H: 0 LOB: 0 BB: 0 P: 14	R: 0 E: 0 K: 2 S: 8	H: 0 LOB: 1 BB: 1 P: 19	R: 0 E: 0 K: 0 S: 10	H: 0 LOB: 0 BB: 0 P: 16	R: 0 E: 0 K: 1 S: 7	H: 0 LOB: 0 BB: 0 P: 7	1B: 3 2B: 0 3B: 0 HR: 0	SF: 0 SAC: 0 DP: 1 HBP: 0	WP: 0 PB: 0 SB: 0 CS: 0	PA: 30
PITCHER	IP WLS BF H R ER SO BB IBB HBP BLK WP HR S P ERA WHIP																					
58 Luis Castillo, R (1, 1) ERA: 3.03	7.0 W 24 3 0 0 10 1 0 0 0 0 0 0 57 91 0.00 0.571																					
23 Archie Bradley, R (8, 1) ERA: 2.6	1.0 H 3 0 0 0 0 0 0 0 0 0 0 0 10 16 0.00 0.000																					
26 Raisel Iglesias, R (9, 1) ERA: 3.32	1.0 S 3 0 0 0 1 0 0 0 0 0 0 0 7 7 0.00 0.000																					

livebaseballscores.com

AB	29
R	0
H	3
RBI	0
BB	1
SO	11
LOB	5



Batter	1	2	3	4	5	6	7	8	9	AB	R	H	RBI	BB	SO	LOB
4 Shogo Akiyama, L OBP: 0.354, SLG: 0.291 (1, 7)	F7 3-2		BB 4-2		1B 2-2 1-H 3-H			K 1-3		3	0	1	1	1	1	0
2 Nick Castellanos, R OBP: 0.311, SLG: 0.505 (1, 9)	1B 1-2 19 FC4-5		K 1-3		2B 1-0 19 G6-3			P4 2-2		4	0	2	0	0	1	1
19 Joey Votto, L OBP: 0.332, SLG: 0.427 (1, 3)	FC4-5 2-2 1-2f		K 3-3		G6-3 3-2			K 2-3		3	0	0	0	0	1	2
33 Jesse Winker, L OBP: 0.385, SLG: 0.543 37 Tyler Stephenson, R OBP: 0.500, SLG: 0.917 (1, 10) (6, PH) (7, 10)	K 2-3		K 0-3		K 3-3			K 3-3		2	0	0	0	0	2	1
9 Mike Moustakas, L OBP: 0.320, SLG: 0.387 (1, 5)		G5-3 0-0		F7 2-2		G4-3 2-2				3	0	0	0	0	0	1
15 Nick Senzel, R OBP: 0.293, SLG: 0.431 (1, 8)		P3 1-1			G5-3 0-0			K 3-2		3	0	0	0	0	1	0
3 Freddy Galvis, S OBP: 0.277, SLG: 0.379 (1, 4)		L8 3-2			F8 3-1			F8 3-2		3	0	0	0	0	0	0
38 Jose Barrero, R OBP: 0.224, SLG: 0.211 (1, 6)			G5-3 0-1		1B 0-1 12 1B 4 1B			K 1-3		3	1	1	0	0	1	0
12 Curt Casali, R OBP: 0.372, SLG: 0.492 (1, 2)			P4 1-1		1B 3-2 4 S 4 1B			K 0-3		3	0	1	0	0	1	0

Inning Stats	R: 0	H: 1	E: 0	K: 15	LOB: 1	BB: 0	P: 23	R: 0	H: 0	E: 0	K: 0	LOB: 0	BB: 0	P: 11	R: 0	H: 0	E: 0	K: 1	LOB: 1	BB: 1	P: 15	R: 0	H: 0	E: 0	K: 2	LOB: 0	BB: 0	P: 14	R: 1	H: 3	E: 0	K: 0	LOB: 3	BB: 0	P: 21	R: 0	H: 1	E: 0	K: 1	LOB: 1	BB: 0	P: 21	R: 0	H: 0	E: 0	K: 2	LOB: 0	BB: 0	P: 19	R: 0	H: 0	E: 0	K: 14	LOB: 0	BB: 0	P: 17
--------------	------	------	------	-------	--------	-------	-------	------	------	------	------	--------	-------	-------	------	------	------	------	--------	-------	-------	------	------	------	------	--------	-------	-------	------	------	------	------	--------	-------	-------	------	------	------	------	--------	-------	-------	------	------	------	------	--------	-------	-------	------	------	------	-------	--------	-------	-------

PITCHER	IP	WLS	BF	H	R	ER	SO	BB	IBB	HBP	BLK	WP	HR	S	P	ERA	WHIP
65 JT Brubaker, R ERA: 4.79 (1, 1)	5.1	L	21	5	1	1	4	1	0	0	0	0	0	57	92	1.69	1.125
54 Sam Howard, L ERA: 2.95 (6, 1)	0.2		2	0	0	0	1	0	0	0	0	0	0	8	13	0.00	0.000
46 Chris Stratton, R ERA: 3.24 (7, 1)	1.1		4	0	0	0	3	0	0	0	0	0	0	15	22	0.00	0.000
71 Nik Turley, L ERA: 4.76 (8, 1)	0.2		2	0	0	0	1	0	0	0	0	0	0	11	14	0.00	0.000

BOTTOM

Pittsburgh Pirates @ Cincinnati Reds
Great American Ball Park, Cincinnati, OH

Wed Sep 16 2020, 6:41 PM - 9:15 PM EDT
Partly Cloudy - 78 F

livebaseballscorecards.com

AB	28
R	1
H	5
RBI	1
BB	1
SO	9
LOB	6




PITCHER	IP	WLS	BF	H	R	ER	SO	BB	IBB	HBP	BLK	WP	HR	S	P	ERA	WHIP
---------	----	-----	----	---	---	----	----	----	-----	-----	-----	----	----	---	---	-----	------

Batter	1	2	3	4	5	6	7	8	9	AB R H RBI BB SO LOB	TOP	
19 Tommy Edman, S (1, 5) OBP: 0.333, SLG: 0.396	3-3 K		0-0 1B			2-1 G3			1-1 G5-3	4 0 1 1 0 1 0	St. Louis Cardinals @ Pittsburgh Pirates PNC Park, Pittsburgh, PA Thu Sep 17 2020, 7:09 PM - 9:32 PM EDT Clear - 70 F livebaseballscorecards.com	
11 Paul DeJong, R (1, 6) OBP: 0.366, SLG: 0.405	0-0 F8		0-1 G5-3			2-3 K			3-3 K	4 0 0 0 0 2 2		
46 Paul Goldschmidt, R (1, 3) OBP: 0.429, SLG: 0.483	2-0 F9				2-3 K	3-2 L5			2-2 K	4 0 0 0 0 2 0		
41 Tyler O'Neill, R (1, 7) OBP: 0.263, SLG: 0.370		1-3 K			1-1 F7			1-2 G1-3		3 0 0 0 0 1 0		
4 Yadier Molina, R (1, 2) OBP: 0.286, SLG: 0.339		0-1 L9			4-0 BB			1-0 G6-3		2 0 0 0 1 0 0		
15 Brad Miller, L (1, 10) OBP: 0.379, SLG: 0.509		1-0 L4			0-2 G4-3			0-3 K		3 0 0 0 0 1 1		
48 Harrison Bader, R (1, 8) OBP: 0.314, SLG: 0.414			3-3 K			0-0 G5-3			2-1 F8	3 0 0 0 0 1 0		
47 Rangel Ravelo, R (1, 9) OBP: 0.250, SLG: 0.300			4-0 BB 16 1B 19 1B			0-1 G1-3			1-0 G4-3	2 1 0 0 1 0 0		
16 Kolten Wong, L (1, 4) OBP: 0.356, SLG: 0.309			1-1 G5-3 11 1B 19 1B			2-2 G6-3			3-1 F8	3 0 1 0 0 0 0		
Inning Stats	R: 0 H: 0 E: 0 LOB: 0 K: 1 BB: 0 S: 6 P: 11	R: 0 H: 0 E: 0 LOB: 0 K: 1 BB: 0 S: 6 P: 8	R: 1 H: 2 E: 0 LOB: 1 K: 1 BB: 1 S: 8 P: 16	R: 0 H: 0 E: 0 LOB: 1 K: 1 BB: 1 S: 8 P: 15	R: 0 H: 0 E: 0 LOB: 0 K: 0 BB: 0 S: 6 P: 8	R: 0 H: 0 E: 0 LOB: 0 K: 1 BB: 0 S: 11 P: 18	R: 0 H: 0 E: 0 LOB: 0 K: 1 BB: 0 S: 7 P: 9	R: 0 H: 0 E: 0 LOB: 0 K: 0 BB: 0 S: 5 P: 11	R: 0 H: 0 E: 0 LOB: 0 K: 2 BB: 0 S: 8 P: 14	1B: 2 SF: 0 2B: 0 SAC: 0 3B: 0 DP: 1 HR: 0 HBP: 0	WP: 0 PA: 30 PB: 0 SB: 0 CS: 0	
PITCHER 43 Steven Brault, L (1, 1) ERA: 4.04	IP WLS BF H R ER SO BB IBB HBP BLK WP HR S P ERA WHIP	9.0 W 30 2 1 1 8 2 0 0 0 0 0 0 65 110 1.00 0.444										



Batter	1	2	3	4	5	6	7	8	9
26 Adam Frazier, L OBP: 0.293, SLG: 0.331 (1, 7)	G1-6-3 ①		G5-4-3 ② 13 1B	F9 ③			13 HBP BB		
13 Ke'Bryan Hayes, R OBP: 0.389, SLG: 0.583 (1, 5)	G6-3 BB		G5-4-3 ② ③ 1-2f		19 1B 55 SF8 2B		1-2 HBP		
19 Colin Moran, L OBP: 0.340, SLG: 0.482 (1, 10)	G6-3 ② ③ 1-2f			25 HR 55 BB BB	2 G5-4-3 1B		P5 ①		
55 Josh Bell, S OBP: 0.319, SLG: 0.390 (1, 3)		G4-3 ①		25 HR BB	SF8 ①		K ②		
2 Erik González, R OBP: 0.278, SLG: 0.405 (1, 6)		25 2B BB		K ①	G5-4-3 ② ③ 1-2f		P6 ③		
10 Bryan Reynolds, S OBP: 0.278, SLG: 0.318 (1, 8)		F7 ②		K ②		25 F7 27 1B	G5-3 ①		
25 Gregory Polanco, L OBP: 0.199, SLG: 0.331 (1, 9)		2B ③		HR ①-H ②-H		F7 ①	F8 ②		
27 Kevin Newman, R OBP: 0.281, SLG: 0.289 (1, 4)		F9 ③		53 2B 1B		1B ② 2-H	G1-3 ③		
58 Jacob Stallings, R OBP: 0.345, SLG: 0.394 (1, 2)			G5-3 ①	2B ①-H		G4-3 ③			

AB	R	H	RBI	BB	SO	LOB
3	0	1	0	1	0	1
2	1	1	0	1	0	1
3	1	1	0	1	0	3
2	1	0	1	1	1	2
3	0	0	0	1	1	5
4	0	1	0	0	1	3
4	1	2	3	0	0	1
4	1	2	0	0	0	2
3	0	1	1	0	0	1

BOTTOM	
AB	28
R	5
H	9
RBI	5
BB	5
SO	3
LOB	19
	
WP: 0	PA: 35
PB: 0	
SB: 0	
CS: 0	

Inning Stats		R: 0	H: 0	E: 0	K: 0	S: 3	R: 0	H: 1	E: 0	K: 0	S: 9	R: 0	H: 1	E: 0	K: 0	S: 12	R: 4	H: 3	E: 0	K: 2	S: 21	R: 1	H: 2	E: 0	K: 0	S: 10	R: 0	H: 2	E: 0	K: 0	S: 13	R: 0	H: 0	E: 0	K: 1	S: 7	R: 0	H: 0	E: 0	K: 0	S: 7																							
IP	2.0	WLS	8	H	1	R	0	ER	0	SO	0	BB	2	IBB	0	HBP	0	BLK	0	WP	0	HR	0	S	12	P	26	ERA	0.00	WHIP	1.500	PITCHER	IP	1.0	WLS	3	H	0	R	0	ER	0	SO	0	BB	0	IBB	0	HBP	0	BLK	0	WP	0	HR	0	S	7	P	10	ERA	0.00	WHIP	0.000
43 Dakota Hudson, R ERA: 2.77 (1, 1)	2.0	L	10	4	4	4	2	2	0	0	0	0	0	0	0	0	0	0	0	0	0	1	31	57	21.60	3.600	44 Junior Fernández, R ERA: 18.0 (8, 1)	1.0	L	3	0	0	0	0	0	0	0	0	0	0	0	0	0	0	0	0	0	0	0	0	0	0	0	0	0	0	0	0	0	0	0			
36 Austin Gomber, L ERA: 2.37 (3, 1)	1.2	L	10	4	4	4	2	2	0	0	0	0	0	0	0	0	0	0	0	0	0	1	31	57	21.60	3.600																																						
30 Tyler Webb, L ERA: 2.6 (4, 1)	1.2	L	7	3	1	1	0	0	0	0	0	0	0	0	0	0	0	0	0	0	0	0	0	20	26	5.40	1.800																																					
61 Seth Elledge, R ERA: 2.89 (6, 1)	0.2	L	2	1	0	0	0	0	0	0	0	0	0	0	0	0	0	0	0	0	0	0	5	8	0.00	1.500																																						
21 Andrew Miller, L ERA: 3.72 (7, 1)	1.0	L	5	0	0	0	1	1	0	1	0	1	0	1	0	1	0	0	0	0	0	0	11	18	0.00	1.000																																						

St. Louis Cardinals @ Pittsburgh Pirates
PNC Park, Pittsburgh, PA
 Thu Sep 17 2020, 7:09 PM - 9:32 PM EDT
 Clear - 70 F

livebaseballscorecards.com

Batter	1	2	3	4	5	6	7	8	9	AB R H RBI BB SO LOB	TOP																
10 Bryan Reynolds, S OBP: 0.280, SLG: 0.338 (1, 7)	F FF 92 B FF 93 C CU 75 F FF 94 X CH 86 1-2 FC4-6 1B		C CU 77 F FF 93 F FF 95 S FF 95 0-3 K		B CU 78 X FF 93 1-0 1-H HR					3 1 2 2 0 1 1																	
13 Ke'Bryan Hayes, R OBP: 0.377, SLG: 0.537 (1, 5)	F FF 93 F FF 93 B FF 94 F CU 76 B CH 87 X FF 94 2-2 P3		X FC 89 0-0 F9		B FC 88 F FF 94 C CU 78 S FF 94 1-3 K					3 0 0 0 0 1 2																	
19 Colin Moran, L OBP: 0.331, SLG: 0.463 (1, 10)	X CU 78 0-0 FC4-6 1-2f		C FF 94 S FF 94 S FF 95 0-3 K		F SL 79 F SL 79 C FF 87 0-3 K					3 0 0 0 0 2 1																	
55 Josh Bell, S OBP: 0.318, SLG: 0.383 (1, 3)	B FF 93 C CU 77 S FF 94 S FF 95 1-3 K		C CH 86 B FF 94 B FF 95 T CU 78 B CU 79 S FF 95 3-3 K		B FF 85 C SL 80 B SL 79 S FF 85 S SL 79 2-3 K					3 0 0 0 0 3 1																	
25 Gregory Polanco, L OBP: 0.203, SLG: 0.328 (1, 9)		B FF 92 T FF 93 B FF 93 C CU 78 S FF 94 2-3 K		S FF 94 C FF 94 B FF 96 X CU 80 1-2 1B		B SL 79 C SL 79 S SL 80 1-3 K				3 0 1 0 0 2 0																	
2 Erik González, R OBP: 0.276, SLG: 0.399 (1, 6)		C CU 77 F FC 89 B FF 94 F FF 93 F FF 95 S FF 95 1-3 K		B FF 94 T FF 94 B FF 93 F FC 88 F FF 94 F FF 95 B CU 79 F CU 78 S FF 94 1-2 K		B SL 81 X SI 90 1-0 58 WP 1B				3 0 1 0 0 2 1																	
27 Kevin Newman, R OBP: 0.281, SLG: 0.281 (1, 4)		B FC 89 F FF 94 B FF 95 X FC 88 2-1 F9		C CU 75 G FF 91 B FF 94 X CU 78 1-2 G1-3		B SI 92 F SI 91 C SI 91 B SI 93 B SI 92 X SI 90 3-2 F9				3 0 0 0 0 0 1																	
58 Jacob Stallings, R OBP: 0.353, SLG: 0.390 (1, 2)		B CU 77 F FF 94 B FF 94 B FC 90 B FF 92 4-1 BB		B FF 92 C FF 92 B FF 93 B FC 87 B FF 93 4-1 10 HR BB		B SI 93 C SI 91 B SL 81 D SL 82 C FF 91 F SI 92 C SI 92 SI 92 1-2 K				1 1 0 0 2 1 1																	
51 Jason Martin, L (1, 8)		X FF 93 0-0 P6		F CU 77 S FF 92 B FF 93 F FF 93 C FF 93 2-3 K		B SI 94 B SI 91 C SI 92 X SI 92 2-1 P5				2 0 0 0 0 1 2																	
26 Adam Frazier, L (7, PH)										1 0 0 0 0 0 1																	
Inning Stats	R: 0 E: 0 K: 1 S: 13	H: 1 LOB: 1 BB: 0 P: 17	R: 0 E: 0 K: 2 S: 10	H: 0 LOB: 0 BB: 0 P: 15	R: 0 E: 0 K: 1 S: 7	H: 0 LOB: 1 BB: 1 P: 11	R: 0 E: 0 K: 3 S: 15	H: 1 LOB: 1 BB: 0 P: 22	R: 2 E: 0 K: 2 S: 12	H: 1 LOB: 0 BB: 1 P: 21	R: 0 E: 0 K: 3 S: 9	H: 0 LOB: 0 BB: 0 P: 12	R: 0 E: 0 K: 1 S: 10	H: 1 LOB: 1 BB: 0 P: 19	1B: 3 2B: 0 3B: 0 HR: 1	SF: 0 SAC: 0 DP: 0 HBP: 0	WP: 1 PA: 27 PB: 0 SB: 1 CS: 0										
PITCHER	IP WLS BF H R ER SO BB IBB HBP BLK WP HR S P ERA WHIP																										
62 Daniel Ponce de Leon, R (1, 1) ERA: 5.74	5.0		20	3	2	2	9	2	0	0	0	0	1	57	86	3.60	1.000										
21 Andrew Miller, L (6, 1) ERA: 3.38	1.0	W	3	0	0	0	3	0	0	0	0	0	0	9	12	0.00	0.000										
61 Seth Elledge, R (7, 1) ERA: 2.61	1.0		4	1	0	0	1	0	0	0	0	1	0	10	19	0.00	1.000										

Pittsburgh Pirates @ St. Louis Cardinals
PNC Park, Pittsburgh, PA
Fri Sep 18 2020, 8:02 PM - 10:20 PM EDT
Clear - 61 F

livebaseballscorecards.com

AB 25
R 2
H 4
RBI 2
BB 2
SO 13
LOB 11



Batter	1	2	3	4	5	6	7	8	9
16 Kolten Wong, L OBP: 0.345, SLG: 0.320 (1, 4)	0-2 G5-3 ①		0-0 B1-3 ③		3-2 K ③	1-2 K ③			
19 Tommy Edman, S OBP: 0.337, SLG: 0.394 (1, 9) (7, 5)	0-3 K ②			0-0 46 1B 11 1B 1B		4-2 15 BB 11 SF9 BB			
46 Paul Goldschmidt, R OBP: 0.432, SLG: 0.490 (1, 10)	0-3 K ③			2-2 11 1B 1-2 1B		3-2 11 SF9 41 E 15 BB			
15 Brad Miller, L OBP: 0.374, SLG: 0.488 48 Harrison Bader, R OBP: 0.324, SLG: 0.416 (1, 5) (6, PR) (7, 8)		0-0 P2 ①		3-3 K ①		4-0 41 E 13 FC3 11 SF9 BB			
11 Paul DeJong, R OBP: 0.355, SLG: 0.397 (1, 6)		2-3 K ②		3-2 41 G4-3 1-3 2-H 1B		0-0 SF9 ①			
41 Tyler O'Neill, R OBP: 0.266, SLG: 0.387 (1, 7)		1-1 G5-3 ③		2-1 G4-3 ② ③ 1-2f		0-2 FC5 13 E 3 HR			
13 Matt Carpenter, L OBP: 0.322, SLG: 0.298 (1, 3)			2-3 K ①		0-1 G4-3 ①	1-2 FC3 3 HR			
3 Dylan Carlson, S OBP: 0.229, SLG: 0.295 (1, 8) (7, 9)			1-1 G4-3 ②		3-2 32 SH1-3 1B	3-1 HR			
32 Matt Wieters, S OBP: 0.286, SLG: 0.226 (1, 2)			1-0 1B		0-0 SH1-3 ② 1-2	1-3 K ②			

Inning Stats	R: 0	H: 0	E: 0	K: 2	S: 10	LOB: 0	BB: 0	P: 10
	0	0	0	1	7	0	0	10
	0	0	0	1	7	0	0	10
	0	1	0	11	14	1	0	24
	0	1	0	15	9	1	0	15
	6	1	3	39	22	3	2	39

PITCHER	IP	WLS	BF	H	R	ER	SO	BB	IBB	HBP	BLK	WP	HR	S	P	ERA	WHIP
39 Chad Kuhl, R ERA: 5.03 (1, 1)	5.0	L	22	5	4	1	6	2	0	0	0	0	0	53	87	1.80	1.400
46 Chris Stratton, R ERA: 3.12 (6, 1)	1.0	B	6	1	3	0	2	0	0	0	0	0	1	16	22	0.00	1.000

AB R H RBI BB SO LOB

4	0	0	0	0	2	3
2	2	1	0	1	1	0
2	1	1	0	0	1	0
2	0	0	0	1	1	2
0	1	0	0	0	0	0
2	0	1	2	0	1	0
3	1	0	0	0	0	3
3	1	0	1	0	1	1
3	1	2	3	0	0	0
2	0	1	0	0	1	1

AB	23
R	7
H	6
RBI	6
BB	2
SO	8
LOB	10



WP	PA	ERA	WHIP
0	28		
0			
0			

Pittsburgh Pirates @ St. Louis Cardinals
PNC Park, Pittsburgh, PA
Fri Sep 18 2020, 8:02 PM - 10:20 PM EDT
Clear - 61 F

livebaseballscores.com

Batter	1	2	3	4	5	6	7	8	9	AB R H RBI BB SO LOB	TOP							
16 Kolten Wong, L OBP: 0.354, SLG: 0.329 (1, 4)	0-2 HR	2-1 L9		2-2 G6-3		3-2 F8				4 1 1 2 0 0 4								
19 Tommy Edman, S OBP: 0.331, SLG: 0.393 (1, 9) (7, 5)	0-1 G3		1-2 46 2B	1-2 G3		1-2 L5				4 1 1 0 0 0 3								
46 Paul Goldschmidt, R OBP: 0.431, SLG: 0.490 (1, 3)	1-3 K		1 SAFE 1 SAFE C SL 83 C SL 84 B SL 82 X SL 91	1-2 15 F8 11 SF7		3-2 F9		0-2 1B		4 1 2 1 0 1 0								
15 Brad Miller, L OBP: 0.375, SLG: 0.496 (1, 10)	2-3 K		2-2 F8	2-2 HBP		2-0 K		0-3 K		3 0 0 0 0 2 2								
11 Paul DeJong, R OBP: 0.355, SLG: 0.395 (1, 6)		2-0 F9	2-0 SF7	1-0 F7		0-0 L5				3 0 0 1 0 0 2								
13 Matt Carpenter, L OBP: 0.329, SLG: 0.305 3 Dylan Carlson, S OBP: 0.213, SLG: 0.240 (1, 5) (7, PH) (7, 9)		0-1 G1-3	0-2 G6-3		3-2 K		1-3 K			3 0 0 0 0 1 1 1 0 0 0 0 1 1								
4 Yadier Molina, R OBP: 0.295, SLG: 0.348 (1, 2)		2-1 41 HR		0-1 41 E 16 FC6 G6-3		1-2 G5-3				3 2 2 0 0 0 0								
41 Tyler O'Neill, R OBP: 0.272, SLG: 0.397 (1, 7)		3-2 HR		3-1 16 FC6 G6-3		4-0 48 BB				2 1 1 2 1 0 1								
48 Harrison Bader, R OBP: 0.324, SLG: 0.416 (1, 8)		1-1 1B		1-2 K		4-0 BB				2 0 1 0 1 1 2								
Inning Stats	R: 1 E: 0 K: 2 S: 12	H: 1 LOB: 0 BB: 0 P: 15	R: 2 E: 0 K: 0 S: 12	H: 3 LOB: 1 BB: 0 P: 22	R: 2 E: 0 K: 0 S: 13	H: 2 LOB: 0 BB: 0 P: 19	R: 1 E: 1 K: 1 S: 13	H: 1 LOB: 1 BB: 0 P: 20	R: 0 E: 0 K: 1 S: 8	H: 0 LOB: 1 BB: 0 P: 17	R: 0 E: 0 K: 0 S: 12	H: 0 LOB: 2 BB: 2 P: 25	R: 0 E: 0 K: 2 S: 11	H: 1 LOB: 1 BB: 0 P: 12	1B: 5 2B: 1 3B: 0 HR: 2	SF: 1 SAC: 0 DP: 0 HBP: 1	WP: 0 PA: 33 PB: 0 SB: 0 CS: 0	
PITCHER	IP WLS BF H R ER SO BB IBB HBP BLK WP HR S P ERA WHIP																	
34 Trevor Williams, R ERA: 6.7 (1, 1)	4.1 L 21 7 6 5 3 0 0 0 0 0 0 2 54 83 10.38 1.615																	
71 Nik Turley, L ERA: 4.58 (5, 1)	0.2 3 0 0 0 1 0 0 1 0 0 0 0 4 10 0.00 0.000																	
32 Geoff Hartlieb, R ERA: 2.66 (6, 1)	1.0 6 1 0 0 0 2 0 0 0 0 0 0 16 29 0.00 3.000																	
54 Sam Howard, L ERA: 2.79 (7, 1)	1.0 3 0 0 0 2 0 0 0 0 0 0 0 7 8 0.00 0.000																	

St. Louis Cardinals @ Pittsburgh Pirates
PNC Park, Pittsburgh, PA
Fri Sep 18 2020, 4:07 PM - 7:14 PM EDT
Partly Cloudy - 65 F

AB	29
R	6
H	8
RBI	6
BB	2
SO	6
LOB	16



Batter	1	2	3	4	5	6	7	8	9
26 Adam Frazier, L OBP: 0.302, SLG: 0.329 (1, 4) (6, 7) C FF 93 F CH 84 B FF 92 F SL 82 B FF 94 D CH 85	4-2 19 BB 10 CI 13 BB BB	1-1 G3		4-0 13 BB 13 E BB		4-0 13 BB G3-1 BB			
13 Ke'Bryan Hayes, R OBP: 0.397, SLG: 0.569 (1, 5) C SI 91 B CH 85 B SL 81 B SI 92 B SI 91	4-1 10 CI 27 SF7 19 BB BB	2-0 G5-3		2-2 E9 1B		2-2 G3-1			
19 Colin Moran, L OBP: 0.337, SLG: 0.472 (1, 10) B FF 93 B CH 86 B FF 92 C FF 93 C FF 94 B CH 87	4-2 10 CI BB		3-3 K	2-2 K		2-3 K			
25 Gregory Polanco, L OBP: 0.200, SLG: 0.328 (1, 9) X FF 94	0-0 F8		1-1 P5		1-1 FC5-4 27 BB 1B		2-2 L9		
10 Bryan Reynolds, S OBP: 0.273, SLG: 0.311 (1, 7) (6, 8) B CH 88 C SL 84 C CH 87 B FF 96 F SL 85	2-2 CI		0-0 G3-1		2-1 F7		0-1 L6		
27 Kevin Newman, R OBP: 0.287, SLG: 0.287 (1, 6) (6, 4) C SI 83 B SI 94 X SI 93	1-1 SF7			2-1 E6 36 FC4-6	4-0 FC5-4 BB		4-2 55 BB 2 E BB		
15 JT Riddle, L OBP: 0.182, SLG: 0.245 (1, 8) 2 Erik González, R OBP: 0.275, SLG: 0.400 (5, PH) 51 Jason Martin, L (7, PR)	0-1 G3			1-0 F7	0-2 FC5-4		0-2 E6 55 BB		
36 José Osuna, R OBP: 0.169, SLG: 0.211 55 Josh Bell, S OBP: 0.323, SLG: 0.390 (7, PH)		0-1 F9		1-0 FC4-6 26 BB 13 BB 1B	2-2 L9		4-0 BB		
18 John Ryan Murphy, R OBP: 0.236, SLG: 0.231 (1, 2)		2-2 26 BB G3 1B		2-2 26 BB 13 BB 1B		2-3 K	2-0 F7		

AB	R	H	RBI	BB	SO	LOB	BOTTOM	
1	2	0	0	3	0	1		
3	1	1	2	1	0	2		
3	0	0	0	1	3	2		
4	0	1	0	0	0	3		
3	0	0	1	0	0	1		
1	0	0	1	2	0	0		
2	0	0	0	0	0	3		
2	0	0	0	0	0	3		
0	0	0	0	0	0	0		
3	1	0	0	0	0	3		
0	0	0	0	1	0	0		
4	1	2	0	0	1	3		

AB	26
R	5
H	4
RBI	4
BB	8
SO	4
LOB	21



WP	HR	S	P	ERA	WHIP
0	0	0	0	0	0
0	0	0	0	0	0
0	0	0	0	0	0

PITCHER	IP	WLS	BF	H	R	ER	SO	BB	IBB	HBP	BLK	WP	HR	S	P	ERA	WHIP
18 Carlos Martinez, R ERA: 8.4 (1, 1)	3.2		20	3	5	1	1	1	4	0	0	0	0	41	77	2.46	1.909
92 Génesis Cabrera, L ERA: 3.18 (4, 1)	1.0		5	1	0	0	1	1	0	0	0	0	0	10	19	0.00	2.000
Alex Reyes, R ERA: 2.65 (5, 1)	1.2	W	6	0	0	0	2	1	0	0	0	0	0	25	39	0.00	0.600
56 Ryan Helsley, R ERA: 7.88 (7, 1)	0.2	S	5	0	0	0	0	2	0	0	0	0	0	9	19	0.00	3.000

St. Louis Cardinals @ Pittsburgh Pirates
PNC Park, Pittsburgh, PA
 Fri Sep 18 2020, 4:07 PM - 7:14 PM EDT
 Partly Cloudy - 65 F

livebaseballscorecards.com

Batter	1	2	3	4	5	6	7	8	9	AB R H RBI BB SO LOB	TOP																
16 Kolten Wong, L OBP: 0.341, SLG: 0.316 (1, 4)	B FF 94 C CU 78 C FF 96 X FF 97 F FF 94 F FF 95 F FF 96 X FF 95		B CU 79 C CU 78 C FF 96 X FF 97			B CU 76 B CU 77 X FF 94	B FF 93 B SL 85 L SL 86 D SL 86 X FF 92		C FF 94 S FF 94 F FF 94 S SL 83	5 0 1 1 0 1 0																	
19 Tommy Edman, S OBP: 0.339, SLG: 0.391 (1, 5)	B CU 80 B FF 94 C FF 95 C FF 94 F FF 94 F FF 97		B FF 95 B CH 92 X FF 95			B FF 93 B CH 89 F FF 94 C FF 93 X FF 94	B FF 92 B SL 86 X SL 86		X FF 95	4 0 1 1 1 0 0																	
46 Paul Goldschmidt, R OBP: 0.428, SLG: 0.481 (1, 3)	S FC 88 1 SAFE S FC 88 T FC 89		F FF 96 S FC 88 F FF 97 F FC 90 B FC 89 X FF 97			F FF 95 C FF 96 B FC 89 X FC 88	B SL 87 B SL 88 B SL 87 B SL 87 B SL 87 B SL 87 B SL 87 B SL 87 B SL 87			3 0 0 0 1 1 1																	
15 Brad Miller, L OBP: 0.377, SLG: 0.480 (1, 10)	1 SAFE H FF 96			C CH 90 C FF 94 F CU 80 B FF 96 X CU 81			B SL 87 B SL 88 B SL 87 B SL 87 B SL 87 B SL 87 B SL 87 B SL 87 B SL 87			2 1 0 0 1 1 3																	
11 Paul DeJong, R OBP: 0.352, SLG: 0.387 (1, 6)	X FC 88			B FF 95 C FF 94 B FC 88 B FC 89 F FF 95 S FC 96			B SL 87 B SL 88 B SL 87 B SL 87 B SL 87 B SL 87 B SL 87 B SL 87 B SL 87			3 1 0 0 1 1 5																	
4 Yadier Molina, R OBP: 0.296, SLG: 0.342 (1, 2)		C FF 93 X CU 78		B FF 96 S FF 94 F FC 94 F CU 79 S FC 96			B SL 94 B SL 94 B SL 94 B SL 94 B SL 94 B SL 94 B SL 94 B SL 94 B SL 94			2 1 0 0 0 1 0																	
32 Matt Wieters, S OBP: 0.278, SLG: 0.219 (8, PH) (8, 2)										1 0 0 0 0 1 0																	
41 Tyler O'Neill, R OBP: 0.273, SLG: 0.394 (1, 7)		B FF 94 C FC 86 F FF 94 B FC 88 B FC 86 B FC 88			C FC 87 B FF 94 B FF 94 X FF 94		B FF 92 X SL 86		S SI 99 C SI 98 S FC 90	3 1 1 2 1 1 0																	
3 Dylan Carlson, S OBP: 0.218, SLG: 0.284 (1, 9)		C FF 94 F CU 80 C FF 97			B FF 95 B CU 78 T FF 95 F FF 95 T FF 96		B SL 85 X FF 92		C SI 99 X SI 99	3 0 0 1 0 2 1																	
48 Harrison Bader, R OBP: 0.321, SLG: 0.402 (1, 8)		C FF 96 F FF 96 S FC 90			B FC 88 X FF 94		B SL 87 S SL 85 H SL 86		C FF 94 B SL 82 B FF 94 F FF 93 S FF 94	3 1 0 0 0 2 1																	
Inning Stats	R: 0 E: 0 K: 1 S: 10	H: 0 LOB: 2 BB: 1 P: 18	R: 0 E: 0 K: 2 S: 10	H: 0 LOB: 1 BB: 1 P: 14	R: 0 E: 0 K: 0 S: 9	H: 0 LOB: 0 BB: 0 P: 13	R: 0 E: 0 K: 2 S: 11	H: 0 LOB: 0 BB: 0 P: 16	R: 0 E: 0 K: 1 S: 6	H: 0 LOB: 0 BB: 0 P: 11	R: 0 E: 0 K: 0 S: 6	H: 0 LOB: 0 BB: 0 P: 12	R: 5 E: 0 K: 1 S: 19	H: 3 LOB: 3 BB: 3 P: 47	R: 0 E: 0 K: 2 S: 9	H: 0 LOB: 0 BB: 0 P: 11	R: 0 E: 0 K: 2 S: 8	H: 0 LOB: 0 BB: 0 P: 10	1B: 2 2B: 1 3B: 0 HR: 0	SF: 1 SAC: 0 DP: 0 HBP: 3	WP: 0 PB: 0 SB: 0 CS: 0	PA: 38					
PITCHER	IP	WLS	BF	H	R	ER	SO	BB	IBB	HBP	BLK	WP	HR	S	P	ERA	WHIP										
23 Mitch Keller, R ERA: 3.24 (1, 1)	6.0		21	0	0	0	6	2	0	1	0	0	0	52	84	0.00	0.333										
32 Geoff Hartlieb, R ERA: 3.98 (7, 1)	0.0		3	0	3	3	0	2	0	1	0	0	0	5	16	∞	∞										
54 Sam Howard, L ERA: 3.66 (7, 1)	0.1	L	5	3	2	2	0	0	0	1	0	0	0	8	17	54.00	9.000										
46 Chris Stratton, R ERA: 3.04 (7, 1)	0.2		3	0	0	0	1	1	0	0	0	0	0	6	14	0.00	1.500										
62 Blake Cederlind, R ERA: (8, 1)	1.0		3	0	0	0	2	0	0	0	0	0	0	9	11	0.00	0.000										
PITCHER	IP	WLS	BF	H	R	ER	SO	BB	IBB	HBP	BLK	WP	HR	S	P	ERA	WHIP										
88 Richard Rodriguez, R ERA: 3.1 (9, 1)	1.0		3	0	0	0	2	0	0	0	0	0	0	8	10	0.00	0.000										

St. Louis Cardinals @ Pittsburgh Pirates
PNC Park, Pittsburgh, PA
Sat Sep 19 2020, 7:09 PM - 10:12 PM EDT
Sunny - 63 F

livebaseballscorecards.com

AB 29
R 5
H 3
RBI 5
BB 5
SO 11
LOB 11



Batter	1	2	3	4	5	6	7	8	9	AB	R	H	RBI	BB	SO	LOB
10 Bryan Reynolds, S OBP: 0.279, SLG: 0.331	3-3 K		1-1 G1-3		2-2 FC6-4		4-2 BB			3	0	0	0	1	1	2
13 Ke'Bryan Hayes, R OBP: 0.385, SLG: 0.603	0-2 HR		1-0 L8			1-1 2B	2-3 K2-3			4	2	2	1	0	1	1
2 Erik González, R OBP: 0.281, SLG: 0.401	0-0 G4-3			3-1 1B		0-2 1B		0-2 F8		4	1	2	0	0	0	0
19 Colin Moran, L OBP: 0.329, SLG: 0.457	1-3 K			1-2 G6-3		2-2 1B		3-3 K		4	0	1	1	0	2	1
55 Josh Bell, S OBP: 0.311, SLG: 0.374		2-2 G5-3		2-1 G4-3		0-3 K		2-3 K		4	0	0	0	0	2	2
58 Jacob Stallings, R OBP: 0.341, SLG: 0.380		1-1 F9			3-3 K	1-0 SF8		1-3 K		3	0	0	1	0	2	0
27 Kevin Newman, R OBP: 0.281, SLG: 0.276		3-2 G4-3			1-2 E6	3-2 F9		3-2 HBP		3	0	0	0	0	0	1
15 JT Riddle, L OBP: 0.182, SLG: 0.245										0	0	0	0	0	0	0
26 Adam Frazier, L OBP: 0.294, SLG: 0.320		2-2 G2-3			0-1 L7		1-1 G4-3		2-1 G4-6-3	4	0	0	0	0	0	2
36 José Osuna, R OBP: 0.194, SLG: 0.271			2-2 HR		4-2 BB		2-0 F7			2	1	1	1	1	0	0

Inning Stats	R: 1	H: 1	E: 0	K: 2	S: 12	H: 1	LOB: 0	BB: 0	P: 16	R: 0	H: 0	E: 0	K: 0	S: 9	H: 0	LOB: 0	BB: 0	P: 15	R: 1	H: 1	E: 0	K: 0	S: 12	R: 0	H: 1	E: 0	K: 0	S: 7	R: 0	H: 0	E: 1	K: 1	S: 14	R: 2	H: 3	E: 0	K: 1	S: 18	R: 0	H: 0	E: 0	K: 1	S: 10	R: 0	H: 0	E: 0	K: 2	S: 9	R: 0	H: 0	E: 0	K: 1	S: 7	R: 0	H: 0	E: 0	K: 1	S: 7	1B: 3	SF: 1	2B: 1	SAC: 0	3B: 0	DP: 2	HR: 2	HBP: 1	WP: 0	PA: 35
--------------	------	------	------	------	-------	------	--------	-------	-------	------	------	------	------	------	------	--------	-------	-------	------	------	------	------	-------	------	------	------	------	------	------	------	------	------	-------	------	------	------	------	-------	------	------	------	------	-------	------	------	------	------	------	------	------	------	------	------	------	------	------	------	------	-------	-------	-------	--------	-------	-------	-------	--------	-------	--------

PITCHER	IP	WLS	BF	H	R	ER	SO	BB	IBB	HBP	BLK	WP	HR	S	P	ERA	WHIP
33 Kwang Hyun Kim, L ERA: 1.59	5.1		23	6	4	4	4	1	0	0	0	0	2	68	103	6.75	1.312
40 Jake Woodford, R ERA: 6.16	0.2	W	2	0	0	0	0	0	0	0	0	0	0	4	8	0.00	0.000
56 Ryan Helsley, R ERA: 6.75	1.1	H	5	0	0	0	1	1	0	0	0	0	0	13	22	0.00	0.750
92 Génesis Cabrera, L ERA: 2.89	1.2	S	5	0	0	0	3	0	0	1	0	0	0	13	24	0.00	0.000

BOTTOM

St. Louis Cardinals @ Pittsburgh Pirates
PNC Park, Pittsburgh, PA
Sat Sep 19 2020, 7:09 PM - 10:12 PM EDT
Sunny - 63 F

livebaseballscorecards.com

AB	31
R	4
H	6
RBI	4
BB	2
SO	8
LOB	9



Batter	1	2	3	4	5	6	7	8	9	AB R H RBI BB SO LOB	TOP														
19 Tommy Edman, S OBP: 0.335, SLG: 0.385 (1, 4) (8, 5)										5 0 1 0 0 3 4															
11 Paul DeJong, R OBP: 0.342, SLG: 0.375 (1, 6)										4 0 0 0 0 2 2															
46 Paul Goldschmidt, R OBP: 0.429, SLG: 0.488 (1, 3)										4 0 2 0 0 1 0															
15 Brad Miller, L OBP: 0.370, SLG: 0.468 47 Rangel Ravelo, R OBP: 0.243, SLG: 0.290 (1, 10) (8, PH) (8, 10)										3 0 0 0 0 1 2 1 0 0 0 0 0 0															
41 Tyler O'Neill, R OBP: 0.265, SLG: 0.382 (1, 7)										4 0 0 0 0 3 2															
13 Matt Carpenter, L OBP: 0.322, SLG: 0.298 16 Kolten Wong, L OBP: 0.345, SLG: 0.316 (1, 5) (8, 4)										3 1 1 0 0 1 1 0 0 0 0 1 0 0															
4 Yadier Molina, R OBP: 0.295, SLG: 0.364 (1, 2)										4 1 1 2 0 1 1															
3 Dylan Carlson, S OBP: 0.220, SLG: 0.294 (1, 8) (7, 9)										4 0 1 0 0 2 1															
26 Justin Williams, L OBP: 0.333, SLG: 0.200 48 Harrison Bader, R OBP: 0.324, SLG: 0.398 (1, 9) (7, PH) (7, 8)										1 0 0 0 1 1 1 1 0 0 0 1 0 0															
Inning Stats	R: 0 E: 0 K: 2 S: 10	H: 1 LOB: 1 BB: 0 P: 18	R: 0 E: 0 K: 2 S: 9	H: 0 LOB: 0 BB: 0 P: 12	R: 0 E: 0 K: 2 S: 10	H: 1 LOB: 1 BB: 0 P: 13	R: 0 E: 1 K: 0 S: 9	H: 0 LOB: 1 BB: 0 P: 10	R: 0 E: 0 K: 3 S: 13	H: 0 LOB: 1 BB: 1 P: 20	R: 0 E: 0 K: 2 S: 11	H: 1 LOB: 1 BB: 0 P: 21	R: 2 E: 0 K: 0 S: 13	H: 3 LOB: 1 BB: 0 P: 23	R: 0 E: 0 K: 2 S: 8	H: 0 LOB: 0 BB: 0 P: 11	R: 0 E: 0 K: 2 S: 12	H: 0 LOB: 2 BB: 2 P: 23	1B: 3 2B: 2 3B: 0 HR: 1	SF: 0 SAC: 0 DP: 0 HBP: 0	WP: 0 PB: 0 SB: 3 CS: 0	PA: 37			
PITCHER	IP	WLS	BF	H	R	ER	SO	BB	IBB	HBP	BLK	WP	HR	S	P	ERA	WHIP								
59 Joe Musgrove, R ERA: 4.68 (1, 1)	6.0		23	3	0	0	11	1	0	0	0	0	0	62	94	0.00	0.667								
45 Derek Holland, L ERA: 6.86 (7, 1)	1.0	L	6	3	2	2	0	0	0	0	0	0	1	13	23	18.00	3.000								
71 Nik Turley, L ERA: 4.34 (8, 1)	1.0		3	0	0	0	2	0	0	0	0	0	0	8	11	0.00	0.000								
88 Richard Rodriguez, R ERA: 2.95 (9, 1)	1.0		5	0	0	0	2	2	0	0	0	0	0	12	23	0.00	2.000								

St. Louis Cardinals @ Pittsburgh Pirates
PNC Park, Pittsburgh, PA
Sun Sep 20 2020, 4:09 PM - 6:58 PM EDT
Sunny - 69 F

livebaseballscorecards.com

AB 34
R 2
H 6
RBI 2
BB 3
SO 15
LOB 14



Batter	1	2	3	4	5	6	7	8	9	AB R H RBI BB SO LOB
10 Bryan Reynolds, S OBP: 0.279, SLG: 0.335 (1, 8)										4 1 1 0 0 1 1
26 Adam Frazier, L OBP: 0.290, SLG: 0.315 (1, 4)										3 0 0 0 0 2 1
19 Colin Moran, L OBP: 0.322, SLG: 0.448 (1, 10)										3 0 0 1 0 3 1
55 Josh Bell, S OBP: 0.307, SLG: 0.368 (1, 3)										3 0 0 0 0 2 0
2 Erik González, R OBP: 0.282, SLG: 0.396 (1, 6)										2 0 0 0 1 0 0
25 Gregory Polanco, L OBP: 0.199, SLG: 0.321 (1, 9)										3 0 0 0 0 3 1
36 José Osuna, R OBP: 0.200, SLG: 0.274 (1, 7)										3 0 1 0 0 1 1
15 JT Riddle, L OBP: 0.172, SLG: 0.232 (1, 5)										3 0 0 0 0 1 2
18 John Ryan Murphy, R OBP: 0.241, SLG: 0.222 (1, 2)										2 0 0 0 1 0 0

Inning Stats	R: 0	H: 0	E: 0	K: 2	S: 9	LOB: 0	BB: 0	P: 14	R: 0	H: 0	E: 0	K: 2	S: 7	LOB: 0	BB: 0	P: 13	R: 0	H: 1	E: 0	K: 0	S: 8	LOB: 0	BB: 0	P: 13	R: 1	H: 1	E: 0	K: 1	S: 9	LOB: 0	BB: 0	P: 13	R: 0	H: 0	E: 0	K: 3	S: 11	LOB: 1	BB: 1	P: 21	R: 0	H: 0	E: 0	K: 3	S: 17	LOB: 1	BB: 1	P: 28	R: 0	H: 0	E: 0	K: 1	S: 6	LOB: 0	BB: 0	P: 8	R: 0	H: 0	E: 0	K: 0	S: 9	LOB: 0	BB: 0	P: 13	R: 0	H: 0	E: 0	K: 1	S: 8	LOB: 0	BB: 0	P: 10	1B: 1	SF: 1	2B: 1	SAC: 1	3B: 0	DP: 0	HR: 0	HBP: 0	WP: 0	PA: 30
--------------	------	------	------	------	------	--------	-------	-------	------	------	------	------	------	--------	-------	-------	------	------	------	------	------	--------	-------	-------	------	------	------	------	------	--------	-------	-------	------	------	------	------	-------	--------	-------	-------	------	------	------	------	-------	--------	-------	-------	------	------	------	------	------	--------	-------	------	------	------	------	------	------	--------	-------	-------	------	------	------	------	------	--------	-------	-------	-------	-------	-------	--------	-------	-------	-------	--------	-------	--------

PITCHER	IP	WLS	BF	H	R	ER	SO	BB	IBB	HBP	BLK	WP	HR	S	P	ERA	WHIP
22 Jack Flaherty, R ERA: 4.84 (1, 1)	6.0	W	21	2	1	1	11	2	0	0	0	0	0	61	102	1.50	0.667
30 Tyler Webb, L ERA: 2.45 (7, 1)	1.0	H	3	0	0	0	1	0	0	0	0	0	0	6	8	0.00	0.000
53 John Gant, R ERA: 2.4 (8, 1)	1.0	H	3	0	0	0	0	0	0	0	0	0	0	9	13	0.00	0.000
21 Andrew Miller, L ERA: 3.09 (9, 1)	1.0	S	3	0	0	0	1	0	0	0	0	0	0	8	10	0.00	0.000

BOTTOM

St. Louis Cardinals @ Pittsburgh Pirates
PNC Park, Pittsburgh, PA
Sun Sep 20 2020, 4:09 PM - 6:58 PM EDT
Sunny - 69 F

livebaseballscorecards.com

AB	26
R	1
H	2
RBI	1
BB	2
SO	13
LOB	7

Batter	1	2	3	4	5	6	7	8	9	AB R H RBI BB SO LOB	TOP		
8 Ian Happ, S OBP: 0.366, SLG: 0.530	1-0 G4-6-3 1B		3-3 K		2-3 K			0-1 G5-3	1-1 G1-3	5 0 1 0 0 2 1			
44 Anthony Rizzo, L OBP: 0.330, SLG: 0.383	1-2 G4-6-3 1-2f		0-1 P5			2-2 P5		0-2 40 WP 12 2B 1B		4 1 1 0 0 0 1			
40 Willson Contreras, R OBP: 0.351, SLG: 0.387	3-3 K			0-3 K		1-3 K		4-2 12 2B BB		3 1 0 0 1 3 0			
12 Kyle Schwarber, L OBP: 0.310, SLG: 0.407		0-1 22 G4-3 9 1B 2B		1-3 K		3-2 G1		1-0 13 1B 2B		4 1 2 2 0 1 0 0 1 0 0 0 0 0			
6 Billy Hamilton, S OBP: 0.115, SLG: 0.083													
17 Kris Bryant, R OBP: 0.283, SLG: 0.301													
13 David Bote, R OBP: 0.315, SLG: 0.422													
22 Jason Heyward, L OBP: 0.412, SLG: 0.500													
9 Javier Báez, R OBP: 0.242, SLG: 0.362													
27 Jason Kipnis, L OBP: 0.359, SLG: 0.439													
2 Nico Hoerner, R OBP: 0.307, SLG: 0.270													
7 Victor Caratini, S OBP: 0.331, SLG: 0.308													
53 José Martínez, R OBP: 0.277, SLG: 0.310													
Inning Stats	R: 0 H: 1 E: 0 LOB: 0 K: 1 BB: 0 S: 8 P: 13	R: 1 H: 2 E: 0 LOB: 1 K: 1 BB: 0 S: 10 P: 15	R: 0 H: 0 E: 0 LOB: 0 K: 2 BB: 0 S: 10 P: 15	R: 0 H: 0 E: 0 LOB: 0 K: 2 BB: 0 S: 8 P: 10	R: 1 H: 1 E: 0 LOB: 1 K: 2 BB: 0 S: 11 P: 17	R: 0 H: 0 E: 0 LOB: 0 K: 1 BB: 0 S: 9 P: 15	R: 0 H: 0 E: 0 LOB: 1 K: 0 BB: 1 S: 8 P: 15	R: 3 H: 4 E: 0 LOB: 3 K: 2 BB: 1 S: 22 P: 31	R: 0 H: 0 E: 0 LOB: 0 K: 0 BB: 0 S: 6 P: 8	1B: 5 SF: 0 2B: 3 SAC: 0 3B: 0 DP: 1 HR: 0 HBP: 1	WP: 1 PA: 37 PB: 0 SB: 0 CS: 0		
PITCHER	IP WLS BF H R ER SO BB IBB HBP BLK WP HR S P ERA WHIP											PITCHER	IP WLS BF H R ER SO BB IBB HBP BLK WP HR S P ERA WHIP
65 JT Brubaker, R ERA: 4.46	(1, 1) 6.2 L 25 4 2 2 9 1 0 1 0 0 0 63 98 2.70 0.750												
75 Austin Davis, L ERA: 11.37	(7, 1) 1.0 4 1 1 1 1 0 0 0 0 0 0 9 10 9.00 1.000												
62 Blake Cederlind, R ERA: 9.0	(8, 1) 0.0 4 3 2 2 0 1 0 0 0 1 0 11 20 ∞ ∞												
72 Nick Tropeano, R ERA: 1.23	(8, 1) 1.1 4 0 0 0 1 0 0 0 0 0 0 9 11 0.00 0.000												

Chicago Cubs @ Pittsburgh Pirates
PNC Park, Pittsburgh, PA
Mon Sep 21 2020, 7:08 PM - 10:05 PM EDT
Sunny - 66 F

livebaseballscorecards.com

AB 34
R 5
H 8
RBI 5
BB 2
SO 11
LOB 10



Batter	1	2	3	4	5	6	7	8	9	AB R H RBI BB SO LOB
10 Bryan Reynolds, S OBP: 0.278, SLG: 0.333 (1, 8)	G6-3 ①			FC6-5 1B ①		FC6-4 1B ①		K ③		4 0 1 0 0 1 1
13 Ke'Bryan Hayes, R OBP: 0.391, SLG: 0.597 (1, 5)	F9 ②			G3 1B ①		G6-4-3 1B ②		K ①		4 0 2 0 0 1 0
2 Erik González, R OBP: 0.276, SLG: 0.387 (1, 6)	G1-3 ③			FC6-5 1B ①		G6-4-3 ②		K ②		4 0 0 0 0 1 4
19 Colin Moran, L OBP: 0.316, SLG: 0.439 (1, 3)		G6-3 ①		G3 ②		G1-3 ①		K ③		3 0 0 0 0 0 2
76 Jared Oliva, R (9, PH)										1 0 0 0 0 1 0
55 Josh Bell, S OBP: 0.302, SLG: 0.362 (1, 10)		G6-3 ②		F9 ③		P4 ②				3 0 0 0 0 0 2
25 Gregory Polanco, L OBP: 0.208, SLG: 0.319 (1, 9)						BB ②				1 0 0 0 2 1 0
58 Jacob Stallings, R OBP: 0.333, SLG: 0.369 (1, 2)			L8 ①		L8 ①		F9 ③			3 0 0 0 0 0 2
26 Adam Frazier, L OBP: 0.286, SLG: 0.310 (1, 4)			F8 ②		G6-3 ②		L8 ①			3 0 0 0 0 0 1
36 José Osuna, R OBP: 0.206, SLG: 0.277 (1, 7)			F7 ③			1B ①		L8 ②		3 0 1 0 0 0 0

Inning Stats	R: 0	H: 0	E: 0	LOB: 0	K: 0	S: 6	R: 0	H: 0	E: 0	LOB: 0	K: 1	S: 8	R: 0	H: 0	E: 0	LOB: 0	K: 0	S: 10	R: 0	H: 2	E: 0	LOB: 2	K: 0	S: 8	R: 0	H: 0	E: 0	LOB: 0	K: 0	S: 14	R: 0	H: 2	E: 0	LOB: 1	K: 0	S: 7	R: 0	H: 0	E: 0	LOB: 1	K: 0	S: 11	R: 0	H: 0	E: 0	LOB: 0	K: 1	S: 8	R: 0	H: 0	E: 0	LOB: 0	K: 3	S: 10	1B: 4	SF: 0	2B: 0	SAC: 0	3B: 0	DP: 2	HR: 0	HBP: 0	WP: 0	PA: 31
--------------	------	------	------	--------	------	------	------	------	------	--------	------	------	------	------	------	--------	------	-------	------	------	------	--------	------	------	------	------	------	--------	------	-------	------	------	------	--------	------	------	------	------	------	--------	------	-------	------	------	------	--------	------	------	------	------	------	--------	------	-------	-------	-------	-------	--------	-------	-------	-------	--------	-------	--------


PITCHER	IP	WLS	BF	H	R	ER	SO	BB	IBB	HBP	BLK	WP	HR	S	P	ERA	WHIP
34 Jon Lester, L ERA: 4.4 (1, 1)	6.0	W	21	4	0	0	1	1	0	0	0	0	0	53	90	0.00	0.833
56 Kyle Ryan, L ERA: 4.73 (7, 1)	1.0	H	4	0	0	0	0	1	0	0	0	0	0	11	18	0.00	1.000
24 Jeremy Jeffress, R ERA: 1.61 (8, 1)	1.0		3	0	0	0	1	0	0	0	0	0	0	8	14	0.00	0.000
43 Dan Winkler, R ERA: 3.24 (9, 1)	1.0		3	0	0	0	3	0	0	0	0	0	0	10	13	0.00	0.000

BOTTOM

Chicago Cubs @ Pittsburgh Pirates
PNC Park, Pittsburgh, PA
Mon Sep 21 2020, 7:08 PM - 10:05 PM EDT
Sunny - 66 F

livebaseballscores.com

AB	29
R	0
H	4
RBI	0
BB	2
SO	5
LOB	12



Batter	1	2	3	4	5	6	7	8	9	AB R H RBI BB SO LOB	TOP	
8 Ian Happ, S OBP: 0.364, SLG: 0.522 (1, 8)	B FF 90 C FF 92 B CH 85 B FF 92 B FF 92 4-1 44 CS BB		C CH 84 X FF 94 0-1 G4-3		C CH 85 X CH 86 0-1 G5-3			F FF 94 C FF 94 S CH 87 0-3 K		3 0 0 0 1 1 3		
40 Willson Contreras, R OBP: 0.354, SLG: 0.386 (1, 2)	B CH 83 C FF 92 B CH 85 F FF 91 S FF 92 2-3 K		S FF 92 F FF 93 F SL 83 B FF 94 B FF 94 H FF 92 3-2 9 G5-4-3 44 HBP		C CH 84 B CH 86 X FF 92 1-1 F8			F SL 89 S FF 93 B FF 94 X FF 94 1-2 44 HR 1B		3 1 1 0 0 1 1		
44 Anthony Rizzo, L OBP: 0.338, SLG: 0.403 (1, 3)	C SI 91 S SL 83 D SL 82 S SL 83 1-3 K		H SI 92 1-0 9 G5-4-3 1-2 HBP		X SL 84 0-0 1B			B SL 85 B SL 84 X SL 84 2-0 1-H HR		3 1 2 2 0 1 1		
9 Javier Báez, R OBP: 0.237, SLG: 0.355 (1, 6)		X CH 85 0-0 G4-3		X CH 84 0-0 G5-4-3		B FF 90 X CH 84 1-0 L8		S FF 93 B FF 93 X SL 87 1-1 F8		4 0 0 0 0 0 3		
12 Kyle Schwarber, L OBP: 0.304, SLG: 0.398 (1, 7)		B FF 93 B FF 91 S SL 83 X FF 91 2-1 L9		B SI 92 C SL 83 S SI 92 1-3 K		X SL 82 0-0 F9		C SL 80 S SL 81 0-3 K		4 0 0 0 0 2 2		
13 David Bote, R OBP: 0.313, SLG: 0.416 (1, 5)		F FF 92 F SL 82 B FF 92 C FF 94 1-3 K		B CH 85 S CH 86 C FF 92 B CH 87 S SL 83 2-3 K		F FF 91 F CH 84 X SL 82 0-2 G4-3		C FF 94 B SL 82 F FF 93 B SL 82 X FF 94 2-2 15 G4-3 1B		4 0 1 0 0 2 0		
15 Cameron Maybin, R OBP: 0.302, SLG: 0.388 (1, 9)			C FF 92 B FF 91 B SL 83 B SI 91 B FF 92 4-1 2 FC6-4 BB		F CH 86 B FF 94 X SI 92 1-1 2 BB 1B		C FF 91 F CH 84 0-1 F8		C FF 94 C FF 93 X FF 92 0-2 G4-3		3 0 1 0 1 0 1	
53 José Martínez, R OBP: 0.268, SLG: 0.299 (1, 10)			B CH 84 C CH 86 S FF 92 F FF 93 B FF 94 X SL 83 2-2 F8		X CH 84 0-0 L8		C FF 92 B SI 92 S FF 93 F FF 94 F SI 92 F CH 86 S FF 93 1-3 K				3 0 0 0 0 1 2	
2 Nico Hoerner, R OBP: 0.310, SLG: 0.267 (1, 4)			B FF 92 C CH 86 B CH 86 S FF 92 B FF 93 F FF 92 X CH 87 3-2 FC6-4		B FF 91 B CH 84 F FF 92 F FF 92 F FF 92 D SL 83 B FF 92 4-2 BB		F FF 94 B FF 93 X CU 81 1-1 G4-3				1 0 0 0 1 0 1	
27 Jason Kipnis, L OBP: 0.356, SLG: 0.434 (8, PH) (8, 4)											1 0 0 0 0 0 0	
Inning Stats	R: 0 E: 0 K: 2 S: 7 H: 0 LOB: 1 BB: 1 P: 14	R: 0 E: 0 K: 1 S: 6 H: 0 LOB: 0 BB: 0 P: 9	R: 0 E: 0 K: 0 S: 12 H: 0 LOB: 1 BB: 1 P: 21	R: 0 E: 0 K: 1 S: 8 H: 0 LOB: 1 BB: 0 P: 13	R: 0 E: 0 K: 1 S: 11 H: 1 LOB: 2 BB: 1 P: 18	R: 0 E: 0 K: 0 S: 5 H: 1 LOB: 1 BB: 0 P: 7	R: 0 E: 0 K: 1 S: 11 H: 0 LOB: 0 BB: 0 P: 12	R: 2 E: 0 K: 1 S: 11 H: 2 LOB: 0 BB: 0 P: 16	R: 0 E: 0 K: 1 S: 10 H: 1 LOB: 0 BB: 0 P: 12	1B: 4 2B: 1 3B: 0 HR: 1 SF: 0 SAC: 0 DP: 3 HBP: 2	WP: 0 PB: 0 SB: 0 CS: 1 PA: 34	
PITCHER	IP WLS BF H R ER SO BB IBB HBP BLK WP HR S P ERA WHIP	IP WLS BF H R ER SO BB IBB HBP BLK WP HR S P ERA WHIP	IP WLS BF H R ER SO BB IBB HBP BLK WP HR S P ERA WHIP	IP WLS BF H R ER SO BB IBB HBP BLK WP HR S P ERA WHIP	IP WLS BF H R ER SO BB IBB HBP BLK WP HR S P ERA WHIP	IP WLS BF H R ER SO BB IBB HBP BLK WP HR S P ERA WHIP	IP WLS BF H R ER SO BB IBB HBP BLK WP HR S P ERA WHIP	IP WLS BF H R ER SO BB IBB HBP BLK WP HR S P ERA WHIP	IP WLS BF H R ER SO BB IBB HBP BLK WP HR S P ERA WHIP	IP WLS BF H R ER SO BB IBB HBP BLK WP HR S P ERA WHIP	IP WLS BF H R ER SO BB IBB HBP BLK WP HR S P ERA WHIP	
43 Steven Brault, L ERA: 3.38 (1, 1)	7.0											
46 Chris Stratton, R ERA: 3.29 (8, 1)	0.2	H	3	1	1	1	1	0	0	0	0	
54 Sam Howard, L ERA: 4.05 (8, 1)	0.1	B	2	1	1	1	0	0	0	0	0	
88 Richard Rodriguez, R ERA: 2.82 (9, 1)	1.0	W	3	1	0	0	1	0	0	0	0	

Chicago Cubs @ Pittsburgh Pirates
PNC Park, Pittsburgh, PA
Tue Sep 22 2020, 7:08 PM - 9:52 PM EDT
Clear - 67 F

livebaseballscorecards.com

AB	29
R	2
H	5
RBI	2
BB	3
SO	8
LOB	14



Batter	1	2	3	4	5	6	7	8	9	AB R H RBI BB SO LOB
10 Bryan Reynolds, S OBP: 0.272, SLG: 0.325 (1, 8)										4 0 0 0 0 3 0
13 Ke'Bryan Hayes, R OBP: 0.397, SLG: 0.585 (1, 5)										3 0 1 0 1 1 0
36 José Osuna, R OBP: 0.211, SLG: 0.269 (1, 3)										2 0 0 0 1 1 0
19 Colin Moran, L OBP: 0.315, SLG: 0.437 (8, PH) (9, 3)										1 0 0 0 0 0 1
55 Josh Bell, S OBP: 0.296, SLG: 0.354 (1, 10)										4 0 0 0 0 1 2
58 Jacob Stallings, R OBP: 0.331, SLG: 0.391 (1, 2)										4 1 1 1 0 2 2
25 Gregory Polanco, L OBP: 0.217, SLG: 0.322 (1, 9)										2 2 1 0 1 0 0
2 Erik González, R OBP: 0.277, SLG: 0.392 (1, 6)										3 0 1 1 0 1 1
26 Adam Frazier, L OBP: 0.286, SLG: 0.316 (1, 4)										3 0 1 1 0 0 1
76 Jared Oliva, R (1, 7)										3 0 0 0 0 1 0

Inning Stats	R: 0	H: 0	E: 0	K: 8	S: 8	H: 0	LOB: 0	BB: 0	P: 14	R: 1	H: 2	E: 0	K: 1	S: 12	R: 0	H: 0	E: 0	K: 2	S: 7	R: 0	H: 0	E: 0	K: 1	S: 10	R: 1	H: 1	E: 0	K: 2	S: 10	R: 0	H: 1	E: 0	K: 2	S: 14	R: 0	H: 0	E: 0	K: 0	S: 7	R: 0	H: 0	E: 0	K: 1	S: 6	R: 1	H: 1	E: 0	K: 1	S: 7	1B: 2	2B: 2	3B: 0	HR: 1	SF: 0	SAC: 0	DP: 0	HBP: 0	WP: 1	PB: 0	SB: 0	CS: 0	PA: 32
--------------	------	------	------	------	------	------	--------	-------	-------	------	------	------	------	-------	------	------	------	------	------	------	------	------	------	-------	------	------	------	------	-------	------	------	------	------	-------	------	------	------	------	------	------	------	------	------	------	------	------	------	------	------	-------	-------	-------	-------	-------	--------	-------	--------	-------	-------	-------	-------	--------

PITCHER	IP	WLS	BF	H	R	ER	SO	BB	IBB	HBP	BLK	WP	HR	S	P	ERA	WHIP
62 Jose Quintana, L ERA: 5.63 (1, 1)	2.0		8	2	1	1	1	0	0	0	0	1	0	20	34	4.50	1.000
73 Adbert Alzolay, R ERA: 3.31 (3, 1)	4.0		15	2	1	1	7	2	0	0	0	0	0	41	63	2.25	1.000
56 Kyle Ryan, L ERA: 4.4 (7, 1)	1.0		3	0	0	0	0	0	0	0	0	0	0	7	9	0.00	0.000
52 Ryan Tepera, R ERA: 3.98 (8, 1)	0.2		3	0	0	0	1	1	0	0	0	0	0	5	12	0.00	1.500
39 Andrew Chafin, L ERA: 7.56 (8, 1)	0.2	L	3	1	1	1	1	0	0	0	0	0	1	8	14	13.50	1.500

Chicago Cubs @ Pittsburgh Pirates
PNC Park, Pittsburgh, PA
Tue Sep 22 2020, 7:08 PM - 9:52 PM EDT
Clear - 67 F

AB	29
R	3
H	5
RBI	3
BB	3
SO	10
LOB	7

PITCHER	IP	WLS	BF	H	R	ER	SO	BB	IBB	HBP	BLK	WP	HR	S	P	ERA	WHIP
---------	----	-----	----	---	---	----	----	----	-----	-----	-----	----	----	---	---	-----	------

Batter	1	2	3	4	5	6	7	8	9	AB R H RBI BB SO LOB	TOP											
8 Ian Happ, S OBP: 0.360, SLG: 0.513 (1, 8)	 2-3 ①		 2-1 ①		 1-1 ②		 2-0 1B		 3-3 ③	5 0 1 0 0 2 3												
44 Anthony Rizzo, L OBP: 0.336, SLG: 0.415 (1, 3)	 0-2		 3-2 ②		 3-1 ③		 1-2 ③			4 1 1 1 0 0 2												
40 Willson Contreras, R OBP: 0.347, SLG: 0.378 (1, 2)	 2-0		 0-0 ③			 2-2 ①		 2-3 ①		4 0 0 0 0 1 1												
12 Kyle Schwarber, L OBP: 0.308, SLG: 0.393 (1, 10)					 1-1 ①		 2-3 ②		 4-0	2 0 0 0 2 1 0												
6 Billy Hamilton, S OBP: 0.115, SLG: 0.083 (8, PR)									 2-2 S	0 0 0 0 0 0 0												
15 Cameron Maybin, R OBP: 0.311, SLG: 0.417 (1, 7)	 2-2 ③				 1-0 FC5-4		 2-2 ②		 1-1 ②	4 0 2 0 0 0 2												
22 Jason Heyward, L OBP: 0.414, SLG: 0.493 (1, 9)			 1-1 ①		 4-1 FC5-4		 4-1 S		 3-3 ③	2 0 0 0 2 1 1												
9 Javier Báez, R OBP: 0.233, SLG: 0.348 (1, 6)			 3-3 ②		 0-1 FC5-4		 2-2 ③		 2-3 ①	4 0 0 0 0 2 4												
27 Jason Kipnis, L OBP: 0.352, SLG: 0.427 (1, 4)			 2-2 ③		 1-3 ③		 1-0 ①		 3-2 WP	4 0 1 0 0 1 2												
2 Nico Hoerner, R OBP: 0.310, SLG: 0.267 (9, PR)									 1-3 ②	0 0 0 0 0 0 0												
13 David Bote, R OBP: 0.311, SLG: 0.405 (1, 5)			 4-2 G1-3		 0-0 ①		 0-0 ②		 1-2 ②	3 0 0 0 1 1 1												
Inning Stats	R: 1 E: 0 K: 1 S: 14	H: 1 LOB: 1 BB: 1 P: 24	R: 0 E: 0 K: 1 S: 13	H: 0 LOB: 0 BB: 0 P: 19	R: 0 E: 0 K: 0 S: 8	H: 0 LOB: 1 BB: 1 P: 17	R: 0 E: 0 K: 1 S: 10	H: 1 LOB: 2 BB: 1 P: 17	R: 0 E: 0 K: 0 S: 5	H: 0 LOB: 0 BB: 0 P: 9	R: 0 E: 0 K: 1 S: 15	H: 1 LOB: 2 BB: 1 P: 27	R: 0 E: 0 K: 0 S: 6	H: 1 LOB: 1 BB: 0 P: 10	R: 0 E: 0 K: 2 S: 8	H: 0 LOB: 2 BB: 1 P: 18	R: 0 E: 0 K: 3 S: 15	H: 1 LOB: 2 BB: 0 P: 24	1B: 2 2B: 2 3B: 0 HR: 1	SF: 0 SAC: 0 DP: 0 HBP: 0	WP: 1 PB: 0 SB: 3 CS: 0	PA: 37
PITCHER	IP WLS BF H R ER SO BB IBB HBP BLK WP HR S P ERA WHIP																					
34 Trevor Williams, R ERA: 6.18 (1, 1)	5.2 W 23 3 1 1 4 3 0 0 0 0 1 59 101 1.59 1.059																					
75 Austin Davis, L ERA: 10.8 (6, 1)	0.1 H 2 0 0 0 0 1 0 0 0 0 0 0 6 12 0.00 3.000																					
71 Nik Turley, L ERA: 4.12 (7, 1)	1.0 H 4 1 0 0 0 0 0 0 0 0 0 0 6 10 0.00 1.000																					
46 Chris Stratton, R ERA: 3.18 (8, 1)	1.0 H 4 0 0 0 2 1 0 0 0 0 0 0 8 18 0.00 1.000																					
88 Richard Rodríguez, R ERA: 2.7 (9, 1)	1.0 S 4 1 0 0 3 0 0 0 0 0 1 0 15 24 0.00 1.000																					

Chicago Cubs @ Pittsburgh Pirates
PNC Park, Pittsburgh, PA
Wed Sep 23 2020, 7:09 PM - 10:04 PM EDT
Partly Cloudy - 75 F

livebaseballscorecards.com

AB	32
R	1
H	5
RBI	1
BB	5
SO	9
LOB	16



Batter	1	2	3	4	5	6	7	8	9
26 Adam Frazier, L (1, 4) OBP: 0.290, SLG: 0.335	1-2 F FF 86 F SI 86 B CU 74 X SI 87 HR		X FF 86 0-0 L9		X CH 80 0-0 L8			B SI 86 1-1 C CU 72 X CU 74 13 1B	
13 Ke'Bryan Hayes, R (1, 5) OBP: 0.403, SLG: 0.623	0-2 C SI 86 F SI 87 F CH 79 X SI 88 HR		B SI 86 1-1 C FF 87 X SI 88 P3			C CH 78 1-1 B SI 87 X CH 80 G6-3		1 SAFE 2-2 C FF 87 B CH 79 C SI 87 D CU 74 X SI 88 1-3 1B	
19 Colin Moran, L (1, 3) OBP: 0.319, SLG: 0.444	1-1 F FF 87 B CH 80 X CH 79 G6-3		C FF 88 0-1 X FF 88 25 FC5-6 1B			B CH 79 2-2 F FF 88 F CU 73 B CU 73 X CH 81 2B		B FF 98 2-2 C KC 85 1 SAFE B FF 98 C KC 85 F KC 86 F KC 85 F FF 98 X KC 85 F9	
25 Gregory Polanco, L (1, 9) OBP: 0.219, SLG: 0.317	1-3 S FF 87 B FF 87 F CH 81 F CH 80 F FF 90 S FF 87 K		B FF 86 2-1 F FF 87 B FF 87 X CH 80 FC5-6			B FF 87 4-1 S CH 80 B FF 87 B CH 80 B FF 88 36 G6-4-3 BB			
36 José Osuna, R (1, 10) OBP: 0.203, SLG: 0.257	0-1 C SI 88 X SI 88 L8			C CU 71 0-2 T SI 88 X CU 74 G5-3		S CU 72 2-1 B CH 79 B CH 80 X SI 88 G6-4-3			
15 JT Riddle, L (1, 7) OBP: 0.164, SLG: 0.220		S SI 86 2-2 B CU 72 F CH 80 B CH 80 X CH 81 G4-3		C CU 72 2-3 B FF 88 S SI 87 B CU 75 S SI 88 K		X CH 79 0-0 F7			
2 Erik González, R (1, 6) OBP: 0.272, SLG: 0.385		C SI 87 0-1 X SI 88 F9		C CU 72 0-1 X SI 88 G3		C SI 87 0-3 S CU 74 S CU 76 K			
58 Jacob Stallings, R (1, 2) OBP: 0.331, SLG: 0.390		B FF 87 3-1 B CH 80 B SI 88 C SI 87 X SI 88 1B		B FF 86 2-1 C SI 88 B CU 73 X FF 88 L8		C SI 87 0-1 X CU 73 G1-3			
76 Jared Oliva, R (1, 8) OBP: 0.331, SLG: 0.390		C FF 87 0-1 X SI 88 L8		C CU 72 2-1 B CH 80 B SI 88 X FF 87 G6-3			X FF 87 0-0 L9		

Inning Stats	R: 2	H: 2	E: 0	K: 1	S: 17	LOB: 0	BB: 0	P: 20	R: 0	H: 1	E: 0	K: 0	S: 9	LOB: 1	BB: 0	P: 14	R: 0	H: 1	E: 0	K: 0	S: 7	LOB: 1	BB: 0	P: 10	R: 0	H: 0	E: 0	K: 1	S: 8	LOB: 0	BB: 0	P: 10	R: 0	H: 1	E: 0	K: 0	S: 5	LOB: 0	BB: 0	P: 9	R: 0	H: 1	E: 0	K: 1	S: 17	LOB: 1	BB: 1	P: 17	R: 0	H: 0	E: 0	K: 1	S: 6	LOB: 0	BB: 0	P: 6	R: 0	H: 2	E: 0	K: 0	S: 12	LOB: 1	BB: 0	P: 17
--------------	------	------	------	------	-------	--------	-------	-------	------	------	------	------	------	--------	-------	-------	------	------	------	------	------	--------	-------	-------	------	------	------	------	------	--------	-------	-------	------	------	------	------	------	--------	-------	------	------	------	------	------	-------	--------	-------	-------	------	------	------	------	------	--------	-------	------	------	------	------	------	-------	--------	-------	-------


PITCHER	IP	WLS	BF	H	R	ER	SO	BB	IBB	HBP	BLK	WP	HR	S	P	ERA	WHIP
28 Kyle Hendricks, R (1, 1) ERA: 2.88	7.2	L	29	7	2	2	3	1	0	0	0	0	2	66	95	2.35	1.043
46 Craig Kimbrel, R (8, 1) ERA: 5.65	0.1		1	0	0	0	0	0	0	0	0	0	6	8	0.00	0.000	

BOTTOM

Chicago Cubs @ Pittsburgh Pirates
PNC Park, Pittsburgh, PA
Wed Sep 23 2020, 7:09 PM - 10:04 PM EDT
Partly Cloudy - 75 F

AB	R	H	RBI	BB	SO	LOB
4	1	2	1	0	0	0
4	1	2	1	0	0	0
4	0	2	0	0	0	1
2	0	0	0	1	1	1
3	0	0	0	0	0	2
3	0	0	0	0	1	0
3	0	0	0	0	1	0
3	0	1	0	0	0	0
3	0	0	0	0	0	1

AB	29
R	2
H	7
RBI	2
BB	1
SO	3
LOB	5



WP	PA	30
1B:	4	SF: 0
2B:	1	SAC: 0
3B:	0	DP: 1
HR:	2	HBP: 0
WP:	0	ERA
PB:	0	WHIP
SB:	0	
CS:	0	

Batter	1	2	3	4	5	6	7	8	9	AB R H RBI BB SO LOB	TOP											
44 Anthony Rizzo, L OBP: 0.339, SLG: 0.419 (1, 3)	0-0 L9			4-2 12 BB G3-4-1		0-1 22 BB FC3-6		1-1 L9		3 0 1 0 1 0 0												
40 Willson Contreras, R OBP: 0.347, SLG: 0.374 53 José Martínez, R OBP: 0.265, SLG: 0.295 (1, 10) (8, PH) (8, 10)	2-2 F9			1-3 K		4-0 22 BB FC3-6		1-3 K		2 0 0 0 1 1 1 1 0 0 0 0 1 0												
22 Jason Heyward, L OBP: 0.413, SLG: 0.486 6 Billy Hamilton, S OBP: 0.111, SLG: 0.080 (1, 9) (8, 8)	3-2 G4-3			4-0 12 BB G3-4-1		1-0 FC3-6			0-3 K	2 0 0 0 1 0 2 1 0 0 0 0 1 0												
12 Kyle Schwarber, L OBP: 0.302, SLG: 0.385 (1, 7)		3-2 G6-3		1-1 G3-4-1		0-0 F7			1-1 G3	4 0 0 0 0 0 4												
15 Cameron Maybin, R OBP: 0.298, SLG: 0.398 (1, 8) (8, 9)		1-2 G6-3		1-2 L8					1-1 P4	4 0 0 0 0 0 2												
27 Jason Kipnis, L OBP: 0.352, SLG: 0.434 (1, 4)		2-0 P5			1-3 K					3 0 1 0 0 1 0												
9 Javier Báez, R OBP: 0.234, SLG: 0.344 (1, 6)			1-1 G4-3		1-3 K					2 0 0 0 0 1 0												
7 Victor Caratini, S OBP: 0.322, SLG: 0.299 (1, 2)			1-3 K		1-3 K					3 0 0 0 0 2 2												
13 David Bote, R OBP: 0.304, SLG: 0.395 (1, 5)			1-0 G6-3			0-0 G5-3			0-3 K	3 0 0 0 0 1 0												
Inning Stats	R: 0 E: 0 K: 0 S: 8	H: 0 LOB: 0 BB: 0 P: 13	R: 0 E: 0 K: 0 S: 8	H: 0 LOB: 0 BB: 0 P: 14	R: 0 E: 0 K: 1 S: 6	H: 0 LOB: 0 BB: 0 P: 9	R: 0 E: 0 K: 1 S: 13	H: 0 LOB: 2 BB: 2 P: 24	R: 0 E: 0 K: 3 S: 9	H: 0 LOB: 0 BB: 0 P: 12	R: 0 E: 0 K: 0 S: 5	H: 1 LOB: 2 BB: 1 P: 10	R: 0 E: 0 K: 0 S: 9	H: 1 LOB: 1 BB: 0 P: 16	R: 0 E: 0 K: 2 S: 8	H: 0 LOB: 0 BB: 0 P: 10	R: 0 E: 0 K: 1 S: 7	H: 0 LOB: 0 BB: 0 P: 9	1B: 0 2B: 3 3B: 0 HR: 0	SF: 0 SAC: 0 DP: 1 HBP: 1	WP: 0 PB: 0 SB: 0 CS: 0	PA: 32
PITCHER	IP WLS BF H R ER SO BB IBB HBP BLK WP HR S P ERA WHIP																					
39 Chad Kuhl, R ERA: 4.27 (1, 1)	7.0 W 26 2 0 0 5 3 0 1 0 0 0 0 58 98 0.00 0.714																					
32 Geoff Hartlieb, R ERA: 3.8 (8, 1)	1.0 3 0 0 0 2 0 0 0 0 0 0 0 8 10 0.00 0.000																					
62 Blake Cederlind, R ERA: 6.0 (9, 1)	1.0 3 0 0 0 1 0 0 0 0 0 0 0 7 9 0.00 0.000																					

Chicago Cubs @ Pittsburgh Pirates
PNC Park, Pittsburgh, PA
Thu Sep 24 2020, 1:37 PM - 4:13 PM EDT
Cloudy - 72 F

livebaseballscorecards.com

AB 28
R 0
H 2
RBI 0
BB 3
SO 8
LOB 11



Batter	1	2	3	4	5	6	7	8	9	AB	R	H	RBI	BB	SO	LOB	BOTTOM
--------	---	---	---	---	---	---	---	---	---	----	---	---	-----	----	----	-----	--------

26 Adam Frazier, L <small>(1, 4) OBP: 0.293, SLG: 0.352</small>										5	1	2	2	0	0	0	<p>Chicago Cubs @ Pittsburgh Pirates PNC Park, Pittsburgh, PA Thu Sep 24 2020, 1:37 PM - 4:13 PM EDT Cloudy - 72 F</p>
13 Ke'Bryan Hayes, R <small>(1, 5) OBP: 0.395, SLG: 0.603</small>									4	1	1	0	0	1	0	<p>livebaseballscorecards.com</p>	
19 Colin Moran, L <small>(1, 10) OBP: 0.333, SLG: 0.479</small>									3	2	3	1	1	0	0		
55 Josh Bell, S <small>(1, 3) OBP: 0.300, SLG: 0.370</small>									3	1	1	2	1	0	1		
25 Gregory Polanco, L <small>(1, 9) OBP: 0.220, SLG: 0.318</small>									3	0	1	1	0	0	1		
10 Bryan Reynolds, S <small>(1, 8) OBP: 0.282, SLG: 0.353</small>									4	2	3	1	0	1	0		
76 Jared Oliva, R <small>(1, 7) OBP: 0.182, SLG: 0.182</small>									4	0	2	0	0	1	3		
15 JT Riddle, L <small>(1, 6) OBP: 0.169, SLG: 0.222</small>									4	0	1	0	0	2	1		
18 John Ryan Murphy, R <small>(1, 2) OBP: 0.226, SLG: 0.207</small>									4	0	0	0	0	2	3		

Inning Stats	R: 1	H: 1	E: 0	K: 0	S: 11	LOB: 0	BB: 0	P: 17	R: 1	H: 3	E: 1	K: 1	S: 10	LOB: 1	BB: 0	P: 16	R: 1	H: 1	E: 0	K: 1	S: 16	LOB: 1	BB: 1	P: 29	R: 1	H: 4	E: 0	K: 0	S: 7	LOB: 3	BB: 0	P: 13	R: 2	H: 2	E: 0	K: 1	S: 13	LOB: 0	BB: 0	P: 18	R: 0	H: 0	E: 0	K: 2	S: 9	LOB: 0	BB: 0	P: 9	R: 1	H: 3	E: 0	K: 1	S: 15	LOB: 3	BB: 1	P: 19	R: 0	H: 0	E: 0	K: 1	S: 9	LOB: 0	BB: 0	P: 12	1B: 9	SF: 1	2B: 1	SAC: 0	3B: 0	DP: 0	HR: 4	HBP: 0	WP: 0	PA: 37	PB: 0	SB: 0	CS: 1	AB	R	H	RBI	BB	SO	LOB	ERA	WHIP
--------------	------	------	------	------	-------	--------	-------	-------	------	------	------	------	-------	--------	-------	-------	------	------	------	------	-------	--------	-------	-------	------	------	------	------	------	--------	-------	-------	------	------	------	------	-------	--------	-------	-------	------	------	------	------	------	--------	-------	------	------	------	------	------	-------	--------	-------	-------	------	------	------	------	------	--------	-------	-------	-------	-------	-------	--------	-------	-------	-------	--------	-------	--------	-------	-------	-------	----	---	---	-----	----	----	-----	-----	------

PITCHER	IP	WLS	BF	H	R	ER	SO	BB	IBB	HBP	BLK	WP	HR	S	P	ERA	WHIP
30 Alec Mills, R <small>ERA: 4.48</small>	(1, 1)	3.2	L	18	8	4	2	1	0	0	0	0	3	43	72	9.82	2.455
56 Kyle Ryan, L <small>ERA: 5.17</small>	(4, 1)	1.1		6	3	2	1	0	0	0	0	0	1	14	21	13.50	2.250
Duane Underwood Jr., R <small>ERA: 5.03</small>	(6, 1)	2.0		10	3	1	3	0	1	0	0	0	0	24	28	4.50	1.500
60 Jason Adam, R <small>ERA: 2.19</small>	(8, 1)	1.0		3	0	0	1	0	0	0	0	0	0	9	12	0.00	0.000

Batter	1	2	3	4	5	6	7	8	9	AB	R	H	RBI	BB	SO	LOB	TOP																		
26 Adam Frazier, L OBP: 0.301, SLG: 0.362 (1, 4)	4-1 FC1-6 BB		0-3 K			2-2 19 BB 13 BB 1B		2-1 13 1B 2B		3	1	2	0	1	1	0																			
13 Ke'Bryan Hayes, R OBP: 0.400, SLG: 0.592 (1, 5)	1-1 FC1-6 1-2f		3-1 P4			4-1 19 BB BB		3-2 19 G4-3 1B		3	0	1	1	1	0	1																			
19 Colin Moran, L OBP: 0.332, SLG: 0.470 (1, 3)	1-3 K		1-3 K			4-2 25 G4-6-3 BB		0-2 G4-3		3	0	0	0	1	2	2																			
55 Josh Bell, S OBP: 0.304, SLG: 0.369 (1, 10)	1-3 K		0-0 25 HR 1B			1-3 K		0-0 IBB		3	1	1	0	1	2	4																			
25 Gregory Polanco, L OBP: 0.220, SLG: 0.336 (1, 9)		1-2 F8	0-0 HR			2-1 G4-6-3		2-2 F8		4	1	1	2	0	0	5																			
10 Bryan Reynolds, S OBP: 0.276, SLG: 0.345 (1, 8)		3-2 G4-3	0-0 G4-3			2-3 K		2-3 K		4	0	0	0	0	2	0																			
2 Erik González, R OBP: 0.266, SLG: 0.376 (1, 6)		0-3 K			1-0 L8		0-0 L8		1-1 F9	4	0	0	0	0	1	0																			
76 Jared Oliva, R OBP: 0.200, SLG: 0.200 (1, 7)			2-3 K		3-2 P3		2-3 K		1-0 58 S 1B	4	0	1	0	0	2	0																			
58 Jacob Stallings, R OBP: 0.321, SLG: 0.377 (1, 2)			2-3 K		0-0 L5		2-3 K		1-1 L9	4	0	0	0	0	2	1																			
Inning Stats	R: 0 E: 0 K: 2 S: 10	H: 0 LOB: 1 BB: 1 P: 17	R: 0 E: 0 K: 1 S: 14	H: 0 LOB: 0 BB: 0 P: 18	R: 0 E: 0 K: 3 S: 9	H: 0 LOB: 0 BB: 0 P: 13	R: 2 E: 0 K: 1 S: 9	H: 2 LOB: 0 BB: 0 P: 13	R: 0 E: 0 K: 0 S: 5	H: 0 LOB: 0 BB: 0 P: 9	R: 0 E: 0 K: 1 S: 11	H: 1 LOB: 2 BB: 2 P: 24	R: 0 E: 0 K: 2 S: 7	H: 0 LOB: 0 BB: 0 P: 11	R: 1 E: 0 K: 1 S: 21	H: 2 LOB: 2 BB: 1 P: 30	R: 0 E: 0 K: 1 S: 8	H: 1 LOB: 1 BB: 0 P: 13	1B: 4 2B: 1 3B: 0 HR: 1	SF: 0 SAC: 0 DP: 1 HBP: 0	WP: 0 PB: 0 SB: 1 CS: 0	PA: 36													
PITCHER	IP WLS BF H R ER SO BB IBB HBP BLK WP HR S P ERA WHIP																		PITCHER	IP WLS BF H R ER SO BB IBB HBP BLK WP HR S P ERA WHIP															
59 Carlos Carrasco, R ERA: 2.91 (1, 1)	6.0		23	3	2	2	8	3	0	0	0	0	0	1	58	94	3.00	1.000																	
88 Phil Maton, R ERA: 4.79 (7, 1)	1.1		4	0	0	0	3	0	0	0	0	0	0	0	12	18	0.00	0.000																	
39 Oliver Pérez, L ERA: 2.08 (8, 1)	0.2		5	2	1	1	0	0	1	0	0	0	0	0	16	23	13.50	3.000																	
45 Adam Plutko, R ERA: 4.88 (9, 1)	1.0	W	4	1	0	0	1	0	0	0	0	0	0	0	8	13	0.00	1.000																	

Pittsburgh Pirates @ Cleveland Indians
 Progressive Field, Cleveland, OH
 Fri Sep 25 2020, 7:13 PM - 10:30 PM EDT
 Sunny - 75 F

livebaseballscorecards.com

AB 32
 R 3
 H 6
 RBI 3
 BB 4
 SO 12
 LOB 13



Batter	1	2	3	4	5	6	7	8	9	AB R H RBI BB SO LOB
12 Francisco Lindor, S OBP: 0.341, SLG: 0.425	4-0 BB 41 G4-6-3		4-2 BB 32 7 S		4-1 BB 7 G3-6-3		1-2 F9 2-3		0-0 L9	2 1 0 0 3 0 3
7 César Hernández, S OBP: 0.351, SLG: 0.410	4-1 BB 41 11 G4-6-3		1-3 K 1-2		1-0 G3-6-3 1-2		3-2 K 1-2		3-2 2B 1-H	4 0 1 1 1 2 4
11 José Ramírez, S OBP: 0.382, SLG: 0.599	4-2 BB 41 G4-6-3		3-2 P4 1-2 2-3		3-2 G3-1 1-2			0-3 K		3 0 0 0 1 1 1
41 Carlos Santana, S OBP: 0.343, SLG: 0.320	0-0 G4-6-3 1-2 2-3 3-H		4-2 BB 32		1-2 G5-3			0-1 G5-3		3 0 0 0 1 0 2
32 Franmil Reyes, R OBP: 0.343, SLG: 0.439	0-0 G1-3		4-2 BB 1-2 2-3		2-2 L9			1-0 G5-3		3 0 0 0 1 0 1
30 Tyler Naquin, L OBP: 0.254, SLG: 0.392		2-3 K 1-2	0-0 L3		2-3 K			4-2 BB 8 2B		3 1 0 0 1 2 3
22 Josh Naylor, L OBP: 0.286, SLG: 0.326		1-2 G1-3		3-1 G4-1			1-3 K	1-0 BB 0 1B 2B		2 0 0 0 0 0 0 2 1 1 1 0 1 0
8 Jordan Luplow, R OBP: 0.318, SLG: 0.366								1-1 F8		1 0 0 0 2 1 0 1 0 0 0 0 0 1
9 Sandy León, S OBP: 0.296, SLG: 0.242		4-2 BB		1-3 K			4-1 BB 12 F9 0 1B			
6 Mike Freeman, L OBP: 0.310, SLG: 0.324								0-0 1B		
0 Delino DeShields, R OBP: 0.319, SLG: 0.327		1-2 L9		1-0 P3				2-1 BB 7 2B 1B		4 1 2 1 0 0 1

Inning Stats	R: 1	H: 0	E: 0	K: 5	LOB: 1	BB: 3	P: 17	R: 0	H: 0	E: 0	K: 13	LOB: 1	BB: 1	P: 21	R: 0	H: 0	E: 0	K: 18	LOB: 3	BB: 3	P: 34	R: 0	H: 0	E: 0	K: 1	LOB: 0	BB: 0	P: 11	R: 0	H: 0	E: 0	K: 7	LOB: 0	BB: 1	P: 15	R: 0	H: 1	E: 0	K: 12	LOB: 2	BB: 1	P: 21	R: 0	H: 0	E: 0	K: 6	LOB: 0	BB: 0	P: 7	R: 3	H: 3	E: 0	K: 11	LOB: 1	BB: 1	P: 22	1B: 2	2B: 3	3B: 0	HR: 0	SF: 0	SAC: 0	DP: 2	HBP: 0	WP: 1	PB: 0	SB: 1	CS: 0	PA: 38
--------------	------	------	------	------	--------	-------	-------	------	------	------	-------	--------	-------	-------	------	------	------	-------	--------	-------	-------	------	------	------	------	--------	-------	-------	------	------	------	------	--------	-------	-------	------	------	------	-------	--------	-------	-------	------	------	------	------	--------	-------	------	------	------	------	-------	--------	-------	-------	-------	-------	-------	-------	-------	--------	-------	--------	-------	-------	-------	-------	--------

PITCHER	IP	WLS	BF	H	R	ER	SO	BB	IBB	HBP	BLK	WP	HR	S	P	ERA	WHIP
23 Mitch Keller, R ERA: 2.91	5.0		21	0	1	1	3	8	0	0	0	0	0	49	98	1.80	1.600
71 Nik Turley, L ERA: 3.92	1.0	H	3	0	0	0	1	0	0	0	0	0	0	9	14	0.00	0.000
54 Sam Howard, L ERA: 3.86	1.0	H	5	1	0	0	2	1	0	0	0	0	0	12	21	0.00	2.000
46 Chris Stratton, R ERA: 3.9	1.2	L	9	3	3	3	1	1	0	0	0	1	0	17	29	16.20	2.400

BOTTOM

Pittsburgh Pirates @ Cleveland Indians
Progressive Field, Cleveland, OH
 Fri Sep 25 2020, 7:13 PM - 10:30 PM EDT
 Sunny - 75 F

livebaseballscorecards.com

AB	28
R	4
H	4
RBI	3
BB	10
SO	7
LOB	16



Batter	1	2	3	4	5	6	7	8	9	AB R H RBI BB SO LOB	TOP	
26 Adam Frazier, L OBP: 0.295, SLG: 0.353 (1, 4)	X SI 90 0-0 F8	CH 86 B CH 86 F CH 86 X CU 77 2-2 G3		B CH 84 F FC 85 B CH 85 D CH 85 C FC 88 C FC 87 SI 92 3-3 K		C CU 80 X FF 92 0-1 P6		D SL 83 B FF 95 C FF 93 B CU 79 C FF 94 X SL 84 3-2 F7		5 0 0 0 0 1 3		
13 Ke'Bryan Hayes, R OBP: 0.433, SLG: 0.654 (1, 5)	C SI 91 B CU 78 C SI 92 X SI 93 2-2 19 1B 2B		X FC 86 0-0 19 G3 55 1B 2B	C SI 91 D CU 75 X FC 87 2-1 19 HR 1B		B FF 94 C SL 82 B FF 94 X FF 95 2-1 1B		X FF 93 0-0 2B		5 3 5 0 0 0 0		
19 Colin Moran, L OBP: 0.333, SLG: 0.486 (1, 10)	F CU 76 F CU 75 X SI 92 0-2 55 1B 1B		S CU 74 S CU 74 D CU 74 F CU 75 D CU 75 X CU 75 2-2 G3	B CH 83 X CU 76 1-0 HR		X CU 78 0-0 L8		C FF 94 C FF 94 F FF 94 F SL 84 S SL 82 0-3 K		5 1 2 4 0 1 3		
55 Josh Bell, S OBP: 0.307, SLG: 0.372 76 Jared Oliva, R OBP: 0.188, SLG: 0.188 (1, 3) (8, 7)	B FC 88 C CH 85 F CU 76 X FC 88 1-2 1B		B FC 88 S CU 75 B CU 73 X CU 75 2-1 10 HR 1B	X CH 84 0-0 G4-3		X SL 83 0-0 L5		B CU 76 C FF 94 C SL 81 B SL 82 C FF 93 2-3 K		4 1 2 1 0 0 1 1 0 0 0 0 1 1		
25 Gregory Polanco, L OBP: 0.214, SLG: 0.325 (1, 9)	B FC 88 C FC 88 X FC 89 1-1 F9		X FC 87 0-0 F9		B FF 94 F FF 93 B CH 87 X CH 86 2-1 F9		C FF 95 B FF 96 D SL 85 X SL 83 2-1 P2		C FF 94 B FF 94 B SL 83 C SL 83 F FF 95 B SL 84 S SL 83 3-3 K		5 0 0 0 0 1 5	
10 Bryan Reynolds, S OBP: 0.276, SLG: 0.359 (1, 8)	C CU 76 B FC 88 X CU 76 1-1 G3		B FC 88 B CH 84 X SI 91 2-0 HR		S CH 86 B SL 84 C CU 78 F FF 92 F FF 93 S CU 80 1-3 K		B CH 85 C CU 78 B FF 94 C SL 82 F FF 94 X SL 82 2-2 F9			4 1 1 2 0 1 2		
2 Erik González, R OBP: 0.261, SLG: 0.367 (1, 6)		F CU 77 C CU 76 B SL 83 S SL 82 1-3 K2-3	B SL 82 F SL 82 F SL 80 B CU 76 C SI 92 2-3 K		X CU 79 0-0 L6		C SL 83 B CH 85 F CH 84 S SL 82 1-3 K			4 0 0 0 0 3 0		
36 José Osuna, R OBP: 0.218, SLG: 0.324 (1, 7) (8, 3)		B SL 83 F FC 88 B SL 82 X SI 91 2-2 HR		C SI 90 X SI 92 0-1 L7		F FF 92 B SL 88 F SL 86 S SL 87 1-3 K		B CH 83 X SL 83 1-0 2B		4 1 2 1 0 1 0		
58 Jacob Stallings, R OBP: 0.326, SLG: 0.376 (1, 2)		C FC 87 B SL 82 F CU 75 B SI 92 F FC 88 C SI 93 3-3 K		B SI 91 C FC 85 B SL 82 B FC 88 X SI 91 3-1 13 1B 19 HR 1B		B SL 86 C FF 93 F CU 81 B FF 94 C FF 94 2-3 K		B FF 94 C CH 84 C FF 94 D SL 84 B SL 83 B SL 83 4-2 BB		3 1 1 0 1 2 0		
Inning Stats	R: 1 E: 0 K: 0 S: 14 H: 3 LOB: 2 BB: 0 P: 19	R: 1 E: 0 K: 2 S: 13 H: 1 LOB: 0 BB: 0 P: 21	R: 3 E: 0 K: 1 S: 13 H: 3 LOB: 0 BB: 0 P: 21	R: 3 E: 0 K: 1 S: 12 H: 3 LOB: 0 BB: 0 P: 21	R: 0 E: 0 K: 1 S: 8 H: 0 LOB: 0 BB: 0 P: 11	R: 0 E: 0 K: 2 S: 8 H: 0 LOB: 0 BB: 0 P: 11	R: 0 E: 0 K: 0 S: 6 H: 1 LOB: 1 BB: 0 P: 10	R: 0 E: 0 K: 1 S: 13 H: 1 LOB: 2 BB: 1 P: 24	R: 0 E: 0 K: 3 S: 13 H: 1 LOB: 1 BB: 0 P: 18	1B: 6 2B: 4 3B: 0 HR: 3 SF: 0 SAC: 0 DP: 0 HBP: 0	WP: 0 PB: 0 SB: 0 CS: 0 PA: 41	
PITCHER	IP WLS BF H R ER SO BB IBB HBP BLK WP HR S P ERA WHIP	IP WLS BF H R ER SO BB IBB HBP BLK WP HR S P ERA WHIP	IP WLS BF H R ER SO BB IBB HBP BLK WP HR S P ERA WHIP	IP WLS BF H R ER SO BB IBB HBP BLK WP HR S P ERA WHIP	IP WLS BF H R ER SO BB IBB HBP BLK WP HR S P ERA WHIP	IP WLS BF H R ER SO BB IBB HBP BLK WP HR S P ERA WHIP	IP WLS BF H R ER SO BB IBB HBP BLK WP HR S P ERA WHIP	IP WLS BF H R ER SO BB IBB HBP BLK WP HR S P ERA WHIP	IP WLS BF H R ER SO BB IBB HBP BLK WP HR S P ERA WHIP	IP WLS BF H R ER SO BB IBB HBP BLK WP HR S P ERA WHIP	IP WLS BF H R ER SO BB IBB HBP BLK WP HR S P ERA WHIP	
43 Aaron Civale, R ERA: 4.74 (1, 1)	4.0 L 22 10 8 8 4 0 0 0 0 0 3 52 82 18.00 2.500											
26 Triston McKenzie, R ERA: 3.24 (5, 1)	2.0 6 0 0 0 3 0 0 0 0 0 0 16 22 0.00 0.000											
54 Logan Allen, L ERA: 3.38 (7, 1)	3.0 13 3 0 0 4 1 0 0 0 0 0 32 52 0.00 1.333											

Pittsburgh Pirates @ Cleveland Indians
 Progressive Field, Cleveland, OH
 Sat Sep 26 2020, 7:10 PM - 10:06 PM EDT
 Clear - 78 F

livebaseballscorecards.com

AB 40
 R 8
 H 13
 RBI 8
 BB 1
 SO 11
 LOB 15



Batter	1	2	3	4	5	6	7	8	9	AB R H RBI BB SO LOB
12 Francisco Lindor, S (1, 6) OBP: 0.341, SLG: 0.424 17 Austin Hedges, R (7, 2) OBP: 0.231, SLG: 0.290	2-3 K		2-0 1B			3-3 K		3-2 G6-3		3 0 1 0 0 2 0 1 0 0 0 0 0 1
7 César Hernández, S (1, 4) OBP: 0.353, SLG: 0.409	0-2 G6-3		4-1 BB			2-2 F9			2-1 3B 1B	3 0 1 0 1 0 0
11 José Ramírez, S (1, 5) OBP: 0.380, SLG: 0.597	1-1 2B		3-3 K			0-1 G4-3			2-2 L3	4 0 1 0 0 1 2
41 Carlos Santana, S (1, 3) OBP: 0.339, SLG: 0.315 22 Josh Naylor, L (8, 3) OBP: 0.263, SLG: 0.323	1-2 F7			1-1 G6-3			1-2 P1		0-3 K	3 0 0 0 0 0 1 1 0 0 0 0 1 1
32 Franmil Reyes, R (1, 10) OBP: 0.346, SLG: 0.438		0-2 1B		1-1 P3			1-3 K		4-2 BB	3 0 1 0 1 1 0
30 Tyler Naquin, L (1, 9) OBP: 0.248, SLG: 0.383 35 Óscar Mercado, R (8, 7) OBP: 0.170, SLG: 0.171		1-3 K		1-2 G4-3			1-3 K		0-1 F8	3 0 0 0 0 2 1 1 0 0 0 0 0 2
8 Jordan Luplow, R (1, 7) OBP: 0.318, SLG: 0.378 (8, 9)		2-3 K			3-2 K			2-2 G2-3 2B		3 0 1 0 0 2 1
55 Roberto Pérez, R (1, 2) OBP: 0.255, SLG: 0.213 6 Mike Freeman, L (7, 6) OBP: 0.302, SLG: 0.316		3-3 K			2-2 G1-3			1-0 P5		2 0 0 0 0 1 1 1 0 0 0 0 0 1
0 Delino DeShields, R (1, 8) OBP: 0.310, SLG: 0.318			0-1 G4-3			0-3 K		2-1 G2-3		3 0 0 0 0 1 1

BOTTOM	
Pittsburgh Pirates @ Cleveland Indians Progressive Field, Cleveland, OH Sat Sep 26 2020, 7:10 PM - 10:06 PM EDT Clear - 78 F	AB 31 R 0 H 5 RBI 0 BB 2 SO 11 LOB 12
WP: 0 PA: 33 PB: 0 SB: 0 CS: 0	

Inning Stats		R: 0	H: 1	E: 0	K: 1	S: 11	R: 0	H: 1	E: 0	K: 3	S: 15	R: 0	H: 1	E: 0	K: 1	S: 9	R: 0	H: 0	E: 0	K: 0	S: 7	R: 0	H: 0	E: 0	K: 2	S: 12	R: 0	H: 0	E: 0	K: 1	S: 9	R: 0	H: 1	E: 0	K: 0	S: 9	R: 0	H: 1	E: 0	K: 1	S: 13	R: 0	H: 1	E: 0	K: 1	S: 13								
PITCHER		IP	WLS	BF	H	R	ER	SO	BB	IBB	HBP	BLK	WP	HR	S	P	ERA	WHIP	PITCHER																		IP	WLS	BF	H	R	ER	SO	BB	IBB	HBP	BLK	WP	HR	S	P	ERA	WHIP	
59 Joe Musgrove, R (1, 1) ERA: 3.86	7.0	W	24	3	0	0	10	10	1	0	0	0	0	0	73	108	0.00	0.571																			7.0	W	24	3	0	0	10	10	1	0	0	0	0	0	73	108	0.00	0.571
72 Nick Tropeano, R (8, 1) ERA: 1.15	1.0		4	1	0	0	0	0	0	0	0	0	0	0	9	17	0.00	1.000																			1.0		4	1	0	0	0	0	0	0	0	9	17	0.00	1.000			
66 Dovydas Neverauskas, R (9, 1) ERA: 7.11	1.0		5	1	0	0	1	1	1	0	0	0	0	0	13	21	0.00	2.000																			1.0		5	1	0	0	1	1	1	0	0	13	21	0.00	2.000			

Batter	1	2	3	4	5	6	7	8	9	AB R H RBI BB SO LOB	TOP																								
26 Adam Frazier, L (1, 4) OBP: 0.297, SLG: 0.364	0-1 G4-3		1-1 F8		2-0 19 E 2B	0-1 2B		1-1 L7		5 1 2 2 0 0 1																									
13 Ke'Bryan Hayes, R (1, 5) OBP: 0.442, SLG: 0.682	0-1 1B		1-1 HR		0-0 19 FC4-6 IBB	0-3 K		1-2 F8	4 1 2 1 1 1 2																										
19 Colin Moran, L (1, 10) OBP: 0.325, SLG: 0.472	1-3 K		1-3 K		0-0 FC4-6	1-2 G6-3		0-3 K	5 0 0 0 0 3 4																										
55 Josh Bell, S (1, 3) OBP: 0.305, SLG: 0.364	1-1 G1-3		0-0 G5-3		2-0 HBP		2-3 K	1-0 F9	4 0 0 0 0 1 1																										
10 Bryan Reynolds, S (1, 8) OBP: 0.275, SLG: 0.357		2-1 2 G6-4-3 1B		0-1 G6-3	2-3 K		3-3 K		4 0 1 0 0 2 2																										
2 Erik González, R (1, 6) OBP: 0.255, SLG: 0.359		0-0 G6-4-3		2-2 L7		3-2 K	1-3 K		4 0 0 0 0 2 1																										
15 JT Riddle, L (1, 7) OBP: 0.174, SLG: 0.224		2-1 E3 36 1B		2-3 K		0-0 36 26 2B 1B		0-1 G3	4 2 1 0 0 1 0																										
36 José Osuna, R (1, 9) OBP: 0.244, SLG: 0.397		0-0 2-H 1B			0-1 HR	1-0 26 2B 2B		1-0 G6-3	4 2 3 2 0 0 0																										
80 Andrew Susac, R (1, 2)		1-0 P4			0-0 F7	4-1 26 2B BB		4-2 BB	2 0 0 0 2 0 1																										
Inning Stats	R: 0 E: 0 K: 1 S: 10	H: 1 LOB: 1 BB: 0 P: 12	R: 1 E: 1 K: 0 S: 7	H: 2 LOB: 1 BB: 0 P: 12	R: 1 E: 0 K: 1 S: 8	H: 1 LOB: 0 BB: 0 P: 11	R: 0 E: 0 K: 1 S: 10	H: 0 LOB: 0 BB: 0 P: 14	R: 2 E: 1 K: 2 S: 9	H: 2 LOB: 2 BB: 1 P: 15	R: 2 E: 0 K: 3 S: 9	H: 3 LOB: 0 BB: 0 P: 15	R: 0 E: 0 K: 0 S: 7	H: 0 LOB: 1 BB: 1 P: 13	R: 0 E: 0 K: 1 S: 8	H: 0 LOB: 0 BB: 0 P: 10	1B: 4 2B: 3 3B: 0 HR: 2	SF: 0 SAC: 0 DP: 1 HBP: 1	WP: 0 PB: 0 SB: 0 CS: 0	PA: 40															
PITCHER	IP WLS BF H R ER SO BB IBB HBP BLK WP HR S P ERA WHIP																																		
38 Cal Quantrill, R (1, 1) ERA: 2.25	3.0		4	2	1	2	0	0	0	0	0	1	25	35	3.00	1.333																			
88 Phil Maton, R (4, 1) ERA: 4.57	1.0		3	0	0	1	0	0	0	0	0	0	10	14	0.00	0.000																			
27 Cam Hill, R (5, 1) ERA: 4.91	0.1		4	2	2	0	0	1	0	0	0	1	4	6	27.00	6.000																			
39 Oliver Pérez, L (5, 1) ERA: 2.0	0.2		3	0	0	1	0	0	1	0	0	0	5	9	0.00	0.000																			
62 Nick Wittgren, R (6, 1) ERA: 3.42	1.0		7	3	2	2	1	0	0	0	0	0	18	27	18.00	4.000																			
PITCHER	IP WLS BF H R ER SO BB IBB HBP BLK WP HR S P ERA WHIP																																		
99 James Karinchak, R (7, 1) ERA: 2.67	1.0	W	3	0	0	0	3	0	0	0	0	0	9	15	0.00	0.000																			
90 Adam Cimber, R (8, 1) ERA: 3.97	0.2	H	3	0	0	0	1	0	0	0	0	0	5	10	0.00	1.500																			
33 Brad Hand, L (8, 1) ERA: 2.05	1.1	S	4	0	0	0	1	0	0	0	0	0	10	13	0.00	0.000																			

Pittsburgh Pirates @ Cleveland Indians
 Progressive Field, Cleveland, OH
 Sun Sep 27 2020, 3:10 PM - 6:10 PM EDT
 Sunny - 80 F

livebaseballscorecards.com

AB	36
R	6
H	9
RBI	5
BB	3
SO	10
LOB	12



Batter	1	2	3	4	5	6	7	8	9
12 Francisco Lindor, S OBP: 0.335, SLG: 0.415	0-1 F8		0-2 F7		1-0 G4-3	1-1 G4-3		2-1 G4-3	
7 César Hernández, S OBP: 0.355, SLG: 0.408	3-2 G3-1		1-1 41 WP 41 HR 1B		1-1 G3		2-1 11 2B 41 2B HBP		
11 José Ramírez, S OBP: 0.386, SLG: 0.607	1-1 41 2B HBP		0-1 L7			1-1 32 HR 2B	2-1 41 2B 2B		
41 Carlos Santana, S OBP: 0.349, SLG: 0.350	2-0 1-3 2B		3-0 1-H HR		4-2 32 HR BB	2-2 32 WP 32 SF8 2B			
32 Franmil Reyes, R OBP: 0.344, SLG: 0.450	2-3 K		3-2 F9		3-1 1-H 2-H HR	2-2 SF8			
22 Josh Naylor, L OBP: 0.291, SLG: 0.330		1-2 8 G6-4-3 1B		2-0 8 FC5-4 1B		0-0 G1-3	0-0 P4		
0 Delino DeShields, R OBP: 0.310, SLG: 0.318		1-1 G6-4-3		2-2 FC5-4 55 L1-3 1-2f		1-2 G1-3	1-0 P2		
8 Jordan Luplow, R OBP: 0.304, SLG: 0.359		1-1 G6-4-3		1-0 L1-3 1-1		1-2 35 1B 1B			
55 Roberto Pérez, R OBP: 0.264, SLG: 0.216		4-2 BB		1-3 K		0-0 K	2-3 K		
35 Óscar Mercado, R OBP: 0.174, SLG: 0.174		1-3 K				1-3 K	1-0 L7		

Inning Stats	R: 0	H: 1	E: 0	LOB: 2	K: 10	S: 10	P: 18	R: 0	H: 1	E: 0	LOB: 1	K: 12	S: 12	P: 19	R: 2	H: 2	E: 0	LOB: 0	K: 0	S: 11	P: 18	R: 0	H: 1	E: 0	LOB: 0	K: 0	S: 5	P: 10	R: 0	H: 0	E: 0	LOB: 0	K: 1	S: 7	P: 10	R: 3	H: 4	E: 0	LOB: 2	K: 0	S: 16	P: 27	R: 3	H: 2	E: 0	LOB: 0	K: 0	S: 12	P: 21	R: 0	H: 0	E: 0	LOB: 0	K: 1	S: 8	P: 13	R: 0	H: 0	E: 0	LOB: 0	K: 1	S: 8	P: 13
--------------	------	------	------	--------	-------	-------	-------	------	------	------	--------	-------	-------	-------	------	------	------	--------	------	-------	-------	------	------	------	--------	------	------	-------	------	------	------	--------	------	------	-------	------	------	------	--------	------	-------	-------	------	------	------	--------	------	-------	-------	------	------	------	--------	------	------	-------	------	------	------	--------	------	------	-------

PITCHER	IP	WLS	BF	H	R	ER	SO	BB	IBB	HBP	BLK	WP	HR	S	P	ERA	WHIP
65 JT Brubaker, R ERA: 4.94	5.0		23	7	5	5	3	2	0	1	0	1	2	51	89	9.00	1.800
32 Geoff Hartlieb, R ERA: 3.63	1.0	H	5	2	0	0	0	0	0	0	0	0	0	10	13	0.00	2.000
71 Nik Turley, L ERA: 4.98	1.0	L	6	2	3	3	0	0	0	1	0	1	0	12	21	27.00	2.000
62 Blake Cederlind, R ERA: 4.5	1.0		3	0	0	0	1	0	0	0	0	0	0	8	13	0.00	0.000

AB R H RBI BB SO LOB

5	0	0	0	0	0	2
3	2	1	0	0	0	0
3	2	2	0	0	0	1
3	3	3	4	1	0	0
3	1	1	4	0	1	2
4	0	2	0	0	0	0
0	0	0	0	0	0	0
4	0	0	0	0	0	2
3	0	1	0	1	1	1
4	0	1	0	0	2	1

AB	32
R	8
H	11
RBI	8
BB	2
SO	4
LOB	9



WP	HR	S	P	ERA	WHIP
2	0	1	37		

Pittsburgh Pirates @ Cleveland Indians
 Progressive Field, Cleveland, OH
 Sun Sep 27 2020, 3:10 PM - 6:10 PM EDT
 Sunny - 80 F

livebaseballscorecards.com