



South Africa

Batter	1	2	3	4	5	6	7	8	9	AB R H RBI BB SO LOB	TOP																								
											<p>South Africa @ Oakland Athletics Phoenix Municipal Stadium, Phoenix, AZ Sat Mar 04 2006, 3:05 PM EST</p> <p>livebaseballscorecards.com</p> <p>AB 0 R 0 H 0 RBI 0 BB 0 SO 0 LOB 0</p> 																								
Inning Stats										1B: 0 SF: 0 2B: 0 SAC: 0 3B: 0 DP: 0 HR: 0 HBP: 0	WP: 0 PA: 0 PB: 0 SB: 0 CS: 0																								
PITCHER	IP	WLS	BF	H	R	ER	SO	BB	IBB	HBP	BLK	WP	HR	S	P	ERA	WHIP	PITCHER	IP	WLS	BF	H	R	ER	SO	BB	IBB	HBP	BLK	WP	HR	S	P	ERA	WHIP


Batter	1	2	3	4	5	6	7	8	9	AB R H RBI BB SO LOB	BOTTOM																								
											<p>South Africa @ Oakland Athletics Phoenix Municipal Stadium, Phoenix, AZ Sat Mar 04 2006, 3:05 PM EST</p> <p>livebaseballscorecards.com</p> <p>AB 0 R 0 H 0 RBI 0 BB 0 SO 0 LOB 0</p> 																								
Inning Stats										1B: 0 SF: 0 2B: 0 SAC: 0 3B: 0 DP: 0 HR: 0 HBP: 0	WP: 0 PA: 0 PB: 0 SB: 0 CS: 0																								
PITCHER	IP	WLS	BF	H	R	ER	SO	BB	IBB	HBP	BLK	WP	HR	S	P	ERA	WHIP	PITCHER	IP	WLS	BF	H	R	ER	SO	BB	IBB	HBP	BLK	WP	HR	S	P	ERA	WHIP

Batter	1	2	3	4	5	6	7	8	9	AB	R	H	RBI	BB	SO	LOB	TOP								
7 Anthony Phillips, R OBP: 0.333, SLG: 0.375	G6-3		L4			F7				4	0	1	1	0	0	1	South Africa @ Oakland Athletics Phoenix Municipal Stadium, Phoenix, AZ Thu Mar 05 2009, 3:05 PM EST Att: 1,209 - Cloudy - 75 F								
6 Martin Gordon, S OBP: 0.375, SLG: 0.375 26 Gavin Ray, L	G3		G1-3			L6		P3		3	0	0	0	0	0	1									
2 Jonathan Phillips, R OBP: 0.250, SLG: 0.375	E6				F8			G5-3		4	0	0	0	0	1	0									
20 Paul Rutgers, R OBP: 0.286, SLG: 0.286 Zaid Hendricks, R	F9				K			K		3	0	0	0	0	2	1									
23 Brett Willemburg, S		F8			G4-3			F9		4	0	0	0	0	0	1									
18 Kyle Botha, R		F8				F9				2	1	0	0	1	0	0									
38 Ashley Scott, R																									
1 Justin Lazarus, R OBP: 1.000, SLG: 1.000	G6-3					K				2	0	0	0	0	1	0									
88 Karl Weitz, R OBP: 0.143, SLG: 0.286						K				3	0	0	0	0	1	2									
28 Gift Ngoepe, R OBP: 0.333, SLG: 0.333 22 Allan Randall, R										2	0	1	0	0	1	0									
										0	0	0	0	1	0	0									
Inning Stats	R: 0 E: 1 K: 0 S: 4	H: 0 LOB: 1 BB: 0 P: 4	R: 0 E: 0 K: 0 S: 3	H: 0 LOB: 0 BB: 0 P: 3	R: 0 E: 2 K: 0 S: 4	H: 1 LOB: 1 BB: 0 P: 4	R: 0 E: 0 K: 1 S: 5	H: 0 LOB: 0 BB: 0 P: 5	R: 0 E: 0 K: 2 S: 7	H: 0 LOB: 0 BB: 0 P: 7	R: 0 E: 0 K: 1 S: 5	H: 0 LOB: 0 BB: 0 P: 5	R: 0 E: 0 K: 1 S: 5	H: 0 LOB: 0 BB: 0 P: 5	R: 1 E: 0 K: 0 S: 4	H: 2 LOB: 2 BB: 2 P: 12	R: 0 E: 1 K: 1 S: 5	H: 0 LOB: 0 BB: 0 P: 5	1B: 3 2B: 0 3B: 0 HR: 0	SF: 0 SAC: 0 DP: 2 HBP: 0	WP: 0 PB: 0 SB: 0 CS: 0	PA: 32			
PITCHER	IP	WLS	BF	H	R	ER	SO	BB	IBB	HBP	BLK	WP	HR	S	P	ERA	WHIP								
51 Dallas Braden, L	3.0	W	11	1	0	0	0	0	0	0	0	0	0	11	11	0.00	0.333								
62 Ryan Webb, R	2.0	H	6	0	0	0	3	0	0	0	0	0	0	12	12	0.00	0.000								
73 Brett Hunter, R	1.0	H	3	0	0	0	1	0	0	0	0	0	0	5	5	0.00	0.000								
64 Arnold Leon, R	2.0	H	9	2	1	1	1	2	0	0	0	0	0	9	17	4.50	2.000								
54 Tyson Ross, R	1.0		3	0	0	0	1	0	0	0	0	0	0	5	5	0.00	0.000								

Batter	1	2	3	4	5	6	7	8	9	AB	R	H	RBI	BB	SO	LOB	BOTTOM								
11 Rajai Davis, R OBP: 0.400, SLG: 0.400										5	0	2	0	0	0	3	South Africa @ Oakland Athletics Phoenix Municipal Stadium, Phoenix, AZ Thu Mar 05 2009, 3:05 PM EST Att: 1,209 - Cloudy - 75 F								
4 Eric Patterson, L OBP: 0.400, SLG: 0.250										4	1	1	0	1	0	3									
57 Aaron Cunningham, R										4	2	0	0	1	1	3									
32 Jack Cust, L										1	1	0	1	2	1	0									
7 Bobby Crosby, R OBP: 0.500, SLG: 0.500 40 Yung-Chi Chen, R OBP: 0.500, SLG: 0.500										2	0	1	1	0	0	3									
										2	1	1	1	0	0	0									
22 Jack Hannahan, L										2	0	0	0	2	1	1									
77 Sean Doolittle, L										4	0	0	1	0	0	4									
Rob Bowen, S OBP: 0.667, SLG: 0.500 29 Josh Donaldson, R										2	1	1	0	1	0	0									
										0	0	0	1	0	0	0									
65 Javier Herrera, R OBP: 0.500, SLG: 0.500 75 Chris Carter, R OBP: 0.500, SLG: 0.500										2	0	0	0	0	0	2									
										2	0	1	0	0	0	1									
Inning Stats	R: 0 E: 0 K: 1 S: 5	H: 1 LOB: 2 BB: 2 P: 13	R: 0 E: 0 K: 0 S: 3	H: 0 LOB: 2 BB: 2 P: 12	R: 2 E: 1 K: 1 S: 8	H: 2 LOB: 1 BB: 0 P: 11	R: 0 E: 0 K: 0 S: 4	H: 1 LOB: 1 BB: 0 P: 4	R: 0 E: 0 K: 1 S: 5	H: 0 LOB: 0 BB: 0 P: 5	R: 1 E: 1 K: 0 S: 6	H: 2 LOB: 2 BB: 0 P: 6	R: 3 E: 0 K: 0 S: 4	H: 1 LOB: 1 BB: 3 P: 17	R: 0 E: 0 K: 0 S: 3	H: 0 LOB: 0 BB: 0 P: 3	1B: 7 2B: 0 3B: 0 HR: 0	SF: 2 SAC: 0 DP: 1 HBP: 0	WP: 3 PB: 0 SB: 3 CS: 0	PA: 39					
PITCHER	IP	WLS	BF	H	R	ER	SO	BB	IBB	HBP	BLK	WP	HR	S	P	ERA	WHIP								
30 Alessio Angelucci, R	2.0		10	1	0	0	1	4	0	0	0	0	0	8	25	0.00	2.500								
15 Shannon Ekernans, L	1.0	L	6	2	2	1	1	0	0	0	0	1	0	8	11	9.00	2.000								
76 Gavin Jeffries, R	2.0		7	1	0	0	1	0	0	0	0	0	0	9	9	0.00	0.500								
73 Hein Robb, L	1.0		6	2	1	0	0	0	0	0	0	0	0	6	6	0.00	2.000								
27 Matthew Dancer, R	0.0		3	1	3	3	0	2	0	0	0	1	0	1	10	*	*								
PITCHER	IP	WLS	BF	H	R	ER	SO	BB	IBB	HBP	BLK	WP	HR	S	P	ERA	WHIP								
25 Darryn Smith, R	7.1		4	0	0	0	0	1	0	0	0	0	0	3	7	0.00	1.000								
31 Dylan Lindsay, R	8.1		3	0	0	0	0	0	0	0	0	0	0	3	3	0.00	0.000								

livebaseballscores.com

AB 30
R 1
H 3
RBI 1
BB 2
SO 6
LOB 8



livebaseballscores.com

AB 30
R 6
H 7
RBI 5
BB 7
SO 3
LOB 20

