

San Diego Padres - 1969

Batter	1	2	3	4	5	6	7	8	9	AB R H RBI BB SO LOB	TOP
Jesus Alou, R (1, 9) OBP: 0.750, SLG: 1.250	0-0 S 1B		0-0 4-3		0-0 3B			0-0 4-3 1B		4 1 3 0 0 0 0	<b>Houston Astros @ San Diego Padres</b> San Diego Stadium, San Diego, CA Tue Apr 08 1969, 9:05 PM EST Att. 23,370 - Unknown <a href="http://livebaseballscorecards.com">livebaseballscorecards.com</a>
Joe Morgan, L (1, 4) BBB	4-0 1B 1-2 BB		0-0 F8		0-0 4-3			0-3 K		3 0 0 0 1 1 2	
Norm Miller, L (1, 8) X	0-0 F8		0-3 K					0-0 4-3 1-2		4 0 0 0 0 2 3	
Doug Rader, R (1, 5) OBP: 0.250, SLG: 0.250	0-0 1-2 2-H 1B				0-3 K			0-3 K		4 0 1 1 0 2 1	
Curt Blefary, L (1, 3) OBP: 0.250, SLG: 0.250	0-0 L4				0-0 PB 1B			0-0 3-1		4 0 1 0 0 0 2	
Bob Watson, R (1, 7) X	0-0 F9				0-3 K 1-2			0-0 5-3		4 0 0 0 0 2 3	
Denis Menke, R (1, 6)		0-0 F9			0-0 F3			4-0 BB		3 0 0 0 1 1 1	
Johnny Edwards, L (1, 2)		0-0 F9			0-0 F9			0-3 K		3 0 0 0 0 1 1	
Don Wilson, R (1, 1) Gary Geiger, L (7, PH) Jack Billingham, R (7, 1)		0-3 K			0-3 K			0-3 K		2 0 0 0 0 2 0 1 0 0 0 0 1 1 0 0 0 0 0 0 0	
<b>Inning Stats</b>	R: 1 H: 2 E: 0 LOB: 2 K: 0 BB: 1 S: 5 P: 9	R: 0 H: 0 E: 0 LOB: 0 K: 1 BB: 0 S: 5 P: 5	R: 0 H: 0 E: 0 LOB: 0 K: 1 BB: 0 S: 5 P: 5	R: 0 H: 1 E: 0 LOB: 1 K: 2 BB: 0 S: 8 P: 8	R: 0 H: 1 E: 0 LOB: 1 K: 1 BB: 0 S: 6 P: 6	R: 0 H: 0 E: 0 LOB: 0 K: 2 BB: 0 S: 7 P: 7	R: 0 H: 0 E: 0 LOB: 1 K: 2 BB: 1 S: 7 P: 11	R: 0 H: 1 E: 0 LOB: 1 K: 1 BB: 0 S: 6 P: 6	R: 0 H: 0 E: 0 LOB: 0 K: 2 BB: 0 S: 7 P: 7	1B: 4 SF: 0 2B: 0 SAC: 0 3B: 1 DP: 0 HR: 0 HBP: 0	WP: 0 PA: 34 PB: 1 SB: 1 CS: 0
<b>PITCHER</b> Dick Selma, R (1, 1) ERA: 1.0	IP WLS BF H R ER SO BB IBB HBP BLK WP HR S P ERA WHIP										
	9.0 W 34 5 1 1 12 2 0 0 0 0 0 0 56 64 1.00 0.778										



Batter	1	2	3	4	5	6	7	8	9
Rafael Robles, R (1, 6) X	0-0 E4 6-3 S		0-3 K		0-0 F9		0-0 1-3		
Roberto Pena, R (1, 4) S S S	0-3 K 1-2		0-3 K			1-0 2B HBP		0-0 F3	
Tony Gonzalez, L (1, 8) X	0-0 6-3 2-3			0-0 F3		0-0 F5		0-3 K	
Ollie Brown, R (1, 9) X OBP: 0.250, SLG: 0.500	0-0 F8			0-0 5-3		0-0 2B 1-H		0-3 K	
Bill Davis, L (1, 3)		0-0 F5		0-0 F4		0-0 F4			
Nate Colbert, R (7, 3)									
Larry Stahl, L (1, 7)		0-3 K			0-0 F5	0-0 F6			
Ed Spiezio, R (1, 5) X OBP: 0.333, SLG: 1.333		0-0 F4			0-0 HR		0-0 6-3		
Chris Cannizzaro, R (1, 2)			4-0 SH5-3 BLK BB		0-0 6-3		0-3 K		
Dick Selma, R (1, 1) X OBP: 1.000, SLG: 1.000			0-0 SH5-3 1-3		0-0 1B		0-0 1B		

Inning Stats	R: 0	H: 0	E: 1	LOB: 1	K: 1	BB: 0	S: 6	P: 6
	0	0	0	0	0	0	5	5
	0	0	0	0	0	0	5	5
	0	0	0	0	0	0	11	11
	0	0	0	0	0	0	3	3
	1	2	0	1	0	0	5	5
	0	1	0	1	0	0	5	5
	0	1	0	1	0	0	6	6
	0	0	0	0	0	0	7	7

PITCHER	IP	WLS	BF	H	R	ER	SO	BB	IBB	HBP	BLK	WP	HR	S	P	ERA	WHIP
Don Wilson, R (1, 1) ERA: 3.0	6.0	L	24	3	2	2	4	1	0	1	1	0	1	30	35	3.00	0.667
Jack Billingham, R (7, 1) ERA:	2.0		7	1	0	0	3	0	0	0	0	0	0	13	13	0.00	0.500

AB R H RBI BB SO LOB

4	0	0	0	0	1	3
3	1	0	0	0	2	2
4	0	0	0	0	1	2
4	0	1	1	0	1	1
3	0	0	0	0	0	1
0	0	0	0	0	0	0
3	0	0	0	0	1	1
3	1	1	1	0	0	0
2	0	0	0	1	1	0
2	0	2	0	0	0	0

1B: 2	SF: 0	WP: 0	PA: 31
2B: 1	SAC: 1	PB: 0	
3B: 0	DP: 0	SB: 1	
HR: 1	HBP: 1	CS: 0	

livebaseballscorecards.com

Houston Astros @ San Diego Padres  
San Diego Stadium, San Diego, CA  
Tue Apr 08 1969, 9:05 PM EST  
Att. 23,370 - Unknown

AB	28
R	2
H	4
RBI	2
BB	1
SO	7
LOB	10



Batter	1	2	3	4	5	6	7	8	9	AB R H RBI BB SO LOB	TOP		
Jesus Alou, R (1, 9) OBP: 0.500, SLG: 0.875	0-0 F7		0-0 4-3		0-0 4-3			0-0 2B		4 0 1 0 0 0 0			
Joe Morgan, L (1, 4) OBP: 0.250, SLG: 0.143	0-0 F7		0-0 FC5-4 1B		0-0 F4			0-0 F6		4 0 1 0 0 0 1			
Jimmy Wynn, R (1, 8)	0-0 F8		0-0 FC5-4 1-2f				0-0 5-3	0-0 F6		4 0 0 0 0 0 2			
Doug Rader, R (1, 5) OBP: 0.250, SLG: 0.143		4-0 1B BB	0-0 F8				0-0 G3	0-0 F8		3 0 0 0 1 0 2			
Bob Watson, R (1, 7)		0-0 F4		0-0 F3			0-0 4-3		0-0 6-3	4 0 0 0 0 0 1			
Denis Menke, R (1, 6)		0-0 F7		4-0 BB			0-0 E6 4-3 1-3		0-0 5-3	3 0 0 0 1 0 1			
Curt Blefary, L (1, 3) OBP: 0.250, SLG: 0.250		0-0 BB 1B		0-0 F5			0-0 1-3 1-2		0-0 4-3	4 0 1 0 0 0 2			
Johnny Edwards, L (1, 2)		4-0 BB 1-2		0-0 F6			0-0 4-3 2-3			2 0 0 0 1 0 2			
Larry Dierker, R (1, 1) Leon McFadden, R (7, PH) Fred Gladding, L (7, 1)		0-0 6-3			0-0 F9		0-3 K			2 0 0 0 0 0 3 1 0 0 0 0 1 1 0 0 0 0 0 0 0			
<b>Inning Stats</b>	R: 0 H: 0 E: 0 LOB: 0 K: 0 BB: 0 S: 3 P: 3	R: 0 H: 1 E: 0 LOB: 3 K: 0 BB: 2 S: 4 P: 12	R: 0 H: 1 E: 0 LOB: 1 K: 0 BB: 0 S: 4 P: 4	R: 0 H: 0 E: 0 LOB: 1 K: 0 BB: 1 S: 3 P: 7	R: 0 H: 0 E: 0 LOB: 0 K: 0 BB: 0 S: 3 P: 3	R: 0 H: 0 E: 0 LOB: 0 K: 0 BB: 0 S: 3 P: 3	R: 0 H: 0 E: 1 LOB: 1 K: 1 BB: 0 S: 6 P: 6	R: 0 H: 1 E: 0 LOB: 1 K: 0 BB: 0 S: 4 P: 4	R: 0 H: 0 E: 0 LOB: 0 K: 0 BB: 0 S: 3 P: 3	1B: 2 SF: 0 2B: 1 SAC: 0 3B: 0 DP: 0 HR: 0 HBP: 0	WP: 0 PA: 34 PB: 0 SB: 0 CS: 0		
<b>PITCHER</b>	IP WLS BF H R ER SO BB IBB HBP BLK WP HR S P ERA WHIP											<b>PITCHER</b>	IP WLS BF H R ER SO BB IBB HBP BLK WP HR S P ERA WHIP
Johnny Podres, L (1, 1) ERA:	7.0 W 27 2 0 0 1 3 0 0 0 0 0 0 26 38 0.00 0.714												
Tommie Sisk, R (8, 1) ERA:	2.0 S 7 1 0 0 0 0 0 0 0 0 0 0 7 7 0.00 0.500												

Houston Astros @ San Diego Padres  
San Diego Stadium, San Diego, CA  
Wed Apr 09 1969, 9:05 PM EST  
Att. 4,218 - Unknown

livebaseballscorecards.com

AB 31  
R 0  
H 3  
RBI 0  
BB 3  
SO 1  
LOB 15



Batter	1	2	3	4	5	6	7	8	9
Rafael Robles, R (1, 6)	0-0 G3	0-0 1-3			0-0 4-3			0-0 4-3	
Roberto Pena, R (1, 4)	4-0 1B FC4-6 BB		0-0 F3		0-0 4-3			0-0 F4	
Tony Gonzalez, L (1, 8)	0-0 FC4-6 1B		0-0 1-3			0-0 3-1		0-0 1B	
Ollie Brown, R (1, 9)	0-0 FC4-6		0-0 F6			0-0 L3		0-0 L7	
Bill Davis, L (1, 3)	0-3 K			0-0 3-1		0-0 1B			
Nate Colbert, R (6, PR)									
Larry Stahl, L (1, 7)			0-0 6-3		0-0 CS 1B		0-0 4-3		
Ed Spiezio, R (1, 5)		4-0 1B SF8 BB		0-0 F4			0-0 6-3		
Chris Cannizzaro, R (1, 2)					0-0 F9		0-0 6-3		
Johnny Podres, L (1, 1)								0-0 F3	
Al Ferrara, R (7, PH)		0-0 SF8							
Tommie Sisk, R (8, 1)					0-0 4-3 1B				

Inning Stats	R: 1	H: 1	E: 0	LOB: 1	K: 1	P: 10	R: 1	H: 1	E: 0	LOB: 1	K: 0	P: 8	R: 0	H: 0	E: 0	LOB: 0	K: 0	P: 3	R: 0	H: 1	E: 0	LOB: 0	K: 0	P: 3	R: 0	H: 1	E: 0	LOB: 1	K: 0	P: 4	R: 0	H: 0	E: 0	LOB: 0	K: 0	P: 3	R: 0	H: 1	E: 0	LOB: 1	K: 0	P: 4
	1	1	0	1	1	10	1	1	0	1	0	8	0	0	0	0	0	3	0	0	1	0	0	3	0	1	0	1	0	1	0	4	0	0	0	3	0	1	0	1	0	4

PITCHER	IP	WLS	BF	H	R	ER	SO	BB	IBB	HBP	BLK	WP	HR	S	P	ERA	WHIP
Larry Dierker, R (1, 1)	6.0	L	24	5	2	2	1	2	0	0	0	0	0	24	32	3.00	1.167
Fred Gladding, R (7, 1)	2.0		7	1	0	0	0	0	0	0	0	0	0	7	7	0.00	0.500

**BOTTOM**

**Houston Astros @ San Diego Padres**  
**San Diego Stadium, San Diego, CA**

Wed Apr 09 1969, 9:05 PM EST  
 Att. 4,218 - Unknown

livebaseballscorecards.com

<b>AB</b>	<b>28</b>
<b>R</b>	<b>2</b>
<b>H</b>	<b>6</b>
<b>RBI</b>	<b>2</b>
<b>BB</b>	<b>2</b>
<b>SO</b>	<b>1</b>
<b>LOB</b>	<b>8</b>



WP: 0	PA: 31
PB: 0	
SB: 0	
CS: 1	

Batter	1	2	3	4	5	6	7	8	9	AB R H RBI BB SO LOB	TOP											
Jesus Alou, R (1, 9) OBP: 0.333, SLG: 0.583	0-0 G3		0-0 5-3			0-0 P4			0-0 L8	4 0 0 0 0 0 0												
Joe Morgan, L (1, 4) OBP: 0.250, SLG: 0.100	0-3 K			0-0 1-3		0-0 P5			4-0 FC1-4 BB	3 0 0 0 1 1 0												
Jimmy Wynn, R (1, 8) OBP: 0.125, SLG: 0.125	0-3 K			0-3 K		0-0 1B			0-0 FC1-4 1B 1-2f	4 0 1 0 0 2 1												
Doug Rader, R (1, 5) Leon McFadden, R (9, PR)		0-0 L8		0-0 L6		0-0 F9			0-0 HBP 1B	4 0 1 0 0 0 1 0 0 0 0 0 0 0												
Bob Watson, R (1, 7) Norm Miller, L (9, PH)		0-0 P4			0-0 P3		0-0 F7		1-0 HBP	3 0 0 0 0 0 1 0 0 0 0 0 0 0												
Denis Menke, R (1, 6)		4-0 BB			4-0 CS BB			0-0 5-3	0-0 F8	2 0 0 0 2 0 3												
Curt Blefary, L (1, 3) OBP: 0.182, SLG: 0.182		0-3 K			0-0 F7 1-2			0-0 F8		3 0 0 0 0 1 2												
Johnny Edwards, L (1, 2)			0-3 K			0-3 K		4-0 BB		2 0 0 0 1 2 0												
Tom Griffin, R (1, 1) Hector Torres, R (8, PH) Jack Billingham, R (8, 1)			0-0 1-3			0-3 K		0-0 G3		2 0 0 0 0 1 0 1 0 0 0 0 0 1 0 0 0 0 0 0 0												
<b>Inning Stats</b>	R: 0 E: 0 K: 2 S: 7	H: 0 LOB: 0 BB: 0 P: 7	R: 0 E: 0 K: 1 S: 5	H: 0 LOB: 1 BB: 1 P: 9	R: 0 E: 0 K: 1 S: 5	H: 0 LOB: 0 BB: 0 P: 5	R: 0 E: 0 K: 1 S: 5	H: 0 LOB: 0 BB: 0 P: 5	R: 0 E: 0 K: 0 S: 2	H: 0 LOB: 0 BB: 1 P: 6	R: 0 E: 0 K: 2 S: 7	H: 0 LOB: 0 BB: 0 P: 7	R: 0 E: 0 K: 0 S: 4	H: 1 LOB: 1 BB: 0 P: 4	R: 0 E: 0 K: 0 S: 3	H: 0 LOB: 1 BB: 1 P: 7	R: 0 E: 0 K: 0 S: 4	H: 1 LOB: 3 BB: 1 P: 9	1B: 2 2B: 0 3B: 0 HR: 0	SF: 0 SAC: 0 DP: 0 HBP: 1	WP: 0 PB: 0 SB: 0 CS: 1	PA: 33
<b>PITCHER</b>	IP WLS BF H R ER SO BB IBB HBP BLK WP HR S P ERA WHIP																					
Dick Kelley, L (1, 1) ERA:	8.1 W 29 1 0 0 7 4 0 0 0 0 0 0 39 55 0.00 0.600																					
Frank Reberger, R (9, 1) ERA:	0.1 2 1 0 0 0 0 0 0 0 0 0 0 2 2 0.00 3.000																					
Billy McCool, L (9, 1) ERA:	0.1 S 2 0 0 0 0 0 0 0 0 1 0 0 0 1 2 0.00 0.000																					

Houston Astros @ San Diego Padres  
San Diego Stadium, San Diego, CA  
Thu Apr 10 1969, 9:05 PM EST  
Att. 4,922 - Unknown

livebaseballscorecards.com

AB 28  
R 0  
H 2  
RBI 0  
BB 4  
SO 7  
LOB 9



Batter	1	2	3	4	5	6	7	8	9	AB	R	H	RBI	BB	SO	LOB
Rafael Robles, R OBP: 0.167, SLG: 0.091 (1, 6)	4-0 CS BB		0-0 1B FC6-4 1B		0-0 6-3		0-0 L9			3	1	1	0	1	0	0
Roberto Pena, R (1, 4)	0-3 1-2 K		0-0 F7		0-0 1-3			4-0 FC3-8 BB		3	0	0	0	1	1	2
Tony Gonzalez, L OBP: 0.333, SLG: 0.273 (1, 8)	4-0 BB		0-0 FC6-4 1B		0-0 F5			0-0 F3		3	0	1	0	1	0	1
Ollie Brown, R OBP: 0.167, SLG: 0.500 (1, 9)	0-3 K		0-0 FC6-4 BB 1-2f 3-H		0-0 HR			0-0 FC3-6 1-2f		4	1	1	2	0	1	3
Bill Davis, L OBP: 0.333, SLG: 0.143 Nate Colbert, R (7, 3)		4-0 BB BB	4-0 1-2 BB		0-3 K			0-0 F3		1	0	0	0	2	1	0
Larry Stahl, L OBP: 0.222, SLG: 0.125 (1, 7)		4-0 1-2 BB BB	0-3 K		0-0 F8					1	0	0	0	0	0	1
Ed Spiezio, R OBP: 0.222, SLG: 0.500 (1, 5)		0-0 F3		0-0 L9			0-0 F8			3	0	0	0	0	0	2
Chris Cannizzaro, R OBP: 0.222, SLG: 0.125 (1, 2)		0-3 K		0-0 F8				0-0 F3		3	0	0	0	0	1	2
Dick Kelley, R Frank Reberger, L Billy McCool, R (1, 1) (9, 1) (9, 1)		0-3 K		0-3 K				0-3 K		3	0	0	0	0	3	2

Inning Stats	R: 0	H: 0	E: 0	LOB: 1	K: 2	S: 6	P: 14	R: 0	H: 0	E: 0	LOB: 2	K: 2	S: 7	P: 15	R: 1	H: 2	E: 0	LOB: 2	K: 1	S: 7	P: 11	R: 0	H: 0	E: 0	LOB: 0	K: 1	S: 5	P: 5	R: 0	H: 1	E: 0	LOB: 0	K: 1	S: 6	P: 6	R: 0	H: 0	E: 0	LOB: 0	K: 1	S: 5	P: 5	R: 0	H: 0	E: 0	LOB: 1	K: 0	S: 3	P: 7
PITCHER	IP	WLS	BF	H	R	ER	SO	BB	IBB	HBP	BLK	WP	HR	S	P	ERA	WHIP																																
Tom Griffin, R ERA: 2.57 Jack Billingham, R ERA:	(1, 1)	(8, 1)																																															


**BOTTOM**

**Houston Astros @ San Diego Padres**  
San Diego Stadium, San Diego, CA

Thu Apr 10 1969, 9:05 PM EST  
Att. 4,922 - Unknown

livebaseballscorecards.com

AB	26
R	2
H	3
RBI	2
BB	6
SO	8
LOB	15



WP: 0	PA: 32
PB: 0	
SB: 0	
CS: 1	





Batter	1	2	3	4	5	6	7	8	9	AB	R	H	RBI	BB	SO	LOB
Rafael Robles, R OBP: 0.125, SLG: 0.067 (1, 6)	0-0 6-3 ①		0-0 4-3 ②	0-0 1-3 ③			0-3 K ③			4	0	0	0	0	1	3
Roberto Pena, R OBP: 0.250, SLG: 0.077 (1, 4)	0-3 K ②		0-0 1B 1B		0-0 F9 ①			0-0 6-3 ①		4	0	1	0	0	1	0
Tony Gonzalez, L OBP: 0.438, SLG: 0.467 (1, 7)	0-0 WP 2B		0-0 1-2 1B		0-0 G5-4-3 1B			0-0 1-3 ②		4	0	3	0	0	0	0
Ollie Brown, R OBP: 0.188, SLG: 0.400 (1, 9)	4-0 2-3 BB		0-0 F2 ③		0-0 G5-4-3 ② ③ 1-2f			0-0 6-3 ③		3	0	0	0	1	0	3
Cito Gaston, R (1, 8)	0-0 6-3 ③			0-0 4-3 ①			0-0 6-3 ①		4-0 1B BB	3	0	0	0	1	0	2
Nate Colbert, R (1, 3)		0-0 4-3 ①		4-0 1B BB		0-3 K ②		0-3 K ①	3-0 1B BB	3	0	0	0	1	2	1
Ed Spiezio, R OBP: 0.231, SLG: 0.417 (1, 5)		0-0 1-3 ②		0-0 F8 ②		0-0 6-3 ③		0-0 G6-4-3 1B	4-0 1-2 1B	4	0	1	0	0	0	1
Chris Cannizzaro, R OBP: 0.231, SLG: 0.167 (1, 2)		0-0 F8 ③		0-0 1-3 BB 1B			0-0 6-3 ①	0-0 G6-4-3 ② ③ 1-2f	4-0 1-2 1B	4	0	1	0	0	0	2
Clay Kirby, R (1, 1)			0-3 K ①	4-0 1-2 BB			0-0 F9 ②			1	0	0	0	0	1	0
Al Ferrara, R (4, PH)										0	0	0	0	1	0	0
Tommie Sisk, R (5, 1)										0	0	0	0	0	0	0
Jerry Davanon, R (7, PH)										1	0	0	0	0	0	0
Tom Dukes, R (8, 1)										0	0	0	0	0	0	0

Inning Stats	R: 0	H: 1	R: 0	H: 0	R: 0	H: 2	R: 0	H: 1	R: 0	H: 0	R: 0	H: 0	R: 0	H: 1	R: 0	H: 1	1B: 5	SF: 0	WP: 1	PA: 35	
E: 0	LOB: 2	E: 0	LOB: 0	E: 0	LOB: 2	E: 0	LOB: 3	E: 0	LOB: 0	E: 0	LOB: 0	E: 0	LOB: 0	E: 0	LOB: 1	E: 0	LOB: 1	2B: 1	SAC: 0	PB: 0	
K: 1	BB: 1	K: 0	BB: 0	K: 1	BB: 0	K: 0	BB: 2	K: 0	BB: 0	K: 1	BB: 0	K: 1	BB: 0	K: 1	BB: 1	K: 1	BB: 1	3B: 0	DP: 2	SB: 0	
S: 6	P: 10	S: 3	P: 3	S: 7	P: 7	S: 4	P: 12	S: 3	P: 3	S: 5	P: 5	S: 5	P: 5	S: 3	P: 3	S: 5	P: 9	HR: 0	HBP: 0	CS: 0	

PITCHER	IP	WLS	BF	H	R	ER	SO	BB	IBB	HBP	BLK	WP	HR	S	P	ERA	WHIP	PITCHER	IP	WLS	BF	H	R	ER	SO	BB	IBB	HBP	BLK	WP	HR	S	P	ERA	WHIP		
Ray Sadecki, L ERA:	(1, 1)	9.0	W	35	6	0	0	5	4	0	0	1	0	41	57	0.00	1.111																				

BOTTOM

San Francisco Giants @ San Diego Padres  
San Diego Stadium, San Diego, CA  
Fri Apr 11 1969, 9:05 PM EST  
Att. 15,757 - Unknown

livebaseballscorecards.com

AB	31
R	0
H	6
RBI	0
BB	4
SO	5
LOB	12



Batter	1	2	3	4	5	6	7	8	9	AB R H RBI BB SO LOB	TOP		
Willie Mays, R OBP: 0.417, SLG: 0.524 (1, 8) X	0-0 FC6-4 1B		4-0 WP 1B BB		0-0 F8		0-0 F9		0-0 F9	4 0 1 0 1 0 0	<b>San Francisco Giants @ San Diego Padres</b> San Diego Stadium, San Diego, CA Sat Apr 12 1969, 6:33 AM EST Att. 20,356 - Unknown <a href="http://livebaseballscorecards.com">livebaseballscorecards.com</a>		
Ron Hunt, R OBP: 0.318, SLG: 0.263 (1, 4) X	0-0 FC6-4 2B 1-2f		0-0 FC1-5-2 1B		0-0 F4		4-0 CS BB		0-0 E5	4 0 1 0 1 0 1			
Bobby Bonds, R OBP: 0.304, SLG: 0.318 (1, 9) S S S	0-3 K		0-0 F3			0-0 PB 2B 1B	0-0 CS 1-2	0-0 HR 1B	0-3 K	5 2 2 0 0 2 4			
Willie McCovey, L OBP: 0.429, SLG: 0.944 (1, 3) X	0-0 1-3 2B		0-0 FC1-5-2 1-3 2-3			0-0 1B 1-H 2B		0-0 1-H HR		4 1 3 3 0 0 2			
Dick Dietz, R OBP: 0.286, SLG: 0.400 (1, 2) X	0-0 F3		0-0 F8			0-0 F7		0-3 K		4 0 0 0 0 1 5			
Jim Ray Hart, R OBP: 0.200, SLG: 0.158 (1, 7) X		0-0 5-3		0-0 F7		0-0 G6-4-3 1B 2-3		0-0 F5		4 0 1 0 0 0 0			
Jim Davenport, R OBP: 0.222, SLG: 0.556 (1, 5) X		0-0 4-3		0-0 G3		0-0 G6-4-3 1-2f		0-0 HR		4 1 1 1 0 0 2			
Hal Lanier, R OBP: 0.263, SLG: 0.222 (1, 6) X		0-0 1B		0-0 F6			0-0 4-3	0-0 5-3		4 0 1 0 0 0 0			
Juan Marichal, R OBP: 0.167, SLG: 0.500 (1, 1) X		0-0 F8			0-0 G3		0-0 E6 3B		0-0 6-3	4 1 1 0 0 0 1			
<b>Inning Stats</b>	R: 0 E: 0 K: 1 S: 7 H: 2 LOB: 2 BB: 0 P: 7	R: 0 E: 0 K: 0 S: 4 H: 1 LOB: 1 BB: 0 P: 4	R: 0 E: 0 K: 0 S: 4 H: 1 LOB: 2 BB: 1 P: 8	R: 0 E: 0 K: 0 S: 3 H: 0 LOB: 0 BB: 0 P: 3	R: 0 E: 0 K: 0 S: 3 H: 0 LOB: 0 BB: 0 P: 3	R: 1 E: 0 K: 0 S: 5 H: 3 LOB: 1 BB: 0 P: 5	R: 1 E: 1 K: 0 S: 3 H: 1 LOB: 0 BB: 1 P: 7	R: 3 E: 0 K: 1 S: 8 H: 3 LOB: 0 BB: 0 P: 8	R: 0 E: 1 K: 1 S: 6 H: 0 LOB: 1 BB: 0 P: 6	1B: 6 2B: 2 3B: 1 HR: 2 SF: 0 SAC: 0 DP: 1 HBP: 0	WP: 1 PB: 1 SB: 0 CS: 1 PA: 40		
<b>PITCHER</b>	IP WLS BF H R ER SO BB IBB HBP BLK WP HR S P ERA WHIP											<b>PITCHER</b>	IP WLS BF H R ER SO BB IBB HBP BLK WP HR S P ERA WHIP
Al McBean, R ERA: 5.14 (1, 1)	7.0 L 31 10 4 4 1 2 0 0 0 0 1 1 31 39 5.14 1.714												
Jack Baldschun, R ERA: 9.0 (8, 1)	1.0 4 1 1 1 1 0 0 0 0 0 0 1 6 6 9.00 1.000												
Frank Reberger, R ERA: (9, 1)	1.0 4 0 0 0 0 1 0 0 0 0 0 0 6 6 0.00 0.000												

Batter	1	2	3	4	5	6	7	8	9
Rafael Robles, R Al Ferrara, R Jose Arcia, R	L1		G6-4-3			K		BB	
Roberto Pena, R	F8			6-3			4-3	F8	
Tony Gonzalez, L	G3			F8			1B	1B	
Ollie Brown, R Frank Reberger, L		4-3		K			F4	5-3	
Bill Davis, L Nate Colbert, R		F9			3-1		1B	1-3	
Cito Gaston, R		1B			K		1B	F9	
Ed Spiezio, R		F3			1-3		4-3	K	
Chris Cannizzaro, R			6-3			F8		1B	2B
Al McBean, R Jack Baldschun, R Larry Stahl, L			G6-4-3			K		F8	

AB	3	0	0	0	0	0	1	1
R	0	0	0	0	1	0	0	0
H	0	0	0	0	0	0	0	0
RBI	0	0	0	0	0	0	0	0
BB	0	0	0	0	0	0	0	0
SO	0	0	0	0	0	0	0	0
LOB	1	0	0	0	2	0	0	0

4	0	0	0	0	0	0	2	
---	---	---	---	---	---	---	---	--

4	1	2	0	0	0	0	0	
---	---	---	---	---	---	---	---	--

4	0	0	0	0	1	4		
0	0	0	0	0	0	0		

3	0	1	0	0	0	0	0	
1	0	0	0	0	0	0	0	

4	0	2	1	0	1	0		
---	---	---	---	---	---	---	--	--

4	0	0	0	0	1	3		
---	---	---	---	---	---	---	--	--

3	0	1	0	0	0	0		
---	---	---	---	---	---	---	--	--

2	0	1	0	0	1	0		
0	0	0	0	0	0	0		
1	0	0	0	0	0	1		

1B	6	SF	0
2B	1	SAC	0
3B	0	DP	1
HR	0	HBP	0

BOTTOM

San Francisco Giants @ San Diego Padres  
San Diego Stadium, San Diego, CA

AB	33
R	1
H	7
RBI	1
BB	1
SO	5
LOB	11



WP	0	PA	34
PB	0		
SB	0		
CS	0		

Sat Apr 12 1969, 6:33 AM EST  
Att. 20,356 - Unknown

livebaseballscorecards.com

Inning Stats	R	H	E	K	S	R	H	E	K	S	R	H	E	K	S	R	H	E	K	S	R	H	E	K	S	R	H	E	K	S	R	H	E	K	S	R	H	E	K	S	R	H	E	K	S	R	H	E	K	S	1B	2B	3B	HR	SF	SAC	DP	HBP	WP	HR	S	P	ERA	WHIP					
Juan Marichal, R ERA: 2.4	0	0	0	0	3	0	1	0	0	4	0	0	0	1	3	0	0	0	0	5	0	0	0	1	5	1	3	0	0	6	0	2	0	0	6	0	0	0	0	7	0	0	0	0	9	0	0	0	0	5	0	0	0	0	5	6	1	0	0	0	0	1	0	0	0	0	0	1.00	0.889

Batter	1	2	3	4	5	6	7	8	9	AB R H RBI BB SO LOB	TOP		
<b>Dave Marshall, L</b> OBP: 0.333, SLG: 0.200 (1, 9) (8, 7)	0-0 6-3		4-0 CS BB	0-0 F7		0-0 FC1-5-6 2-H 1B		0-3 K		4 0 1 1 1 1 4			
<b>Ron Hunt, R</b> OBP: 0.333, SLG: 0.227 (1, 4) (8, 7)	0-0 4-3		0-0 6-3 1-2		1-0 WP 1B HBP	0-0 FC1-5-6 CS			4-0 FC1-6 BB	3 1 0 0 1 0 2			
<b>Bobby Bonds, R</b> OBP: 0.286, SLG: 0.269 (1, 8) (8, 9)	0-3 K		0-0 F9		0-3 K 1-2	0-0 CS 1-2	1-0 G3 HBP		0-0 FC1-6 S 1-2f	4 0 0 0 0 2 2			
<b>Willie McCovey, L</b> OBP: 0.462, SLG: 1.000 (1, 3)		0-0 HR		4-0 F9 1B BB	4-0 1B IBB		0-0 G3 1-2		0-0 F9 1-2	3 2 1 1 2 0 2			
<b>Jack Hiatt, R</b> OBP: 0.600, SLG: 0.500 (1, 2)		0-0 F4		0-0 BB BB 1B 1-2	0-0 FC5-4 1B 1-2 2-H		0-0 F3		4-0 FC5-4 BB	4 0 2 1 1 0 1			
<b>Jim Ray Hart, R</b> OBP: 0.208, SLG: 0.174 <b>Willie Mays, R</b> OBP: 0.400, SLG: 0.500 (1, 7) (8, 8)		0-0 6-4-3 1B 1B		0-0 F9 2-3	0-3 K 2-3		0-0 F3		0-0 FC5-4 1-2f	4 1 1 0 0 1 5 1 0 0 0 0 0 2			
<b>Jim Davenport, R</b> OBP: 0.231, SLG: 0.417 (1, 5)		0-0 6-4-3 1-2		4-0 BB BB 1-2	0-0 FC5-4 1-2f			0-0 F9		3 0 0 0 1 0 3			
<b>Hal Lanier, R</b> OBP: 0.391, SLG: 0.333 (1, 6)		0-0 2-H 1B		4-0 1-2 2-3 3-H BB		0-0 WP 1B 1B		0-0 SH1-3 1B		3 1 3 2 1 0 0			
<b>Gaylord Perry, R</b> OBP: 0.200, SLG: 0.200 (1, 1)		0-3 K		0-3 K 2		0-3 K 1		0-0 SH1-3 1-2		3 0 0 0 0 3 5			
<b>Inning Stats</b>	R: 0 E: 0 K: 1 S: 5 H: 0 LOB: 0 BB: 0 P: 5	R: 2 E: 0 K: 1 S: 8 H: 3 LOB: 1 BB: 0 P: 8	R: 0 E: 0 K: 0 S: 2 H: 0 LOB: 0 BB: 1 P: 6	R: 1 E: 0 K: 1 S: 6 H: 1 LOB: 3 BB: 3 P: 18	R: 1 E: 0 K: 2 S: 8 H: 1 LOB: 2 BB: 1 P: 13	R: 1 E: 0 K: 1 S: 6 H: 2 LOB: 0 BB: 0 P: 6	R: 0 E: 0 K: 0 S: 3 H: 0 LOB: 1 BB: 0 P: 4	R: 0 E: 0 K: 1 S: 6 H: 1 LOB: 1 BB: 0 P: 6	R: 0 E: 0 K: 0 S: 3 H: 0 LOB: 2 BB: 2 P: 11	1B: 7 2B: 0 3B: 0 HR: 1 SF: 0 SAC: 1 DP: 0 HBP: 2	WP: 2 PB: 0 SB: 1 CS: 2 PA: 43		
<b>PITCHER</b>	IP WLS BF H R ER SO BB IBB HBP BLK WP HR S P ERA WHIP											<b>PITCHER</b>	IP WLS BF H R ER SO BB IBB HBP BLK WP HR S P ERA WHIP
<b>Dick Selma, R</b> ERA: 2.92 (1, 1)	3.1 L 17 4 3 3 2 4 0 0 0 0 0 1 17 33 8.10 2.400												
<b>Jack Baldschun, R</b> ERA: 5.4 (4, 1)	0.2 2 0 0 0 1 0 0 0 0 0 0 0 4 4 0.00 0.000												
<b>Al Santorini, R</b> ERA: 6.0 (5, 1)	3.0 14 3 2 2 3 0 1 2 0 2 0 0 17 23 6.00 1.000												
<b>Billy McCool, L</b> ERA: (8, 1)	2.0 9 1 0 0 1 2 0 0 0 0 0 0 9 17 0.00 1.500												

**San Francisco Giants @ San Diego Padres**  
San Diego Stadium, San Diego, CA  
Sun Apr 13 1969, 6:33 AM EST  
Att. 13,635 - Unknown

<b>AB</b>	32
<b>R</b>	5
<b>H</b>	8
<b>RBI</b>	5
<b>BB</b>	7
<b>SO</b>	7
<b>LOB</b>	26



Batter	1	2	3	4	5	6	7	8	9	AB	R	H	RBI	BB	SO	LOB
Rafael Robles, R (1, 6) OBP: 0.143, SLG: 0.100	0-0 5-3	0-0		0-0 1-3			0-3 K			2	0	1	0	0	0	0
Larry Stahl, L (4, PH) OBP: 0.182, SLG: 0.100										1	0	0	0	0	0	2
Al Santorini, R (5, 1)										0	0	0	0	0	0	0
Ivan Murrell, R (7, PH)		1-2 2-3								1	0	0	0	0	1	0
Billy McCool, R (8, 1)		1B								0	0	0	0	0	0	0
Roberto Pena, R (1, 4) OBP: 0.167, SLG: 0.048	0-0 1-3	0-0 G3				0-0 6-3		0-0 6-3		4	0	0	0	0	0	3
Tony Gonzalez, L (1, 7) OBP: 0.417, SLG: 0.478	0-0 1B 2B		0-0 1-3		0-0 F8		0-0 F8			4	0	1	0	0	0	0
Ollie Brown, R (1, 9) OBP: 0.167, SLG: 0.304	0-0 2-H 1B		0-0 4-3		0-0 1-3		0-0 6-3			4	0	1	0	0	0	0
Bill Davis, L (1, 3) OBP: 0.313, SLG: 0.266		0-0 2B	0-3 K		0-0 6-3		0-0 F8			4	1	1	0	0	1	0
Cito Gaston, R (1, 8) OBP: 0.333, SLG: 0.364		0-0 1B 2B		0-0 1-3		0-0 1-3		0-0 5-3		4	0	1	1	0	0	0
Ed Spiezio, R (1, 5) OBP: 0.190, SLG: 0.263		1-0 1B HBP		0-0 6-3		0-0 4-3		0-0 6-3		3	0	0	0	0	0	0
Chris Cannizzaro, R (1, 2) OBP: 0.211, SLG: 0.222		0-3 K		0-0 E6 BB		0-0 F8		0-0		3	0	0	0	0	1	2
Dick Selma, R (1, 1) OBP: 0.667, SLG: 0.667		0-3 K		4-0 BB		0-0 1-3				1	0	0	0	0	1	2
Jack Baldschun, R (4, 1)										0	0	0	0	0	0	0
Al Ferrara, R (4, PH)										0	0	0	0	1	0	0
Jose Arcia, R (4, PR)										1	0	0	0	0	0	0

<b>Inning Stats</b>	R: 0 E: 0 K: 0 S: 4	H: 2 LOB: 2 BB: 0 P: 4	R: 1 E: 0 K: 2 S: 10	H: 3 LOB: 3 BB: 0 P: 11	R: 0 E: 0 K: 1 S: 5	H: 0 LOB: 0 BB: 0 P: 5	R: 0 E: 1 K: 0 S: 4	H: 0 LOB: 2 BB: 1 P: 8	R: 0 E: 0 K: 0 S: 3	H: 0 LOB: 0 BB: 0 P: 3	R: 0 E: 0 K: 1 S: 5	H: 0 LOB: 0 BB: 0 P: 5	R: 0 E: 0 K: 0 S: 3	H: 0 LOB: 0 BB: 0 P: 3	R: 0 E: 0 K: 0 S: 3	H: 0 LOB: 0 BB: 0 P: 3	R: 0 E: 0 K: 0 S: 3	H: 0 LOB: 0 BB: 0 P: 3	1B: 2 2B: 3 3B: 0 HR: 0	SF: 0 SAC: 0 DP: 0 HBP: 1	WP: 0 PB: 0 SB: 0 CS: 0	PA: 34
<b>PITCHER</b> Gaylord Perry, R (1, 1) ERA: 4.91	IP 9.0	WLS W	BF 34	H 5	R 1	ER 1	SO 4	BB 1	IBB 0	HBP 1	BLK 0	WP 0	HR 0	S 40	P 45	ERA 1.00	WHIP 0.667					
<b>PITCHER</b>	IP	WLS	BF	H	R	ER	SO	BB	IBB	HBP	BLK	WP	HR	S	P	ERA	WHIP					


**BOTTOM**

**San Francisco Giants @ San Diego Padres**  
San Diego Stadium, San Diego, CA

Sun Apr 13 1969, 6:33 AM EST  
Att. 13,635 - Unknown

livebaseballscorecards.com

<b>AB</b>	<b>32</b>
<b>R</b>	<b>1</b>
<b>H</b>	<b>5</b>
<b>RBI</b>	<b>1</b>
<b>BB</b>	<b>1</b>
<b>SO</b>	<b>4</b>
<b>LOB</b>	<b>9</b>



Batter	1	2	3	4	5	6	7	8	9	AB R H RBI BB SO LOB	TOP											
Jerry Davanon, R (1, 6) X	0-0 6-3 ①		0-0 5-3 ③			0-0 G3 ①		0-0 1-6-3 ③		4 0 0 0 0 0 1	<b>San Diego Padres @ Los Angeles Dodgers</b> Dodger Stadium, Los Angeles, CA Tue Apr 15 1969, 3:33 AM PST Att. 22,200 - Unknown <a href="http://livebaseballscorecards.com">livebaseballscorecards.com</a>											
Roberto Pena, R (1, 4) X OBP: 0.143, SLG: 0.040	0-0 6-3 ②			0-0 F8 ①		0-0 F7 ②		0-0 5-3 ①	4 0 0 0 0 0 0													
Tony Gonzalez, L (1, 7) X OBP: 0.393, SLG: 0.444	0-0 F7 ③			0-0 6-3 ②		0-0 1B ③		0-0 1-3 ②	4 0 1 0 0 0 0													
Ollie Brown, R (1, 9) X OBP: 0.179, SLG: 0.296		0-3 K ①		0-0 P4 ③		0-0 F8 ③		0-0 1B ③	4 0 1 0 0 1 1													
Cito Gaston, R (1, 8) X OBP: 0.250, SLG: 0.267		0-0 4-3 ②			0-0 F9 ①		0-0 F7 ①	0-0 F8 ③	4 0 0 0 0 0 1													
Nate Colbert, R (1, 3) X OBP: 0.222, SLG: 0.125		0-3 K ③			0-0 FC6-4 BB 1B		0-0 F7 ②		3 0 1 0 0 1 0													
Ed Spiezio, R (1, 5) X OBP: 0.208, SLG: 0.238			0-0 6-3 ①		4-0 BB BB BB	0-0 FC6-4 BB 1-2	0-0 6-3 ③		2 0 0 0 1 0 0													
Chris Cannizzaro, R (1, 2) X OBP: 0.227, SLG: 0.200			4-0 SH1-4 BB		0-0 FC6-4 1-2 2-3		0-0 F9 ①		2 0 0 0 1 0 2													
Johnny Podres, L (1, 1) X OBP: 0.333, SLG: 0.500			0-0 SH1-4 ②		0-0 G3 ③		0-0 5-3 ②		1 0 0 0 0 0 2													
Frank Reberger, L (6, 1)									0 0 0 0 0 0 0													
Billy McCool, R (7, 1)									0 0 0 0 0 0 0													
Al Ferrara, R (8, PH)									1 0 0 0 0 0 0													
Jack Baldschun, R (8, 1)									0 0 0 0 0 0 0													
<b>Inning Stats</b>	R: 0 E: 0 K: 0 S: 3	H: 0 LOB: 0 BB: 0 P: 3	R: 0 E: 0 K: 2 S: 7	H: 0 LOB: 0 BB: 0 P: 7	R: 0 E: 0 K: 0 S: 3	H: 0 LOB: 1 BB: 1 P: 7	R: 0 E: 0 K: 0 S: 3	H: 0 LOB: 0 BB: 0 P: 3	R: 0 E: 0 K: 2 S: 4	H: 1 LOB: 2 BB: 1 P: 8	R: 0 E: 0 K: 0 S: 4	H: 1 LOB: 1 BB: 0 P: 4	R: 0 E: 0 K: 0 S: 3	H: 0 LOB: 0 BB: 0 P: 3	R: 0 E: 0 K: 0 S: 4	H: 0 LOB: 0 BB: 0 P: 3	R: 0 E: 0 K: 0 S: 4	H: 1 LOB: 1 BB: 0 P: 4	1B: 3 2B: 0 3B: 0 HR: 0	SF: 0 SAC: 1 DP: 0 HBP: 0	WP: 0 PB: 0 SB: 0 CS: 0	PA: 32
<b>PITCHER</b> Claude Osteen, L (1, 1) ERA: 1.5	IP: 9.0 WLS: W BF: 32 H: 3 R: 0 ER: 0 SO: 2 BB: 2 IBB: 0 HBP: 0 BLK: 0 WP: 0 HR: 0 S: 34 P: 42 ERA: 0.00 WHIP: 0.556											<b>PITCHER</b>	IP: 9.0 WLS: W BF: 32 H: 3 R: 0 ER: 0 SO: 2 BB: 2 IBB: 0 HBP: 0 BLK: 0 WP: 0 HR: 0 S: 34 P: 42 ERA: 0.00 WHIP: 0.556									



Batter	1	2	3	4	5	6	7	8	9
Willie Crawford, L (1, 8) OBP: 0.375, SLG: 0.414	0-3 K		0-0 1-3		0-0 FC2 BB HR 1B	0-3 K		0-0 4-3	
Bill Russell, R (1, 9) OBP: 0.579, SLG: 0.867	0-0 5-3			0-0 FC6-4 1B	4-0 FC2 HR BB		4-0 BB 1B 1B BB	0-0 BB 2B 1B	
Wes Parker, S (1, 3) OBP: 0.409, SLG: 0.524	0-0 F7			0-0 FC6-4 S 1-2f	0-0 FC2 HR		0-0 BB 1B 1B	4-0 1-2 2B BB	
Andy Kosco, R (1, 7) OBP: 0.227, SLG: 0.409		0-0 5-3		0-0 F9 1-2	0-0 HR		0-0 F9	0-0 PB 1-H 2-H 2B	
Jim Lefebvre, S (1, 4) OBP: 0.379, SLG: 0.227		0-0 5-3		0-0 F9	0-0 F8		4-0 1B HR BB	0-3 K2-3	
Bill Sudakis, S (1, 5) OBP: 0.161, SLG: 0.172					0-0 5-3	0-0 FC 3B	0-0 HR 1B	0-3 K	
Tom Haller, L (1, 2) OBP: 0.393, SLG: 0.391 Jeff Torborg, R (8, 2)		0-0 F8			4-0 1B 1B BB	0-0 4-3	0-0 1-H 3-H HR		
Ted Sizemore, R (1, 6) OBP: 0.464, SLG: 0.478			0-0 5-3		0-0 1B 1B	0-0 FC SH1-4	0-0 F7		
Claude Osteen, L (1, 1) OBP: 0.286, SLG: 0.167			0-0 G3		0-0 1B FC2 1B	0-0 SH1-4	0-0 F3		

Inning Stats	R: 0 E: 0 K: 1 S: 5	H: 0 LOB: 0 BB: 0 P: 5	R: 0 E: 0 K: 0 S: 3	H: 0 LOB: 1 BB: 1 P: 7	R: 0 E: 0 K: 0 S: 3	H: 0 LOB: 0 BB: 0 P: 3	R: 0 E: 0 K: 0 S: 4	H: 1 LOB: 1 BB: 0 P: 4	R: 6 E: 0 K: 0 S: 7	H: 4 LOB: 0 BB: 2 P: 15	R: 1 E: 0 K: 1 S: 7	H: 1 LOB: 1 BB: 0 P: 7	R: 5 E: 0 K: 0 S: 6	H: 3 LOB: 0 BB: 2 P: 14	R: 2 E: 0 K: 2 S: 9	H: 2 LOB: 1 BB: 1 P: 13
--------------	------------------------------	---------------------------------	------------------------------	---------------------------------	------------------------------	---------------------------------	------------------------------	---------------------------------	------------------------------	----------------------------------	------------------------------	---------------------------------	------------------------------	----------------------------------	------------------------------	----------------------------------

PITCHER														PITCHER																			
IP	WLS	BF	H	R	ER	SO	BB	IBB	HBP	BLK	WP	HR	S	P	ERA	WHIP	IP	WLS	BF	H	R	ER	SO	BB	IBB	HBP	BLK	WP	HR	S	P	ERA	WHIP
Johnny Podres, L (1, 1) ERA: 4.5	5.0	L	23	5	6	6	1	3	0	0	0	1	22	34	10.80	1.600																	
Frank Reberger, R (6, 1) ERA: 16.88	1.1		10	3	5	5	1	2	0	0	0	0	10	18	33.75	3.750																	
Billy McCool, L (7, 1) ERA: 3.0	0.2		3	1	1	1	0	0	0	0	0	1	3	3	13.50	1.500																	
Jack Baldschun, R (8, 1) ERA: 10.13	1.0		6	2	2	2	2	1	0	0	0	0	9	13	18.00	3.000																	

AB R H RBI BB SO LOB

5	1	1	1	0	2	1
3	3	2	0	2	0	0
4	3	1	0	1	0	4
5	1	2	6	0	0	3
4	1	0	0	1	1	2
4	2	2	2	1	1	1
3	2	1	3	1	0	2
0	0	0	0	0	0	0
4	1	1	1	0	0	0
3	0	1	1	0	0	0

AB	35
R	14
H	11
RBI	14
BB	6
SO	4
LOB	13



1B: 7	SF: 0	WP: 0	PA: 42
2B: 1	SAC: 1	PB: 1	
3B: 1	DP: 0	SB: 1	
HR: 2	HBP: 0	CS: 0	

**San Diego Padres @ Los Angeles Dodgers**  
 Dodger Stadium, Los Angeles, CA  
 Tue Apr 15 1969, 3:33 AM PST  
 Att. 22,200 - Unknown

livebaseballscorecards.com

Batter	1	2	3	4	5	6	7	8	9	AB R H RBI BB SO LOB	TOP																						
Jerry Davanon, R (1, 6) 0.0 0.0	0-3 K	0-0 P3			0-3 K		0-0 F3			4 0 0 0 0 2 3	<b>San Diego Padres @ Los Angeles Dodgers</b> <b>Dodger Stadium, Los Angeles, CA</b> Wed Apr 16 1969, 6:05 PM PST Att. 12,180 - Unknown <a href="http://livebaseballscorecards.com">livebaseballscorecards.com</a>																						
Roberto Pena, R (1, 4) OBP: 0.219, SLG: 0.074 B B B	4-0 BB		0-0 1B		1-0 HBP		0-0 1-3			2 0 1 0 1 0 1																							
Tony Gonzalez, L (1, 7) OBP: 0.344, SLG: 0.387 X	0-0 F8		0-3 K		0-0 F5			0-0 G3-1		4 0 0 0 0 1 3																							
Ollie Brown, R (1, 9) OBP: 0.188, SLG: 0.290 X	0-0 F8		0-0 F9		0-0 4-3 1B		0-0 F9			4 0 1 0 0 0 2																							
Bill Davis, L (1, 3) OBP: 0.250, SLG: 0.222 S S S		0-3 K	0-0 P5		0-0 4-3 1-2		0-0 F9			4 0 0 0 0 1 2																							
Cito Gaston, R (1, 8) OBP: 0.250, SLG: 0.263 X		0-0 E4 E		0-0 L9		0-0 6-3		0-0 1B		4 1 1 0 0 0 1																							
Ed Spiezio, R (1, 5) OBP: 0.179, SLG: 0.200 S S S		0-3 K		0-0 P5		0-0 F8		0-0 F7		4 0 0 0 0 1 3																							
Chris Cannizzaro, R (1, 2) OBP: 0.208, SLG: 0.182 Al Ferrara, R (7, PH) Chris Krug, R (7, 2)		0-0 E9 1B 2-H		0-0 5-3		1-0 HBP		0-0 P3		2 0 0 0 0 0 0 0 0 0 0 0 0 0 1 0 0 0 0 0 1																							
Dick Kelley, R (1, 1) OBP: 0.200, SLG: 0.200 Jack Baldschun, R (6, 1) Larry Stahl, L (7, PH) Tommie Sisk, R (7, 1) Ivan Murrell, R (9, PH)		0-0 1B		0-3 K		0-0 L7		0-3 K		2 0 1 0 0 1 0 0 0 0 0 0 0 0 1 0 0 0 0 0 1 0 0 0 0 0 0 0 1 0 0 0 0 1 1																							
<b>Inning Stats</b>	R: 0 E: 0 K: 1 S: 5	H: 0 LOB: 1 BB: 1 P: 9	R: 1 E: 2 K: 2 S: 10	H: 1 LOB: 2 BB: 0 P: 10	R: 0 E: 0 K: 1 S: 6	H: 1 LOB: 1 BB: 0 P: 6	R: 0 E: 0 K: 0 S: 3	H: 0 LOB: 0 BB: 0 P: 3	R: 0 E: 0 K: 2 S: 7	H: 0 LOB: 1 BB: 0 P: 8		R: 0 E: 0 K: 0 S: 4	H: 1 LOB: 1 BB: 0 P: 4	R: 0 E: 0 K: 0 S: 3	H: 0 LOB: 1 BB: 0 P: 4	R: 0 E: 0 K: 0 S: 3	H: 0 LOB: 0 BB: 0 P: 3	R: 0 E: 0 K: 1 S: 6	H: 1 LOB: 1 BB: 0 P: 6	1B: 4 2B: 0 3B: 0 HR: 0	SF: 0 SAC: 0 DP: 0 HBP: 2	WP: 0 PB: 0 SB: 0 CS: 0	PA: 36										
<b>PITCHER</b> Bill Singer, R (1, 1) ERA: 0.45	IP 9.0	WLS W	BF 36	H 4	R 1	ER 0	SO 7	BB 1	IBB 0	HBP 2	BLK 0	WP 0	HR 0	S 47	P 53	ERA 0.00	WHIP 0.556																
											<b>PITCHER</b>	IP	WLS	BF	H	R	ER	SO	BB	IBB	HBP	BLK	WP	HR	S	P	ERA	WHIP					

**San Diego Padres @ Los Angeles Dodgers**  
**Dodger Stadium, Los Angeles, CA**  
 Wed Apr 16 1969, 6:05 PM PST  
 Att. 12,180 - Unknown

AB	33
R	1
H	4
RBI	0
BB	1
SO	7
LOB	18





Batter	1	2	3	4	5	6	7	8	9
Willie Crawford, L (1, 8) OBP: 0.361, SLG: 0.485	0-0 6-3		0-0 SH3	0-0 G6-4-3		0-0 F9		0-0 HR	
Bill Russell, R (1, 9) OBP: 0.542, SLG: 0.900	0-3 K		0-0 1B		0-0 HR		0-3 K	0-0 SF7	
Wes Parker, S (1, 3) OBP: 0.423, SLG: 0.667	0-3 K		0-0 HBP		0-0 SH1-4		0-0 HR	0-0 SF7	
Andy Kosco, R (1, 7) OBP: 0.296, SLG: 0.556		0-0 2B	0-0 F9		0-0 HR		0-0 E5	0-0 1B	
Bill Sudakis, S (1, 5) OBP: 0.222, SLG: 0.242		0-0 4-3	4-0 HBP		0-0 F9		0-0 P6-3	0-0 P6	
Jim Lefebvre, S (1, 4) OBP: 0.375, SLG: 0.208 Paul Popovich, S (7, 4) OBP: 0.500, SLG: 0.500		0-0 4-3	1-0 HBP		0-0 5-3		0-0 P6-3		
Tom Haller, L (1, 2) OBP: 0.406, SLG: 0.500 Jeff Torborg, R (8, 2)	0-3 K		0-0 F9			0-0 HR	4-0 IBB		
Ted Sizemore, R (1, 6) OBP: 0.438, SLG: 0.444	0-0 4-3			0-0 G6-4-3		0-0 6-3	0-0 G3		
Bill Singer, R (1, 1) OBP: 0.111, SLG: 0.111			0-0 SH3	0-0 P1		0-3 K		0-0 6-3	

AB	R	H	RBI	BB	SO	LOB
4	1	1	1	0	0	1
5	3	2	1	0	2	0
3	1	2	3	0	1	0
5	2	3	2	0	0	1
4	0	2	0	1	0	1
2	0	0	1	0	0	1
1	0	0	0	0	0	2
3	1	1	1	1	1	4
0	0	0	0	0	0	0
4	0	1	0	0	0	4
4	1	1	0	0	1	1

**BOTTOM**

**San Diego Padres @ Los Angeles Dodgers**  
 Dodger Stadium, Los Angeles, CA

Wed Apr 16 1969, 6:05 PM PST  
 Att. 12,180 - Unknown

<b>AB</b>	<b>35</b>
<b>R</b>	<b>9</b>
<b>H</b>	<b>13</b>
<b>RBI</b>	<b>9</b>
<b>BB</b>	<b>2</b>
<b>SO</b>	<b>5</b>
<b>LOB</b>	<b>15</b>

livebaseballscorecards.com



Inning Stats	R: 0	H: 0	E: 0	K: 2	S: 7	LOB: 0	BB: 0	P: 7
R: 1	H: 2	E: 0	K: 1	S: 7	LOB: 1	BB: 0	P: 7	
R: 2	H: 3	E: 0	K: 0	S: 6	LOB: 3	BB: 1	P: 11	
R: 0	H: 1	E: 0	K: 0	S: 3	LOB: 0	BB: 0	P: 3	
R: 2	H: 1	E: 1	K: 0	S: 5	LOB: 0	BB: 0	P: 5	
R: 1	H: 1	E: 0	K: 1	S: 6	LOB: 0	BB: 0	P: 6	
R: 1	H: 2	E: 1	K: 1	S: 8	LOB: 3	BB: 1	P: 12	
R: 2	H: 3	E: 0	K: 0	S: 6	LOB: 1	BB: 0	P: 6	

1B	2B	3B	SF	SAC	DP	HBP	WP	HR	S	P	ERA	WHIP
6	2	1	1	2	1	1	0	0	0	0	0	0

PITCHER	IP	WLS	BF	H	R	ER	SO	BB	IBB	HBP	BLK	WP	HR	S	P	ERA	WHIP
Dick Kelley, L (1, 1) ERA: 3.38	5.0	L	25	8	6	5	3	1	0	0	0	0	2	29	34	9.00	1.800
Jack Baldschun, R (6, 1) ERA: 7.36	1.0		3	0	0	0	1	0	0	0	0	0	0	5	5	0.00	0.000
Tommie Sisk, R (7, 1) ERA: 3.86	2.0		13	5	3	3	1	0	1	0	0	0	2	14	18	13.50	2.500

WP	PA	ERA	WHIP
0	41	0	0

Batter	1	2	3	4	5	6	7	8	9	AB R H RBI BB SO LOB	TOP									
Jerry Davanon, R (1, 6) OBP: 0.071, SLG: 0.071	0-0 2-3 1B	0-0 6-3		0-0 6-3		0-0 FC3-6 CS 1-2f		0-0 F4		5 1 1 0 0 0 2	<b>San Diego Padres @ San Francisco Giants</b> Candlestick Park, San Francisco, CA Thu Apr 17 1969, 6:33 AM EST Att. 30,722 - Unknown <a href="http://livebaseballscorecards.com">livebaseballscorecards.com</a>									
Roberto Pena, R (1, 4) OBP: 0.216, SLG: 0.094	0-0 2-3 1-2	0-0 1B E 1B		0-3 K		0-0 1-3 1-2		0-0 F9		5 1 1 0 0 1 3										
Tony Gonzalez, L (1, 7) OBP: 0.405, SLG: 0.429	0-0 1B 2-H 1B	0-0 E 1-2 1B		4-0 FC6-4 BB						4 1 3 1 1 1 0										
Ollie Brown, R (1, 9) OBP: 0.162, SLG: 0.250	0-3 K	0-0 E6 1-3 2-H		0-0 FC6-4 1-2f						5 0 0 0 0 1 4										
Bill Davis, L (1, 3) OBP: 0.250, SLG: 0.227 Al Ferrara, R (9, PH)	0-0 1B BB 1-3 1B	0-3 K								4 0 1 0 0 2 3 1 0 0 0 0 0 0										
Cito Gaston, R (1, 8) OBP: 0.292, SLG: 0.273	4-0 1B 1-2 BB									3 0 1 0 1 2 1										
Chris Cannizzaro, R (1, 2) OBP: 0.250, SLG: 0.231	0-0 FC6-4 1-2 2-3 3-H 1B									4 1 2 1 0 1 1										
Jose Arcia, R (1, 5) OBP: 0.250, SLG: 0.250 Larry Stahl, L (8, PH) Tommie Sisk, R (8, 1)	0-0 FC6-4 1-2f									3 0 1 0 0 0 4 1 0 1 0 0 0 0 0 0 0 0 0 0 0										
Clay Kirby, R (1, 1) OBP: 0.250, SLG: 0.250 Frank Reberger, L (6, 1) Ivan Murrell, R (8, PH) (8, 5)		0-0 F8								3 0 1 0 0 1 1 0 0 0 0 0 0 0 1 0 0 0 0 0 1										
<b>Inning Stats</b>	R: 2 E: 0 K: 1 S: 9	H: 4 LOB: 3 BB: 1 P: 13	R: 1 E: 1 K: 1 S: 8	H: 2 LOB: 2 BB: 0 P: 8	R: 0 E: 0 K: 3 S: 10	H: 1 LOB: 1 BB: 0 P: 10	R: 0 E: 0 K: 1 S: 5	H: 0 LOB: 1 BB: 1 P: 9	R: 0 E: 0 K: 0 S: 4	H: 1 LOB: 1 BB: 0 P: 4	R: 0 E: 0 K: 2 S: 3	H: 1 LOB: 0 BB: 0 P: 3	R: 0 E: 0 K: 2 S: 8	H: 1 LOB: 1 BB: 0 P: 8	R: 1 E: 1 K: 0 S: 5	H: 2 LOB: 1 BB: 0 P: 5	R: 0 E: 0 K: 1 S: 5	H: 0 LOB: 0 BB: 0 P: 5	1B: 12 SF: 0 2B: 0 SAC: 0 3B: 0 DP: 0 HR: 0 HBP: 0	WP: 0 PA: 41 PB: 0 SB: 0 CS: 1
<b>PITCHER</b>	IP WLS BF H R ER SO BB IBB HBP BLK WP HR S P ERA WHIP												<b>PITCHER</b>	IP WLS BF H R ER SO BB IBB HBP BLK WP HR S P ERA WHIP						
Juan Marichal, R (1, 1) ERA: 2.35 Joe Gibbon, L (9, 1) ERA:	8.0 W 38 12 4 2 8 2 0 0 0 0 0 0 52 60 2.25 1.750																			

**San Diego Padres @ San Francisco Giants**  
 Candlestick Park, San Francisco, CA  
 Thu Apr 17 1969, 6:33 AM EST  
 Att. 30,722 - Unknown

<b>AB</b>	39
<b>R</b>	4
<b>H</b>	12
<b>RBI</b>	2
<b>BB</b>	2
<b>SO</b>	9
<b>LOB</b>	20



Batter	1	2	3	4	5	6	7	8	9
Willie Mays, R OBP: 0.405, SLG: 0.576 (1, 8) X	0-0 6-3 ①		X 0-0 G5-4-3 1-2 1B		X 0-0 E6	4-0 IBB		X 0-0 F6 ③	
Ron Hunt, R OBP: 0.297, SLG: 0.194 (1, 4) X	0-0 F9		X 0-0 G5-4-3 ② 1-2f		X 0-0 6-3 ③ X	0-0 FC5 ③			
Bobby Bonds, R OBP: 0.368, SLG: 0.412 (1, 9) B B B	4-0 BB			X 0-0 HR		B 4-0 BB 1B	X 0-0 G5-4-3 1B		
Willie McCovey, L OBP: 0.500, SLG: 0.963 (1, 3) X	0-0 1-3 ③			X 0-0 HR		B 4-0 BB 1B 2B BB	X 0-0 F8 ①		
Dick Dietz, R OBP: 0.280, SLG: 0.375 (1, 2) X		X 0-0 F9 ①		X 0-0 F7 ①		X 0-0 2B 1B	X 0-0 G5-4-3 ② ③		
Jim Ray Hart, R OBP: 0.222, SLG: 0.160 (1, 7) Frank Johnson, R (6, PR) (7, 7)		0-3 K ②		X 0-0 6-3 ②		B 4-0 BB 2B 1-2 2-3 BB	X 0-0 1-3 ①		
Jim Davenport, R OBP: 0.261, SLG: 0.455 (1, 5) X		0-0 F9 ③		X 0-3 K ③		X 0-0 FC5 2B 1-3 2-H 3-H	X 0-0 F8 ②		
Hal Lanier, R OBP: 0.303, SLG: 0.258 (1, 6) X			X 0-0 F6 ①		X 0-0 F6 ① X	0-0 1-3 ①	X 0-0 1B 1B		
Juan Marichal, R OBP: 0.222, SLG: 0.444 (1, 1) Dave Marshall, L (8, PH) OBP: 0.417, SLG: 0.364 Joe Gibbon, R (9, 1)			X 0-0 1B 1B		X 0-3 K ② X	0-0 1-3 ②	X 0-0 1B 1-3		

Inning Stats	R: 0 E: 0 K: 0 S: 3	H: 0 LOB: 1 BB: 1 P: 7	R: 0 E: 0 K: 1 S: 5	H: 0 LOB: 0 BB: 0 P: 5	R: 0 E: 0 K: 0 S: 4	H: 2 LOB: 1 BB: 0 P: 4	R: 2 E: 0 K: 1 S: 7	H: 2 LOB: 0 BB: 0 P: 7	R: 0 E: 1 K: 1 S: 6	H: 0 LOB: 1 BB: 0 P: 6	R: 3 E: 0 K: 0 S: 5	H: 2 LOB: 3 BB: 4 P: 21	R: 0 E: 0 K: 0 S: 3	H: 1 LOB: 0 BB: 0 P: 3	R: 0 E: 0 K: 0 S: 5	H: 2 LOB: 2 BB: 0 P: 5
1B: 6 2B: 1 3B: 0 HR: 2	SF: 0 SAC: 0 DP: 2 HBP: 0	WP: 0 PA: 37														

PITCHER	IP	WLS	BF	H	R	ER	SO	BB	IBB	HBP	BLK	WP	HR	S	P	ERA	WHIP
Clay Kirby, R (1, 1) ERA: 8.0	5.0	L	23	5	5	5	3	3	0	0	0	0	2	26	38	9.00	1.600
Frank Reberger, R (6, 1) ERA: 9.64	2.0		9	2	0	0	0	1	1	0	0	0	0	7	15	0.00	1.500
Tommie Sisk, R (8, 1) ERA: 3.38	1.0		5	2	0	0	0	0	0	0	0	0	0	5	5	0.00	2.000

BOTTOM

San Diego Padres @ San Francisco Giants  
Candlestick Park, San Francisco, CA

livebaseballscores.com

AB	32
R	5
H	9
RBI	5
BB	5
SO	3
LOB	17



WP: 0	PA: 37
PB: 0	
SB: 0	
CS: 0	

Thu Apr 17 1969, 6:33 AM EST  
Att. 30,722 - Unknown

Batter	1	2	3	4	5	6	7	8	9	AB R H RBI BB SO LOB	TOP	
Jerry Davanon, R (1, 4) OBP: 0.053, SLG: 0.053	0-0 F4	0-3 K		0-3 K		0-0 6-3			0-0 4-3	5 0 0 0 0 2 3		
Roberto Pena, R (1, 5) OBP: 0.214, SLG: 0.108 Jose Arcia, R (9, 5) OBP: 0.250, SLG: 0.250	0-0 1B PB PB 1B	0-0 E6		0-0 F9			0-3 K		0-0 4-1	5 1 1 0 0 1 3 0 0 0 0 0 0 0		
Tony Gonzalez, L (1, 7) OBP: 0.390, SLG: 0.410	0-0 1-3	0-3 K			0-0 4-3		0-0 L4-3 1B			4 0 1 0 0 1 4		
Ollie Brown, R (1, 9) OBP: 0.195, SLG: 0.325	0-0 2B 2B 1B			0-0 F7		0-0 SF8 3B		0-0 L4-3		4 2 2 0 0 0 1		
Cito Gaston, R (1, 8) OBP: 0.286, SLG: 0.320	0-0 2B 1-H 3-H 2B			0-0 F8		0-0 SF8		0-0 1-3		3 0 1 2 0 0 0		
Nate Colbert, R (1, 3) OBP: 0.308, SLG: 0.250	0-3 K			0-0 FC6-4 1B		0-0 E S 1B		0-3 K		4 0 2 0 0 2 1		
Chris Cannizzaro, R (1, 2) OBP: 0.281, SLG: 0.241				0-0 FC6-4		0-3 K		0-0 1B		3 0 1 0 1 1 2		
Tommy Dean, R (1, 6) OBP: 0.500, SLG: 0.333				0-0 E FC2-5 1-2 BB		0-0 SH5-4 1B		0-0 F8		3 0 1 0 1 1 1		
Al Santorini, R (1, 1) Jack Baldschun, R (8, 1) Billy McCool, R (8, 1) Frank Reberger, L (9, 1)				0-0 FC2-5 1-2 2-3f E		0-0 SH5-4		0-3 K		2 0 0 0 0 1 2 0 0 0 0 0 0 0 1 0 0 0 0 0 0 0 0 0 0 0 0 0		
<b>Inning Stats</b>	R: 2 H: 3 E: 0 LOB: 1 K: 1 BB: 0 S: 8 P: 8	R: 0 H: 0 E: 1 LOB: 3 K: 2 BB: 2 S: 8 P: 16	R: 0 H: 1 E: 0 LOB: 1 K: 0 BB: 0 S: 4 P: 4	R: 0 H: 1 E: 0 LOB: 1 K: 1 BB: 0 S: 6 P: 6	R: 1 H: 2 E: 0 LOB: 1 K: 1 BB: 0 S: 7 P: 7	R: 0 H: 0 E: 0 LOB: 0 K: 2 BB: 0 S: 7 P: 7	R: 0 H: 1 E: 0 LOB: 0 K: 1 BB: 0 S: 5 P: 5	R: 0 H: 1 E: 0 LOB: 1 K: 1 BB: 0 S: 6 P: 6	R: 0 H: 0 E: 0 LOB: 0 K: 0 BB: 0 S: 3 P: 3	1B: 7 SF: 1 2B: 2 SAC: 1 3B: 1 DP: 1 HR: 0 HBP: 0	WP: 0 PA: 38 PB: 2 SB: 1 CS: 0	
<b>PITCHER</b>	IP WLS BF H R ER SO BB IBB HBP BLK WP HR S P ERA WHIP											
Ray Sadecki, L (1, 1) ERA: 1.13	7.0 L 31 8 3 2 8 2 0 0 0 0 0 0 45 53 2.57 1.429											
Ron Herbel, R (8, 1) ERA:	2.0 7 1 0 0 1 0 0 0 0 0 0 0 9 9 0.00 0.500											

San Diego Padres @ San Francisco Giants  
 Candlestick Park, San Francisco, CA  
 Fri Apr 18 1969, 9:05 PM EST  
 Att. 7,262 - Unknown

AB	34
R	3
H	9
RBI	2
BB	2
SO	9
LOB	17



Batter	1	2	3	4	5	6	7	8	9	AB R H RBI BB SO LOB
Willie Mays, R OBP: 0.405, SLG: 0.541 (1, 8)	0-0 F8		4-0 BB			0-0 1B		0-0 4-3	0-3 K	4 0 1 0 1 1 3
Ron Hunt, R OBP: 0.293, SLG: 0.200 (1, 4)	0-0 G6-4-3 1B		0-0 F9			0-3 K		0-0 F3		4 0 1 0 0 1 2
Bobby Bonds, R OBP: 0.357, SLG: 0.395 (1, 9)	0-0 G6-4-3 1-2f			0-0 F9		0-0 F9		0-0 1B		4 0 1 0 0 0 2
Willie McCovey, L OBP: 0.450, SLG: 0.839 (1, 3)		0-0 4-3		0-0 F9		0-0 G3		0-0 F8		4 0 0 0 0 0 2
Dick Dietz, R OBP: 0.310, SLG: 0.407 (1, 2)		4-0 FC4-6 BB		0-3 K			0-0 4-3		0-0 BB 2B	3 0 1 0 1 1 0
Jim Ray Hart, R OBP: 0.258, SLG: 0.179 (1, 7)		0-3 K			0-0 G1-6-3 1B		4-0 WP 1B 4-3 BB		0-0 5-3	3 1 1 0 1 1 2
Jim Davenport, R OBP: 0.296, SLG: 0.440 (1, 5) Cesar Gutierrez, R (9, PR)		0-0 FC4-6 1-2f			0-0 G1-6-3 1B		0-0 4-3 WP 1B		4-0 BB BB	3 0 1 0 1 0 2 0 0 0 0 0 0 0
Hal Lanier, R OBP: 0.306, SLG: 0.265 (1, 6) Jack Hiatt, R OBP: 0.455, SLG: 0.250 (9, PH) Dave Marshall, L OBP: 0.385, SLG: 0.333 (9, PH)			0-0 6-3		0-0 1B		0-0 4-3		0-0 F7	3 0 1 1 0 0 1 0 0 0 0 0 0 0 1 0 0 0 0 0 2
Ray Sadecki, L (1, 1) Bob Burda, L OBP: 0.250, SLG: 0.250 (7, PH) Ron Herbel, R (8, 1) Don Mason, L (9, PH)			0-0 3-1		0-0 G3		0-0 4-3		4-0 BB 1-2 2-3 BB	2 0 0 0 0 0 1 1 0 0 0 0 0 1 0 0 0 0 0 0 0 0 0 0 0 1 0 0

Inning Stats	R: 0 E: 0 K: 0 S: 3	H: 1 LOB: 0 BB: 0 P: 3	R: 0 E: 0 K: 1 S: 5	H: 0 LOB: 1 BB: 1 P: 9	R: 0 E: 0 K: 0 S: 3	H: 0 LOB: 1 BB: 1 P: 7	R: 0 E: 0 K: 1 S: 5	H: 0 LOB: 0 BB: 0 P: 5	R: 0 E: 0 K: 0 S: 4	H: 2 LOB: 1 BB: 0 P: 4	R: 0 E: 0 K: 1 S: 6	H: 1 LOB: 1 BB: 0 P: 6	R: 1 E: 0 K: 0 S: 4	H: 1 LOB: 1 BB: 1 P: 8	R: 0 E: 0 K: 0 S: 4	H: 1 LOB: 1 BB: 0 P: 4	R: 0 E: 0 K: 1 S: 6	H: 1 LOB: 3 BB: 2 P: 14	1B: 6 2B: 1 3B: 0 HR: 0	SF: 0 SAC: 0 DP: 2 HBP: 0
--------------	------------------------------	---------------------------------	------------------------------	---------------------------------	------------------------------	---------------------------------	------------------------------	---------------------------------	------------------------------	---------------------------------	------------------------------	---------------------------------	------------------------------	---------------------------------	------------------------------	---------------------------------	------------------------------	----------------------------------	----------------------------------	------------------------------------


**BOTTOM**

**San Diego Padres @ San Francisco Giants**  
Candlestick Park, San Francisco, CA

Fri Apr 18 1969, 9:05 PM EST  
Att. 7,262 - Unknown

AB	32
R	1
H	7
RBI	1
BB	5
SO	4
LOB	18

WP: 1 PA: 37  
PB: 0  
SB: 0  
CS: 0



PITCHER	IP	WLS	BF	H	R	ER	SO	BB	IBB	HBP	BLK	WP	HR	S	P	ERA	WHIP
Al Santorini, R ERA: 2.7 (1, 1)	7.0		27	5	1	1	3	3	0	0	0	1	0	30	42	1.29	1.143
Jack Baldschun, R ERA: 6.23 (8, 1)	0.2		3	1	0	0	0	0	0	0	0	0	0	3	3	0.00	1.500
Billy McCool, L ERA: 2.45 (8, 1)	0.2		4	1	0	0	0	1	0	0	0	0	0	3	7	0.00	3.000
Frank Reberger, R ERA: 8.44 (9, 1)	0.2	S	3	0	0	0	1	1	0	0	0	0	0	4	8	0.00	1.500

Batter	1	2	3	4	5	6	7	8	9	AB R H RBI BB SO LOB	TOP
--------	---	---	---	---	---	---	---	---	---	----------------------	-----

<b>Jerry Davanon, R</b> (1, 4) <small>OBP: 0.043, SLG: 0.043</small>	0-0 <b>1-3</b>		0-0 <b>F8</b>		0-0 <b>4-3</b>		0-0 <b>5-3</b>			4 0 0 0 0 0 0	
---	-------------------	--	------------------	--	-------------------	--	-------------------	--	--	---------------	--

<b>Roberto Pena, R</b> (1, 5) <small>OBP: 0.196, SLG: 0.098</small> (7, 6)	0-3 <b>K</b>		0-0 <b>1-3</b>		0-3 <b>K</b>			0-0 <b>1-3</b>		4 0 0 0 0 2 0	
--	-----------------	--	-------------------	--	-----------------	--	--	-------------------	--	---------------	--

<b>Tony Gonzalez, L</b> (1, 7) <small>OBP: 0.378, SLG: 0.381</small>	4-0 <b>1B</b> <b>BB</b>		0-0 <b>1-3</b>			0-0 <b>6-3</b>		0-0 <b>5-3</b>		3 1 0 0 1 0 0	
---	-------------------------------	--	-------------------	--	--	-------------------	--	-------------------	--	---------------	--

<b>Ollie Brown, R</b> (1, 9) <small>OBP: 0.244, SLG: 0.465</small>	4-0 <b>1B</b> <b>BB</b>			0-0 <b>E5</b> <b>4-3</b> <b>1B</b> <b>4-3</b>		0-0 <b>HR</b>		0-0 <b>3B</b>		3 2 2 1 1 0 0	
---	-------------------------------	--	--	--	--	------------------	--	------------------	--	---------------	--

<b>Bill Davis, L</b> (1, 3) <small>OBP: 0.286, SLG: 0.269</small>	0-0 <b>1B</b>			0-0 <b>1B</b>		0-0 <b>5-3</b>		0-0 <b>3-1</b>		4 0 2 1 0 0 1	
--	------------------	--	--	------------------	--	-------------------	--	-------------------	--	---------------	--

<b>Cito Gaston, R</b> (1, 8) <small>OBP: 0.281, SLG: 0.345</small>	0-3 <b>K</b>		0-0 <b>4-3</b>		0-0 <b>2B</b>			0-0 <b>F9</b>		4 0 1 0 0 1 4	
---	-----------------	--	-------------------	--	------------------	--	--	------------------	--	---------------	--

<b>Chris Cannizzaro, R</b> (1, 2) <small>OBP: 0.257, SLG: 0.219</small> <b>Ivan Murrell, R</b> (9, PH)		0-0 <b>1-3</b>		0-0 <b>4-3</b>		0-0 <b>6-3</b>		0-3 <b>K</b>		3 0 0 1 0 0 2 1 0 0 0 0 1 0	
--	--	-------------------	--	-------------------	--	-------------------	--	-----------------	--	--------------------------------	--

<b>Tommy Dean, R</b> (1, 6) <small>OBP: 0.333, SLG: 0.200</small> <b>Ed Spiezio, R</b> (7, PH) (7, 5)		0-3 <b>K</b>		0-3 <b>K</b>		0-0 <b>6-3</b>		4-0 <b>BB</b>		2 0 0 0 0 2 1 1 0 0 0 1 0 0	
--	--	-----------------	--	-----------------	--	-------------------	--	------------------	--	--------------------------------	--

<b>Dick Selma, R</b> (1, 1) <small>OBP: 0.400, SLG: 0.400</small> <b>Al Ferrara, R</b> (7, PH) <b>Billy McCool, R</b> (7, 1) <b>Jack Baldschun, R</b> (7, 1) <b>Dick Kelley, R</b> (8, 1) <b>Nate Colbert, R</b> (9, PH) <small>OBP: 0.286, SLG: 0.231</small>		0-0 <b>6-3</b>		0-3 <b>K</b>			0-3 <b>K</b>		0-3 <b>K</b>		2 0 0 0 0 1 0 1 0 0 0 0 1 0 1 0 0 0 0 1 1	
---	--	-------------------	--	-----------------	--	--	-----------------	--	-----------------	--	--	--

Inning Stats	R: 1 E: 0 K: 2 S: 8	H: 1 LOB: 2 BB: 2 P: 16	R: 0 E: 0 K: 1 S: 5	H: 0 LOB: 0 BB: 0 P: 5	R: 0 E: 0 K: 0 S: 3	H: 0 LOB: 0 BB: 0 P: 3	R: 1 E: 1 K: 1 S: 7	H: 1 LOB: 1 BB: 0 P: 7	R: 0 E: 0 K: 2 S: 7	H: 0 LOB: 0 BB: 0 P: 7	R: 1 E: 0 K: 0 S: 5	H: 2 LOB: 1 BB: 0 P: 5	R: 0 E: 0 K: 1 S: 5	H: 0 LOB: 0 BB: 0 P: 5	R: 0 E: 0 K: 2 S: 7	H: 1 LOB: 1 BB: 1 P: 11	1B: 2 2B: 1 3B: 1 HR: 1	SF: 0 SAC: 0 DP: 0 HBP: 0	WP: 0 PB: 0 SB: 0 CS: 0	PA: 36
--------------	------------------------------	----------------------------------	------------------------------	---------------------------------	------------------------------	---------------------------------	------------------------------	---------------------------------	------------------------------	---------------------------------	------------------------------	---------------------------------	------------------------------	---------------------------------	------------------------------	----------------------------------	----------------------------------	------------------------------------	----------------------------------	--------

PITCHER	<b>Gaylord Perry, R</b> (1, 1) <small>ERA: 3.86</small>	IP: 9.0	WLS: W	BF: 36	H: 5	R: 3	ER: 2	SO: 9	BB: 3	IBB: 0	HBP: 0	BLK: 0	WP: 0	HR: 1	S: 51	P: 63	ERA: 2.00	WHIP: 0.889
---------	--	---------	--------	--------	------	------	-------	-------	-------	--------	--------	--------	-------	-------	-------	-------	-----------	-------------

**San Diego Padres @ San Francisco Giants**  
 Candlestick Park, San Francisco, CA  
 Sat Apr 19 1969, 6:33 AM EST  
 Att. 8,066 - Unknown

AB	33
R	3
H	5
RBI	3
BB	3
SO	9
LOB	9



Batter	1	2	3	4	5	6	7	8	9
Cesar Gutierrez, R OBP: 0.750, SLG: 1.000 (1, 5)	0-0 1B 2B	0-0 FC6-4 1-2f			4-0 4-3 BB		4-0 1-2 1-3 BB		
Ron Hunt, R OBP: 0.267, SLG: 0.179 (1, 4)	0-0 F3		0-0 5-3		0-0 4-3 1-2		0-0 1-3 1-2 2-3		
Bobby Bonds, R OBP: 0.370, SLG: 0.405 (1, 8)	0-0 HR 1B 2-H		0-3 K			0-0 HR 1B	0-3 K		
Willie McCovey, L OBP: 0.477, SLG: 1.000 (1, 3)	0-0 HR 1-H		4-0 BB			0-0 HR 1-H		0-0 G3	
Dick Dietz, R OBP: 0.273, SLG: 0.355 (1, 2)	0-0 6-3		0-3 K			0-3 K		0-3 K	
Jim Ray Hart, R OBP: 0.229, SLG: 0.156 Frank Johnson, R (9, 7)	0-0 5-3			0-0 F9		0-0 F8		0-0 F6	
Dave Marshall, L OBP: 0.313, SLG: 0.267 (1, 9)		0-0 F5		0-0 4-3		0-0 1-3			
Hal Lanier, R OBP: 0.308, SLG: 0.250 (1, 6)		0-0 F8		0-0 G3			4-0 1-3 BB BB		
Gaylord Perry, R OBP: 0.222, SLG: 0.222 (1, 1)		0-0 FC6-4 1B			0-0 1-3		0-3 K		

Inning Stats	R: 3	H: 3	E: 0	K: 0	S: 6	LOB: 0	BB: 0	P: 6
	R: 0	H: 1	E: 0	K: 0	S: 4	LOB: 1	BB: 0	P: 4
	R: 0	H: 0	E: 0	K: 2	S: 7	LOB: 1	BB: 1	P: 11
	R: 0	H: 0	E: 0	K: 0	S: 3	LOB: 0	BB: 0	P: 3
	R: 0	H: 0	E: 0	K: 0	S: 2	LOB: 0	BB: 1	P: 6
	R: 2	H: 2	E: 0	K: 1	S: 7	LOB: 0	BB: 0	P: 7
	R: 0	H: 0	E: 0	K: 2	S: 7	LOB: 2	BB: 2	P: 15
	R: 0	H: 0	E: 0	K: 1	S: 5	LOB: 0	BB: 0	P: 5

AB	R	H	RBI	BB	SO	LOB
2	1	1	0	2	0	1
4	0	0	0	0	0	4
4	2	2	1	0	2	2
3	2	2	4	1	0	0
4	0	0	0	0	3	1
4	0	0	0	0	0	0
0	0	0	0	0	0	0
3	0	0	0	0	0	0
2	0	0	0	1	0	0
3	0	1	0	0	1	1

**BOTTOM**

**San Diego Padres @ San Francisco Giants**  
Candlestick Park, San Francisco, CA

Sat Apr 19 1969, 6:33 AM EST  
Att. 8,066 - Unknown

AB	29
R	5
H	6
RBI	5
BB	4
SO	6
LOB	9

livebaseballscorecards.com

**GIANTS**

WP: 0	PA: 33
PB: 0	
SB: 1	
CS: 0	

PITCHER	IP	WLS	BF	H	R	ER	SO	BB	IBB	HBP	BLK	WP	HR	S	P	ERA	WHIP
Dick Selma, R ERA: 4.42 (1, 1)	6.0	L	25	6	5	5	3	2	0	0	0	0	2	29	37	7.50	1.333
Billy McCool, L ERA: 2.25 (7, 1)	0.1		3	0	0	0	1	2	0	0	0	0	0	3	11	0.00	6.000
Jack Baldschun, R ERA: 5.4 (7, 1)	0.2		2	0	0	0	1	0	0	0	0	0	0	4	4	0.00	0.000
Dick Kelley, L ERA: 3.14 (8, 1)	1.0		3	0	0	0	1	0	0	0	0	0	0	5	5	0.00	0.000

Batter	1	2	3	4	5	6	7	8	9	AB R H RBI BB SO LOB	TOP
Jerry Davanon, R (1, 4) OBP: 0.038, SLG: 0.038 Ed Spiezio, R (8, PH) OBP: 0.226, SLG: 0.222 (8, 5)	0-0 F8		0-3 K			0-3 K		0-0 FC5 1B 1-2 1B		3 0 0 0 0 2 0 1 0 1 0 0 0 0	<b>San Diego Padres @ San Francisco Giants</b> Candlestick Park, San Francisco, CA Sun Apr 20 1969, 6:33 AM EST Att. 12,871 - Unknown <a href="http://livebaseballscorecards.com">livebaseballscorecards.com</a>
Roberto Pena, R (1, 5) OBP: 0.180, SLG: 0.089 (8, 4)	0-3 K		0-0 4-3			0-3 K		0-0 F9 2-3		4 0 0 0 0 2 2	
Tony Gonzalez, L (1, 7) OBP: 0.367, SLG: 0.370	0-0 F8				0-0 F8		0-0 1-3	0-0 1-2 1B 3-H		4 0 1 1 0 0 0	
Ollie Brown, R (1, 9) OBP: 0.245, SLG: 0.447		0-0 PB 1B			0-0 6-3		0-0 F5	0-0 FC5 2-3f		4 1 1 0 0 0 2	
Bill Davis, L (1, 3) OBP: 0.313, SLG: 0.276		4-0 1B 1-2 BB			0-0 4-3		0-0 BB 1B	0-3 K		3 0 1 0 1 1 0	
Cito Gaston, R (1, 8) OBP: 0.278, SLG: 0.313		0-3 K			0-0 4-3		4-0 1-2 BB	0-0 6-3		3 0 0 0 1 1 2	
Chris Cannizzaro, R (1, 2) OBP: 0.282, SLG: 0.250		0-0 G6-4-3 1-3 2-H 1B			0-0 F9		0-0 F4	0-0 1B		4 0 2 1 0 0 2	
Tommy Dean, R (1, 6) OBP: 0.250, SLG: 0.143 Al Ferrara, R (8, PH) OBP: 0.556, SLG: 0.200 Jose Arcia, R (8, PR) OBP: 0.250, SLG: 0.250 (8, 6) Nate Colbert, R (9, PH) OBP: 0.267, SLG: 0.214		0-0 G6-4-3 1-2f			0-0 5-3			0-0 F9 1B 1B	0-0 F7	2 0 0 0 0 0 2 1 0 1 0 0 0 0 0 1 0 0 0 0 0 1 0 0 0 0 0 1	
Tommie Sisk, R (1, 1) Ivan Murrell, R (8, PH) Frank Reberger, L (8, 1)			0-3 K			0-0 5-3		0-3 K		2 0 0 0 0 1 0 1 0 0 0 0 1 1 0 0 0 0 0 0 0	
<b>Inning Stats</b>	R: 0 H: 0 E: 0 LOB: 0 K: 1 BB: 0 S: 5 P: 5	R: 1 H: 2 E: 0 LOB: 1 K: 1 BB: 1 S: 6 P: 10	R: 0 H: 0 E: 0 LOB: 0 K: 2 BB: 0 S: 7 P: 7	R: 0 H: 0 E: 0 LOB: 0 K: 0 BB: 0 S: 3 P: 3	R: 0 H: 0 E: 0 LOB: 0 K: 0 BB: 0 S: 3 P: 3	R: 0 H: 0 E: 0 LOB: 0 K: 2 BB: 0 S: 7 P: 7	R: 0 H: 1 E: 0 LOB: 2 K: 0 BB: 1 S: 4 P: 8	R: 1 H: 3 E: 0 LOB: 2 K: 1 BB: 0 S: 8 P: 8	R: 0 H: 1 E: 0 LOB: 1 K: 1 BB: 0 S: 6 P: 6	1B: 7 SF: 0 2B: 0 SAC: 0 3B: 0 DP: 1 HR: 0 HBP: 0	
<b>PITCHER</b> Bobby Bolin, R (1, 1) ERA: 5.5 Frank Linzy, R (8, 1) ERA: 7.11	IP WLS BF H R ER SO BB IBB HBP BLK WP HR S P ERA WHIP	7.2 W 30 6 2 2 7 2 0 0 0 0 0 0 42 50 2.35 1.043	1.1 S 5 1 0 0 1 0 0 0 0 0 0 0 7 7 0.00 0.750	<b>PITCHER</b> IP WLS BF H R ER SO BB IBB HBP BLK WP HR S P ERA WHIP							

AB	33
R	2
H	7
RBI	2
BB	2
SO	8
LOB	12





Batter	1	2	3	4	5	6	7	8	9
Willie Mays, R OBP: 0.404, SLG: 0.512 (1, 8)	0-0 E5 4-3 E		0-0 F9		0-0 1B	4-0 IBB		0-0 6-3	
Cesar Gutierrez, R OBP: 0.500, SLG: 0.400 (1, 5)	0-0 4-3 2-3		4-0 1-3 BB		0-3 K	0-0 F9			
Bobby Bonds, R OBP: 0.340, SLG: 0.370 (1, 9)	0-0 E4 3-H		0-0 1-3 1-2		0-0 F8		0-3 K		
Willie McCovey, L OBP: 0.458, SLG: 0.919 (1, 3)	0-0 F5		4-0 FC5-4 IBB		0-0 1-3		0-0 6-3		
Dick Dietz, R OBP: 0.270, SLG: 0.324 (1, 2)	0-0 F9		0-0 FC5-4 1-2f			0-0 F3	4-0 BB BB		
Jim Ray Hart, R OBP: 0.256, SLG: 0.200 (1, 7)		0-3 K		0-0 3-1		0-0 4-3 2B	4-0 1-2 BB		
Don Mason, L (1, 4)		0-0 1-3		4-0 FC6-4 BB		4-0 4-3 2B BB	0-0 F9		
Hal Lanier, R OBP: 0.302, SLG: 0.250 (1, 6)		0-0 1B		0-0 F4		0-0 4-3 1-2 2-3	0-3 K		
Bobby Bolin, R OBP: 0.286, SLG: 0.333 (1, 1)		0-3 K		0-0 FC6-4 1-2f		0-0 2B	0-0 F1		
Frank Linzy, R (8, 1)									

AB R H RBI BB SO LOB

4 1 1 0 1 0 0

3 0 0 0 1 1 4

4 0 0 1 0 1 2

3 0 0 0 1 0 2

3 0 0 0 1 0 3

3 1 1 0 1 1 0

2 1 0 0 2 0 2

4 0 1 0 0 1 3

3 0 1 2 0 1 2  
1 0 0 0 0 0 0

1B: 2 SF: 0  
2B: 2 SAC: 0  
3B: 0 DP: 0  
HR: 0 HBP: 0

WP: 0 PA: 37  
PB: 0  
SB: 0  
CS: 0

ERA WHIP

**BOTTOM**

**San Diego Padres @ San Francisco Giants**  
Candlestick Park, San Francisco, CA

livebaseballscorecards.com

**AB 30**  
**R 3**  
**H 4**  
**RBI 3**  
**BB 7**  
**SO 5**  
**LOB 18**



PITCHER	IP	WLS	BF	H	R	ER	SO	BB	IBB	HBP	BLK	WP	HR	S	P	ERA	WHIP
Tommie Sisk, R ERA: 3.0 (1, 1)	7.0	L	34	4	3	2	4	5	2	0	0	0	0	35	63	2.57	1.286
Frank Reberger, R ERA: 7.11 (8, 1)	1.0		3	0	0	0	1	0	0	0	0	0	0	5	5	0.00	0.000

Sun Apr 20 1969, 6:33 AM EST  
Att. 12,871 - Unknown

Batter	1	2	3	4	5	6	7	8	9	AB R H RBI BB SO LOB	TOP																													
<b>Felipe Alou, R</b> OBP: 0.319, SLG: 0.455 (1, 8) X	0-0 F7		0-0 CS 1B		0-0 2-3		0-0 1B		0-0 1B F9-2 1B	5 0 3 0 0 0 1																														
<b>Felix Millan, R</b> OBP: 0.327, SLG: 0.431 (1, 4) X	0-0 F8		0-0 P6 1-2			0-0 5-3	0-0 1-3		0-0 1B 1-3 2-H	5 0 1 1 0 0 2																														
<b>Hank Aaron, R</b> OBP: 0.536, SLG: 0.733 (1, 9) X	0-0 F7			4-0 BB BB BB G6-4-3 BB		0-0 F9		0-0 1B FC1-2-5 1B	4-0 IBB	3 0 1 0 2 0 0																														
<b>Orlando Cepeda, R</b> OBP: 0.286, SLG: 0.440 (1, 3) X		0-0 F3		0-0 G6-4-3 1-2f		0-0 HR		0-0 1B FC1-2-5 1B	0-0 F9-2 3-H	5 1 2 1 0 0 4																														
<b>Clete Boyer, R</b> OBP: 0.352, SLG: 0.386 (1, 5) BB BB BB		4-0 1B SF7 BB		0-0 HR		0-0 2B 1B		0-0 F2		3 3 2 1 1 0 2																														
<b>Bob Aspromonte, R</b> OBP: 0.250, SLG: 0.261 (1, 7) X		0-0 1-3 1B		0-0 6-3		0-0 2B		0-0 FC1-2-5		4 0 2 1 0 0 2																														
<b>Sonny Jackson, L</b> OBP: 0.321, SLG: 0.471 (1, 6) X		0-0 SF7 3-H			0-0 L7	0-0 L5		0-0 1-3		3 0 0 1 0 0 3																														
<b>Bob Didier, S</b> OBP: 0.250, SLG: 0.200 (1, 2) X		0-0 1-3			0-0 FC4-6 1B		0-0 F7		0-0 6-3	4 0 1 0 0 0 1																														
<b>Ron Reed, R</b> <b>Cecil Upshaw, R</b> OBP: 0.500, SLG: 0.500 (8, 1) X			0-0 2-3		0-0 FC4-6 1-2f		0-3 K		0-0 1B 1B	3 0 0 0 0 1 1 1 1 1 0 0 0 0																														
<b>Inning Stats</b>	R: 0 E: 0 K: 0 S: 3	H: 0 LOB: 0 BB: 0 P: 3	R: 1 E: 0 K: 0 S: 4	H: 1 LOB: 1 BB: 1 P: 8	R: 0 E: 0 K: 0 S: 3	H: 1 LOB: 0 BB: 0 P: 3	R: 1 E: 0 K: 0 S: 3	H: 1 LOB: 0 BB: 1 P: 7	R: 0 E: 0 K: 0 S: 4	H: 1 LOB: 1 BB: 0 P: 4	R: 2 E: 0 K: 0 S: 6	H: 3 LOB: 1 BB: 0 P: 6	R: 0 E: 0 K: 1 S: 6	H: 1 LOB: 1 BB: 0 P: 6	R: 0 E: 0 K: 0 S: 5	H: 2 LOB: 2 BB: 0 P: 5	R: 1 E: 0 K: 0 S: 5	H: 3 LOB: 2 BB: 1 P: 9	1B: 10 2B: 2 3B: 0 HR: 2	SF: 1 SAC: 0 DP: 2 HBP: 0	WP: 0 PB: 0 SB: 0 CS: 1	PA: 40																		
<b>PITCHER</b>	IP	WLS	BF	H	R	ER	SO	BB	IBB	HBP	BLK	WP	HR	S	P	ERA	WHIP						<b>PITCHER</b>	IP	WLS	BF	H	R	ER	SO	BB	IBB	HBP	BLK	WP	HR	S	P	ERA	WHIP
<b>Johnny Podres, L</b> ERA: 4.24 (1, 1)	5.0	L	19	4	2	2	0	2	0	0	0	0	1	17	25	3.60	1.200																							
<b>Leon Everitt, R</b> ERA: 27.0 (6, 1)	0.2		5	3	2	2	0	0	0	0	0	0	1	5	5	27.00	4.500																							
<b>Jack Baldschun, R</b> ERA: 4.26 (6, 1)	1.1		5	1	0	0	1	0	0	0	0	0	0	7	7	0.00	0.750																							
<b>Al Santorini, R</b> ERA: 2.45 (8, 1)	1.0		5	2	0	0	0	0	0	0	0	0	0	5	5	0.00	2.000																							
<b>Frank Reberger, R</b> ERA: 7.36 (9, 1)	1.0		6	3	1	1	0	0	1	0	0	0	0	5	9	9.00	3.000																							

**Atlanta Braves @ San Diego Padres**  
**San Diego Stadium, San Diego, CA**  
 Mon Apr 21 1969, 9:05 PM EST  
 Att. 7,075 - Unknown

AB	36
R	5
H	13
RBI	5
BB	3
SO	1
LOB	16





Batter	1	2	3	4	5	6	7	8	9	AB R H RBI BB SO LOB	TOP																									
<b>Felipe Alou, R</b> (1, 8) OBP: 0.385, SLG: 0.489	0-0 1B	4-0 3B BB		0-0 1B		4-0 1B BB		0-0 1B FC4-6		3 1 3 0 2 0 0																										
<b>Felix Millan, R</b> (1, 4) OBP: 0.350, SLG: 0.482	0-0 1B	0-0 3B		0-0 F3		0-0 1B		0-0 1B FC4-6		5 1 3 3 0 0 3																										
<b>Hank Aaron, R</b> (1, 9) OBP: 0.508, SLG: 0.700	0-0 F8	0-0 F7		0-0 5-3		0-0 P4		0-0 2B		5 0 1 1 0 0 7																										
<b>Orlando Cepeda, R</b> (1, 3) OBP: 0.262, SLG: 0.400	0-3 K			0-0 F3		0-0 P4		0-0 F9		5 0 0 0 0 1 5																										
<b>Clete Boyer, R</b> (1, 5) OBP: 0.356, SLG: 0.375	0-0 F9			0-0 CS 1B		0-0 F8		4-0 FC6-4 BB		4 0 1 0 1 1 3																										
<b>Bob Aspromonte, R</b> (1, 7) OBP: 0.286, SLG: 0.308		0-0 F9		4-0 BB		0-0 FC5 2B		0-0 FC6-4 1B		3 0 1 0 1 0 1																										
<b>Ralph Garr, L</b> (7, PR) OBP: 0.238, SLG: 0.200				1-2 BB				1-2f		1 0 0 0 0 0 0																										
<b>Bob Tillman, R</b> (1, 2) OBP: 0.150, SLG: 0.105		0-0 P3		0-0 F9		4-0 IBB		0-3 K		4 0 0 0 1 2 2																										
<b>Sonny Jackson, L</b> (1, 6) OBP: 0.345, SLG: 0.473		0-0 BB 1B 3B 1B		4-0 1B SH5-4 BB		0-0 FC5		0-0 1-2 1B		4 1 2 0 1 0 2																										
<b>Pat Jarvis, R</b> (1, 1) OBP: 0.222, SLG: 0.222		0-0 BB		0-0 SH5-4		0-3 K		0-0 1-3		2 1 1 0 0 1 0																										
<b>Claude Raymond, R</b> (6, 1)										0 0 0 0 0 0 0																										
<b>George Stone, L</b> (6, 1)										0 0 0 0 0 0 0																										
<b>Tito Francona, L</b> (7, PH) OBP: 0.400, SLG: 0.400		1-2 3B 1B		1-2						1 0 0 0 0 0 2																										
<b>Gary Neibauer, R</b> (7, 1)										0 0 0 0 0 0 0																										
<b>Inning Stats</b>	R: 0 E: 0 K: 1 S: 7	H: 2 LOB: 2 BB: 0 P: 7	R: 3 E: 0 K: 0 S: 6	H: 3 LOB: 1 BB: 1 P: 10	R: 0 E: 0 K: 0 S: 3	H: 1 LOB: 1 BB: 1 P: 7	R: 0 E: 0 K: 0 S: 4	H: 1 LOB: 2 BB: 1 P: 8	R: 0 E: 0 K: 1 S: 6	H: 1 LOB: 2 BB: 1 P: 10	R: 0 E: 0 K: 1 S: 6	H: 1 LOB: 2 BB: 1 P: 10	R: 1 E: 0 K: 1 S: 7	H: 2 LOB: 1 BB: 0 P: 7	R: 0 E: 0 K: 1 S: 5	H: 0 LOB: 0 BB: 0 P: 5	1B: 9 2B: 2 3B: 1 HR: 0	SF: 0 SAC: 1 DP: 0 HBP: 0	WP: 0 PB: 0 SB: 0 CS: 1	PA: 44																
<b>PITCHER</b>	IP WLS BF H R ER SO BB IBB HBP BLK WP HR S P ERA WHIP																																			
<b>Dick Kelley, L</b> (1, 1) ERA: 3.66	5.1	28	8	3	3	2	4	1	0	0	0	0	0	27	47	5.06	2.250																			
<b>Dick Selma, R</b> (6, 1) ERA: 4.09	3.2	W	16	4	1	1	3	1	0	0	0	0	0	21	25	2.46	1.364																			

Atlanta Braves @ San Diego Padres  
San Diego Stadium, San Diego, CA

Tue Apr 22 1969, 9:05 PM EST  
Att. 6,275 - Unknown

livebaseballscorecards.com

AB	37
R	4
H	12
RBI	4
BB	6
SO	5
LOB	25



Batter	1	2	3	4	5	6	7	8	9
Tommy Dean, R OBP: 0.133, SLG: 0.071 (1, 6)	0-3 K		0-0 F3			0-0 P4		0-0 4-3	
Roberto Pena, R OBP: 0.241, SLG: 0.212 Jerry Davanon, R OBP: 0.038, SLG: 0.038 (1, 4) (8, 4)	0-0 L4			0-0 G3-1 2B		0-0 1B HR	0-0 6-3		
Tony Gonzalez, L OBP: 0.368, SLG: 0.370 (1, 7)	0-0 F7			0-0 G3-1 2-3		0-0 1-3 HR	0-0 6-3		
Ollie Brown, R OBP: 0.298, SLG: 0.545 (1, 9)		0-0 F8		0-0 G3 2B		0-0 1-H 3-H HR	0-0 3B 1B		
Bill Davis, L OBP: 0.308, SLG: 0.257 Nate Colbert, R OBP: 0.294, SLG: 0.375 (1, 3) (6, PR) (7, 3)	0-3 K			0-0 G3 2-3		4-0 1B BB	0-0 1-H 3B		
Cito Gaston, R OBP: 0.273, SLG: 0.308 (1, 8)	0-3 K			0-3 K		4-0 1-2 BB FC6-4	0-3 K		
Ed Spiezio, R OBP: 0.282, SLG: 0.265 (1, 5)			0-0 1B		0-0 F8	0-0 1-2 2-H E 1B	4-0 5-3 BB		
Chris Cannizzaro, R OBP: 0.277, SLG: 0.233 (1, 2)			0-0 P4		0-3 K	4-0 1-2 2-3 BB FC6-4	0-0 5-3		
Dick Kelley, R OBP: 0.143, SLG: 0.143 Dick Selma, R OBP: 0.286, SLG: 0.286 (1, 1) (6, 1)			0-3 K		0-0 F8	0-0 1-2 2-H 3-H FC6-4	0-0 6-3		

Inning Stats	R: 0 E: 0 K: 1 S: 5	H: 0 LOB: 0 BB: 0 P: 5	R: 0 E: 0 K: 2 S: 7	H: 0 LOB: 0 BB: 0 P: 7	R: 0 E: 0 K: 1 S: 6	H: 1 LOB: 1 BB: 0 P: 6	R: 1 E: 0 K: 1 S: 7	H: 2 LOB: 1 BB: 0 P: 7	R: 0 E: 0 K: 1 S: 5	H: 0 LOB: 0 BB: 0 P: 5	R: 6 E: 1 K: 1 S: 9	H: 4 LOB: 2 BB: 3 P: 21	R: 1 E: 0 K: 1 S: 7	H: 2 LOB: 1 BB: 0 P: 7	R: 0 E: 0 K: 0 S: 3	H: 0 LOB: 1 BB: 1 P: 7
--------------	------------------------------	---------------------------------	------------------------------	---------------------------------	------------------------------	---------------------------------	------------------------------	---------------------------------	------------------------------	---------------------------------	------------------------------	----------------------------------	------------------------------	---------------------------------	------------------------------	---------------------------------

AB	R	H	RBI	BB	SO	LOB
5	0	0	0	0	2	4
4	2	2	0	0	0	0
0	0	0	0	0	0	0
4	1	1	0	0	0	1
4	2	3	4	0	0	0
2	0	0	0	1	1	1
1	1	1	1	0	0	0
3	1	0	0	1	3	2
3	1	2	1	1	0	0
3	0	0	0	1	1	2
2	0	0	0	0	1	1
2	0	0	1	0	0	2

PITCHER	IP	WLS	BF	H	R	ER	SO	BB	IBB	HBP	BLK	WP	HR	S	P	ERA	WHIP
Pat Jarvis, R ERA: 4.97 (1, 1)	5.1		21	5	3	3	6	0	0	0	0	0	0	33	33	5.06	0.938
Claude Raymond, R ERA: 7.36 (6, 1)	0.0	L	4	2	2	2	0	2	0	0	0	0	1	2	10	∞	∞
George Stone, L ERA: 1.35 (6, 1)	0.2		3	0	2	1	1	1	0	0	0	0	0	4	8	13.50	1.500
Gary Neibauer, R ERA: 11.25 (7, 1)	2.0		9	2	1	1	1	1	0	0	0	0	0	10	14	4.50	1.500

WP	PA	ERA	WHIP
0	37		
0			
0			
0			
0			

**Atlanta Braves @ San Diego Padres**  
 San Diego Stadium, San Diego, CA  
 Tue Apr 22 1969, 9:05 PM EST  
 Att. 6,275 - Unknown

[livebaseballscorecards.com](http://livebaseballscorecards.com)

<b>AB</b>	<b>33</b>
<b>R</b>	<b>8</b>
<b>H</b>	<b>9</b>
<b>RBI</b>	<b>7</b>
<b>BB</b>	<b>4</b>
<b>SO</b>	<b>8</b>
<b>LOB</b>	<b>13</b>



Batter	1	2	3	4	5	6	7	8	9	AB R H RBI BB SO LOB	TOP	
Tommy Dean, R (1, 6) OBP: 0.111, SLG: 0.059 Bill Davis, L (8, PH) OBP: 0.300, SLG: 0.250 Johnny Podres, L (8, 1) OBP: 0.250, SLG: 0.333 Frank Reberger, L (8, 1)	0-0 		0-0 			0-0 		0-0 		3 0 0 0 0 0 0	<b>San Diego Padres @ Houston Astros</b> Astrodome, Houston, TX Wed Apr 23 1969, 7:05 PM EST Att. 6,382 - Unknown  <a href="http://livebaseballscorecards.com">livebaseballscorecards.com</a>  <b>AB 29</b> <b>R 0</b> <b>H 2</b> <b>RBI 0</b> <b>BB 2</b> <b>SO 4</b> <b>LOB 5</b>  	
Roberto Pena, R (1, 4) OBP: 0.242, SLG: 0.214	0-3 <b>K</b> 		0-0 			0-0 		0-0 		4 0 1 0 0 1 0		
Tony Gonzalez, L (1, 7) OBP: 0.361, SLG: 0.351	4-0 		0-0 			0-0 		0-0 		3 0 0 0 1 0 1		
Ollie Brown, R (1, 9) OBP: 0.279, SLG: 0.508	0-0 		0-0 			0-0 		0-0 		4 0 0 0 0 0 1		
Nate Colbert, R (1, 3) OBP: 0.250, SLG: 0.316		0-0 		0-3 <b>K</b> 		0-0 		0-0 		3 0 0 0 0 1 0		
Cito Gaston, R (1, 8) OBP: 0.255, SLG: 0.286		0-0 		0-0 		0-0 		0-0 		3 0 0 0 0 0 0		
Ed Spiezio, R (1, 5) OBP: 0.286, SLG: 0.270		0-0 		0-0 		0-0 		0-0 		3 0 1 0 0 0 0		
Chris Cannizzaro, R (1, 2) OBP: 0.280, SLG: 0.222		0-0 		0-0 		0-0 		4-0 		2 0 0 0 1 0 1		
Clay Kirby, R (1, 1) OBP: 0.167, SLG: 0.167 Jack Baldschun, R (6, 1) Larry Stahl, L (8, PH) OBP: 0.200, SLG: 0.143 Jose Arcia, R (8, 6) OBP: 0.200, SLG: 0.200		0-3 <b>K</b> 		0-3 <b>K</b> 		0-0 		0-0 		2 0 0 0 0 2 0		
										0 0 0 0 0 0 0		
										1 0 0 0 0 0 1		
										0 0 0 0 0 0 0		
<b>Inning Stats</b>	R: 0 H: 0 E: 0 LOB: 1 K: 1 BB: 1 S: 5 P: 9	R: 0 H: 1 E: 0 LOB: 1 K: 0 BB: 0 S: 4 P: 4	R: 0 H: 1 E: 0 LOB: 1 K: 1 BB: 0 S: 6 P: 6	R: 0 H: 0 E: 0 LOB: 0 K: 1 BB: 0 S: 5 P: 5	R: 0 H: 0 E: 0 LOB: 0 K: 1 BB: 0 S: 5 P: 5	R: 0 H: 0 E: 0 LOB: 0 K: 0 BB: 0 S: 3 P: 3	R: 0 H: 0 E: 0 LOB: 0 K: 0 BB: 0 S: 3 P: 3	R: 0 H: 0 E: 0 LOB: 1 K: 0 BB: 1 S: 3 P: 7	R: 0 H: 0 E: 0 LOB: 0 K: 0 BB: 0 S: 3 P: 3	1B: 2 SF: 0 2B: 0 SAC: 0 3B: 0 DP: 0 HR: 0 HBP: 0	WP: 0 PA: 31 PB: 0 SB: 0 CS: 0	
<b>PITCHER</b> Larry Dierker, R (1, 1) ERA: 2.84	IP WLS BF H R ER SO BB IBB HBP BLK WP HR S P ERA WHIP											<b>PITCHER</b> IP WLS BF H R ER SO BB IBB HBP BLK WP HR S P ERA WHIP

Batter	1	2	3	4	5	6	7	8	9
<b>Norm Miller, L</b> OBP: 0.426, SLG: 0.421 (1, 9) X	0-0 1B 2B	4-0 BB			4-0 1B BB	4-0 1-2 2-3 3-H BB		0-0 1B BLK 1B	
<b>Joe Morgan, L</b> OBP: 0.389, SLG: 0.305 (1, 7) B B B B	4-0 1B BB	0-0 BB			0-0 1-3 1B	0-0		0-0 3-H 1-3 1B	
<b>Jimmy Wynn, R</b> OBP: 0.348, SLG: 0.488 (1, 8) S S S	0-3 K		0-3 K		0-0		0-0 1B	0-0 1-2 3-H	
<b>Doug Rader, R</b> OBP: 0.297, SLG: 0.345 (1, 5) X	0-0		4-0 L6-3 BB		0-0		0-0		
<b>Curt Blefary, L</b> OBP: 0.385, SLG: 0.368 (1, 3) X	0-0 1-3 2-H 1B		0-0 L6-3			0-0 CS 1B	0-0		
<b>Denis Menke, R</b> OBP: 0.492, SLG: 0.451 (1, 4) X	0-0			0-0		4-0 1-2 1B BB BB	0-0		
<b>Johnny Edwards, L</b> OBP: 0.200, SLG: 0.157 (1, 2) X		0-0 SH 1B		0-3 K		0-0		4-0 None 1B None BB	
<b>Hector Torres, R</b> OBP: 0.063, SLG: 0.063 (1, 6) X		0-0		0-0		0-0 1-2 BB 1B 1B		0-0 1-2	
<b>Larry Dierker, R</b> OBP: 0.250, SLG: 0.250 (1, 1) X		0-0 SH			0-0	0-0 1-2 2-3 1B		0-0 2-3	

Inning Stats	R: 1 E: 0 K: 1 S: 7	H: 2 LOB: 2 BB: 1 P: 11	R: 0 E: 0 K: 0 S: 4	H: 1 LOB: 2 BB: 1 P: 8	R: 0 E: 0 K: 1 S: 4	H: 0 LOB: 0 BB: 1 P: 8	R: 0 E: 0 K: 1 S: 5	H: 0 LOB: 0 BB: 0 P: 5	R: 0 E: 0 K: 0 S: 4	H: 1 LOB: 2 BB: 1 P: 8	R: 1 E: 0 K: 0 S: 5	H: 3 LOB: 3 BB: 2 P: 13	R: 0 E: 0 K: 0 S: 4	H: 1 LOB: 1 BB: 0 P: 4	R: 2 E: 0 K: 0 S: 5	H: 2 LOB: 1 BB: 1 P: 9
1B: 9 2B: 2 3B: 0 HR: 0	SF: 0 SAC: 1 DP: 1 HBP: 0	WP: 0 PB: 0 SB: 0 CS: 1	PA: 39													


PITCHER	IP	WLS	BF	H	R	ER	SO	BB	IBB	HBP	BLK	WP	HR	S	P	ERA	WHIP
<b>Clay Kirby, R</b> ERA: 6.14 (1, 1)	5.2	L	27	7	2	2	3	5	0	0	0	0	0	28	48	3.18	2.118
<b>Jack Baldschun, R</b> ERA: 3.52 (6, 1)	1.1		6	1	0	0	0	1	0	0	0	0	0	5	9	0.00	1.500
<b>Johnny Podres, L</b> ERA: 5.09 (8, 1)	0.2		5	2	2	2	0	1	0	0	0	0	0	4	8	27.00	4.500
<b>Frank Reberger, R</b> ERA: 7.04 (8, 1)	0.1		1	0	0	0	0	0	0	0	1	0	0	1	1	0.00	0.000

**BOTTOM**

**San Diego Padres @ Houston Astros**  
Astrodome, Houston, TX  
Wed Apr 23 1969, 7:05 PM EST  
Att. 6,382 - Unknown

AB	R	H	RBI	BB	SO	LOB
2	2	2	2	3	0	0
4	0	2	0	1	0	5
5	0	1	0	0	2	5
3	0	0	0	1	0	5
4	0	2	1	0	0	2
3	1	0	0	1	0	3
3	1	1	0	1	1	1
4	0	1	0	0	0	2
3	0	1	0	0	0	1

AB	31
R	4
H	10
RBI	3
BB	7
SO	3
LOB	24



Batter	1	2	3	4	5	6	7	8	9	AB R H RBI BB SO LOB	TOP																		
Tommy Dean, R (1, 6) OBP: 0.143, SLG: 0.053 Bill Davis, L (8, PH) OBP: 0.293, SLG: 0.243 Jerry Davanon, R (8, 4) OBP: 0.037, SLG: 0.037	0-3 K		0-3 K		H 1-0 HBP			0-3 K	0-0 4-3	2 0 0 0 0 2 0 1 0 0 0 0 1 0 1 0 0 0 0 0 0	<b>San Diego Padres @ Houston Astros</b> Astrodome, Houston, TX Thu Apr 24 1969, 7:05 PM EST Att. 7,786 - Unknown																		
Roberto Pena, R (1, 4) OBP: 0.227, SLG: 0.200 Jose Arcia, R (8, 6) OBP: 0.200, SLG: 0.200	0-3 K			0-0 1-3	0-0 5-3			0-0 P3		4 0 0 0 0 1 2 0 0 0 0 0 0 0																			
Tony Gonzalez, L (1, 7) OBP: 0.369, SLG: 0.367	0-0 1-3			4-0 1B E BB			0-0 1-3	0-0 HR 2B		3 1 1 0 1 0 0																			
Ollie Brown, R (1, 9) OBP: 0.308, SLG: 0.557		0-0 HR		0-3 K			4-0 BB	4-0 HR IBB		2 2 1 1 2 1 1																			
Nate Colbert, R (1, 3) OBP: 0.333, SLG: 0.500		4-0 CS BB		0-0 1-3 1B			0-3 K	0-0 HR 1-H 2-H		3 1 2 3 1 1 1																			
Cito Gaston, R (1, 8) OBP: 0.255, SLG: 0.283		0-3 K		0-0 5-3			0-3 K	0-0 1B		4 0 1 0 0 2 4																			
Ed Spiezio, R (1, 5) OBP: 0.261, SLG: 0.244		0-3 K 1-2			0-0 5-3		0-3 K	0-0 6-3		4 0 0 0 0 2 2																			
Chris Cannizzaro, R (1, 2) OBP: 0.278, SLG: 0.224			0-0 6-3		0-0 HBP 1B		0-0 F6	0-3 K		4 0 1 0 0 1 0																			
Al Santorini, R (1, 1) Jack Baldschun, R (7, 1)			0-3 K		0-3 K		0-3 K	0-3 K		3 0 0 0 0 3 1 1 0 0 0 0 1 0																			
<b>Inning Stats</b>	R: 0 E: 0 K: 2 S: 7	H: 0 LOB: 0 BB: 0 P: 7	R: 1 E: 0 K: 2 S: 7	H: 1 LOB: 0 BB: 1 P: 11	R: 0 E: 0 K: 2 S: 7	H: 0 LOB: 0 BB: 0 P: 7	R: 0 E: 1 K: 1 S: 6	H: 1 LOB: 2 BB: 1 P: 10	R: 0 E: 0 K: 1 S: 6	H: 1 LOB: 2 BB: 0 P: 7		R: 0 E: 0 K: 2 S: 7	H: 0 LOB: 1 BB: 1 P: 11	R: 0 E: 0 K: 2 S: 7	H: 0 LOB: 0 BB: 0 P: 7	R: 3 E: 0 K: 1 S: 8	H: 3 LOB: 1 BB: 1 P: 12	R: 0 E: 0 K: 2 S: 7	H: 0 LOB: 0 BB: 0 P: 7	1B: 3 2B: 1 3B: 0 HR: 2	SF: 0 SAC: 0 DP: 0 HBP: 1	WP: 0 PB: 0 SB: 0 CS: 1	PA: 37						
<b>PITCHER</b>	IP WLS BF H R ER SO BB IBB HBP BLK WP HR S P ERA WHIP												<b>PITCHER</b>	IP WLS BF H R ER SO BB IBB HBP BLK WP HR S P ERA WHIP															
Jim Ray, R (1, 1) ERA: 3.52	2.0		7	1	1	1	4	1	0	0	0	0	0	1	14	18	4.50	1.000											
Dooley Womack, R (3, 1) ERA: 1.29	5.0		20	2	0	0	8	2	0	1	0	0	0	0	33	42	0.00	0.800											
Jack Billingham, R (8, 1) ERA: 4.7	2.0	L	10	3	3	3	3	0	1	0	0	0	1	15	19	13.50	1.500												

livebaseballscorecards.com

AB	32
R	4
H	6
RBI	4
BB	4
SO	15
LOB	11







Batter	1	2	3	4	5	6	7	8	9	AB R H RBI BB SO LOB	TOP																
<b>Pete Rose, S</b> (1, 8) OBP: 0.431, SLG: 0.552	0-3 K		0-0 2-H 1B		0-0 4-3			0-0 P6		4 0 1 1 0 1 0																	
<b>Bobby Tolan, L</b> (1, 9) OBP: 0.364, SLG: 0.597	0-0 B5-3			4-0 1B HR BB	0-3 K			0-0 1-3		3 1 0 0 1 1 0																	
<b>Alex Johnson, R</b> (1, 7) OBP: 0.344, SLG: 0.542	0-3 K			0-0 4-3			0-0 1-3		0-0 6-3	4 0 0 0 0 1 1																	
<b>Tony Perez, R</b> (1, 5) OBP: 0.417, SLG: 0.527		0-3 K		0-0 2-3 HR 1B			0-0 1-3		0-0 6-3	4 1 1 0 0 1 0																	
<b>Johnny Bench, R</b> (1, 2) OBP: 0.293, SLG: 0.500		0-0 5-3		0-0 1-H 3-H HR			0-0 F8		0-0 6-3	4 1 1 3 0 0 0																	
<b>Lee May, R</b> (1, 3) OBP: 0.300, SLG: 0.481		0-0 F5		0-0 FC4-6 1B			0-0 G1-6-3 1B			3 0 2 0 0 0 0																	
<b>Tommy Helms, R</b> (1, 4) OBP: 0.357, SLG: 0.347			0-0 5-3	0-0 FC4-6 1-2f			0-0 G1-6-3 1-2f			3 0 0 0 0 0 2																	
<b>Darrel Chaney, S</b> (1, 6) OBP: 0.333, SLG: 0.238			4-0 SH5-4 1B BB	0-3 K			0-3 K			2 1 0 0 1 2 1																	
<b>Jim Maloney, L</b> (1, 1)			0-0 SH5-4		0-0 4-3			0-0 4-3		2 0 0 0 0 0 0																	
<b>Inning Stats</b>	R: 0 E: 0 K: 2 S: 7	H: 0 LOB: 0 BB: 0 P: 7	R: 0 E: 0 K: 1 S: 5	H: 0 LOB: 0 BB: 0 P: 5	R: 1 E: 0 K: 0 S: 3	H: 1 LOB: 1 BB: 1 P: 7	R: 3 E: 0 K: 1 S: 8	H: 3 LOB: 1 BB: 1 P: 12	R: 0 E: 0 K: 1 S: 5	H: 0 LOB: 0 BB: 0 P: 5	R: 0 E: 0 K: 0 S: 3	H: 0 LOB: 0 BB: 0 P: 3	R: 0 E: 0 K: 1 S: 5	H: 1 LOB: 0 BB: 0 P: 5	R: 0 E: 0 K: 0 S: 3	H: 0 LOB: 0 BB: 0 P: 3	R: 0 E: 0 K: 0 S: 3	H: 0 LOB: 0 BB: 0 P: 3	R: 0 E: 0 K: 0 S: 3	H: 0 LOB: 0 BB: 0 P: 3	1B: 4 2B: 0 3B: 0 HR: 1	SF: 0 SAC: 1 DP: 1 HBP: 0	WP: 0 PB: 0 SB: 0 CS: 0	PA: 32			
<b>PITCHER</b>	IP	WLS	BF	H	R	ER	SO	BB	IBB	HBP	BLK	WP	HR	S	P	ERA	WHIP										
<b>Tommie Sisk, R</b> (1, 1) ERA: 4.42	3.1	L	15	4	4	4	3	2	0	0	0	0	1	19	27	10.80	1.800										
<b>Gary Ross, R</b> (4, 1) ERA: 7.36	1.2		5	0	0	0	2	0	0	0	0	0	0	9	9	0.00	0.000										
<b>Frank Reberger, R</b> (6, 1) ERA: 5.59	2.0		6	1	0	0	1	0	0	0	0	0	0	8	8	0.00	0.500										
<b>Joe Niekro, R</b> (8, 1) ERA: 3.38	2.0		6	0	0	0	0	0	0	0	0	0	0	6	6	0.00	0.000										

Cincinnati Reds @ San Diego Padres  
San Diego Stadium, San Diego, CA  
Fri Apr 25 1969, 9:05 PM EST  
Att. 8,709 - Unknown

[livebaseballscorecards.com](http://livebaseballscorecards.com)

<b>AB</b>	29
<b>R</b>	4
<b>H</b>	5
<b>RBI</b>	4
<b>BB</b>	2
<b>SO</b>	6
<b>LOB</b>	4



Batter	1	2	3	4	5	6	7	8	9	AB R H RBI BB SO LOB
Tommy Dean, R (1, 6) OBP: 0.160, SLG: 0.045	0-3 K		0-0 L9		4-0 WP BB			0-0 F9		3 0 0 0 1 1 0
Roberto Pena, R (1, 4) OBP: 0.257, SLG: 0.197	4-0 FC6-4 BB			4-0 1B BB	0-0 F3			4-0 1B BB		1 0 0 0 3 0 2
Tony Gonzalez, L (1, 7) OBP: 0.362, SLG: 0.359	0-3 K			0-0 L8		0-0 4-3		0-0 G6-4-3 1B		4 0 1 0 0 1 2
Ollie Brown, R (1, 9) OBP: 0.319, SLG: 0.547	0-0 FC6-4 1-2f			0-0 1-2 1B		4-0 FC6-4 BB		0-0 G6-4-3 1-2f		3 0 1 0 1 0 3
Nate Colbert, R (1, 3) OBP: 0.321, SLG: 0.577		0-0 P4		0-3 K		0-3 K			0-0 HR	4 1 1 1 0 2 3
Cito Gaston, R (1, 8) OBP: 0.236, SLG: 0.260		0-3 K		0-0 L4		0-0 FC6-4 1-2f			0-0 F8	4 0 0 0 0 1 3
Ed Spiezio, R (1, 5) OBP: 0.240, SLG: 0.222		0-0 4-3			0-0 P4		0-0 5-3		0-3 K	4 0 0 0 0 1 0
Chris Cannizzaro, R (1, 2) OBP: 0.276, SLG: 0.226			0-0 F3		0-0 WP BB 1B		0-3 K		0-3 K	4 0 1 0 0 2 0
Tommie Sisk, R (1, 1) Gary Ross, R (4, 1) Bill Davis, L (5, PH) Frank Reberger, L (6, 1) Al Ferrara, R (7, PH) Joe Niekro, R (8, 1)			0-0 6-3		0-0 F8		0-0 P4			1 0 0 0 0 0 0 0 0 0 0 0 0 0 1 0 0 0 0 0 1 0 0 0 0 0 0 0 1 0 0 0 0 0 0 0 0 0 0 0 0 0


Inning Stats	R: 0 E: 0 K: 2 S: 7	H: 0 LOB: 1 BB: 1 P: 11	R: 0 E: 0 K: 1 S: 5	H: 0 LOB: 0 BB: 0 P: 5	R: 0 E: 0 K: 0 S: 3	H: 0 LOB: 0 BB: 0 P: 3	R: 0 E: 0 K: 1 S: 6	H: 1 LOB: 2 BB: 1 P: 10	R: 0 E: 0 K: 0 S: 4	H: 1 LOB: 2 BB: 1 P: 8	R: 0 E: 0 K: 1 S: 5	H: 0 LOB: 1 BB: 1 P: 9	R: 0 E: 0 K: 1 S: 5	H: 0 LOB: 0 BB: 0 P: 5	R: 0 E: 0 K: 0 S: 3	H: 1 LOB: 1 BB: 1 P: 7	R: 1 E: 0 K: 2 S: 8	H: 1 LOB: 0 BB: 0 P: 8	1B: 3 2B: 0 3B: 0 HR: 1	SF: 0 SAC: 0 DP: 1 HBP: 0	WP: 1 PB: 0 SB: 0 CS: 0	PA: 35	
PITCHER Jim Maloney, R (1, 1) ERA: 1.86	IP 9.0 WLS W BF 35 H 4 R 1 ER 1 SO 8 BB 5 IBB 0 HBP 0 BLK 0 WP 1 HR 1 S 46 P 66 ERA 1.00 WHIP 1.000																						

**San Diego Padres**  
San Diego Stadium, San Diego, CA

Fri Apr 25 1969, 9:05 PM EST  
Att. 8,709 - Unknown

Cincinnati Reds @ San Diego Padres

AB	30
R	1
H	4
RBI	1
BB	5
SO	8
LOB	14



Batter	1	2	3	4	5	6	7	8	9	AB R H RBI BB SO LOB	TOP																	
<b>Pete Rose, S</b> (1, 8) OBP: 0.406, SLG: 0.516	0-0 F9		0-0 5-3		0-0 FC3-6			0-0 4-3		4 0 0 0 0 0 1																		
<b>Bobby Tolan, L</b> (1, 9) OBP: 0.343, SLG: 0.561	0-0 1-3		0-3 K		0-0 F2			0-0 B3		4 0 0 0 0 1 1																		
<b>Alex Johnson, R</b> (1, 7) OBP: 0.369, SLG: 0.565	0-0 1B			0-0 SF9 2B		4-0 BB		0-0 4-3		3 1 2 0 1 0 0																		
<b>Tony Perez, R</b> (1, 5) OBP: 0.391, SLG: 0.492	0-0 6-3			0-0 4-3		0-3 K			0-3 K	4 0 0 0 0 2 3																		
<b>Johnny Bench, R</b> (1, 2) OBP: 0.306, SLG: 0.552		0-0 HR		0-0 SF9		4-0 BB			0-0 6-3	2 1 1 2 1 0 0																		
<b>Lee May, R</b> (1, 3) OBP: 0.313, SLG: 0.464		0-0 G3		4-0 BB		0-3 K			4-0 BB	2 0 0 0 2 1 1																		
<b>Tommy Helms, R</b> (1, 4) OBP: 0.333, SLG: 0.321		0-0 F9		0-0 F8			0-0 F9		0-3 K	4 0 0 0 0 1 2																		
<b>Darrel Chaney, S</b> (1, 6) OBP: 0.300, SLG: 0.208		0-3 K			0-0 F9		0-3 K			3 0 0 0 0 2 0																		
<b>Jim Merritt, L</b> (1, 1) OBP: 0.286, SLG: 0.286			0-3 K		0-0 FC3-6 1B		0-3 K			3 0 1 0 0 2 0																		
<b>Wayne Granger, R</b> (8, 1)										0 0 0 0 0 0 0																		
<b>Inning Stats</b>	R: 0 E: 0 K: 0 S: 4	H: 1 LOB: 1 BB: 0 P: 4	R: 1 E: 0 K: 1 S: 6	H: 1 LOB: 0 BB: 0 P: 6	R: 0 E: 0 K: 2 S: 7	H: 0 LOB: 0 BB: 0 P: 7	R: 1 E: 0 K: 0 S: 4	H: 1 LOB: 1 BB: 1 P: 8	R: 0 E: 0 K: 0 S: 4	H: 1 LOB: 1 BB: 0 P: 4	R: 0 E: 0 K: 2 S: 6	H: 0 LOB: 1 BB: 2 P: 14	R: 0 E: 0 K: 2 S: 7	H: 0 LOB: 0 BB: 0 P: 7	R: 0 E: 0 K: 2 S: 3	H: 0 LOB: 0 BB: 0 P: 3	R: 0 E: 0 K: 2 S: 7	H: 0 LOB: 1 BB: 1 P: 11	1B: 2 2B: 1 3B: 0 HR: 1	SF: 1 SAC: 0 DP: 0 HBP: 0	WP: 0 PB: 0 SB: 0 CS: 1	PA: 34						
<b>PITCHER</b>	IP WLS BF H R ER SO BB IBB HBP BLK WP HR S P ERA WHIP												<b>PITCHER</b>	IP WLS BF H R ER SO BB IBB HBP BLK WP HR S P ERA WHIP														
<b>Dick Kelley, L</b> (1, 1) ERA: 3.38	7.0		27	4	2	2	7	3	0	0	0	0	1	38	50	2.57	1.000											
<b>Jack Baldschun, R</b> (8, 1) ERA: 2.13	2.0	W	7	0	0	0	2	1	0	0	0	0	0	10	14	0.00	0.500											

**Cincinnati Reds @ San Diego Padres**  
 San Diego Stadium, San Diego, CA  
 Sat Apr 26 1969, 6:33 AM EST  
 Att. 4,351 - Unknown

<b>AB</b>	29
<b>R</b>	2
<b>H</b>	4
<b>RBI</b>	2
<b>BB</b>	4
<b>SO</b>	9
<b>LOB</b>	8





Batter	1	2	3	4	5	6	7	8	9	AB R H RBI BB SO LOB	TOP											
<b>Pete Rose, S</b> (1, 8) OBP: 0.384, SLG: 0.485	0-0 4-3		0-0 F7			0-0 FC6-4		0-0 F7		4 0 0 0 0 0 2	<b>Cincinnati Reds @ San Diego Padres</b> San Diego Stadium, San Diego, CA Sun Apr 27 1969, 6:33 AM EDT Unknown											
<b>Bobby Tolan, L</b> (1, 9) OBP: 0.324, SLG: 0.529	0-0 G3-1			0-0 F7		0-3 K		0-0 G4-3		4 0 0 0 0 1 2												
<b>Alex Johnson, R</b> (1, 7) OBP: 0.362, SLG: 0.576	0-3 K			0-0 6-3		0-3 K			0-0 2B 3B	4 1 1 0 0 2 1												
<b>Tony Perez, R</b> (1, 5) OBP: 0.412, SLG: 0.524		0-3 K		0-0 E7 1B		0-0 1B FC4-6 1B		0-0 1B 2B		4 1 3 1 0 1 0												
<b>Johnny Bench, R</b> (1, 2) OBP: 0.303, SLG: 0.525		4-0 BB		0-0 F5		0-0 L7		0-0 F3		3 0 0 0 1 0 3												
<b>Lee May, R</b> (1, 3) OBP: 0.324, SLG: 0.467		0-3 K			0-3 K		0-0 FC4-6 1B		0-0 FC6-4 1B	4 0 2 0 0 2 1												
<b>Tommy Helms, R</b> (1, 4) OBP: 0.323, SLG: 0.309		0-3 K			0-3 K		0-0 FC4-6 FC4-6		0-3 K	2 0 0 0 0 2 1												
<b>Fred Whitfield, L</b> (7, PH) OBP: 0.200, SLG: 0.200							1-2f 3-H			1 0 0 1 0 0 1												
<b>Clay Carroll, R</b> (7, 1) OBP: 0.600, SLG: 0.500										0 0 0 0 0 0 0												
<b>Jim Beauchamp, R</b> (9, PH)										1 0 0 0 0 1 2												
<b>Darrel Chaney, S</b> (1, 6) OBP: 0.281, SLG: 0.192			0-0 1-3		0-3 K		0-0 FC4-6		0-0 FC6-4	2 0 0 0 0 1 0												
<b>Wayne Granger, R</b> (5, 1)										0 0 0 0 0 0 0												
<b>Jimmy Stewart, S</b> (7, PH) (7, 4)										2 0 0 0 0 0 3												
<b>George Culver, R</b> (1, 1)			0-0 F9			0-0 FC6-4 1B		0-0 G4-3 1B		1 0 0 0 0 0 0												
<b>Giraldo Ruiz, S</b> (5, 6) OBP: 0.667, SLG: 0.667										2 0 2 0 0 0 0												
<b>Inning Stats</b>	R: 0 E: 0 K: 1 S: 5	H: 0 LOB: 0 BB: 0 P: 5	R: 0 E: 0 K: 3 S: 9	H: 0 LOB: 1 BB: 1 P: 13	R: 0 E: 0 K: 0 S: 3	H: 0 LOB: 0 BB: 0 P: 3	R: 0 E: 1 K: 0 S: 4	H: 1 LOB: 1 BB: 0 P: 4	R: 0 E: 0 K: 3 S: 9	H: 0 LOB: 0 BB: 0 P: 9	R: 0 E: 0 K: 2 S: 8	H: 1 LOB: 1 BB: 0 P: 8	R: 1 E: 0 K: 0 S: 5	H: 2 LOB: 1 BB: 0 P: 5	R: 0 E: 0 K: 0 S: 3	H: 1 LOB: 0 BB: 0 P: 3	R: 1 E: 0 K: 1 S: 8	H: 3 LOB: 2 BB: 0 P: 8	1B: 6 2B: 1 3B: 1 HR: 0	SF: 0 SAC: 0 DP: 1 HBP: 0	WP: 0 PB: 0 SB: 0 CS: 0	PA: 35
<b>PITCHER</b>	IP WLS BF H R ER SO BB IBB HBP BLK WP HR S P ERA WHIP																					
<b>Clay Kirby, R</b> (1, 1) ERA: 4.35	6.0 W 21 2 0 0 9 1 0 0 0 0 0 0 38 42 0.00 0.500																					
<b>Gary Ross, R</b> (7, 1) ERA: 7.94	2.0 10 5 2 2 0 0 0 0 0 0 0 0 10 10 9.00 2.500																					
<b>Frank Reberger, R</b> (9, 1) ERA: 5.06	1.0 S 4 1 0 0 1 0 0 0 0 0 0 0 6 6 0.00 1.000																					

<b>AB</b>	34
<b>R</b>	2
<b>H</b>	8
<b>RBI</b>	2
<b>BB</b>	1
<b>SO</b>	10
<b>LOB</b>	16



Batter	1	2	3	4	5	6	7	8	9
Tommy Dean, R OBP: 0.229, SLG: 0.258 (1, 6)	0-0 HR		0-0 6-3	0-0 1-3		0-0 F9		0-0 1-3	
Roberto Pena, R OBP: 0.269, SLG: 0.221 Jerry Davanon, R OBP: 0.071, SLG: 0.071 (6, PR) (7, 4)	0-0 G3		0-0 1B FC3-6 2B		0-0 5-3	1-0 BLK HBP 2B HBP		0-0 1B	
Tony Gonzalez, L OBP: 0.373, SLG: 0.362 (1, 7)	0-0 G3-1		0-0 FC3-6 2-3 1B		0-0 2B BB 1B	1-0 BLK HBP 2B		0-0 L8	
Ollie Brown, R OBP: 0.329, SLG: 0.574 (1, 9)	0-3 K		0-0 FC3-6 1-2f 3-H		0-0 BB 1-3 2B	0-0 WP 1-H 2-H 2B			
Nate Colbert, R OBP: 0.333, SLG: 0.636 (1, 3)		0-0 PB 2B	0-0 F9		4-0 BB IBB	0-0 F9 2-3			
Cito Gaston, R OBP: 0.238, SLG: 0.246 (1, 8)		0-0 F7		0-0 FC1-5 5-3 1B	0-3 K		0-0 5-3		
Ed Spiezio, R OBP: 0.310, SLG: 0.275 (1, 5)		4-0 BB		0-0 5-3 1-2 BB	4-0 FC6-4 BB 1-2 2-3 3-H		0-3 K		
Chris Krug, R (1, 2)		0-0 P4		4-0 FC1-5 BB 1-2f	0-0 FC6-4		0-0 F7		
Clay Kirby, R OBP: 0.125, SLG: 0.125 Bill Davis, L OBP: 0.279, SLG: 0.231 Gary Ross, R Frank Reberger, L (9, 1)		0-0 1-3		0-0 FC1-5 1-2 2-3f		0-0 L9		0-0 4-3	

Inning Stats	R: 1	H: 1	E: 0	K: 1	S: 6	LOB: 0	BB: 0	P: 6
	R: 0	H: 1	E: 0	K: 0	S: 4	LOB: 2	BB: 1	P: 8
	R: 1	H: 2	E: 0	K: 0	S: 5	LOB: 1	BB: 0	P: 5
	R: 0	H: 1	E: 0	K: 0	S: 4	LOB: 2	BB: 1	P: 8
	R: 1	H: 2	E: 0	K: 1	S: 7	LOB: 3	BB: 2	P: 15
	R: 2	H: 1	E: 0	K: 0	S: 4	LOB: 2	BB: 0	P: 6
	R: 0	H: 0	E: 0	K: 1	S: 5	LOB: 0	BB: 0	P: 5
	R: 0	H: 1	E: 0	K: 0	S: 4	LOB: 1	BB: 0	P: 4

PITCHER	IP	WLS	BF	H	R	ER	SO	BB	IBB	HBP	BLK	WP	HR	S	P	ERA	WHIP
George Culver, R ERA: 4.5 (1, 1)	4.2	L	25	7	3	3	2	3	1	0	0	0	1	25	41	5.79	2.143
Wayne Granger, R ERA: 3.38 (5, 1)	1.1		7	1	2	2	0	0	0	2	1	1	0	5	7	13.50	0.750
Clay Carroll, R ERA: 3.38 (7, 1)	2.0		7	1	0	0	1	0	0	0	0	0	0	9	9	0.00	0.500

**BOTTOM**

**Cincinnati Reds @ San Diego Padres**  
**San Diego Stadium, San Diego, CA**  
 Sun Apr 27 1969, 6:33 AM EDT  
 Unknown

AB	R	H	RBI	BB	SO	LOB
5	1	1	1	0	0	2
3	1	1	0	0	0	0
1	1	1	0	0	0	0
4	2	2	0	0	0	1
4	0	2	3	0	1	1
3	0	1	0	1	0	3
4	0	1	0	0	1	4
2	0	0	1	2	1	1
3	0	0	0	1	0	5
2	0	0	0	0	0	4
1	0	0	0	0	0	0
1	0	0	0	0	0	0
0	0	0	0	0	0	0

AB	33
R	5
H	9
RBI	5
BB	4
SO	3
LOB	21



WP	PA
1	39
PB	1
SB	0
CS	0

livebaseballscorecards.com

Batter	1	2	3	4	5	6	7	8	9	10	11	12	13	AB R H RBI BB SO LOB	TOP															
<b>Pete Rose, S</b> OBP: 0.400, SLG: 0.528 (1, 8)	0-3 K	0-0 F9 1B		0-0 F7		0-0 1-3		0-0 HR		0-0 S 1B		1-0 HBP		6 1 3 3 0 1 2	<b>Cincinnati Reds @ San Diego Padres</b> San Diego Stadium, San Diego, CA Sun Apr 27 1969, 6:38 AM EDT Att. 14,617 - Unknown <a href="http://livebaseballscorecards.com">livebaseballscorecards.com</a>															
<b>Bobby Tolan, L</b> OBP: 0.321, SLG: 0.500 (1, 9)	0-0 E3 1B	0-0 F9 1B		0-0 P3			0-0 L5	2-H 3-H 4-0 HR		0-3 K		0-0 P6		6 2 1 0 1 1 4																
<b>Alex Johnson, R</b> OBP: 0.355, SLG: 0.589 (1, 7)	0-0 E 1B	0-0 F9			0-0 4-3		0-0 E6 1B	1-H HR		0-0 1-3			0-0 1-3	7 3 2 2 0 0 3																
<b>Tony Perez, R</b> OBP: 0.413, SLG: 0.514 (1, 5)	0-0 E8 2B	0-3 K			0-3 K		0-0 E1 1B	1-H F8			0-0 6-3		0-0 G6-4-3 1B	7 1 3 1 0 2 2																
<b>Lee May, R</b> OBP: 0.320, SLG: 0.431 (1, 3)	4-0 2B		0-0 5-3		4-0 BB		0-3 K	2-H 5-3			0-0 F8		0-0 G6-4-3 1B	5 0 0 0 2 1 2																
<b>Pat Corrales, R</b> OBP: 0.800, SLG: 1.000 (1, 2)	0-0		4-0		0-3 K		0-0 F7		0-0 5-3		0-0 6-3			2 0 1 2 1 1 1																
<b>Johnny Bench, R</b> OBP: 0.290, SLG: 0.500 (7, PH)	1-3 2-H 3-H 2B		CS BB											3 0 0 0 0 0 1																
<b>Giraldo Ruiz, S</b> OBP: 0.444, SLG: 0.375 (1, 4)	0-3 K		0-3 K				0-0 SH3-4 1B	4-0 2B HR	0-0 F7			0-0 6-3		5 1 1 0 1 2 3																
<b>Darrel Chaney, S</b> OBP: 0.286, SLG: 0.207 (1, 6)	0-0 F7			0-0 5-3 1B			0-0 F8	0-0 HR 2B	0-0 6-3			0-0 F8		3 0 1 0 0 0 3																
<b>Jimmy Stewart, S</b> OBP: 0.375, SLG: 0.333 (8, PH)								1-3 HR						1 1 1 0 0 0 0																
<b>Woody Woodward, R</b> OBP: 0.200, SLG: 0.130 (8, 6)								0-3 K						2 0 0 0 0 0 0																
<b>Jack Fisher, R</b> OBP: 0.600, SLG: 0.500 (6, 1)		0-0 F7		0-0 5-3		0-0 SH3-4						0-0 5-3		2 0 0 0 0 0 1																
<b>Clay Carroll, R</b> OBP: 0.600, SLG: 0.500 (6, 1)														0 0 0 0 0 0 0																
<b>George Culver, R</b> OBP: 0.167, SLG: 0.167 (8, PH)														0 0 0 0 0 0 0																
<b>Fred Whitfield, L</b> OBP: 0.167, SLG: 0.167 (8, PH)														1 0 0 0 0 1 2																
<b>Wayne Granger, R</b> OBP: 0.333, SLG: 0.200 (8, 1)														2 0 1 0 0 0 0																
<b>Inning Stats</b>	R: 3 E: 2 K: 2 S: 11	H: 3 LOB: 2 BB: 1 P: 15	R: 0 E: 0 K: 1 S: 7	H: 2 LOB: 2 BB: 0 P: 7	R: 0 E: 0 K: 1 S: 4	H: 0 LOB: 1 BB: 1 P: 8	R: 0 E: 0 K: 0 S: 4	H: 1 LOB: 1 BB: 0 P: 4	R: 0 E: 0 K: 2 S: 7	H: 0 LOB: 1 BB: 1 P: 11	R: 0 E: 0 K: 0 S: 4	H: 1 LOB: 1 BB: 0 P: 4	R: 1 E: 2 K: 1 S: 7	H: 1 LOB: 1 BB: 0 P: 7	R: 5 E: 0 K: 1 S: 8	H: 3 LOB: 0 BB: 2 P: 16	R: 0 E: 0 K: 0 S: 3	H: 0 LOB: 0 BB: 0 P: 3	R: 0 E: 0 K: 1 S: 6	H: 1 LOB: 1 BB: 0 P: 6	R: 0 E: 0 K: 0 S: 3	H: 0 LOB: 0 BB: 0 P: 3	R: 0 E: 0 K: 0 S: 4	H: 1 LOB: 2 BB: 0 P: 5	R: 0 E: 0 K: 0 S: 3	H: 1 LOB: 0 BB: 0 P: 3	1B: 10 2B: 3 3B: 0 HR: 2	SF: 0 SAC: 1 DP: 2 HBP: 1	WP: 0 PB: 0 SB: 1 CS: 1	PA: 59
<b>PITCHER</b>	IP WLS BF H R ER SO BB IBB HBP BLK WP HR S P ERA WHIP														IP WLS BF H R ER SO BB IBB HBP BLK WP HR S P ERA WHIP															
<b>Johnny Podres, L</b> ERA: 5.68 (1, 1)	1.1														5.0															
<b>Leon Everett, R</b> ERA: 4.15 (2, 1)	3.2																													
<b>Tommie Sisk, R</b> ERA: 4.19 (6, 1)	1.0																													
<b>Frank Reberger, R</b> ERA: 6.17 (7, 1)	1.0																													
<b>Jack Baldschun, R</b> ERA: 3.95 (8, 1)	1.0																													

AB	52
R	9
H	14
RBI	8
BB	5
SO	9
LOB	24





Batter	1	2	3	4	5	6	7	8	9	10	11	12	13
Tommy Dean, R (1, 6) OBP: 0.256, SLG: 0.294 Ivan Murrell, R (8, PH) (9, 9) OBP: 0.154, SLG: 0.154	0-0 2B		0-0 F8		0-3 K	4-0 BB BB 1-2 BB		0-0 2B 1B	0-3 K			0-3 K	
Roberto Pena, R (1, 4) OBP: 0.268, SLG: 0.211 Jerry Davanon, R (6, PR) (7, 4) OBP: 0.097, SLG: 0.129	0-0 F9		0-0 F8		0-0 1-3	4-0 BB BB 1-2 BB		0-0 1-3 2B 1-H 2-H		0-3 K		0-3 K	
Tony Gonzalez, L (1, 7) OBP: 0.378, SLG: 0.351	0-0 F3		0-3 K			FC1 1B		4-0 1-3 IBB		0-0 6-3			0-0 E3 SH2-4 1B
Ollie Brown, R (1, 9) OBP: 0.333, SLG: 0.562 Gary Ross, R (9, 1)	0-0 6-3			0-0 2B FC6-5 1B		FC1 1B K		0-0 1-3 2B 1-2 2-3		0-0 4-3			0-0 SH2-4 1B
Nate Colbert, R (1, 3) OBP: 0.326, SLG: 0.590		0-3 K		0-0 FC6-5 2B		FC1 1B K	0-0 F7	0-0 6-3			0-0 L1		4-0 1B IBB
Cito Gaston, R (1, 8) OBP: 0.229, SLG: 0.222		4-0 2B 4-3 BB		0-0 FC6-5 G5-4-3		FC1 1B K	0-0 F9		0-3 K		0-0 G3-1		0-3 K
Ed Spiezio, R (1, 5) OBP: 0.354, SLG: 0.333		0-0 4-3 2B		0-0 G5-4-3		4-0 1B BB IBB	0-0 6-3		0-0 1B 1B		0-0 1B		0-0 1B
Chris Cannizzaro, R (1, 2) OBP: 0.265, SLG: 0.286		0-0 4-3			0-0 E 2B	0-3 K		0-3 K	0-0 F8		0-0 F9		
Johnny Rojas, L Lance Overill, L Larry Stahl, L Tommy Sisk, R Al Ferrara, R Frank Robinson, L Jack Baldschun, R Bill Davis, R		0-0 F7		0-0 G3-1		0-0 BB BB 1B		1-0 2B HBP	0-0 1B			0-0 4-3	

Inning Stats	R: 0	H: 1	E: 0	LOB: 1	K: 0	S: 4	P: 4	R: 1	H: 1	E: 0	LOB: 1	K: 1	S: 6	P: 10	R: 0	H: 0	E: 0	LOB: 0	K: 1	S: 5	P: 5	R: 1	H: 2	E: 0	LOB: 0	K: 0	S: 4	P: 4	R: 0	H: 1	E: 1	LOB: 1	K: 1	S: 6	P: 6	R: 5	H: 3	E: 1	LOB: 3	K: 3	S: 13	P: 29	R: 0	H: 0	E: 0	LOB: 0	K: 0	S: 3	P: 3	R: 2	H: 2	E: 0	LOB: 3	K: 1	S: 7	P: 12	R: 0	H: 2	E: 0	LOB: 2	K: 2	S: 9	P: 9	R: 0	H: 0	E: 0	LOB: 0	K: 1	S: 5	P: 5	R: 0	H: 1	E: 0	LOB: 1	K: 0	S: 4	P: 4	R: 0	H: 0	E: 0	LOB: 0	K: 2	S: 7	P: 7	R: 1	H: 1	E: 1	LOB: 2	K: 1	S: 6	P: 10	1B: 9	SF: 0	2B: 5	SAC: 1	3B: 0	DP: 1	HR: 0	HBP: 1	WP: 0	PA: 61
--------------	------	------	------	--------	------	------	------	------	------	------	--------	------	------	-------	------	------	------	--------	------	------	------	------	------	------	--------	------	------	------	------	------	------	--------	------	------	------	------	------	------	--------	------	-------	-------	------	------	------	--------	------	------	------	------	------	------	--------	------	------	-------	------	------	------	--------	------	------	------	------	------	------	--------	------	------	------	------	------	------	--------	------	------	------	------	------	------	--------	------	------	------	------	------	------	--------	------	------	-------	-------	-------	-------	--------	-------	-------	-------	--------	-------	--------

PITCHER	IP	WLS	BF	H	R	ER	SO	BB	IBB	HBP	BLK	WP	HR	S	P	ERA	WHIP
Jack Fisher, R (1, 1) ERA: 1.69	5.0		22	7	4	2	3	1	0	0	0	0	0	27	31	3.60	1.600
Clay Carroll, R (6, 1) ERA: 3.24	0.2		8	1	3	0	2	3	1	0	0	0	0	8	24	0.00	6.000
George Culver, R (6, 1) ERA: 3.97	1.1		4	0	0	0	1	0	0	0	0	0	0	6	6	0.00	0.000
Wayne Granger, R (8, 1) ERA: 3.32	5.2	L	27	6	3	2	7	0	2	1	0	0	0	38	47	3.18	1.059

**BOTTOM**

**Cincinnati Reds @ San Diego Padres**  
San Diego Stadium, San Diego, CA

Sun Apr 27 1969, 6:38 AM EDT  
Att: 14,617 - Unknown

AB	R	H	RBI	BB	SO	LOB
3	0	1	0	1	1	1
3	1	1	0	0	2	2
3	0	0	1	1	0	2
3	0	1	2	0	2	0
5	2	1	1	2	1	1
5	2	2	0	0	1	6
1	0	0	0	0	0	0
6	1	1	0	1	1	4
6	1	0	1	1	3	5
6	1	4	1	1	0	1
6	0	1	1	0	2	6

livebaseballscorecards.com

AB	R	H	RBI	BB	SO	LOB
52	10	14	9	7	13	30



Batter	1	2	3	4	5	6	7	8	9	AB R H RBI BB SO LOB	TOP												
<b>Willie Crawford, L</b> (1, 7) <small>OBP: 0.310, SLG: 0.351</small> <b>Wes Parker, S</b> (9, PH) <small>OBP: 0.418, SLG: 0.610</small> (9, 3)	0-0 4-3	0-0 P5			0-0 F8		0-0 FC6		0-0 1B 3B	4 0 0 0 0 0 2 1 1 1 1 0 0 0													
<b>Willie Davis, L</b> (1, 8) <small>OBP: 0.600, SLG: 0.500</small>	0-0 BB 1B		0-0 G3-1		0-0 1B			4-0 BB G3-6-3	0-0 4-3	4 0 2 0 1 0 1													
<b>Ron Fairly, L</b> (1, 3) <small>OBP: 0.321, SLG: 0.292</small> <b>Ken Boyer, R</b> (9, PH) <small>OBP: 0.500, SLG: 0.500</small> <b>Bobby Darwin, R</b> (9, PR) <b>Jim Brewer, L</b> (9, 1)	4-0 1-2 BB		4-0 FC1-4 BB		0-0 1-3		0-0 G3-6-3	0-0 1-2 2B 1B	0-0 2B 1B	2 0 0 0 2 0 2 1 0 1 1 0 0 0 0 0 0 0 0 0 0 0 0 0 0 0 0 0													
<b>Andy Kosco, R</b> (1, 9) <small>OBP: 0.338, SLG: 0.493</small> (9, 7)	0-0 F8		0-0 FC1-4		0-0 1-3		0-0 1-3	0-0 1B 1B	0-0 1-3 2B	5 1 2 0 0 0 3													
<b>Tom Haller, L</b> (1, 2) <small>OBP: 0.408, SLG: 0.433</small>	0-0 P4		0-0 6-3		0-0 P6		0-0 P6	0-0 1B 1B	0-0 F7	5 0 1 0 0 0 6													
<b>Bill Sudakis, S</b> (1, 5) <small>OBP: 0.333, SLG: 0.419</small>		0-0 FC1 E 1B		4-0 FC6-4 BB		0-0 F8		0-0 1-3 2-H 1B		3 1 2 1 1 0 0													
<b>Ted Sizemore, R</b> (1, 4) <small>OBP: 0.400, SLG: 0.397</small>		0-0 F7		0-0 FC6-4 G6-3		0-0 L5		0-0 F9		4 0 0 0 0 0 4													
<b>Billy Grabarkewitz, R</b> (1, 6) <small>OBP: 0.160, SLG: 0.250</small>		0-0 FC1 1-H		0-0 G6-3		0-0 6-3			0-3 K	4 0 0 0 0 1 1													
<b>Claude Osteen, L</b> (1, 1) <small>OBP: 0.154, SLG: 0.083</small> <b>Bill Russell, R</b> (9, PH) <small>OBP: 0.443, SLG: 0.464</small> (9, 9)		0-0 6-3		0-0 4-3		0-0 E4 FC6			0-0 3B 1B	3 0 0 0 0 0 1 1 1 1 0 0 0 0													
<b>Inning Stats</b>	R: 0 E: 0 K: 0 S: 4	H: 1 LOB: 2 BB: 1 P: 8	R: 1 E: 1 K: 0 S: 5	H: 1 LOB: 1 BB: 0 P: 5	R: 0 E: 0 K: 0 S: 3	H: 0 LOB: 1 BB: 1 P: 7	R: 0 E: 0 K: 0 S: 2	H: 0 LOB: 0 BB: 1 P: 6	R: 0 E: 0 K: 0 S: 4	H: 1 LOB: 1 BB: 0 P: 4	R: 0 E: 0 K: 0 S: 3	H: 0 LOB: 0 BB: 0 P: 3	R: 0 E: 1 K: 0 S: 4	H: 0 LOB: 1 BB: 0 P: 4	R: 1 E: 0 K: 0 S: 5	H: 3 LOB: 2 BB: 1 P: 9	R: 2 E: 0 K: 1 S: 9	H: 4 LOB: 3 BB: 0 P: 9	1B: 8 2B: 1 3B: 1 HR: 0	SF: 0 SAC: 0 DP: 2 HBP: 0	WP: 0 PB: 0 SB: 0 CS: 0	PA: 41	
<b>PITCHER</b> <b>Joe Niekro, R</b> (1, 1) <small>ERA: 2.79</small> <b>Dick Kelley, L</b> (8, 1) <small>ERA: 3.86</small>	IP WLS BF H R ER SO BB IBB HBP BLK WP HR S P ERA WHIP	7.2 0 33 6 2 1 0 4 0 0 0 0 0 0 29 45 1.17 1.304	1.1 L 8 4 2 2 1 0 0 0 0 0 0 0 0 10 10 13.50 3.000																				

**Los Angeles Dodgers @ San Diego Padres**  
 San Diego Stadium, San Diego, CA  
 Mon Apr 28 1969, 10:05 PM EDT  
 Att. 13,368 - Unknown

<b>AB</b>	37
<b>R</b>	4
<b>H</b>	10
<b>RBI</b>	3
<b>BB</b>	4
<b>SO</b>	1
<b>LOB</b>	20



Batter	1	2	3	4	5	6	7	8	9	AB	R	H	RBI	BB	SO	LOB
Tommy Dean, R OBP: 0.262, SLG: 0.297 (1, 6)	0-0 E G6-3 1B		0-3 K		0-0 F3			0-0 SH2-4		3	1	1	0	0	1	1
Roberto Pena, R OBP: 0.256, SLG: 0.200 Jose Arcia, R OBP: 0.286, SLG: 0.286 (1, 4) (9, 4)	0-0 E6 G6-3 1-3			0-0 4-3	0-0 5-3			0-0 F8		4	0	0	0	0	0	3
Tony Gonzalez, L OBP: 0.360, SLG: 0.333 (1, 7)	0-0 G6-3 1-2f 3-H			0-3 K				0-0 F7		4	0	0	0	0	1	2
Ollie Brown, R OBP: 0.341, SLG: 0.558 (1, 9)	0-0 P3			0-0 HR 1B				0-0 1B		4	1	2	0	0	1	0
Nate Colbert, R OBP: 0.319, SLG: 0.628 (1, 3)		0-3 K		0-0 HR				0-3 K		4	1	1	2	0	2	1
Cito Gaston, R OBP: 0.230, SLG: 0.224 (1, 8)		0-0 1-3		0-0 FC5-4 1B				0-3 K		4	0	1	0	0	1	1
Ed Spiezio, R OBP: 0.348, SLG: 0.328 (1, 5)		0-0 CS 1B		0-0 FC5-4 1-2f				0-0 6-3		4	0	1	0	0	0	2
Chris Cannizzaro, R OBP: 0.254, SLG: 0.273 (1, 2)		0-0 CS 1-2	0-0 F9		0-3 K			0-0 5-3		3	0	0	0	0	1	0
Joe Niekro, R OBP: 0.286, SLG: 0.333 Dick Kelley, R OBP: 0.200, SLG: 0.200 (1, 1) (8, 1)			0-3 K		4-0 BB			0-0 SH2-4 1B		1	0	0	0	1	1	0
										1	0	1	0	0	0	0

Inning Stats	R: 1	H: 1	E: 1	K: 0	S: 4	LOB: 0	BB: 0	P: 4	R: 0	H: 1	E: 0	K: 1	S: 5	LOB: 0	BB: 0	P: 5	R: 0	H: 0	E: 0	K: 2	S: 7	LOB: 0	BB: 0	P: 7	R: 2	H: 3	E: 0	K: 1	S: 8	LOB: 1	BB: 0	P: 8	R: 0	H: 0	E: 0	K: 1	S: 5	LOB: 1	BB: 1	P: 9	R: 0	H: 0	E: 0	K: 0	S: 3	LOB: 0	BB: 0	P: 3	R: 0	H: 1	E: 0	K: 0	S: 4	LOB: 1	BB: 0	P: 4	R: 0	H: 1	E: 0	K: 2	S: 8	LOB: 1	BB: 0	P: 8	1B: 6	SF: 0	2B: 0	SAC: 1	3B: 0	DP: 1	HR: 1	HBP: 0	WP: 0	PA: 35
PITCHER	IP	WLS	BF	H	R	ER	SO	BB	IBB	HBP	BLK	WP	HR	S	P	ERA	WHIP																																																									
Claude Osteen, L ERA: 2.89 Jim Brewer, L ERA: 1.5	(1, 1)	8.0	W	30	6	3	2	6	1	0	0	0	0	41	45	2.25	0.875																																																									
	(9, 1)	1.0	S	4	1	0	0	2	0	0	0	0	0	8	8	0.00	1.000																																																									

**BOTTOM**

**Los Angeles Dodgers @ San Diego Padres**  
San Diego Stadium, San Diego, CA

Mon Apr 28 1969, 10:05 PM EDT  
Att. 13,368 - Unknown

livebaseballscorecards.com

AB	32
R	3
H	7
RBI	2
BB	1
SO	8
LOB	10



Batter	1	2	3	4	5	6	7	8	9	AB R H RBI BB SO LOB	TOP
Willie Crawford, L (1, 7) OBP: 0.318, SLG: 0.364	4-0 1B E BB	0-0 6-3			0-0 2B		0-0 F7			3 1 1 0 1 0 1	<b>Los Angeles Dodgers @ San Diego Padres</b> San Diego Stadium, San Diego, CA Tue Apr 29 1969, 10:05 PM EDT Att. 13,265 - Unknown <a href="http://livebaseballscorecards.com">livebaseballscorecards.com</a>
Willie Davis, L (1, 8) OBP: 0.444, SLG: 0.375	0-0 E 1-3 1B		0-0 F7		0-0 1-3			0-0 4-3	4 1 1 0 0 0 1		
Ron Fairly, L (1, 3) OBP: 0.313, SLG: 0.286	0-0 P4		0-0 G5-4-3 1B			0-0 E4 4-3 PB		0-0 6-3	4 0 1 0 0 0 2		
Andy Kosco, R (1, 9) OBP: 0.321, SLG: 0.467	0-0 E5 1B 1-3 3-H		0-0 G5-4-3 1-2f		0-0 F9 1-2			0-0 5-3	4 0 0 1 0 0 3		
Tom Haller, L (1, 2) OBP: 0.387, SLG: 0.406	0-3 K			0-0 1-3		0-0 4-3 2-3		0-3 K	4 0 0 0 0 2 3		
Bill Sudakis, S (1, 5) OBP: 0.341, SLG: 0.436	0-0 1-3 3-H 1B			0-0 G3		0-0 F8		0-0 2B	4 0 2 1 0 0 1		
Ted Sizemore, R (1, 4) OBP: 0.380, SLG: 0.375	0-0 F8			0-0 F9			0-0 5-3	0-0 L5	4 0 0 0 0 0 2		
Billy Grabarkewitz, R (1, 6) OBP: 0.143, SLG: 0.222		0-0 6-3			0-0 P6		0-3 K		3 0 0 0 0 1 0		
Joe Moeller, R (1, 1) OBP: 0.250, SLG: 0.250		0-3 K			0-3 K		0-0 1B		3 0 1 0 0 2 0		
Pete Mikkelsen, R (7, 1)									0 0 0 0 0 0 0		
Jim Brewer, L (9, 1)									0 0 0 0 0 0 0		
<b>Inning Stats</b>	R: 2 H: 2 E: 1 LOB: 2 K: 1 BB: 1 S: 8 P: 12	R: 0 H: 0 E: 0 LOB: 0 K: 1 BB: 0 S: 5 P: 5	R: 0 H: 1 E: 0 LOB: 0 K: 0 BB: 0 S: 3 P: 3	R: 0 H: 0 E: 0 LOB: 0 K: 0 BB: 0 S: 3 P: 3	R: 0 H: 1 E: 0 LOB: 1 K: 1 BB: 0 S: 6 P: 6	R: 0 H: 0 E: 1 LOB: 1 K: 0 BB: 0 S: 4 P: 4	R: 0 H: 1 E: 0 LOB: 1 K: 1 BB: 0 S: 6 P: 6	R: 0 H: 0 E: 0 LOB: 0 K: 0 BB: 0 S: 3 P: 3	R: 0 H: 1 E: 0 LOB: 0 K: 1 BB: 0 S: 5 P: 5	1B: 4 SF: 0 2B: 2 SAC: 0 3B: 0 DP: 1 HR: 0 HBP: 0	WP: 0 PA: 34 PB: 1 SB: 0 CS: 0
<b>PITCHER</b>	IP WLS BF H R ER SO BB IBB HBP BLK WP HR S P ERA WHIP										
Al Santorini, R (1, 1) ERA: 1.88	7.0 L 28 5 2 1 4 1 0 0 0 0 0 0 35 39 1.29 0.857										
Frank Reberger, R (8, 1) ERA: 5.27	2.0 6 1 0 0 1 0 0 0 0 0 0 0 8 8 0.00 0.500										



Batter	1	2	3	4	5	6	7	8	9	AB	R	H	RBI	BB	SO	LOB
Tommy Dean, R OBP: 0.244, SLG: 0.275 (1, 6)	0-0 F8		0-0 6-3		0-0 SH1-4			0-0 6-3		3	0	0	0	0	0	0
Roberto Pena, R OBP: 0.267, SLG: 0.205 (1, 4) (8, 5)	4-0 FC4-6 BB		0-0 1B		0-0 F7			0-3 K		3	0	1	0	1	1	1
Tony Gonzalez, L OBP: 0.344, SLG: 0.317 (1, 7)	0-0 FC4-6 1-2f		0-0 4-3					0-0 F8		4	0	0	0	0	0	2
Ollie Brown, R OBP: 0.349, SLG: 0.556 (1, 9)	0-3 K			0-0 2B 1B				0-3 K	0-0 FC6-4 SH 1B	4	1	2	0	0	2	1
Nate Colbert, R OBP: 0.340, SLG: 0.674 (1, 3)		0-0 4-3 2B		0-0 4-3 1-H FC4-2 2B				0-0 F7	0-0 SH FC6-4	3	0	2	1	0	0	0
Larry Stahl, L OBP: 0.211, SLG: 0.167 (1, 8) Cito Gaston, R OBP: 0.227, SLG: 0.221 (9, PH)		0-0 4-3		0-0 4-3				0-0 4-3 SH3 1B	0-3 K	3	0	1	0	0	0	2
Chris Krug, R OBP: 0.143, SLG: 0.143 (1, 2) Ivan Murrell, R OBP: 0.143, SLG: 0.143 (9, PH)		0-3 K		0-0 FC4-2				0-0 SH3	0-0 FC6-4 BB	2	0	0	0	0	1	2
Jose Arcia, R OBP: 0.222, SLG: 0.222 (1, 5) Bill Davis, L OBP: 0.289, SLG: 0.225 (7, PH) Jerry Davanon, R OBP: 0.125, SLG: 0.129 (8, 4)		0-3 K		0-3 K				0-0 4-3	4-0 K	2	0	0	0	0	2	2
Al Santorini, R OBP: 0.471, SLG: 0.250 (7, PH) Frank Reberger, L OBP: 0.343, SLG: 0.323 (9, PH)			0-0 4-3		4-0 F7 SH1-4 BB			0-0 5-3	0-0 P4	1	0	0	0	1	0	0

Inning Stats	R: 0	H: 0	E: 0	K: 1	S: 5	R: 0	H: 1	E: 0	K: 2	S: 8	R: 0	H: 1	E: 0	K: 0	S: 4	R: 1	H: 2	E: 0	K: 1	S: 7	R: 0	H: 0	E: 0	K: 0	S: 2	R: 0	H: 0	E: 0	K: 1	S: 5	R: 0	H: 1	E: 0	K: 0	S: 4	R: 0	H: 0	E: 1	K: 1	S: 7	1B: 4	2B: 2	3B: 0	HR: 0	SF: 0	SAC: 3	DP: 0	HBP: 0	WP: 0	PB: 0	SB: 0	CS: 0	PA: 36
--------------	------	------	------	------	------	------	------	------	------	------	------	------	------	------	------	------	------	------	------	------	------	------	------	------	------	------	------	------	------	------	------	------	------	------	------	------	------	------	------	------	-------	-------	-------	-------	-------	--------	-------	--------	-------	-------	-------	-------	--------

PITCHER	IP	WLS	BF	H	R	ER	SO	BB	IBB	HBP	BLK	WP	HR	S	P	ERA	WHIP
Joe Moeller, R ERA: 1.93 (1, 1)	6.2	W	26	5	1	1	5	2	0	0	0	0	0	34	42	1.35	1.050
Pete Mikkelsen, R ERA: 2.7 (7, 1)	1.1		6	1	0	0	1	0	0	0	0	0	0	8	8	0.00	0.750
Jim Brewer, L ERA: 1.29 (9, 1)	1.0	S	4	0	0	0	1	1	0	0	0	0	0	5	9	0.00	1.000

**BOTTOM**

**Los Angeles Dodgers @ San Diego Padres**  
San Diego Stadium, San Diego, CA

Tue Apr 29 1969, 10:05 PM EDT  
Att. 13,265 - Unknown

livebaseballscorecards.com

AB	30
R	1
H	6
RBI	1
BB	3
SO	7
LOB	19



Batter	1	2	3	4	5	6	7	8	9	AB R H RBI BB SO LOB	TOP	
Tommy Dean, R (1, 6) OBP: 0.260, SLG: 0.273	4-0 2-3 BB BB		0-0 4-3		0-0 1B		0-0 F8		0-0 F8	4 0 1 0 1 0 1		
Roberto Pena, R (1, 4) OBP: 0.255, SLG: 0.195	0-3 K		0-0 4-3		0-0 4-3		0-0 1-3			4 0 0 0 0 1 3		
Tony Gonzalez, L (1, 7) OBP: 0.362, SLG: 0.357	4-0 2-3 BB 1-2 BB		0-3 K			0-0 HR		1-0 5-3 WP 5-3 HBP		2 2 1 1 1 1 0		
Ollie Brown, R (1, 9) OBP: 0.333, SLG: 0.529	0-0 2-3 1-2 2-3			0-0 F8		0-3 K		0-0 5-3 1-3		4 0 0 0 0 1 3		
Nate Colbert, R (1, 3) OBP: 0.370, SLG: 0.735	4-0 BB			0-0 HR		0-0 FC6-4 1B		0-0 5-3 3-H		3 1 2 2 1 0 0		
Larry Stahl, L (1, 8) OBP: 0.217, SLG: 0.182	0-0 G3			0-0 F3		0-0 F8		0-0 1B		4 0 1 0 0 0 4		
Ed Spiezio, R (1, 5) OBP: 0.324, SLG: 0.303		0-3 K		0-0 G3		0-0 FC6-4 1-2		0-0 F6		4 0 0 0 0 1 2		
Chris Krug, R (1, 2) OBP: 0.167, SLG: 0.091		0-3 K			0-0 4-1		0-0 1B		0-0 F2	4 0 1 0 0 1 0		
Gary Ross, R (1, 1)		0-0 4-3			0-0 F7		0-0 F5		0-0 F7	0 0 0 0 0 0 0		
Leon Everitt, L (1, 1)										2 0 0 0 0 0 0		
Bill Davis, L (7, PH) OBP: 0.283, SLG: 0.220										1 0 0 0 0 0 1		
Johnny Podres, L (7, 1) OBP: 0.250, SLG: 0.333										0 0 0 0 0 0 0		
Al Ferrara, R (9, PH) OBP: 0.444, SLG: 0.231										1 0 0 0 0 0 0		
<b>Inning Stats</b>	R: 0 H: 0 E: 0 LOB: 3 K: 1 BB: 3 S: 5 P: 17	R: 0 H: 0 E: 0 LOB: 0 K: 2 BB: 0 S: 7 P: 7	R: 0 H: 0 E: 0 LOB: 0 K: 1 BB: 0 S: 5 P: 5	R: 1 H: 1 E: 0 LOB: 0 K: 0 BB: 0 S: 4 P: 4	R: 0 H: 1 E: 0 LOB: 1 K: 0 BB: 0 S: 4 P: 4	R: 1 H: 2 E: 0 LOB: 1 K: 1 BB: 0 S: 7 P: 7	R: 0 H: 1 E: 0 LOB: 1 K: 0 BB: 0 S: 4 P: 4	R: 1 H: 1 E: 0 LOB: 1 K: 0 BB: 0 S: 4 P: 5	R: 0 H: 0 E: 0 LOB: 0 K: 0 BB: 0 S: 3 P: 3	1B: 4 SF: 0 2B: 0 SAC: 0 3B: 0 DP: 0 HR: 2 HBP: 1	WP: 1 PA: 37 PB: 0 SB: 0 CS: 0	
<b>PITCHER</b> Phil Niekro, R (1, 1) ERA: 1.23	IP WLS BF H R ER SO BB IBB HBP BLK WP HR S P ERA WHIP	9.0 W 37 6 3 3 5 3 0 1 0 1 2 43 56 3.00 1.000										

San Diego Padres @ Atlanta Braves  
 Atlanta Stadium, Atlanta, GA  
 Wed Apr 30 1969, 7:05 PM EDT  
 Att. 6,885 - Unknown

livebaseballscorecards.com

AB 33  
 R 3  
 H 6  
 RBI 3  
 BB 3  
 SO 5  
 LOB 14



Batter	1	2	3	4	5	6	7	8	9
<b>Felipe Alou, R</b> OBP: 0.398, SLG: 0.500 (1, 8) X	0-0 F2 ①		0-0 SH3 1B ① 1-2 2-H		0-0 6-3 ①		0-0 F3 ① X	0-0 F5 ③	
<b>Felix Millan, R</b> OBP: 0.371, SLG: 0.518 (1, 4) X	0-0 5-3 ②		0-0 SH3 ① 1-2 2-3		0-0 HR		0-0 1B		
<b>Hank Aaron, R</b> OBP: 0.506, SLG: 0.671 (1, 9) B B B B	4-0 BB		4-0 IBB		0-0 CS 1B		0-0 F4 ②		
<b>Orlando Cepeda, R</b> OBP: 0.289, SLG: 0.403 (1, 3) X	0-0 F3 ③		0-3 K ②		4-0 S 2B BB ② 1-2		0-0 F5 ③		
<b>Tito Francona, L</b> OBP: 0.433, SLG: 0.481 (1, 7) X		0-0 F5 ①	0-0 1B ③ 1-3 2-H 3-H		0-0 2B			4-0 SH3 1B BB	
<b>Mike Lum, L</b> OBP: 0.409, SLG: 0.278 (8, 7)					1-H 2B				
<b>Clete Boyer, R</b> OBP: 0.310, SLG: 0.288 (1, 5) X	0-0 5-3 ②			4-0 FC1-6 BB ③	0-3 K2-3 ③			0-0 SH3 ① 1-2	
<b>Bob Didier, S</b> OBP: 0.241, SLG: 0.255 (1, 2) S S S S	0-3 K ③			0-0 FC1-6 FC3-6 ① 1-2f		0-0 1-3 ①		0-3 K ②	
<b>Sonny Jackson, L</b> OBP: 0.301, SLG: 0.355 (1, 6) B B B B			4-0 BB 1B BB	0-0 FC3-6 ② 1-2f		0-0 4-3 ②		4-0 1B BB	
<b>Phil Niekro, R</b> OBP: 0.250, SLG: 0.200 (1, 1) B B B B			4-0 SH3 1B 1B BB	0-0 6-3 ③		0-3 K ③		0-0 1B 1-3 2-H	

Inning Stats	R: 0	H: 0	E: 0	K: 0	S: 3	R: 0	H: 0	E: 0	K: 1	S: 5	R: 3	H: 2	E: 0	K: 1	S: 6	R: 0	H: 0	E: 0	K: 0	S: 3	R: 2	H: 3	E: 0	K: 1	S: 7	R: 0	H: 1	E: 0	K: 0	S: 4	R: 1	H: 1	E: 0	K: 1	S: 6
	LOB: 1	BB: 1	P: 7	LOB: 0	BB: 0	P: 5	LOB: 2	BB: 3	P: 18	LOB: 1	BB: 1	P: 7	LOB: 0	BB: 1	P: 11	LOB: 1	BB: 0	P: 5	LOB: 1	BB: 0	P: 4	LOB: 2	BB: 2	P: 14	LOB: 0	BB: 0	P: 4	LOB: 1	BB: 2	P: 14	SF: 0	SAC: 2	DP: 0	HBP: 0	

PITCHER	IP	WLS	BF	H	R	ER	SO	BB	IBB	HBP	BLK	WP	HR	S	P	ERA	WHIP
<b>Gary Ross, R</b> ERA: 3.97 (1, 1)	0.2		3	0	0	0	0	1	0	0	0	0	0	2	6	0.00	1.500
<b>Leon Everitt, R</b> ERA: 6.52 (1, 1)	5.1	L	24	5	5	5	4	4	1	0	0	0	1	27	47	8.44	1.688
<b>Johnny Podres, L</b> ERA: 5.57 (7, 1)	2.0		10	2	1	1	1	2	0	0	0	0	0	10	18	4.50	2.000

**BOTTOM**

**San Diego Padres @ Atlanta Braves**  
Atlanta Stadium, Atlanta, GA

Wed Apr 30 1969, 7:05 PM EDT  
Att. 6,885 - Unknown

AB	R	H	RBI	BB	SO	LOB
5	1	1	1	0	0	2
3	1	2	1	0	0	0
2	0	1	0	2	0	1
3	1	0	0	1	1	5
3	0	2	3	0	0	0
0	1	0	0	1	0	0
2	0	0	0	1	1	1
4	0	0	0	0	2	2
2	1	0	0	2	0	1
3	1	1	1	1	1	1

AB	27
R	6
H	7
RBI	6
BB	8
SO	5
LOB	13

WP: 0 PA: 37  
PB: 0  
SB: 1  
CS: 1



PITCHER	IP	WLS	BF	H	R	ER	SO	BB	IBB	HBP	BLK	WP	HR	S	P	ERA	WHIP
<b>Gary Ross, R</b> ERA: 3.97 (1, 1)	0.2		3	0	0	0	0	1	0	0	0	0	0	2	6	0.00	1.500
<b>Leon Everitt, R</b> ERA: 6.52 (1, 1)	5.1	L	24	5	5	5	4	4	1	0	0	0	1	27	47	8.44	1.688
<b>Johnny Podres, L</b> ERA: 5.57 (7, 1)	2.0		10	2	1	1	1	2	0	0	0	0	0	10	18	4.50	2.000

Batter	1	2	3	4	5	6	7	8	9	AB R H RBI BB SO LOB	TOP		
Tommy Dean, R (1, 6) OBP: 0.259, SLG: 0.271	0-0 F9		0-3 K		0-0 G6-4-3 1B			0-0 P6		4 0 1 0 0 1 1			
Roberto Pena, R (1, 4) OBP: 0.265, SLG: 0.221 Jose Arcia, R (8, PR) OBP: 0.222, SLG: 0.222 (8, 4)	0-0 6-3		0-0 1-2 1B		0-0 F7			0-0 HR 2B		4 0 2 0 0 0 1 0 1 0 0 0 0 0			
Tony Gonzalez, L (1, 7) OBP: 0.357, SLG: 0.386	0-0 P6		0-0 F4		0-0 G6-4-3 1-2f			0-0 HR		4 1 1 2 0 0 3			
Ollie Brown, R (1, 9) OBP: 0.340, SLG: 0.539		0-0 F9		0-0 1B 2B		0-0 G6-3 1B		0-0 6-3		4 1 2 0 0 0 1			
Nate Colbert, R (1, 3) OBP: 0.362, SLG: 0.698		0-0 1B		0-0 F8		0-0 F4		0-3 K		4 0 1 0 0 1 3			
Larry Stahl, L (1, 8) OBP: 0.222, SLG: 0.192		0-0 F7 1-2		0-0 1B 2-H		0-0 G6-3 1-2f			0-0 4-3	4 1 1 1 0 0 2			
Ed Spiezio, R (1, 5) OBP: 0.333, SLG: 0.329		0-3 K		0-0 FC4 1B 2-H		0-0 F9		0-0 1B 2B		4 0 2 1 0 1 1			
Chris Krug, R (1, 2) OBP: 0.143, SLG: 0.077 Al Ferrara, R (7, PH) OBP: 0.421, SLG: 0.214 Chris Cannizzaro, R (7, 2) OBP: 0.264, SLG: 0.284			0-0 F7		0-3 K		0-3 K	0-0 2-H 1B		2 0 0 0 0 1 1 1 0 0 0 0 1 0 1 0 1 0 0 0 0			
Dick Kelley, R (1, 1) OBP: 0.273, SLG: 0.273 Ivan Murrell, R (4, PH) OBP: 0.133, SLG: 0.133 Tommie Sisk, R (4, 1) Bill Davis, L (7, PH) OBP: 0.277, SLG: 0.214 Jack Baldschun, R (7, 1) OBP: 0.333, SLG: 0.333			0-0 1B		0-0 FC4 1-2f		0-0 3-1	0-3 K		1 0 1 0 0 0 0 1 0 0 0 0 0 1 0 0 0 0 0 0 0 1 0 0 0 0 0 0 1 0 0 0 0 1 1			
<b>Inning Stats</b>	R: 0 H: 0 E: 0 LOB: 0 K: 0 BB: 0 S: 3 P: 3	R: 0 H: 1 E: 0 LOB: 1 K: 1 BB: 0 S: 6 P: 6	R: 0 H: 2 E: 0 LOB: 2 K: 1 BB: 0 S: 7 P: 7	R: 2 H: 3 E: 0 LOB: 1 K: 1 BB: 0 S: 8 P: 8	R: 0 H: 1 E: 0 LOB: 0 K: 0 BB: 0 S: 3 P: 3	R: 0 H: 1 E: 0 LOB: 0 K: 0 BB: 0 S: 3 P: 3	R: 0 H: 0 E: 0 LOB: 0 K: 1 BB: 0 S: 5 P: 5	R: 2 H: 2 E: 0 LOB: 1 K: 1 BB: 0 S: 7 P: 7	R: 0 H: 2 E: 0 LOB: 1 K: 1 BB: 0 S: 6 P: 6	1B: 8 SF: 0 2B: 3 SAC: 0 3B: 0 DP: 2 HR: 1 HBP: 0	WP: 0 PA: 36 PB: 0 SB: 1 CS: 0		
<b>PITCHER</b>	IP WLS BF H R ER SO BB IBB HBP BLK WP HR S P ERA WHIP											<b>PITCHER</b>	IP WLS BF H R ER SO BB IBB HBP BLK WP HR S P ERA WHIP
Ron Reed, R (1, 1) ERA: 3.72 Cecil Upshaw, R (8, 1) ERA: 2.13	7.1 29 9 3 3 4 0 0 0 0 0 0 0 37 37 3.68 1.227												

San Diego Padres @ Atlanta Braves  
Atlanta Stadium, Atlanta, GA  
Thu May 01 1969, 7:05 PM EDT  
Att. 5,854 - Unknown

livebaseballscorecards.com

AB 36  
R 4  
H 12  
RBI 4  
BB 0  
SO 6  
LOB 15





Batter	1	2	3	4	5	6	7	8	9	AB R H RBI BB SO LOB
<b>Felipe Alou, R</b> OBP: 0.409, SLG: 0.494 (1, 8) X	0-0 SH5-3 1B		4-0 E BB	0-0 F9			0-0 5-3 2-3		4-0 IBB	3 1 1 0 2 0 1
<b>Felix Millan, R</b> OBP: 0.355, SLG: 0.494 (1, 4) X	0-0 SH5-3 1-2		0-0 4-3 1-2		0-0 F7		0-3 K		0-0 FC5-2 2-3f	4 0 0 0 0 1 5
<b>Hank Aaron, R</b> OBP: 0.505, SLG: 0.653 (1, 9) B B B B	4-0 BB		4-0 E BB		0-0 P4			0-0 F3		2 1 0 0 2 0 0
<b>Orlando Cepeda, R</b> OBP: 0.287, SLG: 0.420 (1, 3) S S S	0-3 K		0-0 E2 1-H 2-H 3B		0-0 6-3			0-0 4-3		4 1 1 2 0 1 2
<b>Bob Aspromonte, R</b> OBP: 0.243, SLG: 0.314 (1, 7) X	0-0 F8		0-0 F9			0-0 4-3		0-3 K		4 0 0 0 0 1 2
<b>Clete Boyer, R</b> OBP: 0.308, SLG: 0.299 (1, 5) X		0-0 1-3	0-0			0-0 P6			0-0 F7	4 0 1 0 0 0 0
<b>Bob Didier, S</b> OBP: 0.246, SLG: 0.259 (1, 2) X		0-0 WP 1B	0-0			0-0 P5			0-0	3 0 1 0 0 0 1
<b>Mike Lum, L</b> OBP: 0.435, SLG: 0.316 (9, PH) X		1B	0-0 6-3						0-0 3-1 1B	1 0 1 0 0 0 0
<b>Sonny Jackson, L</b> OBP: 0.310, SLG: 0.363 (1, 6) S S S		0-3 K				0-0 F5			0-0 FC5-2 1-2 3-1 1B	4 0 2 0 0 1 1
<b>Ron Reed, R</b> OBP: 0.091, SLG: 0.091 (1, 1) X		0-0				0-3 K			0-0 3-1 2-3	2 0 1 0 0 1 0
<b>Cecil Upshaw, R</b> OBP: 0.500, SLG: 0.500 (8, 1) S S S									0-0 SH1-4 1-2	0 0 0 0 0 0 0
<b>Tito Francona, L</b> OBP: 0.419, SLG: 0.464 (9, PH) X		2-H 1B								1 0 0 0 0 0 2

**BOTTOM**

**San Diego Padres @ Atlanta Braves**  
Atlanta Stadium, Atlanta, GA  
Thu May 01 1969, 7:05 PM EDT  
Att. 5,854 - Unknown

[livebaseballscorecards.com](http://livebaseballscorecards.com)

<b>AB</b>	<b>32</b>
<b>R</b>	<b>3</b>
<b>H</b>	<b>8</b>
<b>RBI</b>	<b>2</b>
<b>BB</b>	<b>4</b>
<b>SO</b>	<b>5</b>
<b>LOB</b>	<b>14</b>



Inning Stats	R: 0	H: 1	E: 0	K: 1	S: 6	LOB: 2	BB: 1	P: 10	R: 0	H: 2	E: 0	K: 1	S: 6	LOB: 2	BB: 0	P: 6	R: 3	H: 2	E: 1	K: 0	S: 5	LOB: 1	BB: 2	P: 13	R: 0	H: 0	E: 0	K: 1	S: 5	LOB: 0	BB: 0	P: 5	R: 0	H: 0	E: 0	K: 0	S: 3	LOB: 0	BB: 0	P: 3	R: 0	H: 1	E: 0	K: 1	S: 6	LOB: 1	BB: 0	P: 6	R: 0	H: 0	E: 0	K: 1	S: 5	LOB: 0	BB: 0	P: 5	R: 0	H: 2	E: 0	K: 0	S: 5	LOB: 3	BB: 1	P: 9	1B: 6	SF: 0	2B: 1	SAC: 2	3B: 1	DP: 0	HR: 0	HBP: 0	WP: 1	PA: 38
--------------	------	------	------	------	------	--------	-------	-------	------	------	------	------	------	--------	-------	------	------	------	------	------	------	--------	-------	-------	------	------	------	------	------	--------	-------	------	------	------	------	------	------	--------	-------	------	------	------	------	------	------	--------	-------	------	------	------	------	------	------	--------	-------	------	------	------	------	------	------	--------	-------	------	-------	-------	-------	--------	-------	-------	-------	--------	-------	--------

PITCHER	IP	WLS	BF	H	R	ER	SO	BB	IBB	HBP	BLK	WP	HR	S	P	ERA	WHIP
<b>Dick Kelley, L</b> ERA: 4.06 (1, 1)	3.0		16	5	3	2	2	3	0	0	0	1	0	17	29	6.00	2.667
<b>Tommie Sisk, R</b> ERA: 3.63 (4, 1)	3.0		9	0	0	0	1	0	0	0	0	0	0	11	11	0.00	0.000
<b>Jack Baldschun, R</b> ERA: 3.24 (7, 1)	3.0	W	13	3	0	0	2	0	1	0	0	0	0	16	20	0.00	1.000

Batter	1	2	3	4	5	6	7	8	9	AB	R	H	RBI	BB	SO	LOB	TOP										
<b>Jose Arcia, R</b> (1, 6) <small>OBP: 0.273, SLG: 0.273</small> <b>Al Ferrara, R</b> (4, PH) <small>OBP: 0.450, SLG: 0.467</small> <b>Johnny Podres, L</b> (4, 1) <small>OBP: 0.200, SLG: 0.250</small> <b>Ivan Murrell, R</b> (8, PH) <small>OBP: 0.125, SLG: 0.125</small> <b>Frank Reberger, L</b> (8, 1)	0-0 L9 1B 1B	0-3 K		0-0 HR		0-0 F5		0-0 5-3		2	1	1	0	0	1	1											
<b>Roberto Pena, R</b> (1, 4) <small>OBP: 0.272, SLG: 0.231</small>	0-0 1-2 1B 1B		0-0 F9	0-0 4-3			0-0 1B 1B 1B	0-0 P4		5	1	2	0	0	0	1											
<b>Tony Gonzalez, L</b> (1, 7) <small>OBP: 0.359, SLG: 0.380</small>	0-0 F7		0-0 4-3				0-0 1B 1B 1B	4-0 FC6-4 BB		4	1	1	0	1	1	2											
<b>Ollie Brown, R</b> (1, 9) <small>OBP: 0.343, SLG: 0.527</small>	0-0 L9 2-3		0-0 F7				0-0 1-2 2-3 1B 1B	0-0 FC6-4 1-2f		4	1	1	0	1	0	3											
<b>Nate Colbert, R</b> (1, 3) <small>OBP: 0.381, SLG: 0.690</small>	0-0 1-2 3-H 1B			0-0 E5 FC6-4	0-0 G6-4-3 1B		0-0 SH3-4 1-2 2-3 3-H 1B		0-3 K	5	0	3	2	0	1	0											
<b>Cito Gaston, R</b> (1, 8) <small>OBP: 0.225, SLG: 0.219</small>	0-0 1-3			0-0 FC6-4 1-2f FC5-4	0-0 G6-4-3 1-2f		0-0 SH3-4 1-2 2-3 3-H 1B		0-3 K	5	0	1	2	0	1	5											
<b>Ed Spiezio, R</b> (1, 5) <small>OBP: 0.341, SLG: 0.329</small>		0-0 5-3		0-0 FC5-4 WP 1-2f HR 1B		0-0 SH3-4 1B	0-0 SH3-4		4-0 BB BB BB BB	3	1	1	0	1	0	1											
<b>Chris Cannizzaro, R</b> (1, 2) <small>OBP: 0.289, SLG: 0.300</small>		0-0 1B		0-0 BB 1-2 HR 1B		0-0 SH3-4 2-3	4-0 G5-4-3 BB		0-3 K	3	1	2	0	1	1	1											
<b>Clay Kirby, R</b> (1, 1) <small>OBP: 0.111, SLG: 0.111</small> <b>Bill Davis, L</b> (4, PH) <small>OBP: 0.292, SLG: 0.214</small> <b>Jerry Davanon, R</b> (4, PR) <small>OBP: 0.118, SLG: 0.121</small> (4, 6)		0-0 B1		4-0 BB BB BB BB 1-2 2-3 HR BB		0-0 P5	0-0 G5-4-3 1-2f			1	0	0	0	0	0	1											
<b>Inning Stats</b>	R: 1 E: 0 K: 0 S: 6	H: 3 LOB: 2 BB: 0 P: 6	R: 0 E: 0 K: 1 S: 6	H: 1 LOB: 1 BB: 0 P: 6	R: 0 E: 0 K: 0 S: 3	H: 0 LOB: 0 BB: 0 P: 3	R: 4 E: 1 K: 0 S: 6	H: 2 LOB: 1 BB: 1 P: 10	R: 0 E: 0 K: 1 S: 5	H: 1 LOB: 1 BB: 0 P: 4	R: 3 E: 0 K: 0 S: 7	H: 5 LOB: 2 BB: 1 P: 11	R: 0 E: 0 K: 3 S: 9	H: 0 LOB: 1 BB: 1 P: 13	R: 0 E: 0 K: 3 S: 9	H: 0 LOB: 1 BB: 1 P: 13	1B: 12 2B: 0 3B: 0 HR: 1	SF: 0 SAC: 2 DP: 2 HBP: 0	WP: 1 PB: 0 SB: 0 CS: 0	PA: 44							
<b>PITCHER</b>	IP	WLS	BF	H	R	ER	SO	BB	IBB	HBP	BLK	WP	HR	S	P	ERA	WHIP										
<b>George Culver, R</b> (1, 1) ERA: 3.5	4.0	L	20	6	5	1	1	1	0	0	0	1	1	21	25	2.25	1.750										
<b>John Noriega, R</b> (5, 1) ERA:	2.0		8	2	0	0	1	1	0	0	0	0	0	9	13	0.00	1.500										
<b>Wayne Granger, R</b> (7, 1) ERA: 4.94	0.0		5	5	3	3	0	0	0	0	0	0	0	5	5	∞	∞										
<b>Clay Carroll, R</b> (7, 1) ERA: 2.52	2.0		7	0	0	0	0	2	0	0	0	0	0	5	13	0.00	1.000										
<b>Jack Fisher, R</b> (9, 1) ERA: 1.02	1.0		4	0	0	0	3	1	0	0	0	0	0	9	13	0.00	1.000										

**San Diego Padres @ Cincinnati Reds**  
 Crosley Field, Cincinnati, OH  
 Fri May 02 1969, 7:05 PM EDT  
 Att. 7,453 - Unknown

AB	37
R	8
H	13
RBI	8
BB	5
SO	5
LOB	20



WP: 1	PA: 44
PB: 0	
SB: 0	
CS: 0	

1B: 12	SF: 0
2B: 0	SAC: 2
3B: 0	DP: 2
HR: 1	HBP: 0

livebaseballscorecards.com

BOTTOM

San Diego Padres @ Cincinnati Reds  
Crosley Field, Cincinnati, OH  
Fri May 02 1969, 7:05 PM EDT  
Att. 7,453 - Unknown

AB	35
R	5
H	12
RBI	5
BB	3
SO	4
LOB	17



WP:	0	PA:	40
PB:	0		
SB:	0		
CS:	0		

AB R H RBI BB SO LOB

4	0	1	1	0	0	0
5	2	3	2	0	0	1
5	0	2	0	0	0	2
5	0	2	1	0	1	3
3	1	1	0	1	0	3
1	0	0	0	1	0	2
2	0	0	0	0	1	1
4	1	1	0	0	0	3
3	1	2	1	1	1	0
0	0	0	0	0	0	0
1	0	0	0	0	0	0
0	0	0	0	0	0	0
1	0	0	0	0	0	1
0	0	0	0	0	0	0
0	0	0	0	0	0	0
1	0	0	0	0	1	1
0	0	0	0	0	0	0

1B:	8	SF:	1
2B:	3	SAC:	1
3B:	0	DP:	2
HR:	1	HBP:	0

Batter	1	2	3	4	5	6	7	8	9
<b>Pete Rose, S</b> (1, 8) OBP: 0.394, SLG: 0.461	0-0 6-3	0-0 SF7		0-0 6-3			0-0 5-3		0-0 FC6-4 1B
<b>Bobby Tolan, L</b> (1, 9) OBP: 0.324, SLG: 0.510	0-0 1B 5-3	0-0 2-H HR			0-0 G3		0-0 FC6-4 1B		0-0 F2
<b>Alex Johnson, R</b> (1, 7) OBP: 0.333, SLG: 0.495	0-0 1-3 1B 5-3	0-0 F7			0-0 1B 1B		0-0 1-2f FC6-4		0-0 1-2f FC6-4
<b>Tony Perez, R</b> (1, 5) OBP: 0.374, SLG: 0.505	0-0 1-2 3-H 5-3		0-0 BB 1B		0-0 1-2 G6-4-3 1B		0-0 F8		0-3 K
<b>Johnny Bench, R</b> (1, 2) OBP: 0.319, SLG: 0.450	4-0 BB		0-0 P6		0-0 1-2f G6-4-3			0-0 2B 2B	
<b>Fred Whitfield, L</b> (1, 3) OBP: 0.357, SLG: 0.182	0-0 F2		4-0 BB			0-0 5-3		0-3 K	
<b>Lee May, R</b> (6, PH) OBP: 0.297, SLG: 0.367			1-2 BB						
<b>Tommy Helms, R</b> (1, 4) OBP: 0.338, SLG: 0.342		0-0 SH1-4 SF7 BB 1B	0-0 G1-6-3			0-0 L8		0-0 F9	
<b>Darrel Chaney, S</b> (1, 6) OBP: 0.321, SLG: 0.326		4-0 SH1-4 HR BB		0-3 K		0-0 2B		0-0 2-H 2B	
<b>George Culver, R</b> (1, 1) OBP: 0.233, SLG: 0.200		0-0 SH1-4		0-0 5-3		0-0 F8		0-3 K	
<b>Ted Savage, R</b> (4, PH) OBP: 0.500, SLG: 0.500									
<b>John Niekirk, R</b> (5, 1) OBP: 0.233, SLG: 0.200									
<b>Jim Beauchamp, R</b> (6, PH) OBP: 0.233, SLG: 0.200									
<b>Wayne Granger, R</b> (7, 1) OBP: 0.233, SLG: 0.200									
<b>Clay Carroll, R</b> (7, 1) OBP: 0.233, SLG: 0.200									
<b>Jimmy Stewart, S</b> (8, PH) OBP: 0.308, SLG: 0.200		1-2 2-3							
<b>Jack Fisher, R</b> (9, 1)									

Inning Stats	R: 1	H: 2	R: 3	H: 2	R: 0	H: 1	R: 0	H: 2	R: 0	H: 1	R: 0	H: 1	R: 1	H: 2	R: 0	H: 1	R: 0	H: 1	R: 0	H: 1	1B: 8	SF: 1	WP: 0	PA: 40
	E: 0	LOB: 2	E: 0	LOB: 0	E: 0	LOB: 1	E: 0	LOB: 1	E: 0	LOB: 1	E: 0	LOB: 1	E: 0	LOB: 1	E: 0	LOB: 1	E: 0	LOB: 1	E: 0	LOB: 1	2B: 3 <td>SAC: 1 <td>PB: 0 <td></td> </td></td>	SAC: 1 <td>PB: 0 <td></td> </td>	PB: 0 <td></td>	
	K: 0	BB: 1	K: 0	BB: 1	K: 0	BB: 1	K: 1	BB: 0	K: 0	BB: 0	K: 0	BB: 0	K: 2	BB: 0	K: 1	BB: 0	K: 1	BB: 0	K: 0	BB: 0	3B: 0	DP: 2	SB: 0	
	S: 5	P: 9	S: 5	P: 9	S: 3	P: 7	S: 5	P: 5	S: 4	P: 4	S: 4	P: 4	S: 9	P: 9	S: 6	P: 6	S: 6	P: 6	S: 6	P: 6	HR: 1	HBP: 0	CS: 0	

PITCHER	IP	WLS	BF	H	R	ER	SO	BB	IBB	HBP	BLK	WP	HR	S	P	ERA	WHIP
<b>Clay Kirby, R</b> (1, 1) ERA: 5.32	3.0		16	5	4	4	0	3	0	0	0	0	1	13	25	12.00	2.667
<b>Johnny Podres, L</b> (4, 1) ERA: 4.68	4.0	W	15	4	0	0	1	0	0	0	0	0	0	17	17	0.00	1.000
<b>Frank Reberger, R</b> (8, 1) ERA: 5.17	2.0	S	9	3	1	1	3	0	0	0	0	0	0	15	15	4.50	1.500

Batter	1	2	3	4	5	6	7	8	9	AB	R	H	RBI	BB	SO	LOB	TOP						
Jose Arcia, R (1, 6) OBP: 0.353, SLG: 0.375			F9			F9		E3		5	2	2	1	1	0	4	<div style="text-align: center;"> <h2>San Diego Padres @ Cincinnati Reds</h2> <p>Crosley Field, Cincinnati, OH</p> <p>Sat May 03 1969, 3:33 AM EDT Att. 4,952 - Unknown</p> </div>						
Roberto Pena, R (1, 4) OBP: 0.280, SLG: 0.242			F3			P3		4-3		4	1	2	2	0	0	1		<div style="display: flex; justify-content: space-between;"> <span>4 1 2 2 0 0 1</span> <span>2 0 0 0 0 0 3</span> </div>					
Jerry Davanon, R (6, 4) OBP: 0.111, SLG: 0.114								4-3		2	0	0	0	0	0	3							
Tony Gonzalez, L (1, 7) OBP: 0.355, SLG: 0.368			L9			4-3				3	1	0	0	1	0	2		<div style="display: flex; justify-content: space-between;"> <span>3 1 0 0 1 0 2</span> <span>2 0 2 0 0 0 0</span> </div>					
Ivan Murrell, R (5, 7) OBP: 0.222, SLG: 0.278								WP		2	0	2	0	0	0	0							
Ollie Brown, R (1, 9) OBP: 0.343, SLG: 0.541						F9		4-3		5	2	1	4	1	1	3		<div style="display: flex; justify-content: space-between;"> <span>5 2 1 4 1 1 3</span> <span>2 2 1 0 4 1 1</span> </div>					
Nate Colbert, R (1, 3) OBP: 0.420, SLG: 0.683						WP		6-3		2	2	1	0	4	1	1							
Cito Gaston, R (1, 8) OBP: 0.221, SLG: 0.215			E4			F9		E6		6	2	1	0	0	0	6		<div style="display: flex; justify-content: space-between;"> <span>6 2 1 0 0 0 6</span> <span>5 2 1 1 0 0 5</span> </div>					
Ed Spiezio, R (1, 5) OBP: 0.333, SLG: 0.321						F2		FC1-5		3	1	2	2	1	0	1							
Chris Cannizzaro, R (1, 2) OBP: 0.309, SLG: 0.315			SF9			P3				5	2	1	1	0	0	5	<div style="display: flex; justify-content: space-between;"> <span>5 2 1 1 0 0 5</span> <span>3 1 2 2 1 0 1</span> </div>						
Joe Niekro, R (1, 1) OBP: 0.273, SLG: 0.300								6-3		4	0	1	1	0	2	3							
Bill Davis, L (8, PH) OBP: 0.306, SLG: 0.214			K			5-3				0	0	0	0	1	0	0	<div style="display: flex; justify-content: space-between;"> <span>4 0 1 1 0 2 3</span> <span>0 0 0 0 1 0 0</span> </div>						
Tommie Sisk, R (8, 1)								1B		0	0	0	0	0	0	0							
<b>Inning Stats</b>	R: 9 E: 1 K: 1 S: 13	H: 7 LOB: 1 BB: 2 P: 21	R: 1 E: 0 K: 1 S: 6	H: 1 LOB: 1 BB: 1 P: 10	R: 0 E: 0 K: 0 S: 3	H: 0 LOB: 0 BB: 0 P: 3	R: 1 E: 0 K: 0 S: 3	H: 0 LOB: 1 BB: 2 P: 11	R: 0 E: 0 K: 0 S: 3	H: 0 LOB: 1 BB: 1 P: 7	R: 2 E: 1 K: 0 S: 6	H: 2 LOB: 2 BB: 1 P: 10	R: 0 E: 0 K: 1 S: 6	H: 1 LOB: 1 BB: 0 P: 6	R: 0 E: 1 K: 0 S: 5	H: 1 LOB: 3 BB: 1 P: 9	R: 0 E: 0 K: 1 S: 5	H: 1 LOB: 1 BB: 1 P: 9	1B: 10 2B: 2 3B: 0 HR: 1	SF: 1 SAC: 0 DP: 1 HBP: 0	WP: 6 PB: 0 SB: 0 CS: 0	PA: 51	
<b>PITCHER</b>	IP WLS BF H R ER SO BB IBB HBP BLK WP HR S P ERA WHIP	IP WLS BF H R ER SO BB IBB HBP BLK WP HR S P ERA WHIP	IP WLS BF H R ER SO BB IBB HBP BLK WP HR S P ERA WHIP	IP WLS BF H R ER SO BB IBB HBP BLK WP HR S P ERA WHIP	IP WLS BF H R ER SO BB IBB HBP BLK WP HR S P ERA WHIP	IP WLS BF H R ER SO BB IBB HBP BLK WP HR S P ERA WHIP	IP WLS BF H R ER SO BB IBB HBP BLK WP HR S P ERA WHIP	IP WLS BF H R ER SO BB IBB HBP BLK WP HR S P ERA WHIP	IP WLS BF H R ER SO BB IBB HBP BLK WP HR S P ERA WHIP	IP WLS BF H R ER SO BB IBB HBP BLK WP HR S P ERA WHIP	IP WLS BF H R ER SO BB IBB HBP BLK WP HR S P ERA WHIP	IP WLS BF H R ER SO BB IBB HBP BLK WP HR S P ERA WHIP	IP WLS BF H R ER SO BB IBB HBP BLK WP HR S P ERA WHIP	IP WLS BF H R ER SO BB IBB HBP BLK WP HR S P ERA WHIP	IP WLS BF H R ER SO BB IBB HBP BLK WP HR S P ERA WHIP	IP WLS BF H R ER SO BB IBB HBP BLK WP HR S P ERA WHIP	IP WLS BF H R ER SO BB IBB HBP BLK WP HR S P ERA WHIP	IP WLS BF H R ER SO BB IBB HBP BLK WP HR S P ERA WHIP	IP WLS BF H R ER SO BB IBB HBP BLK WP HR S P ERA WHIP	IP WLS BF H R ER SO BB IBB HBP BLK WP HR S P ERA WHIP	IP WLS BF H R ER SO BB IBB HBP BLK WP HR S P ERA WHIP	IP WLS BF H R ER SO BB IBB HBP BLK WP HR S P ERA WHIP	IP WLS BF H R ER SO BB IBB HBP BLK WP HR S P ERA WHIP
Tony Cloninger, R (1, 1) ERA: 6.65	0.0	L	5	3	5	5	0	2	0	0	0	0	0	1	3	11	∞	∞	<div style="display: flex; justify-content: space-between;"> <span>Wayne Granger, R (9, 1) ERA: 4.74</span> <span>1.0</span> <span>WLS</span> <span>BF</span> <span>H</span> <span>R</span> <span>ER</span> <span>SO</span> <span>BB</span> <span>IBB</span> <span>HBP</span> <span>BLK</span> <span>WP</span> <span>HR</span> <span>S</span> <span>P</span> <span>ERA</span> <span>WHIP</span> </div>				
Jim Merritt, L (1, 1) ERA: 5.93	0.1		5	3	2	1	1	0	0	0	0	0	0	7	7	27.00	9.000						
John Noriega, R (1, 1) ERA: 1.59	2.2		11	2	3	3	1	1	0	0	0	1	0	12	16	10.12	1.125						
Gerry Arrigo, L (4, 1) ERA: 3.0	3.0		16	2	3	1	0	4	0	0	0	2	0	12	28	3.00	2.000						
George Culver, R (7, 1) ERA: 3.15	2.0		10	2	0	0	1	1	0	0	0	2	0	11	15	0.00	1.500						

livebaseballscorecards.com

AB	41
R	13
H	13
RBI	11
BB	9
SO	4
LOB	29



Batter	1	2	3	4	5	6	7	8	9	AB	R	H	RBI	BB	SO	LOB	BOTTOM			
Pete Rose, S (1, 8) OBP: 0.394, SLG: 0.468	0-3 K		0-0 1B		0-0 F8		0-0 SF7 1B 2B	0-0 4-3		5	2	2	0	0	1	3	<b>San Diego Padres @ Cincinnati Reds</b> Crosley Field, Cincinnati, OH Sat May 03 1969, 3:33 AM EDT Att. 4,952 - Unknown			
Bobby Tolan, L (1, 9) OBP: 0.318, SLG: 0.500	0-0 F7		0-0 1B		0-0 G3		0-0 SF7	0-0 L8		4	0	1	1	0	0	3				
Alex Johnson, R (1, 7) OBP: 0.346, SLG: 0.531	0-0 HR		0-0 1B		0-0 F8		0-0 1B 1B		0-0 4-3	5	2	3	3	0	0	1				
Tony Perez, R (1, 5) OBP: 0.365, SLG: 0.490	0-0 4-3		0-0 F9			0-0 P4	0-0 1B 1B		0-0 F2	5	0	1	0	0	0	2				
Johnny Bench, R (1, 2) OBP: 0.333, SLG: 0.459		0-0 1B	0-0 F7			0-0 5-3	0-0 1B 1B		0-0 1B	5	0	3	1	0	0	2				
Fred Whitfield, L (1, 3) OBP: 0.316, SLG: 0.188		0-0 F9		0-0 4-3		0-0 1B	0-0 4-3		0-3 K	5	0	1	0	0	1	4				
Tommy Helms, R (1, 4) OBP: 0.325, SLG: 0.329		0-0 L8		0-0 F9		0-0 L6		0-3 K		3	0	0	0	0	0	2				
George Culver, R (7, 1)										0	0	0	0	0	0	0				
Jim Beauchamp, R (8, PH)										1	0	0	0	0	1	0				
Wayne Granger, R (9, 1) OBP: 0.333, SLG: 0.200										0	0	0	0	0	0	0				
Darrel Chaney, S (1, 6) OBP: 0.316, SLG: 0.320		0-0 F7		0-0 F8			0-0 F8	0-0 4-3 BB 1B		4	0	1	0	0	0	1				
Tony Cloninger, R (1, 1)			0-0 F7		0-0 E6 G3		0-0 E3 2B SF7	4-0 4-3 BB		0	0	0	0	0	0	0				
Jim Merritt, L (1, 1) OBP: 0.250, SLG: 0.250										0	0	0	0	0	0	0				
John Niekro, R (1, 1)										0	0	0	0	0	0	0				
Geraldo Ruiz, S (3, PH) OBP: 0.308, SLG: 0.250										1	0	0	0	0	0	0				
Gerry Arrigo, L (4, 1)										1	0	0	0	0	0	0				
Jimmy Stewart, S (7, 4) OBP: 0.333, SLG: 0.182										1	1	0	0	1	0	0				
<b>Inning Stats</b>	R: 1 E: 0 K: 1 S: 6	H: 1 LOB: 0 BB: 0 P: 6	R: 0 E: 0 K: 0 S: 4	H: 1 LOB: 1 BB: 0 P: 4	R: 1 E: 0 K: 0 S: 6	H: 3 LOB: 2 BB: 0 P: 6	R: 0 E: 0 K: 0 S: 3	H: 0 LOB: 0 BB: 0 P: 3	R: 0 E: 1 K: 0 S: 4	H: 1 LOB: 1 BB: 0 P: 4	R: 3 E: 1 K: 0 S: 8	H: 4 LOB: 2 BB: 0 P: 8	R: 0 E: 0 K: 1 S: 6	H: 1 LOB: 2 BB: 1 P: 10	R: 0 E: 0 K: 1 S: 6	H: 1 LOB: 1 BB: 0 P: 6	1B: 10 2B: 1 3B: 0 HR: 1	SF: 1 SAC: 0 DP: 0 HBP: 0	WP: 0 PB: 0 SB: 0 CS: 0	PA: 42
<b>PITCHER</b>	IP WLS BF H R ER SO BB IBB HBP BLK WP HR S P ERA WHIP																			
Joe Niekro, R (1, 1) ERA: 2.75	7.0 W 33 10 5 2 1 0 0 0 0 0 1 35 35 2.57 1.429																			
Tommie Sisk, R (8, 1) ERA: 3.33	2.0 S 9 2 0 0 2 1 0 0 0 0 0 12 16 0.00 1.500																			

livebaseballscorecards.com

AB	40
R	5
H	12
RBI	5
BB	1
SO	3
LOB	18



Batter	1	2	3	4	5	6	7	8	9	AB R H RBI BB SO LOB	TOP
<b>Jose Arcia, R</b> (1, 6) <small>OBP: 0.300, SLG: 0.316</small> <b>Al Ferrara, R</b> (8, PH) <small>OBP: 0.429, SLG: 0.438</small> (8, 7)	0-0 <b>F9</b>		0-0 <b>1-3</b>			0-0 <b>5-3</b>		0-0 <b>F3</b>		3 0 0 0 0 0 0 1 0 0 0 0 0 2	<b>San Diego Padres @ Cincinnati Reds</b> Crosley Field, Cincinnati, OH Sun May 04 1969, 3:33 AM EDT Unknown
<b>Roberto Pena, R</b> (1, 4) <small>OBP: 0.279, SLG: 0.242</small>	0-0 <b>5-3</b>			0-0 <b>F2</b>		0-0 <b>6-3</b>		0-0 <b>FC5-4</b> <b>1B</b>		4 0 1 1 0 0 0	
<b>Tony Gonzalez, L</b> (1, 7) <small>OBP: 0.351, SLG: 0.364</small> (8, 9)	0-0 <b>L5</b>			0-0 <b>4-3</b>		0-0 <b>FC5-4</b> <b>1B</b>		0-0 <b>FC5-4</b> <b>1-2f</b> <b>2-3</b>		4 0 1 0 0 0 2	
<b>Ollie Brown, R</b> (1, 9) <small>OBP: 0.330, SLG: 0.520</small> <b>Jack Baldschun, R</b> (8, 1) <small>OBP: 0.333, SLG: 0.333</small>		0-0 <b>6-3</b>		0-0 <b>E6</b>		0-0 <b>FC5-4</b> <b>1-2f</b>		0-0 <b>P3</b>		4 0 0 0 0 0 3 0 0 0 0 0 0 0	
<b>Nate Colbert, R</b> (1, 3) <small>OBP: 0.397, SLG: 0.641</small>		0-3 <b>K</b>		0-0 <b>L7</b>			0-0 <b>4-3</b>		0-0 <b>1-3</b>	4 0 0 0 0 1 1	
<b>Cito Gaston, R</b> (1, 8) <small>OBP: 0.211, SLG: 0.205</small>		0-0 <b>6-3</b>			0-3 <b>K</b>		0-0 <b>6-3</b>		0-3 <b>K</b>	4 0 0 0 0 2 0	
<b>Ed Spiezio, R</b> (1, 5) <small>OBP: 0.341, SLG: 0.378</small>			0-0 <b>HR</b>		0-0 <b>2B</b>		0-0 <b>F7</b>		0-3 <b>K</b>	4 1 2 1 0 1 0	
<b>Chris Cannizzaro, R</b> (1, 2) <small>OBP: 0.321, SLG: 0.329</small>			0-0 <b>5-3</b>		0-0 <b>L3</b> <b>1B</b>			0-0 <b>1B</b> <b>1B</b>		3 1 2 0 0 0 0	
<b>Al Santorini, R</b> (1, 1) <small>OBP: 0.214, SLG: 0.185</small> <b>Larry Stahl, L</b> (5, PH) <b>Frank Reberger, L</b> (5, 1) <b>Bill Davis, L</b> (8, PH) <b>Jerry Davanon, R</b> (8, PR) <small>OBP: 0.111, SLG: 0.114</small> (8, 6)			0-0 <b>P3</b>		0-0 <b>L3</b> <b>1-1</b>			0-0 <b>FC5-4</b> <b>1B</b> <b>1-3</b> <b>1B</b>		1 0 0 0 0 0 0 1 0 0 0 0 0 2 0 0 0 0 0 0 0 1 0 1 0 0 0 0 0 0 0 0 0 0 0	
<b>Inning Stats</b>	R: 0 H: 0 E: 0 LOB: 0 K: 0 BB: 0 S: 3 P: 3	R: 0 H: 0 E: 0 LOB: 0 K: 1 BB: 0 S: 5 P: 5	R: 1 H: 1 E: 0 LOB: 0 K: 0 BB: 0 S: 4 P: 4	R: 0 H: 0 E: 1 LOB: 1 K: 0 BB: 0 S: 4 P: 4	R: 0 H: 2 E: 0 LOB: 1 K: 1 BB: 0 S: 6 P: 6	R: 0 H: 1 E: 0 LOB: 1 K: 0 BB: 0 S: 4 P: 4	R: 0 H: 0 E: 0 LOB: 0 K: 0 BB: 0 S: 3 P: 3	R: 1 H: 3 E: 0 LOB: 2 K: 0 BB: 0 S: 6 P: 6	R: 0 H: 0 E: 0 LOB: 0 K: 2 BB: 0 S: 7 P: 7	1B: 5 SF: 0 2B: 2 SAC: 0 3B: 0 DP: 1 HR: 1 HBP: 0	WP: 0 PA: 34 PB: 0 SB: 0 CS: 0
<b>PITCHER</b> <b>Jack Fisher, R</b> (1, 1) <small>ERA: 1.46</small> <b>Clay Carroll, R</b> (8, 1) <small>ERA: 2.33</small>	IP WLS BF H R ER SO BB IBB HBP BLK WP HR S P ERA WHIP 7.0 W 27 6 2 2 2 0 0 0 0 0 0 1 31 31 2.57 0.857										

livebaseballscorecards.com

<b>AB</b>	<b>34</b>
<b>R</b>	<b>2</b>
<b>H</b>	<b>7</b>
<b>RBI</b>	<b>2</b>
<b>BB</b>	<b>0</b>
<b>SO</b>	<b>4</b>
<b>LOB</b>	<b>10</b>



Batter	1	2	3	4	5	6	7	8	9	AB	R	H	RBI	BB	SO	LOB
<b>Pete Rose, S</b> (1, 8) OBP: 0.381, SLG: 0.449	0-3 K		0-0 4-3		0-0 F8		0-0 4-3			4	0	0	0	0	1	1
<b>Bobby Tolan, L</b> (1, 9) OBP: 0.316, SLG: 0.491	0-0 6-3		0-0 2-3		0-3 K		0-0 F8			4	0	1	1	0	1	0
<b>Alex Johnson, R</b> (1, 7) OBP: 0.352, SLG: 0.529	0-0 None 1B		0-3 K			0-0 1B BB 1B		0-0 F3		4	1	2	0	0	1	1
<b>Tony Perez, R</b> (1, 5) OBP: 0.370, SLG: 0.480	0-0 1-2	0-0 6-3		4-0 2B BB		4-0 1B BB 1B		0-3 K		3	1	0	0	2	1	1
<b>Lee May, R</b> (1, 3) OBP: 0.305, SLG: 0.373		0-0 1B		0-3 K		0-0 1B BB 1B		0-0 F8		4	0	2	0	0	1	1
<b>Tommy Helms, R</b> (1, 4) OBP: 0.322, SLG: 0.338		0-0 F9		0-0 1-H 2B		0-0 F9		0-0 F9		4	0	1	1	0	0	4
<b>Pat Corrales, R</b> (1, 2) OBP: 0.571, SLG: 0.600 <b>Johnny Bench, R</b> (6, PH) OBP: 0.340, SLG: 0.465		0-0 F9		0-3 K		0-0 FC6-4 1B				2	0	0	0	0	1	2
<b>Darrel Chaney, S</b> (1, 6) OBP: 0.317, SLG: 0.308			4-0 4-3 SH3-4 1B BB		0-0 4-3		0-3 K			2	1	0	0	1	1	4
<b>Jack Fisher, R</b> (1, 1) <b>Clay Carroll, R</b> (8, 1) OBP: 0.600, SLG: 0.500			0-0 SH3-4		0-0 F7		0-0 FC6-4			2	0	0	0	0	0	3
			0-0 1-2				1-2 2-3 3-H			0	0	0	0	0	0	0

Inning Stats	R: 0	H: 1	E: 0	K: 1	S: 5	LOB: 0	BB: 0	P: 5
	R: 0	H: 1	E: 0	K: 0	S: 4	LOB: 1	BB: 0	P: 4
	R: 1	H: 1	E: 0	K: 1	S: 6	LOB: 1	BB: 1	P: 10
	R: 1	H: 1	E: 0	K: 2	S: 8	LOB: 1	BB: 1	P: 12
	R: 0	H: 0	E: 0	K: 1	S: 5	LOB: 0	BB: 0	P: 5
	R: 1	H: 3	E: 0	K: 1	S: 8	LOB: 3	BB: 1	P: 12
	R: 0	H: 0	E: 0	K: 0	S: 3	LOB: 0	BB: 0	P: 3
	R: 0	H: 0	E: 0	K: 1	S: 5	LOB: 0	BB: 0	P: 5

PITCHER	IP	WLS	BF	H	R	ER	SO	BB	IBB	HBP	BLK	WP	HR	S	P	ERA	WHIP
<b>Al Santorini, R</b> (1, 1) ERA: 2.25	4.0	L	18	4	2	2	4	2	0	0	0	0	0	23	31	4.50	1.500
<b>Frank Reberger, R</b> (5, 1) ERA: 4.82	3.0		13	3	1	1	2	1	0	0	0	0	0	16	20	3.00	1.333
<b>Jack Baldschun, R</b> (8, 1) ERA: 3.06	1.0		3	0	0	0	1	0	0	0	0	0	0	5	5	0.00	0.000

**BOTTOM**


**San Diego Padres @ Cincinnati Reds**  
Crosley Field, Cincinnati, OH  
Sun May 04 1969, 3:33 AM EDT  
Unknown

AB	30
R	3
H	7
RBI	3
BB	3
SO	7
LOB	17



1B: 6	SF: 0	WP: 0	PA: 34
2B: 1	SAC: 1	PB: 0	
3B: 0	DP: 0	SB: 0	
HR: 0	HBP: 0	CS: 0	

livebaseballscorecards.com

Batter	1	2	3	4	5	6	7	8	9	AB R H RBI BB SO LOB	TOP	
Jose Arcia, R (1, 6) OBP: 0.333, SLG: 0.318	0-0 F7 1B		0-0 P5			4-0 FC6-4 BB			0-0 5-3	3 0 1 0 1 0 0	<b>San Diego Padres @ Cincinnati Reds</b> Crosley Field, Cincinnati, OH Sun May 04 1969, 3:38 AM EDT Att. 13,705 - Unknown  livebaseballscorecards.com  <b>AB 28</b> <b>R 0</b> <b>H 2</b> <b>RBI 0</b> <b>BB 2</b> <b>SO 4</b> <b>LOB 7</b>  	
Roberto Pena, R (1, 4) OBP: 0.270, SLG: 0.233	0-0 F7 1-2			0-0 L5		0-0 P3		0-0 F9	4 0 0 0 0 0 2			
Tony Gonzalez, L (1, 7) OBP: 0.339, SLG: 0.350	0-0 4-3			0-3 K		0-0 FC6-4 1-2f		0-0 F8	4 0 0 0 0 1 1			
Ollie Brown, R (1, 9) OBP: 0.339, SLG: 0.529		0-0 2B		4-0 WP BB		0-0 F8			2 0 1 0 1 0 0			
Nate Colbert, R (1, 3) OBP: 0.382, SLG: 0.612		0-0 5-3		0-0 F2 1-2		0-0 5-3			3 0 0 0 0 0 2			
Cito Gaston, R (1, 8) OBP: 0.204, SLG: 0.198		0-3 K		0-0 6-3		0-3 K			3 0 0 0 0 2 1			
Ed Spiezio, R (1, 5) OBP: 0.330, SLG: 0.365		0-0 6-3		0-0 5-3		0-0 F2		0-0 F9	3 0 0 0 0 0 1			
Chris Krug, R (1, 2) OBP: 0.118, SLG: 0.063			0-0 5-3	0-3 K		0-0 F7		0-0 P4	3 0 0 0 0 1 0			
Gary Ross, R (1, 1) Jack Baldschun, R (5, 1) Larry Stahl, L (6, PH) Leon Everitt, L (6, 1) Al Ferrara, R (8, PH) Tommie Sisk, R (8, 1)			0-0 5-3		0-0 F7		0-0 F9		1 0 0 0 0 0 0 0 0 0 0 0 0 0 0 0 1 0 0 0 0 0 0 0 0 0 0 0 0 0 0 0 1 0 0 0 0 0 0 0 0 0 0 0 0 0 0 0			
<b>Inning Stats</b>	R: 0 H: 1 E: 0 LOB: 0 K: 0 BB: 0 S: 3 P: 3	R: 0 H: 1 E: 0 LOB: 1 K: 1 BB: 0 S: 6 P: 6	R: 0 H: 0 E: 0 LOB: 0 K: 0 BB: 0 S: 3 P: 3	R: 0 H: 0 E: 0 LOB: 1 K: 1 BB: 1 S: 5 P: 9	R: 0 H: 0 E: 0 LOB: 0 K: 1 BB: 0 S: 5 P: 5	R: 0 H: 0 E: 0 LOB: 1 K: 0 BB: 1 S: 3 P: 7	R: 0 H: 0 E: 0 LOB: 0 K: 1 BB: 0 S: 5 P: 5	R: 0 H: 0 E: 0 LOB: 0 K: 0 BB: 0 S: 3 P: 3	R: 0 H: 0 E: 0 LOB: 0 K: 0 BB: 0 S: 3 P: 3	1B: 1 SF: 0 2B: 1 SAC: 0 3B: 0 DP: 0 HR: 0 HBP: 0	WP: 1 PA: 30 PB: 0 SB: 0 CS: 0	
<b>PITCHER</b> Tony Cloninger, R (1, 1) ERA: 4.7	IP WLS BF H R ER SO BB IBB HBP BLK WP HR S P ERA WHIP	9.0 W 30 2 0 0 4 2 0 0 0 1 0 36 44 0.00 0.444										



Batter	1	2	3	4	5	6	7	8	9
<b>Pete Rose, S</b> OBP: 0.390, SLG: 0.471 (1, 8) X	0-0 P6		0-0 F7		0-0 1B 3B		1-0 FC7-4 HBP	0-0 1B 3B 1B	
<b>Bobby Tolan, L</b> OBP: 0.319, SLG: 0.487 (1, 9) X	0-0 B1-3		0-0 E3 1B		0-0 1B		0-0 FC7-4 1-2f 3-H	0-0 3B 1B	
<b>Alex Johnson, R</b> OBP: 0.363, SLG: 0.561 (1, 7) X	0-0 2B		0-0 CS 1B		0-0 G5-4-3 1-2f		0-0 5-3	0-0 3B	
<b>Johnny Bench, R</b> OBP: 0.343, SLG: 0.449 (1, 2) X	0-0 F7		0-0 CS 1-3	0-0 1-3		4-0 FC5-4 BB	0-0 HR HBP	0-0 F9	
<b>Lee May, R</b> OBP: 0.303, SLG: 0.360 (1, 3) X		0-0 F3		0-0 F8		0-0 F8	4-0 HR BB		
<b>Tony Perez, R</b> OBP: 0.375, SLG: 0.505 (1, 5) X		4-0 BB		0-0 6-3		0-0 F9	0-0 HR		
<b>Tommy Helms, R</b> OBP: 0.308, SLG: 0.321 (1, 4) X		0-0 G6-4-3 1-2f			0-0 6-3	0-0 FC5-4 1-2f	0-0 6-3		
<b>Darrel Chaney, S</b> OBP: 0.328, SLG: 0.345 (1, 6) X			0-0 B1-3		4-0 WP BB		0-0 FC7-4 3B	0-3 K	
<b>Tony Cloninger, R</b> OBP: 0.250, SLG: 0.455 (1, 1) X			0-0 HR		4-0 3B BB		0-0 6-3	0-0 1B 1B	

Inning Stats	R: 0	H: 1	E: 0	K: 0	S: 4	LOB: 1	BB: 0	P: 4	R: 0	H: 0	E: 0	K: 0	S: 2	LOB: 0	BB: 1	P: 6	R: 2	H: 2	E: 1	K: 0	S: 5	LOB: 0	BB: 0	P: 5	R: 0	H: 0	E: 0	K: 0	S: 3	LOB: 0	BB: 0	P: 3	R: 3	H: 2	E: 0	K: 0	S: 4	LOB: 0	BB: 2	P: 12	R: 0	H: 0	E: 0	K: 0	S: 3	LOB: 1	BB: 1	P: 7	R: 1	H: 1	E: 0	K: 0	S: 4	LOB: 1	BB: 0	P: 5	R: 6	H: 5	E: 0	K: 1	S: 10	LOB: 1	BB: 1	P: 15
--------------	------	------	------	------	------	--------	-------	------	------	------	------	------	------	--------	-------	------	------	------	------	------	------	--------	-------	------	------	------	------	------	------	--------	-------	------	------	------	------	------	------	--------	-------	-------	------	------	------	------	------	--------	-------	------	------	------	------	------	------	--------	-------	------	------	------	------	------	-------	--------	-------	-------

PITCHER	IP	WLS	BF	H	R	ER	SO	BB	IBB	HBP	BLK	WP	HR	S	P	ERA	WHIP
<b>Gary Ross, R</b> ERA: 4.6 (1, 1)	4.1	L	18	3	4	3	0	3	0	0	0	2	1	15	27	6.23	1.385
<b>Jack Baldschun, R</b> ERA: 3.44 (5, 1)	0.2		3	2	1	1	0	0	0	0	0	0	0	3	3	13.50	3.000
<b>Leon Everitt, R</b> ERA: 6.17 (6, 1)	2.0		9	1	1	1	0	1	0	1	0	0	0	7	12	4.50	1.000
<b>Tommie Sisk, R</b> ERA: 5.33 (8, 1)	1.0		10	5	6	6	1	1	0	1	0	0	1	10	15	54.00	6.000

AB R H RBI BB SO LOB

4	2	2	1	0	0	0
5	2	2	3	0	0	1
5	0	3	3	0	0	2
3	1	0	0	1	0	2
3	1	0	0	1	0	1
3	1	1	3	1	0	1
4	0	0	0	0	0	2
3	2	1	0	1	1	0
3	3	2	1	1	0	1

AB	R	H	RBI	BB	SO	LOB
33	12	11	11	5	1	10



**San Diego Padres @ Cincinnati Reds**  
Crosley Field, Cincinnati, OH  
Sun May 04 1969, 3:38 AM EDT  
Att. 13,705 - Unknown

livebaseballscorecards.com

WP	HR	S	P	ERA	WHIP
3	0	41			

Batter	1	2	3	4	5	6	7	8	9	AB R H RBI BB SO LOB	TOP			
Tommy Dean, R (1, 6) OBP: 0.276, SLG: 0.288	0-0 1B 1B	0-0 None			0-0 1B			0-3 K		4 1 2 0 0 1 0				
Roberto Pena, R (1, 4) OBP: 0.269, SLG: 0.234 Jose Arcia, R (8, PR) OBP: 0.333, SLG: 0.318 (8, 4)	0-0 1B None	0-0 None			0-0 None			0-0 E4 1B		4 1 1 0 0 0 1 0 0 0 0 0 0 0				
Tony Gonzalez, L (1, 7) OBP: 0.345, SLG: 0.355	0-0 FC None 1-3 3-H 1B		0-0 None		0-0 None			0-0 None 1-2 1B		4 0 2 1 0 0 1				
Ollie Brown, R (1, 9) OBP: 0.328, SLG: 0.509	0-0 None 1-2 3-H 1B		0-0 None		0-3 K			0-0 None		4 0 0 1 0 1 3				
Nate Colbert, R (1, 3) OBP: 0.363, SLG: 0.577	0-0 FC BB 3B 2-3		0-0 None		0-0 None			0-3 K		4 1 0 0 0 1 3				
Ed Spiezio, R (1, 5) OBP: 0.337, SLG: 0.356	4-0 None 1-2 3B BB			0-0 None	0-3 K			4-0 None BB		2 1 0 0 2 1 0				
Cito Gaston, R (1, 8) OBP: 0.206, SLG: 0.222	0-0 None 1-H 2-H 3B			0-0 None	0-3 K			0-0 None 1-2		4 0 1 2 0 1 1				
Chris Cannizzaro, R (1, 2) OBP: 0.307, SLG: 0.313	0-0 None			0-0 None	0-3 K			0-3 K		4 0 0 0 0 2 2				
Dick Kelley, R (1, 1) OBP: 0.214, SLG: 0.214 Larry Stahl, L (9, PH) OBP: 0.200, SLG: 0.172 Frank Reberger, L (9, 1)		0-3 K			0-0 None			0-0 None		3 0 0 0 0 2 0 1 0 0 0 0 0 1 0 0 0 0 0 0 0				
<b>Inning Stats</b>	R: 4 H: 4 E: 0 LOB: 1 K: 0 BB: 1 S: 7 P: 11	R: 0 H: 0 E: 0 LOB: 0 K: 1 BB: 0 S: 5 P: 5	R: 0 H: 0 E: 0 LOB: 0 K: 0 BB: 0 S: 3 P: 3	R: 0 H: 0 E: 0 LOB: 0 K: 0 BB: 0 S: 3 P: 3	R: 0 H: 1 E: 0 LOB: 1 K: 0 BB: 0 S: 4 P: 4	R: 0 H: 0 E: 0 LOB: 0 K: 2 BB: 0 S: 7 P: 7	R: 0 H: 0 E: 0 LOB: 0 K: 3 BB: 0 S: 9 P: 9	R: 0 H: 1 E: 1 LOB: 2 K: 2 BB: 0 S: 9 P: 9	R: 0 H: 0 E: 0 LOB: 1 K: 1 BB: 1 S: 5 P: 9	1B: 5 SF: 0 2B: 0 SAC: 0 3B: 1 DP: 0 HR: 0 HBP: 0	WP: 0 PA: 36 PB: 0 SB: 0 CS: 0			
<b>PITCHER</b>	IP WLS BF H R ER SO BB IBB HBP BLK WP HR S P ERA WHIP												<b>PITCHER</b>	IP WLS BF H R ER SO BB IBB HBP BLK WP HR S P ERA WHIP
Steve Blass, R (1, 1) ERA: 6.82	0.2 L 7 4 4 4 0 1 0 0 0 0 0 0 6 10 54.00 7.500													
Bruce Dal Canton, R (1, 1) ERA: 2.25	1.1 4 0 0 0 1 0 0 0 0 0 0 0 6 6 0.00 0.000													
Ron Kline, R (3, 1) ERA: 2.7	2.0 6 0 0 0 0 0 0 0 0 0 0 0 6 6 0.00 0.000													
Bob Moose, R (5, 1) ERA: 3.15	5.0 19 2 0 0 8 1 0 0 0 0 0 0 34 38 0.00 0.600													

**San Diego Padres @ Pittsburgh Pirates**  
 Forbes Field, Pittsburgh, PA  
 Tue May 06 1969, 7:05 PM EDT  
 Att. 5,793 - Unknown

AB	34
R	4
H	6
RBI	4
BB	2
SO	9
LOB	12



WP: 0	PA: 36
PB: 0	
SB: 0	
CS: 0	

ERA	WHIP

livebaseballscorecards.com

Batter	1	2	3	4	5	6	7	8	9	AB	R	H	RBI	BB	SO	LOB
Matty Alou, L (1, 8) OBP: 0.420, SLG: 0.482	0-3 K	0-0 5-3		0-0 CS	0-0 F7		0-0			4	0	0	0	0	1	2
Carl Taylor, R (1, 9) OBP: 0.500, SLG: 0.500	0-0		0-0	2-3	4-0 1B BB		0-3 K			3	0	1	0	1	1	0
Richie Hebner, L (1, 5) OBP: 0.443, SLG: 0.507	0-0		0-0	None	0-0		0-3 K			4	0	1	0	0	1	1
Willie Stargell, L (1, 7) OBP: 0.375, SLG: 0.523		0-0 G6-4-3 1B 1B	0-0	1-2	0-0	1-2	0-3 K			4	1	2	0	0	1	1
Jerry May, R (1, 2) OBP: 0.297, SLG: 0.426		0-0 G6-4-3 1B	0-3 K		0-0		0-0			4	0	1	0	0	1	3
Bob Robertson, R (1, 3) OBP: 0.243, SLG: 0.238		0-0 G6-4-3		0-0	4-0 BB		0-0			3	0	0	0	1	0	2
Freddie Patek, R (1, 6) OBP: 0.327, SLG: 0.287		0-0 1B S 1B	4-0 CS E BB		0-0		0-0		0-3 K	3	1	1	1	1	1	1
Bill Mazerowski, R (1, 4) OBP: 0.253, SLG: 0.247		0-0 1B 1B	0-0 E3		0-0		0-0		0-0	4	0	1	0	0	0	2
Steve Blass, R (1, 1) OBP: 0.533, SLG: 0.500		0-0 1B	0-0		0-3 K		0-0		0-0	0	0	0	0	0	0	0
Bruce Dal Canton, R (1, 1) Jose Pagan, R (2, PH) Ron Kline, R (3, 1) Manny Sanguillen, R (4, PH) Bob Moose, R (5, 1) Al Oliver, L (9, PH)		0-0 1B	0-0							0	0	0	0	0	0	0

BOTTOM

San Diego Padres @ Pittsburgh Pirates  
 Forbes Field, Pittsburgh, PA  
 Tue May 06 1969, 7:05 PM EDT  
 Att. 5,793 - Unknown

livebaseballscorecards.com

AB	33
R	2
H	8
RBI	2
BB	3
SO	7
LOB	15



Inning Stats	R: 0	H: 0	E: 0	K: 1	S: 5	LOB: 0	BB: 0	P: 5	R: 2	H: 5	E: 0	K: 0	S: 7	LOB: 2	BB: 0	P: 7	R: 0	H: 2	E: 0	K: 1	S: 6	LOB: 1	BB: 0	P: 6	R: 0	H: 0	E: 1	K: 0	S: 3	LOB: 1	BB: 1	P: 7	R: 0	H: 1	E: 0	K: 1	S: 4	LOB: 2	BB: 1	P: 8	R: 0	H: 0	E: 0	K: 1	S: 5	LOB: 1	BB: 1	P: 9	R: 0	H: 0	E: 0	K: 2	S: 7	LOB: 0	BB: 0	P: 7	R: 0	H: 0	E: 0	K: 1	S: 5	LOB: 0	BB: 0	P: 5	R: 0	H: 0	E: 0	K: 1	S: 5	LOB: 0	BB: 0	P: 5	1B: 7	SF: 0	2B: 1	SAC: 0	3B: 0	DP: 1	HR: 0	HBP: 0	WP: 0	PA: 37	PB: 0	SB: 1	CS: 1
--------------	------	------	------	------	------	--------	-------	------	------	------	------	------	------	--------	-------	------	------	------	------	------	------	--------	-------	------	------	------	------	------	------	--------	-------	------	------	------	------	------	------	--------	-------	------	------	------	------	------	------	--------	-------	------	------	------	------	------	------	--------	-------	------	------	------	------	------	------	--------	-------	------	------	------	------	------	------	--------	-------	------	-------	-------	-------	--------	-------	-------	-------	--------	-------	--------	-------	-------	-------

PITCHER	IP	WLS	BF	H	R	ER	SO	BB	IBB	HBP	BLK	WP	HR	S	P	ERA	WHIP
Dick Kelley, L (1, 1) ERA: 3.69	8.0	W	33	8	2	2	6	3	0	0	0	0	0	42	54	2.25	1.375
Frank Reberger, R (9, 1) ERA: 4.58	1.0	S	3	0	0	0	1	0	0	0	0	0	0	5	5	0.00	0.000

PITCHER	IP	WLS	BF	H	R	ER	SO	BB	IBB	HBP	BLK	WP	HR	S	P	ERA	WHIP
---------	----	-----	----	---	---	----	----	----	-----	-----	-----	----	----	---	---	-----	------

Batter	1	2	3	4	5	6	7	8	9	AB R H RBI BB SO LOB	TOP									
Jose Arcia, R (1, 6) OBP: 0.321, SLG: 0.308	0-0 		0-3 		0-0 			0-0 		4 0 1 0 0 1 0										
Roberto Pena, R (1, 4) OBP: 0.268, SLG: 0.234	0-0 		0-0 		0-3 			0-0 		4 0 1 0 0 1 1										
Tony Gonzalez, L (1, 7) OBP: 0.341, SLG: 0.351	0-3 		0-0 		0-3 			0-3 		4 0 1 0 0 3 2										
Ollie Brown, R (1, 9) OBP: 0.317, SLG: 0.491	0-0 	0-3 	0-0 			0-0 		0-0 		5 0 0 0 0 1 3										
Nate Colbert, R (1, 3) OBP: 0.369, SLG: 0.600		0-0 		0-3 		0-3 		0-0 	0-0 	4 0 2 0 0 2 0										
Ed Spiezio, R (1, 5) OBP: 0.343, SLG: 0.356		4-0 		0-0 		0-3 		0-0 	0-0 	3 0 1 0 1 1 1										
Cito Gaston, R (1, 8) OBP: 0.208, SLG: 0.234		0-3 		0-3 			0-0 		0-0 	4 0 1 0 0 2 3										
Chris Cannizzaro, R (1, 2) OBP: 0.319, SLG: 0.317		4-0 		0-0 			0-0 		0-3 	2 0 1 0 1 0 0										
Bill Davis, L (9, PH) OBP: 0.314, SLG: 0.227		1-2 		1-3 					0-3 	1 0 0 0 0 1 2										
Clay Kirby, R (1, 1) OBP: 0.100, SLG: 0.100		0-3 		0-3 			0-0 		0-0 	1 0 0 0 0 1 3										
Ivan Murrell, R (4, PH) OBP: 0.211, SLG: 0.263										1 0 0 0 0 1 2										
Gary Ross, R (4, 1)										0 0 0 0 0 0 0										
Jerry Davanon, R (7, PH) OBP: 0.198, SLG: 0.111										1 0 0 0 0 0 0										
Tommie Sisk, R (7, 1)										0 0 0 0 0 0 0										
Al Ferrara, R (9, PH) OBP: 0.391, SLG: 0.389										1 0 0 0 0 0 2										
<b>Inning Stats</b>	R: 0 E: 0 K: 1 S: 5	H: 1 LOB: 0 BB: 0 P: 5	R: 0 E: 0 K: 3 S: 10	H: 1 LOB: 3 BB: 2 P: 18	R: 0 E: 0 K: 1 S: 6	H: 1 LOB: 1 BB: 0 P: 6	R: 0 E: 0 K: 3 S: 11	H: 2 LOB: 2 BB: 0 P: 11	R: 0 E: 0 K: 2 S: 7	H: 0 LOB: 0 BB: 0 P: 7	R: 0 E: 0 K: 0 S: 3	H: 0 LOB: 0 BB: 0 P: 3	R: 0 E: 0 K: 1 S: 6	H: 1 LOB: 1 BB: 0 P: 6	R: 0 E: 0 K: 1 S: 7	H: 2 LOB: 2 BB: 0 P: 7	1B: 6 2B: 1 3B: 1 HR: 0	SF: 0 SAC: 0 DP: 0 HBP: 0	WP: 0 PB: 0 SB: 0 CS: 1	PA: 37
<b>PITCHER</b>	IP WLS BF H R ER SO BB IBB HBP BLK WP HR S P ERA WHIP																			
Bob Veale, L (1, 1) ERA: 4.09	8.1 W 35 8 0 0 13 2 0 0 0 0 0 0 58 66 0.00 1.200																			
Chuck Hartenstein, R (9, 1) ERA: 0.75	0.2 S 2 0 0 0 1 0 0 0 0 0 0 0 4 4 0.00 0.000																			

San Diego Padres @ Pittsburgh Pirates  
 Forbes Field, Pittsburgh, PA  
 Wed May 07 1969, 7:05 PM EDT  
 Att. 4,189 - Unknown

AB	35
R	0
H	8
RBI	0
BB	2
SO	14
LOB	19



WP: 0	PA: 37
-------	--------

Batter	1	2	3	4	5	6	7	8	9	AB	R	H	RBI	BB	SO	LOB
Matty Alou, L OBP: 0.415, SLG: 0.474 (1, 8)	0-0 	0-0 		0-0 			0-0 			4	0	1	0	0	0	4
Gene Alley, R OBP: 0.250, SLG: 0.250 (1, 5)	0-0 		0-3 		0-0 		0-0 			4	0	1	0	0	1	0
Willie Stargell, L OBP: 0.390, SLG: 0.567 (1, 7)	0-0 		0-0 		0-0 		0-0 			4	1	3	1	0	0	0
Manny Sanguillen, R OBP: 0.385, SLG: 0.487 (1, 2)	0-0 		0-0 		0-0 		0-0 			4	0	2	0	0	0	3
Al Oliver, L OBP: 0.319, SLG: 0.322 (1, 9)		4-0 	0-0 		0-0 			4-0 		2	1	0	0	2	0	2
Bill Mazerowski, R OBP: 0.263, SLG: 0.250 (1, 4)		0-0 	0-0 	0-0 		1-0 		0-0 		4	0	1	0	0	0	2
Bob Robertson, R OBP: 0.243, SLG: 0.239 (1, 3)		0-3 		0-0 		0-0 		0-0 		4	0	1	0	0	1	2
Freddie Patek, R OBP: 0.333, SLG: 0.281 (1, 6)		4-0 		4-0 		0-0 		0-3 		2	0	0	0	2	1	2
Bob Veale, S OBP: 0.091, SLG: 0.091 (1, 1) Chuck Hartenstein, R (9, 1)		0-0 		0-3 		0-3 		0-0 		4	0	1	1	0	2	4
										0	0	0	0	0	0	0

Inning Stats	R: 0	H: 1	E: 0	K: 0	S: 4	H: 1	LOB: 1	BB: 0	P: 4	R: 1	H: 1	E: 0	K: 1	S: 6	H: 1	LOB: 2	BB: 2	P: 14	R: 1	H: 2	E: 0	K: 1	S: 6	H: 0	LOB: 0	BB: 0	P: 6	R: 0	H: 0	E: 1	K: 1	S: 6	H: 0	LOB: 2	BB: 1	P: 10	R: 0	H: 1	E: 0	K: 0	S: 4	H: 0	LOB: 0	BB: 0	P: 3	R: 0	H: 3	E: 0	K: 1	S: 7	H: 2	LOB: 2	BB: 0	P: 7	R: 0	H: 2	E: 0	K: 1	S: 6	H: 2	LOB: 2	BB: 1	P: 10	1B: 8	2B: 0	3B: 1	HR: 1	SF: 0	SAC: 0	DP: 1	HBP: 1	WP: 0	PB: 0	SB: 1	CS: 3	PA: 37
--------------	------	------	------	------	------	------	--------	-------	------	------	------	------	------	------	------	--------	-------	-------	------	------	------	------	------	------	--------	-------	------	------	------	------	------	------	------	--------	-------	-------	------	------	------	------	------	------	--------	-------	------	------	------	------	------	------	------	--------	-------	------	------	------	------	------	------	------	--------	-------	-------	-------	-------	-------	-------	-------	--------	-------	--------	-------	-------	-------	-------	--------

PITCHER	IP	WLS	BF	H	R	ER	SO	BB	IBB	HBP	BLK	WP	HR	S	P	ERA	WHIP
Clay Kirby, R ERA: 5.4 (1, 1)	3.0	L	15	4	2	2	2	1	1	0	0	0	1	16	24	6.00	1.667
Gary Ross, R ERA: 3.86 (4, 1)	3.0		12	1	0	0	1	1	0	1	0	0	0	12	17	0.00	0.667
Tommie Sisk, R ERA: 4.94 (7, 1)	2.0		10	5	0	0	2	1	0	0	0	0	0	13	17	0.00	3.000

**BOTTOM**

**San Diego Padres @ Pittsburgh Pirates**  
**Forbes Field, Pittsburgh, PA**  
 Wed May 07 1969, 7:05 PM EDT  
 Att. 4,189 - Unknown

[livebaseballscorecards.com](http://livebaseballscorecards.com)

<b>AB</b>	<b>32</b>
<b>R</b>	<b>2</b>
<b>H</b>	<b>10</b>
<b>RBI</b>	<b>2</b>
<b>BB</b>	<b>4</b>
<b>SO</b>	<b>5</b>
<b>LOB</b>	<b>19</b>



Batter	1	2	3	4	5	6	7	8	9	AB R H RBI BB SO LOB	TOP																
<b>Jose Arcia, R</b> (1, 6) <small>OBP: 0.290, SLG: 0.276</small> <b>Jerry Davanon, R</b> (6, 6) <small>OBP: 0.105, SLG: 0.108</small> <b>Ivan Murrell, R</b> (9, PH) <small>OBP: 0.200, SLG: 0.250</small>	0-0 F2	0-3 K			0-0 E1 2B		0-3 K 1-2		0-3 K	3 1 0 0 0 1 0 1 0 0 0 0 1 1 1 0 0 0 0 1 3	<b>San Diego Padres @ St. Louis Cardinals</b> Busch Stadium, St. Louis, MO Fri May 09 1969, 7:05 PM CDT Att. 32,353 - Unknown <a href="http://livebaseballscorecards.com">livebaseballscorecards.com</a>																
<b>Roberto Pena, R</b> (1, 4) <small>OBP: 0.273, SLG: 0.261</small>	0-0 1B 2B	0-0 G3-1			0-0 1H 2B		0-0 1-3		0-0 SF7	4 1 2 2 0 0 1																	
<b>Tony Gonzalez, L</b> (1, 7) <small>OBP: 0.344, SLG: 0.348</small>	0-3 K			0-0 1B		1-0 HBP		0-0 F8	0-3 K	4 0 1 0 0 2 4																	
<b>Ollie Brown, R</b> (1, 9) <small>OBP: 0.315, SLG: 0.483</small>	0-0 1B 1B			0-0 6-3		0-3 K		0-0 F8		4 1 1 1 0 1 2																	
<b>Nate Colbert, R</b> (1, 3) <small>OBP: 0.364, SLG: 0.582</small>	0-0 1B 1B			0-0 F7		0-0 F7		0-0 1-3		4 1 1 0 0 0 2																	
<b>Ed Spiezio, R</b> (1, 5) <small>OBP: 0.349, SLG: 0.362</small>	0-0 1B 1B			0-0 6-3		0-0 G4-6-3 1B		0-3 K		4 0 2 1 0 1 0																	
<b>Cito Gaston, R</b> (1, 8) <small>OBP: 0.219, SLG: 0.237</small>	0-0 1B 1B			0-3 K		0-3 K		4-0 1B 2B BB		3 1 1 1 1 2 1																	
<b>Chris Cannizzaro, R</b> (1, 2) <small>OBP: 0.309, SLG: 0.306</small> <b>Bill Davis, L</b> (9, PH) <small>OBP: 0.327, SLG: 0.244</small> <b>Joe Niekro, R</b> (9, PR) <small>OBP: 0.273, SLG: 0.300</small>	0-3 K			0-0 6-3		0-0 G4-6-3		0-0 2B SF7 1B		3 0 0 0 0 1 3 1 0 1 0 0 0 0 0 1 0 0 0 0 0																	
<b>Al Santorini, R</b> (1, 1) <b>Frank Reberger, L</b> (6, 1) <b>Larry Stahl, L</b> (7, PH) <small>OBP: 0.226, SLG: 0.200</small> <b>Tommie Sisk, R</b> (7, 1) <b>Jack Baldschun, R</b> (8, 1) <small>OBP: 0.333, SLG: 0.333</small> <b>Al Ferrara, R</b> (9, PH) <small>OBP: 0.417, SLG: 0.474</small> <b>Leon Everitt, L</b> (9, PR)		0-0 F9			0-0 F5		0-0 WP 1B		0-0 1-3 2B	2 0 0 0 0 0 0 0 0 0 0 0 0 0 1 0 1 0 1 0 1 1 0 0 0 0 0 0 0 0 0 0																	
<b>Inning Stats</b>	R: 3 E: 0 K: 2 S: 12	H: 5 LOB: 2 BB: 0 P: 12	R: 0 E: 0 K: 1 S: 5	H: 0 LOB: 0 BB: 0 P: 5	R: 0 E: 0 K: 0 S: 3	H: 1 LOB: 0 BB: 0 P: 3	R: 0 E: 0 K: 1 S: 5	H: 0 LOB: 0 BB: 0 P: 5	R: 1 E: 1 K: 1 S: 7	H: 1 LOB: 2 BB: 0 P: 8	R: 0 E: 0 K: 1 S: 5	H: 1 LOB: 0 BB: 0 P: 5	R: 0 E: 0 K: 1 S: 6	H: 1 LOB: 1 BB: 0 P: 6	R: 0 E: 0 K: 1 S: 5	H: 0 LOB: 0 BB: 0 P: 5	R: 2 E: 0 K: 2 S: 9	H: 2 LOB: 2 BB: 1 P: 13	1B: 8 2B: 3 3B: 0 HR: 0	SF: 1 SAC: 0 DP: 1 HBP: 1	WP: 1 PB: 0 SB: 0 CS: 0	PA: 39					
<b>PITCHER</b>	IP WLS BF H R ER SO BB IBB HBP BLK WP HR S P ERA WHIP																										
<b>Ray Washburn, R</b> (1, 1) <small>ERA: 2.85</small> <b>Mike Torrez, R</b> (6, 1) <small>ERA: 3.72</small> <b>Ron Willis, R</b> (7, 1) <small>ERA: 4.61</small> <b>Joe Hoerner, L</b> (9, 1) <small>ERA: 1.46</small>	5.0		23	7	4	3	5	0	0	1	0	0	0	32	33	5.40	1.400										
	1.0	W	3	1	0	0	1	0	0	0	0	0	0	5	5	0.00	1.000										
	2.0		10	3	2	2	2	1	0	0	0	1	0	13	17	9.00	2.000										
	1.0	S	3	0	0	0	2	0	0	0	0	0	0	7	7	0.00	0.000										



BOTTOM

San Diego Padres @ St. Louis Cardinals  
Busch Stadium, St. Louis, MO

livebaseballscorecards.com

AB	34
R	7
H	10
RBI	5
BB	3
SO	3
LOB	16



WP:	0	PA:	37
PB:	2	SB:	0
CS:	0		

Fri May 09 1969, 7:05 PM CDT  
Att. 32,353 - Unknown

Batter	1	2	3	4	5	6	7	8	9	AB	R	H	RBI	BB	SO	LOB
Lou Brock, L OBP: 0.218, SLG: 0.311 (1, 7)	0-0 4-3		0-0 4-3			0-0 K		0-0 F3		5	1	1	0	0	1	3
Julian Javier, R OBP: 0.302, SLG: 0.348 (1, 4)	0-0 1B		0-0 F8			0-0 1B 1B	0-0 1-3			4	1	2	0	0	0	0
Curt Flood, R OBP: 0.317, SLG: 0.321 (1, 8)	0-3 K			0-0 F8		0-0 G3 1B 1-3 3-H	0-0 F8			4	1	1	1	0	1	1
Joe Torre, R OBP: 0.325, SLG: 0.440 (1, 3) (7, 2)	0-0 F9			0-0 5-3		0-0 E G3 1-2 3-H	0-0 F9			4	1	1	1	0	0	1
Tim McCarver, L OBP: 0.363, SLG: 0.394 Jim Hicks, R OBP: 0.231, SLG: 0.500 (1, 2) (7, 9)		0-0 F7		4-0 FC5-4 BB		0-0 P6		0-0 1B 3B		2	0	0	0	1	0	2
Mike Shannon, R OBP: 0.282, SLG: 0.372 (1, 5)		0-0 L4-6 2B		0-0 FC5-4 1-2f		0-0 G3		0-0 FC4-6 1B		4	0	2	1	0	0	3
Joe Hague, L OBP: 0.250, SLG: 0.208 (1, 9) (7, 3)		4-0 BB			0-0 P3	4-0 PB E 1B IBB		0-0 FC4-6 FC5-4 1-2f		2	1	0	0	2	0	1
Dal Maxvill, R OBP: 0.297, SLG: 0.253 (1, 6)		0-0 L4-6 2-3			0-0 F9	0-0 E3 1B PB		0-0 FC5-4 1B 1-2f		4	1	0	0	0	0	5
Ray Washburn, R Dave Ricketts, S Mike Torrez, R Bill White, L Ron Willis, R Joe Hoerner, R (1, 1) (5, PH) (6, 1) (6, PH) (7, 1) (9, 1)			0-3 K		0-0 F7	0-0 1B 1-3 2-H 3-H		0-0 1B 1-H		1	0	0	0	0	1	0
										1	0	0	0	0	0	0
										0	0	0	0	0	0	0
										1	0	1	1	0	0	0
										1	0	1	1	0	0	0
										0	0	0	0	0	0	0

Inning	R	H	E	K	S	H	LOB	BB	P
1	0	1	0	1	6	1	0	0	6
2	0	1	0	0	3	1	1	1	7
3	0	0	0	1	5	0	0	5	5
4	0	0	0	0	3	0	1	1	7
5	0	0	0	0	3	0	0	0	3
6	5	5	1	11	11	5	2	1	15
7	0	0	0	0	3	0	0	0	3
8	2	3	0	6	6	3	1	0	6
9	0	0	0	0	0	0	0	0	0

PITCHER	IP	WLS	BF	H	R	ER	SO	BB	IBB	HBP	BLK	WP	HR	S	P	ERA	WHIP
Al Santorini, R ERA: 2.45 (1, 1)	5.0		22	6	4	2	2	2	2	0	0	0	0	24	32	3.60	1.600
Frank Reberger, R ERA: 4.35 (6, 1)	1.0	L	6	1	1	0	1	0	1	0	0	0	0	7	11	0.00	1.000
Tommie Sisk, R ERA: 4.97 (7, 1)	1.2		8	3	2	1	0	0	0	0	0	0	0	8	8	5.40	1.800
Jack Baldschun, R ERA: 3.38 (8, 1)	0.1		1	0	0	0	0	0	0	0	0	0	0	1	1	0.00	0.000

Batter	1	2	3	4	5	6	7	8	9	AB R H RBI BB SO LOB	TOP											
Jerry Davanon, R (1, 4) OBP: 0.163, SLG: 0.167	0-0 CS 1B	0-3 K		0-0 HR 1B	0-0 5-3			0-0 G3-6-3 1B		5 1 3 1 0 1 3												
Roberto Pena, R (1, 6) OBP: 0.293, SLG: 0.308	0-0 BB 1B		0-0 1B	0-0 HR 1B		0-0 FC5 1B		0-0 G3-6-3 1B		5 1 4 4 0 0 1												
Nate Colbert, R (1, 3) OBP: 0.376, SLG: 0.578	4-0 BB 1-2 BB		0-0 F8	0-0 BB 1B		0-3 K		0-0 1B 1B		4 0 2 0 1 1 2												
Ollie Brown, R (1, 9) OBP: 0.310, SLG: 0.471	0-3 K		0-3 K	0-3 K		0-3 K		0-0 BB 1B		5 0 1 0 0 4 5												
Al Ferrara, R (1, 7) OBP: 0.448, SLG: 0.455	0-3 K		0-0 F7	4-0 BB 1-2 BB		0-0 1B		4-0 BB 1-2 BB		3 0 1 0 2 1 3 0 0 0 0 0 0 0												
Ivan Murrell, R (8, PR) OBP: 0.200, SLG: 0.250																						
Ed Spiezio, R (1, 5) OBP: 0.342, SLG: 0.347		4-0 SH1-4 BB BB		0-0 K		0-0 FC5 2-3f		0-0 5-3		4 0 0 0 1 1 7												
Cito Gaston, R (1, 8) OBP: 0.236, SLG: 0.240		4-0 SH1-4 BB		4-0 BB 1B BB	0-0 6-3 1B		0-0 4-3		0-3 K	3 1 1 0 2 1 0	AB 37 R 5 H 13 RBI 5 BB 7 SO 9 LOB 25											
Chris Cannizzaro, R (1, 2) OBP: 0.303, SLG: 0.300		0-0 P4		0-0 1B BB HR 1B	0-0 6-3		0-0 5-3		0-0 F9	5 1 1 0 0 0 3												
Joe Niekro, R (1, 1) OBP: 0.273, SLG: 0.300		0-0 SH1-4		4-0 BB 1B HR BB	0-0 6-3		0-0 F7		0-0 6-3	0 0 0 0 0 0 0 0 1 0 0 1 0 0 2 0 0 0 0 0 1 1 0 0 0 0 0 0												
Larry Stahl, L (4, PH) OBP: 0.250, SLG: 0.200																						
Johnny Podres, L (4, 1) OBP: 0.143, SLG: 0.167																						
Frank Reberger, L (8, 1)																						
<b>Inning Stats</b>	R: 0 E: 0 K: 2 S: 8	H: 2 LOB: 2 BB: 1 P: 12	R: 0 E: 0 K: 1 S: 5	H: 0 LOB: 2 BB: 2 P: 13	R: 0 E: 0 K: 1 S: 6	H: 1 LOB: 1 BB: 0 P: 6	R: 5 E: 0 K: 2 S: 11	H: 4 LOB: 2 BB: 3 P: 23	R: 0 E: 0 K: 0 S: 4	H: 1 LOB: 1 BB: 0 P: 4	R: 0 E: 0 K: 2 S: 9	H: 2 LOB: 2 BB: 0 P: 9	R: 0 E: 0 K: 0 S: 3	H: 0 LOB: 0 BB: 0 P: 3	R: 0 E: 0 K: 0 S: 5	H: 3 LOB: 3 BB: 1 P: 9	R: 0 E: 0 K: 1 S: 5	H: 0 LOB: 0 BB: 0 P: 5	1B: 12 2B: 0 3B: 0 HR: 1	SF: 0 SAC: 1 DP: 1 HBP: 0	WP: 0 PB: 0 SB: 0 CS: 1	PA: 45
<b>PITCHER</b>	IP WLS BF H R ER SO BB IBB HBP BLK WP HR S P ERA WHIP																					
Steve Carlton, L (1, 1) ERA: 2.18	3.1 L 20 6 5 5 5 5 0 0 0 0 0 1 25 45 13.50 3.300																					
Gary Waslewski, R (4, 1) ERA: 4.05	1.2 8 2 0 0 1 1 0 0 0 0 0 0 9 13 0.00 1.800																					
Mike Torrez, R (6, 1) ERA: 3.09	2.0 8 2 0 0 2 0 0 0 0 0 0 0 12 12 0.00 1.000																					
Mel Nelson, L (8, 1) ERA: 6.75	0.2 5 3 0 0 0 1 0 0 0 0 0 0 4 8 0.00 6.000																					
Ron Willis, R (8, 1) ERA: 4.2	1.1 4 0 0 0 1 0 0 0 0 0 0 0 6 6 0.00 0.000																					

San Diego Padres @ St. Louis Cardinals  
 Busch Stadium, St. Louis, MO  
 Sat May 10 1969, 7:05 PM CDT  
 Att: 21,558 - Unknown

livebaseballscorecards.com





**BOTTOM**

**San Diego Padres @ St. Louis Cardinals**  
 Busch Stadium, St. Louis, MO  
 Sat May 10 1969, 7:05 PM CDT  
 Att. 21,558 - Unknown

livebaseballscores.com

<b>AB</b>	<b>33</b>
<b>R</b>	<b>3</b>
<b>H</b>	<b>7</b>
<b>RBI</b>	<b>3</b>
<b>BB</b>	<b>2</b>
<b>SO</b>	<b>8</b>
<b>LOB</b>	<b>13</b>



Batter	1	2	3	4	5	6	7	8	9	AB	R	H	RBI	BB	SO	LOB
<b>Lou Brock, L</b> OBP: 0.227, SLG: 0.317 (1, 7)	0-0 HR 1B		0-0 1B 1B		0-0 F8			0-0 F9		4	2	2	0	0	0	0
<b>Julian Javier, R</b> OBP: 0.290, SLG: 0.333 (1, 4)	0-3 K 1-2		0-3 K		0-0 F3			0-0 F7		4	0	0	0	0	2	2
<b>Curt Flood, R</b> OBP: 0.331, SLG: 0.330 (1, 8)	0-0 5-3		0-0 1B 1-3			4-0 FC5-4 BB		0-0 FC6-4 1B		3	0	2	0	1	0	1
<b>Joe Torre, R</b> OBP: 0.331, SLG: 0.469 (1, 2)	0-0 HR		0-0 FC6-4 1B			0-0 F8		0-0 FC6-4 1-2f		4	1	2	3	0	0	2
<b>Mike Shannon, R</b> OBP: 0.281, SLG: 0.362 (1, 5)	0-0 5-3		0-0 FC6-4 1-2f			0-0 FC5-4 1-2f			4-0 BB	3	0	0	0	1	0	3
<b>Joe Hogue, L</b> OBP: 0.250, SLG: 0.214 (1, 3)		0-0 CS 1B		0-3 K		0-3 K			0-3 K	4	0	1	0	0	3	2
<b>Jim Hicks, R</b> OBP: 0.176, SLG: 0.375 (1, 9)		0-0 F8 1-2		0-0 F7			0-0 1-3		0-3 K	4	0	0	0	0	1	2
<b>Dal Maxvill, R</b> OBP: 0.288, SLG: 0.244 (1, 6)		0-0 6-3		0-0 F5			0-0 F8		0-3 K	3	0	0	0	0	0	0
<b>Bill White, L</b> OBP: 0.267, SLG: 0.154 (9, PH)										1	0	0	0	0	1	1
<b>Steve Carlton, L</b> OBP: 0.333, SLG: 0.400 (1, 1)			0-0 G3-1		0-0 F9		0-3 K			1	0	0	0	0	0	0
<b>Gary Waslewski, R</b> OBP: 0.083, SLG: 0.083 (4, 1)										0	0	0	0	0	0	0
<b>Bob Johnson, R</b> OBP: 0.083, SLG: 0.083 (5, PH)										0	0	0	0	0	0	0
<b>Mike Torrez, R</b> OBP: 0.083, SLG: 0.083 (6, 1)										0	0	0	0	0	0	0
<b>Steve Huntz, S</b> OBP: 0.083, SLG: 0.083 (7, PH)										0	0	0	0	0	0	0
<b>Mel Nelson, R</b> OBP: 0.083, SLG: 0.083 (8, 1)										0	0	0	0	0	0	0
<b>Ron Willis, R</b> OBP: 1.000, SLG: 1.000 (8, 1)										0	0	0	0	0	0	0

Inning Stats	R: 2	H: 2	E: 0	K: 1	S: 7	H: 2	LOB: 0	BB: 0	P: 7	R: 0	H: 1	E: 0	K: 0	S: 3	R: 0	H: 3	E: 0	K: 1	S: 8	R: 0	H: 0	E: 0	K: 1	S: 5	R: 0	H: 0	E: 0	K: 0	S: 3	R: 0	H: 0	E: 0	K: 1	S: 5	R: 0	H: 0	E: 0	K: 1	S: 9	R: 0	H: 1	E: 0	K: 0	S: 4	R: 0	H: 0	E: 0	K: 3	S: 9	R: 0	H: 0	E: 0	K: 3	S: 9	1B: 6	2B: 0	3B: 0	HR: 1	SF: 0	SAC: 0	DP: 0	HBP: 0	WP: 0	PB: 0	SB: 1	CS: 1	PA: 35
--------------	------	------	------	------	------	------	--------	-------	------	------	------	------	------	------	------	------	------	------	------	------	------	------	------	------	------	------	------	------	------	------	------	------	------	------	------	------	------	------	------	------	------	------	------	------	------	------	------	------	------	------	------	------	------	------	-------	-------	-------	-------	-------	--------	-------	--------	-------	-------	-------	-------	--------

PITCHER	IP	WLS	BF	H	R	ER	SO	BB	IBB	HBP	BLK	WP	HR	S	P	ERA	WHIP
<b>Joe Niekro, R</b> ERA: 3.23 (1, 1)	3.0		14	6	3	3	2	0	0	0	0	0	1	18	18	9.00	2.000
<b>Johnny Podres, L</b> ERA: 3.94 (4, 1)	4.2	W	16	1	0	0	3	1	0	0	0	0	0	21	25	0.00	0.429
<b>Frank Reberger, R</b> ERA: 4.09 (8, 1)	1.1	S	5	0	0	0	3	1	0	0	0	0	0	10	14	0.00	0.750

Batter	1	2	3	4	5	6	7	8	9	AB R H RBI BB SO LOB	TOP											
Jerry Davanon, R (1, 4) OBP: 0.149, SLG: 0.152	0-3 K			0-3 K		x 0-0 6-3		x 0-0 F8		4 0 0 0 0 2 0	<b>San Diego Padres @ St. Louis Cardinals</b> Busch Stadium, St. Louis, MO Sun May 11 1969, 3:33 AM CDT Att. 13,423 - Unknown <a href="http://livebaseballscorecards.com">livebaseballscorecards.com</a>											
Roberto Pena, R (1, 6) OBP: 0.285, SLG: 0.298	0-0 5-3			0-0 F9		x 0-0 F8		x 0-0 6-3		4 0 0 0 0 0 0												
Tony Gonzalez, L (1, 7) OBP: 0.341, SLG: 0.345	0-0 6-3			0-0 E8 1B		x 0-0 F8		x 0-0 G3		4 0 1 0 0 0 0												
Ollie Brown, R (1, 9) OBP: 0.316, SLG: 0.472		x 0-0 1-3		x 0-0 P4		x 0-0 HR 1B		x 0-0 1B 2B 1B		4 2 2 0 0 0 1												
Nate Colbert, R (1, 3) OBP: 0.392, SLG: 0.632		x 0-0 G4-6-3 1B		x 0-0 2B		x 0-0 HR 1-H		x 0-0 P4		4 1 3 2 0 0 1												
Ed Spiezio, R (1, 5) OBP: 0.339, SLG: 0.343		x 0-0 G4-6-3 1-2f		x 0-3 K		x 0-0 5-3		x 0-0 2B 1B		4 1 1 0 0 1 2												
Cito Gaston, R (1, 8) OBP: 0.239, SLG: 0.243			x 0-0 6-3		x 0-3 K		x 0-0 CS 1B	x 0-0 L5		3 0 1 0 0 1 1												
Al Ferrara, R (9, PH) OBP: 0.433, SLG: 0.435										1 0 0 0 0 0 2												
Ivan Murrell, R (9, 7) OBP: 0.200, SLG: 0.250										0 0 0 0 0 0 0												
Chris Cannizzaro, R (1, 2) OBP: 0.320, SLG: 0.323			x 0-0 F9		x 4-0 BB		x 0-0 1-2 1B	x 0-0 1-H 3-H 2B		3 0 2 2 1 0 0												
Clay Kirby, R (1, 1) OBP: 0.077, SLG: 0.077			x 0-3 K		x 0-3 K		x 0-0 P4	x 0-3 K		3 0 0 0 0 2 3												
Jack Baldschun, R (8, 1) OBP: 0.250, SLG: 0.250										1 0 0 0 0 1 1												
Tommie Sisk, R (9, 1)										0 0 0 0 0 0 0												
<b>Inning Stats</b>	R: 0 E: 0 K: 1 S: 5	H: 0 LOB: 0 BB: 0 P: 5	R: 0 E: 0 K: 0 S: 3	H: 1 LOB: 0 BB: 0 P: 3	R: 0 E: 0 K: 1 S: 5	H: 0 LOB: 0 BB: 0 P: 5	R: 0 E: 1 K: 1 S: 6	H: 1 LOB: 1 BB: 0 P: 6	R: 0 E: 0 K: 3 S: 10	H: 1 LOB: 2 BB: 1 P: 14	R: 0 E: 0 K: 0 S: 3	H: 0 LOB: 0 BB: 0 P: 3	R: 2 E: 0 K: 0 S: 6	H: 4 LOB: 1 BB: 0 P: 6	R: 0 E: 0 K: 0 S: 3	H: 0 LOB: 0 BB: 0 P: 3	R: 2 E: 0 K: 1 S: 8	H: 3 LOB: 1 BB: 0 P: 8	1B: 7 2B: 2 3B: 0 HR: 1	SF: 0 SAC: 0 DP: 1 HBP: 0	WP: 0 PB: 0 SB: 0 CS: 1	PA: 36
<b>PITCHER</b>	IP WLS BF H R ER SO BB IBB HBP BLK WP HR S P ERA WHIP												<b>PITCHER</b>	IP WLS BF H R ER SO BB IBB HBP BLK WP HR S P ERA WHIP								
Dave Giusti, R (1, 1) ERA: 2.91	8.2 L 35 10 4 4 6 1 0 0 0 0 0 1 46 50 4.15 1.269																					
Joe Hoerner, L (9, 1) ERA: 1.42	0.1 1 0 0 0 1 0 0 0 0 0 0 0 3 3 0.00 0.000																					



Batter	1	2	3	4	5	6	7	8	9	AB R H RBI BB SO LOB
Curt Flood, R OBP: 0.333, SLG: 0.333 (1, 8)	0-0 F9		0-0 F9		0-0 1B			0-0 SH1-4 SH 1B	0-0 L1	5 0 2 1 0 0 3
Julian Javier, R OBP: 0.301, SLG: 0.357 (1, 4)	0-0 1B 3B		4-0 S BB		0-0 P6			0-0 SH G5-3 SH1-4 1-2		2 1 1 0 1 0 1
Lou Brock, L OBP: 0.229, SLG: 0.318 (1, 7)	0-0 S 1B		0-0 4-3		0-0 F8			0-0 SH1-4 1-2 2-3		3 0 1 1 0 0 2
Joe Torre, R OBP: 0.336, SLG: 0.466 (1, 2)	0-0 L6			0-0 FC4-6 1B		0-0 F5		4-0 IBB		3 0 1 0 1 0 1
Mike Shannon, R OBP: 0.272, SLG: 0.350 (1, 5)	0-0 P4			0-0 F9		0-0 6-3		0-0 G5-3 2-3f		4 0 0 0 0 0 5
Joe Hague, L OBP: 0.250, SLG: 0.219 (1, 3)		0-0 F7		0-0 FC4-6 1-2f		0-0 F9			0-0 4-3 BB 1B	4 0 1 0 0 0 1
Jim Hicks, R OBP: 0.143, SLG: 0.300 (1, 9)		0-3 K		0-3 K			0-0 F7		0-3 K	4 0 0 0 0 3 2
Dal Maxvill, R OBP: 0.290, SLG: 0.247 (1, 6)		0-0 F7			0-0 SH1-4 1B		0-0 5-3		4-0 4-3 BB	3 1 1 0 0 0 0 0 0 0 0 1 0 0 0 0 0 0 0 0 0
Vada Pinson, L OBP: 0.358, SLG: 0.476 (9, PH)										
Tim McCarver, L OBP: 0.363, SLG: 0.394 (9, PR)										
Dave Giusti, R OBP: 0.333, SLG: 0.308 (1, 1)			0-0 6-3		0-0 SH1-4		0-0 F7		0-0 4-3	2 0 0 0 0 0 0 0 0 0 0 0 0 0 1 0 0 0 0 0 2
Joe Hoerner, R (9, 1)										
Bob Johnson, R (9, PH)										


Inning Stats	R: 1 E: 0 K: 0 S: 5	H: 2 LOB: 1 BB: 0 P: 5	R: 0 E: 0 K: 1 S: 5	H: 0 LOB: 0 BB: 0 P: 5	R: 0 E: 0 K: 0 S: 3	H: 0 LOB: 1 BB: 1 P: 7	R: 0 E: 0 K: 1 S: 6	H: 1 LOB: 1 BB: 0 P: 6	R: 1 E: 0 K: 0 S: 5	H: 2 LOB: 1 BB: 0 P: 5	R: 0 E: 0 K: 0 S: 3	H: 0 LOB: 0 BB: 0 P: 3	R: 0 E: 0 K: 0 S: 3	H: 0 LOB: 0 BB: 0 P: 3	R: 0 E: 0 K: 0 S: 4	H: 1 LOB: 2 BB: 1 P: 8	R: 0 E: 0 K: 1 S: 6	H: 1 LOB: 3 BB: 1 P: 10	1B: 6 2B: 0 3B: 1 HR: 0	SF: 0 SAC: 3 DP: 1 HBP: 0
--------------	------------------------------	---------------------------------	------------------------------	---------------------------------	------------------------------	---------------------------------	------------------------------	---------------------------------	------------------------------	---------------------------------	------------------------------	---------------------------------	------------------------------	---------------------------------	------------------------------	---------------------------------	------------------------------	----------------------------------	----------------------------------	------------------------------------

PITCHER	IP	WLS	BF	H	R	ER	SO	BB	IBB	HBP	BLK	WP	HR	S	P	ERA	WHIP
Clay Kirby, R ERA: 4.81 (1, 1)	7.0		29	6	2	2	2	1	0	0	0	0	0	32	36	2.57	1.000
Jack Baldschun, R ERA: 3.1 (8, 1)	1.2	W	7	1	0	0	1	1	1	0	0	0	0	7	15	0.00	1.200
Tommie Sisk, R ERA: 4.91 (9, 1)	0.1	S	1	0	0	0	0	0	0	0	0	0	0	1	1	0.00	0.000

**BOTTOM**

**San Diego Padres @ St. Louis Cardinals**  
 Busch Stadium, St. Louis, MO  
 Sun May 11 1969, 3:33 AM CDT  
 Att. 13,423 - Unknown

AB	31
R	2
H	7
RBI	2
BB	3
SO	3
LOB	17



WP	PA	ERA	WHIP
0	37		
0			
2			
0			

Batter	1	2	3	4	5	6	7	8	9	AB R H RBI BB SO LOB	TOP											
<b>Jerry Davanon, R</b> (1, 4) OBP: 0.160, SLG: 0.146 <b>Larry Stahl, L</b> (7, PH) OBP: 0.242, SLG: 0.194 <b>Joe Niekro, R</b> (7, 1) OBP: 0.273, SLG: 0.300	0-0 F5		4-0 1B BB		0-0 5-3		0-0 4-3			2 0 0 0 1 0 0 1 0 0 0 0 0 1 0 0 0 0 0 0 0	<b>San Diego Padres @ Chicago Cubs</b> Wrigley Field, Chicago, IL Mon May 12 1969, 3:33 AM CDT Att. 3,887 - Cloudy - 50 F											
<b>Roberto Pena, R</b> (1, 6) OBP: 0.284, SLG: 0.297	0-0 P4		0-0 1B 1-2 2-3			0-0 6-3		0-0 1-3		4 0 1 0 0 0 0												
<b>Tony Gonzalez, L</b> (1, 8) OBP: 0.338, SLG: 0.341	0-0 4-3		0-0 G1-2-3 3-Hr			0-0 F8		0-0 1B		4 0 1 0 0 0 3												
<b>Ollie Brown, R</b> (1, 9) OBP: 0.321, SLG: 0.469		4-0 BB BB		0-3 K		0-0 BB 1B		0-0 F9		3 0 1 0 1 1 1												
<b>Nate Colbert, R</b> (1, 3) OBP: 0.386, SLG: 0.611		0-3 K 1-2		0-3 K		4-0 BB		0-3 K		3 0 0 0 1 3 2												
<b>Al Ferrara, R</b> (1, 7) OBP: 0.412, SLG: 0.407		0-3 K		0-0 1B		0-3 K		0-0 F8		4 0 1 0 0 2 3												
<b>Ed Spiezio, R</b> (1, 5) OBP: 0.328, SLG: 0.330		0-3 K		0-0 F8			0-0 1-3		0-3 K2-3	4 0 0 0 0 2 2												
<b>Chris Cannizzaro, R</b> (1, 2) OBP: 0.327, SLG: 0.323			0-0 1B SH1 G1-2-3 1B		0-0 5-3		4-0 BB		0-0 F9	3 0 1 0 1 0 0												
<b>Gary Ross, R</b> (1, 1) <b>Jack Baldschun, R</b> (6, 1) OBP: 0.250, SLG: 0.250 <b>Bill Davis, L</b> (7, PH) OBP: 0.321, SLG: 0.239 <b>Jose Arcia, R</b> (7, 4) OBP: 0.290, SLG: 0.276			0-0 SH1		0-3 K		0-3 K			0 0 0 0 0 0 0 0 0 0 0 0 0 0 1 0 0 0 0 1 1 0 0 0 0 0 0 0												
<b>Inning Stats</b>	R: 0 E: 0 K: 0 S: 3	H: 0 LOB: 0 BB: 0 P: 3	R: 0 E: 0 K: 3 S: 9	H: 0 LOB: 1 BB: 1 P: 13	R: 0 E: 0 K: 0 S: 4	H: 2 LOB: 2 BB: 1 P: 8	R: 0 E: 0 K: 2 S: 8	H: 1 LOB: 1 BB: 0 P: 8	R: 0 E: 0 K: 1 S: 5	H: 0 LOB: 0 BB: 0 P: 5	R: 0 E: 0 K: 1 S: 6	H: 1 LOB: 2 BB: 1 P: 10	R: 0 E: 0 K: 1 S: 5	H: 0 LOB: 1 BB: 1 P: 9	R: 0 E: 0 K: 1 S: 6	H: 1 LOB: 1 BB: 0 P: 6	R: 0 E: 0 K: 1 S: 5	H: 0 LOB: 0 BB: 0 P: 5	1B: 5 2B: 0 3B: 0 HR: 0	SF: 0 SAC: 1 DP: 1 HBP: 0	WP: 0 PB: 0 SB: 1 CS: 0	PA: 35
<b>PITCHER</b> <b>Fergie Jenkins, R</b> (1, 1) ERA: 2.43	IP 9.0	WLS W	BF 35	H 5	R 0	ER 0	SO 10	BB 4	IBB 0	HBP 0	BLK 0	WP 0	HR 0	S 51	P 67	ERA 0.00	WHIP 1.000					
											<b>PITCHER</b> IP WLS BF H R ER SO BB IBB HBP BLK WP HR S P ERA WHIP											

livebaseballscorecards.com

<b>AB</b>	29
<b>R</b>	0
<b>H</b>	5
<b>RBI</b>	0
<b>BB</b>	4
<b>SO</b>	9
<b>LOB</b>	13





Batter	1	2	3	4	5	6	7	8	9	AB R H RBI BB SO LOB	TOP
Jerry Davanon, R (1, 4) OBP: 0.185, SLG: 0.173	0-0 CS 1B		0-0 P6		0-0 F9			0-0 1B		4 0 2 0 0 0 1	
Roberto Pena, R (1, 6) OBP: 0.276, SLG: 0.288	0-0 4-3 1-2		0-0 5-3			0-0 6-3		0-0 F8		4 0 0 0 0 0 2	
Tony Gonzalez, L (1, 8) OBP: 0.336, SLG: 0.333	4-0 BB			0-0 G4-1		0-0 6-3		0-0 F7		3 0 0 0 1 0 1	
Ollie Brown, R (1, 9) OBP: 0.319, SLG: 0.458	0-3 K			4-0 BB		0-3 K			0-3 K	3 0 0 0 1 3 1	
Nate Colbert, R (1, 3) OBP: 0.392, SLG: 0.626		0-0 E8 2B		0-3 K		0-3 K			0-3 K	1 0 1 0 0 0 0	
Bill Davis, L (3, 3) OBP: 0.304, SLG: 0.224										3 0 0 0 0 3 1	
Al Ferrara, R (1, 7) OBP: 0.368, SLG: 0.355		0-0 F8		0-0 P4		0-0 F7		0-0 4-3		4 0 0 0 0 0 2	
Ed Spiezio, R (1, 5) OBP: 0.328, SLG: 0.324		0-0 F9			0-0 G3		4-0 BB			2 0 0 0 1 0 1	
Chris Cannizzaro, R (1, 2) OBP: 0.318, SLG: 0.313		0-3 K			0-0 5-3		0-3 K			3 0 0 0 0 2 2	
Frank Reberger, L (7, 1) OBP: 0.273, SLG: 0.300										0 0 0 0 0 0 0	
Joe Niekro, R (8, 1) OBP: 0.273, SLG: 0.300										0 0 0 0 0 0 0	
Dick Kelley, R (1, 1) OBP: 0.214, SLG: 0.214			0-3 K		4-0 BB			0-3 K		0 0 0 0 0 0 0	
Jack Baldschun, R (2, 1) OBP: 0.250, SLG: 0.250										0 0 0 0 0 0 0	
Cito Gaston, R (3, PH) OBP: 0.237, SLG: 0.240										1 0 0 0 0 1 0	
Leon Everitt, L (3, 1)										0 0 0 0 1 0 0	
Chris Krug, R (7, 2) OBP: 0.111, SLG: 0.059										1 0 0 0 0 1 0	
<b>Inning Stats</b>	R: 0 H: 1 E: 0 LOB: 1 K: 1 BB: 1 S: 5 P: 9	R: 0 H: 1 E: 1 LOB: 1 K: 1 BB: 0 S: 6 P: 6	R: 0 H: 0 E: 0 LOB: 0 K: 1 BB: 0 S: 5 P: 5	R: 0 H: 0 E: 0 LOB: 1 K: 1 BB: 1 S: 5 P: 9	R: 0 H: 0 E: 0 LOB: 1 K: 0 BB: 1 S: 3 P: 7	R: 0 H: 0 E: 0 LOB: 0 K: 1 BB: 0 S: 5 P: 5	R: 0 H: 0 E: 0 LOB: 1 K: 2 BB: 1 S: 7 P: 11	R: 0 H: 1 E: 0 LOB: 1 K: 1 BB: 0 S: 6 P: 6	R: 0 H: 0 E: 0 LOB: 0 K: 2 BB: 0 S: 7 P: 7	1B: 2 SF: 0 2B: 1 SAC: 0 3B: 0 DP: 0 HR: 0 HBP: 0	WP: 0 PA: 33 PB: 0 SB: 0 CS: 1
<b>PITCHER</b> Dick Selma, R (1, 1) ERA: 4.1	IP WLS BF H R ER SO BB IBB HBP BLK WP HR S P ERA WHIP										
	9.0 W 33 3 0 0 10 4 0 0 0 0 0 0 49 65 0.00 0.778										

San Diego Padres @ Chicago Cubs  
Wrigley Field, Chicago, IL  
Tue May 13 1969, 3:33 AM CDT  
Att: 5,080 - Cloudy - 60 F

livebaseballscorecards.com

AB 29  
R 0  
H 3  
RBI 0  
BB 4  
SO 10  
LOB 11



Batter	1	2	3	4	5	6	7	8	9	AB	R	H	RBI	BB	SO	LOB
Don Kessinger, S OBP: 0.413, SLG: 0.455 (1, 6)	4-0 FC4-6 BB	0-0 3B 2B	0-0 2B 1-3 1B		4-0 14 HR 4-3 BB	0-0 F8 2-3	4-0 WP HBP HR BB			3	3	2	0	3	0	1
Nate Oliver, R OBP: 0.294, SLG: 0.563 (1, 4)	0-0 P4	0-0 3B 1B	0-0 1-3 2B		0-0 4-3 1-2	0-0 HR 3-H	1-0 WP HR HBP			5	3	3	4	0	0	2
Billy Williams, L OBP: 0.331, SLG: 0.440 Don Young, R OBP: 0.311, SLG: 0.338 (1, 7) (7, 7)	0-0 FC4-6 14 HR BB 1-2f	0-0 E 3B 1-H 2-H	0-3 K 3-H		0-0 L4	0-0 3B	0-0 HR 1-H 2-H 3-H			5	2	2	2	0	1	4
Ron Santo, R OBP: 0.390, SLG: 0.425 (1, 5)	4-0 14 HR BB 1-2	0-0 E5 14 2B 3-H	0-0 1-3		4-0 14 HR BB	4-0 BB	4-0 FC6 BB			2	3	0	1	4	0	2
14 Ernie Banks, R OBP: 0.316, SLG: 0.382 Willie Smith, L OBP: 0.333, SLG: 0.700 (1, 3) (7, 3)	0-0 HR 1-H 2-H	0-0 WP 2B 1-H	0-0 F8		0-0 HR 1-H 2-H	0-0 P5	0-0 FC6 1-2f			5	2	3	7	0	0	4
Randy Hundley, R OBP: 0.406, SLG: 0.470 Ken Rudolph, R (1, 2) (7, 2)	4-0 E BB	4-0 BB 2-3			0-0 5-3 1B	0-0 1B	4-0 BB HBP 1B BB			2	1	1	0	2	0	0
Jim Hickman, R OBP: 0.172, SLG: 0.130 (1, 9)	0-0 E4 1-H	0-3 K	0-0 F7		0-3 K		0-0 L4			5	0	0	0	1	2	4
Adolfo Phillips, R OBP: 0.395, SLG: 0.115 (1, 8)	0-3 K	0-0 P6	0-0 1B		4-0 F8 SH1-4 HR BB	4-0 HBP WP BB 1B	0-0 G5-4-3			5	2	2	0	1	1	4
Dick Selma, R OBP: 0.267, SLG: 0.267 (1, 1)		0-3 K	0-0 1B 2B 1B		0-3 K	0-0 SH1-4	0-3 K			4	1	1	0	0	3	3

Inning Stats	R: 4 E: 1 K: 1 S: 7	H: 1 LOB: 1 BB: 3 P: 19	R: 4 E: 1 K: 2 S: 12	H: 4 LOB: 2 BB: 1 P: 16	R: 1 E: 0 K: 1 S: 8	H: 3 LOB: 2 BB: 0 P: 8	R: 0 E: 0 K: 1 S: 6	H: 1 LOB: 1 BB: 0 P: 6	R: 3 E: 0 K: 1 S: 7	H: 2 LOB: 1 BB: 2 P: 15	R: 2 E: 0 K: 0 S: 5	H: 2 LOB: 2 BB: 2 P: 13	R: 5 E: 0 K: 1 S: 7	H: 2 LOB: 1 BB: 3 P: 20	R: 0 E: 0 K: 0 S: 2	H: 0 LOB: 0 BB: 1 P: 6
--------------	------------------------------	----------------------------------	-------------------------------	----------------------------------	------------------------------	---------------------------------	------------------------------	---------------------------------	------------------------------	----------------------------------	------------------------------	----------------------------------	------------------------------	----------------------------------	------------------------------	---------------------------------


PITCHER	IP	WLS	BF	H	R	ER	SO	BB	IBB	HBP	BLK	WP	HR	S	P	ERA	WHIP	
Dick Kelley, L ERA: 4.91 (1, 1)	1.1	L	12	4	7	6	2	3	0	0	0	0	1	0	6	10	0.00	3.000
Jack Baldschun, R ERA: 2.95 (2, 1)	0.2		5	1	1	0	1	1	0	0	0	1	0	6	10	0.00	3.000	
Leon Everett, R ERA: 8.04 (3, 1)	4.0		24	8	6	6	3	4	0	0	0	0	2	26	42	13.50	3.000	
Frank Reberger, R ERA: 5.87 (7, 1)	1.0		9	2	5	5	1	3	0	1	0	1	1	7	20	45.00	5.000	
Joe Niekro, R ERA: 3.0 (8, 1)	1.0		3	0	0	0	0	1	0	0	0	0	0	2	6	0.00	1.000	

**BOTTOM**

**San Diego Padres @ Chicago Cubs**  
Wrigley Field, Chicago, IL  
Tue May 13 1969, 3:33 AM CDT  
Att. 5,080 - Cloudy - 60 F

<b>AB</b>	<b>39</b>
<b>R</b>	<b>19</b>
<b>H</b>	<b>15</b>
<b>RBI</b>	<b>17</b>
<b>BB</b>	<b>12</b>
<b>SO</b>	<b>7</b>
<b>LOB</b>	<b>25</b>

[livebaseballscorecards.com](http://livebaseballscorecards.com)



<b>1B:</b> 6	<b>SF:</b> 0	<b>WP:</b> 2	<b>PA:</b> 53
<b>2B:</b> 3	<b>SAC:</b> 1	<b>PB:</b> 0	
<b>3B:</b> 2	<b>DP:</b> 1	<b>SB:</b> 0	
<b>HR:</b> 4	<b>HBP:</b> 1	<b>CS:</b> 0	

Batter	1	2	3	4	5	6	7	8	9	AB R H RBI BB SO LOB	TOP														
Jerry Davanon, R (1, 4) OBP: 0.190, SLG: 0.164	0-0 P4		0-0 6-3			4-0 BB	0-0 2			4 0 0 0 1 0 3															
Roberto Pena, R (1, 6) OBP: 0.275, SLG: 0.287 Jose Arcia, R (9, 6) OBP: 0.290, SLG: 0.276	0-0 F3		0-0 FC6 1B			0-0 G4-6-3 1-2f		0-0 6-3		4 0 1 0 0 0 1 0 0 0 0 0 0 0															
Tony Gonzalez, L (1, 8) OBP: 0.340, SLG: 0.338	0-0 1B		0-0 FC6 1-2f			0-0 1B		0-0 F9		4 0 2 0 0 0 1															
Al Ferrara, R (1, 7) OBP: 0.333, SLG: 0.314 Cito Gaston, R (9, 8) OBP: 0.237, SLG: 0.240	0-3 K			0-0 F7		0-0 P3		0-0 4-3		4 0 0 0 0 1 2 0 0 0 0 0 0 0															
Ollie Brown, R (1, 9) OBP: 0.310, SLG: 0.444		0-3 K		0-3 K			0-0 5-3		0-0 5-3	4 0 0 0 0 2 0															
Bill Davis, L (1, 3) OBP: 0.305, SLG: 0.216 Larry Stahl, L (7, PR) OBP: 0.235, SLG: 0.188		0-3 K		0-3 K			4-0 2B BB		0-0 4-3	2 0 0 0 1 2 0 1 1 0 0 0 0 0															
Ed Spiezio, R (1, 5) OBP: 0.336, SLG: 0.342		0-0 F7			0-0 1B		0-0 BB 1-3 2B		0-0 F7	3 0 2 0 0 0 0															
Chris Cannizzaro, R (1, 2) OBP: 0.327, SLG: 0.347			0-0 HR		0-0 G6-4-3 1-2f		4-0 2 BB IBB			2 1 1 1 1 0 1															
Tommie Sisk, R (1, 1) Ivan Murrell, R (7, PH) OBP: 0.238, SLG: 0.250 Johnny Podres, L (7, 1) OBP: 0.143, SLG: 0.167 Frank Reberger, L (9, 1)		0-3 K		0-0 6-3			4-0 BB			2 0 0 0 0 1 0 0 0 0 1 1 0 0 0 0 0 0 0 0 0 0 0 0 0 0 0 0															
<b>Inning Stats</b>	R: 0 E: 0 K: 1 S: 6	H: 1 LOB: 1 BB: 0 P: 6	R: 0 E: 0 K: 2 S: 7	H: 0 LOB: 0 BB: 0 P: 7	R: 1 E: 0 K: 1 S: 7	H: 2 LOB: 1 BB: 0 P: 7	R: 0 E: 0 K: 2 S: 7	H: 0 LOB: 0 BB: 0 P: 7	R: 0 E: 0 K: 0 S: 3	H: 1 LOB: 0 BB: 0 P: 3	R: 0 E: 0 K: 0 S: 3	H: 1 LOB: 1 BB: 1 P: 7	R: 1 E: 0 K: 0 S: 2	H: 1 LOB: 3 BB: 3 P: 14	R: 0 E: 0 K: 0 S: 3	H: 0 LOB: 0 BB: 0 P: 3	R: 0 E: 0 K: 0 S: 3	H: 0 LOB: 0 BB: 0 P: 3	1B: 4 2B: 2 3B: 0 HR: 1	SF: 0 SAC: 0 DP: 3 HBP: 0	WP: 0 PB: 0 SB: 0 CS: 0	PA: 34			
<b>PITCHER</b>	IP WLS BF H R ER SO BB IBB HBP BLK WP HR S P ERA WHIP																								
Bill Hands, R (1, 1) ERA: 3.02	6.1		25	6	2	2	6	2	0	0	0	0	1	35	43	2.84	1.263								
Ted Abernathy, R (7, 1) ERA: 0.82	0.2		3	0	0	0	0	1	1	0	0	0	0	0	8	0.00	1.500								
Phil Regan, R (8, 1) ERA: 2.42	1.0		3	0	0	0	0	0	0	0	0	0	0	3	3	0.00	0.000								
Don Nottebart, R (9, 1) ERA: 3.38	1.0	W	3	0	0	0	0	0	0	0	0	0	0	3	3	0.00	0.000								

San Diego Padres @ Chicago Cubs  
Wrigley Field, Chicago, IL  
Wed May 14 1969, 3:33 AM CDT  
Att. 9,622 - Sunny - 60 F

livebaseballscorecards.com

AB 30  
R 2  
H 6  
RBI 2  
BB 4  
SO 6  
LOB 8





BOTTOM

San Diego Padres @ Chicago Cubs

Wrigley Field, Chicago, IL

Wed May 14 1969, 3:33 AM CDT

Att. 9,622 - Sunny - 60 F

livebaseballscorecards.com

AB	31
R	3
H	7
RBI	3
BB	4
SO	2
LOB	10



WP:	0	PA:	36
PB:	0	SB:	0
CS:	0		

AB R H RBI BB SO LOB

4 0 1 0 0 0 2

3 0 0 0 0 0 1  
0 0 0 0 0 0 0  
1 0 0 0 0 0 0  
0 0 0 0 0 0 0

4 0 0 0 0 0 0

4 1 2 1 0 0 0

4 1 1 1 0 0 1

3 0 1 0 1 0 0

3 1 1 0 0 1 2

2 0 0 0 2 1 1

2 0 0 0 0 0 3  
0 0 0 0 0 0 0  
0 0 0 0 1 0 0

1 0 1 1 0 0 0


1B: 2 SF: 0  
2B: 3 SAC: 1  
3B: 0 DP: 0  
HR: 2 HBP: 0

Batter	1	2	3	4	5	6	7	8	9
Don Kessinger, S (1, 6) OBP: 0.409, SLG: 0.457	0-0 6-3 		0-0 G3 		0-0 		0-0 4-3 		
Al Spangler, L (1, 9) OBP: 0.393, SLG: 0.513	0-0 4-3 		0-0 3-1 		0-0 4-3 			0-0 F7 	
Phil Regan, R (8, 1)									
Glenn Beckert, R (8, PH) OBP: 0.305, SLG: 0.283									
Don Nottebart, R (9, 1)									
Billy Williams, L (1, 7) OBP: 0.323, SLG: 0.428	0-0 4-3 		0-0 F9 					0-0 F5 	0-0 F8 
Ron Santo, R (1, 5) OBP: 0.393, SLG: 0.462		0-0 		0-0 				0-0 4-3 	0-0 L4 
14 Ernie Banks, R (1, 3) OBP: 0.314, SLG: 0.402		0-0 5-3 		0-0 5-3 				0-0 6-3 	0-0 
Randy Hundley, R (1, 2) OBP: 0.408, SLG: 0.467		4-0 		0-0 F7 				0-0 SH3-4 	0-0 F9 
Nate Oliver, R (1, 4) OBP: 0.300, SLG: 0.579		0-0 4-3 		0-3 K 				0-0 SH3-4 	0-0 
Adolfo Phillips, R (1, 8) OBP: 0.405, SLG: 0.107		4-0 		0-3 K 				0-0 5-3 	4-0 
Bill Hands, R (1, 1)		0-0 						4-0 	0-0 
Ted Abernathy, R (7, 1)		0-0 FC5-4 						0-0 F3 	0-0 
Jim Hickman, R (7, PH) OBP: 0.186, SLG: 0.130									1-2 
Willie Smith, L (9, PH) OBP: 0.364, SLG: 0.714									

Inning Stats	R: 0 H: 0 E: 0 K: 3 S: 3	H: 0 LOB: 0 BB: 0 P: 3	R: 0 H: 1 E: 0 K: 0 S: 4	L: 1 LOB: 3 BB: 2 P: 12	R: 0 H: 0 E: 0 K: 0 S: 3	H: 0 LOB: 0 BB: 0 P: 3	R: 1 H: 1 E: 0 K: 1 S: 6	H: 1 LOB: 0 BB: 0 P: 6	R: 0 H: 1 E: 0 K: 1 S: 6	H: 1 LOB: 1 BB: 0 P: 6	R: 0 H: 0 E: 0 K: 0 S: 3	H: 0 LOB: 0 BB: 0 P: 3	R: 0 H: 1 E: 0 K: 0 S: 4	H: 1 LOB: 2 BB: 1 P: 8	R: 0 H: 0 E: 0 K: 0 S: 3	H: 0 LOB: 0 BB: 0 P: 3	R: 2 H: 3 E: 0 K: 0 S: 4	H: 3 LOB: 2 BB: 1 P: 8
--------------	--------------------------	------------------------	--------------------------	-------------------------	--------------------------	------------------------	--------------------------	------------------------	--------------------------	------------------------	--------------------------	------------------------	--------------------------	------------------------	--------------------------	------------------------	--------------------------	------------------------

PITCHER	IP	WLS	BF	H	R	ER	SO	BB	IBB	HBP	BLK	WP	HR	S	P	ERA	WHIP
Tommie Sisk, R (1, 1) ERA: 4.33	6.0		23	3	1	1	2	1	1	0	0	0	1	25	33	1.50	0.667
Johnny Podres, L (7, 1) ERA: 4.22	2.1	L	12	3	2	2	0	1	1	0	0	0	1	10	18	7.71	1.714
Frank Reberger, R (9, 1) ERA: 5.87	0.0		1	1	0	0	0	0	0	0	0	0	0	1	1	∞	∞

PITCHER	IP	WLS	BF	H	R	ER	SO	BB	IBB	HBP	BLK	WP	HR	S	P	ERA	WHIP
---------	----	-----	----	---	---	----	----	----	-----	-----	-----	----	----	---	---	-----	------

Batter	1	2	3	4	5	6	7	8	9	AB R H RBI BB SO LOB	TOP																									
Lou Brock, L OBP: 0.222, SLG: 0.303 (1, 7) X	0-0 4-3		0-0 P4		0-0 F7			0-0 E4 SH1		4 0 0 0 0 0 2																										
Julian Javier, R OBP: 0.298, SLG: 0.370 (1, 4) X	0-0 5-3		0-0 5-3		0-0 G6-4-3			0-0 SH1		3 0 0 0 0 0 2																										
Curt Flood, R OBP: 0.326, SLG: 0.326 (1, 8) X	0-0 1B		0-0 4-3			0-0 4-3		0-0 F9		4 0 1 0 0 0 1																										
Joe Torre, R OBP: 0.345, SLG: 0.464 (1, 3) (9, 2) X	0-0 F7			0-0 G4-6-3 1B 1B		0-3 K		4-0 IBB		3 0 1 0 1 1 1																										
Phil Gagliano, R OBP: 0.318, SLG: 0.211 (1, 5) (9, 9) X		0-0 G6-4-3 E 1B		0-0 G4-6-3 1B		0-0 5-3		0-0 F3		4 1 2 0 0 0 2																										
Dave Ricketts, S OBP: 0.571, SLG: 0.400 Mike Shannon, R OBP: 0.262, SLG: 0.336 (1, 2) (9, PH) (9, 5) X		0-0 G6-4-3 1B		0-0 G4-6-3 1-2f 2-3			0-0 FC3-6 1B 1B		0-0 P3	3 0 2 0 0 0 2 1 0 0 0 0 0 0																										
Joe Hague, L OBP: 0.261, SLG: 0.220 Bob Johnson, R (1, 9) (9, PH) (9, 3) X		0-0 G6-4-3 1-2f 2-3		0-0 G3-1			0-0 FC3-6 1B		4-0 G6-4-3 BB	3 0 1 0 0 0 3 0 0 0 0 1 0 0	AB 31 R 1 H 8 RBI 0 BB 2 SO 2 LOB 19																									
Steve Huntz, S OBP: 0.130, SLG: 0.091 (1, 6) X		0-0 E3 3-H			0-0 SH 1B		0-0 FC3-6 G5-4-3 1-2f 2-3		0-0 G6-4-3 1-2f	4 0 1 0 0 0 3																										
Ray Washburn, R Joe Hoerner, R (1, 1) (9, 1) X		0-3 K			0-0 SH G6-4-3		0-0 G5-4-3			2 0 0 0 0 1 3 0 0 0 0 0 0 0																										
<b>Inning Stats</b>	R: 0 E: 0 K: 0 S: 4	H: 1 LOB: 1 BB: 0 P: 4	R: 1 E: 1 K: 1 S: 7	H: 2 LOB: 1 BB: 0 P: 7	R: 0 E: 0 K: 0 S: 3	H: 0 LOB: 0 BB: 0 P: 3	R: 0 E: 0 K: 0 S: 4	H: 2 LOB: 1 BB: 0 P: 4	R: 0 E: 0 K: 1 S: 5	H: 0 LOB: 0 BB: 0 P: 5	R: 0 E: 0 K: 0 S: 4	H: 2 LOB: 1 BB: 0 P: 4	R: 0 E: 1 K: 0 S: 4	H: 0 LOB: 2 BB: 1 P: 8	R: 0 E: 0 K: 0 S: 2	H: 0 LOB: 0 BB: 1 P: 6	1B: 8 2B: 0 3B: 0 HR: 0	SF: 0 SAC: 2 DP: 5 HBP: 0	WP: 0 PB: 0 SB: 0 CS: 0	PA: 35																
<b>PITCHER</b>	IP WLS BF H R ER SO BB IBB HBP BLK WP HR S P ERA WHIP																																			
Al Santorini, R ERA: 2.08 (1, 1)	6.0		25	8	1	0	2	0	0	0	0	0	0	29	29	0.00	1.333																			
Jack Baldschun, R ERA: 2.82 (7, 1)	1.0		2	0	0	0	0	0	0	0	0	0	0	2	2	0.00	0.000																			
Billy McCool, L ERA: 1.5 (8, 1)	2.0	W	8	0	0	0	0	1	1	0	0	0	0	6	14	0.00	0.500																			

St. Louis Cardinals @ San Diego Padres  
San Diego Stadium, San Diego, CA  
Fri May 16 1969, 10:05 PM EDT  
Att. 16,314 - Unknown

livebaseballscorecards.com



Batter	1	2	3	4	5	6	7	8	9	AB R H RBI BB SO LOB
Tommy Dean, R (1, 6) OBP: 0.290, SLG: 0.304 Ivan Murrell, R (9, PH) OBP: 0.273, SLG: 0.286	0-3 K		0-0 E 1-2 1B		0-0 6-3		0-0 1B		0-0 1B 1-2 2-3 3-H	4 0 2 0 0 1 0 1 0 1 1 0 0 0
Roberto Pena, R (1, 4) OBP: 0.275, SLG: 0.286	0-0 6-3		0-0 E6 1-2 2-3		0-0 FC6 1B		0-3 K			4 0 1 0 0 1 3
Tony Gonzalez, L (1, 7) OBP: 0.331, SLG: 0.328	0-0 6-3		0-0 F7		0-0 FC6 1-2f			0-0 4-3		4 0 0 0 0 0 4
Ollie Brown, R (1, 9) OBP: 0.309, SLG: 0.439		0-0 6-3		0-0 5-3		0-0 G1-6-3 1B		0-0 F8		4 0 1 0 0 0 0
Bill Davis, L (1, 3) OBP: 0.302, SLG: 0.204		0-0 F8		4-0 BB 1B		0-0 G1-6-3 1-2f		0-0 1-3		3 0 0 0 1 0 1
Ed Spiezio, R (1, 5) OBP: 0.333, SLG: 0.339 Jose Arcia, R (9, PR) OBP: 0.290, SLG: 0.276		0-0 6-3		0-3 K		0-0 F8			0-0 WP 1B	4 0 1 0 0 1 1 0 1 0 0 0 0 0
Cito Gaston, R (1, 8) OBP: 0.246, SLG: 0.243			4-0 BB G4-6-3	0-0 1-2 1B		0-0 6-3			0-0 F3	3 0 1 0 1 0 1
Chris Cannizzaro, R (1, 2) OBP: 0.325, SLG: 0.337			0-0 G4-6-3 1-2f	0-0 F7		0-0 F9			4-0 1B 1BB 1-3 IBB	3 0 0 0 1 0 3
Al Santorini, R (1, 1) OBP: 0.197, SLG: 0.091 Jack Baltzschun, R (7, 1) OBP: 0.259, SLG: 0.250 Al Ferrara, R (7, PH) OBP: 0.349, SLG: 0.417 Billy McCool, R (8, 1) Larry Stahl, L (9, PH) OBP: 0.125, SLG: 0.188 Nate Colbert, R (9, PH) OBP: 0.398, SLG: 0.628			0-0 E 1B		0-0 6-3		0-0 HR		4-0 1B 1-2 IBB	2 0 1 0 0 0 0 0 0 0 0 0 0 0 1 1 1 1 0 1 0 0

BOTTOM

St. Louis Cardinals @ San Diego Padres  
San Diego Stadium, San Diego, CA  
Fri May 16 1969, 10:05 PM EDT  
Att. 16,314 - Unknown

livebaseballscorecards.com

AB	33
R	2
H	9
RBI	2
BB	4
SO	3
LOB	13



Inning Stats	R: 0 H: 0 E: 0 K: 1 S: 5	H: 0 LOB: 0 BB: 0 P: 5	R: 0 H: 0 E: 0 K: 0 S: 3	H: 0 LOB: 0 BB: 0 P: 3	R: 0 H: 2 E: 1 K: 0 S: 5	H: 2 LOB: 3 BB: 1 P: 9	R: 0 H: 1 E: 0 K: 1 S: 6	H: 1 LOB: 2 BB: 1 P: 10	R: 0 H: 1 E: 0 K: 0 S: 4	H: 1 LOB: 1 BB: 0 P: 4	R: 0 H: 1 E: 0 K: 0 S: 3	H: 1 LOB: 0 BB: 0 P: 3	R: 1 H: 2 E: 0 K: 1 S: 7	H: 2 LOB: 1 BB: 0 P: 7	R: 0 H: 0 E: 0 K: 0 S: 3	H: 0 LOB: 0 BB: 0 P: 3	R: 1 H: 2 E: 0 K: 0 S: 3	H: 2 LOB: 3 BB: 2 P: 11	1B: 8 2B: 0 3B: 0 HR: 1	SF: 0 SAC: 0 DP: 2 HBP: 0	WP: 1 PB: 0 SB: 0 CS: 0	PA: 37	
PITCHER	IP WLS BF H R ER SO BB IBB HBP BLK WP HR S P ERA WHIP																						
Ray Washburn, R (1, 1) ERA: 2.74	8.1 L 35 8 2 2 3 2 1 0 0 1 1 38 50 2.16 1.200																						
Joe Hoerner, L (9, 1) ERA: 1.17	0.0 2 1 0 0 0 0 1 0 0 0 0 1 5 ∞ ∞																						

Batter	1	2	3	4	5	6	7	8	9	AB	R	H	RBI	BB	SO	LOB	TOP	
Lou Brock, L (1, 7) OBP: 0.228, SLG: 0.313	0-0 F8		0-0 2-3		0-0 F7			0-0 SH1-4 BB 1B	0-0 1B	5	2	2	0	0	0	0		
Curt Flood, R (1, 8) OBP: 0.329, SLG: 0.328	0-3 K		0-0 L3			0-0 5-3		0-0 BB SH1-4 FC4-2 1B	0-0 2-H 1B	5	0	2	1	0	1	0		
Vada Pinson, L (1, 9) OBP: 0.340, SLG: 0.455	0-3 K		0-3 K			0-0 F9		0-0 SH1-4	0-0 2-H 1B	2	0	0	0	0	2	0		
Joe Hague, L (5, 9) OBP: 0.255, SLG: 0.214										1	0	0	0	0	0	0		
Bob Johnson, R (8, PH)										0	0	0	0	0	0	0		
Jim Hicks, R (8, 9) OBP: 0.192, SLG: 0.292										1	0	1	0	0	0	0		
Joe Torre, R (1, 3) OBP: 0.347, SLG: 0.457		0-0 F2		0-0 1B		0-3 K		4-0 FC4-2 BB 1B IBB	0-0 5-3	4	1	1	0	1	1	1		
Tim McCarver, L (1, 2) OBP: 0.356, SLG: 0.379		0-0 6-3		0-0 F7			0-0 6-3	4-0 FC4-2 1B BB	0-0 G3	4	1	0	1	1	0	2		
Mike Shannon, R (1, 5) OBP: 0.269, SLG: 0.341		0-0 2B E 1B		0-0 P5			0-0 6-3	0-0 FC4-2 1B BB		4	1	2	0	0	0	4		
Julian Javier, R (1, 4) OBP: 0.304, SLG: 0.385		0-0 E7		0-0 F8			0-0 E5	0-0 1B		1	0	1	0	0	0	0		
Phil Gagliano, R (2, PR) OBP: 0.320, SLG: 0.227		1-H 2B					1-3 E	1-2 2-3 3-H 1B		3	0	1	2	0	0	2		
Steve Huntz, S (1, 6) OBP: 0.222, SLG: 0.087		4-0 BB				0-0 G3	4-0 IBB	4-0 IBB		1	0	0	0	3	0	0		
Steve Carlton, L (1, 1) OBP: 0.263, SLG: 0.316		0-0 1-3		0-0 4-3		0-0 G1-2-3	0-0 4-3	0-0 4-3		4	0	0	0	0	0	8		
Inning Stats	R: 0 E: 0 K: 2 S: 7 H: 0 LOB: 0 BB: 0 P: 7	R: 1 E: 1 K: 0 S: 5 H: 2 LOB: 2 BB: 1 P: 9	R: 0 E: 0 K: 1 S: 5 H: 0 LOB: 0 BB: 0 P: 5	R: 0 E: 0 K: 0 S: 4 H: 1 LOB: 1 BB: 0 P: 4	R: 0 E: 0 K: 0 S: 3 H: 0 LOB: 0 BB: 0 P: 3	R: 0 E: 0 K: 1 S: 5 H: 0 LOB: 0 BB: 0 P: 5	R: 0 E: 1 K: 0 S: 4 H: 1 LOB: 2 BB: 1 P: 8	R: 3 E: 0 K: 0 S: 6 H: 3 LOB: 3 BB: 3 P: 18	R: 1 E: 0 K: 0 S: 5 H: 3 LOB: 1 BB: 0 P: 5	1B: 8 2B: 2 3B: 0 HR: 0 SF: 0 SAC: 1 DP: 1 HBP: 0	WP: 0 PB: 0 SB: 0 CS: 0	PA: 41						
PITCHER	IP	WLS	BF	H	R	ER	SO	BB	IBB	HBP	BLK	WP	HR	S	P	ERA	WHIP	
Clay Kirby, R (1, 1) ERA: 4.43	7.0	L	29	6	3	2	4	1	1	0	0	0	0	35	43	2.57	1.000	
Dick Kelley, L (8, 1) ERA: 5.09	0.1		3	0	0	0	0	1	1	0	0	0	0	1	9	0.00	3.000	
Frank Reberger, R (8, 1) ERA: 6.08	0.2		6	3	2	2	0	0	1	0	0	0	0	5	9	27.00	4.500	
Joe Niekro, R (9, 1) ERA: 2.93	1.0		3	1	0	0	0	0	0	0	0	0	0	3	3	0.00	1.000	

St. Louis Cardinals @ San Diego Padres  
San Diego Stadium, San Diego, CA

Sat May 17 1969, 10:05 PM EDT  
Att: 15,110 - Unknown

livebaseballscorecards.com

AB	35
R	5
H	10
RBI	4
BB	5
SO	4
LOB	17



Batter	1	2	3	4	5	6	7	8	9	AB	R	H	RBI	BB	SO	LOB	BOTTOM						
<b>Tommy Dean, R</b> OBP: 0.303, SLG: 0.317 (1, 6) X	0-0 CS 1B		X 0-0 1B FC5-2 1B		X 0-0 1-3		X 0-0 F9			4	0	2	0	0	0	0							
<b>Roberto Pena, R</b> OBP: 0.280, SLG: 0.287 (1, 4) B B B B	4-0 FC6-4 1-2 BB		X 0-0 1-3 FC5-2 1B		SS S 0-3 K		SS S 0-3 K			3	0	1	0	1	2	0							
<b>Nate Colbert, R</b> OBP: 0.393, SLG: 0.606 (1, 3) X	0-0 F8		X 0-0 1-2 FC5-2		B B B B 4-0 BB		X 0-0 P4			3	0	0	0	1	0	3							
<b>Ollie Brown, R</b> OBP: 0.307, SLG: 0.430 (1, 9) X	0-0 FC6-4 1-2f		X 0-0 3-H F3		SS S 0-3 K		B B B B 4-0 BB			3	0	0	0	1	1	3							
<b>Al Ferrara, R</b> OBP: 0.362, SLG: 0.395 (1, 7)		B B B B 4-0 2B BB		B B B B 4-0 FC5-4 BB		SS S 0-3 K		X 0-0 F9		2	1	0	0	2	1	1							
<b>Ed Spiezio, R</b> OBP: 0.323, SLG: 0.328 (1, 5)		X 0-0 F3		X 0-0 F8		X 0-0 6-3		X 0-0 F8		4	0	0	0	0	0	2							
<b>Cito Gaston, R</b> OBP: 0.238, SLG: 0.234 (1, 8)		SS S 0-3 K		X 0-0 FC5-4 1-2f BB		X 0-0 5-3		X 0-0 5-3		4	0	0	0	0	1	2							
<b>Chris Cannizzaro, R</b> OBP: 0.331, SLG: 0.346 (1, 2)		X 0-0 1-H 2B		B B B B 4-0 1-2 BB		X 0-0 F3		X 0-0 1-3		3	0	1	1	1	0	0							
<b>Clay Kirby, R</b> OBP: 0.063, SLG: 0.063 (1, 1) <b>Dick Kelley, R</b> OBP: 0.214, SLG: 0.214 (8, 1) <b>Frank Reberger, L</b> (8, 1) <b>Joe Niekro, R</b> OBP: 0.273, SLG: 0.300 (9, 1)		SS S 0-3 K		SS S 0-3 K		SS S 0-3 K		SS S 0-3 K		3	0	0	0	0	3	3							
										0	0	0	0	0	0	0							
										0	0	0	0	0	0	0							
										0	0	0	0	0	0	0							
<b>Inning Stats</b>	R: 0 E: 0 K: 0 S: 3	H: 1 LOB: 1 BB: 1 P: 7	R: 1 E: 0 K: 2 S: 8	H: 1 LOB: 1 BB: 1 P: 12	R: 0 E: 0 K: 0 S: 4	H: 2 LOB: 1 BB: 0 P: 4	R: 0 E: 0 K: 1 S: 5	H: 0 LOB: 2 BB: 2 P: 13	R: 0 E: 0 K: 2 S: 7	H: 0 LOB: 1 BB: 1 P: 11	R: 0 E: 0 K: 1 S: 5	H: 0 LOB: 0 BB: 0 P: 5	R: 0 E: 0 K: 1 S: 5	H: 0 LOB: 0 BB: 0 P: 5	R: 0 E: 0 K: 1 S: 5	H: 0 LOB: 1 BB: 1 P: 9	R: 0 E: 0 K: 0 S: 3	H: 0 LOB: 0 BB: 0 P: 3	1B: 3 2B: 1 3B: 0 HR: 0	SF: 0 SAC: 0 DP: 0 HBP: 0	WP: 0 PB: 0 SB: 0 CS: 1	PA: 35	
<b>PITCHER</b> <b>Steve Carlton, L</b> ERA: 1.97 (1, 1)	IP 9.0	WLS W	BF 35	H 4	R 1	ER 1	SO 8	BB 6	IBB 0	HBP 0	BLK 0	WP 0	HR 0	S 45	P 69	ERA 1.00	WHIP 1.111						

**St. Louis Cardinals @ San Diego Padres**  
 San Diego Stadium, San Diego, CA  
 Sat May 17 1969, 10:05 PM EDT  
 Att. 15,110 - Unknown

[livebaseballscorecards.com](http://livebaseballscorecards.com)

**AB 29**  
**R 1**  
**H 4**  
**RBI 1**  
**BB 6**  
**SO 8**  
**LOB 14**



Batter	1	2	3	4	5	6	7	8	9	AB R H RBI BB SO LOB	TOP			
Lou Brock, L (1, 7) OBP: 0.240, SLG: 0.322	0-0 6-3		0-0 F7	0-0 1B			0-0 E 1B	0-0 E9 1B		5 1 3 1 0 0 0	<b>St. Louis Cardinals @ San Diego Padres</b> San Diego Stadium, San Diego, CA Sun May 18 1969, 6:33 AM EDT Att. 15,230 - Unknown <a href="http://livebaseballscorecards.com">livebaseballscorecards.com</a>			
Phil Gagliano, R (1, 4) OBP: 0.300, SLG: 0.259	0-0 6-3		0-0 F8			0-0 1B 2B	0-0 F2 1-H	0-0 P6		5 1 1 0 0 0 2				
Curt Flood, R (1, 8) OBP: 0.331, SLG: 0.321	0-0 F9		4-0 WP BB			4-0 F8-4 1B BB	0-3 K		0-3 K	3 0 0 0 2 2 0				
Joe Torre, R (1, 3) OBP: 0.349, SLG: 0.455		0-0 FC1-6 1B	0-0 4-3			0-0 F9	0-0 1B		0-0 F9	5 0 2 0 0 0 3				
Tim McCarver, L (1, 2) OBP: 0.358, SLG: 0.380		0-0 FC1-6 1B G3		0-0 FC4 1B		0-0 F8-4 1B	0-0 F7		0-0 F7	5 1 2 1 0 0 2				
Mike Shannon, R (1, 5) OBP: 0.268, SLG: 0.338		0-0 G3 1B		0-0 FC4 E		0-0 F8-4			0-0 F7	4 1 1 0 0 0 3				
Joe Hague, L (1, 9) OBP: 0.255, SLG: 0.239		0-0 G3		0-0 E5 1B 2B		0-0 6-3			0-0 F5	4 1 1 2 0 0 1				
Dal Maxvill, R (1, 6) OBP: 0.306, SLG: 0.263		4-0 FC5-4 BB		4-0 1B BB		0-0 5-3			0-0 1B 2B	2 1 1 0 2 0 0				
Dave Giusti, R (1, 1) OBP: 0.316, SLG: 0.294 Ron Willis, R (8, 1) OBP: 1.000, SLG: 1.000 Gary Waslewski, R (9, 1)		0-0 FC5-4		0-3 K		0-0 6-3			0-0 E 1B	4 0 1 1 0 1 4 0 0 0 0 0 0 0 0 0 0 0 0 0 0				
<b>Inning Stats</b>	R: 0 H: 0 E: 0 LOB: 0 K: 0 BB: 0 S: 3 P: 3	R: 1 H: 2 E: 0 LOB: 2 K: 0 BB: 1 S: 5 P: 9	R: 0 H: 0 E: 0 LOB: 1 K: 0 BB: 1 S: 3 P: 7	R: 2 H: 3 E: 1 LOB: 2 K: 1 BB: 1 S: 7 P: 11	R: 1 H: 2 E: 0 LOB: 1 K: 0 BB: 1 S: 4 P: 8	R: 0 H: 0 E: 0 LOB: 0 K: 0 BB: 0 S: 3 P: 3	R: 1 H: 2 E: 0 LOB: 1 K: 1 BB: 0 S: 7 P: 7	R: 1 H: 3 E: 1 LOB: 2 K: 0 BB: 0 S: 6 P: 6	R: 0 H: 0 E: 0 LOB: 0 K: 1 BB: 0 S: 5 P: 5	1B: 9 SF: 0 2B: 4 SAC: 0 3B: 0 DP: 1 HR: 0 HBP: 0	WP: 1 PA: 41 PB: 0 SB: 1 CS: 0			
<b>PITCHER</b>	IP WLS BF H R ER SO BB IBB HBP BLK WP HR S P ERA WHIP												<b>PITCHER</b>	IP WLS BF H R ER SO BB IBB HBP BLK WP HR S P ERA WHIP
Gary Ross, R (1, 1) ERA: 3.9	3.1 L 17 4 3 2 0 3 0 0 0 0 1 0 14 26 5.40 2.100													
Jack Baldschun, R (4, 1) ERA: 2.74	0.2 2 1 0 0 1 0 0 0 0 0 0 0 4 4 0.00 1.500													
Johnny Podres, L (5, 1) ERA: 4.24	2.0 8 2 1 1 0 1 0 0 0 0 0 0 7 11 4.50 1.500													
Tommie Sisk, R (7, 1) ERA: 4.58	2.0 11 5 2 2 1 0 0 0 0 0 0 0 13 13 9.00 2.500													
Billy McCool, L (9, 1) ERA: 1.29	1.0 3 0 0 0 1 0 0 0 0 0 0 0 5 5 0.00 0.000													

**St. Louis Cardinals @ San Diego Padres**  
San Diego Stadium, San Diego, CA  
Sun May 18 1969, 6:33 AM EDT  
Att. 15,230 - Unknown

AB	37
R	6
H	12
RBI	5
BB	4
SO	3
LOB	15



Batter	1	2	3	4	5	6	7	8	9	AB	R	H	RBI	BB	SO	LOB
Tommy Dean, R (1, 6) OBP: 0.286, SLG: 0.297 Ivan Murrell, R (8, PH) OBP: 0.261, SLG: 0.286 Billy McCool, R (9, 1)	0-0 F9	0-0 F8		0-0 5-3		0-0 FC5-4		0-0 SF8		4	0	0	0	0	0	2
Roberto Pena, R (1, 4) OBP: 0.278, SLG: 0.284	0-0 PB 4-3 1B		0-0 F7		0-0 E6		0-0 6-3	0-0 6-3		5	1	1	0	0	0	0
Tony Gonzalez, L (1, 7) OBP: 0.327, SLG: 0.319	0-0 4-3		0-3 K		0-0 4-3		4-0 BB		0-0 P5	4	0	0	0	1	1	2
Nate Colbert, R (1, 3) OBP: 0.402, SLG: 0.598	4-0 PB 1B BB		0-0 1B		0-0 G3		0-0 F8		4-0 BB BB	3	1	1	0	2	0	2
Ollie Brown, R (1, 9) OBP: 0.316, SLG: 0.432	0-0 1B		0-0 BB 1B		4-0 BB BB		0-0 F9		0-0 F9	4	0	2	2	1	0	2
Ed Spiezio, R (1, 5) OBP: 0.333, SLG: 0.336	0-3 K		4-0 BB		0-0 F9				4-0 BB BB	3	1	1	0	2	1	3
Cito Gaston, R (1, 8) OBP: 0.236, SLG: 0.250		0-3 K	0-3 K			0-3 K			0-0 BB BB	5	1	1	1	0	4	5
Chris Cannizzaro, R (1, 2) OBP: 0.352, SLG: 0.376		4-0 SH2-4 BB		0-0 G4-6-3 1B		4-0 FC6-4 BB		0-0 SF8 3B		2	1	2	1	2	0	0
Gary Ross, R (1, 1) Jack Baldschun, R (4, 1) OBP: 0.250, SLG: 0.250 Bill Davis, L (4, PH) OBP: 0.297, SLG: 0.200 Johnny Podres, L (5, 1) OBP: 0.143, SLG: 0.167 Larry Stahl, L (6, PH) OBP: 0.229, SLG: 0.182 Tommie Sisk, R (7, 1) Al Ferrara, R (8, PH) OBP: 0.354, SLG: 0.385 Jose Arzoo, R (9, 6) OBP: 0.280, SLG: 0.276		0-0 SH2-4		0-0 G4-6-3		0-0 FC6-4		0-3 K		0	0	0	0	0	0	0

Inning Stats	R: 2	H: 2	E: 0	K: 1	S: 7	LOB: 1	BB: 1	P: 11	R: 0	H: 0	E: 0	K: 1	S: 5	LOB: 1	BB: 1	P: 9	R: 0	H: 2	E: 0	K: 2	S: 9	LOB: 3	BB: 1	P: 13	R: 0	H: 1	E: 0	K: 0	S: 3	LOB: 0	BB: 0	P: 3	R: 0	H: 0	E: 1	K: 0	S: 4	LOB: 2	BB: 1	P: 8	R: 0	H: 0	E: 0	K: 1	S: 5	LOB: 1	BB: 1	P: 9	R: 0	H: 0	E: 0	K: 0	S: 3	LOB: 1	BB: 1	P: 7	R: 3	H: 3	E: 0	K: 1	S: 8	LOB: 0	BB: 0	P: 8	R: 0	H: 0	E: 0	K: 1	S: 5	LOB: 2	BB: 2	P: 13	1B: 5	SF: 1	2B: 1	SAC: 1	3B: 2	DP: 1	HR: 0	HBP: 0	WP: 0	PA: 43
PITCHER	IP	WLS	BF	H	R	ER	SO	BB	IBB	HBP	BLK	WP	HR	S	P	ERA	WHIP																																																																	
Dave Giusti, R (1, 1) ERA: 3.04	7.0		34	7	4	3	5	6	0	0	0	0	0	38	62	3.86	1.857																																																																	
Ron Willis, R (8, 1) ERA: 4.32	1.2		8	1	1	1	1	2	0	0	0	0	0	8	16	5.40	1.800																																																																	
Gary Waslewski, R (9, 1) ERA: 3.95	0.1	S	1	0	0	0	1	0	0	0	0	0	0	3	3	0.00	0.000																																																																	

BOTTOM

St. Louis Cardinals @ San Diego Padres

San Diego Stadium, San Diego, CA

Sun May 18 1969, 6:33 AM EDT

Att. 15,230 - Unknown

livebaseballscorecards.com

AB	33
R	5
H	8
RBI	5
BB	8
SO	7
LOB	19



Batter	1	2	3	4	5	6	7	8	9	AB R H RBI BB SO LOB	TOP		
Matty Alou, L (1, 8) OBP: 0.378, SLG: 0.435	0-0 E 1B		0-0 G3	0-0 F9			0-0 1B		0-0 1-3	5 1 2 0 0 0 1			
Richie Hebner, L (1, 5) OBP: 0.430, SLG: 0.552	0-0 F8		0-3 K		0-0 2B		0-0 F7		0-0 F7	5 0 1 0 0 1 2			
Willie Stargell, L (1, 7) OBP: 0.391, SLG: 0.565	0-0 2-3 1B			0-0 FC4-6 1B	0-0 F9		0-0 P6			4 0 2 1 0 0 1			
Roberto Clemente, R (1, 9) OBP: 0.304, SLG: 0.313	0-0 2-3 1-2			0-0 FC4-6 3B	0-0 4-3			0-3 K		4 1 0 0 0 1 2			
Al Oliver, L (1, 3) OBP: 0.330, SLG: 0.389	0-0 4-3			0-0 L4		0-0 L9		0-0 3-1		4 0 0 0 0 0 2			
Manny Sanguillen, R (1, 2) OBP: 0.348, SLG: 0.470		0-0 6-3		0-0 1B 3B		0-0 F9		0-0 2B 1B		4 2 2 1 0 0 0			
Bill Mazaroski, R (1, 4) OBP: 0.279, SLG: 0.273		0-0 F9		0-0 3B 1B		0-0 E6		0-0 1-H 2B		4 1 2 2 0 0 0			
Freddie Patek, R (1, 6) OBP: 0.303, SLG: 0.275		0-0 F3		0-0 1-H 1B 3B		0-0 P6		0-3 K		4 1 1 1 0 1 2			
Jim Bunning, R (1, 1) OBP: 0.091, SLG: 0.091 Chuck Hartenstein, R (8, 1)			0-3 K	0-0 1B			0-3 K		0-0 B2-3	3 0 1 1 0 2 0 1 0 0 0 0 0 0			
<b>Inning Stats</b>	R: 1 E: 1 K: 0 S: 5 H: 2 LOB: 1 BB: 0 P: 5	R: 0 E: 0 K: 0 S: 3 H: 0 LOB: 0 BB: 0 P: 3	R: 0 E: 0 K: 2 S: 7 H: 0 LOB: 0 BB: 0 P: 7	R: 4 E: 0 K: 0 S: 8 H: 5 LOB: 1 BB: 0 P: 8	R: 0 E: 0 K: 0 S: 3 H: 1 LOB: 0 BB: 0 P: 3	R: 0 E: 1 K: 0 S: 4 H: 0 LOB: 1 BB: 0 P: 4	R: 0 E: 0 K: 1 S: 6 H: 1 LOB: 1 BB: 0 P: 6	R: 1 E: 0 K: 2 S: 9 H: 2 LOB: 1 BB: 0 P: 9	R: 0 E: 0 K: 0 S: 3 H: 0 LOB: 0 BB: 0 P: 3	1B: 7 2B: 2 3B: 2 HR: 0 SF: 0 SAC: 0 DP: 0 HBP: 0	WP: 0 PB: 0 SB: 0 CS: 0 PA: 38		
<b>PITCHER</b>	IP WLS BF H R ER SO BB IBB HBP BLK WP HR S P ERA WHIP											<b>PITCHER</b>	IP WLS BF H R ER SO BB IBB HBP BLK WP HR S P ERA WHIP
Joe Niekro, R (1, 1) ERA: 3.31	6.0 L 26 8 5 4 2 0 0 0 0 0 0 0 30 30 6.00 1.333												
Gary Ross, R (7, 1) ERA: 3.77	1.0 4 1 0 0 1 0 0 0 0 0 0 0 6 6 0.00 1.000												
Frank Reberger, R (8, 1) ERA: 5.96	2.0 8 2 1 1 2 0 0 0 0 0 0 0 12 12 4.50 1.000												

Pittsburgh Pirates @ San Diego Padres  
San Diego Stadium, San Diego, CA  
Tue May 20 1969, 10:05 PM EDT  
Att. 4,947 - Unknown

livebaseballscorecards.com

AB	38
R	6
H	11
RBI	6
BB	0
SO	5
LOB	10





Batter	1	2	3	4	5	6	7	8	9	AB R H RBI BB SO LOB
Tommy Dean, R (1, 6) OBP: 0.293, SLG: 0.294	0-0 F3		0-0 FC6-4			0-0 1B	4-0 BB		0-0 6-3	4 0 1 0 1 0 1
Roberto Pena, R (1, 4) OBP: 0.281, SLG: 0.283	0-3 K			4-0 BB		0-0 1B	0-0 F3		0-0 1-3	4 0 1 0 1 1 3
Tony Gonzalez, L (1, 7) OBP: 0.325, SLG: 0.317	0-0 P5			0-0 G4-6-3		0-0 F7		0-0 1B		4 1 1 0 0 0 3
Nate Colbert, R (1, 3) OBP: 0.397, SLG: 0.584		0-0 L3		0-3 K			0-0 1B	0-0 F8		4 1 1 0 0 1 1
Ollie Brown, R (1, 9) OBP: 0.321, SLG: 0.433		0-3 K			0-3 K		0-0 1B	0-0 1B		4 1 2 0 0 2 0
Ed Spiezio, R (1, 5) OBP: 0.331, SLG: 0.333		0-0 5-3			0-0 P4		0-0 BB	0-0 P4		4 0 1 0 0 0 2
Cito Gaston, R (1, 8) OBP: 0.244, SLG: 0.258			0-0 FC6-4		0-3 K		0-3 K	0-0 1B		4 0 2 1 0 2 3
Chris Cannizzaro, R (1, 2) OBP: 0.349, SLG: 0.372			0-3 K			0-0 5-3	0-0 BB	0-0 P4		4 0 1 2 0 1 3
Joe Niekro, R (1, 1) OBP: 0.250, SLG: 0.273			0-3 K			0-3 K			0-0 F8	1 0 0 0 0 0 1 1
Bill Davis, L (6, PH) OBP: 0.262, SLG: 0.196										1 0 0 0 0 0 1 0
Gary Ross, R (7, 1) OBP: 0.347, SLG: 0.375										0 0 0 0 0 0 0 0
Al Ferrara, R (7, PH) OBP: 0.347, SLG: 0.375										1 0 0 0 0 0 1 2
Frank Reberger, L (8, 1) OBP: 0.222, SLG: 0.176										0 0 0 0 0 0 0 0
Larry Stahl, L (9, PH)										1 0 0 0 0 0 0 0

Inning Stats	R: 0	H: 0	E: 0	LOB: 0	K: 1	P: 5	R: 0	H: 0	E: 0	LOB: 0	K: 1	P: 5	R: 0	H: 1	E: 0	LOB: 1	K: 2	P: 8	R: 0	H: 0	E: 0	LOB: 0	K: 1	P: 8	R: 0	H: 0	E: 0	LOB: 0	K: 2	P: 7	R: 0	H: 2	E: 0	LOB: 2	K: 1	P: 7	R: 2	H: 4	E: 0	LOB: 3	K: 2	P: 15	R: 1	H: 3	E: 0	LOB: 2	K: 0	P: 6	R: 0	H: 0	E: 0	LOB: 0	K: 0	P: 3	1B: 10	SF: 0	2B: 0	SAC: 0	3B: 0	DP: 1	HR: 0	HBP: 0	WP: 0	PA: 38
	0	0	0	0	1	5	0	0	0	0	1	5	0	1	0	1	8	0	8	0	0	0	0	1	8	0	0	0	0	0	7	2	4	0	2	15	1	3	0	3	0	6	0	3	0	0	0	3	10	0	0	0	0	0	0	38								

PITCHER	IP	WLS	BF	H	R	ER	SO	BB	IBB	HBP	BLK	WP	HR	S	P	ERA	WHIP
Jim Bunning, R (1, 1) ERA: 3.04	7.1	W	32	9	3	3	10	2	0	0	0	0	0	50	58	3.68	1.500
Chuck Hartenstein, R (8, 1) ERA: 0.88	1.2	S	6	1	0	0	0	0	0	0	0	0	0	6	6	0.00	0.600

BOTTOM

Pittsburgh Pirates @ San Diego Padres  
San Diego Stadium, San Diego, CA  
Tue May 20 1969, 10:05 PM EDT  
Att. 4,947 - Unknown

AB	36
R	3
H	10
RBI	3
BB	2
SO	10
LOB	19



PITCHER	IP	WLS	BF	H	R	ER	SO	BB	IBB	HBP	BLK	WP	HR	S	P	ERA	WHIP
Jim Bunning, R (1, 1) ERA: 3.04	7.1	W	32	9	3	3	10	2	0	0	0	0	0	50	58	3.68	1.500
Chuck Hartenstein, R (8, 1) ERA: 0.88	1.2	S	6	1	0	0	0	0	0	0	0	0	0	6	6	0.00	0.600

Batter	1	2	3	4	5	6	7	8	9	AB R H RBI BB SO LOB	TOP											
Matty Alou, L (1, 8) OBP: 0.385, SLG: 0.453 Ron Davis, R (7, 8) OBP: 0.306, SLG: 0.281	0-0 3B	0-0 None 1B		0-0 2		0-0 None 1B	0-0 1		0-0 1	5 2 3 0 0 0 3 1 0 0 0 0 0 0												
Richie Hebner, L (1, 5) OBP: 0.425, SLG: 0.569	0-0 1B 3B	0-0 1-2 2-3		0-0 3		0-0 1-2 2-3	0-0 1-3 2-H		0-0 E4 G6-3	6 2 2 2 0 0 5												
Willie Stargell, L (1, 7) OBP: 0.389, SLG: 0.555	0-0 E None 1B 3-H	0-0 3				0-0 HR HBP	0-0 SF		0-0 G6-3 1-2f	4 1 1 2 0 0 3												
Roberto Clemente, R (1, 9) OBP: 0.309, SLG: 0.310 Carl Taylor, R (7, 9) OBP: 0.450, SLG: 0.438	0-0 1-2		4-0 CS BB		0-3 K	0-0 2	0-0 2		0-0 3-H 1B	4 0 1 1 1 1 4 0 0 0 0 0 0 0												
Al Oliver, L (1, 3) OBP: 0.333, SLG: 0.430	0-0 E4 2-3		0-3 K		0-0 1B 2B	0-0 1-H 2-H 3-H HR	0-0 3			5 2 2 4 0 1 3												
Jerry May, R (1, 2) OBP: 0.283, SLG: 0.412	0-3 K		0-0 1-2 HR		0-0 2-H 1B	0-0 BB		0-0 1		4 1 2 2 1 1 2												
Bill Mazeroski, R (1, 4) OBP: 0.276, SLG: 0.270 Gene Alley, R (8, 4) OBP: 0.297, SLG: 0.333	0-0 1-2		0-0 3		0-0 1-2 1B	0-0 3		0-0 2		5 0 1 0 0 0 3 0 0 0 0 0 0 0												
Freddie Patek, R (1, 6) OBP: 0.323, SLG: 0.295		0-0 None 1B		0-0 2B		0-0 3		4-0 BB BB BB	4-0 1B 2B BB	3 1 2 0 2 0 2												
Bob Moose, R (1, 1) OBP: 0.250, SLG: 0.118		0-0 1		0-0 1		4-0 None HR BB	0-0 1-2 2B SF 1B	0-3 3		4 2 1 0 1 1 3												
<b>Inning Stats</b>	R: 2 E: 1 K: 1 S: 9	H: 3 LOB: 2 BB: 0 P: 9	R: 0 E: 0 K: 0 S: 5	H: 2 LOB: 2 BB: 0 P: 5	R: 1 E: 0 K: 1 S: 5	H: 1 LOB: 0 BB: 1 P: 9	R: 0 E: 0 K: 0 S: 4	H: 1 LOB: 1 BB: 0 P: 4	R: 1 E: 0 K: 1 S: 8	H: 3 LOB: 2 BB: 0 P: 8	R: 4 E: 0 K: 0 S: 5	H: 2 LOB: 1 BB: 2 P: 14	R: 3 E: 0 K: 0 S: 6	H: 3 LOB: 1 BB: 1 P: 10	R: 0 E: 0 K: 1 S: 5	H: 0 LOB: 1 BB: 1 P: 9	R: 0 E: 1 K: 0 S: 3	H: 0 LOB: 0 BB: 0 P: 3	1B: 8 2B: 3 3B: 2 HR: 2	SF: 1 SAC: 0 DP: 1 HBP: 1	WP: 0 PB: 0 SB: 1 CS: 1	PA: 48
<b>PITCHER</b>	IP WLS BF H R ER SO BB IBB HBP BLK WP HR S P ERA WHIP											<b>PITCHER</b>	IP WLS BF H R ER SO BB IBB HBP BLK WP HR S P ERA WHIP									
Tommie Sisk, R (1, 1) ERA: 4.87	3.1 L 18 7 3 3 2 1 0 0 0 0 1 21 25 8.10 2.400																					
Johnny Podres, L (4, 1) ERA: 4.29	1.2 8 3 1 1 1 0 0 0 0 0 0 0 10 10 5.40 1.800																					
Billy McCool, L (6, 1) ERA: 7.2	3.0 19 5 7 7 1 4 0 1 0 0 1 16 33 21.00 3.000																					
Dick Kelley, L (9, 1) ERA: 4.97	1.0 3 0 0 0 0 0 0 0 0 0 0 0 3 3 0.00 0.000																					

Pittsburgh Pirates @ San Diego Padres  
San Diego Stadium, San Diego, CA  
Wed May 21 1969, 10:05 PM EDT  
Att. 34,334 - Unknown

livebaseballscorecards.com

AB	41
R	11
H	15
RBI	11
BB	5
SO	4
LOB	28



Batter	1	2	3	4	5	6	7	8	9	AB R H RBI BB SO LOB
Jerry Davanon, R OBP: 0.177, SLG: 0.153 (1, 4)	0-0 		0-0 		0-0 			0-0 		4 0 0 0 0 0 3
Tommy Dean, R OBP: 0.304, SLG: 0.296 (1, 6)	4-0 		0-0 			0-0 		0-0 		3 0 1 1 1 0 0
Tony Gonzalez, L OBP: 0.329, SLG: 0.322 (1, 7)	0-0 		0-0 			0-3 		0-0 		4 0 2 0 0 1 1
Nate Colbert, R OBP: 0.383, SLG: 0.562 (1, 3)	0-3 			0-0 		0-0 		0-0 		4 0 0 0 0 1 2
Ollie Brown, R OBP: 0.315, SLG: 0.425 (1, 9)		0-0 		0-3 			0-0 			3 0 0 0 0 1 0
Ed Spiezio, R OBP: 0.324, SLG: 0.326 (1, 5)		0-0 		0-0 			0-3 			3 0 0 0 0 1 0
Cito Gaston, R OBP: 0.246, SLG: 0.260 (1, 8)		0-0 			0-0 			0-0 		3 0 1 0 0 0 0
Chris Cannizzaro, R OBP: 0.348, SLG: 0.365 (1, 2)			0-3 			0-0 		4-0 		2 0 0 0 1 1 1
Tommy Sisk, R OBP: 0.187, SLG: 0.333 Johnny Podres, L OBP: 0.143, SLG: 0.167 Larry Stahl, L OBP: 0.216, SLG: 0.171 Billy McCool, R OBP: 0.216, SLG: 0.193 Bill Davis, L OBP: 0.228, SLG: 0.193 Dick Kelley, R OBP: 0.214, SLG: 0.214			0-0 		0-0 			0-0 		1 1 1 0 0 0 0 0 0 0 0 0 0 0 1 0 0 0 0 0 1 0 0 0 0 0 0 0 1 0 0 0 0 0 1 0 0 0 0 0 0 0

Inning Stats	R: 0	H: 1	E: 0	K: 1	S: 5	LOB: 1	BB: 1	P: 9	R: 0	H: 0	E: 0	K: 0	S: 3	LOB: 0	BB: 0	P: 3	R: 1	H: 2	E: 0	K: 1	S: 7	LOB: 1	BB: 0	P: 7	R: 0	H: 0	E: 0	K: 1	S: 5	LOB: 0	BB: 0	P: 5	R: 0	H: 1	E: 0	K: 0	S: 4	LOB: 1	BB: 0	P: 4	R: 0	H: 0	E: 0	K: 1	S: 5	LOB: 0	BB: 0	P: 5	R: 0	H: 0	E: 0	K: 1	S: 5	LOB: 0	BB: 0	P: 5	R: 0	H: 0	E: 0	K: 0	S: 2	LOB: 0	BB: 1	P: 6	R: 0	H: 1	E: 0	K: 0	S: 3	LOB: 0	BB: 0	P: 3	1B: 4	SF: 0	2B: 1	SAC: 0	3B: 0	DP: 2	HR: 0	HBP: 0	WP: 0	PA: 31
PITCHER Bob Moose, R ERA: 3.98 (1, 1)	IP	WLS	BF	H	R	ER	SO	BB	IBB	HBP	BLK	WP	HR	S	P	ERA	WHIP																																																																	
																	PITCHER	IP	WLS	BF	H	R	ER	SO	BB	IBB	HBP	BLK	WP	HR	S	P	ERA	WHIP																																																

**BOTTOM**

**Pittsburgh Pirates @ San Diego Padres**  
San Diego Stadium, San Diego, CA

Wed May 21 1969, 10:05 PM EDT  
Att. 34,334 - Unknown

livebaseballscorecards.com

AB	29
R	1
H	5
RBI	1
BB	2
SO	5
LOB	9

Batter	1	2	3	4	5	6	7	8	9	AB R H RBI BB SO LOB	TOP	
Matty Alou, L (1, 8) OBP: 0.379, SLG: 0.445	0-0 2B 6-3 1B	0-0 4-3			0-0 L8		0-0 F7		0-0 6-3	5 1 1 0 0 0 3		
Richie Hebner, L (1, 5) OBP: 0.424, SLG: 0.570	0-0 1-3 1B 2B		0-0 4-3			0-0 G		0-0 L3	0-0 1B 1B	5 2 2 0 0 0 0		
Willie Stargell, L (1, 7) OBP: 0.396, SLG: 0.553	0-0 6-3		4-0 G4-6-3 BB			0-0 F7		0-0 E 1B 1B	0-0 WP 1B 1B	4 1 2 1 1 0 1		
Roberto Clemente, R (1, 9) OBP: 0.324, SLG: 0.360	0-0 2-H 1B		0-0 G4-6-3 1-2f			0-0 HR		0-0 E6 1B SF9	0-0 WP 1B	5 2 3 3 0 0 2		
Al Oliver, L (1, 3) OBP: 0.328, SLG: 0.413	0-0 F7			0-0 4-3		0-0 G3		4-0 SF9 1B 1B IBB	0-0 4-3	4 1 0 0 1 0 3		
Jerry May, R (1, 2) OBP: 0.289, SLG: 0.411	0-0 F4			0-0 P6			0-0 FC6-4 BB 1B	0-0 1-2 2-3 3-H 1B 1B	0-0 6-3	5 0 2 1 0 0 3		
Bill Mazerolski, R (1, 4) OBP: 0.267, SLG: 0.263		0-0 5-3		0-0 5-3			0-0 F7	0-0 SF9		3 0 0 1 0 0 1		
Freddie Patek, R (1, 6) OBP: 0.328, SLG: 0.296		0-0 F9			0-0 F8		4-0 BB BB BB BB FC6-4 1-2 BB	0-0 1-2 3-H 1B		3 0 1 1 1 0 0		
Steve Blass, R (1, 1) OBP: 0.278, SLG: 0.389		0-0 1B			0-0 6-3		0-0 FC6-4 1-2f 2-3	0-0 4-3		4 0 1 0 0 0 4		
<b>Inning Stats</b>	R: 2 E: 0 K: 0 S: 6 H: 3 LOB: 1 BB: 0 P: 6	R: 0 E: 0 K: 0 S: 4 H: 1 LOB: 1 BB: 0 P: 4	R: 0 E: 0 K: 0 S: 2 H: 0 LOB: 0 BB: 1 P: 6	R: 0 E: 0 K: 0 S: 3 H: 0 LOB: 0 BB: 0 P: 3	R: 0 E: 0 K: 0 S: 3 H: 0 LOB: 0 BB: 0 P: 3	R: 1 E: 0 K: 0 S: 4 H: 1 LOB: 0 BB: 0 P: 4	R: 0 E: 0 K: 0 S: 4 H: 1 LOB: 2 BB: 1 P: 8	R: 3 E: 1 K: 0 S: 7 H: 3 LOB: 2 BB: 1 P: 11	R: 1 E: 0 K: 0 S: 6 H: 3 LOB: 2 BB: 0 P: 6	1B: 10 2B: 1 3B: 0 HR: 1 SF: 1 SAC: 0 DP: 1 HBP: 0	WP: 1 PB: 0 SB: 0 CS: 0 PA: 42	
<b>PITCHER</b>	IP WLS BF H R ER SO BB IBB HBP BLK WP HR S P ERA WHIP											
Clay Kirby, R (1, 1) ERA: 4.31	7.1 L 33 8 6 3 0 2 1 0 0 0 1 30 42 3.68 1.364											
Frank Reberger, R (8, 1) ERA: 5.81	0.2 3 1 0 0 0 0 0 0 0 0 0 3 3 0.00 1.500											
Billy McCool, L (9, 1) ERA: 7.36	1.0 6 3 1 1 0 0 0 0 0 0 1 0 6 6 9.00 3.000											

Pittsburgh Pirates @ San Diego Padres  
San Diego Stadium, San Diego, CA  
Thu May 22 1969, 10:05 PM EDT  
Att. 4,001 - Unknown

livebaseballscorecards.com

AB 38  
R 7  
H 12  
RBI 7  
BB 3  
SO 0  
LOB 17



Batter	1	2	3	4	5	6	7	8	9	AB R H RBI BB SO LOB
Jose Arcia, R OBP: 0.286, SLG: 0.250 (1, 4) X	0-0 6-3 ①		0-0 G5-4-3 ② 1-2f			4-0 BB G6-4-3			0-3 K ①	3 0 0 0 1 1 1
Tommy Dean, R OBP: 0.289, SLG: 0.280 (1, 6) X	0-0 F7 ②			0-0 L9 ①		0-0 G6-4-3 ① ② 1-2f			0-0 L8 ②	4 0 0 0 0 0 1
Tony Gonzalez, L OBP: 0.333, SLG: 0.318 (1, 7) B B B B	4-0 BB			0-0 F7 ②		0-0 6-3 ③			4-0 BB	2 0 0 0 2 0 0
Nate Colbert, R OBP: 0.387, SLG: 0.587 (1, 3) S S S	0-3 K ③			0-0 HR			0-0 G6-4-3 1B		0-3 K ③	4 1 2 1 0 2 2
Ollie Brown, R OBP: 0.310, SLG: 0.417 (1, 9) X		0-0 4-3 ①		0-0 6-3 ③			0-0 G6-4-3 ① ② 1-2f			3 0 0 0 0 0 1
Ed Spiezio, R OBP: 0.318, SLG: 0.318 (1, 5) X		0-0 1-3 ②			0-3 K ①		0-0 F5 ③			3 0 0 0 0 1 0
Cito Gaston, R OBP: 0.248, SLG: 0.262 (1, 8) S S S		0-3 K ③			0-0 E5 1B			0-0 5-3 ①		3 0 1 0 0 1 0
Chris Cannizzaro, R OBP: 0.348, SLG: 0.359 (1, 2) B B B B			4-0 G5-4-3 BB		0-3 K ②			0-3 K ②		2 0 0 0 1 2 1
Clay Kirby, R OBP: 0.056, SLG: 0.056 Frank Reberger, L (8, 1) S S S			0-3 K ①		0-3 K ③			0-0 5-3 ③		2 0 0 0 0 2 2
Larry Stahl, L OBP: 0.211, SLG: 0.167 Billy McCool, R (9, 1)										0 0 0 0 0 0 0

Inning Stats	R: 0	H: 0	E: 0	K: 1	S: 5	LOB: 1	BB: 1	P: 9	R: 0	H: 0	E: 0	K: 1	S: 5	LOB: 0	BB: 0	P: 5	R: 0	H: 0	E: 0	K: 1	S: 4	LOB: 0	BB: 1	P: 8	R: 1	H: 1	E: 0	K: 0	S: 4	LOB: 0	BB: 0	P: 4	R: 0	H: 1	E: 1	K: 3	S: 10	LOB: 1	BB: 0	P: 10	R: 0	H: 0	E: 0	K: 0	S: 2	LOB: 0	BB: 1	P: 6	R: 0	H: 1	E: 0	K: 0	S: 3	LOB: 0	BB: 0	P: 3	R: 0	H: 0	E: 0	K: 1	S: 5	LOB: 0	BB: 0	P: 5	R: 0	H: 0	E: 0	K: 2	S: 7	LOB: 1	BB: 1	P: 11	1B: 2	2B: 0	3B: 0	HR: 1	SF: 0	SAC: 0	DP: 3	HBP: 0	WP: 0	PB: 0	SB: 0	CS: 0	PA: 31	ERA	WHIP
PITCHER Steve Blass, R ERA: 4.59 (1, 1)	9.0	WLS	BF	H	R	ER	SO	BB	IBB	HBP	BLK	WP	HR	S	P	ERA	WHIP																																																																						

**BOTTOM**

**Pittsburgh Pirates @ San Diego Padres**  
**San Diego Stadium, San Diego, CA**  
 Thu May 22 1969, 10:05 PM EDT  
 Att. 4,001 - Unknown

[livebaseballscorecards.com](http://livebaseballscorecards.com)

<b>AB</b>	<b>27</b>
<b>R</b>	<b>1</b>
<b>H</b>	<b>3</b>
<b>RBI</b>	<b>1</b>
<b>BB</b>	<b>4</b>
<b>SO</b>	<b>9</b>
<b>LOB</b>	<b>8</b>



Batter	1	2	3	4	5	6	7	8	9	AB R H RBI BB SO LOB	TOP											
Don Kessinger, S (1, 6) OBP: 0.412, SLG: 0.444	0-0 F8		0-0 BB 14 1B 5-3		0-0 HR 5-3 1B		0-0 F8		0-0 1B	5 2 3 0 0 0 0												
Glenn Beckert, R (1, 4) OBP: 0.325, SLG: 0.320	4-0 1B E BB		0-0 5-3		0-0 5-3		0-0 F5		4-0 BB	3 1 0 0 2 0 2												
Billy Williams, L (1, 7) OBP: 0.335, SLG: 0.463	0-0 E8 1B 1-H		4-0 BB 14 1B IBB		0-0 HR 2-H		0-0 4-3		0-0 F7	4 2 2 2 1 0 1												
Ron Santo, R (1, 5) OBP: 0.403, SLG: 0.462	0-0 5-3		4-0 14 1B BB 1-2 2-3		0-3 K			4-0 14 2B BB		2 1 0 0 2 1 1												
14 Ernie Banks, R (1, 3) OBP: 0.312, SLG: 0.413	0-0 F8		0-0 FC3-6 1B 1-2 2-H 3-H		0-3 K			0-0 1-H 2B		4 0 2 3 0 1 1												
Randy Hundley, R (1, 2) OBP: 0.390, SLG: 0.456		0-0 G3	0-0 FC3-6 1-2f			0-0 P4		0-0 6-3		4 0 0 0 0 0 3												
Al Spangler, L (1, 9) OBP: 0.345, SLG: 0.437		0-0 1-3		0-0 L1-3 1B		0-3 K		0-0 F7		4 0 1 0 0 1 1												
Jim Hickman, R (9, 9) OBP: 0.219, SLG: 0.158										0 0 0 0 0 0 0												
Adolfo Phillips, R (1, 8) OBP: 0.415, SLG: 0.263		0-0 F8		0-3 K		0-0 3B		0-0 F7		4 0 1 0 0 1 2												
Dick Selma, R (1, 1) OBP: 0.190, SLG: 0.190			0-0 F9		0-0 L1-3 1-2		0-3 K		0-3 K	4 0 0 0 0 2 2												
<b>Inning Stats</b>	R: 1 E: 1 K: 0 S: 4	H: 1 LOB: 1 BB: 1 P: 8	R: 0 E: 0 K: 0 S: 3	H: 0 LOB: 0 BB: 0 P: 3	R: 2 E: 0 K: 0 S: 5	H: 2 LOB: 2 BB: 2 P: 13	R: 0 E: 0 K: 1 S: 5	H: 1 LOB: 0 BB: 0 P: 5	R: 2 E: 0 K: 2 S: 9	H: 2 LOB: 0 BB: 0 P: 9	R: 0 E: 0 K: 2 S: 8	H: 1 LOB: 1 BB: 0 P: 8	R: 0 E: 0 K: 0 S: 3	H: 0 LOB: 0 BB: 0 P: 3	R: 1 E: 0 K: 0 S: 4	H: 1 LOB: 1 BB: 1 P: 8	R: 0 E: 0 K: 1 S: 5	H: 1 LOB: 1 BB: 1 P: 9	1B: 6 2B: 2 3B: 1 HR: 1	SF: 0 SAC: 0 DP: 1 HBP: 0	WP: 0 PB: 0 SB: 0 CS: 0	PA: 39
<b>PITCHER</b>	IP WLS BF H R ER SO BB IBB HBP BLK WP HR S P ERA WHIP																					
Gary Ross, R (1, 1) ERA: 4.36	0.0 L 0																					
Jack Baldschun, R (5, 1) ERA: 2.66	0.2 2 0 0 0 2 0 0 0 0 0 0 0 0 6 6 0.00 0.000																					
Tommie Sisk, R (6, 1) ERA: 4.74	3.0 12 2 1 1 2 1 0 0 0 0 0 0 0 15 19 3.00 1.000																					
Frank Reberger, R (9, 1) ERA: 5.6	1.0 4 1 0 0 1 1 0 0 0 0 0 0 0 5 9 0.00 2.000																					

Chicago Cubs @ San Diego Padres  
San Diego Stadium, San Diego, CA  
Fri May 23 1969, 10:05 PM EDT  
Att. 7,936 - Unknown

livebaseballscorecards.com

AB 34  
R 6  
H 9  
RBI 5  
BB 5  
SO 6  
LOB 13



Batter	1	2	3	4	5	6	7	8	9	AB R H RBI BB SO LOB
Jose Arcia, R (1, 4) OBP: 0.256, SLG: 0.222	0-0 F8		0-0 F8			0-0 F8			0-0 F8	4 0 0 0 0 0 1
Tommy Dean, R (1, 6) OBP: 0.276, SLG: 0.266	0-0 5-3		0-0 5-3			0-3 K			0-3 K	4 0 0 0 0 2 1
Tony Gonzalez, L (1, 7) OBP: 0.325, SLG: 0.309	0-3 K				0-0 4-3	0-0 4-3			0-0 1-3	4 0 0 0 0 1 0
Nate Colbert, R (1, 3) OBP: 0.386, SLG: 0.589		0-0 4-3		0-0 2B			0-0 1-3			3 0 1 0 0 0 0
Larry Stahl, L (1, 9) OBP: 0.225, SLG: 0.162		4-0 E S BB		0-3 K			0-3 K			1 0 0 0 1 1 1
Ivan Murrell, R (6, 9) OBP: 0.250, SLG: 0.273										1 0 0 0 0 1 0
Ed Spiezio, R (1, 5) OBP: 0.311, SLG: 0.311		0-3 K		0-3 K			0-3 K			3 0 0 0 0 3 2
Cito Gaston, R (1, 8) OBP: 0.250, SLG: 0.264		0-0 6-3				0-0 F8			0-0 G5-4-3 1B	3 0 1 0 0 0 1
Chris Cannizzaro, R (1, 2) OBP: 0.348, SLG: 0.353			4-0 SH2-4 BB			0-0 F8			0-0 F9	2 0 0 0 1 0 1
Gary Ross, R (1, 1) Jack Baldschun, R (5, 1) Ollie Brown, R (5, PH) Tommie Sisk, R (6, 1) Al Ferrara, R (8, PH) Frank Reberger, L (9, 1)			0-0 SH2-4			0-3 K			0-0 G5-4-3 1-2f	0 0 0 0 0 0 0 0 0 0 0 0 0 0 1 0 0 0 0 1 0 0 0 0 0 0 0 0 1 0 0 0 0 0 1 0 0 0 0 0 0 0

Inning Stats	R: 0	H: 0	E: 0	K: 1	S: 5	R: 0	H: 0	E: 0	K: 1	S: 5	R: 0	H: 0	E: 0	K: 0	S: 3	R: 0	H: 1	E: 0	K: 2	S: 8	R: 0	H: 0	E: 0	K: 1	S: 5	R: 0	H: 0	E: 0	K: 2	S: 7	R: 0	H: 1	E: 0	K: 0	S: 3	R: 0	H: 0	E: 0	K: 1	S: 5	1B: 1	SF: 0	2B: 1	SAC: 1	3B: 0	DP: 1	HR: 0	HBP: 0	WP: 0	PA: 30
--------------	------	------	------	------	------	------	------	------	------	------	------	------	------	------	------	------	------	------	------	------	------	------	------	------	------	------	------	------	------	------	------	------	------	------	------	------	------	------	------	------	-------	-------	-------	--------	-------	-------	-------	--------	-------	--------

PITCHER	IP	WLS	BF	H	R	ER	SO	BB	IBB	HBP	BLK	WP	HR	S	P	ERA	WHIP	PITCHER	IP	WLS	BF	H	R	ER	SO	BB	IBB	HBP	BLK	WP	HR	S	P	ERA	WHIP												
Dick Selma, R (1, 1) ERA: 3.51	9.0	W	30	2	0	0	9	2	0	0	0	0	0	46	54	0.00	0.444																														


**BOTTOM**

**Chicago Cubs @ San Diego Padres**  
San Diego Stadium, San Diego, CA

Fri May 23 1969, 10:05 PM EDT  
Att. 7,936 - Unknown

livebaseballscorecards.com

AB	27
R	0
H	2
RBI	0
BB	2
SO	9
LOB	8



Batter	1	2	3	4	5	6	7	8	9	AB R H RBI BB SO LOB	TOP											
Don Kessinger, S OBP: 0.402, SLG: 0.432 (1, 6)	0-0 5-3		0-0 6-3	0-0 FC5	0-0 1-3			0-0 F8-3		5 0 0 0 0 0 4												
Glenn Beckert, R OBP: 0.333, SLG: 0.329 (1, 4)	0-0 1B		0-0 HR		0-0 1B 14 HR			0-0 L4	0-0 4-3	5 2 3 0 0 0 0												
Billy Williams, L OBP: 0.342, SLG: 0.464 (1, 7)	0-0 1B		0-0 F7		0-0 1B 14 HR			0-0 6-3	4-0 14 BB BB	4 1 2 0 1 0 1												
Ron Santo, R OBP: 0.403, SLG: 0.476 (1, 5)	0-3 K		0-0 HR		4-0 1B 14 HR			0-0 4-3	0-0 F3	4 2 1 2 1 1 3												
14 Ernie Banks, R OBP: 0.314, SLG: 0.428 (1, 3)	0-0 6-3		0-0 P6		0-0 HR			0-0 5-3	4-0 14 BB BB	4 1 1 4 1 0 2												
Randy Hundley, R OBP: 0.384, SLG: 0.448 (1, 2)		0-3 K		0-0 F9	0-0 1B PB			0-0 F8	0-0 L5	5 1 1 0 0 1 2												
Jim Hickman, R OBP: 0.221, SLG: 0.164 (1, 9)		0-0 F9		0-0 FC5	0-0 1B			0-0 4-3		4 0 1 0 0 0 1												
Adolfo Phillips, R OBP: 0.438, SLG: 0.317 (1, 8)		4-0 BB		0-0 1B	0-0 P4			0-0 FC1-5		3 0 2 0 1 0 1												
Ken Holtzman, R OBP: 0.108, SLG: 0.139 (1, 1)		0-0 FC5-4		0-0 F2	0-0 1B			0-0 FC1-5		2 0 0 0 0 0 3												
Ted Abernathy, R OBP: 0.500, SLG: 0.750 (4, 1)		0-0 FC5-4								2 0 1 1 0 0 1												
Phil Regan, R (8, 1)										0 0 0 0 0 0 0												
<b>Inning Stats</b>	R: 0 E: 0 K: 1 S: 7	H: 2 LOB: 2 BB: 0 P: 7	R: 0 E: 0 K: 1 S: 5	H: 0 LOB: 1 BB: 1 P: 9	R: 2 E: 0 K: 0 S: 5	H: 2 LOB: 0 BB: 0 P: 5	R: 0 E: 0 K: 0 S: 5	H: 2 LOB: 2 BB: 0 P: 5	R: 5 E: 0 K: 0 S: 8	H: 5 LOB: 1 BB: 1 P: 12	R: 0 E: 0 K: 0 S: 3	H: 0 LOB: 0 BB: 0 P: 3	R: 0 E: 0 K: 0 S: 3	H: 0 LOB: 0 BB: 0 P: 3	R: 0 E: 0 K: 0 S: 3	H: 1 LOB: 0 BB: 0 P: 3	R: 0 E: 0 K: 0 S: 3	H: 0 LOB: 2 BB: 2 P: 11	1B: 9 2B: 2 3B: 0 HR: 2	SF: 0 SAC: 0 DP: 1 HBP: 0	WP: 0 PB: 1 SB: 0 CS: 0	PA: 42
<b>PITCHER</b>	IP WLS BF H R ER SO BB IBB HBP BLK WP HR S P ERA WHIP																					
Dick Kelley, L ERA: 5.52 (1, 1)	4.0 L 22 8 5 5 2 2 0 0 0 0 0 1 24 32 11.25 2.500																					
Jack Baldschun, R ERA: 2.7 (5, 1)	3.0 12 3 2 1 0 0 0 0 0 0 0 1 12 12 3.00 1.000																					
Billy McCool, L ERA: 6.23 (8, 1)	2.0 8 1 0 0 0 2 0 0 0 0 0 0 6 14 0.00 1.500																					

Chicago Cubs @ San Diego Padres  
San Diego Stadium, San Diego, CA  
Sat May 24 1969, 6:33 AM EDT  
Att: 4,432 - Cloudy - 67 F

livebaseballscorecards.com

AB	38
R	7
H	12
RBI	7
BB	4
SO	2
LOB	18





Batter	1	2	3	4	5	6	7	8	9	AB	R	H	RBI	BB	SO	LOB
Tommy Dean, R OBP: 0.264, SLG: 0.253 (1, 6)	0-3 K		0-0 F9		0-0 F9		0-0 G6-4-3			4	0	0	0	0	1	1
John Sipin, R OBP: 0.500, SLG: 1.500 (1, 4)	0-0 1B			0-0 FC6-2	0-3 K			0-0 4-3		4	1	2	0	0	1	0
Ivan Murrell, R OBP: 0.250, SLG: 0.269 (1, 9)	0-0 CS			0-0 FC6-2	0-0 P3			0-0 F9		4	1	1	1	0	0	1
Nate Colbert, R OBP: 0.389, SLG: 0.595 (1, 3)	0-3 K			0-3 K		0-0 1B		0-0 1B		4	1	2	0	0	2	2
Al Ferrara, R OBP: 0.352, SLG: 0.400 (1, 7)	0-0 CS	0-0 4-3		0-0 E		0-0 F8		0-0 1B		4	1	2	2	0	0	1
Ed Spiezio, R OBP: 0.310, SLG: 0.304 (1, 5)		0-3 K		4-0 E		0-0 F5		0-0 P6		3	1	0	0	1	1	2
Cito Gaston, R OBP: 0.243, SLG: 0.256 (1, 8)		0-3 K		0-0 E5		0-0 P4			0-0 F8	4	0	0	0	0	1	3
Chris Cannizzaro, R OBP: 0.352, SLG: 0.366 (1, 2)			0-0 6-3	0-0 2B			0-0 G6-4-3		0-0 F9	4	0	2	2	0	0	0
Dick Kelley, R OBP: 0.188, SLG: 0.188 (1, 1)			0-0 6-3	0-3 K			0-0 F8		0-0 1-3	2	0	0	0	0	1	2
Jack Baldschun, R OBP: 0.250, SLG: 0.250 (5, 1)										0	0	0	0	0	0	0
Tony Gonzalez, L OBP: 0.324, SLG: 0.307 (7, PH)										1	0	0	0	0	0	1
Billy McCool, R (8, 1)										0	0	0	0	0	0	0
Roberto Pena, R OBP: 0.280, SLG: 0.281 (9, PH)										1	0	0	0	0	0	0

Inning Stats	R: 1	H: 2	E: 0	K: 2	S: 8	R: 0	H: 0	E: 0	K: 2	S: 7	R: 0	H: 0	E: 0	K: 0	S: 3	R: 3	H: 3	E: 1	K: 2	S: 11	R: 0	H: 0	E: 0	K: 1	S: 5	R: 0	H: 1	E: 0	K: 0	S: 4	R: 0	H: 1	E: 0	K: 0	S: 3	R: 1	H: 2	E: 0	K: 0	S: 5	R: 0	H: 0	E: 0	K: 0	S: 3	1B: 4	2B: 3	3B: 2	HR: 0	SF: 0	SAC: 0	DP: 1	HBP: 0	WP: 0	PB: 0	SB: 1	CS: 1	PA: 37
--------------	------	------	------	------	------	------	------	------	------	------	------	------	------	------	------	------	------	------	------	-------	------	------	------	------	------	------	------	------	------	------	------	------	------	------	------	------	------	------	------	------	------	------	------	------	------	-------	-------	-------	-------	-------	--------	-------	--------	-------	-------	-------	-------	--------

PITCHER	IP	WLS	BF	H	R	ER	SO	BB	IBB	HBP	BLK	WP	HR	S	P	ERA	WHIP
Ken Holtzman, L ERA: 1.6 (1, 1)	3.2		17	5	4	2	5	1	0	0	0	0	0	26	30	4.91	1.636
Ted Abernathy, R ERA: 0.93 (4, 1)	4.0	W	15	4	1	1	2	0	0	0	0	0	0	19	19	2.25	1.000
Phil Regan, R ERA: 2.3 (8, 1)	1.1	S	4	0	0	0	0	0	0	0	0	0	0	4	4	0.00	0.000

**BOTTOM**

**Chicago Cubs @ San Diego Padres**  
**San Diego Stadium, San Diego, CA**  
 Sat May 24 1969, 6:33 AM EDT  
 Att. 4,432 - Cloudy - 67 F

livebaseballscorecards.com

<b>AB</b>	<b>35</b>
<b>R</b>	<b>5</b>
<b>H</b>	<b>9</b>
<b>RBI</b>	<b>5</b>
<b>BB</b>	<b>1</b>
<b>SO</b>	<b>7</b>
<b>LOB</b>	<b>13</b>



Batter	1	2	3	4	5	6	7	8	9	AB R H RBI BB SO LOB	TOP											
Don Kessinger, S (1, 6) OBP: 0.397, SLG: 0.425	0-0 1-3		0-0 4-3		0-0 5-3		0-0 14 BB 1B	0-0 FC6 1-2f		5 1 1 0 0 0 1	<b>Chicago Cubs @ San Diego Padres</b> San Diego Stadium, San Diego, CA Sun May 25 1969, 6:33 AM EDT Sunny - 65 F											
Glenn Beckert, R (1, 4) OBP: 0.335, SLG: 0.331	0-0 1-3		0-0 E 14 WP 1B		0-0 G3 1B		0-0 F8		0-0 6-3	5 1 2 0 0 0 1												
Billy Williams, L (1, 7) OBP: 0.343, SLG: 0.462	0-0 1B		0-0 E8 14 WP 1-3 1B		0-0 G3 1-2		0-0 F8		0-0 G3	5 0 2 0 0 0 2												
Ron Santo, R (1, 5) OBP: 0.403, SLG: 0.467	0-0 5-3		0-0 L6		4-0 BB		4-0 14 1B 1-2 BB		0-0 5-3	3 0 0 0 2 0 3												
14 Ernie Banks, R (1, 3) OBP: 0.318, SLG: 0.429		0-0 BB 1B	0-0 F5 2-3 3-H		0-0 5-3		0-0 1-3 2-H 1B			4 0 2 1 0 0 3												
Randy Hundley, R (1, 2) OBP: 0.383, SLG: 0.452		0-3 K		0-0 5-3		0-0 2B		0-0 F8		3 0 1 0 0 1 1												
Ken Rudolph, R (6, 2)										1 0 0 0 0 0 2												
Jim Hickman, R (1, 9) OBP: 0.222, SLG: 0.156		0-0 F9		4-0 BB BB		0-0 F3		0-0 5-3		3 0 0 0 1 0 2												
Adolfo Phillips, R (1, 8) OBP: 0.443, SLG: 0.318		4-0 BB BB		0-0 G6-4-3 1-2 1B		0-0 5-3		0-0 F7		3 0 1 0 1 0 1												
Rich Nye, L (1, 1)		0-0 P4		0-0 G6-4-3 1-2f		0-0 F9		4-0 FC6 BB		0 0 0 0 0 0 0												
Gene Oliver, R (2, PH) OBP: 0.200, SLG: 0.200										1 0 0 0 0 0 0												
Don Nottebart, R (2, 1)										0 0 0 0 0 0 0												
Nate Oliver, R (4, PH) OBP: 0.286, SLG: 0.550										1 0 0 0 0 0 0												
Hank Aguirre, R (4, 1) OBP: 0.500, SLG: 0.500										1 0 0 0 0 0 1												
Don Young, R (8, PH) OBP: 0.327, SLG: 0.344										0 0 0 0 1 0 0												
Phil Regan, R (8, 1)										0 0 0 0 0 0 0												
<b>Inning Stats</b>	R: 0 E: 0 K: 0 S: 4	H: 1 LOB: 1 BB: 0 P: 4	R: 0 E: 0 K: 1 S: 6	H: 1 LOB: 2 BB: 1 P: 10	R: 1 E: 1 K: 0 S: 5	H: 2 LOB: 1 BB: 0 P: 5	R: 0 E: 0 K: 0 S: 3	H: 1 LOB: 1 BB: 1 P: 7	R: 0 E: 0 K: 0 S: 4	H: 1 LOB: 1 BB: 0 P: 4	R: 1 E: 0 K: 0 S: 5	H: 2 LOB: 2 BB: 1 P: 9	R: 0 E: 0 K: 0 S: 3	H: 0 LOB: 1 BB: 1 P: 7	R: 0 E: 0 K: 0 S: 3	H: 0 LOB: 0 BB: 0 P: 3	1B: 8 2B: 1 3B: 0 HR: 0	SF: 0 SAC: 0 DP: 1 HBP: 0	WP: 1 PB: 0 SB: 0 CS: 0	PA: 40		
<b>PITCHER</b> Johnny Podres, L (1, 1) ERA: 3.63	IP 9.0	WLS W	BF 40	H 9	R 2	ER 1	SO 1	BB 5	IBB 0	HBP 0	BLK 0	WP 1	HR 0	S 37	P 57	ERA 1.00	WHIP 1.556					
<b>PITCHER</b>	IP	WLS	BF	H	R	ER	SO	BB	IBB	HBP	BLK	WP	HR	S	P	ERA	WHIP					

livebaseballscorecards.com

<b>AB</b>	35
<b>R</b>	2
<b>H</b>	9
<b>RBI</b>	1
<b>BB</b>	5
<b>SO</b>	1
<b>LOB</b>	21



Batter	1	2	3	4	5	6	7	8	9
Tommy Dean, R OBP: 0.271, SLG: 0.273 (1, 6)	0-0 P4		0-0 HR	0-0 2B		0-0 F7		0-0 6-3	
John Sipin, R OBP: 0.556, SLG: 1.000 (1, 4)	0-0 HR		0-0 HR	0-3 K		0-0 1B		0-0 FC6-4	
Ollie Brown, R OBP: 0.316, SLG: 0.435 (1, 9)	0-0 HR		4-0 HR	0-0 F8		0-0 BB		0-3 K	
Nate Colbert, R OBP: 0.390, SLG: 0.608 (1, 3)	0-3 K		0-0 HR		0-0 5-3	4-0 BB		0-0 FC6-4	
Al Ferrara, R OBP: 0.345, SLG: 0.449 (1, 7)	0-0 HR		0-0 6-3		0-0 F7	0-0 F7			
Ivan Murrell, R OBP: 0.250, SLG: 0.269 (7, 7)	0-0 HR		0-0 6-3		0-0 F7	0-0 F7			
Ed Spiezio, R OBP: 0.302, SLG: 0.296 (1, 5)	0-0 6-3		0-0 F8		0-0 6-3		0-0 F7		
Cito Gaston, R OBP: 0.250, SLG: 0.257 (1, 8)		0-0 F8	0-0 F8			4-0 BB	0-0 1B	0-0 1B	
Chris Cannizzaro, R OBP: 0.363, SLG: 0.394 (1, 2)		0-3 K		0-0 SH2-3		0-0 BB	0-0 1B	0-0 2B	
Johnny Podres, L OBP: 0.100, SLG: 0.111 (1, 1)		0-0 F8		0-0 SH2-3		0-3 K	0-0 4-3		

AB	R	H	RBI	BB	SO	LOB
5	1	2	1	0	0	2
5	2	3	1	0	1	1
4	2	2	3	1	1	2
4	1	1	4	1	1	1
4	1	1	1	0	0	3
0	0	0	0	0	0	0
4	0	0	0	0	0	0
3	1	1	0	1	0	0
4	2	3	0	0	1	0
3	0	0	0	0	1	3

**BOTTOM**

**Chicago Cubs @ San Diego Padres**  
**San Diego Stadium, San Diego, CA**  
 Sun May 25 1969, 6:33 AM EDT  
 Sunny - 65 F

AB	36
R	10
H	13
RBI	10
BB	3
SO	5
LOB	12



Inning Stats	R	H	E	K	S	P	IP	WLS	BF	H	R	ER	SO	BB	IBB	HBP	BLK	WP	HR	S	P	ERA	WHIP
Rich Nye, L ERA: 4.66 (1, 1)	3	2	1	1	8	6	1.0		6	2	3	1	1	0	0	0	0	0	2	8	8	9.00	2.000
Don Nottebart, R ERA: 7.2 (2, 1)	1	3	0	0	11	10	2.0		10	4	4	1	1	0	0	0	0	0	1	11	15	18.00	2.000
Hank Aguirre, L ERA: 2.08 (4, 1)	0	7	0	0	22	20	4.0		20	3	3	2	2	0	0	0	0	0	0	22	30	6.75	2.250
Phil Regan, R ERA: 2.22 (8, 1)	0	1	0	0	6	4	1.0		4	0	0	1	0	0	0	0	0	0	0	6	6	0.00	1.000

WP	HR	S	P	ERA	WHIP
0	0	0	0	0.00	1.000
0	0	0	0	0.00	1.000
0	0	0	0	0.00	1.000
0	0	0	0	0.00	1.000

Batter	1	2	3	4	5	6	7	8	9	AB R H RBI BB SO LOB	TOP									
Don Kessinger, S (1, 6) OBP: 0.389, SLG: 0.416	0-3 K		0-3 K			0-0 F7		0-0 F8		4 0 0 0 0 2 1										
Glenn Beckert, R (1, 4) OBP: 0.328, SLG: 0.323	0-0 4-3		0-0 4-3			0-0 F9		0-0 F7		4 0 0 0 0 0 1										
Billy Williams, L (1, 7) OBP: 0.342, SLG: 0.457	0-0 G3				0-0 3-1	0-0 1B		0-0 6-3		4 0 1 0 0 0 0										
Ron Santo, R (1, 5) OBP: 0.400, SLG: 0.481		0-3 K			0-0 F8	0-0 F8			0-0 HR	4 1 1 1 0 1 1										
14 Ernie Banks, R (1, 3) OBP: 0.322, SLG: 0.428		4-0 BB			0-0 F8		0-0 FC4-6 1B		0-0 F7	3 0 1 0 1 0 0										
Randy Hundley, R (1, 2) OBP: 0.386, SLG: 0.453		0-0 F5				E FC1 FC9-2 1B	0-0 FC4-6 1B		0-0 F7	4 0 2 0 0 0 1										
Al Spangler, L (1, 9) OBP: 0.333, SLG: 0.421		0-0 F5			0-0 FC1	1-3	0-0 FC4-6 BB		0-0 F2	4 0 0 0 0 0 4										
Adolfo Phillips, R (1, 8) OBP: 0.444, SLG: 0.348			0-0 SH1-4 2B		0-0 FC9-2		4-0 G3-6 BB			2 0 1 0 0 0 2										
Willie Smith, L (7, PH) OBP: 0.385, SLG: 0.667						3-H	1-2			0 0 0 0 1 0 0										
Don Young, R (7, 8) OBP: 0.327, SLG: 0.344							0-0 G3-6-1 BB			0 0 0 0 0 0 0										
Bill Hands, R (1, 1) Manny Jimenez, L (7, PH) Ted Abernathy, R (7, 1) OBP: 0.500, SLG: 0.750			0-0 SH1-4 2-3		0-0 G3		0-0 G3-6-1			1 0 0 0 0 0 1										
<b>Inning Stats</b>	R: 0 E: 0 K: 1 S: 5	H: 0 LOB: 0 BB: 0 P: 5	R: 0 E: 0 K: 1 S: 5	H: 0 LOB: 1 BB: 1 P: 9	R: 0 E: 0 K: 1 S: 6	H: 1 LOB: 1 BB: 0 P: 6	R: 0 E: 0 K: 0 S: 3	H: 0 LOB: 0 BB: 0 P: 3	R: 0 E: 1 K: 0 S: 4	H: 1 LOB: 1 BB: 0 P: 4	R: 0 E: 0 K: 0 S: 4	H: 2 LOB: 2 BB: 1 P: 8	R: 0 E: 0 K: 0 S: 3	H: 0 LOB: 0 BB: 0 P: 3	R: 1 E: 0 K: 0 S: 4	H: 1 LOB: 0 BB: 0 P: 4	1B: 4 2B: 2 3B: 0 HR: 1	SF: 0 SAC: 1 DP: 2 HBP: 0	WP: 0 PB: 0 SB: 0 CS: 0	PA: 34
<b>PITCHER</b> Joe Niekro, R (1, 1) ERA: 2.95	IP: 9.0 WLS: L BF: 34 H: 6 R: 1 ER: 1 SO: 3 BB: 2 IBB: 0 HBP: 0 BLK: 0 WP: 0 HR: 1 S: 38 P: 46 ERA: 1.00 WHIP: 0.889											<b>PITCHER</b>	IP: 9.0 WLS: L BF: 34 H: 6 R: 1 ER: 1 SO: 3 BB: 2 IBB: 0 HBP: 0 BLK: 0 WP: 0 HR: 1 S: 38 P: 46 ERA: 1.00 WHIP: 0.889							

Chicago Cubs @ San Diego Padres  
San Diego Stadium, San Diego, CA  
Sun May 25 1969, 6:38 AM EDT  
Att. 13,115 - Unknown

livebaseballscorecards.com

AB 31  
R 1  
H 6  
RBI 1  
BB 2  
SO 3  
LOB 14



Batter	1	2	3	4	5	6	7	8	9	AB	R	H	RBI	BB	SO	LOB
<b>Tommy Dean, R</b> (1, 6) OBP: 0.273, SLG: 0.267 <b>Ivan Murrell, R</b> (9, PH) OBP: 0.241, SLG: 0.259	4-0 BB CS BB		X 0-0 F9			X 0-0 F9			0-3 K	2	0	0	0	1	0	1
<b>John Sipin, R</b> (1, 4) OBP: 0.462, SLG: 0.750	0-3 K 1-2			X 0-0 6-3		X 0-0 F7			4-0 BB	3	0	0	0	1	1	1
<b>Tony Gonzalez, L</b> (1, 7) OBP: 0.316, SLG: 0.299	0-0 P5			X 0-0 F7			X 0-0 5-3		0-0 F9	4	0	0	0	0	0	1
<b>Nate Colbert, R</b> (1, 3) OBP: 0.381, SLG: 0.593		X 0-0 F8			0-3 K		X 0-0 F7			3	0	0	0	0	1	0
<b>Ollie Brown, R</b> (1, 9) OBP: 0.311, SLG: 0.427		X 0-0 F2				X 0-0 F3		0-3 K		3	0	0	0	0	1	0
<b>Ed Spiezio, R</b> (1, 5) OBP: 0.296, SLG: 0.290		0-3 K			X 0-0 6-3			X 0-0 F5		3	0	0	0	0	1	0
<b>Cito Gaston, R</b> (1, 8) OBP: 0.258, SLG: 0.266			X 0-0 6-3		X 0-0 1B			X 0-0 CS 1B		3	0	2	0	0	0	0
<b>Sonny Ruberto, R</b> (1, 2) OBP: 0.333, SLG: 0.333			X 0-0 SH3-4 1B		0-3 K			0-3 K 1-2		3	0	1	0	0	2	2
<b>Joe Niekro, R</b> (1, 1) OBP: 0.231, SLG: 0.250 <b>Al Ferrara, R</b> (9, PH) OBP: 0.339, SLG: 0.440			X 0-0 SH3-4 1-2			X 0-0 F9			0-3 K	1	0	0	0	0	0	0
										1	0	0	0	0	1	0

Inning Stats	R: 0 E: 0 K: 1 S: 4	H: 0 LOB: 0 BB: 1 P: 8	R: 0 E: 0 K: 1 S: 5	H: 0 LOB: 0 BB: 0 P: 5	R: 0 E: 0 K: 0 S: 4	H: 1 LOB: 1 BB: 0 P: 4	R: 0 E: 0 K: 1 S: 5	H: 0 LOB: 0 BB: 0 P: 5	R: 0 E: 0 K: 1 S: 6	H: 1 LOB: 1 BB: 0 P: 6	R: 0 E: 0 K: 0 S: 3	H: 0 LOB: 0 BB: 0 P: 3	R: 0 E: 0 K: 1 S: 5	H: 1 LOB: 1 BB: 0 P: 5	R: 0 E: 0 K: 2 S: 7	H: 0 LOB: 1 BB: 1 P: 11	1B: 3 2B: 2 3B: 0 HR: 0	SF: 0 SAC: 1 DP: 2 HBP: 0	WP: 0 PB: 0 SB: 0 CS: 2	PA: 30
--------------	------------------------------	---------------------------------	------------------------------	---------------------------------	------------------------------	---------------------------------	------------------------------	---------------------------------	------------------------------	---------------------------------	------------------------------	---------------------------------	------------------------------	---------------------------------	------------------------------	----------------------------------	----------------------------------	------------------------------------	----------------------------------	--------

PITCHER	IP	WLS	BF	H	R	ER	SO	BB	IBB	HBP	BLK	WP	HR	S	P	ERA	WHIP
<b>Bill Hands, R</b> (1, 1) ERA: 2.84	6.0		20	2	0	0	4	1	0	0	0	0	0	27	31	0.00	0.500
<b>Ted Abernathy, R</b> (7, 1) ERA: 0.84	3.0	W	10	1	0	0	4	1	0	0	0	0	0	17	21	0.00	0.667

**BOTTOM**

**Chicago Cubs @ San Diego Padres**  
 San Diego Stadium, San Diego, CA

Sun May 25 1969, 6:38 AM EDT  
 Att. 13,115 - Unknown

**AB 27**  
**R 0**  
**H 3**  
**RBI 0**  
**BB 2**  
**SO 8**  
**LOB 5**



PITCHER	IP	WLS	BF	H	R	ER	SO	BB	IBB	HBP	BLK	WP	HR	S	P	ERA	WHIP
---------	----	-----	----	---	---	----	----	----	-----	-----	-----	----	----	---	---	-----	------

Batter	1	2	3	4	5	6	7	8	9	AB R H RBI BB SO LOB	TOP		
Tommy Dean, R (1, 6) OBP: 0.272, SLG: 0.266	0-3 K		0-0 CS 1B			0-0 6-3	0-0 F8			4 0 1 0 0 1 1			
John Sipin, R (1, 4) OBP: 0.471, SLG: 0.750	0-0 BB 1B		0-3 K			0-0 WP 1B 2B	0-0 F8			4 1 2 0 0 1 2			
Tony Gonzalez, L (1, 7) OBP: 0.315, SLG: 0.294	4-0 G5-4-3 BB		0-3 K			0-0 F8		0-3 K		3 0 0 0 1 2 2			
Nate Colbert, R (1, 3) OBP: 0.378, SLG: 0.579	0-0 G5-4-3			0-0 5-3		4-0 1B WP 1B BB		0-0 F8		3 1 0 0 1 0 2			
Ollie Brown, R (1, 9) OBP: 0.315, SLG: 0.446		0-0 HR		0-0 6-3		0-0 1B 1-3 2-H 1B		0-3 K		4 1 2 2 0 1 0			
Roberto Pena, R (1, 5) OBP: 0.285, SLG: 0.287		0-0 F8		0-0 4-3		0-0 1B 1-3 3-H 1B		0-0 CS 1B	4 0 2 1 0 0 0 0 0 0 0 0 0 0				
Jose Arcia, R (9, PR) OBP: 0.256, SLG: 0.222 (9, 5)													
Cito Gaston, R (1, 8) OBP: 0.258, SLG: 0.273		0-0 2B			0-0 6-3	0-0 6-3		0-3 K	4 0 1 0 0 1 3				
Chris Cannizzaro, R (1, 2) OBP: 0.360, SLG: 0.385		0-0 F3			0-3 K		0-0 P6	4-0 FC6 BB	3 0 0 0 1 1 1				
Al Santorini, R (1, 1) OBP: 0.188, SLG: 0.133		0-3 K			0-3 K		0-0 1B	0-0 FC6	4 0 1 0 0 2 2				
<b>Inning Stats</b>	R: 0 H: 1 E: 0 LOB: 1 K: 1 BB: 1 S: 5 P: 9	R: 1 H: 2 E: 0 LOB: 1 K: 1 BB: 0 S: 7 P: 7	R: 0 H: 1 E: 0 LOB: 1 K: 2 BB: 0 S: 7 P: 7	R: 0 H: 0 E: 0 LOB: 0 K: 0 BB: 0 S: 3 P: 3	R: 0 H: 0 E: 0 LOB: 0 K: 2 BB: 0 S: 7 P: 7	R: 2 H: 3 E: 0 LOB: 2 K: 0 BB: 1 S: 6 P: 10	R: 0 H: 1 E: 0 LOB: 1 K: 0 BB: 0 S: 4 P: 4	R: 0 H: 0 E: 0 LOB: 0 K: 2 BB: 0 S: 7 P: 7	R: 0 H: 1 E: 0 LOB: 1 K: 1 BB: 1 S: 5 P: 9	1B: 6 SF: 0 2B: 3 SAC: 0 3B: 0 DP: 2 HR: 1 HBP: 0	WP: 1 PA: 36 PB: 0 SB: 0 CS: 2		
<b>PITCHER</b>	IP WLS BF H R ER SO BB IBB HBP BLK WP HR S P ERA WHIP											<b>PITCHER</b>	IP WLS BF H R ER SO BB IBB HBP BLK WP HR S P ERA WHIP
Jim McAndrew, R (1, 1) ERA: 6.75	5.2 L 23 6 3 3 6 2 0 0 0 0 1 1 33 41 4.76 1.412												
Don Cardwell, R (6, 1) ERA: 2.86	2.1 9 2 0 0 2 0 0 0 0 0 0 0 13 13 0.00 0.857												
Cal Koonce, R (9, 1) ERA: 6.99	1.0 4 1 0 0 1 1 0 0 0 0 0 0 5 9 0.00 2.000												

San Diego Padres @ New York Mets  
Shea Stadium, Flushing, NY  
Tue May 27 1969, 7:05 PM EDT  
Att. 11,772 - Unknown

livebaseballscorecards.com

AB	33
R	3
H	9
RBI	3
BB	3
SO	9
LOB	13



Batter	1	2	3	4	5	6	7	8	9	AB	R	H	RBI	BB	SO	LOB																		
<b>Tommie Agee, R</b> OBP: 0.345, SLG: 0.562 (1, 8) X	0-0 1B 3-1 1B	0-0 SF8-2 2-H 3-H		0-0 L4			0-3 K		0-0 6-3	4	1	1	1	0	1	1																		
<b>Wayne Garrett, L</b> OBP: 0.412, SLG: 0.473 (1, 5) X	0-0 3-1 1-2	0-0 F7			0-0 FC3-6 1B		0-0 1B		4-0 BB	4	0	2	0	1	0	2																		
<b>Ken Boswell, L</b> OBP: 0.317, SLG: 0.354 (1, 4) X	0-0 6-3		0-3 K		0-0 FC3-6 1-3 1-2f 1B		0-0 L9		0-0 P6	5	0	0	0	0	1	4																		
<b>Cleon Jones, R</b> OBP: 0.440, SLG: 0.595 (1, 7) X	0-0 1B 2-3 1B		0-0 2B		0-0 1-3		0-0 F9		0-0 4-3	5	0	2	0	0	0	3																		
<b>Ed Kranepool, L</b> OBP: 0.314, SLG: 0.387 (1, 3) X	0-0 1-2 3-H 1B		0-0 F8		0-3 K			0-0 F8		4	0	1	1	0	1	2																		
<b>Ron Swoboda, R</b> OBP: 0.283, SLG: 0.361 (1, 9) X	0-0 1-3		0-3 K		0-3 K		0-0 3B			4	0	1	0	0	2	3																		
<b>Jerry Grote, R</b> OBP: 0.268, SLG: 0.311 (1, 2) X		0-0 1B SF8-2 1B 1B		0-0 P6		0-0 F8		0-0 5-3		4	1	1	0	0	0	1																		
<b>Bud Harrelson, S</b> OBP: 0.388, SLG: 0.357 (1, 6) X		0-0 1B SF8-2 1B 1B		0-0 SH3-4 1B		0-0 1B		4-0 BB		3	0	3	0	1	0	0																		
<b>Jim McAndrew, R</b> OBP: 0.429, SLG: 0.500 (1, 1) X		0-0 1B		0-0 SH3-4		0-0 1-3		0-0 5-3		1	0	1	0	0	0	0																		
<b>Don Cardwell, R</b> OBP: 0.188, SLG: 0.333 (6, 1) X										1	0	0	0	0	0	1																		
<b>Rod Gaspar, S</b> OBP: 0.303, SLG: 0.260 (8, PH) X										1	0	0	0	0	0	2																		
<b>Cal Koonce, R</b> OBP: 0.667, SLG: 0.667 (9, 1) X		1-2 2-3 1B								0	0	0	0	0	0	0																		
<b>Inning Stats</b>	R: 1 E: 0 K: 0 S: 6	H: 3 LOB: 2 BB: 0 P: 6	R: 1 E: 0 K: 0 S: 5	H: 3 LOB: 1 BB: 0 P: 5	R: 0 E: 0 K: 2 S: 8	H: 1 LOB: 1 BB: 0 P: 8	R: 0 E: 0 K: 0 S: 4	H: 1 LOB: 1 BB: 0 P: 4	R: 0 E: 0 K: 1 S: 6	H: 1 LOB: 1 BB: 0 P: 6	R: 0 E: 0 K: 1 S: 6	H: 1 LOB: 1 BB: 0 P: 6	R: 0 E: 0 K: 0 S: 4	H: 1 LOB: 2 BB: 1 P: 8	R: 0 E: 0 K: 0 S: 3	H: 0 LOB: 1 BB: 1 P: 7	1B: 10 2B: 2 3B: 1 HR: 0	SF: 1 SAC: 1 DP: 1 HBP: 0	WP: 0 PB: 0 SB: 0 CS: 0	PA: 40														
<b>PITCHER</b> <b>Al Santorini, R</b> ERA: 2.06 (1, 1)	IP 9.0	WLS W	BF 40	H 12	R 2	ER 2	SO 5	BB 2	IBB 0	HBP 0	BLK 0	WP 0	HR 0	S 48	P 56	ERA 2.00	WHIP 1.556																	
																	<b>PITCHER</b>	IP	WLS	BF	H	R	ER	SO	BB	IBB	HBP	BLK	WP	HR	S	P	ERA	WHIP

**BOTTOM**

**San Diego Padres @ New York Mets**  
Shea Stadium, Flushing, NY  
Tue May 27 1969, 7:05 PM EDT  
Att. 11,772 - Unknown

[livebaseballscorecards.com](http://livebaseballscorecards.com)

<b>AB</b>	<b>36</b>
<b>R</b>	<b>2</b>
<b>H</b>	<b>12</b>
<b>RBI</b>	<b>2</b>
<b>BB</b>	<b>2</b>
<b>SO</b>	<b>5</b>
<b>LOB</b>	<b>19</b>



Batter	1	2	3	4	5	6	7	8	9	10	11	AB R H RBI BB SO LOB	TOP																								
Tommy Dean, R OBP: 0.268, SLG: 0.255 (1, 6)	0-3 K		0-3 K		0-0 F9			0-3 K			4-0 B2-6-4 BB	4 0 0 0 1 3 1																									
John Sipin, R OBP: 0.364, SLG: 0.571 (1, 4)	0-0 F8		0-0 5-3			0-3 K			0-0 F8		0-0 B2-6-4 1-2f	5 0 0 0 0 1 1																									
Ollie Brown, R OBP: 0.312, SLG: 0.436 (1, 9)	0-3 K		0-0 F9			0-0 6-3			0-0 6-3		4-0 BB	4 0 0 0 1 1 0																									
Nate Colbert, R OBP: 0.378, SLG: 0.569 (1, 3)		4-0 SH2-3 1B BB		0-3 K		0-0 5-3			0-0 FC5-4 1B		0-3 K	4 0 1 0 1 2 1																									
Al Ferrara, R OBP: 0.333, SLG: 0.426 (1, 7)		0-0 SH2-3 1-2 1B		0-3 K			0-3 K		0-0 FC5-4 1-2f			4 0 1 0 0 2 1																									
Roberto Pena, R OBP: 0.286, SLG: 0.288 Jose Arcia, R OBP: 0.256, SLG: 0.222 (10, PR) (10, 5)		0-0 SH2-3 1-2 2-3		0-0 P4			0-0 F3			0-0 1B		3 0 1 0 0 0 0 0 0 0 0 0 0 0																									
Cito Gaston, R OBP: 0.258, SLG: 0.279 (1, 8)		0-3 K			0-0 2B		0-3 K			0-0 P1		4 0 1 0 0 2 3																									
Chris Cannizzaro, R OBP: 0.357, SLG: 0.376 (1, 2)		4-0 IBB			0-0 L9			0-3 K		0-0 L8		3 0 0 0 1 1 2																									
Clay Kirby, R OBP: 0.048, SLG: 0.048 Ivan Murrell, R OBP: 0.233, SLG: 0.250 (10, PH) Tommie Sisk, R OBP: 0.167, SLG: 0.333 Billy McCool, R Frank Reberger, L (11, 1)		0-3 K			0-3 K			0-3 K		0-3 K		3 0 0 0 0 3 4 1 0 0 0 0 1 1 0																									
<b>Inning Stats</b>	R: 0 E: 0 K: 2 S: 7	H: 0 LOB: 0 BB: 0 P: 7	R: 0 E: 0 K: 2 S: 8	H: 1 LOB: 3 BB: 2 P: 16	R: 0 E: 0 K: 1 S: 5	H: 0 LOB: 0 BB: 0 P: 5	R: 0 E: 0 K: 2 S: 7	H: 0 LOB: 0 BB: 0 P: 7	R: 0 E: 0 K: 1 S: 6	H: 1 LOB: 1 BB: 0 P: 6	R: 0 E: 0 K: 3 S: 9	H: 0 LOB: 0 BB: 0 P: 9	R: 0 E: 0 K: 0 S: 4	H: 1 LOB: 1 BB: 0 P: 4	R: 0 E: 0 K: 1 S: 6	H: 1 LOB: 1 BB: 2 P: 6	R: 0 E: 0 K: 1 S: 4	H: 0 LOB: 1 BB: 2 P: 12	1B: 3 2B: 1 3B: 0 HR: 0	SF: 0 SAC: 1 DP: 1 HBP: 0	WP: 0 PB: 0 SB: 0 CS: 0	PA: 40															
<b>PITCHER</b>	IP WLS BF H R ER SO BB IBB HBP BLK WP HR S P ERA WHIP																				IP WLS BF H R ER SO BB IBB HBP BLK WP HR S P ERA WHIP																
Jerry Koosman, L ERA: 2.5 (1, 1)	10.0	W	36	4	0	0	15	1	1	0	0	0	0	0	64	72	0.00	0.500																			
Tug McGraw, L ERA: 3.6 (11, 1)	1.0	W	4	0	0	0	1	2	0	0	0	0	0	0	4	12	0.00	2.000																			

San Diego Padres @ New York Mets  
Shea Stadium, Flushing, NY  
Wed May 28 1969 7:05 PM EDT  
Att. 11,860 - Unknown

livebaseballscorecards.com

AB	35
R	0
H	4
RBI	0
BB	4
SO	16
LOB	14





BOTTOM

San Diego Padres @ New York Mets  
Shea Stadium, Flushing, NY  
Wed May 28 1969, 7:05 PM EDT  
Att. 11,860 - Unknown

livebaseballscorecards.com

AB 36  
R 1  
H 9  
RBI 1  
BB 6  
SO 5  
LOB 24



WP: 0 PA: 44  
PB: 0  
SB: 0  
CS: 1

AB	R	H	RBI	BB	SO	LOB
4	0	0	0	0	1	5
4	0	1	0	0	0	3
0	0	0	0	1	0	0
5	0	1	0	0	0	3
4	1	0	0	1	0	2
5	0	2	0	0	1	2
5	0	1	0	0	1	4
4	0	2	0	1	1	2
3	0	1	1	2	1	3
2	0	1	0	0	0	0
0	0	0	0	1	0	0
0	0	0	0	0	0	0
0	0	0	0	0	0	0

Batter	1	2	3	4	5	6	7	8	9	10	11
<b>Tommie Agee, R</b> OBP: 0.333, SLG: 0.541 (1, 8)	4-3		K		P4		G6-4-3			SH1-4	
<b>Wayne Garrett, L</b> OBP: 0.404, SLG: 0.462 (1, 5)	F5		6-3		G4-3			FC2-3 1B		L4-3 IBB	
<b>Ed Charles, R</b> OBP: 0.212, SLG: 0.186 (10, PH) (11, 5)											
<b>Ken Boswell, L</b> OBP: 0.313, SLG: 0.349 (1, 4)	4-3			FC4-6 1B		F7		FC2-3 CS		L4-3	
<b>Cleon Jones, R</b> OBP: 0.433, SLG: 0.580 (1, 7)		1B BB		FC4-6 FC4-6		6-3		P6			E6 1B
<b>Ed Kranepool, L</b> OBP: 0.317, SLG: 0.388 (1, 3)		1-3 1B		FC4-6					G3		K
<b>Ron Swoboda, R</b> OBP: 0.278, SLG: 0.352 (1, 9)		P6		K		5-3			F7		1B IBB 1B
<b>Jerry Grote, R</b> OBP: 0.284, SLG: 0.319 (1, 2)		K			1B BB 1B		L5				1B IBB
<b>Bud Harrelson, S</b> OBP: 0.396, SLG: 0.357 (1, 6)		K			1B BB			SH BB	5-3		1B
<b>Jerry Koosman, R</b> OBP: 0.083, SLG: 0.083 (1, 1)										SH1-4 BB	
<b>Art Shamsky, L</b> OBP: 0.281, SLG: 0.267 (10, PH)			6-3								
<b>Amos Otis, R</b> OBP: 0.197, SLG: 0.194 (10, PR)					G4-3 1B						
<b>Tug McGraw, R</b> OBP: 0.200, SLG: 0.214 (11, 1)											

Pitcher	IP	WLS	BF	H	R	ER	SO	BB	IBB	HBP	BLK	WP	HR	S	P	ERA	WHIP
<b>Clay Kirby, R</b> ERA: 3.63 (1, 1)	9.0		35	7	0	0	4	3	0	0	0	0	0	40	52	0.00	1.111
<b>Tommie Sisk, R</b> ERA: 4.7 (10, 1)	0.1		2	0	0	0	0	1	0	0	0	0	0	1	5	0.00	3.000
<b>Billy McCool, L</b> ERA: 5.79 (10, 1)	1.0	L	4	0	1	0	1	0	1	0	0	0	0	5	9	0.00	0.000
<b>Frank Reberger, R</b> ERA: 5.6 (11, 1)	0.0		3	2	0	0	0	0	1	0	0	0	0	2	6	∞	∞

Pitcher	IP	WLS	BF	H	R	ER	SO	BB	IBB	HBP	BLK	WP	HR	S	P	ERA	WHIP
<b>Clay Kirby, R</b> ERA: 3.63 (1, 1)	9.0		35	7	0	0	4	3	0	0	0	0	0	40	52	0.00	1.111
<b>Tommie Sisk, R</b> ERA: 4.7 (10, 1)	0.1		2	0	0	0	0	1	0	0	0	0	0	1	5	0.00	3.000
<b>Billy McCool, L</b> ERA: 5.79 (10, 1)	1.0	L	4	0	1	0	1	0	1	0	0	0	0	5	9	0.00	0.000
<b>Frank Reberger, R</b> ERA: 5.6 (11, 1)	0.0		3	2	0	0	0	0	1	0	0	0	0	2	6	∞	∞

Pitcher	IP	WLS	BF	H	R	ER	SO	BB	IBB	HBP	BLK	WP	HR	S	P	ERA	WHIP
<b>Clay Kirby, R</b> ERA: 3.63 (1, 1)	9.0		35	7	0	0	4	3	0	0	0	0	0	40	52	0.00	1.111
<b>Tommie Sisk, R</b> ERA: 4.7 (10, 1)	0.1		2	0	0	0	0	1	0	0	0	0	0	1	5	0.00	3.000
<b>Billy McCool, L</b> ERA: 5.79 (10, 1)	1.0	L	4	0	1	0	1	0	1	0	0	0	0	5	9	0.00	0.000
<b>Frank Reberger, R</b> ERA: 5.6 (11, 1)	0.0		3	2	0	0	0	0	1	0	0	0	0	2	6	∞	∞

Pitcher	IP	WLS	BF	H	R	ER	SO	BB	IBB	HBP	BLK	WP	HR	S	P	ERA	WHIP
<b>Clay Kirby, R</b> ERA: 3.63 (1, 1)	9.0		35	7	0	0	4	3	0	0	0	0	0	40	52	0.00	1.111
<b>Tommie Sisk, R</b> ERA: 4.7 (10, 1)	0.1		2	0	0	0	0	1	0	0	0	0	0	1	5	0.00	3.000
<b>Billy McCool, L</b> ERA: 5.79 (10, 1)	1.0	L	4	0	1	0	1	0	1	0	0	0	0	5	9	0.00	0.000
<b>Frank Reberger, R</b> ERA: 5.6 (11, 1)	0.0		3	2	0	0	0	0	1	0	0	0	0	2	6	∞	∞

Pitcher	IP	WLS	BF	H	R	ER	SO	BB	IBB	HBP	BLK	WP	HR	S	P	ERA	WHIP
<b>Clay Kirby, R</b> ERA: 3.63 (1, 1)	9.0		35	7	0	0	4	3	0	0	0	0	0	40	52	0.00	1.111
<b>Tommie Sisk, R</b> ERA: 4.7 (10, 1)	0.1		2	0	0	0	0	1	0	0	0	0	0	1	5	0.00	3.000
<b>Billy McCool, L</b> ERA: 5.79 (10, 1)	1.0	L	4	0	1	0	1	0	1	0	0	0	0	5	9	0.00	0.000
<b>Frank Reberger, R</b> ERA: 5.6 (11, 1)	0.0		3	2	0	0	0	0	1	0	0	0	0	2	6	∞	∞

Pitcher	IP	WLS	BF	H	R	ER	SO	BB	IBB	HBP	BLK	WP	HR	S	P	ERA	WHIP
<b>Clay Kirby, R</b> ERA: 3.63 (1, 1)	9.0		35	7	0	0	4	3	0	0	0	0	0	40	52	0.00	1.111
<b>Tommie Sisk, R</b> ERA: 4.7 (10, 1)	0.1		2	0	0	0	0	1	0	0	0	0	0	1	5	0.00	3.000
<b>Billy McCool, L</b> ERA: 5.79 (10, 1)	1.0	L	4	0	1	0	1	0	1	0	0	0	0	5	9	0.00	0.000
<b>Frank Reberger, R</b> ERA: 5.6 (11, 1)	0.0		3	2	0	0	0	0	1	0	0	0	0	2	6	∞	∞

Batter	1	2	3	4	5	6	7	8	9	10	AB R H RBI BB SO LOB	TOP										
Tommy Dean, R (1, 6) OBP: 0.283, SLG: 0.257	0-0 FC6-4 1B		0-0 F9		4-0 G4-6-3 BB		4-0 BB		0-0 F7		3 0 1 0 2 0 1	<p><b>San Diego Padres @ Montreal Expos</b></p> <p>Jarry Park, Montreal, QB</p> <p>Fri May 30 1969, 7:05 PM EDT</p> <p>Att. 14,320 - Unknown</p>										
John Sign, R (1, 4) OBP: 0.333, SLG: 0.615	0-0 FC6-4 1-2f		0-0 E5		0-0 F3		0-0 F7		0-0 HR	5 1 1 1 0 0 4												
Tony Gonzalez, L (1, 7) OBP: 0.306, SLG: 0.285	0-3 K		0-0 F8		0-0 G4-6-3 1-2f			0-0 1-3	0-0 F7	5 0 0 0 0 1 3												
Nate Colbert, R (1, 3) OBP: 0.366, SLG: 0.548	0-3 K			0-0 F8		0-3 K		0-3 K	0-0 6-3	5 0 0 0 0 3 1												
Ollie Brown, R (1, 9) OBP: 0.309, SLG: 0.429		0-0 6-3		0-0 1B S 1B		0-0 P4		0-0 E8 WP	0-0 P4	5 1 1 0 0 0 0												
Roberto Pena, R (1, 5) OBP: 0.285, SLG: 0.282		0-3 K		0-0 1-3		0-0 F9		4-0 FC4-6 BB		3 0 0 0 1 1 1												
Jose Arcia, R (8, PR) OBP: 0.256, SLG: 0.222				1-2				3-H		0 0 0 0 0 0 0												
Cito Gaston, R (1, 8) OBP: 0.264, SLG: 0.285		0-3 K		0-0 BB 1B			0-0 SH3 1B	0-0 FC4-6		4 0 2 0 0 1 1												
Chris Cannizzaro, R (1, 2) OBP: 0.357, SLG: 0.370			0-0 E6 SH3-4 E	4-0 1-2 BB			0-0 SH3		0-0 5-3	2 1 0 0 1 0 0												
Dick Kelley, R (1, 1) OBP: 0.176, SLG: 0.176			0-0 SH3-4	0-3 K			0-3 K		0-3 K	1 0 0 0 0 1 3												
Ivan Murrell, R (7, PH) OBP: 0.224, SLG: 0.241										1 0 0 0 0 1 1												
Gary Ross, R (7, 1)										0 0 0 0 0 0 0												
Billy McCool, R (8, 1)										0 0 0 0 0 0 0												
Tommie Sisk, R (8, 1)										0 0 0 0 0 0 0												
Al Ferrara, R (9, PH) OBP: 0.328, SLG: 0.418			1-2							1 0 0 0 0 1 0												
Jack Baldschun, R (9, 1) OBP: 0.250, SLG: 0.250										0 0 0 0 0 0 0												
<b>Inning Stats</b>	R: 0 E: 0 K: 2 S: 8	H: 1 LOB: 1 BB: 0 P: 8	R: 0 E: 0 K: 2 S: 7	H: 0 LOB: 0 BB: 0 P: 7	R: 1 E: 2 K: 0 S: 5	H: 0 LOB: 1 BB: 0 P: 5	R: 0 E: 0 K: 1 S: 7	H: 2 LOB: 3 BB: 1 P: 11	R: 0 E: 0 K: 0 S: 2	H: 0 LOB: 0 BB: 1 P: 6	R: 0 E: 0 K: 1 S: 5	H: 1 LOB: 2 BB: 1 P: 10	R: 1 E: 1 K: 1 S: 6	H: 0 LOB: 1 BB: 1 P: 10	R: 0 E: 0 K: 1 S: 5	H: 0 LOB: 0 BB: 0 P: 5	R: 1 E: 0 K: 0 S: 4	H: 1 LOB: 0 BB: 0 P: 4	1B: 4 2B: 0 3B: 0 HR: 1	SF: 0 SAC: 2 DP: 1 HBP: 0	WP: 1 PB: 0 SB: 1 CS: 0	PA: 41
<b>PITCHER</b>	IP WLS BF H R ER SO BB IBB HBP BLK WP HR S P ERA WHIP																					
Mike Wegener, R (1, 1) ERA: 3.38	9.0																					
Dan McGinn, L (10, 1) ERA: 3.89	0.1	L	2	1	1	0	0	0	0	0	0	0	0	0	0	0	0	0	0	0	0	
Roy Face, R (10, 1) ERA: 4.29	0.2		2	0	0	0	0	0	0	0	0	0	0	0	0	0	0	0	0	0	0	

livebaseballscorecards.com

AB	35
R	3
H	5
RBI	1
BB	4
SO	9
LOB	15



Batter	1	2	3	4	5	6	7	8	9	10	AB R H RBI BB SO LOB	BOTTOM																
Maury Wills, S OBP: 0.258, SLG: 0.195 (1, 6)	4-0 1B S BB		X 0-0 G3		X 0-0 6-3		X 0-0 CS 1B		0-3 K		4 0 1 0 1 1 1	<b>San Diego Padres @ Montreal Expos</b> Jarry Park, Montreal, QB Fri May 30 1969, 7:05 PM EDT Att: 14,320 - Unknown																
Gary Sutherland, R OBP: 0.263, SLG: 0.269 (1, 4)	0-3 K		4-0 1B BB		0-0 1B 1B		0-0 CS 1-2	0-0 1B WP 1B	0-0 FC4-6		4 1 2 0 1 1 2																	
Manny Mota, R OBP: 0.343, SLG: 0.359 (1, 9) (9, 8)	0-0 1-3 1B		0-0 1-3 G6-4-3 1B		0-0 1-2 1B			0-0 FC5 1-3 WP 1B		X 0-0 F3	5 0 4 0 0 0 0																	
Bob Bailey, R OBP: 0.310, SLG: 0.373 (1, 3)	0-0 P6		0-0 G6-4-3 1-2f		0-0 F7			0-0 FC5 1-3 1B		X 0-0 E7 1B	3 0 0 0 0 0 6																	
Rusty Staub, L OBP: 0.430, SLG: 0.482 (8, PH) (9, 9)											2 0 1 0 0 0 1																	
Don Bosch, S OBP: 0.238, SLG: 0.276 (10, PR)											0 0 0 0 0 0 0																	
Donn Clendenon, R OBP: 0.272, SLG: 0.355 (1, 7) (9, 3)	0-3 K				0-0 6-3			0-0 1-2 1B		X 0-0 K	5 0 1 0 0 3 3																	
Coco Laboy, R OBP: 0.327, SLG: 0.461 (1, 5)		X 0-0 F9		X 0-0 1-3		X 0-0 F9		X 0-0 F7		B 4-0 BB	4 0 0 0 1 0 2																	
Mack Jones, L OBP: 0.400, SLG: 0.564 (1, 8) (9, 7)		B 4-0 FC5-4 BB		X 0-0 G3		S 0-3 K		X 0-0 4-3		X 0-0 F8	4 0 0 0 1 1 4																	
John Boccabella, R OBP: 0.225, SLG: 0.306 (1, 2)		0-3 K		X 0-0 HR		S 0-3 K		S 0-3 K			4 1 1 1 0 3 1																	
Mike Wegener, R OBP: 0.200, SLG: 0.111 (1, 1)		X 0-0 FC5-4					X 0-0 F9		X 0-0 FC4-6 1B		3 0 0 0 0 1 1																	
Ty Cline, L OBP: 0.292, SLG: 0.185 (9, PH)											1 0 1 0 0 0 0																	
Dan McGinn, L OBP: 0.250, SLG: 0.625 (10, 1)											0 0 0 0 0 0 0																	
Roy Face, R OBP: 0.500, SLG: 0.500 (10, 1)											0 0 0 0 0 0 0																	
<b>Inning Stats</b>	R: 0 E: 0 K: 2 S: 8	H: 1 LOB: 2 BB: 1 P: 12	R: 0 E: 0 K: 1 S: 5	H: 0 LOB: 1 BB: 1 P: 9	R: 0 E: 0 K: 0 S: 3	H: 1 LOB: 1 BB: 1 P: 7	R: 0 E: 0 K: 0 S: 3	H: 0 LOB: 0 BB: 0 P: 3	R: 1 E: 0 K: 1 S: 8	H: 3 LOB: 2 BB: 0 P: 8	R: 0 E: 0 K: 2 S: 7	H: 0 LOB: 0 BB: 0 P: 7	R: 0 E: 0 K: 1 S: 5	H: 1 LOB: 0 BB: 0 P: 5	R: 1 E: 0 K: 0 S: 6	H: 3 LOB: 2 BB: 0 P: 6	R: 0 E: 0 K: 2 S: 8	H: 1 LOB: 1 BB: 0 P: 8	R: 0 E: 1 K: 1 S: 6	H: 1 LOB: 2 BB: 1 P: 10	1B: 10 2B: 0 3B: 0 HR: 1	SF: 0 SAC: 0 DP: 1 HBP: 0	WP: 1 PB: 0 SB: 1 CS: 1	PA: 44				
<b>PITCHER</b>	IP WLS BF H R ER SO BB IBB HBP BLK WP HR S P ERA WHIP												IP WLS BF H R ER SO BB IBB HBP BLK WP HR S P ERA WHIP															
Dick Kelley, L ERA: 5.05 (1, 1)	6.0	25	5	1	1	6	3	0	0	0	0	0	1	34	46	1.50	1.333											
Gary Ross, R ERA: 4.5 (7, 1)	1.0	5	3	1	1	1	0	0	0	0	0	0	0	7	7	9.00	3.000											
Billy McCool, L ERA: 5.65 (8, 1)	0.1	2	1	0	0	0	0	0	0	0	1	0	2	2	0.00	3.000												
Tommie Sisk, R ERA: 4.63 (8, 1)	0.2	2	0	0	0	0	0	0	0	0	0	0	2	2	0.00	0.000												
Jack Baldschun, R ERA: 2.51 (9, 1)	2.0	W 9	2	0	0	3	1	0	0	0	0	0	14	18	0.00	1.500												

livebaseballscorecards.com

AB	39
R	2
H	11
RBI	1
BB	4
SO	10
LOB	21



Batter	1	2	3	4	5	6	7	8	9	AB	R	H	RBI	BB	SO	LOB	TOP										
Tommy Dean, R OBP: 0.271, SLG: 0.245 (1, 6)	0-0 F7		0-0 P6		0-0 6-3	0-0 FC5-4		0-0 F2		5	0	0	0	0	0	3											
John Sipin, R OBP: 0.375, SLG: 0.667 (1, 4)	0-3 K2-3		0-0 F3		4-0 L6 WP BB		0-0 1B 4-3 2B	0-0 2B		4	1	2	0	1	1	0											
Ollie Brown, R OBP: 0.306, SLG: 0.440 (1, 9)	0-0 HR		0-0 G3-1		0-0 L6		0-0 5-3	0-0 6-3		5	1	1	1	0	0	4											
Nate Colbert, R OBP: 0.373, SLG: 0.550 (1, 3)	0-0 5-3			0-0 HR 1B		0-0 HR 1B	0-0 4-3 IBB 1B		0-0 5-3	5	2	3	0	0	0	0											
Al Ferrara, R OBP: 0.368, SLG: 0.544 (1, 7)		4-0 2B BB		0-0 HR		0-0 HR	4-0 4-3 IBB		0-0 L7	2	2	2	4	2	0	0											
Ivan Murrell, R OBP: 0.219, SLG: 0.233 (7, PR) (7, 7)				0-0 HR		0-0 HR	1-2 4-3 IBB		0-0 F8	1	0	0	0	0	0	0											
Ed Spiezio, R OBP: 0.293, SLG: 0.282 (1, 5)		0-0 F7		0-0 P4		4-0 G4-6-3 BB	0-0 4-3			4	0	0	1	1	0	3											
Cito Gaston, R OBP: 0.273, SLG: 0.296 (1, 8)		0-0 2B		1-0 1B HBP		0-0 G4-6-3	0-0 4-3 IBB			1	0	1	0	0	0	0											
Tony Gonzalez, L OBP: 0.308, SLG: 0.283 (4, PR) (4, 8)		1-H 2B		0-0 HBP		0-0 G4-6-3	0-0 4-3 IBB			1	0	0	0	1	0	1											
Chris Cannizzaro, R OBP: 0.366, SLG: 0.377 (1, 2)		4-0 IBB		0-0 1B		0-0 G6-4-3 1B	0-0 F8			3	0	2	0	1	0	3											
Joe Niekro, R OBP: 0.294, SLG: 0.214 (1, 1)		0-3 K		0-0 G6-4-3		4-0 FC5-4 BB	4-0 2B 6-3 BB			2	0	0	0	2	1	4											
Inning Stats	R: 1 E: 0 K: 1 S: 6	H: 1 LOB: 0 BB: 0 P: 6	R: 0 E: 0 K: 1 S: 5	H: 1 LOB: 2 BB: 2 P: 13	R: 0 E: 0 K: 0 S: 3	H: 0 LOB: 0 BB: 0 P: 3	R: 2 E: 0 K: 0 S: 5	H: 3 LOB: 2 BB: 0 P: 6	R: 0 E: 0 K: 0 S: 2	H: 0 LOB: 0 BB: 1 P: 6	R: 2 E: 0 K: 0 S: 5	H: 3 LOB: 2 BB: 2 P: 13	R: 1 E: 0 K: 0 S: 5	H: 2 LOB: 3 BB: 2 P: 13	R: 0 E: 0 K: 0 S: 3	H: 1 LOB: 1 BB: 1 P: 7	R: 0 E: 0 K: 0 S: 3	H: 0 LOB: 0 BB: 0 P: 3	1B: 5 2B: 4 3B: 0 HR: 3	SF: 0 SAC: 0 DP: 3 HBP: 1	WP: 1 PB: 0 SB: 0 CS: 0	PA: 42					
PITCHER	IP	WLS	BF	H	R	ER	SO	BB	IBB	HBP	BLK	WP	HR	S	P	ERA	WHIP										
Larry Jaster, L ERA: 5.01 (1, 1)	3.0	L	14	4	3	3	2	1	1	0	0	0	2	16	24	9.00	1.667										
Carroll Sembera, R ERA: 3.33 (4, 1)	3.1		17	6	3	3	0	3	0	1	0	1	1	13	26	8.10	2.700										
Steve Shea, R ERA: 2.87 (7, 1)	1.2		8	1	0	0	0	1	2	0	0	0	0	5	17	0.00	1.200										
Mudcat Grant, R ERA: 4.8 (9, 1)	1.0		3	0	0	0	0	0	0	0	0	0	0	3	3	0.00	0.000										

San Diego Padres @ Montreal Expos  
 Jarry Park, Montreal, QB  
 Sat May 31 1969, 7:05 PM EDT  
 Att: 20,667 - Unknown

livebaseballscorecards.com

AB 33  
 R 6  
 H 11  
 RBI 6  
 BB 8  
 SO 2  
 LOB 18



Batter	1	2	3	4	5	6	7	8	9	AB	R	H	RBI	BB	SO	LOB
<b>Maury Wills, S</b> (1, 6) OBP: 0.263, SLG: 0.198	0-0 F7		0-0 F7			4-0 L3 BB		0-0 G3 E 1B		3	0	1	0	1	0	0
<b>Manny Mota, R</b> (1, 8) OBP: 0.338, SLG: 0.353	0-0 1B		0-0 1-3			0-0 L3		0-0 E4 G3		4	0	1	0	0	0	2
<b>Rusty Staub, L</b> (1, 9) OBP: 0.420, SLG: 0.469	0-0 P6				0-0 F7			0-0 G3		4	0	0	0	0	0	3
<b>Mack Jones, L</b> (1, 7) OBP: 0.391, SLG: 0.549 <b>Mudcat Grant, R</b> (9, 1) OBP: 0.125, SLG: 0.125	0-0 5-3				0-0 1-3			0-0 1-3		4	0	0	0	0	0	3
<b>Bob Bailey, R</b> (1, 3) OBP: 0.333, SLG: 0.377		4-0 FC4-6 BB			0-0 1B			4-0 HR BB		2	1	1	0	2	1	0
<b>Coco Laboy, R</b> (1, 5) OBP: 0.326, SLG: 0.475		0-0 F9			0-0 F8			0-0 HR		4	1	1	2	0	0	2
<b>Gary Sutherland, R</b> (1, 4) OBP: 0.263, SLG: 0.268		0-0 FC4-6 FC6-4				0-0 F8		0-0 4-3		4	0	1	0	0	0	1
<b>John Boccabella, R</b> (1, 2) OBP: 0.205, SLG: 0.275		0-0 FC6-4				0-0 6-3		0-3 K		4	0	0	0	0	1	2
<b>Larry Jaster, L</b> (1, 1) OBP: 0.500, SLG: 0.538 <b>Carroll Sembera, R</b> (4, 1) OBP: 0.250, SLG: 0.250 <b>Steve Shea, R</b> (7, 1) <b>Ty Cline, L</b> (8, PH) OBP: 0.288, SLG: 0.182						0-0 6-3				1	0	0	0	0	0	0
								0-0 F5		1	0	0	0	0	0	0
										0	0	0	0	0	0	0
										0	0	0	0	0	0	0
										1	0	0	0	0	0	0

**BOTTOM**

**San Diego Padres @ Montreal Expos**  
**Jarry Park, Montreal, QB**  
 Sat May 31 1969, 7:05 PM EDT  
 Att. 20,667 - Unknown

<b>AB</b>	32
<b>R</b>	2
<b>H</b>	5
<b>RBI</b>	2
<b>BB</b>	3
<b>SO</b>	2
<b>LOB</b>	13



<b>Inning Stats</b>	R: 0 E: 0 K: 0 S: 4	H: 1 LOB: 1 BB: 0 P: 4	R: 0 E: 0 K: 0 S: 3	H: 0 LOB: 1 BB: 1 P: 7	R: 0 E: 0 K: 0 S: 3	H: 0 LOB: 0 BB: 0 P: 3	R: 0 E: 0 K: 0 S: 4	H: 1 LOB: 1 BB: 0 P: 4	R: 0 E: 0 K: 0 S: 3	H: 0 LOB: 0 BB: 0 P: 3	R: 0 E: 0 K: 0 S: 2	H: 0 LOB: 0 BB: 1 P: 6	R: 2 E: 0 K: 1 S: 6	H: 1 LOB: 0 BB: 1 P: 10	R: 0 E: 1 K: 0 S: 5	H: 1 LOB: 2 BB: 0 P: 5	R: 0 E: 0 K: 1 S: 6	H: 1 LOB: 1 BB: 0 P: 6	1B: 4 2B: 1 3B: 0 HR: 1	SF: 0 SAC: 0 DP: 1 HBP: 0	WP: 0 PB: 0 SB: 0 CS: 0	PA: 35
---------------------	------------------------------	---------------------------------	------------------------------	---------------------------------	------------------------------	---------------------------------	------------------------------	---------------------------------	------------------------------	---------------------------------	------------------------------	---------------------------------	------------------------------	----------------------------------	------------------------------	---------------------------------	------------------------------	---------------------------------	----------------------------------	------------------------------------	----------------------------------	--------

<b>PITCHER</b> <b>Joe Niekro, R</b> (1, 1) ERA: 2.82	IP 9.0	WLS W	BF 35	H 5	R 2	ER 2	SO 2	BB 3	IBB 0	HBP 0	BLK 0	WP 0	HR 1	S 36	P 48	ERA 2.00	WHIP 0.889
--	-----------	----------	----------	--------	--------	---------	---------	---------	----------	----------	----------	---------	---------	---------	---------	-------------	---------------

Batter	1	2	3	4	5	6	7	8	9	AB R H RBI BB SO LOB	TOP											
Tommy Dean, R OBP: 0.260, SLG: 0.236 (1, 6)	0-0 F7		0-0 6-3		0-0 SF8		0-0 F7		0-3 K	4 0 0 1 0 1 1	<b>San Diego Padres @ Montreal Expos</b> Jerry Park, Montreal, QB Sun Jun 01 1969, 7:05 PM EDT Att. 14,005 - Unknown											
John Sipin, R OBP: 0.351, SLG: 0.588 (1, 4)	0-0 P5		0-0 F7		4-0 BB		0-0 5-3		0-3 K	4 0 0 0 1 1 1												
Ollie Brown, R OBP: 0.303, SLG: 0.430 (1, 9)	0-0 5-3		0-3 K		0-0 P6			4-0 3B BB	0-0 F9	4 1 0 0 1 1 2												
Nate Colbert, R OBP: 0.383, SLG: 0.597 (1, 3)		0-0 HR		0-0 FC6-4 1B		0-0 HR		0-0 F9		4 2 3 2 0 0 1												
Al Ferrara, R OBP: 0.375, SLG: 0.567 Tommie Sisk, R OBP: 0.167, SLG: 0.333 (1, 7) (8, 1)		4-0 WP FC6-2 BB		0-0 FC6-4 1B 1-2f		0-0 F9		0-0 1B 3B		3 1 1 1 1 0 1 0 0 0 0 0 0 0												
Tony Gonzalez, L OBP: 0.312, SLG: 0.284 (1, 8) (8, 7)		4-0 FC6-2 1-3 BB		0-0 1-3 1B		0-0 E5 S BB		0-0 4-3		3 0 1 0 1 0 1												
Ed Spiezio, R OBP: 0.298, SLG: 0.283 (1, 5)		0-0 FC6-2		0-0 P6		4-0 G6-3 BB		0-0 1B		3 0 1 1 1 0 3												
Chris Cannizzaro, R OBP: 0.364, SLG: 0.387 (1, 2)		0-0 F8		0-0 SF8 3B		0-0 G6-3 1-2f 2-3		0-0 5-3		4 1 1 0 0 0 5												
Johnny Podres, L OBP: 0.077, SLG: 0.083 Cito Gaston, R OBP: 0.277, SLG: 0.301 (1, 1) (8, 8)		0-0 F9		0-0 G3		0-0 1-6-3		0-0 1B		3 0 0 0 0 0 3 1 0 1 0 0 0 0												
<b>Inning Stats</b>	R: 0 E: 0 K: 0 S: 3	H: 0 LOB: 0 BB: 0 P: 3	R: 1 E: 0 K: 0 S: 4	H: 1 LOB: 2 BB: 2 P: 12	R: 0 E: 0 K: 1 S: 5	H: 0 LOB: 0 BB: 0 P: 5	R: 0 E: 0 K: 0 S: 4	H: 2 LOB: 1 BB: 0 P: 4	R: 1 E: 0 K: 0 S: 4	H: 1 LOB: 1 BB: 1 P: 8	R: 1 E: 1 K: 0 S: 4	H: 1 LOB: 1 BB: 1 P: 8	R: 0 E: 0 K: 0 S: 3	H: 0 LOB: 0 BB: 0 P: 3	R: 2 E: 0 K: 0 S: 5	H: 2 LOB: 1 BB: 1 P: 9	R: 0 E: 0 K: 2 S: 8	H: 1 LOB: 1 BB: 0 P: 8	1B: 4 2B: 0 3B: 2 HR: 2	SF: 1 SAC: 0 DP: 1 HBP: 0	WP: 2 PB: 0 SB: 1 CS: 0	PA: 39
<b>PITCHER</b>	IP WLS BF H R ER SO BB IBB HBP BLK WP HR S P ERA WHIP																					
Jerry Robertson, R ERA: 3.58 (1, 1)	5.1 L 25 5 3 3 1 4 0 0 0 1 2 23 39 5.06 1.688																					
Roy Face, R ERA: 3.97 (6, 1)	1.2 4 0 0 0 0 0 0 0 0 0 0 4 4 0.00 0.000																					
Dan McGinn, L ERA: 4.17 (8, 1)	2.0 10 3 2 2 2 1 0 0 0 0 0 13 17 9.00 2.000																					

livebaseballscorecards.com

AB	33
R	5
H	8
RBI	5
BB	5
SO	3
LOB	18



Batter	1	2	3	4	5	6	7	8	9	AB R H RBI BB SO LOB
<b>Maury Wills, S</b> (1, 6) OBP: 0.272, SLG: 0.209	0-0 6-3	0-0 6-3			0-0 1B		0-0 1B		0-0 1B	5 0 3 0 0 0 1
<b>Manny Mota, R</b> (1, 8) OBP: 0.342, SLG: 0.347	4-0 FC4 BB		0-0 6-3		0-0 F8		0-0 1-2 1B		0-3 K	4 0 1 0 1 1 2
<b>Rusty Staub, L</b> (1, 9) OBP: 0.411, SLG: 0.456	0-0 FC4 E 1-2f		0-0 F2			0-0 F8	0-0 F9			4 0 0 0 0 0 3
<b>Bob Bailey, R</b> (1, 3) OBP: 0.329, SLG: 0.384	0-0 E6 1-3		0-0 4-3			0-0 2B		0-3 K		4 0 1 0 0 1 1
<b>Donn Clendenon, R</b> (1, 7) OBP: 0.271, SLG: 0.378	0-0 4-3			0-0 1-3		0-0 5-3		0-0 HR		4 1 1 1 0 0 3
<b>Coco Laboy, R</b> (1, 5) OBP: 0.330, SLG: 0.491		0-0 HR		0-0 5-3		4-0 BB		0-0 6-3		3 1 1 1 1 0 0
<b>Gary Sutherland, R</b> (1, 4) OBP: 0.263, SLG: 0.263		4-0 G3 4-3 BB		0-0 F7		0-0 F8		0-0 P3		3 0 0 0 1 0 2
<b>Ron Brand, R</b> (1, 2) <b>Ty Cline, L</b> (9, PH) OBP: 0.284, SLG: 0.179		0-0 4-3 1-2		0-0 F7		0-0 1-3		0-0 L3		3 0 0 0 0 0 1 1 0 0 0 0 0 0
<b>Jerry Robertson, S</b> (1, 1) <b>Roy Face, R</b> (6, 1) OBP: 0.500, SLG: 0.500 <b>Don Bosch, S</b> (7, PH) OBP: 0.235, SLG: 0.273 <b>Dan McGinn, L</b> (8, 1) OBP: 0.250, SLG: 0.625 <b>Mack Jones, L</b> (9, PH) OBP: 0.389, SLG: 0.545		0-0 G3 2-3		0-3 K		0-0 6-3		0-0 4-3		2 0 0 0 0 0 1 1 0 0 0 0 0 0 0 0 1 0 0 0 0 0 0 0 0 0 0 0 0 0 0 0 1 0 0 0 0 0 0 0

Inning Stats	R: 0 E: 1 K: 0 S: 4	H: 0 LOB: 2 BB: 1 P: 8	R: 1 E: 0 K: 0 S: 4	H: 1 LOB: 1 BB: 1 P: 8	R: 0 E: 0 K: 0 S: 3	H: 0 LOB: 0 BB: 0 P: 3	R: 0 E: 0 K: 0 S: 3	H: 0 LOB: 0 BB: 0 P: 3	R: 0 E: 0 K: 1 S: 6	H: 1 LOB: 1 BB: 0 P: 6	R: 0 E: 0 K: 0 S: 4	H: 1 LOB: 2 BB: 1 P: 8	R: 0 E: 0 K: 0 S: 5	H: 2 LOB: 2 BB: 0 P: 5	R: 1 E: 0 K: 1 S: 6	H: 1 LOB: 0 BB: 0 P: 6	R: 0 E: 0 K: 1 S: 6	H: 1 LOB: 1 BB: 0 P: 6	1B: 4 2B: 1 3B: 0 HR: 2	SF: 0 SAC: 0 DP: 0 HBP: 0	WP: 0 PB: 0 SB: 0 CS: 0	PA: 38
--------------	------------------------------	---------------------------------	------------------------------	---------------------------------	------------------------------	---------------------------------	------------------------------	---------------------------------	------------------------------	---------------------------------	------------------------------	---------------------------------	------------------------------	---------------------------------	------------------------------	---------------------------------	------------------------------	---------------------------------	----------------------------------	------------------------------------	----------------------------------	--------


PITCHER	IP	WLS	BF	H	R	ER	SO	BB	IBB	HBP	BLK	WP	HR	S	P	ERA	WHIP
<b>Johnny Podres, L</b> (1, 1) ERA: 3.31	7.0	W	30	5	1	1	1	3	0	0	0	0	1	29	41	1.29	1.143
<b>Tommie Sisk, R</b> (8, 1) ERA: 4.63	2.0	S	8	2	1	1	2	0	0	0	0	0	1	12	12	4.50	1.000

**BOTTOM**

**San Diego Padres @ Montreal Expos**  
**Jarry Park, Montreal, QB**  
 Sun Jun 01 1969, 7:05 PM EDT  
 Att. 14,005 - Unknown

livebaseballscorecards.com

<b>AB</b>	<b>35</b>
<b>R</b>	<b>2</b>
<b>H</b>	<b>7</b>
<b>RBI</b>	<b>2</b>
<b>BB</b>	<b>3</b>
<b>SO</b>	<b>3</b>
<b>LOB</b>	<b>14</b>



Batter	1	2	3	4	5	6	7	8	9	AB R H RBI BB SO LOB	TOP																								
Tommy Dean, R OBP: 0.258, SLG: 0.243 (1, 6)	0-0 6-3		2-1 5-3	1-3 K		1-2 2B		0-0 5-3		5 0 1 2 0 1 3																									
John Sipin, R OBP: 0.333, SLG: 0.553 (1, 4)	1-2 P4		0-0 4-3 WP HR 1B		0-0 6-3	0-0 SF7		0-0 L7		4 1 1 1 0 0 0																									
Ollie Brown, R OBP: 0.301, SLG: 0.421 (1, 9)	4-2 FC5-4 BB		1-2 4-3		0-3 K	0-0 5-3		0-3 K		4 0 0 0 1 2 2																									
Nate Colbert, R OBP: 0.383, SLG: 0.624 (1, 3)	0-0 FC5-4		0-0 HR		0-3 K		0-3 K		0-0 3B	5 1 2 2 0 2 1																									
Al Ferrara, R OBP: 0.382, SLG: 0.571 Cito Gaston, R OBP: 0.275, SLG: 0.299 (1, 7) (7, 8)		0-0 1B 2B	0-3 K		4-0 1B BB		0-0 5-3		0-3 K	3 1 1 0 1 1 0 1 0 0 0 0 1 1																									
Tony Gonzalez, L OBP: 0.306, SLG: 0.277 (1, 8) (7, 7)		2-2 L8		0-3 K		0-0 F8		0-0 F9		4 0 0 0 0 1 2																									
Ed Spiezio, R OBP: 0.309, SLG: 0.301 (1, 5)		0-0 6-3		0-0 1B 1B		0-0 1B BB 2B 1B		0-0 2B		4 1 3 0 0 0 1																									
Chris Cannizzaro, R OBP: 0.367, SLG: 0.386 (1, 2)		2-2 1B		0-0 L5		4-0 1B BB 2B BB		0-3 K		3 1 1 0 1 1 2																									
Al Santorini, R OBP: 0.263, SLG: 0.222 Gary Ross, R (6, 1)		0-3 K		0-0 1B		0-0 2B SF7 1B		0-0 P4		3 1 2 1 0 1 2 1 0 0 0 0 0 1																									
Inning Stats	R: 0 E: 0 K: 0 S: 8	H: 0 LOB: 1 BB: 1 P: 13	R: 0 E: 0 K: 1 S: 11	H: 2 LOB: 2 BB: 0 P: 15	R: 2 E: 0 K: 1 S: 10	H: 2 LOB: 0 BB: 0 P: 13	R: 0 E: 0 K: 2 S: 9	H: 2 LOB: 2 BB: 0 P: 10	R: 0 E: 0 K: 2 S: 7	H: 0 LOB: 0 BB: 0 P: 7	R: 4 E: 0 K: 0 S: 8	H: 3 LOB: 1 BB: 2 P: 17	R: 0 E: 0 K: 1 S: 5	H: 0 LOB: 0 BB: 0 P: 5	R: 0 E: 0 K: 1 S: 6	H: 1 LOB: 1 BB: 0 P: 6	R: 0 E: 0 K: 2 S: 8	H: 1 LOB: 1 BB: 0 P: 8	1B: 6 2B: 3 3B: 1 HR: 1	SF: 1 SAC: 0 DP: 0 HBP: 0	WP: 1 PB: 0 SB: 0 CS: 0	PA: 41													
PITCHER	IP WLS BF H R ER SO BB IBB HBP BLK WP HR S P ERA WHIP																																		
Jerry Johnson, R ERA: 4.62 Al Raffo, R ERA: 2.92 Turk Farrell, R ERA: 2.57	(1, 1) (6, 1) (7, 1)	5.1 0.2 3.0	L	28 2 11	9 0 2	6 0 0	6 0 4	6 0 0	3 0 0	0 0 0	0 0 0	1 2 19	51 2 19	73 2 19	10.12 0.00 0.00	2.250 0.000 0.667																			

San Diego Padres @ Philadelphia Phillies  
 Connie Mack Stadium, Philadelphia, PA  
 Mon Jun 02 1969, 7:05 PM EDT  
 Att. 3,292 - Unknown

livebaseballscorecards.com

AB	37
R	6
H	11
RBI	6
BB	3
SO	10
LOB	15





Batter	1	2	3	4	5	6	7	8	9	AB R H RBI BB SO LOB
Tony Taylor, R OBP: 0.310, SLG: 0.331 (1, 5)	0-0 5-3	3-1 F8			0-0 F3		0-3 K		0-1 3B	5 0 1 1 0 1 2
Cookie Rojas, R OBP: 0.320, SLG: 0.298 (1, 4)	4-0 FC6-4 BB	0-0 6-3			2-2 P5		1-2 F7		1-1 F7	4 0 0 0 1 0 3
Dick Allen, R OBP: 0.411, SLG: 0.712 (1, 3)	4-2 FC6-4 BB		0-3 K		0-0 4-3		0-0 F7			1 0 0 0 1 1 0
Ron Stone, L OBP: 0.210, SLG: 0.224 (4, 7)										2 0 0 0 0 0 0
Johnny Callison, L OBP: 0.354, SLG: 0.470 (1, 9)	1-2 FC6-4		4-0 L9-3 BB			2-1 BB 1B		1-2 F7		3 1 1 0 1 0 2
Deron Johnson, R OBP: 0.361, SLG: 0.397 (1, 7)	1-1 G3		0-0 L9-3			4-1 BB 1B		1-3 K		3 1 0 0 1 1 3
						1-2 E BB				
Don Money, R OBP: 0.315, SLG: 0.376 (1, 6)		3-1 E 1B		0-0 6-3		2-3 K		0-0 L9		4 1 1 0 0 1 2
Mike Ryan, R OBP: 0.269, SLG: 0.363 (1, 2)		0-1 E6 1B		4-0 5-3 BB		1-1 E8 1B			3-2 G3	3 0 1 1 1 0 1
Larry Hisle, R OBP: 0.294, SLG: 0.327 (1, 8)		2-2 F3		0-0 5-3		3-3 K		1-2 3B 1B		4 1 1 0 0 1 4
Jerry Johnson, R OBP: 0.231, SLG: 0.167 (1, 1)		0-0 1B		2-2 P4		1-3 K		1-3 K		2 0 1 1 0 0 1
Al Raffo, R (6, 1)										0 0 0 0 0 0 0
Gene Stone, L (6, PH)										1 0 0 0 0 1 1
Turk Farrell, R (7, 1)										0 0 0 0 0 0 0
Rick Joseph, R (9, PH)										1 0 0 0 0 1 1

Inning Stats	R: 0	H: 0	E: 0	K: 0	S: 9	H: 0	LOB: 2	BB: 2	P: 19	R: 1	H: 2	E: 1	K: 0	S: 11	R: 0	H: 0	E: 0	K: 1	S: 4	R: 0	H: 0	E: 0	K: 0	S: 6	R: 0	H: 0	E: 0	K: 0	S: 5	R: 2	H: 2	E: 1	K: 3	S: 14	R: 0	H: 0	E: 0	K: 1	S: 7	R: 0	H: 0	E: 0	K: 1	S: 7	R: 1	H: 2	E: 0	K: 1	S: 14	1B: 5	SF: 0	3B: 1	HR: 0	WP: 0	PA: 38
--------------	------	------	------	------	------	------	--------	-------	-------	------	------	------	------	-------	------	------	------	------	------	------	------	------	------	------	------	------	------	------	------	------	------	------	------	-------	------	------	------	------	------	------	------	------	------	------	------	------	------	------	-------	-------	-------	-------	-------	-------	--------

PITCHER	IP	WLS	BF	H	R	ER	SO	BB	IBB	HBP	BLK	WP	HR	S	P	ERA	WHIP
Al Santorini, R (1, 1)	5.1	W	25	4	3	1	2	5	0	0	0	0	0	43	82	1.69	1.688
Gary Ross, R (6, 1)	3.2	S	13	2	1	1	5	0	0	0	0	0	0	34	47	2.46	0.545

BOTTOM

San Diego Padres @ Philadelphia Phillies  
 Connie Mack Stadium, Philadelphia, PA

livebaseballscorecards.com

AB	33
R	4
H	6
RBI	3
BB	5
SO	7
LOB	20



WP	PA	ERA	WHIP
0	38		

Mon Jun 02 1969, 7:05 PM EDT  
 Att. 3,292 - Unknown

Batter	1	2	3	4	5	6	7	8	9	AB	R	H	RBI	BB	SO	LOB	TOP					
John Sipin, R (1, 4) OBP: 0.313, SLG: 0.500	3-1 L8-6-1-3	0-1 1B		0-0 5-3		0-3 K	1-2 FC6-4		0-3 K	6	0	1	0	0	2	3						
Roberto Pena, R (1, 6) OBP: 0.288, SLG: 0.281	0-0 P6	1-2 P6		0-1 E7 HR		4-0 1B BB		0-0 5-3		4	2	1	1	1	0	3						
Tommy Dean, R (8, 6) OBP: 0.258, SLG: 0.243				2-H 1B						0	0	0	0	0	0	0						
Ollie Brown, R (1, 9) OBP: 0.308, SLG: 0.438	4-0 1B 2B BB	2-1 1-3		0-1 HR		0-0 FC6-4 1B		0-0 WP PB 1B		4	2	2	2	1	0	4						
Nate Colbert, R (1, 3) OBP: 0.384, SLG: 0.617	2-1 2B 1B			0-0 F5		0-0 FC6-4 1B		0-3 K		5	1	2	1	0	2	1						
Al Ferrara, R (1, 7) OBP: 0.383, SLG: 0.574	2-0 2B			0-0 E6		1-2 1B 1B		0-3 K FC6-4		5	0	2	2	0	1	3						
Jose Arcia, R (8, PR) OBP: 0.256, SLG: 0.222	1-H 2-H 2B					1-2f 2-3				0	0	0	0	0	0	0						
Ed Spiezio, R (1, 5) OBP: 0.300, SLG: 0.292	0-3 K			2-0 F7		0-0 F9		2-1 FC6-4		5	0	0	0	0	1	7						
Cito Gaston, R (1, 8) OBP: 0.279, SLG: 0.302				1-1 F9		0-0 FC5-4 1B		0-0 6-3		5	0	2	0	0	0	1						
Chris Cannizzaro, R (1, 2) OBP: 0.374, SLG: 0.389						0-3 K		0-0 6-3		4	1	2	0	1	1	2						
Clay Kirby, R (1, 1) OBP: 0.042, SLG: 0.042				1-1 1B		0-3 K		4-0 FC6-4 BB		3	0	0	0	0	1	5						
Ivan Murrell, R (7, PH) OBP: 0.242, SLG: 0.233						3-1 FC5-4				0	0	0	0	1	0	0						
Tommie Sisk, R (7, 1) OBP: 0.143, SLG: 0.286				0-0 F2		0-3 K				1	0	0	0	0	1	1						
Jack Baldschun, R (9, 1) OBP: 0.250, SLG: 0.250						1-2f				0	0	0	0	0	0	0						
Billy McCool, R (9, 1) OBP: 0.250, SLG: 0.250										0	0	0	0	0	0	0						
<b>Inning Stats</b>	R: 2 E: 0 K: 1 S: 9	H: 2 LOB: 1 BB: 1 P: 20	R: 0 E: 0 K: 0 S: 10	H: 3 LOB: 3 BB: 0 P: 14	R: 0 E: 1 K: 0 S: 5	H: 0 LOB: 1 BB: 0 P: 8	R: 3 E: 1 K: 2 S: 13	H: 3 LOB: 0 BB: 0 P: 14	R: 0 E: 0 K: 1 S: 8	H: 2 LOB: 2 BB: 0 P: 11	R: 1 E: 1 K: 1 S: 9	H: 1 LOB: 2 BB: 1 P: 14	R: 0 E: 0 K: 0 S: 5	H: 0 LOB: 1 BB: 1 P: 10	R: 0 E: 0 K: 2 S: 10	H: 1 LOB: 2 BB: 0 P: 12	R: 0 E: 0 K: 2 S: 8	H: 0 LOB: 1 BB: 1 P: 14	1B: 10 2B: 1 3B: 0 HR: 1	SF: 0 SAC: 0 DP: 0 HBP: 0	WP: 1 PB: 1 SB: 0 CS: 0	PA: 46
<b>PITCHER</b>	IP WLS BF H R ER SO BB IBB HBP BLK WP HR S P ERA WHIP																	<b>PITCHER</b>	IP WLS BF H R ER SO BB IBB HBP BLK WP HR S P ERA WHIP			
Woody Fryman, L (1, 1) ERA: 3.66	4.0 L 22 8 5 5 3 1 0 0 0 0 1 37 56 11.25 2.250																					
John Boozer, R (5, 1) ERA:	3.0 15 3 1 0 2 2 0 0 0 0 0 0 22 35 0.00 1.667																					
Al Raffo, R (8, 1) ERA: 2.51	2.0 9 1 0 0 4 1 0 0 0 1 0 18 26 0.00 1.000																					

San Diego Padres @ Philadelphia Phillies  
 Connie Mack Stadium, Philadelphia, PA  
 Tue Jun 03 1969, 7:05 PM EDT  
 Att. 3,646 - Unknown

livebaseballscorecards.com

AB	42
R	6
H	12
RBI	6
BB	4
SO	9
LOB	30



Batter	1	2	3	4	5	6	7	8	9	AB	R	H	RBI	BB	SO	LOB
Tony Taylor, R OBP: 0.318, SLG: 0.346 (1, 5)	0-0 6-3		0-0 G6-4-3		0-0 F9 1B SF9 1B		0-0 5-3 1B		0-1 2B	5	1	3	0	0	0	1
Cookie Rojas, R OBP: 0.323, SLG: 0.311 (1, 4)	1-1 1B SF7 2B		0-0 F7		2-1 1-2 CS 1B		0-0 5-3 1-2		2-3 K	5	1	2	0	0	1	2
Johnny Callison, L OBP: 0.351, SLG: 0.462 (1, 9)	3-2 2-3 1B			0-0 P6	0-0 F9		0-1 4-3		0-2 F8	5	0	1	0	0	0	4
Deron Johnson, R OBP: 0.359, SLG: 0.394 (1, 3)	1-2 SF7			4-1 2B E BB	0-0 SF9			1-1 6-3		1	1	0	2	1	0	0
John Briggs, L OBP: 0.310, SLG: 0.271 (1, 7)	3-H 1-1 4-3			3-2 E 1B 2B	1-2 CS	0-0 1-3		2-1 1B 2B		4	2	2	0	0	0	1
Mike Ryan, R OBP: 0.275, SLG: 0.363 (1, 2)		0-0 F7		0-3 K		4-2 L4 1B BB		1-1 B1-3 1B		3	0	1	1	1	1	2
Dave Watkins, R OBP: 0.429, SLG: 0.333 (8, PR) (9, 2)								2-H B1-3 1B		0	0	0	0	0	0	0
Larry Hise, R OBP: 0.293, SLG: 0.325 (1, 8)		0-0 B1-3		0-1 E6 1B		0-0 1-2 1B		0-0 B1-3		4	0	1	0	0	0	2
Terry Harmon, R OBP: 0.400, SLG: 0.217 (1, 6)		1-3 K		0-0 1-3 3-H 1B		3-1 L4		3-1 F3		4	0	1	1	0	1	4
Woody Fryman, R OBP: 0.077, SLG: 0.040 (1, 1)			4-2 G6-4-3 BB		0-0 4-3		0-0 4-3		0-0 F7	0	0	0	0	1	0	0
Gene Stone, L OBP: 0.167, SLG: 0.167 (4, PH)										1	0	0	0	0	0	2
John Gozzer, R OBP: 0.167, SLG: 0.167 (5, 1)										0	0	0	0	0	0	0
Ron Stone, L OBP: 0.206, SLG: 0.220 (7, PH)										1	0	0	0	0	0	0
Al Ruffo, R OBP: 0.286, SLG: 0.316 (8, 1)										0	0	0	0	0	0	0
Rick Joseph, R OBP: 0.286, SLG: 0.316 (9, PH)										1	0	0	0	0	0	0

Inning Stats	R: 1	H: 2	E: 0	K: 15	H: 2	LOB: 1	BB: 0	P: 20	R: 0	H: 0	E: 0	K: 15	H: 0	LOB: 0	BB: 0	P: 6	R: 0	H: 0	E: 0	K: 6	H: 0	LOB: 0	BB: 1	P: 10	R: 2	H: 2	E: 1	K: 13	H: 2	LOB: 2	BB: 1	P: 20	R: 1	H: 2	E: 0	K: 7	H: 2	LOB: 0	BB: 0	P: 10	R: 0	H: 1	E: 0	K: 6	H: 1	LOB: 1	BB: 1	P: 13	R: 0	H: 1	E: 0	K: 5	H: 1	LOB: 1	BB: 0	P: 5	R: 1	H: 2	E: 0	K: 9	H: 2	LOB: 2	BB: 0	P: 16	R: 0	H: 1	E: 0	K: 9	H: 1	LOB: 1	BB: 0	P: 11	1B: 7	2B: 5	3B: 0	HR: 0	SF: 2	SAC: 0	DP: 2	HBP: 0	WP: 0	PB: 0	SB: 0	CS: 1	PA: 40
--------------	------	------	------	-------	------	--------	-------	-------	------	------	------	-------	------	--------	-------	------	------	------	------	------	------	--------	-------	-------	------	------	------	-------	------	--------	-------	-------	------	------	------	------	------	--------	-------	-------	------	------	------	------	------	--------	-------	-------	------	------	------	------	------	--------	-------	------	------	------	------	------	------	--------	-------	-------	------	------	------	------	------	--------	-------	-------	-------	-------	-------	-------	-------	--------	-------	--------	-------	-------	-------	-------	--------

PITCHER	IP	WLS	BF	H	R	ER	SO	BB	IBB	HBP	BLK	WP	HR	S	P	ERA	WHIP
Clay Kirby, R ERA: 3.57 (1, 1)	6.0	W	26	7	4	2	2	3	0	0	0	0	0	52	79	3.00	1.667
Tommie Sisk, R ERA: 4.59 (7, 1)	2.1		11	4	1	1	0	0	0	0	0	0	0	17	24	3.86	1.714
Jack Baldschun, R ERA: 2.48 (9, 1)	0.1		1	0	0	0	1	0	0	0	0	0	0	3	5	0.00	0.000
Billy McCool, L ERA: 5.52 (9, 1)	0.1	S	1	0	0	0	0	0	0	0	0	0	0	3	3	0.00	0.000

BOTTOM

San Diego Padres @ Philadelphia Phillies  
 Connie Mack Stadium, Philadelphia, PA

Tue Jun 03 1969, 7:05 PM EDT  
 Att. 3,646 - Unknown

livebaseballscores.com

AB	34
R	5
H	11
RBI	4
BB	3
SO	3
LOB	18



Batter	1	2	3	4	5	6	7	8	9	AB R H RBI BB SO LOB	TOP		
John Sipin, R (1, 4) OBP: 0.283, SLG: 0.449	2-2 4-3		2-0 F8		1-3 K		0-3 K		0-0 F2	5 0 0 0 0 2 3			
Roberto Pena, R (1, 6) OBP: 0.293, SLG: 0.282	4-2 1B		3-2 5-3		0-0 1B			0-1 1-3		3 1 1 0 1 0 0			
Jose Arcia, R (8, 6) OBP: 0.256, SLG: 0.222	BB				1-2 1B					0 0 0 0 0 0 0			
Ollie Brown, R (1, 9) OBP: 0.312, SLG: 0.439	0-0 1B		1-1 1B		3-3 K			0-0 L8		4 0 2 0 0 1 2			
Nate Colbert, R (1, 3) OBP: 0.375, SLG: 0.601	1-2 P4		3-2 F7		0-0 6-3			0-0 F8		4 0 0 0 0 0 3			
Al Ferrara, R (1, 7) OBP: 0.376, SLG: 0.556	0-1 FC5-4		2-1 P6		0-1 6-3			1-2 P4		4 0 1 1 0 0 0			
Ivan Murrell, R (9, 7) OBP: 0.242, SLG: 0.233	1-2 2-H 1B									0 0 0 0 0 0 0			
Ed Spiezio, R (1, 5) OBP: 0.299, SLG: 0.291	2-2 FC5-4		0-0 P5		0-1 6-3			2-2 BB		4 1 1 0 0 0 2			
Cito Gaston, R (1, 8) OBP: 0.278, SLG: 0.296			0-1 L9		0-1 L9		1-3 K	4-2 2B		3 1 0 0 1 1 0			
Chris Cannizzaro, R (1, 2) OBP: 0.376, SLG: 0.392			1-0 F8		0-0 FC1-6		0-0 1B	1-2 BB		4 0 2 0 0 1 2			
Dick Kelley, R (1, 1) OBP: 0.190, SLG: 0.238			2-3 K		0-0 FC1-6		2-2 B1	0-0 2B		4 0 1 2 0 1 2			
Jack Baldschun, R (9, 1) OBP: 0.250, SLG: 0.250					1-2f			1-H 2-H		0 0 0 0 0 0 0			
Billy McCool, R (9, 1)										0 0 0 0 0 0 0			
<b>Inning Stats</b>	R: 1 H: 2 E: 0 LOB: 2 K: 0 BB: 1 S: 19 P: 28	R: 0 H: 0 E: 0 LOB: 0 K: 1 BB: 0 S: 8 P: 11	R: 0 H: 1 E: 0 LOB: 1 K: 0 BB: 0 S: 9 P: 18	R: 0 H: 0 E: 0 LOB: 0 K: 0 BB: 0 S: 5 P: 7	R: 0 H: 2 E: 0 LOB: 2 K: 2 BB: 0 S: 9 P: 13	R: 0 H: 0 E: 0 LOB: 0 K: 0 BB: 0 S: 5 P: 5	R: 0 H: 1 E: 0 LOB: 1 K: 2 BB: 0 S: 12 P: 15	R: 0 H: 0 E: 0 LOB: 0 K: 0 BB: 0 S: 4 P: 4	R: 2 H: 2 E: 0 LOB: 1 K: 1 BB: 1 S: 14 P: 22	1B: 7 SF: 0 2B: 1 SAC: 0 3B: 0 DP: 0 HR: 0 HBP: 0	WP: 0 PA: 37 PB: 0 SB: 0 CS: 0		
<b>PITCHER</b>	IP WLS BF H R ER SO BB IBB HBP BLK WP HR S P ERA WHIP											<b>PITCHER</b>	IP WLS BF H R ER SO BB IBB HBP BLK WP HR S P ERA WHIP
Bill Champion, R (1, 1) ERA: 1.13	8.0 L 31 6 1 1 5 1 0 0 0 0 0 0 71 101 1.12 0.875												
Turk Farrell, R (9, 1) ERA: 3.27	1.0 6 2 2 2 1 1 0 0 0 0 0 0 14 22 18.00 3.000												

San Diego Padres @ Philadelphia Phillies  
 Connie Mack Stadium, Philadelphia, PA  
 Wed Jun 04 1969, 7:05 PM EDT  
 Att. 3,428 - Unknown

AB	35
R	3
H	8
RBI	3
BB	2
SO	6
LOB	14



Batter	1	2	3	4	5	6	7	8	9	AB R H RBI BB SO LOB
Tony Taylor, R OBP: 0.316, SLG: 0.339 (1, 5)	4-0 G4-6-3 BB			0-1 B1-3		2-3 K			2-2 L8	3 0 0 0 1 1 0
Cookie Rojas, R OBP: 0.321, SLG: 0.303 (1, 4)	2-1 G4-6-3 1-2f			0-1 4-3			0-0 F3		4-2 1B BB	3 0 0 0 1 0 1
Dick Allen, R OBP: 0.401, SLG: 0.692 (1, 3)	0-3 K			2-1 P6			0-1 F7		3-2 P5	4 0 0 0 0 1 1
Deron Johnson, R OBP: 0.356, SLG: 0.390 (1, 7)			2-3 K		1-3 K		1-1 P6		1-1 1B	4 0 1 0 0 2 0
Johnny Callison, L OBP: 0.354, SLG: 0.462 (1, 9)			1-0 F8		0-1 5-3 1B			0-0 FC4-6 1B	1-1 F9	4 0 2 0 0 0 2
Mike Ryan, R OBP: 0.270, SLG: 0.356 (1, 2)			1-0 5-3		2-2 5-3 1-2			0-0 B5		3 0 0 0 0 0 2
Larry Hisle, R OBP: 0.293, SLG: 0.325 (1, 8)			3-3 K		2-3 K			2-2 FC4-6 1B		3 0 1 0 0 2 1
Terry Harmon, R OBP: 0.364, SLG: 0.192 (1, 6)			2-0 G3-1			2-1 1-3		2-2 FC4-6 1-2f 2-3		3 0 0 0 0 0 2
Bill Champion, R (1, 1)			1-2 G3-1			1-3 K		0-0 G6-3		2 0 0 0 0 1 0
Rick Joseph, R (8, PH)										1 0 0 0 0 0 2
Turk Farrell, R (9, 1)										0 0 0 0 0 0 0

Inning Stats	R: 0 E: 0 K: 1 S: 5	H: 0 LOB: 0 BB: 1 P: 11	R: 0 E: 0 K: 1 S: 5	H: 0 LOB: 0 BB: 0 P: 9	R: 0 E: 0 K: 1 S: 7	H: 0 LOB: 0 BB: 0 P: 13	R: 0 E: 0 K: 0 S: 6	H: 0 LOB: 0 BB: 0 P: 8	R: 0 E: 0 K: 2 S: 15	H: 1 LOB: 1 BB: 0 P: 20	R: 0 E: 0 K: 2 S: 8	H: 0 LOB: 0 BB: 0 P: 13	R: 0 E: 0 K: 0 S: 5	H: 0 LOB: 0 BB: 0 P: 6	R: 0 E: 0 K: 0 S: 9	H: 2 LOB: 2 BB: 0 P: 13	R: 0 E: 0 K: 0 S: 12	H: 1 LOB: 2 BB: 1 P: 23	1B: 4 2B: 0 3B: 0 HR: 0	SF: 0 SAC: 0 DP: 1 HBP: 0
--------------	------------------------------	----------------------------------	------------------------------	---------------------------------	------------------------------	----------------------------------	------------------------------	---------------------------------	-------------------------------	----------------------------------	------------------------------	----------------------------------	------------------------------	---------------------------------	------------------------------	----------------------------------	-------------------------------	----------------------------------	----------------------------------	------------------------------------

PITCHER	IP	WLS	BF	H	R	ER	SO	BB	IBB	HBP	BLK	WP	HR	S	P	ERA	WHIP
Dick Kelley, L (1, 1) ERA: 4.35	8.1	W	29	3	0	0	7	2	0	0	0	0	0	65	104	0.00	0.600
Jack Baldschun, R (9, 1) ERA: 2.45	0.1		2	1	0	0	0	0	0	0	0	0	0	5	9	0.00	3.000
Billy McCool, L (9, 1) ERA: 5.4	0.1	S	1	0	0	0	0	0	0	0	0	0	0	2	3	0.00	0.000


**BOTTOM**

**San Diego Padres @ Philadelphia Phillies**  
**Connie Mack Stadium, Philadelphia, PA**

Wed Jun 04 1969, 7:05 PM EDT  
 Att. 3,428 - Unknown

<b>AB</b>	<b>30</b>
<b>R</b>	<b>0</b>
<b>H</b>	<b>4</b>
<b>RBI</b>	<b>0</b>
<b>BB</b>	<b>2</b>
<b>SO</b>	<b>7</b>
<b>LOB</b>	<b>11</b>

livebaseballscorecards.com



WP	PA	ERA	WHIP
0	32		
0			
0			

Batter	1	2	3	4	5	6	7	8	9	AB R H RBI BB SO LOB	TOP	
<b>Bud Harrelson, S</b> OBP: 0.361, SLG: 0.324 (1, 6) X	0-0 P6		0-0 6-3			0-0 FC3-6 1B 6-3 1B	0-0 1-3		0-0 1-3	5 1 1 0 0 0 2	<b>New York Mets @ San Diego Padres</b> San Diego Stadium, San Diego, CA Fri Jun 06 1969, 10:05 PM EDT Att: 11,203 - Unknown <a href="http://livebaseballscorecards.com">livebaseballscorecards.com</a>	
<b>Tommie Agee, R</b> OBP: 0.320, SLG: 0.500 (1, 8) X (8, 9)	0-0 1-3			0-0 1B 3B		0-0 FC3-6 1B 1-2		0-0 6-3	0-0 2B	5 1 3 1 0 0 0		
<b>Wayne Garrett, L</b> OBP: 0.402, SLG: 0.423 (1, 5) X	0-0 4-3			0-0 FC4-6 1B 3-H		0-0 FC3-6 6-3 2B 1-2f 2-3		0-3 K	4-0 BB	4 1 1 1 1 1 2		
<b>Cleon Jones, R</b> OBP: 0.414, SLG: 0.541 (1, 7)		0-0 4-3		0-3 K		0-0 6-3 1-2 3-H		0-0 1B	0-0 F9	5 1 1 1 0 1 4		
<b>Ed Kranepool, L</b> OBP: 0.340, SLG: 0.438 (1, 3)		0-0 4-3		0-0 P2		0-0 2B 2-H		4-0 1B 1-2 IBB		3 0 1 1 1 0 1		
<b>Ron Swoboda, R</b> OBP: 0.278, SLG: 0.342 (1, 9) <b>Art Shamsky, L</b> OBP: 0.324, SLG: 0.313 (8, PH) <b>Amos Otis, R</b> OBP: 0.203, SLG: 0.188 (8, 8)		0-3 K		0-0 FC4-6 1-2f		4-0 IBB		0-0 1B 1-2 2-H		2 0 0 0 1 1 1 1 0 1 1 0 0 0 0 0 0 0 0 0 0		
<b>Jerry Grote, R</b> OBP: 0.287, SLG: 0.322 (1, 2)			0-0 L6		0-0 P4	0-0 F2		0-0 1-3		4 0 0 0 0 0 4		
<b>Al Weis, S</b> OBP: 0.182, SLG: 0.150 (1, 4)			0-0 P6		0-3 K		0-3 K		0-0 1-3 2B 1B	4 1 1 0 0 2 0		
<b>Gary Gentry, R</b> OBP: 0.167, SLG: 0.167 (1, 1) <b>Ron Taylor, R</b> (9, 1)			0-0 E4 1B		0-3 K		0-3 K		0-3 K	4 0 1 0 0 3 1 0 0 0 0 0 0 0		
<b>Inning Stats</b>	R: 0 H: 0 E: 0 LOB: 0 K: 0 BB: 0 S: 3 P: 3	R: 0 H: 0 E: 0 LOB: 0 K: 1 BB: 0 S: 5 P: 5	R: 0 H: 1 E: 1 LOB: 1 K: 0 BB: 0 S: 4 P: 4	R: 1 H: 2 E: 0 LOB: 1 K: 1 BB: 0 S: 7 P: 7	R: 0 H: 0 E: 0 LOB: 0 K: 2 BB: 0 S: 7 P: 7	R: 2 H: 3 E: 0 LOB: 2 K: 0 BB: 1 S: 6 P: 10	R: 0 H: 0 E: 0 LOB: 0 K: 2 BB: 0 S: 7 P: 7	R: 1 H: 2 E: 0 LOB: 2 K: 1 BB: 1 S: 7 P: 11	R: 1 H: 2 E: 0 LOB: 2 K: 1 BB: 1 S: 7 P: 11	1B: 7 SF: 0 2B: 2 SAC: 0 3B: 1 DP: 0 HR: 0 HBP: 0		WP: 0 PA: 40 PB: 0 SB: 1 CS: 0
<b>PITCHER</b> <b>Joe Niekro, R</b> ERA: 2.97 (1, 1) <b>Gary Ross, R</b> ERA: 4.43 (6, 1) <b>Billy McCool, L</b> ERA: 5.28 (9, 1)	IP WLS BF H R ER SO BB IBB HBP BLK WP HR S P ERA WHIP											<b>PITCHER</b> IP WLS BF H R ER SO BB IBB HBP BLK WP HR S P ERA WHIP
	5.2 0 23 6 3 3 4 0 0 0 0 0 0 0 31 31 4.76 1.059											
	3.0 L 15 4 2 2 4 0 2 0 0 0 0 0 21 29 6.00 1.333											
	0.1 2 0 0 0 0 0 1 0 0 0 0 0 0 1 5 0.00 3.000											



Batter	1	2	3	4	5	6	7	8	9	AB R H RBI BB SO LOB	BOTTOM
Tommy Dean, R (1, 6) OBP: 0.265, SLG: 0.261	0-0 BB BB E 1B	0-0 2B		0-0 6-3 1-2			0-3 K			4 1 2 0 0 1 1	<b>New York Mets @ San Diego Padres</b> <b>San Diego Stadium, San Diego, CA</b> Fri Jun 06 1969, 10:05 PM EDT Att. 11,203 - Unknown
John Sipin, R (1, 4) OBP: 0.263, SLG: 0.415	0-3 K	0-0 1-3			0-0 F7			0-3 K		4 0 0 0 0 2 2	
Ollie Brown, R (1, 9) OBP: 0.311, SLG: 0.433	4-0 BB BB E 1-2		0-0 F7		0-0 F9		0-0 F8			3 1 0 0 1 0 0	
Nate Colbert, R (1, 3) OBP: 0.372, SLG: 0.590	4-0 E 1-2 2-3 BB		0-0 5-3		0-0 6-3		0-0 1-3			3 0 0 0 1 0 0	
Al Ferrara, R (1, 7) OBP: 0.360, SLG: 0.526	0-0 E3 1-3 2-H 3-H		0-0 6-3		0-0 5-3			0-3 K		4 0 0 1 0 1 1	
Ed Spiezio, R (1, 5) OBP: 0.303, SLG: 0.310	0-0 P6			0-0 HR		0-3 K		4-0 FC6-4 1B BB		3 1 1 1 1 1 2	
Cito Gaston, R (1, 8) OBP: 0.283, SLG: 0.301	0-3 K			0-0 G6-4-3 1B		0-0 3-1		0-0 FC6-4 1-2 1B		4 0 2 0 0 1 2	
Chris Cannizzaro, R (1, 2) OBP: 0.368, SLG: 0.382		0-0 2-3		0-0 G6-4-3 1-2f		0-0 F2		0-0 FC6-4 1-2f 2-3		4 0 0 0 0 0 3	
Jose Arcia, R (9, PR) OBP: 0.256, SLG: 0.222										0 0 0 0 0 0 0	
Joe Niekro, R (1, 1) OBP: 0.316, SLG: 0.250		0-3 K		0-0 WP 1B			0-3 K		0-0 2-3	2 0 1 0 0 1 0	
Gary Ross, R (6, 1)										1 0 0 0 0 1 0	
Billy McCool, R (9, 1)										0 0 0 0 0 0 0	
Tony Gonzalez, L (9, PH) OBP: 0.304, SLG: 0.276										1 0 0 0 0 0 2	
<b>Inning Stats</b>	R: 2 H: 1 E: 1 LOB: 2 K: 2 BB: 2 S: 9 P: 17	R: 0 H: 1 E: 0 LOB: 1 K: 1 BB: 0 S: 6 P: 6	R: 0 H: 0 E: 0 LOB: 0 K: 0 BB: 0 S: 3 P: 3	R: 1 H: 3 E: 0 LOB: 1 K: 0 BB: 0 S: 5 P: 5	R: 0 H: 0 E: 0 LOB: 0 K: 0 BB: 0 S: 3 P: 3	R: 0 H: 0 E: 0 LOB: 0 K: 1 BB: 0 S: 5 P: 5	R: 0 H: 0 E: 0 LOB: 0 K: 2 BB: 0 S: 7 P: 7	R: 0 H: 0 E: 0 LOB: 0 K: 1 BB: 0 S: 5 P: 5	R: 0 H: 1 E: 0 LOB: 2 K: 1 BB: 1 S: 6 P: 10	1B: 4 SF: 0 2B: 1 SAC: 0 3B: 0 DP: 1 HR: 1 HBP: 0	WP: 1 PA: 36 PB: 0 SB: 0 CS: 0
<b>PITCHER</b> Gary Gentry, R (1, 1) ERA: 3.61	IP WLS BF H R ER SO BB IBB HBP BLK WP HR S P ERA WHIP										
Ron Taylor, R (9, 1) ERA: 3.38	0.2 S 3 1 0 0 0 0 0 0 0 0 0 0 0 0 0.00 1.500										

livebaseballscores.com

<b>AB</b>	<b>33</b>
<b>R</b>	<b>3</b>
<b>H</b>	<b>6</b>
<b>RBI</b>	<b>2</b>
<b>BB</b>	<b>3</b>
<b>SO</b>	<b>8</b>
<b>LOB</b>	<b>13</b>



Batter	1	2	3	4	5	6	7	8	9	AB R H RBI BB SO LOB	TOP	
<b>Bud Harrelson, S</b> (1, 6) OBP: 0.363, SLG: 0.322	0-3 K		4-0 SH2-3 BB		0-0 SH2-4 SH 1B	0-0 6-3		0-0 3-1 1-3		4 0 1 0 1 1 2	<b>New York Mets @ San Diego Padres</b> San Diego Stadium, San Diego, CA Sat Jun 07 1969, 10:05 PM EDT Att: 10,827 - Unknown	
<b>Rod Gaspar, S</b> (1, 9) OBP: 0.320, SLG: 0.324	0-0 2B 1B		0-0 SH2-3 1-2		0-0 SH SH2-4		0-0 FC5-4 1B	0-0 3B		3 0 3 1 0 0 0		
<b>Tommie Agee, R</b> (1, 8) OBP: 0.312, SLG: 0.486	0-0 F9		0-0 1-3		0-0 SH2-4 1-2 2-3		0-0 L8	0-0 F8		4 0 0 0 0 0 4		
<b>Cleon Jones, R</b> (1, 3) OBP: 0.423, SLG: 0.548	0-0 1-H 2B		4-0 FC6-4 BB		4-0 IBB		0-0 FC5-4 3B		0-0 G6-4-3 BB 1B	3 1 2 0 2 0 1		
<b>Ron Swoboda, R</b> (1, 7) OBP: 0.290, SLG: 0.364		0-0 1B 1B	0-0 FC6-4 1-2f		0-3 K		0-0 1-H 2B 3B		4-0 G6-4-3 BB	4 1 2 1 1 1 5		
<b>Ed Charles, R</b> (1, 5) OBP: 0.279, SLG: 0.293		0-0 FC6-4 1-2 1B		1-0 WP S SF8 HBP	0-0 F8		0-0 3-H 2B		0-0 G6-4-3 1-2f 2-3	4 1 2 1 0 0 5		
<b>Jerry Grote, R</b> (1, 2) OBP: 0.276, SLG: 0.311		0-0 F7		0-0 SF8 1-H		0-0 6-3	0-3 K		0-0 4-3	4 0 0 1 0 1 4		
<b>Al Weis, S</b> (1, 4) OBP: 0.208, SLG: 0.205		0-0 F5		0-0 5-3		0-0 2B		0-0 3-1 WP 3B 1B		4 1 2 0 0 0 2		
<b>Jerry Koosman, R</b> (1, 1) OBP: 0.053, SLG: 0.053		0-0 FC6-4 1-2f		0-0 4-3		0-0 F3		0-3 K		4 0 0 0 0 1 4		
<b>Inning Stats</b>	R: 0 E: 0 K: 1 S: 6 H: 2 LOB: 2 BB: 0 P: 6	R: 0 E: 0 K: 0 S: 5 H: 2 LOB: 2 BB: 0 P: 5	R: 0 E: 0 K: 0 S: 3 H: 0 LOB: 2 BB: 2 P: 11	R: 1 E: 0 K: 0 S: 3 H: 0 LOB: 0 BB: 0 P: 4	R: 0 E: 1 K: 1 S: 7 H: 1 LOB: 3 BB: 1 P: 11	R: 0 E: 0 K: 0 S: 4 H: 1 LOB: 1 BB: 0 P: 4	R: 2 E: 0 K: 1 S: 8 H: 3 LOB: 1 BB: 0 P: 8	R: 1 E: 0 K: 0 S: 7 H: 2 LOB: 1 BB: 0 P: 7	R: 0 E: 0 K: 0 S: 3 H: 1 LOB: 1 BB: 1 P: 7	1B: 7 2B: 3 3B: 2 HR: 0 SF: 1 SAC: 3 DP: 1 HBP: 1	WP: 2 PB: 0 SB: 1 CS: 0 PA: 43	
<b>PITCHER</b>	IP WLS BF H R ER SO BB IBB HBP BLK WP HR S P ERA WHIP											
<b>Johnny Podres, L</b> (1, 1) ERA: 3.39	6.2 L 32 8 3 3 2 2 2 1 1 0 1 0 32 45 4.05 1.500											
<b>Jack Baldschun, R</b> (7, 1) ERA: 2.67	1.0 6 3 1 1 2 0 0 0 0 1 0 10 10 9.00 3.000											
<b>Frank Reberger, R</b> (8, 1) ERA: 5.53	0.1 1 0 0 0 0 0 0 0 0 0 0 1 1 0.00 0.000											
<b>Billy McCool, L</b> (9, 1) ERA: 4.96	1.0 4 1 0 0 0 1 0 0 0 0 0 3 7 0.00 2.000											

livebaseballscores.com

AB	34
R	4
H	12
RBI	4
BB	4
SO	4
LOB	27





Batter	1	2	3	4	5	6	7	8	9	AB	R	H	RBI	BB	SO	LOB	BOTTOM	
<b>Tommy Dean, R</b> OBP: 0.265, SLG: 0.260 (1, 6)	F8		K			WP SH3-4 1B		K		4	0	1	0	0	2	0	<b>New York Mets @ San Diego Padres</b> San Diego Stadium, San Diego, CA Sat Jun 07 1969, 10:05 PM EDT Att. 10,827 - Unknown	
<b>John Sipin, R</b> OBP: 0.250, SLG: 0.393 (1, 4)	K			K		SH3-4 1-2		5-3		3	0	0	0	0	2	0		
<b>Ollie Brown, R</b> OBP: 0.314, SLG: 0.431 (1, 9)	5-3			P4		G6-4-3 2-3 BB		2B 1B		3	1	1	0	1	0	0		
<b>Nate Colbert, R</b> OBP: 0.370, SLG: 0.582 (1, 3)			K	1B		G6-4-3 1-2		K		4	0	1	0	0	2	3		
<b>Al Ferrara, R</b> OBP: 0.366, SLG: 0.538 (1, 7)			1B	P6			2B	F3		4	0	2	0	0	0	2		
<b>Ed Spiezio, R</b> OBP: 0.302, SLG: 0.314 (1, 5)			K		G3		P4	2B		4	0	1	1	0	1	2		
<b>Cito Gaston, R</b> OBP: 0.277, SLG: 0.294 (1, 8)			K		K		F8	1-3		4	0	0	0	0	2	3		
<b>Chris Cannizzaro, R</b> OBP: 0.368, SLG: 0.377 (1, 2)			P4		BB		L7			2	0	0	0	1	0	1		
<b>Johnny Podres, L</b> OBP: 0.067, SLG: 0.071 (1, 1) <b>Jack Baldschun, R</b> OBP: 0.250, SLG: 0.250 (7, 1) <b>Frank Reberger, L</b> (8, 1) <b>Ivan Murrell, R</b> OBP: 0.235, SLG: 0.226 (8, PH) <b>Billy McCool, R</b> (9, 1)			G3		K			K		2	0	0	0	0	1	1		
										0	0	0	0	0	0	0		
										0	0	0	0	0	0	0		
										1	0	0	0	0	1	0		
										0	0	0	0	0	0	0		

<b>Inning Stats</b>												R: 0	H: 0	R: 0	H: 1	R: 0	H: 0	R: 0	H: 1	R: 0	H: 0	R: 0	H: 1	R: 0	H: 0	R: 0	H: 2	1B: 4	SF: 0	WP: 1	PA: 34									
												E: 0	LOB: 0	E: 0	LOB: 1	E: 0	LOB: 0	E: 0	LOB: 1	E: 0	LOB: 1	E: 0	LOB: 1	E: 0	LOB: 0	E: 0	LOB: 1	2B: 2	SAC: 1	PB: 0										
												K: 1	BB: 0	K: 3	BB: 0	K: 1	BB: 0	K: 0	BB: 1	K: 0	BB: 0	K: 2	BB: 0	K: 1	BB: 0	K: 1	BB: 0	3B: 0	DP: 1	SB: 0										
												S: 5	P: 5	S: 10	P: 10	S: 5	P: 5	S: 6	P: 6	S: 3	P: 7	S: 7	P: 4	S: 7	P: 7	S: 7	P: 7	HR: 0	HBP: 0	CS: 0										
<b>PITCHER</b>	IP	WLS	BF	H	R	ER	SO	BB	IBB	HBP	BLK	WP	HR	S	P	ERA	WHIP						<b>PITCHER</b>	IP	WLS	BF	H	R	ER	SO	BB	IBB	HBP	BLK	WP	HR	S	P	ERA	WHIP
<b>Jerry Koosman, L</b> ERA: 2.03 (1, 1)	9.0	W	34	6	1	1	11	2	0	0	0	1	0	54	62	1.00	0.889																							



Batter	1	2	3	4	5	6	7	8	9	AB R H RBI BB SO LOB	TOP	
Bud Harrelson, S OBP: 0.360, SLG: 0.316 (1, 6) X	0-0 P6			X 0-0 F7		X 0-0 P5		B B B B 4-0 2B 1B BB		3 1 0 0 1 0 0		
Tommie Agee, R OBP: 0.310, SLG: 0.486 (1, 8) X (9, 9)	0-0 1-3			X 0-0 6-3		X 0-0 6-3		0-0 1B 7-2 2B		4 0 1 1 0 0 0		
Wayne Garrett, L OBP: 0.397, SLG: 0.416 (1, 5) X (8, 4)	0-0 F8			X 0-0 G3			X 0-0 4-3	0-0 2-3 3-H 1B		4 0 1 1 0 0 0		
Cleon Jones, R OBP: 0.425, SLG: 0.547 (1, 7)		X 0-0 F8			X 0-0 1-3 BB 1B		X 0-0 1-3 1B	0-0 7-2 3-H		4 1 2 0 0 0 2		
Art Shamsky, L OBP: 0.316, SLG: 0.286 (1, 9) X Amos Otis, R OBP: 0.203, SLG: 0.188 (9, 8)		X 0-0 P3			B B B B 4-0 1-3 BB		X 0-0 1-3 1-2	0-0 4-3		3 0 0 0 1 0 1 0 0 0 0 0 0 0		
Ed Kranepool, L OBP: 0.337, SLG: 0.433 (1, 3) X		X 0-0 5-3			X 0-0 P6 1-2		X 0-0 2-H 1B	0-0 4-3		4 0 1 1 0 0 2		
J.C. Martin, L OBP: 0.236, SLG: 0.358 (1, 2) X			X 0-0 P4		X 0-0 1-3 1-2 2-3		0-3 K	0-0 4-3		4 0 0 0 0 1 3		
Al Weis, S OBP: 0.200, SLG: 0.196 (1, 4) X Ed Charles, R OBP: 0.287, SLG: 0.303 (8, PH) (8, 5)			X 0-0 5-3		X 0-0 F8			0-0 2B 1-3 1B		2 0 0 0 0 0 2 1 1 1 0 0 0 0		
Tom Seaver, R OBP: 0.176, SLG: 0.067 (1, 1) X Rod Gaspar, S OBP: 0.317, SLG: 0.321 (8, PH) Ron Taylor, R (8, 1)			X 0-0 6-3		X 0-0 P3			0-0 1-3 1-2		2 0 0 0 0 0 0 1 0 0 0 0 0 1 0 0 0 0 0 0 0		
<b>Inning Stats</b>	R: 0 H: 0 E: 0 LOB: 0 K: 0 BB: 0 S: 3 P: 3	R: 0 H: 0 E: 0 LOB: 0 K: 0 BB: 0 S: 3 P: 3	R: 0 H: 0 E: 0 LOB: 0 K: 0 BB: 0 S: 3 P: 3	R: 0 H: 0 E: 0 LOB: 0 K: 0 BB: 0 S: 3 P: 3	R: 0 H: 1 E: 0 LOB: 2 K: 0 BB: 1 S: 4 P: 8	R: 0 H: 0 E: 0 LOB: 0 K: 0 BB: 0 S: 3 P: 3	R: 1 H: 2 E: 0 LOB: 1 K: 1 BB: 0 S: 7 P: 7	R: 2 H: 3 E: 0 LOB: 1 K: 0 BB: 1 S: 5 P: 9	R: 0 H: 0 E: 0 LOB: 0 K: 0 BB: 0 S: 3 P: 3	1B: 5 SF: 0 2B: 2 SAC: 0 3B: 0 DP: 1 HR: 0 HBP: 0	WP: 0 PA: 34 PB: 0 SB: 0 CS: 0	
<b>PITCHER</b>	IP WLS BF H R ER SO BB IBB HBP BLK WP HR S P ERA WHIP											
Al Santorini, R ERA: 2.23 (1, 1)	7.1 L 29 5 3 3 1 2 0 0 0 0 0 0 29 37 3.68 0.955											
Billy McCool, L ERA: 4.5 (8, 1)	1.2 5 1 0 0 0 0 0 0 0 0 0 0 5 5 0.00 0.600											

**New York Mets @ San Diego Padres**  
**San Diego Stadium, San Diego, CA**  
 Sun Jun 08 1969, 6:33 AM EDT  
 Att. 8,568 - Unknown

[livebaseballscorecards.com](http://livebaseballscorecards.com)



Batter	1	2	3	4	5	6	7	8	9	AB	R	H	RBI	BB	SO	LOB
Tommy Dean, R (1, 6) OBP: 0.257, SLG: 0.252 Roberto Pena, R (9, PH) OBP: 0.291, SLG: 0.281	0-3 K ①		0-3 K ②		0-3 K ①		0-0 6-3 ①		0-0 F3 ③	4	0	0	0	0	3	1
John Sipin, R (1, 4) OBP: 0.250, SLG: 0.383	0-3 K ②		0-0 E1 1B 1B 2-H 1B		0-0 4-3 ②		0-0 F7 ②			4	0	1	0	0	1	0
Tony Gonzalez, L (1, 9) OBP: 0.308, SLG: 0.287	0-3 K ③		0-0 1B 1-2 1B		0-0 2B		0-0 P6 ③			4	0	2	0	0	1	0
Nate Colbert, R (1, 3) OBP: 0.378, SLG: 0.589		0-0 2B	0-0 1B 1-2 2-3		4-0 IBB		0-0 F9 ①			3	0	2	0	1	0	0
Al Ferrara, R (1, 7) OBP: 0.371, SLG: 0.524 Jose Arcia, R (8, PR) OBP: 0.256, SLG: 0.222 (9, 7)		1-0 HBP G6-4-3	0-3 K ③		0-3 K ③		4-0 FC6-4 BB			2	0	0	0	1	2	5
Ed Spiezio, R (1, 5) OBP: 0.301, SLG: 0.330		0-0 L7 ①		0-0 HR		0-3 K ①		0-3 K ②		4	1	1	1	0	2	3
Cito Gaston, R (1, 8) OBP: 0.271, SLG: 0.287		0-0 G6-4-3 ② 1-2f		0-3 K ①		0-3 K ②		0-0 FC6-4 ③ 1-2f		4	0	0	0	0	2	3
Chris Cannizzaro, R (1, 2) OBP: 0.370, SLG: 0.387			0-0 E 2B		0-3 K ②		0-0 1B		0-0 5-3 ①	4	1	2	0	0	1	0
Al Santorini, R (1, 1) OBP: 0.227, SLG: 0.190 Billy McCool, R (8, 1) Ivan Murrell, R (9, PH) OBP: 0.229, SLG: 0.219			0-3 K ①		0-3 K ③		0-3 K ③		0-3 K ②	3	0	0	0	0	3	2

Inning Stats	R: 0	H: 0	E: 0	K: 3	S: 9	LOB: 0	BB: 0	P: 9	R: 0	H: 1	E: 0	K: 0	S: 3	LOB: 1	BB: 0	P: 4	R: 1	H: 4	E: 1	K: 3	S: 13	LOB: 3	BB: 0	P: 13	R: 1	H: 1	E: 0	K: 3	S: 10	LOB: 0	BB: 0	P: 10	R: 0	H: 1	E: 0	K: 2	S: 8	LOB: 2	BB: 1	P: 12	R: 0	H: 1	E: 0	K: 3	S: 10	LOB: 1	BB: 0	P: 10	R: 0	H: 0	E: 0	K: 0	S: 5	LOB: 0	BB: 0	P: 3	R: 0	H: 0	E: 0	K: 1	S: 5	LOB: 1	BB: 1	P: 9	R: 0	H: 0	E: 0	K: 1	S: 5	LOB: 0	BB: 0	P: 5	1B: 4	2B: 3	3B: 0	HR: 1	SF: 0	SAC: 0	DP: 1	HBP: 1	WP: 0	PB: 0	SB: 0	CS: 0	PA: 37
--------------	------	------	------	------	------	--------	-------	------	------	------	------	------	------	--------	-------	------	------	------	------	------	-------	--------	-------	-------	------	------	------	------	-------	--------	-------	-------	------	------	------	------	------	--------	-------	-------	------	------	------	------	-------	--------	-------	-------	------	------	------	------	------	--------	-------	------	------	------	------	------	------	--------	-------	------	------	------	------	------	------	--------	-------	------	-------	-------	-------	-------	-------	--------	-------	--------	-------	-------	-------	-------	--------

PITCHER	IP	WLS	BF	H	R	ER	SO	BB	IBB	HBP	BLK	WP	HR	S	P	ERA	WHIP
Tom Seaver, R (1, 1) ERA: 2.51	7.0	W	30	8	2	2	14	0	1	1	0	0	1	56	61	2.57	1.143
Ron Taylor, R (8, 1) ERA: 3.12	2.0	S	7	0	0	0	2	1	0	0	0	0	0	10	14	0.00	0.500


**BOTTOM**

**New York Mets @ San Diego Padres**  
San Diego Stadium, San Diego, CA

Sun Jun 08 1969, 6:33 AM EDT  
Att. 8,568 - Unknown

livebaseballscorecards.com

<b>AB</b>	<b>34</b>
<b>R</b>	<b>2</b>
<b>H</b>	<b>8</b>
<b>RBI</b>	<b>1</b>
<b>BB</b>	<b>2</b>
<b>SO</b>	<b>16</b>
<b>LOB</b>	<b>14</b>



Batter	1	2	3	4	5	6	7	8	9	AB	R	H	RBI	BB	SO	LOB	TOP										
Don Bosch, S OBP: 0.237, SLG: 0.275 (1, 8)	0-0 5-3 BB	4-0 BB		0-0 P6	0-0 4-3			0-0 4-3	0-0 1B 2B	5	1	1	2	1	0	4											
Maury Wills, S OBP: 0.295, SLG: 0.238 (1, 6)	0-0 2B 1B	0-0 F7			0-0 4-3	0-0 1-3		0-0 1B	0-0 1B	6	1	3	1	0	0	2											
Rusty Staub, L OBP: 0.419, SLG: 0.479 (1, 9)	0-0 F8		0-0 4-3		0-0 HR 2B	4-0 FC4-6 BB		0-3 K 1-2	0-0 CS 1-2	4	1	1	0	1	1	2											
Mack Jones, L OBP: 0.383, SLG: 0.558 (1, 7)	0-0 1-H 2B		0-0 F7		0-0 HR 2B	0-0 FC4-6 BB		1-0 HBP		4	1	2	3	0	0	1											
Ty Cline, L OBP: 0.325, SLG: 0.194 Bob Bailey, R OBP: 0.299, SLG: 0.337 (8, 3)	4-0 BB		0-0 1B		4-0 2B BB	0-0 F8		0-0 F8		2	1	1	0	2	0	1											
Coco Laboy, R OBP: 0.337, SLG: 0.478 (1, 5)	0-0 L6		0-0 4-3		0-0 BB 2B		0-0 F8		0-3 K	5	0	1	0	0	1	3											
Gary Sutherland, R OBP: 0.279, SLG: 0.286 (1, 4)		0-0 SH5-3 1B		0-0 6-3	4-0 BB IBB		0-0 L4 E 1B		0-0 6-3	4	0	2	0	1	0	0											
Ron Brand, R OBP: 0.345, SLG: 0.227 (1, 2)		0-0 SH5-3		4-0 4-3 BB	4-0 1-2 2-3 3-H BB		0-0 E4 1-2		4-0 1B 2B BB	1	1	0	1	3	0	1											
Mike Wegener, R OBP: 0.214, SLG: 0.154 Floyd Wicker, L OBP: 0.250, SLG: 0.182 Gary Waslewski, R OBP: 0.182, SLG: 0.455 Dan McGinn, L OBP: 0.809, SLG: 0.500 Roy Face, R OBP: 0.260, SLG: 0.355 (8, 3)		0-0 5-3		0-0 4-3	0-0 P5		0-0 L4		0-0 2B 1B	3	0	0	0	0	0	5											
<b>Inning Stats</b>	R: 1 E: 0 K: 0 S: 5	H: 2 LOB: 2 BB: 1 P: 9	R: 0 E: 0 K: 0 S: 4	H: 1 LOB: 2 BB: 1 P: 8	R: 0 E: 0 K: 0 S: 4	H: 1 LOB: 1 BB: 0 P: 4	R: 0 E: 0 K: 0 S: 3	H: 0 LOB: 1 BB: 1 P: 7	R: 3 E: 1 K: 0 S: 6	H: 3 LOB: 3 BB: 3 P: 18	R: 0 E: 0 K: 0 S: 3	H: 0 LOB: 1 BB: 1 P: 7	R: 0 E: 1 K: 0 S: 4	H: 1 LOB: 1 BB: 0 P: 4	R: 0 E: 0 K: 1 S: 6	H: 1 LOB: 2 BB: 0 P: 7	R: 3 E: 0 K: 1 S: 7	H: 3 LOB: 0 BB: 1 P: 11	1B: 7 2B: 5 3B: 0 HR: 1	SF: 0 SAC: 1 DP: 1 HBP: 1	WP: 0 PB: 0 SB: 1 CS: 1	PA: 48					
<b>PITCHER</b>	IP	WLS	BF	H	R	ER	SO	BB	IBB	HBP	BLK	WP	HR	S	P	ERA	WHIP										
Clay Kirby, R ERA: 3.88 (1, 1)	4.1		24	7	4	4	0	4	0	0	0	0	1	20	36	8.31	2.538										
Gary Ross, R ERA: 4.43 (5, 1)	0.0		2	0	0	0	0	1	1	0	0	0	0	0	8	∞	∞										
Tommie Sisk, R ERA: 4.33 (5, 1)	3.0		12	2	0	0	0	1	0	0	0	0	0	11	15	0.00	1.000										
Billy McCool, L ERA: 4.42 (8, 1)	0.1		2	0	0	0	1	0	0	1	0	0	0	3	4	0.00	0.000										
Jack Baldschun, R ERA: 3.41 (8, 1)	1.1	L	7	3	3	3	1	1	0	0	0	0	0	8	12	20.25	3.000										

**Montreal Expos @ San Diego Padres**  
 San Diego Stadium, San Diego, CA  
 Tue Jun 10 1969, 10:05 PM EDT  
 Att. 3,194 - Unknown

[livebaseballscorecards.com](http://livebaseballscorecards.com)

AB	37
R	7
H	12
RBI	7
BB	8
SO	2
LOB	23



Batter	1	2	3	4	5	6	7	8	9	AB	R	H	RBI	BB	SO	LOB	
Tommy Dean, R (1, 6) OBP: 0.257, SLG: 0.246 Roberto Pena, R (8, PH) OBP: 0.289, SLG: 0.279 (9, 5)	0-0 L1-3	0-0 F7		0-0 FC6-4			4-0 FC5, L1-3	0-0 FC6-2		3	0	0	0	1	0	3	
John Sipin, R (1, 4) OBP: 0.232, SLG: 0.354	0-0 F8	0-0 L5-3			0-0 P6		0-3 K	0-0 P4		5	0	0	0	0	0	1	6
Ollie Brown, R (1, 9) OBP: 0.316, SLG: 0.431	0-3 K		0-0 L6-3		0-0 1B		0-0 L1-3		0-0 G6-4-3	5	0	2	0	0	1	1	
Nate Colbert, R (1, 3) OBP: 0.378, SLG: 0.599		0-0 HR	0-3 K		0-3 K		4-0 BB		0-0 G6-4-3	4	1	1	1	1	2	2	
Al Ferrara, R (1, 7) OBP: 0.376, SLG: 0.518 Billy McCool, R (8, 1)		4-0 HR	0-0		0-0 L3		0-0 FC5		0-0	3	1	1	0	1	0	3	
Jack Baldschun, R (8, 1) OBP: 0.250, SLG: 0.250 Ivan Murrell, R (9, PH) OBP: 0.250, SLG: 0.242		BB	0-0	0-0	0-0		2-3f		0-0	0	0	0	0	0	0	0	
Ed Spiezio, R (1, 5) OBP: 0.310, SLG: 0.372 Jose Arcia, R (8, PR) OBP: 0.250, SLG: 0.216 (9, 6)		0-0 HR	0-0 F9			0-0 HR		0-0 1B	0-3 K	4	2	3	3	0	0	1	
Cito Gaston, R (1, 8) OBP: 0.266, SLG: 0.281		0-0 E5		0-3 K		0-0 L4-3		0-0 P2		4	0	0	0	0	1	1	
Chris Cannizzaro, R (1, 2) OBP: 0.373, SLG: 0.386		4-0	0-0 L1-3		0-0 L6-3		0-0	0-0 FC6-2		3	0	1	0	1	0	0	
Clay Kirby, R (1, 1) OBP: 0.077, SLG: 0.040 Gary Ross, R (5, 1)		0-0 P1		4-0		0-3 K		4-0		1	0	0	0	1	0	2	
Tommie Sisk, R (5, 1) OBP: 0.125, SLG: 0.250 Tony Gonzalez, L (8, 7) OBP: 0.312, SLG: 0.287				FC6-4				1-2		0	0	0	0	0	0	0	
				BB				BB		1	0	0	0	0	1	0	
								BB		0	0	0	0	1	0	0	


Inning Stats	R: 0	H: 0	E: 0	K: 1	S: 5	LOB: 0	BB: 0	P: 5	R: 3	H: 2	E: 1	K: 0	S: 6	LOB: 2	BB: 2	P: 14	R: 0	H: 1	E: 0	K: 1	S: 6	LOB: 1	BB: 0	P: 6	R: 0	H: 0	E: 0	K: 1	S: 5	LOB: 1	BB: 1	P: 9	R: 1	H: 1	E: 0	K: 1	S: 6	LOB: 0	BB: 0	P: 6	R: 0	H: 0	E: 0	K: 1	S: 5	LOB: 2	BB: 2	P: 13	R: 0	H: 2	E: 0	K: 0	S: 5	LOB: 3	BB: 1	P: 9	R: 0	H: 2	E: 0	K: 1	S: 6	LOB: 1	BB: 0	P: 6	1B: 6	2B: 0	3B: 0	HR: 3	SF: 0	SAC: 0	DP: 1	HBP: 0	WP: 0	PB: 0	SB: 0	CS: 0	PA: 42
PITCHER	IP	WLS	BF	H	R	ER	SO	BB	IBB	HBP	BLK	WP	HR	S	P	ERA	WHIP																																																												
Mike Wegener, R (1, 1) ERA: 4.37	6.0		27	5	4	4	5	3	0	0	0	0	0	34	46	6.00	1.333																																																												
Gary Waslewski, R (7, 1) ERA: 3.57	1.1		8	2	0	0	1	2	0	0	0	0	0	8	16	0.00	3.000																																																												
Dan McGinn, L (8, 1) ERA: 3.78	0.0		1	0	0	0	0	1	0	0	0	0	0	4	∞	∞																																																													
Roy Face, R (8, 1) ERA: 4.28	1.2	W	6	2	0	0	1	0	0	0	0	0	0	8	8	0.00	1.200																																																												

**BOTTOM**

**Montreal Expos @ San Diego Padres**  
San Diego Stadium, San Diego, CA

Tue Jun 10 1969, 10:05 PM EDT  
Att. 3,194 - Unknown

AB	36
R	4
H	9
RBI	4
BB	6
SO	7
LOB	23



Batter	1	2	3	4	5	6	7	8	9	10	AB R H RBI BB SO LOB	TOP										
Don Bosch, S OBP: 0.245, SLG: 0.274 (1, 8)	4-0 1B 2B BB		0-3 K		0-0 4-3		0-0 1-3		0-0 1B		4 1 1 0 1 1 1	<b>Montreal Expos @ San Diego Padres</b> San Diego Stadium, San Diego, CA Wed Jun 11 1969, 10:05 PM EDT Att: 3,111 - Unknown										
Gary Sutherland, R OBP: 0.282, SLG: 0.294 (1, 4)	0-0 2B E 1B		0-0 F7		0-0 3B 2B		0-0 6-3		0-0 F8		5 2 2 1 0 0 1											
Donn Clendenon, R OBP: 0.272, SLG: 0.395 (1, 9)	0-0 E7 6-3 1-H 3-H 2B		0-0 2B		0-0 SF7 3B		0-0 6-3		0-0 F3		5 1 3 2 0 0 0											
Bob Bailey, R OBP: 0.264, SLG: 0.323 (1, 3)	0-0 F9		0-0 4-3		0-0 SF7		0-0 1-3		0-0 6-3		4 0 0 1 0 0 2											
Coco Laboy, R OBP: 0.333, SLG: 0.471 (1, 5)	0-0 6-3 2-3		0-0 F7		0-0 L5		0-0 BB 1B		0-0 P6		5 0 1 0 0 0 1											
Mack Jones, L OBP: 0.380, SLG: 0.549 (1, 7)	0-3 K		0-3 K		0-0 F8		4-0 1-2 BB				3 0 0 0 1 2 1											
Ron Brand, R OBP: 0.344, SLG: 0.240 (1, 2)		0-0 6-3		0-0 1B		0-0 5-3		0-3 K			3 0 1 0 0 0 0											
Rusty Staub, L OBP: 0.417, SLG: 0.476 (8, PH)											1 0 0 0 0 1 2											
John Boccabella, R OBP: 0.188, SLG: 0.250 (8, 2)											0 0 0 0 0 0 0											
Bobby Wine, R OBP: 0.227, SLG: 0.190 (1, 6)		0-0 F9		0-0 F8		0-0 F8		0-0 F7			4 0 0 0 0 0 1											
Bill Stoneman, R OBP: 0.167, SLG: 0.111 (1, 1)		0-3 K		0-0 4-3 2B 2B		0-0 1-3		0-3 K			2 1 1 0 0 1 0											
Leo Marentette, R (6, 1)											1 0 0 0 0 0 0											
Don Shaw, L (7, 1)											0 0 0 0 0 0 0											
Ty Cline, L OBP: 0.321, SLG: 0.190 (9, PH)											1 0 0 0 0 1 0											
Howie Reed, R (9, 1)											0 0 0 0 0 0 0											
<b>Inning Stats</b>	R: 2 E: 1 K: 1 S: 7	H: 2 LOB: 1 BB: 1 P: 11	R: 0 E: 0 K: 1 S: 5	H: 0 LOB: 0 BB: 0 P: 5	R: 0 E: 0 K: 1 S: 6	H: 1 LOB: 1 BB: 0 P: 6	R: 0 E: 0 K: 1 S: 6	H: 1 LOB: 1 BB: 0 P: 6	R: 3 E: 0 K: 0 S: 6	H: 3 LOB: 0 BB: 0 P: 6	R: 0 E: 0 K: 0 S: 3	H: 0 LOB: 0 BB: 0 P: 3	R: 0 E: 0 K: 1 S: 6	H: 1 LOB: 2 BB: 1 P: 10	R: 0 E: 0 K: 1 S: 6	H: 1 LOB: 1 BB: 0 P: 6	R: 0 E: 0 K: 0 S: 3	H: 0 LOB: 0 BB: 0 P: 3	1B: 4 2B: 4 3B: 1 HR: 0	SF: 1 SAC: 0 DP: 0 HBP: 0	WP: 0 PB: 0 SB: 0 CS: 0	PA: 41
<b>PITCHER</b>	IP WLS BF H R ER SO BB IBB HBP BLK WP HR S P ERA WHIP																					
Dick Kelley, L ERA: 4.5 (1, 1)	6.0																					
Frank Reberger, R ERA: 5.22 (7, 1)	1.2	7	1	0	0	0	1	0	0	0	0	0	0	6	10	0.00	1.200					
Billy McCool, L ERA: 3.92 (8, 1)	2.1	W 8	1	0	0	2	0	0	0	0	0	0	0	12	12	0.00	0.429					

livebaseballscores.com

AB 38  
R 5  
H 9  
RBI 4  
BB 2  
SO 6  
LOB 9



**BOTTOM**

**Montreal Expos @ San Diego Padres**  
 San Diego Stadium, San Diego, CA  
 Wed Jun 11 1969, 10:05 PM EDT  
 Att. 3,111 - Unknown

[livebaseballscorecards.com](http://livebaseballscorecards.com)

<b>AB</b>	40
<b>R</b>	6
<b>H</b>	12
<b>RBI</b>	6
<b>BB</b>	4
<b>SO</b>	6
<b>LOB</b>	20



<b>WP</b>	0	<b>PA</b>	46
<b>PB</b>	0		
<b>SB</b>	1		
<b>CS</b>	0		

AB	R	H	RBI	BB	SO	LOB
5	1	1	1	1	0	1
4						

5	0	0	0	0	2	1
---	---	---	---	---	---	---

5	1	2	0	0	0	1
---	---	---	---	---	---	---

5	0	1	1	0	1	3
---	---	---	---	---	---	---

2	1	1	1	3	0	1
---	---	---	---	---	---	---

4	1	0	0	0	1	5
0	0	0	0	0	0	0
1	0	0	0	0	0	0

4	1	3	2	0	0	0
1	1	1	0	0	0	0

3	0	1	1	1	0	1
---	---	---	---	---	---	---

2	0	0	0	0	1	2
1	0	1	0	0	0	0
0	0	0	0	0	0	0
2	0	1	0	0	0	2

1B:	8	SF:	1
2B:	2	SAC:	1
3B:	1	DP:	0
HR:	1	HBP:	0

Batter	1	2	3	4	5	6	7	8	9	10
Tommy Dean, R (1, 6) OBP: 0.253, SLG: 0.259	4-3 1B		5-3 1B 3B	5-3		F8		K		SF9
John Sipin, R (1, 4) OBP: 0.216, SLG: 0.329	G3		5-3	4-3		K		K		
Ollie Brown, R (1, 9) OBP: 0.318, SLG: 0.430	1B		G3	F9		5-3 2B 1B		E4		
Nate Colbert, R (1, 3) OBP: 0.374, SLG: 0.588	F3		BB 1B	P4		5-3		K		
Al Ferrara, R (1, 7) OBP: 0.396, SLG: 0.529			FC6 BB	1-2 BB		HR BB		F8		
Tony Gonzalez, L (1, 8) OBP: 0.305, SLG: 0.280			FC6 2B	F8		F7		P4		
Billy McCool, R (8, 1)			6-3							
Roberto Pena, R (10, PH) OBP: 0.288, SLG: 0.277			1-2f							
Ed Spiezio, R (1, 5) OBP: 0.319, SLG: 0.402				5-3		HR		SH2-4 1B		1B S SF9 1B
Jose Arcia, R (8, PR) OBP: 0.268, SLG: 0.237			2B							
Chris Cannizzaro, R (1, 2) OBP: 0.376, SLG: 0.385			6-3			F8		SH2-4		1B BB
Dick Kelley, R (1, 1) OBP: 0.174, SLG: 0.217			3-H							
Ivan Murrell, R (6, PH) OBP: 0.270, SLG: 0.265				4-3				F7		1-2 2-3 1B
Frank Reberger, L (7, 1)										
Cito Gaston, R (8, 8) OBP: 0.268, SLG: 0.283				K		1B				

Inning Stats	R: 0	H: 1	E: 0	K: 0	S: 4	R: 1	H: 2	E: 0	K: 0	S: 5	R: 0	H: 1	E: 0	K: 1	S: 6	R: 0	H: 0	E: 0	K: 0	S: 3	R: 2	H: 2	E: 0	K: 0	S: 5	R: 1	H: 2	E: 0	K: 2	S: 9	R: 0	H: 1	E: 0	K: 1	S: 6	R: 0	H: 0	E: 1	K: 2	S: 8	R: 1	H: 2	E: 0	K: 0	S: 4	1B: 8	2B: 2	3B: 1	HR: 1	SF: 1	SAC: 1	DP: 0	HBP: 0	WP: 0	PA: 46
--------------	------	------	------	------	------	------	------	------	------	------	------	------	------	------	------	------	------	------	------	------	------	------	------	------	------	------	------	------	------	------	------	------	------	------	------	------	------	------	------	------	------	------	------	------	------	-------	-------	-------	-------	-------	--------	-------	--------	-------	--------

PITCHER	IP	WLS	BF	H	R	ER	SO	BB	IBB	HBP	BLK	WP	HR	S	P	ERA	WHIP
Bill Stoneman, R (1, 1) ERA: 5.46	5.1		25	6	4	4	1	3	0	0	0	0	1	24	36	6.75	1.688
Leo Marentette, R (6, 1) ERA: 4.91	1.1		7	3	1	1	1	0	0	0	0	0	0	9	9	6.75	2.250
Don Shaw, L (7, 1) ERA: 4.65	1.1		5	1	0	0	2	0	0	0	0	0	0	9	9	0.00	0.750
Howie Reed, R (9, 1) ERA: 5.4	1.2	L	9	2	1	1	2	1	0	0	0	0	0	12	16	5.40	1.800

Batter	1	2	3	4	5	6	7	8	9	AB R H RBI BB SO LOB	TOP																									
Gary Sutherland, R (1, 4) OBP: 0.282, SLG: 0.298	0-0 F8			0-0 5-3		0-0 6-3			0-0 1B	4 1 1 0 0 0 0	<b>Montreal Expos @ San Diego Padres</b> San Diego Stadium, San Diego, CA Thu Jun 12 1969, 10:05 PM EDT Att. 3,513 - Unknown																									
Ron Fairly, L (1, 3) OBP: 0.312, SLG: 0.324	0-0 1-3			0-0 F5		0-0 G3		0-0 2B	4 1 1 1 0 0 0																											
Rusty Staub, L (1, 9) OBP: 0.414, SLG: 0.488	0-0 F9			0-0 4-3		0-0 HR		0-3 K	4 1 1 1 0 1 1																											
Mack Jones, L (1, 7) OBP: 0.377, SLG: 0.553		0-0 1-3		0-0 P4		0-0 P4		0-0 3B	4 1 1 1 0 0 0																											
Floyd Wicker, L (1, 8) OBP: 0.222, SLG: 0.160		0-3 K		0-0 F8		0-0 4-3		0-0 6-3	3 0 0 0 0 0 1 0																											
Bob Bailey, R (9, PH) OBP: 0.282, SLG: 0.319									1 0 0 1 0 0 0 0																											
Don Bosch, S (9, 8) OBP: 0.245, SLG: 0.274									0 0 0 0 0 0 0 0																											
Coco Laboy, R (1, 5) OBP: 0.336, SLG: 0.469		0-0 F7		0-0 1B				0-0 F8	3 0 1 0 0 1 0 0																											
Ron Brand, R (1, 2) OBP: 0.306, SLG: 0.207			0-0 5-3	0-0 5-3				0-0 F9	4 0 0 0 0 0 0 2																											
Bobby Wine, R (1, 6) OBP: 0.240, SLG: 0.208			0-0 6-3		0-0 1-3			0-0 1B	3 0 1 0 0 0 0 0																											
Jerry Robertson, S (1, 1)			0-3 K		0-3 K			0-0 F8	3 0 0 0 0 0 2 1																											
Howie Reed, R (8, 1)									0 0 0 0 0 0 0 0																											
<b>Inning Stats</b>	R: 0 E: 0 K: 0 S: 3	H: 0 LOB: 0 BB: 0 P: 3	R: 0 E: 0 K: 1 S: 5	H: 0 LOB: 0 BB: 0 P: 5	R: 0 E: 0 K: 1 S: 5	H: 0 LOB: 0 BB: 0 P: 5	R: 0 E: 0 K: 0 S: 4	H: 1 LOB: 1 BB: 0 P: 4	R: 0 E: 0 K: 1 S: 5	H: 0 LOB: 0 BB: 0 P: 5	R: 1 E: 0 K: 0 S: 4	H: 1 LOB: 0 BB: 0 P: 4	R: 0 E: 0 K: 0 S: 4	H: 1 LOB: 1 BB: 0 P: 4	R: 3 E: 0 K: 1 S: 8	H: 3 LOB: 1 BB: 1 P: 12	1B: 3 2B: 1 3B: 1 HR: 1	SF: 0 SAC: 0 DP: 0 HBP: 0	WP: 0 PB: 0 SB: 0 CS: 0	PA: 34																
<b>PITCHER</b>	IP WLS BF H R ER SO BB IBB HBP BLK WP HR S P ERA WHIP																																			
Joe Niekro, R (1, 1) ERA: 2.82	7.0		23	2	1	1	3	0	0	0	0	0	1	29	29	1.29	0.286																			
Tommie Sisk, R (8, 1) ERA: 4.42	1.0	L	5	2	1	1	0	0	0	0	0	0	0	5	5	9.00	2.000																			
Billy McCool, L (9, 1) ERA: 4.71	0.1		3	2	1	1	1	0	0	0	0	0	0	5	5	27.00	6.000																			
Frank Reberger, R (9, 1) ERA: 5.1	0.2		3	0	1	1	0	1	0	0	0	0	0	2	6	13.50	1.500																			

livebaseballscorecards.com

<b>AB</b>	33
<b>R</b>	4
<b>H</b>	6
<b>RBI</b>	4
<b>BB</b>	1
<b>SO</b>	4
<b>LOB</b>	4





Batter	1	2	3	4	5	6	7	8	9	AB	R	H	RBI	BB	SO	LOB
--------	---	---	---	---	---	---	---	---	---	----	---	---	-----	----	----	-----

Tommy Dean, R OBP: 0.245, SLG: 0.250 (1, 6)	0-0 F8			0-0 5-3	0-0 FC6-4			0-0 6-3	0-0 FC6-4	5	0	0	0	0	0	4
Roberto Pena, R OBP: 0.292, SLG: 0.282 (1, 3)	0-3 K			0-0 1B		0-0 4-3 1B		0-0 E6 1B 1B		4	0	2	0	0	1	0
Jose Arcia, R OBP: 0.268, SLG: 0.237 (8, PR) (9, 3)										0	1	0	0	0	0	0
Ollie Brown, R OBP: 0.316, SLG: 0.427 (1, 9)	0-0 1-6-3			0-0 F9		0-3 K		0-0 1B 1B		4	0	1	0	0	1	2
Al Ferrara, R OBP: 0.391, SLG: 0.511 (1, 7)		4-0 BB		0-3 K		0-0 4-3		0-0 L5		3	0	0	0	1	1	4
Ed Spiezio, R OBP: 0.327, SLG: 0.406 (1, 5)		0-0 G5-4-3 BB			0-0 BB 1B	4-0 FC6-4 IBB		0-0 1B		3	0	2	1	1	0	1
Chris Cannizzaro, R OBP: 0.368, SLG: 0.376 (1, 2)		0-0 1-3			0-0 F8	0-0 FC6-4		0-0 F8		4	0	0	0	0	0	5
Cito Gaston, R OBP: 0.263, SLG: 0.277 (1, 8)			0-3 K		0-3 K			0-3 K		4	0	0	0	0	4	1
John Sipin, R OBP: 0.218, SLG: 0.324 (1, 4)			0-0 L5		0-0 BB 1B			0-3 K		4	0	1	0	0	2	0
Joe Niekro, R OBP: 0.333, SLG: 0.235 (7, PH)			0-0 F2		4-0 FC6-4 BB			0-3 K		1	0	0	0	0	1	0
Ivan Murrell, R OBP: 0.263, SLG: 0.257 (8, 1)										1	0	0	0	0	0	0
Tommie Sisk, R OBP: 0.125, SLG: 0.250 (9, 1)										0	0	0	0	0	0	0
Billy McCool, R OBP: 0.125, SLG: 0.250 (9, 1)										0	0	0	0	0	0	0
Frank Reberger, L OBP: 0.309, SLG: 0.280 (9, PH)										0	0	0	0	0	0	0

Inning Stats	R: 0	H: 0	E: 0	K: 1	S: 5	R: 0	H: 0	E: 0	K: 0	S: 2	R: 0	H: 0	E: 0	K: 1	S: 5	R: 0	H: 1	E: 0	K: 1	S: 6	R: 0	H: 2	E: 0	K: 1	S: 7	R: 0	H: 1	E: 0	K: 1	S: 6	R: 0	H: 0	E: 0	K: 3	S: 9	R: 1	H: 2	E: 1	K: 0	S: 6	R: 0	H: 0	E: 0	K: 2	S: 7	1B: 6	2B: 0	3B: 0	HR: 0	SF: 0	SAC: 0	DP: 1	HBP: 0	WP: 0	PB: 0	SB: 0	CS: 0	PA: 37
--------------	------	------	------	------	------	------	------	------	------	------	------	------	------	------	------	------	------	------	------	------	------	------	------	------	------	------	------	------	------	------	------	------	------	------	------	------	------	------	------	------	------	------	------	------	------	-------	-------	-------	-------	-------	--------	-------	--------	-------	-------	-------	-------	--------

PITCHER	IP	WLS	BF	H	R	ER	SO	BB	IBB	HBP	BLK	WP	HR	S	P	ERA	WHIP
Jerry Robertson, R ERA: 2.91 (1, 1)	7.2		32	6	1	0	8	2	1	0	0	0	0	45	57	0.00	1.043
Howie Reed, R ERA: 3.86 (8, 1)	1.1	W	5	0	0	0	2	1	0	0	0	0	0	8	12	0.00	0.750

**BOTTOM**

**Montreal Expos @ San Diego Padres**  
**San Diego Stadium, San Diego, CA**  
 Thu Jun 12 1969, 10:05 PM EDT  
 Att. 3,513 - Unknown

AB	33
R	1
H	6
RBI	1
BB	4
SO	10
LOB	17



WP: 0	PA: 37
PB: 0	
SB: 0	
CS: 0	

livebaseballscorecards.com

Batter	1	2	3	4	5	6	7	8	9	AB R H RBI BB SO LOB	TOP									
John Briggs, L (1, 7) OBP: 0.300, SLG: 0.282	2-3 K		1-0 1B	3-3 K			0-0 ES K 1B		1-2 F9	5 0 2 0 0 2 1	Philadelphia Phillies @ San Diego Padres San Diego Stadium, San Diego, CA Fri Jun 13 1969, 10:05 PM EDT Att. 5,018 - Unknown <a href="http://livebaseballscorecards.com">livebaseballscorecards.com</a>									
Tony Taylor, R (1, 4) OBP: 0.309, SLG: 0.339	0-0 6-3		0-0 F8		2-2 6-3		1-3 K 1-H		0-2 3B	5 0 1 0 0 1 2										
Johnny Callison, L (1, 9) OBP: 0.351, SLG: 0.468	2-0 F9		0-0 F7		2-2 4-3			0-2 HR	0-0 1-3	5 1 1 1 0 0 2										
Dick Allen, R (1, 3) OBP: 0.401, SLG: 0.700		0-0 HR	0-3 K		0-3 K			0-0 1B 1B		4 1 2 1 0 2 1										
Deron Johnson, R (1, 5) OBP: 0.338, SLG: 0.378		0-0 F8		0-0 HR 1B		0-0 P4		0-0 L7		4 1 1 0 0 0 1										
Mike Ryan, R (1, 2) OBP: 0.258, SLG: 0.366		0-0 E 2B		0-0 HR 1-H		0-0 L8		0-0 F9		4 2 2 2 0 0 1										
Larry Hisle, R (1, 8) OBP: 0.287, SLG: 0.331		3-2 P4		0-0 1B		0-0 ES 1B		0-0 1B 1-2		4 0 3 0 0 0 1										
Terry Harmon, R (1, 6) OBP: 0.351, SLG: 0.200		1-2 E8 WP 1B		2-3 K 1-2		2-1 G3		2-3 K		4 1 1 1 0 2 4										
Rick Wise, R (1, 1) OBP: 0.314, SLG: 0.281		2-0 F8		0-0 1B			0-3 K		0-0 1-3	4 0 1 0 0 1 0										
<b>Inning Stats</b>	R: 0 E: 0 K: 1 S: 5	H: 0 LOB: 0 BB: 0 P: 9	R: 3 E: 1 K: 0 S: 10	H: 3 LOB: 0 BB: 0 P: 16	R: 0 E: 0 K: 1 S: 6	H: 1 LOB: 1 BB: 0 P: 7	R: 2 E: 0 K: 2 S: 10	H: 4 LOB: 1 BB: 0 P: 15	R: 0 E: 0 K: 1 S: 9	H: 0 LOB: 0 BB: 0 P: 13	R: 0 E: 0 K: 2 S: 7	H: 1 LOB: 1 BB: 0 P: 8	R: 1 E: 0 K: 1 S: 10	H: 3 LOB: 2 BB: 0 P: 12	R: 0 E: 0 K: 0 S: 8	H: 1 LOB: 1 BB: 0 P: 9	1B: 9 2B: 1 3B: 1 HR: 3	SF: 0 SAC: 0 DP: 0 HBP: 0	WP: 1 PB: 0 SB: 2 CS: 0	PA: 39
<b>PITCHER</b>	IP WLS BF H R ER SO BB IBB HBP BLK WP HR S P ERA WHIP																			
Johnny Podres, L (1, 1) ERA: 3.82	3.0 L 15 6 5 4 2 0 0 0 0 1 2 23 34 12.00 2.000																			
Gary Ross, R (4, 1) ERA: 4.12	3.0 11 3 0 0 3 0 0 0 0 0 0 22 33 0.00 1.000																			
Frank Reberger, R (7, 1) ERA: 5.06	2.0 9 4 1 1 3 0 0 0 0 0 1 17 20 4.50 2.000																			
Jack Baldschun, R (9, 1) ERA: 3.31	1.0 4 1 0 0 0 0 0 0 0 0 0 8 9 0.00 1.000																			



Batter	1	2	3	4	5	6	7	8	9	AB	R	H	RBI	BB	SO	LOB
Tommy Dean, R OBP: 0.241, SLG: 0.245 Ivan Murrell, R OBP: 0.256, SLG: 0.250 (1, 6) (8, PH) (9, 3)	0-0 L8		0-0 1-3			0-0 1-6-3		1-0 F9		3	0	0	0	0	0	0
Roberto Pena, R OBP: 0.286, SLG: 0.276 (1, 3) (9, 6)	2-2 1-3			2-0 6-3			0-0 G3-1		0-0 4-3	4	0	0	0	0	0	0
Ollie Brown, R OBP: 0.315, SLG: 0.421 (1, 9)	0-0 F8			4-2 G6-4-3 BB			0-3 K		0-0 L9	3	0	0	0	1	1	0
Al Ferrara, R OBP: 0.377, SLG: 0.489 (1, 7)		0-0 6-3		2-1 G6-4-3 1-2f			1-0 F8		0-2 L9	4	0	0	0	0	0	1
Ed Spiezio, R OBP: 0.327, SLG: 0.402 (1, 5)		0-0 1-3			0-0 1-3			4-0 1B G4-3 BB		2	0	0	0	1	0	0
Chris Cannizzaro, R OBP: 0.363, SLG: 0.369 (1, 2)		0-0 F9			0-0 P3			3-2 G4-3 1-2		3	0	0	0	0	0	1
Cito Gaston, R OBP: 0.269, SLG: 0.294 (1, 8)			0-0 4-3 3B		0-3 K			0-0 1B 1B		3	1	2	0	0	1	0
John Sipin, R OBP: 0.222, SLG: 0.325 (1, 4)			0-0 4-3		0-0 F8			0-1 1-2 2-3 1B		3	0	1	1	0	0	0
Johnny Podres, L OBP: 0.066, SLG: 0.067 Gary Ross, R Van Kelly, L Frank Reberger, L Larry Stahl, L Jack Baldschun, R (1, 1) (4, 1) (6, PH) (7, 1) (8, PH) (9, 1)			0-3 K		0-1 P4			1-3 K		1	0	0	0	0	1	0

Inning Stats	R: 0	H: 0	E: 0	LOB: 0	K: 0	BB: 0	S: 5	P: 7	R: 0	H: 0	E: 0	LOB: 0	K: 0	BB: 0	S: 3	P: 3	R: 1	H: 1	E: 0	LOB: 0	K: 1	BB: 0	S: 6	P: 6	R: 0	H: 0	E: 0	LOB: 0	K: 0	BB: 1	S: 6	P: 14	R: 0	H: 0	E: 0	LOB: 0	K: 1	BB: 0	S: 5	P: 5	R: 0	H: 0	E: 0	LOB: 0	K: 0	BB: 0	S: 4	P: 5	R: 0	H: 0	E: 0	LOB: 0	K: 1	BB: 0	S: 5	P: 6	R: 0	H: 2	E: 0	LOB: 3	K: 1	BB: 1	S: 10	P: 19	R: 0	H: 0	E: 0	LOB: 0	K: 0	BB: 0	S: 5	P: 5	1B: 2	SF: 0	2B: 0	SAC: 0	3B: 1	DP: 1	HR: 0	HBP: 0	WP: 0	PA: 31
PITCHER Rick Wise, R ERA: 2.78 (1, 1)	IP	WLS	BF	H	R	ER	SO	BB	IBB	HBP	BLK	WP	HR	S	P	ERA	WHIP	IP	WLS	BF	H	R	ER	SO	BB	IBB	HBP	BLK	WP	HR	S	P	ERA	WHIP																																																


**BOTTOM**

**Philadelphia Phillies @ San Diego Padres**  
San Diego Stadium, San Diego, CA

Fri Jun 13 1969, 10:05 PM EDT  
Att. 5,018 - Unknown

livebaseballscorecards.com

AB	29
R	1
H	3
RBI	1
BB	2
SO	4
LOB	8



Batter	1	2	3	4	5	6	7	8	9	AB R H RBI BB SO LOB	TOP											
John Briggs, L (1, 7) OBP: 0.306, SLG: 0.276	0-0 G3		2-3 K		4-0 F9 1B WP BB		4-1 L4-3 BB			2 1 0 0 2 1 1												
Tony Taylor, R (1, 4) OBP: 0.308, SLG: 0.337	2-1 6-3		2-2 4-3		1-1 F9 1-2 WP 1B		3-1 L4-3			4 1 1 0 0 0 2												
Dick Allen, R (1, 3) OBP: 0.408, SLG: 0.718	0-1 HR			0-0 2B E 1B	0-0 F9		0-0 E5 F9 6-3 1B			4 3 3 1 0 0 2												
Johnny Callison, L (1, 9) OBP: 0.353, SLG: 0.471	0-0 G3-1			3-2 E9 1-H 2B	4-0 WP IBB		0-0 F9			3 1 1 0 1 0 1												
Deron Johnson, R (1, 5) OBP: 0.337, SLG: 0.392		2-2 F2		0-0 HR	2-3 K		1-0 6-3			4 1 1 2 0 1 1												
Mike Ryan, R (1, 2) OBP: 0.252, SLG: 0.358		0-1 5-3		0-0 1-3		1-3 K		0-0 P3		4 0 0 0 0 1 0												
Larry Hisle, R (1, 8) OBP: 0.281, SLG: 0.324		0-3 K		0-0 6-3		0-2 G3		0-3 K		4 0 0 0 0 2 0												
Terry Harmon, R (1, 6) OBP: 0.317, SLG: 0.176			0-0 G3-1	0-0 6-3		0-0 P8		0-0 B2		4 0 0 0 0 0 0												
Jerry Johnson, R (1, 1) OBP: 0.222, SLG: 0.125			4-1 WP BB		0-3 K		0-0 6-3		0-3 K	3 0 0 0 1 2 0												
Turk Farrell, R (9, 1)										0 0 0 0 0 0 0												
<b>Inning Stats</b>	R: 1 E: 0 K: 0 S: 6	H: 1 LOB: 0 BB: 0 P: 8	R: 0 E: 0 K: 1 S: 8	H: 0 LOB: 0 BB: 0 P: 10	R: 0 E: 0 K: 1 S: 8	H: 0 LOB: 1 BB: 1 P: 16	R: 3 E: 1 K: 0 S: 9	H: 3 LOB: 0 BB: 0 P: 12	R: 2 E: 0 K: 2 S: 9	H: 1 LOB: 1 BB: 2 P: 20	R: 0 E: 0 K: 1 S: 7	H: 0 LOB: 0 BB: 0 P: 8	R: 0 E: 0 K: 0 S: 4	H: 0 LOB: 0 BB: 1 P: 11	R: 1 E: 1 K: 0 S: 4	H: 1 LOB: 0 BB: 0 P: 5	R: 0 E: 0 K: 2 S: 7	H: 0 LOB: 0 BB: 0 P: 7	1B: 3 2B: 2 3B: 0 HR: 2	SF: 0 SAC: 0 DP: 1 HBP: 0	WP: 4 PB: 0 SB: 0 CS: 0	PA: 36
<b>PITCHER</b>	IP WLS BF H R ER SO BB IBB HBP BLK WP HR S P ERA WHIP																					
Al Santorini, R (1, 1) ERA: 2.88	5.0 L 23 5 6 6 4 2 1 0 0 2 2 40 66 10.80 1.400																					
Tommie Sisk, R (6, 1) ERA: 4.25	2.0 6 0 0 0 1 1 0 0 0 0 0 11 19 0.00 0.500																					
Billy McCool, L (8, 1) ERA: 4.3	2.0 7 1 1 0 2 0 0 0 0 0 0 11 12 0.00 0.500																					

Philadelphia Phillies @ San Diego Padres  
San Diego Stadium, San Diego, CA  
Sat Jun 14 1969, 10:05 PM EDT  
Att. 6,127 - Unknown

livebaseballscorecards.com

AB	32
R	7
H	6
RBI	3
BB	4
SO	7
LOB	7



Batter	1	2	3	4	5	6	7	8	9	AB R H RBI BB SO LOB
Tommy Dean, R OBP: 0.241, SLG: 0.245 (1, 6)	0-3 K 1B		0-0 K 1B		0-0 5-3			0-0 F8		4 0 1 0 0 1 0
Roberto Pena, R OBP: 0.291, SLG: 0.277 (1, 3)	4-0 E BB		1-3 K 1B			1-3 K 1B		0-0 G3 1B		3 1 1 0 1 2 1
Ollie Brown, R OBP: 0.322, SLG: 0.431 (1, 9)	0-0 E3 2B		0-0 G6-4-3 1B			1-0 HR 1B		0-0 G3		4 2 3 1 0 0 1
Al Ferrara, R OBP: 0.373, SLG: 0.510 (1, 7)	0-0 5-3		0-0 G6-4-3 1-2f			2-2 HR		0-1 F8		4 1 1 2 0 0 3
Ed Spiezio, R OBP: 0.326, SLG: 0.415 (1, 5)	0-0 5-3			2-1 5-3		0-0 5-3			3-2 HR	4 1 1 1 0 0 0
Chris Cannizzaro, R OBP: 0.361, SLG: 0.367 (1, 2)		0-1 1B		1-1 F9		3-3 K		0-0 F8		4 0 1 0 0 1 0
Cito Gaston, R OBP: 0.268, SLG: 0.304 (1, 8)		2-1 F8		1-0 F9			0-2 6-3		0-0 3B	4 0 1 0 0 0 1
John Sipin, R OBP: 0.212, SLG: 0.309 (1, 4)		1-1 F9			3-3 K		0-0 2-3		2-3 K	4 0 0 0 0 2 2
Al Santorini, R OBP: 0.217, SLG: 0.182 Van Kelly, L (5, PH)		1-3 K			0-0 G3		0-3 K		3-3 K	1 0 0 0 0 0 1 1 1 0 0 0 0 0 0 0 0 0 0 0 0 0 0 0 1 0 0 0 0 0 1 0 0 0 0 0 0 0 0 0 1 0 0 0 0 0 1 1

Inning Stats	R: 2 E: 1 K: 1 S: 6	H: 1 LOB: 0 BB: 1 P: 10	R: 0 E: 0 K: 1 S: 9	H: 1 LOB: 1 BB: 0 P: 13	R: 0 E: 0 K: 1 S: 6	H: 2 LOB: 1 BB: 0 P: 7	R: 0 E: 0 K: 0 S: 5	H: 0 LOB: 0 BB: 0 P: 9	R: 0 E: 0 K: 1 S: 5	H: 0 LOB: 0 BB: 0 P: 8	R: 2 E: 0 K: 2 S: 11	H: 2 LOB: 0 BB: 0 P: 18	R: 0 E: 0 K: 1 S: 7	H: 0 LOB: 0 BB: 0 P: 7	R: 0 E: 0 K: 0 S: 5	H: 1 LOB: 1 BB: 0 P: 5	R: 1 E: 0 K: 2 S: 12	H: 2 LOB: 1 BB: 0 P: 20	1B: 5 2B: 1 3B: 1 HR: 2	SF: 0 SAC: 0 DP: 1 HBP: 0	WP: 0 PB: 0 SB: 0 CS: 0	PA: 36
--------------	------------------------------	----------------------------------	------------------------------	----------------------------------	------------------------------	---------------------------------	------------------------------	---------------------------------	------------------------------	---------------------------------	-------------------------------	----------------------------------	------------------------------	---------------------------------	------------------------------	---------------------------------	-------------------------------	----------------------------------	----------------------------------	------------------------------------	----------------------------------	--------

PITCHER	IP	WLS	BF	H	R	ER	SO	BB	IBB	HBP	BLK	WP	HR	S	P	ERA	WHIP
Jerry Johnson, R ERA: 4.96 (1, 1)	8.0	W	32	8	5	4	7	1	0	0	0	0	2	57	83	4.50	1.125
Turk Farrell, R ERA: 3.75 (9, 1)	1.0	S	4	1	0	0	2	0	0	0	0	0	0	9	14	0.00	1.000

BOTTOM

Philadelphia Phillies @ San Diego Padres  
San Diego Stadium, San Diego, CA  
Sat Jun 14 1969, 10:05 PM EDT  
Att. 6,127 - Unknown

livebaseballscores.com

AB	35
R	5
H	9
RBI	4
BB	1
SO	9
LOB	10



Batter	1	2	3	4	5	6	7	8	9	10	AB R H RBI BB SO LOB	TOP														
John Briggs, L (1, 7) OBP: 0.302, SLG: 0.266	1-2 F8		2-3 K	4-0 IBB			0-0 4-3		1-3 K		4 0 0 0 1 2 1															
Tony Taylor, R (1, 4) OBP: 0.305, SLG: 0.330	2-2 BB HBP		2-0 G3	3-2 6-3			2-1 6-3		0-1 FC4-6 CS		4 0 0 0 0 0 4															
Dick Allen, R (1, 3) OBP: 0.408, SLG: 0.708	4-0 1-2 BB			0-0 1B 3B 1B	2-1 L5		0-3 K		0-1 CS	0-1 F2	4 1 1 0 1 1 0															
Johnny Callison, L (1, 9) OBP: 0.350, SLG: 0.464	2-0 F8			3-2 1-3 3B 1B	0-1 F5			0-1 4-3		0-0 F7	5 1 1 0 0 0 2															
Deron Johnson, R (1, 5) OBP: 0.338, SLG: 0.404	3-0 F8			1-0 1-H HR 3B	0-3 K			0-0 2B G1-2-3 1B		2-0 1B 1B	2 0 1 2 0 0 2 3 2 2 0 0 1 0															
Rick Joseph, R (4, PR) OBP: 0.320, SLG: 0.348																										
Mike Ryan, R (1, 2) OBP: 0.256, SLG: 0.364		0-3 K		1-2 5-3		2-2 6-3		0-0 1-3 2B		0-0 1B BB 1B	5 0 2 0 0 1 1															
Larry Hisle, R (1, 8) OBP: 0.289, SLG: 0.341		0-0 G3		0-0 3-H HR		0-0 P8		4-0 IBB		4-2 1B BB	3 1 1 2 2 0 0															
Terry Harmon, R (1, 6) OBP: 0.348, SLG: 0.256		1-2 6-3		0-0 SH3-4 1B		0-0 2B		1-1 G1-2-3		0-1 1B	5 0 3 1 0 0 3															
Woodie Fryman, R (1, 1) OBP: 0.063, SLG: 0.032			2-2 4-3		0-0 SH3-4		1-3 K		0-0 E6 FC4-6	1-2 4-3	4 0 0 0 0 1 4 0 0 0 0 0 0 0															
John Boozer, R (10, 1)																										
<b>Inning Stats</b>	R: 0 E: 0 K: 0 S: 7	H: 0 LOB: 2 BB: 1 P: 19	R: 0 E: 0 K: 1 S: 7	H: 0 LOB: 0 BB: 0 P: 8	R: 0 E: 0 K: 1 S: 7	H: 0 LOB: 0 BB: 0 P: 13	R: 4 E: 0 K: 0 S: 17	H: 5 LOB: 3 BB: 1 P: 29	R: 0 E: 0 K: 1 S: 7	H: 0 LOB: 0 BB: 0 P: 9	R: 0 E: 0 K: 1 S: 8	H: 1 LOB: 1 BB: 0 P: 11	R: 0 E: 0 K: 1 S: 6	H: 0 LOB: 0 BB: 0 P: 8	R: 0 E: 1 K: 1 S: 9	H: 0 LOB: 0 BB: 0 P: 10	R: 1 E: 0 K: 0 S: 13	H: 3 LOB: 3 BB: 1 P: 20	1B: 7 2B: 2 3B: 1 HR: 1	SF: 0 SAC: 1 DP: 1 HBP: 1	WP: 0 PB: 0 SB: 0 CS: 1	PA: 46				
<b>PITCHER</b>	IP WLS BF H R ER SO BB IBB HBP BLK WP HR S P ERA WHIP	IP WLS BF H R ER SO BB IBB HBP BLK WP HR S P ERA WHIP	IP WLS BF H R ER SO BB IBB HBP BLK WP HR S P ERA WHIP	IP WLS BF H R ER SO BB IBB HBP BLK WP HR S P ERA WHIP	IP WLS BF H R ER SO BB IBB HBP BLK WP HR S P ERA WHIP	IP WLS BF H R ER SO BB IBB HBP BLK WP HR S P ERA WHIP	IP WLS BF H R ER SO BB IBB HBP BLK WP HR S P ERA WHIP	IP WLS BF H R ER SO BB IBB HBP BLK WP HR S P ERA WHIP	IP WLS BF H R ER SO BB IBB HBP BLK WP HR S P ERA WHIP	IP WLS BF H R ER SO BB IBB HBP BLK WP HR S P ERA WHIP	IP WLS BF H R ER SO BB IBB HBP BLK WP HR S P ERA WHIP	IP WLS BF H R ER SO BB IBB HBP BLK WP HR S P ERA WHIP	IP WLS BF H R ER SO BB IBB HBP BLK WP HR S P ERA WHIP	IP WLS BF H R ER SO BB IBB HBP BLK WP HR S P ERA WHIP	IP WLS BF H R ER SO BB IBB HBP BLK WP HR S P ERA WHIP	IP WLS BF H R ER SO BB IBB HBP BLK WP HR S P ERA WHIP	IP WLS BF H R ER SO BB IBB HBP BLK WP HR S P ERA WHIP	IP WLS BF H R ER SO BB IBB HBP BLK WP HR S P ERA WHIP	IP WLS BF H R ER SO BB IBB HBP BLK WP HR S P ERA WHIP	IP WLS BF H R ER SO BB IBB HBP BLK WP HR S P ERA WHIP	IP WLS BF H R ER SO BB IBB HBP BLK WP HR S P ERA WHIP	IP WLS BF H R ER SO BB IBB HBP BLK WP HR S P ERA WHIP	IP WLS BF H R ER SO BB IBB HBP BLK WP HR S P ERA WHIP	IP WLS BF H R ER SO BB IBB HBP BLK WP HR S P ERA WHIP	IP WLS BF H R ER SO BB IBB HBP BLK WP HR S P ERA WHIP	IP WLS BF H R ER SO BB IBB HBP BLK WP HR S P ERA WHIP
Clay Kirby, R (1, 1) ERA: 3.97	9.2																									
Jack Baldschun, R (10, 1) ERA: 3.27	0.1																									

Philadelphia Phillies @ San Diego Padres  
San Diego Stadium, San Diego, CA  
Sun Jun 15 1969, 6:33 AM EDT  
Att: 7,311 - Unknown

AB	39
R	5
H	11
RBI	5
BB	4
SO	6
LOB	17



BOTTOM

Philadelphia Phillies @ San Diego Padres  
San Diego Stadium, San Diego, CA  
Sun Jun 15 1969, 6:33 AM EDT  
Att. 7,311 - Unknown

livebaseballscorecards.com

AB 35  
R 4  
H 6  
RBI 4  
BB 3  
SO 12  
LOB 9



WP: 0 PA: 40  
PB: 0  
SB: 0  
CS: 1

AB R H RBI BB SO LOB

5 0 0 0 0 3 0

5 1 1 0 0 1 1

4 2 2 0 1 1 0

4 0 1 2 0 1 3

3 1 1 2 0 1 1

3 0 0 0 1 2 0

3 0 1 0 1 0 2

0 0 0 0 0 0 0

3 0 0 0 0 1 1

1 0 0 0 0 0 1

1B: 4 SF: 0  
2B: 1 SAC: 0  
3B: 0 DP: 0  
HR: 1 HBP: 2

Batter	1	2	3	4	5	6	7	8	9	10
Tommy Dean, R OBP: 0.234, SLG: 0.237 (1, 6)	E2 FC3-6		K		P3		K			K
Roberto Pena, R OBP: 0.288, SLG: 0.275 (1, 3)	FC3-6 1B 1-2f		L7		K			6-3		BB 1B
Ollie Brown, R OBP: 0.328, SLG: 0.432 (1, 9)	2-0 1-3 2B 1B			HR 1B		K		F9		1-2 BB
Al Ferrara, R OBP: 0.374, SLG: 0.510 (1, 7)	0-0 1-H 3-H 2B			K		1-3		4-2 HBP		1-0 F3
Ed Spiezio, R OBP: 0.329, SLG: 0.429 (1, 5)	0-3 K			1-H HR		BB HBP		3-2 L8		
Cito Gaston, R OBP: 0.268, SLG: 0.299 (1, 8)			K		F9			4-0 1-2 FC5-4 BB		2-3 K
John Spin, R OBP: 0.225, SLG: 0.310 (1, 4)			F7					2-2 FC5-4		0-0 CS 1B
Jose Arcia, R OBP: 0.268, SLG: 0.237 (9, PR) (10, 4)					BB			1-2f		
Sonny Ruberto, R OBP: 0.167, SLG: 0.167 (9, PH) Chris Cannizzaro, R OBP: 0.359, SLG: 0.365 (10, 2)			K2-3		5-3			0-1 P3		1-2 F3
Clay Kirby, R OBP: 0.069, SLG: 0.036 Jack Baldschun, R OBP: 0.250, SLG: 0.250 Ivan Murrell, R OBP: 0.244, SLG: 0.237 (10, PH)			K		K			0-0 1-6-3		3-2 G3

Inning Stats	R: 2	H: 2	E: 1	K: 1	S: 8	R: 0	H: 0	E: 0	K: 2	S: 10	R: 0	H: 0	E: 0	K: 2	S: 8	R: 2	H: 2	E: 0	K: 1	S: 9	R: 0	H: 0	E: 0	K: 2	S: 7	R: 0	H: 0	E: 0	K: 1	S: 6	R: 0	H: 0	E: 0	K: 0	S: 8	R: 0	H: 1	E: 0	K: 1	S: 7	R: 0	H: 1	E: 0	K: 1	S: 9	R: 0	H: 1	E: 0	K: 1	S: 9	1B: 4	SF: 0	2B: 1	SAC: 0	3B: 0	DP: 0	HR: 1	HBP: 2	WP: 0	PA: 40
--------------	------	------	------	------	------	------	------	------	------	-------	------	------	------	------	------	------	------	------	------	------	------	------	------	------	------	------	------	------	------	------	------	------	------	------	------	------	------	------	------	------	------	------	------	------	------	------	------	------	------	------	-------	-------	-------	--------	-------	-------	-------	--------	-------	--------

PITCHER	IP	WLS	BF	H	R	ER	SO	BB	IBB	HBP	BLK	WP	HR	S	P	ERA	WHIP
Woodie Fryman, L ERA: 3.42 (1, 1)	9.2	W	39	6	4	3	12	3	0	2	0	0	1	78	120	2.79	0.931
John Boozer, R ERA: 1.46 (10, 1)	0.1	S	1	0	0	0	0	0	0	0	0	0	0	1	2	0.00	0.000

PITCHER	IP	WLS	BF	H	R	ER	SO	BB	IBB	HBP	BLK	WP	HR	S	P	ERA	WHIP
---------	----	-----	----	---	---	----	----	----	-----	-----	-----	----	----	---	---	-----	------

Batter	1	2	3	4	5	6	7	8	9	10	11	12	13	AB R H RBI BB SO LOB	TOP	
<b>Jose Arcia, R</b> <small>(1, 4) X OBP: 0.255, SLG: 0.209 (9, 7) (13, 4)</small>														5 1 0 0 1 1 1	<b>San Diego Padres @ Los Angeles Dodgers</b> Dodger Stadium, Los Angeles, CA Mon Jun 16 1969, 7:05 PM PDT Att. 11,588 - Unknown	
<b>Roberto Pena, R</b> <small>(1, 3) X OBP: 0.294, SLG: 0.278</small>														5 0 2 0 1 1 1		
<b>Ollie Brown, R</b> <small>(1, 9) X OBP: 0.326, SLG: 0.443</small>														6 1 2 1 0 1 3		
<b>Al Ferrara, R</b> <small>(1, 7) X OBP: 0.370, SLG: 0.500 <b>Van Kelly, L</b>  <small>(9, 4) OBP: 0.250, SLG: 0.500 <b>Tommie Sisk, R</b>  <small>(13, 1) OBP: 0.125, SLG: 0.250</small> </small></small>														4 0 1 0 0 1 2 2 0 1 1 0 1 0 0 0 0 0 0 0 0		
<b>Ed Spiezio, R</b> <small>(1, 5) X OBP: 0.330, SLG: 0.443</small>														5 1 2 1 0 1 1		
<b>Chris Cannizzaro, R</b> <small>(1, 2) X OBP: 0.350, SLG: 0.355</small>														5 0 0 0 0 1 1		
<b>Cito Gaston, R</b> <small>(1, 8) X OBP: 0.262, SLG: 0.291</small>														5 0 0 0 0 1 1		
<b>Tommy Dean, R</b> <small>(1, 6) X OBP: 0.227, SLG: 0.229</small>														5 0 0 0 0 3 1		
<b>Dick Kelley, R</b> <small>(1, 1) X OBP: 0.164, SLG: 0.192 <b>Frank Reberger, L</b>  <small>(8, 1) OBP: 0.150, SLG: 0.150 <b>Billy McCool, R</b>  <small>(9, 1) OBP: 0.209, SLG: 0.150 <b>Larry Stahl, L</b>  <small>(10, 9) OBP: 0.250, SLG: 0.250 <b>Jack Baldschun, R</b>  <small>(10, 1) OBP: 0.250, SLG: 0.250 <b>Ivan Murrell, R</b>  <small>(13, 9) OBP: 0.262, SLG: 0.237 (13, 7)</small> </small></small></small></small></small>													3 0 0 0 0 0 1 0 0 0 0 0 0 0 0 0 0 0 0 0 0 0 0 0 1 0 0 0 0 0 0 0 0 0 0 0 0 0 0 0 0 0 0 0 1 0 0 0			
<b>Inning Stats</b>	R: 1 H: 1 E: 0 LOB: 0 K: 0 BB: 0 S: 4 P: 4	R: 0 H: 1 E: 0 LOB: 1 K: 2 BB: 0 S: 8 P: 8	R: 0 H: 2 E: 0 LOB: 2 K: 0 BB: 0 S: 5 P: 5	R: 0 H: 0 E: 0 LOB: 0 K: 0 BB: 0 S: 3 P: 3	R: 0 H: 0 E: 0 LOB: 0 K: 1 BB: 0 S: 5 P: 5	R: 0 H: 1 E: 0 LOB: 1 K: 1 BB: 0 S: 6 P: 6	R: 0 H: 0 E: 0 LOB: 0 K: 0 BB: 0 S: 3 P: 3	R: 0 H: 0 E: 0 LOB: 1 K: 2 BB: 1 S: 7 P: 11	R: 1 H: 1 E: 0 LOB: 0 K: 1 BB: 0 S: 6 P: 6	R: 0 H: 0 E: 0 LOB: 1 K: 2 BB: 1 S: 7 P: 11	R: 0 H: 0 E: 0 LOB: 0 K: 1 BB: 0 S: 5 P: 5	R: 0 H: 0 E: 0 LOB: 0 K: 2 BB: 0 S: 7 P: 7	R: 1 H: 2 E: 0 LOB: 2 K: 0 BB: 1 S: 4 P: 8	1B: 5 SF: 0 2B: 1 3B: 0 3B: 0 DP: 0 HR: 2 HBP: 0		WP: 0 PA: 49 PB: 0 SB: 1 CS: 0
<b>PITCHER</b> <b>Claude Osteen, L</b> <small>(1, 1) ERA: 2.74 <b>Al McBean, R</b>  <small>(10, 1) ERA: 2.89</small> </small>	IP 9.0 WLS 34 BF 34 H 6 R 2 ER 2 SO 7 BB 1 IBB 0 HBP 0 BLK 0 WP 0 HR 2 S 47 P 51 ERA 2.00 WHIP 0.778															
<b>PITCHER</b> <b>Al McBean, R</b> <small>(10, 1) ERA: 2.89</small>	IP 4.0 WLS L BF 15 H 2 R 1 ER 1 SO 5 BB 2 IBB 0 HBP 0 BLK 0 WP 0 HR 0 S 23 P 31 ERA 2.25 WHIP 1.000															

AB	46
R	3
H	8
RBI	3
BB	3
SO	12
LOB	11



livebaseballscorecards.com



Batter	1	2	3	4	5	6	7	8	9	10	11	12	13	AB R H RBI BB SO LOB
Maury Wills, S OBP: 0.305, SLG: 0.250 (1, 6)	0-3 K		0-0 FC6 1-2f		4-0 PO BB			0-0 SH1-4 1B		0-0 SH3-4 1B		4-0 S 4-3 BB		4 0 2 0 2 1 1
Manny Mota, R OBP: 0.374, SLG: 0.355 (1, 7) (10, 8)	0-0 G5-4-3 1B			0-0 4-3	0-0 PO	1-0 5-3 HBP		0-0 SH1-4		0-0 SH3-4		0-0 4-3		3 0 1 0 0 0 1
Wes Parker, S OBP: 0.382, SLG: 0.423 (1, 3)	0-0 G5-4-3 1-2f			0-0 BB E 1B		0-0 F8		4-0 G5-4-3 IBB		4-0 IBB		4-0 2-3 IBB		3 1 1 0 3 0 2
Andy Kosco, R OBP: 0.287, SLG: 0.450 (1, 9)		0-3 K		0-0 F9		0-0 5-3		0-0 G5-4-3 1-2f		0-0 F5		0-0 5-3		6 0 0 0 0 1 8
Jim Lefebvre, S OBP: 0.367, SLG: 0.309 (1, 5)		0-0 5-3		4-0 E BB		4-0 FC5-4 IBB		0-0 SH3-4 1B		0-0 G3-1				2 0 1 0 2 0 0 0 1 0 0 0 0 0 2 0 0 0 0 0 2
Willie Davis, L OBP: 0.324, SLG: 0.407 (9, PR)				1-2 E BB		0-0 IBB								0 1 0 0 0 0 0
Tom Haller, L OBP: 0.335, SLG: 0.377 (10, 2)				1-2 E BB		0-0 IBB								2 0 0 0 0 0 2
Ted Sizemore, R OBP: 0.294, SLG: 0.302 (1, 4)		0-3 K		0-0 E4		0-0 FC5-4		0-0 SH3-4		0-0 4-3				5 0 0 0 0 1 3
Jeff Torborg, R OBP: 0.293, SLG: 0.300 (1, 2)			0-0 5-3		0-3 K		0-0 1-3		0-0 F7		0-3 K			3 0 0 0 0 1 2 3 0 1 0 0 1 2
Bill Sudakis, S OBP: 0.297, SLG: 0.377 (9, PH) (10, 5)				0-0 K		0-0 K		0-0 F7		0-0 K				3 0 1 0 0 1 2
Bill Russell, R OBP: 0.351, SLG: 0.418 (1, 8)			4-0 FC2-6 BB		0-0 F3		0-0 5-3		0-0 FC2-6 BB		0-3 K			2 0 0 0 1 0 0 0 0 0 0 0 0 0 1 0 1 1 0 0 0 1 0 0 0 0 1 0 1 0 0 0 0 0 1
Len Gabrielson, L OBP: 0.316, SLG: 0.429 (9, PH)				4-0 FC2-6 BB		0-0 F3		0-0 5-3		0-0 FC2-6 BB		0-3 K		0 0 0 0 0 0 0 1 0 1 1 0 0 0 1 0 0 0 0 1 0 1 0 0 0 0 0 1
Ken Boyer, R OBP: 0.273, SLG: 0.200 (9, PH)				0-0 FC2-6 BB		0-0 F3		0-0 5-3		0-0 FC2-6 BB		0-3 K		0 0 0 0 0 0 0 1 0 1 1 0 0 0 1 0 0 0 0 1 0 1 0 0 0 0 0 1
Al McBean, R OBP: 0.200, SLG: 0.200 (10, 1)				0-0 FC2-6 BB		0-0 F3		0-0 5-3		0-0 FC2-6 BB		0-3 K		0 0 0 0 0 0 0 1 0 1 1 0 0 0 1 0 0 0 0 1 0 1 0 0 0 0 0 1
Willie Crawford, L OBP: 0.314, SLG: 0.405 (13, PH)				0-0 FC2-6 BB		0-0 F3		0-0 5-3		0-0 FC2-6 BB		0-3 K		0 0 0 0 0 0 0 1 0 1 1 0 0 0 1 0 0 0 0 1 0 1 0 0 0 0 0 1
Claude Osteen, L OBP: 0.244, SLG: 0.225 (1, 1)				0-0 FC2-6 BB		0-0 F3		0-0 5-3		0-0 FC2-6 BB		0-3 K		0 0 0 0 0 0 0 1 0 1 1 0 0 0 1 0 0 0 0 1 0 1 0 0 0 0 0 1
John Miller, R OBP: 0.333, SLG: 0.350 (9, PH) (10, 7)				0-0 FC2-6 BB		0-0 F3		0-0 5-3		0-0 FC2-6 BB		0-3 K		0 0 0 0 0 0 0 1 0 1 1 0 0 0 1 0 0 0 0 1 0 1 0 0 0 0 0 1

Inning Stats	R: 0	H: 1	E: 0	LOB: 0	K: 1	P: 5	R: 0	H: 0	E: 0	LOB: 0	K: 2	P: 7	R: 0	H: 0	E: 0	LOB: 1	K: 0	P: 3	R: 1	H: 1	E: 1	LOB: 2	K: 1	P: 11	R: 0	H: 0	E: 0	LOB: 0	K: 1	P: 8	R: 0	H: 0	E: 0	LOB: 2	K: 0	P: 8	R: 0	H: 1	E: 0	LOB: 1	K: 0	P: 7	R: 1	H: 2	E: 0	LOB: 1	K: 0	P: 5	R: 0	H: 1	E: 0	LOB: 2	K: 0	P: 8	R: 0	H: 0	E: 0	LOB: 0	K: 2	P: 7	R: 0	H: 0	E: 0	LOB: 0	K: 2	P: 7	R: 0	H: 0	E: 0	LOB: 2	K: 0	P: 11	R: 0	H: 1	E: 0	LOB: 1	K: 0	P: 4
AB	41	R	2	H	7	RBI	1	BB	8	SO	7	LOB	24																																																																	

PITCHER	IP	WLS	BF	H	R	ER	SO	BB	IBB	HBP	BLK	WP	HR	S	P	ERA	WHIP
Dick Kelley, L ERA: 4.05	(1, 1)	7.1	30	3	1	0	5	3	2	1	0	0	0	34	55	0.00	0.818
Frank Reberger, R ERA: 5.13	(8, 1)	1.1	4	1	1	1	0	0	0	0	0	0	0	4	4	6.75	0.750
Billy McCool, L ERA: 4.24	(9, 1)	0.1	2	1	0	0	0	0	0	0	0	0	0	2	2	0.00	3.000
Jack Baldschun, R ERA: 3.0	(10, 1)	3.0	W 13	1	0	0	2	1	2	0	0	0	0	14	26	0.00	0.667
Tommie Sisk, R ERA: 4.18	(13, 1)	1.0	S 4	1	0	0	0	0	0	0	0	0	0	4	4	0.00	1.000


**BOTTOM**

**San Diego Padres @ Los Angeles Dodgers**  
 Dodger Stadium, Los Angeles, CA

Mon Jun 16 1969, 7:05 PM PDT  
 Att: 11,588 - Unknown

livebaseballscorecards.com

AB 41  
 R 2  
 H 7  
 RBI 1  
 BB 8  
 SO 7  
 LOB 24



Batter	1	2	3	4	5	6	7	8	9	AB R H RBI BB SO LOB	TOP																								
<b>Jose Arcia, R</b> (1, 6) OBP: 0.255, SLG: 0.213 <b>John Sipin, R</b> (9, PH) OBP: 0.222, SLG: 0.306	0-0 P4		0-0 F9		0-0 4-3		0-0 S 1B		0-3 K	4 0 1 0 0 0 1 1 0 0 0 0 1 2	<b>San Diego Padres @ Los Angeles Dodgers</b> Dodger Stadium, Los Angeles, CA Tue Jun 17 1969, 7:05 PM PDT Unknown																								
<b>Roberto Pena, R</b> (1, 3) OBP: 0.289, SLG: 0.273	0-0 F9		0-0 5-3		0-0 F3		0-0 F3			4 0 0 0 0 0 2																									
<b>Ollie Brown, R</b> (1, 9) OBP: 0.327, SLG: 0.452	0-0 6-3			0-0 HR		0-0 1-3		0-0 F8		4 1 1 1 0 0 0																									
<b>Al Ferrara, R</b> (1, 7) OBP: 0.374, SLG: 0.495		0-0 FC1-5 BB 1B		0-0 F3		4-0 1B BB		0-0 6-3		3 0 1 0 1 0 0																									
<b>Ed Spiezio, R</b> (1, 5) OBP: 0.333, SLG: 0.441		4-0 FC1-5 BB		0-3 K		0-0 S 1B		0-3 K		3 0 1 0 1 2 0																									
<b>Chris Cannizzaro, R</b> (1, 2) OBP: 0.349, SLG: 0.353		0-0 FC1-5 G4-6-3		0-3 K		0-0 P4		0-0 1B 1B		4 0 1 0 0 1 4																									
<b>Cito Gaston, R</b> (1, 8) OBP: 0.266, SLG: 0.296		0-0 G4-6-3		0-0 HR 1B		0-3 K		0-0 1B 1B		4 1 2 0 0 1 4																									
<b>Van Kelly, L</b> (1, 4) OBP: 0.375, SLG: 0.875			0-0 E SH3-4 1B		0-0 1-H HR		0-0 G3-1		0-3 K	4 1 2 2 0 1 2																									
<b>Gary Ross, R</b> (1, 1) <b>Tommie Sisk, R</b> (7, 1) <b>Frank Reberger, L</b> (7, 1) <b>Ivan Murrell, R</b> (9, PH) OBP: 0.256, SLG: 0.231			0-0 SH3-4		0-3 K		0-3 K		0-3 K	2 0 0 0 0 2 0 0 0 0 0 0 0 0 0 0 0 0 0 0 0 1 0 0 0 0 1 2																									
<b>Inning Stats</b>	R: 0 H: 0 E: 0 K: 0 S: 3	H: 0 LOB: 0 BB: 0 P: 3	R: 0 H: 1 E: 0 K: 0 S: 3	H: 1 LOB: 1 BB: 1 P: 7	R: 0 H: 1 E: 1 K: 0 S: 4	H: 1 LOB: 1 BB: 0 P: 4	R: 1 H: 1 E: 0 K: 2 S: 8	H: 1 LOB: 0 BB: 0 P: 8	R: 2 H: 2 E: 0 K: 1 S: 7	H: 2 LOB: 0 BB: 0 P: 7		R: 0 H: 1 E: 0 K: 1 S: 6	H: 1 LOB: 2 BB: 1 P: 10	R: 0 H: 1 E: 0 K: 1 S: 6	H: 1 LOB: 1 BB: 0 P: 6	R: 0 H: 0 E: 0 K: 1 S: 5	H: 0 LOB: 0 BB: 0 P: 5	R: 0 H: 2 E: 0 K: 3 S: 11	H: 2 LOB: 2 BB: 0 P: 11	1B: 7 SF: 0 2B: 0 SAC: 1 3B: 0 DP: 1 HR: 2 HBP: 0	WP: 0 PA: 37 PB: 0 SB: 2 CS: 0														
<b>PITCHER</b>	IP WLS BF H R ER SO BB IBB HBP BLK WP HR S P ERA WHIP																																		
<b>Bill Singer, R</b> (1, 1) ERA: 2.24 <b>Pete Mikkelsen, R</b> (6, 1) ERA: 3.2 <b>Jim Brewer, L</b> (8, 1) ERA: 1.86	5.0	20	5	3	3	3	1	0	0	0	0	2	25	29	5.40	1.200																			

livebaseballscorecards.com

<b>AB</b>	<b>34</b>
<b>R</b>	<b>3</b>
<b>H</b>	<b>9</b>
<b>RBI</b>	<b>3</b>
<b>BB</b>	<b>2</b>
<b>SO</b>	<b>9</b>
<b>LOB</b>	<b>17</b>



Batter	1	2	3	4	5	6	7	8	9
<b>Maury Wills, S</b> OBP: 0.304, SLG: 0.250 (1, 6)	0-3 <b>K</b>		0-0 4-3			0-3 <b>K</b>	0-0 1B SF8 1B		
<b>Manny Mota, R</b> OBP: 0.378, SLG: 0.360 (1, 7)	0-0 6-3		0-0 F8			0-0 FC6-4 1B	0-0 1-3 2-H 3-H HR 1B		
<b>Wes Parker, S</b> OBP: 0.375, SLG: 0.416 (1, 3)	0-0 2-3			0-0 P5		0-0 F9	0-0 SF8		
<b>Andy Kosco, R</b> OBP: 0.296, SLG: 0.459 (1, 9)		0-3 <b>K</b>		0-0 6-3		0-0 FC6-4	0-0 3-H 1-H HR		
<b>Jim Brewer, L</b> OBP: 0.333, SLG: 0.667 (8, 1)									
<b>Tom Haller, L</b> OBP: 0.328, SLG: 0.369 (1, 2)		0-3 <b>K</b>		0-0 F8			<b>K</b>		
<b>Jim Lefebvre, S</b> OBP: 0.371, SLG: 0.317 (1, 5)		0-0 4-3			0-0 4-3 5-3 1B		0-0 1B 1B	0-0 F9	
<b>Willie Crawford, L</b> OBP: 0.318, SLG: 0.404 (1, 8)			4-0 1B FC5-2 BB		0-0 5-3		0-0 1B BB 1B	0-0 4-3	
<b>Ted Sizemore, R</b> OBP: 0.298, SLG: 0.302 (1, 4)			0-0 4-3 FC5-2 1B		0-0 4-3		4-0 1B 1B BB	0-0 4-3	
<b>Bill Singer, R</b> OBP: 0.143, SLG: 0.100 (1, 1)			0-0 FC5-2		0-3 <b>K</b>		0-0 1B 1B		
<b>Bill Sudakis, S</b> OBP: 0.296, SLG: 0.376 (5, PH)									
<b>Pete Wilkerson, R</b> OBP: 0.333, SLG: 0.444 (7, PH)									
<b>Len Gabrielson, L</b> OBP: 0.333, SLG: 0.444 (7, PH)									
<b>Willie Davis, L</b> OBP: 0.324, SLG: 0.407 (7, PR)									
<b>Bill Russell, R</b> OBP: 0.351, SLG: 0.418 (8, 8)									

AB	R	H	RBI	BB	SO	LOB
4	1	1	1	0	2	2
4	1	2	2	0	0	2
3	0	0	1	0	0	1
4	1	1	2	0	1	1
0	0	0	0	0	0	0
4	0	0	0	0	3	1
4	1	2	0	0	0	0
3	1	1	0	1	0	1
3	1	1	0	1	0	1
1	0	0	0	0	0	2
1	0	0	0	0	1	1
0	0	0	0	0	0	0
1	0	1	1	0	0	0
0	1	0	0	0	0	0
0	0	0	0	0	0	0

WP	HR	S	P	ERA	WHIP
WP: 0	HR: 1	S: 3	P: 3	ERA: 5.14	WHIP: 0.600

AB	R	H	RBI	BB	SO	LOB
32	7	9	7	2	7	12



WP: 0 PA: 35  
PB: 0 SB: 0  
CS: 0

1B: 8 SF: 1  
2B: 0 SAC: 0  
3B: 0 DP: 0  
HR: 1 HBP: 0

PITCHER IP WLS BF H R ER SO BB IBB HBP BLK WP HR S P ERA WHIP

Gary Ross, R (1, 1) 6.1 WLS L BF 27 H 6 R 4 ER 4 SO 6 BB 2 IBB 0 HBP 0 BLK 0 WP 0 HR 0 S 37 P 45 ERA 5.68 WHIP 1.263

Tommie Sisk, R (7, 1) 0.0 2 2 0 0 0 0 0 0 0 0 0 2 2 ∞ ∞

Frank Reberger, R (7, 1) 1.2 6 1 3 3 1 0 0 0 0 0 1 8 8 16.20 0.600

PITCHER IP WLS BF H R ER SO BB IBB HBP BLK WP HR S P ERA WHIP

San Diego Padres @ Los Angeles Dodgers  
Dodger Stadium, Los Angeles, CA  
Tue Jun 17 1969, 7:05 PM PDT  
Unknown

livebaseballscores.com

Batter	1	2	3	4	5	6	7	8	9	AB R H RBI BB SO LOB	TOP
Jose Arcia, R (1, 6) OBP: 0.273, SLG: 0.235	0-0 4-3		0-0 1-2 1B		0-0 F9			0-0 1B 1B		4 0 2 0 0 0 0	<b>San Diego Padres @ Los Angeles Dodgers</b> Dodger Stadium, Los Angeles, CA Tue Jun 17 1969, 7:05 PM PDT Att: 19,282 - Unknown <a href="http://livebaseballscorecards.com">livebaseballscorecards.com</a>
Roberto Pena, R (1, 3) OBP: 0.288, SLG: 0.272	0-0 F9		0-0 P4			0-3 K		0-0 1-2 1B		4 0 1 0 0 1 2	
Ollie Brown, R (1, 9) OBP: 0.323, SLG: 0.446 Larry Stahl, L (7, 9) OBP: 0.205, SLG: 0.146	0-0 6-3		0-0 FC5 2-3f			0-0 1-3		0-0 P4		3 0 0 0 0 0 2 1 0 0 0 0 0 2	
Al Ferrara, R (1, 7) OBP: 0.368, SLG: 0.486 Ivan Murrell, R (5, 7) OBP: 0.267, SLG: 0.244		0-0 P4		0-0 5-3		0-0 1B		0-0 F9		2 0 0 0 0 0 0 2 0 1 0 0 0 2	
Ed Spiezio, R (1, 5) OBP: 0.336, SLG: 0.442		0-3 K		0-0 1-3 1B		0-0 P6		0-0 1B		4 0 2 0 0 1 1	
Van Kelly, L (1, 4) OBP: 0.333, SLG: 0.667		0-0 1B		0-0 1-3 1-2		0-3 K		0-3 K		4 0 1 0 0 2 2	
Cito Gaston, R (1, 8) OBP: 0.261, SLG: 0.290		0-0 F9		0-3 K		0-0 1-3		0-0 F9		4 0 0 0 0 1 3	
Sonny Ruberto, R (1, 2) OBP: 0.100, SLG: 0.100			0-0 1-3		0-0 P6		0-3 K		0-0 F3	4 0 0 0 0 1 1	
Joe Niekro, R (1, 1) OBP: 0.364, SLG: 0.235 Steve Arlin, R (4, 1)			4-0 FC5 1B BB		0-3 K			0-0 2-3		0 0 0 0 1 0 0 2 0 0 0 0 1 0	
<b>Inning Stats</b>	R: 0 E: 0 K: 0 S: 3 H: 0 LOB: 0 BB: 0 P: 3	R: 0 E: 0 K: 1 S: 6 H: 1 LOB: 1 BB: 0 P: 6	R: 0 E: 0 K: 0 S: 4 H: 1 LOB: 2 BB: 1 P: 8	R: 0 E: 0 K: 1 S: 6 H: 1 LOB: 1 BB: 0 P: 6	R: 0 E: 0 K: 1 S: 5 H: 0 LOB: 0 BB: 0 P: 5	R: 0 E: 0 K: 1 S: 6 H: 1 LOB: 1 BB: 0 P: 6	R: 0 E: 0 K: 2 S: 7 H: 0 LOB: 0 BB: 0 P: 7	R: 0 E: 0 K: 0 S: 5 H: 2 LOB: 2 BB: 0 P: 5	R: 0 E: 0 K: 1 S: 6 H: 1 LOB: 1 BB: 0 P: 6	1B: 7 2B: 0 3B: 0 HR: 0 SF: 0 SAC: 0 DP: 0 HBP: 0	
<b>PITCHER</b> Alan Foster, R (1, 1) ERA: 3.33	IP: 9.0 WLS: W BF: 35 H: 7 R: 0 ER: 0 SO: 7 BB: 1 IBB: 0 HBP: 0 BLK: 0 WP: 0 HR: 0 S: 48 P: 52 ERA: 0.00 WHIP: 0.889										

AB	34
R	0
H	7
RBI	0
BB	1
SO	7
LOB	15



Batter	1	2	3	4	5	6	7	8	9
Maury Wills, S OBP: 0.311, SLG: 0.256 John Miller, R OBP: 0.318, SLG: 0.333	0-0 4-3	0-0 E 2B 1B		0-0 1B 1B	4-0 FC6-4 BB		0-3 K		
Manny Mota, R OBP: 0.382, SLG: 0.374 Bill Russell, R OBP: 0.355, SLG: 0.418	0-0 4-3	0-0 E 1-H E 2B		0-0 1B 2B 1B	0-0 FC6-4 1-2f			4-0 1B BB	
Wes Parker, S OBP: 0.380, SLG: 0.421	0-0 1B 1B	0-0 E4 E 2-3		0-0 2B 1B	0-0 4-3			0-0 G3 1B 1B 1-2	
Andy Kosco, R OBP: 0.297, SLG: 0.471	0-0 BB 1B 1B	0-0 E6 1-2		0-0 1B 2B 1-H 3-H	0-0 FC6-4 1B			0-0 BB G3 1B 1-2 2-H	
Tom Haller, L OBP: 0.330, SLG: 0.370	0-0 BB 1B	0-0 F8		0-0 WP HR 1B 2-H	0-0 FC6-4			0-0 G3 1-2 2-3	
Jim Lefebvre, S OBP: 0.372, SLG: 0.308	4-0 1-2 2-3 BB		0-0 G3	4-0 1-2 HR BB	0-3 K			0-0 6-3	
Willie Crawford, L OBP: 0.320, SLG: 0.417	0-0 P5		0-3 K	0-0 1-H 2-H HR	0-0 4-3			4-0 FC5 BB BB	
Ted Sizemore, R OBP: 0.296, SLG: 0.297		0-0 L6	0-0 F7	0-0 6-3			0-0 P3	4-0 1-2 2-3 BB	
Alan Foster, R OBP: 0.067, SLG: 0.067		0-3 K		0-0 6-3	0-0 5-3		0-3 K	0-0 FC5	

Inning Stats	R: 1	H: 3	E: 0	LOB: 3	K: 0	BB: 1	S: 6	P: 10
	R: 2	H: 2	E: 3	LOB: 2	K: 1	BB: 0	S: 9	P: 9
	R: 0	H: 0	E: 0	LOB: 0	K: 1	BB: 0	S: 5	P: 5
	R: 6	H: 6	E: 0	LOB: 0	K: 0	BB: 1	S: 8	P: 12
	R: 0	H: 0	E: 0	LOB: 1	K: 0	BB: 1	S: 3	P: 7
	R: 0	H: 1	E: 0	LOB: 1	K: 1	BB: 0	S: 6	P: 6
	R: 0	H: 0	E: 0	LOB: 0	K: 2	BB: 0	S: 7	P: 7
	R: 2	H: 2	E: 0	LOB: 3	K: 0	BB: 3	S: 5	P: 17
	R: 5	H: 0	E: 0	LOB: 0	K: 0	BB: 0	S: 2	P: 3

PITCHER	IP	WLS	BF	H	R	ER	SO	BB	IBB	HBP	BLK	WP	HR	S	P	ERA	WHIP
Joe Niekro, R ERA: 3.24	3.2	L	22	9	6	5	2	1	0	0	0	0	0	25	29	12.27	2.727
Steve Arlin, R ERA: 10.38	4.1		23	5	5	5	3	5	0	0	0	1	1	24	44	10.38	2.308

**BOTTOM**


**San Diego Padres @ Los Angeles Dodgers**  
 Dodger Stadium, Los Angeles, CA

Tue Jun 17 1969, 7:05 PM PDT  
 Att. 19,282 - Unknown

AB	R	H	RBI	BB	SO	LOB
3	1	2	0	1	0	0
1	0	0	0	0	1	0
4	2	2	1	0	0	1
0	1	0	0	1	0	0
5	3	3	0	0	0	2
5	1	4	3	0	0	1
5	1	2	2	0	0	5
3	1	0	1	2	1	2
4	1	1	3	1	1	4
4	0	0	0	1	0	0
5	0	0	0	0	2	3

AB	39
R	11
H	14
RBI	10
BB	6
SO	5
LOB	18

WP: 1 PA: 45  
 PB: 0  
 SB: 0  
 CS: 0



WP	HR	S	P	ERA	WHIP
1	0	0	0	12.27	2.727
1	0	0	0	10.38	2.308



Batter	1	2	3	4	5	6	7	8	9	AB	R	H	RBI	BB	SO	LOB
--------	---	---	---	---	---	---	---	---	---	----	---	---	-----	----	----	-----

Maury Wills, S OBP: 0.317, SLG: 0.260 (1, 6)	0-0 6-3		0-0 BB 1B	0-0 F5		0-0 S 1B		1-0 E 6-3 HBP		4	2	2	0	0	0	1
Manny Mota, R OBP: 0.391, SLG: 0.378 (1, 7)	0-0 HR 1B		4-0 1B BB	0-3 K		0-0 S 1B		0-0 6-3 1-H		4	2	2	1	1	1	1
Wes Parker, S OBP: 0.385, SLG: 0.446 (1, 3)	0-0 1-H HR		0-0 SF7		4-0 1B BB	0-3 K		0-0 1B 2B		3	3	2	3	1	1	2
Andy Kosco, R OBP: 0.299, SLG: 0.470 (1, 9)	0-0 F2		0-0 5-3 1B	1-3 2-H 1B	0-0 1B 1B	0-0 5-3		0-0 5-3		5	1	2	1	0	0	3
Jim Lefebvre, S OBP: 0.373, SLG: 0.306 (1, 5)	0-0 F9		0-0 5-3 1B	1-2 3-H 1B	0-3 K	0-3 K		4-0 1B 1B BB		4	0	1	1	1	2	4
Bill Russell, R OBP: 0.356, SLG: 0.417 (1, 8)		0-0 5-3	0-0 5-3	1-2 2-3	0-0 1B 1B		0-3 K	0-0 1-2 2-H 1B		5	0	2	2	0	1	2
Ted Sizemore, R OBP: 0.302, SLG: 0.303 (1, 4)		0-0 F9	0-0 5-3		0-0 1-3 2-H 2B 1B		0-0 E6	0-0 1-2 2-3 1B		5	1	3	1	0	0	2
Jeff Torborg, R OBP: 0.283, SLG: 0.311 (1, 2)		0-0 P6		0-0 E4 BLK	0-0 2-H 2B		0-3 K	0-3 K		5	0	1	1	0	2	4
Don Sutton, R OBP: 0.188, SLG: 0.170 (1, 1)			0-0 BB 1B SF7 1B	0-3 K	0-3 K		0-3 K			4	1	1	0	0	3	3

**BOTTOM**

**San Diego Padres @ Los Angeles Dodgers**  
**Dodger Stadium, Los Angeles, CA**  
 Wed Jun 18 1969, 7:05 PM PDT  
 Att. 16,648 - Unknown

AB	39
R	10
H	16
RBI	10
BB	3
SO	10
LOB	22



Inning Stats															1B: 13		SF: 1		WP: 0		PA: 44														
R: 2		H: 2		R: 0		H: 0		R: 3		H: 4		R: 3		H: 2		R: 0		H: 3																	
E: 0		LOB: 0		E: 0		LOB: 0		E: 0		LOB: 2		E: 0		LOB: 2		E: 1		LOB: 3																	
K: 0		BB: 0		K: 0		BB: 0		K: 0		BB: 1		K: 2		BB: 0		K: 3		BB: 1																	
S: 5		P: 5		S: 3		P: 3		S: 7		P: 11		S: 8		P: 9		S: 10		P: 10																	
PITCHER		IP		WLS		BF		H		R		ER		SO		BB		IBB		HBP		BLK		WP		HR		S		P		ERA		WHIP	
Johnny Podres, L ERA: 4.38 (1, 1)		2.1		L		13		5		5		5		0		1		0		0		0		0		1		12		16		19.29		2.571	
Frank Reberger, R ERA: 4.91 (3, 1)		1.2				7		1		0		0		2		0		0		0		0		1		0		11		11		0.00		0.600	
Jack Baldschun, R ERA: 3.55 (5, 1)		2.0				12		6		3		3		4		1		0		0		0		0		0		19		23		13.50		3.500	
Billy McCool, L ERA: 4.62 (7, 1)		2.0				12		4		2		2		4		1		0		1		0		0		0		18		23		9.00		2.500	

Batter	1	2	3	4	5	6	7	8	9	AB R H RBI BB SO LOB	TOP
<b>Van Kelly, L</b> (1, 4) <small>OBP: 0.190, SLG: 0.381</small>	0-0 <b>F8</b>		0-0 <b>4-3</b>		0-0 <b>1-3</b>	0-0 <b>G3</b>			0-0 <b>3-1</b>	5 0 0 0 0 0 3	<b>San Diego Padres @ Houston Astros</b> Astrodome, Houston, TX Thu Jun 19 1969, 8:05 PM EDT Att. 12,764 - Dome
<b>Roberto Pena, R</b> (1, 3) <small>OBP: 0.287, SLG: 0.271</small> (6, 6)	0-0 <b>E</b> <b>HBP</b> <b>1B</b>		0-0 <b>F4</b>		0-0 <b>L9</b>		0-0 <b>WP</b> <b>1B</b>	0-3 <b>K</b>	5 0 2 0 0 1 0		
<b>Ollie Brown, R</b> (1, 9) <small>OBP: 0.320, SLG: 0.436</small>	0-3 <b>K</b>		0-0 <b>5-3</b>		0-0 <b>F9</b>		0-0 <b>F8</b>	0-0 <b>G1</b>	5 0 0 0 0 1 2		
<b>Al Ferrara, R</b> (1, 7) <small>OBP: 0.369, SLG: 0.483</small>	1-0 <b>E</b> <b>1-2</b> <b>HBP</b>			0-0 <b>E6</b> <b>1B</b> <b>1B</b>		0-0 <b>WP</b> <b>E</b> <b>2B</b>	0-0 <b>L8</b>		3 2 2 0 0 0 1		
<b>Ed Spiezio, R</b> (1, 5) <small>OBP: 0.329, SLG: 0.431</small>	0-0 <b>E6</b> <b>1-2</b> <b>2-3</b>			0-0 <b>1B</b> <b>2-3</b> <b>1B</b>		0-3 <b>K</b> <b>2-3</b>	0-3 <b>K</b> <b>1-2</b>		4 0 1 0 0 2 4		
<b>Cito Gaston, R</b> (1, 8) <small>OBP: 0.266, SLG: 0.300</small>	0-0 <b>4-3</b>			0-3 <b>K</b>		4-0 <b>E</b> <b>BB</b>	0-0 <b>1B</b>		3 0 1 0 1 1 5		
<b>Chris Cannizzaro, R</b> (1, 2) <small>OBP: 0.342, SLG: 0.345</small>		0-3 <b>K</b>		0-3 <b>K</b>		0-0 <b>E7</b> <b>1-3</b> <b>3-H</b> <b>1B</b>	0-0 <b>F9</b>		4 0 1 1 0 2 3		
<b>Tommy Dean, R</b> (1, 6) <small>OBP: 0.230, SLG: 0.233</small> <b>Larry Stahl, L</b> (6, PH) <small>OBP: 0.217, SLG: 0.143</small> (6, 3)		0-0 <b>G3</b>		0-0 <b>1-3</b> <b>3-H</b> <b>1B</b>		4-0 <b>IBB</b>	0-3 <b>K</b>		2 0 1 1 0 0 0 1 0 0 0 1 1 1		
<b>Al Santorini, R</b> (1, 1) <small>OBP: 0.200, SLG: 0.167</small> <b>John Sipin, R</b> (6, PH) <small>OBP: 0.217, SLG: 0.299</small> <b>Billy McCool, R</b> (6, 1) <b>Ivan Murrell, R</b> (8, PH) <small>OBP: 0.255, SLG: 0.233</small> <b>Joe Niekro, R</b> (8, 1) <small>OBP: 0.364, SLG: 0.235</small>		0-3 <b>K</b>		0-3 <b>K</b>		0-3 <b>K</b>	0-0 <b>F9</b>		2 0 0 0 0 2 2 1 0 0 0 0 1 3 0 0 0 0 0 0 0 1 0 0 0 0 0 1 0 0 0 0 0 0 0		
<b>Inning Stats</b>	R: 0 H: 1 E: 1 LOB: 3 K: 1 BB: 0 S: 7 P: 8	R: 0 H: 0 E: 0 LOB: 0 K: 2 BB: 0 S: 7 P: 7	R: 0 H: 0 E: 0 LOB: 0 K: 0 BB: 0 S: 3 P: 3	R: 1 H: 3 E: 1 LOB: 2 K: 3 BB: 0 S: 12 P: 12	R: 0 H: 0 E: 0 LOB: 0 K: 0 BB: 0 S: 3 P: 3	R: 1 H: 2 E: 1 LOB: 3 K: 2 BB: 2 S: 9 P: 17	R: 0 H: 1 E: 0 LOB: 1 K: 1 BB: 0 S: 6 P: 6	R: 0 H: 1 E: 0 LOB: 1 K: 1 BB: 0 S: 6 P: 6	R: 0 H: 0 E: 0 LOB: 0 K: 1 BB: 0 S: 5 P: 5	1B: 7 SF: 0 2B: 1 SAC: 0 3B: 0 DP: 0 HR: 0 HBP: 1	
<b>PITCHER</b> <b>Don Wilson, R</b> (1, 1) <small>ERA: 4.18</small>	IP WLS BF H R ER SO BB IBB HBP BLK WP HR S P ERA WHIP 9.0 W 39 8 2 2 11 1 1 1 0 2 0 58 67 2.00 1.000										

livebaseballscorecards.com

<b>AB</b>	36
<b>R</b>	2
<b>H</b>	8
<b>RBI</b>	2
<b>BB</b>	2
<b>SO</b>	11
<b>LOB</b>	25





Batter	1	2	3	4	5	6	7	8	9
Sandy Valdespino, L (1, 7) OBP: 0.407, SLG: 0.400 Leon McFadden, R (7, PH) OBP: 0.148, SLG: 0.154 (8, 7)	0-0 1-5-3	0-0 3-1			4-0 F8 1B BB		0-0 6-3	0-0 F1	
Marty Martinez, S (1, 6) OBP: 0.353, SLG: 0.422 Julio Gotay, R (3, PR) OBP: 0.333, SLG: 0.259 (4, 4)	0-0 4-3		0-0 FC3-6 1B		0-0 F8 1B		0-0 F4		
Jimmy Wynn, R (1, 8) OBP: 0.397, SLG: 0.521	0-0 1B		0-0 FC3-6 1-2f		0-0 F8 1-2 2-3		0-0 1B 2B		
Denis Menke, R (1, 4) OBP: 0.420, SLG: 0.476 (4, 6)	0-0 5-3		0-0 L6 1-2		0-3 K		4-0 1B IBB		
Johnny Edwards, L (1, 2) OBP: 0.276, SLG: 0.289		0-0 1B 1B	0-3 K			0-0 G3	0-0 1-3 2-H 1B		
Curt Blefary, L (1, 3) OBP: 0.350, SLG: 0.342		0-0 1B 6-3 1B		0-3 K		4-0 BB E BB	0-0 4-3		
Gary Geiger, L (1, 9) OBP: 0.347, SLG: 0.297		0-0 6-3 SF8 1-3 2-H 1B		0-3 K		0-3 K		0-0 F6	
Doug Rader, R (1, 5) OBP: 0.307, SLG: 0.325		0-0 6-3		0-3 K		0-0 E6 1-2		0-0 FC1-6 1B	
Don Wilson, R (1, 1) OBP: 0.135, SLG: 0.063		0-0 SF8 3-H			0-3 K	0-0 1-3		0-0 FC1-6 1-2f	

AB	R	H	RBI	BB	SO	LOB
2	0	0	0	1	0	0
2	0	0	0	0	0	1
2	0	1	0	0	0	0
2	0	1	0	0	0	0
4	1	2	0	0	0	3
3	0	0	0	1	1	4
4	1	2	1	0	1	2
3	1	1	0	1	1	2
4	1	1	1	0	2	1
4	0	1	1	0	1	2
3	0	0	1	0	1	3

**BOTTOM**

**San Diego Padres @ Houston Astros**  
Astrodome, Houston, TX  
Thu Jun 19 1969, 8:05 PM EDT  
Att. 12,764 - Dome

[livebaseballscorecards.com](http://livebaseballscorecards.com)

<b>AB</b>	<b>33</b>
<b>R</b>	<b>4</b>
<b>H</b>	<b>9</b>
<b>RBI</b>	<b>4</b>
<b>BB</b>	<b>3</b>
<b>SO</b>	<b>7</b>
<b>LOB</b>	<b>18</b>



1B: 8	SF: 1	WP: 0	PA: 37
2B: 1	SAC: 0	PB: 0	
3B: 0	DP: 0	SB: 1	
HR: 0	HBP: 0	CS: 0	

Inning Stats	R: 0	H: 1	E: 0	K: 0	S: 4	LOB: 1	BB: 0	P: 4
R: 3	H: 3	E: 0	K: 0	S: 6	LOB: 0	BB: 0	P: 6	
R: 0	H: 1	E: 0	K: 1	S: 6	LOB: 2	BB: 0	P: 6	
R: 0	H: 0	E: 0	K: 3	S: 9	LOB: 0	BB: 0	P: 9	
R: 0	H: 1	E: 0	K: 2	S: 8	LOB: 2	BB: 1	P: 12	
R: 0	H: 0	E: 1	K: 1	S: 6	LOB: 2	BB: 1	P: 10	
R: 1	H: 2	E: 0	K: 0	S: 5	LOB: 2	BB: 1	P: 9	
R: 0	H: 1	E: 0	K: 0	S: 4	LOB: 1	BB: 0	P: 4	

PITCHER	IP	WLS	BF	H	R	ER	SO	BB	IBB	HBP	BLK	WP	HR	S	P	ERA	WHIP
Al Santorini, R (1, 1) ERA: 3.06	5.0	L	22	6	3	3	6	1	0	0	0	0	0	33	37	5.40	1.400
Billy McCool, L (6, 1) ERA: 4.61	2.0		11	2	1	1	1	1	1	0	0	0	0	11	19	4.50	1.500
Joe Niekro, R (8, 1) ERA: 3.2	1.0		4	1	0	0	0	0	0	0	0	0	0	4	4	0.00	1.000

Batter	1	2	3	4	5	6	7	8	9	AB R H RBI BB SO LOB	TOP												
<b>Jose Arcia, R</b> (1, 4) OBP: 0.270, SLG: 0.224	0-0 		0-0 		0-0 			0-0 G5-4-3 		4 0 0 0 0 0 2	<b>San Diego Padres @ Houston Astros</b> Astrodome, Houston, TX Fri Jun 20 1969, 8:05 PM EDT Unknown												
<b>Chris Cannizzaro, R</b> (1, 2) OBP: 0.336, SLG: 0.338	0-0 		0-0 			0-3 K 		0-0 	4 0 0 0 0 1 0														
<b>Ollie Brown, R</b> (1, 9) OBP: 0.319, SLG: 0.433	0-3 K 			0-0 E S 1B 		0-0 		0-3 K 	4 0 1 0 0 2 0														
<b>Nate Colbert, R</b> (1, 3) OBP: 0.371, SLG: 0.597		0-0 HR 		0-0 		0-0 		0-0 	4 1 1 1 0 0 1														
<b>Al Ferrara, R</b> (1, 7) OBP: 0.368, SLG: 0.479		0-0 1B 		0-3 K 		0-3 K 			3 0 1 0 0 2 1														
<b>Ed Spiezio, R</b> (1, 5) OBP: 0.325, SLG: 0.425		0-0 		0-0 1-3 		0-0 		0-0 	3 0 0 0 0 0 2														
<b>Cito Gaston, R</b> (1, 8) OBP: 0.267, SLG: 0.301		0-3 K 			0-0 WP 1B 		0-3 K 		3 0 1 0 0 2 1														
<b>Tommy Dean, R</b> (1, 6) OBP: 0.226, SLG: 0.228		0-0 			0-0 1-2 			0-0 	3 0 0 0 0 0 2														
<b>Clay Kirby, R</b> (1, 1) OBP: 0.065, SLG: 0.033			0-3 K 		0-3 K 			4-0 BB 	2 0 0 0 0 2 1														
<b>Larry Stahl, L</b> (8, PH) OBP: 0.234, SLG: 0.143									0 0 0 0 1 0 0														
<b>Steve Arlin, R</b> (8, 1)									0 0 0 0 0 0 0														
<b>Inning Stats</b>	R: 0 E: 0 K: 1 S: 5	H: 0 LOB: 0 BB: 0 P: 5	R: 1 E: 0 K: 1 S: 7	H: 2 LOB: 1 BB: 0 P: 7	R: 0 E: 0 K: 1 S: 5	H: 0 LOB: 0 BB: 0 P: 5	R: 0 E: 0 K: 1 S: 6	H: 1 LOB: 1 BB: 0 P: 6	R: 0 E: 0 K: 1 S: 5	H: 0 LOB: 0 BB: 0 P: 5	R: 0 E: 0 K: 2 S: 7	H: 0 LOB: 0 BB: 0 P: 7	R: 0 E: 0 K: 0 S: 2	H: 0 LOB: 0 BB: 1 P: 6	R: 0 E: 0 K: 1 S: 5	H: 0 LOB: 0 BB: 0 P: 5	1B: 3 2B: 0 3B: 0 HR: 1	SF: 0 SAC: 0 DP: 1 HBP: 0	WP: 1 PB: 0 SB: 1 CS: 0	PA: 31			
<b>PITCHER</b> <b>Larry Dierker, R</b> (1, 1) ERA: 2.72	IP 9.0 WLS W BF 31 H 4 R 1 ER 1 SO 9 BB 1 IBB 0 HBP 0 BLK 0 WP 1 HR 1 S 48 P 52 ERA 1.00 WHIP 0.556																						

AB	30
R	1
H	4
RBI	1
BB	1
SO	9
LOB	10



WP: 1	PA: 31
PB: 0	
SB: 1	
CS: 0	

PITCHER	IP	WLS	BF	H	R	ER	SO	BB	IBB	HBP	BLK	WP	HR	S	P	ERA	WHIP
---------	----	-----	----	---	---	----	----	----	-----	-----	-----	----	----	---	---	-----	------

Batter	1	2	3	4	5	6	7	8	9	AB R H RBI BB SO LOB
--------	---	---	---	---	---	---	---	---	---	----------------------

Batter	1	2	3	4	5	6	7	8	9
Sandy Valdespino, L (1, 7) OBP: 0.419, SLG: 0.414	0-0 		0-0 	0-0 		0-0 			
Julio Gotay, R (1, 4) OBP: 0.324, SLG: 0.258	0-0 		0-0 		0-0 	0-0 			
Jimmy Wynn, R (1, 8) OBP: 0.395, SLG: 0.514	0-3 			4-0 	0-3 		0-0 		
Denis Menke, R (1, 6) OBP: 0.421, SLG: 0.478		0-0 		4-0 	0-0 		0-3 		
Johnny Edwards, L (1, 2) OBP: 0.276, SLG: 0.298		0-0 		0-0 	0-0 		0-3 		
Curt Blefary, L (1, 3) OBP: 0.349, SLG: 0.344		0-0 		0-0 		0-0 		0-3 	
Gary Geiger, L (1, 9) OBP: 0.342, SLG: 0.294		0-3 		0-0 		0-0 		0-3 	
Doug Rader, R (1, 5) OBP: 0.310, SLG: 0.322		0-0 		0-3 		1-0 		4-0 	
Larry Dierker, R (1, 1) OBP: 0.174, SLG: 0.196			0-3 	0-0 		0-0 		0-0 	

Inning Stats	R: 0	H: 0	E: 0	K: 1	S: 5	R: 1	H: 2	E: 0	K: 1	S: 7	R: 0	H: 1	E: 0	K: 1	S: 5	R: 3	H: 1	E: 1	K: 1	S: 8	R: 0	H: 1	E: 0	K: 1	S: 6	R: 2	H: 3	E: 0	K: 0	S: 5	R: 0	H: 0	E: 0	K: 2	S: 7	R: 0	H: 0	E: 0	K: 2	S: 7				
	0	0	0	1	5	1	2	0	1	7	0	1	0	1	5	3	1	1	1	1	8	0	1	0	1	6	2	3	0	0	5	0	0	0	2	7	0	0	0	7	0	0	0	11

PITCHER	IP	WLS	BF	H	R	ER	SO	BB	IBB	HBP	BLK	WP	HR	S	P	ERA	WHIP
Clay Kirby, R (1, 1) ERA: 4.29	7.0	L	32	8	6	6	7	2	0	1	0	0	0	43	52	7.71	1.429
Steve Arlin, R (8, 1) ERA: 8.44	1.0		4	0	0	0	2	1	0	0	0	0	0	7	11	0.00	1.000

**BOTTOM**

San Diego Padres @ Houston Astros  
Astrodome, Houston, TX  
Fri Jun 20 1969, 8:05 PM EDT  
Unknown

AB	32
R	6
H	8
RBI	6
BB	3
SO	9
LOB	14



1B	2B	3B	HR	SF	SAC	DP	HBP	WP	PA
5	2	1	0	0	1	1	1	0	36

Batter	1	2	3	4	5	6	7	8	9	AB R H RBI BB SO LOB	TOP	
Tommy Dean, R (1, 6) OBP: 0.222, SLG: 0.224 Roberto Pena, R (8, PH) OBP: 0.290, SLG: 0.275 (8, 6)	0-0 		0-0 		0-3 			0-0 		3 0 0 0 0 1 3 1 0 1 0 0 0 0	<p><b>San Diego Padres @ Houston Astros</b> Astrodome, Houston, TX</p> <p>Fri Jun 20 1969, 8:05 PM EDT Att. 19,095 - Unknown</p> <p><a href="http://livebaseballscorecards.com">livebaseballscorecards.com</a></p>	
Jose Arcia, R (1, 4) OBP: 0.288, SLG: 0.267 Larry Stahl, L (8, PH) OBP: 0.229, SLG: 0.140 (8, 7)	4-0 		0-0 			0-0 		0-3 		2 1 1 0 1 0 2 1 0 0 0 0 1 1		
Ollie Brown, R (1, 9) OBP: 0.318, SLG: 0.428	0-3 			4-0 		0-0 		0-0 		3 0 0 0 1 1 3		
Nate Colbert, R (1, 3) OBP: 0.369, SLG: 0.589	0-0 			0-3 		0-0 		0-0 		4 0 1 1 0 1 4		
Al Ferrara, R (1, 7) OBP: 0.358, SLG: 0.464 John Sipin, R (8, 4) OBP: 0.217, SLG: 0.299		0-0 		0-3 		0-0 		0-0 		4 0 0 0 0 1 4 0 0 0 0 0 0 0		
Ed Spiezio, R (1, 5) OBP: 0.320, SLG: 0.417		0-0 		0-0 		0-0 		0-3 		4 0 0 0 0 1 1		
Cito Gaston, R (1, 8) OBP: 0.267, SLG: 0.297		0-3 			0-0 		4-0 		0-0 	3 0 0 0 1 1 0		
Sonny Ruberto, R (1, 2) OBP: 0.231, SLG: 0.167 Van Kelly, L (9, PH) OBP: 0.182, SLG: 0.364			0-0 		4-0 		0-0 		0-3 	2 0 1 0 1 0 1 1 0 0 0 0 1 0		
Tommie Sisk, R (1, 1) OBP: 0.200, SLG: 0.222 Gary Ross, R (7, 1)			4-0 		0-0 		0-3 			1 0 0 0 1 1 1 0 0 0 0 0 0 0		
<b>Inning Stats</b>	R: 0 H: 0 E: 0 LOB: 1 K: 1 BB: 1 S: 5 P: 9	R: 0 H: 0 E: 0 LOB: 0 K: 1 BB: 0 S: 5 P: 5	R: 0 H: 1 E: 0 LOB: 1 K: 0 BB: 1 S: 3 P: 7	R: 0 H: 0 E: 0 LOB: 1 K: 2 BB: 1 S: 7 P: 11	R: 0 H: 0 E: 0 LOB: 1 K: 1 BB: 1 S: 5 P: 9	R: 1 H: 2 E: 0 LOB: 0 K: 0 BB: 0 S: 4 P: 4	R: 0 H: 0 E: 0 LOB: 1 K: 1 BB: 1 S: 5 P: 9	R: 0 H: 1 E: 1 LOB: 2 K: 1 BB: 0 S: 7 P: 7	R: 0 H: 0 E: 0 LOB: 0 K: 2 BB: 0 S: 7 P: 7	1B: 3 SF: 0 2B: 0 SAC: 1 3B: 1 DP: 2 HR: 0 HBP: 0		WP: 0 PA: 35 PB: 0 SB: 2 CS: 0
<b>PITCHER</b> Jim Ray, R (1, 1) ERA: 3.7 Fred Gladding, R (8, 1) ERA: 2.45	IP WLS BF H R ER SO BB IBB HBP BLK WP HR S P ERA WHIP	7.0 W 27 3 1 1 6 5 0 0 0 0 0 0 34 54 1.29 1.143	2.0 S 8 1 0 0 3 0 0 0 0 0 0 0 14 14 0.00 0.500	<b>PITCHER</b> IP WLS BF H R ER SO BB IBB HBP BLK WP HR S P ERA WHIP								

AB	29
R	1
H	4
RBI	1
BB	5
SO	9
LOB	20



Batter	1	2	3	4	5	6	7	8	9
Sandy Valdespino, L (1, 7) Fred Gladding, L (8, 1)	4-0 CS BB		0-0 BB			4-0 BB G6-4-3	0-0 BB		
Julio Gotay, R (1, 4) OBP: 0.289, SLG: 0.229	0-0 BB		0-0 BB			0-0 BB G6-4-3 1-2f		0-0 BB	
Jimmy Wynn, R (1, 8) OBP: 0.393, SLG: 0.507	4-0 BB 1-2			0-0 BB			0-0 BB SS	0-3 K	
Denis Menke, R (1, 6) OBP: 0.419, SLG: 0.474	0-0 BB			0-0 BB			0-0 BB 2B 1B	0-0 BB	
Johnny Edwards, L (1, 2) OBP: 0.277, SLG: 0.295		0-0 BB		0-0 BB			4-0 BB 2B 1-2 BB		
Curt Blefary, L (1, 3) OBP: 0.352, SLG: 0.352		0-0 BB 1B			0-0 BB		0-0 BB SF 2B		
Gary Geiger, L (1, 9) OBP: 0.354, SLG: 0.300		0-0 BB 1B			0-0 BB		4-0 BB IBB		
Doug Rader, R (1, 5) OBP: 0.310, SLG: 0.320		0-0 BB G6-4-3			0-0 BB		4-0 BB 1-2 2-3 3-H		
Jim Ray, R (1, 1) Marty Martinez, S (7, PH) Cesar Geronimo, L (8, 7)			0-0 BB				0-0 SF		

AB	R	H	RBI	BB	SO	LOB
2	0	0	0	2	0	2
0	0	0	0	0	0	0
4	0	0	0	0	0	2
3	0	0	0	1	1	0
4	1	1	0	0	0	1
2	1	0	0	1	0	0
3	1	2	1	0	0	0
2	0	1	0	1	0	0
2	0	0	1	1	0	2
2	0	0	0	0	0	0
0	0	0	1	0	0	0
0	0	0	0	0	0	0

**BOTTOM**

**San Diego Padres @ Houston Astros**  
Astrodome, Houston, TX  
Fri Jun 20 1969, 8:05 PM EDT  
Att. 19,095 - Unknown

[livebaseballscorecards.com](http://livebaseballscorecards.com)

<b>AB</b>	<b>24</b>
<b>R</b>	<b>3</b>
<b>H</b>	<b>4</b>
<b>RBI</b>	<b>3</b>
<b>BB</b>	<b>6</b>
<b>SO</b>	<b>1</b>
<b>LOB</b>	<b>7</b>



1B: 3	SF: 1
2B: 1	SAC: 0
3B: 0	DP: 2
HR: 0	HBP: 0

WP: 0	PA: 31
PB: 0	
SB: 0	
CS: 1	

Inning	R	H	E	K	S	WLS	BF	H	R	ER	SO	BB	IBB	HBP	BLK	WP	HR	S	P	ERA	WHIP
1	0	0	0	0	2	L	25	4	3	3	0	4	1	0	0	0	0	20	40	4.26	1.263
2	0	2	0	0	4													7	11	0.00	0.600

PITCHER	IP	WLS	BF	H	R	ER	SO	BB	IBB	HBP	BLK	WP	HR	S	P	ERA	WHIP
Tommie Sisk, R (1, 1) ERA: 4.48	6.1	L	25	4	3	3	0	4	1	0	0	0	0	20	40	4.26	1.263
Gary Ross, R (7, 1) ERA: 4.18	1.2		6	0	0	0	1	1	0	0	0	0	0	7	11	0.00	0.600

Batter	1	2	3	4	5	6	7	8	9	AB R H RBI BB SO LOB	TOP	
<b>Jose Arcia, R</b> (1, 6) <small>OBP: 0.275, SLG: 0.254</small> <b>Roberto Pena, R</b> (8, PH) <small>OBP: 0.293, SLG: 0.275</small> (8, 6)	0-3 		0-0 			0-0 		4-0 		3 0 0 0 0 1 0 0 0 0 0 1 0 0	<b>San Diego Padres @ Houston Astros</b> Astrodome, Houston, TX Sat Jun 21 1969, 8:05 PM EDT Att. 17,306 - Unknown	
<b>John Sipin, R</b> (1, 4) <small>OBP: 0.219, SLG: 0.308</small>	0-0 			0-3 		0-3 		0-3 		4 0 1 0 0 3 2		
<b>Ollie Brown, R</b> (1, 9) <small>OBP: 0.317, SLG: 0.425</small>	0-0 			0-0 			0-0 	0-0 		4 0 1 0 0 0 3		
<b>Nate Colbert, R</b> (1, 3) <small>OBP: 0.362, SLG: 0.577</small>	0-3 			0-0 			0-0 		0-0 	4 0 0 0 0 1 2		
<b>Al Ferrara, R</b> (1, 7) <small>OBP: 0.362, SLG: 0.465</small>		0-0 		0-3 			0-0 		0-0 	4 0 2 0 0 1 1		
<b>Ed Spiezio, R</b> (1, 5) <small>OBP: 0.315, SLG: 0.410</small>		0-0 			0-3 		0-3 		0-0 	4 0 0 0 0 2 2		
<b>Cito Gaston, R</b> (1, 8) <small>OBP: 0.264, SLG: 0.293</small>		0-0 			0-0 		0-0 			3 0 0 0 0 0 2		
<b>Chris Cannizzaro, R</b> (1, 2) <small>OBP: 0.336, SLG: 0.338</small>			0-3 		0-0 			0-0 		3 0 1 0 0 1 0		
<b>Dick Kelley, R</b> (1, 1) <small>OBP: 0.148, SLG: 0.185</small> <b>Frank Reberger, L</b> (4, 1) <small>OBP: 0.250, SLG: 0.227</small> <b>Ivan Murrell, R</b> (6, PH) <small>OBP: 0.250, SLG: 0.250</small> <b>Jack Baldschun, R</b> (6, 1) <small>OBP: 0.224, SLG: 0.136</small> <b>Larry Stahl, L</b> (8, PH) <small>OBP: 0.059, SLG: 0.063</small> (8, 1)			0-3 			0-3 		0-3 		1 0 0 0 0 1 0 0 0 0 0 0 0 0 1 0 0 0 0 1 0 0 0 0 0 0 0 0 1 0 0 0 0 1 1 0 0 0 0 0 0 0		
<b>Inning Stats</b>	R: 0 H: 1 E: 0 LOB: 1 K: 2 BB: 0 S: 8 P: 8	R: 0 H: 1 E: 0 LOB: 0 K: 0 BB: 0 S: 3 P: 3	R: 0 H: 0 E: 0 LOB: 0 K: 2 BB: 0 S: 7 P: 7	R: 0 H: 0 E: 1 LOB: 1 K: 2 BB: 0 S: 8 P: 8	R: 0 H: 0 E: 0 LOB: 0 K: 1 BB: 0 S: 5 P: 5	R: 0 H: 0 E: 0 LOB: 0 K: 2 BB: 0 S: 7 P: 7	R: 0 H: 2 E: 0 LOB: 2 K: 1 BB: 0 S: 7 P: 7	R: 0 H: 1 E: 0 LOB: 2 K: 2 BB: 1 S: 8 P: 12	R: 0 H: 0 E: 0 LOB: 0 K: 0 BB: 0 S: 3 P: 3	1B: 4 SF: 0 2B: 1 SAC: 0 3B: 0 DP: 0 HR: 0 HBP: 0		WP: 0 PA: 33 PB: 0 SB: 0 CS: 0
<b>PITCHER</b> <b>Tom Griffin, R</b> (1, 1) <small>ERA: 3.57</small>	IP WLS BF H R ER SO BB IBB HBP BLK WP HR S P ERA WHIP 9.0 W 33 5 0 0 12 1 0 0 0 0 0 0 56 60 0.00 0.667											<b>PITCHER</b> IP WLS BF H R ER SO BB IBB HBP BLK WP HR S P ERA WHIP

livebaseballscorecards.com

<b>AB</b>	<b>32</b>
<b>R</b>	<b>0</b>
<b>H</b>	<b>5</b>
<b>RBI</b>	<b>0</b>
<b>BB</b>	<b>1</b>
<b>SO</b>	<b>12</b>
<b>LOB</b>	<b>13</b>



Batter	1	2	3	4	5	6	7	8	9	AB	R	H	RBI	BB	SO	LOB
Leon McFadden, R OBP: 0.194, SLG: 0.233 (1, 9)	0-3 K		0-0 S 1B		0-0 K	0-0 1-H 3-H 2B				4	0	2	1	0	1	0
Marty Martinez, S OBP: 0.333, SLG: 0.403 Gary Geiger, L OBP: 0.361, SLG: 0.324 (1, 7) (7, 7)	0-0 K		0-0 1-2		0-3 K		0-0 E 2B			3	0	0	0	0	1	1
Jimmy Wynn, R OBP: 0.394, SLG: 0.502 (1, 8)	0-3 K		4-0 BB		4-0 BB		0-3 K			2	0	0	0	2	2	1
Denis Menke, R OBP: 0.413, SLG: 0.466 (1, 6)		0-0 K	0-0 K		0-0 K		0-0 K			4	0	0	0	0	0	4
Julio Gotay, R OBP: 0.286, SLG: 0.231 (1, 4)		0-3 K		0-0 E4 1B		0-3 K	0-0 E6			4	1	1	0	0	2	1
Doug Rader, R OBP: 0.316, SLG: 0.328 (1, 5)		0-0 E 2B		4-0 1B BB		0-0 3B 1B	0-0 K			3	2	2	0	1	0	2
Johnny Edwards, L OBP: 0.281, SLG: 0.309 (1, 2)		0-0 E7 2-H 1B		0-3 K		0-0 1-H 2B 3B	0-0 K			4	1	2	2	0	1	2
Curt Biefary, L OBP: 0.354, SLG: 0.352 (1, 3)		0-0 K		0-0 1-3 2-H 1B		4-0 2B IBB	0-0 K			3	0	1	1	1	0	1
Tom Griffin, R OBP: 0.300, SLG: 0.462 (1, 1)			0-3 K		0-3 K		0-3 K			4	0	0	0	0	4	3

Inning Stats	R: 0	H: 0	E: 0	K: 2	S: 7	LOB: 0	BB: 0	P: 7
	R: 1	H: 2	E: 1	K: 1	S: 7	LOB: 1	BB: 0	P: 7
	R: 0	H: 1	E: 0	K: 1	S: 6	LOB: 2	BB: 1	P: 10
	R: 1	H: 2	E: 1	K: 2	S: 8	LOB: 1	BB: 1	P: 12
	R: 0	H: 0	E: 0	K: 1	S: 5	LOB: 1	BB: 1	P: 9
	R: 2	H: 3	E: 0	K: 2	S: 9	LOB: 2	BB: 1	P: 13
	R: 0	H: 1	E: 1	K: 1	S: 7	LOB: 2	BB: 0	P: 7
	R: 0	H: 0	E: 0	K: 1	S: 5	LOB: 0	BB: 0	P: 5

PITCHER	IP	WLS	BF	H	R	ER	SO	BB	IBB	HBP	BLK	WP	HR	S	P	ERA	WHIP
Dick Kelley, L ERA: 4.01 (1, 1)	3.0	L	13	3	1	1	4	1	0	0	0	0	0	20	24	3.00	1.333
Frank Reberger, R ERA: 4.89 (4, 1)	2.0		9	2	1	1	3	2	0	0	0	0	0	13	21	4.50	2.000
Jack Baldschun, R ERA: 3.83 (6, 1)	2.0		11	4	2	2	3	0	1	0	0	0	0	16	20	9.00	2.000
Johnny Podres, L ERA: 4.31 (8, 1)	1.0		3	0	0	0	1	0	0	0	0	0	0	5	5	0.00	0.000

**BOTTOM**

**San Diego Padres @ Houston Astros**  
Astrodome, Houston, TX

Sat Jun 21 1969, 8:05 PM EDT  
Att. 17,306 - Unknown

livebaseballscorecards.com

AB	32
R	4
H	9
RBI	4
BB	4
SO	11
LOB	15



1B: 5	SF: 0	WP: 0	PA: 36
2B: 3	SAC: 0	PB: 0	
3B: 1	DP: 0	SB: 1	
HR: 0	HBP: 0	CS: 0	

Batter	1	2	3	4	5	6	7	8	9	AB R H RBI BB SO LOB	TOP
John Sipin, R (1, 4) OBP: 0.210, SLG: 0.295	0-0 F8		0-0 6-3		0-0 5-3			0-0 5-3		4 0 0 0 0 0 0	
Roberto Pena, R (1, 6) OBP: 0.292, SLG: 0.279	0-0 1B 2B		0-0 6-3			0-0 6-3		0-0 F7		4 0 1 0 0 0 0	
Ollie Brown, R (1, 9) OBP: 0.319, SLG: 0.426	0-0 2-3 1B		0-0 1B			0-0 F4			0-0 5-3	4 0 2 0 0 0 0	
Nate Colbert, R (1, 3) OBP: 0.355, SLG: 0.565	0-0 F9		0-0 F8			0-0 6-3			0-0 F9	4 0 0 0 0 0 3	
Al Ferrara, R (1, 7) OBP: 0.353, SLG: 0.451	0-3 K			0-0 F9			0-0 F4		0-0 E6 1B	4 0 0 0 0 1 2	
Jose Arcia, R (9, PR) OBP: 0.275, SLG: 0.254										0 0 0 0 0 0 0	
Ed Spiezio, R (1, 5) OBP: 0.322, SLG: 0.413		0-0 1B		0-0 F5			4-0 BB		0-0 1-2 FC5-4 1B	3 0 2 0 1 0 0	
Cito Gaston, R (1, 8) OBP: 0.259, SLG: 0.288		0-3 K		0-3 K			0-3 K		0-0 1-2 FC5-4	4 0 0 0 0 3 4	
Chris Cannizzaro, R (1, 2) OBP: 0.332, SLG: 0.333		0-3 K			0-0 F9		0-0 1-3			3 0 0 0 0 1 2	
Joe Niekro, R (1, 1) OBP: 0.333, SLG: 0.211		0-3 K			0-0 6-3			0-3 K		2 0 0 0 0 1 1	
Ivan Murrell, R (8, PH) OBP: 0.245, SLG: 0.222										1 0 0 0 0 1 0	
Billy McCool, R (8, 1)										0 0 0 0 0 0 0	
<b>Inning Stats</b>	R: 0 H: 2 E: 0 LOB: 2 K: 1 BB: 0 S: 7 P: 7	R: 0 H: 1 E: 0 LOB: 1 K: 3 BB: 0 S: 10 P: 10	R: 0 H: 1 E: 0 LOB: 1 K: 0 BB: 0 S: 4 P: 4	R: 0 H: 0 E: 0 LOB: 0 K: 1 BB: 0 S: 5 P: 5	R: 0 H: 0 E: 0 LOB: 0 K: 0 BB: 0 S: 3 P: 3	R: 0 H: 0 E: 0 LOB: 0 K: 0 BB: 0 S: 3 P: 3	R: 0 H: 0 E: 0 LOB: 1 K: 1 BB: 1 S: 5 P: 9	R: 0 H: 0 E: 0 LOB: 0 K: 1 BB: 0 S: 5 P: 5	R: 0 H: 1 E: 1 LOB: 2 K: 0 BB: 0 S: 5 P: 5	1B: 4 SF: 0 2B: 1 SAC: 0 3B: 0 DP: 0 HR: 0 HBP: 0	WP: 0 PA: 34 PB: 0 SB: 0 CS: 0
<b>PITCHER</b> Denny Lemaster, L (1, 1) ERA: 3.29	IP WLS BF H R ER SO BB IBB HBP BLK WP HR S P ERA WHIP										
	9.0 W 34 5 0 0 7 1 0 0 0 0 0 0 47 51 0.00 0.667										

**San Diego Padres @ Houston Astros**  
 Astrodome, Houston, TX  
 Sun Jun 22 1969, 4:33 AM EDT  
 Att. 13,448 - Unknown

AB	33
R	0
H	5
RBI	0
BB	1
SO	7
LOB	12





Batter	1	2	3	4	5	6	7	8	9
Sandy Valdespino, L (1, 7) OBP: 0.395, SLG: 0.353 Bob Watson, R (8, PH) OBP: 0.259, SLG: 0.174 Cesar Geronimo, L (8, PR) OBP: 0.167, SLG: 0.333 (9, 9)	0-0 5-3		0-0 G1			0-3 K		4-0 1B 1B BB	
Joe Morgan, L (1, 4) OBP: 0.382, SLG: 0.383	0-0 F5			0-0 F7			0-0 4-3	0-0 1B 1-3 1B	
Jimmy Wynn, R (1, 8) OBP: 0.396, SLG: 0.500	4-0 BB			0-3 K			0-0 E5 1B E 1B	0-0 1-2 3-H 1B	
Denis Menke, R (1, 6) OBP: 0.411, SLG: 0.463	0-0 F8			0-0 6-3			0-0 E 1-2 1B	0-0 F8	
Johnny Edwards, L (1, 2) OBP: 0.281, SLG: 0.309		0-0 F9			0-0 4-3		0-0 E5 1-3 2-H 1B		
Curt Blefary, L (1, 3) OBP: 0.354, SLG: 0.349		0-3 K			0-0 4-3		4-0 L3 IBB		
Gary Geiger, L (1, 9) OBP: 0.349, SLG: 0.311 (9, 7)		0-0 F7			0-0 F7		0-0 L3 1-2		
Doug Rader, R (1, 5) OBP: 0.313, SLG: 0.324			0-0 4-3			0-0 P3		0-0 6-3	
Denny Lemaster, R (1, 1) OBP: 0.263, SLG: 0.361			0-0 F8			0-0 5-3		0-0 F7	

AB	R	H	RBI	BB	SO	LOB
3	0	0	0	0	1	0
0	0	0	0	1	0	0
0	1	0	0	0	0	0
4	0	1	0	0	0	0
3	1	1	1	1	1	0
4	0	1	0	0	0	3
3	0	1	0	0	0	0
2	0	0	0	1	1	0
3	0	0	0	0	0	3
3	0	0	0	0	0	0
3	0	0	0	0	0	0

**BOTTOM**

**San Diego Padres @ Houston Astros**  
Astrodome, Houston, TX  
Sun Jun 22 1969, 4:33 AM EDT  
Att. 13,448 - Unknown

[livebaseballscorecards.com](http://livebaseballscorecards.com)

<b>AB</b>	<b>28</b>
<b>R</b>	<b>2</b>
<b>H</b>	<b>4</b>
<b>RBI</b>	<b>1</b>
<b>BB</b>	<b>3</b>
<b>SO</b>	<b>3</b>
<b>LOB</b>	<b>6</b>



1B: 4	SF: 0	WP: 0	PA: 31
2B: 1	SAC: 0	PB: 0	
3B: 0	DP: 1	SB: 0	
HR: 0	HBP: 0	CS: 0	

Inning Stats		R	H	E	K	S	IP		WLS	BF	H	R	ER	SO	BB	IBB	HBP	BLK	WP	HR	S	P	ERA	WHIP
Joe Niekro, R (1, 1) ERA: 2.96		0	0	0	0	3	7.0	L	25	2	1	0	0	3	1	1	0	0	0	0	29	37	0.00	0.429
Billy McCool, L (8, 1) ERA: 4.76		0	0	0	1	0	1.0		6	2	1	1	0	0	1	0	0	0	0	0	5	9	9.00	3.000

PITCHER	IP	WLS	BF	H	R	ER	SO	BB	IBB	HBP	BLK	WP	HR	S	P	ERA	WHIP
Joe Niekro, R (1, 1) ERA: 2.96	7.0	L	25	2	1	0	3	1	1	0	0	0	0	29	37	0.00	0.429
Billy McCool, L (8, 1) ERA: 4.76	1.0		6	2	1	1	0	1	0	0	0	0	0	5	9	9.00	3.000

Batter	1	2	3	4	5	6	7	8	9	AB R H RBI BB SO LOB	TOP										
John Sipin, R (1, 4) OBP: 0.212, SLG: 0.293	0-0 5-3			0-3 K		0-0 4-3			0-0 1B	4 0 1 0 0 1 1											
Roberto Pena, R (1, 6) OBP: 0.288, SLG: 0.274	0-0 L9			0-0 P6			0-0 5-3		0-0 F3	4 0 0 0 0 0 1											
Ollie Brown, R (1, 9) OBP: 0.316, SLG: 0.422	0-0 4-3			0-0 P4			0-0 F7			3 0 0 0 0 0 0											
Al Ferrara, R (1, 7) OBP: 0.346, SLG: 0.441		0-0 F8			0-0 P3		0-0 1-3			3 0 0 0 0 0 0											
Ed Spiezio, R (1, 5) OBP: 0.318, SLG: 0.408		0-3 K			0-0 F8			0-3 K		3 0 0 0 0 2 0											
Chris Cannizzaro, R (1, 2) OBP: 0.328, SLG: 0.329		0-0 6-3			0-3 K			0-3 K		3 0 0 0 0 2 0											
Ivan Murrell, R (1, 3) OBP: 0.231, SLG: 0.208			0-0 P3			0-0 1-3		0-0 F9		3 0 0 0 0 0 0											
Cito Gaston, R (1, 8) OBP: 0.260, SLG: 0.288			0-3 K			0-0 FC5-4 1B			0-0 5-3	3 0 1 0 0 1 0											
Gary Ross, R (1, 1) Steve Arlin, R (3, 1) Tommy Dean, R (6, PH) Frank Reberger, L (6, 1) Sonny Ruberto, R (9, PH)			0-0 5-3			0-0 FC5-4 1-2f			0-0 F9	1 0 0 0 0 0 0 0 0 0 0 0 0 0 1 0 0 0 0 0 1 0 0 0 0 0 0 0 1 0 0 0 0 0 0											
<b>Inning Stats</b>	R: 0 E: 0 K: 0 S: 3	H: 0 LOB: 0 BB: 0 P: 3	R: 0 E: 0 K: 1 S: 5	H: 0 LOB: 0 BB: 0 P: 5	R: 0 E: 0 K: 1 S: 5	H: 0 LOB: 0 BB: 0 P: 5	R: 0 E: 0 K: 1 S: 5	H: 0 LOB: 0 BB: 0 P: 5	R: 0 E: 0 K: 0 S: 4	H: 1 LOB: 1 BB: 0 P: 4	R: 0 E: 0 K: 0 S: 3	H: 0 LOB: 0 BB: 0 P: 3	R: 0 E: 0 K: 2 S: 7	H: 0 LOB: 0 BB: 0 P: 7	R: 0 E: 0 K: 0 S: 4	H: 1 LOB: 1 BB: 0 P: 4	1B: 2 2B: 0 3B: 0 HR: 0	SF: 0 SAC: 0 DP: 0 HBP: 0	WP: 0 PB: 0 SB: 0 CS: 0	PA: 29	
<b>PITCHER</b> Jim Merritt, L (1, 1) ERA: 4.27	IP: 9.0 WLS: W BF: 29 H: 2 R: 0 ER: 0 SO: 6 BB: 0 IBB: 0 HBP: 0 BLK: 0 WP: 0 HR: 0 S: 41 P: 41 ERA: 0.00 WHIP: 0.222																				

**San Diego Padres @ Cincinnati Reds**  
 Crosley Field, Cincinnati, OH  
 Mon Jun 23 1969, 7:05 PM EDT  
 Att. 5,260 - Unknown

[livebaseballscorecards.com](http://livebaseballscorecards.com)

AB	29
R	0
H	2
RBI	0
BB	0
SO	6
LOB	3



Batter	1	2	3	4	5	6	7	8	9	AB	R	H	RBI	BB	SO	LOB
<b>Pete Rose, S</b> OBP: 0.402, SLG: 0.422 (1, 9) X	0-0 6-3		0-0 1B 1B	0-0 2B			4-0 FC3-6 BB			3	1	2	0	1	0	0
<b>Bobby Tolan, L</b> OBP: 0.369, SLG: 0.571 (1, 8) H	1-0 1B HBP		0-0 1B 1B HR	0-0 G3			0-0 FC3-6 1-2f			3	1	1	0	0	0	2
<b>Alex Johnson, R</b> OBP: 0.376, SLG: 0.518 (1, 7) X <b>Jimmy Stewart, S</b> OBP: 0.263, SLG: 0.288 (8, 7)	0-0 G6-4-3 1B		0-0 1B 1B HR				0-3 K			4	1	2	1	0	1	1
<b>Tony Perez, R</b> OBP: 0.377, SLG: 0.536 (1, 5) X	0-0 G6-4-3 1-2f		0-0 1B 1B HR							0	0	0	0	0	0	0
<b>Lee May, R</b> OBP: 0.343, SLG: 0.580 (1, 3) X		0-0 F8	0-0 WP 1B				0-3 K			4	1	2	3	0	0	2
<b>Johnny Bench, R</b> OBP: 0.404, SLG: 0.545 (1, 2) X		0-0 1B 2B	0-0 1B 1B 5-3				0-0 4-3			4	0	2	0	0	1	0
<b>Tommy Helms, R</b> OBP: 0.283, SLG: 0.283 (1, 4) X		0-0 1B 1B L6-3	0-0 1B 1B F9				0-0 5-3			4	1	1	0	0	0	3
<b>Darrel Chaney, S</b> OBP: 0.314, SLG: 0.278 (1, 6) X		0-0 L6-3		0-0 G3			0-0 6-3			4	0	1	1	0	0	2
<b>Jim Merritt, L</b> OBP: 0.206, SLG: 0.129 (1, 1) S			0-3 K	0-3 K			0-3 K			3	0	0	0	0	3	0

Inning Stats	R: 0	H: 1	E: 0	K: 0	S: 3	R: 1	H: 2	E: 0	K: 0	S: 4	R: 4	H: 5	E: 0	K: 1	S: 10	R: 0	H: 0	E: 0	K: 1	S: 5	R: 0	H: 0	E: 0	K: 0	S: 3	R: 0	H: 2	E: 0	K: 0	S: 4	R: 0	H: 0	E: 0	K: 2	S: 7	R: 0	H: 2	E: 0	K: 0	S: 4	1B: 8	SF: 0	2B: 4	SAC: 0	3B: 0	DP: 3	HR: 1	HBP: 1	WP: 2	PA: 34
--------------	------	------	------	------	------	------	------	------	------	------	------	------	------	------	-------	------	------	------	------	------	------	------	------	------	------	------	------	------	------	------	------	------	------	------	------	------	------	------	------	------	-------	-------	-------	--------	-------	-------	-------	--------	-------	--------

PITCHER	IP	WLS	BF	H	R	ER	SO	BB	IBB	HBP	BLK	WP	HR	S	P	ERA	WHIP
<b>Gary Ross, R</b> ERA: 4.83 (1, 1)	2.1	L	13	7	5	5	1	0	0	0	0	0	1	14	15	19.29	3.000
<b>Steve Arlin, R</b> ERA: 5.63 (3, 1)	2.2		10	2	0	0	2	0	0	0	0	1	0	14	14	0.00	0.750
<b>Frank Reberger, R</b> ERA: 4.54 (6, 1)	3.0		11	2	0	0	2	1	0	0	0	1	0	14	18	0.00	1.000

**BOTTOM**

**San Diego Padres @ Cincinnati Reds**  
Crosley Field, Cincinnati, OH

Mon Jun 23 1969, 7:05 PM EDT  
Att. 5,260 - Unknown

<b>AB</b>	<b>32</b>
<b>R</b>	<b>5</b>
<b>H</b>	<b>11</b>
<b>RBI</b>	<b>5</b>
<b>BB</b>	<b>1</b>
<b>SO</b>	<b>5</b>
<b>LOB</b>	<b>11</b>

[livebaseballscorecards.com](http://livebaseballscorecards.com)

Batter	1	2	3	4	5	6	7	8	9	AB R H RBI BB SO LOB	TOP																									
John Sipin, R OBP: 0.229, SLG: 0.327 (1, 4)	0-0 1B 2B	0-0 2B			0-0 1B SH1-3 1B		0-0 4-3		0-3 K	5 1 3 1 0 1 2																										
Roberto Pena, R OBP: 0.284, SLG: 0.270 (1, 6) (8, 3)	0-0 6-3	0-0 P3			0-0 SH1-3		0-3 K			3 0 0 0 0 1 3																										
Ollie Brown, R OBP: 0.319, SLG: 0.426 (1, 9)	0-0 F3				0-0 G6-4-3 1B			0-0 FC3-5 2B		4 0 2 0 0 0 1																										
Al Ferrara, R OBP: 0.350, SLG: 0.443 Jose Arcia, R OBP: 0.275, SLG: 0.254 (1, 7) (8, PR) (8, 6)	0-0 1B				0-0 G6-4-3			0-0 FC3-5 1B		4 0 2 1 0 0 2 0 0 0 0 0 0 0																										
Ed Spiezio, R OBP: 0.317, SLG: 0.403 (1, 5)	0-0 5-3				0-0 L6			0-0 FC3-5 G6-4-3		3 0 0 0 0 0 3																										
Larry Stahl, L OBP: 0.245, SLG: 0.208 (1, 3) (8, 7)					0-0 HBP			0-0 G4-6-3		4 1 2 0 0 0 3																										
Billy McCool, R (8, 1)		0-0 2B 3B			0-0 CS 1B			0-0 G6-4-3		0 0 0 0 0 0 0																										
Chris Cannizzaro, R OBP: 0.331, SLG: 0.336 (1, 2)		0-0 2B 2B			0-0 1-2 1B			0-3 K		4 1 2 1 0 1 0																										
Cito Gaston, R OBP: 0.264, SLG: 0.269 (1, 8)		0-3 K			0-3 K			4-0 PB 4-3 BB		3 0 1 0 1 2 2																										
Al Santorini, R OBP: 0.179, SLG: 0.148 Ivan Murrell, R OBP: 0.226, SLG: 0.204 (1, 1) (8, 7)		0-0 F8			0-3 K			0-3 K		3 0 0 0 0 2 3 1 0 0 0 0 0 1																										
<b>Inning Stats</b>	R: 1 E: 0 K: 0 S: 5	H: 2 LOB: 1 BB: 0 P: 5	R: 2 E: 0 K: 1 S: 8	H: 3 LOB: 1 BB: 0 P: 8	R: 0 E: 0 K: 0 S: 3	H: 0 LOB: 0 BB: 0 P: 3	R: 0 E: 0 K: 2 S: 8	H: 2 LOB: 1 BB: 0 P: 8	R: 0 E: 0 K: 1 S: 4	H: 0 LOB: 0 BB: 0 P: 5	R: 0 E: 0 K: 2 S: 7	H: 0 LOB: 1 BB: 1 P: 11	R: 0 E: 0 K: 0 S: 4	H: 2 LOB: 2 BB: 0 P: 4	R: 0 E: 0 K: 1 S: 6	H: 1 LOB: 1 BB: 0 P: 6	1B: 7 2B: 4 3B: 1 HR: 0	SF: 0 SAC: 1 DP: 3 HBP: 1	WP: 0 PB: 1 SB: 0 CS: 1	PA: 37																
<b>PITCHER</b>	IP WLS BF H R ER SO BB IBB HBP BLK WP HR S P ERA WHIP																																			
Jack Fisher, R ERA: 4.65 (1, 1)	1.2		10	5	3	3	1	0	0	0	0	0	0	12	12	16.20	3.000																			
Pedro Ramos, R ERA: 3.79 (2, 1)	2.2		11	4	0	0	2	0	0	0	0	0	0	15	15	0.00	1.500																			
Wayne Granger, R ERA: 3.22 (5, 1)	2.2		8	0	0	0	3	1	0	1	0	0	0	12	17	0.00	0.375																			
Clay Carroll, R ERA: 2.86 (8, 1)	2.0	W	8	3	0	0	1	0	0	0	0	0	0	10	10	0.00	1.500																			

**San Diego Padres @ Cincinnati Reds**  
Crosley Field, Cincinnati, OH  
Tue Jun 24 1969, 7:05 PM EDT  
Att. 7,486 - Unknown

AB	34
R	3
H	12
RBI	3
BB	1
SO	7
LOB	20



[livebaseballscorecards.com](http://livebaseballscorecards.com)

Batter	1	2	3	4	5	6	7	8	9	AB	R	H	RBI	BB	SO	LOB
<b>Pete Rose, S</b> OBP: 0.406, SLG: 0.435 (1, 9) X	0-0 1B 2B		0-0 2B		0-0 4-3		0-0 F7		0-0 1B 1-2 2-H	5	0	3	1	0	0	2
<b>Bobby Tolan, L</b> OBP: 0.364, SLG: 0.563 (1, 8) X	0-0 L7		0-3 K		0-3 K			0-0 F2		4	0	0	0	0	2	2
<b>Alex Johnson, R</b> OBP: 0.378, SLG: 0.515 (1, 7) X	0-0 E 1B 2-H		0-0 F7			0-3 K		4-0 E 1B BB		3	1	1	0	1	1	1
<b>Tony Perez, R</b> OBP: 0.385, SLG: 0.542 (1, 5) X	0-0 E5 1B 2-H			0-0 HR 1B		4-0 5-3 BB		0-0 1B 1-H		3	1	3	0	1	0	0
<b>Lee May, R</b> OBP: 0.342, SLG: 0.586 (1, 3) X	0-0 F8			0-0 HR		0-0 5-3		0-0 L7		4	1	1	2	0	0	3
<b>Johnny Bench, R</b> OBP: 0.402, SLG: 0.540 (1, 2) X		0-0 F8		0-0 F8		0-3 K		0-0 FC1-5 SH1-4 1B		4	0	1	0	0	1	0
<b>Tommy Helms, R</b> OBP: 0.280, SLG: 0.279 (1, 4) X		0-0 6-3		0-0 E3 CS		0-0 4-3		0-0 SH1-4		3	0	0	0	0	0	0
<b>Darrel Chaney, S</b> OBP: 0.314, SLG: 0.275 (1, 6) X		0-0 F5		0-3 K		4-0 BB BB		4-0 FC1-5 1B IBB		2	0	0	0	1	1	1
<b>Jim Beauchamp, R</b> OBP: 0.200, SLG: 0.292 (9, PH) X				1-2						0	1	0	0	1	0	0
<b>Jack Fisher, R</b> OBP: 0.133, SLG: 0.133 (1, 1) X			0-3 K		0-3 K		4-0 BB BB		0-0 FC1-5 1B	0	0	0	0	0	0	0
<b>Pedro Ramos, S</b> (2, 1) X										1	0	0	0	0	1	0
<b>Wayne Granger, R</b> OBP: 0.200, SLG: 0.111 (5, 1) X										1	0	0	0	0	1	0
<b>Fred Whitfield, L</b> OBP: 0.425, SLG: 0.233 (7, PH) X										0	0	0	0	1	0	0
<b>Clay Carroll, R</b> OBP: 0.462, SLG: 0.636 (8, 1) X									1-2 2-3f	1	0	0	0	0	0	2

Inning Stats	R: 1	H: 3	E: 1	K: 0	S: 5	H: 0	LOB: 1	BB: 0	P: 5	R: 0	H: 0	E: 0	K: 0	S: 3	H: 1	LOB: 1	BB: 0	P: 8	R: 2	H: 2	E: 1	K: 1	S: 7	H: 0	LOB: 0	BB: 0	P: 7	R: 0	H: 0	E: 0	K: 2	S: 7	H: 0	LOB: 0	BB: 0	P: 7	R: 0	H: 0	E: 0	K: 1	S: 4	H: 0	LOB: 1	BB: 1	P: 8	R: 0	H: 0	E: 0	K: 1	S: 5	H: 0	LOB: 2	BB: 2	P: 13	R: 0	H: 1	E: 1	K: 0	S: 3	H: 2	LOB: 2	BB: 1	P: 8	1B: 6	SF: 0	2B: 3	SAC: 1	3B: 0	DP: 1	HR: 1	HBP: 0	WP: 0	PA: 37
--------------	------	------	------	------	------	------	--------	-------	------	------	------	------	------	------	------	--------	-------	------	------	------	------	------	------	------	--------	-------	------	------	------	------	------	------	------	--------	-------	------	------	------	------	------	------	------	--------	-------	------	------	------	------	------	------	------	--------	-------	-------	------	------	------	------	------	------	--------	-------	------	-------	-------	-------	--------	-------	-------	-------	--------	-------	--------


PITCHER	IP	WLS	BF	H	R	ER	SO	BB	IBB	HBP	BLK	WP	HR	S	P	ERA	WHIP
<b>Al Santorini, R</b> ERA: 2.99 (1, 1)	7.1		30	6	3	2	7	4	0	0	0	0	1	40	56	2.46	1.364
<b>Billy McCool, L</b> ERA: 4.91 (8, 1)	1.1	L	7	3	1	1	0	0	1	0	0	0	0	6	10	6.75	2.250

**BOTTOM**

**San Diego Padres @ Cincinnati Reds**  
Crosley Field, Cincinnati, OH

Tue Jun 24 1969, 7:05 PM EDT  
Att. 7,486 - Unknown

<b>AB</b>	<b>31</b>
<b>R</b>	<b>4</b>
<b>H</b>	<b>9</b>
<b>RBI</b>	<b>3</b>
<b>BB</b>	<b>5</b>
<b>SO</b>	<b>7</b>
<b>LOB</b>	<b>11</b>



Batter	1	2	3	4	5	6	7	8	9	AB R H RBI BB SO LOB	TOP											
John Sipin, R (1, 4) OBP: 0.221, SLG: 0.315	0-0 F2		0-0 F9			0-3 K		0-0 F8		4 0 0 0 0 1 2												
Roberto Pena, R (1, 6) Tommy Dean, R (4, 6) Ivan Murrell, R (8, PH) Tommie Sisk, R (8, 1) Jack Baldschun, R (8, 1) Billy McCool, R (8, 1)	0-0 5-3		0-0 G3-6-3			0-0 4-3		0-3 K		2 0 0 0 0 0 1 1 0 0 0 0 0 0 1 0 0 0 0 0 1 0												
Ollie Brown, R (1, 9) OBP: 0.314, SLG: 0.420	0-0 P6				0-0 5-3				0-0 1-3	4 0 0 0 0 1 0												
Al Ferrara, R (1, 7) OBP: 0.353, SLG: 0.441		0-0 5-3			0-3 K		0-0 F9 PB 1B		4-0 G5-4-3 BB	3 0 1 0 1 1 0												
Ed Spiezio, R (1, 5) OBP: 0.316, SLG: 0.397		0-0 F9			0-0 6-3		1-0 G5-4-3 HBP		0-0 G5-4-3	3 0 0 0 0 0 1												
Larry Stahl, L (1, 3) OBP: 0.250, SLG: 0.200		4-0 BB BB			0-0 E4		0-0 F9			2 0 0 0 1 0 2												
Chris Cannizzaro, R (1, 2) OBP: 0.331, SLG: 0.333		4-0 FC4 BB			0-3 K		0-0 G5-4-3			2 0 0 0 1 1 3												
Cito Gaston, R (1, 8) OBP: 0.265, SLG: 0.289		0-0 FC4			0-0 F8			0-0 SH2-4 1B		3 0 1 0 0 0 3												
Clay Kirby, R (1, 1) OBP: 0.091, SLG: 0.032 Van Kelly, L (8, PH) OBP: 0.182, SLG: 0.364 Jose Arcia, R (8, 6) OBP: 0.275, SLG: 0.254			4-0 G3-6-3 BB		0-3 K			0-0 SH2-4		1 0 0 0 1 1 1 0 0 0 0 0 0 0 0 0 0 0 0 0 0												
<b>Inning Stats</b>	R: 0 E: 0 K: 0 S: 3	H: 0 LOB: 0 BB: 0 P: 3	R: 0 E: 0 K: 0 S: 3	H: 0 LOB: 2 BB: 2 P: 11	R: 0 E: 0 K: 0 S: 2	H: 0 LOB: 0 BB: 1 P: 6	R: 0 E: 0 K: 1 S: 5	H: 0 LOB: 0 BB: 0 P: 5	R: 0 E: 1 K: 2 S: 8	H: 0 LOB: 1 BB: 0 P: 8	R: 0 E: 0 K: 2 S: 7	H: 0 LOB: 0 BB: 0 P: 7	R: 0 E: 0 K: 0 S: 3	H: 1 LOB: 1 BB: 0 P: 4	R: 0 E: 0 K: 1 S: 6	H: 1 LOB: 1 BB: 0 P: 6	R: 0 E: 0 K: 0 S: 2	H: 0 LOB: 0 BB: 1 P: 6	1B: 2 2B: 0 3B: 0 HR: 0	SF: 0 SAC: 1 DP: 3 HBP: 1	WP: 0 PB: 1 SB: 0 CS: 0	PA: 32
<b>PITCHER</b> George Culver, R (1, 1) ERA: 3.98 Wayne Granger, R (8, 1) ERA: 3.12	IP 7.0	WLS W	BF 26	H 2	R 0	ER 0	SO 5	BB 3	IBB 0	HBP 1	BLK 0	WP 0	HR 0	S 32	P 45	ERA 0.00	WHIP 0.714					
<b>PITCHER</b>	IP	WLS	BF	H	R	ER	SO	BB	IBB	HBP	BLK	WP	HR	S	P	ERA	WHIP					

**San Diego Padres @ Cincinnati Reds**  
Crosley Field, Cincinnati, OH  
Wed Jun 25 1969, 7:05 PM EDT  
Att. 5,517 - Unknown

[livebaseballscorecards.com](http://livebaseballscorecards.com)

<b>AB</b>	26
<b>R</b>	0
<b>H</b>	2
<b>RBI</b>	0
<b>BB</b>	4
<b>SO</b>	6
<b>LOB</b>	14



BOTTOM

San Diego Padres @ Cincinnati Reds  
Crosley Field, Cincinnati, OH  
Wed Jun 25 1969, 7:05 PM EDT  
Att. 5,517 - Unknown

livebaseballscorecards.com

AB 33  
R 4  
H 12  
RBI 4  
BB 2  
SO 4  
LOB 18



WP: 0 PA: 36  
PB: 0  
SB: 0  
CS: 1

AB R H RBI BB SO LOB

4 0 2 0 0 0 1

4 0 1 0 0 0 1

4 1 1 0 0 0 3

2 2 1 1 1 0 1

4 1 3 1 0 0 1

3 0 2 1 1 0 1

4 0 1 1 0 0 5

4 0 1 0 0 2 2

3 0 0 0 0 2 1

1 0 0 0 0 0 2

1B: 9 SF: 0  
2B: 1 SAC: 0  
3B: 1 DP: 2  
HR: 1 HBP: 1

Batter	1	2	3	4	5	6	7	8	9
Pete Rose, S OBP: 0.407, SLG: 0.436 (1, 9) X	0-0 1B		0-0 1B		0-0 G3		0-0 G4-6-3 1-2f		
Jimmy Stewart, S OBP: 0.262, SLG: 0.286 (1, 5) X	0-0 F9		0-0 1B			0-0 F9		0-0 4-3	
Bobby Tolan, L OBP: 0.362, SLG: 0.562 (1, 8) X	0-0 F9		0-0 G3-1			0-0 P6		0-0 1B 2B	
Alex Johnson, R OBP: 0.383, SLG: 0.527 (1, 7) X	0-0 6-3			1-0 1B HBP		0-0 HR		4-0 1B 1B IBB	
Lee May, R OBP: 0.348, SLG: 0.597 (1, 3) X		0-0 FC6-4 1B		0-0 F7		0-0 3B		0-0 1B 1B 1-2 2-H	
Johnny Bench, R OBP: 0.407, SLG: 0.541 (1, 2) X		0-0 FC6-4 CS 1-2f		0-0 G4-6-3 1B		4-0 FC6-4 IBB		0-0 1B 1B 1-2 2-H	
Tommy Helms, R OBP: 0.279, SLG: 0.279 (1, 4) X		0-0 F8 1-2		0-0 G4-6-3 1-2f		0-0 FC6-4 1-2f		0-0 1B 1-2 2-H	
Darrel Chaney, S OBP: 0.313, SLG: 0.274 (1, 6) X			0-0 B5-3		0-3 K		0-0 G4-6-3 1B	0-3 K	
George Culver, R OBP: 0.091, SLG: 0.091 Wayne Granger, R OBP: 0.182, SLG: 0.100 (8, 1) X			0-0 G3		0-3 K		0-3 K	0-0 5-3	

Inning Stats	R: 0	H: 1	E: 0	LOB: 1	K: 0	BB: 0	S: 4	R: 0	H: 1	E: 0	LOB: 0	K: 0	BB: 0	S: 3	R: 0	H: 2	E: 0	LOB: 2	K: 0	BB: 0	S: 5	R: 0	H: 1	E: 0	LOB: 1	K: 0	BB: 0	S: 3	R: 0	H: 0	E: 0	LOB: 0	K: 2	BB: 0	S: 7	R: 1	H: 2	E: 0	LOB: 2	K: 0	BB: 1	S: 5	R: 0	H: 1	E: 0	LOB: 0	K: 1	BB: 0	S: 5	R: 3	H: 4	E: 0	LOB: 2	K: 1	BB: 1	S: 9
--------------	------	------	------	--------	------	-------	------	------	------	------	--------	------	-------	------	------	------	------	--------	------	-------	------	------	------	------	--------	------	-------	------	------	------	------	--------	------	-------	------	------	------	------	--------	------	-------	------	------	------	------	--------	------	-------	------	------	------	------	--------	------	-------	------

PITCHER	IP	WLS	BF	H	R	ER	SO	BB	IBB	HBP	BLK	WP	HR	S	P	ERA	WHIP
Clay Kirby, R ERA: 4.05 (1, 1)	7.0	L	28	8	1	1	3	0	0	0	0	0	1	32	37	1.29	1.143
Tommie Sisk, R ERA: 4.88 (8, 1)	0.1		4	2	3	3	0	0	1	0	0	0	0	3	7	81.00	6.000
Jack Baldschun, R ERA: 3.83 (8, 1)	0.0		2	2	0	0	0	0	0	0	0	0	0	2	2	∞	∞
Billy McCool, L ERA: 4.8 (8, 1)	0.2		2	0	0	0	1	0	0	0	0	0	0	4	4	0.00	0.000

PITCHER	IP	WLS	BF	H	R	ER	SO	BB	IBB	HBP	BLK	WP	HR	S	P	ERA	WHIP
---------	----	-----	----	---	---	----	----	----	-----	-----	-----	----	----	---	---	-----	------

Batter	1	2	3	4	5	6	7	8	9	AB R H RBI BB SO LOB	TOP											
Maury Wills, S (1, 6) OBP: 0.327, SLG: 0.290	0-0 F9		0-0 FC4-6 1B		0-0 1B			0-0 FC3-6 G4-6-3		4 0 2 0 0 0 1												
Manny Mota, R (1, 7) Joe Moeller, R (8, 1) OBP: 0.395, SLG: 0.411 OBP: 0.200, SLG: 0.200	0-0 6-3		0-0 FC4-6		0-0 6-3			0-0 G4-6-3		4 0 0 0 0 0 4 0 0 0 0 0 0 0												
Willie Davis, L (1, 8) OBP: 0.329, SLG: 0.433	0-0 4-3			0-0 4-3			0-0 F7		0-3 K2-3	4 0 0 0 0 1 0												
Andy Kosco, R (1, 9) OBP: 0.282, SLG: 0.451		0-0 5-3		0-0 4-3			0-0 6-3		0-0 F3	4 0 0 0 0 0 0												
Wes Parker, S (1, 3) OBP: 0.379, SLG: 0.456		0-0 L9		4-0 1B BB			0-0 F7		0-0 F8	3 0 0 0 1 0 0												
Tom Haller, L (1, 2) OBP: 0.342, SLG: 0.386		0-0 1B		0-0 1B			0-0 F7			3 0 2 0 0 0 0												
Jim Lefebvre, S (1, 5) OBP: 0.355, SLG: 0.294			0-0 L3		0-0 F8		0-0 F8			3 0 0 0 0 0 2												
Ted Sizemore, R (1, 4) OBP: 0.304, SLG: 0.303			0-0 F8		0-0 F9		0-0 F8			3 0 0 0 0 0 0												
Don Sutton, R (1, 1) Pete Mikkelsen, R (6, 1) Willie Crawford, L (8, PH) OBP: 0.212, SLG: 0.196 OBP: 0.323, SLG: 0.419			0-0 1B		0-0 L4			0-0 FC3-6 1B		2 0 1 0 0 0 0 0 0 0 0 0 0 0 1 0 1 0 0 0 0												
<b>Inning Stats</b>	R: 0 E: 0 K: 0 S: 3	H: 0 LOB: 0 BB: 0 P: 3	R: 0 E: 0 K: 0 S: 3	H: 1 LOB: 1 BB: 0 P: 3	R: 0 E: 0 K: 0 S: 5	H: 2 LOB: 2 BB: 0 P: 5	R: 0 E: 0 K: 0 S: 4	H: 1 LOB: 2 BB: 1 P: 8	R: 0 E: 0 K: 0 S: 4	H: 1 LOB: 1 BB: 0 P: 4	R: 0 E: 0 K: 0 S: 3	H: 0 LOB: 0 BB: 0 P: 3	R: 0 E: 0 K: 0 S: 3	H: 0 LOB: 0 BB: 0 P: 3	R: 0 E: 0 K: 1 S: 5	H: 1 LOB: 0 BB: 0 P: 5	R: 0 E: 0 K: 1 S: 5	H: 0 LOB: 0 BB: 0 P: 5	1B: 6 2B: 0 3B: 0 HR: 0	SF: 0 SAC: 0 DP: 1 HBP: 0	WP: 0 PB: 0 SB: 0 CS: 0	PA: 32
PITCHER Joe Niekro, R (1, 1) ERA: 2.69	IP 9.0 WLS W BF 32 H 6 R 0 ER 0 SO 1 BB 1 IBB 0 HBP 0 BLK 0 WP 0 HR 0 S 33 P 37 ERA 0.00 WHIP 0.778											PITCHER	IP WLS BF H R ER SO BB IBB HBP BLK WP HR S P ERA WHIP									

Los Angeles Dodgers @ San Diego Padres  
San Diego Stadium, San Diego, CA  
Fri Jun 27 1969, 10:05 PM EDT  
Att: 11,218 - Unknown

AB	31
R	0
H	6
RBI	0
BB	1
SO	1
LOB	7



livebaseballscorecards.com



Batter	1	2	3	4	5	6	7	8	9	AB	R	H	RBI	BB	SO	LOB
John Sipin, R OBP: 0.231, SLG: 0.342 (1, 4)	0-0 F8	0-0 6-3				0-0 HR				3	1	1	1	1	0	1
Walt Hrinik, L OBP: 0.308, SLG: 0.100 (1, 2)	4-0 1B HR BB		0-0 F9			0-0 6-3				3	1	0	0	1	0	3
Ollie Brown, R OBP: 0.317, SLG: 0.419 (1, 9)	0-0 1-2 HR 1B		0-0 5-3			4-0 2B BB				3	2	1	0	1	1	0
Al Ferrara, R OBP: 0.383, SLG: 0.462 (1, 7)	0-0 1-2 HR		4-0 BB			4-0 2B BB				2	1	1	3	2	0	0
Ivan Murrell, R OBP: 0.222, SLG: 0.200 (8, 7)	1-2 HR		BB			1-2 2B BB				0	0	0	0	0	0	0
Ed Spiezio, R OBP: 0.315, SLG: 0.399 (1, 5)	0-0 5-3		0-3 K			0-0 2B				4	0	1	1	0	1	1
Larry Stahl, L OBP: 0.233, SLG: 0.185 (1, 3)	0-0 F5		0-3 K			0-0 L7				4	0	0	0	0	1	0
Cito Gaston, R OBP: 0.272, SLG: 0.297 (1, 8)		0-0 S 1B			0-3 K					4	0	3	0	0	1	0
Tommy Dean, R OBP: 0.215, SLG: 0.216 (1, 6)		0-3 K			0-3 K					4	0	0	0	0	3	3
Joe Niekro, R OBP: 0.321, SLG: 0.182 (1, 1)		0-0 F9			0-0 F3					3	0	0	0	1	0	2

Inning Stats	R: 3	H: 2	E: 0	K: 0	S: 5	LOB: 0	BB: 1	P: 9	R: 0	H: 1	E: 0	K: 1	S: 6	LOB: 1	BB: 0	P: 6	R: 0	H: 0	E: 0	K: 1	S: 5	LOB: 1	BB: 1	P: 9	R: 0	H: 0	E: 0	K: 3	S: 9	LOB: 0	BB: 0	P: 9	R: 2	H: 2	E: 0	K: 0	S: 4	LOB: 2	BB: 2	P: 12	R: 0	H: 1	E: 0	K: 1	S: 6	LOB: 3	BB: 2	P: 14	R: 0	H: 0	E: 0	K: 1	S: 5	LOB: 0	BB: 0	P: 5	R: 0	H: 1	E: 0	K: 0	S: 4	LOB: 1	BB: 0	P: 4
--------------	------	------	------	------	------	--------	-------	------	------	------	------	------	------	--------	-------	------	------	------	------	------	------	--------	-------	------	------	------	------	------	------	--------	-------	------	------	------	------	------	------	--------	-------	-------	------	------	------	------	------	--------	-------	-------	------	------	------	------	------	--------	-------	------	------	------	------	------	------	--------	-------	------

PITCHER	IP	WLS	BF	H	R	ER	SO	BB	IBB	HBP	BLK	WP	HR	S	P	ERA	WHIP
Don Sutton, R ERA: 2.54 (1, 1)	5.2	L	27	6	5	5	6	5	0	0	0	0	2	34	54	7.94	1.941
Pete Mikkelsen, R ERA: 3.45 (6, 1)	1.1		5	0	0	0	1	1	0	0	0	0	0	6	10	0.00	0.750
Joe Moeller, R ERA: 3.04 (8, 1)	1.0		4	1	0	0	0	0	0	0	0	0	0	4	4	0.00	1.000

**BOTTOM**

**Los Angeles Dodgers @ San Diego Padres**  
 San Diego Stadium, San Diego, CA  
 Fri Jun 27 1969, 10:05 PM EDT  
 Att. 11,218 - Unknown

AB	30
R	5
H	7
RBI	5
BB	6
SO	7
LOB	10



1B:	4	SF:	0	WP:	0	PA:	36
2B:	1	SAC:	0	PB:	0		
3B:	0	DP:	0	SB:	1		
HR:	2	HBP:	0	CS:	0		

livebaseballscorecards.com

Batter	1	2	3	4	5	6	7	8	9	AB R H RBI BB SO LOB	TOP		
<b>Maury Wills, S</b> (1, 6) X OBP: 0.329, SLG: 0.290 <b>Jeff Torborg, R</b> (5, 2) OBP: 0.280, SLG: 0.292	0-0 WP 1-3 1B	0-0 F9	4-0 1B 1B BB	0-0 4-3	0-0 F3		0-0 F8		4-0 BB	4 1 1 2 1 0 3 1 0 0 0 1 0 1			
<b>Willie Crawford, L</b> (1, 7) X OBP: 0.327, SLG: 0.416	0-0 1-3 1-2		1-2 1B BB	0-0 5-3		0-0 E1 FC5-4	0-0 2-3 1B		0-3 K	6 2 2 1 1 1 2			
<b>Willie Davis, L</b> (1, 8) X OBP: 0.339, SLG: 0.442 <b>Bill Russell, R</b> (5, 8) OBP: 0.357, SLG: 0.411	0-0 P4 2-3		1-2 1B WP 1B		0-0 1B BB 1B	0-0 FC5-4 E BB G3-1	0-3 K			4 3 3 2 0 0 1 2 1 0 0 0 1 3			
<b>Len Gabrielson, L</b> (1, 9) X OBP: 0.370, SLG: 0.439	0-0 F8		1-2 1B WP 1B		4-0 1B BB 1B	4-0 G3-1 E BB	0-0 F8			4 4 2 2 2 0 3			
<b>Wes Parker, S</b> (1, 3) OBP: 0.385, SLG: 0.473 <b>John Miller, R</b> (6, PH) OBP: 0.292, SLG: 0.304 (6, 3)		0-0 HR	0-0 P3		0-0 1B E 1B	0-0 FC6 G3-1		0-0 6-3		3 2 2 2 1 0 2 2 0 0 0 0 0 2			
<b>Tom Haller, L</b> (1, 2) OBP: 0.349, SLG: 0.387 <b>Bill Sudakis, S</b> (5, 5) OBP: 0.291, SLG: 0.369		4-0 BB	0-0 K		0-0 1B E 1B	0-0 G3-1		0-0 F8		2 1 1 2 2 1 2 2 0 0 2 0 0 1			
<b>Jim Lefebvre, S</b> (1, 5) OBP: 0.355, SLG: 0.286 (5, 4)		0-0 FC5-4 1B	1-2 1B WP BB 1B		4-0 1B L1-3 BB	0-0 4-3		0-0 G3-1		4 1 0 0 2 0 4			
<b>Ted Sizemore, R</b> (1, 4) OBP: 0.315, SLG: 0.320 (5, 6)		0-0 1B	0-0 BB 1B BB 1B	4-0 4-3 PB BB	0-0 L1-3		0-0 2B 3B		0-0 G6-4-3 1B	5 3 4 1 1 0 2			
<b>Don Drysdale, R</b> (1, 1) OBP: 0.222, SLG: 0.235	0-3 K	0-3 1B BB	4-0 1B BB	0-0 4-3	0-0 2-H 1B		0-0 1B 2B		0-0 G6-4-3 1-2	5 1 2 2 1 1 4			
<b>Inning Stats</b>	R: 0 H: 1 E: 0 LOB: 1 K: 0 BB: 0 S: 4 P: 4	R: 1 H: 2 E: 0 LOB: 2 K: 1 BB: 1 S: 7 P: 11	R: 10 H: 6 E: 0 LOB: 2 K: 1 BB: 6 S: 11 P: 35	R: 1 H: 0 E: 0 LOB: 0 K: 0 BB: 1 S: 3 P: 7	R: 4 H: 4 E: 1 LOB: 1 K: 0 BB: 2 S: 6 P: 14	R: 2 H: 0 E: 2 LOB: 1 K: 0 BB: 1 S: 5 P: 9	R: 1 H: 3 E: 0 LOB: 2 K: 1 BB: 0 S: 8 P: 8	R: 0 H: 0 E: 0 LOB: 0 K: 0 BB: 0 S: 3 P: 3	R: 0 H: 1 E: 0 LOB: 1 K: 1 BB: 1 S: 5 P: 9	1B: 14 SF: 0 2B: 2 SAC: 0 3B: 1 DP: 2 HR: 1 HBP: 0	WP: 7 PA: 56 PB: 1 SB: 0 CS: 0		
<b>PITCHER</b>	IP WLS BF H R ER SO BB IBB HBP BLK WP HR S P ERA WHIP											<b>PITCHER</b>	IP WLS BF H R ER SO BB IBB HBP BLK WP HR S P ERA WHIP
<b>Steve Arlin, R</b> (1, 1) ERA: 9.28 <b>Tommie Sisk, R</b> (3, 1) ERA: 5.6 <b>Gary Ross, R</b> (3, 1) ERA: 5.14 <b>Jack Baldschun, R</b> (5, 1) ERA: 3.74 <b>Billy McCool, L</b> (9, 1) ERA: 4.65	2.2 L 17 6 6 6 2 2 1 0 0 3 1 18 30 20.25 3.000												

Los Angeles Dodgers @ San Diego Padres  
 San Diego Stadium, San Diego, CA  
 Sat Jun 28 1969, 10:05 PM EDT  
 Att. 13,432 - Unknown

AB	44
R	19
H	17
RBI	16
BB	12
SO	4
LOB	30



WP	7	PA	56
PB	1		
SB	0		
CS	0		

Batter	1	2	3	4	5	6	7	8	9	AB	R	H	RBI	BB	SO	LOB
John Sipin, R (1, 4) OBP: 0.223, SLG: 0.330	0-0 5-3		0-0 1-3			0-0 P6		0-0 5-3		4	0	0	0	0	0	1
Walt Hrinjak, L (1, 2) OBP: 0.294, SLG: 0.143	0-0 F8			0-0 G6-4-3 1B		0-0 F8			0-0 1-3	4	0	1	0	0	0	1
Ollie Brown, R (1, 9) OBP: 0.314, SLG: 0.415 Ivan Murrell, R (9, 9) OBP: 0.236, SLG: 0.200	0-0 4-3			0-0 G6-4-3 1-2f		0-0 F9			4-0 1B BB	3	0	0	0	0	0	2
Al Ferrara, R (1, 7) OBP: 0.366, SLG: 0.470		0-0 F9		0-0 2B		0-0 6-3			0-0 1-2 1B	4	0	2	0	0	0	0
Ed Spiezio, R (1, 5) OBP: 0.314, SLG: 0.397		0-0 6-3		0-3 K		0-0 4-3 1B			0-0 F9	4	0	1	0	0	1	3
Larry Stahl, L (1, 3) OBP: 0.234, SLG: 0.190		0-0 FC6-4 1B			0-0 4-3		0-0 4-3		0-0 4-3	4	0	1	0	0	0	3
Cito Gaston, R (1, 8) OBP: 0.269, SLG: 0.293		0-0 FC6-4 1-2f			0-0 5-3		0-3 K			3	0	0	0	0	1	2
Tommy Dean, R (1, 6) OBP: 0.212, SLG: 0.213			0-0 6-3		0-3 K			0-0 4-3		3	0	0	0	0	1	0
Steve Arlin, R (1, 1) Tommie Sisk, R (3, 1) Gary Kross, R (3, 1) Jack Baldschun, R (5, 1) Van Kelly, L (8, PH) Billy McCool, R (9, 1)			0-0 1-3			4-0 BB		0-0 G3		0	0	0	0	0	0	0

Inning Stats	R: 0	H: 0	E: 0	K: 0	S: 3	R: 0	H: 1	E: 0	K: 0	S: 4	R: 0	H: 0	E: 0	K: 1	S: 6	R: 0	H: 2	E: 0	K: 1	S: 6	R: 0	H: 0	E: 0	K: 1	S: 5	R: 0	H: 0	E: 0	K: 0	S: 3	R: 0	H: 1	E: 0	K: 1	S: 6	R: 0	H: 0	E: 0	K: 0	S: 3	R: 0	H: 1	E: 0	K: 0	S: 4	R: 0	H: 0	E: 0	K: 0	S: 3
	LOB: 0	BB: 0	P: 3	LOB: 1	BB: 0	LOB: 1	BB: 0	LOB: 1	BB: 0	P: 4	LOB: 0	BB: 0	LOB: 0	BB: 0	P: 3	LOB: 0	BB: 0	LOB: 0	BB: 0	P: 3	LOB: 0	BB: 0	LOB: 0	BB: 0	P: 7	LOB: 1	BB: 1	P: 6	LOB: 0	BB: 0	P: 3	LOB: 2	BB: 1	P: 8	LOB: 0	BB: 0	P: 3	LOB: 0	BB: 0	P: 3	LOB: 0	BB: 0	P: 3	LOB: 0	BB: 0	P: 3				


PITCHER	IP	WLS	BF	H	R	ER	SO	BB	IBB	HBP	BLK	WP	HR	S	P	ERA	WHIP
Don Drysdale, R (1, 1) ERA: 4.22	9.0	W	33	5	0	0	3	2	0	0	0	0	0	37	45	0.00	0.778

**BOTTOM**

**Los Angeles Dodgers @ San Diego Padres**  
San Diego Stadium, San Diego, CA

Sat Jun 28 1969, 10:05 PM EDT  
Att. 13,432 - Unknown

AB	31
R	0
H	5
RBI	0
BB	2
SO	3
LOB	12



WP	HR	S	P	ERA	WHIP
0	0	0	0	0.00	0.778

Batter	1	2	3	4	5	6	7	8	9	AB R H RBI BB SO LOB										
Maury Wills, S (1, 6) OBP: 0.323, SLG: 0.284	0-0 6-3		0-0 1-3	0-0 4-3			0-0 P6	0-0 FC6-4		5 0 0 0 0 0 6										
Willie Crawford, L (1, 7) OBP: 0.335, SLG: 0.431	4-0 G6-3		0-0 1B		0-0 4-3		0-0 1B		0-0 G3	3 1 2 1 1 0 0 1 0 0 0 0 0 0										
Bill Russell, R (9, PH) OBP: 0.355, SLG: 0.408			2-3 3-H				3B													
Willie Davis, L (1, 8) OBP: 0.346, SLG: 0.459	0-0 G6-3		0-3 K		0-0 FC3-2		0-0 1B		0-0 1B	5 0 3 1 0 1 3										
Len Gabrielson, L (1, 9) OBP: 0.360, SLG: 0.422		0-0 F7	0-0 1B		0-0 FC3-2		0-0 4-3		0-0 L4-3	4 0 1 1 0 0 2 1 0 0 0 0 0 1 0 0 0 0 0 0 0										
Andy Kosco, R (9, PH) OBP: 0.281, SLG: 0.449			1-2 3-H		3-H		1-3		1-2											
Manny Mota, R (9, 7) OBP: 0.395, SLG: 0.411																				
Wes Parker, S (1, 3) OBP: 0.383, SLG: 0.466		0-0 6-3	0-0 F5		4-0 BB		0-0 1-3			3 0 0 0 1 0 3										
Tom Haller, L (1, 2) OBP: 0.355, SLG: 0.391		4-0 BB		0-0 SH5-4	0-0 BB	0-0 P4		0-0 SH1-4		3 0 2 0 1 0 2										
Jim Lefebvre, S (1, 5) OBP: 0.349, SLG: 0.280				0-0 F9		0-0 4-3		0-0 SH1-4		3 0 0 0 0 0 2										
Ted Sizemore, R (1, 4) OBP: 0.321, SLG: 0.321			0-0 1B	4-0 SH5-4	0-0 BB	0-0 6-3		4-0 FC6-4		2 1 1 0 2 0 0										
Alan Foster, R (1, 1) OBP: 0.118, SLG: 0.063			1-3 BB	1B	1-2 BB			4-0 IBB												
Bill Sudakis, S (8, PH) OBP: 0.289, SLG: 0.367			4-0 1B	0-0 SH5-4		0-0 4-3		0-3 K		1 1 0 0 1 0 0 1 0 0 0 0 1 2 0 0 0 0 0 0 0										
Jim Brewer, L (8, 1) OBP: 0.200, SLG: 0.400			1-2 BB	1B	1-2 2-3															
<b>Inning Stats</b>	R: 0 E: 0 K: 0 S: 2	H: 0 LOB: 0 BB: 1 P: 6	R: 0 E: 0 K: 0 S: 3	H: 0 LOB: 1 BB: 1 P: 7	R: 2 E: 0 K: 1 S: 8	H: 3 LOB: 2 BB: 1 P: 12	R: 0 E: 0 K: 0 S: 4	H: 1 LOB: 2 BB: 1 P: 8	R: 0 E: 0 K: 0 S: 3	H: 0 LOB: 0 BB: 0 P: 3	R: 1 E: 0 K: 0 S: 5	H: 2 LOB: 1 BB: 0 P: 5	R: 0 E: 0 K: 1 S: 6	H: 1 LOB: 2 BB: 1 P: 10	R: 0 E: 0 K: 0 S: 3	H: 1 LOB: 0 BB: 0 P: 3	1B: 7 2B: 1 3B: 2 HR: 0	SF: 0 SAC: 2 DP: 2 HBP: 0	WP: 0 PB: 0 SB: 1 CS: 0	PA: 40

PITCHER	IP	WLS	BF	H	R	ER	SO	BB	IBB	HBP	BLK	WP	HR	S	P	ERA	WHIP
Al Santorini, R (1, 1) ERA: 3.02	8.0	L	37	8	3	3	2	5	1	0	0	0	0	35	59	3.38	1.625
Billy McCool, L (9, 1) ERA: 4.5	1.0		3	1	0	0	0	0	0	0	0	0	0	3	3	0.00	1.000

Los Angeles Dodgers @ San Diego Padres  
San Diego Stadium, San Diego, CA

Sun Jun 29 1969, 6:33 AM EDT  
Att. 7,677 - Unknown

AB	32
R	3
H	9
RBI	3
BB	6
SO	2
LOB	21



Batter	1	2	3	4	5	6	7	8	9	AB	R	H	RBI	BB	SO	LOB
<b>John Sipin, R</b> OBP: 0.224, SLG: 0.328 (1, 4)	0-0 4-3 S 2B 1B		0-0 5-3		0-0 L9			0-3 K		4	1	1	0	0	1	1
<b>Roberto Pena, R</b> OBP: 0.285, SLG: 0.272 (1, 3)	0-0 4-3		0-0				0-0 F2	0-0		4	0	2	0	0	0	1
<b>Billy McCool, R</b> (9, 1)	1-3		1B					1B		0	0	0	0	0	0	0
<b>Ivan Murrell, R</b> OBP: 0.237, SLG: 0.222 (1, 9)	0-0 G3 2B		0-0 F8				0-3 K	0-3 K		4	0	1	1	0	2	2
<b>Al Ferrara, R</b> OBP: 0.358, SLG: 0.458 (1, 7)	0-0 G3			0-0 F9			0-0 5-3		0-0 F8	4	0	0	0	0	0	1
<b>Ed Spiezio, R</b> OBP: 0.309, SLG: 0.390 (1, 5)	0-0 F8			0-0 6-3				0-0 F8	0-0 4-3	4	0	0	0	0	0	1
<b>Chris Cannizzaro, R</b> OBP: 0.331, SLG: 0.333 <b>Sonny Ruberto, R</b> OBP: 0.200, SLG: 0.143 (1, 2) (7, PR) (8, 2)		0-0 P3		0-0 6-3					0-0 6-3	3	0	1	0	0	0	0
<b>Cito Gaston, R</b> OBP: 0.266, SLG: 0.290 (1, 8)		0-0 F3			0-0 5-3			1B	0-0 F9	3	0	0	0	0	0	1
<b>Tommy Dean, R</b> OBP: 0.209, SLG: 0.210 <b>Larry Stahl, L</b> OBP: 0.231, SLG: 0.186 (1, 6) (7, PH) (8, 3)		0-0 F8			0-0 P4			0-0 F8		2	0	0	0	0	0	0
<b>Al Santorini, R</b> OBP: 0.200, SLG: 0.172 <b>Jose Arcia, R</b> OBP: 0.271, SLG: 0.250 (1, 1) (8, PH) (9, 6)			0-3 K						0-0 F2	1	0	0	0	1	0	0

**BOTTOM**

**Los Angeles Dodgers @ San Diego Padres**  
San Diego Stadium, San Diego, CA  
Sun Jun 29 1969, 6:33 AM EDT  
Att. 7,677 - Unknown

<b>AB</b>	33
<b>R</b>	1
<b>H</b>	6
<b>RBI</b>	1
<b>BB</b>	0
<b>SO</b>	4
<b>LOB</b>	8



Inning Stats		R: 1	H: 2	E: 0	K: 0	S: 5	LOB: 1	BB: 0	P: 5	R: 0	H: 0	E: 0	K: 0	S: 3	LOB: 0	BB: 0	P: 3	R: 0	H: 1	E: 0	K: 1	S: 6	LOB: 1	BB: 0	P: 6	R: 0	H: 0	E: 0	K: 0	S: 3	LOB: 0	BB: 0	P: 3	R: 0	H: 1	E: 0	K: 0	S: 4	LOB: 1	BB: 0	P: 4	R: 0	H: 0	E: 0	K: 1	S: 5	LOB: 0	BB: 0	P: 5	R: 0	H: 1	E: 0	K: 0	S: 4	LOB: 1	BB: 0	P: 4	R: 0	H: 1	E: 0	K: 2	S: 8	LOB: 1	BB: 0	P: 8	R: 0	H: 0	E: 0	K: 0	S: 3	LOB: 0	BB: 0	P: 3	1B: 5	SF: 0	2B: 1	SAC: 0	3B: 0	DP: 0	HR: 0	HBP: 0	WP: 0	PA: 33	PB: 0	SB: 1	CS: 0	ERA	WHIP
<b>PITCHER</b>	<b>IP</b>	<b>WLS</b>	<b>BF</b>	<b>H</b>	<b>R</b>	<b>ER</b>	<b>SO</b>	<b>BB</b>	<b>IBB</b>	<b>HBP</b>	<b>BLK</b>	<b>WP</b>	<b>HR</b>	<b>S</b>	<b>P</b>	<b>ERA</b>	<b>WHIP</b>																																																																							
<b>Alan Foster, R</b> ERA: 3.07 (1, 1)	7.0	W	26	5	1	1	2	0	0	0	0	0	0	30	30	1.29	0.714																																																																							
<b>Jim Brewer, L</b> ERA: 1.49 (8, 1)	2.0	S	7	1	0	0	2	0	0	0	0	0	0	11	11	0.00	0.500																																																																							

Batter	1	2	3	4	5	6	7	8	9	AB R H RBI BB SO LOB	TOP											
<b>Bobby Bonds, R</b> (1, 9) OBP: 0.366, SLG: 0.466	0-0 F9		0-0 S 1B	0-3 K		0-0 S 1B			0-3 K	5 1 2 0 0 2 2	<b>San Francisco Giants @ San Diego Padres</b> San Diego Stadium, San Diego, CA Mon Jun 30 1969, 10:05 PM EDT Att. 5,405 - Unknown <a href="http://livebaseballscorecards.com">livebaseballscorecards.com</a>											
<b>Ron Hunt, R</b> (1, 4) OBP: 0.357, SLG: 0.308	0-0 F1		4-0 1B E	0-0 1B		0-0 F6			4-0 BB	3 1 1 2 2 0 1												
<b>Willie Mays, R</b> (1, 8) OBP: 0.375, SLG: 0.472	0-0 F8		0-0 E 1B	0-0 4-3					0-3 K	5 1 1 2 0 1 2												
<b>Willie McCovey, L</b> (1, 3) OBP: 0.469, SLG: 0.749		0-0 E1 G4-6-3	0-0 E9 2B		0-0 5-3				0-0 4-3 2B	5 0 2 2 0 0 1												
<b>Jim Ray Hart, R</b> (1, 7) OBP: 0.352, SLG: 0.296		0-0 G4-6-3	0-3 K		0-0 F9				0-0 4-3	4 0 0 0 0 1 3												
<b>Dave Marshall, L</b> (7, 7) OBP: 0.341, SLG: 0.263		1-2 G4-6-3				2-3 F9			2-3 4-3	0 0 0 0 0 0 0												
<b>Bobby Etheridge, R</b> (1, 5) OBP: 0.453, SLG: 0.507		0-0 2B	0-0 5-3		4-0 BB				0-0 F8	3 0 1 0 1 0 2												
<b>Jack Hiatt, R</b> (1, 2) OBP: 0.341, SLG: 0.358		0-3 K		0-3 K	0-0 F9				0-0 6-3	4 0 0 0 0 2 2												
<b>Hal Lanier, R</b> (1, 6) OBP: 0.288, SLG: 0.272			0-0 1B 1B	0-0 WP E 1B 1B		0-0 1-3			0-0 F8	4 2 2 0 0 0 0												
<b>Mike McCormick, L</b> (1, 1) OBP: 0.267, SLG: 0.357			0-0 F8	0-0 E2 WP 1B		0-3 K			0-3 K	4 1 0 0 0 2 2												
<b>Inning Stats</b>	R: 0 E: 0 K: 0 S: 3	H: 0 LOB: 0 BB: 0 P: 3	R: 0 E: 1 K: 1 S: 6	H: 1 LOB: 1 BB: 0 P: 6	R: 4 E: 1 K: 1 S: 9	H: 4 LOB: 1 BB: 1 P: 13	R: 2 E: 1 K: 2 S: 10	H: 2 LOB: 1 BB: 0 P: 10	R: 0 E: 0 K: 0 S: 3	H: 0 LOB: 1 BB: 1 P: 7	R: 0 E: 0 K: 1 S: 6	H: 1 LOB: 1 BB: 0 P: 6	R: 0 E: 0 K: 0 S: 4	H: 1 LOB: 1 BB: 0 P: 4	R: 0 E: 0 K: 1 S: 5	H: 0 LOB: 0 BB: 0 P: 5	R: 0 E: 0 K: 2 S: 7	H: 0 LOB: 1 BB: 1 P: 11	1B: 6 2B: 3 3B: 0 HR: 0	SF: 0 SAC: 0 DP: 1 HBP: 0	WP: 1 PB: 0 SB: 2 CS: 0	PA: 40
<b>PITCHER</b>	IP WLS BF H R ER SO BB IBB HBP BLK WP HR S P ERA WHIP																					
<b>Clay Kirby, R</b> (1, 1) ERA: 4.28	3.2 L 20 7 6 4 4 1 0 0 0 1 0 27 31 9.82 2.182																					
<b>Gary Ross, R</b> (4, 1) ERA: 4.85	3.1 13 2 0 0 1 1 0 0 0 0 0 14 18 0.00 0.900																					
<b>Jack Baldschun, R</b> (8, 1) ERA: 3.57	2.0 7 0 0 0 3 1 0 0 0 0 0 12 16 0.00 0.500																					



Batter	1	2	3	4	5	6	7	8	9	AB	R	H	RBI	BB	SO	LOB
John Sipin, R (1, 4) OBP: 0.233, SLG: 0.333	0-0 BB 1B SF8 1B		0-0 G6-4-3 1B		0-0 6-3			0-0 F9		4	1	2	0	0	0	0
Roberto Pena, R (1, 6) OBP: 0.285, SLG: 0.272	0-0 F8		0-0 G6-4-3 1-2f			0-0 6-3		0-0 G6-4-3 1B		4	0	1	0	0	0	2
Ollie Brown, R (1, 9) OBP: 0.313, SLG: 0.413	0-0 BB 1-2 1B		0-0 F6			0-0 G3		0-0 G6-4-3 1-2f		4	0	1	0	0	0	1
Nate Colbert, R (1, 3) OBP: 0.353, SLG: 0.556	4-0 1-2 2-3 BB			0-0 F9		0-0 F4			0-0 F4	3	0	0	0	1	0	0
Al Ferrara, R (1, 7) OBP: 0.355, SLG: 0.455	0-0 SF8			0-3 K			0-0 G6-4-3 1B		0-0 F2	3	0	1	1	0	1	0
Ed Spiezio, R (1, 5) OBP: 0.309, SLG: 0.386	0-0 F7			4-0 BB		0-0 G6-4-3 1-2f			0-0 F3	3	0	0	0	1	0	3
Chris Cannizzaro, R (1, 2) OBP: 0.331, SLG: 0.333		0-3 K		0-3 K			0-0 1B 1B			3	0	1	0	0	2	1
Cito Gaston, R (1, 8) OBP: 0.267, SLG: 0.290		0-0 F6			0-0 1-3		0-0 1-3 1B			3	0	1	0	0	0	0
Clay Kirby, R (1, 1) OBP: 0.088, SLG: 0.031		0-0 6-3			0-0 1-3		0-0 G3			1	0	0	0	0	0	0
Gary Ross, R (4, 1)										1	0	0	0	0	0	0
Ivan Murrell, R (7, PH) OBP: 0.233, SLG: 0.218										1	0	0	0	0	0	2
Jack Baldschun, R (8, 1) OBP: 0.400, SLG: 0.250										0	0	0	0	0	0	0

Inning Stats	R: 1	H: 2	E: 0	K: 0	S: 5	LOB: 2	BB: 1	P: 9	R: 0	H: 0	E: 0	K: 1	S: 5	LOB: 0	BB: 0	P: 5	R: 0	H: 1	E: 0	K: 2	S: 7	LOB: 1	BB: 1	P: 11	R: 0	H: 0	E: 0	K: 0	S: 3	LOB: 0	BB: 0	P: 3	R: 0	H: 3	E: 0	K: 0	S: 5	LOB: 2	BB: 0	P: 5	R: 0	H: 1	E: 0	K: 0	S: 3	LOB: 0	BB: 0	P: 3	R: 0	H: 0	E: 0	K: 0	S: 3	LOB: 0	BB: 0	P: 3	1B: 7	2B: 0	3B: 0	HR: 0	SF: 1	SAC: 0	DP: 3	HBP: 0	WP: 0	PB: 0	SB: 0	CS: 0	PA: 33
PITCHER Mike McCormick, L (1, 1) ERA: 2.99	IP	WLS	BF	H	R	ER	SO	BB	IBB	HBP	BLK	WP	HR	S	P	ERA	WHIP	IP	WLS	BF	H	R	ER	SO	BB	IBB	HBP	BLK	WP	HR	S	P	ERA	WHIP	IP	WLS	BF	H	R	ER	SO	BB	IBB	HBP	BLK	WP	HR	S	P	ERA	WHIP																		


**BOTTOM**

**San Francisco Giants @ San Diego Padres**  
San Diego Stadium, San Diego, CA

Mon Jun 30 1969, 10:05 PM EDT  
Att. 5,405 - Unknown

livebaseballscorecards.com

AB	30
R	1
H	7
RBI	1
BB	2
SO	3
LOB	9



Batter	1	2	3	4	5	6	7	8	9	AB R H RBI BB SO LOB	TOP													
<b>Bobby Bonds, R</b> OBP: 0.366, SLG: 0.465 (1, 9) X	0-0 1B 1B	0-0 B1 2-3		0-0 5-3			0-0 1B E 1B		0-3 K	5 2 2 0 0 1 2	<b>San Francisco Giants @ San Diego Padres</b> San Diego Stadium, San Diego, CA Tue Jul 01 1969, 10:05 PM EDT Att. 5,063 - Unknown <a href="http://livebaseballscorecards.com">livebaseballscorecards.com</a>													
<b>Ron Hunt, R</b> OBP: 0.362, SLG: 0.315 (1, 4) X	0-0 1B 1-3 1B	0-3 K			0-0 FC3-6 1B		0-0 E 1-3 SF9 1B		0-0 6-3	5 2 3 0 0 1 1														
<b>Willie Mays, R</b> OBP: 0.368, SLG: 0.462 (1, 8) S S S	0-3 K	0-3 K			0-0 F8		0-0 E5 1-3 S		0-0 F4	5 0 0 0 0 2 5														
<b>Willie McCovey, L</b> OBP: 0.466, SLG: 0.743 (1, 3) X	0-0 BB 1-3 3-H 1B		0-3 K		0-0 FC3-6 1B 1-2f PB		0-0 SF9 3-H			3 1 1 2 0 1 1 0 0 0 0 0 0 0														
<b>Jim Ray Hart, R</b> OBP: 0.355, SLG: 0.297 (1, 7) B B B	4-0 BB 1-2 BB		0-0 F3		0-0 PB 1-3 1B		0-3 K			3 0 1 0 1 1 1 0 0 0 0 0 0 0														
<b>Bobby Etheridge, R</b> OBP: 0.433, SLG: 0.481 (1, 5) S S S	0-3 K		0-0 5-3		0-0 F7 1-2 3-H		0-0 F3 1-2			4 0 0 0 0 1 5 0 0 0 0 0 0 0														
<b>Jim Davenport, R</b> OBP: 0.322, SLG: 0.339 (7, 5)																								
<b>Jack Hiatt, R</b> OBP: 0.351, SLG: 0.355 (1, 2) B B B B	4-0 1-2 2-3 3-H BB			4-0 SH1-4 BB		0-0 F7		4-0 BB 4-3		1 0 0 1 3 0 0														
<b>Hal Lanier, R</b> OBP: 0.265, SLG: 0.268 (1, 6) X	0-0 F8			0-0 SH1-4 1-2		0-0 6-3		0-0 4-3 1-2f		3 0 0 0 0 0 4														
<b>Bobby Bolin, R</b> OBP: 0.273, SLG: 0.321 (1, 1) X		0-0 PB 2B		0-0 F6		0-3 K		0-3 K		4 0 1 0 0 2 1														
<b>Inning Stats</b>	R: 2 E: 0 K: 2 S: 10	H: 3 LOB: 3 BB: 2 P: 18	R: 0 E: 0 K: 2 S: 8	H: 1 LOB: 1 BB: 0 P: 8	R: 0 E: 0 K: 1 S: 5	H: 0 LOB: 0 BB: 0 P: 5	R: 0 E: 0 K: 0 S: 3	H: 0 LOB: 1 BB: 1 P: 7	R: 1 E: 0 K: 0 S: 5	H: 2 LOB: 1 BB: 0 P: 5	R: 0 E: 0 K: 1 S: 5	H: 0 LOB: 0 BB: 0 P: 5	R: 2 E: 1 K: 1 S: 8	H: 2 LOB: 1 BB: 0 P: 8	R: 0 E: 0 K: 1 S: 4	H: 0 LOB: 0 BB: 1 P: 8	R: 0 E: 0 K: 1 S: 5	H: 0 LOB: 0 BB: 0 P: 5	1B: 7 2B: 2 3B: 0 HR: 0	SF: 1 SAC: 1 DP: 1 HBP: 0	WP: 0 PB: 2 SB: 1 CS: 0	PA: 39		
<b>PITCHER</b> <b>Dick Kelley, L</b> ERA: 3.94 (1, 1)	IP: 6.0 WLS: 0 BF: 27 H: 6 R: 3 ER: 2 SO: 6 BB: 3 IBB: 0 HBP: 0 BLK: 0 WP: 0 HR: 0 S: 36 P: 48 ERA: 3.00 WHIP: 1.500																							
<b>Billy McCool, L</b> ERA: 4.11 (7, 1)	IP: 3.0 WLS: L BF: 12 H: 2 R: 2 ER: 0 SO: 3 BB: 1 IBB: 0 HBP: 0 BLK: 0 WP: 0 HR: 0 S: 17 P: 21 ERA: 0.00 WHIP: 1.000																							





Batter	1	2	3	4	5	6	7	8	9	AB R H RBI BB SO LOB
John Sipin, R (1, 4) OBP: 0.224, SLG: 0.320	0-0 F6	0-3 K		0-0 F8		0-0 4-3			0-0 F3	5 0 0 0 0 1 6
Roberto Pena, R (1, 6) OBP: 0.283, SLG: 0.270 Jose Arcia, R (9, PR) OBP: 0.271, SLG: 0.250	0-3 K		0-3 K		0-0 6-3		0-0 F4		0-0 1B	5 0 1 1 0 2 0 0 0 0 0 0 0 0
Ollie Brown, R (1, 9) OBP: 0.311, SLG: 0.412	0-0 2B		0-0 6-3		0-0 F9		0-0 F4		0-0 F8	5 0 1 0 0 0 1
Nate Colbert, R (1, 3) OBP: 0.351, SLG: 0.550	0-0 5-3		0-0 F3		0-0 1B		0-0 1-3			4 0 1 0 0 0 1
Al Ferrara, R (1, 7) OBP: 0.353, SLG: 0.456		0-0 E5 1B BB		0-0 1B 2B		0-0 F8		0-0 6-3		4 2 1 0 0 0 1
Ed Spiezio, R (1, 5) OBP: 0.311, SLG: 0.388		0-0 F8		0-0 BB 1B		0-0 1B 1B		0-0 F4		4 1 2 1 0 0 1
Walt Hrinjak, L (1, 2) OBP: 0.400, SLG: 0.200 Chris Cannizzaro, R (7, 2) OBP: 0.329, SLG: 0.332		4-0 1B BB 1-2 BB		4-0 BB 1B		0-0 1B 1B		0-3 K		1 0 1 0 2 0 0 1 0 0 0 0 1 0
Cito Gaston, R (1, 8) OBP: 0.267, SLG: 0.290		0-0 1B 1-2 2-H		0-3 K		0-3 K		0-0 F8		4 0 1 1 0 2 3
Dick Kelley, R (1, 1) OBP: 0.138, SLG: 0.172 Larry Stahl, L (6, PH) OBP: 0.242, SLG: 0.200 Billy McCool, R (7, 1) OBP: 0.208, SLG: 0.417		0-0 F9		0-3 K		0-0 1B 3-H		0-0 1B 2B		2 0 0 0 0 1 4 1 0 1 1 0 0 0 0 0 0 0 0 0 0 1 1 1 0 0 0 0

Inning Stats	R: 0	H: 1	E: 0	LOB: 1	K: 1	BB: 0	S: 6	P: 6	R: 1	H: 1	E: 1	LOB: 2	K: 1	BB: 1	S: 7	P: 11	R: 0	H: 0	E: 0	LOB: 0	K: 1	BB: 0	S: 5	P: 5	R: 1	H: 2	E: 0	LOB: 2	K: 2	BB: 1	S: 9	P: 13	R: 0	H: 1	E: 0	LOB: 1	K: 0	BB: 0	S: 4	P: 4	R: 1	H: 3	E: 0	LOB: 1	K: 1	BB: 0	S: 7	P: 7	R: 0	H: 0	E: 0	LOB: 0	K: 0	BB: 0	S: 3	P: 3	R: 0	H: 0	E: 0	LOB: 0	K: 1	BB: 0	S: 5	P: 5	R: 1	H: 2	E: 0	LOB: 1	K: 0	BB: 0	S: 5	P: 5	1B: 7	SF: 0	2B: 3	SAC: 0	3B: 0	DP: 0	HR: 0	HBP: 0	WP: 0	PA: 39
PITCHER Bobby Bolin, R (1, 1) ERA: 4.08	IP	WLS	BF	H	R	ER	SO	BB	IBB	HBP	BLK	WP	HR	S	P	ERA	WHIP	IP	WLS	BF	H	R	ER	SO	BB	IBB	HBP	BLK	WP	HR	S	P	ERA	WHIP																																																


**BOTTOM**

**San Francisco Giants @ San Diego Padres**  
San Diego Stadium, San Diego, CA

Tue Jul 01 1969, 10:05 PM EDT  
Att. 5,063 - Unknown

livebaseballscorecards.com

AB	37
R	4
H	10
RBI	4
BB	2
SO	7
LOB	17



Batter	1	2	3	4	5	6	7	8	9	AB R H RBI BB SO LOB	TOP									
<b>Dave Marshall, L</b> OBP: 0.338, SLG: 0.263 (1, 9) (8, 7)	0-0 1B 1B		0-3 K		0-3 K			0-0 F7		4 1 1 0 0 2 0										
<b>Ron Hunt, R</b> OBP: 0.360, SLG: 0.314 (1, 4)	0-0 1B 1-3 F8-5-4-3		0-0 6-3		0-0 6-3			0-0 6-3		4 1 1 0 0 0 0										
<b>Bobby Bonds, R</b> OBP: 0.365, SLG: 0.462 (1, 8) (8, 9)	0-0 1B 1-2 3-H F8-5-4-3			0-0 1-3		0-3 K		0-0 F7		4 0 1 1 0 1 0										
<b>Willie McCovey, L</b> OBP: 0.463, SLG: 0.734 (1, 3)	0-0 F8-5-4-3			4-0 HR BB		0-0 4-3		0-0 4-3		3 1 0 0 1 0 1										
<b>Jim Ray Hart, R</b> OBP: 0.355, SLG: 0.318 <b>Willie Mays, R</b> OBP: 0.366, SLG: 0.460 (1, 7) (8, 8)	0-0 6-3			0-0 1-H HR		0-0 F8		0-0 F1		3 1 1 2 0 0 0 1 0 0 0 0 0 0										
<b>Bobby Etheridge, R</b> OBP: 0.419, SLG: 0.463 <b>Jim Davenport, R</b> OBP: 0.326, SLG: 0.343 (1, 5) (8, 5)		0-0 5-3		0-0 5-3			0-0 6-3		0-0 BB 2B 1B	3 0 0 0 0 0 0 1 1 1 0 0 0 0										
<b>Jack Hiatt, R</b> OBP: 0.354, SLG: 0.350 (1, 2)		0-0 F3		4-0 BB		0-0 E7 3-1		4-0 2B BB		2 1 0 0 2 0 0										
<b>Hal Lanier, R</b> OBP: 0.265, SLG: 0.272 (1, 6)		0-0 6-3		0-0 F8		0-0 3-1		0-0 2B		4 0 1 2 0 0 2										
<b>Juan Marichal, R</b> OBP: 0.196, SLG: 0.208 (1, 1)			0-0 F3		0-0 F8		0-0 5-3		0-0 6-3	4 0 0 0 0 0 2										
<b>Inning Stats</b>	R: 2 E: 0 K: 0 S: 5	H: 3 LOB: 0 BB: 0 P: 5	R: 0 E: 0 K: 0 S: 3	H: 0 LOB: 0 BB: 0 P: 3	R: 0 E: 0 K: 1 S: 5	H: 0 LOB: 0 BB: 0 P: 5	R: 2 E: 0 K: 0 S: 4	H: 1 LOB: 1 BB: 2 P: 12	R: 0 E: 0 K: 1 S: 5	H: 0 LOB: 0 BB: 0 P: 5	R: 0 E: 1 K: 0 S: 4	H: 0 LOB: 1 BB: 0 P: 4	R: 0 E: 0 K: 0 S: 3	H: 0 LOB: 0 BB: 0 P: 3	R: 2 E: 0 K: 0 S: 5	H: 2 LOB: 1 BB: 1 P: 9	1B: 4 2B: 2 3B: 0 HR: 1	SF: 0 SAC: 0 DP: 1 HBP: 0	WP: 0 PB: 0 SB: 0 CS: 0	PA: 36
<b>PITCHER</b>	IP WLS BF H R ER SO BB IBB HBP BLK WP HR S P ERA WHIP																			
<b>Joe Niekro, R</b> ERA: 2.91 (1, 1)	5.0 L 20 4 4 4 2 2 0 0 0 0 0 1 22 30 7.20 1.200																			
<b>Gary Ross, R</b> ERA: 4.77 (6, 1)	1.0 3 0 0 0 1 0 0 0 0 0 0 0 5 5 0.00 0.000																			
<b>Tommie Sisk, R</b> ERA: 5.62 (7, 1)	3.0 13 2 2 2 0 1 0 0 0 0 0 0 12 16 6.00 1.000																			

**San Francisco Giants @ San Diego Padres**  
San Diego Stadium, San Diego, CA  
Wed Jul 02 1969, 10:05 PM EDT  
Att. 6,930 - Unknown

AB	33
R	6
H	6
RBI	5
BB	3
SO	3
LOB	5



Batter	1	2	3	4	5	6	7	8	9	AB R H RBI BB SO LOB
John Sipin, R OBP: 0.230, SLG: 0.323 (1, 4)	0-0 F9		0-0 F8		0-0 FC1-2-5-1 1B		0-0 6-3		0-0 1B	5 1 2 0 0 0 0
Roberto Pena, R OBP: 0.285, SLG: 0.273 (1, 5)	0-0 FC5-4 1B		0-0 1B		0-0 FC1-2-5-1 1B		0-0 5-3		0-0 F4	5 1 2 0 0 0 3
Ollie Brown, R OBP: 0.310, SLG: 0.410 (1, 9)	0-3 K		0-0 4-3		0-0 2B 1B		0-0 6-3			4 1 1 2 0 1 2
Nate Colbert, R OBP: 0.350, SLG: 0.544 (1, 3)	0-0 FC5-4			0-3 K	0-0 F8			0-0 4-3 1B		4 0 1 0 0 1 2
Al Ferrara, R OBP: 0.356, SLG: 0.460 (1, 7)		0-0 4-3		4-0 1B BB	0-0 2B			0-0 F2		3 0 1 1 1 0 1
Chris Cannizzaro, R OBP: 0.328, SLG: 0.330 (1, 2)		0-0 5-3 1B		0-0 F7	0-0 F9			0-0 4-3		4 0 1 0 0 0 3
Cito Gaston, R OBP: 0.266, SLG: 0.289 (1, 8)		0-0 5-3		0-0 1-3 1B		0-3 K		0-3 K		4 0 1 0 0 2 2
Tommy Dean, R OBP: 0.206, SLG: 0.207 (1, 6)		0-0 F8		0-0 5-3		0-0 6-3			0-0 F8	3 0 0 0 0 0 3
Ed Spezio, R OBP: 0.310, SLG: 0.386 (9, PH)										1 0 0 0 0 0 0
Joe Niekro, R OBP: 0.510, SLG: 0.174 (1, 1)			0-0 F8		0-0 FC1-2-5-1 2B		0-0 5-3		0-0 3-1	1 0 0 0 0 0 0
Van Kelly, L OBP: 0.240, SLG: 0.480 (5, PH)										1 0 1 0 0 0 0
Gary Ross, R OBP: 0.290, SLG: 0.222 (6, 1)										0 0 0 0 0 0 0
Ivan Murrell, R OBP: 0.230, SLG: 0.214 (6, PH)										1 0 0 0 0 0 0
Tommie Sisk, R OBP: 0.290, SLG: 0.222 (7, 1)										0 0 0 0 0 0 0
Larry Stahl, L OBP: 0.239, SLG: 0.197 (9, PH)										1 0 0 0 0 0 0

BOTTOM															
<b>San Francisco Giants @ San Diego Padres</b> San Diego Stadium, San Diego, CA Wed Jul 02 1969, 10:05 PM EDT Att. 6,930 - Unknown	<table border="1"> <tr><td>AB</td><td>37</td></tr> <tr><td>R</td><td>3</td></tr> <tr><td>H</td><td>10</td></tr> <tr><td>RBI</td><td>3</td></tr> <tr><td>BB</td><td>1</td></tr> <tr><td>SO</td><td>4</td></tr> <tr><td>LOB</td><td>16</td></tr> </table> 	AB	37	R	3	H	10	RBI	3	BB	1	SO	4	LOB	16
AB	37														
R	3														
H	10														
RBI	3														
BB	1														
SO	4														
LOB	16														

Inning Stats	R: 0	H: 1	E: 0	K: 1	S: 6	LOB: 1	BB: 0	P: 6	R: 0	H: 1	E: 0	K: 0	S: 4	LOB: 1	BB: 0	P: 4	R: 0	H: 1	E: 0	K: 0	S: 4	LOB: 1	BB: 0	P: 4	R: 0	H: 1	E: 0	K: 1	S: 5	LOB: 0	BB: 0	P: 5	R: 0	H: 0	E: 0	K: 0	S: 3	LOB: 0	BB: 0	P: 3	R: 0	H: 1	E: 0	K: 1	S: 6	LOB: 1	BB: 0	P: 6	R: 0	H: 1	E: 0	K: 0	S: 4	LOB: 1	BB: 0	P: 4
<b>PITCHER</b> <b>Juan Marichal, R</b> (1, 1) ERA: 2.22	IP	WLS	BF	H	R	ER	SO	BB	IBB	HBP	BLK	WP	HR	S	P	ERA	WHIP																																							
	9.0	W	38	10	3	3	4	1	0	0	0	0	0	45	49	3.00	1.222																																							

PITCHER																
IP	WLS	BF	H	R	ER	SO	BB	IBB	HBP	BLK	WP	HR	S	P	ERA	WHIP

Batter	1	2	3	4	5	6	7	8	9	AB R H RBI BB SO LOB	TOP											
<b>Curt Blefary, L</b> (1, 3) OBP: 0.354, SLG: 0.359	0-0 		0-0 		0-0 			0-0 		3 0 0 1 0 0 0												
<b>Joe Morgan, L</b> (1, 4) OBP: 0.400, SLG: 0.391	4-0 		0-0 		0-0 			0-0 		3 1 0 0 1 0 0												
<b>Jimmy Wynn, R</b> (1, 8) OBP: 0.416, SLG: 0.517	0-0 			0-0 		0-0 		0-3 		4 0 2 0 0 1 0												
<b>Norm Miller, L</b> (1, 9) OBP: 0.386, SLG: 0.409	0-0 			0-0 		0-3 		4-0 		3 0 1 1 1 1 2												
<b>Johnny Edwards, L</b> (1, 2) OBP: 0.268, SLG: 0.291	0-0 			0-0 		0-0 		0-0 		4 0 0 0 0 0 4												
<b>Denis Menke, R</b> (1, 6) OBP: 0.400, SLG: 0.438		0-0 			0-0 			0-0 		3 1 1 0 1 0 1												
<b>Gary Geiger, L</b> (1, 7) OBP: 0.368, SLG: 0.316		0-0 			0-0 			0-3 		4 1 1 0 0 1 3												
<b>Doug Rader, R</b> (1, 5) OBP: 0.319, SLG: 0.346		0-0 			0-0 			4-0 		3 1 2 2 1 0 0												
<b>Larry Dierker, R</b> (1, 1) OBP: 0.172, SLG: 0.175			0-0 		0-0 			0-0 		4 0 0 0 0 0 5												
<b>Inning Stats</b>	R: 1 E: 0 K: 0 S: 4	H: 1 LOB: 1 BB: 1 P: 8	R: 0 E: 0 K: 0 S: 3	H: 1 LOB: 0 BB: 0 P: 3	R: 0 E: 0 K: 0 S: 3	H: 0 LOB: 0 BB: 0 P: 3	R: 0 E: 0 K: 0 S: 3	H: 1 LOB: 0 BB: 0 P: 3	R: 3 E: 1 K: 0 S: 6	H: 2 LOB: 0 BB: 0 P: 6	R: 0 E: 0 K: 1 S: 6	H: 1 LOB: 1 BB: 0 P: 6	R: 0 E: 0 K: 0 S: 3	H: 1 LOB: 0 BB: 0 P: 3	R: 0 E: 0 K: 1 S: 5	H: 0 LOB: 0 BB: 0 P: 5	R: 0 E: 0 K: 1 S: 5	H: 0 LOB: 3 BB: 3 P: 17	1B: 5 2B: 3 3B: 0 HR: 0	SF: 1 SAC: 0 DP: 3 HBP: 0	WP: 1 PB: 0 SB: 1 CS: 0	PA: 36
<b>PITCHER</b>	IP WLS BF H R ER SO BB IBB HBP BLK WP HR S P ERA WHIP																					
<b>Al Santorini, R</b> (1, 1) ERA: 3.05	5.0 L 20 5 4 2 0 1 0 0 0 0 0 0 19 23 3.60 1.200																					
<b>Gary Ross, R</b> (6, 1) ERA: 4.55	3.0 10 2 0 0 2 0 0 0 0 0 0 0 14 14 0.00 0.667																					
<b>Frank Reberger, R</b> (9, 1) ERA: 4.5	0.1 3 0 0 0 0 2 0 0 0 1 0 1 9 9 0.00 6.000																					
<b>Billy McCool, L</b> (9, 1) ERA: 4.04	0.2 3 0 0 0 1 1 0 0 0 0 0 4 8 0.00 1.500																					

Houston Astros @ San Diego Padres  
San Diego Stadium, San Diego, CA

Fri Jul 04 1969, 10:05 PM EDT  
Att: 17,989 - Unknown

livebaseballscorecards.com

AB	31
R	4
H	7
RBI	4
BB	4
SO	3
LOB	15



Batter	1	2	3	4	5	6	7	8	9	AB	R	H	RBI	BB	SO	LOB
John Sipin, R OBP: 0.231, SLG: 0.321 (1, 4)	0-0		0-0		0-0			0-0		4	0	1	0	0	0	1
Van Kelly, L OBP: 0.241, SLG: 0.448 (1, 5)	0-0		0-0					0-0		4	0	1	0	0	0	2
Ollie Brown, R OBP: 0.310, SLG: 0.408 (1, 9)	0-0				0-0			0-0		4	0	1	0	0	0	1
Frank Reberger, L (9, 1)										0	0	0	0	0	0	0
Billy McCool, R (9, 1)					9-6					0	0	0	0	0	0	0
Nate Colbert, R OBP: 0.348, SLG: 0.543 (1, 3)		0-3		0-3				0-0		4	0	1	0	0	2	1
Al Ferrara, R OBP: 0.354, SLG: 0.455 (1, 7)		0-0		0-0				0-0		4	0	1	0	0	0	1
Chris Cannizzaro, R OBP: 0.327, SLG: 0.326 (1, 2)		0-3		0-0				0-0		3	0	0	0	1	1	3
Cito Gaston, R OBP: 0.263, SLG: 0.285 (1, 8)								0-0		4	0	0	0	0	1	2
Tommy Dean, R OBP: 0.213, SLG: 0.220 (1, 6)								0-0		3	0	2	0	0	0	1
Al Santorini, R OBP: 0.194, SLG: 0.167 (1, 1)		0-3						0-3		1	0	0	0	0	1	1
Roberto Pena, R OBP: 0.284, SLG: 0.272 (5, PH)										1	0	0	0	0	0	1
Gary Ross, R (6, 1)										0	0	0	0	0	0	0
Larry Stahl, L OBP: 0.235, SLG: 0.194 (8, PH) (9, 9)										1	0	0	0	0	1	0

Inning Stats	R: 0	H: 0	R: 0	H: 0	R: 0	H: 2	R: 0	H: 2	R: 0	H: 1	R: 0	H: 0	R: 0	H: 0	R: 0	H: 1	R: 0	H: 1	R: 0	H: 1	1B: 5	SF: 0	WP: 0	PA: 34	
E: 0	LOB: 0	E: 0	LOB: 0	E: 0	LOB: 2	E: 0	LOB: 1	E: 0	LOB: 0	E: 0	LOB: 1	E: 0	LOB: 0	E: 0	LOB: 1	E: 0	LOB: 1	E: 0	LOB: 1	E: 0	LOB: 1	2B: 3	SAC: 0	PB: 0	
K: 0	BB: 0	K: 2	BB: 0	K: 1	BB: 0	K: 1	BB: 0	K: 0	BB: 0	K: 1	BB: 0	K: 0	BB: 0	K: 1	BB: 0	K: 0	BB: 0	K: 0	BB: 0	K: 1	BB: 0	3B: 0	DP: 1	SB: 0	
S: 3	P: 3	S: 7	P: 7	S: 7	P: 7	S: 6	P: 6	S: 3	P: 3	S: 6	P: 6	S: 3	P: 3	S: 6	P: 7	S: 6	P: 6	S: 4	P: 4	S: 4	P: 4	HR: 0	HBP: 0	CS: 0	

PITCHER	IP	WLS	BF	H	R	ER	SO	BB	IBB	HBP	BLK	WP	HR	S	P	ERA	WHIP	PITCHER	IP	WLS	BF	H	R	ER	SO	BB	IBB	HBP	BLK	WP	HR	S	P	ERA	WHIP	
Larry Dierker, R ERA: 2.42 (1, 1)	9.0	W	34	7	0	0	6	1	0	0	0	0	0	45	49	0.00	0.889																			


**BOTTOM**

**Houston Astros @ San Diego Padres**  
San Diego Stadium, San Diego, CA

Fri Jul 04 1969, 10:05 PM EDT  
Att. 17,989 - Unknown

livebaseballscorecards.com

<b>AB</b>	<b>33</b>
<b>R</b>	<b>0</b>
<b>H</b>	<b>7</b>
<b>RBI</b>	<b>0</b>
<b>BB</b>	<b>1</b>
<b>SO</b>	<b>6</b>
<b>LOB</b>	<b>14</b>



Batter	1	2	3	4	5	6	7	8	9	10	11	12	AB	R	H	RBI	BB	SO	LOB	TOP					
Curt Blefary, L (1, 3) OBP: 0.354, SLG: 0.362	0-0 HR 1B		0-0 4-3		0-0 G3 1B 2B		0-0 F5		0-0 G3-1		0-0 F8		6	2	2	0	0	0	0						
Joe Morgan, L (1, 4) OBP: 0.405, SLG: 0.409	0-0 1-H HR		4-0 S BB		0-0 G3 2-3		0-0 S 1B		0-0 5-3			0-0 FC2-6 1B	5	1	3	2	1	0	1						
Jimmy Wynn, R (1, 8) OBP: 0.414, SLG: 0.525	0-3 K		0-0 F8 1-2		0-0 1B 1B		0-0 P5 1-2		0-0 6-3		0-0 HR	0-0 FC2-6 2B	6	2	2	2	0	1	3						
Norm Miller, L (1, 9) OBP: 0.393, SLG: 0.411	0-0 1B		0-0 6-3		0-0 G4-6-3 1B		0-0 6-3				4-0 FC3-6 BB	4-0 2B BB	4	1	2	0	2	0	2						
Johnny Edwards, L (1, 2) OBP: 0.265, SLG: 0.292	0-0 F8			0-0 F8		0-0 G4-6-3 1-2f		0-0 F7		0-0 FC3-6 8-4 WP 1-2f	0-0 SH1-3 2B	6	1	1	2	0	0	4							
Denis Menke, R (1, 6) OBP: 0.400, SLG: 0.435	0-3 K			0-0 5-3		0-0 5-3		0-0 1B		4-0 1-2 IBB	0-0 SH1-3	4	0	1	1	1	1	1							
Gary Geiger, L (1, 7) OBP: 0.367, SLG: 0.303		0-0 4-3		4-0 WP BB		0-0 F5		0-0 F7		0-0 8-4 2-3f	4-0 3B BB	4	1	0	0	2	0	3							
Doug Rader, R (1, 5) OBP: 0.322, SLG: 0.354		0-3 K		4-0 1-2 IBB		0-0 1B		0-0 5-3			0-0 6-3	0-0 3B	5	0	2	1	1	1	1						
Denny Lemaster, R (1, 1) Dooley Womack, L (5, 1) Sandy Valdespino, L (9, PH) Fred Gladding, L (9, 1) Skip Guinn, R (12, 1)		0-0 F8		0-0 F8		0-0 F8		0-0 F7			0-3 K	0-3 K	2	0	0	0	0	0	2						
<b>Inning Stats</b>	R: 2 E: 0 K: 2 S: 10	H: 3 LOB: 1 BB: 0 P: 10	R: 0 E: 0 K: 1 S: 5	H: 0 LOB: 0 BB: 0 P: 5	R: 0 E: 0 K: 0 S: 3	H: 0 LOB: 2 BB: 2 P: 11	R: 1 E: 0 K: 0 S: 5	H: 3 LOB: 1 BB: 0 P: 5	R: 0 E: 0 K: 0 S: 4	H: 1 LOB: 1 BB: 0 P: 4	R: 0 E: 0 K: 0 S: 4	H: 1 LOB: 1 BB: 0 P: 4	R: 0 E: 0 K: 0 S: 3	H: 0 LOB: 0 BB: 0 P: 3	R: 1 E: 0 K: 0 S: 3	H: 1 LOB: 1 BB: 2 P: 11	R: 0 E: 0 K: 1 S: 5	H: 0 LOB: 0 BB: 0 P: 5	R: 4 E: 0 K: 1 S: 8	H: 3 LOB: 1 BB: 2 P: 16	1B: 8 2B: 3 3B: 1 HR: 2	SF: 0 SAC: 1 DP: 2 HBP: 0	WP: 3 PB: 0 SB: 3 CS: 0	PA: 54	
<b>PITCHER</b>	IP	WLS	BF	H	R	ER	SO	BB	IBB	HBP	BLK	WP	HR	S	P	ERA	WHIP								
Clay Kirby, R (1, 1) ERA: 4.25	9.0		40	10	4	4	3	3	1	0	0	1	2	42	58	4.00	1.444								
Billy McCool, L (10, 1) ERA: 3.93	1.0		3	0	0	0	0	0	1	0	0	1	0	2	6	0.00	0.000								
Jack Baldschun, R (11, 1) ERA: 4.05	1.1		7	2	3	3	1	1	0	0	0	0	0	8	12	20.25	2.250								
Frank Reberger, R (12, 1) ERA: 4.43	0.2	W	4	1	1	0	1	1	0	0	0	1	0	5	9	0.00	3.000								

Houston Astros @ San Diego Padres  
San Diego Stadium, San Diego, CA  
Sat Jul 05 1969, 6:33 AM EDT  
Att: 2,309 - Unknown

livebaseballscorecards.com

AB	46
R	8
H	13
RBI	8
BB	7
SO	5
LOB	19



Batter	1	2	3	4	5	6	7	8	9	10	11	12	AB	R	H	RBI	BB	SO	LOB
Tommy Dean, R (1, 6) OBP: 0.213, SLG: 0.219 Van Kelly, L (10, PH) OBP: 0.290, SLG: 0.516 (11, 4)	0-0 1B		0-0 6-3	0-0 F9		0-0 F8		0-3 K		0-0 1B		0-0 1B 2B	5 2	0 1	1 2	0 1	0 0	1 0	3 0
John Sipin, R (1, 4) OBP: 0.243, SLG: 0.338 Jose Arcia, R (9, PR) OBP: 0.268, SLG: 0.246 (10, 4) (11, 6) Ivan Murrell, R (12, PH) OBP: 0.242, SLG: 0.228	0-0 F7		0-0 WP 1B		0-0 4-3 1B 2B	0-0 5-3			0-0 BLK 1B	0-0 6-3		0-0 1B WP 1B	5 1	2 0	3 0	0 0	0 0	0 1	1 1
Ollie Brown, R (1, 9) OBP: 0.312, SLG: 0.410	0-0 P6		4-0 1B BB		0-0 4-3	0-0 5-3			0-3 K		0-0 1B L3-5 2B	0-0 1B WP 1B	6	1	2	1	1	1	3
Nate Colbert, R (1, 3) OBP: 0.354, SLG: 0.540	0-0 P4		0-0 1-2 2-H 1B		0-0 F7		0-3 K		4-0 1-2 IBB		4-0 1B IBB	0-0 1B 1B	5	1	2	1	2	1	2
Al Ferrara, R (1, 7) OBP: 0.356, SLG: 0.454		0-0 F7	0-0 F8		0-0 1B 1B		0-0 5-3		0-0 F3		0-0 1-2 2-3 1B	0-0 1-2 1B	7	1	3	2	0	0	4
Ed Spiezio, R (1, 5) OBP: 0.311, SLG: 0.383 Frank Reberger, L (12, 1) Walt Hrinjak, L (12, PH) OBP: 0.429, SLG: 0.250		4-0 BB		0-0 F3		0-0 1B 1B 1B		0-0 F7		0-0 1-3		0-0 1-2 2-H 1B	5	0	1	0	1	1	5
Chris Cannizzaro, R (1, 2) OBP: 0.332, SLG: 0.336 Sonny Ruberto, R (10, PR) OBP: 0.188, SLG: 0.133 (11, 2)		0-0 L5		0-0 F3		0-0 1B 1B 1B		0-0 4-3		0-0 SH3-4 1B	0-0 L3-5		5	0	3	1	0	0	1
Cito Gaston, R (1, 8) OBP: 0.261, SLG: 0.283		0-0 F9		0-0 6-3		0-0 1-2 2-3 1B		0-0 5-3		0-0 SH3-4		0-3 K	5	0	1	0	0	1	2
Clay Kirby, R (1, 1) OBP: 0.132, SLG: 0.029 Billy McCool, R (10, 1) Larry Stahl, L (10, PH) OBP: 0.232, SLG: 0.190 Jack Baldschun, R (11, 1) OBP: 0.400, SLG: 0.250 Roberto Pena, R (12, 5) OBP: 0.287, SLG: 0.275			0-3 K		0-3 K		0-0 HBP		0-0 P6		0-0 2B 1B 1B		2	0	0	0	1	2	3

Inning Stats	R: 0	H: 1	E: 0	K: 0	S: 4	R: 0	H: 0	E: 0	K: 0	S: 3	R: 1	H: 2	E: 0	K: 1	S: 7	R: 0	H: 1	E: 0	K: 0	S: 4	R: 2	H: 5	E: 0	K: 1	S: 10	R: 0	H: 0	E: 0	K: 0	S: 3	R: 0	H: 0	E: 0	K: 1	S: 5	R: 0	H: 0	E: 0	K: 1	S: 5	R: 0	H: 1	E: 0	K: 1	S: 6	R: 1	H: 2	E: 0	K: 0	S: 5	R: 0	H: 2	E: 0	K: 1	S: 6	R: 5	H: 7	E: 0	K: 1	S: 10	1B: 17	2B: 5	3B: 0	HR: 0	SF: 0	SAC: 1	DP: 1	HBP: 1	WP: 2	PA: 60
--------------	------	------	------	------	------	------	------	------	------	------	------	------	------	------	------	------	------	------	------	------	------	------	------	------	-------	------	------	------	------	------	------	------	------	------	------	------	------	------	------	------	------	------	------	------	------	------	------	------	------	------	------	------	------	------	------	------	------	------	------	-------	--------	-------	-------	-------	-------	--------	-------	--------	-------	--------

PITCHER	IP	WLS	BF	H	R	ER	SO	BB	IBB	HBP	BLK	WP	HR	S	P	ERA	WHIP
Denny Lemaster, L (1, 1) ERA: 3.37	4.2		24	7	3	3	1	3	0	0	0	1	0	23	35	5.79	2.143
Dooley Womack, R (5, 1) ERA: 2.82	3.1		13	2	0	0	3	0	0	1	0	0	0	18	19	0.00	0.600
Fred Gladding, R (9, 1) ERA: 3.25	3.1		20	9	5	5	3	0	2	0	1	0	0	24	32	13.50	2.700
Skip Guinn, L (12, 1) ERA: 7.71	0.0	L	3	3	1	1	0	0	0	0	0	1	0	3	3	∞	∞

**BOTTOM**

**Houston Astros @ San Diego Padres**  
San Diego Stadium, San Diego, CA

Sat Jul 05 1969, 6:33 AM EDT  
Att. 2,309 - Unknown

AB	53
R	9
H	21
RBI	8
BB	5
SO	7
LOB	30

Batter	1	2	3	4	5	6	7	8	9	AB R H RBI BB SO LOB	TOP
--------	---	---	---	---	---	---	---	---	---	----------------------	-----

<b>Leon McFadden, R</b> (1, 9) <small>OBP: 0.231, SLG: 0.255</small>										4 0 1 0 0 0 2	
<b>Joe Morgan, L</b> (1, 4) <small>OBP: 0.407, SLG: 0.408</small>										3 2 1 0 1 0 0	
<b>Jimmy Wynn, R</b> (1, 8) <small>OBP: 0.412, SLG: 0.519</small>										3 0 0 0 1 0 0	
<b>Doug Rader, R</b> (1, 5) <small>OBP: 0.318, SLG: 0.349</small>										4 0 0 1 0 0 2	
<b>Denis Menke, R</b> (1, 6) <small>OBP: 0.398, SLG: 0.431</small>										3 0 0 0 0 0 2	
<b>Marty Martinez, S</b> (1, 7) <b>Gary Geiger, L</b> (8, 7) <small>OBP: 0.330, SLG: 0.372</small> <small>OBP: 0.372, SLG: 0.303</small>										3 0 2 0 0 1 0 0 0 0 0 1 0 0	
<b>Curt Blefary, L</b> (1, 3) <small>OBP: 0.356, SLG: 0.361</small>										3 0 1 0 1 0 2	
<b>Johnny Edwards, L</b> (1, 2) <small>OBP: 0.263, SLG: 0.289</small>										3 0 0 0 0 0 4	
<b>Jim Ray, R</b> (1, 1) <small>OBP: 0.182, SLG: 0.182</small> <b>Julio Gotay, R</b> (8, PH) <small>OBP: 0.280, SLG: 0.255</small> <b>Cesar Geronimo, L</b> (8, PR) <small>OBP: 0.286, SLG: 0.429</small> <b>Dooley Womack, L</b> (8, 1) <small>OBP: 0.167, SLG: 0.167</small> <b>Denny Lemaster, R</b> (8, 1) <small>OBP: 0.234, SLG: 0.295</small>										2 0 0 0 0 2 0 1 0 1 0 0 0 0 0 1 0 0 0 0 0 0 0 0 0 0 0 0 1 0 0 0 0 0 2	

**Houston Astros @ San Diego Padres**  
 San Diego Stadium, San Diego, CA  
 Sun Jul 06 1969, 6:33 AM EDT  
 Unknown

livebaseballscorecards.com

AB	30
R	3
H	6
RBI	1
BB	4
SO	3
LOB	14



Inning Stats	R: 0	H: 0	E: 0	K: 0	S: 3	P: 3	R: 0	H: 1	E: 0	K: 0	S: 4	P: 5	R: 1	H: 1	E: 1	K: 1	S: 6	P: 10	R: 0	H: 2	E: 0	K: 0	S: 4	P: 4	R: 0	H: 0	E: 0	K: 1	S: 5	P: 5	R: 0	H: 0	E: 0	K: 1	S: 5	P: 5	R: 0	H: 0	E: 1	K: 0	S: 5	P: 9	R: 0	H: 0	E: 0	K: 0	S: 3	P: 11	1B: 6	2B: 0	3B: 0	HR: 0	SF: 0	SAC: 2	DP: 2	HBP: 1	WP: 0	PB: 0	SB: 1	CS: 1	PA: 37
--------------	------	------	------	------	------	------	------	------	------	------	------	------	------	------	------	------	------	-------	------	------	------	------	------	------	------	------	------	------	------	------	------	------	------	------	------	------	------	------	------	------	------	------	------	------	------	------	------	-------	-------	-------	-------	-------	-------	--------	-------	--------	-------	-------	-------	-------	--------

PITCHER	IP	WLS	BF	H	R	ER	SO	BB	IBB	HBP	BLK	WP	HR	S	P	ERA	WHIP
<b>Dave Roberts, L</b> (1, 1) <small>ERA: 1.23</small>	7.1	L	30	6	3	1	3	2	0	1	0	0	0	33	42	1.23	1.091
<b>Gary Ross, R</b> (8, 1) <small>ERA: 4.5</small>	0.2		2	0	0	0	0	0	0	0	0	0	0	2	2	0.00	0.000
<b>Billy McCool, L</b> (9, 1) <small>ERA: 3.82</small>	1.0		5	0	0	0	0	2	0	0	0	0	0	3	11	0.00	2.000



Batter	1	2	3	4	5	6	7	8	9	AB	R	H	RBI	BB	SO	LOB
Tommy Dean, R (1, 6) OBP: 0.209, SLG: 0.215 Ivan Murrell, R (9, PH) OBP: 0.236, SLG: 0.224	0-0 5-3		0-0 F9		0-0 F9		0-3 K		0-0 6-3	4	0	0	0	0	1	1
John Sipin, R (1, 4) OBP: 0.257, SLG: 0.349 Jose Arcia, R (7, PR) OBP: 0.268, SLG: 0.246 Ed Spiezio, R (9, PH) OBP: 0.310, SLG: 0.381	0-0 6-3			0-0 1B	0-0 1B	0-0 1B	0-0 6-3		0-0 P4	4	1	3	0	0	0	0
Ollie Brown, R (1, 9) OBP: 0.313, SLG: 0.410	0-0 1B			0-0 1B	0-0 P4		0-0 6-3		0-0 F7	5	0	2	0	0	0	3
Nate Colbert, R (1, 3) OBP: 0.349, SLG: 0.530	0-3 K			0-0 P4		0-0 4-3	0-0 F7			4	0	0	0	0	1	5
Al Ferrara, R (1, 7) OBP: 0.354, SLG: 0.449		0-3 K		0-0 P6		0-0 1B		0-0 5-3		4	1	1	0	0	1	2
Van Kelly, L (1, 5) OBP: 0.314, SLG: 0.514		0-0 G3-1		0-0 1B		0-0 E4		0-0 6-3		4	0	2	1	0	0	1
Chris Cannizzaro, R (1, 2) OBP: 0.327, SLG: 0.331		0-0 F9		0-0 L4		0-0 F8		0-0 6-3		4	0	0	0	0	0	5
Cito Gaston, R (1, 8) OBP: 0.265, SLG: 0.284			0-0 6-3		0-3 K	0-0 1B		4-0 BB		3	0	1	1	1	1	0
Dave Roberts, L (1, 1) OBP: 0.333, SLG: 0.333 Gary Ross, R (8, 1)			0-0 F7		0-0 1B	0-3 K		0-3 K		3	0	1	0	0	1	2
Larry Stahl, L (8, PH) OBP: 0.232, SLG: 0.190 Roberto Pena, R (8, PH) OBP: 0.286, SLG: 0.273 Billy McCool, R (9, 1)										0	0	0	0	0	0	0
										0	0	0	0	0	0	0
										1	0	0	0	0	1	2
										0	0	0	0	0	0	0

Inning Stats	R: 0	H: 1	E: 0	K: 1	S: 6	R: 0	H: 0	E: 0	K: 1	S: 5	R: 0	H: 0	E: 0	K: 0	S: 3	R: 1	H: 3	E: 0	K: 0	S: 6	R: 0	H: 2	E: 0	K: 1	S: 7	R: 1	H: 2	E: 1	K: 1	S: 8	R: 0	H: 1	E: 0	K: 1	S: 6	R: 0	H: 1	E: 0	K: 1	S: 6	R: 0	H: 0	E: 0	K: 0	S: 3	1B: 10	SF: 0	2B: 0	SAC: 0	3B: 0	DP: 0	HR: 0	HBP: 0	WP: 0	PA: 39
--------------	------	------	------	------	------	------	------	------	------	------	------	------	------	------	------	------	------	------	------	------	------	------	------	------	------	------	------	------	------	------	------	------	------	------	------	------	------	------	------	------	------	------	------	------	------	--------	-------	-------	--------	-------	-------	-------	--------	-------	--------


PITCHER	IP	WLS	BF	H	R	ER	SO	BB	IBB	HBP	BLK	WP	HR	S	P	ERA	WHIP
Jim Ray, R (1, 1) ERA: 3.38	7.0	W	31	9	2	1	5	0	0	0	0	0	0	41	41	1.29	1.286
Dooley Womack, R (8, 1) ERA: 2.78	0.2		4	1	0	0	0	1	0	0	0	0	0	3	7	0.00	3.000
Denny Lemaster, L (8, 1) ERA: 3.33	1.1	S	4	0	0	0	1	0	0	0	0	0	0	6	6	0.00	0.000

**BOTTOM**

**Houston Astros @ San Diego Padres**  
San Diego Stadium, San Diego, CA

Sun Jul 06 1969, 6:33 AM EDT  
Unknown

<b>AB</b>	<b>38</b>
<b>R</b>	<b>2</b>
<b>H</b>	<b>10</b>
<b>RBI</b>	<b>2</b>
<b>BB</b>	<b>1</b>
<b>SO</b>	<b>6</b>
<b>LOB</b>	<b>21</b>



WP	PA	ERA	WHIP
0	39		
0			
0			

Batter	1	2	3	4	5	6	7	8	9	AB R H RBI BB SO LOB	TOP									
Leon McFadden, R (1, 9) OBP: 0.218, SLG: 0.241	0-0 L6		0-0 F9			0-0 SH1-4		0-0 6-3		3 0 0 0 0 0 0										
Joe Morgan, L (1, 4) OBP: 0.401, SLG: 0.401	0-0 P6		0-0 F8			0-0 F9			0-0 1-3	4 0 0 0 0 0 1										
Jimmy Wynn, R (1, 8) OBP: 0.413, SLG: 0.515	0-0 5-3				0-0 F7	4-0 IBB			4-0 BB	2 0 0 0 2 0 0										
Doug Rader, R (1, 5) OBP: 0.314, SLG: 0.344		0-0 P4		0-3 K		0-0 L5			0-3 K	4 0 0 0 0 2 3										
Denis Menke, R (1, 6) OBP: 0.399, SLG: 0.430		0-0 4-3 1B		0-0 5-3			0-0 6-3		4-0 IBB	3 0 1 0 1 0 0										
Marty Martinez, S (1, 7) OBP: 0.317, SLG: 0.357		0-0 4-3			0-0 6-3		0-0 G3		0-0 L1	4 0 0 0 0 0 3										
Curt Blefary, L (1, 3) OBP: 0.355, SLG: 0.359		4-0 BB			0-0 F7		0-0 4-3			2 0 0 0 1 0 0										
Don Bryant, R (1, 2) OBP: 0.255, SLG: 0.292		0-3 K			0-0 F7			0-0 6-3		3 0 0 0 0 1 2										
Jack Billingham, R (1, 1)			0-0 4-3			4-0 SH1-4 BB		0-3 K		2 0 0 0 1 1 0										
<b>Inning Stats</b>	R: 0 E: 0 K: 0 S: 3	H: 0 LOB: 0 BB: 0 P: 3	R: 0 E: 0 K: 1 S: 6	H: 1 LOB: 2 BB: 1 P: 10	R: 0 E: 0 K: 0 S: 3	H: 0 LOB: 0 BB: 0 P: 3	R: 0 E: 0 K: 1 S: 5	H: 0 LOB: 0 BB: 0 P: 5	R: 0 E: 0 K: 0 S: 3	H: 0 LOB: 2 BB: 2 P: 11	R: 0 E: 0 K: 0 S: 3	H: 0 LOB: 0 BB: 0 P: 3	R: 0 E: 0 K: 1 S: 5	H: 0 LOB: 0 BB: 0 P: 5	R: 0 E: 0 K: 1 S: 5	H: 0 LOB: 2 BB: 2 P: 13	1B: 1 2B: 0 3B: 0 HR: 0	SF: 0 SAC: 1 DP: 0 HBP: 0	WP: 0 PB: 0 SB: 1 CS: 0	PA: 33
<b>PITCHER</b> Dick Kelley, L (1, 1) ERA: 3.55	IP: 9.0 WLS: W BF: 33 H: 1 R: 0 ER: 0 SO: 4 BB: 3 IBB: 2 HBP: 0 BLK: 0 WP: 0 HR: 0 S: 36 P: 56 ERA: 0.00 WHIP: 0.444																			
																		<b>PITCHER</b>	IP: 9.0 WLS: W BF: 33 H: 1 R: 0 ER: 0 SO: 4 BB: 3 IBB: 2 HBP: 0 BLK: 0 WP: 0 HR: 0 S: 36 P: 56 ERA: 0.00 WHIP: 0.444	

Houston Astros @ San Diego Padres  
San Diego Stadium, San Diego, CA  
Sun Jul 06 1969, 6:38 AM EDT  
Att. 5,322 - Unknown

livebaseballscorecards.com

AB	27
R	0
H	1
RBI	0
BB	5
SO	4
LOB	9



Batter	1	2	3	4	5	6	7	8	9	AB R H RBI BB SO LOB
Tommy Dean, R (1, 6) OBP: 0.206, SLG: 0.211 Al Ferrara, R (8, PH) OBP: 0.353, SLG: 0.447 Roberto Pena, R (9, 5) OBP: 0.286, SLG: 0.273	0-0 6-3			0-0 F7		0-0 6-3		0-0 P3		3 0 0 0 0 0 1 1 0 0 0 0 0 2 0 0 0 0 0 0 0
John Sipin, R (1, 4) OBP: 0.256, SLG: 0.347	0-0 5-3			0-0 4-3			0-0 6-3		0-0 SH3-4 1B	4 1 1 0 0 0 0
Ollie Brown, R (1, 9) OBP: 0.314, SLG: 0.412	0-3 K			0-0 4-3			0-0 2B		0-0 SH3-4 1-2	3 0 1 0 0 1 0
Nate Colbert, R (1, 3) OBP: 0.343, SLG: 0.520		0-3 K			0-0 5-3		0-0 F8		0-3 K	4 0 0 0 0 2 2
Larry Stahl, L (1, 7) OBP: 0.233, SLG: 0.182		0-0 5-3			0-0 L8		0-0 1-6-3		4-0 1B IBB	3 0 0 0 1 0 1
Van Kelly, L (1, 5) OBP: 0.289, SLG: 0.474 Jose Arcia, R (8, PR) OBP: 0.268, SLG: 0.246 Ed Spiezio, R (9, PH) OBP: 0.312, SLG: 0.383		0-0 F7			0-0 6-3			0-0 E4 FC1-6	0-0 1-2 2-H 1B	3 0 0 0 0 0 0 0 0 0 0 0 0 0 1 0 1 1 0 0 0
Cito Gaston, R (1, 8) OBP: 0.266, SLG: 0.281			0-0 6-3			4-0 BB		0-0 FC1-6 1B 4-3		2 0 0 0 1 0 1
Sonny Ruberto, R (1, 2) OBP: 0.167, SLG: 0.118 Walt Hrinjak, L (8, PH) OBP: 0.409, SLG: 0.235 Chris Cannizzaro, R (9, 2) OBP: 0.327, SLG: 0.331			0-3 K			0-0 P1		0-0 4-3		2 0 0 0 0 1 1 1 0 0 0 0 0 1 0 0 0 0 0 0 0
Dick Kelley, R (1, 1) OBP: 0.156, SLG: 0.188			0-3 K			0-3 K		0-0 1B		3 0 1 0 0 2 1

BOTTOM

Houston Astros @ San Diego Padres  
San Diego Stadium, San Diego, CA

Sun Jul 06 1969, 6:38 AM EDT  
Att. 5,322 - Unknown

AB	30
R	1
H	4
RBI	1
BB	2
SO	6
LOB	10



Inning Stats	R: 0	H: 0	E: 0	K: 1	S: 5	R: 0	H: 0	E: 0	K: 1	S: 5	R: 0	H: 0	E: 0	K: 2	S: 7	R: 0	H: 0	E: 0	K: 0	S: 3	R: 0	H: 0	E: 0	K: 0	S: 3	R: 0	H: 0	E: 0	K: 1	S: 5	R: 0	H: 1	E: 0	K: 0	S: 4	R: 0	H: 1	E: 1	K: 0	S: 5	R: 1	H: 2	E: 0	K: 1	S: 6	1B: 3	SF: 0	2B: 1	SAC: 1	3B: 0	DP: 0	HR: 0	HBP: 0	WP: 0	PA: 33
PITCHER Jack Billingham, R (1, 1) ERA: 4.07	IP	WLS	BF	H	R	ER	SO	BB	IBB	HBP	BLK	WP	HR	S	P	ERA	WHIP																																						

WP: 0	PA: 33
PB: 0	
SB: 0	
CS: 0	

Batter	1	2	3	4	5	6	7	8	9	AB R H RBI BB SO LOB	TOP																
<b>Pete Rose, S</b> OBP: 0.414, SLG: 0.472 (1, 9) X	0-0 HR	0-0 1B		0-0 F8			4-0 1B 3B IBB		0-0 5-3	4 2 2 1 1 0 0																	
<b>Jimmy Stewart, S</b> OBP: 0.292, SLG: 0.318 (1, 7) X	0-0 4-3	0-0 4-3			0-0 F9		0-0 F9		0-3 K	5 0 0 0 0 1 3																	
<b>Bobby Tolan, L</b> OBP: 0.364, SLG: 0.550 (1, 8) X	0-0 S 1B 1B		4-0 1B BB		0-0 G3-1		0-0 1-3 2-H 3B 1B		0-0 BB 1B	4 2 3 1 1 0 0																	
<b>Tony Perez, R</b> OBP: 0.387, SLG: 0.572 (1, 5) X	0-0 F9		0-0 1-3 1B		0-3 K		0-0 1-H 3-H 3B		4-0 1-2 BB	4 0 2 2 1 1 1																	
<b>Lee May, R</b> OBP: 0.352, SLG: 0.594 (1, 3) X	0-0 1-2 1B 1B		0-0 P6			0-0 P4	0-0 F8		0-0 P3	5 0 1 0 0 0 4																	
<b>Johnny Bench, R</b> OBP: 0.382, SLG: 0.496 (1, 2) X	0-0 1-2 2-H 1B		4-0 IBB			0-0 6-3		0-0 6-3		3 0 1 1 1 0 0																	
<b>Tommy Helms, R</b> OBP: 0.275, SLG: 0.280 (1, 4) X	0-0 F7		0-0 5-3			0-0 F8		0-0 F8		4 0 0 0 0 0 4																	
<b>Giraldo Ruiz, S</b> OBP: 0.323, SLG: 0.311 (1, 6) X		0-0 L7		0-0 L8			0-0 SH2-4 1B		0-0 1B	3 1 1 0 0 0 0																	
<b>Darrel Chaney, S</b> OBP: 0.300, SLG: 0.259 (7, 6) X										1 0 1 0 0 0 0																	
<b>George Culver, R</b> OBP: 0.103, SLG: 0.103 (1, 1) X		0-0 5-3		0-0 F8			0-0 SH2-4 1-2		0-0 G3	2 0 0 0 0 0 0																	
<b>Pedro Ramos, S</b> (4, 1)										1 0 0 0 0 0 1																	
<b>Wayne Granger, R</b> OBP: 0.250, SLG: 0.100 (9, 1) X										0 0 0 0 0 0 0																	
<b>Inning Stats</b>	R: 2 E: 0 K: 0 S: 7	H: 4 LOB: 2 BB: 0 P: 7	R: 0 E: 0 K: 0 S: 4	H: 1 LOB: 1 BB: 0 P: 4	R: 0 E: 0 K: 0 S: 3	H: 1 LOB: 2 BB: 2 P: 11	R: 0 E: 0 K: 0 S: 3	H: 0 LOB: 0 BB: 0 P: 3	R: 0 E: 0 K: 1 S: 5	H: 0 LOB: 0 BB: 0 P: 5	R: 0 E: 0 K: 0 S: 3	H: 0 LOB: 0 BB: 0 P: 3	R: 3 E: 0 K: 0 S: 6	H: 3 LOB: 1 BB: 1 P: 10	R: 0 E: 0 K: 0 S: 4	H: 1 LOB: 1 BB: 0 P: 4	R: 0 E: 0 K: 1 S: 6	H: 1 LOB: 2 BB: 1 P: 10	1B: 9 2B: 0 3B: 1 HR: 1	SF: 0 SAC: 1 DP: 0 HBP: 0	WP: 0 PB: 0 SB: 1 CS: 0	PA: 41					
<b>PITCHER</b>	IP WLS BF H R ER SO BB IBB HBP BLK WP HR S P ERA WHIP																										
<b>Joe Niekro, R</b> ERA: 2.99 (1, 1)	3.0		16	6	2	2	0	1	1	0	0	0	1	14	22	6.00	2.333										
<b>Tommie Sisk, R</b> ERA: 5.71 (4, 1)	3.2	L	15	3	3	3	1	0	1	0	0	0	0	16	20	7.36	0.818										
<b>Frank Reberger, R</b> ERA: 4.4 (7, 1)	0.1		1	0	0	0	0	0	0	0	0	0	0	1	1	0.00	0.000										
<b>Billy McCool, L</b> ERA: 3.63 (8, 1)	2.0		9	2	0	0	1	1	0	0	0	0	0	10	14	0.00	1.500										

Cincinnati Reds @ San Diego Padres  
San Diego Stadium, San Diego, CA  
Mon Jul 07 1969, 10:05 PM EDT  
Att. 3,211 - Unknown

livebaseballscorecards.com

AB	36
R	5
H	11
RBI	5
BB	4
SO	2
LOB	13



Batter	1	2	3	4	5	6	7	8	9	AB	R	H	RBI	BB	SO	LOB
John Sigin, R OBP: 0.256, SLG: 0.340 (1, 4)	0-0 6-3		4-0 SH2-4 BB		0-0 F9			0-0 F9		3	0	0	0	1	0	0
Larry Stahl, L OBP: 0.237, SLG: 0.176 (1, 7)	4-0 FC6-4 BB		0-0 SH2-4		0-0 G3			0-0 4-3		2	0	0	0	1	0	0
Ollie Brown, R OBP: 0.313, SLG: 0.408 (1, 9)	0-0 FC6-4		4-0 G6-4-3 IBB		0-0 6-3			0-0 1-3		3	0	0	0	1	0	1
Nate Colbert, R OBP: 0.341, SLG: 0.516 (1, 3)	0-0 F3		0-0 G6-4-3		0-3 K			0-0 1B G4-3 1B		4	1	1	0	0	1	4
Van Kelly, L OBP: 0.333, SLG: 0.595 (1, 5)		0-0 1B G4-6-3 2B		0-0 HR		0-0 F7		0-0 1B G4-3 1B		4	2	3	1	0	0	0
Ivan Murrell, R OBP: 0.254, SLG: 0.258 (1, 8)		0-0 G4-6-3 1B		0-0 2B		0-0 F2		0-0 G4-3		4	0	2	0	0	0	1
Chris Cannizzaro, R OBP: 0.324, SLG: 0.326 (1, 2)		0-0 G4-6-3		0-0 F7			0-0 4-3		0-0 P3	3	0	0	0	0	0	2
Al Ferrara, R (9, PH)		0-0 G4-6-3		0-0 F7				0-0 P3		1	0	0	0	0	0	0
Tommy Dean, R OBP: 0.203, SLG: 0.208 (1, 6)		0-0 5-3		0-0 5-3			0-0 F8			3	0	0	0	0	0	1
Joe Niekro, R (1, 1) Roberto Pena, R (3, PH) Tommie Sisk, R (4, 1) Frank Reberger, L (7, 1) Walt Hirniak, L (7, PH) Billy McCool, R (8, 1)			0-0 SH2-4 BB 1B		0-0 4-3		0-3 K			0	0	0	0	0	0	0

BOTTOM

Cincinnati Reds @ San Diego Padres

San Diego Stadium, San Diego, CA

Mon Jul 07 1969, 10:05 PM EDT

Att: 3,211 - Unknown

livebaseballscorecards.com

AB	30
R	3
H	7
RBI	1
BB	3
SO	2
LOB	10



Inning Stats	R: 0	H: 0	E: 0	K: 0	S: 3	P: 7	R: 1	H: 2	E: 0	K: 0	S: 4	R: 0	H: 1	E: 0	K: 0	S: 3	R: 1	H: 2	E: 0	K: 0	S: 5	R: 0	H: 0	E: 0	K: 1	S: 5	R: 0	H: 0	E: 0	K: 1	S: 5	R: 0	H: 0	E: 0	K: 0	S: 3	R: 1	H: 2	E: 0	K: 0	S: 4	R: 0	H: 2	E: 0	K: 1	S: 5	R: 0	H: 0	E: 0	K: 0	S: 5
--------------	------	------	------	------	------	------	------	------	------	------	------	------	------	------	------	------	------	------	------	------	------	------	------	------	------	------	------	------	------	------	------	------	------	------	------	------	------	------	------	------	------	------	------	------	------	------	------	------	------	------	------

PITCHER	IP	WLS	BF	H	R	ER	SO	BB	IBB	HBP	BLK	WP	HR	S	P	ERA	WHIP
George Culver, R (1, 1) ERA: 4.27	3.0		15	5	2	2	0	2	1	0	0	0	1	12	24	6.00	2.333
Pedro Ramos, R (4, 1) ERA: 3.22	5.0	W	17	2	1	1	2	0	0	0	0	0	0	21	21	1.80	0.400
Wayne Granger, R (9, 1) ERA: 2.99	1.0	S	2	0	0	0	0	0	0	0	0	0	0	2	2	0.00	0.000

PITCHER	IP	WLS	BF	H	R	ER	SO	BB	IBB	HBP	BLK	WP	HR	S	P	ERA	WHIP
---------	----	-----	----	---	---	----	----	----	-----	-----	-----	----	----	---	---	-----	------

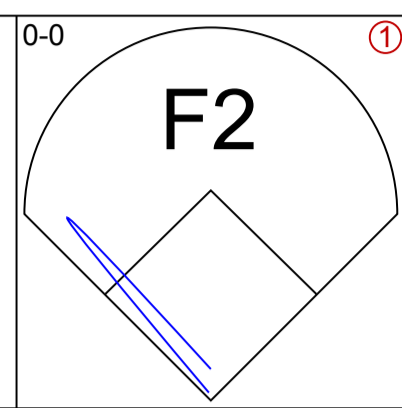
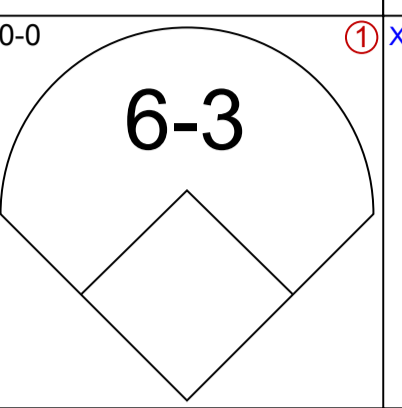
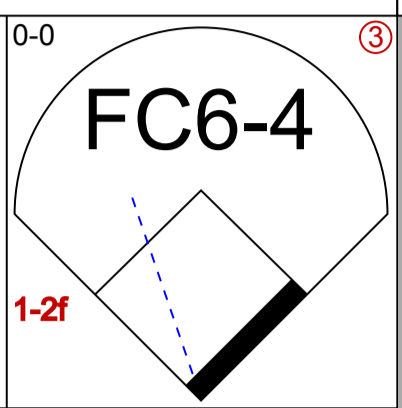
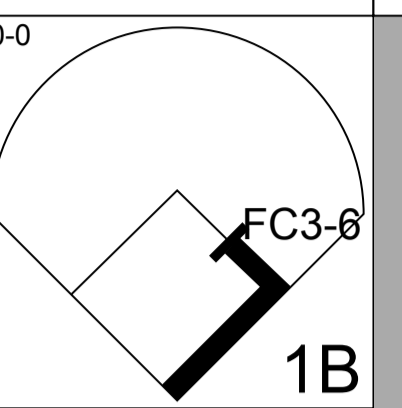
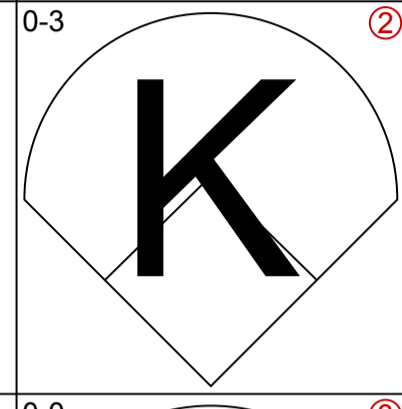
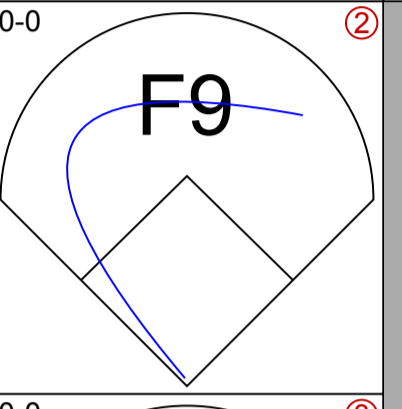
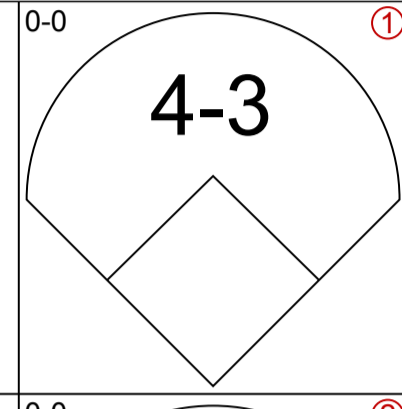
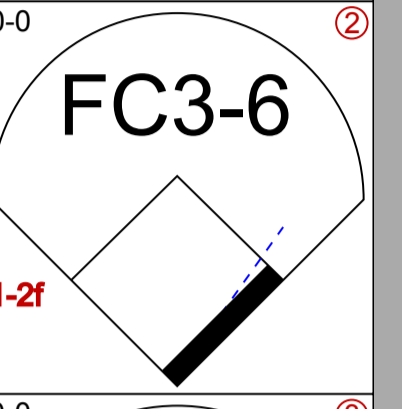
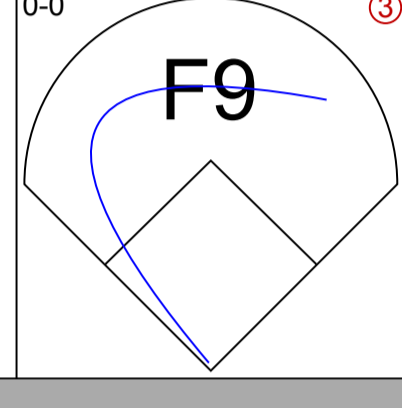
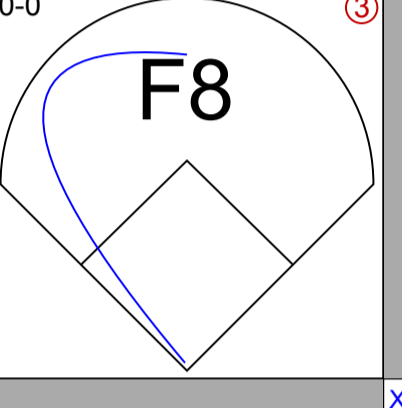
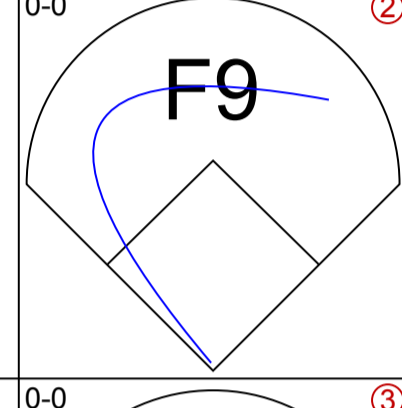
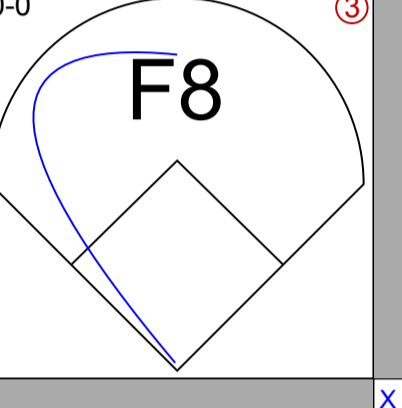
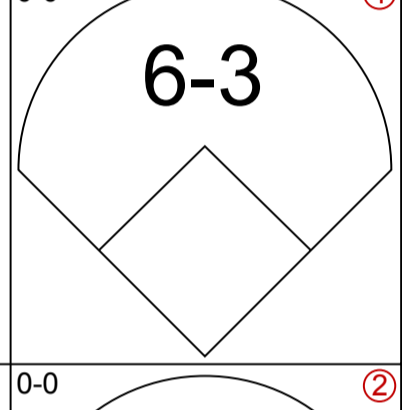
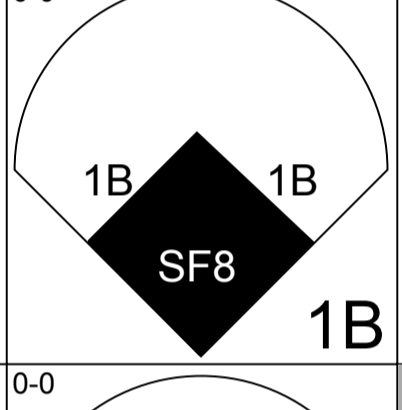
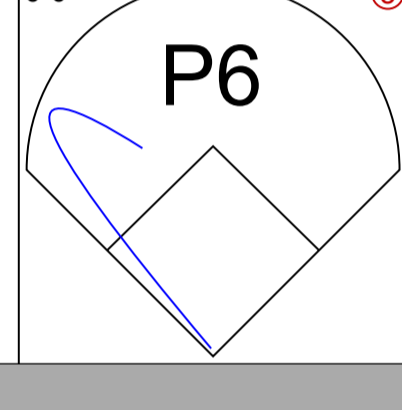
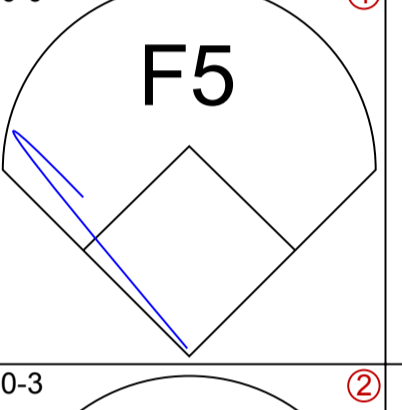
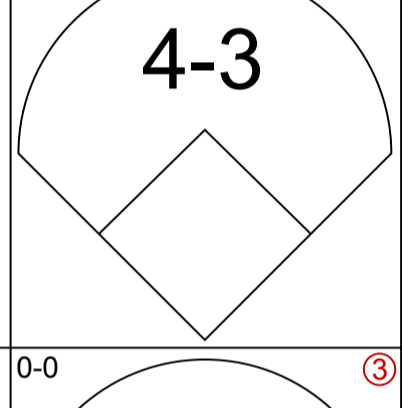
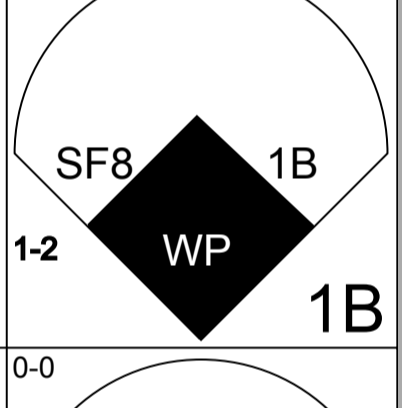
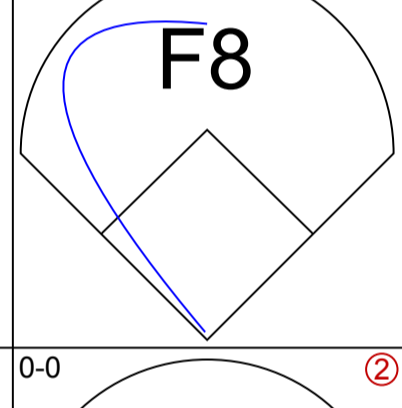
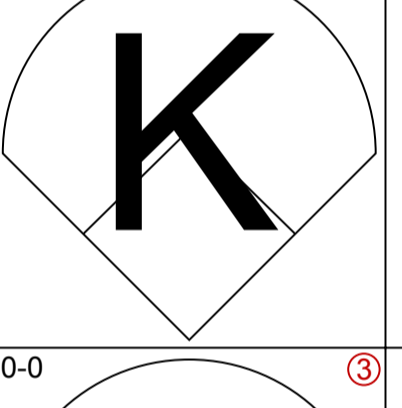
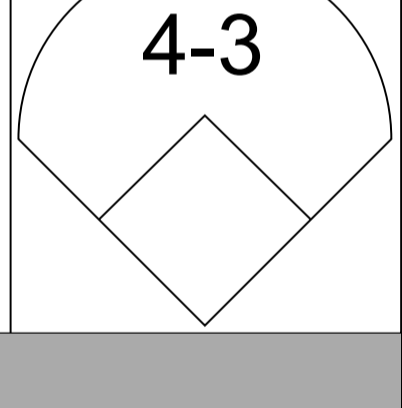
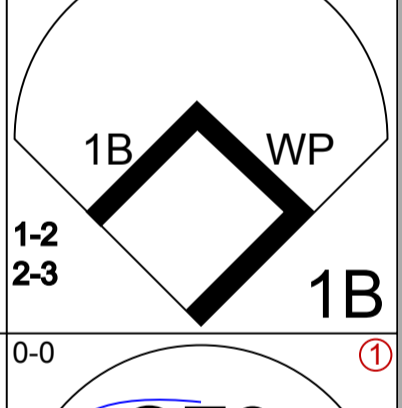
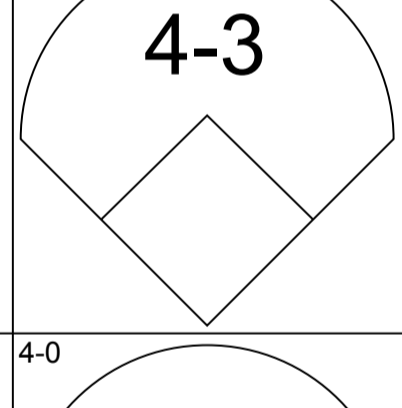
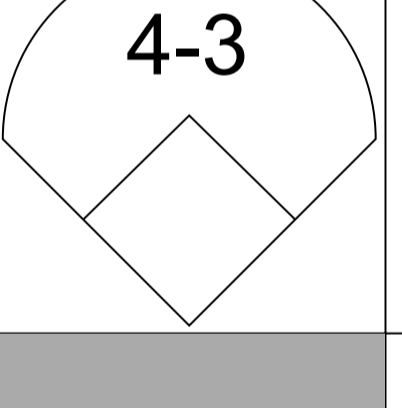
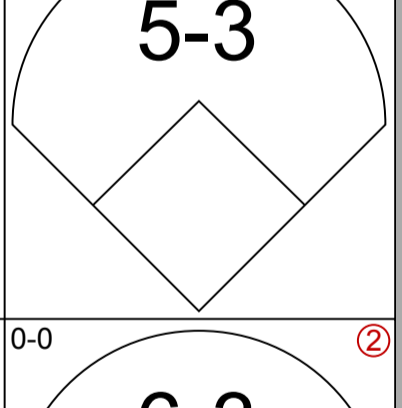
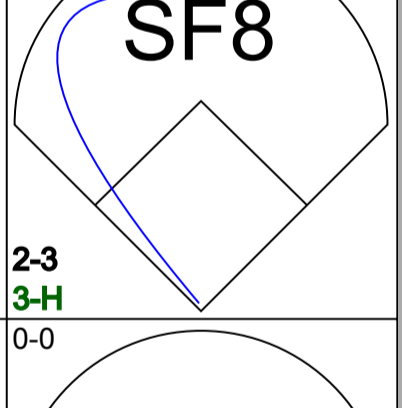
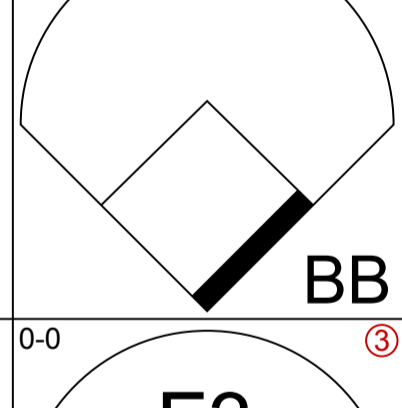
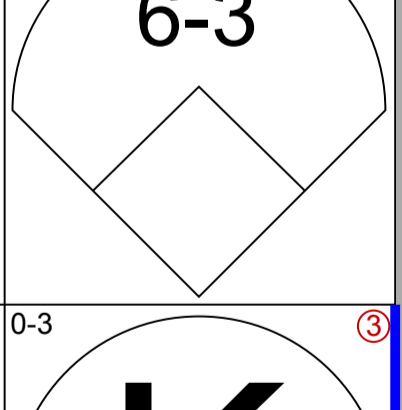
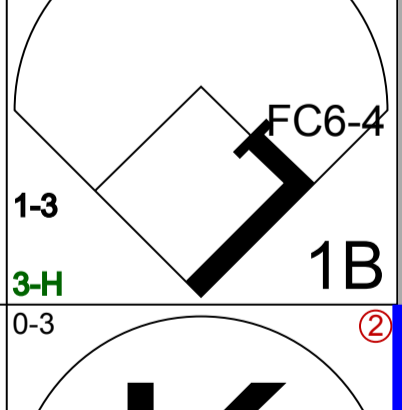
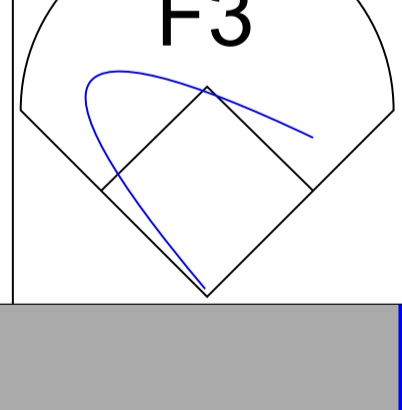
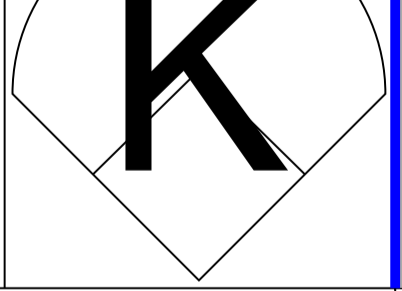

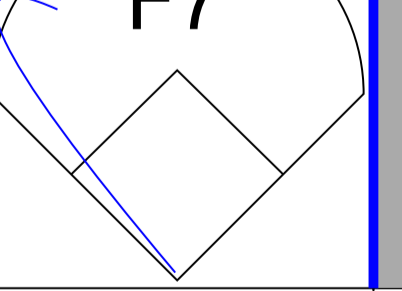
Batter	1	2	3	4	5	6	7	8	9	AB R H RBI BB SO LOB	TOP													
<b>Pete Rose, S</b> (1, 9) OBP: 0.411, SLG: 0.471	0-0 4-3	0-0 6-3		0-0 1B 1B 2B		0-0 F7		0-0 P2		5 1 1 0 0 0 0														
<b>Bobby Tolan, L</b> (1, 8) OBP: 0.364, SLG: 0.551	0-0 1B 2B		0-0 4-3	0-0 1B 1B		0-3 K		0-0 6-3		5 2 2 1 0 1 0														
<b>Alex Johnson, R</b> (1, 7) OBP: 0.386, SLG: 0.512	4-0 1B 1B BB		0-0 2B 1B	0-0 G6-4-3 WP 1B		0-0 6-3		0-0 F9		4 2 2 2 1 0 0														
<b>Tony Perez, R</b> (1, 5) OBP: 0.387, SLG: 0.568	0-0 1B 1B		0-0 F9	4-0 G6-4-3 BB		0-0 E8		0-3 K		4 0 1 1 1 1 1														
<b>Lee May, R</b> (1, 3) OBP: 0.354, SLG: 0.596	0-0 FC4-6 1B		0-0 WP 1B 2B	0-0 G6-4-3		0-0 6-3		0-0 6-3		4 1 2 1 0 0 3														
<b>Pat Corrales, R</b> (1, 2) OBP: 0.410, SLG: 0.424	0-0 P5		1-0 WP 1B HBP	0-3 K		0-3 K		0-3 K		3 1 0 0 0 2 4														
<b>Tommy Helms, R</b> (1, 4) OBP: 0.275, SLG: 0.279	0-0 FC4-6		0-0 1B		0-0 F8		0-0 F7			4 0 1 2 0 0 4														
<b>Giraldo Ruiz, S</b> (1, 6) OBP: 0.304, SLG: 0.292		0-0 4-3	0-0 6-3		0-3 K		0-0 G3-1			4 0 0 0 0 1 1														
<b>Woody Woodward, R</b> (6, 6) OBP: 0.212, SLG: 0.133										0 0 0 0 0 0 0														
<b>Tony Cloninger, R</b> (1, 1) OBP: 0.191, SLG: 0.244		0-3 K		0-0 2B 1B		0-0 F9		0-3 K		4 1 1 0 0 2 0														
<b>Inning Stats</b>	R: 1 E: 0 K: 0 S: 6	H: 3 LOB: 3 BB: 1 P: 10	R: 0 E: 0 K: 1 S: 5	H: 0 LOB: 0 BB: 0 P: 5	R: 3 E: 0 K: 0 S: 6	H: 3 LOB: 1 BB: 0 P: 7	R: 4 E: 0 K: 1 S: 8	H: 4 LOB: 0 BB: 1 P: 12	R: 0 E: 0 K: 1 S: 5	H: 0 LOB: 0 BB: 0 P: 5	R: 0 E: 1 K: 1 S: 6	H: 0 LOB: 1 BB: 0 P: 6	R: 0 E: 0 K: 1 S: 5	H: 0 LOB: 0 BB: 0 P: 5	R: 0 E: 0 K: 1 S: 5	H: 0 LOB: 0 BB: 0 P: 5	R: 0 E: 0 K: 1 S: 5	H: 0 LOB: 0 BB: 0 P: 5	R: 0 E: 0 K: 1 S: 5	H: 0 LOB: 0 BB: 0 P: 5	1B: 7 2B: 3 3B: 0 HR: 0	SF: 0 SAC: 0 DP: 1 HBP: 1	WP: 2 PB: 0 SB: 0 CS: 0	PA: 40
<b>PITCHER</b>	IP WLS BF H R ER SO BB IBB HBP BLK WP HR S P ERA WHIP																				<b>PITCHER</b>	IP WLS BF H R ER SO BB IBB HBP BLK WP HR S P ERA WHIP		
<b>Al Santorini, R</b> (1, 1) ERA: 3.63	3.0 L 20 9 7 7 1 1 0 1 0 1 0 20 25 21.00 3.333																							
<b>Gary Ross, R</b> (4, 1) ERA: 4.5	2.0 7 1 1 1 2 1 0 0 0 1 0 10 14 4.50 1.000																							
<b>Jack Baldschun, R</b> (6, 1) ERA: 3.81	3.0 10 0 0 0 3 0 0 0 0 0 0 16 16 0.00 0.000																							
<b>Frank Reberger, R</b> (9, 1) ERA: 4.3	1.0 3 0 0 0 1 0 0 0 0 0 0 5 5 0.00 0.000																							

**Cincinnati Reds @ San Diego Padres**  
 San Diego Stadium, San Diego, CA  
 Tue Jul 08 1969, 10:05 PM EDT  
 Att. 3,829 - Unknown

<b>AB</b>	37
<b>R</b>	8
<b>H</b>	10
<b>RBI</b>	7
<b>BB</b>	2
<b>SO</b>	7
<b>LOB</b>	13



Batter	1	2	3	4	5	6	7	8	9	AB	R	H	RBI	BB	SO	LOB
--------	---	---	---	---	---	---	---	---	---	----	---	---	-----	----	----	-----

<b>John Sipin, R</b> <small>OBP: 0.256, SLG: 0.338</small> <small>(1, 4)</small> 										4	0	1	0	0	0	2
<b>Larry Stahl, L</b> <small>OBP: 0.225, SLG: 0.167</small> <small>(1, 7)</small> 										4	0	0	0	0	1	1
<b>Ollie Brown, R</b> <small>OBP: 0.309, SLG: 0.403</small> <small>(1, 9)</small> 										4	0	0	0	0	0	1
<b>Nate Colbert, R</b> <small>OBP: 0.340, SLG: 0.511</small> <small>(1, 3)</small> 										4	1	1	0	0	0	0
<b>Van Kelly, L</b> <small>OBP: 0.326, SLG: 0.565</small> <small>(1, 5)</small> 										4	1	1	0	0	1	0
<b>Ivan Murrell, R</b> <small>OBP: 0.254, SLG: 0.258</small> <small>(1, 8)</small> 										4	0	1	0	0	0	0
<b>Chris Cannizzaro, R</b> <small>OBP: 0.324, SLG: 0.325</small> <small>(1, 2)</small> 										1	0	0	1	1	0	0
<b>Tommy Dean, R</b> <small>OBP: 0.202, SLG: 0.207</small> <b>Roberto Pena, R</b> <small>OBP: 0.290, SLG: 0.278</small> <small>(5, PH)</small> <small>(6, 6)</small> 										1	0	0	0	0	0	0
<b>Al Santorini, R</b> <small>OBP: 0.186, SLG: 0.161</small> <b>Gary Ross, R</b> <small>OBP: 0.375, SLG: 0.211</small> <b>Walt Hrinjak, L</b> <small>OBP: 0.460, SLG: 0.250</small> <b>Jack Baldschun, R</b> <small>OBP: 0.311, SLG: 0.382</small> <b>Ed Spiezio, R</b> <small>OBP: 0.311, SLG: 0.382</small> <b>Frank Reberger, L</b> <small>OBP: 0.311, SLG: 0.382</small> <small>(1, 1)</small> <small>(4, 1)</small> <small>(5, PH)</small> <small>(6, 1)</small> <small>(8, PH)</small> <small>(9, 1)</small> 										1	0	0	0	0	1	0

Inning Stats	R: 0 E: 0 K: 1 S: 5	H: 0 LOB: 0 BB: 0 P: 5	R: 0 E: 0 K: 0 S: 3	H: 0 LOB: 0 BB: 0 P: 3	R: 0 E: 0 K: 1 S: 5	H: 0 LOB: 0 BB: 0 P: 5	R: 0 E: 0 K: 0 S: 3	H: 0 LOB: 0 BB: 0 P: 3	R: 2 E: 0 K: 1 S: 9	H: 4 LOB: 2 BB: 0 P: 9	R: 0 E: 0 K: 0 S: 3	H: 0 LOB: 1 BB: 1 P: 7	R: 0 E: 0 K: 0 S: 4	H: 1 LOB: 1 BB: 0 P: 4	R: 0 E: 0 K: 1 S: 5	H: 0 LOB: 0 BB: 0 P: 5	1B: 5 2B: 0 3B: 0 HR: 0	SF: 1 SAC: 0 DP: 0 HBP: 0	WP: 1 PB: 0 SB: 0 CS: 0	PA: 33
--------------	------------------------------	---------------------------------	------------------------------	---------------------------------	------------------------------	---------------------------------	------------------------------	---------------------------------	------------------------------	---------------------------------	------------------------------	---------------------------------	------------------------------	---------------------------------	------------------------------	---------------------------------	----------------------------------	------------------------------------	----------------------------------	--------

PITCHER	IP	WLS	BF	H	R	ER	SO	BB	IBB	HBP	BLK	WP	HR	S	P	ERA	WHIP
<b>Tony Cloninger, R</b> <small>ERA: 5.26</small>	9.0	W	33	5	2	2	4	1	0	0	0	1	0	40	44	2.00	0.667
PITCHER	IP	WLS	BF	H	R	ER	SO	BB	IBB	HBP	BLK	WP	HR	S	P	ERA	WHIP

**BOTTOM**

**Cincinnati Reds @ San Diego Padres**  
**San Diego Stadium, San Diego, CA**  
 Tue Jul 08 1969, 10:05 PM EDT  
 Att. 3,829 - Unknown

AB	31
R	2
H	5
RBI	1
BB	1
SO	4
LOB	7



1	0	0	0	0	0	1	0
0	0	0	0	0	0	0	0
1	0	0	0	0	1	2	0
0	0	0	0	0	0	0	0
1	0	0	0	0	0	0	0
0	0	0	0	0	0	0	0

[livebaseballscorecards.com](http://livebaseballscorecards.com)

Batter	1	2	3	4	5	6	7	8	9	AB R H RBI BB SO LOB	TOP		
<b>Pete Rose, S</b> (1, 9) OBP: 0.411, SLG: 0.470	0-0 1B SF9 1B		0-0 2-3		0-0 P6		0-0 1B		0-0 4-3	5 1 2 0 0 0 2			
<b>Bobby Tolan, L</b> (1, 8) OBP: 0.363, SLG: 0.548	0-0 S SF9 1B		0-0 6-3		0-0 P3		0-0 F7			4 0 1 0 0 0 2			
<b>Alex Johnson, R</b> (1, 7) OBP: 0.381, SLG: 0.507	0-0 SF9			0-0 F9		0-0 6-3		0-0 F9		3 0 0 1 0 0 0			
<b>Jimmy Stewart, S</b> (8, 7) OBP: 0.292, SLG: 0.318	1-2 3-H									0 0 0 0 0 0 0			
<b>Tony Perez, R</b> (1, 5) OBP: 0.388, SLG: 0.566	0-0 P6			0-0 G6-4-3 1B		0-0 4-3		4-0 BB		3 0 1 0 1 0 1			
<b>Lee May, R</b> (1, 3) OBP: 0.353, SLG: 0.592		0-3 K		0-0 G6-4-3 1-2f		0-0 1B		0-0 F8		4 0 1 0 0 1 2			
<b>Johnny Bench, R</b> (1, 2) OBP: 0.390, SLG: 0.493					0-0 3B 1B	0-0 5-3		0-0 F7		4 1 1 0 0 0 2			
<b>Tommy Helms, R</b> (1, 4) OBP: 0.284, SLG: 0.303					0-0 1B SF9 3B		0-0 SH1-3 SF7 2B		0-0 SH1-4 1B	4 2 4 1 0 0 0	<b>AB 30</b>		
<b>Giraldo Ruiz, S</b> (1, 6) OBP: 0.310, SLG: 0.303					0-0 SF9		0-0 SH1-3		0-0 SH1-4	1 0 1 1 0 0 0	<b>R 4</b>		
<b>Jim Merritt, L</b> (1, 1) OBP: 0.182, SLG: 0.105				0-0 F7		4-0 BB		0-0 SF7		1 0 0 1 1 0 0	<b>H 11</b>		
<b>Pedro Ramos, S</b> (7, 1) OBP: 0.231, SLG: 0.091								0-3 K		0 0 0 0 0 0 0	<b>RBI 4</b>		
<b>Wayne Granger, R</b> (8, 1)										1 0 0 0 0 1 1	<b>BB 2</b>		
<b>Inning Stats</b>	R: 1 H: 2 E: 0 LOB: 0 K: 0 BB: 0 S: 4 P: 4	R: 0 H: 2 E: 0 LOB: 2 K: 1 BB: 0 S: 6 P: 6	R: 0 H: 0 E: 0 LOB: 0 K: 0 BB: 0 S: 3 P: 3	R: 0 H: 1 E: 0 LOB: 0 K: 0 BB: 0 S: 3 P: 3	R: 2 H: 2 E: 0 LOB: 1 K: 0 BB: 1 S: 5 P: 9	R: 0 H: 1 E: 0 LOB: 1 K: 0 BB: 0 S: 4 P: 4	R: 1 H: 2 E: 0 LOB: 1 K: 0 BB: 0 S: 5 P: 5	R: 0 H: 0 E: 0 LOB: 1 K: 0 BB: 1 S: 3 P: 7	R: 0 H: 1 E: 0 LOB: 1 K: 1 BB: 0 S: 6 P: 6	1B: 8 SF: 3 2B: 2 SAC: 2 3B: 1 DP: 1 HR: 0 HBP: 0	WP: 0 PA: 37 PB: 0 SB: 2 CS: 1		
<b>PITCHER</b>	IP WLS BF H R ER SO BB IBB HBP BLK WP HR S P ERA WHIP											<b>PITCHER</b>	IP WLS BF H R ER SO BB IBB HBP BLK WP HR S P ERA WHIP
<b>Clay Kirby, R</b> (1, 1) ERA: 4.27	6.0 L 24 8 3 3 1 1 0 0 0 0 0 0 25 29 4.50 1.500												
<b>Tommie Sisk, R</b> (7, 1) ERA: 5.68	2.0 9 2 1 1 0 1 0 0 0 0 0 0 8 12 4.50 1.500												
<b>Joe Niekro, R</b> (9, 1) ERA: 2.96	1.0 4 1 0 0 0 1 0 0 0 0 0 0 6 6 0.00 1.000												

**Cincinnati Reds @ San Diego Padres**  
**San Diego Stadium, San Diego, CA**  
 Wed Jul 09 1969, 10:05 PM EDT  
 Att. 3,646 - Unknown

[livebaseballscorecards.com](http://livebaseballscorecards.com)





BOTTOM

Cincinnati Reds @ San Diego Padres  
San Diego Stadium, San Diego, CA  
Wed Jul 09 1969, 10:05 PM EDT  
Att. 3,646 - Unknown

livebaseballscorecards.com

AB	32
R	3
H	8
RBI	3
BB	1
SO	2
LOB	12



WP:	0	PA:	34
PB:	0	SB:	0
CS:	0		

AB R H RBI BB SO LOB

4 0 1 1 0 0 3  
4 0 1 1 0 0 1  
0 0 0 0 0 0 0

4 1 1 0 0 0 2

4 0 0 0 0 0 3

4 0 1 0 0 0 0

4 0 1 1 0 1 0

4 1 1 0 0 1 2

3 0 1 0 0 0 1  
0 0 0 0 0 0 0

0 0 0 0 0 0 0  
1 0 1 0 0 0 0  
0 0 0 0 0 0 0  
0 0 0 0 1 0 0  
0 1 0 0 0 0 0

1B: 7 SF: 0  
2B: 1 SAC: 1  
3B: 0 DP: 1  
HR: 0 HBP: 0

Batter	1	2	3	4	5	6	7	8	9
John Sipin, R (1, 4) OBP: 0.256, SLG: 0.335	0-0 5-3		0-0 2-H 1B			0-0 F7		0-0 FC1-5 FC3-6 1B 1-2 2-3f	
Roberto Pena, R (1, 6) OBP: 0.289, SLG: 0.278 Joe Niekro, R (9, 1) OBP: 0.310, SLG: 0.174	0-0 F9			0-0 6-3		0-0 5-3		0-0 FC3-6 1B 1-2 2-H	
Ollie Brown, R (1, 9) OBP: 0.309, SLG: 0.401	0-0 F2			0-0 5-3			0-0 2B 1B	0-0 FC3-6 1-2f 2-3	
Nate Colbert, R (1, 3) OBP: 0.335, SLG: 0.502		0-0 F3		0-0 5-3			0-0 F8	0-0 6-3	
Al Ferrara, R (1, 7) OBP: 0.349, SLG: 0.446		0-0 P4			0-0 F8		0-0 1B 2B 1-3	0-0 F3	
Ed Spiezio, R (1, 5) OBP: 0.310, SLG: 0.380		0-3 K			0-0 P3		0-0 G6-4-3 1B 2-3 3-H	0-0 1-3	
Ivan Murrell, R (1, 8) OBP: 0.253, SLG: 0.257			0-0 SH5-4 1B		0-0 P5		0-0 G6-4-3 1B 1-2f	0-3 K	
Chris Cannizzaro, R (1, 2) OBP: 0.324, SLG: 0.325 Jose Arcia, R (8, PR) (9, 6) OBP: 0.268, SLG: 0.246			0-0 F7			0-0 1-3		0-0 FC1-5 BB 1B	
Clay Kirby, R (1, 1) OBP: 0.132, SLG: 0.029 Larry Stahl, L (6, PH) (7, 1) Tommie Sisk, R (7, 1) OBP: 0.182, SLG: 0.200 Van Kelly, L (8, PH) (8, PR) Sonny Ruberto, R (8, PR) (9, 2) OBP: 0.167, SLG: 0.118			0-0 SH5-4 1-2			0-0 1B		4-0 FC1-5 1B 1-2 BB	

Inning Stats	R: 0	H: 0	E: 0	K: 0	S: 3	R: 0	H: 0	E: 0	K: 1	S: 5	R: 1	H: 2	E: 0	K: 0	S: 4	R: 0	H: 0	E: 0	K: 0	S: 3	R: 0	H: 0	E: 0	K: 0	S: 3	R: 1	H: 3	E: 0	K: 0	S: 5	R: 1	H: 2	E: 0	K: 0	S: 5	R: 0	H: 0	E: 0	K: 1	S: 5
--------------	------	------	------	------	------	------	------	------	------	------	------	------	------	------	------	------	------	------	------	------	------	------	------	------	------	------	------	------	------	------	------	------	------	------	------	------	------	------	------	------

PITCHER	IP	WLS	BF	H	R	ER	SO	BB	IBB	HBP	BLK	WP	HR	S	P	ERA	WHIP
Jim Merritt, L (1, 1) ERA: 4.11	6.1	W	24	6	2	2	1	0	0	0	0	0	0	26	26	2.84	0.947
Pedro Ramos, R (7, 1) ERA: 3.41	0.2		3	1	1	1	0	1	0	0	0	0	0	2	6	13.50	3.000
Wayne Granger, R (8, 1) ERA: 2.91	2.0	S	7	1	0	0	1	0	0	0	0	0	0	9	9	0.00	0.500

Batter	1	2	3	4	5	6	7	8	9	AB R H RBI BB SO LOB	TOP		
<b>Felipe Alou, R</b> OBP: 0.346, SLG: 0.380 (1, 8) X	0-0 BB 2B 1B		0-0 F9		0-0 4-3		0-0 PB 1B		0-0 F7	5 1 2 1 0 0 2			
<b>Felix Millan, R</b> OBP: 0.329, SLG: 0.363 (1, 4) B B B	4-0 1-2 2B BB		0-0 6-3		0-0 L8		0-3 K			3 1 0 0 1 1 2			
<b>Hank Aaron, R</b> OBP: 0.434, SLG: 0.659 (1, 9) X	0-0 G4-3 1-H 2-H 2B		0-0 1B 1B		0-0 F8		0-0 F8			4 0 2 2 0 0 0			
<b>Rico Carty, R</b> OBP: 0.476, SLG: 0.663 <b>Mike Lum, L</b> OBP: 0.301, SLG: 0.289 (1, 7) B B B (8, 7) B B	4-0 G4-3 BB		0-0 1-2 1B		0-0 G3-1		0-0 F9			3 0 1 0 1 0 0 0 0 0 0 0 0 0			
<b>Orlando Cepeda, R</b> OBP: 0.330, SLG: 0.452 (1, 3) X	0-0 G4-3 1-2f 2-3		0-0 F7		0-0 6-3		0-0 BB BB		0-0 BB	3 0 0 0 1 0 4			
<b>Clete Boyer, R</b> OBP: 0.336, SLG: 0.371 (1, 5) X	0-0 F9		0-0 F9		0-0 FC1-5 BB 1B		0-0 F3			4 0 1 0 0 0 2			
<b>Bob Tillman, R</b> OBP: 0.260, SLG: 0.348 (1, 2)		0-3 K	0-0 F9		0-0 F9		0-0 F7		0-0 F7	3 0 0 0 1 1 0			
<b>Gil Garrido, R</b> OBP: 0.271, SLG: 0.298 <b>Sonny Jackson, L</b> OBP: 0.330, SLG: 0.327 (1, 6) (9, PR) (9, 6)		0-0 6-3	0-0 1-3		0-0 FC1-5 FC1-5 BB		0-0 SH1-4 1B		0-0 SH1-4 1B	4 1 1 0 0 0 2 0 0 0 0 0 0 0			
<b>Jim Britton, R</b> (1, 1) <b>Claude Raymond, R</b> OBP: 0.333, SLG: 0.333 <b>Cecil Upshaw, R</b> OBP: 0.333, SLG: 0.667 (7, 1) (9, 1)		0-3 K	0-0 F8		0-0 FC1-5 PB 1B		0-0 SH1-4		0-0 SH1-4	3 0 0 0 0 1 2 0 0 0 0 0 0 0 0 0 0 0 0 0 0			
<b>Inning Stats</b>	R: 2 H: 2 E: 0 LOB: 1 K: 0 BB: 2 S: 4 P: 12	R: 0 H: 0 E: 0 LOB: 0 K: 2 BB: 0 S: 7 P: 7	R: 0 H: 2 E: 0 LOB: 2 K: 0 BB: 0 S: 5 P: 5	R: 0 H: 0 E: 0 LOB: 0 K: 0 BB: 0 S: 3 P: 3	R: 0 H: 0 E: 0 LOB: 0 K: 0 BB: 0 S: 3 P: 3	R: 0 H: 0 E: 0 LOB: 0 K: 0 BB: 0 S: 3 P: 3	R: 1 H: 2 E: 0 LOB: 2 K: 1 BB: 1 S: 7 P: 11	R: 0 H: 0 E: 0 LOB: 1 K: 0 BB: 1 S: 3 P: 7	R: 0 H: 1 E: 0 LOB: 2 K: 0 BB: 0 S: 4 P: 4	1B: 6 SF: 0 2B: 1 SAC: 1 3B: 0 DP: 1 HR: 0 HBP: 0	WP: 0 PA: 37 PB: 1 SB: 0 CS: 0		
<b>PITCHER</b>	IP WLS BF H R ER SO BB IBB HBP BLK WP HR S P ERA WHIP											<b>PITCHER</b>	IP WLS BF H R ER SO BB IBB HBP BLK WP HR S P ERA WHIP
<b>Dave Roberts, L</b> ERA: 3.68 (1, 1)	0.0 L 4 2 2 2 0 2 0 0 0 0 0 0 2 10 ∞ ∞												
<b>Gary Ross, R</b> ERA: 4.13 (1, 1)	6.0 19 2 0 0 2 0 0 0 0 0 0 0 23 23 0.00 0.333												
<b>Billy McCool, L</b> ERA: 3.67 (7, 1)	2.0 10 2 1 1 1 2 0 0 0 0 0 0 10 18 4.50 2.000												
<b>Frank Reberger, R</b> ERA: 4.2 (9, 1)	1.0 4 1 0 0 0 0 0 0 0 0 0 0 4 4 0.00 1.000												

Atlanta Braves @ San Diego Padres  
San Diego Stadium, San Diego, CA

Thu Jul 10 1969, 10:05 PM EDT  
Att: 12,370 - Unknown

livebaseballscorecards.com

AB 32  
R 3  
H 7  
RBI 3  
BB 4  
SO 3  
LOB 14



Batter	1	2	3	4	5	6	7	8	9	AB R H RBI BB SO LOB
John Sipin, R (1, 4) OBP: 0.254, SLG: 0.337	0-3 K ①		0-0 1-3 2B		0-0 P3		0-0 6-3		0-0 4-3 ①	5 0 1 0 0 1 0
Roberto Pena, R (1, 6) OBP: 0.295, SLG: 0.296	0-0 2B 1B		0-0 1-3 ①		0-0 1B 1B		0-0 HR		0-0 F8 ②	5 1 3 1 0 0 1
Ollie Brown, R (1, 9) OBP: 0.315, SLG: 0.410	0-0 1-3 2B		0-0 P4 ②		0-0 1-3 1B		0-0 1B		0-0 BB 1B	5 0 4 0 0 0 1
Nate Colbert, R (1, 3) OBP: 0.332, SLG: 0.494	0-3 K ②		0-3 K ③		0-0 F5 ③		0-0 F2 ②		4-0 BB 1-2 BB	4 0 0 0 1 2 6
Van Kelly, L (1, 5) OBP: 0.327, SLG: 0.529	0-3 K ③			0-0 4-3 ①		0-0 FC5-4 1B		0-0 F9 ③	0-0 4-3 ③	5 0 1 0 0 1 5
Larry Stahl, L (1, 7) OBP: 0.235, SLG: 0.182		0-0 1B		0-0 F7 ②		0-0 FC5-4 1B ①		0-0 F9 ①		4 0 1 0 0 0 1
Ivan Murrell, R (1, 8) OBP: 0.266, SLG: 0.260		0-0 P4 ①		4-0 BB		0-0 1-2 1B		0-0 F8 ②		3 0 1 0 1 0 1
Chris Cannizzaro, R (1, 2) OBP: 0.323, SLG: 0.328		0-3 K ②		0-3 K ③		0-0 F9 ②		0-0 2B		4 0 1 0 0 2 4
Dave Roberts, L (1, 1) Gary Ross, R (1, 1) Al Ferrara, R (6, PH) Billy McCool, R (7, 1) Walt Hirniak, L (8, PH) Frank Reberger, L (9, 1)		0-3 K ③		0-0 4-3 ①		0-0 F7 ③		0-0 F5 ③		0 0 0 0 0 0 0 2 0 0 0 0 1 1 1 0 0 0 0 0 2 0 0 0 0 0 0 0 1 0 0 0 0 0 1 0 0 0 0 0 0 0

**BOTTOM**

**Atlanta Braves @ San Diego Padres**  
San Diego Stadium, San Diego, CA

Thu Jul 10 1969, 10:05 PM EDT  
Att. 12,370 - Unknown

AB	39
R	1
H	12
RBI	1
BB	2
SO	7
LOB	23



Inning Stats	R: 0	H: 2	E: 0	K: 3	S: 11	LOB: 2	BB: 0	P: 11	R: 0	H: 1	E: 0	K: 2	S: 8	LOB: 1	BB: 0	P: 8	R: 0	H: 1	E: 0	K: 1	S: 6	LOB: 1	BB: 1	P: 6	R: 0	H: 0	E: 0	K: 1	S: 5	LOB: 1	BB: 1	P: 9	R: 0	H: 2	E: 0	K: 0	S: 5	LOB: 2	BB: 0	P: 5	R: 1	H: 2	E: 0	K: 0	S: 5	LOB: 1	BB: 0	P: 5	R: 0	H: 1	E: 0	K: 0	S: 4	LOB: 1	BB: 0	P: 4	R: 0	H: 1	E: 0	K: 0	S: 4	LOB: 2	BB: 1	P: 8	1B: 8	SF: 0	2B: 3	SAC: 0	3B: 0	DP: 0	HR: 1	HBP: 0	WP: 0	PA: 41
--------------	------	------	------	------	-------	--------	-------	-------	------	------	------	------	------	--------	-------	------	------	------	------	------	------	--------	-------	------	------	------	------	------	------	--------	-------	------	------	------	------	------	------	--------	-------	------	------	------	------	------	------	--------	-------	------	------	------	------	------	------	--------	-------	------	------	------	------	------	------	--------	-------	------	-------	-------	-------	--------	-------	-------	-------	--------	-------	--------

PITCHER	IP	WLS	BF	H	R	ER	SO	BB	IBB	HBP	BLK	WP	HR	S	P	ERA	WHIP
Jim Britton, R (1, 1) ERA: 4.2	6.1	W	30	10	1	1	7	1	0	0	0	0	1	43	47	1.42	1.737
Claude Raymond, R (7, 1) ERA: 5.55	2.1		10	2	0	0	0	1	0	0	0	0	0	9	13	0.00	1.286
Cecil Upshaw, R (9, 1) ERA: 3.73	0.1	S	1	0	0	0	0	0	0	0	0	0	0	1	1	0.00	0.000

PITCHER	IP	WLS	BF	H	R	ER	SO	BB	IBB	HBP	BLK	WP	HR	S	P	ERA	WHIP
---------	----	-----	----	---	---	----	----	----	-----	-----	-----	----	----	---	---	-----	------

Batter	1	2	3	4	5	6	7	8	9	AB R H RBI BB SO LOB	TOP																										
Felipe Alou, R (1, 9) OBP: 0.351, SLG: 0.384	0-0 CS 1B			0-0 1B 1B	0-0 FC1-5-3-4			0-0 6-3	0-0 FC6-4 1B	5 1 3 1 0 0 1																											
Felix Millan, R (1, 4) OBP: 0.330, SLG: 0.364	0-0 G2			0-0 1B 2B			0-0 F8	0-0 1B	0-0 FC6-4 FC6-4 1B	5 1 2 0 0 0 3																											
Clete Boyer, R (1, 5) OBP: 0.333, SLG: 0.368	0-0 F8			0-0 1B 2B			0-0 F8	0-3 K	0-0 FC6-4	5 1 1 1 0 1 4																											
Rico Carty, R (1, 7) Mike Lum, L (8, 7) OBP: 0.467, SLG: 0.656 OBP: 0.301, SLG: 0.289			0-0 F9	0-0 6-3 2B			0-0 4-3			4 0 1 2 0 0 1 0 0 0 0 0 0 0																											
Orlando Cepeda, R (1, 3) OBP: 0.329, SLG: 0.449			0-3 K	0-0 F7			0-0 5-3		0-0 BB WP 1B	4 1 1 0 0 1 1																											
Tony Gonzalez, L (1, 8) OBP: 0.324, SLG: 0.335			0-0 G3	0-0 6-3			1-0 1B HBP		0-0 F9	3 0 0 0 0 0 2																											
Bob Tillman, R (1, 2) OBP: 0.260, SLG: 0.341				0-0 5-3	0-0 P4		0-0 P2		4-0 BB BB 1B BB	3 1 0 0 1 0 2																											
Gil Garrido, R (1, 6) Tito Francona, L (9, PH) Sonny Jackson, L (9, PR) OBP: 0.294, SLG: 0.320 OBP: 0.400, SLG: 0.413 OBP: 0.330, SLG: 0.327			0-0 6-3		0-0 FC1-5-3 SH1-3 1B		0-0 1B		4-0 BB BB BB 1B BB BB	3 0 2 0 0 0 0 0 0 0 0 1 0 0 0 1 0 0 0 0 0																											
Pat Jarvis, R (1, 1) Bob Aspromonte, R (9, PH) Paul Doyle, L (9, 1) OBP: 0.125, SLG: 0.128 OBP: 0.319, SLG: 0.349			0-3 K		0-0 SH1-3		0-3 K		0-0 FC6-4 1B 1B	2 0 0 0 0 2 2 1 0 1 2 0 0 0 0 0 0 0 0 0 0																											
Inning Stats	R: 0 E: 0 K: 0 S: 3	H: 1 LOB: 0 BB: 0 P: 3	R: 0 E: 0 K: 1 S: 5	H: 0 LOB: 0 BB: 0 P: 5	R: 0 E: 0 K: 1 S: 5	H: 0 LOB: 0 BB: 0 P: 5	R: 3 E: 0 K: 0 S: 7	H: 4 LOB: 1 BB: 0 P: 7	R: 0 E: 0 K: 0 S: 3	H: 1 LOB: 0 BB: 0 P: 3	R: 0 E: 0 K: 1 S: 6	H: 1 LOB: 2 BB: 0 P: 7	R: 0 E: 0 K: 1 S: 6	H: 1 LOB: 1 BB: 0 P: 6	R: 3 E: 0 K: 0 S: 6	H: 3 LOB: 2 BB: 2 P: 14	1B: 10 SF: 0 2B: 2 SAC: 1 3B: 0 DP: 1 HR: 0 HBP: 1	WP: 1 PA: 39 PB: 0 SB: 0 CS: 1																			
PITCHER	IP	WLS	BF	H	R	ER	SO	BB	IBB	HBP	BLK	WP	HR	S	P	ERA	WHIP	PITCHER	IP	WLS	BF	H	R	ER	SO	BB	IBB	HBP	BLK	WP	HR	S	P	ERA	WHIP		
Dick Kelley, L (1, 1) ERA: 3.57	7.0		27	7	3	3	3	0	0	1	0	0	0	32	33	3.86	1.000																				
Jack Baldschun, R (8, 1) ERA: 4.06	1.1	L	7	2	2	2	1	1	0	0	0	1	0	8	12	13.50	2.250																				
Billy McCool, L (9, 1) ERA: 3.89	0.0		1	0	0	0	0	1	0	0	0	0	0	0	4	∞	∞																				
Tommie Sisk, R (9, 1) ERA: 5.63	0.2		4	2	1	1	0	0	0	0	0	0	0	4	4	13.50	3.000																				

**Atlanta Braves @ San Diego Padres**  
San Diego Stadium, San Diego, CA  
Fri Jul 11 1969, 10:05 PM EDT  
Att. 5,676 - Unknown

<b>AB</b>	<b>35</b>
<b>R</b>	<b>6</b>
<b>H</b>	<b>11</b>
<b>RBI</b>	<b>6</b>
<b>BB</b>	<b>2</b>
<b>SO</b>	<b>4</b>
<b>LOB</b>	<b>16</b>



WP: 1	PA: 39
PB: 0	
SB: 0	
CS: 1	

[livebaseballscorecards.com](http://livebaseballscorecards.com)

Batter	1	2	3	4	5	6	7	8	9	AB	R	H	RBI	BB	SO	LOB
John Sipin, R (1, 4) OBP: 0.254, SLG: 0.335	0-0 G3		0-0 1-3		0-0 G6-4-3 1B		0-0 F9			4	0	1	0	0	0	2
Roberto Pena, R (1, 6) OBP: 0.294, SLG: 0.299	0-0 P6		0-0 2B		0-0 G6-4-3 1-2f			0-0 6-3		4	0	1	1	0	0	1
Ollie Brown, R (1, 9) OBP: 0.312, SLG: 0.405	0-0 P5		0-0 F8		0-3 K			0-0 1-3		4	0	0	0	0	1	1
Nate Colbert, R (1, 3) OBP: 0.327, SLG: 0.485		0-0 4-3		0-0 F7		0-3 K		0-0 F8		4	0	0	0	0	1	0
Van Kelly, L (1, 5) OBP: 0.327, SLG: 0.519		0-0 L9		0-0 3B		0-0 P4			0-0 5-3	3	1	1	0	0	0	0
Ed Spezio, R (9, PH) OBP: 0.309, SLG: 0.379										1	0	0	0	0	0	0
Larry Stahl, L (1, 7) OBP: 0.239, SLG: 0.213		0-0 P6		0-0 3B		0-3 K			0-3 K	3	0	1	1	0	1	0
Cito Gaston, R (9, PH) OBP: 0.265, SLG: 0.280										1	0	0	0	0	1	0
Ivan Murrell, R (1, 8) OBP: 0.277, SLG: 0.276			4-0 1B E BB		0-3 K			0-0 SH1-3 2B		3	1	1	0	1	1	1
Chris Cannizzaro, R (1, 2) OBP: 0.327, SLG: 0.331			0-0 E9 2B 1B		4-0 IBB			0-0 SH1-3		1	1	1	0	1	0	0
Dick Kelley, R (1, 1) OBP: 0.147, SLG: 0.176			0-3 K		0-3 K			0-3 K		2	0	0	0	0	2	3
Al Ferrara, R (7, PH) OBP: 0.346, SLG: 0.441										1	0	0	0	0	1	1
Jack Baldschun, R (8, 1) OBP: 0.400, SLG: 0.250										0	0	0	0	0	0	0
Billy McCool, R (9, 1)										0	0	0	0	0	0	0
Tommie Sisk, R (9, 1) OBP: 0.182, SLG: 0.200										0	0	0	0	0	0	0

Inning Stats	R: 0	H: 0	E: 0	LOB: 0	K: 0	BB: 0	S: 3	P: 3	R: 0	H: 0	E: 0	LOB: 0	K: 0	BB: 0	S: 3	P: 3	R: 2	H: 2	E: 1	LOB: 1	K: 1	BB: 1	S: 7	P: 11	R: 1	H: 2	E: 0	LOB: 2	K: 2	BB: 1	S: 9	P: 13	R: 0	H: 1	E: 0	LOB: 0	K: 1	BB: 0	S: 5	P: 5	R: 0	H: 0	E: 0	LOB: 0	K: 2	BB: 0	S: 7	P: 7	R: 0	H: 1	E: 0	LOB: 1	K: 1	BB: 0	S: 6	P: 6	R: 0	H: 0	E: 0	LOB: 0	K: 0	BB: 0	S: 3	P: 3	R: 0	H: 0	E: 0	LOB: 0	K: 1	BB: 0	S: 5	P: 5	1B: 3	SF: 0	2B: 2	SAC: 1	3B: 1	DP: 1	HR: 0	HBP: 0	WP: 0	PA: 34	PB: 0	SB: 0	CS: 0
--------------	------	------	------	--------	------	-------	------	------	------	------	------	--------	------	-------	------	------	------	------	------	--------	------	-------	------	-------	------	------	------	--------	------	-------	------	-------	------	------	------	--------	------	-------	------	------	------	------	------	--------	------	-------	------	------	------	------	------	--------	------	-------	------	------	------	------	------	--------	------	-------	------	------	------	------	------	--------	------	-------	------	------	-------	-------	-------	--------	-------	-------	-------	--------	-------	--------	-------	-------	-------

PITCHER	IP	WLS	BF	H	R	ER	SO	BB	IBB	HBP	BLK	WP	HR	S	P	ERA	WHIP
Pat Jarvis, R (1, 1) ERA: 5.07	8.0	W	31	6	3	2	7	1	1	0	0	0	0	43	51	2.25	0.875
Paul Doyle, L (9, 1) ERA: 2.7	1.0	S	3	0	0	0	1	0	0	0	0	0	0	5	5	0.00	0.000

**BOTTOM**

**Atlanta Braves @ San Diego Padres**  
San Diego Stadium, San Diego, CA

Fri Jul 11 1969, 10:05 PM EDT  
Att. 5,676 - Unknown

AB	31
R	3
H	6
RBI	2
BB	2
SO	8
LOB	9



PITCHER	IP	WLS	BF	H	R	ER	SO	BB	IBB	HBP	BLK	WP	HR	S	P	ERA	WHIP
---------	----	-----	----	---	---	----	----	----	-----	-----	-----	----	----	---	---	-----	------

Batter	1	2	3	4	5	6	7	8	9	AB R H RBI BB SO LOB	TOP											
Felipe Alou, R (1, 8) OBP: 0.348, SLG: 0.384	0-0 F8		0-0 F8		0-0 FC6-4			0-0 4-3	0-0 2B	5 0 1 0 0 0 2												
Tony Gonzalez, L (1, 7) OBP: 0.329, SLG: 0.344 Bob Aspromonte, R (9, PH) OBP: 0.317, SLG: 0.346	0-0 CS 1B		0-0 1-3			0-0 2B		0-0 HR 1B	0-3 K	4 1 3 0 0 0 1 1 0 0 0 0 1 3												
Hank Aaron, R (1, 9) OBP: 0.434, SLG: 0.653	0-0 F3			0-0 P5		0-0 F9		0-0 HR 1B	4-0 IBB	4 1 1 0 1 0 2												
Orlando Cepeda, R (1, 3) OBP: 0.325, SLG: 0.443 Cecil Upshaw, R (8, 1) OBP: 0.333, SLG: 0.667 Tommie Aaron, R (9, PH) OBP: 0.339, SLG: 0.340		0-0 4-3		0-0 F9		0-3 K		0-0 F3	0-0 P3	4 0 0 0 0 1 3 0 0 0 0 0 0 0 1 0 0 0 0 0 3												
Clete Boyer, R (1, 5) OBP: 0.339, SLG: 0.396		0-0 HR		0-0 F8		4-0 BB		0-0 HR		3 2 2 4 1 0 0												
Felix Millan, R (1, 4) OBP: 0.332, SLG: 0.364		0-0 L7			0-0 G3 WP FC 1B	0-0 5-3		4-0 BB		3 1 1 0 1 0 2												
Sonny Jackson, L (1, 6) OBP: 0.326, SLG: 0.322		0-0 G3			0-0 G3		0-0 4-3	0-0 F7		4 0 0 0 0 0 2												
Bob Didier, S (1, 2) OBP: 0.279, SLG: 0.278 Rico Carty, R (9, PH) OBP: 0.472, SLG: 0.660 Gil Carrido, R (9, PR) OBP: 0.294, SLG: 0.320			0-0 FC5-4 1B		0-0 FC		0-0 6-3		0-0 2B 1B	3 0 1 1 0 0 0 1 0 1 0 0 0 0 0 0 0 0 0 0 0												
George Stone, L (1, 1) OBP: 0.156, SLG: 0.156 Gary Neibauer, R (5, 1) Claude Raymond, R (6, 1) OBP: 0.353, SLG: 0.333 Mike Lum, R (7, PH) OBP: 0.259, SLG: 0.287 Ron Reed, R (7, 1) OBP: 0.156, SLG: 0.140 Titto Faticchia, L (8, 3) OBP: 0.396, SLG: 0.408			0-0 FC5-4		0-3 K		0-0 4-3		0-3 K	2 0 0 0 0 1 2 0 0 0 0 0 0 0 0 0 0 0 0 0 0 1 0 0 0 0 0 0 0 0 0 0 0 0 0 1 0 0 0 0 1 1												
<b>Inning Stats</b>	R: 0 E: 0 K: 0 S: 3	H: 1 LOB: 0 BB: 0 P: 3	R: 1 E: 0 K: 0 S: 4	H: 1 LOB: 0 BB: 0 P: 4	R: 0 E: 0 K: 0 S: 4	H: 1 LOB: 1 BB: 0 P: 4	R: 0 E: 0 K: 1 S: 3	H: 0 LOB: 0 BB: 0 P: 3	R: 1 E: 0 K: 1 S: 7	H: 1 LOB: 1 BB: 0 P: 7	R: 0 E: 0 K: 1 S: 6	H: 1 LOB: 2 BB: 1 P: 10	R: 0 E: 0 K: 0 S: 3	H: 0 LOB: 0 BB: 0 P: 3	R: 3 E: 0 K: 0 S: 6	H: 3 LOB: 1 BB: 1 P: 10	R: 0 E: 0 K: 2 S: 9	H: 2 LOB: 3 BB: 1 P: 13	1B: 6 2B: 2 3B: 0 HR: 2	SF: 0 SAC: 0 DP: 0 HBP: 0	WP: 1 PB: 0 SB: 0 CS: 1	PA: 40
<b>PITCHER</b>	IP WLS BF H R ER SO BB IBB HBP BLK WP HR S P ERA WHIP																					
AI Santorini, R (1, 1) ERA: 3.79	7.2 W 33 8 5 5 2 2 0 0 0 1 2 35 43 5.87 1.304																					
Frank Reberger, R (8, 1) ERA: 4.14	0.2 4 2 0 0 1 0 0 0 0 0 0 6 6 0.00 3.000																					
Billy McCool, L (9, 1) ERA: 3.83	0.2 S 3 0 0 0 1 0 1 0 0 0 0 4 8 0.00 0.000																					

Atlanta Braves @ San Diego Padres  
San Diego Stadium, San Diego, CA

Sat Jul 12 1969, 10:05 PM EDT  
Att. 6,189 - Unknown

livebaseballscorecards.com

AB	37
R	5
H	10
RBI	5
BB	3
SO	4
LOB	21



Batter	1	2	3	4	5	6	7	8	9
John Sipin, R (1, 4) OBP: 0.257, SLG: 0.337 Jose Arcia, R (3, 4) OBP: 0.270, SLG: 0.279	0-0 E 1B	0-0 L9			0-0 HR 3B	0-0 F8 2-3		0-0 G3	
Roberto Pena, R (1, 6) OBP: 0.294, SLG: 0.309	0-0 E3 1B		0-0 F7		0-0 HR	0-0 6-3			
Ollie Brown, R (1, 9) OBP: 0.317, SLG: 0.409	0-0 1B		0-0 F8		0-0 1B SF7 1B		0-0 1B		
Nate Colbert, R (1, 3) OBP: 0.326, SLG: 0.482	0-3 K		0-0 F8		0-0 1B		0-3 K		
Al Ferrara, R (1, 7) OBP: 0.349, SLG: 0.441 Cito Gaston, R (8, 8) OBP: 0.265, SLG: 0.280	1-0 HBP			0-0 1B 1B	0-0 SF7		0-3 K		
Ed Spiezio, R (1, 5) OBP: 0.305, SLG: 0.373	0-0 G5-4-3			0-0 P4	0-0 P5		0-0 F7		
Ivan Murrell, R (1, 8) OBP: 0.299, SLG: 0.338		0-0 1-3		0-0 1B		0-0 HR		0-0 E 1B	
Chris Cannizzaro, R (1, 2) OBP: 0.330, SLG: 0.331		0-0 FC1-6 1B		0-3 K		4-0 F8 SH1-4 BB		0-0 F9	
Al Santorini, R (1, 1) OBP: 0.176, SLG: 0.152 Frank Reberger, L (8, 1) Billy McCool, R (9, 1)		0-0 FC1-6		0-0 5-3		0-0 SH1-4		0-3 K	

Inning Stats	R: 2 E: 1 K: 1 S: 7	H: 2 LOB: 1 BB: 0 P: 8	R: 0 E: 0 K: 0 S: 4	H: 1 LOB: 1 BB: 0 P: 4	R: 0 E: 0 K: 0 S: 3	H: 0 LOB: 0 BB: 0 P: 3	R: 0 E: 0 K: 1 S: 7	H: 2 LOB: 2 BB: 0 P: 7	R: 3 E: 0 K: 0 S: 6	H: 4 LOB: 0 BB: 0 P: 6	R: 1 E: 0 K: 0 S: 4	H: 1 LOB: 1 BB: 1 P: 8	R: 0 E: 0 K: 2 S: 8	H: 1 LOB: 1 BB: 0 P: 8	R: 1 E: 1 K: 1 S: 6	H: 1 LOB: 1 BB: 0 P: 6
--------------	------------------------------	---------------------------------	------------------------------	---------------------------------	------------------------------	---------------------------------	------------------------------	---------------------------------	------------------------------	---------------------------------	------------------------------	---------------------------------	------------------------------	---------------------------------	------------------------------	---------------------------------

PITCHER	IP	WLS	BF	H	R	ER	SO	BB	IBB	HBP	BLK	WP	HR	S	P	ERA	WHIP
George Stone, L (1, 1) ERA: 3.06	4.0	L	21	8	5	4	2	0	0	1	0	0	1	24	25	9.00	2.000
Gary Neibauer, R (5, 1) ERA: 4.06	1.0		5	2	1	1	0	1	0	0	0	0	1	4	8	9.00	3.000
Claude Raymond, R (6, 1) ERA: 5.4	1.0		3	0	0	0	0	0	0	0	0	0	0	3	3	0.00	0.000
Ron Reed, R (7, 1) ERA: 3.86	1.0		4	1	0	0	2	0	0	0	0	0	0	8	8	0.00	1.000
Cecil Upshaw, R (8, 1) ERA: 3.66	1.0		4	1	1	0	1	0	0	0	0	0	0	6	6	0.00	1.000

**BOTTOM**

AB	R	H	RBI	BB	SO	LOB
2	1	1	0	0	0	1
3	1	1	0	0	0	2
4	2	1	2	0	0	2
4	1	3	2	0	0	0
4	0	1	0	0	2	2
2	0	1	1	0	1	1
0	0	0	0	0	0	0
4	0	0	0	0	0	4
4	2	3	1	0	0	0
3	0	1	0	1	1	2
2	0	0	0	0	0	3
1	0	0	0	0	1	1
0	0	0	0	0	0	0

**AB 33**  
**R 7**  
**H 12**  
**RBI 6**  
**BB 1**  
**SO 5**  
**LOB 18**



WP	PA	ERA	WHIP
0	37		
0			
0			
0			

**Atlanta Braves @ San Diego Padres**  
San Diego Stadium, San Diego, CA  
Sat Jul 12 1969, 10:05 PM EDT  
Att. 6,189 - Unknown

livebaseballscorecards.com

Batter	1	2	3	4	5	6	7	8	9	AB	R	H	RBI	BB	SO	LOB	TOP								
<b>Felipe Alou, R</b> (1, 8) OBP: 0.347, SLG: 0.382	0-0 1-3			0-0 F8		0-0 1B 1B		0-0 F7		4	0	1	0	0	0	1									
<b>Tony Gonzalez, L</b> (1, 7) OBP: 0.331, SLG: 0.346	0-0 4-3			0-0 4-3		0-0 1B 1B		0-0 1B		4	0	2	0	0	0	0									
<b>Hank Aaron, R</b> (1, 9) OBP: 0.432, SLG: 0.648	0-0 L7			0-0 1B		0-0 F8		0-0 F8		4	0	1	0	0	0	4									
<b>Orlando Cepeda, R</b> (1, 3) OBP: 0.322, SLG: 0.438		0-0 6-3		0-0 F8		0-0 F9			0-0 6-3	4	0	0	0	0	0	3									
<b>Clete Boyer, R</b> (1, 5) OBP: 0.334, SLG: 0.390		0-0 5-3			0-0 F7		0-0 4-3		0-0 F5	4	0	0	0	0	0	0									
<b>Felix Millan, R</b> (1, 4) OBP: 0.328, SLG: 0.360		0-0 6-3			0-0 F7		0-0 F9		0-0 F7	4	0	0	0	0	0	0									
<b>Sonny Jackson, L</b> (1, 6) OBP: 0.322, SLG: 0.319			0-0 F9		0-0 E4		0-3 K			3	0	0	0	0	1	0									
<b>Gil Garrido, R</b> (7, 6) OBP: 0.294, SLG: 0.320										0	0	0	0	0	0	0									
<b>Bob Didier, S</b> (1, 2) OBP: 0.276, SLG: 0.274			0-3 K		0-0 P4				0-0 6-3	2	0	0	0	0	1	1									
<b>Tito Francona, L</b> (8, PH) OBP: 0.391, SLG: 0.403										1	0	0	0	0	0	0									
<b>Bob Tillman, R</b> (8, 2) OBP: 0.260, SLG: 0.341										0	0	0	0	0	0	0									
<b>Phil Niekro, R</b> (1, 1) OBP: 0.145, SLG: 0.167			0-0 5-3			0-0 1B 1B 1B			0-0 1B	2	0	1	0	0	0	0									
<b>Rico Carty, R</b> (8, PH) OBP: 0.477, SLG: 0.663										1	0	1	0	0	0	0									
<b>Mike Lum, L</b> (8, PR) OBP: 0.299, SLG: 0.287										0	0	0	0	0	0	0									
<b>Cecil Upshaw, R</b> (8, 1) OBP: 0.333, SLG: 0.667										0	0	0	0	0	0	0									
<b>Inning Stats</b>	R: 0 E: 0 K: 0 S: 3	H: 0 LOB: 0 BB: 0 P: 3	R: 0 E: 0 K: 0 S: 3	H: 0 LOB: 0 BB: 0 P: 3	R: 0 E: 0 K: 1 S: 5	H: 0 LOB: 0 BB: 0 P: 5	R: 0 E: 0 K: 0 S: 4	H: 1 LOB: 1 BB: 0 P: 4	R: 0 E: 1 K: 0 S: 4	H: 0 LOB: 1 BB: 0 P: 4	R: 0 E: 0 K: 1 S: 5	H: 3 LOB: 2 BB: 0 P: 5	R: 0 E: 0 K: 1 S: 5	H: 0 LOB: 0 BB: 0 P: 5	R: 0 E: 0 K: 0 S: 5	H: 2 LOB: 2 BB: 0 P: 5	R: 0 E: 0 K: 0 S: 3	H: 0 LOB: 0 BB: 0 P: 3	1B: 6 2B: 0 3B: 0 HR: 0	SF: 0 SAC: 0 DP: 0 HBP: 0	WP: 0 PB: 0 SB: 0 CS: 0	PA: 33			
<b>PITCHER</b> <b>Joe Niekro, R</b> (1, 1) ERA: 2.74	IP 9.0	WLS W	BF 33	H 6	R 0	ER 0	SO 2	BB 0	IBB 0	HBP 0	BLK 0	WP 0	HR 0	S 37	P 37	ERA 0.00	WHIP 0.667								

Atlanta Braves @ San Diego Padres  
San Diego Stadium, San Diego, CA

Sun Jul 13 1969, 6:33 AM EDT  
Att. 6,456 - Unknown

livebaseballscorecards.com

AB	33
R	0
H	6
RBI	0
BB	0
SO	2
LOB	9





Batter	1	2	3	4	5	6	7	8	9
John Sipin, R OBP: 0.257, SLG: 0.335 (1, 4)	0-3 K		0-0 FC5 1B		0-0 6-3		0-0 FC4-6		
Roberto Pena, R OBP: 0.297, SLG: 0.312 (1, 6)	0-0 6-3		0-0 1-2 1B		0-0 5-3			0-0 SH1-4 1B	
Jose Arcia, R OBP: 0.270, SLG: 0.279 (8, PR)									
Ollie Brown, R OBP: 0.314, SLG: 0.406 (1, 9)	0-0 F3		0-0 FC5		0-0 4-3			0-0 SH1-4	
Nate Colbert, R OBP: 0.328, SLG: 0.486 (1, 3)		0-0 1B		0-0 1B 2B		0-0 F8		0-0 5-3	
Van Kelly, L OBP: 0.322, SLG: 0.500 (1, 5)		0-0 FC6-4 1B		0-0 F8		0-0 E6		0-0 G3-1	
Larry Stahl, L OBP: 0.231, SLG: 0.205 (1, 7)		0-0 P6		0-0 5-3		0-0 F5			
Ivan Murrell, R OBP: 0.300, SLG: 0.337 (1, 8)		0-0 FC6-4		0-0 1B		0-0 F8			
Chris Cannizzaro, R OBP: 0.330, SLG: 0.331 (1, 2)			0-0 F2	0-0 F2		0-0 FC1-6 1B			
Joe Niekro, R OBP: 0.281, SLG: 0.154 (1, 1)			0-0 1-3		0-0 F9		0-0 FC1-6		

Inning Stats	R: 0	H: 0	E: 0	K: 1	S: 5	R: 0	H: 2	E: 0	K: 0	S: 4	R: 0	H: 2	E: 0	K: 0	S: 5	R: 1	H: 2	E: 0	K: 0	S: 5	R: 0	H: 0	E: 0	K: 0	S: 3	R: 0	H: 0	E: 1	K: 0	S: 4	R: 0	H: 1	E: 0	K: 0	S: 4	R: 0	H: 1	E: 0	K: 0	S: 4
	LOB: 0	BB: 0	P: 5	LOB: 1	BB: 0	P: 4	LOB: 2	BB: 0	P: 5	LOB: 1	BB: 0	P: 5	LOB: 0	BB: 0	P: 3	LOB: 1	BB: 0	P: 4	LOB: 1	BB: 0	P: 4	LOB: 2	BB: 0	P: 4	LOB: 1	BB: 0	P: 4	LOB: 1	BB: 0	P: 4	LOB: 1	BB: 0	P: 4	LOB: 2	BB: 0	P: 4	LOB: 0	BB: 0	P: 4	

PITCHER	IP	WLS	BF	H	R	ER	SO	BB	IBB	HBP	BLK	WP	HR	S	P	ERA	WHIP
Phil Niekro, R ERA: 2.12 (1, 1)	7.0	L	28	7	1	1	1	0	0	0	0	0	0	30	30	1.29	1.000
Cecil Upshaw, R ERA: 3.59 (8, 1)	1.0		4	1	0	0	0	0	0	0	0	0	0	4	4	0.00	1.000

AB R H RBI BB SO LOB

4	0	1	0	0	1	1
4	0	2	0	0	0	0
0	0	0	0	0	0	0
3	0	0	0	0	0	2
4	1	2	0	0	0	2
4	0	1	0	0	0	3
3	0	0	0	0	0	3
3	0	1	1	0	0	1
3	0	1	0	0	0	1
3	0	0	0	0	0	1

1B: 7	SF: 0	WP: 0	PA: 32
2B: 1	SAC: 1	PB: 0	
3B: 0	DP: 0	SB: 0	
HR: 0	HBP: 0	CS: 0	

**Atlanta Braves @ San Diego Padres**  
**San Diego Stadium, San Diego, CA**  
 Sun Jul 13 1969, 6:33 AM EDT  
 Att. 6,456 - Unknown

AB	31
R	1
H	8
RBI	1
BB	0
SO	1
LOB	14



PITCHER	IP	WLS	BF	H	R	ER	SO	BB	IBB	HBP	BLK	WP	HR	S	P	ERA	WHIP
---------	----	-----	----	---	---	----	----	----	-----	-----	-----	----	----	---	---	-----	------

Batter	1	2	3	4	5	6	7	8	9	AB R H RBI BB SO LOB	TOP											
John Sipin, R (1, 4) OBP: 0.250, SLG: 0.326	0-0 5-3		0-3 K		0-0 E6 BB 1B HBP	0-0 F9		0-0 FC1-6 1-2f HR		5 2 0 0 0 1 2	<b>San Diego Padres @ San Francisco Giants</b> Candlestick Park, San Francisco, CA Tue Jul 15 1969, 6:33 AM EDT Att. 3,586 - Unknown <a href="http://livebaseballscorecards.com">livebaseballscorecards.com</a>											
Roberto Pena, R (1, 6) OBP: 0.302, SLG: 0.315 Jose Arcia, R (8, PR) OBP: 0.270, SLG: 0.279 (8, 6)	0-0 F7			0-0 1B FC3-6 1B	0-0 HBP 1B BB 1B	0-0 5-3		4-0 1-2 HR BB	4 2 2 0 1 0 0 0 1 0 0 0 0 0													
Ollie Brown, R (1, 9) OBP: 0.318, SLG: 0.416	0-0 6-3			0-0 1-3 FC3-6 1B	4-0 1-2 2-3 1B HBP BB	0-0 1-3		0-0 1-1 2-H HR	4 2 2 3 1 0 0													
Nate Colbert, R (1, 3) OBP: 0.330, SLG: 0.480		0-3 K		0-3 K	1-0 1B 1B HBP		4-0 G3 1B BB	0-0 E6 1B	3 1 0 1 1 2 3													
Van Kelly, L (1, 5) OBP: 0.344, SLG: 0.508	0-0 F5			0-0 FC3-6 1B	0-0 1-3 2-H 3-H 1B		0-0 G3 1B	0-0 G4-3 1B	5 1 3 3 0 0 1													
Larry Stahl, L (1, 7) OBP: 0.240, SLG: 0.216	0-0 G3			0-0 1-2 1B	0-0 1-3 3-H 1B 1B		0-0 G3 1-2 2-3	0-0 G4-3 1-2f	5 1 2 1 0 0 4													
Ivan Murrell, R (1, 8) OBP: 0.305, SLG: 0.333			0-0 6-3	0-0 F4	0-0 1-2 3-H 1B 1B		4-0 G4-3 IBB	0-0 5-3	4 0 1 1 1 0 2													
Chris Cannizzaro, R (1, 2) OBP: 0.331, SLG: 0.332			0-0 1B		0-0 5-3		0-0 G4-3 1-2f	0-0 F4	5 0 2 1 0 0 3													
Clay Kirby, R (1, 1) OBP: 0.143, SLG: 0.027 Gary Ross, R (8, 1)			0-3 K		0-0 5-3		4-0 FC1-6 BB	0-0 4-3	3 0 0 0 1 2 3 1 0 0 0 0 0 0													
<b>Inning Stats</b>	R: 0 E: 0 K: 0 S: 3	H: 0 LOB: 0 BB: 0 P: 3	R: 0 E: 0 K: 1 S: 5	H: 0 LOB: 0 BB: 0 P: 5	R: 0 E: 0 K: 2 S: 8	H: 1 LOB: 1 BB: 0 P: 8	R: 1 E: 0 K: 1 S: 8	H: 3 LOB: 2 BB: 0 P: 8	R: 6 E: 1 K: 1 S: 11	H: 5 LOB: 2 BB: 1 P: 16	R: 0 E: 0 K: 0 S: 3	H: 0 LOB: 0 BB: 0 P: 3	R: 0 E: 0 K: 0 S: 3	H: 1 LOB: 2 BB: 2 P: 11	R: 3 E: 1 K: 0 S: 5	H: 2 LOB: 2 BB: 2 P: 13	R: 0 E: 0 K: 0 S: 3	H: 0 LOB: 0 BB: 0 P: 3	1B: 11 2B: 0 3B: 0 HR: 1	SF: 0 SAC: 0 DP: 2 HBP: 1	WP: 0 PB: 0 SB: 1 CS: 0	PA: 45
<b>PITCHER</b>	IP WLS BF H R ER SO BB IBB HBP BLK WP HR S P ERA WHIP												<b>PITCHER</b>	IP WLS BF H R ER SO BB IBB HBP BLK WP HR S P ERA WHIP								
Juan Marichal, R (1, 1) ERA: 2.0	4.2 L 26 9 7 1 4 1 0 1 0 0 0 0 32 37 1.93 2.143																					
Ray Sadecki, L (5, 1) ERA: 4.42	1.1 4 0 0 0 1 0 0 0 0 0 0 0 6 6 0.00 0.000																					
Rich Robertson, R (7, 1) ERA: 6.19	1.0 5 1 0 0 0 1 1 0 0 0 0 0 3 11 0.00 2.000																					
Ron Bryant, L (8, 1) ERA: 5.79	2.0 10 2 3 3 0 2 0 0 0 0 0 1 8 16 13.50 2.000																					

AB	39
R	10
H	12
RBI	10
BB	5
SO	5
LOB	18





Batter	1	2	3	4	5	6	7	8	9	AB R H RBI BB SO LOB	TOP											
John Sipin, R (1, 4) OBP: 0.254, SLG: 0.328	0-0 4-3		0-0 1B			0-0 1B		0-0 6-3	0-0 G1-6-3	5 0 2 0 0 0 2	<b>San Diego Padres @ San Francisco Giants</b> Candlestick Park, San Francisco, CA Wed Jul 16 1969, 6:33 AM EDT Att. 3,215 - Unknown <a href="http://livebaseballscorecards.com">livebaseballscorecards.com</a>											
Roberto Pena, R (1, 6) OBP: 0.298, SLG: 0.310	0-3 K		0-0 6-3			0-0 F5		0-0 F9		4 0 0 0 0 1 2												
Ollie Brown, R (1, 9) OBP: 0.320, SLG: 0.417	0-3 K					0-0 1B		0-0 E5		4 1 2 0 0 1 0												
Al Ferrara, R (1, 7) OBP: 0.351, SLG: 0.443						0-0 1B		0-0 1B		4 1 2 1 0 1 1												
Van Kelly, L (1, 5) OBP: 0.338, SLG: 0.537						0-0 1B		0-0 HR		4 1 1 2 0 0 4												
Larry Stahl, L (1, 3) OBP: 0.240, SLG: 0.228						0-0 1B		0-0 HR		4 0 1 0 0 2 3												
Ivan Murrell, R (1, 8) OBP: 0.303, SLG: 0.330						0-0 F8		0-0 4-3		4 0 1 0 0 1 1												
Chris Cannizzaro, R (1, 2) OBP: 0.330, SLG: 0.331						0-0 F8		0-0 K		4 0 1 0 0 0 1												
Dave Roberts, L (1, 1) OBP: 0.250, SLG: 0.250						0-0 E5		0-0 6-3		4 0 1 0 0 0 1												
Jack Baloschun, R (4, 1) OBP: 0.400, SLG: 0.250						0-0 L5-3		0-0 K		1 0 0 0 0 0 0 1												
Wait Hirniak, L (5, PH) OBP: 0.346, SLG: 0.190						0-0 L5-3		0-3 K		0 0 0 0 0 0 0 0												
Tommie Sisk, R (5, 1) OBP: 0.182, SLG: 0.200										1 0 0 0 0 0 0 0												
Cito Gaston, R (7, PH) OBP: 0.251, SLG: 0.279										1 0 0 0 0 0 1 0												
Billy MacLeod, R (7, 1) OBP: 0.251, SLG: 0.279										0 0 0 0 0 0 0 0												
Ed Spiezio, R (9, PH) OBP: 0.307, SLG: 0.375										1 0 1 0 0 0 0 0												
Jose Arcia, R (9, PR) OBP: 0.270, SLG: 0.279										0 0 0 0 0 0 0 0												
<b>Inning Stats</b>	R: 0 E: 0 K: 2 S: 7	H: 0 LOB: 0 BB: 0 P: 7	R: 0 E: 0 K: 0 S: 4	H: 1 LOB: 1 BB: 0 P: 4	R: 0 E: 0 K: 0 S: 4	H: 2 LOB: 1 BB: 0 P: 4	R: 0 E: 0 K: 1 S: 5	H: 1 LOB: 0 BB: 0 P: 5	R: 0 E: 1 K: 1 S: 6	H: 0 LOB: 1 BB: 0 P: 6	R: 0 E: 0 K: 2 S: 7	H: 3 LOB: 3 BB: 0 P: 8	R: 0 E: 0 K: 2 S: 7	H: 0 LOB: 0 BB: 0 P: 7	R: 3 E: 1 K: 0 S: 6	H: 2 LOB: 0 BB: 0 P: 6	R: 0 E: 0 K: 0 S: 4	H: 2 LOB: 2 BB: 0 P: 4	1B: 9 2B: 2 3B: 0 HR: 1	SF: 0 SAC: 0 DP: 2 HBP: 0	WP: 0 PB: 0 SB: 0 CS: 1	PA: 37
<b>PITCHER</b> Gaylord Perry, R (1, 1) ERA: 2.66	IP 9.0 WLS W BF 37 H 11 R 3 ER 0 SO 7 BB 0 IBB 0 HBP 0 BLK 0 WP 0 HR 1 S 51 P 51 ERA 0.00 WHIP 1.222											<b>PITCHER</b>	IP WLS BF H R ER SO BB IBB HBP BLK WP HR S P ERA WHIP									



Batter	1	2	3	4	5	6	7	8	9
<b>Bobby Bonds, R</b> OBP: 0.362, SLG: 0.500 (1, 9)	0-3 K	0-3 K		0-0 HR		0-3 K		0-0 1B 2B	
<b>Ron Hunt, R</b> OBP: 0.360, SLG: 0.327 (1, 4) <b>Don Mason, L</b> OBP: 0.314, SLG: 0.239 (5, 4)	0-0 F8	0-0 F3		0-0 2B			0-0 WP 1B HBP	0-0 1B	
<b>Willie Mays, R</b> OBP: 0.357, SLG: 0.430 (1, 8)	4-0 BB BB BB		0-0 5-3	0-0 5-3			1-0 WP HBP		
<b>Willie McCovey, L</b> OBP: 0.448, SLG: 0.703 (1, 3)	4-0 BB BB BB		0-0 5-3		0-3 K		0-3 K		
<b>Ken Henderson, S</b> OBP: 0.282, SLG: 0.340 (1, 7)	4-0 BB BB BB		0-0 F5		0-3 K		4-0 IBB		
<b>Tito Fuentes, S</b> OBP: 0.342, SLG: 0.391 (1, 5) <b>Jim Davenport, R</b> OBP: 0.323, SLG: 0.338 (9, 5)	4-0 BB BB BB		0-0 F5	0-0 F5	0-0 G3		0-0 F9		
<b>Hal Lanier, R</b> OBP: 0.266, SLG: 0.270 (1, 6)	0-0 F3		0-0 FC3-6 HR	0-0 1B		0-0 1-3			
<b>Bob Barton, R</b> OBP: 0.274, SLG: 0.167 (1, 2)		0-0 SH5-4 1B		4-0 FC3-6 BB		4-0 FC1-6 BB		0-0 F9	
<b>Gaylord Perry, R</b> OBP: 0.156, SLG: 0.100 (1, 1)		0-0 SH5-4		0-0 FC3-6 HR		0-0 FC1-6		0-0 6-3	

AB	R	H	RBI	BB	SO	LOB
5	1	2	3	0	3	2
3	0	1	0	0	0	1
2	0	2	0	0	0	0
2	1	0	0	1	0	1
3	0	0	0	1	2	2
2	0	0	0	2	1	0
3	0	0	1	1	0	3
0	0	0	0	0	0	0
4	1	1	0	0	0	6
2	0	1	0	2	0	0
3	1	0	0	0	0	3

AB	R	H	RBI	BB	SO	LOB
29	4	7	4	7	6	18

Inning	1	2	3	4	5	6	7	8	9
<b>R</b>	1	0	0	3	0	0	0	0	0
<b>H</b>	0	1	0	3	0	0	1	2	0
<b>E</b>	0	0	0	0	0	0	0	0	0
<b>K</b>	1	4	0	2	0	1	1	0	0
<b>S</b>	5	21	6	3	7	9	11	4	4

PITCHER	IP	WLS	BF	H	R	ER	SO	BB	IBB	HBP	BLK	WP	HR	S	P	ERA	WHIP
<b>Dave Roberts, L</b> ERA: 5.73 (1, 1)	3.2	L	20	4	4	4	2	5	0	0	0	0	1	19	39	9.82	2.455
<b>Jack Baldschun, R</b> ERA: 4.03 (4, 1)	0.1		1	0	0	0	0	0	0	0	0	0	0	1	1	0.00	0.000
<b>Tommie Sisk, R</b> ERA: 5.47 (5, 1)	2.0		7	0	0	0	3	1	0	0	0	0	0	12	16	0.00	0.500
<b>Billy McCool, L</b> ERA: 3.65 (7, 1)	2.0		10	3	0	0	1	0	1	1	0	1	0	10	15	0.00	1.500

**San Diego Padres @ San Francisco Giants**  
 Candlestick Park, San Francisco, CA  
 Wed Jul 16 1969, 6:33 AM EDT  
 Att. 3,215 - Unknown



WP	HR	S	P	ERA	WHIP
1	1	0	0	9.82	2.455

Batter	1	2	3	4	5	6	7	8	9	AB R H RBI BB SO LOB	TOP																													
John Sipin, R (1, 4) OBP: 0.253, SLG: 0.325	0-0 9-3 1B		0-0 ②		0-3 ① K		0-0 ①		0-0 ②	5 0 1 0 0 1 1	<b>San Diego Padres @ Atlanta Braves</b> Atlanta Stadium, Atlanta, GA Fri Jul 18 1969, 7:05 PM EDT Unknown																													
Roberto Pena, R (1, 6) OBP: 0.293, SLG: 0.305	0-0 9-3 1-2f		0-0 ③		0-0 ②		0-0 ②		0-0 ③	5 0 0 0 0 0 2																														
Ollie Brown, R (1, 9) OBP: 0.319, SLG: 0.413	0-0 ③			0-0 ① BB	4-0 BB		0-0 ③		0-0 ③	3 0 0 0 1 0 0																														
Al Ferrara, R (1, 7) OBP: 0.354, SLG: 0.456		H 1-0 BB HBP		0-0 ② HR	0-0 ③			0-0 ①		3 1 1 1 0 0 1																														
Van Kelly, L (1, 5) OBP: 0.319, SLG: 0.507		X 0-0 ①		0-0 ②		X 0-0 ①		0-0 ②		4 0 0 0 0 0 1																														
Larry Stahl, L (1, 3) OBP: 0.269, SLG: 0.277		B B B B 1-2 BB		0-0 ② HR		B B B B HBP BB		0-0 ② 1B		2 1 2 1 2 0 0																														
Ivan Murrell, R (1, 8) OBP: 0.311, SLG: 0.330		X 0-0 ②		0-0 ② E S 1B		H 1-0 1-2 HBP		0-0 ③		3 0 1 0 0 0 3																														
Chris Cannizzaro, R (1, 2) OBP: 0.329, SLG: 0.327		0-0 ③ K		0-0 ③ 1-3 BB		X 0-0 ②			0-0 ①	3 0 0 0 1 1 4																														
Al Santorini, R (1, 1) OBP: 0.167, SLG: 0.143		X 0-0 ① X 0-0 ③		0-0 ③		X 0-0 ③			4-0 BB BB BB BB	2 0 0 0 0 0 2																														
Gary Ross, R (4, 1)										0 0 0 0 0 0 0																														
Walt Hrinjak, L (6, PH) OBP: 0.333, SLG: 0.182										0 0 0 0 0 0 0																														
Frank Reberger, L (6, 1)										0 0 0 0 0 0 0																														
Ed Spiezio, R (9, PH) OBP: 0.309, SLG: 0.375										0 0 0 0 1 0 0																														
<b>Inning Stats</b>	R: 0 E: 0 K: 0 S: 3	H: 1 LOB: 0 BB: 0 P: 3	R: 0 E: 0 K: 1 S: 5	H: 0 LOB: 2 BB: 1 P: 10	R: 0 E: 0 K: 0 S: 3	H: 0 LOB: 0 BB: 0 P: 3	R: 2 E: 0 K: 0 S: 6	H: 3 LOB: 2 BB: 1 P: 10	R: 0 E: 0 K: 1 S: 5	H: 0 LOB: 1 BB: 1 P: 9	R: 0 E: 0 K: 0 S: 3	H: 0 LOB: 2 BB: 1 P: 8	R: 0 E: 0 K: 0 S: 3	H: 0 LOB: 0 BB: 0 P: 3	R: 0 E: 0 K: 0 S: 4	H: 1 LOB: 1 BB: 0 P: 4	R: 0 E: 0 K: 0 S: 3	H: 0 LOB: 1 BB: 1 P: 7	1B: 3 2B: 1 3B: 0 HR: 2	SF: 0 SAC: 0 DP: 1 HBP: 2	WP: 0 PB: 0 SB: 1 CS: 0	PA: 38																		
PITCHER Ron Reed, R (1, 1) ERA: 4.08	IP 9.0	WLS W	BF 38	H 5	R 2	ER 2	SO 2	BB 5	IBB 0	HBP 2	BLK 0	WP 0	HR 2	S 35	P 57	ERA 2.00	WHIP 1.111						PITCHER	IP	WLS	BF	H	R	ER	SO	BB	IBB	HBP	BLK	WP	HR	S	P	ERA	WHIP

livebaseballscorecards.com

AB	30
R	2
H	5
RBI	2
BB	5
SO	2
LOB	14



Batter	1	2	3	4	5	6	7	8	9	AB	R	H	RBI	BB	SO	LOB
Felipe Alou, R OBP: 0.356, SLG: 0.398 (1, 8)	0-0		0-0	0-0		0-0				4	1	2	0	0	0	0
Tony Gonzalez, L OBP: 0.329, SLG: 0.362 (1, 7)	0-0		0-0	0-0				0-0		4	1	1	4	0	0	2
Hank Aaron, R OBP: 0.420, SLG: 0.631 (1, 9)	0-0		0-0	0-0				0-0		4	0	1	0	0	0	1
Orlando Cepeda, R OBP: 0.324, SLG: 0.438 (1, 3)		0-0						0-0		4	1	2	0	0	0	1
Clete Boyer, R OBP: 0.342, SLG: 0.411 (1, 5)		0-0			4-0	0-3		0-0		3	1	0	0	1	1	1
Felix Millan, R OBP: 0.326, SLG: 0.366 (1, 4)		0-0			0-0	0-0		0-0		4	0	1	0	0	0	3
Bob Didier, S OBP: 0.311, SLG: 0.305 (1, 2)		4-0			0-0	0-0		0-0		3	1	2	2	1	0	0
Gil Garrido, R OBP: 0.296, SLG: 0.343 (1, 6)		0-0			0-0	0-0		0-0		4	0	1	0	0	0	3
Ron Reed, R OBP: 0.163, SLG: 0.167 (1, 1)			0-0	0-0		0-0		0-0		4	1	2	0	0	0	2

Inning Stats	R: 0	H: 0	E: 0	K: 0	S: 3	LOB: 0	BB: 0	P: 3	R: 0	H: 1	E: 0	K: 0	S: 4	LOB: 2	BB: 1	P: 8	R: 0	H: 2	E: 0	K: 0	S: 4	LOB: 1	BB: 0	P: 4	R: 6	H: 6	E: 0	K: 1	S: 9	LOB: 1	BB: 1	P: 13	R: 0	H: 0	E: 0	K: 1	S: 5	LOB: 0	BB: 0	P: 5	R: 0	H: 0	E: 0	K: 0	S: 3	LOB: 0	BB: 0	P: 3	R: 0	H: 3	E: 0	K: 0	S: 5	LOB: 2	BB: 0	P: 5
--------------	------	------	------	------	------	--------	-------	------	------	------	------	------	------	--------	-------	------	------	------	------	------	------	--------	-------	------	------	------	------	------	------	--------	-------	-------	------	------	------	------	------	--------	-------	------	------	------	------	------	------	--------	-------	------	------	------	------	------	------	--------	-------	------

PITCHER	IP	WLS	BF	H	R	ER	SO	BB	IBB	HBP	BLK	WP	HR	S	P	ERA	WHIP
Al Santorini, R ERA: 4.17 (1, 1)	3.2	L	20	8	6	6	0	2	0	0	0	0	1	18	26	14.73	2.727
Gary Ross, R ERA: 3.98 (4, 1)	1.1		5	1	0	0	1	0	0	0	0	0	0	7	7	0.00	0.750
Frank Reberger, R ERA: 3.88 (6, 1)	3.0		11	3	0	0	0	0	0	0	0	0	0	11	11	0.00	1.000

**BOTTOM**

**San Diego Padres @ Atlanta Braves**  
 Atlanta Stadium, Atlanta, GA  
 Fri Jul 18 1969, 7:05 PM EDT  
 Unknown

livebaseballscorecards.com

<b>AB</b>	<b>34</b>
<b>R</b>	<b>6</b>
<b>H</b>	<b>12</b>
<b>RBI</b>	<b>6</b>
<b>BB</b>	<b>2</b>
<b>SO</b>	<b>1</b>
<b>LOB</b>	<b>13</b>

**WP: 0 PA: 36**  
**PB: 0 SB: 1 CS: 0**  
**SF: 0 SAC: 0 DP: 1 HBP: 0**



Batter	1	2	3	4	5	6	7	8	9	AB R H RBI BB SO LOB	TOP												
<b>Jose Arcia, R</b> (1, 4) OBP: 0.282, SLG: 0.296 <b>Cito Gaston, R</b> (9, PH) OBP: 0.266, SLG: 0.282	0-3 K		X 0-0 2B	X 0-0	X 0-0		BB BB 4-0 SH BB		X 0-0 1B	3 0 1 0 1 1 0 1 0 1 0 0 0 0	<b>San Diego Padres @ Atlanta Braves</b> Atlanta Stadium, Atlanta, GA Fri Jul 18 1969, 7:05 PM EDT Att. 23,410 - Unknown												
<b>Roberto Pena, R</b> (1, 6) OBP: 0.289, SLG: 0.301	X 0-0		X 0-0	X 0-0	X 0-0		X 0-0 SH		X 0-0 3	4 0 0 0 0 0 2													
<b>Van Kelly, L</b> (1, 5) OBP: 0.303, SLG: 0.480	X 0-0		X 0-0	X 0-0	X 0-0		SS 0-3 K			4 0 0 0 0 1 2													
<b>Nate Colbert, R</b> (1, 3) OBP: 0.329, SLG: 0.488		X 0-0		X 0-0 HR		X 0-0	X 0-0		X 0-0 3	4 1 1 1 0 0 1													
<b>Al Ferrara, R</b> (1, 7) OBP: 0.361, SLG: 0.465		X 0-0 None 2B		X 0-0 1B 1B		BB BB 4-0 HR BB		X 0-0		3 1 2 0 1 0 0													
<b>Larry Stahl, L</b> (1, 9) OBP: 0.278, SLG: 0.309		BB BB 4-0 BB		SS 0-3 K		X 0-0 1-H HR		SS 0-3 K		3 1 1 2 1 2 1													
<b>Ivan Murrell, R</b> (1, 8) OBP: 0.308, SLG: 0.327		X 0-0 2-3		X 0-0 1-2 1B		X 0-0		X 0-0		4 0 1 0 0 0 2													
<b>Sonny Ruberto, R</b> (1, 2) OBP: 0.190, SLG: 0.150 <b>Ollie Brown, R</b> (9, PH) OBP: 0.318, SLG: 0.412	SS 0-3 K		SS 0-3 K		X 0-0 1B		X 0-0		X 0-0 1	3 0 1 0 0 2 4 1 0 0 0 0 0 0													
<b>Dick Kelley, R</b> (1, 1) OBP: 0.139, SLG: 0.167 <b>Gary Ross, R</b> (5, 1) <b>Billy McCool, R</b> (8, 1) <b>Ed Spiezio, R</b> (9, PH) OBP: 0.308, SLG: 0.374			X 0-0 1	SS 0-3 K		X 0-0 3		X 0-0 2		2 0 0 0 0 1 2 1 0 0 0 0 0 1 0 0 0 0 0 0 0 1 0 0 0 0 0 0													
<b>Inning Stats</b>	R: 0 E: 0 K: 1 S: 5	H: 0 LOB: 0 BB: 0 P: 5	R: 0 E: 0 K: 1 S: 6	H: 1 LOB: 2 BB: 1 P: 10	R: 0 E: 0 K: 0 S: 4	H: 1 LOB: 1 BB: 0 P: 4	R: 1 E: 0 K: 3 S: 12	H: 3 LOB: 2 BB: 0 P: 12	R: 0 E: 0 K: 0 S: 3	H: 0 LOB: 0 BB: 0 P: 3		R: 2 E: 0 K: 0 S: 5	H: 2 LOB: 1 BB: 1 P: 9	R: 0 E: 0 K: 1 S: 5	H: 0 LOB: 1 BB: 1 P: 9	R: 0 E: 0 K: 1 S: 5	H: 0 LOB: 0 BB: 0 P: 5	R: 0 E: 0 K: 0 S: 4	H: 1 LOB: 1 BB: 0 P: 4	1B: 4 2B: 2 3B: 0 HR: 2	SF: 0 SAC: 1 DP: 0 HBP: 0	WP: 0 PB: 0 SB: 0 CS: 0	PA: 38
<b>PITCHER</b> <b>Jim Britton, R</b> (1, 1) ERA: 5.13 <b>Cecil Upshaw, R</b> (9, 1) ERA: 3.72	IP 8.0	WLS W	BF 34	H 7	R 3	ER 3	SO 7	BB 3	IBB 0	HBP 0	BLK 0	WP 0	HR 2	S 45	P 57	ERA 3.38	WHIP 1.250						<b>PITCHER</b> IP 1.0 WLS S BF 4 H 1 R 0 ER 0 SO 0 BB 0 IBB 0 HBP 0 BLK 0 WP 0 HR 0 S 4 P 4 ERA 0.00 WHIP 1.000

livebaseballscorecards.com

<b>AB</b>	<b>34</b>
<b>R</b>	<b>3</b>
<b>H</b>	<b>8</b>
<b>RBI</b>	<b>3</b>
<b>BB</b>	<b>3</b>
<b>SO</b>	<b>7</b>
<b>LOB</b>	<b>15</b>





Batter	1	2	3	4	5	6	7	8	9
Felipe Alou, R OBP: 0.353, SLG: 0.394 (1, 9)	0-0 ①		0-0 ③		0-0 ② G6-3			0-0 ① SH	
Felix Millan, R OBP: 0.328, SLG: 0.366 (1, 4)	0-0 ②			1-0 BB E HBP		0-0 ①		0-0 ① FC 1B	
Clete Boyer, R OBP: 0.344, SLG: 0.408 (1, 5)	0-0 ③			4-0 BB FC5-6 1-2 BB		0-0 ②		4-0 FC IBB	
Rico Carty, R OBP: 0.455, SLG: 0.615 (1, 7)		0-3 ① K		0-0 ① FC5-6 HR		0-0 ③		0-0 ② FC 1B	
Tommie Aaron, R OBP: 0.351, SLG: 0.373 (8, PR)									
Cecil Upshaw, R OBP: 0.333, SLG: 0.667 (9, 1)									
Orlando Cepeda, R OBP: 0.323, SLG: 0.436 (1, 3)		0-0 ②		0-0 ②			0-3 ① K	0-0 ① 1B	
Tony Gonzalez, L OBP: 0.331, SLG: 0.372 (1, 8)		0-0 ③		0-0 ③ HR			4-0 ③ L3 BB	0-3 ③ K	
Bob Tillman, R OBP: 0.259, SLG: 0.331 (1, 2)			0-0 ①	0-0 ③			0-0 ② L3		
Gil Garrido, R OBP: 0.311, SLG: 0.356 (1, 6)			0-0 ①		0-0 ①			0-0 ① SH BB 1B	
Jim Britton, R OBP: 0.100, SLG: 0.100 (1, 1)			0-0 ②		0-0 ②			4-0 ② 1B SH FC BB	
Mike Lum, L OBP: 0.325, SLG: 0.303 (8, PH) (9, 7)					0-0 ① G6-3 1B				

AB	R	H	RBI	BB	SO	LOB
3	0	0	0	0	0	2
3	2	1	1	0	0	0
2	0	0	0	2	0	0
4	1	0	1	0	1	3
0	0	0	0	0	0	0
0	0	0	0	0	0	0
4	0	1	1	0	1	1
3	1	1	2	1	1	2
3	0	0	0	0	0	1
3	1	2	0	0	0	0
2	0	1	0	0	0	1
0	1	0	0	1	0	0
1B: 5	SF: 0	2B: 1	SAC: 1	3B: 0	DP: 2	HR: 1
BB: 4	HBP: 1	SO: 3				

**BOTTOM**

**San Diego Padres @ Atlanta Braves**  
 Atlanta Stadium, Atlanta, GA  
 Fri Jul 18 1969, 7:05 PM EDT  
 Att. 23,410 - Unknown

livebaseballscorecards.com

AB	27
R	6
H	6
RBI	5
BB	4
SO	3
LOB	10



Inning Stats	R	H	E	K	S	P	IP	WLS	BF	H	R	ER	SO	BB	IBB	HBP	BLK	WP	HR	S	P	ERA	WHIP
	0	0	0	0	3	3	4.0		16	2	3	3	1	1	0	0	0	0	1	16	21	6.75	0.750
	0	0	0	0	1	1	3.2	L	16	4	3	3	1	2	1	0	0	0	0	15	27	7.36	1.636
	0	0	0	0	0	0	0.1		1	0	0	0	1	0	0	0	0	0	3	3	0.00	0.000	

PITCHER	IP	WLS	BF	H	R	ER	SO	BB	IBB	HBP	BLK	WP	HR	S	P	ERA	WHIP
Dick Kelley, L ERA: 3.69 (1, 1)	4.0		16	2	3	3	1	1	0	0	0	0	1	16	21	6.75	0.750
Gary Ross, R ERA: 4.14 (5, 1)	3.2	L	16	4	3	3	1	2	1	0	0	0	0	15	27	7.36	1.636
Billy McCool, L ERA: 3.63 (8, 1)	0.1		1	0	0	0	1	0	0	0	0	0	0	3	3	0.00	0.000

Batter	1	2	3	4	5	6	7	8	9	AB R H RBI BB SO LOB	TOP									
John Sipin, R (1, 4) OBP: 0.251, SLG: 0.321	0-0 4-3	0-0 F7		0-0 F9		0-0 1B			0-0 6-3	5 0 1 0 0 0 0										
Roberto Pena, R (1, 6) OBP: 0.297, SLG: 0.307	0-0 FC6-4 1B 2B	0-0 1B		0-0 6-3		0-0 1B			4-0 6-3 BB	4 1 3 0 1 0 0 0 0 0 0 0 0 0										
Jose Arcia, R (9, PR) OBP: 0.282, SLG: 0.296																				
Ollie Brown, R (1, 9) OBP: 0.322, SLG: 0.415	0-0 1-2 1B	0-0 1-2 1B			0-0 HR 1B	0-0 G6-4-3			0-0 6-3	5 1 3 0 0 0 3										
Nate Colbert, R (1, 3) OBP: 0.323, SLG: 0.479	0-0 FC6-4 1B 2B	0-0 F8			0-0 P6				0-0 F7	5 1 0 0 0 0 7										
Al Ferrara, R (1, 7) OBP: 0.363, SLG: 0.470	0-0 1-3 1B 2B		0-0 P6		0-0 1-2 HR 1B			0-0 F7		4 2 2 1 0 0 0 0 0 0 0 0 0 0										
Cito Gaston, R (7, 8) OBP: 0.266, SLG: 0.282																				
Ed Spiezio, R (1, 5) OBP: 0.314, SLG: 0.388	4-0 1B BB		0-0 1B		0-0 1-H 2-H HR			0-0 P6		3 1 2 3 1 0 0										
Ivan Murrell, R (1, 8) OBP: 0.306, SLG: 0.324	0-0 1-2 2-H 3-H 1B		0-0 P6		0-0 6-3				0-0 5-3	4 0 1 2 0 0 1										
Chris Cannizzaro, R (1, 2) OBP: 0.325, SLG: 0.322	0-3 K		0-0 6-3		0-0 4-3			0-3 K		4 0 0 0 0 2 3										
Joe Niekro, R (1, 1) OBP: 0.250, SLG: 0.133		0-0 1-3		0-0 F9		0-3 K		0-0 4-3		4 0 0 0 0 1 0										
<b>Inning Stats</b>	R: 3 E: 0 K: 1 S: 9	H: 4 LOB: 2 BB: 1 P: 13	R: 0 E: 0 K: 0 S: 5	H: 2 LOB: 2 BB: 0 P: 5	R: 0 E: 0 K: 0 S: 4	H: 1 LOB: 1 BB: 0 P: 4	R: 0 E: 0 K: 0 S: 3	H: 0 LOB: 0 BB: 0 P: 3	R: 3 E: 0 K: 1 S: 6	H: 3 LOB: 0 BB: 0 P: 6	R: 0 E: 0 K: 1 S: 6	H: 2 LOB: 1 BB: 0 P: 6	R: 0 E: 0 K: 0 S: 3	H: 0 LOB: 0 BB: 0 P: 5	R: 0 E: 0 K: 0 S: 3	H: 0 LOB: 2 BB: 1 P: 7	1B: 10 2B: 1 3B: 0 HR: 1	SF: 0 SAC: 0 DP: 1 HBP: 0	WP: 0 PB: 0 SB: 0 CS: 0	PA: 40
<b>PITCHER</b>	IP WLS BF H R ER SO BB IBB HBP BLK WP HR S P ERA WHIP																			
George Stone, L (1, 1) ERA: 3.48	4.1 L 24 10 6 6 1 1 0 0 0 0 0 1 25 29 12.46 2.538																			
Claude Raymond, R (5, 1) ERA: 5.14	2.2 9 2 0 0 1 0 0 0 0 0 0 0 11 11 0.00 0.750																			
Gary Neibauer, R (8, 1) ERA: 3.82	2.0 7 0 0 0 1 1 0 0 0 0 0 0 8 12 0.00 0.500																			

San Diego Padres @ Atlanta Braves  
Atlanta Stadium, Atlanta, GA

Sat Jul 19 1969, 7:05 PM EDT  
Att. 25,102 - Unknown

livebaseballscorecards.com

AB	38
R	6
H	12
RBI	6
BB	2
SO	3
LOB	14





Batter	1	2	3	4	5	6	7	8	9	AB R H RBI BB SO LOB	TOP											
John Sipin, R (1, 4) OBP: 0.246, SLG: 0.315	0-0 1-3		0-0 4-3		0-0 E5		0-0 F3			4 0 0 0 0 0 2	<b>San Diego Padres @ Atlanta Braves</b> Atlanta Stadium, Atlanta, GA Sun Jul 20 1969, 3:33 AM EDT Att: 12,282 - Unknown											
Roberto Pena, R (1, 6) OBP: 0.297, SLG: 0.306	0-3 K		0-0 1B		0-0 P3			0-0 P4		4 0 1 0 0 1 1												
Ollie Brown, R (1, 9) OBP: 0.321, SLG: 0.413	0-0 1B		0-0 F9			0-0 6-3		0-0 4-3		4 0 1 0 0 0 1												
Nate Colbert, R (1, 3) OBP: 0.322, SLG: 0.475	0-3 K			0-0 F9		0-3 K		0-0 1B		4 0 1 0 0 2 1												
Van Kelly, L (1, 5) OBP: 0.300, SLG: 0.462		0-0 G1		4-0 BB		0-0 F9		0-0 F8		3 0 0 0 1 0 1												
Ivan Murrell, R (1, 8) OBP: 0.313, SLG: 0.333		4-0 BB		0-0 F9		0-0 1B 2B		0-0 F4		3 0 1 0 0 1 0 1												
Larry Stahl, L (1, 7) OBP: 0.277, SLG: 0.317		0-0 F7		0-0 P4		0-3 K		0-0 2B		4 0 1 0 0 1 3												
Chris Cannizzaro, R (1, 2) OBP: 0.324, SLG: 0.321		0-0 F3			0-0 F8		0-0 2-3 1B		0-0 F7	4 0 1 0 0 0 2												
Clay Kirby, R (1, 1) OBP: 0.140, SLG: 0.026 Jack Baldschun, R (4, 1) OBP: 0.400, SLG: 0.250 Walt Hirniak, L (5, PH) OBP: 0.321, SLG: 0.174 Tommie Sisk, R (5, 1) OBP: 0.182, SLG: 0.200 Ed Spiezio, R (7, PH) OBP: 0.313, SLG: 0.387 Billy McCool, R (7, 1) OBP: 0.362, SLG: 0.468 Al Ferrara, R (9, PH)			0-0 F9		0-3 K		0-0 P6		0-0 P3	1 0 1 0 0 0 0 0 0 2 0 0 0 0 0 0 0 0 1 0 0 0 0 0 0 1												
<b>Inning Stats</b>	R: 0 E: 0 K: 2 S: 8	H: 1 LOB: 1 BB: 0 P: 8	R: 0 E: 0 K: 0 S: 3	H: 0 LOB: 1 BB: 1 P: 7	R: 0 E: 0 K: 0 S: 4	H: 1 LOB: 1 BB: 0 P: 4	R: 0 E: 0 K: 0 S: 3	H: 0 LOB: 1 BB: 1 P: 7	R: 0 E: 1 K: 1 S: 6	H: 0 LOB: 1 BB: 0 P: 6	R: 0 E: 0 K: 1 S: 5	H: 0 LOB: 0 BB: 0 P: 5	R: 0 E: 0 K: 1 S: 7	H: 2 LOB: 2 BB: 0 P: 7	R: 0 E: 0 K: 0 S: 4	H: 1 LOB: 1 BB: 0 P: 4	R: 0 E: 0 K: 0 S: 4	H: 1 LOB: 1 BB: 0 P: 4	1B: 4 2B: 2 3B: 0 HR: 0	SF: 0 SAC: 0 DP: 0 HBP: 0	WP: 0 PB: 0 SB: 0 CS: 0	PA: 36
<b>PITCHER</b> Pat Jarvis, R (1, 1) ERA: 5.01	IP: 9.0 WLS: W BF: 36 H: 6 R: 0 ER: 0 SO: 5 BB: 2 IBB: 0 HBP: 0 BLK: 0 WP: 0 HR: 0 S: 44 P: 52 ERA: 0.00 WHIP: 0.889											<b>PITCHER</b>	IP: WLS: BF: H: R: ER: SO: BB: IBB: HBP: BLK: WP: HR: S: P: ERA: WHIP:									

AB	33
R	0
H	6
RBI	0
BB	2
SO	4
LOB	15





Batter	1	2	3	4	5	6	7	8	9	10	AB R H RBI BB SO LOB	TOP										
Jose Arcia, R (1, 4) OBP: 0.301, SLG: 0.316	0-0 1B FC 1B		0-0 G6-4-3 1B		0-0 S 1B		0-3 K			0-0 1	5 0 3 0 0 1 0											
Roberto Pena, R (1, 6) OBP: 0.295, SLG: 0.304	0-0 FC 1B 1B		0-0 G6-4-3 1-2f 1B		0-3 K			0-0 1		0-3 2	5 1 1 0 0 2 2											
Ollie Brown, R (1, 9) OBP: 0.320, SLG: 0.410	0-0 FC BLK 1B 1-2 3-H		0-3 K		0-3 K			0-0 1B E 1B		0-0 3	5 1 1 0 0 2 3											
Nate Colbert, R (1, 3) OBP: 0.321, SLG: 0.472	0-0 BLK 1B 1-2 2-H			0-0 1	0-0 1B 1-2			0-3 K		0-3 2	4 0 1 1 0 1 2											
Van Kelly, L (1, 5) OBP: 0.298, SLG: 0.451	0-0 1-2 2-3			0-0 2		0-0 1		0-0 E8 1B 1-H			4 0 1 0 0 0 2											
Ivan Murrell, R (1, 8) OBP: 0.311, SLG: 0.330	0-0 3			0-0 E 1B		0-0 2		0-0 3			4 1 1 0 0 0 3											
Larry Stahl, L (1, 7) OBP: 0.276, SLG: 0.308		0-0 1		4-0 BB 1B 1-2 BB		0-0 3			0-0 1		3 0 0 0 1 0 0											
Chris Cannizzaro, R (1, 2) OBP: 0.323, SLG: 0.320		0-0 2		0-0 1B 1-3 2-H			0-3 K		0-0 2		4 0 1 1 0 1 0											
Al Santorini, R (1, 1) OBP: 0.154, SLG: 0.132		0-0 3		0-0 3			0-0 2		0-0 3		3 0 0 0 0 0 2											
Billy McCool, R (8, 1)											0 0 0 0 0 0 0											
Al Ferrara, R (9, PH) OBP: 0.360, SLG: 0.466											1 0 0 0 0 0 0											
Gary Ross, R (9, 1)											0 0 0 0 0 0 0											
<b>Inning Stats</b>	R: 1 E: 0 K: 0 S: 6	H: 3 LOB: 2 BB: 0 P: 6	R: 0 E: 0 K: 0 S: 3	H: 0 LOB: 0 BB: 0 P: 3	R: 0 E: 0 K: 1 S: 5	H: 1 LOB: 0 BB: 0 P: 5	R: 0 E: 1 K: 0 S: 5	H: 2 LOB: 2 BB: 1 P: 9	R: 0 E: 0 K: 2 S: 8	H: 1 LOB: 1 BB: 0 P: 8	R: 0 E: 0 K: 2 S: 7	H: 0 LOB: 0 BB: 0 P: 7	R: 1 E: 1 K: 1 S: 7	H: 2 LOB: 1 BB: 0 P: 7	R: 0 E: 0 K: 0 S: 3	H: 0 LOB: 0 BB: 0 P: 3	R: 0 E: 0 K: 1 S: 5	H: 0 LOB: 0 BB: 0 P: 5	1B: 9 2B: 0 3B: 0 HR: 0	SF: 0 SAC: 0 DP: 1 HBP: 0	WP: 0 PB: 0 SB: 1 CS: 0	PA: 39
<b>PITCHER</b> Dock Ellis, R (1, 1) ERA: 4.05	IP 10.0	WLS W	BF 39	H 9	R 3	ER 2	SO 7	BB 1	IBB 0	HBP 0	BLK 1	WP 0	HR 0	S 52	P 56	ERA 1.80	WHIP 1.000					

**San Diego Padres @ Pittsburgh Pirates**  
 Forbes Field, Pittsburgh, PA  
 Thu Jul 24 1969, 7:05 PM EDT  
 Att: 6,206 - Unknown

[livebaseballscorecards.com](http://livebaseballscorecards.com)

**AB 38**  
**R 3**  
**H 9**  
**RBI 2**  
**BB 1**  
**SO 7**  
**LOB 14**



BOTTOM

San Diego Padres @ Pittsburgh Pirates

Forbes Field, Pittsburgh, PA

Thu Jul 24 1969, 7:05 PM EDT

Att. 6,206 - Unknown

livebaseballscorecards.com

AB	35
R	4
H	10
RBI	3
BB	1
SO	6
LOB	11



WP	1	PA	38
PB	0		
SB	2		
CS	0		

AB R H RBI BB SO LOB

4 1 2 0 1 0 1

5 0 1 1 0 2 4

4 1 1 1 0 0 1

4 0 0 0 0 1 1

4 1 2 1 0 1 0

4 0 1 0 0 0 1

4 1 1 0 0 0 1

4 0 2 0 0 1 1

1 0 0 0 0 1 1

1 0 0 0 0 0 0

1B	5	SF	0
2B	2	SAC	2
3B	1	DP	1
HR	2	HBP	0

Batter	1	2	3	4	5	6	7	8	9	10
Matty Alou, L OBP: 0.394, SLG: 0.457 (1, 8)	0-0 None S 1B		0-0 K			0-0 K	4-0 WP IBB			0-0 2B
Carl Taylor, R OBP: 0.463, SLG: 0.518 (1, 3)	0-0 1-2		0-3 K			0-3 K	0-0 1-2 2-3 3-H			0-0 2-H 2B
Willie Stargell, L OBP: 0.406, SLG: 0.564 (1, 7)	0-0 2-3			0-0 K		0-0 HR				
Roberto Clemente, R OBP: 0.402, SLG: 0.556 (1, 9)	0-3 K			0-0 K						
Richie Hebner, L OBP: 0.377, SLG: 0.456 (1, 5)		0-0 G4-3 1B		0-3 K			0-0 HR			
Manny Sanguillen, R OBP: 0.362, SLG: 0.429 (1, 2)		0-0 G4-3 1-2f			0-0 FC6-2 3B					0-0
Freddie Patek, R OBP: 0.298, SLG: 0.288 (1, 6)					0-0 FC6-2 S		0-0 1B WP 1B			0-0
Jose Martinez, R OBP: 0.273, SLG: 0.274 (1, 4)			0-0 SH 1B		0-3 K 1-2		0-0 WP SH 1B			0-0
Dock Ellis, S OBP: 0.125, SLG: 0.103 (1, 1)			0-0 SH		0-3 K		0-0 SH			0-0
Al Oliver, L OBP: 0.298, SLG: 0.356 (10, PH)			1-2				1-2			

Inning Stats	R: 0	H: 1	E: 0	K: 1	S: 6	P: 6	R: 0	H: 1	E: 0	K: 0	S: 3	P: 3	R: 0	H: 1	E: 0	K: 1	S: 6	R: 0	H: 0	E: 0	K: 1	S: 5	P: 5	R: 0	H: 1	E: 0	K: 2	S: 8	R: 1	H: 1	E: 0	K: 1	S: 6	R: 2	H: 3	E: 0	K: 0	S: 6	R: 0	H: 0	E: 0	K: 0	S: 3	R: 0	H: 0	E: 0	K: 0	S: 3	R: 0	H: 2	E: 0	K: 0	S: 3	R: 1	H: 2	E: 0	K: 0	S: 3	1B: 5	SF: 0	2B: 2	SAC: 2	3B: 1	DP: 1	HR: 2	HBP: 0	WP: 1	PA: 38
--------------	------	------	------	------	------	------	------	------	------	------	------	------	------	------	------	------	------	------	------	------	------	------	------	------	------	------	------	------	------	------	------	------	------	------	------	------	------	------	------	------	------	------	------	------	------	------	------	------	------	------	------	------	------	------	------	------	------	------	-------	-------	-------	--------	-------	-------	-------	--------	-------	--------

PITCHER	IP	WLS	BF	H	R	ER	SO	BB	IBB	HBP	BLK	WP	HR	S	P	ERA	WHIP
Al Santorini, R ERA: 4.15 (1, 1)	7.0		29	8	3	3	6	0	1	0	0	1	2	40	44	3.86	1.143
Billy McCool, L ERA: 3.59 (8, 1)	1.0		3	0	0	0	0	0	0	0	0	0	0	3	3	0.00	0.000
Gary Ross, R ERA: 4.18 (9, 1)	1.1	L	6	2	1	1	0	0	0	0	0	0	0	6	6	6.75	1.500

Batter	1	2	3	4	5	6	7	8	9	AB R H RBI BB SO LOB	TOP		
Jose Arcia, R (1, 4) OBP: 0.299, SLG: 0.338	0-0 1B 3B		0-0 K		0-0 K		0-0 K			4 1 1 0 0 0 1			
Roberto Pena, R (1, 6) OBP: 0.298, SLG: 0.307 Tommy Dean, R (8, PR) OBP: 0.202, SLG: 0.207	0-0 G6-4-3 1B		0-0 K			0-3 K		0-0 1B		4 0 2 1 0 1 1 0 0 0 0 0 0 0			
Ollie Brown, R (1, 9) OBP: 0.319, SLG: 0.407	0-0 G6-4-3 1-2f		0-3 K		4-0 K	4-0 E BB		0-0 1B		3 1 0 0 1 1 2			
Nate Colbert, R (1, 3) OBP: 0.317, SLG: 0.465	0-3 K		0-0 K		0-3 K	0-3 K		0-3 K		4 0 0 0 0 3 2			
Van Kelly, L (1, 5) OBP: 0.295, SLG: 0.435		0-0 K		4-0 1B BB		0-0 E5 1B		0-0 K		3 1 0 0 1 0 1			
Ivan Murrell, R (1, 8) OBP: 0.325, SLG: 0.345		0-0 FC 1B		0-0 1-3 1B		0-0 1B		0-0 E5 SH K		4 0 3 1 0 0 0			
Larry Stahl, L (1, 7) OBP: 0.269, SLG: 0.299		0-0 FC CS		0-3 K		0-3 K		0-0 SH		3 0 0 0 0 2 4			
Chris Cannizzaro, R (1, 2) OBP: 0.322, SLG: 0.323		0-0 1-2 2B		0-0 K		0-0 K		0-3 K		5 0 1 0 0 1 2			
Joe Niekro, R (1, 1) OBP: 0.231, SLG: 0.121			0-3 K		0-3 K		0-0 K			3 0 0 0 0 2 1			
<b>Inning Stats</b>	R: 1 H: 2 E: 0 LOB: 0 K: 1 BB: 0 S: 6 P: 6	R: 0 H: 1 E: 0 LOB: 0 K: 0 BB: 0 S: 3 P: 3	R: 0 H: 1 E: 0 LOB: 1 K: 1 BB: 0 S: 6 P: 6	R: 0 H: 1 E: 0 LOB: 2 K: 2 BB: 1 S: 8 P: 12	R: 0 H: 0 E: 0 LOB: 0 K: 1 BB: 0 S: 5 P: 5	R: 2 H: 1 E: 1 LOB: 1 K: 3 BB: 1 S: 11 P: 15	R: 0 H: 0 E: 0 LOB: 0 K: 0 BB: 0 S: 3 P: 3	R: 0 H: 1 E: 0 LOB: 1 K: 1 BB: 0 S: 5 P: 6	R: 0 H: 0 E: 1 LOB: 0 K: 1 BB: 0 S: 5 P: 5	1B: 5 SF: 0 2B: 1 SAC: 1 3B: 1 DP: 1 HR: 0 HBP: 0	WP: 0 PA: 36 PB: 0 SB: 1 CS: 1		
<b>PITCHER</b>	IP WLS BF H R ER SO BB IBB HBP BLK WP HR S P ERA WHIP											<b>PITCHER</b>	IP WLS BF H R ER SO BB IBB HBP BLK WP HR S P ERA WHIP
Steve Blass, R (1, 1) ERA: 4.79	7.0 L 29 6 3 1 8 2 0 0 0 0 0 0 42 50 1.29 1.143												
Bruce Dal Canton, R (8, 1) ERA: 3.52	2.0 7 1 0 0 2 0 0 0 0 0 0 0 11 11 0.00 0.500												

**San Diego Padres @ Pittsburgh Pirates**  
 Forbes Field, Pittsburgh, PA  
 Fri Jul 25 1969, 7:05 PM EDT  
 Att. 7,404 - Unknown

AB	33
R	3
H	7
RBI	2
BB	2
SO	10
LOB	14



livebaseballscorecards.com



Batter	1	2	3	4	5	6	7	8	9	AB	R	H	RBI	BB	SO	LOB
Matty Alou, L OBP: 0.391, SLG: 0.452 (1, 8)	0-0 		0-0 			0-0 		0-0 		4	0	0	0	0	0	0
Carl Taylor, R OBP: 0.464, SLG: 0.517 (1, 3)	0-0 		0-0 			0-0 		0-0 		4	0	2	0	0	0	0
Willie Stargell, L OBP: 0.405, SLG: 0.559 (1, 7)	0-0 					0-0 		0-0 		4	0	1	0	0	0	2
Roberto Clemente, R OBP: 0.400, SLG: 0.551 (1, 9)		0-0 				0-0 		0-0 		4	1	1	0	0	0	1
Richie Hebner, L OBP: 0.375, SLG: 0.463 (1, 5)		0-0 				0-0 		0-0 		4	1	1	1	0	0	1
Manny Sanguillen, R OBP: 0.360, SLG: 0.426 (1, 2)		0-0 				0-0 		0-0 		4	0	1	0	0	0	1
Freddie Patek, R OBP: 0.301, SLG: 0.292 (1, 6)		0-0 				0-3 		0-0 		3	0	2	0	0	1	0
Al Oliver, L OBP: 0.297, SLG: 0.354 (9, PH)		0-0 				0-0 		0-0 		1	0	0	0	0	0	1
Jose Martinez, R OBP: 0.274, SLG: 0.275 (1, 4)		0-0 				0-0 		0-0 		3	0	1	1	0	0	1
Steve Blass, R OBP: 0.235, SLG: 0.260 (1, 1)			0-0 			0-0 		0-0 		2	0	0	0	0	0	0
Jose Pagan, R OBP: 0.331, SLG: 0.416 (7, PH)						0-0 		0-0 		1	0	0	0	0	0	2
Bruce Dal Canton, R OBP: 0.444, SLG: 0.625 (8, 1)						0-0 		0-0 		0	0	0	0	0	0	0

**BOTTOM**

**San Diego Padres @ Pittsburgh Pirates**  
 Forbes Field, Pittsburgh, PA  
 Fri Jul 25 1969, 7:05 PM EDT  
 Att. 7,404 - Unknown

[livebaseballscorecards.com](http://livebaseballscorecards.com)

<b>AB</b>	<b>34</b>
<b>R</b>	<b>2</b>
<b>H</b>	<b>9</b>
<b>RBI</b>	<b>2</b>
<b>BB</b>	<b>0</b>
<b>SO</b>	<b>1</b>
<b>LOB</b>	<b>9</b>



Inning Stats	R: 0	H: 1	E: 0	K: 0	S: 3	R: 1	H: 2	E: 0	K: 0	S: 5	R: 0	H: 0	E: 0	K: 0	S: 3	R: 0	H: 1	E: 0	K: 0	S: 3	R: 0	H: 0	E: 0	K: 1	S: 5	R: 0	H: 1	E: 0	K: 0	S: 4	R: 1	H: 3	E: 0	K: 0	S: 6	R: 0	H: 0	E: 0	K: 0	S: 3	R: 0	H: 1	E: 1	K: 0	S: 4	1B: 8	2B: 0	3B: 0	HR: 1	SF: 0	SAC: 0	DP: 2	HBP: 0	WP: 0	PB: 0	SB: 0	CS: 0	PA: 34
<b>PITCHER</b> Joe Niekro, R ERA: 2.57 (1, 1)	IP	WLS	BF	H	R	ER	SO	BB	IBB	HBP	BLK	WP	HR	S	P	ERA	WHIP																																									

Batter	1	2	3	4	5	6	7	8	9	10	AB R H RBI BB SO LOB	TOP
<b>Jose Arcia, R</b> (1, 4) <small>OBP: 0.286, SLG: 0.321</small> <b>Van Kelly, L</b> (9, 4) <small>OBP: 0.303, SLG: 0.435</small>	0-3 K		0-0 FC5-4 E S 1-2f			0-0 1-3			0-0 F7	4-0 IBB	4 0 0 0 0 1 1 0 0 0 0 1 0 0	<b>San Diego Padres @ Pittsburgh Pirates</b> Forbes Field, Pittsburgh, PA Sat Jul 26 1969, 3:33 AM EDT Att: 6,769 - Unknown
<b>Roberto Pena, R</b> (1, 6) <small>OBP: 0.296, SLG: 0.305</small>	0-0 6-3		0-3 K			0-0 G4-3 1B			0-0 L5	0-0 1-3	5 0 1 0 0 1 3	
<b>Ollie Brown, R</b> (1, 9) <small>OBP: 0.321, SLG: 0.406</small>	4-0 FC6-4 BB			0-0 5-3		0-0 G4-3 1-2f			0-0 2B HR 1B		3 1 1 0 1 0 1	
<b>Nate Colbert, R</b> (1, 3) <small>OBP: 0.316, SLG: 0.466</small>	0-0 FC6-4 1-2f			0-3 K			0-3 K		0-0 1-3 HR 2B		4 1 1 0 0 2 1	
<b>Al Ferrara, R</b> (1, 7) <small>OBP: 0.358, SLG: 0.476</small>		0-0 P6		0-0 4-3			0-0 5-3		0-0 2B HR		4 1 1 3 0 0 0	
<b>Ivan Murrell, R</b> (1, 8) <small>OBP: 0.315, SLG: 0.333</small>		0-3 K			0-0 6-3		0-0 1-3		0-0 5-3		4 0 0 0 0 1 0	
<b>Ed Spiezio, R</b> (1, 5) <small>OBP: 0.315, SLG: 0.388</small>		0-0 5-3			0-0 1B			0-0 G4-6-3 1B			4 0 2 0 0 1 0	
<b>Chris Cannizzaro, R</b> (1, 2) <small>OBP: 0.321, SLG: 0.319</small> <b>Sonny Ruberto, R</b> (10, PR) <small>OBP: 0.190, SLG: 0.150</small>			0-0 5-3		0-0 L5			0-0 G4-6-3 1-2f		4-0 E BB	3 0 0 0 1 0 2 0 0 0 0 0 0 0	
<b>Dave Roberts, L</b> (1, 1) <small>OBP: 0.333, SLG: 0.333</small> <b>Jack Baldschun, R</b> (7, 1) <small>OBP: 0.400, SLG: 0.250</small> <b>Cito Gaston, R</b> (8, PH) <small>OBP: 0.295, SLG: 0.281</small> <b>Tommie Sisk, R</b> (8, 1) <small>OBP: 0.192, SLG: 0.200</small> <b>Larry Stahl, L</b> (10, PH) <small>OBP: 0.267, SLG: 0.296</small> <b>Billy McCool, R</b> (10, 1) <b>Frank Reberger, L</b> (10, 1)			0-0 FC5-4 1B		0-3 K			0-0 4-3		0-0 F8 1-2	2 0 1 0 0 1 1 0 0 0 0 0 0 0 1 0 0 0 0 0 0 0 0 0 0 0 0 0 1 0 0 0 0 0 1 0 0 0 0 0 0 0 0 0 0 0 0 0 0	
<b>Inning Stats</b>	R: 0 H: 0 E: 0 LOB: 1 K: 1 BB: 1 S: 5 P: 9	R: 0 H: 0 E: 0 LOB: 0 K: 1 BB: 0 S: 5 P: 5	R: 0 H: 1 E: 0 LOB: 1 K: 1 BB: 0 S: 6 P: 6	R: 0 H: 0 E: 0 LOB: 0 K: 1 BB: 0 S: 5 P: 5	R: 0 H: 1 E: 0 LOB: 1 K: 1 BB: 0 S: 6 P: 6	R: 0 H: 1 E: 0 LOB: 0 K: 0 BB: 0 S: 3 P: 3	R: 0 H: 0 E: 0 LOB: 0 K: 1 BB: 0 S: 5 P: 5	R: 0 H: 1 E: 0 LOB: 0 K: 0 BB: 0 S: 3 P: 3	R: 3 H: 3 E: 0 LOB: 0 K: 0 BB: 0 S: 6 P: 6	R: 0 H: 0 E: 1 LOB: 2 K: 1 BB: 2 S: 5 P: 13	1B: 5 SF: 0 2B: 1 SAC: 0 3B: 0 DP: 2 HR: 1 HBP: 0	
<b>PITCHER</b>	IP WLS BF H R ER SO BB IBB HBP BLK WP HR S P ERA WHIP											
<b>Luke Walker, L</b> (1, 1) <small>ERA: 3.58</small> <b>Bob Moose, R</b> (10, 1) <small>ERA: 4.3</small>	9.0 W 33 B 7 R 3 ER 3 SO 6 BB 1 IBB 0 HBP 0 BLK 0 WP 0 HR 1 S 44 P 48 ERA 3.00 WHIP 0.889											

livebaseballscorecards.com

AB	35
R	3
H	7
RBI	3
BB	3
SO	7
LOB	10





Batter	1	2	3	4	5	6	7	8	9	AB R H RBI BB SO LOB	TOP
<b>Jose Arcia, R</b> (1, 4) OBP: 0.277, SLG: 0.310 <b>Al Ferrara, R</b> (8, PH) OBP: 0.357, SLG: 0.474 <b>Jack Baldschun, R</b> (8, 1) OBP: 0.400, SLG: 0.250 <b>Frank Reberger, L</b> (8, 1)	0-0 			0-0 		0-0 		0-0 		3 0 0 0 0 0 0	<b>San Diego Padres @ Pittsburgh Pirates</b> Forbes Field, Pittsburgh, PA Sun Jul 27 1969, 3:33 AM EDT Att. 14,888 - Unknown <a href="http://livebaseballscorecards.com">livebaseballscorecards.com</a>
<b>Roberto Pena, R</b> (1, 6) OBP: 0.293, SLG: 0.301	0-0 			0-0 		0-3 		0-0 		4 0 0 0 0 1 1	
<b>Ollie Brown, R</b> (1, 9) OBP: 0.323, SLG: 0.410	0-3 			0-0 			0-3 		0-0 	4 0 2 0 0 2 0	
<b>Nate Colbert, R</b> (1, 3) OBP: 0.315, SLG: 0.463			0-3 		0-0 		0-0 		0-0 	4 1 1 0 0 1 2	
<b>Van Kelly, L</b> (1, 5) OBP: 0.312, SLG: 0.449			0-0 		0-0 		0-0 		0-0 	4 0 2 0 0 0 2	
<b>Ivan Murrell, R</b> (1, 8) OBP: 0.313, SLG: 0.339			0-3 		0-0 		0-0 		0-0 	4 0 1 1 0 1 3	
<b>Larry Stahl, L</b> (1, 7) OBP: 0.266, SLG: 0.291			0-3 		4-0 		0-0 		0-0 	2 0 0 0 1 1 1	
<b>Walt Hrinjak, L</b> (1, 2) OBP: 0.323, SLG: 0.192			0-3 		0-0 				0-0 	3 0 1 0 0 1 2	
<b>Clay Kirby, R</b> (1, 1) OBP: 0.133, SLG: 0.025 <b>Dave Roberts, L</b> (8, PH) OBP: 0.286, SLG: 0.286 <b>John Sipin, R</b> (8, 4) OBP: 0.246, SLG: 0.315	0-0 			0-0 		0-0 		0-3 		2 0 0 0 0 0 0	
<b>Inning Stats</b>	R: 0 H: 0 E: 0 LOB: 0 K: 1 BB: 0 S: 5 P: 5	R: 0 H: 1 E: 0 LOB: 1 K: 2 BB: 0 S: 7 P: 7	R: 0 H: 0 E: 0 LOB: 0 K: 2 BB: 0 S: 7 P: 7	R: 0 H: 1 E: 0 LOB: 1 K: 0 BB: 0 S: 4 P: 4	R: 0 H: 1 E: 0 LOB: 1 K: 0 BB: 1 S: 3 P: 7	R: 0 H: 0 E: 0 LOB: 0 K: 1 BB: 0 S: 5 P: 5	R: 1 H: 2 E: 0 LOB: 1 K: 1 BB: 0 S: 7 P: 7	R: 0 H: 1 E: 0 LOB: 1 K: 1 BB: 0 S: 6 P: 6	R: 0 H: 1 E: 0 LOB: 1 K: 0 BB: 0 S: 4 P: 4	1B: 4 SF: 0 2B: 5 SAC: 0 3B: 0 DP: 2 HR: 0 HBP: 0	
<b>PITCHER</b> <b>Jim Bunning, R</b> (1, 1) ERA: 3.64 <b>Bob Moose, R</b> (8, 1) ERA: 4.2	IP WLS BF H R ER SO BB IBB HBP BLK WP HR S P ERA WHIP 7.0 W 26 6 1 1 7 1 0 0 0 0 0 0 39 43 1.29 1.000 2.0 S 7 1 0 0 1 0 0 0 0 0 0 0 9 9 0.00 0.500	<b>PITCHER</b> IP WLS BF H R ER SO BB IBB HBP BLK WP HR S P ERA WHIP									

San Diego Padres @ Pittsburgh Pirates  
 Forbes Field, Pittsburgh, PA  
 Sun Jul 27 1969, 3:33 AM EDT  
 Att. 14,888 - Unknown

AB	32
R	1
H	7
RBI	1
BB	1
SO	8
LOB	13



Batter	1	2	3	4	5	6	7	8	9	AB	R	H	RBI	BB	SO	LOB
Matty Alou, L OBP: 0.389, SLG: 0.451 (1, 8)	0-0 G1-6-3 1B		0-0 1-2		0-0		4-0 IBB			3	0	1	0	1	0	1
Carl Taylor, R OBP: 0.450, SLG: 0.520 (1, 3)	0-0 G1-6-3 1-2f		0-0			0-0	0-0 IBB			4	0	0	0	0	0	4
Willie Stargell, L OBP: 0.403, SLG: 0.569 (1, 7) Ron Davis, R OBP: 0.339, SLG: 0.308 (9, 7)	0-0			0-0		0-0 1B 3B		0-0 HR		4	2	2	1	0	0	0
Roberto Clemente, R OBP: 0.410, SLG: 0.561 (1, 9)		0-0 1B 1B		0-0 WP E 1B		0-0 1B		0-0 1B G6-4-3		4	2	4	1	0	0	0
Richie Hebner, L OBP: 0.373, SLG: 0.459 (1, 5)		0-0		0-0 1B		0-0 1B		0-0 1B G6-4-3		4	0	1	0	0	0	3
Manny Sanguillen, R OBP: 0.355, SLG: 0.418 (1, 2)		0-0 1B G6-4-3		0-0 1B E7		0-0 1B G6-4-3		0-0 1B G6-4-3		4	0	2	1	0	0	2
Freddie Patek, R OBP: 0.309, SLG: 0.302 (1, 6)		0-0 1B G6-4-3		0-0 1B		0-0		0-0 1B		4	0	1	0	0	0	3
Jose Martinez, R OBP: 0.293, SLG: 0.286 (1, 4)			4-0 None BB		0-0		1-0 SH HBP		0-0	2	0	0	0	1	0	1
Jim Bunning, R OBP: 0.093, SLG: 0.025 (1, 1) Bob Moose, R OBP: 0.214, SLG: 0.083 (8, 1)			0-0		0-0		0-0 SH		0-0	2	0	0	0	0	0	1
			0-0		0-0		1-2			0	0	0	0	0	0	0

**BOTTOM**

**San Diego Padres @ Pittsburgh Pirates**  
**Forbes Field, Pittsburgh, PA**  
 Sun Jul 27 1969, 3:33 AM EDT  
 Att. 14,888 - Unknown

[livebaseballscorecards.com](http://livebaseballscorecards.com)

<b>AB</b>	<b>31</b>
<b>R</b>	<b>4</b>
<b>H</b>	<b>11</b>
<b>RBI</b>	<b>3</b>
<b>BB</b>	<b>2</b>
<b>SO</b>	<b>0</b>
<b>LOB</b>	<b>15</b>



Inning Stats	R: 0	H: 1	E: 0	LOB: 0	K: 0	BB: 0	S: 3	P: 3	R: 0	H: 2	E: 0	LOB: 1	K: 0	BB: 0	S: 4	P: 4	R: 0	H: 0	E: 0	LOB: 1	K: 0	BB: 1	S: 3	P: 7	R: 1	H: 2	E: 2	LOB: 1	K: 0	BB: 0	S: 5	P: 5	R: 0	H: 0	E: 0	LOB: 0	K: 0	BB: 0	S: 3	P: 3	R: 1	H: 2	E: 0	LOB: 1	K: 0	BB: 0	S: 5	P: 5	R: 0	H: 0	E: 0	LOB: 2	K: 0	BB: 1	S: 3	P: 8	R: 2	H: 4	E: 0	LOB: 1	K: 0	BB: 0	S: 6	P: 6
--------------	------	------	------	--------	------	-------	------	------	------	------	------	--------	------	-------	------	------	------	------	------	--------	------	-------	------	------	------	------	------	--------	------	-------	------	------	------	------	------	--------	------	-------	------	------	------	------	------	--------	------	-------	------	------	------	------	------	--------	------	-------	------	------	------	------	------	--------	------	-------	------	------

PITCHER	IP	WLS	BF	H	R	ER	SO	BB	IBB	HBP	BLK	WP	HR	S	P	ERA	WHIP
Clay Kirby, R ERA: 4.01 (1, 1)	7.0	L	29	7	2	2	0	1	1	1	0	1	0	26	35	2.57	1.143
Jack Baldschun, R ERA: 4.33 (8, 1)	0.0		3	3	2	2	0	0	0	0	0	0	1	3	3	∞	∞
Frank Reberger, R ERA: 3.75 (8, 1)	1.0		3	1	0	0	0	0	0	0	0	0	0	3	3	0.00	1.000

WP: 1	PA: 35
1B: 9	SF: 0
2B: 0	SAC: 1
3B: 1	DP: 3
HR: 1	HBP: 1
WP: 0	ERA
SB: 0	WHIP
CS: 0	

Batter	1	2	3	4	5	6	7	8	9	AB R H RBI BB SO LOB	TOP	
<b>Jose Arcia, R</b> (1, 4) <small>OBP: 0.278, SLG: 0.311</small> <b>Ed Spiezio, R</b> (8, PH) <small>OBP: 0.318, SLG: 0.390</small> <b>John Sipin, R</b> (8, PR) <small>OBP: 0.246, SLG: 0.315</small>	0-0 		0-0 			0-0 		0-0 		3 0 1 0 0 0 0 1 0 1 0 0 0 0 0 0 0 0 0 0 0	<b>San Diego Padres @ St. Louis Cardinals</b> Busch Stadium, St. Louis, MO Mon Jul 28 1969, 7:05 PM CDT Att. 15,006 - Unknown <a href="http://livebaseballscorecards.com">livebaseballscorecards.com</a>	
<b>Roberto Pena, R</b> (1, 6) <small>OBP: 0.295, SLG: 0.307</small> <b>Tommy Dean, R</b> (8, PR) <small>OBP: 0.202, SLG: 0.207</small>	0-3 			0-0 		0-0 		0-0 		4 0 2 1 0 1 1 0 0 0 0 0 0 0		
<b>Ollie Brown, R</b> (1, 9) <small>OBP: 0.322, SLG: 0.406</small>	0-0 			0-0 		0-0 		4-0 		3 0 0 0 1 0 2		
<b>Nate Colbert, R</b> (1, 3) <small>OBP: 0.317, SLG: 0.470</small>	0-0 			0-0 		0-0 		0-0 		4 0 2 0 0 0 4		
<b>Van Kelly, L</b> (1, 5) <small>OBP: 0.299, SLG: 0.430</small>		0-0 		0-0 		0-0 		0-0 		4 0 0 0 0 0 1		
<b>Ivan Murrell, R</b> (1, 8) <small>OBP: 0.304, SLG: 0.328</small>		0-3 			0-0 		0-0 		0-0 			4 0 0 0 0 1 0
<b>Larry Stahl, L</b> (1, 7) <small>OBP: 0.266, SLG: 0.289</small>			0-0 		0-0 		0-0 		0-0 			4 0 1 0 0 0 0
<b>Walt Hrinjak, L</b> (1, 2) <small>OBP: 0.294, SLG: 0.172</small>			0-0 		0-0 			0-0 		3 1 0 0 0 0 1		
<b>Dick Kelley, R</b> (1, 1) <small>OBP: 0.132, SLG: 0.158</small> <b>Gary Ross, R</b> (6, 1) <b>Al Ferrara, R</b> (8, PH) <small>OBP: 0.355, SLG: 0.471</small> <b>Tommie Sisk, R</b> (8, 1) <small>OBP: 0.182, SLG: 0.200</small>			0-3 		0-0 			0-3 		2 0 0 0 0 1 1 0 0 0 0 0 0 0 1 0 0 0 0 1 1 0 0 0 0 0 0 0		
<b>Inning Stats</b>	R: 0 H: 2 E: 0 LOB: 2 K: 1 BB: 0 S: 6 P: 6	R: 0 H: 0 E: 0 LOB: 0 K: 1 BB: 0 S: 5 P: 5	R: 0 H: 0 E: 0 LOB: 0 K: 1 BB: 0 S: 5 P: 5	R: 0 H: 1 E: 0 LOB: 1 K: 0 BB: 0 S: 4 P: 4	R: 0 H: 1 E: 0 LOB: 1 K: 0 BB: 0 S: 4 P: 4	R: 0 H: 1 E: 0 LOB: 1 K: 0 BB: 0 S: 4 P: 4	R: 0 H: 0 E: 0 LOB: 0 K: 0 BB: 0 S: 3 P: 3	R: 1 H: 2 E: 1 LOB: 2 K: 1 BB: 1 S: 7 P: 11	R: 0 H: 0 E: 0 LOB: 0 K: 0 BB: 0 S: 3 P: 3	1B: 4 SF: 0 2B: 4 SAC: 0 3B: 0 DP: 1 HR: 0 HBP: 0		WP: 0 PA: 34 PB: 0 SB: 1 CS: 0
<b>PITCHER</b> <b>Chuck Taylor, R</b> (1, 1) <small>ERA: 1.3</small>	IP WLS BF H R ER SO BB IBB HBP BLK WP HR S P ERA WHIP 9.0 W 34 7 1 0 4 0 1 0 0 0 0 0 41 45 0.00 0.778											<b>PITCHER</b> IP WLS BF H R ER SO BB IBB HBP BLK WP HR S P ERA WHIP

San Diego Padres @ St. Louis Cardinals  
 Busch Stadium, St. Louis, MO  
 Mon Jul 28 1969, 7:05 PM CDT  
 Att. 15,006 - Unknown

AB	33
R	1
H	7
RBI	1
BB	1
SO	4
LOB	11



Batter	1	2	3	4	5	6	7	8	9
Julian Javier, R OBP: 0.332, SLG: 0.420 (1, 4)	0-0 HR		0-0 2-3			0-0 5-3 2B 1B	0-0 F8		
Curt Flood, R OBP: 0.344, SLG: 0.354 (1, 8)	0-0 F8		0-0 P4			0-0 5-3 1-2	0-0 2-3 1B		
Vada Pinson, L OBP: 0.335, SLG: 0.430 (1, 9)	0-0 F8			0-0 G5-4-3 1B		0-0 BB 2-H 2B	0-0 F7		
Joe Torre, R OBP: 0.334, SLG: 0.478 (1, 3)	0-3 K			0-0 G5-4-3 1-2f		4-0 BB IBB		0-3 K	
Mike Shannon, R OBP: 0.310, SLG: 0.380 (1, 5)		0-0 5-3		0-3 K		4-0 1-2 2-3 BB		0-3 K	
Byron Browne, R OBP: 0.538, SLG: 0.333 (1, 7)		4-0 BB			0-0 G4-6-3 1B	0-3 K		0-0 G3-1	
Lou Brock, L OBP: 0.342, SLG: 0.451 (6, PH) (7, 7)									
Tim McCarver, L OBP: 0.331, SLG: 0.360 (1, 2)		0-0 F7			0-0 G4-6-3 1-2f	0-0 F8			
Dal Maxvill, R OBP: 0.263, SLG: 0.238 (1, 6)		0-0 4-3			0-0 1B		4-0 1B SH3-4 BB		
Chuck Taylor, R OBP: 0.083, SLG: 0.083 (1, 1)			0-0 5-3		0-0 P4		0-0 SH3-4 1-2		

AB	R	H	RBI	BB	SO	LOB
4	2	2	1	0	0	1
4	0	1	0	0	0	1
4	0	2	1	0	0	2
3	0	0	0	1	2	1
3	0	0	0	1	2	0
1	0	1	0	1	0	0
2	0	0	0	0	1	3
3	0	0	0	0	0	5
2	0	1	0	1	0	1
2	0	0	0	0	0	1

**San Diego Padres @ St. Louis Cardinals**  
 Busch Stadium, St. Louis, MO  
 Mon Jul 28 1969, 7:05 PM CDT  
 Att. 15,006 - Unknown

livebaseballscorecards.com

<b>AB</b>	<b>28</b>
<b>R</b>	<b>2</b>
<b>H</b>	<b>7</b>
<b>RBI</b>	<b>2</b>
<b>BB</b>	<b>4</b>
<b>SO</b>	<b>5</b>
<b>LOB</b>	<b>15</b>



Inning	R	H	E	K	S	R	H	E	K	S	R	H	E	K	S	R	H	E	K	S	R	H	E	K	S	R	H	E	K	S	R	H	E	K	S								
1	1	1	0	1	6	0	0	0	0	3	0	0	0	0	5	0	1	0	1	24	0	0	0	0	0	0	0	0	0	0	0	0	0	0	0	0	0	0					
2	0	0	0	0	0	0	0	0	0	0	0	0	0	0	0	0	0	0	0	8	0	0	0	0	0	0	0	0	0	0	0	0	0	0	0	0	0	0	0	0			
3	0	0	0	0	0	0	0	0	0	0	0	0	0	0	0	0	0	0	0	7	0	0	0	0	0	0	0	0	0	0	0	0	0	0	0	0	0	0	0	0	0		
4	0	0	0	0	0	0	0	0	0	0	0	0	0	0	0	0	0	0	0	12	0	0	0	0	0	0	0	0	0	0	0	0	0	0	0	0	0	0	0	0	0		
5	0	0	0	0	0	0	0	0	0	0	0	0	0	0	0	0	0	0	0	7	0	0	0	0	0	0	0	0	0	0	0	0	0	0	0	0	0	0	0	0	0	0	
6	0	0	0	0	0	0	0	0	0	0	0	0	0	0	0	0	0	0	0	0	0	0	0	0	0	0	0	0	0	0	0	0	0	0	0	0	0	0	0	0	0	0	
7	0	0	0	0	0	0	0	0	0	0	0	0	0	0	0	0	0	0	0	0	0	0	0	0	0	0	0	0	0	0	0	0	0	0	0	0	0	0	0	0	0	0	
8	0	0	0	0	0	0	0	0	0	0	0	0	0	0	0	0	0	0	0	0	0	0	0	0	0	0	0	0	0	0	0	0	0	0	0	0	0	0	0	0	0	0	
9	0	0	0	0	0	0	0	0	0	0	0	0	0	0	0	0	0	0	0	0	0	0	0	0	0	0	0	0	0	0	0	0	0	0	0	0	0	0	0	0	0	0	0

PITCHER	IP	WLS	BF	H	R	ER	SO	BB	IBB	HBP	BLK	WP	HR	S	P	ERA	WHIP
Dick Kelley, L ERA: 3.68 (1, 1)	5.1	L	23	6	2	2	2	2	2	1	0	0	0	24	36	3.38	1.500
Gary Ross, R ERA: 4.09 (6, 1)	1.2		7	1	0	0	1	1	0	0	0	0	0	8	12	0.00	1.200
Tommie Sisk, R ERA: 5.58 (8, 1)	1.0		3	0	0	0	2	0	0	0	0	0	0	7	7	0.00	0.000

WP	PA
0	33

1B	2B	3B	HR	SF	SAC	DP	HBP
5	1	0	1	0	2	0	0

WP	HR	S	P	ERA	WHIP
0	0	0	0	0.00	0.000

Batter	1	2	3	4	5	6	7	8	9	AB R H RBI BB SO LOB	TOP
Jose Arcia, R (1, 4) OBP: 0.270, SLG: 0.301 Ed Spiezio, R (7, PH) OBP: 0.317, SLG: 0.389 Billy McCool, R (7, 1) Gary Ross, R (7, 1) Jack Baldschun, R (7, 1) OBP: 0.400, SLG: 0.250 Cito Gaston, R (9, PH) OBP: 0.264, SLG: 0.280	0-0 6-3 		0-0 4-3 		0-3 K 		0-0 FC6-4 2B 		0-0 F9 	3 0 0 0 0 1 1 1 1 0 1 0 0 1 0 1 0 0 0 0 0 0	
Roberto Pena, R (1, 6) OBP: 0.294, SLG: 0.308	0-3 K 			0-0 P2 		0-0 F9 	0-0 2B 		0-0 P4 	5 0 1 1 0 1 0	
Ollie Brown, R (1, 9) OBP: 0.321, SLG: 0.405	0-3 K 			0-0 1B 		0-0 F9 	0-3 K 			4 0 1 0 0 2 2	
Nate Colbert, R (1, 3) OBP: 0.313, SLG: 0.464		0-0 P3 		0-3 K 		0-0 E5 		0-0 F2 		4 0 0 0 0 1 1	
Van Kelly, L (1, 5) OBP: 0.297, SLG: 0.423		0-0 1B 		0-0 F9 		0-0 4-3 		0-0 F8 		4 0 1 0 0 0 2	
Ivan Murrell, R (1, 8) OBP: 0.309, SLG: 0.333		0-3 K 			0-0 E4 2B 		0-0 FC3-5 1B 	0-0 2B 1B 		4 1 2 0 0 1 1	
Larry Stahl, L (1, 7) OBP: 0.282, SLG: 0.322		0-0 G4-1 			0-0 G5-6-4 2B 		0-0 FC3-5 1B 	0-0 1-3 2B 		4 1 3 1 0 0 1	
Chris Cannizzaro, R (1, 2) OBP: 0.321, SLG: 0.317 Sonny Ruberto, R (7, PR) OBP: 0.182, SLG: 0.143			0-0 5-3 		4-0 G5-6-4 BB 		0-0 FC3-5 1B 	0-0 F3 		2 0 0 0 1 0 2 1 1 0 0 0 0 2	
Al Santorini, R (1, 1) OBP: 0.150, SLG: 0.128 Tommy Dean, R (5, PH) OBP: 0.201, SLG: 0.206 Frank Reberger, L (5, 1) Al Ferrara, R (7, PH) OBP: 0.350, SLG: 0.474 John Sipin, R (7, PR) OBP: 0.245, SLG: 0.313			0-3 K 		0-0 G5-6-4 		0-0 FC6-4 1B 		0-0 F7 	1 0 0 0 0 1 0 1 0 0 0 0 0 2 0 0 0 0 0 0 0 1 0 1 1 0 0 0 1 0 0 0 0 0 0	
<b>Inning Stats</b>	R: 0 H: 0 E: 0 LOB: 0 K: 2 BB: 0 S: 7 P: 7	R: 0 H: 1 E: 0 LOB: 1 K: 1 BB: 0 S: 6 P: 6	R: 0 H: 0 E: 0 LOB: 0 K: 1 BB: 0 S: 5 P: 5	R: 0 H: 1 E: 0 LOB: 1 K: 1 BB: 0 S: 6 P: 6	R: 1 H: 1 E: 1 LOB: 1 K: 1 BB: 1 S: 6 P: 10	R: 0 H: 0 E: 1 LOB: 1 K: 0 BB: 0 S: 4 P: 4	R: 3 H: 4 E: 0 LOB: 2 K: 1 BB: 0 S: 9 P: 9	R: 0 H: 2 E: 0 LOB: 2 K: 0 BB: 0 S: 5 P: 5	R: 0 H: 0 E: 0 LOB: 0 K: 0 BB: 0 S: 3 P: 3	1B: 6 SF: 0 2B: 3 SAC: 0 3B: 0 DP: 1 HR: 0 HBP: 0	WP: 0 PA: 38 PB: 0 SB: 0 CS: 0
<b>PITCHER</b> Nelson Bries, R (1, 1) ERA: 3.97 Mudcat Grant, R (7, 1) ERA: 4.72	IP WLS BF H R ER SO BB IBB HBP BLK WP HR S P ERA WHIP 6.1 0 27 6 4 3 6 1 0 0 0 0 0 38 42 4.26 1.105 2.2 W 11 3 0 0 1 0 0 0 0 0 0 0 13 13 0.00 1.125										

San Diego Padres @ St. Louis Cardinals  
 Busch Stadium, St. Louis, MO  
 Tue Jul 29 1969, 7:05 PM CDT  
 Att: 20,835 - Unknown

AB	37
R	4
H	9
RBI	4
BB	1
SO	7
LOB	15





Batter	1	2	3	4	5	6	7	8	9	AB	R	H	RBI	BB	SO	LOB
Lou Brock, L OBP: 0.343, SLG: 0.450 (1, 7)	0-0 FC6-4 1B 1B		0-0 4-3	0-0 2-3 1B			K			5	1	2	0	0	1	2
Curt Flood, R OBP: 0.350, SLG: 0.358 (1, 8)	0-0 FC6-4 1-2 1B		0-0 4-3 1B 1B	0-3 K			BB 1B			4	2	3	1	1	1	2
Vada Pinson, L OBP: 0.333, SLG: 0.427 (1, 9)	0-0 FC6-4 1B SF8		0-0 4-3				1B 1B			5	2	1	0	0	0	5
Joe Torre, R OBP: 0.337, SLG: 0.478 (1, 3)	0-0 1-3 3-H 1B		4-0 1B IBB				1B 2B 1B			4	1	2	2	1	0	0
Dave Ricketts, S OBP: 0.357, SLG: 0.320 (1, 2)	0-0 SF8		0-0 1-2 2-H 1B				1-3 2-H 2B 1B			4	1	2	3	0	1	0
Mike Shannon, R OBP: 0.311, SLG: 0.379 (1, 5)	0-3 K		0-3 K				1-3 2-H 2B 1B IBB			4	1	1	0	1	2	3
Julian Javier, R OBP: 0.331, SLG: 0.421 (1, 4)		0-0 1-3		0-0 F8			1-3 2-H 3-H 1B 2B			4	1	1	2	0	0	1
Dal Maxvill, R OBP: 0.270, SLG: 0.248 (1, 6)		0-0 6-3		0-0 1B S 1B			WP 2B			3	1	2	0	1	0	0
Nelson Briles, R OBP: 0.154, SLG: 0.180 (1, 1)		0-0 6-3		0-3 K			1-2 K			3	0	0	0	0	2	2
Mudcat Grant, R OBP: 0.286, SLG: 0.231 (7, 1)				1-2 K			2-3 K			1	0	1	2	0	0	0


Inning Stats	R: 2	H: 3	E: 0	LOB: 1	K: 1	P: 8	R: 0	H: 0	E: 0	LOB: 0	K: 0	P: 3	R: 1	H: 2	E: 0	LOB: 2	K: 1	P: 11	R: 0	H: 2	E: 0	LOB: 2	K: 2	P: 9	R: 0	H: 0	E: 0	LOB: 0	K: 0	P: 3	R: 0	H: 2	E: 0	LOB: 1	K: 1	P: 6	R: 7	H: 6	E: 0	LOB: 2	K: 1	P: 23	R: 0	H: 0	E: 0	LOB: 0	K: 1	P: 5
	S: 8	BB: 0		BB: 0			S: 3	BB: 0		BB: 0			S: 7	BB: 1		BB: 1			S: 9	BB: 0		BB: 0			S: 6	BB: 0		BB: 0		BB: 0		BB: 0		BB: 0		BB: 0		BB: 3		BB: 0		BB: 0		BB: 5				

PITCHER	IP	WLS	BF	H	R	ER	SO	BB	IBB	HBP	BLK	WP	HR	S	P	ERA	WHIP
Al Santorini, R ERA: 4.24 (1, 1)	4.0		20	7	3	3	4	0	1	0	0	0	0	27	31	6.75	1.750
Frank Reberger, R ERA: 3.61 (5, 1)	2.0		7	2	0	0	1	0	0	0	0	1	0	9	9	0.00	1.000
Billy McCool, L ERA: 4.13 (7, 1)	0.1	L	3	1	2	2	1	1	0	0	0	0	0	4	8	54.00	6.000
Gary Ross, R ERA: 4.54 (7, 1)	0.0		4	3	2	2	0	0	1	0	0	0	0	3	7	∞	∞
Jack Baldschun, R ERA: 4.36 (7, 1)	1.2		8	2	3	3	1	0	1	0	0	0	0	9	13	16.20	1.200

**BOTTOM**

**San Diego Padres @ St. Louis Cardinals**  
 Busch Stadium, St. Louis, MO  
 Tue Jul 29 1969, 7:05 PM CDT  
 Att. 20,835 - Unknown

AB	37
R	10
H	15
RBI	10
BB	4
SO	7
LOB	15



WP	HR	S	P	ERA	WHIP
1	0	1	42		

Batter	1	2	3	4	5	6	7	8	9	AB R H RBI BB SO LOB	TOP
<b>Jose Arcia, R</b> (1, 6) <small>OBP: 0.262, SLG: 0.292</small> <b>Van Kelly, L</b> (8, PH) <small>OBP: 0.294, SLG: 0.418</small> (8, 5)	0-0 F9		0-0 4-3			0-0 P4		0-3 K		3 0 0 0 0 0 1 1 0 0 0 0 1 1	<b>San Diego Padres @ St. Louis Cardinals</b> Busch Stadium, St. Louis, MO Wed Jul 30 1969, 7:05 PM CDT Att: 19,594 - Unknown <a href="http://livebaseballscorecards.com">livebaseballscorecards.com</a>
<b>Roberto Pena, R</b> (1, 5) <small>OBP: 0.293, SLG: 0.308</small> (8, 6)	0-3 K			0-0 L3		0-0 P4		0-0 BLK 1B		4 0 1 1 0 1 0	
<b>Ollie Brown, R</b> (1, 9) <small>OBP: 0.318, SLG: 0.401</small>	0-3 K			0-3 K			0-3 K	0-0 F9 1-2		4 0 0 0 0 3 1	
<b>Nate Colbert, R</b> (1, 3) <small>OBP: 0.313, SLG: 0.461</small>		0-3 K		0-0 6-3			0-0 FC4-6 1B		0-0 6-3	4 0 1 0 0 1 0	
<b>Larry Stahl, L</b> (1, 7) <small>OBP: 0.274, SLG: 0.311</small>		0-3 K			0-3 K		0-0 FC4-6 1-2f S		0-0 F5	4 0 0 0 0 2 1	
<b>Ivan Murrell, R</b> (1, 8) <small>OBP: 0.301, SLG: 0.323</small>		0-3 K			0-3 K		0-0 F2 1-2		0-3 K	4 0 0 0 0 3 1	
<b>Walt Hrinjak, L</b> (1, 2) <small>OBP: 0.324, SLG: 0.194</small>			0-3 K		0-0 1B			4-0 2B G3 BB		2 1 1 0 1 1 0	
<b>John Sipin, R</b> (1, 4) <small>OBP: 0.251, SLG: 0.324</small>			0-0 1B		0-0 F7			0-0 G3 1B 2B		3 1 2 0 0 0 1	
<b>Joe Niekro, R</b> (1, 1) <small>OBP: 0.220, SLG: 0.114</small> <b>Tommie Sisk, R</b> (7, 1) <small>OBP: 0.182, SLG: 0.200</small> <b>Al Ferrara, R</b> (8, PH) <small>OBP: 0.357, SLG: 0.472</small> <b>Dave Roberts, L</b> (8, 1) <small>OBP: 0.286, SLG: 0.286</small>			0-3 K			0-0 6-3		0-0 G3 2-3 3-H		2 0 0 0 0 1 1 0 0 0 0 0 0 0 1 0 0 1 0 0 1 0 0 0 0 0 0 0	
<b>Inning Stats</b>	R: 0 H: 0 E: 0 LOB: 0 K: 2 BB: 0 S: 7 P: 7	R: 0 H: 0 E: 0 LOB: 0 K: 3 BB: 0 S: 9 P: 9	R: 0 H: 1 E: 0 LOB: 1 K: 2 BB: 0 S: 8 P: 8	R: 0 H: 0 E: 0 LOB: 0 K: 1 BB: 0 S: 5 P: 5	R: 0 H: 1 E: 0 LOB: 1 K: 2 BB: 0 S: 8 P: 8	R: 0 H: 0 E: 0 LOB: 0 K: 0 BB: 0 S: 3 P: 3	R: 0 H: 1 E: 0 LOB: 1 K: 1 BB: 0 S: 6 P: 6	R: 2 H: 2 E: 0 LOB: 1 K: 1 BB: 1 S: 7 P: 11	R: 0 H: 0 E: 0 LOB: 0 K: 1 BB: 0 S: 5 P: 5	1B: 4 SF: 0 2B: 1 SAC: 0 3B: 0 DP: 0 HR: 0 HBP: 0	
<b>PITCHER</b> <b>Bob Gibson, R</b> (1, 1) <small>ERA: 2.32</small>	IP: 9.0 WLS: W BF: 33 H: 5 R: 2 ER: 2 SO: 13 BB: 1 IBB: 0 HBP: 0 BLK: 1 WP: 0 HR: 0 S: 58 P: 62 ERA: 2.00 WHIP: 0.667										



Batter	1	2	3	4	5	6	7	8	9
Lou Brock, L OBP: 0.342, SLG: 0.448 (1, 7)	0-0 G3 S 1B		0-0 F9			0-0 F8	0-0 4-3		
Curt Flood, R OBP: 0.346, SLG: 0.354 (1, 8)	0-0 L4 1-2			0-0 5-3		0-0 P3	0-3 K		
Vada Pinson, L OBP: 0.332, SLG: 0.425 (1, 9)	0-0 G3 2-3			0-0 P6			0-0 1B FC1 1B	0-0 G3-1	
Joe Torre, R OBP: 0.356, SLG: 0.475 (1, 3)	0-0 F9			0-0 F7			0-0 BB FC1 1B 1B	0-0 F8	
Dave Ricketts, S OBP: 0.313, SLG: 0.276 (1, 2)		0-0 6-3			0-0 F7		0-0 FC1 1B BB 3B	0-0 6-3	
Mike Shannon, R OBP: 0.309, SLG: 0.377 (1, 5)		0-0 1-3			0-0 6-3		4-0 BB BB BB BB		
Vic Davalillo, L OBP: 0.265, SLG: 0.273 (7, PH)							1-2 2-3 2-3		
Phil Gagliano, R OBP: 0.321, SLG: 0.288 (8, 5)							1-2 2-3 3-H		
Julian Javier, R OBP: 0.334, SLG: 0.422 (1, 4)		0-0 F8			4-0 S BB		1-2 2-3 3-H		
Dal Maxvill, R OBP: 0.271, SLG: 0.257 (1, 6)			0-0 5-3		0-0 4-3 1-2		0-0 2B 3B		
Bob Gibson, R OBP: 0.270, SLG: 0.324 (1, 1)			0-0 4-3			0-0 6-3	0-0 2B		

Inning Stats	R: 0	H: 1	E: 0	K: 0	S: 4	LOB: 1	BB: 0	P: 4	R: 0	H: 0	E: 0	K: 0	S: 3	LOB: 0	BB: 0	P: 3	R: 0	H: 0	E: 0	K: 0	S: 3	LOB: 0	BB: 0	P: 3	R: 0	H: 0	E: 0	K: 0	S: 3	LOB: 1	BB: 1	P: 7	R: 0	H: 0	E: 0	K: 0	S: 3	LOB: 0	BB: 0	P: 3	R: 5	H: 5	E: 0	K: 1	S: 10	LOB: 1	BB: 1	P: 14	R: 0	H: 0	E: 0	K: 0	S: 3	LOB: 0	BB: 0	P: 3
1B: 4	SF: 0	2B: 1	SAC: 0	3B: 1	DP: 0	HR: 0	HBP: 0																																																	

PITCHER	IP	WLS	BF	H	R	ER	SO	BB	IBB	HBP	BLK	WP	HR	S	P	ERA	WHIP
Joe Niekro, R ERA: 2.78 (1, 1)	6.1	L	26	5	5	5	0	2	0	0	0	0	0	24	32	7.11	1.105
Tommie Sisk, R ERA: 5.54 (7, 1)	0.2		3	1	0	0	1	0	0	0	0	0	0	5	5	0.00	1.500
Dave Roberts, L ERA: 4.82 (8, 1)	1.0		3	0	0	0	0	0	0	0	0	0	0	3	3	0.00	0.000

BOTTOM

San Diego Padres @ St. Louis Cardinals  
 Busch Stadium, St. Louis, MO  
 Wed Jul 30 1969, 7:05 PM CDT  
 Att. 19,594 - Unknown

livebaseballscores.com

AB	30
R	5
H	6
RBI	5
BB	2
SO	1
LOB	8



WP: 0	PA: 32
PB: 0	SB: 2
CS: 0	

Batter	1	2	3	4	5	6	7	8	9	AB R H RBI BB SO LOB	TOP	
<b>Jose Arcia, R</b> (1, 6) OBP: 0.264, SLG: 0.293 <b>Larry Stahl, L</b> (8, PH) OBP: 0.272, SLG: 0.309 <b>Billy McCool, R</b> (8, 1)	0-0 		0-0 5-3			0-3 K		0-0 P6		3 0 1 0 0 1 0 1 0 0 0 0 0 0 0 0 0 0 0 0 0		
<b>Roberto Pena, R</b> (1, 5) OBP: 0.290, SLG: 0.304 (8, 6)	0-0 6-3 1-2			0-0 P4		0-0 P4		0-0 P3	4 0 0 0 0 0 1			
<b>Ollie Brown, R</b> (1, 9) OBP: 0.315, SLG: 0.396	0-0 F9			0-0 5-3		0-0 5-3		0-0 6-3	4 0 0 0 0 0 0			
<b>Nate Colbert, R</b> (1, 3) OBP: 0.315, SLG: 0.471		0-0 1B 1B		0-0 5-3		0-0 HR		0-0 F9	4 1 2 1 0 0 0			
<b>Al Ferrara, R</b> (1, 7) OBP: 0.356, SLG: 0.470		0-0 G6-4-3 1B		0-3 K	0-3 K	0-0 6-3			3 0 1 0 0 1 0			
<b>Ivan Murrell, R</b> (1, 8) OBP: 0.308, SLG: 0.331		0-3 K		0-0 2B 1B	0-0 CS 1B	0-0 CS 1B			3 1 2 0 0 1 2			
<b>Chris Cannizzaro, R</b> (1, 2) OBP: 0.318, SLG: 0.314		0-0 G6-4-3 1-2		0-0 F2	0-0 K	0-3 K			3 0 0 0 0 1 4			
<b>John Sipin, R</b> (1, 4) OBP: 0.252, SLG: 0.329			0-0 6-3		0-0 1-H 2B			0-0 1-3	3 0 1 1 0 0 0			
<b>Clay Kirby, R</b> (1, 1) OBP: 0.128, SLG: 0.024 <b>Gary Ross, R</b> (6, 1) <b>Frank Reberger, L</b> (7, 1) <b>Van Kelly, L</b> (8, PH) OBP: 0.291, SLG: 0.414 (8, 5)			0-3 K		0-0 1-3			0-0 P6	2 0 0 0 0 1 1 0 0 0 0 0 0 0 0 0 0 0 0 0 0 1 0 0 0 0 0 0			
<b>Inning Stats</b>	R: 0 H: 1 E: 0 LOB: 0 K: 0 BB: 0 S: 3 P: 3	R: 0 H: 2 E: 0 LOB: 1 K: 1 BB: 0 S: 6 P: 6	R: 0 H: 0 E: 0 LOB: 0 K: 1 BB: 0 S: 5 P: 5	R: 0 H: 0 E: 0 LOB: 0 K: 0 BB: 0 S: 3 P: 3	R: 1 H: 2 E: 0 LOB: 1 K: 1 BB: 0 S: 7 P: 7	R: 0 H: 0 E: 0 LOB: 0 K: 1 BB: 0 S: 5 P: 5	R: 1 H: 2 E: 0 LOB: 0 K: 1 BB: 0 S: 6 P: 6	R: 0 H: 0 E: 0 LOB: 0 K: 0 BB: 0 S: 3 P: 3	R: 0 H: 0 E: 0 LOB: 0 K: 0 BB: 0 S: 3 P: 3	1B: 5 SF: 0 2B: 1 SAC: 0 3B: 0 DP: 1 HR: 1 HBP: 0	WP: 0 PA: 31 PB: 0 SB: 0 CS: 2	
<b>PITCHER</b> <b>Bill Hands, R</b> (1, 1) ERA: 2.65 <b>Phil Regan, R</b> (7, 1) ERA: 2.86	IP WLS BF H R ER SO BB IBB HBP BLK WP HR S P ERA WHIP 6.1 W 24 7 2 2 4 0 0 0 0 0 1 32 32 2.84 1.105 2.2 S 7 0 0 0 1 0 0 0 0 0 0 0 9 9 0.00 0.000											<b>PITCHER</b> IP WLS BF H R ER SO BB IBB HBP BLK WP HR S P ERA WHIP

**San Diego Padres @ Chicago Cubs**  
 Wrigley Field, Chicago, IL  
 Fri Aug 01 1969, 3:33 AM CDT  
 Att. 16,921 - Cloudy - 73 F

[livebaseballscorecards.com](http://livebaseballscorecards.com)

AB	31
R	2
H	7
RBI	2
BB	0
SO	5
LOB	8



Batter	1	2	3	4	5	6	7	8	9	AB	R	H	RBI	BB	SO	LOB
Don Kessinger, S OBP: 0.356, SLG: 0.398 (1, 6)	0-0 4-3 1B		0-0 B1-3		0-0 G3	4-0 1-2 2-3 BB	0-3 K			4	0	1	0	1	1	3
Glenn Beckert, R OBP: 0.334, SLG: 0.339 (1, 4)	0-0 4-3 1-2		0-0 F8		0-0 2B	0-0 5-3		0-0 F7		5	0	1	0	0	0	4
Billy Williams, L OBP: 0.379, SLG: 0.493 (1, 9) (7, 7)	0-0 14 WP 14 BB 1B		0-0 14 FC5 BB 1B		4-0 IBB		4-0 14 HBP BB 1B	0-0 F7		3	2	2	0	2	0	0
Ron Santo, R OBP: 0.406, SLG: 0.532 (1, 5)	4-0 14 WP 14 BB 1B		4-0 BB		0-0 4-3		4-0 14 HBP BB 1B	0-0 F9		2	2	0	0	3	0	2
14 Ernie Banks, R OBP: 0.325, SLG: 0.427 (1, 3)	0-0 1B		0-0 FC5			0-0 F7	1-0 FC1-5 1B 1-2 2-3 HBP			3	0	1	2	0	0	2
Willie Smith, L OBP: 0.358, SLG: 0.493 Jim Hickman, R OBP: 0.294, SLG: 0.378 (1, 7) (7, 9)	0-0 4-3			0-0 L9		0-0 BB 1B	0-0 FC1 FC1-5 1B 1-2 2-H 3-H			3	1	1	0	0	0	1
Randy Hundley, R OBP: 0.353, SLG: 0.427 (1, 2)		0-0 F7		0-0 5-3		4-0 BB 1B 1-2 BB	0-0 FC1-5 BB FC1 1-2 2-3f			3	0	0	0	1	0	2
Jim Qualls, S OBP: 0.284, SLG: 0.378 (1, 8)		0-0 4-3		0-0 F8		0-0 BB 1B 1-2 2-H	0-0 FC1 BB 1-2 2-3f			4	0	1	1	0	0	2
Bill Hands, R OBP: 0.067, SLG: 0.018 Phil Regan, R OBP: 0.250, SLG: 0.154 (1, 1) (7, 1)		0-0 5-3			0-3 K	0-0 F5	4-0 BB 1-2 2-3			3	0	0	0	0	1	2
										0	0	0	0	1	0	0

Inning Stats	R: 2	H: 3	E: 0	K: 5	S: 5	L: 1	LOB: 1	BB: 1	P: 9	R: 0	H: 0	E: 0	K: 0	S: 3	R: 0	H: 1	E: 0	K: 0	S: 4	R: 0	H: 0	E: 0	K: 0	S: 3	R: 0	H: 1	E: 0	K: 1	S: 6	R: 1	H: 2	E: 0	K: 5	S: 5	R: 2	H: 1	E: 0	K: 1	S: 6	R: 0	H: 0	E: 0	K: 0	S: 3	R: 0	H: 0	E: 0	K: 0	S: 3
--------------	------	------	------	------	------	------	--------	-------	------	------	------	------	------	------	------	------	------	------	------	------	------	------	------	------	------	------	------	------	------	------	------	------	------	------	------	------	------	------	------	------	------	------	------	------	------	------	------	------	------

PITCHER	IP	WLS	BF	H	R	ER	SO	BB	IBB	HBP	BLK	WP	HR	S	P	ERA	WHIP
Clay Kirby, R ERA: 4.05 (1, 1)	5.1	L	26	7	3	3	1	3	1	0	0	1	0	24	40	5.06	1.875
Gary Ross, R ERA: 4.72 (6, 1)	0.2		6	0	2	2	0	3	0	1	0	0	0	2	15	27.00	4.500
Frank Reberger, R ERA: 3.54 (7, 1)	1.0		5	1	0	0	1	1	0	0	0	0	0	6	10	0.00	2.000
Billy McCool, L ERA: 4.04 (8, 1)	1.0		3	0	0	0	0	0	0	0	0	0	0	3	3	0.00	0.000

**BOTTOM**

**San Diego Padres @ Chicago Cubs**  
 Wrigley Field, Chicago, IL  
 Fri Aug 01 1969, 3:33 AM CDT  
 Att: 16,921 - Cloudy - 73 F

AB	31
R	5
H	8
RBI	5
BB	8
SO	2
LOB	18

livebaseballscores.com



1B:	7	SF:	0	WP:	1	PA:	40
2B:	1	SAC:	0	PB:	0		
3B:	0	DP:	0	SB:	0		
HR:	0	HBP:	1	CS:	0		

Batter	1	2	3	4	5	6	7	8	9	AB R H RBI BB SO LOB	TOP											
<b>Jose Arcia, R</b> (1, 6) <small>OBP: 0.257, SLG: 0.284</small> <b>Cito Gaston, R</b> (8, PH) <small>OBP: 0.264, SLG: 0.279</small> (8, 8)	0-0 4-3		0-0 F8			0-0 P6		0-0 P3		3 0 0 0 0 0 0 1 0 0 0 0 0 0												
<b>Roberto Pena, R</b> (1, 5) <small>OBP: 0.287, SLG: 0.300</small>	0-0 E9		0-3 K			0-0 F7		0-0 4-3		4 0 0 0 0 1 0												
<b>Ollie Brown, R</b> (1, 9) <small>OBP: 0.315, SLG: 0.393</small> <b>Tommy Dean, R</b> (8, 6) <small>OBP: 0.201, SLG: 0.206</small>	0-3 K				0-0 F8		4-0 2B BB	0-0 6-3		3 1 0 0 1 1 1 0 0 0 0 0 0 0												
<b>Nate Colbert, R</b> (1, 3) <small>OBP: 0.317, SLG: 0.473</small>	4-0 BB				0-0 5-3		0-0 2B		0-0 5-3	3 0 1 1 1 0 0												
<b>Al Ferrara, R</b> (1, 7) <small>OBP: 0.355, SLG: 0.463</small>	0-0 P6				0-0 L7		0-0 5-3		4-0 FC5-4 BB	3 0 0 0 1 0 3												
<b>Ivan Murrell, R</b> (1, 8) <small>OBP: 0.307, SLG: 0.336</small> (8, 9)		0-0 6-3			0-0 F7		0-0 2B		0-3 K	4 0 1 0 0 1 1												
<b>Chris Cannizzaro, R</b> (1, 2) <small>OBP: 0.314, SLG: 0.310</small>		0-0 F8			0-3 K		0-0 1-3		0-0 FC5-4	4 0 0 0 0 1 2												
<b>John Sipin, R</b> (1, 4) <small>OBP: 0.253, SLG: 0.325</small>		0-3 K			4-0 BB		0-0 F7			2 0 0 0 1 1 1												
<b>Al Santorini, R</b> (1, 1) <small>OBP: 0.143, SLG: 0.122</small> <b>Frank Reberger, L</b> (6, 1) <b>Ed Spiezio, R</b> (7, PH) <small>OBP: 0.316, SLG: 0.388</small> <b>Tommie Sisk, R</b> (7, 1) <small>OBP: 0.182, SLG: 0.200</small>			0-0 P3		0-0 6-3		0-0 P6			2 0 0 0 0 0 1 0 0 0 0 0 0 0 1 0 0 0 0 0 1 0 0 0 0 0 0 0												
<b>Inning Stats</b>	R: 0 E: 1 K: 1 S: 6	H: 0 LOB: 2 BB: 1 P: 10	R: 0 E: 0 K: 1 S: 5	H: 0 LOB: 0 BB: 0 P: 5	R: 0 E: 0 K: 1 S: 5	H: 0 LOB: 0 BB: 0 P: 5	R: 0 E: 0 K: 0 S: 3	H: 0 LOB: 0 BB: 0 P: 3	R: 0 E: 0 K: 1 S: 5	H: 0 LOB: 1 BB: 1 P: 9	R: 1 E: 0 K: 0 S: 4	H: 1 LOB: 1 BB: 1 P: 8	R: 0 E: 0 K: 0 S: 4	H: 1 LOB: 1 BB: 0 P: 4	R: 0 E: 0 K: 0 S: 3	H: 0 LOB: 0 BB: 0 P: 3	R: 0 E: 0 K: 1 S: 5	H: 0 LOB: 1 BB: 1 P: 9	1B: 0 2B: 2 3B: 0 HR: 0	SF: 0 SAC: 0 DP: 0 HBP: 0	WP: 0 PB: 0 SB: 0 CS: 0	PA: 34
<b>PITCHER</b> <b>Ken Holtzman, L</b> (1, 1) <small>ERA: 3.31</small>	IP: 9.0 WLS: W BF: 34 H: 2 R: 1 ER: 1 SO: 5 BB: 4 IBB: 0 HBP: 0 BLK: 0 WP: 0 HR: 0 S: 40 P: 56 ERA: 1.00 WHIP: 0.667																				<b>PITCHER</b> IP: WLS: BF: H: R: ER: SO: BB: IBB: HBP: BLK: WP: HR: S: P: ERA: WHIP	

**San Diego Padres @ Chicago Cubs**  
 Wrigley Field, Chicago, IL  
 Sat Aug 02 1969, 3:33 AM CDT  
 Att. 26,984 - Sunny - 73 F

[livebaseballscorecards.com](http://livebaseballscorecards.com)

<b>AB</b>	30
<b>R</b>	1
<b>H</b>	2
<b>RBI</b>	1
<b>BB</b>	4
<b>SO</b>	5
<b>LOB</b>	10



Batter	1	2	3	4	5	6	7	8	9	AB	R	H	RBI	BB	SO	LOB
Don Kessinger, S (1, 6) OBP: 0.355, SLG: 0.399	0-0 E4 9-3	0-0 2B 1-3 2-H 3-H		0-3 K		0-0 G4-3 1-2f				4	0	1	2	0	1	3
Glenn Beckert, R (1, 4) OBP: 0.331, SLG: 0.335	0-0 9-3 1-2f	0-0 F7			0-0 P5		0-0 E6 G4-6-3			4	0	0	0	0	0	3
Billy Williams, L (1, 9) (9, 7) OBP: 0.378, SLG: 0.491	0-0 1B		0-0 F7		0-0 F8		0-0 G4-6-3 1-2f			4	0	1	0	0	0	1
Ron Santo, R (1, 5) OBP: 0.409, SLG: 0.548	0-0 F8		0-0 HR		4-0 14 1B BB		0-0 HR			3	2	2	2	1	0	1
14 Ernie Banks, R (1, 3) OBP: 0.325, SLG: 0.425		0-0 5-3	0-0 6-3		0-0 1B 1-3		0-0 F8			4	0	1	0	0	0	0
Willie Smith, L (1, 7) OBP: 0.356, SLG: 0.484 Jim Hickman, R (9, 9) OBP: 0.294, SLG: 0.378		4-0 E FC1-2 1B BB	0-0 6-3		0-3 K		0-3 K			3	0	0	0	1	2	2
Randy Hundley, R (1, 2) OBP: 0.356, SLG: 0.429		0-0 FC1-2 E 2B 1B 1-2		0-0 1B		4-0 SH3-4 BB		0-3 K		3	1	2	0	1	1	0
Don Young, R (1, 8) OBP: 0.343, SLG: 0.364		0-0 E5 FC1-2 2B 1-2 2-3		0-0 F4		0-0 SH3-4		4-0 BB		2	1	0	0	1	0	3
Ken Holtzman, R (1, 1) OBP: 0.141, SLG: 0.159		0-0 FC1-2 2B 1-2 2-3 3-Hf		0-3 K		4-0 BB G4-3		0-0 5-3		3	0	0	0	1	1	5

Inning Stats	R: 0	H: 1	E: 1	K: 0	S: 4	R: 2	H: 2	E: 1	K: 0	S: 6	R: 1	H: 1	E: 0	K: 0	S: 4	R: 0	H: 1	E: 0	K: 1	S: 6	R: 0	H: 0	E: 1	K: 0	S: 4	R: 1	H: 1	E: 0	K: 2	S: 7	R: 0	H: 0	E: 0	K: 2	S: 7	1B: 4	2B: 2	3B: 0	HR: 2	SF: 0	SAC: 1	DP: 3	HBP: 0	WP: 0	PA: 36
--------------	------	------	------	------	------	------	------	------	------	------	------	------	------	------	------	------	------	------	------	------	------	------	------	------	------	------	------	------	------	------	------	------	------	------	------	-------	-------	-------	-------	-------	--------	-------	--------	-------	--------

PITCHER	IP	WLS	BF	H	R	ER	SO	BB	IBB	HBP	BLK	WP	HR	S	P	ERA	WHIP
Al Santorini, R (1, 1) ERA: 4.13	5.1	L	27	6	3	1	3	4	0	0	0	0	1	29	45	1.69	1.875
Frank Reberger, R (6, 1) ERA: 3.5	0.2		1	0	0	0	0	0	0	0	0	0	0	1	1	0.00	0.000
Tommie Sisk, R (7, 1) ERA: 5.51	2.0		8	1	1	1	2	1	0	0	0	0	1	11	15	4.50	1.000

**BOTTOM**

**San Diego Padres @ Chicago Cubs**  
 Wrigley Field, Chicago, IL  
 Sat Aug 02 1969, 3:33 AM CDT  
 Att: 26,984 - Sunny - 73 F

livebaseballscorecards.com

<b>AB</b>	<b>30</b>
<b>R</b>	<b>4</b>
<b>H</b>	<b>7</b>
<b>RBI</b>	<b>4</b>
<b>BB</b>	<b>5</b>
<b>SO</b>	<b>5</b>
<b>LOB</b>	<b>18</b>



Batter	1	2	3	4	5	6	7	8	9	AB R H RBI BB SO LOB	TOP
Jose Arcia, R (1, 6) OBP: 0.248, SLG: 0.274	0-0 G3		0-3 K		0-0 F9		0-0 4-3			4 0 0 0 0 1 0	<b>San Diego Padres @ Chicago Cubs</b> Wrigley Field, Chicago, IL Sun Aug 03 1969, 3:33 AM CDT Att: 32,566 - Unknown
Roberto Pena, R (1, 5) OBP: 0.283, SLG: 0.297	0-0 F2		0-3 K		0-0 3-1		0-0 6-3			4 0 0 0 0 1 0	
Ivan Murrell, R (1, 9) OBP: 0.305, SLG: 0.329	4-0 BB		0-3 K		0-3 K			0-3 K		3 0 0 0 1 3 0	
Nate Colbert, R (1, 3) OBP: 0.319, SLG: 0.475	0-0 F9			0-0 2B		4-0 HR		0-0 F8		3 2 1 0 1 0 1	
Al Ferrara, R (1, 7) OBP: 0.357, SLG: 0.466 Larry Stahl, L (8, 7) OBP: 0.272, SLG: 0.309		4-0 BB		0-0 G3		0-3 K		0-0 F7		3 0 1 1 1 1 1 0 0 0 0 0 0 0	
Cito Gaston, R (1, 8) OBP: 0.263, SLG: 0.289		0-3 K		0-3 K		0-0 HR		0-0 P3		4 1 1 2 0 2 2	
Walt Hrinjak, L (1, 2) OBP: 0.317, SLG: 0.200				0-0 G3		0-0 6-3		0-0 6-3		4 0 1 0 0 0 1	
John Sipin, R (1, 4) OBP: 0.253, SLG: 0.321				0-0 P4		0-3 K		0-0 P5		3 0 0 0 1 1 2	
Joe Niekro, R (1, 1) OBP: 0.205, SLG: 0.105 Frank Reberger, L (8, 1)				0-3 K		0-0 F8		0-0 6-3		3 0 0 0 0 1 4 0 0 0 0 0 0 0	
<b>Inning Stats</b>	R: 0 H: 0 E: 0 LOB: 1 K: 0 BB: 1 S: 3 P: 7	R: 0 H: 1 E: 0 LOB: 2 K: 2 BB: 1 S: 8 P: 12	R: 0 H: 0 E: 0 LOB: 0 K: 3 BB: 0 S: 9 P: 9	R: 1 H: 2 E: 0 LOB: 2 K: 1 BB: 1 S: 7 P: 11	R: 0 H: 0 E: 0 LOB: 0 K: 1 BB: 0 S: 5 P: 5	R: 2 H: 1 E: 0 LOB: 0 K: 2 BB: 1 S: 8 P: 12	R: 0 H: 0 E: 0 LOB: 0 K: 0 BB: 0 S: 3 P: 3	R: 0 H: 0 E: 0 LOB: 0 K: 1 BB: 0 S: 5 P: 5	R: 0 H: 0 E: 0 LOB: 0 K: 0 BB: 0 S: 3 P: 3	1B: 1 SF: 0 2B: 2 SAC: 0 3B: 0 DP: 0 HR: 1 HBP: 0	WP: 0 PA: 35 PB: 0 SB: 0 CS: 0
<b>PITCHER</b>	IP WLS BF H R ER SO BB IBB HBP BLK WP HR S P ERA WHIP										
Dick Selma, R (1, 1) ERA: 3.27	8.0 W 32 4 3 3 10 3 1 0 0 0 1 48 64 3.38 0.875										
Phil Regan, R (9, 1) ERA: 2.83	1.0 S 3 0 0 0 0 0 0 0 0 0 0 3 3 0.00 0.000										

livebaseballscorecards.com

<b>AB</b>	31
<b>R</b>	3
<b>H</b>	4
<b>RBI</b>	3
<b>BB</b>	4
<b>SO</b>	10
<b>LOB</b>	11





Batter	1	2	3	4	5	6	7	8	9
Don Kessinger, S (1, 6) OBP: 0.353, SLG: 0.396	0-0 G3		0-0 F9		0-0 6-3			0-0 F8	
Glenn Beckert, R (1, 4) OBP: 0.330, SLG: 0.334	0-0 F7		0-0 4-3		0-0 F8			0-0 HR 1B	
Billy Williams, L (1, 7) OBP: 0.379, SLG: 0.498	0-0 F7			0-0 14 SH3 1B		0-0 4-3		0-0 HR	
Ron Santo, R (1, 5) OBP: 0.410, SLG: 0.548		0-0 F8		0-0 14 SH3 1B		0-0 F8		0-0 14 G5-4-3 1B	
14 Ernie Banks, R (1, 3) OBP: 0.325, SLG: 0.424		0-0 1B 1B		0-0 SH3		0-0 F8		0-0 G5-4-3	
Randy Hundley, R (1, 2) OBP: 0.358, SLG: 0.429		0-0 L7-4 1B		0-0 G6-4-3 IBB		0-0 P4			
Jim Hickman, R (1, 9) OBP: 0.294, SLG: 0.377		0-0 1B		0-0 G6-4-3		0-0 P4			
Don Young, R (1, 8) OBP: 0.343, SLG: 0.364		0-0 L7-4		0-0 6-3 SH3 1B		0-0 1-3			
Dick Selma, R (1, 1) OBP: 0.184, SLG: 0.224			0-0 6-3		0-0 SH3			0-0 HR 1B	
Paul Popovich, S (8, PH) OBP: 0.356, SLG: 0.352									
Nate Oliver, R (8, PR) OBP: 0.209, SLG: 0.317									
Phil Regan, R (9, 1) OBP: 0.250, SLG: 0.154									

Inning Stats	R: 0	H: 0	E: 0	K: 0	S: 3	R: 1	H: 3	E: 0	K: 0	S: 5	R: 0	H: 0	E: 0	K: 0	S: 3	R: 0	H: 2	E: 0	K: 0	S: 4	R: 0	H: 1	E: 0	K: 0	S: 4	R: 0	H: 0	E: 0	K: 0	S: 3	R: 0	H: 0	E: 0	K: 0	S: 3	R: 3	H: 4	E: 0	K: 0	S: 6
	LOB: 0	BB: 0	P: 3	LOB: 1	BB: 0	P: 5	LOB: 0	BB: 0	P: 3	LOB: 2	BB: 1	P: 8	LOB: 1	BB: 0	P: 4	LOB: 0	BB: 0	P: 3	LOB: 0	BB: 0	P: 3	LOB: 0	BB: 0	P: 3	LOB: 0	BB: 0	P: 3	LOB: 1	BB: 0	P: 6	SF: 0	SAC: 2	DP: 3	HBP: 0	1B: 9	2B: 1	3B: 0	HR: 1		

PITCHER	IP	WLS	BF	H	R	ER	SO	BB	IBB	HBP	BLK	WP	HR	S	P	ERA	WHIP
Joe Niekro, R (1, 1) ERA: 2.88	7.1	L	31	10	4	4	0	0	0	0	0	0	1	30	34	4.91	1.364
Frank Reberger, R (8, 1) ERA: 3.46	0.2		1	0	0	0	0	0	0	0	0	0	0	1	1	0.00	0.000

**BOTTOM**

AB	R	H	RBI	BB	SO	LOB
4	0	0	0	0	0	2
4	1	1	0	0	0	1
4	1	2	3	0	0	0
4	0	2	0	0	0	0
3	1	1	0	0	0	1
2	0	1	0	1	0	0
3	0	1	1	0	0	3
3	0	1	0	0	0	2
1	0	0	0	0	0	0
1	0	1	0	0	0	0
0	1	0	0	0	0	0
0	0	0	0	0	0	0

<b>AB</b>	<b>29</b>
<b>R</b>	<b>4</b>
<b>H</b>	<b>10</b>
<b>RBI</b>	<b>4</b>
<b>BB</b>	<b>1</b>
<b>SO</b>	<b>0</b>
<b>LOB</b>	<b>9</b>



WP	PA
0	32

**San Diego Padres @ Chicago Cubs**  
**Wrigley Field, Chicago, IL**  
 Sun Aug 03 1969, 3:33 AM CDT  
 Att. 32,566 - Unknown

[livebaseballscorecards.com](http://livebaseballscorecards.com)

Batter	1	2	3	4	5	6	7	8	9	AB R H RBI BB SO LOB	TOP									
Lou Brock, L (1, 7) OBP: 0.346, SLG: 0.454	0-3 K			0-0 1-3		0-0 E S 1B		0-0 4-3 SH1-4 1B		4 0 2 0 0 1 0	<b>St. Louis Cardinals @ San Diego Padres</b> San Diego Stadium, San Diego, CA Tue Aug 05 1969, 10:05 PM EDT Att: 13,807 - Unknown <a href="http://livebaseballscorecards.com">livebaseballscorecards.com</a>									
Curt Flood, R (1, 8) OBP: 0.342, SLG: 0.353	0-0 F8			0-0 4-3 1B 2B		4-0 S 1-3 BB		0-0 SH1-4		2 1 1 0 1 0 0										
Vada Pinson, L (1, 9) OBP: 0.326, SLG: 0.411	0-0 F7			0-0 4-3		0-3 K 1-2		0-0 4-3		4 0 0 0 0 1 4										
Joe Torre, R (1, 3) OBP: 0.349, SLG: 0.464		0-0 6-3		0-0 1B		0-3 K		0-3 K		4 0 1 1 0 2 3										
Julian Javier, R (1, 4) OBP: 0.349, SLG: 0.449		0-0 F3		0-0 P6		4-0 FC5-4 IBB		0-0 BB 1B		3 1 1 0 1 0 1										
Mike Shannon, R (1, 5) OBP: 0.305, SLG: 0.365		0-0 F9			0-0 F7	0-0 FC5-4		0-0 P5		4 0 0 0 0 0 4										
Tim McCarver, L (1, 2) OBP: 0.337, SLG: 0.366			0-0 L4		0-0 1B		0-0 5-3	4-0 E 1-2 1B BB		3 0 1 0 1 0 0										
Dal Maxvill, R (1, 6) OBP: 0.269, SLG: 0.250			0-0 F8		0-0 F8		0-0 F7	0-0 E7 1-3 2-H 1B		3 0 0 0 0 0 1										
Phil Gagliano, R (9, PH) OBP: 0.326, SLG: 0.293										1 0 1 1 0 0 0										
Steve Huntz, S (9, 6) OBP: 0.328, SLG: 0.206										0 0 0 0 0 0 0										
Bob Gibson, R (1, 1) OBP: 0.256, SLG: 0.307			0-0 P3		0-0 5-3		0-0 P6	0-0 6-3		4 0 0 0 0 0 2										
<b>Inning Stats</b>	R: 0 E: 0 K: 1 S: 5	H: 0 LOB: 0 BB: 0 P: 5	R: 0 E: 0 K: 0 S: 3	H: 0 LOB: 0 BB: 0 P: 3	R: 0 E: 0 K: 0 S: 3	H: 0 LOB: 0 BB: 0 P: 3	R: 1 E: 0 K: 0 S: 5	H: 2 LOB: 1 BB: 0 P: 5	R: 0 E: 0 K: 2 S: 8	H: 1 LOB: 3 BB: 2 P: 16	R: 0 E: 0 K: 0 S: 3	H: 0 LOB: 0 BB: 0 P: 3	R: 0 E: 0 K: 1 S: 6	H: 1 LOB: 1 BB: 0 P: 6	R: 1 E: 1 K: 0 S: 4	H: 2 LOB: 1 BB: 1 P: 8	1B: 6 2B: 1 3B: 0 HR: 0	SF: 0 SAC: 1 DP: 0 HBP: 0	WP: 0 PB: 0 SB: 2 CS: 0	PA: 36
<b>PITCHER</b>	IP WLS BF H R ER SO BB IBB HBP BLK WP HR S P ERA WHIP																			
Dick Kelley, L (1, 1) ERA: 3.56	8.2 L 35 7 2 2 4 2 2 1 0 0 0 0 40 52 2.08 1.038																			
Frank Reberger, R (9, 1) ERA: 3.44	0.1 1 0 0 0 0 0 0 0 0 0 0 0 1 1 0.00 0.000																			



Batter	1	2	3	4	5	6	7	8	9	AB	R	H	RBI	BB	SO	LOB
<b>Jose Arcia, R</b> (1, 6) OBP: 0.241, SLG: 0.266 <b>Van Kelly, L</b> (7, PH) OBP: 0.298, SLG: 0.414 <b>Tommy Dean, R</b> (8, 6) OBP: 0.201, SLG: 0.206 <b>Chris Cannizzaro, R</b> (9, PH) OBP: 0.313, SLG: 0.309	0-0 F8 		0-0 6-3 		0-0 F9 		4-0 BB 		0-0 6-3 	3	0	0	0	0	0	0
<b>Roberto Pena, R</b> (1, 5) OBP: 0.286, SLG: 0.299	0-0 1B 		0-0 G6-4-3 1B 		0-3 K 		0-0 F7 			4	0	2	0	0	1	3
<b>Ollie Brown, R</b> (1, 9) OBP: 0.312, SLG: 0.389	0-0 F3 		0-0 G6-4-3 1-2f 		0-3 K 			0-3 K 		4	0	0	0	0	2	2
<b>Nate Colbert, R</b> (1, 3) OBP: 0.321, SLG: 0.482	0-0 1-2 1B 			0-0 1B 3B 		0-3 K 		0-0 4-3 		4	1	2	0	0	1	0
<b>Al Ferrara, R</b> (1, 7) OBP: 0.359, SLG: 0.467 <b>Cito Gaston, R</b> (8, PR) OBP: 0.263, SLG: 0.289	0-0 P4 			0-0 G1-6-3 1B 		0-3 K 		0-0 1B 		4	0	2	1	0	1	2
<b>Ivan Murrell, R</b> (1, 8) OBP: 0.304, SLG: 0.327		0-0 6-3 		0-0 G1-6-3 1-2f 		0-0 WP HBP 1B 		0-0 P6 		4	0	1	0	0	0	2
<b>Walt Hrinjak, L</b> (1, 2) OBP: 0.378, SLG: 0.243		0-0 HBP 1B 		0-0 1B 		1-0 WP HBP 			1-0 SH1-4 HBP 	2	0	2	0	0	0	0
<b>John Sipin, R</b> (1, 4) OBP: 0.254, SLG: 0.318		1-0 G4-6-3 1-2 HBP 		0-3 K 		0-3 K 1-2 2-3 		0-0 SH1-4 1-2 		2	0	0	0	0	2	3
<b>Dick Kelley, R</b> (1, 1) OBP: 0.122, SLG: 0.146 <b>Frank Reberger, L</b> (9, 1) <b>Ed Spiezio, R</b> (9, PH) OBP: 0.315, SLG: 0.386		0-0 G4-6-3 1-2f 		0-3 K 		0-3 K 		0-3 K 		3	0	0	0	0	2	4

Inning Stats	R: 0	H: 2	E: 0	LOB: 2	K: 0	BB: 0	S: 5	P: 5
	R: 0	H: 1	E: 0	LOB: 1	K: 0	BB: 0	S: 3	P: 4
	R: 0	H: 1	E: 0	LOB: 0	K: 0	BB: 0	S: 3	P: 3
	R: 1	H: 3	E: 0	LOB: 1	K: 1	BB: 0	S: 7	P: 7
	R: 0	H: 0	E: 0	LOB: 0	K: 2	BB: 0	S: 7	P: 7
	R: 0	H: 0	E: 0	LOB: 0	K: 3	BB: 0	S: 9	P: 9
	R: 0	H: 1	E: 0	LOB: 3	K: 2	BB: 1	S: 8	P: 13
	R: 0	H: 1	E: 0	LOB: 1	K: 1	BB: 0	S: 6	P: 6
	R: 0	H: 0	E: 0	LOB: 1	K: 1	BB: 0	S: 5	P: 6

PITCHER	IP	WLS	BF	H	R	ER	SO	BB	IBB	HBP	BLK	WP	HR	S	P	ERA	WHIP
<b>Bob Gibson, R</b> (1, 1) ERA: 2.26	9.0	W	37	9	1	1	10	1	0	3	0	1	0	53	60	1.00	1.111

**BOTTOM**

**St. Louis Cardinals @ San Diego Padres**  
 San Diego Stadium, San Diego, CA

Tue Aug 05 1969, 10:05 PM EDT  
 Att. 13,807 - Unknown

AB	32
R	1
H	9
RBI	1
BB	1
SO	10
LOB	18

WP: 1 PA: 37  
 PB: 0  
 SB: 0  
 CS: 0

livebaseballscorecards.com

Batter	1	2	3	4	5	6	7	8	9	AB	R	H	RBI	BB	SO	LOB
Lou Brock, L OBP: 0.345, SLG: 0.457 (1, 7)	0-0 F8		0-0 4-3			0-0 2B 3B		0-0 F8		4	1	1	0	0	0	0
Curt Flood, R OBP: 0.346, SLG: 0.362 (1, 8)	0-0 F8 2B		0-0 PO 1B			0-0 4-3 1B 2B		0-0 6-3		4	1	3	1	0	0	0
Vada Pinson, L OBP: 0.322, SLG: 0.407 (1, 9)	0-0 F8 2-3		0-0 PO 1-2		0-0 4-3	0-0 4-3 2-3		0-3 K		4	0	0	0	0	1	2
Bill White, L OBP: 0.370, SLG: 0.282 Phil Gagliano, R OBP: 0.322, SLG: 0.289 (1, 3) (9, PH) (9, 3)	4-0 FC5-4 BB				0-0 G3-1	0-0 3-H 1B			0-3 K	2	0	1	1	1	0	0
Tim McCarver, L OBP: 0.333, SLG: 0.362 (1, 2)	0-0 FC5-4 1-2f				0-0 1-3	0-0 F8		0-0 F9		4	0	0	0	0	0	3
Julian Javier, R OBP: 0.345, SLG: 0.444 (1, 4)		0-0 6-3				0-0 F8		0-3 K		4	0	0	0	0	1	1
Mike Shannon, R OBP: 0.303, SLG: 0.362 (1, 5)		0-0 6-3				0-0 P4				3	0	0	0	0	0	0
Dal Maxvill, R OBP: 0.270, SLG: 0.251 (1, 6)		0-0 F9				0-0 1B				3	0	1	0	0	0	0
Steve Carlton, L OBP: 0.250, SLG: 0.281 (1, 1)			0-3 K			0-3 K		0-3 K		3	0	0	0	0	3	1

TOP	
<b>St. Louis Cardinals @ San Diego Padres</b> San Diego Stadium, San Diego, CA Wed Aug 06 1969, 10:05 PM EDT Att. 8,054 - Unknown	
<b>AB</b> 32 <b>R</b> 2 <b>H</b> 6 <b>RBI</b> 2 <b>BB</b> 1 <b>SO</b> 6 <b>LOB</b> 7	<b>WP:</b> 0 <b>PA:</b> 34 <b>PB:</b> 0 <b>SB:</b> 0 <b>CS:</b> 0 <b>1B:</b> 3 <b>SF:</b> 0 <b>2B:</b> 2 <b>SAC:</b> 0 <b>3B:</b> 1 <b>DP:</b> 0 <b>HR:</b> 0 <b>HBP:</b> 0

Inning Stats																																																																
	R: 0	H: 1	E: 0	K: 0	S: 4	P: 8	R: 0	H: 0	E: 0	K: 0	S: 3	P: 3	R: 0	H: 1	E: 0	K: 1	S: 5	P: 5	R: 0	H: 0	E: 0	K: 0	S: 3	P: 3	R: 0	H: 1	E: 0	K: 1	S: 6	P: 6	R: 2	H: 3	E: 0	K: 1	S: 8	P: 8	R: 0	H: 0	E: 0	K: 1	S: 5	P: 5	R: 0	H: 0	E: 0	K: 1	S: 5	P: 5	R: 0	H: 0	E: 0	K: 1	S: 5	P: 5	1B: 3	2B: 2	3B: 1	HR: 0	SF: 0	SAC: 0	DP: 0	HBP: 0	WP: 0	PA: 34
PITCHER	Clay Kirby, R (1, 1) ERA: 3.95																Billy McCool, L (9, 1) ERA: 3.96																PITCHER																															
IP	8.0																1.0																IP																															
WLS	0																W																WLS																															
BF	30																3																BF																															
H	6																0																H																															
R	2																0																R																															
ER	2																0																ER																															
SO	5																1																SO																															
BB	1																0																BB																															
IBB	0																0																IBB																															
HBP	0																0																HBP																															
BLK	0																0																BLK																															
WP	0																0																WP																															
HR	0																0																HR																															
S	39																5																S																															
P	43																5																P																															
ERA	2.25																0.00																ERA																															
WHIP	0.875																0.000																WHIP																															



Batter	1	2	3	4	5	6	7	8	9	AB R H RBI BB SO LOB
Jose Arcia, R (1, 4) OBP: 0.233, SLG: 0.257	0-0 F8			0-0 1-3		0-0 F8		0-0 F8		4 0 0 0 0 0 2
Roberto Pena, R (1, 5) Ed Spiezio, R (1, 5) OBP: 0.286, SLG: 0.299 OBP: 0.314, SLG: 0.395	0-0 5-3			0-0 F9		0-3 K			0 0 0 0 0 0 0 4 1 1 1 0 1 0	
Ollie Brown, R (1, 9) OBP: 0.309, SLG: 0.387	0-3 K			0-0 F3		0-3 K			3 0 0 0 0 2 0	
Nate Colbert, R (1, 3) OBP: 0.319, SLG: 0.477		0-3 K			0-0 5-3		0-0 4-3		3 0 0 0 0 1 0	
Al Ferrara, R (1, 7) OBP: 0.359, SLG: 0.478		0-3 K				0-0 HR		0-3 K	3 1 1 1 0 2 0	
Ivan Murrell, R (1, 8) OBP: 0.304, SLG: 0.340		0-0 G3				0-0 3B		0-0 G3	3 1 1 0 0 0 0	
Chris Cannizzaro, R (1, 2) Sonny Ruberto, R (8, PR) OBP: 0.320, SLG: 0.320 OBP: 0.182, SLG: 0.143			0-0 CS			0-0 K		4-0 SH1-3	2 0 2 1 1 0 0 0 0 0 0 0 0 0	
Tommy Dean, R (1, 6) OBP: 0.204, SLG: 0.205			0-0 1-3			4-0 IBB		0-0 SH1-3	1 0 0 0 1 0 1	
Clay Kirby, R (1, 1) Cito Gaston, R (8, PH) Billy McCool, R (9, 1) OBP: 0.122, SLG: 0.023 OBP: 0.262, SLG: 0.288			0-3 K			0-3 K		0-0 6-3	2 0 0 0 0 2 2 1 0 0 0 0 0 2 0 0 0 0 0 0 0	

Inning Stats	R: 0 E: 0 K: 1 S: 5	H: 0 LOB: 0 BB: 0 P: 5	R: 0 E: 0 K: 2 S: 7	H: 0 LOB: 0 BB: 0 P: 7	R: 0 E: 0 K: 1 S: 5	H: 1 LOB: 0 BB: 0 P: 5	R: 0 E: 0 K: 0 S: 3	H: 0 LOB: 0 BB: 0 P: 3	R: 2 E: 0 K: 1 S: 7	H: 3 LOB: 1 BB: 1 P: 11	R: 0 E: 0 K: 2 S: 7	H: 0 LOB: 0 BB: 0 P: 7	R: 0 E: 0 K: 1 S: 5	H: 0 LOB: 0 BB: 0 P: 5	R: 0 E: 0 K: 0 S: 3	H: 0 LOB: 2 BB: 1 P: 7	R: 1 E: 0 K: 0 S: 1	H: 1 LOB: 0 BB: 0 P: 1	1B: 1 2B: 0 3B: 2 HR: 2	SF: 0 SAC: 1 DP: 0 HBP: 0	WP: 0 PB: 0 SB: 0 CS: 1	PA: 29
PITCHER Steve Carlton, L (1, 1) ERA: 1.89	IP 8.0 WLS L BF 29 H 5 R 3 ER 3 SO 8 BB 1 IBB 1 HBP 0 BLK 0 WP 0 HR 2 S 43 P 51 ERA 3.38 WHIP 0.750																					


**BOTTOM**


**St. Louis Cardinals @ San Diego Padres**  
San Diego Stadium, San Diego, CA

Wed Aug 06 1969, 10:05 PM EDT  
Att. 8,054 - Unknown

livebaseballscorecards.com

AB	26
R	3
H	5
RBI	3
BB	2
SO	8
LOB	7



Batter	1	2	3	4	5	6	7	8	9	AB R H RBI BB SO LOB	TOP		
Lou Brock, L (1, 7) OBP: 0.346, SLG: 0.457	0-0 4-3		0-0 G4-3-6 1-2 1B		0-0 SF8		4-0 HBP IBB			2 0 1 1 1 0 0			
Curt Flood, R (1, 8) OBP: 0.345, SLG: 0.359	0-0 5-3		0-0 G4-3-6 1-2f 2-3		0-0 6-3		1-0 FC3-6 HBP			3 0 0 0 0 0 3			
Vada Pinson, L (1, 9) OBP: 0.319, SLG: 0.402	0-0 F7		0-0 G3			0-3 K	0-0 FC3-6 1-2f			4 0 0 0 0 1 4			
Bill White, L (1, 3) OBP: 0.360, SLG: 0.262		4-0 S 3B BB		0-0 4-3		0-0 4-3		0-3 K		3 1 0 0 1 1 0			
Tim McCarver, L (1, 2) OBP: 0.333, SLG: 0.364		0-3 K 1-2		0-0 G3		0-0 WP 2B		0-0 G3		4 0 1 0 0 1 1			
Julian Javier, R (1, 4) OBP: 0.341, SLG: 0.439		0-0 F8		0-0 F8		0-0 4-3 2-3		0-0 5-3		4 0 0 0 0 0 2			
Mike Shannon, R (1, 5) OBP: 0.307, SLG: 0.371		0-0 2-H 3B			0-0 WP SF8 5-3 1B		0-0 HBP SH1-4 1B		0-3 K	4 1 3 1 0 1 0	AB 30 R 2 H 6 RBI 2 BB 3 SO 6 LOB 13		
Dal Maxvill, R (1, 6) OBP: 0.267, SLG: 0.248		0-3 K			0-0 5-3		0-0 SH1-4		0-0 F9	3 0 0 0 0 1 2			
Mike Torrez, R (1, 1) OBP: 0.121, SLG: 0.125			0-0 G4-3-6 1B		4-0 WP BB		0-3 K		0-0 1-3	3 0 1 0 1 1 1			
<b>Inning Stats</b>	R: 0 E: 0 K: 0 S: 3 H: 0 LOB: 0 BB: 0 P: 3	R: 1 E: 0 K: 2 S: 8 H: 1 LOB: 1 BB: 1 P: 12	R: 0 E: 0 K: 0 S: 4 H: 2 LOB: 1 BB: 0 P: 4	R: 0 E: 0 K: 0 S: 3 H: 0 LOB: 0 BB: 0 P: 3	R: 1 E: 0 K: 0 S: 4 H: 1 LOB: 1 BB: 1 P: 8	R: 0 E: 0 K: 1 S: 6 H: 1 LOB: 1 BB: 0 P: 6	R: 0 E: 0 K: 1 S: 6 H: 1 LOB: 3 BB: 1 P: 11	R: 0 E: 0 K: 1 S: 5 H: 0 LOB: 0 BB: 0 P: 5	R: 0 E: 0 K: 1 S: 5 H: 0 LOB: 0 BB: 0 P: 5	1B: 4 2B: 1 3B: 1 HR: 0 SF: 1 SAC: 1 DP: 1 HBP: 1	WP: 2 PB: 0 SB: 1 CS: 0 PA: 36		
<b>PITCHER</b>	IP WLS BF H R ER SO BB IBB HBP BLK WP HR S P ERA WHIP											<b>PITCHER</b>	IP WLS BF H R ER SO BB IBB HBP BLK WP HR S P ERA WHIP
Al Santorini, R (1, 1) ERA: 4.06	6.2 L 29 6 2 2 4 2 1 1 0 2 0 33 46 2.70 1.200												
Dave Roberts, L (7, 1) ERA: 4.74	0.1 1 0 0 0 0 0 0 0 0 0 0 1 1 0.00 0.000												
Frank Reberger, R (8, 1) ERA: 3.32	2.0 6 0 0 0 2 0 0 0 0 0 0 10 10 0.00 0.000												

St. Louis Cardinals @ San Diego Padres  
 San Diego Stadium, San Diego, CA  
 Thu Aug 07 1969, 10:05 PM EDT  
 Att. 8,808 - Unknown

livebaseballscorecards.com

Batter	1	2	3	4	5	6	7	8	9	AB	R	H	RBI	BB	SO	LOB
Jose Arcia, R (1, 4) OBP: 0.228, SLG: 0.250 Van Kelly, L (7, PH) OBP: 0.295, SLG: 0.410 (8, 4)	0-0 6-3 ①		0-3 K ①		0-0 G5-4-3 ② ③		0-0 G3-1 ③			3	0	0	0	0	1	1
Tommy Dean, R (1, 6) OBP: 0.205, SLG: 0.202	0-0 F8 ②		4-0 G5-3 BB BB			0-0 F8 ①		0-0 F9 ①		3	0	0	0	1	0	0
Ivan Murrell, R (1, 9) OBP: 0.309, SLG: 0.340	0-0 6-3 ③		4-0 BB 1-2			0-0 E S 1B		0-0 F8 ②		3	0	1	0	1	0	0
Nate Colbert, R (1, 3) OBP: 0.315, SLG: 0.471		0-3 K ①	0-0 G5-3 ② ③		0-0 6-3 ②		0-0 1-3 ③		0-0 1-3 ③	4	0	0	0	0	1	3
Al Ferrara, R (1, 7) OBP: 0.361, SLG: 0.489		0-0 HR		0-3 K ①		1-0 HBP		0-3 K ①		3	1	1	1	0	2	0
Ed Spiezio, R (1, 5) OBP: 0.313, SLG: 0.391		0-3 K ②		4-0 G5-4-3 BB		0-0 5-3 ③		0-0 G3-1 ②		3	0	0	0	1	1	2
Cito Gaston, R (1, 8) OBP: 0.262, SLG: 0.288		0-0 1B S 1B		0-0 G5-4-3 ② ③			0-3 K ①		0-0 1-3 ③	4	0	1	0	0	1	1
Chris Cannizzaro, R (1, 2) OBP: 0.323, SLG: 0.323 Sonny Ruberto, R (7, PR) OBP: 0.182, SLG: 0.143 (8, 2)		0-0 1-3 1B			0-0 F7 ①		0-0 4-3 1B			3	0	2	0	0	0	0
Al Santorini, R (1, 1) OBP: 0.136, SLG: 0.116 Dave Roberts, L (7, 1) OBP: 0.286, SLG: 0.286 Larry Stahl, L (7, PH) OBP: 0.270, SLG: 0.306 Frank Reberger, L (8, 1)		0-0 4-3 ③			0-0 E6 G5-4-3		0-0 4-3 ②			0	0	0	0	0	0	0

Inning Stats	R: 0	H: 0	E: 0	K: 0	S: 3	R: 1	H: 3	E: 0	K: 2	S: 10	R: 0	H: 0	E: 0	K: 1	S: 4	R: 0	H: 0	E: 0	K: 1	S: 4	R: 0	H: 1	E: 0	K: 0	S: 4	R: 0	H: 1	E: 0	K: 1	S: 6	R: 0	H: 0	E: 0	K: 0	S: 3	R: 0	H: 0	E: 0	K: 1	S: 5	R: 0	H: 0	E: 0	K: 1	S: 5	R: 0	H: 0	E: 0	K: 1	S: 5	1B: 4	SF: 0	2B: 0	3B: 0	HR: 1	WP: 0	PB: 0	SB: 2	CS: 0	PA: 34
--------------	------	------	------	------	------	------	------	------	------	-------	------	------	------	------	------	------	------	------	------	------	------	------	------	------	------	------	------	------	------	------	------	------	------	------	------	------	------	------	------	------	------	------	------	------	------	------	------	------	------	------	-------	-------	-------	-------	-------	-------	-------	-------	-------	--------

PITCHER	IP	WLS	BF	H	R	ER	SO	BB	IBB	HBP	BLK	WP	HR	S	P	ERA	WHIP
Mike Torrez, R (1, 1) ERA: 3.93	9.0	W	34	5	1	1	6	3	0	1	0	0	1	42	55	1.00	0.889

**BOTTOM**

**St. Louis Cardinals @ San Diego Padres**  
San Diego Stadium, San Diego, CA

Thu Aug 07 1969, 10:05 PM EDT  
Att. 8,808 - Unknown

livebaseballscorecards.com

<b>AB</b>	<b>30</b>
<b>R</b>	<b>1</b>
<b>H</b>	<b>5</b>
<b>RBI</b>	<b>1</b>
<b>BB</b>	<b>3</b>
<b>SO</b>	<b>6</b>
<b>LOB</b>	<b>12</b>



Batter	1	2	3	4	5	6	7	8	9	AB R H RBI BB SO LOB	TOP											
Matty Alou, L OBP: 0.382, SLG: 0.435 (1, 8) X	0-0 WP 1B	0-0 1-2 2B 1B	0-0 FC6-4 1-2f			0-0 4-3 1-2	0-0 6-3			5 1 2 0 0 0 4												
Jose Pagan, R OBP: 0.333, SLG: 0.431 (1, 5) X	0-0 1-3 1-2	0-0 F8			0-0 FC6-4 1B	0-0 F8		0-0 4-3		5 0 1 0 0 0 4												
Willie Stargell, L OBP: 0.394, SLG: 0.575 (1, 7) S S S	0-3 K	0-0 2B			0-0 FC6-4 1-2f	4-0 IBB		0-3 K		4 0 1 2 1 2 2												
Roberto Clemente, R OBP: 0.410, SLG: 0.547 Carl Taylor, R OBP: 0.433, SLG: 0.470 (1, 9) B B B (4, 9) B B	4-0 BB	0-3 K			0-3 K	0-0 G3		0-0 6-3		2 0 0 0 1 2 2 2 0 0 0 0 0 2												
Al Oliver, L OBP: 0.314, SLG: 0.393 (1, 3) X	0-0 4-3		0-0 P4		0-0 G3		4-0 2B BB		0-3 K	4 1 0 0 1 1 3												
Manny Sanguillen, R OBP: 0.361, SLG: 0.447 (1, 2)		0-0 2B 4-3 1B	0-0 4-3 3B		0-0 5-3		0-0 1-H E 2B		0-0 6-3	5 3 3 1 0 0 0												
Freddie Patek, R OBP: 0.311, SLG: 0.312 (1, 6)		0-0 4-3 FC 2B	0-0 4-3 3-H		0-3 K		0-0 2-H E5 L5 1B		0-0 6-3	5 1 2 1 0 1 0												
Gene Alley, R OBP: 0.253, SLG: 0.253 (1, 4)		0-0 4-3 2-3 3-H 1B 1B	0-0 1B 1B		0-0 P4		0-0 2-3 FC			4 0 1 1 0 0 2												
Bob Veale, S OBP: 0.115, SLG: 0.080 (1, 1)		0-0 FC 1B 2B 3-H	0-0 FC6-4 1-2 1B			0-0 4-3 1B		0-0 L5 3-3		4 1 2 1 0 0 2												
<b>Inning Stats</b>	R: 0 E: 0 K: 1 S: 6	H: 1 LOB: 2 BB: 1 P: 10	R: 4 E: 0 K: 1 S: 10	H: 4 LOB: 1 BB: 0 P: 10	R: 1 E: 0 K: 0 S: 6	H: 3 LOB: 2 BB: 0 P: 6	R: 0 E: 0 K: 1 S: 6	H: 1 LOB: 1 BB: 0 P: 6	R: 0 E: 0 K: 1 S: 5	H: 0 LOB: 0 BB: 0 P: 5	R: 0 E: 0 K: 0 S: 4	H: 1 LOB: 2 BB: 1 P: 8	R: 2 E: 1 K: 0 S: 5	H: 2 LOB: 1 BB: 1 P: 9	R: 0 E: 0 K: 1 S: 5	H: 0 LOB: 0 BB: 0 P: 5	R: 0 E: 0 K: 1 S: 5	H: 0 LOB: 0 BB: 0 P: 5	1B: 8 2B: 4 3B: 1 HR: 0	SF: 0 SAC: 0 DP: 1 HBP: 0	WP: 1 PB: 0 SB: 0 CS: 0	PA: 43
<b>PITCHER</b>	IP WLS BF H R ER SO BB IBB HBP BLK WP HR S P ERA WHIP																				IP WLS BF H R ER SO BB IBB HBP BLK WP HR S P ERA WHIP	
Joe Niekro, R ERA: 3.09 (1, 1)	1.2 L 12 5 4 4 1 1 0 0 0 1 0 13 17 21.60 3.600																					
Gary Ross, R ERA: 4.64 (2, 1)	5.1 25 7 3 2 3 1 1 0 0 0 0 0 29 37 3.38 1.500																					
Tommie Sisk, R ERA: 5.38 (8, 1)	2.0 6 0 0 0 0 2 0 0 0 0 0 0 10 10 0.00 0.000																					

Pittsburgh Pirates @ San Diego Padres  
San Diego Stadium, San Diego, CA  
Fri Aug 08 1969, 10:05 PM EDT  
Att. 6,061 - Unknown

livebaseballscorecards.com

AB	40
R	7
H	12
RBI	6
BB	3
SO	6
LOB	21





Batter	1	2	3	4	5	6	7	8	9	AB R H RBI BB SO LOB
Jose Arcia, R OBP: 0.227, SLG: 0.248 (1, 4) (8, 5)	0-0 F8		0-0 F8		0-0 PB 1B		0-3 K		0-0 5-3	5 0 1 0 0 1 1
Tommy Dean, R OBP: 0.218, SLG: 0.209 (1, 6)	0-0 1B 1B		4-0 6-3 1B BB		0-0 6-3 1-2		0-0 E7 BB 1B 2-H		4-0 1B BB	3 0 2 0 2 0 1
Ivan Murrell, R OBP: 0.318, SLG: 0.348 (1, 9)	0-3 K		0-0 6-3 1-2 1B		0-0 F8		0-0 BB 1B		0-0 G6-4-3 1-2 1B	5 0 3 0 0 1 2
Nate Colbert, R OBP: 0.313, SLG: 0.467 (1, 3)	0-0 1-2 1B		0-0 6-3 1-2 2-3		0-0 5-3		0-3 K		0-0 G6-4-3 1-2	5 0 1 0 0 1 7
Al Ferrara, R OBP: 0.359, SLG: 0.483 (1, 7)	0-3 K		0-0 F8		0-0 F8		4-0 1-2 2-3 BB			3 0 0 0 1 1 4
Ed Spiezio, R OBP: 0.315, SLG: 0.392 Tommie Sisk, R OBP: 0.182, SLG: 0.200 (1, 5) (8, 1)		0-0 E9 1B		0-0 1B		0-0 F6	0-3 K			4 0 2 0 0 1 3 0 0 0 0 0 0 0
Cito Gaston, R OBP: 0.262, SLG: 0.287 (1, 8)		0-0 5-3		0-3 K		0-0 1B		0-0 6-3		4 0 1 0 0 1 2
Chris Cannizzaro, R OBP: 0.319, SLG: 0.319 (1, 2)		0-3 K		0-0 F9		0-0 F3		0-0 5-3		4 0 0 0 0 1 3
Joe Niekro, R OBP: 0.205, SLG: 0.105 Gary Ross, R John Sipin, R OBP: 0.257, SLG: 0.324 (1, 1) (2, 1) (7, PH) (8, 4)		0-3 K		0-3 K			0-0 E 2B	0-3 K		0 0 0 0 0 0 0 2 0 0 0 0 2 2 2 1 1 0 0 1 0

<b>Inning Stats</b>	R: 0 E: 0 K: 2 S: 9	H: 2 LOB: 2 BB: 0 P: 9	R: 0 E: 1 K: 2 S: 8	H: 1 LOB: 1 BB: 0 P: 8	R: 0 E: 0 K: 0 S: 4	H: 1 LOB: 2 BB: 1 P: 8	R: 0 E: 0 K: 2 S: 8	H: 1 LOB: 1 BB: 0 P: 8	R: 0 E: 0 K: 0 S: 4	H: 1 LOB: 1 BB: 0 P: 4	R: 0 E: 0 K: 0 S: 4	H: 1 LOB: 1 BB: 0 P: 4	R: 1 E: 1 K: 3 S: 12	H: 3 LOB: 3 BB: 1 P: 16	R: 0 E: 0 K: 1 S: 5	H: 0 LOB: 0 BB: 0 P: 5	R: 0 E: 0 K: 0 S: 3	H: 1 LOB: 1 BB: 1 P: 7	1B: 10 2B: 1 3B: 0 HR: 0	SF: 0 SAC: 0 DP: 1 HBP: 0	WP: 0 PB: 1 SB: 0 CS: 0	PA: 40	
<b>PITCHER</b> Bob Veale, L ERA: 3.57 (1, 1)	IP 9.0	WLS W	BF 40	H 11	R 1	ER 1	SO 10	BB 3	IBB 0	HBP 0	BLK 0	WP 0	HR 0	S 57	P 69	ERA 1.00	WHIP 1.556						
											<b>PITCHER</b>	IP WLS BF H R ER SO BB IBB HBP BLK WP HR S P ERA WHIP											


**BOTTOM**

**Pittsburgh Pirates @ San Diego Padres**  
San Diego Stadium, San Diego, CA

Fri Aug 08 1969, 10:05 PM EDT  
Att. 6,061 - Unknown

livebaseballscorecards.com

<b>AB</b>	<b>37</b>
<b>R</b>	<b>1</b>
<b>H</b>	<b>11</b>
<b>RBI</b>	<b>0</b>
<b>BB</b>	<b>3</b>
<b>SO</b>	<b>10</b>
<b>LOB</b>	<b>25</b>



Batter	1	2	3	4	5	6	7	8	9	AB R H RBI BB SO LOB	TOP
Matty Alou, L (1, 8) OBP: 0.379, SLG: 0.431	0-0 F6	0-0 FC6-4		0-0 5-3		0-0 F7			0-0 6-3	5 0 0 0 0 0 4	<b>Pittsburgh Pirates @ San Diego Padres</b> San Diego Stadium, San Diego, CA Sun Aug 10 1969, 6:33 AM EDT Unknown
Jose Pagan, R (1, 5) OBP: 0.335, SLG: 0.458	0-0 P4		0-0 F8		0-0 HR		0-0 F3	0-0 1B 3B	5 2 2 1 0 0 0		
Willie Stargell, L (1, 7) OBP: 0.391, SLG: 0.570	0-3 K		0-0 G3-1		0-3 K		0-3 K	0-0 2B 1B	5 1 1 1 0 3 0		
Roberto Clemente, R (1, 9) OBP: 0.412, SLG: 0.554		0-0 E 1B 1B	0-0 2B BLK 1B		0-0 3B		0-3 K	0-3 K 1B	5 2 3 0 0 2 1		
Manny Sanguillen, R (1, 2) OBP: 0.368, SLG: 0.459		0-0 E3 BB 1B 1B	0-0 BLK PB 2B		0-3 K		0-0 FC1-5 1B 1B	0-0 1B 2B	5 2 4 1 0 1 1		
Carl Taylor, R (1, 3) OBP: 0.437, SLG: 0.474		0-3 K	0-0 1B		0-0 5-3		0-0 FC5 FC1-5 1B	0-0 1B	5 0 3 1 0 1 3		
Freddie Patek, R (1, 6) OBP: 0.309, SLG: 0.308		0-3 K	0-0 F7		4-0 SH2-4 BB		0-0 FC1-5 1-2 2-3f	0-0 P6	4 0 0 0 1 1 6		
Gene Alley, R (1, 4) OBP: 0.253, SLG: 0.253		0-0 BB 1B		0-0 4-3		0-0 F5		0-0 P4	4 0 1 1 0 0 3		
Dock Ellis, S (1, 1) Joe Gibbon, R (9, 1)		4-0 FC6-4 BB		0-3 K		0-0 SH2-4		0-0 FC5 2-3f	2 0 0 0 1 1 2 0 0 0 0 0 0 0		
<b>Inning Stats</b>	R: 0 H: 0 E: 0 LOB: 0 K: 1 BB: 0 S: 5 P: 5	R: 1 H: 3 E: 1 LOB: 3 K: 2 BB: 1 S: 10 P: 14	R: 2 H: 3 E: 0 LOB: 1 K: 0 BB: 0 S: 6 P: 6	R: 0 H: 0 E: 0 LOB: 0 K: 1 BB: 0 S: 5 P: 5	R: 1 H: 2 E: 0 LOB: 1 K: 2 BB: 0 S: 9 P: 9	R: 0 H: 0 E: 0 LOB: 1 K: 0 BB: 1 S: 3 P: 7	R: 0 H: 0 E: 0 LOB: 0 K: 2 BB: 0 S: 7 P: 7	R: 0 H: 2 E: 0 LOB: 2 K: 0 BB: 0 S: 5 P: 5	R: 3 H: 4 E: 0 LOB: 1 K: 1 BB: 0 S: 9 P: 9	1B: 9 SF: 0 2B: 2 SAC: 1 3B: 2 DP: 0 HR: 1 HBP: 0	
<b>PITCHER</b>	IP WLS BF H R ER SO BB IBB HBP BLK WP HR S P ERA WHIP										
Dick Kelley, L (1, 1) ERA: 3.65	7.0 L 31 8 4 4 8 2 0 0 0 1 0 1 45 53 5.14 1.429										
Frank Reberger, R (8, 1) ERA: 3.66	2.0 12 6 3 3 1 0 0 0 0 0 0 0 14 14 13.50 3.000										

AB	40
R	7
H	14
RBI	5
BB	2
SO	9
LOB	20



Batter	1	2	3	4	5	6	7	8	9	AB	R	H	RBI	BB	SO	LOB
Jose Arcia, R (1, 4) OBP: 0.220, SLG: 0.240 John Sipin, R (9, PH) OBP: 0.260, SLG: 0.332	0-3 K		0-3 K		0-3 K		0-3 K		0-0 1-H 2B	4	0	0	0	0	4	0
Walt Hrinak, L (1, 2) OBP: 0.367, SLG: 0.225 Chris Cannizzaro, R (9, PH) OBP: 0.318, SLG: 0.318	4-0 G6-4-3 BB		0-0 4-3		0-0 4-3			0-0 F7	0-3 K	3	0	0	0	1	0	0
Ollie Brown, R (1, 9) OBP: 0.307, SLG: 0.383	0-0 G6-4-3 1-2f		0-3 K		0-0 5-3			0-0 4-3		4	0	0	0	0	1	1
Nate Colbert, R (1, 3) OBP: 0.315, SLG: 0.471		0-0 S E 1B		0-3 K		0-3 K		0-0 2B		4	1	2	0	0	2	0
Al Ferrara, R (1, 7) OBP: 0.361, SLG: 0.481		0-0 L8 1-2		4-0 HR BB		0-0 E 1B		0-3 K		3	1	1	0	1	1	2
Ivan Murrell, R (1, 8) OBP: 0.322, SLG: 0.383		0-0 F9		0-0 1-H HR		0-0 P4 1-2			0-0 E 3B	4	2	2	2	0	0	2
Ed Spiezio, R (1, 5) OBP: 0.315, SLG: 0.388		4-0 E BB		0-0 P4		0-3 K			0-0 E4 FC4-6	3	0	0	1	1	1	1
Tommy Dean, R (1, 6) OBP: 0.219, SLG: 0.207 Cito Gaston, R (9, PH) OBP: 0.261, SLG: 0.286		0-0 E3 1-3 2-H		4-0 BB		0-0 5-3			0-3 3-H K	2	0	0	0	1	0	1
Dick Kelley, R (1, 1) OBP: 0.116, SLG: 0.140 Van Kelly, L (7, PH) OBP: 0.292, SLG: 0.406 Frank Reberger, L (8, 1) Roberto Pena, R (9, PH) OBP: 0.285, SLG: 0.298		0-0 4-3		0-0 F9		0-0 P6			0-0 FC4-6 2B 1-2f	2	0	0	0	0	0	3


Inning Stats	R: 0	H: 0	E: 0	K: 1	S: 4	H: 0	LOB: 0	BB: 1	P: 8	R: 1	H: 1	E: 1	K: 0	S: 5	H: 0	LOB: 0	BB: 0	P: 7	R: 0	H: 0	E: 0	K: 2	S: 7	R: 2	H: 1	E: 0	K: 1	S: 6	H: 0	LOB: 0	BB: 0	P: 5	R: 0	H: 1	E: 0	K: 2	S: 8	H: 0	LOB: 0	BB: 0	P: 5	R: 0	H: 1	E: 0	K: 1	S: 6	H: 1	LOB: 1	BB: 0	P: 6	R: 2	H: 2	E: 1	K: 2	S: 10	H: 2	LOB: 1	BB: 0	P: 10	1B: 2	2B: 2	3B: 1	HR: 1	SF: 0	SAC: 0	DP: 1	HBP: 0	WP: 0	PA: 38
--------------	------	------	------	------	------	------	--------	-------	------	------	------	------	------	------	------	--------	-------	------	------	------	------	------	------	------	------	------	------	------	------	--------	-------	------	------	------	------	------	------	------	--------	-------	------	------	------	------	------	------	------	--------	-------	------	------	------	------	------	-------	------	--------	-------	-------	-------	-------	-------	-------	-------	--------	-------	--------	-------	--------

PITCHER	IP	WLS	BF	H	R	ER	SO	BB	IBB	HBP	BLK	WP	HR	S	P	ERA	WHIP
Dock Ellis, R (1, 1) ERA: 4.03	8.2	W	37	6	5	3	10	4	0	0	0	0	1	53	69	3.12	1.154
Joe Gibbon, L (9, 1) ERA: 2.57	0.1	S	1	0	0	0	1	0	0	0	0	0	0	3	3	0.00	0.000


**BOTTOM**

**Pittsburgh Pirates @ San Diego Padres**  
 San Diego Stadium, San Diego, CA  
 Sun Aug 10 1969, 6:33 AM EDT  
 Unknown

AB	34
R	5
H	6
RBI	4
BB	4
SO	11
LOB	13



PITCHER	IP	WLS	BF	H	R	ER	SO	BB	IBB	HBP	BLK	WP	HR	S	P	ERA	WHIP
---------	----	-----	----	---	---	----	----	----	-----	-----	-----	----	----	---	---	-----	------

Batter	1	2	3	4	5	6	7	8	9	AB R H RBI BB SO LOB	TOP									
Matty Alou, L (1, 8) OBP: 0.377, SLG: 0.429	0-0 1B		0-0 4-3		0-0 E6 HR	0-0 5-3		0-0 F5		5 1 1 0 0 0 2										
Jose Pagan, R (1, 5) OBP: 0.332, SLG: 0.467	0-0 F9			0-0 F7	0-0 HR		0-0 F9		0-3 K	5 1 1 2 0 1 1										
Willie Stargell, L (1, 7) OBP: 0.391, SLG: 0.565	0-0 F8			4-0 HR BB	0-0 P6		4-0 PB HBP BB		0-0 4-3	3 1 0 0 2 0 1										
Roberto Clemente, R (1, 9) OBP: 0.415, SLG: 0.566	0-0 6-3			0-0 HR		0-0 E 1B 1B	0-0 F8		0-0 2B	5 2 3 2 0 0 2										
Al Oliver, L (1, 3) OBP: 0.315, SLG: 0.391		0-0 4-3		0-0 F2		0-0 E7 1B 1B	1-0 PB HBP		0-0 4-3	4 1 1 0 0 0 1										
Manny Sanguillen, R (1, 2) OBP: 0.366, SLG: 0.457		0-0 F8		0-0 F8		0-0 1B 2-3 4-3 1B	0-0 1-3			4 1 1 1 0 0 2										
Freddie Patek, R (1, 6) OBP: 0.309, SLG: 0.306		0-0 F9			4-0 E 1-3 BB	0-0 2-3		0-3 K		2 1 0 0 1 0 2										
Jose Martinez, R (6, 6) OBP: 0.313, SLG: 0.309										1 0 0 0 0 1 0	AB 37 R 8 H 9 RBI 7 BB 3 SO 3 LOB 14									
Gene Alley, R (1, 4) OBP: 0.253, SLG: 0.253			0-0 F2		0-0 1-3	0-0 4-3 1B		0-0 P4		4 0 1 1 0 0 1										
Steve Blass, R (1, 1) OBP: 0.242, SLG: 0.262			0-0 G3-1		0-3 K	0-0 4-3		0-0 1B		3 0 0 1 0 1 2										
Chuck Hartenstein, R (7, 1) OBP: 0.143, SLG: 0.077										1 0 1 0 0 0 0										
Joe Gibbon, R (9, 1) OBP: 0.143, SLG: 0.077										0 0 0 0 0 0 0										
<b>Inning Stats</b>	R: 0 E: 0 K: 0 S: 4	H: 1 LOB: 1 BB: 0 P: 4	R: 0 E: 0 K: 0 S: 3	H: 0 LOB: 0 BB: 0 P: 3	R: 0 E: 0 K: 0 S: 3	H: 0 LOB: 0 BB: 0 P: 3	R: 2 E: 0 K: 0 S: 4	H: 1 LOB: 0 BB: 1 P: 8	R: 3 E: 1 K: 0 S: 7	H: 4 LOB: 1 BB: 0 P: 7	R: 0 E: 0 K: 0 S: 3	H: 0 LOB: 2 BB: 1 P: 8	R: 0 E: 0 K: 1 S: 6	H: 1 LOB: 1 BB: 0 P: 6	R: 0 E: 0 K: 1 S: 6	H: 1 LOB: 1 BB: 0 P: 6	1B: 6 2B: 1 3B: 0 HR: 2	SF: 0 SAC: 0 DP: 0 HBP: 1	WP: 0 PB: 1 SB: 0 CS: 0	PA: 41
<b>PITCHER</b>	IP WLS BF H R ER SO BB IBB HBP BLK WP HR S P ERA WHIP																			
Clay Kirby, R (1, 1) ERA: 3.94	5.0 L 21 3 5 2 1 2 0 0 0 0 0 2 21 29 3.60 1.000																			
Dave Roberts, L (6, 1) ERA: 5.57	2.0 12 4 3 3 0 1 0 1 0 0 0 0 10 15 13.50 2.500																			
Jack Baldschun, R (8, 1) ERA: 4.28	1.0 4 1 0 0 1 0 0 0 0 0 0 0 6 6 0.00 1.000																			
Tommie Sisk, R (9, 1) ERA: 5.31	1.0 4 1 0 0 1 0 0 0 0 0 0 0 6 6 0.00 1.000																			

Pittsburgh Pirates @ San Diego Padres  
San Diego Stadium, San Diego, CA  
Sun Aug 10 1969, 6:38 AM EDT  
Att: 10,073 - Unknown

livebaseballscorecards.com

Batter	1	2	3	4	5	6	7	8	9	AB R H RBI BB SO LOB	BOTTOM
--------	---	---	---	---	---	---	---	---	---	----------------------	--------

<b>Tommy Dean, R</b> (1, 6) <small>OBP: 0.224, SLG: 0.217</small> <b>Al Ferrara, R</b> (9, PH) <small>OBP: 0.364, SLG: 0.483</small> <b>Jose Arcia, R</b> (9, PR) <small>OBP: 0.220, SLG: 0.240</small>	0-0 		0-3 		0-0 		0-0 		0-0 	4 0 2 0 0 1 1 1 0 1 0 0 0 0 0 1 0 0 0 0 0	<b>Pittsburgh Pirates @ San Diego Padres</b> San Diego Stadium, San Diego, CA Sun Aug 10 1969, 6:38 AM EDT Att. 10,073 - Unknown
--	---------	--	---------	--	---------	--	---------	--	---------	---	---

<b>John Sipin, R</b> (1, 4) <small>OBP: 0.259, SLG: 0.329</small>	0-0 		0-0 		0-0 		0-0 		0-0 	5 0 1 0 0 0 5
--	---------	--	---------	--	---------	--	---------	--	---------	---------------

<b>Ollie Brown, R</b> (1, 9) <small>OBP: 0.310, SLG: 0.391</small>	0-0 			0-0 		0-0 	4-0 		0-0 	4 2 2 2 1 0 2
---	---------	--	--	---------	--	---------	---------	--	---------	---------------

<b>Nate Colbert, R</b> (1, 3) <small>OBP: 0.317, SLG: 0.470</small>	0-0 		0-3 		0-0 	0-0 	0-0 		0-0 	5 1 2 1 0 1 2
--	---------	--	---------	--	---------	---------	---------	--	---------	---------------

<b>Ivan Murrell, R</b> (1, 7) <small>OBP: 0.324, SLG: 0.392</small>	0-0 		0-0 		4-0 	0-0 	0-0 		0-0 	4 1 1 2 1 0 5
--	---------	--	---------	--	---------	---------	---------	--	---------	---------------

<b>Van Kelly, L</b> (1, 5) <small>OBP: 0.279, SLG: 0.387</small>		0-3 		0-0 		0-0 	0-3 		0-0 	5 0 0 0 0 2 5
---	--	---------	--	---------	--	---------	---------	--	---------	---------------

<b>Cito Gaston, R</b> (1, 8) <small>OBP: 0.264, SLG: 0.290</small>		0-3 		4-0 		1-1 		0-0 		3 0 1 1 1 1 0
---	--	---------	--	---------	--	---------	--	---------	--	---------------

<b>Chris Cannizzaro, R</b> (1, 2) <small>OBP: 0.314, SLG: 0.314</small>		0-0 		0-0 		0-3 		0-3 		4 0 0 0 0 2 2
--	--	---------	--	---------	--	---------	--	---------	--	---------------

<b>Clay Kirby, R</b> (1, 1) <small>OBP: 0.150, SLG: 0.022</small> <b>Ed Spiezio, R</b> (5, PH) <small>OBP: 0.314, SLG: 0.387</small> <b>Dave Roberts, L</b> (6, 1) <small>OBP: 0.286, SLG: 0.286</small> <b>Walt Hiriak, L</b> (7, PH) <small>OBP: 0.380, SLG: 0.244</small> <b>Jack Baldschun, R</b> (8, 1) <small>OBP: 0.400, SLG: 0.250</small> <b>Roberto Pena, R</b> (8, PH) <small>OBP: 0.294, SLG: 0.297</small> <b>Tommie Sisk, R</b> (9, 1) <small>OBP: 0.182, SLG: 0.200</small>		0-0 		0-0 		0-0 		0-0 		1 0 0 0 0 0 0 1 0 0 0 0 0 1 0 0 0 0 0 0 0 1 1 1 0 0 0 0 0 0 0 0 0 0 0 1 0 0 0 0 0 0 0 0 0 0 0 0 0
---	--	---------	--	---------	--	---------	--	---------	--	---

<b>Inning Stats</b>	R: 0 H: 1 E: 1 K: 0 S: 5	H: 1 LOB: 2 BB: 0 P: 5	R: 0 H: 0 E: 0 K: 2 S: 7	LOB: 0 BB: 0 P: 7	R: 0 H: 0 E: 0 K: 1 S: 5	LOB: 0 BB: 0 P: 5	R: 0 H: 1 E: 0 K: 1 S: 6	LOB: 1 BB: 0 P: 6	R: 0 H: 0 E: 1 K: 0 S: 4	LOB: 2 BB: 1 P: 8	R: 2 H: 2 E: 0 K: 1 S: 7	LOB: 1 BB: 1 P: 11	R: 3 H: 4 E: 0 K: 1 S: 8	LOB: 1 BB: 1 P: 12	R: 0 H: 0 E: 0 K: 1 S: 5	LOB: 0 BB: 0 P: 5	R: 1 H: 3 E: 0 K: 0 S: 6	LOB: 2 BB: 0 P: 6	1B: 7 2B: 2 3B: 1	SF: 0 SAC: 0 DP: 1 HBP: 0	WP: 0 PA: 42
---------------------	--------------------------	------------------------	--------------------------	-------------------	--------------------------	-------------------	--------------------------	-------------------	--------------------------	-------------------	--------------------------	--------------------	--------------------------	--------------------	--------------------------	-------------------	--------------------------	-------------------	-------------------	---------------------------	--------------

<b>PITCHER</b>	IP WLS BF H R ER SO BB IBB HBP BLK WP HR S P ERA WHIP	<b>PITCHER</b>	IP WLS BF H R ER SO BB IBB HBP BLK WP HR S P ERA WHIP
Steve Blass, R (1, 1) ERA: 4.6	6.2 W 32 8 5 5 5 3 0 0 0 0 1 39 51 6.75 1.650	Chuck Hartenstein, R (7, 1) ERA: 3.75	1.2 W 8 3 1 1 2 0 0 0 0 0 0 12 12 5.40 1.800
Joe Gibbon, L (9, 1) ERA: 2.54	0.2 S 2 0 0 0 0 0 0 0 0 0 0 2 2 0.00 0.000		

<b>AB</b>	<b>39</b>
<b>R</b>	<b>6</b>
<b>H</b>	<b>11</b>
<b>RBI</b>	<b>6</b>
<b>BB</b>	<b>3</b>
<b>SO</b>	<b>7</b>
<b>LOB</b>	<b>23</b>



<b>WP</b>	<b>0</b>	<b>PA</b>	<b>42</b>
<b>PB</b>	<b>0</b>		
<b>SB</b>	<b>0</b>		
<b>CS</b>	<b>0</b>		

livebaseballscorecards.com

Batter	1	2	3	4	5	6	7	8	9	AB R H RBI BB SO LOB	TOP		
Don Kessinger, S (1, 6) OBP: 0.353, SLG: 0.391	0-3 K		0-0 1B		0-0 6-3		0-0 F8		0-0 S 1B	5 1 2 0 0 1 0			
Glenn Beckert, R (1, 4) OBP: 0.330, SLG: 0.345	0-0 1B		0-0 1B		0-0 G3		0-0 5-3		0-0 P6	5 1 2 0 0 0 1			
Billy Williams, L (1, 7) OBP: 0.373, SLG: 0.479	0-0 F9		0-0 1B		0-0 4-3			0-0 F7		4 0 1 1 0 0 1			
Ron Santo, R (1, 5) OBP: 0.402, SLG: 0.527	0-0 6-3		0-0 G1-6-4-3			4-0 14 SH2-4 BB		0-0 4-3		3 0 0 0 1 0 2			
14 Ernie Banks, R (1, 3) OBP: 0.322, SLG: 0.418		0-0 6-3	0-3 K		0-0 SH2-4			0-0 1B 2B		3 1 1 0 0 1 0			
Randy Hundley, R (1, 2) OBP: 0.382, SLG: 0.443		4-0 BB		0-0 P6		0-0 P4		0-0 2-H 1B		3 0 1 1 1 0 1			
Bill Heath, L (8, 2) OBP: 0.407, SLG: 0.316										0 0 0 0 0 0 0			
Jim Hickman, R (1, 9) OBP: 0.317, SLG: 0.445		4-0 BB		0-3 K		4-0 IBB			0-0 HR	2 1 1 1 2 1 0	AB 32		
Don Young, R (1, 8) OBP: 0.343, SLG: 0.364		0-0 F9		4-0 BB		0-0 F7			0-3 K	3 0 0 0 1 1 4	R 4		
Fergie Jenkins, R (1, 1) OBP: 0.163, SLG: 0.152		0-0 G3		0-3 K		0-0 F3			0-0 6-3	4 0 0 0 0 1 3	H 8		
<b>Inning Stats</b>	R: 0 H: 1 E: 0 LOB: 1 K: 1 BB: 0 S: 6 P: 6	R: 0 H: 0 E: 0 LOB: 2 K: 0 BB: 2 S: 3 P: 11	R: 2 H: 3 E: 0 LOB: 0 K: 1 BB: 0 S: 7 P: 7	R: 0 H: 0 E: 0 LOB: 1 K: 2 BB: 1 S: 7 P: 11	R: 0 H: 0 E: 0 LOB: 0 K: 0 BB: 0 S: 3 P: 3	R: 0 H: 0 E: 0 LOB: 2 K: 0 BB: 2 S: 3 P: 11	R: 0 H: 0 E: 0 LOB: 0 K: 0 BB: 0 S: 3 P: 3	R: 1 H: 2 E: 0 LOB: 1 K: 0 BB: 0 S: 4 P: 4	R: 1 H: 2 E: 0 LOB: 1 K: 1 BB: 0 S: 7 P: 7	1B: 6 SF: 0 2B: 1 SAC: 1 3B: 0 DP: 1 HR: 1 HBP: 0	WP: 0 PA: 38 PB: 0 SB: 1 CS: 0		
<b>PITCHER</b>	IP WLS BF H R ER SO BB IBB HBP BLK WP HR S P ERA WHIP											<b>PITCHER</b>	IP WLS BF H R ER SO BB IBB HBP BLK WP HR S P ERA WHIP
Al Santorini, R (1, 1) ERA: 3.98	7.0 L 29 4 2 2 4 4 1 0 0 0 0 0 32 52 2.57 1.143												
Tommie Sisk, R (8, 1) ERA: 5.4	2.0 9 4 2 2 1 0 0 0 0 0 0 1 11 9.00 2.000												

Chicago Cubs @ San Diego Padres  
San Diego Stadium, San Diego, CA

Tue Aug 12 1969, 10:05 PM EDT  
Att: 9,794 - Unknown - 75 F

livebaseballscorecards.com



Batter	1	2	3	4	5	6	7	8	9	AB R H RBI BB SO LOB
John Sipin, R (1, 4) OBP: 0.254, SLG: 0.323	0-0 F7		0-0 P4		0-0 6-3			0-0 5-3		4 0 0 0 0 0 0
Roberto Pena, R (1, 5) OBP: 0.281, SLG: 0.294	0-0 P3		0-0 F9		0-0 L1			0-3 K		4 0 0 0 0 1 0
Ollie Brown, R (1, 9) OBP: 0.312, SLG: 0.392	0-3 K				0-0 FC5-4 1B			0-0 F7		4 0 2 0 0 1 0
Nate Colbert, R (1, 3) OBP: 0.319, SLG: 0.476					0-0 FC5-4 2B			0-0 F8		4 0 2 0 0 0 2
Al Ferrara, R (1, 7) OBP: 0.366, SLG: 0.488					0-0 G5-3 1B			0-3 K		4 0 2 0 0 2 2
Ivan Murrell, R (1, 8) OBP: 0.317, SLG: 0.382					0-0 G5-3 1B			0-3 K		4 0 0 0 0 3 6
Chris Cannizzaro, R (1, 2) OBP: 0.316, SLG: 0.312					0-0 K			0-3 K		4 0 0 0 0 3 6
Jose Arcia, R (1, 6) OBP: 0.218, SLG: 0.238					0-0 K			0-0 F8		2 0 0 0 0 2 0 1
Larry Stahl, L (4, PH) OBP: 0.268, SLG: 0.304					0-0 IBB			0-0 F9		1 0 0 0 0 0 2
Tommy Dean, R (5, 6) OBP: 0.223, SLG: 0.216					0-0 P4			0-0 F9		1 0 0 0 0 1 3
Al Santorini, R (1, 1) OBP: 0.130, SLG: 0.111					0-3 K			0-0 F9		1 0 0 0 0 0 0
Van Kelly, L (7, PH) OBP: 0.277, SLG: 0.383					0-3 K					2 0 0 0 0 2 0
Tommie Sisk, R (8, 1) OBP: 0.182, SLG: 0.200					0-3 K					1 0 0 0 0 0 0

**BOTTOM**

**Chicago Cubs @ San Diego Padres**  
San Diego Stadium, San Diego, CA  
Tue Aug 12 1969, 10:05 PM EDT  
Att. 9,794 - Unknown - 75 F

[livebaseballscorecards.com](http://livebaseballscorecards.com)

<b>AB</b>	<b>32</b>
<b>R</b>	<b>0</b>
<b>H</b>	<b>6</b>
<b>RBI</b>	<b>0</b>
<b>BB</b>	<b>2</b>
<b>SO</b>	<b>10</b>
<b>LOB</b>	<b>16</b>



Inning Stats	R: 0	H: 0	E: 0	K: 1	S: 5	R: 0	H: 2	E: 0	K: 0	S: 4	R: 0	H: 0	E: 0	K: 1	S: 5	R: 0	H: 2	E: 0	K: 2	S: 9	R: 0	H: 0	E: 0	K: 1	S: 5	R: 0	H: 1	E: 0	K: 2	S: 8	R: 0	H: 0	E: 0	K: 0	S: 3	R: 0	H: 0	E: 0	K: 1	S: 5	R: 0	H: 1	E: 0	K: 2	S: 8	1B: 4	SF: 0	2B: 1	SAC: 0	3B: 1	DP: 1	HR: 0	HBP: 0	WP: 0	PA: 34
--------------	------	------	------	------	------	------	------	------	------	------	------	------	------	------	------	------	------	------	------	------	------	------	------	------	------	------	------	------	------	------	------	------	------	------	------	------	------	------	------	------	------	------	------	------	------	-------	-------	-------	--------	-------	-------	-------	--------	-------	--------

PITCHER	IP	WLS	BF	H	R	ER	SO	BB	IBB	HBP	BLK	WP	HR	S	P	ERA	WHIP
Fergie Jenkins, R (1, 1) ERA: 2.82	9.0	W	34	6	0	0	10	0	2	0	0	0	0	52	60	0.00	0.667

Batter	1	2	3	4	5	6	7	8	9	AB R H RBI BB SO LOB	TOP												
<b>Don Kessinger, S</b> (1, 6) <small>OBP: 0.354, SLG: 0.392</small>	0-0 			0-0 	0-0 4-3		0-0 			4 1 2 0 0 0 1	<h3>Chicago Cubs @ San Diego Padres</h3> <p>San Diego Stadium, San Diego, CA</p> <p>Wed Aug 13 1969, 10:05 PM EDT            Att: 9,625 - Unknown - 70 F</p>												
<b>Glenn Beckert, R</b> (1, 4) <small>OBP: 0.332, SLG: 0.347</small>	0-0 			0-0 	0-0 5-3		0-0 			4 1 2 0 0 0 1													
<b>Billy Williams, L</b> (1, 7) <small>OBP: 0.374, SLG: 0.482</small>	0-0 			0-0 	0-0 			0-0 		4 1 2 2 0 0 2													
<b>Ron Santo, R</b> (1, 5) <small>OBP: 0.401, SLG: 0.527</small>		0-0 		0-0 	0-0 			0-3 		4 1 1 1 0 1 1													
<b>14 Ernie Banks, R</b> (1, 3) <small>OBP: 0.319, SLG: 0.415</small>		0-0 		0-0 		0-0 		0-0 		3 0 0 0 0 0 0													
<b>Jim Hickman, R</b> (1, 9) <small>OBP: 0.311, SLG: 0.438</small>		0-0 		0-0 		0-3 		0-3 		3 0 0 1 0 2 0													
<b>Bill Heath, L</b> (1, 2) <small>OBP: 0.419, SLG: 0.286</small>			0-0 	4-0 	0-0 			4-0 		2 0 0 0 2 0 0													
<b>Don Young, R</b> (1, 8) <small>OBP: 0.345, SLG: 0.361</small>			0-0 	4-0 		1-0 		0-3 		2 0 0 0 1 1 1													
<b>Bill Hands, R</b> (1, 1) <small>OBP: 0.101, SLG: 0.046</small>			0-3 	0-3 		0-0 		0-3 		3 0 0 0 0 3 3													
<b>Inning Stats</b>	R: 0 E: 0 K: 0 S: 3	H: 2 LOB: 0 BB: 0 P: 3	R: 0 E: 0 K: 0 S: 3	H: 0 LOB: 0 BB: 0 P: 3	R: 0 E: 0 K: 1 S: 5	H: 0 LOB: 0 BB: 0 P: 5	R: 4 E: 0 K: 1 S: 9	H: 4 LOB: 2 BB: 2 P: 17	R: 0 E: 0 K: 0 S: 4	H: 1 LOB: 1 BB: 0 P: 4	R: 0 E: 0 K: 1 S: 5	H: 0 LOB: 0 BB: 0 P: 5	R: 0 E: 0 K: 0 S: 3	H: 0 LOB: 1 BB: 0 P: 4	R: 0 E: 0 K: 1 S: 5	H: 0 LOB: 0 BB: 0 P: 5	R: 0 E: 0 K: 3 S: 9	H: 0 LOB: 1 BB: 1 P: 13	1B: 5 2B: 2 3B: 1 HR: 0	SF: 1 SAC: 2 DP: 0 HBP: 1	WP: 1 PB: 0 SB: 0 CS: 0	PA: 36	
<b>PITCHER</b> <b>Joe Niekro, R</b> (1, 1) <small>ERA: 3.26</small> <b>Gary Ross, R</b> (4, 1) <small>ERA: 4.53</small> <b>Frank Reberger, R</b> (6, 1) <small>ERA: 3.54</small> <b>Jack Baldschun, R</b> (8, 1) <small>ERA: 4.13</small>	IP WLS BF H R ER SO BB IBB HBP BLK WP HR S P ERA WHIP													<b>PITCHER</b> IP WLS BF H R ER SO BB IBB HBP BLK WP HR S P ERA WHIP									

Chicago Cubs @ San Diego Padres  
 San Diego Stadium, San Diego, CA

Wed Aug 13 1969, 10:05 PM EDT  
 Att: 9,625 - Unknown - 70 F

AB	29
R	4
H	7
RBI	4
BB	3
SO	7
LOB	9



WP	1	PA	36
PB	0		
SB	0		
CS	0		

WP	1	PA	36
PB	0		
SB	0		
CS	0		

WP	1	PA	36
PB	0		
SB	0		
CS	0		



Batter	1	2	3	4	5	6	7	8	9	AB	R	H	RBI	BB	SO	LOB
Jose Arcia, R OBP: 0.219, SLG: 0.238 (1, 4)	0-0 6-3	0-0 4-3			0-0 FC6-4 1-2 1B		0-0 F7			4	0	1	0	0	0	3
Roberto Pena, R OBP: 0.280, SLG: 0.293 (1, 5) Van Kelly, L OBP: 0.270, SLG: 0.373 (2, 5)	0-0 E1 CS		0-0 4-3		0-0 F5			0-0 P5		1	0	0	0	0	0	0
Ollie Brown, R OBP: 0.309, SLG: 0.388 (1, 9)	0-3 K 1-2		0-0 6-3		0-0 FC6-4 1-2f			0-0 L9		4	0	0	0	0	1	3
Nate Colbert, R OBP: 0.321, SLG: 0.485 (1, 3)		0-0 BB E 1B	0-0 F7			0-0 HR		0-0 5-3		4	2	2	1	0	0	0
Al Ferrara, R OBP: 0.364, SLG: 0.482 (1, 7)		4-0 BB BB BB E 1-2 BB		0-0 5-3		0-0 6-3			0-0 6-3	3	0	0	0	1	0	0
Ivan Murrell, R OBP: 0.310, SLG: 0.374 (1, 8)		0-0 E5 1-3 2-H		0-0 4-3		0-0 F7			0-0 6-3	4	0	0	0	0	0	1
Walt Hrinjak, L OBP: 0.370, SLG: 0.244 (1, 2)		0-0 F9		0-0 F8		0-0 4-3			0-0 1B	4	0	1	0	0	0	2
Tommy Dean, R OBP: 0.229, SLG: 0.219 (1, 6) Ed Spiezio, R OBP: 0.313, SLG: 0.386 (9, PH)		4-0 IBB			0-0 1B 1B		0-0 5-3		0-0 1-3	2	0	1	0	1	0	0
Joe Niekro, R OBP: 0.250, SLG: 0.103 (1, 1) Gary Ross, R OBP: 0.263, SLG: 0.289 (4, 1) Cito Gaston, R OBP: 0.263, SLG: 0.289 (5, PH) Frank Reberger, L OBP: 0.263, SLG: 0.289 (6, 1) Larry Stahl, L OBP: 0.266, SLG: 0.302 (7, PH) Jack Baldschun, R OBP: 0.400, SLG: 0.250 (8, 1)		0-3 K			0-3 K		0-0 F9			1	0	0	0	0	1	3

**BOTTOM**

**Chicago Cubs @ San Diego Padres**  
San Diego Stadium, San Diego, CA  
Wed Aug 13 1969, 10:05 PM EDT  
Att. 9,625 - Unknown - 70 F

[livebaseballscorecards.com](http://livebaseballscorecards.com)

<b>AB</b>	<b>33</b>
<b>R</b>	<b>2</b>
<b>H</b>	<b>5</b>
<b>RBI</b>	<b>1</b>
<b>BB</b>	<b>2</b>
<b>SO</b>	<b>3</b>
<b>LOB</b>	<b>16</b>



Inning Stats	R: 0	H: 0	E: 1	LOB: 1	K: 1	BB: 0	S: 5	P: 5	R: 1	H: 1	E: 1	LOB: 3	K: 1	BB: 2	S: 7	P: 15	R: 0	H: 0	E: 0	LOB: 0	K: 0	BB: 0	S: 3	P: 3	R: 0	H: 2	E: 0	LOB: 2	K: 1	BB: 0	S: 7	P: 7	R: 1	H: 1	E: 0	LOB: 0	K: 0	BB: 0	S: 4	P: 4	R: 0	H: 0	E: 0	LOB: 0	K: 0	BB: 0	S: 3	P: 3	R: 0	H: 0	E: 0	LOB: 0	K: 0	BB: 0	S: 3	P: 3	R: 0	H: 1	E: 0	LOB: 1	K: 0	BB: 0	S: 4	P: 4	1B: 4	SF: 0	2B: 1	SAC: 0	3B: 0	DP: 1	HR: 1	HBP: 0	WP: 0	PA: 35	PB: 0	SB: 0	CS: 1	ERA	WHIP
<b>PITCHER</b> Bill Hands, R ERA: 2.42 (1, 1)	IP	WLS	BF	H	R	ER	SO	BB	IBB	HBP	BLK	WP	HR	S	P	ERA	WHIP	IP	WLS	BF	H	R	ER	SO	BB	IBB	HBP	BLK	WP	HR	S	P	ERA	WHIP	IP	WLS	BF	H	R	ER	SO	BB	IBB	HBP	BLK	WP	HR	S	P	ERA	WHIP																												

Batter	1	2	3	4	5	6	7	8	9	AB R H RBI BB SO LOB	TOP		
Jose Arcia, R (1, 4) OBP: 0.220, SLG: 0.239	0-0 F9		0-0 5-3			0-0 6-3		0-0 1B		4 0 1 0 0 0 2			
Tommy Dean, R (1, 6) OBP: 0.226, SLG: 0.216 Roberto Pena, R (8, PH) OBP: 0.280, SLG: 0.292 (8, 6)	0-0 F7			0-3 K		0-0 6-3		0-0 F7		3 0 0 0 0 1 1 1 0 0 0 0 0 1			
Ollie Brown, R (1, 9) OBP: 0.306, SLG: 0.385	0-0 P4			0-0 F8			0-0 F2		0-0 6-3	4 0 0 0 0 0 0			
Nate Colbert, R (1, 3) OBP: 0.322, SLG: 0.485 Larry Stahl, L (2, PR) OBP: 0.268, SLG: 0.310 (2, 3)		1-0 FC1-5 BB HBP		0-0 F7			0-0 2B		0-3 K	0 0 0 0 0 0 0 3 0 1 0 0 1 0			
Al Ferrara, R (1, 7) OBP: 0.366, SLG: 0.478		4-0 CS FC1-5 1-2 BB			0-0 6-3		4-0 BB		0-0 F9	2 0 0 0 2 0 0			
Ivan Murrell, R (1, 8) OBP: 0.305, SLG: 0.367		0-0 FC1-5 1-2 CS 2-3f			0-3 K		0-0 P3			3 0 0 0 0 1 4			
Ed Spezio, R (1, 5) OBP: 0.313, SLG: 0.385		0-0 CS 1-2 2-3	0-0 SH2-4 1B		0-0 F9		0-3 K			3 0 1 0 0 1 2			
Chris Cannizzaro, R (1, 2) OBP: 0.317, SLG: 0.312			0-3 K			0-0 SH3-4 1B		0-0 P4		3 0 1 0 0 1 1			
Tommie Sisk, R (1, 1) OBP: 0.182, SLG: 0.200 Frank Reberger, L (7, 1) Cito Gaston, R (8, PH) OBP: 0.263, SLG: 0.288 Dave Roberts, L (8, 1) OBP: 0.286, SLG: 0.286 Jack Baldschun, R (8, 1) OBP: 0.400, SLG: 0.250			0-0 SH2-4			0-0 SH3-4		0-0 F9		0 0 0 0 0 0 0 0 0 0 0 0 0 0 1 0			
<b>Inning Stats</b>	R: 0 H: 0 E: 0 LOB: 0 K: 0 BB: 0 S: 3 P: 3	R: 0 H: 0 E: 0 LOB: 1 K: 0 BB: 1 S: 1 P: 6	R: 0 H: 1 E: 0 LOB: 1 K: 1 BB: 0 S: 6 P: 6	R: 0 H: 0 E: 0 LOB: 0 K: 1 BB: 0 S: 5 P: 5	R: 0 H: 0 E: 0 LOB: 0 K: 1 BB: 0 S: 5 P: 5	R: 0 H: 1 E: 0 LOB: 1 K: 0 BB: 0 S: 4 P: 4	R: 0 H: 1 E: 0 LOB: 2 K: 1 BB: 1 S: 6 P: 10	R: 0 H: 1 E: 0 LOB: 1 K: 0 BB: 0 S: 4 P: 4	R: 0 H: 0 E: 0 LOB: 0 K: 1 BB: 0 S: 5 P: 5	1B: 3 SF: 0 2B: 1 SAC: 2 3B: 0 DP: 0 HR: 0 HBP: 1	WP: 0 PA: 33 PB: 0 SB: 0 CS: 1		
<b>PITCHER</b>	IP WLS BF H R ER SO BB IBB HBP BLK WP HR S P ERA WHIP											<b>PITCHER</b>	IP WLS BF H R ER SO BB IBB HBP BLK WP HR S P ERA WHIP
Tom Seaver, R (1, 1) ERA: 2.55	8.0 W 29 4 0 0 4 2 0 1 0 0 0 0 34 43 0.00 0.750												
Ron Taylor, R (9, 1) ERA: 2.98	1.0 S 3 0 0 0 1 0 0 0 0 0 0 0 5 5 0.00 0.000												

San Diego Padres @ New York Mets  
Shea Stadium, Flushing, NY  
Sat Aug 16 1969, 3:33 AM EDT  
Unknown

livebaseballscorecards.com

AB 27  
R 0  
H 4  
RBI 0  
BB 2  
SO 5  
LOB 11



Batter	1	2	3	4	5	6	7	8	9	AB	R	H	RBI	BB	SO	LOB
<b>Tommie Agee, R</b> OBP: 0.338, SLG: 0.504 (1, 8)	0-3 K		0-0 4-3		0-0 CS 2-H 1B		4-0 1B IBB			3	0	1	1	1	1	0
<b>Bobby Pfeil, R</b> OBP: 0.272, SLG: 0.300 (1, 5)	0-0 2B		0-0 1B		0-0 CS 1-2	0-0 5-3	0-0 FC6-4 1B	0-0 FC6-4 1B		4	0	3	1	0	0	0
<b>Cleon Jones, R</b> OBP: 0.432, SLG: 0.511 (1, 7)	0-0 6-3		0-0 1-3			0-0 4-3 1B	0-0 FC6-4 1-2f			4	0	1	0	0	0	4
<b>Art Shamsky, L</b> OBP: 0.413, SLG: 0.513 (1, 9)	4-0 BB			0-3 K		0-0 4-3 1-2		0-3 K		3	0	0	0	1	2	1
<b>Rod Gaspar, S</b> OBP: 0.299, SLG: 0.272 (9, 9)										0	0	0	0	0	0	0
<b>Wayne Garrett, L</b> OBP: 0.315, SLG: 0.297 (1, 4)	0-0 4-3			0-0 P4		4-0 BB		0-0 E 1B		3	0	1	0	1	0	2
<b>Ed Kranepool, L</b> OBP: 0.310, SLG: 0.385 (1, 3)		0-3 K		0-0 P4		0-0 F7		0-0 F4		3	0	0	0	0	1	2
<b>Donn Clendenon, R</b> OBP: 0.288, SLG: 0.398 (8, PH) (9, 3)										1	0	0	0	0	0	1
<b>Jerry Grote, R</b> OBP: 0.288, SLG: 0.327 (1, 2)		0-0 1-3		0-0 4-3			0-0 SH3-4 1B 1B	0-0 E5		4	1	1	0	0	0	1
<b>Bud Harrelson, S</b> OBP: 0.333, SLG: 0.282 (1, 6)		0-0 CS 1B		0-0 SH3-4 1B 1B			0-0 SH3-4 1-2	0-0 P6		3	1	2	0	0	0	2
<b>Tom Seaver, R</b> OBP: 0.221, SLG: 0.150 (1, 1)		0-0 CS	0-0 6-3		0-0 SH3-4		0-0 L6			2	0	0	0	0	0	1
<b>Ron Taylor, R</b> (9, 1)										0	0	0	0	0	0	0

Inning Stats	R: 0	H: 1	E: 0	LOB: 2	K: 1	P: 10	R: 0	H: 1	E: 0	LOB: 0	K: 1	P: 5	R: 0	H: 1	E: 0	LOB: 1	K: 0	P: 4	R: 0	H: 0	E: 0	LOB: 0	K: 1	P: 5	R: 1	H: 2	E: 0	LOB: 0	K: 0	P: 4	R: 0	H: 1	E: 0	LOB: 2	K: 0	P: 8	R: 1	H: 2	E: 0	LOB: 2	K: 0	P: 9	R: 0	H: 1	E: 1	LOB: 2	K: 1	P: 7
	S: 6	BB: 10	S: 5	BB: 5	S: 4	BB: 4	S: 5	BB: 5	S: 4	BB: 4	S: 4	BB: 4	S: 4	BB: 8	S: 7	BB: 7	SF: 0	SAC: 2	DP: 0	HBP: 0	1B: 8	SF: 0	SAC: 2	DP: 0	HBP: 0	2B: 1	SAC: 2	DP: 0	HBP: 0	3B: 0	DP: 0	HBP: 0	HR: 0	WP: 0	PA: 37	ERA: 2.70	WHIP: 1.500	ERA: 0.00	WHIP: 0.000	ERA: 0.00	WHIP: 3.000	ERA: 0.00	WHIP: 0.000	ERA: 0.00	WHIP: 0.000	ERA: 0.00	WHIP: 0.000	

**BOTTOM**

**San Diego Padres @ New York Mets**  
Shea Stadium, Flushing, NY

Sat Aug 16 1969, 3:33 AM EDT  
Unknown

livebaseballscorecards.com

<b>AB</b>	<b>30</b>
<b>R</b>	<b>2</b>
<b>H</b>	<b>9</b>
<b>RBI</b>	<b>2</b>
<b>BB</b>	<b>3</b>
<b>SO</b>	<b>4</b>
<b>LOB</b>	<b>14</b>



PITCHER	IP	WLS	BF	H	R	ER	SO	BB	IBB	HBP	BLK	WP	HR	S	P	ERA	WHIP
<b>Tommie Sisk, R</b> ERA: 5.21 (1, 1)	6.2	L	29	8	2	2	3	2	1	0	0	0	0	32	44	2.70	1.500
<b>Frank Reberger, R</b> ERA: 3.52 (7, 1)	0.1		1	0	0	0	0	0	0	0	0	0	0	1	1	0.00	0.000
<b>Dave Roberts, L</b> ERA: 5.48 (8, 1)	0.1		2	1	0	0	1	0	0	0	0	0	0	4	4	0.00	3.000
<b>Jack Baldschun, R</b> ERA: 4.08 (8, 1)	0.2		3	0	0	0	0	0	0	0	0	0	0	3	3	0.00	0.000

Batter	1	2	3	4	5	6	7	8	9	AB R H RBI BB SO LOB	TOP											
Jose Arcia, R (1, 4) OBP: 0.221, SLG: 0.239	0-3 K		0-0 5-3			0-0 SH3-4 1B		0-0 P3		4 0 1 0 0 1 0	<b>San Diego Padres @ New York Mets</b> Shea Stadium, Flushing, NY Sat Aug 16 1969, 3:38 AM EDT Att: 19,940 - Unknown <a href="http://livebaseballscorecards.com">livebaseballscorecards.com</a>											
Roberto Pena, R (1, 6) OBP: 0.277, SLG: 0.290	0-0 6-3				0-3 K	0-0 SH3-4 1-2		0-0 5-3		3 0 0 0 0 1 0												
Ollie Brown, R (1, 9) OBP: 0.306, SLG: 0.384	0-0 P6				0-0 1B	0-0 F7		0-0 1-3		4 0 1 0 0 0 1												
Al Ferrara, R (1, 7) OBP: 0.364, SLG: 0.474		0-0 P3			0-0 F8	0-3 K		0-0 1B		4 0 1 0 0 1 2												
John Sipin, R (9, PR) OBP: 0.254, SLG: 0.323										0 0 0 0 0 0 0												
Ivan Murrell, R (1, 8) OBP: 0.299, SLG: 0.359		0-0 F8			0-3 K		0-0 1-3	0-0 F8		4 0 0 0 0 1 2												
Larry Stahl, L (1, 3) OBP: 0.269, SLG: 0.333		0-0 HR			0-0 F9		0-0 F8	0-3 K		3 1 1 1 0 0 0												
Nate Colbert, R (9, PH) OBP: 0.322, SLG: 0.484										1 0 0 0 0 1 1												
Ed Spiezio, R (1, 5) OBP: 0.316, SLG: 0.384		0-3 K			4-0 BB		4-0 BB			1 0 0 0 2 1 0												
Walt Hrinjak, L (1, 2) OBP: 0.351, SLG: 0.229			0-0 6-3		0-3 K		0-0 F9			3 0 0 0 0 1 2												
Dick Kelley, R (1, 1) OBP: 0.111, SLG: 0.133			0-3 K					0-3 K		2 0 0 0 0 1 1												
Gary Ross, R (7, 1)										0 0 0 0 0 0 0												
Dave Roberts, L (7, 1) OBP: 0.296, SLG: 0.296										0 0 0 0 0 0 0												
Jack Baldschun, R (7, 1) OBP: 0.400, SLG: 0.250										0 0 0 0 0 0 0												
Cito Gaston, R (8, PH) OBP: 0.262, SLG: 0.287										1 0 0 0 0 1 0												
Frank Reberger, L (8, 1)										0 0 0 0 0 0 0												
<b>Inning Stats</b>	R: 0 E: 0 K: 1 S: 5	H: 0 LOB: 0 BB: 0 P: 5	R: 1 E: 0 K: 1 S: 6	H: 1 LOB: 0 BB: 0 P: 6	R: 0 E: 0 K: 1 S: 5	H: 0 LOB: 0 BB: 0 P: 5	R: 0 E: 0 K: 2 S: 8	H: 1 LOB: 1 BB: 0 P: 8	R: 0 E: 0 K: 1 S: 5	H: 0 LOB: 1 BB: 1 P: 9	R: 0 E: 0 K: 1 S: 6	H: 1 LOB: 1 BB: 0 P: 6	R: 0 E: 0 K: 0 S: 3	H: 0 LOB: 1 BB: 1 P: 7	R: 0 E: 0 K: 1 S: 5	H: 0 LOB: 0 BB: 0 P: 5	R: 0 E: 0 K: 1 S: 6	H: 1 LOB: 1 BB: 0 P: 6	1B: 3 2B: 0 3B: 0 HR: 1	SF: 0 SAC: 1 DP: 0 HBP: 0	WP: 0 PB: 0 SB: 0 CS: 0	PA: 33
<b>PITCHER</b> Jim McAndrew, R (1, 1) ERA: 4.5	IP: 7.0 WLS: W BF: 26 H: 3 R: 1 ER: 1 SO: 7 BB: 2 IBB: 0 HBP: 0 BLK: 0 WP: 0 HR: 1 S: 38 P: 46 ERA: 1.29 WHIP: 0.714																					
Tug McGraw, L (8, 1) ERA: 2.84	IP: 2.0 WLS: S BF: 7 H: 1 R: 0 ER: 0 SO: 2 BB: 0 IBB: 0 HBP: 0 BLK: 0 WP: 0 HR: 0 S: 11 P: 11 ERA: 0.00 WHIP: 0.500																					

**San Diego Padres @ New York Mets**  
 Shea Stadium, Flushing, NY  
 Sat Aug 16 1969, 3:38 AM EDT  
 Att: 19,940 - Unknown

AB	30
R	1
H	4
RBI	1
BB	2
SO	9
LOB	9



Batter	1	2	3	4	5	6	7	8	9
<b>Tommie Agee, R</b> OBP: 0.335, SLG: 0.499 (1, 8)	0-0 4-3		0-0 F3		0-0 F3		0-3 K		
<b>Bobby Pfeil, R</b> OBP: 0.271, SLG: 0.293 (1, 4) (8, 5)	4-0 BB BB		0-0 1-3			0-0 F7		0-0 F7	
<b>Cleon Jones, R</b> OBP: 0.435, SLG: 0.522 (1, 7)	4-0 1-2 BB			0-0 HR		0-0 K 2B		0-0 P4	
<b>Donn Clendenon, R</b> OBP: 0.287, SLG: 0.396 (1, 3)	0-0 F9			0-3 K		0-3 K 2-3		0-0 1B	
<b>Ron Swoboda, R</b> OBP: 0.320, SLG: 0.332 (1, 9)	0-3 K			0-0 5-3			0-0 E1 1B	0-0 5-3	
<b>Ed Charles, R</b> OBP: 0.279, SLG: 0.307 <b>Wayne Garrett, L</b> OBP: 0.314, SLG: 0.296 (7, PH) (8, 4)		0-0 F8		0-0 F7			0-0 F3		
<b>Duffy Dyer, R</b> OBP: 0.400, SLG: 0.625 <b>Ed Kranepool, L</b> OBP: 0.309, SLG: 0.384 <b>Tug McGraw, R</b> OBP: 0.150, SLG: 0.158 (1, 2) (7, PH) (8, 1)		0-3 K			4-0 FC6-4 BB		0-0 G3		
<b>Al Weis, S</b> OBP: 0.263, SLG: 0.306 <b>Bud Harrelson, S</b> OBP: 0.336, SLG: 0.282 (7, PH) (8, 6)		0-0 F3			0-0 FC6-4 SH5-4 1-2f		4-0 1B IBB		
<b>Jim McAndrew, R</b> OBP: 0.333, SLG: 0.278 <b>Art Shamsky, L</b> OBP: 0.413, SLG: 0.513 <b>Jerry Grote, R</b> OBP: 0.291, SLG: 0.330 (7, PH) (7, PH) (8, 2)			0-3 K		0-0 SH5-4 1-2		0-0 1-3 3-H 1B		

Inning Stats	R: 0 E: 0 K: 5 S: 5	H: 0 LOB: 2 BB: 2 P: 13	R: 0 E: 0 K: 5 S: 5	H: 0 LOB: 0 BB: 0 P: 5	R: 0 E: 0 K: 5 S: 5	H: 0 LOB: 0 BB: 0 P: 5	R: 1 E: 0 K: 1 S: 6	H: 1 LOB: 0 BB: 0 P: 6	R: 0 E: 0 K: 0 S: 3	H: 0 LOB: 1 BB: 1 P: 7	R: 0 E: 0 K: 1 S: 5	H: 1 LOB: 0 BB: 0 P: 5	R: 1 E: 1 K: 1 S: 7	H: 1 LOB: 2 BB: 1 P: 11	R: 0 E: 0 K: 0 S: 4	H: 1 LOB: 1 BB: 0 P: 4
1B: 2 2B: 1 3B: 0 HR: 1	SF: 0 SAC: 1 DP: 0 HBP: 0	WP: 0 PA: 32														

PITCHER	IP	WLS	BF	H	R	ER	SO	BB	IBB	HBP	BLK	WP	HR	S	P	ERA	WHIP
<b>Dick Kelley, L</b> ERA: 3.55 (1, 1)	6.0		22	2	1	1	5	3	0	0	0	0	1	29	41	1.50	0.833
<b>Gary Ross, R</b> ERA: 4.5 (7, 1)	0.2	L	4	0	1	0	0	0	1	0	0	0	0	3	7	0.00	0.000
<b>Dave Roberts, L</b> ERA: 5.48 (7, 1)	0.0		1	1	0	0	0	0	0	0	0	0	0	1	1	∞	∞
<b>Jack Baldschun, R</b> ERA: 4.06 (7, 1)	0.1		1	0	0	0	1	0	0	0	0	0	0	3	3	0.00	0.000
<b>Frank Reberger, R</b> ERA: 3.47 (8, 1)	1.0		4	1	0	0	0	0	0	0	0	0	0	4	4	0.00	1.000

**BOTTOM**


**San Diego Padres @ New York Mets**  
Shea Stadium, Flushing, NY

Sat Aug 16 1969, 3:38 AM EDT  
Att. 19,940 - Unknown

livebaseballscorecards.com

<b>AB</b>	<b>27</b>
<b>R</b>	<b>2</b>
<b>H</b>	<b>4</b>
<b>RBI</b>	<b>2</b>
<b>BB</b>	<b>4</b>
<b>SO</b>	<b>6</b>
<b>LOB</b>	<b>12</b>



Batter	1	2	3	4	5	6	7	8	9	AB R H RBI BB SO LOB	TOP	
Jose Arcia, R (1, 4) OBP: 0.221, SLG: 0.239	0-0 6-3		0-0 F7		0-0 CS 2-H 1B			0-0 F9		4 0 1 1 0 0 0	<b>San Diego Padres @ New York Mets</b> Shea Stadium, Flushing, NY Sun Aug 17 1969, 3:33 AM EDT Unknown  <a href="http://livebaseballscorecards.com">livebaseballscorecards.com</a>  <b>AB 29</b> <b>R 2</b> <b>H 5</b> <b>RBI 2</b> <b>BB 2</b> <b>SO 5</b> <b>LOB 8</b>  	
Roberto Pena, R (1, 3) OBP: 0.277, SLG: 0.289	0-0 2B FC6-4 1B		0-0 F9		0-0 CS 1-2	0-3 K		0-0 F9	4 1 1 0 0 1 0			
Ollie Brown, R (1, 9) OBP: 0.307, SLG: 0.387	0-0 FC6-4 1-3 2B		0-0 5-3			0-3 K		0-0 1B	4 0 2 0 0 1 0			
Al Ferrara, R (1, 7) OBP: 0.363, SLG: 0.469	4-0 FC6-4 IBB		0-0 F9		0-0 L7		0-0 L7	0-0 L8	3 0 0 0 1 0 1			
Ivan Murrell, R (1, 8) OBP: 0.298, SLG: 0.357	0-0 FC6-4 FC6-4 1-2f 2-3 3-H		0-0 L7			0-0 G5-4-3 1B		0-3 K	4 0 1 1 0 1 3			
Ed Spiezio, R (1, 5) OBP: 0.313, SLG: 0.380	0-0 FC6-4 1-2f		0-0 5-3			0-3 K		0-3 K	3 0 0 0 0 1 3			
Chris Cannizzaro, R (1, 2) OBP: 0.314, SLG: 0.309		0-0 5-3		0-0 F9		0-0 G5-4-3 1-2f		0-0 5-3	3 0 0 0 0 0 1			
Tommy Dean, R (1, 6) OBP: 0.227, SLG: 0.214		0-0 6-3		4-0 SH3 1B BB		0-0 5-3		0-0 5-3	2 1 0 0 1 0 0			
Joe Niekro, R (1, 1) OBP: 0.196, SLG: 0.100 Cito Gaston, R (8, PH) OBP: 0.261, SLG: 0.286 Frank Reberger, L (8, 1)		0-3 K		0-0 SH3 1-2		0-0 6-3		0-0 6-3	1 0 0 0 0 1 0 1 0 0 0 0 0 0 0 0 0 0 0 0 0			
<b>Inning Stats</b>	R: 1 H: 2 E: 0 LOB: 2 K: 0 BB: 1 S: 5 P: 9	R: 0 H: 0 E: 0 LOB: 0 K: 1 BB: 0 S: 5 P: 5	R: 0 H: 0 E: 0 LOB: 0 K: 0 BB: 0 S: 3 P: 3	R: 0 H: 0 E: 0 LOB: 0 K: 0 BB: 0 S: 3 P: 3	R: 1 H: 1 E: 0 LOB: 0 K: 0 BB: 1 S: 3 P: 7	R: 0 H: 0 E: 0 LOB: 0 K: 2 BB: 0 S: 7 P: 7	R: 0 H: 1 E: 0 LOB: 0 K: 1 BB: 0 S: 5 P: 5	R: 0 H: 0 E: 0 LOB: 0 K: 0 BB: 0 S: 3 P: 3	R: 0 H: 1 E: 0 LOB: 1 K: 1 BB: 0 S: 6 P: 6	1B: 4 SF: 0 2B: 1 SAC: 1 3B: 0 DP: 1 HR: 0 HBP: 0	WP: 0 PA: 33 PB: 0 SB: 0 CS: 1	
<b>PITCHER</b> Jerry Koosman, L (1, 1) ERA: 2.23	IP WLS BF H R ER SO BB IBB HBP BLK WP HR S P ERA WHIP	9.0 W 32 5 2 2 5 1 1 0 0 0 0 40 48 2.00 0.667										

Batter	1	2	3	4	5	6	7	8	9	AB	R	H	RBI	BB	SO	LOB
<b>Tommie Agee, R</b> (1, 8) OBP: 0.336, SLG: 0.499	0-0 6-3 1B		0-0 5-3		0-0 CS 1B			0-0 1-3		4	0	2	0	0	0	0
<b>Bobby Pfeil, R</b> (1, 5) OBP: 0.265, SLG: 0.286	0-3 K			0-0 5-3	0-0 CS 1-2	0-0 6-3				3	0	0	0	0	1	1
<b>Cleon Jones, R</b> (1, 7) OBP: 0.432, SLG: 0.518	0-0 6-3 1-2			0-0 F9		0-0 F8				3	0	0	0	0	0	1
<b>Art Shamsky, L</b> (1, 9) OBP: 0.407, SLG: 0.505 <b>Rod Gaspar, S</b> (9, 9) OBP: 0.299, SLG: 0.272	0-0 L7			0-0 G3		0-0 F7				3	0	0	0	0	0	1
<b>Wayne Garrett, L</b> (1, 4) OBP: 0.311, SLG: 0.293		0-0 P5			0-0 1-3			0-0 F7		3	0	0	0	0	0	0
<b>Donn Clendenon, R</b> (1, 3) OBP: 0.287, SLG: 0.395		0-0 5-3			0-0 1B HR 1B			0-0 L5		3	1	1	0	0	0	0
<b>Bud Harrelson, S</b> (1, 6) OBP: 0.336, SLG: 0.283		0-0 4-3			0-0 1-3 HR 1B			0-0 4-3		3	1	1	0	0	0	0
<b>Duffy Dyer, R</b> (1, 2) OBP: 0.385, SLG: 0.818			0-0 F9		0-0 1-H 3-H HR			0-0 6-3		3	1	1	3	0	0	0
<b>Jerry Koosman, R</b> (1, 1) OBP: 0.017, SLG: 0.017			0-3 K		0-0 L8			0-0 6-3		3	0	0	0	0	1	0

Inning Stats	R: 0	H: 1	E: 0	K: 1	S: 6	LOB: 1	BB: 0	P: 6
	R: 0	H: 0	E: 0	K: 0	S: 3	LOB: 0	BB: 0	P: 3
	R: 0	H: 0	E: 0	K: 1	S: 5	LOB: 0	BB: 0	P: 5
	R: 0	H: 0	E: 0	K: 0	S: 3	LOB: 0	BB: 0	P: 3
	R: 3	H: 4	E: 0	K: 0	S: 6	LOB: 0	BB: 0	P: 6
	R: 0	H: 0	E: 0	K: 0	S: 3	LOB: 0	BB: 0	P: 3
	R: 0	H: 0	E: 0	K: 0	S: 3	LOB: 0	BB: 0	P: 3
	R: 0	H: 0	E: 0	K: 0	S: 3	LOB: 0	BB: 0	P: 3

PITCHER	IP	WLS	BF	H	R	ER	SO	BB	IBB	HBP	BLK	WP	HR	S	P	ERA	WHIP
<b>Joe Niekro, R</b> (1, 1) ERA: 3.28	7.0	L	25	5	3	3	2	0	0	0	0	0	1	29	29	3.86	0.714
<b>Frank Reberger, R</b> (8, 1) ERA: 3.41	1.0		3	0	0	0	0	0	0	0	0	0	0	3	3	0.00	0.000

**BOTTOM**

**San Diego Padres @ New York Mets**  
Shea Stadium, Flushing, NY  
Sun Aug 17 1969, 3:33 AM EDT  
Unknown

livebaseballscorecards.com

<b>AB</b>	<b>28</b>
<b>R</b>	<b>3</b>
<b>H</b>	<b>5</b>
<b>RBI</b>	<b>3</b>
<b>BB</b>	<b>0</b>
<b>SO</b>	<b>2</b>
<b>LOB</b>	<b>3</b>



1B:	2B:	3B:	HR:	SF:	SAC:	DP:	HBP:	WP:	PA:
4	0	0	1	0	0	0	0	0	29

Batter	1	2	3	4	5	6	7	8	9	AB R H RBI BB SO LOB	TOP	
Jose Arcia, R (1, 4) OBP: 0.229, SLG: 0.247 (8, 7)	0-0 S 1B		0-0 FC1-6 1-2f		0-0 F8		0-0 SH G4-6-3 1-2		0-0 G1-6-3 1B 1-2f	4 0 2 0 0 0 1		
Walt Hriniak, L (1, 2) OBP: 0.339, SLG: 0.212	0-3 K 1-2		0-0 4-3		4-0 1B BB		0-0 G4-6-3 1-2f		0-0 G1-6-3 1-2f	4 0 0 0 1 1 5		
Ollie Brown, R (1, 9) OBP: 0.307, SLG: 0.386	0-3 K			0-0 4-3	0-0 1B			0-0 E3 1B		4 1 1 0 0 1 1		
Al Ferrara, R (1, 7) OBP: 0.365, SLG: 0.469 (8, PR)	0-0 5-3			0-0 WP 1B	0-0 G3 1B			0-0 SH1-4 1B 4-3 1-2		4 0 2 0 0 0 3 0 1 0 0 0 0 0		
John Sipin, R (8, 4) OBP: 0.254, SLG: 0.323												
Larry Stahl, L (1, 3) OBP: 0.282, SLG: 0.353		0-0 P6		0-0 WP 1B 1-2		0-0 L6 2B		0-0 4-3 SH1-4 1B 1-2 2-H		4 0 3 1 0 0 0		
Ivan Murrell, R (1, 8) OBP: 0.299, SLG: 0.356		0-0 G5-4-3 1B		0-0 F8		0-0 L6 2-3		0-0 SH1-4 1-2 2-3		3 0 1 0 0 0 3		
Ed Spiezio, R (1, 5) OBP: 0.315, SLG: 0.380		0-0 G5-4-3 1-2f		4-0 FC6-4 IBB 1-2 2-3		0-0 CS 1B		0-0 4-3 2-3 3-H		3 0 1 1 1 0 3		
Tommy Dean, R (1, 6) OBP: 0.224, SLG: 0.211 (8, PH)			0-0 P4	0-0 FC6-4 1-2f		0-0 CS 1-2	0-0 2-3	0-0 F3		3 0 0 0 0 0 3 1 0 0 0 0 0 2		
Roberto Pena, R (8, 6) OBP: 0.276, SLG: 0.289												
Clay Kirby, R (1, 1) OBP: 0.151, SLG: 0.043			4-0 FC1-6 BB		0-3 K		0-0 SH 1B		0-0 6-3	2 0 1 0 1 1 0 0 0 0 0 0 0 0 1 0 0 0 0 0 0		
Gary Ross, R (7, 1)												
Cito Gaston, R (9, PH) OBP: 0.260, SLG: 0.285												
<b>Inning Stats</b>	R: 0 E: 0 K: 2 S: 8 H: 1 LOB: 1 BB: 0 P: 8	R: 0 E: 0 K: 0 S: 3 H: 1 LOB: 0 BB: 0 P: 3	R: 0 E: 0 K: 0 S: 3 H: 0 LOB: 1 BB: 1 P: 7	R: 0 E: 0 K: 0 S: 5 H: 2 LOB: 3 BB: 1 P: 9	R: 0 E: 0 K: 1 S: 6 H: 1 LOB: 2 BB: 1 P: 10	R: 0 E: 0 K: 0 S: 3 H: 2 LOB: 0 BB: 0 P: 3	R: 0 E: 1 K: 0 S: 4 H: 1 LOB: 1 BB: 0 P: 4	R: 2 E: 1 K: 0 S: 6 H: 2 LOB: 2 BB: 0 P: 6	R: 0 E: 0 K: 0 S: 3 H: 1 LOB: 0 BB: 0 P: 3	1B: 10 2B: 2 3B: 0 HR: 0 SF: 0 SAC: 2 DP: 4 HBP: 0	WP: 1 PB: 0 SB: 1 CS: 1 PA: 39	
<b>PITCHER</b>	IP WLS BF H R ER SO BB IBB HBP BLK WP HR S P ERA WHIP											
Don Cardwell, R (1, 1) ERA: 3.45	7.0 W 29 8 0 0 3 2 1 0 0 1 0 32 44 0.00 1.429											
Cal Koonce, R (8, 1) ERA: 5.12	0.0 3 2 2 0 0 0 0 0 0 0 0 3 3 ∞ ∞											
Ron Taylor, R (8, 1) ERA: 2.89	2.0 S 6 1 0 0 0 0 0 0 0 0 0 6 6 0.00 0.500											

San Diego Padres @ New York Mets  
Shea Stadium, Flushing, NY  
Sun Aug 17 1969, 3:38 AM EDT  
Att: 35,711 - Unknown

livebaseballscorecards.com

AB	33
R	2
H	11
RBI	2
BB	3
SO	3
LOB	21





Batter	1	2	3	4	5	6	7	8	9
<b>Tommie Agee, R</b> OBP: 0.336, SLG: 0.495 (1, 8) X	0-0 5-3		4-0 BB		0-0 F9		0-3 K		
<b>Bobby Pfeil, R</b> OBP: 0.257, SLG: 0.277 (1, 5) X	0-0 F8		0-0 F7			0-3 K	0-0 6-3		
<b>Cleon Jones, R</b> OBP: 0.433, SLG: 0.517 (1, 7) S S S	0-3 K			0-0 F8		4-0 BB		0-0 6-3 SH1-4 1B	
<b>Art Shamsky, L</b> OBP: 0.402, SLG: 0.497 (1, 9)		0-0 F8		0-3 K		0-0 P6		0-0 SH1-4	
<b>Rod Gaspar, S</b> OBP: 0.299, SLG: 0.272 (9, 9)								1-2	
<b>Wayne Garrett, L</b> OBP: 0.307, SLG: 0.289 (1, 4)		0-3 K		0-0 P3		0-0 F9		0-0 6-3	
<b>Ed Kranepool, L</b> OBP: 0.315, SLG: 0.388 (1, 3)			4-0 BB		0-0 SH3-4 1B		0-0 BB 3B 1B	0-0 P6	
<b>Al Weis, S</b> OBP: 0.263, SLG: 0.306 (7, PR)									
<b>Donn Clendenon, R</b> OBP: 0.286, SLG: 0.393 (8, 3)									
<b>Jerry Grote, R</b> OBP: 0.291, SLG: 0.327 (1, 2)		0-3 K		0-3 K		0-0 SH3-4 1B	0-0 BB 3B BB	0-0 SF8 3B	
<b>Bud Harrelson, S</b> OBP: 0.339, SLG: 0.295 (1, 6)			0-0 F2		0-0 SH3-4 1B		0-0 SF8 3B		
<b>Don Cardwell, R</b> OBP: 0.194, SLG: 0.265 (1, 1)					0-0 SH3-4		0-0 SF8		
<b>J.C. Martin, L</b> OBP: 0.267, SLG: 0.340 (7, PH)			0-3 K		1-2 2-3				
<b>Cal Koonce, R</b> OBP: 0.286, SLG: 0.286 (8, 1)									
<b>Ron Taylor, R</b> (8, 1)									

Inning Stats	R: 0	H: 0	E: 0	K: 1	S: 5	R: 0	H: 0	E: 0	K: 2	S: 7	R: 0	H: 0	E: 0	K: 1	S: 5	R: 0	H: 2	E: 0	K: 1	S: 7	R: 0	H: 0	E: 0	K: 1	S: 5	R: 3	H: 2	E: 0	K: 1	S: 7	R: 0	H: 1	E: 0	K: 0	S: 4	
	LOB: 0	BB: 0	P: 5	LOB: 1	BB: 1	P: 11	LOB: 0	BB: 0	P: 5	LOB: 2	BB: 0	P: 7	LOB: 1	BB: 1	P: 9	LOB: 1	BB: 1	P: 11	LOB: 1	BB: 0	P: 4	LOB: 0	BB: 0	P: 0	LOB: 0	BB: 0	P: 0	LOB: 0	BB: 0	P: 0	LOB: 0	BB: 0	P: 0	LOB: 0	BB: 0	P: 0

PITCHER	IP	WLS	BF	H	R	ER	SO	BB	IBB	HBP	BLK	WP	HR	S	P	ERA	WHIP
<b>Clay Kirby, R</b> ERA: 3.96 (1, 1)	6.0	L	26	4	3	3	7	4	0	0	0	0	0	36	52	4.50	1.333
<b>Gary Ross, R</b> ERA: 4.4 (7, 1)	2.0		7	1	0	0	1	0	0	0	0	0	0	9	9	0.00	0.500


**BOTTOM**

**San Diego Padres @ New York Mets**  
Shea Stadium, Flushing, NY

Sun Aug 17 1969, 3:38 AM EDT  
Att. 35,711 - Unknown

AB	26
R	3
H	5
RBI	3
BB	4
SO	8
LOB	11

WP: 0 PA: 33  
PB: 0  
SB: 0  
CS: 0



livebaseballscorecards.com

Batter	1	2	3	4	5	6	7	8	9	AB R H RBI BB SO LOB	TOP											
Jose Arcia, R (1, 4) OBP: 0.241, SLG: 0.248	4-0 BB 1B BB	0-0 1-3 3-H 1B			4-0 1B BB BB		0-0 6-3 1		0-3 K 2	3 1 1 1 2 1 0												
Van Kelly, L (1, 5) OBP: 0.292, SLG: 0.391	0-0 BB 1-2 1B	0-0 4-3 3			0-0 1B 1-2 1B		0-0 1B 2		0-0 1B X	5 0 4 0 0 0 2												
Ollie Brown, R (1, 9) OBP: 0.310, SLG: 0.385	4-0 BB 1-2 2-3 BB		0-0 F7 1		0-0 1B 1-2 2-H G6-4-3		4-0 HR BB BB E		0-0 5-3 3	3 1 1 1 2 0 1												
Al Ferrara, R (1, 7) OBP: 0.363, SLG: 0.477	0-0 F9 1		0-3 K 2		0-0 G6-4-3 2 1-2f		0-0 HR 1-H			4 1 1 2 0 1 5 0 0 0 0 0 0 0												
Larry Stahl, L (7, 7) OBP: 0.282, SLG: 0.353																						
Nate Colbert, R (1, 3) OBP: 0.318, SLG: 0.478	0-0 G6-4-3 1-2f		0-0 L8 3			0-3 K 1	0-0 F3 3			4 0 0 0 0 1 3												
Ivan Murrell, R (1, 8) OBP: 0.300, SLG: 0.354		1-0 1B 1B HBP		0-0 P6 1		0-0 1B		0-0 1-3 1		1 1 0 0 0 0 0 2 0 1 0 0 0 0												
Cito Gaston, R (4, 8) OBP: 0.262, SLG: 0.287																						
Chris Cannizzaro, R (1, 2) OBP: 0.310, SLG: 0.306		0-0 1-3 1-2		0-0 4-3 2		0-3 K 2		0-0 F9 2		4 0 0 0 0 1 2												
Tommy Dean, R (1, 6) OBP: 0.225, SLG: 0.211		0-0 1B 2-3 1B		0-0 F7 3		0-0 F9 3		0-0 5-3 3		4 0 1 0 0 0 1												
Al Santorini, R (1, 1) OBP: 0.143, SLG: 0.188		0-3 K 2		0-3 K 1			0-0 HR X		0-3 K 1	3 1 1 1 0 2 2 0 0 0 0 0 0 0 1 0 0 0 0 1 0 0 0 0 0 0 0 0 0 0 0 0 0 0 0												
Frank Reberger, L (8, 1)																						
Gary Ross, R (8, 1)																						
Dave Roberts, L (9, 1) OBP: 0.286, SLG: 0.286																						
Jack Baldschun, R (9, 1) OBP: 0.400, SLG: 0.250																						
<b>Inning Stats</b>	R: 0 E: 0 K: 0 S: 3	H: 1 LOB: 2 BB: 2 P: 11	R: 1 E: 0 K: 1 S: 7	H: 2 LOB: 2 BB: 0 P: 8	R: 0 E: 0 K: 1 S: 5	H: 0 LOB: 0 BB: 0 P: 5	R: 0 E: 0 K: 0 S: 3	H: 0 LOB: 0 BB: 0 P: 3	R: 1 E: 0 K: 1 S: 6	H: 2 LOB: 1 BB: 1 P: 10	R: 0 E: 0 K: 2 S: 8	H: 1 LOB: 1 BB: 0 P: 8	R: 3 E: 1 K: 0 S: 5	H: 3 LOB: 0 BB: 1 P: 9	R: 0 E: 0 K: 0 S: 3	H: 0 LOB: 0 BB: 0 P: 3	R: 0 E: 0 K: 2 S: 8	H: 1 LOB: 1 BB: 0 P: 8	1B: 8 2B: 0 3B: 0 HR: 2	SF: 0 SAC: 0 DP: 2 HBP: 1	WP: 0 PB: 0 SB: 0 CS: 0	PA: 39
<b>PITCHER</b>	IP WLS BF H R ER SO BB IBB HBP BLK WP HR S P ERA WHIP																					
Steve Renko, R (1, 1) ERA: 5.53	7.0 L 32 9 5 5 5 4 0 1 0 0 2 37 54 6.43 1.857																					
Claude Raymond, R (8, 1) ERA: 5.14	1.0 3 0 0 0 0 0 0 0 0 0 0 3 3 0.00 0.000																					
Gary Waslewski, R (9, 1) ERA: 3.3	1.0 4 1 0 0 2 0 0 0 0 0 0 8 8 0.00 1.000																					

San Diego Padres @ Montreal Expos  
 Jarry Park, Montreal, QB  
 Tue Aug 19 1969, 7:05 PM EDT  
 Att: 14,250 - Unknown

livebaseballscorecards.com

AB	34
R	5
H	10
RBI	5
BB	4
SO	7
LOB	16



Batter	1	2	3	4	5	6	7	8	9	AB R H RBI BB SO LOB
Mack Jones, L (1, 7) OBP: 0.382, SLG: 0.493	0-0 L6		0-0 L4		0-3 K		0-3 K		0-0 4-3	5 0 0 0 0 2 1
Gary Sutherland, R (1, 4) (8, 6) OBP: 0.286, SLG: 0.313	0-0 6-3		0-0 F5		0-0 F7		0-0 F8		0-0 F8	5 0 0 0 0 0 1
Rusty Staub, L (1, 9) OBP: 0.394, SLG: 0.499	0-0 G3		4-0 BB BB					0-0 1B WP	0-0 HR	4 2 2 1 1 0 0
Ron Fairly, L (1, 3) OBP: 0.353, SLG: 0.478		0-0 2B 1B	4-0 BB					0-0 BB WP	4-0 WP	3 1 2 0 2 0 0
Adolfo Phillips, R (9, PR) OBP: 0.324, SLG: 0.342			1-2 BB					1-3 BB SF9	BB	0 0 0 0 0 0 0
Coco Laboy, R (1, 5) OBP: 0.322, SLG: 0.442		0-3 K	0-0 F8					0-0 F8	0-0 5-3	5 0 1 0 0 1 5
Ty Cline, L (1, 8) OBP: 0.379, SLG: 0.352		0-0 1-3 2B		0-0 L4-3		0-0 L1-3		4-0 BB BB		3 0 1 0 1 0 1
Ron Brand, R (1, 2) OBP: 0.331, SLG: 0.305		4-0 IBB		0-0 P4				0-0 1B FC6-4	4-0 1-2 2-3 BB	2 1 1 0 2 0 0
Bobby Wine, R (1, 6) OBP: 0.248, SLG: 0.256		0-3 K		0-0 6-3				0-0 FC6-4	0-0 SF9	2 0 0 0 0 1 3
Kevin Collins, L (7, PH) OBP: 0.232, SLG: 0.315								1-3 1B	3-H	1 0 1 1 0 0 0
Steve Renko, R (1, 1) OBP: 0.300, SLG: 0.450		0-3 K			0-3 K			0-0 FC6-4	0-3 K	2 0 0 0 0 2 3
Bob Bailey, R (7, PH) OBP: 0.333, SLG: 0.427								1-2f 3-H		1 0 0 1 0 0 1
Claude Raymond, R (8, 1) OBP: 0.286, SLG: 0.286										0 0 0 0 0 0 0
Jose Herrera, R (8, PH) OBP: 0.363, SLG: 0.487										1 0 0 0 0 1 2
Gary Waslewski, R (9, 1) OBP: 0.083, SLG: 0.087										0 0 0 0 0 0 0

Inning Stats	R: 0 E: 0 K: 0 S: 3	H: 0 LOB: 0 BB: 0 P: 3	R: 0 E: 0 K: 3 S: 11	H: 2 LOB: 3 BB: 1 P: 15	R: 0 E: 0 K: 0 S: 3	H: 0 LOB: 2 BB: 2 P: 11	R: 0 E: 0 K: 0 S: 3	H: 0 LOB: 0 BB: 0 P: 3	R: 0 E: 0 K: 2 S: 7	H: 0 LOB: 0 BB: 0 P: 7	R: 0 E: 0 K: 0 S: 4	H: 1 LOB: 1 BB: 0 P: 4	R: 1 E: 0 K: 1 S: 7	H: 2 LOB: 1 BB: 0 P: 7	R: 2 E: 0 K: 1 S: 7	H: 2 LOB: 2 BB: 2 P: 15	R: 1 E: 0 K: 0 S: 4	H: 1 LOB: 2 BB: 1 P: 8	1B: 6 2B: 1 3B: 0 HR: 1	SF: 1 SAC: 0 DP: 0 HBP: 0	WP: 2 PB: 0 SB: 0 CS: 0	PA: 41
--------------	------------------------------	---------------------------------	-------------------------------	----------------------------------	------------------------------	----------------------------------	------------------------------	---------------------------------	------------------------------	---------------------------------	------------------------------	---------------------------------	------------------------------	---------------------------------	------------------------------	----------------------------------	------------------------------	---------------------------------	----------------------------------	------------------------------------	----------------------------------	--------

PITCHER	IP	WLS	BF	H	R	ER	SO	BB	IBB	HBP	BLK	WP	HR	S	P	ERA	WHIP
Al Santorini, R (1, 1) ERA: 3.97	7.0		31	7	3	3	6	2	1	0	0	0	0	40	52	3.86	1.286
Frank Reberger, R (8, 1) ERA: 3.39	0.1		3	0	0	0	0	2	0	0	0	1	0	1	9	0.00	6.000
Gary Ross, R (8, 1) ERA: 4.44	1.1		5	1	1	1	1	0	0	0	0	0	1	7	7	6.75	0.750
Dave Roberts, L (9, 1) ERA: 5.48	0.0		1	0	0	0	0	1	0	0	0	0	0	4	4	∞	∞
Jack Baldschun, R (9, 1) ERA: 4.03	0.1	S	1	0	0	0	0	0	0	0	0	1	0	1	1	0.00	0.000

**BOTTOM**

**San Diego Padres @ Montreal Expos**

Jarry Park, Montreal, QB

Tue Aug 19 1969, 7:05 PM EDT  
Att. 14,250 - Unknown

AB	34
R	4
H	8
RBI	3
BB	6
SO	7
LOB	17



PITCHER	IP	WLS	BF	H	R	ER	SO	BB	IBB	HBP	BLK	WP	HR	S	P	ERA	WHIP
---------	----	-----	----	---	---	----	----	----	-----	-----	-----	----	----	---	---	-----	------

Batter	1	2	3	4	5	6	7	8	9	AB	R	H	RBI	BB	SO	LOB	TOP										
Jose Arcia, R (1, 4) OBP: 0.245, SLG: 0.253	0-0 F7		0-0 G6-4-3	0-0 E S 1B		0-0 G6-4-3 1B	0-0 F9			5	0	2	3	0	0	4											
Van Kelly, L (1, 5) Ed Spiezio, R (6, PH) OBP: 0.285, SLG: 0.381 OBP: 0.316, SLG: 0.379	0-0 L8		0-0 F9	0-3 K		0-0 G6-4-3		4-0 SH3 BB		3	0	0	0	0	1	2											
Ollie Brown, R (1, 9) OBP: 0.309, SLG: 0.391	0-0 6-3			0-0 L8	0-0 6-3		0-0 HR	0-0 SH3		4	1	1	1	0	0	0											
Al Ferrara, R (1, 7) OBP: 0.367, SLG: 0.481		0-0 F9 SF8 2B		4-0 3B BB	0-3 K		0-0 HBP 1B	0-0 6-3		4	3	2	0	1	1	1											
Nate Colbert, R (1, 3) OBP: 0.322, SLG: 0.483		0-0 F9		0-0 1B 3B	4-0 BB		1-0 FC1-5 1B HBP	0-3 K		3	1	1	1	1	1	2											
Cito Gaston, R (1, 8) OBP: 0.267, SLG: 0.290		0-0 SF8		0-0 1B 1B G3-1 1B	0-0 L8		0-0 FC1-5 1B		4-0 G3 S BB	3	2	2	3	1	0	1											
Chris Cannizzaro, R (1, 2) OBP: 0.312, SLG: 0.307		0-0 F2		0-0 G3-1 1B 1B		0-0 FC2-6 1B	0-0 FC1-5 1B		0-3 K	5	1	2	0	0	1	3											
Tommy Dean, R (1, 6) Larry Stahl, L (9, PH) OBP: 0.229, SLG: 0.216 OBP: 0.280, SLG: 0.350			0-0 G6-4-3 1B	0-0 G3-1 1B 1B		0-0 FC2-6 1B	0-0 F9		0-0 G3	4	2	2	0	0	0	3											
Tommie Sisk, R (1, 1) Dave Roberts, L (2, 1) Roberto Pena, R (7, PH) Frank Reberger, L (7, 1) Gary Ross, R (7, 1) Jack Baldschun, R (7, 1) Walt Hiriak, L (9, PH) OBP: 0.182, SLG: 0.200 OBP: 0.400, SLG: 0.400 OBP: 0.279, SLG: 0.291 OBP: 0.333, SLG: 0.208			0-0 G6-4-3 1B	0-0 G3-1		0-0 1B	0-0 1B		0-0 P5	0	0	0	0	0	0	0											
<b>Inning Stats</b>	R: 0 E: 0 K: 0 S: 3	H: 0 LOB: 0 BB: 0 P: 3	R: 1 E: 0 K: 0 S: 4	H: 1 LOB: 0 BB: 0 P: 4	R: 0 E: 0 K: 0 S: 4	H: 2 LOB: 1 BB: 0 P: 4	R: 5 E: 0 K: 1 S: 10	H: 5 LOB: 1 BB: 1 P: 14	R: 0 E: 0 K: 1 S: 5	H: 0 LOB: 1 BB: 1 P: 9	R: 1 E: 0 K: 0 S: 5	H: 3 LOB: 1 BB: 0 P: 5	R: 3 E: 0 K: 0 S: 7	H: 4 LOB: 2 BB: 0 P: 8	R: 0 E: 0 K: 1 S: 5	H: 0 LOB: 1 BB: 1 P: 9	R: 0 E: 0 K: 1 S: 5	H: 0 LOB: 1 BB: 1 P: 9	1B: 12 2B: 1 3B: 1 HR: 1	SF: 1 SAC: 1 DP: 2 HBP: 1	WP: 0 PB: 0 SB: 2 CS: 0	PA: 45					
<b>PITCHER</b>	IP	WLS	BF	H	R	ER	SO	BB	IBB	HBP	BLK	WP	HR	S	P	ERA	WHIP										
Howie Reed, R (1, 1) ERA: 4.22	3.1		16	6	5	5	0	1	0	0	0	0	0	15	19	13.50	2.100										
Claude Raymond, R (4, 1) ERA: 5.29	2.0		11	4	2	2	2	1	0	0	0	0	0	14	18	9.00	2.500										
Dan McGinn, L (6, 1) ERA: 4.28	1.1		9	5	3	3	0	0	0	1	0	0	1	8	9	20.25	3.750										
Bill Stoneman, R (7, 1) ERA: 4.8	2.1	W	9	0	0	0	2	2	0	0	0	0	0	11	19	0.00	0.857										

San Diego Padres @ Montreal Expos  
 Jarry Park, Montreal, QB  
 Wed Aug 20 1969, 7:05 PM EDT  
 Att: 28,536 - Unknown

livebaseballscorecards.com

AB	38
R	10
H	15
RBI	10
BB	4
SO	4
LOB	22



Batter	1	2	3	4	5	6	7	8	9	AB	R	H	RBI	BB	SO	LOB
Mack Jones, L (1, 7) OBP: 0.385, SLG: 0.496	0-0 1B SH3-4 1B	0-0 FC1 2B		0-0 F9		0-0 4-3	4-0 1-2 2-3 BB			4	1	2	1	1	0	0
Gary Sutherland, R (1, 4) (8, 6) OBP: 0.283, SLG: 0.309	0-0 SH3-4 1-2	0-0 FC1 1B HR		0-0 1-4-3			4-3			4	1	0	0	0	0	4
Rusty Staub, L (1, 9) OBP: 0.398, SLG: 0.500	4-0 1B 1B BB	0-0 1-2 HR 1B		0-0 1B			4-0 HR BB	0-0 E3 HBP		3	3	2	0	2	0	0
Ron Fairly, L (1, 3) OBP: 0.359, SLG: 0.513	0-0 1B 1B	0-0 HR		0-0 G3-1			0-0 1-H HR	0-0 F9		5	3	3	5	0	0	2
Coco Laboy, R (1, 5) OBP: 0.325, SLG: 0.441	0-0 1B 1B	0-0 P4			0-0 P6		4-0 1B 1B BB	1-0 HBP		3	1	1	2	1	0	0
Ty Cline, L (1, 8) OBP: 0.387, SLG: 0.362	0-0 G5-4-3 1B		0-0 G1-5-3 1B 1B		0-3 K		0-0 1-2 1B 1B	0-0 L5		5	1	3	1	0	1	2
Ron Brand, R (1, 2) OBP: 0.332, SLG: 0.307	0-0 G5-4-3 1-2f		0-0 G1-5-3 1B		0-0 4-3		0-0 1-2 2-3 BB 1B	0-0 5-3		5	0	2	0	0	0	4
Bobby Wine, R (1, 6) Kevin Collins, L (7, PH) OBP: 0.249, SLG: 0.261 OBP: 0.240, SLG: 0.323		0-0 SH1-4 2B	0-0 G1-5-3		0-0 4-3		0-0 BB 1B	0-0 1-2 2-H 3-H		3	1	1	0	0	0	2
Howie Reed, R (1, 1) Claude Raymond, R (4, 1) Dan McGinn, L (6, 1) Bill Stoneman, R (7, 1) OBP: 0.250, SLG: 0.320 OBP: 0.286, SLG: 0.286 OBP: 0.208, SLG: 0.333 OBP: 0.113, SLG: 0.086		0-0 SH1-4	0-3 K		0-0 6-3		0-3 K			1	0	0	0	0	1	1

Inning Stats	R: 3	H: 4	E: 0	LOB: 1	K: 0	BB: 1	S: 6	P: 10	R: 4	H: 4	E: 0	LOB: 0	K: 0	BB: 0	S: 7	P: 7	R: 0	H: 2	E: 0	LOB: 1	K: 1	BB: 0	S: 6	P: 6	R: 0	H: 1	E: 0	LOB: 1	K: 0	BB: 0	S: 4	P: 4	R: 0	H: 0	E: 0	LOB: 0	K: 1	BB: 0	S: 5	P: 5	R: 0	H: 0	E: 0	LOB: 0	K: 0	BB: 0	S: 3	P: 3	R: 4	H: 4	E: 0	LOB: 3	K: 1	BB: 3	S: 9	P: 21	R: 0	H: 0	E: 1	LOB: 2	K: 0	BB: 0	S: 4	P: 5
--------------	------	------	------	--------	------	-------	------	-------	------	------	------	--------	------	-------	------	------	------	------	------	--------	------	-------	------	------	------	------	------	--------	------	-------	------	------	------	------	------	--------	------	-------	------	------	------	------	------	--------	------	-------	------	------	------	------	------	--------	------	-------	------	-------	------	------	------	--------	------	-------	------	------

PITCHER	IP	WLS	BF	H	R	ER	SO	BB	IBB	HBP	BLK	WP	HR	S	P	ERA	WHIP
Tommie Sisk, R (1, 1) ERA: 5.51	1.1		9	5	4	4	0	1	0	0	0	0	0	8	12	27.00	4.500
Dave Roberts, L (2, 1) ERA: 5.54	4.2		19	6	3	3	2	0	0	0	0	0	1	23	23	5.79	1.286
Frank Reberger, R (7, 1) ERA: 3.8	0.1		4	1	3	3	0	2	0	0	0	0	1	2	10	81.00	9.000
Gary Ross, R (7, 1) ERA: 4.53	0.0	L	3	3	1	1	0	0	0	0	0	0	0	3	3	∞	∞
Jack Baldschun, R (7, 1) ERA: 3.92	1.2		8	0	0	0	1	1	0	1	0	0	0	8	13	0.00	0.600

BOTTOM

San Diego Padres @ Montreal Expos  
 Jarry Park, Montreal, QB  
 Wed Aug 20 1969, 7:05 PM EDT  
 Att. 28,536 - Unknown

livebaseballscorecards.com

AB	36
R	11
H	15
RBI	11
BB	4
SO	3
LOB	17



WP	PA
0	43

PITCHER	IP	WLS	BF	H	R	ER	SO	BB	IBB	HBP	BLK	WP	HR	S	P	ERA	WHIP
---------	----	-----	----	---	---	----	----	----	-----	-----	-----	----	----	---	---	-----	------

Batter	1	2	3	4	5	6	7	8	9	10	AB R H RBI BB SO LOB	TOP										
Jose Arcia, R (1, 4) OBP: 0.244, SLG: 0.252	0-0 F9		0-0 G3-6-3			0-0 CS 1B		0-3 K		0-0 P4	5 0 1 0 0 1 2	<b>San Diego Padres @ Montreal Expos</b> Jarry Park, Montreal, QB Thu Aug 21 1969, 7:05 PM EDT Att. 15,334 - Unknown										
Van Kelly, L (1, 5) OBP: 0.283, SLG: 0.377 Sonny Ruberto, R (9, PR) OBP: 0.182, SLG: 0.143 Roberto Pena, R (9, 5) OBP: 0.278, SLG: 0.291	0-3 K			0-3 K2-3		0-3 K			0-0 WP SH2-4 1B		4 0 1 0 0 3 1 0 0 0 0 0 0 0 0 0 0 0 0 0 0											
Ollie Brown, R (1, 9) OBP: 0.310, SLG: 0.389	1-0 HBP			0-0 E3			0-0 L6		0-0 SH2-4		2 0 0 0 0 0 0											
Al Ferrara, R (1, 7) OBP: 0.365, SLG: 0.476 Nate Colbert, R (10, 3) OBP: 0.322, SLG: 0.483	0-0 L8			4-0 BB			0-0 5-3		0-0 6-3		3 0 0 0 1 0 3 0 0 0 0 0 0 0											
Larry Stahl, L (1, 3) OBP: 0.286, SLG: 0.345 (10, 7)		4-0 BB BB BB	4-0 G5-4-3 BB		0-0 F7		4-0 1B BB		0-0 F2		2 0 0 0 2 0 3											
Cito Gaston, R (1, 8) OBP: 0.270, SLG: 0.293		0-0 G5-4-3			0-0 E5		0-0 1B			0-0 WP SH1-4 SF7 1B	4 1 2 0 0 0 1											
Chris Cannizzaro, R (1, 2) OBP: 0.310, SLG: 0.305		0-0 5-3			0-0 SH3-4		0-3 K			0-0 SH1-4	2 0 0 0 0 1 2											
Tommy Dean, R (1, 6) OBP: 0.230, SLG: 0.214			0-0 F9		0-3 K			0-0 F7		4-0 WP BB	3 0 0 0 1 1 1											
Joe Niekro, R (1, 1) OBP: 0.200, SLG: 0.116			0-0 G3-6-3 1B			0-0 L8		0-3 K		0-0 SF7	3 0 1 1 0 1 0											
<b>Inning Stats</b>	R: 0 E: 0 K: 1 S: 5	H: 0 LOB: 1 BB: 0 P: 6	R: 0 E: 0 K: 0 S: 2	H: 0 LOB: 0 BB: 1 P: 6	R: 0 E: 0 K: 0 S: 3	H: 1 LOB: 0 BB: 0 P: 3	R: 0 E: 1 K: 1 S: 5	H: 0 LOB: 1 BB: 1 P: 9	R: 0 E: 1 K: 1 S: 5	H: 0 LOB: 1 BB: 0 P: 5	R: 0 E: 0 K: 1 S: 5	H: 1 LOB: 2 BB: 1 P: 10	R: 0 E: 0 K: 2 S: 7	H: 0 LOB: 0 BB: 0 P: 7	R: 0 E: 0 K: 0 S: 4	H: 1 LOB: 2 BB: 0 P: 4	R: 1 E: 0 K: 0 S: 4	H: 1 LOB: 1 BB: 1 P: 8	1B: 5 2B: 1 3B: 0 HR: 0	SF: 1 SAC: 3 DP: 3 HBP: 1	WP: 2 PB: 0 SB: 0 CS: 3	PA: 37
<b>PITCHER</b> Jerry Robertson, R (1, 1) ERA: 3.92	IP 10.0	WLS L	BF 37	H 5	R 1	ER 1	SO 7	BB 4	IBB 0	HBP 1	BLK 0	WP 2	HR 0	S 46	P 63	ERA 0.90	WHIP 0.900					

livebaseballscorecards.com

AB 28  
R 1  
H 5  
RBI 1  
BB 4  
SO 7  
LOB 13



Batter	1	2	3	4	5	6	7	8	9	10	AB	R	H	RBI	BB	SO	LOB
Mack Jones, L (1, 7) OBP: 0.381, SLG: 0.489	0-0 6-3		0-3 K			0-0 P6		0-3 K		0-0 4-3	5	0	0	0	0	2	0
Gary Sutherland, R (1, 4) OBP: 0.288, SLG: 0.314	0-0 CS 1B			0-0 F8		0-0 G3-1 2B		4-0 1B BB			3	0	2	0	1	0	0
Rusty Staub, L (1, 9) OBP: 0.398, SLG: 0.500	0-3 K			0-0 1B		0-0 G3-1		0-0 G4-3 1B			4	0	2	0	0	1	2
Ron Fairly, L (1, 3) OBP: 0.357, SLG: 0.505		0-0 F2		0-0 F9		4-0 IBB		0-0 G4-3			3	0	0	0	1	0	3
Coco Laboy, R (1, 5) OBP: 0.322, SLG: 0.437		0-0 E7		0-0 F8		0-0 F2			0-0 5-3		4	0	0	0	0	0	3
Ty Cline, L (1, 8) OBP: 0.383, SLG: 0.359		0-0 L6-3			0-0 1B		0-0 L8		0-0 L3-1		4	0	1	0	0	0	1
Ron Brand, R (1, 2) OBP: 0.327, SLG: 0.301		0-0 F7			0-0 F8		0-0 F2		0-0 G3		4	0	0	0	0	0	2
Bobby Wine, R (1, 6) OBP: 0.250, SLG: 0.262			0-0 F5		0-0 F9		0-0 1B			0-3 K	3	0	1	0	0	0	1
Bob Bailey, R (10, PH) OBP: 0.332, SLG: 0.426											1	0	0	0	0	1	0
Jerry Robertson, S (1, 1) OBP: 0.093, SLG: 0.071			0-0 1-3		0-0 6-3		0-3 K			0-0 1-3	3	0	0	0	0	1	2
Kevin Collins, L (10, PH) OBP: 0.238, SLG: 0.319											1	0	0	0	0	0	0

Inning Stats	R: 0	H: 1	R: 0	H: 0	R: 0	H: 0	R: 0	H: 1	R: 0	H: 1	R: 0	H: 1	R: 0	H: 1	R: 0	H: 1	R: 0	H: 0	R: 0	H: 0	R: 0	H: 0	R: 0	H: 0	1B: 5	SF: 0	WP: 0	PA: 37
E: 0	LOB: 0	E: 1	LOB: 1	E: 0	LOB: 0	E: 0	LOB: 1	E: 0	LOB: 2	E: 0	LOB: 1	E: 0	LOB: 0	E: 0	LOB: 0	E: 0	LOB: 0	E: 0	LOB: 0	E: 0	LOB: 0	E: 0	LOB: 0	E: 0	LOB: 0	2B: 1	SAC: 0	PB: 0
K: 1	BB: 0	K: 0	BB: 0	K: 1	BB: 0	K: 0	BB: 0	K: 0	BB: 1	K: 1	BB: 0	K: 1	BB: 0	K: 1	BB: 0	K: 1	BB: 0	K: 0	BB: 0	K: 1	BB: 0	K: 1	BB: 0	K: 1	BB: 0	3B: 0	DP: 1	SB: 0
S: 5	P: 5	S: 4	P: 4	S: 5	P: 5	S: 4	P: 4	S: 4	P: 8	S: 6	P: 6	S: 5	P: 9	S: 3	P: 3	S: 5	P: 5	S: 5	P: 5	S: 5	P: 5	S: 5	P: 5	S: 5	P: 5	HR: 0	HBP: 0	CS: 1

PITCHER	IP	WLS	BF	H	R	ER	SO	BB	IBB	HBP	BLK	WP	HR	S	P	ERA	WHIP
Joe Niekro, R (1, 1) ERA: 3.09	10.0	W	37	6	0	0	5	1	1	0	0	0	0	45	53	0.00	0.700

PITCHER	IP	WLS	BF	H	R	ER	SO	BB	IBB	HBP	BLK	WP	HR	S	P	ERA	WHIP

**San Diego Padres @ Montreal Expos**  
 Jarry Park, Montreal, QB  
 Thu Aug 21 1969, 7:05 PM EDT  
 Att: 15,334 - Unknown

[livebaseballscorecards.com](http://livebaseballscorecards.com)

<b>AB</b>	<b>35</b>
<b>R</b>	<b>0</b>
<b>H</b>	<b>6</b>
<b>RBI</b>	<b>0</b>
<b>BB</b>	<b>2</b>
<b>SO</b>	<b>5</b>
<b>LOB</b>	<b>14</b>



Batter	1	2	3	4	5	6	7	8	9	AB R H RBI BB SO LOB	TOP											
Jose Arcia, R (1, 4) OBP: 0.238, SLG: 0.245	1-0 F8		0-0 F8		2-2 6-3			0-0 B1-3		4 0 0 0 0 0 2												
Van Kelly, L (1, 5) OBP: 0.275, SLG: 0.365	1-3 K		1-1 L8			0-0 F7		0-3 K		4 0 0 0 0 2 0												
Ollie Brown, R (1, 9) OBP: 0.309, SLG: 0.388	2-2 6-3			2-1 P6		1-1 5-3		1-0 1B 1B		4 0 1 0 0 0 0												
Al Ferrara, R (1, 7) OBP: 0.364, SLG: 0.473		1-2 6-3		0-0 6-3		3-2 F7		1-1 1B 1B		4 0 1 0 0 0 0												
Nate Colbert, R (1, 3) OBP: 0.321, SLG: 0.478		4-2 1B BB		1-3 K			1-3 K	1-3 K		3 0 0 0 1 3 2												
Cito Gaston, R (1, 8) OBP: 0.269, SLG: 0.293		1-3 K			3-3 K		0-0 F9 1B 1B		0-3 K	4 0 1 0 0 3 1												
Walt Hrinjak, L (1, 2) OBP: 0.358, SLG: 0.246		1-2 1-3 1B			1-2 G3 BB 1B		1-2 1B		2-3 K	4 0 3 0 0 1 0												
Tommy Dean, R (1, 6) OBP: 0.230, SLG: 0.211		1-1 F9			4-1 G3 BB		2-1 F9		3-3 K	3 0 0 0 1 1 4												
Clay Kirby, R (1, 1) OBP: 0.148, SLG: 0.042			0-0 1-3		0-2 G3		1-2 F7			1 0 0 0 0 0 0												
John Sipin, R (5, PH) OBP: 0.253, SLG: 0.322										1 0 0 0 0 0 2												
Frank Reberger, L (5, 1)										0 0 0 0 0 0 0												
Larry Stahl, L (7, PH) OBP: 0.284, SLG: 0.343										1 0 0 0 0 0 2												
Jack Baldschun, R (7, 1) OBP: 0.400, SLG: 0.250										0 0 0 0 0 0 0												
<b>Inning Stats</b>	R: 0 E: 0 K: 1 S: 7	H: 0 LOB: 0 BB: 0 P: 11	R: 0 E: 0 K: 1 S: 14	H: 1 LOB: 2 BB: 1 P: 22	R: 0 E: 0 K: 0 S: 4	H: 0 LOB: 0 BB: 0 P: 5	R: 0 E: 0 K: 1 S: 6	H: 0 LOB: 0 BB: 0 P: 9	R: 0 E: 0 K: 1 S: 15	H: 1 LOB: 2 BB: 1 P: 25	R: 0 E: 0 K: 0 S: 7	H: 0 LOB: 0 BB: 0 P: 11	R: 0 E: 0 K: 1 S: 12	H: 2 LOB: 2 BB: 0 P: 17	R: 0 E: 0 K: 2 S: 10	H: 2 LOB: 2 BB: 0 P: 13	R: 0 E: 0 K: 3 S: 10	H: 0 LOB: 0 BB: 0 P: 15	1B: 6 2B: 0 3B: 0 HR: 0	SF: 0 SAC: 0 DP: 0 HBP: 0	WP: 0 PB: 0 SB: 0 CS: 0	PA: 35
<b>PITCHER</b> Rick Wise, R (1, 1) ERA: 3.08	IP: 9.0 WLS: W BF: 35 H: 6 R: 0 ER: 0 SO: 10 BB: 2 IBB: 0 HBP: 0 BLK: 0 WP: 0 HR: 0 S: 85 P: 128 ERA: 0.00 WHIP: 0.889																					

San Diego Padres @ Philadelphia Phillies  
 Connie Mack Stadium, Philadelphia, PA  
 Fri Aug 22 1969, 7:05 PM EDT  
 Att. 3,824 - Unknown

livebaseballscorecards.com

AB	33
R	0
H	6
RBI	0
BB	2
SO	10
LOB	13





Batter	1	2	3	4	5	6	7	8	9
<b>Tony Taylor, R</b> OBP: 0.315, SLG: 0.340 (1, 4)	4-1 S BB	4-0 1B 2B BB		0-0 HR 2B		0-2 1-3		2-2 5-3	
<b>Larry Hisle, R</b> OBP: 0.342, SLG: 0.488 (1, 8)	2-2 F3	0-1 2B 1B		1-2 2-H HR			1-0 1B 2B 1B	3-3 K	
<b>Dick Allen, R</b> OBP: 0.391, SLG: 0.653 (1, 3)	1-3 K	1-0 2B		3-3 K			3-1 2B HR 1B	0-0 1B	
<b>Terry Harmon, R</b> OBP: 0.316, SLG: 0.283 (9, 5)		1-H 2-H 2B					1-2 HR 2B		
<b>Johnny Callison, L</b> OBP: 0.335, SLG: 0.442 (1, 9)	4-1 BB	2-3 K		3-2 F7			0-0 1-3 2-H HR 2B	2-3 K	
<b>Deron Johnson, R</b> OBP: 0.345, SLG: 0.465 (1, 7)	3-2 6-3			1-1 F3		0-1 P4	1-1 2-H 3-H HR		
<b>John Briggs, L</b> OBP: 0.330, SLG: 0.372 (8, 7)									
<b>Rick Joseph, R</b> OBP: 0.347, SLG: 0.440 (1, 5)		0-0 E 2B		4-2 BB		0-3 K	2-3 K		
<b>Dave Watkins, R</b> OBP: 0.268, SLG: 0.250 (1, 2)		1-0 E8 WP 1B 1B		0-1 F8		0-0 P5	0-0 F8		
<b>Don Money, R</b> OBP: 0.288, SLG: 0.322 (1, 6)		3-3 K		0-0 5-3		0-0 P9	0-0 E8		
<b>Rick Wise, R</b> OBP: 0.304, SLG: 0.396 (1, 1)		0-3 K		1-1 4-3		0-0 P6	0-3 K		

AB	R	H	RBI	BB	SO	LOB
3	2	1	0	2	0	0
5	3	3	3	0	1	1
5	1	3	2	0	2	1
0	0	0	0	0	0	0
4	1	1	1	1	2	2
4	1	1	3	0	0	2
0	0	0	0	0	0	0
3	1	1	0	1	2	0
4	1	1	1	0	0	1
4	0	0	0	0	1	2
4	0	0	0	0	2	2

AB	R	H	RBI	BB	SO	LOB
36	10	11	10	4	10	11

Inning Stats	R: 0	H: 0	E: 0	K: 1	S: 11	LOB: 2	BB: 2	P: 25
<b>Inning Stats</b>	R: 4	H: 4	E: 1	K: 3	S: 14	LOB: 1	BB: 1	P: 25
	R: 0	H: 0	E: 0	K: 0	S: 7	LOB: 1	BB: 1	P: 12
	R: 2	H: 2	E: 0	K: 1	S: 12	LOB: 0	BB: 0	P: 20
	R: 0	H: 0	E: 0	K: 1	S: 6	LOB: 0	BB: 0	P: 6
	R: 0	H: 0	E: 0	K: 0	S: 5	LOB: 0	BB: 0	P: 5
	R: 4	H: 4	E: 1	K: 2	S: 14	LOB: 1	BB: 0	P: 21
	R: 0	H: 1	E: 0	K: 2	S: 13	LOB: 1	BB: 0	P: 20

WP	HR	S	P	ERA	WHIP
1	1	40	40	4.38	2.500

**San Diego Padres @ Philadelphia Phillies**  
 Connie Mack Stadium, Philadelphia, PA  
 Fri Aug 22 1969, 7:05 PM EDT  
 Att. 3,824 - Unknown

livebaseballscorecards.com



Batter	1	2	3	4	5	6	7	8	9	AB R H RBI BB SO LOB	TOP	
<b>Jose Arcia, R</b> (1, 4) <small>OBP: 0.250, SLG: 0.259</small>	4-1 		0-0 	0-0 			0-0 		0-0 	3 3 2 0 1 0 0		
<b>Van Kelly, L</b> (1, 5) <small>OBP: 0.272, SLG: 0.359</small>	0-0 		2-2 	0-0 			0-0 		1-1 	5 0 1 1 0 0 3		
<b>Ollie Brown, R</b> (1, 9) <small>OBP: 0.308, SLG: 0.385</small>	1-3 		0-0 	2-2 			0-3 		4-2 	3 0 0 1 1 2 2		
<b>Al Ferrara, R</b> (1, 7) <small>OBP: 0.366, SLG: 0.475</small> <b>Ivan Murrell, R</b> (8, PR) <small>OBP: 0.299, SLG: 0.353</small> (8, 7)	4-1 		2-3 			0-0 		0-0 	0-3 	3 0 1 0 1 1 0 1 0 0 0 0 1 2		
<b>Nate Colbert, R</b> (1, 3) <small>OBP: 0.323, SLG: 0.479</small>	0-1 			0-0 			2-3 		0-0 	4 1 2 1 0 1 1		
<b>Cito Gaston, R</b> (1, 8) <small>OBP: 0.269, SLG: 0.292</small>	0-0 			0-0 			0-3 		0-3 	4 1 1 0 0 2 3		
<b>Chris Cannizzaro, R</b> (1, 2) <small>OBP: 0.310, SLG: 0.305</small> <b>Walt Hrinak, L</b> (6, 2) <small>OBP: 0.262, SLG: 0.340</small>			0-3 	3-2 			0-0 		4-0 	3 1 1 1 0 1 0 0 0 0 0 1 0 0		
<b>Tommy Dean, R</b> (1, 6) <small>OBP: 0.229, SLG: 0.210</small> <b>Larry Stahl, L</b> (4, PH) <small>OBP: 0.252, SLG: 0.340</small> <b>Gary Ross, R</b> (4, 1) <b>Frank Reberger, L</b> (4, 1) <b>Billy McCool, R</b> (8, 1) <b>Jack Baldschun, R</b> (8, 1) <small>OBP: 0.400, SLG: 0.250</small>			0-0 	3-1 			0-3 		1-3 	1 0 0 0 0 0 0 1 0 0 0 0 0 2 0 0 0 0 0 0 0 2 0 0 0 0 2 2 0 0 0 0 0 0 0 0 0 0 0 0 0 0		
<b>Al Santorini, R</b> (1, 1) <small>OBP: 0.140, SLG: 0.184</small> <b>Roberto Pena, R</b> (4, PH) <small>OBP: 0.281, SLG: 0.294</small> (4, 6)			0-3 	0-0 			0-0 		0-0 	1 0 0 0 0 1 0 3 0 2 1 0 0 0		
<b>Inning Stats</b>	R: 1 H: 1 E: 0 LOB: 2 K: 1 BB: 2 S: 9 P: 18	R: 0 H: 0 E: 0 LOB: 0 K: 2 BB: 0 S: 7 P: 7	R: 1 H: 1 E: 0 LOB: 0 K: 1 BB: 0 S: 8 P: 12	R: 4 H: 6 E: 1 LOB: 1 K: 0 BB: 0 S: 13 P: 21	R: 0 H: 0 E: 0 LOB: 0 K: 2 BB: 0 S: 7 P: 9	R: 0 H: 0 E: 0 LOB: 0 K: 1 BB: 0 S: 5 P: 5	R: 0 H: 0 E: 0 LOB: 0 K: 1 BB: 0 S: 5 P: 5	R: 0 H: 1 E: 0 LOB: 2 K: 2 BB: 1 S: 8 P: 13	R: 0 H: 1 E: 0 LOB: 2 K: 1 BB: 1 S: 10 P: 15	1B: 8 SF: 1 2B: 2 SAC: 1 3B: 0 DP: 0 HR: 0 HBP: 0	WP: 3 PA: 40 PB: 1 SB: 0 CS: 0	
<b>PITCHER</b> <b>Bill Champion, R</b> (1, 1) <small>ERA: 4.26</small> <b>John Boozer, R</b> (4, 1) <small>ERA: 4.39</small> <b>Al Raffo, R</b> (4, 1) <small>ERA: 3.69</small> <b>Lowell Palmer, R</b> (5, 1) <small>ERA: 5.91</small> <b>Turk Farrell, R</b> (9, 1) <small>ERA: 3.69</small>	IP WLS BF H R ER SO BB IBB HBP BLK WP HR S P ERA WHIP											<b>PITCHER</b> IP WLS BF H R ER SO BB IBB HBP BLK WP HR S P ERA WHIP
Bill Champion, R (1, 1) John Boozer, R (4, 1) Al Raffo, R (4, 1) Lowell Palmer, R (5, 1) Turk Farrell, R (9, 1)	3.0 0 16 5 5 5 4 2 0 0 0 2 0 29 45 15.00 2.333 0.2 4 3 1 0 0 0 0 0 0 0 1 0 5 8 0.00 4.500 0.1 1 0 0 0 0 0 0 0 0 0 0 0 3 5 0.00 0.000 4.0 W 14 1 0 0 6 0 1 0 0 0 0 0 25 32 0.00 0.250 1.0 S 5 1 0 0 1 1 0 0 0 0 0 0 10 15 0.00 2.000											Bill Champion, R (1, 1) John Boozer, R (4, 1) Al Raffo, R (4, 1) Lowell Palmer, R (5, 1) Turk Farrell, R (9, 1)

**San Diego Padres @ Philadelphia Phillies**  
 Connie Mack Stadium, Philadelphia, PA  
 Sat Aug 23 1969, 7:05 PM EDT  
 Att. 4,669 - Unknown

AB	34
R	6
H	10
RBI	5
BB	4
SO	11
LOB	15



[livebaseballscorecards.com](http://livebaseballscorecards.com)

Batter	1	2	3	4	5	6	7	8	9	AB	R	H	RBI	BB	SO	LOB
Tony Taylor, R OBP: 0.317, SLG: 0.343 Lowell Palmer, R OBP: 0.200, SLG: 0.316 John Briggs, L OBP: 0.332, SLG: 0.372	2-2 6-3 1B	0-0 1B		3-1 B2		1-1 P4		4-1 HBP BB		3	1	2	2	0	0	2
Larry Hisle, R OBP: 0.343, SLG: 0.486	3-2 6-3 1-2	3-2 6-3		1-1 1-2 2-H 1B		2-0 6-3		1-1 1-2 2-3 HBP		4	0	1	1	0	0	2
Dick Allen, R OBP: 0.388, SLG: 0.647	2-2 2-H S 1B		0-0 E5 1B	0-3 K			3-3 K2-3	1-0 SF7		4	1	1	2	0	2	2
Johnny Callison, L OBP: 0.336, SLG: 0.440	3-3 K 1-2		0-0 FC5-4 1B	1-0 2-5	4-0 BB BB		1-1 F9	1-3 K		4	0	1	1	1	2	3
Deron Johnson, R OBP: 0.341, SLG: 0.459 Turk Farrell, R	0-3 K		0-0 FC5-4		0-1 F9		2-0 E5			4	0	0	0	0	1	3
Rick Joseph, R OBP: 0.341, SLG: 0.431		0-0 4-3	2-2 F2		0-0 P4		2-3 K5-3			4	0	0	0	0	1	3
Dave Watkins, R OBP: 0.291, SLG: 0.307		0-0 SH1-4 1B 1B	2-3 K		4-2 BB			2-1 HR		3	2	2	1	1	1	1
Terry Harmon, R OBP: 0.327, SLG: 0.286		2-2 SH1-4 1B 1B		4-0 BB 1B BB		0-3 K		4-0 HBP SH1-4 SF7 BB		2	3	1	0	2	1	2
Bill Champion, R OBP: 0.231, SLG: 0.240 John Boozer, R OBP: 0.143, SLG: 0.143 Al Raffo, R OBP: 0.286, SLG: 0.167 Ron Stone, L OBP: 0.342, SLG: 0.307 Cookie Rojas, R OBP: 0.275, SLG: 0.300		0-0 SH1-4		4-1 2-5 1B BB		3-3 K2-3		2-1 SH1-4		0	0	0	0	0	0	0

Inning Stats	R: 1	H: 2	E: 0	K: 2	S: 15	H: 2	LOB: 1	BB: 0	P: 25	R: 2	H: 3	E: 0	K: 10	S: 12	H: 3	LOB: 1	BB: 0	P: 16	R: 1	H: 1	E: 1	K: 10	S: 10	R: 1	H: 1	E: 0	K: 1	S: 8	H: 1	LOB: 2	BB: 2	P: 21	R: 0	H: 0	E: 0	K: 1	S: 8	R: 0	H: 0	E: 0	K: 1	S: 6	R: 0	H: 0	E: 1	K: 2	S: 11	R: 2	H: 1	E: 0	K: 1	S: 10	H: 1	LOB: 2	BB: 2	P: 25	1B: 7	2B: 0	3B: 0	HR: 1	SF: 1	SAC: 2	DP: 0	HBP: 1	WP: 0	PA: 40
PITCHER	IP	WLS	BF	H	R	ER	SO	BB	IBB	HBP	BLK	WP	HR	S	P	ERA	WHIP																																																	
Al Santorini, R ERA: 4.08	(1, 1)	3.0		6	4	3	3	0	0	0	0	0	0	37	55	9.00	2.000																																																	
Gary Ross, R ERA: 4.61	(4, 1)	0.1	4	1	1	1	0	2	0	0	0	0	0	5	17	27.00	9.000																																																	
Frank Reberger, R ERA: 3.73	(4, 1)	4.0	L	17	1	2	5	3	0	0	0	0	1	32	63	4.50	1.000																																																	
Billy McCool, L ERA: 3.96	(8, 1)	0.0		2	0	0	0	1	0	1	0	0	0	2	7	∞	∞																																																	
Jack Baldschun, R ERA: 4.33	(8, 1)	0.2		2	0	0	1	0	0	0	0	0	0	4	6	0.00	0.000																																																	


**BOTTOM**

**San Diego Padres @ Philadelphia Phillies**  
**Connie Mack Stadium, Philadelphia, PA**

Sat Aug 23 1969, 7:05 PM EDT  
 Att. 4,669 - Unknown

livebaseballscorecards.com

AB	30
R	7
H	8
RBI	7
BB	6
SO	9
LOB	18



Batter	1	2	3	4	5	6	7	8	9	AB R H RBI BB SO LOB	TOP													
Jose Arcia, R (1, 4) OBP: 0.244, SLG: 0.253	1-0 F9		0-0 5-3		0-0 B1-3		0-0 F8			4 0 0 0 0 0 0														
Tommy Dean, R (1, 6) OBP: 0.229, SLG: 0.211	0-0 1B			0-0 L3	0-0 6-3		0-3 K			4 0 1 0 0 1 0														
Ollie Brown, R (1, 9) OBP: 0.310, SLG: 0.393	0-0 G4-6-3 1-2f			0-0 1B BB 1B	0-0 4-3			0-0 HR		4 2 2 1 0 0 1														
Al Ferrara, R (1, 7) OBP: 0.367, SLG: 0.475		0-0 4-3		0-0 BB 1B 1B		0-0 FC6-4 1B		0-0 1-3		4 1 2 0 0 0 0														
Nate Colbert, R (1, 3) OBP: 0.322, SLG: 0.476		0-3 K		0-0 1B BB 1B		0-0 FC6-4 1B 1-2f		0-3 K		4 1 1 0 0 2 1														
Ed Spiezio, R (1, 5) OBP: 0.318, SLG: 0.376		4-0 FC4-6 BB		4-1 BB 1B BB		0-0 F9		2-2 F7		2 0 0 1 2 0 1														
Cito Gaston, R (1, 8) OBP: 0.272, SLG: 0.295		0-0 FC4-6 1-2f		0-0 BB 1B		0-0 1-3 1B			0-0 6-3	4 0 2 1 0 0 1														
Chris Cannizzaro, R (1, 2) OBP: 0.310, SLG: 0.303			0-0 4-3	4-1 BB 1B BB		1-0 F9			0-0 F9	3 0 0 1 1 0 2														
Tommy Sisk, R (1, 1) OBP: 0.182, SLG: 0.200			0-3 K2-3	2-2 BB 1B BB			1-1 6-3		2-2 5-3	0 0 0 0 0 0 0														
Dave Roberts, L (1, 1) OBP: 0.364, SLG: 0.364										1 0 0 0 0 0 1 0														
Roberto Pena, R (4, PH) OBP: 0.291, SLG: 0.293										1 0 0 0 0 0 0 3														
Gary Ross, R (4, 1)										0 0 0 0 0 0 0 0														
Walt Hrinziak, L (7, PH) OBP: 0.302, SLG: 0.241										1 0 0 0 0 0 0 0														
Jack Saltschurn, R (7, 1) OBP: 0.400, SLG: 0.250										0 0 0 0 0 0 0 0														
John Sipin, R (9, PH) OBP: 0.252, SLG: 0.320										1 0 0 0 0 0 0 0														
<b>Inning Stats</b>	R: 0 E: 0 K: 0 S: 3	H: 1 LOB: 0 BB: 0 P: 4	R: 0 E: 0 K: 1 S: 5	H: 0 LOB: 1 BB: 1 P: 9	R: 0 E: 0 K: 1 S: 5	H: 0 LOB: 0 BB: 0 P: 5	R: 3 E: 0 K: 0 S: 11	H: 4 LOB: 2 BB: 2 P: 21	R: 0 E: 0 K: 0 S: 3	H: 0 LOB: 0 BB: 0 P: 3	R: 0 E: 0 K: 1 S: 5	H: 2 LOB: 2 BB: 0 P: 6	R: 0 E: 0 K: 1 S: 6	H: 0 LOB: 0 BB: 0 P: 7	R: 1 E: 0 K: 1 S: 8	H: 1 LOB: 0 BB: 0 P: 10	R: 0 E: 0 K: 0 S: 5	H: 0 LOB: 0 BB: 0 P: 7	1B: 7 2B: 0 3B: 0 HR: 1	SF: 0 SAC: 0 DP: 2 HBP: 0	WP: 0 PB: 0 SB: 0 CS: 0	PA: 36		
<b>PITCHER</b> Woodie Fryman, L (1, 1) ERA: 4.45	IP 9.0	WLS W	BF 36	H 8	R 4	ER 4	SO 4	BB 3	IBB 0	HBP 0	BLK 0	WP 0	HR 1	S 51	P 72	ERA 4.00	WHIP 1.222						ERA 4.45	WHIP 1.222

San Diego Padres @ Philadelphia Phillies  
 Connie Mack Stadium, Philadelphia, PA  
 Sun Aug 24 1969, 3:33 AM EDT  
 Att. 4,761 - Unknown

livebaseballscorecards.com

AB	33
R	4
H	8
RBI	4
BB	3
SO	4
LOB	9



Batter	1	2	3	4	5	6	7	8	9	AB	R	H	RBI	BB	SO	LOB
Tony Taylor, R OBP: 0.318, SLG: 0.344 (1, 4)	0-0 1B 1B	0-0 F8		0-0 5-3 1B		0-3 K				4	0	2	0	0	1	0
Larry Hisle, R OBP: 0.342, SLG: 0.484 (1, 8)	0-0 BB 2B 1B	3-3 K		0-0 5-3 1-2		0-0 6-3				4	1	1	0	0	1	1
Dick Allen, R OBP: 0.389, SLG: 0.648 (1, 3)	4-2 2B BB		0-0 E 2B	0-0 F7		0-0 F2				3	2	1	0	1	0	1
Johnny Callison, L OBP: 0.338, SLG: 0.444 (1, 9)	0-0 1B 2B		0-0 E2 2B 1B	0-0 G3-1		0-3 K				4	2	2	2	0	1	1
Deron Johnson, R OBP: 0.340, SLG: 0.455 (1, 7)	2-1 6-3		0-3 K		4-2 S BB		0-0 F9			3	0	0	0	1	1	2
John Briggs, L OBP: 0.332, SLG: 0.372 (8, 7)	2-3									0	0	0	0	0	0	0
Rick Joseph, R OBP: 0.344, SLG: 0.438 (1, 5)	3-2 BB 1B		0-0 1B 2B	0-0 F9		0-1 F8				4	1	2	2	0	0	1
Dave Watkins, R OBP: 0.289, SLG: 0.295 (1, 2)	4-0 1-2 BB		0-0 5-3	0-3 K		0-0 5-3				3	0	0	0	1	1	2
Terry Harmon, R OBP: 0.331, SLG: 0.287 (1, 6)	1-1 L9		0-0 1B	0-0 1-4-3		4-0 BB				3	0	1	1	1	0	3
Woodie Fryman, R OBP: 0.115, SLG: 0.150 (1, 1)		0-0 4-3	0-0 1-3		0-0 F9		0-0 G3			4	0	0	0	0	0	2

Inning Stats	R: 3	H: 4	E: 0	K: 0	S: 12	LOB: 2	BB: 2	P: 26	R: 0	H: 0	E: 0	K: 1	S: 6	LOB: 0	BB: 0	P: 9	R: 3	H: 4	E: 1	K: 1	S: 9	LOB: 1	BB: 0	P: 9	R: 0	H: 1	E: 0	K: 0	S: 4	LOB: 1	BB: 0	P: 4	R: 0	H: 0	E: 0	K: 1	S: 7	LOB: 0	BB: 1	P: 11	R: 0	H: 0	E: 0	K: 1	S: 5	LOB: 0	BB: 0	P: 5	R: 0	H: 0	E: 0	K: 1	S: 5	LOB: 0	BB: 0	P: 5	R: 0	H: 0	E: 0	K: 0	S: 4	LOB: 1	BB: 1	P: 8
--------------	------	------	------	------	-------	--------	-------	-------	------	------	------	------	------	--------	-------	------	------	------	------	------	------	--------	-------	------	------	------	------	------	------	--------	-------	------	------	------	------	------	------	--------	-------	-------	------	------	------	------	------	--------	-------	------	------	------	------	------	------	--------	-------	------	------	------	------	------	------	--------	-------	------

PITCHER	IP	WLS	BF	H	R	ER	SO	BB	IBB	HBP	BLK	WP	HR	S	P	ERA	WHIP
Tommie Sisk, R ERA: 5.76 (1, 1)	0.2	L	7	4	3	3	0	2	0	0	0	0	0	10	23	40.50	9.000
Dave Roberts, L ERA: 5.4 (1, 1)	2.1		11	4	3	1	2	0	0	0	0	0	0	17	21	3.86	1.714
Gary Ross, R ERA: 4.47 (4, 1)	3.0		11	1	0	0	2	1	0	0	0	0	0	16	20	0.00	0.667
Jack Baldschun, R ERA: 4.2 (7, 1)	2.0		7	0	0	0	1	1	0	0	0	0	0	9	13	0.00	0.500

**BOTTOM**


**San Diego Padres @ Philadelphia Phillies**  
**Connie Mack Stadium, Philadelphia, PA**

Sun Aug 24 1969, 3:33 AM EDT  
 Att. 4,761 - Unknown

livebaseballscorecards.com

AB	32
R	6
H	9
RBI	5
BB	4
SO	5
LOB	13

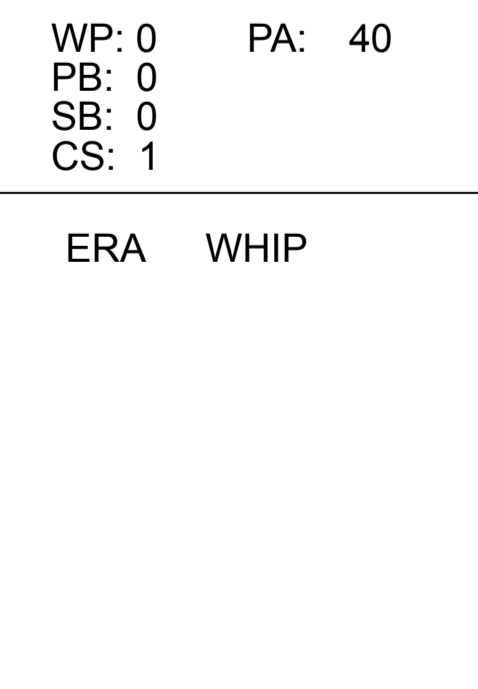
WP: 0 PA: 36  
 PB: 0  
 SB: 1  
 CS: 0



Batter	1	2	3	4	5	6	7	8	9	AB R H RBI BB SO LOB
<b>Bud Harrelson, S</b> (1, 6) OBP: 0.324, SLG: 0.287	0-3 K		0-0 6-3		0-0 CS	0-0 4-3	0-0 1B 4-3 1B		4-0 1B BB	4 1 1 1 1 1 0
<b>Bobby Pfeil, R</b> (1, 5) OBP: 0.262, SLG: 0.291	0-0 6-3			0-3 K		0-0 1B 2B	0-0 4-3		0-0 1B G4-6-3	5 1 2 1 0 1 1
<b>Tommie Agee, R</b> (1, 8) OBP: 0.339, SLG: 0.499	4-0 BB			4-0 HR BB		0-0 1B 2B	0-0 1B		0-0 G4-6-3 1B	3 2 2 1 2 0 2
<b>Cleon Jones, R</b> (1, 7) OBP: 0.433, SLG: 0.514 <b>Rod Gaspar, S</b> (7, 7) OBP: 0.295, SLG: 0.268	0-0 4-3			0-0 P4		0-0 2B	0-0 L5			4 0 1 2 0 0 3 0 0 0 0 0 0 0
<b>Donn Clendenon, R</b> (1, 3) OBP: 0.293, SLG: 0.404		1-0 HBP G3-6-3		0-0 HR		0-0 F9			0-0 F9	3 1 1 2 0 0 0
<b>Ron Swoboda, R</b> (1, 9) OBP: 0.324, SLG: 0.369		0-0 G3-6-3 1-2f		0-3 K					0-0 6-3	4 1 1 1 0 1 1
<b>Jerry Grote, R</b> (1, 2) OBP: 0.306, SLG: 0.343		0-0 6-3			0-3 K				0-0 1B E	3 1 1 0 1 1 0
<b>Al Weis, S</b> (1, 4) OBP: 0.269, SLG: 0.311			0-0 P3		0-0 CS 1B				0-0 F7	4 1 2 0 0 0 1
<b>Tom Seaver, R</b> (1, 1) OBP: 0.203, SLG: 0.136			0-0 6-3		0-3 K				0-0 1-3	4 0 0 0 0 2 3

TOP	
<b>New York Mets @ San Diego Padres</b> San Diego Stadium, San Diego, CA Tue Aug 26 1969, 10:05 PM EDT Unknown	
AB 34 R 8 H 11 RBI 8 BB 4 SO 6 LOB 11	
WP: 0 PA: 40 PB: 0 SB: 0 CS: 1	

Inning Stats	R: 0 E: 0 K: 1 S: 5	H: 0 LOB: 1 BB: 1 P: 9	R: 0 E: 0 K: 0 S: 2	H: 0 LOB: 0 BB: 0 P: 3	R: 0 E: 0 K: 0 S: 3	H: 0 LOB: 0 BB: 0 P: 3	R: 2 E: 0 K: 2 S: 8	H: 1 LOB: 0 BB: 1 P: 12	R: 0 E: 0 K: 2 S: 7	H: 1 LOB: 0 BB: 0 P: 7	R: 2 E: 0 K: 0 S: 5	H: 3 LOB: 0 BB: 0 P: 5	R: 4 E: 1 K: 1 S: 10	H: 5 LOB: 1 BB: 0 P: 10	R: 0 E: 0 K: 0 S: 3	H: 0 LOB: 1 BB: 1 P: 7	R: 0 E: 0 K: 0 S: 3	H: 1 LOB: 1 BB: 1 P: 7	1B: 8 2B: 1 3B: 0 HR: 2	SF: 0 SAC: 0 DP: 2 HBP: 1	WP: 0 PA: 40 PB: 0 SB: 0 CS: 1
<b>PITCHER</b>	<b>Dick Kelley, L</b> (1, 1) ERA: 3.58	<b>Tommie Sisk, R</b> (5, 1) ERA: 5.83	<b>Gary Ross, R</b> (7, 1) ERA: 4.82	<b>Dave Roberts, L</b> (7, 1) ERA: 4.94																	
	IP 4.0 WLS BF 15 H 1 R 2 ER 2 SO 3 BB 2 IBB 0 HBP 1 BLK 0 WP 0 HR 1 S 18 P 27 ERA 4.50 WHIP 0.750	IP 2.0 WLS L BF 8 H 4 R 2 ER 2 SO 2 BB 0 IBB 0 HBP 0 BLK 0 WP 0 HR 0 S 12 P 12 ERA 9.00 WHIP 2.000	IP 0.1 WLS BF 5 H 4 R 4 ER 4 SO 1 BB 0 IBB 0 HBP 0 BLK 0 WP 0 HR 1 S 7 P 7 ERA 108.00 WHIP 12.000	IP 2.2 WLS BF 11 H 2 R 0 ER 0 SO 0 BB 2 IBB 0 HBP 0 BLK 0 WP 0 HR 0 S 9 P 17 ERA 0.00 WHIP 1.500																	



Batter	1	2	3	4	5	6	7	8	9	AB	R	H	RBI	BB	SO	LOB
Jose Arcia, R OBP: 0.239, SLG: 0.247 (1, 4)	0-0 4-3		0-0 F7			0-0 6-3		0-0 5-3		4	0	0	0	0	0	0
Roberto Pena, R OBP: 0.278, SLG: 0.290 (1, 6)	0-0 G3		0-0 F8			0-3 K		0-0 F8		4	0	0	0	0	1	0
Ollie Brown, R OBP: 0.309, SLG: 0.398 (1, 9)	0-3 K			0-3 K			0-0 HR		0-0 5-3	4	1	1	1	0	2	0
Al Ferrara, R OBP: 0.366, SLG: 0.472 (1, 7)		0-0 F8		0-0 5-3			0-0 E6 FC4-6		0-0 FC6-4 1B	4	0	1	0	0	0	0
Nate Colbert, R OBP: 0.321, SLG: 0.472 (1, 3)		4-0 HR BB		0-0 F9			0-3 K		0-0 FC6-4 1-2f	3	1	0	0	1	1	2
Van Kelly, L OBP: 0.264, SLG: 0.348 (1, 5)		0-0 F8			0-0 F8		0-0 FC4-6 1-2f 3B		0-0 FC1-4-6 1-2f	4	1	0	0	0	0	3
Cito Gaston, R OBP: 0.275, SLG: 0.314 (1, 8)		0-0 HR 1-H			0-3 K			0-0 3B 1-H		3	1	2	3	0	1	0
Walt Hriniaik, L OBP: 0.347, SLG: 0.230 (1, 2)		0-0 F8			0-0 P6			0-0 6-3		3	0	0	0	0	0	1
Dick Kelley, R OBP: 0.109, SLG: 0.130 (1, 1)			0-0 1-3			0-3 K			0-0 P6	1	0	0	0	0	0	0
Tommie Sisk, R OBP: 0.182, SLG: 0.200 (5, 1)										0	0	0	0	0	0	0
Ivan Murrell, R OBP: 0.296, SLG: 0.351 (6, PH)										1	0	0	0	0	1	0
Gary Ross, R (7, 1)										0	0	0	0	0	0	0
Dave Roberts, L OBP: 0.333, SLG: 0.333 (7, 1)										1	0	0	0	0	0	0

Inning Stats	R: 0	H: 0	E: 0	K: 1	S: 5	R: 2	H: 1	E: 0	K: 0	S: 4	R: 0	H: 0	E: 0	K: 0	S: 3	R: 0	H: 0	E: 0	K: 1	S: 5	R: 0	H: 0	E: 0	K: 1	S: 5	R: 2	H: 2	E: 1	K: 1	S: 8	R: 0	H: 0	E: 0	K: 0	S: 3	R: 0	H: 1	E: 0	K: 0	S: 4	1B: 1	SF: 0	2B: 0	SAC: 0	3B: 1	DP: 0	HR: 2	HBP: 0	WP: 0	PA: 33		
PITCHER Tom Seaver, R ERA: 2.65 (1, 1)	IP	WLS	BF	H	R	ER	SO	BB	IBB	HBP	BLK	WP	HR	S	P	ERA	WHIP													IP	WLS	BF	H	R	ER	SO	BB	IBB	HBP	BLK	WP	HR	S	P	ERA	WHIP						
	9.0	W	33	4	4	3	6	1	0	0	0	0	2	44	48	3.00	0.556																																			

**BOTTOM**

**New York Mets @ San Diego Padres**

San Diego Stadium, San Diego, CA

Tue Aug 26 1969, 10:05 PM EDT


Unknown

AB	32
R	4
H	4
RBI	4
BB	1
SO	6
LOB	6



WP: 0	PA: 33
PB: 0	SB: 0
CS: 0	

[livebaseballscorecards.com](http://livebaseballscorecards.com)

Batter	1	2	3	4	5	6	7	8	9	AB R H RBI BB SO LOB	TOP													
<b>Tommie Agee, R</b> (1, 8) OBP: 0.344, SLG: 0.501	0-0 1B		0-0 SH2-4 1B		0-0 L6		0-0 SH2-3 1B	4-0 IBB		4 1 3 0 1 0 0														
<b>Bobby Pfeil, R</b> (1, 5) OBP: 0.257, SLG: 0.286	0-3 K		0-0 SH2-4		0-0 F7		0-0 SH2-3	0-0 P4		3 0 0 0 0 1 3														
<b>Cleon Jones, R</b> (1, 7) OBP: 0.433, SLG: 0.512	0-0 F9		4-0 BB		0-0 F8		0-0 P3		0-0 1B PB 1B	4 1 1 0 1 0 2														
<b>Art Shamsky, L</b> (1, 3) OBP: 0.394, SLG: 0.514	0-0 P4		0-0 F7			0-0 G6-4-3 1B 1B	0-0 2-H 1B		0-3 K	5 1 2 1 0 1 5														
<b>Ken Boswell, L</b> (1, 4) OBP: 0.303, SLG: 0.330 <b>Bud Harrelson, S</b> (7, 6) OBP: 0.324, SLG: 0.286		0-0 FC5-4 1B	0-0 F7			0-0 G6-4-3 1B	4-0 IBB		0-0 F9	3 0 2 0 1 0 3 1 0 0 0 0 0 1														
<b>Ron Swoboda, R</b> (1, 9) OBP: 0.325, SLG: 0.370		0-0 FC5-4 5-3 1-2f		0-0 1B 1B		0-0 G6-4-3 1-2f 2-3	0-0 F3		0-0 PB 1B	5 0 2 0 0 0 5														
<b>Duffy Dyer, R</b> (1, 2) OBP: 0.314, SLG: 0.452		0-0 5-3 1-2		0-0 1B 1-3		4-0 1B BB		4-0 SH1 BB	0-3 K	3 0 1 0 2 1 2	<b>AB 35</b> <b>R 3</b> <b>H 13</b> <b>RBI 2</b> <b>BB 5</b> <b>SO 5</b> <b>LOB 27</b>													
<b>Al Weis, S</b> (1, 6) OBP: 0.270, SLG: 0.311 (7, 4)		0-0 F9		0-0 5-3		0-0 1B		0-0 SH1		3 0 1 1 0 0 2														
<b>Jim McAndrew, R</b> (1, 1) OBP: 0.276, SLG: 0.231			0-0 SH2-4 1B 1B		0-0 4-3		0-3 K	0-3 K		4 0 1 0 0 2 4														
<b>Inning Stats</b>	R: 0 E: 0 K: 1 S: 6	H: 1 LOB: 1 BB: 0 P: 6	R: 0 E: 0 K: 0 S: 4	H: 1 LOB: 1 BB: 0 P: 4	R: 0 E: 0 K: 0 S: 5	H: 2 LOB: 3 BB: 1 P: 9	R: 0 E: 0 K: 0 S: 4	H: 2 LOB: 1 BB: 0 P: 4	R: 0 E: 0 K: 0 S: 3	H: 0 LOB: 0 BB: 0 P: 3	R: 1 E: 0 K: 1 S: 7	H: 3 LOB: 2 BB: 1 P: 11	R: 1 E: 0 K: 0 S: 5	H: 2 LOB: 2 BB: 1 P: 9	R: 0 E: 0 K: 1 S: 5	H: 0 LOB: 2 BB: 2 P: 13	R: 1 E: 0 K: 2 S: 9	H: 2 LOB: 1 BB: 0 P: 9	1B: 13 2B: 0 3B: 0 HR: 0	SF: 0 SAC: 3 DP: 1 HBP: 0	WP: 0 PB: 1 SB: 0 CS: 0	PA: 43		
<b>PITCHER</b> <b>Joe Niekro, R</b> (1, 1) ERA: 3.06 <b>Frank Reberger, R</b> (9, 1) ERA: 3.8	IP 8.0	WLS L	BF 38	H 11	R 2	ER 2	SO 3	BB 3	IBB 2	HBP 0	BLK 0	WP 0	HR 0	S 39	P 59	ERA 2.25	WHIP 1.750						ERA 9.00	WHIP 2.000

**New York Mets @ San Diego Padres**  
**San Diego Stadium, San Diego, CA**  
 Tue Aug 26 1969, 10:05 PM EDT  
 Att. 8,873 - Unknown

livebaseballscorecards.com



Batter	1	2	3	4	5	6	7	8	9	AB	R	H	RBI	BB	SO	LOB	BOTTOM
--------	---	---	---	---	---	---	---	---	---	----	---	---	-----	----	----	-----	--------

Jose Arcia, R (1, 4) <small>OBP: 0.234, SLG: 0.242</small>	0-0 <b>F9</b>		0-0 <b>F3</b>		0-0 <b>4-3</b>			0-0 <b>4-3</b>		4	0	0	0	0	0	1	<b>New York Mets @ San Diego Padres</b> San Diego Stadium, San Diego, CA Tue Aug 26 1969, 10:05 PM EDT Att. 8,873 - Unknown	
Roberto Pena, R (1, 6) <small>OBP: 0.280, SLG: 0.295</small>	0-0 <b>E4</b>		0-0 <b>FC6-5</b> <b>2B</b>		0-0 <b>6-3</b>			0-0 <b>1B</b>		4	0	2	0	0	0	1		
Ollie Brown, R (1, 9) <small>OBP: 0.307, SLG: 0.395</small>	0-3 <b>K</b>		0-0 <b>FC6-5</b> <b>2-3</b>			0-0 <b>P3</b>		0-0 <b>F8</b>		4	0	0	0	0	1	3		
Larry Stahl, L (1, 7) <small>OBP: 0.275, SLG: 0.331</small>	0-3 <b>K</b>			0-0 <b>F6</b>		0-0 <b>F7</b>			0-0 <b>6-3</b>		4	0	0	0	0	1		1
Nate Colbert, R (1, 3) <small>OBP: 0.318, SLG: 0.467</small>		0-3 <b>K</b>		0-0 <b>6-3</b>		0-3 <b>K</b>		0-0 <b>F8</b>		4	0	0	0	0	2	0		
Van Kelly, L (1, 5) <small>OBP: 0.264, SLG: 0.345</small>		0-0 <b>F7</b>		0-0 <b>1B</b>			0-0 <b>6-3</b>		0-0 <b>F9</b>		4	0	1	0	0	0		0
Cito Gaston, R (1, 8) <small>OBP: 0.276, SLG: 0.314</small>		0-0 <b>1B</b>		0-0 <b>F8</b>			0-0 <b>5-3</b>			3	0	1	0	0	0	1		
Chris Cannizzaro, R (1, 2) <small>OBP: 0.307, SLG: 0.300</small>		0-3 <b>K</b>			0-3 <b>K</b>		0-0 <b>F9</b>			3	0	0	0	0	2	1		
Joe Niekro, R (1, 1) <small>OBP: 0.212, SLG: 0.156</small> Walt Hrinaniak, L (8, PH) <small>OBP: 0.342, SLG: 0.226</small> Frank Reberger, L (9, 1)			0-0 <b>F9</b>		0-0 <b>4-3</b> <b>2B</b>		0-0 <b>6-3</b>			2	0	1	0	0	0	0		

Inning Stats	R: 0 H: 0 E: 1 LOB: 1 K: 2 BB: 0 S: 8 P: 8	R: 0 H: 1 E: 0 LOB: 1 K: 2 BB: 0 S: 8 P: 8	R: 0 H: 1 E: 0 LOB: 1 K: 0 BB: 0 S: 4 P: 4	R: 0 H: 1 E: 0 LOB: 1 K: 0 BB: 0 S: 4 P: 4	R: 0 H: 1 E: 0 LOB: 1 K: 1 BB: 0 S: 6 P: 6	R: 0 H: 0 E: 0 LOB: 0 K: 1 BB: 0 S: 5 P: 5	R: 0 H: 0 E: 0 LOB: 0 K: 0 BB: 0 S: 3 P: 3	R: 0 H: 1 E: 0 LOB: 1 K: 0 BB: 0 S: 4 P: 4	R: 0 H: 0 E: 0 LOB: 0 K: 0 BB: 0 S: 3 P: 3	R: 0 H: 0 E: 0 LOB: 0 K: 0 BB: 0 S: 3 P: 3	R: 0 H: 0 E: 0 LOB: 0 K: 0 BB: 0 S: 3 P: 3	R: 0 H: 0 E: 0 LOB: 0 K: 0 BB: 0 S: 3 P: 3	R: 0 H: 0 E: 0 LOB: 0 K: 0 BB: 0 S: 3 P: 3	R: 0 H: 0 E: 0 LOB: 0 K: 0 BB: 0 S: 3 P: 3	R: 0 H: 0 E: 0 LOB: 0 K: 0 BB: 0 S: 3 P: 3	R: 0 H: 0 E: 0 LOB: 0 K: 0 BB: 0 S: 3 P: 3	R: 0 H: 0 E: 0 LOB: 0 K: 0 BB: 0 S: 3 P: 3	1B: 3 SF: 0 2B: 2 SAC: 0 3B: 0 DP: 0 HR: 0 HBP: 0	WP: 0 PA: 33 PB: 0 SB: 0 CS: 0
--------------	---	---	---	---	---	---	---	---	---	---	---	---	---	---	---	---	---	--	---

PITCHER	IP	WLS	BF	H	R	ER	SO	BB	IBB	HBP	BLK	WP	HR	S	P	ERA	WHIP	PITCHER	IP	WLS	BF	H	R	ER	SO	BB	IBB	HBP	BLK	WP	HR	S	P	ERA	WHIP	
Jim McAndrew, R (1, 1) <small>ERA: 3.66</small>	9.0	W	33	5	0	0	6	0	0	0	0	0	0	45	45	0.00	0.556																			

<b>AB</b>	<b>33</b>
<b>R</b>	<b>0</b>
<b>H</b>	<b>5</b>
<b>RBI</b>	<b>0</b>
<b>BB</b>	<b>0</b>
<b>SO</b>	<b>6</b>
<b>LOB</b>	<b>8</b>



livebaseballscorecards.com

Batter	1	2	3	4	5	6	7	8	9	AB R H RBI BB SO LOB	TOP											
<b>Tommy Agee, R</b> (1, 8) OBP: 0.342, SLG: 0.497	0-3 K		4-0 2B BB		0-0 6-3		0-0 F7		0-3 K	4 1 0 0 1 2 2												
<b>Bobby Pfeil, R</b> (1, 5) OBP: 0.257, SLG: 0.285	0-0 F2		0-0 F8			0-0 E 1B	0-3 K			4 1 1 0 0 1 3												
<b>Cleon Jones, R</b> (1, 7) OBP: 0.431, SLG: 0.512	0-0 6-3		0-0 2B			0-0 F8		0-0 F7		4 0 1 2 0 0 1												
<b>Art Shamsky, L</b> (1, 3) OBP: 0.392, SLG: 0.513		0-0 F9	0-0 4-1			0-0 E9 1B 2B		0-0 F8		4 1 1 1 0 0 1												
<b>Ken Boswell, L</b> (1, 4) OBP: 0.308, SLG: 0.331 <b>Bud Harrelson, S</b> (8, 6) OBP: 0.324, SLG: 0.286		4-0 BB		0-0 P4		0-0 FC6-4 1B		4-0 BB		2 0 1 1 2 0 0 0 0 0 0 0 0 0												
<b>Ron Swoboda, R</b> (1, 9) OBP: 0.320, SLG: 0.363		0-3 K		0-0 6-3		0-3 K		0-3 K		4 0 0 0 0 3 3												
<b>Duffy Dyer, R</b> (1, 2) OBP: 0.308, SLG: 0.429		0-3 K		0-0 F9		0-0 FC6-4			0-0 SH1-4 1B	4 0 1 0 0 1 2												
<b>Al Weis, S</b> (1, 6) OBP: 0.265, SLG: 0.305			0-0 P5		0-0 F9		0-0 P6		0-0 P6	4 0 0 0 0 0 1												
<b>Jerry Koosman, R</b> (1, 1) OBP: 0.048, SLG: 0.048			0-0 2B 1B		0-3 K		0-0 1B		0-0 SH1-4	3 1 2 0 0 1 0												
<b>Inning Stats</b>	R: 0 E: 0 K: 1 S: 5	H: 0 LOB: 0 BB: 0 P: 5	R: 0 E: 0 K: 2 S: 7	H: 0 LOB: 1 BB: 1 P: 11	R: 2 E: 0 K: 0 S: 5	H: 2 LOB: 1 BB: 1 P: 9	R: 0 E: 0 K: 0 S: 3	H: 0 LOB: 0 BB: 0 P: 3	R: 0 E: 0 K: 1 S: 5	H: 0 LOB: 0 BB: 0 P: 5	R: 2 E: 1 K: 1 S: 8	H: 3 LOB: 1 BB: 0 P: 8	R: 0 E: 0 K: 1 S: 6	H: 1 LOB: 1 BB: 0 P: 6	R: 0 E: 0 K: 1 S: 5	H: 0 LOB: 1 BB: 1 P: 9	R: 0 E: 0 K: 1 S: 6	H: 1 LOB: 1 BB: 0 P: 6	1B: 5 2B: 2 3B: 0 HR: 0	SF: 0 SAC: 1 DP: 0 HBP: 0	WP: 0 PB: 0 SB: 0 CS: 0	PA: 37
<b>PITCHER</b>	IP WLS BF H R ER SO BB IBB HBP BLK WP HR S P ERA WHIP												<b>PITCHER</b>	IP WLS BF H R ER SO BB IBB HBP BLK WP HR S P ERA WHIP								
<b>Clay Kirby, R</b> (1, 1) ERA: 4.22	8.0 L 33 6 4 4 7 3 0 0 0 0 0 0 44 56 4.50 1.125																					
<b>Frank Reberger, R</b> (9, 1) ERA: 3.75	1.0 4 1 0 0 1 0 0 0 0 0 0 0 6 6 0.00 1.000																					

**New York Mets @ San Diego Padres**  
**San Diego Stadium, San Diego, CA**  
 Wed Aug 27 1969, 10:05 PM EDT  
 Att. 5,525 - Unknown

[livebaseballscorecards.com](http://livebaseballscorecards.com)

<b>AB</b>	33
<b>R</b>	4
<b>H</b>	7
<b>RBI</b>	4
<b>BB</b>	3
<b>SO</b>	8
<b>LOB</b>	13



Batter	1	2	3	4	5	6	7	8	9	AB	R	H	RBI	BB	SO	LOB
Jose Arcia, R OBP: 0.236, SLG: 0.239 (1, 4)	0-0 F7		0-0 SH3			1-0 G6-3 HBP		0-0 F8		2	0	0	0	0	0	0
Roberto Pena, R OBP: 0.277, SLG: 0.291 (1, 6)	0-0 F9		0-0 G3			0-0 G6-3			0-3 K	4	0	0	0	0	1	2
Ollie Brown, R OBP: 0.306, SLG: 0.400 (1, 9)	0-0 HR		0-3 K			0-0 6-3			0-0 5-3	4	1	1	1	0	1	1
Al Ferrara, R OBP: 0.364, SLG: 0.469 (1, 7)	0-0 FC6-4 1B			0-0 F3				0-0 F8		4	0	1	0	0	0	0
Nate Colbert, R OBP: 0.316, SLG: 0.463 (1, 3)	0-0 FC6-4			0-0 P5				0-0 6-3		3	0	0	0	0	0	1
Ed Spiezio, R OBP: 0.319, SLG: 0.374 (1, 5)		0-0 F9		0-0 6-3				4-0 BB		2	0	0	0	1	0	0
Cito Gaston, R OBP: 0.274, SLG: 0.311 (1, 8)		0-0 6-3			0-3 K			0-3 K		3	0	0	0	0	2	1
Chris Cannizzaro, R OBP: 0.305, SLG: 0.297 (1, 2)		0-0 G3			0-0 P4			0-0 P6		3	0	0	0	0	0	0
Clay Kirby, R OBP: 0.161, SLG: 0.041 (1, 1)			4-0 G3 SH3 BB		0-3 K			0-3 K		1	0	0	0	1	1	0
John Sipin, R OBP: 0.251, SLG: 0.319 (8, PH)										1	0	0	0	0	1	0
Frank Reberger, L (9, 1)										0	0	0	0	0	0	0

Inning Stats	R: 1	H: 2	E: 0	LOB: 1	K: 0	BB: 0	S: 5	P: 5	R: 0	H: 0	E: 0	LOB: 0	K: 0	BB: 0	S: 3	P: 3	R: 0	H: 0	E: 0	LOB: 0	K: 1	BB: 1	S: 5	P: 9	R: 0	H: 0	E: 0	LOB: 0	K: 2	BB: 0	S: 7	P: 7	R: 0	H: 0	E: 0	LOB: 0	K: 0	BB: 0	S: 2	P: 3	R: 0	H: 0	E: 0	LOB: 1	K: 1	BB: 1	S: 5	P: 9	R: 0	H: 0	E: 0	LOB: 0	K: 1	BB: 0	S: 5	P: 5	R: 0	H: 0	E: 0	LOB: 0	K: 1	BB: 0	S: 5	P: 5	R: 0	H: 0	E: 0	LOB: 0	K: 1	BB: 0	S: 5	P: 5
--------------	------	------	------	--------	------	-------	------	------	------	------	------	--------	------	-------	------	------	------	------	------	--------	------	-------	------	------	------	------	------	--------	------	-------	------	------	------	------	------	--------	------	-------	------	------	------	------	------	--------	------	-------	------	------	------	------	------	--------	------	-------	------	------	------	------	------	--------	------	-------	------	------	------	------	------	--------	------	-------	------	------

PITCHER	IP	WLS	BF	H	R	ER	SO	BB	IBB	HBP	BLK	WP	HR	S	P	ERA	WHIP
Jerry Koosman, L ERA: 2.24 (1, 1)	9.0	W	31	2	1	1	6	2	0	1	0	0	1	40	49	1.00	0.444


**BOTTOM**

**New York Mets @ San Diego Padres**  
San Diego Stadium, San Diego, CA

Wed Aug 27 1969, 10:05 PM EDT  
Att. 5,525 - Unknown

livebaseballscorecards.com

AB	27
R	1
H	2
RBI	1
BB	2
SO	6
LOB	5



WP: 0	PA: 31
PB: 0	
SB: 0	
CS: 0	

Batter	1	2	3	4	5	6	7	8	9	AB R H RBI BB SO LOB	TOP
Ty Cline, L (1, 8) OBP: 0.360, SLG: 0.355	0-0 L4		0-0 BLK BB 1B		0-0 F7			0-0 L6-3		4 0 1 0 0 0 0	
Gary Sutherland, R (1, 4) OBP: 0.293, SLG: 0.311 (7, 6)	0-0 F8		4-0 BLK BB 1-2			0-0 4-3		4-0 BB		2 0 0 0 2 0 0	
Rusty Staub, L (1, 9) OBP: 0.396, SLG: 0.489	4-0 BB		0-0 1-3 1-2 2-3			4-0 FC3-6 BB		0-0 F8		2 0 0 0 2 0 3	
Ron Fairly, L (1, 3) OBP: 0.373, SLG: 0.521	0-3 K			0-0 G3		0-0 FC3-6 1-2f			0-0 4-3	4 0 0 0 0 1 2	
Mack Jones, L (1, 7) OBP: 0.381, SLG: 0.479		0-0 P5		0-0 E4 FC5-4		0-3 K			0-3 K	4 0 0 0 0 2 1	
Coco Laboy, R (1, 5) OBP: 0.324, SLG: 0.436		0-0 5-3		0-0 FC5-4 1-2f			0-0 F5		0-0 1B	4 0 1 0 0 0 1	
John Boccabella, R (1, 2) OBP: 0.176, SLG: 0.169 Bob Bailey, R (9, PH) OBP: 0.328, SLG: 0.413		0-0 F9		0-0 FC5-4 1-2f			0-0 F9		0-3 K	3 0 0 0 0 0 1 1 0 0 0 0 1 1	
Bobby Wine, R (1, 6) OBP: 0.245, SLG: 0.253 Kevin Collins, L (7, PH) OBP: 0.268, SLG: 0.375 (7, 4)			0-0 6-3		0-3 K		0-0 6-3			2 0 0 0 0 1 0 1 0 0 0 0 0 0	
Mike Wegener, R (1, 1) OBP: 0.295, SLG: 0.302 Jose Herrera, R (8, PH) OBP: 0.330, SLG: 0.435 Howie Reed, R (8, 1) OBP: 0.233, SLG: 0.296			0-0 5-3		0-3 K			0-0 6-3		2 0 0 0 0 1 0 1 0 0 0 0 0 0 0 0 0 0 0 0 0	
<b>Inning Stats</b>	R: 0 H: 0 E: 0 LOB: 1 K: 1 BB: 1 S: 5 P: 9	R: 0 H: 0 E: 0 LOB: 0 K: 0 BB: 0 S: 3 P: 3	R: 0 H: 1 E: 0 LOB: 2 K: 0 BB: 1 S: 4 P: 8	R: 0 H: 0 E: 1 LOB: 1 K: 0 BB: 0 S: 4 P: 4	R: 0 H: 0 E: 0 LOB: 0 K: 2 BB: 0 S: 7 P: 7	R: 0 H: 0 E: 0 LOB: 1 K: 1 BB: 1 S: 5 P: 9	R: 0 H: 0 E: 0 LOB: 0 K: 0 BB: 0 S: 3 P: 3	R: 0 H: 0 E: 0 LOB: 1 K: 0 BB: 1 S: 3 P: 7	R: 0 H: 1 E: 0 LOB: 1 K: 2 BB: 0 S: 8 P: 8	1B: 2 SF: 0 2B: 0 SAC: 0 3B: 0 DP: 0 HR: 0 HBP: 0	WP: 0 PA: 34 PB: 0 SB: 0 CS: 0
<b>PITCHER</b> Al Santorini, R (1, 1) ERA: 3.84	IP WLS BF H R ER SO BB IBB HBP BLK WP HR S P ERA WHIP										
	9.0 W 34 2 0 0 6 4 0 0 1 0 0 42 58 0.00 0.667										

**Montreal Expos @ San Diego Padres**  
**San Diego Stadium, San Diego, CA**  
 Fri Aug 29 1969, 10:05 PM EDT  
 Att. 3,822 - Unknown

[livebaseballscorecards.com](http://livebaseballscorecards.com)

AB	30
R	0
H	2
RBI	0
BB	4
SO	6
LOB	9



Batter	1	2	3	4	5	6	7	8	9	AB R H RBI BB SO LOB
Jose Arcia, R OBP: 0.241, SLG: 0.250 (1, 4)	0-3 K		0-0 1B 1B	0-0 2B		0-0 F9				4 1 2 0 0 1 0
Roberto Pena, R OBP: 0.277, SLG: 0.291 (1, 6)	0-0 4-3		0-0 1B 1B	0-0 1-3			0-0 L6			4 1 1 0 0 0 1
Ollie Brown, R OBP: 0.310, SLG: 0.402 (1, 9)	0-0 1B		0-0 1B 1B		0-0 E6 S WP		4-0 CS BB			3 1 2 1 1 0 0
Al Ferrara, R OBP: 0.360, SLG: 0.462 (1, 7)	0-0 1-3		0-3 K		0-3 K		0-0 F8 1-2			4 0 0 0 0 2 5 0 0 0 0 0 0 0
Ivan Murrell, R OBP: 0.298, SLG: 0.351 (8, 7)										
Nate Colbert, R OBP: 0.315, SLG: 0.461 (1, 3)		0-0 F9	0-0 1B 1-2 2-H		0-0 F2			0-0 6-3		4 0 1 1 0 0 1
Van Kelly, L OBP: 0.284, SLG: 0.359 (1, 5)		0-0 1B	0-0 1B 1-3 2-H		4-0 IBB			0-0 1B 1B		3 0 3 1 1 0 0
Cito Gaston, R OBP: 0.273, SLG: 0.310 (1, 8)		0-3 K	0-3 K		0-0 L9			0-0 1B 1-2 1B		4 0 1 0 0 2 5
Chris Cannizzaro, R OBP: 0.302, SLG: 0.294 (1, 2)	0-0 5-3			0-0 F8		0-3 K		0-0 F8		4 0 0 0 0 1 3
Al Santorini, R OBP: 0.130, SLG: 0.170 (1, 1)			0-3 K	0-3 K		0-3 K		0-3 K		4 0 0 0 0 4 2

Inning Stats	R: 0 E: 0 K: 1 S: 6	H: 1 LOB: 1 BB: 0 P: 6	R: 0 E: 0 K: 1 S: 6	H: 1 LOB: 1 BB: 0 P: 6	R: 3 E: 0 K: 3 S: 14	H: 5 LOB: 2 BB: 0 P: 14	R: 0 E: 0 K: 1 S: 6	H: 1 LOB: 1 BB: 0 P: 6	R: 0 E: 1 K: 1 S: 6	H: 0 LOB: 2 BB: 1 P: 10	R: 0 E: 0 K: 2 S: 7	H: 0 LOB: 0 BB: 0 P: 7	R: 0 E: 0 K: 0 S: 2	H: 0 LOB: 0 BB: 1 P: 6	R: 0 E: 0 K: 1 S: 7	H: 2 LOB: 2 BB: 0 P: 7	
PITCHER	IP	WLS	BF	H	R	ER	SO	BB	IBB	HBP	BLK	WP	HR	S	P	ERA	WHIP
Mike Wegener, R ERA: 4.66 (1, 1)	7.0	L	31	8	3	3	9	1	1	0	0	1	0	47	55	3.86	1.286
Howie Reed, R ERA: 4.86 (8, 1)	1.0		5	2	0	0	1	0	0	0	0	0	0	7	7	0.00	2.000

**BOTTOM**

**Montreal Expos @ San Diego Padres**  
San Diego Stadium, San Diego, CA

Fri Aug 29 1969, 10:05 PM EDT  
Att. 3,822 - Unknown

livebaseballscorecards.com

AB	34
R	3
H	10
RBI	3
BB	2
SO	10
LOB	17

**SD**

1B:	9	SF:	0	WP:	1	PA:	36
2B:	1	SAC:	0	PB:	0		
3B:	0	DP:	0	SB:	1		
HR:	0	HBP:	0	CS:	1		

Batter	1	2	3	4	5	6	7	8	9	AB R H RBI BB SO LOB	TOP																										
Gary Sutherland, R OBP: 0.294, SLG: 0.311 (1, 4) (8, 6)	0-0 5-3		4-0 HR BB		0-0 P4		0-0 5-3		0-0 G3 1B	4 1 1 0 1 0 0																											
Rusty Staub, L OBP: 0.400, SLG: 0.497 (1, 9) BB BB	4-0 BB		0-0 1-H HR		0-0 1B 1B		4-0 BB		0-0 F9	3 1 2 2 2 0 1																											
Bob Bailey, R OBP: 0.327, SLG: 0.411 Claude Raymond, R OBP: 0.222, SLG: 0.222 Adolfo Phillips, R OBP: 0.316, SLG: 0.335 (1, 3) (7, 1) (9, PH)	0-0 F8		0-0 1B		0-0 P6		0-3 K		0-0 G3 1-2	4 0 1 0 0 1 3 0 0 0 0 0 0 0 1 0 0 0 0 0 1																											
Coco Laboy, R OBP: 0.323, SLG: 0.434 (1, 5)	0-0 F8		0-0 F7		0-0 1-2 1B				0-0 E6 BB BB	5 0 1 0 0 0 3																											
Ron Fairly, L OBP: 0.371, SLG: 0.516 (1, 8) (7, 3)			0-0 FC4-6 1B		0-3 K				0-0 F8	4 0 1 0 0 1 4																											
Jose Herrera, R OBP: 0.330, SLG: 0.432 Mack Jones, L OBP: 0.362, SLG: 0.479 (1, 7) (8, PH) (8, 7)			0-0 FC4-6 E 1-2f		0-0 1B CS 1B		0-3 K		4-0 BB BB 1-2	3 0 1 0 0 1 1 0 0 0 0 1 0 0																											
John Bateman, R OBP: 0.251, SLG: 0.317 Kevin Collins, L OBP: 0.265, SLG: 0.371 (1, 2) (8, PH) (8, 4)			0-3 K 1-2		0-3 K		0-0 P4		0-3 K	3 0 0 0 0 2 2 1 0 0 0 0 1 2																											
Bobby Wine, R OBP: 0.246, SLG: 0.253 Ron Brand, R OBP: 0.325, SLG: 0.293 (1, 6) (8, PH) (8, 8)			0-0 P3		0-0 CS 1-3 1B		0-0 4-3		4-0 BB 1-2 2-3	3 0 1 0 0 0 1 0 0 0 0 1 0 0																											
Jerry Robertson, S OBP: 0.085, SLG: 0.065 Ty Cline, L OBP: 0.358, SLG: 0.353 John Boccabella, R OBP: 0.174, SLG: 0.167 (1, 1) (7, PH) (7, 8) (8, PH) (8, 2)			0-3 K		0-3 K 1-2 3-H				0-0 F7	2 0 0 0 0 2 2 1 0 0 0 0 0 0 1 0 0 0 0 1 3																											
<b>Inning Stats</b>	R: 0 E: 0 K: 0 S: 3	H: 0 LOB: 1 BB: 1 P: 7	R: 0 E: 0 K: 1 S: 6	H: 1 LOB: 1 BB: 0 P: 6	R: 2 E: 0 K: 1 S: 7	H: 2 LOB: 1 BB: 1 P: 11	R: 0 E: 0 K: 2 S: 8	H: 2 LOB: 1 BB: 0 P: 8	R: 0 E: 0 K: 1 S: 7	H: 2 LOB: 2 BB: 0 P: 7	R: 0 E: 0 K: 1 S: 5	H: 0 LOB: 0 BB: 0 P: 5	R: 0 E: 0 K: 1 S: 5	H: 0 LOB: 1 BB: 1 P: 9	R: 0 E: 1 K: 2 S: 8	H: 0 LOB: 3 BB: 2 P: 16	R: 0 E: 0 K: 0 S: 4	H: 1 LOB: 1 BB: 0 P: 4	1B: 7 2B: 0 3B: 0 HR: 1	SF: 0 SAC: 0 DP: 0 HBP: 0	WP: 0 PB: 0 SB: 0 CS: 2	PA: 40															
<b>PITCHER</b>	IP WLS BF H R ER SO BB IBB HBP BLK WP HR S P ERA WHIP																				<b>PITCHER</b>	IP WLS BF H R ER SO BB IBB HBP BLK WP HR S P ERA WHIP															
Dave Roberts, L ERA: 4.98 (1, 1)	3.1	W	17	5	2	2	3	2	0	0	0	0	1	21	29	5.40	2.100																				
Gary Ross, R ERA: 4.62 (4, 1)	4.1	W	18	2	0	0	5	3	0	0	0	0	0	25	37	0.00	1.154																				
Billy McCool, L ERA: 3.86 (8, 1)	1.1	S	5	1	0	0	1	0	0	0	0	0	0	7	7	0.00	0.750																				

**Montreal Expos @ San Diego Padres**  
San Diego Stadium, San Diego, CA  
Sun Aug 31 1969, 6:33 AM EDT  
Unknown

[livebaseballscorecards.com](http://livebaseballscorecards.com)

<b>AB</b>	<b>35</b>
<b>R</b>	<b>2</b>
<b>H</b>	<b>8</b>
<b>RBI</b>	<b>2</b>
<b>BB</b>	<b>5</b>
<b>SO</b>	<b>9</b>
<b>LOB</b>	<b>23</b>



Batter	1	2	3	4	5	6	7	8	9
Jose Arcia, R OBP: 0.241, SLG: 0.250 (1, 4)	0-0 5-3		0-0 L7			0-3 K2-3	0-0 1-2 1B		
Roberto Pena, R OBP: 0.279, SLG: 0.296 (1, 6) Tommy Dean, R OBP: 0.229, SLG: 0.211 (8, 6)	0-0 2B		0-0 F9			0-0 1B 1B	0-0 F8		
Ollie Brown, R OBP: 0.311, SLG: 0.409 (1, 9)	0-3 K			0-0 5-3		0-0 1-2 HR 1B		0-0 HR	
Al Ferrara, R OBP: 0.359, SLG: 0.459 (1, 7) Ivan Murrell, R OBP: 0.298, SLG: 0.351 (9, 7)	0-0 6-3			0-0 F7		0-0 1-2 HR 1B		0-0 5-3	
Nate Colbert, R OBP: 0.314, SLG: 0.466 (1, 3)		0-0 F3		0-3 K		0-0 1-2 HR 1B		0-0 6-3	
Van Kelly, L OBP: 0.283, SLG: 0.370 (1, 5)		0-0 L9			0-0 F9	0-0 P3		0-0 3B	
Cito Gaston, R OBP: 0.273, SLG: 0.307 (1, 8)		4-0 BB			0-0 F8		0-0 F8	0-0 P4	
Walt Hriniaik, L OBP: 0.329, SLG: 0.215 (1, 2)		0-3 K			0-0 F7		0-0 F7		
Dave Roberts, L OBP: 0.308, SLG: 0.308 (1, 1) Gary Ross, R (4, 1) Billy McCool, R (8, 1)			0-0 L9			0-0 6-3	4-0 1B BB		

AB	R	H	RBI	BB	SO	LOB
4	0	1	0	0	1	0
4	1	2	0	0	0	2
0	0	0	0	0	0	0
4	2	2	1	0	1	1
4	1	1	1	0	0	1
0	0	0	0	0	0	0
4	1	1	3	0	1	0
4	0	1	0	0	0	0
3	0	0	0	1	0	1
3	0	0	0	0	1	1
1	0	0	0	0	0	0
1	0	0	0	1	0	0
0	0	0	0	0	0	0

**BOTTOM**

**Montreal Expos @ San Diego Padres**  
**San Diego Stadium, San Diego, CA**  
 Sun Aug 31 1969, 6:33 AM EDT  
 Unknown

[livebaseballscorecards.com](http://livebaseballscorecards.com)

<b>AB</b>	<b>32</b>
<b>R</b>	<b>5</b>
<b>H</b>	<b>8</b>
<b>RBI</b>	<b>5</b>
<b>BB</b>	<b>2</b>
<b>SO</b>	<b>4</b>
<b>LOB</b>	<b>6</b>



Inning Stats	R: 0	H: 1	E: 0	LOB: 1	K: 1	S: 6	P: 6	R: 0	H: 0	E: 0	LOB: 1	K: 1	S: 5	P: 9	R: 0	H: 0	E: 0	LOB: 0	K: 0	S: 3	R: 0	H: 0	E: 0	LOB: 0	K: 1	S: 5	R: 0	H: 0	E: 0	LOB: 0	K: 0	S: 3	R: 4	H: 4	E: 0	LOB: 0	K: 1	S: 9	R: 0	H: 1	E: 0	LOB: 2	K: 0	S: 4	R: 1	H: 2	E: 0	LOB: 1	K: 0	S: 5
--------------	------	------	------	--------	------	------	------	------	------	------	--------	------	------	------	------	------	------	--------	------	------	------	------	------	--------	------	------	------	------	------	--------	------	------	------	------	------	--------	------	------	------	------	------	--------	------	------	------	------	------	--------	------	------

PITCHER	IP	WLS	BF	H	R	ER	SO	BB	IBB	HBP	BLK	WP	HR	S	P	ERA	WHIP
Jerry Robertson, R ERA: 3.88 (1, 1)	6.0	L	24	5	4	4	4	1	0	0	0	0	1	31	35	6.00	1.000
Claude Raymond, R ERA: 4.76 (7, 1)	2.0		10	3	1	1	0	1	0	0	0	0	1	9	13	4.50	2.000

WP	PA	ERA	WHIP
0	34		
0			
0			
0			

Batter	1	2	3	4	5	6	7	8	9	AB R H RBI BB SO LOB	TOP											
Ty Cline, L (1, 8) OBP: 0.364, SLG: 0.360	0-0 BB 1B	0-0 F8			0-0 CS BB 1B		0-0 L4-3		0-0 3B 1B	5 2 3 0 0 0 0												
Gary Sutherland, R (1, 4) OBP: 0.291, SLG: 0.307	0-0 F8		0-0 6-3		0-0 F3		0-0 6-3		0-0 P6	5 0 0 0 0 0 3												
Rusty Staub, L (1, 9) OBP: 0.404, SLG: 0.501	4-0 BB BB BB 1B 1-2 BB		0-3 K		4-0 BB BB BB 1-2 BB			4-0 BB BB BB HR BB	0-0 1-H 3B	2 1 1 1 3 1 0												
Ron Fairly, L (1, 3) OBP: 0.372, SLG: 0.514	0-0 1-3 2-H 1B		0-3 K		0-0 F8			0-0 1-2 HR 1B	0-0 L9	5 1 2 1 0 1 3												
Mack Jones, L (1, 7) OBP: 0.385, SLG: 0.492	0-0 L1			0-0 2B FC4-2 1B	0-0 L	0-0 2B		0-0 1-H 2-H HR		5 1 3 3 0 0 4												
Coco Laboy, R (1, 5) OBP: 0.321, SLG: 0.430	0-0 F8			0-0 F9		0-3 K		0-0 5-3		4 0 0 0 0 1 4												
Ron Brand, R (1, 2) OBP: 0.324, SLG: 0.296		0-0 F7		0-0 FC4-2 1-3 2B	0-0 F8		0-0 5-3		0-0 5-3	4 0 1 0 0 0 1												
Bobby Wine, R (1, 6) OBP: 0.246, SLG: 0.264		0-0 HR		0-0 FC4-2 2-3 3-H	0-0 1-3		0-0 5-3		0-0 5-3	4 1 1 1 0 0 3												
Steve Renko, R (1, 1) OBP: 0.250, SLG: 0.375		0-0 4-3		0-3 K	0-3 K		0-3 K		0-3 K	4 0 0 0 0 3 2												
<b>Inning Stats</b>	R: 1 E: 0 K: 0 S: 5	H: 2 LOB: 2 BB: 1 P: 9	R: 1 E: 0 K: 0 S: 4	H: 1 LOB: 0 BB: 0 P: 4	R: 0 E: 0 K: 2 S: 7	H: 0 LOB: 0 BB: 0 P: 7	R: 0 E: 0 K: 1 S: 7	H: 2 LOB: 2 BB: 0 P: 7	R: 0 E: 0 K: 1 S: 3	H: 1 LOB: 1 BB: 1 P: 7	R: 0 E: 0 K: 1 S: 6	H: 1 LOB: 1 BB: 0 P: 6	R: 0 E: 0 K: 1 S: 5	H: 0 LOB: 0 BB: 0 P: 5	R: 3 E: 0 K: 0 S: 5	H: 2 LOB: 0 BB: 1 P: 9	R: 1 E: 0 K: 1 S: 7	H: 2 LOB: 1 BB: 0 P: 7	1B: 6 2B: 2 3B: 1 HR: 2	SF: 0 SAC: 0 DP: 0 HBP: 0	WP: 0 PB: 0 SB: 0 CS: 1	PA: 41
<b>PITCHER</b>	IP WLS BF H R ER SO BB IBB HBP BLK WP HR S P ERA WHIP																					
Joe Niekro, R (1, 1) ERA: 3.04	7.0 L 30 7 2 2 5 2 0 0 0 0 0 1 37 45 2.57 1.286																					
Jack Baldschun, R (8, 1) ERA: 4.61	2.0 11 4 4 4 1 1 0 0 0 0 0 1 12 16 18.00 2.500																					

**Montreal Expos @ San Diego Padres**  
 San Diego Stadium, San Diego, CA  
 Sun Aug 31 1969, 10:05 PM EDT  
 Att. 4,782 - Unknown

[livebaseballscorecards.com](http://livebaseballscorecards.com)

<b>AB</b>	38
<b>R</b>	6
<b>H</b>	11
<b>RBI</b>	6
<b>BB</b>	3
<b>SO</b>	6
<b>LOB</b>	20





Batter	1	2	3	4	5	6	7	8	9	AB	R	H	RBI	BB	SO	LOB
Jose Arcia, R OBP: 0.238, SLG: 0.246 Roberto Pena, R OBP: 0.278, SLG: 0.295 (1, 4) (7, PH) (8, 5)	0-0 6-3	0-0 1-3			0-0 F8		0-0 F7			3	0	0	0	0	0	3
Larry Stahl, L OBP: 0.268, SLG: 0.322 (1, 7)	0-0 6-3		0-3 K		0-0 G3			0-0 G3		4	0	0	0	0	1	1
Ollie Brown, R OBP: 0.311, SLG: 0.406 (1, 9)	4-0 BB		0-3 K			0-0 G1		0-0 5-3		3	0	0	0	1	1	0
Nate Colbert, R OBP: 0.314, SLG: 0.464 (1, 3)	0-0 P6		0-3 K			0-0 1-3		0-0 BB 1B		4	0	1	0	0	1	1
Van Kelly, L OBP: 0.288, SLG: 0.369 (1, 5) (8, 4)		0-0 G4-6-3 1B		0-3 K		0-3 K		4-0 BB 1-2 BB		3	0	1	0	1	2	0
Cito Gaston, R OBP: 0.270, SLG: 0.304 (1, 8)		0-0 G4-6-3		0-0 F7		0-3 K		0-0 F9		4	0	0	0	0	1	3
Chris Cannizzaro, R OBP: 0.301, SLG: 0.302 (1, 2)		0-0 HR		0-0 6-3		0-0 6-3		0-0 6-3		4	1	1	1	0	0	0
Tommy Dean, R OBP: 0.237, SLG: 0.217 (1, 6)		4-0 BB 1B		4-0 F8 SH1-4 BB		0-0 2B		0-3 K		2	0	1	0	2	1	0
Joe Niekro, R OBP: 0.226, SLG: 0.174 Al Ferrara, R OBP: 0.361, SLG: 0.459 Sonny Ruberto, R OBP: 0.182, SLG: 0.143 Jack Baldschun, R OBP: 0.400, SLG: 0.250 Ivan Murrell, R OBP: 0.296, SLG: 0.349 (1, 1) (7, PH) (7, PR) (8, 1) (9, PH)		0-0 1B		0-0 SH1-4		4-0 IBB		0-3 K		1	0	1	0	0	0	0

Inning Stats	R: 0	H: 0	E: 0	K: 0	S: 3	R: 1	H: 3	E: 0	K: 0	S: 5	R: 0	H: 0	E: 0	K: 3	S: 9	R: 0	H: 0	E: 0	K: 1	S: 5	R: 0	H: 0	E: 0	K: 0	S: 3	R: 0	H: 0	E: 0	K: 1	S: 5	R: 0	H: 1	E: 0	K: 1	S: 6	R: 0	H: 1	E: 0	K: 0	S: 4	R: 0	H: 0	E: 0	K: 2	S: 7	R: 0	H: 0	E: 0	K: 0	S: 7	1B: 3	2B: 1	3B: 0	HR: 1	SF: 0	SAC: 1	DP: 1	HBP: 0	WP: 0	PB: 0	SB: 0	CS: 0	PA: 36
PITCHER Steve Renko, R ERA: 4.79 (1, 1)	IP	WLS	BF	H	R	ER	SO	BB	IBB	HBP	BLK	WP	HR	S	P	ERA	WHIP	IP	WLS	BF	H	R	ER	SO	BB	IBB	HBP	BLK	WP	HR	S	P	ERA	WHIP	IP	WLS	BF	H	R	ER	SO	BB	IBB	HBP	BLK	WP	HR	S	P	ERA	WHIP												

**BOTTOM**

**Montreal Expos @ San Diego Padres**  
San Diego Stadium, San Diego, CA

Sun Aug 31 1969, 10:05 PM EDT  
Att. 4,782 - Unknown

livebaseballscorecards.com

AB	30
R	1
H	5
RBI	1
BB	5
SO	8
LOB	10



Batter	1	2	3	4	5	6	7	8	9	AB R H RBI BB SO LOB	TOP
--------	---	---	---	---	---	---	---	---	---	----------------------	-----

John Briggs, L (1, 7) OBP: 0.329, SLG: 0.364	0-0 G3-1		0-0 L9		0-0 BB 1B		2-3 K		3-3 K	5 0 1 0 0 2 5	
Cookie Rojas, R (1, 4) OBP: 0.275, SLG: 0.297	0-0 4-3		0-0 1-2 1B		4-1 BB G4-3		1-1 F9		1-1 F9 1-2 2-H 1B	4 0 2 1 1 0 2	
Dick Allen, R (1, 3) OBP: 0.381, SLG: 0.629	4-2 BB BB		2-3 K		3-1 G4-3 1-2f			2-1 6-3	2-1 F9 1-2 2-3	4 0 0 0 1 1 6	
Johnny Callison, L (1, 9) OBP: 0.333, SLG: 0.451	4-2 1-2 BB		2-3 K			0-3 K		0-0 2B	2-0 F7	4 0 1 0 1 2 4	
Deron Johnson, R (1, 5) OBP: 0.333, SLG: 0.445	0-2 F5			0-0 F9		0-0 F8		1-3 K		4 0 0 0 0 1 3	
Larry Hisle, R (1, 8) OBP: 0.338, SLG: 0.466		4-0 BB G5-4-3 BB		0-0 FC5-4 1B		0-0 6-3		3-1 6-3		3 0 1 0 1 0 1	
Mike Ryan, R (1, 2) OBP: 0.267, SLG: 0.352		0-0 G5-4-3 1-2f		1-2 FC5-4 1-2f			0-0 F8		0-1 HR	4 1 1 1 0 0 2	
Don Money, R (1, 6) OBP: 0.290, SLG: 0.317		3-2 P6		0-0 F9			0-0 BB 1B		0-0 BB 1B 1B	4 1 2 0 0 0 1	
Grant Jackson, S (1, 1) OBP: 0.155, SLG: 0.188			4-1 1B		0-0 L7		4-0 BB BB		4-2 F9 1B BB	0 0 0 0 0 0 0 0 0 0 0 0 1 0 0 1 0 1 0 0 0 0 0 0 0 0 0 0 0 0 0 0 0 1 0 0	
John Doozzer, R (1, 1) OBP: 0.250, SLG: 0.143											
Terry Harmon, R (5, PH) OBP: 0.250, SLG: 0.275											
Al Rallo, R (5, 1) OBP: 0.286, SLG: 0.167											
Ron Stone, L (7, PH) OBP: 0.345, SLG: 0.304											
Turk Farrell, R (7, 1) OBP: 0.339, SLG: 0.418											
Rick Joseph, R (9, PH) OBP: 0.339, SLG: 0.418											

Inning Stats	R: 0	H: 0	E: 0	K: 0	S: 11	P: 18	R: 0	H: 0	E: 0	K: 0	S: 4	P: 11	R: 0	H: 1	E: 0	K: 2	S: 12	P: 20	R: 0	H: 1	E: 0	K: 0	S: 6	P: 7	R: 0	H: 1	E: 0	K: 0	S: 5	P: 12	R: 0	H: 0	E: 0	K: 1	S: 5	P: 5	R: 0	H: 1	E: 0	K: 1	S: 8	P: 15	R: 0	H: 1	E: 0	K: 1	S: 9	P: 15	R: 2	H: 3	E: 0	K: 1	S: 13	P: 25	1B: 6	2B: 1	3B: 0	HR: 1	SF: 0	SAC: 0	DP: 2	HBP: 0	WP: 0	PA: 40
--------------	------	------	------	------	-------	-------	------	------	------	------	------	-------	------	------	------	------	-------	-------	------	------	------	------	------	------	------	------	------	------	------	-------	------	------	------	------	------	------	------	------	------	------	------	-------	------	------	------	------	------	-------	------	------	------	------	-------	-------	-------	-------	-------	-------	-------	--------	-------	--------	-------	--------

PITCHER	IP	WLS	BF	H	R	ER	SO	BB	IBB	HBP	BLK	WP	HR	S	P	ERA	WHIP
Clay Kirby, R (1, 1) ERA: 4.13	8.0	W	36	7	2	2	5	7	0	0	0	0	1	65	112	2.25	1.750
Billy McCool, L (9, 1) ERA: 3.83	0.1		2	1	0	0	1	0	0	0	0	0	0	5	9	0.00	3.000
Gary Ross, R (9, 1) ERA: 4.59	0.2	S	2	0	0	0	0	0	0	0	0	0	0	3	7	0.00	0.000

Philadelphia Phillies @ San Diego Padres  
San Diego Stadium, San Diego, CA  
Mon Sep 01 1969, 10:05 PM EDT  
Att. 2,703 - Unknown

AB	33
R	2
H	8
RBI	2
BB	7
SO	6
LOB	24



Batter	1	2	3	4	5	6	7	8	9	AB	R	H	RBI	BB	SO	LOB
Jose Arcia, R OBP: 0.243, SLG: 0.251 (1, 4)	2-2 1B 3B 1B	0-3 K			0-0 FC4-6 1B		0-0 6-3			4	1	2	0	0	1	0
Roberto Pena, R OBP: 0.280, SLG: 0.297 Tommy Dean, R OBP: 0.237, SLG: 0.217 (7, PR) (8, 6)	1-2 3B 1B		0-0 4-3		2-3 K		0-0 1B			4	1	2	0	0	1	1
Ivan Murrell, R OBP: 0.295, SLG: 0.357 (1, 9)	0-0 BLK 3B		0-0 6-3		0-0 FC4-6 1B		0-0 P4			4	1	1	2	0	0	2
Al Ferrara, R OBP: 0.362, SLG: 0.460 Larry Stahl, L OBP: 0.268, SLG: 0.322 (1, 7) (8, 7)	0-0 PC BB 1B		0-0 F3		0-0 BB 1B		0-0 P9			4	0	2	0	0	0	1
Nate Colbert, R OBP: 0.318, SLG: 0.463 (1, 3)	4-0 1-2 BB			4-0 HR BB	4-0 BB		0-0 5-3			1	1	0	0	3	0	0
Ed Spiezio, R OBP: 0.318, SLG: 0.382 (1, 5)	0-3 K		2-2 HR		0-3 K		0-0 F7			4	1	1	2	0	2	5
Cito Gaston, R OBP: 0.272, SLG: 0.307 (1, 8)	0-0 F9		4-0 BB		0-0 1-3		0-0 2B			3	0	1	0	1	0	2
Chris Cannizzaro, R OBP: 0.298, SLG: 0.299 (1, 2)	0-0 PO	0-0 F9		0-0 G1-6-3 BB	0-3 K		0-3 K			4	0	0	0	0	2	2
Clay Kirby, R OBP: 0.153, SLG: 0.038 Billy McCool, R Gary Ross, R (1, 1) (9, 1) (9, 1)		0-0 F8		0-0 G3-1			0-0 P4			3	0	0	0	0	0	0

Inning Stats	R: 3	H: 4	E: 0	K: 1	S: 12	LOB: 1	BB: 1	P: 19	R: 0	H: 0	E: 0	K: 1	S: 5	LOB: 0	BB: 0	P: 5	R: 0	H: 0	E: 0	K: 0	S: 3	LOB: 0	BB: 0	P: 3	R: 2	H: 1	E: 0	K: 0	S: 5	LOB: 0	BB: 2	P: 15	R: 0	H: 2	E: 0	K: 2	S: 9	LOB: 3	BB: 1	P: 5	R: 0	H: 1	E: 0	K: 0	S: 4	LOB: 1	BB: 0	P: 4	R: 0	H: 1	E: 0	K: 1	S: 6	LOB: 1	BB: 0	P: 6
--------------	------	------	------	------	-------	--------	-------	-------	------	------	------	------	------	--------	-------	------	------	------	------	------	------	--------	-------	------	------	------	------	------	------	--------	-------	-------	------	------	------	------	------	--------	-------	------	------	------	------	------	------	--------	-------	------	------	------	------	------	------	--------	-------	------

PITCHER	IP	WLS	BF	H	R	ER	SO	BB	IBB	HBP	BLK	WP	HR	S	P	ERA	WHIP
Grant Jackson, L ERA: 3.69 (1, 1)	0.0	L	5	4	3	3	0	1	0	0	1	0	0	8	15	∞	∞
John Boozer, R ERA: 4.47 (1, 1)	4.0		13	1	2	2	2	2	0	0	0	0	1	17	27	4.50	0.750
Al Raffo, R ERA: 4.21 (5, 1)	2.0		9	2	0	0	3	1	0	0	0	0	0	14	20	0.00	1.500
Turk Farrell, R ERA: 3.78 (7, 1)	2.0		8	2	0	0	1	0	0	0	0	0	0	10	10	0.00	1.000

**BOTTOM**

**Philadelphia Phillies @ San Diego Padres**  
San Diego Stadium, San Diego, CA

Mon Sep 01 1969, 10:05 PM EDT  
Att. 2,703 - Unknown

livebaseballscorecards.com

AB	31
R	5
H	9
RBI	4
BB	4
SO	6
LOB	13



WP: 0	PA: 36
PB: 0	
SB: 0	
CS: 0	



Batter	1	2	3	4	5	6	7	8	9	AB	R	H	RBI	BB	SO	LOB
<b>Jose Arcia, R</b> (1, 4) OBP: 0.244, SLG: 0.249 <b>Van Kelly, L</b> (8, PH) OBP: 0.293, SLG: 0.369 (9, 4)	3-1 5-3		1-1 F7			4-2 5-3 BB		4-2 1-2 BB		2	0	0	0	1	0	1
<b>Roberto Pena, R</b> (1, 6) OBP: 0.278, SLG: 0.294	3-2 F7			1-2 4-3		0-0 5-3		2-0 F5		4	0	0	0	0	0	3
<b>Ivan Murrell, R</b> (1, 9) OBP: 0.294, SLG: 0.355	1-3 K2-3			1-3 K		3-2 F8			0-0 FC1-5 BB 1B	4	0	1	0	0	2	1
<b>Al Ferrara, R</b> (1, 7) OBP: 0.367, SLG: 0.462 <b>Sonny Ruberto, R</b> (9, PR) OBP: 0.182, SLG: 0.143		1-2 F9		2-2 1B		0-0 G6-4-3 1B		4-1 FC1-5 BB		3	0	2	0	1	0	0
<b>Nate Colbert, R</b> (1, 3) OBP: 0.315, SLG: 0.458		1-3 K		0-3 K		0-0 G6-4-3		1-1 FC1-5		4	0	0	0	0	2	4
<b>Ed Spiezio, R</b> (1, 5) OBP: 0.314, SLG: 0.377		0-0 5-3			0-0 6-3		0-0 6-3		0-3 K	4	0	0	0	0	1	2
<b>Cito Gaston, R</b> (1, 8) OBP: 0.270, SLG: 0.303			0-0 4-3		0-0 L4			0-3 K	0-0 L6	4	0	0	0	0	1	2
<b>Walt Hriniak, L</b> (1, 2) OBP: 0.316, SLG: 0.206			0-0 1-3		0-0 6-3			0-0 4-3		3	0	0	0	0	0	0
<b>Tommie Sisk, R</b> (1, 1) OBP: 0.231, SLG: 0.182 <b>Larry Stahl, L</b> (8, PH) OBP: 0.273, SLG: 0.322 <b>Dave Roberts, L</b> (9, 1) OBP: 0.308, SLG: 0.308			4-0 BB		0-3 K			1-0 BB HBP		1	0	0	0	1	1	0


Inning Stats	R: 0	H: 0	E: 0	LOB: 0	K: 1	BB: 0	S: 8	P: 15	R: 0	H: 0	E: 0	LOB: 0	K: 1	BB: 0	S: 8	P: 10	R: 0	H: 1	E: 0	LOB: 1	K: 2	BB: 0	S: 15	P: 19	R: 0	H: 0	E: 0	LOB: 0	K: 0	BB: 0	S: 3	P: 3	R: 0	H: 0	E: 0	LOB: 1	K: 1	BB: 1	S: 9	P: 16	R: 0	H: 1	E: 0	LOB: 0	K: 0	BB: 0	S: 3	P: 3	R: 0	H: 0	E: 0	LOB: 2	K: 1	BB: 1	S: 7	P: 14	R: 0	H: 1	E: 0	LOB: 2	K: 1	BB: 1	S: 8	P: 13	1B: 3	SF: 0	2B: 0	SAC: 0	3B: 0	DP: 1	HR: 0	HBP: 1	WP: 0	PA: 34
<b>PITCHER</b> <b>Bill Champion, R</b> (1, 1) ERA: 3.91	IP	WLS	BF	H	R	ER	SO	BB	IBB	HBP	BLK	WP	HR	S	P	ERA	WHIP																																																									
																	<b>PITCHER</b> IP WLS BF H R ER SO BB IBB HBP BLK WP HR S P ERA WHIP																																																									

**BOTTOM**

**Philadelphia Phillies @ San Diego Padres**  
 San Diego Stadium, San Diego, CA

Tue Sep 02 1969, 10:05 PM EDT  
 Att. 3,729 - Unknown

AB	29
R	0
H	3
RBI	0
BB	4
SO	7
LOB	13



Batter	1	2	3	4	5	6	7	8	9	AB R H RBI BB SO LOB	TOP		
<b>John Briggs, L</b> (1, 8) OBP: 0.334, SLG: 0.374	0-0 FC 1B	3-3 K		0-0 1B		0-0 FC3 3B	0-0 4-3		4-0 WP BB	5 2 2 1 1 1 5			
<b>Cookie Rojas, R</b> (1, 4) OBP: 0.274, SLG: 0.294	1-0 F8 1-3		2-0 WP 1B	0-0 F9		0-0 5-3 1-2 2-3	4-0 WP BB		0-0 P6	5 0 1 0 1 0 5			
<b>Dick Allen, R</b> (1, 3) OBP: 0.385, SLG: 0.624 <b>Rick Joseph, R</b> (9, PH) OBP: 0.337, SLG: 0.416	0-1 FC G6-3 3-H		4-2 2-3 BB	1-2 BB	4-0 1B BB	4-0 3B IBB	2-3 K 1-2 2-3 3-H		0-3 K 1-2	2 2 0 1 3 1 2 1 0 0 0 0 1 1			
<b>Johnny Callison, L</b> (1, 9) OBP: 0.331, SLG: 0.450	0-0 G6-3 1-2f		1-1 2-3	1-2 2-3	0-3 K	1-2 3B 1-H 2-H 3-H		0-0 F8		5 0 1 3 0 1 4			
<b>Deron Johnson, R</b> (1, 5) OBP: 0.333, SLG: 0.448		0-0 1B 2B 2B	1-0 F9		1-0 1B 1B	0-0 FC5-2-5-1 3-H		0-0 2B 2B		5 2 3 0 0 0 3			
<b>Ron Stone, L</b> (1, 7) OBP: 0.351, SLG: 0.314		0-0 2B 1B	4-0 IBB		2-2 1B 1-3 2-H	0-2 F8		0-2 2B		4 0 3 2 1 0 1			
<b>Mike Ryan, R</b> (1, 2) OBP: 0.264, SLG: 0.346		0-3 K	1-0 L8		0-0 5-3		4-0 1B WP BB	0-0 F5		4 1 0 0 1 1 7			
<b>Don Money, R</b> (1, 6) OBP: 0.294, SLG: 0.326		0-0 2B		0-0 F3		0-0 1B FC3 1B	0-0 WP SH1-4 1B	0-3 K		5 1 3 1 0 1 1			
<b>Woodie Fryman, R</b> (1, 1) OBP: 0.130, SLG: 0.162		0-3 K		0-3 K		0-0 S FC3 3B 1B	0-0 SH1-4		0-0 P5	4 1 1 0 0 2 2			
<b>Inning Stats</b>	R: 1 E: 1 K: 0 S: 5 H: 1 LOB: 0 BB: 0 P: 6	R: 1 E: 0 K: 3 S: 13 H: 3 LOB: 2 BB: 0 P: 16	R: 0 E: 0 K: 0 S: 7 H: 1 LOB: 3 BB: 2 P: 20	R: 0 E: 0 K: 1 S: 6 H: 1 LOB: 1 BB: 0 P: 6	R: 1 E: 0 K: 1 S: 8 H: 2 LOB: 1 BB: 1 P: 15	R: 4 E: 0 K: 0 S: 11 H: 3 LOB: 1 BB: 1 P: 16	R: 1 E: 0 K: 1 S: 6 H: 1 LOB: 2 BB: 2 P: 16	R: 1 E: 0 K: 1 S: 9 H: 2 LOB: 1 BB: 0 P: 9	R: 0 E: 0 K: 1 S: 5 H: 0 LOB: 1 BB: 1 P: 9	1B: 9 2B: 4 3B: 1 HR: 0 SF: 0 SAC: 1 DP: 1 HBP: 0	WP: 3 PB: 0 SB: 1 CS: 0 PA: 48		
<b>PITCHER</b>	IP WLS BF H R ER SO BB IBB HBP BLK WP HR S P ERA WHIP											<b>PITCHER</b>	IP WLS BF H R ER SO BB IBB HBP BLK WP HR S P ERA WHIP
<b>Al Santorini, R</b> (1, 1) ERA: 4.05	5.1 L 30 10 7 6 5 2 2 0 0 1 0 43 71 10.12 2.250												
<b>Dave Roberts, L</b> (6, 1) ERA: 4.86	1.2 9 2 1 1 1 2 0 0 0 1 0 13 24 5.40 2.400												
<b>Jack Baldschun, R</b> (8, 1) ERA: 4.61	2.0 9 2 1 1 2 1 0 0 0 1 0 14 18 4.50 1.500												

Philadelphia Phillies @ San Diego Padres  
San Diego Stadium, San Diego, CA  
Wed Sep 03 1969, 10:05 PM EDT  
Att. 6,300 - Unknown

livebaseballscorecards.com

AB	40
R	9
H	14
RBI	8
BB	7
SO	8
LOB	31



Batter	1	2	3	4	5	6	7	8	9	AB	R	H	RBI	BB	SO	LOB
Jose Arcia, R (1, 4) OBP: 0.239, SLG: 0.244	0-0 G3-1		0-0 5-3			0-0 5-3		0-0 6-3		4	0	0	0	0	0	0
Roberto Pena, R (1, 6) OBP: 0.276, SLG: 0.293 Frankie Libran, R (6, 6)	0-0 F7			0-0 G3-1		0-0 F9		0-0 5-3		2	0	0	0	0	0	0
Ollie Brown, R (1, 9) OBP: 0.310, SLG: 0.404	0-0 F9			0-0 6-3		0-0 6-3		4-0 BB		3	0	0	0	1	0	0
Nate Colbert, R (1, 3) OBP: 0.314, SLG: 0.461		0-0 6-3		0-0 3B			0-0 5-3	0-0 L9		4	0	1	0	0	0	1
Ivan Murrell, R (1, 7) OBP: 0.294, SLG: 0.353		0-3 K		0-0 5-3			0-0 FC1-2 1B		0-0 E8 1B	4	0	1	0	0	1	1
Ed Spiezio, R (1, 5) OBP: 0.314, SLG: 0.375		0-0 1B			0-0 5-3		0-0 FC5 1-2 E		0-0 F8	4	1	1	0	0	0	2
Cito Gaston, R (1, 8) OBP: 0.269, SLG: 0.303		0-3 K			0-0 4-3		0-0 E5 1-2 2-3		0-0 1B	4	0	1	0	0	1	3
Chris Cannizzaro, R (1, 2) OBP: 0.298, SLG: 0.298			1-1 5-3		0-0 WP 1B		0-0 FC1-2 1-3 2-H 3-H		0-0 F8	4	0	1	0	0	0	4
Al Santorini, R (1, 1) OBP: 0.125, SLG: 0.164 Dave Roberts, L (6, 1) OBP: 0.308, SLG: 0.308 Al Ferrara, R (7, PH) OBP: 0.366, SLG: 0.461 Jack Baldschun, R (8, 1) OBP: 0.400, SLG: 0.250 Larry Stahl, L (9, PH) OBP: 0.271, SLG: 0.320			0-0 6-3		2-3 K 1-2		2-3 K		0-3 K	2	0	0	0	0	1	1

Inning Stats	R: 0	H: 0	E: 0	K: 0	S: 3	R: 0	H: 1	E: 0	K: 2	S: 8	R: 0	H: 0	E: 0	K: 0	S: 4	R: 0	H: 1	E: 0	K: 0	S: 4	R: 0	H: 1	E: 0	K: 1	S: 6	R: 0	H: 0	E: 0	K: 0	S: 3	R: 1	H: 1	E: 3	K: 1	S: 8	R: 0	H: 0	E: 0	K: 0	S: 3	R: 0	H: 1	E: 1	K: 1	S: 7
	LOB: 0	BB: 0	P: 3	ER: 0	SO: 5	LOB: 0	BB: 0	P: 5	ER: 0	SO: 8	LOB: 1	BB: 0	P: 8	ER: 0	SO: 8	LOB: 2	BB: 0	P: 10	ER: 0	SO: 7	LOB: 1	BB: 1	P: 7	LOB: 2	BB: 0	P: 7	1B: 4	SF: 0	2B: 0	SAC: 0	3B: 1	DP: 0	HR: 0	HBP: 0	WP: 1	PA: 36	PB: 0	SB: 0	CS: 0						

PITCHER	IP	WLS	BF	H	R	ER	SO	BB	IBB	HBP	BLK	WP	HR	S	P	ERA	WHIP
Woodie Fryman, L (1, 1) ERA: 4.26	9.0	W	36	5	1	0	5	1	0	0	0	1	0	46	55	0.00	0.667

**BOTTOM**

**Philadelphia Phillies @ San Diego Padres**  
San Diego Stadium, San Diego, CA

Wed Sep 03 1969, 10:05 PM EDT  
Att. 6,300 - Unknown

<b>AB</b>	<b>35</b>
<b>R</b>	<b>1</b>
<b>H</b>	<b>5</b>
<b>RBI</b>	<b>0</b>
<b>BB</b>	<b>1</b>
<b>SO</b>	<b>5</b>
<b>LOB</b>	<b>16</b>

Batter	1	2	3	4	5	6	7	8	9	AB R H RBI BB SO LOB	TOP				
Maury Wills, S (1, 6) OBP: 0.338, SLG: 0.334	0-0 4-3 S 1B		0-0 PB 1B		0-0 1-3 1-2			0-3 K 1		4 0 2 0 0 1 1	<b>Los Angeles Dodgers @ San Diego Padres</b> San Diego Stadium, San Diego, CA Thu Sep 04 1969, 10:05 PM EDT Att. 6,917 - Unknown				
Manny Mota, R (1, 7) OBP: 0.378, SLG: 0.408	0-0 5-3 1-2		4-0 BB 1-2		4-0 BB			4-0 BB		1 0 0 0 3 0 1					
Willie Davis, L (1, 8) OBP: 0.364, SLG: 0.462	0-0 4-3 2-3		0-0 4-3		0-0 G3-1			0-3 K 2		4 0 0 0 0 1 6					
Wes Parker, S (1, 3) OBP: 0.378, SLG: 0.472	0-0 4-3			4-0 BB 4-3				0-0 1-3 3		3 0 0 0 1 0 2					
Andy Kosco, R (1, 9) OBP: 0.283, SLG: 0.435 Bobby Valentine, R (9, PR)		0-3 K S		0-0 4-3 1-2				0-0 1-3 2		4 0 1 0 0 1 1 0 0 0 0 0 0 0					
Bill Sudakis, S (1, 5) OBP: 0.306, SLG: 0.395		0-0 F9		0-0 F8				0-0 L9 3		3 0 0 0 1 0 1					
Ted Sizemore, R (1, 4) OBP: 0.331, SLG: 0.322		0-0 5-3		0-0 L6				0-0 5-3 1		4 0 0 0 0 0 3					
Jeff Torborg, R (1, 2) OBP: 0.285, SLG: 0.248 Tom Haller, L (7, PH) OBP: 0.338, SLG: 0.369			0-0 F9		0-0 P5			0-0 5-3 2		2 0 0 0 0 0 0 2 0 0 0 0 0 2					
Bill Singer, R (1, 1) OBP: 0.110, SLG: 0.101 Willie Crawford, L (7, PH) OBP: 0.331, SLG: 0.420 Ray Lamb, R (7, 1)			0-0 1-3		0-0 1-3 1B			0-3 K 3		2 0 1 0 0 0 0 1 0 0 0 0 1 0 0 0 0 0 0 0 0					
<b>Inning Stats</b>	R: 0 H: 1 E: 0 LOB: 1 K: 0 BB: 0 S: 4 P: 4	R: 0 H: 0 E: 0 LOB: 0 K: 1 BB: 0 S: 5 P: 5	R: 0 H: 1 E: 0 LOB: 2 K: 0 BB: 1 S: 4 P: 8	R: 0 H: 0 E: 0 LOB: 1 K: 0 BB: 1 S: 3 P: 7	R: 0 H: 1 E: 0 LOB: 2 K: 0 BB: 1 S: 4 P: 8	R: 0 H: 0 E: 0 LOB: 0 K: 0 BB: 0 S: 3 P: 3	R: 0 H: 0 E: 0 LOB: 0 K: 1 BB: 0 S: 5 P: 5	R: 0 H: 0 E: 0 LOB: 1 K: 2 BB: 1 S: 7 P: 11	R: 0 H: 1 E: 0 LOB: 1 K: 0 BB: 1 S: 3 P: 7	1B: 4 SF: 0 2B: 1 SAC: 0 3B: 0 DP: 1 HR: 0 HBP: 0		WP: 0 PA: 35 PB: 1 SB: 1 CS: 0			
<b>PITCHER</b>	IP WLS BF H R ER SO BB IBB HBP BLK WP HR S P ERA WHIP											<b>PITCHER</b>	IP WLS BF H R ER SO BB IBB HBP BLK WP HR S P ERA WHIP		
Dick Kelley, L (1, 1) ERA: 3.51	2.2	WLS 10	H 2 R 0 ER 0 SO 1 BB 0 IBB 0 HBP 0 BLK 0 WP 0 HR 12 S 12 P 0.00 WHIP 0.750												
Gary Ross, R (3, 1) ERA: 4.32	6.1	W 25	H 2 R 0 ER 0 SO 3 BB 5 IBB 0 HBP 0 BLK 0 WP 0 HR 26 S 46 P 0.00 WHIP 1.105												

livebaseballscorecards.com

AB	30
R	0
H	4
RBI	0
BB	5
SO	4
LOB	17





Batter	1	2	3	4	5	6	7	8	9	AB	R	H	RBI	BB	SO	LOB
Jose Arcia, R (1, 4) OBP: 0.240, SLG: 0.240	1-0 F9 1B HBP		0-0 1-3		0-0 P5		0-0 L5			3	0	0	0	0	0	0
Roberto Pena, R (1, 6) OBP: 0.279, SLG: 0.295 Tommy Dean, R (9, 6) OBP: 0.237, SLG: 0.217	0-0 1-2 1B		0-0 1B 2B 1B		0-3 K			0-3 K		4	1	2	0	0	2	0
Ollie Brown, R (1, 9) OBP: 0.310, SLG: 0.402	0-3 K		0-0 1-3 2B 1B		0-3 K			0-0 5-3		4	1	1	0	0	2	2
Al Ferrara, R (1, 7) OBP: 0.370, SLG: 0.476 Larry Stahl, L (8, PR) OBP: 0.271, SLG: 0.320	0-0 F9 2-3		0-0 1-H 3-H 2B		0-0 HR			4-0 FC4-6 BB		3	1	2	3	1	0	2
Nate Colbert, R (1, 3) OBP: 0.311, SLG: 0.456	0-0 4-3		0-0 F7		0-0 F7			0-0 FC4-6 1-2f		4	0	0	0	0	0	4
Van Kelly, L (1, 5) OBP: 0.294, SLG: 0.368		0-0 4-3	0-0 P5		0-0 G6-4-3 1B					3	0	1	0	0	0	1
Cito Gaston, R (1, 8) OBP: 0.270, SLG: 0.303		0-0 S 1B		0-0 5-3		0-0 G6-4-3				3	0	1	0	0	0	1
Chris Cannizzaro, R (1, 2) OBP: 0.295, SLG: 0.296		0-3 K		0-3 K		0-3 K		0-3 K		3	0	0	0	0	3	1
Dick Kelley, R (1, 1) OBP: 0.106, SLG: 0.128 Gary Ross, R (3, 1)		0-0 1-3		0-3 K				0-0 1-3		1	0	0	0	0	0	1

Inning Stats		R: 0	H: 1	R: 0	H: 1	R: 2	H: 3	R: 0	H: 0	R: 1	H: 2	R: 0	H: 0	R: 0	H: 0	R: 0	H: 0
Inning Stats		E: 0	LOB: 2	E: 0	LOB: 1	E: 0	LOB: 0	E: 0	LOB: 0	E: 0	LOB: 0	E: 0	LOB: 0	E: 0	LOB: 1	E: 0	LOB: 1
Inning Stats		K: 1	BB: 0	K: 1	BB: 0	K: 2	BB: 0	K: 2	BB: 0	K: 0	BB: 0	K: 1	BB: 0	K: 1	BB: 0	K: 1	BB: 1
Inning Stats		S: 6	P: 7	S: 6	P: 6	S: 7	P: 7	S: 7	P: 7	S: 4	P: 4	S: 5	P: 5	S: 5	P: 9	S: 5	P: 9
PITCHER	IP	WLS	BF	H	R	ER	SO	BB	IBB	HBP	BLK	WP	HR	S	P	ERA	WHIP
Bill Singer, R (1, 1) ERA: 2.0	6.0	L	25	7	3	3	6	0	0	1	0	0	1	36	37	4.50	1.167
Ray Lamb, R (7, 1) ERA: 1.54	2.0		7	0	0	0	2	1	0	0	0	0	0	10	14	0.00	0.500


**BOTTOM**

**Los Angeles Dodgers @ San Diego Padres**  
San Diego Stadium, San Diego, CA


Thu Sep 04 1969, 10:05 PM EDT  
Att. 6,917 - Unknown

livebaseballscorecards.com

AB	30
R	3
H	7
RBI	3
BB	1
SO	8
LOB	12



WP	PA	3B	SF	SAC	DP	HBP	CS
0	32	0	0	0	1	1	0

Batter	1	2	3	4	5	6	7	8	9	AB R H RBI BB SO LOB	TOP																								
Maury Wills, S OBP: 0.337, SLG: 0.333 (1, 6) X	0-0 1-3	0-0 F7		0-0 1-2 2-3 1B		0-0 4-3			0-0 G3-1	5 0 1 0 0 0 3	<p>Los Angeles Dodgers @ San Diego Padres</p> <p>San Diego Stadium, San Diego, CA</p> <p>Fri Sep 05 1969, 10:05 PM EDT</p> <p>Att. 9,743 - Unknown</p> <p>livebaseballscorecards.com</p> 																								
Manny Mota, R OBP: 0.373, SLG: 0.402 (1, 7) X	0-0 G3-1		0-3 K	0-0 4-3		0-0 6-3			0-0 4-3	5 0 0 0 0 1 5																									
Willie Davis, L OBP: 0.369, SLG: 0.466 (1, 8) X	0-0 CS 1B		0-0 1B		0-0 FC4-6 1B				0-0 G4-6-3 1B	5 0 4 0 0 0 0																									
Wes Parker, S OBP: 0.376, SLG: 0.468 (1, 3) B B B	4-0 FC4-6 1-2 BB		0-0 L6		0-0 FC4-6 1-2f 1B				0-0 G4-6-3 1-2f	3 1 0 0 1 0 3																									
Willie Crawford, L OBP: 0.328, SLG: 0.415 (1, 9) X	0-0 FC4-6 1-2f		0-0 6-3		0-0 G3-1 1-2				0-0 L7	4 0 0 0 0 0 4																									
Bill Sudakis, S OBP: 0.305, SLG: 0.393 (1, 5) X		0-0 L8		0-0 4-3		0-0 2-H 1B			0-0 E7	4 0 1 1 0 0 0																									
Tom Haller, L OBP: 0.340, SLG: 0.370 (1, 2) X		0-0 SH2-4 E 1B		0-0 1B 1B 1B		0-0 G3			0-0 F8	4 0 2 0 0 0 2																									
Ted Sizemore, R OBP: 0.332, SLG: 0.323 (1, 4) X		0-0 FC6 SH2-4 1-2		0-0 1B 1B		0-0 FC4-6 1B			0-0 F3	4 0 2 0 0 0 2																									
Jim Bunning, R OBP: 0.103, SLG: 0.055 (1, 1) X Al McBean, R OBP: 0.333, SLG: 0.200 (5, 1) X Len Gabrielson, L OBP: 0.322, SLG: 0.355 (6, PH) X Von Joshua, L (6, PR) X Alan Foster, R OBP: 0.154, SLG: 0.043 (6, 1) X Jim Littlejohn, S OBP: 0.345, SLG: 0.311 (8, PH) X Joe Moeller, R OBP: 0.222, SLG: 0.222 (8, 1) X		0-0 SH2-4 1-2 2-3		0-0 F2		0-0 FC4-6 1-2f 4-3			0-0 F5	1 0 0 0 0 0 2 0 0 0 0 0 0 0 1 0 0 0 0 0 1 0 0 0 0 0 0 0 0 0 0 0 0 0 0 1 0 0 0 0 0 1 0 0 0 0 0 0 0																									
<b>Inning Stats</b>	R: 0 E: 0 K: 0 S: 4	H: 1 LOB: 2 BB: 1 P: 8	R: 0 E: 1 K: 0 S: 5	H: 1 LOB: 2 BB: 0 P: 5	R: 0 E: 0 K: 1 S: 6	H: 1 LOB: 1 BB: 0 P: 6	R: 0 E: 0 K: 0 S: 6	H: 3 LOB: 3 BB: 0 P: 6	R: 1 E: 0 K: 0 S: 5	H: 2 LOB: 1 BB: 0 P: 5	R: 0 E: 0 K: 0 S: 4	H: 1 LOB: 2 BB: 0 P: 4	R: 0 E: 0 K: 0 S: 3	H: 1 LOB: 0 BB: 0 P: 3	R: 0 E: 1 K: 0 S: 4	H: 0 LOB: 1 BB: 0 P: 4	R: 0 E: 0 K: 0 S: 3	H: 0 LOB: 0 BB: 0 P: 3	1B: 10 2B: 0 3B: 0 HR: 0	SF: 0 SAC: 1 DP: 1 HBP: 0	WP: 0 PB: 0 SB: 0 CS: 1	PA: 39													
<b>PITCHER</b> Joe Niekro, R ERA: 2.94 (1, 1)	IP 9.0	WLS W	BF 39	H 10	R 1	ER 1	SO 1	BB 1	IBB 0	HBP 0	BLK 0	WP 0	HR 0	S 40	P 44	ERA 1.00	WHIP 1.222	<b>PITCHER</b>	IP	WLS	BF	H	R	ER	SO	BB	IBB	HBP	BLK	WP	HR	S	P	ERA	WHIP

Batter	1	2	3	4	5	6	7	8	9
Jose Arcia, R OBP: 0.244, SLG: 0.250 (1, 4)	0-3 K		0-0 FC1-6		0-0 WP 2B		0-0 1B		
Roberto Pena, R OBP: 0.276, SLG: 0.292 (1, 6) Tommy Dean, R OBP: 0.237, SLG: 0.217 (8, 6)	0-0 F8		0-0 G3		0-0 4-3		0-0 4-3		
Ollie Brown, R OBP: 0.313, SLG: 0.405 (1, 9)	0-0 1B			0-0 HR 1B	0-0 1B			0-0 5-3	
Al Ferrara, R OBP: 0.369, SLG: 0.473 (1, 7) Jerry Morales, R (8, PR) (9, 7)	0-0 F3			0-0 F8	0-0 F9			0-0 G6-4-3 1B	
Nate Colbert, R OBP: 0.313, SLG: 0.464 (1, 3)		0-0 CS 1B		0-0 HR		0-3 K		0-0 G6-4-3	
Van Kelly, L OBP: 0.294, SLG: 0.374 (1, 5)		0-0 5-3		0-0 1B 2B		0-0 6-3			
Cito Gaston, R OBP: 0.270, SLG: 0.303 (1, 8)		0-0 F8		0-0 P4-3 1B		0-3 K			
Chris Cannizzaro, R OBP: 0.296, SLG: 0.296 (1, 2)			0-0 FC1-6 1B	0-0 P4-3			0-0 F9		
Joe Niekro, R OBP: 0.214, SLG: 0.163 (1, 1)			0-3 K		0-0 6-3		0-3 K		

Inning Stats	R: 0 E: 0 K: 1 S: 6	H: 1 LOB: 1 BB: 0 P: 6	R: 0 E: 0 K: 0 S: 3	H: 1 LOB: 0 BB: 0 P: 3	R: 0 E: 0 K: 1 S: 6	H: 1 LOB: 1 BB: 0 P: 6	R: 3 E: 0 K: 0 S: 6	H: 4 LOB: 0 BB: 0 P: 6	R: 1 E: 0 K: 0 S: 5	H: 2 LOB: 1 BB: 0 P: 5	R: 0 E: 0 K: 2 S: 7	H: 0 LOB: 0 BB: 0 P: 7	R: 0 E: 0 K: 1 S: 6	H: 1 LOB: 1 BB: 0 P: 6	R: 0 E: 0 K: 0 S: 3	H: 1 LOB: 1 BB: 0 P: 3
1B: 8 2B: 3 3B: 0 HR: 1	SF: 0 SAC: 0 DP: 2 HBP: 0	WP: 1 PB: 0 SB: 1 CS: 1	PA: 32													

PITCHER	IP	WLS	BF	H	R	ER	SO	BB	IBB	HBP	BLK	WP	HR	S	P	ERA	WHIP
Jim Bunning, R ERA: 3.91 (1, 1)	4.1	L	19	8	4	4	2	0	0	0	0	0	1	23	23	8.31	1.846
Al McBean, R ERA: 4.03 (5, 1)	0.2		3	1	0	0	0	0	0	0	0	1	0	3	3	0.00	1.500
Alan Foster, R ERA: 4.36 (6, 1)	2.0		7	1	0	0	3	0	0	0	0	0	0	13	13	0.00	0.500
Joe Moeller, R ERA: 3.5 (8, 1)	1.0		3	1	0	0	0	0	0	0	0	0	0	3	3	0.00	1.000

BOTTOM

Los Angeles Dodgers @ San Diego Padres  
San Diego Stadium, San Diego, CA  
Fri Sep 05 1969, 10:05 PM EDT  
Att. 9,743 - Unknown

livebaseballscorecards.com

AB	32
R	4
H	11
RBI	3
BB	0
SO	5
LOB	11



Batter	1	2	3	4	5	6	7	8	9	AB R H RBI BB SO LOB	TOP																	
Maury Wills, S OBP: 0.340, SLG: 0.335 (1, 6) BB	4-0 CS BB			0-0 6-3			0-0 FC2-6 1B	0-0 1-2 2-H 1B		3 0 2 1 1 0 0																		
Willie Crawford, L OBP: 0.325, SLG: 0.411 (1, 9) Manny Mota, R OBP: 0.372, SLG: 0.401 (8, PH) (8, 7) 1-2	0-0 F8			0-0 4-3			0-0 FC2-6 4-3 1B 1-2f	0-3 K		3 0 0 0 0 0 2 1 0 0 0 0 1 2																		
Willie Davis, L OBP: 0.370, SLG: 0.466 (1, 8) 1-2	0-0 F5			0-0 6-3			0-0 4-3 1B 1-2	0-0 FC6-4 1B		4 0 2 0 0 0 0																		
Wes Parker, S OBP: 0.373, SLG: 0.463 (1, 3) 1-2 2-3		0-0 L8		0-0 6-3			0-0 4-3 1B 1-2 2-3	0-0 FC6-4 1B 1-2f		4 0 0 0 0 0 3																		
Andy Kosco, R OBP: 0.280, SLG: 0.430 (1, 7) (8, 9)		0-0 5-3		0-0 P4			0-0 6-3	0-0 F3		4 0 0 0 0 0 3																		
Bill Sudakis, S OBP: 0.305, SLG: 0.392 (1, 5) 1-2		0-0 4-3		0-0 G3				0-0 L6		4 0 1 0 0 0 1																		
Tom Haller, L OBP: 0.337, SLG: 0.367 (1, 2) 1-2f			0-0 F8		0-0 P4			0-0 FC6-4 1B 1-2f		3 1 0 0 0 0 1																		
Ted Sizemore, R OBP: 0.330, SLG: 0.321 (1, 4) 1-2			0-0 5-3		0-0 5-3			0-0 L6		3 0 0 0 0 0 1																		
Don Sutton, R OBP: 0.176, SLG: 0.167 (1, 1) Len Gabrielson, L OBP: 0.327, SLG: 0.360 (8, PH) Bobby Valentine, R (8, PR) Jim Brewer, L OBP: 0.182, SLG: 0.200 (8, 1) 1-2			0-0 6-3		0-0 4-3			0-0 1B 1-2		2 0 0 0 0 0 0 1 0 1 0 0 0 0 0 0 0 0 0 0 0 0 0 0 0 0 0 0																		
<b>Inning Stats</b>	R: 0 E: 0 K: 0 S: 2 H: 0 LOB: 0 BB: 1 P: 6	R: 0 E: 0 K: 0 S: 3 H: 0 LOB: 0 BB: 0 P: 3	R: 0 E: 0 K: 0 S: 3 H: 0 LOB: 0 BB: 0 P: 3	R: 0 E: 0 K: 0 S: 3 H: 0 LOB: 0 BB: 0 P: 3	R: 0 E: 0 K: 0 S: 3 H: 0 LOB: 0 BB: 0 P: 3	R: 0 E: 0 K: 0 S: 3 H: 0 LOB: 0 BB: 0 P: 3	R: 0 E: 0 K: 0 S: 5 H: 2 LOB: 2 BB: 0 P: 5	R: 1 E: 0 K: 1 S: 8 H: 3 LOB: 2 BB: 0 P: 8	R: 0 E: 0 K: 0 S: 4 H: 1 LOB: 1 BB: 0 P: 4	1B: 6 2B: 0 3B: 0 HR: 0 SF: 0 SAC: 0 DP: 0 HBP: 0	WP: 0 PB: 0 SB: 0 CS: 1 PA: 33																	
<b>PITCHER</b>	IP WLS BF H R ER SO BB IBB HBP BLK WP HR S P ERA WHIP											<b>PITCHER</b>	IP WLS BF H R ER SO BB IBB HBP BLK WP HR S P ERA WHIP															
Clay Kirby, R ERA: 4.1 (1, 1)	1.0	3	0	0	0	0	0	1	0	0	0	0	0	2	6	0.00	1.000											
Tommie Sisk, R ERA: 5.3 (2, 1)	6.2	W	25	5	1	1	0	0	0	0	0	0	0	25	25	1.35	0.750											
Billy McCool, L ERA: 3.74 (8, 1)	1.1	S	5	1	0	0	1	0	0	0	0	0	0	7	7	0.00	0.750											

**Los Angeles Dodgers @ San Diego Padres**  
 San Diego Stadium, San Diego, CA  
 Sat Sep 06 1969, 10:05 PM EDT  
 Att: 10,022 - Unknown

<b>AB</b>	<b>32</b>
<b>R</b>	<b>1</b>
<b>H</b>	<b>6</b>
<b>RBI</b>	<b>1</b>
<b>BB</b>	<b>1</b>
<b>SO</b>	<b>1</b>
<b>LOB</b>	<b>13</b>



Batter	1	2	3	4	5	6	7	8	9
Jose Arcia, R (1, 4) OBP: 0.244, SLG: 0.250	0-0 5-3		0-0 F7			0-0 1B SF8 1B	0-0 L6		
Roberto Pena, R (1, 6) Tommy Dean, R (8, PR) OBP: 0.278, SLG: 0.294 OBP: 0.237, SLG: 0.217	0-0 L3			0-0 6-3		0-0 1-3 2B 1B		0-0 FC4 1B	
Ollie Brown, R (1, 9) OBP: 0.311, SLG: 0.403	0-3 K			0-0 F8		0-0 SF8		0-3 K	
Al Ferrara, R (1, 7) Jerry Morales, R (8, PR) OBP: 0.367, SLG: 0.473 OBP: 0.273, SLG: 0.312		0-3 K		0-0 F8		0-0 3-H 2B		0-0 FC4 CS	
Nate Colbert, R (1, 3) OBP: 0.313, SLG: 0.466		0-3 K			0-0 4-3 2B	0-0 F8		0-0 CS	
Van Kelly, L (1, 5) OBP: 0.289, SLG: 0.367		0-0 4-3			0-0 4-3		0-0 L3		
Chris Cannizzaro, R (1, 2) OBP: 0.296, SLG: 0.296			0-0 CS 1B		0-3 K		0-0 1B 3B		
Clay Kirby, R (1, 1) Tommie Sisk, R (2, 1) Billy McCool, R (8, 1)			0-0 F8		0-0 1-6-3		0-0 SH3-4 1B		
			0-0 1B			0-3 K		0-0 SH3-4 1B	

Inning Stats	R: 0	H: 0	E: 0	K: 1	S: 5	R: 0	H: 0	E: 0	K: 2	S: 7	R: 0	H: 2	E: 0	K: 0	S: 4	R: 0	H: 0	E: 0	K: 0	S: 3	R: 0	H: 1	E: 0	K: 1	S: 6	R: 2	H: 3	E: 0	K: 1	S: 8	R: 1	H: 2	E: 0	K: 0	S: 5	R: 0	H: 1	E: 0	K: 1	S: 5		
	LOB: 0	BB: 0	P: 5	LOB: 0	BB: 0	P: 7	LOB: 1	BB: 0	P: 4	LOB: 0	BB: 0	P: 7	LOB: 1	BB: 0	P: 6	LOB: 1	BB: 0	P: 8	LOB: 1	BB: 0	P: 5	LOB: 1	BB: 0	P: 5	LOB: 1	BB: 0	P: 5	LOB: 1	BB: 0	P: 5	LOB: 1	BB: 0	P: 5	LOB: 1	BB: 0	P: 5	LOB: 1	BB: 0	P: 5	LOB: 1	BB: 0	P: 5

PITCHER	IP	WLS	BF	H	R	ER	SO	BB	IBB	HBP	BLK	WP	HR	S	P	ERA	WHIP
Don Sutton, R (1, 1) ERA: 3.5	7.0	L	28	8	3	3	5	0	0	0	0	0	0	38	38	3.86	1.143
Jim Brewer, L (8, 1) ERA: 2.8	1.0		3	1	0	0	1	0	0	0	0	0	0	5	5	0.00	1.000

**BOTTOM**


AB	R	H	RBI	BB	SO	LOB
4	1	1	0	0	0	2
4	1	2	0	0	0	0
0	0	0	0	0	0	0
3	0	0	1	0	2	1
4	0	1	1	0	1	1
0	0	0	0	0	0	0
3	0	1	0	0	1	1
3	0	0	0	0	0	1
3	1	2	0	0	1	1
3	0	1	1	0	0	2
0	0	0	0	0	0	0
2	0	1	0	0	1	0
0	0	0	0	0	0	0

**Los Angeles Dodgers @ San Diego Padres**  
**San Diego Stadium, San Diego, CA**

Sat Sep 06 1969, 10:05 PM EDT  
Att. 10,022 - Unknown

livebaseballscorecards.com

<b>AB</b>	<b>29</b>
<b>R</b>	<b>3</b>
<b>H</b>	<b>9</b>
<b>RBI</b>	<b>3</b>
<b>BB</b>	<b>0</b>
<b>SO</b>	<b>6</b>
<b>LOB</b>	<b>9</b>



WP	HR	S	P	ERA	WHIP
0	0	5	38	3.86	1.143
0	0	1	5	0.00	1.000

Batter	1	2	3	4	5	6	7	8	9	AB R H RBI BB SO LOB	TOP	
Maury Wills, S OBP: 0.338, SLG: 0.333 (1, 6) X	0-0 4-3		0-0 CS 1B		0-0 1-3			0-3 K	0-0 F8	5 0 1 0 0 1 2		
Willie Crawford, L OBP: 0.327, SLG: 0.410 (1, 9) B B B	4-0 5-3 BB		0-0 P4 1-2			0-0 P4		0-0 1B 1B		3 0 1 0 1 0 1		
Willie Davis, L OBP: 0.371, SLG: 0.467 (1, 8) X	0-0 5-3 1-2		0-0 S 1B			0-0 4-3		0-0 1-2 1B		4 0 2 0 0 0 1		
Wes Parker, S OBP: 0.370, SLG: 0.458 (1, 3) X	0-0 4-3		0-0 1-3 1-2			0-3 K		0-0 F7		4 0 0 0 0 1 4		
Andy Kosco, R OBP: 0.280, SLG: 0.428 (1, 7) X		0-0 2B 1B		0-0 F9			0-0 5-3	0-0 5-3		4 1 1 0 0 0 2		
Bill Sudakis, S OBP: 0.305, SLG: 0.398 (1, 5) X		0-0 F8		0-0 F9			0-0 HR		0-0 F5	4 1 1 1 0 0 1		
Tom Haller, L OBP: 0.339, SLG: 0.367 (1, 2) Von Joshua, L (9, PR)		0-0 F7		0-0 F7			0-0 CS 1B		4-0 PB BB	3 0 1 0 1 0 1 0 0 0 0 0 0 0	AB 34 R 2 H 9 RBI 2 BB 3 SO 4 LOB 16	
Ted Sizemore, R OBP: 0.333, SLG: 0.325 (1, 4) X		0-0 1-H 2B			0-0 F7		0-0 1-2 1B		4-0 BB BB BB BB 1-2 BB	3 0 2 1 1 0 0		
Claude Osteen, L OBP: 0.250, SLG: 0.265 (1, 1) Joe Moeller, R OBP: 0.222, SLG: 0.222 (7, 1) Len Gabrielson, L OBP: 0.327, SLG: 0.360 (9, PH) Manny Mota, R OBP: 0.371, SLG: 0.400 (9, PH)		0-3 K			0-3 K		0-0 F8		0-0 F3	3 0 0 0 0 2 2 0 0 0 0 0 0 0 0 0 0 0 0 0 0 1 0 0 0 0 0 2		
<b>Inning Stats</b>	R: 0 H: 0 E: 0 LOB: 1 K: 0 BB: 1 S: 3 P: 7	R: 1 H: 2 E: 0 LOB: 1 K: 1 BB: 0 S: 7 P: 7	R: 0 H: 2 E: 0 LOB: 1 K: 0 BB: 0 S: 4 P: 4	R: 0 H: 0 E: 0 LOB: 0 K: 0 BB: 0 S: 3 P: 3	R: 0 H: 0 E: 0 LOB: 0 K: 1 BB: 0 S: 5 P: 5	R: 0 H: 0 E: 0 LOB: 0 K: 1 BB: 0 S: 5 P: 5	R: 1 H: 3 E: 0 LOB: 1 K: 0 BB: 0 S: 5 P: 5	R: 0 H: 2 E: 0 LOB: 2 K: 1 BB: 0 S: 7 P: 7	R: 0 H: 0 E: 0 LOB: 2 K: 0 BB: 2 S: 3 P: 11	1B: 7 SF: 0 2B: 1 SAC: 0 3B: 0 DP: 0 HR: 1 HBP: 0	WP: 0 PA: 37 PB: 1 SB: 1 CS: 2	
<b>PITCHER</b>	IP WLS BF H R ER SO BB IBB HBP BLK WP HR S P ERA WHIP											
Al Santorini, R ERA: 3.98 (1, 1)	7.1 W 30 9 2 2 4 1 0 0 0 0 1 37 41 2.46 1.364											
Gary Ross, R ERA: 4.28 (8, 1)	1.0 5 0 0 0 0 2 0 0 0 0 0 3 11 0.00 2.000											
Billy McCool, L ERA: 3.69 (9, 1)	0.2 S 2 0 0 0 0 0 0 0 0 0 0 2 2 0.00 0.000											

Los Angeles Dodgers @ San Diego Padres  
San Diego Stadium, San Diego, CA  
Sun Sep 07 1969, 6:33 AM EDT  
Att. 8,117 - Unknown

livebaseballscorecards.com



Batter	1	2	3	4	5	6	7	8	9
Jose Arcia, R (1, 4) OBP: 0.243, SLG: 0.245	0-0 F9	0-0 F8		0-3 K			4-0 2B BB	0-0 F8	
Roberto Pena, R (1, 6) OBP: 0.278, SLG: 0.296 Tommy Dean, R (7, PR) OBP: 0.236, SLG: 0.216	0-0 3-1		0-0 1-3		0-3 K		0-0 1B 2B	0-0 5-3	
Ollie Brown, R (1, 9) OBP: 0.312, SLG: 0.402	0-0 1B		4-0 S BB BB		0-0 L8		0-0 P6		
Al Ferrara, R (1, 7) OBP: 0.369, SLG: 0.470 Jerry Morales, R (7, PR) OBP: 0.236, SLG: 0.216	0-0 6-3		4-0 S BB BB		0-0 P4		4-0 1B 1B IBB		
Nate Colbert, R (1, 3) OBP: 0.313, SLG: 0.464		0-0 FC6-4 1B 1B		0-3 K		0-3 K			
Ed Spiezio, R (1, 5) OBP: 0.318, SLG: 0.380		0-0 FC6-4 1B		0-0 P4		0-0 FC5-4 1B		0-0 1B 1B	
Cito Gaston, R (1, 8) OBP: 0.273, SLG: 0.311		0-0 FC6-4 SH2-4 1B		0-0 6-3		0-0 FC5-4 1B		0-0 1B	
Chris Cannizzaro, R (1, 2) OBP: 0.298, SLG: 0.298		0-0 SH2-4 1B		0-0 4-3		0-0 1B		0-0 F7	
Al Santorini, R (1, 1) OBP: 0.138, SLG: 0.175 Gary Ross, R (8, 1) Billy McCool, R (9, 1)		0-0 SH2-4		0-0 1B		0-3 K		0-0 4-3	

Inning Stats	R: 0	H: 1	E: 0	K: 0	S: 4	LOB: 1	BB: 0	P: 4	R: 1	H: 3	E: 0	K: 0	S: 6	LOB: 2	BB: 0	P: 6	R: 0	H: 0	E: 0	K: 1	S: 5	LOB: 1	BB: 2	P: 13	R: 0	H: 1	E: 0	K: 1	S: 6	LOB: 0	BB: 0	P: 5	R: 0	H: 2	E: 0	K: 2	S: 9	LOB: 2	BB: 0	P: 9	R: 3	H: 3	E: 0	K: 1	S: 8	LOB: 2	BB: 2	P: 16	R: 0	H: 0	E: 0	K: 0	S: 3	LOB: 0	BB: 0	P: 3
PITCHER	IP	WLS	BF	H	R	ER	SO	BB	IBB	HBP	BLK	WP	HR	S	P	ERA	WHIP																																							
Claude Osteen, L (1, 1) ERA: 2.58	6.2	L	34	10	4	4	6	3	1	0	0	0	0	42	58	5.40	1.950																																							
Joe Moeller, R (7, 1) ERA: 3.4	1.1		4	0	0	0	0	0	0	0	0	0	0	4	4	0.00	0.000																																							


**BOTTOM**

**Los Angeles Dodgers @ San Diego Padres**  
San Diego Stadium, San Diego, CA

Sun Sep 07 1969, 6:33 AM EDT  
Att: 8,117 - Unknown

AB	R	H	RBI	BB	SO	LOB
4	1	0	0	1	1	3
4	0	1	1	0	1	0
1	1	0	0	0	0	0
3	0	1	0	1	0	1
2	0	0	0	2	0	1
0	1	0	0	0	0	0
4	1	1	0	0	3	4
4	0	3	1	0	0	2
4	0	1	1	0	0	3
4	0	2	1	0	0	2
2	0	1	0	0	1	2
1	0	0	0	0	0	0
0	0	0	0	0	0	0

AB	33
R	4
H	10
RBI	4
BB	4
SO	6
LOB	18



WP	HR	S	P	ERA	WHIP
0	0	0	0	0.00	0.000
0	0	0	0	0.00	0.000

Batter	1	2	3	4	5	6	7	8	9	AB R H RBI BB SO LOB	TOP
Jose Arcia, R (1, 4) OBP: 0.248, SLG: 0.250	0-0 CS 1B		0-3 K		0-0 K			0-0 G6-3 1B		4 0 2 0 0 1 0	<b>San Diego Padres @ Houston Astros</b> Astrodome, Houston, TX Mon Sep 08 1969, 8:05 PM EDT Att. 7,840 - Unknown
Roberto Pena, R (1, 6) OBP: 0.275, SLG: 0.293	0-0 1-2		0-3 K		0-3 K			0-0 G6-3 1-2f		4 0 0 0 0 2 2	
Ollie Brown, R (1, 9) OBP: 0.312, SLG: 0.400	0-3 K		0-0							3 0 0 0 1 1 0	
Al Ferrara, R (1, 7) OBP: 0.368, SLG: 0.466 Ron Slocum, R (9, PR)		0-3 K		0-3 K						3 0 0 0 1 2 1 0 0 0 0 0 0 0	
Nate Colbert, R (1, 3) OBP: 0.314, SLG: 0.479		0-0 HR		0-0 HR						4 2 2 2 0 0 2	
Van Kelly, L (1, 5) OBP: 0.294, SLG: 0.370		0-0 1B 1B		0-0 1B						4 0 2 0 0 1 1	
Ivan Murrell, R (1, 8) OBP: 0.294, SLG: 0.353		0-0 1-2 1B		0-0						3 0 1 0 0 1 1	
Fred Kendall, R (1, 2)		0-0		0-0						3 0 0 0 0 1 3	
Mike Corkins, R (1, 1) Dave Roberts, L (2, 1) Tom Dukes, R (6, 1) Jim Williams, R (8, PH) Jack Baldschun, R (8, 1) OBP: 0.400, SLG: 0.250		0-3 K		0-0						1 0 0 0 0 1 2 1 0 0 0 0 0 0 0 0 0 0 0 0 0 1 0 0 0 0 1 0 0 0 0 0 0 0 0	
<b>Inning Stats</b>	R: 0 H: 1 E: 0 LOB: 0 K: 1 BB: 0 S: 5 P: 5	R: 1 H: 3 E: 0 LOB: 2 K: 2 BB: 0 S: 10 P: 10	R: 0 H: 0 E: 0 LOB: 0 K: 2 BB: 0 S: 7 P: 7	R: 1 H: 2 E: 0 LOB: 1 K: 1 BB: 0 S: 7 P: 7	R: 0 H: 0 E: 0 LOB: 0 K: 1 BB: 0 S: 5 P: 5	R: 0 H: 0 E: 0 LOB: 0 K: 0 BB: 1 S: 2 P: 6	R: 0 H: 0 E: 0 LOB: 0 K: 3 BB: 0 S: 9 P: 9	R: 0 H: 1 E: 0 LOB: 0 K: 1 BB: 0 S: 5 P: 5	R: 0 H: 0 E: 0 LOB: 1 K: 0 BB: 1 S: 3 P: 7	1B: 5 SF: 0 2B: 0 SAC: 0 3B: 0 DP: 2 HR: 2 HBP: 0	
<b>PITCHER</b> Tom Griffin, R (1, 1) ERA: 3.48	IP WLS BF H R ER SO BB IBB HBP BLK WP HR S P ERA WHIP										
	9.0 W 33 7 2 2 11 2 0 0 0 0 0 2 53 61 2.00 1.000										

AB	31
R	2
H	7
RBI	2
BB	2
SO	11
LOB	12



livebaseballscorecards.com



Batter	1	2	3	4	5	6	7	8	9
Joe Morgan, L OBP: 0.378, SLG: 0.390 (1, 4)	0-0 3B	0-3 K		0-3 K		0-0 1B	0-0		
Jesus Alou, R OBP: 0.270, SLG: 0.328 (1, 9) (8, 7)	0-0 WP 3B	0-0 BB 1B				0-0 G6-4-3 1B		0-3 K	
Jimmy Wynn, R OBP: 0.431, SLG: 0.503 (1, 8)	0-3 K	4-0 1B BB			4-0 None 1B BB	0-0		0-0	
Tommy Davis, R OBP: 0.320, SLG: 0.379 (1, 7) Norm Miller, L OBP: 0.362, SLG: 0.366 (8, 9)	4-0 HR BB	0-0 1B			0-0 1-2	0-0 G6-4-3		0-0	
Curt Blefary, L OBP: 0.352, SLG: 0.405 (1, 3)	0-0 1-H HR	0-0			0-0		4-0 WP 1B BB		
Doug Rader, R OBP: 0.343, SLG: 0.386 (1, 5)	0-0		0-0		0-0 1B 1B		0-3 K		
Denis Menke, R OBP: 0.390, SLG: 0.409 (1, 6)	0-0 2B		0-0		0-0 1B 1B		4-0 1B SF BB		
Johnny Edwards, L OBP: 0.313, SLG: 0.349 (1, 2)	0-0		0-0		0-0 1-3 2-H 1B		0-0 1-3 2-H 1B		
Tom Griffin, R OBP: 0.237, SLG: 0.308 (1, 1)		0-3 K		0-0	0-0		0-0 SF		

Inning Stats	R: 4	H: 4	E: 0	LOB: 1	K: 1	S: 9	P: 13	R: 1	H: 2	E: 0	LOB: 2	K: 2	S: 9	P: 13	R: 0	H: 0	E: 0	LOB: 0	K: 0	S: 3	R: 0	H: 0	E: 0	LOB: 0	K: 1	S: 5	R: 2	H: 3	E: 0	LOB: 2	K: 0	S: 6	R: 0	H: 2	E: 0	LOB: 1	K: 0	S: 4	R: 2	H: 1	E: 0	LOB: 1	K: 1	S: 6	R: 0	H: 0	E: 0	LOB: 0	K: 1	S: 5	P: 5
--------------	------	------	------	--------	------	------	-------	------	------	------	--------	------	------	-------	------	------	------	--------	------	------	------	------	------	--------	------	------	------	------	------	--------	------	------	------	------	------	--------	------	------	------	------	------	--------	------	------	------	------	------	--------	------	------	------

PITCHER	IP	WLS	BF	H	R	ER	SO	BB	IBB	HBP	BLK	WP	HR	S	P	ERA	WHIP
Mike Corkins, R ERA: 27.0 (1, 1)	1.2	L	13	6	5	5	3	2	0	0	0	1	1	17	25	27.00	4.800
Dave Roberts, L ERA: 4.91 (2, 1)	3.1		16	5	2	2	1	1	0	0	0	0	0	17	21	5.40	1.800
Tom Dukes, R ERA: 11.25 (6, 1)	2.0		8	1	2	2	1	2	0	0	0	1	0	8	16	9.00	1.500
Jack Baldschun, R ERA: 4.54 (8, 1)	1.0		3	0	0	0	1	0	0	0	0	0	0	5	5	0.00	0.000

**BOTTOM**

AB	R	H	RBI	BB	SO	LOB
5	1	2	0	0	2	1
5	2	3	1	0	1	0
3	1	0	0	2	1	2
3	1	1	1	1	0	3
1	0	0	0	0	0	0
3	2	1	2	1	0	3
4	1	1	1	0	1	1
3	1	2	0	1	0	0
4	0	2	2	0	0	1
3	0	0	1	0	1	2

**San Diego Padres @ Houston Astros**  
Astrodome, Houston, TX  
Mon Sep 08 1969, 8:05 PM EDT  
Att. 7,840 - Unknown

AB	34
R	9
H	12
RBI	8
BB	5
SO	6
LOB	13



PITCHER	IP	WLS	BF	H	R	ER	SO	BB	IBB	HBP	BLK	WP	HR	S	P	ERA	WHIP
Mike Corkins, R ERA: 27.0 (1, 1)	1.2	L	13	6	5	5	3	2	0	0	0	1	1	17	25	27.00	4.800
Dave Roberts, L ERA: 4.91 (2, 1)	3.1		16	5	2	2	1	1	0	0	0	0	0	17	21	5.40	1.800
Tom Dukes, R ERA: 11.25 (6, 1)	2.0		8	1	2	2	1	2	0	0	0	1	0	8	16	9.00	1.500
Jack Baldschun, R ERA: 4.54 (8, 1)	1.0		3	0	0	0	1	0	0	0	0	0	0	5	5	0.00	0.000

Batter	1	2	3	4	5	6	7	8	9	AB R H RBI BB SO LOB	TOP	
Jose Arcia, R (1, 4) OBP: 0.244, SLG: 0.246	0-0 		0-3 			0-0 			0-0 	4 0 0 0 0 1 0	<b>San Diego Padres @ Houston Astros</b> Astrodome, Houston, TX Tue Sep 09 1969, 8:05 PM EDT Att. 8,847 - Unknown	
Jerry Morales, R (1, 8) OBP: 0.250, SLG: 0.250	0-0 			0-0 		0-0 			0-0 	4 1 1 0 0 0 0		
Ollie Brown, R (1, 9) OBP: 0.312, SLG: 0.400 Ivan Murrell, R (6, 9) OBP: 0.296, SLG: 0.368	0-0 			0-0 			0-0 		0-0 	2 0 1 0 0 0 0 2 1 1 2 0 0 0		
Nate Colbert, R (1, 3) OBP: 0.312, SLG: 0.474		0-3 		0-0 			0-3 		0-0 	4 0 0 0 0 2 1		
Van Kelly, L (1, 5) OBP: 0.291, SLG: 0.366 Ron Slocum, R (6, 5)		0-0 		0-0 	0-0 		0-0 			3 0 0 0 0 0 1 1 0 0 0 0 0 0		
Larry Stahl, L (1, 7) OBP: 0.272, SLG: 0.320		0-0 			0-0 			0-3 		3 0 1 0 0 1 0		
Chris Cannizzaro, R (1, 2) OBP: 0.299, SLG: 0.298 Fred Kendall, R (6, 2)		0-0 			4-0 			0-0 		1 0 0 0 1 0 1 1 0 0 0 0 0 0		
Tommy Dean, R (1, 6) OBP: 0.234, SLG: 0.214			0-3 		0-0 			0-0 		3 0 0 0 0 1 1		
Joe Niekro, R (1, 1) OBP: 0.211, SLG: 0.160 Jack Baldschun, R (5, 1) OBP: 0.400, SLG: 0.250 Jim Williams, R (6, PH) Tom Dukes, R (6, 1) Al Ferrara, R (9, PH) OBP: 0.367, SLG: 0.464			0-0 			0-3 			0-3 	1 0 0 0 0 0 0 0 0 0 0 0 0 0 1 0 0 0 0 1 0 0 0 0 0 0 0 0 1 0 0 0 0 1 0		
<b>Inning Stats</b>	R: 0 H: 0 E: 0 LOB: 0 K: 0 BB: 0 S: 3 P: 3	R: 0 H: 1 E: 0 LOB: 1 K: 1 BB: 0 S: 6 P: 6	R: 0 H: 0 E: 0 LOB: 0 K: 2 BB: 0 S: 7 P: 7	R: 0 H: 1 E: 0 LOB: 0 K: 0 BB: 0 S: 3 P: 3	R: 0 H: 0 E: 0 LOB: 1 K: 0 BB: 1 S: 3 P: 7	R: 0 H: 0 E: 0 LOB: 0 K: 1 BB: 0 S: 5 P: 5	R: 0 H: 0 E: 0 LOB: 0 K: 1 BB: 0 S: 5 P: 5	R: 0 H: 0 E: 0 LOB: 0 K: 1 BB: 0 S: 5 P: 5	R: 2 H: 2 E: 0 LOB: 0 K: 1 BB: 0 S: 7 P: 7	1B: 3 SF: 0 2B: 0 SAC: 0 3B: 0 DP: 0 HR: 1 HBP: 0		WP: 0 PA: 32 PB: 0 SB: 1 CS: 1
<b>PITCHER</b> Larry Dierker, R (1, 1) ERA: 2.34	IP WLS BF H R ER SO BB IBB HBP BLK WP HR S P ERA WHIP											<b>PITCHER</b> IP WLS BF H R ER SO BB IBB HBP BLK WP HR S P ERA WHIP

livebaseballscorecards.com

<b>AB</b>	31
<b>R</b>	2
<b>H</b>	4
<b>RBI</b>	2
<b>BB</b>	1
<b>SO</b>	7
<b>LOB</b>	4





Batter	1	2	3	4	5	6	7	8	9	AB R H RBI BB SO LOB	TOP											
Jose Arcia, R (1, 4) OBP: 0.240, SLG: 0.241	0-0 5-3		0-0 1-3		0-0 F7			0-0 P4		4 0 0 0 0 0 1												
Roberto Pena, R (1, 6) OBP: 0.277, SLG: 0.298 Tommy Dean, R (8, 6) OBP: 0.234, SLG: 0.214	4-0 BB		0-0 F9		0-3 K			0-0 E 3B		3 1 1 0 1 1 1 0 0 0 0 0 0 0												
Jerry Morales, R (1, 9) OBP: 0.375, SLG: 0.750	0-3 K			0-0 HR		0-0 G6-4-3 1B		0-0 E6 E		4 1 2 1 0 1 1												
Al Ferrara, R (1, 7) OBP: 0.363, SLG: 0.458 Ivan Murrell, R (8, 7) OBP: 0.296, SLG: 0.368	0-0 6-3			0-0 6-3		0-0 G6-4-3 1-2f		0-0 5-3 1-2		4 0 0 0 0 0 3 0 0 0 0 0 0 0												
Nate Colbert, R (1, 3) OBP: 0.313, SLG: 0.473		4-0 BB CS		0-0 1B		0-0 5-3			0-3 K	3 0 1 0 1 1 0												
Van Kelly, L (1, 5) OBP: 0.290, SLG: 0.363		0-0 4-3 1-2		0-0 F7			0-0 P4		0-0 1B 1B	4 0 1 0 0 0 2												
Cito Gaston, R (1, 8) OBP: 0.276, SLG: 0.311		4-0 BB		0-0 F8			0-3 K		0-0 G5-4-3 1B	3 0 1 0 1 1 1												
Chris Cannizzaro, R (1, 2) OBP: 0.298, SLG: 0.300		0-0 F9			0-0 2B		0-0 F2		0-0 G5-4-3 1-2f	4 0 1 0 0 0 3												
Clay Kirby, R (1, 1) OBP: 0.145, SLG: 0.036			0-3 K		0-3 K			0-3 K		3 0 0 0 0 3 1												
<b>Inning Stats</b>	R: 0 E: 0 K: 1 S: 5	H: 0 LOB: 1 BB: 1 P: 9	R: 0 E: 0 K: 0 S: 2	H: 0 LOB: 1 BB: 2 P: 10	R: 0 E: 0 K: 1 S: 5	H: 0 LOB: 0 BB: 0 P: 5	R: 1 E: 0 K: 0 S: 5	H: 2 LOB: 1 BB: 0 P: 5	R: 0 E: 0 K: 2 S: 8	H: 1 LOB: 1 BB: 0 P: 8	R: 0 E: 0 K: 0 S: 3	H: 1 LOB: 0 BB: 0 P: 3	R: 0 E: 0 K: 1 S: 5	H: 0 LOB: 0 BB: 0 P: 5	R: 1 E: 2 K: 1 S: 7	H: 1 LOB: 1 BB: 0 P: 7	R: 0 E: 0 K: 1 S: 6	H: 2 LOB: 1 BB: 0 P: 6	1B: 4 2B: 1 3B: 1 HR: 1	SF: 0 SAC: 0 DP: 2 HBP: 0	WP: 0 PB: 0 SB: 0 CS: 1	PA: 35
<b>PITCHER</b>	IP WLS BF H R ER SO BB IBB HBP BLK WP HR S P ERA WHIP												<b>PITCHER</b>	IP WLS BF H R ER SO BB IBB HBP BLK WP HR S P ERA WHIP								
Tony Cloninger, R (1, 1) ERA: 5.23	7.2 L 30 5 2 1 6 3 0 0 0 0 0 1 39 51 1.17 1.043																					
Wayne Granger, R (8, 1) ERA: 2.96	1.1 5 2 0 0 1 0 0 0 0 0 0 0 7 7 0.00 1.500																					

San Diego Padres @ Cincinnati Reds  
Crosley Field, Cincinnati, OH  
Wed Sep 10 1969, 7:05 PM EDT  
Att. 5,556 - Unknown

AB	32
R	2
H	7
RBI	1
BB	3
SO	7
LOB	13



Batter	1	2	3	4	5	6	7	8	9	AB R H RBI BB SO LOB
Jimmy Stewart, S (1, 5) OBP: 0.314, SLG: 0.379	0-0 F7			0-3 K		0-0 2-H 3B			0-0 FC4-6	4 0 1 1 0 1 1
Bobby Tolan, L (1, 8) OBP: 0.353, SLG: 0.500	0-0 6-3			0-0 F8		0-3 K			0-0 4-3	4 0 0 0 0 1 2
Pete Rose, S (1, 9) OBP: 0.427, SLG: 0.515	0-3 K			0-0 4-3					0-0 L8	4 0 0 0 0 1 1
Alex Johnson, R (1, 7) Wayne Granger, R (8, 1) OBP: 0.360, SLG: 0.482 OBP: 0.250, SLG: 0.118		0-0 F9			0-0 6-3				0-0 P4	3 0 0 0 0 0 0 0 0 0 0 0 0 0
Johnny Bench, R (1, 2) OBP: 0.357, SLG: 0.501		0-0 F2			0-0 G5-4-3 1B				0-0 5-3	3 0 1 0 0 0 0
Lee May, R (1, 3) OBP: 0.329, SLG: 0.537		0-3 K			0-0 G5-4-3				0-0 L7	3 0 0 0 0 1 1
Tommy Helms, R (1, 4) OBP: 0.267, SLG: 0.282			0-3 K			0-0 F7			0-0 6-3	3 0 0 0 0 1 0
Woody Woodward, R (1, 6) Fred Whitfield, L (8, PH) Darrel Chaney, S (9, 6) OBP: 0.325, SLG: 0.303 OBP: 0.318, SLG: 0.197 OBP: 0.281, SLG: 0.240			0-0 F8			4-0 SH1-4 3B BB			0-0 F9	1 1 0 0 1 0 0 1 0 0 0 0 0 0 0 0 0 0 0 0 0
Tony Cloninger, R (1, 1) Ted Savage, R (8, 7) OBP: 0.191, SLG: 0.215 OBP: 0.351, SLG: 0.350			0-3 K			0-0 SH1-4			0-0 FC4-6 1B	1 0 0 0 0 1 0 1 0 1 0 0 0 0

Inning Stats	R: 0 E: 0 K: 1 S: 5	H: 0 LOB: 0 BB: 0 P: 5	R: 0 E: 0 K: 1 S: 5	H: 0 LOB: 0 BB: 0 P: 5	R: 0 E: 0 K: 2 S: 7	H: 0 LOB: 0 BB: 0 P: 7	R: 0 E: 0 K: 1 S: 5	H: 0 LOB: 0 BB: 0 P: 5	R: 0 E: 0 K: 0 S: 3	H: 1 LOB: 0 BB: 0 P: 3	R: 1 E: 0 K: 1 S: 6	H: 1 LOB: 1 BB: 1 P: 10	R: 0 E: 0 K: 0 S: 3	H: 0 LOB: 0 BB: 0 P: 3	R: 0 E: 0 K: 0 S: 3	H: 0 LOB: 0 BB: 0 P: 3	R: 0 E: 0 K: 0 S: 4	H: 1 LOB: 1 BB: 0 P: 4	1B: 2 2B: 0 3B: 1 HR: 0	SF: 0 SAC: 1 DP: 1 HBP: 0	WP: 0 PB: 0 SB: 0 CS: 0	PA: 30
PITCHER Clay Kirby, R (1, 1) ERA: 3.95	IP 9.0	WLS W	BF 30	H 3	R 1	ER 1	SO 6	BB 1	IBB 0	HBP 0	BLK 0	WP 0	HR 0	S 41	P 45	ERA 1.00	WHIP 0.444					
PITCHER	IP	WLS	BF	H	R	ER	SO	BB	IBB	HBP	BLK	WP	HR	S	P	ERA	WHIP					

**BOTTOM**

**San Diego Padres @ Cincinnati Reds**  
Crosley Field, Cincinnati, OH

Wed Sep 10 1969, 7:05 PM EDT  
Att. 5,556 - Unknown

livebaseballscorecards.com

<b>AB</b>	<b>28</b>
<b>R</b>	<b>1</b>
<b>H</b>	<b>3</b>
<b>RBI</b>	<b>1</b>
<b>BB</b>	<b>1</b>
<b>SO</b>	<b>6</b>
<b>LOB</b>	<b>5</b>



Batter	1	2	3	4	5	6	7	8	9	AB R H RBI BB SO LOB	TOP									
<b>Jose Arcia, R</b> (1, 4) <small>OBP: 0.240, SLG: 0.241</small> <b>Ollie Brown, R</b> (8, PH) <small>OBP: 0.314, SLG: 0.402</small> <b>Tommy Dean, R</b> (8, 4) <small>OBP: 0.234, SLG: 0.214</small>	0-3 K		0-0 S 1B		0-3 K	0-0 F7		0-0 FC6-4 1B		4 0 1 0 0 2 2 1 0 1 0 0 0 0 0 0 0 0 0 0 0										
<b>Roberto Pena, R</b> (1, 6) <small>OBP: 0.279, SLG: 0.307</small> <b>Frankie Libran, R</b> (7, 6) <b>Cito Gaston, R</b> (8, PH) <small>OBP: 0.275, SLG: 0.311</small> <b>Tom Dukes, R</b> (8, 1)	0-0 1B		0-0 5-3 1-2		0-0 HR		0-0 5-3	0-0 FC6-4 1-2f		4 1 2 2 0 0 1 0 0 0 0 0 0 0 1 0 0 0 0 0 2 0 0 0 0 0 0 0										
<b>Jerry Morales, R</b> (1, 8) <small>OBP: 0.231, SLG: 0.462</small>	0-0 P6		0-3 K		0-0 F3		0-0 F8		0-3 K	5 0 0 0 0 2 2										
<b>Al Ferrara, R</b> (1, 7) <small>OBP: 0.363, SLG: 0.459</small> <b>Sonny Ruberto, R</b> (9, PR) <small>OBP: 0.182, SLG: 0.143</small>	0-3 K		4-0 FC6-4 BB		0-0 2B		0-0 P6		0-0 E6 G1-4-3	4 0 1 0 1 1 1 0 0 0 0 0 0 0										
<b>Nate Colbert, R</b> (1, 3) <small>OBP: 0.314, SLG: 0.471</small>		0-0 F8	0-0 FC6-4 1-2f		4-0 BB			0-0 2B 1B 1B	0-0 G1-4-3	4 1 1 0 1 0 3										
<b>Van Kelly, L</b> (1, 5) <small>OBP: 0.285, SLG: 0.357</small> <b>Mike Corkins, R</b> (5, 1) <b>Larry Stahl, L</b> (8, PH) <small>OBP: 0.271, SLG: 0.318</small> <b>Ron Slocum, R</b> (8, 6)		0-3 K		0-0 4-3	0-0 L5			0-3 K		3 0 0 0 0 1 2 0 0 0 0 0 0 0 1 0 0 0 0 1 1 0 0 0 0 0 0 0										
<b>Ivan Murrell, R</b> (1, 9) <small>OBP: 0.300, SLG: 0.385</small>		0-0 3B		0-3 K		0-0 5-3		0-0 1-3 1B 2B		4 1 2 0 0 1 0										
<b>Chris Cannizzaro, R</b> (1, 2) <small>OBP: 0.299, SLG: 0.299</small> <b>Fred Kendall, R</b> (5, 2)		4-0 IBB		0-0 F9		4-0 BB		0-0 F5		1 0 0 0 1 0 0 1 0 0 0 1 0 2										
<b>Tommie Sisk, R</b> (1, 1) <small>OBP: 0.250, SLG: 0.214</small> <b>Jack Baldschun, R</b> (3, 1) <small>OBP: 0.400, SLG: 0.250</small> <b>Jim Williams, R</b> (5, PH) <small>OBP: 0.333, SLG: 0.333</small> <b>Ed Spiezio, R</b> (5, 5) <small>OBP: 0.319, SLG: 0.381</small>		0-0 G3			0-0 HR 1B	0-0 F7		0-0 2-H 3-H 1B 1B		1 0 0 0 0 0 2 0 0 0 0 0 0 0 1 1 1 0 0 0 0 2 0 1 2 0 0 1										
<b>Inning Stats</b>	R: 0 E: 0 K: 2 S: 8	H: 1 LOB: 1 BB: 0 P: 8	R: 0 E: 0 K: 1 S: 6	H: 1 LOB: 2 BB: 1 P: 10	R: 0 E: 0 K: 1 S: 6	H: 0 LOB: 0 BB: 0 P: 5	R: 2 E: 0 K: 1 S: 8	H: 3 LOB: 2 BB: 1 P: 12	R: 0 E: 0 K: 0 S: 3	H: 0 LOB: 1 BB: 1 P: 7	R: 0 E: 0 K: 0 S: 3	H: 0 LOB: 0 BB: 0 P: 3	R: 2 E: 0 K: 0 S: 9	H: 4 LOB: 2 BB: 0 P: 9	R: 0 E: 1 K: 1 S: 5	H: 0 LOB: 1 BB: 0 P: 5	1B: 6 2B: 2 3B: 1 HR: 1	SF: 0 SAC: 0 DP: 1 HBP: 0	WP: 0 PB: 0 SB: 1 CS: 0	PA: 41
<b>PITCHER</b>	IP WLS BF H R ER SO BB IBB HBP BLK WP HR S P ERA WHIP																			
<b>Gary Nolan, R</b> (1, 1) <small>ERA: 4.0</small> <b>Wayne Granger, R</b> (8, 1) <small>ERA: 2.93</small>	7.2 W 36 9 4 4 7 3 1 0 0 0 1 46 62 4.70 1.565																			
	1.1 S 5 1 0 0 1 0 0 0 0 0 0 7 7 0.00 0.750																			

**San Diego Padres @ Cincinnati Reds**  
 Crosley Field, Cincinnati, OH  
 Thu Sep 11 1969, 7:05 PM EDT  
 Att. 4,775 - Unknown

<b>AB</b>	37
<b>R</b>	4
<b>H</b>	10
<b>RBI</b>	4
<b>BB</b>	4
<b>SO</b>	8
<b>LOB</b>	19



[livebaseballscorecards.com](http://livebaseballscorecards.com)

Batter	1	2	3	4	5	6	7	8	9
<b>Ted Savage, R</b> OBP: 0.353, SLG: 0.357 (1, 7) X	0-0 6-3		4-0 1B 2B BB	0-0 4-3 1B 2B		0-3 K		0-0 5-3	
<b>Bobby Tolan, L</b> OBP: 0.352, SLG: 0.498 (1, 8) X	0-0 G3-1		0-0 2B 1B	0-0 4-3		0-0 4-3			
<b>Pete Rose, S</b> OBP: 0.429, SLG: 0.519 (1, 9) X	0-0 1B		0-0 1B 2B	0-0 CS 1B			0-0 F7		
<b>Johnny Bench, R</b> OBP: 0.357, SLG: 0.499 (1, 2) S S S	0-3 K		0-0 2B 1B	0-0 CS	0-0 P4		0-3 K2-3		
<b>Lee May, R</b> OBP: 0.330, SLG: 0.538 (1, 3)		0-0 1B G3 1B	0-0 G5-3 2B		0-0 5-3		0-0 4-3		
<b>Jimmy Stewart, S</b> OBP: 0.322, SLG: 0.380 (1, 5) X	0-0 G3	0-0 G3	4-0 BB		0-0 1B		4-0 SH1-4 1B BB		
<b>Tommy Helms, R</b> OBP: 0.269, SLG: 0.284 (1, 4) X	0-0 G6-3 1B	0-0 G5-3	0-0 G5-3		0-0 F8		0-0 SH1-4 1B		
<b>Woody Woodward, R</b> OBP: 0.330, SLG: 0.306 (1, 6) X	0-0 G6-3		4-0 SH1-4 2B BB		0-0 SH2-4 1B		0-0 SH1-4		
<b>Gary Nolan, R</b> OBP: 0.269, SLG: 0.375 (1, 1) X			0-0 1B WP	0-0 SH1-4		0-0 SH2-4		0-0 F2	
<b>Wayne Granger, R</b> OBP: 0.238, SLG: 0.111 (8, 1) X									

Inning Stats	R: 0 E: 0 K: 1 S: 6	H: 1 LOB: 1 BB: 0 P: 6	R: 0 E: 0 K: 0 S: 4	H: 2 LOB: 1 BB: 0 P: 4	R: 4 E: 0 K: 0 S: 6	H: 5 LOB: 1 BB: 2 P: 14	R: 2 E: 0 K: 0 S: 4	H: 2 LOB: 0 BB: 1 P: 8	R: 0 E: 0 K: 0 S: 4	H: 1 LOB: 1 BB: 0 P: 4	R: 0 E: 0 K: 1 S: 6	H: 1 LOB: 1 BB: 0 P: 6	R: 0 E: 0 K: 1 S: 5	H: 0 LOB: 0 BB: 0 P: 5	R: 0 E: 0 K: 0 S: 4	H: 1 LOB: 2 BB: 1 P: 8
1B: 10 2B: 3 3B: 0 HR: 0	SF: 0 SAC: 3 DP: 2 HBP: 0	WP: 1 PA: 38	WP: 1 PA: 38	WP: 1 PA: 38	WP: 1 PA: 38	WP: 1 PA: 38	WP: 1 PA: 38	WP: 1 PA: 38	WP: 1 PA: 38	WP: 1 PA: 38	WP: 1 PA: 38	WP: 1 PA: 38	WP: 1 PA: 38	WP: 1 PA: 38	WP: 1 PA: 38	

PITCHER	IP	WLS	BF	H	R	ER	SO	BB	IBB	HBP	BLK	WP	HR	S	P	ERA	WHIP
<b>Tommie Sisk, R</b> ERA: 5.51 (1, 1)	2.1	L	13	7	4	4	1	1	0	0	0	1	0	14	18	15.43	3.429
<b>Jack Baldschun, R</b> ERA: 4.88 (3, 1)	1.2		8	3	2	2	0	2	0	0	0	0	0	6	14	10.80	3.000
<b>Mike Corkins, R</b> ERA: 9.64 (5, 1)	3.0		11	2	0	0	2	0	0	0	0	0	0	15	15	0.00	0.667
<b>Tom Dukes, R</b> ERA: 6.75 (8, 1)	1.0		5	1	0	0	0	1	0	0	0	0	0	4	8	0.00	2.000

BOTTOM

**San Diego Padres @ Cincinnati Reds**  
Crosley Field, Cincinnati, OH  
Thu Sep 11 1969, 7:05 PM EDT  
Att. 4,775 - Unknown

livebaseballscorecards.com

<b>AB</b>	<b>30</b>
<b>R</b>	<b>6</b>
<b>H</b>	<b>13</b>
<b>RBI</b>	<b>6</b>
<b>BB</b>	<b>4</b>
<b>SO</b>	<b>3</b>
<b>LOB</b>	<b>14</b>



Batter	1	2	3	4	5	6	7	8	9	AB R H RBI BB SO LOB	TOP											
Jose Arcia, R (1, 4) OBP: 0.240, SLG: 0.242	0-0 4-3		0-0 5-3		0-3 K			0-0 FC4-8 1B		4 0 1 0 0 1 0	<b>San Diego Padres @ Los Angeles Dodgers</b> <b>Dodger Stadium, Los Angeles, CA</b> Fri Sep 12 1969, 7:05 PM PDT Att. 17,818 - Unknown											
Roberto Pena, R (1, 6) Tommy Dean, R (8, PR) OBP: 0.234, SLG: 0.214	0-0 F9		0-0 BB 1B		0-0 F5			0-0 FC4-6 FC6-4 1-2f		4 0 1 0 0 0 1 0 0 0 0 0 0 0												
Ollie Brown, R (1, 9) OBP: 0.315, SLG: 0.401	0-0 1B		4-0 1-2 BB		0-0 P3			0-3 K		3 0 1 0 1 1 1												
Al Ferrara, R (1, 7) OBP: 0.359, SLG: 0.453	0-3 K		0-0 F7		0-0 F8			0-0 FC6-4 1-2f		4 0 0 0 0 1 4												
Nate Colbert, R (1, 3) OBP: 0.316, SLG: 0.479		0-0 6-3	0-0 F9		0-0 HR			0-0 BB 1B		4 1 2 1 0 0 2												
Van Kelly, L (1, 5) OBP: 0.284, SLG: 0.351		4-0 E BB		0-0 P6		0-0 4-3		0-0 F8		3 1 0 0 1 0 1												
Jerry Morales, R (1, 8) OBP: 0.235, SLG: 0.471		0-0 E4 SH6-4 2B		0-0 F9			0-3 K	0-0 F8		4 1 1 1 0 1 1												
Chris Cannizzaro, R (1, 2) Larry Stahl, L (9, PH) OBP: 0.298, SLG: 0.297 OBP: 0.275, SLG: 0.318		0-0 SH6-4		0-3 K			0-0 F3	4-0 BB BB BB 1-2 BB		2 0 0 1 0 1 0 0 0 0 0 1 0 0												
Al Santorini, R (1, 1) Gary Ross, R (6, 1) Billy McCool, R (8, 1) Ed Spiezio, R (9, PH) OBP: 0.133, SLG: 0.169		0-3 K		0-0 L4			0-3 K	0-3 K		2 0 0 0 0 1 0 1 0 0 0 0 1 0 0 0 0 0 0 0 0 1 0 0 0 0 1 2												
<b>Inning Stats</b>	R: 0 E: 0 K: 1 S: 6	H: 1 LOB: 1 BB: 0 P: 6	R: 2 E: 1 K: 1 S: 6	H: 1 LOB: 0 BB: 1 P: 10	R: 0 E: 0 K: 0 S: 4	H: 0 LOB: 2 BB: 1 P: 8	R: 0 E: 0 K: 1 S: 5	H: 0 LOB: 0 BB: 0 P: 5	R: 0 E: 0 K: 1 S: 5	H: 0 LOB: 0 BB: 0 P: 5		R: 1 E: 0 K: 0 S: 4	H: 1 LOB: 0 BB: 0 P: 4	R: 0 E: 0 K: 2 S: 7	H: 0 LOB: 0 BB: 0 P: 7	R: 0 E: 0 K: 1 S: 6	H: 1 LOB: 1 BB: 0 P: 6	R: 0 E: 0 K: 1 S: 6	H: 1 LOB: 2 BB: 1 P: 10	1B: 4 2B: 1 3B: 0 HR: 1	SF: 0 SAC: 1 DP: 0 HBP: 0	WP: 0 PB: 0 SB: 0 CS: 0
<b>PITCHER</b>	IP WLS BF H R ER SO BB IBB HBP BLK WP HR S P ERA WHIP																					
Bill Singer, R (1, 1) ERA: 1.95	8.2 W 35 6 3 2 7 3 0 0 0 0 1 46 58 2.08 1.038																					
Jim Brewer, L (9, 1) ERA: 2.71	0.1 S 1 0 0 0 1 0 0 0 0 0 0 0 3 3 0.00 0.000																					

AB	32
R	3
H	6
RBI	3
BB	3
SO	8
LOB	12



livebaseballscorecards.com



Batter	1	2	3	4	5	6	7	8	9
Maury Wills, S OBP: 0.344, SLG: 0.348 (1, 6)	0-0 1-3 G3 1B		0-0 6-3		0-0 1-3 1B	0-0 FC6-4		0-0 1-2 3-H 1B	
Manny Mota, R OBP: 0.369, SLG: 0.397 (1, 7)	0-0 G3 1-2		0-0 6-3		0-0 1-3		0-0 F9	0-0 1-3 2-H 1B	
Willie Davis, L OBP: 0.365, SLG: 0.454 (1, 8)	0-0 1-3 2-3			0-0 1B 1B	0-0 2-H 1B		0-0 F9	0-3 K	
Wes Parker, S OBP: 0.362, SLG: 0.444 (1, 3)	0-0 G3-1			0-0 1-3 1B	0-0 6-3		0-0 E5		
Willie Crawford, L OBP: 0.324, SLG: 0.402 (1, 9)		0-0 6-3		0-0 1-3 3-H 1B		0-0 P6	0-0 1-3		
Bill Sudakis, S OBP: 0.301, SLG: 0.393 (1, 5)		0-0 1-3 1B		0-0 F9		0-0 1B 3B		0-0 P6	
Tom Haller, L OBP: 0.336, SLG: 0.360 (1, 2)		0-0 1-3 1-2		4-0 BB BB BB BB 1-2 BB	4-0 G4-6-3 BB	4-0 FC3-5 1B BB		0-3 K	
Ted Sizemore, R OBP: 0.334, SLG: 0.337 (1, 4)		0-0 6-3		0-0 G4-6-3 1-2f		0-0 FC3-5 1-2 3-H 1B		0-0 1B 1B	
Bill Singer, R OBP: 0.122, SLG: 0.115 (1, 1)			0-0 F9		0-3 K	0-0 FC3-5 1-2 2-3f		0-0 1-3 1B 1B	
Jim Brewer, L OBP: 0.182, SLG: 0.200 (9, 1)									

AB	R	H	RBI	BB	SO	LOB
5	1	3	1	0	0	2
5	0	1	1	0	0	2
5	1	2	1	0	1	3
4	0	1	0	0	0	2
4	0	1	1	0	0	1
4	1	2	0	0	0	2
2	0	0	0	2	1	1
4	1	2	1	0	0	4
4	1	1	0	0	1	2
0	0	0	0	0	0	0

**BOTTOM**

**San Diego Padres @ Los Angeles Dodgers**  
**Dodger Stadium, Los Angeles, CA**  
 Fri Sep 12 1969, 7:05 PM PDT  
 Att. 17,818 - Unknown

[livebaseballscorecards.com](http://livebaseballscorecards.com)

<b>AB</b>	<b>37</b>
<b>R</b>	<b>5</b>
<b>H</b>	<b>13</b>
<b>RBI</b>	<b>5</b>
<b>BB</b>	<b>2</b>
<b>SO</b>	<b>3</b>
<b>LOB</b>	<b>19</b>



1B: 12	SF: 0	WP: 0	PA: 39
2B: 0	SAC: 0	PB: 0	
3B: 1	DP: 1	SB: 0	
HR: 0	HBP: 0	CS: 0	

Inning Stats		R: 0	H: 1	R: 0	H: 1	R: 0	H: 0	R: 1	H: 3	R: 1	H: 2	R: 1	H: 2	R: 0	H: 0	R: 2	H: 4	
PITCHER		IP	WLS	BF	H	R	ER	SO	BB	IBB	HBP	BLK	WP	HR	S	P	ERA	WHIP
Al Santorini, R ERA: 4.01 (1, 1)	5.1			24	8	3	3	1	1	0	0	0	0	0	25	29	5.06	1.688
Gary Ross, R ERA: 4.35 (6, 1)	2.1	L	14	5	2	2	1	1	0	0	0	0	0	0	15	19	7.71	2.571
Billy McCool, L ERA: 3.67 (8, 1)	0.1		1	0	0	0	0	1	0	0	0	0	0	0	3	3	0.00	0.000

Batter	1	2	3	4	5	6	7	8	9	AB R H RBI BB SO LOB	TOP	
<b>Jose Arcia, R</b> (1, 4) OBP: 0.237, SLG: 0.238 <b>Ivan Murrell, R</b> (7, PH) OBP: 0.298, SLG: 0.383 <b>Billy McCool, R</b> (7, 1) <b>Dave Roberts, L</b> (8, 1) OBP: 0.286, SLG: 0.286 <b>Tom Dukes, R</b> (8, 1)	0-0 6-3		0-3 K		0-3 K		0-0 FC6-4			3 0 0 0 0 2 0 1 0 0 0 0 0 1 0	<b>San Diego Padres @ Los Angeles Dodgers</b> Dodger Stadium, Los Angeles, CA Sat Sep 13 1969, 7:05 PM PDT Att: 17,712 - Unknown <a href="http://livebaseballscorecards.com">livebaseballscorecards.com</a>	
<b>Roberto Pena, R</b> (1, 6) OBP: 0.279, SLG: 0.306	0-0 F8		0-0 F9		0-0 1B			0-0 F3		4 0 1 0 0 0 0		
<b>Ollie Brown, R</b> (1, 9) OBP: 0.316, SLG: 0.402	0-0 1B		0-0 1B		0-0 F2			0-0 6-3		4 0 2 0 0 0 1		
<b>Al Ferrara, R</b> (1, 7) OBP: 0.356, SLG: 0.448	0-3 K		0-3 K					0-0 P4		4 0 0 0 0 3 2		
<b>Nate Colbert, R</b> (1, 3) OBP: 0.315, SLG: 0.479		0-0 E		0-0 E		0-0 F2		0-0 5-3		4 2 1 0 0 0 0		
<b>Van Kelly, L</b> (1, 5) <b>Frankie Libran, R</b> (9, PR)		0-0 G3		0-0 F3		0-0 5-3		0-0 1B		4 0 1 0 0 0 2 0 0 0 0 0 0 0		
<b>Jerry Morales, R</b> (1, 8) OBP: 0.286, SLG: 0.476		0-0 E2		0-0 G6-3			0-0 F8		0-0 G6-4-3	4 0 2 1 0 0 1		
<b>Chris Cannizzaro, R</b> (1, 2) <b>Sonny Ruberto, R</b> (7, PR) OBP: 0.182, SLG: 0.143 (7, 2)		0-0 G4-6-3		0-0 G6-3			0-0 FC6-4			3 0 2 0 0 0 1 0 0 0 0 0 0 0		
<b>Joe Niekro, R</b> (1, 1) <b>Larry Stahl, L</b> (7, PH) <b>Tommy Dean, R</b> (7, 4) OBP: 0.234, SLG: 0.214		0-0 G4-6-3			0-0 F7		0-0 F8			2 0 0 0 0 0 2 1 0 0 0 0 0 1 0 0 0 0 0 0 0		
<b>Inning Stats</b>	R: 0 H: 1 E: 0 LOB: 1 K: 1 BB: 0 S: 6 P: 6	R: 1 H: 3 E: 1 LOB: 1 K: 0 BB: 0 S: 5 P: 5	R: 0 H: 1 E: 0 LOB: 1 K: 2 BB: 0 S: 8 P: 8	R: 1 H: 1 E: 1 LOB: 0 K: 0 BB: 0 S: 4 P: 4	R: 0 H: 1 E: 0 LOB: 1 K: 1 BB: 0 S: 6 P: 6	R: 0 H: 0 E: 0 LOB: 0 K: 1 BB: 0 S: 5 P: 5	R: 0 H: 1 E: 0 LOB: 1 K: 0 BB: 0 S: 4 P: 4	R: 0 H: 0 E: 0 LOB: 0 K: 0 BB: 0 S: 3 P: 3	R: 0 H: 1 E: 0 LOB: 1 K: 0 BB: 0 S: 3 P: 3	1B: 8 SF: 0 2B: 1 SAC: 0 3B: 0 DP: 3 HR: 0 HBP: 0		WP: 0 PA: 34 PB: 0 SB: 3 CS: 0
<b>PITCHER</b> <b>Jim Bunning, R</b> (1, 1) ERA: 3.67	IP WLS BF H R ER SO BB IBB HBP BLK WP HR S P ERA WHIP	9.0 W 34 9 2 1 5 0 0 0 0 0 0 0 44 44 1.00 1.000										

AB	34
R	2
H	9
RBI	1
BB	0
SO	5
LOB	11



Batter	1	2	3	4	5	6	7	8	9
Maury Wills, S OBP: 0.346, SLG: 0.349 (1, 6)	4-0 CS BB		0-0 6-3		0-0 CS 1B		0-3 K	0-0 2B 2B 1B	
Ted Sizemore, R OBP: 0.335, SLG: 0.339 (1, 4)	0-0 6-3 1-2			0-0 F9	0-0 F8 1-2		0-0 FC5-4 1B	0-0 2B 2B	
Willie Davis, L OBP: 0.368, SLG: 0.463 (1, 8)	0-0 5-3			0-0 1B 3B		0-0 SH1-4 1B BB	0-0 FC5-4 1-2f S S	0-0 2B 2B	
Len Gabrielson, L OBP: 0.331, SLG: 0.364 (1, 7)		0-0 6-3		0-0 BB 1B 1B		0-0 BB SH1-4 1B	4-0 BB	0-0 F5	
Andy Kosco, R OBP: 0.281, SLG: 0.425 (7, PH)				3-H		1-2	1-2		
Von Joshua, L (9, 7)									
Wes Parker, S OBP: 0.362, SLG: 0.443 (1, 3)		0-0 F9		0-0 BB 1B		0-0 SH1-4	0-0 F8		
Willie Crawford, L OBP: 0.328, SLG: 0.411 (1, 9)		0-0 HR		4-0 1-2 2-3 BB		4-0 BB IBB	0-0 F8		
Bill Sudakis, S OBP: 0.300, SLG: 0.394 (1, 5)		0-3 K		0-0 F9		0-0 F9	0-0 2B 2B		
Tom Haller, L OBP: 0.336, SLG: 0.358 (1, 2)			0-0 F3	0-0 F8		4-0 BB BB	0-0 1B 2B		
Jim Lefebvre, S OBP: 0.350, SLG: 0.316 (8, PH)						1-2 2-3 3-H BB	2-H		
Bobby Valentine, R (8, PR)									
Jeff Torborg, R OBP: 0.250, SLG: 0.233 (9, 2)									
Jim Bunning, R OBP: 0.092, SLG: 0.048 (1, 1)			0-3 K		0-3 K	0-0 F8	0-0 6-3		

Inning Stats	R: 0	H: 0	E: 0	K: 0	S: 2	R: 1	H: 1	E: 0	K: 1	S: 6	R: 0	H: 0	E: 0	K: 1	S: 5	R: 1	H: 3	E: 0	K: 0	S: 6	R: 0	H: 1	E: 0	K: 1	S: 5	R: 1	H: 2	E: 0	K: 0	S: 5	R: 0	H: 1	E: 0	K: 1	S: 6	R: 4	H: 5	E: 0	K: 0	S: 8						
	LOB: 0	BB: 1	P: 6	LOB: 0	BB: 0	P: 6	LOB: 3	BB: 1	P: 10	LOB: 0	BB: 0	P: 5	LOB: 3	BB: 2	P: 13	LOB: 2	BB: 1	P: 10	LOB: 1	BB: 0	P: 8	LOB: 1	BB: 0	P: 8	LOB: 0	SAC: 1	DP: 0	HBP: 0	SF: 0	SAC: 1	DP: 0	HBP: 0	1B: 7	SF: 0	SAC: 1	DP: 0	HBP: 0	2B: 4	SAC: 1	DP: 0	HBP: 0	3B: 1	DP: 0	HBP: 0	HR: 1	HBP: 0

PITCHER	IP	WLS	BF	H	R	ER	SO	BB	IBB	HBP	BLK	WP	HR	S	P	ERA	WHIP
Joe Niekro, R ERA: 3.19 (1, 1)	6.0	L	27	7	3	3	3	3	3	1	0	0	0	29	45	4.50	1.667
Billy McCool, L ERA: 4.2 (7, 1)	1.2		11	5	4	4	1	1	0	0	0	0	0	12	16	21.60	3.600
Dave Roberts, L ERA: 4.91 (8, 1)	0.0		1	1	0	0	0	0	0	0	0	0	0	1	1	∞	∞
Tom Dukes, R ERA: 6.48 (8, 1)	0.1		1	0	0	0	0	0	0	0	0	0	0	1	1	0.00	0.000


**BOTTOM**

**San Diego Padres @ Los Angeles Dodgers**  
 Dodger Stadium, Los Angeles, CA

Sat Sep 13 1969, 7:05 PM PDT  
 Att. 17,712 - Unknown

AB	34
R	7
H	13
RBI	7
BB	5
SO	4
LOB	19

livebaseballscorecards.com



WP	HR	S	P	ERA	WHIP
0	0	0	40		

Batter	1	2	3	4	5	6	7	8	9	AB R H RBI BB SO LOB	TOP
<b>Jose Arcia, R</b> (1, 4) OBP: 0.234, SLG: 0.236 <b>Jim Williams, R</b> (9, PH) OBP: 0.250, SLG: 0.250	0-3 			0-0 F7		0-3 			0-3 	3 0 0 0 0 2 1 1 0 0 0 0 1 0	<b>San Diego Padres @ Los Angeles Dodgers</b> Dodger Stadium, Los Angeles, CA Sun Sep 14 1969, 3:33 AM PDT Att: 16,478 - Unknown <a href="http://livebaseballscorecards.com">livebaseballscorecards.com</a>
<b>Roberto Pena, R</b> (1, 6) OBP: 0.279, SLG: 0.304	0-0 4-3			0-0 F9			4-0 		0-0 6-3	3 0 0 0 1 0 0	
<b>Ollie Brown, R</b> (1, 9) OBP: 0.318, SLG: 0.409	0-0 4-3			0-0 4-3			0-0 		0-0 	4 1 2 1 0 0 0	
<b>Al Ferrara, R</b> (1, 7) OBP: 0.357, SLG: 0.450 <b>Ivan Murrell, R</b> (3, 7) OBP: 0.294, SLG: 0.378		0-0 			0-3 		0-3 		0-0 5-3	1 0 1 0 0 0 0 3 0 0 0 0 2 2	
<b>Nate Colbert, R</b> (1, 3) OBP: 0.313, SLG: 0.475		0-3 			0-0 F9		0-3 			3 0 0 0 0 2 3	
<b>Van Kelly, L</b> (1, 5) OBP: 0.279, SLG: 0.343		0-0 G6-3			0-0 F9		0-0 F7			3 0 0 0 0 0 3	
<b>Jerry Morales, R</b> (1, 8) OBP: 0.292, SLG: 0.458			0-0 6-3			0-0 		0-0 F9		3 0 1 0 0 0 0	
<b>Chris Cannizzaro, R</b> (1, 2) OBP: 0.298, SLG: 0.298			0-0 1-6-3			0-0 5-3		0-0 6-3		3 0 0 0 0 0 1	
<b>Clay Kirby, R</b> (1, 1) OBP: 0.143, SLG: 0.036 <b>Larry Stahl, L</b> (6, PH) OBP: 0.272, SLG: 0.314 <b>Tom Dukes, R</b> (6, 1) <b>Ed Spiezio, R</b> (8, PH) OBP: 0.318, SLG: 0.378 <b>Billy McCool, R</b> (8, 1)			0-3 			0-3 		0-0 5-3		1 0 0 0 0 1 0 1 0 0 0 0 1 1 0 0 0 0 0 0 0 1 0 0 0 0 0 0 0 0 0 0 0 0 0	
<b>Inning Stats</b>	R: 0 H: 0 E: 0 LOB: 0 K: 1 BB: 0 S: 5 P: 5	R: 0 H: 1 E: 0 LOB: 0 K: 1 BB: 0 S: 5 P: 5	R: 0 H: 0 E: 0 LOB: 0 K: 1 BB: 0 S: 5 P: 5	R: 0 H: 0 E: 0 LOB: 0 K: 0 BB: 0 S: 3 P: 3	R: 0 H: 0 E: 0 LOB: 0 K: 1 BB: 0 S: 5 P: 5	R: 0 H: 1 E: 0 LOB: 1 K: 2 BB: 0 S: 8 P: 8	R: 0 H: 1 E: 0 LOB: 2 K: 2 BB: 1 S: 8 P: 12	R: 0 H: 0 E: 0 LOB: 0 K: 0 BB: 0 S: 3 P: 3	R: 1 H: 1 E: 0 LOB: 0 K: 1 BB: 0 S: 6 P: 6	1B: 3 SF: 0 2B: 0 SAC: 0 3B: 0 DP: 1 HR: 1 HBP: 0	
<b>PITCHER</b> <b>Don Sutton, R</b> (1, 1) ERA: 3.57	IP WLS BF H R ER SO BB IBB HBP BLK WP HR S P ERA WHIP 9.0 W 31 4 1 1 9 1 0 0 0 0 1 48 52 1.00 0.556										

Batter	1	2	3	4	5	6	7	8	9	AB	R	H	RBI	BB	SO	LOB
Maury Wills, S OBP: 0.344, SLG: 0.347 (1, 6)	0-0 P4		0-0 F7		0-0 1-3		0-0 6-3			4	0	0	0	0	0	0
Ted Sizemore, R OBP: 0.336, SLG: 0.341 (1, 4)	0-0 L4		0-0 2B		0-0 4-3			4-0 L6-3 BB		3	0	1	0	1	0	0
Willie Davis, L OBP: 0.367, SLG: 0.463 (1, 8)	0-0 6-3		0-0 F9		0-0 2B			0-0 L6-3 1-2		4	0	1	0	0	0	2
Len Gabrielson, L OBP: 0.325, SLG: 0.356 Andy Kosco, R OBP: 0.283, SLG: 0.425 Von Joshua, L (8, PR) (9, 7)		0-0 4-3	0-0 4-3		0-0 F7			4-0 BB		3	0	0	0	0	0	2
Wes Parker, S OBP: 0.365, SLG: 0.445 (1, 3)		0-0 2B 1B		4-0 HR BB		0-0 FC1-6 1B		0-0 F2		3	2	2	0	1	0	1
Willie Crawford, L OBP: 0.328, SLG: 0.409 (1, 9)		4-0 2B F8-2 BB		0-0 F7		0-0 FC1-6 G3-6 1-2f				2	0	0	0	1	0	2
Jim Lefebvre, S OBP: 0.354, SLG: 0.340 (1, 5)		0-0 2B		0-0 HR		0-0 G3-6 1-2f				3	1	2	3	0	0	1
Tom Haller, L OBP: 0.336, SLG: 0.357 (1, 2)		4-0 IBB		0-0 P6			0-3 K			2	0	0	0	1	1	0
Don Sutton, R OBP: 0.169, SLG: 0.159 (1, 1)		0-0 F8-2 3-H		0-0 6-3			0-3 K			3	0	0	0	0	1	3

Inning Stats	R: 0	H: 0	E: 0	K: 0	S: 3	R: 1	H: 2	E: 0	K: 0	S: 4	R: 0	H: 1	E: 0	K: 0	S: 4	R: 2	H: 1	E: 0	K: 0	S: 4	R: 0	H: 1	E: 0	K: 0	S: 4	R: 0	H: 0	E: 0	K: 2	S: 7	R: 0	H: 0	E: 0	K: 0	S: 2	R: 0	H: 0	E: 0	K: 0	S: 2	1B: 2	2B: 5	3B: 0	HR: 1	SF: 0	SAC: 0	DP: 3	HBP: 0	WP: 0	PB: 0	SB: 0	CS: 0	PA: 32
--------------	------	------	------	------	------	------	------	------	------	------	------	------	------	------	------	------	------	------	------	------	------	------	------	------	------	------	------	------	------	------	------	------	------	------	------	------	------	------	------	------	-------	-------	-------	-------	-------	--------	-------	--------	-------	-------	-------	-------	--------

PITCHER	IP	WLS	BF	H	R	ER	SO	BB	IBB	HBP	BLK	WP	HR	S	P	ERA	WHIP
Clay Kirby, R ERA: 3.99 (1, 1)	5.0	L	22	5	3	3	0	2	1	0	0	0	1	19	31	5.40	1.400
Tom Dukes, R ERA: 5.23 (6, 1)	2.0		6	1	0	0	2	0	0	0	0	0	0	10	10	0.00	0.500
Billy McCool, L ERA: 4.13 (8, 1)	1.0		4	0	0	0	0	2	0	0	0	0	0	2	10	0.00	2.000


**BOTTOM**

**San Diego Padres @ Los Angeles Dodgers**  
 Dodger Stadium, Los Angeles, CA

Sun Sep 14 1969, 3:33 AM PDT  
 Att. 16,478 - Unknown

livebaseballscorecards.com

**AB 27**  
**R 3**  
**H 6**  
**RBI 3**  
**BB 5**  
**SO 2**  
**LOB 11**



Batter	1	2	3	4	5	6	7	8	9	AB R H RBI BB SO LOB	TOP											
Joe Morgan, L (1, 4) OBP: 0.379, SLG: 0.390	0-0 G3			0-0 F8		0-0 1B 1B 2B		0-0 G3		4 1 1 1 0 0 0	<b>Houston Astros @ San Diego Padres</b> San Diego Stadium, San Diego, CA Mon Sep 15 1969, 10:05 PM EDT Att. 2,188 - Unknown											
Norm Miller, L (1, 9) OBP: 0.359, SLG: 0.367 Jesus Alou, R (8, PH) OBP: 0.278, SLG: 0.339 Cesar Geronimo, L (8, 9) OBP: 0.250, SLG: 0.375	0-3 K			0-0 4-3		0-0 PB 1B WP 1B		0-0 5-3		3 1 1 0 0 1 0 1 0 0 0 0 0 0 0 0 0 0 0 0 0												
Jimmy Wynn, R (1, 8) OBP: 0.433, SLG: 0.510	0-3 K			0-0 2B		0-0 WP 1B		0-0 1B		4 0 3 1 0 1 0												
Tommy Davis, R (1, 7) OBP: 0.317, SLG: 0.371			0-0 4-3		4-0 BB	0-0 L7		0-0 F8		3 0 0 0 1 0 2												
Curt Blefary, L (1, 3) OBP: 0.351, SLG: 0.396 Hector Torres, R (9, PH) OBP: 0.188, SLG: 0.226	0-3 K			0-0 P6		0-3 K		0-0 6-3		3 0 0 0 0 2 3 1 0 0 0 0 0 0												
Doug Rader, R (1, 5) OBP: 0.337, SLG: 0.373			0-0 F7		0-0 P4	0-0 F8		0-0 5-3		4 0 0 0 0 0 1												
Denis Menke, R (1, 6) OBP: 0.382, SLG: 0.398			0-0 F7		0-0 F3		0-3 K		0-0 4-3	4 0 0 0 0 1 0												
Johnny Edwards, L (1, 2) OBP: 0.306, SLG: 0.337			0-0 P1		0-0 6-3		0-0 6-3			3 0 0 0 0 0 0												
Don Wilson, R (1, 1) OBP: 0.167, SLG: 0.123 Jim Ray, R (4, 1) OBP: 0.100, SLG: 0.100 Keith Lampard, L (6, PH) OBP: 1.000, SLG: 1.000 Jack Billingham, R (6, 1) OBP: 0.250, SLG: 0.077 Marty Martinez, S (7, PH) OBP: 0.331, SLG: 0.357 Jim Bouton, R (7, 1)			0-0 4-3			0-0 2B 1B		0-0 F8		1 0 0 0 0 0 0 0 0 0 0 0 0 0 1 1 1 0 0 0 0 0 0 0 0 0 0 0 1 0 0 0 0 0 0 0 0 0 0 0 0 0												
<b>Inning Stats</b>	R: 0 E: 0 K: 2 S: 7	H: 0 LOB: 0 BB: 0 P: 7	R: 0 E: 0 K: 1 S: 5	H: 0 LOB: 0 BB: 0 P: 5	R: 0 E: 0 K: 0 S: 3	H: 0 LOB: 0 BB: 0 P: 3	R: 0 E: 0 K: 0 S: 4	H: 1 LOB: 2 BB: 1 P: 8	R: 0 E: 0 K: 0 S: 3	H: 0 LOB: 0 BB: 0 P: 3		R: 3 E: 0 K: 1 S: 9	H: 4 LOB: 1 BB: 0 P: 9	R: 0 E: 0 K: 1 S: 5	H: 0 LOB: 0 BB: 0 P: 5	R: 0 E: 0 K: 0 S: 4	H: 1 LOB: 1 BB: 0 P: 4	R: 0 E: 0 K: 0 S: 3	H: 0 LOB: 0 BB: 0 P: 3	1B: 4 2B: 2 3B: 0 HR: 0	SF: 0 SAC: 0 DP: 0 HBP: 0	WP: 1 PB: 1 SB: 0 CS: 0
<b>PITCHER</b>	IP WLS BF H R ER SO BB IBB HBP BLK WP HR S P ERA WHIP																					
Mike Cokins, R (1, 1) ERA: 6.52	5.0 W 21 5 3 2 3 1 0 0 0 0 0 0 26 30 3.60 1.200																					
Jack Baldschun, R (6, 1) ERA: 4.81	1.0 3 0 0 0 1 0 0 0 0 0 1 0 5 5 0.00 0.000																					
Dave Roberts, L (7, 1) ERA: 4.57	3.0 S 10 1 0 0 1 0 0 0 0 0 0 0 12 12 0.00 0.333																					

livebaseballscorecards.com

<b>AB</b>	33
<b>R</b>	3
<b>H</b>	6
<b>RBI</b>	2
<b>BB</b>	1
<b>SO</b>	5
<b>LOB</b>	6



Batter	1	2	3	4	5	6	7	8	9
Jose Arcia, R OBP: 0.238, SLG: 0.244 (1, 4)	0-0 1B 1B		0-3 K	0-0 2B			0-0 6-3		
Jim Williams, R OBP: 0.250, SLG: 0.250 (1, 7)	0-0 1B 1B		0-3 K	0-3 K			0-0 5-3		
Ollie Brown, R OBP: 0.315, SLG: 0.405 (1, 9)	0-0 P4		0-0 FC6-4		0-0 5-3		0-3 K		
Nate Colbert, R OBP: 0.315, SLG: 0.476 (1, 3)	0-0 1B G4-6-3			0-0 F9	0-0 5-3		0-0 4-3 CS 1B		
Van Kelly, L OBP: 0.284, SLG: 0.342 (1, 5)	0-0 G4-6-3			0-0 2B 1B	4-0 FC6-4 BB		0-0 4-3 1-3		
Jerry Morales, R OBP: 0.357, SLG: 0.500 (1, 8)		4-0 BB BB BB BB BB BB BB	4-0 G4-6-3 BB	0-0 WP 2B 2B	0-0 FC6-4		4-0 BB BB BB BB BB BB BB		
Fred Kendall, R (1, 2)		0-0 G4-6-3	0-3 K			0-0 6-3	0-3 K		
Frankie Libran, R (1, 6)		0-0 F8	4-0 BB BB BB BB BB BB BB	4-0 2B BB BB		0-0 1-4-3			
Mike Corkins, R (1, 1)			4-0 BB BB BB BB BB BB BB	4-0 2B BB		0-3 K			
Jack Baldschun, R (6, 1)									
Larry Stahl, L (6, PH)									
Dave Roberts, L (7, 1)									

Inning Stats	R: 1	H: 3	E: 0	K: 5	S: 5	LOB: 1	BB: 0	P: 5	R: 0	H: 0	E: 0	K: 0	S: 2	LOB: 0	BB: 1	P: 6	R: 0	H: 0	E: 0	K: 2	S: 7	LOB: 1	BB: 1	P: 11	R: 4	H: 3	E: 0	K: 2	S: 10	LOB: 1	BB: 2	P: 18	R: 0	H: 0	E: 0	K: 0	S: 3	LOB: 0	BB: 0	P: 5	R: 0	H: 0	E: 0	K: 1	S: 5	LOB: 0	BB: 0	P: 5	R: 0	H: 1	E: 0	K: 1	S: 5	LOB: 1	BB: 1	P: 9
--------------	------	------	------	------	------	--------	-------	------	------	------	------	------	------	--------	-------	------	------	------	------	------	------	--------	-------	-------	------	------	------	------	-------	--------	-------	-------	------	------	------	------	------	--------	-------	------	------	------	------	------	------	--------	-------	------	------	------	------	------	------	--------	-------	------

PITCHER															PITCHER																																																				
IP	WLS	BF	H	R	ER	SO	BB	IBB	HBP	BLK	WP	HR	S	P	ERA	WHIP	IP	WLS	BF	H	R	ER	SO	BB	IBB	HBP	BLK	WP	HR	S	P	ERA	WHIP																																		
Don Wilson, R (1, 1)	3.2	L	18	5	5	5	3	4	0	0	0	0	20	36	12.27	2.455	Jim Ray, R (4, 1)	1.1		6	1	0	0	1	0	0	0	0	0	7	11	0.00	1.500	Jack Billingham, R (6, 1)	1.0		3	0	0	0	1	0	0	0	0	0	5	5	0.00	0.000	Jim Bouton, R (7, 1)	2.0		7	1	0	0	2	1	0	0	0	0	10	14	0.00	1.000

**BOTTOM**

4 1 2 3 0 1 1

4 0 1 0 0 2 2

4 0 0 0 0 1 3

4 0 2 1 0 0 0

3 1 1 0 1 0 3

2 1 1 1 2 0 1

4 0 0 0 0 2 4

2 1 0 0 1 0 0

0 1 0 0 2 0 0

0 0 0 0 0 0 0

1 0 0 0 0 1 0

0 0 0 0 0 0 0


1B: 5 SF: 0  
2B: 2 SAC: 0  
3B: 0 DP: 2  
HR: 0 HBP: 0

WP: 1 PA: 34  
PB: 0  
SB: 1  
CS: 1

**Houston Astros @ San Diego Padres**  
San Diego Stadium, San Diego, CA

Mon Sep 15 1969, 10:05 PM EDT  
Att. 2,188 - Unknown

livebaseballscorecards.com



Batter	1	2	3	4	5	6	7	8	9	AB R H RBI BB SO LOB	TOP											
Joe Morgan, L (1, 4) OBP: 0.378, SLG: 0.390	0-0 G3-1		0-0 F7		0-0 F8		0-0 2B		0-0 G3	5 0 1 0 0 0 2												
Norm Miller, L (1, 9) OBP: 0.358, SLG: 0.368	0-0 6-3		0-0 6-3			0-0 F9 SF8 2B	0-0 F7			4 1 1 0 0 0 1												
Jimmy Wynn, R (1, 8) OBP: 0.431, SLG: 0.506	0-0 5-3			0-3 K		4-0 1B S BB			0-3 K	3 0 0 0 1 2 0												
Tommy Davis, R (1, 7) OBP: 0.317, SLG: 0.370		0-0 FC3-6 1B		0-0 5-3		0-0 F9 2-3		0-0 E4 G3-1		4 0 1 0 0 0 2												
Curt Blefary, L (1, 3) OBP: 0.350, SLG: 0.395		0-0 FC3-6 1B 1-2f		0-0 WP 1B		0-0 SF8 3-H		0-0 G3-1 1-2		3 0 1 1 0 0 2												
Denis Menke, R (1, 6) OBP: 0.383, SLG: 0.398		0-0 1-2 1B		0-3 K 1-2		0-0 1-3 1B		0-0 4-3		4 0 2 0 0 1 2												
Doug Rader, R (1, 5) OBP: 0.334, SLG: 0.370		0-0 F9		0-0 4-3		0-0 F2		0-0 6-3		4 0 0 0 0 0 4												
Johnny Edwards, L (1, 2) OBP: 0.305, SLG: 0.335		0-0 F7		0-3 K		0-3 K		4-0 BB		3 0 0 0 1 2 2												
Tom Griffin, R Jack Billingham, R Marty Martinez, S Bob Watkins, R Keith Langford, L Cagyo Spirakis, R Jesus Abou, R Jim Bouton, R John Mayberry, L			0-0 1-3		0-0 1B		0-0 5-3		0-0 L6	0 0 0 0 0 0 0 0 0 0 0 0 0 0 0 0 1 0 0 0 0 0 0 0 0 0 0 0 0 0 0 0 1 0 0 1 0 0 0 0 0 0 0 0 0 0 0 0 1 0 0 0 0 0 0 0 1 0 0 0 0 0 0 0 1 0 0 0 0 0 0 1												
<b>Inning Stats</b>	R: 0 E: 0 K: 0 S: 3	H: 0 LOB: 0 BB: 0 P: 3	R: 0 E: 0 K: 0 S: 5	H: 2 LOB: 2 BB: 0 P: 5	R: 0 E: 0 K: 0 S: 3	H: 0 LOB: 0 BB: 0 P: 3	R: 0 E: 0 K: 2 S: 8	H: 1 LOB: 1 BB: 0 P: 8	R: 0 E: 0 K: 1 S: 6	H: 1 LOB: 1 BB: 0 P: 6	R: 1 E: 0 K: 0 S: 5	H: 2 LOB: 2 BB: 1 P: 9	R: 0 E: 0 K: 1 S: 6	H: 1 LOB: 1 BB: 0 P: 6	R: 0 E: 1 K: 1 S: 6	H: 0 LOB: 1 BB: 0 P: 6	R: 0 E: 0 K: 0 S: 3	H: 0 LOB: 1 BB: 1 P: 7	1B: 5 2B: 2 3B: 0 HR: 0	SF: 1 SAC: 0 DP: 0 HBP: 0	WP: 1 PB: 0 SB: 1 CS: 0	PA: 37
<b>PITCHER</b> Tommy Sisk, R (1, 1) ERA: 5.18	IP: 9.0 WLS: W BF: 37 H: 7 R: 1 ER: 1 SO: 5 BB: 2 IBB: 0 HBP: 0 BLK: 0 WP: 1 HR: 0 S: 45 P: 53 ERA: 1.00 WHIP: 1.000											<b>PITCHER</b> IP: WLS: BF: H: R: ER: SO: BB: IBB: HBP: BLK: WP: HR: S: P: ERA: WHIP:										

Houston Astros @ San Diego Padres  
San Diego Stadium, San Diego, CA  
Tue Sep 16 1969, 10:05 PM EDT  
Att. 2,156 - Unknown

livebaseballscorecards.com

AB	34
R	1
H	7
RBI	1
BB	2
SO	5
LOB	16





Batter	1	2	3	4	5	6	7	8	9
Jose Arcia, R OBP: 0.245, SLG: 0.248 (1, 4)	0-0 1B S 1B	0-0 HR 1B		4-0 FC5-4 WP BB	0-3 K			0-0 F3	
Ron Slocum, R OBP: 0.400, SLG: 1.000 (1, 5)	0-0 1B HR 1B	0-0 1-H HR		0-0 P5 1-2		0-3 K			
Ollie Brown, R OBP: 0.319, SLG: 0.407 (1, 9)	0-0 1-2 HR 1B	0-0 5-3 1B		4-0 FC5-4 BB		0-3 K			
Nate Colbert, R OBP: 0.314, SLG: 0.480 (1, 3)	0-0 1-H 2-H HR	0-0 5-3 1-2		0-0 FC5-4 1-2 2-3		0-3 K			
Jerry Morales, R OBP: 0.313, SLG: 0.433 (1, 8)	0-0 F2	0-0 P4		0-0 P3		0-0 5-3			
Jim Williams, R OBP: 0.333, SLG: 0.273 (1, 7)	0-0 2B 1B	0-3 K		4-0 1B PB BB		0-0 4-3			
Fred Kendall, R OBP: 0.143, SLG: 0.077 (1, 2)	0-0 F7		0-0 L4	0-0 6-3 PB 1B		0-0 5-3			
Frankie Libran, R OBP: 0.222, SLG: 0.250 (1, 6)	0-0 1-H 2B		0-3 K	0-0 F9 1-2 3-H		0-3 K			
Tommie Sisk, R OBP: 0.200, SLG: 0.167 (1, 1)	0-0 5-3		0-3 K	0-0 6-3 2-3		0-3 K			

Inning Stats	R: 5	H: 6	E: 0	LOB: 1	K: 0	BB: 0	S: 9	R: 2	H: 3	E: 0	LOB: 1	K: 1	BB: 0	S: 8	R: 0	H: 0	E: 0	LOB: 0	K: 2	BB: 0	S: 7	R: 0	H: 0	E: 0	LOB: 2	K: 0	BB: 2	S: 3	R: 1	H: 1	E: 0	LOB: 1	K: 1	BB: 1	S: 6	R: 0	H: 0	E: 0	LOB: 0	K: 3	BB: 0	S: 9	R: 0	H: 0	E: 0	LOB: 0	K: 0	BB: 0	S: 3	R: 0	H: 0	E: 0	LOB: 0	K: 2	BB: 0	S: 7	R: 0	H: 0	E: 0	LOB: 0	K: 0	BB: 0	S: 7
--------------	------	------	------	--------	------	-------	------	------	------	------	--------	------	-------	------	------	------	------	--------	------	-------	------	------	------	------	--------	------	-------	------	------	------	------	--------	------	-------	------	------	------	------	--------	------	-------	------	------	------	------	--------	------	-------	------	------	------	------	--------	------	-------	------	------	------	------	--------	------	-------	------

PITCHER	IP	WLS	BF	H	R	ER	SO	BB	IBB	HBP	BLK	WP	HR	S	P	ERA	WHIP
Tom Griffin, R ERA: 3.81 (1, 1)	0.2	L	8	6	5	5	0	0	0	0	0	0	1	8	8	67.50	9.000
Jack Billingham, R ERA: 4.48 (1, 1)	1.1		7	3	2	2	1	0	0	0	0	0	1	9	9	13.50	2.250
Bob Watkins, R ERA: (3, 1)	2.0		8	0	0	0	2	2	0	0	0	1	0	10	18	0.00	1.000
Scipio Spinks, R ERA: (5, 1)	2.0		8	1	1	0	4	1	0	0	0	0	0	15	19	0.00	1.000
Jim Bouton, R ERA: 3.35 (7, 1)	2.0		6	0	0	0	2	0	0	0	0	0	0	10	10	0.00	0.000

**AB R H RBI BB SO LOB**


**BOTTOM**

**Houston Astros @ San Diego Padres**  
San Diego Stadium, San Diego, CA

Tue Sep 16 1969, 10:05 PM EDT  
Att. 2,156 - Unknown

livebaseballscorecards.com

**AB 34**  
**R 8**  
**H 10**  
**RBI 7**  
**BB 3**  
**SO 9**  
**LOB 13**



**WP: 1 PA: 37**  
**PB: 1**  
**SB: 1**  
**CS: 0**

PITCHER	IP	WLS	BF	H	R	ER	SO	BB	IBB	HBP	BLK	WP	HR	S	P	ERA	WHIP
---------	----	-----	----	---	---	----	----	----	-----	-----	-----	----	----	---	---	-----	------

Batter	1	2	3	4	5	6	7	8	9	AB R H RBI BB SO LOB	TOP																
<b>Pete Rose, S</b> (1, 9) OBP: 0.422, SLG: 0.503	0-0 6-3		0-0 SH3-4 E 1B	0-0 FC1-6 1B		0-3 K		0-0 1B 4-3 1B	0-0 1B	6 2 3 1 0 1 1																	
<b>Bobby Tolan, L</b> (1, 8) OBP: 0.353, SLG: 0.489	0-0 F7		0-0 SH3-4 1-2 1B	0-0 1-3 1B		0-0 6-3		0-0 4-3 1-2 1B	0-0 1-2 1B	5 0 2 0 0 0 1																	
<b>Alex Johnson, R</b> (1, 7) OBP: 0.358, SLG: 0.475 <b>Ted Savage, R</b> (8, 7) OBP: 0.343, SLG: 0.345	0-0 S 2B 1B		0-0 E9 SF8 2B	0-0 F3		0-0 1-3		0-0 WP 1B 1B	0-0 P4	5 3 3 2 0 0 2 1 0 0 0 0 0 2																	
<b>Tony Perez, R</b> (1, 5) OBP: 0.365, SLG: 0.542 <b>Jimmy Stewart, S</b> (8, PR) OBP: 0.321, SLG: 0.378	0-0 1-H 2B		0-0 SF8		0-0 F9		0-0 E9 WP 1B	0-0 BB 1B		4 1 3 3 0 0 0 0 0 0 0 0 0 0																	
<b>Johnny Bench, R</b> (1, 2) OBP: 0.354, SLG: 0.486	0-0 F9		0-0 F7		0-0 FC5-4 1B		4-0 1B 1B BB	0-0 F7		4 0 1 0 1 0 2																	
<b>Lee May, R</b> (1, 3) OBP: 0.330, SLG: 0.536		0-0 F9		0-0 F8		0-0 FC5-4 1B		0-0 1B 1B	4-0 FC6-4 BB	4 1 1 0 1 0 1																	
<b>Tommy Helms, R</b> (1, 4) OBP: 0.272, SLG: 0.286		0-0 L9		0-0 2B 1B 1B		0-0 2B 1B		0-0 G6-3 1B	0-0 FC6-4	5 2 3 1 0 0 2																	
<b>Woody Woodward, R</b> (1, 6) OBP: 0.342, SLG: 0.323		0-0 1B		0-0 1B FC1-6 2B		0-0 1-H 2B		0-3 K	0-0 L8	5 1 3 1 0 1 3																	
<b>Jack Fisher, R</b> (1, 1) OBP: 0.129, SLG: 0.129 <b>George Culver, R</b> (8, 1) OBP: 0.100, SLG: 0.100		0-3 K		0-0 FC1-6 1B		0-0 F5		0-0 G6-3	0-0 F9	4 0 1 1 0 1 5 1 0 0 0 0 0 0																	
<b>Inning Stats</b>	R: 1 E: 0 K: 0 S: 5	H: 2 LOB: 1 BB: 0 P: 5	R: 0 E: 0 K: 1 S: 6	H: 1 LOB: 1 BB: 0 P: 6	R: 2 E: 1 K: 0 S: 5	H: 2 LOB: 0 BB: 0 P: 5	R: 2 E: 0 K: 0 S: 7	H: 4 LOB: 2 BB: 0 P: 7	R: 2 E: 1 K: 0 S: 6	H: 3 LOB: 1 BB: 0 P: 6	R: 0 E: 0 K: 1 S: 5	H: 0 LOB: 0 BB: 0 P: 5	R: 1 E: 1 K: 1 S: 7	H: 3 LOB: 2 BB: 1 P: 11	R: 2 E: 0 K: 0 S: 6	H: 3 LOB: 2 BB: 1 P: 10	R: 0 E: 0 K: 0 S: 5	H: 2 LOB: 2 BB: 0 P: 5	1B: 16 2B: 4 3B: 0 HR: 0	SF: 1 SAC: 1 DP: 1 HBP: 0	WP: 2 PB: 0 SB: 1 CS: 0	PA: 48					
<b>PITCHER</b>	IP	WLS	BF	H	R	ER	SO	BB	IBB	HBP	BLK	WP	HR	S	P	ERA	WHIP										
<b>Joe Niekro, R</b> (1, 1) ERA: 3.32	3.1	L	18	8	5	4	1	0	0	0	0	0	0	20	20	10.80	2.400										
<b>Tom Dukes, R</b> (4, 1) ERA: 6.0	1.2		9	4	2	2	0	0	0	0	0	0	0	9	9	10.80	2.400										
<b>Frank Reberger, R</b> (6, 1) ERA: 3.77	2.0		9	3	1	1	2	1	0	0	0	1	0	12	16	4.50	2.000										
<b>Billy McCool, L</b> (8, 1) ERA: 4.3	2.0		12	5	2	2	0	1	0	0	0	1	0	11	15	9.00	3.000										

**Cincinnati Reds @ San Diego Padres**  
 San Diego Stadium, San Diego, CA  
 Wed Sep 17 1969, 10:05 PM EDT  
 Att. 4,432 - Unknown

[livebaseballscorecards.com](http://livebaseballscorecards.com)

<b>AB</b>	44
<b>R</b>	10
<b>H</b>	20
<b>RBI</b>	9
<b>BB</b>	2
<b>SO</b>	3
<b>LOB</b>	19



Batter	1	2	3	4	5	6	7	8	9	AB	R	H	RBI	BB	SO	LOB
Jose Arcia, R OBP: 0.244, SLG: 0.247 (1, 4)	0-0 F8 ①		0-0 5-3 ②		0-0 1-3 ②		0-0 G6-4-3 1B ②		0-0 1-3 ②	5	0	1	0	0	0	1
Roberto Pena, R OBP: 0.278, SLG: 0.306 Billy McCool, R (8, 1)	0-0 4-3 2B		0-0 P5 ③		0-0 6-3 ③		0-0 G6-4-3 1-2f ② ③		4-0 BB ③	4	0	1	0	0	0	2
Ollie Brown, R OBP: 0.320, SLG: 0.407 Larry Stahl, L OBP: 0.269, SLG: 0.310 (9, PH) (8, PR) (9, 9)	0-0 4-3 ②			0-0 L9 ①		0-0 1B 1B		1-0 G4-1 1B HBP ③	0-0 4-3 ③	3	1	1	0	0	0	1
Nate Colbert, R OBP: 0.316, SLG: 0.481 (1, 3)	0-0 1-3 ③			0-3 K ②		0-0 FC5-4 1B 1-3 1B		0-0 G4-1 1B 1B		4	1	2	0	0	1	1
Van Kelly, L OBP: 0.283, SLG: 0.340 (1, 5)		0-0 4-3 ①		0-0 L4 ③		0-0 FC5-4 1B 1-2 3-H		0-0 G4-1 1-2 2-3 ①		4	0	1	1	0	0	2
Jerry Morales, R OBP: 0.278, SLG: 0.382 (1, 7)		0-3 K ②			0-0 5-3 ①		0-0 FC5-4 1-2f 2-3 ①		0-0 6-3 ②	4	0	0	1	0	1	4
Cito Gaston, R OBP: 0.280, SLG: 0.315 (1, 8)		0-0 FC5-4 1B			0-0 E 1B		0-3 K ②		0-0 2-H 1B	4	1	3	1	0	1	2
Chris Cannizzaro, R OBP: 0.298, SLG: 0.300 (1, 2)		0-0 FC5-4 1-2f ③			0-0 E8 1-H 2B ③		0-0 F8 ③		0-0 F9 ③	4	1	1	1	0	0	4
Joe Niekro, R OBP: 0.240, SLG: 0.151 Tom Duker, R (4, 1)			0-0 5-3 ①			0-0 2B ③		0-0 F9 ①		0-0 F9 ①	1	0	0	0	0	0
Jim Williams, R OBP: 0.385, SLG: 0.417 Frank Reberger, L (8, 1)										0	0	0	0	0	0	0
Ron Slocum, R OBP: 0.133, SLG: 0.833 Frankie Libran, R OBP: 0.200, SLG: 0.222 (7, PH) (8, 8)										0	0	0	0	0	0	0

Inning Stats	R: 0	H: 1	R: 0	H: 1	R: 0	H: 0	R: 2	H: 3	R: 1	H: 3	R: 0	H: 1	R: 2	H: 2	R: 0	H: 0	1B: 8	SF: 0
	E: 0	LOB: 1	E: 0	LOB: 1	E: 0	LOB: 0	E: 1	LOB: 1	E: 0	LOB: 2	E: 0	LOB: 0	E: 0	LOB: 1	E: 0	LOB: 1	2B: 3	SAC: 0
	K: 0	BB: 0	K: 1	BB: 0	K: 0	BB: 0	K: 0	BB: 0	K: 1	BB: 0	K: 0	BB: 0	K: 0	BB: 0	K: 0	BB: 1	3B: 0	DP: 1
S: 4	P: 4	S: 6	P: 6	S: 3	P: 3	S: 5	P: 5	S: 6	P: 6	S: 8	P: 8	S: 3	P: 3	S: 5	P: 6	HR: 0	HBP: 1	

PITCHER	IP	WLS	BF	H	R	ER	SO	BB	IBB	HBP	BLK	WP	HR	S	P	ERA	WHIP
Jack Fisher, R ERA: 5.48 (1, 1)	7.2	W	34	11	5	5	3	0	0	1	0	0	0	39	40	5.87	1.435
George Culver, R ERA: 4.53 (8, 1)	1.1	S	5	0	0	0	0	1	0	0	0	0	0	4	8	0.00	0.750

AB 37
PA: 39

R 5

H 11

RBI 5

BB 1

SO 3

LOB 18


**Cincinnati Reds @ San Diego Padres**  
 San Diego Stadium, San Diego, CA  
 Wed Sep 17 1969, 10:05 PM EDT  
 Att. 4,432 - Unknown

livebaseballscorecards.com

Batter	1	2	3	4	5	6	7	8	9	AB R H RBI BB SO LOB	TOP	
<b>Pete Rose, S</b> (1, 9) OBP: 0.424, SLG: 0.508	0-0 3B	4-0 IBB		0-0 1-2 2-3 1B			0-0 G4-3		0-0 1-2 1B	4 0 3 0 1 0 0	<b>Cincinnati Reds @ San Diego Padres</b> San Diego Stadium, San Diego, CA Thu Sep 18 1969, 10:05 PM EDT Att. 3,129 - Unknown <a href="http://livebaseballscorecards.com">livebaseballscorecards.com</a>	
<b>Bobby Tolan, L</b> (1, 8) OBP: 0.350, SLG: 0.485	0-0 F5	0-0 G6-3		0-3 K			0-0 F9		0-3 K	5 0 0 0 0 2 8		
<b>Alex Johnson, R</b> (1, 7) OBP: 0.355, SLG: 0.470	0-3 K		0-3 K	0-0 FC6-4 1-2f			0-0 G4-3		0-0 G3-1	5 0 0 0 0 2 6		
<b>Tony Perez, R</b> (1, 5) OBP: 0.365, SLG: 0.540	1-0 BB HBP		0-0 G6-3		0-3 K			4-0 F8 1B BB		2 0 0 0 1 1 0		
<b>Johnny Bench, R</b> (1, 2) OBP: 0.355, SLG: 0.485	4-0 1-2 BB		0-0 G6-3		0-3 K			0-0 1-2 G5-4-3 1B		3 0 1 0 1 1 0		
<b>Lee May, R</b> (1, 3) OBP: 0.329, SLG: 0.533	0-3 K			0-0 1B 1B		0-0 G6-3		0-0 F8 2-3		4 1 1 0 0 1 5		
<b>Tommy Helms, R</b> (1, 4) OBP: 0.271, SLG: 0.285		0-0 G3 1B		0-0 F8		0-0 P6		0-0 G5-4-3 1-2f		4 0 1 0 0 0 3		
<b>Woody Woodward, R</b> (1, 6) OBP: 0.342, SLG: 0.324 <b>Jim Beauchamp, R</b> (9, PH) OBP: 0.304, SLG: 0.327		0-0 F8		0-0 1B 1-2 1B		0-0 G5-3			0-0 G6-3	3 0 1 0 0 0 1 1 0 0 0 0 0 0		
<b>Jim Maloney, L</b> (1, 1) OBP: 0.291, SLG: 0.469 <b>Al Jackson, L</b> (5, 1) OBP: 0.250, SLG: 0.250 <b>Dennis Ribant, R</b> (5, 1) <b>Bernie Carbo, L</b> (6, PH) <b>George Culver, R</b> (6, 1) OBP: 0.100, SLG: 0.100 <b>Jimmy Stewart, S</b> (9, PH) OBP: 0.324, SLG: 0.381		0-0 G3		0-0 1B 1-2 2-H 1B		0-0 G4-3			0-0 1B 1B	2 0 1 1 0 0 1 0 0 0 0 0 0 0 0 0 0 0 0 0 0 1 0 0 0 0 0 0 0 0 0 0 0 0 0 1 0 1 0 0 0 0		
<b>Inning Stats</b>	R: 0 E: 0 K: 2 S: 8 H: 1 LOB: 3 BB: 1 P: 13	R: 0 E: 0 K: 0 S: 4 H: 1 LOB: 2 BB: 1 P: 8	R: 0 E: 0 K: 1 S: 5 H: 0 LOB: 0 BB: 0 P: 5	R: 1 E: 0 K: 1 S: 9 H: 4 LOB: 3 BB: 0 P: 9	R: 0 E: 0 K: 2 S: 7 H: 0 LOB: 0 BB: 0 P: 7	R: 0 E: 0 K: 0 S: 3 H: 0 LOB: 0 BB: 0 P: 3	R: 0 E: 0 K: 0 S: 3 H: 0 LOB: 0 BB: 0 P: 3	R: 0 E: 0 K: 0 S: 3 H: 1 LOB: 1 BB: 1 P: 7	R: 0 E: 0 K: 1 S: 7 H: 2 LOB: 2 BB: 0 P: 7	1B: 8 2B: 0 3B: 1 HR: 0 SF: 0 SAC: 0 DP: 1 HBP: 1	WP: 0 PB: 0 SB: 0 CS: 0 PA: 39	
<b>PITCHER</b> <b>Clay Kirby, R</b> (1, 1) ERA: 3.85	IP WLS BF H R ER SO BB IBB HBP BLK WP HR S P ERA WHIP	9.0 W 39 9 1 1 7 2 1 1 0 0 0 49 62 1.00 1.222										





Batter	1	2	3	4	5	6	7	8	9	AB R H RBI BB SO LOB	TOP			
Felix Millan, R OBP: 0.305, SLG: 0.336 (1, 4)	0-0 2B SF9 1B	0-0 F7	4-0 WP BB			0-0 P3	0-0 6-3		0-0 FC5-4 1-2f 2-3	5 1 1 0 1 0 2				
Tony Gonzalez, L OBP: 0.322, SLG: 0.371 Oscar Brown, R (1, 8) (9, 8)	0-0 2B	1-0 1B 1B HBP	0-0 F8			0-0 BB 1B	0-0 F3		0-0 3-1	5 3 2 0 0 0 4 0 0 0 0 0 0 0				
Hank Aaron, R OBP: 0.399, SLG: 0.614 Felipe Alou, R OBP: 0.317, SLG: 0.340 (1, 9) (7, 9)	0-0 SF9	0-0 F9	0-0 6-3			4-0 BB 1B BB	0-3 K			3 1 0 1 1 1 3 0 0 0 0 0 0 0				
Rico Carty, R OBP: 0.405, SLG: 0.545 Mike Lum, L OBP: 0.313, SLG: 0.306 (1, 7) (7, 7)	0-0 1B 2B	0-0 1B 1B				0-0 F9			0-0 G6-4-3 1B	4 3 3 2 0 0 0 1 0 1 0 0 0 0				
Orlando Cepeda, R OBP: 0.327, SLG: 0.437 Tommy Aaron, R OBP: 0.318, SLG: 0.333 (1, 3) (8, 3)	0-0 1B 1B	0-0 1B 1B				4-0 F2			0-0 G6-4-3 1-2f	4 2 2 2 1 0 1 0 0 0 0 0 0 0				
Clete Boyer, R OBP: 0.329, SLG: 0.365 (1, 5)	0-0 1B 1B	0-0 1B 1B				4-0 6-3			0-3 K	4 1 2 3 1 1 0				
Bob Didier, S OBP: 0.313, SLG: 0.301 (1, 2)	0-0 1B	0-0 F8				0-0 F5	0-0 F7		0-0 F4	5 0 1 0 0 0 5	AB 41 R 12 H 17 RBI 12 BB 4 SO 3 LOB 19			
Gil Garrido, R OBP: 0.282, SLG: 0.270 (1, 6)	0-0 G5-4-3 1-2f		0-0 FC1-6 1B			0-0 F5	0-0 1-4H 2-4H 3-4H 3B		0-0 FC5-4 1B 1B	5 0 3 3 0 0 2				
Milt Pappas, R OBP: 0.240, SLG: 0.289 Jim Britton, R OBP: 0.190, SLG: 0.238 Cecil Upshaw, R OBP: 0.263, SLG: 0.421 (1, 1) (2, 1) (2, 1)		0-0 HR	0-0 FC1-6 WP WP			0-3 K	0-0 5-3		0-0 FC5-4 1B	1 1 1 1 0 0 0 0 0 0 0 0 0 0 4 0 1 0 0 1 2				
Inning Stats	R: 4 E: 0 K: 0 S: 8 H: 6 LOB: 1 BB: 0 P: 8	R: 3 E: 0 K: 0 S: 7 H: 4 LOB: 2 BB: 0 P: 8	R: 0 E: 0 K: 0 S: 4 H: 1 LOB: 2 BB: 1 P: 8	R: 0 E: 0 K: 0 S: 3 H: 0 LOB: 0 BB: 0 P: 3	R: 0 E: 0 K: 1 S: 5 H: 0 LOB: 0 BB: 0 P: 5	R: 5 E: 0 K: 0 S: 6 H: 3 LOB: 1 BB: 3 P: 18	R: 0 E: 0 K: 1 S: 5 H: 0 LOB: 0 BB: 0 P: 5	R: 0 E: 0 K: 1 S: 5 H: 1 LOB: 0 BB: 0 P: 5	R: 0 E: 0 K: 0 S: 5 H: 2 LOB: 2 BB: 0 P: 5	1B: 13 2B: 2 3B: 1 HR: 1 SF: 1 SAC: 0 DP: 2 HBP: 1	WP: 2 PA: 47 PB: 0 SB: 0 CS: 0			
PITCHER	IP WLS BF H R ER SO BB IBB HBP BLK WP HR S P ERA WHIP												PITCHER	IP WLS BF H R ER SO BB IBB HBP BLK WP HR S P ERA WHIP
Mike Corkins, R ERA: 9.9 (1, 1)	0.1 L 6 5 4 4 0 0 0 0 0 0 0 0 6 6 108.00 15.000													
Dave Roberts, L ERA: 4.93 (1, 1)	2.1 14 6 3 3 0 1 0 1 0 1 1 12 17 11.57 3.000													
Tom Dukes, R ERA: 7.98 (3, 1)	2.2 13 2 5 5 1 3 0 0 0 1 0 12 24 16.88 1.875													
Frank Reberger, R ERA: 3.64 (6, 1)	2.2 9 2 0 0 2 0 0 0 0 0 0 13 13 0.00 0.750													
Jack Baldschun, R ERA: 4.74 (9, 1)	1.0 5 2 0 0 0 0 0 0 0 0 0 5 5 0.00 2.000													

**Atlanta Braves @ San Diego Padres**  
 San Diego Stadium, San Diego, CA  
 Fri Sep 19 1969, 10:05 PM EDT  
 Att. 5,864 - Unknown

[livebaseballscorecards.com](http://livebaseballscorecards.com)

Batter	1	2	3	4	5	6	7	8	9	AB	R	H	RBI	BB	SO	LOB	BOTTOM				
Jose Arcia, R (1, 4) OBP: 0.257, SLG: 0.273	0-0 F8	4-0 BB HBP BB		0-0 2B		0-0 F9		0-0 F9		4	0	1	0	1	0	3					
Roberto Pena, R (1, 6) OBP: 0.278, SLG: 0.305	0-0 HR	0-0 F7		0-3 K		0-0 FC1-4			0-0 4-3	4	1	1	0	0	1	5					
Frankie Libran, R (6, PR) OBP: 0.182, SLG: 0.200						1-2 2-3				1	0	0	0	0	0	0					
Ollie Brown, R (1, 9) OBP: 0.322, SLG: 0.408	0-0 F9	1-0 BB 1-2 2-3 HBP		0-3 K		0-0 4-3			0-0 F9	4	0	0	0	0	1	4					
Nate Colbert, R (1, 3) OBP: 0.318, SLG: 0.484	0-0 HR	4-0 BB 1-2 2-3 3-H		0-0 P3			0-3 K		0-0 F7	4	1	1	3	1	1	1					
Ed Spiezio, R (1, 5) OBP: 0.320, SLG: 0.378	0-0 E 1B	0-0 6-3			0-0 3-1			0-0 5-3		4	0	1	0	0	0	3					
Jerry Morales, R (1, 7) OBP: 0.295, SLG: 0.333	0-0 E5		4-0 BB 5-3 BB		0-0 F9			0-0 F8		3	0	0	0	1	0	1					
Cito Gaston, R (1, 8) OBP: 0.275, SLG: 0.310	0-0 F7		0-3 K		0-0 4-3				0-0 6-3	3	0	0	0	0	1	3					
Frank Reberger, L (6, 1)										0	0	0	0	0	0	0					
Ron Slocum, R (8, PH) OBP: 0.286, SLG: 0.714										1	0	0	0	0	0	0					
Jack Baldschun, R (9, 1) OBP: 0.400, SLG: 0.250										0	0	0	0	0	0	0					
Fred Kendall, R (1, 2) OBP: 0.278, SLG: 0.188		0-0 HBP G3 BB 1B	0-0 5-3	0-0 K 1-2		4-0 FC1-4 1B BB		0-0 1B		3	1	2	0	1	0	1					
Mike Corkins, R (1, 1)		0-0 G3	0-3 K			0-0 FC1-4 1B		0-3 K		0	0	0	0	0	0	0					
Dave Roberts, L (1, 1) OBP: 0.267, SLG: 0.267										1	0	0	0	0	0	1					
Tom Dukes, R (3, 1)										1	0	0	0	0	1	1					
Jim Williams, R (6, 7) OBP: 0.400, SLG: 0.429										2	0	1	0	0	1	1					
Inning Stats	R: 2 E: 1 K: 0 S: 7	H: 3 LOB: 2 BB: 0 P: 7	R: 1 E: 0 K: 0 S: 4	H: 1 LOB: 3 BB: 2 P: 13	R: 0 E: 0 K: 2 S: 7	H: 0 LOB: 1 BB: 1 P: 11	R: 0 E: 0 K: 2 S: 8	H: 1 LOB: 1 BB: 0 P: 8	R: 0 E: 0 K: 0 S: 3	H: 0 LOB: 0 BB: 0 P: 3	R: 0 E: 0 K: 1 S: 5	H: 0 LOB: 0 BB: 0 P: 5	R: 0 E: 0 K: 1 S: 6	H: 1 LOB: 1 BB: 0 P: 6	R: 0 E: 0 K: 0 S: 3	H: 0 LOB: 0 BB: 0 P: 3	1B: 5 2B: 1 3B: 0 HR: 1	SF: 0 SAC: 0 DP: 0 HBP: 1	WP: 0 PB: 0 SB: 0 CS: 0	PA: 40	
PITCHER	IP	WLS	BF	H	R	ER	SO	BB	IBB	HBP	BLK	WP	HR	S	P	ERA	WHIP				
Milt Pappas, R (1, 1) ERA: 3.63	1.2		12	4	3	3	0	1	0	0	0	0	0	10	15	16.20	3.000				
Jim Britton, R (2, 1) ERA: 3.78	0.0		1	0	0	0	0	1	0	0	0	0	0	0	4	∞	∞				
Cecil Upshaw, R (2, 1) ERA: 2.96	7.1	W	27	3	0	0	6	2	0	0	0	0	0	37	45	0.00	0.682				

Atlanta Braves @ San Diego Padres  
San Diego Stadium, San Diego, CA

Fri Sep 19 1969, 10:05 PM EDT  
Att. 5,864 - Unknown

livebaseballscorecards.com

AB	35
R	3
H	7
RBI	3
BB	4
SO	6
LOB	24



Batter	1	2	3	4	5	6	7	8	9	AB R H RBI BB SO LOB	TOP											
Felix Millan, R (1, 4) OBP: 0.305, SLG: 0.335	0-0 		0-0 			0-0 		0-0 		4 0 1 0 0 0 1												
Tony Gonzalez, L (1, 8) OBP: 0.324, SLG: 0.372	0-0 		0-0 			0-0 		0-0 		4 1 2 1 0 0 1												
Hank Aaron, R (1, 9) OBP: 0.396, SLG: 0.609	0-0 		0-0 			0-0 		0-0 		4 0 0 0 0 0 5												
Rico Carty, R (1, 7) OBP: 0.406, SLG: 0.544	0-0 			0-0 			0-0 	0-3 		4 0 2 1 0 1 3												
Orlando Cepeda, R (1, 3) OBP: 0.328, SLG: 0.437	0-3 			0-3 			0-0 		0-0 	4 1 2 0 0 2 2												
Clete Boyer, R (1, 5) OBP: 0.327, SLG: 0.362		0-3 		0-0 			0-0 		0-0 	4 0 0 0 0 1 3												
Bob Didier, S (1, 2) OBP: 0.312, SLG: 0.301			0-0 		0-0 		0-0 		0-0 	4 0 1 0 0 0 1												
Gil Garrido, R (1, 6) OBP: 0.279, SLG: 0.267		0-3 			0-3 			0-0 	4-0 	2 0 0 0 0 2 0												
Felipe Alou, R (8, PH) OBP: 0.316, SLG: 0.340										1 0 0 0 0 0 0												
Bob Aspromonte, R (8, 6) OBP: 0.301, SLG: 0.326										0 0 0 0 1 0 0												
Pat Jarvis, R (1, 1) OBP: 0.147, SLG: 0.123			0-0 		0-0 			0-0 	0-0 	2 0 1 0 0 0 0												
Mike Lum, L (8, PH) OBP: 0.311, SLG: 0.304									0-0 	1 0 0 0 0 0 1												
Ralph Garr, L (8, PR) OBP: 0.280, SLG: 0.292									0-0 	0 1 0 0 0 0 0												
Hoyt Wilhelm, R (8, 1)									3-H 	1 0 0 0 0 0 2												
<b>Inning Stats</b>	R: 1 E: 0 K: 1 S: 7	H: 2 LOB: 1 BB: 0 P: 7	R: 0 E: 0 K: 2 S: 7	H: 0 LOB: 0 BB: 0 P: 7	R: 0 E: 0 K: 0 S: 4	H: 1 LOB: 1 BB: 0 P: 4	R: 0 E: 0 K: 1 S: 5	H: 1 LOB: 0 BB: 0 P: 5	R: 0 E: 0 K: 1 S: 5	H: 0 LOB: 0 BB: 0 P: 5	R: 0 E: 0 K: 0 S: 3	H: 0 LOB: 0 BB: 0 P: 3	R: 0 E: 0 K: 0 S: 4	H: 1 LOB: 1 BB: 0 P: 4	R: 1 E: 1 K: 1 S: 8	H: 2 LOB: 3 BB: 0 P: 8	R: 1 E: 1 K: 0 S: 4	H: 2 LOB: 1 BB: 1 P: 8	1B: 9 2B: 0 3B: 0 HR: 0	SF: 0 SAC: 0 DP: 1 HBP: 0	WP: 0 PB: 0 SB: 0 CS: 0	PA: 36
<b>PITCHER</b>	IP WLS BF H R ER SO BB IBB HBP BLK WP HR S P ERA WHIP																					
Tommie Sisk, R (1, 1) ERA: 4.92	8.1 L 34 9 3 1 6 0 0 0 0 0 0 0 46 46 1.08 1.080																					
Frank Reberger, R (9, 1) ERA: 3.61	0.2 2 0 0 0 0 0 1 0 0 0 0 0 1 5 0.00 0.000																					

Atlanta Braves @ San Diego Padres  
San Diego Stadium, San Diego, CA

Sat Sep 20 1969, 6:33 AM EDT  
Att. 2,676 - Unknown

livebaseballscorecards.com

AB 35  
R 3  
H 9  
RBI 2  
BB 1  
SO 6  
LOB 19





Batter	1	2	3	4	5	6	7	8	9	AB R H RBI BB SO LOB
Jose Arcia, R (1, 4) OBP: 0.257, SLG: 0.272	0-0 CS 1B		0-0 2		0-3 K 3		0-0 3			4 0 1 0 0 1 2
Roberto Pena, R (1, 6) OBP: 0.278, SLG: 0.304	0-0 1-2 3B 1B		0-0 1-2 3B 1B			0-0 1		0-0 1		4 1 1 0 0 0 1
Ollie Brown, R (1, 9) OBP: 0.323, SLG: 0.414	0-0 2B		0-0 1-H 2-H 3B			0-0 2		0-0 2		4 0 2 2 0 0 0
Al Ferrara, R (1, 7) OBP: 0.357, SLG: 0.452	0-0 3		0-0 3			0-0 2B		0-0 3		3 0 1 0 0 0 2
Jerry Morales, R (6, PR) OBP: 0.269, SLG: 0.325										1 0 0 0 0 0 0
Nate Colbert, R (1, 3) OBP: 0.320, SLG: 0.482		0-0 1		0-3 K 1		4-0 IBB			4-0 G3 WP BB	2 0 0 0 2 1 0
Ed Spiezio, R (1, 5) OBP: 0.316, SLG: 0.373		0-3 K 2		0-0 2		0-0 3			0-3 K 1-2 1	4 0 0 0 0 2 3
Cito Gaston, R (1, 8) OBP: 0.273, SLG: 0.307		0-3 K 3		0-3 K 3			0-3 K 1		0-0 G3 2-3 2	3 0 0 0 0 3 0
Larry Stahl, L (9, PH) OBP: 0.267, SLG: 0.308										1 0 0 0 0 0 1
Chris Cannizzaro, R (1, 2) OBP: 0.297, SLG: 0.299			0-0 1		0-0 1		0-3 K 2		0-0 6-3 3	4 0 0 0 0 1 1
Tommie Sisk, R (1, 1) OBP: 0.261, SLG: 0.200			0-0 1B 3B 1B		0-0 2		4-0 BB			2 1 1 0 1 0 0
Frank Reberger, L (9, 1)										0 0 0 0 0 0 0

Inning Stats	R: 0	H: 2	E: 0	K: 0	S: 4	LOB: 1	BB: 0	P: 4	R: 0	H: 0	E: 0	K: 2	S: 7	LOB: 0	BB: 0	P: 7	R: 2	H: 3	E: 0	K: 0	S: 6	LOB: 1	BB: 0	P: 6	R: 0	H: 0	E: 0	K: 2	S: 7	LOB: 0	BB: 0	P: 7	R: 0	H: 0	E: 0	K: 1	S: 5	LOB: 0	BB: 0	P: 5	R: 0	H: 1	E: 0	K: 0	S: 4	LOB: 2	BB: 1	P: 8	R: 0	H: 0	E: 0	K: 2	S: 7	LOB: 1	BB: 1	P: 11	R: 0	H: 0	E: 0	K: 0	S: 3	LOB: 0	BB: 0	P: 3	R: 0	H: 0	E: 0	K: 1	S: 5	LOB: 1	BB: 1	P: 9	1B: 3	SF: 0	2B: 2	SAC: 0	3B: 1	DP: 0	HR: 0	HBP: 0	WP: 1	PA: 35
--------------	------	------	------	------	------	--------	-------	------	------	------	------	------	------	--------	-------	------	------	------	------	------	------	--------	-------	------	------	------	------	------	------	--------	-------	------	------	------	------	------	------	--------	-------	------	------	------	------	------	------	--------	-------	------	------	------	------	------	------	--------	-------	-------	------	------	------	------	------	--------	-------	------	------	------	------	------	------	--------	-------	------	-------	-------	-------	--------	-------	-------	-------	--------	-------	--------

PITCHER	IP	WLS	BF	H	R	ER	SO	BB	IBB	HBP	BLK	WP	HR	S	P	ERA	WHIP
Pat Jarvis, R (1, 1) ERA: 4.69	7.0		28	6	2	2	7	1	1	0	0	0	0	40	48	2.57	1.000
Hoyt Wilhelm, R (8, 1) ERA: 2.31	2.0	W	7	0	0	0	1	1	0	0	0	1	0	8	12	0.00	0.500

**BOTTOM**

**Atlanta Braves @ San Diego Padres**  
San Diego Stadium, San Diego, CA

Sat Sep 20 1969, 6:33 AM EDT  
Att. 2,676 - Unknown

livebaseballscorecards.com

<b>AB</b>	<b>32</b>
<b>R</b>	<b>2</b>
<b>H</b>	<b>6</b>
<b>RBI</b>	<b>2</b>
<b>BB</b>	<b>3</b>
<b>SO</b>	<b>8</b>
<b>LOB</b>	<b>10</b>



Batter	1	2	3	4	5	6	7	8	9	AB R H RBI BB SO LOB	TOP
<b>Felix Millan, R</b> (1, 4) OBP: 0.307, SLG: 0.339	0-0 1B 1B		0-0 1B G6-4-3		0-0 6-3		0-0 2B HR	0-0		5 2 3 1 0 0 2	
<b>Tony Gonzalez, L</b> (1, 8) OBP: 0.328, SLG: 0.375	0-0 1B G6-4-3		0-0 1B G6-4-3		0-0 F7		4-0 BB HR		0-0 1B G5-4-3	4 1 3 1 1 0 0	
<b>Hank Aaron, R</b> (1, 9) OBP: 0.395, SLG: 0.611	0-0 P6		0-0 1B G6-4-3		0-0 5-3		0-0 HR		0-0 F7	5 1 1 3 0 0 4	
<b>Rico Carty, R</b> (1, 7) OBP: 0.399, SLG: 0.534	0-0 1B G6-4-3		0-0 1B 6-3		0-0 6-3		0-0 5-3		0-0 1B G5-4-3	5 0 0 0 0 0 3	
<b>Orlando Cepeda, R</b> (1, 3) OBP: 0.328, SLG: 0.436		0-0 F7		0-0 L9		0-0 6-3		0-0 1B E S		4 1 1 0 0 0 0	
<b>Clete Boyer, R</b> (1, 5) OBP: 0.330, SLG: 0.372		0-0 2B		0-0 1B 4-3		0-0 3B 1B		0-3 K		4 1 3 0 0 1 1	
<b>Bob Didier, S</b> (1, 2) OBP: 0.314, SLG: 0.303		0-0 F8		0-0 1B 4-3		0-0 1B SH1-4		0-0 1B E		4 1 2 2 0 0 2	
<b>Gil Garrido, R</b> (1, 6) OBP: 0.274, SLG: 0.262		0-0 6-3		0-0 1B 5-3		0-0 1B P1		0-0 1B E4		4 0 0 0 0 0 4	
<b>Ron Reed, R</b> (1, 1) OBP: 0.150, SLG: 0.141			0-0 1B WP 1B		0-0 F9		0-0 1B SH1-4		0-0 1B P3	3 1 1 0 0 0 2	
<b>Inning Stats</b>	R: 0 E: 0 K: 0 S: 4 H: 2 LOB: 1 BB: 0 P: 4	R: 0 E: 0 K: 0 S: 4 H: 1 LOB: 1 BB: 0 P: 4	R: 2 E: 0 K: 0 S: 5 H: 3 LOB: 0 BB: 0 P: 5	R: 0 E: 0 K: 0 S: 4 H: 1 LOB: 1 BB: 0 P: 4	R: 0 E: 0 K: 0 S: 3 H: 0 LOB: 0 BB: 0 P: 3	R: 0 E: 0 K: 0 S: 7 H: 4 LOB: 0 BB: 1 P: 11	R: 1 E: 1 K: 1 S: 8 H: 2 LOB: 2 BB: 0 P: 8	R: 0 E: 0 K: 0 S: 3 H: 1 LOB: 0 BB: 0 P: 3	1B: 10 2B: 2 3B: 1 HR: 1 SF: 0 SAC: 1 DP: 3 HBP: 0	WP: 1 PB: 0 SB: 1 CS: 0 PA: 40	
<b>PITCHER</b>	IP WLS BF H R ER SO BB IBB HBP BLK WP HR S P ERA WHIP										
<b>Joe Niekro, R</b> (1, 1) ERA: 3.46	6.2 L 29 10 6 6 0 1 0 0 0 0 1 0 28 32 8.10 1.650										
<b>Tom Dukes, R</b> (7, 1) ERA: 8.44	1.1 8 3 2 2 1 0 0 0 0 0 0 1 10 10 13.50 2.250										
<b>Dave Roberts, L</b> (9, 1) ERA: 4.82	1.0 3 1 0 0 0 0 0 0 0 0 0 0 3 3 0.00 1.000										

Atlanta Braves @ San Diego Padres  
San Diego Stadium, San Diego, CA  
Sun Sep 21 1969, 6:33 AM EDT  
Att. 3,495 - Unknown

[livebaseballscorecards.com](http://livebaseballscorecards.com)

AB 38  
R 8  
H 14  
RBI 7  
BB 1  
SO 1  
LOB 18



Batter	1	2	3	4	5	6	7	8	9	AB	R	H	RBI	BB	SO	LOB
Jose Arcia, R (1, 4) OBP: 0.253, SLG: 0.268	0-0 L4		0-0 F5			0-0		0-0 4-3		4	0	0	0	0	0	2
Roberto Pena, R (1, 5) OBP: 0.278, SLG: 0.309 Ron Slocum, R (7, PR) OBP: 0.250, SLG: 0.625 (8, 5)	0-0 4-3			0-0 L5			0-0 SF9 3B		0-3 K	3	0	1	0	0	0	0
Ollie Brown, R (1, 9) OBP: 0.321, SLG: 0.411	0-0 P2			0-0 6-3			0-3 K		0-0 F6	4	0	0	0	0	1	1
Al Ferrara, R (1, 7) OBP: 0.356, SLG: 0.451		0-0 K2-3-6 1B		0-0 P2			0-0 SF9		0-0 F8	3	0	1	1	0	0	0
Nate Colbert, R (1, 3) OBP: 0.318, SLG: 0.479		0-0 L6			0-0 F9		0-0 5-3			3	0	0	0	0	0	2
Ivan Murrell, R (1, 8) OBP: 0.291, SLG: 0.373		0-3 K2-3-6 1-2f			0-3 K				0-0 P3	3	0	0	0	0	2	1
Chris Cannizzaro, R (1, 2) OBP: 0.297, SLG: 0.307			0-0 6-3		0-0 6-3				0-0 HR	3	1	1	1	0	0	0
Tommy Dean, R (1, 6) OBP: 0.237, SLG: 0.218			0-0 SH3-4 1B			0-0 G1-6-3 1B			0-0 P6	3	0	2	0	0	0	0
Joe Niekro, R (1, 1) OBP: 0.197, SLG: 0.148 Tom Dukes, R (7, 1) Jim Williams, R (8, PH) OBP: 0.438, SLG: 0.467 Dave Roberts, L (9, 1) OBP: 0.267, SLG: 0.267			0-0 SH3-4 1-2			0-0 G1-6-3 1-2f			0-0 1B	1	0	0	0	0	0	1
										0	0	0	0	0	0	0
										1	0	1	0	0	0	0
										0	0	0	0	0	0	0

Inning Stats	R: 0	H: 0	E: 0	K: 0	S: 3	R: 0	H: 1	E: 0	K: 1	S: 5	R: 0	H: 1	E: 0	K: 0	S: 4	R: 0	H: 0	E: 0	K: 0	S: 3	R: 0	H: 0	E: 0	K: 1	S: 5	R: 0	H: 1	E: 0	K: 0	S: 3	R: 1	H: 1	E: 0	K: 1	S: 6	R: 1	H: 2	E: 0	K: 0	S: 5	R: 0	H: 0	E: 0	K: 1	S: 5	1B: 4	SF: 1	2B: 1	3B: 1	HR: 1	SAC: 1	DP: 2	HBP: 0	WP: 0	PA: 31
PITCHER Ron Reed, R (1, 1) ERA: 3.53	IP	WLS	BF	H	R	ER	SO	BB	IBB	HBP	BLK	WP	HR	S	P	ERA	WHIP																																						
	9.0	W	31	6	2	2	4	0	0	0	0	0	1	39	39	2.00	0.667																																						

**BOTTOM**

**Atlanta Braves @ San Diego Padres**  
**San Diego Stadium, San Diego, CA**

Sun Sep 21 1969, 6:33 AM EDT  
 Att. 3,495 - Unknown

livebaseballscorecards.com

<b>AB</b>	<b>29</b>
<b>R</b>	<b>2</b>
<b>H</b>	<b>6</b>
<b>RBI</b>	<b>2</b>
<b>BB</b>	<b>0</b>
<b>SO</b>	<b>4</b>
<b>LOB</b>	<b>7</b>



Batter	1	2	3	4	5	6	7	8	9	AB R H RBI BB SO LOB	TOP	
Tito Fuentes, S (1, 5) OBP: 0.337, SLG: 0.340 Jim Davenport, R (8, 5) OBP: 0.306, SLG: 0.304	4-0 F9 BB		0-0 SH1-4		0-0 E8 1B	0-0 F7		0-3 K		3 0 1 0 1 1 1 0 0 0 0 0 0 0		
Ron Hunt, R (1, 4) OBP: 0.360, SLG: 0.334	0-0 F9 1-2		0-0 1B		0-0 1-3		0-0 HR 1B	0-0 5-3		5 1 2 1 0 0 2		
Jim Ray Hart, R (1, 7) OBP: 0.346, SLG: 0.330 George Foster, R (6, 7)	0-0 F9		0-0 1B		0-3 K		0-0 HR		0-0 F3	3 0 1 1 0 1 1 0 0 0 0 0 0 0 2 1 1 2 0 0 0		
Willie Mays, R (7, PH) OBP: 0.365, SLG: 0.447			1-3 3-H 1B									
Willie McCovey, L (1, 3) OBP: 0.462, SLG: 0.674		0-0 4-3	0-0 F6		4-0 1B IBB		0-0 FC5 1B		0-3 K	4 0 1 0 1 1 2		
Bobby Bonds, R (1, 8) OBP: 0.350, SLG: 0.477		0-0 F8	0-3 K		0-0 1B		0-0 F9		0-0 F3	5 0 1 0 0 1 3		
Ken Henderson, S (1, 9) OBP: 0.308, SLG: 0.332		4-0 BB		0-0 F8	0-0 F9		0-0 1-2 1B			3 0 1 0 1 0 3		
Jack Hiatt, R (1, 2) OBP: 0.353, SLG: 0.330		0-3 K		0-0 5-3		0-3 K	0-3 K			4 0 0 0 0 3 3		
Hal Lanier, R (1, 6) OBP: 0.264, SLG: 0.249			4-0 SH1-4 1B SH BB	4-0 BB		0-0 SH1-4 1B	0-0 FC5 2-3f			2 1 1 0 2 0 2		
Ron Bryant, S (1, 1) OBP: 0.278, SLG: 0.188 Don McMahon, R (6, 1) OBP: 0.111, SLG: 0.111			0-0 SH 1B SH1-4 1B	0-0 5-3		0-0 SH1-4		0-0 2-3		1 1 0 0 0 0 1 1 0 0 0 0 0 0		
<b>Inning Stats</b>	R: 0 H: 0 E: 0 LOB: 0 K: 0 BB: 1 S: 2 P: 6	R: 0 H: 0 E: 0 LOB: 1 K: 1 BB: 1 S: 5 P: 9	R: 2 H: 2 E: 0 LOB: 2 K: 1 BB: 1 S: 8 P: 12	R: 0 H: 0 E: 0 LOB: 1 K: 0 BB: 1 S: 3 P: 7	R: 0 H: 2 E: 1 LOB: 3 K: 1 BB: 1 S: 7 P: 11	R: 0 H: 1 E: 0 LOB: 1 K: 1 BB: 0 S: 6 P: 6	R: 2 H: 4 E: 0 LOB: 2 K: 1 BB: 0 S: 9 P: 9	R: 0 H: 0 E: 0 LOB: 0 K: 1 BB: 0 S: 5 P: 5	R: 0 H: 0 E: 0 LOB: 0 K: 1 BB: 0 S: 5 P: 5	1B: 8 SF: 0 2B: 0 SAC: 3 3B: 0 DP: 0 HR: 1 HBP: 0	WP: 0 PA: 41 PB: 0 SB: 0 CS: 0	
<b>PITCHER</b> Mike Corkins, R (1, 1) ERA: 8.44 Frank Reberger, R (7, 1) ERA: 3.47	IP WLS BF H R ER SO BB IBB HBP BLK WP HR S P ERA WHIP											<b>PITCHER</b> IP WLS BF H R ER SO BB IBB HBP BLK WP HR S P ERA WHIP

San Francisco Giants @ San Diego Padres  
San Diego Stadium, San Diego, CA  
Mon Sep 22 1969, 10:05 PM EDT  
Att. 4,779 - Unknown

AB	33
R	4
H	9
RBI	4
BB	5
SO	7
LOB	18



Batter	1	2	3	4	5	6	7	8	9
<b>Jose Arcia, R</b> (1, 4) <small>OBP: 0.254, SLG: 0.269</small> <b>Larry Stahl, L</b> (7, PH) <small>OBP: 0.266, SLG: 0.306</small> <b>Ron Slocum, R</b> (8, 4) <small>OBP: 0.250, SLG: 0.625</small>	0-0 6-3		0-0 1B		0-0 F7		0-0 G1-6-3		
<b>Roberto Pena, R</b> (1, 5) <small>OBP: 0.278, SLG: 0.311</small>	0-3 K2-3		0-3 K			0-0 2B		0-0 4-3	
<b>Ollie Brown, R</b> (1, 9) <small>OBP: 0.322, SLG: 0.414</small>	0-0 5-3		0-0 1B			0-0 2B		0-0 1-3	
<b>Al Ferrara, R</b> (1, 7) <small>OBP: 0.353, SLG: 0.445</small>		0-0 E6	0-0 F4			0-3 K		0-0 6-3	
<b>Nate Colbert, R</b> (1, 3) <small>OBP: 0.319, SLG: 0.484</small>		0-0 1B		0-0 F9		0-0 3B		0-0 F2	
<b>Ivan Murrell, R</b> (1, 8) <small>OBP: 0.291, SLG: 0.372</small>		0-0 FC6-2		0-0 1B		0-3 K		0-0 6-3	
<b>Chris Cannizzaro, R</b> (1, 2) <small>OBP: 0.298, SLG: 0.305</small> <b>Sonny Ruberto, R</b> (7, PR) <small>OBP: 0.182, SLG: 0.143</small> <b>Fred Kendall, R</b> (9, PH) <small>OBP: 0.263, SLG: 0.176</small>		0-0 F7		0-0 6-3		4-0 1B		0-3 K	
<b>Tommy Dean, R</b> (1, 6) <small>OBP: 0.236, SLG: 0.217</small> <b>Van Kelly, L</b> (7, PH) <small>OBP: 0.284, SLG: 0.340</small> <b>Frankie Libran, R</b> (7, PR) <small>OBP: 0.182, SLG: 0.200</small>		0-0 FC6-4		0-0 F9		0-0 1B			
<b>Mike Corkins, R</b> (1, 1) <b>Frank Reberger, L</b> (7, 1) <b>Jerry Morales, R</b> (7, 8) <small>OBP: 0.283, SLG: 0.317</small> <b>Ed Spiezio, R</b> (9, PH) <small>OBP: 0.316, SLG: 0.372</small>			0-3 K		0-0 F8		0-3 K		

AB	R	H	RBI	BB	SO	LOB
3	1	1	0	0	0	0
1	0	0	0	0	0	2
0	0	0	0	0	0	0
4	0	1	0	0	2	1
4	1	2	1	0	0	0
4	0	0	0	0	1	2
4	0	2	1	0	0	0
3	0	1	0	0	1	3
2	0	0	0	1	0	3
0	0	0	0	0	0	0
1	0	0	0	0	1	0
2	0	0	0	0	0	2
1	0	1	0	0	0	0
0	0	0	0	0	0	0
2	0	0	0	0	1	0
0	0	0	0	0	0	0
1	0	0	0	0	1	2
1	0	0	0	0	0	0

**BOTTOM**

**San Francisco Giants @ San Diego Padres**  
San Diego Stadium, San Diego, CA  
Mon Sep 22 1969, 10:05 PM EDT  
Att. 4,779 - Unknown

livebaseballscorecards.com

<b>AB</b>	<b>33</b>
<b>R</b>	<b>2</b>
<b>H</b>	<b>8</b>
<b>RBI</b>	<b>2</b>
<b>BB</b>	<b>1</b>
<b>SO</b>	<b>7</b>
<b>LOB</b>	<b>15</b>



Inning Stats	R: 0	H: 0	E: 0	K: 1	S: 5	R: 0	H: 1	E: 1	K: 0	S: 5	R: 1	H: 2	E: 0	K: 2	S: 9	R: 0	H: 1	E: 0	K: 0	S: 3	R: 0	H: 3	E: 0	K: 2	S: 9	R: 0	H: 1	E: 0	K: 1	S: 5	R: 0	H: 0	E: 0	K: 0	S: 3	R: 1	H: 3	E: 0	K: 1	S: 9	R: 0	H: 1	E: 0	K: 1	S: 9	R: 0	H: 0	E: 0	K: 1	S: 5	R: 0	H: 0	E: 0	K: 0	S: 3
--------------	------	------	------	------	------	------	------	------	------	------	------	------	------	------	------	------	------	------	------	------	------	------	------	------	------	------	------	------	------	------	------	------	------	------	------	------	------	------	------	------	------	------	------	------	------	------	------	------	------	------	------	------	------	------	------

PITCHER	IP	WLS	BF	H	R	ER	SO	BB	IBB	HBP	BLK	WP	HR	S	P	ERA	WHIP
<b>Ron Bryant, L</b> (1, 1) <small>ERA: 3.79</small>	5.0		19	4	1	1	3	0	0	0	0	0	0	25	25	1.80	0.800
<b>Don McMahon, R</b> (6, 1) <small>ERA: 3.56</small>	4.0	W	15	4	1	1	4	1	0	0	0	0	0	22	26	2.25	1.250

WP: 0	PA: 34	ERA	WHIP
PB: 0			
SB: 1			
CS: 1			

Batter	1	2	3	4	5	6	7	8	9	AB R H RBI BB SO LOB	TOP																									
Tito Fuentes, S OBP: 0.333, SLG: 0.336 (1, 5) (7, 6)	0-0 G3		0-0 4-3			0-0 F5	0-0 FC4		0-0 2B	5 0 1 0 0 0 2	<b>San Francisco Giants @ San Diego Padres</b> San Diego Stadium, San Diego, CA Tue Sep 23 1969, 10:05 PM EDT Att. 5,828 - Unknown <a href="http://livebaseballscorecards.com">livebaseballscorecards.com</a>																									
Ron Hunt, R OBP: 0.359, SLG: 0.335 (1, 4)	0-0 6-3		0-0 6-3			0-0 6-3		0-0 F3	0-0 2B	5 0 1 0 0 0 0																										
Willie Mays, R OBP: 0.364, SLG: 0.443 (1, 8)	0-0 F8		0-0 F6			0-0 F7		4-0 2B FC6-4 BB		3 1 0 0 1 0 0																										
Willie McCovey, L OBP: 0.460, SLG: 0.672 (1, 3)		0-0 4-3		0-0 F6			0-0 4-3	0-0 FC6-4 2B		4 0 1 0 0 0 0																										
Bobby Bonds, R OBP: 0.351, SLG: 0.476 (1, 9)		0-0 F3		0-0 F7			4-0 HBP BB BB	4-0 FC6-4 IBB		2 1 0 0 2 0 0																										
Jim Ray Hart, R OBP: 0.350, SLG: 0.332 George Foster, R (7, PR) (7, 7)		0-0 BB 1B		0-0 F9			4-0 BB HBP BB	0-0 FC6-4		2 1 1 0 1 0 0 0 1 0 0 0 0 0																										
Dave Marshall, L OBP: 0.342, SLG: 0.288 (8, PH) (8, 7)							1-2 BB SF8	1-2f 2-3 3-H		1 0 0 1 0 0 2																										
Jack Hiatt, R OBP: 0.354, SLG: 0.328 Leon Wagner, L OBP: 0.625, SLG: 0.500 Don Mason, L OBP: 0.320, SLG: 0.262 (7, 5)		4-0 1B BB			0-3 K2-3		1-0 SF8 BB HBP	0-3 K		1 0 0 0 1 1 0 0 0 0 0 0 0 0 1 0 0 0 0 1 2																										
Hal Lanier, R OBP: 0.265, SLG: 0.250 Bob Burda, L OBP: 0.325, SLG: 0.388 Frank Linzy, R OBP: 0.364, SLG: 0.276 (7, 1)		0-0 1B			0-0 F8		4-0 FC4 BB		0-0 6-3	2 0 1 1 0 0 0 0 0 0 1 1 0 0 1 0 0 0 0 0 0																										
Mike McCormick, L OBP: 0.191, SLG: 0.203 Ron Herbel, R (6, 1) John Stephenson, L OBP: 0.240, SLG: 0.333 (7, 2)		0-0 3-1			0-3 K		0-0 SF8		0-0 F8	2 0 0 0 0 1 2 0 0 0 0 0 0 0 1 0 0 1 0 0 0																										
<b>Inning Stats</b>	R: 0 E: 0 K: 0 S: 3	H: 0 LOB: 0 BB: 0 P: 3	R: 1 E: 0 K: 0 S: 5	H: 2 LOB: 2 BB: 1 P: 9	R: 0 E: 0 K: 0 S: 3	H: 0 LOB: 0 BB: 0 P: 3	R: 0 E: 0 K: 2 S: 7	H: 0 LOB: 0 BB: 0 P: 7	R: 0 E: 0 K: 0 S: 3	H: 0 LOB: 0 BB: 0 P: 3	R: 2 E: 0 K: 0 S: 3	H: 0 LOB: 2 BB: 3 P: 16	R: 1 E: 0 K: 1 S: 6	H: 1 LOB: 2 BB: 2 P: 14	R: 0 E: 0 K: 0 S: 4	H: 2 LOB: 2 BB: 0 P: 4	1B: 3 2B: 2 3B: 0 HR: 0	SF: 1 SAC: 0 DP: 0 HBP: 1	WP: 0 PB: 0 SB: 0 CS: 0	PA: 38																
<b>PITCHER</b>	IP WLS BF H R ER SO BB IBB HBP BLK WP HR S P ERA WHIP																																			
Clay Kirby, R ERA: 3.86 (1, 1)	6.1		25	2	3	3	2	3	0	1	0	0	0	25	38	4.26	0.789																			
Frank Reberger, R ERA: 3.51 (7, 1)	1.2		9	1	1	1	1	2	1	0	0	0	0	8	20	5.40	1.800																			
Jack Baldschun, R ERA: 4.68 (9, 1)	1.0	W	4	2	0	0	0	0	0	0	0	0	0	4	4	0.00	2.000																			



Batter	1	2	3	4	5	6	7	8	9	AB R H RBI BB SO LOB
Jose Arcia, R OBP: 0.253, SLG: 0.268 (1, 4)	0-0 E 1B	0-0 F8			0-0 F8	0-0 FC6-4 1-2f			0-0 F9	5 1 1 0 0 0 3
Roberto Pena, R OBP: 0.281, SLG: 0.318 (1, 5) Ron Slocum, R OBP: 0.250, SLG: 0.625 (9, PR)	0-0 E9 1B 2B		0-0 F7		0-0 2B		0-0 6-3		0-0 WP 1B	5 1 3 1 0 0 0 0 1 0 0 0 0 0
Ollie Brown, R OBP: 0.321, SLG: 0.412 (1, 9)	0-0 6-3		0-0 F3		0-0 F9		0-0 5-3		0-0 1B	5 0 1 1 0 0 2
Al Ferrara, R OBP: 0.354, SLG: 0.444 (1, 7) Cito Gaston, R OBP: 0.273, SLG: 0.307 (8, 8)	0-0 2B BLK 1B		4-0 BB		0-0 F3		0-0 F9			3 1 1 1 1 0 1 0 0 0 0 0 0 0
Nate Colbert, R OBP: 0.319, SLG: 0.484 (1, 3)	0-0 BLK 1-3 4-3 2B		0-0 F8			0-0 6-3		0-3 K		4 1 1 0 0 1 1
Ivan Murrell, R OBP: 0.295, SLG: 0.374 (1, 8) (8, 7)	0-0 4-3			0-0 F4		0-0 1B 5-3 1B		0-0 1-3 1B		4 0 2 1 0 0 0
Chris Cannizzaro, R OBP: 0.295, SLG: 0.302 (1, 2)	0-0 6-3			0-0 F8		0-0 5-3		0-0 1-3		4 0 0 0 0 0 2
Tommy Dean, R OBP: 0.240, SLG: 0.227 (1, 6) Larry Stahl, L OBP: 0.270, SLG: 0.306 (8, PH) Frankie Libran, R OBP: 0.182, SLG: 0.200 (9, 6)		0-0 6-3		0-0 3B		4-0 1B IBB		4-0 IBB		2 0 1 0 1 0 0 0 0 0 0 1 0 0 0 0 0 0 0 0 0
Clay Kirby, R OBP: 0.157, SLG: 0.048 (1, 1) Frank Reberger, L (7, 1) Van Kelly, L OBP: 0.282, SLG: 0.339 (8, PH) Jack Baldschun, R OBP: 0.400, SLG: 0.250 (9, 1)		0-0 6-3		0-0 F4		0-0 FC6-4 1-2 2-3 1B		0-0 1-3		3 0 1 0 0 0 1 0 0 0 0 0 0 0 1 0 0 0 0 0 2 0 0 0 0 0 0 0

Inning Stats	R: 4	H: 4	E: 1	K: 0	S: 7	LOB: 0	BB: 0	P: 7	R: 0	H: 0	E: 0	K: 0	S: 3	LOB: 0	BB: 0	P: 3	R: 0	H: 0	E: 0	K: 0	S: 3	LOB: 0	BB: 0	P: 4	R: 0	H: 1	E: 0	K: 0	S: 4	LOB: 1	BB: 1	P: 4	R: 0	H: 2	E: 0	K: 1	S: 5	LOB: 3	BB: 1	P: 9	R: 0	H: 0	E: 0	K: 0	S: 3	LOB: 0	BB: 0	P: 3	R: 0	H: 1	E: 0	K: 1	S: 6	LOB: 2	BB: 1	P: 10	R: 1	H: 2	E: 0	K: 0	S: 3	LOB: 1	BB: 0	P: 3	1B: 7	2B: 3	3B: 1	HR: 0	SF: 0	SAC: 0	DP: 0	HBP: 0	WP: 1	PB: 0	SB: 0	CS: 0	PA: 39
--------------	------	------	------	------	------	--------	-------	------	------	------	------	------	------	--------	-------	------	------	------	------	------	------	--------	-------	------	------	------	------	------	------	--------	-------	------	------	------	------	------	------	--------	-------	------	------	------	------	------	------	--------	-------	------	------	------	------	------	------	--------	-------	-------	------	------	------	------	------	--------	-------	------	-------	-------	-------	-------	-------	--------	-------	--------	-------	-------	-------	-------	--------

PITCHER	IP	WLS	BF	H	R	ER	SO	BB	IBB	HBP	BLK	WP	HR	S	P	ERA	WHIP
Mike McCormick, L ERA: 3.4 (1, 1)	5.2		27	8	4	4	0	1	1	0	1	0	0	25	33	6.35	1.588
Ron Herbel, R ERA: 4.07 (6, 1)	0.1		1	0	0	0	0	0	0	0	0	0	0	1	1	0.00	0.000
Frank Linzy, R ERA: 3.74 (7, 1)	2.1	L	11	3	1	1	1	0	1	0	0	1	0	12	16	3.86	1.286


**BOTTOM**

**San Francisco Giants @ San Diego Padres**  
San Diego Stadium, San Diego, CA

Tue Sep 23 1969, 10:05 PM EDT  
Att. 5,828 - Unknown

livebaseballscorecards.com

<b>AB</b>	<b>36</b>
<b>R</b>	<b>5</b>
<b>H</b>	<b>11</b>
<b>RBI</b>	<b>4</b>
<b>BB</b>	<b>3</b>
<b>SO</b>	<b>1</b>
<b>LOB</b>	<b>12</b>



Batter	1	2	3	4	5	6	7	8	9	AB R H RBI BB SO LOB	TOP																									
Tito Fuentes, S OBP: 0.335, SLG: 0.333 (1, 5) (7, 6)	0-0 CS 1B		4-0 1B BB		0-0 F6		0-0 4-3		0-3 K	4 0 1 0 1 1 1																										
Ron Hunt, R OBP: 0.359, SLG: 0.334 (1, 4)	0-3 K 1-2		0-0 1B		0-0 6-3			1-0 HBP BB SF8 HBP	0-0 F2	4 1 1 0 0 1 1																										
Willie Mays, R OBP: 0.363, SLG: 0.440 (1, 8)	0-3 K		0-0 F8		0-0 6-3			4-0 HBP 1-2 BB		3 0 0 0 1 1 2																										
Willie McCovey, L OBP: 0.459, SLG: 0.668 (1, 3)		0-0 G3	0-0 F6		0-0 E3			1-0 1-2 2-3 HBP		3 0 0 0 0 0 2																										
Bobby Bonds, R OBP: 0.350, SLG: 0.473 (1, 9)		4-0 BB BB		0-3 K		0-0 F8		0-3 K		3 0 0 0 1 2 4																										
Jim Ray Hart, R OBP: 0.349, SLG: 0.336 (1, 7)		0-0 F4		0-0 2B		0-0 F4		0-0 SF8		3 0 1 1 0 0 2																										
Jack Hiatt, R OBP: 0.355, SLG: 0.326 Don Mason, L OBP: 0.319, SLG: 0.261 (7, PH) (7, 5)		4-0 BB BB		0-3 K		0-0 F9		0-0 F7		1 0 0 0 1 1 1 1 0 0 0 0 0 0																										
Leon Wagner, L OBP: 0.556, SLG: 0.429 Jim Davenport, R OBP: 0.306, SLG: 0.304 (8, PH) (8, 5)		1-2 BB		0-3 K						1 0 0 0 0 0 2 0 0 0 0 0 0 0																										
Hal Lanier, R OBP: 0.264, SLG: 0.249 John Stephenson, L OBP: 0.222, SLG: 0.308 (7, PH) (7, 2)		0-0 F4		0-3 K					0-0 6-3	2 0 0 0 0 1 3 2 0 0 0 0 1 0																										
Juan Marichal, R OBP: 0.171, SLG: 0.170 Dave Marshall, L OBP: 0.344, SLG: 0.288 Bobby Bolin, R OBP: 0.298, SLG: 0.282 Bob Burda, L OBP: 0.329, SLG: 0.412 (9, PH)			0-0 1-3		0-3 K		4-0 WP BB		0-0 HR	2 0 0 0 0 1 0 0 0 0 0 1 0 0 0 0 0 0 0 0 0 1 1 1 1 0 0 0																										
<b>Inning Stats</b>	R: 0 E: 0 K: 2 S: 7	H: 1 LOB: 0 BB: 0 P: 7	R: 0 E: 0 K: 0 S: 3	H: 0 LOB: 2 BB: 2 P: 11	R: 0 E: 0 K: 0 S: 4	H: 1 LOB: 2 BB: 1 P: 8	R: 0 E: 0 K: 3 S: 10	H: 1 LOB: 1 BB: 0 P: 10	R: 0 E: 0 K: 1 S: 5	H: 0 LOB: 0 BB: 0 P: 5	R: 0 E: 1 K: 0 S: 4	H: 0 LOB: 1 BB: 0 P: 4	R: 0 E: 0 K: 1 S: 5	H: 0 LOB: 1 BB: 1 P: 9	R: 1 E: 0 K: 1 S: 5	H: 0 LOB: 2 BB: 1 P: 11	R: 1 E: 0 K: 1 S: 6	H: 1 LOB: 0 BB: 0 P: 6	1B: 2 2B: 2 3B: 0 HR: 1	SF: 1 SAC: 0 DP: 1 HBP: 2	WP: 1 PB: 0 SB: 0 CS: 1	PA: 38														
<b>PITCHER</b>	IP WLS BF H R ER SO BB IBB HBP BLK WP HR S P ERA WHIP																																			
Al Santorini, R ERA: 3.91 Tom Dukes, R ERA: 8.0	(1, 1) (8, 1)	7.0 2.0	W S	31 7	3 1	1 1	1 1	7 2	5 0	0 0	2 0	0 0	1 0	38 11	60 11	1.29 4.50	1.143 0.500																			

San Francisco Giants @ San Diego Padres  
San Diego Stadium, San Diego, CA  
Wed Sep 24 1969, 10:05 PM EDT  
Att: 14,614 - Unknown

AB	30
R	2
H	4
RBI	2
BB	5
SO	9
LOB	18







Batter	1	2	3	4	5	6	7	8	9	AB R H RBI BB SO LOB	TOP													
Jose Arcia, R (1, 4) OBP: 0.252, SLG: 0.270	0-0 E6 BB 1B S	0-0 F7		0-0 P3			0-0 P5		0-0 5-3	5 1 0 0 0 0 0														
Roberto Pena, R (1, 5) OBP: 0.285, SLG: 0.321	0-0 F8	0-0 PB 1B			0-0 G6-4-3 1B		0-0 FC6-4 1B		0-3 K	4 0 3 0 0 0 1														
Dave Roberts, L (7, 1) OBP: 0.267, SLG: 0.267										0 0 0 0 0 0 0														
Van Kelly, L (9, PH) OBP: 0.281, SLG: 0.337										1 0 0 0 0 1 0														
Ollie Brown, R (1, 9) OBP: 0.320, SLG: 0.411	0-3 K	0-0 P6			0-0 G6-4-3 1-2f		0-0 FC6-4 1-2f			4 0 0 0 0 1 4														
Al Ferrara, R (1, 7) OBP: 0.355, SLG: 0.451	4-0 BB 1B BB			0-0 F7		0-0 1B		0-0 HR		3 2 2 1 1 0 0														
Jerry Morales, R (8, 7) OBP: 0.283, SLG: 0.317										0 0 0 0 0 0 0														
Nate Colbert, R (1, 3) OBP: 0.322, SLG: 0.482	4-0 PB 1B BB			0-0 1-3 1B		0-0 F8		0-3 K		3 0 1 0 1 1 1														
Ivan Murrell, R (1, 8) OBP: 0.293, SLG: 0.370	0-0 PB 1B			0-0 1-3		0-3 K		0-0 4-3		4 0 1 2 0 1 1														
Chris Cannizzaro, R (1, 2) OBP: 0.291, SLG: 0.298	0-0 P6			0-0 1-3		0-0 F9		0-0 E4 FC5-4		3 0 0 0 0 0 3														
Fred Kendall, R (7, 2) OBP: 0.250, SLG: 0.167	1-2 2-3									1 0 0 0 0 0 0														
Tommy Dean, R (1, 6) OBP: 0.241, SLG: 0.240		0-0 HR		0-0 P5		0-0 F8		0-0 FC5-4		4 1 1 1 0 0 1														
Joe Niekro, R (1, 1) OBP: 0.194, SLG: 0.145		0-0 F8		0-0 F8			0-0 P5		0-3 K	1 0 0 0 0 0 0														
Frank Reberger, L (3, 1) OBP: 0.412, SLG: 0.438										0 0 0 0 0 0 0														
Jim Williams, R (4, PH)										1 0 0 0 0 0 0														
Mike Corkins, R (4, 1)										0 0 0 0 0 0 0														
Jack Baldschun, R (5, 1) OBP: 0.400, SLG: 0.250										0 0 0 0 0 0 0														
Ron Siyouth, R (7, PH) OBP: 0.200, SLG: 0.500										2 0 0 0 0 1 0														
<b>Inning Stats</b>	R: 2 E: 1 K: 1 S: 7	H: 1 LOB: 2 BB: 2 P: 15	R: 1 E: 0 K: 0 S: 5	H: 2 LOB: 1 BB: 0 P: 5	R: 0 E: 0 K: 0 S: 4	H: 1 LOB: 1 BB: 0 P: 4	R: 0 E: 0 K: 0 S: 3	H: 0 LOB: 0 BB: 0 P: 3	R: 0 E: 0 K: 1 S: 5	H: 0 LOB: 0 BB: 0 P: 5	R: 0 E: 0 K: 0 S: 4	H: 2 LOB: 1 BB: 0 P: 4	R: 0 E: 0 K: 1 S: 5	H: 0 LOB: 0 BB: 0 P: 5	R: 0 E: 0 K: 0 S: 4	H: 1 LOB: 1 BB: 0 P: 4	R: 1 E: 1 K: 1 S: 7	H: 1 LOB: 1 BB: 0 P: 7	R: 0 E: 0 K: 2 S: 7	H: 0 LOB: 0 BB: 0 P: 7	1B: 6 2B: 0 3B: 0 HR: 2	SF: 0 SAC: 0 DP: 1 HBP: 0	WP: 0 PB: 3 SB: 1 CS: 0	PA: 38
<b>PITCHER</b>	IP WLS BF H R ER SO BB IBB HBP BLK WP HR S P ERA WHIP												<b>PITCHER</b>	IP WLS BF H R ER SO BB IBB HBP BLK WP HR S P ERA WHIP										
Phil Niekro, R (1, 1) ERA: 2.56	8.0 W 35 8 4 2 3 2 0 0 0 0 0 2 39 47 2.25 1.250																							
Hoyt Wilhelm, R (9, 1) ERA: 2.28	1.0 S 3 0 0 0 2 0 0 0 0 0 0 0 7 7 0.00 0.000																							

San Diego Padres @ Atlanta Braves  
Atlanta Stadium, Atlanta, GA

Fri Sep 26 1969, 7:05 PM EDT  
Att: 22,981 - Unknown

livebaseballscorecards.com

AB 36  
R 4  
H 8  
RBI 4  
BB 2  
SO 5  
LOB 11



Batter	1	2	3	4	5	6	7	8	9	AB	R	H	RBI	BB	SO	LOB
Felix Millan, R OBP: 0.310, SLG: 0.341 (1, 4)	0-0 1B		0-0 BB HR 1B		0-0 2B		0-0 PB 1B			5	1	4	2	0	0	2
Tony Gonzalez, L OBP: 0.332, SLG: 0.381 (1, 8)	0-0 F7		0-0 HR 1B	0-0 4-3	0-0 4-3		0-0 F7			5	1	1	0	0	0	4
Hank Aaron, R OBP: 0.396, SLG: 0.613 (1, 9) Oscar Brown, R (8, 9)	0-0 F9		0-0 P3	0-0 HR		0-0 F8	0-0 F8			5	1	1	1	0	0	6
Rico Carty, R OBP: 0.400, SLG: 0.527 (1, 7)	0-0 1B		4-0 HR BB	0-3 K		0-0 4-3		0-0 4-3		4	1	1	1	1	1	0
Orlando Cepeda, R OBP: 0.328, SLG: 0.436 (1, 3)	0-0 F8		0-0 HR	0-0 P4		1-0 HBP		0-0 6-3		4	1	1	4	0	0	2
Clete Boyer, R OBP: 0.329, SLG: 0.376 (1, 5)		0-0 6-3	0-0 HR		0-0 E 2B		0-0 P3		0-0 6-3	5	2	2	1	0	0	1
Bob Didier, S OBP: 0.320, SLG: 0.307 (1, 2)		0-0 4-3	0-0 F9		0-0 E3 SH1-3 2B 1B		0-0 1B 1B			4	2	2	0	0	0	0
Gil Garrido, R OBP: 0.277, SLG: 0.259 (1, 6)		0-0 1-3	4-0 1B BB		0-0 F7		0-0 F7			3	0	0	0	1	0	2
Phil Niekro, R OBP: 0.211, SLG: 0.237 (1, 1) Hoyt Wilhelm, R (9, 1)			0-0 BB 1B		0-0 SH1-3		0-0 PB 1B			3	1	3	0	0	0	0
			0-0 BB 1B		1-2		1-2 PB 1B			0	0	0	0	0	0	0

Inning Stats	R: 0	H: 2	E: 0	LOB: 2	K: 0	P: 5	R: 0	H: 0	E: 0	LOB: 0	K: 0	P: 3	R: 6	H: 6	E: 0	LOB: 2	K: 0	P: 9	R: 1	H: 1	E: 0	LOB: 0	K: 1	P: 6	R: 2	H: 3	E: 1	LOB: 1	K: 0	P: 6	R: 0	H: 0	E: 0	LOB: 1	K: 0	P: 4	R: 1	H: 3	E: 0	LOB: 2	K: 0	P: 6	R: 0	H: 0	E: 0	LOB: 0	K: 0	P: 3		
	S: 5	5	S: 3	5	S: 3	3	S: 9	17	S: 6	6	S: 6	6	S: 6	6	S: 3	6	S: 3	4	S: 6	6	S: 3	3	S: 3	3	S: 6	6	S: 3	6	S: 3	4	S: 6	6	S: 3	3	S: 6	6	S: 3	3	S: 6	6	S: 3	3	S: 6	6	S: 3	3	S: 6	6	S: 3	3

PITCHER	IP	WLS	BF	H	R	ER	SO	BB	IBB	HBP	BLK	WP	HR	S	P	ERA	WHIP
Joe Niekro, R (1, 1) ERA: 3.63	2.1	L	14	6	5	5	0	1	0	0	0	0	1	13	17	19.29	3.000
Frank Reberger, R (3, 1) ERA: 3.59	0.2		5	2	1	1	0	1	0	0	0	0	1	4	8	13.50	4.500
Mike Corkins, R (4, 1) ERA: 8.47	1.0		4	1	1	1	1	0	0	0	0	0	1	6	6	9.00	1.000
Jack Baldschun, R (5, 1) ERA: 4.79	2.0		10	3	2	2	0	0	0	1	0	0	0	9	10	9.00	1.500
Dave Roberts, L (7, 1) ERA: 4.81	2.0		9	3	1	1	0	0	0	0	0	0	0	9	9	4.50	1.500

**BOTTOM**

**San Diego Padres @ Atlanta Braves**  
Atlanta Stadium, Atlanta, GA

Fri Sep 26 1969, 7:05 PM EDT  
Att. 22,981 - Unknown

AB	38
R	10
H	15
RBI	9
BB	2
SO	1
LOB	17

livebaseballscorecards.com

**Braves**

1B:	10	SF:	0	WP:	0	PA:	42
2B:	2	SAC:	1	PB:	1		
3B:	0	DP:	0	SB:	0		
HR:	3	HBP:	1	CS:	0		

Batter	1	2	3	4	5	6	7	8	9	AB R H RBI BB SO LOB	TOP
Jose Arcia, R (1, 4) OBP: 0.249, SLG: 0.266	0-0 K		0-0 G1-6-4-3 K			0-3 K	0-3 K			4 0 0 0 0 2 1	
Roberto Pena, R (1, 5) OBP: 0.286, SLG: 0.323	0-3 K			0-0 CS 1B		0-0 1B 1B		0-3 K		4 1 2 0 0 2 0	
Ollie Brown, R (1, 9) OBP: 0.321, SLG: 0.412	0-3 K			0-0 K		0-0 1B 1B		0-0 1B		4 1 2 0 0 1 1	
Al Ferrara, R (1, 7) OBP: 0.354, SLG: 0.447 Jerry Morales, R (8, 7) OBP: 0.283, SLG: 0.317		0-3 K		0-3 K		4-0 1B IBB		0-0 K		3 0 0 0 1 2 2 0 0 0 0 0 0 0	
Nate Colbert, R (1, 3) OBP: 0.323, SLG: 0.481		0-0 K		0-0 K	4-0 None BB	0-0 1B		0-0 K		4 0 1 2 1 0 2	
Ivan Murrell, R (1, 8) OBP: 0.292, SLG: 0.372		0-0 2B		0-0 K	0-3 K	0-3 K		0-0 K		4 0 1 0 0 2 3	
Chris Cannizzaro, R (1, 2) OBP: 0.289, SLG: 0.296 Van Kelly, L (9, PH) OBP: 0.279, SLG: 0.335		0-3 K		0-0 K	0-0 K	0-0 K		0-0 K		3 0 0 0 0 1 4 1 0 0 0 0 0 0	
Tommy Dean, R (1, 6) OBP: 0.246, SLG: 0.242 Ed Spiezio, R (9, PH) OBP: 0.315, SLG: 0.371			0-0 G1-6-4-3 1B		4-0 IBB		0-3 K		0-0 K	2 0 1 0 1 1 0 1 0 0 0 0 0 0	
Tommie Sisk, R (1, 1) OBP: 0.231, SLG: 0.174 Tom Dukes, R (7, 1)			0-3 K		0-0 K		0-3 K			3 0 0 0 0 2 3 0 0 0 0 0 0 0	
<b>Inning Stats</b>	R: 0 E: 0 K: 2 S: 7 H: 0 LOB: 0 BB: 0 P: 7	R: 0 E: 0 K: 2 S: 8 H: 1 LOB: 1 BB: 0 P: 8	R: 0 E: 0 K: 1 S: 5 H: 1 LOB: 0 BB: 0 P: 5	R: 0 E: 0 K: 1 S: 5 H: 1 LOB: 0 BB: 0 P: 5	R: 0 E: 0 K: 1 S: 5 H: 0 LOB: 2 BB: 2 P: 13	R: 2 E: 0 K: 2 S: 10 H: 3 LOB: 2 BB: 1 P: 14	R: 0 E: 0 K: 3 S: 9 H: 0 LOB: 0 BB: 0 P: 9	R: 0 E: 0 K: 1 S: 6 H: 1 LOB: 1 BB: 0 P: 6	R: 0 E: 0 K: 0 S: 3 H: 0 LOB: 0 BB: 0 P: 3	1B: 6 2B: 1 3B: 0 HR: 0 SF: 0 SAC: 0 DP: 1 HBP: 0	WP: 0 PB: 0 SB: 0 CS: 1 PA: 36
<b>PITCHER</b> Ron Reed, R (1, 1) ERA: 3.47	IP: 9.0 WLS: W BF: 36 H: 7 R: 2 ER: 2 SO: 13 BB: 1 IBB: 2 HBP: 0 BLK: 0 WP: 0 HR: 0 S: 58 P: 70 ERA: 2.00 WHIP: 0.889										
<b>PITCHER</b>	IP: 9.0 WLS: W BF: 36 H: 7 R: 2 ER: 2 SO: 13 BB: 1 IBB: 2 HBP: 0 BLK: 0 WP: 0 HR: 0 S: 58 P: 70 ERA: 2.00 WHIP: 0.889										

San Diego Padres @ Atlanta Braves  
Atlanta Stadium, Atlanta, GA  
Sat Sep 27 1969, 3:33 AM EDT  
Att: 14,572 - Unknown

livebaseballscorecards.com

AB 33  
R 2  
H 7  
RBI 2  
BB 3  
SO 13  
LOB 16





Batter	1	2	3	4	5	6	7	8	9	AB R H RBI BB SO LOB	TOP											
Jose Arcia, R (1, 4) OBP: 0.252, SLG: 0.269	0-0 5-3		0-0 1B		0-0 6-3			0-0 1B		4 0 2 0 0 0 1												
Van Kelly, L (1, 5) OBP: 0.274, SLG: 0.328	0-0 3-1		0-0 G3			0-0 F8		0-0 F7		4 0 0 0 0 0 2												
Ollie Brown, R (1, 9) OBP: 0.321, SLG: 0.416	0-3 K			0-0 HR		0-3 K CS		0-0 F9		4 1 1 1 0 2 1												
Al Ferrara, R (1, 7) OBP: 0.351, SLG: 0.442		0-0 F3		0-0 F8		0-0 F9		0-3 K		4 0 0 0 0 1 2												
Jerry Morales, R (8, 7) OBP: 0.283, SLG: 0.317										0 0 0 0 0 0 0												
Nate Colbert, R (1, 3) OBP: 0.322, SLG: 0.479		0-3 K		0-3 K		0-0 CS	0-0 5-3		0-0 1B SF7 1B	4 1 1 0 0 2 0												
Ivan Murrell, R (1, 8) OBP: 0.292, SLG: 0.379		0-0 3B		0-0 6-3			0-0 F9		0-3 K	4 0 1 0 0 1 1												
Chris Cannizzaro, R (1, 2) OBP: 0.290, SLG: 0.297					0-0 SH3-4 1B		4-0 BB		0-0 1B	2 0 1 0 0 0 1												
Walt Hrinjak, L (5, 2) OBP: 0.333, SLG: 0.217		0-0 F9							1-3 1B	0 0 0 0 0 0 0												
Tommy Dean, R (1, 6) OBP: 0.244, SLG: 0.240			0-0 6-3		0-0 L4		0-0 1B		0-0 SF7	2 0 0 0 0 0 1												
Larry Stahl, L (7, PH) OBP: 0.274, SLG: 0.311							1-2			1 0 1 0 0 0 0												
Frankie Libran, R (7, 6) OBP: 0.182, SLG: 0.200										0 0 0 0 0 0 0												
Ed Spiezio, R (9, PH) OBP: 0.314, SLG: 0.371									3-H 0-0	0 0 0 1 0 0 0												
Clay Kirby, R (1, 1) OBP: 0.155, SLG: 0.048		0-3 K		0-0 SH3-4		0-0 P4			4-3	1 0 0 0 0 1 0												
Roberto Pena, R (7, PH) OBP: 0.286, SLG: 0.322										1 0 0 0 0 0 2												
Tom Dukes, R (7, 1)										0 0 0 0 0 0 0												
Cito Gaston, R (9, PH) OBP: 0.271, SLG: 0.305										1 0 0 0 0 0 1												
<b>Inning Stats</b>	R: 0 E: 0 K: 1 S: 5	H: 0 LOB: 0 BB: 0 P: 5	R: 0 E: 0 K: 1 S: 6	H: 1 LOB: 1 BB: 0 P: 6	R: 0 E: 0 K: 1 S: 6	H: 1 LOB: 1 BB: 0 P: 6	R: 1 E: 0 K: 1 S: 6	H: 1 LOB: 0 BB: 0 P: 6	R: 0 E: 0 K: 0 S: 4	H: 1 LOB: 1 BB: 0 P: 4	R: 0 E: 0 K: 1 S: 5	H: 0 LOB: 0 BB: 0 P: 5	R: 0 E: 0 K: 0 S: 4	H: 1 LOB: 2 BB: 1 P: 8	R: 0 E: 0 K: 1 S: 6	H: 1 LOB: 1 BB: 0 P: 6	R: 1 E: 0 K: 1 S: 7	H: 2 LOB: 1 BB: 0 P: 7	1B: 6 2B: 0 3B: 1 HR: 1	SF: 1 SAC: 1 DP: 0 HBP: 0	WP: 1 PB: 0 SB: 0 CS: 1	PA: 37
<b>PITCHER</b>	IP WLS BF H R ER SO BB IBB HBP BLK WP HR S P ERA WHIP																					
Pat Jarvis, R (1, 1) ERA: 4.43	6.2 W 26 5 1 1 5 1 0 0 0 1 1 35 39 1.35 0.900																					
Cecil Upshaw, R (7, 1) ERA: 2.91	2.1 S 10 3 1 1 2 0 0 0 0 0 0 0 14 14 3.86 1.286																					

San Diego Padres @ Atlanta Braves  
Atlanta Stadium, Atlanta, GA  
Sun Sep 28 1969, 3:33 AM EDT  
Att: 28,464 - Unknown

livebaseballscorecards.com

AB	32
R	2
H	7
RBI	2
BB	0
SO	7
LOB	12



Batter	1	2	3	4	5	6	7	8	9	AB	R	H	RBI	BB	SO	LOB
Felix Millan, R (1, 4) OBP: 0.311, SLG: 0.346	0-0 F7		0-0 1B 2B		0-0 F8			0-0 F8		4	1	1	0	0	0	0
Tony Gonzalez, L (1, 8) OBP: 0.332, SLG: 0.381	0-0 G3		0-0 2-H 1B		0-0 3-1			0-0 2B 1B		4	1	2	1	0	0	0
Hank Aaron, R (1, 9) OBP: 0.394, SLG: 0.607	0-0 HR 1B		0-0 P4			0-0 5-3		0-0 F6		4	1	1	0	0	0	2
Rico Carty, R (1, 7) OBP: 0.402, SLG: 0.553 Ralph Garr, L (8, PR) OBP: 0.280, SLG: 0.292 Mike Lum, L (9, 7) OBP: 0.311, SLG: 0.304	0-0 1-H HR		0-0 F8			0-0 P6		0-0 FC5 2B		4	1	2	3	0	0	1
Orlando Cepeda, R (1, 3) OBP: 0.327, SLG: 0.431	0-0 3-1			4-0 L5-4 1B BB		0-3 K		4-0 IBB		2	0	0	0	2	1	0
Clete Boyer, R (1, 5) OBP: 0.330, SLG: 0.375		0-0 F8		0-3 K			0-3 K	0-0 FC5		4	0	0	0	0	2	3
Bob Didier, S (1, 2) OBP: 0.325, SLG: 0.310		0-0 P4		0-0 1-2 1B						3	0	2	0	0	0	0
Gil Garrido, R (1, 6) OBP: 0.274, SLG: 0.253		0-0 F8		0-0 L5-4				0-0 F5		3	0	0	0	0	0	3
Pat Jarvis, R (1, 1) OBP: 0.135, SLG: 0.113 Cecil Upshaw, R (7, 1) OBP: 0.238, SLG: 0.381			0-3 K		0-0 F9			0-0 P4		2	0	0	0	0	1	0
										1	0	0	0	0	0	1

Inning Stats	R: 2	H: 2	E: 0	LOB: 0	K: 0	BB: 0	S: 5	P: 5	R: 0	H: 0	E: 0	LOB: 0	K: 0	BB: 0	S: 3	P: 3	R: 1	H: 2	E: 0	LOB: 1	K: 1	BB: 0	S: 7	P: 7	R: 0	H: 1	E: 0	LOB: 1	K: 1	BB: 1	S: 5	P: 9	R: 0	H: 0	E: 0	LOB: 0	K: 0	BB: 0	S: 3	P: 3	R: 0	H: 0	E: 0	LOB: 0	K: 1	BB: 0	S: 5	P: 5	R: 0	H: 1	E: 0	LOB: 1	K: 1	BB: 0	S: 6	P: 6	R: 1	H: 2	E: 0	LOB: 2	K: 0	BB: 1	S: 5	P: 9
--------------	------	------	------	--------	------	-------	------	------	------	------	------	--------	------	-------	------	------	------	------	------	--------	------	-------	------	------	------	------	------	--------	------	-------	------	------	------	------	------	--------	------	-------	------	------	------	------	------	--------	------	-------	------	------	------	------	------	--------	------	-------	------	------	------	------	------	--------	------	-------	------	------

PITCHER	IP	WLS	BF	H	R	ER	SO	BB	IBB	HBP	BLK	WP	HR	S	P	ERA	WHIP
Clay Kirby, R (1, 1) ERA: 3.88	6.0	L	23	5	3	3	3	1	0	0	0	0	1	28	32	4.50	1.000
Tom Dukes, R (7, 1) ERA: 7.48	2.0		10	3	1	1	1	0	1	0	0	0	0	11	15	4.50	1.500

**BOTTOM**

**San Diego Padres @ Atlanta Braves**  
Atlanta Stadium, Atlanta, GA

Sun Sep 28 1969, 3:33 AM EDT  
Att. 28,464 - Unknown

AB	31
R	4
H	8
RBI	4
BB	2
SO	4
LOB	10

WP: 0 PA: 33  
PB: 0  
SB: 0  
CS: 0



PITCHER	IP	WLS	BF	H	R	ER	SO	BB	IBB	HBP	BLK	WP	HR	S	P	ERA	WHIP
---------	----	-----	----	---	---	----	----	----	-----	-----	-----	----	----	---	---	-----	------

Batter	1	2	3	4	5	6	7	8	9	AB R H RBI BB SO LOB	TOP	
Jose Arcia, R (1, 6) OBP: 0.255, SLG: 0.272	0-0 1B		0-0 FC6-5 1B		0-3 K	0-0 G5-4-3			0-0 6-3	5 0 2 0 0 1 3	<b>San Diego Padres @ San Francisco Giants</b> Candlestick Park, San Francisco, CA Tue Sep 30 1969, 10:05 PM EDT Att. 8,526 - Unknown <a href="http://livebaseballscorecards.com">livebaseballscorecards.com</a>	
Ron Slocum, R (1, 4) OBP: 0.267, SLG: 0.533	0-3 K		0-0 FC6-5 1B		0-0 FC5-4 BB 1B			0-0 2B	5 1 2 0 0 1 2			
Ollie Brown, R (1, 9) OBP: 0.320, SLG: 0.414	0-0 F8		0-0 FC6-5		4-0 1B BB			0-0 6-3	3 0 0 0 1 0 4			
Nate Colbert, R (1, 3) OBP: 0.322, SLG: 0.476	0-0 G3		0-3 K		4-0 1B BB			0-3 K	3 0 0 0 1 2 4			
Van Kelly, L (1, 5) OBP: 0.278, SLG: 0.332		0-0 2B 1B	0-3 K		0-0 1B			0-0 F8	4 0 2 1 0 1 3			
Ivan Murrell, R (1, 8) OBP: 0.291, SLG: 0.381		0-0 1-3 2B		0-3 K	0-3 K			0-0 5-3	4 0 1 0 0 2 3			
Jim Williams, R (1, 7) OBP: 0.333, SLG: 0.350		0-3 K		0-3 K		0-0 1-3		0-3 K	4 0 0 0 0 3 2			
Walt Hrinjak, L (1, 2) OBP: 0.329, SLG: 0.219		0-3 K		0-3 K		0-0 1B 1B		0-0 3-1	4 0 1 0 0 2 2			
Al Santorini, R (1, 1) OBP: 0.138, SLG: 0.159		0-3 K			4-0 FC5-4 BB	0-0 1B		0-3 K	1 0 0 0 1 1 2			
Larry Stahl, L (6, PH) OBP: 0.278, SLG: 0.315									1 0 1 0 0 0 0			
Frank Reberger, L (6, 1)									0 0 0 0 0 0 0			
Al Ferrara, R (9, PH) OBP: 0.350, SLG: 0.441									1 0 0 0 0 1 0			
<b>Inning Stats</b>	R: 0 H: 1 E: 0 LOB: 1 K: 1 BB: 0 S: 6 P: 6	R: 0 H: 2 E: 0 LOB: 2 K: 3 BB: 0 S: 11 P: 11	R: 0 H: 2 E: 0 LOB: 2 K: 2 BB: 0 S: 9 P: 9	R: 0 H: 0 E: 0 LOB: 0 K: 3 BB: 0 S: 9 P: 9	R: 1 H: 1 E: 0 LOB: 3 K: 2 BB: 3 S: 8 P: 20	R: 0 H: 2 E: 0 LOB: 1 K: 0 BB: 0 S: 4 P: 4	R: 0 H: 1 E: 0 LOB: 1 K: 1 BB: 0 S: 6 P: 6	R: 0 H: 0 E: 0 LOB: 0 K: 1 BB: 0 S: 5 P: 5	R: 0 H: 0 E: 0 LOB: 0 K: 1 BB: 0 S: 5 P: 5	1B: 7 SF: 0 2B: 2 SAC: 0 3B: 0 DP: 1 HR: 0 HBP: 0	WP: 0 PA: 38 PB: 0 SB: 0 CS: 0	
<b>PITCHER</b> Gaylord Perry, R (1, 1) ERA: 2.49	IP WLS BF H R ER SO BB IBB HBP BLK WP HR S P ERA WHIP	9.0 W 38 9 1 1 14 3 0 0 0 0 0 63 75 1.00 1.333										

**San Diego Padres @ San Francisco Giants**  
 Candlestick Park, San Francisco, CA  
 Tue Sep 30 1969, 10:05 PM EDT  
 Att. 8,526 - Unknown

<b>AB</b>	35
<b>R</b>	1
<b>H</b>	9
<b>RBI</b>	1
<b>BB</b>	3
<b>SO</b>	14
<b>LOB</b>	25





Batter	1	2	3	4	5	6	7	8	9	AB R H RBI BB SO LOB
Tito Fuentes, S OBP: 0.340, SLG: 0.345 (1, 5)	0-0 S BB 1B		0-0 E4 FC6-4		0-0 1-3		0-0 1B 1B			4 2 2 0 0 0 0
Ron Hunt, R OBP: 0.361, SLG: 0.341 (1, 4)	4-0 S 1B BB		0-0 FC6-4 1-2f		0-0 2B		0-0 1B FC4-6 1B			3 2 2 0 1 0 1
Willie Mays, R OBP: 0.362, SLG: 0.437 (1, 8)	0-3 K		0-0 F8		0-0 4-3		0-0 FC4-6 1B			1 0 0 0 0 1 2
George Foster, R OBP: 0.400, SLG: 0.400 (2, 7)	1-2 2-3									3 0 1 1 0 0 2
Bob Burda, L OBP: 0.322, SLG: 0.401 (8, 9)										0 0 0 0 0 0 0
Willie McCovey, L OBP: 0.454, SLG: 0.658 (1, 3)	0-3 K		0-0 4-3			0-0 1-3	0-0 FC4-6 1-2f 3-H			4 0 0 1 0 1 4
Bobby Bonds, R OBP: 0.352, SLG: 0.471 (1, 9) (2, 8)	0-0 E7 1B			4-0 S S 6-3 BB		4-0 1B BB	0-0 F9			2 2 1 2 2 0 1
Dave Marshall, L OBP: 0.340, SLG: 0.288 (1, 7) (2, 9) (8, 7)	0-0 F8		0-3 K	0-3 K		0-0 1-3 1B		0-3 K		4 0 1 0 0 2 1
Jack Hiatt, R OBP: 0.354, SLG: 0.326 (1, 2)		0-0 5-3		0-0 6-3		0-3 K		0-0 1B		4 0 1 1 0 1 2
Hal Lanier, R OBP: 0.263, SLG: 0.251 (1, 6)		0-0 6-3		0-3 K		0-3 K		0-0 F6		4 0 0 0 0 2 3
Gaylord Perry, R OBP: 0.156, SLG: 0.154 (1, 1)		0-3 K			0-0 4-3		0-3 K	0-0 F7		4 0 0 0 0 2 1

Inning Stats	R: 3	H: 2	E: 1	LOB: 0	K: 2	P: 13	R: 0	H: 0	E: 0	LOB: 0	K: 1	P: 5	R: 0	H: 0	E: 1	LOB: 1	K: 0	P: 4	R: 1	H: 0	E: 0	LOB: 0	K: 2	P: 7	R: 0	H: 1	E: 0	LOB: 1	K: 0	P: 4	R: 0	H: 1	E: 0	LOB: 2	K: 2	P: 12	R: 2	H: 3	E: 0	LOB: 1	K: 1	P: 8	R: 0	H: 1	E: 0	LOB: 1	K: 1	P: 6						
PITCHER	IP	WLS	BF	H	R	ER	SO	BB	IBB	HBP	BLK	WP	HR	S	P	ERA	WHIP													PITCHER	IP	WLS	BF	H	R	ER	SO	BB	IBB	HBP	BLK	WP	HR	S	P	ERA	WHIP							
Al Santorini, R ERA: 3.95 (1, 1)	5.0	L	21	3	4	3	5	2	0	0	0	0	0	29	37	5.40	1.000																																					
Frank Reberger, R ERA: 3.68 (6, 1)	3.0		15	5	2	2	4	1	0	0	0	0	0	22	26	6.00	2.000																																					


**BOTTOM**

**San Diego Padres @ San Francisco Giants**  
Candlestick Park, San Francisco, CA

Tue Sep 30 1969, 10:05 PM EDT  
Att. 8,526 - Unknown

AB	33
R	6
H	8
RBI	5
BB	3
SO	9
LOB	17

WP: 0 PA: 36  
PB: 0  
SB: 5  
CS: 0



Batter	1	2	3	4	5	6	7	8	9	AB R H RBI BB SO LOB	TOP		
Tommy Dean, R OBP: 0.247, SLG: 0.244 (1, 6) X	0-0 F9		0-0 SH1-4		0-0 E9		4-0 HR	0-0 1B		3 3 1 0 1 0 1	<b>San Diego Padres @ San Francisco Giants</b> Candlestick Park, San Francisco, CA Wed Oct 01 1969, 6:33 AM EDT Att. 2,184 - Unknown		
Ron Slocum, R OBP: 0.350, SLG: 0.550 (1, 4) X	0-0 5-3 1B		0-0 6-3		0-0 3B 1B		0-0 F7	0-0 FC6-4 1B		5 1 3 2 0 0 2			
Ollie Brown, R OBP: 0.319, SLG: 0.412 (1, 9) X	0-0 5-3		0-0 F6		0-0 F6		0-0 HR 1B	0-0 FC6-4		5 1 1 0 0 0 5			
Nate Colbert, R OBP: 0.323, SLG: 0.485 (1, 3) X	0-0 F8			0-0 6-3	0-0 3B		0-0 HR		0-3 K	5 1 2 5 0 1 1			
Van Kelly, L OBP: 0.286, SLG: 0.332 (1, 5) X		4-0 1B BB		0-0 4-3		4-0 E BB	0-0 1B		0-0 6-3	3 1 1 0 2 0 0			
Cito Gaston, R OBP: 0.273, SLG: 0.309 (1, 8) X		0-3 K		0-0 4-3		0-0 E4 FC6-2 2B	0-0 G4-3 1B		0-3 K	5 0 2 1 0 2 1			
Jim Williams, R OBP: 0.360, SLG: 0.348 (1, 7) X		0-0 G6-4-3 1B			4-0 E BB	0-0 1-3	0-0 G4-3			3 1 1 0 1 0 3			
Fred Kendall, R OBP: 0.250, SLG: 0.182 (1, 2) X		0-0 G6-4-3			0-0 E 1B 1B	0-0 FC6-2		0-0 F7		4 1 1 0 0 0 3			
Joe Niekro, R OBP: 0.206, SLG: 0.161 (1, 1) X			0-0 6-3 SH1-4 1B		0-0 F7	0-3 K		0-0 6-3		1 0 1 0 0 0 0			
Tom Dukes, R (4, 1)										0 0 0 0 0 0 0			
Al Ferrara, R (5, PH)										1 0 0 0 0 0 2			
Tommie Sisk, R (5, 1)										2 0 0 0 0 1 1			
<b>Inning Stats</b>	R: 0 H: 1 E: 0 LOB: 1 K: 0 BB: 0 S: 4 P: 4	R: 0 H: 1 E: 0 LOB: 1 K: 1 BB: 1 S: 5 P: 9	R: 0 H: 1 E: 0 LOB: 1 K: 0 BB: 0 S: 4 P: 4	R: 0 H: 0 E: 0 LOB: 0 K: 0 BB: 0 S: 3 P: 3	R: 4 H: 3 E: 1 LOB: 1 K: 0 BB: 1 S: 6 P: 10	R: 1 H: 1 E: 1 LOB: 1 K: 1 BB: 1 S: 6 P: 10	R: 3 H: 4 E: 0 LOB: 1 K: 0 BB: 1 S: 6 P: 10	R: 1 H: 2 E: 0 LOB: 1 K: 0 BB: 0 S: 5 P: 5	R: 0 H: 0 E: 0 LOB: 0 K: 2 BB: 0 S: 7 P: 7	1B: 9 SF: 0 2B: 2 SAC: 1 3B: 1 DP: 2 HR: 1 HBP: 0	WP: 0 PA: 42 PB: 0 SB: 0 CS: 0		
<b>PITCHER</b>	IP WLS BF H R ER SO BB IBB HBP BLK WP HR S P ERA WHIP											<b>PITCHER</b>	IP WLS BF H R ER SO BB IBB HBP BLK WP HR S P ERA WHIP
Bob Garibaldi, R (1, 1) ERA: 1.8	5.0 L 22 6 4 1 1 2 0 0 0 0 0 0 22 30 1.80 1.600												
Ron Bryant, L (6, 1) ERA: 4.37	2.0 12 5 4 4 1 2 0 0 0 0 0 1 12 20 18.00 3.500												
Mike Davison, L (8, 1) ERA: 4.5	2.0 8 2 1 1 2 0 0 0 0 0 0 0 12 12 4.50 1.000												

AB	37
R	9
H	13
RBI	8
BB	4
SO	4
LOB	19



Batter	1	2	3	4	5	6	7	8	9	AB	R	H	RBI	BB	SO	LOB
Tito Fuentes, S (1, 6) OBP: 0.347, SLG: 0.352	0-0 4-3		0-0 WP 1B	0-0 1-2 2-H 1B		0-0 1B SF8 1B	0-0 6-3			5	1	3	1	0	0	2
Bob Burda, L (1, 9) OBP: 0.318, SLG: 0.395	0-0 F5		0-0 1-2 WP 1B	0-0 F6		0-0 F5		0-0 G3		5	0	1	0	0	0	3
Leon Wagner, L (1, 7) OBP: 0.500, SLG: 0.364	4-0 2B BB		0-0 F8	0-0 F9		0-0 1-3 1B		0-0 4-3		4	0	1	0	1	0	4
Willie McCovey, L (1, 3) OBP: 0.454, SLG: 0.659	0-0 1-3 2B		0-0 6-3		0-0 BB 1B	0-0 SF8		0-0 F9		4	0	2	1	0	0	2
Bobby Bonds, R (1, 8) OBP: 0.352, SLG: 0.475	0-3 K			0-0 HR	0-0 F3	0-0 F9			0-0 G3 1B	5	1	2	1	0	1	4
Jim Ray Hart, R (1, 5) OBP: 0.345, SLG: 0.332		0-0 6-3		0-0 1B 1B	0-0 F7		0-0 6-3		0-0 5-3	5	1	1	0	0	0	2
Don Mason, L (1, 4) OBP: 0.324, SLG: 0.262		0-0 G3		0-0 1B 1B	4-0 BB BB	4-0 1B BB		4-0 1B BB	0-0 G3	3	1	1	0	2	0	1
John Harrell, R (1, 2) OBP: 0.600, SLG: 0.500		0-0 4-3		0-0 1-2 3-H 1B	4-0 1-2 2-3 BB		0-0 1-3 1B		0-0 6-3	4	0	2	1	1	0	1
Bob Garibaldi, L (1, 1) John Stephenson, L (5, PH) Ron Bryant, S (6, 1) Jack Hiatt, R (7, PH) Mike Davison, L (8, 1)			0-0 F8	0-3 K	0-0 4-3		0-3 K			2	0	0	0	0	1	2

Inning Stats	R: 0	H: 1	E: 0	K: 1	S: 6	LOB: 2	BB: 1	P: 10	R: 0	H: 0	E: 0	K: 0	S: 3	LOB: 0	BB: 0	P: 3	R: 0	H: 2	E: 0	K: 1	S: 5	LOB: 2	BB: 0	P: 5	R: 3	H: 5	E: 0	K: 1	S: 10	LOB: 2	BB: 0	P: 10	R: 0	H: 1	E: 0	K: 0	S: 4	LOB: 3	BB: 2	P: 12	R: 1	H: 2	E: 0	K: 1	S: 5	LOB: 1	BB: 0	P: 5	R: 0	H: 1	E: 0	K: 1	S: 6	LOB: 2	BB: 1	P: 10	R: 0	H: 0	E: 0	K: 0	S: 3	LOB: 0	BB: 0	P: 3	R: 0	H: 1	E: 0	K: 0	S: 4	LOB: 1	BB: 0	P: 4	1B: 11	SF: 1	2B: 1	3B: 0	HR: 1	SAC: 0	DP: 0	HBP: 0	WP: 1	PB: 0	SB: 1	CS: 0	PA: 44
PITCHER	IP	WLS	BF	H	R	ER	SO	BB	IBB	HBP	BLK	WP	HR	S	P	ERA	WHIP																																																																				
Joe Niekro, R (1, 1) ERA: 3.7	3.1		19	8	3	3	2	1	0	0	0	1	1	22	26	8.10	2.700																																																																				
Tom Duker, R (4, 1) ERA: 7.25	0.2	W	2	0	0	0	0	0	0	0	0	0	0	2	2	0.00	0.000																																																																				
Tommie Sisk, R (5, 1) ERA: 4.78	5.0	S	23	5	1	1	1	3	0	0	0	0	0	22	34	1.80	1.600																																																																				

BOTTOM

San Diego Padres @ San Francisco Giants  
Candlestick Park, San Francisco, CA

Wed Oct 01 1969, 6:33 AM EDT  
Att. 2,184 - Unknown

livebaseballscorecards.com

AB	39
R	4
H	13
RBI	4
BB	4
SO	3
LOB	26



Batter	1	2	3	4	5	6	7	8	9	AB R H RBI BB SO LOB	TOP											
Tommy Dean, R (1, 6) OBP: 0.251, SLG: 0.245	0-0 6-3		0-0 4-3 1B		4-0 2-3 F9 BB		0-0 2-3 SH1-3		0-0 F3	3 0 1 0 1 0 1	<b>San Diego Padres @ San Francisco Giants</b> Candlestick Park, San Francisco, CA Thu Oct 02 1969, 6:33 AM EDT Att. 1,995 - Unknown <a href="http://livebaseballscorecards.com">livebaseballscorecards.com</a>											
Ron Slocum, R (1, 4) OBP: 0.280, SLG: 0.458	0-3 K		0-0 4-3 1-2		0-0 1-2 F9		0-0 3-H SF9	0-0 F7	4 0 0 1 0 1 4													
Ed Spiezio, R (1, 7) OBP: 0.313, SLG: 0.369	0-0 5-3		0-3 K2-3		0-0 3-H SF7		4-0 BB		2 0 0 1 1 1 1													
Nate Colbert, R (1, 3) OBP: 0.322, SLG: 0.482		0-0 F6		0-0 6-3	4-0 BB		0-3 K		3 0 0 0 1 1 1													
Van Kelly, L (1, 5) OBP: 0.285, SLG: 0.330		0-0 WP BB SF8 1B		0-0 F9	0-0 F5		0-0 F7		4 1 1 0 0 0 2													
Cito Gaston, R (1, 8) OBP: 0.275, SLG: 0.309		4-0 1-2 WP BB		0-0 BB 1B		0-0 5-3	0-0 4-3		3 0 1 0 1 0 0													
Jim Williams, R (1, 9) OBP: 0.345, SLG: 0.320		0-0 SF8 1-2 2-H		4-0 1-2 BB		0-0 5-3	0-3 K		2 0 0 1 1 1 0													
Fred Kendall, R (1, 2) OBP: 0.214, SLG: 0.154		0-0 4-3		0-0 4-3		0-3 K		0-0 F9	4 0 0 0 0 1 3													
Clay Kirby, R (1, 1) OBP: 0.162, SLG: 0.076			0-0 F6		0-0 WP SF7 E7		0-0 SH1-3 SF9 2B	0-0 1B	3 2 1 0 0 0 0 1 0 1 0 0 0 0													
Frank Reberger, L (8, 1) OBP: 0.200, SLG: 0.200																						
<b>Inning Stats</b>	R: 0 E: 0 K: 1 S: 5	H: 0 LOB: 0 BB: 0 P: 5	R: 1 E: 0 K: 0 S: 4	H: 1 LOB: 1 BB: 1 P: 8	R: 0 E: 0 K: 1 S: 6	H: 1 LOB: 1 BB: 0 P: 6	R: 0 E: 0 K: 0 S: 4	H: 1 LOB: 2 BB: 1 P: 8	R: 1 E: 1 K: 0 S: 4	H: 0 LOB: 2 BB: 2 P: 12	R: 0 E: 0 K: 1 S: 5	H: 0 LOB: 0 BB: 0 P: 5	R: 1 E: 0 K: 1 S: 6	H: 1 LOB: 1 BB: 1 P: 10	R: 0 E: 0 K: 1 S: 5	H: 0 LOB: 0 BB: 0 P: 5	R: 0 E: 0 K: 0 S: 4	H: 1 LOB: 1 BB: 0 P: 4	1B: 4 2B: 1 3B: 0 HR: 0	SF: 3 SAC: 1 DP: 0 HBP: 0	WP: 2 PB: 0 SB: 0 CS: 0	PA: 38
<b>PITCHER</b>	IP WLS BF H R ER SO BB IBB HBP BLK WP HR S P ERA WHIP																					
Rich Robertson, R (1, 1) ERA: 5.48	5.0 L 23 3 2 1 2 4 0 0 0 2 0 23 39 1.80 1.400																					
Ray Sadecki, L (6, 1) ERA: 4.23	3.0 11 1 1 1 3 1 0 0 0 0 0 16 20 3.00 0.667																					
Ron Herbel, R (9, 1) ERA: 4.02	1.0 4 1 0 0 0 0 0 0 0 0 0 4 4 0.00 1.000																					

**San Diego Padres @ San Francisco Giants**  
 Candlestick Park, San Francisco, CA  
 Thu Oct 02 1969, 6:33 AM EDT  
 Att. 1,995 - Unknown

AB	29
R	3
H	5
RBI	3
BB	5
SO	5
LOB	12



Batter	1	2	3	4	5	6	7	8	9
Tito Fuentes, S OBP: 0.350, SLG: 0.366 (1, 6)	0-0 CS 2-3 1B		0-0 1-H 3B			0-0 4-3		0-0 4-3	
Bobby Etheridge, R OBP: 0.358, SLG: 0.351 (1, 5)	0-0 2-3 1-2		0-0 6-3			0-3 K		0-0 6-3	
Jim Ray Hart, R OBP: 0.343, SLG: 0.331 (1, 7)	0-3 K 2-3			0-0 F3			0-0 FC4-6 1B		0-0 6-3
Willie McCovey, L OBP: 0.453, SLG: 0.656 (1, 3)		0-0 G3		0-0 F2			0-0 FC4-6 BB 1B 1-2f		0-0 1B
Bobby Bonds, R OBP: 0.351, SLG: 0.473 (1, 8)		4-0 BB CS BB		0-3 K			0-0 F4		0-3 K
Bob Burda, L OBP: 0.317, SLG: 0.391 (1, 9)		0-0 F8 1-2			0-0 6-3		0-0 BB 1B 1-2		0-0 F4
Don Mason, L OBP: 0.324, SLG: 0.260 (1, 4)			0-0 6-3		0-0 4-3		4-0 BB BB 1B 1-2 2-3 BB		
John Harrell, R OBP: 0.625, SLG: 0.500 (1, 2)			4-0 FC1-6 BB		0-3 K		0-0 1B 1-2 2-H 3-H		
Rich Robertson, R (1, 1)			0-0 FC1-6 3B 1-2f			0-0 4-3		0-3 K	

AB	R	H	RBI	BB	SO	LOB
4	0	2	1	0	0	0
4	0	0	0	0	1	2
4	0	1	0	0	1	1
4	1	1	0	0	0	1
3	0	0	0	1	2	2
4	0	1	0	0	0	2
2	0	0	0	1	0	0
2	0	1	1	1	1	0
1	1	0	0	0	0	1
1	0	0	0	0	0	0
1	0	0	0	0	1	0
0	0	0	0	0	0	0

**BOTTOM**

**San Diego Padres @ San Francisco Giants**  
Candlestick Park, San Francisco, CA

<b>AB</b>	<b>30</b>
<b>R</b>	<b>2</b>
<b>H</b>	<b>6</b>
<b>RBI</b>	<b>2</b>
<b>BB</b>	<b>3</b>
<b>SO</b>	<b>6</b>
<b>LOB</b>	<b>9</b>



WP	HR	S	P	ERA	WHIP
0	0	11	11	0.00	0.500

Inning Stats	R	H	E	K	S	H	LOB	BB	P	R	H	E	K	S	H	LOB	BB	P	R	H	E	K	S	H	LOB	BB	P	R	H	E	K	S	H	LOB	BB	P		
Clay Kirby, R ERA: 3.84 (1, 1)	7	0	0	1	26	5	2	2	4	3	0	0	0	0	0	0	0	0	0	0	0	0	0	0	0	0	0	0	0	0	0	0	0	0	0	0	0	0
Frank Reberger, R ERA: 3.59 (8, 1)	2	0	0	0	7	1	0	0	2	0	0	0	0	0	0	0	0	0	0	0	0	0	0	0	0	0	0	0	0	0	0	0	0	0	0	0	0	0

Thu Oct 02 1969, 6:33 AM EDT  
Att. 1,995 - Unknown

livebaseballscorecards.com