

San Diego Padres - 1970

Batter	1	2	3	4	5	6	7	8	9	AB R H RBI BB SO LOB	TOP	
Sonny Jackson, L OBP: 0.500, SLG: 0.500 (1, 6) X	0-0 SH2-3 1B		0-0 F8			0-0 1B		0-0 4-3		4 0 2 0 0 0 0		
Felix Millan, R OBP: 0.667, SLG: 1.000 (1, 4) X	0-0 SH2-3 1-2			0-0 6-3		0-0 1B		0-0 1B 2B		3 1 2 0 0 0 0		
Hank Aaron, R OBP: 0.500, SLG: 0.333 Hoyt Wilhelm, R (1, 9) (8, 1)	4-0 G6-4-3 IBB			0-0 6-3		0-3 K		0-0 FC5-4 1B		3 0 1 1 1 1 2 0 0 0 0 0 0 0		
Rico Carty, R (1, 7) X	0-0 G6-4-3 1-2f		0-0 F8			0-3 K		0-0 FC5-4		4 0 0 0 0 1 3		
Orlando Cepeda, R OBP: 0.500, SLG: 1.500 (1, 3)		0-3 K			0-0 FC1-5 2B		0-0 HR		0-0 4-3	4 1 2 1 0 1 0		
Tony Gonzalez, L OBP: 0.500, SLG: 1.000 (1, 8)		0-3 K			0-0 FC1-5 G6-4-3 2-3		0-0 FC5-6-4 1B		0-0 SF8 3B	4 1 2 0 0 1 1		
Clete Boyer, R (1, 5)		0-0 F4			0-0 G6-4-3 1-2f		0-0 FC5-6-4		0-0 SF8	3 0 0 1 0 0 2		
Bob Didier, S (1, 2)			0-0 F7			0-0 G3		0-0 F8		4 0 0 0 0 0 1		
Phil Niekro, R Rick Kester, R Ralph Garr, L Larry Jaster, L Mike Lum, L (1, 1) (4, 1) (6, PH) (6, 1) (8, PH) (8, 9)			0-0 G2			0-3 K		0-3 K		0-0 F9	1 0 0 0 0 0 0 0 0 0 0 0 0 0 1 0 0 0 0 1 0 0 0 0 0 0 0 0 2 0 0 0 0 1 1	
Inning Stats	R: 0 H: 1 E: 0 LOB: 1 K: 0 BB: 1 S: 3 P: 7	R: 0 H: 0 E: 0 LOB: 0 K: 2 BB: 0 S: 7 P: 7	R: 0 H: 0 E: 0 LOB: 0 K: 0 BB: 0 S: 3 P: 3	R: 0 H: 0 E: 0 LOB: 0 K: 0 BB: 0 S: 3 P: 3	R: 0 H: 1 E: 0 LOB: 0 K: 0 BB: 0 S: 3 P: 3	R: 0 H: 2 E: 0 LOB: 2 K: 2 BB: 0 S: 9 P: 9	R: 1 H: 2 E: 0 LOB: 1 K: 1 BB: 0 S: 7 P: 7	R: 1 H: 2 E: 0 LOB: 1 K: 0 BB: 0 S: 7 P: 7	R: 1 H: 1 E: 1 LOB: 1 K: 0 BB: 0 S: 5 P: 5	1B: 5 SF: 1 2B: 2 SAC: 1 3B: 1 DP: 2 HR: 1 HBP: 0	WP: 0 PA: 36 PB: 0 SB: 0 CS: 0	
PITCHER Pat Dobson, R ERA: 2.25 Ron Herbel, R ERA: 9.0	IP WLS BF H R ER SO BB IBB HBP BLK WP HR S P ERA WHIP	8.0 W 31 8 2 2 6 0 1 0 0 0 1 42 46 2.25 1.000	1.0 S 5 1 1 1 0 0 0 0 0 0 0 0 5 5 9.00 1.000									

Atlanta Braves @ San Diego Padres
San Diego Stadium, San Diego, CA
Tue Apr 07 1970, 9:05 PM EST
Att. 25,125 - Unknown

livebaseballscorecards.com

AB	33
R	3
H	9
RBI	3
BB	1
SO	6
LOB	10



Batter	1	2	3	4	5	6	7	8	9	AB	R	H	RBI	BB	SO	LOB
Tommy Dean, R OBP: 0.400, SLG: 0.400 (1, 6)	0-3 K		0-0 2B 1B	0-3 K		0-0 F4		0-0 1B		5	1	2	2	0	2	1
Van Kelly, L OBP: 0.200, SLG: 0.400 (1, 5)	0-3 K		0-0 WP HR 2B		0-0 F9		0-0 4-3	0-3 K		5	1	1	1	0	2	3
Ollie Brown, R OBP: 0.250, SLG: 0.250 (1, 9)	0-0 FC6-4 1B		0-0 FC HR		0-3 K		0-0 L9			4	1	1	0	0	1	1
Nate Colbert, R OBP: 0.250, SLG: 1.000 (1, 3)	0-0 FC6-4		0-0 HR		0-0 E6 2B 1B		0-0 1-3			4	2	1	3	0	0	1
Cito Gaston, R OBP: 0.500, SLG: 0.750 (1, 8)		0-0 CS 1B	0-0 L6		0-0 1B 2B			0-0 5-3		4	1	2	0	0	0	0
Jerry Morales, R OBP: 0.250, SLG: 0.250 (1, 7)		0-0 F7	0-0 E2		0-0 1B			0-3 K		4	0	1	2	0	1	1
Dave Campbell, R OBP: 0.250, SLG: 0.250 (1, 4)		0-0 2-3	0-3 K		0-0 F7			0-0 BB 1B 1B		4	1	1	0	0	1	2
Chris Cannizzaro, R OBP: 0.750, SLG: 0.667 (1, 2)			0-0 SH3 1B	0-0 CS SH3 BB		0-0 5-3		0-0 1B BB 1B		3	1	2	0	1	0	0
Pat Dobson, R (1, 1)			0-0 SH3	0-0 SH3		0-0 5-3		0-0 1B BB		1	0	0	0	0	0	0
Al Ferrara, R (8, PH)										0	0	0	0	1	0	0
Jose Arcia, R (8, PR)										0	0	0	0	0	0	0
Ron Herbel, R (9, 1)										0	0	0	0	0	0	0

Inning Stats		R: 0	H: 1	R: 0	H: 1	R: 5	H: 4	R: 0	H: 0	R: 2	H: 2	R: 0	H: 0	R: 0	H: 3	R: 1	H: 3
		E: 0	LOB: 1	E: 0	LOB: 0	E: 1	LOB: 1	E: 0	LOB: 0	E: 1	LOB: 1	E: 0	LOB: 0	E: 0	LOB: 0	E: 0	LOB: 3
		K: 2	BB: 0	K: 0	BB: 0	K: 1	BB: 0	K: 1	BB: 1	K: 0	BB: 0	K: 0	BB: 0	K: 0	BB: 0	K: 2	BB: 1
		S: 8	P: 8	S: 3	P: 3	S: 11	P: 11	S: 4	P: 8	S: 8	P: 8	S: 3	P: 3	S: 3	P: 3	S: 10	P: 14

BOTTOM

Atlanta Braves @ San Diego Padres
San Diego Stadium, San Diego, CA

Tue Apr 07 1970, 9:05 PM EST
Att. 25,125 - Unknown

livebaseballscorecards.com

AB	34
R	8
H	11
RBI	8
BB	2
SO	7
LOB	9



WP: 1	PA: 38
PB: 0	
SB: 0	
CS: 2	

PITCHER	IP	WLS	BF	H	R	ER	SO	BB	IBB	HBP	BLK	WP	HR	S	P	ERA	WHIP
Phil Niekro, R (1, 1)	3.0	L	16	6	5	5	3	0	0	0	0	1	1	22	22	15.00	2.000
Rick Kester, R (4, 1)	2.0		9	2	2	0	2	1	0	0	0	0	0	12	16	0.00	1.500
Larry Jaster, L (6, 1)	2.0		6	0	0	0	0	0	0	0	0	0	0	6	6	0.00	0.000
Hoyt Wilhelm, R (8, 1)	1.0		7	3	1	1	2	1	0	0	0	0	0	10	14	9.00	4.000

Batter	1	2	3	4	5	6	7	8	9	AB R H RBI BB SO LOB	TOP											
Sonny Jackson, L (1, 6) OBP: 0.667, SLG: 0.571	0-0 F8	4-0 BB		0-0 1B		0-0 1B		4-0 SH1-3 HR BB		3 2 2 0 2 0 0												
Felix Millan, R (1, 4) OBP: 0.571, SLG: 1.000	0-0 SF9	0-0 F3		0-0 1B		0-0 F9		0-0 SH1-3		4 1 2 0 0 0 4												
Hank Aaron, R (1, 9) OBP: 0.667, SLG: 0.500	4-0 S BB	0-0 FC5		0-0 1B		0-0 BB 1B		4-0 HR IBB		3 1 2 1 2 0 3												
Rico Carty, R (1, 7) Tommie Aaron, R (8, 3)	0-0 SF9		0-0 5-3	0-0 F9		4-0 FC5-4 BB		0-0 HR		3 1 1 4 1 0 2 0 0 0 0 0 0 0												
Orlando Cepeda, R (1, 3) Mike Lum, L (8, PH)	4-0 BB		0-0 5-3		0-0 4-3	0-0 FC5-4		0-3 K		3 0 0 0 1 0 3 1 0 0 0 0 1 0												
Tony Gonzalez, L (1, 8) OBP: 0.333, SLG: 0.500	0-0 F5		4-0 BB		0-0 G3		0-0 5-3	0-0 F8		4 0 0 0 1 0 2												
Clete Boyer, R (1, 5) OBP: 0.111, SLG: 0.125		0-0 F2	0-0 F9		0-0 6-3		0-0 1B	0-3 K		5 0 1 0 0 1 1												
Bob Tillman, R (1, 2) OBP: 0.400, SLG: 1.200		0-0 BB 2B		0-0 F8		0-0 HR	0-0 F8	0-0 F6		5 1 2 1 0 0 1												
Pat Jarvis, R (1, 1)		0-0 E6 FC5 BB		0-3 K		0-0 F2	0-3 K	0-0 F2		5 0 0 0 0 2 2												
Inning Stats	R: 1 E: 0 K: 0 S: 4	H: 1 LOB: 2 BB: 2 P: 12	R: 0 E: 1 K: 0 S: 5	H: 1 LOB: 3 BB: 1 P: 9	R: 0 E: 0 K: 0 S: 3	H: 0 LOB: 1 BB: 1 P: 7	R: 1 E: 0 K: 1 S: 8	H: 3 LOB: 2 BB: 0 P: 8	R: 0 E: 0 K: 0 S: 3	H: 0 LOB: 0 BB: 0 P: 3	R: 1 E: 0 K: 0 S: 6	H: 3 LOB: 3 BB: 1 P: 10	R: 0 E: 0 K: 1 S: 6	H: 1 LOB: 1 BB: 0 P: 6	R: 3 E: 0 K: 1 S: 6	H: 1 LOB: 0 BB: 2 P: 14	R: 0 E: 0 K: 1 S: 5	H: 0 LOB: 0 BB: 0 P: 5	1B: 6 2B: 1 3B: 1 HR: 2	SF: 1 SAC: 1 DP: 0 HBP: 0	WP: 0 PB: 0 SB: 1 CS: 0	PA: 45
PITCHER	IP WLS BF H R ER SO BB IBB HBP BLK WP HR S P ERA WHIP																					
Al Santorini, R (1, 1) ERA: 4.5	6.0 L 32 8 3 3 1 5 0 0 0 0 1 29 49 4.50 2.167																					
Gary Ross, R (7, 1) ERA: 13.5	2.0 10 2 3 3 2 1 1 0 0 0 1 12 20 13.50 1.500																					
Tom Dukes, R (9, 1) ERA:	1.0 3 0 0 0 1 0 0 0 0 0 0 5 5 0.00 0.000																					

Atlanta Braves @ San Diego Padres
San Diego Stadium, San Diego, CA
Wed Apr 08 1970, 9:05 PM EST
Att. 6,187 - Unknown

livebaseballscorecards.com

AB 36
R 6
H 10
RBI 6
BB 7
SO 4
LOB 18



Batter	1	2	3	4	5	6	7	8	9	AB	R	H	RBI	BB	SO	LOB
Tommy Dean, R (1, 6) OBP: 0.375, SLG: 0.375 Al Ferrara, R (8, PH) Jose Arcia, R (8, PR) (9, 6)	0-0 4-3			0-0 FC3-6 1B		0-3 K		4-0 BB		3	0	1	0	0	1	1
Van Kelly, L (1, 5) OBP: 0.222, SLG: 0.333	0-3 K			0-0 FC3-6 1-2f		0-0 1-2 1B		0-3 K		4	0	1	0	0	2	2
Ollie Brown, R (1, 9) OBP: 0.125, SLG: 0.125	0-0 5-3			0-0 F8		0-0 F3		0-0 F5		4	0	0	0	0	0	4
Nate Colbert, R (1, 3) OBP: 0.125, SLG: 0.500		0-0 5-3		0-3 K		0-3 K		0-0 6-3		4	0	0	0	0	2	1
Cito Gaston, R (1, 8) OBP: 0.375, SLG: 0.500		0-3 K		0-3 K		0-0 K 4-3 1B		0-3 K		4	1	1	0	0	3	0
Jerry Morales, R (1, 7) OBP: 0.125, SLG: 0.125		0-3 K		0-0 L7		0-0 4-3 1-2		0-0 1-3		4	0	0	0	0	1	1
Dave Campbell, R (1, 4) OBP: 0.286, SLG: 0.286			0-0 L7		0-0 F8		0-0 E5 2-H 1B			3	0	1	0	0	0	0
Bob Barton, R (1, 2) Chris Cannizzaro, R (4, 2) OBP: 0.500, SLG: 0.400		0-0 5-3		0-0 F8		0-0 1-3		0-0 F8		1	0	0	0	0	0	0
				0-0 5-3		0-0 1-3		0-0 1-3		2	0	0	0	0	0	1
Al Santorini, R (1, 1) Ed Spiezio, R (6, PH) Gary Ross, R (7, 1) Ray Webster, L (8, PH) Tom Dukes, R (9, 1)			0-3 K		0-0 F8		0-0 1-3		0-3 K		1	0	0	0	0	1
				0-0 K		0-0 1B		0-3 K		1	0	1	0	0	0	0
				0-0 K		0-0 1B		0-0 K		0	0	0	0	0	0	0
				0-0 K		0-0 1B		0-0 K		1	0	0	0	0	1	0
				0-0 K		0-0 1B		0-0 K		0	0	0	0	0	0	0

Inning Stats	R: 0	H: 0	E: 0	LOB: 0	K: 1	BB: 0	S: 5	P: 5	R: 0	H: 0	E: 0	LOB: 0	K: 1	BB: 0	S: 5	P: 5	R: 0	H: 0	E: 0	LOB: 0	K: 1	BB: 0	S: 5	P: 5	R: 0	H: 0	E: 0	LOB: 0	K: 1	BB: 0	S: 5	P: 5	R: 0	H: 0	E: 0	LOB: 0	K: 1	BB: 0	S: 5	P: 5	R: 0	H: 0	E: 0	LOB: 0	K: 1	BB: 0	S: 5	P: 5	R: 0	H: 0	E: 0	LOB: 0	K: 1	BB: 0	S: 5	P: 5	R: 0	H: 0	E: 0	LOB: 0	K: 1	BB: 0	S: 5	P: 5	R: 0	H: 0	E: 0	LOB: 0	K: 1	BB: 0	S: 5	P: 5	R: 0	H: 0	E: 0	LOB: 0	K: 1	BB: 0	S: 5	P: 5	R: 0	H: 0	E: 0	LOB: 0	K: 1	BB: 0	S: 5	P: 5
PITCHER Pat Jarvis, R (1, 1) ERA:	IP	WLS	BF	H	R	ER	SO	BB	IBB	HBP	BLK	WP	HR	S	P	ERA	WHIP																			PITCHER	IP	WLS	BF	H	R	ER	SO	BB	IBB	HBP	BLK	WP	HR	S	P	ERA	WHIP																																			

BOTTOM

Atlanta Braves @ San Diego Padres
San Diego Stadium, San Diego, CA

Wed Apr 08 1970, 9:05 PM EST
Att. 6,187 - Unknown

AB	32
R	1
H	5
RBI	0
BB	1
SO	11
LOB	10



Batter	1	2	3	4	5	6	7	8	9	AB R H RBI BB SO LOB	TOP	
Sonny Jackson, L (1, 6) OBP: 0.538, SLG: 0.400	1-0 HR HBP		x 0-0 F9		x 0-0 F7			x 0-0 4-3		3 1 0 0 0 0 1		
Felix Millan, R (1, 4) OBP: 0.455, SLG: 0.727	0-0 F2		x 0-0 CS 1B		x 0-0 G5-4-3			x 0-0 4-3		4 0 1 0 0 0 2		
Hank Aaron, R (1, 9) OBP: 0.615, SLG: 0.900	0-0 HR		0-0 CS 1-2	0-0 1B 2B		0-3 K		x 0-0 E4 1B		4 3 2 2 0 1 0		
Rico Carty, R (1, 7) Mike Lum, L (8, 7) OBP: 0.308, SLG: 0.545	0-3 K			0-0 2B SF8 1B		0-3 K		x 0-0 1B 1B		4 1 2 0 0 2 0 0 0 0 0 0 0 0		
Orlando Cepeda, R (1, 3) OBP: 0.385, SLG: 0.750	0-0 F7			x 0-0 SF8 1-3 SF9 2B		x 0-0 F8		x 0-0 1-2 1B		4 1 2 2 0 0 0		
Tony Gonzalez, L (1, 8) OBP: 0.231, SLG: 0.364		x 0-0 6-3		x 0-0 SF8			x 0-0 1-3	x 0-0 F8		3 0 0 1 0 0 2		
Clete Boyer, R (1, 5) OBP: 0.154, SLG: 0.182		x 0-0 F7		x 0-0 SF9			x 0-0 F9		x 0-0 1-4 1B	3 0 1 1 0 0 0		
Bob Tillman, R (1, 2) OBP: 0.333, SLG: 0.778		x 0-0 5-3		0-0 K			x 0-0 1B		0-3 K	4 0 1 0 0 2 1		
Jim Nash, R (1, 1)			0-3 K		4-0 G5-4-3 BB		0-3 K		x 0-0 1-4	3 0 0 0 1 2 2		
Inning Stats	R: 2 E: 0 K: 1 S: 6 H: 1 LOB: 0 BB: 0 P: 7	R: 0 E: 0 K: 0 S: 3 H: 0 LOB: 0 BB: 0 P: 3	R: 0 E: 0 K: 1 S: 5 H: 1 LOB: 0 BB: 0 P: 5	R: 3 E: 0 K: 1 S: 8 H: 3 LOB: 0 BB: 0 P: 8	R: 0 E: 0 K: 0 S: 2 H: 0 LOB: 0 BB: 1 P: 6	R: 0 E: 0 K: 2 S: 7 H: 0 LOB: 0 BB: 0 P: 7	R: 0 E: 0 K: 1 S: 6 H: 1 LOB: 1 BB: 0 P: 6	R: 1 E: 1 K: 0 S: 6 H: 2 LOB: 2 BB: 0 P: 6	R: 0 E: 0 K: 1 S: 5 H: 1 LOB: 0 BB: 0 P: 5	1B: 6 2B: 3 3B: 0 HR: 1 SF: 2 SAC: 0 DP: 2 HBP: 1	WP: 0 PB: 0 SB: 0 CS: 1 PA: 37	
PITCHER	IP WLS BF H R ER SO BB IBB HBP BLK WP HR S P ERA WHIP											
Clay Kirby, R (1, 1) ERA: 9.0	5.0 L 20 5 5 5 3 1 0 1 0 0 0 1 24 29 9.00 1.200											
Gary Ross, R (6, 1) ERA: 6.75	2.0 7 1 0 0 3 0 0 0 0 0 0 0 13 13 0.00 0.500											
Tom Dukes, R (8, 1) ERA:	2.0 9 3 1 0 1 0 0 0 0 0 0 0 11 11 0.00 1.500											

Atlanta Braves @ San Diego Padres
San Diego Stadium, San Diego, CA
Thu Apr 09 1970, 9:05 PM EST
Att. 5,818 - Unknown

livebaseballscorecards.com

AB 32
R 6
H 9
RBI 6
BB 1
SO 7
LOB 8



Batter	1	2	3	4	5	6	7	8	9	AB R H RBI BB SO LOB
Tommy Dean, R (1, 6) OBP: 0.417, SLG: 0.417	0-0 FC4-6 1B		0-3 K		0-0 2-H 1B			0-0 5-3		4 0 2 1 0 1 0
Van Kelly, L (1, 5) OBP: 0.154, SLG: 0.231	0-3 K		0-0 4-3		0-0 4-3			0-0 F7		4 0 0 0 0 1 2
Ollie Brown, R (1, 9) OBP: 0.250, SLG: 0.250	0-0 F9			0-0 FC4-6 1B		0-0 5-3		0-0 BB 1B		4 0 2 0 0 0 1
Nate Colbert, R (1, 3) OBP: 0.167, SLG: 0.364	0-0 FC4-6 1-2f			0-0 FC4-6 1-2f		0-0 F7		4-0 BB 1-2 BB		3 0 0 0 1 0 2
Cito Gaston, R (1, 8) OBP: 0.417, SLG: 0.545		4-0 BB BB BB		0-0 F9		0-0 2B		0-0 F9		3 0 1 0 1 0 3
Jerry Morales, R (1, 7) OBP: 0.083, SLG: 0.083		0-0 FC1-4 FC6-4 1-2f		0-0 F4		0-0 1-3		0-0 6-3		4 0 0 0 0 0 3
Dave Campbell, R (1, 4) OBP: 0.455, SLG: 0.545		0-0 F7			0-0 4-3 1B 1B		0-0 G6-3 1B			4 1 3 0 0 0 1
Chris Cannizzaro, R (1, 2) OBP: 0.300, SLG: 0.222		0-0 FC6-4 1-2f		0-3 K		0-0 G6-3 1-2f		0-0 F4		4 0 0 0 0 1 4
Clay Kirby, R (1, 1) Ray Webster, L (5, PH) Gary Ross, R (6, 1) Ivan Murrell, R (7, PH) Tom Dukes, R (8, 1) Al Ferrara, R (9, PH)			0-3 K		0-0 4-3 1-2		0-3 K		0-3 K	1 0 0 0 0 0 1 0 1 0 0 0 0 0 0 1 0 0 0 0 0 0 0 0 1 0 0 0 0 0 1 0 0 0 0 0 0 0 0 0 1 0 0 0 0 0 1 1

Inning Stats	R: 0 E: 0 K: 1 S: 6	H: 1 LOB: 1 BB: 0 P: 6	R: 0 E: 0 K: 0 S: 3	H: 0 LOB: 1 BB: 1 P: 7	R: 0 E: 0 K: 2 S: 7	H: 0 LOB: 0 BB: 0 P: 7	R: 0 E: 0 K: 0 S: 4	H: 1 LOB: 1 BB: 0 P: 4	R: 1 E: 0 K: 1 S: 7	H: 2 LOB: 1 BB: 0 P: 7	R: 0 E: 0 K: 0 S: 4	H: 1 LOB: 1 BB: 0 P: 4	R: 0 E: 0 K: 1 S: 5	H: 1 LOB: 0 BB: 0 P: 5	R: 0 E: 0 K: 0 S: 4	H: 1 LOB: 2 BB: 1 P: 8	R: 0 E: 0 K: 1 S: 6	H: 1 LOB: 1 BB: 0 P: 6	1B: 6 2B: 2 3B: 0 HR: 0	SF: 0 SAC: 0 DP: 1 HBP: 0	WP: 0 PB: 0 SB: 0 CS: 0	PA: 36	
PITCHER Jim Nash, R (1, 1) ERA: 1.0	IP 9.0 WLS W BF 36 H 8 R 1 ER 1 SO 6 BB 2 IBB 0 HBP 0 BLK 0 WP 0 HR 0 S 46 P 54 ERA 1.00 WHIP 1.111																						

BOTTOM

Atlanta Braves @ San Diego Padres
San Diego Stadium, San Diego, CA

Thu Apr 09 1970, 9:05 PM EST
Att. 5,818 - Unknown

livebaseballscorecards.com

AB	34
R	1
H	8
RBI	1
BB	2
SO	6
LOB	18



Batter	1	2	3	4	5	6	7	8	9	AB R H RBI BB SO LOB	TOP	
Tommy Dean, R OBP: 0.412, SLG: 0.471 (1, 6)	0-0 2B 1B	0-0 E4 2B		0-0 F9			0-0 6-3		0-0 G5-4-3 1-2f	5 2 2 0 0 0 2	San Diego Padres @ Los Angeles Dodgers Dodger Stadium, Los Angeles, CA Fri Apr 10 1970, 6:05 PM PST Att. 14,365 - Unknown livebaseballscorecards.com	
Van Kelly, L OBP: 0.176, SLG: 0.294 (1, 5)	0-0 PB WP 1-H 2B	0-0 G3		0-3 K			0-0 F8		0-0 F8	4 1 1 1 0 1 1		
Ollie Brown, R OBP: 0.188, SLG: 0.188 (1, 9)	0-0 5-3 2-H		0-0 F8				0-3 K		0-0 F7	4 0 0 0 0 1 0		
Al Ferrara, R OBP: 0.429, SLG: 0.200 Jerry Morales, R OBP: 0.083, SLG: 0.083 (1, 7) (8, 7)	0-0 HR 1B		0-0 F8				0-0 F8		0-0 6-3	4 1 1 0 0 0 0 0 0 0 0 0 0 0		
Nate Colbert, R OBP: 0.250, SLG: 0.733 (1, 3)	0-0 1-H HR		0-0 6-3				0-0 3B		0-3 K	4 1 2 2 0 1 0		
Cito Gaston, R OBP: 0.438, SLG: 0.533 (1, 8)	0-0 3-1		0-0 S E 1B				0-0 5-3		0-0 1B	4 1 2 0 0 0 1		
Dave Campbell, R OBP: 0.400, SLG: 0.467 (1, 4)	0-0 F5		0-0 E8 1-H 1B 1B				0-0 P4		0-0 F7	4 1 1 1 0 0 1		
Chris Cannizzaro, R OBP: 0.357, SLG: 0.308 (1, 2)		0-0 F8		0-0 2-H 1B			0-0 6-3		0-0 G5-4-3 1B	4 0 2 1 0 0 0		
Mike Corkins, R Dave Roberts, L (1, 1) (2, 1)		0-3 K		0-0 F9			0-0 6-3		0-0 F8	1 0 0 0 0 1 0 3 0 0 0 0 0 2		
Inning Stats	R: 4 E: 0 K: 0 S: 7 H: 4 LOB: 0 BB: 0 P: 7	R: 1 E: 1 K: 1 S: 6 H: 1 LOB: 0 BB: 0 P: 6	R: 0 E: 0 K: 0 S: 3 H: 0 LOB: 0 BB: 0 P: 3	R: 2 E: 1 K: 1 S: 8 H: 3 LOB: 1 BB: 0 P: 8	R: 0 E: 0 K: 0 S: 4 H: 1 LOB: 1 BB: 0 P: 4	R: 0 E: 0 K: 0 S: 3 H: 0 LOB: 0 BB: 0 P: 3	R: 0 E: 0 K: 1 S: 5 H: 0 LOB: 0 BB: 0 P: 5	R: 0 E: 0 K: 1 S: 6 H: 1 LOB: 1 BB: 0 P: 6	R: 0 E: 0 K: 0 S: 3 H: 1 LOB: 0 BB: 0 P: 3	1B: 7 2B: 2 3B: 1 HR: 1 SF: 0 SAC: 0 DP: 1 HBP: 0	WP: 1 PB: 1 SB: 1 CS: 0 PA: 37	
PITCHER	IP WLS BF H R ER SO BB IBB HBP BLK WP HR S P ERA WHIP											
Alan Foster, R ERA: 10.8 (1, 1)	5.0 L 24 9 7 6 2 0 0 0 0 0 1 1 28 28 10.80 1.800											
Jose Pena, R ERA: (6, 1)	3.0 10 1 0 0 2 0 0 0 0 0 0 0 14 14 0.00 0.333											
Al McBean, R ERA: (9, 1)	1.0 3 1 0 0 0 0 0 0 0 0 0 0 3 3 0.00 1.000											

AB	37
R	7
H	11
RBI	5
BB	0
SO	4
LOB	7



BOTTOM

San Diego Padres @ Los Angeles Dodgers
Dodger Stadium, Los Angeles, CA

AB	31
R	2
H	5
RBI	1
BB	2
SO	2
LOB	10



WP:	0	PA:	33
PB:	0	SB:	0
CS:	0		

Fri Apr 10 1970, 6:05 PM PST
Att. 14,365 - Unknown

AB R H RBI BB SO LOB

2	1	1	0	2	0	0
4	1	1	0	0	0	3
4	0	0	0	0	0	3
4	0	0	0	0	1	1
4	0	1	1	0	0	0
4	0	0	0	0	0	1
3	0	1	0	0	0	0
3	0	1	0	0	0	0
1	0	0	0	0	0	2
1	0	0	0	0	1	0
0	0	0	0	0	0	0
1	0	0	0	0	0	0
0	0	0	0	0	0	0

Batter	1	2	3	4	5	6	7	8	9
Maury Wills, S OBP: 0.313, SLG: 0.083	0-0 E 1B	4-0 G4-3 BB			0-0 2-3			4-0 1B BB	
Willie Davis, L OBP: 0.067, SLG: 0.067	0-0 E4 1B	0-0 G4-3			0-0 4-3			0-0 1-2 1B	
Willie Crawford, L OBP: 0.267, SLG: 0.214	0-0 3-1				0-0 P3			0-0 G4-6-3	
Andy Kosco, R	0-3 K				0-0 F8			0-0 P6	
Wes Parker, S OBP: 0.133, SLG: 0.071	0-0 FC6-4 1B				0-0 P6			0-0 6-3	
Steve Garvey, R OBP: 0.133, SLG: 0.071	0-0 FC6-4				0-0 1-3			0-0 P4	
Bill Sudakis, S OBP: 0.200, SLG: 0.200		0-0 2B 1B			0-0 F8			0-0 F7	
Ted Sizemore, R OBP: 0.250, SLG: 0.333		0-0 1-3 2B			0-0 P4			0-0 F9	
Alan Foster, R		0-0 4-3			0-3 K			0-0 F8	
Billy Grabarkewitz, R (5, PH)									
Jose Pena, R (6, PH)									
Manny Mota, R (8, PH)									
Al McBean, R (9, PH)									

Inning Stats	R: 2 E: 2 K: 1 S: 8	H: 2 LOB: 1 BB: 0 P: 8	R: 0 E: 0 K: 0 S: 4	H: 2 LOB: 2 BB: 1 P: 8	R: 0 E: 0 K: 0 S: 3	H: 0 LOB: 0 BB: 0 P: 3	R: 0 E: 0 K: 0 S: 3	H: 0 LOB: 0 BB: 0 P: 3	R: 0 E: 0 K: 1 S: 5	H: 0 LOB: 0 BB: 0 P: 5	R: 0 E: 0 K: 0 S: 3	H: 0 LOB: 0 BB: 0 P: 3	R: 0 E: 0 K: 0 S: 3	H: 1 LOB: 1 BB: 1 P: 7	R: 0 E: 0 K: 0 S: 3	H: 0 LOB: 0 BB: 0 P: 3	1B: 4 2B: 1 3B: 0 HR: 0	SF: 0 SAC: 0 DP: 2 HBP: 0
--------------	------------------------------	---------------------------------	------------------------------	---------------------------------	------------------------------	---------------------------------	------------------------------	---------------------------------	------------------------------	---------------------------------	------------------------------	---------------------------------	------------------------------	---------------------------------	------------------------------	---------------------------------	----------------------------------	------------------------------------

PITCHER	IP	WLS	BF	H	R	ER	SO	BB	IBB	HBP	BLK	WP	HR	S	P	ERA	WHIP
Mike Corkins, R ERA:	(1, 1)	1.1	10	4	2	0	1	1	0	0	0	0	0	11	15	0.00	3.750
Dave Roberts, L ERA:	(2, 1)	7.2	23	1	0	0	1	1	0	0	0	0	0	24	28	0.00	0.261

Batter	1	2	3	4	5	6	7	8	9	AB R H RBI BB SO LOB	TOP																	
Tommy Dean, R (1, 6) OBP: 0.333, SLG: 0.381	0-3 K		0-0 6-3		0-0 6-3		0-0 PO	0-0 5-3		4 0 0 0 0 1 0	San Diego Padres @ Los Angeles Dodgers Dodger Stadium, Los Angeles, CA Sat Apr 11 1970, 6:05 PM PST Att: 18,104 - Unknown livebaseballscorecards.com																	
Dave Campbell, R (1, 4) OBP: 0.421, SLG: 0.474	0-0 1B		0-0 F7		0-0 F7			0-0 1B		4 0 2 0 0 0 0																		
Ollie Brown, R (1, 9) OBP: 0.250, SLG: 0.250	0-0 1B		0-0 FC5-4 1B			0-0 1-3		0-0 G5-4-3 1B		4 0 2 0 0 0 1																		
Al Ferrara, R (1, 7) Jerry Morales, R (9, PR) OBP: 0.364, SLG: 0.222 OBP: 0.083, SLG: 0.083	0-3 K		0-0 FC5-4		0-0 L7			0-0 1B		4 0 1 0 0 1 2 0 1 0 0 0 0 0																		
Nate Colbert, R (1, 3) Ray Webster, L (8, 3) OBP: 0.263, SLG: 0.647 OBP: 0.333, SLG: 0.333		4-0 HR BB		0-0 F7		0-0 P5		0-0 1B		2 1 0 0 1 0 0 1 0 1 0 0 0 0																		
Cito Gaston, R (1, 8) OBP: 0.350, SLG: 0.421	0-3 K		0-0 6-3		0-0 6-3		0-0 5-3	0-3 K		4 0 0 0 0 2 3																		
Ed Spiezio, R (1, 5) OBP: 0.800, SLG: 1.667		0-0 HR		4-0 BB		4-0 BB	4-0 1B BB	0-0 4-3-2-4		2 2 1 2 2 0 1																		
Chris Cannizzaro, R (1, 2) OBP: 0.294, SLG: 0.250		0-0 5-3		0-3 K		0-0 K	0-0 5-3	0-0 5-3		3 0 0 0 0 1 2																		
Danny Coombs, R (1, 1) Ivan Murrell, R (7, PH) Ron Herbel, R (7, 1)		0-0 1-3		0-3 K		0-3 K	0-0 PO 1B			2 0 0 0 0 1 0 1 0 1 1 0 0 0 0 0 0 0 0 0 0																		
Inning Stats	R: 0 E: 0 K: 2 S: 8	H: 2 LOB: 1 BB: 0 P: 8	R: 2 E: 0 K: 1 S: 6	H: 1 LOB: 0 BB: 1 P: 10	R: 0 E: 0 K: 0 S: 4	H: 1 LOB: 1 BB: 1 P: 4	R: 0 E: 0 K: 1 S: 5	H: 0 LOB: 1 BB: 1 P: 9	R: 0 E: 0 K: 1 S: 5	H: 0 LOB: 0 BB: 0 P: 5		R: 0 E: 0 K: 0 S: 3	H: 0 LOB: 0 BB: 0 P: 3	R: 1 E: 0 K: 0 S: 3	H: 1 LOB: 0 BB: 1 P: 7	R: 0 E: 0 K: 0 S: 3	H: 1 LOB: 0 BB: 0 P: 3	R: 1 E: 0 K: 1 S: 6	H: 2 LOB: 1 BB: 0 P: 6	1B: 7 2B: 1 3B: 0 HR: 1	SF: 0 SAC: 0 DP: 2 HBP: 0	WP: 0 PB: 0 SB: 0 CS: 0	PA: 35					
PITCHER Claude Osteen, L (1, 1) ERA: 3.0 Ray Lamb, R (8, 1) ERA: 3.0	IP: 7.0 WLS: L BF: 27 H: 5 R: 3 ER: 3 SO: 5 BB: 3 IBB: 0 HBP: 0 BLK: 0 WP: 0 HR: 1 S: 34 P: 46 ERA: 3.86 WHIP: 1.143	IP: 2.0 WLS: L BF: 7 H: 3 R: 1 ER: 1 SO: 1 BB: 0 IBB: 0 HBP: 0 BLK: 0 WP: 0 HR: 0 S: 9 P: 9 ERA: 4.50 WHIP: 1.500											PITCHER	IP: 7.0 WLS: L BF: 27 H: 5 R: 3 ER: 3 SO: 5 BB: 3 IBB: 0 HBP: 0 BLK: 0 WP: 0 HR: 1 S: 34 P: 46 ERA: 3.86 WHIP: 1.143	IP: 2.0 WLS: L BF: 7 H: 3 R: 1 ER: 1 SO: 1 BB: 0 IBB: 0 HBP: 0 BLK: 0 WP: 0 HR: 0 S: 9 P: 9 ERA: 4.50 WHIP: 1.500											PITCHER	IP: 7.0 WLS: L BF: 27 H: 5 R: 3 ER: 3 SO: 5 BB: 3 IBB: 0 HBP: 0 BLK: 0 WP: 0 HR: 1 S: 34 P: 46 ERA: 3.86 WHIP: 1.143	IP: 2.0 WLS: L BF: 7 H: 3 R: 1 ER: 1 SO: 1 BB: 0 IBB: 0 HBP: 0 BLK: 0 WP: 0 HR: 0 S: 9 P: 9 ERA: 4.50 WHIP: 1.500



Batter	1	2	3	4	5	6	7	8	9	AB	R	H	RBI	BB	SO	LOB
Maury Wills, S OBP: 0.350, SLG: 0.133 (1, 6)	0-0 5-3			4-0 L6-4 BB		0-0 FC4-6 1B	0-0 F7			3	0	1	0	1	0	2
Manny Mota, R OBP: 0.400, SLG: 0.250 (1, 7)	0-0 1-3			4-0 1-2 BB		0-3 K		0-0 1B		3	0	1	0	1	1	1
Willie Davis, L OBP: 0.053, SLG: 0.053 (1, 8)	0-0 1-3			0-0 L6-4		0-0 FC4-6 1B		0-0 3-6-3-4		4	0	0	0	0	0	4
Andy Kosco, R OBP: 0.111, SLG: 0.111 (1, 9)		0-0 6-3		0-0 F8		0-0 1-2 1B		0-0 5-3		4	0	1	0	0	0	1
Wes Parker, S OBP: 0.156, SLG: 0.111 (1, 3)		0-0 G5-4-3 1B			0-0 6-3	0-0 5-3			0-0 4-3	4	0	1	0	0	0	2
Bill Sudakis, S OBP: 0.222, SLG: 0.222 (1, 2)		0-0 G5-4-3			0-0 1B 1B		0-3 K		0-0 F9	4	0	1	0	0	1	1
Steve Garvey, R OBP: 0.105, SLG: 0.056 (1, 5)			0-0 6-3		0-0 F3		0-0 3-1		0-3 K	4	0	0	0	0	1	1
Ted Sizemore, R OBP: 0.333, SLG: 0.400 (1, 4) Billy Grabarkewitz, R (7, PR) (8, 4)			0-0 5-3		0-0 1-3 1B		0-0 E 1B			3	0	2	0	0	0	0
Claude Osteen, L (1, 1) Willie Crawford, L (7, PH) OBP: 0.250, SLG: 0.200 Ray Lamb, R (8, 1)			0-0 G3		0-0 6-3		0-0 E1			0	0	0	0	0	0	0

Inning Stats	R: 0	H: 0	E: 0	K: 0	S: 3	R: 0	H: 1	E: 0	K: 0	S: 3	R: 0	H: 0	E: 0	K: 0	S: 3	R: 0	H: 2	E: 0	K: 0	S: 5	R: 0	H: 2	E: 0	K: 1	S: 7	R: 0	H: 1	E: 1	K: 1	S: 7	R: 0	H: 1	E: 0	K: 0	S: 3	R: 0	H: 0	E: 0	K: 1	S: 5	1B: 7	2B: 2	3B: 0	HR: 0	SF: 0	SAC: 0	DP: 3	HBP: 0	WP: 0	PB: 0	SB: 0	CS: 0	PA: 34								
PITCHER	IP	WLS	BF	H	R	ER	SO	BB	IBB	HBP	BLK	WP	HR	S	P	ERA	WHIP														PITCHER	IP	WLS	BF	H	R	ER	SO	BB	IBB	HBP	BLK	WP	HR	S	P	ERA	WHIP													
Danny Coombs, L (1, 1) ERA: 2.25	6.0	W	23	5	0	0	1	2	0	0	0	0	0	23	31	0.00	1.167																																												
Ron Herbel, R (7, 1) ERA: 2.25	3.0	S	11	2	0	0	2	0	0	0	0	0	0	15	15	0.00	0.667																																												

BOTTOM

San Diego Padres @ Los Angeles Dodgers
 Dodger Stadium, Los Angeles, CA
 Sat Apr 11 1970, 6:05 PM PST
 Att. 18,104 - Unknown

livebaseballscores.com

AB	32
R	0
H	7
RBI	0
BB	2
SO	3
LOB	15



Batter	1	2	3	4	5	6	7	8	9	AB R H RBI BB SO LOB	TOP
Jose Arcia, R (1, 6) <small>OBP: 0.333, SLG: 0.333</small> Ray Webster, L (8, PH) <small>OBP: 0.250, SLG: 0.250</small> Ron Slocum, R (8, 6)	0-0 F8		0-0 6-3		0-0 FC6-4 1B			0-0 3-1		3 0 1 0 0 0 0 1 0 0 0 0 0 0 0 0 0 0 0 0 0	San Diego Padres @ Los Angeles Dodgers Dodger Stadium, Los Angeles, CA <small>Sun Apr 12 1970, 3:33 AM PST</small> <small>Att: 15,939 - Unknown</small>
Van Kelly, L (1, 5) <small>OBP: 0.143, SLG: 0.238</small> Mike Corkins, R (8, 1)	0-0 P4		0-0 P5		0-0 FC6-4 1-2f			0-0 6-3		4 0 0 0 0 0 1 0 0 0 0 0 0 0	
Ollie Brown, R (1, 9) <small>OBP: 0.208, SLG: 0.208</small>	0-0 5-3			0-0 5-3				0-3 K		4 0 0 0 0 1 0	
Al Ferrara, R (1, 7) <small>OBP: 0.333, SLG: 0.308</small>		0-3 K		0-0 L5				0-0 6-3		4 0 1 0 0 1 0	
Nate Colbert, R (1, 3) <small>OBP: 0.304, SLG: 0.600</small>		0-0 FC4-6 1B		4-0 FC5 1B BB			0-3 K	0-0 5-3		3 0 1 0 1 1 1	
Cito Gaston, R (1, 8) <small>OBP: 0.333, SLG: 0.391</small>		0-0 FC4-6 BB 1-2f		0-0 1B			0-0 4-3	0-0 3-1		4 0 1 0 0 0 2	
Dave Campbell, R (1, 4) <small>OBP: 0.409, SLG: 0.429</small>		4-0 BB		0-0 FC5 2-3f			0-0 F7			2 0 0 0 1 0 2	
Chris Cannizzaro, R (1, 2) <small>OBP: 0.250, SLG: 0.211</small>		0-3 K			0-0 F7		0-3 K			3 0 0 0 0 2 2	
Pat Dobson, R (1, 1) Jerry Morales, R (5, PH) <small>OBP: 0.077, SLG: 0.077</small> Gary Ross, R (5, 1) Ed Spiezio, R (8, PH) <small>OBP: 0.667, SLG: 1.250</small> (8, 5)			0-3 K		0-0 4-3			0-0 F8		1 0 0 0 0 1 0 1 0 0 0 0 0 0 0 0 0 0 0 0 0 1 0 0 0 0 0 0	
Inning Stats	R: 0 H: 0 E: 0 LOB: 0 K: 0 BB: 0 S: 3 P: 3	R: 0 H: 1 E: 0 LOB: 2 K: 2 BB: 1 S: 8 P: 12	R: 0 H: 0 E: 0 LOB: 0 K: 1 BB: 0 S: 5 P: 5	R: 0 H: 1 E: 0 LOB: 2 K: 0 BB: 1 S: 4 P: 8	R: 0 H: 1 E: 0 LOB: 1 K: 0 BB: 0 S: 4 P: 4	R: 0 H: 0 E: 0 LOB: 0 K: 1 BB: 0 S: 5 P: 5	R: 0 H: 0 E: 0 LOB: 0 K: 1 BB: 0 S: 5 P: 5	R: 0 H: 0 E: 0 LOB: 0 K: 0 BB: 0 S: 3 P: 3	R: 0 H: 1 E: 0 LOB: 1 K: 1 BB: 0 S: 6 P: 6	1B: 3 SF: 0 2B: 1 SAC: 0 3B: 0 DP: 0 HR: 0 HBP: 0	WP: 0 PA: 33 PB: 0 SB: 0 CS: 0
PITCHER Bill Singer, R (1, 1) <small>ERA: 1.8</small>	IP: 9.0 WLS: W BF: 33 H: 4 R: 0 ER: 0 SO: 6 BB: 2 IBB: 0 HBP: 0 BLK: 0 WP: 0 HR: 0 S: 43 P: 51 ERA: 0.00 WHIP: 0.667										

AB	31
R	0
H	4
RBI	0
BB	2
SO	6
LOB	8



Batter	1	2	3	4	5	6	7	8	9	AB R H RBI BB SO LOB
Bill Buckner, L OBP: 0.250, SLG: 0.200 (1, 7)	0-0 SH1-4 1B 1B	0-0 F9			0-0 CS 1B		0-0 G3			4 1 2 0 0 0 0
Maury Wills, S OBP: 0.375, SLG: 0.167 (1, 6)	0-0 SH1-4 1B 1B	0-0 F8			0-0 F8 1-2		4-0 BB			3 1 1 0 1 0 1
Willie Davis, L OBP: 0.045, SLG: 0.045 (1, 8)	0-0 SH1-4 1-2 2-3		0-0 G3			0-0 F7	0-0 F9			3 0 0 0 0 0 1
Wes Parker, S OBP: 0.217, SLG: 0.182 (1, 3)	0-0 1B 1B 2-H 3-H		0-0 4-3			0-0 1B		0-0 P4		4 1 2 2 0 0 0
Willie Crawford, L OBP: 0.200, SLG: 0.158 (1, 9)	0-3 K		0-3 K		0-3 K			0-0 F2		4 0 0 0 0 3 2
Jim Lefebvre, S OBP: 0.600, SLG: 0.500 (1, 5)	0-0 1B 1B 2-H		0-0 G3		0-0 F9			4-0 BB		3 1 1 1 1 0 1
Tom Haller, L OBP: 0.286, SLG: 0.231 (1, 2)	0-0 S 1B 2-H		0-3 K		0-0 F9		4-0 WP HR BB	0-0 P4		3 1 1 1 1 1 1
Billy Grabarkewitz, R OBP: 0.250, SLG: 1.000 (1, 4)	0-0 F9 1-2		0-0 5-3				0-0 1-H HR			3 1 1 2 0 0 1
Bill Singer, R OBP: 0.250, SLG: 0.250 (1, 1)		0-0 F8			0-0 F9		0-0 6-3			3 0 0 0 0 0 0

Inning Stats	R: 4 E: 0 K: 1 S: 10	H: 5 LOB: 1 BB: 0 P: 10	R: 0 E: 0 K: 0 S: 3	H: 0 LOB: 0 BB: 0 P: 3	R: 0 E: 0 K: 1 S: 5	H: 0 LOB: 0 BB: 0 P: 5	R: 0 E: 0 K: 1 S: 5	H: 0 LOB: 0 BB: 0 P: 5	R: 0 E: 0 K: 0 S: 3	H: 1 LOB: 0 BB: 0 P: 3	R: 0 E: 0 K: 1 S: 6	H: 1 LOB: 1 BB: 0 P: 6	R: 2 E: 0 K: 0 S: 4	H: 1 LOB: 1 BB: 2 P: 12	R: 0 E: 0 K: 0 S: 3	H: 0 LOB: 1 BB: 1 P: 7	1B: 7 2B: 0 3B: 0 HR: 1	SF: 0 SAC: 1 DP: 0 HBP: 0	WP: 1 PB: 0 SB: 1 CS: 1	PA: 34
--------------	-------------------------------	----------------------------------	------------------------------	---------------------------------	------------------------------	---------------------------------	------------------------------	---------------------------------	------------------------------	---------------------------------	------------------------------	---------------------------------	------------------------------	----------------------------------	------------------------------	---------------------------------	----------------------------------	------------------------------------	----------------------------------	--------

PITCHER	IP	WLS	BF	H	R	ER	SO	BB	IBB	HBP	BLK	WP	HR	S	P	ERA	WHIP
Pat Dobson, R ERA: 4.5 (1, 1)	4.0	L	17	5	4	4	3	0	0	0	0	0	0	23	23	9.00	1.250
Gary Ross, R ERA: 6.43 (5, 1)	3.0		13	3	2	2	1	2	0	0	0	1	1	13	21	6.00	1.667
Mike Corkins, R ERA: (8, 1)	1.0		4	0	0	0	0	1	0	0	0	0	0	3	7	0.00	1.000

BOTTOM

San Diego Padres @ Los Angeles Dodgers
Dodger Stadium, Los Angeles, CA
 Sun Apr 12 1970, 3:33 AM PST
 Att. 15,939 - Unknown

AB	30
R	6
H	8
RBI	6
BB	3
SO	4
LOB	7



WP	HR	S	P	ERA	WHIP
1	1	1	1	9.00	1.250

Batter	1	2	3	4	5	6	7	8	9	AB R H RBI BB SO LOB	TOP	
Tommy Dean, R OBP: 0.320, SLG: 0.480 (1, 6) X	0-0 4-3			X 0-0 HR	X 0-0 6-3		X 0-0 E5 FC5-4			4 1 1 1 0 0 0	San Diego Padres @ Cincinnati Reds Crosley Field, Cincinnati, OH Mon Apr 13 1970, 6:05 PM EST Att. 6,012 - Unknown livebaseballscorecards.com	
Dave Campbell, R OBP: 0.385, SLG: 0.440 (1, 4) X	0-0 F8			X 0-0 S 2B		X 0-0 F8	X 0-0 FC5-4 1-2f			4 1 1 0 0 0 1		
Ollie Brown, R OBP: 0.179, SLG: 0.179 (1, 9) X	0-0 5-3			S S S 0-3 K 2-3		X 0-0 F9		X 0-0 F7		4 0 0 0 0 1 1		
Al Ferrara, R OBP: 0.368, SLG: 0.471 (1, 7) Jerry Morales, R OBP: 0.077, SLG: 0.077 (8, 7)		X 0-0 F8		S S S 0-3 K		X 0-0 BB 2B		X 0-0 1B 2B		4 0 2 0 0 1 1 0 0 0 0 0 0 0		
Nate Colbert, R OBP: 0.333, SLG: 0.545 (1, 3)		S S S 0-3 K		B B B B 4-0 2B BB		B B B B 4-0 FC5 BB BB		S S S 0-3 K		2 1 0 0 2 2 1		
Cito Gaston, R OBP: 0.393, SLG: 0.462 (1, 8)		X 0-0 6-3		X 0-0 1-H 3-H 2B		B B B B 4-0 1-2 2-3 BB		X 0-0 2-H 1B		3 0 2 2 1 0 0		
Ed Spiezio, R OBP: 0.400, SLG: 0.625 (1, 5)			S S S 0-3 K	X 0-0 5-3		X 0-0 FC5 2-3f		X 0-0 F8		4 0 0 0 0 1 4		
Chris Cannizzaro, R OBP: 0.208, SLG: 0.174 (1, 2)		X 0-0 6-3		X 0-0 F8		X 0-0 5-3		X 0-0 4-3		4 0 0 0 0 0 0		
Al Santorini, R (1, 1) Dave Roberts, L (7, 1) Ron Herbel, R (8, 1)		X 0-0 6-3		X 0-0 F7		S S S 0-3 K		S S S 0-3 K		3 0 0 0 0 1 0 0 0 0 0 0 0 0 1 0 0 0 0 1 0		
Inning Stats	R: 0 H: 0 E: 0 LOB: 0 K: 0 BB: 0 S: 3 P: 3	R: 0 H: 0 E: 0 LOB: 0 K: 1 BB: 0 S: 5 P: 5	R: 0 H: 0 E: 0 LOB: 0 K: 1 BB: 0 S: 5 P: 5	R: 3 H: 3 E: 0 LOB: 1 K: 2 BB: 1 S: 10 P: 14	R: 0 H: 0 E: 0 LOB: 0 K: 0 BB: 0 S: 3 P: 3	R: 0 H: 1 E: 0 LOB: 3 K: 0 BB: 2 S: 4 P: 12	R: 0 H: 0 E: 1 LOB: 1 K: 1 BB: 0 S: 6 P: 6	R: 0 H: 2 E: 0 LOB: 2 K: 1 BB: 0 S: 6 P: 6	R: 0 H: 0 E: 0 LOB: 0 K: 1 BB: 0 S: 5 P: 5	1B: 1 SF: 0 2B: 4 SAC: 0 3B: 0 DP: 0 HR: 1 HBP: 0		WP: 0 PA: 36 PB: 0 SB: 1 CS: 0
PITCHER Jim McGlothlin, R (1, 1) ERA: 3.14 Clay Carroll, R (8, 1) ERA:	IP WLS BF H R ER SO BB IBB HBP BLK WP HR S P ERA WHIP											PITCHER IP WLS BF H R ER SO BB IBB HBP BLK WP HR S P ERA WHIP

Batter	1	2	3	4	5	6	7	8	9	AB	R	H	RBI	BB	SO	LOB
Pete Rose, S (1, 9) OBP: 0.474, SLG: 0.429	0-0 P6		H 1-0 G4-6-3 1-2 2-3 HBP			X 0-0 6-3		B B B B 4-0 2B BB	X 0-0 P6	3	0	0	0	1	0	2
Tommy Helms, R (1, 4) OBP: 0.150, SLG: 0.154	0-0 4-3		X 0-0 G4-6-3			X 0-0 4-3		X 0-0 2B		4	0	1	0	0	0	2
Bobby Tolan, L (1, 8) OBP: 0.225, SLG: 0.462	0-0 4-3		X 0-0 F9			X 0-0 P6		S S S S 0-3 K		4	0	0	0	0	1	3
Tony Perez, R (1, 5) OBP: 0.486, SLG: 0.594		X 0-0 P6		X 0-0 E6		X 0-0 1B		S S S S 0-3 K		4	0	1	0	0	1	2
Johnny Bench, R (1, 2) OBP: 0.243, SLG: 0.405		0-3 K		X 0-0 G4-3		X 0-0 F8		X 0-0 F8		4	0	0	0	0	1	4
Lee May, R (1, 3) OBP: 0.250, SLG: 0.545		X 0-0 1B		X 0-0 6-3		X 0-0 F3		X 0-0 F9		4	0	1	0	0	0	1
Bernie Carbo, L (1, 7) OBP: 0.500, SLG: 0.773		X 0-0 4-3		B B B B 4-0 G4-6-3 BB		X 0-0 HBP		B B B B 4-0 1B BB		2	0	1	0	2	0	1
Dave Concepcion, R (1, 6) OBP: 0.250, SLG: 0.333			B B B B 4-0 HBP BB G4-6-3 BB		X 0-0 G4-6-3		H 1-0 HBP	X 0-0 1B		1	1	0	0	1	0	1
Jimmy Stewart, S (7, PH) OBP: 0.300, SLG: 0.125			B B B B 4-0 HBP BB G4-6-3 BB		X 0-0 P6		X 1-2 HBP	X 1-2 1B		0	0	0	0	0	0	0
Clay Carroll, R (8, 1)			B B B B 4-0 G4-6-3 HBP BB		X 0-0 5-3		X 0-0 P4	X 0-0 P4		0	0	0	0	0	0	0
Darrel Chaney, S (9, PH) OBP: 0.500, SLG: 0.667			B B B B 4-0 G4-6-3 HBP BB							1	0	0	0	1	0	0
Jim McGlothlin, R (1, 1) OBP: 0.500, SLG: 0.333			B B B B 4-0 G4-6-3 HBP BB							0	0	0	0	0	0	0
Angel Bravo, L (7, PH) OBP: 1.000, SLG: 1.000			B B B B 4-0 G4-6-3 HBP BB							2	0	0	0	0	0	5
Hal McRae, R (7, PH) OBP: 0.154, SLG: 0.154			B B B B 4-0 G4-6-3 HBP BB							2	0	0	0	0	0	5

Inning Stats	R: 0	H: 0	E: 0	K: 0	S: 3	H: 0	LOB: 0	BB: 0	P: 3	R: 0	H: 1	E: 0	K: 1	S: 6	H: 0	LOB: 1	BB: 0	P: 6	R: 1	H: 0	E: 0	K: 0	S: 2	H: 0	LOB: 1	BB: 2	P: 11	R: 0	H: 0	E: 1	K: 0	S: 3	H: 0	LOB: 0	BB: 0	P: 3	R: 0	H: 0	E: 0	K: 0	S: 2	H: 0	LOB: 0	BB: 1	P: 6	R: 0	H: 0	E: 0	K: 0	S: 3	H: 2	LOB: 3	BB: 0	P: 6	R: 0	H: 1	E: 0	K: 2	S: 8	H: 1	LOB: 2	BB: 1	P: 12	R: 0	H: 1	E: 0	K: 0	S: 4	H: 1	LOB: 2	BB: 1	P: 8	1B: 4	SF: 0	2B: 1	SAC: 0	3B: 0	DP: 3	HR: 0	HBP: 2	WP: 0	PA: 37
PITCHER	IP	WLS	BF	H	R	ER	SO	BB	IBB	HBP	BLK	WP	HR	S	P	ERA	WHIP																																																																	
Al Santorini, R (1, 1) ERA: 2.84	6.2	W	26	3	1	1	1	3	0	2	0	0	0	23	37	1.35	0.900																																																																	
Dave Roberts, L (7, 1) ERA:	0.2		4	1	0	0	1	1	0	0	0	0	0	5	9	0.00	3.000																																																																	
Ron Herbel, R (8, 1) ERA: 1.59	1.2	S	7	1	0	0	1	1	0	0	0	0	0	8	12	0.00	1.200																																																																	

BOTTOM

San Diego Padres @ Cincinnati Reds
 Crosley Field, Cincinnati, OH
 Mon Apr 13 1970, 6:05 PM EST
 Att. 6,012 - Unknown

livebaseballscores.com

AB	30
R	1
H	5
RBI	0
BB	5
SO	3
LOB	21



Batter	1	2	3	4	5	6	7	8	9	AB R H RBI BB SO LOB	TOP
Tommy Dean, R (1, 6) <small>OBP: 0.286, SLG: 0.429</small> Jose Arcia, R (4, 6) <small>OBP: 0.400, SLG: 0.400</small> Van Kelly, L (9, PH) <small>OBP: 0.167, SLG: 0.217</small>	0-0 F9		0-0 SH HR		0-0 F3		0-0 G6-3 1B		0-3 K	1 1 0 0 0 0 0 2 0 1 0 0 0 0 1 0 0 0 0 1 2	San Diego Padres @ Atlanta Braves Atlanta Stadium, Atlanta, GA Wed Apr 15 1970, 6:05 PM EST Att. 5,457 - Unknown
Jerry Morales, R (1, 7) <small>OBP: 0.059, SLG: 0.059</small>	0-0 5-3		0-3 K		0-0 F4		0-0 G6-3			4 0 0 0 0 1 3	
Ollie Brown, R (1, 9) <small>OBP: 0.139, SLG: 0.139</small>	0-0 F7		0-0 F7		0-3 K					4 0 0 0 0 1 2	
Nate Colbert, R (1, 3) <small>OBP: 0.371, SLG: 0.733</small>		0-0 6-3	0-0 HR		0-0 HR					4 2 2 4 0 0 0	
Dave Campbell, R (1, 4) <small>OBP: 0.303, SLG: 0.344</small>		0-0 F8	0-0 F7		0-0					4 0 0 0 0 0 0	
Cito Gaston, R (1, 8) <small>OBP: 0.417, SLG: 0.576</small>		0-0 HR		0-0 6-3		0-0				4 1 2 1 0 0 0	
Ed Spiezio, R (1, 5) <small>OBP: 0.471, SLG: 0.600</small>		0-0 FC6 1B		0-0 F4		0-0 1B				4 0 3 0 0 0 0	
Chris Cannizzaro, R (1, 2) <small>OBP: 0.267, SLG: 0.214</small>		0-0 FC6		0-0 1B		0-0				3 0 1 0 0 0 2	
Mike Corkins, R (1, 1) <small>OBP: 0.250, SLG: 0.250</small> Ron Herbel, R (7, 1) Al Ferrara, R (9, PH) <small>OBP: 0.292, SLG: 0.364</small>			0-0 SH HR 1B		0-0 F2		0-3 K		0-0 F3	3 1 1 0 0 1 1 0 0 0 0 0 0 0 1 0 0 0 0 0 2	
Inning Stats	R: 0 H: 0 E: 0 LOB: 0 K: 0 BB: 0 S: 3 P: 3	R: 1 H: 2 E: 0 LOB: 1 K: 0 BB: 0 S: 5 P: 5	R: 3 H: 2 E: 1 LOB: 0 K: 1 BB: 0 S: 8 P: 8	R: 0 H: 1 E: 0 LOB: 1 K: 0 BB: 0 S: 4 P: 4	R: 0 H: 0 E: 0 LOB: 0 K: 1 BB: 0 S: 5 P: 5	R: 1 H: 2 E: 0 LOB: 1 K: 0 BB: 0 S: 5 P: 5	R: 0 H: 1 E: 0 LOB: 0 K: 1 BB: 0 S: 5 P: 5	R: 0 H: 0 E: 0 LOB: 0 K: 0 BB: 0 S: 3 P: 3	R: 0 H: 2 E: 0 LOB: 2 K: 1 BB: 0 S: 7 P: 7	1B: 7 SF: 0 2B: 0 SAC: 2 3B: 0 DP: 1 HR: 3 HBP: 0	WP: 0 PA: 37 PB: 0 SB: 0 CS: 0
PITCHER George Stone, L (1, 1) <small>ERA: 1.06</small> Bob Priddy, R (9, 1) <small>ERA:</small>	IP WLS BF H R ER SO BB IBB HBP BLK WP HR S P ERA WHIP 8.0 W 34 10 5 2 3 0 0 0 0 0 3 40 40 2.25 1.250 1.0 S 3 0 0 0 1 0 0 0 0 0 0 0 5 5 0.00 0.000										

livebaseballscorecards.com

AB	35
R	5
H	10
RBI	5
BB	0
SO	4
LOB	12



Batter	1	2	3	4	5	6	7	8	9
Sonny Jackson, L (1, 6) OBP: 0.390, SLG: 0.400	0-0 4-3		4-0 BB	0-0 1B			0-0	0-0	
Felix Millan, R (1, 4) OBP: 0.385, SLG: 0.417	0-0 5-3		0-0 F8	0-0 F3			4-0 FC BB		
Hank Aaron, R (1, 9) OBP: 0.463, SLG: 0.771	0-0 F8		0-0 5-3		0-0		0-0 FC 1B 1-2f		
Rico Carty, R (1, 7) OBP: 0.487, SLG: 0.697		0-0 6-3		0-0 F9	0-0 2B		0-0 1B E 1-2		
Orlando Cepeda, R (1, 3) OBP: 0.474, SLG: 0.824		0-0 HR		0-0 6-3 1B 2B			0-0 E9 1B 1-H 2-H		
Tony Gonzalez, L (1, 8) OBP: 0.289, SLG: 0.444		0-0 F8		0-0 6-3 2-3			0-0		
Clete Boyer, R (1, 5) OBP: 0.216, SLG: 0.258		0-0 HR		4-0 1B 1B 1B BB		0-0	4-0 SH BB		
Bob Didier, S (1, 2) OBP: 0.182, SLG: 0.182		0-0 1-3		0-0 1B 1B 1-2 3-H		0-0	0-0 SH 1-2		
George Stone, L (1, 1) OBP: 0.250, SLG: 0.250 Bob Priddy, R (9, 1)			0-0 5-3	0-0 1B 1-2 2-3		0-0	0-0		

AB	R	H	RBI	BB	SO	LOB
4	0	1	2	1	0	1
3	0	0	0	1	0	3
4	1	0	0	0	0	2
4	1	2	0	0	0	0
4	2	3	2	0	0	1
4	0	0	0	0	0	3
2	2	1	1	2	0	0
3	1	1	1	0	0	0
4	0	1	0	0	0	1
0	0	0	0	0	0	0

BOTTOM

San Diego Padres @ Atlanta Braves
Atlanta Stadium, Atlanta, GA

Wed Apr 15 1970, 6:05 PM EST
Att. 5,457 - Unknown

AB	32
R	7
H	9
RBI	6
BB	4
SO	0
LOB	11

livebaseballscorecards.com



Inning Stats		R: 0	H: 0	E: 0	K: 0	S: 3	R: 2	H: 2	E: 0	K: 0	S: 5	R: 0	H: 0	E: 0	K: 0	S: 3	R: 3	H: 4	E: 0	K: 0	S: 7	R: 0	H: 1	E: 0	K: 0	S: 4	R: 0	H: 0	E: 0	K: 0	S: 3	R: 2	H: 2	E: 1	K: 0	S: 5	R: 0	H: 0	E: 0	K: 0	S: 3									
IP	WLS	BF	H	R	ER	SO	BB	IBB	HBP	BLK	WP	HR	S	P	ERA	WHIP	IP	WLS	BF	H	R	ER	SO	BB	IBB	HBP	BLK	WP	HR	S	P	ERA	WHIP	IP	WLS	BF	H	R	ER	SO	BB	IBB	HBP	BLK	WP	HR	S	P	ERA	WHIP
6.1	L	29	7	6	6	0	3	0	0	0	0	0	2	38	8.53	1.579	1.2	8	2	1	0	0	1	0	0	0	0	0	0	7	11	0.00	1.800																	

WP: 0	PA: 37
PB: 0	
SB: 0	
CS: 0	

Batter	1	2	3	4	5	6	7	8	9	10	AB R H RBI BB SO LOB	TOP	
Jose Arcia, R (1, 6) S OBP: 0.375, SLG: 0.286 Al Ferrara, R (8, PH) OBP: 0.280, SLG: 0.348 Gary Ross, R (8, 1) Ivan Murrell, R (10, PH) OBP: 0.500, SLG: 1.250 Tom Dukes, R (10, 1)	0-3 K		0-0 K		4-0 IBB			0-0 K		0-0 HR	2 0 0 0 1 1 0 1 0 0 0 0 0 0 0 0 0 0 0 0 0 1 1 1 1 0 0 0 0 0 0 0 0 0 0	San Diego Padres @ Atlanta Braves Atlanta Stadium, Atlanta, GA Thu Apr 16 1970, 6:05 PM EST Att: 5,358 - Unknown	
Van Kelly, L (1, 5) X OBP: 0.207, SLG: 0.250	0-0 G4-6-3 1B		0-0 K		0-0 K			0-0 HR 1B		0-0 K	5 1 2 0 0 0 1		
Cito Gaston, R (1, 8) X OBP: 0.390, SLG: 0.526	0-0 G4-6-3 1-2f		0-3 K					0-0 HR 1B		0-0 K	5 1 1 0 0 1 1		
Nate Colbert, R (1, 3) OBP: 0.359, SLG: 0.765		0-3 K		0-3 K				0-0 HR			4 1 1 3 0 2 0		
Dave Campbell, R (1, 4) OBP: 0.270, SLG: 0.306		0-0 E6 1B BLK		0-0 K				0-0 K			4 1 0 0 0 1 0		
Ollie Brown, R (1, 9) OBP: 0.200, SLG: 0.225		0-0 BLK 1B		0-0 2B				0-0 G5-4-3 1B		0-3 K	4 0 3 0 0 1 0		
Jerry Morales, R (1, 7) OBP: 0.095, SLG: 0.050		4-0 BB 1-2 3-H BB		0-0 K				0-0 F		0-0 K	3 0 0 0 1 0 2		
Bob Barton, R (1, 2) OBP: 0.095, SLG: 0.050		0-0 F		0-3 K				0-0 G5-4-3 1-2f		0-0 K	4 0 0 0 0 1 3		
Pat Dobson, R (1, 1) Ray Webster, L (8, PH) Ron Slocum, R (8, 6)		0-0 K		0-0 K				0-0 K		0-0 K	2 0 0 0 0 0 2 1 0 0 0 0 0 0 1 0 0 0 0 0 0		
Inning Stats	R: 0 H: 1 E: 0 LOB: 0 K: 1 BB: 0 S: 5 P: 5	R: 1 H: 1 E: 1 LOB: 2 K: 1 BB: 1 S: 7 P: 11	R: 0 H: 0 E: 0 LOB: 0 K: 1 BB: 0 S: 5 P: 5	R: 0 H: 1 E: 0 LOB: 1 K: 1 BB: 0 S: 6 P: 6	R: 0 H: 0 E: 0 LOB: 1 K: 1 BB: 1 S: 5 P: 9	R: 0 H: 0 E: 0 LOB: 0 K: 1 BB: 0 S: 5 P: 5	R: 0 H: 1 E: 0 LOB: 0 K: 0 BB: 0 S: 3 P: 3	R: 3 H: 3 E: 0 LOB: 0 K: 0 BB: 0 S: 6 P: 6	R: 0 H: 0 E: 0 LOB: 0 K: 1 BB: 0 S: 5 P: 5	R: 1 H: 1 E: 0 LOB: 0 K: 0 BB: 0 S: 4 P: 4	1B: 5 SF: 0 2B: 1 SAC: 0 3B: 0 DP: 2 HR: 2 HBP: 0		WP: 0 PA: 39 PB: 0 SB: 0 CS: 0
PITCHER Phil Niekro, R (1, 1) ERA: 6.63	IP 10.0 WLS L BF 39 H 8 R 5 ER 4 SO 7 BB 1 IBB 1 HBP 0 BLK 1 WP 0 HR 2 S 51 P 59 ERA 3.60 WHIP 0.900												

livebaseballscorecards.com

AB 37
R 5
H 8
RBI 4
BB 2
SO 7
LOB 9



San Diego Padres @ Atlanta Braves
Atlanta Stadium, Atlanta, GA

Thu Apr 16 1970, 6:05 PM EST
Att. 5,358 - Unknown

livebaseballscorecards.com

AB	38
R	4
H	11
RBI	4
BB	4
SO	3
LOB	17



WP:	0	PA:	43
PB:	0		
SB:	0		
CS:	1		

AB R H RBI BB SO LOB

5 1 2 0 0 1 0

4 1 2 0 0 0 1

5 1 2 1 0 0 2

4 1 1 1 1 0 1

5 0 2 0 0 0 3

4 0 1 2 1 1 2

3 0 1 0 1 0 1

4 0 0 0 0 0 5


1B: 9 SF: 0
E: 0 LOB: 0
K: 0 BB: 0
S: 3 P: 3
2B: 2 SAC: 1
3B: 0 DP: 1
HR: 0 HBP: 0

Batter	1	2	3	4	5	6	7	8	9	10
Sonny Jackson, L OBP: 0.391, SLG: 0.400 (1, 6)	0-0 K		0-0 SH 2B 1B	0-3 K			0-0 G1-6-3 1B		0-0 2	
Felix Millan, R OBP: 0.395, SLG: 0.425 (1, 4)	0-0 None 1B		0-0 SH 1-2	0-0 2			0-0 G1-6-3 1-2f		0-0 1B	
Tony Gonzalez, L OBP: 0.302, SLG: 0.463 (1, 8)	0-0 1-2		0-0 BB 2B 2B 2-H	0-0 3			0-0 1B		0-0 3	
Rico Carty, R OBP: 0.477, SLG: 0.649 (1, 7)	0-0 2-H 1B		4-0 BB 2B BB	0-0 2			0-0 3		0-0 1	
Orlando Cepeda, R OBP: 0.465, SLG: 0.769 (1, 3)	0-0 3		0-0 F 2B BB	0-0 2			0-0 CS 1B		0-0 2	
Mike Lum, L OBP: 0.200, SLG: 0.111 (1, 9)	0-3 K		4-0 2B BB 1-2 2-3	0-0 2			0-0 F		0-0 1	
Clete Boyer, R OBP: 0.244, SLG: 0.294 (1, 5)	4-0 1B None BB		0-0 1-3 2-H 3-H 2B	0-0 3			0-3 K 1-2		0-0 2	
Bob Didier, S OBP: 0.267, SLG: 0.214 (1, 2)	0-0 None 1B		0-0 1-3 1B IBB	0-0 3			0-0 2		0-0 3	
Phil Niekro, R (1, 1)	0-0 1-2 3-H		0-0 3	0-0 3			0-0 3		0-0 1	

Inning Stats	R: 1	H: 2	E: 0	K: 0	S: 5	R: 0	H: 1	E: 0	K: 1	S: 5	R: 3	H: 3	E: 0	K: 0	S: 6	R: 0	H: 0	E: 0	K: 1	S: 5	R: 0	H: 1	E: 0	K: 0	S: 3	R: 0	H: 2	E: 0	K: 0	S: 4	R: 0	H: 1	E: 0	K: 0	S: 4	R: 0	H: 1	E: 0	K: 0	S: 4	R: 0	H: 1	E: 0	K: 0	S: 3	R: 0	H: 0	E: 0	K: 0	S: 3	1B: 9	SF: 0	2B: 2	SAC: 1	3B: 0	DP: 1	HR: 0	HBP: 0	WP: 0	PA: 43
--------------	------	------	------	------	------	------	------	------	------	------	------	------	------	------	------	------	------	------	------	------	------	------	------	------	------	------	------	------	------	------	------	------	------	------	------	------	------	------	------	------	------	------	------	------	------	------	------	------	------	------	-------	-------	-------	--------	-------	-------	-------	--------	-------	--------

PITCHER	IP	WLS	BF	H	R	ER	SO	BB	IBB	HBP	BLK	WP	HR	S	P	ERA	WHIP
Pat Dobson, R ERA: 4.74 (1, 1)	7.0		32	9	4	4	3	3	1	0	0	0	0	33	49	5.14	1.714
Gary Ross, R ERA: 4.22 (8, 1)	2.0	W	8	2	0	0	0	0	0	0	0	0	0	8	8	0.00	1.000
Tom Dukes, R ERA: 5.06 (10, 1)	1.0	S	3	0	0	0	0	0	0	0	0	0	0	3	3	0.00	0.000

PITCHER	IP	WLS	BF	H	R	ER	SO	BB	IBB	HBP	BLK	WP	HR	S	P	ERA	WHIP
---------	----	-----	----	---	---	----	----	----	-----	-----	-----	----	----	---	---	-----	------

Batter	1	2	3	4	5	6	7	8	9	AB R H RBI BB SO LOB	TOP	
Jose Arcia, R (1, 6) <small>OBP: 0.273, SLG: 0.200</small> Al Ferrara, R (7, PH) <small>OBP: 0.308, SLG: 0.417</small> Ron Slocum, R (7, 6) Ivan Murrell, R (9, PH) <small>OBP: 0.400, SLG: 1.000</small>	0-0 F7	0-0 FC4-6 1-2f			0-0 6-3		0-0 2B		0-0 P4	3 0 0 0 0 0 2 1 0 1 0 0 0 0 0 0 0 0 0 0 0 1 0 0 0 0 0 1	San Diego Padres @ Houston Astros Astrodome, Houston, TX Fri Apr 17 1970, 7:05 PM EST Att. 10,737 - Dome livebaseballscorecards.com AB 37 R 1 H 11 RBI 1 BB 2 SO 6 LOB 20 	
Van Kelly, L (1, 5) <small>OBP: 0.206, SLG: 0.219</small>	0-0 4-3		0-0 1-3		0-0 3-1		4-0 BB		0-3 K	4 0 0 0 1 1 1		
Cito Gaston, R (1, 8) <small>OBP: 0.391, SLG: 0.535</small>	0-0 2B		0-0 1B WP 1B		0-3 K		0-3 K		0-3 K	5 0 2 0 0 3 3		
Nate Colbert, R (1, 3) <small>OBP: 0.326, SLG: 0.684</small> Ron Herbel, R (7, 1)	0-0 F8		0-3 K 1-2		0-0 1-3		0-3 K			4 0 0 0 0 2 4 0 0 0 0 0 0 0		
Dave Campbell, R (1, 4) <small>OBP: 0.293, SLG: 0.350</small>		0-0 1B 2B	0-0 1B 2-3		0-0 F8		0-0 1-3			4 1 2 0 0 0 0		
Ollie Brown, R (1, 9) <small>OBP: 0.205, SLG: 0.227</small>		0-0 6-3	0-0 F8		0-0 E7 1B		0-0 F9			4 0 1 0 0 0 3		
Jerry Morales, R (1, 7) <small>OBP: 0.200, SLG: 0.130</small>		0-0 1B FC3-2 1B		0-0 1-3		4-0 BB		0-0 WP 1B		3 0 2 1 1 0 0		
Chris Cannizzaro, R (1, 2) <small>OBP: 0.294, SLG: 0.250</small>		0-0 FC3-2 1B		0-0 G6-4-3 1B		0-0 4-3		0-0 F9 1-2		4 0 2 0 0 0 3		
Dave Roberts, L (1, 1) Ray Webster, L (7, PH) <small>OBP: 0.250, SLG: 0.250</small> (7, 3)		0-0 FC3-2 FC4-6 1-2 3-H		0-0 G6-4-3 1-2f		0-0 3-1		0-0 1B		2 0 0 0 0 0 3 2 0 1 0 0 0 0		
Inning Stats	R: 0 H: 1 E: 0 LOB: 1 K: 0 BB: 0 S: 4 P: 4	R: 1 H: 3 E: 0 LOB: 2 K: 0 BB: 0 S: 6 P: 6	R: 0 H: 2 E: 0 LOB: 2 K: 1 BB: 0 S: 7 P: 7	R: 0 H: 1 E: 0 LOB: 0 K: 0 BB: 0 S: 3 P: 3	R: 0 H: 0 E: 0 LOB: 0 K: 1 BB: 0 S: 5 P: 5	R: 0 H: 1 E: 1 LOB: 2 K: 0 BB: 1 S: 4 P: 8	R: 0 H: 1 E: 0 LOB: 2 K: 2 BB: 1 S: 8 P: 12	R: 0 H: 1 E: 0 LOB: 1 K: 0 BB: 0 S: 4 P: 4	R: 0 H: 1 E: 0 LOB: 1 K: 2 BB: 0 S: 8 P: 8	1B: 8 SF: 0 2B: 3 SAC: 0 3B: 0 DP: 1 HR: 0 HBP: 0	WP: 2 PA: 39 PB: 0 SB: 1 CS: 0	
PITCHER Larry Dierker, R (1, 1) <small>ERA: 2.25</small>	IP WLS BF H R ER SO BB IBB HBP BLK WP HR S P ERA WHIP	9.0 W 39 11 1 1 1 6 2 0 0 0 2 0 49 57 1.00 1.444										

Batter	1	2	3	4	5	6	7	8	9
Joe Morgan, L (1, 4) OBP: 0.360, SLG: 0.372	0-0 G3-6-3 1B		0-0 F7		0-0 F8		0-0 1-H 2-H 3B		
Joe Pepitone, L (1, 9) OBP: 0.333, SLG: 0.697	0-0 G3-6-3 1-2f			0-0 4-3		0-0 4-3	0-3 K		
Jimmy Wynn, R (1, 8) OBP: 0.367, SLG: 0.605	0-0 E S 1B			0-0 P5		0-0 HR		0-0 6-3	
Tommy Davis, R (1, 7) OBP: 0.317, SLG: 0.488 Jim Beauchamp, R (8, 7) OBP: 0.333, SLG: 0.833	0-0 5-3 1-3			0-0 S 2B 1B		0-0 6-3		0-0 5-3	
Denis Menke, R (1, 6) OBP: 0.362, SLG: 0.524		0-0 5-3		0-0 1-H 2B		0-0 6-3		0-0 F8	
John Mayberry, L (1, 3) OBP: 0.348, SLG: 0.500		0-0 6-3		0-0 P4		0-0 F7			
Doug Rader, R (1, 5) OBP: 0.318, SLG: 0.538		0-0 P6			0-0 P6		0-0 FC4-6 1B		
Johnny Edwards, L (1, 2) OBP: 0.128, SLG: 0.081			0-0 F8		0-0 6-3		0-0 FC4-6 1B 3B		
Larry Dierker, R (1, 1) OBP: 0.222, SLG: 0.125			0-0 F9		4-0 BB		0-0 1-2 3B 1B		

Inning Stats	R: 0	H: 2	E: 0	LOB: 1	K: 0	BB: 0	S: 4	P: 4
	R: 0	H: 0	E: 0	LOB: 0	K: 0	BB: 0	S: 3	P: 3
	R: 0	H: 0	E: 0	LOB: 0	K: 0	BB: 0	S: 3	P: 3
	R: 1	H: 2	E: 0	LOB: 1	K: 0	BB: 0	S: 5	P: 5
	R: 0	H: 0	E: 0	LOB: 1	K: 0	BB: 1	S: 3	P: 7
	R: 1	H: 1	E: 0	LOB: 0	K: 0	BB: 0	S: 4	P: 4
	R: 2	H: 3	E: 0	LOB: 1	K: 1	BB: 0	S: 8	P: 8
	R: 0	H: 0	E: 0	LOB: 0	K: 0	BB: 0	S: 3	P: 3

PITCHER	IP	WLS	BF	H	R	ER	SO	BB	IBB	HBP	BLK	WP	HR	S	P	ERA	WHIP
Dave Roberts, L (1, 1) ERA: 1.26	6.0	L	23	5	2	2	0	1	0	0	0	0	0	22	26	3.00	1.000
Ron Herbel, R (7, 1) ERA: 2.89	2.0		9	3	2	2	1	0	0	0	0	0	0	11	11	9.00	1.500

BOTTOM

San Diego Padres @ Houston Astros
Astrodome, Houston, TX

Fri Apr 17 1970, 7:05 PM EST
Att. 10,737 - Dome

AB	R	H	RBI	BB	SO	LOB
4	0	2	2	0	0	1
4	0	0	0	0	1	2
4	1	2	1	0	0	0
3	1	1	0	0	0	1
1	0	0	0	0	0	0
4	0	1	1	0	0	0
3	0	0	0	0	0	1
3	0	1	0	0	0	0
3	1	0	0	0	0	1
2	1	1	0	1	0	0

AB	31
R	4
H	8
RBI	4
BB	1
SO	1
LOB	6

livebaseballscorecards.com



WP	PA
0	32
PB	0
SB	2
CS	0

Batter	1	2	3	4	5	6	7	8	9	AB R H RBI BB SO LOB	TOP
Jose Arcia, R (1, 6) <small>OBP: 0.214, SLG: 0.154</small> Ivan Murrell, R (8, PH) <small>OBP: 0.333, SLG: 0.833</small> (8, 8)	0-0 	0-3 			0-0 			0-3 		3 0 0 0 0 1 1 1 0 0 0 0 1 0	San Diego Padres @ Houston Astros Astrodome, Houston, TX Sat Apr 18 1970, 7:05 PM EST Att. 16,522 - Unknown
Jerry Morales, R (1, 7) <small>OBP: 0.241, SLG: 0.269</small> Ron Slocum, R (8, 6)	0-0 		0-0 		0-0 			4-0 		3 1 1 1 1 0 0 0 0 0 0 0 0 0	
Cito Gaston, R (1, 8) <small>OBP: 0.380, SLG: 0.511</small> Gary Ross, R (8, 1)	0-0 		0-0 		0-0 			0-0 		4 0 1 0 0 0 1 0 0 0 0 0 0 0	
Nate Colbert, R (1, 3) <small>OBP: 0.298, SLG: 0.619</small>	0-0 		0-0 		0-0 			0-3 		4 0 0 0 0 1 3	
Dave Campbell, R (1, 4) <small>OBP: 0.333, SLG: 0.386</small>		0-0 		0-0 			0-0 		0-0 	4 1 3 0 0 0 0	
Ollie Brown, R (1, 9) <small>OBP: 0.229, SLG: 0.313</small>		0-0 		0-0 			0-3 		0-0 	4 1 2 2 0 1 2	
Ed Spiezio, R (1, 5) <small>OBP: 0.429, SLG: 0.500</small>		4-0 		0-0 			0-0 		0-0 	3 0 0 0 1 0 3	
Bob Barton, R (1, 2)		0-0 		0-0 	0-0 		0-0 		0-0 	4 0 0 0 0 0 3	
Danny Coombs, R (1, 1) <small>OBP: 0.250, SLG: 0.500</small> Tom Dukes, R (7, 1) Al Ferrara, R (8, PH) <small>OBP: 0.296, SLG: 0.400</small> (8, 7)		0-0 		0-0 	0-3 			0-0 		2 0 1 0 0 1 0 0 0 0 0 0 0 0 1 0 0 0 0 0 0	
Inning Stats	R: 1 H: 1 E: 0 LOB: 0 K: 0 BB: 0 S: 4 P: 4	R: 2 H: 3 E: 0 LOB: 1 K: 1 BB: 1 S: 7 P: 11	R: 0 H: 0 E: 1 LOB: 0 K: 0 BB: 0 S: 3 P: 3	R: 0 H: 1 E: 0 LOB: 0 K: 0 BB: 0 S: 3 P: 3	R: 0 H: 0 E: 0 LOB: 0 K: 1 BB: 0 S: 5 P: 5	R: 0 H: 0 E: 0 LOB: 0 K: 0 BB: 0 S: 3 P: 3	R: 0 H: 1 E: 1 LOB: 1 K: 1 BB: 0 S: 6 P: 6	R: 0 H: 1 E: 0 LOB: 2 K: 2 BB: 1 S: 8 P: 12	R: 0 H: 1 E: 0 LOB: 1 K: 0 BB: 0 S: 4 P: 4	1B: 5 SF: 0 2B: 1 SAC: 0 3B: 0 DP: 2 HR: 2 HBP: 0	WP: 0 PA: 36 PB: 0 SB: 0 CS: 1
PITCHER Denny Lemaster, L (1, 1) <small>ERA: 2.25</small>	IP WLS BF H R ER SO BB IBB HBP BLK WP HR S P ERA WHIP 9.0 W 35 8 3 3 5 2 0 0 0 0 0 2 43 51 3.00 1.111										

livebaseballscorecards.com

AB	33
R	3
H	8
RBI	3
BB	2
SO	5
LOB	13



BOTTOM

San Diego Padres @ Houston Astros
Astrodome, Houston, TX
Sat Apr 18 1970, 7:05 PM EST
Att. 16,522 - Unknown

livebaseballscorecards.com

AB 27
R 4
H 6
RBI 4
BB 5
SO 1
LOB 9



WP: 0 PA: 34
PB: 0
SB: 0
CS: 2

AB R H RBI BB SO LOB

2 1 1 0 2 1 0

4 1 1 0 0 0 3

4 1 1 1 0 0 0

3 0 0 0 1 0 0

1 0 1 1 2 0 0

3 0 0 1 0 0 3

4 1 1 1 0 0 2

3 0 0 0 0 0 1

3 0 1 0 0 0 0

1B: 5 SF: 2
2B: 0 SAC: 0
3B: 0 DP: 0
HR: 1 HBP: 0

Batter	1	2	3	4	5	6	7	8	9
Joe Morgan, L (1, 4) OBP: 0.389, SLG: 0.378	0-0 1B 1B	0-3 K			4-0 CS BB		4-0 1-2 BB		
Joe Pepitone, L (1, 9) OBP: 0.325, SLG: 0.649	0-0 BB 1B 1-2 SF7 1B		0-0 6-3		0-0 P6 1-2		0-0 F7		
Jimmy Wynn, R (1, 8) OBP: 0.358, SLG: 0.574	0-0 SF7 BB 1-2 2-H SF9 1B		0-0 L5		0-0 5-3		0-0 F2		
Tommy Davis, R (1, 7) OBP: 0.311, SLG: 0.455	4-0 1-2 2-3 BB		0-0 5-3		0-0 E6 CS		0-0 4-3		
Denis Menke, R (1, 6) OBP: 0.392, SLG: 0.535	0-0 SF7 2-3 3-H		0-0 5-3 1B		4-0 1-2 BB		4-0 BB		
John Mayberry, L (1, 3) OBP: 0.296, SLG: 0.429	0-0 SF9 3-H		0-0 F9		0-0 G3		0-0 5-3		
Doug Rader, R (1, 5) OBP: 0.313, SLG: 0.581	0-0 F9		0-0 5-3 1-2		0-0 F8		0-0 HR		
Johnny Edwards, L (1, 2) OBP: 0.119, SLG: 0.075		0-0 F8	0-0 L4		0-0 4-3		0-0 4-3		
Denny Lemaster, R (1, 1) OBP: 0.286, SLG: 0.167		0-0 5-3		0-0 5-3		0-0 BB 1B			

Inning Stats	R: 3	H: 3	E: 0	K: 0	S: 6	LOB: 1	BB: 1	P: 10
	R: 0	H: 0	E: 0	K: 1	S: 5 <td>LOB: 0</td> <td>BB: 0</td> <td>P: 5 </td>	LOB: 0	BB: 0	P: 5
	R: 0	H: 0	E: 0	K: 0	S: 3 <td>LOB: 0</td> <td>BB: 0</td> <td>P: 3 </td>	LOB: 0	BB: 0	P: 3
	R: 0	H: 1	E: 0	K: 0	S: 4 <td>LOB: 1</td> <td>BB: 0</td> <td>P: 4 </td>	LOB: 1	BB: 0	P: 4
	R: 0	H: 0	E: 0	K: 0	S: 2 <td>LOB: 0</td> <td>BB: 1</td> <td>P: 6 </td>	LOB: 0	BB: 1	P: 6
	R: 0	H: 0	E: 1	K: 0	S: 3 <td>LOB: 1</td> <td>BB: 1</td> <td>P: 7 </td>	LOB: 1	BB: 1	P: 7
	R: 0	H: 1	E: 0	K: 0	S: 4 <td>LOB: 2</td> <td>BB: 1</td> <td>P: 8 </td>	LOB: 2	BB: 1	P: 8
	R: 0	H: 0	E: 0	K: 0	S: 3 <td>LOB: 1</td> <td>BB: 1</td> <td>P: 7 </td>	LOB: 1	BB: 1	P: 7
	R: 1	H: 1	E: 0	K: 0	S: 1 <td>LOB: 0</td> <td>BB: 0</td> <td>P: 1 </td>	LOB: 0	BB: 0	P: 1

PITCHER	IP	WLS	BF	H	R	ER	SO	BB	IBB	HBP	BLK	WP	HR	S	P	ERA	WHIP
Danny Coombs, L (1, 1) ERA: 2.84	6.2		28	5	3	3	1	4	0	0	0	0	0	26	42	4.05	1.350
Tom Dukes, R (7, 1) ERA: 4.76	0.1		1	0	0	0	0	0	0	0	0	0	0	1	1	0.00	0.000
Gary Ross, R (8, 1) ERA: 4.63	1.0	L	5	1	1	1	0	1	0	0	0	0	1	4	8	9.00	2.000

Batter	1	2	3	4	5	6	7	8	9	AB R H RBI BB SO LOB	TOP
Jose Arcia, R (1, 6) <small>OBP: 0.235, SLG: 0.133</small> Ray Webster, L (9, PH) <small>OBP: 0.222, SLG: 0.222</small>	4-0 		0-0 			0-3 			0-0 	2 1 0 0 1 1 0 1 0 0 0 0 0 0	San Diego Padres @ Houston Astros Astrodome, Houston, TX Sun Apr 19 1970, 4:33 AM EST Att. 13,344 - Dome
Van Kelly, L (1, 5) <small>OBP: 0.211, SLG: 0.200</small>	0-0 			4-0 		0-0 		0-0 	3 0 0 0 1 0 1		
Cito Gaston, R (1, 8) <small>OBP: 0.377, SLG: 0.520</small>	0-0 			0-0 		0-0 			3 0 1 1 0 0 1		
Nate Colbert, R (1, 3) <small>OBP: 0.280, SLG: 0.578</small>	0-3 			0-0 		0-0 			3 0 0 0 0 1 1		
Dave Campbell, R (1, 4) <small>OBP: 0.313, SLG: 0.362</small>		0-3 			0-0 		0-0 		3 0 0 0 0 1 1		
Al Ferrara, R (1, 7) <small>OBP: 0.267, SLG: 0.357</small>		0-3 			0-0 		0-0 		3 0 0 0 0 1 0		
Jerry Morales, R (1, 9) <small>OBP: 0.219, SLG: 0.241</small>		0-3 			0-0 		0-0 		3 0 0 0 0 1 0		
Chris Cannizzaro, R (1, 2) <small>OBP: 0.270, SLG: 0.229</small>			0-3 			0-0 		0-0 	3 0 0 0 0 1 0		
Al Santorini, R (1, 1) Ed Spiezio, R (6, PH) <small>OBP: 0.409, SLG: 0.474</small> Pat Dobson, R (6, 1) Ivan Murrell, R (9, PH) <small>OBP: 0.286, SLG: 0.714</small>			0-3 			0-0 		0-3 	1 0 0 0 0 1 0 1 0 0 0 0 0 0 0 0 0 0 0 0 0 1 0 0 0 0 1 0		
Inning Stats	R: 1 H: 0 E: 0 LOB: 0 K: 1 BB: 1 S: 5 P: 9	R: 0 H: 0 E: 0 LOB: 0 K: 3 BB: 0 S: 9 P: 9	R: 0 H: 0 E: 0 LOB: 0 K: 2 BB: 0 S: 7 P: 7	R: 0 H: 0 E: 0 LOB: 0 K: 0 BB: 1 S: 2 P: 6	R: 0 H: 0 E: 0 LOB: 0 K: 0 BB: 0 S: 3 P: 3	R: 0 H: 0 E: 0 LOB: 0 K: 1 BB: 0 S: 5 P: 5	R: 0 H: 1 E: 0 LOB: 1 K: 0 BB: 0 S: 4 P: 4	R: 0 H: 0 E: 0 LOB: 0 K: 0 BB: 0 S: 3 P: 3	R: 0 H: 0 E: 0 LOB: 0 K: 1 BB: 0 S: 5 P: 5	1B: 0 SF: 0 2B: 2 SAC: 0 3B: 0 DP: 1 HR: 0 HBP: 0	
PITCHER Tom Griffin, R (1, 1) <small>ERA: 5.29</small>	IP WLS BF H R ER SO BB IBB HBP BLK WP HR S P ERA WHIP 9.0 W 29 1 1 1 8 2 0 0 0 0 0 0 43 51 1.00 0.333										

livebaseballscorecards.com

AB	27
R	1
H	1
RBI	1
BB	2
SO	8
LOB	4



Batter	1	2	3	4	5	6	7	8	9
Joe Morgan, L OBP: 0.390, SLG: 0.408 (1, 4)	0-0 3-1	0-0 1B 2-H 3B		0-0 L9		0-0 P6		4-0 BB IBB	
Tommy Davis, R OBP: 0.327, SLG: 0.458 (1, 7) Jim Beauchamp, R OBP: 0.429, SLG: 0.833 (8, 7)	0-0 FC3-6 1B	0-0 BB 1B		0-0 6-3			0-0 6-3	4-0 BB 1-2 2-3 3-H	
Jimmy Wynn, R OBP: 0.362, SLG: 0.549 (1, 8)	0-0 FC3-6 1B	4-0 1-2 BB			0-3 K		0-3 K	0-0 6-3	
Joe Pepitone, L OBP: 0.318, SLG: 0.610 (1, 9)	0-0 FC3-6 1B	0-0 4-3			0-0 BB 1B		0-3 K		
Denis Menke, R OBP: 0.382, SLG: 0.511 (1, 6)	0-0 1-2 3-H 1B			0-3 K		0-0 F9		0-0 F9	
John Mayberry, L OBP: 0.323, SLG: 0.458 (1, 3)	0-0 G3			0-0 G3		4-0 1-2 BB		0-0 1B S 2B	
Doug Rader, R OBP: 0.327, SLG: 0.556 (1, 5)		4-0 FC4-6 BB		0-3 K		0-0 5-3		4-0 S 1B BB BB	
Johnny Edwards, L OBP: 0.152, SLG: 0.136 (1, 2)		0-0 FC4-6 SH1-4 3B		0-0 2B		0-3 K		0-0 BB S 1B	
Tom Griffin, R OBP: 0.200, SLG: 0.400 (1, 1)		0-0 SH1-4		0-0 P4		0-0 1-3		0-3 K	

Inning Stats	R: 1	H: 3	E: 0	LOB: 2	K: 0	S: 6	P: 6	R: 2	H: 2	E: 0	LOB: 2	K: 0	S: 5	P: 13	R: 0	H: 0	E: 0	LOB: 0	K: 2	S: 7	P: 7	R: 0	H: 1	E: 0	LOB: 2	K: 1	S: 6	P: 10	R: 0	H: 0	E: 0	LOB: 0	K: 2	S: 7	P: 7	R: 2	H: 2	E: 0	LOB: 3	K: 1	S: 7	P: 19
--------------	------	------	------	--------	------	------	------	------	------	------	--------	------	------	-------	------	------	------	--------	------	------	------	------	------	------	--------	------	------	-------	------	------	------	--------	------	------	------	------	------	------	--------	------	------	-------

PITCHER	IP	WLS	BF	H	R	ER	SO	BB	IBB	HBP	BLK	WP	HR	S	P	ERA	WHIP
Al Santorini, R ERA: 3.57 (1, 1)	5.0	L	25	7	3	3	3	3	0	0	0	0	0	28	40	5.40	2.000
Pat Dobson, R ERA: 4.91 (6, 1)	3.0		14	2	2	2	4	2	1	0	0	0	0	19	31	6.00	1.333

BOTTOM

San Diego Padres @ Houston Astros
Astrodome, Houston, TX

Sun Apr 19 1970, 4:33 AM EST
Att. 13,344 - Dome

AB	R	H	RBI	BB	SO	LOB
4	1	1	1	1	0	1
4	1	2	1	0	0	1
0	0	0	1	1	0	0
4	0	1	0	1	2	3
4	0	1	0	0	1	4
4	0	1	1	0	1	1
3	1	1	0	1	0	2
2	1	0	0	2	1	2
4	1	2	0	0	1	1
3	0	0	0	0	1	3

AB	32
R	5
H	9
RBI	4
BB	6
SO	7
LOB	18

livebaseballscorecards.com



WP	PA
0	39

San Diego Padres @ New York Mets
 Shea Stadium, Flushing, NY
 Tue Apr 21 1970, 3:33 AM EST
 Att. 7,712 - Unknown

livebaseballscorecards.com

AB	34
R	5
H	9
RBI	4
BB	8
SO	10
LOB	16



WP	1	PA	43
PB	0		
SB	1		
CS	0		

AB R H RBI BB SO LOB

4	0	0	0	0	0	0
1	0	0	0	0	1	0
0	0	0	0	0	0	0

3	2	1	0	2	2	0
---	---	---	---	---	---	---

5	1	2	1	0	1	2
---	---	---	---	---	---	---

1	1	0	0	3	0	0
1	0	1	1	0	0	0

5	1	2	1	0	2	5
---	---	---	---	---	---	---

3	0	1	1	1	0	0
---	---	---	---	---	---	---

5	0	1	0	0	0	4
---	---	---	---	---	---	---

2	0	0	0	2	1	1
---	---	---	---	---	---	---

4	0	1	0	0	3	4
0	0	0	0	0	0	0

1B	7	SF	1
2B	1	SAC	0
3B	0	DP	1
HR	1	HBP	0

Batter	1	2	3	4	5	6	7	8	9																										
Jose Arcia, R (1, 6) OBP: 0.190, SLG: 0.105 Ray Webster, L (9, PH) OBP: 0.200, SLG: 0.200 Ron Slocum, R (9, 6)	0-0 5-3		0-0 6-3		0-0 F8		0-0 5-3		0-3 K																										
Van Kelly, L (1, 5) OBP: 0.256, SLG: 0.211	0-3 K		0-3 K			4-0 1B BB SF8 BB	0-0 WP 1B		4-0 2B BB																										
Cito Gaston, R (1, 8) OBP: 0.379, SLG: 0.527	0-0 BB 1B		0-0 F9			0-3 K	0-0 P3 1-2		0-0 1B 2B																										
Al Ferrara, R (1, 7) OBP: 0.324, SLG: 0.345 Ivan Murrell, R (7, PR) OBP: 0.375, SLG: 0.750 (7, 7)	4-0 1-2 BB			0-0 F2		4-0 1B 1-2 E BB	4-0 BB		0-0 S 1B																										
Nate Colbert, R (1, 3) OBP: 0.291, SLG: 0.620	0-3 K			0-0 HR		0-0 1-2 2-3 1B	0-0 F9		0-3 K																										
Dave Campbell, R (1, 4) OBP: 0.321, SLG: 0.360		0-0 P1		0-0 F3		0-0 SF8		0-0 G6-4-3 1B	4-0 BB																										
Jerry Morales, R (1, 9) OBP: 0.216, SLG: 0.235		0-0 1B		0-0 1-6-3		0-0 E6 1-3 2-H		0-0 G6-4-3 1-2f	0-0 F5																										
Chris Cannizzaro, R (1, 2) OBP: 0.293, SLG: 0.216		0-0 F8			0-3 K	4-0 IBB		4-0 1B BB																											
Clay Kirby, R (1, 1) OBP: 0.167, SLG: 0.167 Ron Herbel, R (8, 1)		0-3 K			0-3 K	0-3 K		0-0 1-2 1B																											
Inning Stats	R: 0 E: 0 K: 2 S: 8 H: 1 LOB: 2 BB: 1 P: 12	R: 0 E: 0 K: 1 S: 6 H: 1 LOB: 1 BB: 0 P: 6	R: 0 E: 0 K: 1 S: 5 H: 0 LOB: 0 BB: 0 P: 5	R: 1 E: 0 K: 0 S: 4 H: 1 LOB: 0 BB: 0 P: 4	R: 0 E: 0 K: 2 S: 7 H: 0 LOB: 0 BB: 0 P: 7	R: 2 E: 1 K: 2 S: 9 H: 1 LOB: 3 BB: 3 P: 21	R: 0 E: 0 K: 0 S: 4 H: 1 LOB: 2 BB: 1 P: 8	R: 0 E: 0 K: 0 S: 3 H: 2 LOB: 1 BB: 1 P: 7	R: 2 E: 0 K: 2 S: 9 H: 2 LOB: 2 BB: 2 P: 17	1B: 7 2B: 1 3B: 0 HR: 1 SF: 1 SAC: 0 DP: 1 HBP: 0																									
PITCHER	IP WLS BF H R ER SO BB IBB HBP BLK WP HR S P ERA WHIP																																		
Gary Gentry, R (1, 1) ERA: 1.66	7.0		32	5	3	2	8	4	1	0	0	1	1	43	63	2.57	1.286																		
Cal Koonce, R (8, 1) ERA: 4.05	1.2	L	10	4	2	2	2	3	0	0	0	0	0	11	23	10.80	4.200																		
Don Cardwell, R (9, 1) ERA: 3.86	0.1		1	0	0	0	0	0	0	0	0	0	0	1	1	0.00	0.000																		

WP	1	PA	43
PB	0		
SB	1		
CS	0		

Batter	1	2	3	4	5	6	7	8	9	AB R H RBI BB SO LOB	TOP
Jose Arcia, R (1, 6) <small>OBP: 0.167, SLG: 0.091</small> Ivan Murrell, R (8, PH) <small>OBP: 0.333, SLG: 0.667</small> Dave Roberts, L (8, 1)	0-0 		0-0 		0-0 			0-3 		3 0 0 0 0 0 1 1 0 0 0 0 1 0 0 0 0 0 0 0 0	
Van Kelly, L (1, 5) <small>OBP: 0.234, SLG: 0.190</small>	0-3 		0-3 			0-0 			0-3 	4 0 0 0 0 3 1	
Cito Gaston, R (1, 8) <small>OBP: 0.355, SLG: 0.492</small>	0-3 			0-3 		0-0 			0-3 	4 0 0 0 0 3 0	
Al Ferrara, R (1, 7) <small>OBP: 0.342, SLG: 0.438</small>		0-0 		4-0 		0-3 			0-3 	3 1 1 1 1 2 0	
Nate Colbert, R (1, 3) <small>OBP: 0.276, SLG: 0.585</small>		0-0 		0-0 			0-3 			3 0 0 0 0 1 1	
Dave Campbell, R (1, 4) <small>OBP: 0.321, SLG: 0.358</small>		0-0 		0-0 			0-3 			3 0 1 0 0 1 0	
Jerry Morales, R (1, 9) <small>OBP: 0.200, SLG: 0.216</small>		0-3 		0-3 			0-3 			3 0 0 0 0 3 2	
Bob Barton, R (1, 2)			4-0 		0-3 			0-3 		2 0 0 0 1 2 0	
Mike Corkins, R (1, 1) <small>OBP: 0.167, SLG: 0.167</small> Ray Webster, L (8, PH) <small>OBP: 0.182, SLG: 0.182</small> Ron Slocum, R (8, 6)			0-3 		0-3 			0-3 		2 0 0 0 0 2 1 1 0 0 0 0 1 0 0 0 0 0 0 0 0	
Inning Stats	R: 0 H: 0 E: 0 LOB: 0 K: 2 BB: 0 S: 7 P: 7	R: 1 H: 1 E: 0 LOB: 0 K: 1 BB: 0 S: 6 P: 6	R: 0 H: 0 E: 0 LOB: 1 K: 2 BB: 1 S: 7 P: 11	R: 0 H: 1 E: 0 LOB: 2 K: 2 BB: 1 S: 8 P: 12	R: 0 H: 0 E: 0 LOB: 0 K: 2 BB: 0 S: 7 P: 7	R: 0 H: 0 E: 0 LOB: 0 K: 1 BB: 0 S: 5 P: 5	R: 0 H: 0 E: 0 LOB: 0 K: 3 BB: 0 S: 9 P: 9	R: 0 H: 0 E: 0 LOB: 0 K: 3 BB: 0 S: 9 P: 9	R: 0 H: 0 E: 0 LOB: 0 K: 3 BB: 0 S: 9 P: 9	1B: 1 SF: 0 2B: 0 SAC: 0 3B: 0 DP: 0 HR: 1 HBP: 0	WP: 0 PA: 31 PB: 0 SB: 0 CS: 0
PITCHER Tom Seaver, R (1, 1) <small>ERA: 2.14</small>	IP: 9.0 WLS: W BF: 31 H: 2 R: 1 ER: 1 SO: 19 BB: 2 IBB: 0 HBP: 0 BLK: 0 WP: 0 HR: 1 S: 67 P: 75 ERA: 1.00 WHIP: 0.444										

San Diego Padres @ New York Mets
 Shea Stadium, Flushing, NY
 Wed Apr 22 1970, 3:33 AM EST
 Att: 14,197 - Unknown

livebaseballscorecards.com

AB	29
R	1
H	2
RBI	1
BB	2
SO	19
LOB	6



Batter	1	2	3	4	5	6	7	8	9	AB	R	H	RBI	BB	SO	LOB
Tommie Agee, R OBP: 0.302, SLG: 0.304 (1, 8)	0-3 K		0-0 3B 1B		4-0 BB		0-3 K			3	1	1	0	1	2	0
Bud Harrelson, S OBP: 0.466, SLG: 0.596 (1, 6)	0-0 2B 1B		0-0 1-H 3B		0-0 F9		4-0 CS BB			3	1	2	1	1	0	1
Ken Boswell, L OBP: 0.452, SLG: 0.500 (1, 4)	0-0 1-H 2B		0-0 6-3		0-0 F9		0-0 CS 1-2	0-3 K		4	0	1	1	0	1	2
Cleon Jones, R OBP: 0.351, SLG: 0.354 (1, 7)	0-0 L4		0-3 K		0-0 F9 1-2		0-0 F9	0-3 K		4	0	0	0	0	2	3
Art Shamsky, L OBP: 0.459, SLG: 0.484 (1, 9)	0-0 P6		4-0 IBB		0-0 4-3		0-0 4-3	0-0 P4		2	0	0	0	1	0	1
Ron Swoboda, R OBP: 0.400, SLG: 0.314 (8, PH) (9, 9)										1	0	0	0	0	0	0
Joe Foy, R OBP: 0.276, SLG: 0.265 (1, 5)		4-0 BB	0-0 F9		0-0 4-3		0-0 4-3			2	0	0	0	1	0	2
Ed Kranepool, L OBP: 0.267, SLG: 0.154 (1, 3)		0-0 P4		0-0 3-1		4-0 BB				2	0	0	0	1	0	1
Jerry Grote, R OBP: 0.191, SLG: 0.268 (1, 2)		0-0 L9		0-0 6-3		0-3 K				3	0	0	0	0	1	2
Tom Seaver, R OBP: 0.231, SLG: 0.308 (1, 1)		0-0 6-3		0-3 K			0-0 4-3			3	0	0	0	0	1	1

Inning Stats	R: 1	H: 2	E: 0	K: 1	S: 7	LOB: 1	BB: 0	P: 7	R: 0	H: 0	E: 0	K: 0	S: 3	LOB: 1	BB: 1	P: 7	R: 0	H: 2	E: 0	K: 1	S: 7	LOB: 2	BB: 1	P: 11	R: 0	H: 0	E: 0	K: 1	S: 5	LOB: 0	BB: 0	P: 5	R: 0	H: 0	E: 0	K: 0	S: 3	LOB: 1	BB: 1	P: 9	R: 0	H: 0	E: 0	K: 1	S: 4	LOB: 0	BB: 1	P: 8	R: 0	H: 0	E: 0	K: 2	S: 7	LOB: 0	BB: 0	P: 7
Mike CORKIN, R ERA: 4.6 (1, 1)	IP: 7.0	WLS: L	BF: 29	H: 4	R: 2	ER: 2	SO: 5	BB: 4	IBB: 1	HBP: 0	BLK: 0	WP: 0	HR: 0	S: 34	P: 54	ERA: 2.57	WHIP: 1.143																																							
Dave Roberts, L ERA: 1.17 (8, 1)	IP: 1.0	WLS: L	BF: 3	H: 0	R: 0	ER: 0	SO: 2	BB: 0	IBB: 0	HBP: 0	BLK: 0	WP: 0	HR: 0	S: 7	P: 7	ERA: 0.00	WHIP: 0.000																																							


BOTTOM

San Diego Padres @ New York Mets
Shea Stadium, Flushing, NY

Wed Apr 22 1970, 3:33 AM EST
Att. 14,197 - Unknown

livebaseballscorecards.com

AB	27
R	2
H	4
RBI	2
BB	5
SO	7
LOB	13



WP: 0	PA: 33
PB: 0	SB: 1
CS: 1	

Batter	1	2	3	4	5	6	7	8	9	AB R H RBI BB SO LOB	TOP
Denny Doyle, L (1, 4) OBP: 0.328, SLG: 0.434	4-0 1B 2B BB	0-0 1B		0-0 4-3			0-0 6-3		0-3 K	4 1 1 0 1 1 0	Philadelphia Phillies @ San Diego Padres San Diego Stadium, San Diego, CA Fri Apr 24 1970, 9:05 PM EST Att. 7,398 - Unknown livebaseballscorecards.com
Don Money, R (1, 5) OBP: 0.447, SLG: 0.537	0-0 2B 1B	0-0 P3			0-3 K	4-0 1B E BB		0-0 BB 1B	4 2 2 0 1 1 1		
John Briggs, L (1, 7) OBP: 0.241, SLG: 0.245	0-0 1B 2B	0-0 4-3			0-0 4-3	0-0 E7 1B 1B		4-0 1-2 BB	4 1 2 1 1 0 1		
Deron Johnson, R (1, 3) OBP: 0.296, SLG: 0.500	0-0 P4		4-0 BB		0-0 HR	0-0 1B		0-3 K	4 1 2 2 1 1 4		
Tim McCarver, L (1, 2) OBP: 0.360, SLG: 0.404	4-0 1B IBB		0-0 F8		0-0 6-3	0-0 F9		0-3 K	4 0 0 0 1 1 4		
Larry Hisle, R (1, 8) OBP: 0.321, SLG: 0.327	0-0 1B		0-0 F8		0-3 K		0-3 K		4 0 1 1 0 2 1		
Byron Browne, R (1, 9) OBP: 0.417, SLG: 0.368	0-0 F2		0-3 K		0-0 L9		4-0 FC1-8 BB		3 0 0 0 1 1 4		
Larry Bowa, S (1, 6) OBP: 0.241, SLG: 0.167	0-0 L3			0-0 1-3		0-0 3-1		0-0 FC1-6	4 0 0 0 0 0 4		
Grant Jackson, S (1, 1) Dick Selma, R (8, 1)		0-3 K		0-0 4-3		0-0 4-3		0-0 F5	4 0 0 0 0 1 1 0 0 0 0 0 0 0		
Inning Stats	R: 2 H: 3 E: 0 LOB: 3 K: 0 BB: 2 S: 6 P: 14	R: 0 H: 1 E: 0 LOB: 1 K: 1 BB: 0 S: 6 P: 6	R: 0 H: 0 E: 0 LOB: 1 K: 1 BB: 1 S: 5 P: 9	R: 0 H: 0 E: 0 LOB: 0 K: 0 BB: 0 S: 3 P: 3	R: 1 H: 1 E: 0 LOB: 0 K: 1 BB: 0 S: 6 P: 6	R: 0 H: 0 E: 0 LOB: 0 K: 1 BB: 0 S: 5 P: 5	R: 2 H: 2 E: 1 LOB: 1 K: 0 BB: 1 S: 5 P: 9	R: 0 H: 0 E: 0 LOB: 1 K: 1 BB: 1 S: 5 P: 9	R: 0 H: 1 E: 0 LOB: 2 K: 3 BB: 1 S: 10 P: 14	1B: 6 SF: 0 2B: 1 SAC: 0 3B: 0 DP: 0 HR: 1 HBP: 0	WP: 0 PA: 41 PB: 0 SB: 0 CS: 0
PITCHER	IP WLS BF H R ER SO BB IBB HBP BLK WP HR S P ERA WHIP										
Pat Dobson, R (1, 1) ERA: 4.97	7.0 L 32 7 5 4 4 3 1 0 0 0 0 1 36 52 5.14 1.429										
Tom Dukes, R (8, 1) ERA: 3.86	1.1 6 1 0 0 2 1 0 0 0 0 0 0 9 13 0.00 1.500										
Dave Roberts, L (9, 1) ERA: 1.13	0.2 3 0 0 0 2 1 0 0 0 0 0 0 6 10 0.00 1.500										

Philadelphia Phillies @ San Diego Padres
San Diego Stadium, San Diego, CA
Fri Apr 24 1970, 9:05 PM EST
Att. 7,398 - Unknown

AB 35
R 5
H 8
RBI 4
BB 6
SO 8
LOB 20



Batter	1	2	3	4	5	6	7	8	9	AB R H RBI BB SO LOB	TOP											
Denny Doyle, L (1, 4) OBP: 0.306, SLG: 0.404	0-0 4-3		0-0 6-3		0-0 G3			0-3 K		4 0 0 0 0 1 3	Philadelphia Phillies @ San Diego Padres San Diego Stadium, San Diego, CA Sat Apr 25 1970, 10:05 PM EST Att. 9,144 - Unknown											
Don Money, R (1, 5) OBP: 0.451, SLG: 0.578	0-3 K			0-0 G6-3 1B		0-0 5-3		0-0 3B		4 0 2 0 0 1 0												
John Briggs, L (1, 7) OBP: 0.241, SLG: 0.231	0-3 K			0-0 G6-3 1-2f		0-0 6-3		4-0 FC5-4 BB		3 0 0 0 1 1 1												
Deron Johnson, R (1, 3) OBP: 0.310, SLG: 0.549		0-3 K		0-0 HR		4-0 BB		0-0 FC5-4 1-2f		3 1 1 1 1 1 2												
Tim McCarver, L (1, 2) OBP: 0.333, SLG: 0.373		0-0 F9		0-0 L5		0-0 4-3		0-0 F7		4 0 0 0 0 0 1												
Larry Hisle, R (1, 8) OBP: 0.317, SLG: 0.308		0-3 K			4-0 FC4-6 BB		0-0 F8		0-0 F7	3 0 0 0 1 1 0												
Byron Browne, R (1, 9) OBP: 0.393, SLG: 0.348			0-0 F8		0-0 FC4-6 1B 1-2f		0-3 K		0-0 CS 1B	4 0 1 0 0 1 1												
Larry Bowa, S (1, 6) OBP: 0.263, SLG: 0.196			0-0 S 1B		0-0 1B 1-2		0-0 L8		0-0 CS 1-2	3 0 2 0 0 0 0												
Jim Bunning, R (1, 1) Dick Selma, R (9, 1)			0-3 K 1-2		0-0 F9			0-0 P3		3 0 0 0 0 1 3 0 0 0 0 0 0 0												
Inning Stats	R: 0 E: 0 K: 2 S: 7	H: 0 LOB: 0 BB: 0 P: 7	R: 0 E: 0 K: 2 S: 7	H: 0 LOB: 0 BB: 0 P: 7	R: 0 E: 0 K: 1 S: 6	H: 1 LOB: 1 BB: 0 P: 6	R: 1 E: 0 K: 0 S: 4	H: 2 LOB: 0 BB: 0 P: 4	R: 0 E: 0 K: 0 S: 4	H: 1 LOB: 2 BB: 1 P: 8	R: 0 E: 0 K: 0 S: 3	H: 0 LOB: 1 BB: 1 P: 7	R: 0 E: 0 K: 1 S: 5	H: 0 LOB: 0 BB: 0 P: 5	R: 0 E: 0 K: 1 S: 6	H: 1 LOB: 2 BB: 1 P: 10	R: 0 E: 0 K: 0 S: 3	H: 1 LOB: 0 BB: 0 P: 3	1B: 4 2B: 0 3B: 1 HR: 1	SF: 0 SAC: 0 DP: 1 HBP: 0	WP: 0 PB: 0 SB: 1 CS: 1	PA: 35
PITCHER	IP WLS BF H R ER SO BB IBB HBP BLK WP HR S P ERA WHIP												IP WLS BF H R ER SO BB IBB HBP BLK WP HR S P ERA WHIP									
Al Santorini, R (1, 1) ERA: 2.92	7.0 L 26 4 1 1 6 2 0 0 0 0 0 1 36 44 1.29 0.857																					
Ron Herbel, R (8, 1) ERA: 2.03	2.0 8 2 0 0 1 1 0 0 0 0 0 0 9 13 0.00 1.500																					

livebaseballscorecards.com

AB	31
R	1
H	6
RBI	1
BB	3
SO	7
LOB	11



Batter	1	2	3	4	5	6	7	8	9
Jose Arcia, R (1, 6) <small>OBP: 0.200, SLG: 0.077</small> Al Ferrara, R (8, PH) <small>OBP: 0.350, SLG: 0.424</small> Ron Slocum, R (9, 6)	4-0 			0-0 F8		0-0 F9		0-0 F8	
Jerry Morales, R (1, 7) <small>OBP: 0.208, SLG: 0.267</small>	0-0 1-3			0-3 K		0-0 HBP 1B		0-0 F8	
Cito Gaston, R (1, 8) <small>OBP: 0.343, SLG: 0.507</small>	0-0 L3			0-0 F9		0-0 P4		0-0 6-3	
Nate Colbert, R (1, 3) <small>OBP: 0.288, SLG: 0.542</small>		0-0 4-3			0-3 K	1-0 HBP		0-3 K	
Dave Campbell, R (1, 4) <small>OBP: 0.328, SLG: 0.350</small>		0-0 L9			4-0 S BB	0-3 K		0-0 1B	
Ollie Brown, R (1, 9) <small>OBP: 0.214, SLG: 0.286</small>		0-3 K			0-0 P4		0-0 6-3	0-0 F2	
Van Kelly, L (1, 5) <small>OBP: 0.231, SLG: 0.174</small>			0-0 1-3		4-0 BB		0-0 F7	0-3 K	
Bob Barton, R (1, 2) <small>OBP: 0.133, SLG: 0.071</small>			0-0 F3		0-0 F3		0-0 FC6-4 1B		
Al Santorini, R (1, 1) Ray Webster, L (7, PH) <small>OBP: 0.154, SLG: 0.154</small> Ron Herbel, R (8, 1)			0-3 K		4-0 1B WP BB	0-0 FC6-4			

AB	R	H	RBI	BB	SO	LOB
2	0	0	0	1	0	1
1	0	0	0	0	0	0
0	0	0	0	0	0	0

4	0	1	0	0	1	1
---	---	---	---	---	---	---

4	0	0	0	0	0	2
---	---	---	---	---	---	---

3	0	0	0	0	2	0
---	---	---	---	---	---	---

3	0	1	0	1	1	3
---	---	---	---	---	---	---

4	0	0	0	0	1	2
---	---	---	---	---	---	---

3	0	0	0	1	1	1
---	---	---	---	---	---	---

3	0	1	0	0	0	2
---	---	---	---	---	---	---

1	0	0	0	1	1	0
1	0	0	0	0	0	1
0	0	0	0	0	0	0

BOTTOM

Philadelphia Phillies @ San Diego Padres
San Diego Stadium, San Diego, CA
 Sat Apr 25 1970, 10:05 PM EST
 Att. 9,144 - Unknown

livebaseballscores.com

AB	29
R	0
H	3
RBI	0
BB	4
SO	7
LOB	13



Inning	R	H	E	K	S	H	LOB	BB	IBB	HBP	BLK	WP	HR	S	P	ERA	WHIP
1	0	0	0	2	5	0	0	0	0	0	0	0	0	39	56	0.00	0.840
2	0	0	0	1	5	0	0	0	0	0	0	0	0	4	4	0.00	0.000

PITCHER	IP	WLS	BF	H	R	ER	SO	BB	IBB	HBP	BLK	WP	HR	S	P	ERA	WHIP
Jim Bunning, R (1, 1) <small>ERA: 2.29</small>	8.1	W	32	3	0	0	6	4	0	1	0	1	0	39	56	0.00	0.840
Dick Selma, R (9, 1) <small>ERA: 1.5</small>	0.2	S	2	0	0	0	1	0	0	0	0	0	0	4	4	0.00	0.000

Batter	1	2	3	4	5	6	7	8	9	AB R H RBI BB SO LOB	TOP	
Denny Doyle, L (1, 4) OBP: 0.303, SLG: 0.393 Tony Taylor, R (8, PH) OBP: 0.323, SLG: 0.276 (8, 4)	0-0 4-3		0-0 6-3		0-0 4-3 2B 1B		0-0 P5	0-0 FC6-4 1B		4 1 1 0 0 0 0 1 0 1 1 0 0 0	Philadelphia Phillies @ San Diego Padres San Diego Stadium, San Diego, CA Sun Apr 26 1970, 6:33 AM EDT Att. 14,480 - Unknown livebaseballscorecards.com	
Don Money, R (1, 5) OBP: 0.464, SLG: 0.592	0-3 K		0-0 FC6-4 1B		0-0 4-3 1-3 2B		1-0 BB HBP	0-0 FC6-4 1-2f 1B		4 0 2 0 0 1 2		
John Briggs, L (1, 7) OBP: 0.270, SLG: 0.236	4-0 BB		0-0 FC6-4 1-2 1B		0-0 4-3 2-3 3-H		4-0 1-2 BB	0-0 F8		3 0 1 1 2 0 1		
Deron Johnson, R (1, 3) OBP: 0.286, SLG: 0.500	0-0 6-3		0-0 FC6-4 1-2f 2-3		0-0 P4		0-3 K	0-0 P4		5 0 0 0 0 1 6		
Tim McCarver, L (1, 2) OBP: 0.322, SLG: 0.357		0-0 FC6-4 BB 1B	0-0 F9		0-0 F7		0-0 4-3	0-0 4-3		5 0 1 0 0 0 5		
Larry Hisle, R (1, 8) OBP: 0.328, SLG: 0.309		4-0 FC6-4 1-2 BB		0-0 5-3 1B		0-0 5-3		0-3 K		3 0 1 0 1 1 0		
Byron Browne, R (1, 9) OBP: 0.375, SLG: 0.333		0-0 FC6-4 1-2f 2-3 G3		0-0 5-3 1-2		0-0 5-3		0-0 3B 1B		4 1 1 0 0 0 3		
Larry Bowa, S (1, 6) OBP: 0.267, SLG: 0.204 Rick Joseph, R (8, PH) OBP: 0.300, SLG: 0.800 Terry Harmon, R (8, PR) OBP: 0.333, SLG: 0.200 (8, 6)		0-0 G3 1-2		0-3 K		0-0 1B		0-0 1B 3B		3 0 1 0 0 1 3 1 0 1 1 0 0 0 0 1 0 0 0 0 0		
Chris Short, R (1, 1) Jim Hutto, R (8, PH) Dick Selma, R (8, 1)		0-0 G2		0-0 F9		0-0 4-3		0-0 F5		3 0 0 0 0 0 4 1 0 0 0 0 0 1 0 0 0 0 0 0 0		
Inning Stats	R: 0 H: 0 E: 0 LOB: 1 K: 1 BB: 1 S: 5 P: 9	R: 0 H: 1 E: 0 LOB: 2 K: 0 BB: 1 S: 4 P: 8	R: 0 H: 2 E: 0 LOB: 2 K: 0 BB: 0 S: 5 P: 5	R: 0 H: 1 E: 0 LOB: 1 K: 1 BB: 0 S: 6 P: 6	R: 1 H: 2 E: 0 LOB: 1 K: 0 BB: 0 S: 5 P: 5	R: 0 H: 1 E: 0 LOB: 1 K: 0 BB: 0 S: 4 P: 4	R: 0 H: 0 E: 0 LOB: 2 K: 1 BB: 1 S: 5 P: 10	R: 2 H: 3 E: 0 LOB: 2 K: 1 BB: 0 S: 8 P: 8	R: 0 H: 0 E: 0 LOB: 0 K: 0 BB: 0 S: 3 P: 3	1B: 8 SF: 0 2B: 1 SAC: 0 3B: 1 DP: 0 HR: 0 HBP: 1		WP: 0 PA: 41 PB: 0 SB: 0 CS: 0
PITCHER Clay Kirby, R (1, 1) ERA: 4.24 Dave Roberts, L (7, 1) ERA: 1.93	IP WLS BF H R ER SO BB IBB HBP BLK WP HR S P ERA WHIP	6.1 29 7 1 1 2 2 0 1 0 0 0 0 30 39 1.42 1.421	2.2 12 3 2 2 2 1 0 0 0 0 0 0 15 19 6.75 1.500	PITCHER IP WLS BF H R ER SO BB IBB HBP BLK WP HR S P ERA WHIP								

Philadelphia Phillies @ San Diego Padres
San Diego Stadium, San Diego, CA
Sun Apr 26 1970, 6:33 AM EDT
Att. 14,480 - Unknown
livebaseballscorecards.com

AB	37
R	3
H	10
RBI	3
BB	3
SO	4
LOB	25



Batter	1	2	3	4	5	6	7	8	9	AB	R	H	RBI	BB	SO	LOB
Jose Arcia, R (1, 6) OBP: 0.235, SLG: 0.103 Al Ferrara, R (9, PH) OBP: 0.366, SLG: 0.424 Van Kelly, L (9, PR) OBP: 0.231, SLG: 0.174	1-0 HBP	0-0 1-2 3-H 1B		0-0 6-3			0-0 6-3		4-0 BB	3	0	1	1	0	0	0
Jerry Morales, R (1, 7) OBP: 0.208, SLG: 0.260	0-0 F8	0-0 F8			0-0 1-3		0-0 E8 1B 1B		0-3 K	5	0	1	0	0	1	5
Cito Gaston, R (1, 8) OBP: 0.338, SLG: 0.493	0-0 F7		0-0 5-3		0-0 F8		0-0 2-H 1B			4	0	1	0	0	0	1
Nate Colbert, R (1, 3) OBP: 0.286, SLG: 0.524	0-0 F9		0-0 E5 FC6-4		0-0 CS 1B			0-0 F8		4	0	1	0	0	0	1
Dave Campbell, R (1, 4) OBP: 0.324, SLG: 0.344		0-0 2B 1B	0-0 FC6-4 CS		0-0 CS 1-2	0-0 F6		0-3 K		4	1	1	0	0	1	1
Ollie Brown, R (1, 9) OBP: 0.233, SLG: 0.305		0-0 1B 1B 2B	4-0 1-2 BB			0-0 F9		0-0 5-3		3	1	1	1	1	0	0
Ed Spiezio, R (1, 5) OBP: 0.367, SLG: 0.385 Ron Slocum, R (9, PR)		0-0 F5	0-0 F7			4-0 FC6-4 BB			0-0 SH1-4 1B	3	0	1	0	1	0	3
Chris Cannizzaro, R (1, 2) OBP: 0.292, SLG: 0.233		0-0 1B 2-3 1B		0-3 K		0-0 FC6-4			0-0 SH1-4	3	0	1	0	0	1	1
Clay Kirby, R (1, 1) OBP: 0.125, SLG: 0.125 Dave Roberts, L (7, 1) Ray Webster, L (9, PH) OBP: 0.143, SLG: 0.143		0-3 K		0-3 K			0-0 2-3		0-0 6-3	2	0	0	0	0	2	2

Inning Stats	R: 0	H: 0	E: 0	K: 0	S: 3	R: 2	H: 4	E: 0	K: 1	S: 9	R: 0	H: 0	E: 1	K: 0	S: 4	R: 0	H: 0	E: 0	K: 2	S: 7	R: 0	H: 1	E: 0	K: 0	S: 3	R: 0	H: 0	E: 0	K: 0	S: 3	R: 0	H: 2	E: 1	K: 0	S: 4	R: 0	H: 0	E: 0	K: 1	S: 5	R: 0	H: 1	E: 0	K: 1	S: 6	R: 0	H: 0	E: 0	K: 1	S: 5	R: 0	H: 1	E: 0	K: 1	S: 6	1B: 7	2B: 1	3B: 0	HR: 0	SF: 0	SAC: 1	DP: 0	HBP: 1	WP: 0	PB: 0	SB: 0	CS: 2	PA: 39
Chris Short, L (1, 1) ERA: 4.1 Dick Selma, R (8, 1) ERA: 1.29	IP	WLS	BF	H	R	ER	SO	BB	IBB	HBP	BLK	WP	HR	S	P	ERA	WHIP																																																			
	7.0	W	30	7	2	2	3	2	0	1	0	0	0	33	42	2.57	1.286																																																			
	2.0	S	8	1	0	0	2	1	0	0	0	0	0	11	15	0.00	1.000																																																			

BOTTOM

Philadelphia Phillies @ San Diego Padres
 San Diego Stadium, San Diego, CA

Sun Apr 26 1970, 6:33 AM EDT
 Att. 14,480 - Unknown

AB	33
R	2
H	8
RBI	2
BB	3
SO	5
LOB	16

Batter	1	2	3	4	5	6	7	8	9	AB R H RBI BB SO LOB	TOP	
Mary Staehle, L (1, 4) OBP: 0.300, SLG: 0.318	0-0 2B		0-0 L3		0-0 4-3		0-0 F3	0-0 G3		5 0 1 0 0 0 2		
Mack Jones, L (1, 7) OBP: 0.273, SLG: 0.265	0-3 K		0-0 BB BB 1B		0-0 6-3			0-0 3-1	0-0 G3	5 0 1 0 0 1 0		
Rusty Staub, L (1, 9) OBP: 0.439, SLG: 0.463	0-0 F2		0-3 K		0-0 L9			4-0 HR BB	0-0 4-3 1B	4 1 1 0 1 1 1		
Ron Fairly, L (1, 3) OBP: 0.354, SLG: 0.389		4-0 SH5-3 BB BB	4-0 BB 1-2			0-0 G3		0-0 HR 1-H	0-0 4-3 1-2	3 1 1 2 2 0 1		
Jack Hiatt, R (1, 2) OBP: 0.588, SLG: 0.500		4-0 SH5-3 BB 1-2	4-0 BB 1-2 2-3			4-0 FC5-4 BB		0-0 1B 1B 1B	0-0 5-3 3	2 1 1 0 3 0 1		
Jim Fairey, L (1, 8) OBP: 0.286, SLG: 0.316		0-0 SH5-3 1-2 2-3	0-3 K			0-0 F8		0-0 1B 1B 1-2 1B		3 1 1 0 0 1 4		
Coco Laboy, R (1, 5) OBP: 0.196, SLG: 0.149		0-3 K		0-0 5-3		0-0 FC5-4 1-2		0-0 1B 1B 1-2 2-3 1B		4 0 1 0 0 1 3		
Bobby Wine, R (1, 6) OBP: 0.333, SLG: 0.296		4-0 IBB		0-0 1-3			0-3 K	0-0 1B 1-3 2-H 3-H		3 0 1 2 1 1 0		
Gary Waslewski, R (1, 1)		0-3 K		0-3 K			0-0 F4	0-3 K		2 0 0 0 0 2 3		
John Bateman, R (7, PH)										1 0 0 0 0 0 0		
Howie Reed, R (7, 1)										0 0 0 0 0 0 0		
Bob Bailey, R (8, PH)										1 0 0 0 0 1 2		
Claude Raymond, R (8, 1)										0 0 0 0 0 0 0		
Inning Stats	R: 0 H: 1 E: 0 LOB: 0 K: 1 BB: 0 S: 5 P: 5	R: 0 H: 0 E: 0 LOB: 3 K: 2 BB: 3 S: 7 P: 19	R: 0 H: 1 E: 0 LOB: 3 K: 2 BB: 2 S: 8 P: 16	R: 0 H: 0 E: 0 LOB: 0 K: 1 BB: 0 S: 5 P: 5	R: 0 H: 0 E: 0 LOB: 0 K: 0 BB: 0 S: 3 P: 3	R: 0 H: 0 E: 0 LOB: 1 K: 0 BB: 1 S: 3 P: 7	R: 0 H: 0 E: 0 LOB: 0 K: 1 BB: 0 S: 5 P: 5	R: 4 H: 5 E: 0 LOB: 2 K: 1 BB: 1 S: 10 P: 14	R: 0 H: 1 E: 0 LOB: 1 K: 0 BB: 0 S: 4 P: 4	1B: 6 SF: 0 2B: 1 SAC: 1 3B: 0 DP: 0 HR: 1 HBP: 0	WP: 0 PA: 41 PB: 0 SB: 0 CS: 0	
PITCHER	IP WLS BF H R ER SO BB IBB HBP BLK WP HR S P ERA WHIP											
Mike Corkins, R (1, 1) ERA: 4.3	7.1 L 32 4 3 3 7 6 1 0 0 0 1 39 67 3.68 1.364											
Ron Herbel, R (8, 1) ERA: 2.4	1.2 9 4 1 1 1 0 0 0 0 0 0 0 11 11 5.40 2.400											

Montreal Expos @ San Diego Padres
San Diego Stadium, San Diego, CA
Tue Apr 28 1970, 10:05 PM EDT
Unknown

livebaseballscorecards.com

AB	33
R	4
H	8
RBI	4
BB	7
SO	8
LOB	17



Batter	1	2	3	4	5	6	7	8	9	AB	R	H	RBI	BB	SO	LOB
Jose Arcia, R (1, 6) OBP: 0.211, SLG: 0.091 Al Ferrara, R (9, PH) OBP: 0.357, SLG: 0.412	0-0 6-3		0-3 K		0-3 K		0-0 1-3		0-0 F9	4	0	0	0	0	2	1
Steve Huntz, S (1, 5) OBP: 0.400, SLG: 1.000	0-0 HR		0-0 F4		4-0 BB		0-0 F3		0-0 G3	4	1	1	1	1	0	2
Cito Gaston, R (1, 8) OBP: 0.333, SLG: 0.480	0-3 K			0-0 L4		0-0 F9		0-0 G6-4-3 1B		4	0	1	0	0	1	2
Nate Colbert, R (1, 3) OBP: 0.284, SLG: 0.500	0-0 F9			4-0 PB BB		0-3 K		0-0 G6-4-3 1-2f		3	0	0	0	1	1	1
Dave Campbell, R (1, 4) OBP: 0.333, SLG: 0.343		0-0 F6		0-3 K		0-0 FC5 BB 1B		4-0 BB		3	0	1	0	1	1	1
Ollie Brown, R (1, 9) OBP: 0.266, SLG: 0.300		4-0 BB		4-0 IBB		4-0 BB		0-0 F7		1	0	0	0	3	0	1
Jerry Morales, R (1, 7) OBP: 0.193, SLG: 0.241		0-3 K		0-0 F7		0-3 K			0-0 1-3	4	0	0	0	0	2	5
Chris Cannizzaro, R (1, 2) OBP: 0.308, SLG: 0.239 Ron Slocum, R (9, PR)		0-0 6-3			0-0 BB 1B		0-0 FC5 2-3f		4-0 2B BB	3	0	1	0	1	0	3
Mike Corkins, R (1, 1) OBP: 0.111, SLG: 0.111 Ron Herbel, R (8, 1) Ray Webster, L (9, PH) OBP: 0.200, SLG: 0.267			0-0 6-3		0-3 K		0-3 K		0-0 1-H 2B	3	0	0	0	0	2	1

Inning Stats	R: 1	H: 1	E: 0	K: 1	S: 6	LOB: 0	BB: 0	P: 6	R: 0	H: 0	E: 0	K: 1	S: 5	LOB: 1	BB: 1	P: 9	R: 0	H: 0	E: 0	K: 1	S: 5	LOB: 0	BB: 0	P: 5	R: 0	H: 0	E: 0	K: 2	S: 8	LOB: 2	BB: 2	P: 13	R: 0	H: 1	E: 0	K: 1	S: 8	LOB: 2	BB: 1	P: 12	R: 0	H: 1	E: 0	K: 1	S: 5	LOB: 0	BB: 0	P: 5	R: 0	H: 1	E: 0	K: 0	S: 3	LOB: 1	BB: 1	P: 7	R: 1	H: 1	E: 0	K: 0	S: 4	LOB: 2	BB: 1	P: 8	1B: 3	SF: 0	2B: 1	SAC: 0	3B: 0	DP: 1	HR: 1	HBP: 0	WP: 0	PA: 38
--------------	------	------	------	------	------	--------	-------	------	------	------	------	------	------	--------	-------	------	------	------	------	------	------	--------	-------	------	------	------	------	------	------	--------	-------	-------	------	------	------	------	------	--------	-------	-------	------	------	------	------	------	--------	-------	------	------	------	------	------	------	--------	-------	------	------	------	------	------	------	--------	-------	------	-------	-------	-------	--------	-------	-------	-------	--------	-------	--------

PITCHER	IP	WLS	BF	H	R	ER	SO	BB	IBB	HBP	BLK	WP	HR	S	P	ERA	WHIP
Gary Waslewski, R (1, 1) ERA: 2.25	6.0		26	3	1	1	8	4	1	0	0	0	1	37	57	1.50	1.167
Howie Reed, R (7, 1) ERA: 7.56	1.0	W	3	0	0	0	1	0	0	0	0	0	0	5	5	0.00	0.000
Claude Raymond, R (8, 1) ERA: 3.0	2.0	S	9	2	1	1	0	2	0	0	0	0	0	7	15	4.50	2.000

BOTTOM

Montreal Expos @ San Diego Padres
San Diego Stadium, San Diego, CA

Tue Apr 28 1970, 10:05 PM EDT
Unknown

livebaseballscorecards.com

AB	31
R	2
H	5
RBI	2
BB	7
SO	9
LOB	19



Batter	1	2	3	4	5	6	7	8	9	AB R H RBI BB SO LOB	TOP	
Don Hahn, R (1, 8) OBP: 0.667, SLG: 0.500	4-0 G1-6-3 BB		0-0 S 2B 1B		0-0 FC5-6 BB BB 1-2f		0-3 K	0-0 1B 1B	1-0 FC6 HBP	4 2 2 0 1 1 1		
Gary Sutherland, R (1, 4) OBP: 0.214, SLG: 0.259	0-0 G1-6-3 1-2f		0-0 1-H 2B		4-0 BB 1-2		0-0 4-3 1B 2B	0-0 1-3 1-2	0-0 FC6 1-2f	5 1 2 1 1 0 4		
Rusty Staub, L (1, 9) OBP: 0.451, SLG: 0.456	0-0 F5		4-0 FC6-4 BB		4-0 BB 1-2 2-3		0-0 4-3 2-3	0-0 1B 2-H		3 1 1 1 2 0 1		
Bob Bailey, R (1, 7) OBP: 0.250, SLG: 0.154 Mack Jones, L (5, PH) OBP: 0.293, SLG: 0.275 (5, 7)		0-0 5-3	0-0 FC6-4 1-2f		0-3 K		4-0 BB 1B BB	0-0 1B 2-H		2 0 0 0 0 0 2 2 1 1 1 1 1 3		
John Bateman, R (1, 2) OBP: 0.333, SLG: 0.500		0-3 K		0-0 G3 CS 2B		0-0 F8	0-0 BB BB 1-2	0-0 F9		5 0 2 1 0 1 4		
Ron Fairly, L (1, 3) OBP: 0.371, SLG: 0.439		0-0 1-3		0-0 G3 2-3		4-0 G4-6-3 BB	4-0 BB 1-2 2-3		0-0 HR	3 1 1 1 2 0 1		
Coco Laboy, R (1, 5) OBP: 0.214, SLG: 0.140			0-0 F9	4-0 CS IBB		0-0 G4-6-3 1-2f	4-0 FC4 BB 1-2 2-3 3-H		0-0 5-3	3 0 0 1 2 0 1		
Bobby Wine, R (1, 6) OBP: 0.338, SLG: 0.356			0-0 E4 2B	0-3 K 1-2 3-H		0-0 3B	0-0 FC4 1-2f		0-3 K	5 1 2 0 0 2 5		
Steve Renko, R (1, 1) OBP: 0.333, SLG: 0.333			0-0 4-3		0-0 FC5-6 1B		0-0 F9		0-0 5-3 HBP 1B	5 0 2 0 0 0 1		
Inning Stats	R: 0 H: 0 E: 0 LOB: 0 K: 0 BB: 1 S: 2 P: 6	R: 0 H: 0 E: 0 LOB: 0 K: 1 BB: 0 S: 5 P: 5	R: 2 H: 3 E: 1 LOB: 2 K: 0 BB: 1 S: 6 P: 10	R: 0 H: 1 E: 0 LOB: 1 K: 1 BB: 1 S: 5 P: 9	R: 0 H: 1 E: 0 LOB: 3 K: 1 BB: 2 S: 6 P: 14	R: 0 H: 1 E: 0 LOB: 1 K: 0 BB: 1 S: 3 P: 7	R: 2 H: 2 E: 0 LOB: 3 K: 1 BB: 3 S: 7 P: 19	R: 2 H: 3 E: 0 LOB: 1 K: 0 BB: 0 S: 6 P: 6	R: 1 H: 2 E: 0 LOB: 2 K: 1 BB: 0 S: 7 P: 8	1B: 7 SF: 0 2B: 4 SAC: 0 3B: 1 DP: 2 HR: 1 HBP: 1	WP: 0 PA: 47 PB: 0 SB: 1 CS: 2	
PITCHER	IP WLS BF H R ER SO BB IBB HBP BLK WP HR S P ERA WHIP											
Danny Coombs, L (1, 1) ERA: 2.25	3.1 L 16 4 2 0 1 2 1 0 0 0 0 0 15 27 0.00 1.800											
Gary Ross, R (4, 1) ERA: 4.26	1.0 5 1 0 0 1 2 0 0 0 0 0 0 5 13 0.00 3.000											
Dave Roberts, L (5, 1) ERA: 1.86	0.2 2 0 0 0 1 0 0 0 0 0 0 0 4 4 0.00 0.000											
Ron Herbel, R (6, 1) ERA: 4.0	3.0 18 6 4 4 1 4 0 0 0 0 0 0 16 32 12.00 3.333											
Mike Corkins, R (9, 1) ERA: 4.5	1.0 6 2 1 1 1 0 0 1 0 0 0 1 7 8 9.00 2.000											

Montreal Expos @ San Diego Padres
San Diego Stadium, San Diego, CA
Tue Apr 28 1970, 10:05 PM EDT
Att. 3,507 - Unknown

livebaseballscorecards.com

AB	37
R	7
H	13
RBI	6
BB	9
SO	5
LOB	23



Batter	1	2	3	4	5	6	7	8	9	AB	R	H	RBI	BB	SO	LOB	BOTTOM																			
Dave Campbell, R OBP: 0.329, SLG: 0.338 (1, 4)	0-3 K			x 0-0 E5 CS		x 0-0 G3		x 0-0 1B		4	0	1	0	0	1	0	Montreal Expos @ San Diego Padres San Diego Stadium, San Diego, CA Tue Apr 28 1970, 10:05 PM EDT Att. 3,507 - Unknown																			
Steve Huntz, S OBP: 0.222, SLG: 0.500 (1, 6)	0-3 K			0-3 K 1-2		x 0-0 F3		x 0-0 F2		4	0	0	0	0	2	3																				
Cito Gaston, R OBP: 0.341, SLG: 0.474 (1, 8)	0-3 K			4-0 FC6-4 BB		x 0-0 F6			x 0-0 BB 1B 2B 1B	3	1	1	0	1	1	0																				
Al Ferrara, R OBP: 0.326, SLG: 0.368 (1, 7)		x 0-0 F7		x 0-0 FC6-4 1-2f		x 0-0 F3		x 0-0 F4		4	0	0	0	0	0	2																				
Nate Colbert, R OBP: 0.295, SLG: 0.500 (1, 3)		x 0-0 F7			x 0-0 SH1-4 1B		x 0-0 L6		x 0-0 BB 2B 1B	4	1	2	0	0	0	0																				
Ollie Brown, R OBP: 0.279, SLG: 0.302 (1, 9)		x 0-0 F2			x 0-0 SH1-4 1B		x 0-0 5-3		4-0 BB 2B BB	3	1	1	0	1	0	0																				
Ed Spiezio, R OBP: 0.364, SLG: 0.357 (1, 5)			x 0-0 F5		x 0-0 SH1-4 1-2 2-3			4-0 BB 1B	0-3 K	2	0	0	0	1	1	3																				
Bob Barton, R OBP: 0.188, SLG: 0.071 (1, 2)			4-0 B3-6-4 BB		4-0 G4-6-3 BB			0-0 F4	0-0 BB 2B	0	0	0	0	1	0	0																				
Ray Webster, L OBP: 0.250, SLG: 0.267 (5, PH)										0	0	0	0	1	0	0																				
Chris Cannizzaro, R OBP: 0.315, SLG: 0.271 (6, 2)										2	0	1	3	0	0	1																				
Danny Coombs, R OBP: 0.260, SLG: 0.400 (4, 1)										1	0	0	0	0	0	1	SD																			
Gary Ross, R (5, 1)										0	0	0	0	0	0	0																				
Dave Roberts, L (5, PH)										0	0	0	0	0	0	0																				
Van Kelly, L OBP: 0.226, SLG: 0.170 (6, 1)										1	0	0	0	0	0	3																				
Ron Herbel, R (8, PH)										0	0	0	0	0	0	0																				
Ivan Murrell, R OBP: 0.273, SLG: 0.545 (9, 1)										1	0	0	0	0	1	1																				
Mike Corkins, R OBP: 0.111, SLG: 0.111 (9, PH)										0	0	0	0	0	0	0																				
Jerry Morales, R OBP: 0.190, SLG: 0.236 (9, PH)										1	0	0	0	0	0	1																				
Inning Stats	R: 0 E: 0 K: 3 S: 9	H: 0 LOB: 0 BB: 0 P: 9	R: 0 E: 0 K: 0 S: 3	H: 0 LOB: 0 BB: 0 P: 3	R: 0 E: 0 K: 0 S: 2	H: 0 LOB: 0 BB: 1 P: 6	R: 0 E: 1 K: 1 S: 5	H: 0 LOB: 1 BB: 1 P: 9	R: 0 E: 0 K: 0 S: 4	H: 2 LOB: 2 BB: 1 P: 8	R: 0 E: 0 K: 0 S: 3	H: 0 LOB: 0 BB: 0 P: 3	R: 0 E: 0 K: 0 S: 6	H: 1 LOB: 2 BB: 1 P: 10	R: 3 E: 0 K: 1 S: 8	H: 3 LOB: 1 BB: 1 P: 12			1B: 5 2B: 2 3B: 0 HR: 0	SF: 0 SAC: 1 DP: 3 HBP: 0	WP: 0 PB: 0 SB: 0 CS: 1	PA: 36														
PITCHER Steve Renko, R ERA: 5.66 (1, 1)	IP 9.0	WLS W	BF 36	H 6	R 3	ER 3	SO 6	BB 5	IBB 0	HBP 0	BLK 0	WP 0	HR 0	S 43	P 63	ERA 3.00	WHIP 1.222	PITCHER		IP 9.0	WLS W	BF 36	H 6	R 3	ER 3	SO 6	BB 5	IBB 0	HBP 0	BLK 0	WP 0	HR 0	S 43	P 63	ERA 3.00	WHIP 1.222

Batter	1	2	3	4	5	6	7	8	9	AB R H RBI BB SO LOB	TOP									
Mary Staehle, L OBP: 0.315, SLG: 0.319 (1, 4) (5, 6)	0-0 4-3		4-0 WP BB		0-3 K			0-0 BB 1B		3 0 1 0 1 1 0										
Mack Jones, L OBP: 0.306, SLG: 0.264 (1, 7)	4-0 E BB BB		0-0 F9		0-3 K			4-0 BB 1-2 BB		2 0 0 0 2 1 1										
Rusty Staub, L OBP: 0.467, SLG: 0.475 (1, 9)	4-0 E BB 1-2		4-0 G4-6-3 BB		0-0 1B 2B			0-0 F5		2 0 1 0 2 0 2										
Ron Fairly, L OBP: 0.365, SLG: 0.426 (1, 3)	0-3 K		0-0 G4-6-3 1-2f		0-0 1B			0-0 F8		4 0 1 0 0 1 6										
Jim Fairey, L OBP: 0.240, SLG: 0.261 (1, 8)	0-0 E6 1-2 2-3			0-0 F4		0-0 6-3		0-0 1-3		4 0 0 0 0 0 5										
John Bateman, R OBP: 0.200, SLG: 0.300 (1, 2)	0-3 K			0-3 K			0-0 F6		0-3 K	4 0 0 0 0 3 3										
Coco Laboy, R OBP: 0.217, SLG: 0.132 (1, 5)		0-3 K		0-0 F4			4-0 BB		0-0 5-3	3 0 0 0 1 1 0										
Bobby Wine, R OBP: 0.328, SLG: 0.344 John Strohmayer, R (5, 1)		0-3 K		0-0 F9			0-3 K		0-3 K	2 0 0 0 0 1 0 0 0 0 0 0 0 0										
Ron Brand, R OBP: 0.200, SLG: 0.214 Dan McGinn, L (7, PH)										1 0 0 0 0 1 1 0 0 0 0 0 0 0										
Gary Sutherland, R OBP: 0.207, SLG: 0.250 (9, PH)										1 0 0 0 0 1 0										
Joe Sparma, R Howie Reed, R Jim Qualls, S (1, 1) (2, 1) (5, PH) (5, 4)		0-3 K			0-0 6-3			0-0 5-3		1 0 0 0 0 1 0 0 0 0 0 0 0 0 2 0 0 0 0 0 1										
Inning Stats	R: 0 E: 1 K: 2 S: 8	H: 0 LOB: 3 BB: 2 P: 16	R: 0 E: 0 K: 3 S: 9	H: 0 LOB: 0 BB: 0 P: 9	R: 0 E: 0 K: 0 S: 2	H: 0 LOB: 1 BB: 2 P: 10	R: 0 E: 0 K: 1 S: 5	H: 0 LOB: 0 BB: 0 P: 5	R: 0 E: 0 K: 1 S: 5	H: 2 LOB: 1 BB: 0 P: 6	R: 0 E: 0 K: 1 S: 5	H: 0 LOB: 1 BB: 1 P: 9	R: 0 E: 0 K: 0 S: 4	H: 1 LOB: 2 BB: 1 P: 8	R: 0 E: 0 K: 2 S: 7	H: 0 LOB: 0 BB: 0 P: 7	1B: 2 2B: 1 3B: 0 HR: 0	SF: 0 SAC: 0 DP: 1 HBP: 0	WP: 1 PB: 0 SB: 0 CS: 0	PA: 35
PITCHER Pat Dobson, R ERA: 3.79 (1, 1)	IP: 9.0 WLS: W BF: 35 H: 3 R: 0 ER: 0 SO: 11 BB: 6 IBB: 0 HBP: 0 BLK: 0 WP: 1 HR: 0 S: 51 P: 75 ERA: 0.00 WHIP: 1.000											PITCHER	IP: 9.0 WLS: W BF: 35 H: 3 R: 0 ER: 0 SO: 11 BB: 6 IBB: 0 HBP: 0 BLK: 0 WP: 1 HR: 0 S: 51 P: 75 ERA: 0.00 WHIP: 1.000							

Montreal Expos @ San Diego Padres
 San Diego Stadium, San Diego, CA
 Wed Apr 29 1970, 10:05 PM EDT
 Att. 1,753 - Unknown

livebaseballscorecards.com

AB	29
R	0
H	3
RBI	0
BB	6
SO	11
LOB	19



Batter	1	2	3	4	5	6	7	8	9
Dave Campbell, R OBP: 0.346, SLG: 0.360 (1, 4)	4-0 F9 1B BB	0-0 1-H 2-3 2B		0-0 F8			0-0 F9	0-0 FC6-4 1-2 1B	
Steve Huntz, S OBP: 0.143, SLG: 0.308 (1, 6)	0-0 F9 1-2	0-0 F4			0-0 L7		0-0 F9	0-0 FC6-4 1-2f	
Cito Gaston, R OBP: 0.349, SLG: 0.500 (1, 8)	0-0 2-H 2B 1B	0-0 5-3			0-3 K			0-0 E 3B	
Al Ferrara, R OBP: 0.380, SLG: 0.475 (1, 7)	0-0 2B 1-2 WP 1B		4-0 BB BB BB	G3-6-3 BB	0-0 HR			4-0 E 1B BB	
Jerry Morales, R OBP: 0.190, SLG: 0.236 (8, PR) (9, 7)									
Nate Colbert, R OBP: 0.283, SLG: 0.500 (1, 3)	0-0 WP 1-3 2-H CS 2B		0-0 G3-6-3	1-2f	0-3 K			0-0 E5 1B 1-6-3	
Ollie Brown, R OBP: 0.306, SLG: 0.364 (1, 9)	4-0 2-3 3-H IBB		0-0 HR			0-0 F9		0-0 1-6-3 1-3 2-H 1B 1B	
Ed Spiezio, R OBP: 0.324, SLG: 0.313 (1, 5)	0-3 K 3-H		0-0 5-3			0-3 K		0-0 1-6-3 1-2 3-H	
Bob Barton, R OBP: 0.235, SLG: 0.071 (1, 2)		H	1-0		0-0 F9		0-0 L4	0-0 FC4-6 2-H 1B	
Chris Cannizzaro, R OBP: 0.316, SLG: 0.275 (2, PR) (3, 2)									
Pat Dobson, R (1, 1)		H	1-0		0-0 F8		0-3 K	0-0 FC4-6 1-2f 1B	

Inning Stats	R: 3	H: 3	E: 0	K: 1	S: 7	LOB: 2	BB: 2	P: 15	R: 1	H: 1	E: 0	K: 0	S: 3	LOB: 2	BB: 0	P: 5	R: 1	H: 1	E: 0	K: 0	S: 3	LOB: 0	BB: 1	P: 7	R: 0	H: 0	E: 0	K: 0	S: 3	LOB: 0	BB: 0	P: 3	R: 1	H: 1	E: 0	K: 2	S: 8	LOB: 0	BB: 0	P: 8	R: 0	H: 0	E: 0	K: 1	S: 5	LOB: 0	BB: 0	P: 5	R: 0	H: 0	E: 0	K: 1	S: 5	LOB: 0	BB: 0	P: 5	R: 4	H: 4	E: 1	K: 0	S: 8	LOB: 2	BB: 1	P: 12	R: 3	H: 1	E: 0	K: 0	S: 3	LOB: 0	BB: 0	P: 1	R: 0	H: 0	E: 0	K: 0	S: 0	LOB: 0	BB: 0	P: 0
--------------	------	------	------	------	------	--------	-------	-------	------	------	------	------	------	--------	-------	------	------	------	------	------	------	--------	-------	------	------	------	------	------	------	--------	-------	------	------	------	------	------	------	--------	-------	------	------	------	------	------	------	--------	-------	------	------	------	------	------	------	--------	-------	------	------	------	------	------	------	--------	-------	-------	------	------	------	------	------	--------	-------	------	------	------	------	------	------	--------	-------	------

PITCHER	IP	WLS	BF	H	R	ER	SO	BB	IBB	HBP	BLK	WP	HR	S	P	ERA	WHIP
Joe Sparrar, R ERA: 6.38 (1, 1)	1.0	L	9	3	4	4	1	1	1	0	0	1	0	7	17	36.00	4.000
Howie Reed, R ERA: 6.35 (2, 1)	3.0		10	2	1	1	0	1	0	0	0	0	1	9	13	3.00	1.000
John Strohmayr, R ERA: 4.5 (5, 1)	2.0		7	1	1	1	3	0	0	0	0	0	1	13	13	4.50	0.500
Dan McGinn, L ERA: 9.0 (7, 1)	2.0		12	4	4	3	1	1	0	0	0	0	0	13	17	13.50	2.500

BOTTOM

Montreal Expos @ San Diego Padres
San Diego Stadium, San Diego, CA

Wed Apr 29 1970, 10:05 PM EDT
Att. 1,753 - Unknown

AB	R	H	RBI	BB	SO	LOB
4	1	2	1	1	0	0
5	0	0	0	0	0	5
4	2	2	1	0	1	2
2	2	2	1	2	0	0
0	1	0	0	0	0	0
4	1	1	1	0	1	2
3	2	2	2	1	0	0
4	0	0	1	0	2	3
0	0	0	0	0	0	0
3	0	1	1	0	0	0
3	1	0	0	0	1	1

AB	32
R	10
H	10
RBI	8
BB	4
SO	5
LOB	13

livebaseballscorecards.com

WP	PA
1	38



Batter	1	2	3	4	5	6	7	8	9	AB R H RBI BB SO LOB	TOP		
Tommie Agee, R OBP: 0.310, SLG: 0.333 (1, 8) X	0-0 P4		0-0 2B 1B	0-0 F2			0-3 K			4 1 1 0 0 1 1			
Bud Harrelson, S OBP: 0.413, SLG: 0.532 (1, 6) X	0-0 G3 1B		0-0 1B 2B	0-0 4-3			0-0 P5			4 1 2 0 0 0 1			
Cleon Jones, R OBP: 0.325, SLG: 0.303 (1, 7) X	0-0 G3 1-2		0-3 K				0-0 F9	0-0 F8		4 0 0 0 0 1 3			
Art Shamsky, L OBP: 0.400, SLG: 0.404 Ron Swoboda, R OBP: 0.421, SLG: 0.318 (8, PH) (8, 9) X	0-0 L4		4-0 1B IBB				0-0 F9	0-0 4-3		2 0 0 0 1 0 1 1 0 0 0 0 0 0			
Donn Clendenon, R OBP: 0.313, SLG: 0.500 (1, 3) X		0-0 G6-3 1B	0-0 1-2 2-H 3-H 1B				0-0 F8	0-0 5-3		4 0 2 2 0 0 0			
Joe Foy, R OBP: 0.273, SLG: 0.269 (1, 5) X		0-0 G6-3 1-2f	0-3 K				0-0 5-3	0-0 5-3		4 0 0 0 0 1 3			
Wayne Garrett, L OBP: 0.318, SLG: 0.222 (1, 4) X		0-0 S 1B	0-3 K				4-0 G6-4-3 BB	0-3 K		3 0 1 0 1 2 2			
Duffy Dyer, R OBP: 0.281, SLG: 0.207 (1, 2) X		4-0 1-2 BB		0-0 FC3-6 1B			0-0 G6-4-3 1-2f	0-0 F8		3 0 1 0 1 0 1			
Tom Seaver, R OBP: 0.211, SLG: 0.263 (1, 1) X		0-0 G3		0-0 FC3-6 1-2f			0-3 K			3 0 0 0 0 1 3			
Inning Stats	R: 0 E: 0 K: 0 S: 4 H: 1 LOB: 1 BB: 0 P: 4	R: 0 E: 0 K: 0 S: 4 H: 2 LOB: 2 BB: 1 P: 8	R: 2 E: 0 K: 3 S: 12 H: 3 LOB: 2 BB: 1 P: 16	R: 0 E: 0 K: 0 S: 4 H: 1 LOB: 1 BB: 0 P: 4	R: 0 E: 0 K: 0 S: 3 H: 0 LOB: 0 BB: 0 P: 3	R: 0 E: 0 K: 0 S: 2 H: 0 LOB: 0 BB: 1 P: 6	R: 0 E: 0 K: 2 S: 7 H: 0 LOB: 0 BB: 0 P: 7	R: 0 E: 0 K: 0 S: 3 H: 0 LOB: 0 BB: 0 P: 3	R: 0 E: 0 K: 1 S: 5 H: 0 LOB: 0 BB: 0 P: 5	1B: 6 2B: 1 3B: 0 HR: 0 SF: 0 SAC: 0 DP: 2 HBP: 0	WP: 0 PB: 0 SB: 1 CS: 0 PA: 35		
PITCHER	IP WLS BF H R ER SO BB IBB HBP BLK WP HR S P ERA WHIP											PITCHER	IP WLS BF H R ER SO BB IBB HBP BLK WP HR S P ERA WHIP
Al Santorini, R ERA: 2.84 (1, 1)	7.0 L 29 7 2 2 5 2 1 0 0 0 0 0 36 48 2.57 1.286												
Dave Roberts, L ERA: 1.69 (8, 1)	2.0 6 0 0 0 1 0 0 0 0 0 0 0 8 8 0.00 0.000												

New York Mets @ San Diego Padres
San Diego Stadium, San Diego, CA
 Fri May 01 1970, 10:05 PM EDT
 Att. 18,176 - Unknown

livebaseballscorecards.com

AB	32
R	2
H	7
RBI	2
BB	3
SO	6
LOB	15



Batter	1	2	3	4	5	6	7	8	9	AB R H RBI BB SO LOB	TOP											
Tommy Agee, R (1, 8) OBP: 0.307, SLG: 0.367	0-3 K		0-0 6-3			0-0 HR		0-0 E6		4 1 1 2 0 1 0	New York Mets @ San Diego Padres San Diego Stadium, San Diego, CA Sat May 02 1970, 6:33 AM EDT Att. 6,465 - Unknown											
Bud Harrelson, S (1, 6) OBP: 0.417, SLG: 0.537	4-0 BB		0-0 F7			0-0 F9 SF9 2B		0-0 G3-6-3		3 1 1 0 1 0 1												
Cleon Jones, R (1, 7) OBP: 0.309, SLG: 0.286	0-0 F9				0-0 F9	0-0 F9		0-0 6-3		4 0 0 0 0 0 2												
Art Shamsky, L (1, 9) OBP: 0.373, SLG: 0.380	0-0 F8				0-0 G1	0-0 SF9		0-0 4-3		3 0 0 1 0 0 1												
Mike Jorgensen, L (1, 3) OBP: 0.321, SLG: 0.500		0-0 P4			0-0 F5	0-0 G3		0-3 K		4 0 0 0 0 1 0												
Joe Foy, R (1, 5) OBP: 0.272, SLG: 0.268		0-0 6-3			0-0 L8		0-0 F9		0-0 1B	4 0 1 0 0 0 0												
Wayne Garrett, L (1, 4) OBP: 0.360, SLG: 0.350 Donn Clendenon, R (9, PH) OBP: 0.306, SLG: 0.489		4-0 BB			0-0 G3		0-0 1-4-3 3B		0-0 F9	2 1 1 0 1 0 0 1 0 0 0 0 0 1												
Duffy Dyer, R (1, 2) OBP: 0.257, SLG: 0.188		0-0 1-3			0-0 F8		0-0 1-4-3			3 0 0 1 0 0 1												
Jim McAndrew, R (1, 1) OBP: 0.333, SLG: 0.667 Don Cardwell, R (2, 1) OBP: 0.235, SLG: 0.529 Dave Marshall, L (6, PH) OBP: 0.235, SLG: 0.529 Ray Sadecki, L (6, 1) OBP: 0.300, SLG: 0.222 Ed Kranepool, L (7, PH) OBP: 0.200, SLG: 0.250 Tom Seaver, R (7, PH) OBP: 0.200, SLG: 0.250 Ron Taylor, R (7, 1)		0-3 K			0-0 HR 3B		0-0 6-3			0 0 0 0 0 0 0 1 0 0 0 0 1 0 1 1 1 0 0 0 0 0 0 0 0 0 0 0 0 0 0 0 0 0 0 1 0 0 0 0 0 0 0 0 0 0 0 0 0												
Inning Stats	R: 0 E: 0 K: 1 S: 5	H: 0 LOB: 1 BB: 1 P: 9	R: 0 E: 0 K: 0 S: 3	H: 0 LOB: 1 BB: 1 P: 7	R: 0 E: 0 K: 1 S: 5	H: 0 LOB: 0 BB: 0 P: 5	R: 0 E: 0 K: 0 S: 3	H: 0 LOB: 0 BB: 0 P: 3	R: 0 E: 0 K: 0 S: 3	H: 0 LOB: 0 BB: 0 P: 3		R: 3 E: 0 K: 0 S: 6	H: 3 LOB: 0 BB: 0 P: 6	R: 1 E: 0 K: 0 S: 4	H: 1 LOB: 0 BB: 0 P: 4	R: 0 E: 1 K: 0 S: 3	H: 0 LOB: 0 BB: 0 P: 3	R: 0 E: 0 K: 1 S: 6	H: 1 LOB: 1 BB: 0 P: 6	1B: 1 2B: 1 3B: 2 HR: 1	SF: 1 SAC: 0 DP: 1 HBP: 0	WP: 0 PB: 0 SB: 0 CS: 0
PITCHER	IP WLS BF H R ER SO BB IBB HBP BLK WP HR S P ERA WHIP																					
Clay Kirby, R (1, 1) ERA: 4.3	6.0 W 23 3 3 3 2 2 0 0 0 0 0 1 25 33 4.50 0.833																					
Ron Herbel, R (7, 1) ERA: 3.86	3.0 S 11 2 1 1 1 0 0 0 0 0 0 0 13 13 3.00 0.667																					

livebaseballscorecards.com

AB	31
R	4
H	5
RBI	4
BB	2
SO	3
LOB	6



Batter	1	2	3	4	5	6	7	8	9	AB	R	H	RBI	BB	SO	LOB
Dave Campbell, R (1, 4) OBP: 0.326, SLG: 0.333	4-0 G3 BB	0-0 SF8-5		0-3 K			0-0 6-3			2	0	0	1	1	1	1
Steve Huntz, S (1, 6) OBP: 0.182, SLG: 0.400	0-0 G3	4-0 FC5-4 BB			0-0 G3		0-0 F7			3	0	0	0	1	0	1
Cito Gaston, R (1, 8) OBP: 0.319, SLG: 0.456	0-0 4-3	0-0 FC5-4			0-0 L6			0-0 6-3		4	0	0	0	0	0	2
Al Ferrara, R (1, 7) OBP: 0.379, SLG: 0.447	0-0 4-3		0-0 G6-4-3 1B		0-0 1B			0-0 6-3		4	0	2	0	0	0	1
Jerry Morales, R (9, 7) OBP: 0.190, SLG: 0.236										0	0	0	0	0	0	0
Nate Colbert, R (1, 3) OBP: 0.289, SLG: 0.481		0-0 2B	0-0 P6		0-3 K			0-0 P6		4	1	1	0	0	1	2
Ollie Brown, R (1, 9) OBP: 0.304, SLG: 0.370		0-0 1B 2B	0-0 G6-4-3			0-0 1-3				3	1	1	1	0	0	1
Ed Spiezio, R (1, 5) OBP: 0.372, SLG: 0.378		0-0 SH 1B WP 1B		0-0 2B		0-0 F3				3	2	2	1	0	0	0
Chris Cannizzaro, R (1, 2) OBP: 0.333, SLG: 0.316		0-0 WP SH SF8-5 1B		0-0 CS 2B		0-0 F8				3	1	2	1	0	0	0
Clay Kirby, R (1, 1) OBP: 0.111, SLG: 0.111		0-0 SH SF8-5 WP		0-3 K			0-0 F9			1	0	0	0	0	1	1
Ron Herbel, R (7, 1)										1	0	0	0	0	0	0

Inning Stats	R: 0	H: 0	E: 0	K: 0	S: 3	R: 4	H: 4	E: 0	K: 0	S: 7	R: 0	H: 1	E: 0	K: 0	S: 3	R: 1	H: 2	E: 0	K: 2	S: 8	R: 0	H: 1	E: 0	K: 1	S: 6	R: 0	H: 0	E: 0	K: 0	S: 3	R: 0	H: 0	E: 0	K: 0	S: 3	R: 0	H: 0	E: 0	K: 0	S: 3
	LOB: 1	BB: 1	P: 7	LOB: 1	BB: 1	P: 11	LOB: 0	BB: 0	P: 3	LOB: 1	BB: 0	P: 8	LOB: 0	BB: 0	P: 6	LOB: 0	BB: 0	P: 3	LOB: 0	BB: 0	P: 3	LOB: 0	BB: 0	P: 3	LOB: 0	BB: 0	P: 3	LOB: 0	BB: 0	P: 3	LOB: 0	BB: 0	P: 3	LOB: 0	BB: 0	P: 3	LOB: 0	BB: 0	P: 3	

PITCHER	IP	WLS	BF	H	R	ER	SO	BB	IBB	HBP	BLK	WP	HR	S	P	ERA	WHIP
Jim McAndrew, R (1, 1) ERA: 9.9	1.0	L	9	4	4	4	0	1	0	0	0	0	0	8	12	36.00	5.000
Don Cardwell, R (2, 1) ERA: 2.84	4.0		14	4	1	1	3	1	0	0	0	1	0	19	23	2.25	1.250
Ray Sadecki, L (6, 1) ERA: 6.0	1.0		3	0	0	0	0	0	0	0	0	0	0	3	3	0.00	0.000
Ron Taylor, R (7, 1) ERA: 3.27	2.0		6	0	0	0	0	0	0	0	0	0	0	6	6	0.00	0.000


BOTTOM

New York Mets @ San Diego Padres
San Diego Stadium, San Diego, CA

Sat May 02 1970, 6:33 AM EDT
Att. 6,465 - Unknown

livebaseballscorecards.com

AB	28
R	5
H	8
RBI	4
BB	2
SO	3
LOB	9



WP	HR	S	P	ERA	WHIP
1	0	3	3	3.27	1.250
1	0	3	3	9.9	5.000
0	0	0	0	2.84	1.250
0	0	0	0	6.0	0.000
0	0	0	0	3.27	0.000

Batter	1	2	3	4	5	6	7	8	9	10	AB R H RBI BB SO LOB	TOP												
Tommie Agee, R OBP: 0.301, SLG: 0.357 (1, 8) X	0-0 F9		0-0 1B		0-0 E5		0-3 K			0-3 K	5 0 1 0 0 2 1	New York Mets @ San Diego Padres San Diego Stadium, San Diego, CA Sun May 03 1970, 6:33 AM EDT Unknown												
Bud Harrelson, S OBP: 0.416, SLG: 0.518 (1, 6) X	0-0 F7		4-0 1B BB		0-3 K			4-0 FC6-4 HBP BB		0-0 1-3	3 1 0 0 2 1 1													
Cleon Jones, R OBP: 0.302, SLG: 0.270 (1, 7) X	0-0 3-1		0-3 K					1-0 FC6-4 HBP		0-3 K	4 0 0 0 0 2 1													
Art Shamsky, L OBP: 0.365, SLG: 0.370 (1, 9) X		0-0 G3	0-0 1B		0-3 K		0-3 K		0-3 K		4 0 1 1 0 2 2													
Donn Clendenon, R OBP: 0.283, SLG: 0.451 (1, 3) X		0-0 1-3		0-3 K		0-0 F7		0-0 FC6-4		0-0 FC6-4	4 0 0 0 0 1 2													
Joe Foy, R OBP: 0.282, SLG: 0.293 (1, 5) X		0-0 1B 2B		0-0 5-3		0-0 F8		0-0 FC6-4		0-0 FC6-4	4 2 2 0 0 0 2													
Wayne Garrett, L OBP: 0.345, SLG: 0.304 (1, 4) X		4-0 1B IBB		0-0 F7		0-0 F8			0-3 K		3 0 0 0 1 1 1													
Duffy Dyer, R OBP: 0.282, SLG: 0.200 (1, 2) X		0-0 1B		0-3 K		4-0 SH5-3 IBB			0-0 6-3		3 0 1 1 1 1 0													
Jerry Koosman, R OBP: 0.133, SLG: 0.071 Cal Koonce, R (7, 1) X		0-0 4-3		0-3 K		0-0 SH5-3			0-3 K		2 0 0 1 0 1 2 1 0 0 0 0 1 0													
Inning Stats	R: 0 E: 0 K: 0 S: 3	H: 0 LOB: 0 BB: 0 P: 3	R: 1 E: 1 K: 0 S: 5	H: 2 LOB: 2 BB: 1 P: 9	R: 1 E: 0 K: 1 S: 5	H: 2 LOB: 1 BB: 1 P: 9	R: 0 E: 0 K: 1 S: 5	H: 0 LOB: 0 BB: 0 P: 5	R: 0 E: 1 K: 3 S: 10	H: 0 LOB: 1 BB: 0 P: 10	R: 0 E: 0 K: 1 S: 5		H: 0 LOB: 0 BB: 0 P: 5	R: 0 E: 0 K: 1 S: 5	H: 0 LOB: 2 BB: 1 P: 10	R: 0 E: 0 K: 1 S: 5	H: 0 LOB: 1 BB: 1 P: 10	R: 0 E: 0 K: 2 S: 7	H: 0 LOB: 0 BB: 0 P: 7	R: 0 E: 0 K: 2 S: 7	H: 0 LOB: 0 BB: 0 P: 7	1B: 4 2B: 1 3B: 0 HR: 0	SF: 0 SAC: 1 DP: 0 HBP: 1	WP: 0 PB: 0 SB: 2 CS: 0
PITCHER	IP WLS BF H R ER SO BB IBB HBP BLK WP HR S P ERA WHIP																							
Mike Corkins, R ERA: 4.35 Gary Ross, R ERA: 4.26 Dave Roberts, L ERA: 1.48	(1, 1) 7.0 (8, 1) 0.0 (8, 1) 3.0																							

livebaseballscorecards.com

AB 33
R 3
H 5
RBI 3
BB 4
SO 12
LOB 12



Batter	1	2	3	4	5	6	7	8	9	10	AB R H RBI BB SO LOB
Dave Campbell, R (1, 4) OBP: 0.319, SLG: 0.326	0-0 F7		0-0 6-3			0-0 FC5-4 1B		0-0 P6		0-0 5-3	5 0 1 0 0 0 1
Steve Huntz, S (1, 6) OBP: 0.259, SLG: 0.417	0-0 1B			0-0 F7		0-0 FC5-4 G5-4-3		0-0 FC5-4 1B		4-0 1B IBB	4 0 2 0 1 0 1
Cito Gaston, R (1, 8) OBP: 0.323, SLG: 0.484	0-0 L6			0-0 HR		0-0 G5-4-3		0-0 F9		0-0 1B	5 1 2 2 0 0 2
Ivan Murrell, R (1, 7) OBP: 0.200, SLG: 0.400		0-3 K		0-0 6-3			0-0 F3	0-0 FC5-4			4 0 0 0 0 1 1
Nate Colbert, R (1, 3) OBP: 0.287, SLG: 0.482		0-0 F9 2B		0-0 F7			0-0 E5 1B		0-3 K		4 1 1 0 0 1 0
Ollie Brown, R (1, 9) OBP: 0.301, SLG: 0.364		0-0 F9 2-3		0-0 F9		0-0 F9	0-0 1B 1B	0-0 F9			4 1 1 0 0 0 1
Ed Spiezio, R (1, 5) OBP: 0.362, SLG: 0.366		0-0 F7		0-3 K		0-0 K	0-0 G5-3 1B	0-0 5-3			4 0 1 1 0 1 1
Ron Slocum, R (1, 2) Al Ferrara, R (7, PH) Tommy Dean, R (7, PR) Gary Ross, R (8, 1) Dave Roberts, L (8, 1) Ray Webster, L (10, PH) OBP: 0.222, SLG: 0.235		0-0 6-3		0-0 6-3		4-0 BB	0-0 G5-3 1B	0-0 4-3			1 0 0 0 0 1 0 0 1 0 1 1 0 1 0 0 0 0 0 0 0
Mike Corkins, R (1, 1) Chris Cannizzaro, R (7, PH) OBP: 0.338, SLG: 0.322		0-3 K		0-3 K		0-3 K	0-0 G5-3	0-0 5-3 1B			2 0 0 0 0 2 1 2 1 1 0 0 0 2

Inning Stats	R: 0	H: 1	E: 0	K: 0	S: 3	P: 3	R: 0	H: 1	E: 0	K: 1	S: 6	P: 6	R: 0	H: 0	E: 0	K: 1	S: 5	P: 5	R: 1	H: 1	E: 0	K: 0	S: 4	P: 4	R: 0	H: 0	E: 0	K: 2	S: 7	P: 11	R: 0	H: 1	E: 0	K: 0	S: 3	P: 3	R: 2	H: 3	E: 1	K: 0	S: 6	P: 6	R: 0	H: 1	E: 0	K: 1	S: 4	P: 4	R: 0	H: 0	E: 0	K: 1	S: 5	P: 5	R: 1	H: 2	E: 0	K: 0	S: 4	P: 8	1B: 8	SF: 0	2B: 1	SAC: 0	3B: 0	DP: 2	HR: 1	HBP: 0	WP: 0	PA: 39
--------------	------	------	------	------	------	------	------	------	------	------	------	------	------	------	------	------	------	------	------	------	------	------	------	------	------	------	------	------	------	-------	------	------	------	------	------	------	------	------	------	------	------	------	------	------	------	------	------	------	------	------	------	------	------	------	------	------	------	------	------	------	-------	-------	-------	--------	-------	-------	-------	--------	-------	--------

PITCHER	IP	WLS	BF	H	R	ER	SO	BB	IBB	HBP	BLK	WP	HR	S	P	ERA	WHIP
Jerry Koosman, L (1, 1) ERA: 2.6	6.1		26	7	3	2	4	1	0	0	0	0	1	33	37	2.84	1.263
Cal Koonce, R (7, 1) ERA: 3.48	3.1	L	13	3	1	1	1	0	1	0	0	0	0	14	18	2.70	0.900

PITCHER	IP	WLS	BF	H	R	ER	SO	BB	IBB	HBP	BLK	WP	HR	S	P	ERA	WHIP
---------	----	-----	----	---	---	----	----	----	-----	-----	-----	----	----	---	---	-----	------

BOTTOM

New York Mets @ San Diego Padres
San Diego Stadium, San Diego, CA
Sun May 03 1970, 6:33 AM EDT
Unknown

livebaseballscorecards.com

AB	37
R	4
H	10
RBI	4
BB	2
SO	5
LOB	10



Batter	1	2	3	4	5	6	7	8	9	AB R H RBI BB SO LOB	TOP																												
Tommie Agee, R OBP: 0.309, SLG: 0.364 (1, 8)	0-3 K	0-0 1-2 1B		0-0 1-3			0-0 WP SH3-4 2B 1B		0-0 SH1-3	4 1 2 1 0 1 1	New York Mets @ San Diego Padres San Diego Stadium, San Diego, CA Sun May 03 1970, 6:38 AM EDT Att. 19,657 - Unknown																												
Bud Harrelson, S OBP: 0.419, SLG: 0.511 (1, 6)	0-0 BB 1B	0-0 1-3		2-3 3-H 4-0 BB		0-0 SH3-4	0-0 SH3-4	0-0 F3	3 1 1 0 1 0 3																														
Joe Foy, R OBP: 0.289, SLG: 0.304 (1, 5)	4-0 1-2 1B BB		0-3 K	0-0 F8		0-0 F9 2-H 2B	0-0 6-3	4 0 1 1 1 1 3																															
Art Shamsky, L OBP: 0.373, SLG: 0.368 Ron Swoboda, R OBP: 0.421, SLG: 0.318 (1, 9) (7, 9)	0-0 1-2 2-H 1B		4-0 BB		0-0 4-3	0-0 F9	0-0 F9	3 0 1 1 1 0 1 0 0 0 0 0 0 0																															
Mike Jorgensen, L OBP: 0.261, SLG: 0.429 (1, 3)	0-3 K		0-3 K		0-0 F2	0-3 K	0-0 6-3	4 0 0 0 0 3 4																															
Dave Marshall, L OBP: 0.200, SLG: 0.450 Cleon Jones, R OBP: 0.299, SLG: 0.267 (1, 7) (8, PH) (8, 7)	0-3 K		0-0 G3		0-0 F9		0-0 6-3	3 0 0 0 0 1 3 1 0 0 0 0 0 0																															
Wayne Garrett, L OBP: 0.333, SLG: 0.269 (1, 4)		0-0 L7		4-0 SH3-4 1-3 1B BB		0-0 P4	0-0 4-3	3 1 0 0 1 0 0																															
Duffy Dyer, R OBP: 0.326, SLG: 0.237 (1, 2)		0-0 1-2 1B 1B		0-0 1-3 SH3-4 1-2 1B		4-0 CS BB	0-0 1-3	3 0 2 0 1 0 0																															
Gary Gentry, R Tug McGraw, R OBP: 0.500, SLG: 0.500 (1, 1) (8, 1)		0-0 P1		0-0 SH3-4 1-2 2-3		0-3 K	0-0 SH1-3 1B	2 0 0 0 0 1 2 1 0 1 0 0 0 0																															
Inning Stats	R: 1 E: 0 K: 3 S: 11	H: 2 LOB: 2 BB: 1 P: 15	R: 0 E: 0 K: 0 S: 5	H: 2 LOB: 2 BB: 0 P: 5	R: 0 E: 0 K: 2 S: 7	H: 0 LOB: 1 BB: 1 P: 11	R: 1 E: 0 K: 0 S: 4	H: 1 LOB: 2 BB: 2 P: 12	R: 0 E: 0 K: 0 S: 3	H: 0 LOB: 0 BB: 0 P: 3		R: 0 E: 0 K: 1 S: 4	H: 0 LOB: 0 BB: 1 P: 8	R: 1 E: 0 K: 1 S: 7	H: 2 LOB: 1 BB: 0 P: 7	R: 0 E: 0 K: 0 S: 3	H: 0 LOB: 0 BB: 0 P: 3	R: 0 E: 0 K: 0 S: 4	H: 1 LOB: 1 BB: 0 P: 4	1B: 7 2B: 1 3B: 0 HR: 0	SF: 0 SAC: 3 DP: 0 HBP: 0	WP: 1 PB: 0 SB: 0 CS: 1	PA: 39																
PITCHER Pat Dobson, R ERA: 3.8 Danny Coombs, L ERA: 2.0	IP 7.0	WLS L	BF 32	H 7	R 3	ER 3	SO 7	BB 5	IBB 0	HBP 0	BLK 0	WP 1	HR 0	S 41	P 61	ERA 3.86	WHIP 1.714						PITCHER IP 2.0	WLS L	BF 7	H 1	R 0	ER 0	SO 0	BB 0	IBB 0	HBP 0	BLK 0	WP 0	HR 0	S 7	P 7	ERA 0.00	WHIP 0.500

AB	31
R	3
H	8
RBI	3
BB	5
SO	7
LOB	17



livebaseballscorecards.com

Batter	1	2	3	4	5	6	7	8	9	AB	R	H	RBI	BB	SO	LOB
Dave Campbell, R (1, 4) OBP: 0.316, SLG: 0.322	0-0 6-3		0-0 1B		0-0 F7		0-0 L6			4	0	1	1	0	0	4
Steve Huntz, S (1, 6) OBP: 0.226, SLG: 0.357	0-0 F8		0-0 F2		0-3 K		0-3 K			4	0	0	0	0	2	5
Cito Gaston, R (1, 8) OBP: 0.311, SLG: 0.465	0-0 6-3			0-0 6-3		0-0 F7		0-0 F8		4	0	0	0	0	0	0
Al Ferrara, R (1, 7) OBP: 0.397, SLG: 0.490		4-0 BB		0-0 P3		0-0 1B 3B		0-0 5-3		3	1	1	0	1	0	0
Ray Webster, L (1, 3) OBP: 0.200, SLG: 0.211		0-0 G3-6-3		0-1 CI		0-0 F7		0-0 F7		2	0	0	0	0	0	2
Nate Colbert, R (8, PH) OBP: 0.284, SLG: 0.477		1-2f								1	0	0	0	0	0	0
Ivan Murrell, R (1, 9) OBP: 0.211, SLG: 0.368		0-3 K		0-3 K		0-0 FC5-4 1B			0-0 6-3	4	0	1	1	0	2	1
Ed Spiezio, R (1, 5) OBP: 0.392, SLG: 0.422			0-0 E S 1B		0-0 1B 2B		0-0 FC5-4 1-2f		0-0 CS 1B	4	1	3	0	0	0	1
Jose Arcia, R (9, PR) OBP: 0.211, SLG: 0.091										0	0	0	0	0	0	0
Chris Cannizzaro, R (1, 2) OBP: 0.353, SLG: 0.328		0-0 F9		0-0 F9		0-0 1B		4-0 SH1-3 BB		2	0	1	0	1	0	1
Ron Stocum, R (7, PR) OBP: 0.298, SLG: 0.359			1-3		2-3			0-3 K		0	0	0	0	0	0	0
Ollie Brown, R (9, PH)								1-2		1	0	0	0	0	1	1
Pat Dobson, R (1, 1) OBP: 0.226, SLG: 0.170			0-3 K		0-0 P1					2	0	0	0	0	1	3
Van Kelly, L (7, PH) OBP: 0.200, SLG: 0.400										0	0	0	0	0	0	0
Danny Coombs, R (8, 1)										0	0	0	0	0	0	0

Inning Stats	R: 0	H: 0	E: 0	K: 0	S: 3	R: 0	H: 0	E: 0	K: 1	S: 4	R: 1	H: 2	E: 0	K: 1	S: 7	R: 0	H: 0	E: 1	K: 1	S: 6	R: 0	H: 2	E: 0	K: 1	S: 7	R: 1	H: 2	E: 0	K: 0	S: 5	R: 0	H: 0	E: 0	K: 1	S: 5	R: 0	H: 0	E: 0	K: 0	S: 3	R: 0	H: 1	E: 0	K: 1	S: 5	1B: 5	2B: 2	3B: 1	HR: 0	SF: 0	SAC: 1	DP: 2	HBP: 0	WP: 0	PB: 0	SB: 2	CS: 1	PA: 35
PITCHER	IP	WLS	BF	H	R	ER	SO	BB	IBB	HBP	BLK	WP	HR	S	P	ERA	WHIP																																									
Gary Gentry, R (1, 1) ERA: 1.72	7.0	W	29	6	2	1	5	2	0	0	0	0	0	37	45	1.29	1.143																																									
Tug McGraw, L (8, 1) ERA: 0.75	2.0	S	6	1	0	0	1	0	0	0	0	0	0	8	8	0.00	0.500																																									

BOTTOM

New York Mets @ San Diego Padres
San Diego Stadium, San Diego, CA
 Sun May 03 1970, 6:38 AM EDT
 Att. 19,657 - Unknown

livebaseballscorecards.com

AB	31
R	2
H	7
RBI	2
BB	2
SO	6
LOB	18



Batter	1	2	3	4	5	6	7	8	9	AB R H RBI BB SO LOB	TOP																									
Dave Campbell, R (1, 4) OBP: 0.311, SLG: 0.316	0-0 F8	0-0 1-2 2-H 3-H 1B		0-0 F8			0-0 5-3	0-0 F8		5 0 1 2 0 0 2																										
Steve Huntz, S (1, 6) OBP: 0.278, SLG: 0.515	0-0 BB 1B	0-3 K		0-0 2-H HR			0-0 4-3		0-0 HR 2B	5 2 3 2 0 1 2																										
Cito Gaston, R (1, 8) OBP: 0.315, SLG: 0.490	0-3 K	0-0 L5		0-0 6-3			0-0 HR 1B		0-0 2-H HR	5 2 2 2 0 1 3																										
Al Ferrara, R (1, 7) OBP: 0.412, SLG: 0.545 Jerry Morales, R (9, 7) OBP: 0.190, SLG: 0.236	4-0 1-2 BB		0-0 FC5-4 1B		0-3 K		0-0 1-H HR		0-0 6-3	4 1 2 2 1 1 0 0 0 0 0 0 0 0																										
Nate Colbert, R (1, 3) OBP: 0.280, SLG: 0.462	0-3 K		0-0 F9		0-0 2-3		0-0 F3		0-0 2B 1B	5 1 1 0 0 1 3																										
Ollie Brown, R (1, 9) OBP: 0.315, SLG: 0.402 Ivan Murrell, R (9, 9) OBP: 0.211, SLG: 0.368		4-0 SH 1B BB	0-0 F3		0-0 4-3			0-0 HR	0-0 1-2 2B 1B	4 3 2 1 1 0 1 0 0 0 0 0 0 0																										
Ed Spiezio, R (1, 5) OBP: 0.375, SLG: 0.400		0-0 1-2 SH 1B	0-0 FC5-4		0-0 5-3			0-0 5-3	0-0 P6	5 1 1 0 0 0 3																										
Chris Cannizzaro, R (1, 2) OBP: 0.361, SLG: 0.317 Jose Arcia, R (8, PR) OBP: 0.211, SLG: 0.091 Ron Slocum, R (8, 2) OBP: 0.400, SLG: 0.500		0-0 L7		4-0 SH2-4 HR BB		0-0 F9		4-0 E S BB	0-0 1-H 2-H 2B	2 1 0 0 2 0 2 0 0 0 0 0 0 0 1 0 1 2 0 0 0																										
Al Santorini, R (1, 1) Danny Coombs, R (1, 1) OBP: 0.167, SLG: 0.333 Ron Herbel, R (7, 1) Ray Webster, L (8, PH) OBP: 0.190, SLG: 0.200 Dave Roberts, L (8, 1)		0-0 SH 1B	0-0 SH2-4		0-0 K		0-3 K		0-0 L7	0 0 0 0 0 0 0 1 0 0 0 0 1 0 0 0 0 0 0 0 0 1 0 0 0 0 0 1 1 0 0 0 0 0 1																										
Inning Stats	R: 0 E: 0 K: 2 S: 8	H: 1 LOB: 2 BB: 1 P: 12	R: 2 E: 1 K: 1 S: 8	H: 2 LOB: 2 BB: 1 P: 12	R: 0 E: 0 K: 0 S: 4	H: 1 LOB: 1 BB: 0 P: 4	R: 2 E: 0 K: 0 S: 4	H: 1 LOB: 0 BB: 1 P: 8	R: 0 E: 0 K: 1 S: 5	H: 0 LOB: 0 BB: 0 P: 5	R: 2 E: 0 K: 0 S: 5	H: 2 LOB: 0 BB: 0 P: 5	R: 1 E: 0 K: 0 S: 4	H: 1 LOB: 2 BB: 1 P: 8	R: 4 E: 0 K: 0 S: 8	H: 5 LOB: 1 BB: 0 P: 8	1B: 7 2B: 2 3B: 0 HR: 4	SF: 0 SAC: 2 DP: 0 HBP: 0	WP: 0 PB: 0 SB: 1 CS: 0	PA: 45																
PITCHER	IP WLS BF H R ER SO BB IBB HBP BLK WP HR S P ERA WHIP																																			
Grant Jackson, L (1, 1) ERA: 7.01	3.2		20	5	4	4	3	3	0	0	0	0	1	23	35	9.82	2.182																			
Barry Lersch, R (4, 1) ERA: 3.38	3.1		12	2	2	2	2	0	0	0	0	0	1	16	16	5.40	0.600																			
Dick Selma, R (8, 1) ERA: 3.18	1.1	L	9	4	4	4	0	1	0	0	0	0	2	8	12	27.00	3.750																			
Bill Wilson, R (9, 1) ERA: 4.63	0.2		4	2	1	1	0	0	0	0	0	0	0	4	4	13.50	3.000																			

San Diego Padres @ Philadelphia Phillies
 Shibe Park, Philadelphia, PA
 Tue May 05 1970, 7:05 PM EDT
 Att. 4,382 - Unknown

AB	39
R	11
H	13
RBI	11
BB	4
SO	5
LOB	18



Batter	1	2	3	4	5	6	7	8	9	AB R H RBI BB SO LOB	TOP																
Dave Campbell, R (1, 4) OBP: 0.306, SLG: 0.310	0-0 F5	0-3 K		0-0 1-2 1B		0-0 6-3			0-0 5-3	5 0 1 0 0 1 1																	
Steve Huntz, S (1, 6) OBP: 0.275, SLG: 0.472	4-0 BB	0-0 P4		0-0 P6			0-0 5-3			3 0 0 0 1 0 3																	
Cito Gaston, R (1, 8) OBP: 0.304, SLG: 0.472	0-0 F3		0-3 K	0-0 L9			0-3 K			4 0 0 0 0 2 3																	
Al Ferrara, R (1, 7) OBP: 0.403, SLG: 0.525	0-3 K		0-0 F9		0-0 1B		0-0 5-3			4 0 1 0 0 1 1																	
Nate Colbert, R (1, 3) OBP: 0.298, SLG: 0.505		0-0 HR	0-0 1B 1B		0-0 F7		0-0 CS 1B			4 1 3 1 0 0 1																	
Ollie Brown, R (1, 9) OBP: 0.323, SLG: 0.419		0-0 1B 2B	0-0 1-2 1B		0-3 K		0-0 F2			4 1 2 0 0 1 2																	
Van Kelly, L (1, 5) OBP: 0.228, SLG: 0.176		0-0 E 1B	0-0 P1		0-0 L9		0-0 F5			4 1 1 1 0 0 4																	
Chris Cannizzaro, R (1, 2) OBP: 0.342, SLG: 0.299		0-3 K		0-0 4-3		0-0 4-3		0-0 6-3		4 0 0 0 0 1 1																	
Clay Kirby, R (1, 1) OBP: 0.250, SLG: 0.250		0-0 E1		0-0 1B 1B		0-3 K		0-0 3-1		3 0 2 0 0 1 0																	
Ron Herbel, R (8, 1)										0 0 0 0 0 0 0																	
Ivan Murrell, R (9, PH) OBP: 0.200, SLG: 0.350										1 0 0 0 0 0 0																	
Inning Stats	R: 0 E: 0 K: 1 S: 5	H: 0 LOB: 1 BB: 1 P: 9	R: 3 E: 1 K: 2 S: 11	H: 4 LOB: 1 BB: 0 P: 11	R: 0 E: 0 K: 1 S: 7	H: 2 LOB: 2 BB: 0 P: 7	R: 0 E: 0 K: 0 S: 5	H: 2 LOB: 2 BB: 0 P: 5	R: 0 E: 0 K: 1 S: 6	H: 1 LOB: 1 BB: 0 P: 6	R: 0 E: 0 K: 1 S: 5	H: 0 LOB: 0 BB: 0 P: 5	R: 0 E: 0 K: 1 S: 5	H: 0 LOB: 0 BB: 0 P: 5	R: 0 E: 0 K: 0 S: 3	H: 1 LOB: 0 BB: 0 P: 3	R: 0 E: 0 K: 0 S: 3	H: 0 LOB: 0 BB: 0 P: 3	1B: 8 2B: 1 3B: 0 HR: 1	SF: 0 SAC: 0 DP: 0 HBP: 0	WP: 0 PB: 0 SB: 0 CS: 1	PA: 37					
PITCHER	IP	WLS	BF	H	R	ER	SO	BB	IBB	HBP	BLK	WP	HR	S	P	ERA	WHIP										
Jim Bunning, R (1, 1) ERA: 2.48	7.0		31	9	3	2	7	1	0	0	0	0	1	44	48	2.57	1.429										
Dick Selma, R (8, 1) ERA: 3.0	1.0	W	3	1	0	0	0	0	0	0	0	0	0	3	3	0.00	1.000										
Joe Hoerner, L (9, 1) ERA: 0.68	1.0	S	3	0	0	0	0	0	0	0	0	0	0	3	3	0.00	0.000										

San Diego Padres @ Philadelphia Phillies
 Shibe Park, Philadelphia, PA
 Wed May 06 1970, 7:05 PM EDT
 Att. 2,263 - Unknown

AB	36
R	3
H	10
RBI	2
BB	1
SO	7
LOB	16



Batter	1	2	3	4	5	6	7	8	9	AB R H RBI BB SO LOB	TOP																
Dave Campbell, R (1, 4) OBP: 0.319, SLG: 0.337	0-0 1B 2B	0-0 F9		0-3 K		4-0 BB BB		0-0 1B 2B		4 2 2 0 1 1 4																	
Steve Huntz, S (1, 6) OBP: 0.333, SLG: 0.564	0-0 P3	4-0 BB		0-0 1-H HR		4-0 FC6-4 BB		0-0 2-H 1B		3 1 2 3 2 0 1																	
Cito Gaston, R (1, 8) OBP: 0.308, SLG: 0.469	0-0 G6-4-3 1B	0-3 K		0-0 WP 1B		0-3 K		0-3 K		5 0 2 1 0 3 7																	
Al Ferrara, R (1, 7) OBP: 0.390, SLG: 0.492 Ivan Murrell, R (8, 7) OBP: 0.200, SLG: 0.350	0-0 G6-4-3 1-2f		4-0 G5-4-3 BB	0-0 L7		0-0 FC6-4 1-2f		0-0 L6		4 0 0 0 1 0 5 0 0 0 0 0 0 0																	
Nate Colbert, R (1, 3) OBP: 0.312, SLG: 0.566		0-0 HR	0-0 G5-4-3 1-2f		0-0 5-3		4-0 G5-4-3 BB		0-0 HR	4 2 2 2 1 0 1																	
Ollie Brown, R (1, 9) OBP: 0.316, SLG: 0.407		0-0 F9	0-0 1B		0-3 K		0-0 G5-4-3 1-2f		0-0 6-3	5 0 1 0 0 1 1																	
Ed Spiezio, R (1, 5) OBP: 0.377, SLG: 0.389		4-0 1B PB BB	0-3 K		0-0 P5		0-0 S 1B		0-3 K	4 2 1 0 1 2 1																	
Bob Barton, R (1, 2) OBP: 0.318, SLG: 0.263		0-0 PB 1B		0-0 P3		0-0 BB 2B		0-0 1-H 1B		5 0 3 1 0 0 0																	
Pat Dobson, R (1, 1) OBP: 0.188, SLG: 0.133 Ron Herbel, R (8, 1)		0-0 PB 1B		0-0 HR 1B		0-3 K		0-0 FC6-4 1-2f		4 1 2 0 0 1 2 0 0 0 0 0 0 0																	
Inning Stats	R: 1 E: 0 K: 0 S: 4	H: 2 LOB: 0 BB: 0 P: 4	R: 2 E: 0 K: 1 S: 8	H: 3 LOB: 3 BB: 2 P: 16	R: 0 E: 0 K: 1 S: 5	H: 1 LOB: 1 BB: 1 P: 9	R: 2 E: 0 K: 1 S: 8	H: 3 LOB: 1 BB: 2 P: 8	R: 0 E: 0 K: 1 S: 5	H: 0 LOB: 0 BB: 0 P: 5	R: 0 E: 0 K: 2 S: 8	H: 1 LOB: 3 BB: 2 P: 16	R: 1 E: 0 K: 0 S: 4	H: 2 LOB: 1 BB: 1 P: 8	R: 1 E: 0 K: 1 S: 6	H: 2 LOB: 0 BB: 0 P: 6	R: 1 E: 0 K: 1 S: 6	H: 1 LOB: 0 BB: 0 P: 6	1B: 9 2B: 3 3B: 0 HR: 3	SF: 0 SAC: 0 DP: 3 HBP: 0	WP: 1 PB: 1 SB: 1 CS: 1	PA: 44					
PITCHER	IP	WLS	BF	H	R	ER	SO	BB	IBB	HBP	BLK	WP	HR	S	P	ERA	WHIP										
Chris Short, L (1, 1) ERA: 5.06	1.2	L	11	5	3	3	0	2	0	0	0	0	1	9	17	16.20	4.200										
Lowell Palmer, R (2, 1) ERA: 2.57	3.1		14	4	2	2	4	1	0	0	0	1	1	21	25	5.40	1.500										
Bill Wilson, R (6, 1) ERA: 4.61	2.0		11	3	1	1	2	3	0	0	0	0	0	12	24	4.50	3.000										
Dick Selma, R (8, 1) ERA: 3.6	2.0		8	3	2	2	2	0	0	0	0	0	1	12	12	9.00	1.500										

San Diego Padres @ Philadelphia Phillies
 Shibe Park, Philadelphia, PA
 Thu May 07 1970, 7:05 PM EDT
 Att. 2,045 - Unknown

AB	38
R	8
H	15
RBI	7
BB	6
SO	8
LOB	22



WP: 1	PA: 44
-------	--------

ERA	WHIP
-----	------

Batter	1	2	3	4	5	6	7	8	9	AB R H RBI BB SO LOB
Denny Doyle, L (1, 4) OBP: 0.299, SLG: 0.367	0-0 F8		0-0 4-3		0-0 4-3		0-3 K		0-0 1-H 2B	5 0 1 1 0 1 5
Tony Taylor, R (1, 7) OBP: 0.319, SLG: 0.242	0-0 1-3			0-3 K		4-0 FC3-6 BB		0-0 FC4-6 1B	0-0 1B	4 0 2 0 1 1 0
John Briggs, L (1, 9) OBP: 0.280, SLG: 0.320	0-3 K			0-3 K		0-0 FC3-6 FC5-4 1-2f		0-0 FC4-6 BB 1B 1-2f	0-3 K	5 0 0 0 0 3 3
Deron Johnson, R (1, 3) OBP: 0.291, SLG: 0.462		0-0 L8		0-0 5-3		0-0 F7		0-0 BB 1B 1-2		4 0 1 0 0 0 1
Don Money, R (1, 5) OBP: 0.451, SLG: 0.588		0-0 5-3			0-0 WP 1B 2B	0-0 FC5-4 1-2f		0-0 F8		4 1 1 0 0 0 3
Larry Hisle, R (1, 8) OBP: 0.352, SLG: 0.382		0-3 K			4-0 1B BB 2-3		4-0 FC4-6 BB 1-2 2-3			1 0 0 0 3 1 0
Del Bates, L (1, 2) OBP: 0.333, SLG: 0.200			4-0 FC5-4 BB		0-0 1-2 3-H 1B		0-3 K	0-0 L7		3 0 1 1 1 1 4
Larry Bowa, S (1, 6) OBP: 0.255, SLG: 0.212			0-0 FC5-4 1-2f		0-0 F8		0-0 FC4-6 BB 1-2f		4-0 2B BB	3 1 0 0 1 0 4
Chris Short, R (1, 1) Lowell Palmer, R (2, 1) Ron Stone, L (5, PH) Bill Wilson, R (6, 1) Jim Hutto, R (7, PH) Dick Selma, R (8, 1) Byron Browne, R (9, PH)			0-0 F8		0-0 F7		4-0 BB 1-2		0-3 K	0 0 0 0 0 0 0 1 0 0 0 0 0 1 1 0 0 0 0 0 2 0 0 0 0 0 0 0 0 0 0 0 1 0 0 0 0 0 0 0 0 0 1 0 0 0 0 1 1

BOTTOM													
San Diego Padres @ Philadelphia Phillies Shibe Park, Philadelphia, PA Thu May 07 1970, 7:05 PM EDT Att. 2,045 - Unknown													
AB	32	R	2	H	6	RBI	2	BB	7	SO	8	LOB	24
WP: 1	PA: 39	PB: 0	SB: 0	CS: 0	SF: 0	SAC: 0	DP: 0	HBP: 0	1B: 4	2B: 2	3B: 0	HR: 0	

Inning Stats													
R: 0	H: 0	R: 0	H: 0	R: 0	H: 0	R: 1	H: 2	R: 0	H: 0	R: 0	H: 2	R: 1	H: 2
E: 0	LOB: 0	E: 0	LOB: 0	E: 0	LOB: 1	E: 0	LOB: 2	E: 0	LOB: 1	E: 0	LOB: 3	E: 0	LOB: 1
K: 1	BB: 0	K: 1	BB: 0	K: 2	BB: 1	K: 0	BB: 1	K: 2	BB: 1	K: 0	BB: 1	K: 2	BB: 1
S: 5	P: 5	S: 5	P: 5	S: 3	P: 7	S: 7	P: 7	S: 3	P: 7	S: 7	P: 15	S: 5	P: 9

PITCHER																
IP	WLS	BF	H	R	ER	SO	BB	IBB	HBP	BLK	WP	HR	S	P	ERA	WHIP
7.2	W	32	4	1	1	6	5	0	0	0	1	0	39	59	1.17	1.174
1.1	S	7	2	1	1	2	2	0	0	0	0	0	9	17	6.75	3.000



Batter	1	2	3	4	5	6	7	8	9	AB R H RBI BB SO LOB
Dave Campbell, R (1, 4) OBP: 0.322, SLG: 0.339	0-3 K		0-3 K		0-0 SH3-4	0-3 K		0-0 E 1B	0-0 K 1B	5 1 2 0 0 3 1
Steve Huntz, S (1, 6) OBP: 0.294, SLG: 0.489	0-0 G3		0-0 F4		0-0 G3	0-0 E5 FC6-4		0-3 K	0-3 K	6 0 0 0 0 2 6
Cito Gaston, R (1, 8) OBP: 0.320, SLG: 0.470	4-0 BB				0-0 G1-4-3 1B	0-0 1B 1B		0-0 E9		4 1 2 1 1 0 2
Al Ferrara, R (1, 7) Jerry Morales, R (8, 7) OBP: 0.378, SLG: 0.471 OBP: 0.190, SLG: 0.236	0-0 F7				0-0 G1-4-3 1-2f	0-0 1B BB 1B		0-0 F8		5 1 1 0 0 0 5 0 0 0 0 0 0 0
Nate Colbert, R (1, 3) OBP: 0.316, SLG: 0.553					0-0 2B 1B	4-0 1B BB BB		0-3 K	0-3 K	4 2 1 0 1 2 0
Ivan Murrell, R (1, 9) OBP: 0.320, SLG: 0.520					0-0 HR 2B	0-0 FC6-4 1B		0-0 5-3	0-0 HR 2B	5 2 4 2 0 0 0
Van Kelly, L (1, 5) Ed Spiezio, R (7, PH) OBP: 0.250, SLG: 0.259 OBP: 0.365, SLG: 0.375					0-0 HR	0-0 FC6-4 1B		0-3 K	0-0 5-3	3 1 2 4 0 0 1 2 0 0 0 0 1 1
Chris Cannizzaro, R (1, 2) OBP: 0.346, SLG: 0.347					0-3 K	0-0 FC6-4 1-2f 2-3		0-0 E 1B	0-0 HR	5 2 2 2 0 1 3
Mike Corkins, R (1, 1) OBP: 0.250, SLG: 0.200					0-3 K	0-0 G3 SH3-4 1B		0-3 K	0-0 1B	4 1 2 0 1 2 1

Inning Stats	R: 0 E: 0 K: 1 S: 5	H: 0 LOB: 1 BB: 1 P: 9	R: 0 E: 0 K: 0 S: 4	H: 1 LOB: 1 BB: 0 P: 4	R: 0 E: 0 K: 2 S: 7	H: 0 LOB: 0 BB: 0 P: 7	R: 3 E: 0 K: 1 S: 8	H: 4 LOB: 0 BB: 0 P: 8	R: 4 E: 0 K: 0 S: 8	H: 5 LOB: 2 BB: 1 P: 12	R: 0 E: 1 K: 1 S: 6	H: 0 LOB: 2 BB: 1 P: 10	R: 0 E: 0 K: 2 S: 7	H: 0 LOB: 0 BB: 0 P: 7	R: 2 E: 1 K: 2 S: 10	H: 2 LOB: 1 BB: 0 P: 10	R: 2 E: 0 K: 2 S: 11	H: 4 LOB: 2 BB: 0 P: 11	1B: 12 2B: 2 3B: 0 HR: 2	SF: 0 SAC: 1 DP: 1 HBP: 0	WP: 0 PB: 0 SB: 1 CS: 0	PA: 47
--------------	------------------------------	---------------------------------	------------------------------	---------------------------------	------------------------------	---------------------------------	------------------------------	---------------------------------	------------------------------	----------------------------------	------------------------------	----------------------------------	------------------------------	---------------------------------	-------------------------------	----------------------------------	-------------------------------	----------------------------------	-----------------------------------	------------------------------------	----------------------------------	--------

PITCHER	IP	WLS	BF	H	R	ER	SO	BB	IBB	HBP	BLK	WP	HR	S	P	ERA	WHIP
Gary Waslewski, R (1, 1) ERA: 5.11	4.2	L	22	8	6	6	4	1	0	0	0	0	1	29	33	11.57	1.929
John Strohmayr, R (5, 1) ERA: 6.14	1.1		9	2	1	1	1	2	0	0	0	0	0	9	17	6.75	3.000
Dan McGinn, L (7, 1) ERA: 11.77	3.0		16	6	4	2	6	0	0	0	0	0	1	28	28	6.00	2.000

TOP


San Diego Padres @ Montreal Expos

Jarry Park, Montreal, QB

Fri May 08 1970, 7:05 PM EDT
Unknown

livebaseballscorecards.com

AB	43
R	11
H	16
RBI	9
BB	3
SO	11
LOB	20



Batter	1	2	3	4	5	6	7	8	9	AB	R	H	RBI	BB	SO	LOB
Mary Staehle, L OBP: 0.375, SLG: 0.339 (1, 4)	0-0 1B 1B		4-0 BB 4-3 BB	4-0 1-2 BB			0-0 F9		0-3 K	3	1	1	0	2	1	1
Mack Jones, L OBP: 0.360, SLG: 0.314 (1, 7)	0-0 F4		0-3 K	0-0 3-1			4-0 1B BB		4-0 1-2 BB	3	0	0	0	2	1	4
Rusty Staub, L OBP: 0.443, SLG: 0.412 (1, 9)	0-0 1B 1-2 1B		0-0 4-3		4-0 G3-6-1 1B BB		0-0 1-2 1B G4-6-3		0-0 F5	4	0	2	0	1	0	3
Ron Fairly, L OBP: 0.413, SLG: 0.415 (1, 3)	0-0 1-3 2-H 1B		4-0 FC5 BB BB		0-0 1-2 1B G3-6-1		0-0 1-2f G4-6-3		0-0 F8	4	0	2	1	1	0	4
Jim Fairey, L OBP: 0.342, SLG: 0.471 (1, 8)	0-3 K		4-0 1-2 2-3 BB		0-0 1-2f 2-3 G3-6-1			0-0 F8 2B	3	0	1	0	1	1	4	
Ron Brand, R OBP: 0.311, SLG: 0.293 (1, 5)	0-0 5-3		0-0 FC5		0-0 F8			0-0 F8	4	0	0	0	0	0	0	7
Jack Hiatt, R OBP: 0.509, SLG: 0.390 (1, 2)		0-3 K		0-3 K		0-3 K		0-0 F9	4	0	0	0	0	0	3	1
Bobby Wine, R OBP: 0.269, SLG: 0.294 (1, 6)		0-0 4-3		1-0 BB HBP		0-3 K		0-0 6-3	3	0	0	0	0	0	1	1
Gary Waslewski, R (1, 1)		0-3 K		0-3 K		0-0 1-3			2	0	0	0	0	0	2	1
John Strohmayer, R (5, 1)									0	0	0	0	0	0	0	0
Jim Qualls, S (6, PH)									1	0	0	0	0	0	0	0
Dan McGinn, L (7, 1)									0	0	0	0	0	0	0	0
Bob Bailey, R (9, PH)									0	0	0	0	0	1	0	0


Inning Stats	R: 1	H: 3	E: 0	K: 1	S: 8	H: 3	LOB: 2	BB: 0	P: 8	R: 0	H: 0	E: 0	K: 2	S: 7	H: 0	LOB: 0	BB: 0	P: 7	R: 0	H: 0	E: 0	K: 1	S: 5	H: 0	LOB: 3	BB: 3	P: 17	R: 0	H: 0	E: 0	K: 2	S: 7	H: 0	LOB: 2	BB: 1	P: 12	R: 0	H: 1	E: 0	K: 0	S: 3	H: 0	LOB: 0	BB: 0	P: 7	R: 0	H: 1	E: 0	K: 2	S: 7	H: 0	LOB: 1	BB: 1	P: 7	R: 0	H: 1	E: 0	K: 0	S: 3	H: 1	LOB: 1	BB: 1	P: 7	R: 0	H: 1	E: 0	K: 0	S: 4	H: 1	LOB: 1	BB: 0	P: 4	R: 0	H: 0	E: 0	K: 1	S: 5	H: 0	LOB: 2	BB: 2	P: 13	1B: 5	SF: 0	2B: 1	SAC: 0	3B: 0	DP: 2	HR: 0	HBP: 1	WP: 0	PA: 40
--------------	------	------	------	------	------	------	--------	-------	------	------	------	------	------	------	------	--------	-------	------	------	------	------	------	------	------	--------	-------	-------	------	------	------	------	------	------	--------	-------	-------	------	------	------	------	------	------	--------	-------	------	------	------	------	------	------	------	--------	-------	------	------	------	------	------	------	------	--------	-------	------	------	------	------	------	------	------	--------	-------	------	------	------	------	------	------	------	--------	-------	-------	-------	-------	-------	--------	-------	-------	-------	--------	-------	--------

PITCHER	IP	WLS	BF	H	R	ER	SO	BB	IBB	HBP	BLK	WP	HR	S	P	ERA	WHIP
Mike Corkins, R (1, 1) ERA: 3.6	9.0	W	40	6	1	1	9	8	0	1	0	0	0	49	82	1.00	1.556

BOTTOM

San Diego Padres @ Montreal Expos
 Jarry Park, Montreal, QB
 Fri May 08 1970, 7:05 PM EDT
 Unknown

AB	31
R	1
H	6
RBI	1
BB	8
SO	9
LOB	26



Batter	1	2	3	4	5	6	7	8	9	10	11	AB R H RBI BB SO LOB	TOP																
Dave Campbell, R OBP: 0.323, SLG: 0.365 (1, 4)	0-0 5-3		0-0 5-3		0-0 HR		0-0 F7		0-3 K		0-0 1B	6 1 2 1 0 1 1	San Diego Padres @ Montreal Expos Jarry Park, Montreal, QB Fri May 08 1970, 7:05 PM EDT Att. 22,702 - Unknown																
Steve Huntz, S OBP: 0.281, SLG: 0.440 (1, 6)	0-3 K			0-0 F9	4-0 CS 1B BB		0-0 4-3		0-3 K	0-3 K	0-3 K	5 0 0 0 1 3 1																	
Cito Gaston, R OBP: 0.331, SLG: 0.471 (1, 8)	0-0 5-3			0-0 BB HR 1B	0-0 1-2 1B			0-3 K		4-0 E E BB		4 1 2 0 1 1 0																	
Al Ferrara, R OBP: 0.395, SLG: 0.464 Jerry Morales, R OBP: 0.186, SLG: 0.232 (1, 7) (8, PR) (8, 7)		4-0 BB		4-0 1-2 HR BB	0-3 K			4-0 BB		0-0 E6 E		1 1 0 0 3 1 2 1 0 0 0 0 0 1																	
Nate Colbert, R OBP: 0.311, SLG: 0.565 (1, 3)		0-0 F5		0-0 1-H 2-H HR		0-0 4-3		0-3 K		0-0 F9		5 1 1 3 0 1 4																	
Ivan Murrell, R OBP: 0.267, SLG: 0.433 (1, 9)		0-3 K		0-0 6-3		0-3 K		0-0 4-3		0-0 E1		5 0 0 0 0 2 4																	
Van Kelly, L OBP: 0.231, SLG: 0.237 (1, 5)		0-0 4-1		0-0 4-3		0-0 4-3			0-0 4-3	0-3 K		5 0 0 0 0 1 4																	
Bob Barton, R OBP: 0.333, SLG: 0.458 (1, 2)			0-0 9-5 2B		0-0 HR		0-0 F4		0-3 K		0-0 5-3	5 1 2 1 0 1 0																	
Al Santorini, R Dave Roberts, L OBP: 0.125, SLG: 0.500 Ray Webster, L OBP: 0.227, SLG: 0.238 Gary Ross, R (1, 1) (5, 1) (9, PH) (9, 1)			0-0 9-5		0-0 4-3		0-0 HR		0-0 1B		0-3 K	2 0 0 0 0 0 1 1 1 1 1 0 0 0 1 0 1 0 0 0 0 1 0 0 0 0 1 0																	
Inning Stats	R: 0 E: 0 K: 1 S: 5	H: 0 LOB: 0 BB: 0 P: 5	R: 0 E: 0 K: 1 S: 5	H: 0 LOB: 1 BB: 1 P: 9	R: 0 E: 0 K: 0 S: 3	H: 1 LOB: 0 BB: 0 P: 3	R: 3 E: 0 K: 0 S: 5	H: 2 LOB: 0 BB: 1 P: 9	R: 2 E: 0 K: 1 S: 7	H: 3 LOB: 2 BB: 1 P: 11	R: 0 E: 0 K: 1 S: 5	H: 0 LOB: 0 BB: 0 P: 5		R: 1 E: 0 K: 0 S: 4	H: 1 LOB: 0 BB: 0 P: 4	R: 0 E: 0 K: 2 S: 7	H: 0 LOB: 1 BB: 1 P: 11	R: 0 E: 0 K: 2 S: 8	H: 1 LOB: 1 BB: 0 P: 8	R: 0 E: 2 K: 2 S: 9	H: 0 LOB: 3 BB: 1 P: 13	R: 0 E: 0 K: 2 S: 8	H: 1 LOB: 1 BB: 0 P: 8	1B: 4 2B: 3 3B: 0 HR: 4	SF: 0 SAC: 0 DP: 2 HBP: 0	WP: 0 PB: 0 SB: 0 CS: 1	PA: 47		
PITCHER	IP WLS BF H R ER SO BB IBB HBP BLK WP HR S P ERA WHIP													PITCHER	IP WLS BF H R ER SO BB IBB HBP BLK WP HR S P ERA WHIP														
Steve Renko, R ERA: 7.16 (1, 1)	4.1	20	5	5	5	2	3	0	0	0	0	0	0	3	21	33	10.38	1.846											
John Strohmayr, R ERA: 5.4 (5, 1)	2.2	9	2	1	1	2	0	0	0	0	0	0	0	1	13	13	3.38	0.750											
Claude Raymond, R ERA: 1.76 (8, 1)	4.0	W 18	2	0	0	8	2	0	0	0	0	0	0	0	32	40	0.00	1.000											

livebaseballscorecards.com


AB	42
R	6
H	9
RBI	6
BB	5
SO	12
LOB	18



Batter	1	2	3	4	5	6	7	8	9	10	11	AB	R	H	RBI	BB	SO	LOB	BOTTOM							
Mary Staehle, L (1, 4) OBP: 0.373, SLG: 0.339 Bobby Wine, R (6, PH) OBP: 0.284, SLG: 0.322 (7, 6)	0-0 FC4-6 FC3-2 WP 1B	0-0 F6			0-0 F9	0-0 1B		0-0 1-H 2B		0-0 SH3-4 1-2	0-0 WP 1-2 3-H	3	0	1	0	0	0	0								
Mack Jones, L (1, 7) OBP: 0.370, SLG: 0.310 Don Hahn, R (6, PH) OBP: 0.333, SLG: 0.261 (7, 7)	4-0 1-2 FC4-6 BB		4-0 4-3		4-0 HR BB	0-0 F4		0-0 6-3		0-0 4-1 2-3		1	1	0	0	2	0	0								
Rusty Staub, L (1, 9) OBP: 0.464, SLG: 0.448	0-0 FC4-6 FC3-2 1B 1-2f 2-3		4-0 FC4-6 BB		0-0 1-H HR		4-0 SH1-4 BB	4-0 IBB		4-0 IBB		2	2	1	2	4	0	2								
Ron Fairly, L (1, 3) OBP: 0.413, SLG: 0.419	0-0 FC3-2 1B 1-2 3-H		0-3 K		0-0 1B 2B		0-0 SH1-4	0-0 F5		4-0 IBB		4	1	1	0	1	1	5								
Jim Fairey, L (1, 8) OBP: 0.350, SLG: 0.472 Adolfo Phillips, R (5, PH) OBP: 0.261, SLG: 0.302 (6, 8)	0-0 1-2 2-H 1B		0-0 FC4-6		0-0 FC6-4 1B		0-0 E5		0-0 F8	0-0 F3		2	0	1	1	0	0	1								
Coco Laboy, R (1, 5) OBP: 0.197, SLG: 0.119 Claude Raymond, R (8, 1)	0-0 F6			0-0 6-3	0-0 FC6-4 1-2f		0-0 F8		0-3 K		0-3 K	4	0	0	0	0	0	5								
Gary Sutherland, R (1, 6) OBP: 0.235, SLG: 0.327 (7, 4)		0-0 HR		0-0 FC1-6-4 1B	0-0 F4		0-0 F9		4-0 BB		0-0 6-3	5	1	2	1	1	0	3								
John Bateman, R (1, 2) OBP: 0.111, SLG: 0.115 Jim Qualls, S (11, PR) OBP: 0.111, SLG: 0.111		0-3 K		0-3 K		0-0 1-3		0-0 5-3	0-0 1-3		4-0 1B WP BB	5	0	0	0	1	2	2								
Steve Renko, R (1, 1) OBP: 0.250, SLG: 0.250 John Strohmayr, R (5, 1) Ron Brand, R (8, 5) OBP: 0.333, SLG: 0.318		0-0 G3		0-0 FC1-6-4		0-0 3-1		0-0 E7 2B		0-0 4-1 SH3-4 1B	0-0 WP 1-3 1B	2	0	0	0	0	0	1								
Inning Stats	R: 1 E: 0 K: 0 S: 5	H: 2 LOB: 2 BB: 1 P: 9	R: 1 E: 0 K: 1 S: 6	H: 1 LOB: 0 BB: 0 P: 6	R: 0 E: 0 K: 1 S: 5	H: 0 LOB: 1 BB: 1 P: 9	R: 0 E: 0 K: 1 S: 6	H: 1 LOB: 1 BB: 0 P: 6	R: 3 E: 0 K: 0 S: 6	H: 3 LOB: 1 BB: 1 P: 10	R: 0 E: 0 K: 0 S: 4	H: 1 LOB: 1 BB: 0 P: 4	R: 0 E: 1 K: 0 S: 4	H: 0 LOB: 2 BB: 1 P: 8	R: 1 E: 1 K: 0 S: 5	H: 1 LOB: 2 BB: 1 P: 9	R: 0 E: 0 K: 1 S: 5	H: 0 LOB: 1 BB: 1 P: 9	R: 0 E: 0 K: 0 S: 4	H: 1 LOB: 3 BB: 2 P: 12	R: 1 E: 0 K: 1 S: 5	H: 1 LOB: 2 BB: 1 P: 9	1B: 7 2B: 2 3B: 0 HR: 2	SF: 0 SAC: 2 DP: 0 HBP: 0	WP: 2 PB: 0 SB: 0 CS: 0	PA: 55
PITCHER	IP	WLS	BF	H	R	ER	SO	BB	IBB	HBP	BLK	WP	HR	S	P	ERA	WHIP									
Al Santorini, R ERA: 4.95	(1, 1)	4.1	22	6	5	5	3	3	0	0	0	1	2	25	37	10.38	2.077									
Dave Roberts, L ERA: 1.2	(5, 1)	3.2	18	3	1	0	0	1	1	0	0	0	0	16	24	0.00	1.091									
Gary Ross, R ERA: 4.11	(9, 1)	2.2	L 15	2	1	1	2	2	2	0	0	1	0	14	30	3.38	1.500									

San Diego Padres @ Montreal Expos
 Jerry Park, Montreal, QB
 Fri May 08 1970, 7:05 PM EDT
 Att. 22,702 - Unknown

AB	44
R	7
H	11
RBI	6
BB	9
SO	5
LOB	27



Batter	1	2	3	4	5	6	7	8	9	AB R H RBI BB SO LOB	TOP	
Dave Campbell, R (1, 4) OBP: 0.326, SLG: 0.400	0-0 5-3		0-0 HR		0-0 F7		0-3 K		0-0 WP 1-3 2B	5 1 2 1 0 1 1		
Steve Huntz, S (1, 6) OBP: 0.274, SLG: 0.407	1-0 3B HBP		0-3 K		0-0 F5			0-0 F8	0-0 6-3	4 1 0 0 0 1 1		
Cito Gaston, R (1, 8) OBP: 0.351, SLG: 0.504	0-0 1B 1-H		0-0 1B 1B		0-0 1B			0-0 HR 1B		4 2 4 1 0 0 0		
Al Ferrara, R (1, 7) OBP: 0.400, SLG: 0.507 Jerry Morales, R (8, 7) OBP: 0.186, SLG: 0.232	0-0 FC6-4 1B 3-H		0-0 F9		0-3 K			0-0 HR		4 1 2 3 0 1 2 0 0 0 0 0 0 0		
Nate Colbert, R (1, 3) OBP: 0.320, SLG: 0.564 Ray Webster, L (7, 3) OBP: 0.261, SLG: 0.273	0-0 FC6-4 1-2f		0-0 1B		4-0 FC5-4 BB			0-0 1B 3-3-6-3		2 0 1 0 1 0 1 1 0 1 0 0 0 0		
Ivan Murrell, R (1, 9) OBP: 0.235, SLG: 0.382	0-3 K		0-3 K		0-0 FC5-4 CS 1-2f			0-0 G4-3-6-3 1-2f		4 0 0 0 0 2 5		
Van Kelly, L (1, 5) OBP: 0.217, SLG: 0.222		0-0 1-3		0-0 F8		0-3 K			0-0 F6	4 0 0 0 0 1 1		
Chris Cannizzaro, R (1, 2) OBP: 0.353, SLG: 0.347		0-0 5-3		0-3 K			0-0 CS 1B		4-0 2B WP BB	3 1 1 0 1 1 0		
Danny Coombs, R (1, 1) OBP: 0.100, SLG: 0.200		0-3 K		0-3 K			0-3 K		0-3 K	4 0 0 0 0 4 2		
Inning Stats	R: 2 E: 0 K: 1 S: 7 H: 2 LOB: 1 BB: 0 P: 8	R: 0 E: 0 K: 1 S: 5 H: 0 LOB: 0 BB: 0 P: 5	R: 1 E: 0 K: 2 S: 10 H: 3 LOB: 2 BB: 0 P: 10	R: 0 E: 0 K: 2 S: 7 H: 0 LOB: 0 BB: 0 P: 7	R: 0 E: 0 K: 1 S: 6 H: 1 LOB: 1 BB: 0 P: 6	R: 0 E: 0 K: 1 S: 4 H: 0 LOB: 0 BB: 1 P: 8	R: 0 E: 0 K: 2 S: 7 H: 1 LOB: 1 BB: 0 P: 7	R: 2 E: 0 K: 0 S: 5 H: 3 LOB: 0 BB: 0 P: 5	R: 1 E: 0 K: 1 S: 6 H: 1 LOB: 1 BB: 1 P: 10	1B: 7 2B: 2 3B: 1 HR: 2 SF: 0 SAC: 0 DP: 2 HBP: 1	WP: 1 PB: 0 SB: 0 CS: 2 PA: 38	
PITCHER Bill Stoneman, R (1, 1) ERA: 5.07 Howie Reed, R (8, 1) ERA: 6.61	IP 7.1 WLS L BF 32 H 10 R 5 ER 5 SO 10 BB 1 IBB 0 HBP 1 BLK 0 WP 0 HR 2 S 50 P 55 ERA 6.14 WHIP 1.500	IP 1.2 WLS L BF 6 H 1 R 1 ER 1 SO 1 BB 1 IBB 0 HBP 0 BLK 0 WP 1 HR 0 S 7 P 11 ERA 5.40 WHIP 1.200	PITCHER IP WLS BF H R ER SO BB IBB HBP BLK WP HR S P ERA WHIP									

San Diego Padres @ Montreal Expos
 Jarry Park, Montreal, QB
 Sat May 09 1970, 7:05 PM EDT
 Att. 21,031 - Unknown

livebaseballscorecards.com

AB 35
R 6
H 11
RBI 5
BB 2
SO 11
LOB 13



Batter	1	2	3	4	5	6	7	8	9	AB	R	H	RBI	BB	SO	LOB
--------	---	---	---	---	---	---	---	---	---	----	---	---	-----	----	----	-----

Don Hahn, R <small>OBP: 0.323, SLG: 0.259</small> (1, 7) X	0-0 ① 6-3		X 0-0 1B			X 0-0 ① F4		X 0-0 ③ F7		4	0	1	0	0	0	0
Ron Brand, R <small>OBP: 0.327, SLG: 0.298</small> (1, 5) BBB	4-0 BB		X 0-0 ③ 5-3			X 0-0 ② 4-3			X 0-0 ① 4-3	3	0	0	0	1	0	1
Rusty Staub, L <small>OBP: 0.466, SLG: 0.438</small> (1, 9) SSS	0-3 ② K			BBB 4-0 1B BB		X 0-0 ③ F3			BBB 4-0 BB BB	2	0	0	0	2	1	1
Adolfo Phillips, R <small>OBP: 0.240, SLG: 0.277</small> (1, 8) SSS	0-3 ③ K			X 0-0 ① F5			X 0-0 ① F4		X 0-0 ② F4	4	0	0	0	0	1	3
Bob Bailey, R <small>OBP: 0.286, SLG: 0.176</small> (1, 3) SSS		0-3 ① K		X 0-0 1-2 1B G4-6-3			X 0-0 E6		BBB 4-0 1-2 BB	3	0	1	0	1	1	0
Gary Sutherland, R <small>OBP: 0.218, SLG: 0.302</small> (1, 4) X		0-0 ② 4-3		X 0-0 ② ③ G4-6-3 1-2f			X 0-0 ② 5-3		X 0-0 ③ 4-3	4	0	0	0	0	0	5
John Bateman, R <small>OBP: 0.100, SLG: 0.103</small> Howie Reed, R (8, 1) X		0-0 ③ 6-3			X 0-0 ① F8		X 0-0 ③ 6-3			3	0	0	0	0	0	1
Bobby Wine, R <small>OBP: 0.276, SLG: 0.311</small> (1, 6) X			X 0-0 ① 4-3		X 0-0 ② 4-3			X 0-0 ① 5-3		3	0	0	0	0	0	0
Bill Stoneman, R <small>OBP: 0.071, SLG: 0.143</small> Jack Hiatt, R <small>OBP: 0.500, SLG: 0.381</small> (8, 2) SSS		0-3 ② K		X 0-0 ③ 1-3				X 0-3 ② K		2	0	0	0	0	1	0
										1	0	0	0	0	1	0

Inning Stats	R: 0 E: 0 K: 2 S: 7	H: 0 LOB: 1 BB: 1 P: 11	R: 0 E: 0 K: 1 S: 5	H: 0 LOB: 0 BB: 0 P: 5	R: 0 E: 0 K: 1 S: 6	H: 1 LOB: 1 BB: 0 P: 6	R: 0 E: 0 K: 0 S: 3	H: 1 LOB: 1 BB: 1 P: 7	R: 0 E: 0 K: 0 S: 3	H: 0 LOB: 0 BB: 0 P: 3	R: 0 E: 0 K: 0 S: 3	H: 0 LOB: 0 BB: 0 P: 3	R: 0 E: 1 K: 0 S: 4	H: 0 LOB: 1 BB: 0 P: 4	R: 0 E: 0 K: 1 S: 5	H: 0 LOB: 0 BB: 0 P: 5	R: 0 E: 0 K: 0 S: 3	H: 0 LOB: 2 BB: 2 P: 11	1B: 2 2B: 0 3B: 0 HR: 0	SF: 0 SAC: 0 DP: 1 HBP: 0	WP: 0 PB: 0 SB: 0 CS: 0	PA: 33
---------------------	------------------------------	----------------------------------	------------------------------	---------------------------------	------------------------------	---------------------------------	------------------------------	---------------------------------	------------------------------	---------------------------------	------------------------------	---------------------------------	------------------------------	---------------------------------	------------------------------	---------------------------------	------------------------------	----------------------------------	----------------------------------	------------------------------------	----------------------------------	--------

PITCHER	IP	WLS	BF	H	R	ER	SO	BB	IBB	HBP	BLK	WP	HR	S	P	ERA	WHIP	PITCHER	IP	WLS	BF	H	R	ER	SO	BB	IBB	HBP	BLK	WP	HR	S	P	ERA	WHIP		
Danny Coombs, L <small>ERA: 1.38</small>	(1, 1)	9.0	W	33	2	0	0	5	4	0	0	0	0	39	55	0.00	0.667																				

BOTTOM

San Diego Padres @ Montreal Expos
 Jarry Park, Montreal, QB
 Sat May 09 1970, 7:05 PM EDT
 Att. 21,031 - Unknown

AB	29
R	0
H	2
RBI	0
BB	4
SO	5
LOB	11



WP: 0	PA: 33
PB: 0	
SB: 0	
CS: 0	

Batter	1	2	3	4	5	6	7	8	9	AB R H RBI BB SO LOB	TOP												
Dave Campbell, R (1, 4) OBP: 0.328, SLG: 0.395	0-0 5-3	4-0 BB BB		0-3 K		0-0 E2 4-3 1B		0-0 F7		4 0 1 1 1 1 0	San Diego Padres @ Montreal Expos Jerry Park, Montreal, QB Sun May 10 1970, 3:33 AM EDT Att. 13,429 - Unknown												
Steve Huntz, S (1, 6) OBP: 0.284, SLG: 0.397	0-0 F6	4-0 BB		0-0 G3		0-0 F4		0-0 WP 1B		4 0 1 1 1 0 2													
Cito Gaston, R (1, 8) OBP: 0.353, SLG: 0.492	4-0 BB	0-3 K		0-0 F8		0-0 4-3		4-0 BB		3 0 0 0 2 1 5													
Al Ferrara, R (1, 7) OBP: 0.379, SLG: 0.474	0-0 4-3	0-0 6-3			0-0 F6	0-0 F9		0-0 5-3		5 0 0 0 0 0 8													
Jerry Morales, R (8, 7) OBP: 0.186, SLG: 0.232										0 0 0 0 0 0 0													
Ray Webster, L (1, 3) OBP: 0.286, SLG: 0.269		0-0 HR 1B		4-0 1B BB		0-0 F8		0-0 3-1		4 1 1 0 1 0 0													
Ivan Murrell, R (1, 9) OBP: 0.231, SLG: 0.436		0-0 HR		0-0 F3		0-0 6-3		0-0 L5		5 1 1 2 0 1 1													
Ed Spiezio, R (1, 5) OBP: 0.397, SLG: 0.390		4-0 SH3 BB 1B BB		0-0 1-2 1B		4-0 1B BB 1B BB		0-0 F3		3 2 2 0 2 0 0													
Bob Barton, R (1, 2) OBP: 0.355, SLG: 0.444		0-0 BB SH3 1B		0-0 F9		4-0 1B E 1B BB		0-3 K		3 1 1 0 1 1 3													
Clay Kirby, R (1, 1) OBP: 0.286, SLG: 0.286		0-0 SH3		0-3 K		0-0 4-3 E 1B		0-3 K		2 0 1 0 0 1 2													
Ron Herbel, R (6, 1)										1 0 0 0 0 1 0													
Dave Roberts, L (9, 1) OBP: 0.125, SLG: 0.500										0 0 0 0 0 0 0													
Inning Stats	R: 0 E: 0 K: 0 S: 3	H: 0 LOB: 1 BB: 1 P: 7	R: 3 E: 0 K: 1 S: 8	H: 3 LOB: 3 BB: 3 P: 20	R: 0 E: 0 K: 1 S: 6	H: 1 LOB: 2 BB: 1 P: 10	R: 0 E: 0 K: 1 S: 5	H: 0 LOB: 0 BB: 0 P: 5	R: 0 E: 0 K: 0 S: 3	H: 0 LOB: 0 BB: 0 P: 3	R: 2 E: 1 K: 0 S: 5	H: 2 LOB: 2 BB: 2 P: 13	R: 0 E: 0 K: 1 S: 6	H: 1 LOB: 1 BB: 0 P: 6	R: 0 E: 0 K: 1 S: 6	H: 1 LOB: 2 BB: 1 P: 10	R: 0 E: 0 K: 1 S: 5	H: 0 LOB: 0 BB: 0 P: 5	1B: 7 2B: 0 3B: 0 HR: 1	SF: 0 SAC: 1 DP: 0 HBP: 0	WP: 1 PB: 0 SB: 0 CS: 0	PA: 43	
PITCHER	IP WLS BF H R ER SO BB IBB HBP BLK WP HR S P ERA WHIP																						
Joe Sparma, R (1, 1) ERA: 6.99	1.1		11	3	3	3	0	4	0	0	0	0	1	7	23	20.25	5.250						
Howie Reed, R (2, 1) ERA: 5.57	4.2	L	20	3	2	1	3	3	0	0	0	0	0	23	35	1.93	1.286						
John Strohmayr, R (7, 1) ERA: 4.15	3.0		12	2	0	0	3	1	0	0	0	1	0	17	21	0.00	1.000						

livebaseballscorecards.com

AB	34
R	5
H	8
RBI	4
BB	8
SO	6
LOB	21



Batter	1	2	3	4	5	6	7	8	9	AB	R	H	RBI	BB	SO	LOB
Mary Staehle, L (1, 4) OBP: 0.354, SLG: 0.318 Bob Bailey, R (9, PH) OBP: 0.279, SLG: 0.171	0-0 F9		0-0 4-3		0-0 F7		0-0 6-3		0-0 1-3	4	0	0	0	0	0	0
Mack Jones, L (1, 7) OBP: 0.385, SLG: 0.405 Gary Sutherland, R (9, PH) OBP: 0.214, SLG: 0.296	0-0 F6		4-0 HBP BB		0-0 HR		0-0 HR		0-0 6-3	3	2	2	2	1	0	0
Rusty Staub, L (1, 9) OBP: 0.450, SLG: 0.419	0-3 K		0-0 F9		0-0 F9		0-0 L9			4	0	0	0	0	1	1
Ron Fairly, L (1, 3) OBP: 0.416, SLG: 0.416		0-0 F9	1-0 HBP		0-0 1B		0-0 4-3			3	0	1	0	0	0	0
Jim Fairey, L (1, 8) OBP: 0.341, SLG: 0.436		4-0 BB 2B BB	0-0 F8		0-0 L4		0-0 4-3			3	1	0	0	1	0	3
Coco Laboy, R (1, 5) OBP: 0.200, SLG: 0.113		0-3 K		0-0 F7		4-0 BB		0-3 K		3	0	0	0	1	2	1
John Bateman, R (1, 2) OBP: 0.176, SLG: 0.156 Jim Qualls, S (8, PR) OBP: 0.111, SLG: 0.111 John Boccabella, R (9, 2) OBP: 0.143, SLG: 0.143		4-0 BB 2B BB	1-2 2B BB	0-0 6-3 1B		0-0 F4		0-0 1B		3	1	2	0	1	0	1
Bobby Wine, R (1, 6) OBP: 0.275, SLG: 0.319		0-0 2B	1-2 2B	0-0 6-3 1-2		0-3 K		0-0 F9		0	0	0	0	0	0	0
Joe Sparma, R (1, 1) Howie Reed, R (2, 1) Jack Hiatt, R (6, PH) OBP: 0.491, SLG: 0.372 John Strohmayer, R (7, 1) Ron Brand, R (9, PH) OBP: 0.321, SLG: 0.292		0-3 K	0-3 K	0-3 K		0-0 F7		0-0 1-3		2	0	0	0	0	2	2

BOTTOM

San Diego Padres @ Montreal Expos
 Jarry Park, Montreal, QB
 Sun May 10 1970, 3:33 AM EDT
 Att. 13,429 - Unknown

livebaseballscorecards.com

AB	33
R	4
H	6
RBI	4
BB	4
SO	6
LOB	12



Inning Stats	R: 0	H: 0	E: 0	K: 1	S: 5	LOB: 0	BB: 0	P: 5	R: 2	H: 1	E: 0	K: 2	S: 8	LOB: 1	BB: 1	P: 16	R: 0	H: 0	E: 0	K: 0	S: 3	LOB: 2	BB: 1	P: 8	R: 0	H: 1	E: 0	K: 1	S: 6	LOB: 1	BB: 1	P: 6	R: 1	H: 2	E: 0	K: 0	S: 5	LOB: 1	BB: 0	P: 5	R: 0	H: 0	E: 0	K: 1	S: 5	LOB: 1	BB: 1	P: 9	R: 1	H: 1	E: 0	K: 0	S: 4	LOB: 0	BB: 0	P: 4	R: 0	H: 1	E: 0	K: 1	S: 6	LOB: 1	BB: 0	P: 6	R: 0	H: 0	E: 0	K: 0	S: 3	LOB: 0	BB: 0	P: 3	1B: 3	SF: 0	2B: 1	SAC: 0	3B: 0	DP: 0	HR: 2	HBP: 1	WP: 0	PA: 38	PB: 0	SB: 0	CS: 0
--------------	------	------	------	------	------	--------	-------	------	------	------	------	------	------	--------	-------	-------	------	------	------	------	------	--------	-------	------	------	------	------	------	------	--------	-------	------	------	------	------	------	------	--------	-------	------	------	------	------	------	------	--------	-------	------	------	------	------	------	------	--------	-------	------	------	------	------	------	------	--------	-------	------	------	------	------	------	------	--------	-------	------	-------	-------	-------	--------	-------	-------	-------	--------	-------	--------	-------	-------	-------

PITCHER	IP	WLS	BF	H	R	ER	SO	BB	IBB	HBP	BLK	WP	HR	S	P	ERA	WHIP
Clay Kirby, R (1, 1) ERA: 4.1	5.0		24	4	3	3	4	4	0	0	0	0	1	27	44	5.40	1.600
Ron Herbel, R (6, 1) ERA: 3.58	3.2		13	2	1	1	2	0	0	0	0	0	1	17	17	2.46	0.545
Dave Roberts, L (9, 1) ERA: 1.19	0.1	S	1	0	0	0	0	0	0	0	0	0	0	1	1	0.00	0.000

Batter	1	2	3	4	5	6	7	8	9	10	11	12	13	14	AB R H RBI BB SO LOB	TOP													
Bobby Bonds, R OBP: 0.419, SLG: 0.561 (1, 9)	F4	FC5			K		K		K		1-3		BB 1B	L4	8 0 1 0 0 3 6	San Francisco Giants @ San Diego Padres San Diego Stadium, San Diego, CA Mon May 11 1970, 10:05 PM EDT Att: 9,064 - Unknown livebaseballscorecards.com													
Ron Hunt, R OBP: 0.414, SLG: 0.424 (1, 4)	K		6-3		F4		F7			6-3	E6		F4		7 0 0 0 0 1 3														
Willie Mays, R OBP: 0.393, SLG: 0.511 (1, 8)	1B 1B		F5		K			6-3		BB 1B BB	F8		BB 1-2 BB		5 1 1 0 2 1 1														
Willie McCovey, L OBP: 0.411, SLG: 0.523 (1, 3)	1-2 1B		K			F2		BB 1B		BB K	F4		F3		7 0 2 0 0 2 5														
Ken Henderson, S OBP: 0.497, SLG: 0.576 (1, 7)	G3			HR 1B				1-2 BB		BB 1B BB		F8		SH1-3 E 1B BB	4 3 2 0 3 0 2														
Dick Dietz, R OBP: 0.456, SLG: 0.707 (1, 2)		FC1-5 1B BB		HR		F8		K		BB 1B BB		F8		E SH1-3 1B	6 2 3 3 1 1 3														
Tito Fuentes, S OBP: 0.313, SLG: 0.350 Mike McCormick, L (14, 1)		FC5 FC1-5 1-2 1B		6-3		F7		F7		1-3 2-H 1B				SH1-3	5 0 1 0 1 0 3 0 0 0 0 0 0 0														
Hal Lanier, R OBP: 0.265, SLG: 0.304 Jim Davenport, R OBP: 0.333, SLG: 0.250 (14, 5)		K		F9			F9			FC5 1B IBB		5-3		SH1-3	5 0 1 2 1 1 2 0 0 0 0 1 0 0														
Gaylord Perry, R OBP: 0.111, SLG: 0.148 Bob Burda, L OBP: 0.400, SLG: 0.200 Bob Heise, R OBP: 0.310, SLG: 0.282 (14, 6)		FC1-5		4-3				6-3		FC5			1B BB	L4 E IBB	6 0 1 0 0 1 5 1 0 0 1 0 0 2 0 0 0 0 0 0 0														
Inning Stats	R: 0 E: 0 S: 7	H: 2 LOB: 2 BB: 0 P: 7	R: 0 E: 0 K: 1 S: 6	H: 1 LOB: 2 BB: 1 P: 10	R: 0 E: 0 K: 1 S: 5	H: 0 LOB: 0 BB: 0 P: 5	R: 2 E: 0 K: 0 S: 5	H: 2 LOB: 0 BB: 0 P: 5	R: 0 E: 0 K: 2 S: 7	H: 0 LOB: 0 BB: 0 P: 7	R: 0 E: 0 K: 0 S: 4	H: 1 LOB: 1 BB: 0 P: 4	R: 0 E: 0 K: 1 S: 6	H: 1 LOB: 2 BB: 1 P: 10	R: 0 E: 0 K: 1 S: 5		H: 0 LOB: 0 BB: 0 P: 5	R: 3 E: 0 K: 1 S: 7	H: 2 LOB: 2 BB: 3 P: 19	R: 0 E: 1 K: 0 S: 4	H: 0 LOB: 1 BB: 0 P: 4	R: 0 E: 0 K: 0 S: 6	H: 1 LOB: 3 BB: 2 P: 14	R: 1 E: 1 K: 0 S: 4	H: 1 LOB: 2 BB: 2 P: 12	1B: 11 2B: 1 3B: 0 HR: 1	SF: 0 SAC: 1 DP: 1 HBP: 0	WP: 0 PB: 0 SB: 0 CS: 0	PA: 64
PITCHER	IP	WLS	BF	H	R	ER	SO	BB	IBB	HBP	BLK	WP	HR	S	P		ERA	WHIP											
Pat Dobson, R ERA: 3.38 (1, 1)	6.0		25	6	2	2	5	1	0	0	0	0	0	1	34		38	3.00	1.167										
Tom Dukes, R ERA: 3.0 (7, 1)	2.0		9	2	0	0	2	1	0	0	0	0	0	0	12		16	0.00	1.500										
Dave Roberts, L ERA: 1.95 (9, 1)	2.0		11	2	3	3	2	2	1	0	0	0	0	0	12		24	13.50	2.000										
Ron Herbel, R ERA: 3.23 (11, 1)	3.0		13	1	0	0	1	2	0	0	0	0	0	0	13	21	0.00	1.000											
Gary Ross, R ERA: 4.41 (14, 1)	1.0	L	6	1	1	1	0	1	1	0	0	0	0	4	12	9.00	2.000												



Batter	1	2	3	4	5	6	7	8	9	10	11	12	13	14	AB	R	H	RBI	BB	SO	LOB
Dave Campbell, R (1, 4) OBP: 0.321, SLG: 0.380	0-0 5-3		0-3 K			0-0 SH3-4		0-0 F9		4-0 FC3-2 1-2 2-3 IBB		0-0 5-3		0-0 F8	5	0	0	0	1	1	2
Steve Huntz, S (1, 6) OBP: 0.270, SLG: 0.359	0-0 G3		0-0 F2			0-0 6-3		0-0 G3		0-0 FC3-2 1-2 2-3 3-H		0-0 F8		4-0 BB	6	0	0	0	1	0	5
Cito Gaston, R (1, 8) OBP: 0.350, SLG: 0.496	0-0 1B 3B			0-3 K		0-0 1B		0-0 K		0-0 5-3 1-2 2-3 3-H		0-0 F3		0-0 F6	7	1	2	2	0	2	4
Al Ferrara, R (1, 7) OBP: 0.370, SLG: 0.458 Ron Herbel, R (11, 1) Ivan Murrell, R (13, PH) OBP: 0.250, SLG: 0.450	0-0 1B			0-0 6-3		0-3 K2-3		0-3 K		0-0 F9				0-0 SH5-4 1B	5	0	1	1	0	2	4
Nate Colbert, R (1, 3) OBP: 0.315, SLG: 0.544	0-3 K			0-0 6-3			0-0 5-3		0-3 K		4-0 BB BB		0-0 SH5-4	4	0	0	0	1	2	1	
Ollie Brown, R (1, 9) OBP: 0.346, SLG: 0.447 Gary Ross, R (14, 1)		0-3 K			4-0 CS BB		0-0 2-3 1B		0-0 2-3 1B		0-0 HR		4-0 G6-4-3 IBB	3	1	2	1	3	1	0	
Ed Spiezio, R (1, 5) OBP: 0.378, SLG: 0.369		0-3 K			0-3 K 1-2		0-0 2-3		0-0 2-3		0-0 1B 1B		0-0 F3	6	1	1	0	0	2	6	
Chris Cannizzaro, R (1, 2) OBP: 0.348, SLG: 0.342 Ron Stocum, R (10, PR) OBP: 0.286, SLG: 0.333		0-3 K			0-0 6-3			0-0 1-3		0-0 1B FC3-2 1B		0-0 F3		0-0 4-3	4	0	1	0	0	1	0
Pat Dobson, R (1, 11) OBP: 0.222, SLG: 0.178 Tom Duke's, R (7, 11) Ray Webster, L (8, PR) OBP: 0.310, SLG: 0.269 Jose Arcia, R (8, PR) OBP: 0.211, SLG: 0.091 Dave Roberts, L (9, 11) OBP: 0.125, SLG: 0.500 Van Kelly, L (10, PR) OBP: 0.220, SLG: 0.234 Jerry Morales, R (10, PR) OBP: 0.187, SLG: 0.241			0-3 K			0-0 6-3 SH3-4 1B 1B		4-0 BB		0-0 5-3 1B		0-0 F8		0-0 BB 1B	2	1	1	0	0	1	0

Inning Stats	R: 1	H: 2	R: 0	H: 0	R: 0	H: 0	R: 0	H: 0	R: 1	H: 2	R: 0	H: 1	R: 0	H: 0	R: 3	H: 4	R: 0	H: 0	R: 0	H: 0	R: 0	H: 1	R: 0	H: 1	R: 0	H: 1	R: 0	H: 1	1B: 9	SF: 0	WP: 0	PA: 57
E: 0	LOB: 1	E: 0	LOB: 0	E: 0	LOB: 0	E: 0	LOB: 0	E: 0	LOB: 1	E: 0	LOB: 0	E: 0	LOB: 0	E: 0	LOB: 2	E: 0	LOB: 2	E: 0	LOB: 0	E: 0	LOB: 1	E: 0	LOB: 2	E: 0	LOB: 1	E: 0	LOB: 2	2B: 2	SAC: 2	PB: 1		
K: 1	BB: 0	K: 3	BB: 0	K: 2	BB: 0	K: 1	BB: 0	K: 0	BB: 0	K: 3	BB: 0	K: 0	BB: 0	K: 0	BB: 2	K: 0	BB: 0	K: 0	BB: 0	K: 0	BB: 1	K: 0	BB: 1	K: 0	BB: 1	K: 0	BB: 2	3B: 1	DP: 3	SB: 0		
S: 7	P: 7	S: 9	P: 9	S: 7	P: 7	S: 5	P: 5	S: 3	P: 3	S: 7	P: 11	S: 3	P: 11	S: 3	P: 3	S: 3	P: 7	S: 3	P: 3	S: 3	P: 7	S: 4	P: 8	S: 4	P: 8	S: 4	P: 8	HR: 1	HBP: 0	CS: 1		

PITCHER	IP	WLS	BF	H	R	ER	SO	BB	IBB	HBP	BLK	WP	HR	S	P	ERA	WHIP
Gaylord Perry, R (1, 1) ERA: 4.92	13.0	5	52	10	5	5	12	4	2	0	0	0	1	70	94	3.46	1.077
Mike McCormick, L (14, 1) ERA: 4.4	1.0	0	5	1	0	0	0	1	0	0	0	0	0	4	8	0.00	2.000

San Francisco Giants @ San Diego Padres
San Diego Stadium, San Diego, CA
Mon May 11 1970, 10:05 PM EDT
Att: 9,064 - Unknown

AB	48
R	5
H	11
RBI	5
BB	7
SO	12
LOB	26



Batter	1	2	3	4	5	6	7	8	9	AB R H RBI BB SO LOB	TOP																
Bobby Bonds, R (1, 9) OBP: 0.425, SLG: 0.556	0-3 K		4-0 2B BB		0-0 F9 3B 1B	4-0 S BB		0-0 G5-4-3 1-2f		3 2 1 0 2 1 1																	
Ron Hunt, R (1, 4) OBP: 0.405, SLG: 0.423	0-0 F9		0-0 1-H 2B		0-0 5-3	0-0 4-3			0-0 F9	5 0 1 1 0 0 2																	
Willie Mays, R (1, 8) OBP: 0.384, SLG: 0.505	0-0 2B		0-3 K		0-0 F9 2-3		0-0 4-3		0-3 K	5 0 1 0 0 2 2																	
Willie McCovey, L (1, 3) OBP: 0.424, SLG: 0.549	4-0 IBB		4-0 G6-3 IBB		4-0 BB 3B BB		0-0 HR		0-0 F8	2 2 1 1 3 0 0																	
Ken Henderson, S (1, 7) OBP: 0.497, SLG: 0.570	0-0 F6		0-0 G6-3 1-2f		4-0 1-2 3B BB		0-0 1B			3 1 1 0 1 0 4																	
Dick Dietz, R (1, 2) OBP: 0.466, SLG: 0.725		0-0 G6-4-3 1B		0-0 6-3	0-0 1-H 2-H 3-H 3B		4-0 BB			3 0 2 3 1 0 0																	
Tito Fuentes, S (1, 5) OBP: 0.310, SLG: 0.344		0-0 1-2 G6-4-3 1B		0-0 F9	0-0 6-3		0-3 K			4 0 1 0 0 1 2																	
Hal Lanier, R (1, 6) OBP: 0.256, SLG: 0.293 Bob Taylor, L (8, PH) OBP: 0.321, SLG: 0.136 Bob Heise, R (8, PR) OBP: 0.310, SLG: 0.282		0-0 G6-4-3 1-2f 2-3		0-0 E6		0-0 F7		0-0 G5-4-3 1B		3 0 0 0 0 0 2 1 0 1 0 0 0 0 0 0 0 0 0 0 0																	
Miguel Puente, R (1, 1) Bill Faul, R (4, 1) Don Mason, L (6, PH) Frank Reberger, L (6, 1) Bob Burda, L (8, PH) Frank Linzy, R (8, 1)		0-3 K		0-3 K		0-0 F5		0-0 F5		2 0 0 0 0 0 2 2 0 0 0 0 0 0 0 0 1 0 0 0 0 0 0 0 0 0 0 0 0 0 0 0 1 0 0 0 0 0 0 1 0 0 0 0 0 0 0 0																	
Inning Stats	R: 0 E: 0 K: 1 S: 6	H: 1 LOB: 2 BB: 1 P: 10	R: 0 E: 0 K: 1 S: 6	H: 2 LOB: 1 BB: 0 P: 6	R: 1 E: 0 K: 1 S: 5	H: 1 LOB: 1 BB: 2 P: 13	R: 0 E: 1 K: 1 S: 6	H: 0 LOB: 1 BB: 0 P: 6	R: 3 E: 0 K: 0 S: 5	H: 2 LOB: 1 BB: 2 P: 13	R: 0 E: 0 K: 0 S: 3	H: 0 LOB: 1 BB: 1 P: 7	R: 1 E: 0 K: 1 S: 6	H: 2 LOB: 1 BB: 1 P: 10	R: 0 E: 0 K: 0 S: 3	H: 1 LOB: 1 BB: 0 P: 3	R: 0 E: 0 K: 1 S: 5	H: 0 LOB: 0 BB: 0 P: 5	1B: 5 2B: 2 3B: 1 HR: 1	SF: 0 SAC: 0 DP: 3 HBP: 0	WP: 0 PB: 0 SB: 1 CS: 0	PA: 40					
PITCHER Mike Corkins, R (1, 1) ERA: 4.05 Tom Dukes, R (7, 1) ERA: 2.38	IP 6.2	WLS W	BF 32	H 8	R 5	ER 5	SO 4	BB 4	IBB 2	HBP 0	BLK 0	WP 0	HR 1	S 34	P 58	ERA 6.75	WHIP 1.800										
										PITCHER	IP	WLS	BF	H	R	ER	SO	BB	IBB	HBP	BLK	WP	HR	S	P	ERA	WHIP

San Francisco Giants @ San Diego Padres
San Diego Stadium, San Diego, CA
Tue May 12 1970, 10:05 PM EDT
Att. 7,716 - Unknown

AB	33
R	5
H	9
RBI	5
BB	7
SO	6
LOB	16



Batter	1	2	3	4	5	6	7	8	9	AB	R	H	RBI	BB	SO	LOB
Tommy Dean, R OBP: 0.323, SLG: 0.414 (1, 6)	4-0 L5-3 BB		0-0 SH3-1	4-0 BB BB BB 1-2 2-3 3-H		0-0 6-3				1	0	0	1	2	0	0
Dave Campbell, R OBP: 0.319, SLG: 0.371 (1, 4)	0-0 L5-3		0-0 F8	4-0 BB BB BB 1-2 2-3 3-H		0-0 6-3				3	0	0	1	1	0	2
Cito Gaston, R OBP: 0.340, SLG: 0.482 (1, 8)	0-3 K		0-0 4-3	0-0 F6						4	0	0	0	0	1	4
Al Ferrara, R OBP: 0.365, SLG: 0.448 (1, 7)		0-0 F6		0-0 1B 1B						4	1	1	0	0	0	3
Jerry Morales, R OBP: 0.197, SLG: 0.241 (8, 7)				0-0 F7						0	0	0	0	0	0	0
Ray Webster, L OBP: 0.333, SLG: 0.276 (1, 3)		0-0 1-3		0-0 S 1B 1B	4-0 G6-4-3 BB					3	1	1	0	1	0	0
Ollie Brown, R OBP: 0.343, SLG: 0.439 (1, 9)		0-0 6-3		0-0 SH 1B 1B	0-0 G6-4-3					4	1	1	1	0	0	1
Steve Huntz, S OBP: 0.282, SLG: 0.382 (1, 5)			0-0 1B 2B	0-3 K	0-0 1B					4	1	2	0	0	1	2
Bob Barton, R OBP: 0.371, SLG: 0.452 (1, 2)			0-0 E 1B	0-0 BB SH 1B	0-0 F7					4	2	2	2	0	0	1
Mike Corkins, R OBP: 0.235, SLG: 0.188 (1, 1)			0-0 SH SH3-1	0-0 SH BB BB						1	0	0	0	0	1	0
Tom Dukes, R (7, 1)			0-0 SH3-1 1-H	0-0 SH BB BB		0-3 K				0	0	0	0	0	0	0

Inning Stats	R: 0	H: 0	E: 0	K: 1	S: 4	LOB: 0	BB: 1	P: 8	R: 0	H: 0	E: 0	K: 0	S: 3	LOB: 0	BB: 0	P: 3	R: 2	H: 2	E: 1	K: 0	S: 6	LOB: 1	BB: 0	P: 6	R: 4	H: 4	E: 1	K: 1	S: 10	LOB: 3	BB: 2	P: 18	R: 0	H: 1	E: 0	K: 0	S: 3	LOB: 1	BB: 1	P: 7	R: 0	H: 0	E: 0	K: 1	S: 5	LOB: 0	BB: 0	P: 5	R: 0	H: 0	E: 0	K: 0	S: 3	LOB: 0	BB: 0	P: 3	R: 0	H: 0	E: 0	K: 0	S: 3	LOB: 0	BB: 0	P: 3	R: 0	H: 0	E: 0	K: 0	S: 3	LOB: 0	BB: 0	P: 3
--------------	------	------	------	------	------	--------	-------	------	------	------	------	------	------	--------	-------	------	------	------	------	------	------	--------	-------	------	------	------	------	------	-------	--------	-------	-------	------	------	------	------	------	--------	-------	------	------	------	------	------	------	--------	-------	------	------	------	------	------	------	--------	-------	------	------	------	------	------	------	--------	-------	------	------	------	------	------	------	--------	-------	------


PITCHER	IP	WLS	BF	H	R	ER	SO	BB	IBB	HBP	BLK	WP	HR	S	P	ERA	WHIP
Miguel Puente, R ERA: 7.07 (1, 1)	3.1	L	19	6	6	5	2	2	0	0	0	0	0	21	29	13.50	2.400
Bill Faul, R ERA: (4, 1)	1.2		7	1	0	0	0	2	0	0	0	0	0	5	13	0.00	1.800
Frank Reberger, R ERA: 7.66 (6, 1)	2.0		6	0	0	0	1	0	0	0	0	0	0	8	8	0.00	0.000
Frank Linzy, R ERA: 6.2 (8, 1)	1.0		3	0	0	0	0	0	0	0	0	0	0	3	3	0.00	0.000

BOTTOM

San Francisco Giants @ San Diego Padres
San Diego Stadium, San Diego, CA
Tue May 12 1970, 10:05 PM EDT
Att. 7,716 - Unknown

livebaseballscorecards.com

AB	28
R	6
H	7
RBI	5
BB	4
SO	3
LOB	13



WP: 0	PA: 35
PB: 0	
SB: 1	
CS: 0	

Batter	1	2	3	4	5	6	7	8	9	AB R H RBI BB SO LOB	TOP											
Bobby Bonds, R (1, 8) OBP: 0.418, SLG: 0.543	0-0 5-3		0-3 K		0-3 K		0-0 1B		0-0 F9	5 0 1 0 0 2 3	San Francisco Giants @ San Diego Padres San Diego Stadium, San Diego, CA Wed May 13 1970, 10:05 PM EDT Att. 7,447 - Unknown livebaseballscorecards.com											
Ron Hunt, R (1, 4) OBP: 0.392, SLG: 0.407	0-0 F6			0-0 F4		0-0 F4	0-0 F6			4 0 0 0 0 0 2												
Willie McCovey, L (1, 3) OBP: 0.419, SLG: 0.534	0-0 3-1			0-0 4-3		4-0 G5-4-3 BB	0-0 F9			3 0 0 0 1 0 2												
Ken Henderson, S (1, 9) OBP: 0.484, SLG: 0.552		0-0 6-3		0-0 F7		0-0 G5-4-3 1-2f		0-0 5-3		4 0 0 0 0 0 1												
Dick Dietz, R (1, 2) OBP: 0.467, SLG: 0.712		0-0 F8			4-0 1B 3B BB		0-0 E5 HR	4-0 G4-6-3 BB		2 2 0 0 2 0 0												
Frank Johnson, R (1, 7) OBP: 0.250, SLG: 0.250		0-0 5-3			0-0 1-2 3B 1B		0-0 E4 HR	0-0 G4-6-3 1-2f		4 2 1 0 0 0 2												
Tito Fuentes, S (1, 5) OBP: 0.320, SLG: 0.426			0-0 6-3		0-0 1-H 2-H 3B		0-0 1-H 2-H HR		0-0 4-3	4 1 2 5 0 0 0												
Hal Lanier, R (1, 6) OBP: 0.278, SLG: 0.306			0-0		0-0 F2		0-0 SH3-4 1B		4-0	3 0 2 0 1 0 1												
Rich Robertson, R (1, 1) OBP: 0.278, SLG: 0.306			0-3 K		0-0 5-3		0-0 SH3-4		0-3 K	3 0 0 0 0 2 3												
Inning Stats	R: 0 E: 0 K: 0 S: 3	H: 0 LOB: 0 BB: 0 P: 3	R: 0 E: 0 K: 0 S: 3	H: 0 LOB: 0 BB: 0 P: 3	R: 0 E: 0 K: 2 S: 8	H: 1 LOB: 1 BB: 0 P: 8	R: 0 E: 0 K: 0 S: 3	H: 0 LOB: 0 BB: 0 P: 3	R: 2 E: 0 K: 1 S: 7	H: 2 LOB: 1 BB: 1 P: 11		R: 0 E: 0 K: 0 S: 2	H: 0 LOB: 0 BB: 1 P: 6	R: 3 E: 2 K: 0 S: 8	H: 3 LOB: 2 BB: 0 P: 8	R: 0 E: 0 K: 0 S: 2	H: 0 LOB: 0 BB: 1 P: 6	R: 0 E: 0 K: 1 S: 5	H: 0 LOB: 1 BB: 1 P: 9	1B: 4 2B: 0 3B: 1 HR: 1	SF: 0 SAC: 1 DP: 2 HBP: 0	WP: 0 PB: 0 SB: 0 CS: 0
PITCHER	IP WLS BF H R ER SO BB IBB HBP BLK WP HR S P ERA WHIP																					
Danny Coombs, L (1, 1) ERA: 1.77	8.0 L 33 6 5 3 3 3 0 0 0 0 0 1 36 48 3.38 1.125																					
Gary Ross, R (9, 1) ERA: 4.15	1.0 4 0 0 0 0 1 1 0 0 0 0 0 5 9 0.00 1.000																					



Batter	1	2	3	4	5	6	7	8	9	AB	R	H	RBI	BB	SO	LOB
Tommy Dean, R (1, 6) OBP: 0.294, SLG: 0.375 Nate Colbert, R (8, PH) OBP: 0.313, SLG: 0.539 Gary Ross, R (9, 1)	0-0 F9		0-0 5-3		0-3 K			0-0 G6-4-3		3	0	0	0	0	1	1
Dave Campbell, R (1, 4) OBP: 0.311, SLG: 0.360	0-0 F9		0-3 K			0-0 5-3		0-0 6-3		4	0	0	0	0	1	0
Cito Gaston, R (1, 8) OBP: 0.338, SLG: 0.476	0-0 3-1			0-0 1B		0-0 F9			0-0 F7	4	0	1	0	0	0	0
Ivan Murrell, R (1, 7) OBP: 0.250, SLG: 0.455		0-0 WP 2B		0-0 F9		0-0 F8			0-0 1-3	4	1	1	0	0	0	1
Ray Webster, L (1, 3) OBP: 0.297, SLG: 0.242		0-0 F8		0-0 F5			0-0 G3		0-0 F7	4	0	0	0	0	0	2
Ollie Brown, R (1, 9) OBP: 0.333, SLG: 0.426		0-0 6-3		0-0 F9			0-0 5-3			3	0	0	0	0	0	2
Steve Huntz, S (1, 5) OBP: 0.296, SLG: 0.386 (9, 6)		4-0 BB		0-3 K			0-0 1B			2	0	1	0	1	1	0
Bob Barton, R (1, 2) OBP: 0.342, SLG: 0.412		0-3 K		0-0 E6			0-0 F8			3	0	0	0	0	1	2
Danny Coombs, R (1, 1) OBP: 0.083, SLG: 0.167 Van Kelly, L (8, PH) OBP: 0.239, SLG: 0.234 (9, 5)			0-3 K2-3		0-0 FC1-6			4-0 BB		2	0	0	0	0	1	1

Inning Stats	R: 0	H: 0	E: 0	K: 0	S: 3	R: 1	H: 1	E: 0	K: 1	S: 6	R: 0	H: 0	E: 0	K: 2	S: 7	R: 0	H: 1	E: 0	K: 0	S: 4	R: 0	H: 0	E: 1	K: 2	S: 8	R: 0	H: 0	E: 0	K: 0	S: 3	R: 0	H: 1	E: 0	K: 0	S: 4	R: 0	H: 0	E: 0	K: 0	S: 2	R: 0	H: 0	E: 0	K: 0	S: 3	R: 0	H: 0	E: 0	K: 0	S: 3	1B: 2	SF: 0	2B: 1	SAC: 0	3B: 0	DP: 1	HR: 0	HBP: 0	WP: 1	PA: 32
PITCHER Rich Robertson, R (1, 1) ERA: 3.45	IP	WLS	BF	H	R	ER	SO	BB	IBB	HBP	BLK	WP	HR	S	P	ERA	WHIP																			IP	WLS	BF	H	R	ER	SO	BB	IBB	HBP	BLK	WP	HR	S	P	ERA	WHIP								


BOTTOM

San Francisco Giants @ San Diego Padres
San Diego Stadium, San Diego, CA

Wed May 13 1970, 10:05 PM EDT
Att. 7,447 - Unknown

livebaseballscorecards.com

AB	30
R	1
H	3
RBI	0
BB	2
SO	5
LOB	10



Batter	1	2	3	4	5	6	7	8	9	AB R H RBI BB SO LOB	TOP											
Joe Morgan, L (1, 4) OBP: 0.385, SLG: 0.394	0-0 4-3		0-0 6-3		4-0 FC4-6 BB	4-0 BB		0-0 4-3		3 0 0 0 2 0 1												
Norm Miller, L (1, 9) OBP: 0.316, SLG: 0.358	0-0 4-3		0-0 4-3		0-0 FC4-6	0-0 F7		0-0 4-3		5 0 0 0 0 0 5												
Jimmy Wynn, R (1, 8) OBP: 0.374, SLG: 0.520	0-0 1B 1B		0-0 2B		0-0 SF7			0-0 E8 SF7		4 1 2 1 0 0 0												
Tommy Davis, R (1, 7) OBP: 0.308, SLG: 0.390	0-0 1B		0-0 1-3		0-0 5-3			0-0 1-3		4 0 1 0 0 0 3												
Jim Beauchamp, R (7, 7) OBP: 0.333, SLG: 0.421	1-2 1B									1 0 0 0 0 0 0												
Denis Menke, R (1, 6) OBP: 0.408, SLG: 0.500	0-3 K				4-0 BB			0-0 SF7		2 0 0 1 1 1 2												
Joe Pepitone, L (1, 3) OBP: 0.297, SLG: 0.521		0-0 G3			0-0 F8			0-0 F4		4 1 1 1 0 0 1												
Doug Rader, R (1, 5) OBP: 0.384, SLG: 0.566		0-0 4-3			0-0 F9			4-0 BB 1B BB		3 0 1 0 1 0 1												
Johnny Edwards, L (1, 2) OBP: 0.203, SLG: 0.237		4-0 BB			0-0 F9			0-0 F9		2 0 0 0 2 0 2												
Larry Dierker, R (1, 1) OBP: 0.179, SLG: 0.185		0-3 K			0-0 FC4-6 SF7 1B			0-3 K		4 1 1 0 0 3 4												
Inning Stats	R: 0 E: 0 K: 1 S: 7	H: 2 LOB: 2 BB: 0 P: 7	R: 0 E: 0 K: 1 S: 5	H: 0 LOB: 1 BB: 1 P: 9	R: 0 E: 0 K: 0 S: 4	H: 1 LOB: 1 BB: 1 P: 4	R: 0 E: 0 K: 0 S: 3	H: 0 LOB: 1 BB: 1 P: 7	R: 1 E: 0 K: 0 S: 4	H: 1 LOB: 1 BB: 1 P: 8	R: 1 E: 0 K: 1 S: 7	H: 2 LOB: 3 BB: 2 P: 15	R: 1 E: 1 K: 0 S: 4	H: 0 LOB: 0 BB: 0 P: 4	R: 0 E: 0 K: 1 S: 5	H: 0 LOB: 1 BB: 1 P: 9	R: 0 E: 0 K: 0 S: 3	H: 0 LOB: 0 BB: 0 P: 3	1B: 4 2B: 1 3B: 0 HR: 1	SF: 2 SAC: 0 DP: 0 HBP: 0	WP: 0 PB: 0 SB: 0 CS: 0	PA: 40
PITCHER	IP WLS BF H R ER SO BB IBB HBP BLK WP HR S P ERA WHIP																					
Clay Kirby, R (1, 1) ERA: 4.02	5.1 L 26 6 2 2 2 4 0 0 0 0 0 1 26 42 3.38 1.875																					
Tom Dukes, R (6, 1) ERA: 2.08	1.2 7 0 1 0 1 1 0 0 0 0 0 0 8 12 0.00 0.600																					
Ron Herbel, R (8, 1) ERA: 3.03	2.0 7 0 0 0 1 1 0 0 0 0 0 0 8 12 0.00 0.500																					

Houston Astros @ San Diego Padres
San Diego Stadium, San Diego, CA
Thu May 14 1970, 10:05 PM EDT
Att. 2,522 - Unknown

livebaseballscorecards.com

AB	32
R	3
H	6
RBI	3
BB	6
SO	4
LOB	19



Batter	1	2	3	4	5	6	7	8	9	AB	R	H	RBI	BB	SO	LOB
Tommy Dean, R OBP: 0.316, SLG: 0.417 (1, 6)	0-0 7-4 1B		0-0 1B 2B		0-0 6-3		0-0 F3			4	1	2	0	0	0	0
Dave Campbell, R OBP: 0.309, SLG: 0.357 (1, 4)	0-3 K 1-2		0-0 FC6-4 1B 2-H		0-0 F5		0-0 5-3			4	0	1	1	0	1	1
Cito Gaston, R OBP: 0.348, SLG: 0.479 (1, 8) (8, 7)	4-0 BB		0-0 FC6-4 1B		0-0 5-3			0-0 G5-4-3 1B		3	0	2	0	1	0	0
Jose Arcia, R OBP: 0.211, SLG: 0.091 (8, PR) (9, 7)			1-2							0	0	0	0	0	0	0
Nate Colbert, R OBP: 0.311, SLG: 0.529 (1, 3)	0-0 7-4 2-3f		0-3 K		0-0 1B G3-2-3 1B		0-0 G5-4-3		0-0 G5-4-3	4	0	1	0	0	1	5
Ivan Murrell, R OBP: 0.250, SLG: 0.438 (1, 7) (8, 8)		0-0 F9	0-0 FC6-4 1-2f 2-3		0-0 G3-2-3 1B 1-2		0-0 6-3			4	0	1	0	0	0	3
Ollie Brown, R OBP: 0.330, SLG: 0.419 (1, 9)		0-0 F8	0-3 K		0-0 G3-2-3 1B 1-2 2-3		0-0 1-3		0-0 1-3	4	0	1	0	0	1	2
Steve Huntz, S OBP: 0.306, SLG: 0.375 (1, 5)		4-0 1B BB		4-0 8-4 BB		0-0 G3-2-3		0-0 F8		2	0	0	0	2	0	3
Chris Cannizzaro, R OBP: 0.344, SLG: 0.337 (1, 2)		0-0 1-2 1B		0-0 8-4 1-2f		0-0 F9		0-0 5-3		4	0	1	0	0	0	3
Clay Kirby, R OBP: 0.250, SLG: 0.250 (1, 1)		0-3 K		0-3 K			0-3 K			2	0	0	0	0	2	2
Tom Dukes, R (6, 1)										0	0	0	0	0	0	0
Ray Webster, L OBP: 0.289, SLG: 0.235 (7, PH)										1	0	0	0	0	1	0
Ron Herbel, R (8, 1)										0	0	0	0	0	0	0

Inning Stats	R: 0	H: 1	E: 0	LOB: 1	K: 1	BB: 1	S: 5	P: 9	R: 0	H: 1	E: 0	LOB: 2	K: 1	BB: 1	S: 6	P: 10	R: 1	H: 3	E: 0	LOB: 2	K: 2	BB: 0	S: 10	P: 10	R: 0	H: 0	E: 0	LOB: 0	K: 1	BB: 1	S: 4	P: 8	R: 0	H: 0	E: 0	LOB: 0	K: 0	BB: 0	S: 3	P: 3	R: 0	H: 3	E: 0	LOB: 2	K: 0	BB: 0	S: 5	P: 5	R: 0	H: 0	E: 0	LOB: 0	K: 1	BB: 0	S: 5	P: 5	R: 0	H: 1	E: 0	LOB: 1	K: 0	BB: 0	S: 3	P: 3	R: 0	H: 0	E: 0	LOB: 0	K: 0	BB: 0	S: 3	P: 3	1B: 8	SF: 0	2B: 3	SAC: 0	3B: 0	DP: 4	HR: 0	HBP: 0	WP: 0	PA: 35	ERA	WHIP
PITCHER Larry Dierker, R ERA: 3.14 (1, 1)	IP	WLS	BF	H	R	ER	SO	BB	IBB	HBP	BLK	WP	HR	S	P	ERA	WHIP	IP	WLS	BF	H	R	ER	SO	BB	IBB	HBP	BLK	WP	HR	S	P	ERA	WHIP																																																		

BOTTOM

Houston Astros @ San Diego Padres
San Diego Stadium, San Diego, CA

Thu May 14 1970, 10:05 PM EDT
Att. 2,522 - Unknown

livebaseballscorecards.com

AB	32
R	1
H	9
RBI	1
BB	3
SO	6
LOB	19

Batter	1	2	3	4	5	6	7	8	9	10	AB R H RBI BB SO LOB	TOP														
Joe Morgan, L (1, 4) OBP: 0.395, SLG: 0.412	0-0 1B 3B	0-0 4-3			0-0 G5-4-3 1B		4-0 1-2 1B BB		4-0 2B BB	0-3 K	4 3 2 0 2 1 2															
Jesus Alou, R (1, 9) OBP: 0.340, SLG: 0.426	0-3 K		0-0 2B 2B		0-0 G5-4-3 1-2f		0-0 F4		0-0 2B 1B	0-0 F7	6 2 2 0 0 1 5															
Jimmy Wynn, R (1, 8) OBP: 0.388, SLG: 0.569	0-3 K		0-0 G3 2-H 2B		0-0 HR		0-0 1B 1B		0-0 1B 2B		5 2 4 4 0 1 1															
Tommy Davis, R (1, 7) OBP: 0.321, SLG: 0.394	0-0 1B 1B		0-0 G3 2-3		0-0 5-3		0-0 1B 1B		4-0 FC4-6 1B IBB		4 0 2 2 1 0 1															
Denis Menke, R (1, 6) OBP: 0.408, SLG: 0.496	0-0 1-2 1B		0-3 K			0-0 5-3	0-0 F6		0-0 FC4-6 1B		5 0 2 2 0 1 3															
Doug Rader, R (1, 5) OBP: 0.371, SLG: 0.543	0-3 K		0-0 F2			0-0 5-3		0-0 F9	0-0 FC4-6 G4-6-3		5 0 0 0 0 1 5															
Joe Pepitone, L (1, 3) OBP: 0.286, SLG: 0.500		0-0 F8		0-0 6-3		0-0 1-3		0-0 F4	0-0 G4-6-3		5 0 0 0 0 0 2															
Johnny Edwards, L (1, 2) OBP: 0.219, SLG: 0.252		0-0 1B		0-0 1B			0-0 BB 1B	0-0 E8		0-0 F9	5 1 3 0 0 0 0															
Scipio Spinks, R (1, 1) Bob Watson, R (7, PH) Jim Bouton, R (7, 1) Jim Beauchamp, R (8, PH) Fred Gladding, L (8, 1) Jim Ray, R (9, 1) OBP: 0.286, SLG: 0.286		0-3 K		0-0 6-3			0-0 F5	0-3 K		0-0 1B	2 0 0 0 0 1 1 1 0 0 0 0 0 1 0 0 0 0 0 0 0 1 0 0 0 0 1 1 0 0 0 0 0 0 0 1 0 1 0 0 0 0															
Inning Stats	R: 1 E: 0 K: 3 S: 12	H: 3 LOB: 2 BB: 0 P: 12	R: 0 E: 0 K: 1 S: 6	H: 1 LOB: 1 BB: 0 P: 6	R: 1 E: 0 K: 1 S: 7	H: 2 LOB: 1 BB: 0 P: 7	R: 0 E: 0 K: 0 S: 3	H: 1 LOB: 0 BB: 0 P: 3	R: 1 E: 0 K: 0 S: 4	H: 2 LOB: 0 BB: 0 P: 4	R: 0 E: 0 K: 0 S: 3	H: 0 LOB: 0 BB: 0 P: 3	R: 2 E: 0 K: 0 S: 6	H: 3 LOB: 2 BB: 1 P: 10	R: 0 E: 1 K: 1 S: 6	H: 0 LOB: 1 BB: 0 P: 6	R: 3 E: 0 K: 0 S: 5	H: 3 LOB: 1 BB: 2 P: 13	R: 0 E: 0 K: 1 S: 6	H: 1 LOB: 1 BB: 0 P: 6	1B: 11 2B: 3 3B: 1 HR: 1	SF: 0 SAC: 0 DP: 2 HBP: 0	WP: 0 PB: 0 SB: 0 CS: 0	PA: 47		
PITCHER	IP WLS BF H R ER SO BB IBB HBP BLK WP HR S P ERA WHIP	IP WLS BF H R ER SO BB IBB HBP BLK WP HR S P ERA WHIP	IP WLS BF H R ER SO BB IBB HBP BLK WP HR S P ERA WHIP	IP WLS BF H R ER SO BB IBB HBP BLK WP HR S P ERA WHIP	IP WLS BF H R ER SO BB IBB HBP BLK WP HR S P ERA WHIP	IP WLS BF H R ER SO BB IBB HBP BLK WP HR S P ERA WHIP	IP WLS BF H R ER SO BB IBB HBP BLK WP HR S P ERA WHIP	IP WLS BF H R ER SO BB IBB HBP BLK WP HR S P ERA WHIP	IP WLS BF H R ER SO BB IBB HBP BLK WP HR S P ERA WHIP	IP WLS BF H R ER SO BB IBB HBP BLK WP HR S P ERA WHIP	IP WLS BF H R ER SO BB IBB HBP BLK WP HR S P ERA WHIP	IP WLS BF H R ER SO BB IBB HBP BLK WP HR S P ERA WHIP	IP WLS BF H R ER SO BB IBB HBP BLK WP HR S P ERA WHIP	IP WLS BF H R ER SO BB IBB HBP BLK WP HR S P ERA WHIP	IP WLS BF H R ER SO BB IBB HBP BLK WP HR S P ERA WHIP	IP WLS BF H R ER SO BB IBB HBP BLK WP HR S P ERA WHIP	IP WLS BF H R ER SO BB IBB HBP BLK WP HR S P ERA WHIP	IP WLS BF H R ER SO BB IBB HBP BLK WP HR S P ERA WHIP	IP WLS BF H R ER SO BB IBB HBP BLK WP HR S P ERA WHIP	IP WLS BF H R ER SO BB IBB HBP BLK WP HR S P ERA WHIP	IP WLS BF H R ER SO BB IBB HBP BLK WP HR S P ERA WHIP	IP WLS BF H R ER SO BB IBB HBP BLK WP HR S P ERA WHIP	IP WLS BF H R ER SO BB IBB HBP BLK WP HR S P ERA WHIP	IP WLS BF H R ER SO BB IBB HBP BLK WP HR S P ERA WHIP	IP WLS BF H R ER SO BB IBB HBP BLK WP HR S P ERA WHIP	IP WLS BF H R ER SO BB IBB HBP BLK WP HR S P ERA WHIP
Dave Roberts, L (1, 1) ERA: 2.79	6.1																									
Ron Herbel, R (7, 1) ERA: 3.41	1.2																									
Tom Dukes, R (9, 1) ERA: 2.77	0.0																									
Gary Ross, R (9, 1) ERA: 3.93	1.0																									
Danny Coombs, L (10, 1) ERA: 1.73	1.0	W																								

Houston Astros @ San Diego Padres
San Diego Stadium, San Diego, CA
Fri May 15 1970, 10:05 PM EDT
Att: 9,692 - Unknown

livebaseballscorecards.com



Batter	1	2	3	4	5	6	7	8	9	10	AB	R	H	RBI	BB	SO	LOB
Tommy Dean, R (1, 6) OBP: 0.286, SLG: 0.375 Al Ferrara, R (9, PH) OBP: 0.362, SLG: 0.443 Danny Coombs, R (10, 1) OBP: 0.083, SLG: 0.167	0-0 F9		0-0 F7		0-0 6-3		0-0 5-3		0-3 K		4	0	0	0	0	0	0
Dave Campbell, R (1, 4) OBP: 0.306, SLG: 0.347	4-0 BLK WP BB		0-0 F7		0-0 6-3			0-0 F2		0-0 F4	4	1	0	0	1	0	0
Ray Webster, L (1, 7) OBP: 0.310, SLG: 0.243 Jose Arcia, R (9, 7) OBP: 0.211, SLG: 0.091 Ed Spiezio, R (10, PH) OBP: 0.387, SLG: 0.394	4-0 WP BLK HR BB		0-3 K			0-0 5-3 HR 1B		0-0 L4		0-0 HR 2B	3	2	1	0	1	1	0
Nate Colbert, R (1, 3) OBP: 0.307, SLG: 0.540	0-0 F8			0-3 K		0-0 L6		0-3 K		0-0 HR	5	1	1	2	0	2	2
Ivan Murrell, R (1, 8) OBP: 0.269, SLG: 0.558	0-0 HR			0-0 HR		0-0 5-3			0-0 E6		4	3	2	3	0	0	1
Ollie Brown, R (1, 9) OBP: 0.345, SLG: 0.468	0-0 F8			0-0 2B		0-0 HR			0-0 WP SH2-4 1B		4	2	3	2	0	0	0
Steve Hutz, S (1, 5) OBP: 0.295, SLG: 0.360		0-0 F9		0-3 K		0-0 F9			0-0 SH2-4		3	0	0	0	0	1	1
Chris Cannizzaro, R (1, 2) OBP: 0.340, SLG: 0.333 Ron Slocum, R (9, PR) OBP: 0.286, SLG: 0.333		0-0 F7		0-0 F2			0-0 F8		0-0 CS 1B		4	0	1	1	0	0	1
Dave Roberts, L (1, 1) OBP: 0.100, SLG: 0.400 Ron Herbel, R (7, 1) Tom Dukes, R (9, 1) Gary Ross, R (9, 1) Van Kelly, L (9, PH) OBP: 0.250, SLG: 0.234		0-0 F8		0-3 K			0-0 4-3		0-0 2B 3B 1B		2	0	0	0	0	1	0


R: 3	H: 1	R: 0	H: 0	R: 0	H: 0	R: 1	H: 2	R: 0	H: 0	R: 2	H: 2	R: 0	H: 0	R: 0	H: 2	R: 2	H: 2	R: 2	H: 2
E: 0	LOB: 0	E: 0	LOB: 0	E: 0	LOB: 0	E: 0	LOB: 1	E: 0	LOB: 0	E: 0	LOB: 0	E: 1	LOB: 0	E: 1	LOB: 1	E: 0	LOB: 0	E: 0	LOB: 0
K: 0	BB: 2	K: 0	BB: 0	K: 1	BB: 0	K: 2	BB: 0	K: 0	BB: 0	K: 0	BB: 0	K: 1	BB: 0	K: 1	BB: 1	K: 0	BB: 0	K: 0	BB: 0
S: 4	P: 12	S: 3	P: 3	S: 5	P: 5	S: 9	P: 9	S: 5	P: 5	S: 3	P: 3	S: 5	P: 5	S: 7	P: 11	S: 3	P: 3	S: 3	P: 3

1B: 3	SF: 0	WP: 2	PA: 40
2B: 2	SAC: 1	PB: 0	
3B: 0	DP: 0	SB: 0	
HR: 4	HBP: 0	CS: 1	

PITCHER	IP	WLS	BF	H	R	ER	SO	BB	IBB	HBP	BLK	WP	HR	S	P	ERA	WHIP
Scipio Spinks, R (1, 1) ERA: 9.0	6.0		25	5	6	6	4	2	0	0	1	1	3	31	39	9.00	1.167
Jim Bouton, R (7, 1) ERA: 5.5	1.0		3	0	0	0	0	0	0	0	0	0	0	3	3	0.00	0.000
Fred Gladding, R (8, 1) ERA: 5.28	1.1		7	2	2	1	1	0	0	0	0	1	0	9	9	6.75	1.500
Jim Ray, R (9, 1) ERA: 2.7	1.0	L	5	2	2	2	1	1	0	0	0	0	1	6	10	18.00	3.000

Houston Astros @ San Diego Padres
San Diego Stadium, San Diego, CA

Fri May 15 1970, 10:05 PM EDT
Att. 9,692 - Unknown



Batter	1	2	3	4	5	6	7	8	9	AB R H RBI BB SO LOB	TOP	
Joe Morgan, L (1, 4) OBP: 0.395, SLG: 0.411 Marty Martinez, S (8, 4) OBP: 0.200, SLG: 0.300	0-0 4-3		0-0 1B S 1B		0-0 F1	0-0 F6	0-0 1-2 3-H 1B		0-0 5-3	5 1 2 1 0 0 1 1 0 0 0 0 0 0	Houston Astros @ San Diego Padres San Diego Stadium, San Diego, CA Sat May 16 1970, 10:05 PM EDT Att. 8,432 - Unknown livebaseballscorecards.com	
Jesus Alou, R (1, 9) OBP: 0.339, SLG: 0.415	0-0 F8		0-3 K 1-2		0-0 FC6 1B	0-0 1-3 2B 1B	0-0 F9		0-0 G3	6 1 2 0 0 1 3		
Jimmy Wynn, R (1, 8) OBP: 0.401, SLG: 0.571	4-0 CS BB		4-0 1B FC5-4 BB		0-0 FC6 1B	0-0 1-2 2B 1B		0-3 K		3 1 2 1 2 1 0		
Tommy Davis, R (1, 7) OBP: 0.325, SLG: 0.404	0-0 CS 1-2	0-0 E5 1B S	0-0 FC5-4 1B		0-0 FC6 1-2f 2-3	0-0 1-3 2-H 2B		0-3 K		5 0 2 2 0 1 2		
Denis Menke, R (1, 6) OBP: 0.401, SLG: 0.485		0-3 K	0-0 FC5-4		0-0 F9	0-0 4-3		0-0 2B 1B		5 1 1 1 0 1 6		
Joe Pepitone, L (1, 3) OBP: 0.297, SLG: 0.511		0-0 S 1B	0-0 1-3			0-0 HR 1B	0-0 G3	0-0 WP 1B 2B		5 2 3 1 0 0 1		
Doug Rader, R (1, 5) OBP: 0.372, SLG: 0.561		0-3 K		0-3 K		0-0 HR	0-0 5-3	0-0 1B		5 1 2 3 0 2 2		
Johnny Edwards, L (1, 2) OBP: 0.233, SLG: 0.276		4-0 IBB		0-0 4-3		0-0 1B 1B	0-0 1B 3B	0-0 F7		4 2 2 0 1 0 1		
Don Wilson, R (1, 1) OBP: 0.125, SLG: 0.125 Jack Billingham, R (5, 1) Jim Bouton, R (9, 1) OBP: 0.500, SLG: 0.417 Fred Gladding, L (9, 1)		0-0 6-3		0-3 K		0-3 K	4-0 1B BB		0-3 K	2 0 0 0 0 1 3 2 0 0 0 1 2 1 0 0 0 0 0 0 0 0 0 0 0 0 0 0		
Inning Stats	R: 0 E: 0 K: 0 S: 2 H: 0 LOB: 0 BB: 1 P: 6	R: 0 E: 1 K: 2 S: 9 H: 1 LOB: 3 BB: 1 P: 13	R: 2 E: 0 K: 1 S: 7 H: 2 LOB: 1 BB: 1 P: 11	R: 0 E: 0 K: 2 S: 7 H: 0 LOB: 0 BB: 0 P: 7	R: 0 E: 0 K: 0 S: 5 H: 2 LOB: 2 BB: 0 P: 5	R: 4 E: 0 K: 1 S: 11 H: 6 LOB: 2 BB: 0 P: 11	R: 1 E: 0 K: 0 S: 5 H: 2 LOB: 2 BB: 1 P: 9	R: 2 E: 0 K: 2 S: 10 H: 3 LOB: 1 BB: 0 P: 10	R: 0 E: 0 K: 1 S: 5 H: 0 LOB: 0 BB: 0 P: 5	1B: 12 SF: 0 2B: 2 SAC: 0 3B: 1 DP: 0 HR: 1 HBP: 0	WP: 1 PA: 48 PB: 0 SB: 3 CS: 1	
PITCHER Pat Dobson, R (1, 1) ERA: 3.97 Gary Ross, R (8, 1) ERA: 4.43	IP WLS BF H R ER SO BB IBB HBP BLK WP HR S P ERA WHIP	7.0 L 38 13 7 7 6 3 1 0 0 0 1 46 62 9.00 2.286	2.0 9 3 2 2 3 0 0 0 0 1 0 15 15 9.00 1.500	PITCHER IP WLS BF H R ER SO BB IBB HBP BLK WP HR S P ERA WHIP								

BOTTOM

Houston Astros @ San Diego Padres
San Diego Stadium, San Diego, CA
Sat May 16 1970, 10:05 PM EDT
Att. 8,432 - Unknown

livebaseballscorecards.com

AB	37
R	7
H	10
RBI	6
BB	5
SO	4
LOB	23



WP:	0	PA:	43
PB:	0		
SB:	0		
CS:	0		

AB	R	H	RBI	BB	SO	LOB
2	0	0	0	0	0	0
1	1	1	1	2	0	0

AB	R	H	RBI	BB	SO	LOB
5	0	2	1	0	2	4

AB	R	H	RBI	BB	SO	LOB
4	1	0	0	1	2	6

AB	R	H	RBI	BB	SO	LOB
5	1	1	1	0	0	2
0	1	0	0	0	0	0

AB	R	H	RBI	BB	SO	LOB
4	1	2	1	1	0	2

AB	R	H	RBI	BB	SO	LOB
5	0	1	2	0	0	3

AB	R	H	RBI	BB	SO	LOB
5	0	1	0	0	0	4

AB	R	H	RBI	BB	SO	LOB
4	1	2	0	0	0	1

AB	R	H	RBI	BB	SO	LOB
1	0	0	0	0	0	0
1	0	0	0	0	0	1
0	0	0	0	0	0	0
0	1	0	0	1	0	0

1B:	6	SF:	0
2B:	4	SAC:	1
3B:	0	DP:	0
HR:	0	HBP:	0

Batter	1	2	3	4	5	6	7	8	9
Tommy Dean, R OBP: 0.273, SLG: 0.357 Van Kelly, L OBP: 0.280, SLG: 0.246 (1, 6) (5, PH) (6, 5)	0-0 6-3 ①		0-0 6-3 ③		4-0 BB ②		0-0 1B ③		4-0 1B 1B BB
Dave Campbell, R OBP: 0.309, SLG: 0.356 (1, 4)	0-0 F8 ②			0-0 FC6-5-4 2B ①	0-3 K ②		0-3 K ③		0-0 1B FC6-2 1B 1-3 2-H
Ivan Murrell, R OBP: 0.263, SLG: 0.518 (1, 8)	0-3 K ③			0-0 6-3 ①	0-0 F3 ③			4-0 1B 2B BB	0-3 K ①
Al Ferrara, R OBP: 0.355, SLG: 0.430 Jose Arcia, R OBP: 0.211, SLG: 0.091 (1, 7) (9, PR)		0-0 F6 ①		0-0 FC6-5-4 2B ②		0-0 6-3 ①		0-0 F9 ①	0-0 FC6-2 E 1B 1-3 3-H
Nate Colbert, R OBP: 0.317, SLG: 0.547 (1, 3)		4-0 BB ②		0-0 1-H 2B ③		0-0 5-3 ②		0-0 2B 1B ③	0-0 FC6-2 E ②
Ollie Brown, R OBP: 0.339, SLG: 0.465 (1, 9)		0-0 F7 ②		0-0 6-3 ③		0-0 F4 ③		0-0 F9 2B 1-H 3-H	0-0 E6 1-2 2-H
Steve Huntz, S OBP: 0.290, SLG: 0.350 (1, 5) (6, 6)		0-0 G3 ③			0-0 1B 1B ①		0-0 F8 ①	0-0 F9 ②	0-0 F3 ③
Bob Barton, R OBP: 0.357, SLG: 0.447 (1, 2)			0-0 F8 ①		0-0 SH3-4 1B ①		0-0 4-3 1B 2B ②	0-0 6-3 ③	
Pat Dobson, R OBP: 0.211, SLG: 0.167 Ray Webster, L OBP: 0.302, SLG: 0.237 Gary Ross, R Ed Spiezio, R OBP: 0.395, SLG: 0.394 (1, 1) (7, PH) (8, 1) (9, PH)			0-0 F6 ②		0-0 SH3-4 1-2 ①		0-0 4-3 2-3 ②		4-0 BB 1B BB

Inning Stats	R: 0	H: 0	E: 0	K: 1	S: 5	LOB: 0	BB: 0	P: 5	R: 0	H: 0	E: 0	K: 0	S: 3	LOB: 1	BB: 1	P: 7	R: 0	H: 0	E: 0	K: 0	S: 3	LOB: 0	BB: 0	P: 3	R: 1	H: 2	E: 0	K: 0	S: 5	LOB: 1	BB: 0	P: 5	R: 0	H: 2	E: 0	K: 1	S: 7	LOB: 3	BB: 1	P: 11	R: 0	H: 0	E: 0	K: 0	S: 3	LOB: 0	BB: 0	P: 3	R: 1	H: 2	E: 0	K: 1	S: 7	LOB: 1	BB: 0	P: 7	R: 2	H: 2	E: 0	K: 0	S: 5	LOB: 1	BB: 1	P: 9	R: 3	H: 2	E: 1	K: 1	S: 8	LOB: 2	BB: 2	P: 16	1B: 6	SF: 0	2B: 4	SAC: 1	3B: 0	DP: 0	HR: 0	HBP: 0	WP: 0	PA: 43
--------------	------	------	------	------	------	--------	-------	------	------	------	------	------	------	--------	-------	------	------	------	------	------	------	--------	-------	------	------	------	------	------	------	--------	-------	------	------	------	------	------	------	--------	-------	-------	------	------	------	------	------	--------	-------	------	------	------	------	------	------	--------	-------	------	------	------	------	------	------	--------	-------	------	------	------	------	------	------	--------	-------	-------	-------	-------	-------	--------	-------	-------	-------	--------	-------	--------

PITCHER	IP	WLS	BF	H	R	ER	SO	BB	IBB	HBP	BLK	WP	HR	S	P	ERA	WHIP
Don Wilson, R ERA: 4.43 (1, 1)	4.1		19	4	1	1	1	2	0	0	0	0	0	19	27	2.08	1.385
Jack Billingham, R ERA: 6.52 (5, 1)	3.2	W	17	4	4	4	2	2	0	0	0	0	0	19	27	9.82	1.636
Jim Bouton, R ERA: 5.75 (9, 1)	0.0		2	1	0	0	0	1	0	0	0	0	0	1	5	∞	∞
Fred Gladding, R ERA: 4.96 (9, 1)	1.0	S	5	1	2	1	1	0	0	0	0	0	0	7	7	9.00	1.000

Batter	1	2	3	4	5	6	7	8	9	AB R H RBI BB SO LOB	TOP
Joe Morgan, L (1, 4) OBP: 0.409, SLG: 0.441	4-0 SH1-3 S SF8 BB		4-0 G6-4-3 1-2 BB		0-0 HR			0-0 1B		2 2 2 1 2 0 0	Houston Astros @ San Diego Padres San Diego Stadium, San Diego, CA Sun May 17 1970, 6:33 AM EDT Att. 8,957 - Unknown
Jesus Alou, R (1, 9) OBP: 0.322, SLG: 0.393	0-0 SH1-3 1-3		0-0 G6-4-3 1-2f		0-0 F3			0-3 K		3 0 0 0 0 1 3	
Jimmy Wynn, R (1, 8) OBP: 0.398, SLG: 0.566	0-0 SF8 3-H			0-0 FC6-4 1B				0-0 F6		3 0 1 1 0 0 1	
Tommy Davis, R (1, 7) OBP: 0.314, SLG: 0.390	0-0 F4			0-0 FC6-4 BB 1-2f				0-0 1-3		4 0 0 0 0 0 2	
Denis Menke, R (1, 6) OBP: 0.404, SLG: 0.482		0-0 L4-3 1B		4-0 1-2 BB				0-0 6-3		3 0 1 0 1 0 0	
Joe Pepitone, L (1, 3) OBP: 0.296, SLG: 0.526		0-0 L4-3 1-2		0-0 F9				0-0 4-3		4 1 1 1 0 0 3	
Doug Rader, R (1, 5) OBP: 0.362, SLG: 0.544		0-0 F7		0-0 F3				0-0 HR		4 0 0 0 0 1 2	
Johnny Edwards, L (1, 2) OBP: 0.235, SLG: 0.272			4-0 FC1-6 BB		0-0 F9			0-0 F8		2 0 0 0 1 0 0	
Denny Lemaster, R (1, 1) OBP: 0.227, SLG: 0.158 Bob Watson, R (7, PH) OBP: 0.100, SLG: 0.158 Ron Cook, L (7, 1) OBP: 1.000, SLG: 3.000			0-0 FC1-6 BB 1-2f		0-3 K			0-0 F8		2 0 0 0 0 1 1 1 0 0 0 0 0 0 0 0 0 0 0 0 0	
Inning Stats	R: 1 H: 0 E: 0 LOB: 0 K: 0 BB: 1 S: 3 P: 7	R: 0 H: 1 E: 0 LOB: 0 K: 0 BB: 0 S: 3 P: 3	R: 0 H: 0 E: 0 LOB: 1 K: 0 BB: 2 S: 2 P: 10	R: 0 H: 1 E: 0 LOB: 2 K: 0 BB: 1 S: 4 P: 8	R: 1 H: 1 E: 0 LOB: 0 K: 1 BB: 0 S: 6 P: 6	R: 0 H: 0 E: 0 LOB: 0 K: 0 BB: 0 S: 3 P: 3	R: 1 H: 1 E: 0 LOB: 0 K: 0 BB: 0 S: 4 P: 4	R: 0 H: 1 E: 0 LOB: 1 K: 1 BB: 0 S: 6 P: 6	R: 0 H: 0 E: 0 LOB: 0 K: 1 BB: 0 S: 5 P: 5	1B: 3 SF: 1 2B: 1 SAC: 1 3B: 0 DP: 2 HR: 2 HBP: 0	WP: 0 PA: 34 PB: 0 SB: 1 CS: 0
PITCHER	IP WLS BF H R ER SO BB IBB HBP BLK WP HR S P ERA WHIP										
Mike Corkins, R (1, 1) ERA: 4.02	7.0 W 28 5 3 3 1 4 0 0 0 0 2 26 42 3.86 1.286										
Ron Herbel, R (8, 1) ERA: 3.22	2.0 S 6 0 0 0 2 0 0 0 0 0 0 0 10 10 0.00 0.000										

livebaseballscorecards.com

AB	28
R	3
H	5
RBI	3
BB	4
SO	3
LOB	12



Batter	1	2	3	4	5	6	7	8	9	AB R H RBI BB SO LOB	TOP			
Maury Wills, S OBP: 0.370, SLG: 0.329 (1, 6) X	0-0 F9	0-0 FC6-4 1B 1-2f		0-0 F7		0-0 CS 1B			0-0 SH1-4 1-2	4 0 1 1 0 0 1	Los Angeles Dodgers @ San Diego Padres San Diego Stadium, San Diego, CA Mon May 18 1970, 10:05 PM EDT Att. 8,218 - Unknown livebaseballscorecards.com			
Manny Mota, R OBP: 0.405, SLG: 0.479 (1, 7) X	0-0 F8	0-0 1B 1-2		0-0 4-3		0-0 CS 1-2	0-0 F8	0-0 6-3	5 0 1 0 0 0 1					
Willie Davis, L OBP: 0.287, SLG: 0.357 (1, 8) B B B	4-0 S 1B BB	0-0 F7		0-0 3B			0-0 G3	0-0 4-3	4 1 1 0 1 0 3					
Wes Parker, S OBP: 0.380, SLG: 0.510 (1, 3) X	0-0 FC6-4 1B 1-H		0-0 4-3	0-0 5-3			0-0 1B		4 0 2 1 0 0 1					
Billy Grabarkewitz, R OBP: 0.529, SLG: 0.582 (1, 5) X	0-0 FC6-4 1-2f		4-0 S E BB		0-0 6-3		0-3 K		3 1 0 0 1 1 2					
Ted Sizemore, R OBP: 0.333, SLG: 0.303 (1, 4) B B B B		4-0 2B 1B BB	0-0 E5 1-H		0-3 K		0-0 G5-4-3 1B		3 1 1 0 1 1 0					
Gary Moore, R OBP: 0.214, SLG: 0.500 (1, 9) S S S		0-3 K	0-0 S 1B		0-0 F8		0-0 G5-4-3 1-2f		4 0 1 0 0 1 2					
Jeff Torborg, R OBP: 0.326, SLG: 0.372 (1, 2) X		0-0 1B FC6-4 2B 1-3	4-0 1B IBB 1-2		0-0 6-3		0-3 K		3 1 1 0 1 1 0					
Sandy Vance, R OBP: 0.200, SLG: 0.143 Joe Moeller, R OBP: 0.400, SLG: 0.250 (7, 1) X		0-0 FC6-4 1B 2-3 3-H	0-3 K		0-0 L4			0-0 SH1-4 1B	3 0 1 1 0 1 2 1 0 1 0 0 0 0					
Inning Stats	R: 1 E: 0 K: 0 S: 4 H: 1 LOB: 1 BB: 1 P: 8	R: 2 E: 0 K: 1 S: 8 H: 3 LOB: 2 BB: 1 P: 12	R: 1 E: 1 K: 1 S: 6 H: 1 LOB: 2 BB: 2 P: 14	R: 0 E: 0 K: 0 S: 4 H: 1 LOB: 1 BB: 0 P: 4	R: 0 E: 0 K: 1 S: 5 H: 0 LOB: 0 BB: 0 P: 5	R: 0 E: 0 K: 0 S: 3 H: 1 LOB: 0 BB: 0 P: 3	R: 0 E: 0 K: 1 S: 6 H: 1 LOB: 1 BB: 0 P: 6	R: 0 E: 0 K: 1 S: 5 H: 1 LOB: 0 BB: 0 P: 5	R: 0 E: 0 K: 0 S: 4 H: 1 LOB: 1 BB: 0 P: 4	1B: 8 2B: 1 3B: 1 HR: 0 SF: 0 SAC: 1 DP: 1 HBP: 0	WP: 0 PB: 0 SB: 3 CS: 1 PA: 40			
PITCHER	IP WLS BF H R ER SO BB IBB HBP BLK WP HR S P ERA WHIP												PITCHER	IP WLS BF H R ER SO BB IBB HBP BLK WP HR S P ERA WHIP
Danny Coombs, L ERA: 2.27 (1, 1)	2.0 L 12 4 3 3 1 2 0 0 0 0 0 0 12 20 13.50 3.000													
Al Santorini, R ERA: 4.81 (3, 1)	3.0 13 2 1 1 2 1 1 0 0 0 0 0 15 23 3.00 1.000													
Tom Dukes, R ERA: 2.4 (6, 1)	2.0 7 2 0 0 1 0 0 0 0 0 0 0 9 9 0.00 1.000													
Gary Ross, R ERA: 4.09 (8, 1)	1.2 6 2 0 0 1 0 0 0 0 0 0 0 8 8 0.00 1.200													
Dave Roberts, L ERA: 2.77 (9, 1)	0.1 1 0 0 0 0 0 0 0 0 0 0 0 1 1 0.00 0.000													

AB	34
R	4
H	10
RBI	3
BB	4
SO	5
LOB	12



Batter	1	2	3	4	5	6	7	8	9	AB R H RBI BB SO LOB
Tommy Dean, R (1, 6) OBP: 0.275, SLG: 0.367 Ed Spiezio, R (7, PH) OBP: 0.397, SLG: 0.388 (8, 5)	0-0 L5		0-0 6-3		0-0 F7		4-0 2B BB		0-0 F3	3 0 0 0 0 0 1 1 0 0 0 1 0 1
Dave Campbell, R (1, 4) OBP: 0.320, SLG: 0.378	0-0 E6 S 1B		0-0 F8			0-0 FC5-4 1B	0-0 1B		0-0 2B	4 1 3 2 0 0 0
Cito Gaston, R (1, 8) OBP: 0.352, SLG: 0.480 Gary Ross, R (8, 1) Dave Roberts, L (9, 1) OBP: 0.100, SLG: 0.400	0-0 1B		0-0 F3			0-0 FC5-4 1B	0-3 K			4 0 2 1 0 1 2 0 0 0 0 0 0 0 0 0 0 0 0 0 0
Nate Colbert, R (1, 3) OBP: 0.300, SLG: 0.515	0-0 L7			0-3 K		0-0 FC5-4		0-0 F4		4 0 0 0 0 1 3
Ivan Murrell, R (1, 7) OBP: 0.292, SLG: 0.508 (8, 8)	0-3 K			0-0 F7		0-0 F7		4-0 CS BB		3 0 0 0 1 1 2
Ollie Brown, R (1, 9) OBP: 0.333, SLG: 0.451		0-0 FC3-6 1B		0-0 6-3			0-0 FC5-4 1B	0-3 K		4 0 2 0 0 1 1
Steve Huntz, S (1, 5) OBP: 0.287, SLG: 0.375 (8, 6)		0-0 FC3-6 CS 1B			0-0 1B		0-0 FC5-4 BB 1B		0-0 F2	4 1 1 0 0 0 2
Bob Barton, R (1, 2) OBP: 0.370, SLG: 0.452		0-0 1B			0-0 F8		0-0 BB 2B 1B		0-0 F8	4 1 2 0 0 0 1
Danny Coombs, R (1, 1) OBP: 0.083, SLG: 0.167 Van Kelly, L (2, PH) OBP: 0.276, SLG: 0.242 Al Santorini, R (3, 1) Ray Webster, L (5, PH) OBP: 0.295, SLG: 0.231 Tom Dukes, R (6, 1) Al Ferrara, R (7, PH) OBP: 0.353, SLG: 0.418 Jose Arcia, R (9, PR) OBP: 0.211, SLG: 0.091		0-3 K			0-0 F2		0-3 K		4-0 BB	0 0 0 0 0 0 0 1 0 0 0 0 0 1 2 0 0 0 0 0 0 0 1 0 0 0 0 0 0 1 0 0 0 0 0 0 0 0 1 0 0 0 0 1 1 2 0 0 0 0 0 0 0 0

Inning Stats	R: 1	H: 2	E: 1	K: 1	S: 7	LOB: 1	BB: 0	P: 7	R: 0	H: 2	E: 0	K: 1	S: 6	LOB: 2	BB: 0	P: 6	R: 0	H: 0	E: 0	K: 0	S: 3	LOB: 0	BB: 0	P: 3	R: 0	H: 0	E: 0	K: 1	S: 5	LOB: 0	BB: 0	P: 5	R: 0	H: 1	E: 0	K: 0	S: 4	LOB: 1	BB: 0	P: 4	R: 0	H: 2	E: 0	K: 0	S: 4	LOB: 1	BB: 0	P: 4	R: 2	H: 3	E: 0	K: 2	S: 10	LOB: 2	BB: 1	P: 14	R: 0	H: 0	E: 0	K: 1	S: 4	LOB: 0	BB: 1	P: 8	R: 0	H: 0	E: 0	K: 0	S: 3	LOB: 1	BB: 1	P: 7	1B: 9	SF: 0	2B: 2	SAC: 0	3B: 0	DP: 2	HR: 0	HBP: 0	WP: 0	PA: 37
PITCHER	IP	WLS	BF	H	R	ER	SO	BB	IBB	HBP	BLK	WP	HR	S	P	ERA	WHIP																																																																	
Sandy Vance, R (1, 1) ERA: 2.18	6.1	W	26	9	3	2	3	0	0	0	0	0	0	32	32	2.84	1.421																																																																	
Joe Moeller, R (7, 1) ERA:	2.2	S	11	1	0	0	3	3	0	0	0	0	0	14	26	0.00	1.500																																																																	

BOTTOM

Los Angeles Dodgers @ San Diego Padres
San Diego Stadium, San Diego, CA
Mon May 18 1970, 10:05 PM EDT
Att. 8,218 - Unknown

AB	34
R	3
H	10
RBI	3
BB	3
SO	6
LOB	18



WP: 0	PA: 37
PB: 0	
SB: 1	
CS: 2	

PITCHER	IP	WLS	BF	H	R	ER	SO	BB	IBB	HBP	BLK	WP	HR	S	P	ERA	WHIP
---------	----	-----	----	---	---	----	----	----	-----	-----	-----	----	----	---	---	-----	------

Batter	1	2	3	4	5	6	7	8	9	AB R H RBI BB SO LOB	TOP											
Billy Grabarkewitz, R (1, 6) OBP: 0.516, SLG: 0.564	0-0 6-3		4-0 1B FC1-2 BB	0-0 SF9			0-0 F2	0-0 G3		3 0 0 1 1 0 0												
Manny Mota, R (1, 7) OBP: 0.398, SLG: 0.468	0-0 F9		0-0 FC1-2 2B 1B	0-3 K			0-0 6-3		0-0 4-3	4 1 1 1 0 1 1 1 0 0 0 0 0 0												
Von Joshua, L (8, 7) OBP: 0.321, SLG: 0.269																						
Willie Davis, L (1, 8) OBP: 0.284, SLG: 0.352	0-0 4-3		0-0 FC1-2 2B		0-0 4-3		0-0 1B 1B		0-0 F6	5 2 1 0 0 0 2												
Wes Parker, S (1, 3) OBP: 0.380, SLG: 0.514		0-0 1-3	0-0 2B		0-3 K		0-0 1B HR 1B		0-0 4-3	5 1 2 2 0 1 0												
Willie Crawford, L (1, 9) OBP: 0.381, SLG: 0.417		0-0 1B	4-0 BB		0-0 2B		0-0 1-2 HR 1B			3 1 3 1 1 0 0												
Bill Sudakis, S (1, 5) OBP: 0.323, SLG: 0.357		4-0 BB	0-0 F9		0-0 F7		0-0 1-3 3-H HR			3 1 1 3 1 0 3												
Tom Haller, L (1, 2) OBP: 0.377, SLG: 0.463	0-0 6-3			4-0 1B SF9 BB		0-0 6-3	0-0 G3			3 1 0 0 1 0 1												
Ted Sizemore, R (1, 4) OBP: 0.331, SLG: 0.301			0-0 F8	0-0 FC5-6 1B		0-0 5-3		0-0 F8		4 0 1 0 0 0 0												
Don Sutton, R (1, 1) OBP: 0.296, SLG: 0.308			0-0 BB 1B	0-0 FC5-6		0-0 F9		0-0 F4		4 1 1 0 0 0 2												
Inning Stats	R: 0 E: 0 K: 0 S: 3	H: 0 LOB: 0 BB: 0 P: 3	R: 0 E: 0 K: 0 S: 3	H: 1 LOB: 1 BB: 1 P: 7	R: 3 E: 0 K: 0 S: 6	H: 3 LOB: 2 BB: 2 P: 14	R: 1 E: 0 K: 1 S: 6	H: 1 LOB: 1 BB: 1 P: 10	R: 0 E: 0 K: 1 S: 6	H: 1 LOB: 1 BB: 0 P: 6	R: 0 E: 0 K: 0 S: 3	H: 0 LOB: 0 BB: 0 P: 3	R: 4 E: 0 K: 0 S: 7	H: 4 LOB: 0 BB: 0 P: 7	R: 0 E: 0 K: 0 S: 3	H: 0 LOB: 0 BB: 0 P: 3	R: 0 E: 0 K: 0 S: 3	H: 0 LOB: 0 BB: 0 P: 3	1B: 7 2B: 2 3B: 0 HR: 1	SF: 1 SAC: 0 DP: 0 HBP: 0	WP: 0 PB: 0 SB: 1 CS: 0	PA: 40
PITCHER	IP WLS BF H R ER SO BB IBB HBP BLK WP HR S P ERA WHIP																					
Clay Kirby, R (1, 1) ERA: 4.5	3.0 L 17 5 4 4 0 4 0 0 0 0 0 0 13 29 12.00 3.000																					
Gary Ross, R (4, 1) ERA: 4.85	4.0 17 5 4 4 2 0 0 0 0 0 0 1 21 21 9.00 1.250																					
Tom Dukes, R (8, 1) ERA: 2.12	2.0 6 0 0 0 0 0 0 0 0 0 0 0 6 6 0.00 0.000																					

Los Angeles Dodgers @ San Diego Padres
San Diego Stadium, San Diego, CA
Tue May 19 1970, 10:05 PM EDT
Att. 9,190 - Unknown

AB	35
R	8
H	10
RBI	8
BB	4
SO	2
LOB	9



Batter	1	2	3	4	5	6	7	8	9
Tommy Dean, R OBP: 0.291, SLG: 0.396 (1, 6)	0-0 FC5-4 1B		0-0 SF8 1-3 2B		0-0 G5-4-3 1-2f			0-3 K	
Dave Campbell, R OBP: 0.312, SLG: 0.371 (1, 4)	0-0 F9		0-0 SF8 2-3 3-H			0-0 5-3		0-0 F5	
Cito Gaston, R OBP: 0.350, SLG: 0.474 (1, 8)	0-0 FC5-4 1-2f		0-3 K			0-0 2B FC5-2 1B		0-0 L7	
Al Ferrara, R OBP: 0.350, SLG: 0.422 (1, 7)	0-3 K			0-0 1-3		0-0 1-3 2B		0-0 F3	
Nate Colbert, R OBP: 0.299, SLG: 0.529 (1, 3)		0-0 E5 G6-3		0-0 F2		0-0 FC5-2 3-H		0-0 HR	
Ivan Murrell, R OBP: 0.290, SLG: 0.537 (1, 9)		0-3 K		0-0 HR		0-3 K		0-0 E6	
Steve Huntz, S OBP: 0.276, SLG: 0.359 (1, 5)		0-0 G6-3 1-2f		0-0 F6			0-0 F9	0-0 F5	
Chris Cannizzaro, R OBP: 0.346, SLG: 0.372 (1, 2)			0-0 2B SF8 1B		0-3 K		0-0 F3	0-0 F2	
Clay Kirby, R OBP: 0.235, SLG: 0.235 (1, 1)			0-3 K		0-0 G5-4-3 1B		0-3 K		
Gary Ross, R OBP: 0.500, SLG: 0.500 (4, 1)									
Ray Webster, L OBP: 0.289, SLG: 0.225 (7, PH)									
Tom Dukes, R (8, 1)									

AB	R	H	RBI	BB	SO	LOB
4	0	2	0	0	1	1
3	0	0	1	0	0	1
4	0	1	0	0	1	2
4	0	1	0	0	1	1
4	1	1	1	0	0	2
4	1	1	1	0	2	3
4	0	0	0	0	0	2
4	1	1	0	0	1	1
1	0	0	0	0	1	1
1	0	1	0	0	0	0
1	0	0	0	0	1	0
0	0	0	0	0	0	0

BOTTOM

Los Angeles Dodgers @ San Diego Padres
San Diego Stadium, San Diego, CA
 Tue May 19 1970, 10:05 PM EDT
 Att. 9,190 - Unknown

livebaseballscorecards.com

AB	34
R	3
H	8
RBI	3
BB	0
SO	8
LOB	14



Inning Stats	R: 0	H: 1	E: 0	K: 1	S: 6	LOB: 1	BB: 0	P: 6									
PITCHER Don Sutton, R ERA: 3.05 (1, 1)	IP: 9.0	WLS: W	BF: 35	H: 8	R: 3	ER: 3	SO: 8	BB: 0	IBB: 0	HBP: 0	BLK: 0	WP: 0	HR: 2	S: 51	P: 51	ERA: 3.00	WHIP: 0.889

WP: 0	PA: 35
PB: 0	
SB: 0	
CS: 0	

Batter	1	2	3	4	5	6	7	8	9	AB R H RBI BB SO LOB	TOP	
Maury Wills, S (1, 6) OBP: 0.361, SLG: 0.320	0-0 4-3		0-0 6-3	0-0 FC6-4			0-0 6-3			4 0 0 1 0 0 1		
Manny Mota, R (1, 7) OBP: 0.391, SLG: 0.469	0-0 5-3 2B		0-0 4-3	0-0 CS		0-0 6-3		0-0 F9		4 0 1 0 0 0 0		
Willie Davis, L (1, 8) OBP: 0.289, SLG: 0.369	0-0 5-3 2-3		0-0 1B			0-0 F5		0-0 G3 3B		4 1 2 0 0 0 1		
Wes Parker, S (1, 3) OBP: 0.371, SLG: 0.500	0-0 3-1		0-0 F3			0-3 K		0-0 G3		4 0 0 1 0 1 2		
Billy Grabarkewitz, R (1, 4) OBP: 0.516, SLG: 0.561		0-3 K		0-0 HR 1B		0-0 G3-6-3 1B		0-3 K		4 1 2 0 0 2 0		
Bill Sudakis, S (1, 5) OBP: 0.333, SLG: 0.433		0-0 2B		0-0 HR		0-0 G3-6-3		0-0 4-3		4 1 2 2 0 0 1		
Willie Crawford, L (1, 9) OBP: 0.376, SLG: 0.410		0-0 F3		0-0 1B FC6-4 1B		0-0 6-3		0-0 F5		4 1 1 0 0 0 1		
Jeff Torborg, R (1, 2) OBP: 0.340, SLG: 0.370		4-0 IBB		0-0 1B FC6-4 1B		0-0 F7		0-0 F9		3 0 1 0 1 0 0		
Alan Foster, R (1, 1) OBP: 0.130, SLG: 0.091		0-0 4-3		0-0 F9		0-0 6-3				1 0 0 0 0 0 2		
Jose Pena, R (3, 1)										0 0 0 0 0 0 0		
Gary Moore, R (4, PH) OBP: 0.230, SLG: 0.467										1 0 0 0 0 0 2		
Camilo Pascual, R (4, 1)										0 0 0 0 0 0 0		
Von Joshua, L (7, PH) OBP: 0.310, SLG: 0.259										1 0 0 0 0 0 0		
Fred Norman, S (7, 1)										0 0 0 0 0 0 0		
Inning Stats	R: 0 H: 1 E: 0 LOB: 1 K: 0 BB: 0 S: 4 P: 4	R: 0 H: 1 E: 0 LOB: 2 K: 1 BB: 1 S: 6 P: 10	R: 0 H: 1 E: 0 LOB: 1 K: 0 BB: 0 S: 4 P: 4	R: 3 H: 4 E: 0 LOB: 0 K: 0 BB: 0 S: 6 P: 6	R: 0 H: 0 E: 0 LOB: 0 K: 1 BB: 0 S: 5 P: 5	R: 0 H: 1 E: 0 LOB: 0 K: 0 BB: 0 S: 3 P: 3	R: 0 H: 0 E: 0 LOB: 0 K: 0 BB: 0 S: 3 P: 3	R: 1 H: 1 E: 0 LOB: 0 K: 1 BB: 0 S: 6 P: 6	R: 0 H: 0 E: 0 LOB: 0 K: 0 BB: 0 S: 3 P: 3	1B: 5 SF: 0 2B: 2 SAC: 0 3B: 1 DP: 1 HR: 1 HBP: 0	WP: 0 PA: 36 PB: 0 SB: 0 CS: 1	
PITCHER	IP WLS BF H R ER SO BB IBB HBP BLK WP HR S P ERA WHIP											
Dave Roberts, L (1, 1) ERA: 3.07	5.0 W 22 7 3 3 2 0 1 0 0 0 1 25 29 5.40 1.400											
Pat Dobson, R (6, 1) ERA: 3.88	4.0 S 13 2 1 1 1 0 0 0 0 0 0 15 15 2.25 0.500											

Los Angeles Dodgers @ San Diego Padres
San Diego Stadium, San Diego, CA
Wed May 20 1970, 10:05 PM EDT
Att. 9,950 - Unknown

livebaseballscorecards.com

AB	34
R	4
H	9
RBI	4
BB	1
SO	3
LOB	10



Batter	1	2	3	4	5	6	7	8	9
Dave Campbell, R (1, 4) OBP: 0.309, SLG: 0.366	0-3 K	0-0 2-H 1B		0-3 K		0-3 K		0-0 5-3	
Steve Huntz, S (1, 6) OBP: 0.273, SLG: 0.351	0-3 K	0-0 4-3		0-0 F8			0-3 K	0-0 2-H 3-H 1B	
Cito Gaston, R (1, 8) OBP: 0.347, SLG: 0.481	0-0 F9		0-0 5-3		0-3 K		0-0 1B 3B		
Al Ferrara, R (1, 7) OBP: 0.383, SLG: 0.462		0-3 K	0-0 HR 1B		0-0 HR		0-0 1B		
Jose Arcia, R (7, PR) OBP: 0.211, SLG: 0.091									
Nate Colbert, R (1, 3) OBP: 0.304, SLG: 0.545		4-0 1B SF8 BB	0-0 1-H HR		0-0 F9		0-3 K		
Ivan Murrell, R (1, 9) OBP: 0.288, SLG: 0.521		0-0 1B 2B 1B	0-3 K		0-3 K		0-0 F4		
Ed Spiezio, R (1, 5) OBP: 0.415, SLG: 0.397		0-0 SF8	0-0 1B			H 1-0 FC6 HBP		4-0 SH5-4 1B BB	
Chris Cannizzaro, R (1, 2) OBP: 0.352, SLG: 0.371		0-0 2B 1B	0-0 F8			0-0 FC6 SH1-4		4-0 SH5-4 1B BB	
Dave Roberts, L (1, 1) OBP: 0.167, SLG: 0.500		0-0 WP 1B 2B		0-0 3-1		0-0 SH1-4		0-0 SH5-4	
Pat Dobson, R (6, 1) OBP: 0.211, SLG: 0.167									

AB	R	H	RBI	BB	SO	LOB
5	0	1	1	0	3	3
5	0	1	2	0	2	1
4	1	1	0	0	1	0
4	2	3	2	0	1	0
0	0	0	0	0	0	0
3	2	1	2	1	1	1
4	1	1	0	0	2	1
1	1	1	1	1	0	0
3	2	1	0	1	0	2
2	1	1	2	0	0	0
0	0	0	0	0	0	0

AB	R	H	RBI	BB	SO	LOB
31	10	11	10	3	10	8

Inning Stats	R	H	E	K	S	H	LOB	BB	P
R: 0 E: 0 K: 2 S: 7	H: 0 LOB: 0 BB: 0 P: 7	R: 4 E: 0 K: 1 S: 9	H: 4 LOB: 1 BB: 1 P: 13	R: 2 E: 0 K: 1 S: 8	H: 3 LOB: 1 BB: 0 P: 8	R: 0 E: 0 K: 1 S: 5	H: 0 LOB: 0 BB: 0 P: 5	R: 1 E: 0 K: 2 S: 8	H: 1 LOB: 0 BB: 0 P: 8
R: 0 E: 0 K: 1 S: 5	H: 0 LOB: 1 BB: 0 P: 6	R: 1 E: 0 K: 2 S: 9	H: 2 LOB: 1 BB: 0 P: 9	R: 2 E: 0 K: 0 S: 3	H: 1 LOB: 1 BB: 2 P: 11	1B: 7 2B: 1 3B: 1 HR: 2	SF: 1 SAC: 2 DP: 0 HBP: 1	WP: 1 PB: 0 SB: 0 CS: 0	PA: 38

PITCHER	IP	WLS	BF	H	R	ER	SO	BB	IBB	HBP	BLK	WP	HR	S	P	ERA	WHIP
Alan Foster, R (1, 1) ERA: 3.93	2.1	L	14	6	6	6	3	1	0	0	0	1	1	19	23	23.14	3.000
Jose Pena, R (3, 1) ERA: 0.93	0.2		3	1	0	0	1	0	0	0	0	0	0	5	5	0.00	1.500
Camilo Pascual, R (4, 1) ERA: 4.0	3.0		11	1	1	1	4	0	0	1	0	0	1	18	19	3.00	0.333
Fred Norman, L (7, 1) ERA: 3.66	2.0		10	3	3	3	2	2	0	0	0	0	0	12	20	13.50	2.500

PITCHER	IP	WLS	BF	H	R	ER	SO	BB	IBB	HBP	BLK	WP	HR	S	P	ERA	WHIP

Los Angeles Dodgers @ San Diego Padres
San Diego Stadium, San Diego, CA
Wed May 20 1970, 10:05 PM EDT
Att. 9,950 - Unknown

livebaseballscorecards.com



Batter	1	2	3	4	5	6	7	8	9	AB R H RBI BB SO LOB	TOP																						
Dave Campbell, R (1, 4) OBP: 0.308, SLG: 0.363	0-0 G3		0-0 2B 6-3 1B		0-3 K		0-0 F4			4 1 1 0 0 1 2	San Diego Padres @ San Francisco Giants Candlestick Park, San Francisco, CA Fri May 22 1970, 10:05 PM EDT Att. 4,334 - Unknown livebaseballscorecards.com																						
Steve Huntz, S (1, 6) OBP: 0.281, SLG: 0.350	4-0 BB 1B PB BB		0-0 F9		0-0 G1-6-3			0-0 WP BB 5-3 1B	3 2 1 0 1 0 2																								
Cito Gaston, R (1, 8) OBP: 0.357, SLG: 0.491	0-0 BB 1-2 PB 1B		0-0 2B			0-0 F9		4-0 5-3 WP 1-2 BB	3 1 2 0 1 0 0																								
Al Ferrara, R (1, 7) OBP: 0.367, SLG: 0.454	4-0 PB 1-2 2-3 BB		0-0 6-3		1-0 HBP		0-3 K	0-3 1-2 2-3	2 0 0 1 1 1 3																								
Nate Colbert, R (1, 3) OBP: 0.296, SLG: 0.531	0-3 K		0-3 K		0-0 F8		0-0 5-3	0-0 2-3 3-H	4 0 0 1 0 2 6																								
Ivan Murrell, R (1, 9) OBP: 0.273, SLG: 0.493	0-3 K			0-0 6-3		0-0 4-3		0-3 K	4 0 0 0 0 2 3																								
Van Kelly, L (1, 5) OBP: 0.275, SLG: 0.232		0-0 3-1		0-0 F8			0-0 3-1	4-0 BB G1-6-3	3 0 0 0 1 0 0																								
Bob Barton, R (1, 2) OBP: 0.360, SLG: 0.457		0-3 K		0-0 5-3			0-0 2B	0-3 K	4 0 1 0 0 2 1																								
Mike Corkins, R (1, 1) OBP: 0.273, SLG: 0.286		0-3 K			0-0 G1-6-3 1B		0-0 F8	0-0 G1-6-3 1-2f	2 0 1 0 0 1 0																								
Ray Webster, L (7, PH) OBP: 0.283, SLG: 0.220									1 0 0 0 0 0 1																								
Tom Dukes, R (7, 1)									0 0 0 0 0 0 0																								
Ed Spiezio, R (9, PH) OBP: 0.410, SLG: 0.391									1 0 0 0 0 0 1																								
Inning Stats	R: 2 E: 0 K: 2 S: 8	H: 1 LOB: 1 BB: 2 P: 16	R: 0 E: 0 K: 2 S: 7	H: 0 LOB: 0 BB: 0 P: 7	R: 1 E: 0 K: 1 S: 7	H: 2 LOB: 1 BB: 0 P: 7	R: 0 E: 0 K: 0 S: 3	H: 0 LOB: 0 BB: 0 P: 3	R: 0 E: 0 K: 1 S: 5	H: 1 LOB: 0 BB: 0 P: 5	R: 0 E: 0 K: 0 S: 3	H: 0 LOB: 1 BB: 0 P: 4	R: 0 E: 0 K: 0 S: 4	H: 1 LOB: 1 BB: 0 P: 4	R: 1 E: 0 K: 2 S: 8	H: 1 LOB: 1 BB: 1 P: 12	R: 0 E: 0 K: 1 S: 4	H: 0 LOB: 0 BB: 1 P: 8	1B: 4 2B: 2 3B: 0 HR: 0	SF: 0 SAC: 0 DP: 2 HBP: 1	WP: 1 PB: 2 SB: 0 CS: 0	PA: 36											
PITCHER Rich Robertson, R (1, 1) ERA: 3.69	IP 9.0	WLS W	BF 36	H 6	R 4	ER 2	SO 9	BB 4	IBB 0	HBP 1	BLK 0	WP 1	HR 0	S 49	P 66	ERA 2.00	WHIP 1.111																
											PITCHER	IP	WLS	BF	H	R	ER	SO	BB	IBB	HBP	BLK	WP	HR	S	P	ERA	WHIP					



Batter	1	2	3	4	5	6	7	8	9
Bobby Bonds, R OBP: 0.404, SLG: 0.491 (1, 8)	0-3 K		0-3 K	0-3 K		0-0 SF8		4-0 S CS HR BB	
Ron Hunt, R OBP: 0.386, SLG: 0.392 (1, 4)	0-3 K		1-0 1B 1B HBP	0-0 5-3		0-0 F9		1-0 S HR HBP	
Willie McCovey, L OBP: 0.435, SLG: 0.568 (1, 3)	0-3 K		0-0 BB 1B 1B		4-0 HR BB		0-0 FC1-6 BB 1B	4-0 1-2 2-3 HR IBB	
Ken Henderson, S OBP: 0.455, SLG: 0.516 (1, 9)		0-3 K	0-0 BB 1B	1-2 3-H 1B	0-0 F2		4-0 FC1-6 BB	0-0 1-H 2-H 3-H HR	
Dick Dietz, R OBP: 0.438, SLG: 0.653 (1, 2)		0-0 1B 2B	4-0 FC6 BB	1-2 2-3 BB	0-0 HR		0-0 F7	0-3 K	
Frank Johnson, R OBP: 0.222, SLG: 0.353 (1, 7)		4-0 1B BB	0-0 F3	0-0 F7		0-0 FC1-6			
Tito Fuentes, S OBP: 0.282, SLG: 0.365 (1, 5)		0-0 1B	0-0 FC6	4-3		0-3 K			
Hal Lanier, R OBP: 0.280, SLG: 0.333 (1, 6)		0-0 F5		0-0 F5		0-0 SH5-4 SF8 2B		0-0 4-3	
Rich Robertson, R OBP: 0.040, SLG: 0.080 (1, 1)		0-3 K		0-0 2B		0-0 SH5-4		0-3 K	

Inning Stats	R: 0	H: 0	E: 0	K: 3	S: 9	LOB: 0	BB: 0	P: 9
	R: 1	H: 2	E: 0	K: 2	S: 9 <td>LOB: 2</td> <td>BB: 1</td> <td>P: 13</td>	LOB: 2	BB: 1	P: 13
	R: 1	H: 2	E: 0	K: 1	S: 7 <td>LOB: 3</td> <td>BB: 1</td> <td>P: 12</td>	LOB: 3	BB: 1	P: 12
	R: 0	H: 1	E: 0	K: 1	S: 6 <td>LOB: 1</td> <td>BB: 0</td> <td>P: 6</td>	LOB: 1	BB: 0	P: 6
	R: 2	H: 1	E: 0	K: 0	S: 4 <td>LOB: 0</td> <td>BB: 1</td> <td>P: 8</td>	LOB: 0	BB: 1	P: 8
	R: 1	H: 1	E: 0	K: 0	S: 4 <td>LOB: 0</td> <td>BB: 0</td> <td>P: 4</td>	LOB: 0	BB: 0	P: 4
	R: 0	H: 1	E: 0	K: 1	S: 6 <td>LOB: 2</td> <td>BB: 1</td> <td>P: 10</td>	LOB: 2	BB: 1	P: 10
	R: 4	H: 1	E: 0	K: 2	S: 8 <td>LOB: 0</td> <td>BB: 2</td> <td>P: 17</td>	LOB: 0	BB: 2	P: 17

PITCHER	IP	WLS	BF	H	R	ER	SO	BB	IBB	HBP	BLK	WP	HR	S	P	ERA	WHIP
Mike Corkins, R ERA: 4.37 (1, 1)	6.0	L	29	7	5	5	7	3	0	1	0	0	1	39	52	7.50	1.667
Tom Dukes, R ERA: 1.89 (7, 1)	2.0		12	2	4	0	3	2	1	1	0	0	1	14	27	0.00	2.000

BOTTOM

AB	R	H	RBI	BB	SO	LOB
3	1	0	1	1	3	1
3	2	0	0	0	1	1
3	2	2	0	2	1	0
4	1	2	5	1	1	1
4	2	2	2	1	1	2
3	0	0	0	1	0	5
4	0	1	1	0	1	5
4	1	1	0	0	0	2
3	0	1	0	0	2	2

San Diego Padres @ San Francisco Giants
Candlestick Park, San Francisco, CA

AB 31
R 9
H 9
RBI 9
BB 6
SO 10
LOB 19

WP: 0 PA: 41
PB: 0
SB: 2
CS: 1

livebaseballscorecards.com

Fri May 22 1970, 10:05 PM EDT
Att. 4,334 - Unknown

Batter	1	2	3	4	5	6	7	8	9	10	11	12	13	14	15	AB R H RBI BB SO LOB	TOP	
Dave Campbell, R (1,4) OBP: 0.304, SLG: 0.349	F3		4-0 HR	4-0 BB		0-3 K	0-0 6-3	0-0 F8		0-3 K		0-0 6-3		0-3 K		7 2 0 0 2 3 5		
Steve Huntz, S (1,6) OBP: 0.293, SLG: 0.389	4-3		0-3 K	4-0 BB		0-0 6-3		0-0 E8	0-0 1B	0-3 K			0-0 1-3		0-0 HR	8 4 3 1 1 2 2		
Cito Gaston, R (1,8) OBP: 0.378, SLG: 0.512	F7		0-0 HR	0-0 E6		4-0 1B		4-0 1B	0-0 SH2-3 1B		4-0 HR		0-0 1B		4-0 1B	5 3 3 3 4 0 1		
Nate Colbert, R (1,3) OBP: 0.316, SLG: 0.555		0-0 F8	0-0 2B	0-0 1B		0-0 1B		4-0 1B	0-0 L4-3		0-0 HR		0-0 F9		0-3 K	8 2 5 4 1 1 2		
Ollie Brown, R (1,9) OBP: 0.329, SLG: 0.446	6-3		0-0 WP	0-0 F2		0-0 1B		0-0 G3	0-0 L4-3		0-0 F9		0-0 F8		0-0 1B	8 0 2 1 0 0 7		
Ivan Murrell, R (1,7) OBP: 0.302, SLG: 0.500	5-3		1-0 HBP		0-0 F2		0-0 1B	4-0 HR	4-0 IBB		0-0 F6			0-0 SH1-4	0-0 F7	7 2 3 1 1 0 2		
Van Kelly, L (1,5) OBP: 0.274, SLG: 0.222			0-0 F8		4-0 FC5-4		0-0 5-3	4-0 HR	0-0 F3		0-0 F4			0-0 SH3	0-0 F2	3 0 0 0 1 0 3		
Ed Spiezio, R (8, PH) OBP: 0.407, SLG: 0.380					0-0 FC5-4			1-2 HR	0-0 F3					1-2		2 1 0 0 1 0 3		
Jose Arcia, R (11,5) OBP: 0.205, SLG: 0.088			0-0 F8		0-0 FC5-4			0-0 HR	0-3 K					4-0 SH1-4		1 0 0 0 0 0 2		
Chris Cannizzaro, R (1,2) OBP: 0.357, SLG: 0.406				0-0 F9	0-0 FC5-4			0-0 1-3	0-3 K			0-3 K		0-0 SH1-4		4 1 2 2 0 0 1		
Ron Siocum, R (7, PR) OBP: 0.364, SLG: 0.667				0-0 HR	1-2 FC6-4			2-3 1B	0-0 HR					0-0 IBB		3 1 1 3 1 2 3		
Clay Kirby, R (1,5) OBP: 0.288, SLG: 0.200				0-0 HR	0-0 FC6-4			0-0 1-3	0-0 HR			0-3 K		0-0 SH1-4		0 0 0 0 0 0 0		
Tommy Leary, R (1,5) OBP: 0.288, SLG: 0.200				0-0 HR	0-0 FC6-4			0-0 1-3	0-0 HR			0-3 K		0-0 SH1-4		1 1 1 1 0 0 0		
Tom Duke, R (1,5) OBP: 0.288, SLG: 0.200				0-0 HR	0-0 FC6-4			0-0 1-3	0-0 HR			0-3 K		0-0 SH1-4		1 0 0 0 0 0 1		
Ray Wagner, L (1,5) OBP: 0.288, SLG: 0.200				0-0 HR	0-0 FC6-4			0-0 1-3	0-0 HR			0-3 K		0-0 SH1-4		1 0 0 0 0 0 1		
Ron Hefner, R (1,5) OBP: 0.288, SLG: 0.200				0-0 HR	0-0 FC6-4			0-0 1-3	0-0 HR			0-3 K		0-0 SH1-4		1 0 0 0 0 0 1		
Al Ferrara, R (1,5) OBP: 0.288, SLG: 0.200				0-0 HR	0-0 FC6-4			0-0 1-3	0-0 HR			0-3 K		0-0 SH1-4		1 0 0 0 0 0 1		
Gary Rodriguez, L (1,5) OBP: 0.288, SLG: 0.200				0-0 HR	0-0 FC6-4			0-0 1-3	0-0 HR			0-3 K		0-0 SH1-4		1 0 0 0 0 0 1		
Dave Roberts, L (1,5) OBP: 0.288, SLG: 0.200				0-0 HR	0-0 FC6-4			0-0 1-3	0-0 HR			0-3 K		0-0 SH1-4		1 0 0 0 0 0 1		
Mike Conklin, R (1,5) OBP: 0.288, SLG: 0.200				0-0 HR	0-0 FC6-4			0-0 1-3	0-0 HR			0-3 K		0-0 SH1-4		1 0 0 0 0 0 1		
Danny Combs, R (1,5) OBP: 0.288, SLG: 0.200				0-0 HR	0-0 FC6-4			0-0 1-3	0-0 HR			0-3 K		0-0 SH1-4		1 0 0 0 0 0 1		
Inning Stats	R: 0 H: 0 E: 0 LOB: 0 K: 0 S: 3	R: 0 H: 0 E: 0 LOB: 0 K: 0 S: 3	R: 5 H: 5 E: 0 LOB: 2 K: 1 S: 10	R: 2 H: 1 E: 1 LOB: 2 K: 1 S: 7	R: 0 H: 0 E: 0 LOB: 1 K: 0 S: 3	R: 0 H: 1 E: 0 LOB: 2 K: 1 S: 6	R: 1 H: 2 E: 0 LOB: 2 K: 0 S: 5	R: 5 H: 4 E: 1 LOB: 3 K: 0 S: 6	R: 1 H: 3 E: 0 LOB: 3 K: 1 S: 8	R: 0 H: 0 E: 0 LOB: 0 K: 3 S: 9	R: 2 H: 1 E: 0 LOB: 0 K: 0 S: 4	R: 0 H: 0 E: 0 LOB: 0 K: 2 S: 7	R: 0 H: 1 E: 0 LOB: 1 K: 0 S: 4	R: 0 H: 1 E: 0 LOB: 2 K: 1 S: 6	R: 1 H: 2 E: 0 LOB: 1 K: 1 S: 7	1B: 13 SF: 0 2B: 4 SAC: 3 3B: 0 DP: 1 HR: 5 HBP: 1	WP: 1 PA: 79 PB: 0 SB: 0 CS: 0	
PITCHER	IP WLS BF H R ER SO BB IBB HBP BLK WP HR S P ERA WHIP	IP WLS BF H R ER SO BB IBB HBP BLK WP HR S P ERA WHIP	IP WLS BF H R ER SO BB IBB HBP BLK WP HR S P ERA WHIP	IP WLS BF H R ER SO BB IBB HBP BLK WP HR S P ERA WHIP	IP WLS BF H R ER SO BB IBB HBP BLK WP HR S P ERA WHIP	IP WLS BF H R ER SO BB IBB HBP BLK WP HR S P ERA WHIP	IP WLS BF H R ER SO BB IBB HBP BLK WP HR S P ERA WHIP	IP WLS BF H R ER SO BB IBB HBP BLK WP HR S P ERA WHIP	IP WLS BF H R ER SO BB IBB HBP BLK WP HR S P ERA WHIP	IP WLS BF H R ER SO BB IBB HBP BLK WP HR S P ERA WHIP	IP WLS BF H R ER SO BB IBB HBP BLK WP HR S P ERA WHIP	IP WLS BF H R ER SO BB IBB HBP BLK WP HR S P ERA WHIP	IP WLS BF H R ER SO BB IBB HBP BLK WP HR S P ERA WHIP	IP WLS BF H R ER SO BB IBB HBP BLK WP HR S P ERA WHIP	IP WLS BF H R ER SO BB IBB HBP BLK WP HR S P ERA WHIP	IP WLS BF H R ER SO BB IBB HBP BLK WP HR S P ERA WHIP	IP WLS BF H R ER SO BB IBB HBP BLK WP HR S P ERA WHIP	IP WLS BF H R ER SO BB IBB HBP BLK WP HR S P ERA WHIP
Juan Marichal, R (1,1) ERA: 6.94	2.2																	
Jerry Johnson, R (3,1) ERA: 2.45	3.1																	
Frank Reberger, R (7,1) ERA: 6.96	1.0																	
Mike McCormick, L (8,1) ERA: 4.78	1.0																	
Bill Faul, R (9,1) ERA: 6.75	1.0																	

San Diego Padres @ San Francisco Giants
 Candlestick Park, San Francisco, CA
 Sat May 23 1970, 6:33 AM EDT
 Att: 15,536 - Unknown

AB	63
R	17
H	21
RBI	15
BB	12
SO	11
LOB	33



Batter	1	2	3	4	5	6	7	8	9	10	11	12	13	14	15	AB	R	H	RBI	BB	SO	LOB	BOTTOM						
Bobby Bonds, R OBP: 0.406, SLG: 0.486 (1, 9) BB	4-0 G4-6-3 BB	0-0 S 1B 1B		0-3 K		0-0 FC5-4 CS 1-2f		0-0 1B 1B	0-0 FC5 1-2 2-3f		0-0 5-3		0-0 FC3-4 SH1-4 1B	0-0 F8		8	2	3	2	1	1	6	San Diego Padres @ San Francisco Giants Candlestick Park, San Francisco, CA Sat May 23 1970, 6:33 AM EDT Att: 15,536 - Unknown livebaseballscores.com						
Ron Hunt, R OBP: 0.385, SLG: 0.391 (1, 4) X	0-0 G4-6-3 1-2f	0-0 2H 3H BB HR 1B		0-0 F8		0-0 CS	0-0 2B 1B	0-0 F9	0-0 F6		0-0 WP 1B		0-0 SH1-4 1-2		0-0 6-3	8	2	3	3	0	0	5							
Willie Mays, R OBP: 0.465, SLG: 0.574 (1, 8) X	0-0 HR	4-0 1-2 HR BB			0-0 HR		0-0 F7	0-0 1-2 1B		0-0 1B	4-0 IBB BB		4-0 FC3-4 IBB		0-3 K	6	3	4	4	3	1	1							
Willie McCovey, L OBP: 0.430, SLG: 0.579 (1, 3) X	0-0 1-3	0-0 1-2 1B HR			0-0 F4		0-0 2B	0-3 K		0-3 K	4-0 1-2 2-3 IBB		0-0 FC3-4 FC5 BB		0-0 F3	8	1	2	4	1	2	4							
Ken Henderson, S OBP: 0.452, SLG: 0.525 (1, 7) S		HR 4-3			0-3 K		0-3 K		0-0 SH1-4 1B 1B	0-3 K	0-0 F7		4-0 1-2 BB			7	2	2	1	1	3	5							
Dick Dietz, R OBP: 0.442, SLG: 0.638 (1, 2) S		0-3 K	0-3 K		4-0 BB		4-0 FC6-4 IBB		0-0 1B SH1-4 1B	0-0 F6		0-0 SH1-3 1B		0-0 FC5 2-3f		6	1	2	0	2	2	4							
Tito Fuentes, S OBP: 0.294, SLG: 0.382 (10, 6) S		0-0 SH1-4 1B 1B	0-3 K		0-0 F5		0-0 FC6-4		0-0 SH1-4			0-0 SH1-3				6	2	3	0	0	1	3							
Hal Lanier, R OBP: 0.262, SLG: 0.333 (8, 9) S		0-0 SH1-4 1B 1B	0-0 6-3				0-0 F8		0-3 K		0-0 FC5 1B 1B		4-0 SH3-4 1B 2B		0-0 SH1-4 1B	3	1	1	0	0	0	0							
Don Minson, L OBP: 0.268, SLG: 0.095 (9, 1) S																1	0	0	0	0	1	0							
Bill Foutz, R OBP: 0.223, SLG: 0.389 (9, 9) S																0	0	0	0	0	0	0							
Frank Johnson, R OBP: 0.223, SLG: 0.389 (10, 1) S																1	0	1	1	0	0	0							
Ron Davy, S OBP: 0.143, SLG: 0.143 (11, 9) S																0	0	0	0	0	0	0							
Al Gallagher, R OBP: 0.359, SLG: 0.391 (12, 1) S																0	1	0	0	1	0	0							
Jim Davenport, R OBP: 0.151, SLG: 0.151 (12, 1) S																1	0	0	0	0	0	1							
Juan Marichal, R OBP: 0.262, SLG: 0.333 (8, 9) S																0	0	0	0	0	0	0							
Jerry Johnson, R OBP: 0.262, SLG: 0.333 (8, 9) S																0	0	0	0	0	0	0							
Bob Taylor, L OBP: 0.262, SLG: 0.333 (8, 9) S																0	0	0	0	0	0	0							
Frank Schlegel, L OBP: 0.262, SLG: 0.333 (8, 9) S																0	0	0	0	0	0	0							
Mike McGowan, L OBP: 0.262, SLG: 0.333 (8, 9) S																0	0	0	0	0	0	0							
Bob Burdette, L OBP: 0.262, SLG: 0.333 (8, 9) S																0	0	0	0	0	0	0							
Bob Hayden, L OBP: 0.262, SLG: 0.333 (8, 9) S																0	1	0	0	0	1	0							
Jim Davenport, R OBP: 0.262, SLG: 0.333 (8, 9) S																0	0	0	0	0	0	0							
Inning Stats	R: 1 E: 0 K: 0 S: 3	H: 1 LOB: 0 BB: 1 P: 7	R: 7 E: 0 K: 1 S: 11	H: 6 LOB: 0 BB: 1 P: 15	R: 0 E: 0 K: 2 S: 7	H: 0 LOB: 0 BB: 0 P: 7	R: 0 E: 0 K: 1 S: 6	H: 0 LOB: 0 BB: 1 P: 10	R: 1 E: 0 K: 1 S: 7	H: 1 LOB: 2 BB: 1 P: 11	R: 2 E: 0 K: 2 S: 9	H: 2 LOB: 1 BB: 1 P: 13	R: 2 E: 0 K: 0 S: 7	H: 4 LOB: 2 BB: 0 P: 7	R: 0 E: 0 K: 2 S: 8	H: 1 LOB: 1 BB: 0 P: 8	R: 2 E: 0 K: 0 S: 5	H: 2 LOB: 3 BB: 3 P: 17	R: 0 E: 0 K: 0 S: 4	H: 1 LOB: 1 BB: 0 P: 4	R: 0 E: 0 K: 0 S: 4	H: 1 LOB: 3 BB: 2 P: 12	R: 0 E: 0 K: 0 S: 4	H: 1 LOB: 1 BB: 0 P: 4	R: 0 E: 0 K: 1 S: 5	H: 0 LOB: 0 BB: 0 P: 5	1B: 17 2B: 2 3B: 0 HR: 4	SF: 0 SAC: 6 DP: 1 HBP: 0	WP: 1 PA: 77 PB: 0 SB: 1 CS: 2
PITCHER	IP WLS BF H R ER SO BB IBB HBP BLK WP HR S P ERA WHIP	Clay Kirby, R ERA: 5.71	Tom Dukes, R ERA: 1.71	Ron Herbel, R ERA: 3.29	Gary Ross, R ERA: 5.53	Dave Roberts, L ERA: 3.5	Mike Corkins, R ERA: 4.45	Danny Coombs, L ERA: 2.08	Clay Kirby, R ERA: 5.71	Tom Dukes, R ERA: 1.71	Ron Herbel, R ERA: 3.29	Gary Ross, R ERA: 5.53	Dave Roberts, L ERA: 3.5	Mike Corkins, R ERA: 4.45	Danny Coombs, L ERA: 2.08	Clay Kirby, R ERA: 5.71	Tom Dukes, R ERA: 1.71	Ron Herbel, R ERA: 3.29	Gary Ross, R ERA: 5.53	Dave Roberts, L ERA: 3.5	Mike Corkins, R ERA: 4.45	Danny Coombs, L ERA: 2.08	Clay Kirby, R ERA: 5.71	Tom Dukes, R ERA: 1.71	Ron Herbel, R ERA: 3.29	Gary Ross, R ERA: 5.53	Dave Roberts, L ERA: 3.5	Mike Corkins, R ERA: 4.45	Danny Coombs, L ERA: 2.08



Batter	1	2	3	4	5	6	7	8	9	AB R H RBI BB SO LOB	TOP												
Dave Campbell, R (1, 4) OBP: 0.297, SLG: 0.341	0-3 K			0-0 F6		0-0 5-3			0-0 5-3	4 0 0 0 0 1 0	San Diego Padres @ San Francisco Giants Candlestick Park, San Francisco, CA Sun May 24 1970, 6:33 AM EDT Unknown livebaseballscorecards.com												
Steve Huntz, S (1, 6) OBP: 0.291, SLG: 0.384	0-0 F9			0-0 F4		0-3 K			0-0 FC5-4 1B	4 0 1 0 0 1 0													
Cito Gaston, R (1, 8) OBP: 0.370, SLG: 0.500	0-0 5-3			0-0 F7		0-0 5-3			0-0 FC5-4 1-2f	4 0 0 0 0 0 1													
Al Ferrara, R (1, 7) OBP: 0.361, SLG: 0.442		0-0 FC5-4 1B			0-0 4-3				0-0 F9	4 0 1 0 0 0 1													
Nate Colbert, R (1, 3) OBP: 0.310, SLG: 0.544		0-0 FC5-4 1-2f G6-4-3			0-0 1-3				0-0 F6	3 0 0 0 0 0 1													
Ivan Murrell, R (1, 9) OBP: 0.303, SLG: 0.529		0-0 G6-4-3 1-2f			HR				0-0 1-3	3 1 1 1 0 0 1													
Van Kelly, L (1, 5) OBP: 0.276, SLG: 0.240			0-0 F8		0-0 2B				0-0 F5	3 0 1 0 0 0 0													
Bob Barton, R (1, 2) OBP: 0.358, SLG: 0.438			0-0 F9		4-0 IBB				0-3 K	2 0 0 0 1 1 0													
Ron Herbel, R (1, 1) Ray Webster, L (8, PH) Gary Ross, R (8, 1) OBP: 0.271, SLG: 0.209 OBP: 0.667, SLG: 0.667			0-3 K		0-0 4-3				0-3 K	2 0 0 0 0 1 2 1 0 0 0 0 1 0 0 0 0 0 0 0 0													
Inning Stats	R: 0 E: 0 K: 1 S: 5	H: 0 LOB: 0 BB: 0 P: 5	R: 0 E: 0 K: 0 S: 3	H: 1 LOB: 0 BB: 0 P: 3	R: 0 E: 0 K: 1 S: 5	H: 0 LOB: 0 BB: 0 P: 5	R: 0 E: 0 K: 0 S: 3	H: 0 LOB: 0 BB: 0 P: 3	R: 1 E: 0 K: 0 S: 5	H: 2 LOB: 2 BB: 1 P: 9	R: 0 E: 0 K: 1 S: 5	H: 0 LOB: 0 BB: 0 P: 5	R: 0 E: 0 K: 0 S: 3	H: 0 LOB: 0 BB: 0 P: 3	R: 0 E: 0 K: 2 S: 7	H: 0 LOB: 0 BB: 0 P: 7	R: 0 E: 0 K: 0 S: 4	H: 1 LOB: 1 BB: 0 P: 4	1B: 2 2B: 1 3B: 0 HR: 1	SF: 0 SAC: 0 DP: 1 HBP: 0	WP: 0 PB: 0 SB: 0 CS: 0	PA: 31	
PITCHER Gaylord Perry, R (1, 1) ERA: 4.48	IP 9.0	WLS W	BF 31	H 4	R 1	ER 1	SO 5	BB 0	IBB 1	HBP 0	BLK 0	WP 0	HR 1	S 40	P 44	ERA 1.00	WHIP 0.444						PITCHER IP WLS BF H R ER SO BB IBB HBP BLK WP HR S P ERA WHIP

AB	30
R	1
H	4
RBI	1
BB	1
SO	5
LOB	6



Batter	1	2	3	4	5	6	7	8	9	AB R H RBI BB SO LOB
Bobby Bonds, R OBP: 0.408, SLG: 0.503 (1, 9)	0-3 K		0-0 5-3		0-0 CS 1B		0-0 HR			4 1 2 1 0 1 0
Ron Hunt, R OBP: 0.375, SLG: 0.379 (1, 4)	0-0 F8		0-0 5-3		0-3 K		0-0 F3			4 0 0 0 0 1 2
Willie Mays, R OBP: 0.401, SLG: 0.587 (1, 8) Frank Johnson, R OBP: 0.263, SLG: 0.389 (9, 7)	0-0 F2			0-3 K		0-0 3-1		0-0 HR		4 1 1 1 0 1 0 0 0 0 0 0 0 0
Willie McCovey, L OBP: 0.437, SLG: 0.622 (1, 3)		4-0 2B BB		0-0 HR		0-0 HR		0-0 6-3		3 2 2 2 1 0 0
Ken Henderson, S OBP: 0.458, SLG: 0.533 (1, 7) (9, 8)		0-0 2B		4-0 1B SF7 BB		0-0 F8		0-0 1B S		3 2 2 0 1 0 0
Dick Dietz, R OBP: 0.449, SLG: 0.639 (1, 2)		0-0 F4		0-0 BLK 1B		4-0 BB		0-0 5-3 1B		3 0 2 1 1 0 2
Tito Fuentes, S OBP: 0.292, SLG: 0.375 (1, 5)		4-0 IBB		0-0 SF7		0-3 K		0-0 5-3		2 0 0 1 1 1 2
Hal Lanier, R OBP: 0.272, SLG: 0.321 (1, 6)		0-0 G6-4-3		0-0 F3			0-0 F7	0-0 F9		4 0 0 0 0 0 5
Gaylord Perry, R OBP: 0.111, SLG: 0.139 (1, 1)			0-3 K		0-0 1B K WP 1B		0-0 1-3			3 0 1 0 0 1 0

Inning Stats	R: 0 E: 0 K: 1 S: 5	H: 0 LOB: 0 BB: 0 P: 5	R: 0 E: 0 K: 0 S: 3	H: 1 LOB: 2 BB: 2 P: 11	R: 0 E: 0 K: 1 S: 5	H: 0 LOB: 0 BB: 0 P: 5	R: 2 E: 0 K: 1 S: 7	H: 2 LOB: 1 BB: 1 P: 11	R: 0 E: 0 K: 1 S: 5	H: 2 LOB: 1 BB: 0 P: 5	R: 1 E: 0 K: 1 S: 6	H: 1 LOB: 1 BB: 1 P: 10	R: 1 E: 0 K: 0 S: 4	H: 1 LOB: 0 BB: 0 P: 4	R: 2 E: 0 K: 0 S: 6	H: 3 LOB: 1 BB: 0 P: 6
1B: 5 2B: 2 3B: 0 HR: 4	SF: 1 SAC: 0 DP: 2 HBP: 0	WP: 1 PB: 0 SB: 1 CS: 1	PA: 35													


PITCHER	IP	WLS	BF	H	R	ER	SO	BB	IBB	HBP	BLK	WP	HR	S	P	ERA	WHIP
Ron Herbel, R ERA: 3.57 (1, 1)	7.0	L	29	7	4	4	5	3	1	0	1	1	3	35	51	5.14	1.429
Gary Ross, R ERA: 5.97 (8, 1)	1.0		6	3	2	2	0	0	0	0	0	0	1	6	6	18.00	3.000

BOTTOM

San Diego Padres @ San Francisco Giants
Candlestick Park, San Francisco, CA

Sun May 24 1970, 6:33 AM EDT
Unknown

AB	30
R	6
H	10
RBI	6
BB	4
SO	5
LOB	11



Batter	1	2	3	4	5	6	7	8	9	AB R H RBI BB SO LOB	TOP											
Dave Campbell, R (1, 4) OBP: 0.296, SLG: 0.344 Ray Webster, L (9, PH) OBP: 0.265, SLG: 0.205	0-3 K		0-0 F6		0-0 E5		0-0 HR		0-0 G6-3	4 1 1 0 0 1 1 1 0 0 0 0 0 1	San Diego Padres @ San Francisco Giants Candlestick Park, San Francisco, CA Sun May 24 1970, 6:38 AM EDT Att. 11,803 - Unknown livebaseballscorecards.com											
Steve Huntz, S (1, 6) OBP: 0.290, SLG: 0.405	0-0 F7		0-0 F3		0-0 6-3		0-0 HR			4 1 1 2 0 0 2												
Cito Gaston, R (1, 8) OBP: 0.367, SLG: 0.491	0-0 6-3			4-0 1B 2B BB	0-0 6-3		0-3 K			3 1 0 0 1 1 1												
Nate Colbert, R (1, 3) OBP: 0.315, SLG: 0.543		0-0 6-3		0-0 2B 1B	0-0 6-3		0-0 1B			4 1 2 0 0 0 0												
Ollie Brown, R (1, 9) OBP: 0.333, SLG: 0.455		0-0 FC5 1B		0-0 1B 2B	0-0 F6		0-3 K			4 1 2 2 0 1 1												
Ivan Murrell, R (1, 7) OBP: 0.301, SLG: 0.517		0-3 K		0-0 FC6-4 1B	0-0 F5		0-3 K			4 0 1 1 0 2 2												
Ed Spiezio, R (1, 5) OBP: 0.404, SLG: 0.419 Van Kelly, L (8, PH) OBP: 0.273, SLG: 0.237 (8, 5)		0-0 FC5		0-0 F9		0-0 HR	0-0 4-3			3 1 1 1 0 0 2 1 0 0 0 0 0 1												
Chris Cannizzaro, R (1, 2) OBP: 0.353, SLG: 0.410			0-0 SH3-1 2B	0-0 F3		0-0 4-3		0-0 F7		4 0 1 0 0 0 1												
Pat Dobson, R (1, 1) OBP: 0.190, SLG: 0.150 Al Ferrara, R (9, PH) OBP: 0.366, SLG: 0.442 Jose Arcia, R (9, PR) OBP: 0.205, SLG: 0.088		0-0 SH3-1	0-0 FC6-4		0-0 4-3		1-0 G6-3 HBP			2 0 0 0 0 0 1 0 0 0 0 0 0 0 0 0 0 0 0 0 0												
Inning Stats	R: 0 E: 0 K: 1 S: 5	H: 0 LOB: 0 BB: 0 P: 5	R: 0 E: 0 K: 1 S: 6	H: 1 LOB: 1 BB: 0 P: 6	R: 0 E: 0 K: 0 S: 4	H: 1 LOB: 1 BB: 0 P: 4	R: 3 E: 0 K: 0 S: 6	H: 3 LOB: 1 BB: 1 P: 10	R: 0 E: 1 K: 0 S: 3	H: 0 LOB: 0 BB: 0 P: 3		R: 0 E: 0 K: 1 S: 8	H: 0 LOB: 0 BB: 0 P: 3	R: 3 E: 0 K: 1 S: 8	H: 3 LOB: 0 BB: 0 P: 8	R: 0 E: 0 K: 2 S: 8	H: 1 LOB: 1 BB: 0 P: 8	R: 0 E: 0 K: 0 S: 2	H: 0 LOB: 1 BB: 0 P: 3	1B: 4 2B: 3 3B: 0 HR: 2	SF: 0 SAC: 1 DP: 1 HBP: 1	WP: 0 PB: 0 SB: 2 CS: 0
PITCHER	IP WLS BF H R ER SO BB IBB HBP BLK WP HR S P ERA WHIP																					
Mike McCormick, L (1, 1) ERA: 4.83 Jerry Johnson, R (6, 1) ERA: 3.86 Frank Reberger, R (7, 1) ERA: 6.49	5.0 W 21 5 3 3 2 1 0 0 0 0 0 0 24 28 5.40 1.200																					
	1.2 8 3 3 3 0 0 0 0 0 0 0 2 8 8 16.20 1.800																					
	2.1 S 8 1 0 0 3 0 0 1 0 0 0 0 13 14 0.00 0.429																					



Batter	1	2	3	4	5	6	7	8	9
Bobby Bonds, R OBP: 0.398, SLG: 0.489 (1, 9)	0-3 K		0-3 K		0-0 E6 1B SF7	0-0 F9		0-0 F8	
Ron Hunt, R OBP: 0.385, SLG: 0.385 (1, 4)	0-0 F8		1-0 HBP		0-0 2B 1B	0-0 FC6-4 1B			
Willie Mays, R OBP: 0.391, SLG: 0.574 (1, 8)	0-0 F9		0-3 K		0-0 SF7	0-0 FC6-4			
Willie McCovey, L OBP: 0.433, SLG: 0.610 (1, 3)		0-0 4-3		0-3 K	4-0 2B E IBB		0-0 F9		
Ken Henderson, S OBP: 0.454, SLG: 0.533 (1, 7)		0-0 F5		0-0 F7	0-0 E 2B		0-0 4-3		
Russ Gibson, R OBP: 0.293, SLG: 0.324 (1, 2)		0-3 K		0-0 4-3	0-0 E5		4-0 BB		
Tito Fuentes, S OBP: 0.299, SLG: 0.380 (1, 5)			0-0 SH2-4 1B 1B		0-0 E 1B K		0-3 K		
Hal Lanier, R OBP: 0.271, SLG: 0.319 (1, 6)			0-0 SH2-4 1B		0-0 E5 E 1B K		0-0 6-3		
Mike McCormick, L (1, 1)			0-0 SH2-4		4-0 E 1B BB	0-0 1-3		0-3 K	
Bob Taylor, L OBP: 0.375, SLG: 0.167 (5, PH)			1-2 2-3						
Jerry Johnson, R (6, 1)									
Frank Reberger, L OBP: 0.333, SLG: 0.500 (7, 1)									

Inning Stats	R: 0	H: 0	E: 0	LOB: 0	K: 1	S: 5	P: 5	R: 0	H: 0	E: 0	LOB: 0	K: 1	S: 5	P: 5	R: 0	H: 0	E: 0	LOB: 0	K: 1	S: 5	R: 0	H: 0	E: 0	LOB: 1	K: 1	S: 5	R: 0	H: 0	E: 0	LOB: 1	K: 1	S: 5	R: 0	H: 0	E: 0	LOB: 0	K: 1	S: 5
	0	0	0	0	1	5	5	0	0	0	0	1	5	5	0	0	0	1	1	5	0	0	0	1	1	4	0	0	0	0	0	0	0	0	0	0	0	5

PITCHER	IP	WLS	BF	H	R	ER	SO	BB	IBB	HBP	BLK	WP	HR	S	P	ERA	WHIP	PITCHER	IP	WLS	BF	H	R	ER	SO	BB	IBB	HBP	BLK	WP	HR	S	P	ERA	WHIP		
Pat Dobson, R ERA: 3.59 (1, 1)	8.0	L	37	6	7	1	9	2	1	1	0	0	0	51	64	1.12	1.000																				


BOTTOM

San Diego Padres @ San Francisco Giants
Candlestick Park, San Francisco, CA

Sun May 24 1970, 6:38 AM EDT
Att. 11,803 - Unknown

AB	31
R	7
H	6
RBI	5
BB	3
SO	9
LOB	12

livebaseballscorecards.com



WP: 0	PA: 37
PB: 0	
SB: 0	
CS: 0	

Batter	1	2	3	4	5	6	7	8	9	AB R H RBI BB SO LOB	TOP											
Pete Rose, S (1, 9) OBP: 0.355, SLG: 0.435	0-0 F7		0-0 6-3		0-0 4-3			0-0 1B 1-3 1B		4 0 1 0 0 0 0	Cincinnati Reds @ San Diego Padres San Diego Stadium, San Diego, CA Mon May 25 1970, 10:05 PM EDT Att. 5,065 - Unknown livebaseballscorecards.com											
Bobby Tolan, L (1, 8) OBP: 0.367, SLG: 0.494	0-0 4-3		0-0 1-3		0-0 G3			0-0 SF8		3 0 0 1 0 0 0												
Tony Perez, R (1, 5) OBP: 0.459, SLG: 0.707	0-0 5-3		0-0 1B		0-0 F9			0-0 1-2 1B		4 0 2 0 0 0 0												
Johnny Bench, R (1, 2) OBP: 0.324, SLG: 0.596		0-0 F9	0-0 F8		0-3 K			0-0 F7		4 0 0 0 0 1 3												
Lee May, R (1, 3) OBP: 0.354, SLG: 0.624		0-0 HR		0-0 F9	0-3 K			0-0 F9		4 1 1 1 0 1 2												
Bernie Carbo, L (1, 7) OBP: 0.480, SLG: 0.656		4-0 FC3-6 1B BB		0-3 K		0-0 4-3		0-3 K		2 0 0 0 1 1 0 1 0 0 0 0 1 0												
Jimmy Stewart, S (8, 7) OBP: 0.273, SLG: 0.207																						
Tommy Helms, R (1, 4) OBP: 0.213, SLG: 0.217		0-0 FC3-6 1-2 1B		0-0 1B		0-0 F8		0-0 F3		4 0 2 0 0 0 0												
Darrel Chaney, S (1, 6) OBP: 0.192, SLG: 0.231		0-0 FC3-6 1-2f 2-3		0-0 F5		0-0 4-3		0-0 F9		4 0 0 0 0 0 3												
Jim McGlothlin, R (1, 1) OBP: 0.320, SLG: 0.333		0-0 F5		0-3 K				0-0 1B SF8 1B		3 1 1 0 0 1 2 0 0 0 0 0 0 0												
Wayne Granger, R (8, 1)																						
Inning Stats	R: 0 E: 0 K: 0 S: 3	H: 0 LOB: 0 BB: 0 P: 3	R: 1 E: 0 K: 0 S: 5	H: 2 LOB: 2 BB: 1 P: 9	R: 0 E: 0 K: 0 S: 4	H: 1 LOB: 1 BB: 0 P: 4	R: 0 E: 0 K: 1 S: 6	H: 1 LOB: 1 BB: 0 P: 6	R: 0 E: 0 K: 1 S: 5	H: 0 LOB: 0 BB: 0 P: 5	R: 0 E: 0 K: 2 S: 7	H: 0 LOB: 0 BB: 0 P: 7	R: 0 E: 0 K: 0 S: 3	H: 0 LOB: 0 BB: 0 P: 3	R: 1 E: 0 K: 0 S: 6	H: 3 LOB: 2 BB: 0 P: 6	R: 0 E: 0 K: 1 S: 5	H: 0 LOB: 0 BB: 0 P: 5	1B: 6 2B: 0 3B: 0 HR: 1	SF: 1 SAC: 0 DP: 0 HBP: 0	WP: 0 PB: 0 SB: 0 CS: 0	PA: 35
PITCHER	IP WLS BF H R ER SO BB IBB HBP BLK WP HR S P ERA WHIP												PITCHER	IP WLS BF H R ER SO BB IBB HBP BLK WP HR S P ERA WHIP								
Clay Kirby, R (1, 1) ERA: 5.31	7.1 L 30 7 2 2 4 1 0 0 0 0 0 1 37 41 2.46 1.091																					
Tom Dukes, R (8, 1) ERA: 1.66	0.2 2 0 0 0 0 0 0 0 0 0 0 0 2 2 0.00 0.000																					
Dave Roberts, L (9, 1) ERA: 3.42	1.0 3 0 0 0 0 1 0 0 0 0 0 0 5 5 0.00 0.000																					



Batter	1	2	3	4	5	6	7	8	9	AB	R	H	RBI	BB	SO	LOB
Dave Campbell, R (1, 4) OBP: 0.296, SLG: 0.342	0-0 F8		0-0 P4			0-0 SH1-4 1B		0-0 P5		4	0	1	0	0	0	0
Steve Huntz, S (1, 6) OBP: 0.284, SLG: 0.395	0-3 K			0-0 4-3		0-0 SH1-4 1-2		0-0 F8		3	0	0	0	0	1	0
Cito Gaston, R (1, 8) OBP: 0.375, SLG: 0.514	0-0 1B			0-0 HR		0-0 5-3		0-0 G4-3 1B		4	1	3	1	0	0	1
Nate Colbert, R (1, 3) OBP: 0.319, SLG: 0.539	0-0 4-3			4-0 5-3 BB		0-3 K		0-0 G4-3 1-2 1B		3	0	1	0	1	1	2
Ollie Brown, R (1, 9) OBP: 0.324, SLG: 0.442		0-0 6-3		0-0 5-3 1-2		0-0 F9		0-0 G4-3 1-2 2-3		4	0	0	0	0	0	3
Ivan Murrell, R (1, 7) OBP: 0.299, SLG: 0.505		0-3 K		0-3 K		0-0 FC6-4 1B		0-3 K		4	0	1	0	0	3	2
Van Kelly, L (1, 5) OBP: 0.264, SLG: 0.228		0-0 F5			0-0 G3		0-0 P6			3	0	0	0	0	0	1
Bob Barton, R (1, 2) OBP: 0.339, SLG: 0.412			0-0 P6		0-0 F9		0-0 FC6-4 1-2			3	0	0	0	0	0	1
Clay Kirby, R (1, 1) OBP: 0.211, SLG: 0.211			0-0 F3		0-0 4-3			0-3 K		2	0	0	0	0	0	0
Tom Dukes, R (8, 1)										0	0	0	0	0	0	0
Al Ferrara, R (8, PH) OBP: 0.363, SLG: 0.439										1	0	0	0	0	1	0
Dave Roberts, L (9, 1) OBP: 0.154, SLG: 0.462										0	0	0	0	0	0	0

Inning Stats	R: 0	H: 1	E: 0	K: 1	S: 6	LOB: 1	BB: 0	P: 6	R: 0	H: 0	E: 0	K: 1	S: 5	LOB: 0	BB: 0	P: 5	R: 0	H: 0	E: 0	K: 0	S: 3	LOB: 0	BB: 0	P: 3	R: 1	H: 1	E: 0	K: 1	S: 6	LOB: 1	BB: 1	P: 10	R: 0	H: 0	E: 0	K: 0	S: 3	LOB: 0	BB: 0	P: 3	R: 0	H: 1	E: 0	K: 1	S: 6	LOB: 1	BB: 0	P: 6	R: 0	H: 1	E: 0	K: 0	S: 4	LOB: 1	BB: 0	P: 4	R: 0	H: 0	E: 0	K: 1	S: 5	LOB: 0	BB: 0	P: 5	R: 0	H: 2	E: 0	K: 1	S: 6	LOB: 1	BB: 0	P: 6	1B: 5	SF: 0	2B: 0	SAC: 1	3B: 0	DP: 1	HR: 1	HBP: 0	WP: 0	PA: 33	PB: 0	SB: 0	CS: 0
--------------	------	------	------	------	------	--------	-------	------	------	------	------	------	------	--------	-------	------	------	------	------	------	------	--------	-------	------	------	------	------	------	------	--------	-------	-------	------	------	------	------	------	--------	-------	------	------	------	------	------	------	--------	-------	------	------	------	------	------	------	--------	-------	------	------	------	------	------	------	--------	-------	------	------	------	------	------	------	--------	-------	------	-------	-------	-------	--------	-------	-------	-------	--------	-------	--------	-------	-------	-------

PITCHER	IP	WLS	BF	H	R	ER	SO	BB	IBB	HBP	BLK	WP	HR	S	P	ERA	WHIP
Jim McGlothlin, R (1, 1) ERA: 2.24	7.0	W	26	4	1	1	4	1	0	0	0	0	1	33	37	1.29	0.714
Wayne Granger, R (8, 1) ERA: 3.0	2.0	S	7	2	0	0	2	0	0	0	0	0	0	11	11	0.00	1.000


BOTTOM

Cincinnati Reds @ San Diego Padres
San Diego Stadium, San Diego, CA
Mon May 25 1970, 10:05 PM EDT
Att. 5,065 - Unknown

AB	31
R	1
H	6
RBI	1
BB	1
SO	6
LOB	10



PITCHER	IP	WLS	BF	H	R	ER	SO	BB	IBB	HBP	BLK	WP	HR	S	P	ERA	WHIP
---------	----	-----	----	---	---	----	----	----	-----	-----	-----	----	----	---	---	-----	------

Batter	1	2	3	4	5	6	7	8	9	AB R H RBI BB SO LOB	TOP		
Pete Rose, S (1, 9) OBP: 0.351, SLG: 0.425	0-0 G3		4-0 FC5 BB		0-3 K		0-0 FC4-6 1B		0-0 4-3	4 0 0 0 1 1 2			
Bobby Tolan, L (1, 8) OBP: 0.375, SLG: 0.506	0-0 S 1B		0-3 K		0-0 1-3 2B		0-0 1-2 1B			4 0 3 0 0 1 1			
Tony Perez, R (1, 5) OBP: 0.455, SLG: 0.694	0-0 5-3 1-2		4-0 1-2 BB		0-0 F2		0-3 K			3 0 0 0 1 1 5			
Johnny Bench, R (1, 2) OBP: 0.318, SLG: 0.582	0-0 F7		0-0 FC5 2-3f		0-3 K		0-0 P5			4 0 0 0 0 1 5			
Lee May, R (1, 3) OBP: 0.345, SLG: 0.608		0-0 6-3		0-0 6-3		0-0 F8		0-3 K		4 0 0 0 0 1 0			
Bernie Carbo, L (1, 7) OBP: 0.481, SLG: 0.643		4-0 BB		0-0 L7		4-0 BB		0-3 K		2 0 0 0 2 1 0			
Jimmy Stewart, S (1, 4) OBP: 0.250, SLG: 0.188 Ray Washburn, R (6, 1) Angel Bravo, L (8, PH) Tony Cloninger, R (8, 1) OBP: 0.333, SLG: 0.333		0-3 K		0-0 G3		0-0 4-3		0-0 F7		3 0 0 0 0 1 2 0 0 0 0 0 0 0 1 0 0 0 0 0 0 0 0 0 0 0 0 0	AB 33 R 1 H 6 RBI 1 BB 4 SO 9 LOB 16		
Darrel Chaney, S (1, 6) OBP: 0.200, SLG: 0.233		0-0 F7		0-0 1-3		0-0 E9 1B		0-0 6-3		4 1 1 0 0 0 1			
Jim Merritt, L (1, 1) OBP: 0.171, SLG: 0.147 Dave Concepcion, R (6, 4) OBP: 0.347, SLG: 0.344			0-3 K		0-0 2B 1B		0-0 FC4-6 1B		0-3 K	2 0 1 0 0 1 0 2 0 1 1 0 1 0			
Inning Stats	R: 0 E: 0 K: 0 S: 4 H: 1 LOB: 1 BB: 0 P: 4	R: 0 E: 0 K: 1 S: 5 H: 0 LOB: 1 BB: 1 P: 9	R: 0 E: 0 K: 2 S: 7 H: 0 LOB: 2 BB: 2 P: 15	R: 0 E: 0 K: 0 S: 3 H: 0 LOB: 0 BB: 0 P: 3	R: 0 E: 0 K: 1 S: 7 H: 2 LOB: 2 BB: 0 P: 7	R: 0 E: 0 K: 1 S: 5 H: 0 LOB: 1 BB: 1 P: 9	R: 1 E: 1 K: 1 S: 8 H: 3 LOB: 2 BB: 0 P: 8	R: 0 E: 0 K: 2 S: 7 H: 0 LOB: 0 BB: 0 P: 7	R: 0 E: 0 K: 1 S: 5 H: 0 LOB: 0 BB: 0 P: 5	1B: 5 2B: 1 3B: 0 HR: 0 SF: 0 SAC: 0 DP: 0 HBP: 0	WP: 0 PB: 0 SB: 1 CS: 0 PA: 37		
PITCHER Mike Corkins, R (1, 1) ERA: 4.16 Tom Dukes, R (7, 1) ERA: 1.48	IP WLS BF H R ER SO BB IBB HBP BLK WP HR S P ERA WHIP	6.1 W 29 6 1 1 5 4 0 0 0 0 0 0 35 51 1.42 1.579	2.2 S 8 0 0 0 4 0 0 0 0 0 0 0 16 16 0.00 0.000	PITCHER IP WLS BF H R ER SO BB IBB HBP BLK WP HR S P ERA WHIP									

Cincinnati Reds @ San Diego Padres
San Diego Stadium, San Diego, CA
Tue May 26 1970, 10:05 PM EDT
Unknown

livebaseballscorecards.com

Batter	1	2	3	4	5	6	7	8	9	AB	R	H	RBI	BB	SO	LOB
Dave Campbell, R OBP: 0.293, SLG: 0.339 (1, 4)	0-0 G3 3B 1B	0-0 P6		0-0 G5-4-3 1-2f		0-0 F3		0-0 F7		5	1	1	0	0	0	3
Steve Huntz, S OBP: 0.283, SLG: 0.385 (1, 6) (8, 5)	0-0 G3 1-2	0-0 5-3			0-0 5-3				4-0 1B HR BB	3	1	0	0	1	0	2
Cito Gaston, R OBP: 0.388, SLG: 0.547 (1, 8)	0-0 2-H HR 3B		0-0 1B 1B		0-0 HR 3B			0-0 1-2 HR 1B		4	3	4	1	0	0	0
Nate Colbert, R OBP: 0.323, SLG: 0.574 (1, 3)	0-0 3-H HR		0-0 F7		0-0 HR			0-3 K		4	2	2	4	0	1	3
Ollie Brown, R OBP: 0.336, SLG: 0.472 (1, 9)	0-0 FC6-4 1B		0-0 1-2 1B		0-3 K			0-0 1-H 2-H HR		4	1	3	3	0	1	0
Ivan Murrell, R OBP: 0.287, SLG: 0.485 (1, 7)	0-3 K		0-3 K		0-0 5-3			0-0 4-3		4	0	0	0	0	2	3
Ed Spiezio, R OBP: 0.398, SLG: 0.410 Jose Arcia, R OBP: 0.205, SLG: 0.088 (1, 5) (8, 6)	0-0 FC6-4 1-2f		0-0 F7		0-0 SH1-3 1B			0-0 6-3		4	0	1	0	0	0	3
Chris Cannizzaro, R OBP: 0.350, SLG: 0.413 (1, 2)		0-0 SH3 2B		0-3 K		0-0 P5		0-0 F8		4	0	1	0	0	1	1
Mike Corkins, R OBP: 0.292, SLG: 0.273 Tom Dukes, R (1, 1) (7, 1)		0-0 SH3		4-0 G5-4-3 BB		0-0 SH1-3		0-3 K		0	0	0	0	1	0	0
										1	0	0	0	0	1	0

Inning Stats	R: 3	H: 4	E: 0	K: 1	S: 9	LOB: 1	BB: 0	P: 9	R: 0	H: 1	E: 0	K: 0	S: 4	LOB: 1	BB: 0	P: 4	R: 0	H: 2	E: 0	K: 1	S: 7	LOB: 2	BB: 0	P: 7	R: 0	H: 0	E: 0	K: 1	S: 4	LOB: 0	BB: 1	P: 8	R: 2	H: 2	E: 0	K: 1	S: 7	LOB: 0	BB: 0	P: 7	R: 0	H: 1	E: 0	K: 0	S: 4	LOB: 1	BB: 0	P: 4	R: 3	H: 2	E: 0	K: 1	S: 7	LOB: 0	BB: 1	P: 11	R: 0	H: 0	E: 0	K: 1	S: 5	LOB: 0	BB: 0	P: 5
1B: 6	SF: 0	2B: 1	SAC: 2	3B: 2	DP: 1	HR: 3	HBP: 0	WP: 0	PA: 37	PB: 0	SB: 0	CS: 0																																																				

PITCHER	IP	WLS	BF	H	R	ER	SO	BB	IBB	HBP	BLK	WP	HR	S	P	ERA	WHIP
Jim Merritt, L ERA: 2.95 (1, 1)	5.0	L	24	9	5	5	4	1	0	0	0	0	2	31	35	9.00	2.000
Ray Washburn, R ERA: 7.02 (6, 1)	2.0		10	3	3	3	1	1	0	0	0	0	1	11	15	13.50	2.000
Tony Cloninger, R ERA: 8.79 (8, 1)	1.0		3	0	0	0	1	0	0	0	0	0	0	5	5	0.00	0.000

BOTTOM

Cincinnati Reds @ San Diego Padres
San Diego Stadium, San Diego, CA
Tue May 26 1970, 10:05 PM EDT
Unknown

AB	33
R	8
H	12
RBI	8
BB	2
SO	6
LOB	15



WP	HR	S	P	ERA	WHIP
0	0	0	0	0	0

livebaseballscorecards.com

Batter	1	2	3	4	5	6	7	8	9	AB R H RBI BB SO LOB	TOP									
Pete Rose, S (1, 9) OBP: 0.349, SLG: 0.422	0-0 5-3		0-0 5-3			0-0 E 1B		0-3 K		4 1 1 0 0 1 1										
Dave Concepcion, R (1, 6) OBP: 0.347, SLG: 0.344 Bobby Tolán, L (8, PH) OBP: 0.378, SLG: 0.508 (8, 8)	0-0 6-3			0-0 FC6-4 1B		0-3 K		0-0 G5-4-3 1B		3 0 1 0 0 1 1 1 0 1 0 0 0 0										
Tony Pérez, R (1, 5) OBP: 0.456, SLG: 0.690 Don Gullett, R (8, 1) OBP: 0.800, SLG: 1.250	0-0 1B			0-0 F7		0-0 FC6-4 1B		0-0 G5-4-3		4 0 2 0 0 0 3 0 0 0 0 0 0 0										
Johnny Bench, R (1, 8) OBP: 0.311, SLG: 0.570 (8, 5)	0-0 5-3			0-3 K		0-0 FC6-4 1-2f 2-H		0-3 K		4 0 0 0 0 2 3										
Lee May, R (1, 3) OBP: 0.343, SLG: 0.599		0-0 F8		0-0 FC6-4 1-2f		0-3 K		0-0 G5-4-3 1B		4 0 1 0 0 1 2										
Hal McRae, R (1, 7) OBP: 0.375, SLG: 0.612		0-0 P4			0-0 L5		0-0 G4-3 1B		0-0 G5-4-3	4 0 1 0 0 0 1										
Tommy Helms, R (1, 4) OBP: 0.209, SLG: 0.213 (8, 6)		0-0 F7			0-0 F7		0-0 G4-3 1-2f			3 0 0 0 0 0 1										
Pat Corrales, R (1, 2) OBP: 0.190, SLG: 0.150			0-0 5-3		0-0 1B		0-0 F8			3 0 1 0 0 0 0										
Pedro Borbon, R (1, 1) Darrel Chaney, S (5, PH) OBP: 0.194, SLG: 0.226 Clay Carroll, R (5, 1) Jay Ward, R (8, PH) (8, 4)			0-0 4-3		0-3 K		4-0 1B BB			1 0 0 0 0 0 0 1 0 0 0 0 1 1 0 0 0 0 0 0 0 0 0 0 0 1 0 0										
Inning Stats	R: 0 E: 0 K: 0 S: 4	H: 1 LOB: 1 BB: 0 P: 4	R: 0 E: 0 K: 0 S: 3	H: 0 LOB: 0 BB: 0 P: 3	R: 0 E: 0 K: 0 S: 3	H: 0 LOB: 0 BB: 0 P: 3	R: 0 E: 0 K: 1 S: 6	H: 1 LOB: 1 BB: 0 P: 6	R: 1 E: 1 K: 2 S: 9	H: 2 LOB: 1 BB: 0 P: 9	R: 0 E: 0 K: 0 S: 3	H: 1 LOB: 0 BB: 0 P: 3	R: 0 E: 0 K: 1 S: 5	H: 1 LOB: 1 BB: 1 P: 9	R: 0 E: 0 K: 1 S: 5	H: 1 LOB: 0 BB: 0 P: 5	1B: 8 2B: 0 3B: 0 HR: 0	SF: 0 SAC: 0 DP: 3 HBP: 0	WP: 0 PB: 0 SB: 0 CS: 0	PA: 33
PITCHER	IP WLS BF H R ER SO BB IBB HBP BLK WP HR S P ERA WHIP																			
Danny Coombs, L (1, 1) ERA: 1.81 Roberto Rodríguez, R (8, 1) ERA: 2.51	7.0 W 27 6 1 0 4 1 0 0 0 0 0 0 34 38 0.00 1.000																			
	2.0 S 6 2 0 0 2 0 0 0 0 0 0 0 10 10 0.00 1.000																			

Cincinnati Reds @ San Diego Padres
San Diego Stadium, San Diego, CA
Tue May 26 1970, 10:05 PM EDT
Att: 11,722 - Unknown

livebaseballscorecards.com

AB	32
R	1
H	8
RBI	0
BB	1
SO	6
LOB	13



Batter	1	2	3	4	5	6	7	8	9	AB	R	H	RBI	BB	SO	LOB
Dave Campbell, R OBP: 0.292, SLG: 0.337 (1, 4)	0-0 E6 1B HR	0-3 K			0-0 5-3			0-0 FC1-6 1B		4	1	1	0	0	1	1
Steve Huntz, S OBP: 0.282, SLG: 0.381 (1, 6)	0-0 1-2 HR 1B		0-0 4-3		0-0 G3			0-0 FC1-6 WP BB 1-2f		4	1	1	0	0	0	1
Cito Gaston, R OBP: 0.395, SLG: 0.565 (1, 8)	0-0 1-H 2-H HR		0-0 1B E 1B		0-0 P6			4-0 WP BB 1-2		3	2	2	3	1	0	0
Nate Colbert, R OBP: 0.326, SLG: 0.574 Ray Webster, L OBP: 0.269, SLG: 0.213 (1, 3) (1, PR) (2, 3)	1-0 L1-3 HBP		0-0 FC6-4 1B		0-0 G3			0-0 P5 1-2 2-3		0	0	0	0	0	0	0
Ollie Brown, R OBP: 0.333, SLG: 0.462 (1, 9)	0-0 1-2 L1-3		0-0 FC6-4 1-2f 2-H		0-0 F8			4-0 IBB		3	0	0	0	1	0	2
Ivan Murrell, R OBP: 0.276, SLG: 0.465 (1, 7)	0-0 1-3		0-0 1-3		0-0 6-3			0-3 K		4	0	0	0	0	1	5
Van Kelly, L OBP: 0.266, SLG: 0.232 (1, 5)		0-0 1-3		0-0 CS 1B				0-0 3-1		3	0	1	0	0	0	0
Bob Barton, R OBP: 0.339, SLG: 0.396 (1, 2)		4-0 FC1-6 BB		0-0 P6 1-2				0-0 F7		2	0	0	0	1	0	1
Danny Coombs, R OBP: 0.067, SLG: 0.133 Roberto Rodriguez, R (8, 1)		0-0 FC1-6 1-2f		0-0 6-3				0-0 4-3		3	0	0	0	0	0	1

Inning Stats	R: 3	H: 2	E: 1	K: 0	S: 5	LOB: 1	BB: 0	P: 6	R: 0	H: 0	E: 0	K: 1	S: 5	LOB: 1	BB: 1	P: 9	R: 1	H: 2	E: 1	K: 0	S: 5	LOB: 1	BB: 0	P: 5	R: 0	H: 1	E: 0	K: 0	S: 3	LOB: 0	BB: 0	P: 3	R: 0	H: 0	E: 0	K: 0	S: 3	LOB: 0	BB: 0	P: 3	R: 0	H: 0	E: 0	K: 0	S: 3	LOB: 0	BB: 0	P: 3	R: 0	H: 1	E: 0	K: 1	S: 6	LOB: 3	BB: 2	P: 14
--------------	------	------	------	------	------	--------	-------	------	------	------	------	------	------	--------	-------	------	------	------	------	------	------	--------	-------	------	------	------	------	------	------	--------	-------	------	------	------	------	------	------	--------	-------	------	------	------	------	------	------	--------	-------	------	------	------	------	------	------	--------	-------	-------

PITCHER	IP	WLS	BF	H	R	ER	SO	BB	IBB	HBP	BLK	WP	HR	S	P	ERA	WHIP
Pedro Borbon, R ERA: 4.5 (1, 1)	4.0	L	18	5	4	2	1	1	1	0	0	0	1	18	23	4.50	1.500
Clay Carroll, R ERA: 4.0 (5, 1)	3.0		9	0	0	0	0	0	0	0	0	0	0	9	9	0.00	0.000
Don Gullett, L ERA: 1.65 (8, 1)	1.0		6	1	0	0	1	1	1	0	0	1	0	6	14	0.00	2.000

BOTTOM

Cincinnati Reds @ San Diego Padres
San Diego Stadium, San Diego, CA
 Tue May 26 1970, 10:05 PM EDT
 Att. 11,722 - Unknown

AB 29
 R 4
 H 6
 RBI 3
 BB 3
 SO 2
 LOB 13



1B	2B	3B	HR	SF	SAC	DP	HBP	WP	HR	S	P	ERA	WHIP
5	1	0	1	0	0	1	1	1	0	0	0	0.00	1.500

Batter	1	2	3	4	5	6	7	8	9	AB R H RBI BB SO LOB	TOP														
Pete Rose, S OBP: 0.349, SLG: 0.419 (1, 9) X	0-0 G6-3 1B		0-3 K	0-0 F5		0-0 L8		0-0 HR 1B	0-3 K	6 1 2 0 0 2 7															
Bobby Tolan, L OBP: 0.374, SLG: 0.500 (1, 8) X	0-0 G6-3 1-2f		1-0 S HBP		0-0 4-3	0-0 SF7		0-3 K		3 0 0 1 0 1 2															
Tony Perez, R OBP: 0.459, SLG: 0.702 (1, 5) H	1-0 FC6 HBP		0-0 F8		0-0 2B 1B	0-0 5-3		0-0 1-H HR		4 2 2 2 0 0 2															
Johnny Bench, R OBP: 0.318, SLG: 0.586 (1, 2) X	0-0 FC6 1-2f			0-0 1B BB PB 1B	0-0 1-H 2B		0-0 1B 3B	0-0 4-3		5 2 3 1 0 0 1															
Lee May, R OBP: 0.333, SLG: 0.580 (1, 3) X		0-0 F9		0-3 K	0-0 F8		0-0 6-3	0-3 K		5 0 0 0 0 2 3															
Bernie Carbo, L OBP: 0.493, SLG: 0.653 (1, 7) X		0-0 F7		4-0 PB 1B 1-2 BB	4-0 IBB		0-0 1B 1B 1B	0-0 1B 2B		3 0 2 1 2 0 0															
Tommy Helms, R OBP: 0.225, SLG: 0.236 (1, 4) X		0-0 1B 2B		0-0 PB 1B	0-0 6-3		0-0 1B 1B	0-0 2-3 1B		5 0 4 0 0 0 2															
Darrel Chaney, S OBP: 0.278, SLG: 0.286 (1, 6) X		0-0 2-H 1B		4-0 1-2 2-3 3-H IBB		0-0 L8 SF7 1B	0-0 1-3 2-H 1B	0-3 K		4 1 3 0 1 1 2															
Wayne Simpson, R OBP: 0.074, SLG: 0.074 (6, PH)			0-3 K	0-3 K		0-0 1-2 1B	0-0 4-3	0-0 P4		2 0 0 0 0 2 3															
Angel Bravo, L OBP: 0.500, SLG: 0.333 (6, 1)										1 0 1 0 0 0 0															
Don Gullett, R OBP: 0.600, SLG: 1.250 (6, 1)										0 0 0 0 0 0 0															
Jimmy Stewart, S OBP: 0.243, SLG: 0.182 (7, PH)										1 0 0 0 0 0 2															
Clay Carroll, R OBP: 0.243, SLG: 0.182 (7, 1)										0 0 0 0 0 0 0															
Hal McRae, R OBP: 0.368, SLG: 0.600 (8, PH)										1 0 0 0 0 0 2															
Wayne Granger, R OBP: 0.368, SLG: 0.600 (8, 1)										0 0 0 0 0 0 0															
Inning Stats	R: 0 E: 0 K: 0 S: 3	H: 1 LOB: 1 BB: 0 P: 4	R: 0 E: 0 K: 0 S: 4	H: 2 LOB: 2 BB: 0 P: 4	R: 0 E: 0 K: 2 S: 7	H: 0 LOB: 1 BB: 0 P: 8	R: 1 E: 0 K: 2 S: 9	H: 2 LOB: 3 BB: 2 P: 17	R: 1 E: 0 K: 0 S: 5	H: 2 LOB: 2 BB: 1 P: 9	R: 1 E: 0 K: 0 S: 5	H: 2 LOB: 1 BB: 0 P: 5	R: 1 E: 0 K: 0 S: 6	H: 4 LOB: 2 BB: 0 P: 6	R: 2 E: 0 K: 2 S: 9	H: 2 LOB: 0 BB: 0 P: 9	R: 0 E: 0 K: 2 S: 9	H: 2 LOB: 2 BB: 0 P: 9	1B: 12 2B: 3 3B: 1 HR: 1	SF: 1 SAC: 0 DP: 1 HBP: 2	WP: 0 PB: 1 SB: 1 CS: 0	PA: 46			
PITCHER	IP WLS BF H R ER SO BB IBB HBP BLK WP HR S P ERA WHIP																								
Gary Ross, R ERA: 5.61 (1, 1)	5.0		25	7	2	2	4	1	2	2	0	0	0	28	42	3.60	1.600								
Ron Herbel, R ERA: 3.88 (6, 1)	1.0		6	3	2	2	0	0	0	0	0	0	0	6	6	18.00	3.000								
Roberto Rodriguez, R ERA: 2.35 (7, 1)	1.0		5	3	0	0	0	0	0	0	0	0	0	5	5	0.00	3.000								
Tom Dukes, R ERA: 2.05 (8, 1)	2.0	L	10	4	2	2	4	0	0	0	0	0	1	18	18	9.00	2.000								

Cincinnati Reds @ San Diego Padres
San Diego Stadium, San Diego, CA
Wed May 27 1970, 10:05 PM EDT
Att. 7,101 - Unknown

livebaseballscorecards.com

AB	40
R	6
H	17
RBI	5
BB	3
SO	8
LOB	26



Batter	1	2	3	4	5	6	7	8	9	AB R H RBI BB SO LOB
Dave Campbell, R OBP: 0.290, SLG: 0.330 (1, 4)	4-0 FC6-4 BB		0-0 4-3		0-3 K		0-0 P1		0-0 6-3	4 1 0 0 1 1 3
Steve Huntz, S OBP: 0.279, SLG: 0.382 (1, 6)	0-3 K		0-0 F8		0-0 2B		0-0 F5		0-0 P6	5 0 1 2 0 1 2
Cito Gaston, R OBP: 0.392, SLG: 0.556 (1, 8)	4-0 FC6-4 BB		0-0 P3		0-3 K		0-0 5-3			3 0 0 0 1 1 1
Ray Webster, L OBP: 0.250, SLG: 0.196 (1, 3)	0-0 FC6-4		0-0 4-1		0-0 F5		0-3 K			4 0 0 1 0 1 1
Ollie Brown, R OBP: 0.325, SLG: 0.450 (1, 9)	0-0 3-1		0-0 6-3		0-0 F9		0-3 K			4 0 0 0 0 1 1
Ivan Murrell, R OBP: 0.284, SLG: 0.467 (1, 7)		0-0 1-3	0-0 6-3		0-0 BB 1B		0-0 1B 1B			4 0 2 0 0 0 0
Van Kelly, L OBP: 0.296, SLG: 0.250 (1, 5)		4-0 BB			0-0 3B 1B		4-0 1-2 BB		0-0 FC6-4 1B	2 1 2 0 2 0 0
Chris Cannizzaro, R OBP: 0.347, SLG: 0.425 (1, 2)		0-3 K			0-0 2B 3B		0-0 F3		0-0 FC6-4	4 1 1 1 0 1 5
Gary Ross, R OBP: 0.500, SLG: 0.500 (5, PH)		0-0 4-3			4-0 2B BB		4-0 BB		0-3 K	1 0 0 0 0 0 1 0 1 0 0 1 0 1 0 0 0 0 0 0 0 0 0 0 0 0 0 0 0 0 1 0 0 0 0 0 1

Inning Stats	R: 1	H: 0	E: 1	LOB: 1	K: 1	P: 13	R: 0	H: 0	E: 0	LOB: 1	K: 1	P: 9	R: 0	H: 0	E: 0	LOB: 0	K: 0	P: 3	R: 3	H: 3	E: 0	LOB: 0	K: 2	P: 13	R: 0	H: 1	E: 0	LOB: 2	K: 0	P: 8	R: 0	H: 0	E: 0	LOB: 1	K: 0	P: 7	R: 0	H: 2	E: 0	LOB: 2	K: 2	P: 9	R: 0	H: 0	E: 0	LOB: 0	K: 1	P: 5	1B: 4	SF: 0	2B: 1	SAC: 0	3B: 1	DP: 0	HR: 0	HBP: 0	WP: 0	PA: 38
--------------	------	------	------	--------	------	-------	------	------	------	--------	------	------	------	------	------	--------	------	------	------	------	------	--------	------	-------	------	------	------	--------	------	------	------	------	------	--------	------	------	------	------	------	--------	------	------	------	------	------	--------	------	------	-------	-------	-------	--------	-------	-------	-------	--------	-------	--------

PITCHER	IP	WLS	BF	H	R	ER	SO	BB	IBB	HBP	BLK	WP	HR	S	P	ERA	WHIP
Wayne Simpson, R ERA: 2.48 (1, 1)	5.0		21	3	4	3	4	4	0	0	0	0	0	25	41	5.40	1.400
Don Gullett, L ERA: 1.56 (6, 1)	1.0		5	1	0	0	0	1	0	0	0	0	0	4	8	0.00	2.000
Clay Carroll, R ERA: 3.72 (7, 1)	2.0	W	9	2	0	0	2	1	0	0	0	0	0	12	16	0.00	1.500
Wayne Granger, R ERA: 2.86 (9, 1)	1.0	S	3	0	0	0	1	0	0	0	0	0	0	5	5	0.00	0.000

BOTTOM

Cincinnati Reds @ San Diego Padres
San Diego Stadium, San Diego, CA
Wed May 27 1970, 10:05 PM EDT
Att. 7,101 - Unknown

livebaseballscorecards.com

AB	32
R	4
H	6
RBI	4
BB	6
SO	7
LOB	14



Batter	1	2	3	4	5	6	7	8	9	AB R H RBI BB SO LOB	TOP																									
Dave Campbell, R OBP: 0.291, SLG: 0.330 (1, 4) X	0-0 F7	0-0 HR 1B			0-0 F7	0-0 1-3	0-3 K		0-0 BB 1B	6 2 2 1 0 1 4																										
Steve Huntz, S OBP: 0.301, SLG: 0.422 (1, 6) (7, 5) X	0-0 WP 1B	0-0 HR			0-0 1B SF8		4-0 1B 1B BB	0-0 4-3	4-0 1B BB	4 4 3 2 2 0 0																										
Cito Gaston, R OBP: 0.395, SLG: 0.554 (1, 8) S S S	0-3 K	0-0 3-1			0-0 SF8 1B		0-0 1B 1B	0-0 4-3	0-0 1B	6 1 3 1 0 1 1																										
Al Ferrara, R OBP: 0.364, SLG: 0.431 Ivan Murrell, R OBP: 0.288, SLG: 0.462 (1, 7) B B B (7, 7) B	4-0 1B BB		0-0 6-3		0-0 SF8		0-3 K	4-0 2B BB	0-0 4-3	2 0 0 1 1 1 2 1 1 0 0 1 0 2																										
Nate Colbert, R OBP: 0.332, SLG: 0.575 (1, 3) X	0-0 FC6-4 1B		0-0 6-3		0-0 F9		4-0 1B 3B IBB	0-0 1-H 2B		4 1 2 2 1 0 1																										
Ollie Brown, R OBP: 0.327, SLG: 0.444 (1, 9) X	0-0 FC6-4		0-0 6-3		0-0 F9		0-0 1B	4-0 IBB		4 0 1 2 1 0 2																										
Ed Spiezio, R OBP: 0.418, SLG: 0.457 Tommy Dean, R OBP: 0.298, SLG: 0.400 (1, 5) (7, 6) X		0-0 1B 2B		0-0 P4		4-0 1B BB	0-0 1B 3B	0-0 4-3		3 2 2 1 1 0 0 1 0 0 0 0 0 2																										
Bob Barton, R OBP: 0.344, SLG: 0.397 (1, 2) X		0-3 K		0-0 F8		0-0 1B	0-0 E 1B		0-0 6-3	5 0 2 1 0 1 1																										
Clay Kirby, R OBP: 0.190, SLG: 0.190 Ron Herbel, R (5, 1) Ray Webster, L OBP: 0.246, SLG: 0.192 Roberto Rodriguez, R (6, 1)		0-0 P3		0-0 4-3		0-0 F7	0-0 E3		0-0 6-3	2 0 0 0 0 0 1 0 0 0 0 0 0 0 1 0 0 0 0 0 2 2 0 0 0 0 0 1																										
Inning Stats	R: 1 E: 0 K: 1 S: 7	H: 2 LOB: 2 BB: 1 P: 11	R: 3 E: 0 K: 1 S: 8	H: 3 LOB: 0 BB: 0 P: 8	R: 0 E: 0 K: 0 S: 3	H: 0 LOB: 0 BB: 0 P: 3	R: 1 E: 0 K: 0 S: 5	H: 2 LOB: 1 BB: 0 P: 5	R: 0 E: 0 K: 0 S: 4	H: 1 LOB: 2 BB: 1 P: 8	R: 4 E: 1 K: 2 S: 11	H: 4 LOB: 2 BB: 2 P: 19	R: 1 E: 0 K: 0 S: 4	H: 1 LOB: 2 BB: 2 P: 12	R: 1 E: 0 K: 0 S: 5	H: 2 LOB: 2 BB: 1 P: 9	1B: 10 2B: 3 3B: 1 HR: 1	SF: 1 SAC: 0 DP: 0 HBP: 0	WP: 2 PB: 0 SB: 1 CS: 0	PA: 49																
PITCHER	IP WLS BF H R ER SO BB IBB HBP BLK WP HR S P ERA WHIP																																			
Ken Holtzman, L ERA: 3.87 (1, 1)	2.0		12	5	4	4	2	1	0	0	0	1	1	15	19	18.00	3.000																			
Jim Dunegan, R ERA: 2.25 (3, 1)	4.0	L	16	3	1	1	0	1	0	0	0	0	0	15	19	2.25	1.000																			
Phil Regan, R ERA: 3.99 (7, 1)	0.2		6	3	4	4	1	1	1	0	0	0	0	6	14	54.00	6.000																			
Jim Colborn, R ERA: 2.05 (7, 1)	1.1		9	2	1	1	1	1	1	0	0	0	0	9	17	6.75	2.250																			
Steve Barber, L ERA: 9.0 (9, 1)	1.0		6	2	1	1	0	1	0	0	0	0	0	5	9	9.00	3.000																			

San Diego Padres @ Chicago Cubs
 Wrigley Field, Chicago, IL
 Sat May 30 1970, 3:33 AM CDT
 Cloudy - 78 F

livebaseballscorecards.com

AB 41
R 11
H 15
RBI 11
BB 7
SO 4
LOB 19



BOTTOM

San Diego Padres @ Chicago Cubs
Wrigley Field, Chicago, IL
Sat May 30 1970, 3:33 AM CDT
Cloudy - 78 F

livebaseballscores.com

AB 36
R 4
H 9
RBI 4
BB 6
SO 5
LOB 23



WP: 1 PA: 42
PB: 0
SB: 0
CS: 0

AB R H RBI BB SO LOB

5 0 2 1 0 1 1

5 1 2 0 0 0 2

3 1 1 0 2 0 1

3 1 2 3 2 0 1

5 0 0 0 0 1 5

5 0 1 0 0 1 5

2 1 0 0 2 1 2

4 0 0 0 0 0 3

1B: 5 SF: 0
2B: 2 SAC: 0
3B: 1 DP: 0
HR: 1 HBP: 0

Batter	1	2	3	4	5	6	7	8	9
Don Kessinger, S (1, 6) OBP: 0.371, SLG: 0.444	0-0 F7		0-3 K	0-0 3B		0-0 1B		0-0 5-3	
Glenn Beckert, R (1, 4) OBP: 0.332, SLG: 0.345	0-0 FC5-6 1B		0-0 HR 2B	0-0 6-3		0-0 F2		0-0 F8	
Billy Williams, L (1, 7) OBP: 0.364, SLG: 0.571	0-0 FC5-6 1-2f		4-0 HR BB		4-0 BB BB		0-0 F9	0-0 1B 1B	
Jim Hickman, R (1, 9) OBP: 0.447, SLG: 0.698	0-0 F5		0-0 HR 1-H 2-H		4-0 1-2 BB		4-0 BB	0-0 1-2 1B	
Ron Santo, R (1, 5) OBP: 0.324, SLG: 0.394		0-0 F8	0-0 L9		0-3 K		0-0 P6	0-0 F7	
14 Ernie Banks, R (1, 3) OBP: 0.298, SLG: 0.394		0-0 WP 2B	0-0 6-3		0-0 P6		0-0 P5	0-3 K	
Jack Hiatt, R (1, 2) OBP: 0.388, SLG: 0.310		4-0 FC6 2-3 BB		4-0 3B BB	0-0 F8		0-3 K		
Cleo James, R (1, 8) OBP: 0.250, SLG: 0.298		0-0 P4		0-0 F7		0-0 1-3		0-0 F8	
Ken Holtzman, R (1, 1) OBP: 0.313, SLG: 0.333 Willie Smith, L (2, PH) OBP: 0.263, SLG: 0.353 Jim Dunegean, R (3, 1) Johnny Callison, L (6, PH) OBP: 0.329, SLG: 0.407 Phil Regan, R (7, 1) Jim Colborn, R (7, 1) Jimmie Hall, L (8, PH) OBP: 0.143, SLG: 0.100 Steve Barber, L (9, 1)		0-0 FC6 1-2f		0-3 K		0-0 F3		0-0 1B	

Inning Stats	R: 0	H: 1	E: 0	LOB: 1	K: 0	BB: 0	S: 4	R: 0	H: 1	E: 0	LOB: 2	K: 0	BB: 0	S: 4	R: 3	H: 2	E: 0	LOB: 0	K: 1	BB: 1	S: 7	R: 1	H: 1	E: 0	LOB: 1	K: 1	BB: 1	S: 6	R: 0	H: 0	E: 0	LOB: 2	K: 1	BB: 2	S: 5	R: 0	H: 1	E: 0	LOB: 1	K: 0	BB: 0	S: 4	R: 0	H: 0	E: 0	LOB: 1	K: 0	BB: 1	S: 3	R: 0	H: 1	E: 0	LOB: 1	K: 1	BB: 0	S: 6	R: 0	H: 2	E: 0	LOB: 2	K: 1	BB: 0	S: 7	R: 0	H: 2	E: 0	LOB: 2	K: 1	BB: 0	S: 7	1B: 5	SF: 0	2B: 2	SAC: 0	3B: 1	DP: 0	HR: 1	HBP: 0
--------------	------	------	------	--------	------	-------	------	------	------	------	--------	------	-------	------	------	------	------	--------	------	-------	------	------	------	------	--------	------	-------	------	------	------	------	--------	------	-------	------	------	------	------	--------	------	-------	------	------	------	------	--------	------	-------	------	------	------	------	--------	------	-------	------	------	------	------	--------	------	-------	------	------	------	------	--------	------	-------	------	-------	-------	-------	--------	-------	-------	-------	--------

PITCHER	IP	WLS	BF	H	R	ER	SO	BB	IBB	HBP	BLK	WP	HR	S	P	ERA	WHIP
Clay Kirby, R (1, 1) ERA: 5.54	4.0		21	5	4	4	2	4	0	0	0	1	1	21	37	9.00	2.250
Ron Herbel, R (5, 1) ERA: 3.8	1.0	W	4	0	0	0	1	1	0	0	0	0	0	5	9	0.00	1.000
Roberto Rodriguez, R (6, 1) ERA: 1.86	4.0	S	17	4	0	0	2	1	0	0	0	0	0	20	24	0.00	1.250

PITCHER	IP	WLS	BF	H	R	ER	SO	BB	IBB	HBP	BLK	WP	HR	S	P	ERA	WHIP
---------	----	-----	----	---	---	----	----	----	-----	-----	-----	----	----	---	---	-----	------

Batter	1	2	3	4	5	6	7	8	9	AB	R	H	RBI	BB	SO	LOB	TOP										
Dave Campbell, R OBP: 0.289, SLG: 0.324 (1, 4)	0-0 6-3 BB	4-0 BB		0-0 F3		0-0 F5		0-3 K		4	0	0	0	1	1	2											
Steve Huntz, S OBP: 0.304, SLG: 0.413 Jose Arcia, R OBP: 0.205, SLG: 0.088 (8, PR) (8, 6)	4-0 2B BB	0-0 4-3 BB		0-0 FC6-4 1-2f		0-3 K		4-0 G4-3 BB		3	1	0	0	2	1	3											
Cito Gaston, R OBP: 0.400, SLG: 0.566 (1, 8)	0-0 BB 1-H 2B		0-0 E 2B 1B	0-0 P6			0-0 2B 2B	0-0 G4-3 1-2f		5	2	3	1	0	0	2											
Al Ferrara, R OBP: 0.372, SLG: 0.437 Tommy Dean, R OBP: 0.298, SLG: 0.400 (1, 7) (9, PR)	1-0 BB HBP		0-3 K		0-0 P5-3		0-0 2-H 1B 2B	4-0 G1-6-3 BB		3	1	1	1	1	1	1											
Nate Colbert, R OBP: 0.323, SLG: 0.559 (1, 3)	0-3 K		0-0 E1 2B		0-0 L6		0-3 K	0-3 K		5	1	0	0	0	3	5											
Ollie Brown, R OBP: 0.341, SLG: 0.459 (1, 9)	4-0 1-2 2-3 BB		0-0 1-H 2-H SF7 2B		0-0 1B		0-0 2-H 1B	0-0 G1-6-3 1-2f		4	2	3	3	1	0	1											
Ed Spiezio, R OBP: 0.406, SLG: 0.446 Ron Herbel, R (5, 1) Dave Roberts, L OBP: 0.154, SLG: 0.462 Ivan Murrell, R OBP: 0.295, SLG: 0.467 Tom Dukes, R (7, 1)	0-0 F8		0-0 SF7		0-3 K		0-0 2-H 1B			2	0	0	1	0	1	4											
Chris Cannizzaro, R OBP: 0.344, SLG: 0.419 (1, 2)		0-0 CS 1B	0-3 K		0-0 P5-3		0-0 P4			4	0	1	0	0	1	1											
Pat Dobson, R OBP: 0.217, SLG: 0.143 Van Kelly, L OBP: 0.300, SLG: 0.247 (1, 1) (5, 5)		0-0 F8 1-2		4-0 FC6-4 BB		4-0 BB		0-0 G3		1	0	0	0	1	0	1											
Inning Stats	R: 1 E: 0 K: 1 S: 6	H: 1 LOB: 3 BB: 2 P: 15	R: 0 E: 0 K: 0 S: 3	H: 1 LOB: 1 BB: 1 P: 7	R: 3 E: 1 K: 2 S: 10	H: 2 LOB: 0 BB: 0 P: 10	R: 0 E: 0 K: 0 S: 3	H: 0 LOB: 1 BB: 1 P: 7	R: 0 E: 0 K: 1 S: 6	H: 1 LOB: 1 BB: 0 P: 6	R: 0 E: 0 K: 1 S: 5	H: 0 LOB: 1 BB: 1 P: 9	R: 3 E: 0 K: 1 S: 9	H: 4 LOB: 1 BB: 0 P: 9	R: 0 E: 0 K: 1 S: 4	H: 0 LOB: 1 BB: 1 P: 8	R: 0 E: 0 K: 1 S: 4	H: 0 LOB: 1 BB: 1 P: 8	1B: 5 2B: 4 3B: 0 HR: 0	SF: 1 SAC: 0 DP: 2 HBP: 1	WP: 0 PB: 0 SB: 1 CS: 1	PA: 42					
PITCHER	IP	WLS	BF	H	R	ER	SO	BB	IBB	HBP	BLK	WP	HR	S	P	ERA	WHIP										
Joe Decker, R ERA: 3.49 (1, 1)	6.0		31	7	6	4	5	5	0	1	0	0	0	35	56	6.00	2.000										
Phil Regan, R ERA: 4.02 (7, 1)	2.0	W	8	2	1	1	2	1	0	0	0	0	0	11	15	4.50	1.500										
Jim Dunegan, R ERA: 2.25 (9, 1)	0.0		1	0	0	0	0	1	0	0	0	0	0	4	4	∞	∞										
Jim Colborn, R ERA: 1.96 (9, 1)	1.0	S	2	0	0	0	1	0	0	0	0	0	0	4	4	0.00	0.000										

San Diego Padres @ Chicago Cubs
Wrigley Field, Chicago, IL
Sat May 30 1970, 3:38 AM CDT
Att: 37,943 - Unknown

livebaseballscorecards.com

AB 33
R 7
H 9
RBI 7
BB 7
SO 8
LOB 21



BOTTOM

San Diego Padres @ Chicago Cubs
Wrigley Field, Chicago, IL
Sat May 30 1970, 3:38 AM CDT
Att. 37,943 - Unknown

livebaseballscorecards.com

AB 34
R 8
H 10
RBI 8
BB 4
SO 4
LOB 11



WP: 0 PA: 39
PB: 0
SB: 0
CS: 0

AB	R	H	RBI	BB	SO	LOB
5	1	1	1	0	0	0
5	1	2	2	0	0	0
5	1	2	0	0	0	1
2	1	1	0	2	1	1
0	0	0	0	0	0	0
4	2	2	2	0	0	3
2	0	0	0	1	0	0
2	0	0	0	0	2	1
0	0	0	0	0	0	0
1	0	1	2	0	0	0
1	0	0	0	0	0	0
3	1	0	0	1	0	1
3	1	1	1	0	1	4
0	0	0	0	0	0	0
1	0	0	0	0	0	0
0	0	0	0	0	0	0

1B	2B	3B	HR	SF	SAC	DP	HBP
5	3	0	2	0	0	1	1
0	0	0	0	0	0	0	0
0	0	0	0	0	0	0	0
0	0	0	0	0	0	0	0

R	H	E	K	S	P	ERA	WHIP
0	0	0	3	11	37	11.57	1.714
0	0	0	2	8	1	∞	∞
0	0	0	2	6	14	0.00	2.250
0	0	0	2	7	7	4.50	0.500

Batter	1	2	3	4	5	6	7	8	9
Don Kessinger, S (1, 6) OBP: 0.366, SLG: 0.443	0-0 4-3 1B		0-0 1B 2B		0-0 1-3	0-0 6-3		0-0 F5	
Glenn Beckert, R (1, 4) OBP: 0.333, SLG: 0.363	0-0 6-3		0-0 FC3-5 1B		0-0 6-3	0-0 P4		0-0 HR	
Billy Williams, L (1, 7) OBP: 0.365, SLG: 0.571	0-0 F8		0-0 FC3-5		0-0 14 1B 2B	0-0 BB 1B		0-0 F7	
Jim Hickman, R (1, 9) OBP: 0.455, SLG: 0.695		0-0 14 G6-4-3 1B	0-3 K		4-0 HBP 14 1B 1B	4-0 1-2 BB			
Johnny Callison, L (9, 9) OBP: 0.329, SLG: 0.407									
14 Ernie Banks, R (1, 3) OBP: 0.304, SLG: 0.425		0-0 G6-4-3 1-2f		0-0 HR	0-0 1-2 2-H 1B 1B	0-0 P3			
Paul Popovich, S (1, 5) OBP: 0.222, SLG: 0.125		0-0 P7		4-0 BB	1-0 1B 2-3 HBP		0-0 F5		
J.C. Martin, L (1, 2) OBP: 0.329, SLG: 0.213			0-3 K	0-3 K	0-0 1-3 2-H 3-H 1B		0-0 P3		
Willie Smith, L (5, PH) OBP: 0.263, SLG: 0.353									
Phil Gagliano, R (5, PH) OBP: 0.235, SLG: 0.212									
Jack Hiatt, R (6, 2) OBP: 0.385, SLG: 0.306									
Cleo James, R (1, 8) OBP: 0.250, SLG: 0.280			0-0 E5 2B	0-0 F8	4-0 FC6-4 1B		0-0 5-3		
Joe Decker, R (1, 1) OBP: 0.250, SLG: 0.450			0-0 2B 2B	0-3 K	0-0 FC6-4			0-0 F8	
Phil Regan, R (7, 1)									
Ron Santo, R (8, PH) OBP: 0.322, SLG: 0.391									
Jim Dunegan, R (9, 1)									
Jim Colborn, R (9, 1)									

Inning	R	H	E	K	S	P	ERA	WHIP
1	0	0	0	3	11	37	11.57	1.714
2	0	1	0	2	8	1	∞	∞
3	0	1	0	2	6	14	0.00	2.250
4	0	1	0	2	7	7	4.50	0.500

PITCHER	IP	WLS	BF	H	R	ER	SO	BB	IBB	HBP	BLK	WP	HR	S	P	ERA	WHIP
Pat Dobson, R (1, 1) ERA: 4.04	4.2		23	7	7	6	4	1	1	0	0	0	1	29	37	11.57	1.714
Ron Herbel, R (5, 1) ERA: 3.8	0.0		1	0	0	0	0	0	0	1	0	0	0	1	1	∞	∞
Dave Roberts, L (5, 1) ERA: 3.33	1.1		8	2	0	0	0	1	1	0	0	0	0	6	14	0.00	2.250
Tom Dukes, R (7, 1) ERA: 2.22	2.0	L	7	1	1	1	0	0	0	0	0	0	1	7	7	4.50	0.500

Batter	1	2	3	4	5	6	7	8	9	AB R H RBI BB SO LOB	TOP
Dave Campbell, R (1, 4) OBP: 0.284, SLG: 0.318	0-0 6-3		0-3 K			0-3 K		0-0 P6		4 0 0 0 0 2 0	
Steve Huntz, S (1, 6) OBP: 0.302, SLG: 0.404 Jose Arcia, R (8, PR) OBP: 0.205, SLG: 0.088 (8, 6)	0-0 L4		0-3 K			0-0 F8		4-0 BB		3 0 0 0 1 1 0 0 0 0 0 0 0 0	
Cito Gaston, R (1, 8) OBP: 0.393, SLG: 0.554	0-0 F9		0-0 F9			0-3 K		0-3 K		4 0 0 0 0 2 1	
Al Ferrara, R (1, 7) OBP: 0.369, SLG: 0.455		0-0 6-3		0-0 6-3			0-0 F9		0-0 HR	4 1 1 1 0 0 0	
Nate Colbert, R (1, 3) OBP: 0.327, SLG: 0.574		0-0 1B E 1B		0-3 K			0-0 HR		0-0 5-3	4 2 2 1 0 1 0	
Ollie Brown, R (1, 9) OBP: 0.333, SLG: 0.447		0-3 K		0-0 F7			0-0 5-3		0-0 5-3	4 0 0 0 0 1 1	
Ed Spiezio, R (1, 5) OBP: 0.410, SLG: 0.442		0-0 E 1-3 1B			0-0 F5		0-0 F9		4-0 BB	3 0 1 0 1 0 0	
Bob Barton, R (1, 2) OBP: 0.338, SLG: 0.435		0-0 E5 1-2 3-H			0-0 P4			0-0 HR	0-0 P3	4 1 1 1 0 0 2	
Mike Corkins, R (1, 1) OBP: 0.280, SLG: 0.261 Dave Roberts, L (4, 1) OBP: 0.143, SLG: 0.429 Ivan Murrell, R (8, PH) OBP: 0.292, SLG: 0.463 Ron Herbel, R (8, 1)		0-0 F9			0-3 K			0-3 K		1 0 0 0 0 0 2 1 0 0 0 0 1 0 1 0 0 0 0 1 0 0 0 0 0 0 0 0	
Inning Stats	R: 0 E: 0 K: 0 S: 3 H: 0 LOB: 0 BB: 0 P: 3	R: 1 E: 1 K: 1 S: 8 H: 2 LOB: 2 BB: 0 P: 8	R: 0 E: 0 K: 2 S: 7 H: 0 LOB: 0 BB: 0 P: 7	R: 0 E: 0 K: 1 S: 5 H: 0 LOB: 0 BB: 0 P: 5	R: 0 E: 0 K: 1 S: 5 H: 0 LOB: 0 BB: 0 P: 5	R: 0 E: 0 K: 2 S: 7 H: 0 LOB: 0 BB: 0 P: 7	R: 1 E: 0 K: 0 S: 4 H: 1 LOB: 0 BB: 0 P: 4	R: 1 E: 0 K: 2 S: 8 H: 1 LOB: 1 BB: 1 P: 12	R: 1 E: 0 K: 0 S: 4 H: 1 LOB: 1 BB: 1 P: 8	1B: 2 2B: 0 3B: 0 HR: 3 SF: 0 SAC: 0 DP: 0 HBP: 0	WP: 0 PB: 0 SB: 0 CS: 0 PA: 35
PITCHER Fergie Jenkins, R (1, 1) ERA: 4.81	IP 9.0 WLS W BF 35 H 5 R 4 ER 3 SO 9 BB 2 IBB 0 HBP 0 BLK 0 WP 0 HR 3 S 51 P 59 ERA 3.00 WHIP 0.778						PITCHER IP WLS BF H R ER SO BB IBB HBP BLK WP HR S P ERA WHIP				

San Diego Padres @ Chicago Cubs
Wrigley Field, Chicago, IL
Sun May 31 1970, 3:33 AM CDT
Att. 22,193 - Overcast - 70 F

livebaseballscorecards.com

AB 33
R 4
H 5
RBI 3
BB 2
SO 9
LOB 6



Batter	1	2	3	4	5	6	7	8	9	AB R H RBI BB SO LOB
Don Kessinger, S OBP: 0.372, SLG: 0.455 (1, 6)	4-0 1B BB	0-0 4-3		0-0 1B 3B	0-0 1B			0-0 4-3		4 2 2 0 1 0 1
Glenn Beckert, R OBP: 0.335, SLG: 0.364 (1, 4)	0-0 1B WP 1-2	0-0 6-3		0-0 F8 WP 1B	0-0 L6			0-0 4-3		5 1 2 1 0 0 3
Billy Williams, L OBP: 0.360, SLG: 0.578 (1, 7)	0-0 P6		0-0 4-3	0-0 F8 1-3		0-0 P3		0-0 HR		5 1 1 1 0 0 3
Jim Hickman, R OBP: 0.453, SLG: 0.680 (1, 8)	0-0 F9		0-0 HR 1B	4-0 G1-6-3 IBB		0-0 5-3		0-0 F9		4 1 1 0 1 0 2
Johnny Callison, L OBP: 0.333, SLG: 0.431 (1, 9)	0-0 WP 1-3 2-H 1B		0-0 HR	0-0 G1-6-3 1-2f		0-0 P4				4 1 2 3 0 0 2
Ron Santo, R OBP: 0.332, SLG: 0.396 (1, 5)	4-0 1-2 3-H BB		0-3 K		0-0 2B 1B		0-0 FC4-6 1B			3 1 2 0 1 1 0
Willie Smith, L OBP: 0.262, SLG: 0.324 (1, 3)	0-0 F9		4-0 BB BB	0-3 K	0-3 K		0-0 FC4-6 1-2f 1B			3 0 0 0 1 1 4
Jack Hiatt, R OBP: 0.398, SLG: 0.322 (1, 2)		4-0 4-3 SH2-4 BB	4-0 1-2 BB	0-0 1B 2B	0-0 1B 2B		0-3 K			2 0 1 1 2 1 1
Fergie Jenkins, R OBP: 0.069, SLG: 0.071 (1, 1)		0-0 SH2-4 1-2	0-3 K	0-0 6-3	0-0 5-3					3 0 0 0 0 1 4


Inning Stats	R: 2 E: 0 K: 0 S: 5	H: 2 LOB: 2 BB: 2 P: 13	R: 0 E: 0 K: 0 S: 3	H: 0 LOB: 1 BB: 1 P: 7	R: 2 E: 0 K: 2 S: 9	H: 2 LOB: 2 BB: 2 P: 17	R: 1 E: 0 K: 0 S: 4	H: 2 LOB: 1 BB: 1 P: 8	R: 1 E: 0 K: 1 S: 8	H: 3 LOB: 2 BB: 0 P: 8	R: 0 E: 0 K: 0 S: 3	H: 0 LOB: 0 BB: 0 P: 3	R: 0 E: 0 K: 1 S: 6	H: 1 LOB: 1 BB: 0 P: 6	R: 1 E: 0 K: 0 S: 4	H: 1 LOB: 0 BB: 0 P: 4
1B: 7 2B: 1 3B: 1 HR: 2	SF: 0 SAC: 1 DP: 1 HBP: 0	WP: 2 PB: 0 SB: 0 CS: 0	PA: 40													

PITCHER	IP	WLS	BF	H	R	ER	SO	BB	IBB	HBP	BLK	WP	HR	S	P	ERA	WHIP
Mike Corkins, R ERA: 4.63 (1, 1)	3.0	L	20	6	5	5	2	5	0	0	0	1	1	19	39	15.00	3.667
Dave Roberts, L ERA: 3.25 (4, 1)	4.0		16	4	1	1	2	0	1	0	0	1	0	19	23	2.25	1.000
Ron Herbel, R ERA: 3.91 (8, 1)	1.0		4	1	1	1	0	0	0	0	0	0	1	4	4	9.00	1.000

BOTTOM

San Diego Padres @ Chicago Cubs
 Wrigley Field, Chicago, IL
 Sun May 31 1970, 3:33 AM CDT
 Att. 22,193 - Overcast - 70 F

AB	33
R	7
H	11
RBI	6
BB	6
SO	4
LOB	20



livebaseballscorecards.com

Batter	1	2	3	4	5	6	7	8	9	AB R H RBI BB SO LOB	TOP	
Tommy Dean, R (1, 6) OBP: 0.283, SLG: 0.379 Van Kelly, L (8, PH) OBP: 0.297, SLG: 0.244 (8, 5)	0-0 6-3		0-0 L9			0-0 6-3		0-0 F4		3 0 0 0 0 0 0 1 0 0 0 0 0 1		
Steve Huntz, S (1, 5) OBP: 0.307, SLG: 0.407 Tom Dukes, R (8, 1)	0-0 1-3			0-0 WP 1B 1B		0-0 G3		0-0 1B		4 1 2 0 0 0 0 0 0 0 0 0 0 0		
Cito Gaston, R (1, 8) OBP: 0.390, SLG: 0.546	1-0 FC6-4 HBP			0-3 K 1-2		0-0 6-3		0-3 K		3 0 0 0 0 2 3		
Nate Colbert, R (1, 3) OBP: 0.325, SLG: 0.567	0-0 FC6-4 1-2f			0-0 F6			0-0 FC5-4 1B		0-0 5-3	4 0 1 0 0 0 2		
Ollie Brown, R (1, 9) OBP: 0.337, SLG: 0.448		0-0 F7		0-0 1B		0-0 FC5-4 1-2f		0-0 1B		4 0 2 1 0 0 1		
Ivan Murrell, R (1, 7) OBP: 0.291, SLG: 0.450		1-0 G6-4-3 HBP		0-0 F4		0-0 F9		0-0 F8		3 0 0 0 0 0 3		
Dave Campbell, R (1, 4) OBP: 0.280, SLG: 0.312		0-0 G6-4-3 1-2f		0-3 K		0-0 4-3		0-0 G1		4 0 0 0 0 1 3		
Chris Cannizzaro, R (1, 2) OBP: 0.336, SLG: 0.408			0-0 F9		0-0 1-3		0-0 F9			3 0 0 0 0 0 0		
Danny Coombs, R (1, 1) OBP: 0.059, SLG: 0.118 Roberto Rodriguez, R (7, 1) Al Ferrara, R (8, PH) OBP: 0.373, SLG: 0.460 Jose Arcia, R (8, PR) OBP: 0.205, SLG: 0.088 (8, 6)			0-0 4-3		0-3 K		0-0 1B 1B			2 0 0 0 0 1 0 0 0 0 0 0 0 0 1 0 1 0 0 0 0 0 0 0 0 0 0 0		
Inning Stats	R: 0 H: 0 E: 0 LOB: 1 K: 0 BB: 0 S: 3 P: 4	R: 0 H: 0 E: 0 LOB: 0 K: 0 BB: 0 S: 2 P: 3	R: 0 H: 0 E: 0 LOB: 0 K: 0 BB: 0 S: 3 P: 3	R: 1 H: 2 E: 0 LOB: 1 K: 1 BB: 0 S: 7 P: 7	R: 0 H: 0 E: 0 LOB: 0 K: 2 BB: 0 S: 7 P: 7	R: 0 H: 0 E: 0 LOB: 0 K: 0 BB: 0 S: 3 P: 3	R: 0 H: 1 E: 0 LOB: 1 K: 0 BB: 0 S: 4 P: 4	R: 0 H: 2 E: 0 LOB: 2 K: 1 BB: 0 S: 7 P: 7	R: 0 H: 1 E: 0 LOB: 1 K: 0 BB: 0 S: 4 P: 4	1B: 6 SF: 0 2B: 0 SAC: 0 3B: 0 DP: 1 HR: 0 HBP: 2	WP: 1 PA: 34 PB: 0 SB: 0 CS: 0	
PITCHER Dock Ellis, R (1, 1) ERA: 3.97	IP WLS BF H R ER SO BB IBB HBP BLK WP HR S P ERA WHIP	9.0 W 34 6 1 1 4 0 0 2 0 1 0 40 42 1.00 0.667										

San Diego Padres @ Pittsburgh Pirates
 Forbes Field, Pittsburgh, PA
 Mon Jun 01 1970, 7:05 PM EDT
 Att. 5,036 - Unknown

livebaseballscorecards.com

AB	32
R	1
H	6
RBI	1
BB	0
SO	4
LOB	13



Batter	1	2	3	4	5	6	7	8	9
Matty Alou, L OBP: 0.309, SLG: 0.338 (1, 8)	0-0 3-1 ①		0-0 E 1-3 SF6 2B		0-0 4-3 ③		0-0 S 1-H E 2B		
Gene Alley, R OBP: 0.292, SLG: 0.372 (1, 6)	0-0 F3		0-0 SF8 ①			0-0 F8 ①	0-0 6-3 ②		
Willie Stargell, L OBP: 0.335, SLG: 0.504 (1, 7)	0-0 1-3 ③		0-0 SF6 ②			0-0 2B	0-0 2B		
Bob Robertson, R OBP: 0.385, SLG: 0.615 (1, 3)		0-3 K ①	0-3 K ③			0-0 6-3 ②	4-0 BB ③		
Manny Sanguillen, R OBP: 0.310, SLG: 0.432 (1, 2)		0-0 1B 1B		0-0 G3 ①		4-0 IBB	0-0 F2 ③		
Al Oliver, L OBP: 0.271, SLG: 0.404 (1, 9)		0-0 1-2 1B		0-0 4-3 ②		0-0 6-3 ③		0-0 F7 ①	
Dave Cash, R OBP: 0.333, SLG: 0.333 (1, 4)		0-3 K ②		0-0 5-3 ③			0-0 WP 1B 1B	0-0 6-3 ②	
Richie Hebner, L OBP: 0.404, SLG: 0.479 (1, 5)		0-0 F4 ③			0-0 4-3 ①		0-0 FC1-6 1-H 1B	0-0 F8 ③	
Dock Ellis, S OBP: 0.143, SLG: 0.077 (1, 1)			0-0 2B SF8 1B		0-3 K ②		0-0 FC1-6 1-2f 2B		

Inning Stats	R: 0	H: 0	E: 0	LOB: 0	K: 0	S: 3	P: 3	R: 0	H: 2	E: 0	LOB: 2	K: 2	S: 9	R: 0	H: 2	E: 1	LOB: 0	K: 1	S: 7	R: 0	H: 0	E: 0	LOB: 0	K: 0	S: 3	R: 0	H: 0	E: 0	LOB: 0	K: 1	S: 5	R: 0	H: 1	E: 0	LOB: 2	K: 0	S: 4	R: 3	H: 4	E: 0	LOB: 2	K: 0	S: 7	R: 0	H: 0	E: 0	LOB: 0	K: 0	S: 3		
	0	0	0	0	0	3	3	0	2	0	2	2	9	0	2	0	0	0	7	0	1	0	0	0	3	0	0	0	1	0	0	0	0	2	0	8	0	2	0	11	0	0	0	0	3	0	0	0	0	0	0

PITCHER	IP	WLS	BF	H	R	ER	SO	BB	IBB	HBP	BLK	WP	HR	S	P	ERA	WHIP
Danny Coombs, L ERA: 2.08 (1, 1)	6.0	L	26	7	4	3	4	0	1	0	0	1	0	33	37	4.50	1.167
Roberto Rodriguez, R ERA: 2.21 (7, 1)	1.0		6	2	1	1	0	1	0	0	0	0	0	5	9	9.00	3.000
Tom Dukes, R ERA: 2.15 (8, 1)	1.0		3	0	0	0	0	0	0	0	0	0	0	3	3	0.00	0.000

AB R H RBI BB SO LOB

4	2	2	1	0	0	0
3	0	0	1	0	0	0
3	0	2	1	0	0	0
3	0	0	0	1	2	1
3	0	1	0	1	0	2
4	0	1	0	0	0	2
4	1	1	0	0	1	2
4	0	1	1	0	0	2
3	2	1	0	0	1	1

AB	31
R	5
H	9
RBI	4
BB	2
SO	4
LOB	10



San Diego Padres @ Pittsburgh Pirates
 Forbes Field, Pittsburgh, PA
 Mon Jun 01 1970, 7:05 PM EDT
 Att. 5,036 - Unknown

livebaseballscorecards.com

AB	31
R	5
H	9
RBI	4
BB	2
SO	4
LOB	10

WP	1	PA	35
PB	0		
SB	2		
CS	0		

Batter	1	2	3	4	5	6	7	8	9	AB R H RBI BB SO LOB	TOP										
Jose Arcia, R (1, 4) OBP: 0.227, SLG: 0.231	K		SH1-4				5-3			5 0 2 2 0 1 1											
Steve Huntz, S (1, 5) OBP: 0.320, SLG: 0.424	1B 2B 1B	HR 1B	2B			F9			K	6 2 4 2 0 1 2											
Cito Gaston, R (1, 8) OBP: 0.390, SLG: 0.557	2B 1B	HR	K			F8			K	5 2 2 2 0 2 1											
Nate Colbert, R (1, 3) OBP: 0.327, SLG: 0.568	K	L4				F9				5 1 2 0 0 1 2											
Ollie Brown, R (1, 9) OBP: 0.333, SLG: 0.447	BB 1B 2B	6-3				F9			K	5 1 1 2 0 1 2											
Ivan Murrell, R (1, 7) OBP: 0.295, SLG: 0.443	BB 1B IBB	FC4-6 1B				6-3			F9	4 1 1 0 1 0 2											
Chris Cannizzaro, R (1, 2) OBP: 0.346, SLG: 0.427	1B E BB	FC4-6				3B 3B			6-3	4 2 2 1 1 0 1											
Tommy Dean, R (1, 6) OBP: 0.323, SLG: 0.444	E 1B		SH1-4 2B 1B			3B 3B			3B 1B	5 4 4 3 0 0 1											
Gary Ross, R (1, 1) OBP: 0.600, SLG: 0.600	E9 1B		SH 2B			K			K	1 1 1 2 0 0 0											
Ron Herbel, R (4, 1)			SH1-4 2B							2 0 0 0 0 1 1											
Tom Dukes, R (8, 1)										1 0 0 0 0 1 1											
Inning Stats	R: 6 E: 1 K: 2 S: 12	H: 5 LOB: 1 BB: 2 P: 20	R: 2 E: 0 K: 1 S: 6	H: 3 LOB: 1 BB: 0 P: 6	R: 2 E: 1 K: 1 S: 7	H: 2 LOB: 0 BB: 0 P: 7	R: 0 E: 0 K: 0 S: 3	H: 0 LOB: 0 BB: 0 P: 3	R: 2 E: 0 K: 1 S: 8	H: 3 LOB: 1 BB: 0 P: 8	R: 1 E: 0 K: 0 S: 5	H: 2 LOB: 1 BB: 0 P: 5	R: 0 E: 0 K: 0 S: 3	H: 1 LOB: 1 BB: 0 P: 3	R: 0 E: 0 K: 2 S: 8	H: 1 LOB: 1 BB: 0 P: 8	R: 1 E: 0 K: 2 S: 9	H: 2 LOB: 1 BB: 0 P: 9	1B: 11 2B: 3 3B: 4 HR: 1	SF: 0 SAC: 2 DP: 0 HBP: 0	WP: 0 PA: 47 PB: 0 SB: 0 CS: 0
PITCHER	IP WLS BF H R ER SO BB IBB HBP BLK WP HR S P ERA WHIP																				
Bob Veale, L (1, 1) ERA: 3.56	0.2 L 9 5 6 6 2 1 1 0 0 0 0 0 11 19 81.00 9.000																				
Gene Garber, R (1, 1) ERA: 5.24	1.1 7 3 2 2 0 0 0 0 0 0 0 1 7 7 13.50 2.250																				
Chuck Hartenstein, R (3, 1) ERA: 4.57	2.0 8 2 2 1 1 0 0 0 0 0 0 0 10 10 4.50 1.000																				
Bruce Dal Canton, R (5, 1) ERA: 4.35	2.0 11 5 3 3 1 0 0 0 0 0 0 0 13 13 13.50 2.500																				
Luke Walker, L (7, 1) ERA: 4.05	2.0 7 2 0 0 2 0 0 0 0 0 0 0 0 11 11 0.00 1.000																				
PITCHER	IP WLS BF H R ER SO BB IBB HBP BLK WP HR S P ERA WHIP																				
Dave Giusti, R (9, 1) ERA: 3.41	1.0 5 2 1 1 2 0 0 0 0 0 0 0 9 9 9.00 2.000																				

San Diego Padres @ Pittsburgh Pirates
 Forbes Field, Pittsburgh, PA
 Tue Jun 02 1970, 7:05 PM EDT
 Att. 4,747 - Unknown

livebaseballscorecards.com

AB 43
 R 14
 H 19
 RBI 14
 BB 2
 SO 8
 LOB 14



BOTTOM

San Diego Padres @ Pittsburgh Pirates

Forbes Field, Pittsburgh, PA

Tue Jun 02 1970, 7:05 PM EDT
Att. 4,747 - Unknown

livebaseballscorecards.com

AB	38
R	8
H	16
RBI	8
BB	1
SO	3
LOB	15



WP:	2	PA:	39
PB:	0		
SB:	0		
CS:	0		

AB R H RBI BB SO LOB

5	0	3	1	0	0	0
5	1	2	0	0	0	2
5	1	1	1	0	1	2
4	2	3	1	0	0	0
3	0	2	2	1	0	1
4	0	1	0	0	0	3
4	2	1	0	0	0	2
4	2	2	0	0	0	2
0	0	0	0	0	0	0
0	0	1	2	0	0	0
0	0	0	0	0	0	0
1	0	0	1	0	0	1
0	0	0	0	0	0	0
1	0	0	0	0	0	1
0	0	0	0	0	0	0
1	0	0	0	0	1	2
0	0	0	0	0	0	0
0	0	0	0	0	0	0

1B:	11	SF:	0
2B:	2	SAC:	0
3B:	2	DP:	2
HR:	1	HBP:	0

WP:	2	PA:	39
PB:	0		
SB:	0		
CS:	0		

Batter	1	2	3	4	5	6	7	8	9									
Matty Alou, L OBP: 0.315, SLG: 0.344 (1, 8)	0-0 L3		0-0 6-3	0-0 1B			0-0 1B		0-0 FC4-6 1B									
Richie Hebner, L OBP: 0.404, SLG: 0.477 (1, 5)	0-0 6-3		0-0 WP 1B	0-0 F5			0-0 1-3 1B		0-0 FC4-6 G4-6-3 1-2f									
Willie Stargell, L OBP: 0.331, SLG: 0.514 (1, 7)	0-0 HR		0-3 K		0-0 3-1		0-0 F8		0-0 G4-6-3 1-2f									
Al Oliver, L OBP: 0.282, SLG: 0.438 (1, 9)	0-0 F6		0-0 FC6-4 1B		0-0 1B 3B			0-0 1B 3B										
Bob Robertson, R OBP: 0.397, SLG: 0.616 (1, 3)		4-0 BB	0-0 FC6-4 1-2f		0-0 G5-4-3 1B			0-0 FC4-6 1B										
Manny Sanguillen, R OBP: 0.309, SLG: 0.427 (1, 2)		0-0 F8		0-0 2B FC1-5-2 1B		0-0 G5-4-3 1-2f		0-0 FC4-6 2B 1-2f										
Dave Cash, R OBP: 0.313, SLG: 0.375 (1, 4)		0-0 FC6-4 1B 1-2f		0-0 FC1-5-2 5-3 2B		0-0 5-3		0-0 L9										
Gene Alley, R OBP: 0.297, SLG: 0.383 (1, 6)		0-0 WP 1B		0-0 FC1-5-2 5-3 1B 2-3 3-H		0-0 6-3		0-0 1-3 2B										
Bob Veale, S Gene Garber, R Jose Pagan, R Chuck Winters, R Johnny Jeter, R Bruce Dal Canton, R Jerry May, R Luke Walker, L Roberto Clemente, R Dave Giusti, R		0-0 1-H 3-H 1B		0-0 5-3 1-2		0-3 K		0-3 K										
Inning Stats	R: 1 E: 0 K: 0 S: 4	H: 1 LOB: 0 BB: 0 P: 4	R: 2 E: 0 K: 0 S: 4	H: 2 LOB: 1 BB: 1 P: 8	R: 1 E: 0 K: 1 S: 7	H: 2 LOB: 1 BB: 0 P: 7	R: 2 E: 0 K: 0 S: 6	H: 3 LOB: 1 BB: 0 P: 6	R: 1 E: 0 K: 0 S: 4	H: 2 LOB: 0 BB: 0 P: 4	R: 0 E: 0 K: 1 S: 5	H: 0 LOB: 0 BB: 0 P: 5	R: 0 E: 0 K: 0 S: 3	H: 2 LOB: 0 BB: 0 P: 3	R: 1 E: 0 K: 1 S: 8	H: 3 LOB: 2 BB: 0 P: 8	R: 0 E: 0 K: 0 S: 3	H: 1 LOB: 0 BB: 0 P: 3

PITCHER	IP	WLS	BF	H	R	ER	SO	BB	IBB	HBP	BLK	WP	HR	S	P	ERA	WHIP
Gary Ross, R ERA: 6.63 (1, 1)	3.0		16	7	6	6	1	1	0	0	0	2	1	17	21	18.00	2.667
Ron Herbel, R ERA: 3.91 (4, 1)	4.2	W	19	8	2	2	1	0	0	0	0	0	0	21	21	3.86	1.714
Tom Duker, R ERA: 2.05 (8, 1)	1.1	S	4	1	0	0	1	0	0	0	0	0	0	6	6	0.00	0.750

PITCHER	IP	WLS	BF	H	R	ER	SO	BB	IBB	HBP	BLK	WP	HR	S	P	ERA	WHIP
----------------	----	-----	----	---	---	----	----	----	-----	-----	-----	----	----	---	---	-----	------

Batter	1	2	3	4	5	6	7	8	9	AB R H RBI BB SO LOB	TOP		
Jose Arcia, R (1, 4) OBP: 0.245, SLG: 0.273	0-0 F7		0-3 K	0-0 FC6 1B			0-0 E 2B		0-0 E6 SH1-4	5 1 2 0 0 1 0			
Steve Huntz, S (1, 5) OBP: 0.324, SLG: 0.418	4-0 2B BB		4-0 2B BB	0-3 K			0-3 K		0-0 SH1-4	2 2 0 0 2 2 3			
Cito Gaston, R (1, 8) OBP: 0.391, SLG: 0.558	0-3 K		0-0 1B 1-H 2B	0-0 FC6 1-2f			0-0 E9 2-H 1B		0-0 F8	5 0 2 2 0 1 4			
Nate Colbert, R (1, 3) OBP: 0.343, SLG: 0.575	0-0 1-H 2B		4-0 1B BB		4-0 FC4-6 BB		4-0 L4-3 IBB		4-0 IBB	1 0 1 1 4 0 0			
Ollie Brown, R (1, 9) OBP: 0.324, SLG: 0.434	0-0 F9		0-0 F8		0-0 P4		0-0 L4-3 1-2		0-0 F7	5 0 0 0 0 0 8			
Ivan Murrell, R (1, 7) OBP: 0.294, SLG: 0.437		0-0 5-3	0-0 1-2 2-3 1B		0-0 FC4-6 1-2f CS		0-0 4-3			4 0 1 0 0 0 1			
Bob Barton, R (1, 2) OBP: 0.319, SLG: 0.409		0-0 6-3	0-0 P4		0-0 CS 1-2	0-0 F2		0-0 P4		4 0 0 0 0 0 3			
Tommy Dean, R (1, 6) OBP: 0.333, SLG: 0.448		0-0 1B		0-0 1B SH1-4 1B		0-0 1-3		0-0 E4		4 0 2 0 0 0 0			
Pat Dobson, R (1, 1) OBP: 0.192, SLG: 0.125 Roberto Rodriguez, R (9, 1)		0-0 L4		0-0 SH1-4 1-2		0-0 1-3		0-0 F9		3 0 0 0 0 0 2 0 0 0 0 0 0 0			
Inning Stats	R: 1 E: 0 K: 1 S: 6 H: 1 LOB: 1 BB: 1 P: 10	R: 0 E: 0 K: 0 S: 4 H: 1 LOB: 1 BB: 0 P: 4	R: 1 E: 0 K: 1 S: 7 H: 2 LOB: 3 BB: 2 P: 15	R: 0 E: 0 K: 1 S: 7 H: 2 LOB: 2 BB: 0 P: 7	R: 0 E: 0 K: 0 S: 2 H: 0 LOB: 0 BB: 1 P: 6	R: 0 E: 0 K: 0 S: 3 H: 0 LOB: 0 BB: 0 P: 3	R: 1 E: 1 K: 1 S: 6 H: 2 LOB: 1 BB: 1 P: 10	R: 0 E: 1 K: 0 S: 4 H: 0 LOB: 1 BB: 0 P: 4	R: 0 E: 1 K: 0 S: 4 H: 0 LOB: 2 BB: 1 P: 8	1B: 5 2B: 4 3B: 0 HR: 0 SF: 0 SAC: 2 DP: 1 HBP: 0	WP: 0 PB: 0 SB: 0 CS: 1 PA: 42		
PITCHER	IP WLS BF H R ER SO BB IBB HBP BLK WP HR S P ERA WHIP											PITCHER	IP WLS BF H R ER SO BB IBB HBP BLK WP HR S P ERA WHIP
Mike Torrez, R (1, 1) ERA: 3.15	8.0 L 36 8 3 3 4 4 1 0 0 0 0 0 39 59 3.38 1.500												
Frank Linzy, R (9, 1) ERA: 5.7	1.0 5 0 0 0 0 0 0 1 0 0 0 0 4 8 0.00 0.000												

San Diego Padres @ St. Louis Cardinals
 Busch Stadium, St. Louis, MO
 Fri Jun 05 1970, 7:05 PM CDT
 Att. 14,856 - Unknown

AB	33
R	3
H	8
RBI	3
BB	6
SO	4
LOB	21



livebaseballscorecards.com

BOTTOM

San Diego Padres @ St. Louis Cardinals
 Busch Stadium, St. Louis, MO
 Fri Jun 05 1970, 7:05 PM CDT
 Att. 14,856 - Unknown

livebaseballscorecards.com

AB	32
R	2
H	6
RBI	2
BB	3
SO	2
LOB	14



WP: 0	PA: 35
PB: 0	
SB: 1	
CS: 0	

AB	R	H	RBI	BB	SO	LOB
3	2	2	0	1	0	0
4	0	2	0	0	0	2
3	0	1	1	1	0	4
4	0	1	1	0	0	3
3	0	0	0	1	0	2
4	0	0	0	0	2	1
4	0	0	0	0	0	1
2	0	0	0	0	0	0
1	0	0	0	0	0	0
0	0	0	0	0	0	0
1	0	0	0	0	0	1
2	0	0	0	0	0	0
1	0	0	0	0	0	0
0	0	0	0	0	0	0

Batter	1	2	3	4	5	6	7	8	9
Lou Brock, L (1, 7) OBP: 0.357, SLG: 0.424	0-0 1B 3B		4-0 1B BB			0-0 1B 2B		0-0 4-3	
Jose Cardenal, R (1, 8) OBP: 0.337, SLG: 0.390	0-0 F2		0-0 FC6-4 1B			0-0 E7 1B		0-0 E S 1B	
Dick Allen, R (1, 3) OBP: 0.392, SLG: 0.670	0-0 G6-4-3 1B		0-0 FC6-4 1-2f			0-0 F8		4-0 1-3 BB	
Joe Torre, R (1, 5) OBP: 0.373, SLG: 0.441	0-0 G6-4-3 1-2f			0-0 F9		0-0 G4-6-3 1B		0-0 F7	
Joe Hague, L (1, 9) OBP: 0.437, SLG: 0.492		0-0 F8		0-0 4-3		0-0 G4-6-3 1-2f		4-0 FC5-4 BB	
Ted Simmons, S (1, 2) OBP: 0.429, SLG: 0.500		0-0 F7		0-3 K			0-0 F7	0-3 K	
Julian Javier, R (1, 4) OBP: 0.279, SLG: 0.292		0-0 F8			0-0 F3		0-0 4-3	0-0 FC5-4 1-2f	
Milt Ramirez, R (1, 6) OBP: 0.245, SLG: 0.222			0-0 F2		0-0 F8		0-0 F9	0-0 4-3	
Leron Lee, L (7, PH) OBP: 0.324, SLG: 0.380									
Dal Maxvill, R (8, 6) OBP: 0.330, SLG: 0.198									
Carl Taylor, R (9, PH) OBP: 0.333, SLG: 0.323									
Mike Torrez, R (1, 1) OBP: 0.231, SLG: 0.240			0-0 1-3		0-0 1-3			0-0 1-3	
Vic Davalillo, L (8, PH) OBP: 0.333, SLG: 0.447									
Frank Linzy, R (9, 1)									

Inning Stats	R: 1	H: 2	E: 0	K: 0	S: 4	LOB: 0	BB: 0	P: 4	R: 0	H: 0	E: 0	K: 0	S: 3	LOB: 0	BB: 0	P: 3	R: 0	H: 1	E: 0	K: 0	S: 4	LOB: 2	BB: 1	P: 8	R: 0	H: 0	E: 0	K: 1	S: 5	LOB: 0	BB: 0	P: 5	R: 0	H: 0	E: 0	K: 0	S: 3	LOB: 0	BB: 0	P: 3	R: 1	H: 2	E: 1	K: 0	S: 5	LOB: 1	BB: 0	P: 5	R: 0	H: 0	E: 0	K: 0	S: 3	LOB: 0	BB: 0	P: 3	R: 0	H: 1	E: 0	K: 1	S: 4	LOB: 2	BB: 1	P: 8	R: 0	H: 0	E: 0	K: 1	S: 5	LOB: 1	BB: 1	P: 9
--------------	------	------	------	------	------	--------	-------	------	------	------	------	------	------	--------	-------	------	------	------	------	------	------	--------	-------	------	------	------	------	------	------	--------	-------	------	------	------	------	------	------	--------	-------	------	------	------	------	------	------	--------	-------	------	------	------	------	------	------	--------	-------	------	------	------	------	------	------	--------	-------	------	------	------	------	------	------	--------	-------	------

PITCHER	IP	WLS	BF	H	R	ER	SO	BB	IBB	HBP	BLK	WP	HR	S	P	ERA	WHIP
Pat Dobson, R (1, 1) ERA: 3.89	8.0	W	32	6	2	2	1	3	0	0	0	0	0	31	43	2.25	1.125
Roberto Rodriguez, R (9, 1) ERA: 2.11	1.0	S	3	0	0	0	1	0	0	0	0	0	0	5	5	0.00	0.000

WP	HR	S	P	ERA	WHIP
0	0	5	5	0.00	0.000

Batter	1	2	3	4	5	6	7	8	9	AB R H RBI BB SO LOB	TOP													
Jose Arcia, R (1, 4) OBP: 0.264, SLG: 0.333 (8, 7)	0-0 E 3B		0-0 SH3 1-2		0-0 F8		0-0 P4		0-0 E WP 1B	4 2 2 0 0 0 0														
Steve Huntz, S (1, 5) OBP: 0.320, SLG: 0.408	0-3 K		0-3 K		4-0 G6-4-3 BB		0-3 K		0-0 P6 1-H	4 0 0 0 1 3 2														
Cito Gaston, R (1, 8) OBP: 0.388, SLG: 0.566	0-3 K		0-0 HR		0-0 G6-4-3 1-2f		0-3 K			4 1 1 2 0 2 2														
Nate Colbert, R (1, 3) OBP: 0.336, SLG: 0.563	0-0 E6 FC4-6 3-H		0-0 4-3			0-3 K		0-0 F9		4 0 0 0 0 1 0														
Al Ferrara, R (1, 7) OBP: 0.383, SLG: 0.460 Dave Campbell, R (8, PR) OBP: 0.280, SLG: 0.312 (8, 4)	0-0 FC4-6 1-2f			4-0 WP E BB		0-0 F8 1B 1B		4-0 E S BB		2 1 1 0 2 0 1 0 0 0 0 0 0 0														
Ivan Murrell, R (1, 9) OBP: 0.292, SLG: 0.431		0-0 5-3		0-3 K 1-2		0-0 F8 1B		0-0 F8 1-3		4 0 1 0 0 1 2														
Bob Barton, R (1, 2) OBP: 0.303, SLG: 0.386		0-0 F8		0-0 F7		0-0 F8 1-2 2-3		0-0 F3		4 0 0 0 0 0 5														
Tommy Dean, R (1, 6) OBP: 0.329, SLG: 0.429		0-0 6-3		0-0 E6 2-H		4-0 IBB			0-0 F9	3 0 0 0 1 0 0														
Mike Corkins, R (1, 1) OBP: 0.286, SLG: 0.269 Ron Herbel, R (6, 1) Ed Spiezio, R (9, PH) OBP: 0.406, SLG: 0.437 Dave Roberts, L (9, 1) OBP: 0.143, SLG: 0.429 Tom Dukes, R (9, 1)			0-0 SH3 HR 1B		0-3 K		0-3 K		0-0 P6	3 1 1 0 0 2 4 0 0 0 0 0 0 0 1 0														
Inning Stats	R: 1 E: 1 K: 2 S: 9	H: 1 LOB: 1 BB: 0 P: 9	R: 0 E: 0 K: 0 S: 3	H: 0 LOB: 0 BB: 0 P: 3	R: 2 E: 0 K: 1 S: 7	H: 2 LOB: 0 BB: 0 P: 7	R: 1 E: 1 K: 2 S: 8	H: 0 LOB: 1 BB: 1 P: 12	R: 0 E: 0 K: 0 S: 2	H: 0 LOB: 0 BB: 1 P: 6	R: 0 E: 0 K: 2 S: 9	H: 2 LOB: 3 BB: 1 P: 13	R: 0 E: 0 K: 2 S: 7	H: 0 LOB: 0 BB: 0 P: 7	R: 0 E: 0 K: 0 S: 3	H: 0 LOB: 2 BB: 1 P: 7	R: 1 E: 1 K: 0 S: 4	H: 1 LOB: 0 BB: 0 P: 4	1B: 4 2B: 0 3B: 1 HR: 1	SF: 0 SAC: 1 DP: 1 HBP: 0	WP: 2 PB: 0 SB: 1 CS: 0	PA: 38		
PITCHER Steve Carlton, L (1, 1) ERA: 3.29	IP 9.0	WLS L	BF 38	H 6	R 5	ER 2	SO 9	BB 3	IBB 1	HBP 0	BLK 0	WP 2	HR 1	S 52	P 68	ERA 2.00	WHIP 1.000							

San Diego Padres @ St. Louis Cardinals
 Busch Stadium, St. Louis, MO
 Sat Jun 06 1970, 7:05 PM CDT
 Att. 49,027 - Unknown

livebaseballscorecards.com

AB	33
R	5
H	6
RBI	2
BB	4
SO	9
LOB	16



BOTTOM

San Diego Padres @ St. Louis Cardinals
 Busch Stadium, St. Louis, MO
 Sat Jun 06 1970, 7:05 PM CDT
 Att. 49,027 - Unknown

livebaseballscorecards.com

AB	33
R	4
H	7
RBI	4
BB	4
SO	5
LOB	18



WP: 0	PA: 39
PB: 0	
SB: 0	
CS: 0	

AB R H RBI BB SO LOB

5	1	2	1	0	0	1
4	0	0	0	1	0	3
3	1	1	1	2	2	1
3	1	0	0	0	0	3
3	0	0	0	1	0	2
4	0	2	1	0	0	1
4	0	1	1	0	1	3
2	1	1	0	0	0	1
1	0	0	0	0	0	1
1	0	0	0	0	1	1
2	0	0	0	0	1	1
1	0	0	0	0	0	0

1B: 6	SF: 0
2B: 1	SAC: 0
3B: 0	DP: 1
HR: 0	HBP: 2

Batter	1	2	3	4	5	6	7	8	9
Lou Brock, L (1, 7) OBP: 0.358, SLG: 0.423	0-0 G4-3 1B		0-0 5-3 1B		0-0 F8		0-0 1-3		0-0 6-3
Jose Cardenal, R (1, 8) OBP: 0.333, SLG: 0.382	0-0 G4-3 1-2f		0-0 5-3		0-0 F9		0-0 1-3		4-0 BB
Dick Allen, R (1, 3) OBP: 0.396, SLG: 0.665	0-3 K		0-0 1B			4-0 HBP 1B BB	4-0 IBB		0-3 K
Joe Torre, R (1, 5) OBP: 0.371, SLG: 0.434		0-0 1-3	0-0 F8			1-0 1B FC6-4 HBP	0-0 6-3		
Joe Hague, L (1, 9) OBP: 0.432, SLG: 0.481		4-0 4-3 BB		0-0 F9		0-0 F8		0-0 P4	
Ted Simmons, S (1, 2) OBP: 0.440, SLG: 0.500		0-0 4-3		0-0 F9		0-0 FC6-4 1B		0-0 1B	
Julian Javier, R (1, 4) OBP: 0.278, SLG: 0.291		0-3 K		0-0 1B		0-0 FC6-4 1-2f 3-H		0-0 F7	
Milt Ramirez, R (1, 6) OBP: 0.255, SLG: 0.255			0-0 1B 2B		0-0 F5		0-0 6-3		0-3 K
Vic Davalillo, L (6, PH) OBP: 0.326, SLG: 0.436									
Dal Maxvill, R (7, 6) OBP: 0.327, SLG: 0.195									
Steve Carlton, L (1, 1) OBP: 0.222, SLG: 0.192			0-3 K						0-0 6-3
Carl Taylor, R (9, PH) OBP: 0.329, SLG: 0.317					0-0 4-3				

Inning Stats	R: 0	H: 1	E: 0	LOB: 0	K: 1	P: 5	R: 0	H: 0	E: 0	LOB: 1	K: 1	P: 9	R: 2	H: 3	E: 0	LOB: 1	K: 1	P: 8	R: 0	H: 1	E: 0	LOB: 1	K: 0	P: 4	R: 0	H: 0	E: 0	LOB: 0	K: 0	P: 3	R: 2	H: 1	E: 0	LOB: 1	K: 0	P: 9	R: 0	H: 0	E: 0	LOB: 2	K: 0	P: 8	R: 0	H: 1	E: 0	LOB: 1	K: 1	P: 6	R: 0	H: 0	E: 0	LOB: 1	K: 1	P: 9	R: 0	H: 0	E: 0	LOB: 1	K: 1	P: 9
--------------	------	------	------	--------	------	------	------	------	------	--------	------	------	------	------	------	--------	------	------	------	------	------	--------	------	------	------	------	------	--------	------	------	------	------	------	--------	------	------	------	------	------	--------	------	------	------	------	------	--------	------	------	------	------	------	--------	------	------	------	------	------	--------	------	------

PITCHER	IP	WLS	BF	H	R	ER	SO	BB	IBB	HBP	BLK	WP	HR	S	P	ERA	WHIP
Mike Corkins, R (1, 1) ERA: 4.78	5.1		24	6	4	4	3	2	0	1	0	0	0	27	36	6.75	1.500
Ron Herbel, R (6, 1) ERA: 3.72	2.2	W	11	1	0	0	1	0	1	0	0	0	0	11	16	0.00	0.375
Dave Roberts, L (9, 1) ERA: 3.21	0.2		3	0	0	0	0	1	0	0	0	0	0	2	6	0.00	1.500
Tom Dukes, R (9, 1) ERA: 2.03	0.1	S	1	0	0	0	1	0	0	0	0	0	0	3	3	0.00	0.000

PITCHER	IP	WLS	BF	H	R	ER	SO	BB	IBB	HBP	BLK	WP	HR	S	P	ERA	WHIP
---------	----	-----	----	---	---	----	----	----	-----	-----	-----	----	----	---	---	-----	------

Batter	1	2	3	4	5	6	7	8	9	AB	R	H	RBI	BB	SO	LOB	TOP								
Jose Arcia, R (1, 4) <small>OBP: 0.241, SLG: 0.302</small> Dave Campbell, R (9, PH) <small>OBP: 0.278, SLG: 0.311</small>	0-3 K	0-0 E5 1B 1-3 2-H	0-0 F4	0-0 6-3			0-0 4-3		0-0 FC1-6 1-2f	5	0	0	0	0	1	6									
Steve Huntz, S (1, 5) <small>OBP: 0.317, SLG: 0.398</small>	4-0 1B BB	0-0 P4		0-0 P6	0-0 F3			0-0 F3		4	0	0	0	1	0	2									
Cito Gaston, R (1, 8) <small>OBP: 0.393, SLG: 0.565</small>	0-0 1-3 1B	0-0 1-2 1B		4-0 1B 2B BB	0-3 K			0-0 1-3		4	1	2	1	1	1	0									
Nate Colbert, R (1, 3) <small>OBP: 0.338, SLG: 0.559</small>	0-0 F3	0-0 F3		0-0 2B 1-2 1B	0-0 F3			0-0 FC6-4 1B		5	1	2	0	0	0	4									
Al Ferrara, R (1, 7) <small>OBP: 0.384, SLG: 0.466</small>	0-3 K		0-0 BB PB 1B	0-0 1-3 2-H 1B 2B		0-0 F8		0-0 FC6-4 1-2f		5	1	2	1	0	1	3									
Ivan Murrell, R (1, 9) <small>OBP: 0.296, SLG: 0.425</small>		0-0 1B SF8 1B	0-3 K 1-2	4-0 1B SH IBB		0-0 F3		0-0 6-3		4	2	1	0	1	1	1									
Chris Cannizzaro, R (1, 2) <small>OBP: 0.362, SLG: 0.438</small> Ron Slocum, R (9, PR) <small>OBP: 0.364, SLG: 0.667</small>		0-0 1-3 SF8 E 1B	4-0 BB BB	0-0 SH 1B 1-3 2-H 3-H		0-0 5-3		0-0 FC6-4 1B 1B		4	1	3	2	1	0	0									
Tommy Dean, R (1, 6) <small>OBP: 0.329, SLG: 0.423</small> Ray Webster, L (9, PH) <small>OBP: 0.259, SLG: 0.208</small>		0-0 SF8 1-2 3-H	4-0 BB BB	0-0 SH 1-3 3-H		0-3 K		0-0 FC6-4 1-2 1B		1	0	0	2	1	1	0									
Danny Coombs, R (1, 1) <small>OBP: 0.105, SLG: 0.111</small> Tom Dukes, R (3, 1) <small>OBP: 0.294, SLG: 0.241</small> Roberto Rodriguez, R (4, 1) <small>OBP: 0.241, SLG: 0.241</small> Ron Herbel, R (7, 1) <small>OBP: 0.143, SLG: 0.429</small> Dave Roberts, L (7, 1) <small>OBP: 0.143, SLG: 0.429</small> Al Santorini, R (7, 1) <small>OBP: 0.450, SLG: 0.432</small> Ed Spiezio, R (9, PH)		4-0 E 1B BB	0-3 K 2	0-3 K 2		0-0 F9		0-0 FC6-4 FC1-6 1-2f 2-3		1	1	0	0	1	1	3									
Inning Stats	R: 0 E: 0 K: 2 S: 8	H: 1 LOB: 2 BB: 1 P: 12	R: 3 E: 1 K: 0 S: 7	H: 3 LOB: 2 BB: 1 P: 11	R: 0 E: 0 K: 2 S: 8	H: 1 LOB: 3 BB: 2 P: 16	R: 4 E: 1 K: 1 S: 9	H: 3 LOB: 2 BB: 2 P: 17	R: 0 E: 0 K: 1 S: 5	H: 0 LOB: 0 BB: 0 P: 5	R: 0 E: 0 K: 0 S: 3	H: 0 LOB: 0 BB: 0 P: 3	R: 0 E: 0 K: 1 S: 5	H: 0 LOB: 0 BB: 0 P: 5	R: 0 E: 0 K: 0 S: 4	H: 1 LOB: 1 BB: 0 P: 4	R: 0 E: 0 K: 0 S: 5	H: 2 LOB: 2 BB: 0 P: 5	1B: 10 2B: 1 3B: 0 HR: 0	SF: 1 SAC: 1 DP: 0 HBP: 0	WP: 0 PB: 1 SB: 0 CS: 0	PA: 46			
PITCHER	IP	WLS	BF	H	R	ER	SO	BB	IBB	HBP	BLK	WP	HR	S	P	ERA	WHIP								
Bob Gibson, R (1, 1) ERA: 4.42	7.0	W	37	8	7	5	7	5	1	0	0	0	0	45	69	6.43	1.857								
Frank Linzy, R (8, 1) ERA: 5.5	1.1		7	3	0	0	0	0	0	0	0	0	0	7	7	0.00	2.250								
Ted Abernathy, R (9, 1) ERA: 2.51	0.2	S	2	0	0	0	0	0	0	0	0	0	0	2	2	0.00	0.000								

San Diego Padres @ St. Louis Cardinals
 Busch Stadium, St. Louis, MO
 Sun Jun 07 1970, 3:33 AM CDT
 Att: 18,474 - Unknown

AB	38
R	7
H	11
RBI	6
BB	6
SO	7
LOB	25



Batter	1	2	3	4	5	6	7	8	9
Lou Brock, L (1, 7) OBP: 0.359, SLG: 0.422 Milt Ramirez, R (8, 6) OBP: 0.255, SLG: 0.255	0-0 4-3		0-0 4-3		0-0 F7		0-0 1B		
Jose Cardenal, R (1, 8) OBP: 0.339, SLG: 0.397	0-0 3B		0-0 1B WP 1B		0-0 F8		0-0 1B K		
Dick Allen, R (1, 3) OBP: 0.396, SLG: 0.654	0-3 K		4-0 1B BB		0-0 F9		4-0 2B 1B BB	0-3 K	
Joe Torre, R (1, 5) OBP: 0.376, SLG: 0.448	0-0 F3		0-0 1B 1-2 2-H		0-0 HR 2B		0-0 G6-3 2B 2B	0-0 4-3	
Ted Simmons, S (1, 2) OBP: 0.500, SLG: 0.654		4-0 BB BB	0-0 F7		0-0 HR 2B		0-0 G6-3 1B	0-0 1B	
Carl Taylor, R (1, 9) OBP: 0.321, SLG: 0.299		4-0 1-2 BB	0-0 F9		0-0 F3		0-0 G6-3 1-2f 2-3	0-0 6-3	
Julian Javier, R (1, 4) OBP: 0.278, SLG: 0.285		0-3 K		0-0 6-3		0-0 F5	4-0 2B IBB		
Dal Maxvill, R (1, 6) OBP: 0.318, SLG: 0.189 Leron Lee, L (7, PH) OBP: 0.328, SLG: 0.393 Frank Linzy, R (8, 1) Ted Abernathy, R (9, 1)		0-0 F8		0-0 F8		0-0 F9	0-0 1B 2B		
Bob Gibson, R (1, 1) OBP: 0.389, SLG: 0.382 Vic Davalillo, L (7, PH) OBP: 0.356, SLG: 0.463		0-0 F3		0-0 P4			0-0 1B 1B		


Inning Stats	R: 0	H: 1	E: 0	LOB: 1	K: 1	BB: 0	S: 6	P: 6
	R: 0	H: 0	E: 0	LOB: 2	K: 1	BB: 2	S: 5	P: 13
	R: 1	H: 2	E: 0	LOB: 2	K: 0	BB: 1	S: 5	P: 9
	R: 0	H: 0	E: 0	LOB: 0	K: 0	BB: 0	S: 3	P: 3
	R: 0	H: 0	E: 0	LOB: 0	K: 0	BB: 0	S: 3	P: 3
	R: 2	H: 2	E: 0	LOB: 0	K: 0	BB: 0	S: 5	P: 5
	R: 7	H: 8	E: 0	LOB: 2	K: 1	BB: 2	S: 12	P: 20
	R: 0	H: 1	E: 0	LOB: 1	K: 1	BB: 0	S: 6	P: 6

PITCHER	IP	WLS	BF	H	R	ER	SO	BB	IBB	HBP	BLK	WP	HR	S	P	ERA	WHIP
Danny Coombs, L (1, 1) ERA: 2.14	2.1		13	3	1	1	2	3	0	0	0	1	0	14	26	3.86	2.571
Tom Dukes, R (3, 1) ERA: 1.99	0.2		2	0	0	0	0	0	0	0	0	0	0	2	2	0.00	0.000
Roberto Rodriguez, R (4, 1) ERA: 3.7	3.0		14	5	5	5	0	0	0	0	0	0	1	14	14	15.00	1.667
Ron Herbel, R (7, 1) ERA: 4.15	0.2	L	5	2	1	1	0	1	1	0	0	0	0	3	11	13.50	4.500
Dave Roberts, L (7, 1) ERA: 3.38	0.0		3	3	3	3	0	0	0	0	0	0	0	3	3	∞	∞

BOTTOM

San Diego Padres @ St. Louis Cardinals
 Busch Stadium, St. Louis, MO
 Sun Jun 07 1970, 3:33 AM CDT
 Att. 18,474 - Unknown

AB	37
R	10
H	14
RBI	10
BB	5
SO	4
LOB	17



1B	2B	3B	HR	SF	SAC	DP	HBP	WP	HR	S	P	ERA	WHIP
9	3	1	1	0	0	1	0	1	0	9	9	0.00	0.750

Batter	1	2	3	4	5	6	7	8	9	AB R H RBI BB SO LOB	TOP											
Paul Popovich, S OBP: 0.306, SLG: 0.313 (1, 6) X	0-0 HR	0-0 CS 1B		0-0 FC6-4 1B		0-0 L6			0-0 SH1-4	4 1 3 2 0 0 0												
Glenn Beckert, R OBP: 0.338, SLG: 0.371 (1, 4) B B B	4-0 2B 1B BB	0-0 5-3		0-0 FC6-4 1B		0-0 F6			0-0 G6-3 1B	4 1 1 1 1 0 2												
Billy Williams, L OBP: 0.367, SLG: 0.575 (1, 7) X	0-0 1B 2B	0-0 4-3		0-0 1B					0-0 G6-3	5 1 2 0 0 0 1												
Jim Hickman, R OBP: 0.452, SLG: 0.667 (1, 3) X	0-0 F4			0-0 F4					0-0 G4-6-3 1B	4 0 1 0 0 0 4												
Johnny Callison, L OBP: 0.351, SLG: 0.445 (1, 9) S S S	4-0 BB 1B 5-3 IBB		0-3 K			0-0 G3			0-0 G4-6-3	3 1 0 0 1 1 1												
Ron Santo, R OBP: 0.330, SLG: 0.403 (1, 5) X	0-0 5-3 BB 1B		0-3 K			0-0 F9			0-0 F7	4 0 1 2 0 1 0												
Jack Hiatt, R OBP: 0.435, SLG: 0.379 (1, 2) B B B	4-0 1-2 2-3 5-3 BB			4-0 2B SF8 BB		0-0 1B			0-0 F9	2 1 1 0 2 0 0												
Cleo James, R OBP: 0.247, SLG: 0.314 (1, 8) X	0-0 5-3			0-0 SF8 1B 2B		0-0 F5			0-0 F2	4 1 1 1 0 0 3												
Fergie Jenkins, R OBP: 0.057, SLG: 0.061 (1, 1) S S S	0-3 K			0-0 SF8					0-0 SH1-4 1B 2B	2 0 0 1 0 1 2												
Jimmie Hall, L OBP: 0.167, SLG: 0.174 (9, PH)										1 1 1 0 0 0 0												
Phil Regan, R (9, 1)										0 0 0 0 0 0 0												
Inning Stats	R: 4 E: 0 K: 1 S: 8	H: 3 LOB: 2 BB: 3 P: 20	R: 0 E: 0 K: 0 S: 3	H: 1 LOB: 0 BB: 0 P: 3	R: 0 E: 0 K: 2 S: 7	H: 0 LOB: 0 BB: 0 P: 7	R: 2 E: 0 K: 0 S: 6	H: 3 LOB: 2 BB: 1 P: 10	R: 0 E: 0 K: 0 S: 4	H: 1 LOB: 1 BB: 0 P: 4	R: 0 E: 0 K: 0 S: 3	H: 0 LOB: 0 BB: 0 P: 3	R: 0 E: 0 K: 0 S: 3	H: 1 LOB: 0 BB: 0 P: 3	R: 0 E: 0 K: 0 S: 3	H: 0 LOB: 0 BB: 0 P: 3	R: 1 E: 0 K: 0 S: 4	H: 2 LOB: 0 BB: 0 P: 4	1B: 7 2B: 3 3B: 0 HR: 1	SF: 1 SAC: 1 DP: 2 HBP: 0	WP: 0 PB: 0 SB: 0 CS: 1	PA: 39
PITCHER	IP WLS BF H R ER SO BB IBB HBP BLK WP HR S P ERA WHIP																					
Clay Kirby, R (1, 1) ERA: 6.08	0.1 L 7 3 4 4 0 2 1 0 0 0 0 1 4 16 108.00 15.000																					
Al Santorini, R (1, 1) ERA: 4.67	3.2 15 4 2 2 3 1 0 0 0 0 0 0 20 24 4.91 1.364																					
Tom Dukes, R (5, 1) ERA: 1.93	1.0 4 1 0 0 0 0 0 0 0 0 0 0 4 4 0.00 1.000																					
Ron Herbel, R (6, 1) ERA: 4.01	2.0 6 1 0 0 0 0 0 0 0 0 0 0 6 6 0.00 0.500																					
Roberto Rodriguez, R (8, 1) ERA: 3.76	2.0 7 2 1 1 0 0 0 0 0 0 0 0 7 7 4.50 1.000																					

Chicago Cubs @ San Diego Padres
San Diego Stadium, San Diego, CA
Tue Jun 09 1970, 10:05 PM EDT
Att: 11,430 - Unknown

livebaseballscorecards.com

AB	33
R	7
H	11
RBI	7
BB	4
SO	3
LOB	13



Batter	1	2	3	4	5	6	7	8	9	AB	R	H	RBI	BB	SO	LOB
Dave Campbell, R OBP: 0.281, SLG: 0.309 (1, 4)	0-0 F7		4-0 FC6-4 BB		0-0 1-2 1B		0-0 2-3f G5-3		0-0 F9	4	0	1	0	1	0	3
Steve Huntz, S OBP: 0.321, SLG: 0.400 (1, 5) Jose Arcia, R OBP: 0.241, SLG: 0.302 (8, PR) (9, 5)	0-0 5-3 1B		0-3 K		0-0 P6			0-0 1B SF9 1B		4	0	2	0	0	1	3
Cito Gaston, R OBP: 0.386, SLG: 0.555 (1, 8)	0-0 5-3 1-2		0-0 FC6-4 1-2f		0-3 K			0-0 5-3 1-2		4	0	0	0	0	1	5
Nate Colbert, R OBP: 0.336, SLG: 0.553 (1, 3)	0-3 K			0-3 K		0-3 K		0-0 2-3 1B		4	0	1	0	0	3	1
Ollie Brown, R OBP: 0.323, SLG: 0.449 (1, 9)		0-0 HR		0-3 K		0-3 K		0-0 3-H SF9		3	1	1	2	0	2	0
Ivan Murrell, R OBP: 0.288, SLG: 0.412 (1, 7)		0-3 K2-3		0-0 F8		0-3 K		0-0 F3		4	0	0	0	0	2	1
Chris Cannizzaro, R OBP: 0.366, SLG: 0.462 Ron Slocum, R OBP: 0.364, SLG: 0.667 (9, PR)		0-3 K			0-0 HR		0-0 P6-3		0-0 FC6-4 1B	4	1	2	1	0	1	0
Tommy Dean, R OBP: 0.338, SLG: 0.419 (1, 6)		0-0 5-3			0-0 1B 1B		4-0 G5-3 1B BB		0-0 FC6-4 1-2f	3	0	1	0	1	0	1
Clay Kirby, R OBP: 0.190, SLG: 0.190 Al Santorini, R Tom Duker, R Van Kelly, L OBP: 0.201, SLG: 0.239 Ron Herbel, R Ray Webster, L OBP: 0.271, SLG: 0.222 Roberto Rodriguez, R Al Ferrara, R OBP: 0.381, SLG: 0.462 (9, PH)			0-3 K		0-3 K		0-0 1-2 1B		0-0 F7	0	0	0	0	0	0	0

Inning Stats	R: 0	H: 1	E: 0	K: 1	S: 6	LOB: 1	BB: 0	P: 6	R: 1	H: 1	E: 0	K: 2	S: 8	LOB: 0	BB: 0	P: 8	R: 0	H: 0	E: 0	K: 2	S: 7	LOB: 1	BB: 1	P: 11	R: 0	H: 0	E: 0	K: 2	S: 7	LOB: 0	BB: 0	P: 7	R: 1	H: 3	E: 0	K: 2	S: 10	LOB: 2	BB: 0	P: 10	R: 0	H: 0	E: 0	K: 3	S: 9	LOB: 0	BB: 0	P: 9	R: 0	H: 1	E: 0	K: 0	S: 3	LOB: 1	BB: 1	P: 7	R: 1	H: 2	E: 0	K: 0	S: 5	LOB: 1	BB: 0	P: 5	R: 0	H: 1	E: 0	K: 0	S: 4	LOB: 1	BB: 0	P: 4	1B: 7	SF: 1	2B: 0	3B: 0	HR: 2	WP: 0	PB: 0	SB: 0	CS: 0
--------------	------	------	------	------	------	--------	-------	------	------	------	------	------	------	--------	-------	------	------	------	------	------	------	--------	-------	-------	------	------	------	------	------	--------	-------	------	------	------	------	------	-------	--------	-------	-------	------	------	------	------	------	--------	-------	------	------	------	------	------	------	--------	-------	------	------	------	------	------	------	--------	-------	------	------	------	------	------	------	--------	-------	------	-------	-------	-------	-------	-------	-------	-------	-------	-------

PITCHER	IP	WLS	BF	H	R	ER	SO	BB	IBB	HBP	BLK	WP	HR	S	P	ERA	WHIP
Fergie Jenkins, R ERA: 5.0 (1, 1)	8.0	W	33	8	3	3	12	2	0	0	0	0	2	55	63	3.38	1.250
Phil Regan, R ERA: 3.53 (9, 1)	1.0	S	4	1	0	0	0	0	0	0	0	0	0	4	4	0.00	1.000

BOTTOM

Chicago Cubs @ San Diego Padres
San Diego Stadium, San Diego, CA
Tue Jun 09 1970, 10:05 PM EDT
Att. 11,430 - Unknown

livebaseballscorecards.com

AB	34
R	3
H	9
RBI	3
BB	2
SO	12
LOB	16



WP: 0	PA: 37
PB: 0	
SB: 0	
CS: 0	

Batter	1	2	3	4	5	6	7	8	9	AB R H RBI BB SO LOB	TOP	
Paul Popovich, S (1, 6) OBP: 0.317, SLG: 0.405	0-0 G6-3 1B		0-0 1-H HR		0-0 P4-3			0-0 P4-3	0-0 P3	5 1 2 2 0 0 1		
Glenn Beckert, R (1, 4) OBP: 0.332, SLG: 0.364	0-0 G6-3 1-2f		0-0 F8		0-0 F8			0-0 F4		4 0 0 0 0 0 1		
Billy Williams, L (1, 7) OBP: 0.370, SLG: 0.593	0-0 4-3			0-0 HR					0-0 2B	4 2 2 1 0 0 0		
Jim Hickman, R (1, 3) OBP: 0.453, SLG: 0.689		0-3 K		0-0 HR					0-0 2B	4 2 2 2 0 2 0		
Johnny Callison, L (1, 9) OBP: 0.354, SLG: 0.461		4-0 G6-4-3 BB		0-0 F9					0-0 2-H HR	3 1 1 2 1 1 0		
Ron Santo, R (1, 5) OBP: 0.324, SLG: 0.395		0-0 G6-4-3 1-2f		0-0 F8					0-3 K	4 0 0 0 0 1 1		
Jack Hiatt, R (1, 2) OBP: 0.422, SLG: 0.364			0-0 P4		0-3 K				0-0 6-3	4 0 0 0 0 2 1		
Cleo James, R (1, 8) OBP: 0.259, SLG: 0.315			0-0 HR 1B		0-0 P4				4-0 E BB	3 2 1 0 1 0 1		
Jim Colborn, R (1, 1) Jim Dunegan, R (1, 1) Joe Decker, R (4, 1) Jimmie Hall, L (8, PH) Steve Barber, L (8, 1) Willie Smith, L (9, PH)			0-0 F9		0-0 F9				0-0 4-3	0 0 0 0 0 0 0 1 0 0 0 0 0 0 1 1 0 0 0 0 0 0 0 1 0 0 0 0 0 0 0 0 0 0 0 0 0 0 0 1 0 0 0 0 0 0 0		
Inning Stats	R: 0 H: 1 E: 0 LOB: 0 K: 0 BB: 0 S: 3 P: 3	R: 0 H: 0 E: 0 LOB: 0 K: 1 BB: 1 S: 4 P: 8	R: 2 H: 2 E: 0 LOB: 0 K: 0 BB: 0 S: 5 P: 5	R: 2 H: 2 E: 0 LOB: 0 K: 1 BB: 0 S: 7 P: 7	R: 0 H: 0 E: 0 LOB: 0 K: 0 BB: 0 S: 3 P: 3	R: 0 H: 0 E: 0 LOB: 0 K: 1 BB: 0 S: 5 P: 5	R: 0 H: 0 E: 1 LOB: 1 K: 2 BB: 0 S: 8 P: 8	R: 0 H: 0 E: 0 LOB: 0 K: 0 BB: 0 S: 3 P: 3	R: 4 H: 3 E: 1 LOB: 1 K: 1 BB: 1 S: 9 P: 13	1B: 2 SF: 0 2B: 2 SAC: 0 3B: 0 DP: 2 HR: 4 HBP: 0	WP: 0 PA: 37 PB: 0 SB: 0 CS: 0	
PITCHER	IP WLS BF H R ER SO BB IBB HBP BLK WP HR S P ERA WHIP											
Pat Dobson, R (1, 1) ERA: 4.21	8.0 W 32 8 7 7 5 1 0 0 0 0 0 4 41 45 7.88 1.125											
Ron Herbel, R (9, 1) ERA: 3.94	1.0 S 5 0 1 0 1 1 0 0 0 0 0 0 6 10 0.00 1.000											

Chicago Cubs @ San Diego Padres
San Diego Stadium, San Diego, CA
Wed Jun 10 1970, 10:05 PM EDT
Att. 6,355 - Unknown

livebaseballscorecards.com

AB	35
R	8
H	8
RBI	7
BB	2
SO	6
LOB	6



Batter	1	2	3	4	5	6	7	8	9	AB	R	H	RBI	BB	SO	LOB				
Dave Campbell, R OBP: 0.287, SLG: 0.314 (1, 4) X	0-0 1B 2B	4-0 BB		4-0 PB 1B BB	0-3 K		0-0 F8 1-2			3	2	1	0	2	1	2				
Steve Huntz, S OBP: 0.323, SLG: 0.396 (1, 5) X	0-0 1B SF8 2-H	0-0 F3		4-0 1B 1B BB		0-0 P6-3		0-3 K		4	2	1	1	1	1	2				
Cito Gaston, R OBP: 0.390, SLG: 0.560 (1, 8) X	0-0 1B 1-3	0-0 F9		0-0 F8 1B 1-3 2-H 3-H		0-3 K		0-0 1B 2B		5	1	3	2	0	1	2				
Nate Colbert, R OBP: 0.338, SLG: 0.552 (1, 3) X	0-0 SF8 3-H		0-0 F8	0-0 1-2 1B		0-0 5-3		0-0 1B 1B		4	1	2	2	0	0	0				
Ollie Brown, R OBP: 0.325, SLG: 0.464 (1, 9) X	0-0 F9		0-0 F8	0-0 F8 2-3			0-0 HR	0-0 1B 1B		5	2	2	2	0	0	3				
Ivan Murrell, R OBP: 0.306, SLG: 0.440 (1, 7) X	0-0 1-2 1B		0-0 HR	0-0 F8			4-0 2B BB	4-0 1B IBB		3	2	2	1	2	0	2				
Chris Cannizzaro, R OBP: 0.367, SLG: 0.467 (1, 2) X	0-0 F3		0-0 F8		0-0 5-3		0-0 1-H 2B	0-0 1-3 2-H 3-H 1B		5	0	2	3	0	0	2				
Tommy Dean, R OBP: 0.353, SLG: 0.416 (1, 6) X		4-0 SH3-4 BB		0-0 PB SH3-4 1B		0-0 1-3		4-0 F7 P6-4-3 IBB		3	1	1	0	2	0	0				
Pat Dobson, R OBP: 0.241, SLG: 0.154 Ron Herbel, R (9, 1)		0-0 SH3-4		0-0 SH3-4		0-0 1B		4-0 WP BB	0-0 P6-4-3 1-2f	2	0	1	0	1	0	3				
										0	0	0	0	0	0	0				
Inning Stats	R: 2 E: 0 K: 0 S: 7	H: 4 LOB: 2 BB: 0 P: 7	R: 0 E: 0 K: 0 S: 3	H: 0 LOB: 2 BB: 2 P: 11	R: 1 E: 0 K: 0 S: 4	H: 1 LOB: 0 BB: 0 P: 4	R: 3 E: 0 K: 0 S: 6	H: 3 LOB: 2 BB: 2 P: 14	R: 0 E: 0 K: 1 S: 6	H: 1 LOB: 1 BB: 0 P: 6	R: 0 E: 0 K: 1 S: 5	H: 0 LOB: 0 BB: 0 P: 5	R: 2 E: 0 K: 0 S: 4	H: 2 LOB: 1 BB: 2 P: 12	R: 3 E: 0 K: 1 S: 8	H: 4 LOB: 2 BB: 2 P: 16	1B: 10 2B: 3 3B: 0 HR: 2	SF: 1 SAC: 2 DP: 1 HBP: 0	WP: 1 PB: 1 SB: 0 CS: 0	PA: 45


BOTTOM

Chicago Cubs @ San Diego Padres
San Diego Stadium, San Diego, CA

Wed Jun 10 1970, 10:05 PM EDT
Att. 6,355 - Unknown

livebaseballscorecards.com

AB 34
R 11
H 15
RBI 11
BB 8
SO 3
LOB 16



PITCHER	IP	WLS	BF	H	R	ER	SO	BB	IBB	HBP	BLK	WP	HR	S	P	ERA	WHIP
Jim Colborn, R ERA: 2.7	(1, 1)	0.2	6	4	2	2	0	0	0	0	0	0	0	6	6	27.00	6.000
Jim Dunegan, R ERA: 5.4	(1, 1)	2.2	13	2	3	3	0	3	0	0	0	0	1	10	22	10.12	1.875
Joe Decker, R ERA: 3.71	(4, 1)	3.2	18	5	3	3	2	3	0	0	0	1	1	19	31	7.36	2.182
Steve Barber, L ERA: 9.82	(8, 1)	1.0	8	4	3	3	1	0	2	0	0	0	0	8	16	27.00	4.000

Batter	1	2	3	4	5	6	7	8	9	AB R H RBI BB SO LOB	TOP
Paul Popovich, S OBP: 0.319, SLG: 0.405 (1, 6) X	0-0 L4	0-0 P7	4-0 IBB		0-0 P9		0-0 2B		0-3 K	5 0 1 1 1 1 2	
Glenn Beckert, R OBP: 0.332, SLG: 0.360 (1, 4) B B B	4-0 E BB	0-0 2B 1B	0-0 L4			0-0 L8	0-0 F9		0-0 6-3	5 2 1 1 1 0 4	
Billy Williams, L OBP: 0.373, SLG: 0.593 (1, 7) X	0-0 E3 BB BB	0-0 2B		0-0 F5		0-0 HR 1B	4-0 IBB		0-0 F5	5 1 2 1 1 0 1	
Jim Hickman, R OBP: 0.452, SLG: 0.697 (1, 3) B B B	4-0 BB BB	0-0 F3		0-0 F8		0-0 HR	0-3 K			4 1 1 2 1 1 3	
Johnny Callison, L OBP: 0.371, SLG: 0.467 (1, 9) B B B	4-0 BB		0-0 SH2-4 BB SF8 1B	4-0 BB		4-0 FC5-4 BB		0-0 FC5-4 BB 1B		2 1 2 1 3 0 0	
Ron Santo, R OBP: 0.321, SLG: 0.387 (1, 5) S S S	0-3 K		4-0 SF8 SH2-4 BB 1-2	0-0 4-3		0-0 FC5-4		0-0 P5		4 0 0 0 1 1 6	
Jack Hiatt, R OBP: 0.417, SLG: 0.355 (1, 2) S S S	0-3 K		0-0 SH2-4		0-3 K	0-3 K		4-0 FC5-4 BB		3 0 0 0 1 3 4	
Cleo James, R OBP: 0.279, SLG: 0.338 (1, 8) X		0-0 SH1-4 1B	4-0 SF8 IBB		0-3 K		0-0 2B	0-0 FC5-6-4		4 2 2 0 1 1 2	
Bill Hands, R OBP: 0.278, SLG: 0.111 (1, 1) X		0-0 SH1-4	0-0 SF8		4-0 BB		0-0 B3	0-0 F8		2 0 0 1 1 0 3	
Inning Stats	R: 1 H: 0 E: 1 LOB: 3 K: 2 BB: 3 S: 8 P: 20	R: 2 H: 3 E: 0 LOB: 1 K: 0 BB: 0 P: 6	R: 1 H: 1 E: 0 LOB: 3 K: 0 BB: 3 P: 16	R: 0 H: 0 E: 0 LOB: 1 K: 0 BB: 1 P: 7	R: 0 H: 0 E: 0 LOB: 1 K: 2 BB: 1 P: 11	R: 2 H: 2 E: 1 LOB: 1 K: 1 BB: 1 P: 11	R: 1 H: 2 E: 0 LOB: 2 K: 1 BB: 1 P: 11	R: 0 H: 1 E: 0 LOB: 2 K: 0 BB: 1 P: 8	R: 0 H: 0 E: 0 LOB: 0 K: 1 BB: 0 P: 5	1B: 5 SF: 1 2B: 3 SAC: 2 3B: 0 DP: 0 HR: 1 HBP: 0	WP: 0 PA: 48 PB: 0 SB: 0 CS: 0
PITCHER	IP WLS BF H R ER SO BB IBB HBP BLK WP HR S P ERA WHIP										
Mike Corkins, R ERA: 5.07 (1, 1)	6.1 L 37 8 7 6 5 7 2 0 0 0 1 38 74 8.53 2.368										
Tom Dukes, R ERA: 1.89 (7, 1)	0.2 3 0 0 0 1 0 1 0 0 0 0 4 8 0.00 0.000										
Clay Kirby, R ERA: 5.89 (8, 1)	2.0 8 1 0 0 1 1 0 0 0 0 0 9 13 0.00 1.000										

Chicago Cubs @ San Diego Padres
San Diego Stadium, San Diego, CA

Thu Jun 11 1970, 10:05 PM EDT
Att: 6,825 - Unknown - 66 F

livebaseballscorecards.com

AB	34
R	7
H	9
RBI	7
BB	11
SO	7
LOB	25



Batter	1	2	3	4	5	6	7	8	9	AB	R	H	RBI	BB	SO	LOB
Dave Campbell, R OBP: 0.295, SLG: 0.319 (1, 4)	0-0 BLK BB 1B	0-3 K			0-0 4-3 1B		4-0 BB			3	1	2	0	1	1	1
Steve Huntz, S OBP: 0.322, SLG: 0.390 (1, 5)	4-0 1B BLK 1-2 BB		0-0 3-1		0-0 4-3		0-0 F9			3	0	0	0	1	0	2
Ollie Brown, R OBP: 0.318, SLG: 0.455 (1, 9)	0-3 K 1-2 2-3		0-3 K		0-0 F8			0-0 4-3		4	0	0	0	0	2	3
Nate Colbert, R OBP: 0.340, SLG: 0.551 (1, 3)	0-0 2-3 3-H 1B		0-0 1B		0-3 K			0-3 K		4	0	2	1	0	2	0
Al Ferrara, R OBP: 0.378, SLG: 0.452 (1, 7)	4-0 P6-4-3 IBB		0-0 F9		0-0 F9			0-0 4-3		3	0	0	0	1	0	1
Ivan Murrell, R OBP: 0.304, SLG: 0.435 (1, 8)	0-0 P6-4-3 1-2f		0-3 K		0-0 1B			0-0 P6-3		4	0	1	0	0	1	3
Bob Barton, R OBP: 0.300, SLG: 0.378 (1, 2)		0-0 FC3-5-6 BB 1B		0-0 P6-3		0-0 P6		0-0 5-3		4	0	1	0	0	0	1
Tommy Dean, R OBP: 0.348, SLG: 0.400 (1, 6)		4-0 FC3-5-6 1-2 BB		0-0 F8			0-3 K		0-0 F9	3	0	0	0	1	1	0
Mike Corkins, R OBP: 0.267, SLG: 0.250 (1, 1)		0-0 FC3-5-6		0-3 K			0-0 3-1			2	0	0	0	0	1	2
Tom Dukes, R (7, 1)										0	0	0	0	0	0	0
Ray Webster, L OBP: 0.267, SLG: 0.218 (7, PH)										1	0	0	0	0	0	0
Clay Kirby, R OBP: 0.190, SLG: 0.190 (8, 1)		1-2 2-3								0	0	0	0	0	0	0

Inning Stats	R: 1	H: 2	E: 0	K: 1	S: 6	LOB: 2	BB: 2	P: 14	R: 0	H: 1	E: 0	K: 1	S: 5	LOB: 1	BB: 1	P: 9	R: 0	H: 1	E: 0	K: 1	S: 6	LOB: 0	BB: 0	P: 5	R: 0	H: 1	E: 0	K: 1	S: 6	LOB: 1	BB: 0	P: 6	R: 0	H: 0	E: 0	K: 1	S: 5	LOB: 1	BB: 1	P: 9	R: 0	H: 0	E: 0	K: 1	S: 5	LOB: 0	BB: 0	P: 5	R: 0	H: 0	E: 0	K: 1	S: 5	LOB: 0	BB: 0	P: 5	R: 0	H: 0	E: 0	K: 0	S: 3	LOB: 0	BB: 0	P: 3
Bill Hands, R ERA: 3.23 (1, 1)	IP	WLS	BF	H	R	ER	SO	BB	IBB	HBP	BLK	WP	HR	S	P	ERA	WHIP	IP	WLS	BF	H	R	ER	SO	BB	IBB	HBP	BLK	WP	HR	S	P	ERA	WHIP	IP	WLS	BF	H	R	ER	SO	BB	IBB	HBP	BLK	WP	HR	S	P	ERA	WHIP													


BOTTOM

Chicago Cubs @ San Diego Padres
San Diego Stadium, San Diego, CA

Thu Jun 11 1970, 10:05 PM EDT
Att. 6,825 - Unknown - 66 F

livebaseballscorecards.com

AB	31
R	1
H	6
RBI	1
BB	4
SO	8
LOB	13



WP: 0	PA: 35
PB: 0	
SB: 0	
CS: 0	

Batter	1	2	3	4	5	6	7	8	9	AB R H RBI BB SO LOB	TOP											
Matty Alou, L (1, 8) OBP: 0.305, SLG: 0.331	0-0 4-3		0-0 4-3			0-0 1-3		0-0 5-3		4 0 0 0 0 0 0	Pittsburgh Pirates @ San Diego Padres San Diego Stadium, San Diego, CA Fri Jun 12 1970, 10:05 PM EDT Unknown											
Gene Alley, R (1, 6) OBP: 0.277, SLG: 0.344	0-3 K		0-3 K			0-0 CS 1B		0-0 4-3	4 0 1 0 0 2 0													
Roberto Clemente, R (1, 9) OBP: 0.383, SLG: 0.521	0-0 1-3			0-3 K		0-0 F9 1-2		0-0 F9	4 0 0 0 0 1 1													
Bob Robertson, R (1, 5) OBP: 0.393, SLG: 0.592		0-0 F8		0-0 F9		0-0 F8		0-0 F5	3 0 0 0 0 0 0													
Jose Pagan, R (7, 5) OBP: 0.262, SLG: 0.250									1 0 0 0 0 0 0													
Willie Stargell, L (1, 7) OBP: 0.319, SLG: 0.524		0-0 HR		0-3 K		0-0 HR			3 2 2 2 0 1 0													
Jerry May, R (1, 2) OBP: 0.364, SLG: 0.315		0-0 6-3			0-0 5-3		0-0 F5		3 0 0 0 0 0 0													
Al Oliver, L (1, 3) OBP: 0.301, SLG: 0.434		0-0 1B			0-0 5-3 1B		0-3 K		3 0 2 0 0 1 0													
Bill Mazaroski, R (1, 4) OBP: 0.266, SLG: 0.279		0-0 F4			0-0 5-3			0-0 F7	3 0 0 0 0 0 2													
Dock Ellis, S (1, 1) OBP: 0.152, SLG: 0.097			0-3 K		0-3 K			0-0 6-3	3 0 0 0 0 2 1													
Inning Stats	R: 0 E: 0 K: 1 S: 5	H: 0 LOB: 0 BB: 0 P: 5	R: 1 E: 0 K: 0 S: 5	H: 2 LOB: 1 BB: 0 P: 5	R: 0 E: 0 K: 2 S: 7	H: 0 LOB: 0 BB: 0 P: 7	R: 0 E: 0 K: 2 S: 7	H: 0 LOB: 0 BB: 0 P: 7	R: 0 E: 0 K: 1 S: 6	H: 1 LOB: 1 BB: 0 P: 6	R: 0 E: 0 K: 0 S: 3	H: 1 LOB: 0 BB: 0 P: 3	R: 1 E: 0 K: 1 S: 6	H: 1 LOB: 0 BB: 0 P: 6	R: 0 E: 0 K: 0 S: 3	H: 0 LOB: 0 BB: 0 P: 3	R: 0 E: 0 K: 0 S: 3	H: 0 LOB: 0 BB: 0 P: 3	1B: 3 2B: 0 3B: 0 HR: 2	SF: 0 SAC: 0 DP: 0 HBP: 0	WP: 0 PB: 0 SB: 0 CS: 1	PA: 31
PITCHER	IP WLS BF H R ER SO BB IBB HBP BLK WP HR S P ERA WHIP																					
Dave Roberts, L (1, 1) ERA: 3.28	7.0 L 25 5 2 2 7 0 0 0 0 0 0 2 39 39 2.57 0.714																					
Ron Herbel, R (8, 1) ERA: 3.82	2.0 6 0 0 0 0 0 0 0 0 0 0 0 6 6 0.00 0.000																					

AB	31
R	2
H	5
RBI	2
BB	0
SO	7
LOB	4



Batter	1	2	3	4	5	6	7	8	9	AB R H RBI BB SO LOB
Dave Campbell, R (1, 4) OBP: 0.294, SLG: 0.315	0-0 F9		0-0 F2		4-0 BB		0-0 6-3			3 0 0 0 1 0 0
Steve Huntz, S (1, 5) OBP: 0.330, SLG: 0.387	4-0 BB		4-0 BB		4-0 BB		0-0 3-1			1 0 0 0 3 0 0
Al Ferrara, R (1, 7) OBP: 0.369, SLG: 0.439	0-0 F3		0-3 K		0-0 1-3			0-0 F9		4 0 0 0 0 1 4
Nate Colbert, R (1, 3) OBP: 0.343, SLG: 0.546	4-0 1-2 BB			0-3 K		4-0 BB		0-0 L8		2 0 0 0 2 1 0
Ollie Brown, R (1, 9) OBP: 0.317, SLG: 0.447	0-3 K			0-3 K		0-0 F4		4-0 FC6-4 BB		3 0 0 0 1 2 3
Ivan Murrell, R (1, 8) OBP: 0.303, SLG: 0.426		0-0 5-3		1-0 HBP		0-0 F3		0-0 FC6-4		3 0 0 0 0 0 2
Chris Cannizzaro, R (1, 2) OBP: 0.364, SLG: 0.457		0-0 L8		0-0 F2		4-0 BB			0-0 F8	3 0 0 0 1 0 1
Tommy Dean, R (1, 6) OBP: 0.337, SLG: 0.386 Van Kelly, L (9, PH) OBP: 0.288, SLG: 0.236		0-0 F9			0-0 6-3		0-3 K		0-0 3-1	3 0 0 0 0 1 2 1 0 0 0 0 0 0
Dave Roberts, L (1, 1) OBP: 0.125, SLG: 0.375 Ray Webster, L (7, PH) OBP: 0.262, SLG: 0.214 Ron Herbel, R (8, 1) Ed Spiezio, R (9, PH) OBP: 0.398, SLG: 0.427			0-0 F7		0-0 F7		0-0 L4		0-3 K	2 0 0 0 0 0 0 1 0 0 0 0 0 0 0 0 0 0 0 0 0 1 0 0 0 0 1 0

Inning Stats	R: 0	H: 0	E: 0	K: 1	S: 5	R: 0	H: 0	E: 0	K: 0	S: 3	R: 0	H: 0	E: 0	K: 1	S: 5	R: 0	H: 0	E: 0	K: 0	S: 3	R: 0	H: 0	E: 0	K: 0	S: 3	R: 0	H: 0	E: 0	K: 1	S: 5	R: 0	H: 0	E: 0	K: 0	S: 3	R: 0	H: 0	E: 0	K: 0	S: 5	R: 0	H: 0	E: 0	K: 0	S: 3	R: 0	H: 0	E: 0	K: 0	S: 3
Dock Ellis, R (1, 1) ERA: 3.86	IP: 9.0	WLS: W	BF: 36	H: 0	R: 0	ER: 0	SO: 6	BB: 8	IBB: 0	HBP: 1	BLK: 0	WP: 0	HR: 0	S: 39	P: 72	ERA: 0.00	WHIP: 0.889																																	


BOTTOM

Pittsburgh Pirates @ San Diego Padres
San Diego Stadium, San Diego, CA

Fri Jun 12 1970, 10:05 PM EDT
Unknown

livebaseballscorecards.com

AB	27
R	0
H	0
RBI	0
BB	8
SO	6
LOB	12



WP: 0	PA: 36
PB: 0	
SB: 3	
CS: 0	

Batter	1	2	3	4	5	6	7	8	9	AB R H RBI BB SO LOB	TOP	
Johnny Jeter, R (1, 8) OBP: 0.294, SLG: 0.340	0-3 K		0-0 F8		0-0 FC6-4		0-0 1B			4 0 1 0 0 1 1	Pittsburgh Pirates @ San Diego Padres San Diego Stadium, San Diego, CA Fri Jun 12 1970, 10:05 PM EDT Att. 9,903 - Unknown	
Gene Alley, R (1, 6) OBP: 0.271, SLG: 0.335	0-0 F3			0-0 F9	0-3 K		0-0 4-3			4 0 0 0 0 1 3		
Roberto Clemente, R (1, 9) OBP: 0.386, SLG: 0.521	0-0 1B			0-0 HBP 1B FC5 1B	0-0 F8			0-3 K		4 1 2 0 0 1 1		
Bob Robertson, R (1, 5) OBP: 0.396, SLG: 0.597 (3, 3)	0-0 F8			0-0 FC5 HBP 1-2 1B		0-3 K		0-0 2B		4 0 2 0 0 1 1		
Willie Stargell, L (1, 7) OBP: 0.316, SLG: 0.514		0-0 F2		1-0 FC5 1-2 2-3 E HBP		0-0 F6		0-0 F8		3 1 0 0 0 0 1		
Manny Sanguillen, R (1, 2) OBP: 0.295, SLG: 0.401		0-0 5-3		0-0 FC5 1-2 2-3f 3-H E		0-0 6-3		0-0 F3		4 0 0 1 0 0 3		
Al Oliver, L (1, 3) OBP: 0.299, SLG: 0.431 Jose Pagan, R (3, 5) OBP: 0.250, SLG: 0.237		0-0 3-1		0-0 E5 1-2 2-H		0-0 6-3		0-0 L7		1 0 0 0 0 0 0 3 0 0 0 0 0 1		
Dave Cash, R (1, 4) OBP: 0.261, SLG: 0.304			0-0 G3	0-0 F8			0-0 F9		0-0 F9	4 0 0 0 0 0 2		
Bob Veale, S (1, 1) OBP: 0.212, SLG: 0.167 Bill Mazerowski, R (7, PH) OBP: 0.271, SLG: 0.279 Bruce Dal Canton, R (7, 1) Freddie Patek, R (9, PH) OBP: 0.320, SLG: 0.330			0-3 K		0-0 FC6-4 1B		4-0 1B BB		0-0 5-3	2 0 1 0 0 1 0 0 0 0 0 1 0 0 0 0 0 0 0 0 0 1 0 0 0 0 0 0		
Inning Stats	R: 0 H: 1 E: 0 LOB: 1 K: 1 BB: 0 S: 6 P: 6	R: 0 H: 0 E: 0 LOB: 0 K: 0 BB: 0 S: 3 P: 3	R: 0 H: 0 E: 0 LOB: 0 K: 1 BB: 0 S: 5 P: 5	R: 2 H: 2 E: 1 LOB: 2 K: 0 BB: 0 S: 6 P: 7	R: 0 H: 1 E: 0 LOB: 1 K: 1 BB: 0 S: 6 P: 6	R: 0 H: 0 E: 0 LOB: 0 K: 1 BB: 0 S: 5 P: 5	R: 0 H: 1 E: 0 LOB: 2 K: 0 BB: 1 S: 4 P: 8	R: 0 H: 1 E: 0 LOB: 1 K: 1 BB: 0 S: 6 P: 6	R: 0 H: 0 E: 0 LOB: 0 K: 0 BB: 0 S: 3 P: 3	1B: 5 SF: 0 2B: 1 SAC: 0 3B: 0 DP: 0 HR: 0 HBP: 1		WP: 0 PA: 36 PB: 0 SB: 0 CS: 0
PITCHER Danny Coombs, L (1, 1) ERA: 2.0	IP WLS BF H R ER SO BB IBB HBP BLK WP HR S P ERA WHIP	9.0 W 36 6 2 1 5 1 0 1 0 0 0 0 44 49 1.00 0.778										

livebaseballscorecards.com

AB	34
R	2
H	6
RBI	1
BB	1
SO	5
LOB	13



Batter	1	2	3	4	5	6	7	8	9	AB	R	H	RBI	BB	SO	LOB
Dave Campbell, R OBP: 0.293, SLG: 0.318 (1, 4) X	0-0 F4 ①		0-3 K ①		0-0 FC2-5-6 2B ①		0-3 K ②			4	0	1	0	0	2	0
Steve Huntz, S OBP: 0.324, SLG: 0.379 (1, 5) X	0-0 F8 ②		0-0 5-3 ②		0-0 FC2-5-6 HR ①		0-0 3-1 ③			4	1	0	0	0	0	1
Al Ferrara, R OBP: 0.372, SLG: 0.462 (1, 7) X Jose Arcia, R OBP: 0.241, SLG: 0.302 (9, 7) X	0-0 3B 1B		0-0 F9 ③		0-0 1-H HR			0-0 6-3 ①		4	2	2	2	0	0	0
Nate Colbert, R OBP: 0.346, SLG: 0.564 (1, 3) X	0-0 1-H 3B			0-3 K ①	0-3 K ②			0-0 SF9 3B		4	1	2	1	0	2	0
Ollie Brown, R OBP: 0.321, SLG: 0.448 (1, 9) B B B B	4-0 BB			0-0 BB 1B	0-3 K ③			0-0 SF9 ②		2	1	1	1	1	1	0
Ivan Murrell, R OBP: 0.301, SLG: 0.434 (1, 8) X	0-0 L5 ③			0-0 F9 ②		0-3 K ①		0-0 3-H 3B		4	0	1	0	0	1	3
Bob Barton, R OBP: 0.310, SLG: 0.368 (1, 2) S S S S		0-3 K ①		4-0 1B BB		0-0 F9 ②		4-0 BB BB		2	0	0	0	2	1	0
Tommy Dean, R OBP: 0.333, SLG: 0.379 (1, 6) S S S S		0-3 K ②		0-0 BB		0-0 F7 ③		0-0 FC6-4 BB ③		4	0	1	1	0	1	2
Danny Coombs, R OBP: 0.091, SLG: 0.095 (1, 1) S S S S		0-3 K ③		0-3 1B 2-H		0-3 K ③		0-3 1-2f		3	0	0	0	0	3	2

Inning Stats		R: 1	H: 2	E: 0	LOB: 2	K: 0	BB: 1	S: 5	R: 0	H: 0	E: 0	LOB: 0	K: 3	BB: 0	S: 9	R: 0	H: 0	E: 0	LOB: 0	K: 1	BB: 0	S: 5	R: 1	H: 2	E: 0	LOB: 2	K: 2	BB: 1	S: 9	R: 2	H: 2	E: 0	LOB: 0	K: 2	BB: 0	S: 9	R: 0	H: 0	E: 0	LOB: 0	K: 1	BB: 0	S: 5	R: 0	H: 0	E: 0	LOB: 0	K: 2	BB: 0	S: 7	R: 1	H: 2	E: 0	LOB: 2	K: 0	BB: 1	S: 5
Bob Veale, L ERA: 3.38 (1, 1)	IP	WLS	BF	H	R	ER	SO	BB	IBB	HBP	BLK	WP	HR	S	P	ERA	WHIP																																								
Bruce Dal Canton, R ERA: 4.37 (7, 1)	IP	WLS	BF	H	R	ER	SO	BB	IBB	HBP	BLK	WP	HR	S	P	ERA	WHIP																																								


BOTTOM

Pittsburgh Pirates @ San Diego Padres
San Diego Stadium, San Diego, CA

Fri Jun 12 1970, 10:05 PM EDT
Att. 9,903 - Unknown

AB	31
R	5
H	8
RBI	5
BB	3
SO	11
LOB	8

WP: 0 PA: 35
PB: 0
SB: 0
CS: 0



Batter	1	2	3	4	5	6	7	8	9	AB R H RBI BB SO LOB	TOP											
Matty Alou, L (1, 8) OBP: 0.306, SLG: 0.329	0-0 4-3	0-0 E3			4-0 G1-6-3 BB		0-0 BB HR 1B	0-0 6-3		4 1 1 0 1 0 1												
Gene Alley, R (1, 6) OBP: 0.267, SLG: 0.329	0-0 G3		0-3 K		0-0 G1-6-3		0-0 1-2 HR 1B		0-0 F8	3 0 0 0 0 1 1												
Al Oliver, L (7, PH) OBP: 0.303, SLG: 0.434					1-2f					1 0 1 0 0 0 0												
Freddie Patek, R (7, PR) OBP: 0.317, SLG: 0.326										1 1 0 0 0 0 0												
Willie Stargell, L (1, 7) OBP: 0.325, SLG: 0.531	0-0 HR		0-0 BB 1B		0-0 6-3		4-0 1-2 2-3 HR BB		0-0 F7	4 2 2 1 1 0 0												
Bob Robertson, R (1, 3) OBP: 0.389, SLG: 0.604	0-0 6-3		0-0 F8				0-0 1-H 2-H 3-H HR		0-0 4-3	5 1 1 4 0 1 1												
Jose Pagan, R (1, 5) OBP: 0.294, SLG: 0.306		0-0 4-3 1B 2B	4-0 FC4-6 BB		0-0 2B		0-0 1B			3 1 3 0 1 0 0												
Jerry May, R (1, 2) OBP: 0.343, SLG: 0.293		0-0 4-3 2-3	0-0 FC4-6 1-2f		0-0 F3		0-0 L5			4 0 0 0 0 0 5												
Johnny Jeter, R (1, 9) OBP: 0.309, SLG: 0.340		0-0 3-H 2B 1B		0-3 K		4-0 BB	0-3 K			3 1 1 1 1 2 1												
Bill Mazaroski, R (1, 4) OBP: 0.270, SLG: 0.285		0-0 1-H E3 2B		0-0 4-3		0-0 6-3		0-0 6-3		4 0 1 1 0 0 2												
Steve Blass, R (1, 1) OBP: 0.091, SLG: 0.125		0-0 6-3		0-0 F3			0-0 G3		0-0 1-3	4 0 0 0 0 0 1												
Inning Stats	R: 1 E: 0 K: 0 S: 4	H: 1 LOB: 0 BB: 0 P: 4	R: 2 E: 1 K: 0 S: 6	H: 3 LOB: 2 BB: 0 P: 6	R: 0 E: 0 K: 1 S: 5	H: 1 LOB: 2 BB: 1 P: 10	R: 0 E: 0 K: 1 S: 5	H: 0 LOB: 0 BB: 0 P: 5	R: 0 E: 0 K: 0 S: 2	H: 0 LOB: 0 BB: 1 P: 6	R: 0 E: 0 K: 1 S: 6	H: 1 LOB: 2 BB: 1 P: 10	R: 4 E: 0 K: 1 S: 9	H: 4 LOB: 1 BB: 1 P: 13	R: 0 E: 0 K: 0 S: 3	H: 0 LOB: 0 BB: 0 P: 3	R: 0 E: 0 K: 0 S: 3	H: 0 LOB: 0 BB: 0 P: 3	1B: 5 2B: 3 3B: 0 HR: 2	SF: 0 SAC: 0 DP: 1 HBP: 0	WP: 0 PB: 0 SB: 0 CS: 0	PA: 40
PITCHER	IP WLS BF H R ER SO BB IBB HBP BLK WP HR S P ERA WHIP																				PITCHER	IP WLS BF H R ER SO BB IBB HBP BLK WP HR S P ERA WHIP
Al Santorini, R (1, 1) ERA: 4.65	6.0 L 26 6 3 3 3 3 0 0 0 0 1 29 41 4.50 1.500																					
Roberto Rodriguez, R (7, 1) ERA: 4.73	0.1 4 2 3 3 0 1 0 0 0 0 0 0 3 7 81.00 9.000																					
Tom Dukes, R (7, 1) ERA: 2.12	0.2 4 2 1 1 1 0 0 0 0 0 0 1 6 6 13.50 3.000																					
Ron Herbel, R (8, 1) ERA: 3.75	1.0 3 0 0 0 0 0 0 0 0 0 0 0 3 3 0.00 0.000																					
Mike Corkins, R (9, 1) ERA: 5.01	1.0 3 0 0 0 0 0 0 0 0 0 0 0 3 3 0.00 0.000																					

Pittsburgh Pirates @ San Diego Padres
San Diego Stadium, San Diego, CA
Sat Jun 13 1970, 10:05 PM EDT
Att. 7,105 - Unknown

AB	36
R	7
H	10
RBI	7
BB	4
SO	4
LOB	12



WP	0	PA	40
PB	0		
SB	0		
CS	0		

PITCHER	IP	WLS	BF	H	R	ER	SO	BB	IBB	HBP	BLK	WP	HR	S	P	ERA	WHIP
Al Santorini, R	6.0	L	26	6	3	3	3	3	0	0	0	0	1	29	41	4.50	1.500
Roberto Rodriguez, R	0.1		4	2	3	3	0	1	0	0	0	0	0	3	7	81.00	9.000
Tom Dukes, R	0.2		4	2	1	1	1	0	0	0	0	0	1	6	6	13.50	3.000
Ron Herbel, R	1.0		3	0	0	0	0	0	0	0	0	0	0	3	3	0.00	0.000
Mike Corkins, R	1.0		3	0	0	0	0	0	0	0	0	0	0	3	3	0.00	0.000

Batter	1	2	3	4	5	6	7	8	9	AB R H RBI BB SO LOB	BOTTOM
--------	---	---	---	---	---	---	---	---	---	----------------------	--------

<p>Dave Campbell, R (1, 4) OBP: 0.295, SLG: 0.332</p>	<p>0-3</p>		<p>0-3</p>		<p>0-0</p>		<p>0-0</p>		<p>0-0</p>	5 1 2 1 0 2 0	<p>Pittsburgh Pirates @ San Diego Padres San Diego Stadium, San Diego, CA</p> <p>Sat Jun 13 1970, 10:05 PM EDT Att. 7,105 - Unknown</p>
<p>Steve Huntz, S (1, 5) OBP: 0.321, SLG: 0.370</p>	<p>4-0</p>		<p>0-0</p>		<p>0-0</p>		<p>0-0</p>	<p>0-0</p>	4 0 0 0 1 0 1		
<p>Cito Gaston, R (1, 8) OBP: 0.392, SLG: 0.557</p>	<p>0-0</p>		<p>0-3</p>			<p>0-0</p>	<p>4-0</p>		3 0 1 0 1 1 1		
<p>Nate Colbert, R (1, 3) OBP: 0.340, SLG: 0.554</p>	<p>0-3</p>			<p>0-0</p>		<p>0-3</p>	<p>0-0</p>		4 0 0 0 0 2 3		
<p>Ollie Brown, R (1, 9) OBP: 0.324, SLG: 0.446</p>		<p>0-0</p>		<p>0-0</p>		<p>0-3</p>		<p>4-0</p>	3 1 1 0 1 1 1		
<p>Ivan Murrell, R (1, 7) OBP: 0.313, SLG: 0.443</p>		<p>0-0</p>		<p>0-0</p>		<p>0-0</p>	<p>0-3</p>		4 0 3 0 0 1 1		
<p>Chris Cannizzaro, R (1, 2) OBP: 0.361, SLG: 0.448</p>		<p>0-0</p>		<p>0-0</p>		<p>4-0</p>	<p>0-3</p>		3 0 0 0 1 1 4		
<p>Tommy Dean, R (1, 6) OBP: 0.333, SLG: 0.378</p> <p>Tom Dukes, R (7, 1)</p> <p>Ron Herbel, R (8, 1)</p> <p>Al Ferrara, R (8, PH) OBP: 0.370, SLG: 0.458</p> <p>Mike Corkins, R (9, 1) OBP: 0.267, SLG: 0.250</p>		<p>0-0</p>		<p>0-0</p>		<p>0-0</p>	<p>0-0</p>		3 0 1 1 0 0 3		
<p>Al Santorini, R (1, 1)</p> <p>Roberto Rodriguez, R (7, 1)</p> <p>Ed Spiezio, R (7, 5) OBP: 0.391, SLG: 0.418</p>		<p>0-0</p>		<p>0-3</p>		<p>0-3</p>		<p>0-0</p>	2 0 0 0 0 1 1		
<p>Inning Stats</p> <p>R: 0 H: 0 E: 0 LOB: 1 K: 2 BB: 1 S: 7 P: 11</p>	<p>R: 1 H: 3 E: 0 LOB: 1 K: 0 BB: 0 S: 5 P: 5</p>	<p>R: 0 H: 0 E: 0 LOB: 0 K: 2 BB: 0 S: 7 P: 7</p>	<p>R: 0 H: 1 E: 0 LOB: 1 K: 0 BB: 0 S: 4 P: 4</p>	<p>R: 0 H: 1 E: 0 LOB: 1 K: 1 BB: 0 S: 6 P: 6</p>	<p>R: 0 H: 2 E: 0 LOB: 3 K: 2 BB: 1 S: 9 P: 13</p>	<p>R: 1 H: 1 E: 0 LOB: 1 K: 1 BB: 1 S: 6 P: 10</p>	<p>R: 0 H: 0 E: 0 LOB: 1 K: 2 BB: 1 S: 7 P: 11</p>	<p>R: 0 H: 0 E: 0 LOB: 0 K: 0 BB: 0 S: 3 P: 3</p>	<p>1B: 7 SF: 0 2B: 0 SAC: 0 3B: 0 DP: 1 HR: 1 HBP: 0</p>	<p>WP: 0 PA: 38 PB: 0 SB: 0 CS: 0</p>	

<p>PITCHER Steve Blass, R (1, 1) ERA: 3.79</p> <p>IP WLS BF H R ER SO BB IBB HBP BLK WP HR S P ERA WHIP</p> <p>9.0 W 38 8 2 2 10 4 0 0 0 0 1 54 70 2.00 1.333</p>	<p>PITCHER</p> <p>IP WLS BF H R ER SO BB IBB HBP BLK WP HR S P ERA WHIP</p>
---	--

AB	34
R	2
H	8
RBI	2
BB	4
SO	10
LOB	16



Batter	1	2	3	4	5	6	7	8	9	AB R H RBI BB SO LOB	TOP									
Matty Alou, L (1, 8) OBP: 0.309, SLG: 0.327	0-0 1-4-3			0-0 4-3		4-0 E BB	4-0			2 0 0 0 2 0 0	Pittsburgh Pirates @ San Diego Padres San Diego Stadium, San Diego, CA Sun Jun 14 1970, 6:33 AM EDT Att. 15,781 - Sunny									
Dave Cash, R (1, 4) OBP: 0.259, SLG: 0.296	0-3 K			0-0 S 1B		0-0 E5	0-3 K			4 0 1 0 0 2 5										
Roberto Clemente, R (1, 9) OBP: 0.379, SLG: 0.510	0-0 F9			0-0 4-3		0-0 L4		0-3 K		4 0 0 0 0 1 4										
Willie Stargell, L (1, 7) OBP: 0.324, SLG: 0.525		0-3 K		0-0 F8		0-0 F8		0-0 1B		4 0 1 0 0 1 4										
Al Oliver, L (1, 3) OBP: 0.302, SLG: 0.447			0-0 4-3		0-0 L9		0-0 HR	0-0 L7		4 1 1 1 0 0 1										
Bob Robertson, R (1, 5) OBP: 0.386, SLG: 0.591		0-3 K			0-0 F2		4-0 SH5-4 1B BB	0-0 4-3		3 0 0 0 1 1 1										
Jose Pagan, R (9, 5) OBP: 0.294, SLG: 0.306										0 0 0 0 0 0 0										
Jerry May, R (1, 2) OBP: 0.338, SLG: 0.290				0-0 F5		0-0 F7		0-0 SH5-4 1B	0-0 F8	4 0 1 0 0 0 0										
Freddie Patek, R (1, 6) OBP: 0.317, SLG: 0.319				0-3 K		4-0 E SH3-4 BB	0-0 SH5-4	0-0 F7		2 0 0 0 1 1 0										
Bob Moose, R (1, 1) OBP: 0.265, SLG: 0.200				0-3 K		0-0 SH3-4	0-0 4-3	0-0 F8		3 0 0 0 0 1 2										
Inning Stats	R: 0 E: 0 K: 1 S: 5	H: 0 LOB: 0 BB: 0 P: 5	R: 0 E: 0 K: 2 S: 7	H: 0 LOB: 0 BB: 0 P: 7	R: 0 E: 0 K: 2 S: 7	H: 0 LOB: 0 BB: 0 P: 7	R: 0 E: 0 K: 0 S: 4	H: 1 LOB: 1 BB: 0 P: 4	R: 0 E: 0 K: 0 S: 3	H: 0 LOB: 0 BB: 0 P: 3	R: 1 E: 0 K: 1 S: 7	H: 2 LOB: 3 BB: 2 P: 15	R: 0 E: 0 K: 1 S: 6	H: 1 LOB: 1 BB: 0 P: 6	R: 0 E: 0 K: 0 S: 3	H: 0 LOB: 0 BB: 0 P: 3	1B: 3 2B: 0 3B: 0 HR: 1	SF: 0 SAC: 2 DP: 0 HBP: 0	WP: 0 PB: 0 SB: 1 CS: 0	PA: 36
PITCHER Clay Kirby, R (1, 1) ERA: 5.3	IP: 9.0 WLS: W BF: 36 H: 4 R: 1 ER: 1 SO: 7 BB: 3 IBB: 1 HBP: 0 BLK: 0 WP: 0 HR: 1 S: 46 P: 62 ERA: 1.00 WHIP: 0.778											PITCHER IP: WLS: BF: H: R: ER: SO: BB: IBB: HBP: BLK: WP: HR: S: P: ERA: WHIP								

AB	30
R	1
H	4
RBI	1
BB	4
SO	7
LOB	17



Batter	1	2	3	4	5	6	7	8	9	AB	R	H	RBI	BB	SO	LOB	BOTTOM							
Dave Campbell, R (1, 4) OBP: 0.297, SLG: 0.331	0-0 		0-0 	0-0 			4-0 		0-0 	4	0	1	1	1	0	3	<p>Pittsburgh Pirates @ San Diego Padres San Diego Stadium, San Diego, CA</p> <p>Sun Jun 14 1970, 6:33 AM EDT Att. 15,781 - Sunny</p>							
Ron Slocum, R (1, 5) OBP: 0.267, SLG: 0.462	0-3 		0-3 		0-3 		0-3 			4	0	0	0	0	4	1								
Cito Gaston, R (1, 8) OBP: 0.390, SLG: 0.552	0-0 		0-3 		0-0 		0-0 			4	0	1	0	0	1	1								
Nate Colbert, R (1, 3) OBP: 0.335, SLG: 0.544	0-3 			0-0 	0-0 			0-3 		4	0	0	0	0	2	1								
Ollie Brown, R (1, 9) OBP: 0.332, SLG: 0.462		0-0 		0-0 		0-0 		0-0 		4	1	3	0	0	0	0								
Ivan Murrell, R (1, 7) OBP: 0.311, SLG: 0.438		0-0 	0-0 	0-3 		0-3 		0-0 		4	0	1	0	0	2	3								
Bob Barton, R (1, 2) Jose Arcia, R (9, PR) OBP: 0.330, SLG: 0.380 OBP: 0.241, SLG: 0.302		0-0 	0-0 	0-0 		4-0 		0-0 	0-0 	3	0	2	1	1	0	1								
Tommy Dean, R (1, 6) OBP: 0.343, SLG: 0.380		4-0 	4-0 	0-0 		0-0 		0-0 		2	0	1	0	1	0	2								
Clay Kirby, R (1, 1) Ray Webster, L (9, PH) OBP: 0.208, SLG: 0.174 OBP: 0.258, SLG: 0.211	0-3 	0-3 		4-0 		0-3 		0-0 		2	0	0	0	1	2	4								
	1-2 		1-2 	1-2 						1	0	0	0	0	0	2								
Inning Stats	R: 0 E: 0 K: 2 S: 8	H: 1 LOB: 1 BB: 0 P: 8	R: 0 E: 0 K: 1 S: 6	H: 1 LOB: 2 BB: 1 P: 10	R: 0 E: 0 K: 2 S: 7	H: 0 LOB: 0 BB: 0 P: 7	R: 1 E: 0 K: 1 S: 8	H: 3 LOB: 3 BB: 1 P: 12	R: 0 E: 0 K: 1 S: 5	H: 0 LOB: 0 BB: 0 P: 5	R: 0 E: 0 K: 2 S: 8	H: 1 LOB: 2 BB: 1 P: 12	R: 0 E: 0 K: 1 S: 4	H: 0 LOB: 0 BB: 1 P: 8	R: 0 E: 0 K: 1 S: 5	H: 1 LOB: 0 BB: 0 P: 5	R: 1 E: 0 K: 0 S: 4	H: 2 LOB: 2 BB: 0 P: 4	1B: 7 2B: 2 3B: 0 HR: 0	SF: 0 SAC: 1 DP: 0 HBP: 0	WP: 0 PB: 0 SB: 3 CS: 2	PA: 38		
PITCHER Bob Moose, R (1, 1) ERA: 3.96	IP 8.1 WLS L BF 37 H 9 R 2 ER 2 SO 11				BB 2 IBB 2 HBP 0 BLK 0	WP 0 HR 0 S 55 P 71	ERA 2.16 WHIP 1.320	PITCHER IP WLS BF H R ER SO BB IBB HBP BLK WP HR S P ERA WHIP																

livebaseballscores.com

AB 32
R 2
H 9
RBI 2
BB 4
SO 11
LOB 18



Batter	1	2	3	4	5	6	7	8	9	AB R H RBI BB SO LOB	TOP									
Lou Brock, L (1, 7) OBP: 0.358, SLG: 0.419	0-0 1B 6-3 1B		0-0 E E 1-2 1B	0-0 F5			0-0 G5-4-3 1B		0-0 F7	5 2 3 0 0 0 2										
Jose Cardenal, R (1, 8) OBP: 0.351, SLG: 0.416	0-0 6-3 1-3 1B		0-0 E7 6-3 1-2 1B		0-3 K		0-0 G5-4-3 1-2f			4 1 2 0 0 1 1										
Dick Allen, R (1, 3) OBP: 0.375, SLG: 0.611	0-0 P6		0-0 6-3		0-3 K			0-0 P3		4 0 0 1 0 1 2										
Joe Torre, R (1, 5) OBP: 0.368, SLG: 0.459	0-0 6-3 2-3 3-H		0-0 K 3-H 0-3		0-0 5-3			0-0 HR		4 1 1 2 0 1 1										
Joe Hague, L (1, 9) OBP: 0.410, SLG: 0.464	0-0 1-3		0-0 FC6 1B			0-0 P4		0-0 3-1		4 0 1 0 0 0 1										
Ted Simmons, S (1, 2) OBP: 0.339, SLG: 0.396		0-0 F8	0-0 FC6 1-2f			4-0 E S BB		0-0 6-3		3 0 0 0 1 0 1										
Julian Javier, R (1, 4) OBP: 0.279, SLG: 0.281		0-0 6-3		0-0 6-3		0-3 K 1-3		0-0 FC1-6 1B		4 0 1 0 0 1 1										
Jim Kennedy, L (1, 6) Vic Davalillo, L (9, PH) Dal Maxvill, R (9, 6) OBP: 0.327, SLG: 0.422 OBP: 0.323, SLG: 0.192		0-0 4-3		0-0 F7		0-0 5-3		0-0 F7		3 0 0 0 0 0 1 1 0 0 0 0 0 1 0 0 0 0 0 0 0										
Mike Torrez, R (1, 1) OBP: 0.250, SLG: 0.258			0-0 1B E 1B	0-0 1B		0-3 K		0-0 FC1-6 1-2f		4 1 2 0 0 1 1										
Inning Stats	R: 1 E: 0 K: 0 S: 5	H: 2 LOB: 1 BB: 0 P: 5	R: 0 E: 0 K: 0 S: 3	H: 0 LOB: 0 BB: 0 P: 3	R: 3 E: 1 K: 1 S: 9	H: 4 LOB: 1 BB: 0 P: 9	R: 0 E: 0 K: 0 S: 4	H: 1 LOB: 1 BB: 0 P: 4	R: 0 E: 0 K: 1 S: 5	H: 0 LOB: 1 BB: 1 P: 9	R: 0 E: 0 K: 1 S: 5	H: 1 LOB: 0 BB: 0 P: 5	R: 1 E: 0 K: 0 S: 4	H: 1 LOB: 0 BB: 0 P: 4	R: 0 E: 0 K: 0 S: 4	H: 1 LOB: 1 BB: 0 P: 4	1B: 9 2B: 0 3B: 0 HR: 1	SF: 0 SAC: 0 DP: 1 HBP: 0	WP: 0 PB: 0 SB: 1 CS: 0	PA: 37
PITCHER	IP WLS BF H R ER SO BB IBB HBP BLK WP HR S P ERA WHIP																			
Pat Dobson, R (1, 1) ERA: 4.32	8.0 L 33 9 5 5 5 1 0 0 0 0 0 1 42 46 5.62 1.250																			
Ron Herbel, R (9, 1) ERA: 3.69	1.0 4 1 0 0 0 0 0 0 0 0 0 0 4 4 0.00 1.000																			

St. Louis Cardinals @ San Diego Padres
San Diego Stadium, San Diego, CA
Mon Jun 15 1970, 10:05 PM EDT
Att. 5,324 - Unknown

livebaseballscorecards.com

AB	36
R	5
H	10
RBI	3
BB	1
SO	5
LOB	12



Batter	1	2	3	4	5	6	7	8	9	AB R H RBI BB SO LOB
Dave Campbell, R OBP: 0.299, SLG: 0.327 (1, 4)	4-0 BB E BB		0-0 1B SF9		0-3 K		4-0 FC6-5 SH3 BB	0-0 F8		3 1 0 0 2 1 3
Ron Slocum, R OBP: 0.316, SLG: 0.529 (1, 5)	0-3 K		0-0 FC5-4 1B		0-0 P4		0-0 SH3	0-0 2B		4 0 2 2 0 1 1
Cito Gaston, R OBP: 0.386, SLG: 0.551 (1, 8)	0-0 E4 1-2		0-0 SF9		0-0 1B 2B		0-0 FC6-5 2B	0-3 K		4 1 1 1 0 1 5
Nate Colbert, R OBP: 0.336, SLG: 0.545 (1, 3)	0-0 P6		0-0 FC5-4		0-0 1B		0-0 FC5 1-3 2B	0-3 K		5 0 2 1 0 1 3
Ollie Brown, R OBP: 0.333, SLG: 0.455 (1, 9)	0-0 4-3		0-0 5-3		0-0 F8		4-0 IBB	4-0 BB		3 0 0 0 2 0 4
Ivan Murrell, R OBP: 0.302, SLG: 0.424 (1, 7)		0-0 F8		0-0 6-3		0-3 K	0-0 FC5	0-3 K		5 0 0 0 0 2 4
Chris Cannizzaro, R OBP: 0.364, SLG: 0.456 (1, 2)		0-0 5-3		0-0 2B		0-0 F3		0-0 1B 1B 1B	0-0 P5	4 0 2 0 0 0 0 0 0 0 0 0 0 0 1 0 0 0 0 0 1
Jose Arcia, R OBP: 0.241, SLG: 0.302 (8, PR)										
Steve Huntz, S OBP: 0.319, SLG: 0.368 (9, PH)										
Tommy Dean, R OBP: 0.343, SLG: 0.372 (1, 6)		0-0 6-3		0-3 K		4-0 BB		0-0 1B 2B 1B		2 0 0 0 1 1 1 1 0 1 0 0 0 0 0 1 0 0 0 0 0 0 0 0 0 0 0 0
Al Ferrara, R OBP: 0.374, SLG: 0.462 (8, PH)										
Mike Corkins, R OBP: 0.267, SLG: 0.250 (8, PR)										
Bob Barton, R OBP: 0.330, SLG: 0.380 (9, 2)										
Pat Dobson, R OBP: 0.219, SLG: 0.138 (1, 1)			0-0 E5 WP 1B		0-0 4-3		0-0 F9	0-0 1B		3 1 0 0 0 0 2 1 0 1 0 0 0 0 0 0 0 0 0 0 0
Ray Webster, L OBP: 0.270, SLG: 0.224 (8, PH)										
Ron Herbel, R (9, 1)										

Inning Stats	R: 0	H: 0	R: 0	H: 0	R: 2	H: 1	R: 0	H: 1	R: 1	H: 2	R: 0	H: 0	R: 0	H: 4	R: 0	H: 0	R: 0	H: 0
	E: 1	LOB: 2	E: 0	LOB: 0	E: 2	LOB: 1	E: 0	LOB: 1	E: 0	LOB: 1	E: 0	LOB: 1	E: 0	LOB: 3	E: 0	LOB: 1	E: 0	LOB: 1
	K: 1	BB: 1	K: 0	BB: 0	K: 0	BB: 0	K: 1	BB: 0	K: 0	BB: 1	K: 0	BB: 1	K: 0	BB: 2	K: 1	BB: 1	K: 2	BB: 1
	S: 6	P: 10	S: 3	P: 3	S: 6	P: 6	S: 6	P: 6	S: 7	P: 7	S: 5	P: 9	S: 4	P: 12	S: 8	P: 8	S: 7	P: 11


PITCHER	IP	WLS	BF	H	R	ER	SO	BB	IBB	HBP	BLK	WP	HR	S	P	ERA	WHIP
Mike Torrez, R ERA: 3.02 (1, 1)	9.0	W	43	9	4	2	7	4	1	0	0	1	0	52	72	2.00	1.444

BOTTOM

St. Louis Cardinals @ San Diego Padres
San Diego Stadium, San Diego, CA

Mon Jun 15 1970, 10:05 PM EDT
Att. 5,324 - Unknown

AB	36
R	4
H	9
RBI	4
BB	5
SO	7
LOB	24



WP: 1 PA: 43
PB: 0
SB: 0
CS: 0

livebaseballscorecards.com

Batter	1	2	3	4	5	6	7	8	9	AB R H RBI BB SO LOB	TOP		
Lou Brock, L (1, 7) x OBP: 0.357, SLG: 0.413	0-0 5-3 ①			4-0 G4-6-3 BB		0-0 G4-3 ① ②		0-0 FC4 ③		3 0 0 0 1 0 2			
Jose Cardenal, R (1, 8) x OBP: 0.345, SLG: 0.409	0-0 5-3 ②			0-0 G4-6-3 ① ②		0-3 K ③			0-0 5-3 ①	4 0 0 0 0 1 1			
Dick Allen, R (1, 3) x OBP: 0.377, SLG: 0.609	0-0 6-3 ③			0-0 1B			0-0 4-3 1B		0-3 K ②	4 0 2 0 0 1 0			
Joe Torre, R (1, 5) OBP: 0.363, SLG: 0.451		0-0 6-3 ①		0-0 4-3 ③			0-0 F3 ①		0-0 E5	4 0 0 0 0 0 2			
Joe Hague, L (1, 9) OBP: 0.406, SLG: 0.459		0-0 G3 ②			0-0 FC6-4 1B		0-0 4-3 ②		0-0 4-3 ③	4 0 1 0 0 0 2			
Ted Simmons, S (1, 2) OBP: 0.323, SLG: 0.375		0-3 K ③			0-0 L3 ①		0-3 K ③			3 0 0 0 0 2 2			
Julian Javier, R (1, 4) OBP: 0.280, SLG: 0.282			0-0 F8 ①		0-0 FC6-4 ②			0-0 G1-6-3 1B		3 0 1 0 0 0 1			
Jim Kennedy, L (1, 6) Carl Taylor, R (8, PH) OBP: 0.281, SLG: 0.260 Dal Maxvill, R (8, 6) OBP: 0.323, SLG: 0.192			0-0 4-3 ②		0-0 F8 ③			0-0 G1-6-3 ① ②		2 0 0 0 0 0 1 1 0 0 0 0 0 1 0 0 0 0 0 0 0			
Steve Carlton, L (1, 1) OBP: 0.281, SLG: 0.258 Ted Abernathy, R (7, 1) Jim Beauchamp, R (8, PH) OBP: 0.323, SLG: 0.333 Al Hrabosky, R (8, 1)			0-3 K ③		0-0 G4-3 1B			0-0 FC4 1B		2 0 1 0 0 1 0 0 0 0 0 0 0 0 1 0 1 0 0 0 0 0 0 0 0 0 0 0			
Inning Stats	R: 0 H: 0 E: 0 LOB: 0 K: 0 BB: 0 S: 3 P: 3	R: 0 H: 0 E: 0 LOB: 0 K: 1 BB: 0 S: 5 P: 5	R: 0 H: 0 E: 0 LOB: 0 K: 1 BB: 0 S: 5 P: 5	R: 0 H: 1 E: 0 LOB: 1 K: 0 BB: 1 S: 3 P: 7	R: 0 H: 1 E: 0 LOB: 1 K: 0 BB: 0 S: 4 P: 4	R: 0 H: 1 E: 0 LOB: 0 K: 1 BB: 0 S: 5 P: 5	R: 0 H: 1 E: 0 LOB: 1 K: 1 BB: 0 S: 6 P: 6	R: 0 H: 2 E: 0 LOB: 1 K: 0 BB: 0 S: 4 P: 4	R: 0 H: 0 E: 1 LOB: 1 K: 1 BB: 0 S: 6 P: 6	1B: 6 SF: 0 2B: 0 SAC: 0 3B: 0 DP: 3 HR: 0 HBP: 0	WP: 0 PA: 32 PB: 0 SB: 0 CS: 0		
PITCHER	IP WLS BF H R ER SO BB IBB HBP BLK WP HR S P ERA WHIP											PITCHER	IP WLS BF H R ER SO BB IBB HBP BLK WP HR S P ERA WHIP
Mike Corkins, R (1, 1) ERA: 4.95	1.0 3 0 0 0 0 0 0 0 0 0 0 0 3 3 0.00 0.000												
Dave Roberts, L (2, 1) ERA: 2.9	8.0 W 29 6 0 0 5 1 0 0 0 0 0 0 38 42 0.00 0.875												

St. Louis Cardinals @ San Diego Padres
San Diego Stadium, San Diego, CA
Tue Jun 16 1970, 10:05 PM EDT
Att. 7,012 - Unknown

livebaseballscorecards.com

AB 31
R 0
H 6
RBI 0
BB 1
SO 5
LOB 12



Batter	1	2	3	4	5	6	7	8	9	AB	R	H	RBI	BB	SO	LOB
Dave Campbell, R OBP: 0.306, SLG: 0.331 (1, 4)	0-0 1B 1B		0-0 P6			0-0 1B 1B	4-0 BB 2B IBB			3	1	2	0	1	0	0
Ron Slocum, R OBP: 0.318, SLG: 0.500 (1, 5) Al Ferrara, R OBP: 0.377, SLG: 0.462 (7, PH) Jose Arcia, R OBP: 0.241, SLG: 0.302 (7, PR) (8, 5)	0-3 K		0-0 6-3			0-0 FC6-4 1B 1-2	4-0 BB 2B BB			3	0	1	0	0	1	1
Cito Gaston, R OBP: 0.388, SLG: 0.555 (1, 8)	0-0 FC6-4 1-3 1B		0-0 F9			0-3 K	0-0 2B			4	0	2	3	0	1	2
Nate Colbert, R OBP: 0.331, SLG: 0.536 (1, 3)	0-3 K		0-0 P3			0-3 K	0-0 5-3			4	0	0	0	0	2	6
Ollie Brown, R OBP: 0.336, SLG: 0.456 (1, 9)	0-0 FC6-4 1-2f		0-0 CS 1B			0-0 FC6-4 1-2f	0-0 CS 1B			4	0	2	0	0	0	4
Ivan Murrell, R OBP: 0.301, SLG: 0.438 (1, 7)		0-0 P2		0-3 K 1-2			0-0 HR	0-0 F8		4	1	1	1	0	1	2
Chris Cannizzaro, R OBP: 0.367, SLG: 0.460 (1, 2)		0-0 2B			4-0 G6-4-3 BB		0-0 5-3	0-0 P6		3	0	1	0	1	0	0
Tommy Dean, R OBP: 0.343, SLG: 0.371 (1, 6)		0-3 K			0-0 G6-4-3 1-2f		0-0 BB SH2-4 2B 1B			3	1	1	0	0	1	2
Mike Corkins, R OBP: 0.267, SLG: 0.250 (1, 1) Dave Roberts, L OBP: 0.111, SLG: 0.333 (2, 1)		0-3 K2-3			0-3 K		0-0 SH2-4 1-2			0	0	0	0	0	0	0
										2	0	0	0	0	2	1

Inning Stats	R: 0	H: 2	E: 0	LOB: 2	K: 2	BB: 0	S: 9	P: 9	R: 0	H: 1	E: 0	LOB: 1	K: 2	BB: 0	S: 8	P: 8	R: 0	H: 0	E: 0	LOB: 0	K: 0	BB: 0	S: 3	P: 3	R: 0	H: 1	E: 0	LOB: 0	K: 1	BB: 0	S: 5	P: 5	R: 0	H: 0	E: 0	LOB: 0	K: 1	BB: 1	S: 4	P: 8	R: 0	H: 2	E: 0	LOB: 2	K: 2	BB: 0	S: 9	P: 9	R: 4	H: 3	E: 0	LOB: 2	K: 0	BB: 2	S: 6	P: 14	R: 0	H: 1	E: 0	LOB: 0	K: 0	BB: 0	S: 3	P: 3
1B: 7	SF: 0	2B: 2	SAC: 1	3B: 0	DP: 1	HR: 1	HBP: 0	WP: 0	PA: 34	1B: 7	SF: 0	2B: 2	SAC: 1	3B: 0	DP: 1	HR: 1	HBP: 0	WP: 0	PA: 34	1B: 7	SF: 0	2B: 2	SAC: 1	3B: 0	DP: 1	HR: 1	HBP: 0	WP: 0	PA: 34	1B: 7	SF: 0	2B: 2	SAC: 1	3B: 0	DP: 1	HR: 1	HBP: 0	WP: 0	PA: 34	1B: 7	SF: 0	2B: 2	SAC: 1	3B: 0	DP: 1	HR: 1	HBP: 0	WP: 0	PA: 34															


BOTTOM

St. Louis Cardinals @ San Diego Padres
San Diego Stadium, San Diego, CA

Tue Jun 16 1970, 10:05 PM EDT
Att. 7,012 - Unknown

livebaseballscorecards.com

AB	30
R	4
H	10
RBI	4
BB	3
SO	8
LOB	18



Batter	1	2	3	4	5	6	7	8	9	AB R H RBI BB SO LOB	TOP											
Lou Brock, L (1, 7) OBP: 0.362, SLG: 0.412	0-0 F8	0-0 F9		4-0 BB			4-0 WP 4-3 BB	0-0 2B 1B		3 1 1 0 2 0 2												
Jose Cardenal, R (1, 8) OBP: 0.350, SLG: 0.425	0-0 S 6-3 2B		0-0 1B 2B	0-0 F9			0-0 4-3	0-0 1-H 2-H 2B		5 2 3 2 0 0 3												
Dick Allen, R (1, 3) OBP: 0.374, SLG: 0.600	0-0 6-3 2-H		0-0 4-3 1B		0-3 K		0-3 K	0-3 K		5 0 1 2 0 3 2												
Joe Torre, R (1, 5) OBP: 0.355, SLG: 0.442	0-0 5-3		0-0 4-3		0-0 F8		0-3 K		0-0 G6-4-3 BB 1B	5 1 0 0 0 1 2												
Jim Beauchamp, R (1, 9) Vic Davalillo, L (8, PH) OBP: 0.294, SLG: 0.300 OBP: 0.353, SLG: 0.457		0-0 5-3	0-3 K		0-3 K			0-0 E 2B	4-0 G6-4-3 BB	3 0 0 0 0 2 1 1 1 1 0 1 0 0												
Julian Javier, R (1, 4) OBP: 0.278, SLG: 0.280		0-0 BB 1B	0-0 F9			0-0 F2		0-0 E6 1B	0-0 G6-4-3	5 2 1 0 0 0 3												
Ted Simmons, S (1, 2) OBP: 0.313, SLG: 0.361		0-3 K		0-0 F7		0-0 5-3		0-0 P4	0-0 1B	5 0 1 1 0 1 2												
Dal Maxvill, R (1, 6) OBP: 0.333, SLG: 0.189		4-0 1B 1-2 BB		4-0 FC5-4 BB		4-0 BB		0-0 F9	0-0 6-3	2 0 0 0 3 0 2												
Bob Gibson, R (1, 1) OBP: 0.409, SLG: 0.500		0-0 1-3 2-H 1B		0-0 FC5-4 BB		0-3 K		0-0 2B 1B		4 1 2 2 0 1 2												
Inning Stats	R: 1 E: 0 K: 0 S: 4	H: 1 LOB: 0 BB: 0 P: 4	R: 1 E: 0 K: 1 S: 7	H: 2 LOB: 2 BB: 1 P: 11	R: 1 E: 0 K: 1 S: 7	H: 2 LOB: 1 BB: 0 P: 7	R: 0 E: 0 K: 0 S: 3	H: 0 LOB: 2 BB: 2 P: 11	R: 0 E: 0 K: 2 S: 5	H: 0 LOB: 0 BB: 0 P: 7	R: 0 E: 0 K: 1 S: 5	H: 0 LOB: 1 BB: 1 P: 9	R: 0 E: 0 K: 2 S: 7	H: 0 LOB: 1 BB: 1 P: 11	R: 4 E: 1 K: 1 S: 10	H: 4 LOB: 1 BB: 0 P: 10	R: 1 E: 1 K: 0 S: 4	H: 1 LOB: 1 BB: 1 P: 8	1B: 6 2B: 4 3B: 0 HR: 0	SF: 0 SAC: 0 DP: 1 HBP: 0	WP: 1 PB: 0 SB: 1 CS: 0	PA: 44
PITCHER	IP WLS BF H R ER SO BB IBB HBP BLK WP HR S P ERA WHIP																					
Danny Coombs, L (1, 1) ERA: 2.19	6.0 L 27 5 3 3 5 4 0 0 0 0 0 0 33 49 4.50 1.500																					
Roberto Rodriguez, R (7, 1) ERA: 4.4	2.0 12 4 4 0 3 1 0 0 0 1 0 17 21 0.00 2.500																					
Ron Willis, R (9, 1) ERA:	1.0 5 1 1 0 0 1 0 0 0 0 0 4 8 0.00 2.000																					

St. Louis Cardinals @ San Diego Padres
San Diego Stadium, San Diego, CA
Wed Jun 17 1970, 10:05 PM EDT
Att. 13,624 - Unknown

AB	38
R	8
H	10
RBI	7
BB	6
SO	8
LOB	19



Batter	1	2	3	4	5	6	7	8	9	AB R H RBI BB SO LOB	TOP																
Bobby Bonds, R (1, 9) OBP: 0.375, SLG: 0.476	0-3 K		0-3 K		0-0 E9 SF9 1B		0-0 F9			4 1 1 1 0 2 0																	
Ron Hunt, R (1, 4) OBP: 0.385, SLG: 0.356	4-0 F9 WP BB		0-0 6-3		0-0 SF9			0-0 F9		2 0 0 1 1 0 0																	
Willie Mays, R (1, 8) OBP: 0.372, SLG: 0.538	0-0 F9			4-0 G4-5-3 BB	4-0 BB			0-0 E5 G3-1		2 0 0 0 2 0 1																	
Willie McCovey, L (1, 3) OBP: 0.420, SLG: 0.577	4-0 IBB			0-0 G4-5-3 1-2f	0-0 4-3			0-0 G3-1 1-2f		3 0 0 0 1 0 3																	
Dick Dietz, R (1, 2) OBP: 0.431, SLG: 0.610	0-3 K			4-0 BB		0-0 4-3 FC7-2 2B			0-3 K	3 0 1 0 1 2 2																	
Ken Henderson, S (1, 7) OBP: 0.422, SLG: 0.486		0-0 4-3		0-0 F7		0-0 4-3			0-0 FC3-6 BB 1B	4 0 1 0 0 0 2																	
Al Gallagher, R (1, 5) OBP: 0.346, SLG: 0.402		0-0 1-3			0-0 F9	0-0 FC7-2			4-0 FC3-6 BB	3 0 0 0 1 0 1																	
Hal Lanier, R (1, 6) OBP: 0.279, SLG: 0.331		0-3 K			0-0 1B 1B		0-0 F8		0-0 FC3-6 BB	3 1 1 0 0 1 0																	
John Stephenson, L (9, PH)									1-2f 2-3	1 0 0 0 0 0 2																	
Don Mason, L (9, PR) OBP: 0.222, SLG: 0.125									0-0 6-3	0 0 0 0 0 0 0																	
Juan Marichal, R (1, 1) OBP: 0.107, SLG: 0.038			0-0 1-3		0-0 1B E 1B					3 1 1 0 0 1 0																	
Jim Davenport, R (9, PH) OBP: 0.364, SLG: 0.278										1 0 0 0 0 0 2																	
Inning Stats	R: 0 E: 0 K: 2 S: 7	H: 0 LOB: 2 BB: 2 P: 15	R: 0 E: 0 K: 1 S: 5	H: 0 LOB: 0 BB: 0 P: 5	R: 0 E: 0 K: 1 S: 5	H: 0 LOB: 0 BB: 0 P: 5	R: 0 E: 0 K: 0 S: 2	H: 0 LOB: 1 BB: 2 P: 10	R: 3 E: 1 K: 0 S: 6	H: 3 LOB: 1 BB: 1 P: 10	R: 0 E: 0 K: 0 S: 3	H: 1 LOB: 0 BB: 0 P: 3	R: 0 E: 0 K: 1 S: 5	H: 0 LOB: 0 BB: 0 P: 5	R: 0 E: 1 K: 0 S: 3	H: 0 LOB: 0 BB: 0 P: 3	R: 0 E: 0 K: 1 S: 6	H: 1 LOB: 2 BB: 1 P: 10	1B: 4 2B: 2 3B: 0 HR: 0	SF: 1 SAC: 0 DP: 3 HBP: 0	WP: 1 PB: 0 SB: 0 CS: 0	PA: 36					
PITCHER	IP WLS BF H R ER SO BB IBB HBP BLK WP HR S P ERA WHIP																										
Al Santorini, R (1, 1) ERA: 4.47	6.0		25	4	3	2	4	4	1	0	0	1	0	28	48	3.00	1.333										
Ron Herbel, R (7, 1) ERA: 3.64	1.0	W	3	0	0	0	1	0	0	0	0	0	0	5	5	0.00	0.000										
Ron Willis, R (8, 1) ERA:	2.0	S	8	1	0	0	1	1	0	0	0	0	0	9	13	0.00	1.000										

San Francisco Giants @ San Diego Padres
San Diego Stadium, San Diego, CA
Fri Jun 19 1970, 10:05 PM EDT
Att: 16,061 - Unknown

AB	29
R	3
H	5
RBI	2
BB	6
SO	6
LOB	13



Batter	1	2	3	4	5	6	7	8	9
Dave Campbell, R OBP: 0.304, SLG: 0.329 (1, 4)	4-0 E 1B BB		0-0 F7 6-3 2B		0-0 F9		0-0 F3		
Ron Slocum, R OBP: 0.267, SLG: 0.393 (1, 5)	0-0 E5 FC5 1B 1-2		0-0 F7 2-3		0-0 6-3		0-0 1B 3-H		
Cito Gaston, R OBP: 0.362, SLG: 0.543 (1, 8)	0-0 FC6-4 FC5 1B 1-2 2-H		0-0 6-3 3-H		0-0 6-3		0-3 K 3-H		
Nate Colbert, R OBP: 0.326, SLG: 0.523 (1, 3)	0-0 FC5 FC6-4 1-2 2-3f		0-0 1-3		0-0 6-3		0-0 6-3		
Ollie Brown, R OBP: 0.330, SLG: 0.446 (1, 9)	0-0 FC6-4 1-2f 2-3		0-0 6-3		0-0 F6		0-0 FC6-4 1B		
Ivan Murrell, R OBP: 0.306, SLG: 0.438 (1, 7)	0-0 F6		0-0 S 1B 1B		0-0 FC1-2 1B		0-0 FC6-4 BB 1-2f		
Chris Cannizzaro, R OBP: 0.376, SLG: 0.464 (1, 2)		0-3 K	0-0 G4-6-3 1B 1-H		0-0 FC1-2 1B 1-3		4-0 BB BB BB		
Tommy Dean, R OBP: 0.330, SLG: 0.356 (1, 6)		0-0 F7	0-0 G4-6-3 1-2f		0-0 FC1-2 1B E 1-2 3-H		0-0 F9		
Ray Webster, L OBP: 0.262, SLG: 0.217 (7, PH)		0-0 F7							
Ron Willis, R (8, 1)		0-0 F7							
Al Santorini, R (1, 1)		0-0 6-3							
Ron Herbel, R (7, 1)		0-0 6-3							
Al Ferrara, R OBP: 0.379, SLG: 0.463 (7, PH)									
Jose Arcia, R OBP: 0.241, SLG: 0.302 (7, PR)									
Jose Arcia, R OBP: 0.241, SLG: 0.302 (8, 6)									

Inning Stats	R: 1	H: 1	E: 1	K: 0	S: 5	LOB: 2	BB: 1	P: 9
	R: 0	H: 0	E: 0	K: 1	S: 5	LOB: 0	BB: 0	P: 5
	R: 1	H: 1	E: 0	K: 0	S: 4	LOB: 0	BB: 0	P: 4
	R: 1	H: 2	E: 0	K: 0	S: 4	LOB: 0	BB: 0	P: 4
	R: 0	H: 0	E: 0	K: 0	S: 3	LOB: 0	BB: 0	P: 3
	R: 0	H: 0	E: 0	K: 0	S: 3	LOB: 0	BB: 0	P: 3
	R: 3	H: 4	E: 1	K: 1	S: 9	LOB: 2	BB: 0	P: 9
	R: 0	H: 1	E: 0	K: 0	S: 4	LOB: 2	BB: 1	P: 8


PITCHER	IP	WLS	BF	H	R	ER	SO	BB	IBB	HBP	BLK	WP	HR	S	P	ERA	WHIP
Juan Marichal, R ERA: 5.56 (1, 1)	8.0	L	35	9	6	4	2	2	0	0	0	0	0	37	45	4.50	1.375

BOTTOM

San Francisco Giants @ San Diego Padres
San Diego Stadium, San Diego, CA

Fri Jun 19 1970, 10:05 PM EDT
Att. 16,061 - Unknown

AB	33
R	6
H	9
RBI	5
BB	2
SO	2
LOB	17




1B	8	SF	0	WP	0	PA	35
2B	1	SAC	0	PB	0		
3B	0	DP	1	SB	2		
HR	0	HBP	0	CS	0		

Batter	1	2	3	4	5	6	7	8	9	AB R H RBI BB SO LOB	TOP											
Bobby Bonds, R OBP: 0.379, SLG: 0.488 (1, 9) X	0-0 HR		0-0 4-3			0-0 3B 1B	4-0 WP 2B BB	0-3 K		4 3 2 1 1 1 0												
Ron Hunt, R OBP: 0.385, SLG: 0.357 (1, 4) X	0-0 F7			0-0 BB 1B		0-3 K	0-0 WP 2B 1B	0-0 F7		5 1 2 1 0 1 1												
Willie Mays, R OBP: 0.377, SLG: 0.547 (1, 8) X	0-0 F7			0-0 F9		0-0 3-1 3B	4-0 2B 4-3 BB	0-0 BB 1B		4 2 2 1 1 0 1												
Willie McCovey, L OBP: 0.427, SLG: 0.581 (1, 3) X	0-0 G3			4-0 G4-6-3 BB		4-0 3-1 IBB	0-0 4-3 2B	4-0 BB		2 0 1 2 3 0 0												
Dick Dietz, R OBP: 0.426, SLG: 0.598 (1, 2) X		0-3 K		0-0 G4-6-3		4-0 3-1 BB	0-0 F3	0-0 1-3		4 0 0 0 1 1 6												
Ken Henderson, S OBP: 0.422, SLG: 0.482 (1, 7) X		0-0 F5			0-0 F3	0-0 3-1	4-0 4-3 IBB	0-0 S 1B		4 0 1 1 1 0 2												
Al Gallagher, R OBP: 0.341, SLG: 0.388 (1, 5) X		0-0 6-3			0-0 F5	4-0 FC6-4 IBB	0-0 4-3	0-0 F3		4 0 0 1 1 0 3												
Hal Lanier, R OBP: 0.282, SLG: 0.329 (1, 6) X			0-0 F9		0-0 1B	0-0 FC6-4	4-0 BB	0-0 F4		4 0 1 0 1 0 4												
Gaylord Perry, R OBP: 0.111, SLG: 0.130 (1, 1) X			0-3 K		0-3 K		0-0 BB 1B	0-3 K		5 1 1 0 0 4 5												
Inning Stats	R: 1 E: 0 K: 0 S: 4	H: 1 LOB: 0 BB: 0 P: 4	R: 0 E: 0 K: 1 S: 5	H: 0 LOB: 0 BB: 0 P: 5	R: 0 E: 0 K: 1 S: 5	H: 0 LOB: 0 BB: 0 P: 5	R: 0 E: 0 K: 0 S: 3	H: 1 LOB: 1 BB: 1 P: 7	R: 0 E: 0 K: 1 S: 6	H: 1 LOB: 1 BB: 0 P: 6	R: 2 E: 0 K: 1 S: 7	H: 2 LOB: 3 BB: 3 P: 19	R: 4 E: 0 K: 1 S: 8	H: 3 LOB: 3 BB: 4 P: 24	R: 0 E: 0 K: 1 S: 6	H: 1 LOB: 2 BB: 1 P: 10	R: 0 E: 0 K: 1 S: 6	H: 1 LOB: 1 BB: 0 P: 6	1B: 7 2B: 1 3B: 1 HR: 1	SF: 0 SAC: 0 DP: 1 HBP: 0	WP: 1 PB: 0 SB: 2 CS: 0	PA: 45
PITCHER	IP WLS BF H R ER SO BB IBB HBP BLK WP HR S P ERA WHIP																					
Clay Kirby, R ERA: 5.47 (1, 1)	6.0 L 28 6 5 5 4 3 2 0 0 0 1 31 51 7.50 1.500																					
Roberto Rodriguez, R ERA: 5.02 (7, 1)	0.0 3 2 1 1 0 1 0 0 0 1 0 2 6 ∞ ∞																					
Gary Ross, R ERA: 6.28 (7, 1)	2.0 10 1 1 1 2 2 1 0 0 0 0 11 23 4.50 1.500																					
Danny Coombs, L ERA: 2.16 (9, 1)	1.0 4 1 0 0 1 0 0 0 0 0 0 6 6 0.00 1.000																					

San Francisco Giants @ San Diego Padres
San Diego Stadium, San Diego, CA
Sat Jun 20 1970, 10:05 PM EDT
Att. 13,977 - Unknown

AB	36
R	7
H	10
RBI	7
BB	9
SO	7
LOB	22



Batter	1	2	3	4	5	6	7	8	9	AB R H RBI BB SO LOB	BOTTOM	
Dave Campbell, R OBP: 0.306, SLG: 0.335 (1, 4)	0-3 K			0-0 1B 2B		0-3 K		0-0 HBP 1B	0-0 FC6-4	5 1 2 0 0 2 3	San Francisco Giants @ San Diego Padres San Diego Stadium, San Diego, CA Sat Jun 20 1970, 10:05 PM EDT Att. 13,977 - Unknown AB 35 R 1 H 8 RBI 1 BB 1 SO 14 LOB 16 	
Ron Slocum, R OBP: 0.235, SLG: 0.344 (1, 5)	0-0 F8			0-0 6-3		0-0 5-3		0-3 K		4 0 0 0 0 1 2		
Cito Gaston, R OBP: 0.384, SLG: 0.541 (1, 8)	0-0 4-3			0-0 2-H 1B		0-3 K		1-0 1-2 HBP		3 0 1 1 0 1 0		
Nate Colbert, R OBP: 0.325, SLG: 0.518 (1, 3)		0-0 F8		0-3 K		0-0 2B 1B		0-3 K		4 0 1 0 0 2 3		
Ollie Brown, R OBP: 0.329, SLG: 0.447 (1, 9)		0-0 4-3		0-0 1-3		0-0 1-3 2B		0-3 K		4 0 1 0 0 1 1		
Ivan Murrell, R OBP: 0.299, SLG: 0.428 (1, 7)		0-3 K		0-0 F9		0-3 K		0-3 K		4 0 0 0 0 3 2		
Bob Barton, R OBP: 0.326, SLG: 0.357 (1, 2)		0-0 F4		0-3 K		0-3 K		4-0 1B 1B BB		3 0 0 0 1 2 2		
Tommy Dean, R OBP: 0.336, SLG: 0.362 (1, 6)		0-0 3-1		0-0 1B		0-3 K		0-0 1B 1B		4 0 2 0 0 1 2		
Clay Kirby, R OBP: 0.192, SLG: 0.180 Roberto Rodríguez, R OBP: 0.600, SLG: 0.600 Gary Ross, R OBP: 0.087, SLG: 0.091 Larry Stahl, L OBP: 0.382, SLG: 0.466 Danny Coombs, R OBP: 0.241, SLG: 0.302 (1, 1) (7, 1) (8, PH) (9, PH)		0-3 K		0-0 6-3		0-0 6-3		0-0 FC6-4 1B		2 0 0 0 0 1 1 0 0 0 0 0 0 0 0 0 0 0 0 0 0 1 0 0 0 0 0 0 0 0 0 0 0 0 0 1 0 1 0 0 0 0 0 0 0 0 0 0 0		
Inning Stats	R: 0 H: 0 E: 0 LOB: 0 K: 1 BB: 0 S: 5 P: 5	R: 0 H: 0 E: 0 LOB: 0 K: 1 BB: 0 S: 5 P: 5	R: 0 H: 0 E: 0 LOB: 0 K: 1 BB: 0 S: 5 P: 5	R: 1 H: 2 E: 0 LOB: 1 K: 1 BB: 0 S: 7 P: 7	R: 0 H: 1 E: 0 LOB: 1 K: 1 BB: 0 S: 6 P: 6	R: 0 H: 0 E: 0 LOB: 0 K: 2 BB: 0 S: 7 P: 7	R: 0 H: 2 E: 0 LOB: 2 K: 3 BB: 0 S: 11 P: 11	R: 0 H: 1 E: 0 LOB: 2 K: 2 BB: 0 S: 8 P: 9	R: 0 H: 2 E: 0 LOB: 3 K: 2 BB: 1 S: 9 P: 13	1B: 6 SF: 0 2B: 2 SAC: 0 3B: 0 DP: 0 HR: 0 HBP: 1		WP: 0 PA: 37 PB: 0 SB: 0 CS: 0
PITCHER Gaylord Perry, R ERA: 3.98 (1, 1)	IP WLS BF H R ER SO BB IBB HBP BLK WP HR S P ERA WHIP	PITCHER IP WLS BF H R ER SO BB IBB HBP BLK WP HR S P ERA WHIP										

Batter	1	2	3	4	5	6	7	8	9	AB R H RBI BB SO LOB	TOP											
Bobby Bonds, R (1, 9) OBP: 0.378, SLG: 0.485	0-0 F8		0-3 K		0-0 1B	0-3 K		0-0 E	0-0 5-3	6 1 2 1 0 2 5												
Ron Hunt, R (1, 4) OBP: 0.386, SLG: 0.355	0-0 4-3			0-0 1B SF8	0-0 6-3		0-0 5-3	1-3 E		4 2 1 0 0 0 2												
Willie Mays, R (1, 8) OBP: 0.378, SLG: 0.541	0-0 F9			0-0 1B		0-3 K	4-0 BB	0-0 E9		4 0 1 0 1 1 0												
Willie McCovey, L (1, 3) OBP: 0.430, SLG: 0.578		0-0 4-3		0-0 SF8		4-0 2B	4-0 BB	4-0 WP		1 1 0 1 3 0 0												
Dick Dietz, R (1, 2) OBP: 0.422, SLG: 0.587		0-3 K		0-0 F9		4-0 2B	0-3 K	0-3 K		4 1 0 0 1 3 5												
Ken Henderson, S (1, 7) OBP: 0.421, SLG: 0.488		0-0 3-1		0-0 F4		0-0 1B	0-0 G3			5 1 2 1 0 0 3												
Al Gallagher, R (1, 5) OBP: 0.350, SLG: 0.387			0-0 6-3		4-0 1B	4-0 1B		0-0 F8	0-0 5-3	3 0 1 0 2 0 1												
Hal Lanier, R (1, 6) OBP: 0.286, SLG: 0.337			0-0 6-3		0-0 F6	0-0 1B		0-0 1B	0-0 F3	5 1 2 1 0 0 3												
Skip Pitlock, L (1, 1) Bob Taylor, L (5, PH) Frank Reberger, L (5, 1) Frank Johnson, R (6, PH) Don McMahon, R (6, 1)			0-0 F6		0-0 F7	0-0 F1		0-0 1B	0-0 1B	1 0 0 0 0 0 1 1 0 0 0 0 0 1 0 0 0 0 0 0 0 1 0 0 0 0 0 3 2 0 2 1 0 0 0												
Inning Stats	R: 0 E: 0 K: 0 S: 3	H: 0 LOB: 0 BB: 0 P: 3	R: 0 E: 0 K: 1 S: 5	H: 0 LOB: 0 BB: 0 P: 5	R: 0 E: 0 K: 1 S: 6	H: 1 LOB: 1 BB: 0 P: 6	R: 1 E: 0 K: 0 S: 5	H: 2 LOB: 1 BB: 0 P: 5	R: 0 E: 0 K: 0 S: 4	H: 1 LOB: 2 BB: 1 P: 8	R: 2 E: 0 K: 2 S: 9	H: 2 LOB: 3 BB: 3 P: 21	R: 0 E: 0 K: 1 S: 5	H: 0 LOB: 2 BB: 2 P: 13	R: 3 E: 1 K: 1 S: 8	H: 3 LOB: 2 BB: 1 P: 13	R: 1 E: 0 K: 0 S: 5	H: 2 LOB: 1 BB: 0 P: 5	1B: 8 2B: 3 3B: 0 HR: 0	SF: 1 SAC: 0 DP: 0 HBP: 1	WP: 1 PB: 0 SB: 0 CS: 0	PA: 46
PITCHER	IP WLS BF H R ER SO BB IBB HBP BLK WP HR S P ERA WHIP																					
Pat Dobson, R (1, 1) ERA: 4.31	6.1 L 30 6 3 3 4 4 1 0 0 0 0 0 33 53 4.26 1.579																					
Ron Willis, R (7, 1) ERA:	0.2 3 0 0 0 1 1 0 0 0 0 0 0 4 8 0.00 1.500																					
Ron Herbel, R (8, 1) ERA: 3.8	2.0 13 5 4 2 1 1 0 1 0 1 0 0 13 18 9.00 3.000																					

San Francisco Giants @ San Diego Padres
San Diego Stadium, San Diego, CA
Sun Jun 21 1970, 6:33 AM EDT
Att. 14,756 - Unknown

AB	37
R	7
H	11
RBI	5
BB	7
SO	6
LOB	24



Batter	1	2	3	4	5	6	7	8	9	AB	R	H	RBI	BB	SO	LOB
Dave Campbell, R OBP: 0.305, SLG: 0.331 (1, 4)	0-0 5-3		0-0 F8	0-0 CS	4-0 6-3 SH3 BB		0-0 F3			3	0	0	0	1	0	0
Ron Slocum, R OBP: 0.270, SLG: 0.333 (1, 5)	1-0 E 1B HBP		4-0 1B BB		0-0 SH3			0-0 F7		1	0	0	0	1	0	0
Cito Gaston, R OBP: 0.385, SLG: 0.540 (1, 8)	0-0 1-2 E 1B		0-0 1-3 G6-4-3 1B		0-0 2-3 6-3			0-0 3-1		4	0	2	0	0	0	1
Nate Colbert, R OBP: 0.320, SLG: 0.510 (1, 3)	0-0 1-2 2-3 P3		0-0 1-2f G6-4-3		0-0 2-3 6-3			0-0 F3		4	0	0	0	0	0	5
Ollie Brown, R OBP: 0.328, SLG: 0.443 (1, 9)	0-0 6-3			0-0 E8 1B 1B		0-3 K			0-0 6-3	4	1	1	0	0	1	2
Ivan Murrell, R OBP: 0.293, SLG: 0.418 (1, 7)		0-0 F7		0-0 F4		0-3 K2-3			0-3 K	4	0	0	0	0	2	1
Chris Cannizzaro, R OBP: 0.385, SLG: 0.461 (1, 2)		4-0 BB		4-0 1B CS BB		0-0 5-3			4-0 BB BB	1	1	0	0	3	0	0
Tommy Dean, R OBP: 0.328, SLG: 0.352 (1, 6)		0-0 F9		0-3 K			0-0 F3		0-0 1-3	3	0	0	0	0	1	3
Al Ferrara, R OBP: 0.380, SLG: 0.463 (9, PH)										1	0	0	0	0	0	1
Pat Dobson, R OBP: 0.235, SLG: 0.161 (1, 1)		0-0 6-3		0-0 CS 1B			0-0 6-3			2	0	1	1	0	0	1
Ron Willis, R (7, 1)										0	0	0	0	0	0	0
Larry Stahl, L (7, PH)										1	0	0	0	0	0	0
Ron Herbel, R (8, 1)				1-3 2-H						0	0	0	0	0	0	0

Inning Stats	R: 0	H: 1	E: 1	K: 0	S: 4	R: 0	H: 0	E: 0	K: 0	S: 3	R: 0	H: 1	E: 0	K: 0	S: 3	R: 2	H: 2	E: 1	K: 1	S: 6	R: 0	H: 0	E: 0	K: 0	S: 3	R: 0	H: 0	E: 0	K: 2	S: 7	R: 0	H: 0	E: 0	K: 0	S: 3	R: 0	H: 0	E: 0	K: 1	S: 5	R: 0	H: 0	E: 0	K: 0	S: 3	R: 0	H: 0	E: 0	K: 1	S: 5	1B: 4	2B: 0	3B: 0	HR: 0	SF: 0	SAC: 1	DP: 1	HBP: 1	WP: 0	PB: 0	SB: 0	CS: 2	PA: 36
--------------	------	------	------	------	------	------	------	------	------	------	------	------	------	------	------	------	------	------	------	------	------	------	------	------	------	------	------	------	------	------	------	------	------	------	------	------	------	------	------	------	------	------	------	------	------	------	------	------	------	------	-------	-------	-------	-------	-------	--------	-------	--------	-------	-------	-------	-------	--------

PITCHER	IP	WLS	BF	H	R	ER	SO	BB	IBB	HBP	BLK	WP	HR	S	P	ERA	WHIP
Skip Pitlock, L ERA: 5.65 (1, 1)	4.0		18	4	2	2	1	3	0	1	0	0	0	16	29	4.50	1.750
Frank Reberger, R ERA: 7.65 (5, 1)	1.0	W	4	0	0	0	0	1	0	0	0	0	0	3	7	0.00	1.000
Don McMahon, R ERA: 4.46 (6, 1)	4.0	S	13	0	0	0	3	1	0	0	0	0	0	18	22	0.00	0.250

BOTTOM

San Francisco Giants @ San Diego Padres
 San Diego Stadium, San Diego, CA
 Sun Jun 21 1970, 6:33 AM EDT
 Att. 14,756 - Unknown

livebaseballscorecards.com

AB	28
R	2
H	4
RBI	1
BB	5
SO	4
LOB	14



Batter	1	2	3	4	5	6	7	8	9	AB R H RBI BB SO LOB	TOP									
Dave Campbell, R (1, 4) OBP: 0.301, SLG: 0.326	0-3 K		0-0 F7			0-0 P4			0-0 P5	4 0 0 0 0 1 1	San Diego Padres @ Houston Astros Astrodome, Houston, TX Mon Jun 22 1970, 8:05 PM EDT Att. 14,640 - Unknown livebaseballscorecards.com									
Ron Slocum, R (1, 5) OBP: 0.250, SLG: 0.306 Steve Huntz, S (9, PH) OBP: 0.318, SLG: 0.366	0-0 P6			0-3 K		0-0 F9		0-3 K	3 0 0 0 0 1 0 1 0 0 0 0 1 1											
Cito Gaston, R (1, 8) OBP: 0.385, SLG: 0.549	0-0 HR			0-0 F9		0-3 K			3 1 1 1 0 1 0											
Nate Colbert, R (1, 3) OBP: 0.317, SLG: 0.504	0-3 K			0-3 K		0-0 4-3			3 0 0 0 0 2 0											
Ollie Brown, R (1, 9) OBP: 0.324, SLG: 0.438		0-0 6-3		0-0 6-3		0-0 6-3			3 0 0 0 0 0 0											
Larry Stahl, L (1, 7) OBP: 0.167, SLG: 0.167		0-0 CS 1B		0-3 K		0-0 5-3		0-0 5-3	3 0 1 0 0 1 0											
Chris Cannizzaro, R (1, 2) OBP: 0.379, SLG: 0.452		0-3 K 1-2		0-0 5-3		0-0 F7			3 0 0 0 0 1 1											
Tommy Dean, R (1, 6) OBP: 0.322, SLG: 0.345 Ray Webster, L (9, PH) OBP: 0.258, SLG: 0.213			0-0 F5			0-0 F9		0-0 1-3	2 0 0 0 0 0 0 1 0 0 0 0 0 0											
Dave Roberts, L (1, 1) OBP: 0.100, SLG: 0.300 Ron Willis, R (7, 1) Al Ferrara, R (9, PH) OBP: 0.383, SLG: 0.467 Jose Arcia, R (9, PR) OBP: 0.241, SLG: 0.302			0-0 1-3			0-3 K		0-0 1B	2 0 0 0 0 1 0 0 0 0 0 0 0 0 1 0 1 0 0 0 0 0 0 0 0 0 0 0											
Inning Stats	R: 1 E: 0 K: 2 S: 8	H: 1 LOB: 0 BB: 0 P: 8	R: 0 E: 0 K: 1 S: 5	H: 1 LOB: 0 BB: 0 P: 5	R: 0 E: 0 K: 0 S: 3	H: 0 LOB: 0 BB: 0 P: 3	R: 0 E: 0 K: 2 S: 7	H: 0 LOB: 0 BB: 0 P: 7	R: 0 E: 0 K: 1 S: 5	H: 0 LOB: 0 BB: 0 P: 5	R: 0 E: 0 K: 1 S: 5	H: 0 LOB: 0 BB: 0 P: 5	R: 0 E: 0 K: 1 S: 3	H: 0 LOB: 0 BB: 0 P: 3	R: 0 E: 0 K: 1 S: 6	H: 1 LOB: 1 BB: 0 P: 6	1B: 2 2B: 0 3B: 0 HR: 1	SF: 0 SAC: 0 DP: 0 HBP: 0	WP: 0 PB: 0 SB: 0 CS: 1	PA: 29
PITCHER Don Wilson, R (1, 1) ERA: 4.94	IP: 9.0 WLS: W BF: 29 H: 3 R: 1 ER: 1 SO: 9 BB: 0 IBB: 0 HBP: 0 BLK: 0 WP: 0 HR: 1 S: 47 P: 47 ERA: 1.00 WHIP: 0.333											PITCHER	IP: WLS: BF: H: R: ER: SO: BB: IBB: HBP: BLK: WP: HR: S: P: ERA: WHIP:							



Batter	1	2	3	4	5	6	7	8	9	AB R H RBI BB SO LOB	TOP											
Dave Campbell, R (1, 4) OBP: 0.300, SLG: 0.328	0-0 5-3		0-0 F7			0-0 E7 2B		0-0 F5		4 0 1 0 0 0 0												
Ron Slocum, R (1, 5) OBP: 0.256, SLG: 0.308 Al Ferrara, R (8, PH) OBP: 0.381, SLG: 0.464 Jose Arcia, R (8, 5) OBP: 0.241, SLG: 0.302	0-0 E 1B		0-0 5-3			0-3 K		0-0 4-3		3 0 1 0 0 1 1 1 0 0 0 0 0 0 0 0 0 0 0 0 0												
Cito Gaston, R (1, 8) OBP: 0.386, SLG: 0.549	0-0 E8 1-3 1B				0-0 1B 7-2 1B	0-0 L4		0-3 K		4 0 2 0 0 1 1												
Ray Webster, L (1, 3) OBP: 0.271, SLG: 0.231	0-3 K				0-0 1-3 1B	0-0 F8			0-0 1B SF8 1B	4 1 2 0 0 1 3												
Ollie Brown, R (1, 9) OBP: 0.323, SLG: 0.434	0-3 K				0-3 K				0-0 F7	4 0 1 0 0 2 5												
Larry Stahl, L (1, 7) OBP: 0.100, SLG: 0.100		0-0 G3			0-0 7-2				0-0 E4 SF8 1B	4 0 0 0 0 0 4												
Chris Cannizzaro, R (1, 2) OBP: 0.376, SLG: 0.447					0-0 3-H				0-0 1-2 2-3 1B	4 0 1 0 0 0 1												
Tommy Dean, R (1, 6) OBP: 0.315, SLG: 0.336 Steve Huntz, S (9, PH) OBP: 0.316, SLG: 0.366		0-0 4-3				0-0 6-3			0-0 F4	4 0 1 0 0 0 1	AB 35 R 1 H 8 RBI 1 BB 0 SO 10 LOB 20											
Danny Coombs, R (1, 1) OBP: 0.077, SLG: 0.080 Ivan Murrell, R (9, PH) OBP: 0.291, SLG: 0.416					0-0 0-0 0-0 0-0	0-3 K			0-0 E5 1-2	3 0 0 0 0 1 1 0 0 0 1 0 0 0												
					0-3 K				0-3 K	3 0 0 0 0 3 2 1 0 0 0 0 1 2												
Inning Stats	R: 0 E: 1 K: 2 S: 9	H: 2 LOB: 2 BB: 0 P: 9	R: 0 E: 0 K: 0 S: 3	H: 0 LOB: 0 BB: 0 P: 3	R: 0 E: 0 K: 1 S: 5	H: 0 LOB: 0 BB: 0 P: 5	R: 0 E: 0 K: 1 S: 6	H: 2 LOB: 1 BB: 0 P: 6	R: 0 E: 0 K: 2 S: 7	H: 0 LOB: 0 BB: 0 P: 7	R: 0 E: 1 K: 1 S: 6	H: 1 LOB: 1 BB: 0 P: 6	R: 0 E: 1 K: 1 S: 7	H: 1 LOB: 2 BB: 0 P: 7	R: 0 E: 0 K: 1 S: 5	H: 0 LOB: 0 BB: 0 P: 5	R: 1 E: 1 K: 1 S: 8	H: 2 LOB: 2 BB: 0 P: 8	1B: 7 2B: 2 3B: 0 HR: 0	SF: 1 SAC: 0 DP: 1 HBP: 0	WP: 0 PB: 0 SB: 0 CS: 0	PA: 36
PITCHER Jack Billingham, R (1, 1) ERA: 3.18	IP 9.0 WLS W BF 36 H 8 R 1 ER 0 SO 10 BB 0 IBB 0 HBP 0 BLK 0 WP 0 HR 0 S 56 P 56 ERA 0.00 WHIP 0.889											PITCHER	IP WLS BF H R ER SO BB IBB HBP BLK WP HR S P ERA WHIP									

San Diego Padres @ Houston Astros
 Astrodome, Houston, TX
 Tue Jun 23 1970, 8:05 PM EDT
 Att. 11,666 - Unknown

livebaseballscorecards.com



Batter	1	2	3	4	5	6	7	8	9	AB	R	H	RBI	BB	SO	LOB
Jesus Alou, R OBP: 0.317, SLG: 0.340 (1, 7)	4-0 FC4-6 BB		0-0 5-3		0-0 1B		0-0 E5			3	0	1	0	1	0	1
Joe Morgan, L OBP: 0.393, SLG: 0.405 (1, 4)	0-0 FC4-6 1-2f		0-0 E3 5-3		0-3 K		0-3 K			4	0	0	0	0	2	4
Cesar Cedeno, R OBP: 0.118, SLG: 0.118 (1, 9)	0-0 F9 1-2		0-0 5-3 2-3			0-0 F2		0-0 2-3		4	0	0	0	0	0	2
Bob Watson, R OBP: 0.304, SLG: 0.523 (1, 3)	0-0 5-3		0-0 F3			0-0 F8		0-0 2B 3B		4	1	1	0	0	0	2
Joe Pepitone, L OBP: 0.302, SLG: 0.487 (9, 3)										0	0	0	0	0	0	0
Denis Menke, R OBP: 0.381, SLG: 0.434 (1, 6)		0-0 F8		4-0 G5-4-3 BB		0-0 6-3		0-0 F3		3	0	0	0	1	0	1
Jimmy Wynn, R OBP: 0.384, SLG: 0.510 (1, 8)		0-0 S 1B		0-0 G5-4-3 1-2f			0-0 SH1-4 E 2B	0-0 3-H 2B		4	1	3	1	0	0	1
Doug Rader, R OBP: 0.323, SLG: 0.435 (1, 5)		0-0 5-3 1-2		0-0 F8			0-0 SH1-4 2-3	4-0 IBB		2	0	0	0	1	0	1
Johnny Edwards, L OBP: 0.240, SLG: 0.272 (1, 2)		4-0 IBB			0-0 F8		4-0 E IBB	0-0 4-3		2	0	0	0	2	0	2
Jack Billingham, R OBP: 0.100, SLG: 0.053 (1, 1)		0-3 K			0-0 6-3		0-3 K			3	0	0	0	0	2	4

Inning Stats	R: 0 E: 0 K: 0 S: 3	H: 0 LOB: 1 BB: 1 P: 7	R: 0 E: 0 K: 1 S: 6	H: 1 LOB: 2 BB: 1 P: 10	R: 0 E: 1 K: 0 S: 4	H: 0 LOB: 1 BB: 0 P: 4	R: 0 E: 0 K: 0 S: 2	H: 0 LOB: 0 BB: 1 P: 6	R: 0 E: 0 K: 1 S: 6	H: 1 LOB: 1 BB: 0 P: 6	R: 0 E: 0 K: 0 S: 3	H: 0 LOB: 0 BB: 0 P: 3	R: 1 E: 1 K: 2 S: 9	H: 1 LOB: 2 BB: 1 P: 13	R: 1 E: 0 K: 0 S: 5	H: 2 LOB: 2 BB: 1 P: 9	1B: 2 2B: 2 3B: 1 HR: 0	SF: 0 SAC: 1 DP: 1 HBP: 0	WP: 0 PB: 0 SB: 2 CS: 0	PA: 35	
PITCHER Danny Coombs, L ERA: 2.07 (1, 1)	IP 8.0	WLS L	BF 35	H 5	R 2	ER 1	SO 4	BB 2	IBB 3	HBP 0	BLK 0	WP 0	HR 0	S 38	P 58	ERA 1.12	WHIP 0.875				
PITCHER	IP	WLS	BF	H	R	ER	SO	BB	IBB	HBP	BLK	WP	HR	S	P	ERA	WHIP				


BOTTOM

San Diego Padres @ Houston Astros
Astrodome, Houston, TX

Tue Jun 23 1970, 8:05 PM EDT
Att. 11,666 - Unknown

livebaseballscorecards.com

AB	29
R	2
H	5
RBI	1
BB	5
SO	4
LOB	18



Batter	1	2	3	4	5	6	7	8	9	AB R H RBI BB SO LOB	TOP											
Jose Arcia, R (1, 6) <small>OBP: 0.242, SLG: 0.286</small> Steve Huntz, S (9, PH) <small>OBP: 0.319, SLG: 0.366</small> Tommy Dean, R (9, PR) <small>OBP: 0.315, SLG: 0.336</small>	0-3 K		0-3 K		H 1-0 FC5-4 HBP	0-0 5-3			4-0 SH1-4 BB	3 0 0 0 0 2 0 0 0 0 0 1 0 0 0 0 0 0 0 0 0												
Dave Campbell, R (1, 4) <small>OBP: 0.296, SLG: 0.324</small>	0-0 4-3		0-0 5-3		0-0 FC5-4 WP 1B			0-0 6-3	0-0 SH1-4	4 0 0 0 0 0 2												
Cito Gaston, R (1, 8) <small>OBP: 0.390, SLG: 0.559</small>	0-0 BB 1B		0-0 HR		0-0 6-3			4-0 BB	0-3 K	4 1 2 1 1 1 3												
Al Ferrara, R (1, 7) <small>OBP: 0.382, SLG: 0.455</small>	4-0 1-2 BB		0-0 F3		0-0 1B BB			0-0 F2	0-0 F7	3 0 0 0 2 0 3												
Nate Colbert, R (1, 3) <small>OBP: 0.319, SLG: 0.504</small>	0-3 K			0-0 1B	0-0 1B			0-3 K		4 0 2 0 0 2 3												
Ollie Brown, R (1, 9) <small>OBP: 0.325, SLG: 0.444</small>		0-0 2B		0-0 F8		0-0 HR 2B		0-0 F2		4 1 2 0 0 0 1												
Ed Spiezio, R (1, 5) <small>OBP: 0.377, SLG: 0.400</small>		0-0 F8		0-0 F7		0-0 F8		0-0 1-3		4 0 0 0 0 0 3												
Bob Barton, R (1, 2) <small>OBP: 0.333, SLG: 0.398</small>		0-3 K		0-0 F8		0-0 HR		0-0 1B		4 1 2 2 0 1 2												
Al Santorini, R (1, 1) Ron Herbel, R (3, 1) Ron Slocum, R (5, PH) <small>OBP: 0.273, SLG: 0.308</small> Gary Ross, R (5, 1) <small>OBP: 0.600, SLG: 0.600</small> Ivan Murrell, R (6, PH) <small>OBP: 0.289, SLG: 0.413</small> Ron Willis, R (6, 1) Ray Webster, L (8, PH) <small>OBP: 0.268, SLG: 0.227</small> Pat Dobson, R (8, 1) <small>OBP: 0.235, SLG: 0.161</small>		0-3 K			4-0 FC5-4 HBP WP BB	0-3 K		0-0 6-3	1 0 0 0 0 0 1 1 0 0 0 0 0 0 0 0 0 1 0 0 0 1 0 0 0 0 0 0 0 0 0 0 1 0 0 0 0 1 0 0 0 0 0 0 0 0 0 0 1 0 0 0 0 0 0 1 0 0 0 0 0 0 0 0													
Inning Stats	R: 0 E: 0 K: 2 S: 8	H: 1 LOB: 2 BB: 1 P: 12	R: 0 E: 0 K: 2 S: 8	H: 1 LOB: 1 BB: 0 P: 8	R: 1 E: 0 K: 1 S: 6	H: 1 LOB: 0 BB: 0 P: 6	R: 0 E: 0 K: 0 S: 4	H: 1 LOB: 1 BB: 0 P: 4	R: 1 E: 0 K: 0 S: 3	H: 1 LOB: 2 BB: 2 P: 12	R: 2 E: 0 K: 1 S: 7	H: 2 LOB: 0 BB: 0 P: 7	R: 0 E: 0 K: 1 S: 5	H: 0 LOB: 1 BB: 1 P: 9	R: 0 E: 0 K: 0 S: 4	H: 1 LOB: 1 BB: 0 P: 4	R: 0 E: 0 K: 1 S: 5	H: 0 LOB: 2 BB: 1 P: 9	1B: 4 2B: 2 3B: 0 HR: 2	SF: 0 SAC: 1 DP: 0 HBP: 1	WP: 1 PB: 0 SB: 0 CS: 0	PA: 40
PITCHER	IP WLS BF H R ER SO BB IBB HBP BLK WP HR S P ERA WHIP																					
Denny Lemaster, L (1, 1) <small>ERA: 4.68</small> Jim Ray, R (6, 1) <small>ERA: 4.24</small> Fred Gladding, R (9, 1) <small>ERA: 3.03</small>	5.1 W 26 7 4 4 5 3 0 1 0 1 2 32 45 6.75 1.875																					

San Diego Padres @ Houston Astros
 Astrodome, Houston, TX
 Wed Jun 24 1970, 8:05 PM EDT
 Att. 14,017 - Dome

livebaseballscorecards.com

AB 33
R 4
H 8
RBI 3
BB 5
SO 8
LOB 19



Batter	1	2	3	4	5	6	7	8	9
Cesar Cedeno, R OBP: 0.227, SLG: 0.190 (1, 9)	0-0 BB HR 1B	0-0 F4	0-0 5-3			H 1-0 FC1-6 HBP		0-0 1B	
Joe Morgan, L OBP: 0.393, SLG: 0.399 (1, 4)	4-0 1-2 HR BB	4-0 S BB			0-0 F2	0-0 FC1-6 FC1-5 1-2f 2-3		0-0 L9	
Jimmy Wynn, R OBP: 0.385, SLG: 0.520 (1, 8)	0-0 1-H 2-H HR	4-0 1-2 BB			0-0 6-3	0-0 FC1-5 1-2 3-H			
Joe Pepitone, L OBP: 0.297, SLG: 0.478 (1, 7) (8, 3)	0-0 F6	0-0 F9			0-3 K	0-0 L9			
Denis Menke, R OBP: 0.383, SLG: 0.435 (1, 6)	0-0 E 1B		0-0 BB 1B 1B		0-0 6-3		0-0 5-3		
Bob Watson, R OBP: 0.329, SLG: 0.551 Jesus Alou, R OBP: 0.317, SLG: 0.340 (1, 3) (8, 7)	0-0 L6		0-0 BB 1B 1B		0-0 4-3 CS 2B		0-0 G5-4-3 1B		
Doug Rader, R OBP: 0.322, SLG: 0.430 (1, 5)	0-0 E6 1-2		4-0 BB 1B SH3 BB		0-0 4-3 2-3		0-0 G5-4-3 1-2f		
Johnny Edwards, L OBP: 0.244, SLG: 0.273 (1, 2)	0-0 4-3		0-0 SH3 1B 1-3 2-H 3-H		4-0 IBB		0-3 K		
Denny Lemaster, R OBP: 0.211, SLG: 0.094 Jim Ray, R OBP: 0.267, SLG: 0.267 Fred Gladding, L (1, 1) (6, 1) (9, 1)		0-0 L8	0-0 SH3 1B 1-2 3-H		0-0 CS 3-H	0-0 FC1-6 HBP FC1-5 1B		0-0 4-3	

Inning Stats	R: 3	H: 3	E: 1	LOB: 2	K: 0	P: 11	R: 0	H: 0	E: 0	LOB: 2	K: 0	P: 11	R: 2	H: 3	E: 0	LOB: 1	K: 0	P: 9	R: 0	H: 0	E: 0	LOB: 0	K: 1	P: 5	R: 0	H: 1	E: 0	LOB: 1	K: 0	P: 7	R: 0	H: 1	E: 0	LOB: 2	K: 0	P: 5	R: 0	H: 1	E: 0	LOB: 0	K: 0	P: 3	R: 0	H: 1	E: 0	LOB: 1	K: 1	P: 6	1B: 8	SF: 0	2B: 1	SAC: 1	3B: 0	DP: 1	HR: 1	HBP: 1	WP: 0	PA: 39
--------------	------	------	------	--------	------	-------	------	------	------	--------	------	-------	------	------	------	--------	------	------	------	------	------	--------	------	------	------	------	------	--------	------	------	------	------	------	--------	------	------	------	------	------	--------	------	------	------	------	------	--------	------	------	-------	-------	-------	--------	-------	-------	-------	--------	-------	--------

PITCHER	IP	WLS	BF	H	R	ER	SO	BB	IBB	HBP	BLK	WP	HR	S	P	ERA	WHIP
Al Santorini, R ERA: 5.09 (1, 1)	2.0	L	16	5	5	5	0	4	0	0	0	0	1	12	28	22.50	4.500
Ron Herbel, R ERA: 3.69 (3, 1)	2.0		6	1	0	0	1	0	0	0	0	0	0	8	8	0.00	0.500
Gary Ross, R ERA: 6.13 (5, 1)	1.0		4	1	0	0	0	0	1	0	0	0	0	3	7	0.00	1.000
Ron Willis, R ERA: (6, 1)	2.0		8	2	0	0	0	0	0	1	0	0	0	7	8	0.00	1.000
Pat Dobson, R ERA: 4.28 (8, 1)	1.0		4	1	0	0	1	0	0	0	0	0	0	6	6	0.00	1.000

BOTTOM

San Diego Padres @ Houston Astros
Astrodome, Houston, TX
Wed Jun 24 1970, 8:05 PM EDT
Att. 14,017 - Dome

AB	31
R	5
H	10
RBI	5
BB	5
SO	2
LOB	16



PITCHER	IP	WLS	BF	H	R	ER	SO	BB	IBB	HBP	BLK	WP	HR	S	P	ERA	WHIP
---------	----	-----	----	---	---	----	----	----	-----	-----	-----	----	----	---	---	-----	------

Batter	1	2	3	4	5	6	7	8	9	AB R H RBI BB SO LOB	TOP											
Tommy Dean, R (1, 6) OBP: 0.313, SLG: 0.333	0-0 6-3			0-0 FC6-4 1B		0-0 F8		0-0 6-3		4 0 1 0 0 0 0	San Diego Padres @ Los Angeles Dodgers Dodger Stadium, Los Angeles, CA Fri Jun 26 1970, 7:05 PM PDT Att: 55,110 - Unknown livebaseballscorecards.com											
Dave Campbell, R (1, 4) OBP: 0.296, SLG: 0.320	0-0 6-3			0-0 L7		4-0 2B BB		0-0 F9		3 1 0 0 1 0 1												
Cito Gaston, R (1, 8) OBP: 0.388, SLG: 0.558	0-0 F9			0-3 K		0-0 G3 1-H 2B		0-0 F3		4 0 1 1 0 1 1												
Al Ferrara, R (1, 7) OBP: 0.374, SLG: 0.443		0-3 K		0-0 FC6-4 1-2f		0-0 G3 2-3		0-0 5-3		4 0 0 0 0 1 2												
Nate Colbert, R (1, 3) OBP: 0.318, SLG: 0.500		0-3 K			0-0 FC4 1B		0-0 5-3		0-0 6-3	4 0 1 0 0 1 1												
Ollie Brown, R (1, 9) OBP: 0.324, SLG: 0.441		0-0 F9			0-0 F3		0-0 F9		0-0 1B	4 0 1 0 0 0 1												
Ed Spiezio, R (1, 5) OBP: 0.364, SLG: 0.384			0-0 5-3		0-0 FC4 1-2f 1B		0-3 K		0-0 F6	4 0 0 0 0 1 2												
Chris Cannizzaro, R (1, 2) OBP: 0.380, SLG: 0.451			0-0 5-3		0-0 FC5-4 1-2 1B		0-0 1B			3 0 2 0 0 0 0												
Clay Kirby, R (1, 1) OBP: 0.185, SLG: 0.154			0-0 F4		0-0 FC5-4 1-2f 1B		0-3 K			1 0 0 0 0 0 0												
Steve Huntz, S (5, PH) OBP: 0.318, SLG: 0.364										1 0 0 0 0 0 2												
Ron Herbel, R (5, 1)										0 0 0 0 0 0 0												
Ivan Murrell, R (7, PH) OBP: 0.288, SLG: 0.411										1 0 0 0 0 1 1												
Ron Willis, R (7, 1)										0 0 0 0 0 0 0												
Inning Stats	R: 0 E: 0 K: 0 S: 3	H: 0 LOB: 0 BB: 0 P: 3	R: 0 E: 0 K: 2 S: 7	H: 0 LOB: 0 BB: 0 P: 7	R: 0 E: 0 K: 0 S: 3	H: 0 LOB: 0 BB: 0 P: 3	R: 0 E: 0 K: 1 S: 6	H: 1 LOB: 1 BB: 0 P: 6	R: 0 E: 0 K: 0 S: 5	H: 2 LOB: 2 BB: 0 P: 5	R: 1 E: 0 K: 0 S: 4	H: 1 LOB: 1 BB: 1 P: 8	R: 0 E: 0 K: 2 S: 8	H: 1 LOB: 1 BB: 0 P: 8	R: 0 E: 0 K: 0 S: 3	H: 0 LOB: 0 BB: 0 P: 3	R: 0 E: 0 K: 0 S: 4	H: 1 LOB: 1 BB: 0 P: 4	1B: 5 2B: 1 3B: 0 HR: 0	SF: 0 SAC: 0 DP: 0 HBP: 0	WP: 0 PB: 0 SB: 0 CS: 0	PA: 34
PITCHER Claude Osteen, L (1, 1) ERA: 2.91	IP: 9.0 WLS: W BF: 34 H: 6 R: 1 ER: 1 SO: 5 BB: 1 IBB: 0 HBP: 0 BLK: 0 WP: 0 HR: 0 S: 43 P: 47 ERA: 1.00 WHIP: 0.778																					



Batter	1	2	3	4	5	6	7	8	9	AB R H RBI BB SO LOB	TOP
Tommy Dean, R (1, 6) OBP: 0.305, SLG: 0.325 Ed Spiezio, R (7, PH) OBP: 0.358, SLG: 0.376 (7, 5)	0-3 K		0-0 L6		0-3 K		0-3 K		0-3 K	3 0 0 0 0 2 0 2 0 0 0 0 2 1	San Diego Padres @ Los Angeles Dodgers Dodger Stadium, Los Angeles, CA Sat Jun 27 1970, 7:05 PM PDT Att: 32,001 - Unknown livebaseballscorecards.com
Dave Campbell, R (1, 4) OBP: 0.298, SLG: 0.331	0-0 F6		0-0 HR		4-0 BB			0-0 6-3		3 1 1 1 1 0 0	
Cito Gaston, R (1, 8) OBP: 0.383, SLG: 0.550	0-3 K		0-3 K		0-3 K			0-0 HR		4 1 0 0 0 3 1	
Al Ferrara, R (1, 7) OBP: 0.371, SLG: 0.457		0-0 F3		0-0 E5 FC9-6		0-0 L7		0-0 HR		4 1 1 2 0 0 0	
Nate Colbert, R (1, 3) OBP: 0.321, SLG: 0.523		0-0 HR		0-0 F5		0-0 F9		0-0 HR		4 2 2 2 0 0 1	
Ollie Brown, R (1, 9) OBP: 0.323, SLG: 0.435		4-0 BB		0-0 FC9-6 BB 1-2f		0-0 F6		0-0 6-3		3 0 0 0 1 0 1	
Steve Huntz, S (1, 5) OBP: 0.317, SLG: 0.358 (7, 6)		0-3 K		4-0 BB		0-0 F2		0-3 K		3 0 0 0 1 2 1	
Bob Barton, R (1, 2) OBP: 0.320, SLG: 0.380		0-0 F8		0-3 K		0-0 5-3		0-0 5-3		4 0 0 0 0 1 3	
Pat Dobson, R (1, 1) OBP: 0.222, SLG: 0.152 Larry Stahl, L (7, PH) OBP: 0.182, SLG: 0.182 Ron Herbel, R (7, 1) Ivan Murrell, R (9, PH) OBP: 0.286, SLG: 0.409			0-0 4-3		0-3 K		0-0 1B		0-3 K	2 0 0 0 0 1 0 1 0 1 0 0 0 0 0 0 0 0 0 0 0 1 0 0 0 0 1 0	
Inning Stats	R: 0 H: 0 E: 0 LOB: 0 K: 2 BB: 0 S: 7 P: 7	R: 1 H: 1 E: 0 LOB: 1 K: 1 BB: 1 S: 6 P: 10	R: 1 H: 1 E: 0 LOB: 0 K: 1 BB: 0 S: 6 P: 6	R: 0 H: 0 E: 1 LOB: 2 K: 1 BB: 1 S: 6 P: 10	R: 0 H: 0 E: 0 LOB: 1 K: 3 BB: 1 S: 9 P: 13	R: 0 H: 0 E: 0 LOB: 0 K: 0 BB: 0 S: 3 P: 3	R: 0 H: 1 E: 0 LOB: 1 K: 1 BB: 0 S: 6 P: 6	R: 3 H: 2 E: 1 LOB: 0 K: 1 BB: 0 S: 8 P: 8	R: 0 H: 0 E: 0 LOB: 0 K: 2 BB: 0 S: 7 P: 7	1B: 1 SF: 0 2B: 0 SAC: 0 3B: 0 DP: 0 HR: 4 HBP: 0	WP: 0 PA: 37 PB: 0 SB: 2 CS: 0
PITCHER Don Sutton, R (1, 1) ERA: 3.26 Jim Brewer, L (8, 1) ERA: 2.1	IP WLS BF H R ER SO BB IBB HBP BLK WP HR S P ERA WHIP	7.1 W 32 5 5 4 9 3 0 0 0 0 0 4 47 59 4.91 1.091	1.2 S 5 0 0 0 3 0 0 0 0 0 0 0 0 11 11 0.00 0.000								

Batter	1	2	3	4	5	6	7	8	9	AB	R	H	RBI	BB	SO	LOB
Billy Grabarkewitz, R OBP: 0.438, SLG: 0.498 (1, 6)	0-0 4-3 1B	4-0 1B BB			4-0 1B BB		0-0 SH2-4 1B	0-0 F8		3	3	2	0	2	0	0
Manny Mota, R OBP: 0.400, SLG: 0.451 (1, 7)	0-0 4-3 1-2	0-0 1-3 1B			0-0 1-3 1B		0-0 SH2-4 1-2	4-0 BB		3	0	2	0	1	0	1
Willie Davis, L OBP: 0.299, SLG: 0.381 (1, 9)	4-0 1B BB	0-0 F2			0-0 1B 1B		4-0 1B SF7 BB	0-0 F2		3	1	1	1	2	0	3
Wes Parker, S OBP: 0.376, SLG: 0.452 (1, 3)	0-0 F5		0-0 G3		0-0 1-3 1B		0-0 1-3 2-H E 1B			4	1	2	1	0	0	2
Jim Lefebvre, S OBP: 0.333, SLG: 0.331 (1, 4)	0-0 1-3 2-H BB 1B		0-0 F7		0-3 K		0-0 SF7			3	0	1	2	0	1	1
Bill Sudakis, S OBP: 0.348, SLG: 0.474 (1, 5)	4-0 1-2 BB		0-0 4-3				0-0 HR	4-0 1-2 E BB		2	2	1	1	2	0	0
Tom Haller, L OBP: 0.335, SLG: 0.403 (1, 2)	0-0 F9			0-0 L4-3 1B			0-0 F4	0-0 E9		4	0	1	0	0	0	3
Bill Russell, R OBP: 0.179, SLG: 0.189 (1, 8)		0-0 F2		0-0 L4-3			0-0 1-3	0-0 1-3		4	0	0	0	0	0	2
Don Sutton, R OBP: 0.275, SLG: 0.217 Jim Brewer, L (8, 1)		0-0 4-3		0-3 K			0-0 F3		0-0 F5	3	0	0	0	0	1	0
										1	0	0	0	0	0	0

Inning Stats		R: 1	H: 2	R: 0	H: 1	R: 0	H: 0	R: 0	H: 1	R: 1	H: 3	R: 1	H: 1	R: 4	H: 2	R: 0	H: 0		
E: 0		LOB: 3		E: 0		LOB: 0		E: 0		LOB: 1		E: 0		LOB: 1		E: 0		LOB: 1	
K: 0		BB: 2		K: 0		BB: 0		K: 1		BB: 1		K: 0		BB: 2		K: 0		BB: 1	
S: 5		P: 13		S: 4		P: 3		S: 5		P: 10		S: 4		P: 14		S: 3		P: 7	


BOTTOM

San Diego Padres @ Los Angeles Dodgers
Dodger Stadium, Los Angeles, CA


Sat Jun 27 1970, 7:05 PM PDT
Att. 32,001 - Unknown

AB	30
R	7
H	10
RBI	5
BB	7
SO	2
LOB	12

WP: 0 PA: 39
PB: 0
SB: 0
CS: 0



PITCHER	IP	WLS	BF	H	R	ER	SO	BB	IBB	HBP	BLK	WP	HR	S	P	ERA	WHIP
Pat Dobson, R ERA: 4.29 (1, 1)	6.0	L	27	8	3	3	2	4	0	0	0	0	1	27	43	4.50	2.000
Ron Herbel, R ERA: 3.86 (7, 1)	2.0		12	2	4	2	0	3	0	0	0	0	0	9	21	9.00	2.500

Batter	1	2	3	4	5	6	7	8	9	AB R H RBI BB SO LOB	TOP	
Tommy Dean, R (1, 6) OBP: 0.311, SLG: 0.339	0-0 6-3 2B		0-0 F9		0-0 1-2 2-3 1B		0-0 5-3			4 0 2 0 0 0 1		
Dave Campbell, R (1, 4) OBP: 0.298, SLG: 0.330	0-0 F7			0-0 5-3	0-3 K			0-0 WP 1B 1B		4 0 1 0 0 1 4		
Cito Gaston, R (1, 8) OBP: 0.384, SLG: 0.549	0-0 6-3 2-3			0-0 6-3			0-0 1B 1B	0-0 WP 1B 1-2 1B		4 0 2 0 0 0 1		
Al Ferrara, R (1, 7) OBP: 0.374, SLG: 0.455	0-3 K			4-0 BB	0-0 1-2 1B		0-0 1-2 2-3 1B	0-0 F8 1-2 2-3		3 0 1 0 1 1 3		
Nate Colbert, R (1, 3) OBP: 0.316, SLG: 0.515		0-0 6-3		0-0 L7	0-3 K		0-0 L3	0-0 L3		4 0 0 0 0 1 5		
Ollie Brown, R (1, 9) OBP: 0.318, SLG: 0.428		0-0 F7			0-0 5-3	0-0 F3		0-0 L3		4 0 0 0 0 0 4		
Steve Hantz, S (1, 5) OBP: 0.311, SLG: 0.351		0-0 4-3			0-0 F5	0-0 F2			0-3 K	4 0 0 0 0 1 2	AB 33 R 0 H 7 RBI 0 BB 3 SO 4 LOB 21	
Chris Cannizzaro, R (1, 2) OBP: 0.385, SLG: 0.452 Ron Stocum, R (7, PR) OBP: 0.267, SLG: 0.300 (7, 2)			0-0 F9		0-0 1B BB 1B		4-0 L3 BB	0-0 2-3		2 0 1 0 1 0 0 1 0 0 0 0 0 0		
Dave Roberts, L (1, 1) OBP: 0.136, SLG: 0.286 Larry Stahl, L (7, PH) OBP: 0.167, SLG: 0.167 Ron Willis, R (7, 1) Ivan Murrell, R (9, PH) OBP: 0.285, SLG: 0.407			0-0 4-3		4-0 1B BB	0-0 L3		0-0 F6		1 0 0 0 1 0 0 1 0 0 0 0 0 1 0 0 0 0 0 0 0 1 0 0 0 0 0 0		
Inning Stats	R: 0 E: 0 K: 1 S: 6 H: 1 LOB: 1 BB: 0 P: 6	R: 0 E: 0 K: 0 S: 3 H: 0 LOB: 0 BB: 0 P: 3	R: 0 E: 0 K: 0 S: 3 H: 0 LOB: 0 BB: 0 P: 3	R: 0 E: 0 K: 0 S: 3 H: 0 LOB: 1 BB: 1 P: 7	R: 0 E: 0 K: 1 S: 7 H: 2 LOB: 3 BB: 1 P: 11	R: 0 E: 0 K: 1 S: 7 H: 2 LOB: 2 BB: 0 P: 7	R: 0 E: 0 K: 0 S: 2 H: 0 LOB: 1 BB: 1 P: 6	R: 0 E: 0 K: 0 S: 5 H: 2 LOB: 2 BB: 0 P: 5	R: 0 E: 0 K: 1 S: 5 H: 0 LOB: 0 BB: 0 P: 5	1B: 6 2B: 2 3B: 0 HR: 0 SF: 0 SAC: 0 DP: 1 HBP: 0	WP: 1 PA: 36 PB: 0 SB: 0 CS: 0	
PITCHER Alan Foster, R (1, 1) ERA: 3.69 Jim Brewer, L (8, 1) ERA: 1.98	IP WLS BF H R ER SO BB IBB HBP BLK WP HR S P ERA WHIP	7.0 W 29 6 0 0 3 3 0 0 0 0 0 0 32 44 0.00 1.286	2.0 S 7 1 0 0 1 0 0 0 0 0 1 0 9 9 0.00 0.500									IP WLS BF H R ER SO BB IBB HBP BLK WP HR S P ERA WHIP

San Diego Padres @ Los Angeles Dodgers
Dodger Stadium, Los Angeles, CA
Sun Jun 28 1970, 3:33 AM PDT
Att. 16,737 - Unknown

livebaseballscorecards.com

Batter	1	2	3	4	5	6	7	8	9	AB	R	H	RBI	BB	SO	LOB
--------	---	---	---	---	---	---	---	---	---	----	---	---	-----	----	----	-----

Billy Grabarkewitz, R (1, 6) <small>OBP: 0.440, SLG: 0.498</small>	4-0 		0-3 			0-0 				2	1	1	0	1	1	0
Manny Mota, R (1, 7) <small>OBP: 0.399, SLG: 0.449</small>	0-0 		0-0 			0-0 				3	1	1	0	0	0	1
Wes Parker, S (1, 3) <small>OBP: 0.372, SLG: 0.447</small>	0-0 		0-0 			0-0 				3	0	0	1	0	0	2
Andy Kosco, R (1, 9) <small>OBP: 0.248, SLG: 0.403</small> Von Joshua, L (8, 9) <small>OBP: 0.295, SLG: 0.316</small>	0-0 			0-0 			0-0 			3	0	0	0	0	0	1
Jim Lefebvre, S (1, 4) <small>OBP: 0.341, SLG: 0.347</small>	0-0 			0-0 			0-0 			3	0	2	1	0	0	0
Bill Sudakis, S (1, 5) <small>OBP: 0.339, SLG: 0.460</small>	0-0 			0-0 			0-0 			3	0	0	0	0	0	2
Jeff Torborg, R (1, 2) <small>OBP: 0.277, SLG: 0.286</small>		0-0 			0-0 			0-0 		3	0	0	0	0	0	0
Bill Russell, R (1, 8) <small>OBP: 0.167, SLG: 0.175</small>		0-3 			0-0 			0-3 		3	0	0	0	0	2	0
Alan Foster, R (1, 1) <small>OBP: 0.108, SLG: 0.083</small> Jim Brewer, L (8, 1) <small>OBP: 0.108, SLG: 0.083</small>		0-0 			0-0 			0-0 		2	0	0	0	0	0	0
										1	0	0	0	0	0	0

Inning Stats	R: 2	H: 2	E: 1	LOB: 1	K: 0	BB: 1	S: 5	P: 9	R: 0	H: 0	E: 0	LOB: 0	K: 1	BB: 0	S: 5	P: 5	R: 0	H: 0	E: 0	LOB: 0	K: 1	BB: 0	S: 5	P: 5	R: 0	H: 0	E: 0	LOB: 0	K: 0	BB: 0	S: 3	P: 3	R: 0	H: 1	E: 0	LOB: 0	K: 0	BB: 0	S: 3	P: 3	R: 0	H: 1	E: 0	LOB: 0	K: 0	BB: 0	S: 3	P: 3	R: 0	H: 0	E: 0	LOB: 0	K: 1	BB: 0	S: 5	P: 5	R: 0	H: 0	E: 0	LOB: 0	K: 0	BB: 0	S: 3	P: 3	R: 0	H: 0	E: 0	LOB: 0	K: 1	BB: 0	S: 5	P: 5
--------------	------	------	------	--------	------	-------	------	------	------	------	------	--------	------	-------	------	------	------	------	------	--------	------	-------	------	------	------	------	------	--------	------	-------	------	------	------	------	------	--------	------	-------	------	------	------	------	------	--------	------	-------	------	------	------	------	------	--------	------	-------	------	------	------	------	------	--------	------	-------	------	------	------	------	------	--------	------	-------	------	------

PITCHER	IP	WLS	BF	H	R	ER	SO	BB	IBB	HBP	BLK	WP	HR	S	P	ERA	WHIP
Dave Roberts, L (1, 1) <small>ERA: 3.11</small>	6.0	L	21	3	2	2	2	1	0	0	0	0	0	24	28	3.00	0.667
Ron Willis, R (7, 1) <small>ERA:</small>	2.0		6	1	0	0	1	0	0	0	0	0	0	8	8	0.00	0.500

BOTTOM

San Diego Padres @ Los Angeles Dodgers
 Dodger Stadium, Los Angeles, CA
 Sun Jun 28 1970, 3:33 AM PDT
 Att. 16,737 - Unknown

AB	26
R	2
H	4
RBI	2
BB	1
SO	3
LOB	6



WP	PA	2B	SF	SAC	3B	DP	HR	HBP	CS
0	27	1	0	0	0	2	0	0	0

WP	HR	S	P	ERA	WHIP
0	0	0	0	0.00	0.500

Batter	1	2	3	4	5	6	7	8	9	AB R H RBI BB SO LOB	TOP											
Tommy Dean, R (1, 6) OBP: 0.302, SLG: 0.328	0-0 5-3		0-3 K			0-3 K		0-3 K		4 0 0 0 0 3 0	San Diego Padres @ San Francisco Giants Candlestick Park, San Francisco, CA Tue Jun 30 1970, 10:05 PM EDT Att. 4,607 - Unknown livebaseballscorecards.com											
Dave Campbell, R (1, 4) OBP: 0.297, SLG: 0.329	0-0 5-3		0-0 WP S 1B			0-0 5-3		0-0 F4		4 0 1 0 0 0 0												
Cito Gaston, R (1, 8) OBP: 0.383, SLG: 0.545	0-3 K		0-0 F5 1-3			0-0 1B		0-0 4-3		4 0 1 0 0 1 1												
Al Ferrara, R (1, 7) Ivan Murrell, R (9, 7) OBP: 0.366, SLG: 0.444 OBP: 0.285, SLG: 0.407		0-0 F9		0-0 F9		0-0 F7		0-0 5-3		4 0 0 0 0 0 1 0 0 0 0 0 0 0												
Nate Colbert, R (1, 3) OBP: 0.316, SLG: 0.509		0-3 K		0-0 G3		0-3 K		4-0 FC6-4 BB		3 0 0 0 1 2 0												
Ollie Brown, R (1, 9) OBP: 0.313, SLG: 0.421		0-0 3-1		0-3 K		0-0 6-3		0-0 FC6-4 1-2f		4 0 0 0 0 1 1												
Steve Huntz, S (1, 5) OBP: 0.316, SLG: 0.371			0-0 HR 1B		0-0 F8		0-0 HR			3 2 2 1 0 0 0												
Bob Barton, R (1, 2) OBP: 0.321, SLG: 0.411			0-0 1-H HR		0-3 K		0-0 4-3			3 1 1 2 0 1 0												
Danny Coombs, R (1, 1) Larry Stahl, L (8, PH) Ron Willis, R (8, 1) OBP: 0.071, SLG: 0.074 OBP: 0.154, SLG: 0.154			0-3 K		0-3 K		0-3 K			2 0 0 0 0 2 0 1 0 0 0 0 1 0 0 0 0 0 0 0 0												
Inning Stats	R: 0 E: 0 K: 1 S: 5	H: 0 LOB: 0 BB: 0 P: 5	R: 0 E: 0 K: 1 S: 5	H: 0 LOB: 0 BB: 0 P: 5	R: 2 E: 0 K: 2 S: 10	H: 3 LOB: 1 BB: 0 P: 10	R: 0 E: 0 K: 1 S: 5	H: 0 LOB: 0 BB: 0 P: 5	R: 0 E: 0 K: 2 S: 7	H: 0 LOB: 0 BB: 0 P: 7		R: 0 E: 0 K: 1 S: 6	H: 1 LOB: 1 BB: 0 P: 6	R: 1 E: 0 K: 1 S: 6	H: 1 LOB: 0 BB: 0 P: 6	R: 0 E: 0 K: 2 S: 7	H: 0 LOB: 0 BB: 0 P: 7	R: 0 E: 0 K: 0 S: 3	H: 0 LOB: 1 BB: 1 P: 7	1B: 3 2B: 0 3B: 0 HR: 2	SF: 0 SAC: 0 DP: 0 HBP: 0	WP: 1 PB: 0 SB: 1 CS: 0
PITCHER	IP WLS BF H R ER SO BB IBB HBP BLK WP HR S P ERA WHIP																					
Gaylord Perry, R (1, 1) ERA: 3.79	8.0 L 29 5 3 3 11 0 0 0 0 1 2 51 51 3.38 0.625																					
Don McMahon, R (9, 1) ERA: 3.7	1.0 4 0 0 0 0 0 1 0 0 0 0 0 3 7 0.00 1.000																					



Batter	1	2	3	4	5	6	7	8	9	AB R H RBI BB SO LOB
Bobby Bonds, R OBP: 0.390, SLG: 0.491 (1, 9) X	0-0 F9 2B		0-3 K		0-0 5-3		0-3 K		0-0 5-3	5 0 1 0 0 2 0
Bob Heise, R OBP: 0.264, SLG: 0.322 (1, 4) X	0-0 F9 2-3		0-0 HR		0-0 2B 2B		0-0 5-3		0-0 6-3	5 2 2 1 0 0 1
Willie Mays, R OBP: 0.379, SLG: 0.537 (1, 8) S S	0-3 K		4-0 BB		0-0 F4		4-0 2B BB		0-0 G3	3 0 0 0 2 1 2
Willie McCovey, L OBP: 0.428, SLG: 0.585 (1, 3) S S	0-3 K		0-0 4-3		0-0 2B		0-0 2B			4 0 2 1 0 1 2
Ken Henderson, S OBP: 0.414, SLG: 0.482 (1, 7) X		0-0 G5-4-3 1B		0-0 5-3	0-0 F4		4-0 IBB			3 0 1 0 1 0 1
Russ Gibson, R OBP: 0.289, SLG: 0.341 (1, 2) X		0-0 G5-4-3 1-2f		0-0 1B 2B		0-0 F9	0-0 F9			4 0 1 0 0 0 4
Al Gallagher, R OBP: 0.347, SLG: 0.410 (1, 5) X		0-0 1B		0-0 F5		0-0 F7 S 1B		0-0 5-3		4 0 2 0 0 0 1
Hal Lanier, R OBP: 0.290, SLG: 0.327 (1, 6) X		0-0 F4		0-0 2-3 1B		0-0 F7		0-0 1-3		4 0 1 0 0 0 2
Gaylord Perry, R OBP: 0.098, SLG: 0.115 (1, 1) X			0-0 5-3		0-0 F9		0-3 K		0-0 6-3	3 0 0 0 0 1 3
Dick Dietz, R OBP: 0.428, SLG: 0.596 (8, PH)										1 0 0 0 0 0 0
Don McMahon, R OBP: 0.500, SLG: 0.333 (9, 1)										0 0 0 0 0 0 0

Inning Stats	R: 0 E: 0 K: 2 S: 8	H: 1 LOB: 1 BB: 0 P: 8	R: 0 E: 0 K: 0 S: 4	H: 2 LOB: 1 BB: 0 P: 4	R: 1 E: 0 K: 1 S: 6	H: 1 LOB: 1 BB: 1 P: 10	R: 0 E: 0 K: 0 S: 5	H: 2 LOB: 2 BB: 0 P: 5	R: 1 E: 0 K: 0 S: 5	H: 2 LOB: 1 BB: 0 P: 5	R: 0 E: 0 K: 1 S: 6	H: 1 LOB: 1 BB: 0 P: 6	R: 0 E: 0 K: 1 S: 6	H: 1 LOB: 3 BB: 2 P: 14	R: 0 E: 0 K: 0 S: 3	H: 0 LOB: 0 BB: 0 P: 3	R: 0 E: 0 K: 0 S: 3	H: 0 LOB: 0 BB: 0 P: 3	1B: 4 2B: 5 3B: 0 HR: 1	SF: 0 SAC: 0 DP: 1 HBP: 0
--------------	------------------------------	---------------------------------	------------------------------	---------------------------------	------------------------------	----------------------------------	------------------------------	---------------------------------	------------------------------	---------------------------------	------------------------------	---------------------------------	------------------------------	----------------------------------	------------------------------	---------------------------------	------------------------------	---------------------------------	----------------------------------	------------------------------------

PITCHER	IP	WLS	BF	H	R	ER	SO	BB	IBB	HBP	BLK	WP	HR	S	P	ERA	WHIP
Danny Coombs, L ERA: 2.11 (1, 1)	7.0	W	33	10	2	2	5	2	1	0	0	0	1	40	52	2.57	1.714
Ron Willis, R ERA: (8, 1)	2.0	S	6	0	0	0	0	0	0	0	0	0	0	6	6	0.00	0.000

BOTTOM

San Diego Padres @ San Francisco Giants
Candlestick Park, San Francisco, CA

Tue Jun 30 1970, 10:05 PM EDT
Att. 4,607 - Unknown

livebaseballscorecards.com

AB	36
R	2
H	10
RBI	2
BB	3
SO	5
LOB	16

GIANTS

WP: 0	PA: 39
PB: 0	
SB: 1	
CS: 0	

Batter	1	2	3	4	5	6	7	8	9	AB	R	H	RBI	BB	SO	LOB	TOP						
Tommy Dean, R (1, 6) OBP: 0.296, SLG: 0.321	0-0 F8		0-0 F8			0-0 5-3		0-0 1B G5-3 1B	0-0 FC5-4 1B	3	0	0	0	0	0	1							
Gary Ross, R (6, 1) OBP: 0.600, SLG: 0.600										0	0	0	0	0	0	0							
Larry Stahl, L (8, PH) OBP: 0.214, SLG: 0.214										1	1	1	0	0	0	0							
Ed Spiezio, R (8, 5) OBP: 0.364, SLG: 0.382										1	0	1	0	0	0	0							
Dave Campbell, R (1, 4) OBP: 0.296, SLG: 0.327	0-0 F7			0-3 K			0-0 F4	0-0 G5-3 1B	0-0 FC5-4 FC6-4	5	0	1	0	0	1	1							
Cito Gaston, R (1, 8) OBP: 0.380, SLG: 0.539	0-3 K			0-0 5-3			0-0 F8	0-0 WP G5-3 HR 1B	0-0 FC6-4 FC5-4	5	1	1	0	0	1	1							
Al Ferrara, R (1, 7) OBP: 0.362, SLG: 0.437		0-3 K		0-0 F8			0-0 HR 1B	0-0 G5-3	0-0 FC5-4	5	1	1	0	0	1	3							
Nate Colbert, R (1, 3) OBP: 0.318, SLG: 0.505		0-0 F9			0-0 F9		4-0 HR BB	4-0 HR BB		2	2	0	0	2	0	0							
Ollie Brown, R (1, 9) OBP: 0.316, SLG: 0.446		0-0 5-3			0-0 F9		0-0 HR	0-0 HR		4	2	2	6	0	0	0							
Steve Huntz, S (1, 5) OBP: 0.323, SLG: 0.372			0-0 1B		0-3 K		4-0 1B BB	4-0 BB BB		2	0	1	0	2	1	0							
Chris Cannizzaro, R (1, 2) OBP: 0.387, SLG: 0.450			0-0 F7			0-0 6-3	0-0 FC6-4 1B	4-0 1-2 BB		3	0	1	0	1	0	1							
Al Santorini, R (1, 1) Ron Herbel, R (5, 1) Ron Slocum, R (6, PH) Clay Kirby, R (8, 1)		0-3 K		0-0 G3		0-0 FC6-4	0-0 F3			1	0	0	0	0	1	1							
										0	0	0	0	0	0	0							
										3	0	0	0	0	0	4							
										0	0	0	0	0	0	0							
Inning Stats	R: 0 E: 0 K: 1 S: 5	H: 0 LOB: 0 BB: 0 P: 5	R: 0 E: 0 K: 1 S: 5	H: 0 LOB: 0 BB: 0 P: 5	R: 0 E: 0 K: 1 S: 6	H: 1 LOB: 1 BB: 0 P: 6	R: 0 E: 0 K: 1 S: 5	H: 0 LOB: 0 BB: 0 P: 5	R: 0 E: 0 K: 1 S: 5	H: 0 LOB: 0 BB: 0 P: 5	R: 0 E: 0 K: 0 S: 3	H: 0 LOB: 0 BB: 0 P: 3	R: 3 E: 0 K: 0 S: 6	H: 3 LOB: 2 BB: 2 P: 14	R: 4 E: 0 K: 0 S: 6	H: 4 LOB: 2 BB: 3 P: 18	R: 0 E: 0 K: 0 S: 4	H: 1 LOB: 1 BB: 0 P: 4	1B: 7 2B: 0 3B: 0 HR: 2	SF: 0 SAC: 0 DP: 1 HBP: 0	WP: 1 PB: 0 SB: 0 CS: 0	PA: 40	
PITCHER	IP	WLS	BF	H	R	ER	SO	BB	IBB	HBP	BLK	WP	HR	S	P	ERA	WHIP					ERA	WHIP
Mike McCormick, L (1, 1) ERA: 5.64	6.2	W	25	3	3	3	5	2	0	0	0	0	1	33	41	4.05	0.750						
Frank Reberger, R (7, 1) ERA: 7.4	1.0		8	5	4	4	0	1	0	0	0	1	1	7	11	36.00	6.000						
Rich Robertson, R (8, 1) ERA: 4.9	0.0		2	0	0	0	0	2	0	0	0	0	0	0	8	∞	∞						
Don McMahon, R (8, 1) ERA: 3.59	1.1	S	5	1	0	0	0	0	0	0	0	0	0	5	5	0.00	0.750						

San Diego Padres @ San Francisco Giants
Candlestick Park, San Francisco, CA

Wed Jul 01 1970, 6:33 AM EDT
Att. 4,155 - Unknown

AB	35
R	7
H	9
RBI	6
BB	5
SO	5
LOB	12



BOTTOM

San Diego Padres @ San Francisco Giants
 Candlestick Park, San Francisco, CA

Wed Jul 01 1970, 6:33 AM EDT
 Att. 4,155 - Unknown

AB	40
R	12
H	15
RBI	11
BB	7
SO	5
LOB	29



WP: 1	PA: 48
PB: 0	
SB: 0	
CS: 0	

AB	R	H	RBI	BB	SO	LOB
6	2	2	0	0	2	6
4	2	2	3	1	0	1
5	0	2	1	1	0	5
3	1	0	0	2	0	4
0	0	0	0	0	0	0
4	1	2	4	1	0	3
4	1	0	0	1	0	5
5	3	3	2	0	0	0
4	1	3	1	1	0	2
4	1	1	0	0	2	2
0	0	0	0	0	0	0
0	0	0	0	0	0	0
1	0	0	0	0	1	1
1B: 10	SF: 0					
2B: 3	SAC: 0					
3B: 0	DP: 1					
HR: 2	HBP: 1					

Batter	1	2	3	4	5	6	7	8	9							
Bobby Bonds, R OBP: 0.389, SLG: 0.488 (1, 8)	0-0 4-3 5-3 2B 1B	0-0 G3 HBP 1B	0-3 K		0-3 K	0-0 G6-4-3 1-2f		0-0 5-3 2-3								
Ron Hunt, R OBP: 0.391, SLG: 0.369 (1, 4)	0-0 5-3 1-2	1-0 G3 1B HBP		0-0 HR	0-0 FC5 1B 1-3 2-H 3-H		0-0 F5 BBB	4-0 BB								
Ken Henderson, S OBP: 0.416, SLG: 0.484 (1, 9)	0-0 4-3 2-3	0-0 G3 1-2 2-3		4-0 FC5-4 BB	0-0 1-2 3-H 1B		0-0 2B	0-0 G3								
Willie McCovey, L OBP: 0.428, SLG: 0.578 (1, 3)	4-0 2B IBB	4-0 1B IBB		0-0 F9	0-0 F5		0-0 F8									
Bob Taylor, L OBP: 0.321, SLG: 0.271 (8, 7)																
Dick Dietz, R OBP: 0.431, SLG: 0.598 (1, 2)	0-0 1-H 3-H E 2B	0-0 1-2 2-H 3-H FC6-4 1B		0-0 F8	0-0 FC5 2-3f		4-0 FC6-4 BB									
Frank Johnson, R OBP: 0.356, SLG: 0.412 (1, 7) (8, 3)	0-0 E5 1B 2-H	0-0 FC6-4 1-2f		0-0 FC5-4 1-2f		4-0 HR BB	0-0 FC6-4 1-2f									
Al Gallagher, R OBP: 0.354, SLG: 0.441 (1, 5)	0-0 1-3 1B		0-0 F8		0-0 E4 1B 1B 1B	0-0 1-H HR		0-0 1B 2B								
Hal Lanier, R OBP: 0.302, SLG: 0.335 (1, 6)	0-0 F9		0-0 1B		0-0 1B 1B 1-2 1B	4-0 G6-4-3 BB		0-0 5-3 WP 2-H 1B								
Mike McCormick, L OBP: 0.192, SLG: 0.200 (1, 1)																
Frank Reberger, L OBP: 0.222, SLG: 0.333 (7, 1)		0-0 5-3	0-3 K		0-0 1B 1B	0-3 K		0-3 K								
Rich Robertson, R OBP: 0.053, SLG: 0.158 (8, 1)																
Don McMahon, R OBP: 0.444, SLG: 0.286 (8, 1)					1-2 2-3 1B			1-2								
Inning Stats	R: 3 E: 1 K: 0 S: 7	H: 3 LOB: 2 BB: 1 P: 11	R: 2 E: 0 K: 0 S: 5	H: 2 LOB: 2 BB: 1 P: 10	R: 0 E: 0 K: 2 S: 8	H: 1 LOB: 1 BB: 0 P: 8	R: 1 E: 0 K: 0 S: 4	H: 1 LOB: 1 BB: 1 P: 8	R: 3 E: 1 K: 1 S: 10	H: 4 LOB: 2 BB: 0 P: 10	R: 2 E: 0 K: 1 S: 5	H: 1 LOB: 0 BB: 2 P: 13	R: 0 E: 0 K: 0 S: 4	H: 1 LOB: 2 BB: 1 P: 8	R: 1 E: 0 K: 1 S: 7	H: 2 LOB: 2 BB: 1 P: 11

PITCHER	IP	WLS	BF	H	R	ER	SO	BB	IBB	HBP	BLK	WP	HR	S	P	ERA	WHIP
Al Santorini, R ERA: 5.74 (1, 1)	4.1	L	29	10	9	7	3	1	2	1	0	0	1	31	44	14.54	2.538
Ron Herbel, R ERA: 3.82 (5, 1)	0.2		3	1	0	0	0	0	0	0	0	0	0	3	3	0.00	1.500
Gary Ross, R ERA: 6.26 (6, 1)	2.0		10	2	2	2	1	3	0	0	0	0	1	9	21	9.00	2.500
Clay Kirby, R ERA: 5.46 (8, 1)	1.0		6	2	1	1	1	1	0	0	0	1	0	7	11	9.00	3.000

ERA	WHIP
14.54	2.538
0.00	1.500
9.00	2.500
9.00	3.000

Batter	1	2	3	4	5	6	7	8	9	AB R H RBI BB SO LOB	TOP									
Jose Arcia, R (1, 6) OBP: 0.227, SLG: 0.267	0-0 4-3		0-0 4-3		0-0 6-3			0-0 6-3		4 0 0 0 0 0 0	San Diego Padres @ Atlanta Braves Atlanta Stadium, Atlanta, GA Fri Jul 03 1970, 7:05 PM EDT Unknown									
Dave Campbell, R (1, 4) OBP: 0.298, SLG: 0.332	0-0 2B		0-0 1B		0-3 K			0-0 F6		4 0 2 0 0 1 0										
Cito Gaston, R (1, 8) OBP: 0.384, SLG: 0.554	0-3 K		4-0 FC6-4 1-2 BB		0-0 1B 2B			0-0 HR		3 1 2 1 1 1 1										
Nate Colbert, R (1, 3) OBP: 0.320, SLG: 0.505	0-0 F8		0-0 FC6-4 1-2f		0-0 1B			0-0 E 1B		4 0 2 0 0 0 3										
Ollie Brown, R (1, 9) OBP: 0.315, SLG: 0.441		0-0 5-3		0-0 5-3		4-0 BB		0-0 E5 FC6-4 1-2		3 0 0 0 1 0 1										
Larry Stahl, L (1, 7) OBP: 0.167, SLG: 0.167		0-0 E5		0-3 K		0-0 4-3		0-0 FC6-4 1-2f		4 0 0 0 0 1 4										
Steve Huntz, S (1, 5) OBP: 0.318, SLG: 0.365		0-3 K 1-2		0-0 F8		0-3 K		0-0 F4		4 0 0 0 0 2 1										
Bob Barton, R (1, 2) OBP: 0.309, SLG: 0.394		0-3 K		0-0 4-3		0-0 5-3		0-0 5-3		4 0 0 0 0 1 1										
Clay Kirby, R (1, 1) OBP: 0.172, SLG: 0.143			0-0 6-3		0-3 K		0-3 K		0-3 K	2 0 0 0 0 1 0										
Ron Herbel, R (6, 1)										0 0 0 0 0 0 0										
Ray Webster, L (7, PH) OBP: 0.264, SLG: 0.224										1 0 0 0 0 1 0										
Gary Ross, R (7, 1) OBP: 0.600, SLG: 0.600										0 0 0 0 0 0 0										
Al Ferrara, R (9, PH) OBP: 0.361, SLG: 0.434										1 0 0 0 0 1 0										
Inning Stats	R: 0 E: 0 K: 1 S: 6	H: 1 LOB: 1 BB: 0 P: 6	R: 0 E: 1 K: 2 S: 8	H: 0 LOB: 1 BB: 0 P: 8	R: 0 E: 0 K: 0 S: 4	H: 1 LOB: 2 BB: 1 P: 8	R: 0 E: 0 K: 1 S: 5	H: 0 LOB: 0 BB: 0 P: 5	R: 0 E: 0 K: 1 S: 5	H: 0 LOB: 0 BB: 0 P: 5	R: 0 E: 0 K: 2 S: 7	H: 0 LOB: 0 BB: 0 P: 7	R: 1 E: 1 K: 0 S: 6	H: 2 LOB: 2 BB: 0 P: 6	R: 0 E: 0 K: 1 S: 5	H: 0 LOB: 0 BB: 0 P: 5	1B: 3 2B: 2 3B: 0 HR: 1	SF: 0 SAC: 0 DP: 0 HBP: 0	WP: 0 PB: 0 SB: 1 CS: 0	PA: 36
PITCHER Jim Nash, R (1, 1) ERA: 3.55	IP: 9.0 WLS: W BF: 36 H: 6 R: 1 ER: 1 SO: 9 BB: 2 IBB: 0 HBP: 0 BLK: 0 WP: 0 HR: 1 S: 52 P: 60 ERA: 1.00 WHIP: 0.889																			

livebaseballscorecards.com

AB 34
R 1
H 6
RBI 1
BB 2
SO 9
LOB 11



Batter	1	2	3	4	5	6	7	8	9
Sonny Jackson, L (1, 6) OBP: 0.370, SLG: 0.316	0-0 4-3	0-0 4-3		0-0 2B 1B		0-0 G4-6-3 E 1B		0-0 F7	
Felix Millan, R (1, 4) OBP: 0.326, SLG: 0.373	0-0 6-3		0-0 1B BB 1B	0-0 F7		0-0 E1 G4-6-3 1-2 2-3		0-0 5-3	
Tony Gonzalez, L (1, 8) OBP: 0.311, SLG: 0.327	0-3 K		0-0 BB BB 1B 1-3	0-0 1-H 2B		0-0 G4-6-3 1-2f 2-3 3-H		0-0 F3	
Rico Carty, R (1, 7) OBP: 0.457, SLG: 0.654		0-0 HR	0-0 F6	0-3 K		4-0 BB BB			
Jimmie Hall, L (7, 7) OBP: 0.194, SLG: 0.125									
Orlando Cepeda, R (1, 3) OBP: 0.357, SLG: 0.491		0-3 K	0-0 F9		0-0 6-3	0-0 F7			
Tommie Aaron, R (7, 3) OBP: 0.333, SLG: 0.667									
Hal King, L (1, 2) OBP: 0.416, SLG: 0.578		0-0 HR 1B	4-0 BB BB 1-2 BB		0-0 6-3		0-3 K		
Mike Lum, L (1, 9) OBP: 0.326, SLG: 0.455		0-0 HR 1-H	4-0 BB BB 1-2 2-3 3-H		0-0 HR				
Clete Boyer, R (1, 5) OBP: 0.273, SLG: 0.325		0-0 F8	0-3 K		0-0 F5		0-0 F8		
Jim Nash, R (1, 1) OBP: 0.143, SLG: 0.255		0-3 K		0-0 F7		0-0 E G4-6-3 2B		0-0 5-3	

Inning Stats	R: 0	H: 0	E: 0	K: 1	S: 5	LOB: 0	BB: 0	P: 5
	R: 3	H: 3	E: 0	K: 2	S: 11	LOB: 1	BB: 0	P: 11
	R: 1	H: 2	E: 0	K: 1	S: 7	LOB: 3	BB: 2	P: 15
	R: 1	H: 2	E: 0	K: 1	S: 7	LOB: 1	BB: 0	P: 7
	R: 1	H: 1	E: 0	K: 0	S: 4	LOB: 0	BB: 0	P: 4
	R: 1	H: 2	E: 1	K: 0	S: 5	LOB: 2	BB: 1	P: 9
	R: 1	H: 1	E: 0	K: 1	S: 6	LOB: 0	BB: 0	P: 6
	R: 0	H: 0	E: 0	K: 0	S: 3	LOB: 0	BB: 0	P: 3

PITCHER	IP	WLS	BF	H	R	ER	SO	BB	IBB	HBP	BLK	WP	HR	S	P	ERA	WHIP
Clay Kirby, R (1, 1) ERA: 5.76	5.0	L	28	10	7	6	5	2	0	0	0	1	3	36	44	10.80	2.400
Ron Herbel, R (6, 1) ERA: 3.77	1.0		4	0	0	0	0	1	0	0	0	0	0	3	7	0.00	1.000
Gary Ross, R (7, 1) ERA: 6.18	2.0		7	1	1	1	1	0	0	0	0	0	1	9	9	4.50	0.500

AB R H RBI BB SO LOB

5	1	2	0	0	0	1
5	1	1	0	0	0	3
5	0	2	1	0	1	2
3	1	1	1	1	1	3
0	0	0	0	0	0	0
4	0	0	0	0	1	4
0	0	0	0	0	0	0
3	1	1	0	1	1	0
3	3	3	5	1	0	0
4	0	0	0	0	1	3
4	1	1	0	0	1	0

AB	R	H	RBI	BB	SO	LOB
36	8	11	7	3	6	16

WP: 1 PA: 39
PB: 0
SB: 0
CS: 0

San Diego Padres @ Atlanta Braves
Atlanta Stadium, Atlanta, GA
Fri Jul 03 1970, 7:05 PM EDT
Unknown

livebaseballscorecards.com



Batter	1	2	3	4	5	6	7	8	9	AB R H RBI BB SO LOB	TOP											
Dave Campbell, R (1, 4) OBP: 0.294, SLG: 0.327	0-0 		0-0 		0-0 		0-0 		0-0 	5 0 0 0 0 0 0												
Steve Huntz, S (1, 5) OBP: 0.320, SLG: 0.380	0-0 		0-0 		0-0 		0-0 		0-3 	5 1 2 1 0 1 0												
Cito Gaston, R (1, 8) OBP: 0.380, SLG: 0.547	0-3 		0-0 		0-3 		0-0 			4 0 0 0 0 2 1												
Al Ferrara, R (1, 7) OBP: 0.354, SLG: 0.425	0-0 			0-3 		0-0 		0-0 		4 0 0 0 0 1 0												
Nate Colbert, R (1, 3) OBP: 0.323, SLG: 0.504		4-0 		0-3 		0-0 		0-0 		3 0 1 0 1 1 0												
Ollie Brown, R (1, 9) OBP: 0.318, SLG: 0.453		0-0 		0-0 		0-3 		0-0 		4 1 2 1 0 1 2												
Chris Cannizzaro, R (1, 2) OBP: 0.390, SLG: 0.451		0-0 		0-0 		0-0 		0-0 		4 0 2 0 0 0 1												
Ron Slocum, R (8, PR) OBP: 0.250, SLG: 0.279		1-2 		0-0 				1-2 		0 0 0 0 0 0 0												
Tommy Dean, R (1, 6) OBP: 0.297, SLG: 0.343		0-3 		0-0 				0-0 		3 1 1 1 0 1 3												
Larry Stahl, L (8, PH) OBP: 0.158, SLG: 0.158										1 0 0 0 0 0 2												
Jose Arcia, R (8, 6) OBP: 0.227, SLG: 0.267										0 0 0 0 0 0 0												
Pat Dobson, R (1, 1) OBP: 0.216, SLG: 0.147		0-0 				0-0 		0-0 		1 0 0 0 0 0 2												
Ray Webster, L (5, PH) OBP: 0.274, SLG: 0.279										1 1 1 1 0 0 0												
Ron Herbel, R (5, 1)										0 0 0 0 0 0 0												
Ivan Murrell, R (7, PH) OBP: 0.284, SLG: 0.404										1 0 0 0 0 0 0												
Ron Willis, R (7, 1)										0 0 0 0 0 0 0												
Ed Spiezio, R (8, PH) OBP: 0.361, SLG: 0.379										1 0 0 0 0 0 0												
Inning Stats	R: 1 E: 0 K: 1 S: 6	H: 1 LOB: 0 BB: 0 P: 6	R: 0 E: 0 K: 1 S: 6	H: 1 LOB: 2 BB: 1 P: 10	R: 0 E: 0 K: 0 S: 3	H: 0 LOB: 0 BB: 0 P: 3	R: 1 E: 1 K: 2 S: 9	H: 1 LOB: 1 BB: 0 P: 9	R: 1 E: 0 K: 1 S: 6	H: 1 LOB: 0 BB: 0 P: 6	R: 0 E: 0 K: 1 S: 6	H: 1 LOB: 1 BB: 0 P: 6	R: 1 E: 0 K: 0 S: 5	H: 2 LOB: 1 BB: 0 P: 5	R: 0 E: 0 K: 0 S: 5	H: 2 LOB: 2 BB: 0 P: 5	R: 0 E: 0 K: 1 S: 5	H: 0 LOB: 0 BB: 0 P: 5	1B: 5 2B: 0 3B: 0 HR: 4	SF: 0 SAC: 0 DP: 0 HBP: 0	WP: 0 PB: 0 SB: 0 CS: 0	PA: 38
PITCHER	IP WLS BF H R ER SO BB IBB HBP BLK WP HR S P ERA WHIP																					
Phil Niekro, R (1, 1) ERA: 4.15	7.0 W 30 7 4 4 6 1 0 0 0 0 0 4 41 45 5.14 1.143																					
Hoyt Wilhelm, R (8, 1) ERA: 2.88	2.0 S 8 2 0 0 1 0 0 0 0 0 0 0 10 10 0.00 1.000																					

San Diego Padres @ Atlanta Braves
Atlanta Stadium, Atlanta, GA

Fri Jul 03 1970, 7:05 PM EDT
Att: 19,001 - Unknown

livebaseballscorecards.com

AB	37
R	4
H	9
RBI	4
BB	1
SO	7
LOB	11



Batter	1	2	3	4	5	6	7	8	9
Sonny Jackson, L OBP: 0.366, SLG: 0.313 (1, 6)	0-0 E5 1-3	0-0 E5 SF 1B		0-3 K		0-0		0-0	
Felix Millan, R OBP: 0.325, SLG: 0.373 (1, 4)	0-0 1B HR 1B	0-0 SF HR 2-H 3-H		0-0		0-0		0-0	
Hank Aaron, R OBP: 0.392, SLG: 0.647 (1, 9)	0-0 1-3 HR 1B	0-0 HR 2-H		0-0		0-3 K			
Rico Carty, R OBP: 0.461, SLG: 0.665 Hoyt Wilhelm, R (8, 1)	0-0 1-H 3-H HR 1B	0-0 CS 1B		4-0 HR BB		0-0		0-0	
Orlando Cepeda, R OBP: 0.359, SLG: 0.502 (1, 3)	0-0 2B 1B	0-3 K 1-2		0-0 1-H HR		0-0		0-0	
Mike Lum, L OBP: 0.322, SLG: 0.457 (1, 8)	0-0 1-3 2B	0-0		0-0		0-0		0-0	
Clete Boyer, R OBP: 0.272, SLG: 0.328 (1, 5)	0-0			0-0 None 2B		0-0		0-0	
Bob Didier, S OBP: 0.208, SLG: 0.186 (1, 2)	0-0			0-3 K		0-0 2-3		0-0	
Phil Niekro, R OBP: 0.180, SLG: 0.208 Jimmie Hall, L OBP: 0.216, SLG: 0.182 (8, 7)		0-0 E SF 1B 1B		0-0		0-0		0-0	

Inning Stats	R: 3	H: 5	E: 1	LOB: 2	K: 0	BB: 0	S: 8	P: 8	R: 4	H: 4	E: 2	LOB: 0	K: 1	BB: 0	S: 9	P: 9	R: 0	H: 0	E: 0	LOB: 0	K: 1	BB: 0	S: 5	P: 5	R: 0	H: 0	E: 0	LOB: 0	K: 1	BB: 0	S: 5	P: 5	R: 2	H: 2	E: 0	LOB: 1	K: 0	BB: 1	S: 5	P: 9	R: 0	H: 0	E: 0	LOB: 0	K: 1	BB: 0	S: 5	P: 5	R: 0	H: 0	E: 0	LOB: 0	K: 0	BB: 0	S: 3	P: 3	R: 0	H: 1	E: 0	LOB: 1	K: 0	BB: 0	S: 4	P: 4
--------------	------	------	------	--------	------	-------	------	------	------	------	------	--------	------	-------	------	------	------	------	------	--------	------	-------	------	------	------	------	------	--------	------	-------	------	------	------	------	------	--------	------	-------	------	------	------	------	------	--------	------	-------	------	------	------	------	------	--------	------	-------	------	------	------	------	------	--------	------	-------	------	------

PITCHER	IP	WLS	BF	H	R	ER	SO	BB	IBB	HBP	BLK	WP	HR	S	P	ERA	WHIP
Pat Dobson, R ERA: 4.58 (1, 1)	4.0	L	21	9	7	6	3	0	0	0	0	0	2	27	27	13.50	2.250
Ron Herbel, R ERA: 3.91 (5, 1)	2.0		9	2	2	2	1	1	0	0	0	0	1	10	14	9.00	1.500
Ron Willis, R ERA: (7, 1)	2.0		7	1	0	0	0	0	0	0	0	0	0	7	7	0.00	0.500

AB	R	H	RBI	BB	SO	LOB
5	1	1	0	0	1	1
3	2	1	1	0	0	0
4	2	2	2	0	1	0
3	2	2	3	1	0	0
0	0	0	0	0	0	0
4	1	2	2	0	1	1
4	0	1	0	0	0	0
4	0	1	0	0	0	2
4	0	0	0	0	1	3
3	1	1	0	0	0	1
1	0	1	0	0	0	0

WP	PA	ERA	WHIP
0	37		
0			
0			
0			
1			

San Diego Padres @ Atlanta Braves
Atlanta Stadium, Atlanta, GA
Fri Jul 03 1970, 7:05 PM EDT
Att. 19,001 - Unknown

AB	35
R	9
H	12
RBI	8
BB	1
SO	4
LOB	8



1B: 6	SF: 1	WP: 0	PA: 37
2B: 4	SAC: 0	PB: 0	
3B: 0	DP: 1	SB: 0	
HR: 3	HBP: 0	CS: 1	

Batter	1	2	3	4	5	6	7	8	9	AB R H RBI BB SO LOB	TOP									
Dave Campbell, R (1, 4) OBP: 0.293, SLG: 0.324	4-0 BB		0-3 K		0-0 F9			0-0 F6		3 0 0 0 1 1 0										
Steve Huntz, S (1, 5) OBP: 0.318, SLG: 0.375	0-3 K		0-0 F4		4-0 BB			0-0 F5		3 0 0 0 1 1 1										
Cito Gaston, R (1, 8) OBP: 0.378, SLG: 0.553	0-3 K		0-0 HR		0-0 5-3			0-0 F5		4 1 1 1 0 1 2										
Nate Colbert, R (1, 3) OBP: 0.319, SLG: 0.497	0-0 6-3		0-3 K			0-3 K			0-3 K	4 0 0 0 0 3 1										
Ollie Brown, R (1, 9) OBP: 0.313, SLG: 0.447		0-0 5-3		0-0 6-3		0-0 F9		0-0 4-3		4 0 0 0 0 0 0										
Ivan Murrell, R (1, 7) OBP: 0.288, SLG: 0.406		0-0 FC6-4 1B		0-0 CS 1B		0-3 K		0-0 F3		4 0 2 0 0 1 0										
Chris Cannizzaro, R (1, 2) OBP: 0.394, SLG: 0.455		0-0 FC6-4 1B		0-0 CS 1B			0-0 F8			3 0 2 0 0 0 0										
Tommy Dean, R (1, 6) OBP: 0.293, SLG: 0.338		0-0 FC6-4		0-0 6-3			0-0 F4			2 0 0 0 0 0 4										
Ray Webster, L (7, PH) OBP: 0.270, SLG: 0.275		1-2 2-3		1-2 2-3						1 0 0 0 0 0 0										
Jose Arcia, R (7, 6) OBP: 0.227, SLG: 0.267										0 0 0 0 0 0 0										
Dave Roberts, L (1, 1) OBP: 0.125, SLG: 0.261		0-3 K			0-0 1-3			0-3 K		2 0 0 0 0 1 2										
Ron Willis, R (6, 1)										0 0 0 0 0 0 0										
Al Ferrara, R (7, PH) OBP: 0.352, SLG: 0.422										1 0 0 0 0 1 0										
Ron Herbel, R (7, 1)										0 0 0 0 0 0 0										
Inning Stats	R: 0 E: 0 K: 2 S: 7	H: 0 LOB: 1 BB: 1 P: 11	R: 0 E: 0 K: 1 S: 7	H: 2 LOB: 2 BB: 0 P: 7	R: 1 E: 0 K: 2 S: 8	H: 1 LOB: 0 BB: 0 P: 8	R: 0 E: 0 K: 0 S: 4	H: 2 LOB: 1 BB: 0 P: 4	R: 0 E: 0 K: 0 S: 3	H: 0 LOB: 1 BB: 1 P: 7	R: 0 E: 0 K: 1 S: 5	H: 0 LOB: 0 BB: 0 P: 5	R: 0 E: 0 K: 0 S: 3	H: 0 LOB: 0 BB: 0 P: 3	R: 0 E: 0 K: 1 S: 5	H: 0 LOB: 0 BB: 0 P: 5	1B: 4 2B: 0 3B: 0 HR: 1	SF: 0 SAC: 0 DP: 0 HBP: 0	WP: 0 PB: 0 SB: 2 CS: 2	PA: 33
PITCHER Pat Jarvis, R (1, 1) ERA: 2.94	IP: 9.0 WLS: W BF: 33 H: 5 R: 1 ER: 1 SO: 9 BB: 2 IBB: 0 HBP: 0 BLK: 0 WP: 0 HR: 1 S: 49 P: 57 ERA: 1.00 WHIP: 0.778																			

San Diego Padres @ Atlanta Braves
Atlanta Stadium, Atlanta, GA
Sat Jul 04 1970, 7:05 PM EDT
Att: 18,229 - Unknown

livebaseballscorecards.com

AB 31
R 1
H 5
RBI 1
BB 2
SO 9
LOB 10



Batter	1	2	3	4	5	6	7	8	9
Gil Garrido, R (1, 6) OBP: 0.340, SLG: 0.360 Tony Gonzalez, L (6, PH) OBP: 0.310, SLG: 0.325 Sonny Jackson, L (7, 6) OBP: 0.366, SLG: 0.313	0-0 1B 1B	0-0 F8		0-0 6-3		0-0 F7			
Felix Millan, R (1, 4) OBP: 0.324, SLG: 0.371	0-0 1-3 1B		0-0 6-3		0-0 F8	0-0 F3			
Hank Aaron, R (1, 9) OBP: 0.387, SLG: 0.637	0-0 1-3		0-0 6-3		0-0 1-3		0-0 F3		
Rico Carty, R (1, 7) OBP: 0.458, SLG: 0.659 Jimmie Hall, L (8, 7) OBP: 0.216, SLG: 0.182	0-0 2B 1B		0-0 E4 BB		0-0 F8		0-0 4-3		
Orlando Cepeda, R (1, 3) OBP: 0.364, SLG: 0.510	0-0 1-3 2B		4-0 BB IBB		0-0 E 2B		0-0 F9		
Bob Aspromonte, R (1, 5) OBP: 0.254, SLG: 0.189	0-0 4-3		4-0 1-2 2-3 BB		0-3 K		0-0 F8		
Mike Lum, L (1, 8) OBP: 0.309, SLG: 0.435		0-0 4-3	0-0 4-3		0-0 E4 1B		0-3 K		
Bob Tillman, R (1, 2) OBP: 0.293, SLG: 0.370		0-0 F7		0-0 6-3		4-0 1B IBB		0-0 F7	
Pat Jarvis, R (1, 1) OBP: 0.146, SLG: 0.149		0-0 1B		0-3 K		0-0 1B			

AB	R	H	RBI	BB	SO	LOB
3	1	1	0	0	0	1
1	0	0	0	0	0	3
0	0	0	0	0	0	0
4	0	1	0	0	0	3
4	0	0	0	0	0	1
4	0	1	1	0	0	0
0	0	0	0	0	0	0
3	1	2	0	1	0	0
3	0	0	0	1	1	3
4	0	0	0	0	1	3
3	0	0	0	1	0	0
3	0	2	0	0	1	0

BOTTOM

San Diego Padres @ Atlanta Braves
 Atlanta Stadium, Atlanta, GA
 Sat Jul 04 1970, 7:05 PM EDT
 Att. 18,229 - Unknown

livebaseballscorecards.com

AB	32
R	2
H	7
RBI	1
BB	3
SO	3
LOB	14



Inning	R	H	E	K	S	WLS	BF	H	R	ER	SO	BB	IBB	HBP	BLK	WP	HR	S	P	ERA	WHIP
1	1	4	0	0	6		27	7	2	2	2	1	2	0	0	0	0	28	40	3.38	1.500
2	0	1	0	0	4		27	0	0	0	0	0	0	0	0	0	0	2	2	0.00	0.000
3	0	0	0	0	6		27	0	0	0	1	0	0	0	0	0	0	8	8	0.00	0.000

PITCHER	IP	WLS	BF	H	R	ER	SO	BB	IBB	HBP	BLK	WP	HR	S	P	ERA	WHIP
Dave Roberts, L (1, 1) ERA: 3.13	5.1	L	27	7	2	2	2	1	2	0	0	0	0	28	40	3.38	1.500
Ron Willis, R (6, 1) ERA:	0.2		2	0	0	0	0	0	0	0	0	0	0	2	2	0.00	0.000
Ron Herbel, R (7, 1) ERA: 3.81	2.0		6	0	0	0	1	0	0	0	0	0	0	8	8	0.00	0.000

WP	PA	CS
0	35	0

Batter	1	2	3	4	5	6	7	8	9	AB R H RBI BB SO LOB	TOP						
Dave Campbell, R (1, 4) OBP: 0.295, SLG: 0.325	0-0 		0-0 G 2-3 			0-0 HR 1B 	0-3 K 		0-0 1B 2-3 	5 1 2 0 0 1 1	San Diego Padres @ Atlanta Braves Atlanta Stadium, Atlanta, GA Sun Jul 05 1970, 7:05 PM EDT Att. 22,002 - Unknown						
Steve Huntz, S (1, 5) OBP: 0.328, SLG: 0.382	4-0 BB 		0-0 			0-0 HR 1B 	0-0 		0-0 	4 1 3 2 1 0 0							
Cito Gaston, R (1, 8) OBP: 0.378, SLG: 0.558	4-0 G4-6-3 1-2 BB 		0-3 K 3-H 			0-0 HR 1B 1-H 2-H 			0-0 	4 1 1 3 1 1 4							
Nate Colbert, R (1, 3) OBP: 0.318, SLG: 0.493	0-0 G4-6-3 1-2f 				0-0 	0-3 K 1-1 2-1 			0-0 None 1B 	4 0 1 0 0 1 2							
Ollie Brown, R (1, 9) OBP: 0.313, SLG: 0.455		0-0 			0-0 	0-0 HR 			0-0 1-2 	4 1 1 1 0 0 1							
Ivan Murrell, R (1, 7) OBP: 0.282, SLG: 0.398		0-0 			0-3 K 1-1 2-1 	0-0 			0-0 	4 0 0 0 0 1 1							
Bob Barton, R (1, 2) OBP: 0.307, SLG: 0.388		0-0 				0-0 			0-0 F 	4 0 1 0 0 0 0							
Tommy Dean, R (1, 6) OBP: 0.293, SLG: 0.338			0-0 G SH 1B 			0-0 	0-3 K 1-1 2-1 		4-0 CS BB 	3 1 1 0 0 1 1 0 0 0 0 1 0 0 0 0 0 0 0 0 0							
Ray Webster, L (9, PH) OBP: 0.280, SLG: 0.275																	
Ron Herbel, R (9, 1)																	
Danny Coombs, R (1, 1) OBP: 0.069, SLG: 0.071			0-0 SH 			0-0 			0-0 1-2 1B 2B 	1 0 0 0 0 0 0 1 0 0 0 0 0 0 1 0 1 0 0 0 0 0 1 0 0 0 0 0							
Ron Willis, R (6, 1)																	
Al Ferrara, R (9, PH) OBP: 0.355, SLG: 0.431																	
Jose Arcia, R (9, PR) OBP: 0.227, SLG: 0.267																	
Inning Stats	R: 0 E: 0 K: 0 S: 2 H: 0 LOB: 1 BB: 2 P: 10	R: 0 E: 0 K: 0 S: 3 H: 0 LOB: 0 BB: 0 P: 3	R: 1 E: 0 K: 1 S: 7 H: 2 LOB: 1 BB: 0 P: 7	R: 0 E: 0 K: 1 S: 5 H: 0 LOB: 0 BB: 0 P: 5	R: 0 E: 0 K: 0 S: 3 H: 0 LOB: 0 BB: 0 P: 3	R: 4 E: 0 K: 2 S: 12 H: 5 LOB: 1 BB: 0 P: 12	R: 0 E: 0 K: 1 S: 5 H: 0 LOB: 0 BB: 0 P: 5	R: 0 E: 0 K: 0 S: 4 H: 1 LOB: 1 BB: 0 P: 4	R: 1 E: 0 K: 0 S: 5 H: 3 LOB: 3 BB: 1 P: 9	1B: 8 2B: 1 3B: 0 HR: 2 SF: 0 SAC: 1 DP: 1 HBP: 0	WP: 0 PB: 0 SB: 0 CS: 1 PA: 39						
PITCHER	IP WLS BF H R ER SO BB IBB HBP BLK WP HR S P ERA WHIP																
Ron Reed, R (1, 1) ERA: 5.4	5.1		23	6	5	5	3	2	0	0	0	0	2	27	35	8.44	1.500
Bob Priddy, R (6, 1) ERA: 5.87	2.2		10	2	0	0	2	0	0	0	0	0	0	14	14	0.00	0.750
Hoyt Wilhelm, R (9, 1) ERA: 3.02	1.0	L	6	3	1	1	0	1	0	0	0	0	0	5	9	9.00	4.000

AB	35
R	6
H	11
RBI	6
BB	3
SO	5
LOB	10



Batter	1	2	3	4	5	6	7	8	9	AB	R	H	RBI	BB	SO	LOB
Gil Garrido, R OBP: 0.335, SLG: 0.355 (1, 6)	0-0 1B		0-0 1B	0-0 1B		0-0 1B		0-0 1B		5	0	1	0	0	0	1
Felix Millan, R OBP: 0.328, SLG: 0.373 (1, 4)	0-0 None 1B		4-0 2B BB		0-0 1B	0-0 1B		0-0 1B	0-0 1B	4	1	2	0	1	0	0
Hank Aaron, R OBP: 0.387, SLG: 0.640 (1, 9)	0-0 1-2 1B		0-0 1-H HR 2B		0-0 None E 2B	0-0 1-3 1B		0-0 1B	0-0 1B	5	2	2	1	0	0	3
Rico Carty, R OBP: 0.458, SLG: 0.664 (1, 7)	4-0 IBB		0-0 2-H HR		0-0 2-3 E7		0-0 1B	0-0 1B	0-0 1B	4	1	1	2	1	0	1
Orlando Cepeda, R OBP: 0.359, SLG: 0.503 (1, 3)	0-0 1B		0-0 1B		0-0 3-H E7		0-0 1B	0-0 1B	0-0 1B	4	0	0	0	0	0	2
Clete Boyer, R OBP: 0.276, SLG: 0.325 (1, 5)		0-0 1B	4-0 BB		4-0 IBB		0-0 1B	0-0 1B	0-0 1B	2	0	0	0	2	0	0
Mike Lum, L OBP: 0.306, SLG: 0.438 (1, 8)		0-3 K	0-0 1B		0-3 K			0-0 None SF 2B		4	0	1	0	0	2	3
Sonny Jackson, L OBP: 0.366, SLG: 0.313 (8, PR)										0	1	0	0	0	0	0
Bob Didier, S OBP: 0.208, SLG: 0.186 (9, 2)										0	0	0	0	0	0	0
Bob Tillman, R OBP: 0.294, SLG: 0.369 (1, 2)		0-0 WP 1B		0-0 1B		0-0 1B		0-0 1B	0-0 1B	3	0	1	0	0	0	0
Tony Gonzalez, L OBP: 0.309, SLG: 0.324 (8, PH) (9, 8)								0-0 2-3 1B	0-0 1B	1	0	0	0	0	0	1
Ron Reed, R OBP: 0.500, SLG: 0.400 (6, 1)		0-0 1B		0-0 1B		0-3 K		0-0 SF	0-0 1B	0	0	0	0	1	0	0
Bob Priddy, R OBP: 0.410, SLG: 0.578 (8, PH) (9, 1)								0-0 3-H 1B	0-0 1B	0	0	0	1	0	0	0
Hoyt Wilhelm, R OBP: 0.410, SLG: 0.578 (9, 1)		1-2 1B		0-0 1B		0-0 1B				0	0	0	0	0	0	0

BOTTOM

San Diego Padres @ Atlanta Braves
Atlanta Stadium, Atlanta, GA

Sun Jul 05 1970, 7:05 PM EDT
Att. 22,002 - Unknown

livebaseballscorecards.com

AB	35
R	5
H	8
RBI	4
BB	4
SO	3
LOB	12



Inning Stats																	WP: 1	PA: 40																					
R: 0		H: 1		R: 0		H: 1		R: 3		H: 2		R: 0		H: 0		R: 1		H: 1		R: 0		H: 0		R: 1		H: 1		R: 0		H: 0		1B: 4		SF: 1		WP: 1		PA: 40	
E: 0		LOB: 2		E: 0		LOB: 1		E: 0		LOB: 1		E: 0		LOB: 0		E: 1		LOB: 2		E: 0		LOB: 0		E: 0		LOB: 1		E: 0		LOB: 0		2B: 3		SAC: 0		PB: 0		CS: 0	
K: 0		BB: 1		K: 1		BB: 0		K: 0		BB: 2		K: 0		BB: 0		K: 1		BB: 1		K: 0		BB: 0		K: 0		BB: 0		K: 0		BB: 0		3B: 0		DP: 0		SB: 0		CS: 0	
S: 4		P: 8		S: 6		P: 6		S: 5		P: 13		S: 3		P: 3		S: 7		P: 11		S: 7		P: 7		S: 3		P: 3		S: 4		P: 4		HR: 1		HBP: 0					
PITCHER		IP	WLS	BF	H	R	ER	SO	BB	IBB	HBP	BLK	WP	HR	S	P	ERA	WHIP																					
Danny Coombs, L ERA: 2.26 (1, 1)		5.2		29	7	4	3	3	2	2	0	0	1	1	31	47	4.76	1.588																					
Ron Willis, R ERA: 0.5 (6, 1)		2.1	W	8	1	1	1	0	0	0	0	0	0	0	8	8	3.86	0.429																					
Ron Herbel, R ERA: 3.76 (9, 1)		1.0	S	3	0	0	0	0	0	0	0	0	0	0	3	3	0.00	0.000																					

Batter	1	2	3	4	5	6	7	8	9	AB R H RBI BB SO LOB	TOP																					
Dave Campbell, R (1, 4) OBP: 0.297, SLG: 0.330	0-3 K		0-0 2B			0-3 K		0-0 1B		4 0 2 0 0 2 0	San Diego Padres @ Cincinnati Reds Riverfront Stadium, Cincinnati, OH Mon Jul 06 1970, 7:05 PM EDT Att: 15,929 - Unknown livebaseballscorecards.com																					
Steve Huntz, S (1, 5) OBP: 0.331, SLG: 0.381	0-0 1B		0-0 F2			4-0 BB		0-3 K		3 0 1 0 1 1 2																						
Cito Gaston, R (1, 8) OBP: 0.377, SLG: 0.553	4-0 1B		0-3 K			0-0 G6-4-3			0-0 5-3	3 0 0 0 1 1 2																						
Ollie Brown, R (1, 9) OBP: 0.312, SLG: 0.452	0-0 1B			0-0 1-3			0-0 6-3		0-0 4-3	4 0 1 0 0 0 0																						
Ivan Murrell, R (1, 7) OBP: 0.282, SLG: 0.405	0-0 F8			0-3 K			0-0 3B		0-3 K	4 0 1 0 0 2 2																						
Ray Webster, L (1, 3) OBP: 0.269, SLG: 0.264		0-0 4-3		0-0 4-3			0-0 F5			3 0 0 0 0 0 1																						
Bob Barton, R (1, 2) OBP: 0.299, SLG: 0.377		0-3 K			0-3 K2-3		0-0 5-3			3 0 0 0 0 2 1																						
Tommy Dean, R (1, 6) OBP: 0.294, SLG: 0.338		0-0 F9			0-0 1B			0-0 4-3		3 0 1 0 0 0 0																						
Al Santorini, R (1, 1) Gary Ross, R (3, 1) Al Ferrara, R (8, PH) Ron Willis, R (8, 1)			0-3 K		0-0 G6-4-3			0-0 F8		1 0 0 0 0 1 0 1 0 0 0 0 0 1 1 0 0 0 0 0 0 0 0 0 0 0 0 0																						
Inning Stats	R: 0 E: 0 K: 1 S: 6	H: 2 LOB: 2 BB: 1 P: 10	R: 0 E: 0 K: 1 S: 5	H: 0 LOB: 0 BB: 0 P: 5	R: 0 E: 0 K: 2 S: 8	H: 1 LOB: 1 BB: 0 P: 8	R: 0 E: 0 K: 1 S: 5	H: 0 LOB: 0 BB: 0 P: 5	R: 0 E: 0 K: 1 S: 4	H: 1 LOB: 1 BB: 0 P: 8	R: 0 E: 0 K: 0 S: 4	H: 1 LOB: 1 BB: 0 P: 4	R: 0 E: 0 K: 1 S: 6	H: 1 LOB: 1 BB: 0 P: 6	R: 0 E: 0 K: 1 S: 5	H: 0 LOB: 0 BB: 0 P: 5	1B: 4 2B: 1 3B: 1 HR: 0	SF: 0 SAC: 0 DP: 2 HBP: 0	WP: 0 PB: 0 SB: 0 CS: 0	PA: 32												
PITCHER Jim Merritt, L (1, 1) ERA: 3.12	IP 9.0	WLS W	BF 32	H 6	R 0	ER 0	SO 9	BB 2	IBB 0	HBP 0	BLK 0	WP 0	HR 0	S 48	P 56	ERA 0.00	WHIP 0.889															
											PITCHER	IP	WLS	BF	H	R	ER	SO	BB	IBB	HBP	BLK	WP	HR	S	P	ERA	WHIP				

Batter	1	2	3	4	5	6	7	8	9	AB	R	H	RBI	BB	SO	LOB
Pete Rose, S OBP: 0.396, SLG: 0.511 (1, 9) X	0-0 HR		0-0 1B	0-0 5-3		0-0 F8				4	2	2	1	0	0	1
Bobby Tolan, L OBP: 0.399, SLG: 0.496 (1, 8) X	0-0 1-5-3		0-0 6-3	0-0 1B			0-0 F7			4	0	1	0	0	0	1
Tony Perez, R OBP: 0.438, SLG: 0.696 (1, 5) X	0-0 HR		0-0 HR	0-0 F9			0-0 F3			4	2	2	2	0	0	1
Johnny Bench, R OBP: 0.343, SLG: 0.633 (1, 2) X	0-0 5-3		0-0 HR		0-0 5-3		0-0 P4			4	1	1	2	0	0	0
Lee May, R OBP: 0.280, SLG: 0.487 (1, 3) X	0-0 F5		0-0 P4		0-0 F8			0-3 K		4	0	0	0	0	1	0
Bernie Carbo, L OBP: 0.462, SLG: 0.581 (1, 7) X		0-0 G3	0-0 1B		0-3 K			0-0 FC1-6		4	0	2	0	0	1	0
Jimmy Stewart, S OBP: 0.263, SLG: 0.235 (8, PR) (9, 7)			1B					1B		0	0	0	0	0	0	0
Tommy Helms, R OBP: 0.245, SLG: 0.269 (1, 4) X		0-0 F8	0-0 1B			0-0 P6		0-0 FC1-6		4	0	1	0	0	0	1
Woody Woodward, R OBP: 0.333, SLG: 0.314 (1, 6) X		0-0 1B	0-0 P4			0-0 4-3		0-3 K		4	0	1	0	0	1	3
Jim Merritt, L OBP: 0.164, SLG: 0.132 (1, 1) X		0-0 F6		0-3 K		4-0 BB				2	0	0	0	1	1	1

Inning Stats	R: 2	H: 2	E: 0	K: 0	S: 5	LOB: 0	BB: 0	P: 5	R: 0	H: 1	E: 0	K: 0	S: 4	LOB: 1	BB: 1	P: 4	R: 3	H: 5	E: 0	K: 0	S: 8	LOB: 2	BB: 0	P: 8	R: 0	H: 1	E: 0	K: 1	S: 6	LOB: 1	BB: 1	P: 6	R: 0	H: 0	E: 0	K: 1	S: 5	LOB: 0	BB: 0	P: 5	R: 0	H: 0	E: 0	K: 0	S: 3	LOB: 1	BB: 1	P: 7	R: 0	H: 0	E: 0	K: 0	S: 3	LOB: 0	BB: 0	P: 3	R: 0	H: 1	E: 0	K: 2	S: 8	LOB: 1	BB: 0	P: 8
--------------	------	------	------	------	------	--------	-------	------	------	------	------	------	------	--------	-------	------	------	------	------	------	------	--------	-------	------	------	------	------	------	------	--------	-------	------	------	------	------	------	------	--------	-------	------	------	------	------	------	------	--------	-------	------	------	------	------	------	------	--------	-------	------	------	------	------	------	------	--------	-------	------


PITCHER	IP	WLS	BF	H	R	ER	SO	BB	IBB	HBP	BLK	WP	HR	S	P	ERA	WHIP
Al Santorini, R ERA: 6.2 (1, 1)	2.2	L	16	8	5	5	0	0	0	0	0	0	3	16	16	16.88	3.000
Gary Ross, R ERA: 5.63 (3, 1)	4.1		15	1	0	0	2	1	0	0	0	0	0	18	22	0.00	0.462
Ron Willis, R ERA: 0.47 (8, 1)	1.0		4	1	0	0	2	0	0	0	0	0	0	8	8	0.00	1.000

BOTTOM

San Diego Padres @ Cincinnati Reds
Riverfront Stadium, Cincinnati, OH

Mon Jul 06 1970, 7:05 PM EDT
Att. 15,929 - Unknown

AB	34
R	5
H	10
RBI	5
BB	1
SO	4
LOB	8



1B: 6	SF: 0	WP: 0	PA: 35
2B: 1	SAC: 0	PB: 0	
3B: 0	DP: 0	SB: 0	
HR: 3	HBP: 0	CS: 0	

Batter	1	2	3	4	5	6	7	8	9	AB R H RBI BB SO LOB	TOP	
Dave Campbell, R OBP: 0.297, SLG: 0.329 (1, 4) X	0-0 P6 ①			0-3 K ①		0-0 1B ①		0-0 F9 ①		4 0 1 0 0 1 0	San Diego Padres @ Cincinnati Reds Riverfront Stadium, Cincinnati, OH Tue Jul 07 1970, 7:05 PM EDT Att. 18,805 - Unknown	
Steve Huntz, S OBP: 0.329, SLG: 0.376 (1, 5) X (7, 6)	0-0 F2 ②			0-3 K ②		4-0 BB 1B BB		0-0 G3 ②		3 0 0 0 1 1 0		
Cito Gaston, R OBP: 0.378, SLG: 0.552 (1, 8) SSS	0-3 K ③			0-0 6-3 ③		0-0 BB 1B 1-2		0-0 FC5-4 1B ③		4 0 2 0 0 1 0		
Ollie Brown, R OBP: 0.314, SLG: 0.451 (1, 9) SS		0-3 K ①			0-0 F9 1B 1B	4-0 1-2 BB 2-3		0-0 FC5-4 1-2f ③		3 0 1 0 1 1 1		
Chris Cannizzaro, R OBP: 0.396, SLG: 0.456 (1, 2) X		0-0 CS 1B			0-0 F9 1B 1-2	0-3 K ③		0-3 K ①		4 0 2 0 0 2 2		
Ray Webster, L OBP: 0.268, SLG: 0.263 (1, 3) X		0-0 G3 1-2 ② ③			0-0 F9 1-2 2-3 ①		0-0 FC1-6 1B		0-0 4-3 ②	4 0 1 0 0 0 3		
Ivan Murrell, R OBP: 0.281, SLG: 0.399 (1, 7) X			0-0 5-3 ①		4-0 IBB		0-0 F7 ①		0-0 6-3 ③	3 0 0 0 1 0 1		
Tommy Dean, R OBP: 0.292, SLG: 0.336 Al Ferrara, R OBP: 0.352, SLG: 0.426 Jose Arcia, R OBP: 0.227, SLG: 0.267 Larry Stahl, L OBP: 0.150, SLG: 0.150 Ron Herbel, R (7, 1)			0-0 5-3 ②		0-0 P4		0-0 FC1-6 1-2f ②			1 0 0 0 0 0 0 1 0 0 0 0 0 3 0 0 0 0 0 0 0 1 0 0 0 0 0 1 0 0 0 0 0 0 0		
Pat Dobson, R OBP: 0.205, SLG: 0.139 Ed Spiezio, R OBP: 0.358, SLG: 0.375 (7, 5)			0-0 F8 ③		0-0 F8 ③		0-0 F2 ③			2 0 0 0 0 0 3 1 0 0 0 0 0 1		
Inning Stats	R: 0 H: 0 E: 0 LOB: 0 K: 1 BB: 0 S: 5 P: 5	R: 0 H: 1 E: 0 LOB: 0 K: 1 BB: 0 S: 5 P: 5	R: 0 H: 0 E: 0 LOB: 0 K: 0 BB: 0 S: 3 P: 3	R: 0 H: 0 E: 0 LOB: 0 K: 2 BB: 0 S: 7 P: 7	R: 0 H: 2 E: 0 LOB: 3 K: 0 BB: 1 S: 5 P: 9	R: 0 H: 2 E: 0 LOB: 2 K: 1 BB: 2 S: 5 P: 13	R: 0 H: 1 E: 0 LOB: 1 K: 0 BB: 0 S: 4 P: 4	R: 0 H: 1 E: 0 LOB: 1 K: 0 BB: 0 S: 4 P: 4	R: 0 H: 0 E: 0 LOB: 0 K: 1 BB: 0 S: 5 P: 5	1B: 7 SF: 0 2B: 0 SAC: 0 3B: 0 DP: 0 HR: 0 HBP: 0	WP: 0 PA: 34 PB: 0 SB: 0 CS: 1	
PITCHER Gary Nolan, R ERA: 3.58 Clay Carroll, R ERA: 2.45	IP WLS BF H R ER SO BB IBB HBP BLK WP HR S P ERA WHIP											IP WLS BF H R ER SO BB IBB HBP BLK WP HR S P ERA WHIP
	(1, 1) 6.0 W 23 5 0 0 5 2 1 0 0 0 0 0 30 42 0.00 1.167											(7, 1) 3.0 S 11 2 0 0 1 0 0 0 0 0 0 0 13 13 0.00 0.667

livebaseballscorecards.com

AB	31
R	0
H	7
RBI	0
BB	3
SO	6
LOB	15



Batter	1	2	3	4	5	6	7	8	9	AB	R	H	RBI	BB	SO	LOB
Pete Rose, S OBP: 0.394, SLG: 0.508 (1, 9) X	0-0 L6 ①		0-0 4-3 ③			0-3 K ①		0-0 3B 1B		4	1	1	0	0	1	1
Bobby Tolan, L OBP: 0.400, SLG: 0.507 (1, 8) S S S	0-3 K ②			0-3 K ①		0-0 E8 SF7 2B		0-0 1-H BLK 3B		4	2	2	1	0	2	0
Tony Perez, R OBP: 0.436, SLG: 0.689 (1, 5) X	0-0 F8 ③			0-0 5-3 ②		4-0 FC5-4 IBB		0-0 6-3 ②		3	0	0	0	1	0	0
Johnny Bench, R OBP: 0.339, SLG: 0.627 (1, 2) X		0-0 F9 ①		0-0 5-3 ③		0-0 SF7 ②		0-0 3-H F2 ③		3	0	0	1	0	0	0
Lee May, R OBP: 0.280, SLG: 0.485 (1, 3) X		0-0 1-3 ②			0-0 1B 1B 1B	0-0 FC5-4 ③		0-0 1-2f		3	0	1	0	0	0	1
Bernie Carbo, L OBP: 0.456, SLG: 0.571 (1, 7) X		0-0 F8 ③			0-0 F7 ①		0-0 G3 ①			3	0	0	0	0	0	1
Tommy Helms, R OBP: 0.249, SLG: 0.276 (1, 4) X			0-0 4-3 2B		0-0 1B 1B		0-3 K ②			3	0	2	0	0	1	0
Dave Concepcion, R OBP: 0.346, SLG: 0.355 (1, 6) X			0-0 4-3 ①		0-0 G6-3 1B		0-3 K ③			3	0	1	0	0	1	1
Gary Nolan, R OBP: 0.156, SLG: 0.073 (1, 1) S S S			0-3 K ②		0-0 G6-3 ②			0-3 K ①		2	0	0	0	0	1	4
Clay Carroll, R (7, 1) S S S					0-0 1-2f					1	0	0	0	0	1	0

Inning Stats	R: 0	H: 0	E: 0	LOB: 0	K: 1	BB: 0	S: 5	P: 5	R: 0	H: 0	E: 0	LOB: 0	K: 0	BB: 0	S: 3	P: 3	R: 0	H: 1	E: 0	LOB: 1	K: 1	BB: 0	S: 6	P: 6	R: 0	H: 0	E: 0	LOB: 0	K: 1	BB: 0	S: 5	P: 5	R: 0	H: 3	E: 0	LOB: 2	K: 0	BB: 0	S: 5	P: 5	R: 1	H: 1	E: 1	LOB: 1	K: 1	BB: 1	S: 6	P: 10	R: 0	H: 0	E: 0	LOB: 0	K: 2	BB: 0	S: 7	P: 7	R: 2	H: 2	E: 0	LOB: 0	K: 1	BB: 0	S: 7	P: 7	1B: 4	SF: 1	2B: 2	SAC: 0	3B: 1	DP: 1	HR: 0	HBP: 0	WP: 0	PA: 31
--------------	------	------	------	--------	------	-------	------	------	------	------	------	--------	------	-------	------	------	------	------	------	--------	------	-------	------	------	------	------	------	--------	------	-------	------	------	------	------	------	--------	------	-------	------	------	------	------	------	--------	------	-------	------	-------	------	------	------	--------	------	-------	------	------	------	------	------	--------	------	-------	------	------	-------	-------	-------	--------	-------	-------	-------	--------	-------	--------

PITCHER	IP	WLS	BF	H	R	ER	SO	BB	IBB	HBP	BLK	WP	HR	S	P	ERA	WHIP
Pat Dobson, R ERA: 4.37 (1, 1)	6.0	L	23	5	1	0	4	0	1	0	0	0	0	30	34	0.00	0.833
Ron Herbel, R ERA: 3.89 (7, 1)	2.0		8	2	2	2	3	0	0	0	1	0	0	14	14	9.00	1.000


BOTTOM

San Diego Padres @ Cincinnati Reds
Riverfront Stadium, Cincinnati, OH

Tue Jul 07 1970, 7:05 PM EDT
Att. 18,805 - Unknown

livebaseballscorecards.com

AB	29
R	3
H	7
RBI	2
BB	1
SO	7
LOB	8




Batter	1	2	3	4	5	6	7	8	9	AB R H RBI BB SO LOB	TOP																	
Dave Campbell, R (1, 4) OBP: 0.292, SLG: 0.324	0-0 6-3		0-0 F9		0-0 5-3		0-0 P6		0-3 K	5 0 0 0 0 1 3	San Diego Padres @ Cincinnati Reds Riverfront Stadium, Cincinnati, OH Wed Jul 08 1970, 7:05 PM EDT Att. 16,360 - Unknown livebaseballscorecards.com																	
Steve Huntz, S (1, 5) OBP: 0.335, SLG: 0.378	0-0 4-3		0-0 1B E 1B		0-0 2B 1B		0-0 F7	4-0 1-2 FC5-4 BB	4 1 2 0 1 0 0																			
Cito Gaston, R (1, 8) OBP: 0.376, SLG: 0.547	0-3 K		0-0 E9 1B 1B		0-3 K		0-3 K	0-0 FC5-4 1-2f 2-2	5 1 1 1 0 3 4																			
Ollie Brown, R (1, 9) OBP: 0.317, SLG: 0.455		0-0 F8	0-0 2-H 1B		0-0 1-3 2B		0-0 5-3		4 0 2 1 0 0 0																			
Chris Cannizzaro, R (1, 2) OBP: 0.398, SLG: 0.451		0-3 K	4-0 BB		4-0 IBB		0-0 F7		2 0 0 0 2 1 0																			
Ray Webster, L (1, 3) OBP: 0.274, SLG: 0.269		0-0 1B	0-0 F8		0-3 K		0-0 5-3		2 0 1 0 0 0 2																			
Nate Colbert, R (5, PH) OBP: 0.316, SLG: 0.490									2 0 0 0 0 1 3																			
Ivan Murrell, R (1, 7) OBP: 0.280, SLG: 0.406	0-0 5-3			0-0 F7		0-0 6-3		0-0 3B	4 0 1 0 0 0 1																			
Tommy Dean, R (1, 6) OBP: 0.291, SLG: 0.329			0-3 K	0-0 1-3		0-0 L4		4-0 E BB	3 0 0 0 1 1 0																			
Clay Kirby, R (1, 1) OBP: 0.188, SLG: 0.161			0-0 1B 1B	0-3 K		0-3 K		0-3 K	3 1 1 0 0 2 0																			
Ron Willis, R (6, 1)									1 0 0 0 0 1 2																			
Inning Stats	R: 0 E: 0 K: 1 S: 5	H: 0 LOB: 0 BB: 0 P: 5	R: 0 E: 0 K: 1 S: 6	H: 1 LOB: 1 BB: 0 P: 6	R: 3 E: 1 K: 1 S: 9	H: 4 LOB: 2 BB: 1 P: 13	R: 0 E: 0 K: 1 S: 5	H: 0 LOB: 0 BB: 0 P: 5	R: 0 E: 0 K: 2 S: 9	H: 2 LOB: 3 BB: 1 P: 13	R: 0 E: 0 K: 1 S: 5	H: 0 LOB: 0 BB: 0 P: 5	R: 0 E: 0 K: 1 S: 3	H: 0 LOB: 0 BB: 0 P: 3	R: 0 E: 1 K: 2 S: 8	H: 1 LOB: 3 BB: 2 P: 16	1B: 6 2B: 1 3B: 1 HR: 0	SF: 0 SAC: 0 DP: 0 HBP: 0	WP: 0 PB: 0 SB: 0 CS: 0	PA: 39								
PITCHER	IP WLS BF H R ER SO BB IBB HBP BLK WP HR S P ERA WHIP																											
Jim McGlothlin, R (1, 1) ERA: 2.79	1.2		6	1	0	0	2	0	0	0	0	0	0	10	10	0.00	0.600											
Ray Washburn, R (2, 1) ERA: 8.89	1.0	L	8	4	3	2	1	1	0	0	0	0	0	9	13	18.00	5.000											
Pedro Borbon, R (3, 1) ERA: 7.71	1.1		4	0	0	0	1	0	0	0	0	0	0	6	6	0.00	0.000											
Don Gullett, L (5, 1) ERA: 3.58	2.0		9	2	0	0	3	0	1	0	0	0	0	14	18	0.00	1.000											
Wayne Granger, R (7, 1) ERA: 2.08	3.0		12	1	0	0	3	2	0	0	0	0	0	16	24	0.00	1.000											

San Diego Padres @ Cincinnati Reds
Riverfront Stadium, Cincinnati, OH
Wed Jul 08 1970, 7:05 PM EDT
Att. 16,360 - Unknown

AB 35
R 3
H 8
RBI 2
BB 4
SO 10
LOB 15



Batter	1	2	3	4	5	6	7	8	9	AB	R	H	RBI	BB	SO	LOB	BOTTOM			
Pete Rose, S (1, 9) OBP: 0.397, SLG: 0.512	0-0 2B F7		0-0 F7		0-0 1B BB	0-0 1B 1-2 2-3			0-0 F7	5	0	3	0	0	0	0	San Diego Padres @ Cincinnati Reds Riverfront Stadium, Cincinnati, OH Wed Jul 08 1970, 7:05 PM EDT Att. 16,360 - Unknown livebaseballscorecards.com AB 33 R 1 H 8 RBI 1 BB 5 SO 5 LOB 22 			
Bobby Tolan, L (1, 8) OBP: 0.394, SLG: 0.498	0-0 F8		0-3 K		0-0 L3	0-0 3-1			0-0 F8	5	0	0	0	0	1	5				
Tony Perez, R (1, 5) OBP: 0.440, SLG: 0.687	4-0 BB BB		4-0 BB BB		4-0 BB BB G5-4-3				0-0 6-3	1	0	0	0	3	0	0				
Johnny Bench, R (1, 2) OBP: 0.338, SLG: 0.621	0-0 F7		4-0 BB BB		0-0 BB G5-4-3				0-0 F7	3	0	0	0	1	0	4				
Lee May, R (1, 3) OBP: 0.280, SLG: 0.486	0-3 K		0-0 F7						0-0 P6	4	1	1	0	0	1	4				
Bernie Carbo, L (1, 7) OBP: 0.461, SLG: 0.573		0-0 1B S		0-0 1B					0-0 3-1 FC5-4 BB	3	0	2	0	1	0	0				
Tommy Helms, R (1, 4) OBP: 0.249, SLG: 0.276 (7, 6)		0-0 P3		0-0 E8 1B					0-0 FC5-4 1B 1B 1-2f 2-3	4	0	1	0	0	0	3				
Woody Woodward, R (1, 6) OBP: 0.327, SLG: 0.308 Jimmy Stewart, S (6, PH) OBP: 0.271, SLG: 0.245 (7, 4)		0-0 F8		0-0 6-3					0-0 1B 1B 1-2 3-H	2	0	0	0	0	0	2				
Jim McClothlin, R (1, 1) OBP: 0.238, SLG: 0.238 Ray Washburn, R (3, 1) Pedro Borbon, R (4, PH) OBP: 0.349, SLG: 0.270 Don Gullett, R (5, 1) OBP: 0.467, SLG: 1.000 Ty Cline, L (6, PH) OBP: 0.294, SLG: 0.375 Wayne Granger, R (7, 1) Dave Concepcion, R (9, PH) OBP: 0.344, SLG: 0.353		0-3 K		0-3 K					0-0 1-3	0	0	0	0	0	0	0				
Inning Stats	R: 0 E: 0 K: 1 S: 6	H: 1 LOB: 2 BB: 1 P: 10	R: 0 E: 0 K: 1 S: 6	H: 1 LOB: 1 BB: 0 P: 6	R: 0 E: 0 K: 1 S: 5	H: 2 LOB: 1 BB: 2 P: 13	R: 0 E: 1 K: 1 S: 6	H: 1 LOB: 1 BB: 1 P: 7	R: 1 E: 0 K: 1 S: 8	H: 3 LOB: 3 BB: 1 P: 12	R: 0 E: 0 K: 0 S: 3	H: 0 LOB: 0 BB: 0 P: 3	R: 0 E: 0 K: 0 S: 3	H: 0 LOB: 0 BB: 0 P: 3	R: 0 E: 0 K: 0 S: 3	H: 0 LOB: 0 BB: 0 P: 3			1B: 6 2B: 2 3B: 0 HR: 0	SF: 0 SAC: 0 DP: 1 HBP: 0
PITCHER	IP WLS BF H R ER SO	IP WLS BF H R ER SO	IP WLS BF H R ER SO	IP WLS BF H R ER SO	IP WLS BF H R ER SO	IP WLS BF H R ER SO	IP WLS BF H R ER SO	IP WLS BF H R ER SO	IP WLS BF H R ER SO	IP WLS BF H R ER SO	IP WLS BF H R ER SO	IP WLS BF H R ER SO	IP WLS BF H R ER SO	IP WLS BF H R ER SO	IP WLS BF H R ER SO	IP WLS BF H R ER SO	ERA WHIP	ERA WHIP		
Clay Kirby, R (1, 1) ERA: 5.55	5.0 W	23 23	6 6	1 1	1 1	4 4	4 4	0 0	0 0	0 0	0 0	0 0	0 0	0 0	0 0	0 0	1.80 2.000			
Ron Willis, R (6, 1) ERA: 0.39	4.0 S	15 15	2 2	0 0	0 0	1 1	1 1	0 0	0 0	0 0	0 0	0 0	0 0	0 0	0 0	0 0	0.00 0.750			

Batter	1	2	3	4	5	6	7	8	9	10	AB R H RBI BB SO LOB	TOP										
Dave Campbell, R (1, 4) X OBP: 0.296, SLG: 0.334 Tommy Dean, R (4, 6) OBP: 0.288, SLG: 0.324 Ed Spiezio, R (10, PH) OBP: 0.363, SLG: 0.390 Al Santorini, R (10, 1)	0-0 F7	0-0 HR	1-2 1B BB		0-0 6-3			0-0 FC1-6		0-0 2B	2 2 1 1 1 0 0	San Diego Padres @ Cincinnati Reds Riverfront Stadium, Cincinnati, OH Thu Jul 09 1970, 7:05 PM EDT Att. 22,298 - Unknown										
Steve Hantz, S (1, 5) B OBP: 0.338, SLG: 0.382 (10, 6)	4-0 WP 1B BB	0-0 PB SF9 2B	4-0 1-2 2-3 3-H 1B BB		0-3 K			0-0 F2		0-0 SF7	3 2 1 2 2 1 2											
Cito Gaston, R (1, 8) X OBP: 0.375, SLG: 0.545	0-0 3-1 WP 1B	0-0 SF9	0-0 1-2 2-3 3-H 1B					0-0 F7		0-0 5-3	5 0 2 3 0 0 2											
Ollie Brown, R (1, 9) X OBP: 0.317, SLG: 0.454 Larry Stahl, L (3, 7) OBP: 0.136, SLG: 0.136	0-0 1-2 2-3 1B	0-0 F8	0-0 6-3					0-0 1-3		0-0 F8	3 0 1 0 0 0 2											
Nate Colbert, R (1, 3) X OBP: 0.317, SLG: 0.486	0-0 3-1 1-2 2-3 3-H 1B	0-3 K		0-0 G5-4-3 1B				0-0 P4		4-0 G5-4-3 1B BB	4 0 1 1 1 1 2											
Ivan Murrell, R (1, 7) X OBP: 0.279, SLG: 0.401 (3, 9)	0-0 6-3		0-3 K	0-0 F8				0-0 F9		0-0 G5-4-3 1B	5 0 1 0 0 1 3											
Bob Barton, R (1, 2) OBP: 0.289, SLG: 0.364 Al Ferrara, R (9, PH) OBP: 0.350, SLG: 0.424 Ron Slocum, R (9, 2) OBP: 0.250, SLG: 0.279 (10, 5)		0-0 E5 1B HR	0-0 P4	0-0 G5-4-3 1-2f				0-0 6-3		0-0 G5-4-3 1-2f 2-3	4 1 0 0 0 0 1											
Jose Arcia, R (1, 6) OBP: 0.254, SLG: 0.281 (4, 4)		0-0 HR 1B	H 1-0 E BB HBP		0-0 6-3 SH1-4 1B			0-0 P4		0-0 1-3	4 2 2 0 0 0 0											
Dave Roberts, L (1, 1) OBP: 0.185, SLG: 0.423 Ron Herbel, R (8, 1) Gary Ross, R (8, 1) OBP: 0.500, SLG: 0.500 Ray Webster, L (10, PH) OBP: 0.282, SLG: 0.278 Chris Cannizzaro, R (10, 2) OBP: 0.398, SLG: 0.451		0-0 HR	0-0 E4 BB 1B		0-0 SH1-4			0-0 FC1-6 1B		0-0 2B SF7 1B	3 2 2 3 0 0 1											
Inning Stats	R: 1 E: 0 K: 0 S: 5	H: 2 LOB: 2 BB: 1 P: 9	R: 5 E: 1 K: 1 S: 10	H: 4 LOB: 0 BB: 0 P: 10	R: 3 E: 1 K: 1 S: 7	H: 1 LOB: 2 BB: 2 P: 16	R: 0 E: 0 K: 0 S: 3	H: 0 LOB: 0 BB: 0 P: 3	R: 0 E: 0 K: 1 S: 6	H: 1 LOB: 1 BB: 0 P: 6	R: 0 E: 0 K: 0 S: 3		H: 0 LOB: 0 BB: 0 P: 3	R: 0 E: 0 K: 0 S: 4	H: 1 LOB: 1 BB: 0 P: 4	R: 0 E: 0 K: 0 S: 3	H: 1 LOB: 1 BB: 1 P: 7	R: 1 E: 0 K: 0 S: 5	H: 2 LOB: 1 BB: 0 P: 5	1B: 9 2B: 2 3B: 0 HR: 2	SF: 2 SAC: 1 DP: 2 HBP: 1	WP: 1 PB: 1 SB: 0 CS: 0
PITCHER Wayne Simpson, R (1, 1) ERA: 2.48 Pedro Borbon, R (3, 1) ERA: 6.61 Ray Washburn, R (6, 1) ERA: 8.28 Clay Carroll, R (8, 1) ERA: 2.41 Wayne Granger, R (9, 1) ERA: 2.21	IP WLS BF H R ER SO BB IBB HBP BLK WP HR S P ERA WHIP	2.2 9 3 0 0 1 0 0 0 0 0 0 0 0 13.50 3.375	2.1 6 0 0 0 0 0 0 0 0 0 0 0 0 0.00 1.286	2.0 4 1 0 0 0 0 0 0 0 0 0 0 0 0.00 0.000	1.0 9 3 1 1 0 1 0 0 0 0 0 0 8 4.50 2.000																	

AB	40
R	10
H	13
RBI	10
BB	4
SO	3
LOB	17



BOTTOM

San Diego Padres @ Cincinnati Reds
Riverfront Stadium, Cincinnati, OH
Thu Jul 09 1970, 7:05 PM EDT
Att. 22,298 - Unknown

livebaseballscorecards.com



AB R H RBI BB SO LOB

5	0	0	0	0	1	0
5	1	2	0	0	1	0
3	2	2	1	2	0	1
5	2	2	4	0	2	2
4	0	2	0	1	1	1
3	1	0	0	1	1	2
1	0	0	0	0	1	2
5	1	1	0	0	0	2
3	0	0	0	0	0	1
2	1	1	1	0	0	0
0	0	0	0	0	0	0
1	0	0	0	0	1	0
0	0	0	0	0	0	0
1	0	0	0	0	0	0
0	0	0	0	0	0	0
1	1	1	3	0	0	0
0	0	0	0	0	0	0
1	0	0	0	0	0	0

AB	41
R	9
H	11
RBI	9
BB	4
SO	9
LOB	11

WP:	0	PA:	45
PB:	0		
SB:	2		
CS:	0		

1B:	7	SF:	0
2B:	1	SAC:	0
3B:	0	DP:	0
HR:	3	HBP:	0

WP:	0	ERA:	6.14	WHIP:	1.227
PB:	0				
SB:	2				
CS:	0				

Batter	1	2	3	4	5	6	7	8	9	10
Pete Rose, S OBP: 0.392, SLG: 0.504 (1, 9)	0-0 1-3		0-0 F8		0-3 K		0-0 6-3	0-0 1-3		
Bobby Tolan, L OBP: 0.394, SLG: 0.497 (1, 8)	0-0 1B		0-0 1-3		0-0 1B			0-0 F9	0-3 K	
Tony Perez, R OBP: 0.444, SLG: 0.687 (1, 5)	0-0 1B			0-0 HR	0-0 P4			4-0 HR	4-0 BB	
Johnny Bench, R OBP: 0.339, SLG: 0.636 (1, 2)	0-3 K			0-0 HR		0-0 F2		0-0 HR	0-3 K	
Lee May, R OBP: 0.284, SLG: 0.489 (1, 3)	0-0 P6			0-0 2B		0-0 1B		0-3 K	4-0 BB	
Hal McRae, R OBP: 0.381, SLG: 0.631 (1, 7)		0-3 K		0-0 F8		0-0 F9		4-0 1B	0-3 K	
Ty Cline, L OBP: 0.278, SLG: 0.353 (9, 7)								BB		
Tommy Helms, R OBP: 0.248, SLG: 0.275 (1, 4)		0-0 F9		0-0 P4		0-0 P3		0-0 1B		0-0 F7
Woody Woodward, R OBP: 0.319, SLG: 0.299 (1, 6)			0-0 F8		0-0 5-3		0-0 4-3			0-0 G3
Jimmy Stewart, S OBP: 0.279, SLG: 0.255 (8, PH)								1-3 HR		
Wayne Simpson, R OBP: 0.241, SLG: 0.333 (9, 4)			0-3 K		0-3 K		0-0 4-3	0-0 HR		0-0 6-3

Inning Stats	R: 1	H: 2	E: 0	K: 1	S: 7	R: 0	H: 0	E: 0	K: 1	S: 5	R: 0	H: 0	E: 0	K: 1	S: 5	R: 2	H: 3	E: 0	K: 0	S: 6	R: 0	H: 1	E: 0	K: 2	S: 8	R: 0	H: 1	E: 0	K: 0	S: 4	R: 0	H: 0	E: 0	K: 0	S: 3	R: 6	H: 4	E: 0	K: 1	S: 9	R: 0	H: 0	E: 0	K: 3	S: 9	R: 0	H: 0	E: 0	K: 0	S: 3
	LOB: 1	BB: 0	P: 7	LOB: 0	BB: 0	LOB: 0	BB: 0	LOB: 0	BB: 0	P: 5	LOB: 1	BB: 0	LOB: 1	BB: 0	P: 8	LOB: 0	BB: 0	LOB: 1	BB: 0	P: 4	LOB: 0	BB: 0	LOB: 0	BB: 2	P: 17	LOB: 2	BB: 2	P: 17	LOB: 0	BB: 0	P: 3	LOB: 0	BB: 0	P: 3	LOB: 0	BB: 0	P: 3	LOB: 0	BB: 0	P: 3	LOB: 0	BB: 0	P: 3	LOB: 0	BB: 0	P: 3				

PITCHER	IP	WLS	BF	H	R	ER	SO	BB	IBB	HBP	BLK	WP	HR	S	P	ERA	WHIP
Dave Roberts, L ERA: 3.36 (1, 1)	7.1		31	8	5	5	5	1	0	0	0	0	2	40	44	6.14	1.227
Ron Herbel, R ERA: 4.32 (8, 1)	0.1		5	3	4	4	1	1	0	0	0	0	1	6	10	108.00	12.000
Gary Ross, R ERA: 5.47 (8, 1)	1.1	W	6	0	0	0	3	2	0	0	0	0	0	10	18	0.00	1.500
Al Santorini, R ERA: 6.11 (10, 1)	1.0	S	3	0	0	0	0	0	0	0	0	0	0	3	3	0.00	0.000

Batter	1	2	3	4	5	6	7	8	9	AB R H RBI BB SO LOB	TOP											
Billy Grabarkewitz, R OBP: 0.445, SLG: 0.502 (1, 6) X	0-0 F4			0-0 2B		0-0 2B	0-0 1B	4-0 1B	4-0 1B	3 3 2 0 2 0 0												
Manny Mota, R OBP: 0.398, SLG: 0.428 (1, 7) X	0-0 6-3			0-0 1B		4-0 2B	0-0 1B	0-0 1B	0-0 1B	4 2 3 1 1 0 0												
Willie Davis, L OBP: 0.336, SLG: 0.436 (1, 8) X	0-0 F8			0-0 1B		0-0 F4		0-0 3B	0-0 1B	5 1 3 2 0 0 2												
Wes Parker, S OBP: 0.390, SLG: 0.473 (1, 3) X		0-0 L4		0-0 2B		0-0 1B		0-0 1B	0-0 K	5 2 3 3 0 1 3												
Andy Kosco, R OBP: 0.250, SLG: 0.409 (1, 9) X		0-0 6-3		0-0 F9		0-0 1B		0-0 F3	0-0 4-3	4 0 2 2 0 0 1												
Von Joshua, L OBP: 0.294, SLG: 0.313 (8, PR) (8, 9) X										1 0 0 0 0 0 2												
Jim Lefebvre, S OBP: 0.328, SLG: 0.374 (1, 4) X		0-0 L4				0-3 K		0-0 F3		4 0 1 0 0 1 2												
Steve Garvey, R OBP: 0.152, SLG: 0.156 (1, 5) X						0-3 K		0-0 CS		4 0 1 0 0 1 2												
Jeff Torborg, R OBP: 0.255, SLG: 0.253 (1, 2) X				0-0 F7		0-0 F9		0-0 1B		4 0 0 0 0 1 0												
Tom Haller, L OBP: 0.348, SLG: 0.417 (9, 2) X				0-0 F2				0-0 CS	0-3 K	0 0 0 0 0 0 0												
Bill Singer, R OBP: 0.263, SLG: 0.278 (1, 1) X				0-3 K					0-0 1B	4 1 1 0 0 2 0												
Jose Pena, R (9, 1) X						0-0 F8		0-3 K		0 0 0 0 0 0 0												
Inning Stats	R: 0 E: 0 K: 0 S: 3	H: 0 LOB: 0 BB: 0 P: 3	R: 0 E: 0 K: 0 S: 3	H: 1 LOB: 0 BB: 0 P: 3	R: 0 E: 0 K: 1 S: 5	H: 0 LOB: 0 BB: 0 P: 5	R: 2 E: 0 K: 0 S: 5	H: 3 LOB: 0 BB: 0 P: 5	R: 0 E: 0 K: 2 S: 7	H: 0 LOB: 0 BB: 0 P: 7	R: 3 E: 0 K: 0 S: 7	H: 4 LOB: 2 BB: 1 P: 11	R: 0 E: 0 K: 1 S: 5	H: 1 LOB: 2 BB: 1 P: 9	R: 2 E: 0 K: 0 S: 5	H: 4 LOB: 1 BB: 0 P: 5	R: 2 E: 0 K: 2 S: 10	H: 3 LOB: 2 BB: 1 P: 14	1B: 12 2B: 4 3B: 1 HR: 0	SF: 0 SAC: 0 DP: 2 HBP: 0	WP: 0 PB: 0 SB: 1 CS: 1	PA: 42
PITCHER	IP WLS BF H R ER SO BB IBB HBP BLK WP HR S P ERA WHIP																					
Danny Coombs, L ERA: 2.56 (1, 1)	5.2 L 22 6 5 5 3 1 0 0 0 0 0 0 27 31 7.94 1.235																					
Ron Willis, R ERA: 0.37 (6, 1)	1.1 7 3 0 0 1 1 0 0 0 0 0 0 8 12 0.00 3.000																					
Gary Ross, R ERA: 6.04 (8, 1)	1.1 9 6 4 4 1 1 0 0 0 0 0 0 10 14 27.00 5.250																					
Ron Herbel, R ERA: 4.28 (9, 1)	0.2 3 1 0 0 1 0 0 0 0 0 0 0 5 5 0.00 1.500																					

Los Angeles Dodgers @ San Diego Padres
San Diego Stadium, San Diego, CA
Fri Jul 10 1970, 10:05 PM EDT
Att: 18,888 - Unknown

AB	38
R	9
H	16
RBI	8
BB	3
SO	6
LOB	12



BOTTOM

Los Angeles Dodgers @ San Diego Padres
San Diego Stadium, San Diego, CA

livebaseballscorecards.com

AB	35
R	7
H	9
RBI	7
BB	5
SO	10
LOB	11



WP:	0	PA:	41
PB:	0		
SB:	0		
CS:	0		

Fri Jul 10 1970, 10:05 PM EDT

Att. 18,888 - Unknown

AB	R	H	RBI	BB	SO	LOB
4	2	1	1	1	1	1
4	1	1	1	1	2	1
5	1	2	3	0	1	0
4	0	1	0	0	1	1
0	0	0	0	0	0	0
4	0	0	0	1	1	2
2	0	0	0	2	1	0
4	1	1	1	0	0	4
2	0	0	0	0	1	2
2	1	1	1	0	0	0
2	1	1	0	0	1	0
0	0	0	0	0	0	0
1	0	1	0	0	0	0
0	0	0	0	0	0	0
0	0	0	0	0	0	0
1	0	0	0	0	1	0

Batter	1	2	3	4	5	6	7	8	9
Dave Campbell, R OBP: 0.297, SLG: 0.342 (1, 4)	0-0 F7		0-3 K		4-0 1B 1B BB		0-0 F7		0-0 HR
Steve Huntz, S OBP: 0.339, SLG: 0.380 (1, 5) (8, 6)	0-0 6-3		0-3 K		0-0 1B 1B 1-3 2-H		0-3 K		4-0 HR BB
Cito Gaston, R OBP: 0.375, SLG: 0.552 (1, 8)	0-3 K			0-0 F8	0-0 1B 1-3 3-H			0-0 L9	0-0 HR 1-H
Al Ferrara, R OBP: 0.351, SLG: 0.420 Jose Arcia, R OBP: 0.254, SLG: 0.281 (1, 7) (9, PR)		0-0 BB 1B		0-0 F8	0-0 F3			0-3 K	1-0 HBP
Nate Colbert, R OBP: 0.315, SLG: 0.480 (1, 3)		0-0 F2		4-0 BB BB		0-0 5-3		0-0 F5	0-3 K
Chris Cannizzaro, R OBP: 0.400, SLG: 0.446 (1, 2)		4-0 BB BB BB		4-0 BB 1-2		0-0 F8			0-3 K
Ivan Murrell, R OBP: 0.278, SLG: 0.412 (1, 9)		0-0 F6		0-0 F9		0-0 3-1			0-0 HR
Tommy Dean, R OBP: 0.284, SLG: 0.320 Ed Spiezio, R OBP: 0.365, SLG: 0.421 (1, 6) (7, PH) (8, 5)		0-3 K			0-0 F8		0-0 6-3		0-0 HR
Danny Coombs, R OBP: 0.097, SLG: 0.100 Ron Willis, R (6, 1) Ray Webster, L OBP: 0.291, SLG: 0.288 Gary Ross, R OBP: 0.500, SLG: 0.500 Ron Herbel, R (9, 1) Larry Stahl, L OBP: 0.130, SLG: 0.130 (9, PH)			0-3 K		0-0 BB 1B 1B		0-0 1B		0-3 K

Inning	R	H	E	K	S	P	BB	IBB	HBP	BLK	WP	HR	S	P	ERA	WHIP
1	0	0	0	1	5	6	0	0	0	0	0	3	51	71	6.23	1.500
2	0	1	0	1	6	6	0	0	0	0	0	1	4	5	27.00	3.000
3	0	0	0	3	9	9	0	0	0	0	0	0	0	0		
4	0	0	0	2	11	11	0	0	0	0	0	0	0	0		
5	2	3	0	0	9	9	0	0	0	0	0	1	1	9		
6	0	0	0	0	3	3	0	0	0	0	0	0	0	0		
7	0	1	0	1	6	6	0	0	0	0	0	0	0	6		
8	0	0	0	0	5	5	0	0	0	0	0	0	0	5		
9	5	4	0	1	18	18	0	0	0	0	0	4	1	18		

PITCHER	IP	WLS	BF	H	R	ER	SO	BB	IBB	HBP	BLK	WP	HR	S	P	ERA	WHIP
Bill Singer, R ERA: 3.71 (1, 1)	8.2	W	38	8	6	6	9	5	0	0	0	0	3	51	71	6.23	1.500
Jose Pena, R ERA: 1.98 (9, 1)	0.1	S	3	1	1	1	1	0	0	1	0	0	1	4	5	27.00	3.000

Batter	1	2	3	4	5	6	7	8	9	AB R H RBI BB SO LOB	TOP																
Billy Grabarkewitz, R OBP: 0.448, SLG: 0.504 (1, 6) X	0-0 SH4-3 FC6-2 1B		0-0 2-3 1B		0-0 F8			0-0 SH3-4 3B 1B	0-0 F2	5 1 3 0 0 0 3	Los Angeles Dodgers @ San Diego Padres San Diego Stadium, San Diego, CA Sat Jul 11 1970, 10:05 PM EDT Att: 18,087 - Unknown livebaseballscorecards.com																
Manny Mota, R OBP: 0.393, SLG: 0.422 (1, 7) X	0-0 SH4-3 1-3		0-3 K			0-0 F9		0-0 SH3-4 1-2	0-0 4-3	3 0 0 0 0 1 4																	
Willie Davis, L OBP: 0.338, SLG: 0.443 (1, 8) X	0-0 FC6-2 CS 3-H		0-0 G3			0-0 CS 1B		0-0 2-H 3B		4 0 2 1 0 0 3																	
Wes Parker, S OBP: 0.389, SLG: 0.469 (1, 3) X	0-0 CS 1-2	0-0 F9		0-0 F5		0-3 K 1-2		4-0 G6-4-3 IBB		3 0 0 0 1 1 1																	
Andy Kosco, R OBP: 0.256, SLG: 0.418 (1, 9) X		0-0 FC3-6 1B		0-3 K			0-0 L9 1B 2B	0-0 G6-4-3 1-2f		4 1 2 0 0 1 2																	
Von Joshua, L OBP: 0.294, SLG: 0.313 (8, 9)										0 0 0 0 0 0 0																	
Jim Lefebvre, S OBP: 0.326, SLG: 0.368 (1, 4) X		0-0 FC3-6 1B		0-0 3-1			0-0 L9 2-3		4-0 1B BB	3 0 0 0 1 0 2																	
Willie Crawford, L OBP: 0.306, SLG: 0.356 (9, PR)		0-0 FC4-6 1-2f								0 1 0 0 0 0 0																	
Ted Sizemore, R OBP: 0.331, SLG: 0.296 (9, 4) X										0 0 0 0 0 0 0																	
Tom Haller, L OBP: 0.346, SLG: 0.413 (1, 2) X		0-0 FC4-6 1-2f			0-0 1B		0-0 4-3		0-0 F8	4 0 1 0 0 0 3																	
Steve Garvey, R OBP: 0.189, SLG: 0.194 (1, 5) X			0-0 6-3		0-3 K 1B		0-0 1B		0-0 1B 1B	4 0 2 1 0 1 1																	
Claude Osteen, L OBP: 0.262, SLG: 0.333 (1, 1) X			0-0 1B 2B		0-3 K		3-H 0-3 K		0-0 1B	3 0 1 0 0 2 2																	
Len Gabrielson, L OBP: 0.208, SLG: 0.174 (9, PH)									1-2 2-H	1 0 1 1 0 0 0																	
Jim Brewer, L ERA: 4.25 (9, 1)										0 0 0 0 0 0 0																	
Inning Stats	R: 0 E: 0 K: 0 S: 3	H: 1 LOB: 0 BB: 0 P: 3	R: 0 E: 0 K: 0 S: 4	H: 1 LOB: 1 BB: 0 P: 4	R: 0 E: 0 K: 1 S: 7	H: 2 LOB: 2 BB: 0 P: 7	R: 0 E: 0 K: 1 S: 5	H: 0 LOB: 0 BB: 0 P: 5	R: 0 E: 0 K: 1 S: 5	H: 1 LOB: 1 BB: 0 P: 5	R: 1 E: 0 K: 1 S: 7	H: 2 LOB: 1 BB: 0 P: 7	R: 1 E: 0 K: 0 S: 4	H: 2 LOB: 1 BB: 1 P: 8	R: 1 E: 0 K: 0 S: 5	H: 2 LOB: 2 BB: 1 P: 9	1B: 9 2B: 3 3B: 1 HR: 0	SF: 0 SAC: 2 DP: 2 HBP: 0	WP: 0 PB: 0 SB: 1 CS: 2	PA: 39							
PITCHER	IP	WLS	BF	H	R	ER	SO	BB	IBB	HBP	BLK	WP	HR	S	P	ERA	WHIP										
Pat Dobson, R ERA: 4.27 (1, 1)	7.1		31	10	2	2	6	0	1	0	0	0	0	42	46	2.46	1.364										
Ron Willis, R ERA: 0.36 (8, 1)	0.2		1	0	0	0	0	0	0	0	0	0	0	1	1	0.00	0.000										
Al Santorini, R ERA: 6.21 (9, 1)	0.1		3	1	1	1	0	1	0	0	0	0	0	2	6	27.00	6.000										
Ron Herbel, R ERA: 4.25 (9, 1)	0.2	W	3	1	0	0	0	0	0	0	0	0	0	3	3	0.00	1.500										

AB	34
R	3
H	12
RBI	3
BB	2
SO	6
LOB	21



Batter	1	2	3	4	5	6	7	8	9
Dave Campbell, R (1, 4) OBP: 0.294, SLG: 0.338	0-0 F8			0-3 K		0-0 F3		0-0 L6	
Steve Huntz, S (1, 5) OBP: 0.338, SLG: 0.382	0-0 5-3			0-0 F5		0-0 FC6		0-0 2B	
Cito Gaston, R (1, 8) OBP: 0.374, SLG: 0.557	0-0 6-3			0-3 K			0-0 6-3	0-0 HR	
Al Ferrara, R (1, 7) OBP: 0.351, SLG: 0.419					0-0 5-3		0-0 E5		
Jose Arcia, R (7, PR) OBP: 0.254, SLG: 0.281									
Nate Colbert, R (1, 3) OBP: 0.315, SLG: 0.477					4-0 BB		0-0 F7		
Chris Cannizzaro, R (1, 2) OBP: 0.394, SLG: 0.439					0-0 8-3		0-3 K		
Ivan Murrell, R (1, 9) OBP: 0.288, SLG: 0.425									
Tommy Dean, R (1, 6) OBP: 0.282, SLG: 0.318									
Pat Dobson, R (1, 1) OBP: 0.220, SLG: 0.158									
Ron Willis, R (8, 1)									
Ed Spiezio, R (8, PH) OBP: 0.370, SLG: 0.426									
Al Santorini, R (9, 1)									
Ron Herbel, R (9, 1)									

Inning Stats	R: 0	H: 0	E: 0	K: 0	S: 3	P: 3	R: 0	H: 1	E: 0	K: 0	S: 3	P: 3	R: 0	H: 0	E: 0	K: 2	S: 7	R: 0	H: 0	E: 0	K: 0	S: 2	P: 6	R: 1	H: 2	E: 1	K: 0	S: 5	R: 0	H: 0	E: 1	K: 1	S: 6	R: 2	H: 3	E: 0	K: 0	S: 5	R: 1	H: 1	E: 0	K: 0	S: 1
	0	0	0	0	3	3	0	1	0	0	3	3	0	0	0	2	7	0	0	0	1	2	6	1	2	1	0	5	0	0	1	0	6	2	3	0	0	5	1	1	0	0	1

PITCHER	IP	WLS	BF	H	R	ER	SO	BB	IBB	HBP	BLK	WP	HR	S	P	ERA	WHIP
Claude Osteen, L (1, 1) ERA: 2.93	8.0		29	7	3	2	3	1	0	0	0	0	0	34	38	2.25	1.000
Jim Brewer, L (9, 1) ERA: 2.11	0.0	L	1	1	1	1	0	0	0	0	0	0	1	1	1	∞	∞

BOTTOM


Los Angeles Dodgers @ San Diego Padres
San Diego Stadium, San Diego, CA
Sat Jul 11 1970, 10:05 PM EDT
Att. 18,087 - Unknown

AB	27
R	4
H	8
RBI	3
BB	1
SO	3
LOB	10



WP	PA	30
PB	0	
SB	0	
CS	0	

livebaseballscorecards.com

Batter	1	2	3	4	5	6	7	8	9	AB R H RBI BB SO LOB	TOP											
Billy Grabarkewitz, R (1, 6) OBP: 0.445, SLG: 0.498	0-3 K	4-0 BB		0-3 K			0-0 F9			3 0 0 0 1 2 3												
Manny Mota, R (1, 7) OBP: 0.387, SLG: 0.415	0-0 6-3	0-3 K				0-0 F7	0-0 4-3			4 0 0 0 0 1 3												
Willie Davis, L (1, 8) OBP: 0.334, SLG: 0.438	0-0 E9 1B		0-0 F8			0-0 F8		0-0 F8		4 1 0 0 0 0 0												
Wes Parker, S (1, 3) OBP: 0.387, SLG: 0.466	0-0 1B 1B		0-3 K			0-0 F7		0-0 6-3		4 0 1 1 0 1 0												
Andy Kosco, R (1, 9) OBP: 0.256, SLG: 0.414	0-0 FC4-6 1B		0-0 F3			0-0 F6		0-3 K		4 0 1 0 0 1 0												
Jim Lefebvre, S (1, 4) OBP: 0.325, SLG: 0.362	0-0 FC4-6 1-2f		4-0 1B BB			0-0 F6	0-0 F6	0-3 K		3 0 0 0 1 1 2												
Tom Haller, L (1, 2) OBP: 0.340, SLG: 0.404		0-0 G3		0-0 F6		0-3 K		0-0 F9		4 0 0 0 0 1 1												
Steve Garvey, R (1, 5) OBP: 0.220, SLG: 0.205		0-3 K		0-0 1B			0-3 K	4-0 BB		3 0 1 0 1 2 0												
Don Sutton, R (1, 1) OBP: 0.293, SLG: 0.216		4-0 BB		0-3 K			4-0 BB		0-0 G3	1 0 0 0 1 1 2												
Willie Crawford, L (7, PH) OBP: 0.309, SLG: 0.356										0 0 0 0 1 0 0												
Joe Moeller, R (7, 1) OBP: 0.250, SLG: 0.211										0 0 0 0 0 0 0												
Von Joshua, L (9, PH) OBP: 0.290, SLG: 0.308										1 0 0 0 0 0 1												
Inning Stats	R: 1 E: 1 K: 1 S: 8	H: 2 LOB: 2 BB: 0 P: 8	R: 0 E: 0 K: 2 S: 7	H: 0 LOB: 2 BB: 2 P: 15	R: 0 E: 0 K: 1 S: 5	H: 0 LOB: 0 BB: 0 P: 5	R: 0 E: 0 K: 2 S: 8	H: 1 LOB: 2 BB: 1 P: 12	R: 0 E: 0 K: 1 S: 3	H: 0 LOB: 0 BB: 0 P: 3	R: 0 E: 0 K: 1 S: 5	H: 0 LOB: 0 BB: 0 P: 5	R: 0 E: 0 K: 1 S: 5	H: 0 LOB: 0 BB: 0 P: 5	R: 0 E: 0 K: 1 S: 5	H: 0 LOB: 1 BB: 1 P: 9	R: 0 E: 0 K: 1 S: 5	H: 0 LOB: 1 BB: 1 P: 9	1B: 3 2B: 0 3B: 0 HR: 0	SF: 0 SAC: 0 DP: 0 HBP: 0	WP: 0 PB: 0 SB: 0 CS: 0	PA: 36
PITCHER Clay Kirby, R (1, 1) ERA: 5.07	IP: 9.0 WLS: W BF: 36 H: 3 R: 1 ER: 0 SO: 10 BB: 5 IBB: 0 HBP: 0 BLK: 0 WP: 0 HR: 0 S: 51 P: 71 ERA: 5.07 WHIP: 0.889											PITCHER	IP: 9.0 WLS: W BF: 36 H: 3 R: 1 ER: 0 SO: 10 BB: 5 IBB: 0 HBP: 0 BLK: 0 WP: 0 HR: 0 S: 51 P: 71 ERA: 5.07 WHIP: 0.889									

Los Angeles Dodgers @ San Diego Padres
San Diego Stadium, San Diego, CA

Sun Jul 12 1970, 6:33 AM EDT
Att: 12,558 - Unknown

livebaseballscorecards.com

AB 31
R 1
H 3
RBI 1
BB 5
SO 10
LOB 12

Batter	1	2	3	4	5	6	7	8	9
Dave Campbell, R OBP: 0.293, SLG: 0.334 (1, 4) X	0-0 L7 ①		4-0 BB S BBB	0-0 L7-2 ② 3-H		0-0 F3 ②		0-0 F7 ③	
Steve Huntz, S OBP: 0.337, SLG: 0.380 (1, 5) X	0-0 1B 1B		0-3 K 1-2		0-3 K ① X	0-0 G3 ③			
Cito Gaston, R OBP: 0.373, SLG: 0.552 (1, 8) S S S	0-3 K ②		0-3 K ③		0-0 3-1 ②		4-0 HR BB		
Ollie Brown, R OBP: 0.326, SLG: 0.475 (1, 9) X	0-0 FC5-4 1-3 1B			0-0 1B 1B	0-0 2B		0-0 HR 1-H		
Nate Colbert, R OBP: 0.315, SLG: 0.474 (1, 3) X	0-0 FC5-4 1-2f			0-0 1B 1-2 WP 1B	0-3 K ③		0-0 6-3 ①		
Ivan Murrell, R OBP: 0.287, SLG: 0.422 (1, 7) X		0-0 6-3 ①		0-0 HBP WP 1-3 L7-2 2-H 1B		0-3 K ① X	0-0 6-3 ②		
Bob Barton, R OBP: 0.296, SLG: 0.363 (1, 2) S S S		0-3 K ②		4-0 HBP 1-2 BB 3-H		0-0 1B E 1B	0-0 6-3 ③		
Tommy Dean, R OBP: 0.280, SLG: 0.316 (1, 6) X		0-0 5-3 ③		1-0 HBP		0-0 E6 1-2 1B		0-0 F3 ①	
Al Ferrara, R OBP: 0.354, SLG: 0.419 (4, PH)				1-2 2-3		0-0 1B		0-3 K ②	
Jose Arcia, R OBP: 0.247, SLG: 0.273 (4, PR) (5, 6)									
Clay Kirby, R OBP: 0.194, SLG: 0.171 (1, 1) S S S			0-3 K ①	0-3 K ①		0-0 1B 1-2 2-3			

AB	R	H	RBI	BB	SO	LOB
4	0	0	0	1	0	6
4	0	1	0	0	2	4
3	1	0	0	1	2	2
4	2	4	2	0	0	0
4	1	1	0	0	1	3
4	0	1	1	0	1	0
3	0	1	0	1	1	0
1	0	0	0	0	0	0
0	0	0	0	0	0	0
2	0	0	0	0	0	1
4	0	1	0	0	3	3

BOTTOM

Los Angeles Dodgers @ San Diego Padres
San Diego Stadium, San Diego, CA
Sun Jul 12 1970, 6:33 AM EDT
Att. 12,558 - Unknown

livebaseballscorecards.com

AB	33
R	4
H	9
RBI	3
BB	3
SO	10
LOB	19



Inning Stats		R: 0	H: 2	R: 0	H: 0	R: 0	H: 0	R: 2	H: 3	R: 0	H: 1	R: 0	H: 2	R: 2	H: 1	R: 0	H: 0
		E: 0	LOB: 2	E: 0	LOB: 0	E: 0	LOB: 0	E: 0	LOB: 2	E: 0	LOB: 1	E: 1	LOB: 3	E: 0	LOB: 0	E: 0	LOB: 0
		K: 1	BB: 0	K: 1	BB: 0	K: 3	BB: 1	K: 1	BB: 1	K: 2	BB: 0	K: 0	BB: 1	K: 1	BB: 0	K: 1	BB: 0
		S: 7	P: 7	S: 5	P: 5	S: 9	P: 13	S: 7	P: 12	S: 8	P: 8	S: 8	P: 8	S: 4	P: 8	S: 5	P: 5
PITCHER	IP	WLS	BF	H	R	ER	SO	BB	IBB	HBP	BLK	WP	HR	S	P	ERA	WHIP
Don Sutton, R ERA: 3.56 (1, 1)	6.0	L	29	8	2	2	9	2	0	1	0	1	0	44	53	3.00	1.667
Joe Moeller, R ERA: 2.98 (7, 1)	2.0		8	1	2	2	1	1	0	0	0	0	1	9	13	9.00	1.000

WP	PA	ERA	WHIP
1	37		
0			
1			
0			

Batter	1	2	3	4	5	6	7	8	9	AB R H RBI BB SO LOB	TOP																									
Denny Doyle, L (1, 4) OBP: 0.297, SLG: 0.329	0-0 4-3	0-0 4-3		0-0 E9		0-0 E4		0-0 1B E 1B	0-0 G3	6 1 2 0 0 0 1																										
Oscar Gamble, L (1, 9) OBP: 0.324, SLG: 0.338	4-0 2B BB	0-0 F7		0-0 F5		0-0 G6-3		0-0 1B E 1B	0-0 2B 1B	5 1 2 0 1 0 2																										
Don Money, R (1, 5) OBP: 0.394, SLG: 0.526	0-0 1B 2B			0-0 2B 1B		0-0 F8		0-0 1B 1B	0-0 E5	6 1 4 1 0 0 2																										
John Briggs, L (1, 7) Ron Stone, L (1, PR) OBP: 0.325, SLG: 0.373 OBP: 0.335, SLG: 0.410	0-0 2B 1B			0-0 P6		0-0 1B 1B		0-0 1B 1B	0-0 4-3	1 0 1 0 0 0 0 4 1 2 0 0 0 3																										
Deron Johnson, R (1, 3) Grant Jackson, S (9, PR) Rick Joseph, R (9, 3) OBP: 0.324, SLG: 0.446 OBP: 0.087, SLG: 0.087 OBP: 0.250, SLG: 0.319	0-0 2B 2B			0-3 K		0-0 F9		0-3 K	0-0 E3	5 1 1 1 0 2 4 0 1 0 0 0 0 0 0 0 0 0 0 0 0																										
Larry Hisle, R (1, 8) Dick Selma, R (7, 1) Tony Taylor, R (9, PH) Joe Hoerner, R (9, 1) OBP: 0.301, SLG: 0.329 OBP: 0.200, SLG: 0.111 OBP: 0.349, SLG: 0.413 OBP: 0.444, SLG: 0.429	0-0 P6			0-0 2B		0-0 F7		0-3 K	0-0 SH1-4	4 0 1 0 0 1 6 0 0 0 0 0 0 0 1 1 1 0 0 0 0 0 0 0 0 0 0 0																										
Larry Bowa, S (1, 6) OBP: 0.273, SLG: 0.293	0-0 2B			0-3 K		0-0 1B		0-0 4-3	0-0 SH1-4	4 0 2 2 0 1 4																										
Mike Ryan, R (1, 2) OBP: 0.323, SLG: 0.200	0-3 K			0-0 E 2B		0-3 K		0-0 F8	4-0 HR	4 2 1 0 1 2 4																										
Woodie Fryman, R (1, 1) Lowell Palmer, R (1, 1) Byron Browne, R (7, 8) OBP: 0.111, SLG: 0.111 OBP: 0.267, SLG: 0.357 OBP: 0.325, SLG: 0.458		0-3 K		0-3 K		0-3 K		0-0 5-3	0-0 HR	0 0 0 0 0 0 0 3 0 0 0 0 3 1 2 1 1 4 0 0 0																										
Inning Stats	R: 4 E: 0 K: 1 S: 9	H: 4 LOB: 2 BB: 1 P: 13	R: 0 E: 0 K: 1 S: 5	H: 0 LOB: 0 BB: 0 P: 5	R: 0 E: 0 K: 2 S: 9	H: 2 LOB: 2 BB: 0 P: 9	R: 1 E: 1 K: 1 S: 7	H: 2 LOB: 1 BB: 0 P: 7	R: 0 E: 0 K: 1 S: 7	H: 2 LOB: 2 BB: 0 P: 7	R: 0 E: 1 K: 1 S: 5	H: 0 LOB: 0 BB: 0 P: 5	R: 0 E: 0 K: 2 S: 9	H: 2 LOB: 2 BB: 0 P: 9	R: 1 E: 1 K: 0 S: 6	H: 2 LOB: 2 BB: 0 P: 6	R: 4 E: 1 K: 0 S: 7	H: 4 LOB: 3 BB: 1 P: 11	1B: 11 2B: 6 3B: 0 HR: 1	SF: 0 SAC: 1 DP: 1 HBP: 0	WP: 0 PB: 0 SB: 0 CS: 0	PA: 48														
PITCHER	IP WLS BF H R ER SO BB IBB HBP BLK WP HR S P ERA WHIP																																			
Pat Dobson, R (1, 1) ERA: 4.34	6.0		31	12	5	4	7	1	0	0	0	0	0	44	48	6.00	2.167																			
Ron Willis, R (7, 1) ERA: 1.29	3.0	L	17	6	5	3	2	0	1	0	0	0	1	20	24	9.00	2.000																			

Philadelphia Phillies @ San Diego Padres
San Diego Stadium, San Diego, CA
Thu Jul 16 1970, 10:05 PM EDT
Att. 6,938 - Unknown

AB	45
R	10
H	18
RBI	8
BB	2
SO	9
LOB	27



WP: 0	PA: 48
PB: 0	
SB: 0	
CS: 0	

ERA	WHIP
6.00	2.167
9.00	2.000

Batter	1	2	3	4	5	6	7	8	9	AB	R	H	RBI	BB	SO	LOB
Dave Campbell, R OBP: 0.294, SLG: 0.342 (1, 4)	4-0 1B HR BB	0-3 K		0-3 K			0-0 HR	0-3 K		4	2	1	1	1	3	1
Steve Huntz, S OBP: 0.341, SLG: 0.379 (1, 5)	0-0 1-2 HR 1B	4-0 2B BB		4-0 1-2 BB			0-0 P6		0-0 F9	3	2	1	0	2	0	0
Cito Gaston, R OBP: 0.373, SLG: 0.558 (1, 8)	0-0 F8	0-0 1-H 2B		0-0 F7			0-0 1B 3B		0-0 F9	5	1	2	1	0	0	4
Ollie Brown, R OBP: 0.327, SLG: 0.484 (1, 9)	0-0 1-H 2-H HR	0-3 K			0-0 1-3		0-0 FC6-4 1B 1B		0-0 3-1	5	1	2	4	0	1	1
Nate Colbert, R OBP: 0.314, SLG: 0.471 (1, 3)	0-0 F9		0-3 K		0-3 K		0-0 1-2 FC6-4 1B			4	0	1	0	0	2	0
Ivan Murrell, R OBP: 0.286, SLG: 0.423 (1, 7)	0-0 BLK WP 2B		0-0 L7		0-0 P3		0-0 FC6-4 WP			4	1	1	0	0	0	2
Chris Cannizzaro, R OBP: 0.392, SLG: 0.432 (1, 2)	4-0 2-3 S BB		0-0 L4			0-0 6-3	0-3 K			3	0	0	0	1	1	2
Tommy Dean, R OBP: 0.274, SLG: 0.308 (1, 6)	0-3 1-2 3-H K			0-0 6-3		0-0 F8		0-0 6-3		4	0	0	0	0	1	1
Pat Dobson, R OBP: 0.227, SLG: 0.171 (1, 1)		0-3 K		0-0 BB 1B		0-0 F9		0-0 1-3		3	0	1	0	0	1	0
Ron Willis, R (7, 1)										1	0	0	0	0	0	0

Inning Stats	R: 4	H: 3	E: 0	K: 1	S: 8	LOB: 1	BB: 2	P: 16	R: 1	H: 1	E: 0	K: 3	S: 10	LOB: 1	BB: 1	P: 14	R: 0	H: 0	E: 0	K: 1	S: 5	LOB: 0	BB: 0	P: 5	R: 0	H: 1	E: 0	K: 1	S: 6	LOB: 2	BB: 1	P: 10	R: 0	H: 0	E: 0	K: 1	S: 5	LOB: 0	BB: 0	P: 5	R: 0	H: 0	E: 0	K: 0	S: 3	LOB: 0	BB: 0	P: 3	R: 2	H: 4	E: 0	K: 1	S: 9	LOB: 2	BB: 0	P: 9	R: 0	H: 0	E: 0	K: 1	S: 5	LOB: 0	BB: 0	P: 5	R: 0	H: 0	E: 0	K: 0	S: 3	LOB: 0	BB: 0	P: 3
--------------	------	------	------	------	------	--------	-------	-------	------	------	------	------	-------	--------	-------	-------	------	------	------	------	------	--------	-------	------	------	------	------	------	------	--------	-------	-------	------	------	------	------	------	--------	-------	------	------	------	------	------	------	--------	-------	------	------	------	------	------	------	--------	-------	------	------	------	------	------	------	--------	-------	------	------	------	------	------	------	--------	-------	------

PITCHER	IP	WLS	BF	H	R	ER	SO	BB	IBB	HBP	BLK	WP	HR	S	P	ERA	WHIP
Woodie Fryman, L ERA: 4.05 (1, 1)	0.2		7	3	4	4	0	2	0	0	1	0	1	5	13	54.00	7.500
Lowell Palmer, R ERA: 4.79 (1, 1)	5.2		23	4	3	3	7	2	0	0	0	1	1	35	43	4.76	1.059
Dick Selma, R ERA: 3.09 (7, 1)	1.2	W	7	2	0	0	2	0	0	0	0	1	0	11	11	0.00	1.200
Joe Hoerner, L ERA: 2.78 (9, 1)	1.0	S	3	0	0	0	0	0	0	0	0	0	0	3	3	0.00	0.000


BOTTOM

Philadelphia Phillies @ San Diego Padres
San Diego Stadium, San Diego, CA

Thu Jul 16 1970, 10:05 PM EDT
Att. 6,938 - Unknown

livebaseballscorecards.com

AB	36
R	7
H	9
RBI	6
BB	4
SO	9
LOB	11



WP	PA	ERA	WHIP
2	40		
0			
1			
0			

Batter	1	2	3	4	5	6	7	8	9	AB R H RBI BB SO LOB	TOP		
Denny Doyle, L (1, 4) OBP: 0.299, SLG: 0.331	0-0 2B 1B		0-0 F7		0-0 G6-3			0-0 HR 1B	0-0 3-1	5 2 2 0 0 0 2			
Oscar Gamble, L (1, 9) OBP: 0.322, SLG: 0.343	0-0 E 1B 2B		0-0 4-3		0-0 P4			0-3 K		4 1 1 1 0 1 1			
Don Money, R (1, 5) OBP: 0.395, SLG: 0.556	0-0 F9		0-0 HR				0-0 F7	0-0 HR		4 2 2 3 0 0 1			
Deron Johnson, R (1, 3) OBP: 0.323, SLG: 0.444	0-0 2-H 1B		0-0 P6				0-0 6-3	0-0 P6		4 0 1 1 0 0 0			
Byron Browne, R (1, 7) OBP: 0.328, SLG: 0.456	0-3 K			4-0 BB G3-6-3			0-0 5-3		0-0 FC6-4 1B	3 0 1 0 1 1 1			
Larry Hisle, R (1, 8) OBP: 0.297, SLG: 0.323	0-3 K			0-0 P6			0-3 K		0-0 FC6-4 1B 2B	4 1 0 0 0 2 3			
Larry Bowa, S (1, 6) OBP: 0.272, SLG: 0.292		0-3 K		0-0 G3-6-3			0-0 P4		0-0 2B 1B	4 1 1 0 0 1 1			
Mike Ryan, R (1, 2) OBP: 0.343, SLG: 0.276		0-0 5-3			0-0 SH G6-3 1B		0-0 5-3		0-0 2B	4 1 2 2 0 0 0			
Rick Wise, R (1, 1) OBP: 0.217, SLG: 0.273		0-3 K			0-0 SH G6-3			0-0 5-3	0-0 P4	3 0 0 0 0 1 1			
Inning Stats	R: 2 H: 3 E: 1 LOB: 1 K: 2 BB: 0 S: 10 P: 10	R: 0 H: 0 E: 0 LOB: 0 K: 2 BB: 0 S: 7 P: 7	R: 1 H: 1 E: 0 LOB: 0 K: 0 BB: 1 S: 4 P: 4	R: 0 H: 0 E: 0 LOB: 0 K: 0 BB: 1 S: 2 P: 6	R: 1 H: 1 E: 1 LOB: 0 K: 0 BB: 0 S: 4 P: 4	R: 0 H: 0 E: 0 LOB: 0 K: 0 BB: 0 S: 3 P: 3	R: 0 H: 0 E: 0 LOB: 0 K: 1 BB: 0 S: 5 P: 5	R: 2 H: 2 E: 0 LOB: 0 K: 1 BB: 0 S: 7 P: 7	R: 2 H: 3 E: 0 LOB: 1 K: 0 BB: 0 S: 6 P: 6	1B: 6 SF: 0 2B: 2 SAC: 1 3B: 0 DP: 2 HR: 2 HBP: 0	WP: 0 PA: 37 PB: 0 SB: 0 CS: 0		
PITCHER	IP WLS BF H R ER SO BB IBB HBP BLK WP HR S P ERA WHIP											PITCHER	IP WLS BF H R ER SO BB IBB HBP BLK WP HR S P ERA WHIP
Clay Kirby, R (1, 1) ERA: 5.03	8.0 L 31 7 6 4 6 1 0 0 0 0 0 2 42 46 4.50 1.000												
Ron Herbel, R (9, 1) ERA: 4.41	1.0 6 3 2 2 0 0 0 0 0 0 0 0 6 6 18.00 3.000												

Philadelphia Phillies @ San Diego Padres
San Diego Stadium, San Diego, CA
Fri Jul 17 1970, 10:05 PM EDT
Att. 5,758 - Unknown

AB	35
R	8
H	10
RBI	7
BB	1
SO	6
LOB	10



Batter	1	2	3	4	5	6	7	8	9	AB	R	H	RBI	BB	SO	LOB
Dave Campbell, R OBP: 0.290, SLG: 0.337 (1, 4)	0-3 K	0-0 5-3		0-3 K		0-0 B3		0-3 K		5	0	0	0	0	3	3
Steve Huntz, S OBP: 0.336, SLG: 0.371 (1, 5)	0-3 K		0-0 5-3	0-0 F5		0-3 K		0-0 G3		5	0	0	0	0	2	2
Cito Gaston, R OBP: 0.376, SLG: 0.566 (1, 8)	4-0 3B BB		0-0 HR	0-0 F3			0-0 1B 1B		0-0 P6	4	2	2	1	1	0	1
Ollie Brown, R OBP: 0.328, SLG: 0.490 (1, 9)	0-0 3B		0-0 6-3		0-0 6-3		0-0 1B		0-0 L8	5	0	2	1	0	0	0
Nate Colbert, R OBP: 0.318, SLG: 0.471 (1, 3)	4-0 BB		0-0 E7 1B		0-0 1B 1B		0-3 K		0-0 1-3	4	1	2	0	1	1	2
Ivan Murrell, R OBP: 0.286, SLG: 0.420 (1, 7)	0-3 K		0-0 1B 1B		0-0 F8		0-0 P4			4	0	1	0	0	1	5
Chris Cannizzaro, R OBP: 0.398, SLG: 0.443 (1, 2)		0-0 1-3 2B	0-0 1-2 2-H 1B		0-0 1-2 1B		0-3 K			4	0	3	1	0	1	2
Tommy Dean, R OBP: 0.274, SLG: 0.308 (1, 6)		0-0 1-3	0-0 F8		0-0 P5			0-0 P4		0	0	0	0	0	0	0
Jose Arcia, R OBP: 0.237, SLG: 0.261 (2, PH)		0-0 1-3								3	0	0	0	0	0	5
Al Ferrara, R OBP: 0.352, SLG: 0.417 (8, PH)										1	0	0	0	0	0	0
Ron Slocum, R OBP: 0.250, SLG: 0.279 (9, 6)		2-3								0	0	0	0	0	0	0
Clay Kirby, R OBP: 0.205, SLG: 0.184 (1, 1)		0-3 K								3	0	1	0	0	1	1
Ray Webster, L OBP: 0.299, SLG: 0.309 (8, PH)										1	0	1	0	0	0	0
Ron Herbel, R (9, 1)										0	0	0	0	0	0	0

Inning Stats	R: 1	H: 1	R: 0	H: 1	R: 2	H: 4	R: 0	H: 1	R: 0	H: 2	R: 0	H: 0	R: 0	H: 2	R: 0	H: 1	R: 0	H: 0	R: 0	H: 0	R: 0	H: 0	1B: 8	SF: 0	WP: 0	PA: 41
	E: 0	LOB: 2	E: 0	LOB: 1	E: 1	LOB: 2	E: 0	LOB: 1	E: 0	LOB: 2	E: 0	LOB: 0	E: 0	LOB: 2	E: 0	LOB: 1	E: 0	LOB: 0	E: 0	LOB: 0	E: 0	LOB: 0	2B: 2	SAC: 0	PB: 0	
	K: 3	BB: 2	K: 1	BB: 0	K: 0	BB: 0	K: 1	BB: 0	K: 0	BB: 0	K: 2	BB: 0	K: 1	BB: 0	K: 1	BB: 0	K: 0	BB: 0	K: 0	BB: 0	K: 0	BB: 0	3B: 1	DP: 0	SB: 0	
	S: 10	P: 18	S: 6	P: 6	S: 7	P: 7	S: 6	P: 6	S: 5	P: 5	S: 9	P: 9	S: 6	P: 6	S: 3	P: 3	S: 3	P: 3	S: 3	P: 3	S: 3	P: 3	HR: 1	HBP: 0	CS: 0	


PITCHER	IP	WLS	BF	H	R	ER	SO	BB	IBB	HBP	BLK	WP	HR	S	P	ERA	WHIP
Rick Wise, R ERA: 3.49 (1, 1)	9.0	W	41	12	3	3	9	2	0	0	0	0	1	57	65	3.00	1.556

BOTTOM

Philadelphia Phillies @ San Diego Padres
San Diego Stadium, San Diego, CA

Fri Jul 17 1970, 10:05 PM EDT
Att. 5,758 - Unknown

AB	39
R	3
H	12
RBI	3
BB	2
SO	9
LOB	21



Batter	1	2	3	4	5	6	7	8	9	AB R H RBI BB SO LOB	TOP											
Denny Doyle, L (1, 4) OBP: 0.301, SLG: 0.344	0-0 1B		0-0 P6		0-0 IHR	0-0 4-3			0-0 4-3	5 1 2 1 0 0 0	Philadelphia Phillies @ San Diego Padres San Diego Stadium, San Diego, CA Sat Jul 18 1970, 10:05 PM EDT Att. 4,317 - Unknown livebaseballscorecards.com											
Oscar Gamble, L (1, 9) OBP: 0.338, SLG: 0.357	0-0 1B		0-0 1B		4-0 1B	0-0 F7		4-0 BB	3 2 2 0 2 0 0													
Don Money, R (1, 5) OBP: 0.396, SLG: 0.552	0-0 F7		0-0 CS		0-0 1B		0-0 6-3	0-0 FC5-4	5 1 2 1 0 0 3													
Deron Johnson, R (1, 3) OBP: 0.324, SLG: 0.441	0-3 K		0-0 CS	4-0 1B	0-0 E6	0-0 1B	0-0 FC4-6	0-0 F4	4 1 1 0 1 1 5													
Ron Stone, L (1, 7) OBP: 0.339, SLG: 0.413	0-0 F5		0-0 CS	0-0 BB	0-0 1B	0-0 3B	0-0 FC4-6	0-0 FC6-4	4 1 2 2 0 0 3													
Larry Hisle, R (1, 8) OBP: 0.296, SLG: 0.331		0-0 5-3		0-0 1B	0-0 1B	0-0 3B	0-0 FC6-4		4 1 1 2 0 0 3													
Larry Bowa, S (1, 6) OBP: 0.269, SLG: 0.269		0-0 P5		0-0 F8	0-0 SF9	0-0 3B		0-3 K	3 0 0 1 0 1 2													
Mike Ryan, R (1, 2) OBP: 0.308, SLG: 0.242		0-0 P6		0-0 F9	0-0 SF9	0-0 3B		0-0 F7	4 0 0 0 0 1 2													
Jim Bunning, R (1, 1) Barry Lersch, S (6, 1) Dick Selma, R (7, 1)		0-0 P6		0-0 L8	0-0 K	0-0 K		0-0 4-3	3 0 0 0 0 1 0 0 0 0 0 0 0 0 1 0 0 0 0 0 0													
Inning Stats	R: 0 E: 0 K: 1 S: 7	H: 2 LOB: 2 BB: 0 P: 7	R: 0 E: 0 K: 0 S: 3	H: 0 LOB: 0 BB: 0 P: 3	R: 1 E: 0 K: 0 S: 4	H: 2 LOB: 0 BB: 0 P: 4	R: 0 E: 0 K: 0 S: 4	H: 1 LOB: 2 BB: 1 P: 8	R: 6 E: 1 K: 1 S: 10	H: 4 LOB: 0 BB: 1 P: 14	R: 0 E: 0 K: 1 S: 5	H: 0 LOB: 0 BB: 0 P: 5	R: 0 E: 0 K: 0 S: 4	H: 1 LOB: 1 BB: 0 P: 4	R: 0 E: 0 K: 1 S: 5	H: 0 LOB: 0 BB: 0 P: 5	R: 0 E: 0 K: 0 S: 3	H: 0 LOB: 1 BB: 1 P: 7	1B: 7 2B: 1 3B: 1 HR: 1	SF: 1 SAC: 0 DP: 0 HBP: 0	WP: 0 PB: 0 SB: 0 CS: 1	PA: 41
PITCHER	IP WLS BF H R ER SO BB IBB HBP BLK WP HR S P ERA WHIP												PITCHER	IP WLS BF H R ER SO BB IBB HBP BLK WP HR S P ERA WHIP								
Earl Wilson, R (1, 1) ERA: 4.57	4.1 L 21 7 4 4 1 2 0 0 0 0 0 0 21 29 8.31 2.077																					
Ron Willis, R (5, 1) ERA: 1.57	0.2 5 2 3 1 1 0 0 0 0 0 0 7 7 13.50 3.000																					
Ron Herbel, R (6, 1) ERA: 4.36	1.0 3 0 0 0 1 0 0 0 0 0 0 5 5 0.00 0.000																					
Jack Baldschun, R (7, 1) ERA:	3.0 11 1 0 0 1 1 0 0 0 0 0 12 16 0.00 0.667																					

Philadelphia Phillies @ San Diego Padres
San Diego Stadium, San Diego, CA
Sat Jul 18 1970, 10:05 PM EDT
Att. 4,317 - Unknown

AB	36
R	7
H	10
RBI	7
BB	3
SO	4
LOB	18



Batter	1	2	3	4	5	6	7	8	9	AB R H RBI BB SO LOB
Jose Arcia, R (1, 6) OBP: 0.250, SLG: 0.264 Ed Spiezio, R (9, PH) OBP: 0.375, SLG: 0.459	0-0 4-3 2B 1B		0-3 K		0-0 F9		4-0 BB BB		0-0 HR	3 1 1 0 1 1 1 1 1 1 1 0 0 0
Steve Huntz, S (1, 5) OBP: 0.337, SLG: 0.369	0-0 4-3 1-2		0-0 1B 1B		0-0 P6		4-0 G1-6-3 BB		0-0 F9	4 1 1 0 1 0 2
Cito Gaston, R (1, 8) OBP: 0.379, SLG: 0.570	0-0 1-3 2-H 2B		0-0 1B 1B		0-0 F9		0-3 K		0-0 1B	5 0 3 1 0 1 3
Ollie Brown, R (1, 9) OBP: 0.329, SLG: 0.488	0-0 1-3 2-3		0-0 1B		0-0 1B 1B		0-0 G1-6-3 1-2f		0-0 P4	5 1 2 1 0 0 4
Nate Colbert, R (1, 3) OBP: 0.320, SLG: 0.472	0-3 K		0-3 K		0-0 L9 1B 1B		0-0 E8 1B		0-0 K	4 0 2 0 0 2 3
Ivan Murrell, R (1, 7) OBP: 0.285, SLG: 0.417		0-0 P5		0-3 K		0-0 1-2 2-H 1B		0-3 K		4 0 1 1 0 2 1
Dave Campbell, R (1, 4) OBP: 0.287, SLG: 0.333		0-0 L5		0-0 F9		0-0 L8		0-0 F2		4 0 0 0 0 0 3
Bob Barton, R (1, 2) OBP: 0.287, SLG: 0.350		0-0 P5		0-3 K		0-0 L9 2-3		0-3 K		4 0 0 0 0 2 3
Earl Wilson, R (1, 1) OBP: 0.229, SLG: 0.313 Ron Willis, R (5, 1) Larry Stahl, L (5, PH) OBP: 0.167, SLG: 0.167 Ron Herbel, R (6, 1) Ray Webster, L (6, PH) OBP: 0.295, SLG: 0.305 Jack Baldschun, R (7, 1) Al Ferrara, R (9, PH) OBP: 0.351, SLG: 0.415			0-3 K		0-0 1B		0-0 4-3		0-0 6-3	1 0 0 0 0 0 1 0 0 0 0 0 0 0 0 0 1 0 1 0 0 0 0 0 0 0 0 0 0 0 0 0 1 0 0 0 0 0 0 2 0 0 0 0 0 0 0 0 1 0 0 0 0 0 0 0

Inning Stats	R: 1 E: 0 K: 1 S: 7	H: 2 LOB: 1 BB: 0 P: 7	R: 0 E: 0 K: 0 S: 3	H: 0 LOB: 0 BB: 0 P: 3	R: 1 E: 0 K: 3 S: 12	H: 3 LOB: 2 BB: 0 P: 12	R: 0 E: 0 K: 2 S: 7	H: 0 LOB: 0 BB: 0 P: 7	R: 0 E: 0 K: 0 S: 4	H: 1 LOB: 1 BB: 0 P: 4	R: 1 E: 0 K: 0 S: 6	H: 3 LOB: 2 BB: 0 P: 6	R: 0 E: 0 K: 1 S: 4	H: 0 LOB: 1 BB: 2 P: 12	R: 0 E: 1 K: 2 S: 8	H: 1 LOB: 1 BB: 0 P: 8	R: 1 E: 0 K: 0 S: 5	H: 2 LOB: 1 BB: 0 P: 5	1B: 10 2B: 1 3B: 0 HR: 1	SF: 0 SAC: 0 DP: 1 HBP: 0
--------------	------------------------------	---------------------------------	------------------------------	---------------------------------	-------------------------------	----------------------------------	------------------------------	---------------------------------	------------------------------	---------------------------------	------------------------------	---------------------------------	------------------------------	----------------------------------	------------------------------	---------------------------------	------------------------------	---------------------------------	-----------------------------------	------------------------------------


PITCHER	IP	WLS	BF	H	R	ER	SO	BB	IBB	HBP	BLK	WP	HR	S	P	ERA	WHIP
Jim Bunning, R (1, 1) ERA: 3.75	5.0	W	24	9	3	3	6	0	0	0	0	0	0	36	36	5.40	1.800
Barry Lersch, R (6, 1) ERA: 3.86	1.0		5	0	0	0	0	2	0	0	0	0	0	3	11	0.00	2.000
Dick Selma, R (7, 1) ERA: 3.09	3.0	S	11	3	1	1	3	0	0	0	0	0	1	17	17	3.00	1.000

BOTTOM

Philadelphia Phillies @ San Diego Padres
San Diego Stadium, San Diego, CA

Sat Jul 18 1970, 10:05 PM EDT
Att. 4,317 - Unknown

AB	38
R	4
H	12
RBI	4
BB	2
SO	9
LOB	22



WP: 0	PA: 40
PB: 0	
SB: 0	
CS: 0	

Batter	1	2	3	4	5	6	7	8	9	AB R H RBI BB SO LOB	TOP											
Don Hahn, R (1, 9) <small>OBP: 0.395, SLG: 0.305</small> Mary Staehle, L (9, PH) <small>OBP: 0.329, SLG: 0.281</small>	0-0 		0-0 			0-0 	4-0 		0-0 	3 0 0 0 1 0 0 1 0 0 0 0 0 0												
Adolfo Phillips, R (1, 8) <small>OBP: 0.327, SLG: 0.372</small> Jim Fairey, L (9, PH) <small>OBP: 0.333, SLG: 0.413</small>	0-0 		4-0 			0-0 	0-0 		0-0 	3 1 1 0 1 0 2 1 1 1 0 0 0 0												
Gary Sutherland, R (1, 4) <small>OBP: 0.276, SLG: 0.270</small> Ron Fairly, L (8, PH) <small>OBP: 0.385, SLG: 0.410</small>	0-0 		0-0 	4-0 		0-0 		0-3 	0-0 	2 1 2 0 1 0 0 2 0 1 0 0 1 0												
Bob Bailey, R (1, 7) <small>OBP: 0.424, SLG: 0.701</small>	0-0 			0-0 		0-0 		0-0 	0-0 	4 2 2 3 0 0 2												
John Bateman, R (1, 2) <small>OBP: 0.280, SLG: 0.405</small>	0-0 			0-0 		4-0 		0-3 	0-0 	4 0 1 0 1 1 1												
Coco Laboy, R (1, 5) <small>OBP: 0.259, SLG: 0.338</small>		0-0 		0-3 		0-0 		0-0 	0-0 	5 0 2 1 0 1 4												
John Boccabella, R (1, 3) <small>OBP: 0.288, SLG: 0.429</small> Rusty Staub, L (8, PH) <small>OBP: 0.423, SLG: 0.508</small>		0-0 			0-0 		0-0 	0-0 	0-0 	3 0 0 0 0 0 0 2 0 1 0 0 0 2												
Bobby Wine, R (1, 6) <small>OBP: 0.267, SLG: 0.281</small> Mack Jones, L (8, PH) <small>OBP: 0.390, SLG: 0.467</small> Ron Brand, R (8, 6) <small>OBP: 0.313, SLG: 0.303</small>		0-0 			0-0 		0-0 	4-0 		3 0 1 0 0 0 0 0 0 0 0 1 0 0 0 0 0 0 0 0 0												
Steve Renko, R (1, 1) <small>OBP: 0.175, SLG: 0.175</small> Claude Raymond, R (7, 1) Jim Gosger, L (8, PH) <small>OBP: 0.403, SLG: 0.434</small> Howie Reed, R (8, 1)			0-0 		0-0 		0-3 	0-0 		3 0 0 0 0 1 1 0 0 0 0 0 0 0 1 0 0 0 0 0 3 0 0 0 0 0 0 0												
Inning Stats	R: 2 E: 1 K: 0 S: 5	H: 2 LOB: 0 BB: 0 P: 5	R: 0 E: 0 K: 0 S: 3	H: 0 LOB: 0 BB: 0 P: 3	R: 0 E: 0 K: 0 S: 2	H: 0 LOB: 0 BB: 1 P: 6	R: 0 E: 0 K: 1 S: 5	H: 0 LOB: 1 BB: 1 P: 9	R: 0 E: 0 K: 0 S: 3	H: 0 LOB: 0 BB: 0 P: 3	R: 0 E: 0 K: 0 S: 5	H: 2 LOB: 3 BB: 1 P: 9	R: 0 E: 0 K: 1 S: 6	H: 1 LOB: 2 BB: 1 P: 10	R: 1 E: 0 K: 2 S: 10	H: 3 LOB: 3 BB: 1 P: 14	R: 2 E: 0 K: 0 S: 7	H: 4 LOB: 2 BB: 0 P: 7	1B: 9 2B: 2 3B: 0 HR: 1	SF: 1 SAC: 0 DP: 0 HBP: 0	WP: 0 PB: 0 SB: 0 CS: 1	PA: 44
PITCHER	IP WLS BF H R ER SO BB IBB HBP BLK WP HR S P ERA WHIP																					
Danny Coombs, L (1, 1) <small>ERA: 2.48</small> Ron Herbel, R (8, 1) <small>ERA: 4.43</small> Ron Willis, R (8, 1) <small>ERA: 2.1</small>	7.0 W 29 5 2 1 2 4 0 0 0 0 0 0 29 45 1.29 1.286																					
PITCHER	IP WLS BF H R ER SO BB IBB HBP BLK WP HR S P ERA WHIP																					

Montreal Expos @ San Diego Padres
 San Diego Stadium, San Diego, CA
 Sun Jul 19 1970, 6:33 AM EDT
 Unknown

AB	37
R	5
H	12
RBI	4
BB	5
SO	4
LOB	15



WP: 0	PA: 44
PB: 0	
SB: 0	
CS: 1	

ERA	WHIP

Batter	1	2	3	4	5	6	7	8	9
Jose Arcia, R (1, 6) <small>OBP: 0.253, SLG: 0.257</small> Ray Webster, L (7, PH) <small>OBP: 0.292, SLG: 0.301</small> Ron Herbel, R (8, 1) Ron Willis, R (8, 1)	0-0 F7		4-0 BB			0-3 K	0-0 E4 WP BB		
Steve Huntz, S (1, 5) <small>OBP: 0.336, SLG: 0.365</small>	0-3 K		0-0 L3			0-3 K	4-0 WP BB		
Cito Gaston, R (1, 8) <small>OBP: 0.375, SLG: 0.563</small>	0-3 K				0-3 K	0-3 K	0-0 1-3		
Ollie Brown, R (1, 9) <small>OBP: 0.328, SLG: 0.485</small>		0-0 F8			0-3 K		0-0 F3	0-0 1B	
Nate Colbert, R (1, 3) <small>OBP: 0.322, SLG: 0.470</small>		0-3 K			0-0 1B		1-0 1B 2B HBP	0-0 F8	
Ivan Murrell, R (1, 7) <small>OBP: 0.289, SLG: 0.432</small>		0-0 6-3			0-0 F3		0-0 2B FC6-4 1B	0-0 HR	
Dave Campbell, R (1, 4) <small>OBP: 0.289, SLG: 0.338</small>			0-0 2B 1B			0-0 5-3	0-0 FC6-4 E 2B	0-3 K	
Bob Barton, R (1, 2) <small>OBP: 0.295, SLG: 0.361</small>			0-0 CS 2B			0-0 5-3	4-0 FC6-4 BB		
Danny Coombs, R (1, 1) <small>OBP: 0.091, SLG: 0.094</small> Al Ferrara, R (7, PH) <small>OBP: 0.349, SLG: 0.412</small> Ron Slocum, R (7, PR) <small>OBP: 0.250, SLG: 0.279</small>			0-3 K			0-0 F8	0-0 FC6-4 BB E WP		


AB	R	H	RBI	BB	SO	LOB
2	0	0	0	1	1	0
1	0	0	0	0	0	1
0	0	0	0	0	0	0
0	0	0	0	0	0	0
3	0	0	0	1	2	1
4	0	0	0	0	3	2
4	0	1	0	0	1	0
3	1	1	0	0	1	0
4	2	2	1	0	0	1
4	2	2	1	0	1	0
2	0	1	1	1	0	0
2	0	0	0	0	1	1
1	0	0	1	0	0	2
0	1	0	0	0	0	0
1B: 4	SF: 0					
2B: 2	SAC: 0					
3B: 0	DP: 0					
HR: 1	HBP: 1					

BOTTOM

Montreal Expos @ San Diego Padres
 San Diego Stadium, San Diego, CA

Sun Jul 19 1970, 6:33 AM EDT
 Unknown

AB	30
R	6
H	7
RBI	4
BB	3
SO	10
LOB	8



Inning Stats		R: 0	H: 0	R: 0	H: 0	R: 0	H: 2	R: 0	H: 0	R: 0	H: 0	R: 4	H: 2	R: 1	H: 2
		E: 0	LOB: 0	E: 0	LOB: 0	E: 0	LOB: 1	E: 0	LOB: 0	E: 0	LOB: 0	E: 1	LOB: 3	E: 0	LOB: 0
		K: 2	BB: 0	K: 1	BB: 0	K: 2	BB: 1	K: 0	BB: 0	K: 3	BB: 0	K: 0	BB: 2	K: 1	BB: 0
		S: 7	P: 7	S: 5	P: 5	S: 8	P: 8	S: 3	P: 3	S: 9	P: 9	S: 6	P: 15	S: 6	P: 6

PITCHER		IP	WLS	BF	H	R	ER	SO	BB	IBB	HBP	BLK	WP	HR	S	P	ERA	WHIP
Steve Renko, R (1, 1)	ERA: 4.17	6.1	L	26	5	5	3	9	2	0	1	0	0	0	41	50	4.26	1.105
Claude Raymond, R (7, 1)	ERA: 3.53	0.2		4	0	0	0	0	1	0	0	0	1	0	3	7	0.00	1.500
Howie Reed, R (8, 1)	ERA: 3.88	1.0		4	2	1	1	1	0	0	0	0	0	1	6	6	9.00	2.000

WP	PA	ERA	WHIP
1	34		
0			
0			
1			

Batter	1	2	3	4	5	6	7	8	9	AB R H RBI BB SO LOB	TOP	
Don Hahn, R (1, 8) <small>OBP: 0.390, SLG: 0.303</small> Jim Fairey, L (9, PH) <small>OBP: 0.538, SLG: 0.418</small> (9, 7)	0-0 6-3		0-0 F8		0-0 F8		0-0 CS 1B		0-0 1-2 3-H 1B	4 0 1 0 0 0 0 1 0 1 1 0 0 0		
Gary Sutherland, R (1, 4) <small>OBP: 0.279, SLG: 0.275</small>	0-0 6-3			4-0 1B BB	0-0 E9 2B		0-0 CS 1-2	0-0 G3	0-0 1-3	4 1 1 0 1 0 2		
Rusty Staub, L (1, 9) <small>OBP: 0.418, SLG: 0.502</small>	0-0 4-3			0-0 4-3 1-2	0-0 F9			0-0 F3		4 0 0 0 0 0 2		
Bob Bailey, R (1, 7) <small>OBP: 0.426, SLG: 0.708</small> John Boccabella, R (9, 2) <small>OBP: 0.288, SLG: 0.429</small>		0-0 SF7 3B		4-0 1B 2B BB		0-0 F7		0-0 F7		3 2 1 0 1 0 0 0 0 0 0 0 0 0		
John Bateman, R (1, 2) <small>OBP: 0.283, SLG: 0.407</small> Adolfo Phillips, R (9, PR) <small>OBP: 0.327, SLG: 0.372</small> (9, 8)		0-3 K		0-0 2B 1B 1-2 2-H		0-0 F9		0-0 1B SH1-4 SH 1B		4 1 2 1 0 1 1 0 1 0 0 0 0 0		
Coco Laboy, R (1, 5) <small>OBP: 0.263, SLG: 0.345</small>		0-0 SF7		0-0 4-3 2B 1-H 2-H		0-0 1B		0-0 SH1-4		2 0 2 3 0 0 0		
Ron Fairly, L (1, 3) <small>OBP: 0.383, SLG: 0.408</small>		0-3 K		0-0 4-3 2-3		0-3 K		0-0 FC4 SH 1B 1B		4 1 1 0 0 2 2		
Bobby Wine, R (1, 6) <small>OBP: 0.265, SLG: 0.278</small>			0-0 3-1	0-0 6-3			0-0 5-3		0-0 SH FC4	3 0 0 1 0 0 1		
Bill Stoneman, R (1, 1) <small>OBP: 0.086, SLG: 0.143</small> John Strohmayr, R (5, 1) <small>OBP: 0.200, SLG: 0.200</small> Mack Jones, L (9, PH) <small>OBP: 0.388, SLG: 0.465</small> Claude Raymond, R (9, 1)			0-3 K		0-3 K		0-3 K		0-0 FC4 1B 1-2f 2-3	2 0 0 0 0 2 0 1 0 0 0 0 1 0 1 0 0 0 0 0 2 0 0 0 0 0 0 0		
Inning Stats	R: 0 H: 0 E: 0 LOB: 0 K: 0 BB: 0 S: 3 P: 3	R: 1 H: 1 E: 0 LOB: 0 K: 2 BB: 0 S: 8 P: 8	R: 0 H: 0 E: 0 LOB: 0 K: 1 BB: 0 S: 5 P: 5	R: 3 H: 2 E: 0 LOB: 1 K: 0 BB: 2 S: 5 P: 13	R: 0 H: 1 E: 1 LOB: 1 K: 1 BB: 0 S: 6 P: 6	R: 0 H: 1 E: 0 LOB: 1 K: 1 BB: 0 S: 6 P: 6	R: 0 H: 1 E: 0 LOB: 0 K: 1 BB: 0 S: 5 P: 5	R: 0 H: 0 E: 0 LOB: 0 K: 0 BB: 0 S: 3 P: 3	R: 2 H: 3 E: 1 LOB: 2 K: 0 BB: 0 S: 7 P: 7	1B: 6 SF: 1 2B: 2 SAC: 2 3B: 1 DP: 0 HR: 0 HBP: 0	WP: 0 PA: 39 PB: 0 SB: 0 CS: 1	
PITCHER	IP WLS BF H R ER SO BB IBB HBP BLK WP HR S P ERA WHIP											
Dave Roberts, L (1, 1) <small>ERA: 3.53</small> Ron Willis, R (9, 1) <small>ERA: 2.05</small>	8.1 L 35 8 6 5 6 2 0 0 0 0 0 0 0 45 53 5.40 1.200											
	0.2 3 1 0 0 0 0 0 0 0 0 0 0 0 3 3 0.00 1.500											

Montreal Expos @ San Diego Padres
 San Diego Stadium, San Diego, CA
 Sun Jul 19 1970, 6:38 AM EDT
 Att. 6,891 - Unknown

livebaseballscorecards.com

AB 33
R 6
H 9
RBI 6
BB 2
SO 6
LOB 10



Batter	1	2	3	4	5	6	7	8	9
Jose Arcia, R (1, 6) <small>OBP: 0.253, SLG: 0.256</small> Larry Stahl, L (8, PH) <small>OBP: 0.160, SLG: 0.160</small> Ron Slocum, R (9, 6) <small>OBP: 0.250, SLG: 0.279</small>	0-0 F7		0-0 FC5-8 1B	0-3 K		0-0 F5		0-0 4-3	
Dave Campbell, R (1, 4) <small>OBP: 0.288, SLG: 0.336</small>	0-3 K		0-0 FC5-6 1B SF8	0-0 FC5-4		0-0 1B		0-3 K	
Cito Gaston, R (1, 8) <small>OBP: 0.378, SLG: 0.572</small>	0-0 1B		0-0 1-3 3-H 1B		0-0 HR	0-0 F9		0-0 6-3	
Ollie Brown, R (1, 9) <small>OBP: 0.332, SLG: 0.485</small>	0-0 F8		4-0 BB	0-0 5-3		0-0 1B E 1B		0-0 2B E 1B	
Nate Colbert, R (1, 3) <small>OBP: 0.326, SLG: 0.475</small>		0-0 CS 1B	0-0 SF8	4-0 FC5-4 BB		0-3 K		0-0 E 2B	
Ivan Murrell, R (1, 7) <small>OBP: 0.287, SLG: 0.427</small>		0-0 1-2 1B	0-3 K	0-0 FC5-4 1B		0-3 K		0-0 F2	
Ed Spiezio, R (1, 5) <small>OBP: 0.376, SLG: 0.456</small>		0-0 F7		0-3 K	0-0 1-3 1B	0-0 E7 1B		0-0 F5	
Chris Cannizzaro, R (1, 2) <small>OBP: 0.398, SLG: 0.437</small>		0-3 K		4-0 1B BB	0-0 F9	4-0 IBB		0-0 E5	
Dave Roberts, L (1, 1) <small>OBP: 0.226, SLG: 0.433</small> Ron Willis, R (9, 1) <small>OBP: 0.348, SLG: 0.410</small> Al Ferrara, R (9, PH)			0-0 FC5-6 1B	0-0 FC5-4 1B		0-0 3-1	0-3 K	0-0 4-3	

AB	R	H	RBI	BB	SO	LOB
4	0	1	0	0	1	2
1	0	0	0	0	0	0
0	0	0	0	0	0	0

5	1	1	0	0	2	4
---	---	---	---	---	---	---

5	1	3	2	0	0	1
---	---	---	---	---	---	---

4	2	2	0	1	0	1
---	---	---	---	---	---	---

3	0	2	1	1	1	1
---	---	---	---	---	---	---

5	0	1	0	0	2	6
---	---	---	---	---	---	---

5	0	2	0	0	1	4
---	---	---	---	---	---	---

3	0	0	0	2	1	5
---	---	---	---	---	---	---

4	1	2	0	0	1	2
0	0	0	0	0	0	0
1	0	0	0	0	0	2

1B:	12	SF:	1
2B:	2	SAC:	0
3B:	0	DP:	1
HR:	1	HBP:	0


BOTTOM

Montreal Expos @ San Diego Padres
San Diego Stadium, San Diego, CA
 Sun Jul 19 1970, 6:38 AM EDT
 Att. 6,891 - Unknown

AB	40
R	5
H	14
RBI	3
BB	4
SO	9
LOB	28



Inning Stats	R: 0	H: 1	E: 0	K: 1	S: 6	H: 2	LOB: 2	BB: 0	P: 6	R: 2	H: 3	E: 0	K: 1	S: 8	H: 1	LOB: 2	BB: 1	P: 12	R: 0	H: 1	E: 0	K: 2	S: 8	R: 1	H: 2	E: 0	K: 0	S: 5	R: 1	H: 2	E: 1	K: 3	S: 11	R: 0	H: 0	E: 0	K: 1	S: 5	R: 1	H: 2	E: 1	K: 0	S: 6	1B: 12	SF: 1	2B: 2	SAC: 0	3B: 0	DP: 1	HR: 1	HBP: 0	WP: 0	PA: 45
PITCHER	IP	WLS	BF	H	R	ER	SO	BB	IBB	HBP	BLK	WP	HR	S	P	ERA	WHIP																																				
Bill Stoneman, R (1, 1) <small>ERA: 5.33</small>	4.2		25	9	3	3	5	3	0	0	0	0	0	32	44	5.79	2.571																																				
John Strohmayr, R (5, 1) <small>ERA: 4.91</small>	3.1	W	14	3	1	0	4	0	1	0	0	0	0	21	25	0.00	0.900																																				
Claude Raymond, R (9, 1) <small>ERA: 3.47</small>	1.0	S	6	2	1	0	0	0	0	0	0	0	0	6	6	0.00	2.000																																				

Batter	1	2	3	4	5	6	7	8	9	AB R H RBI BB SO LOB	TOP																								
Mary Staehle, L OBP: 0.328, SLG: 0.280 (1, 4)	0-0 3-1		0-0 4-3		0-0 1B			0-0 4-3		4 0 1 0 0 0 2	<p>Montreal Expos @ San Diego Padres San Diego Stadium, San Diego, CA</p> <p>Mon Jul 20 1970, 10:05 PM EDT Att. 2,735 - Unknown</p> <p>livebaseballscorecards.com</p> <table> <tr><td>AB</td><td>30</td></tr> <tr><td>R</td><td>1</td></tr> <tr><td>H</td><td>7</td></tr> <tr><td>RBI</td><td>1</td></tr> <tr><td>BB</td><td>5</td></tr> <tr><td>SO</td><td>5</td></tr> <tr><td>LOB</td><td>20</td></tr> </table> 	AB	30	R	1	H	7	RBI	1	BB	5	SO	5	LOB	20										
AB	30																																		
R	1																																		
H	7																																		
RBI	1																																		
BB	5																																		
SO	5																																		
LOB	20																																		
Mack Jones, L OBP: 0.382, SLG: 0.456 Howie Reed, R (8, 1)	0-0 G3		0-3 K		0-0 F5			0-3 K		4 0 0 0 0 2 3 0 0 0 0 0 0 0																									
Rusty Staub, L OBP: 0.419, SLG: 0.500 (1, 9)	0-0 1B			0-0 6-3		0-0 4-3		4-0 BB		3 0 1 0 1 0 0																									
Ron Fairly, L OBP: 0.382, SLG: 0.404 (1, 3)	0-0 4-3			4-0 FC5 BB BB		0-0 G3		0-0 G3		3 0 0 0 1 0 3																									
Jim Gosger, L OBP: 0.414, SLG: 0.440 (1, 8)		0-0 FC5-4 1B		4-0 1-2 BB		0-3 K		0-0 2B SF8 1B		3 1 2 0 1 1 0																									
John Bateman, R OBP: 0.283, SLG: 0.402 (1, 2)		0-0 FC5-4 G5-4-3 1-2f		0-0 F4		4-0 FC5-4 BB		0-0 F5		3 0 0 0 1 0 4																									
Coco Laboy, R OBP: 0.263, SLG: 0.347 (1, 5)		0-0 G5-4-3 1-2f		0-0 FC5 2-3f		0-0 FC5-4 L4-3 1-2f		0-0 2B		4 0 1 0 0 0 4																									
Bobby Wine, R OBP: 0.269, SLG: 0.279 Jim Fairey, L OBP: 0.336, SLG: 0.418 (1, 6) (9, PH)			0-0 4-3 E 1B		4-0 G1-6-3 BB		0-0 L4-3 1-2	0-0 SF8		2 0 1 0 1 0 1 0 0 0 1 0 0 0																									
Mike Marshall, R Bob Bailey, R OBP: 0.427, SLG: 0.705 (1, 1) (8, PH) (8, 7)			0-3 K		0-0 G1-6-3 1-2f		0-0 E4 4-3 1B	0-3 K		2 0 0 0 0 1 2 2 0 1 0 0 1 1																									
Inning Stats	R: 0 E: 0 K: 0 S: 4	H: 1 LOB: 1 BB: 0 P: 4	R: 0 E: 0 K: 0 S: 3	H: 1 LOB: 0 BB: 0 P: 3	R: 0 E: 1 K: 2 S: 8	H: 1 LOB: 1 BB: 0 P: 8	R: 0 E: 0 K: 0 S: 3	H: 0 LOB: 2 BB: 2 P: 11	R: 0 E: 0 K: 0 S: 3	H: 1 LOB: 1 BB: 1 P: 7	R: 0 E: 0 K: 1 S: 5	H: 0 LOB: 0 BB: 0 P: 5	R: 0 E: 0 K: 0 S: 2	H: 0 LOB: 0 BB: 1 P: 6	R: 0 E: 1 K: 1 S: 6	H: 1 LOB: 2 BB: 1 P: 10	R: 1 E: 0 K: 1 S: 7	H: 2 LOB: 1 BB: 0 P: 7	1B: 6 2B: 2 3B: 0 HR: 0	SF: 1 SAC: 0 DP: 3 HBP: 0	WP: 0 PB: 0 SB: 0 CS: 0	PA: 36													
PITCHER Pat Dobson, R ERA: 4.14 (1, 1)	IP 9.0	WLS W	BF 36	H 7	R 1	ER 1	SO 5	BB 5	IBB 0	HBP 0	BLK 0	WP 0	HR 0	S 41	P 61	ERA 1.00	WHIP 1.333	PITCHER	IP	WLS	BF	H	R	ER	SO	BB	IBB	HBP	BLK	WP	HR	S	P	ERA	WHIP

Batter	1	2	3	4	5	6	7	8	9
Dave Campbell, R (1, 4) OBP: 0.288, SLG: 0.335	0-0 1-3 1B		0-0 F8		0-0 6-3		0-0 FC5-4		
Steve Huntz, S (1, 6) OBP: 0.334, SLG: 0.363	0-0 1-3			0-0 6-3 1B		0-0 F5		0-0 L3	
Jose Arcia, R (9, 6) OBP: 0.253, SLG: 0.256	0-0 1-2f			0-0 6-3 1-2		0-0 E 2B		0-0 HR	
Ollie Brown, R (1, 9) OBP: 0.334, SLG: 0.498	0-0 F8			0-0 6-3		0-0 K		0-0 4-3	
Al Ferrara, R (1, 7) OBP: 0.348, SLG: 0.409		0-0 F2		0-0 2B 1B		0-3 K		0-0 F8	
Larry Stahl, L (7, 7) OBP: 0.154, SLG: 0.154				0-3 K		0-0 E7 1B			
Nate Colbert, R (1, 3) OBP: 0.325, SLG: 0.473		0-0 F8		0-3 K		0-0 5-3			
Ivan Murrell, R (1, 8) OBP: 0.287, SLG: 0.430		0-3 K		0-0 1-3 2B					
Ed Spiezio, R (1, 5) OBP: 0.382, SLG: 0.462			0-0 FC6-4 1B		0-0 F7		0-0 FC5-4 1B		
Chris Cannizzaro, R (1, 2) OBP: 0.393, SLG: 0.430			0-0 FC6-4 SH3-4		0-3 K		0-0 FC5-4 FC1-4		
Pat Dobson, R (1, 1) OBP: 0.217, SLG: 0.163			0-0 SH3-4		0-0 6-3		0-0 FC1-4 FC5-4		

AB	R	H	RBI	BB	SO	LOB
4	0	1	0	0	0	2
4	1	1	0	0	0	1
0	0	0	0	0	0	0
4	2	2	1	0	0	1
3	0	1	1	0	1	1
1	0	0	0	0	0	0
4	0	1	1	0	1	1
3	0	1	0	0	1	1
3	0	2	0	0	0	2
3	0	0	0	0	1	2
2	0	0	0	0	0	1

AB	R	H	RBI	BB	SO	LOB
31	3	9	3	0	4	12

Inning Stats		R: 0	H: 1	R: 0	H: 0	R: 0	H: 1	R: 1	H: 3	R: 0	H: 0	R: 1	H: 2	R: 0	H: 1	R: 1	H: 1	
Pitcher		IP	WLS	BF	H	R	ER	SO	BB	IBB	HBP	BLK	WP	HR	S	P	ERA	WHIP
Mike Marshall, R (1, 1) ERA: 5.11	(1, 1)	7.0	L	28	8	2	2	4	0	0	0	0	0	0	36	36	2.57	1.143
Howie Reed, R (8, 1) ERA: 3.99	(8, 1)	1.0		4	1	1	1	0	0	0	0	0	0	1	4	4	9.00	1.000

Montreal Expos @ San Diego Padres
San Diego Stadium, San Diego, CA
 Mon Jul 20 1970, 10:05 PM EDT
 Att. 2,735 - Unknown

WP: 0 PA: 32
 PB: 0
 SB: 0
 CS: 0



livebaseballscorecards.com

Batter	1	2	3	4	5	6	7	8	9	AB R H RBI BB SO LOB	TOP											
Tommie Agee, R (1, 8) OBP: 0.345, SLG: 0.505	4-0 S S 4-3 BB		0-3 K			0-0 P4		0-3 K		3 1 0 0 1 2 1												
Bud Harrelson, S (1, 6) OBP: 0.363, SLG: 0.339	0-0 P6 1-2		0-0 4-3			0-0 F8			0-0 1B SH1-4 1B	4 1 1 0 0 0 1												
Ken Singleton, S (1, 9) OBP: 0.361, SLG: 0.425	4-0 S 4-3 BB				0-0 F7		0-0 3-1		0-0 SH1-4	2 0 0 0 1 0 0												
Art Shamsky, L (1, 3) OBP: 0.387, SLG: 0.453 Mike Jorgensen, L (9, PR) OBP: 0.278, SLG: 0.375 (9, 3)	0-0 4-3 1-3 2-H				0-0 G3		0-0 F5		4-0 1B 1B	3 0 0 1 1 0 1 0 1 0 0 0 0 0												
Cleon Jones, R (1, 7) OBP: 0.312, SLG: 0.341	0-3 K				0-0 6-3		0-0 6-3		0-0 1B 1B	4 0 1 0 0 1 1												
Wayne Garrett, L (1, 4) OBP: 0.411, SLG: 0.480		0-0 F9			0-0 4-3		4-0 CS BB		0-3 K	3 0 0 0 1 1 3												
Joe Foy, R (1, 5) OBP: 0.388, SLG: 0.370		0-3 K			4-0 BB		0-0 CS		0-0 1B	2 0 1 2 2 1 0												
Jerry Grote, R (1, 2) OBP: 0.321, SLG: 0.318		0-0 F9			0-0 F8				0-0 6-3 6-3	4 0 0 0 0 0 4												
Jim McAndrew, R (1, 1) OBP: 0.154, SLG: 0.200			0-0 4-3		0-0 F9			0-0 FC3-2		3 0 0 0 0 0 2												
Inning Stats	R: 1 E: 0 K: 1 S: 5	H: 0 LOB: 1 BB: 2 P: 13	R: 0 E: 0 K: 1 S: 5	H: 0 LOB: 0 BB: 0 P: 5	R: 0 E: 0 K: 1 S: 5	H: 0 LOB: 0 BB: 0 P: 5	R: 0 E: 0 K: 0 S: 3	H: 0 LOB: 0 BB: 0 P: 3	R: 0 E: 0 K: 0 S: 3	H: 0 LOB: 1 BB: 1 P: 7	R: 0 E: 0 K: 0 S: 3	H: 0 LOB: 0 BB: 0 P: 3	R: 0 E: 0 K: 0 S: 2	H: 0 LOB: 0 BB: 1 P: 6	R: 0 E: 0 K: 1 S: 5	H: 0 LOB: 1 BB: 1 P: 9	R: 2 E: 0 K: 1 S: 8	H: 3 LOB: 2 BB: 1 P: 12	1B: 3 2B: 0 3B: 0 HR: 0	SF: 0 SAC: 1 DP: 0 HBP: 0	WP: 0 PB: 0 SB: 4 CS: 1	PA: 36
PITCHER	IP WLS BF H R ER SO BB IBB HBP BLK WP HR S P ERA WHIP																					
Clay Kirby, R (1, 1) ERA: 4.77	8.0 L 28 0 1 1 4 5 0 0 0 0 0 0 31 51 1.12 0.625																					
Jack Baldschun, R (9, 1) ERA: 4.5	1.0 7 3 2 2 1 0 1 0 0 0 0 0 8 12 18.00 3.000																					

New York Mets @ San Diego Padres
San Diego Stadium, San Diego, CA
 Tue Jul 21 1970, 10:05 PM EDT
 Att: 10,373 - Unknown

livebaseballscorecards.com

AB	28
R	3
H	3
RBI	3
BB	6
SO	5
LOB	13



Batter	1	2	3	4	5	6	7	8	9	AB R H RBI BB SO LOB
Ron Slocum, R (1, 4) OBP: 0.235, SLG: 0.261 Ray Webster, L (9, PH) OBP: 0.289, SLG: 0.298	0-0 5-3		0-3 K			0-0 F7			0-0 6-3	3 0 0 0 0 1 1 1 0 0 0 0 0 0
Steve Huntz, S (1, 6) OBP: 0.330, SLG: 0.358	0-0 P6			0-0 F9		0-0 P6			0-3 K	4 0 0 0 0 1 0
Ollie Brown, R (1, 9) OBP: 0.330, SLG: 0.492	0-3 K			0-0 F9		0-3 K			0-0 P6	4 0 0 0 0 2 0
Al Ferrara, R (1, 7) OBP: 0.347, SLG: 0.413		0-0 F9		0-0 2B		0-3 K				3 0 1 0 0 1 0
Nate Colbert, R (1, 3) OBP: 0.322, SLG: 0.468		0-0 P6		0-0 F8		0-0 F2				3 0 0 0 0 0 1
Ivan Murrell, R (1, 8) OBP: 0.284, SLG: 0.424		0-0 F7			0-3 K		0-0 6-3			3 0 0 0 0 1 0
Ed Spiezio, R (1, 5) OBP: 0.381, SLG: 0.467			0-0 2B		0-0 F8			0-0 6-3		3 0 1 0 0 0 0
Bob Barton, R (1, 2) OBP: 0.296, SLG: 0.361		0-0 5-3			0-0 1B			0-0 F9		3 0 1 0 0 0 1
Clay Kirby, R (1, 1) OBP: 0.195, SLG: 0.175 Cito Gaston, R (8, PH) OBP: 0.377, SLG: 0.571 Jack Baldschun, R (9, 1)			0-3 K		0-3 K			0-3 K		2 0 0 0 0 2 2 1 0 0 0 0 1 0 0 0 0 0 0 0 0

Inning Stats	R: 0 E: 0 K: 1 S: 5	H: 0 LOB: 0 BB: 0 P: 5	R: 0 E: 0 K: 0 S: 3	H: 0 LOB: 0 BB: 0 P: 3	R: 0 E: 0 K: 2 S: 8	H: 1 LOB: 1 BB: 0 P: 8	R: 0 E: 0 K: 0 S: 4	H: 1 LOB: 1 BB: 0 P: 4	R: 0 E: 0 K: 2 S: 8	H: 1 LOB: 1 BB: 0 P: 8	R: 0 E: 0 K: 1 S: 5	H: 0 LOB: 0 BB: 0 P: 5	R: 0 E: 0 K: 1 S: 5	H: 0 LOB: 0 BB: 0 P: 5	R: 0 E: 0 K: 1 S: 5	H: 0 LOB: 0 BB: 0 P: 5	1B: 1 2B: 2 3B: 0 HR: 0	SF: 0 SAC: 0 DP: 0 HBP: 0	WP: 0 PB: 0 SB: 0 CS: 0	PA: 30	
PITCHER Jim McAndrew, R (1, 1) ERA: 4.52	IP 9.0	WLS W	BF 30	H 3	R 0	ER 0	SO 9	BB 0	IBB 0	HBP 0	BLK 0	WP 0	HR 0	S 48	P 48	ERA 0.00	WHIP 0.333				
PITCHER	IP	WLS	BF	H	R	ER	SO	BB	IBB	HBP	BLK	WP	HR	S	P	ERA	WHIP				


BOTTOM

New York Mets @ San Diego Padres
San Diego Stadium, San Diego, CA

Tue Jul 21 1970, 10:05 PM EDT
Att. 10,373 - Unknown

livebaseballscorecards.com

AB	30
R	0
H	3
RBI	0
BB	0
SO	9
LOB	5



Batter	1	2	3	4	5	6	7	8	9	10	AB R H RBI BB SO LOB	TOP																
Tommie Agee, R OBP: 0.344, SLG: 0.500 (1, 8)	0-3 K	0-0 P6		0-0 F9			0-0 FC4-6 1B		4-0 IBB		4 0 0 0 1 1 3	New York Mets @ San Diego Padres San Diego Stadium, San Diego, CA Wed Jul 22 1970, 10:05 PM EDT Att. 18,981 - Unknown livebaseballscorecards.com																
Bud Harrelson, S OBP: 0.366, SLG: 0.342 (1, 6)	4-0 BB		0-0 S 1B		0-0 6-3		0-0 1-3 1B		0-0 SF8		3 0 2 1 1 0 0																	
Ken Singleton, S OBP: 0.347, SLG: 0.405 (1, 9)	0-3 K		0-0 F7		0-3 K		0-0 L6		0-3 K		5 0 0 0 0 3 6																	
Art Shamsky, L OBP: 0.382, SLG: 0.446 Mike Jorgensen, L OBP: 0.274, SLG: 0.369 (1, 3) (9, 3)	0-0 P6		0-0 4-3		0-0 F7			0-0 G1		0-3 K	4 0 0 0 0 0 2 1 0 0 0 0 1 0																	
Cleon Jones, R OBP: 0.310, SLG: 0.343 (1, 7)		0-0 1B 2B	0-0 4-3		0-3 K			0-0 6-3		0-0 G3	5 1 1 0 0 1 1																	
Wayne Garrett, L OBP: 0.406, SLG: 0.471 (1, 4)		0-0 S 1B		0-0 G3		0-0 F7		0-0 3-1		0-3 K	5 1 1 1 0 1 0																	
Joe Foy, R OBP: 0.390, SLG: 0.370 (1, 5)		0-0 5-3		4-0 2B BB		0-0 6-3			0-0 SH1-4 BB SF8 1B		3 2 1 0 1 0 1																	
Jerry Grote, R OBP: 0.324, SLG: 0.323 (1, 2)		0-0 P6		0-0 1-H 2B		0-3 K		4-0 SH1-4 BB			3 0 1 1 1 1 1																	
Tom Seaver, R OBP: 0.257, SLG: 0.273 Nolan Ryan, R OBP: 0.214, SLG: 0.214 (1, 1) (9, 1)		0-0 2-H 1B		0-0 P4		0-0 FC4-6 1B		0-0 SH1-4		1-2 2-3	3 0 2 1 0 0 1 0 0 0 0 0 0 0																	
Inning Stats	R: 0 E: 0 K: 2 S: 7	H: 0 LOB: 1 BB: 1 P: 11	R: 2 E: 0 K: 0 S: 6	H: 3 LOB: 1 BB: 0 P: 6	R: 0 E: 0 K: 0 S: 4	H: 1 LOB: 1 BB: 0 P: 4	R: 1 E: 0 K: 0 S: 4	H: 1 LOB: 1 BB: 1 P: 8	R: 0 E: 0 K: 1 S: 5	H: 0 LOB: 0 BB: 0 P: 5	R: 0 E: 0 K: 1 S: 5		H: 0 LOB: 0 BB: 0 P: 5	R: 0 E: 0 K: 1 S: 7	H: 2 LOB: 2 BB: 0 P: 7	R: 0 E: 0 K: 0 S: 3	H: 0 LOB: 0 BB: 0 P: 3	R: 1 E: 0 K: 1 S: 6	H: 1 LOB: 2 BB: 2 P: 14	R: 0 E: 0 K: 2 S: 7	H: 0 LOB: 0 BB: 0 P: 7	1B: 6 2B: 2 3B: 0 HR: 0	SF: 1 SAC: 1 DP: 0 HBP: 0	WP: 0 PB: 0 SB: 2 CS: 0	PA: 42			
PITCHER	IP WLS BF H R ER SO BB IBB HBP BLK WP HR S P ERA WHIP												IP WLS BF H R ER SO BB IBB HBP BLK WP HR S P ERA WHIP															
Earl Wilson, R ERA: 4.53 (1, 1)	7.0																											
Ron Herbel, R ERA: 4.47 (8, 1)	1.1	7	1	1	1	0	1	1	0	0	0	0	0	5	13	6.75	1.500											
Ron Willis, R ERA: 2.01 (9, 1)	0.2	2	0	0	0	1	0	0	0	0	0	0	0	4	4	0.00	0.000											
Jack Baldschun, R ERA: 3.6 (10, 1)	1.0	W	3	0	0	0	2	0	0	0	0	0	0	7	7	0.00	0.000											



Batter	1	2	3	4	5	6	7	8	9	AB R H RBI BB SO LOB	TOP	
Dave Campbell, R (1, 4) OBP: 0.287, SLG: 0.333	0-0 BB 1B		0-0 G5-4-3 1-2f		0-3 K		0-0 P5			4 0 1 0 0 1 2		
Steve Huntz, S (1, 6) OBP: 0.324, SLG: 0.347	4-0 G5-4-3 1-2 BB		0-3 K		0-0 G5-4-3 1-2f			0-0 P3		3 0 0 0 1 1 1		
Cito Gaston, R (1, 8) OBP: 0.377, SLG: 0.570	0-3 K			0-0 2B 2B		4-0 2B BB		0-0 5-3		3 1 1 0 1 1 2		
Ollie Brown, R (1, 9) OBP: 0.328, SLG: 0.488	0-0 G5-4-3 1-2f			0-0 2B 2-H 2B		0-0 L8		0-0 HR 1B		4 1 2 1 0 0 3		
Nate Colbert, R (1, 3) OBP: 0.325, SLG: 0.482		4-0 FC5-4 BB		0-3 K		0-0 F3		0-0 HR 1B		3 1 1 2 1 1 2		
Ivan Murrell, R (1, 7) OBP: 0.297, SLG: 0.435		0-0 FC5-4 1-2f		0-0 1B		0-0 2B		0-0 5-3		4 0 2 0 0 0 1		
Ed Spiezio, R (1, 5) OBP: 0.377, SLG: 0.480		0-3 K		0-0 F7		0-0 F7			0-0 P4	4 0 0 0 0 1 5		
Bob Barton, R (1, 2) OBP: 0.288, SLG: 0.349		0-0 5-3		0-0 F9			0-3 K2-3		0-0 F8	4 0 0 0 0 1 3		
Danny Coombs, R (1, 1) OBP: 0.114, SLG: 0.118			0-0 1B		0-0 E6		0-3 K		0-3 K	2 0 1 0 0 0 0		
Ron Willis, R (6, 1)										0 0 0 0 0 0 0		
Al Ferrara, R (7, PH) OBP: 0.351, SLG: 0.417										1 0 0 0 0 1 0		
Ron Herbel, R (7, 1)										1 0 0 0 0 1 0		
Jack Baldschun, R (9, 1)										0 0 0 0 0 0 0		
Inning Stats	R: 0 H: 1 E: 0 LOB: 1 K: 1 BB: 1 S: 5 P: 9	R: 0 H: 0 E: 0 LOB: 1 K: 1 BB: 1 S: 5 P: 9	R: 0 H: 1 E: 0 LOB: 0 K: 1 BB: 0 S: 5 P: 5	R: 1 H: 3 E: 0 LOB: 2 K: 1 BB: 0 S: 8 P: 8	R: 0 H: 0 E: 1 LOB: 0 K: 1 BB: 0 S: 5 P: 5	R: 0 H: 1 E: 0 LOB: 2 K: 0 BB: 1 S: 4 P: 8	R: 0 H: 0 E: 0 LOB: 0 K: 2 BB: 0 S: 7 P: 7	R: 2 H: 2 E: 0 LOB: 0 K: 0 BB: 0 S: 5 P: 5	R: 0 H: 0 E: 0 LOB: 0 K: 1 BB: 0 S: 5 P: 5	1B: 4 SF: 0 2B: 3 SAC: 0 3B: 0 DP: 3 HR: 1 HBP: 0	WP: 0 PA: 36 PB: 0 SB: 0 CS: 0	
PITCHER Grant Jackson, L (1, 1) ERA: 5.56	IP WLS BF H R ER SO BB IBB HBP BLK WP HR S P ERA WHIP	9.0 W 36 8 3 3 8 3 0 0 0 0 0 1 49 61 3.00 1.222										

San Diego Padres @ Philadelphia Phillies
 Shibe Park, Philadelphia, PA
 Fri Jul 24 1970, 7:05 PM EDT
 Att. 5,078 - Unknown

livebaseballscorecards.com

AB	33
R	3
H	8
RBI	3
BB	3
SO	8
LOB	19



Batter	1	2	3	4	5	6	7	8	9	AB	R	H	RBI	BB	SO	LOB
Tony Taylor, R (1, 7) OBP: 0.360, SLG: 0.422 Ron Stone, L (9, 7) OBP: 0.342, SLG: 0.413	0-0 SH1-3 HR 2B		0-0 1-2 1-3			0-0 1B		0-0 4-3		4	1	2	0	0	0	1
Denny Doyle, L (1, 4) OBP: 0.293, SLG: 0.330	0-0 SH1-3 2-3		0-0 5-3			0-0 BB 5-3 1B		0-0 F7		3	0	1	0	0	0	1
Don Money, R (1, 5) OBP: 0.368, SLG: 0.522	0-0 P4		0-3 K			0-0 5-3 1-2		0-0 P3		4	0	0	0	0	1	3
Deron Johnson, R (1, 3) OBP: 0.329, SLG: 0.477	0-0 HR			0-0 6-3		4-0 BB IBB		0-0 6-3		3	1	1	2	1	0	0
Byron Browne, R (1, 9) OBP: 0.335, SLG: 0.463 John Briggs, L (9, PH) OBP: 0.322, SLG: 0.366 Larry Bowa, S (9, PR) OBP: 0.266, SLG: 0.286	0-0 F9			0-0 5-3		4-0 BB 1-2 2-3 BB		0-0 WP 1B		2	0	0	0	1	0	0
Larry Hisle, R (1, 8) OBP: 0.295, SLG: 0.315		0-0 5-3		0-3 K		0-3 K		1-0 1B		3	1	0	0	0	2	3
Terry Harmon, R (1, 6) OBP: 0.318, SLG: 0.364		0-0 6-3			0-0 6-3		0-0 6-3	1-2 2-H 1B		4	0	1	1	0	0	0
Mike Ryan, R (1, 2) OBP: 0.302, SLG: 0.327		0-3 K			0-0 5-3		0-0 1-3	0-3 K		4	0	0	0	0	2	2
Grant Jackson, S (1, 1) OBP: 0.107, SLG: 0.107 Oscar Gamble, L (9, PH) OBP: 0.341, SLG: 0.356			0-0 1-3 1B			0-0 F3		0-0 3-1	1-2 2-H 1B	3	0	1	0	0	0	0

Inning Stats	R: 2	H: 2	E: 0	K: 0	S: 5	H: 2	LOB: 0	BB: 0	P: 5	R: 0	H: 0	E: 0	K: 1	S: 5	R: 0	H: 0	E: 0	K: 1	S: 3	R: 0	H: 2	E: 0	K: 1	S: 6	R: 0	H: 0	E: 0	K: 0	S: 3	R: 0	H: 0	E: 0	K: 0	S: 3	R: 0	H: 0	E: 0	K: 0	S: 3	R: 2	H: 3	E: 0	K: 1	S: 7	H: 3	LOB: 2	BB: 0	P: 8	1B: 6	2B: 1	3B: 0	HR: 1	SF: 0	SAC: 1	DP: 0	HBP: 1	WP: 1	PA: 36
--------------	------	------	------	------	------	------	--------	-------	------	------	------	------	------	------	------	------	------	------	------	------	------	------	------	------	------	------	------	------	------	------	------	------	------	------	------	------	------	------	------	------	------	------	------	------	------	--------	-------	------	-------	-------	-------	-------	-------	--------	-------	--------	-------	--------

PITCHER	IP	WLS	BF	H	R	ER	SO	BB	IBB	HBP	BLK	WP	HR	S	P	ERA	WHIP
Danny Coombs, L (1, 1) ERA: 2.52	5.2		23	5	2	2	3	1	1	0	0	0	1	27	35	3.18	1.059
Ron Willis, R (6, 1) ERA: 1.99	0.1		1	0	0	0	1	0	0	0	0	0	0	3	3	0.00	0.000
Ron Herbel, R (7, 1) ERA: 4.55	2.1	L	9	1	2	2	0	0	0	1	0	1	0	8	9	7.71	0.429
Jack Baldschun, R (9, 1) ERA: 3.38	0.1		3	2	0	0	1	0	0	0	0	0	0	5	5	0.00	6.000

BOTTOM

San Diego Padres @ Philadelphia Phillies
 Shibe Park, Philadelphia, PA
 Fri Jul 24 1970, 7:05 PM EDT
 Att. 5,078 - Unknown

livebaseballscores.com

AB	32
R	4
H	8
RBI	4
BB	2
SO	5
LOB	10



Batter	1	2	3	4	5	6	7	8	9	AB R H RBI BB SO LOB	TOP																									
Dave Campbell, R (1, 4) OBP: 0.288, SLG: 0.337	0-0 HR 2B	0-0 1-2 1B		0-0 L4		0-0 5-3		0-0 F3		5 1 2 0 0 0 3																										
Steve Huntz, S (1, 6) OBP: 0.325, SLG: 0.343	0-3 K	0-3 K			4-0 BB 1B BB		4-0 BB	0-0 F7	3 0 0 0 2 2 3																											
Cito Gaston, R (1, 8) OBP: 0.375, SLG: 0.564	0-0 L8		4-0 FC1-4 BB		0-3 K		0-0 F3	0-0 G3	4 0 0 0 1 1 3																											
Ollie Brown, R (1, 9) OBP: 0.326, SLG: 0.492	0-0 2-H HR		0-0 F9		0-0 P5		0-0 P4	0-0 5-3	5 1 1 2 0 0 3																											
Nate Colbert, R (1, 3) OBP: 0.327, SLG: 0.482	0-0 1B		0-0 FC1-4 FC4-6 1-2f		0-0 BB 1B		0-0 F8		4 0 2 0 0 0 2																											
Ivan Murrell, R (1, 7) OBP: 0.300, SLG: 0.434	0-3 K		0-0 FC4-6 1-2f		4-0 1-2 2-3 BB		0-0 BB 1B		3 0 1 0 1 1 2																											
Ed Spiezio, R (1, 5) OBP: 0.380, SLG: 0.485		0-0 F8		0-0 G3 2B		0-3 K	4-0 1-2 BB		3 0 1 0 1 1 3																											
Chris Cannizzaro, R (1, 2) OBP: 0.388, SLG: 0.420		0-0 F8		0-0 G3 2-3		0-0 5-3	0-0 F8		4 0 0 0 0 0 3																											
Dave Roberts, L (1, 1) OBP: 0.242, SLG: 0.438		0-0 1B		0-0 P6		0-3 K	0-3 K		2 0 1 0 0 0 1																											
Ron Willis, R (5, 1)									0 0 0 0 0 0 0																											
Tom Dukes, R (5, 1)									1 0 0 0 0 1 0																											
Al Ferrara, R (8, PH) OBP: 0.350, SLG: 0.415									1 0 0 0 0 1 2																											
Jack Baldschun, R (8, 1)									0 0 0 0 0 0 0																											
Inning Stats	R: 2 E: 0 K: 2 S: 10	H: 3 LOB: 1 BB: 0 P: 10	R: 0 E: 0 K: 1 S: 7	H: 2 LOB: 2 BB: 0 P: 7	R: 0 E: 0 K: 0 S: 3	H: 0 LOB: 1 BB: 1 P: 7	R: 0 E: 0 K: 0 S: 4	H: 1 LOB: 1 BB: 0 P: 4	R: 0 E: 0 K: 2 S: 8	H: 1 LOB: 3 BB: 2 P: 16	R: 0 E: 0 K: 1 S: 5	H: 0 LOB: 0 BB: 0 P: 5	R: 0 E: 0 K: 0 S: 3	H: 0 LOB: 1 BB: 1 P: 7	R: 0 E: 0 K: 1 S: 6	H: 1 LOB: 2 BB: 1 P: 10	R: 0 E: 0 K: 0 S: 3	H: 0 LOB: 0 BB: 0 P: 3	1B: 5 2B: 2 3B: 0 HR: 1	SF: 0 SAC: 0 DP: 0 HBP: 0	WP: 0 PB: 0 SB: 0 CS: 0	PA: 40														
PITCHER	IP WLS BF H R ER SO BB IBB HBP BLK WP HR S P ERA WHIP																																			
Chris Short, L (1, 1) ERA: 4.69	4.2		24	7	2	2	4	3	0	0	0	0	1	29	41	3.86	2.143																			
Barry Lersch, R (5, 1) ERA: 3.35	4.1	W	16	1	0	0	3	2	0	0	0	0	0	20	28	0.00	0.692																			

San Diego Padres @ Philadelphia Phillies
 Shibe Park, Philadelphia, PA
 Sat Jul 25 1970, 7:05 PM EDT
 Att. 20,292 - Unknown

AB	35
R	2
H	8
RBI	2
BB	5
SO	7
LOB	25



Batter	1	2	3	4	5	6	7	8	9
Tony Taylor, R OBP: 0.361, SLG: 0.433 (1, 7)	0-0 6-3		0-0 F8		0-0 2B	0-3 K		0-0 3B	
Denny Doyle, L OBP: 0.292, SLG: 0.335 (1, 4)	0-0 4-3			0-0 1B	0-0 2B	0-0 F3		0-0 F8	
Don Money, R OBP: 0.390, SLG: 0.526 (1, 5)	0-0 6-3			0-0 1B	0-0 1B		0-0 4-3		
Deron Johnson, R OBP: 0.328, SLG: 0.474 (1, 3)		0-0 E6		0-3 K	0-0 2B		0-3 K		
Byron Browne, R OBP: 0.333, SLG: 0.464 (1, 8)		0-0 FC5-4		0-0 F8	0-0 2B		0-3 K		
Ron Stone, L OBP: 0.335, SLG: 0.404 (1, 9)		0-0 L1-3		0-0 1-3	0-0 F7		0-3 K		
Terry Harmon, R OBP: 0.348, SLG: 0.405 (1, 6)			4-0 SH1-3				0-0 SF8		
Mike Ryan, R OBP: 0.284, SLG: 0.310 (1, 2)			0-0 P6		0-0 FC6-4		0-0 SF8		
Chris Short, R OBP: 0.057, SLG: 0.059 (1, 1)			0-0 SH1-3		0-0 SH		0-0 3B		
Barry Lersch, S OBP: 0.125, SLG: 0.125 (5, 1)					1-2 E	0-0 4-3		0-0 1B	

Inning Stats	R: 0	H: 0	E: 0	LOB: 0	K: 0	S: 3	P: 3	R: 0	H: 0	E: 1	LOB: 0	K: 0	S: 3	P: 3	R: 0	H: 0	E: 0	LOB: 1	K: 0	S: 3	P: 7	R: 1	H: 2	E: 0	LOB: 1	K: 1	S: 7	P: 7	R: 6	H: 5	E: 1	LOB: 2	K: 0	S: 10	P: 14	R: 0	H: 0	E: 0	LOB: 0	K: 1	S: 5	P: 5	R: 0	H: 0	E: 0	LOB: 0	K: 2	S: 7	P: 7	R: 2	H: 3	E: 0	LOB: 1	K: 1	S: 8	P: 8								
	0	0	0	0	0	3	3	0	0	1	0	0	3	3	0	0	0	1	0	0	3	7	1	2	0	1	0	7	7	6	5	1	2	0	10	14	0	0	0	0	1	5	5	0	0	0	0	2	7	7	2	3	0	1	0	8	8	0	3	0	1	0	8	8

PITCHER	IP	WLS	BF	H	R	ER	SO	BB	IBB	HBP	BLK	WP	HR	S	P	ERA	WHIP
Dave Roberts, L ERA: 3.81 (1, 1)	4.1	L	21	5	6	5	1	1	0	0	0	0	0	22	26	10.38	1.385
Ron Willis, R ERA: 2.25 (5, 1)	0.1		4	2	1	1	0	1	0	0	0	0	0	3	7	27.00	9.000
Tom Duker, R ERA: 1.98 (5, 1)	2.1		7	0	0	0	3	0	0	0	0	0	0	13	13	0.00	0.000
Jack Baldschun, R ERA: 5.68 (8, 1)	1.0		6	3	2	2	1	0	0	0	0	0	0	8	8	18.00	3.000


BOTTOM

San Diego Padres @ Philadelphia Phillies
 Shibe Park, Philadelphia, PA
 Sat Jul 25 1970, 7:05 PM EDT
 Att. 20,292 - Unknown

AB	R	H	RBI	BB	SO	LOB
5	1	2	2	0	1	1
5	2	1	0	0	0	2
4	1	2	3	0	0	0
4	1	1	1	0	2	1
4	0	1	1	0	1	2
4	0	0	0	0	1	3
2	1	2	0	2	0	0
3	1	0	1	0	0	4
0	0	0	0	0	0	0
2	2	1	0	0	0	0

AB	33
R	9
H	10
RBI	8
BB	2
SO	5
LOB	13

WP: 0 PA: 38
 PB: 0
 SB: 0
 CS: 0



PITCHER	IP	WLS	BF	H	R	ER	SO	BB	IBB	HBP	BLK	WP	HR	S	P	ERA	WHIP
Dave Roberts, L ERA: 3.81 (1, 1)	4.1	L	21	5	6	5	1	1	0	0	0	0	0	22	26	10.38	1.385
Ron Willis, R ERA: 2.25 (5, 1)	0.1		4	2	1	1	0	1	0	0	0	0	0	3	7	27.00	9.000
Tom Duker, R ERA: 1.98 (5, 1)	2.1		7	0	0	0	3	0	0	0	0	0	0	13	13	0.00	0.000
Jack Baldschun, R ERA: 5.68 (8, 1)	1.0		6	3	2	2	1	0	0	0	0	0	0	8	8	18.00	3.000

Batter	1	2	3	4	5	6	7	8	9	AB R H RBI BB SO LOB	TOP											
Dave Campbell, R (1, 4) OBP: 0.289, SLG: 0.338	0-3 K	0-0 F5		0-0 6-3	1-0 HR HBP	0-0 2B		0-0 F8		5 1 1 1 0 1 0												
Steve Huntz, S (1, 6) OBP: 0.328, SLG: 0.357	0-0 BB 1B 1B	0-3 K		0-0 HR 1B	0-0 HR	0-0 G3		0-0 6-3		6 3 3 2 0 1 1												
Cito Gaston, R (1, 8) OBP: 0.379, SLG: 0.568	0-0 BB 1B 1B	0-0 HR 2B		0-0 HR 1B	0-0 F3		0-0 BB 1B		0-0 L4	6 3 4 0 0 0 0												
Al Ferrara, R (1, 7) OBP: 0.355, SLG: 0.445 Larry Stahl, L (7, 7) OBP: 0.143, SLG: 0.143	4-0 HBP 1B 1B BB	0-0 HR		0-0 HR	0-0 4-3		0-0 F2		0-0 F9	4 3 2 5 1 0 1 1 0 0 0 0 0 0												
Nate Colbert, R (1, 3) OBP: 0.328, SLG: 0.490	0-0 HBP 1B 1B	0-0 5-3		0-0 HR		0-0 F9	0-0 F7			5 2 2 3 0 0 1												
Ivan Murrell, R (1, 9) OBP: 0.302, SLG: 0.429	1-0 1B 1-2 2-3 WP HBP		0-3 K	0-3 K2-3		0-3 K	4-0 BB			3 1 0 0 1 3 0												
Ed Spiezio, R (1, 5) OBP: 0.394, SLG: 0.489	0-0 WP S 1B		0-0 1B	4-0 BB		4-0 1B 2B BB	0-0 F7			3 1 2 2 2 0 2												
Chris Cannizzaro, R (1, 2) OBP: 0.386, SLG: 0.417 Ron Stocum, R (7, 2) OBP: 0.218, SLG: 0.240	0-0 F3		0-0 F8	0-0 F3		0-0 2B 1B		0-3 K		4 1 1 0 0 0 3 1 0 0 0 0 1 0												
Pat Dobson, R (1, 1) OBP: 0.216, SLG: 0.188	0-3 K		0-3 K		0-3 K	0-0 2B 2B		0-0 6-3		5 1 1 2 0 3 2												
Inning Stats	R: 5 E: 0 K: 2 S: 11	H: 4 LOB: 1 BB: 1 P: 16	R: 2 E: 0 K: 1 S: 7	H: 2 LOB: 0 BB: 0 P: 7	R: 0 E: 0 K: 2 S: 8	H: 1 LOB: 1 BB: 0 P: 8	R: 4 E: 0 K: 1 S: 9	H: 4 LOB: 1 BB: 1 P: 13	R: 2 E: 0 K: 1 S: 6	H: 1 LOB: 0 BB: 0 P: 7	R: 3 E: 0 K: 1 S: 8	H: 3 LOB: 1 BB: 1 P: 12	R: 0 E: 0 K: 0 S: 4	H: 1 LOB: 2 BB: 1 P: 8	R: 0 E: 0 K: 1 S: 5	H: 0 LOB: 0 BB: 0 P: 5	R: 0 E: 0 K: 0 S: 3	H: 0 LOB: 0 BB: 0 P: 3	1B: 9 2B: 3 3B: 0 HR: 4	SF: 0 SAC: 0 DP: 0 HBP: 2	WP: 1 PB: 0 SB: 1 CS: 0	PA: 49
PITCHER	IP WLS BF H R ER SO BB IBB HBP BLK WP HR S P ERA WHIP												PITCHER	IP WLS BF H R ER SO BB IBB HBP BLK WP HR S P ERA WHIP								
Rick Wise, R (1, 1) ERA: 3.91	0.1 L 7 4 5 5 1 1 0 1 0 0 0 0 7 12 135.00 15.000																					
Lowell Palmer, R (1, 1) ERA: 5.23	4.0 22 8 8 8 6 1 0 1 0 1 4 32 37 18.00 2.250																					
Fred Wenz, R (5, 1) ERA: 4.0	3.2 17 4 3 3 2 2 0 0 0 0 0 19 27 7.36 1.636																					
Joe Hoerner, L (9, 1) ERA: 2.68	1.0 3 0 0 0 0 0 0 0 0 0 0 3 3 0.00 0.000																					

San Diego Padres @ Philadelphia Phillies
 Shibe Park, Philadelphia, PA
 Sun Jul 26 1970, 3:33 AM EDT
 Att. 5,208 - Unknown

AB	43
R	16
H	16
RBI	15
BB	4
SO	9
LOB	10



WP: 1	PA: 49
-------	--------

1B: 9	SF: 0
2B: 3	SAC: 0
3B: 0	DP: 0
HR: 4	HBP: 2

Batter	1	2	3	4	5	6	7	8	9	AB	R	H	RBI	BB	SO	LOB
Tony Taylor, R (1, 7) OBP: 0.357, SLG: 0.428 Jim Hutto, R (7, 7) OBP: 0.261, SLG: 0.375	0-0 4-3 ①		0-0 6-3 ①		0-0 P6 ③		0-0 F8 ②			3	0	0	0	0	0	0
Denny Doyle, L (1, 4) OBP: 0.288, SLG: 0.330	0-0 6-3 ②		0-0 F8 ②			0-0 4-3 ①	0-0 1 ③	0-0 6-3 ①		4	0	0	0	0	0	0
Don Money, R (1, 5) OBP: 0.368, SLG: 0.526	0-0 1B 2B		0-0 F8 ③			0-0 5-3 ②	0-3 K ②			4	1	1	0	0	1	0
Deron Johnson, R (1, 3) OBP: 0.331, SLG: 0.475 Rick Joseph, R (7, 3) OBP: 0.255, SLG: 0.323	4-0 1B BB			0-0 6-3 ①		0-0 1B 1B		0-0 6-3 ③		2	0	1	0	1	0	0
Ron Stone, L (1, 9) OBP: 0.344, SLG: 0.411	0-0 1B			0-0 1B		0-0 1B		0-3 K ①		4	0	3	1	0	1	0
Oscar Gamble, L (1, 8) OBP: 0.333, SLG: 0.346	0-0 4-3 ③			0-0 F9 ②		0-0 L9 ③		0-0 4-3 ②		4	0	0	0	0	0	5
Terry Harmon, R (1, 6) OBP: 0.344, SLG: 0.398		0-0 L8 ①		0-3 K ③			0-0 2B 1B		0-0 6-3 ③	4	1	1	0	0	1	1
Mike Ryan, R (1, 2) OBP: 0.286, SLG: 0.328 Doc Edwards, R (8, 2) OBP: 0.294, SLG: 0.250		0-0 P4 ②			0-0 6-3 ①		0-0 F8 1 2B			3	0	1	1	0	0	0
Rick Wise, R (1, 1) OBP: 0.224, SLG: 0.277 Lowell Palmer, R (1, 1) OBP: 0.235, SLG: 0.313 Fred Wenz, R (5, 1) Joe Hoerner, R (9, 1) OBP: 0.444, SLG: 0.429		0-0 F3 ③			0-3 K ②		0-3 K ①			0	0	0	0	0	0	0


Inning Stats	R: 1	H: 2	E: 0	K: 0	S: 5	R: 0	H: 0	E: 0	K: 0	S: 3	R: 0	H: 0	E: 0	K: 0	S: 3	R: 0	H: 1	E: 0	K: 1	S: 6	R: 0	H: 0	E: 0	K: 1	S: 5	R: 0	H: 2	E: 0	K: 1	S: 6	R: 1	H: 2	E: 0	K: 1	S: 6	R: 0	H: 0	E: 0	K: 1	S: 5	R: 0	H: 0	E: 0	K: 1	S: 5	R: 0	H: 0	E: 0	K: 1	S: 5	1B: 5	2B: 2	3B: 0	HR: 0	SF: 0	SAC: 0	DP: 0	HBP: 0	WP: 0	PA: 34
--------------	------	------	------	------	------	------	------	------	------	------	------	------	------	------	------	------	------	------	------	------	------	------	------	------	------	------	------	------	------	------	------	------	------	------	------	------	------	------	------	------	------	------	------	------	------	------	------	------	------	------	-------	-------	-------	-------	-------	--------	-------	--------	-------	--------

PITCHER	IP	WLS	BF	H	R	ER	SO	BB	IBB	HBP	BLK	WP	HR	S	P	ERA	WHIP
Pat Dobson, R (1, 1) ERA: 4.02	9.0	W	35	7	2	2	5	1	0	0	0	0	0	43	47	2.00	0.889

BOTTOM

San Diego Padres @ Philadelphia Phillies
 Shibe Park, Philadelphia, PA
 Sun Jul 26 1970, 3:33 AM EDT
 Att. 5,208 - Unknown

AB	33
R	2
H	7
RBI	2
BB	1
SO	5
LOB	8



Batter	1	2	3	4	5	6	7	8	9	AB R H RBI BB SO LOB	TOP																									
Dave Campbell, R (1, 4) OBP: 0.288, SLG: 0.336	0-0 F7	0-0 F5		0-0 S 1B	0-0 F8			0-0 F9		5 0 1 1 0 0 5																										
Steve Huntz, S (1, 6) OBP: 0.332, SLG: 0.357	4-0 1B BB	0-0 F3		4-0 3-H 1-2 BB		0-0 4-3		0-0 G6-4-3 1B		3 1 1 0 2 0 2																										
Cito Gaston, R (1, 8) OBP: 0.377, SLG: 0.563	0-0 BB 1-2 SF7 1B	0-0 F8		0-3 S K		0-3 K		0-0 G6-4-3 1-2f		5 1 1 0 0 2 5																										
Al Ferrara, R (1, 7) OBP: 0.360, SLG: 0.463	0-0 SF7 1-2 2-H BB 1B		0-0 F9		0-0 HR			0-0 G4-3 1B		5 1 3 2 0 1 0 0 0 0 0 0 0 0																										
Jose Arcia, R (9, PR) OBP: 0.253, SLG: 0.256																																				
Nate Colbert, R (1, 3) OBP: 0.329, SLG: 0.487	4-0 SF7 1-2 2-3 BB		0-0 L1		0-3 S K		0-0 SH1-4 1B		0-0 G4-3 1-2f	4 0 1 0 1 1 1																										
Ivan Murrell, R (1, 9) OBP: 0.297, SLG: 0.424	0-0 SF7 1-2 2-3 3-H		0-0 6-3		0-0 1-3		0-0 SH1-4 1-2		0-0 F6	3 0 0 1 0 0 1																										
Ed Spiezio, R (1, 5) OBP: 0.390, SLG: 0.478	0-0 1-3			0-0 3-1 BB BB	4-0 BB BB		0-0 F5			3 0 0 0 1 0 3																										
Chris Cannizzaro, R (1, 2) OBP: 0.396, SLG: 0.429		4-0 BB BB		0-0 1B 3B	4-0 BB BB		4-0 IBB			1 1 1 0 3 0 0																										
Earl Wilson, R (1, 1) OBP: 0.237, SLG: 0.294										0 0 0 0 1 0 0																										
Larry Stahl, L (4, PH) OBP: 0.138, SLG: 0.138		4-0 BB		0-0 F6	4-0 BB		0-3 K			1 0 0 0 0 0 1																										
Danny Coombs, R (4, 1) OBP: 0.135, SLG: 0.114		1-2 BB			1-2 2-3 BB					1 0 0 0 1 1 2																										
Inning Stats	R: 2 E: 0 K: 0 S: 5	H: 2 LOB: 2 BB: 2 P: 13	R: 0 E: 0 K: 0 S: 3	H: 0 LOB: 2 BB: 2 P: 11	R: 0 E: 0 K: 0 S: 3	H: 0 LOB: 0 BB: 0 P: 3	R: 1 E: 0 K: 1 S: 7	H: 2 LOB: 2 BB: 1 P: 11	R: 1 E: 0 K: 1 S: 6	H: 1 LOB: 3 BB: 3 P: 18	R: 0 E: 0 K: 2 S: 7	H: 0 LOB: 0 BB: 0 P: 7	R: 0 E: 0 K: 1 S: 6	H: 1 LOB: 2 BB: 1 P: 10	R: 0 E: 0 K: 0 S: 3	H: 1 LOB: 0 BB: 0 P: 3	R: 0 E: 0 K: 0 S: 3	H: 1 LOB: 1 BB: 0 P: 3	R: 0 E: 0 K: 0 S: 3	H: 1 LOB: 1 BB: 0 P: 3	1B: 6 2B: 0 3B: 1 HR: 1	SF: 1 SAC: 1 DP: 2 HBP: 0	WP: 0 PB: 0 SB: 1 CS: 0	PA: 42												
PITCHER	IP WLS BF H R ER SO BB IBB HBP BLK WP HR S P ERA WHIP																				ERA WHIP															
Steve Renko, R (1, 1) ERA: 4.55	4.2		25	5	4	4	2	6	0	0	0	0	1	23	47	7.71	2.357																			
John Strohmayr, R (5, 1) ERA: 4.75	4.1	W	17	3	0	0	3	2	1	0	0	0	0	20	32	0.00	1.154																			

San Diego Padres @ Montreal Expos
 Jarry Park, Montreal, QB
 Tue Jul 28 1970, 7:05 PM EDT
 Att. 19,500 - Unknown

livebaseballscorecards.com

AB	31
R	4
H	8
RBI	4
BB	9
SO	5
LOB	20



Batter	1	2	3	4	5	6	7	8	9
Mary Staehle, L (1, 4) Gary Sutherland, R (5, PH) OBP: 0.321, SLG: 0.275 OBP: 0.286, SLG: 0.276 (6, 4)	0-0 F8 ①		0-0 E3 HR 1-2 2-H		0-0 G6-3 1B			0-0 F8 ①	
Ron Fairly, L (1, 3) OBP: 0.389, SLG: 0.449	0-0 F7 ②		0-0 HR 1-H 2-H		0-0 G6-3 1-2f			0-0 HR ②	
Rusty Staub, L (1, 9) OBP: 0.417, SLG: 0.502	0-0 F8 ③		0-0 F8 ②		0-0 4-3 ③			0-0 F9 ②	
Mack Jones, L (1, 7) Bob Bailey, R (6, PH) OBP: 0.392, SLG: 0.467 OBP: 0.423, SLG: 0.701 (7, 7) Don Hahn, R (8, PR) OBP: 0.389, SLG: 0.297 (9, 7)		0-0 4-3 ①	1-0 1B HBP		0-0 6-3 ①			0-0 1B ②	
Jim Gosger, L (1, 8) OBP: 0.396, SLG: 0.426		0-0 3-1 ②	0-0 1B 1-3		0-3 K ②			0-3 K ③	
John Bateman, R (1, 2) OBP: 0.276, SLG: 0.393		0-3 K ③	0-0 F7 ③		0-3 K ③				
Coco Laboy, R (1, 5) OBP: 0.267, SLG: 0.341			0-0 F8 ①	0-3 K2-3 ①				0-0 F8 ①	
Bobby Wine, R (1, 6) OBP: 0.270, SLG: 0.285			0-0 1B E 1B	0-0 4-3 ②				0-0 L5 ②	
Steve Renko, R (1, 1) John Strohmayer, R (5, 1) OBP: 0.200, SLG: 0.182 OBP: 0.167, SLG: 0.167			0-0 HR E 1B 1-2	0-3 K ③				0-0 6-3 ③	

AB	R	H	RBI	BB	SO	LOB
2	1	0	0	0	0	1
2	0	1	0	0	0	0
4	2	2	4	0	0	1
4	0	0	0	0	0	0
1	0	0	0	0	0	0
2	0	1	0	0	0	0
0	0	0	0	0	0	0
4	0	1	0	0	2	1
3	0	0	0	0	2	2
3	0	0	0	0	1	0
3	1	1	0	0	0	0
2	1	1	0	0	1	0
1	0	0	0	0	0	0

BOTTOM

San Diego Padres @ Montreal Expos
 Jarry Park, Montreal, QB
 Tue Jul 28 1970, 7:05 PM EDT
 Att. 19,500 - Unknown

livebaseballscorecards.com

AB	31
R	5
H	7
RBI	4
BB	0
SO	6
LOB	5




1B: 5	SF: 0	WP: 0	PA: 32
2B: 0	SAC: 0	PB: 0	
3B: 0	DP: 1	SB: 0	
HR: 2	HBP: 1	CS: 0	

Inning Stats	R: 0	H: 0	E: 0	LOB: 0	K: 0	S: 3	R: 0	H: 0	E: 0	LOB: 0	K: 1	S: 5	R: 4	H: 4	E: 1	LOB: 2	K: 0	S: 8	R: 0	H: 0	E: 0	LOB: 0	K: 2	S: 7	R: 0	H: 1	E: 0	LOB: 0	K: 0	S: 3	R: 0	H: 0	E: 0	LOB: 0	K: 2	S: 7	R: 0	H: 0	E: 0	LOB: 0	K: 0	S: 3	R: 1	H: 2	E: 0	LOB: 1	K: 1	S: 7
--------------	------	------	------	--------	------	------	------	------	------	--------	------	------	------	------	------	--------	------	------	------	------	------	--------	------	------	------	------	------	--------	------	------	------	------	------	--------	------	------	------	------	------	--------	------	------	------	------	------	--------	------	------

PITCHER	IP	WLS	BF	H	R	ER	SO	BB	IBB	HBP	BLK	WP	HR	S	P	ERA	WHIP
Earl Wilson, R (1, 1) ERA: 4.65	3.0		15	4	4	3	1	0	0	1	0	0	1	16	17	9.00	1.333
Danny Coombs, L (4, 1) ERA: 2.49	5.0	L	17	3	1	1	5	0	0	0	0	0	1	27	27	1.80	0.600

PITCHER	IP	WLS	BF	H	R	ER	SO	BB	IBB	HBP	BLK	WP	HR	S	P	ERA	WHIP
---------	----	-----	----	---	---	----	----	----	-----	-----	-----	----	----	---	---	-----	------

Batter	1	2	3	4	5	6	7	8	9	AB R H RBI BB SO LOB	TOP																													
Dave Campbell, R (1, 4) OBP: 0.287, SLG: 0.338	0-3 K		0-0 F4		0-0 2B		0-0 F7			4 0 1 1 0 1 0																														
Steve Huntz, S (1, 6) OBP: 0.334, SLG: 0.355 Jose Arcia, R (8, PR) OBP: 0.253, SLG: 0.256 (8, 6)	0-0 F6		0-3 K	4-0 K	4-0 BB			4-0 FC5-4 BB		2 0 0 0 2 1 0 0 0 0 0 0 0 0																														
Cito Gaston, R (1, 8) OBP: 0.376, SLG: 0.559	0-3 K		4-0 3B BB	0-3 K			0-0 FC5-4 G6-4-3 1-2f	0-0 G6-4-3 1-2f		3 1 0 0 1 2 3 2 1 1 1 2 0 1																														
Al Ferrara, R (1, 7) OBP: 0.366, SLG: 0.472		4-0 BB	0-0 4-3 3B	0-0 4-3 3B		4-0 9-3 BB		0-0 6-3		4 0 0 1 0 0 2																														
Ollie Brown, R (1, 9) OBP: 0.322, SLG: 0.486		0-0 F5	0-0 4-3	0-0 9-3		0-0 9-3		0-0 6-3		3 0 1 0 1 0 1																														
Nate Colbert, R (1, 3) OBP: 0.331, SLG: 0.486		0-0 F9	0-0 F8			4-0 BB		0-0 G5-4-3 1B		4 0 0 0 0 1 3																														
Ed Spiezio, R (1, 5) OBP: 0.380, SLG: 0.464		0-0 F6		0-0 F8	0-3 K			0-0 G5-4-3 1-2f		3 0 0 0 0 1 0 0 0 0 0 0 0 0	AB 28 R 3 H 4 RBI 3 BB 6 SO 7 LOB 10																													
Bob Barton, R (1, 2) OBP: 0.282, SLG: 0.341 Chris Cannizzaro, R (7, 2) OBP: 0.396, SLG: 0.429			0-0 6-3	0-0 6-3		0-3 K				2 1 1 0 0 1 0 1 0																														
Clay Kirby, R (1, 1) OBP: 0.209, SLG: 0.214 Ray Webster, L (7, PH) OBP: 0.293, SLG: 0.302 Dave Roberts, L (7, 1) OBP: 0.242, SLG: 0.438 Tom Dukes, R (8, 1)			0-3 K	0-0 2B		0-0 6-3																																		
Inning Stats	R: 0 E: 0 K: 2 S: 7	H: 0 LOB: 0 BB: 0 P: 7	R: 0 E: 0 K: 0 S: 3	H: 0 LOB: 1 BB: 1 P: 7	R: 0 E: 0 K: 1 S: 5	H: 0 LOB: 0 BB: 0 P: 5	R: 2 E: 0 K: 1 S: 6	H: 1 LOB: 0 BB: 1 P: 10	R: 1 E: 0 K: 1 S: 7	H: 2 LOB: 2 BB: 1 P: 11	R: 0 E: 0 K: 1 S: 4	H: 0 LOB: 1 BB: 2 P: 12	R: 0 E: 0 K: 1 S: 5	H: 0 LOB: 0 BB: 0 P: 5	R: 0 E: 0 K: 0 S: 2	H: 0 LOB: 1 BB: 1 P: 6	R: 0 E: 0 K: 0 S: 3	H: 1 LOB: 0 BB: 0 P: 3	1B: 1 2B: 3 3B: 1 HR: 0	SF: 0 SAC: 0 DP: 3 HBP: 0	WP: 0 PB: 0 SB: 0 CS: 0	PA: 34																		
PITCHER Carl Morton, R (1, 1) ERA: 3.72	IP 9.0	WLS W	BF 34	H 4	R 3	ER 3	SO 7	BB 6	IBB 0	HBP 0	BLK 0	WP 0	HR 0	S 42	P 66	ERA 3.00	WHIP 1.111						PITCHER	IP 9.0	WLS W	BF 34	H 4	R 3	ER 3	SO 7	BB 6	IBB 0	HBP 0	BLK 0	WP 0	HR 0	S 42	P 66	ERA 3.00	WHIP 1.111

San Diego Padres @ Montreal Expos
Jarry Park, Montreal, QB
 Wed Jul 29 1970, 7:05 PM EDT
 Att: 11,815 - Unknown

livebaseballscorecards.com

Batter	1	2	3	4	5	6	7	8	9	AB	R	H	RBI	BB	SO	LOB	BOTTOM											
Mary Staehle, L (1, 4) OBP: 0.317, SLG: 0.271 Gary Sutherland, R (7, PH) OBP: 0.285, SLG: 0.274 (8, 4)	0-0 F5	0-0 F8		0-0 F9			0-0 6-3			3	0	0	0	0	0	2												
Jim Fairey, L (1, 7) OBP: 0.347, SLG: 0.432 Don Hahn, R (7, PH) OBP: 0.386, SLG: 0.294 (8, 7)	0-0 E 1B	0-0 FC6 1B			0-0 F7		0-3 K			3	1	2	1	0	0	0												
Rusty Staub, L (1, 9) OBP: 0.415, SLG: 0.507	0-0 E9 1B	0-0 FC6 1B			0-0 HR			0-0 4-3		4	2	1	1	0	0	2												
Ron Fairly, L (1, 3) OBP: 0.393, SLG: 0.452	0-0 BB 1B		0-0 G6-3 1B		0-3 K			0-0 FC5 1B		4	0	3	1	0	1	0												
Jim Gosger, L (1, 8) OBP: 0.401, SLG: 0.423 Bob Bailey, R (8, PH) OBP: 0.427, SLG: 0.704 Adolfo Phillips, R (8, PR) OBP: 0.343, SLG: 0.375 (9, 8)	4-0 BB		0-0 F7		4-0 CS BB			0-0 BB 1B		1	0	0	0	2	0	1												
John Bateman, R (1, 2) OBP: 0.272, SLG: 0.389	0-0 SF7		0-0 G6-3		0-0 CS	0-0 4-3		0-0 F9		3	0	0	1	0	0	3												
Coco Laboy, R (1, 5) OBP: 0.269, SLG: 0.339	0-0 6-3			4-0 BB		4-0 G4-6-3 BB		0-0 FC5		2	0	0	0	2	0	4												
Bobby Wine, R (1, 6) OBP: 0.271, SLG: 0.283		4-0 SH2-4 1B BB		0-0 1-4		0-0 G4-6-3				2	1	0	0	1	0	2												
Carl Morton, R (1, 1) OBP: 0.238, SLG: 0.268		0-0 SH2-4		4-0 BB		0-0 6-3				1	0	0	0	1	0	0												
Inning Stats	R: 2 E: 1 K: 0 S: 6	H: 2 LOB: 2 BB: 1 P: 10	R: 1 E: 0 K: 0 S: 4	H: 1 LOB: 1 BB: 1 P: 8	R: 0 E: 0 K: 0 S: 3	H: 1 LOB: 0 BB: 0 P: 3	R: 0 E: 0 K: 0 S: 2	H: 0 LOB: 1 BB: 2 P: 10	R: 1 E: 0 K: 1 S: 5	H: 1 LOB: 0 BB: 1 P: 9	R: 0 E: 0 K: 0 S: 2	H: 0 LOB: 0 BB: 1 P: 6	R: 0 E: 0 K: 1 S: 5	H: 2 LOB: 2 BB: 0 P: 5	R: 0 E: 0 K: 0 S: 5	H: 2 LOB: 2 BB: 0 P: 5	1B: 6 2B: 1 3B: 0 HR: 1	SF: 1 SAC: 1 DP: 3 HBP: 0	WP: 0 PB: 0 SB: 0 CS: 1	PA: 35								
PITCHER	IP WLS L	WLS L	H R	ER LOB	SO BB	BB IBB	HBP BLK	WP HR	S P	ERA WHIP	PITCHER										IP WLS BF	H R	ER SO	BB IBB	HBP BLK	WP HR	S P	ERA WHIP
Clay Kirby, R (1, 1) ERA: 4.69	6.0		5	4	1	6	0	0	0	3.00																		
Dave Roberts, L (7, 1) ERA: 3.76	1.1		2	0	1	0	0	0	8	0.00																		
Tom Dukes, R (8, 1) ERA: 1.95	0.2		0	0	0	0	0	0	2	0.00																		

San Diego Padres @ Montreal Expos

Jarry Park, Montreal, QB

Wed Jul 29 1970, 7:05 PM EDT

Att. 11,815 - Unknown

livebaseballscores.com

AB 26
R 4
H 7
RBI 4
BB 6
SO 2
LOB 14



Batter	1	2	3	4	5	6	7	8	9	AB R H RBI BB SO LOB	TOP													
Dave Campbell, R (1, 4) OBP: 0.284, SLG: 0.333	0-0 F7			0-0 F8	0-0 P6		0-0 F2		0-3 K	5 0 0 0 0 1 3														
Steve Huntz, S (1, 6) OBP: 0.335, SLG: 0.351	0-0 F9			4-0 G6-4-3 BB	4-0 E BB 1-2 2-3 BB		0-3 K		0-0 F7	3 0 0 0 2 1 1														
Cito Gaston, R (1, 8) OBP: 0.375, SLG: 0.554	0-0 5-3			0-0 G6-4-3 1-2f	4-0 E 1-2 2-3 3-H BB		0-3 K			3 0 0 1 1 1 1														
Al Ferrara, R (1, 7) OBP: 0.364, SLG: 0.466		0-3 K			BB BB 1B HBP			0-0 5-3		3 1 0 0 0 1 2														
Ollie Brown, R (1, 9) OBP: 0.321, SLG: 0.484		0-3 K			P4			0-0 FC5-4 1B		4 0 1 0 0 1 4														
Nate Colbert, R (1, 3) OBP: 0.330, SLG: 0.482		0-3 K			4-0 BB 1-2 1B BB	0-0 E5 S		0-3 K		3 1 0 0 1 2 1														
Ed Spiezio, R (1, 5) OBP: 0.383, SLG: 0.462			0-0 G4-6-3 1B		4-0 BB 1-2 2-3 1B BB	0-3 K		0-0 FC5-4 1-2f		3 1 1 0 1 1 2														
Chris Cannizzaro, R (1, 2) OBP: 0.398, SLG: 0.428			0-0 F9		0-0 BB BB 1-2 2-H 3-H 1B	0-3 K		4-0 BB		3 1 1 2 1 1 2														
Jose Arcia, R (9, PR) OBP: 0.253, SLG: 0.256			0-0 F9							0 0 0 0 0 0 0														
Pat Dobson, R (1, 1) OBP: 0.212, SLG: 0.184			0-0 G4-6-3		0-0 BB BB 1-2 2-H E 1B	0-3 K		0-3 K		1 0 0 0 0 0 1														
Ray Webster, L (5, PH) OBP: 0.301, SLG: 0.310										1 1 1 1 0 0 0														
Ron Herbel, R (5, 1)										1 0 0 0 0 1 1														
Tom Dukes, R (6, 1)										0 0 0 0 0 0 0														
Ivan Murrell, R (9, PH) OBP: 0.296, SLG: 0.422										1 0 0 0 0 1 1														
Inning Stats	R: 0 E: 0 K: 0 S: 3	H: 0 LOB: 0 BB: 0 P: 3	R: 0 E: 0 K: 3 S: 9	H: 0 LOB: 0 BB: 0 P: 9	R: 0 E: 0 K: 0 S: 3	H: 1 LOB: 0 BB: 0 P: 3	R: 0 E: 0 K: 0 S: 2	H: 0 LOB: 0 BB: 1 P: 6	R: 5 E: 1 K: 0 S: 6	H: 2 LOB: 3 BB: 4 P: 23	R: 0 E: 1 K: 3 S: 10	H: 0 LOB: 1 BB: 0 P: 10	R: 0 E: 0 K: 2 S: 7	H: 0 LOB: 0 BB: 0 P: 7	R: 0 E: 0 K: 1 S: 6	H: 1 LOB: 1 BB: 0 P: 6	R: 0 E: 0 K: 2 S: 7	H: 0 LOB: 1 BB: 1 P: 11	1B: 4 2B: 0 3B: 0 HR: 0	SF: 0 SAC: 0 DP: 2 HBP: 1	WP: 0 PB: 0 SB: 1 CS: 0	PA: 38		
PITCHER	IP WLS BF H R ER SO BB IBB HBP BLK WP HR S P ERA WHIP																							
Gary Gentry, R (1, 1) ERA: 3.51	4.2	W	20	3	5	4	3	4	0	1	0	0	0	21	38	7.71	1.500						ERA	WHIP
Danny Frisella, R (5, 1) ERA: 1.88	1.1	W	7	0	0	0	3	1	0	0	0	0	0	12	16	0.00	0.750							
Tug McGraw, L (7, 1) ERA: 3.78	3.0	S	11	1	0	0	5	1	0	0	0	0	0	20	24	0.00	0.667							

San Diego Padres @ New York Mets
 Shea Stadium, Flushing, NY
 Fri Jul 31 1970, 7:05 PM EDT
 Att: 30,684 - Unknown

livebaseballscorecards.com

AB	31
R	5
H	4
RBI	4
BB	6
SO	11
LOB	19



Batter	1	2	3	4	5	6	7	8	9
Tommie Agee, R OBP: 0.339, SLG: 0.487 (1, 8) X	0-0 4-3 ①		0-0 L9-6 ② 2-3		0-0 P4 ② X	0-0 1B 1-2 2-H 3-H			
Bud Harrelson, S OBP: 0.365, SLG: 0.346 (1, 6) X	0-0 F9 ②			0-0 F9 ① X	0-0 1B 1-2	0-0 P4 ③			
Ken Singleton, S OBP: 0.374, SLG: 0.426 (1, 9) S S S	0-3 K ③			0-0 HR S S S	0-3 K ③		0-0 F8 ①		
Donn Clendenon, R OBP: 0.361, SLG: 0.561 (1, 3)		0-3 K S S S		0-0 F9 ②		0-3 K S S S	0-3 K ②		
Cleon Jones, R OBP: 0.322, SLG: 0.375 (1, 7)		4-0 BB B B B B		0-0 HR X		0-0 1B 1B	0-0 6-3 ③		
Wayne Garrett, L OBP: 0.387, SLG: 0.495 (1, 4) X		0-0 F8 ②		0-0 HR X		0-0 BB 1B 1-3 1B	0-0 F8 ①		
Joe Foy, R OBP: 0.375, SLG: 0.359 (1, 5)		0-3 K S S S		0-3 K ③ S S S		0-0 BB 1B 1-2 3-H 1B	0-3 K ② S S S		
Jerry Grote, R OBP: 0.327, SLG: 0.324 (1, 2) X			0-0 L9-6 SH3-4 1B		0-0 P6 ① X	0-0 F9 ②	0-0 F9 ③		
Gary Gentry, R OBP: 0.111, SLG: 0.024 (1, 1) X			0-0 SH3-4 ①		0-0 1B X	4-0 1B B B B B			
Danny Frisella, L OBP: 0.667, SLG: 0.667 (5, 1)			1-2 1B		0-0 1B	1-2 2-3 BB			
Dave Marshall, L OBP: 0.333, SLG: 0.457 (6, PH)									
Tug McGraw, R OBP: 0.286, SLG: 0.333 (7, 1)									

Inning Stats	R: 0 E: 0 K: 1 S: 5	H: 0 LOB: 0 BB: 0 P: 5	R: 0 E: 0 K: 2 S: 7	H: 0 LOB: 1 BB: 1 P: 11	R: 0 E: 0 K: 3 S: 3	H: 1 LOB: 0 BB: 0 P: 3	R: 3 E: 0 K: 1 S: 8	H: 3 LOB: 0 BB: 0 P: 8	R: 0 E: 0 K: 1 S: 7	H: 2 LOB: 2 BB: 0 P: 7	R: 3 E: 0 K: 1 S: 9	H: 4 LOB: 2 BB: 1 P: 13	R: 0 E: 0 K: 1 S: 5	H: 0 LOB: 0 BB: 0 P: 5	R: 0 E: 0 K: 1 S: 5	H: 0 LOB: 0 BB: 0 P: 5
1B: 7 2B: 1 3B: 0 HR: 3	SF: 0 SAC: 1 DP: 1 HBP: 0	WP: 0 PB: 0 SB: 0 CS: 0	PA: 35													

PITCHER	IP	WLS	BF	H	R	ER	SO	BB	IBB	HBP	BLK	WP	HR	S	P	ERA	WHIP
Pat Dobson, R ERA: 4.09 (1, 1)	4.0		16	4	3	3	4	1	0	0	0	0	3	23	27	6.75	1.250
Ron Herbel, R ERA: 4.78 (5, 1)	1.1	L	9	5	3	3	2	0	0	0	0	0	0	13	13	20.25	3.750
Tom Dukes, R ERA: 1.82 (6, 1)	2.2		10	1	0	0	2	1	0	0	0	0	0	13	17	0.00	0.750

BOTTOM

San Diego Padres @ New York Mets
Shea Stadium, Flushing, NY
Fri Jul 31 1970, 7:05 PM EDT
Att. 30,684 - Unknown

livebaseballscorecards.com

AB	32
R	6
H	10
RBI	6
BB	2
SO	8
LOB	10



Batter	1	2	3	4	5	6	7	8	9	AB R H RBI BB SO LOB	TOP								
Dave Campbell, R (1, 4) OBP: 0.286, SLG: 0.341	0-0 F2		0-0 HR		0-0 F7			4-0 CS BB BB		3 1 1 1 1 0 0									
Steve Huntz, S (1, 6) OBP: 0.337, SLG: 0.348	4-0 1B E BB		0-0 L3		0-0 4-3			4-0 1-2 BB		2 0 0 0 2 0 0 0 0 0 0 0 0 0									
Jose Arcia, R (8, PR) OBP: 0.253, SLG: 0.256																			
Cito Gaston, R (1, 8) OBP: 0.371, SLG: 0.549	0-3 K		0-0 1-3		0-0 F8			0-0 F7		4 0 0 0 0 1 3									
Al Ferrara, R (1, 7) OBP: 0.358, SLG: 0.458	0-0 E5 1-2 1B		0-3 K					0-3 K 2-3		4 0 0 0 0 2 3									
Ollie Brown, R (1, 9) OBP: 0.323, SLG: 0.493	0-0 1-2 2-3 1B			0-0 HR					0-0 4-3	4 1 2 1 0 1 0									
Nate Colbert, R (1, 3) OBP: 0.327, SLG: 0.476	0-3 K			0-3 K					0-3 K	4 0 0 0 0 4 3									
Ed Spiezio, R (1, 5) OBP: 0.374, SLG: 0.449		0-3 K		0-0 F2				0-3 K	0-0 F9	4 0 0 0 0 2 0									
Chris Cannizzaro, R (1, 2) OBP: 0.397, SLG: 0.424		0-0 5-3		4-0 BB				0-0 L7		2 0 0 0 1 0 0									
Earl Wilson, R (1, 1) OBP: 0.225, SLG: 0.278		0-3 K		0-3 K				0-3 K		2 0 0 0 0 2 1									
Ray Webster, L (7, PH) OBP: 0.298, SLG: 0.307										1 0 0 0 0 1 0									
Ron Willis, R (7, 1)										0 0 0 0 0 0 0									
Inning Stats	R: 0 E: 1 K: 2 S: 9	H: 1 LOB: 3 BB: 1 P: 13	R: 0 E: 0 K: 2 S: 7	H: 0 LOB: 0 BB: 0 P: 7	R: 1 E: 0 K: 1 S: 6	H: 1 LOB: 0 BB: 1 P: 6	R: 1 E: 0 K: 2 S: 8	H: 1 LOB: 1 BB: 1 P: 12	R: 0 E: 0 K: 2 S: 7	H: 0 LOB: 0 BB: 0 P: 7	R: 0 E: 0 K: 2 S: 7	H: 0 LOB: 0 BB: 0 P: 7	R: 0 E: 0 K: 1 S: 5	H: 0 LOB: 0 BB: 0 P: 5	1B: 1 2B: 1 3B: 0 HR: 2	SF: 0 SAC: 0 DP: 1 HBP: 0	WP: 0 PB: 0 SB: 0 CS: 1	PA: 34	
PITCHER Tom Seaver, R (1, 1) ERA: 2.39	IP: 9.0 WLS: W BF: 34 H: 3 R: 2 ER: 2 SO: 13 BB: 4 IBB: 0 HBP: 0 BLK: 0 WP: 0 HR: 2 S: 56 P: 72 ERA: 2.00 WHIP: 0.778																		

San Diego Padres @ New York Mets
Shea Stadium, Flushing, NY
Sat Aug 01 1970, 3:33 AM EDT
Att: 25,919 - Unknown

livebaseballscorecards.com

AB 30
R 2
H 3
RBI 2
BB 4
SO 13
LOB 10



BOTTOM

San Diego Padres @ New York Mets
 Shea Stadium, Flushing, NY
 Sat Aug 01 1970, 3:33 AM EDT
 Att. 25,919 - Unknown

livebaseballscorecards.com

AB	35
R	4
H	9
RBI	4
BB	3
SO	4
LOB	19



WP: 0	PA: 38
PB: 0	
SB: 0	
CS: 1	

AB	R	H	RBI	BB	SO	LOB
4	0	1	1	1	0	0
5	1	1	0	0	0	5
4	0	0	0	0	1	3
2	1	1	0	2	0	0
0	0	0	0	0	0	0
4	1	1	3	0	1	5
4	0	1	0	0	0	0
4	0	1	0	0	0	1
4	1	3	0	0	0	1
4	0	0	0	0	2	4
1B: 5	SF: 0					
2B: 3	SAC: 0					
3B: 0	DP: 1					
HR: 1	HBP: 0					

Batter	1	2	3	4	5	6	7	8	9
Tommie Agee, R OBP: 0.339, SLG: 0.484 (1, 8)	0-0 E6 E		0-0 F9 BBB	4-0 1-2 BB			0-0 6-3	0-0 1-3 3-H 1B	
Bud Harrelson, S OBP: 0.363, SLG: 0.347 (1, 6)	0-0 E4 1-2		0-0 4-3 HR 2B	0-0 4-3			0-0 6-3	0-0 F9	
Ken Singleton, S OBP: 0.365, SLG: 0.414 (1, 9)	0-3 K		0-0 4-3 2-3				0-0 E4 1B		
Art Shamsky, L OBP: 0.378, SLG: 0.434 (1, 3)	4-0 G6-4-3 1-2 2-3 IBB		4-0 HR BB				0-0 F8	0-0 1-3 1B	
Mike Jorgensen, L OBP: 0.286, SLG: 0.406 (7, PR) (8, 3)									
Cleon Jones, R OBP: 0.321, SLG: 0.384 (1, 7)	0-0 G6-4-3 1-2f		0-0 1-H 3-H HR				0-0 6-3	0-3 K	
Wayne Garrett, L OBP: 0.385, SLG: 0.489 (1, 4)		0-0 FC1-6 1B	0-0 P4				0-0 F9	0-0 4-3	
Joe Foy, R OBP: 0.374, SLG: 0.361 (1, 5)		0-0 FC1-6 4-3 1-2f		0-0 6-3			0-0 CS 2B	0-0 5-3	
Jerry Grote, R OBP: 0.333, SLG: 0.335 (1, 2)		0-0 4-3 1-2		0-0 BB 1B			0-0 2-3 2B	0-0 E FC4 1B 1B	
Tom Seaver, R OBP: 0.247, SLG: 0.250 (1, 1)		0-3 K		0-3 K			0-0 6-3	0-0 FC4 1B 1-3	

Inning Stats	R	H	E	K	S	P	IP	WLS	BF	H	R	ER	SO	BB	IBB	HBP	BLK	WP	HR	S	P	ERA	WHIP
	0	0	3	1	6	3	6.0		27	6	3	3	3	2	1	0	0	0	1	30	42	4.50	1.333
	0	1	0	1	6	6	2.0		11	3	1	0	1	0	0	0	0	0	0	13	13	0.00	1.500

PITCHER	IP	WLS	BF	H	R	ER	SO	BB	IBB	HBP	BLK	WP	HR	S	P	ERA	WHIP
Earl Wilson, R ERA: 4.64 (1, 1)	6.0		27	6	3	3	3	2	1	0	0	0	1	30	42	4.50	1.333
Ron Willis, R ERA: 2.12 (7, 1)	2.0		11	3	1	0	1	0	0	0	0	0	0	13	13	0.00	1.500

Batter	1	2	3	4	5	6	7	8	9	AB R H RBI BB SO LOB	TOP									
Jose Arcia, R (1, 4) OBP: 0.242, SLG: 0.244	0-0 6-3		0-3 K			0-3 K		0-0 L4		4 0 0 0 0 2 0										
Steve Huntz, S (1, 6) OBP: 0.336, SLG: 0.347	0-0 P4			0-0 FC5-4 1B		0-0 6-3		0-0 4-3		4 0 1 0 0 0 0										
Cito Gaston, R (1, 8) OBP: 0.372, SLG: 0.547	0-0 L7			0-3 K			4-0 F9 S 1B BB		0-0 SH3-4 1B	3 2 1 0 1 1 1										
Al Ferrara, R (1, 7) OBP: 0.354, SLG: 0.452		0-0 P4		0-0 FC5-4		0-0 F9		0-0 SH3-4		3 0 0 0 0 0 2										
Larry Stahl, L (7, 7) OBP: 0.138, SLG: 0.138				1-2f		1-3		1-2		0 0 0 0 0 0 0										
Ollie Brown, R (1, 9) OBP: 0.325, SLG: 0.493		0-0 P6		0-0 F8		0-0 1B SF8 1B		0-0 1B		4 1 2 2 0 0 1										
Ray Webster, L (1, 3) OBP: 0.306, SLG: 0.308		4-0 BB				3-H		0-0 F7		3 0 1 0 1 0 1										
Ed Spiezio, R (1, 5) OBP: 0.366, SLG: 0.440		0-0 F8				0-0 F8		0-0 SF8		3 0 0 1 0 0 2										
Bob Barton, R (1, 2) OBP: 0.276, SLG: 0.333			0-3 K			0-3 K		0-3 K		3 0 0 0 0 3 1										
Danny Coombs, R (1, 1) OBP: 0.128, SLG: 0.108			0-0 6-3			0-0 L7		0-3 K		2 0 0 0 0 0 0										
Tom Dukes, R (7, 1)										1 0 0 0 0 1 0										
Inning Stats	R: 0 E: 0 K: 0 S: 3	H: 0 LOB: 0 BB: 0 P: 3	R: 0 E: 0 K: 0 S: 3	H: 0 LOB: 1 BB: 1 P: 7	R: 0 E: 0 K: 2 S: 7	H: 0 LOB: 0 BB: 0 P: 7	R: 0 E: 0 K: 1 S: 6	H: 1 LOB: 1 BB: 0 P: 6	R: 0 E: 0 K: 1 S: 5	H: 0 LOB: 0 BB: 0 P: 5	R: 2 E: 0 K: 1 S: 7	H: 2 LOB: 1 BB: 1 P: 11	R: 0 E: 0 K: 1 S: 5	H: 0 LOB: 0 BB: 0 P: 5	R: 1 E: 0 K: 0 S: 5	H: 2 LOB: 1 BB: 0 P: 5	1B: 5 2B: 0 3B: 0 HR: 0	SF: 1 SAC: 1 DP: 0 HBP: 0	WP: 0 PB: 0 SB: 1 CS: 0	PA: 34
PITCHER	IP WLS BF H R ER SO BB IBB HBP BLK WP HR S P ERA WHIP																			
Jim McAndrew, R (1, 1) ERA: 4.07	7.0 L 26 3 2 2 6 2 0 0 0 0 0 0 36 44 2.57 0.714																			
Ron Taylor, R (8, 1) ERA: 3.21	2.0 8 2 1 1 1 0 0 0 0 0 0 0 10 10 4.50 1.000																			

San Diego Padres @ New York Mets
Shea Stadium, Flushing, NY
Sun Aug 02 1970, 3:33 AM EDT
Unknown

livebaseballscorecards.com

AB 30
R 3
H 5
RBI 3
BB 2
SO 7
LOB 8



Batter	1	2	3	4	5	6	7	8	9	AB	R	H	RBI	BB	SO	LOB
Tommie Agee, R OBP: 0.336, SLG: 0.480 (1, 8)	0-0 P4	0-0 FC5-4			0-3 K		0-0 P6			4	0	0	0	0	1	4
Bud Harrelson, S OBP: 0.360, SLG: 0.343 (1, 6)	0-0 P4		0-0 L8			0-3 K		0-0 4-3		4	0	0	0	0	1	0
Ken Singleton, S OBP: 0.368, SLG: 0.424 (1, 9)	0-0 E3 1B		0-0 G6-4-3 1B			0-0 2B		0-3 K		4	0	2	0	0	1	0
Donn Clendenon, R OBP: 0.359, SLG: 0.555 (1, 3)	0-0 1B		0-0 G6-4-3			0-0 L9		0-0 F7		4	0	1	0	0	0	2
Cleon Jones, R OBP: 0.317, SLG: 0.378 (1, 7)	0-3 K			0-0 F7		0-0 4-3		0-0 F8		4	0	0	0	0	1	3
Joe Foy, R OBP: 0.369, SLG: 0.356 (1, 5)		0-0 6-3		0-0 F7			0-0 F8		0-0 F6	4	0	0	0	0	0	0
Jerry Grote, R OBP: 0.336, SLG: 0.335 (1, 2)		4-0 BB BB		0-0 6-3			0-0 FC6-4 1B		0-3 K	3	0	1	0	1	1	0
Al Weis, S OBP: 0.275, SLG: 0.309 (1, 4)		0-0 P4			0-0 6-3		0-0 FC6-4 BB			3	0	0	0	0	0	2
Jim McAndrew, R OBP: 0.226, SLG: 0.214 (1, 1)		4-0 BB			0-3 K		4-0 BB			1	0	0	0	1	1	0
Ron Swoboda, R OBP: 0.372, SLG: 0.445 (7, PH)		1-2 FC5-4					1-2 BB			0	0	0	0	1	0	0
Ron Taylor, R (8, 1)		1-2 BB								0	0	0	0	0	0	0

Inning Stats	R: 0	H: 1	E: 1	K: 1	S: 7	H: 0	LOB: 2	BB: 0	P: 7	R: 0	H: 0	E: 0	K: 0	S: 3	H: 1	LOB: 0	BB: 0	P: 3	R: 0	H: 0	E: 0	K: 0	S: 3	H: 0	LOB: 0	BB: 0	P: 3	R: 0	H: 0	E: 0	K: 2	S: 7	H: 1	LOB: 1	BB: 0	P: 6	R: 0	H: 1	E: 0	K: 0	S: 4	H: 0	LOB: 2	BB: 1	P: 8	R: 0	H: 0	E: 0	K: 1	S: 5	H: 0	LOB: 0	BB: 0	P: 5	R: 0	H: 0	E: 0	K: 1	S: 5	H: 0	LOB: 0	BB: 0	P: 5	1B: 3	SF: 0	2B: 1	SAC: 0	3B: 0	DP: 1	HR: 0	HBP: 0	WP: 0	PA: 34
--------------	------	------	------	------	------	------	--------	-------	------	------	------	------	------	------	------	--------	-------	------	------	------	------	------	------	------	--------	-------	------	------	------	------	------	------	------	--------	-------	------	------	------	------	------	------	------	--------	-------	------	------	------	------	------	------	------	--------	-------	------	------	------	------	------	------	------	--------	-------	------	-------	-------	-------	--------	-------	-------	-------	--------	-------	--------

PITCHER	IP	WLS	BF	H	R	ER	SO	BB	IBB	HBP	BLK	WP	HR	S	P	ERA	WHIP
Danny Coombs, L ERA: 2.36 (1, 1)	6.2	W	27	4	0	0	4	3	0	0	0	0	0	32	44	0.00	1.050
Tom Dukes, R ERA: 1.71 (7, 1)	2.1	S	7	0	0	0	2	0	0	0	0	0	0	11	11	0.00	0.000


BOTTOM

San Diego Padres @ New York Mets
Shea Stadium, Flushing, NY

Sun Aug 02 1970, 3:33 AM EDT
Unknown

livebaseballscorecards.com

AB	31
R	0
H	4
RBI	0
BB	3
SO	6
LOB	11



Batter	1	2	3	4	5	6	7	8	9	AB R H RBI BB SO LOB	TOP
Jose Arcia, R OBP: 0.250, SLG: 0.244 (1, 4) (9, 6) 	0-0 		4-0 		0-0 		0-0 		0-3 	4 0 1 0 1 1 0	
Steve Huntz, S OBP: 0.337, SLG: 0.348 Dave Campbell, R OBP: 0.286, SLG: 0.341 (1, 6) (9, 4) 	0-0 		0-0 		0-0 		0-3 		0-3 	5 0 2 0 0 2 2 0 0 0 0 0 0 0	
Cito Gaston, R OBP: 0.373, SLG: 0.545 (1, 8) 	0-0 		0-0 		0-3 		0-0 		0-0 	5 0 2 1 0 1 3	
Al Ferrara, R OBP: 0.349, SLG: 0.444 Larry Stahl, L OBP: 0.167, SLG: 0.138 (1, 7) (7, 7) 	0-0 		0-3 		0-0 		0-0 		4-0 	4 0 0 0 0 1 3 0 0 0 0 1 0 0	
Nate Colbert, R OBP: 0.328, SLG: 0.482 (1, 3) 		0-3 		0-3 		4-0 		0-0 	0-0 	4 1 1 1 1 2 2	
Ivan Murrell, R OBP: 0.296, SLG: 0.419 (1, 9) 		0-0 		0-0 		0-3 		0-3 		4 1 1 0 0 2 1	
Ed Spezio, R OBP: 0.369, SLG: 0.458 (1, 5) 		0-0 		4-0 		0-0 		0-0 		3 1 1 1 1 0 1	
Chris Cannizzaro, R OBP: 0.395, SLG: 0.421 (1, 2) 			0-0 		0-0 		0-3 		0-3 	4 0 1 1 0 2 0	
Dave Roberts, L OBP: 0.250, SLG: 0.429 Ron Willis, R (1, 1) (7, 1) 			0-0 		0-0 		0-0 		0-3 	3 1 1 0 0 0 2 1 0 0 0 0 1 0	
Inning Stats	R: 0 E: 0 K: 0 S: 4 H: 1 LOB: 1 BB: 0 P: 4	R: 0 E: 0 K: 1 S: 5 H: 0 LOB: 0 BB: 0 P: 5	R: 0 E: 0 K: 0 S: 4 H: 1 LOB: 2 BB: 1 P: 8	R: 1 E: 0 K: 2 S: 9 H: 2 LOB: 2 BB: 1 P: 13	R: 0 E: 0 K: 1 S: 5 H: 0 LOB: 0 BB: 0 P: 5	R: 0 E: 0 K: 1 S: 5 H: 0 LOB: 1 BB: 1 P: 9	R: 1 E: 0 K: 2 S: 10 H: 3 LOB: 2 BB: 0 P: 10	R: 2 E: 0 K: 3 S: 11 H: 2 LOB: 0 BB: 0 P: 11	R: 0 E: 0 K: 2 S: 8 H: 1 LOB: 2 BB: 1 P: 12	1B: 8 2B: 0 3B: 0 HR: 2 SF: 0 SAC: 0 DP: 0 HBP: 0	WP: 1 PB: 0 SB: 1 CS: 0 PA: 41
PITCHER Ray Sadecki, L ERA: 3.54 Danny Frisella, R ERA: 2.81 Ron Taylor, R ERA: 3.19	IP WLS BF H R ER SO BB IBB HBP BLK WP HR S P ERA WHIP 7.0 0 31 7 2 2 7 3 0 0 0 1 0 42 54 2.57 1.429 1.2 L 9 3 2 2 5 1 0 0 0 0 0 2 18 22 10.80 2.400 0.1 1 0 0 0 0 0 0 0 0 0 0 0 1 1 0.00 0.000										

San Diego Padres @ New York Mets
Shea Stadium, Flushing, NY
Sun Aug 02 1970, 3:38 AM EDT
Att: 49,373 - Unknown

livebaseballscorecards.com

AB	37
R	4
H	10
RBI	4
BB	4
SO	12
LOB	14



Batter	1	2	3	4	5	6	7	8	9	AB	R	H	RBI	BB	SO	LOB
Ted Martinez, R OBP: 0.063, SLG: 0.063 (1, 4)	0-0 6-3		0-3 K		0-0 FC5-4 BB		0-0 E6			4	0	0	0	0	1	2
Tommie Agee, R OBP: 0.342, SLG: 0.483 (1, 8)	0-0 4-3 2B		4-0 G4-3 BB		4-0 BB		4-0 G6-3 BB			1	0	1	0	3	0	0
Ken Singleton, S OBP: 0.359, SLG: 0.412 (1, 9)	0-0 4-3		0-0 G4-3		0-0 6-3		0-0 G6-3			4	0	0	0	0	0	7
Danny Frisella, L OBP: 0.667, SLG: 0.667 (8, 1)										0	0	0	0	0	0	0
Ron Taylor, R (9, 1)										0	0	0	0	0	0	0
Donn Clendenon, R OBP: 0.357, SLG: 0.564 (1, 3)	0-0 6-3			0-0 6-3		0-0 HR		0-3 K		4	1	1	1	0	1	1
Cleon Jones, R OBP: 0.316, SLG: 0.376 (1, 7)		0-0 FC5-4 1B		0-0 F9		0-0 5-3		0-3 K		4	0	1	0	0	1	0
Joe Foy, R OBP: 0.367, SLG: 0.354 (1, 5)		0-0 FC5-4 BB		0-0 1B		0-0 5-3		0-0 6-3		4	0	1	0	0	0	1
Duffy Dyer, R OBP: 0.317, SLG: 0.228 (1, 2)		4-0 G4-6-3 BB		0-0 P4		0-0 P4			0-0 6-3	2	0	0	0	1	0	1
Dave Marshall, L (9, PH)										1	0	0	0	0	0	0
Al Weis, S OBP: 0.269, SLG: 0.302 (1, 6)		0-0 G4-6-3			0-0 5-3		0-0 HR		0-3 K	2	0	0	0	0	0	2
Ron Swoboda, R (7, PH)										2	1	1	1	0	1	0
(8, 9)																
Ray Sadecki, L OBP: 0.265, SLG: 0.242 (1, 1)			0-0 BB 1B		0-0 FC5-4 1B		0-0 L8		0-0 3-1	2	0	2	0	0	0	0
Bud Harrelson, S (7, PH)										2	0	0	0	0	0	0
(8, 6)																

Inning Stats	R: 0	H: 1	E: 0	LOB: 1	K: 0	BB: 0	S: 4	P: 4	R: 0	H: 1	E: 0	LOB: 1	K: 0	BB: 1	S: 3	P: 7	R: 0	H: 1	E: 0	LOB: 1	K: 1	BB: 1	S: 5	P: 9	R: 0	H: 1	E: 0	LOB: 1	K: 0	BB: 0	S: 4	P: 4	R: 0	H: 1	E: 0	LOB: 2	K: 0	BB: 1	S: 4	P: 8	R: 1	H: 1	E: 0	LOB: 0	K: 0	BB: 0	S: 4	P: 4	R: 1	H: 1	E: 1	LOB: 1	K: 0	BB: 1	S: 4	P: 8	R: 0	H: 0	E: 0	LOB: 0	K: 2	BB: 0	S: 7	P: 7	R: 0	H: 0	E: 0	LOB: 0	K: 1	BB: 0	S: 5	P: 5	1B: 4	SF: 0	2B: 1	SAC: 0	3B: 0	DP: 3	HR: 2	HBP: 0	WP: 0	PA: 36
PITCHER	IP	WLS	BF	H	R	ER	SO	BB	IBB	HBP	BLK	WP	HR	S	P	ERA	WHIP																																																																	
Dave Roberts, L (1, 1)	6.1		28	7	2	2	1	3	0	0	0	0	0	27	39	2.84	1.579																																																																	
Ron Willis, R (7, 1)	2.2	W	8	0	0	0	3	1	0	0	0	0	0	13	17	0.00	0.375																																																																	


BOTTOM

San Diego Padres @ New York Mets
Shea Stadium, Flushing, NY

Sun Aug 02 1970, 3:38 AM EDT
Att. 49,373 - Unknown

livebaseballscorecards.com

AB	32
R	2
H	7
RBI	2
BB	4
SO	4
LOB	14



Batter	1	2	3	4	5	6	7	8	9	AB R H RBI BB SO LOB	TOP	
Pete Rose, S OBP: 0.395, SLG: 0.475 (1, 9) X	0-0 G4-6-3 1B		0-3 K			0-0 G3		0-0 4-3	0-0 1B 1-3 2-H	5 0 2 1 0 1 0		
Bobby Tolan, L OBP: 0.387, SLG: 0.471 (1, 8) X	0-0 G4-6-3 1-2f		0-0 S 1B			0-0 F8		0-0 1B BB 1B	0-0 SF7 3-H	4 1 2 1 0 0 1		
Tony Perez, R OBP: 0.421, SLG: 0.621 (1, 5) B B B	4-0 BB BB		0-0 F9 1-2			0-0 E6 FC5-4		0-0 BB 1B 1-2	0-0 F5	4 0 1 0 1 0 2		
Johnny Bench, R OBP: 0.348, SLG: 0.640 (1, 2) B B B	4-0 1-2 BB					0-0 FC5-4 1-2f		0-0 BB 1B 1-2 2-3		3 0 2 0 1 0 1		
Bernie Carbo, L OBP: 0.463, SLG: 0.611 (1, 7) X	0-0 F3					0-0 G4-6-3 1-2f		0-0 G4-6-3 1B 1-2 2-3 3-H		3 0 1 1 1 0 3		
Lee May, R OBP: 0.292, SLG: 0.489 (1, 3)		0-3 K				0-3 K				4 0 0 0 0 3 4		
Tommy Helms, R OBP: 0.259, SLG: 0.278 (1, 4) (7, 6)		0-0 F8				0-0 6-3		0-0 1B	0-0 1B 1B	4 1 2 0 0 0 0		
Darrel Chaney, S OBP: 0.271, SLG: 0.269 (1, 6) John Noriega, R (7, 1)		0-3 K				1-0 HBP		0-0 6-3	0-0 1B SF7 1B	2 0 0 0 0 1 1 0 0 0 0 0 0 0		
Angel Bravo, L OBP: 0.375, SLG: 0.360 (9, PH)						0-0 G4-6-3 HBP			1-2 SF7 1B	1 1 1 0 0 0 0		
Tony Cloninger, R OBP: 0.222, SLG: 0.222 (1, 1) Jimmy Stewart, S OBP: 0.294, SLG: 0.273 (7, 4)			0-0 F8			0-0 G4-6-3 1-2f		0-0 P5	0-0 F8	2 0 0 0 0 0 1 2 0 0 0 0 0 2		
Inning Stats	R: 0 E: 0 K: 0 S: 3 H: 1 LOB: 2 BB: 2 P: 11	R: 0 E: 0 K: 2 S: 7 H: 0 LOB: 0 BB: 0 P: 7	R: 0 E: 0 K: 1 S: 6 H: 1 LOB: 1 BB: 0 P: 6	R: 0 E: 0 K: 1 S: 5 H: 1 LOB: 0 BB: 0 P: 5	R: 0 E: 0 K: 0 S: 2 H: 0 LOB: 0 BB: 0 P: 3	R: 0 E: 1 K: 0 S: 4 H: 0 LOB: 1 BB: 0 P: 4	R: 0 E: 0 K: 0 S: 4 H: 2 LOB: 1 BB: 0 P: 4	R: 1 E: 0 K: 1 S: 8 H: 3 LOB: 3 BB: 1 P: 12	R: 2 E: 0 K: 0 S: 6 H: 3 LOB: 1 BB: 0 P: 6	1B: 11 2B: 0 3B: 0 HR: 0 SF: 1 SAC: 0 DP: 4 HBP: 1	WP: 0 PB: 0 SB: 1 CS: 0 PA: 39	
PITCHER Clay Kirby, R ERA: 4.58 (1, 1)	IP 9.0 WLS W BF 39 H 11 R 3 ER 3 SO 5 BB 3 IBB 0 HBP 1 BLK 0 WP 0 HR 0 S 45 P 58 ERA 3.00 WHIP 1.556											PITCHER IP WLS BF H R ER SO BB IBB HBP BLK WP HR S P ERA WHIP

Cincinnati Reds @ San Diego Padres
San Diego Stadium, San Diego, CA
 Mon Aug 03 1970, 10:05 PM EDT
 Att: 14,857 - Unknown

livebaseballscorecards.com

AB	34
R	3
H	11
RBI	3
BB	3
SO	5
LOB	15



Batter	1	2	3	4	5	6	7	8	9	AB	R	H	RBI	BB	SO	LOB				
Jose Arcia, R OBP: 0.257, SLG: 0.264 (1, 4) (7, 6)	0-3 K		0-0 1B HR 1B		0-0 SH1-3 WP 2B	0-0 FC6-4	0-0 F7			5	2	2	0	0	1	4				
Steve Huntz, S OBP: 0.338, SLG: 0.347 Dave Campbell, R OBP: 0.285, SLG: 0.339 (1, 6) (7, 4)	4-0 FC5-4 E BB		0-0 F8		0-0 SH1-3		0-0 F8			1	0	0	0	1	0	1				
Cito Gaston, R OBP: 0.373, SLG: 0.543 (1, 8)	0-0 E5 FC5-4 1-2		0-0 1-2 HR 1B		0-0 6-3		0-0 1B WP 2B 1B	0-0 P3		5	2	2	0	0	0	1				
Al Ferrara, R OBP: 0.351, SLG: 0.443 Ivan Murrell, R OBP: 0.298, SLG: 0.419 (1, 7) (7, PR) (8, 7)	0-0 FC5-4 FC5-4 1-2f 2-3		0-0 L4		4-0 FC6-4 BB		0-0 1-3 2B 1B	4-0 5-3 E BB		3	0	1	0	1	0	4				
Ollie Brown, R OBP: 0.326, SLG: 0.503 (1, 9)	0-0 FC5-4 1-2f		0-0 1-1H 2-H HR		0-0 FC6-4 1-2f		0-0 1-H 3-H 2B 2B	0-0 5-3 1-2		5	2	2	5	0	0	4				
Nate Colbert, R OBP: 0.326, SLG: 0.477 (1, 3)		0-3 K	0-3 K			0-0 F8	4-0 2B 1B IBB	0-0 5-3 2-H		4	1	0	0	1	2	0				
Ed Spiezio, R OBP: 0.377, SLG: 0.468 (1, 5)		4-0 5-3 BB		0-0 F5		0-0 1B 1B	0-0 1B PB 2B			3	1	2	1	1	0	0				
Bob Barton, R OBP: 0.282, SLG: 0.338 (1, 2)		0-0 5-3		0-0 F8		0-0 FC6-4 1B	0-0 PB 1B			4	0	2	1	0	0	1				
Clay Kirby, R OBP: 0.213, SLG: 0.200 (1, 1)		0-0 4-3		0-3 K		0-0 P5	4-0 1-2 3-H BB			3	0	0	0	1	1	3				
Inning Stats	R: 0 E: 1 K: 1 S: 6	H: 0 LOB: 2 BB: 1 P: 10	R: 0 E: 0 K: 1 S: 5	H: 0 LOB: 1 BB: 1 P: 9	R: 3 E: 0 K: 1 S: 8	H: 3 LOB: 0 BB: 0 P: 8	R: 0 E: 0 K: 1 S: 5	H: 0 LOB: 0 BB: 0 P: 5	R: 1 E: 0 K: 0 S: 4	H: 1 LOB: 1 BB: 1 P: 8	R: 0 E: 0 K: 0 S: 5	H: 2 LOB: 2 BB: 0 P: 5	R: 5 E: 0 K: 1 S: 10	H: 5 LOB: 2 BB: 2 P: 18	R: 1 E: 1 K: 0 S: 3	H: 0 LOB: 0 BB: 1 P: 7	1B: 7 2B: 3 3B: 0 HR: 1	SF: 0 SAC: 1 DP: 0 HBP: 0	WP: 2 PB: 1 SB: 0 CS: 0	PA: 42
PITCHER	IP WLS BF H R ER SO		IP WLS BF H R ER SO	BB IBB HBP BLK	WP HR S P	ERA WHIP	PITCHER	IP WLS BF H R ER SO	BB IBB HBP BLK	WP HR S P	ERA WHIP									
Tony Cloninger, R ERA: 5.04 John Noriega, R ERA: 7.56 (1, 1) (7, 1)	6.1 L	32 10	9 2	8 2	8 1	4 1	3 2	0 0	0 0	0 0	0 21	11.37 2.400								

BOTTOM

Cincinnati Reds @ San Diego Padres
San Diego Stadium, San Diego, CA

Mon Aug 03 1970, 10:05 PM EDT
Att. 14,857 - Unknown

livebaseballscorecards.com

AB	35
R	10
H	11
RBI	7
BB	6
SO	5
LOB	20

Batter	1	2	3	4	5	6	7	8	9	AB R H RBI BB SO LOB	TOP											
Pete Rose, S (1, 9) OBP: 0.399, SLG: 0.480	0-0 G3 E 2B		4-0 HR BB		0-0 1B		0-0 1B 1B		0-0 G3	4 3 3 0 1 0 0												
Bobby Tolan, L (1, 8) OBP: 0.390, SLG: 0.480	0-0 G3		0-0 HR		0-0 F7		0-0 1B 4-3-6 1B		0-0 HR 1B	5 3 3 2 0 0 2												
Tony Perez, R (1, 5) OBP: 0.419, SLG: 0.616	0-0 E6 1B SF8		0-3 K		0-0 F3		0-3 K		0-0 HR 1B	5 2 1 1 0 2 3												
Johnny Bench, R (1, 2) OBP: 0.351, SLG: 0.647	0-0 1-3 1B		0-0 F9		0-3 K2-3		0-0 4-3-6 1B		0-0 HR	5 1 3 4 0 1 1												
Bernie Carbo, L (1, 7) OBP: 0.465, SLG: 0.623	0-0 SF8		4-0 CS BB		0-0 HR		0-0 4-3-6		4-0 1B BB	2 2 1 2 2 0 1												
Lee May, R (1, 3) OBP: 0.291, SLG: 0.486	0-0 P4		0-0 CS	0-0 F8		0-0 6-3		0-0 E5	0-0 G5-3 1B	5 0 1 0 0 0 1												
Tommy Helms, R (1, 4) OBP: 0.259, SLG: 0.277		0-0 P4		0-0 5-3		0-0 1-3		0-0 P4	0-0 1-2 1B	5 0 1 1 0 0 1												
Woody Woodward, R (1, 6) OBP: 0.314, SLG: 0.331		0-0 6-3		0-0 1B		0-0 G3		0-0 5-3	0-0 G5-3	5 0 1 0 0 0 3												
Jim Merritt, L (1, 1) OBP: 0.179, SLG: 0.246		0-3 K		0-0 F7		0-0 HR		0-3 K		4 1 1 1 0 2 2												
Inning Stats	R: 2 E: 1 K: 0 S: 6	H: 2 LOB: 1 BB: 0 P: 6	R: 0 E: 0 K: 1 S: 5	H: 0 LOB: 0 BB: 0 P: 5	R: 2 E: 0 K: 1 S: 5	H: 1 LOB: 1 BB: 2 P: 13	R: 0 E: 0 K: 0 S: 4	H: 1 LOB: 1 BB: 0 P: 4	R: 0 E: 0 K: 1 S: 6	H: 1 LOB: 1 BB: 0 P: 6	R: 1 E: 0 K: 0 S: 4	H: 1 LOB: 0 BB: 0 P: 4	R: 3 E: 0 K: 1 S: 8	H: 4 LOB: 0 BB: 0 P: 8	R: 0 E: 1 K: 1 S: 6	H: 0 LOB: 1 BB: 0 P: 6	R: 4 E: 0 K: 0 S: 7	H: 5 LOB: 1 BB: 1 P: 11	1B: 10 2B: 2 3B: 0 HR: 4	SF: 1 SAC: 0 DP: 2 HBP: 0	WP: 0 PB: 0 SB: 0 CS: 1	PA: 45
PITCHER	IP WLS BF H R ER SO BB IBB HBP BLK WP HR S P ERA WHIP																					
Pat Dobson, R (1, 1) ERA: 4.13	5.0 L 22 5 4 3 3 2 0 0 0 0 0 1 26 34 5.40 1.400																					
Ron Herbel, R (6, 1) ERA: 5.12	1.0 7 4 4 4 0 0 0 0 0 0 0 2 7 7 36.00 4.000																					
Tom Dukes, R (7, 1) ERA: 1.67	1.0 3 1 0 0 1 0 0 0 0 0 0 0 5 5 0.00 1.000																					
Jack Baldschun, R (8, 1) ERA: 8.64	2.0 12 5 4 4 1 1 0 0 0 0 0 1 13 17 18.00 3.000																					

Cincinnati Reds @ San Diego Padres
San Diego Stadium, San Diego, CA
Tue Aug 04 1970, 10:05 PM EDT
Att: 14,070 - Unknown

AB	40
R	12
H	15
RBI	11
BB	3
SO	5
LOB	14



Batter	1	2	3	4	5	6	7	8	9	AB R H RBI BB SO LOB
Jose Arcia, R OBP: 0.257, SLG: 0.263 (1, 6)	0-0 F8		0-0 1B 1B		0-0 5-3		0-3 K			4 0 1 0 0 1 1
Dave Campbell, R OBP: 0.284, SLG: 0.338 (1, 4)	0-3 K		0-0 G6-4-3 1-2 2-3 1B			0-0 L9		0-0 F7		4 0 1 0 0 1 0
Cito Gaston, R OBP: 0.372, SLG: 0.541 (1, 8)	0-0 F7		0-0 G6-4-3 1-2f			0-0 1B 1B		0-0 F7		4 0 1 0 0 0 3
Al Ferrara, R OBP: 0.350, SLG: 0.439 (1, 7)		0-0 FC6-4 1B		0-0 5-3		0-0 L8		0-0 6-3		4 0 1 0 0 0 1
Ollie Brown, R OBP: 0.325, SLG: 0.500 (1, 9)		0-3 K		0-3 K		0-0 1-2 1B			0-0 F8	4 0 1 0 0 2 1
Nate Colbert, R OBP: 0.323, SLG: 0.472 (1, 3)		0-0 F8		0-3 K		0-0 F7			0-0 F8	4 0 0 0 0 1 3
Ed Spiezio, R OBP: 0.380, SLG: 0.472 (1, 5)		0-0 FC6-4 1-2f			4-0 BB BB BB		0-0 5-3		0-0 2B	3 0 1 0 1 0 1
Chris Cannizzaro, R OBP: 0.396, SLG: 0.436 (1, 2)			0-0 1B SH2-4 1B		0-0 F8		0-0 HR		0-0 F9	4 1 2 1 0 0 2
Pat Dobson, R OBP: 0.172, SLG: 0.184 (5, PH)			0-0 SH2-4		0-3 K		0-0 5-3			0 0 0 0 0 0 0
Larry Stahl, L OBP: 0.161, SLG: 0.133 (6, 1)										1 0 0 0 0 0 1 1
Ron Herdel, R (7, 1)										0 0 0 0 0 0 0 0
Tom Dukes, R (7, 1)										0 0 0 0 0 0 0 0
Bob Barton, R OBP: 0.280, SLG: 0.336 (8, 1)										1 0 0 0 0 0 0 0
Jack Baldschun, R (8, 1)										0 0 0 0 0 0 0 0

Inning Stats	R: 0	H: 0	E: 0	K: 1	S: 5	R: 0	H: 1	E: 0	K: 1	S: 6	R: 0	H: 3	E: 0	K: 0	S: 5	R: 0	H: 0	E: 0	K: 2	S: 7	R: 0	H: 0	E: 0	K: 1	S: 5	R: 0	H: 2	E: 0	K: 0	S: 5	R: 1	H: 1	E: 0	K: 1	S: 6	R: 0	H: 0	E: 0	K: 0	S: 3	R: 0	H: 1	E: 0	K: 0	S: 4	1B: 6	SF: 0	2B: 1	3B: 0	HR: 1	SAC: 1	DP: 1	HBP: 0	WP: 0	PA: 35
--------------	------	------	------	------	------	------	------	------	------	------	------	------	------	------	------	------	------	------	------	------	------	------	------	------	------	------	------	------	------	------	------	------	------	------	------	------	------	------	------	------	------	------	------	------	------	-------	-------	-------	-------	-------	--------	-------	--------	-------	--------

PITCHER	IP	WLS	BF	H	R	ER	SO	BB	IBB	HBP	BLK	WP	HR	S	P	ERA	WHIP	PITCHER	IP	WLS	BF	H	R	ER	SO	BB	IBB	HBP	BLK	WP	HR	S	P	ERA	WHIP											
Jim Merritt, L ERA: 3.99 (1, 1)	9.0	W	35	8	1	1	6	1	0	0	0	0	1	46	50	1.00	1.000																													

BOTTOM

Cincinnati Reds @ San Diego Padres
San Diego Stadium, San Diego, CA

Tue Aug 04 1970, 10:05 PM EDT
Att. 14,070 - Unknown

livebaseballscorecards.com

AB	33
R	1
H	8
RBI	1
BB	1
SO	6
LOB	13



Batter	1	2	3	4	5	6	7	8	9	10	AB R H RBI BB SO LOB	TOP															
Jesus Alou, R OBP: 0.337, SLG: 0.381 (1, 9) X (6, 7)	0-0 L6-4 S 1B		0-0 F2 1B		0-0 1-2 1B		0-0 1-2 2-H 1B		0-0 6-3 1		5 0 3 1 0 0 0																
Joe Morgan, L OBP: 0.408, SLG: 0.386 (1, 4) X	0-0 F9 1-2		0-0 4-3 3		0-3 K 3		0-0 F8 3		4-0 G4-6-3 BB		4 0 0 0 1 1 5																
Jimmy Wynn, R OBP: 0.401, SLG: 0.512 Norm Miller, L OBP: 0.356, SLG: 0.356 (1, 7) B B B (6, 9) B B	4-0 BB			0-0 5-3 1		0-0 G6-4-3 1B		0-0 G3 1 X	0-0 G4-6-3 2 3 1-2f		2 0 1 0 1 0 0 2 0 0 0 0 0 1																
Doug Rader, R OBP: 0.324, SLG: 0.436 (1, 5) X	0-0 L6-4 2-3			0-0 4-3 2B		0-0 G6-4-3 1-2f		4-0 3-1 BB 1B BB		0-0 SH1-4 1B 1B	4 2 2 0 1 0 3																
Denis Menke, R OBP: 0.376, SLG: 0.415 (1, 6)		0-0 E4 FC5-4		0-0 4-3 2-3		0-0 L4 3		4-0 1-2 E BB		0-0 SH1-4 1-2	3 1 0 0 1 0 1																
John Mayberry, L OBP: 0.302, SLG: 0.415 (1, 3)		0-0 F8 1		0-0 F6 3			0-0 5-3 1 X	0-0 3-1 2		4-0 1B IBB	4 0 0 0 1 0 4																
Cesar Cedeno, R OBP: 0.283, SLG: 0.399 (1, 8)		0-0 FC5-4 1-2f			0-0 6-3 1		0-0 1B 1B	0-0 E6 2-H 3-H 1B		0-3 K 2	5 1 2 1 0 1 3																
Johnny Edwards, L OBP: 0.262, SLG: 0.290 (1, 2)		0-0 F7 1-2			0-0 4-3 2		0-0 F9 2	4-0 FC4-6 IBB		0-0 1-3 2-H 1B	4 0 1 1 1 0 2																
Don Wilson, R OBP: 0.139, SLG: 0.194 Cesar Geronimo, L OBP: 0.429, SLG: 0.333 George Culver, R OBP: 0.190, SLG: 0.316 Keith Lampard, L OBP: 0.277, SLG: 0.350 Fred Gladding, L (8, 1)			0-3 K 3			0-0 1B 1B	0-0 1-2 1B	0-0 FC4-6 1-2f		0-3 K 3	2 0 1 0 0 1 0 1 0 1 0 0 0 0 0 0 0 0 0 0 0 1 0 0 0 0 0 2 1 0 0 0 0 1 2																
Inning Stats	R: 0 E: 0 K: 0 S: 3	H: 1 LOB: 1 BB: 1 P: 7	R: 0 E: 1 K: 0 S: 4	H: 0 LOB: 1 BB: 0 P: 4	R: 0 E: 0 K: 1 S: 5	H: 0 LOB: 0 BB: 0 P: 5	R: 0 E: 0 K: 0 S: 4	H: 1 LOB: 1 BB: 0 P: 4	R: 0 E: 0 K: 1 S: 7	H: 2 LOB: 2 BB: 0 P: 7	R: 0 E: 0 K: 0 S: 3	H: 1 LOB: 0 BB: 0 P: 3	R: 1 E: 0 K: 0 S: 6	H: 3 LOB: 2 BB: 0 P: 6	R: 2 E: 1 K: 0 S: 4	H: 1 LOB: 2 BB: 3 P: 16	R: 0 E: 0 K: 0 S: 2	H: 0 LOB: 0 BB: 1 P: 6	R: 1 E: 0 K: 2 S: 9	H: 2 LOB: 2 BB: 1 P: 13	1B: 10 2B: 2 3B: 0 HR: 0	SF: 0 SAC: 1 DP: 3 HBP: 0	WP: 0 PB: 0 SB: 2 CS: 0	PA: 45			
PITCHER	IP WLS BF H R ER SO BB IBB HBP BLK WP HR S P ERA WHIP																										
Earl Wilson, R ERA: 4.46 Ron Willis, R ERA: 2.13 Tom Dukes, R ERA: 1.8	6.2 1.1 2.0	L	27 9 9	7 2 2	1 2 1	1 1 1	2 0 2	1 1 1	0 0 0	0 0 0	0 0 0	0 0 0	0 0 0	0 0 0	0 0 0	0 0 0	0 0 0	0 0 0	0 0 0	0 0 0	0 0 0	0 0 0	0 0 0	0 0 0	0 0 0	1.35 6.75 4.50	1.200 3.000 1.500

Houston Astros @ San Diego Padres
San Diego Stadium, San Diego, CA
Wed Aug 05 1970, 10:05 PM EDT
Att: 3,286 - Unknown

livebaseballscorecards.com

AB	38
R	4
H	11
RBI	3
BB	6
SO	4
LOB	23



BOTTOM

Houston Astros @ San Diego Padres
San Diego Stadium, San Diego, CA
Wed Aug 05 1970, 10:05 PM EDT
Att. 3,286 - Unknown

livebaseballscorecards.com

AB 40
R 3
H 9
RBI 2
BB 2
SO 10
LOB 34



WP: 0 PA: 45
PB: 0
SB: 0
CS: 1

AB R H RBI BB SO LOB

4 2 2 0 0 1 4
4 0 1 0 0 0 3
1 0 0 0 0 1 3
0 0 0 0 0 0 0

5 0 1 0 0 0 7

2 0 1 1 1 1 1
1 0 0 0 0 1 0

5 0 0 0 0 2 6

5 0 1 0 0 1 4

4 1 2 0 1 0 1

3 0 1 1 0 1 1
1 0 0 0 0 0 0

3 0 0 0 0 2 2
0 0 0 0 0 0 0
1 0 0 0 0 0 2
1 0 0 0 0 0 0

1B: 6 SF: 0
2B: 3 SAC: 1
3B: 0 DP: 0
HR: 0 HBP: 2

Batter	1	2	3	4	5	6	7	8	9	10
Jose Arcia, R (1, 6) OBP: 0.273, SLG: 0.283	0-0 5-3 1B		0-0 E5 2B		1-0 HBP E 1B HBP	0-0 F3		0-3 K		
Dave Campbell, R (1, 4) OBP: 0.284, SLG: 0.337	0-0 F4		0-0 F4		0-0 E HBP 1B	0-0 F2		0-3 K		
Larry Stahl, L (8, PH) OBP: 0.156, SLG: 0.129										
Tom Dukes, R (9, 1)										
Cito Gaston, R (1, 8) OBP: 0.370, SLG: 0.536	0-0 5-3 1-2		0-0 6-3		0-0 L7		0-0 1B	0-0 FC5 2-3f		
Al Ferrara, R (1, 7) OBP: 0.356, SLG: 0.440	0-0 FC6-4 2-H 1B		4-0 FC6-4 BB		1-0 E HBP		0-3 K		0-3 K	
Ivan Murrell, R (8, 7) OBP: 0.297, SLG: 0.418					1-2 2-3					
Ollie Brown, R (1, 9) OBP: 0.321, SLG: 0.493	0-0 FC6-4 1-2f		0-0 FC6-4 1-2f		0-0 E6 1-2 2-3 3-H		0-3 K		0-3 K	
Nate Colbert, R (1, 3) OBP: 0.322, SLG: 0.468		0-0 F4		0-0 CS 1B	0-3 K		0-0 F3		0-0 F4	
Ed Spiezio, R (1, 5) OBP: 0.385, SLG: 0.479		4-0 BB		0-0 F8 1-2		0-0 2B 2B		0-0 FC SH 1B		0-0 6-3
Chris Cannizzaro, R (1, 2) OBP: 0.395, SLG: 0.439		0-0 F4		0-3 K		0-0 2B		0-0 SH FC5 FC 1-2		0-0 5-3
Ron Slocum, R (8, PR) OBP: 0.214, SLG: 0.235										
Earl Wilson, R (1, 1) OBP: 0.209, SLG: 0.256		0-3 K			0-0 F7		0-3 K		0-0 FC	
Ron Willis, R (7, 1)										
Ray Webster, L (8, PH) OBP: 0.303, SLG: 0.304										
Bob Barton, R (9, 2) OBP: 0.278, SLG: 0.333								1-2 2-3		0-0 F3

Inning Stats	R: 1	H: 2	E: 0	LOB: 1	K: 0	S: 5	R: 0	H: 0	E: 0	LOB: 1	K: 1	S: 5	R: 0	H: 0	E: 0	LOB: 0	K: 0	S: 4	R: 0	H: 1	E: 1	LOB: 3	K: 1	S: 7	R: 1	H: 1	E: 0	LOB: 1	K: 1	S: 7	R: 0	H: 1	E: 0	LOB: 0	K: 2	S: 8	R: 0	H: 1	E: 1	LOB: 3	K: 2	S: 10	R: 0	H: 0	E: 0	LOB: 0	K: 2	S: 7	R: 0	H: 0	E: 0	LOB: 0	K: 0	S: 3
--------------	------	------	------	--------	------	------	------	------	------	--------	------	------	------	------	------	--------	------	------	------	------	------	--------	------	------	------	------	------	--------	------	------	------	------	------	--------	------	------	------	------	------	--------	------	-------	------	------	------	--------	------	------	------	------	------	--------	------	------

PITCHER	IP	WLS	BF	H	R	ER	SO	BB	IBB	HBP	BLK	WP	HR	S	P	ERA	WHIP
Don Wilson, R (1, 1) ERA: 4.13	6.0		29	7	3	2	4	2	0	2	0	0	0	33	43	3.00	1.500
George Culver, R (7, 1) ERA: 3.7	1.0		4	1	0	0	2	0	0	0	0	0	0	8	8	0.00	1.000
Fred Gladding, R (8, 1) ERA: 3.48	3.0	W	12	1	0	0	4	0	0	0	0	0	0	20	20	0.00	0.333

Batter	1	2	3	4	5	6	7	8	9	AB R H RBI BB SO LOB	TOP											
Jesus Alou, R (1, 9) OBP: 0.347, SLG: 0.391	0-0 G3 2B	0-0 2-H 2B		4-0 FC6 IBB	0-0 F8			4-0 FC4-6 3-1 BB	4-0 1-2 BB	3 0 2 1 3 0 1												
John Mayberry, L (9, 3) OBP: 0.302, SLG: 0.415										0 0 0 0 0 0 0												
Joe Morgan, L (1, 4) OBP: 0.405, SLG: 0.381	4-0 G3 BB	0-0 F8		0-0 FC6 1-2f	0-0 F8			0-0 3-1	0-0 G3	5 0 0 0 1 0 7												
Jimmy Wynn, R (1, 7) OBP: 0.401, SLG: 0.510	0-0 L5		0-0 F7		4-0 2B 2B BB	0-0 3-1		4-0 FC4-6 IBB		2 1 0 0 1 0 2												
Norm Miller, L (5, 9) OBP: 0.356, SLG: 0.354										1 0 0 0 1 0 0												
Doug Rader, R (1, 5) OBP: 0.323, SLG: 0.436	0-0 G3 1-2 2-3		0-0 F3		0-0 2B 2B	0-0 L6		0-0 FC4-6 1-2f 2-3		5 1 1 0 0 0 4												
Denis Menke, R (1, 6) OBP: 0.376, SLG: 0.420	0-3 K		0-0 2B		0-0 S 1B 2B	0-0 L6		0-3 K		5 1 2 2 0 2 4												
Bob Watson, R (1, 3) OBP: 0.297, SLG: 0.429		0-0 1B 2B	0-0 F3		0-0 2B 1B		0-0 6-3	0-0 1B 2B		5 2 3 1 0 0 1												
Cesar Geronimo, L (9, PR) OBP: 0.429, SLG: 0.333										0 1 0 0 0 0 0												
Cesar Cedeno, R (1, 8) OBP: 0.292, SLG: 0.410		0-0 5-3		0-0 4-3	0-0 G3 1-H BLK 2B		0-0 1B	0-0 CS 1B		5 1 3 2 0 0 1												
Johnny Edwards, L (1, 2) OBP: 0.266, SLG: 0.291		0-0 2B 1B		4-0 SH3-4 BB	0-0 G3		0-0 F8	4-0 BB BB		3 1 1 1 2 0 2												
Jack Billingham, R (1, 1) OBP: 0.146, SLG: 0.079		0-3 K		0-0 SH3-4	4-0 BB		0-3 K	0-3 K		1 0 0 0 1 1 1												
Jim Ray, R (6, 1) OBP: 0.250, SLG: 0.250										1 0 0 0 0 1 1												
George Culver, R (7, 1) OBP: 0.182, SLG: 0.300				1-2 BB						1 0 0 0 0 1 2												
Inning Stats	R: 0 E: 0 K: 1 S: 6	H: 1 LOB: 2 BB: 1 P: 10	R: 2 E: 0 K: 1 S: 8	H: 3 LOB: 1 BB: 0 P: 8	R: 0 E: 0 K: 0 S: 4	H: 1 LOB: 1 BB: 0 P: 4	R: 0 E: 0 K: 0 S: 3	H: 0 LOB: 2 BB: 2 P: 11	R: 5 E: 0 K: 1 S: 7	H: 4 LOB: 1 BB: 2 P: 15	R: 0 E: 0 K: 0 S: 3	H: 0 LOB: 0 BB: 0 P: 3	R: 0 E: 0 K: 1 S: 6	H: 1 LOB: 1 BB: 0 P: 6	R: 0 E: 0 K: 1 S: 5	H: 0 LOB: 2 BB: 2 P: 13	R: 1 E: 0 K: 1 S: 6	H: 2 LOB: 2 BB: 2 P: 14	1B: 4 2B: 8 3B: 0 HR: 0	SF: 0 SAC: 1 DP: 0 HBP: 0	WP: 0 PB: 0 SB: 1 CS: 1	PA: 47
PITCHER	IP WLS BF H R ER SO BB IBB HBP BLK WP HR S P ERA WHIP																					
Danny Coombs, L (1, 1) ERA: 2.75	4.1 L 27 9 7 7 2 4 1 0 1 0 0 26 46 14.54 3.000																					
Ron Herbel, R (5, 1) ERA: 4.98	2.2 9 1 0 0 1 0 0 0 0 0 0 11 11 0.00 0.375																					
Ron Willis, R (8, 1) ERA: 2.08	1.0 5 0 0 0 1 1 1 0 0 0 0 5 13 0.00 1.000																					
Tom Dukes, R (9, 1) ERA: 1.96	1.0 6 2 1 1 1 2 0 0 0 0 0 6 14 9.00 4.000																					

Houston Astros @ San Diego Padres
San Diego Stadium, San Diego, CA
Thu Aug 06 1970, 10:05 PM EDT
Att. 3,221 - Unknown

livebaseballscorecards.com

AB	37
R	8
H	12
RBI	7
BB	9
SO	5
LOB	26



Batter	1	2	3	4	5	6	7	8	9	AB	R	H	RBI	BB	SO	LOB
Jose Arcia, R OBP: 0.287, SLG: 0.291 (1, 6)	0-0 F7		0-0 SH2-4 1B	4-0 BB		0-0 1-2 1B	0-0 4-3			4	0	2	0	1	0	3
Dave Campbell, R OBP: 0.282, SLG: 0.334 (1, 4)	0-0 F3		0-0 SH2-4 1-2	0-3 K		0-0 F7		0-0 F7		4	0	0	0	0	1	5
Cito Gaston, R OBP: 0.366, SLG: 0.530 (1, 8)	0-0 1-3		0-0 6-3		0-3 K	0-3 K		0-0 4-3		5	0	0	0	0	2	3
Al Ferrara, R OBP: 0.353, SLG: 0.433 (1, 7)		4-0 FC6-4 BB	0-0 F8		0-0 E6 1-3 HR		0-0 F7	0-0 F9		4	1	0	0	1	0	1
Tom Dukes, R (9, 1)										0	0	0	0	0	0	0
Ollie Brown, R OBP: 0.320, SLG: 0.488 (1, 9)		0-0 FC6-4 1-2 3B		0-0 5-3	0-0 1-3		0-3 K		4-0 WP BB	4	1	0	0	1	1	2
Nate Colbert, R OBP: 0.327, SLG: 0.484 (1, 3)		0-0 4-3 3B		0-0 BB SH5-4 1B	0-0 HR		4-0 1B BB		0-0 6-3 1-2	4	4	3	3	1	0	1
Ed Spiezio, R OBP: 0.391, SLG: 0.476 (1, 5)		4-0 4-3 BB		4-0 SH5-4 1-2 BB	0-0 L1		0-0 WP 1B 1B		0-0 5-3	3	0	1	0	2	0	1
Chris Cannizzaro, R OBP: 0.397, SLG: 0.437 (1, 2)		0-0 4-3		4-0 SH5-4 1-2 BB		0-0 6-3	0-0 WP 1B		0-0 5-3	3	0	1	2	1	0	1
Ron Stocum, R OBP: 0.211, SLG: 0.231 (7, PR) (8, 2)		1-2 3-H		1-2 2-3			1-2 3-H			1	0	0	0	0	0	1
Danny Coombs, R OBP: 0.125, SLG: 0.105 (1, 1)		0-0 2-3		0-0 SH5-4		4-0 1B	4-0 BB			1	0	0	1	0	0	1
Ron Herbel, R (5, 1)										0	0	0	0	1	0	0
Ray Webster, L OBP: 0.310, SLG: 0.304 (7, PH)										0	0	0	0	1	0	0
Ron Willis, R (8, 1)										0	0	0	0	0	0	0
Larry Stahl, L OBP: 0.156, SLG: 0.129 (9, 7)				1-2 2-3 3-H			1-2 2-3			0	0	0	0	0	0	0

Inning Stats	R: 0	H: 0	E: 0	K: 0	S: 3	H: 0	LOB: 0	BB: 0	P: 3	R: 2	H: 1	E: 0	K: 0	S: 4	H: 1	LOB: 1	BB: 2	P: 12	R: 0	H: 1	E: 0	K: 0	S: 4	R: 1	H: 1	E: 0	K: 1	S: 6	H: 1	LOB: 3	BB: 3	P: 18	R: 2	H: 1	E: 1	K: 1	S: 7	H: 1	LOB: 0	BB: 0	P: 7	R: 0	H: 1	E: 0	K: 1	S: 6	H: 1	LOB: 2	BB: 1	P: 10	R: 1	H: 2	E: 0	K: 1	S: 7	H: 2	LOB: 3	BB: 2	P: 15	R: 0	H: 0	E: 0	K: 0	S: 3	H: 0	LOB: 0	BB: 0	P: 3	R: 0	H: 0	E: 0	K: 0	S: 3	H: 0	LOB: 1	BB: 1	P: 7	1B: 5	SF: 0	2B: 0	SAC: 2	3B: 1	DP: 0	HR: 1	HBP: 0	WP: 2	PA: 44
--------------	------	------	------	------	------	------	--------	-------	------	------	------	------	------	------	------	--------	-------	-------	------	------	------	------	------	------	------	------	------	------	------	--------	-------	-------	------	------	------	------	------	------	--------	-------	------	------	------	------	------	------	------	--------	-------	-------	------	------	------	------	------	------	--------	-------	-------	------	------	------	------	------	------	--------	-------	------	------	------	------	------	------	------	--------	-------	------	-------	-------	-------	--------	-------	-------	-------	--------	-------	--------

PITCHER	IP	WLS	BF	H	R	ER	SO	BB	IBB	HBP	BLK	WP	HR	S	P	ERA	WHIP
Jack Billingham, R ERA: 3.5 (1, 1)	5.1	W	28	5	5	3	2	6	0	0	0	0	1	26	50	5.06	2.062
Jim Ray, R ERA: 3.94 (6, 1)	1.1		6	1	1	1	2	1	0	0	0	0	0	9	13	6.75	1.500
George Culver, R ERA: 3.58 (7, 1)	2.1	S	10	1	0	0	0	2	0	0	0	2	0	8	16	0.00	1.286


BOTTOM

Houston Astros @ San Diego Padres
San Diego Stadium, San Diego, CA

Thu Aug 06 1970, 10:05 PM EDT
 Att. 3,221 - Unknown

livebaseballscorecards.com

AB	33
R	6
H	7
RBI	6
BB	9
SO	4
LOB	19



Batter	1	2	3	4	5	6	7	8	9	AB R H RBI BB SO LOB	TOP											
Gil Garrido, R (1, 4) OBP: 0.309, SLG: 0.335	0-0 5-3		0-0 G6-4-3			0-0 FC1-6		0-0 2B 1B	0-0 1B 1B	5 2 2 1 0 0 2	<p>Atlanta Braves @ San Diego Padres</p> <p>San Diego Stadium, San Diego, CA</p> <p>Fri Aug 07 1970, 10:05 PM EDT</p> <p>Unknown</p>											
Tony Gonzalez, L (1, 8) OBP: 0.336, SLG: 0.364	0-0 6-3		0-0 L3			0-0 FC6-4		0-0 HR 2B	0-0 1B 1B	5 2 2 1 0 0 1												
Hank Aaron, R (1, 9) OBP: 0.378, SLG: 0.617 Jimmie Hall, L (9, PR) OBP: 0.229, SLG: 0.297	0-0 2B			0-0 5-3		0-0 HR		4-0 HR IBB	0-0 1B 1B	4 2 3 3 1 0 0 0 0 0 0 0 0 0												
Orlando Cepeda, R (1, 3) OBP: 0.386, SLG: 0.571	4-0 FC5-4 IBB			0-0 5-3		0-3 K		0-0 HR	0-0 F8	4 1 1 3 1 1 2												
Clete Boyer, R (1, 5) OBP: 0.301, SLG: 0.362	0-0 FC5-4			0-0 5-3			0-0 6-3	0-0 L8		4 0 0 0 0 0 2												
Tommie Aaron, R (1, 7) OBP: 0.278, SLG: 0.404 Mike Lum, L (8, 7) OBP: 0.331, SLG: 0.458		0-0 F3		0-0 5-3		0-3 K		0-0 5-3		4 0 0 0 0 1 0 0 0 0 0 0 0 0												
Bob Tillman, R (1, 2) OBP: 0.266, SLG: 0.311		0-3 K		0-0 L7		0-0 E6			0-0 5-3	4 0 0 0 0 1 0												
Sonny Jackson, L (1, 6) OBP: 0.356, SLG: 0.310		0-0 1-3		0-3 K		0-0 1-3			0-0 6-3 1B 2B	4 1 1 0 0 1 1												
Phil Niekro, R (1, 1) OBP: 0.174, SLG: 0.197			0-0 G6-4-3 1B			0-0 FC1-6 1B		0-0 L7	0-0 6-3	4 0 2 0 0 0 1												
Inning Stats	R: 0 E: 0 K: 0 S: 4	H: 1 LOB: 2 BB: 1 P: 8	R: 0 E: 0 K: 1 S: 5	H: 0 LOB: 0 BB: 0 P: 5	R: 0 E: 0 K: 0 S: 3	H: 1 LOB: 0 BB: 0 P: 3	R: 0 E: 0 K: 0 S: 3	H: 0 LOB: 0 BB: 0 P: 3	R: 0 E: 0 K: 1 S: 5	H: 0 LOB: 0 BB: 0 P: 5		R: 2 E: 0 K: 1 S: 7	H: 2 LOB: 0 BB: 0 P: 7	R: 0 E: 1 K: 1 S: 6	H: 0 LOB: 1 BB: 0 P: 6	R: 4 E: 0 K: 0 S: 6	H: 3 LOB: 0 BB: 1 P: 10	R: 2 E: 0 K: 0 S: 7	H: 4 LOB: 2 BB: 0 P: 7	1B: 6 2B: 3 3B: 0 HR: 2	SF: 0 SAC: 0 DP: 1 HBP: 0	WP: 0 PB: 0 SB: 0 CS: 0
PITCHER	IP WLS BF H R ER SO BB IBB HBP BLK WP HR S P ERA WHIP																					
Dave Roberts, L (1, 1) ERA: 3.86	7.1 L 30 6 5 5 4 0 2 0 0 0 0 1 36 44 6.14 0.818																					
Pat Dobson, R (8, 1) ERA: 4.17	0.2 3 1 1 1 0 0 0 0 0 0 0 1 3 3 13.50 1.500																					
Jack Baldschun, R (9, 1) ERA: 9.64	1.0 7 4 2 2 0 0 0 0 0 0 0 0 7 7 18.00 4.000																					

AB	38
R	8
H	11
RBI	8
BB	2
SO	4
LOB	9



Batter	1	2	3	4	5	6	7	8	9	AB R H RBI BB SO LOB
Jose Arcia, R (1, 6) OBP: 0.294, SLG: 0.299	0-0 6-3		0-0 L6		0-0 G6-4-3 E 1B		0-0 FC5-4-6-5 5-3 1B			4 0 2 0 0 0 0
Dave Campbell, R (1, 4) OBP: 0.279, SLG: 0.331	0-3 K2-3		0-3 K		0-0 E6 G6-4-3 1-2		0-0 5-3 1-2			4 0 0 0 0 2 2
Cito Gaston, R (1, 8) OBP: 0.367, SLG: 0.534	0-0 2B 3B		0-0 2B 1B		0-0 G6-4-3 1-2f 2-3		0-0 FC5-4-6-5 2-3			4 2 2 0 0 0 3
Al Ferrara, R (1, 7) OBP: 0.355, SLG: 0.442	0-0 2B		0-0 2B		0-0 6-3		0-0 F3			4 0 2 2 0 0 1
Ollie Brown, R (1, 9) OBP: 0.319, SLG: 0.484	0-0 F7		4-0 BB		0-0 F4		0-0 4-3			3 0 0 0 1 0 1
Nate Colbert, R (1, 3) OBP: 0.324, SLG: 0.479		0-0 6-3	0-3 K		0-0 6-3		0-3 K			4 0 0 0 0 2 2
Ed Spiezio, R (1, 5) OBP: 0.388, SLG: 0.467		0-0 6-3		0-0 1-3		4-0 BB		0-3 K		3 0 0 0 1 1 0
Chris Cannizzaro, R (1, 2) OBP: 0.395, SLG: 0.434		0-0 1B		0-0 1-3		0-3 K		0-3 K		4 0 1 0 0 2 1
Dave Roberts, L (1, 1) OBP: 0.231, SLG: 0.395		0-0 F9		0-0 F6		0-3 K		0-0 F4		3 0 0 0 0 0 1 1
Pat Dobson, R (8, 1) OBP: 0.212, SLG: 0.184										0 0 0 0 0 0 0
Jack Baldschun, R (9, 1)										0 0 0 0 0 0 0
Ray Webster, L (9, PH) OBP: 0.307, SLG: 0.301										1 0 0 0 0 0 0

Inning Stats	R: 1 E: 0 K: 1 S: 7	H: 2 LOB: 1 BB: 0 P: 7	R: 0 E: 0 K: 0 S: 4	H: 1 LOB: 1 BB: 0 P: 4	R: 1 E: 0 K: 2 S: 9	H: 2 LOB: 2 BB: 1 P: 13	R: 0 E: 0 K: 0 S: 3	H: 0 LOB: 0 BB: 0 P: 3	R: 0 E: 1 K: 0 S: 4	H: 1 LOB: 1 BB: 0 P: 4	R: 0 E: 0 K: 1 S: 5	H: 0 LOB: 1 BB: 1 P: 9	R: 0 E: 0 K: 1 S: 6	H: 1 LOB: 1 BB: 0 P: 6	R: 0 E: 0 K: 1 S: 5	H: 0 LOB: 0 BB: 0 P: 5	R: 0 E: 0 K: 2 S: 7	H: 0 LOB: 0 BB: 0 P: 7	1B: 4 2B: 2 3B: 1 HR: 0	SF: 0 SAC: 0 DP: 1 HBP: 0	WP: 0 PB: 0 SB: 0 CS: 0	PA: 36
PITCHER Phil Niekro, R (1, 1) ERA: 4.26	IP 9.0 WLS W BF 36 H 7 R 2 ER 2 SO 8 BB 2 IBB 0 HBP 0 BLK 0 WP 0 HR 0 S 50 P 58 ERA 2.00 WHIP 1.000																					

BOTTOM

Atlanta Braves @ San Diego Padres
San Diego Stadium, San Diego, CA

Fri Aug 07 1970, 10:05 PM EDT
Unknown

livebaseballscorecards.com

AB	34
R	2
H	7
RBI	2
BB	2
SO	8
LOB	11



Batter	1	2	3	4	5	6	7	8	9	AB R H RBI BB SO LOB	TOP											
Mike Lum, L (1, 9) OBP: 0.329, SLG: 0.452	0-3 K		0-0 F8		0-0 FC5-4 1B		0-0 G4-6-3			4 0 1 0 0 1 1												
Sonny Jackson, L (1, 6) OBP: 0.354, SLG: 0.313	0-0 FC5-4 2B		0-0 F7		0-0 FC5-4			0-0 F8		4 0 1 0 0 0 1												
Tony Gonzalez, L (1, 8) OBP: 0.335, SLG: 0.363	0-0 E6 FC5-4		0-3 K			0-0 F7		0-0 1B		4 0 1 0 0 1 1												
Orlando Cepeda, R (1, 3) OBP: 0.383, SLG: 0.566	0-0 FC5-4 HBP 1-2f 2-3			0-0 6-3		0-3 K		0-0 F9		4 0 0 0 0 1 3												
Hal King, L (1, 2) OBP: 0.384, SLG: 0.473	1-0 HBP			4-0 FC5-4 BB		4-0 1B BB		0-0 F8		1 0 0 0 2 0 1												
Jimmie Hall, L (1, 7) OBP: 0.243, SLG: 0.309	0-3 K			0-0 L8		0-0 1B			0-0 1B G4-3-6-2	4 1 2 0 0 1 4												
Clete Boyer, R (1, 5) OBP: 0.301, SLG: 0.361		0-3 K2-3		0-0 FC5-4 1-2f		0-3 K			0-0 1B G4-3-6-2	4 0 1 0 0 2 3												
Gil Garrido, R (1, 4) OBP: 0.304, SLG: 0.329		0-0 L4			0-3 K		0-0 6-3		0-0 G4-3-6-2	4 0 0 0 0 1 1												
Ron Reed, R (1, 1) OBP: 0.045, SLG: 0.091		0-3 K			0-0 4-3		4-0 G4-6-3 BB		0-0 6-3	2 0 0 0 0 1 0												
Tommie Aaron, R (7, PH) OBP: 0.291, SLG: 0.404										0 0 0 0 1 0 0												
Bob Priddy, R (7, 1) OBP: 0.333, SLG: 0.273										0 0 0 0 0 0 0												
Mike McQueen, L (7, 1) OBP: 0.286, SLG: 0.429										0 0 0 0 0 0 0												
Bob Aspromonte, R (9, PH) OBP: 0.262, SLG: 0.234										1 0 0 0 0 0 0												
Inning Stats	R: 0 E: 1 K: 2 S: 9	H: 1 LOB: 3 BB: 0 P: 10	R: 0 E: 0 K: 2 S: 7	H: 0 LOB: 0 BB: 0 P: 7	R: 0 E: 0 K: 1 S: 5	H: 0 LOB: 1 BB: 1 P: 7	R: 0 E: 0 K: 0 S: 3	H: 0 LOB: 1 BB: 1 P: 7	R: 0 E: 0 K: 1 S: 6	H: 1 LOB: 1 BB: 0 P: 6	R: 0 E: 0 K: 2 S: 8	H: 1 LOB: 2 BB: 1 P: 12	R: 0 E: 0 K: 0 S: 2	H: 0 LOB: 0 BB: 1 P: 6	R: 0 E: 0 K: 0 S: 4	H: 1 LOB: 1 BB: 0 P: 4	R: 1 E: 0 K: 0 S: 4	H: 2 LOB: 0 BB: 0 P: 4	1B: 5 2B: 1 3B: 0 HR: 0	SF: 0 SAC: 0 DP: 2 HBP: 1	WP: 0 PB: 0 SB: 0 CS: 0	PA: 36
PITCHER Clay Kirby, R (1, 1) ERA: 4.35	IP: 9.0 WLS: W BF: 36 H: 6 R: 1 ER: 1 SO: 8 BB: 3 IBB: 0 HBP: 1 BLK: 0 WP: 0 HR: 0 S: 48 P: 61 ERA: 1.00 WHIP: 1.000											PITCHER	IP: 9.0 WLS: W BF: 36 H: 6 R: 1 ER: 1 SO: 8 BB: 3 IBB: 0 HBP: 1 BLK: 0 WP: 0 HR: 0 S: 48 P: 61 ERA: 1.00 WHIP: 1.000									

Atlanta Braves @ San Diego Padres
San Diego Stadium, San Diego, CA

Fri Aug 07 1970, 10:05 PM EDT
Att. 9,620 - Unknown

livebaseballscorecards.com

AB 32
R 1
H 6
RBI 0
BB 3
SO 8
LOB 15



Batter	1	2	3	4	5	6	7	8	9	AB	R	H	RBI	BB	SO	LOB
Jose Arcia, R OBP: 0.290, SLG: 0.288 (1, 6)	0-0 6-3	0-0 F7		0-0 G6-4-3			0-0 6-3	4-0 BB		4	0	0	0	1	0	3
Dave Campbell, R OBP: 0.278, SLG: 0.332 (1, 4)	0-0 F7		0-3 K		0-0 F7		0-0 1B 2B	0-3 K		5	1	1	0	0	2	1
Cito Gaston, R OBP: 0.372, SLG: 0.544 (1, 8)	0-0 3B 1B		0-0 HBP 1B		0-0 HR		4-0 1B BB	0-0 4-3		4	4	3	1	1	0	1
Al Ferrara, R OBP: 0.360, SLG: 0.452 (1, 7)	0-0 1-H 3B		1-0 1B HBP		0-0 F2		0-0 1B 2B 1B			3	0	2	2	0	0	0
Ivan Murrell, R OBP: 0.297, SLG: 0.418 (7, PR) (8, 7)			1-2 HBP				1-2 2-H 2B 1B			0	1	0	0	0	0	0
Ollie Brown, R OBP: 0.323, SLG: 0.489 (1, 9)	0-0 F8		0-0 1-2 2-H 1B		0-0 2B		0-0 1-3 2-H 1B			4	0	3	2	0	0	1
Nate Colbert, R OBP: 0.323, SLG: 0.479 (1, 3)		0-0 3-1	0-0 F9		0-0 G3		0-0 3-H 2B			4	0	1	1	0	0	3
Ed Spiezio, R OBP: 0.390, SLG: 0.462 (1, 5)		4-0 1B BB	0-3 K			0-0 5-3	4-0 1B BB FC5-4 BB			2	0	0	0	2	1	2
Bob Barton, R OBP: 0.271, SLG: 0.324 (1, 2)		0-0 F4		0-0 E5 FC3-6		0-0 5-3	0-0 1-2 FC5-4			4	0	0	0	0	0	3
Clay Kirby, R OBP: 0.216, SLG: 0.204 (1, 1)		0-0 1-2 1B		0-0 FC3-6 G6-4-3		0-0 1-3		0-3 K		4	0	1	0	0	1	1

Inning Stats	R: 1	H: 2	E: 0	K: 0	S: 5	H: 2	LOB: 1	BB: 0	P: 5	R: 0	H: 1	E: 0	K: 0	S: 4	H: 1	LOB: 2	BB: 1	P: 8	R: 1	H: 2	E: 0	K: 2	S: 9	H: 2	LOB: 2	BB: 0	P: 10	R: 0	H: 0	E: 1	K: 0	S: 3	H: 0	LOB: 0	BB: 0	P: 3	R: 1	H: 2	E: 0	K: 0	S: 5	H: 0	LOB: 0	BB: 0	P: 5	R: 0	H: 0	E: 0	K: 0	S: 3	H: 0	LOB: 0	BB: 0	P: 3	R: 3	H: 4	E: 0	K: 0	S: 6	H: 2	LOB: 2	BB: 2	P: 14	R: 0	H: 0	E: 0	K: 2	S: 7	H: 0	LOB: 1	BB: 1	P: 11
1B: 6	SF: 0	2B: 3	SAC: 0	3B: 1	DP: 1	HR: 1	HBP: 1	WP: 0	PA: 39																																																															

BOTTOM

Atlanta Braves @ San Diego Padres
San Diego Stadium, San Diego, CA

Fri Aug 07 1970, 10:05 PM EDT
 Att: 9,620 - Unknown

livebaseballscorecards.com

AB	34
R	6
H	11
RBI	6
BB	4
SO	4
LOB	15



PITCHER	IP	WLS	BF	H	R	ER	SO	BB	IBB	HBP	BLK	WP	HR	S	P	ERA	WHIP
Ron Reed, R ERA: 5.66 (1, 1)	6.0	L	27	7	3	3	2	1	0	0	0	0	1	29	34	4.50	1.333
Bob Priddy, R ERA: 6.53 (7, 1)	0.2		6	4	3	3	0	1	0	0	0	0	0	5	9	40.50	7.500
Mike McQueen, L ERA: 7.62 (7, 1)	1.1		6	0	0	0	2	2	0	0	0	0	0	8	16	0.00	1.500

Batter	1	2	3	4	5	6	7	8	9	AB R H RBI BB SO LOB	TOP											
Mike Lum, L (1, 7) OBP: 0.320, SLG: 0.438	0-0 F8	0-0 1-3			0-0 1-3		0-0 F5		0-0 3-1	5 0 0 0 0 0 3												
Sonny Jackson, L (1, 6) OBP: 0.353, SLG: 0.312	0-0 BB 1B		0-0 F7		0-0 F8		0-0 F8			4 0 1 0 0 0 0												
Hank Aaron, R (1, 9) OBP: 0.377, SLG: 0.621	0-0 F5		0-3 K		0-0 6-3			0-0 HR		4 1 1 1 0 1 1												
Orlando Cepeda, R (1, 3) OBP: 0.384, SLG: 0.564	4-0 1-2 BB		0-0 1B		0-0 F2			0-0 F8		3 0 1 0 1 0 0												
Hal King, L (1, 2) OBP: 0.381, SLG: 0.474	0-0 F3		0-3 K		0-0 1B SF7 2B			0-0 G3		4 1 1 0 0 1 3												
Jimmie Hall, L (1, 8) OBP: 0.244, SLG: 0.306		0-0 F9		0-0 4-3		0-0 2-3 1B		0-3 K		4 0 1 0 0 1 0												
Clete Boyer, R (1, 5) OBP: 0.300, SLG: 0.366		0-0 6-3		0-0 F3		0-0 SF7		0-0 3B		3 0 1 1 0 0 0												
Gil Garrido, R (1, 4) OBP: 0.307, SLG: 0.332		0-0 1B 1B		0-0 1B		0-0 3-H F8		0-0 F9		4 0 2 0 0 0 2												
Pat Jarvis, R (1, 1) OBP: 0.175, SLG: 0.177		0-0 1B		0-3 K		0-3 K		0-3 K		2 0 1 0 0 1 1												
Tommie Aaron, R (7, PH) OBP: 0.286, SLG: 0.396										1 0 0 0 0 1 0												
Julio Navarro, R (7, 1) OBP: 0.200, SLG: 0.200										0 0 0 0 0 0 0												
Bob Aspromonte, R (9, PH) OBP: 0.260, SLG: 0.232		1-3 1B								1 0 0 0 0 1 1												
Inning Stats	R: 0 E: 0 K: 0 S: 4	H: 1 LOB: 2 BB: 1 P: 8	R: 0 E: 0 K: 0 S: 5	H: 2 LOB: 2 BB: 0 P: 5	R: 0 E: 0 K: 2 S: 8	H: 1 LOB: 1 BB: 0 P: 8	R: 0 E: 0 K: 1 S: 6	H: 1 LOB: 1 BB: 0 P: 6	R: 0 E: 0 K: 1 S: 3	H: 0 LOB: 0 BB: 0 P: 3	R: 1 E: 0 K: 0 S: 5	H: 2 LOB: 1 BB: 0 P: 5	R: 0 E: 0 K: 1 S: 5	H: 0 LOB: 0 BB: 0 P: 5	R: 1 E: 0 K: 1 S: 6	H: 1 LOB: 0 BB: 0 P: 6	R: 0 E: 0 K: 1 S: 6	H: 1 LOB: 1 BB: 0 P: 6	1B: 6 2B: 1 3B: 1 HR: 1	SF: 1 SAC: 0 DP: 0 HBP: 0	WP: 0 PB: 0 SB: 0 CS: 0	PA: 37
PITCHER	IP WLS BF H R ER SO BB IBB HBP BLK WP HR S P ERA WHIP																					
Pat Dobson, R (1, 1) ERA: 4.08	8.0 W 34 9 2 2 5 1 0 0 0 0 1 43 47 2.25 1.250																					
Tom Dukes, R (9, 1) ERA: 1.91	1.0 S 3 0 0 0 1 0 0 0 0 0 0 5 5 0.00 0.000																					

Atlanta Braves @ San Diego Padres
San Diego Stadium, San Diego, CA
Sun Aug 09 1970, 6:33 AM EDT
Att. 6,276 - Unknown

livebaseballscorecards.com

AB	35
R	2
H	9
RBI	2
BB	1
SO	6
LOB	11



Batter	1	2	3	4	5	6	7	8	9	AB R H RBI BB SO LOB
--------	---	---	---	---	---	---	---	---	---	----------------------

Jose Arcia, R <small>OBP: 0.297, SLG: 0.304</small> (1, 6)	0-0 		0-0 	0-0 		0-0 				4 1 2 0 0 0 1
Dave Campbell, R <small>OBP: 0.281, SLG: 0.336</small> (1, 4)	0-0 		0-0 		0-0 		0-0 			3 1 2 0 0 0 0
Cito Gaston, R <small>OBP: 0.371, SLG: 0.543</small> (1, 8)	0-3 		0-0 		0-0 		0-0 			4 0 1 1 0 1 2
Al Ferrara, R <small>OBP: 0.362, SLG: 0.451</small> (1, 7)	0-0 		0-0 		0-0 		0-0 			3 0 1 0 1 0 2
Ivan Murrell, R <small>OBP: 0.297, SLG: 0.418</small> (8, 7)										0 0 0 0 0 0 0
Ollie Brown, R <small>OBP: 0.323, SLG: 0.487</small> (1, 9)		0-0 	0-0 		0-0 		0-3 			4 0 1 1 0 1 2
Nate Colbert, R <small>OBP: 0.323, SLG: 0.485</small> (1, 3)		0-3 	0-3 		0-0 		0-3 			4 1 1 1 0 3 3
Ed Spiezio, R <small>OBP: 0.388, SLG: 0.474</small> (1, 5)		0-0 	0-0 		0-0 		0-0 			4 1 1 1 0 0 3
Chris Cannizzaro, R <small>OBP: 0.396, SLG: 0.435</small> (1, 2)		0-0 		0-3 		0-0 		0-0 		4 0 2 0 0 1 0
Pat Dobson, R <small>OBP: 0.200, SLG: 0.173</small> (1, 1)			0-0 	0-0 		0-0 		0-3 		3 0 0 0 0 1 1
Tom Dukes, R (9, 1)						1-2 				0 0 0 0 0 0 0

Inning Stats	R: 0	H: 1	E: 0	K: 1	S: 6	LOB: 1	BB: 0	P: 6
	R: 1	H: 1	E: 0	K: 1	S: 6	LOB: 0	BB: 0	P: 6
	R: 2	H: 4	E: 0	K: 1	S: 9	LOB: 3	BB: 1	P: 13
	R: 0	H: 0	E: 0	K: 1	S: 5	LOB: 0	BB: 0	P: 5
	R: 0	H: 1	E: 0	K: 0	S: 4	LOB: 1	BB: 0	P: 4
	R: 1	H: 2	E: 0	K: 0	S: 5	LOB: 1	BB: 0	P: 5
	R: 0	H: 1	E: 0	K: 1	S: 6	LOB: 1	BB: 0	P: 6
	R: 0	H: 1	E: 0	K: 2	S: 8	LOB: 1	BB: 0	P: 8
	R: 0	H: 1	E: 0	K: 1	S: 8	LOB: 1	BB: 0	P: 8

PITCHER	IP	WLS	BF	H	R	ER	SO	BB	IBB	HBP	BLK	WP	HR	S	P	ERA	WHIP
Pat Jarvis, R <small>ERA: 3.39</small>	(1, 1)	6.0	L	28	9	4	4	4	0	0	0	0	2	35	39	6.00	1.500
Julio Navarro, R <small>ERA: 3.72</small>	(7, 1)	2.0		8	2	0	3	0	0	0	0	0	0	14	14	0.00	1.000

BOTTOM

Atlanta Braves @ San Diego Padres
 San Diego Stadium, San Diego, CA
 Sun Aug 09 1970, 6:33 AM EDT
 Att. 6,276 - Unknown

livebaseballscorecards.com

AB	33
R	4
H	11
RBI	4
BB	1
SO	7
LOB	14



WP	PA	ERA	WHIP
0	36		

Batter	1	2	3	4	5	6	7	8	9	AB R H RBI BB SO LOB	TOP																									
Jose Arcia, R (1, 6) OBP: 0.301, SLG: 0.311	1-0 CS HBP	0-0 5-3		0-0 1-H 2B		0-3 K		0-0 P3		4 0 1 1 0 1 1																										
Dave Campbell, R (1, 4) OBP: 0.280, SLG: 0.335	0-0 F7	0-0 5-3		0-0 P4			0-0 G1-6-3 1B		0-0 F3	5 0 1 0 0 0 2																										
Cito Gaston, R (1, 8) OBP: 0.373, SLG: 0.543	4-0 BB 1B BB		0-0 2B SF9 1B	0-3 K			0-0 G1-6-3 1B		0-0 1B 4-3 1B	4 3 2 0 1 1 2																										
Al Ferrara, R (1, 7) OBP: 0.367, SLG: 0.465	4-0 1B BB		0-0 SF9 1B 2B		0-0 6-3		0-0 1B 3B		0-0 4-3	3 2 2 0 1 0 0 1 1 0 0 0 0 1																										
Ivan Murrell, R (7, PR) OBP: 0.296, SLG: 0.416	1-2 1B BB		1-3 1B 2B						1-2 1B BB																											
Ollie Brown, R (1, 9) OBP: 0.328, SLG: 0.499	0-0 1B 1B		0-0 SF9		0-0 HR		0-0 1B		4-0 1B BB	3 3 3 4 1 0 0																										
Nate Colbert, R (1, 3) OBP: 0.326, SLG: 0.486	0-0 1B 1B		0-0 G6-4-3 1B		0-0 F5		0-0 5-3		0-0 1B 1B	5 0 3 2 0 0 2																										
Ed Spiezio, R (1, 5) OBP: 0.388, SLG: 0.472	0-0 1B		0-0 G6-4-3		0-0 5-3			0-0 P4	0-0 1B	5 0 2 3 0 0 1																										
Chris Cannizzaro, R (1, 2) OBP: 0.393, SLG: 0.434	0-0 P6		0-0 4-3		0-0 1-3			0-0 WP FC1-2 2B	0-0 F9	5 0 1 0 0 0 4																										
Earl Wilson, R (1, 1) OBP: 0.196, SLG: 0.238		0-3 K		0-0 E6 2B		0-0 F8		0-0 FC1-2		3 1 0 0 0 1 0																										
Tom Dukes, R (7, 1)										1 0 0 0 0 0 1																										
Ron Willis, R (8, 1)										0 0 0 0 0 0 0																										
Ron Herbel, R (9, 1)										0 0 0 0 0 0 0																										
Inning Stats	R: 3 E: 0 K: 0 S: 5	H: 3 LOB: 2 BB: 2 P: 14	R: 0 E: 0 K: 1 S: 5	H: 0 LOB: 0 BB: 0 P: 5	R: 2 E: 0 K: 0 S: 5	H: 3 LOB: 0 BB: 0 P: 5	R: 1 E: 1 K: 1 S: 7	H: 1 LOB: 1 BB: 0 P: 7	R: 1 E: 0 K: 0 S: 4	H: 1 LOB: 0 BB: 0 P: 4	R: 0 E: 0 K: 1 S: 5	H: 0 LOB: 0 BB: 0 P: 5	R: 1 E: 0 K: 0 S: 5	H: 3 LOB: 2 BB: 0 P: 5	R: 0 E: 0 K: 0 S: 4	H: 1 LOB: 1 BB: 0 P: 4	R: 2 E: 0 K: 0 S: 6	H: 3 LOB: 2 BB: 1 P: 10	1B: 10 2B: 3 3B: 1 HR: 1	SF: 1 SAC: 0 DP: 2 HBP: 1	WP: 1 PB: 0 SB: 0 CS: 1	PA: 44														
PITCHER	IP WLS BF H R ER SO BB IBB HBP BLK WP HR S P ERA WHIP																																			
Nelson Briles, R (1, 1) ERA: 7.18	2.1		15	6	5	5	1	2	0	1	0	0	0	14	23	19.29	3.429																			
Frank Linzy, R (3, 1) ERA: 4.35	2.2		10	2	2	1	1	0	0	0	0	0	1	12	12	3.38	0.750																			
Bob Chlupsa, R (6, 1) ERA: 10.0	2.0		8	3	1	1	1	0	0	0	0	0	0	10	10	4.50	1.500																			
Chuck Taylor, R (8, 1) ERA: 2.99	1.0		4	1	0	0	0	0	0	0	0	1	0	4	4	0.00	1.000																			
Harry Parker, R (9, 1) ERA: 5.68	1.0	W	7	3	2	2	0	1	0	0	0	0	0	6	10	18.00	4.000																			

San Diego Padres @ St. Louis Cardinals
 Busch Stadium, St. Louis, MO
 Tue Aug 11 1970, 7:05 PM CDT
 Att: 16,734 - Unknown

AB	39
R	10
H	15
RBI	10
BB	3
SO	3
LOB	14



BOTTOM

San Diego Padres @ St. Louis Cardinals
Busch Stadium, St. Louis, MO
Tue Aug 11 1970, 7:05 PM CDT
Att. 16,734 - Unknown

livebaseballscorecards.com

AB 43
R 11
H 17
RBI 11
BB 2
SO 4
LOB 18



WP: 0 PA: 45
PB: 0
SB: 0
CS: 0

AB R H RBI BB SO LOB

5 2 4 2 0 0 0

5 0 2 1 0 0 3

5 1 0 0 0 3 5

5 2 4 2 0 0 0

4 0 1 1 1 1 3

5 1 0 0 0 0 4

2 0 0 0 0 0 0

1 0 0 0 0 0 0

1 2 1 0 1 0 0

1 0 0 0 0 0 0
0 0 0 0 0 0 0
0 0 0 0 0 0 0
0 0 0 0 0 0 0
0 1 1 0 0 0 0
0 0 0 0 0 0 0
0 0 0 0 0 0 0
0 1 1 0 0 0 0
0 0 0 0 0 0 0
1 1 1 4 0 0 0

1B: 12 SF: 0
2B: 2 SAC: 0
3B: 1 DP: 1
HR: 2 HBP: 0

Batter	1	2	3	4	5	6	7	8	9
Lou Brock, L (1, 7) OBP: 0.365, SLG: 0.415	0-0 1B 1B		0-0 4-3 1B		0-0 1B		0-0 1B 2B	0-0 2B	
Julian Javier, R (1, 4) OBP: 0.291, SLG: 0.307	0-0 1B 1B		0-0 FC4-6 1B		0-0 F5		0-0 6-3 2B	0-0 L4	
Joe Hague, L (1, 9) OBP: 0.371, SLG: 0.442	0-0 P6		0-0 FC4-6 1-2f			0-0 F8	0-0 2-H 1B		0-0 FC6-4 1B
Dick Allen, R (1, 3) OBP: 0.376, SLG: 0.552	0-3 K		0-0 F3			0-3 K	0-3 K		0-0 FC6-4 1B 1-2f
Joe Torre, R (1, 2) OBP: 0.393, SLG: 0.487	0-0 1-2 2-H 1B			0-0 G5-4-3 1B		0-0 E6 BB			0-0 FC5-4 1B 1-2 HR
Jose Cardenal, R (1, 8) OBP: 0.356, SLG: 0.434	0-3 K			0-0 G5-4-3 1-2f		4-0 1-2 BB		0-0 F8	0-0 FC5-4 1B 1-2 2-H
Mike Shannon, R (1, 5) OBP: 0.273, SLG: 0.286		0-0 P4		0-0 6-3		0-0 1-3		0-0 4-3	0-0 FC5-4 BB 1-2f 2-3 HR
Dal Maxvill, R (1, 6) OBP: 0.308, SLG: 0.222		0-0 P6			0-0 F8		0-0 F8		4-0 BB BB BB 1-2 HR BB
Ted Simmons, S (7, PH) OBP: 0.304, SLG: 0.300									
Ed Crosby, L (8, 6) OBP: 0.321, SLG: 0.333									
Nelson Briles, R Frank Linzy, R Leron Lee, L Eusebio Chiriquis, R Jim Beauchamp, R Chuck Taylor, R Vic Davallo, L Harry Parker, R Carl Taylor, R		0-0 F2			0-0 3-1		0-0 2B 6-3 1B	0-0 2B 1B	0-0 1-H 2-H 3-H HR

Inning Stats	R: 1	H: 3	E: 0	K: 2	S: 10	LOB: 2	BB: 0	P: 10	R: 0	H: 0	E: 0	K: 0	S: 3	LOB: 0	BB: 0	P: 3	R: 0	H: 1	E: 0	K: 0	S: 4	LOB: 1	BB: 0	P: 4	R: 0	H: 1	E: 0	K: 0	S: 3	LOB: 0	BB: 0	P: 3	R: 0	H: 1	E: 0	K: 0	S: 4	LOB: 1	BB: 0	P: 4	R: 0	H: 0	E: 1	K: 1	S: 6	LOB: 2	BB: 1	P: 10	R: 2	H: 3	E: 0	K: 1	S: 8	LOB: 1	BB: 0	P: 8	R: 3	H: 4	E: 0	K: 0	S: 7	LOB: 1	BB: 0	P: 7	R: 5	H: 4	E: 0	K: 0	S: 6	LOB: 0	BB: 1	P: 10	1B: 12	SF: 0	2B: 2	SAC: 0	3B: 1	DP: 1	HR: 2	HBP: 0	WP: 0	PA: 45
--------------	------	------	------	------	-------	--------	-------	-------	------	------	------	------	------	--------	-------	------	------	------	------	------	------	--------	-------	------	------	------	------	------	------	--------	-------	------	------	------	------	------	------	--------	-------	------	------	------	------	------	------	--------	-------	-------	------	------	------	------	------	--------	-------	------	------	------	------	------	------	--------	-------	------	------	------	------	------	------	--------	-------	-------	--------	-------	-------	--------	-------	-------	-------	--------	-------	--------

PITCHER	IP	WLS	BF	H	R	ER	SO	BB	IBB	HBP	BLK	WP	HR	S	P	ERA	WHIP
Earl Wilson, R (1, 1) ERA: 4.44	6.2		30	9	3	3	3	1	0	0	0	0	0	35	39	4.05	1.500
Tom Dukes, R (7, 1) ERA: 2.44	1.0		7	4	3	3	1	0	0	0	0	0	1	9	9	27.00	4.000
Ron Willis, R (8, 1) ERA: 2.72	0.2		5	3	3	3	0	0	0	0	0	0	0	5	5	40.50	4.500
Ron Herbel, R (9, 1) ERA: 5.15	0.1	L	3	1	2	2	0	1	0	0	0	0	1	2	6	54.00	6.000

Batter	1	2	3	4	5	6	7	8	9	10	11	12	13	14	AB R H RBI BB SO LOB
Jose Arcia, R OBP: 0.302, SLG: 0.312 (1, 6)	K			G6-3 1B	FC4-6 1-2f		G6-3 1B			F7		6-3			6 1 2 0 0 1 3
Dave Campbell, R OBP: 0.281, SLG: 0.335 (1, 4)	4-1			G6-3 1B		2B 1B	9-3			F3			K		6 1 2 0 0 1 1
Cito Gaston, R OBP: 0.373, SLG: 0.542 (1, 8)	4-3			G6-3 1-2f 3-H		K							K		6 0 2 0 0 2 2
Al Ferrara, R OBP: 0.366, SLG: 0.466 Ivan Murrell, R OBP: 0.294, SLG: 0.413 (8, PR) (8, 7)	K			K		1B 2B		FC6-5 G6-4-3		FC1-6 2B			K		4 0 1 0 0 2 1 2 0 0 0 0 1 1
Ollie Brown, R OBP: 0.331, SLG: 0.501 (1, 9)	F8					1B BB	HR	G6-4-3							6 1 3 1 0 0 1
Nate Colbert, R OBP: 0.328, SLG: 0.491 (1, 3)	K					1B BB	HR			5-3			K		4 1 1 2 2 2 0
Ed Spiezio, R OBP: 0.382, SLG: 0.462 (1, 5)				F7		K				F8					6 0 1 0 0 1 5
Chris Cannizzaro, R OBP: 0.389, SLG: 0.430 (1, 2)				4-3		FC4-6 1B	1-3			1-3					5 0 1 0 0 0 1
Danny Coombs, R OBP: 0.116, SLG: 0.098 Pat Dickson, R OBP: 0.200, SLG: 0.173 Ray Webster, L OBP: 0.304, SLG: 0.298 Tom Dukes, R OBP: 0.192, SLG: 0.125 Larry Stahl, L OBP: 0.152, SLG: 0.125 Ron Willis, R (12, 1)	K			K		K				4-3			F7		3 0 0 0 0 3 3 0 0 0 0 0 0 0 1 0 0 0 0 0 0 0 0 0 0 0 0 0 1 0 0 0 0 0 0 0 0 0 0 0 0 0

Inning Stats	R: 0	H: 0	R: 0	H: 0	R: 0	H: 0	R: 1	H: 2	R: 0	H: 2	R: 0	H: 1	R: 0	H: 1	R: 0	H: 0	R: 0	H: 2	R: 0	H: 0	R: 0	H: 0	R: 0	H: 0	R: 0	H: 0	R: 0	H: 0	1B: 9	SF: 0	WP: 0	PA: 52
E: 0	LOB: 0	E: 0	LOB: 0	E: 0	LOB: 0	E: 0	LOB: 3	E: 0	LOB: 1	E: 0	LOB: 0	E: 0	LOB: 1	E: 0	LOB: 0	E: 0	LOB: 0	E: 0	LOB: 2	E: 0	LOB: 0	E: 0	LOB: 0	E: 0	LOB: 0	E: 0	LOB: 0	E: 0	LOB: 0	2B: 4	SAC: 0	FB: 0
K: 1	BB: 0	K: 2	BB: 0	K: 1	BB: 0	K: 2	BB: 1	K: 1	BB: 0	K: 0	BB: 0	K: 0	BB: 0	K: 0	BB: 0	K: 3	BB: 0	K: 0	BB: 1	K: 0	BB: 0	K: 0	BB: 0	K: 1	BB: 0	K: 0	BB: 0	K: 0	BB: 0	3B: 0	DP: 4	SB: 0
S: 5	P: 5	S: 7	P: 7	S: 5	P: 5	S: 9	P: 13	S: 9	P: 9	S: 3	P: 3	S: 3	P: 3	S: 3	P: 3	S: 4	P: 8	S: 3	P: 3	S: 4	P: 8	S: 3	P: 3	S: 9	P: 9	S: 5	P: 5	HR: 1	HBP: 0	CS: 0		

PITCHER	IP	WLS	BF	H	R	ER	SO	BB	IBB	HBP	BLK	WP	HR	S	P	ERA	WHIP
Bob Gibson, R ERA: 3.36 (1, 1)	14.0	W	52	13	4	4	13	1	1	0	0	0	1	76	84	2.57	1.000

San Diego Padres @ St. Louis Cardinals
 Busch Stadium, St. Louis, MO
 Wed Aug 12 1970, 7:05 PM CDT
 Att: 18,563 - Unknown

AB	50
R	4
H	13
RBI	3
BB	2
SO	13
LOB	18

Batter	1	2	3	4	5	6	7	8	9	10	11	12	13	14	AB R H RBI BB SO LOB
Lou Brock, L OBP: 0.367, SLG: 0.416 (1, 7)	0-0 S 1B		0-0 3B	0-3 K			0-0 6-3		0-0 2-3 1B			0-0 4-3		0-0 SH	6 2 3 0 0 1 2
Julian Javier, R Vic Davalillo, L Ed Crosby, L Joe Maguire, L Milt Ramirez, R Leron Lee, L OBP: 0.298, SLG: 0.315 OBP: 0.369, SLG: 0.443 OBP: 0.333, SLG: 0.333 OBP: 0.442, SLG: 0.442 OBP: 0.256, SLG: 0.230 OBP: 0.268, SLG: 0.332 (1, 4) (9, PH) (10, 6) (12, PH) (13, 6) (14, PH)	0-0 5-3		0-0 1B		0-0 6-4-3 1B		0-0 F7		0-3 K			4-0 G4-6-3 BB		4-0 BB IBB	4 1 2 1 0 0 2 1 0 0 0 0 1 2 0 0 0 0 0 1 0 0 0 0 0 0 0 1 0 0
Carl Taylor, R OBP: 0.370, SLG: 0.425 (1, 9)	0-0 1B		0-0 F3		0-0 8-6-4-3 1-2f 1B		0-0 F7			0-0 P4		0-0 G4-6-3 1-2f BB		4-0 BB	6 0 1 2 1 0 3
Dick Allen, R OBP: 0.376, SLG: 0.556 (1, 3)	0-0 P4		0-0 1B		0-3 K		0-0 HR			0-3 K				0-0 F3	6 1 2 2 0 2 1
Joe Torre, R OBP: 0.390, SLG: 0.483 (1, 2)	0-0 5-3		0-0 1B				0-0 6-3			0-0 P6				0-0 F8	6 0 1 0 0 1 1
Jose Cardenal, R OBP: 0.351, SLG: 0.427 (1, 8)		0-0 1-3	0-0 F7				0-3 K		0-0 F9			0-0 5-3		0-0 E3	6 0 0 0 0 1 2
Mike Shannon, R OBP: 0.275, SLG: 0.287 (1, 5)		0-0 G5-4-3 1B		0-0 SH3-4 1B			0-0 6-3		0-0 F9			0-0 F3		0-0 F9	6 0 2 0 0 0 1
Dal Maxvill, R OBP: 0.316, SLG: 0.233 (1, 6) (10, 4)		0-0 G5-4-3 1-2f 1B		0-0 SH3-4 1-2 1B					0-0 WP SH5-4 1B			0-0 1B SH1-4 1B		0-0 WP 1B	5 1 4 0 0 0 1
Bob Gibson, R OBP: 0.357, SLG: 0.416 (1, 1)			0-0 1-3	0-0 6-3			0-0 SH5-4 1-2 1B		0-0 SH1-4 1-2 1B			0-0 6-3 1-2 1B		0-0 SH BB SH 1B	3 0 0 0 0 0 2

BOTTOM

San Diego Padres @ St. Louis Cardinals
 Busch Stadium, St. Louis, MO
 Wed Aug 12 1970, 7:05 PM CDT
 Att. 18,563 - Unknown

livebaseballscorecards.com

AB	49
R	5
H	15
RBI	5
BB	3
SO	6
LOB	17



Inning Stats	R	H	E	K	S	P
1	1	2	0	0	5	5
2	0	1	0	0	3	3
3	2	4	0	0	7	7
4	0	1	0	1	6	6
5	0	1	0	1	5	5
6	0	0	0	2	7	7
7	0	1	0	0	4	4
8	1	1	0	0	4	4
9	0	2	0	1	7	7
10	0	0	0	1	5	5
11	0	1	0	0	4	4
12	0	0	0	1	6	6
13	0	0	1	0	4	4
14	1	1	0	0	11	11

PITCHER	IP	WLS	BF	H	R	ER	SO	BB	IBB	HBP	BLK	WP	HR	S	P	ERA	WHIP
Danny Coombs, L ERA: 2.84 (1, 1)	8.2		37	13	4	4	4	0	0	0	0	1	1	45	45	4.15	1.500
Pat Dobson, R ERA: 4.07 (9, 1)	0.1		1	0	0	1	0	0	0	0	0	0	3	3	0.00	0.000	
Tom Dukes, R ERA: 2.34 (10, 1)	2.0		7	1	0	1	0	0	0	0	0	1	0	9	9	0.00	0.500
Ron Willis, R ERA: 2.79 (12, 1)	2.1	L	12	1	1	1	0	2	1	0	0	0	0	9	21	3.86	1.286

Batter	1	2	3	4	5	6	7	8	9	AB R H RBI BB SO LOB	TOP									
Jose Arcia, R (1, 6) OBP: 0.324, SLG: 0.338	0-0 6-3	4-0 BB 1-2 2-3 3-H	0-0 1B 1-2 2-H		0-0 2B 2-H		0-0 BB SH3-1 SF9 1B		0-0 SH3-4 1B	5 1 4 3 1 0 0										
Dave Campbell, R (1, 4) OBP: 0.282, SLG: 0.335	0-0 6-3	4-0 BB 1-2 2-3 3-H	0-0 FC5-4 1B		0-0 F7		0-0 SH3-1		0-0 SH3-4	3 0 1 1 1 0 1										
Cito Gaston, R (1, 8) OBP: 0.374, SLG: 0.538	4-0 BB	0-0 F8	0-0 FC5-4 1B 1-2f		0-3 K		4-0 BB IBB		4-0 IBB	3 0 0 0 3 1 7										
Al Ferrara, R (1, 7) OBP: 0.373, SLG: 0.470	0-3 K		0-0 HR 1B		0-0 G6-4-3 1B		0-0 3B 1B		0-3 K	4 2 3 0 1 1 1 1 0 0 0 0 1 2										
Ivan Murrell, R (7, 7) OBP: 0.293, SLG: 0.412																				
Ollie Brown, R (1, 9) OBP: 0.331, SLG: 0.508		0-0 1B BB 1B	0-0 HR		0-0 G6-4-3 1B 1-2f		0-3 K		0-0 SF9	5 2 2 3 0 1 4										
Nate Colbert, R (1, 3) OBP: 0.329, SLG: 0.495		0-3 K	0-3 K		0-0 FC6-4 1B		0-0 1B 3B		0-0 F8	5 1 2 1 0 2 3										
Ed Spiezio, R (1, 5) OBP: 0.378, SLG: 0.455		0-0 F3	0-0 6-3		0-0 FC6-4 1B 1-2f		0-0 1B		0-3 K	5 0 1 1 0 1 2										
Bob Barton, R (1, 2) OBP: 0.288, SLG: 0.336		0-0 BB BB 1B 1-3	4-0 1B BB		0-0 S 2B 1B		0-0 P4		0-0 L1-4 1B	4 3 3 0 1 0 1										
Clay Kirby, R (1, 1) OBP: 0.232, SLG: 0.192		4-0 BB BB BB	4-0 1B 1B		0-3 K		0-0 F9		0-0 L1-4	3 0 0 0 2 1 3										
Jack Baldschun, R (8, 1)										0 0 0 0 0 0 0										
Ron Herbel, R (8, 1)										0 0 0 0 0 0 0										
Inning Stats	R: 0 H: 0 E: 0 K: 1 S: 5	H: 0 LOB: 1 BB: 1 P: 9	R: 2 H: 2 E: 0 K: 1 S: 7	H: 2 LOB: 3 BB: 3 P: 19	R: 3 H: 4 E: 0 K: 1 S: 9	H: 4 LOB: 3 BB: 2 P: 17	R: 0 H: 2 E: 0 K: 0 S: 4	H: 2 LOB: 1 BB: 0 P: 4	R: 1 H: 2 E: 0 K: 2 S: 9	H: 2 LOB: 1 BB: 0 P: 9	R: 2 H: 3 E: 0 K: 1 S: 8	H: 3 LOB: 1 BB: 0 P: 8	R: 1 H: 1 E: 0 K: 0 S: 4	H: 1 LOB: 2 BB: 2 P: 12	R: 0 H: 1 E: 0 K: 1 S: 5	H: 1 LOB: 0 BB: 0 P: 5	R: 0 H: 1 E: 0 K: 1 S: 6	H: 1 LOB: 2 BB: 1 P: 10	1B: 13 SF: 1 2B: 2 SAC: 2 3B: 1 DP: 2 HR: 1 HBP: 0	WP: 0 PA: 50 PB: 0 SB: 1 CS: 0
PITCHER	IP WLS BF H R ER SO BB IBB HBP BLK WP HR S P ERA WHIP																			
Reggie Cleveland, R (1, 1) ERA: 16.88	2.2 L 17 4 5 5 3 5 0 0 0 0 1 18 38 16.88 3.375																			
Frank Linzy, R (3, 1) ERA: 4.27	1.1 8 4 0 0 0 1 0 0 0 0 0 0 7 11 0.00 3.750																			
Bob Chlupsa, R (5, 1) ERA: 11.32	1.1 9 5 3 3 3 0 0 0 0 0 0 0 15 15 20.25 3.750																			
Harry Parker, R (6, 1) ERA: 5.14	0.2 2 0 0 0 0 0 0 0 0 0 0 0 2 2 0.00 0.000																			
Chuck Taylor, R (7, 1) ERA: 3.02	2.0 9 2 1 1 1 1 1 0 0 0 0 0 9 17 4.50 1.500																			
PITCHER	IP WLS BF H R ER SO BB IBB HBP BLK WP HR S P ERA WHIP																			
Al Hrabosky, L (9, 1) ERA: 4.5	1.0 5 1 0 0 1 0 1 0 0 0 0 0 6 10 0.00 1.000																			

San Diego Padres @ St. Louis Cardinals
 Busch Stadium, St. Louis, MO
 Thu Aug 13 1970, 7:05 PM CDT
 Att: 30,021 - Unknown

AB	38
R	9
H	16
RBI	9
BB	9
SO	8
LOB	24



WP	0	PA	50
PB	0		
SB	1		
CS	0		

ERA	0.00	WHIP	1.000
-----	------	------	-------

Batter	1	2	3	4	5	6	7	8	9	AB	R	H	RBI	BB	SO	LOB
Lou Brock, L OBP: 0.369, SLG: 0.425 (1, 7)	0-0 HR		0-0 4-3		0-0 HR 1B	0-0 FC4-6 1-2f		0-0 FC3-6 1B 1-2 2-3 3-H		5	2	3	2	0	0	1
Julian Javier, R OBP: 0.289, SLG: 0.311 (1, 4)	0-0 6-3		0-3 K		0-0 F2	0-0 4-3 1-2		0-0 P4		5	0	0	0	0	1	5
Joe Hague, L OBP: 0.370, SLG: 0.436 Al Hrabosky, R (1, 9) (9, 1)	4-0 1B BB		0-0 P4		0-0 F9		0-0 P5	0-0 FC3-6 FC5-4 1-2f 2-3 3-H		4	0	0	1	1	0	3
Dick Allen, R OBP: 0.374, SLG: 0.558 (1, 3)	0-0 F9			0-0 4-3	0-0 HR 1-H		0-0 F9	0-0 FC5-4 1-2f		5	1	1	2	0	0	3
Joe Torre, R OBP: 0.392, SLG: 0.491 (1, 5)	0-0 1-3 1B			0-0 1B 1B 1B	0-0 HR		0-0 F9		0-0 F3	5	1	3	1	0	0	0
Jose Cardenal, R OBP: 0.351, SLG: 0.426 (1, 8)	0-3 K		0-3 K		0-0 1B			4-0 2B BB	0-0 6-3	4	1	1	0	1	2	3
Ted Simmons, S OBP: 0.307, SLG: 0.304 (1, 2)		0-0 F7		0-0 1B 1-2 1B	0-0 1-3			0-0 2B 1B 1B	0-0 F7	5	1	2	0	0	0	1
Dal Maxvill, R OBP: 0.316, SLG: 0.234 Vic Davalillo, L OBP: 0.373, SLG: 0.454 (1, 6) (8, PH) (9, 9)	0-0 6-3		0-0 K		0-0 6-3			0-0 1B FC3-6 2B 1-3 2-H		3	0	1	0	0	0	0
Reggie Cleveland, R Frank Linzy, R Leron Lee, L Eduardo Cruz, R Harry Parker, R Jim Beaschamp, R Chuck Taylor, R Carl Taylor, R Ed Crosby, L	0-0 4-3		0-3 K		0-0 FC4-6 1B			0-1 FC3-6 1B		1	0	0	0	0	0	0

Inning Stats	R: 1	H: 2	E: 0	K: 1	S: 7	LOB: 2	BB: 1	P: 11	R: 0	H: 0	E: 0	K: 0	S: 3	LOB: 0	BB: 0	P: 3	R: 0	H: 0	E: 0	K: 1	S: 5	LOB: 0	BB: 0	P: 5	R: 0	H: 3	E: 0	K: 2	S: 10	LOB: 3	BB: 3	P: 10	R: 3	H: 4	E: 0	K: 0	S: 7	LOB: 1	BB: 0	P: 7	R: 0	H: 1	E: 0	K: 0	S: 4	LOB: 1	BB: 0	P: 4	R: 0	H: 0	E: 0	K: 0	S: 3	LOB: 0	BB: 0	P: 3	R: 3	H: 3	E: 1	K: 0	S: 7	LOB: 2	BB: 1	P: 11	R: 0	H: 0	E: 0	K: 0	S: 3	LOB: 0	BB: 0	P: 3	R: 0	H: 0	E: 0	K: 0	S: 3	LOB: 0	BB: 0	P: 3	1B: 9	2B: 1	3B: 0	HR: 3	SF: 0	SAC: 0	DP: 0	HBP: 0	WP: 0	PB: 0	SB: 1	CS: 0	PA: 43
--------------	------	------	------	------	------	--------	-------	-------	------	------	------	------	------	--------	-------	------	------	------	------	------	------	--------	-------	------	------	------	------	------	-------	--------	-------	-------	------	------	------	------	------	--------	-------	------	------	------	------	------	------	--------	-------	------	------	------	------	------	------	--------	-------	------	------	------	------	------	------	--------	-------	-------	------	------	------	------	------	--------	-------	------	------	------	------	------	------	--------	-------	------	-------	-------	-------	-------	-------	--------	-------	--------	-------	-------	-------	-------	--------

PITCHER	IP	WLS	BF	H	R	ER	SO	BB	IBB	HBP	BLK	WP	HR	S	P	ERA	WHIP
Clay Kirby, R ERA: 4.51 (1, 1)	7.0	W	35	12	7	6	4	2	0	0	0	0	0	41	49	7.71	2.000
Jack Baldschun, R ERA: 9.64 (8, 1)	0.0		2	1	0	0	0	0	0	0	0	0	0	2	2	∞	∞
Ron Herbel, R ERA: 5.04 (8, 1)	2.0	S	6	0	0	0	0	0	0	0	0	0	0	6	6	0.00	0.000

BOTTOM

San Diego Padres @ St. Louis Cardinals
 Busch Stadium, St. Louis, MO
 Thu Aug 13 1970, 7:05 PM CDT
 Att. 30,021 - Unknown

livebaseballscorecards.com

AB	40
R	7
H	13
RBI	7
BB	2
SO	4
LOB	19



Batter	1	2	3	4	5	6	7	8	9	AB R H RBI BB SO LOB	TOP	
Jose Arcia, R (1, 6) OBP: 0.318, SLG: 0.331 Larry Stahl, L (8, PH) OBP: 0.147, SLG: 0.121 Tom Dukes, R (8, 1)	0-3 		0-0 			0-0 		0-0 		3 0 0 0 0 1 1 1 0 0 0 0 0 1 0 0 0 0 0 0 0	San Diego Padres @ Pittsburgh Pirates Three Rivers Stadium, Pittsburgh, PA Fri Aug 14 1970, 7:05 PM EDT Unknown	
Dave Campbell, R (1, 4) OBP: 0.280, SLG: 0.332	0-0 			0-0 		0-0 		0-0 	0-3 	4 0 0 0 0 1 1		
Cito Gaston, R (1, 8) OBP: 0.375, SLG: 0.538	0-0 			0-0 			0-0 		0-0 	4 0 2 0 0 0 0		
Al Ferrara, R (1, 7) OBP: 0.368, SLG: 0.463	0-0 			0-3 			0-0 		0-0 	4 0 0 0 0 1 2		
Ollie Brown, R (1, 9) OBP: 0.329, SLG: 0.504		0-0 			0-0 		0-0 			3 0 0 0 0 0 1		
Nate Colbert, R (1, 3) OBP: 0.327, SLG: 0.491		0-0 			0-0 		0-3 			3 0 0 0 0 1 1		
Ed Spiezio, R (1, 5) OBP: 0.377, SLG: 0.459		0-3 			0-0 			0-0 		3 1 1 0 0 1 0		
Chris Cannizzaro, R (1, 2) OBP: 0.389, SLG: 0.429			0-0 			0-0 		0-0 		3 0 1 0 0 0 1		
Dave Roberts, L (1, 1) OBP: 0.220, SLG: 0.375 Ray Webster, L (8, PH) OBP: 0.301, SLG: 0.295 Ron Slocum, R (8, 6) OBP: 0.211, SLG: 0.231			0-0 			0-0 		0-0 		2 0 0 0 0 0 1 1 0 0 1 0 0 0 0 0 0 0 0 0 0		
Inning Stats	R: 0 H: 1 E: 0 LOB: 1 K: 1 BB: 0 S: 6 P: 6	R: 0 H: 0 E: 0 LOB: 0 K: 1 BB: 0 S: 5 P: 5	R: 0 H: 0 E: 0 LOB: 0 K: 0 BB: 0 S: 3 P: 3	R: 0 H: 0 E: 0 LOB: 0 K: 1 BB: 0 S: 5 P: 5	R: 0 H: 0 E: 0 LOB: 0 K: 0 BB: 0 S: 3 P: 3	R: 0 H: 1 E: 0 LOB: 1 K: 0 BB: 0 S: 4 P: 4	R: 0 H: 1 E: 0 LOB: 1 K: 1 BB: 0 S: 6 P: 6	R: 1 H: 1 E: 1 LOB: 0 K: 0 BB: 0 S: 4 P: 4	R: 0 H: 0 E: 0 LOB: 0 K: 1 BB: 0 S: 5 P: 5	1B: 3 SF: 0 2B: 1 SAC: 0 3B: 0 DP: 0 HR: 0 HBP: 0		WP: 0 PA: 32 PB: 0 SB: 0 CS: 1
PITCHER Steve Blass, R (1, 1) ERA: 3.48 Orlando Pena, R (7, 1) ERA: 3.63	IP WLS BF H R ER SO BB IBB HBP BLK WP HR S P ERA WHIP 6.0 20 2 0 0 3 0 0 0 0 0 0 0 26 26 0.00 0.333 3.0 11 2 1 1 2 0 0 0 0 0 0 0 15 15 3.00 0.667											PITCHER IP WLS BF H R ER SO BB IBB HBP BLK WP HR S P ERA WHIP

livebaseballscorecards.com

AB	31
R	1
H	4
RBI	1
BB	0
SO	5
LOB	9



Batter	1	2	3	4	5	6	7	8	9	AB R H RBI BB SO LOB	TOP																				
Jose Arcia, R (1, 6) OBP: 0.309, SLG: 0.321	0-3 K		0-0 4-3			0-0 5-3		0-0 5-3		4 0 0 0 0 1 1																					
Ron Slocum, R (1, 4) OBP: 0.213, SLG: 0.268	0-3 K			0-3 K		0-0 6-3		0-0 2-H 3B		4 0 1 1 0 2 0																					
Cito Gaston, R (1, 8) OBP: 0.376, SLG: 0.537	4-0 BB			0-0 FC6-4 1B		0-0 5-3		0-0 2-3		3 0 1 0 1 0 1																					
Ollie Brown, R (1, 9) OBP: 0.328, SLG: 0.501	0-3 K			0-3 K			0-0 1B 1B		0-0 L8	4 0 1 0 0 2 2																					
Nate Colbert, R (1, 3) OBP: 0.326, SLG: 0.489		0-0 6-3		0-0 FC6-4 1-2f			0-0 1-2 G6-4-3 1B		0-0 5-3	4 0 1 0 0 0 1																					
Ivan Murrell, R (1, 7) OBP: 0.289, SLG: 0.406		0-3 K			0-0 F9		0-0 F4		0-0 F8	4 0 0 0 0 1 2																					
Ed Spiezio, R (1, 5) OBP: 0.377, SLG: 0.462		0-3 K			0-0 G3 2B		0-0 G6-4-3 1-2f			3 0 1 0 0 1 2																					
Bob Barton, R (1, 2) OBP: 0.288, SLG: 0.342			0-3 K		0-0 G3 2-3			0-0 3B 2B		3 1 1 0 0 1 1																					
Chris Cannizzaro, R (8, 2) OBP: 0.389, SLG: 0.429										0 0 0 0 0 0 0																					
Pat Dobson, R (1, 1) OBP: 0.193, SLG: 0.167			0-0 F4		0-3 K			0-0 5-3		2 0 0 0 0 1 1																					
Jack Baldschun, R (5, 1)										0 0 0 0 0 0 0																					
Al Ferrara, R (8, PH) OBP: 0.367, SLG: 0.461										1 0 0 0 0 0 1																					
Ron Willis, R (8, 1)										0 0 0 0 0 0 0																					
Inning Stats	R: 0 E: 0 K: 3 S: 9	H: 0 LOB: 1 BB: 1 P: 13	R: 0 E: 0 K: 2 S: 7	H: 0 LOB: 0 BB: 0 P: 7	R: 0 E: 0 K: 1 S: 5	H: 0 LOB: 0 BB: 0 P: 5	R: 0 E: 0 K: 2 S: 8	H: 1 LOB: 1 BB: 0 P: 8	R: 0 E: 0 K: 1 S: 6	H: 1 LOB: 1 BB: 0 P: 6	R: 0 E: 0 K: 0 S: 3	H: 0 LOB: 0 BB: 0 P: 3	R: 0 E: 0 K: 0 S: 4	H: 2 LOB: 1 BB: 0 P: 4	R: 1 E: 0 K: 0 S: 5	H: 2 LOB: 1 BB: 0 P: 5	R: 0 E: 0 K: 0 S: 3	H: 0 LOB: 0 BB: 0 P: 3	1B: 3 2B: 2 3B: 1 HR: 0	SF: 0 SAC: 0 DP: 1 HBP: 0	WP: 0 PB: 0 SB: 0 CS: 0	PA: 33									
PITCHER Luke Walker, L (1, 1) ERA: 3.11	IP 9.0	WLS W	BF 33	H 6	R 1	ER 1	SO 9	BB 1	IBB 0	HBP 0	BLK 0	WP 0	HR 0	S 50	P 54	ERA 1.00	WHIP 0.778														
											PITCHER	IP	WLS	BF	H	R	ER	SO	BB	IBB	HBP	BLK	WP	HR	S	P	ERA	WHIP			

San Diego Padres @ Pittsburgh Pirates
 Three Rivers Stadium, Pittsburgh, PA
 Fri Aug 14 1970, 7:05 PM EDT
 Att: 26,979 - Unknown

livebaseballscorecards.com

AB	32
R	1
H	6
RBI	1
BB	1
SO	9
LOB	12



Batter	1	2	3	4	5	6	7	8	9
Freddie Patek, R (1, 6) OBP: 0.355, SLG: 0.392	0-3 K		0-3 K		0-3 K	0-0 F7		0-0 F8	
Matty Alou, L (1, 8) OBP: 0.321, SLG: 0.346	0-0 F6			0-0 6-3	0-0 FC4-6 E	0-0 F7		0-0 G4-6-3	
Al Oliver, L (1, 9) OBP: 0.331, SLG: 0.452	0-0 L6			0-0 G3	0-0 E3 HR		0-0 G3		
Willie Stargell, L (1, 7) OBP: 0.329, SLG: 0.531		0-0 FC4-6 1B		0-0 1B	0-0 HR		0-0 G3		
Gene Clines, R (8, 7) OBP: 0.600, SLG: 0.556									
Bob Robertson, R (1, 3) OBP: 0.386, SLG: 0.564		0-3 K		0-0 F8	0-0 1B 3B 1B		0-0 5-3		
Gene Alley, R (1, 5) OBP: 0.300, SLG: 0.372		0-0 FC4-6 1-2f			E6 1B 3B 1B			0-0 1B 3B	
Dave Cash, R (1, 4) OBP: 0.378, SLG: 0.467		0-0 F4 1-2			1B 3B			0-0 1B 1B 3-H	
Jerry May, R (1, 2) OBP: 0.302, SLG: 0.273			0-0 4-3		E FC4-6 BB			0-0 1B 1B	
Luke Walker, L (1, 1) OBP: 0.214, SLG: 0.154			0-0 4-3		E8 FC4-6 1B 1-3 2-H 3-H	0-3 K		0-0 1B G4-6-3	

Inning Stats	R: 0 E: 0 K: 1 S: 5	H: 0 LOB: 0 BB: 0 P: 5	R: 0 E: 0 K: 1 S: 6	H: 1 LOB: 1 BB: 0 P: 6	R: 0 E: 0 K: 1 S: 5	H: 0 LOB: 0 BB: 0 P: 5	R: 0 E: 0 K: 0 S: 4	H: 1 LOB: 1 BB: 0 P: 4	R: 8 E: 3 K: 2 S: 15	H: 6 LOB: 1 BB: 1 P: 19	R: 0 E: 0 K: 1 S: 5	H: 0 LOB: 0 BB: 0 P: 5	R: 0 E: 0 K: 0 S: 3	H: 0 LOB: 0 BB: 0 P: 3	R: 2 E: 0 K: 0 S: 6	H: 4 LOB: 1 BB: 0 P: 6
--------------	------------------------------	---------------------------------	------------------------------	---------------------------------	------------------------------	---------------------------------	------------------------------	---------------------------------	-------------------------------	----------------------------------	------------------------------	---------------------------------	------------------------------	---------------------------------	------------------------------	---------------------------------

PITCHER	IP	WLS	BF	H	R	ER	SO	BB	IBB	HBP	BLK	WP	HR	S	P	ERA	WHIP
Pat Dobson, R (1, 1) ERA: 4.02	4.2	L	24	7	8	1	4	1	0	0	0	0	1	31	35	1.93	1.714
Jack Baldschun, R (5, 1) ERA: 7.71	2.1		8	1	0	0	2	0	0	0	0	0	0	12	12	0.00	0.429
Ron Willis, R (8, 1) ERA: 3.14	1.0		6	4	2	2	0	0	0	0	0	0	0	6	6	18.00	4.000

BOTTOM

San Diego Padres @ Pittsburgh Pirates
 Three Rivers Stadium, Pittsburgh, PA
 Fri Aug 14 1970, 7:05 PM EDT
 Att. 26,979 - Unknown

AB	R	H	RBI	BB	SO	LOB
5	0	0	0	0	3	4
5	1	0	1	0	0	3
4	1	0	0	0	0	0
4	1	3	2	0	0	0
0	0	0	0	0	0	0
4	1	1	0	0	1	2
4	3	2	0	0	0	1
4	2	3	3	0	0	1
3	1	1	0	1	1	1
4	0	2	3	0	1	0

AB	37
R	10
H	12
RBI	9
BB	1
SO	6
LOB	12



1B:	9	SF:	0	WP:	0	PA:	38
2B:	0	SAC:	0	PB:	0		
3B:	2	DP:	1	SB:	3		
HR:	1	HBP:	0	CS:	0		

PITCHER	IP	WLS	BF	H	R	ER	SO	BB	IBB	HBP	BLK	WP	HR	S	P	ERA	WHIP
---------	----	-----	----	---	---	----	----	----	-----	-----	-----	----	----	---	---	-----	------

Batter	1	2	3	4	5	6	7	8	9	AB R H RBI BB SO LOB	TOP											
Jose Arcia, R (1, 6) OBP: 0.301, SLG: 0.312	0-0 6-3			0-0 G3		0-0 F9			0-0 F8	4 0 0 0 0 0 0												
Dave Campbell, R (1, 4) OBP: 0.282, SLG: 0.333	0-0 CS 1B			0-3 K			0-0 1B		0-0 F6	4 0 2 0 0 1 0												
Cito Gaston, R (1, 8) OBP: 0.375, SLG: 0.534	0-3 K			0-3 K			0-3 K		0-0 1B 1B	4 1 1 0 0 3 2												
Al Ferrara, R (1, 7) OBP: 0.372, SLG: 0.465	0-0 CS 1-2	0-0 G5-4-3 1B			0-0 1B		0-3 K		0-0 1B BB 1B	4 1 3 0 0 1 1												
Ollie Brown, R (1, 9) OBP: 0.327, SLG: 0.499			0-0 G5-4-3 1-2f		0-0 F8		0-3 K		0-0 BB BB 1B	4 1 1 1 0 1 3												
Nate Colbert, R (1, 3) OBP: 0.328, SLG: 0.488			0-3 K		0-3 K			4-0 BB	0-0 BB BB 1B	3 0 1 0 1 2 1												
Ed Spiezio, R (1, 5) OBP: 0.374, SLG: 0.455			0-3 K		0-0 F9		0-0 F8	0-0 F8	4-0 BB BB	3 0 0 1 1 1 2												
Chris Cannizzaro, R (1, 2) OBP: 0.387, SLG: 0.424			0-0 F7		0-0 F8		0-0 F9	0-0 F9	4-0 BB BB	3 0 0 1 1 0 1												
Earl Wilson, R (1, 1) OBP: 0.188, SLG: 0.227			0-3 K		0-3 K			0-0 5-3	0-3 K	2 0 0 0 0 2 0												
Jack Baldschun, R (6, 1)										0 0 0 0 0 0 0												
Ivan Murrell, R (8, PH) OBP: 0.288, SLG: 0.404										1 0 0 0 0 0 1												
Ron Herbel, R (8, 1)										0 0 0 0 0 0 0												
Bob Barton, R (9, PH) OBP: 0.287, SLG: 0.340										1 0 0 0 0 1 3												
Inning Stats	R: 0 E: 0 K: 1 S: 5	H: 1 LOB: 0 BB: 0 P: 5	R: 0 E: 0 K: 1 S: 5	H: 1 LOB: 0 BB: 0 P: 5	R: 0 E: 0 K: 2 S: 7	H: 0 LOB: 0 BB: 0 P: 7	R: 0 E: 0 K: 2 S: 7	H: 0 LOB: 0 BB: 0 P: 7	R: 0 E: 0 K: 1 S: 6	H: 1 LOB: 1 BB: 0 P: 6	R: 0 E: 0 K: 1 S: 5	H: 0 LOB: 0 BB: 0 P: 5	R: 0 E: 0 K: 3 S: 10	H: 1 LOB: 1 BB: 0 P: 10	R: 0 E: 0 K: 0 S: 3	H: 0 LOB: 1 BB: 1 P: 7	R: 3 E: 0 K: 1 S: 9	H: 4 LOB: 3 BB: 2 P: 17	1B: 8 2B: 0 3B: 0 HR: 0	SF: 0 SAC: 0 DP: 1 HBP: 0	WP: 0 PB: 0 SB: 0 CS: 1	PA: 37
PITCHER Bob Veale, L (1, 1) ERA: 4.06	IP: 9.0 WLS: W BF: 36 H: 8 R: 3 ER: 3 SO: 12 BB: 3 IBB: 0 HBP: 0 BLK: 0 WP: 0 HR: 0 S: 57 P: 69 ERA: 3.00 WHIP: 1.222											PITCHER	IP: 9.0 WLS: W BF: 36 H: 8 R: 3 ER: 3 SO: 12 BB: 3 IBB: 0 HBP: 0 BLK: 0 WP: 0 HR: 0 S: 57 P: 69 ERA: 3.00 WHIP: 1.222									

San Diego Padres @ Pittsburgh Pirates
 Three Rivers Stadium, Pittsburgh, PA
 Sat Aug 15 1970, 3:33 AM EDT
 Att. 14,110 - Sunny

livebaseballscorecards.com

AB	33
R	3
H	8
RBI	3
BB	3
SO	12
LOB	14



Batter	1	2	3	4	5	6	7	8	9
Matty Alou, L OBP: 0.320, SLG: 0.344 (1, 8)	0-0 4-3		0-0 4-3		0-0 G3	0-0 2-3 1B		0-0 4-3	
Gene Alley, R OBP: 0.301, SLG: 0.375 (1, 6)	0-0 1B 2B			0-0 6-3	0-0 E8 1B	0-0 F8		0-0 4-3	
Roberto Clemente, R OBP: 0.406, SLG: 0.577 (1, 9) Johnny Jeter, R OBP: 0.318, SLG: 0.358 (8, 9)	0-0 L7			0-0 4-3	0-0 4-3		0-3 K		
Al Oliver, L OBP: 0.333, SLG: 0.452 (1, 3)	0-0 2-H 1B			0-0 1B HR 1B		0-0 F7	0-0 L3		
Willie Stargell, L OBP: 0.333, SLG: 0.536 (1, 7)		0-3 K		0-0 1-2 HR 1B		0-0 1B 2B	0-0 HR 1B		
Jose Pagan, R OBP: 0.318, SLG: 0.381 (1, 5)		0-0 CS 1B		0-0 1-H 2-H HR		0-0 2-3 2B 1B	0-0 1-H HR		
Bill Mazaroski, R OBP: 0.286, SLG: 0.324 (1, 4)		0-0 F7		0-0 HR		0-0 G3	4-0 BB		
Jerry May, R OBP: 0.301, SLG: 0.266 (1, 2)			0-0 F5	0-0 F8		4-0 2B IBB	0-3 K		
Bob Veale, S OBP: 0.183, SLG: 0.179 (1, 1)			0-3 K		0-3 K	0-0 1B 2B		0-0 L7	

Inning Stats	R: 0 E: 0 K: 0 S: 4	H: 2 LOB: 2 BB: 0 P: 4	R: 0 E: 0 K: 1 S: 5	H: 1 LOB: 0 BB: 0 P: 5	R: 0 E: 0 K: 1 S: 5	H: 0 LOB: 0 BB: 0 P: 5	R: 4 E: 0 K: 0 S: 7	H: 4 LOB: 0 BB: 0 P: 7	R: 0 E: 1 K: 1 S: 6	H: 1 LOB: 1 BB: 0 P: 6	R: 3 E: 0 K: 0 S: 7	H: 4 LOB: 2 BB: 1 P: 11	R: 2 E: 0 K: 2 S: 9	H: 2 LOB: 1 BB: 1 P: 13	R: 0 E: 0 K: 0 S: 3	H: 0 LOB: 0 BB: 0 P: 3
1B: 8 2B: 3 3B: 0 HR: 3	SF: 0 SAC: 0 DP: 0 HBP: 0	WP: 0 PB: 0 SB: 0 CS: 1														

PITCHER	IP	WLS	BF	H	R	ER	SO	BB	IBB	HBP	BLK	WP	HR	S	P	ERA	WHIP
Earl Wilson, R ERA: 4.72 (1, 1)	5.2	L	28	12	7	7	3	0	0	0	0	0	2	33	37	11.12	2.118
Jack Baldschun, R ERA: 8.31 (6, 1)	1.1		7	2	2	2	2	1	0	0	0	0	1	10	14	13.50	2.250
Ron Herbel, R ERA: 4.99 (8, 1)	1.0		3	0	0	0	0	0	0	0	0	0	0	3	3	0.00	0.000

BOTTOM

San Diego Padres @ Pittsburgh Pirates
Three Rivers Stadium, Pittsburgh, PA
Sat Aug 15 1970, 3:33 AM EDT
Att. 14,110 - Sunny

livebaseballscorecards.com

AB	36
R	9
H	14
RBI	9
BB	2
SO	5
LOB	8



WP: 0 PB: 0 SB: 0 CS: 1	PA: 38
----------------------------------	--------

Batter	1	2	3	4	5	6	7	8	9	AB R H RBI BB SO LOB	TOP											
Jose Arcia, R OBP: 0.292, SLG: 0.301 (1, 6)	K			F9			F7		4-3	5 0 0 0 0 2 2												
Dave Campbell, R OBP: 0.283, SLG: 0.333 Ron Slocum, R OBP: 0.219, SLG: 0.271 (1, 4) (4, 4)	BB 1B BB		F3		G6-4-3 1B		F9		F7	1 1 0 0 1 0 0 3 0 1 0 0 0 0												
Cito Gaston, R OBP: 0.373, SLG: 0.530 (1, 8)	BB 1B BB		K		G6-4-3 1-2f		K		F8	4 1 0 0 1 2 1												
Al Ferrara, R OBP: 0.376, SLG: 0.470 Larry Stahl, L OBP: 0.147, SLG: 0.121 (1, 7) (8, PR) (8, 7)	1B 1-2 2-H 1B		L5		1B			SH3 HR 1B		4 1 3 1 0 0 0 0 1 0 0 0 0 0												
Ollie Brown, R OBP: 0.327, SLG: 0.498 (1, 9)	1B 1-3 2-H 1B		K		F7			SH3		3 1 1 1 0 1 1												
Nate Colbert, R OBP: 0.329, SLG: 0.486 (1, 3)	1B 1B IBB		F9		6-3			HR IBB		2 2 0 0 2 0 0												
Ed Spiezio, R OBP: 0.381, SLG: 0.475 (1, 5)	1B 1-2 2-3 3-H 1B		5-3		1B			HR		4 1 3 4 0 0 0												
Bob Barton, R OBP: 0.286, SLG: 0.338 (1, 2)	1B 1-2 2-H 3-H 1B		6-3		F8			K		4 0 1 2 0 1 2												
Danny Coombs, R OBP: 0.111, SLG: 0.093 Ron Herbel, R Tom Dukes, R (1, 1) (4, 1) (8, 1)	K		F8		G3			K		2 0 0 0 0 1 2 2 0 0 0 0 1 2 0 0 0 0 0 0 0												
Inning Stats	R: 5 E: 0 K: 3 S: 13	H: 4 LOB: 2 BB: 3 P: 25	R: 0 E: 0 K: 1 S: 5	H: 0 LOB: 0 BB: 0 P: 5	R: 0 E: 0 K: 1 S: 5	H: 0 LOB: 0 BB: 0 P: 5	R: 0 E: 0 K: 0 S: 3	H: 0 LOB: 0 BB: 0 P: 3	R: 0 E: 0 K: 0 S: 4	H: 2 LOB: 1 BB: 0 P: 4	R: 0 E: 0 K: 0 S: 4	H: 1 LOB: 1 BB: 0 P: 4	R: 0 E: 0 K: 1 S: 5	H: 0 LOB: 0 BB: 0 P: 5	R: 3 E: 0 K: 2 S: 9	H: 2 LOB: 1 BB: 1 P: 13	R: 0 E: 0 K: 0 S: 3	H: 0 LOB: 0 BB: 0 P: 3	1B: 8 2B: 0 3B: 0 HR: 1	SF: 0 SAC: 1 DP: 1 HBP: 0	WP: 0 PB: 0 SB: 0 CS: 0	PA: 39
PITCHER	IP WLS BF H R ER SO BB IBB HBP BLK WP HR S P ERA WHIP																					
Bruce Dal Canton, R ERA: 4.38 John Lamb, R ERA: Joe Gibbon, L ERA: 4.71 Orlando Pena, R ERA: 4.17 Dave Giusti, R ERA: 3.35 (1, 1) (1, 1) (5, 1) (7, 1) (9, 1)	0.1 3.2 2.0 2.0 1.0		7 12 8 9 3	3 1 3 2 0	5 0 0 3 0	1 4 0 3 0	2 0 0 0 0	1 0 0 1 0	0 0 0 0 0	0 0 0 0 0	0 0 0 1 0	6 20 8 14 3	18 20 8 18 3	135.00 0.00 0.00 13.50 0.00	15.000 0.273 1.500 1.000 0.000							ERA WHIP

San Diego Padres @ Pittsburgh Pirates
Three Rivers Stadium, Pittsburgh, PA
Sun Aug 16 1970, 3:33 AM EDT
Att: 18,969 - Unknown

AB	34
R	8
H	9
RBI	8
BB	4
SO	8
LOB	10



livebaseballscorecards.com

Batter	1	2	3	4	5	6	7	8	9	AB	R	H	RBI	BB	SO	LOB
Johnny Jeter, R OBP: 0.321, SLG: 0.360 (1, 8) X	0-0 5-3 1		0-3 K 2 X	0-0 1B 1-2 2-3		0-0 1B S		0-3 K 1		5	0	2	0	0	2	3
Gene Alley, R OBP: 0.297, SLG: 0.369 (1, 6) X	0-0 5-3 2		0-3 K 3 S S S	0-3 K 3		0-0 F9 1-2 3		0-3 K 2		5	0	0	0	0	3	7
Roberto Clemente, R OBP: 0.406, SLG: 0.574 Dave Giusti, R OBP: 0.357, SLG: 0.364 (1, 9) X (9, 1)	0-0 6-3 3			0-0 1B 2B G3	0-0 1B FC6-4 FC4-6			0-0 L9 3		5	2	2	0	0	1	2
Manny Sanguillen, R OBP: 0.329, SLG: 0.430 (1, 2) X		0-0 6-3 1		0-0 2B G3 1-3	0-0 1B FC6-4 1-2			0-0 5-3 2	0-3 K 1	5	1	2	0	0	1	0
Bob Robertson, R OBP: 0.390, SLG: 0.574 (1, 3) X		4-0 BB FC6-4 BB		0-3 K 1 X	0-0 1B FC6-4 FC4-6 1-2f 2-3			0-0 HR	0-0 3B 1B	4	2	2	1	1	1	4
Al Oliver, L OBP: 0.331, SLG: 0.449 (1, 7) X (9, 9)		0-0 FC6-4 1-2f 2		0-0 G3 2 X	0-0 1B FC4-6 1-2f 2-3			0-0 1B FC5-4	0-0 F8 2	5	0	1	2	0	0	4
Jose Pagan, R OBP: 0.320, SLG: 0.400 (1, 5) X		0-0 L7 3		0-0 1B 2B 3-H	0-0 1B F2 3-H			0-0 1B FC5-4 1-2f	0-0 3B 1-H	5	1	2	2	0	0	3
Bill Mazaroski, R OBP: 0.291, SLG: 0.330 (1, 4) X			0-0 2B S S S S	4-0 1B 1B BB		0-0 F8 1		0-0 1B BB	0-0 L8 3	4	0	2	0	1	0	1
Bruce Dal Canton, R OBP: 0.319, SLG: 0.344 John Lamb, R OBP: 0.636, SLG: 0.600 Gene Clines, R Joe Gibbon, R Matty Alou, L Orlando Pena, R Willie Stargell, L (1, 1) S S S S (1, 1) (4, PH) (5, 1) (6, PH) (7, 1) (8, PH) (9, 7)			0-3 K 1 X	0-0 1B 1-2 2-H		0-0 F4 2		4-0 BB 1-2		0	0	0	0	0	0	0


Inning Stats	R: 0	H: 0	E: 0	K: 0	S: 3	H: 0	LOB: 0	BB: 0	P: 3	R: 0	H: 0	E: 0	K: 0	S: 3	H: 0	LOB: 1	BB: 1	P: 7	R: 0	H: 1	E: 0	K: 3	S: 10	H: 1	LOB: 1	BB: 0	P: 10	R: 3	H: 5	E: 0	K: 2	S: 12	H: 5	LOB: 3	BB: 1	P: 16	R: 1	H: 2	E: 0	K: 0	S: 5	H: 1	LOB: 1	BB: 0	P: 5	R: 0	H: 1	E: 0	K: 0	S: 4	H: 1	LOB: 1	BB: 0	P: 4	R: 1	H: 2	E: 0	K: 1	S: 7	H: 2	LOB: 1	BB: 0	P: 7	R: 0	H: 1	E: 0	K: 2	S: 8	H: 1	LOB: 2	BB: 1	P: 12	R: 1	H: 2	E: 0	K: 1	S: 7	H: 2	LOB: 1	BB: 0	P: 7	R: 1	H: 2	E: 0	K: 1	S: 7	H: 2	LOB: 1	BB: 0	P: 7	1B: 9	SF: 0	2B: 3	SAC: 0	3B: 1	DP: 0	HR: 1	HBP: 0	WP: 0	PA: 44
Danny Coombs, L ERA: 2.95 (1, 1)	IP	WLS	BF	H	R	ER	SO	BB	IBB	HBP	BLK	WP	HR	S	P	ERA	WHIP																																																																																			
Ron Herbel, R ERA: 5.01 (4, 1)	3.1	W	16	6	2	2	2	0	0	0	0	0	1	20	20	5.40	1.800																																																																																			
Tom Dukes, R ERA: 2.38 (8, 1)	2.0	S	9	2	1	1	3	1	0	0	0	0	0	14	18	4.50	1.500																																																																																			

BOTTOM

San Diego Padres @ Pittsburgh Pirates
Three Rivers Stadium, Pittsburgh, PA

Sun Aug 16 1970, 3:33 AM EDT
Att. 18,969 - Unknown

AB	41
R	6
H	14
RBI	6
BB	3
SO	9
LOB	25



Batter	1	2	3	4	5	6	7	8	9	AB R H RBI BB SO LOB	TOP
Jose Arcia, R (1, 6) OBP: 0.297, SLG: 0.307	0-0 1-3		0-0 P4			0-0 G5-4-3 1-2 1B			0-0 FC4-6 1B	4 0 2 0 0 0 0	
Ron Slocum, R (1, 4) OBP: 0.209, SLG: 0.258 Larry Stahl, L (9, PH) OBP: 0.143, SLG: 0.118	0-3 K			0-0 5-3		0-0 G5-4-3 1-2f			0-0 FC4-6 1-2f G4-6-3	3 0 0 0 0 1 2 1 0 0 0 0 0 1	
Cito Gaston, R (1, 8) OBP: 0.375, SLG: 0.529	0-0 1B			0-0 1-3			0-0 G1-4-3 1B		0-0 G4-6-3 1-2f	4 0 2 0 0 0 1	
Al Ferrara, R (1, 7) OBP: 0.373, SLG: 0.465	0-0 P5			0-0 F7			0-0 G1-4-3 1-2f			3 0 0 0 0 0 2	
Ollie Brown, R (1, 9) OBP: 0.327, SLG: 0.499		0-0 6-3			0-3 K		0-0 2B			3 0 1 0 0 1 0	
Nate Colbert, R (1, 3) OBP: 0.327, SLG: 0.482		0-0 4-3			0-0 F9		0-0 F8			3 0 0 0 0 0 1	
Ed Spiezio, R (1, 5) OBP: 0.376, SLG: 0.469		0-3 K			0-0 P5			0-3 K		3 0 0 0 0 2 0	
Bob Barton, R (1, 2) OBP: 0.287, SLG: 0.338			0-0 F8			0-0 1B 1B		0-3 K		3 0 1 0 0 1 0	
Clay Kirby, R (1, 1) OBP: 0.224, SLG: 0.185 Ray Webster, L (8, PH) OBP: 0.298, SLG: 0.292 Ron Willis, R (8, 1) Jack Baldschun, R (8, 1)			0-0 F8			0-3 K		0-0 6-3		2 0 0 0 0 1 1 1 0	
Inning Stats	R: 0 E: 0 K: 1 S: 6 H: 1 LOB: 1 BB: 0 P: 6	R: 0 E: 0 K: 1 S: 5 H: 0 LOB: 0 BB: 0 P: 5	R: 0 E: 0 K: 0 S: 3 H: 0 LOB: 0 BB: 0 P: 3	R: 0 E: 0 K: 0 S: 3 H: 0 LOB: 0 BB: 0 P: 3	R: 0 E: 0 K: 1 S: 5 H: 0 LOB: 0 BB: 0 P: 5	R: 0 E: 0 K: 1 S: 6 H: 2 LOB: 1 BB: 0 P: 6	R: 0 E: 0 K: 0 S: 4 H: 2 LOB: 1 BB: 0 P: 4	R: 0 E: 0 K: 2 S: 7 H: 0 LOB: 0 BB: 0 P: 7	R: 0 E: 0 K: 0 S: 3 H: 1 LOB: 0 BB: 0 P: 3	1B: 5 2B: 1 3B: 0 HR: 0 SF: 0 SAC: 0 DP: 3 HBP: 0	WP: 0 PB: 0 SB: 0 CS: 0 PA: 30
PITCHER Milt Pappas, R (1, 1) ERA: 3.3	IP: 9.0 WLS: W BF: 30 H: 6 R: 0 ER: 0 SO: 6 BB: 0 IBB: 0 HBP: 0 BLK: 0 WP: 0 HR: 0 S: 42 P: 42 ERA: 0.00 WHIP: 0.667					PITCHER	IP: 9.0 WLS: W BF: 30 H: 6 R: 0 ER: 0 SO: 6 BB: 0 IBB: 0 HBP: 0 BLK: 0 WP: 0 HR: 0 S: 42 P: 42 ERA: 0.00 WHIP: 0.667				

San Diego Padres @ Chicago Cubs

Wrigley Field, Chicago, IL

Mon Aug 17 1970, 3:33 AM CDT

Att. 21,370 - Sunny - 74 F

livebaseballscorecards.com

AB	30
R	0
H	6
RBI	0
BB	0
SO	6
LOB	8



Batter	1	2	3	4	5	6	7	8	9	AB	R	H	RBI	BB	SO	LOB
Don Kessinger, S (1, 6) OBP: 0.344, SLG: 0.376	0-0 G5-4-3 1B		0-0 P6	0-0 1-2 2-H 3-H 1B		0-0 FC4-6 1-2f		0-0 SH2-4		4	0	2	2	0	0	1
Glenn Beckert, R (1, 4) OBP: 0.339, SLG: 0.362	0-0 G5-4-3 1-2f		0-0 CS 1B 1B	0-0 P4		0-0 4-3 1-2		0-0 FC4-2 1B 1B 2-3 3-H		5	1	1	0	0	0	6
Billy Williams, L (1, 7) OBP: 0.380, SLG: 0.588 Cleo James, R (9, 7) OBP: 0.299, SLG: 0.313	4-0 BB		0-0 1-2 1B	0-0 4-3			0-0 F7	0-0 1-3 3-H 1B 1B		4	1	2	1	1	0	2
Jim Hickman, R (1, 3) OBP: 0.426, SLG: 0.597	0-3 K		0-3 K		4-0 BB BB BB FC3-6 BB		4-0 BB BB	0-0 1-2 3-H 1B 1B		3	0	1	1	2	2	3
Joe Pepitone, L (1, 8) OBP: 0.297, SLG: 0.442		0-0 1-3		0-0 BB 2B 1B		0-0 FC3-6 1-2f 1-3		0-0 P5 1-3 2-H 1B		5	1	2	1	0	0	2
Ron Santo, R (1, 5) OBP: 0.351, SLG: 0.448		0-3 K		4-0 BB BB BB 2B 1B BB		0-0 1-3 1-2		4-0 BB BB K		3	1	0	0	2	2	3
Johnny Callison, L (1, 9) OBP: 0.366, SLG: 0.459		4-0 BB BB BB 2B BB		0-0 1-3 2-H 1B 2B		0-0 F9		0-0 F7		3	2	1	1	1	0	3
Randy Hundley, R (1, 2) OBP: 0.377, SLG: 0.475		0-0 1-H 2B		0-0 5-3		0-0 FC1-6 1B		0-0 SH2-4 FC4-2 1B 1B		4	0	3	1	0	0	2
Milt Pappas, R (1, 1) OBP: 0.220, SLG: 0.385		0-0 F7		1-0 1B HBP		0-0 FC1-6 FC4-6 1-2f		0-0 FC4-2 SH2-4 1B 1B		3	1	1	0	0	0	2

Inning Stats	R: 0	H: 1	E: 0	K: 1	S: 5	LOB: 1	BB: 1	P: 9	R: 1	H: 1	E: 0	K: 1	S: 6	LOB: 1	BB: 1	P: 10	R: 0	H: 2	E: 0	K: 1	S: 6	LOB: 2	BB: 0	P: 6	R: 3	H: 3	E: 0	K: 0	S: 6	LOB: 2	BB: 1	P: 11	R: 0	H: 0	E: 0	K: 0	S: 3	LOB: 1	BB: 1	P: 7	R: 0	H: 1	E: 0	K: 0	S: 4	LOB: 1	BB: 0	P: 4	R: 0	H: 0	E: 0	K: 0	S: 3	LOB: 2	BB: 2	P: 11	R: 3	H: 5	E: 0	K: 1	S: 10	LOB: 2	BB: 0	P: 10	1B: 11	SF: 0	2B: 3	SAC: 1	3B: 0	DP: 2	HR: 0	HBP: 1	WP: 0	PA: 42
--------------	------	------	------	------	------	--------	-------	------	------	------	------	------	------	--------	-------	-------	------	------	------	------	------	--------	-------	------	------	------	------	------	------	--------	-------	-------	------	------	------	------	------	--------	-------	------	------	------	------	------	------	--------	-------	------	------	------	------	------	------	--------	-------	-------	------	------	------	------	-------	--------	-------	-------	--------	-------	-------	--------	-------	-------	-------	--------	-------	--------


PITCHER	IP	WLS	BF	H	R	ER	SO	BB	IBB	HBP	BLK	WP	HR	S	P	ERA	WHIP
Clay Kirby, R (1, 1) ERA: 4.54	7.0	L	34	8	4	4	3	6	0	1	0	0	0	33	58	5.14	2.000
Ron Willis, R (8, 1) ERA: 3.71	0.2		7	5	3	3	0	0	0	0	0	0	0	7	7	40.50	7.500
Jack Baldschun, R (8, 1) ERA: 8.1	0.1		1	0	0	0	1	0	0	0	0	0	0	3	3	0.00	0.000

BOTTOM

San Diego Padres @ Chicago Cubs
 Wrigley Field, Chicago, IL
 Mon Aug 17 1970, 3:33 AM CDT
 Att. 21,370 - Sunny - 74 F

livebaseballscorecards.com

AB	34
R	7
H	13
RBI	7
BB	6
SO	4
LOB	24



Batter	1	2	3	4	5	6	7	8	9	AB R H RBI BB SO LOB	TOP										
Jose Arcia, R (1, 6) OBP: 0.298, SLG: 0.308	0-0 4-3	0-0 FC6-4 1B	0-0 1B		0-0 F7	0-3 K			0-0 F8	6 0 2 3 0 1 4											
Dave Campbell, R (1, 4) OBP: 0.279, SLG: 0.328	0-3 K	0-0 FC6-4 1B	0-0 F7		0-0 FC6-4			0-0 F8	0-0 F8	6 0 0 0 0 1 8											
Cito Gaston, R (1, 8) OBP: 0.375, SLG: 0.539	0-3 K		0-0 HR	0-0 1-3		0-0 1B 3B		0-3 K		5 2 2 1 0 2 0											
Al Ferrara, R (1, 7) OBP: 0.374, SLG: 0.463		0-0 F9	0-0 5-3	4-0 FC4 BB		0-0 1B 1B HR 1B		0-3 K		3 0 1 1 1 0 0 1 1 0 0 0 1 0											
Ivan Murrell, R (6, PR) OBP: 0.287, SLG: 0.403																					
Ollie Brown, R (1, 9) OBP: 0.330, SLG: 0.507		0-0 2B 1B 1B	0-0 HR	0-3 K		0-0 1B HR 1B		0-3 K		5 3 3 1 0 2 1											
Nate Colbert, R (1, 3) OBP: 0.326, SLG: 0.479		0-0 F8	0-0 5-3	0-0 FC4		0-0 HR 1B		0-0 5-3		5 1 1 0 0 0 2											
Ed Spiezio, R (1, 5) OBP: 0.381, SLG: 0.491		0-0 1B 1B 2B	0-0 E5 BB 1B		0-0 FC3-5 BB 1B	0-0 HR		0-0 F8		5 3 3 4 0 0 0											
Chris Cannizzaro, R (1, 2) OBP: 0.394, SLG: 0.424		4-0 1B 1B IBB	4-0 BB 1B IBB		4-0 FC3-5 BB	0-0 F9		0-0 SH1-4 1B		2 1 1 0 3 0 1											
Pat Dobson, R (1, 1) OBP: 0.213, SLG: 0.175		0-0 1B	4-0 BB		0-0 FC3-5 FC6-4	0-0 6-3		0-0 SH1-4		3 0 1 1 1 0 3											
Inning Stats	R: 0 E: 0 K: 2 S: 7	H: 0 LOB: 0 BB: 0 P: 7	R: 2 E: 0 K: 0 S: 7	H: 4 LOB: 3 BB: 1 P: 11	R: 4 E: 1 K: 0 S: 7	H: 3 LOB: 2 BB: 2 P: 15	R: 0 E: 0 K: 1 S: 5	H: 0 LOB: 1 BB: 1 P: 9	R: 0 E: 0 K: 0 S: 4	H: 1 LOB: 2 BB: 1 P: 8	R: 5 E: 0 K: 1 S: 10	H: 5 LOB: 1 BB: 0 P: 10	R: 0 E: 0 K: 2 S: 7	H: 0 LOB: 0 BB: 0 P: 7	R: 0 E: 0 K: 1 S: 5	H: 0 LOB: 0 BB: 0 P: 5	R: 0 E: 0 K: 0 S: 4	H: 1 LOB: 1 BB: 0 P: 4	1B: 9 2B: 1 3B: 1 HR: 3	SF: 0 SAC: 1 DP: 0 HBP: 0	WP: 0 PA: 47 PB: 0 SB: 0 CS: 0
PITCHER	IP WLS BF H R ER SO BB IBB HBP BLK WP HR S P ERA WHIP																				
Joe Decker, R (1, 1) ERA: 4.63	2.2 L 18 6 6 4 2 1 2 0 0 0 2 19 31 13.50 2.625																				
Jim Colborn, R (3, 1) ERA: 3.65	2.1 11 2 0 0 1 2 0 0 0 0 0 11 19 0.00 1.714																				
Roberto Rodriguez, R (6, 1) ERA: 6.1	0.0 5 5 5 5 0 0 0 0 0 0 1 5 5 ∞ ∞																				
Juan Pizarro, L (6, 1) ERA: 6.35	4.0 13 1 0 0 4 0 0 0 0 0 0 21 21 0.00 0.250																				

San Diego Padres @ Chicago Cubs
 Wrigley Field, Chicago, IL
 Tue Aug 18 1970, 3:33 AM CDT
 Atf. 17,295 - Overcast - 71 F

AB	41
R	11
H	14
RBI	11
BB	5
SO	7
LOB	19



Batter	1	2	3	4	5	6	7	8	9	AB	R	H	RBI	BB	SO	LOB
Don Kessinger, S (1, 6) OBP: 0.344, SLG: 0.375 Paul Popovich, S (8, 6) OBP: 0.338, SLG: 0.390	0-0 F7		0-0 1B			0-0 4-3		0-0 P7		3	0	1	0	0	0	0
Glenn Beckert, R (1, 4) OBP: 0.337, SLG: 0.360 Phil Gagliano, R (7, 4) OBP: 0.219, SLG: 0.162	0-0 G3		0-0 L4			0-3 K		0-0 F3		3	0	0	0	0	1	1
Billy Williams, L (1, 7) OBP: 0.382, SLG: 0.589 Cleo James, R (6, PR) OBP: 0.297, SLG: 0.311	0-0 FC6-4 1B				0-0 6-3			0-0 1-3		3	0	2	0	0	0	0
Jim Hickman, R (1, 3) OBP: 0.426, SLG: 0.595 Willie Smith, L (7, 3) OBP: 0.273, SLG: 0.369	0-0 FC6-4				0-3 K			0-0 1-2 1B		3	0	1	0	0	1	1
Joe Pepitone, L (1, 8) OBP: 0.299, SLG: 0.451		0-0 F2			0-0 4-3			0-0 1-2 2-H 1B		4	1	2	2	0	0	0
Ron Santo, R (1, 5) OBP: 0.348, SLG: 0.444		0-0 F9			0-3 K			0-0 P6		4	0	0	0	0	1	2
Johnny Callison, L (1, 9) OBP: 0.365, SLG: 0.465		0-0 F7			0-0 HR			0-0 3-1		4	1	1	1	0	0	0
Randy Hundley, R (1, 2) OBP: 0.371, SLG: 0.467 J.C. Martin, L (7, 2) OBP: 0.320, SLG: 0.197			0-0 6-3			0-0 5-3		0-0 4-3		2	0	0	0	0	0	0
Joe Decker, R (1, 1) OBP: 0.222, SLG: 0.294 Jim Colborn, R (3, 1) OBP: 0.125, SLG: 0.067 Al Spangler, L (5, PH) OBP: 0.267, SLG: 0.462 Roberto Rodriguez, R (6, 1) OBP: 0.167, SLG: 0.364 Juan Pizarro, L (6, 1)			0-3 K			0-0 F9		0-3 K		0	0	0	0	0	0	0

Inning Stats	R: 0 E: 0 K: 0 S: 4	H: 1 LOB: 1 BB: 0 P: 4	R: 0 E: 0 K: 0 S: 3	H: 0 LOB: 0 BB: 0 P: 3	R: 0 E: 0 K: 1 S: 6	H: 1 LOB: 1 BB: 0 P: 6	R: 0 E: 0 K: 1 S: 5	H: 0 LOB: 0 BB: 0 P: 5	R: 1 E: 0 K: 1 S: 6	H: 1 LOB: 0 BB: 0 P: 6	R: 1 E: 0 K: 1 S: 8	H: 3 LOB: 2 BB: 0 P: 8	R: 0 E: 0 K: 1 S: 5	H: 0 LOB: 0 BB: 0 P: 5	R: 0 E: 0 K: 0 S: 3	H: 0 LOB: 0 BB: 0 P: 3	R: 1 E: 0 K: 0 S: 4	H: 1 LOB: 0 BB: 0 P: 4	1B: 5 2B: 0 3B: 0 HR: 2	SF: 0 SAC: 0 DP: 0 HBP: 0
PITCHER Pat Dobson, R (1, 1) ERA: 3.97	IP: 9.0 WLS: W BF: 34 H: 7 R: 3 ER: 3 SO: 5	BB: 0 IBB: 0 HBP: 0 BLK: 0	WP: 0 HR: 2 S: 44 P: 44	ERA: 3.00 WHIP: 0.778	PITCHER	IP: 9.0 WLS: W BF: 34 H: 7 R: 3 ER: 3 SO: 5	BB: 0 IBB: 0 HBP: 0 BLK: 0	WP: 0 HR: 2 S: 44 P: 44	ERA: 3.00 WHIP: 0.778											


BOTTOM

San Diego Padres @ Chicago Cubs
Wrigley Field, Chicago, IL

Tue Aug 18 1970, 3:33 AM CDT
Att: 17,295 - Overcast - 71 F

livebaseballscorecards.com

AB	34
R	3
H	7
RBI	3
BB	0
SO	5
LOB	4



WP: 0	PA: 34
PB: 0	SB: 0
CS: 0	

Batter	1	2	3	4	5	6	7	8	9	AB R H RBI BB SO LOB	TOP										
Jose Arcia, R (1, 6) OBP: 0.297, SLG: 0.306	0-0 5-3		0-3 K		0-3 K		0-0 1B			4 0 1 0 0 2 1	San Diego Padres @ Chicago Cubs Wrigley Field, Chicago, IL Wed Aug 19 1970, 3:33 AM CDT Att. 25,933 - Overcast - 77 F										
Dave Campbell, R (1, 4) OBP: 0.277, SLG: 0.325	0-0 6-3			0-0 5-3	0-0 F8		0-0 F8			4 0 0 0 0 0 2											
Cito Gaston, R (1, 8) OBP: 0.374, SLG: 0.543	0-3 K			0-0 HR		0-3 K		0-3 K		4 1 1 1 0 3 0											
Al Ferrara, R (1, 7) OBP: 0.376, SLG: 0.464		0-3 K		0-0 FC6-4 1B		0-0 1B 1B		0-3 K		4 0 2 0 0 2 0											
Ollie Brown, R (1, 9) OBP: 0.330, SLG: 0.505		0-0 F7		0-0 FC6-4 1-2f		0-0 1B 1B		0-3 K		4 0 1 0 0 1 1											
Nate Colbert, R (1, 3) OBP: 0.325, SLG: 0.477		0-0 1B		0-3 K		0-0 P3		0-0 P5 WP		4 0 1 0 0 1 3											
Ed Spiezio, R (1, 5) OBP: 0.378, SLG: 0.491		0-0 F7			0-0 1B 2B		0-3 K		0-0 F7 1-2	4 1 1 0 0 1 4											
Chris Cannizzaro, R (1, 2) OBP: 0.389, SLG: 0.418			0-0 F7		0-0 5-3		0-0 P6		0-0 F8	4 0 0 0 0 0 2											
Dave Roberts, L (1, 1) OBP: 0.220, SLG: 0.375 Ron Herbel, R (2, 1) OBP: 0.167, SLG: 0.143 Larry Stahl, L (5, PH) Ron Willis, R (5, 1) Ray Webster, L (7, PH) Tom Dukes, R (7, 1) Danny Coombs, R (8, 1) Ivan Murrell, R (9, PH) OBP: 0.256, SLG: 0.401			0-3 K		0-0 1B 2-H		0-0 F8		0-0 F8	0 0 0 0 0 0 0 1 0 0 0 0 0 1 0 1 0 1 1 0 0 0 0 0 0 0 0 0 0 0 0 1 0 1 0 0 0 0 0 0 1											
Inning Stats	R: 0 E: 0 K: 1 S: 5	H: 0 LOB: 0 BB: 0 P: 5	R: 0 E: 0 K: 1 S: 6	H: 1 LOB: 1 BB: 0 P: 6	R: 0 E: 0 K: 2 S: 7	H: 0 LOB: 0 BB: 0 P: 7	R: 1 E: 0 K: 1 S: 7	H: 2 LOB: 1 BB: 0 P: 7	R: 1 E: 0 K: 1 S: 7	H: 2 LOB: 1 BB: 0 P: 7	R: 0 E: 0 K: 2 S: 9	H: 2 LOB: 2 BB: 0 P: 9	R: 0 E: 0 K: 0 S: 4	H: 1 LOB: 1 BB: 0 P: 4	R: 0 E: 0 K: 3 S: 9	H: 0 LOB: 0 BB: 0 P: 9	R: 0 E: 1 K: 0 S: 4	H: 0 LOB: 1 BB: 0 P: 4	1B: 6 2B: 1 3B: 0 HR: 1	SF: 0 SAC: 0 DP: 0 HBP: 0	WP: 1 PA: 36 PB: 0 SB: 0 CS: 0
PITCHER Fergie Jenkins, R (1, 1) ERA: 3.78	IP 9.0 WLS W BF 36 H 8 R 2 ER 2 SO 11 BB 0 IBB 0 HBP 0 BLK 0 WP 1 HR 1 S 58 P 58 ERA 2.00 WHIP 0.889											PITCHER	IP WLS BF H R ER SO BB IBB HBP BLK WP HR S P ERA WHIP								

livebaseballscorecards.com

AB	36
R	2
H	8
RBI	2
BB	0
SO	11
LOB	14



BOTTOM

San Diego Padres @ Chicago Cubs
Wrigley Field, Chicago, IL
Wed Aug 19 1970, 3:33 AM CDT
Att. 25,933 - Overcast - 77 F

livebaseballscorecards.com

AB 36
R 12
H 14
RBI 12
BB 2
SO 4
LOB 4



WP: 1 PA: 39
PB: 0
SB: 0
CS: 0

AB R H RBI BB SO LOB

5 1 1 0 0 1 0

5 2 2 1 0 0 1
0 0 0 0 0 0 0

3 3 3 2 1 0 0
1 0 0 0 0 0 0

4 2 2 5 0 0 1
0 0 0 0 0 0 0

3 1 1 0 1 0 0
0 0 0 0 0 0 0

4 0 1 0 0 2 1

3 1 1 2 0 0 0

4 1 1 1 0 1 1

4 1 2 1 0 0 0

1B: 7 SF: 0
2B: 0 SAC: 1
3B: 0 DP: 0
HR: 7 HBP: 0

Batter	1	2	3	4	5	6	7	8	9
Don Kessinger, S (1, 6) OBP: 0.342, SLG: 0.373	0-0 P4	0-0 4-3 1B		0-0 P5		0-0 F8		0-3 K	
Glenn Beckert, R (1, 4) Phil Gagliano, R (9, 4) OBP: 0.338, SLG: 0.367 OBP: 0.219, SLG: 0.162	0-0 1B HR	0-0 4-3		0-0 P3		0-0 F7		0-0 HR	
Billy Williams, L (1, 7) Cleo James, R (8, PH) (9, 7) OBP: 0.386, SLG: 0.598 OBP: 0.296, SLG: 0.309	0-0 1B HR	0-0 1B HR		4-0 FC6-4 BB		0-0 HR		0-0 F8	
Jim Hickman, R (1, 3) Willie Smith, L (9, 3) OBP: 0.426, SLG: 0.610 OBP: 0.273, SLG: 0.369	0-0 1B HR	0-0 1B HR		0-0 FC6-4		0-0 5-3			
Ron Santo, R (1, 5) Paul Popovich, S (9, 5) OBP: 0.349, SLG: 0.443 OBP: 0.338, SLG: 0.390	0-0 1B SH3	4-0 BB		0-0 4-3		0-0 F9			
Randy Hundley, R (1, 2) OBP: 0.368, SLG: 0.460	0-0 1B SH3	0-3 K		0-0 F3		0-3 K			
Joe Pepitone, L (1, 8) OBP: 0.299, SLG: 0.459	0-0 1B SH3			0-0 G3		0-0 G3		0-0 HR	
Johnny Callison, L (1, 9) OBP: 0.364, SLG: 0.470	0-3 K			0-0 F9		0-0 F9		0-0 HR	
Fergie Jenkins, R (1, 1) OBP: 0.108, SLG: 0.198		0-0 1B WP		0-0 4-3		0-0 HR		0-0 5-3	

Inning Stats	R: 4	H: 5	E: 0	K: 1	S: 10	LOB: 1	BB: 0	P: 10	R: 3	H: 4	E: 0	K: 1	S: 8	LOB: 1	BB: 1	P: 12	R: 0	H: 0	E: 0	K: 0	S: 3	LOB: 0	BB: 0	P: 3	R: 0	H: 0	E: 0	K: 0	S: 3	LOB: 0	BB: 0	P: 3	R: 1	H: 1	E: 0	K: 0	S: 4	LOB: 0	BB: 0	P: 4	R: 1	H: 1	E: 0	K: 1	S: 6	LOB: 0	BB: 0	P: 6	R: 3	H: 3	E: 0	K: 1	S: 8	LOB: 0	BB: 0	P: 8
--------------	------	------	------	------	-------	--------	-------	-------	------	------	------	------	------	--------	-------	-------	------	------	------	------	------	--------	-------	------	------	------	------	------	------	--------	-------	------	------	------	------	------	------	--------	-------	------	------	------	------	------	------	--------	-------	------	------	------	------	------	------	--------	-------	------

PITCHER	IP	WLS	BF	H	R	ER	SO	BB	IBB	HBP	BLK	WP	HR	S	P	ERA	WHIP
Dave Roberts, L (1, 1) ERA: 4.15	1.2	L	12	8	6	6	1	0	0	0	0	1	1	14	14	32.40	4.800
Ron Herbel, R (2, 1) ERA: 4.98	2.1		10	1	1	1	1	2	0	0	0	0	1	10	18	3.86	1.286
Ron Willis, R (5, 1) ERA: 3.74	2.0		7	1	1	1	0	0	0	0	0	0	1	7	7	4.50	0.500
Tom Dukes, R (7, 1) ERA: 2.5	1.0		4	1	1	1	1	0	0	0	0	0	1	6	6	9.00	1.000
Danny Coombs, L (8, 1) ERA: 3.12	1.0		6	3	3	3	1	0	0	0	0	0	3	8	8	27.00	3.000

Batter	1	2	3	4	5	6	7	8	9	AB R H RBI BB SO LOB	TOP															
Lou Brock, L (1, 7) OBP: 0.367, SLG: 0.437	0-0 S 1B	0-0 F8			0-0 SF8 3B	0-0 E 2B	0-0 FC6-4 1-2f		0-0 4-3	6 2 3 2 0 0 3																
Julian Javier, R (1, 4) OBP: 0.287, SLG: 0.306	0-0 F2 1-2		0-0 6-3		0-0 SF8 3-H	0-0 E5 2B 2-H		0-0 FC 1B 1B	0-0 P5	5 2 1 1 0 0 1																
Joe Hague, L (1, 3) OBP: 0.367, SLG: 0.436	4-0 FC6-4 BB		0-0 F2		0-0 BB 1B 1B	0-0 HR 2B 1-H		0-0 FC E 1B 2B 1-2	0-0 P4	5 3 2 1 1 0 1																
Joe Torre, R (1, 5) OBP: 0.392, SLG: 0.487	0-0 F8		0-0 L6		4-0 1B BB 1-2	0-0 HR 2B 2-H		0-0 E7 2B 1B 1-3 2-H		4 2 2 3 1 0 2																
Jose Cardenal, R (1, 8) OBP: 0.348, SLG: 0.424	0-0 FC6-4 1-2f			0-0 4-3	0-0 G4-6-3 1B 1-2 2-H	0-0 F7		0-0 4-3		5 0 1 1 0 0 4																
Ted Simmons, S (1, 2) OBP: 0.309, SLG: 0.284		0-0 F9		0-0 1B	0-0 G4-6-3 1-2f		4-0 G6-4-3 BB 1B BB	4-0 2B SF8 IBB		3 2 1 0 2 0 2																
Leron Lee, L (1, 9) OBP: 0.293, SLG: 0.320		4-0 1B 1B BB		0-0 F2		4-0 E S 2B BB	4-0 G6-4-3 BB	0-0 E 2B 1-3 2-H 3-H		1 1 0 0 3 0 1																
Vic Davalillo, L (8, PH) OBP: 0.369, SLG: 0.459				0-0 F2			0-0 BB			1 1 1 2 0 0 0																
Dal Maxvill, R (1, 6) OBP: 0.308, SLG: 0.230		0-0 1B 1-2 1B		0-0 F8		0-0 F9 1-3	0-0 G6-4-3 1-2f 2-3	0-0 SF8 2-H 3-H		4 0 1 1 0 0 4																
Nelson Briles, R (1, 1) OBP: 0.250, SLG: 0.387		0-0 1B 1-2 2-H			0-0 3B 2B	0-3 K	0-0 FC6-4 3-H 1B	0-0 F7		4 1 3 1 0 1 1																
Frank Linzy, R (7, 1)										0 0 0 0 0 0 0																
Chuck Taylor, R (7, 1) OBP: 0.154, SLG: 0.160										1 0 0 0 0 0 0																
Inning Stats	R: 0 E: 0 K: 0 S: 4	H: 1 LOB: 2 BB: 1 P: 8	R: 0 E: 0 K: 0 S: 4	H: 2 LOB: 2 BB: 1 P: 8	R: 0 E: 0 K: 0 S: 3	H: 0 LOB: 0 BB: 0 P: 3	R: 0 E: 0 K: 0 S: 4	H: 1 LOB: 1 BB: 0 P: 4	R: 3 E: 0 K: 0 S: 6	H: 4 LOB: 1 BB: 1 P: 10	R: 5 E: 1 K: 1 S: 9	H: 3 LOB: 0 BB: 1 P: 13	R: 1 E: 0 K: 0 S: 3	H: 1 LOB: 1 BB: 2 P: 11	R: 5 E: 2 K: 0 S: 7	H: 3 LOB: 0 BB: 1 P: 11	R: 0 E: 0 K: 0 S: 3	H: 0 LOB: 0 BB: 0 P: 3	1B: 9 2B: 4 3B: 1 HR: 1	SF: 2 SAC: 0 DP: 2 HBP: 0	WP: 0 PB: 0 SB: 2 CS: 0	PA: 48				
PITCHER	IP WLS BF H R ER SO BB IBB HBP BLK WP HR S P ERA WHIP	IP WLS BF H R ER SO BB IBB HBP BLK WP HR S P ERA WHIP	IP WLS BF H R ER SO BB IBB HBP BLK WP HR S P ERA WHIP	IP WLS BF H R ER SO BB IBB HBP BLK WP HR S P ERA WHIP	IP WLS BF H R ER SO BB IBB HBP BLK WP HR S P ERA WHIP	IP WLS BF H R ER SO BB IBB HBP BLK WP HR S P ERA WHIP	IP WLS BF H R ER SO BB IBB HBP BLK WP HR S P ERA WHIP	IP WLS BF H R ER SO BB IBB HBP BLK WP HR S P ERA WHIP	IP WLS BF H R ER SO BB IBB HBP BLK WP HR S P ERA WHIP	IP WLS BF H R ER SO BB IBB HBP BLK WP HR S P ERA WHIP	IP WLS BF H R ER SO BB IBB HBP BLK WP HR S P ERA WHIP	IP WLS BF H R ER SO BB IBB HBP BLK WP HR S P ERA WHIP	IP WLS BF H R ER SO BB IBB HBP BLK WP HR S P ERA WHIP	IP WLS BF H R ER SO BB IBB HBP BLK WP HR S P ERA WHIP	IP WLS BF H R ER SO BB IBB HBP BLK WP HR S P ERA WHIP	IP WLS BF H R ER SO BB IBB HBP BLK WP HR S P ERA WHIP	IP WLS BF H R ER SO BB IBB HBP BLK WP HR S P ERA WHIP	IP WLS BF H R ER SO BB IBB HBP BLK WP HR S P ERA WHIP	IP WLS BF H R ER SO BB IBB HBP BLK WP HR S P ERA WHIP	IP WLS BF H R ER SO BB IBB HBP BLK WP HR S P ERA WHIP	IP WLS BF H R ER SO BB IBB HBP BLK WP HR S P ERA WHIP	IP WLS BF H R ER SO BB IBB HBP BLK WP HR S P ERA WHIP	IP WLS BF H R ER SO BB IBB HBP BLK WP HR S P ERA WHIP	IP WLS BF H R ER SO BB IBB HBP BLK WP HR S P ERA WHIP		
Earl Wilson, R (1, 1) ERA: 4.77	4.1 L	22 7 3 3 0 3 0 0 0 0 0 0 0 19 31 6.23 2.308	Earl Wilson, R (1, 1) ERA: 4.77	2.0 L	8 1 2 1 0 0 1 0 0 0 0 0 0 7 11 4.50 0.500	Ron Herbel, R (5, 1) ERA: 5.0	1.1 7 2 3 2 1 1 0 0 0 0 0 0 8 12 13.50 2.250	Dave Roberts, L (6, 1) ERA: 4.28	0.1 3 2 2 1 0 0 0 0 0 0 0 1 3 27.00 6.000	Ron Willis, R (7, 1) ERA: 3.86	1.0 5 1 1 1 0 2 0 0 0 0 0 0 3 11 9.00 3.000	Jack Baldschun, R (8, 1) ERA: 10.13	0.0 3 2 3 3 0 0 0 0 0 0 0 0 3 3 ∞ ∞	Tom Dukes, R (8, 1) ERA: 2.57	2.0 8 1 2 1 0 0 1 0 0 0 0 0 7 11 4.50 0.500											

St. Louis Cardinals @ San Diego Padres
San Diego Stadium, San Diego, CA

AB 39
R 14
H 15
RBI 12
BB 7
SO 1
LOB 19



Fri Aug 21 1970, 10:05 PM EDT
Att. 9,721 - Unknown

livebaseballscorecards.com

BOTTOM

St. Louis Cardinals @ San Diego Padres
San Diego Stadium, San Diego, CA
Fri Aug 21 1970, 10:05 PM EDT
Att. 9,721 - Unknown

livebaseballscorecards.com

AB	38
R	8
H	11
RBI	8
BB	4
SO	6
LOB	20



WP:	1	PA:	42
PB:	0		
SB:	1		
CS:	0		

AB R H RBI BB SO LOB

5	2	2	2	0	0	3
4	2	2	0	1	1	1
5	0	1	2	0	1	2
5	0	1	2	0	0	2
3	1	0	0	1	0	3
5	0	0	0	0	2	2
3	1	1	0	1	0	1
3	0	1	0	1	0	3
1	0	0	0	0	1	1
0	0	0	0	0	0	0
0	0	0	0	0	0	0
1	1	1	0	0	0	0
0	0	0	0	0	0	0
0	0	0	0	0	0	0
1	0	0	0	0	1	2
1	0	1	1	0	0	0

1B:	7	SF:	0
2B:	4	SAC:	0
3B:	0	DP:	1
HR:	0	HBP:	0

WP	HR	S	P	ERA	WHIP
1	0	0	0	9.45	1.350
0	0	0	0	∞	∞
1	0	1	1	3.86	2.143

Batter	1	2	3	4	5	6	7	8	9
Jose Arcia, R (1, 6) OBP: 0.300, SLG: 0.315	0-0 F7		0-0 4-3			0-0 BLK 6-3 2B	0-0 1B BB 1B	0-0 6-3	
Dave Campbell, R (1, 4) OBP: 0.280, SLG: 0.329	0-0 F2			0-0 6-3 1B		0-3 K	4-0 1B BB 1B		0-0 F9 1B 2B
Cito Gaston, R (1, 8) OBP: 0.372, SLG: 0.539	0-3 K			0-0 6-3 1B		0-0 6-3	0-0 1B 1B		0-0 F9
Al Ferrara, R (1, 7) OBP: 0.373, SLG: 0.459		0-0 F9		0-0 P4		0-0 P4	0-0 1B 1B		0-0 F9
Ollie Brown, R (1, 9) OBP: 0.329, SLG: 0.501		0-0 F8		0-0 F9			0-0 1B BB 4-3		0-0 WP 1B
Nate Colbert, R (1, 3) OBP: 0.322, SLG: 0.471		0-0 F8			0-0 E5 G5-4-3		0-3 K	0-3 K	0-0 4-3
Ed Spiezio, R (1, 5) OBP: 0.380, SLG: 0.493			0-0 5-3		0-0 P6		4-0 1B BB 2B		
Chris Cannizzaro, R (1, 2) OBP: 0.390, SLG: 0.417				0-0 S 1B		0-0 G5-4-3	0-0 F5	4-0 BB	
Earl Wilson, R Ron Herbel, R Dave Roberts, L Larry Spillane, R Ron Willis, R Ray Webster, L Jack Baldschun, R Tom Dukies, R Ivan Murrell, R Steve Hantz, S			0-3 K				0-0 2B 2B	0-0 BB 1B 1B	0-3 K

Inning Stats	R: 0	H: 0	E: 0	K: 1	S: 5	R: 0	H: 0	E: 0	K: 0	S: 3	R: 0	H: 1	E: 0	K: 1	S: 6	R: 0	H: 1	E: 0	K: 0	S: 4	R: 0	H: 0	E: 1	K: 0	S: 3	R: 2	H: 2	E: 0	K: 1	S: 7	R: 5	H: 4	E: 0	K: 1	S: 9	R: 0	H: 1	E: 0	K: 2	S: 8	R: 1	H: 2	E: 0	K: 0	S: 5	1B: 7	2B: 4	3B: 0	HR: 0	SF: 0	SAC: 0	DP: 1	HBP: 0	WP: 1	PA: 42
--------------	------	------	------	------	------	------	------	------	------	------	------	------	------	------	------	------	------	------	------	------	------	------	------	------	------	------	------	------	------	------	------	------	------	------	------	------	------	------	------	------	------	------	------	------	------	-------	-------	-------	-------	-------	--------	-------	--------	-------	--------

PITCHER	IP	WLS	BF	H	R	ER	SO	BB	IBB	HBP	BLK	WP	HR	S	P	ERA	WHIP
Nelson Bries, R (1, 1) ERA: 6.92	6.2	W	29	6	7	7	4	3	0	0	1	0	0	34	46	9.45	1.350
Frank Linzy, R (7, 1) ERA: 4.17	0.0		1	1	0	0	0	0	0	0	0	0	0	1	1	∞	∞
Chuck Taylor, R (7, 1) ERA: 2.89	2.1	S	12	4	1	1	2	1	0	0	0	1	0	15	19	3.86	2.143

Batter	1	2	3	4	5	6	7	8	9	AB	R	H	RBI	BB	SO	LOB	TOP								
Lou Brock, L (1, 7) OBP: 0.365, SLG: 0.433	0-0 6-3 BB	4-0 1B 1-2 BB		0-0 6-3		0-0 6-3		0-0 1-3		4	0	0	0	1	0	2									
Julian Javier, R (1, 4) OBP: 0.293, SLG: 0.312	0-0 FC9-6 1B	0-0 1B 1-3 2-H 3-H		0-0 L9		0-0 1B 2-H		0-0 1B		5	0	4	3	0	0	1									
Carl Taylor, R (1, 9) OBP: 0.369, SLG: 0.415	0-0 FC9-6 1-2f 3B	0-0 F9			0-0 5-3 1B		0-0 6-3		0-0 4-3	4	1	1	0	0	0	4									
Leron Lee, L (6, 9) OBP: 0.292, SLG: 0.318										1	0	0	0	0	0	1									
Joe Torre, R (1, 5) OBP: 0.392, SLG: 0.493	0-0 1-H 3B		0-0 F8		0-0 5-3 1-2		0-0 1B 2B		0-0 5-3	5	1	2	1	0	0	1									
Jose Cardenal, R (1, 8) OBP: 0.346, SLG: 0.421	0-0 F7		0-0 5-3		0-0 F5		0-0 F8		0-0 F9 BLK 1B	5	0	1	0	0	0	3									
Joe Hague, L (1, 3) OBP: 0.362, SLG: 0.429		0-3 K	0-3 K		0-3 K2-3		0-0 F9		0-0 F9 1-3	5	0	0	0	0	3	3									
Ted Simmons, S (1, 2) OBP: 0.317, SLG: 0.289		0-3 FC4-6 1B 1B BB		0-0 F8		0-0 5-3 2B 1B		0-0 1B 2-H	0-0 4-3	4	2	2	1	1	0	1									
Dal Maxvill, R (1, 6) OBP: 0.310, SLG: 0.241		0-0 FC4-6 1-2 1B		0-0 3B		0-0 5-3 1-2		0-0 F9		4	1	2	0	0	0	2									
Bob Gibson, R (1, 1) OBP: 0.366, SLG: 0.453		0-0 FC4-6 1B 1-2f 2-3		0-0 3B 3-H		0-0 1B 2B		0-3 K		4	2	2	2	0	1	2									
Inning Stats	R: 1 E: 0 K: 0 S: 5	H: 2 LOB: 1 BB: 0 P: 5	R: 2 E: 0 K: 1 S: 7	H: 2 LOB: 2 BB: 2 P: 15	R: 0 E: 0 K: 1 S: 5	H: 0 LOB: 0 BB: 0 P: 5	R: 1 E: 0 K: 0 S: 5	H: 2 LOB: 1 BB: 0 P: 5	R: 0 E: 0 K: 1 S: 6	H: 1 LOB: 1 BB: 0 P: 6	R: 2 E: 0 K: 0 S: 6	H: 3 LOB: 1 BB: 0 P: 6	R: 1 E: 0 K: 0 S: 5	H: 2 LOB: 1 BB: 0 P: 5	R: 0 E: 0 K: 1 S: 6	H: 1 LOB: 1 BB: 0 P: 6	R: 0 E: 0 K: 0 S: 4	H: 1 LOB: 1 BB: 0 P: 4	1B: 9 2B: 2 3B: 3 HR: 0	SF: 0 SAC: 0 DP: 0 HBP: 0	WP: 0 PB: 0 SB: 0 CS: 0	PA: 43			
PITCHER	IP	WLS	BF	H	R	ER	SO	BB	IBB	HBP	BLK	WP	HR	S	P	ERA	WHIP								
Danny Coombs, L (1, 1) ERA: 3.35	5.2	L	29	10	6	6	3	2	0	0	0	0	0	33	41	9.53	2.118								
Ron Willis, R (6, 1) ERA: 3.83	0.1		1	0	0	0	0	0	0	0	0	0	0	1	1	0.00	0.000								
Ron Herbel, R (7, 1) ERA: 4.95	3.0		13	4	1	1	1	0	0	0	1	0	0	15	15	3.00	1.333								

St. Louis Cardinals @ San Diego Padres
San Diego Stadium, San Diego, CA
Sat Aug 22 1970, 10:05 PM EDT
Att. 6,942 - Unknown

AB 41
R 7
H 14
RBI 7
BB 2
SO 4
LOB 20



WP: 0 PA: 43
PB: 0
SB: 0
CS: 0

livebaseballscorecards.com

Batter	1	2	3	4	5	6	7	8	9	AB R H RBI BB SO LOB
Jose Arcia, R OBP: 0.293, SLG: 0.308 (1, 6)	0-0 P6			0-0 6-3		0-0 F9			0-0 P3	4 0 0 0 0 0 1
Dave Campbell, R OBP: 0.278, SLG: 0.326 (1, 4)	0-0 P3			0-0 F8			0-0 F7		0-0 F2	4 0 0 0 0 0 0
Cito Gaston, R OBP: 0.370, SLG: 0.536 (1, 8)	0-0 6-3			0-0 4-3			0-3 K			3 0 0 0 0 1 0
Al Ferrara, R OBP: 0.370, SLG: 0.455 (1, 7)		0-0 L5			0-0 6-3		0-0 F9			3 0 0 0 0 0 0
Ollie Brown, R OBP: 0.327, SLG: 0.498 (1, 9)		0-0 F9			0-3 K			0-0 6-3		3 0 0 0 0 1 0
Nate Colbert, R OBP: 0.320, SLG: 0.468 (1, 3)		0-0 F7			0-3 K			0-0 L8		3 0 0 0 0 1 0
Ed Spiezio, R OBP: 0.384, SLG: 0.495 (1, 5)			0-0 F9			0-0 PB 1B		0-0 WP 1B		3 0 2 0 0 0 0
Chris Cannizzaro, R OBP: 0.386, SLG: 0.412 (1, 2)			0-0 F8			0-3 K 1-2		0-0 5-3 1-2		3 0 0 0 0 1 2
Danny Coombs, R OBP: 0.109, SLG: 0.091 (1, 1)			0-3 K			0-3 K			0-0 4-3	1 0 0 0 0 1 0
Ron Willis, R (6, 1)										0 0 0 0 0 0 0
Larry Stahl, L OBP: 0.184, SLG: 0.189 (6, PH)										1 0 0 0 0 1 1
Ron Herbel, R (7, 1)										0 0 0 0 0 0 0
Ray Webster, L OBP: 0.299, SLG: 0.293 (9, PH)										1 0 0 0 0 0 0

Inning Stats	R: 0	H: 0	E: 0	K: 0	S: 3	R: 0	H: 0	E: 0	K: 0	S: 3	R: 0	H: 0	E: 0	K: 1	S: 5	R: 0	H: 0	E: 0	K: 0	S: 3	R: 0	H: 0	E: 0	K: 2	S: 7	R: 0	H: 1	E: 0	K: 1	S: 8	R: 0	H: 0	E: 0	K: 1	S: 5	R: 0	H: 1	E: 0	K: 0	S: 4	R: 0	H: 0	E: 0	K: 0	S: 3	R: 0	H: 0	E: 0	K: 0	S: 3	1B: 2	SF: 0	2B: 0	SAC: 0	3B: 0	DP: 0	HR: 0	HBP: 0	WP: 1	PA: 29
--------------	------	------	------	------	------	------	------	------	------	------	------	------	------	------	------	------	------	------	------	------	------	------	------	------	------	------	------	------	------	------	------	------	------	------	------	------	------	------	------	------	------	------	------	------	------	------	------	------	------	------	-------	-------	-------	--------	-------	-------	-------	--------	-------	--------

PITCHER	IP	WLS	BF	H	R	ER	SO	BB	IBB	HBP	BLK	WP	HR	S	P	ERA	WHIP
Bob Gibson, R ERA: 3.42 (1, 1)	9.0	W	29	2	0	0	6	0	0	0	0	1	0	41	41	0.00	0.222

BOTTOM

St. Louis Cardinals @ San Diego Padres
San Diego Stadium, San Diego, CA

Sat Aug 22 1970, 10:05 PM EDT
 Att. 6,942 - Unknown

livebaseballscorecards.com

AB	29
R	0
H	2
RBI	0
BB	0
SO	6
LOB	4



Batter	1	2	3	4	5	6	7	8	9	AB R H RBI BB SO LOB	TOP																										
Lou Brock, L (1, 7) OBP: 0.366, SLG: 0.432	0-3 K		0-3 K			4-0 2B BB		0-0 1B 1B	0-0 FC4-6 1B	4 3 1 0 1 2 2																											
Julian Javier, R (1, 4) OBP: 0.294, SLG: 0.313	0-0 6-3		0-3 K			0-0 6-3		0-0 1B 1B	0-0 1B 1B	5 2 2 0 0 1 2																											
Joe Hague, L (1, 3) OBP: 0.368, SLG: 0.431	0-0 6-3			4-0 CS BB		4-0 2B BB		0-0 BB HBP FC3-2 1B	0-0 1B 1B	3 1 2 2 2 0 0																											
Joe Torre, R (1, 5) OBP: 0.391, SLG: 0.490		0-0 F7		0-3 K		0-0 F5		1-0 FC3-2 BB SF8 HBP	4-0 E 1B BB	3 0 0 0 0 1 3 0 1 0 0 1 0 0																											
Milt Ramirez, R (8, PR) OBP: 0.259, SLG: 0.230				1-2				1-2 FC3-2 BB HBP	1-2 E 1B BB																												
Jose Cardenal, R (1, 8) OBP: 0.353, SLG: 0.434		4-0 1B CS BB		0-0 HR		0-0 2B		4-0 FC3-2 BB	0-0 E8 1B	3 1 3 5 2 0 0																											
Ted Simmons, S (1, 2) OBP: 0.319, SLG: 0.288		0-0 G3 1B		0-0 4-3		0-3 K		0-0 FC3-2	4-0 IBB	4 0 1 0 1 1 5																											
Leron Lee, L (1, 9) OBP: 0.289, SLG: 0.315		0-0 G3			0-0 P6		0-3 K	0-0 SF8	0-0 F8	2 0 0 0 0 0 2 1 0 0 0 0 0 1 0 0 0 0 0 0 0 0 0 0 0 0 1 0 0 0 0 0 0 0 0 0 0 0 0 1 0 0 0 0 0 0 2	AB 33 R 8 H 10 RBI 8 BB 8 SO 9 LOB 18																										
Dick Allen, R (7, PH) OBP: 0.313, SLG: 0.551					0-3 K		0-3 K	3-H F8		2 0 0 0 0 1 0 1 0 0 0 0 1 0 1 0 0 0 0 0 2																											
Chuck Taylor, R (7, 1) OBP: 0.194, SLG: 0.160		0-0 CS	0-0 1-3		0-3 K		0-0 1-3																														
Jim Beauchamp, R (8, PH) OBP: 0.336, SLG: 0.348																																					
Reggie Cleveland, R (8, 1) OBP: 0.336, SLG: 0.348																																					
Frank Bertaina, L (8, 1) OBP: 0.336, SLG: 0.348																																					
Frank Linzy, R (8, 1) OBP: 0.336, SLG: 0.348																																					
Dal Maxvill, R (1, 6) OBP: 0.308, SLG: 0.239		0-0 CS	0-0 1-3		0-3 K		0-3 K	0-0 F8		2 0 0 0 0 1 0 1 0 0 0 0 1 0 1 0 0 0 0 0 2																											
Carl Taylor, R (7, PH) OBP: 0.368, SLG: 0.413																																					
Ed Crosby, L (7, 6) OBP: 0.300, SLG: 0.308																																					
Jerry Reuss, L (1, 1) OBP: 0.154, SLG: 0.043					0-3 K		0-0 1-3		0-0 FC4-6 1B	1 0 0 0 1 1 0 2 0 1 0 0 0 0																											
Vic Davalillo, L (7, PH) OBP: 0.371, SLG: 0.460																																					
Inning Stats	R: 0 E: 0 K: 1 S: 5	H: 0 LOB: 0 BB: 0 P: 5	R: 0 E: 0 K: 0 S: 3	H: 1 LOB: 1 BB: 1 P: 7	R: 0 E: 0 K: 2 S: 7	H: 0 LOB: 1 BB: 1 P: 11	R: 1 E: 0 K: 1 S: 5	H: 1 LOB: 0 BB: 1 P: 9	R: 0 E: 0 K: 2 S: 7	H: 0 LOB: 0 BB: 0 P: 7	R: 1 E: 0 K: 1 S: 6	H: 1 LOB: 2 BB: 2 P: 14	R: 0 E: 0 K: 2 S: 7	H: 0 LOB: 0 BB: 0 P: 7	R: 3 E: 0 K: 0 S: 6	H: 3 LOB: 2 BB: 1 P: 11	R: 3 E: 1 K: 0 S: 6	H: 4 LOB: 2 BB: 2 P: 14	1B: 8 2B: 2 3B: 0 HR: 1	SF: 1 SAC: 0 DP: 1 HBP: 1	WP: 0 PB: 0 SB: 2 CS: 2	PA: 44															
PITCHER	IP WLS BF H R ER SO BB IBB HBP BLK WP HR S P ERA WHIP																																				
Clay Kirby, R (1, 1) ERA: 4.62	7.0		30	6	5	5	9	5	0	0	0	0	0	1	43	63	6.43	1.571																			
Tom Dukes, R (8, 1) ERA: 2.53	1.0		5	0	0	0	0	1	0	1	0	0	0	0	3	8	0.00	1.000																			
Pat Dobson, R (9, 1) ERA: 4.1	0.1	L	4	3	3	3	0	0	0	0	0	0	0	0	4	4	81.00	9.000																			
Ron Willis, R (9, 1) ERA: 3.83	0.0		1	0	0	0	0	1	0	0	0	0	0	0	4	∞	∞																				
Ron Herbel, R (9, 1) ERA: 4.92	0.2		3	1	0	0	0	0	1	0	0	0	0	0	2	6	0.00	1.500																			

St. Louis Cardinals @ San Diego Padres
San Diego Stadium, San Diego, CA
Sun Aug 23 1970, 6:33 AM EDT
Att. 5,797 - Unknown

livebaseballscorecards.com



Batter	1	2	3	4	5	6	7	8	9	AB	R	H	RBI	BB	SO	LOB
Jose Arcia, R (1, 9) Steve Hentz, S (8, PH) Tommy Dean, R (8, PR) Pat Dobson, R (9, 1) Ron Willis, R (9, 1) Ron Herbel, R (9, 1)	0-0 CS 1B	0-3 K		0-0 6-3			0-0 F7	4-0 FC6-2 1B BB		4	0	1	0	0	1	4
Dave Campbell, R (1, 4) OBP: 0.279, SLG: 0.338	0-0 6-3 1-2	0-3 K					0-0 1B 3B	0-0 FC6-2 1B 1-2 2-3 3-H		5	2	2	1	0	1	7
Ollie Brown, R (1, 9) OBP: 0.334, SLG: 0.504	0-0 1B						4-0 FC6-4 1B IBB	0-0 FC6 1B 1-3 2-H 3-H		3	1	3	2	2	0	0
Al Ferrara, R (1, 7) Larry Stahl, L (7, PR) OBP: 0.179, SLG: 0.184	0-0 F9						0-0 FC6-4 1B 1-2 3-H	0-0 FC6 1-2f		4	0	1	1	0	0	3
Nate Colbert, R (1, 3) OBP: 0.321, SLG: 0.473							0-0 FC6-4 1-2f 2-3			4	1	1	1	1	0	3
Ivan Murrell, R (1, 8) OBP: 0.287, SLG: 0.398							0-3 K 3-H			4	0	1	1	1	1	3
Ed Spiezio, R (1, 5) OBP: 0.388, SLG: 0.500							0-0 F7 1-2	0-0 SH BB 1B		4	1	2	0	1	0	0
Bob Barton, R (1, 2) Ron Slocum, R (8, PR) OBP: 0.221, SLG: 0.258							0-0 F8 FC2-6 1B	0-0 SH BB 1B FC6-2 1-3		3	0	1	0	0	1	2
Clay Kirby, R (1, 1) Tom Dukes, R (8, 1) Ray Webster, L (8, PH) Cito Gaston, R (8, PH) Chris Cannizzaro, R (9, 2) OBP: 0.385, SLG: 0.410							0-0 FC2-6 1-2f	0-0 FC6-2 BB 1B 1-2		3	0	1	0	0	1	1

Inning Stats	R: 0	H: 2	E: 0	K: 0	S: 4	H: 2	LOB: 1	BB: 0	P: 4	R: 1	H: 2	E: 0	K: 2	S: 9	R: 0	H: 0	E: 0	K: 0	S: 2	R: 0	H: 1	E: 0	K: 0	S: 4	R: 2	H: 3	E: 0	K: 0	S: 5	R: 0	H: 0	E: 0	K: 2	S: 7	R: 1	H: 2	E: 0	K: 1	S: 7	R: 3	H: 3	E: 1	K: 0	S: 6	R: 0	H: 1	E: 0	K: 0	S: 4	1B: 9	2B: 2	3B: 1	HR: 2	SF: 0	SAC: 1	DP: 1	HBP: 0	WP: 0	PA: 46
--------------	------	------	------	------	------	------	--------	-------	------	------	------	------	------	------	------	------	------	------	------	------	------	------	------	------	------	------	------	------	------	------	------	------	------	------	------	------	------	------	------	------	------	------	------	------	------	------	------	------	------	-------	-------	-------	-------	-------	--------	-------	--------	-------	--------

PITCHER	IP	WLS	BF	H	R	ER	SO	BB	IBB	HBP	BLK	WP	HR	S	P	ERA	WHIP
Jerry Reuss, L (1, 1) ERA: 5.13	6.0		27	8	3	3	4	4	0	0	0	0	2	31	47	4.50	2.000
Chuck Taylor, R (7, 1) ERA: 2.95	1.0		6	2	1	1	1	0	1	0	0	0	0	7	11	9.00	2.000
Reggie Cleveland, R (8, 1) ERA: 11.88	0.0		2	1	2	2	0	0	0	0	0	0	0	2	2	∞	∞
Frank Bertaina, L (8, 1) ERA: 9.0	0.0		2	1	0	0	0	1	0	0	0	0	0	1	5	∞	∞
Frank Linzy, R (8, 1) ERA: 4.06	2.0	W	8	2	1	1	0	1	0	0	0	0	0	7	11	4.50	1.500

BOTTOM

St. Louis Cardinals @ San Diego Padres
 San Diego Stadium, San Diego, CA
 Sun Aug 23 1970, 6:33 AM EDT
 Att. 5,797 - Unknown

livebaseballscorecards.com

AB	37
R	7
H	14
RBI	7
BB	7
SO	5
LOB	26



Batter	1	2	3	4	5	6	7	8	9	AB R H RBI BB SO LOB	TOP																								
Freddie Patek, R (1, 6) OBP: 0.341, SLG: 0.380	0-0 5-3		0-0 SF7			0-3 K	0-0 6-3			3 0 0 1 0 1 0	Pittsburgh Pirates @ San Diego Padres San Diego Stadium, San Diego, CA Tue Aug 25 1970, 10:05 PM EDT Att. 4,876 - Unknown																								
Matty Alou, L (1, 8) OBP: 0.320, SLG: 0.345	0-0 5-3		0-0 4-3			0-0 WP 2B 1B		0-0 1-3		4 1 1 0 0 0 1																									
Roberto Clemente, R (1, 9) OBP: 0.417, SLG: 0.580	0-0 6-3			0-0 4-3		4-0 2B SF7 IBB		0-3 K		3 1 0 0 1 1 0																									
Manny Sanguillen, R (1, 2)		0-0 6-3		0-0 G5-4-3 1B		0-0 SF7 1-3 3-H 2B		0-0 5-3		4 0 2 1 0 0 0																									
Bob Robertson, R (1, 3) OBP: 0.376, SLG: 0.552		0-0 F2		0-0 G5-4-3 1-2f		4-0 SF7 IBB		0-0 F8		3 0 0 0 1 0 1																									
Willie Stargell, L (1, 7) OBP: 0.334, SLG: 0.538		0-3 K			1-0 HBP	0-0 SF7 1-2 2-3 3-H		0-0 F9		2 0 0 1 0 1 0																									
Jose Pagan, R (1, 5) OBP: 0.316, SLG: 0.400			0-0 SH5-4 SF7 1B 1B		0-0 F4	0-0 F7		0-0 F7		4 1 1 0 0 0 3																									
Bill Mazaroski, R (1, 4) OBP: 0.296, SLG: 0.337			0-0 SH5-4 1-2 1B		0-0 F6		0-0 6-3			3 0 1 0 0 0 1																									
Luke Walker, L (1, 1) OBP: 0.194, SLG: 0.138			0-0 SH5-4 1-2 2-3		0-0 F8		0-0 4-3			2 0 0 0 0 0 1																									
Dave Giusti, R (9, 1) OBP: 0.333, SLG: 0.333										0 0 0 0 0 0 0																									
Al Oliver, L (9, 3) OBP: 0.325, SLG: 0.439										0 0 0 0 0 0 0																									
Inning Stats	R: 0 E: 0 K: 0 S: 3	H: 0 LOB: 0 BB: 0 P: 3	R: 0 E: 0 K: 1 S: 5	H: 0 LOB: 0 BB: 0 P: 5	R: 1 E: 0 K: 0 S: 5	H: 2 LOB: 1 BB: 0 P: 5	R: 0 E: 0 K: 0 S: 3	H: 1 LOB: 0 BB: 0 P: 3	R: 0 E: 0 K: 0 S: 3	H: 0 LOB: 1 BB: 0 P: 4	R: 2 E: 0 K: 1 S: 7	H: 2 LOB: 2 BB: 2 P: 15	R: 0 E: 0 K: 0 S: 3	H: 0 LOB: 0 BB: 0 P: 3	R: 0 E: 0 K: 1 S: 5	H: 0 LOB: 0 BB: 0 P: 5	R: 0 E: 0 K: 0 S: 3	H: 0 LOB: 0 BB: 0 P: 3	1B: 4 2B: 1 3B: 0 HR: 0	SF: 2 SAC: 1 DP: 1 HBP: 1	WP: 1 PB: 0 SB: 0 CS: 0	PA: 34													
PITCHER	IP WLS BF H R ER SO BB IBB HBP BLK WP HR S P ERA WHIP																																		
Dave Roberts, L (1, 1) ERA: 4.26	7.0	28	5	3	3	2	0	2	1	0	1	0	29	38	3.86	0.714																			
Tom Dukes, R (8, 1) ERA: 2.44	2.0	W 6	0	0	0	1	0	0	0	0	0	0	8	8	0.00	0.000																			

livebaseballscorecards.com

AB	28
R	3
H	5
RBI	3
BB	2
SO	3
LOB	7



Batter	1	2	3	4	5	6	7	8	9	AB	R	H	RBI	BB	SO	LOB
Jose Arcia, R (1, 6) OBP: 0.295, SLG: 0.305	0-0 L5		0-0 6-3		0-0 CS 1B		0-0 6-3		4-0 1B BB	4	0	1	0	1	0	1
Dave Campbell, R (1, 4) OBP: 0.282, SLG: 0.347	0-0 HR		0-0 F6		0-0 F4		0-0 1B 2-H		0-0 1B 1-2 2-3 3-H	5	1	3	3	0	0	1
Ollie Brown, R (1, 9) OBP: 0.336, SLG: 0.511	0-0 6-3		0-0 4-3		0-0 CS 1-2	0-0 FC4-6 1B		0-0 HR		4	1	2	1	0	0	0
Al Ferrara, R (1, 7) OBP: 0.367, SLG: 0.449	0-0 1B			0-0 F7		0-0 F9		0-0 6-3		4	0	1	0	0	0	1
Nate Colbert, R (1, 3) OBP: 0.318, SLG: 0.469	0-3 K			0-0 5-3		0-0 FC4-6 1B 1-2f		0-0 1-3		4	0	0	0	0	1	2
Ivan Murrell, R (1, 8) OBP: 0.293, SLG: 0.401		4-0 BB BB BB	0-0 G6-4-3 BB		0-0 BB 1B		0-0 1-3 1B		0-3 K	3	0	2	0	1	1	0
Ed Spiezio, R (1, 5) OBP: 0.390, SLG: 0.498		0-0 G6-4-3 1-2f		4-0 BB BB BB	0-0 1-2 BB		0-3 K		0-0 FC1-6 1B	3	0	1	0	1	1	3
Chris Cannizzaro, R (1, 2) OBP: 0.387, SLG: 0.412		0-0 FC4-6 1B		0-0 F7			0-0 5-3 1B		0-0 FC1-6 1B 1-2f	4	1	2	0	0	0	3
Ron Stocum, R (9, PR) OBP: 0.221, SLG: 0.258										0	1	0	0	0	0	0
Dave Roberts, L (1, 1) OBP: 0.209, SLG: 0.357		0-0 FC4-6 1-2f			0-3 K		0-0 5-3 1B		0-0 1B BB	2	0	0	0	0	1	1
Cito Gaston, R (7, PH) OBP: 0.370, SLG: 0.535									0-0 1B BB	1	0	0	0	0	0	1
Tom Dukes, R (8, 1)									0-0 1B BB	0	0	0	0	0	0	0
Ray Webster, L (9, PH) OBP: 0.306, SLG: 0.300									0-0 1B	1	0	1	0	0	0	0

BOTTOM

Pittsburgh Pirates @ San Diego Padres
 San Diego Stadium, San Diego, CA
 Tue Aug 25 1970, 10:05 PM EDT
 Att. 4,876 - Unknown

livebaseballscores.com

AB	35
R	4
H	13
RBI	4
BB	3
SO	4
LOB	13



Inning Stats	R: 1	H: 2	E: 0	K: 1	S: 7	H: 2	LOB: 1	BB: 0	P: 7	R: 0	H: 1	E: 0	K: 0	S: 3	H: 0	LOB: 0	BB: 0	P: 3	R: 0	H: 1	E: 0	K: 0	S: 4	H: 1	LOB: 2	BB: 1	P: 8	R: 0	H: 1	E: 0	K: 1	S: 5	H: 2	LOB: 2	BB: 0	P: 7	R: 1	H: 2	E: 0	K: 0	S: 4	H: 2	LOB: 1	BB: 0	P: 4	R: 1	H: 1	E: 0	K: 1	S: 6	H: 1	LOB: 0	BB: 0	P: 6	R: 1	H: 3	E: 0	K: 0	S: 4	H: 3	LOB: 3	BB: 1	P: 8	1B: 11	2B: 0	3B: 0	HR: 2	SF: 0	SAC: 0	DP: 1	HBP: 0	WP: 0	PB: 0	SB: 0	CS: 1	PA: 39
--------------	------	------	------	------	------	------	--------	-------	------	------	------	------	------	------	------	--------	-------	------	------	------	------	------	------	------	--------	-------	------	------	------	------	------	------	------	--------	-------	------	------	------	------	------	------	------	--------	-------	------	------	------	------	------	------	------	--------	-------	------	------	------	------	------	------	------	--------	-------	------	--------	-------	-------	-------	-------	--------	-------	--------	-------	-------	-------	-------	--------

PITCHER	IP	WLS	BF	H	R	ER	SO	BB	IBB	HBP	BLK	WP	HR	S	P	ERA	WHIP
Luke Walker, L (1, 1) ERA: 3.38	8.0	L	34	11	4	4	4	2	0	0	0	0	2	40	48	4.50	1.625
Dave Giusti, R (9, 1) ERA: 3.18	0.1		4	2	0	0	0	1	0	0	0	0	0	3	7	0.00	9.000

Batter	1	2	3	4	5	6	7	8	9	AB R H RBI BB SO LOB	TOP
Freddie Patek, R (1, 6) OBP: 0.342, SLG: 0.381	0-3 K		0-3 K		0-0 6-3		0-0 1B		0-0 HBP 1B	5 0 2 0 0 2 1	
Matty Alou, L (1, 8) OBP: 0.321, SLG: 0.346 Johnny Jeter, R (1, 8) OBP: 0.322, SLG: 0.352	0-0 FC4-6 1B		0-3 K			0-0 S 1B	0-0 6-3		1-0 HBP 1B	1 0 1 0 0 0 0 3 1 1 0 0 1 2	
Roberto Clemente, R (1, 9) OBP: 0.419, SLG: 0.580	0-0 FC4-6 BB 1-2f		0-0 1B			0-0 1B 1B		0-0 G4-6-3 1B	0-3 K	5 0 3 1 0 1 4	
Willie Stargell, L (1, 7) OBP: 0.333, SLG: 0.534	4-0 FC4-6 BB 1-2		0-0 4-3			0-3 K		0-0 G4-6-3 1-2f		3 0 0 0 1 1 4	
Al Oliver, L (1, 3) OBP: 0.324, SLG: 0.438	0-0 FC4-6 1-2f			0-0 F2		0-0 F2		0-0 1B		4 0 1 0 0 0 3	
Manny Sanguillen, R (1, 2) OBP: 0.335, SLG: 0.437		0-3 K		0-0 6-3		0-0 1B		0-0 5-3		4 0 1 0 0 1 1	
Richie Hebner, L (1, 5) OBP: 0.340, SLG: 0.414		0-0 4-3		0-0 F5		0-3 K			0-0 FC3-6 1B	4 0 1 0 0 1 2	
Bill Mazaroski, R (1, 4) OBP: 0.295, SLG: 0.335 Dave Cash, R (9, PR) OBP: 0.377, SLG: 0.446		0-0 6-3			0-0 G4-6-3 1B		0-3 K		0-0 FC3-6 HBP 1B 1-2f	4 0 1 0 0 1 1 0 0 0 0 0 0 0	
Fred Cambria, R (1, 1) OBP: 0.333, SLG: 0.333 John Lamb, R (7, 1) Jose Pagan, R (9, PH) OBP: 0.314, SLG: 0.398			0-0 1B 1B		0-0 G4-6-3 1-2f		0-0 F9		0-0 L9	3 0 1 0 0 0 1 0 0 0 0 0 0 0 1 0 0 0 0 0 1	
Inning Stats	R: 0 H: 1 E: 0 LOB: 2 K: 1 BB: 1 S: 6 P: 10	R: 0 H: 0 E: 0 LOB: 0 K: 1 BB: 0 S: 5 P: 5	R: 0 H: 2 E: 0 LOB: 2 K: 2 BB: 0 S: 9 P: 9	R: 0 H: 0 E: 0 LOB: 0 K: 0 BB: 0 S: 3 P: 3	R: 0 H: 1 E: 0 LOB: 0 K: 0 BB: 0 S: 3 P: 3	R: 1 H: 3 E: 0 LOB: 2 K: 2 BB: 0 S: 10 P: 10	R: 0 H: 1 E: 0 LOB: 1 K: 1 BB: 0 S: 6 P: 6	R: 0 H: 2 E: 0 LOB: 1 K: 0 BB: 0 S: 4 P: 4	R: 0 H: 2 E: 0 LOB: 3 K: 1 BB: 0 S: 7 P: 8	1B: 12 SF: 0 2B: 0 SAC: 0 3B: 0 DP: 2 HR: 0 HBP: 1	WP: 0 PA: 39 PB: 0 SB: 1 CS: 0
PITCHER Pat Dobson, R (1, 1) ERA: 3.97 Tom Dukes, R (9, 1) ERA: 2.43	IP WLS BF H R ER SO BB IBB HBP BLK WP HR S P ERA WHIP	8.2 W 38 12 1 1 7 1 0 1 0 0 0 0 50 55 1.04 1.500	0.1 S 1 0 0 0 1 0 0 0 0 0 0 0 3 3 0.00 0.000								

Pittsburgh Pirates @ San Diego Padres
San Diego Stadium, San Diego, CA
Wed Aug 26 1970, 10:05 PM EDT
Att. 6,067 - Unknown

livebaseballscorecards.com

AB	37
R	1
H	12
RBI	1
BB	1
SO	8
LOB	20



Batter	1	2	3	4	5	6	7	8	9	AB R H RBI BB SO LOB	TOP
Don Kessinger, S (1, 6) OBP: 0.335, SLG: 0.366	0-0 F8		0-0 1B SF7 1B	0-0 4-3			0-0 2B 1B		0-0 FC1-6 CS	5 2 2 0 0 0 1	
Glenn Beckert, R (1, 4) OBP: 0.339, SLG: 0.370	0-0 2B		0-0 1B 1B			0-0 1B 1B	0-0 F9		0-0 PO 1B	5 3 4 0 0 0 1	
Billy Williams, L (1, 7) OBP: 0.390, SLG: 0.601	0-0 2B		0-0 F5			0-0 1B 1B	0-0 F8 2B		0-0 PO	4 0 3 2 0 0 2	
Joe Pepitone, L (1, 8) OBP: 0.306, SLG: 0.475	4-0 BB		0-0 SF7			0-0 P6	0-0 F8			2 0 0 1 1 0 3	
Jim Hickman, R (1, 3) OBP: 0.420, SLG: 0.596	0-0 F9		0-0 1B 1B			0-0 G4-6-3 1B	0-0 5-3			4 0 2 1 0 0 3	
Ron Santo, R (1, 5) OBP: 0.355, SLG: 0.458	0-0 F8		0-0 1B			0-0 G4-6-3			0-0 F8	4 0 1 1 0 0 4	
Johnny Callison, L (1, 9) OBP: 0.360, SLG: 0.466		0-0 F8	0-3 K			0-0 F2			0-0 F7	4 0 0 0 0 1 2	
Randy Hundley, R (1, 2) OBP: 0.335, SLG: 0.400		0-3 K		0-0 6-3		0-3 K			0-3 K	4 0 0 0 0 3 0	
Milt Pappas, R (1, 1) OBP: 0.229, SLG: 0.370		0-0 P6		0-0 6-3		0-3 K			0-0 FC1-6 1B	4 0 1 0 0 1 0	
Inning Stats	R: 1 H: 2 E: 0 LOB: 2 K: 0 BB: 1 S: 5 P: 9	R: 0 H: 0 E: 0 LOB: 0 K: 1 BB: 0 S: 5 P: 5	R: 2 H: 4 E: 0 LOB: 2 K: 1 BB: 0 S: 9 P: 9	R: 0 H: 0 E: 0 LOB: 0 K: 0 BB: 0 S: 3 P: 3	R: 1 H: 3 E: 0 LOB: 1 K: 0 BB: 0 S: 5 P: 5	R: 0 H: 0 E: 0 LOB: 0 K: 2 BB: 0 S: 7 P: 7	R: 1 H: 2 E: 0 LOB: 1 K: 0 BB: 0 S: 5 P: 5	R: 0 H: 0 E: 0 LOB: 0 K: 1 BB: 0 S: 5 P: 5	R: 0 H: 2 E: 0 LOB: 0 K: 0 BB: 0 S: 3 P: 3	1B: 10 SF: 1 2B: 3 SAC: 0 3B: 0 DP: 1 HR: 0 HBP: 0	WP: 0 PA: 39 PB: 0 SB: 0 CS: 1
PITCHER	IP WLS BF H R ER SO BB IBB HBP BLK WP HR S P ERA WHIP										
Earl Wilson, R (1, 1) ERA: 4.82	6.0 L 27 9 4 4 4 1 0 0 0 0 0 0 34 38 6.00 1.667										
Ron Herbel, R (7, 1) ERA: 4.91	2.0 8 2 1 1 1 0 0 0 0 0 0 0 10 10 4.50 1.000										
Paul Doyle, L (9, 1) ERA: 5.02	1.0 3 2 0 0 0 0 0 0 0 0 0 0 3 3 0.00 2.000										

Chicago Cubs @ San Diego Padres
San Diego Stadium, San Diego, CA
Thu Aug 27 1970, 10:05 PM EDT
Att: 5,151 - Unknown - 70 F

livebaseballscorecards.com

AB 36
R 5
H 13
RBI 5
BB 1
SO 5
LOB 16



Batter	1	2	3	4	5	6	7	8	9	AB	R	H	RBI	BB	SO	LOB
Jose Arcia, R (1, 6) OBP: 0.285, SLG: 0.293 Steve Huntz, S (8, PH) OBP: 0.341, SLG: 0.348 (9, 6)	0-0 F9		0-3 K			0-0 6-3		0-0 G1-6-3		3	0	0	0	0	1	0
Dave Campbell, R (1, 4) OBP: 0.280, SLG: 0.345	0-0 P6		0-3 K			0-0 2B		0-0 F9		4	0	1	0	0	1	0
Ollie Brown, R (1, 9) OBP: 0.332, SLG: 0.506	0-0 F8			0-0 5-3		0-0 F8		0-0 F9		4	0	0	0	0	0	1
Al Ferrara, R (1, 7) OBP: 0.367, SLG: 0.446 Tommy Dean, R (9, PR) OBP: 0.274, SLG: 0.308		0-0 F9		0-0 5-3		0-0 FC5-4 1B		0-0 E6		4	0	1	0	0	0	0
Nate Colbert, R (1, 3) OBP: 0.320, SLG: 0.475		0-0 HR		0-0 F8		0-0 FC5-4 1B		0-0 FC6-4 1B		4	1	3	1	0	0	0
Ivan Murrell, R (1, 8) OBP: 0.290, SLG: 0.395		0-0 FC5-4 1B		0-0 K		0-0 FC5-4 1B		0-0 FC6-4		4	0	1	0	0	1	4
Ed Spiezio, R (1, 5) OBP: 0.383, SLG: 0.500		0-0 FC5-4		0-0 5-3		0-0 P6		0-0 P4		4	0	0	0	0	0	5
Bob Barton, R (1, 2) OBP: 0.282, SLG: 0.331		0-0 FC5-4		0-0 F8		0-0 4-3				3	0	0	0	0	0	3
Earl Wilson, R (1, 1) OBP: 0.180, SLG: 0.217 Larry Stahl, L (6, PH) OBP: 0.175, SLG: 0.179 Ron Herbel, R (7, 1) Ray Webster, L (8, PH) OBP: 0.312, SLG: 0.300 Paul Doyle, L (9, 1)			0-3 K			0-0 F8		4-0 G1-6-3		1	0	0	0	0	1	0

Inning Stats	R: 0	H: 0	E: 0	K: 0	S: 3	R: 1	H: 2	E: 0	K: 0	S: 5	R: 0	H: 0	E: 0	K: 3	S: 9	R: 0	H: 0	E: 0	K: 0	S: 3	R: 0	H: 0	E: 0	K: 1	S: 5	R: 0	H: 1	E: 0	K: 0	S: 4	R: 0	H: 2	E: 0	K: 0	S: 5	R: 0	H: 0	E: 0	K: 0	S: 2	R: 0	H: 1	E: 1	K: 0	S: 5	1B: 4	SF: 0	2B: 1	SAC: 0	3B: 0	DP: 1	HR: 1	HBP: 0	WP: 0	PA: 34
PITCHER Milt Pappas, R (1, 1) ERA: 3.09	IP	WLS	BF	H	R	ER	SO	BB	IBB	HBP	BLK	WP	HR	S	P	ERA	WHIP																																						

BOTTOM

Chicago Cubs @ San Diego Padres
San Diego Stadium, San Diego, CA

Thu Aug 27 1970, 10:05 PM EDT
Att. 5,151 - Unknown - 70 F

AB	33
R	1
H	6
RBI	1
BB	1
SO	4
LOB	14



WP: 0	PA: 34
PB: 0	CS: 0

livebaseballscorecards.com

Batter	1	2	3	4	5	6	7	8	9	AB	R	H	RBI	BB	SO	LOB	TOP								
Don Kessinger, S OBP: 0.336, SLG: 0.365 (1, 6)	0-3 K		0-3 K			4-0 1B BB	0-0 FC4-6 1B	0-0 3-1		4	1	1	0	1	2	3									
Glenn Beckert, R OBP: 0.337, SLG: 0.368 (1, 4)	0-0 F8			0-0 G3 1B		0-0 P4	0-0 FC4-6	0-0 6-3		5	0	1	0	0	0	3									
Billy Williams, L OBP: 0.390, SLG: 0.598 (1, 7)	0-0 P6			0-0 F5		4-0 1B BB		4-0 1B BB		3	2	0	0	2	0	1									
Joe Pepitone, L OBP: 0.307, SLG: 0.474 (1, 8)		0-0 F9		0-0 G3		0-0 1B 1B		0-0 BB 1B		5	1	2	1	0	0	1									
Jim Hickman, R OBP: 0.420, SLG: 0.592 (1, 3)		0-0 F3		0-0 F8		0-0 F9		0-0 SF9 1B		4	2	1	0	1	0	3									
Ron Santo, R OBP: 0.359, SLG: 0.462 (1, 5)		0-0 5-3				0-0 FC6-4 1B		4-0 1B IBB		4	1	3	3	1	0	0									
Johnny Callison, L OBP: 0.356, SLG: 0.462 (1, 9)			0-0 F3		0-0 F2		0-0 4-3		0-0 SF9		4	0	0	1	0	4									
Randy Hundley, R OBP: 0.337, SLG: 0.397 (1, 2)			4-0 BB		0-3 K		0-0 9-3 1B		4-0 3-1 1B		1	0	0	0	1	1									
J.C. Martin, L OBP: 0.333, SLG: 0.208 (5, 2)						0-0 FC6-4		0-0 9-3		1	1	1	0	1	0	0									
Fergie Jenkins, R OBP: 0.121, SLG: 0.202 (1, 1)			0-3 K		0-0 FC6-4		0-0 9-3		0-0 WP 3-1 1B		4	0	1	2	0	1	3								
Inning Stats	R: 0 E: 0 K: 1 S: 5	H: 0 LOB: 0 BB: 0 P: 5	R: 0 E: 0 K: 0 S: 3	H: 0 LOB: 0 BB: 0 P: 3	R: 0 E: 0 K: 2 S: 7	H: 0 LOB: 1 BB: 1 P: 11	R: 0 E: 0 K: 0 S: 4	H: 1 LOB: 1 BB: 0 P: 4	R: 0 E: 0 K: 1 S: 6	H: 1 LOB: 1 BB: 0 P: 6	R: 2 E: 0 K: 0 S: 5	H: 2 LOB: 2 BB: 2 P: 13	R: 0 E: 0 K: 0 S: 4	H: 2 LOB: 1 BB: 0 P: 4	R: 5 E: 0 K: 0 S: 6	H: 3 LOB: 1 BB: 3 P: 18	R: 1 E: 0 K: 0 S: 4	H: 1 LOB: 1 BB: 1 P: 8	1B: 9 2B: 2 3B: 0 HR: 0	SF: 1 SAC: 0 DP: 1 HBP: 0	WP: 1 PB: 0 SB: 0 CS: 0	PA: 43			
PITCHER	IP	WLS	BF	H	R	ER	SO	BB	IBB	HBP	BLK	WP	HR	S	P	ERA	WHIP								
Clay Kirby, R ERA: 4.59 (1, 1)	7.0		30	6	3	3	4	4	0	0	0	0	0	34	50	3.86	1.429								
Paul Doyle, L ERA: 5.23 (8, 1)	0.0	L	1	1	0	0	0	0	0	0	0	0	0	1	1	∞	∞								
Tom Dukes, R ERA: 2.87 (8, 1)	0.1		5	2	3	3	0	1	1	0	0	0	0	3	11	81.00	9.000								
Ron Willis, R ERA: 3.78 (8, 1)	0.2		2	0	1	1	0	0	0	0	0	1	0	2	2	13.50	0.000								
Ron Herbel, R ERA: 4.95 (9, 1)	1.0		5	1	1	1	0	1	0	0	0	0	0	4	8	9.00	2.000								

Chicago Cubs @ San Diego Padres
San Diego Stadium, San Diego, CA

Fri Aug 28 1970, 10:05 PM EDT
Att: 7,897 - Unknown - 68 F

livebaseballscorecards.com

AB	35
R	8
H	10
RBI	7
BB	7
SO	4
LOB	19



Batter	1	2	3	4	5	6	7	8	9	AB R H RBI BB SO LOB	TOP
Don Kessinger, S OBP: 0.335, SLG: 0.365 (1, 6) X	0-0 E6 1B		0-0 FC6-4 1B		0-0 P4			0-0 L7		4 0 1 0 0 0 1	
Glenn Beckert, R OBP: 0.335, SLG: 0.365 (1, 4) X	0-0 F9		0-0 FC6-4 6-3 1-2		0-0 4-3			0-0 5-3		4 0 0 0 0 0 3	
Billy Williams, L OBP: 0.389, SLG: 0.595 (1, 7) X	0-0 1B 1-2 1B		0-0 6-3 1-2						0-0 4-3	4 0 1 0 0 0 1	
Jim Hickman, R OBP: 0.421, SLG: 0.590 (1, 3) X	0-0 1-2 2-3 1B		0-0 F7					0-0 5-3	4-0 BB HR BB	3 1 1 0 1 0 1	
Ron Santo, R OBP: 0.358, SLG: 0.459 (1, 5) X	0-0 P6				0-0 F8			0-0 5-3	4-0 BB HR BB	3 1 0 0 1 0 3	
Joe Pepitone, L OBP: 0.307, SLG: 0.480 (1, 8) X	0-0 P4			0-3 K				0-0 4-3	0-0 1-H 2-H HR	4 1 1 3 0 1 3	
Randy Hundley, R OBP: 0.329, SLG: 0.387 (1, 2) X		0-0 6-3		0-0 5-3			0-3 K		0-0 P4	4 0 0 0 0 1 0	
Johnny Callison, L OBP: 0.355, SLG: 0.458 (1, 9) X		0-0 G3			4-0 BB		0-0 F9		0-0 6-3	3 0 0 0 1 0 0	
Bill Hands, R OBP: 0.224, SLG: 0.111 (1, 1) X		0-0 6-3			0-0 B2			0-0 F5		3 0 0 0 0 0 1	
Inning Stats	R: 0 E: 1 K: 0 S: 6 H: 2 LOB: 3 BB: 0 P: 6	R: 0 E: 0 K: 0 S: 3 H: 0 LOB: 0 BB: 0 P: 3	R: 0 E: 0 K: 0 S: 4 H: 1 LOB: 1 BB: 0 P: 4	R: 0 E: 0 K: 1 S: 5 H: 0 LOB: 0 BB: 0 P: 5	R: 0 E: 0 K: 0 S: 3 H: 0 LOB: 1 BB: 1 P: 7	R: 0 E: 0 K: 0 S: 3 H: 0 LOB: 0 BB: 0 P: 3	R: 0 E: 0 K: 1 S: 5 H: 0 LOB: 0 BB: 0 P: 5	R: 0 E: 0 K: 0 S: 3 H: 0 LOB: 0 BB: 0 P: 3	R: 3 E: 0 K: 0 S: 4 H: 1 LOB: 0 BB: 2 P: 12	1B: 3 2B: 0 3B: 0 HR: 1 SF: 0 SAC: 0 DP: 0 HBP: 0	WP: 0 PB: 0 SB: 0 CS: 0 PA: 35
PITCHER Dave Roberts, L ERA: 4.18 (1, 1)	IP: 9.0 WLS: L BF: 35 H: 4 R: 3 ER: 3 SO: 2 BB: 3 IBB: 0 HBP: 0 BLK: 0 WP: 0 HR: 1 S: 36 P: 48 ERA: 3.00 WHIP: 0.778										

Chicago Cubs @ San Diego Padres
San Diego Stadium, San Diego, CA

Sun Aug 30 1970, 6:33 AM EDT
Att. 7,521 - Sunny - 74 F

livebaseballscorecards.com

AB	32
R	3
H	4
RBI	3
BB	3
SO	2
LOB	13



Batter	1	2	3	4	5	6	7	8	9	AB	R	H	RBI	BB	SO	LOB
Jose Arcia, R (1, 6) OBP: 0.285, SLG: 0.298	0-0 4-3 ①		0-0 CS 1B			0-0 F8 ①		0-0 SH3-4 ①		3	0	1	0	0	0	0
Dave Campbell, R (1, 4) OBP: 0.278, SLG: 0.341 Ray Webster, L (8, PH) OBP: 0.315, SLG: 0.314 Ron Slocum, R (9, 4) OBP: 0.221, SLG: 0.258	0-0 6-3 ②		0-0 F3 ② ③			0-3 K ②		0-0 6-3 ②		3	0	0	0	0	1	1
Cito Gaston, R (1, 8) OBP: 0.372, SLG: 0.534	0-0 FC4 1B			0-3 K ①		0-0 1B		0-3 K ③		4	0	2	0	0	2	1
Al Ferrara, R (1, 7) OBP: 0.368, SLG: 0.444	0-0 FC4 ③			0-0 FC5-4 1B		0-0 P5 ③			0-0 6-3 ①	4	0	1	0	0	0	2
Ollie Brown, R (1, 9) OBP: 0.333, SLG: 0.506		0-0 4-3 ①		0-0 FC5-4 ②			0-0 F8 E 1B		0-0 6-3 ②	4	0	1	0	0	0	1
Nate Colbert, R (1, 3) OBP: 0.317, SLG: 0.471		0-0 5-3 ②		0-3 K ③			0-0 E5 G4-6-3		0-3 K ③	4	0	0	0	0	2	2
Ed Spiezio, R (1, 5) OBP: 0.384, SLG: 0.494		0-0 1B			0-0 6-3 ①		0-0 F8 ①			3	0	1	0	0	0	2
Chris Cannizzaro, R (1, 2) OBP: 0.382, SLG: 0.406		0-3 K ③			0-3 K ②		0-0 G4-6-3 ② ③			3	0	0	0	0	2	3
Dave Roberts, L (1, 1) OBP: 0.217, SLG: 0.356			0-0 P6 ①			0-0 4-3 ③			0-0 SH3-4 1B	3	0	1	0	0	0	0

Inning Stats	R: 0 E: 0 K: 0 S: 4	H: 1 LOB: 1 BB: 0 P: 4	R: 0 E: 0 K: 1 S: 6	H: 1 LOB: 1 BB: 0 P: 6	R: 0 E: 0 K: 0 S: 3	H: 1 LOB: 0 BB: 0 P: 3	R: 0 E: 0 K: 2 S: 8	H: 1 LOB: 1 BB: 0 P: 8	R: 0 E: 0 K: 1 S: 5	H: 0 LOB: 0 BB: 0 P: 5	R: 0 E: 0 K: 1 S: 6	H: 1 LOB: 1 BB: 0 P: 6	R: 0 E: 1 K: 0 S: 4	H: 1 LOB: 1 BB: 0 P: 4	R: 0 E: 0 K: 1 S: 6	H: 1 LOB: 1 BB: 0 P: 6	R: 0 E: 0 K: 1 S: 5	H: 0 LOB: 0 BB: 0 P: 5	1B: 7 2B: 0 3B: 0 HR: 0	SF: 0 SAC: 1 DP: 1 HBP: 0	WP: 0 PB: 0 SB: 0 CS: 1	PA: 33
PITCHER Bill Hands, R (1, 1) ERA: 3.64	IP: 9.0 WLS: W BF: 33 H: 7 R: 0 ER: 0 SO: 7 BB: 0 IBB: 0 HBP: 0 BLK: 0 WP: 0 HR: 0 S: 47 P: 47 ERA: 0.00 WHIP: 0.778																					

Chicago Cubs @ San Diego Padres
San Diego Stadium, San Diego, CA

Sun Aug 30 1970, 6:33 AM EDT
Att. 7,521 - Sunny - 74 F

AB	32
R	0
H	7
RBI	0
BB	0
SO	7
LOB	13

Batter	1	2	3	4	5	6	7	8	9	10	AB	R	H	RBI	BB	SO	LOB	TOP							
Jose Arcia, R (1, 6) OBP: 0.284, SLG: 0.297 Ray Webster, L (10, PH) OBP: 0.315, SLG: 0.314 Steve Huntz, S (10, PH) OBP: 0.340, SLG: 0.348 (10, 6)	0-0		0-0 G5-4-3		0-3 K			0-0 G6-3 1B		0-0 SF8	4	0	1	0	0	1	3								
Dave Campbell, R (1, 4) OBP: 0.275, SLG: 0.338	0-3 K		0-0		0-3 K			0-0 G6-3		0-0 F	5	0	0	0	0	2	3								
Cito Gaston, R (1, 8) OBP: 0.370, SLG: 0.529	0-3 K				0-3 K			0-3 K		4-0 BB	4	0	0	0	1	3	0								
Al Ferrara, R (1, 7) OBP: 0.372, SLG: 0.457 Ivan Murrell, R (9, 7) OBP: 0.268, SLG: 0.392		0-0 BB 1B		0-0 G6-4-3 1B		0-0 HR		0-0 K		0-0 K	4	1	3	1	0	1	0								
Ollie Brown, R (1, 9) OBP: 0.332, SLG: 0.506	0-0 F		0-0 G6-4-3		0-0			0-0 2B			4	0	1	0	0	0	2								
Nate Colbert, R (1, 3) OBP: 0.316, SLG: 0.468	0-3 K				4-0 SH 1B BB			0-0		0-0	3	0	0	0	1	1	2								
Ed Spiezio, R (1, 5) OBP: 0.382, SLG: 0.488	4-0 BB BB BB	0-0 F		0-0 G6-4-3		0-0 F		0-0		0-0	3	0	0	0	1	0	2								
Chris Cannizzaro, R (1, 2) OBP: 0.384, SLG: 0.411 Ron Slocum, R (10, PR) OBP: 0.221, SLG: 0.258 (10, 2)	0-0 BB		0-0		0-0 SH 1B			0-0 E6		0-0 1B SF8 2B	4	0	2	0	0	0	2								
Pat Dobson, R (1, 1) OBP: 0.242, SLG: 0.183		4-0 BB		0-0 SH		0-0 SH		0-0		0-0 WP 1B	2	0	1	0	1	0	1								
Inning Stats	R: 0 E: 0 K: 2 S: 7	H: 0 LOB: 0 BB: 0 P: 7	R: 0 E: 0 K: 1 S: 6	H: 1 LOB: 2 BB: 1 P: 10	R: 0 E: 0 K: 0 S: 2	H: 0 LOB: 0 BB: 1 P: 6	R: 0 E: 0 K: 1 S: 5	H: 1 LOB: 0 BB: 0 P: 5	R: 0 E: 0 K: 1 S: 6	H: 1 LOB: 2 BB: 1 P: 10	R: 1 E: 0 K: 1 S: 6	H: 1 LOB: 0 BB: 0 P: 6	R: 0 E: 1 K: 0 S: 4	H: 0 LOB: 1 BB: 0 P: 4	R: 0 E: 0 K: 1 S: 5	H: 1 LOB: 0 BB: 0 P: 5	R: 0 E: 0 K: 1 S: 6	H: 1 LOB: 1 BB: 0 P: 6	R: 1 E: 0 K: 0 S: 5	H: 2 LOB: 2 BB: 1 P: 9	1B: 5 2B: 2 3B: 0 HR: 1	SF: 1 SAC: 1 DP: 3 HBP: 0	WP: 1 PB: 0 SB: 0 CS: 0	PA: 40	
PITCHER	IP	WLS	BF	H	R	ER	SO	BB	IBB	HBP	BLK	WP	HR	S	P	ERA	WHIP								
Larry Dierker, R (1, 1) ERA: 3.87	8.0		30	5	1	1	7	3	0	0	0	0	1	41	53	1.12	1.000								
George Culver, R (9, 1) ERA: 3.95	1.0	L	6	3	1	1	1	0	0	0	0	0	0	8	8	9.00	3.000								
Ron Cook, L (10, 1) ERA: 3.64	0.1		1	0	0	0	0	0	0	0	0	0	0	1	1	0.00	0.000								
Fred Gladding, R (10, 1) ERA: 3.98	0.2		3	0	0	0	0	1	0	0	0	1	0	2	6	0.00	1.500								

San Diego Padres @ Houston Astros
 Astrodome, Houston, TX
 Tue Sep 01 1970 8:05 PM EDT
 Att: 6,492 - Unknown

livebaseballscores.com

AB	34
R	2
H	8
RBI	2
BB	4
SO	8
LOB	17



Batter	1	2	3	4	5	6	7	8	9	10	AB	R	H	RBI	BB	SO	LOB
Jesus Alou, R (1, 9) OBP: 0.343, SLG: 0.391	0-0 		0-0 			0-0 		0-0 		0-0 	5	0	0	0	0	0	3
Joe Morgan, L (1, 4) OBP: 0.401, SLG: 0.387	0-3 		0-0 			0-0 		0-0 	0-0 	0-0 	5	1	1	0	0	1	1
Jimmy Wynn, R (1, 7) OBP: 0.403, SLG: 0.518	0-0 			0-0 		0-3 			0-0 		4	0	2	1	0	1	0
John Mayberry, L (1, 3) OBP: 0.331, SLG: 0.385		0-3 		0-3 		0-3 		0-0 	0-0 		4	0	0	0	0	3	2
Denis Menke, R (1, 6) OBP: 0.398, SLG: 0.452		0-3 		0-0 		0-0 		0-0 	4-0 		3	0	0	0	1	1	1
Doug Rader, R (1, 5) OBP: 0.323, SLG: 0.429		4-0 		0-0 		0-0 		0-0 	4-0 		2	0	0	0	2	0	1
Cesar Cedeno, R (1, 8) OBP: 0.315, SLG: 0.411		0-0 				0-0 		0-0 	0-0 		4	0	1	0	0	0	4
Fred Gladding, L (10, 1)											0	0	0	0	0	0	0
Johnny Edwards, L (1, 2) OBP: 0.289, SLG: 0.308			0-0 			0-0 		0-0 	0-0 		3	0	1	0	0	0	3
Larry Dierker, R (1, 1) OBP: 0.169, SLG: 0.187			0-0 			0-3 		0-0 		0-0 	1	0	0	0	0	1	0
Bob Watson, R (8, PH) OBP: 0.311, SLG: 0.436										0-0 	1	0	1	0	0	0	0
George Culver, R (9, 1) OBP: 0.182, SLG: 0.300											0	0	0	0	0	0	0
Ron Cook, L (10, 1) OBP: 0.278, SLG: 0.471			1-2 								0	0	0	0	0	0	0
Cesar Geronimo, L (10, 8) OBP: 0.368, SLG: 0.353								0-0 		0-0 	1	0	0	0	0	0	0

BOTTOM

San Diego Padres @ Houston Astros
Astrodome, Houston, TX

Tue Sep 01 1970, 8:05 PM EDT
Att. 6,492 - Unknown

livebaseballscorecards.com

AB	33
R	1
H	6
RBI	1
BB	3
SO	7
LOB	15

Inning Stats	R: 0	H: 0	E: 0	K: 1	S: 5	R: 0	H: 0	E: 0	K: 2	S: 7	R: 0	H: 1	E: 0	K: 0	S: 4	R: 0	H: 1	E: 0	K: 1	S: 6	R: 0	H: 0	E: 0	K: 1	S: 5	R: 0	H: 0	E: 0	K: 1	S: 5	R: 0	H: 2	E: 0	K: 0	S: 4	R: 1	H: 2	E: 0	K: 0	S: 5	R: 0	H: 0	E: 0	K: 0	S: 3							
IP	10.0	WLS	W	BF	38	H	6	R	1	ER	1	SO	7	BB	1	IBB	2	HBP	0	BLK	0	WP	0	HR	0	S	49	P	61	ERA	0.90	WHIP	0.700																			

WP: 0	PA: 38
PB: 0	
SB: 1	
CS: 0	

Batter	1	2	3	4	5	6	7	8	9	AB R H RBI BB SO LOB	TOP																					
Jose Arcia, R (1, 6) OBP: 0.280, SLG: 0.293 Ivan Murrell, R (8, PH) OBP: 0.287, SLG: 0.391 Tom Duker, R (8, 1)	0-3 K		0-0 6-3		0-3 K			0-0 5-3		3 0 0 0 0 2 2 1 0 0 0 0 0 0 0 0 0 0 0 0 0	San Diego Padres @ Houston Astros Astrodome, Houston, TX Wed Sep 02 1970, 8:05 PM EDT Att. 6,395 - Dome																					
Dave Campbell, R (1, 4) OBP: 0.273, SLG: 0.335	0-0 F9			0-0 F9		0-3 K		0-0 F4		4 0 0 0 0 1 0																						
Cito Gaston, R (1, 8) OBP: 0.369, SLG: 0.526	0-3 K			4-0 FC5-4 1B BB		0-0 6-3		0-0 5-3		3 0 0 0 1 1 0																						
Al Ferrara, R (1, 7) OBP: 0.373, SLG: 0.456		0-0 5-3		0-0 FC5-4 1-2 1B		4-0 WP BB		0-0 5-3		3 0 1 0 1 0 0																						
Ollie Brown, R (1, 9) OBP: 0.331, SLG: 0.510	0-3 K			0-0 FC5-4 1-2f 2-3		0-0 6-3 1-2		0-0 HR		4 1 1 1 0 1 3																						
Nate Colbert, R (1, 3) OBP: 0.317, SLG: 0.471	0-0 2-1 3B			0-3 K		0-0 5-3		4-0 BB		3 0 1 0 1 1 2																						
Ed Spiezio, R (1, 5) OBP: 0.381, SLG: 0.484	0-0 2-1 3-H		0-0 SH2-4 1B		0-3 K		0-0 6-3	0-3 K		4 0 1 0 0 2 1																						
Chris Cannizzaro, R (1, 2) OBP: 0.380, SLG: 0.407			0-0 F8		0-0 5-3		0-0 1-3			3 0 0 0 0 0 1																						
Danny Coombs, R (1, 1) OBP: 0.128, SLG: 0.091 Steve Huntz, S (8, PH) OBP: 0.339, SLG: 0.347 (8, 6)			0-0 SH2-4 1-2		4-0 BB		0-3 K			0 0 0 0 1 0 0 1 0 0 0 0 1 0																						
Inning Stats	R: 0 E: 0 K: 2 S: 7	H: 0 LOB: 0 BB: 0 P: 7	R: 0 E: 0 K: 1 S: 5	H: 1 LOB: 1 BB: 0 P: 5	R: 0 E: 0 K: 0 S: 4	H: 1 LOB: 1 BB: 0 P: 4	R: 0 E: 0 K: 1 S: 6	H: 1 LOB: 2 BB: 1 P: 10	R: 0 E: 0 K: 2 S: 7	H: 0 LOB: 1 BB: 1 P: 11	R: 0 E: 0 K: 1 S: 5	H: 0 LOB: 0 BB: 0 P: 9	R: 0 E: 0 K: 0 S: 3	H: 0 LOB: 0 BB: 0 P: 3	R: 0 E: 0 K: 1 S: 5	H: 0 LOB: 0 BB: 0 P: 5	R: 1 E: 0 K: 1 S: 6	H: 1 LOB: 1 BB: 1 P: 10	1B: 2 2B: 0 3B: 1 HR: 1	SF: 0 SAC: 1 DP: 0 HBP: 0	WP: 1 PB: 0 SB: 0 CS: 0	PA: 34										
PITCHER Wade Blasingame, L (1, 1) ERA: 2.27 Fred Gladding, R (9, 1) ERA: 3.96	IP 8.2	WLS W	BF 34	H 4	R 1	ER 1	SO 8	BB 4	IBB 0	HBP 0	BLK 0	WP 1	HR 1	S 45	P 61	ERA 1.04	WHIP 0.923															
											PITCHER	IP	WLS	BF	H	R	ER	SO	BB	IBB	HBP	BLK	WP	HR	S	P	ERA	WHIP				

livebaseballscorecards.com

AB	29
R	1
H	4
RBI	1
BB	4
SO	9
LOB	9



Batter	1	2	3	4	5	6	7	8	9
Jesus Alou, R OBP: 0.340, SLG: 0.387 (1, 9) X	0-0 F6			0-0 L7		0-0 4-3		0-0 4-3	
Cesar Cedeno, R OBP: 0.316, SLG: 0.410 (1, 8) X	0-0 5-3			0-0 HR 1B		0-3 K			
Jimmy Wynn, R OBP: 0.403, SLG: 0.523 (1, 7) S S S	0-3 K			0-0 HR 1-H		0-0 F3			
Bob Watson, R OBP: 0.316, SLG: 0.436 (1, 3)		4-0 BB		0-0 FC5-4 1B		0-0 L8			
John Mayberry, L OBP: 0.331, SLG: 0.385 (8, 3)									
Doug Rader, R OBP: 0.321, SLG: 0.427 (1, 5) X		0-0 G6-4-3 1-2f		0-0 FC5-4 1-2f		0-3 K			
Larry Howard, R OBP: 0.297, SLG: 0.351 (1, 2) S S S		0-3 K		0-0 L4		0-0 5-3			
Marty Martinez, S OBP: 0.273, SLG: 0.252 (1, 6) X			0-0 F9		0-0 5-3		0-0 5-3 1B		
Hector Torres, R OBP: 0.281, SLG: 0.288 (1, 4) S S S			0-3 K		0-0 L9		0-0 5-3 1-2		
Wade Blasingame, L Fred Gladding, L (9, 1) S S S			0-3 K		0-3 K		0-3 K		

Inning Stats	R: 0	H: 0	E: 0	LOB: 0	K: 1	BB: 0	S: 5	P: 5
	R: 0	H: 0	E: 0	LOB: 0	K: 1	BB: 1	S: 4	P: 8
	R: 0	H: 0	E: 0	LOB: 0	K: 2	BB: 0	S: 7	P: 7
	R: 2	H: 3	E: 0	LOB: 1	K: 0	BB: 0	S: 6	P: 6
	R: 0	H: 0	E: 0	LOB: 0	K: 1	BB: 0	S: 5	P: 5
	R: 0	H: 0	E: 0	LOB: 0	K: 1	BB: 0	S: 5	P: 5
	R: 0	H: 1	E: 0	LOB: 1	K: 1	BB: 0	S: 6	P: 6
	R: 0	H: 0	E: 0	LOB: 0	K: 1	BB: 0	S: 6	P: 6

PITCHER	IP	WLS	BF	H	R	ER	SO	BB	IBB	HBP	BLK	WP	HR	S	P	ERA	WHIP
Danny Coombs, L ERA: 3.32 (1, 1)	7.0	L	24	3	2	2	7	1	0	0	0	0	1	37	41	2.57	0.571
Tom Dukes, R ERA: 2.82 (8, 1)	1.0		4	1	0	0	1	0	0	0	0	0	0	6	6	0.00	1.000

BOTTOM

San Diego Padres @ Houston Astros
Astrodome, Houston, TX

Wed Sep 02 1970, 8:05 PM EDT
Att: 6,395 - Dome

AB	R	H	RBI	BB	SO	LOB
4	0	0	0	0	0	1
3	1	1	0	0	1	0
3	1	1	2	0	1	0
2	0	1	0	1	0	0
0	0	0	0	0	0	0
3	0	0	0	0	1	2
3	0	0	0	0	1	1
3	0	1	0	0	0	0
3	0	0	0	0	1	1
3	0	0	0	0	3	1
0	0	0	0	0	0	0

livebaseballscores.com

AB	27
R	2
H	4
RBI	2
BB	1
SO	8
LOB	6



WP: 0	PA: 28
PB: 0	CS: 0
SB: 0	
HR: 1	
SF: 0	
SAC: 0	
DP: 1	
HBP: 0	

Batter	1	2	3	4	5	6	7	8	9	AB R H RBI BB SO LOB	TOP			
Jose Arcia, R (1, 6) OBP: 0.279, SLG: 0.287	0-0 	1-0 			0-0 	0-0 			0-3 	4 0 0 0 0 1 2				
Dave Campbell, R (1, 4) OBP: 0.273, SLG: 0.335 Ron Slocum, R (5, PR) OBP: 0.214, SLG: 0.250 (5, 4)	0-0 	0-0 			0-0 			0-0 	0-3 	3 0 1 0 0 0 2 2 0 0 0 0 1 0				
Cito Gaston, R (1, 8) OBP: 0.368, SLG: 0.522	0-0 				4-0 			0-0 	0-0 	4 0 0 0 1 1 1				
Al Ferrara, R (1, 7) OBP: 0.374, SLG: 0.455 Ivan Murrell, R (7, PR) OBP: 0.287, SLG: 0.391 (7, 7)	0-0 				0-0 			4-0 		3 0 1 0 1 0 3 0 1 0 0 0 0 0				
Ollie Brown, R (1, 9) OBP: 0.333, SLG: 0.510		0-0 			0-0 			0-0 		4 1 2 1 0 0 3				
Nate Colbert, R (1, 3) OBP: 0.319, SLG: 0.470		0-0 			0-0 			0-0 		3 1 1 0 1 0 2				
Ed Spiezio, R (1, 5) OBP: 0.386, SLG: 0.486		1-0 			0-0 			0-0 		3 1 2 0 0 0 1				
Chris Cannizzaro, R (1, 2) OBP: 0.382, SLG: 0.412		0-0 			0-0 			0-0 		4 0 2 3 0 0 2				
Clay Kirby, R (1, 1) OBP: 0.224, SLG: 0.190		0-0 			0-0 			0-0 		3 0 0 0 0 1 3				
Inning Stats	R: 0 H: 0 E: 1 LOB: 1 K: 0 BB: 0 S: 4 P: 4	R: 3 H: 3 E: 0 LOB: 1 K: 0 BB: 0 S: 5 P: 7	R: 0 H: 1 E: 0 LOB: 0 K: 1 BB: 0 S: 5 P: 5	R: 0 H: 1 E: 0 LOB: 1 K: 0 BB: 0 S: 4 P: 4	R: 0 H: 1 E: 0 LOB: 2 K: 0 BB: 1 S: 4 P: 8	R: 0 H: 1 E: 0 LOB: 2 K: 1 BB: 1 S: 6 P: 10	R: 1 H: 1 E: 0 LOB: 2 K: 0 BB: 1 S: 4 P: 8	R: 0 H: 1 E: 0 LOB: 0 K: 0 BB: 0 S: 3 P: 3	R: 0 H: 0 E: 0 LOB: 0 K: 2 BB: 0 S: 7 P: 7	1B: 8 SF: 0 2B: 2 SAC: 1 3B: 0 DP: 3 HR: 0 HBP: 2	WP: 2 PA: 39 PB: 0 SB: 1 CS: 0			
PITCHER	IP WLS BF H R ER SO BB IBB HBP BLK WP HR S P ERA WHIP												PITCHER	IP WLS BF H R ER SO BB IBB HBP BLK WP HR S P ERA WHIP
Jack Billingham, R (1, 1) ERA: 4.23	1.1 L 10 3 3 3 0 0 0 0 2 0 0 0 8 10 20.25 2.250													
Jim Ray, R (2, 1) ERA: 3.57	3.2 13 3 0 0 1 1 0 0 0 1 0 14 18 0.00 1.091													
George Culver, R (6, 1) ERA: 3.91	3.0 13 3 1 1 1 2 0 0 0 1 0 13 21 3.00 1.667													
Denny Lemaster, L (9, 1) ERA: 4.53	1.0 3 0 0 0 0 2 0 0 0 0 0 0 7 7 0.00 0.000													

San Diego Padres @ Houston Astros
Astrodome, Houston, TX
Thu Sep 03 1970, 8:05 PM EDT
Att. 5,465 - Unknown

livebaseballscorecards.com

AB	33
R	4
H	9
RBI	4
BB	3
SO	4
LOB	19



Batter	1	2	3	4	5	6	7	8	9	AB R H RBI BB SO LOB
Jesus Alou, R (1, 9) OBP: 0.339, SLG: 0.386 Denny Lemaster, R (9, 1) OBP: 0.265, SLG: 0.256	0-0 1-2f G6-4-3		0-0 1-2f G6-4-3			0-0 WP 1B		0-0 1-2f G4-3		4 0 1 0 0 0 2 0 0 0 0 0 0 0
Joe Morgan, L (1, 4) OBP: 0.402, SLG: 0.385	4-0 S BB			0-0 S S S		0-0 1-2		4-0 BB		2 0 0 0 2 0 1
Jimmy Wynn, R (1, 7) OBP: 0.400, SLG: 0.519	0-0 1-2			0-3 K		0-3 K		0-3 K		4 0 0 0 0 3 3
Denis Menke, R (1, 6) OBP: 0.395, SLG: 0.448	0-3 K			0-0		0-0		0-0 F9		4 0 0 0 0 1 3
John Mayberry, L (1, 3) OBP: 0.329, SLG: 0.381		0-0 E3 G6-4-3			0-0 BB 1B		0-0	0-0 P6		4 0 1 0 0 0 1
Doug Rader, R (1, 5) OBP: 0.319, SLG: 0.424		0-0 F		0-3 K		0-0		0-0		3 0 0 0 0 1 2
Cesar Cedeno, R (1, 8) OBP: 0.312, SLG: 0.406		0-0 G6-4-3 1-2f		0-0 F		0-0 F		0-0		3 0 0 0 0 0 2
Johnny Edwards, L (1, 2) OBP: 0.292, SLG: 0.308			0-0 G6-4-3 1B		4-0 BB 1-2 BB			0-3 K		2 0 1 0 1 1 0
Jack Billingham, R (1, 1) OBP: 0.143, SLG: 0.087 Jim Ray, R (2, 1) OBP: 0.200, SLG: 0.200 Norm Miller, L (5, PH) OBP: 0.350, SLG: 0.324 George Culver, R (6, 1) OBP: 0.152, SLG: 0.300 Keith Lampard, L (8, PH) OBP: 0.271, SLG: 0.328			0-0 F		0-0 F			4-0 BB G4-3		0 0 0 0 0 0 0 1 0 0 0 0 0 1 1 0 0 0 0 0 2 0 0 0 0 0 0 0 0 0 0 0 0 1 0 0

Inning Stats	R: 0 E: 0 K: 1 S: 5	H: 0 LOB: 1 BB: 1 P: 9	R: 0 E: 1 K: 0 S: 3	H: 0 LOB: 0 BB: 0 P: 3	R: 0 E: 0 K: 0 S: 3	H: 1 LOB: 0 BB: 0 P: 3	R: 0 E: 0 K: 1 S: 5	H: 0 LOB: 0 BB: 0 P: 5	R: 0 E: 0 K: 1 S: 6	H: 1 LOB: 2 BB: 1 P: 10	R: 0 E: 0 K: 1 S: 6	H: 1 LOB: 1 BB: 0 P: 6	R: 0 E: 0 K: 0 S: 3	H: 0 LOB: 0 BB: 0 P: 3	R: 0 E: 0 K: 1 S: 4	H: 0 LOB: 0 BB: 1 P: 8	R: 0 E: 0 K: 1 S: 5	H: 0 LOB: 1 BB: 1 P: 9	1B: 3 2B: 0 3B: 0 HR: 0	SF: 0 SAC: 0 DP: 3 HBP: 0	WP: 1 PB: 0 SB: 1 CS: 0	PA: 32													
PITCHER Clay Kirby, R (1, 1) ERA: 4.36	IP 9.0	WLS W	BF 32	H 3	R 0	ER 0	SO 6	BB 4	IBB 0	HBP 0	BLK 0	WP 1	HR 0	S 40	P 56	ERA 0.00	WHIP 0.778	PITCHER	IP 9.0	WLS W	BF 32	H 3	R 0	ER 0	SO 6	BB 4	IBB 0	HBP 0	BLK 0	WP 1	HR 0	S 40	P 56	ERA 0.00	WHIP 0.778

BOTTOM

San Diego Padres @ Houston Astros
Astrodome, Houston, TX

Thu Sep 03 1970, 8:05 PM EDT
Att. 5,465 - Unknown

livebaseballscorecards.com

AB	28
R	0
H	3
RBI	0
BB	4
SO	6
LOB	17



Batter	1	2	3	4	5	6	7	8	9	AB R H RBI BB SO LOB	TOP			
Jose Arcia, R (1, 4) OBP: 0.284, SLG: 0.293	0-0 5-3		0-0 G1-4-3 1B	0-0 F9		0-0 SH1-3 HR 1B	0-0 E7 1B 1B		0-0 L8	6 2 3 2 0 0 0				
Rafael Robles, R (1, 6) OBP: 0.400, SLG: 0.250	0-0 F9		0-0 G1-4-3 1-2f	0-0 1B		0-0 SH1-3 1-2	0-0 L3		4-0 2B BB	4 0 1 0 1 0 2				
Cito Gaston, R (1, 8) OBP: 0.371, SLG: 0.532	0-0 1B		0-0 6-3	0-0 4-3		0-0 HR 2-H	0-0 1B 2-H		0-0 2B 1-3	6 1 4 3 0 0 1				
Al Ferrara, R (1, 7) OBP: 0.376, SLG: 0.453 Ivan Murrell, R (6, PR) OBP: 0.285, SLG: 0.388 (6, 7)	0-0 1-3			0-0 E5 1B 1B	4-0 BB 2B BB	0-0 1B	0-0 4-3		0-0 4-3	3 2 1 0 1 0 1 2 0 0 0 0 0 3				
Ollie Brown, R (1, 9) OBP: 0.335, SLG: 0.510 Jim Williams, R (8, 9)		0-0 FC6-4 BB 3B 1B		0-0 BB 1B HR 1B	4-0 2B 5-3 BB	0-3 K		0-3 K		4 3 2 0 1 2 1 0 0 0 0 0 0 0				
Nate Colbert, R (1, 3) OBP: 0.323, SLG: 0.481 Paul Doyle, L (8, 1)		4-0 FC6-4 BB		0-0 BB HR 1B	0-0 1-3 2-H 2B	0-0 F9		0-0 HR		4 2 3 3 1 0 1 0 0 0 0 0 0 0				
Ed Spiezio, R (1, 5) OBP: 0.386, SLG: 0.484		0-0 FC6-4 3B		0-0 F2	0-0 5-3		0-0 SH3-4 BB 1B		0-0 G5-4-3 1B	5 2 2 1 0 0 5				
Ron Slocum, R (1, 2) OBP: 0.240, SLG: 0.284		0-0 K 3B		4-0 HR BB	0-3 K		4-0 SH3-4 E BB		0-0 G5-4-3 1-2f	3 2 1 2 2 1 2				
Mike Corkins, R (1, 1) OBP: 0.273, SLG: 0.355 Fred Kendall, R (8, 3)		0-3 K		0-0 HR	0-3 K		0-0 SH3-4		0-0 P5	3 1 1 4 0 2 2 1 0 0 0 0 0 0				
Inning Stats	R: 0 H: 1 E: 0 LOB: 1 K: 0 BB: 0 S: 4 P: 4	R: 2 H: 2 E: 0 LOB: 1 K: 1 BB: 1 S: 6 P: 10	R: 0 H: 1 E: 0 LOB: 0 K: 0 BB: 0 S: 3 P: 3	R: 5 H: 4 E: 1 LOB: 1 K: 0 BB: 1 S: 8 P: 12	R: 2 H: 1 E: 0 LOB: 1 K: 2 BB: 2 S: 8 P: 16	R: 2 H: 3 E: 0 LOB: 1 K: 1 BB: 0 S: 8 P: 8	R: 3 H: 3 E: 1 LOB: 1 K: 0 BB: 1 S: 6 P: 10	R: 1 H: 2 E: 0 LOB: 0 K: 1 BB: 1 S: 6 P: 6	R: 0 H: 1 E: 0 LOB: 2 K: 0 BB: 1 S: 4 P: 8	1B: 12 SF: 0 2B: 2 SAC: 2 3B: 1 DP: 2 HR: 3 HBP: 0	WP: 0 PA: 49 PB: 0 SB: 0 CS: 0			
PITCHER	IP WLS BF H R ER SO BB IBB HBP BLK WP HR S P ERA WHIP												PITCHER	IP WLS BF H R ER SO BB IBB HBP BLK WP HR S P ERA WHIP
Jim Merritt, L (1, 1) ERA: 4.06	3.1 L 18 7 7 6 1 2 0 0 0 0 0 1 18 26 16.20 2.700													
Ray Washburn, R (4, 1) ERA: 7.13	1.2 9 2 2 2 2 2 0 0 0 0 0 0 11 19 10.80 2.400													
Jim Maloney, R (6, 1) ERA: 12.15	1.1 10 5 5 4 1 1 0 0 0 0 0 1 11 15 27.00 4.500													
Mel Behney, L (7, 1) ERA: 5.19	2.2 12 4 1 1 1 1 0 0 0 0 0 1 13 17 3.38 1.875													

San Diego Padres @ Cincinnati Reds
 Riverfront Stadium, Cincinnati, OH
 Fri Sep 04 1970, 7:05 PM EDT
 Att: 23,584 - Unknown

AB	41
R	15
H	18
RBI	15
BB	6
SO	5
LOB	18



Batter	1	2	3	4	5	6	7	8	9	AB R H RBI BB SO LOB	TOP										
Jose Arcia, R (1, 4) OBP: 0.288, SLG: 0.294 Larry Stahl, L (8, PH) OBP: 0.167, SLG: 0.171 Earl Wilson, R (8, 1) OBP: 0.180, SLG: 0.217	0-0 6-3	1-0 HBP		0-0 F9		0-0 FC6-4 1B		0-0 3-1		3 0 1 0 0 0 1 1 0 0 0 0 0 1 0 0 0 0 0 0 0											
Rafael Robles, R (1, 6) OBP: 0.400, SLG: 0.444	0-0 BB 2B	0-0 4-3		0-0 1B		0-0 FC6-4 G6-4-3 1-2f		0-0 6-3		5 0 2 0 0 0 3											
Cito Gaston, R (1, 8) OBP: 0.368, SLG: 0.526	0-3 K		0-3 K	0-0 6-3		0-0 G6-4-3 1-2f		0-0 G3		5 0 0 0 0 2 3											
Al Ferrara, R (1, 7) OBP: 0.379, SLG: 0.461 Jim Williams, R (9, PR)	4-0 BB BB		0-0 F8		0-0 HR		0-3 K	4-0 FC5-4 BB		3 1 1 1 2 1 0 0 0 0 0 0 0 0											
Ollie Brown, R (1, 9) OBP: 0.336, SLG: 0.508	4-0 1-2 2-3 BB		0-0 1B	0-0 1B		0-0 4-3		0-0 F7	0-0 FC5-4 1-2f	4 0 1 0 1 0 1											
Nate Colbert, R (1, 3) OBP: 0.323, SLG: 0.479	0-0 P4		0-0 1B	1-2 1B		0-3 K		0-0 5-3		4 0 1 0 0 1 3											
Ed Spiezio, R (1, 5) OBP: 0.387, SLG: 0.485		0-0 5-3 1B	0-0 F8		0-0 BB 1B			0-0 L5		4 0 2 0 0 0 2											
Chris Cannizzaro, R (1, 2) OBP: 0.386, SLG: 0.410 Ron Stocum, R (8, PR) OBP: 0.240, SLG: 0.284 (8, 2)		0-0 5-3		4-0 F9 SH1-4 BLK BB	4-0 BB BB	4-0 1-2 BB		1-0 FC4-6 HBP		1 1 0 0 2 0 1 0 0 0 0 0 0 0											
Dave Roberts, L (1, 1) OBP: 0.208, SLG: 0.340 Gary Ross, R (5, 1) OBP: 0.500, SLG: 0.500 Ron Willis, R (7, 1) Ray Webster, L (8, PH) OBP: 0.313, SLG: 0.311 Dave Campbell, R (8, 4) OBP: 0.273, SLG: 0.335		0-3 K		0-0 SH1-4	0-3 K			0-0 FC4-6 1-2f		2 0 0 0 0 2 3 0 0 0 0 0 0 0 0 0 0 0 0 0 0 1 0 0 0 0 0 1 0 0 0 0 0 0 0											
Inning Stats	R: 0 E: 0 K: 1 S: 6	H: 1 LOB: 3 BB: 2 P: 14	R: 0 E: 0 K: 1 S: 6	H: 1 LOB: 2 BB: 0 P: 7	R: 0 E: 0 K: 1 S: 7	H: 2 LOB: 2 BB: 0 P: 7	R: 1 E: 0 K: 0 S: 4	H: 1 LOB: 1 BB: 1 P: 8	R: 1 E: 0 K: 2 S: 9	H: 2 LOB: 2 BB: 1 P: 13	R: 0 E: 0 K: 0 S: 3	H: 1 LOB: 0 BB: 0 P: 3	R: 0 E: 0 K: 1 S: 5	H: 0 LOB: 0 BB: 0 P: 5	R: 0 E: 0 K: 0 S: 3	H: 0 LOB: 1 BB: 0 P: 4	R: 0 E: 0 K: 0 S: 3	H: 0 LOB: 1 BB: 1 P: 7	1B: 6 2B: 1 3B: 0 HR: 1	SF: 0 SAC: 1 DP: 1 HBP: 2	WP: 0 PA: 41 PB: 0 SB: 0 CS: 0
PITCHER	IP WLS BF H R ER SO BB IBB HBP BLK WP HR S P ERA WHIP																				
Milt Wilcox, R (1, 1) ERA: 3.6 Clay Carroll, R (6, 1) ERA: 2.73	5.0 W 27 7 2 2 5 4 0 1 1 0 1 32 49 3.60 2.200																				
	4.0 S 14 1 0 0 1 1 0 1 0 0 0 14 19 0.00 0.500																				

San Diego Padres @ Cincinnati Reds
 Riverfront Stadium, Cincinnati, OH
 Sat Sep 05 1970, 7:05 PM EDT
 Att: 34,525 - Unknown

AB	33
R	2
H	8
RBI	1
BB	5
SO	6
LOB	19



WP: 0	PA: 41
PB: 0	
SB: 0	
CS: 0	

ERA	WHIP
-----	------

ERA	WHIP
-----	------

ERA	WHIP
-----	------

ERA	WHIP
-----	------

Batter	1	2	3	4	5	6	7	8	9
Bobby Tolan, L OBP: 0.393, SLG: 0.476 (1, 8)	0-0 G6-4-3 1B		0-0 2-H 1B		0-0 1-2 2-H 1B	0-0 G3		0-3 K	
Pete Rose, S OBP: 0.387, SLG: 0.480 (1, 9)	0-0 G6-4-3 1-2f			0-0 F8	0-0 1-3 2-H 1B		0-0 1B 2B	0-0 F8	
Johnny Bench, R OBP: 0.345, SLG: 0.612 (1, 7) (7, 2)	0-0 F9			0-0 5-3	0-3 K		0-0 5-3 2-H E 1B		
Tony Perez, R OBP: 0.407, SLG: 0.618 (1, 5)		0-0 P4		0-0 F9		0-0 BB BB 2B	0-0 5-3		
Lee May, R OBP: 0.288, SLG: 0.474 (1, 3)		0-3 K			0-0 5-3	0-0 P5	0-0 E2 FC5-4		
Tommy Helms, R OBP: 0.259, SLG: 0.276 (1, 4)		0-0 G3			0-0 6-3	0-0 BB BB 1B	0-0 FC5-4 1-2f		
Pat Corrales, R OBP: 0.323, SLG: 0.363 (1, 2)			0-3 K		0-0 1B 1B	4-0 BB BB BB BB	4-0 FC5-4 1-2 BB		
Bernie Carbo, L OBP: 0.460, SLG: 0.574 (6, PH) (7, 7)					0-0 1B 1B	4-0 BB BB BB BB	4-0 FC5-4 1-2 BB		
Dave Concepcion, R OBP: 0.340, SLG: 0.341 (1, 6)			0-0 SH3-4 1B		0-0 1B 1B	4-0 BB BB BB BB	0-0 FC5-4 1-2f		
Ty Cline, L OBP: 0.368, SLG: 0.420 (6, PH)					1-2 2-H 1B 1B	1-2 2-3 3-H BB			
Woody Woodward, R OBP: 0.294, SLG: 0.289 (7, 6)					0-0 1B 1B	0-3 K			
Milt Wilcox, R (1, 1)			0-0 SH3-4					0-0 F7	
Hal McRae, R OBP: 0.322, SLG: 0.493 (5, PH)									
Clay Carroll, R OBP: 0.154, SLG: 0.083 (6, 1)									

Inning Stats	R: 0	H: 1	E: 0	LOB: 0	K: 0	P: 3	R: 0	H: 0	E: 0	LOB: 0	K: 1	P: 5	R: 0	H: 2	E: 0	LOB: 2	K: 1	P: 6	R: 0	H: 0	E: 0	LOB: 0	K: 0	P: 3	R: 3	H: 5	E: 0	LOB: 2	K: 1	P: 10	R: 1	H: 2	E: 0	LOB: 3	K: 1	P: 15	R: 2	H: 2	E: 1	LOB: 2	K: 0	P: 10	R: 0	H: 0	E: 0	LOB: 0	K: 1	P: 5
	0	1	0	0	0	3	0	0	0	0	1	5	0	2	0	2	0	6	0	0	0	0	0	3	0	0	0	5	2	0	10	0	2	0	15	0	2	0	10	0	0	0	0	0	5			

PITCHER	IP	WLS	BF	H	R	ER	SO	BB	IBB	HBP	BLK	WP	HR	S	P	ERA	WHIP
Dave Roberts, L ERA: 4.23 (1, 1)	4.2	L	20	8	3	3	2	0	0	0	0	0	0	24	24	5.79	1.714
Gary Ross, R ERA: 6.23 (5, 1)	1.1		10	4	3	2	2	2	0	0	0	0	0	12	20	13.50	4.500
Ron Willis, R ERA: 3.7 (7, 1)	1.0		5	0	0	0	0	1	0	0	0	0	0	4	8	0.00	1.000
Earl Wilson, R ERA: 4.79 (8, 1)	1.0		3	0	0	0	1	0	0	0	0	0	0	5	5	0.00	0.000

BOTTOM

San Diego Padres @ Cincinnati Reds
Riverfront Stadium, Cincinnati, OH

Sat Sep 05 1970, 7:05 PM EDT
Att. 34,525 - Unknown

AB	R	H	RBI	BB	SO	LOB
5	0	3	1	0	1	3
5	1	2	1	0	0	1
4	1	1	1	0	1	2
4	1	1	0	0	0	1
4	0	0	0	0	1	1
4	0	1	0	0	0	1
2	1	1	0	0	1	0
0	0	0	0	2	0	0
2	1	2	0	0	0	0
0	0	0	1	1	0	0
1	0	0	0	0	0	2
0	0	0	0	0	0	0
1	1	1	1	0	0	0
2	0	0	0	0	1	3

1B:	10	SF:	0	WP:	0	PA:	38
2B:	2	SAC:	1	PB:	0		
3B:	0	DP:	1	SB:	0		
HR:	0	HBP:	0	CS:	0		

livebaseballscorecards.com

AB 34
R 6
H 12
RBI 5
BB 3
SO 5
LOB 14



Batter	1	2	3	4	5	6	7	8	9	AB R H RBI BB SO LOB	TOP
Jose Arcia, R (1, 4) <small>OBP: 0.292, SLG: 0.299</small> Fred Kendall, R (8, PH) Paul Doyle, L (8, 1)	0-0 2B		0-0 F2		4-0 FC6-4 BB		0-0 5-3	0-0 F8		3 1 1 0 1 0 0 1 0 0 0 0 0 2 0 0 0 0 0 0 0	San Diego Padres @ Cincinnati Reds Riverfront Stadium, Cincinnati, OH Sun Sep 06 1970, 3:33 AM EDT Att: 31,431 - Unknown
Rafael Robles, R (1, 6) <small>OBP: 0.267, SLG: 0.286</small>	0-3 K		0-0 F3		0-0 FC6-4 1-2f		0-0 4-3		0-3 K	5 0 0 0 0 2 3	
Cito Gaston, R (1, 8) <small>OBP: 0.370, SLG: 0.535</small>	0-0 2B 2-H		0-3 K			0-0 SH1-3 1B		0-0 HR	0-3 K	5 2 3 2 0 2 0	
Al Ferrara, R (1, 7) <small>OBP: 0.380, SLG: 0.460</small> Ivan Murrell, R (7, 7) <small>OBP: 0.284, SLG: 0.387</small>	0-3 K			1-0 G6-3 HBP		0-0 1B SH1-3 1-2		0-0 F9	0-0 6-3	3 0 1 0 0 1 1 1 0 0 0 0 0 0	
Ollie Brown, R (1, 9) <small>OBP: 0.336, SLG: 0.506</small>	0-0 F9			0-0 G6-3 1-2f		0-0 SH1-3 1-2 2-3		0-0 1B 1B		3 1 1 0 0 0 2	
Nate Colbert, R (1, 3) <small>OBP: 0.324, SLG: 0.478</small>		0-0 6-3		0-0 6-3		4-0 1B IBB		0-0 1B 1B		3 0 1 0 1 0 0	
Ed Spiezio, R (1, 5) <small>OBP: 0.392, SLG: 0.500</small>		0-0 HR			0-0 SH2-4 1B	0-0 FC6 1-2 2-3 3-H		0-0 F9		4 1 3 2 0 0 2	
Chris Cannizzaro, R (1, 2) <small>OBP: 0.385, SLG: 0.408</small> Ron Stocum, R (8, PR) <small>OBP: 0.240, SLG: 0.284</small> (8, 2)		0-0 6-3			0-0 F8	0-3 K		0-0 1B 1-2		4 0 1 1 0 1 4 0 0 0 0 0 0 0	
Pat Dobson, R (1, 1) <small>OBP: 0.235, SLG: 0.177</small> Tom Dukes, R (7, 1) Ray Webster, L (8, PH) <small>OBP: 0.313, SLG: 0.311</small> Steve Huntz, S (8, PH) <small>OBP: 0.338, SLG: 0.346</small> Dave Campbell, R (8, 4) <small>OBP: 0.273, SLG: 0.335</small>		0-3 K			0-0 SH2-4 1-2	0-0 FC6 1-2f		0-0 F7 3-H		2 0 0 0 0 1 3 0 0 0 0 0 0 0 0 0 0 0 0 0 0 1 0 0 0 0 0 2 0 0 0 0 0 0 0	
Inning Stats	R: 1 H: 2 E: 0 LOB: 1 K: 2 BB: 0 S: 9 P: 9	R: 1 H: 1 E: 0 LOB: 0 K: 1 BB: 0 S: 6 P: 6	R: 0 H: 0 E: 0 LOB: 0 K: 1 BB: 0 S: 5 P: 5	R: 0 H: 0 E: 0 LOB: 0 K: 0 BB: 0 S: 2 P: 3	R: 0 H: 1 E: 0 LOB: 2 K: 0 BB: 1 S: 4 P: 8	R: 1 H: 3 E: 0 LOB: 3 K: 1 BB: 1 S: 8 P: 12	R: 1 H: 1 E: 0 LOB: 0 K: 0 BB: 0 S: 4 P: 4	R: 1 H: 3 E: 0 LOB: 2 K: 0 BB: 0 S: 6 P: 6	R: 0 H: 0 E: 0 LOB: 0 K: 2 BB: 0 S: 7 P: 7	1B: 7 SF: 0 2B: 2 SAC: 2 3B: 0 DP: 1 HR: 2 HBP: 1	
PITCHER Jim McGlothlin, R (1, 1) <small>ERA: 3.68</small> Wayne Granger, R (8, 1) <small>ERA: 2.76</small> Don Gullett, L (8, 1) <small>ERA: 2.48</small>	IP WLS BF H R ER SO BB IBB HBP BLK WP HR S P ERA WHIP 7.0 W 31 8 4 4 5 1 1 1 0 0 2 38 47 5.14 1.286 0.1 4 3 1 1 0 0 0 0 0 0 0 4 4 27.00 9.000 1.2 S 5 0 0 0 2 0 0 0 0 0 0 0 9 9 0.00 0.000										

livebaseballscorecards.com

AB	35
R	5
H	11
RBI	5
BB	2
SO	7
LOB	19



Batter	1	2	3	4	5	6	7	8	9	AB	R	H	RBI	BB	SO	LOB
Bobby Tolan, L OBP: 0.392, SLG: 0.480 (1, 8)	0-3 K		0-3 K							4	1	1	2	0	3	0
Pete Rose, S OBP: 0.389, SLG: 0.481 (1, 9)	0-0 6-3			0-0 WP 1B	0-0 1B			4-0 HR BB		3	2	2	0	1	0	0
Johnny Bench, R OBP: 0.345, SLG: 0.615 (1, 2)	0-0 6-3			0-0 F8 1-2	0-0 F9			0-0 HR		4	1	1	2	0	0	2
Tony Perez, R OBP: 0.404, SLG: 0.613 (1, 5)		0-0 P3		0-3 K		0-0 F9	0-0 F7			4	0	0	0	0	1	1
Lee May, R OBP: 0.291, SLG: 0.475 (1, 3)		0-0 FC6-4 1B		4-0 1B BB		0-0 6-3		0-0 G1-6-3 1B		3	1	2	0	1	0	0
Bernie Carbo, L OBP: 0.458, SLG: 0.570 (1, 7)		0-0 FC6-4 1-2f		0-0 1B 1B		0-0 4-3		0-0 G1-6-3 1-2f		4	0	1	1	0	0	2
Tommy Helms, R OBP: 0.258, SLG: 0.276 (1, 4)		0-0 1-3		0-0 FC5-4 1-2 2-H 1B			0-0 F3	0-0 F9		4	0	1	1	0	0	1
Dave Concepcion, R OBP: 0.340, SLG: 0.341 (1, 6)			0-0 6-3	0-0 FC5-4 1-2f			0-0 FC3-6 1B			3	0	1	0	0	0	2
Jim McGlothlin, R OBP: 0.210, SLG: 0.179 (1, 1)			0-0 5-3		0-0 6-3		0-0 FC3-6 1-2f HR			2	0	0	0	0	0	0
Ty Cline, L OBP: 0.362, SLG: 0.412 (7, PH)										1	1	0	0	0	0	1
Wayne Granger, R OBP: 0.125, SLG: 0.125 (8, 1)										0	0	0	0	0	0	0
Don Gullett, R OBP: 0.250, SLG: 0.333 (8, 1)										0	0	0	0	0	0	0

Inning Stats	R: 0	H: 0	E: 0	K: 1	S: 5	LOB: 0	BB: 0	P: 5	R: 0	H: 1	E: 0	K: 0	S: 4	LOB: 1	BB: 0	P: 4	R: 0	H: 0	E: 0	K: 1	S: 5	LOB: 0	BB: 0	P: 5	R: 2	H: 3	E: 0	K: 1	S: 8	LOB: 2	BB: 1	P: 12	R: 0	H: 1	E: 0	K: 1	S: 6	LOB: 1	BB: 0	P: 6	R: 0	H: 0	E: 0	K: 0	S: 3	LOB: 0	BB: 0	P: 3	R: 4	H: 3	E: 0	K: 0	S: 6	LOB: 0	BB: 1	P: 10	R: 0	H: 1	E: 0	K: 0	S: 3	LOB: 0	BB: 0	P: 3
1B: 7	SF: 0	2B: 0	SAC: 0	3B: 0	DP: 1	HR: 2	HBP: 0	WP: 1	PA: 34																																																							

PITCHER	IP	WLS	BF	H	R	ER	SO	BB	IBB	HBP	BLK	WP	HR	S	P	ERA	WHIP
Pat Dobson, R ERA: 3.96 (1, 1)	6.2	L	30	8	6	6	4	2	0	0	0	1	2	36	44	8.10	1.500
Tom Dukes, R ERA: 2.8 (7, 1)	0.1		1	0	0	0	0	0	0	0	0	0	0	1	1	0.00	0.000
Paul Doyle, L ERA: 4.89 (8, 1)	1.0		3	1	0	0	0	0	0	0	0	0	0	3	3	0.00	1.000

BOTTOM

San Diego Padres @ Cincinnati Reds
Riverfront Stadium, Cincinnati, OH

Sun Sep 06 1970, 3:33 AM EDT
Att. 31,431 - Unknown

livebaseballscorecards.com

AB	32
R	6
H	9
RBI	6
BB	2
SO	4
LOB	9



Batter	1	2	3	4	5	6	7	8	9	AB R H RBI BB SO LOB												
Jesus Alou, R (1, 9) OBP: 0.342, SLG: 0.390 Norm Miller, L (6, 9) OBP: 0.350, SLG: 0.340	0-0 E4 FC5-4		0-0 SF9			0-0 BB HR 1B	0-3 K	0-3 K		2 1 1 1 0 0 0 2 0 0 0 0 2 1												
Joe Morgan, L (1, 4) OBP: 0.399, SLG: 0.386 Marty Martinez, S (7, 6) OBP: 0.270, SLG: 0.248	0-0 F8		0-0 F8			0-0 1B HR 1B	0-0 1B 1B		0-0 6-3	4 2 2 0 0 0 1 1 0 0 0 0 0 0												
Jimmy Wynn, R (1, 7) OBP: 0.404, SLG: 0.521 Cesar Geronimo, L (7, PR) OBP: 0.350, SLG: 0.333	0-0 FC5-4 FC4			0-0 F9		4-0 1B HR BB	0-0 1B 1B		0-0 6-3	3 1 1 0 1 0 1 1 0 0 0 0 0 0												
Bob Watson, R (1, 3) OBP: 0.321, SLG: 0.443 John Mayberry, L (9, 3) OBP: 0.329, SLG: 0.381	0-0 FC4			0-0 6-3		0-0 1B HR	0-0 1B		4-0 2B BB	4 2 2 5 1 0 1 0 0 0 0 0 0 0												
Denis Menke, R (1, 6) OBP: 0.392, SLG: 0.443 Hector Torres, R (7, PH) OBP: 0.288, SLG: 0.315		0-0 5-3		0-3 K		0-0 5-3	0-0 F6		0-0 2B	3 0 0 0 0 1 0 2 0 1 1 0 0 2												
Doug Rader, R (1, 5) OBP: 0.320, SLG: 0.422		4-0 BB G4-6-3			0-0 6-3	0-0 FC6-5 2B	0-0 F3		0-0 F3	4 0 1 0 1 0 3												
Cesar Cedeno, R (1, 8) OBP: 0.307, SLG: 0.410 Keith Lampard, L (7, 7) OBP: 0.292, SLG: 0.379		0-0 G4-6-3			0-0 F8	0-0 FC6-5 HR			0-0 2B	3 1 0 0 0 0 2 1 0 1 0 0 0 0												
Larry Howard, R (1, 2) OBP: 0.388, SLG: 0.556			0-0 SH5-4 SF9 2B		0-0 HR	0-0 HR		0-0 F7		4 3 3 3 0 0 1												
Ken Forsch, R (1, 1)			0-0 SH5-4		0-3 K	0-3 K		0-0 F8		3 0 0 0 0 2 1												
Inning Stats	R: 0 E: 1 K: 0 S: 4	H: 0 LOB: 1 BB: 0 P: 4	R: 0 E: 0 K: 0 S: 2	H: 0 LOB: 0 BB: 1 P: 6	R: 1 E: 0 K: 0 S: 4	H: 1 LOB: 0 BB: 0 P: 4	R: 0 E: 0 K: 1 S: 5	H: 0 LOB: 0 BB: 0 P: 5	R: 1 E: 0 K: 1 S: 6	H: 1 LOB: 0 BB: 0 P: 6	R: 6 E: 0 K: 1 S: 10	H: 5 LOB: 0 BB: 1 P: 14	R: 1 E: 0 K: 1 S: 8	H: 3 LOB: 2 BB: 0 P: 8	R: 0 E: 0 K: 1 S: 6	H: 1 LOB: 1 BB: 0 P: 6	R: 1 E: 0 K: 0 S: 4	H: 1 LOB: 1 BB: 1 P: 8	1B: 5 2B: 4 3B: 0 HR: 3	SF: 1 SAC: 1 DP: 1 HBP: 0	WP: 0 PB: 0 SB: 0 CS: 0	PA: 42
PITCHER	IP WLS BF H R ER SO BB IBB HBP BLK WP HR S P ERA WHIP																					
Jerry Nyman, L (1, 1) ERA: 9.0	5.0 L 21 4 5 5 2 2 0 0 0 0 0 1 23 31 9.00 1.200																					
Ron Willis, R (6, 1) ERA: 4.17	1.0 6 3 3 3 1 0 0 0 0 0 2 8 8 27.00 3.000																					
Al Santorini, R (7, 1) ERA: 6.2	3.0 15 5 2 2 2 1 0 0 0 0 0 0 18 22 6.00 2.000																					

Houston Astros @ San Diego Padres
San Diego Stadium, San Diego, CA
Mon Sep 07 1970, 6:33 AM EDT
Unknown

livebaseballscorecards.com

AB	37
R	10
H	12
RBI	10
BB	3
SO	5
LOB	13



Batter	1	2	3	4	5	6	7	8	9	AB	R	H	RBI	BB	SO	LOB
Dave Campbell, R OBP: 0.273, SLG: 0.335 (1, 4)	0-0 F8		0-0 F8			0-0 5-3			0-0 1B HR 1B	4	1	1	0	0	0	1
Rafael Robles, R OBP: 0.316, SLG: 0.333 (1, 6)	0-0 4-3			0-0 L5-3 1B			0-0 F3		0-0 1B HR 1B	4	1	2	1	0	0	0
Ray Webster, L OBP: 0.310, SLG: 0.336 (1, 3)	0-0 6-3			0-0 L5-3			0-0 G3		0-0 HR	4	1	1	4	0	0	1
Al Ferrara, R OBP: 0.377, SLG: 0.456 (1, 7)		0-0 6-3		0-0 F9			0-0 F7		0-0 F3	3	0	0	0	0	0	0
Ron Slocum, R OBP: 0.237, SLG: 0.279 (8, 2)										1	0	0	0	0	0	0
Ed Spiezio, R OBP: 0.390, SLG: 0.496 (1, 5)		0-0 F8			0-0 F8			0-0 F3	0-0 G4-6-3 1B	4	0	1	0	0	0	0
Ivan Murrell, R OBP: 0.281, SLG: 0.382 (1, 8)		0-0 4-3			0-0 4-3			0-0 F7	0-0 G4-6-3	4	0	0	0	0	0	1
Fred Kendall, R (1, 2) (8, 7)			0-0 5-3		0-0 F4			0-0 F7		3	0	0	0	0	0	0
Jim Williams, R OBP: 0.333, SLG: 0.333 (1, 9)			0-0 5-3			0-3 K			0-0 1B BB 1B	3	1	1	0	0	1	0
Jerry Nyman, L (1, 1)			4-0 WP			0-3 K			4-0 1B HR 1B BB	0	0	0	0	0	1	0
Ron Willis, R (6, 1)										0	0	0	0	0	0	0
Larry Stahl, L OBP: 0.163, SLG: 0.167 (6, PH)										1	0	0	0	0	1	0
Al Santorini, R (7, 1)										0	0	0	0	0	0	0
Nate Colbert, R OBP: 0.325, SLG: 0.478 (9, PH)										0	1	0	0	1	0	0

Inning Stats	R: 0	H: 0	E: 0	K: 0	S: 3	H: 0	LOB: 0	BB: 0	P: 3	R: 0	H: 1	E: 0	K: 0	S: 3	H: 0	LOB: 0	BB: 0	P: 3	R: 0	H: 0	E: 0	K: 2	S: 7	H: 0	LOB: 0	BB: 0	P: 7	R: 0	H: 0	E: 0	K: 0	S: 3	R: 0	H: 0	E: 0	K: 0	S: 3	R: 5	H: 5	E: 0	K: 0	S: 7	H: 5	LOB: 0	BB: 11	1B: 5	SF: 0	2B: 1	SAC: 0	3B: 0	DP: 2	HR: 1	HBP: 0	
	0	0	0	0	3	0	0	0	3	0	1	0	0	3	0	0	0	0	3	0	0	0	2	7	0	0	0	7	0	0	0	0	3	0	0	0	0	3	0	0	0	5	5	0	0	11	5	0	1	0	0	0	1	0

PITCHER	IP	WLS	BF	H	R	ER	SO	BB	IBB	HBP	BLK	WP	HR	S	P	ERA	WHIP	PITCHER	IP	WLS	BF	H	R	ER	SO	BB	IBB	HBP	BLK	WP	HR	S	P	ERA	WHIP																
Ken Forsch, R ERA: 5.0 (1, 1)	9.0	W	33	6	5	5	2	2	0	0	0	1	1	35	43	5.00	0.889																																		

BOTTOM

Houston Astros @ San Diego Padres
San Diego Stadium, San Diego, CA
Mon Sep 07 1970, 6:33 AM EDT
Unknown

AB	31
R	5
H	6
RBI	5
BB	2
SO	2
LOB	3



WP: 1	PA: 33
PB: 0	
SB: 0	
CS: 0	

ERA	WHIP
-----	------

livebaseballscores.com

Batter	1	2	3	4	5	6	7	8	9	AB R H RBI BB SO LOB	TOP											
Jesus Alou, R OBP: 0.345, SLG: 0.392 (1, 9) X	0-0 FC5-4 1B SF7 1B	0-0 4-3		0-0 2B HBP 1B	0-0 F9			0-0 2B FC5-2-6 1B	0-0 6-3	6 3 3 1 0 0 4												
Joe Morgan, L OBP: 0.403, SLG: 0.397 (1, 4) X	0-0 FC5-4 1B		0-0 G6-4-3 1B	0-0 HBP 2B	0-3 K			0-0 FC5-2-6 2B	0-0 1B	6 0 5 2 0 1 2												
Jimmy Wynn, R OBP: 0.401, SLG: 0.516 (1, 7) X	0-0 FC5-4 SF7 1-2f 2-3		0-0 G6-4-3 1-2f	4-0 HBP IBB		0-0 L6		0-0 FC5-2-6 1B WP	0-0 F3	5 1 0 1 1 0 5												
Bob Watson, R OBP: 0.323, SLG: 0.441 (1, 3) X	0-0 SF7		4-0 BB	1-0 HBP		0-0 6-3		0-0 WP 2B 1B		1 0 0 2 1 0 0												
John Mayberry, L OBP: 0.333, SLG: 0.386 (6, 3)	1-2 3-H			1-2 2-3 3-H				1-3 2B		1 1 1 0 0 0 0												
Doug Rader, R OBP: 0.319, SLG: 0.422 (1, 5) S S S	0-3 K		0-0 L5	0-0 F3		0-0 6-3		0-0 2B 2B		5 1 1 1 0 1 5												
Cesar Cedeno, R OBP: 0.309, SLG: 0.414 (1, 8)		0-0 S 1B		K			0-0 5-3	0-0 6-3 2B		5 0 2 1 0 1 3												
Marty Martinez, S OBP: 0.274, SLG: 0.248 (1, 6)		0-3 K		0-0 1B BB 1B	4-0 SH1-4 BB		0-0 F7	0-0 6-3		4 1 1 0 1 1 2												
Johnny Edwards, L OBP: 0.297, SLG: 0.308 (1, 2)		4-0 BB		4-0 1B BB 2B	4-0 SH1-4 BB		4-0 BB	0-0 6-3		1 1 0 0 4 0 1												
Jack Billingham, R OBP: 0.151, SLG: 0.100 (1, 1) X		0-0 F5		0-0 2B 1B	0-0 SH1-4		0-0 1-3		0-3 K	4 1 1 0 0 1 3												
Inning Stats	R: 1 E: 0 K: 1 S: 7	H: 2 LOB: 1 BB: 0 P: 7	R: 0 E: 0 K: 1 S: 6	H: 1 LOB: 2 BB: 1 P: 10	R: 0 E: 0 K: 0 S: 3	H: 1 LOB: 1 BB: 1 P: 7	R: 4 E: 0 K: 1 S: 9	H: 4 LOB: 3 BB: 2 P: 18	R: 0 E: 0 K: 1 S: 5	H: 0 LOB: 2 BB: 2 P: 13	R: 0 E: 0 K: 0 S: 3	H: 0 LOB: 0 BB: 0 P: 3	R: 0 E: 0 K: 0 S: 3	H: 0 LOB: 1 BB: 1 P: 7	R: 4 E: 0 K: 0 S: 8	H: 5 LOB: 1 BB: 0 P: 8	R: 0 E: 0 K: 1 S: 6	H: 1 LOB: 1 BB: 0 P: 6	1B: 10 2B: 4 3B: 0 HR: 0	SF: 1 SAC: 1 DP: 1 HBP: 1	WP: 1 PB: 0 SB: 2 CS: 0	PA: 48
PITCHER	IP WLS BF H R ER SO BB IBB HBP BLK WP HR S P ERA WHIP																					
Danny Coombs, L ERA: 3.53 (1, 1)	3.1 L 21 8 5 5 3 3 1 0 0 0 0 0 23 39 13.50 3.300																					
Earl Wilson, R ERA: 4.67 (4, 1)	3.2 15 0 0 0 1 3 0 1 0 0 0 0 13 26 0.00 0.818																					
Tom Dukes, R ERA: 3.38 (8, 1)	0.1 5 4 4 4 0 0 0 0 0 0 1 0 5 5 108.00 12.000																					
Gary Ross, R ERA: 6.04 (8, 1)	1.2 7 2 0 0 1 0 0 0 0 0 0 0 9 9 0.00 1.200																					

Houston Astros @ San Diego Padres
San Diego Stadium, San Diego, CA
Mon Sep 07 1970, 6:38 AM EDT
Att. 5,524 - Unknown

livebaseballscorecards.com

AB	38
R	9
H	14
RBI	8
BB	7
SO	5
LOB	25



Batter	1	2	3	4	5	6	7	8	9	AB	R	H	RBI	BB	SO	LOB	BOTTOM																		
Jose Arcia, R OBP: 0.291, SLG: 0.298 (1, 4) X	0-0 1B 1B	0-0 F9			0-0 1-4-3			0-0 5-3		4	1	1	0	0	0	2																			
Rafael Robles, R OBP: 0.304, SLG: 0.286 (1, 6) X	0-0 F8		0-0 4-3		0-0 F7			4-0 G4-3 BB		3	0	0	0	1	0	2																			
Cito Gaston, R OBP: 0.369, SLG: 0.533 (1, 8) X	0-0 1B 1-3 2B 1B		0-3 K		0-0 F7			0-0 G4-3 1-2f		4	1	1	0	0	1	2																			
Al Ferrara, R OBP: 0.376, SLG: 0.454 (1, 7) X	0-0 1-2 2B 1B		0-0 6-3			0-3 K			0-0 6-3	4	1	1	1	0	1	0																			
Ollie Brown, R OBP: 0.337, SLG: 0.507 (1, 9) X	0-0 1-H 2-H 2B			0-0 4-3		0-0 L9			4-0 2B BB	3	1	1	2	1	0	0																			
Nate Colbert, R OBP: 0.325, SLG: 0.478 (1, 3) X	0-0 F7			0-0 2B		0-0 5-3			0-3 K	4	0	1	0	0	1	1																			
Ed Spiezio, R OBP: 0.389, SLG: 0.496 (1, 5) X		0-0 6-3		0-0 F7			0-3 K		0-0 2B	4	0	1	1	0	1	1																			
Chris Cannizzaro, R OBP: 0.383, SLG: 0.406 (1, 2) X			0-0 SH1-4 1B		0-0 F4			0-0 F8	0-3 K	4	0	1	0	0	1	2																			
Danny Coombs, R OBP: 0.128, SLG: 0.091 (1, 1) X		0-0 SH1-4			4-0 1-4-3 BB			0-0 5-3		0	0	0	0	0	0	0																			
Earl Wilson, R OBP: 0.196, SLG: 0.217 (4, 1)										0	0	0	0	1	0	0																			
Larry Stahl, L OBP: 0.159, SLG: 0.163 (7, PH)										1	0	0	0	0	0	0																			
Tom Dukes, R (8, 1)										0	0	0	0	0	0	0																			
Gary Ross, R OBP: 0.500, SLG: 0.500 (8, 1)										0	0	0	0	0	0	0																			
Inning Stats	R: 3 E: 0 K: 0 S: 6	H: 4 LOB: 0 BB: 0 P: 6	R: 0 E: 0 K: 0 S: 4	H: 1 LOB: 1 BB: 0 P: 4	R: 0 E: 0 K: 1 S: 5	H: 0 LOB: 0 BB: 0 P: 5	R: 0 E: 0 K: 0 S: 4	H: 1 LOB: 1 BB: 0 P: 4	R: 0 E: 0 K: 1 S: 3	H: 0 LOB: 1 BB: 1 P: 7	R: 0 E: 0 K: 1 S: 5	H: 0 LOB: 0 BB: 0 P: 5	R: 0 E: 0 K: 0 S: 2	H: 0 LOB: 0 BB: 1 P: 6	R: 1 E: 0 K: 2 S: 8	H: 1 LOB: 1 BB: 1 P: 12	1B: 4 2B: 3 3B: 0 HR: 0	SF: 0 SAC: 1 DP: 1 HBP: 0	WP: 0 PB: 0 SB: 0 CS: 0	PA: 35															
PITCHER Jack Billingham, R ERA: 4.22 (1, 1)	IP: 9.0 WLS: W BF: 35 H: 7 R: 4 ER: 4 SO: 5 BB: 3 IBB: 0 HBP: 0 BLK: 0 WP: 0 HR: 0 S: 42 P: 54 ERA: 4.00 WHIP: 1.111																																		
PITCHER	IP	WLS	BF	H	R	ER	SO	BB	IBB	HBP	BLK	WP	HR	S	P	ERA	WHIP																		

Houston Astros @ San Diego Padres
San Diego Stadium, San Diego, CA
Mon Sep 07 1970, 6:38 AM EDT
Att. 5,524 - Unknown

AB	31
R	4
H	7
RBI	4
BB	3
SO	5
LOB	10



Batter	1	2	3	4	5	6	7	8	9	AB R H RBI BB SO LOB	TOP		
Jesus Alou, R (1, 9) OBP: 0.343, SLG: 0.390 Cesar Geronimo, L (8, 9) OBP: 0.350, SLG: 0.333	0-0 6-3		0-0 6-3		0-0 1B 1B 1B	0-0 F8		0-0 5-3		5 1 1 0 0 0 1 0 0 0 0 0 0 0			
Joe Morgan, L (1, 4) OBP: 0.405, SLG: 0.397	0-0 F8		4-0 1B BB		0-0 1B 1B	0-0 S 1B		0-0 3-1		4 2 2 0 1 0 0			
Jimmy Wynn, R (1, 7) OBP: 0.400, SLG: 0.513	0-3 K		0-3 K		0-0 1B 1B	0-0 5-3		0-0 6-3		5 0 1 0 0 2 3			
Bob Watson, R (1, 3) OBP: 0.325, SLG: 0.440		0-3 K	0-0 1B		0-0 1B		0-0 L8		0-0 6-3	5 0 2 3 0 1 0			
Denis Menke, R (1, 6) OBP: 0.394, SLG: 0.444		4-0 HR BB	0-0 F8		0-3 K		0-0 1B 2B		4-0 FC6-4 BB	3 2 1 0 2 1 3			
Doug Rader, R (1, 5) OBP: 0.321, SLG: 0.430		0-0 HR		0-0 2B 1B	0-3 K		0-0 1B 1B		0-0 FC6-4	5 3 3 3 0 1 3			
Cesar Cedeno, R (1, 8) OBP: 0.310, SLG: 0.417		0-0 E7		0-0 WP CS 2B	0-0 5-3		0-0 6-3 1B		0-0 5-3	5 0 2 1 0 0 3			
Larry Howard, R (1, 2) OBP: 0.377, SLG: 0.521		0-3 K		0-0 5-3		4-0 1B BB		0-0 6-3		3 0 0 1 1 1 3			
Don Wilson, R (1, 1) OBP: 0.103, SLG: 0.138 Fred Gladding, L (9, 1)		0-3 K		0-0 F6		0-0 F5		0-3 K		4 0 0 0 0 2 3 0 0 0 0 0 0 0			
Inning Stats	R: 0 H: 0 E: 0 LOB: 0 K: 1 BB: 0 S: 5 P: 5	R: 2 H: 1 E: 1 LOB: 1 K: 3 BB: 1 S: 11 P: 15	R: 1 H: 1 E: 0 LOB: 1 K: 1 BB: 1 S: 6 P: 10	R: 1 H: 2 E: 0 LOB: 0 K: 0 BB: 0 S: 4 P: 4	R: 2 H: 4 E: 0 LOB: 2 K: 2 BB: 0 S: 11 P: 11	R: 0 H: 1 E: 0 LOB: 2 K: 0 BB: 1 S: 4 P: 8	R: 2 H: 3 E: 0 LOB: 1 K: 1 BB: 0 S: 8 P: 8	R: 0 H: 0 E: 0 LOB: 0 K: 0 BB: 0 S: 3 P: 3	R: 0 H: 0 E: 0 LOB: 1 K: 0 BB: 1 S: 3 P: 7	1B: 9 SF: 0 2B: 2 SAC: 0 3B: 0 DP: 0 HR: 1 HBP: 0	WP: 1 PA: 43 PB: 0 SB: 2 CS: 1		
PITCHER	IP WLS BF H R ER SO BB IBB HBP BLK WP HR S P ERA WHIP											PITCHER	IP WLS BF H R ER SO BB IBB HBP BLK WP HR S P ERA WHIP
Clay Kirby, R (1, 1) ERA: 4.56	4.0 L 21 7 6 6 5 2 0 0 0 0 1 1 29 37 13.50 2.250												
Tom Dukes, R (5, 1) ERA: 3.27	2.0 9 2 0 0 2 1 0 0 0 0 0 0 12 16 0.00 1.500												
Paul Doyle, L (7, 1) ERA: 5.24	0.1 4 3 2 2 0 0 0 0 0 0 0 0 4 4 54.00 9.000												
Ron Willis, R (7, 1) ERA: 3.96	2.2 9 0 0 0 1 1 0 0 0 0 0 0 10 14 0.00 0.375												

Houston Astros @ San Diego Padres
San Diego Stadium, San Diego, CA
Tue Sep 08 1970, 10:05 PM EDT
Att. 1,893 - Unknown

livebaseballscorecards.com

AB 39
R 8
H 12
RBI 8
BB 4
SO 8
LOB 19



Batter	1	2	3	4	5	6	7	8	9	AB	R	H	RBI	BB	SO	LOB
Jose Arcia, R (1, 4) Larry Stahl, L (6, PH) Paul Doyle, L (7, 1) Ron Willis, R (7, 1) Steve Huntz, S (9, PH) Jim Williams, R (9, PR) <small>OBP: 0.292, SLG: 0.299</small> <small>OBP: 0.156, SLG: 0.159</small> <small>OBP: 0.340, SLG: 0.346</small> <small>OBP: 0.333, SLG: 0.333</small>	0-0 F8		0-0 SH1 1-H HR 1B		0-0 5-3	0-3 K			4-0 HBP 1-2 1B BB	3	1	1	1	0	0	0
Rafael Robles, R (1, 6) Ron Slocum, R (9, PR) <small>OBP: 0.333, SLG: 0.292</small> <small>OBP: 0.237, SLG: 0.279</small>	0-0 F9		0-0 SH1 1-2		0-0 1B 1B			0-0 F8	1-0 1B 1-2 HBP 2-3	3	0	1	0	0	0	0
Cito Gaston, R (1, 8) <small>OBP: 0.367, SLG: 0.535</small>	0-0 L9		0-0 HR 2-H		0-0 F4			0-0 6-3	0-3 K	5	1	1	2	0	1	4
Al Ferrara, R (1, 7) Ivan Murrell, R (9, PR) <small>OBP: 0.376, SLG: 0.453</small> <small>OBP: 0.281, SLG: 0.382</small>		0-0 F4	0-0 5-3		0-0 1B 1-2 1B			0-0 F9	1-2 1B 2-H 3-H	5	0	2	2	0	0	0
Ollie Brown, R (1, 9) <small>OBP: 0.338, SLG: 0.506</small>		0-0 HR 1B	0-0 1B		0-0 F8			0-0 6-3	0-0 4-3	5	1	2	0	0	0	4
Nate Colbert, R (1, 3) <small>OBP: 0.324, SLG: 0.483</small>		0-0 HR 1-H	0-3 K			0-0 6-3		0-0 F5		4	1	1	2	0	1	1
Ed Spiezio, R (1, 5) <small>OBP: 0.384, SLG: 0.489</small>		0-0 6-3		0-0 5-3		0-0 E5 6-3 WP		0-0 F4		4	0	0	0	0	0	0
Chris Cannizzaro, R (1, 2) <small>OBP: 0.379, SLG: 0.401</small>		0-0 5-3		0-0 F4		0-0 6-3 1-3			0-0 F9	4	0	0	0	0	0	1
Clay Kirby, R (1, 1) Tom Dukes, R (5, 1) Ray Webster, L (6, PH) Dave Campbell, R (7, 4) <small>OBP: 0.217, SLG: 0.185</small> <small>OBP: 0.316, SLG: 0.336</small> <small>OBP: 0.275, SLG: 0.336</small>			0-0 E6 WP 1B		0-3 K	4-0 BB BB			0-0 HBP BB 1B 1B	2	1	0	0	0	1	0

Inning Stats	R: 0	H: 0	E: 0	K: 0	S: 3	R: 2	H: 2	E: 0	K: 0	S: 5	R: 3	H: 3	E: 1	K: 1	S: 9	R: 0	H: 0	E: 0	K: 1	S: 5	R: 0	H: 2	E: 0	K: 0	S: 5	R: 0	H: 0	E: 1	K: 1	S: 6	R: 0	H: 0	E: 0	K: 0	S: 3	R: 0	H: 0	E: 0	K: 0	S: 3	R: 2	H: 2	E: 0	K: 1	S: 7	1B: 7	2B: 0	3B: 0	HR: 2	SF: 0	SAC: 1	DP: 0	HBP: 1	WP: 2	PB: 0	SB: 0	CS: 0	PA: 41
PITCHER Don Wilson, R (1, 1) <small>ERA: 3.95</small> Fred Gladding, R (9, 1) <small>ERA: 3.98</small>	IP	WLS	BF	H	R	ER	SO	BB	IBB	HBP	BLK	WP	HR	S	P	ERA	WHIP															IP	WLS	BF	H	R	ER	SO	BB	IBB	HBP	BLK	WP	HR	S	P	ERA	WHIP										

Houston Astros @ San Diego Padres
 San Diego Stadium, San Diego, CA
 Tue Sep 08 1970, 10:05 PM EDT
 Att. 1,893 - Unknown

livebaseballscorecards.com

AB	37
R	7
H	9
RBI	7
BB	2
SO	4
LOB	12



Batter	1	2	3	4	5	6	7	8	9	10	11	AB R H RBI BB SO LOB	TOP					
Felix Millan, R (1, 4) OBP: 0.345, SLG: 0.380	0-0 E6 FC3-6 1B		0-0 2B 1B	0-0 1B		0-0 S 1B			0-3 K		0-0 SH3 1B 2B	6 2 4 0 0 1 0	Atlanta Braves @ San Diego Padres San Diego Stadium, San Diego, CA Wed Sep 09 1970, 10:05 PM EDT Unknown					
Ralph Garr, L (1, 9) OBP: 0.242, SLG: 0.226	0-0 FC3-6 1B		0-3 K	0-0 1B		0-0 4-3			0-0 4-3		4-0 1B SH3 2B IBB	5 1 2 0 1 1 3						
Orlando Cepeda, R (1, 3) OBP: 0.370, SLG: 0.563 Bob Priddy, R (10, 1) OBP: 0.250, SLG: 0.200	0-0 F8		0-0 1B 2B	0-0 F8		0-0 F8			0-0 F6		0-0 SH3	5 1 1 1 0 0 5 0 0 0 0 0 0 0						
Rico Carty, R (1, 7) OBP: 0.441, SLG: 0.580 Oscar Brown, R (10, PR) OBP: 0.471, SLG: 0.567	0-0 FC3-6		0-0 1B		0-0 F8				0-3 K		4-0 1B BB 2B 1B	4 0 1 2 1 1 2 1 0 1 1 0 0 0						
Mike Lum, L (1, 8) OBP: 0.312, SLG: 0.420	0-3 K		0-0 F9		0-0 G3				0-0 6-3		0-0 F9 2B	6 0 1 1 0 1 4						
Bob Aspromonte, R (1, 5) OBP: 0.267, SLG: 0.229 Hoyt Wilhelm, R (8, 1) OBP: 0.231, SLG: 0.091 Hank Aaron, R (10, PH) OBP: 0.391, SLG: 0.603		0-0 5-3	0-0 F6		0-0 1B				0-0 6-3		4-0 1B BB IBB	4 0 1 0 0 0 1 0 0 0 0 0 0 0 0 0 0 0 2 0 0						
Gil Garrido, R (1, 6) OBP: 0.305, SLG: 0.328		0-0 L7		0-0 G5-4-3 1B		0-0 4-3			0-0 L8		0-0 1-3	6 0 2 0 0 0 4						
Bob Tillman, R (1, 2) OBP: 0.296, SLG: 0.407		0-3 K		0-0 G5-4-3 1B		0-3 K			0-0 F9		0-0 HR	5 1 1 1 0 2 1						
Mike McQueen, L (1, 1) OBP: 0.333, SLG: 0.417 Clete Boyer, R (8, 5) OBP: 0.304, SLG: 0.385			0-0 1B 2B 1B	0-0 1B 1B 1B		0-0 5-3			0-0 6-3		0-0 6-3	3 1 2 0 0 0 0 2 0 0 0 0 0 0						
Inning Stats	R: 0 H: 1 E: 1 LOB: 2 K: 1 BB: 0 S: 7 P: 7	R: 0 H: 0 E: 0 LOB: 0 K: 1 BB: 0 S: 5 P: 5	R: 3 H: 4 E: 0 LOB: 1 K: 1 BB: 0 S: 9 P: 9	R: 0 H: 4 E: 0 LOB: 3 K: 0 BB: 0 S: 6 P: 6	R: 0 H: 1 E: 0 LOB: 1 K: 0 BB: 0 S: 4 P: 4	R: 0 H: 1 E: 0 LOB: 1 K: 1 BB: 0 S: 6 P: 6	R: 0 H: 0 E: 0 LOB: 0 K: 1 BB: 0 S: 5 P: 5	R: 0 H: 0 E: 0 LOB: 0 K: 0 BB: 0 S: 3 P: 3	R: 0 H: 0 E: 0 LOB: 0 K: 1 BB: 0 S: 5 P: 5	R: 0 H: 1 E: 0 LOB: 2 K: 0 BB: 2 S: 3 P: 11	R: 3 H: 4 E: 0 LOB: 3 K: 0 BB: 2 S: 7 P: 15	1B: 12 SF: 0 2B: 3 SAC: 1 3B: 0 DP: 1 HR: 1 HBP: 0		WP: 0 PA: 52 PB: 0 SB: 1 CS: 0				
PITCHER	IP WLS BF H R ER SO BB IBB HBP BLK WP HR S P ERA WHIP																	
Mike Corkins, R (1, 1) ERA: 4.56	10.0	43	12	3	3	6	2	0	0	0	0	0	0	53	61	2.70	1.400	
Tom Dukes, R ERA: 3.66	(11, 1)	0.2	L	7	4	3	3	0	0	1	0	0	0	1	6	10	40.50	6.000
Ron Willis, R ERA: 3.93	(11, 1)	0.1		2	0	0	0	0	0	1	0	0	0	0	1	5	0.00	0.000

AB	47
R	6
H	16
RBI	6
BB	4
SO	6
LOB	20



Batter	1	2	3	4	5	6	7	8	9	10	11	AB R H RBI BB SO LOB
Jose Arcia, R (1, 6) <small>OBP: 0.288, SLG: 0.295</small> Al Ferrara, R (8, PH) <small>OBP: 0.377, SLG: 0.455</small> Jim Williams, R (8, PR) <small>OBP: 0.333, SLG: 0.333</small> Chris Camizzaro, R (9, 2) <small>OBP: 0.378, SLG: 0.399</small>	0-0 F9		0-3 K			0-3 K		0-0 FC1-6 1B		0-0 1-4-3		3 0 0 0 0 2 2
Dave Campbell, R (1, 4) <small>OBP: 0.274, SLG: 0.339</small>	0-3 K			0-3 K		0-0 HR 3B		0-0 FC1-6		0-0 F8		5 1 1 1 0 2 2
Cito Gaston, R (1, 8) <small>OBP: 0.368, SLG: 0.540</small>	0-3 K			0-0 5-3		0-0 HR		0-3 K				5 1 2 2 0 2 1
Ollie Brown, R (1, 9) <small>OBP: 0.335, SLG: 0.501</small>		0-0 F6		0-0 4-3		0-0 F8		0-3 K				5 0 0 0 0 1 3
Nate Colbert, R (1, 3) <small>OBP: 0.323, SLG: 0.479</small>		0-0 5-3			0-3 K	4-0 BB			0-0 F8			4 0 0 0 1 1 1
Ed Spiezio, R (1, 5) <small>OBP: 0.381, SLG: 0.482</small>		0-0 F8			4-0 BB	0-0 F7			0-0 F8			4 0 0 0 1 0 2
Ivan Murrell, R (1, 7) <small>OBP: 0.277, SLG: 0.377</small>			0-3 K		0-3 K		0-0 F7		0-3 K			4 0 0 0 0 3 1
Ron Slocum, R (1, 2) <small>OBP: 0.241, SLG: 0.271</small> <small>(9, 6)</small> Ray Webster, L (10, PH) <small>OBP: 0.322, SLG: 0.343</small> Tom Dukes, R (11, 1) Ron Willis, R (11, 1)			4-0 BB		0-3 K		0-3 K			0-0 1-4-3 1B		2 0 0 0 1 2 1
Mike Corkins, R (1, 1) <small>OBP: 0.278, SLG: 0.353</small> Steve Huntz, S (10, PH) <small>OBP: 0.339, SLG: 0.344</small> <small>(11, 6)</small>			0-0 F4			0-0 3B 1B		0-0 4-3		0-0 F3		3 1 1 0 0 0 1

Inning Stats	R: 0	H: 0	R: 0	H: 0	R: 0	H: 0	R: 0	H: 0	R: 3	H: 3	R: 0	H: 0	R: 0	H: 1	R: 0	H: 0	R: 0	H: 1	R: 0	H: 1	1B: 4	SF: 0	WP: 0	PA: 42			
	E: 0	LOB: 0	E: 0	LOB: 0	E: 0	LOB: 1	E: 0	LOB: 0	E: 0	LOB: 1	E: 0	LOB: 0	E: 0	LOB: 2	E: 0	LOB: 0	E: 0	LOB: 1	E: 0	LOB: 1	2B: 0	SAC: 0	PB: 0				
	K: 2	BB: 0	K: 0	BB: 0	K: 2	BB: 1	K: 1	BB: 0	K: 3	BB: 1	K: 1	BB: 0	K: 2	BB: 0	K: 1	BB: 0	K: 1	BB: 0	K: 0	BB: 0	3B: 1	DP: 0	SB: 1				
	S: 7	P: 7	S: 3	P: 3	S: 7	P: 11	S: 5	P: 5	S: 9	P: 13	S: 8	P: 12	S: 5	P: 5	S: 8	P: 8	S: 5	P: 5	S: 4	P: 4	S: 4	P: 4	HR: 1	HBP: 0	CS: 0		
PITCHER	IP	WLS	BF	H	R	ER	SO	BB	IBB	HBP	BLK	WP	HR	S	P	ERA	WHIP										
Mike McQueen, L (1, 1) <small>ERA: 6.39</small>	7.0		27	3	3	3	10	3	0	0	0	0	1	44	56	3.86	0.857										
Hoyt Wilhelm, R (8, 1) <small>ERA: 2.47</small>	2.0		7	1	0	0	3	0	0	0	0	0	0	13	13	0.00	0.500										
Bob Priddy, R (10, 1) <small>ERA: 5.01</small>	2.0	W	8	2	0	0	0	0	0	0	0	0	0	8	8	0.00	1.000										

BOTTOM

Atlanta Braves @ San Diego Padres
San Diego Stadium, San Diego, CA
Wed Sep 09 1970, 10:05 PM EDT
Unknown

AB	39
R	3
H	6
RBI	3
BB	3
SO	13
LOB	16



WP: 0	PA: 42
PB: 0	
SB: 1	
CS: 0	

livebaseballscorecards.com

Batter	1	2	3	4	5	6	7	8	9	AB R H RBI BB SO LOB	TOP														
Felix Millan, R (1, 4) OBP: 0.347, SLG: 0.379	4-0 S 1B BB	4-0 BB		0-0 F4		0-0 F8			0-0 G4-6-3 1B	3 1 1 0 2 0 1															
Ralph Garr, L (1, 9) OBP: 0.289, SLG: 0.257	4-0 1B SF7 BB	0-0 F7		0-0 E4 1B		0-0 PO 1B			0-0 G4-6-3 1-2f	4 2 2 0 1 0 3															
Hank Aaron, R (1, 3) OBP: 0.393, SLG: 0.603	0-0 G3 SF7 1-3 2-H 1B		0-0 F5	0-0 1B		0-0 PO 1-2	0-0 F5		0-0 FC4-6 1B	5 0 3 2 0 0 0															
Mike Lum, L (1, 8) OBP: 0.314, SLG: 0.419	0-0 SF7		4-0 FC3-6 BB	0-0 FC4-6 1B			0-3 K2-3		0-0 FC4-6 1-2f	3 0 1 1 1 1 1															
Clete Boyer, R (1, 5) OBP: 0.302, SLG: 0.381	0-0 G3 2-3		0-0 FC3-6 BB 1-2f	0-0 FC4-6 1-2f			0-0 F7			4 0 0 0 0 0 4															
Oscar Brown, R (1, 7) OBP: 0.447, SLG: 0.515	0-3 K		4-0 FC6-4 BB		0-0 4-3			0-0 5-3		3 0 0 0 1 1 1															
Gil Carrido, R (1, 6) OBP: 0.304, SLG: 0.327		0-0 4-3	0-0 FC6-4 1-2f		0-0 4-3			0-0 1B		4 0 1 0 0 0 2															
Bob Didier, S (1, 2) OBP: 0.210, SLG: 0.180		4-0 SH1-4 BB		4-0 SH3 E BB	0-0 F3			0-0 F3		2 1 0 0 2 0 1															
Phil Niekro, R (1, 1) OBP: 0.175, SLG: 0.195		0-0 SH1-4		0-0 SH3		0-0 5-3		0-0 F3		1 0 0 0 0 0 0															
Steve Barber, L (6, 1)										0 0 0 0 0 0 0															
Jimmie Hall, L (8, PH) OBP: 0.226, SLG: 0.282										1 0 0 0 0 0 1															
Julio Navarro, R (8, 1) OBP: 0.167, SLG: 0.167		1-2		1-2						0 0 0 0 0 0 0															
Inning Stats	R: 2 E: 0 K: 1 S: 6	H: 1 LOB: 1 BB: 2 P: 14	R: 0 E: 0 K: 0 S: 3	H: 0 LOB: 2 BB: 2 P: 11	R: 0 E: 0 K: 0 S: 3	H: 0 LOB: 2 BB: 2 P: 11	R: 2 E: 1 K: 0 S: 6	H: 3 LOB: 2 BB: 1 P: 10	R: 0 E: 0 K: 0 S: 3	H: 0 LOB: 0 BB: 0 P: 3	R: 0 E: 0 K: 0 S: 3	H: 1 LOB: 0 BB: 0 P: 3	R: 0 E: 0 K: 1 S: 5	H: 0 LOB: 0 BB: 0 P: 5	R: 0 E: 0 K: 0 S: 4	H: 1 LOB: 1 BB: 0 P: 4	R: 0 E: 0 K: 0 S: 4	H: 2 LOB: 1 BB: 0 P: 4	1B: 8 2B: 0 3B: 0 HR: 0	SF: 1 SAC: 2 DP: 1 HBP: 0	WP: 0 PB: 0 SB: 1 CS: 0	PA: 41			
PITCHER	IP	WLS	BF	H	R	ER	SO	BB	IBB	HBP	BLK	WP	HR	S	P	ERA	WHIP								
Steve Arlin, R (1, 1) ERA: 9.82	3.2		22	4	4	4	1	7	0	0	0	0	0	17	45	9.82	3.000								
Gary Ross, R (4, 1) ERA: 5.89	1.1		4	0	0	0	0	0	0	0	0	0	0	4	4	0.00	0.000								
Earl Wilson, R (6, 1) ERA: 4.55	4.0	W	14	4	0	0	1	0	0	0	0	0	0	16	16	0.00	1.000								

Atlanta Braves @ San Diego Padres
San Diego Stadium, San Diego, CA

Wed Sep 09 1970, 10:05 PM EDT
Att. 4,877 - Unknown

livebaseballscorecards.com

AB	30
R	4
H	8
RBI	3
BB	7
SO	2
LOB	14



Batter	1	2	3	4	5	6	7	8	9	AB R H RBI BB SO LOB	TOP			
Oscar Brown, R OBP: 0.452, SLG: 0.595 (1, 8) X	0-0 L6-4 1B		0-0 2-H HR		0-0 6-3			0-0 6-3		4 1 2 2 0 0 0				
Felix Millan, R OBP: 0.350, SLG: 0.382 (1, 4) X	0-0 1-2 1B		0-0 4-3		0-0 1B			0-0 FC5-4 1B		4 0 3 0 0 0 0				
Hank Aaron, R OBP: 0.390, SLG: 0.598 (1, 9) X	0-0 F9		0-0 5-3		0-0 F7			0-0 FC5-4 1B		4 0 0 0 0 0 4				
Orlando Cepeda, R OBP: 0.369, SLG: 0.561 (1, 3) X	0-0 L6-4 2-3			0-0 F6		0-0 F3		0-0 1-2 1B		4 0 1 0 0 0 2				
Rico Carty, R OBP: 0.439, SLG: 0.577 (1, 7) X		0-0 G3		0-0 1B 1B		0-0 F9		0-0 G3		4 0 1 0 0 0 2				
Clete Boyer, R OBP: 0.299, SLG: 0.378 (1, 5) X		0-0 F8		0-0 L7		0-0 L4		0-0 F9		4 0 0 0 0 0 1				
Gil Carrido, R OBP: 0.305, SLG: 0.327 (1, 6) X		0-0 1-3		0-0 1-2 1B		0-0 1-3		0-0 CS 1B		3 0 1 0 0 0 0				
Hal King, L OBP: 0.366, SLG: 0.466 (9, PH) X										1 0 1 0 0 0 0				
Sonny Jackson, L OBP: 0.342, SLG: 0.310 (9, PR) X										0 0 0 0 0 0 0				
Bob Didier, S OBP: 0.213, SLG: 0.183 (1, 2) X			0-0 SH1-4 HR 1B		0-3 K		0-0 6-3		0-3 K	3 1 1 0 0 1 2				
Mike Lum, L OBP: 0.313, SLG: 0.417 (9, PH) X										1 0 0 0 0 1 1				
Ron Reed, R OBP: 0.114, SLG: 0.143 (1, 1) X			0-0 SH1-4 1-2		0-3 K		0-3 K			2 0 0 0 0 2 0				
Inning Stats	R: 0 E: 0 K: 0 S: 4 H: 2 LOB: 1 BB: 0 P: 4	R: 0 E: 0 K: 0 S: 3 H: 0 LOB: 0 BB: 0 P: 3	R: 2 E: 0 K: 0 S: 5 H: 2 LOB: 0 BB: 0 P: 5	R: 0 E: 0 K: 1 S: 7 H: 2 LOB: 2 BB: 0 P: 7	R: 0 E: 0 K: 1 S: 6 H: 1 LOB: 1 BB: 0 P: 6	R: 0 E: 0 K: 0 S: 3 H: 0 LOB: 0 BB: 0 P: 3	R: 0 E: 0 K: 1 S: 5 H: 0 LOB: 0 BB: 0 P: 5	R: 0 E: 0 K: 0 S: 5 H: 2 LOB: 2 BB: 0 P: 5	R: 0 E: 0 K: 1 S: 5 H: 1 LOB: 1 BB: 0 P: 5	1B: 9 2B: 2 3B: 0 HR: 1 SF: 0 SAC: 1 DP: 2 HBP: 0	WP: 0 PB: 0 SB: 0 CS: 1 PA: 35			
PITCHER Dave Roberts, L ERA: 4.14 (1, 1) Gary Ross, R ERA: 5.75 (8, 1)	IP 7.2 WLS W BF 31 H 9 R 2 ER 2 SO 3 BB 0 IBB 0 HBP 0 BLK 0 WP 0 HR 1 S 37 P 37 ERA 2.35 WHIP 1.174	IP 1.1 WLS S BF 4 H 1 R 0 ER 0 SO 1 BB 0 IBB 0 HBP 0 BLK 0 WP 0 HR 0 S 6 P 6 ERA 0.00 WHIP 0.750	PITCHER IP WLS BF H R ER SO BB IBB HBP BLK WP HR S P ERA WHIP											

Atlanta Braves @ San Diego Padres
San Diego Stadium, San Diego, CA
Thu Sep 10 1970, 10:05 PM EDT
Att. 2,066 - Unknown

livebaseballscorecards.com

AB	34
R	2
H	10
RBI	2
BB	0
SO	4
LOB	12



Batter	1	2	3	4	5	6	7	8	9	AB	R	H	RBI	BB	SO	LOB
Dave Campbell, R (1, 4) Ray Webster, L (6, PH) Jose Arcia, R (7, 4) OBP: 0.272, SLG: 0.335 OBP: 0.319, SLG: 0.339 OBP: 0.288, SLG: 0.295	0-0 5-3		0-0 L9		4-0 1B 1B	0-0 L1-5				2	1	0	0	1	0	0
Steve Huntz, S (1, 6) OBP: 0.345, SLG: 0.345	0-0 L8		4-0 BB		0-0 1B 2B		0-0 F6			3	1	1	0	1	0	0
Ollie Brown, R (1, 9) OBP: 0.337, SLG: 0.503	0-0 1B		0-3 K		0-0 1B 2B		0-0 F4			4	1	2	1	0	1	1
Al Ferrara, R (1, 7) Dave Robinson, S (8, 7) OBP: 0.375, SLG: 0.453	0-0 1-3		0-0 F3		0-0 2B		0-0 L8			4	0	1	2	0	0	2
Nate Colbert, R (1, 3) OBP: 0.319, SLG: 0.471		0-3 K		0-0 6-3	0-0 1-3			0-3 K		4	0	0	0	0	2	1
Ed Spiezio, R (1, 5) OBP: 0.375, SLG: 0.472		0-3 K		0-0 F7		0-0 SH FC5-2 1B		0-0 F7		4	0	1	0	0	1	0
Ivan Murrell, R (1, 8) OBP: 0.283, SLG: 0.381		0-0 S 1B		0-0 6-3		0-0 FC5-2 SH L1-5 1B		0-0 S 1B		4	0	3	0	0	0	0
Chris Cannizzaro, R (1, 2) OBP: 0.377, SLG: 0.395		4-0 1-2 BB			0-3 K	0-0 SH FC5-2		4-0 1-2 IBB		1	0	0	0	2	1	0
Dave Roberts, L (1, 1) Gary Ross, R (8, 1) OBP: 0.196, SLG: 0.320 OBP: 0.429, SLG: 0.429		0-0 F6			0-0 5-3	0-0 FC5-2		0-0 F3		3	0	0	0	0	0	5
						1-2 2-3 3-H				1	0	0	0	0	0	2

Inning Stats	R: 0	H: 1	E: 0	LOB: 1	K: 0	BB: 0	S: 4	P: 4	R: 0	H: 1	E: 0	LOB: 2	K: 2	BB: 1	S: 8	P: 12	R: 0	H: 0	E: 0	LOB: 1	K: 1	BB: 1	S: 5	P: 9	R: 0	H: 0	E: 0	LOB: 0	K: 0	BB: 0	S: 3	P: 3	R: 3	H: 3	E: 0	LOB: 1	K: 1	BB: 1	S: 8	P: 12	R: 0	H: 2	E: 1	LOB: 2	K: 0	BB: 0	S: 5	P: 5	R: 0	H: 0	E: 0	LOB: 0	K: 0	BB: 0	S: 3	P: 3	R: 0	H: 1	E: 0	LOB: 2	K: 1	BB: 1	S: 6	P: 10
PITCHER Ron Reed, R (1, 1) ERA: 4.6	IP	WLS	BF	H	R	ER	SO	BB	IBB	HBP	BLK	WP	HR	S	P	ERA	WHIP	IP	WLS	BF	H	R	ER	SO	BB	IBB	HBP	BLK	WP	HR	S	P	ERA	WHIP	IP	WLS	BF	H	R	ER	SO	BB	IBB	HBP	BLK	WP	HR	S	P	ERA	WHIP													

BOTTOM

Atlanta Braves @ San Diego Padres
San Diego Stadium, San Diego, CA

Thu Sep 10 1970, 10:05 PM EDT
Att. 2,066 - Unknown

AB 31
R 3
H 8
RBI 3
BB 4
SO 5
LOB 14



WP: 0 PA: 36
PB: 0
SB: 2
CS: 0

1B: 7 SF: 0
2B: 2 SAC: 1
3B: 0 DP: 1
HR: 0 HBP: 0

Batter	1	2	3	4	5	6	7	8	9	AB R H RBI BB SO LOB	TOP	
Bobby Tolan, L (1, 8) OBP: 0.387, SLG: 0.476	0-0 4-3		0-3 K			1-0 S 2B HBP		0-0 5-3		3 1 0 0 0 1 2	Cincinnati Reds @ San Diego Padres San Diego Stadium, San Diego, CA Fri Sep 11 1970, 10:05 PM EDT Att. 7,151 - Unknown	
Pete Rose, S (1, 9) OBP: 0.391, SLG: 0.481	0-0 F7		0-3 K			0-0 PB 1-H SF8 2B		0-0 G3		4 1 1 1 0 1 2		
Bernie Carbo, L (1, 7) OBP: 0.453, SLG: 0.557	0-0 4-3		0-0 4-3			0-3 K		0-0 F7		4 0 0 0 0 1 3		
Johnny Bench, R (1, 2) OBP: 0.342, SLG: 0.606		0-3 K		0-3 K		0-0 SF8		0-0 F8		3 0 0 1 0 2 0		
Tony Perez, R (1, 5) OBP: 0.403, SLG: 0.605		0-0 3B		0-0 4-3		0-0 F9		0-3 K		4 0 1 0 0 1 0		
Lee May, R (1, 3) OBP: 0.292, SLG: 0.482		0-3 K		0-0 6-3			0-3 K		0-0 6-3	4 0 0 0 0 2 1		
Tommy Helms, R (1, 4) OBP: 0.255, SLG: 0.275		0-0 6-3			0-0 6-3		0-0 F8			3 0 0 0 0 0 1		
Woody Woodward, R (1, 6) OBP: 0.296, SLG: 0.296			0-0 E5 SH		0-3 K		0-0 E3 FC6-4			3 0 0 0 0 1 0		
Gary Nolan, R (1, 1) OBP: 0.173, SLG: 0.120			0-0 SH		0-0 2-3		0-0 FC6-4 1-2f			2 0 0 0 0 0 1		
Inning Stats	R: 0 E: 0 K: 0 S: 3 H: 0 LOB: 0 BB: 0 P: 3	R: 0 E: 0 K: 2 S: 8 H: 1 LOB: 1 BB: 0 P: 8	R: 0 E: 1 K: 2 S: 9 H: 0 LOB: 2 BB: 0 P: 9	R: 0 E: 0 K: 1 S: 5 H: 0 LOB: 0 BB: 0 P: 5	R: 0 E: 0 K: 1 S: 5 H: 0 LOB: 0 BB: 0 P: 5	R: 0 E: 0 K: 1 S: 5 H: 0 LOB: 0 BB: 0 P: 5	R: 2 E: 0 K: 1 S: 6 H: 1 LOB: 0 BB: 0 P: 7	R: 0 E: 1 K: 1 S: 6 H: 0 LOB: 1 BB: 0 P: 6	R: 0 E: 0 K: 0 S: 3 H: 0 LOB: 0 BB: 0 P: 3	R: 0 E: 0 K: 1 S: 5 H: 0 LOB: 0 BB: 0 P: 5	1B: 0 2B: 1 3B: 1 HR: 0 SF: 1 SAC: 1 DP: 0 HBP: 1	WP: 0 PB: 1 SB: 1 CS: 0 PA: 33
PITCHER Pat Dobson, R (1, 1) ERA: 3.84	IP: 9.0 WLS: W BF: 33 H: 2 R: 2 ER: 1 SO: 9 BB: 0 IBB: 0 HBP: 1 BLK: 0 WP: 0 HR: 0 S: 50 P: 51 ERA: 1.00 WHIP: 0.222											

livebaseballscorecards.com

AB	30
R	2
H	2
RBI	2
BB	0
SO	9
LOB	10




Batter	1	2	3	4	5	6	7	8	9	AB R H RBI BB SO LOB	TOP
Pete Rose, S OBP: 0.391, SLG: 0.481 (1, 8) X	0-0 F9 ①		4-0 FC6-4 BB			0-0 FC5-4 1B		0-0 6-3 ①		3 0 1 0 1 0 0	Cincinnati Reds @ San Diego Padres San Diego Stadium, San Diego, CA Sat Sep 12 1970, 10:05 PM EDT Att. 5,367 - Unknown
Tommy Helms, R OBP: 0.253, SLG: 0.273 (1, 4) X	0-0 P4 ②		0-0 FC6-4 1-2f ③			0-0 FC5-4 1B 2B ①		0-0 P4 ②		4 1 0 0 0 0 2	
Tony Perez, R OBP: 0.402, SLG: 0.602 (1, 5) X	0-0 1B				0-0 F2 ①		0-0 F9 ②		0-0 6-3 ③	4 0 1 0 0 0 1	
Johnny Bench, R OBP: 0.343, SLG: 0.605 (1, 9) S S S	0-3 K ③				0-0 F9 ②		0-0 E5 1B ①		0-0 G6-4-3 1B ①	4 1 2 0 0 1 1	
Lee May, R OBP: 0.294, SLG: 0.483 (1, 3) B B B		4-0 FC4-6 BB			0-3 K ③		0-0 2B ②		0-0 G6-4-3 1-2f ① ②	3 0 1 2 1 1 1	
Hal McRae, R OBP: 0.333, SLG: 0.490 (1, 7) X		0-0 FC4-6 CS 1-2f ①			0-0 FC4-6 1B ①		0-0 4-3 ③		0-0 F9 ③	4 0 1 0 0 0 2	
Pat Corrales, R OBP: 0.302, SLG: 0.337 (1, 2) X		0-0 G3 1-2 ② ③			0-0 F8 ①		0-0 5-3 ①			3 0 0 0 0 0 2	
Woody Woodward, R OBP: 0.293, SLG: 0.293 (1, 6) S S S			0-3 K ①		0-0 FC4-6 1-2f ②		0-0 1-3 ②			3 0 0 0 0 1 1	
Tony Cloninger, R OBP: 0.175, SLG: 0.275 (1, 1) X			0-0 F8 ②		0-3 K ③		0-0 F7 ③			3 0 0 0 0 1 1	
Clay Carroll, R OBP: 0.154, SLG: 0.083 (8, 1) X										0 0 0 0 0 0 0	
Inning Stats	R: 0 H: 1 E: 0 LOB: 1 K: 1 BB: 0 S: 6 P: 6	R: 0 H: 0 E: 0 LOB: 0 K: 0 BB: 1 P: 6	R: 0 H: 0 E: 0 LOB: 1 K: 1 BB: 1 P: 9	R: 0 H: 0 E: 0 LOB: 0 K: 1 BB: 0 P: 5	R: 0 H: 1 E: 0 LOB: 1 K: 1 BB: 0 P: 6	R: 2 H: 3 E: 1 LOB: 1 K: 0 BB: 0 P: 6	R: 0 H: 0 E: 0 LOB: 0 K: 0 BB: 0 P: 3	R: 0 H: 0 E: 0 LOB: 0 K: 0 BB: 0 P: 3	R: 0 H: 1 E: 0 LOB: 0 K: 0 BB: 0 P: 3	1B: 5 SF: 0 2B: 1 SAC: 0 3B: 0 DP: 1 HR: 0 HBP: 0	WP: 0 PA: 33 PB: 0 SB: 0 CS: 1
PITCHER Danny Coombs, L ERA: 3.39 (1, 1)	IP 9.0 WLS W BF 33 H 6 R 2 ER 1 SO 4 BB 2 IBB 0 HBP 0 BLK 0 WP 0 HR 0 S 39 P 47 ERA 1.00 WHIP 0.889										

livebaseballscorecards.com

AB	31
R	2
H	6
RBI	2
BB	2
SO	4
LOB	11



Batter	1	2	3	4	5	6	7	8	9	AB R H RBI BB SO LOB	TOP											
Ty Cline, L (1, 8) OBP: 0.359, SLG: 0.393	0-0 S 2B 1B	0-3 K		0-3 K			0-0 L6-3			4 1 1 0 0 2 1												
Pete Rose, S (1, 9) OBP: 0.392, SLG: 0.486	0-3 K 1-2	0-0 S 1B			0-3 K			0-0 HR		4 1 2 1 0 2 1												
Bernie Carbo, L (1, 7) OBP: 0.451, SLG: 0.552	4-0 2B BB	0-3 K 1-2			0-3 K			0-0 4-3		3 1 0 0 1 2 1												
Johnny Bench, R (1, 2) OBP: 0.342, SLG: 0.602	0-0 F3		0-0 6-3		0-0 4-3			4-0 BB		3 0 0 0 1 0 2												
Tony Perez, R (1, 5) OBP: 0.401, SLG: 0.601	0-0 2B 2B		0-0 5-3			0-0 L7		0-3 K		4 1 1 2 0 1 1												
Lee May, R (1, 3) OBP: 0.294, SLG: 0.483	0-0 2B		0-3 K			0-0 5-3		0-3 K		4 0 1 1 0 2 1												
Tommy Helms, R (1, 4) OBP: 0.255, SLG: 0.272 Dave Concepcion, R (9, PR) OBP: 0.340, SLG: 0.338	4-0 BB			0-0 6-3		0-0 4-3		4-0 FC3-6 BB		2 0 0 0 2 0 0 0 0 0 0 0 0 0	AB 31 R 4 H 5 RBI 4 BB 5 SO 11 LOB 11											
Woody Woodward, R (1, 6) OBP: 0.290, SLG: 0.290 Jimmy Stewart, S (7, PH) OBP: 0.308, SLG: 0.337 Darrel Chaney, S (7, 6) OBP: 0.278, SLG: 0.302 Bobby Tolan, L (9, PH) OBP: 0.386, SLG: 0.475	0-0 1-3			0-3 K			0-0 1-3	0-0 FC3-6 G6-4-3		2 0 0 0 0 1 2 1 0 0 0 0 0 0 0 0 0 0 0 0 0 1 0 0 0 0 0 1												
Wayne Simpson, R (1, 1) OBP: 0.108, SLG: 0.094 Ray Washburn, R (3, 1) OBP: 0.380, SLG: 0.339 Angel Bravo, L (4, PH) OBP: 0.290, SLG: 0.200 Milt Wilcox, R (4, 1) OBP: 0.111, SLG: 0.111 Wayne Granger, R (8, 1) OBP: 0.331, SLG: 0.486 Hal McRae, R (9, PH)		0-3 K		4-0 BB			0-0 6-3	0-0 G6-4-3		1 0 0 0 0 1 0 0 0 0 0 0 0 0 0 0 0 0 1 0 0 1 0 0 0 0 0 0 0 0 0 0 0 0 0 1 0 0 0 0 0 1												
Inning Stats	R: 3 E: 0 K: 1 S: 8	H: 3 LOB: 2 BB: 2 P: 16	R: 0 E: 0 K: 3 S: 10	H: 1 LOB: 1 BB: 0 P: 10	R: 0 E: 0 K: 1 S: 5	H: 0 LOB: 0 BB: 0 P: 5	R: 0 E: 0 K: 2 S: 7	H: 0 LOB: 1 BB: 1 P: 11	R: 0 E: 0 K: 2 S: 7	H: 0 LOB: 0 BB: 0 P: 7	R: 0 E: 0 K: 0 S: 3	H: 0 LOB: 0 BB: 0 P: 3	R: 0 E: 0 K: 0 S: 3	H: 0 LOB: 0 BB: 0 P: 3	R: 1 E: 0 K: 2 S: 8	H: 1 LOB: 1 BB: 1 P: 12	R: 0 E: 0 K: 0 S: 2	H: 0 LOB: 1 BB: 1 P: 6	1B: 2 2B: 2 3B: 0 HR: 1	SF: 0 SAC: 0 DP: 1 HBP: 0	WP: 0 PB: 0 SB: 2 CS: 0	PA: 36
PITCHER	IP WLS BF H R ER SO BB IBB HBP BLK WP HR S P ERA WHIP																					
Clay Kirby, R (1, 1) ERA: 4.55	8.0 W 33 5 4 4 11 4 0 0 0 0 1 51 67 4.50 1.125																					
Gary Ross, R (9, 1) ERA: 5.75	0.0 1 0 0 0 0 1 0 0 0 0 0 0 4 ∞ ∞																					
Paul Doyle, L (9, 1) ERA: 5.13	1.0 S 2 0 0 0 0 0 0 0 0 0 0 0 2 2 0.00 0.000																					

Cincinnati Reds @ San Diego Padres
San Diego Stadium, San Diego, CA
Sun Sep 13 1970, 6:33 AM EDT
Att. 5,909 - Unknown

livebaseballscorecards.com

Batter	1	2	3	4	5	6	7	8	9
Dave Campbell, R (1, 4) <small>OBP: 0.270, SLG: 0.333</small> Larry Stahl, L (8, PH) <small>OBP: 0.191, SLG: 0.217</small> (9, 7)	0-3 		0-0 E5 	0-0 P4 		0-0 G5-4-3 		0-0 2B	
Rafael Robles, R (1, 6) <small>OBP: 0.344, SLG: 0.310</small>	0-0 G3 		0-0 P6 	0-0 1B			0-0 1B	0-3 K 	
Ivan Murrell, R (1, 9) <small>OBP: 0.283, SLG: 0.376</small>	0-0 F7 		4-0 1B BB	0-0 L8 			0-0 FC1-6-4 		
Al Ferrara, R (1, 7) <small>OBP: 0.375, SLG: 0.450</small> Chris Cannizzaro, R (9, 2) <small>OBP: 0.375, SLG: 0.394</small>		4-0 BB PB BB	0-0 1B HBP FC4-6 1B		0-3 K 		0-0 F9 		
Nate Colbert, R (1, 3) <small>OBP: 0.317, SLG: 0.474</small>		0-3 K 	1-0 FC4-6 1B HBP		0-3 K 		0-0 L8 		
Steve Huntz, S (1, 5) <small>OBP: 0.348, SLG: 0.347</small>		0-0 F9 	0-0 FC4-6 1B		4-0 BB		0-0 P6 		
Dave Robinson, S (1, 8) <small>OBP: 0.750, SLG: 0.600</small>		4-0 BB BB	0-0 FC4-6 FC6-4 1B		0-0 F9 		0-0 BB 2B 1B		
Bob Barton, R (1, 2) <small>OBP: 0.283, SLG: 0.327</small> Ray Webster, L (8, PH) <small>OBP: 0.325, SLG: 0.339</small> Gary Ross, R (9, 1) <small>OBP: 0.429, SLG: 0.429</small> Paul Doyle, L (9, 1)		4-0 BB BB	0-0 FC6-4			0-0 FC5-6 1B	4-0 2B BB		
Clay Kirby, R (1, 1) <small>OBP: 0.208, SLG: 0.176</small> Ollie Brown, R (8, PH) <small>OBP: 0.337, SLG: 0.503</small> Jose Arcia, R (9, 4) <small>OBP: 0.288, SLG: 0.295</small>	0-3 K 			0-0 1-3 		0-0 FC5-6 G5-4-3	0-0 F7		

Inning Stats	R: 0	H: 0	E: 0	K: 1	S: 5	R: 0	H: 0	E: 0	K: 2	S: 7	R: 3	H: 2	E: 1	K: 0	S: 6	R: 0	H: 1	E: 0	K: 0	S: 4	R: 0	H: 0	E: 0	K: 2	S: 7	R: 0	H: 1	E: 0	K: 0	S: 3	R: 0	H: 1	E: 0	K: 0	S: 4	R: 2	H: 2	E: 0	K: 1	S: 7	R: 0	H: 0	E: 0	K: 0	S: 0					
	0	0	0	1	5	0	0	0	2	3	3	2	1	0	6	0	1	0	0	4	0	0	0	1	1	0	0	0	2	3	0	1	0	0	3	0	1	0	0	4	2	2	0	1	7	0	0	0	0	0

PITCHER	IP	WLS	BF	H	R	ER	SO	BB	IBB	HBP	BLK	WP	HR	S	P	ERA	WHIP
Wayne Simpson, R (1, 1) <small>ERA: 3.02</small>	2.1		14	1	3	1	3	4	0	0	0	0	0	15	32	3.86	2.143
Ray Washburn, R (3, 1) <small>ERA: 6.38</small>	0.2		3	1	0	0	0	0	0	0	0	0	0	3	3	0.00	1.500
Milt Wilcox, R (4, 1) <small>ERA: 1.96</small>	4.1	L	18	4	2	2	2	2	0	0	0	0	0	20	28	4.15	1.385
Wayne Granger, R (8, 1) <small>ERA: 2.69</small>	0.2		3	1	0	0	1	0	0	0	0	0	0	5	5	0.00	1.500

BOTTOM

Cincinnati Reds @ San Diego Padres
 San Diego Stadium, San Diego, CA

Sun Sep 13 1970, 6:33 AM EDT
 Att. 5,909 - Unknown

AB	R	H	RBI	BB	SO	LOB
4	1	0	0	0	1	1
1	0	1	2	0	0	0
5	0	2	0	0	1	2
3	1	0	0	1	0	2
3	1	1	1	1	1	1
0	0	0	0	0	0	0
3	0	0	0	0	2	2
3	0	1	1	1	0	1
3	1	1	1	1	0	3
2	0	1	0	1	0	2
0	1	0	0	1	0	0
0	0	0	0	0	0	0
0	0	0	0	0	0	0
3	0	0	0	0	1	4
1	0	0	0	0	0	2
0	0	0	0	0	0	0

AB	31
R	5
H	7
RBI	5
BB	6
SO	6
LOB	20

livebaseballscorecards.com

WP	PA
0	38

Batter	1	2	3	4	5	6	7	8	9	AB R H RBI BB SO LOB	TOP									
Dave Campbell, R (1, 4) OBP: 0.271, SLG: 0.333	0-0 6-3		0-0 1-3 1B		0-0 F8			0-0 F9	0-0 1-2 1B	5 0 2 0 0 0 0	San Diego Padres @ Los Angeles Dodgers Dodger Stadium, Los Angeles, CA Mon Sep 14 1970, 7:05 PM PDT Att. 9,039 - Unknown livebaseballscorecards.com									
Rafael Robles, R (1, 6) OBP: 0.297, SLG: 0.265	0-0 6-3		0-0 L4		0-0 5-3			0-3 K2-3	0-0 FC5 2-3f	5 0 0 0 0 1 3										
Ollie Brown, R (1, 9) OBP: 0.336, SLG: 0.503	0-0 PB 2B		0-0 1-3		0-0 5-3			0-0 F4		4 0 1 0 0 0 1										
Al Ferrara, R (1, 7) OBP: 0.371, SLG: 0.445	0-0 6-3 2-3		0-0 6-3		0-0 F8			0-0 F8		4 0 0 0 0 0 2										
Nate Colbert, R (1, 3) OBP: 0.322, SLG: 0.480		0-0 F9 FC5-4 1B		0-0 5-3 2B		0-0 1B		0-0 1B HR		4 2 4 0 0 0 0										
Steve Huntz, S (1, 5) OBP: 0.350, SLG: 0.349		0-0 FC5-4 1B		0-0 5-3 2-3		0-0 F8		0-0 1-2 HR		4 1 2 0 0 0 2										
Ivan Murrell, R (1, 8) OBP: 0.282, SLG: 0.383		0-0 F9 2-3		0-0 F8		0-0 6-3		0-0 1-2 HR		4 1 1 3 0 0 3										
Fred Kendall, R (1, 2) OBP: 0.282, SLG: 0.383		0-0 FC5-4 1-2f 3-H		0-0 5-3		0-0 F7		0-0 6-3		4 0 0 1 0 0 2										
Jerry Nyman, L (1, 1) OBP: 0.208, SLG: 0.292		0-0 K		0-0 4-3		0-0 4-3		0-0 FC5 1B		0 0 0 0 0 0 0										
Earl Wilson, R (1, 1) OBP: 0.250, SLG: 0.250										1 0 0 0 0 0 1										
Jim Williams, R (5, PH)										1 0 0 0 0 0 0										
Al Santorini, R (5, 1)										0 0 0 0 0 0 0										
Dave Robinson, S (7, PH)										1 0 0 0 0 0 0										
Ron Willis, R (7, 1)										0 0 0 0 0 0 0										
Ed Spiezio, R (9, PH)										1 0 1 0 0 0 0										
Inning Stats	R: 0 E: 0 K: 0 S: 4	H: 1 LOB: 1 BB: 0 P: 4	R: 1 E: 0 K: 1 S: 7	H: 2 LOB: 1 BB: 0 P: 7	R: 0 E: 0 K: 0 S: 4	H: 1 LOB: 1 BB: 0 P: 4	R: 0 E: 0 K: 0 S: 3	H: 0 LOB: 0 BB: 0 P: 3	R: 0 E: 0 K: 1 S: 4	H: 1 LOB: 1 BB: 0 P: 4	R: 0 E: 0 K: 0 S: 3	H: 0 LOB: 0 BB: 0 P: 3	R: 0 E: 0 K: 1 S: 5	H: 0 LOB: 0 BB: 0 P: 5	R: 3 E: 0 K: 0 S: 8	H: 5 LOB: 2 BB: 0 P: 8	1B: 8 2B: 2 3B: 0 HR: 1	SF: 0 SAC: 0 DP: 0 HBP: 0	WP: 0 PB: 1 SB: 0 CS: 0	PA: 38
PITCHER Claude Osteen, L (1, 1) ERA: 3.84	IP: 9.0 WLS: W BF: 38 H: 11 R: 4 ER: 4 SO: 2 BB: 0 IBB: 0 HBP: 0 BLK: 0 WP: 0 HR: 1 S: 42 P: 42 ERA: 4.00 WHIP: 1.222																			

AB	38
R	4
H	11
RBI	4
BB	0
SO	2
LOB	14



Batter	1	2	3	4	5	6	7	8	9
Maury Wills, S Steve Garvey, R (1, 6) (7, PH) (8, 5)	0-0 1B 2B 1B	0-0 4-3	0-0 L8			4-0 FC1-6 BB 1-2	0-0 4-3		
Manny Mota, R Bill Buckner, L (1, 7) (7, 7) (8, 3)	0-0 2B E 1B	0-0 S 1B 1B			0-0 G4-6-3 1B	0-0 FC1-6 1B 2B	0-0 E3		
Willie Davis, L Von Joshua, L (1, 8) (7, 8)	0-0 E9 F8 1B 2B	0-3 K			0-0 G4-6-3 1-2f	0-0 2B 1B	0-0 1-3		
Wes Parker, S Willie Crawford, L (1, 3) (8, 7)	0-0 F8	0-0 1B 1B			0-0 4-3	0-0 2B		0-0 F7	
Bill Sudakis, S Bob Stinson, S (1, 2) (8, 2)	0-0 1B 1B	0-0 1-3 1B			0-0 G6-4-3 1B	0-0 F7		0-0 4-3	
Ted Sizemore, R Jim Lefebvre, S (1, 4) (2, 4)	0-0 1B SF7 1B	0-0 F8			0-0 L5		4-0 HBP HBP 3-1 BB	4-0 1B HBP BB	
Bill Russell, R Tom Paciorek, R (1, 9) (8, PH) (9, 9)	0-0 1-3 2-H 1B		0-0 F8		0-0 G6-4-3 1-2f		1-0 3-1 HBP 4-3 HBP	1-0 1B HBP	
Billy Grabarkewitz, R (1, 5) (8, 6)	0-0 SF7		0-0 F7			4-0 FC2-6 BB	1-0 4-3 3-1 E HBP	0-0 1-2 2-3 1B	
Claude Osteen, L (1, 1)	0-0 F6		4-0 BB			0-0 FC2-6 FC1-6 BB 1B	0-0 3-1	0-0 F9	

AB	R	H	RBI	BB	SO	LOB
3	1	1	0	1	0	1
1	0	0	1	0	0	1
4	3	3	0	0	0	2
1	0	0	0	0	0	0
4	2	2	2	0	1	2
1	0	0	0	0	0	1
4	0	2	3	0	0	1
1	0	0	0	0	0	0
4	1	3	1	0	0	1
1	0	0	0	0	0	0
1	1	1	0	0	0	0
2	1	0	0	2	0	3
3	1	1	1	0	0	1
0	0	0	0	0	0	0
2	1	1	1	1	0	0
4	1	0	1	1	0	7

Inning Stats		R: 5	H: 6	E: 1	K: 0	S: 9	L: 1	LOB: 1	BB: 0	P: 9	R: 1	H: 3	E: 0	K: 1	S: 8	R: 0	H: 0	E: 0	K: 0	S: 3	R: 0	H: 1	E: 0	K: 0	S: 3	R: 0	H: 1	E: 0	K: 0	S: 3	R: 3	H: 2	E: 0	K: 0	S: 5	R: 3	H: 0	E: 1	K: 0	S: 4	R: 0	H: 1	E: 0	K: 0	S: 4	R: 0	H: 1	E: 0	K: 0	S: 4
PITCHER		IP	WLS	BF	H	R	ER	SO	BB	IBB	HBP	BLK	WP	HR	S	P	ERA	WHIP																																
Jerry Nyma, L	(1, 1)	0.1	L	5	4	4	4	0	0	0	0	0	0	0	5	5	108.00	12.000																																
Earl Wilson, R	(1, 1)	3.2		17	6	2	2	1	1	0	0	0	0	0	18	22	4.91	1.909																																
Al Santorini, R	(5, 1)	2.0		10	3	3	3	0	2	0	0	0	0	0	8	16	13.50	2.500																																
Ron Willis, R	(7, 1)	2.0		13	1	3	2	0	2	0	3	0	0	0	8	19	9.00	1.500																																

BOTTOM

San Diego Padres @ Los Angeles Dodgers
 Dodger Stadium, Los Angeles, CA

Mon Sep 14 1970, 7:05 PM PDT
 Att. 9,039 - Unknown

AB	36
R	12
H	14
RBI	10
BB	5
SO	1
LOB	20

WP: 0 PA: 45
 PB: 0
 SB: 1
 CS: 0



Batter	1	2	3	4	5	6	7	8	9	AB R H RBI BB SO LOB	TOP																									
Dave Campbell, R (1, 4) OBP: 0.271, SLG: 0.338	0-0 HR	0-0 F3		0-0 SF8 1-2 2-H		0-0 F9			0-0 F9	4 1 1 2 0 0 3	San Diego Padres @ Los Angeles Dodgers Dodger Stadium, Los Angeles, CA Tue Sep 15 1970, 7:05 PM PDT Att. 9,083 - Unknown livebaseballscorecards.com																									
Rafael Robles, R (1, 6) OBP: 0.286, SLG: 0.256	0-0 F9		0-0 4-3	0-0 3-4-3		0-3 K			0-0 1B 1B	5 0 1 0 0 1 1																										
Ollie Brown, R (1, 9) OBP: 0.335, SLG: 0.500	0-0 4-3		0-0 F8		0-3 K		0-0 F9		0-0 1B 1B	5 0 1 0 0 1 0																										
Al Ferrara, R (1, 7) OBP: 0.372, SLG: 0.444 Dave Robinson, S (3, PR) OBP: 0.583, SLG: 0.444	0-0 F4		1-0 HBP		0-0 S 1B		0-0 4-3		0-0 G3	1 0 0 0 0 0 0 3 0 1 0 0 0 2																										
Nate Colbert, R (1, 3) OBP: 0.321, SLG: 0.484		0-0 HR	0-3 K		0-3 K 1-2		0-3 K			4 1 1 1 0 3 2																										
Steve Huntz, S (1, 5) OBP: 0.351, SLG: 0.349		0-0 F9		4-0 E 1B BB	0-3 K		0-0 1B			3 1 1 0 1 1 1																										
Ivan Murrell, R (1, 8) OBP: 0.285, SLG: 0.386		4-0 S BB		0-0 E6 BLK 1B 1-2 SF8		0-0 6-3 2B		0-3 K		3 1 1 0 1 1 2																										
Chris Cannizzaro, R (1, 2) OBP: 0.377, SLG: 0.393		4-0 1-2 BB		0-0 BLK 1B 1-2 2-H		0-0 6-3 2-3		0-0 F9		3 0 1 1 1 0 2																										
Mike Corkins, R (1, 1) OBP: 0.256, SLG: 0.324 Paul Doyle, L (8, 1) Tom Dukes, R (9, 1)		0-3 K		0-3 K		0-3 K		0-0 G3		3 0 0 0 0 3 5 1 0 0 0 0 0 0 0 0 0 0 0 0 0																										
Inning Stats	R: 1 E: 0 K: 0 S: 4	H: 1 LOB: 0 BB: 0 P: 4	R: 1 E: 0 K: 1 S: 6	H: 1 LOB: 2 BB: 2 P: 14	R: 0 E: 0 K: 1 S: 5	H: 0 LOB: 1 BB: 0 P: 6	R: 2 E: 1 K: 1 S: 7	H: 1 LOB: 1 BB: 1 P: 11	R: 0 E: 0 K: 3 S: 10	H: 1 LOB: 1 BB: 0 P: 10	R: 0 E: 0 K: 1 S: 6	H: 1 LOB: 1 BB: 0 P: 6	R: 0 E: 0 K: 1 S: 5	H: 0 LOB: 0 BB: 0 P: 5	R: 0 E: 0 K: 2 S: 8	H: 1 LOB: 1 BB: 0 P: 8	R: 0 E: 0 K: 0 S: 5	H: 2 LOB: 2 BB: 0 P: 5	1B: 5 2B: 1 3B: 0 HR: 2	SF: 1 SAC: 0 DP: 0 HBP: 1	WP: 0 PB: 0 SB: 2 CS: 0	PA: 40														
PITCHER	IP WLS BF H R ER SO BB IBB HBP BLK WP HR S P ERA WHIP																																			
Don Sutton, R (1, 1) ERA: 4.07	7.0		31	5	4	2	8	3	0	1	1	0	2	43	56	2.57	1.143																			
Pete Mikkelsen, R (8, 1) ERA: 2.19	2.0	W	9	3	0	0	2	0	0	0	0	0	0	13	13	0.00	1.500																			

AB	35
R	4
H	8
RBI	4
BB	3
SO	10
LOB	18



BOTTOM

San Diego Padres @ Los Angeles Dodgers
Dodger Stadium, Los Angeles, CA
Tue Sep 15 1970, 7:05 PM PDT
Att. 9,083 - Unknown

livebaseballscorecards.com

AB 32
R 5
H 8
RBI 5
BB 6
SO 4
LOB 18



WP: 1 PA: 40
PB: 0
SB: 0
CS: 1

AB R H RBI BB SO LOB

5	0	0	0	0	0	0	1
4	2	2	0	1	1	0	
2	0	1	1	1	0	0	
1	0	1	1	1	0	0	
2	1	1	0	2	0	2	
2	0	0	0	1	0	3	
0	0	0	1	0	0	0	
4	0	0	0	0	0	7	
3	0	0	0	0	2	3	
1	0	0	0	0	0	0	
4	1	2	1	0	0	0	
2	0	0	0	0	1	2	
1	0	0	0	0	0	0	
0	0	0	0	0	0	0	
0	0	0	0	0	0	0	
1	0	1	1	0	0	0	
0	1	0	0	0	0	0	

1B: 5 SF: 1
2B: 2 SAC: 0
3B: 1 DP: 0
HR: 0 HBP: 0

Batter	1	2	3	4	5	6	7	8	9
Maury Wills, S OBP: 0.337, SLG: 0.321 (1, 6) (4, 5) (4, 6)	0-0 6-3 1B		0-0 F8		0-0 G1		0-0 4-3		0-0 E1 1B IBB
Von Joshua, L OBP: 0.287, SLG: 0.341 (1, 7) (9, 8)	0-3 K		0-0 1B 3B		0-0 F8			0-0 E BB SF9 1B	4-0 1B IBB
Willie Davis, L OBP: 0.343, SLG: 0.450 Manny Mota, R OBP: 0.370, SLG: 0.381 (1, 8) (8, PH) (9, 7)	4-0 CS BB		0-0 BLK 1B		0-0 F9			4-0 F7 E BB	0-0 1B 1-2 2-3 3-H
Wes Parker, S OBP: 0.399, SLG: 0.470 (1, 3)	0-0 CS 1-2	4-0 1B BB	4-0 1B BB		0-0 WP G3 1B			0-0 E6 F7	
Tom Haller, L OBP: 0.351, SLG: 0.474 Bill Sudakis, S OBP: 0.352, SLG: 0.453 (1, 2) (8, PH) (9, 2)		4-0 1B BB	0-0 F3		0-0 G3			0-0 SF9	
Jim Lefebvre, S OBP: 0.325, SLG: 0.366 (1, 4)		0-0 F5	0-0 F8		0-0 F7			0-0 F7	
Willie Crawford, L OBP: 0.312, SLG: 0.382 Bill Russell, R OBP: 0.290, SLG: 0.355 (1, 9) (9, PH)		0-3 K		0-3 K		0-0 G3			0-0 6-3
Billy Grabarkewitz, R OBP: 0.410, SLG: 0.462 (1, 5) (4, 6) (4, 5)		0-0 1B		0-0 F8		0-0 F3			0-0 2B 2B
Don Sutton, R OBP: 0.280, SLG: 0.215 Bill Buckner, L OBP: 0.158, SLG: 0.111 Pete Wilkerson, R OBP: 0.400, SLG: 0.400 Andy Kosco, R OBP: 0.237, SLG: 0.401 Len Gabrielson, L OBP: 0.200, SLG: 0.237 Tom Facione, R OBP: 0.400, SLG: 0.250 (1, 1) (7, PH) (8, 1) (9, PH) (9, PH) (9, PR)		0-0 6-3		0-3 K		0-0 4-3			0-0 E 1B 2B

Inning Stats	R: 0	H: 0	E: 0	K: 1	S: 4	LOB: 0	BB: 1	P: 8	R: 1	H: 1	E: 0	K: 1	S: 6	LOB: 2	BB: 2	P: 14	R: 1	H: 2	E: 0	K: 0	S: 5	LOB: 2	BB: 1	P: 9	R: 0	H: 0	E: 0	K: 0	S: 7	LOB: 0	BB: 0	P: 7	R: 0	H: 0	E: 0	K: 0	S: 3	LOB: 0	BB: 0	P: 3	R: 0	H: 1	E: 0	K: 0	S: 4	LOB: 1	BB: 0	P: 4	R: 0	H: 0	E: 0	K: 0	S: 3	LOB: 0	BB: 0	P: 3	R: 1	H: 1	E: 1	K: 0	S: 4	LOB: 2	BB: 1	P: 8	R: 2	H: 3	E: 1	K: 0	S: 5	LOB: 3	BB: 1	P: 9	1B: 5	2B: 2	3B: 1	HR: 0	SF: 1	SAC: 0	DP: 0	HBP: 0	WP: 1	PA: 40
--------------	------	------	------	------	------	--------	-------	------	------	------	------	------	------	--------	-------	-------	------	------	------	------	------	--------	-------	------	------	------	------	------	------	--------	-------	------	------	------	------	------	------	--------	-------	------	------	------	------	------	------	--------	-------	------	------	------	------	------	------	--------	-------	------	------	------	------	------	------	--------	-------	------	------	------	------	------	------	--------	-------	------	-------	-------	-------	-------	-------	--------	-------	--------	-------	--------

PITCHER	IP	WLS	BF	H	R	ER	SO	BB	IBB	HBP	BLK	WP	HR	S	P	ERA	WHIP
Mike CORKIN, R ERA: 4.51 (1, 1)	7.0		29	5	3	3	4	4	0	0	1	1	0	33	49	3.86	1.286
Paul DOYLE, L ERA: 5.18 (8, 1)	1.1		6	1	1	1	0	1	0	0	0	0	0	5	9	6.75	1.500
Tom DUKES, R ERA: 3.8 (9, 1)	0.0	L	4	2	1	1	0	0	1	0	0	0	0	3	7	∞	∞

Batter	1	2	3	4	5	6	7	8	9	AB R H RBI BB SO LOB	TOP											
Dave Campbell, R (1, 4) OBP: 0.272, SLG: 0.341	0-0 5-3		0-0 6-3 4-3 1B		0-0 2B		0-0 5-3		0-0 F3	5 0 2 0 0 0 0	San Diego Padres @ Los Angeles Dodgers Dodger Stadium, Los Angeles, CA Wed Sep 16 1970, 7:05 PM PDT Att. 9,053 - Unknown livebaseballscorecards.com											
Rafael Robles, R (1, 6) OBP: 0.277, SLG: 0.233	0-0 E6		0-0 4-3		0-0 1-3		0-0 4-3	4-0 BB	4 0 0 0 1 0 2													
Cito Gaston, R (1, 8) OBP: 0.365, SLG: 0.545	0-0 F9		0-0 6-3		0-0 HR		0-3 K	0-3 K	5 1 1 1 0 2 3													
Ollie Brown, R (1, 9) OBP: 0.336, SLG: 0.501		0-0 1B 1B 2B	0-0 F3		0-0 6-3 1B		0-0 6-3	0-3 K	5 2 2 0 0 1 2													
Nate Colbert, R (1, 3) OBP: 0.323, SLG: 0.484		0-0 1B 1B 2-3		0-0 F7		0-0 F7		0-0 1B E 1B	4 1 2 0 0 0 1													
Steve Huntz, S (1, 5) OBP: 0.350, SLG: 0.348		0-0 G6-4-3 1-3 3-H 1B		0-0 F6		0-0 6-3		0-0 E4 1B	4 0 1 1 0 0 2													
Ivan Murrell, R (1, 7) OBP: 0.290, SLG: 0.390		0-0 G6-4-3 1-2 3-H 1B		0-0 F6		0-0 S 1B		0-0 1-2 2-3 1B	4 0 3 2 0 0 0													
Chris Cannizzaro, R (1, 2) OBP: 0.375, SLG: 0.389		0-0 G6-4-3 1-2 2-3		0-0 6-3	4-0 BB BB	0-0 S 1B		0-0 F8	3 0 0 0 1 0 5													
Dave Roberts, L (1, 1) OBP: 0.182, SLG: 0.296		0-0 4-3		0-3 K	0-0 4-3		0-0 4-3	0-0 4-3	4 0 0 0 0 1 6													
Inning Stats	R: 0 E: 1 K: 0 S: 3	H: 0 LOB: 0 BB: 0 P: 3	R: 2 E: 0 K: 0 S: 6	H: 4 LOB: 1 BB: 0 P: 6	R: 0 E: 0 K: 0 S: 4	H: 1 LOB: 1 BB: 0 P: 4	R: 0 E: 0 K: 0 S: 3	H: 0 LOB: 0 BB: 0 P: 3	R: 0 E: 0 K: 1 S: 6	H: 1 LOB: 1 BB: 0 P: 6	R: 2 E: 0 K: 0 S: 6	H: 3 LOB: 2 BB: 1 P: 10	R: 0 E: 0 K: 1 S: 5	H: 0 LOB: 0 BB: 0 P: 5	R: 0 E: 1 K: 0 S: 6	H: 2 LOB: 3 BB: 0 P: 6	R: 0 E: 0 K: 2 S: 7	H: 0 LOB: 1 BB: 1 P: 11	1B: 8 2B: 2 3B: 0 HR: 1	SF: 0 SAC: 0 DP: 1 HBP: 0	WP: 0 PB: 0 SB: 2 CS: 0	PA: 40
PITCHER	IP WLS BF H R ER SO BB IBB HBP BLK WP HR S P ERA WHIP																					
Joe Moeller, R (1, 1) ERA: 3.74	5.2 L 25 9 4 4 1 0 0 0 0 0 0 1 27 27 6.35 1.588																					
Ray Lamb, R (6, 1) ERA: 3.38	1.1 5 0 0 0 1 1 0 0 0 0 0 0 6 10 0.00 0.750																					
Mike Strahler, R (8, 1) ERA:	2.0 10 2 0 0 2 1 0 0 0 0 0 0 13 17 0.00 1.500																					



Batter	1	2	3	4	5	6	7	8	9	AB	R	H	RBI	BB	SO	LOB
Billy Grabarkewitz, R (1, 6) OBP: 0.408, SLG: 0.459	0-3 K ①		0-3 K ②		0-0 G5-4-3 ③			0-0 5-3 ①		4	0	0	0	0	2	1
Manny Mota, R (1, 7) OBP: 0.369, SLG: 0.380	0-0 6-3 ②		0-0 1B 1B			0-0 6-3 ①		0-0 6-3 ②		4	0	1	0	0	0	0
Bill Sudakis, S (1, 2) OBP: 0.358, SLG: 0.458	0-0 FC4-6 1B		0-0 1B 1B			0-0 FC6-4 1B		0-0 F8		4	0	3	0	0	0	0
Wes Parker, S (1, 3) OBP: 0.397, SLG: 0.466	0-0 FC4-6 ③		0-0 L4 ③			0-0 F6 ②			0-0 5-3 ①	4	0	0	0	0	0	4
Andy Kosco, R (1, 9) OBP: 0.233, SLG: 0.394		0-3 K ①		0-0 4-3 ①		0-0 FC6-4 ③			0-0 6-3 ②	4	0	0	0	0	1	1
Steve Garvey, R (1, 5) OBP: 0.278, SLG: 0.311		4-0 BB		0-3 K ②			0-0 1B		0-0 2B	3	0	2	0	1	1	0
Jim Lefebvre, S (1, 4) OBP: 0.321, SLG: 0.361		0-3 K ②		0-3 K ③			0-0 F7 ①		0-0 5-3 ③	4	0	0	0	0	2	3
Bill Russell, R (1, 8) OBP: 0.291, SLG: 0.354		0-3 K ③			0-0 G5-4-3 1B		0-3 K ②			3	0	1	0	0	2	2
Joe Moeller, R (1, 1) OBP: 0.214, SLG: 0.154			0-3 K ①		0-3 K ①			0-0 1-3 ③		2	0	0	0	0	2	1
Ray Lamb, R (6, 1)										0	0	0	0	0	0	0
Tom Paciorek, R (7, PH) OBP: 0.333, SLG: 0.200										1	0	0	0	0	0	1
Mike Strahler, R (8, 1)										0	0	0	0	0	0	0


Inning Stats	R: 0	H: 1	E: 0	K: 1	S: 6	R: 0	H: 0	E: 0	K: 3	S: 9	R: 0	H: 2	E: 0	K: 2	S: 9	R: 0	H: 0	E: 0	K: 2	S: 7	R: 0	H: 1	E: 0	K: 1	S: 5	R: 0	H: 1	E: 0	K: 0	S: 4	R: 0	H: 1	E: 0	K: 1	S: 6	R: 0	H: 0	E: 0	K: 0	S: 3	R: 0	H: 1	E: 0	K: 0	S: 4	R: 0	H: 0	E: 0	K: 0	S: 3	R: 0	H: 1	E: 0	K: 0	S: 4	1B: 6	SF: 0	2B: 1	SAC: 0	3B: 0	DP: 1	HR: 0	HBP: 0	WP: 0	PA: 34	PB: 0	SB: 0	CS: 0
PITCHER Dave Roberts, L (1, 1) ERA: 3.92	IP	WLS	BF	H	R	ER	SO	BB	IBB	HBP	BLK	WP	HR	S	P	ERA	WHIP																		IP	WLS	BF	H	R	ER	SO	BB	IBB	HBP	BLK	WP	HR	S	P	ERA	WHIP																	

BOTTOM

San Diego Padres @ Los Angeles Dodgers
Dodger Stadium, Los Angeles, CA

Wed Sep 16 1970, 7:05 PM PDT
Att. 9,053 - Unknown

AB	33
R	0
H	7
RBI	0
BB	1
SO	10
LOB	13



Batter	1	2	3	4	5	6	7	8	9	AB R H RBI BB SO LOB
Bobby Bonds, R OBP: 0.388, SLG: 0.520 (1, 9) X	0-0 F7	0-0 1-2 2-H 1B		0-0 F5		0-0 F7		0-3 K		5 0 1 1 0 1 0
Tito Fuentes, S OBP: 0.316, SLG: 0.348 (1, 6) X	0-0 BB 1B	0-0 1-3		4-0 1B BB		0-0 CS 1B		0-0 F8		4 0 2 0 1 0 2
Willie Mays, R OBP: 0.393, SLG: 0.520 (1, 8) B B B	4-0 1-2 BB		0-0 4-3	0-0 1-2 G4-6-3 1B		0-3 K 1-2		0-0 F9		4 0 1 0 1 1 1
Willie McCovey, L OBP: 0.439, SLG: 0.604 (1, 3) X	0-0 F8		0-0 1B BB 1B	0-0 G4-6-3 1-2f		0-3 K		0-0 1B		5 1 2 0 0 1 4
Dick Dietz, R OBP: 0.435, SLG: 0.533 (1, 2) S S S	0-3 K		4-0 1-2 1B BB		0-0 G3 1B 2B		0-0 1-3	0-0 F9		4 2 1 0 1 1 3
Ken Henderson, S OBP: 0.393, SLG: 0.455 (1, 7)		0-0 1B 2B	0-3 K		0-0 G3 2-3		1-0 S HBP			3 1 1 0 0 1 3
Al Gallagher, R OBP: 0.351, SLG: 0.400 (1, 5)		0-0 F8	0-0 1-2 2-3 1B 1B		0-0 6-3		0-3 K 1-2			4 0 1 0 0 1 3
Bob Heise, R OBP: 0.277, SLG: 0.320 (1, 4) B B B B		4-0 1B BB	0-0 1-2 2-H 3-H 1B		0-0 FC5-4 1B		0-0 4-3			3 0 2 3 1 0 0
Rich Robertson, R OBP: 0.103, SLG: 0.228 (1, 1)		0-3 K	0-3 K		0-0 FC5-4 1-2f		0-3 K			4 0 0 0 0 3 5
Don McMahon, R OBP: 0.250, SLG: 0.143 (9, 1)										0 0 0 0 0 0 0

Inning Stats	R: 0 E: 0 K: 1 S: 6	H: 1 LOB: 2 BB: 1 P: 10	R: 1 E: 0 K: 1 S: 7	H: 2 LOB: 2 BB: 1 P: 11	R: 2 E: 0 K: 2 S: 10	H: 3 LOB: 2 BB: 1 P: 14	R: 0 E: 0 K: 0 S: 3	H: 1 LOB: 1 BB: 1 P: 7	R: 1 E: 0 K: 0 S: 5	H: 2 LOB: 1 BB: 0 P: 5	R: 0 E: 0 K: 1 S: 5	H: 1 LOB: 1 BB: 0 P: 5	R: 0 E: 0 K: 2 S: 7	H: 0 LOB: 1 BB: 0 P: 8	R: 0 E: 0 K: 2 S: 7	H: 0 LOB: 0 BB: 0 P: 7	R: 0 E: 0 K: 0 S: 4	H: 1 LOB: 1 BB: 0 P: 4	1B: 9 2B: 3 3B: 0 HR: 0	SF: 0 SAC: 0 DP: 2 HBP: 1	WP: 0 PB: 0 SB: 1 CS: 1	PA: 41
--------------	------------------------------	----------------------------------	------------------------------	----------------------------------	-------------------------------	----------------------------------	------------------------------	---------------------------------	------------------------------	---------------------------------	------------------------------	---------------------------------	------------------------------	---------------------------------	------------------------------	---------------------------------	------------------------------	---------------------------------	----------------------------------	------------------------------------	----------------------------------	--------


PITCHER	IP	WLS	BF	H	R	ER	SO	BB	IBB	HBP	BLK	WP	HR	S	P	ERA	WHIP
Pat Dobson, R ERA: 3.88 (1, 1)	7.0	L	34	10	4	4	7	4	0	1	0	0	0	43	60	5.14	2.000
Earl Wilson, R ERA: 4.5 (8, 1)	2.0		7	1	0	0	2	0	0	0	0	0	0	11	11	0.00	0.500

TOP

San Francisco Giants @ San Diego Padres
San Diego Stadium, San Diego, CA

Thu Sep 17 1970, 10:05 PM EDT
Att. 3,332 - Unknown

AB	36
R	4
H	11
RBI	4
BB	4
SO	9
LOB	21



livebaseballscorecards.com

Batter	1	2	3	4	5	6	7	8	9	AB	R	H	RBI	BB	SO	LOB
Dave Campbell, R (1, 4) OBP: 0.270, SLG: 0.339 Larry Stahl, L (7, PH) OBP: 0.188, SLG: 0.213 Jose Arcia, R (8, 4) OBP: 0.288, SLG: 0.295	0-3 K ①		0-3 K ②		0-3 K ②		0-0 F9 ③			3	0	0	0	0	3	2
Rafael Robles, R (1, 6) OBP: 0.255, SLG: 0.213	0-0 4-3 ②		0-0 4-3 ③		0-0 1-3 ③			0-0 6-3 ①		4	0	0	0	0	0	2
Cito Gaston, R (1, 8) OBP: 0.365, SLG: 0.543	0-0 4-3 ③			0-0 4-3 ①		0-0 6-3 ①		0-0 1B 6-3 1B		4	0	1	0	0	0	0
Ollie Brown, R (1, 9) OBP: 0.339, SLG: 0.501		0-0 HR 1B		4-0 FC6-4 BB		4-0 FC5-4 BB		0-0 6-3 ②		2	1	1	0	2	0	1
Nate Colbert, R (1, 3) OBP: 0.324, SLG: 0.490		0-0 HR		0-0 FC6-4 ②		0-0 FC5-4 ②		0-0 1B ③		4	1	2	2	0	0	2
Steve Hantz, S (1, 5) OBP: 0.347, SLG: 0.343		0-0 4-3 ①		0-0 F9 ③		0-0 F5 ③			0-0 3-1 ①	4	0	0	0	0	0	2
Ivan Murrell, R (1, 7) OBP: 0.292, SLG: 0.401		0-0 F9 ②			0-0 1B 1B		0-3 K ①		0-0 HR	4	1	2	1	0	1	0
Bob Barton, R (1, 2) OBP: 0.283, SLG: 0.326		0-0 F7 ③			0-0 1B 1B		0-0 6-3 ②		0-3 K ②	4	0	1	0	0	1	0
Pat Dobson, R (1, 1) OBP: 0.219, SLG: 0.164 Ray Webster, L (7, PH) OBP: 0.331, SLG: 0.345 Earl Wilson, R (8, 1) OBP: 0.208, SLG: 0.292 Ed Spiezio, R (9, PH) OBP: 0.374, SLG: 0.470			0-0 6-3 ①		0-3 K ①		0-0 WP 1B		0-0 F7 ③	2	0	0	0	0	1	2

Inning Stats	R: 0	H: 0	E: 0	K: 1	S: 5	R: 2	H: 2	E: 0	K: 0	S: 5	R: 0	H: 0	E: 0	K: 1	S: 5	R: 0	H: 2	E: 0	K: 2	S: 9	R: 0	H: 0	E: 0	K: 0	S: 3	R: 0	H: 0	E: 0	K: 1	S: 6	R: 0	H: 2	E: 0	K: 0	S: 4	R: 1	H: 1	E: 0	K: 1	S: 6	1B: 6	SF: 0	2B: 0	3B: 0	HR: 2																	
PITCHER	IP	WLS	BF	H	R	ER	SO	BB	IBB	HBP	BLK	WP	HR	S	P	ERA	WHIP																			IP	WLS	BF	H	R	ER	SO	BB	IBB	HBP	BLK	WP	HR	S	P	ERA	WHIP										
Rich Robertson, R (1, 1) ERA: 5.02	8.1	W	34	8	3	3	5	2	0	0	0	1	2	42	50	3.24	1.200																																													
Don McMahon, R (9, 1) ERA: 2.92	0.2	S	2	0	0	0	1	0	0	0	0	0	0	4	4	0.00	0.000																																													

BOTTOM

San Francisco Giants @ San Diego Padres

San Diego Stadium, San Diego, CA

Thu Sep 17 1970, 10:05 PM EDT

Att. 3,332 - Unknown

AB	34
R	3
H	8
RBI	3
BB	2
SO	6
LOB	12



WP: 1	PA: 36
PB: 0	
SB: 0	
CS: 0	

Batter	1	2	3	4	5	6	7	8	9	10	AB R H RBI BB SO LOB	TOP												
Bobby Bonds, R OBP: 0.388, SLG: 0.519 (1, 9)	0-3 K		0-0 5-3		0-0 5-3		0-0 1B		4-0 1-2 BB		4 0 1 0 1 1 0	San Francisco Giants @ San Diego Padres San Diego Stadium, San Diego, CA Fri Sep 18 1970, 10:05 PM EDT Att: 5,093 - Unknown livebaseballscorecards.com												
Tito Fuentes, S OBP: 0.315, SLG: 0.346 (1, 6)	0-0 E6 1B		0-0 1B		0-0 5-3		0-0 5-3		0-0 F8		5 1 1 0 0 0 3													
Willie Mays, R OBP: 0.394, SLG: 0.519 (1, 8)	0-0 1B		0-0 1B		0-0 6-3			0-0 F6		0-0 F9	5 0 2 0 0 0 0													
Willie McCovey, L OBP: 0.440, SLG: 0.603 (1, 3)	0-0 1-3 2-H 1B		0-3 K			4-0 BB		0-0 F7		0-0 FC5-4 1B	4 0 2 1 1 1 2													
Dick Dietz, R OBP: 0.433, SLG: 0.529 (1, 2)	0-3 K		0-0 F9		0-0 F8		0-0 1B		0-0 1B	0-0 FC5-4 2B	5 1 1 0 0 1 6													
Ken Henderson, S OBP: 0.393, SLG: 0.458 (1, 7)	0-0 F4			0-0 WP 2B		0-0 F9		0-0 F6		0-0 2B	5 1 2 1 0 0 4													
Al Gallagher, R OBP: 0.349, SLG: 0.394 (1, 5)		0-0 5-3		0-0 6-3		0-0 F9			0-0 F9	4-0 IBB	4 0 0 0 1 0 2													
Bob Heise, R OBP: 0.271, SLG: 0.313 Frank Johnson, R OBP: 0.354, SLG: 0.361 (9, PH) Hal Lanier, R OBP: 0.266, SLG: 0.279 Jim Ray Hart, R OBP: 0.354, SLG: 0.424 (10, PH) Don Mason, L OBP: 0.250, SLG: 0.143 (10, 4)		0-0 F2		0-0 F8			0-0 6-3		0-0 F8	0-0 5-3	3 0 0 0 0 0 0 1 0 0 0 0 0 0 0 0 0 0 0 0 0 1 0 0 0 0 0 2 0 0 0 0 0 0 0													
Frank Reberger, L OBP: 0.222, SLG: 0.244 (1, 1)	0-0 4-3			0-0 F8			0-0 4-3		0-0 BB 1B		4 0 1 0 0 0 0													
Inning Stats	R: 1 E: 1 K: 2 S: 10	H: 2 LOB: 2 BB: 0 P: 10	R: 0 E: 0 K: 0 S: 3	H: 0 LOB: 0 BB: 0 P: 3	R: 0 E: 0 K: 1 S: 7	H: 2 LOB: 2 BB: 0 P: 7	R: 0 E: 0 K: 0 S: 4	H: 1 LOB: 0 BB: 0 P: 4	R: 0 E: 0 K: 0 S: 3	H: 0 LOB: 1 BB: 1 P: 7	R: 0 E: 0 K: 0 S: 4		H: 1 LOB: 1 BB: 0 P: 4	R: 0 E: 0 K: 0 S: 4	H: 1 LOB: 1 BB: 0 P: 4	R: 0 E: 0 K: 0 S: 4	H: 1 LOB: 2 BB: 1 P: 8	R: 1 E: 0 K: 0 S: 5	H: 2 LOB: 2 BB: 1 P: 9	1B: 8 2B: 2 3B: 0 HR: 0	SF: 0 SAC: 0 DP: 0 HBP: 0	WP: 1 PB: 0 SB: 0 CS: 0	PA: 44	
PITCHER Danny Coombs, L ERA: 3.31 (1, 1)	IP 10.0	WLS L	BF 44	H 10	R 3	ER 2	SO 3	BB 2	IBB 1	HBP 0	BLK 0	WP 1	HR 0	S 47	P 59	ERA 1.80	WHIP 1.200							



Batter	1	2	3	4	5	6	7	8	9	10
Jose Arcia, R (1, 4) OBP: 0.285, SLG: 0.291 Ray Webster, L (8, PH) OBP: 0.328, SLG: 0.342 Dave Campbell, R (9, 4) OBP: 0.270, SLG: 0.339	0-0 E5 1B 2B		0-0 F4			0-0 F6		0-0 L5-4 2-3		
Rafael Robles, R (1, 6) OBP: 0.273, SLG: 0.220	0-0 G1-6-3 1-3 1B		0-0 F4			4-0 BB		0-0 F4		
Cito Gaston, R (1, 8) OBP: 0.363, SLG: 0.540 Larry Stahl, L (7, 7) OBP: 0.204, SLG: 0.229	0-0 G1-6-3 1-2f			0-3 K		0-3 K		0-0 1B 1B		
Ollie Brown, R (1, 9) OBP: 0.338, SLG: 0.501	0-0 PB 3-H 2B			0-3 K		0-3 K		0-0 F8		
Nate Colbert, R (1, 3) OBP: 0.325, SLG: 0.495	0-0 F9 2-3			0-0 HR			0-3 K	0-0 1-2 1B		
Steve Huntz, S (1, 5) OBP: 0.343, SLG: 0.339		0-0 F9		0-0 4-3			0-0 F8	0-0 G3		
Ivan Murrell, R (1, 7) OBP: 0.289, SLG: 0.396 (7, 8)		0-3 K			0-0 4-3		0-3 K		0-0 6-3	
Chris Cannizzaro, R (1, 2) OBP: 0.374, SLG: 0.388		0-3 K			0-0 CS 1B			0-0 F3	0-3 K	
Danny Coombs, R (1, 1) OBP: 0.132, SLG: 0.120 Ed Spiezio, R (10, PH) OBP: 0.372, SLG: 0.468			0-0 6-3		0-0 F7 1-2			0-0 L5-4 2B	0-0 F9	

AB	R	H	RBI	BB	SO	LOB
3	1	0	0	0	0	0
1	0	0	0	0	0	1
0	0	0	0	0	0	0

3	0	1	0	1	0	0
---	---	---	---	---	---	---

3	0	0	0	0	2	3
1	0	1	0	0	0	0

4	0	1	1	0	2	2
---	---	---	---	---	---	---

4	1	2	1	0	1	1
---	---	---	---	---	---	---

4	0	0	0	0	0	2
---	---	---	---	---	---	---

4	0	0	0	0	2	0
---	---	---	---	---	---	---

4	0	1	0	0	2	0
---	---	---	---	---	---	---

3	0	1	0	0	0	1
1	0	0	0	0	0	0

1B:	4	SF:	0
2B:	3	SAC:	0
3B:	0	DP:	2
HR:	1	HBP:	0

BOTTOM

San Francisco Giants @ San Diego Padres
 San Diego Stadium, San Diego, CA
 Fri Sep 18 1970, 10:05 PM EDT
 Att. 5,093 - Unknown

livebaseballscorecards.com

AB	35
R	2
H	7
RBI	2
BB	1
SO	9
LOB	10



Inning Stats	R	H	E	K	S	P	IP	WLS	BF	H	R	ER	SO	BB	IBB	HBP	BLK	WP	HR	S	P	ERA	WHIP
Frank Reberger, R (1, 1) ERA: 5.41	1	2	1	5	5		10.0	W	36	7	2	1	9	1	0	0	0	0	1	53	57	0.90	0.800

WP:	0	PA:	36
PB:	1		
SB:	0		
CS:	1		

Batter	1	2	3	4	5	6	7	8	9	AB R H RBI BB SO LOB	TOP	
Bobby Bonds, R OBP: 0.386, SLG: 0.515 (1, 9) X	0-0 5-3		0-0 6-3		0-3 K		0-3 K		0-3 K	5 0 0 0 0 3 2	San Francisco Giants @ San Diego Padres San Diego Stadium, San Diego, CA Sat Sep 19 1970, 6:33 AM EDT Att. 6,259 - Unknown livebaseballscorecards.com	
Bob Heise, R OBP: 0.268, SLG: 0.308 (1, 4) X	0-0 FC5-4 1B		0-0 F7		0-0 6-3		0-0 F6		0-0 4-3	5 0 1 0 0 0 2		
Willie Mays, R OBP: 0.392, SLG: 0.516 (1, 8) X	0-0 FC5-4 BB 1-2f		0-3 K			4-0 2B SF8 BB		0-3 K		3 1 0 0 1 2 1		
Willie McCovey, L OBP: 0.441, SLG: 0.603 (1, 3) B B B	4-0 1-2 BB			0-0 4-3		0-0 SF8 1B 2B		0-0 F6		3 1 1 0 1 0 0		
Ken Henderson, S OBP: 0.394, SLG: 0.456 (1, 7) X	0-0 4-3			0-3 K		4-0 1B SF7-5-4 BB		4-0 1B BB		2 1 0 0 2 1 2		
Dick Dietz, R OBP: 0.433, SLG: 0.529 (1, 2) S S S		0-3 K		4-0 BB		0-0 SF8		0-0 1-2 1B		2 0 1 1 1 1 0		
Al Gallagher, R OBP: 0.351, SLG: 0.395 (1, 5) X		0-0 1B		0-0 F9		0-0 1-3 3-H 1B		0-3 K		4 0 2 1 0 1 3		
Hal Lanier, R OBP: 0.268, SLG: 0.282 (1, 6) S S S		0-3 K			0-0 SH1-4 1B		0-0 SF7-5-4 1-2 3-H		0-0 SH2-4 1B	3 0 2 1 0 1 1		
Gaylord Perry, R OBP: 0.105, SLG: 0.159 (1, 1) X		0-0 F8			0-0 SH1-4 1-2		0-0 F9		0-0 SH2-4 1-2	2 0 0 0 0 0 1		
Inning Stats	R: 0 E: 0 K: 0 S: 4 H: 1 LOB: 2 BB: 1 P: 8	R: 0 E: 0 K: 2 S: 8 H: 1 LOB: 1 BB: 0 P: 8	R: 0 E: 0 K: 1 S: 5 H: 0 LOB: 0 BB: 0 P: 5	R: 0 E: 0 K: 1 S: 5 H: 0 LOB: 1 BB: 1 P: 9	R: 0 E: 0 K: 1 S: 6 H: 1 LOB: 1 BB: 0 P: 6	R: 3 E: 0 K: 0 S: 4 H: 2 LOB: 0 BB: 2 P: 12	R: 0 E: 0 K: 1 S: 5 H: 0 LOB: 0 BB: 0 P: 5	R: 0 E: 0 K: 2 S: 8 H: 1 LOB: 2 BB: 1 P: 12	R: 0 E: 0 K: 1 S: 6 H: 1 LOB: 1 BB: 0 P: 6	1B: 6 2B: 2 3B: 0 HR: 0 SF: 2 SAC: 2 DP: 1 HBP: 0	WP: 0 PB: 0 SB: 0 CS: 0 PA: 38	
PITCHER Clay Kirby, R ERA: 4.49 (1, 1)	IP 9.0 WLS L BF 38 H 7 R 3 ER 3 SO 9 BB 5 IBB 0 HBP 0 BLK 0 WP 0 HR 0 S 51 P 71 ERA 3.00 WHIP 1.333											PITCHER IP WLS BF H R ER SO BB IBB HBP BLK WP HR S P ERA WHIP



Batter	1	2	3	4	5	6	7	8	9	AB R H RBI BB SO LOB
Jose Arcia, R (1, 4) OBP: 0.282, SLG: 0.288 Dave Robinson, S (7, PH) OBP: 0.538, SLG: 0.400 Dave Campbell, R (8, 4) OBP: 0.270, SLG: 0.338	0-0 5-3			0-0 5-3			0-3 K		0-0 5-3 1-2	2 0 0 0 0 0 0 1 0 0 0 0 1 0 1 0 0 0 0 0 1
Rafael Robles, R (1, 6) OBP: 0.271, SLG: 0.222	0-0 6-3			0-0 F9			0-0 1B		0-0 F9	4 0 1 0 0 0 1
Cito Gaston, R (1, 8) OBP: 0.360, SLG: 0.536	0-0 6-3			0-3 K			0-3 K		0-0 F9	4 0 0 0 0 2 2
Nate Colbert, R (1, 3) OBP: 0.323, SLG: 0.493		0-0 6-3		0-0 F9			0-0 F6			3 0 0 0 0 0 1
Larry Stahl, L (1, 9) OBP: 0.192, SLG: 0.216		0-0 3-1		0-0 F6			0-3 K			3 0 0 0 0 1 0
Steve Huntz, S (1, 5) OBP: 0.343, SLG: 0.339 Ron Stocum, R (8, PR) OBP: 0.241, SLG: 0.271 (9, 2)		0-3 K		0-0 F9			0-0 FC5-4 1B			3 0 1 0 0 1 0 0 0 0 0 0 0 0
Ivan Murrell, R (1, 7) OBP: 0.287, SLG: 0.392			0-3 K			0-3 K		0-0 FC5-4 FC6-4 1-2f		3 0 0 0 0 2 1
Bob Barton, R (1, 2) OBP: 0.280, SLG: 0.322 Ed Spiezio, R (8, PH) OBP: 0.371, SLG: 0.466 (9, 5)			0-0 F9			0-0 F3		0-0 FC6-4 1-2f		2 0 0 0 0 0 0 1 0 0 0 0 0 1
Clay Kirby, R (1, 1) OBP: 0.203, SLG: 0.171 Ray Webster, L (9, PH) OBP: 0.333, SLG: 0.348			0-0 F7			0-0 1-3		0-0 5-3 1B		2 0 0 0 0 0 0 1 0 1 0 0 0 0

Inning Stats	R: 0 E: 0 K: 0 S: 3	H: 0 LOB: 0 BB: 0 P: 3	R: 0 E: 0 K: 1 S: 5	H: 0 LOB: 0 BB: 0 P: 5	R: 0 E: 0 K: 1 S: 5	H: 0 LOB: 0 BB: 0 P: 5	R: 0 E: 0 K: 1 S: 5	H: 0 LOB: 0 BB: 0 P: 5	R: 0 E: 0 K: 2 S: 8	H: 1 LOB: 1 BB: 0 P: 8	R: 0 E: 0 K: 1 S: 6	H: 1 LOB: 1 BB: 0 P: 6	R: 0 E: 0 K: 0 S: 4	H: 1 LOB: 1 BB: 0 P: 4	1B: 3 2B: 0 3B: 0 HR: 0	SF: 0 SAC: 0 DP: 0 HBP: 0
--------------	------------------------------	---------------------------------	------------------------------	---------------------------------	------------------------------	---------------------------------	------------------------------	---------------------------------	------------------------------	---------------------------------	------------------------------	---------------------------------	------------------------------	---------------------------------	----------------------------------	------------------------------------

PITCHER	IP	WLS	BF	H	R	ER	SO	BB	IBB	HBP	BLK	WP	HR	S	P	ERA	WHIP
Gaylord Perry, R (1, 1) ERA: 3.19	9.0	W	30	3	0	0	7	0	0	0	0	0	0	44	44	0.00	0.333

BOTTOM

San Francisco Giants @ San Diego Padres
 San Diego Stadium, San Diego, CA

Sat Sep 19 1970, 6:33 AM EDT
 Att. 6,259 - Unknown

AB	30
R	0
H	3
RBI	0
BB	0
SO	7
LOB	7



WP	PA	ERA	WHIP
0	30		

Batter	1	2	3	4	5	6	7	8	9	AB R H RBI BB SO LOB	TOP									
Rafael Robles, R (1, 6) OBP: 0.270, SLG: 0.224	0-0 		0-3 		0-0 			0-0 		4 0 1 0 0 1 2										
Larry Stahl, L (1, 7) OBP: 0.196, SLG: 0.204	0-0 		4-0 		0-0 			0-0 		3 0 0 0 1 0 1										
Cito Gaston, R (1, 8) OBP: 0.360, SLG: 0.535	0-3 		0-0 		0-0 			0-0 		1 0 0 0 0 1 0										
Ivan Murrell, R (1, 8) OBP: 0.287, SLG: 0.392										3 1 1 0 0 0 2										
Dave Robinson, S (9, 8) OBP: 0.538, SLG: 0.400										0 0 0 0 0 0 0										
Ollie Brown, R (1, 9) OBP: 0.336, SLG: 0.497		0-0 		0-0 		0-0 		0-0 		4 0 0 0 0 0 1										
Nate Colbert, R (1, 3) OBP: 0.323, SLG: 0.491		0-3 		0-0 		0-0 		0-3 		4 0 1 0 0 2 0										
Ed Spiezio, R (1, 5) OBP: 0.373, SLG: 0.475		0-0 		0-0 		0-0 		0-0 		3 1 1 1 1 0 0										
Chris Cannizzaro, R (1, 2) OBP: 0.370, SLG: 0.384		0-0 		0-0 		0-0 		0-0 		3 0 0 1 0 0 0										
Dave Campbell, R (1, 4) OBP: 0.270, SLG: 0.337			0-0 		4-0 			0-0 		2 0 0 0 1 0 0										
Steve Huntz, S (9, PH) OBP: 0.342, SLG: 0.338										1 0 0 0 0 1 2										
Jose Arcia, R (9, 4) OBP: 0.282, SLG: 0.288										0 0 0 0 0 0 0										
Mike Corkins, R (1, 1) OBP: 0.256, SLG: 0.324			0-0 		0-0 			0-0 		0 0 0 0 0 0 0										
Gary Ross, R (2, 1) OBP: 0.500, SLG: 0.625										1 0 1 0 0 0 0										
Ray Webster, L (8, PH) OBP: 0.331, SLG: 0.345										1 0 0 0 0 0 0										
Earl Wilson, R (8, 1) OBP: 0.208, SLG: 0.292										0 0 0 0 0 0 0										
Paul Doyle, L (9, 1) OBP: 0.208, SLG: 0.292										0 0 0 0 0 0 0										
Inning Stats	R: 0 E: 0 K: 1 S: 5	H: 0 LOB: 0 BB: 0 P: 5	R: 1 E: 0 K: 1 S: 6	H: 1 LOB: 0 BB: 0 P: 6	R: 0 E: 0 K: 1 S: 6	H: 1 LOB: 2 BB: 1 P: 10	R: 0 E: 0 K: 0 S: 3	H: 0 LOB: 0 BB: 0 P: 3	R: 0 E: 0 K: 0 S: 3	H: 0 LOB: 1 BB: 1 P: 7	R: 0 E: 0 K: 1 S: 5	H: 0 LOB: 0 BB: 0 P: 5	R: 0 E: 0 K: 0 S: 4	H: 1 LOB: 1 BB: 0 P: 4	R: 1 E: 0 K: 1 S: 7	H: 2 LOB: 2 BB: 1 P: 11	1B: 3 2B: 1 3B: 0 HR: 1	SF: 1 SAC: 1 DP: 0 HBP: 0	WP: 0 PB: 0 SB: 1 CS: 0	PA: 35
PITCHER Jim Nash, R (1, 1) ERA: 4.0	IP: 9.0 WLS: W BF: 35 H: 5 R: 2 ER: 2 SO: 5 BB: 3 IBB: 0 HBP: 0 BLK: 0 WP: 0 HR: 1 S: 42 P: 54 ERA: 2.00 WHIP: 0.889																			

San Diego Padres @ Atlanta Braves
Atlanta Stadium, Atlanta, GA

Tue Sep 22 1970, 7:05 PM EDT
Att. 2,293 - Unknown

livebaseballscorecards.com

AB	30
R	2
H	5
RBI	2
BB	3
SO	5
LOB	8



Batter	1	2	3	4	5	6	7	8	9	AB	R	H	RBI	BB	SO	LOB
Felix Millan, R (1, 4) OBP: 0.350, SLG: 0.381	0-0 FC 1B	4-0 G1-6-3 BB		0-0 1-2			0-0 1B		0-0 E BB 1B	4	1	3	0	1	0	2
Ralph Garr, L (1, 8) OBP: 0.329, SLG: 0.338	0-0 FC 2B	0-0 G1-6-3				0-0 2B 1B	0-0 F		4-0 1B E BB	4	1	1	0	1	0	4
Darrell Evans, L (1, 5) OBP: 0.531, SLG: 0.520 Clete Boyer, R (9, PH) OBP: 0.303, SLG: 0.378	4-0 2B BB		0-0		0-0 2B		0-0		4-0 1B IBB	3	0	1	0	1	0	1
Rico Carty, R (1, 7) OBP: 0.456, SLG: 0.589 Mike Lum, L (9, 9) OBP: 0.310, SLG: 0.407	0-0 2B		0-0 G4-6-3 1B		4-0 L6-3 IBB				0-0 1B	3	0	2	1	1	0	0
Earl Williams, R (1, 3) OBP: 0.357, SLG: 0.364	4-0 BB		0-0 G4-6-3		0-0 L6-3			4-0 F 1B BB		2	1	0	0	2	0	3
Dusty Baker Jr., R (1, 9) OBP: 0.273, SLG: 0.125 Hank Aaron, R (8, PH) OBP: 0.389, SLG: 0.586 Oscar Brown, R (8, PR) OBP: 0.471, SLG: 0.548	0-3 K			0-0 SH 1B		0-0		0-0 1B 1B		3	0	1	0	0	1	3
Bob Didier, S (1, 2) OBP: 0.218, SLG: 0.180	0-0			0-0 SH 1B		0-0		0-0 F		4	0	1	0	0	0	5
Gil Garrido, R (1, 6) OBP: 0.292, SLG: 0.310			0-0 BB 1B		0-0 F		0-0	0-0 1B 1B		4	0	2	1	0	0	2
Jim Nash, R (1, 1) OBP: 0.110, SLG: 0.175			0-0 F		0-0 SH		0-0	0-3 K		3	0	0	0	0	1	3

Inning Stats	R: 1	H: 2	E: 0	K: 1	S: 7	LOB: 3	P: 15	R: 0	H: 1	E: 0	K: 0	S: 3	LOB: 1	P: 7	R: 0	H: 1	E: 0	K: 0	S: 3	LOB: 0	P: 3	R: 0	H: 2	E: 0	K: 0	S: 5	LOB: 2	P: 5	R: 0	H: 0	E: 0	K: 0	S: 3	LOB: 0	P: 3	R: 0	H: 1	E: 0	K: 0	S: 4	LOB: 1	P: 4	R: 1	H: 2	E: 0	K: 1	S: 7	LOB: 2	P: 11	R: 1	H: 2	E: 1	K: 0	S: 2	LOB: 3	P: 10	1B: 11	2B: 3	3B: 0	HR: 0	SF: 0	SAC: 1	DP: 3	HBP: 0	WP: 0	PB: 0	SB: 1	CS: 0	PA: 40
--------------	------	------	------	------	------	--------	-------	------	------	------	------	------	--------	------	------	------	------	------	------	--------	------	------	------	------	------	------	--------	------	------	------	------	------	------	--------	------	------	------	------	------	------	--------	------	------	------	------	------	------	--------	-------	------	------	------	------	------	--------	-------	--------	-------	-------	-------	-------	--------	-------	--------	-------	-------	-------	-------	--------

PITCHER	IP	WLS	BF	H	R	ER	SO	BB	IBB	HBP	BLK	WP	HR	S	P	ERA	WHIP
Mike Corkins, R (1, 1) ERA: 4.54	1.1		10	3	1	1	1	3	0	0	0	0	0	9	21	6.75	4.500
Gary Ross, R (2, 1) ERA: 5.23	5.2		20	6	0	0	0	0	1	0	0	0	0	19	23	0.00	1.059
Earl Wilson, R (8, 1) ERA: 4.58	1.0	L	7	3	2	2	1	1	0	0	0	0	0	8	12	18.00	4.000
Paul Doyle, L (9, 1) ERA: 5.18	0.0		3	1	0	0	0	1	1	0	0	0	0	1	9	∞	∞

BOTTOM

San Diego Padres @ Atlanta Braves
Atlanta Stadium, Atlanta, GA

Tue Sep 22 1970, 7:05 PM EDT
Att. 2,293 - Unknown

livebaseballscorecards.com

AB	32
R	3
H	13
RBI	3
BB	7
SO	2
LOB	23



Batter	1	2	3	4	5	6	7	8	9	AB R H RBI BB SO LOB	TOP											
Rafael Robles, R (1, 6) OBP: 0.254, SLG: 0.210	0-3 K		0-0 F		0-0		0-0			4 0 0 0 0 1 3	San Diego Padres @ Atlanta Braves Atlanta Stadium, Atlanta, GA Wed Sep 23 1970, 7:05 PM EDT Att. 2,007 - Unknown											
Dave Robinson, S (1, 7) OBP: 0.412, SLG: 0.286	0-0		0-0			0-3 K		0-0	4 0 0 0 0 1 1													
Cito Gaston, R (1, 8) OBP: 0.362, SLG: 0.542	0-0			0-0 HR		0-0 1B		0-0 E6	4 1 3 1 0 0 0													
Ollie Brown, R (1, 9) OBP: 0.335, SLG: 0.495	0-0			0-0 WP S 1B		0-0 F		0-0 F	4 0 1 0 0 0 3													
Nate Colbert, R (1, 3) OBP: 0.321, SLG: 0.487		0-0		0-3 K		0-0		0-3 K	4 0 0 0 0 2 3													
Ed Spiezio, R (1, 5) OBP: 0.374, SLG: 0.474		0-0		4-0 BB		0-0 SH 1B 1B		0-0	3 0 1 0 1 0 0													
Jose Arcia, R (9, 5) OBP: 0.282, SLG: 0.288				1-3 BB					0 0 0 0 0 0 0													
Bob Barton, R (1, 2) OBP: 0.279, SLG: 0.320		0-0		0-0 G6-4-3 1-2f		0-0 SH 1B		0-3 K	4 0 1 0 0 1 2													
Dave Campbell, R (1, 4) OBP: 0.270, SLG: 0.342			0-0 E5		0-0	0-0 SH 1-2 2-3		0-0 HR	3 1 1 1 0 0 0													
Steve Arlin, R (1, 1)			0-3 K		0-0	0-0		0-0	4 0 0 0 0 1 3													
Inning Stats	R: 0 E: 0 K: 1 S: 6	H: 1 LOB: 1 BB: 0 P: 6	R: 0 E: 0 K: 0 S: 3	H: 0 LOB: 0 BB: 0 P: 3	R: 0 E: 1 K: 1 S: 6	H: 0 LOB: 1 BB: 0 P: 6	R: 1 E: 0 K: 1 S: 6	H: 2 LOB: 1 BB: 1 P: 10	R: 0 E: 0 K: 0 S: 3	H: 0 LOB: 0 BB: 0 P: 3	R: 0 E: 0 K: 1 S: 6	H: 1 LOB: 1 BB: 0 P: 6	R: 0 E: 0 K: 0 S: 5	H: 2 LOB: 2 BB: 0 P: 5	R: 0 E: 1 K: 1 S: 6	H: 0 LOB: 1 BB: 0 P: 6	R: 1 E: 0 K: 1 S: 6	H: 1 LOB: 0 BB: 0 P: 6	1B: 5 2B: 0 3B: 0 HR: 2	SF: 0 SAC: 1 DP: 1 HBP: 0	WP: 1 PB: 0 SB: 1 CS: 0	PA: 36
PITCHER	IP WLS BF H R ER SO BB IBB HBP BLK WP HR S P ERA WHIP												PITCHER	IP WLS BF H R ER SO BB IBB HBP BLK WP HR S P ERA WHIP								
Pat Jarvis, R (1, 1) ERA: 3.56	8.0 L 32 6 1 1 5 1 0 0 0 0 1 1 41 45 1.12 0.875																					
George Stone, L (9, 1) ERA: 3.79	1.0 4 1 1 1 1 0 0 0 0 0 1 6 6 9.00 1.000																					

livebaseballscorecards.com

AB	34
R	2
H	7
RBI	2
BB	1
SO	6
LOB	15



Batter	1	2	3	4	5	6	7	8	9	AB R H RBI BB SO LOB
Felix Millan, R (1, 4) OBP: 0.349, SLG: 0.381	0-0 		0-0 BB 		0-0 			0-0 		4 0 1 0 0 0 0
Ralph Garr, L (1, 8) OBP: 0.338, SLG: 0.347	0-0 CS 		0-0 1-2 			0-0 		0-0 		4 0 2 0 0 0 0
Hank Aaron, R (1, 3) OBP: 0.388, SLG: 0.583	0-0 F 		4-0 1-2 2-3 			0-0 		0-0 		3 0 0 0 1 0 1
Rico Carty, R (1, 7) OBP: 0.456, SLG: 0.589	0-0 1-2 	0-0 	0-0 4-3 			0-0 		0-0 		5 0 2 0 0 0 4
Darrell Evans, L (1, 5) OBP: 0.528, SLG: 0.517		0-0 		0-0 		0-0 		0-0 1-2 		4 0 2 0 0 0 1
Mike Lum, L (1, 9) OBP: 0.306, SLG: 0.401		0-0 F 		0-0 		0-0 		0-0 1-2f 2-3 		4 0 0 0 0 0 3
Bob Tillman, R (1, 2) OBP: 0.294, SLG: 0.401		0-3 K 		0-0 		0-3 K 		0-0 F9 		4 0 0 0 0 2 3
Gil Garrido, R (1, 6) OBP: 0.290, SLG: 0.308			0-0 		0-0 		0-0 			3 0 0 0 0 0 0
Pat Jarvis, R (1, 1) OBP: 0.198, SLG: 0.213			0-0 		0-0 			0-0 		2 0 0 0 0 0 0
Hal King, L (8, PH) OBP: 0.363, SLG: 0.465										1 0 0 0 0 0 0
George Stone, L (9, 1) OBP: 0.308, SLG: 0.243										0 0 0 0 0 0 0

Inning Stats	R: 0 E: 0 K: 0 S: 3	H: 1 LOB: 0 BB: 0 P: 3	R: 0 E: 0 K: 1 S: 6	H: 1 LOB: 1 BB: 0 P: 6	R: 0 E: 0 K: 0 S: 5	H: 2 LOB: 3 BB: 1 P: 9	R: 0 E: 0 K: 0 S: 3	H: 0 LOB: 0 BB: 0 P: 3	R: 0 E: 0 K: 0 S: 4	H: 1 LOB: 1 BB: 0 P: 4	R: 0 E: 0 K: 1 S: 5	H: 0 LOB: 0 BB: 0 P: 5	R: 0 E: 0 K: 0 S: 3	H: 0 LOB: 0 BB: 0 P: 3	R: 0 E: 0 K: 0 S: 5	H: 2 LOB: 2 BB: 0 P: 5	1B: 7 2B: 0 3B: 0 HR: 0	SF: 0 SAC: 0 DP: 0 HBP: 0
PITCHER Steve Arlin, R (1, 1) ERA: 2.84	IP: 9.0 WLS: W BF: 35 H: 7 R: 0 ER: 0 SO: 2 BB: 1 IBB: 0 HBP: 0 BLK: 0 WP: 0 HR: 0 S: 37 P: 41 ERA: 0.00 WHIP: 0.889																WP: 0 PA: 35 PB: 0 SB: 0 CS: 1	

BOTTOM

San Diego Padres @ Atlanta Braves
Atlanta Stadium, Atlanta, GA

Wed Sep 23 1970, 7:05 PM EDT
Att. 2,007 - Unknown

livebaseballscorecards.com

AB 34	
R 0	
H 7	
RBI 0	
BB 1	
SO 2	
LOB 12	

Batter	1	2	3	4	5	6	7	8	9	AB R H RBI BB SO LOB	TOP											
Dave Campbell, R (1, 4) OBP: 0.270, SLG: 0.341	0-0 		0-3 		0-0 		0-0 		0-0 	5 0 1 1 0 1 0												
Rafael Robles, R (1, 6) OBP: 0.250, SLG: 0.209	0-0 		0-0 			0-0 		0-0 	0-0 	5 0 1 0 0 0 0												
Cito Gaston, R (1, 8) OBP: 0.363, SLG: 0.546	0-3 		0-3 			0-0 		0-0 	0-0 	5 2 2 1 0 2 2												
Nate Colbert, R (1, 3) OBP: 0.323, SLG: 0.494		0-0 		0-0 		0-0 		0-0 	0-0 	5 2 3 1 0 0 2												
Ed Spiezio, R (1, 5) OBP: 0.379, SLG: 0.475		4-0 		0-0 		0-0 		0-0 		1 0 1 1 2 0 0												
Jose Arcia, R (8, PR) OBP: 0.282, SLG: 0.288				1-3 		1-2 		1-2 		0 0 0 0 0 0 0												
Chris Cannizzaro, R (1, 2) OBP: 0.371, SLG: 0.383		0-3 		0-0 		0-0 		0-0 		3 0 1 1 1 1 3												
Dave Robinson, S (1, 7) OBP: 0.333, SLG: 0.222		0-0 		0-0 		0-0 		0-0 		4 0 0 0 0 0 6												
Jim Williams, R (1, 9) OBP: 0.375, SLG: 0.375		0-0 		0-0 		0-0 		0-0 	0-0 	4 1 2 0 0 0 0												
Dave Roberts, L (1, 1) OBP: 0.172, SLG: 0.281		0-3 		0-0 		0-0 		0-3 	0-0 	3 0 0 0 0 2 2												
Inning Stats	R: 0 E: 0 K: 1 S: 5	H: 0 LOB: 0 BB: 0 P: 5	R: 1 E: 0 K: 2 S: 9	H: 2 LOB: 2 BB: 1 P: 13	R: 0 E: 0 K: 2 S: 7	H: 0 LOB: 0 BB: 0 P: 7	R: 0 E: 0 K: 0 S: 4	H: 2 LOB: 1 BB: 0 P: 4	R: 0 E: 0 K: 0 S: 3	H: 0 LOB: 0 BB: 0 P: 3	R: 2 E: 0 K: 0 S: 6	H: 3 LOB: 1 BB: 0 P: 6	R: 0 E: 0 K: 1 S: 5	H: 0 LOB: 0 BB: 0 P: 5	R: 1 E: 0 K: 0 S: 4	H: 1 LOB: 2 BB: 2 P: 12	R: 1 E: 0 K: 0 S: 6	H: 3 LOB: 2 BB: 0 P: 6	1B: 9 2B: 0 3B: 0 HR: 2	SF: 1 SAC: 1 DP: 1 HBP: 0	WP: 1 PB: 1 SB: 0 CS: 0	PA: 40
PITCHER	IP WLS BF H R ER SO BB IBB HBP BLK WP HR S P ERA WHIP																					
Mike McQueen, L (1, 1) ERA: 6.47	8.0 L 34 8 4 4 6 3 0 0 0 1 2 43 55 4.50 1.375																					
Steve Barber, L (9, 1) ERA: 5.06	1.0 6 3 1 1 0 0 0 0 0 0 0 6 6 9.00 3.000																					

San Diego Padres @ Atlanta Braves
 Atlanta Stadium, Atlanta, GA
 Thu Sep 24 1970, 7:05 PM EDT
 Att. 2,068 - Unknown

livebaseballscorecards.com

AB 35
 R 5
 H 11
 RBI 5
 BB 3
 SO 6
 LOB 15



Batter	1	2	3	4	5	6	7	8	9	AB	R	H	RBI	BB	SO	LOB
Felix Millan, R (1, 4) OBP: 0.350, SLG: 0.380	0-0 1B		0-0 1B		0-0			4-0 1B BB		3	0	1	0	1	0	0
Oscar Brown, R (1, 8) OBP: 0.455, SLG: 0.522	0-0		0-0 G6-4-3 1-2f					0-0 1B FC		4	0	1	0	0	0	2
Hank Aaron, R (1, 3) OBP: 0.387, SLG: 0.580	0-0 1B							0-3 K		4	0	1	0	0	1	3
Rico Carty, R (1, 7) OBP: 0.454, SLG: 0.585	0-0							0-0 FC		3	0	0	0	1	0	4
Dusty Baker Jr., R (1, 9) OBP: 0.200, SLG: 0.083		0-0						0-0		4	0	0	0	0	1	1
Earl Williams, R (1, 5) OBP: 0.333, SLG: 0.333		0-0						0-3 K		4	0	1	0	0	2	0
Clete Boyer, R (1, 6) OBP: 0.301, SLG: 0.374		0-0						0-0		4	0	0	0	0	0	2
Bob Tillman, R (1, 2) OBP: 0.291, SLG: 0.395			0-0					0-3 K		3	0	0	0	0	2	0
Mike McQueen, L (1, 1) OBP: 0.353, SLG: 0.438			0-0					0-0		2	0	1	0	0	0	0
Bob Aspromonte, R (8, PH) OBP: 0.271, SLG: 0.233										1	0	1	0	0	0	0
Steve Barber, L (9, 1) OBP: 0.500, SLG: 0.500								1B BB		0	0	0	0	0	0	0

Inning Stats	R: 0	H: 1	E: 0	K: 0	S: 4	R: 0	H: 0	E: 0	K: 0	S: 3	R: 0	H: 2	E: 0	K: 0	S: 4	R: 0	H: 1	E: 0	K: 1	S: 6	R: 0	H: 0	E: 0	K: 1	S: 5	R: 0	H: 0	E: 0	K: 0	S: 3	R: 0	H: 2	E: 0	K: 2	S: 9	R: 0	H: 0	E: 0	K: 1	S: 5	R: 0	H: 0	E: 0	K: 1	S: 5	R: 0	H: 0	E: 0	K: 1	S: 5	1B: 5	2B: 1	3B: 0	HR: 0	SF: 0	SAC: 0	DP: 1	HBP: 0	WP: 0	PA: 34
--------------	------	------	------	------	------	------	------	------	------	------	------	------	------	------	------	------	------	------	------	------	------	------	------	------	------	------	------	------	------	------	------	------	------	------	------	------	------	------	------	------	------	------	------	------	------	------	------	------	------	------	-------	-------	-------	-------	-------	--------	-------	--------	-------	--------

PITCHER	IP	WLS	BF	H	R	ER	SO	BB	IBB	HBP	BLK	WP	HR	S	P	ERA	WHIP	PITCHER	IP	WLS	BF	H	R	ER	SO	BB	IBB	HBP	BLK	WP	HR	S	P	ERA	WHIP																
Dave Roberts, L (1, 1) ERA: 3.72	9.0	W	34	6	0	0	6	2	0	0	0	0	0	44	52	0.00	0.889																																		

BOTTOM

San Diego Padres @ Atlanta Braves
Atlanta Stadium, Atlanta, GA
Thu Sep 24 1970, 7:05 PM EDT
Att. 2,068 - Unknown

livebaseballscorecards.com

AB	32
R	0
H	6
RBI	0
BB	2
SO	6
LOB	12



Batter	1	2	3	4	5	6	7	8	9	AB R H RBI BB SO LOB
--------	---	---	---	---	---	---	---	---	---	----------------------

Rafael Robles, R OBP: 0.260, SLG: 0.222 (1, 6) X	0-0 4-1 ①		0-0 F9 1B PB 2-3 1B	0-0 FC4-6 1B 2-H 3-H		0-0 6-3 ③		0-0 F4 ③		5 1 2 2 0 0 1
--	-----------	--	---------------------	----------------------	--	-----------	--	----------	--	---------------

Dave Robinson, S OBP: 0.385, SLG: 0.409 (1, 7) X	0-0 6-3 ②		0-0 1B 1-2 3-H	0-0 FC4-6 1-2f		4-0 FC5-4 BB		0-0 HR		4 1 2 2 1 0 1
--	-----------	--	----------------	----------------	--	--------------	--	--------	--	---------------

Cito Gaston, R OBP: 0.361, SLG: 0.543 (1, 8) X	0-0 1B		0-0 F9 2-3		0-0 F9		0-0 FC5-4 PB 1-2f		0-0 F3 ①	5 0 1 0 0 0 3
--	--------	--	------------	--	--------	--	-------------------	--	----------	---------------

Nate Colbert, R OBP: 0.320, SLG: 0.489 (1, 3) X	0-0 F9 ③		0-3 K ③ 3-H		0-3 K ②		0-3 K 1-2		0-0 F3 ②	5 0 0 0 0 3 3
---	----------	--	-------------	--	---------	--	-----------	--	----------	---------------

Steve Huntz, S OBP: 0.345, SLG: 0.342 (1, 5) X		0-0 4-3 ①		0-0 1B 1B		0-0 E 1B			0-0 1B	5 1 3 0 0 1 1
--	--	-----------	--	-----------	--	----------	--	--	--------	---------------

Larry Stahl, L OBP: 0.203, SLG: 0.211 (1, 9) X		0-0 3-1 ②		0-0 1B 1-2 FC5-2-5 1B		0-0 E3 1-2		0-0 E S 1B ③		3 0 1 0 0 0 1
--	--	-----------	--	-----------------------	--	------------	--	--------------	--	---------------

Chris Cannizzaro, R OBP: 0.370, SLG: 0.382 (1, 2) X		0-0 F2 ③		0-0 SH1-4 1-3 2-H 1B 1B FC5-2-5		0-0 F2 ③		0-3 K ① 1-3		4 1 1 1 0 1 3
---	--	----------	--	---------------------------------	--	----------	--	-------------	--	---------------

Dave Campbell, R OBP: 0.271, SLG: 0.342 (1, 4) X			0-0 1B SH3-4 1B 1B	0-0 FC5-2-5 1B SH1-4 1-2 3-H		0-3 K ① ②		0-0 SH3-4 1B ② 3-H		4 2 2 1 0 1 2
--	--	--	--------------------	------------------------------	--	-----------	--	--------------------	--	---------------

Pat Dobson, R OBP: 0.216, SLG: 0.162 (1, 1) X			0-0 SH3-4 1-2	0-0 SH1-4 1-2 2-3		0-0 F7 ②		0-0 SH3-4 ② 1-2		1 0 0 0 0 0 0
---	--	--	---------------	-------------------	--	----------	--	-----------------	--	---------------

Inning Stats	R: 0 H: 1 E: 0 K: 0 S: 4	H: 1 LOB: 1 BB: 0 P: 4	R: 0 H: 0 E: 0 K: 0 S: 3	H: 0 LOB: 0 BB: 0 P: 3	R: 2 H: 3 E: 0 K: 1 S: 8	H: 3 LOB: 1 BB: 0 P: 8	R: 3 H: 4 E: 0 K: 0 S: 7	H: 4 LOB: 1 BB: 0 P: 7	R: 0 H: 1 E: 1 K: 1 S: 7	H: 1 LOB: 2 BB: 0 P: 7	R: 0 H: 0 E: 0 K: 1 S: 5	H: 0 LOB: 0 BB: 0 P: 5	R: 0 H: 0 E: 0 K: 2 S: 7	H: 0 LOB: 1 BB: 1 P: 11	R: 1 H: 2 E: 0 K: 1 S: 7	H: 2 LOB: 1 BB: 0 P: 7	R: 1 H: 2 E: 0 K: 0 S: 5	H: 2 LOB: 1 BB: 0 P: 5	1B: 12 SF: 0 2B: 0 SAC: 3 3B: 0 DP: 0 HR: 1 HBP: 0	WP: 0 PA: 42 PB: 2 SB: 1 CS: 0
--------------	--------------------------	------------------------	--------------------------	------------------------	--------------------------	------------------------	--------------------------	------------------------	--------------------------	------------------------	--------------------------	------------------------	--------------------------	-------------------------	--------------------------	------------------------	--------------------------	------------------------	---	---


PITCHER	IP WLS BF H R ER SO BB IBB HBP BLK WP HR S P ERA WHIP	IP WLS BF H R ER SO BB IBB HBP BLK WP HR S P ERA WHIP
Frank Reberger, R ERA: 5.51 (1, 1)	4.0 L 20 8 5 4 1 0 0 0 0 0 0 22 22 9.00 2.000	
Jerry Johnson, R ERA: 4.46 (5, 1)	3.0 12 1 0 0 4 1 0 0 0 0 0 19 23 0.00 0.667	
John Cumberland, L ERA: 3.56 (8, 1)	0.2 4 2 1 0 1 0 0 0 0 0 0 6 6 0.00 3.000	
Don McMahon, R ERA: 2.87 (8, 1)	0.1 1 0 0 0 0 0 0 0 0 0 0 1 1 0.00 0.000	
Skip Pitlock, L ERA: 4.66 (9, 1)	1.0 5 2 1 1 0 0 0 0 0 0 0 1 5 9.00 2.000	

TOP

San Diego Padres @ San Francisco Giants
Candlestick Park, San Francisco, CA

Fri Sep 25 1970, 10:05 PM EDT
Att. 4,314 - Unknown

AB	38
R	7
H	13
RBI	6
BB	1
SO	6
LOB	16



Batter	1	2	3	4	5	6	7	8	9	AB	R	H	RBI	BB	SO	LOB
Bobby Bonds, R OBP: 0.383, SLG: 0.510 (1, 9)	0-3 K	0-0 F9			0-3 K		0-0 F8		0-3 K	5	0	0	0	0	3	1
Tito Fuentes, S OBP: 0.312, SLG: 0.340 (1, 4) (5, 6)	0-0 F7		0-0 F8		0-0 F6		0-0 F7		0-0 5-3	5	0	0	0	0	0	0
Ken Henderson, S OBP: 0.393, SLG: 0.463 (1, 8)	0-0 E8 2B		0-0 F3		0-0 HR		0-0 F7		0-0 4-3	5	1	2	1	0	0	0
Willie McCovey, L OBP: 0.444, SLG: 0.614 (1, 3)	4-0 BB IBB		0-0 F7		0-0 HR			0-0 HR		3	2	2	2	1	0	0
Dick Dietz, R OBP: 0.430, SLG: 0.524 (1, 2)	4-0 FC6-4 BB			0-3 K	0-0 F3			0-0 6-3		3	0	0	0	1	1	0
Al Gallagher, R OBP: 0.346, SLG: 0.389 (1, 5)	0-0 FC6-4			0-0 F8		0-0 F8		0-0 4-3		4	0	0	0	0	0	3
Bernie Williams, R OBP: 0.412, SLG: 0.467 (1, 7)		0-0 E5		0-0 1B		0-3 K		0-0 1B		4	0	2	0	0	1	0
Hal Lanier, R OBP: 0.266, SLG: 0.279 (4, PH)		0-0 F7		0-0 1B		0-0 4-3		0-0 1B		1	0	0	0	0	0	1
Bob Taylor, L OBP: 0.313, SLG: 0.262 (4, PR)				1-3 1B						1	0	1	0	0	0	0
Don Mason, L OBP: 0.244, SLG: 0.139 (5, 4)										1	0	0	0	0	0	0
Jim Ray Hart, R OBP: 0.384, SLG: 0.441 (8, PH)										1	0	1	0	0	0	0
Bob Heise, R OBP: 0.284, SLG: 0.304 (9, 4)										0	0	0	0	0	0	0
Frank Reberger, L OBP: 0.277, SLG: 0.239 (4, PH)		0-3 K		0-0 4-3				0-3 K		1	0	0	0	0	1	1
Ed Goodson, L OBP: 0.200, SLG: 0.200 (5, 1)										1	0	0	0	0	0	2
Jerry Johnson, R OBP: 0.116, SLG: 0.063 (7, PH)										0	0	0	0	0	0	0
George Foster, R OBP: 0.385, SLG: 0.667 (8, 1)										1	1	1	1	0	0	0
John Cumberland, R OBP: 0.056, SLG: 0.056 (8, 1)										0	0	0	0	0	0	0
Don McMahon, R OBP: 0.250, SLG: 0.143 (8, PH)										0	0	0	0	0	0	0
Willie Mays, R OBP: 0.391, SLG: 0.515 (9, 1)		1-2 K								1	0	0	0	0	1	2
Skip Pittcock, L OBP: 0.111, SLG: 0.240 (9, 1)										0	0	0	0	0	0	0

Inning Stats	R: 0	H: 1	E: 1	K: 1	S: 6	LOB: 3	BB: 2	P: 14	R: 0	H: 0	E: 1	K: 1	S: 6	LOB: 1	BB: 0	P: 6	R: 0	H: 0	E: 0	K: 0	S: 3	LOB: 0	BB: 0	P: 3	R: 0	H: 2	E: 0	K: 1	S: 7	LOB: 2	BB: 0	P: 7	R: 2	H: 2	E: 0	K: 1	S: 7	LOB: 0	BB: 0	P: 7	R: 0	H: 0	E: 0	K: 0	S: 5	LOB: 0	BB: 0	P: 5	R: 1	H: 1	E: 0	K: 0	S: 4	LOB: 0	BB: 0	P: 4	R: 1	H: 3	E: 0	K: 1	S: 8	LOB: 2	BB: 0	P: 8	R: 0	H: 0	E: 0	K: 1	S: 5	LOB: 0	BB: 0	P: 5	1B: 4	SF: 0	2B: 1	SAC: 0	3B: 0	DP: 0	HR: 4	HBP: 0	WP: 0	PA: 39
PITCHER	IP	WLS	BF	H	R	ER	SO	BB	IBB	HBP	BLK	WP	HR	S	P	ERA	WHIP																																																																	
Pat Dobson, R ERA: 3.9 (1, 1)	7.2	W	35	9	4	4	5	1	1	0	0	0	4	43	51	4.70	1.304																																																																	
Tom Dukes, R ERA: 3.72 (8, 1)	1.1	S	4	0	0	0	2	0	0	0	0	0	0	8	8	0.00	0.000																																																																	

BOTTOM

San Diego Padres @ San Francisco Giants
Candlestick Park, San Francisco, CA
Fri Sep 25 1970, 10:05 PM EDT
Att. 4,314 - Unknown

AB	37
R	4
H	9
RBI	4
BB	2
SO	7
LOB	10



Batter	1	2	3	4	5	6	7	8	9	AB R H RBI BB SO LOB	TOP		
Rafael Robles, R (1, 6) OBP: 0.256, SLG: 0.221	0-0 G6-3 1B		0-0 6-3			0-3 K	0-0 1-3		0-0 F5	5 0 1 0 0 1 2			
Dave Robinson, S (1, 7) OBP: 0.400, SLG: 0.538	0-0 G6-3 1-2f			0-0 F8		0-0 1-H HR		0-0 1B 1B		4 1 2 2 0 0 1			
Cito Gaston, R (1, 8) OBP: 0.359, SLG: 0.540	0-0 G3			0-3 K		0-0 F9		0-0 F9		4 0 0 0 0 1 1			
Nate Colbert, R (1, 3) OBP: 0.325, SLG: 0.505		0-0 HR		0-0 HR		0-0 2B		0-0 1-2 1B		4 2 4 2 0 0 0			
Steve Huntz, S (1, 5) OBP: 0.342, SLG: 0.338		0-0 F7		0-0 F3		0-0 F4		0-3 K		4 0 0 0 0 1 3 0 0 0 0 0 0 0			
Jose Arcia, R (8, 5) OBP: 0.282, SLG: 0.288													
Larry Stahl, L (1, 9) OBP: 0.210, SLG: 0.217		0-3 K			0-0 1-4-3		0-0 4-3 S E 1B	0-0 1-3		3 1 1 0 0 1 0 1 0 0 0 0 0 2			
Jim Williams, R (8, PH) OBP: 0.364, SLG: 0.364													
Bob Barton, R (1, 2) OBP: 0.279, SLG: 0.319		0-0 6-3			0-0 F3		0-0 4-3		0-0 FC5-4 1B	4 0 1 0 0 0 1			
Dave Campbell, R (1, 4) OBP: 0.270, SLG: 0.340			0-3 K		0-0 F9		0-0 E5 6-3		0-0 F8	4 1 0 0 0 1 1			
Clay Kirby, R (1, 1) OBP: 0.208, SLG: 0.167			0-3 K			4-0 HR BB	0-0 6-3		0-0 FC5-4 1-2f	2 1 0 1 1 1 0 0 0 0 0 0 0 0 1 0 0 0 0 0 1 0 0 0 0 0 0 0 0 0 0 0 0 0 0			
Ron Willis, R (8, 1)													
Tom Dukes, R (8, 1)													
Paul Doyle, L (9, 1)													
Gary Ross, R (9, 1) OBP: 0.500, SLG: 0.625													
Inning Stats	R: 0 H: 1 E: 0 LOB: 0 K: 0 BB: 0 S: 3 P: 3	R: 1 H: 1 E: 0 LOB: 0 K: 1 BB: 0 S: 6 P: 6	R: 0 H: 0 E: 0 LOB: 0 K: 2 BB: 0 S: 7 P: 7	R: 1 H: 1 E: 0 LOB: 0 K: 1 BB: 0 S: 6 P: 6	R: 0 H: 0 E: 0 LOB: 0 K: 0 BB: 0 S: 3 P: 3	R: 2 H: 2 E: 0 LOB: 1 K: 1 BB: 1 S: 7 P: 11	R: 2 H: 1 E: 1 LOB: 0 K: 0 BB: 0 S: 5 P: 5	R: 0 H: 2 E: 0 LOB: 2 K: 1 BB: 0 S: 7 P: 7	R: 0 H: 1 E: 0 LOB: 1 K: 0 BB: 0 S: 4 P: 4	1B: 5 SF: 0 2B: 1 SAC: 0 3B: 0 DP: 1 HR: 3 HBP: 0	WP: 0 PA: 37 PB: 0 SB: 1 CS: 0		
PITCHER	IP WLS BF H R ER SO BB IBB HBP BLK WP HR S P ERA WHIP												
Juan Marichal, R (1, 1) ERA: 4.14	5.2		5 4 4 5 1 0 0 0 0 0 0 0 3 31 35 6.35 1.059										
Rich Robertson, R (6, 1) ERA: 4.98	1.1		6 1 2 0 0 0 0 0 0 0 0 0 0 6 6 0.00 0.750										
Don Carrithers, R (8, 1) ERA: 7.36	0.1		3 2 0 0 0 0 0 0 0 0 0 0 0 3 3 0.00 6.000										
John Cumberland, L (8, 1) ERA: 3.48	1.2	W	6 1 0 0 1 0 0 0 0 0 0 0 0 8 8 0.00 0.600										

San Diego Padres @ San Francisco Giants
 Candlestick Park, San Francisco, CA
 Sat Sep 26 1970, 6:33 AM EDT
 Att. 5,057 - Unknown

livebaseballscorecards.com

AB	36
R	6
H	9
RBI	5
BB	1
SO	6
LOB	12



Batter	1	2	3	4	5	6	7	8	9	AB R H RBI BB SO LOB
Bobby Bonds, R OBP: 0.382, SLG: 0.508 (1, 9) X	0-0 BB S 1B		0-3 K		0-3 K		0-0 FC5-4 1-2f		0-0 E5 FC1-4 1B 1B	5 2 1 0 0 2 1
Tito Fuentes, S OBP: 0.315, SLG: 0.340 (1, 6) BBBB	4-0 1B BB 1-2 BB		4-0 BB		0-0 4-3		0-3 K		0-0 FC1-4 1-2 1B	3 0 1 0 2 1 1
Willie Mays, R OBP: 0.390, SLG: 0.512 Don Carrithers, R (8, 1) BBBB	4-0 1B SF8 1-2 2-3 BB		0-0 F2		0-3 K		0-3 K		0-0 FC1-4 1-2f 2-3 1B	3 1 0 0 1 2 2 0 0 0 0 0 0 0 0 0 0 0 0 0 0 1 1 0 0 0 0 2
Willie McCovey, L OBP: 0.445, SLG: 0.619 Frank Reberger, L (9, PR) X	0-0 WP 1-3 2-3 3-H 1B		0-3 K		0-0 1-6-3		0-0 HR		4-0 1-2 1B BB	4 1 2 2 1 1 1 0 1 0 0 0 0 0
Ken Henderson, S OBP: 0.396, SLG: 0.465 (8, 8) X	0-0 SF8		0-0 F9 BB SF7 1B		4-0 FC1-6 BB		4-0 FC3-6 BB		0-0 1-2 2-H 3-H 1B	2 1 2 3 2 0 0
Dick Dietz, R OBP: 0.428, SLG: 0.520 (1, 2) X	0-0 F8 1-2		4-0 SF7 1-2 BB		0-0 FC1-6 1-2f BB		0-0 FC3-6 1-2f BB 1B		0-0 F8	4 0 0 0 1 0 5
Jim Ray Hart, R OBP: 0.366, SLG: 0.440 Don Mason, L (8, PR) X		0-0 4-3		0-0 F9		4-0 BB		0-0 BB		3 0 1 0 1 0 2 0 0 0 0 0 0 0
Ron Hunt, R OBP: 0.395, SLG: 0.383 (9, PH) X		0-0 F8		0-0 SF7		0-0 F9		4-0 G5-4-3 1-2 2-3 BB		1 0 1 1 0 0 0 2 0 0 1 0 0 2 0 0 0 0 1 0 0
Bob Heise, R OBP: 0.259, SLG: 0.299 Al Gallagher, R (8, PH) X		0-0 F8		1-2 3-H		0-0 F7		0-0 FC5-4 BB		2 0 0 0 0 1 1 0 0 0 0 0 0 0 0 0 0 0 1 0 0 1 0 0 0 0 0 3
Juan Marichal, R OBP: 0.082, SLG: 0.061 Rich Robertson, R (6, 1) X		0-3 K		0-0 F7						
Bob Taylor, L OBP: 0.320, SLG: 0.262 Bernie Williams, R (8, 7) X										

Inning Stats	R: 2	H: 2	E: 0	K: 0	S: 4	LOB: 1	P: 12	R: 0	H: 0	E: 0	K: 1	S: 5	LOB: 0	P: 5	R: 0	H: 0	E: 0	K: 2	S: 7	LOB: 1	P: 11	R: 1	H: 1	E: 0	K: 0	S: 4	LOB: 1	P: 8	R: 0	H: 0	E: 0	K: 2	S: 7	LOB: 0	P: 7	R: 0	H: 0	E: 0	K: 2	S: 7	LOB: 2	P: 11	R: 0	H: 0	E: 0	K: 2	S: 7	LOB: 1	P: 11	R: 1	H: 2	E: 0	K: 0	S: 4	LOB: 3	P: 12	R: 3	H: 3	E: 1	K: 0	S: 6	LOB: 2	P: 10	1B: 7	2B: 0	3B: 0	HR: 1	SF: 2	SAC: 0	DP: 1	HBP: 0
--------------	------	------	------	------	------	--------	-------	------	------	------	------	------	--------	------	------	------	------	------	------	--------	-------	------	------	------	------	------	--------	------	------	------	------	------	------	--------	------	------	------	------	------	------	--------	-------	------	------	------	------	------	--------	-------	------	------	------	------	------	--------	-------	------	------	------	------	------	--------	-------	-------	-------	-------	-------	-------	--------	-------	--------

PITCHER	IP	WLS	BF	H	R	ER	SO	BB	IBB	HBP	BLK	WP	HR	S	P	ERA	WHIP
Clay Kirby, R ERA: 4.51 (1, 1)	7.0		32	4	4	4	7	8	0	0	0	1	1	38	70	5.14	1.714
Ron Willis, R ERA: 4.09 (8, 1)	0.1		3	1	0	0	0	1	0	0	0	0	0	2	6	0.00	6.000
Tom Dukes, R ERA: 3.82 (8, 1)	0.2		3	1	2	2	0	0	0	0	0	0	0	3	3	27.00	1.500
Paul Doyle, L ERA: 5.33 (9, 1)	0.1	L	2	0	0	0	0	1	0	0	0	0	0	1	5	0.00	3.000
Gary Ross, R ERA: 5.2 (9, 1)	0.1		3	2	1	0	0	0	0	0	0	0	0	3	3	0.00	6.000

BOTTOM

San Diego Padres @ San Francisco Giants
Candlestick Park, San Francisco, CA

Sat Sep 26 1970, 6:33 AM EDT
Att. 5,057 - Unknown

AB	31
R	7
H	8
RBI	7
BB	10
SO	7
LOB	20

WP: 1 PA: 43
PB: 0
SB: 1
CS: 0



PITCHER	IP	WLS	BF	H	R	ER	SO	BB	IBB	HBP	BLK	WP	HR	S	P	ERA	WHIP
---------	----	-----	----	---	---	----	----	----	-----	-----	-----	----	----	---	---	-----	------

Batter	1	2	3	4	5	6	7	8	9	AB R H RBI BB SO LOB	TOP	
Tommy Dean, R (1, 6) OBP: 0.271, SLG: 0.304 Ed Spiezio, R (8, PH) OBP: 0.380, SLG: 0.477 (8, 5)	0-0 6-3		0-0 F4			0-0 SH3-4 1-2		0-0 1B		2 0 0 0 0 0 0 1 0 1 0 0 0 0	San Diego Padres @ San Francisco Giants Candlestick Park, San Francisco, CA Sun Sep 27 1970, 6:33 AM EDT Att. 25,332 - Unknown livebaseballscorecards.com	
Dave Robinson, S (1, 7) OBP: 0.382, SLG: 0.500 Al Santorini, R (8, 1)	0-0 4-3		0-0 F4			0-0 1B		0-0 F9		4 0 1 1 0 0 1 0 0 0 0 0 0 0		
Cito Gaston, R (1, 8) OBP: 0.360, SLG: 0.541	0-0 2B			0-0 1B		0-3 K		0-3 K		4 1 2 0 0 2 2		
Nate Colbert, R (1, 3) OBP: 0.324, SLG: 0.505	0-0 2B			0-0 1B		0-3 K			0-0 6-3	4 0 1 1 0 1 2		
Steve Huntz, S (1, 5) OBP: 0.341, SLG: 0.335 Jerry Nyman, L (9, PR)	0-0 4-3			0-0 4-3			0-3 K		4-0 1B	3 0 0 0 1 1 1 0 0 0 0 0 0 0		
Larry Stahl, L (1, 9) OBP: 0.212, SLG: 0.219 (8, 7)		0-0 F3			0-0 4-3		0-3 K		0-0 1B	4 0 1 0 0 1 0		
Chris Cannizzaro, R (1, 2) OBP: 0.370, SLG: 0.380 Ron Slocum, R (7, PR) OBP: 0.238, SLG: 0.268 (7, 2)		0-0 3-1			0-3 K		4-0 BB		0-3 K	2 0 0 0 1 1 0 1 0 0 0 0 1 2		
Dave Campbell, R (1, 4) OBP: 0.289, SLG: 0.339 Ray Webster, L (7, PH) OBP: 0.328, SLG: 0.342 Jose Arcia, R (7, 4) OBP: 0.282, SLG: 0.288 Jim Williams, R (9, PH) OBP: 0.333, SLG: 0.333		0-0 6-3			0-0 F8		0-0 4-3		0-3 K	2 0 0 0 0 0 0 1 0 0 0 0 0 1 0 0 0 0 0 0 0 1 0 0 0 0 1 2		
Danny Coombs, R (1, 1) OBP: 0.145, SLG: 0.135 Mike Corkins, R (7, 1) OBP: 0.256, SLG: 0.324 Ollie Brown, R (8, PH) OBP: 0.335, SLG: 0.494 (8, 9)			0-3 K			0-0 1B		0-3 K		2 1 1 0 0 1 0 0 0 0 0 0 0 0 1 0 0 0 0 1 0		
Inning Stats	R: 1 H: 2 E: 0 LOB: 1 K: 0 BB: 0 S: 5 P: 5	R: 0 H: 0 E: 0 LOB: 0 K: 0 BB: 0 S: 3 P: 3	R: 0 H: 0 E: 0 LOB: 0 K: 1 BB: 0 S: 5 P: 5	R: 0 H: 1 E: 0 LOB: 0 K: 0 BB: 0 S: 3 P: 3	R: 0 H: 0 E: 0 LOB: 0 K: 1 BB: 0 S: 5 P: 5	R: 1 H: 2 E: 0 LOB: 1 K: 2 BB: 0 S: 9 P: 9	R: 0 H: 0 E: 0 LOB: 1 K: 2 BB: 1 S: 7 P: 11	R: 0 H: 1 E: 0 LOB: 1 K: 2 BB: 0 S: 8 P: 8	R: 0 H: 1 E: 0 LOB: 2 K: 2 BB: 1 S: 8 P: 12	1B: 5 SF: 0 2B: 2 SAC: 1 3B: 0 DP: 1 HR: 0 HBP: 0		WP: 0 PA: 35 PB: 0 SB: 0 CS: 0
PITCHER Gaylord Perry, R (1, 1) ERA: 3.17	IP WLS BF H R ER SO BB IBB HBP BLK WP HR S P ERA WHIP											PITCHER IP WLS BF H R ER SO BB IBB HBP BLK WP HR S P ERA WHIP

AB	32
R	2
H	7
RBI	2
BB	2
SO	10
LOB	11



Batter	1	2	3	4	5	6	7	8	9
Bobby Bonds, R OBP: 0.379, SLG: 0.504 (1, 9) X	0-0 F7 ①		0-3 K ①		0-3 K ②	0-3 K ③		0-0 FC5-4 ③	
Tito Fuentes, S OBP: 0.313, SLG: 0.336 (1, 6) X	0-0 F9 ②		0-0 F7 ②		0-0 F7 ③		0-3 K ①		
Ken Henderson, S OBP: 0.397, SLG: 0.466 (1, 8) X	0-0 4-3 ③		0-0 1B			0-0 2B 1B	0-0 4-3 ②		
Willie McCovey, L OBP: 0.445, SLG: 0.620 (1, 3) X		0-0 1B 1B	0-0 G3 ③			0-0 F4 ①	0-0 2B		
Dick Dietz, R OBP: 0.429, SLG: 0.518 (1, 2) X		0-0 F7 ①		0-0 6-3 ①		4-0 2B FC6-4 BB	4-0 1B		
Al Gallagher, R OBP: 0.347, SLG: 0.390 (1, 5) X		0-0 E6 1B		0-0 F9 ②		0-0 FC6-4 2B	0-0 4-3 ③		
George Foster, R OBP: 0.471, SLG: 0.800 (1, 7) X		0-0 1B		0-0 3B		4-0 FC6-4 1B		0-3 K2-3 ①	
Bob Heise, R OBP: 0.252, SLG: 0.291 (1, 4) X		0-3 K ②		0-0 F3 ③		0-0 FC6-4 ②		0-0 3-1 ②	
Gaylord Perry, R OBP: 0.118, SLG: 0.162 (1, 1) X		0-3 K2-3 ③			0-0 F3 ①	1-0 1B		0-0 1B	

Inning Stats	R: 0	H: 0	E: 0	K: 0	S: 3	R: 1	H: 2	E: 1	K: 2	S: 10	R: 0	H: 1	E: 0	K: 1	S: 6	R: 0	H: 1	E: 0	K: 0	S: 4	R: 0	H: 0	E: 0	K: 1	S: 5	R: 2	H: 2	E: 0	K: 1	S: 7	R: 0	H: 1	E: 0	K: 1	S: 6	R: 0	H: 1	E: 0	K: 1	S: 6
	0	0	0	0	3	1	2	1	2	10	0	1	0	1	6	0	1	0	0	4	0	0	0	0	5	2	2	0	3	16	0	1	0	1	6	0	1	0	1	6

PITCHER	IP	WLS	BF	H	R	ER	SO	BB	IBB	HBP	BLK	WP	HR	S	P	ERA	WHIP
Danny Coombs, L ERA: 3.3 (1, 1)	6.0	L	28	6	3	2	5	1	1	1	0	0	0	35	44	3.00	1.167
Mike Corkins, R ERA: 4.5 (7, 1)	1.0		5	1	0	0	1	0	1	0	0	0	0	6	10	0.00	1.000
Al Santorini, R ERA: 6.32 (8, 1)	1.0		4	1	0	0	1	0	0	0	0	0	0	6	6	0.00	1.000

BOTTOM

AB	R	H	RBI	BB	SO	LOB
5	0	0	0	0	3	4
4	0	0	0	0	1	0
4	1	2	0	0	0	0
4	1	2	0	0	0	2
2	1	0	0	2	0	1
4	0	1	1	0	0	3
3	0	2	1	1	1	0
4	0	0	1	0	1	5
3	0	1	0	0	1	2

AB	33
R	3
H	8
RBI	3
BB	3
SO	7
LOB	17



WP	PA
0	37

San Diego Padres @ San Francisco Giants
Candlestick Park, San Francisco, CA

livebaseballscorecards.com

Sun Sep 27 1970, 6:33 AM EDT
Att. 25,332 - Unknown

Batter	1	2	3	4	5	6	7	8	9	AB	R	H	RBI	BB	SO	LOB	TOP								
Maury Wills, S (1, 6) OBP: 0.333, SLG: 0.319	0-3 K	0-0 6-3			0-0 1B	0-0 SF8 1B 7-2 1B		0-0 F7	0-0 4-3	6	0	2	2	0	1	4									
Manny Mota, R (1, 7) OBP: 0.375, SLG: 0.383	0-0 FC3-6 1B		0-0 4-3 PB 1B		0-0 F9	0-0 1-2 1B		0-0 3-H 1B		5	0	4	1	0	0	1									
Willie Davis, L (1, 8) OBP: 0.338, SLG: 0.442	0-0 FC3-6 BB 1-2f		0-0 4-3 1-3		0-0 F8	0-0 SF8 2-3 3-H		0-0 5-3		4	0	0	1	0	0	4									
Wes Parker, S (1, 3) OBP: 0.391, SLG: 0.456	4-0 1-2 BB		0-0 6-3		0-0 1-3 1B	0-0 7-2 3-Hf			0-0 E 2B 1B	4	1	2	0	1	0	3									
Bill Sudakis, S (1, 2) OBP: 0.351, SLG: 0.462	0-0 4-3		0-0 1-3		0-3 K		0-3 K		0-0 E1 2B E	5	1	0	0	0	2	6									
Steve Garvey, R (1, 5) OBP: 0.312, SLG: 0.356		0-0 F4		0-0 FC5-4 1B		0-0 1B 1B		0-0 BB 1B	0-0 E 2B	5	2	4	1	0	0	0									
Billy Grabarkewitz, R (1, 4) OBP: 0.402, SLG: 0.457		0-0 1B 1B		0-0 FC5-4 6-3 1-2f		0-0 1B 1B	4-0 CS BB		0-0 E3 5-3 2-H 3-H	4	1	2	1	1	0	1									
Bill Russell, R (1, 9) OBP: 0.301, SLG: 0.361		0-0 F9		0-0 6-3 2-3		0-0 1B BB 1B	0-0 CS 1-2	0-0 WP SH1-4 1B 1B	0-0 5-3	5	2	2	1	0	0	3									
Sandy Vance, R (1, 1) OBP: 0.211, SLG: 0.216		0-0 1B		0-0 6-3		4-0 1B SF8 BB		0-0 SH1-4	0-3 K	2	0	1	0	0	0	1									
Jim Lefebvre, S (6, PH) OBP: 0.314, SLG: 0.344										0	0	0	0	1	0	0									
Bob Stinson, S (6, PR)										0	1	0	0	0	0	0									
Pete Mikkelsen, R (6, 1) OBP: 0.333, SLG: 0.333		1-2 1B						1-2		1	0	0	0	0	1	1									
Inning Stats	R: 0 E: 0 K: 1 S: 6	H: 1 LOB: 2 BB: 1 P: 10	R: 0 E: 0 K: 0 S: 5	H: 2 LOB: 2 BB: 0 P: 5	R: 0 E: 0 K: 0 S: 4	H: 1 LOB: 1 BB: 0 P: 4	R: 0 E: 1 K: 0 S: 4	H: 1 LOB: 1 BB: 0 P: 4	R: 0 E: 0 K: 1 S: 7	H: 2 LOB: 2 BB: 0 P: 7	R: 4 E: 0 K: 0 S: 7	H: 5 LOB: 1 BB: 1 P: 11	R: 0 E: 0 K: 1 S: 4	H: 1 LOB: 0 BB: 1 P: 8	R: 1 E: 0 K: 0 S: 5	H: 2 LOB: 1 BB: 0 P: 5	R: 3 E: 2 K: 1 S: 9	H: 2 LOB: 1 BB: 0 P: 9	1B: 16 2B: 2 3B: 0 HR: 0	SF: 1 SAC: 1 DP: 1 HBP: 0	WP: 1 PB: 1 SB: 0 CS: 1	PA: 47			
PITCHER	IP	WLS	BF	H	R	ER	SO	BB	IBB	HBP	BLK	WP	HR	S	P	ERA	WHIP								
Dave Roberts, L (1, 1) ERA: 3.81	5.0	L	28	11	4	4	2	2	0	0	0	0	0	30	38	7.20	2.600								
Tom Dukes, R (6, 1) ERA: 3.71	2.0		6	2	0	0	1	1	0	0	0	0	0	7	11	0.00	1.500								
Mike Corkins, R (8, 1) ERA: 4.62	1.0		8	4	4	2	0	0	0	0	0	1	0	8	8	18.00	4.000								
Ron Willis, R (9, 1) ERA: 4.02	1.0		4	0	0	0	1	0	0	0	0	0	0	6	6	0.00	0.000								

Los Angeles Dodgers @ San Diego Padres
San Diego Stadium, San Diego, CA
Tue Sep 29 1970, 10:05 PM EDT
Att. 2,952 - Unknown

AB	41
R	8
H	17
RBI	7
BB	3
SO	4
LOB	24



WP: 1	PA: 47
-------	--------

ERA	WHIP
-----	------

Batter	1	2	3	4	5	6	7	8	9	AB R H RBI BB SO LOB
Rafael Robles, R (1, 6) OBP: 0.264, SLG: 0.222	4-0 BB S		0-0 L9		0-0 2B 1B		0-0 L3		0-0 6-3	4 1 1 0 1 0 1
Dave Robinson, S (1, 7) OBP: 0.395, SLG: 0.559	0-3 K 1-2		0-0 2B		0-0 1B 2B			0-0 F6		4 1 2 0 0 1 1
Cito Gaston, R (1, 8) OBP: 0.361, SLG: 0.540	0-0 F4		0-0 3-1		0-0 2-H 3-H 1B			4-0 1B BB		3 0 1 2 1 0 2
Ollie Brown, R (1, 9) OBP: 0.332, SLG: 0.491	0-0 F9			0-0 F9		0-0 6-3		0-3 K		4 0 0 0 0 1 2
Nate Colbert, R (1, 3) OBP: 0.327, SLG: 0.507		0-0 F2		0-0 1B		0-0 1B		0-0 1B		4 0 3 0 0 0 0
Ed Spiezio, R (1, 5) OBP: 0.376, SLG: 0.471		0-0 F9		0-0 F8		0-0 L5		0-3 K		4 0 0 0 0 1 4
Chris Cannizzaro, R (1, 2) OBP: 0.369, SLG: 0.381		0-0 2B		0-0 F5		0-0 L9		0-3 K		4 0 1 0 0 1 2
Dave Campbell, R (1, 4) OBP: 0.269, SLG: 0.338		0-3 K			0-0 F6		0-0 F7		0-0 3-1 1B	4 0 1 0 0 1 1
Dave Roberts, L (1, 1) Tom Dukies, R (6, 1) Larry Stahl, L (7, PH) Mike Corkins, R (8, 1) Ron Willis, R (9, 1) Ray Webster, L (9, PH)			0-0 3-1		0-3 K		0-0 4-3		0-0 3-1	2 0 0 0 0 0 1 0 0 0 0 0 0 0 0 0 1 0 1 0 0 0 0 0 0 1

BOTTOM

Los Angeles Dodgers @ San Diego Padres
San Diego Stadium, San Diego, CA
Tue Sep 29 1970, 10:05 PM EDT
Att. 2,952 - Unknown

livebaseballscorecards.com

AB	35
R	2
H	9
RBI	2
BB	2
SO	6
LOB	14



Inning Stats	R: 0	H: 0	E: 0	K: 1	S: 5	R: 0	H: 1	E: 0	K: 1	S: 6	R: 0	H: 1	E: 0	K: 0	S: 4	R: 2	H: 3	E: 0	K: 1	S: 7	R: 0	H: 1	E: 0	K: 0	S: 4	R: 0	H: 0	E: 0	K: 0	S: 3	R: 0	H: 1	E: 0	K: 2	S: 8	R: 0	H: 1	E: 0	K: 1	S: 6	1B: 6	2B: 3	3B: 0	HR: 0	SF: 0	SAC: 0	DP: 0	HBP: 0	WP: 0	PB: 0	SB: 1	CS: 0	PA: 37
--------------	------	------	------	------	------	------	------	------	------	------	------	------	------	------	------	------	------	------	------	------	------	------	------	------	------	------	------	------	------	------	------	------	------	------	------	------	------	------	------	------	-------	-------	-------	-------	-------	--------	-------	--------	-------	-------	-------	-------	--------

PITCHER	IP	WLS	BF	H	R	ER	SO	BB	IBB	HBP	BLK	WP	HR	S	P	ERA	WHIP
Sandy Vance, R (1, 1) ERA: 3.13	5.0	W	21	6	2	2	3	1	0	0	0	0	0	26	30	3.60	1.400
Pete Mikkelsen, R (6, 1) ERA: 2.76	4.0	S	16	3	0	0	3	1	0	0	0	0	0	21	25	0.00	1.000

PITCHER	IP	WLS	BF	H	R	ER	SO	BB	IBB	HBP	BLK	WP	HR	S	P	ERA	WHIP
---------	----	-----	----	---	---	----	----	----	-----	-----	-----	----	----	---	---	-----	------

Batter	1	2	3	4	5	6	7	8	9	AB R H RBI BB SO LOB	TOP											
Maury Wills, S OBP: 0.332, SLG: 0.318 (1, 6) X	0-0 F7 ①		0-0 5-3 ②			0-0 G3 1B ③		0-0 1-3 ③		4 0 1 0 0 0 0	Los Angeles Dodgers @ San Diego Padres San Diego Stadium, San Diego, CA Wed Sep 30 1970, 10:05 PM EDT Att. 3,549 - Unknown livebaseballscorecards.com											
Manny Mota, R OBP: 0.376, SLG: 0.384 (1, 7) X	0-0 4-3 ②		0-0 6-3 ③			0-0 G3 1B ②		0-0 E5 1B SF7 1B ③	4 1 2 0 0 0 0													
Willie Davis, L OBP: 0.337, SLG: 0.441 (1, 8) S S S	0-3 K ③			0-3 K ①		0-0 G3 ②		0-0 FC6-4 1B ③	4 0 1 0 0 2 2													
Wes Parker, S OBP: 0.392, SLG: 0.458 (1, 3) X		0-0 1B 1B		0-0 G4-6-3 1B ①		0-3 K ③		0-0 SF7 ①	3 0 2 1 0 1 2													
Tom Haller, L OBP: 0.349, SLG: 0.463 (1, 2) X		0-0 F2 ①		0-0 G4-6-3 1-2f ② ③		0-0 G3 ①		0-0 F5 ②	4 0 0 0 0 0 3													
Steve Garvey, R OBP: 0.309, SLG: 0.352 (1, 5) X		0-0 1-2 1B		0-0 5-3 ①		0-0 L8 ②		0-0 FC6-4 ③	4 0 1 0 0 0 1													
Bill Buckner, L OBP: 0.224, SLG: 0.266 (1, 9) X		0-0 F4 ②		0-0 4-3 ②		0-3 K ③			3 0 0 0 0 1 2													
Billy Grabarkewitz, R OBP: 0.400, SLG: 0.454 (1, 4) X		0-0 F8 ③		0-3 K ③		0-3 K ③		0-3 K ①	3 0 0 0 0 2 2													
Claude Osteen, L OBP: 0.232, SLG: 0.290 (1, 1) S S S			0-3 K ①			0-0 F8 ①		0-0 F9 ②	2 0 0 0 0 1 0													
Len Gabrielson, L OBP: 0.205, SLG: 0.238 (8, PH)									1 0 0 0 0 0 0													
Ray Lamb, R (8, 1)									0 0 0 0 0 0 0													
Inning Stats	R: 0 E: 0 K: 1 S: 5	H: 0 LOB: 0 BB: 0 P: 5	R: 0 E: 0 K: 0 S: 5	H: 2 LOB: 2 BB: 0 P: 5	R: 0 E: 0 K: 1 S: 5	H: 0 LOB: 0 BB: 0 P: 5	R: 0 E: 0 K: 1 S: 5	H: 1 LOB: 0 BB: 0 P: 5	R: 0 E: 0 K: 1 S: 5	H: 0 LOB: 0 BB: 0 P: 5	R: 0 E: 0 K: 1 S: 7	H: 2 LOB: 2 BB: 0 P: 7	R: 0 E: 0 K: 1 S: 5	H: 0 LOB: 0 BB: 0 P: 5	R: 0 E: 0 K: 1 S: 5	H: 0 LOB: 0 BB: 0 P: 5	R: 1 E: 1 K: 0 S: 5	H: 2 LOB: 1 BB: 0 P: 5	1B: 7 2B: 0 3B: 0 HR: 0	SF: 1 SAC: 0 DP: 1 HBP: 0	WP: 0 PB: 0 SB: 0 CS: 0	PA: 33
PITCHER Pat Dobson, R ERA: 3.76 (1, 1)	IP: 9.0 WLS: W BF: 33 H: 7 R: 1 ER: 0 SO: 7 BB: 0 IBB: 0 HBP: 0 BLK: 0 WP: 0 HR: 0 S: 47 P: 47 ERA: 0.00 WHIP: 0.778											PITCHER	IP: WLS: BF: H: R: ER: SO: BB: IBB: HBP: BLK: WP: HR: S: P: ERA: WHIP:									



Batter	1	2	3	4	5	6	7	8	9	AB	R	H	RBI	BB	SO	LOB
Dave Campbell, R (1, 4) OBP: 0.268, SLG: 0.337	0-0 F3		0-0 6-3		0-0 5-3 1B		0-0 F8			4	0	1	0	0	0	0
Rafael Robles, R (1, 6) OBP: 0.264, SLG: 0.224	0-3 K		0-0 1B SF8 1B		0-0 5-3 1-2		0-0 L3			4	1	1	0	0	1	1
Cito Gaston, R (1, 8) OBP: 0.360, SLG: 0.538	0-3 K		0-0 1-3 1B		0-0 F8		0-0 4-3			4	0	1	0	0	1	1
Ollie Brown, R (1, 9) OBP: 0.333, SLG: 0.492		0-0 E5 1B	0-0 SF8		0-0 FC5-4 BB 1B		0-0 WP 1B			3	1	2	1	0	0	0
Nate Colbert, R (1, 3) OBP: 0.326, SLG: 0.504		0-0 F9 2-3	0-3 K		4-0 BB 1-2 BB		0-0 F7			3	0	0	0	1	1	3
Ed Spiezio, R (1, 5) OBP: 0.377, SLG: 0.468		1-0 1B HBP		0-0 G3		0-0 F7		4-0 1-2 9-5-4 IBB		2	0	0	0	1	0	2
Jose Arcia, R (8, PR) OBP: 0.282, SLG: 0.288										0	0	0	0	0	0	0
Chris Cannizzaro, R (1, 2) OBP: 0.367, SLG: 0.379		0-0 1-3 3-H 1B		0-0 4-3		0-0 FC5-4 BB 1-2f 2-3		0-0 9-5-4 1-2f		4	0	1	1	0	0	4
Jim Williams, R (1, 7) OBP: 0.333, SLG: 0.286		0-3 K		0-0 G3		4-0 BB 1-2				2	0	0	0	1	1	2
Dave Robinson, S (9, 7) OBP: 0.395, SLG: 0.559										0	0	0	0	0	0	0
Pat Dobson, R (1, 1) OBP: 0.208, SLG: 0.155		0-3 K			0-0 6-3		0-3 K			3	0	0	0	0	2	5

Inning Stats	R: 0	H: 0	E: 0	K: 2	S: 7	R: 1	H: 1	E: 1	K: 2	S: 9	R: 1	H: 2	E: 0	K: 1	S: 7	R: 0	H: 0	E: 0	K: 0	S: 3	R: 0	H: 1	E: 0	K: 1	S: 4	R: 0	H: 0	E: 0	K: 0	S: 3	R: 0	H: 1	E: 0	K: 0	S: 3	
	0	0	0	2	7	1	1	1	2	9	1	2	0	1	7	0	0	0	0	3	0	0	0	1	0	4	0	0	0	0	0	0	1	0	0	0

BOTTOM

Los Angeles Dodgers @ San Diego Padres
San Diego Stadium, San Diego, CA

Wed Sep 30 1970, 10:05 PM EDT
Att. 3,549 - Unknown

AB	29
R	2
H	6
RBI	2
BB	3
SO	6
LOB	18

livebaseballscorecards.com

1B:	6	SF:	1	WP:	1	PA:	34
2B:	1	SAC:	0	PB:	0	SB:	0
3B:	0	DP:	1	CS:	0		
HR:	0	HBP:	1				

SD

PITCHER	IP	WLS	BF	H	R	ER	SO	BB	IBB	HBP	BLK	WP	HR	S	P	ERA	WHIP
Claude Osteen, L (1, 1) ERA: 3.83	7.0	L	30	5	2	1	6	2	0	0	0	0	0	39	48	1.29	1.000
Ray Lamb, R (8, 1) ERA: 3.79	1.0		4	1	0	0	0	0	1	0	0	1	0	3	7	0.00	1.000

Batter	1	2	3	4	5	6	7	8	9	AB	R	H	RBI	BB	SO	LOB	TOP
Maury Wills, S (1, 6) <small>OBP: 0.333, SLG: 0.318</small> Bill Russell, R (2, PH) <small>OBP: 0.303, SLG: 0.363</small> (2, 6)	4-0 BB	0-0 F2 		0-0 		0-0 <small>2-3 3-H</small>	0-0 6-3 			0	1	0	0	1	0	0	
Manny Mota, R (1, 7) <small>OBP: 0.377, SLG: 0.384</small> Bill Buckner, L (2, PH) <small>OBP: 0.225, SLG: 0.265</small> (2, 7)	4-0 1-2 BB	0-0 		0-0 F8 		0-0 <small>1-2f</small>		0-0 4-3 		0	1	0	0	1	0	0	
Willie Davis, L (1, 8) <small>OBP: 0.335, SLG: 0.438</small> Willie Crawford, L (4, 9) <small>OBP: 0.313, SLG: 0.381</small>	0-0 F9 1-2 2-3	0-0 F9 		0-0 L8 		0-0 <small>1-3 3-H</small>		0-0 4-3 		3	0	0	0	0	0	4	
Wes Parker, S (1, 3) <small>OBP: 0.392, SLG: 0.458</small> Steve Garvey, R (5, PH) <small>OBP: 0.310, SLG: 0.355</small> (5, 5)	0-3 K 1B			0-0 		0-0 <small>3-H</small>		0-3 K 		2	0	1	0	0	1	2	
Tom Haller, L (1, 2) <small>OBP: 0.351, SLG: 0.465</small> Joe Ferguson, R (2, 2) <small>OBP: 0.429, SLG: 0.250</small>	0-0 1B <small>2-H 3-H</small>			0-0 		0-0 <small>3-H</small>		0-3 K 		1	0	1	2	0	0	0	
Bill Sudakis, S (1, 5) <small>OBP: 0.352, SLG: 0.461</small> (5, 3)	0-0 1-3 1B			0-0 F7 		0-0 		0-0 FC6-4 E 4-3 1B		5	1	2	0	0	0	3	
Billy Grabarkewitz, R (1, 4) <small>OBP: 0.399, SLG: 0.454</small>	0-3 K 			0-3 K 		0-0 5-3 		0-0 E3 FC6-4 1-2 1B		5	0	1	0	0	2	6	
Von Joshua, L (1, 9) <small>OBP: 0.302, SLG: 0.358</small> (4, 8)		0-0 WP 3B		0-0 F2 		0-0 2B 1B 1B		0-0 FC6-4 4-3		4	2	2	0	1	0	4	
Don Sutton, R (1, 1) <small>OBP: 0.253, SLG: 0.202</small> Tom Paciorek, R (6, PH) <small>OBP: 0.300, SLG: 0.333</small> Mike Strahler, R (6, 1) <small>OBP: 0.250, SLG: 0.250</small>		0-3 <small>3-H</small>		0-3 K2-3 		0-0 1-3 1B 1B 2B		0-0 4-3 <small>1-2f 3-H</small>		2	0	0	0	0	2	0	
Inning Stats	R: 2 H: 2 E: 0 LOB: 2 K: 2 BB: 2 S: 9 P: 17	R: 1 H: 2 E: 0 LOB: 1 K: 1 BB: 0 S: 7 P: 7	R: 0 H: 2 E: 0 LOB: 2 K: 1 BB: 0 S: 7 P: 7	R: 0 H: 1 E: 0 LOB: 1 K: 1 BB: 0 S: 6 P: 6	R: 0 H: 1 E: 0 LOB: 1 K: 1 BB: 0 S: 6 P: 6	R: 3 H: 4 E: 0 LOB: 1 K: 0 BB: 0 S: 7 P: 7	R: 1 H: 1 E: 1 LOB: 1 K: 0 BB: 0 S: 5 P: 5	R: 0 H: 0 E: 0 LOB: 0 K: 1 BB: 0 S: 5 P: 5	R: 0 H: 1 E: 0 LOB: 2 K: 1 BB: 1 S: 6 P: 10	1B: 11 SF: 1 2B: 2 SAC: 0 3B: 1 DP: 0 HR: 0 HBP: 0	WP: 1 PA: 45 PB: 0 SB: 2 CS: 0						
PITCHER Clay Kirby, R (1, 1) <small>ERA: 4.57</small> Tom Dukes, R (6, 1) <small>ERA: 3.91</small> Al Santorini, R (7, 1) <small>ERA: 6.07</small>	IP WLS BF H R ER SO BB IBB HBP BLK WP HR S P ERA WHIP 5.0 0 26 9 4 4 6 2 0 0 0 1 0 36 44 7.20 2.200	IP WLS BF H R ER SO BB IBB HBP BLK WP HR S P ERA WHIP 1.0 L 6 3 2 2 0 0 0 0 0 0 0 0 6 6 18.00 3.000	IP WLS BF H R ER SO BB IBB HBP BLK WP HR S P ERA WHIP 3.0 0 13 2 1 0 2 0 1 0 0 0 0 16 20 0.00 0.667	PITCHER IP WLS BF H R ER SO BB IBB HBP BLK WP HR S P ERA WHIP	IP WLS BF H R ER SO BB IBB HBP BLK WP HR S P ERA WHIP												

Los Angeles Dodgers @ San Diego Padres
 San Diego Stadium, San Diego, CA
 Thu Oct 01 1970, 10:05 PM EDT
 Att: 17,630 - Unknown

AB	41
R	7
H	14
RBI	6
BB	3
SO	8
LOB	28



BOTTOM

Los Angeles Dodgers @ San Diego Padres
 San Diego Stadium, San Diego, CA
 Thu Oct 01 1970, 10:05 PM EDT
 Att. 17,630 - Unknown

livebaseballscorecards.com

AB	33
R	4
H	7
RBI	4
BB	4
SO	10
LOB	16



WP:	0	PA:	38
PB:	0		
SB:	0		
CS:	0		

Batter	1	2	3	4	5	6	7	8	9	AB	R	H	RBI	BB	SO	LOB
Rafael Robles, R (1, 6) OBP: 0.263, SLG: 0.225 Ray Webster, L (9, PH) OBP: 0.323, SLG: 0.336	0-0 1B 2B 1B	0-3 K			0-3 K	0-0 G3			0-0 F5	4	1	1	0	0	2	1
Dave Robinson, S (1, 7) OBP: 0.395, SLG: 0.526	0-0 2B 1-3 1B		0-3 K		4-0 1B SF7 BB			0-0 F3	0-0 3-1	4	1	1	0	0	1	0
Cito Gaston, R (1, 8) OBP: 0.364, SLG: 0.543	0-0 FC5 1-3 2B		0-0		0-0 HR 1B			0-0 FC6-4 1B		4	1	4	1	0	0	0
Ollie Brown, R (1, 9) OBP: 0.331, SLG: 0.489	0-0 5-3		0-3 K		0-0 SF7			0-0 F8		3	0	0	1	0	1	4
Nate Colbert, R (1, 3) OBP: 0.328, SLG: 0.509	4-0 BB		0-0 F5		0-0 HR			0-0 FC6-4		3	1	1	2	1	0	2
Ed Spiezio, R (1, 5) OBP: 0.373, SLG: 0.462	0-3 K			0-0 5-3	0-0 5-3			0-0 F7		4	0	0	0	0	1	3
Bob Barton, R (1, 2) OBP: 0.278, SLG: 0.314	0-0 FC5 2-3f			0-0 F8		4-0 BB		0-3 K		3	0	0	0	1	1	3
Dave Campbell, R (1, 4) OBP: 0.268, SLG: 0.336		0-3 K		4-0 BB		0-0 F7		0-3 K		3	0	0	0	1	2	1
Clay Kirby, R (1, 1) OBP: 0.203, SLG: 0.162 Tom Dukes, R (6, 1) Larry Stahl, L (6, PH) OBP: 0.206, SLG: 0.212 Al Santorini, R (7, 1) Chris Cannizzaro, R (9, PH) OBP: 0.366, SLG: 0.378		0-3 K		0-3 K		0-0 F7		0-0 6-3		2	0	0	0	0	2	1

Inning Stats	R: 1	H: 3	E: 0	K: 1	S: 8	R: 0	H: 0	E: 0	K: 3	S: 9	R: 0	H: 1	E: 0	K: 2	S: 5	R: 3	H: 2	E: 0	K: 1	S: 7	R: 0	H: 0	E: 0	K: 0	S: 3	R: 0	H: 1	E: 0	K: 2	S: 4	R: 0	H: 0	E: 0	K: 2	S: 7	R: 0	H: 0	E: 0	K: 0	S: 3	1B: 5	SF: 1	2B: 1	SAC: 0	3B: 0	DP: 0	HR: 1	HBP: 0	WP: 0	PA: 38
--------------	------	------	------	------	------	------	------	------	------	------	------	------	------	------	------	------	------	------	------	------	------	------	------	------	------	------	------	------	------	------	------	------	------	------	------	------	------	------	------	------	-------	-------	-------	--------	-------	-------	-------	--------	-------	--------

PITCHER	IP	WLS	BF	H	R	ER	SO	BB	IBB	HBP	BLK	WP	HR	S	P	ERA	WHIP
Don Sutton, R (1, 1) ERA: 4.08	5.0	W	24	6	4	4	8	3	0	0	0	0	1	37	49	7.20	1.800
Mike Strahler, R (6, 1) ERA: 1.45	4.0	S	14	1	0	0	2	1	0	0	0	0	0	17	21	0.00	0.500