



San Diego Padres - 1970

Batter	1	2	3	4	5	6	7	8	9	AB	R	H	RBI	BB	SO	LOB	TOP
Sonny Jackson, L OBP: 0.500, SLG: 0.500	0-0 SH2-3 1B		0-0 F8			0-0 1B		0-0 4-3		4	0	2	0	0	0	0	Atlanta Braves @ San Diego Padres San Diego Stadium, San Diego, CA Tue Apr 07 1970, 9:05 PM EST Att: 25,125 - Unknown
Felix Milten, R OBP: 0.667, SLG: 1.000	0-0 SH2-3 1-2			0-0 6-3		0-0 1B		0-0 1B 2B		3	1	2	0	0	0		
Hank Aaron, R OBP: 0.500, SLG: 0.333 Hoyt Wilhelm, R	4-0 G6-4-3 IBB			0-0 6-3		0-3 K		0-0 FC5-4 1B		3	0	1	1	1	1	2	
Rico Carty, R	0-0 G6-4-3 1-2			0-0 F8			0-3 K	0-0 FC5-4 1-2		4	0	0	0	0	1	3	
Orlando Cepeda, R OBP: 0.500, SLG: 1.500		0-3 K			0-0 FC1-5 2B		0-0 HR		0-0 4-3	4	1	2	1	0	1	0	
Tony Gonzalez, L OBP: 0.500, SLG: 1.000		0-3 K			0-0 FC1-5 G6-4-3 2-3		0-0 FC5-4 1B		0-0 SF8 3B	4	1	2	0	0	1	1	
Clete Boyer, R		0-0 F4			0-0 G6-4-3 1-2		0-0 FC5-6-4 1-2		0-0 SF8	3	0	0	1	0	0	2	
Bob Didier, S			0-0 F7			0-0 G3	0-0 F8		0-0 E6	4	0	0	0	0	0	1	
Phil Niekro, R Rick Kester, R Ralph Garr, L Larry Jaster, L Mike Lum, L			0-0 G2			0-3 K		0-3 K	0-0 F9	1	0	0	0	0	0	0	
Inning Stats	R: 0 E: 0 K: 0 S: 3	H: 1 LOB: 1 BB: 1 P: 7	R: 0 E: 0 K: 2 S: 7	H: 0 LOB: 0 BB: 0 P: 7	R: 0 E: 0 K: 0 S: 3	H: 0 LOB: 0 BB: 0 P: 3	R: 0 E: 0 K: 0 S: 3	H: 0 LOB: 0 BB: 0 P: 3	R: 0 E: 0 K: 2 S: 9	H: 2 LOB: 2 BB: 0 P: 9	R: 1 E: 0 K: 1 S: 7	H: 2 LOB: 1 BB: 0 P: 7	R: 1 E: 0 K: 1 S: 7	H: 1 LOB: 1 BB: 0 P: 5	1B: 5 2B: 2 3B: 1 HR: 1	SF: 1 SAC: 1 DP: 2 HBP: 0	
PITCHER	IP WLS BF H R ER SO BB IBB HBP BLK WP HR S P ERA WHIP	8.0 W 31 8 2 2 6 0 1 0 0 0 1 42 46 2.25 1.000	1.0 S 5 1 1 1 0 0 0 0 0 0 0 5 5 9.00 1.000											PITCHER	IP WLS BF H R ER SO BB IBB HBP BLK WP HR S P ERA WHIP		

Batter	1	2	3	4	5	6	7	8	9	AB	R	H	RBI	BB	SO	LOB	BOTTOM
Tommy Dean, R OBP: 0.400, SLG: 0.400	0-3 K		0-0 2B 1B	0-3 K		0-0 F4		0-0 1B		5	1	2	2	0	2	1	Atlanta Braves @ San Diego Padres San Diego Stadium, San Diego, CA Tue Apr 07 1970, 9:05 PM EST Att: 25,125 - Unknown
Van Kelly, L OBP: 0.200, SLG: 0.400	0-3 K		0-0 WP 1-H HR 2B		0-0 F9		0-0 4-3	0-3 K		5	1	1	1	0	2	3	
Ollie Brown, R OBP: 0.250, SLG: 0.250	0-0 FC6-4 1B		0-0 FC HR		0-3 K		0-0 L9			4	1	1	0	0	1	1	
Nate Colbert, R OBP: 0.250, SLG: 1.000	0-0 FC6-4 1-2		0-0 1-H 3-H HR		0-0 E6 2B 1B		0-0 1-3			4	2	1	3	0	0	1	
Cito Gaston, R OBP: 0.500, SLG: 0.750		0-0 CS 1B	0-0 L6		0-0 1-3 1B 2B			0-0 5-3		4	1	2	0	0	0	0	
Jerry Morales, R OBP: 0.250, SLG: 0.250	0-0 F7 1-2		0-0 E2		0-0 2-H 3-H 1B		0-3 K			4	0	1	2	0	1	1	
Dave Campbell, R OBP: 0.250, SLG: 0.250	0-0 2-3		0-3 K		0-0 F7			0-0 BB 1B 1B		4	1	1	0	0	1	2	
Chris Cannizzaro, R OBP: 0.750, SLG: 0.667			0-0 SH3 1B	4-0 CS SH3 BB		0-0 5-3		0-0 1B BB 1B		3	1	2	0	1	0	0	
Pat Dobson, R Al Ferrara, R Jose Arcia, R Ron Herbel, R			0-0 SH3	0-0 SH3		0-0 5-3		4-0 1B		1	0	0	0	0	0	0	
Inning Stats	R: 0 E: 0 K: 2 S: 8	H: 1 LOB: 1 BB: 0 P: 8	R: 5 E: 1 K: 1 S: 11	H: 4 LOB: 1 BB: 0 P: 11	R: 0 E: 0 K: 1 S: 4	H: 0 LOB: 1 BB: 1 P: 8	R: 2 E: 0 K: 1 S: 8	H: 2 LOB: 1 BB: 0 P: 8	R: 0 E: 0 K: 0 S: 3	H: 0 LOB: 0 BB: 0 P: 3	R: 0 E: 0 K: 0 S: 3	H: 0 LOB: 0 BB: 0 P: 3	R: 1 E: 0 K: 2 S: 10	H: 3 LOB: 3 BB: 1 P: 14	1B: 8 2B: 2 3B: 0 HR: 1	SF: 0 SAC: 2 DP: 0 HBP: 0	
PITCHER	IP WLS BF H R ER SO BB IBB HBP BLK WP HR S P ERA WHIP	3.0 L 16 6 5 5 3 6 5 5 3 0 0 12 16 0.00 1.500	2.0 6 0 0 0 0 0 0 0 0 0 0 0 6 6 0.00 0.000	1.0 7 3 1 1 2 1 0 0 0 0 0 0 10 14 9.00 4.000											PITCHER	IP WLS BF H R ER SO BB IBB HBP BLK WP HR S P ERA WHIP	

Batter	1	2	3	4	5	6	7	8	9	AB	R	H	RBI	BB	SO	LOB	TOP								
Sonny Jackson, L (1.6) OBP: 0.538, SLG: 0.400										3	1	0	0	0	0	1									
Felix Milan, R (1.4) OBP: 0.455, SLG: 0.727										4	0	1	0	0	0	2									
Hank Aaron, R (1.9) OBP: 0.615, SLG: 0.900										4	3	2	2	0	1	0									
Rico Carty, R (1.7) OBP: 0.308, SLG: 0.545 Mike Lum, L (8.7)										4	1	2	0	0	2	0									
Orlando Cepeda, R (1.3) OBP: 0.385, SLG: 0.750										4	1	2	2	0	0	0									
Tony Gonzalez, L (1.8) OBP: 0.231, SLG: 0.364										3	0	0	1	0	0	2									
Clete Boyer, R (1.5) OBP: 0.154, SLG: 0.182										3	0	1	1	0	0	0									
Bob Tillman, R (1.2) OBP: 0.333, SLG: 0.778										4	0	1	0	0	2	1									
Jim Nash, R (1.1)										3	0	0	0	1	2	2									
Inning Stats	R: 2 E: 0 K: 1 S: 6	H: 1 LOB: 0 BB: 0 P: 7	R: 0 E: 0 K: 0 S: 3	H: 0 LOB: 0 BB: 0 P: 3	R: 0 E: 0 K: 1 S: 5	H: 1 LOB: 0 BB: 0 P: 5	R: 3 E: 0 K: 1 S: 8	H: 3 LOB: 0 BB: 0 P: 8	R: 0 E: 0 K: 0 S: 2	H: 0 LOB: 0 BB: 1 P: 6	R: 0 E: 0 K: 2 S: 7	H: 0 LOB: 0 BB: 0 P: 7	R: 0 E: 0 K: 1 S: 6	H: 1 LOB: 1 BB: 0 P: 6	R: 1 E: 1 K: 0 S: 6	H: 2 LOB: 2 BB: 0 P: 6	R: 0 E: 0 K: 1 S: 5	H: 1 LOB: 0 BB: 0 P: 5	1B: 6 2B: 3 3B: 0 HR: 1	SF: 2 SAC: 0 DP: 2 HBP: 1	WP: 0 PB: 0 SB: 0 CS: 1	PA: 37			
PITCHER	IP	WLS	BF	H	R	ER	SO	BB	IBB	HBP	BLK	WP	HR	S	P	ERA	WHIP								
Clay Kirby, R (1.1) ERA: 9.0	5.0	L	20	5	5	5	3	1	0	1	0	0	1	24	29	9.00	1.200								
Gary Ross, R (6.1) ERA: 6.75	2.0		7	1	0	0	3	0	0	0	0	0	0	13	13	0.00	0.500								
Tom Dukes, R (8.1) ERA:	2.0		9	3	1	0	1	0	0	0	0	0	0	11	11	0.00	1.500								

Atlanta Braves @ San Diego Padres
San Diego Stadium, San Diego, CA
Thu Apr 09 1970, 9:05 PM EST
Att: 5,818 - Unknown

AB 32
R 6
H 9
RBI 6
BB 1
SO 7
LOB 8



Batter	1	2	3	4	5	6	7	8	9	AB	R	H	RBI	BB	SO	LOB	BOTTOM								
Tommy Dean, R (1.6) OBP: 0.417, SLG: 0.417										4	0	2	1	0	1	0									
Van Kelly, L (1.5) OBP: 0.154, SLG: 0.231										4	0	0	0	0	1	2									
Ollie Brown, R (1.9) OBP: 0.250, SLG: 0.250										4	0	2	0	0	0	1									
Nate Colbert, R (1.3) OBP: 0.167, SLG: 0.364										3	0	0	0	1	0	2									
Cito Gaston, R (1.8) OBP: 0.417, SLG: 0.545										3	0	1	0	1	0	3									
Jerry Morales, R (1.7) OBP: 0.083, SLG: 0.083										4	0	0	0	0	0	3									
Dave Campbell, R (1.4) OBP: 0.455, SLG: 0.545										4	1	3	0	0	0	1									
Chris Cannizzaro, R (1.2) OBP: 0.300, SLG: 0.222										4	0	0	0	0	1	4									
Clay Kirby, R (1.1) Ray Webster, L (5. PH) Gary Ross, R (6.1) Ivan Murrell, R (7. PH) Tom Dukes, R (8.1) Al Ferrara, R (9. PH)										1	0	0	0	0	1	0									
Inning Stats	R: 0 E: 0 K: 1 S: 6	H: 1 LOB: 1 BB: 0 P: 6	R: 0 E: 0 K: 0 S: 3	H: 0 LOB: 1 BB: 1 P: 7	R: 0 E: 0 K: 2 S: 7	H: 0 LOB: 0 BB: 0 P: 7	R: 0 E: 0 K: 0 S: 4	H: 1 LOB: 1 BB: 0 P: 4	R: 1 E: 0 K: 1 S: 7	H: 2 LOB: 1 BB: 0 P: 7	R: 0 E: 0 K: 0 S: 4	H: 1 LOB: 1 BB: 0 P: 4	R: 0 E: 0 K: 1 S: 5	H: 1 LOB: 0 BB: 0 P: 5	R: 0 E: 0 K: 0 S: 4	H: 1 LOB: 2 BB: 1 P: 8	R: 0 E: 0 K: 1 S: 6	H: 1 LOB: 1 BB: 0 P: 6	1B: 6 2B: 2 3B: 0 HR: 0	SF: 0 SAC: 0 DP: 1 HBP: 0	WP: 0 PB: 0 SB: 0 CS: 0	PA: 36			
PITCHER	IP	WLS	BF	H	R	ER	SO	BB	IBB	HBP	BLK	WP	HR	S	P	ERA	WHIP								
Jim Nash, R (1.1) ERA: 1.0	9.0	W	36	8	1	1	6	2	0	0	0	0	0	46	54	1.00	1.111								

Atlanta Braves @ San Diego Padres
San Diego Stadium, San Diego, CA
Thu Apr 09 1970, 9:05 PM EST
Att: 5,818 - Unknown

AB 34
R 1
H 8
RBI 1
BB 2
SO 6
LOB 18



Batter	1	2	3	4	5	6	7	8	9	AB	R	H	RBI	BB	SO	LOB	TOP										
Tommy Dean, R OBP: 0.412, SLG: 0.471 (1, 6)										5	2	2	0	0	0	2											
Van Kelly, L OBP: 0.176, SLG: 0.294 (1, 5)										4	1	1	1	0	1	1											
Ollie Brown, R OBP: 0.188, SLG: 0.188 (1, 9)										4	0	0	0	0	1	0											
Al Ferrara, R OBP: 0.429, SLG: 0.200 Jerry Morales, R OBP: 0.093, SLG: 0.083 (8, 7)										4	1	1	0	0	0	0											
Nate Colbert, R OBP: 0.250, SLG: 0.733 (1, 3)										4	1	2	2	0	1	0											
Cito Gaston, R OBP: 0.438, SLG: 0.533 (1, 8)										4	1	2	0	0	0	1											
Dave Campbell, R OBP: 0.400, SLG: 0.467 (1, 4)										4	1	1	1	0	0	1											
Chris Cannizzaro, R OBP: 0.357, SLG: 0.308 (1, 2)										4	0	2	1	0	0	0											
Mike Corkins, R Dave Roberts, L (2, 1)										1	0	0	0	0	1	0											
										3	0	0	0	0	0	2											
Inning Stats	R: 4 E: 0 K: 0 S: 7	H: 4 LOB: 0 BB: 0 P: 7	R: 1 E: 1 K: 1 S: 6	H: 1 LOB: 0 BB: 0 P: 6	R: 0 E: 0 K: 0 S: 3	H: 0 LOB: 0 BB: 0 P: 3	R: 2 E: 1 K: 1 S: 8	H: 3 LOB: 1 BB: 0 P: 8	R: 0 E: 0 K: 0 S: 4	H: 1 LOB: 0 BB: 0 P: 4	R: 0 E: 0 K: 0 S: 3	H: 0 LOB: 0 BB: 0 P: 3	R: 0 E: 0 K: 1 S: 5	H: 0 LOB: 0 BB: 0 P: 5	R: 0 E: 0 K: 1 S: 6	H: 1 LOB: 1 BB: 0 P: 6	R: 0 E: 0 K: 0 S: 3	H: 1 LOB: 0 BB: 0 P: 3	1B: 7 2B: 2 3B: 1 HR: 1	SF: 0 SAC: 0 DP: 1 HBP: 0	WP: 1 PB: 1 SB: 1 CS: 0	PA: 37					
PITCHER	IP	WLS	BF	H	R	ER	SO	BB	IBB	HBP	BLK	WP	HR	S	P	ERA	WHIP										
Alan Foster, R ERA: 10.8 (1, 1)	5.0	L	24	9	7	6	2	0	0	0	0	1	1	28	28	10.80	1.800										
Jose Pena, R ERA: (6, 1)	3.0		10	1	0	0	2	0	0	0	0	0	0	14	14	0.00	0.333										
Al McBean, R ERA: (9, 1)	1.0		3	1	0	0	0	0	0	0	0	0	0	3	3	0.00	1.000										

San Diego Padres @ Los Angeles Dodgers
 Dodger Stadium, Los Angeles, CA
 Fri Apr 10 1970, 6:05 PM PST
 Att: 14,365 - Unknown

AB	37
R	7
H	11
RBI	5
BB	0
SO	4
LOB	7

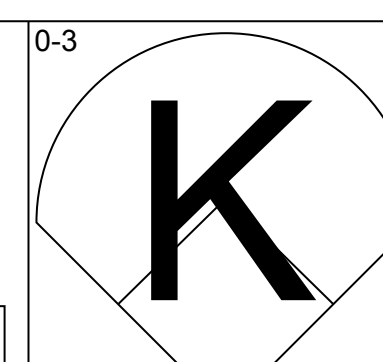
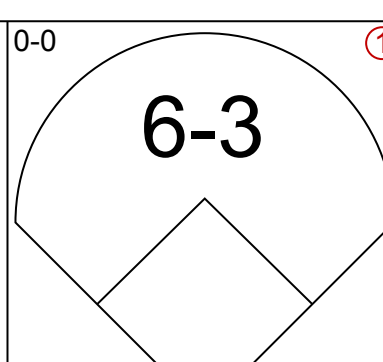
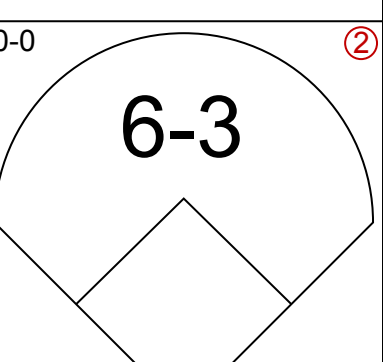
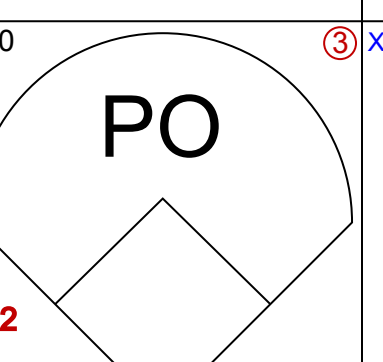
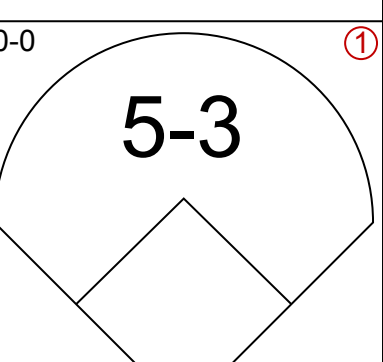
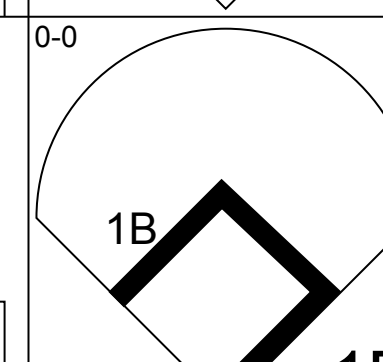
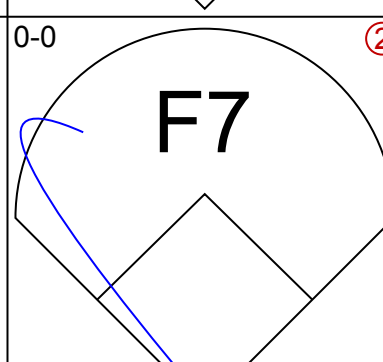
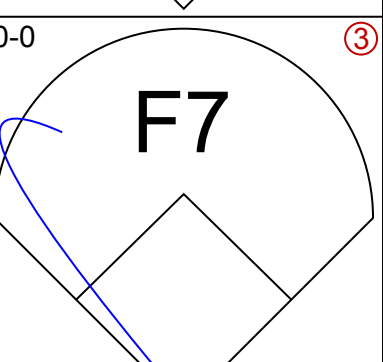
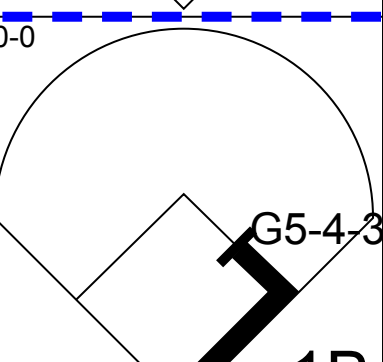
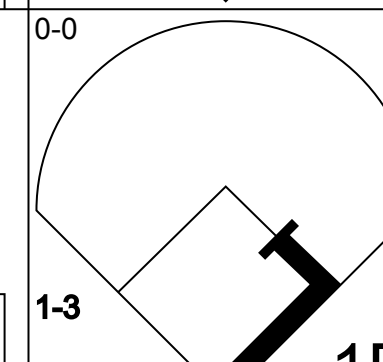
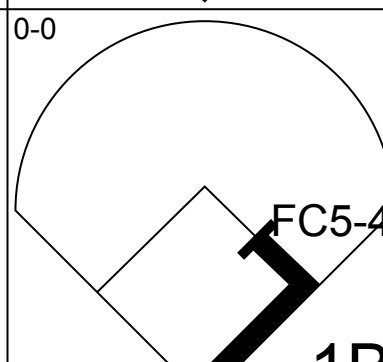
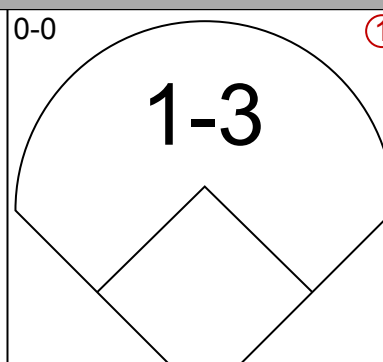
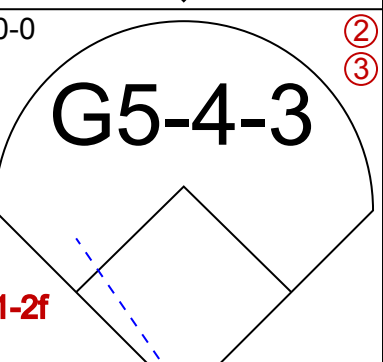
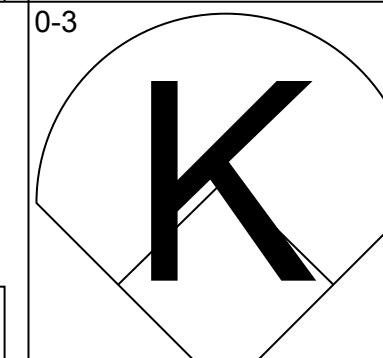
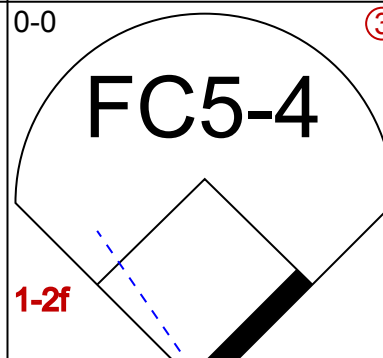
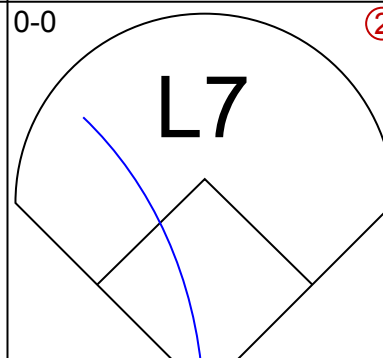
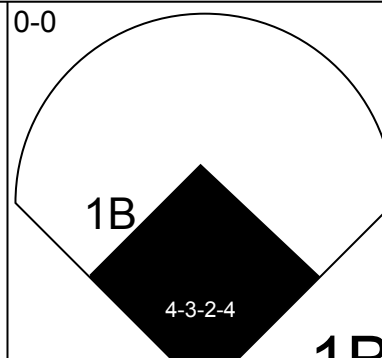
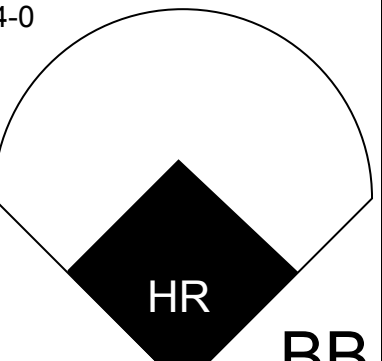
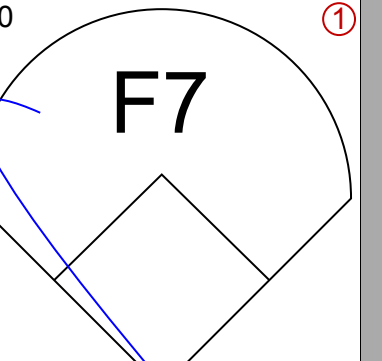
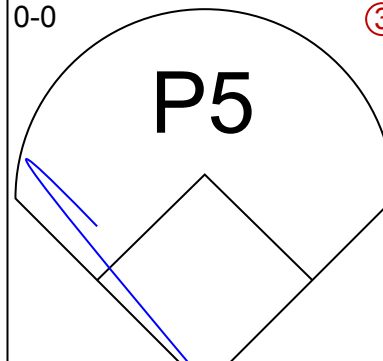
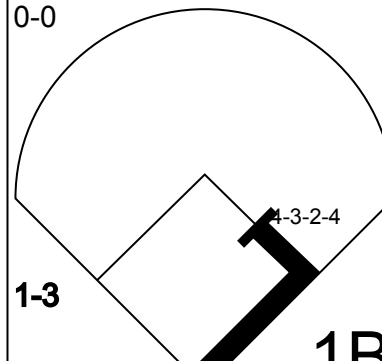

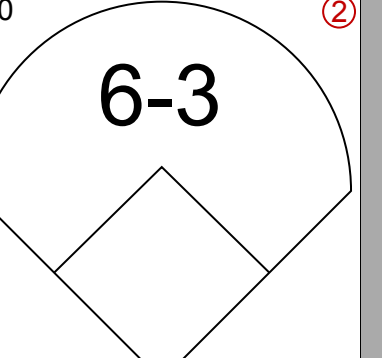

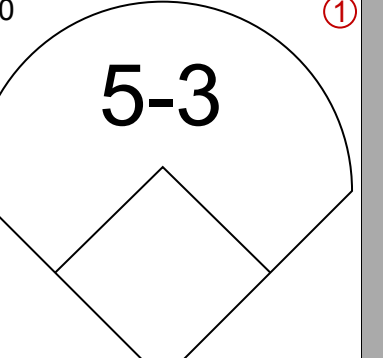
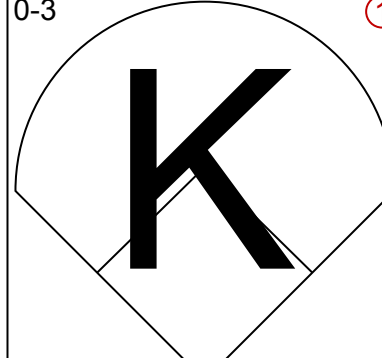
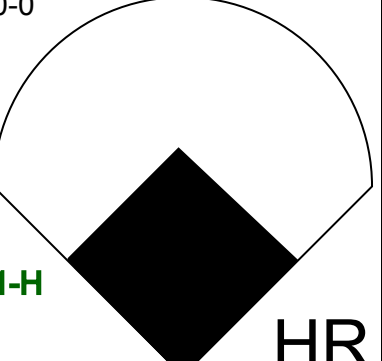
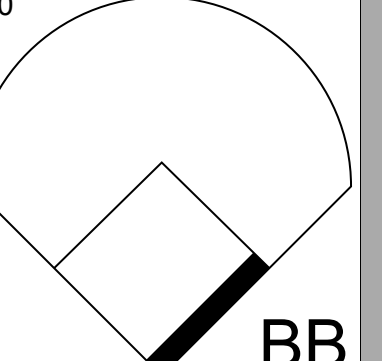
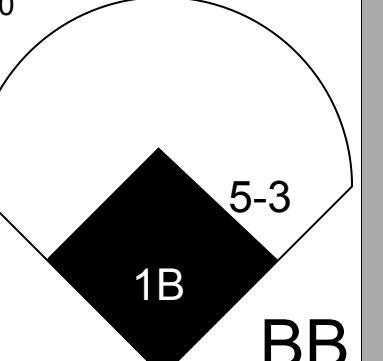
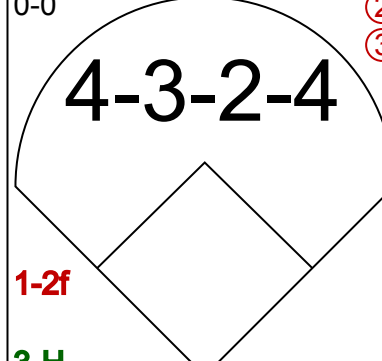
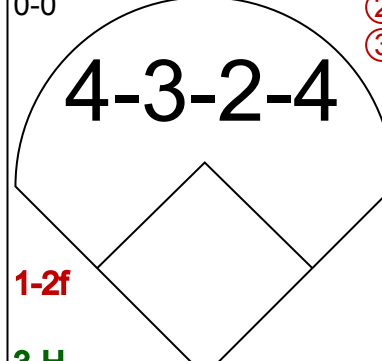
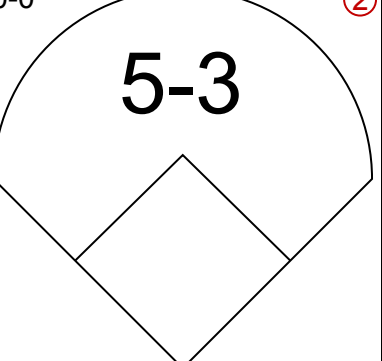

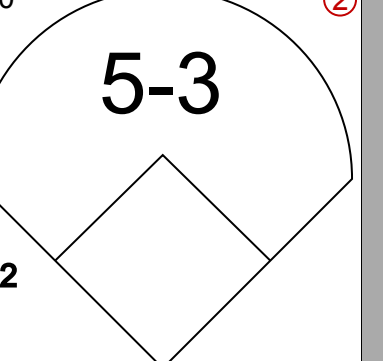
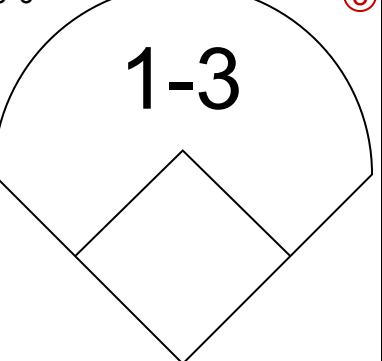
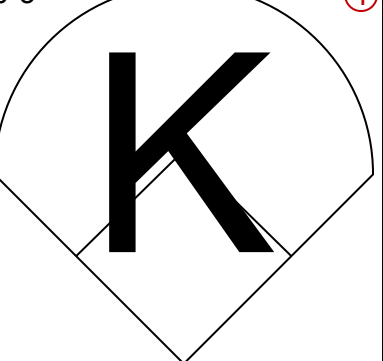
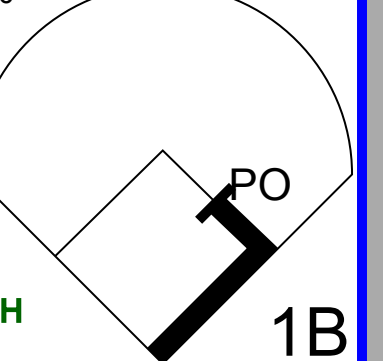


Batter	1	2	3	4	5	6	7	8	9	AB	R	H	RBI	BB	SO	LOB	BOTTOM										
Maury Wills, S OBP: 0.313, SLG: 0.083 (1, 6)										2	1	1	0	2	0	0											
Willie Davis, L OBP: 0.097, SLG: 0.067 (1, 8)										4	1	1	0	0	0	3											
Willie Crawford, L OBP: 0.267, SLG: 0.214 (1, 7)										4	0	0	0	0	0	3											
Andy Kosco, R (1, 9)										4	0	0	0	0	1	1											
Wes Parker, S OBP: 0.133, SLG: 0.071 (1, 3)										4	0	1	1	0	0	0											
Steve Garvey, R OBP: 0.133, SLG: 0.071 (1, 5)										4	0	0	0	0	0	1											
Bill Sudakis, S OBP: 0.200, SLG: 0.200 (1, 2)										3	0	1	0	0	0	0											
Ted Sizemore, R OBP: 0.250, SLG: 0.333 (1, 4)										3	0	1	0	0	0	0											
Alan Foster, R Billy Grabarkewitz, R Jose Pena, R Manny Mota, R Al McBean, R (1, 1) (5, PH) (6, 1) (8, PH) (9, 1)										1	0	0	0	0	0	2											
										1	0	0	0	0	1	0											
										0	0	0	0	0	0	0											
										1	0	0	0	0	0	0											
										0	0	0	0	0	0	0											
Inning Stats	R: 2 E: 2 K: 1 S: 8	H: 2 LOB: 1 BB: 0 P: 8	R: 0 E: 0 K: 0 S: 4	H: 2 LOB: 2 BB: 1 P: 8	R: 0 E: 0 K: 0 S: 3	H: 0 LOB: 0 BB: 0 P: 3	R: 0 E: 0 K: 0 S: 3	H: 0 LOB: 0 BB: 0 P: 3	R: 0 E: 0 K: 0 S: 5	H: 0 LOB: 0 BB: 0 P: 5	R: 0 E: 0 K: 0 S: 3	H: 0 LOB: 0 BB: 0 P: 3	R: 0 E: 0 K: 0 S: 3	H: 0 LOB: 0 BB: 0 P: 3	R: 0 E: 0 K: 0 S: 3	H: 1 LOB: 1 BB: 1 P: 7	R: 0 E: 0 K: 0 S: 3	H: 0 LOB: 0 BB: 0 P: 3	1B: 4 2B: 1 3B: 0 HR: 0	SF: 0 SAC: 0 DP: 2 HBP: 0	WP: 0 PB: 0 SB: 0 CS: 0	PA: 33					
PITCHER	IP	WLS	BF	H	R	ER	SO	BB	IBB	HBP	BLK	WP	HR	S	P	ERA	WHIP										
Mike Corkins, R ERA: (1, 1)	1.1		10	4	2	0	1	1	0	0	0	0	0	11	15	0.00	3.750										
Dave Roberts, L ERA: (2, 1)	7.2	W	23	1	0	0	1	1	0	0	0	0	0	24	28	0.00	0.261										

San Diego Padres @ Los Angeles Dodgers
 Dodger Stadium, Los Angeles, CA
 Fri Apr 10 1970, 6:05 PM PST
 Att: 14,365 - Unknown

AB	31
R	2
H	5
RBI	1
BB	2
SO	2
LOB	10



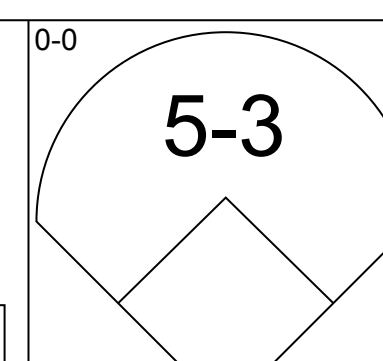
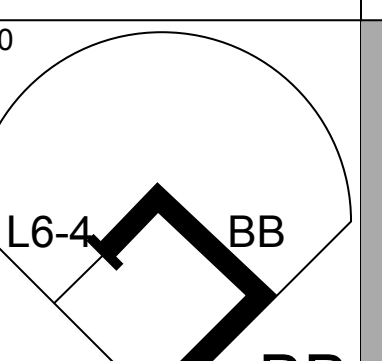
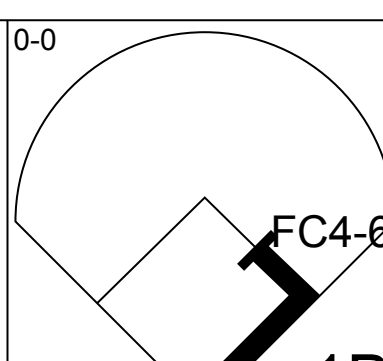
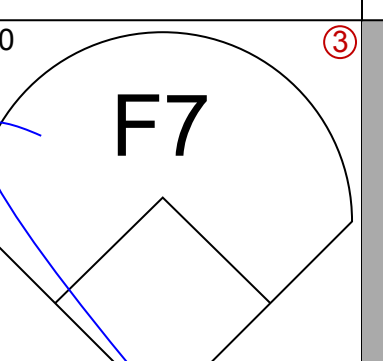
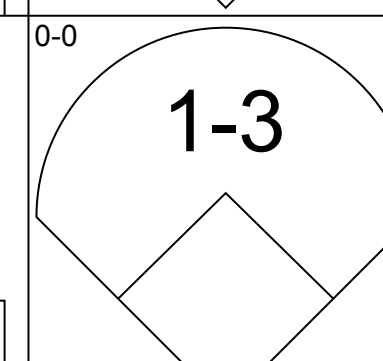
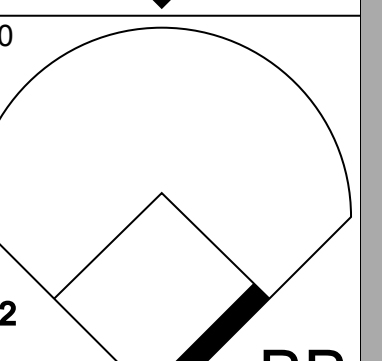
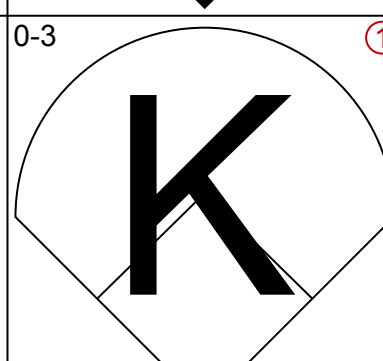
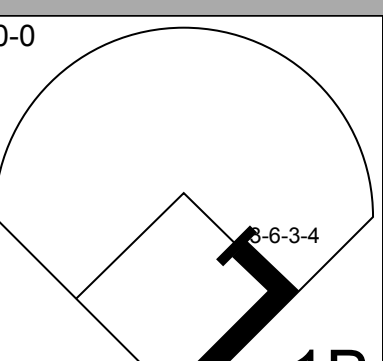
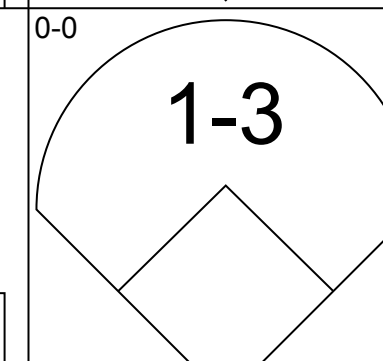
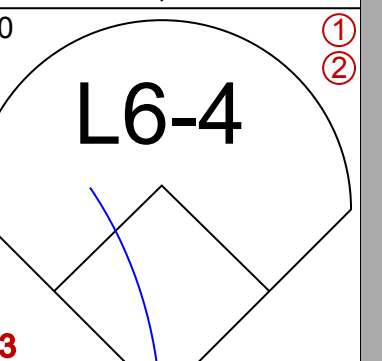
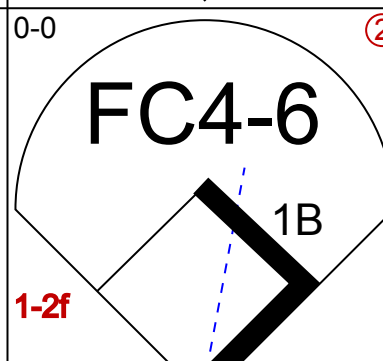

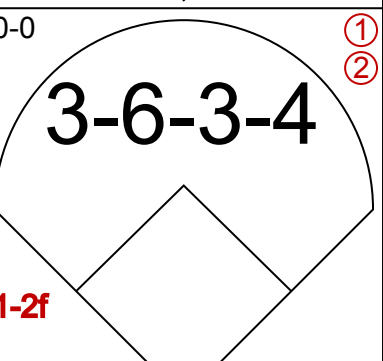
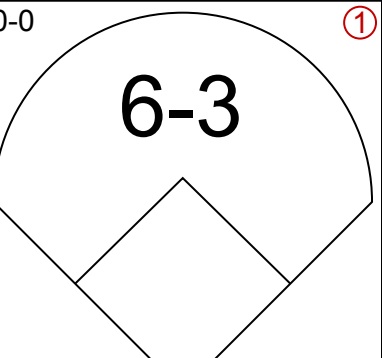
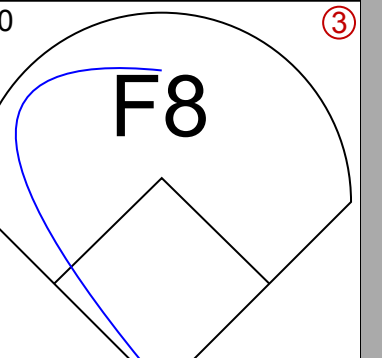
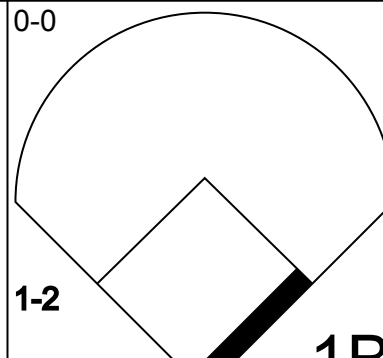
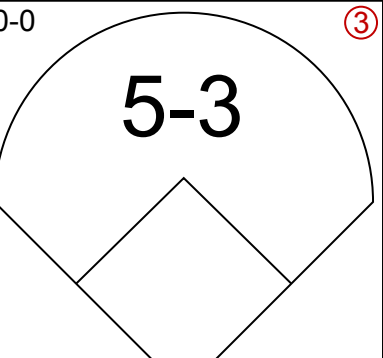
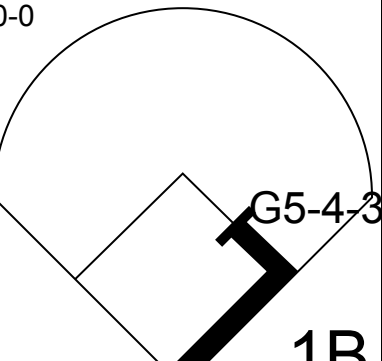
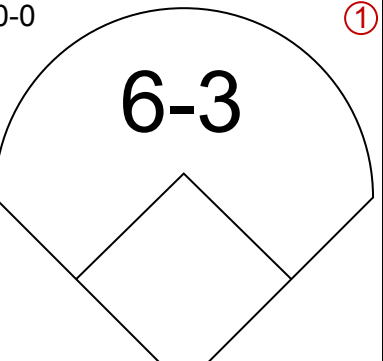
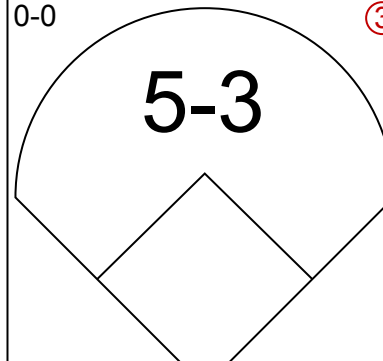
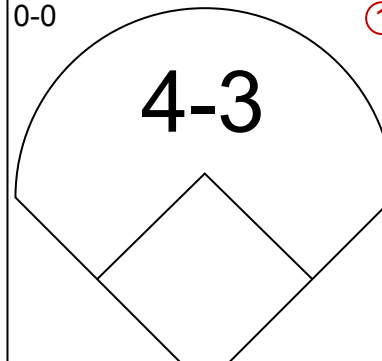

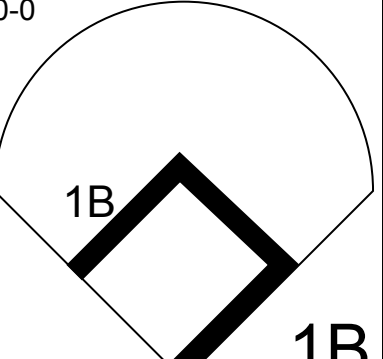

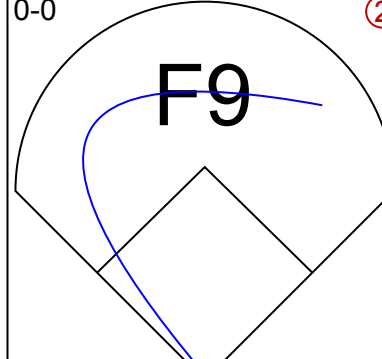
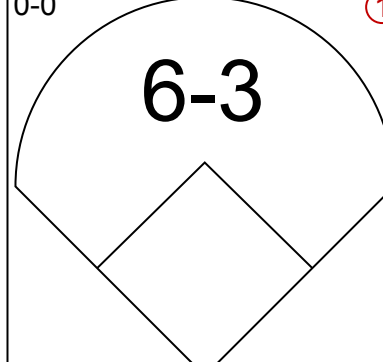
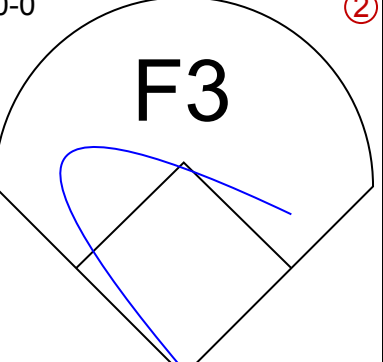
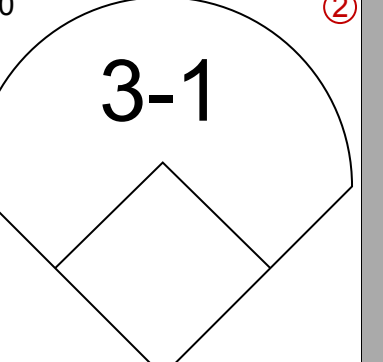
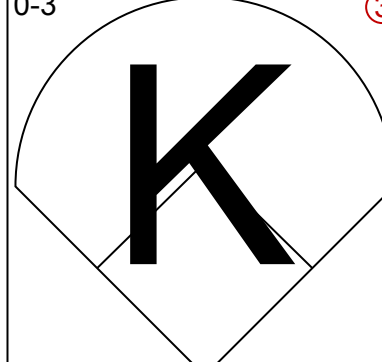
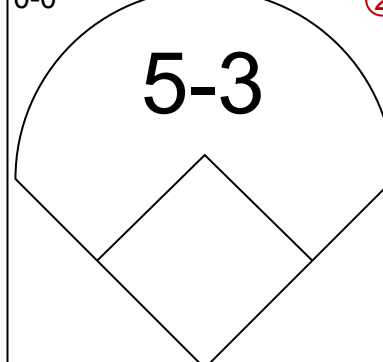
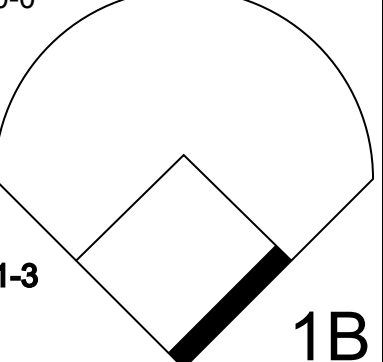
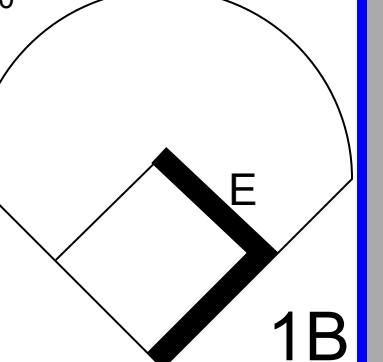
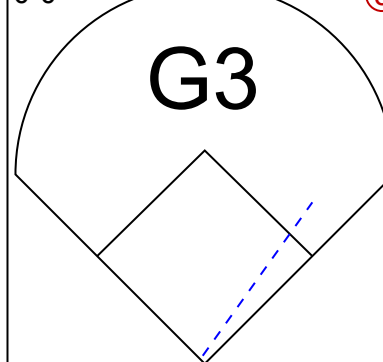
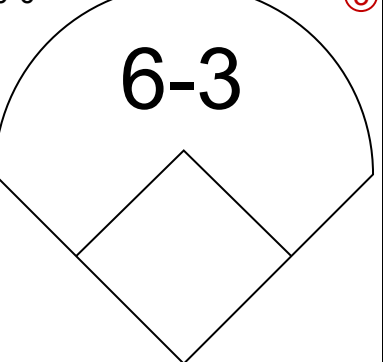
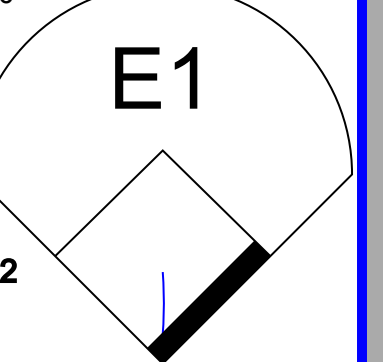
Batter	1	2	3	4	5	6	7	8	9	AB	R	H	RBI	BB	SO	LOB	TOP			
Tommy Dean, R (1, 6) OBP: 0.333, SLG: 0.381										4	0	0	0	0	1	0				
Dave Campbell, R (1, 4) OBP: 0.421, SLG: 0.474										4	0	2	0	0	0	0				
Ollie Brown, R (1, 9) OBP: 0.250, SLG: 0.250										4	0	2	0	0	0	1				
Al Ferrara, R (1, 7) OBP: 0.364, SLG: 0.222 Jerry Morales, R (9, PR) OBP: 0.053, SLG: 0.053										4	0	1	0	0	1	2				
Nate Colbert, R (1, 3) OBP: 0.263, SLG: 0.647 Ray Webster, L (8, 3) OBP: 0.333, SLG: 0.333										2	1	0	0	0	1	0				
Cito Gaston, R (1, 8) OBP: 0.350, SLG: 0.421										4	0	0	0	0	2	3				
Ed Spiezio, R (1, 5) OBP: 0.800, SLG: 1.667										2	2	1	2	2	0	1				
Chris Cannizzaro, R (1, 2) OBP: 0.294, SLG: 0.250										3	0	0	0	0	1	2				
Danny Coombs, R (1, 1) Ivan Murrell, R (7, PH) OBP: 0.500, SLG: 0.500 Ron Herbel, R (7, 1)										2	0	0	0	0	1	0				
Inning Stats	R: 0 E: 0 K: 2 S: 8	H: 2 LOB: 1 BB: 0 P: 8	R: 2 E: 0 K: 1 S: 6	H: 1 LOB: 0 BB: 1 P: 10	R: 0 E: 0 K: 0 S: 4	H: 1 LOB: 1 BB: 0 P: 4	R: 0 E: 0 K: 1 S: 5	H: 0 LOB: 0 BB: 1 P: 9	R: 0 E: 0 K: 0 S: 3	H: 0 LOB: 0 BB: 0 P: 3	R: 1 E: 0 K: 0 S: 3	H: 1 LOB: 0 BB: 1 P: 7	R: 0 E: 0 K: 0 S: 3	H: 1 LOB: 1 BB: 0 P: 3	R: 1 E: 0 K: 1 S: 6	H: 2 LOB: 1 BB: 0 P: 6	1B: 7 2B: 1 3B: 0 HR: 1	SF: 0 SAC: 0 DP: 2 HBP: 0	WP: 0 PB: 0 SB: 0 CS: 0	PA: 35
PITCHER	IP WLS BF H R ER SO BB IBB HBP BLK WP HR S P ERA WHIP																			
Claude Osteen, L (1, 1) ERA: 3.0	7.0 L 27 5 3 3 5 3 0 0 0 0 0 1 34 46 3.86 1.143																			
Ray Lamb, R (8, 1) ERA: 3.0	2.0 7 3 1 1 1 0 0 0 0 0 0 0 9 9 4.50 1.500																			

San Diego Padres @ Los Angeles Dodgers
 Dodger Stadium, Los Angeles, CA
 Sat Apr 11 1970, 6:05 PM PST
 Att: 18,104 - Unknown

livebaseballscores.com

AB 31
 R 4
 H 8
 RBI 3
 BB 3
 SO 6
 LOB 9



Batter	1	2	3	4	5	6	7	8	9	AB	R	H	RBI	BB	SO	LOB	BOTTOM			
Maury Wills, S (1, 6) OBP: 0.350, SLG: 0.133										3	0	1	0	1	0	2				
Manny Mota, R (1, 7) OBP: 0.400, SLG: 0.250										3	0	1	0	1	1	1				
Willie Davis, L (1, 8) OBP: 0.053, SLG: 0.053										4	0	0	0	0	0	4				
Andy Kosco, R (1, 9) OBP: 0.111, SLG: 0.111										4	0	1	0	0	0	1				
Wes Parker, S (1, 3) OBP: 0.158, SLG: 0.111										4	0	1	0	0	0	2				
Bill Sudakis, S (1, 2) OBP: 0.222, SLG: 0.222										4	0	1	0	0	1	1				
Steve Garvey, R (1, 5) OBP: 0.105, SLG: 0.056										4	0	0	0	0	1	1				
Ted Sizemore, R (1, 4) OBP: 0.333, SLG: 0.400 Billy Grabarkewitz, R (7, PR) (8, 4)										3	0	2	0	0	0	0				
Claude Osteen, L (1, 1) Willie Crawford, L (7, PH) OBP: 0.250, SLG: 0.200 Ray Lamb, R (8, 1)										2	0	0	0	0	0	2				
Inning Stats	R: 0 E: 0 K: 0 S: 3	H: 0 LOB: 0 BB: 0 P: 3	R: 0 E: 0 K: 0 S: 3	H: 1 LOB: 0 BB: 0 P: 3	R: 0 E: 0 K: 0 S: 2	H: 0 LOB: 1 BB: 2 P: 10	R: 0 E: 0 K: 0 S: 5	H: 2 LOB: 2 BB: 0 P: 5	R: 0 E: 0 K: 1 S: 7	H: 1 LOB: 2 BB: 0 P: 7	R: 0 E: 0 K: 0 S: 3	H: 1 LOB: 0 BB: 0 P: 3	R: 0 E: 0 K: 1 S: 5	H: 0 LOB: 0 BB: 0 P: 5	1B: 7 2B: 2 3B: 0 HR: 0	SF: 0 SAC: 0 DP: 3 HBP: 0	WP: 0 PB: 0 SB: 0 CS: 0	PA: 34		
PITCHER	IP WLS BF H R ER SO BB IBB HBP BLK WP HR S P ERA WHIP																			
Danny Coombs, L (1, 1) ERA: 2.25	6.0 W 23 5 0 0 2 2 0 0 0 0 0 0 15 15 0.00 0.667																			
Ron Herbel, R (7, 1)	3.0 S 11 2 0 0 2 0 0 0 0 0 0 0 15 15 0.00 0.667																			

San Diego Padres @ Los Angeles Dodgers
 Dodger Stadium, Los Angeles, CA
 Sat Apr 11 1970, 6:05 PM PST
 Att: 18,104 - Unknown

livebaseballscores.com

AB 32
 R 0
 H 7
 RBI 0
 BB 2
 SO 3
 LOB 15



Batter	1	2	3	4	5	6	7	8	9	AB	R	H	RBI	BB	SO	LOB	TOP					
Jose Arcia, R OBP: 0.333, SLG: 0.333 Ray Webster, L OBP: 0.250, SLG: 0.250 Ron Slocum, R (8, 6)	F8		6-3		FC6-4 1B			3-1		3	0	1	0	0	0	0	San Diego Padres @ Los Angeles Dodgers Dodger Stadium, Los Angeles, CA Sun Apr 12 1970, 3:33 AM PST Att: 15,939 - Unknown					
Van Kelly, L OBP: 0.143, SLG: 0.238 Mike Corkins, R (8, 1)	P4		P5		FC6-4 1-2			6-3		4	0	0	0	0	0	1						
Ollie Brown, R OBP: 0.208, SLG: 0.208 (1, 9)	5-3			5-3			P4		K	4	0	0	0	0	1	0						
Al Ferrara, R OBP: 0.333, SLG: 0.308 (1, 7)		K		L5			6-3			4	0	1	0	0	1	0						
Nate Colbert, R OBP: 0.304, SLG: 0.600 (1, 3)				FC4-6 1B	FC5 1B BB			K		3	0	1	0	1	1	1						
Cito Gaston, R OBP: 0.333, SLG: 0.391 (1, 8)		FC4-6 BB 1-2						4-3		4	0	1	0	0	0	2						
Dave Campbell, R OBP: 0.409, SLG: 0.429 (1, 4)					FC5 2-3			F7		2	0	0	0	1	0	2						
Chris Cannizzaro, R OBP: 0.250, SLG: 0.211 (1, 2)								F7		3	0	0	0	0	2	2						
Pat Dobson, R (1, 1) Jerry Morales, R OBP: 0.077, SLG: 0.077 Gary Ross, R (8, 1) Ed Spiezio, R OBP: 0.667, SLG: 1.250 (8, 5)			K				4-3		F8	1	0	0	0	0	1	0						
										1	0	0	0	0	0	0						
										0	0	0	0	0	0	0						
										1	0	0	0	0	0	0						
Inning Stats	R: 0 E: 0 K: 0 S: 3	H: 0 LOB: 0 BB: 0 P: 3	R: 0 E: 0 K: 2 S: 8	H: 1 LOB: 2 BB: 1 P: 12	R: 0 E: 0 K: 1 S: 5	H: 0 LOB: 0 BB: 0 P: 5	R: 0 E: 0 K: 0 S: 4	H: 1 LOB: 2 BB: 1 P: 8	R: 0 E: 0 K: 0 S: 4	H: 1 LOB: 0 BB: 0 P: 4	R: 0 E: 0 K: 1 S: 5	H: 0 LOB: 0 BB: 0 P: 5	R: 0 E: 0 K: 1 S: 5	H: 0 LOB: 0 BB: 0 P: 5	R: 0 E: 0 K: 0 S: 3	H: 0 LOB: 0 BB: 0 P: 3	R: 0 E: 0 K: 1 S: 6	H: 1 LOB: 1 BB: 0 P: 6	1B: 3 2B: 1 3B: 0 HR: 0	SF: 0 SAC: 0 DP: 0 HBP: 0	WP: 0 PB: 0 SB: 0 CS: 0	PA: 33
PITCHER Bill Singer, R ERA: 1.8 (1, 1)	IP: 9.0 WLS: W BF: 33 H: 4 R: 0 ER: 0 SO: 6 BB: 2 IBB: 0 HBP: 0 BLK: 0 WP: 0 HR: 0 S: 43 P: 51 ERA: 0.00 WHIP: 0.667															PITCHER						

Batter	1	2	3	4	5	6	7	8	9	AB	R	H	RBI	BB	SO	LOB	BOTTOM					
Bill Buckner, L OBP: 0.250, SLG: 0.200 (1, 7)	SH1-4 1B 1B							G3		4	1	2	0	0	0	0	San Diego Padres @ Los Angeles Dodgers Dodger Stadium, Los Angeles, CA Sun Apr 12 1970, 3:33 AM PST Att: 15,939 - Unknown					
Maury Wills, S OBP: 0.375, SLG: 0.167 (1, 6)	SH1-4 1B				F8					3	1	1	0	1	0	1						
Willie Davis, L OBP: 0.045, SLG: 0.045 (1, 8)	SH1-4 1-2 2-3			G3			F7	F9		3	0	0	0	0	0	1						
Wes Parker, S OBP: 0.217, SLG: 0.182 (1, 3)	SH1-4 1B			4-3						4	1	2	2	0	0	0						
Willie Crawford, L OBP: 0.200, SLG: 0.158 (1, 9)	2H 3H K							K		4	0	0	0	0	3	2						
Jim Lefebvre, S OBP: 0.600, SLG: 0.500 (1, 5)	2H 1B				G3					3	1	1	1	1	0	1						
Tom Haller, L OBP: 0.286, SLG: 0.231 (1, 2)	2H 1B				K					3	1	1	1	1	1	1						
Billy Grabarkewitz, R OBP: 0.250, SLG: 1.000 (1, 4)	2H 1B				5-3					3	1	1	2	0	0	1						
Bill Singer, R OBP: 0.250, SLG: 0.250 (1, 1)					F8					3	0	0	0	0	0	0						
Inning Stats	R: 4 E: 0 K: 1 S: 10	H: 5 LOB: 1 BB: 0 P: 10	R: 0 E: 0 K: 0 S: 3	H: 0 LOB: 0 BB: 0 P: 3	R: 0 E: 0 K: 1 S: 5	H: 0 LOB: 0 BB: 0 P: 5	R: 0 E: 0 K: 1 S: 5	H: 0 LOB: 0 BB: 0 P: 5	R: 0 E: 0 K: 0 S: 3	H: 1 LOB: 0 BB: 0 P: 3	R: 0 E: 0 K: 1 S: 6	H: 1 LOB: 1 BB: 0 P: 6	R: 2 E: 0 K: 0 S: 4	H: 1 LOB: 1 BB: 2 P: 12	R: 0 E: 0 K: 0 S: 3	H: 0 LOB: 1 BB: 1 P: 7	R: 0 E: 0 K: 0 S: 3	H: 0 LOB: 1 BB: 1 P: 7	1B: 7 2B: 0 3B: 0 HR: 1	SF: 0 SAC: 1 DP: 0 HBP: 0	WP: 1 PB: 0 SB: 1 CS: 1	PA: 34
PITCHER Pat Dobson, R ERA: 4.5 Gary Ross, R ERA: 6.43 Mike Corkins, R ERA:	IP: 4.0 WLS: L BF: 17 H: 5 R: 4 ER: 4 SO: 3 BB: 4 IBB: 4 HBP: 3 BLK: 0 WP: 0 HR: 0 S: 23 P: 23 ERA: 9.00 WHIP: 1.250															PITCHER						



Batter	1	2	3	4	5	6	7	8	9	AB	R	H	RBI	BB	SO	LOB	TOP				
Tommy Dean, R OBP: 0.320, SLG: 0.480 (1, 6)	4-3			HR	6-3		E5 FC5-4			4	1	1	1	0	0	0	San Diego Padres @ Cincinnati Reds Crosley Field, Cincinnati, OH Mon Apr 13 1970, 6:05 PM EST Att: 6,012 - Unknown livebaseballscores.com				
Dave Campbell, R OBP: 0.385, SLG: 0.440 (1, 4)	F8			S 2B 2B		F8	FC5-4			4	1	1	0	0	0	1					
Ollie Brown, R OBP: 0.179, SLG: 0.179 (1, 9)	5-3			K 2-3		F9		F7		4	0	0	0	0	1	1					
Al Ferrara, R OBP: 0.368, SLG: 0.471 Jerry Morales, R OBP: 0.077, SLG: 0.077 (8, 7)	F8			K		K	BB 2B	1B 2B		4	0	2	0	0	1	1					
Nate Colbert, R OBP: 0.333, SLG: 0.545 (1, 3)	K			K 2B		FC5 BB	BB	K		2	1	0	0	2	2	1					
Cito Gaston, R OBP: 0.393, SLG: 0.462 (1, 8)	6-3			1-H 2-3 3-H 2B		1-2 2-3 BB		2-H 1B		3	0	2	2	1	0	0					
Ed Spiezio, R OBP: 0.400, SLG: 0.625 (1, 5)			K	5-3		FC5 2-3f		F8		4	0	0	0	0	1	4					
Chris Cannizzaro, R OBP: 0.208, SLG: 0.174 (1, 2)	6-3			6-3		F8		5-3		4	0	0	0	0	0	0					
Al Santorini, R Dave Roberts, L Ron Herbel, R (8, 1)	6-3			6-3		F7		K		3	0	0	0	0	1	0					
								K		0	0	0	0	0	0	0					
								K		1	0	0	0	0	1	0					
Inning Stats	R: 0 E: 0 K: 0 S: 3	H: 0 LOB: 0 BB: 0 P: 3	R: 0 E: 0 K: 1 S: 5	H: 0 LOB: 0 BB: 0 P: 5	R: 0 E: 0 K: 1 S: 5	H: 0 LOB: 0 BB: 0 P: 5	R: 3 E: 0 K: 2 S: 10	H: 3 LOB: 1 BB: 1 P: 14	R: 0 E: 0 K: 0 S: 3	H: 1 LOB: 3 BB: 0 P: 12	R: 0 E: 1 K: 1 S: 6	H: 0 LOB: 1 BB: 0 P: 6	R: 0 E: 0 K: 1 S: 6	H: 2 LOB: 2 BB: 0 P: 6	R: 0 E: 0 K: 1 S: 5	H: 0 LOB: 0 BB: 0 P: 5	1B: 1 2B: 4 3B: 0 HR: 1	SF: 0 SAC: 0 DP: 0 HBP: 0	WP: 0 PB: 0 SB: 1 CS: 0	PA: 36	
PITCHER	IP WLS BF H R ER SO BB IBB HBP BLK WP HR S P ERA WHIP	IP WLS BF H R ER SO BB IBB HBP BLK WP HR S P ERA WHIP	IP WLS BF H R ER SO BB IBB HBP BLK WP HR S P ERA WHIP	IP WLS BF H R ER SO BB IBB HBP BLK WP HR S P ERA WHIP	IP WLS BF H R ER SO BB IBB HBP BLK WP HR S P ERA WHIP	IP WLS BF H R ER SO BB IBB HBP BLK WP HR S P ERA WHIP	IP WLS BF H R ER SO BB IBB HBP BLK WP HR S P ERA WHIP	IP WLS BF H R ER SO BB IBB HBP BLK WP HR S P ERA WHIP	IP WLS BF H R ER SO BB IBB HBP BLK WP HR S P ERA WHIP	IP WLS BF H R ER SO BB IBB HBP BLK WP HR S P ERA WHIP	IP WLS BF H R ER SO BB IBB HBP BLK WP HR S P ERA WHIP	IP WLS BF H R ER SO BB IBB HBP BLK WP HR S P ERA WHIP	IP WLS BF H R ER SO BB IBB HBP BLK WP HR S P ERA WHIP	IP WLS BF H R ER SO BB IBB HBP BLK WP HR S P ERA WHIP	IP WLS BF H R ER SO BB IBB HBP BLK WP HR S P ERA WHIP	IP WLS BF H R ER SO BB IBB HBP BLK WP HR S P ERA WHIP	IP WLS BF H R ER SO BB IBB HBP BLK WP HR S P ERA WHIP	IP WLS BF H R ER SO BB IBB HBP BLK WP HR S P ERA WHIP	IP WLS BF H R ER SO BB IBB HBP BLK WP HR S P ERA WHIP	IP WLS BF H R ER SO BB IBB HBP BLK WP HR S P ERA WHIP	IP WLS BF H R ER SO BB IBB HBP BLK WP HR S P ERA WHIP

Batter	1	2	3	4	5	6	7	8	9	AB	R	H	RBI	BB	SO	LOB	BOTTOM					
Pete Rose, S OBP: 0.474, SLG: 0.429 (1, 9)	P6		G4-6-3 HBP			6-3		2B BB	P6	3	0	0	0	1	0	2	San Diego Padres @ Cincinnati Reds Crosley Field, Cincinnati, OH Mon Apr 13 1970, 6:05 PM EST Att: 6,012 - Unknown livebaseballscores.com					
Tommy Helms, R OBP: 0.150, SLG: 0.154 (8, 6)	4-3		G4-6-3			4-3		1-3 2B		4	0	1	0	0	0	2						
Bobby Tolan, L OBP: 0.225, SLG: 0.462 (1, 8)	4-3		F9			P6		K		4	0	0	0	0	1	3						
Tony Perez, R OBP: 0.486, SLG: 0.594 (1, 5)	P6		E6 G4-3			1B 1B		K		4	0	1	0	0	1	2						
Johnny Bench, R OBP: 0.243, SLG: 0.405 (1, 2)	K		G4-3			F8		F8		4	0	0	0	0	1	4						
Lee May, R OBP: 0.250, SLG: 0.545 (1, 3)	1B		6-3			F3		F9		4	0	1	0	0	0	1						
Bernie Carbo, L OBP: 0.500, SLG: 0.773 (1, 7)	4-3		G4-6-3 BB			HBP 1B		1B BB		2	0	1	0	2	0	1						
Dave Concepcion, R OBP: 0.250, SLG: 0.333 Jimmy Stewart, S OBP: 0.300, SLG: 0.125 Clay Carroll, R OBP: 0.500, SLG: 0.667 (9, PH)			HBP BB G4-6-3			G4-6-3		1-2 HBP		1	1	0	0	1	0	1						
Jim McGlothlin, R OBP: 0.500, SLG: 0.333 Angel Bravo, L OBP: 1.000, SLG: 1.000 Hal McRae, R OBP: 0.154, SLG: 0.154 (8, 4)			G4-6-3 HBP BB			P6		P4		1	0	0	0	1	0	0						
										2	0	0	0	0	0	5						
Inning Stats	R: 0 E: 0 K: 0 S: 3	H: 0 LOB: 0 BB: 0 P: 3	R: 0 E: 0 K: 1 S: 6	H: 1 LOB: 1 BB: 0 P: 6	R: 1 E: 0 K: 0 S: 2	H: 0 LOB: 1 BB: 2 P: 11	R: 0 E: 1 K: 0 S: 3	H: 0 LOB: 0 BB: 0 P: 3	R: 0 E: 0 K: 0 S: 2	H: 0 LOB: 0 BB: 1 P: 6	R: 0 E: 0 K: 0 S: 3	H: 0 LOB: 0 BB: 0 P: 3	R: 0 E: 0 K: 2 S: 8	H: 2 LOB: 3 BB: 0 P: 6	R: 0 E: 0 K: 2 S: 8	H: 1 LOB: 2 BB: 1 P: 12	R: 0 E: 0 K: 0 S: 4	H: 1 LOB: 2 BB: 1 P: 8	1B: 4 2B: 1 3B: 0 HR: 0	SF: 0 SAC: 0 DP: 3 HBP: 2	WP: 0 PB: 0 SB: 0 CS: 0	PA: 37
PITCHER	IP WLS BF H R ER SO BB IBB HBP BLK WP HR S P ERA WHIP	IP WLS BF H R ER SO BB IBB HBP BLK WP HR S P ERA WHIP	IP WLS BF H R ER SO BB IBB HBP BLK WP HR S P ERA WHIP	IP WLS BF H R ER SO BB IBB HBP BLK WP HR S P ERA WHIP	IP WLS BF H R ER SO BB IBB HBP BLK WP HR S P ERA WHIP	IP WLS BF H R ER SO BB IBB HBP BLK WP HR S P ERA WHIP	IP WLS BF H R ER SO BB IBB HBP BLK WP HR S P ERA WHIP	IP WLS BF H R ER SO BB IBB HBP BLK WP HR S P ERA WHIP	IP WLS BF H R ER SO BB IBB HBP BLK WP HR S P ERA WHIP	IP WLS BF H R ER SO BB IBB HBP BLK WP HR S P ERA WHIP	IP WLS BF H R ER SO BB IBB HBP BLK WP HR S P ERA WHIP	IP WLS BF H R ER SO BB IBB HBP BLK WP HR S P ERA WHIP	IP WLS BF H R ER SO BB IBB HBP BLK WP HR S P ERA WHIP	IP WLS BF H R ER SO BB IBB HBP BLK WP HR S P ERA WHIP	IP WLS BF H R ER SO BB IBB HBP BLK WP HR S P ERA WHIP	IP WLS BF H R ER SO BB IBB HBP BLK WP HR S P ERA WHIP	IP WLS BF H R ER SO BB IBB HBP BLK WP HR S P ERA WHIP	IP WLS BF H R ER SO BB IBB HBP BLK WP HR S P ERA WHIP	IP WLS BF H R ER SO BB IBB HBP BLK WP HR S P ERA WHIP	IP WLS BF H R ER SO BB IBB HBP BLK WP HR S P ERA WHIP	IP WLS BF H R ER SO BB IBB HBP BLK WP HR S P ERA WHIP	



Batter	1	2	3	4	5	6	7	8	9	AB	R	H	RBI	BB	SO	LOB	TOP					
Tommy Dean, R (1, 6) OBP: 0.286, SLG: 0.429 Jose Arcia, R (4, 6) OBP: 0.400, SLG: 0.400 Van Kelly, L (9, PH) OBP: 0.167, SLG: 0.217	F9		SH HR		F3		G6-3 1B		K	1	1	0	0	0	0	0	San Diego Padres @ Atlanta Braves Atlanta Stadium, Atlanta, GA Wed Apr 15 1970, 6:05 PM EST Att: 5,457 - Unknown					
Jerry Morales, R (1, 7) OBP: 0.059, SLG: 0.059	5-3		K		F4		G6-3 1-2			4	0	0	0	0	1	3						
Ollie Brown, R (1, 9) OBP: 0.139, SLG: 0.139	F7		F7		K					4	0	0	0	0	1	2						
Nate Colbert, R (1, 3) OBP: 0.371, SLG: 0.733		6-3	HR							4	2	2	4	0	0	0						
Dave Campbell, R (1, 4) OBP: 0.303, SLG: 0.344	F8		F7							4	0	0	0	0	0	0						
Cito Gaston, R (1, 8) OBP: 0.417, SLG: 0.576		HR			6-3				SH 1B	4	1	2	1	0	0	0						
Ed Spiezio, R (1, 5) OBP: 0.471, SLG: 0.600	FC6 1B		F4						SH 1B	4	0	3	0	0	0	0						
Chris Cannizzaro, R (1, 2) OBP: 0.267, SLG: 0.214	FC6 1-2								SH 1-2 2-3	3	0	1	0	0	0	2						
Mike Corkins, R (1, 1) OBP: 0.250, SLG: 0.250 Ron Herbel, R (7, 1) Al Ferrara, R (9, PH) OBP: 0.292, SLG: 0.364			SH HR 1B		F2		K		F3	3	1	1	0	0	1	1						
Inning Stats	R: 0 E: 0 K: 0 S: 3	H: 0 LOB: 0 BB: 0 P: 3	R: 1 E: 0 K: 0 S: 5	H: 2 LOB: 1 BB: 0 P: 5	R: 3 E: 1 K: 1 S: 8	H: 2 LOB: 0 BB: 0 P: 8	R: 0 E: 0 K: 0 S: 4	H: 1 LOB: 0 BB: 0 P: 4	R: 0 E: 0 K: 1 S: 5	H: 0 LOB: 0 BB: 0 P: 5	R: 1 E: 0 K: 0 S: 5	H: 2 LOB: 1 BB: 0 P: 5	R: 0 E: 0 K: 1 S: 5	H: 1 LOB: 0 BB: 0 P: 5	R: 0 E: 0 K: 0 S: 3	H: 0 LOB: 0 BB: 0 P: 3	R: 0 E: 0 K: 1 S: 7	H: 2 LOB: 2 BB: 0 P: 7	1B: 7 2B: 0 3B: 0 HR: 3	SF: 0 SAC: 2 DP: 1 HBP: 0	WP: 0 PB: 0 SB: 0 CS: 0	PA: 37
PITCHER	IP WLS BF H R ER SO BB IBB HBP BLK WP HR S P ERA WHIP	8.0 W 34 10 5 2 3 0 0 0 0 0 3 40 40 2.25 1.250	1.0 S 3 0 0 0 1 0 0 0 0 0 0 5 5 0.00 0.000	PITCHER																		

AB	35
R	5
H	10
RBI	5
BB	0
SO	4
LOB	12



Batter	1	2	3	4	5	6	7	8	9	AB	R	H	RBI	BB	SO	LOB	BOTTOM			
Sonny Jackson, L (1, 6) OBP: 0.390, SLG: 0.400	4-3		BB							4	0	1	2	1	0	1	San Diego Padres @ Atlanta Braves Atlanta Stadium, Atlanta, GA Wed Apr 15 1970, 6:05 PM EST Att: 5,457 - Unknown			
Felix Milan, R (1, 4) OBP: 0.385, SLG: 0.417	5-3		F8		F3		FC BB			3	0	0	0	1	0	3				
Hank Aaron, R (1, 9) OBP: 0.463, SLG: 0.771	F8		5-3				FC 1B 1B			4	1	0	0	0	0	2				
Rico Carty, R (1, 7) OBP: 0.487, SLG: 0.697		6-3			F9		1B E 1B			4	1	2	0	0	0	0				
Orlando Cepeda, R (1, 3) OBP: 0.474, SLG: 0.824		HR			6-3 1B 2B		E9 1B			4	2	3	2	0	0	1				
Tony Gonzalez, L (1, 8) OBP: 0.289, SLG: 0.444	F8		6-3				1-2 2-3			4	0	0	0	0	0	3				
Clete Boyer, R (1, 5) OBP: 0.216, SLG: 0.258		HR			1B 1B BB					2	2	1	1	2	0	0				
Bob Didier, S (1, 2) OBP: 0.182, SLG: 0.182	1-3				1B 1B 1B					3	1	1	1	0	0	0				
George Stone, L (1, 1) OBP: 0.250, SLG: 0.250 Bob Priddy, R (9, 1) ERA			5-3		1B 1B					4	0	1	0	0	0	1				
Inning Stats	R: 0 E: 0 K: 0 S: 3	H: 0 LOB: 0 BB: 0 P: 3	R: 2 E: 0 K: 0 S: 5	H: 2 LOB: 0 BB: 0 P: 5	R: 0 E: 0 K: 0 S: 3	H: 0 LOB: 1 BB: 1 P: 7	R: 3 E: 0 K: 0 S: 7	H: 4 LOB: 2 BB: 1 P: 11	R: 0 E: 0 K: 0 S: 4	H: 1 LOB: 1 BB: 0 P: 4	R: 0 E: 0 K: 0 S: 3	H: 0 LOB: 0 BB: 0 P: 3	R: 2 E: 1 K: 0 S: 5	H: 2 LOB: 1 BB: 1 P: 9	R: 0 E: 0 K: 0 S: 3	H: 0 LOB: 1 BB: 1 P: 7	1B: 5 2B: 2 3B: 0 HR: 2	SF: 0 SAC: 1 DP: 0 HBP: 0	WP: 0 PB: 0 SB: 0 CS: 0	PA: 37
PITCHER	IP WLS BF H R ER SO BB IBB HBP BLK WP HR S P ERA WHIP	6.1 L 29 7 6 6 6 3 0 0 0 0 2 26 38 8.53 1.579	1.2 8 2 1 0 0 1 0 0 0 0 0 7 11 0.00 1.800	PITCHER																

AB	32
R	7
H	9
RBI	6
BB	4
SO	0
LOB	11



Batter	1	2	3	4	5	6	7	8	9	AB	R	H	RBI	BB	SO	LOB	TOP					
Jose Arcia, R (1, 6) OBP: 0.273, SLG: 0.200	F7	FC4-6			6-3				P4	3	0	0	0	0	0	2	San Diego Padres @ Houston Astros Astrodome, Houston, TX Fri Apr 17 1970, 7:05 PM EST Att: 10,737 - Dome					
Al Ferrara, R (7, PH) OBP: 0.308, SLG: 0.417										1	0	1	0	0	0							
Ron Slocum, R (7, 6)										0	0	0	0	0	0							
Ivan Murrell, R (9, PH) OBP: 0.400, SLG: 1.000										1	0	0	0	0	1							
Van Kelly, L (1, 5) OBP: 0.206, SLG: 0.219	4-3		1-3		3-1				K	4	0	0	0	1	1							
Cito Gaston, R (1, 8) OBP: 0.391, SLG: 0.535									K	5	0	2	0	0	3							
Nate Colbert, R (1, 3) OBP: 0.326, SLG: 0.684										4	0	0	0	0	2							
Ron Herbel, R (7, 1)	F8		K							0	0	0	0	0	0							
Dave Campbell, R (1, 4) OBP: 0.293, SLG: 0.350										4	1	2	0	0	0							
Ollie Brown, R (1, 9) OBP: 0.205, SLG: 0.227										4	0	1	0	0	0	3						
Jerry Morales, R (1, 7) OBP: 0.200, SLG: 0.130										3	0	2	1	1	0	0						
Chris Cannizzaro, R (1, 2) OBP: 0.294, SLG: 0.250										4	0	2	0	0	0	3						
Dave Roberts, L (1, 1)										2	0	0	0	0	0	3						
Ray Webster, L (7, PH) (7, 3)										2	0	1	0	0	0	0						
Inning Stats	R: 0 E: 0 K: 0 S: 4	H: 1 LOB: 1 BB: 0 P: 4	R: 1 E: 0 K: 0 S: 6	H: 3 LOB: 2 BB: 0 P: 6	R: 0 E: 0 K: 1 S: 7	H: 2 LOB: 2 BB: 0 P: 7	R: 0 E: 0 K: 0 S: 3	H: 1 LOB: 0 BB: 0 P: 3	R: 0 E: 0 K: 1 S: 5	H: 0 LOB: 0 BB: 0 P: 5	R: 0 E: 1 K: 0 S: 4	H: 1 LOB: 2 BB: 1 P: 8	R: 0 E: 0 K: 0 S: 8	H: 1 LOB: 2 BB: 1 P: 12	R: 0 E: 0 K: 0 S: 4	H: 1 LOB: 1 BB: 0 P: 4	R: 0 E: 0 K: 2 S: 8	H: 1 LOB: 1 BB: 0 P: 8	1B: 8 2B: 3 3B: 0 HR: 0	SF: 0 SAC: 0 DP: 1 HBP: 0	WP: 2 PB: 0 SB: 1 CS: 0	PA: 39
PITCHER Larry Dierker, R (1, 1) ERA: 2.25	IP: 9.0 WLS: W BF: 39 H: 11 R: 1 ER: 1 SO: 6 BB: 2 IBB: 0 HBP: 0 BLK: 0 WP: 2 HR: 0 S: 49 P: 57 ERA: 1.00 WHIP: 1.444															PITCHER	IP: 9.0 WLS: W BF: 39 H: 11 R: 1 ER: 1 SO: 6 BB: 2 IBB: 0 HBP: 0 BLK: 0 WP: 2 HR: 0 S: 49 P: 57 ERA: 1.00 WHIP: 1.444					

Batter	1	2	3	4	5	6	7	8	9	AB	R	H	RBI	BB	SO	LOB	BOTTOM			
Joe Morgan, L (1, 4) OBP: 0.360, SLG: 0.372			F7							4	0	2	2	0	0	1	San Diego Padres @ Houston Astros Astrodome, Houston, TX Fri Apr 17 1970, 7:05 PM EST Att: 10,737 - Dome			
Joe Pepitone, L (1, 9) OBP: 0.333, SLG: 0.697										4	0	0	0	0	1	2				
Jimmy Wynn, R (1, 8) OBP: 0.367, SLG: 0.605										4	1	2	1	0	0	0				
Tommy Davis, R (1, 7) OBP: 0.317, SLG: 0.488										3	1	1	0	0	0	1				
Jim Beauchamp, R (8, 7) OBP: 0.333, SLG: 0.633										1	0	0	0	0	0	0				
Denis Menke, R (1, 6) OBP: 0.362, SLG: 0.524										4	0	1	1	0	0	0				
John Mayberry, L (1, 3) OBP: 0.348, SLG: 0.500										3	0	0	0	0	0	1				
Doug Rader, R (1, 5) OBP: 0.316, SLG: 0.538										3	0	1	0	0	0	0				
Johnny Edwards, L (1, 2) OBP: 0.128, SLG: 0.081										3	1	0	0	0	0	1				
Larry Dierker, R (1, 1) OBP: 0.222, SLG: 0.125										2	1	1	0	1	0	0				
Inning Stats	R: 0 E: 0 K: 0 S: 4	H: 2 LOB: 1 BB: 0 P: 4	R: 0 E: 0 K: 0 S: 3	H: 0 LOB: 0 BB: 0 P: 3	R: 0 E: 0 K: 0 S: 3	H: 0 LOB: 0 BB: 0 P: 3	R: 1 E: 0 K: 0 S: 5	H: 2 LOB: 1 BB: 0 P: 5	R: 0 E: 0 K: 0 S: 3	H: 0 LOB: 1 BB: 1 P: 7	R: 1 E: 0 K: 0 S: 4	H: 1 LOB: 0 BB: 0 P: 4	R: 2 E: 0 K: 1 S: 8	H: 3 LOB: 1 BB: 0 P: 8	R: 0 E: 0 K: 0 S: 3	H: 0 LOB: 0 BB: 0 P: 3	1B: 5 2B: 1 3B: 1 HR: 1	SF: 0 SAC: 0 DP: 1 HBP: 0	WP: 0 PB: 0 SB: 2 CS: 0	PA: 32
PITCHER Dave Roberts, L (1, 1) ERA: 1.26	IP: 6.0 WLS: L BF: 23 H: 5 R: 2 ER: 2 SO: 2 BB: 1 IBB: 0 HBP: 0 BLK: 0 WP: 0 HR: 1 S: 22 P: 26 ERA: 3.00 WHIP: 1.000															PITCHER Ron Herbel, R (7, 1) ERA: 2.89	IP: 2.0 WLS: 9 BF: 3 H: 2 R: 2 ER: 2 SO: 1 BB: 0 IBB: 0 HBP: 0 BLK: 0 WP: 0 HR: 0 S: 11 P: 11 ERA: 9.00 WHIP: 1.500			



Batter	1	2	3	4	5	6	7	8	9	AB	R	H	RBI	BB	SO	LOB	TOP					
Jose Arcia, R OBP: 0.214, SLG: 0.154 Ivan Murrell, R OBP: 0.333, SLG: 0.833	F9	K			P6			K		3	0	0	0	0	1	1	San Diego Padres @ Houston Astros Astrodome, Houston, TX Sat Apr 18 1970, 7:05 PM EST Att: 16,522 - Unknown					
Jerry Morales, R OBP: 0.380, SLG: 0.269 Ron Slocum, R	HR		E6	G6-4-3		5-3		1B BB		3	1	1	1	1	0	0						
Cito Gaston, R OBP: 0.511, SLG: 0.511 Gary Ross, R	F9		F7		L5			1-2 1B		4	0	1	0	0	0	1						
Nate Colbert, R OBP: 0.298, SLG: 0.619	F9		G6-4-3		4-3			K		4	0	0	0	0	1	3						
Dave Campbell, R OBP: 0.333, SLG: 0.386		HR							F9	4	1	3	0	0	0	0						
Ollie Brown, R OBP: 0.228, SLG: 0.313		1B			F8					4	1	2	2	0	1	2						
Ed Spiezio, R OBP: 0.429, SLG: 0.500		HR			P6				F2	3	0	0	0	1	0	3						
Bob Barton, R		G6-4-3			CS	6-3			F8	4	0	0	0	0	0	3						
Danny Coombs, R OBP: 0.250, SLG: 0.500 Tom Dukes, R OBP: 0.296, SLG: 0.400 Al Ferrara, R					K				F8	2	0	1	0	0	1	0						
Inning Stats	R: 1 E: 0 K: 0 S: 4	H: 1 LOB: 0 BB: 0 P: 4	R: 2 E: 0 K: 1 S: 7	H: 3 LOB: 1 BB: 1 P: 11	R: 0 E: 1 K: 0 S: 3	H: 0 LOB: 0 BB: 0 P: 3	R: 0 E: 0 K: 0 S: 3	H: 1 LOB: 0 BB: 0 P: 3	R: 0 E: 0 K: 1 S: 5	H: 0 LOB: 0 BB: 0 P: 5	R: 0 E: 0 K: 0 S: 3	H: 0 LOB: 0 BB: 0 P: 3	R: 0 E: 1 K: 1 S: 6	H: 1 LOB: 1 BB: 0 P: 6	R: 0 E: 0 K: 0 S: 8	H: 1 LOB: 2 BB: 1 P: 12		R: 0 E: 0 K: 0 S: 4	H: 1 LOB: 1 BB: 0 P: 4	1B: 5 2B: 1 3B: 0 HR: 2	SF: 0 SAC: 0 DP: 2 HBP: 0	WP: 0 PB: 0 SB: 0 CS: 1
PITCHER Denny Lemaster, L ERA: 2.25	IP: 9.0 WLS: W BF: 35	H: 8 R: 3 ER: 3 SO: 5	BB: 2 IBB: 0 HBP: 0 BLK: 0	WP: 0 HR: 2 S: 43 P: 51	ERA: 3.00 WHIP: 1.111	PITCHER																

Batter	1	2	3	4	5	6	7	8	9	AB	R	H	RBI	BB	SO	LOB	BOTTOM					
Joe Morgan, L OBP: 0.389, SLG: 0.378	1B 1B	K								2	1	1	0	2	1	0	San Diego Padres @ Houston Astros Astrodome, Houston, TX Sat Apr 18 1970, 7:05 PM EST Att: 16,522 - Unknown					
Joe Pepitone, L OBP: 0.325, SLG: 0.649	BB SF7 1B		6-3		P6			BB		4	1	1	0	0	0	3						
Jimmy Wynn, R OBP: 0.358, SLG: 0.574	SF7 SF9 1B		L5						F2	4	1	1	1	0	0	0						
Tommy Davis, R OBP: 0.311, SLG: 0.455	1-2 2-3 BB		5-3						4-3	3	0	0	0	1	0	0						
Denis Menke, R OBP: 0.392, SLG: 0.535	SF7									1	0	1	1	2	0	0						
John Mayberry, L OBP: 0.296, SLG: 0.429	SF9				F9					3	0	0	1	0	0	3						
Doug Rader, R OBP: 0.313, SLG: 0.581	F9				5-3				F8	4	1	1	1	0	0	2						
Johnny Edwards, L OBP: 0.119, SLG: 0.075		F8			L4					3	0	0	0	0	0	1						
Denny Lemaster, R OBP: 0.286, SLG: 0.167		5-3							BB 1B	3	0	1	0	0	0	0						
Inning Stats	R: 3 E: 0 K: 0 S: 6	H: 3 LOB: 1 BB: 1 P: 10	R: 0 E: 0 K: 1 S: 5	H: 0 LOB: 0 BB: 0 P: 5	R: 0 E: 0 K: 0 S: 3	H: 0 LOB: 0 BB: 0 P: 3	R: 0 E: 0 K: 0 S: 4	H: 1 LOB: 1 BB: 0 P: 4	R: 0 E: 0 K: 0 S: 2	H: 0 LOB: 0 BB: 1 P: 6	R: 0 E: 1 K: 0 S: 3	H: 0 LOB: 1 BB: 1 P: 7	R: 0 E: 0 K: 0 S: 4	H: 1 LOB: 2 BB: 1 P: 8	R: 0 E: 0 K: 0 S: 3	H: 0 LOB: 1 BB: 1 P: 7		R: 1 E: 0 K: 0 S: 1	H: 1 LOB: 0 BB: 0 P: 1	1B: 5 2B: 0 3B: 0 HR: 1	SF: 2 SAC: 0 DP: 0 HBP: 0	WP: 0 PB: 0 SB: 0 CS: 2
PITCHER Denny Lemaster, L ERA: 2.84 Tom Dukes, R ERA: 4.79 Gary Ross, R ERA: 4.63	IP: 6.2 WLS: 1 BF: 28	H: 5 R: 3 ER: 3 SO: 1	BB: 4 IBB: 0 HBP: 0 BLK: 0	WP: 0 HR: 0 S: 26 P: 42	ERA: 4.05 WHIP: 1.350	PITCHER																

AB	33
R	3
H	8
RBI	3
BB	2
SO	5
LOB	13



AB	27
R	4
H	6
RBI	4
BB	5
SO	1
LOB	9



Batter	1	2	3	4	5	6	7	8	9	AB	R	H	RBI	BB	SO	LOB	TOP		
Jose Arcia, R (1,6) OBP: 0.235, SLG: 0.133 Ray Webster, L (9, PH) OBP: 0.222, SLG: 0.222	4-0 G3 S 4-3 BB		0-0 5-3			0-3 K			0-0 F9	2	1	0	0	1	1	0			
Van Kelly, L (1,5) OBP: 0.211, SLG: 0.200	0-0 G3			4-0 L8-3 BB		0-0 6-3			0-0 F8	3	0	0	0	1	0	1			
Cito Gaston, R (1,8) OBP: 0.377, SLG: 0.520	0-0 4-3			0-0 L8-3 BB		0-0 2B				3	0	1	1	0	0	1			
Nate Colbert, R (1,3) OBP: 0.280, SLG: 0.578	0-3 K			0-0 F2		0-0 F8				3	0	0	0	0	1	1			
Dave Campbell, R (1,4) OBP: 0.313, SLG: 0.362		0-3 K			0-0 5-3				0-0 F5	3	0	0	0	0	1	1			
Al Ferrara, R (1,7) OBP: 0.267, SLG: 0.357		0-3 K			0-0 F7				0-0 P5	3	0	0	0	0	1	0			
Jerry Morales, R (1,9) OBP: 0.219, SLG: 0.241		0-3 K			0-0 6-3				0-0 F8	3	0	0	0	0	1	0			
Chris Cannizzaro, R (1,2) OBP: 0.270, SLG: 0.229			0-3 K			0-0 6-3			0-0 P4	3	0	0	0	0	1	0			
Al Santorini, R (1,1) Ed Spiezio, R (6, PH) Pat Dobson, R (6, 1) Ivan Murrell, R (9, PH) OBP: 0.286, SLG: 0.714			0-3 K			0-0 F2			0-3 K	1	0	0	0	0	1	0			
Inning Stats	R: 1 E: 0 K: 1 S: 5	H: 0 LOB: 0 BB: 1 P: 9	R: 0 E: 0 K: 3 S: 9	H: 0 LOB: 0 BB: 0 P: 9	R: 0 E: 0 K: 2 S: 7	H: 0 LOB: 0 BB: 1 P: 7	R: 0 E: 0 K: 0 S: 2	H: 0 LOB: 0 BB: 1 P: 6	R: 0 E: 0 K: 1 S: 3	H: 0 LOB: 0 BB: 0 P: 3	R: 0 E: 0 K: 0 S: 4	H: 1 LOB: 1 BB: 0 P: 4	R: 0 E: 0 K: 0 S: 3	H: 0 LOB: 0 BB: 0 P: 3	R: 0 E: 0 K: 1 S: 5	H: 0 LOB: 0 BB: 0 P: 5	1B: 0 2B: 2 3B: 0 HR: 0	SF: 0 SAC: 0 DP: 1 HBP: 0	WP: 0 PA: 29 PB: 0 SB: 1 CS: 0
PITCHER Tom Griffin, R (1,1) ERA: 5.29	IP: 9.0 WLS: W BF: 29 H: 1 R: 1 ER: 1 SO: 8 BB: 2 IBB: 0 HBP: 0 BLK: 0 WP: 0 HR: 0 S: 43 P: 51 ERA: 1.00 WHIP: 0.333															PITCHER			

San Diego Padres @ Houston Astros
Astrodome, Houston, TX
Sun Apr 19 1970, 4:33 AM EST
Att: 13,344 - Dome

AB 27
R 1
H 1
RBI 1
BB 2
SO 8
LOB 4



Batter	1	2	3	4	5	6	7	8	9	AB	R	H	RBI	BB	SO	LOB	BOTTOM		
Joe Morgan, L (1,4) OBP: 0.390, SLG: 0.408	0-0 3-1	0-0 1B 3B		0-0 L9		0-0 P6		4-0 BB IBB		4	1	1	1	1	0	1			
Tommy Davis, R (1,7) Jim Beauchamp, R (8,7) OBP: 0.429, SLG: 0.833	0-0 FC3-6 1B	0-0 BB 1B		0-0 6-3		0-0 6-3		4-0 1-2 2-3 3-H BB		4	1	2	1	0	0	1			
Jimmy Wynn, R (1,8) OBP: 0.362, SLG: 0.549	0-0 FC3-6 1B	4-0 BB 1B			0-3 K		0-3 K	0-0 6-3		4	0	1	0	1	2	3			
Joe Pepitone, L (1,9) OBP: 0.318, SLG: 0.610	0-0 FC3-6 1B	0-0 4-3			0-0 BB 1B		0-3 K			4	0	1	0	0	1	4			
Denis Menke, R (1,6) OBP: 0.382, SLG: 0.511	0-0 1-2 3-H 1B		0-3 K		0-0 F9			0-0 F9		4	0	1	1	0	1	1			
John Mayberry, L (1,3) OBP: 0.323, SLG: 0.458	0-0 G3		0-0 G3		4-0 BB			0-0 1B S 2B		3	1	1	0	1	0	2			
Doug Rader, R (1,5) OBP: 0.327, SLG: 0.556		4-0 FC4-6 BB	0-3 K		0-0 5-3			4-0 S 1B BB BB		2	1	0	0	2	1	2			
Johnny Edwards, L (1,2) OBP: 0.152, SLG: 0.136		0-0 FC4-6 SH1-4 3B		0-0 2B		0-3 K		0-0 BB S 1B		4	1	2	0	0	1	1			
Tom Griffin, R (1,1) OBP: 0.200, SLG: 0.400		0-0 SH1-4		0-0 P4		0-0 1-3		1-2 2-3 3-H K		3	0	0	0	0	1	3			
Inning Stats	R: 1 E: 0 K: 0 S: 6	H: 3 LOB: 2 BB: 0 P: 6	R: 2 E: 0 K: 0 S: 5	H: 2 LOB: 2 BB: 2 P: 13	R: 0 E: 0 K: 2 S: 7	H: 0 LOB: 0 BB: 0 P: 7	R: 0 E: 0 K: 0 S: 4	H: 1 LOB: 1 BB: 0 P: 4	R: 0 E: 0 K: 1 S: 6	H: 1 LOB: 2 BB: 1 P: 10	R: 0 E: 0 K: 1 S: 5	H: 0 LOB: 0 BB: 0 P: 5	R: 0 E: 0 K: 2 S: 7	H: 0 LOB: 0 BB: 0 P: 7	R: 2 E: 0 K: 1 S: 7	H: 2 LOB: 3 BB: 3 P: 19	1B: 6 2B: 2 3B: 1 HR: 0	SF: 0 SAC: 1 DP: 0 HBP: 0	WP: 0 PA: 39 PB: 0 SB: 3 CS: 0
PITCHER Al Santorini, R (1,1) ERA: 3.57 Pat Dobson, R (6,1) ERA: 4.91	IP: 5.0 WLS: L BF: 25 H: 7 R: 3 ER: 3 SO: 3 BB: 3 IBB: 0 HBP: 0 BLK: 0 WP: 0 HR: 0 S: 28 P: 40 ERA: 5.40 WHIP: 2.000															PITCHER			

San Diego Padres @ Houston Astros
Astrodome, Houston, TX
Sun Apr 19 1970, 4:33 AM EST
Att: 13,344 - Dome

AB 32
R 5
H 9
RBI 4
BB 6
SO 7
LOB 18



Batter	1	2	3	4	5	6	7	8	9	AB	R	H	RBI	BB	SO	LOB	TOP							
Jose Arcia, R OBP: 0.190, SLG: 0.105 Ray Webster, L OBP: 0.200, SLG: 0.200 Ron Slocum, R (9, 6)	5-3		6-3		F8		5-3		K	4	0	0	0	0	0	0								
Van Kelly, L OBP: 0.256, SLG: 0.211 (1, 5)	K		K			1B SF8 BB	WP 1B		2B BB	3	2	1	0	2	2	0								
Cito Gaston, R OBP: 0.379, SLG: 0.527 (1, 8)	BB 1B		F9			K	P3		1B 2B	5	1	2	1	0	1	2								
Al Ferrara, R OBP: 0.324, SLG: 0.345 Ivan Murrell, R OBP: 0.375, SLG: 0.750 (7, 7)	1-2 BB		F2			1B E BB	BB		S 1B	1	1	0	0	3	0	0								
Nate Colbert, R OBP: 0.291, SLG: 0.620 (1, 3)	K					E 1-2 2-3 1B	F9		1B 2B	5	1	2	1	0	2	5								
Dave Campbell, R OBP: 0.321, SLG: 0.360 (1, 4)			P1		F3		SF8		G6-4-3 1B	3	0	1	1	1	0	0								
Jerry Morales, R OBP: 0.216, SLG: 0.235 (1, 9)			1B		1-6-3		E6		G6-4-3 1B	5	0	1	0	0	0	4								
Chris Cannizzaro, R OBP: 0.293, SLG: 0.216 (1, 2)	F8					K			1B BB	2	0	0	0	2	1	1								
Clay Kirby, R OBP: 0.167, SLG: 0.167 Ron Herbel, R (8, 1)	K					K			1B	4	0	1	0	0	3	4								
						K			1B	0	0	0	0	0	0	0								
Inning Stats	R: 0 E: 0 K: 2 S: 8	H: 1 LOB: 2 BB: 1 P: 12	R: 0 E: 0 K: 1 S: 6	H: 1 LOB: 1 BB: 0 P: 6	R: 0 E: 0 K: 1 S: 5	H: 0 LOB: 0 BB: 0 P: 5	R: 1 E: 0 K: 0 S: 4	H: 1 LOB: 0 BB: 0 P: 4	R: 0 E: 0 K: 2 S: 7	H: 0 LOB: 0 BB: 0 P: 7	R: 2 E: 1 K: 2 S: 9	H: 1 LOB: 3 BB: 3 P: 21	R: 0 E: 0 K: 0 S: 4	H: 1 LOB: 2 BB: 1 P: 8	R: 0 E: 0 K: 0 S: 3	H: 2 LOB: 1 BB: 1 P: 7	R: 2 E: 1 K: 2 S: 9	H: 2 LOB: 2 BB: 2 P: 17	1B: 7 2B: 1 3B: 0 HR: 1	SF: 1 SAC: 0 DP: 1 HBP: 0	WP: 1 PB: 0 SB: 1 CS: 0	PA: 43		
PITCHER	IP WLS BF H R ER SO BB IBB HBP BLK WP HR S P ERA WHIP	7.0 L 10 4 2 2 2 3 0 0 0 0 0 11 23 10.80 4.200	7.0 L 10 4 2 2 2 3 0 0 0 0 0 11 23 10.80 4.200	7.0 L 10 4 2 2 2 3 0 0 0 0 0 11 23 10.80 4.200	7.0 L 10 4 2 2 2 3 0 0 0 0 0 11 23 10.80 4.200	7.0 L 10 4 2 2 2 3 0 0 0 0 0 11 23 10.80 4.200	7.0 L 10 4 2 2 2 3 0 0 0 0 0 11 23 10.80 4.200	7.0 L 10 4 2 2 2 3 0 0 0 0 0 11 23 10.80 4.200	7.0 L 10 4 2 2 2 3 0 0 0 0 0 11 23 10.80 4.200	7.0 L 10 4 2 2 2 3 0 0 0 0 0 11 23 10.80 4.200	7.0 L 10 4 2 2 2 3 0 0 0 0 0 11 23 10.80 4.200	7.0 L 10 4 2 2 2 3 0 0 0 0 0 11 23 10.80 4.200	7.0 L 10 4 2 2 2 3 0 0 0 0 0 11 23 10.80 4.200	7.0 L 10 4 2 2 2 3 0 0 0 0 0 11 23 10.80 4.200	7.0 L 10 4 2 2 2 3 0 0 0 0 0 11 23 10.80 4.200	7.0 L 10 4 2 2 2 3 0 0 0 0 0 11 23 10.80 4.200	7.0 L 10 4 2 2 2 3 0 0 0 0 0 11 23 10.80 4.200	7.0 L 10 4 2 2 2 3 0 0 0 0 0 11 23 10.80 4.200	7.0 L 10 4 2 2 2 3 0 0 0 0 0 11 23 10.80 4.200	7.0 L 10 4 2 2 2 3 0 0 0 0 0 11 23 10.80 4.200	7.0 L 10 4 2 2 2 3 0 0 0 0 0 11 23 10.80 4.200	7.0 L 10 4 2 2 2 3 0 0 0 0 0 11 23 10.80 4.200	7.0 L 10 4 2 2 2 3 0 0 0 0 0 11 23 10.80 4.200	7.0 L 10 4 2 2 2 3 0 0 0 0 0 11 23 10.80 4.200

San Diego Padres @ New York Mets
Shea Stadium, Flushing, NY
Tue Apr 21 1970, 3:33 AM EST
Att: 7,712 - Unknown

AB 34
R 5
H 9
RBI 4
BB 8
SO 10
LOB 16



Batter	1	2	3	4	5	6	7	8	9	AB	R	H	RBI	BB	SO	LOB	BOTTOM							
Tommy Agee, R OBP: 0.288, SLG: 0.302 (1, 8)	K		K2-3		SH2-4 2B		K		F8	5	0	1	0	0	3	1								
Bud Harrelson, S OBP: 0.444, SLG: 0.545 (1, 6)	E S 1B HBP		5-3		SH2-4		1B		4-3	3	1	1	0	0	0	1								
Ken Boswell, L OBP: 0.481, SLG: 0.500 (1, 4)	1-4-3 1H 1B		S 1B		4-3		P6			4	0	2	1	0	0	2								
Cleon Jones, R OBP: 0.377, SLG: 0.386 (1, 7)	L4-3 1-2		K						1B SF7 HBP	2	1	0	0	1	1	2								
Art Shamsky, L OBP: 0.471, SLG: 0.517 Al Weis, S OBP: 0.429, SLG: 0.500 Ron Swoboda, R OBP: 0.409, SLG: 0.324 (8, 9)			6-3 BB		SH3 1B 2B		F7		CS 1B	3	1	2	0	1	0	2								
Joe Foy, R OBP: 0.273, SLG: 0.277 (1, 5)	6-3 1-2		6-3		SH3		F9		SF7	2	0	0	1	0	0	1								
Ed Kranepool, L OBP: 0.250, SLG: 0.182 (1, 3)	P3		P3		1B		L4		F8	4	0	1	1	0	0	2								
Jerry Grote, R OBP: 0.205, SLG: 0.289 Dave Marshall, L (9, PH)					3H 1B		L5		E6	2	0	0	0	1	1	1								
Gary Gentry, R (1, 1) Mike Jorgensen, L OBP: 0.250, SLG: 0.143 Cal Koonce, R (8, 1) Don Cardwell, R (9, 1) Donn Clendenen, R OBP: 0.364, SLG: 0.450 (9, PH)			K		6-3		P3		K	2	0	0	0	0	1	3								
Inning Stats	R: 1 E: 0 K: 1 S: 5	H: 1 LOB: 0 BB: 0 P: 6	R: 0 E: 0 K: 1 S: 5	H: 0 LOB: 2 BB: 2 P: 13	R: 0 E: 0 K: 2 S: 8	H: 1 LOB: 1 BB: 0 P: 8	R: 1 E: 0 K: 1 S: 7	H: 2 LOB: 1 BB: 0 P: 7	R: 0 E: 0 K: 0 S: 4	H: 1 LOB: 2 BB: 1 P: 8	R: 0 E: 0 K: 0 S: 3	H: 0 LOB: 0 BB: 0 P: 3	R: 0 E: 0 K: 0 S: 6	H: 1 LOB: 1 BB: 0 P: 6	R: 1 E: 0 K: 0 S: 3	H: 1 LOB: 1 BB: 0 P: 4	R: 0 E: 1 K: 1 S: 6	H: 0 LOB: 1 BB: 0 P: 6	1B: 5 2B: 3 3B: 0 HR: 0	SF: 1 SAC: 2 DP: 1 HBP: 2	WP: 0 PB: 0 SB: 2 CS: 1	PA: 38		
PITCHER	IP WLS BF H R ER SO BB IBB HBP BLK WP HR S P ERA WHIP	7.0 W 6 0 0 0 1 0 0 0 0 0 0 8 8 0.00 0.000	7.0 W 6 0 0 0 1 0 0 0 0 0 0 8 8 0.00 0.000	7.0 W 6 0 0 0 1 0 0 0 0 0 0 8 8 0.00 0.000	7.0 W 6 0 0 0 1 0 0 0 0 0 0 8 8 0.00 0.000	7.0 W 6 0 0 0 1 0 0 0 0 0 0 8 8 0.00 0.000	7.0 W 6 0 0 0 1 0 0 0 0 0 0 8 8 0.00 0.000	7.0 W 6 0 0 0 1 0 0 0 0 0 0 8 8 0.00 0.000	7.0 W 6 0 0 0 1 0 0 0 0 0 0 8 8 0.00 0.000	7.0 W 6 0 0 0 1 0 0 0 0 0 0 8 8 0.00 0.000	7.0 W 6 0 0 0 1 0 0 0 0 0 0 8 8 0.00 0.000	7.0 W 6 0 0 0 1 0 0 0 0 0 0 8 8 0.00 0.000	7.0 W 6 0 0 0 1 0 0 0 0 0 0 8 8 0.00 0.000	7.0 W 6 0 0 0 1 0 0 0 0 0 0 8 8 0.00 0.000	7.0 W 6 0 0 0 1 0 0 0 0 0 0 8 8 0.00 0.000	7.0 W 6 0 0 0 1 0 0 0 0 0 0 8 8 0.00 0.000	7.0 W 6 0 0 0 1 0 0 0 0 0 0 8 8 0.00 0.000	7.0 W 6 0 0 0 1 0 0 0 0 0 0 8 8 0.00 0.000	7.0 W 6 0 0 0 1 0 0 0 0 0 0 8 8 0.00 0.000	7.0 W 6 0 0 0 1 0 0 0 0 0 0 8 8 0.00 0.000	7.0 W 6 0 0 0 1 0 0 0 0 0 0 8 8 0.00 0.000	7.0 W 6 0 0 0 1 0 0 0 0 0 0 8 8 0.00 0.000	7.0 W 6 0 0 0 1 0 0 0 0 0 0 8 8 0.00 0.000	7.0 W 6 0 0 0 1 0 0 0 0 0 0 8 8 0.00 0.000

San Diego Padres @ New York Mets
Shea Stadium, Flushing, NY
Tue Apr 21 1970, 3:33 AM EST
Att: 7,712 - Unknown

AB 30
R 3
H 7
RBI 3
BB 3
SO 7
LOB 16



Batter	1	2	3	4	5	6	7	8	9	AB	R	H	RBI	BB	SO	LOB	TOP			
Jose Arcia, R OBP: 0.167, SLG: 0.091 Ivan Murrell, R OBP: 0.333, SLG: 0.667 Dave Roberts, L (8, 1)	F8		P4		5-3			K		3	0	0	0	0	0	1				
Van Kelly, L OBP: 0.234, SLG: 0.190	K		K			F2			K	4	0	0	0	0	3	1				
Cito Gaston, R OBP: 0.355, SLG: 0.492	K			K		F9			K	4	0	0	0	0	3	0				
Al Ferrara, R OBP: 0.342, SLG: 0.438		HR		1B BB					K	3	1	1	1	1	2	0				
Nate Colbert, R OBP: 0.276, SLG: 0.585	F3		F8						K	3	0	0	0	0	1	1				
Dave Campbell, R OBP: 0.321, SLG: 0.358	L7								K	3	0	1	0	0	1	0				
Jerry Morales, R OBP: 0.200, SLG: 0.216	K			1B					K	3	0	0	0	0	3	2				
Bob Barton, R				BB					K	2	0	0	0	1	2	0				
Mike Corkins, R OBP: 0.167, SLG: 0.167 Ray Webster, L OBP: 0.182, SLG: 0.182 Ron Slocum, R (8, 6)			K						K	2	0	0	0	0	2	1				
Inning Stats	R: 0 H: 0 E: 0 K: 2 S: 7	H: 0 LOB: 0 BB: 0 P: 7	R: 1 H: 1 E: 0 K: 1 S: 6	LOB: 0 BB: 0 P: 6	R: 0 H: 0 E: 0 K: 2 S: 7	LOB: 1 BB: 1 P: 11	R: 0 H: 1 E: 0 K: 2 S: 8	LOB: 2 BB: 1 P: 12	R: 0 H: 0 E: 0 K: 1 S: 5	LOB: 0 BB: 0 P: 5	R: 0 H: 0 E: 0 K: 3 S: 9	LOB: 0 BB: 0 P: 9	R: 0 H: 0 E: 0 K: 3 S: 9	LOB: 0 BB: 0 P: 9	R: 0 H: 0 E: 0 K: 3 S: 9	LOB: 0 BB: 0 P: 9	1B: 1 2B: 0 3B: 0 HR: 1	SF: 0 SAC: 0 DP: 0 HBP: 0	WP: 0 PB: 0 SB: 0 CS: 0	PA: 31
PITCHER Tom Seaver, R ERA: 2.14	IP: 9.0 WLS: W BF: 31 H: 2 R: 1 ER: 1 SO: 19 BB: 2 IBB: 0 HBP: 0 BLK: 0 WP: 0 HR: 1 S: 67 P: 75 ERA: 1.00 WHIP: 0.444																			

San Diego Padres @ New York Mets
Shea Stadium, Flushing, NY
Wed Apr 22 1970, 3:33 AM EST
Att: 14,197 - Unknown

AB 29
R 1
H 2
RBI 1
BB 2
SO 19
LOB 6



Batter	1	2	3	4	5	6	7	8	9	AB	R	H	RBI	BB	SO	LOB	BOTTOM			
Tommie Agee, R OBP: 0.302, SLG: 0.304	K		3B 1B		S BB			K		3	1	1	0	1	2	0				
Bud Harrelson, S OBP: 0.466, SLG: 0.596	2B 1B		1H 3B		F9			CS BB		3	1	2	1	1	0	1				
Ken Boswell, L OBP: 0.452, SLG: 0.500	1H 2B		6-3		F9			CS		4	0	1	1	0	1	2				
Cleon Jones, R OBP: 0.351, SLG: 0.354	L4		K		F9			K		4	0	0	0	0	2	3				
Art Shamsky, L OBP: 0.459, SLG: 0.484 Ron Swoboda, R OBP: 0.400, SLG: 0.314 (9, 9)	P6		IBB		4-3			P4		2	0	0	0	1	0	1				
Joe Foy, R OBP: 0.276, SLG: 0.265		4-0 BB	F9		4-3			4-3		2	0	0	0	1	0	2				
Ed Kranepool, L OBP: 0.267, SLG: 0.154		P4			3-1			BB		2	0	0	0	1	0	1				
Jerry Grote, R OBP: 0.191, SLG: 0.268	L9				6-3			K		3	0	0	0	0	1	2				
Tom Seaver, R OBP: 0.231, SLG: 0.308	6-3				K			4-3		3	0	0	0	0	1	1				
Inning Stats	R: 1 H: 2 E: 0 K: 1 S: 7	H: 2 LOB: 1 BB: 0 P: 7	R: 0 H: 0 E: 0 K: 0 S: 3	LOB: 0 BB: 1 P: 7	R: 1 H: 2 E: 0 K: 1 S: 7	LOB: 2 BB: 1 P: 11	R: 0 H: 0 E: 0 K: 1 S: 5	LOB: 0 BB: 0 P: 5	R: 0 H: 0 E: 0 K: 1 S: 5	LOB: 1 BB: 1 P: 9	R: 0 H: 0 E: 0 K: 1 S: 4	LOB: 0 BB: 1 P: 8	R: 0 H: 0 E: 0 K: 2 S: 7	LOB: 0 BB: 0 P: 7	R: 0 H: 0 E: 0 K: 2 S: 7	LOB: 0 BB: 0 P: 7	1B: 2 2B: 1 3B: 1 HR: 0	SF: 0 SAC: 0 DP: 0 HBP: 0	WP: 0 PB: 0 SB: 1 CS: 1	PA: 33
PITCHER Mike Corkins, R ERA: 4.6 Dave Roberts, L ERA: 1.17	IP: 7.0 WLS: L BF: 29 H: 4 R: 2 ER: 2 SO: 5 BB: 4 IBB: 1 HBP: 0 BLK: 0 WP: 0 HR: 0 S: 34 P: 54 ERA: 2.57 WHIP: 1.143																			


San Diego Padres @ New York Mets
Shea Stadium, Flushing, NY
Wed Apr 22 1970, 3:33 AM EST
Att: 14,197 - Unknown


AB 27
R 2
H 4
RBI 2
BB 5
SO 7
LOB 13



Batter	1	2	3	4	5	6	7	8	9	AB	R	H	RBI	BB	SO	LOB	TOP									
Denny Doyle, L (1,4) OBP: 0.393, SLG: 0.393 Tony Taylor, R (8,PH) OBP: 0.323, SLG: 0.276	4-3		6-3		4-3		P5	FC6-4		4	1	1	0	0	0	0	Philadelphia Phillies @ San Diego Padres San Diego Stadium, San Diego, CA Sun Apr 26 1970, 6:33 AM EDT Att: 14,480 - Unknown livebaseballscorecards.com									
Don Money, R (1,5) OBP: 0.464, SLG: 0.592	K		FC6-4		4-3		BB	FC6-4		4	0	2	0	0	1	2										
John Briggs, L (1,7) OBP: 0.270, SLG: 0.236	BB		FC6-4		4-3		BB			3	0	1	1	2	0	1										
Deron Johnson, R (1,3)	6-3		FC6-4		P4		K			5	0	0	0	0	1	6										
Tim McCarver, L (1,2)			F9		F7		4-3			5	0	1	0	0	0	5										
Larry Hisle, R (1,8) OBP: 0.328, SLG: 0.309			FC6-4		5-3		K			3	0	1	0	1	1	0										
Byron Browne, R (1,9) OBP: 0.375, SLG: 0.333			FC6-4		5-3					4	1	1	0	0	0	3										
Larry Bowa, S (1,6) OBP: 0.267, SLG: 0.204 Rick Joseph, R (8,PH) OBP: 0.300, SLG: 0.800 Terry Harmon, R (8,PR) OBP: 0.333, SLG: 0.200			G3		K					3	0	1	0	0	1	3										
Chris Short, R (1,1) Jim Hutto, R (8,PH) Dick Selma, R (8,1)			G2		F9		4-3			1	0	0	0	0	0	1										
										0	0	0	0	0	0	0										
Inning Stats	R: 0 E: 0 K: 1 S: 5	H: 0 LOB: 1 BB: 1 P: 9	R: 0 E: 0 K: 0 S: 4	H: 1 LOB: 2 BB: 1 P: 8	R: 0 E: 0 K: 0 S: 5	H: 2 LOB: 2 BB: 0 P: 5	R: 0 E: 0 K: 1 S: 6	H: 1 LOB: 1 BB: 0 P: 6	R: 1 E: 0 K: 0 S: 5	H: 2 LOB: 1 BB: 0 P: 5	R: 0 E: 0 K: 0 S: 4	H: 1 LOB: 1 BB: 1 P: 4	R: 0 E: 0 K: 1 S: 5	H: 0 LOB: 2 BB: 1 P: 10	R: 2 E: 0 K: 1 S: 8	H: 3 LOB: 2 BB: 0 P: 8	R: 0 E: 0 K: 0 S: 3	H: 0 LOB: 0 BB: 0 P: 3	1B: 8 2B: 1 3B: 1 HR: 0	SF: 0 SAC: 0 DP: 0 HBP: 1	WP: 0 PB: 0 SB: 0 CS: 0	PA: 41				
PITCHER	IP WLS BF H R ER SO BB IBB HBP BLK WP HR S P ERA WHIP																									
Clay Kirby, R (1,1) ERA: 4.24	6.1	L	29	7	1	1	2	2	0	0	1	0	0	0	0	0	30	39	1.42	1.421						
Dave Roberts, L (7,1) ERA: 1.93	2.2	L	12	3	2	2	2	1	0	0	0	0	0	0	0	0	15	19	6.75	1.500						

Batter	1	2	3	4	5	6	7	8	9	AB	R	H	RBI	BB	SO	LOB	BOTTOM									
Jose Arcia, R (1,6) OBP: 0.235, SLG: 0.103 Al Ferrara, R (9,PH) OBP: 0.366, SLG: 0.424 Van Kelly, L (9,PR) OBP: 0.231, SLG: 0.174	HBP				6-3		6-3		4-0	3	0	1	1	0	0	0	Philadelphia Phillies @ San Diego Padres San Diego Stadium, San Diego, CA Sun Apr 26 1970, 6:33 AM EDT Att: 14,480 - Unknown livebaseballscorecards.com									
Jerry Morales, R (1,7) OBP: 0.205, SLG: 0.260	F8		F8		1-3		E8		BB	5	0	1	0	0	1	5										
Cito Gaston, R (1,8) OBP: 0.338, SLG: 0.493	F7		5-3		F8					4	0	1	0	0	0	1										
Nate Colbert, R (1,3)	F9		E5		CS					4	0	1	0	0	0	1										
Dave Campbell, R (1,4) OBP: 0.324, SLG: 0.344			FC6-4		CS		F6		K	4	1	1	0	0	1	1										
Ollie Brown, R (1,9) OBP: 0.233, SLG: 0.305			2B		1-2		F9		5-3	3	1	1	1	1	0	0										
Ed Spiezio, R (1,5) OBP: 0.367, SLG: 0.385 Ron Stocum, R (9,PR)			F5		F7		FC6-4		SH1-4	3	0	1	0	1	0	3										
Chris Cannizzaro, R (1,2) OBP: 0.292, SLG: 0.233			1B		K		FC6-4		SH1-4	3	0	1	0	0	1	1										
Clay Kirby, R (1,1) OBP: 0.125, SLG: 0.125 Dave Roberts, L (7,1) Ray Webster, L (9,PH) OBP: 0.143, SLG: 0.143			K		K		2-3		6-3	2	0	0	0	0	2	2										
										1	0	0	0	0	0	0										
										1	0	0	0	0	0	2										
Inning Stats	R: 0 E: 0 K: 0 S: 3	H: 0 LOB: 0 BB: 0 P: 4	R: 2 E: 0 K: 1 S: 9	H: 4 LOB: 0 BB: 0 P: 9	R: 0 E: 1 K: 0 S: 4	H: 0 LOB: 2 BB: 1 P: 8	R: 0 E: 0 K: 2 S: 7	H: 0 LOB: 0 BB: 0 P: 7	R: 0 E: 0 K: 0 S: 3	H: 1 LOB: 0 BB: 0 P: 3	R: 0 E: 0 K: 0 S: 3	H: 0 LOB: 1 BB: 1 P: 7	R: 0 E: 1 K: 0 S: 4	H: 2 LOB: 2 BB: 0 P: 4	R: 0 E: 0 K: 1 S: 5	H: 0 LOB: 0 BB: 0 P: 5	R: 0 E: 0 K: 1 S: 6	H: 1 LOB: 2 BB: 1 P: 10	1B: 7 2B: 1 3B: 0 HR: 0	SF: 0 SAC: 1 DP: 0 HBP: 1	WP: 0 PB: 0 SB: 0 CS: 2	PA: 39				
PITCHER	IP WLS BF H R ER SO BB IBB HBP BLK WP HR S P ERA WHIP																									
Chris Short, L (1,1) ERA: 4.1	7.0	W	30	7	2	2	3	2	0	0	1	0	0	0	0	0	33	42	2.57	1.286						
Dick Selma, R (8,1) ERA: 1.29	2.0	S	8	1	0	0	2	1	0	0	0	0	0	0	0	0	11	15	0.00	1.000						

Batter	1	2	3	4	5	6	7	8	9	AB	R	H	RBI	BB	SO	LOB	TOP		
Mary Staehle, L (1,4) OBP: 0.300, SLG: 0.318	0-0 2B		0-0 L3		0-0 4-3		0-0 F3	0-0 G3		5	0	1	0	0	0	2	<p>Montreal Expos @ San Diego Padres San Diego Stadium, San Diego, CA Tue Apr 28 1970, 10:05 PM EDT Unknown</p> <p>livebaseballscores.com</p> <p>AB 33 R 4 H 8 RBI 4 BB 7 SO 8 LOB 17</p> 		
Mack Jones, L (1,7) OBP: 0.273, SLG: 0.265	0-3 K		0-0 BB BB		0-0 6-3			0-0 3-1	0-0 G3	5	0	1	0	0	1	0			
Rusty Staub, L (1,9) OBP: 0.439, SLG: 0.463	0-0 F2		0-3 K		0-0 L9			4-0 HR BB	0-0 4-3 1B	4	1	1	0	1	1	1			
Ron Fairly, L (1,3) OBP: 0.354, SLG: 0.389		4-0 SH5-3 BB	4-0 BB		0-0 G3			0-0 1-H HR	0-0 4-3	3	1	1	2	2	0	1			
Jack Hiatt, R (1,2) OBP: 0.588, SLG: 0.500		4-0 SH5-3 BB	4-0 BB		4-0 FC5-4 BB			0-0 1B 1B	0-0 5-3	2	1	1	0	3	0	1			
Jim Fairey, L (1,8) OBP: 0.286, SLG: 0.316		0-0 SH5-3	0-3 K		0-0 F8			0-0 1B 1B		3	1	1	0	0	1	4			
Coco Laboy, R (1,5) OBP: 0.196, SLG: 0.149		0-3 K		0-0 5-3		0-0 FC5-4		0-0 1B 1B		4	0	1	0	0	1	3			
Bobby Wine, R (1,6) OBP: 0.333, SLG: 0.296		4-0 IBB		0-0 1-3			0-3 K	0-0 1B		3	0	1	2	1	1	0			
Gary Waslewski, R (1,1)		0-3 K		0-3 K			0-0 F4	0-3 K		2	0	0	0	0	2	3			
John Bateman, R (7, PH)										1	0	0	0	0	0	0			
Howie Reed, R (7, PH)										0	0	0	0	0	0	0			
Bob Bailey, R (8, PH)										1	0	0	0	0	1	2			
Claude Raymond, R (8, 1)										0	0	0	0	0	0	0			
Inning Stats	R: 0 E: 0 K: 1 S: 5	H: 1 LOB: 0 BB: 0 P: 5	R: 0 E: 0 K: 2 S: 7	H: 0 LOB: 3 BB: 3 P: 19	R: 0 E: 0 K: 2 S: 8	H: 1 LOB: 0 BB: 2 P: 16	R: 0 E: 0 K: 1 S: 5	H: 0 LOB: 0 BB: 0 P: 5	R: 0 E: 0 K: 0 S: 3	H: 0 LOB: 1 BB: 1 P: 7	R: 0 E: 0 K: 1 S: 5	H: 0 LOB: 0 BB: 0 P: 5	R: 4 E: 0 K: 1 S: 10	H: 5 LOB: 2 BB: 1 P: 14	R: 0 E: 0 K: 0 S: 4	H: 1 LOB: 1 BB: 0 P: 4	1B: 6 2B: 1 3B: 0 HR: 1	SF: 0 SAC: 1 DP: 0 HBP: 0	WP: 0 PA: 41 PB: 0 SB: 0 CS: 0
PITCHER	IP WLS BF H R ER SO BB IBB HBP BLK WP HR S P ERA WHIP																		
Mike Corkins, R (1, 1) ERA: 4.3	7.1 L 32 4 3 3 7 6 1 0 0 0 1 39 67 3.68 1.364																		
Ron Herbel, R (8, 1) ERA: 2.4	1.2 9 4 1 1 1 0 0 0 0 0 0 0 11 11 5.40 2.400																		

Batter	1	2	3	4	5	6	7	8	9	AB	R	H	RBI	BB	SO	LOB	BOTTOM		
Jose Arcia, R (1,6) OBP: 0.211, SLG: 0.091	0-0 6-3		0-3 K		0-3 K		0-0 1-3		0-0 F9	4	0	0	0	0	2	1	<p>Montreal Expos @ San Diego Padres San Diego Stadium, San Diego, CA Tue Apr 28 1970, 10:05 PM EDT Unknown</p> <p>livebaseballscores.com</p> <p>AB 31 R 2 H 5 RBI 2 BB 7 SO 9 LOB 19</p> 		
Al Ferrara, R (9, PH) OBP: 0.357, SLG: 0.412			0-0 F4		4-0 BB		0-0 F3		0-0 G3	4	1	1	1	1	0	2			
Steve Huntz, S (1,5) OBP: 0.400, SLG: 1.000	0-0 HR		0-0 F4		0-0 BB		0-0 F3		0-0 G3	4	1	1	1	1	0	2			
Cito Gaston, R (1,8) OBP: 0.333, SLG: 0.480	0-3 K		0-0 L4		0-0 F9			0-0 G6-4-3 1B		4	0	1	0	0	1	2			
Nate Colbert, R (1,3) OBP: 0.284, SLG: 0.500	0-0 F9		4-0 PB BB		0-3 K		0-0 K	0-0 G6-4-3 1B		3	0	0	0	1	1	1			
Dave Campbell, R (1,4) OBP: 0.333, SLG: 0.343		0-0 F6	0-3 K		0-0 FC5 BB		0-0 K	4-0 BB		3	0	1	0	1	1	1			
Ollie Brown, R (1,9) OBP: 0.286, SLG: 0.300		4-0 BB	4-0 IBB		4-0 IBB		4-0 BB	0-0 F7		1	0	0	0	3	0	1			
Jerry Morales, R (1,7) OBP: 0.193, SLG: 0.241	0-3 K		0-0 F7		0-3 K		0-3 K		0-0 1-3	4	0	0	0	0	2	5			
Chris Cannizzaro, R (1,2) OBP: 0.308, SLG: 0.239		0-0 6-3		0-0 BB		0-0 FC5		4-0 2B BB		3	0	1	0	1	0	3			
Ron Siucum, R (9, PR)										0	1	0	0	0	0	0			
Mike Corkins, R (1, 1) OBP: 0.111, SLG: 0.111			0-0 6-3		0-3 K		0-3 K		0-0 2B	3	0	0	0	0	2	1			
Ron Herbel, R (8, 1)										0	0	0	0	0	0	0			
Ray Webster, L (9, PH) OBP: 0.200, SLG: 0.267									1-H	1	0	1	1	0	0	0			
Inning Stats	R: 1 E: 0 K: 1 S: 6	H: 1 LOB: 0 BB: 0 P: 6	R: 0 E: 0 K: 1 S: 5	H: 0 LOB: 1 BB: 1 P: 9	R: 0 E: 0 K: 1 S: 5	H: 0 LOB: 0 BB: 0 P: 5	R: 0 E: 0 K: 1 S: 5	H: 0 LOB: 2 BB: 2 P: 13	R: 0 E: 0 K: 2 S: 8	H: 1 LOB: 2 BB: 1 P: 12	R: 0 E: 0 K: 1 S: 5	H: 0 LOB: 0 BB: 0 P: 5	R: 0 E: 0 K: 0 S: 3	H: 1 LOB: 1 BB: 1 P: 7	R: 1 E: 0 K: 0 S: 4	H: 1 LOB: 2 BB: 1 P: 8	1B: 3 2B: 1 3B: 0 HR: 1	SF: 0 SAC: 0 DP: 1 HBP: 0	WP: 0 PA: 38 PB: 1 SB: 0 CS: 0
PITCHER	IP WLS BF H R ER SO BB IBB HBP BLK WP HR S P ERA WHIP																		
Gary Waslewski, R (1, 1) ERA: 2.25	6.0 W 26 3 1 1 8 4 1 0 0 0 0 0 5 5 1.50 1.167																		
Howie Reed, R (7, 1) ERA: 7.56	1.0 W 3 0 0 0 1 0 0 0 0 0 0 0 5 5 0.00 0.000																		
Claude Raymond, R (8, 1) ERA: 3.0	2.0 S 9 2 1 1 0 2 0 0 0 0 0 0 7 15 4.50 2.000																		

Batter	1	2	3	4	5	6	7	8	9	AB	R	H	RBI	BB	SO	LOB	TOP			
Don Hahn, R (1.8) OBP: 0.667, SLG: 0.500										4	2	2	0	1	1	1	Montreal Expos @ San Diego Padres San Diego Stadium, San Diego, CA Tue Apr 28 1970, 10:05 PM EDT Att: 3,507 - Unknown			
Gary Sutherland, R (1.4) OBP: 0.214, SLG: 0.259										5	1	2	1	1	0	4				
Rusty Staub, L (1.9) OBP: 0.451, SLG: 0.456										3	1	1	1	2	0	1				
Bob Bailey, R (1.7) Mack Jones, L (5.7) OBP: 0.250, SLG: 0.154 OBP: 0.214, SLG: 0.275										2	0	0	0	0	0	2				
John Bateman, R (1.2) OBP: 0.333, SLG: 0.500										2	1	1	1	1	1	3				
Ron Fairly, L (1.3) OBP: 0.371, SLG: 0.439										5	0	2	1	0	1	4				
Coco Laboy, R (1.5) OBP: 0.214, SLG: 0.140										3	0	0	1	2	0	1				
Bobby Wine, R (1.6) OBP: 0.338, SLG: 0.356										5	1	2	0	0	2	5				
Steve Renko, R (1.1) OBP: 0.333, SLG: 0.333										5	0	2	0	0	0	1				
Inning Stats	R: 0 E: 0 K: 0 S: 2	H: 0 LOB: 0 BB: 1 P: 6	R: 0 E: 0 K: 1 S: 5	H: 0 LOB: 0 BB: 0 P: 5	R: 2 E: 1 K: 0 S: 6	H: 3 LOB: 2 BB: 1 P: 10	R: 0 E: 0 K: 1 S: 5	H: 1 LOB: 1 BB: 1 P: 9	R: 0 E: 0 K: 0 S: 3	H: 1 LOB: 3 BB: 2 P: 7	R: 2 E: 0 K: 1 S: 7	H: 2 LOB: 3 BB: 3 P: 19	R: 2 E: 0 K: 0 S: 6	H: 3 LOB: 1 BB: 0 P: 6	R: 1 E: 0 K: 1 S: 7	H: 2 LOB: 2 BB: 0 P: 8		1B: 7 2B: 4 3B: 1 HR: 1	SF: 0 SAC: 0 DP: 2 HBP: 1	WP: 0 PB: 0 SB: 1 CS: 2
PITCHER	IP WLS BF H R ER SO BB IBB HBP BLK WP HR S P ERA WHIP																			
Danny Coombs, L (1.1) ERA: 2.25	3.1 L 16 4 2 0 1 2 2 0 0 0 0 0 0 15 27 0.00 1.800																			
Gary Ross, R (4.1) ERA: 4.25	1.0 5 1 0 0 1 2 0 0 0 0 0 0 0 5 13 0.00 3.000																			
Dave Roberts, L (5.1) ERA: 1.86	0.2 2 0 0 0 1 0 0 0 0 0 0 0 0 4 4 0.00 0.000																			
Ron Herbel, R (6.1) ERA: 4.0	3.0 18 6 4 4 1 4 0 0 0 0 0 0 16 32 12.00 3.333																			
Mike Corkins, R (9.1) ERA: 4.5	1.0 6 2 1 1 1 0 0 1 0 0 0 1 7 8 9.00 2.000																			
Batter	1	2	3	4	5	6	7	8	9	AB	R	H	RBI	BB	SO	LOB	BOTTOM			
Dave Campbell, R (1.4) OBP: 0.329, SLG: 0.338										4	0	1	0	0	1	0	Montreal Expos @ San Diego Padres San Diego Stadium, San Diego, CA Tue Apr 28 1970, 10:05 PM EDT Att: 3,507 - Unknown			
Steve Huntz, S (1.6) OBP: 0.222, SLG: 0.500										4	0	0	0	0	2	3				
Cito Gaston, R (1.8) OBP: 0.341, SLG: 0.474										3	1	1	0	1	1	0				
Al Ferrara, R (1.7) OBP: 0.326, SLG: 0.368										4	0	0	0	0	0	2				
Nate Colbert, R (1.3) OBP: 0.295, SLG: 0.500										4	1	2	0	0	0	0				
Ollie Brown, R (1.9) OBP: 0.276, SLG: 0.302										3	1	1	0	1	0	0				
Ed Spiezio, R (1.5) OBP: 0.364, SLG: 0.357										2	0	0	0	1	1	3				
Bob Barton, R (1.2) Ray Webster, L (5.7) Chris Cannizzaro, R (6.2) OBP: 0.188, SLG: 0.071 OBP: 0.250, SLG: 0.267 OBP: 0.316, SLG: 0.271										0	0	0	0	1	0	0				
Danny Coombs, R (1.1) Gary Ross, R (4.1) Dave Roberts, L (5.1) Van Kelly, L (5.7) Ron Herbel, R (6.1) Ivan Murrell, R (8.7) Mike Corkins, R (9.1) Jerry Morales, R (9.7) OBP: 0.200, SLG: 0.400 OBP: 0.222, SLG: 0.500 OBP: 0.276, SLG: 0.302 OBP: 0.364, SLG: 0.357 OBP: 0.188, SLG: 0.071 OBP: 0.250, SLG: 0.267 OBP: 0.316, SLG: 0.271										1	0	0	0	0	0	1				
Inning Stats	R: 0 E: 0 K: 3 S: 9	H: 0 LOB: 0 BB: 0 P: 9	R: 0 E: 0 K: 0 S: 3	H: 0 LOB: 0 BB: 0 P: 3	R: 0 E: 0 K: 0 S: 2	H: 0 LOB: 0 BB: 1 P: 6	R: 0 E: 1 K: 1 S: 5	H: 0 LOB: 1 BB: 1 P: 9	R: 0 E: 0 K: 0 S: 4	H: 2 LOB: 2 BB: 1 P: 8	R: 0 E: 0 K: 0 S: 3	H: 0 LOB: 0 BB: 0 P: 3	R: 0 E: 0 K: 1 S: 6	H: 1 LOB: 2 BB: 1 P: 10	R: 3 E: 0 K: 1 S: 8	H: 3 LOB: 1 BB: 1 P: 12		1B: 5 2B: 2 3B: 0 HR: 0	SF: 0 SAC: 1 DP: 3 HBP: 0	WP: 0 PB: 0 SB: 0 CS: 1
PITCHER	IP WLS BF H R ER SO BB IBB HBP BLK WP HR S P ERA WHIP																			
Steve Renko, R (1.1) ERA: 5.66	9.0 W 36 6 3 3 6 5 0 0 0 0 0 0 43 63 3.00 1.222																			

AB	37
R	7
H	13
RBI	6
BB	9
SO	5
LOB	23



AB	30
R	3
H	6
RBI	3
BB	5
SO	6
LOB	15



Batter	1	2	3	4	5	6	7	8	9	AB	R	H	RBI	BB	SO	LOB	TOP			
Tommie Agee, R OBP: 0.310, SLG: 0.333 (1, 8)										4	1	1	0	0	1	1	New York Mets @ San Diego Padres San Diego Stadium, San Diego, CA Fri May 01 1970, 10:05 PM EDT Att: 18,176 - Unknown			
Bud Harrelson, S OBP: 0.413, SLG: 0.532 (1, 6)										4	1	2	0	0	0	1				
Cleon Jones, R OBP: 0.325, SLG: 0.303 (1, 7)										4	0	0	0	0	1	3				
Art Shamsky, L OBP: 0.400, SLG: 0.404 Ron Swoboda, R OBP: 0.421, SLG: 0.318 (8, PH) (8, 9)										2	0	0	0	1	0	1				
Donn Clendenon, R OBP: 0.313, SLG: 0.500 (1, 3)										4	0	2	2	0	0	0				
Joe Foy, R OBP: 0.273, SLG: 0.269 (1, 5)										4	0	0	0	0	1	3				
Wayne Garrett, L OBP: 0.318, SLG: 0.222 (1, 4)										3	0	1	0	1	2	2				
Duffy Dyer, R OBP: 0.281, SLG: 0.207 (1, 2)										3	0	1	0	1	0	1				
Tom Seaver, R OBP: 0.211, SLG: 0.263 (1, 1)										3	0	0	0	0	1	3				
Inning Stats	R: 0 E: 0 K: 0 S: 4	H: 1 LOB: 1 BB: 0 P: 4	R: 0 E: 0 K: 0 S: 4	H: 2 LOB: 2 BB: 1 P: 8	R: 2 E: 0 K: 3 S: 12	H: 3 LOB: 2 BB: 1 P: 16	R: 0 E: 0 K: 0 S: 4	H: 1 LOB: 1 BB: 0 P: 4	R: 0 E: 0 K: 0 S: 3	H: 0 LOB: 0 BB: 0 P: 3	R: 0 E: 0 K: 2 S: 7	H: 0 LOB: 0 BB: 0 P: 7	R: 0 E: 0 K: 0 S: 3	H: 0 LOB: 0 BB: 0 P: 3	R: 0 E: 0 K: 1 S: 5	H: 0 LOB: 0 BB: 0 P: 5	1B: 6 2B: 1 3B: 0 HR: 0	SF: 0 SAC: 0 DP: 2 HBP: 0	WP: 0 PB: 0 SB: 1 CS: 0	PA: 35
PITCHER	IP WLS BF H R ER SO BB IBB HBP BLK WP HR S P ERA WHIP	IP WLS BF H R ER SO BB IBB HBP BLK WP HR S P ERA WHIP																		
Al Santorini, R ERA: 2.84 Dave Roberts, L ERA: 1.69	(1, 1) 7.0 L 29 7 2 2 5 2 1 0 0 0 0 0 36 48 2.57 1.286	(8, 1) 2.0 6 0 0 0 1 0 0 0 0 0 0 0 8 8 0.00 0.000																		

AB	32
R	2
H	7
RBI	2
BB	3
SO	6
LOB	15



Batter	1	2	3	4	5	6	7	8	9	AB	R	H	RBI	BB	SO	LOB	BOTTOM	
Dave Campbell, R OBP: 0.329, SLG: 0.342 (1, 4)										4	0	0	0	0	2	0	New York Mets @ San Diego Padres San Diego Stadium, San Diego, CA Fri May 01 1970, 10:05 PM EDT Att: 18,176 - Unknown	
Steve Huntz, S OBP: 0.167, SLG: 0.471 (1, 6)										4	1	1	1	0	1	0		
Cito Gaston, R OBP: 0.333, SLG: 0.477 (1, 8)										4	0	0	0	0	2	0		
Al Ferrara, R OBP: 0.370, SLG: 0.442 Jose Arcia, R OBP: 0.211, SLG: 0.091 (9, PR)										3	0	0	0	1	2	0		
Nate Colbert, R OBP: 0.291, SLG: 0.481 (1, 3)										3	0	0	0	1	1	1		
Ollie Brown, R OBP: 0.303, SLG: 0.357 (1, 9)										4	0	1	0	0	1	2		
Ed Spiezio, R OBP: 0.350, SLG: 0.324 (1, 5)										2	0	1	0	1	0	0		
Chris Cannizzaro, R OBP: 0.317, SLG: 0.278 Ron Slocum, R (7, PR) (8, 2)										3	0	1	0	0	1	2		
Al Santorini, R Ray Webster, L OBP: 0.235, SLG: 0.250 Dave Roberts, L (8, 1)	(1, 1) 7.0 W 33 4 1 1 10 3 0 0 0 0 1 50 62 1.00 0.778	(8, 1) 2.0 6 0 0 0 1 0 0 0 0 0 0 0 8 8 0.00 0.000																
PITCHER	IP WLS BF H R ER SO BB IBB HBP BLK WP HR S P ERA WHIP	IP WLS BF H R ER SO BB IBB HBP BLK WP HR S P ERA WHIP																
Tom Seaver, R ERA: 1.74	(1, 1) 9.0 W 33 4 1 1 10 3 0 0 0 0 1 50 62 1.00 0.778	(8, 1) 2.0 6 0 0 0 1 0 0 0 0 0 0 0 8 8 0.00 0.000																

AB	30
R	1
H	4
RBI	1
BB	3
SO	10
LOB	7



Batter	1	2	3	4	5	6	7	8	9	AB	R	H	RBI	BB	SO	LOB	TOP		
Tommie Agee, R OBP: 0.307, SLG: 0.367 (1, 8)										4	1	1	2	0	1	0	New York Mets @ San Diego Padres San Diego Stadium, San Diego, CA Sat May 02 1970, 6:33 AM EDT Att: 6,465 - Unknown		
Bud Harrelson, S OBP: 0.417, SLG: 0.537 (1, 6)										3	1	1	0	1	0	1			
Cleon Jones, R OBP: 0.309, SLG: 0.286 (1, 7)										4	0	0	0	0	0	2			
Art Shamsky, L OBP: 0.373, SLG: 0.380 (1, 9)										3	0	0	1	0	0	1			
Mike Jorgensen, L OBP: 0.321, SLG: 0.500 (1, 3)										4	0	0	0	0	1	0			
Joe Foy, R OBP: 0.272, SLG: 0.268 (1, 5)										4	0	1	0	0	0	0			
Wayne Garrett, L OBP: 0.360, SLG: 0.350 Donn Clendenon, R OBP: 0.306, SLG: 0.489 (9, PH)										2	1	1	0	1	0	0			
Duffy Dyer, R OBP: 0.257, SLG: 0.188 (1, 2)										3	0	0	1	0	0	1			
Jim McAndrew, R OBP: 0.333, SLG: 0.667 Don Cardwell, R OBP: 0.226, SLG: 0.529 Ray Sadecki, L OBP: 0.300, SLG: 0.232 Ed Kranepool, L OBP: 0.290, SLG: 0.270 Tom Seaver, R OBP: 0.290, SLG: 0.270 Ron Taylor, R OBP: 0.290, SLG: 0.270 (1, 1)										0	0	0	0	0	0	0			
Inning Stats	R: 0 E: 0 K: 1 S: 5	H: 0 LOB: 1 BB: 1 P: 9	R: 0 E: 0 K: 0 S: 3	H: 0 LOB: 1 BB: 1 P: 7	R: 0 E: 0 K: 1 S: 5	H: 0 LOB: 0 BB: 0 P: 5	R: 0 E: 0 K: 0 S: 3	H: 0 LOB: 0 BB: 0 P: 3	R: 0 E: 0 K: 0 S: 6	H: 3 LOB: 0 BB: 0 P: 6	R: 1 E: 0 K: 0 S: 4	H: 1 LOB: 0 BB: 0 P: 4	R: 0 E: 1 K: 0 S: 3	H: 0 LOB: 0 BB: 0 P: 3	R: 0 E: 0 K: 1 S: 6	H: 1 LOB: 1 BB: 0 P: 6		1B: 1 2B: 1 3B: 2 HR: 1	SF: 1 SAC: 0 DP: 1 HBP: 0
PITCHER	IP WLS BF H R ER SO BB IBB HBP BLK WP HR S P ERA WHIP																		
Clay Kirby, R ERA: 4.3 Ron Herbel, R ERA: 3.96	(1, 1) (7, 1)	6.0 W 23 3 3 3 2 2 0 0 0 0 0 1 25 33 4.50 0.833																	

Batter	1	2	3	4	5	6	7	8	9	AB	R	H	RBI	BB	SO	LOB	BOTTOM		
Dave Campbell, R OBP: 0.326, SLG: 0.333 (1, 4)										2	0	0	1	1	1	1	New York Mets @ San Diego Padres San Diego Stadium, San Diego, CA Sat May 02 1970, 6:33 AM EDT Att: 6,465 - Unknown		
Steve Huntz, S OBP: 0.182, SLG: 0.400 (1, 6)										3	0	0	0	1	0	1			
Cito Gaston, R OBP: 0.319, SLG: 0.456 (1, 8)										4	0	0	0	0	0	2			
Al Ferrara, R OBP: 0.379, SLG: 0.447 Jerry Morales, R OBP: 0.190, SLG: 0.236 (9, 7)										4	0	2	0	0	0	1			
Nate Colbert, R OBP: 0.289, SLG: 0.481 (1, 3)										4	1	1	0	0	1	2			
Ollie Brown, R OBP: 0.304, SLG: 0.370 (1, 9)										3	1	1	1	0	0	1			
Ed Spiezio, R OBP: 0.372, SLG: 0.378 (1, 5)										3	2	2	1	0	0	0			
Chris Cannizzaro, R OBP: 0.333, SLG: 0.316 (1, 2)										3	1	2	1	0	0	0			
Clay Kirby, R OBP: 0.311, SLG: 0.111 Ron Herbel, R ERA: 3.27 (7, 1)										1	0	0	0	0	1	1			
Inning Stats	R: 0 E: 0 K: 0 S: 3	H: 4 LOB: 1 BB: 1 P: 7	R: 4 E: 0 K: 0 S: 7	H: 4 LOB: 1 BB: 1 P: 11	R: 0 E: 0 K: 0 S: 3	H: 1 LOB: 0 BB: 0 P: 3	R: 1 E: 0 K: 2 S: 8	H: 2 LOB: 1 BB: 0 P: 8	R: 0 E: 0 K: 1 S: 6	H: 1 LOB: 1 BB: 0 P: 6	R: 0 E: 0 K: 0 S: 3	H: 0 LOB: 0 BB: 0 P: 3	R: 0 E: 0 K: 0 S: 3	H: 0 LOB: 0 BB: 0 P: 3	R: 0 E: 0 K: 0 S: 3	H: 0 LOB: 0 BB: 0 P: 3		1B: 4 2B: 6 3B: 0 HR: 0	SF: 1 SAC: 1 DP: 3 HBP: 0
PITCHER	IP WLS BF H R ER SO BB IBB HBP BLK WP HR S P ERA WHIP																		
Jim McAndrew, R ERA: 9.9 Don Cardwell, R ERA: 2.84 Ray Sadecki, L ERA: 6.0 Ron Taylor, R ERA: 3.27	(1, 1) (2, 1) (6, 1) (7, 1)	1.0 L 9 4 4 4 4 0 1 0 0 0 0 1 0 19 23 2.25 1.250																	

Batter	1	2	3	4	5	6	7	8	9	10	AB	R	H	RBI	BB	SO	LOB	TOP
Tommie Agee, R OBP: 0.301, SLG: 0.357 (1, 8)	F9		BB 1B		E5		K			K	5	0	1	0	0	2	1	New York Mets @ San Diego Padres San Diego Stadium, San Diego, CA Sun May 03 1970, 6:33 AM EDT Unknown livebaseballscorecards.com
Bud Harrelson, S OBP: 0.416, SLG: 0.518 (1, 6)	F7		S 1B BB		K			FC6-4 HBP BB		1-3	3	1	0	0	2	1	1	
Cleon Jones, R OBP: 0.302, SLG: 0.270 (1, 7)	3-1		K					FC6-4 HBP		K	4	0	0	0	0	2	1	
Art Shamsky, L OBP: 0.365, SLG: 0.370 (1, 9)		G3						K		K	4	0	1	1	0	2	2	
Donn Clendenon, R OBP: 0.263, SLG: 0.451 (1, 3)		1-3						F7		FC6-4 FC6-4	4	0	0	0	0	1	2	
Jos Foy, R OBP: 0.282, SLG: 0.293 (1, 5)		E 1B 2B						FC6-4		FC6-4	4	2	2	0	0	0	2	
Wayne Garrett, L OBP: 0.345, SLG: 0.304 (1, 4)								F8 SH5-3 1B			3	0	0	0	1	1	1	
Duffy Dyer, R OBP: 0.282, SLG: 0.200 (1, 2)								K		6-3	3	0	1	1	1	1	0	
Jerry Koosman, R OBP: 0.133, SLG: 0.071 Cal Koonce, R (7, 1)								SH5-3 IBB		K	2	0	0	1	0	1	2	
Inning Stats	R: 0 E: 0 K: 0 S: 3	H: 0 LOB: 0 BB: 0 P: 3	R: 1 E: 1 K: 0 S: 5	H: 2 LOB: 2 BB: 1 P: 9	R: 1 E: 0 K: 1 S: 5	H: 2 LOB: 1 BB: 1 P: 9	R: 0 E: 0 K: 1 S: 5	H: 0 LOB: 0 BB: 0 P: 5	R: 0 E: 1 K: 3 S: 10	H: 0 LOB: 1 BB: 1 P: 10	R: 0 E: 0 K: 2 S: 7	H: 0 LOB: 0 BB: 0 P: 7	R: 0 E: 0 K: 2 S: 7	H: 0 LOB: 0 BB: 0 P: 7	1B: 4 2B: 1 3B: 0 HR: 0	SF: 0 SAC: 1 DP: 0 HBP: 1	WP: 0 PA: 39 PB: 0 SB: 2 CS: 0	
PITCHER	IP WLS BF H R ER SO BB IBB HBP BLK WP HR S P ERA WHIP	IP WLS BF H R ER SO BB IBB HBP BLK WP HR S P ERA WHIP																
Mike Corkins, R ERA: 4.35 (1, 1)	7.0	28	5	3	3	7	BB: 1	IBB: 2	HBP: 0	BLK: 0	WP: 0	HR: 0	S: 39	P: 51	3.86	0.857		
Gary Ross, R ERA: 4.20 (8, 1)	0.0	2	0	0	0	0	1	0	1	0	0	0	0	0	5	∞	∞	
Dave Roberts, L ERA: 1.48 (8, 1)	3.0	9	0	0	0	5	0	0	0	0	0	0	0	19	19	0.00	0.000	

Batter	1	2	3	4	5	6	7	8	9	10	AB	R	H	RBI	BB	SO	LOB	BOTTOM			
Dave Campbell, R OBP: 0.319, SLG: 0.326 (1, 4)	F7		6-3					P6		5-3	5	0	1	0	0	0	1	New York Mets @ San Diego Padres San Diego Stadium, San Diego, CA Sun May 03 1970, 6:33 AM EDT Unknown livebaseballscorecards.com			
Steve Huntz, S OBP: 0.259, SLG: 0.417 (1, 6)								FC5-4 1B			4	0	2	0	1	0	1				
Cito Gaston, R OBP: 0.323, SLG: 0.484 (1, 8)								FC5-4 1B			5	1	2	2	0	0	2				
Ivan Murrell, R OBP: 0.200, SLG: 0.400 (1, 7)								F9			4	0	0	0	0	1	1				
Nate Colbert, R OBP: 0.267, SLG: 0.482 (1, 3)								F3 FC5-4			4	1	1	0	0	1	0				
Ollie Brown, R OBP: 0.301, SLG: 0.364 (1, 9)								E5 1B			4	1	1	0	0	0	1				
Ed Spiezio, R OBP: 0.362, SLG: 0.366 (1, 5)								F9			4	1	1	0	0	0	1				
Ron Slocum, R Al Ferrara, R Tommy Davis, R Gary Ross, R Dave Roberts, L Ray Webster, L (1, 3) (7, PH) (7, PH) (8, 1) (8, 1) (10, PH)								6-3			1	0	0	0	1	0	0				
Mike Corkins, R Chris Cannizzaro, R (1, 1) (7, PH)								F7			2	0	0	0	0	2	1				
Inning Stats	R: 0 E: 0 K: 0 S: 3	H: 1 LOB: 0 BB: 0 P: 3	R: 0 E: 0 K: 1 S: 6	H: 1 LOB: 1 BB: 0 P: 6	R: 0 E: 0 K: 1 S: 5	H: 0 LOB: 0 BB: 0 P: 5	R: 1 E: 0 K: 0 S: 4	H: 1 LOB: 0 BB: 0 P: 4	R: 0 E: 0 K: 2 S: 7	H: 0 LOB: 1 BB: 1 P: 11	R: 0 E: 1 K: 0 S: 6	H: 3 LOB: 2 BB: 0 P: 6	R: 0 E: 0 K: 0 S: 4	H: 1 LOB: 1 BB: 0 P: 4	R: 0 E: 0 K: 1 S: 5	H: 0 LOB: 0 BB: 0 P: 5	R: 1 E: 0 K: 0 S: 4		H: 2 LOB: 2 BB: 1 P: 8	1B: 8 2B: 1 3B: 0 HR: 1	SF: 0 SAC: 0 DP: 2 HBP: 0
PITCHER	IP WLS BF H R ER SO BB IBB HBP BLK WP HR S P ERA WHIP	IP WLS BF H R ER SO BB IBB HBP BLK WP HR S P ERA WHIP																			
Jerry Koosman, L ERA: 2.6 (1, 1)	6.1	26	7	3	2	4	BB: 1	IBB: 0	HBP: 0	BLK: 0	WP: 0	HR: 1	S: 33	P: 37	2.84	1.263					
Cal Koonce, R ERA: 3.48 (7, 1)	3.1	13	3	1	1	1	0	1	0	0	0	0	0	14	18	2.70	0.900				

Batter	1	2	3	4	5	6	7	8	9	AB	R	H	RBI	BB	SO	LOB	TOP																	
Dave Campbell, R OBP: 0.316, SLG: 0.316 (1, 4)	F8			F8			5-3	F8		5	0	1	2	0	0	2																		
Steve Huntz, S OBP: 0.276, SLG: 0.515 (1, 6)							4-3			5	2	3	2	0	1	2																		
Cito Gaston, R OBP: 0.315, SLG: 0.490 (1, 8)										5	2	2	2	0	1	3																		
Al Ferrara, R OBP: 0.412, SLG: 0.545 Jerry Morales, R OBP: 0.190, SLG: 0.236 (1, 7) (9, 7)										4	1	2	2	1	1	0																		
Nate Colbert, R OBP: 0.280, SLG: 0.462 (1, 3)										5	1	1	0	0	1	3																		
Olite Brown, R OBP: 0.315, SLG: 0.402 Ivan Murrell, R OBP: 0.211, SLG: 0.368 (1, 9) (9, 9)										4	3	2	1	1	0	1																		
Ed Spiezio, R OBP: 0.375, SLG: 0.400 (1, 5)										5	1	1	0	0	0	3																		
Chris Cannizzaro, R OBP: 0.361, SLG: 0.317 Jose Ariza, R OBP: 0.211, SLG: 0.091 Ron Slocum, R OBP: 0.400, SLG: 0.500 (1, 2) (8, PR) (8, 2)										2	1	0	0	2	0	2																		
Al Santorini, R OBP: 0.167, SLG: 0.333 Ron Herbel, R OBP: 0.190, SLG: 0.200 Dave Roberts, L OBP: 0.190, SLG: 0.200 (1, 1) (1, 1) (7, 1) (8, PH) (8, 1)										1	0	0	0	0	0	1																		
Inning Stats	R: 0 E: 0 K: 2 S: 8	H: 1 LOB: 2 BB: 1 P: 12	R: 2 E: 1 K: 1 S: 8	H: 2 LOB: 2 BB: 1 P: 12	R: 0 E: 0 K: 0 S: 4	H: 1 LOB: 1 BB: 0 P: 4	R: 2 E: 0 K: 0 S: 4	H: 1 LOB: 0 BB: 1 P: 8	R: 0 E: 0 K: 1 S: 5	H: 0 LOB: 0 BB: 0 P: 5	R: 2 E: 0 K: 0 S: 5	H: 2 LOB: 0 BB: 0 P: 5	R: 1 E: 0 K: 0 S: 4	H: 1 LOB: 2 BB: 1 P: 8	R: 4 E: 0 K: 0 S: 8	H: 5 LOB: 1 BB: 0 P: 8	1B: 7 2B: 2 3B: 0 HR: 4	SF: 0 SAC: 2 DP: 0 HBP: 0	WP: 0 PB: 0 SB: 1 CS: 0	PA: 45														
PITCHER	IP WLS BF H R ER SO BB IBB HBP BLK WP HR S P ERA WHIP																																	
Grant Jackson, L ERA: 7.01 (1, 1)	3.2	20	5	4	4	3	3	0	0	0	0	0	1	23	35	9.82	2.182																	
Barry Lersch, R ERA: 3.38 (4, 1)	3.1	12	2	2	2	2	0	0	0	0	0	0	1	16	16	5.40	0.600																	
Dick Selma, R ERA: 3.18 (8, 1)	1.1	L	9	4	4	4	0	1	0	0	0	0	2	8	12	27.00	3.750																	
Bill Wilson, R ERA: 4.63 (9, 1)	0.2		4	2	1	1	0	0	0	0	0	0	0	4	4	13.50	3.000																	

San Diego Padres @ Philadelphia Phillies
 Shibe Park, Philadelphia, PA
 Tue May 05 1970, 7:05 PM EDT
 Att: 4,382 - Unknown

AB	39
R	11
H	13
RBI	11
BB	4
SO	5
LOB	18



Batter	1	2	3	4	5	6	7	8	9	AB	R	H	RBI	BB	SO	LOB	BOTTOM																
Denny Doyle, L OBP: 0.286, SLG: 0.333 Jim Hutto, R OBP: 0.364, SLG: 0.636 Byron Browne, R OBP: 0.283, SLG: 0.255 (1, 4) (8, PH) (8, PR) (9, 9)										2	1	0	0	2	1	1																	
Tony Taylor, R OBP: 0.317, SLG: 0.241 (1, 7) (9, 4)										4	1	0	0	1	0	2																	
John Briggs, L OBP: 0.296, SLG: 0.318 (1, 9) (9, 7)										5	1	4	1	0	0	1																	
Deron Johnson, R OBP: 0.284, SLG: 0.440 (1, 3)										5	0	0	0	0	2	5																	
Don Money, R OBP: 0.470, SLG: 0.616 (1, 5)										4	2	2	1	1	0	1																	
Larry Hisle, R OBP: 0.340, SLG: 0.393 (1, 8)										5	1	1	2	0	1	4																	
Larry Bowa, S OBP: 0.244, SLG: 0.215 (1, 6)										5	1	3	0	0	0	1																	
Mike Compton, R OBP: 0.385, SLG: 0.545 (1, 2)										5	1	2	2	0	0	1																	
Grant Jackson, S Barry Lersch, S Ron Stone, L Dick Selma, R Bill Wilson, R Sam Parrilla, R (1, 1) (4, 1) (7, PH) (8, 1) (9, 1) (9, PH)										2	0	0	0	0	1	1																	
Inning Stats	R: 7 E: 1 K: 1 S: 11	H: 5 LOB: 1 BB: 2 P: 19	R: 0 E: 0 K: 2 S: 8	H: 1 LOB: 0 BB: 0 P: 8	R: 0 E: 0 K: 1 S: 6	H: 1 LOB: 1 BB: 0 P: 6	R: 0 E: 0 K: 1 S: 5	H: 0 LOB: 2 BB: 2 P: 13	R: 0 E: 0 K: 0 S: 3	H: 0 LOB: 0 BB: 0 P: 3	R: 0 E: 0 K: 0 S: 4	H: 1 LOB: 1 BB: 0 P: 4	R: 1 E: 1 K: 0 S: 5	H: 1 LOB: 1 BB: 0 P: 5	R: 0 E: 0 K: 0 S: 4	H: 2 LOB: 1 BB: 0 P: 4	R: 0 E: 0 K: 1 S: 7	H: 2 LOB: 2 BB: 0 P: 7	1B: 6 2B: 5 3B: 0 HR: 2	SF: 0 SAC: 0 DP: 1 HBP: 0	WP: 0 PB: 0 SB: 2 CS: 0	PA: 45											
PITCHER	IP WLS BF H R ER SO BB IBB HBP BLK WP HR S P ERA WHIP																																
Al Santorini, R ERA: 4.22 (1, 1)	0.1	7	4	6	5	0	1	0	0	0	0	1	32	44	1.59	1.412																	
Danny Coombs, L ERA: 1.9 (1, 1)	5.2	25	5	2	1	5	3	0	0	0	0	0	4	4	0.00	0.000																	
Ron Herbel, R ERA: 3.68 (7, 1)	1.0		4	0	0	0	0	0	0	0	0	0	4	4	0.00	0.000																	
Dave Roberts, L ERA: 1.37 (8, 1)	2.0	W	9	4	0	0	1	0	0	0	0	0	11	11	0.00	2.000																	

San Diego Padres @ Philadelphia Phillies
 Shibe Park, Philadelphia, PA
 Tue May 05 1970, 7:05 PM EDT
 Att: 4,382 - Unknown

AB	41
R	8
H	13
RBI	6
BB	4
SO	6
LOB	20



Batter	1	2	3	4	5	6	7	8	9	AB	R	H	RBI	BB	SO	LOB	TOP			
Dave Campbell, R (1,4) OBP: 0.306, SLG: 0.310	F5	K				6-3			5-3	5	0	1	0	0	1	1				
Steve Huntz, S (1,6) OBP: 0.275, SLG: 0.472	BB	P4		P6			5-3			3	0	0	0	1	0	3				
Cito Gaston, R (1,8) OBP: 0.304, SLG: 0.472	F3		K	L9			K			4	0	0	0	0	2	3				
Al Ferrara, R (1,7) OBP: 0.403, SLG: 0.525	K		F9				5-3			4	0	1	0	0	1	1				
Nate Colbert, R (1,3) OBP: 0.298, SLG: 0.505		HR	1B	1B		F7		CS	1B	4	1	3	1	0	0	1				
Ollie Brown, R (1,9) OBP: 0.323, SLG: 0.419		1B	2B	1B		K		F2		4	1	2	0	0	1	2				
Van Kelly, L (1,5) OBP: 0.228, SLG: 0.176		E	1B	P1		L9		F5		4	1	1	1	0	0	4				
Chris Cannizzaro, R (1,2) OBP: 0.342, SLG: 0.299		K		4-3		4-3		6-3		4	0	0	0	0	1	1				
Clay Kirby, R (1,1) OBP: 0.250, SLG: 0.250		E1				K		3-1		3	0	2	0	0	1	0				
Ron Herbel, R (8,1)										0	0	0	0	0	0	0				
Ivan Murrell, R (9, PH) OBP: 0.200, SLG: 0.350		1B		1B						1	0	0	0	0	0	0				
Inning Stats	R: 0 E: 0 K: 1 S: 5	H: 0 LOB: 1 BB: 1 P: 9	R: 3 E: 1 K: 2 S: 11	H: 4 LOB: 1 BB: 0 P: 11	R: 0 E: 0 K: 1 S: 7	H: 2 LOB: 2 BB: 0 P: 7	R: 0 E: 0 K: 0 S: 5	H: 2 LOB: 2 BB: 0 P: 5	R: 0 E: 0 K: 1 S: 6	H: 1 LOB: 1 BB: 0 P: 6	R: 0 E: 0 K: 1 S: 5	H: 0 LOB: 0 BB: 0 P: 5	R: 0 E: 0 K: 0 S: 3	H: 1 LOB: 0 BB: 0 P: 3	R: 0 E: 0 K: 0 S: 3	H: 0 LOB: 0 BB: 0 P: 3	1B: 8 2B: 1 3B: 0 HR: 1	SF: 0 SAC: 0 DP: 0 HBP: 0	WP: 0 PB: 0 SB: 1 CS: 0	PA: 37
PITCHER	IP	WLS	BF	H	R	ER	SO	BB	IBB	HBP	BLK	WP	HR	S	P	ERA	WHIP			
Jim Bunning, R (1,1) ERA: 2.48	7.0		31	9	3	2	7	1	0	0	0	0	1	44	48	2.57	1.429			
Dick Selma, R (8,1) ERA: 3.0	1.0	W	3	1	0	0	0	0	0	0	0	0	0	3	3	0.00	1.000			
Joe Hoerner, L (9,1) ERA: 0.68	1.0	S	3	0	0	0	0	0	0	0	0	0	0	3	3	0.00	0.000			

San Diego Padres @ Philadelphia Phillies
Shibe Park, Philadelphia, PA
Wed May 06 1970, 7:05 PM EDT
Att: 2,263 - Unknown


AB 36
R 3
H 10
RBI 2
BB 1
SO 7
LOB 16



Batter	1	2	3	4	5	6	7	8	9	AB	R	H	RBI	BB	SO	LOB	BOTTOM			
Denny Doyle, L (1,4) OBP: 0.304, SLG: 0.366	E									3	1	2	0	1	0	0				
Tony Taylor, R (1,7) OBP: 0.297, SLG: 0.224	E3		G4-6-3		E5		5-3			4	1	0	0	0	0	3				
John Briggs, L (1,9) OBP: 0.284, SLG: 0.337	F8		5-3					F4		4	0	1	1	0	0	2				
Deron Johnson, R (1,3) OBP: 0.293, SLG: 0.471	K			1B	F8			HR		3	1	1	1	1	1	2				
Don Money, R (1,5) OBP: 0.460, SLG: 0.592	4-3			P6		K		1B	BB	3	1	0	0	1	1	2				
Larry Hisle, R (1,8) OBP: 0.337, SLG: 0.386		K		K		F9		WP	BB	4	0	1	0	0	2	1				
Larry Bowa, S (1,6) OBP: 0.256, SLG: 0.220		F7				1-3		WP	BB	3	0	1	0	1	0	0				
Mike Compton, R (1,2) OBP: 0.333, SLG: 0.462										2	0	0	0	0	0	2				
Del Bates, L (7, PH) (8,2)		6-3			P6				P4	2	0	0	0	0	0	3				
Jim Bunning, R (1,1)										1	0	0	0	1	0	0				
Ron Stone, L (7, PH) OBP: 0.200, SLG: 0.240										1	0	0	0	0	0	0				
Dick Selma, R (8,1)										0	0	0	0	0	0	0				
Jim Hutto, R (8, PH) OBP: 0.333, SLG: 0.583										1	0	0	0	0	1	2				
Joe Hoerner, R (9,1)										0	0	0	0	0	0	0				
Inning Stats	R: 1 E: 1 K: 1 S: 7	H: 1 LOB: 1 BB: 0 P: 7	R: 0 E: 0 K: 1 S: 5	H: 0 LOB: 0 BB: 0 P: 5	R: 0 E: 0 K: 0 S: 3	H: 1 LOB: 1 BB: 1 P: 7	R: 0 E: 0 K: 1 S: 6	H: 1 LOB: 2 BB: 1 P: 10	R: 1 E: 1 K: 0 S: 5	H: 1 LOB: 1 BB: 0 P: 5	R: 0 E: 0 K: 1 S: 5	H: 0 LOB: 0 BB: 0 P: 5	R: 0 E: 0 K: 0 S: 3	H: 0 LOB: 1 BB: 1 P: 7	R: 2 E: 0 K: 1 S: 7	H: 2 LOB: 2 BB: 2 P: 15	1B: 3 2B: 0 3B: 2 HR: 1	SF: 0 SAC: 0 DP: 1 HBP: 0	WP: 1 PB: 0 SB: 1 CS: 0	PA: 36
PITCHER	IP	WLS	BF	H	R	ER	SO	BB	IBB	HBP	BLK	WP	HR	S	P	ERA	WHIP			
Clay Kirby, R (1,1) ERA: 3.93	7.1	L	32	5	4	2	4	4	0	0	0	1	0	36	52	2.46	1.227			
Ron Herbel, R (8,1) ERA: 3.57	0.2		4	1	0	0	1	1	0	0	0	1	0	5	9	0.00	3.000			

San Diego Padres @ Philadelphia Phillies
Shibe Park, Philadelphia, PA
Wed May 06 1970, 7:05 PM EDT
Att: 2,263 - Unknown

AB 31
R 4
H 6
RBI 2
BB 5
SO 5
LOB 17



Batter	1	2	3	4	5	6	7	8	9	AB	R	H	RBI	BB	SO	LOB	TOP																		
Dave Campbell, R OBP: 0.319, SLG: 0.337 (1, 4)										4	2	2	0	1	1	4	San Diego Padres @ Philadelphia Phillies Shibe Park, Philadelphia, PA Thu May 07 1970, 7:05 PM EDT Att: 2,045 - Unknown																		
Steve Huntz, S OBP: 0.333, SLG: 0.564 (1, 6)										3	1	2	3	2	0	1																			
Cito Gaston, R OBP: 0.308, SLG: 0.469 (1, 8)										5	0	2	1	0	3	7																			
Al Ferrara, R OBP: 0.390, SLG: 0.492 Ivan Murrell, R OBP: 0.200, SLG: 0.350 (8, 7)										4	0	0	0	1	0	5																			
Nate Colbert, R OBP: 0.312, SLG: 0.566 (1, 3)										4	2	2	2	1	0	1																			
Ollie Brown, R OBP: 0.316, SLG: 0.407 (1, 9)										5	0	1	0	0	1	1																			
Ed Spiezio, R OBP: 0.377, SLG: 0.389 (1, 5)										4	2	1	0	1	2	1																			
Bob Barton, R OBP: 0.318, SLG: 0.263 (1, 2)										5	0	3	1	0	0	0																			
Pat Dobson, R OBP: 0.188, SLG: 0.133 Ron Herbel, R (8, 1)										4	1	2	0	0	1	2																			
Inning Stats	R: 1 E: 0 K: 0 S: 4	H: 2 LOB: 0 BB: 4 P: 4	R: 2 E: 0 K: 1 S: 8	H: 3 LOB: 3 BB: 2 P: 16	R: 0 E: 0 K: 1 S: 5	H: 1 LOB: 1 BB: 1 P: 9	R: 2 E: 0 K: 1 S: 8	H: 3 LOB: 1 BB: 0 P: 8	R: 0 E: 0 K: 2 S: 8	H: 1 LOB: 3 BB: 2 P: 16	R: 1 E: 0 K: 0 S: 4	H: 2 LOB: 1 BB: 1 P: 8	R: 1 E: 0 K: 1 S: 6	H: 2 LOB: 0 BB: 0 P: 6	R: 1 E: 0 K: 1 S: 6	H: 1 LOB: 0 BB: 0 P: 6		1B: 9 2B: 3 3B: 0 HR: 3	SF: 0 SAC: 0 DP: 3 HBP: 0	WP: 1 PB: 1 SB: 1 CS: 1	PA: 44														
PITCHER	IP	WLS	BF	H	R	ER	SO	BB	IBB	HBP	BLK	WP	HR	S	P	ERA	WHIP																		
Chris Short, L ERA: 5.06 Lowell Palmer, R ERA: 2.57 Bill Wilson, R ERA: 4.61 Dick Selma, R ERA: 3.6	(1, 1)	1.2	L	11	5	3	0	2	0	0	0	0	1	9	17	16.20	4.200																		
																		PITCHER	IP	WLS	BF	H	R	ER	SO	BB	IBB	HBP	BLK	WP	HR	S	P	ERA	WHIP

AB	38
R	8
H	15
RBI	7
BB	6
SO	8
LOB	22



Batter	1	2	3	4	5	6	7	8	9	AB	R	H	RBI	BB	SO	LOB	BOTTOM																		
Denny Doyle, L OBP: 0.299, SLG: 0.367 (1, 4)										5	0	1	1	0	1	5	San Diego Padres @ Philadelphia Phillies Shibe Park, Philadelphia, PA Thu May 07 1970, 7:05 PM EDT Att: 2,045 - Unknown																		
Tony Taylor, R OBP: 0.318, SLG: 0.242 (1, 7)										4	0	2	0	1	1	0																			
John Briggs, L OBP: 0.280, SLG: 0.320 (1, 9)										5	0	0	0	0	3	3																			
Deron Johnson, R OBP: 0.291, SLG: 0.462 (1, 3)										4	0	1	0	0	0	1																			
Don Money, R OBP: 0.451, SLG: 0.588 (1, 5)										4	1	1	0	0	0	3																			
Larry Hisle, R OBP: 0.352, SLG: 0.382 (1, 8)										1	0	0	0	3	1	0																			
Del Bates, L OBP: 0.333, SLG: 0.200 (1, 2)										3	0	1	1	1	1	4																			
Larry Bowa, S OBP: 0.255, SLG: 0.212 (1, 6)										3	1	0	0	1	0	4																			
Chris Short, R Lowell Palmer, R Ron Stone, L Bill Wilson, R Jim Hutto, R Dick Selma, R Byron Browne, R (1, 1) (2, 1) (5, PH) (8, 1) (7, PH) (8, 1) (9, PH)	(1, 1)									0	0	0	0	0	0	0																			
Inning Stats	R: 0 E: 0 K: 1 S: 5	H: 0 LOB: 0 BB: 0 P: 5	R: 0 E: 0 K: 1 S: 5	H: 0 LOB: 0 BB: 0 P: 5	R: 0 E: 0 K: 2 S: 7	H: 0 LOB: 0 BB: 0 P: 7	R: 1 E: 0 K: 0 S: 5	H: 2 LOB: 2 BB: 1 P: 9	R: 0 E: 0 K: 2 S: 3	H: 0 LOB: 2 BB: 2 P: 7	R: 0 E: 0 K: 0 S: 5	H: 0 LOB: 3 BB: 1 P: 9	R: 1 E: 0 K: 2 S: 8	H: 2 LOB: 1 BB: 1 P: 12	1B: 4 2B: 2 3B: 0 HR: 0	SF: 0 SAC: 0 DP: 0 HBP: 0		WP: 1 PB: 0 SB: 0 CS: 0	PA: 39																
PITCHER	IP	WLS	BF	H	R	ER	SO	BB	IBB	HBP	BLK	WP	HR	S	P	ERA	WHIP																		
Pat Dobson, R ERA: 3.42 Ron Herbel, R ERA: 3.75	(1, 1)	7.2	S	32	4	1	6	5	0	0	0	0	0	9	17	1.17	1.174																		
																		PITCHER	IP	WLS	BF	H	R	ER	SO	BB	IBB	HBP	BLK	WP	HR	S	P	ERA	WHIP



Batter	1	2	3	4	5	6	7	8	9	AB R H RBI BB SO LOB	TOP												
Dave Campbell, R (1.4) OBP: 0.322, SLG: 0.339	0-3 K		0-3 K		0-0 SH3-4	0-3 K		0-0 E	0-0 K	5 1 2 0 0 3 1	San Diego Padres @ Montreal Expos Jarry Park, Montreal, QB Fri May 08 1970, 7:05 PM EDT Unknown												
Steve Huntz, S (1.6) OBP: 0.294, SLG: 0.489	0-0 G3		0-0 F4		0-0 G3	0-0 E5		0-3 K	0-3 K	6 0 0 0 0 2 6													
Cito Gaston, R (1.8) OBP: 0.320, SLG: 0.470	4-0 BB			0-0 G1-4-3	0-0 1B	0-0 1B	0-0 FC6-4	0-0 E9		4 1 2 1 1 0 2													
Al Ferrara, R (1.7) OBP: 0.378, SLG: 0.471	0-0 F7			0-0 G1-4-3	0-0 1B	0-0 1B	0-0 F8	0-0 5-3		5 1 1 0 0 0 5													
Jerry Morales, R (8.7) OBP: 0.190, SLG: 0.236				0-0 G1-4-3	0-0 1B	0-0 1B	0-0 F8			0 0 0 0 0 0 0													
Nate Colbert, R (1.3) OBP: 0.316, SLG: 0.553		0-0 6-3		0-0 2B	0-0 1B	0-0 BB	0-3 K	0-3 K		4 2 1 0 1 2 0													
Ivan Murrell, R (1.9) OBP: 0.320, SLG: 0.520		0-0 1B		0-0 HR	0-0 1B	0-0 1B	0-0 5-3	0-0 HR		5 2 4 2 0 0 0													
Van Kelly, L (1.5) OBP: 0.250, SLG: 0.259	0-0 F7			0-0 HR	0-0 1B	0-0 1B	0-3 K	0-0 5-3		3 1 2 4 0 0 1													
Ed Spiezio, R (7.7) OBP: 0.365, SLG: 0.375		0-0 F4		0-3 K	0-0 FC6-4	0-0 FC6-4		0-0 5-3		2 0 0 0 0 1 1													
Chris Cannizzaro, R (1.2) OBP: 0.346, SLG: 0.347		0-0 F4		0-3 K	0-0 FC6-4	0-0 FC6-4		0-0 E	0-0 HR	5 2 2 2 0 1 3													
Mike Corkins, R (1.1) OBP: 0.250, SLG: 0.200			0-3 K		0-0 G3	0-0 SH3-4	0-0 FC6-4	0-3 K	0-0 1B	4 1 2 0 1 2 1													
Inning Stats	R: 0 E: 0 K: 1 S: 5	H: 0 LOB: 1 BB: 1 P: 9	R: 0 E: 0 K: 0 S: 4	H: 1 LOB: 1 BB: 0 P: 4	R: 0 E: 0 K: 2 S: 7	H: 0 LOB: 0 BB: 0 P: 7	R: 3 E: 0 K: 1 S: 8	H: 4 LOB: 0 BB: 0 P: 8	R: 4 E: 0 K: 0 S: 8	H: 5 LOB: 2 BB: 1 P: 12	R: 0 E: 1 K: 1 S: 6	H: 0 LOB: 2 BB: 1 P: 10	R: 0 E: 0 K: 2 S: 7	H: 0 LOB: 0 BB: 0 P: 7	R: 2 E: 1 K: 2 S: 10	H: 2 LOB: 1 BB: 0 P: 10	R: 2 E: 0 K: 2 S: 11	H: 4 LOB: 2 BB: 0 P: 11	1B: 12 2B: 2 3B: 0 HR: 2	SF: 0 SAC: 1 DP: 1 HBP: 0	WP: 0 PB: 0 SB: 1 CS: 0	PA: 47	
PITCHER	IP WLS BF H R ER SO BB IBB HBP BLK WP HR S P ERA WHIP											PITCHER	IP WLS BF H R ER SO BB IBB HBP BLK WP HR S P ERA WHIP										
Gary Waslewski, R (1.1) ERA: 5.11	4.2 L 22 8 6 6 4 1 0 0 0 0 1 29 33 11.57 1.929																						
John Strohmayr, R (5.1) ERA: 8.14	1.1 9 2 1 1 1 2 0 0 0 0 0 9 17 6.75 3.000																						
Dan McGinn, L (7.1) ERA: 11.77	3.0 16 6 4 2 6 0 0 0 0 0 1 28 28 6.00 2.000																						

Batter	1	2	3	4	5	6	7	8	9	AB R H RBI BB SO LOB	BOTTOM												
Mary Staehle, L (1.4) OBP: 0.375, SLG: 0.339	0-0 1B		4-0 BB	4-0 BB			0-0 F9		0-3 K	3 1 1 0 2 1 1	San Diego Padres @ Montreal Expos Jarry Park, Montreal, QB Fri May 08 1970, 7:05 PM EDT Unknown												
Mack Jones, L (1.7) OBP: 0.360, SLG: 0.314	0-0 F4		0-3 K	0-0 3-1			4-0 1B	4-0 BB	0-3 K	3 0 0 0 2 1 4													
Rusty Staub, L (1.9) OBP: 0.443, SLG: 0.412	0-0 1B		0-0 4-3		4-0 G3-6-1		0-0 1B	0-0 BB	0-0 F5	4 0 2 0 1 0 3													
Ron Fairly, L (1.3) OBP: 0.413, SLG: 0.415	0-0 1B		4-0 FC5		0-0 G3-6-1		0-0 G4-6-3	0-0 1B	0-0 F8	4 0 2 1 1 0 4													
Jim Fairey, L (1.8) OBP: 0.342, SLG: 0.471	0-3 K		4-0 BB		0-0 G3-6-1		0-0 G3-6-1	0-0 1B	0-0 F8	3 0 1 0 1 1 4													
Ron Brand, R (1.5) OBP: 0.311, SLG: 0.293	0-0 5-3		0-0 FC5		0-0 F8		0-0 F8	0-0 2B	0-0 F8	4 0 0 0 0 0 7													
Jack Hiatt, R (1.2) OBP: 0.509, SLG: 0.390		0-3 K		0-3 K		0-3 K		0-0 F9		4 0 0 0 0 3 1													
Bobby Wine, R (1.6) OBP: 0.269, SLG: 0.294		0-0 4-3		0-0 BB		0-3 K		0-0 6-3		3 0 0 0 0 1 1													
Gary Waslewski, R (1.1)		0-3 K		0-3 HBP		0-0 1-3		4-0 BB		2 0 0 0 0 2 1													
John Strohmayr, R (5.1)		0-0 K		0-0 K		0-0 K		0-0 BB		0 0 0 0 0 0 0													
Jim Qualls, S (6.7) OBP: 0.111, SLG: 0.111										1 0 0 0 0 0 0													
Dan McGinn, L (7.1)										0 0 0 0 0 0 0													
Bob Bailey, R (9.7) OBP: 0.263, SLG: 0.161										0 0 0 0 1 0 0													
Inning Stats	R: 1 E: 0 K: 1 S: 8	H: 3 LOB: 2 BB: 0 P: 8	R: 0 E: 0 K: 2 S: 7	H: 0 LOB: 0 BB: 0 P: 7	R: 0 E: 0 K: 1 S: 5	H: 0 LOB: 3 BB: 3 P: 17	R: 0 E: 0 K: 2 S: 7	H: 0 LOB: 2 BB: 1 P: 12	R: 0 E: 0 K: 0 S: 3	H: 1 LOB: 1 BB: 1 P: 7	R: 0 E: 0 K: 2 S: 7	H: 0 LOB: 0 BB: 0 P: 7	R: 0 E: 0 K: 0 S: 3	H: 1 LOB: 1 BB: 1 P: 7	R: 0 E: 0 K: 0 S: 4	H: 1 LOB: 1 BB: 0 P: 4	R: 0 E: 0 K: 1 S: 5	H: 0 LOB: 2 BB: 2 P: 13	1B: 5 2B: 1 3B: 0 HR: 0	SF: 0 SAC: 0 DP: 2 HBP: 1	WP: 0 PB: 0 SB: 0 CS: 0	PA: 40	
PITCHER	IP WLS BF H R ER SO BB IBB HBP BLK WP HR S P ERA WHIP											PITCHER	IP WLS BF H R ER SO BB IBB HBP BLK WP HR S P ERA WHIP										
Mike Corkins, R (1.1) ERA: 3.6	9.0 W 40 6 1 1 9 8 0 1 0 0 0 49 82 1.00 1.556																						



Batter	1	2	3	4	5	6	7	8	9	10	11	AB	R	H	RBI	BB	SO	LOB	TOP			
Dave Campbell, R OBP: 0.323, SLG: 0.365 (1, 4)	5-3		5-3		HR		F7		K		1B	6	1	2	1	0	1	1				
Steve Huntz, S OBP: 0.261, SLG: 0.440 (1, 6)	K				CS, 1B BB		4-3			K	K	5	0	0	0	1	3	1				
Cito Gaston, R OBP: 0.331, SLG: 0.471 (1, 8)	5-3				BB HR 1B				K		E, E BB	4	1	2	0	1	1	0				
Al Ferrara, R OBP: 0.395, SLG: 0.464 Jerry Morales, R OBP: 0.169, SLG: 0.232 (8, PR) (8, 7)					HR BB					E6 E		1	1	0	0	3	1	2				
Nate Colbert, R OBP: 0.311, SLG: 0.565 (1, 3)	F5				HR BB		4-3		K		F9	5	1	1	3	0	1	4				
Ivan Murrill, R OBP: 0.267, SLG: 0.433 (1, 9)	K				6-3		K		4-3		E1 1-2 2-3	5	0	0	0	0	2	4				
Van Kelly, L OBP: 0.231, SLG: 0.237 (1, 5)	4-1				4-3		4-3		4-3		K	5	0	0	0	0	1	4				
Bob Barton, R OBP: 0.333, SLG: 0.458 (1, 2)					9-5 2B		HR		F4		K	5	1	2	1	0	1	0				
Al Santorini, R OBP: 0.125, SLG: 0.500 Dave Roberts, L OBP: 0.227, SLG: 0.238 Ray Webster, L OBP: 0.227, SLG: 0.238 Gary Ross, R (9, PH) (9, 1)					9-5 2-3r		4-3		HR		1B	2	0	0	0	0	0	1				
Inning Stats	R: 0 E: 0 K: 1 S: 5	H: 0 LOB: 0 BB: 0 P: 5	R: 0 E: 0 K: 1 S: 5	H: 0 LOB: 1 BB: 1 P: 9	R: 0 E: 0 K: 0 S: 3	H: 1 LOB: 0 BB: 0 P: 3	R: 3 E: 0 K: 0 S: 5	H: 2 LOB: 0 BB: 1 P: 9	R: 2 E: 0 K: 1 S: 7	H: 3 LOB: 2 BB: 1 P: 11	R: 0 E: 0 K: 2 S: 7	H: 0 LOB: 1 BB: 1 P: 11	R: 0 E: 0 K: 2 S: 8	H: 1 LOB: 1 BB: 0 P: 8	R: 0 E: 2 K: 2 S: 9	H: 0 LOB: 3 BB: 1 P: 13	R: 0 E: 0 K: 2 S: 8	H: 1 LOB: 1 BB: 0 P: 8	1B: 4 2B: 3 3B: 0 HR: 4	SF: 0 SAC: 0 DP: 2 HBP: 0	WP: 0 PB: 0 SB: 0 CS: 1	PA: 47
PITCHER	IP ERA WLS BF H R ER SO BB IBB HBP BLK WP HR S P ERA WHIP	4.1 7.16 2.2 9 2 1 1 2 0 0 0 0 0 1 13 13 3.38 0.750	4.0 W 18 2 0 0 8 2 0 0 0 0 0 32 40 0.00 1.000																			

San Diego Padres @ Montreal Expos
 Jarry Park, Montreal, QB
 Fri May 08 1970, 7:05 PM EDT
 Att: 22,702 - Unknown

AB 42
 R 6
 H 9
 RBI 6
 BB 5
 SO 12
 LOB 18



Batter	1	2	3	4	5	6	7	8	9	10	11	AB	R	H	RBI	BB	SO	LOB	BOTTOM					
Mary Staehle, L OBP: 0.373, SLG: 0.339 Bobby Wine, R OBP: 0.284, SLG: 0.322 (6, PH) (7, 6)	FC4-6 FC3-2 1B	F6			F9					SH3-4	WP	3	0	1	0	0	0	0						
Mack Jones, L OBP: 0.370, SLG: 0.310 Don Hahn, R OBP: 0.333, SLG: 0.261 (6, PH) (7, 7)	FC4-6 BB				4-3		F4		6-3	4-1		1	1	0	0	2	0	0						
Rusty Staub, L OBP: 0.464, SLG: 0.448 (1, 9)	FC4-6 FC3-2 1B				FC4-6 BB		HR		SH1-4 BB	IBB	IBB	2	2	1	2	4	0	2						
Ron Fairly, L OBP: 0.413, SLG: 0.419 (1, 3)	FC3-2 1B				K				SH1-4 F5		IBB	4	1	1	0	1	1	5						
Jim Fairley, L OBP: 0.260, SLG: 0.472 Adolfo Phillips, R OBP: 0.261, SLG: 0.302 (5, PH) (6, 8)	FC4-6 1B				FC4-6 1B		FC6-4 1B		E5		F8	F3	2	0	1	1	0	0	1					
Coco Labov, R OBP: 0.197, SLG: 0.119 Claude Raymond, R (8, 1)	F6				6-3		FC6-4 1-2r		F8		K	4	0	0	0	0	0	5						
Gary Sutherland, R OBP: 0.235, SLG: 0.327 (7, 4)					HR		F4		F9		BB	5	1	2	1	1	0	3						
John Bateman, R OBP: 0.111, SLG: 0.115 Jim Qualis, S OBP: 0.111, SLG: 0.111 (11, PR)	K				K		1-3		5-3		1-3	5	0	0	0	1	2	2						
Steve Renko, R OBP: 0.111, SLG: 0.250 John Strohmayer, R OBP: 0.333, SLG: 0.318 (8, 5)	G3				FC1-6-4 1-2r		3-1		E7 2B		4-1 SH3-4 1B	2	0	0	0	0	0	1						
Inning Stats	R: 1 E: 0 K: 0 S: 5	H: 2 LOB: 2 BB: 1 P: 9	R: 1 E: 0 K: 1 S: 6	H: 1 LOB: 0 BB: 0 P: 6	R: 0 E: 0 K: 1 S: 5	H: 0 LOB: 1 BB: 1 P: 9	R: 0 E: 0 K: 1 S: 6	H: 1 LOB: 1 BB: 0 P: 6	R: 3 E: 0 K: 0 S: 6	H: 3 LOB: 1 BB: 1 P: 10	R: 0 E: 1 K: 0 S: 4	H: 0 LOB: 2 BB: 1 P: 8	R: 1 E: 1 K: 0 S: 5	H: 1 LOB: 2 BB: 1 P: 9	R: 0 E: 0 K: 1 S: 5	H: 0 LOB: 1 BB: 1 P: 9	R: 0 E: 0 K: 0 S: 4	H: 1 LOB: 3 BB: 2 P: 12	R: 1 E: 0 K: 1 S: 5	H: 1 LOB: 2 BB: 1 P: 9	1B: 7 2B: 2 3B: 0 HR: 2	SF: 0 SAC: 2 DP: 0 HBP: 0	WP: 2 PB: 0 SB: 0 CS: 0	PA: 55
PITCHER	IP ERA WLS BF H R ER SO BB IBB HBP BLK WP HR S P ERA WHIP	4.1 4.95 3.2 18 3 1 0 0 1 1 0 0 0 0 16 24 0.00 1.091	2.2 L 15 2 1 1 2 2 2 0 0 1 0 14 30 3.38 1.500																					

San Diego Padres @ Montreal Expos
 Jarry Park, Montreal, QB
 Fri May 08 1970, 7:05 PM EDT
 Att: 22,702 - Unknown

AB 44
 R 7
 H 11
 RBI 6
 BB 9
 SO 5
 LOB 27



Batter	1	2	3	4	5	6	7	8	9	AB R H RBI BB SO LOB	TOP												
Dave Campbell, R (1.4) OBP: 0.326, SLG: 0.400	5-3		HR		F7		K		WP 2B	5 1 2 1 0 1 1	San Diego Padres @ Montreal Expos Jarry Park, Montreal, QB Sat May 09 1970, 7:05 PM EDT Att: 21,031 - Unknown												
Steve Huntz, S (1.6) OBP: 0.274, SLG: 0.407	3B HBP		K		F5			F8	6-3	4 1 0 0 0 1 1													
Cito Gaston, R (1.8) OBP: 0.351, SLG: 0.504	1B 3B		1B		1B			HR	1B	4 2 4 1 0 0 0													
Al Ferrara, R (1.7) OBP: 0.400, SLG: 0.507	FC6-4		F9		K			HR		4 1 2 3 0 1 2													
Jerry Morales, R (8.7) OBP: 0.196, SLG: 0.232	1B									0 0 0 0 0 0 0													
Nate Colbert, R (1.3) OBP: 0.320, SLG: 0.564	FC6-4		1B							2 0 1 0 1 0 1													
Ray Webster, L (7.3) OBP: 0.261, SLG: 0.273	1-2		1B							1 0 1 0 0 0 0													
Ivan Murrell, R (1.9) OBP: 0.235, SLG: 0.382	K		K							4 0 0 0 0 2 5													
Van Kelly, L (1.5) OBP: 0.217, SLG: 0.222		1-3			F8		K		F6	4 0 0 0 0 1 1													
Chris Cannizzaro, R (1.2) OBP: 0.353, SLG: 0.347		5-3			K			CS	1B	3 1 1 0 1 1 0													
Danny Coombs, R (1.1) OBP: 0.100, SLG: 0.200		K			K		K		K	4 0 0 0 0 4 2													
Inning Stats	R: 2 H: 2 E: 0 K: 1 S: 7	H: 2 LOB: 1 BB: 0 P: 8	R: 0 H: 0 E: 0 K: 1 S: 5	H: 0 LOB: 0 BB: 0 P: 5	R: 1 H: 3 E: 0 K: 2 S: 10	H: 3 LOB: 2 BB: 0 P: 10	R: 0 H: 0 E: 0 K: 2 S: 7	H: 0 LOB: 0 BB: 0 P: 7	R: 0 H: 1 E: 0 K: 1 S: 6	H: 1 LOB: 1 BB: 0 P: 6	R: 0 H: 1 E: 0 K: 2 S: 7	H: 1 LOB: 1 BB: 0 P: 7	R: 2 H: 3 E: 0 K: 0 S: 5	H: 3 LOB: 0 BB: 0 P: 5	R: 1 H: 1 E: 0 K: 1 S: 6	H: 1 LOB: 1 BB: 1 P: 10	1B: 7 2B: 2 3B: 1 HR: 2	SF: 0 SAC: 0 DP: 2 HBP: 1	WP: 1 PB: 0 SB: 0 CS: 2	PA: 38			
PITCHER	IP WLS BF H R ER SO BB IBB HBP BLK WP HR S P ERA WHIP											PITCHER	IP WLS BF H R ER SO BB IBB HBP BLK WP HR S P ERA WHIP										
Bill Stoneman, R (1.1) ERA: 5.07	7.1 L 32 10 5 5 10 1 0 1 0 0 2 50 55 6.14 1.500											Howie Reed, R (8.1) ERA: 6.61	1.2 6 1 1 1 1 1 0 0 0 1 0 7 11 5.40 1.200										

Batter	1	2	3	4	5	6	7	8	9	AB R H RBI BB SO LOB	BOTTOM												
Don Hahn, R (1.7) OBP: 0.323, SLG: 0.259	6-3		1B			F4		F7		4 0 1 0 0 0 0	San Diego Padres @ Montreal Expos Jarry Park, Montreal, QB Sat May 09 1970, 7:05 PM EDT Att: 21,031 - Unknown												
Ron Brand, R (1.5) OBP: 0.327, SLG: 0.298	BB		5-3			4-3			4-3	3 0 0 0 1 0 1													
Rusty Staub, L (1.9) OBP: 0.466, SLG: 0.438	K					F3			BB	2 0 0 0 2 1 1													
Adolfo Phillips, R (1.8) OBP: 0.240, SLG: 0.277	K					F5			F4	4 0 0 0 0 1 3													
Bob Bailey, R (1.3) OBP: 0.266, SLG: 0.176		K				G4-6-3			E6	3 0 1 0 1 1 0													
Gary Sutherland, R (1.4) OBP: 0.218, SLG: 0.302	4-3					G4-6-3			BB	4 0 0 0 0 0 5													
John Bateman, R (1.2) OBP: 0.100, SLG: 0.103	6-3									3 0 0 0 0 0 1													
Howie Reed, R (8.1) ERA: 6.61										0 0 0 0 0 0 0													
Bobby Wine, R (1.6) OBP: 0.276, SLG: 0.311			4-3						5-3	3 0 0 0 0 0 0													
Bill Stoneman, R (1.1) OBP: 0.071, SLG: 0.143										2 0 0 0 0 1 0													
Jack Hiatt, R (8.2) OBP: 0.500, SLG: 0.381			K						K	1 0 0 0 0 1 0													
Inning Stats	R: 0 H: 0 E: 0 K: 2 S: 7	H: 0 LOB: 1 BB: 1 P: 11	R: 0 H: 0 E: 0 K: 1 S: 5	H: 0 LOB: 0 BB: 0 P: 5	R: 0 H: 1 E: 0 K: 1 S: 6	H: 1 LOB: 1 BB: 0 P: 6	R: 0 H: 1 E: 0 K: 0 S: 3	H: 1 LOB: 1 BB: 1 P: 7	R: 0 H: 0 E: 0 K: 0 S: 3	H: 0 LOB: 0 BB: 0 P: 3	R: 0 H: 0 E: 0 K: 0 S: 3	H: 0 LOB: 0 BB: 0 P: 3	R: 0 H: 0 E: 1 K: 0 S: 4	H: 0 LOB: 1 BB: 0 P: 4	R: 0 H: 0 E: 0 K: 1 S: 5	H: 0 LOB: 0 BB: 0 P: 5	R: 0 H: 0 E: 0 K: 0 S: 3	H: 0 LOB: 2 BB: 2 P: 11	1B: 2 2B: 0 3B: 0 HR: 0	SF: 0 SAC: 0 DP: 1 HBP: 0	WP: 0 PB: 0 SB: 0 CS: 0	PA: 33	
PITCHER	IP WLS BF H R ER SO BB IBB HBP BLK WP HR S P ERA WHIP											PITCHER	IP WLS BF H R ER SO BB IBB HBP BLK WP HR S P ERA WHIP										
Danny Coombs, L (1.1) ERA: 1.38	9.0 W 33 2 0 0 5 4 0 0 0 0 0 39 55 0.00 0.667																						



Batter	1	2	3	4	5	6	7	8	9	AB	R	H	RBI	BB	SO	LOB	TOP					
Dave Campbell, R (1,4) OBP: 0.328, SLG: 0.395	0-0 5-3	4-0 BB BB	0-3 K	0-0 E2 4-3 1B	0-0 F7	4-0 RBI BB	0-0 F6	0-0 G3	0-0 F4	0-0 WP 1B	4	0	1	1	1	1	0					
Steve Hantz, S (1,6) OBP: 0.284, SLG: 0.397	0-0 F6	4-0 BB BB	0-0 G3	0-0 F4	0-0 F8	0-0 4-3	0-0 F6	0-0 F9	0-0 5-3	3	0	0	0	2	1	5						
Cito Gaston, R (1,8) OBP: 0.353, SLG: 0.492	4-0 BB	0-0 K	0-0 F6	0-0 F9	0-0 5-3	0-0 F8	0-0 3-1	0-0 4-3	0-0 4-3	4	1	1	0	1	0	0						
Al Ferrara, R (1,7) OBP: 0.379, SLG: 0.474	0-0 4-3	0-0 6-3	0-0 F6	0-0 F9	0-0 5-3	0-0 F8	0-0 3-1	0-0 4-3	0-0 4-3	4	1	1	0	1	0	0						
Jerry Morales, R (8,7) OBP: 0.196, SLG: 0.232	0-0 4-3	0-0 6-3	0-0 F6	0-0 F9	0-0 5-3	0-0 F8	0-0 3-1	0-0 4-3	0-0 4-3	4	1	1	0	1	0	0						
Ray Webster, L (1,3) OBP: 0.286, SLG: 0.269	0-0 4-3	0-0 6-3	0-0 F6	0-0 F9	0-0 5-3	0-0 F8	0-0 3-1	0-0 4-3	0-0 4-3	4	1	1	0	1	0	0						
Ivan Murrell, R (1,9) OBP: 0.231, SLG: 0.436	0-0 4-3	0-0 6-3	0-0 F6	0-0 F9	0-0 5-3	0-0 F8	0-0 3-1	0-0 4-3	0-0 4-3	4	1	1	2	0	1	1						
Ed Spiezio, R (1,5) OBP: 0.397, SLG: 0.390	0-0 4-3	0-0 6-3	0-0 F6	0-0 F9	0-0 5-3	0-0 F8	0-0 3-1	0-0 4-3	0-0 4-3	4	1	1	2	0	1	1						
Bob Barton, R (1,2) OBP: 0.355, SLG: 0.444	0-0 4-3	0-0 6-3	0-0 F6	0-0 F9	0-0 5-3	0-0 F8	0-0 3-1	0-0 4-3	0-0 4-3	4	1	1	0	1	1	3						
Clay Kirby, R (1,1) OBP: 0.286, SLG: 0.286	0-0 4-3	0-0 6-3	0-0 F6	0-0 F9	0-0 5-3	0-0 F8	0-0 3-1	0-0 4-3	0-0 4-3	4	1	1	0	1	1	2						
Ron Herbel, R (6,1)	0-0 4-3	0-0 6-3	0-0 F6	0-0 F9	0-0 5-3	0-0 F8	0-0 3-1	0-0 4-3	0-0 4-3	4	1	1	0	1	1	0						
Dave Roberts, L (9,1) OBP: 0.125, SLG: 0.500	0-0 4-3	0-0 6-3	0-0 F6	0-0 F9	0-0 5-3	0-0 F8	0-0 3-1	0-0 4-3	0-0 4-3	4	1	1	0	1	1	0						
Inning Stats	R: 0 E: 0 K: 0 S: 3	H: 0 LOB: 1 BB: 1 P: 7	R: 3 E: 0 K: 1 S: 8	H: 3 LOB: 3 BB: 3 P: 20	R: 0 E: 0 K: 1 S: 6	H: 1 LOB: 2 BB: 1 P: 10	R: 0 E: 0 K: 1 S: 5	H: 0 LOB: 0 BB: 0 P: 5	R: 0 E: 0 K: 0 S: 3	H: 0 LOB: 0 BB: 0 P: 3	R: 2 E: 1 K: 0 S: 5	H: 2 LOB: 2 BB: 2 P: 13	R: 0 E: 0 K: 1 S: 6	H: 1 LOB: 1 BB: 0 P: 6	R: 0 E: 0 K: 1 S: 6	H: 1 LOB: 2 BB: 1 P: 10	R: 0 E: 0 K: 1 S: 5	H: 0 LOB: 0 BB: 0 P: 5	1B: 7 2B: 0 3B: 0 HR: 1	SF: 0 SAC: 1 DP: 0 HBP: 0	WP: 1 PB: 0 SB: 0 CS: 0	PA: 43
PITCHER	IP	WLS	BF	H	R	ER	SO	BB	IBB	HBP	BLK	WP	HR	S	P	ERA	WHIP					
Joe Sparna, R (1,1) ERA: 6.99	1.1		11	3	3	3	0	4	0	0	0	0	1	7	23	20.25	5.250					
Howie Reed, R (2,1) ERA: 5.57	4.2	L	20	3	2	1	3	3	0	0	0	0	0	23	35	1.93	1.286					
John Strohmayer, R (7,1) ERA: 4.15	3.0		12	2	0	0	3	1	0	0	0	1	0	17	21	0.00	1.000					

San Diego Padres @ Montreal Expos
Jarry Park, Montreal, QB
Sun May 10 1970, 3:33 AM EDT
Att: 13,429 - Unknown

AB	34
R	5
H	8
RBI	4
BB	8
SO	6
LOB	21



Batter	1	2	3	4	5	6	7	8	9	AB	R	H	RBI	BB	SO	LOB	BOTTOM					
Mary Staehle, L (1,4) OBP: 0.354, SLG: 0.318	0-0 F9	0-0 4-3	0-0 F7	0-0 6-3	0-0 F7	0-0 6-3	0-0 1-3	0-0 1-3	0-0 1-3	4	0	0	0	0	0	0						
Bob Bailey, R (9,PH) OBP: 0.279, SLG: 0.171	0-0 F9	0-0 4-3	0-0 F7	0-0 6-3	0-0 F7	0-0 6-3	0-0 1-3	0-0 1-3	0-0 1-3	4	0	0	0	0	0	0						
Mack Jones, L (1,7) OBP: 0.385, SLG: 0.405	0-0 F6	0-0 4-3	0-0 F7	0-0 6-3	0-0 F7	0-0 6-3	0-0 1-3	0-0 1-3	0-0 1-3	3	2	2	2	1	0	0						
Gary Sutherland, R (9,PH) OBP: 0.214, SLG: 0.296	0-0 F6	0-0 4-3	0-0 F7	0-0 6-3	0-0 F7	0-0 6-3	0-0 1-3	0-0 1-3	0-0 1-3	3	2	2	2	1	0	0						
Rusty Staub, L (1,9) OBP: 0.450, SLG: 0.419	0-3 K	0-0 F9	0-0 F9	0-0 L9	0-0 F9	0-0 L9	0-0 4-3	0-0 4-3	0-0 4-3	4	0	0	0	0	1	1						
Ron Fairly, L (1,3) OBP: 0.416, SLG: 0.416	0-0 F9	0-0 4-3	0-0 F9	0-0 L9	0-0 F9	0-0 L9	0-0 4-3	0-0 4-3	0-0 4-3	3	0	1	0	0	0	0						
Jim Fairey, L (1,8) OBP: 0.341, SLG: 0.436	0-0 F9	0-0 4-3	0-0 F9	0-0 L9	0-0 F9	0-0 L9	0-0 4-3	0-0 4-3	0-0 4-3	3	1	0	0	1	0	3						
Coco Laboy, R (1,5) OBP: 0.200, SLG: 0.113	0-3 K	0-0 F7	0-0 F7	0-0 F7	0-0 F7	0-0 F7	0-0 1-3	0-0 1-3	0-0 1-3	3	0	0	0	1	2	1						
John Bateman, R (1,2) OBP: 0.176, SLG: 0.156	0-0 F7	0-0 F7	0-0 F7	0-0 F7	0-0 F7	0-0 F7	0-0 1-3	0-0 1-3	0-0 1-3	3	1	2	0	1	0	1						
Jim Qualls, S (6,PR) OBP: 0.111, SLG: 0.111	0-0 F7	0-0 F7	0-0 F7	0-0 F7	0-0 F7	0-0 F7	0-0 1-3	0-0 1-3	0-0 1-3	0	0	0	0	0	0	0						
John Boccabella, R (9,2) OBP: 0.143, SLG: 0.143	0-0 F7	0-0 F7	0-0 F7	0-0 F7	0-0 F7	0-0 F7	0-0 1-3	0-0 1-3	0-0 1-3	0	0	0	0	0	0	0						
Bobby Wine, R (1,6) OBP: 0.275, SLG: 0.319	0-0 F7	0-0 F7	0-0 F7	0-0 F7	0-0 F7	0-0 F7	0-0 1-3	0-0 1-3	0-0 1-3	4	0	1	2	0	1	3						
Joe Sparna, R (1,1)	0-0 F7	0-0 F7	0-0 F7	0-0 F7	0-0 F7	0-0 F7	0-0 1-3	0-0 1-3	0-0 1-3	0	0	0	0	0	0	0						
Howie Reed, R (2,1)	0-0 F7	0-0 F7	0-0 F7	0-0 F7	0-0 F7	0-0 F7	0-0 1-3	0-0 1-3	0-0 1-3	2	0	0	0	0	2	2						
Jack Hiatt, R (6,PH) OBP: 0.491, SLG: 0.372	0-0 F7	0-0 F7	0-0 F7	0-0 F7	0-0 F7	0-0 F7	0-0 1-3	0-0 1-3	0-0 1-3	1	0	0	0	0	0	1						
John Strohmayer, R (7,1)	0-0 F7	0-0 F7	0-0 F7	0-0 F7	0-0 F7	0-0 F7	0-0 1-3	0-0 1-3	0-0 1-3	0	0	0	0	0	0	0						
Ron Brand, R (9,PH) OBP: 0.321, SLG: 0.292	0-0 F7	0-0 F7	0-0 F7	0-0 F7	0-0 F7	0-0 F7	0-0 1-3	0-0 1-3	0-0 1-3	1	0	0	0	0	0	0						
Inning Stats	R: 0 E: 0 K: 1 S: 5	H: 0 LOB: 0 BB: 0 P: 5	R: 2 E: 0 K: 2 S: 8	H: 1 LOB: 1 BB: 2 P: 16	R: 0 E: 0 K: 0 S: 3	H: 0 LOB: 1 BB: 1 P: 8	R: 0 E: 0 K: 1 S: 6	H: 1 LOB: 1 BB: 0 P: 6	R: 1 E: 0 K: 0 S: 5	H: 2 LOB: 1 BB: 0 P: 5	R: 0 E: 0 K: 1 S: 5	H: 0 LOB: 1 BB: 1 P: 9	R: 1 E: 0 K: 0 S: 4	H: 1 LOB: 0 BB: 0 P: 4	R: 0 E: 0 K: 1 S: 6	H: 1 LOB: 1 BB: 0 P: 6	R: 0 E: 0 K: 0 S: 3	H: 0 LOB: 0 BB: 0 P: 3	1B: 3 2B: 1 3B: 0 HR: 2	SF: 0 SAC: 0 DP: 0 HBP: 1	WP: 0 PB: 0 SB: 0 CS: 0	PA: 38
PITCHER	IP	WLS	BF	H	R	ER	SO	BB	IBB	HBP	BLK	WP	HR	S	P	ERA	WHIP					
Clay Kirby, R (1,1) ERA: 4.1	5.0	W	24	4	3	3	4	4	0	0	0	0	1	27	44	5.40	1.600					
Ron Herbel, R (6,1) ERA: 3.58	3.2		13	2	1	1	2	0	0	0	0	0	1	17	17	2.46	0.545					
Dave Roberts, L (9,1) ERA: 1.19	0.1	S	1	0	0	0	0	0	0	0	0	0	0	1	1	0.00	0.000					

San Diego Padres @ Montreal Expos
Jarry Park, Montreal, QB
Sun May 10 1970, 3:33 AM EDT
Att: 13,429 - Unknown

AB	33
R	4
H	6
RBI	4
BB	4
SO	6
LOB	12



Batter	1	2	3	4	5	6	7	8	9	10	11	12	13	14	AB	R	H	RBI	BB	SO	LOB	TOP										
Bobby Bonds, R OBP: 0.418, SLG: 0.561 (1, 9)	F4	FC5			K		K		K		1-3		BB 1B	L4	8	0	1	0	0	3	6											
Ron Hunt, R OBP: 0.414, SLG: 0.424 (1, 4)	K		6-3		F4		F7			6-3	E6		F4		7	0	0	0	0	1	3											
Willie Mays, R OBP: 0.393, SLG: 0.511 (1, 9)	1B 1B		F5		K			6-3		BB 1B	F8		BB		5	1	1	0	2	1	1											
Willie McCovey, L OBP: 0.411, SLG: 0.523 (1, 3)	1-2 1B		K			F2		BB 1B		K	F4		F3		7	0	2	0	0	2	5											
Ken Henderson, S OBP: 0.497, SLG: 0.576 (1, 7)	G3				HR 1B			BB 1B		BB 1B				SH1-3 BB	4	3	2	0	3	0	2											
Dick Dietz, R OBP: 0.456, SLG: 0.707 (1, 2)		FC1-5 BB			HR		F8	K		BB 1B			F8		6	2	3	3	1	1	3											
Tito Fuentes, S OBP: 0.313, SLG: 0.350 Mike McCormick, L (14, 1)		FC5 FC1-5 1-2 1B			6-3		F7			FC5 1B 1BB				SH1-3	5	0	1	0	1	0	3											
Hal Lanier, R OBP: 0.285, SLG: 0.304 Jim Davenport, R OBP: 0.333, SLG: 0.250 (14, PH)		K			6-3		F9						1B BB	L4 E 1B	5	0	1	2	1	1	2											
Gaylord Perry, R OBP: 0.111, SLG: 0.148 Bob Burda, L OBP: 0.400, SLG: 0.200 Bob Herbel, R OBP: 0.310, SLG: 0.282 (14, PR)		FC1-5			4-3					6-3	FC5		K	E3	6	0	1	0	0	1	5											
Inning Stats	R: 0 E: 0 K: 1 S: 7	H: 2 LOB: 2 BB: 0 P: 7	R: 0 E: 0 K: 1 S: 5	H: 1 LOB: 2 BB: 1 P: 10	R: 0 E: 0 K: 1 S: 5	H: 0 LOB: 0 BB: 0 P: 5	R: 2 E: 0 K: 0 S: 4	H: 2 LOB: 0 BB: 0 P: 5	R: 0 E: 0 K: 1 S: 6	H: 1 LOB: 1 BB: 0 P: 6	R: 0 E: 0 K: 1 S: 6	H: 0 LOB: 0 BB: 0 P: 5	R: 3 E: 0 K: 1 S: 7	H: 2 LOB: 2 BB: 3 P: 19	R: 0 E: 1 K: 0 S: 4	H: 0 LOB: 0 BB: 0 P: 3	R: 0 E: 0 K: 1 S: 6	H: 1 LOB: 3 BB: 2 P: 14	R: 1 E: 1 K: 0 S: 4	H: 1 LOB: 2 BB: 2 P: 12	1B: 11 2B: 1 3B: 0 HR: 1	SF: 0 SAC: 1 DP: 1 HBP: 0	WP: 0 PA: 64 CS: 0									
PITCHER	IP WLS BF H R ER SO BB IBB HBP BLK WP HR S P ERA WHIP	PITCHER																														
Pat Dobson, R ERA: 3.38 (1, 1)	6.0	2.0	9	2	0	0	2	1	0	0	0	0	0	0	12	16	0.00	1.500														
Tom Dukas, R ERA: 3.0 (7, 1)	2.0	9	2	0	0	2	1	0	0	0	0	0	0	0	12	24	13.50	2.000														
Dave Roberts, L ERA: 1.95 (9, 1)	2.0	11	2	3	3	2	2	1	0	0	0	0	0	0	12	24	13.50	2.000														
Ron Herbel, R ERA: 3.23 (11, 1)	3.0	13	1	0	0	1	2	0	0	0	0	0	0	0	13	21	0.00	1.000														
Gary Ross, R ERA: 4.41 (14, 1)	1.0	L	6	1	1	1	0	1	1	0	0	0	0	0	4	12	9.00	2.000														

San Francisco Giants @ San Diego Padres
San Diego Stadium, San Diego, CA
Mon May 11 1970, 10:05 PM EDT
Att. 9,064 - Unknown

AB 54
R 6
H 12
RBI 6
BB 9
SO 10
LOB 32



Batter	1	2	3	4	5	6	7	8	9	10	11	12	13	14	AB	R	H	RBI	BB	SO	LOB	BOTTOM										
Dave Campbell, R OBP: 0.321, SLG: 0.380 (1, 4)	5-3		K			SH3-4		F9		5-3 FC3-2 1B		5-3		F8	5	0	0	0	1	1	2											
Steve Huntz, S OBP: 0.270, SLG: 0.359 (1, 6)	G3		F2			6-3		G3		FC3-2 5-3 1-2 2-3 3-4		F8		BB	6	0	0	0	1	0	5											
Cito Gaston, R OBP: 0.350, SLG: 0.496 (1, 9)	1B 3B				K					5-3		F3		F6	7	1	2	2	0	2	4											
Al Ferrara, R OBP: 0.370, SLG: 0.458 Ron Herbel, R (11, 1)					6-3					F9				SH5-4 1B	5	0	1	1	0	2	4											
Ivan Murrell, R OBP: 0.290, SLG: 0.450 (14, 9)	3-4 1B				6-3		K2-3			K					0	0	0	0	0	0	0											
Nate Colbert, R OBP: 0.315, SLG: 0.544 (1, 3)	K				6-3					K				SH5-4 1B	4	0	0	0	1	2	1											
Ollie Brown, R OBP: 0.346, SLG: 0.447 Gary Ross, R (14, 1)			K							HR BB				G6-4-3 1B	3	1	2	1	3	1	0											
Ed Spiezio, R OBP: 0.378, SLG: 0.369 (1, 5)			K					2-3 1B		1B 1B				G6-4-3 1B	6	1	1	0	0	2	6											
Chris Cannizzaro, R OBP: 0.344, SLG: 0.362 Ron Stocum, R OBP: 0.288, SLG: 0.333 (11, 2)			K					2-3 1B		1-3				4-3	4	0	1	0	0	1	0											
Pat Dobson, R ERA: 3.38 (1, 1)	6.0	2.0	9	2	0	0	2	1	0	0	0	0	0	0	12	16	0.00	1.500														
Tom Dukas, R ERA: 3.0 (7, 1)	2.0	11	2	3	3	2	2	1	0	0	0	0	0	0	12	24	13.50	2.000														
Dave Roberts, L ERA: 1.95 (9, 1)	2.0	13	1	0	0	1	2	0	0	0	0	0	0	0	13	21	0.00	1.000														
Ron Herbel, R ERA: 3.23 (11, 1)	3.0	13	1	0	0	1	2	0	0	0	0	0	0	0	13	21	0.00	1.000														
Gary Ross, R ERA: 4.41 (14, 1)	1.0	L	6	1	1	1	0	1	1	0	0	0	0	0	4	12	9.00	2.000														
PITCHER	IP WLS BF H R ER SO BB IBB HBP BLK WP HR S P ERA WHIP	PITCHER																														
Gaylord Perry, R ERA: 4.92 (1, 1)	13.0	13.0	52	10	5	5	12	4	0	0	0	0	0	0	0	0	0	0	0	0	0	0										
Mike McCormick, L ERA: 4.4 (14, 1)	1.0	S	5	1	0	0	0	1	0	0	0	0	0	0	4	8	0.00	2.000														

San Francisco Giants @ San Diego Padres
San Diego Stadium, San Diego, CA
Mon May 11 1970, 10:05 PM EDT
Att. 9,064 - Unknown

AB 48
R 5
H 11
RBI 5
BB 7
SO 12
LOB 26



Batter	1	2	3	4	5	6	7	8	9	AB	R	H	RBI	BB	SO	LOB	TOP					
Bobby Bonds, R OBP: 0.425, SLG: 0.556 (1, 9)										3	2	1	0	2	1	1	San Francisco Giants @ San Diego Padres San Diego Stadium, San Diego, CA Tue May 12 1970, 10:05 PM EDT Att: 7,716 - Unknown					
Ron Hunt, R OBP: 0.405, SLG: 0.423 (1, 4)										5	0	1	1	0	0	2						
Willie Mays, R OBP: 0.384, SLG: 0.505 (1, 8)										5	0	1	0	0	2	2						
Willie McCovey, L OBP: 0.424, SLG: 0.549 (1, 3)										2	2	1	1	3	0	0						
Ken Henderson, S OBP: 0.497, SLG: 0.570 (1, 7)										3	1	1	0	1	0	4						
Dick Dietz, R OBP: 0.466, SLG: 0.725 (1, 2)										3	0	2	3	1	0	0						
Tito Fuentes, S OBP: 0.310, SLG: 0.344 (1, 5)										4	0	1	0	0	1	2						
Hal Lanier, R OBP: 0.256, SLG: 0.293 (8, PH)										3	0	0	0	0	0	2						
Bob Taylor, L OBP: 0.321, SLG: 0.136 (8, PR)										1	0	1	0	0	0	0						
Bob Heise, R OBP: 0.310, SLG: 0.282 (8, 6)										0	0	0	0	0	0	0						
Miguel Puentes, R (1, 1)										2	0	0	0	0	0	2						
Bill Faul, R (4, 1)										0	0	0	0	0	0	0						
Don Mason, L (6, PH)										1	0	0	0	0	0	0						
Frank Reberger, L OBP: 0.345, SLG: 0.170 (6, 1)										0	0	0	0	0	0	0						
Bob Burda, L OBP: 0.327, SLG: 0.158 (8, PH)										1	0	0	0	0	0	0						
Frank Linzy, R (8, 1)										0	0	0	0	0	0	1						
Inning Stats	R: 0 E: 0 K: 1 S: 6	H: 1 LOB: 2 BB: 1 P: 10	R: 0 E: 0 K: 1 S: 6	H: 2 LOB: 1 BB: 0 P: 6	R: 1 E: 0 K: 1 S: 5	H: 1 LOB: 1 BB: 2 P: 13	R: 0 E: 0 K: 1 S: 6	H: 0 LOB: 1 BB: 0 P: 6	R: 3 E: 0 K: 0 S: 5	H: 2 LOB: 1 BB: 2 P: 13	R: 0 E: 0 K: 0 S: 3	H: 0 LOB: 1 BB: 1 P: 7	R: 1 E: 0 K: 1 S: 6	H: 2 LOB: 1 BB: 1 P: 10	R: 0 E: 0 K: 0 S: 3	H: 1 LOB: 1 BB: 0 P: 3	R: 0 E: 0 K: 1 S: 5	H: 0 LOB: 0 BB: 0 P: 5	1B: 5 2B: 2 3B: 1 HR: 1	SF: 0 SAC: 0 DP: 3 HBP: 0	WP: 0 PB: 0 SB: 1 CS: 1	PA: 40
PITCHER	IP	WLS	BF	H	R	ER	SO	BB	IBB	HBP	BLK	WP	HR	S	P	ERA	WHIP					
Mike Corkins, R ERA: 4.05 (1, 1)	6.2	W	32	8	5	5	4	4	2	0	0	0	1	34	58	6.75	1.800					
Tom Dukes, R ERA: 2.38 (7, 1)	2.1	S	8	1	0	0	2	1	0	0	0	0	0	11	15	0.00	0.857					


AB	33
R	5
H	9
RBI	5
BB	7
SO	6
LOB	16



Batter	1	2	3	4	5	6	7	8	9	AB	R	H	RBI	BB	SO	LOB	BOTTOM				
Tommy Dean, R OBP: 0.323, SLG: 0.414 (1, 6)										1	0	0	1	2	0	0	San Francisco Giants @ San Diego Padres San Diego Stadium, San Diego, CA Tue May 12 1970, 10:05 PM EDT Att: 7,716 - Unknown				
Dave Campbell, R OBP: 0.319, SLG: 0.371 (1, 4)										3	0	0	1	1	0	2					
Cito Gaston, R OBP: 0.340, SLG: 0.482 (1, 8)										4	0	0	0	0	1	4					
Al Ferrara, R OBP: 0.365, SLG: 0.448 (1, 7)										4	1	1	0	0	0	3					
Jerry Morales, R OBP: 0.197, SLG: 0.241 (8, 7)										0	0	0	0	0	0	0					
Ray Webster, L OBP: 0.333, SLG: 0.276 (1, 3)										3	1	1	0	1	0	0					
Ollie Brown, R OBP: 0.343, SLG: 0.439 (1, 9)										4	1	1	1	0	0	1					
Steve Huntz, S OBP: 0.282, SLG: 0.382 (1, 5)										4	1	2	0	0	1	2					
Bob Barton, R OBP: 0.371, SLG: 0.452 (1, 2)										4	2	2	2	0	0	1					
Mike Corkins, R OBP: 0.235, SLG: 0.188 (1, 1)										1	0	0	0	0	1	0					
Tom Dukes, R (7, 1)										0	0	0	0	0	0	0					
Inning Stats	R: 0 E: 0 K: 1 S: 4	H: 0 LOB: 0 BB: 1 P: 8	R: 0 E: 0 K: 0 S: 3	H: 0 LOB: 0 BB: 0 P: 3	R: 2 E: 1 K: 0 S: 6	H: 2 LOB: 1 BB: 0 P: 6	R: 4 E: 1 K: 1 S: 10	H: 4 LOB: 3 BB: 2 P: 18	R: 0 E: 0 K: 0 S: 5	H: 0 LOB: 0 BB: 0 P: 5	R: 0 E: 0 K: 0 S: 3	H: 0 LOB: 0 BB: 0 P: 3	R: 0 E: 0 K: 0 S: 3	H: 0 LOB: 0 BB: 0 P: 3	R: 0 E: 0 K: 0 S: 3	H: 0 LOB: 0 BB: 0 P: 3	1B: 6 2B: 2 3B: 0 HR: 0	SF: 0 SAC: 3 DP: 2 HBP: 0	WP: 0 PB: 0 SB: 1 CS: 0	PA: 35	
PITCHER	IP	WLS	BF	H	R	ER	SO	BB	IBB	HBP	BLK	WP	HR	S	P	ERA	WHIP				
Miguel Puentes, R ERA: 7.07 (1, 1)	3.1	L	19	6	6	5	2	2	0	0	0	0	0	5	13	0.00	1.800				
Bill Faul, R ERA: (4, 1)	1.2		7	1	0	0	0	2	0	0	0	0	0	8	8	0.00	0.000				
Frank Reberger, R ERA: 7.66 (6, 1)	2.0		6	0	0	0	1	0	0	0	0	0	0	3	3	0.00	0.000				
Frank Linzy, R ERA: 6.2 (8, 1)	1.0		3	0	0	0	0	0	0	0	0	0	0	3	3	0.00	0.000				

AB	28
R	6
H	7
RBI	5
BB	4
SO	3
LOB	13



Batter	1	2	3	4	5	6	7	8	9	AB	R	H	RBI	BB	SO	LOB	TOP								
Bobby Bonds, R OBP: 0.418, SLG: 0.543 (1, 8)	0-0 5-3		0-3 K		0-3 K		0-0 1B		0-0 F9	5	0	1	0	0	2	3	San Francisco Giants @ San Diego Padres San Diego Stadium, San Diego, CA Wed May 13 1970, 10:05 PM EDT Att: 7,447 - Unknown livebaseballscorecards.com								
Ron Hunt, R OBP: 0.392, SLG: 0.407 (1, 4)	0-0 F6			0-0 F4		0-0 F4	0-0 F6			4	0	0	0	0	0	2									
Willie McCovey, L OBP: 0.419, SLG: 0.534 (1, 3)	0-0 3-1			0-0 4-3		4-0 G5-4-3 BB	0-0 F9			3	0	0	0	1	0	2									
Ken Henderson, S OBP: 0.484, SLG: 0.552 (1, 9)		0-0 6-3		0-0 F7		0-0 G5-4-3 1-2		0-0 5-3		4	0	0	0	0	0	1									
Dick Dietz, R OBP: 0.467, SLG: 0.712 (1, 2)		0-0 F8			4-0 1B 3B BB		0-0 E5 HR	4-0 G4-6-3 BB		2	2	0	0	2	0	0									
Frank Johnson, R OBP: 0.250, SLG: 0.250 (1, 7)		0-0 5-3			0-0 1-2 3B 1B		0-0 E4 HR	0-0 G4-6-3 1-2		4	2	1	0	0	0	2									
Tito Fuentes, S OBP: 0.320, SLG: 0.426 (1, 5)			0-0 6-3		0-0 1-2 3B HR		0-0 HR		0-0 4-3	4	1	2	5	0	0	0									
Hal Lanier, R OBP: 0.278, SLG: 0.306 (1, 6)				0-0 1B	0-0 F2		0-0 SH3-4 1B		4-0 BB	3	0	2	0	1	0	1									
Rich Robertson, R (1, 1)			0-3 K		0-0 5-3		0-0 SH3-4 1-2		0-3 K	3	0	0	0	0	2	3									
Inning Stats	R: 0 E: 0 K: 0 S: 3	H: 0 LOB: 0 BB: 0 P: 3	R: 0 E: 0 K: 0 S: 3	H: 0 LOB: 0 BB: 0 P: 3	R: 0 E: 0 K: 2 S: 8	H: 1 LOB: 1 BB: 0 P: 8	R: 0 E: 0 K: 0 S: 3	H: 0 LOB: 0 BB: 0 P: 3	R: 2 E: 0 K: 1 S: 7	H: 2 LOB: 1 BB: 1 P: 11	R: 0 E: 0 K: 0 S: 2	H: 0 LOB: 0 BB: 1 P: 6	R: 3 E: 2 K: 0 S: 8	H: 3 LOB: 2 BB: 0 P: 8	R: 0 E: 0 K: 0 S: 2	H: 0 LOB: 1 BB: 1 P: 6	R: 0 E: 0 K: 1 S: 5	H: 0 LOB: 1 BB: 1 P: 9	1B: 4 2B: 0 3B: 1 HR: 1	SF: 0 SAC: 1 DP: 2 HBP: 0	WP: 0 PB: 0 SB: 0 CS: 0	PA: 37			
PITCHER	IP	WLS	BF	H	R	ER	SO	BB	IBB	HBP	BLK	WP	HR	S	P	ERA	WHIP								
Danny Coombs, L ERA: 1.77 (1, 1)	8.0	L	33	6	5	3	3	3	0	0	0	0	1	36	48	3.38	1.125								
Gary Ross, R ERA: 4.15 (9, 1)	1.0		4	0	0	0	1	1	0	0	0	0	0	5	9	0.00	1.000								

Batter	1	2	3	4	5	6	7	8	9	AB	R	H	RBI	BB	SO	LOB	BOTTOM								
Tommy Dean, R OBP: 0.294, SLG: 0.375 (1, 6)	0-0 F9		0-0 5-3		0-3 K			0-0 G6-4-3 1-2		3	0	0	0	0	1	1	San Francisco Giants @ San Diego Padres San Diego Stadium, San Diego, CA Wed May 13 1970, 10:05 PM EDT Att: 7,447 - Unknown livebaseballscorecards.com								
Nate Colbert, R OBP: 0.313, SLG: 0.539 (8, PH) Gary Ross, R (9, 1)								0-0 1-2		1	0	0	0	0	0	1									
Dave Campbell, R OBP: 0.311, SLG: 0.360 (1, 4)	0-0 F9		0-3 K			0-0 5-3		0-0 6-3		4	0	0	0	0	1	0									
Cito Gaston, R OBP: 0.338, SLG: 0.476 (1, 8)	0-0 3-1			0-0 1B		0-0 F9		0-0 F7		4	0	1	0	0	0	0									
Ivan Murrell, R OBP: 0.250, SLG: 0.455 (1, 7)		0-0 6-3 WP 2B		0-0 F9		0-0 F8		0-0 1-3		4	1	1	0	0	0	1									
Ray Webster, L OBP: 0.297, SLG: 0.242 (1, 3)		0-0 F8		0-0 F5			0-0 G3		0-0 F7	4	0	0	0	0	0	2									
Ollie Brown, R OBP: 0.333, SLG: 0.426 (1, 9)		0-0 6-3 2-3		0-0 F9			0-0 5-3			3	0	0	0	0	0	2									
Steve Huntz, S OBP: 0.296, SLG: 0.386 (1, 5) (9, 6)		4-0 3B BB		0-3 K		0-0 1B		0-0 F8		2	0	1	0	1	1	0									
Bob Barton, R OBP: 0.342, SLG: 0.412 (1, 2)		0-3 3H K		0-0 E6 FC1-8			0-0 1B		0-0 F8	3	0	0	0	0	1	2									
Danny Coombs, R OBP: 0.083, SLG: 0.167 (8, PH) Van Kelly, L OBP: 0.239, SLG: 0.234 (9, 5)			0-3 K2-3		0-0 FC1-6 1-2		4-0 BB			2	0	0	0	0	1	1									
Inning Stats	R: 0 E: 0 K: 0 S: 3	H: 0 LOB: 0 BB: 0 P: 3	R: 1 E: 0 K: 1 S: 6	H: 1 LOB: 1 BB: 1 P: 10	R: 0 E: 0 K: 2 S: 7	H: 0 LOB: 0 BB: 0 P: 7	R: 0 E: 0 K: 0 S: 4	H: 1 LOB: 1 BB: 0 P: 4	R: 0 E: 1 K: 2 S: 8	H: 0 LOB: 1 BB: 0 P: 8	R: 0 E: 0 K: 0 S: 3	H: 0 LOB: 0 BB: 0 P: 3	R: 0 E: 0 K: 0 S: 4	H: 1 LOB: 1 BB: 0 P: 4	R: 0 E: 0 K: 0 S: 2	H: 0 LOB: 0 BB: 1 P: 6	R: 0 E: 0 K: 0 S: 3	H: 0 LOB: 0 BB: 0 P: 3	1B: 2 2B: 1 3B: 0 HR: 0	SF: 0 SAC: 0 DP: 1 HBP: 0	WP: 1 PB: 0 SB: 0 CS: 0	PA: 32			
PITCHER	IP	WLS	BF	H	R	ER	SO	BB	IBB	HBP	BLK	WP	HR	S	P	ERA	WHIP								
Rich Robertson, R ERA: 3.45 (1, 1)	9.0	W	32	3	1	1	5	2	0	0	0	1	0	40	48	1.00	0.556								

Batter	1	2	3	4	5	6	7	8	9	AB	R	H	RBI	BB	SO	LOB	TOP								
Joe Morgan, L OBP: 0.385, SLG: 0.394 (1, 4)	0-0 4-3		0-0 6-3		4-0 FC4-6 BB	4-0 BB		0-0 4-3		3	0	0	0	2	0	1									
Norm Miller, L OBP: 0.316, SLG: 0.358 (1, 9)	0-0 4-3		0-0 4-3		0-0 FC4-6	0-0 F7		0-0 4-3		5	0	0	0	0	0	5									
Jimmy Wynn, R OBP: 0.374, SLG: 0.520 (1, 8)	0-0 1B		0-0 2B		0-0 SF7			0-0 E8 SF7		4	1	2	1	0	0	0									
Tommy Davis, R OBP: 0.308, SLG: 0.390 Jim Beauchamp, R OBP: 0.333, SLG: 0.421 (7, 7)	0-0 1-2 1B		0-0 1-3		0-0 5-3			0-0 1-3		4	0	1	0	0	0	3									
Denis Menke, R OBP: 0.408, SLG: 0.500 (1, 6)	0-3 K			4-0 BB		0-0 F8		0-0 SF7		2	0	0	1	1	1	2									
Joe Pepitone, L OBP: 0.297, SLG: 0.521 (1, 3)		0-0 G3		0-0 F8		0-0 HR		0-0 F4		4	1	1	1	0	0	1									
Doug Rader, R OBP: 0.384, SLG: 0.566 (1, 5)		0-0 4-3		0-0 F9		0-0 BB 1B		4-0 BB		3	0	1	0	1	0	1									
Johnny Edwards, L OBP: 0.203, SLG: 0.237 (1, 2)		4-0 BB		0-0 F9		4-0 BB 1B		0-0 F9		2	0	0	0	2	0	2									
Larry Dierker, R OBP: 0.179, SLG: 0.185 (1, 1)		0-3 K			0-0 FC4-6 SF7 1B	0-3 K		0-3 K		4	1	1	0	0	3	4									
Inning Stats	R: 0 E: 0 K: 1 S: 7	H: 2 LOB: 2 BB: 0 P: 7	R: 0 E: 0 K: 1 S: 5	H: 0 LOB: 1 BB: 1 P: 9	R: 0 E: 0 K: 0 S: 4	H: 1 LOB: 1 BB: 0 P: 4	R: 0 E: 0 K: 0 S: 3	H: 0 LOB: 1 BB: 1 P: 7	R: 1 E: 0 K: 0 S: 4	H: 1 LOB: 3 BB: 1 P: 8	R: 1 E: 0 K: 1 S: 7	H: 2 LOB: 3 BB: 2 P: 15	R: 1 E: 1 K: 0 S: 4	H: 0 LOB: 0 BB: 0 P: 4	R: 0 E: 0 K: 1 S: 5	H: 0 LOB: 1 BB: 1 P: 9	R: 0 E: 0 K: 0 S: 3	H: 0 LOB: 0 BB: 0 P: 3	1B: 4 2B: 1 3B: 0 HR: 1	SF: 2 SAC: 0 DP: 0 HBP: 0	WP: 0 PB: 0 SB: 0 CS: 0	PA: 40			
PITCHER	IP	WLS	BF	H	R	ER	SO	BB	IBB	HBP	BLK	WP	HR	S	P	ERA	WHIP								
Clay Kirby, R ERA: 4.02 (1, 1)	5.1	L	26	6	2	2	2	4	0	0	0	0	1	26	42	3.38	1.875								
Tom Dukes, R ERA: 2.08 (6, 1)	1.2		7	0	1	0	1	1	0	0	0	0	0	8	12	0.00	0.600								
Ron Herbel, R ERA: 3.03 (8, 1)	2.0		7	0	0	0	1	1	0	0	0	0	0	8	12	0.00	0.500								

Houston Astros @ San Diego Padres
San Diego Stadium, San Diego, CA
Thu May 14 1970, 10:05 PM EDT
Att: 2,522 - Unknown

AB	32
R	3
H	6
RBI	3
BB	6
SO	4
LOB	19



Batter	1	2	3	4	5	6	7	8	9	AB	R	H	RBI	BB	SO	LOB	BOTTOM								
Tommy Dean, R OBP: 0.316, SLG: 0.417 (1, 6)	0-0 7-4 S 1B		0-0 1B 2B		0-0 6-3		0-0 F3		0-0 4-1 2 0 0 0 0	4	1	2	0	0	0	0									
Dave Campbell, R OBP: 0.309, SLG: 0.357 (1, 4)	0-3 K		0-0 FC6-4 1B		0-0 F5		0-0 5-3		4	0	1	1	0	1	1	1									
Cito Gaston, R OBP: 0.348, SLG: 0.479 (8, 7)	4-0 BB		0-0 FC6-4 1B		0-0 5-3			0-0 G5-4-3 1B		3	0	2	0	1	0	0									
Jose Arcia, R OBP: 0.211, SLG: 0.091 (8, 7)			1-2 1B						0	0	0	0	0	0	0	0									
Nate Colbert, R OBP: 0.311, SLG: 0.529 (1, 3)	0-0 7-4		0-3 K		0-0 1B 1B 1B		0-0 G3-2-3 1B	0-0 G5-4-3 1B		4	0	1	0	0	1	5									
Ivan Murrell, R OBP: 0.250, SLG: 0.438 (8, 8)		0-0 F9	0-0 FC6-4		0-0 G3-2-3 1B		0-0 6-3		4	0	1	0	0	0	3	3									
Ollie Brown, R OBP: 0.330, SLG: 0.419 (1, 9)		0-0 F8	0-3 K		0-0 1B 1B		0-0 1-3		4	0	1	0	0	1	2	2									
Steve Huntz, S OBP: 0.306, SLG: 0.375 (1, 5)		4-0 1B BB		4-0 8-4 BB		0-0 G3-2-3 1B		0-0 F8		2	0	0	0	2	0	3									
Chris Cannizzaro, R OBP: 0.344, SLG: 0.337 (1, 2)		0-0 1-2 1B		0-0 8-4		0-0 F9		0-0 5-3		4	0	1	0	0	0	3									
Clay Kirby, R OBP: 0.250, SLG: 0.250 Tom Dukes, R OBP: 0.289, SLG: 0.235 Ron Herbel, R (8, 1)		0-3 K		0-3 K				0-3 K		2	0	0	0	0	2	2									
Inning Stats	R: 0 E: 0 K: 1 S: 5	H: 1 LOB: 2 BB: 1 P: 9	R: 0 E: 0 K: 1 S: 6	H: 1 LOB: 2 BB: 1 P: 10	R: 1 E: 0 K: 2 S: 10	H: 3 LOB: 2 BB: 0 P: 10	R: 0 E: 0 K: 1 S: 4	H: 0 LOB: 0 BB: 1 P: 8	R: 0 E: 0 K: 0 S: 3	H: 0 LOB: 0 BB: 0 P: 3	R: 0 E: 0 K: 0 S: 5	H: 3 LOB: 2 BB: 0 P: 5	R: 0 E: 0 K: 1 S: 5	H: 0 LOB: 0 BB: 0 P: 5	R: 0 E: 0 K: 0 S: 3	H: 1 LOB: 1 BB: 0 P: 3	R: 0 E: 0 K: 0 S: 3	H: 0 LOB: 0 BB: 0 P: 3	1B: 8 2B: 3 3B: 0 HR: 0	SF: 0 SAC: 0 DP: 4 HBP: 0	WP: 0 PB: 0 SB: 1 CS: 0	PA: 35			
PITCHER	IP	WLS	BF	H	R	ER	SO	BB	IBB	HBP	BLK	WP	HR	S	P	ERA	WHIP								
Larry Dierker, R ERA: 3.14 (1, 1)	9.0	W	35	9	1	1	6	3	0	0	0	0	0	44	56	1.00	1.333								

Houston Astros @ San Diego Padres
San Diego Stadium, San Diego, CA
Thu May 14 1970, 10:05 PM EDT
Att: 2,522 - Unknown

AB	32
R	1
H	9
RBI	1
BB	3
SO	6
LOB	19



Batter	1	2	3	4	5	6	7	8	9	AB	R	H	RBI	BB	SO	LOB	TOP					
Joe Morgan, L (1,4) OBP: 0.395, SLG: 0.411 Marty Martinez, S (8,4) OBP: 0.200, SLG: 0.300	4-3		1B			F1	F6		5-3	5	1	2	1	0	0	1						
Jesus Alou, R (1,9) OBP: 0.339, SLG: 0.415	F8		K			FC6			G3	6	1	2	0	0	1	3						
Jimmy Wynn, R (1,8) OBP: 0.401, SLG: 0.571			1B						K	3	1	2	1	2	1	0						
Tommy Davis, R (1,7) OBP: 0.325, SLG: 0.404	CS	E5	FC5-4			FC6			K	5	0	2	2	0	1	2						
Denis Menke, R (1,6) OBP: 0.401, SLG: 0.485		K	FC5-4			F9			2B	5	1	1	1	0	1	6						
Joe Pepitone, L (1,3) OBP: 0.297, SLG: 0.511			1-3						1B	5	2	3	1	0	0	1						
Doug Rader, R (1,5) OBP: 0.372, SLG: 0.561		K							1B	5	1	2	3	0	2	2						
Johnny Edwards, L (1,2) OBP: 0.233, SLG: 0.276									F7	4	2	2	0	1	0	1						
Don Wilson, R (1,1) OBP: 0.125, SLG: 0.125 Jack Billingham, R (5,1) OBP: 0.500, SLG: 0.417 Fred Gladding, L (9,1) OBP: 0.500, SLG: 0.417	6-3					K			K	2	0	0	0	0	1	3						
Inning Stats	R: 0 E: 0 K: 0 S: 2	H: 0 LOB: 0 BB: 1 P: 6	R: 0 E: 1 K: 2 S: 9	H: 1 LOB: 3 BB: 1 P: 13	R: 2 E: 0 K: 1 S: 7	H: 2 LOB: 1 BB: 1 P: 11	R: 0 E: 0 K: 2 S: 7	H: 0 LOB: 0 BB: 0 P: 7	R: 0 E: 0 K: 1 S: 5	H: 2 LOB: 2 BB: 0 P: 5	R: 4 E: 0 K: 1 S: 11	H: 6 LOB: 2 BB: 0 P: 11	R: 1 E: 0 K: 0 S: 5	H: 2 LOB: 1 BB: 1 P: 9	R: 2 E: 0 K: 2 S: 10	H: 3 LOB: 1 BB: 0 P: 10	R: 0 E: 0 K: 1 S: 5	H: 0 LOB: 0 BB: 0 P: 5	1B: 12 2B: 2 3B: 1 HR: 1	SF: 0 SAC: 0 DP: 0 HBP: 0	WP: 1 PB: 0 SB: 3 CS: 1	PA: 48
PITCHER	IP	WLS	BF	H	R	ER	SO	BB	IBB	HBP	BLK	WP	HR	S	P	ERA	WHIP					
Pat Dobson, R (1,1) ERA: 3.97 Gary Ross, R (8,1) ERA: 4.43	7.0	L	38	13	7	7	6	3	1	0	0	0	1	46	62	9.00	2.286					

Houston Astros @ San Diego Padres
San Diego Stadium, San Diego, CA
Sat May 16 1970, 10:05 PM EDT
Att: 8,432 - Unknown

AB	43
R	9
H	16
RBI	9
BB	4
SO	9
LOB	20



Batter	1	2	3	4	5	6	7	8	9	AB	R	H	RBI	BB	SO	LOB	BOTTOM					
Tommy Dean, R (1,6) OBP: 0.273, SLG: 0.357 Van Kelly, L (5, PH) OBP: 0.280, SLG: 0.246	6-3		6-3						1B	2	0	0	0	0	0	0						
Dave Campbell, R (1,4) OBP: 0.359, SLG: 0.356	F8					K			1B	5	0	2	1	0	2	4						
Ivan Murrell, R (1,8) OBP: 0.263, SLG: 0.518	K					6-3	F3		K	4	1	0	0	1	2	6						
Al Ferrara, R (1,7) OBP: 0.355, SLG: 0.430 Jose Arcia, R (9, PR) OBP: 0.211, SLG: 0.091		F6				FC6-5-4			F9	5	1	1	1	0	0	2						
Nate Colbert, R (1,3) OBP: 0.317, SLG: 0.547						2B			1B	4	1	2	1	1	0	2						
Ollie Brown, R (1,9) OBP: 0.336, SLG: 0.465						2B			1B	5	0	1	2	0	0	3						
Steve Huntz, S (1,5) OBP: 0.290, SLG: 0.350									F3	5	0	1	0	0	0	4						
Bob Barton, R (1,2) OBP: 0.357, SLG: 0.447									F8	4	1	2	0	0	0	1						
Pat Dobson, R (1,1) ERA: 4.43 Ray Webster, L (7, PH) OBP: 0.302, SLG: 0.237 Gary Ross, R (8,1) OBP: 0.395, SLG: 0.394									F6	1	0	0	0	0	0	0						
Inning Stats	R: 0 E: 0 K: 1 S: 5	H: 0 LOB: 0 BB: 0 P: 5	R: 0 E: 0 K: 0 S: 3	H: 0 LOB: 1 BB: 1 P: 7	R: 0 E: 0 K: 0 S: 3	H: 0 LOB: 0 BB: 0 P: 3	R: 1 E: 0 K: 0 S: 5	H: 2 LOB: 1 BB: 0 P: 5	R: 0 E: 0 K: 1 S: 7	H: 2 LOB: 3 BB: 1 P: 11	R: 0 E: 0 K: 0 S: 3	H: 0 LOB: 0 BB: 0 P: 3	R: 1 E: 0 K: 1 S: 7	H: 2 LOB: 1 BB: 0 P: 7	R: 2 E: 0 K: 0 S: 5	H: 2 LOB: 1 BB: 1 P: 9	R: 3 E: 1 K: 1 S: 8	H: 2 LOB: 2 BB: 2 P: 16	1B: 6 2B: 4 3B: 0 HR: 0	SF: 0 SAC: 1 DP: 0 HBP: 0	WP: 0 PB: 0 SB: 0 CS: 0	PA: 43
PITCHER	IP	WLS	BF	H	R	ER	SO	BB	IBB	HBP	BLK	WP	HR	S	P	ERA	WHIP					
Don Wilson, R (1,1) ERA: 4.43 Jack Billingham, R (5,1) ERA: 6.52 Jim Bouton, R (9,1) ERA: 5.75 Fred Gladding, R (9,1) ERA: 4.96	3.2	W	17	4	4	4	2	2	0	0	0	0	0	19	27	9.82	1.636					

Houston Astros @ San Diego Padres
San Diego Stadium, San Diego, CA
Sat May 16 1970, 10:05 PM EDT
Att: 8,432 - Unknown

AB	37
R	7
H	10
RBI	6
BB	5
SO	4
LOB	23

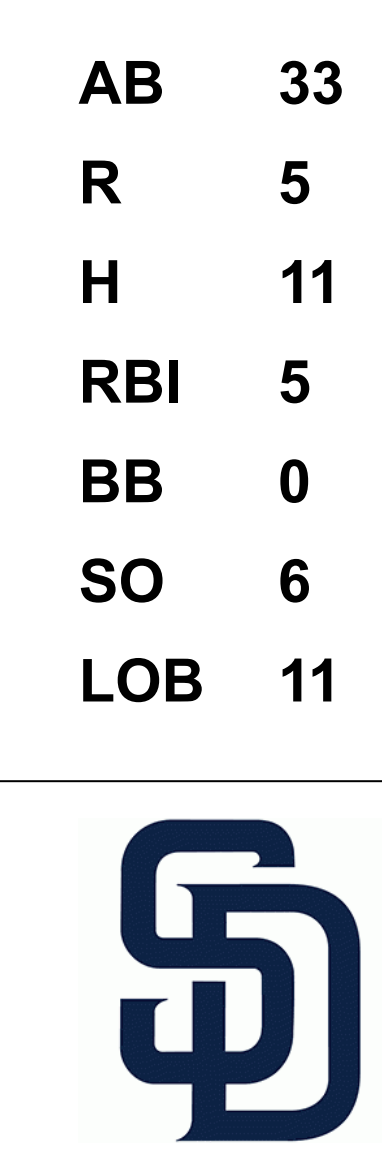


Batter	1	2	3	4	5	6	7	8	9	AB	R	H	RBI	BB	SO	LOB	TOP										
Joe Morgan, L (1,4) OBP: 0.409, SLG: 0.441	4-0 SH1-3 SF8 BB		4-0 G6-4-3 BB		0-0 HR			0-0 1B		2	2	1	2	0	0		Houston Astros @ San Diego Padres San Diego Stadium, San Diego, CA Sun May 17 1970, 6:33 AM EDT Att: 8,957 - Unknown										
Jesus Alou, R (1,9) OBP: 0.322, SLG: 0.393	0-0 SH1-3		0-0 G6-4-3		0-0 F3			0-3 K		3	0	0	0	0	1	3											
Jimmy Wynn, R (1,8) OBP: 0.398, SLG: 0.566	0-0 SF8			0-0 FC6-4 1B			0-0 F8	0-0 F6		3	0	1	1	0	0	1											
Tommy Davis, R (1,7) OBP: 0.314, SLG: 0.390	0-0 F4			0-0 FC6-4 BB			0-0 6-3	0-0 1-3		4	0	0	0	0	0	2											
Denis Menke, R (1,6) OBP: 0.404, SLG: 0.482		0-0 L4-3 1B		4-0 L4-3 BB			0-0 F4		0-0 6-3	3	0	1	0	1	0	0											
Joe Pepitone, L (1,3) OBP: 0.296, SLG: 0.526		0-0 L4-3		0-0 F9					0-0 4-3	4	1	1	1	0	0	3											
Doug Rader, R (1,5) OBP: 0.362, SLG: 0.544		0-0 F7		0-0 F3			0-0 F6		0-3 K	4	0	0	0	0	1	2											
Johnny Edwards, L (1,2) OBP: 0.235, SLG: 0.272			4-0 FC1-6 BB		0-0 F9				0-0 F8	2	0	0	0	1	0	0											
Denny Lemaster, R (1,1) OBP: 0.227, SLG: 0.158 (7, PH)			0-0 FC1-6 BB		0-3 K				0-0 F8	2	0	0	0	0	1	1											
Bob Watson, R (7, PH) OBP: 0.100, SLG: 0.158										1	0	0	0	0	0	0											
Ron Cook, L (7, 1) OBP: 1.000, SLG: 3.000										0	0	0	0	0	0	0											
Inning Stats	R: 1 E: 0 K: 0 S: 3	H: 0 LOB: 0 BB: 1 P: 7	R: 0 E: 0 K: 0 S: 3	H: 1 LOB: 0 BB: 3	R: 0 E: 0 K: 0 S: 2	H: 0 LOB: 1 BB: 2 P: 10	R: 0 E: 0 K: 0 S: 4	H: 1 LOB: 2 BB: 1 P: 8	R: 1 E: 0 K: 1 S: 6	H: 1 LOB: 0 BB: 0 P: 6	R: 0 E: 0 K: 0 S: 3	H: 0 LOB: 0 BB: 0 P: 3	R: 1 E: 0 K: 0 S: 4	H: 1 LOB: 0 BB: 0 P: 4	R: 0 E: 0 K: 1 S: 6	H: 1 LOB: 1 BB: 0 P: 6	R: 0 E: 0 K: 1 S: 5	H: 0 LOB: 0 BB: 0 P: 5	1B: 3 2B: 1 3B: 0 HR: 2	SF: 1 SAC: 1 DP: 2 HBP: 0	WP: 0 PB: 0 SB: 1 CS: 0	PA: 34					
PITCHER	IP	WLS	BF	H	R	ER	SO	BB	IBB	HBP	BLK	WP	HR	S	P	ERA	WHIP										
Mike Corkins, R (1,1) ERA: 4.02	7.0	W	28	5	3	3	1	4	0	0	0	0	2	26	42	3.86	1.286										
Ron Herbel, R (8,1) ERA: 3.22	2.0	S	6	0	0	0	2	0	0	0	0	0	0	10	10	0.00	0.000										

AB	28
R	3
H	5
RBI	3
BB	4
SO	3
LOB	12



Batter	1	2	3	4	5	6	7	8	9	AB	R	H	RBI	BB	SO	LOB	BOTTOM										
Tommy Dean, R (1,6) OBP: 0.292, SLG: 0.391	0-3 K		0-0 2B 1B		0-0 FC1-5 F8 1B			0-0 SH 2B		4	2	2	0	0	1	1	Houston Astros @ San Diego Padres San Diego Stadium, San Diego, CA Sun May 17 1970, 6:33 AM EDT Att: 8,957 - Unknown										
Dave Campbell, R (1,4) OBP: 0.309, SLG: 0.362	0-0 F8		0-0 1B		0-0 F8			0-0 SH G6-4-3 2B		3	1	1	0	0	0	1											
Ivan Murrell, R (1,8) OBP: 0.295, SLG: 0.533			0-0 CS 1B		0-0 1B			0-3 K		4	0	3	3	0	1	2											
Al Ferrara, R (1,7) OBP: 0.351, SLG: 0.423	0-3 K		0-0 F6		0-0 FC6-4 1B			0-0 G6-4-3		4	0	1	0	0	1	4											
Jose Arcia, R (8,7) OBP: 0.211, SLG: 0.091			0-0 F6		1-2 FC6-4 1B			1-2 G6-4-3		0	0	0	0	0	0	0											
Nate Colbert, R (1,3) OBP: 0.308, SLG: 0.530		0-0 5-3	0-0 F2		0-0 FC6-4			0-3 K		4	0	0	0	0	1	2											
Ollie Brown, R (1,9) OBP: 0.326, SLG: 0.449		0-0 5-3		0-0 F3			0-0 6-3		0-0 F2	4	0	0	0	0	0	0											
Steve Huntz, S (1,5) OBP: 0.289, SLG: 0.381				0-0 F6			0-0 F7		0-0 4-3	4	1	1	1	0	0	0											
Chris Cannizzaro, R (1,2) OBP: 0.350, SLG: 0.378		0-0 HR		0-0 F3			0-0 HR			3	1	2	1	0	0	0											
Mike Corkins, R (1,1) OBP: 0.250, SLG: 0.263		0-3 K			0-0 FC1-5 2B		0-3 K			3	0	1	0	0	2	1											
Ron Herbel, R (8,1) ERA: 1.17										0	0	0	0	0	0	0											
Inning Stats	R: 0 E: 0 K: 2 S: 8	H: 1 LOB: 1 BB: 0 P: 8	R: 1 E: 0 K: 1 S: 7	H: 2 LOB: 1 BB: 0 P: 7	R: 2 E: 0 K: 0 S: 5	H: 3 LOB: 0 BB: 0 P: 5	R: 0 E: 0 K: 0 S: 3	H: 0 LOB: 0 BB: 0 P: 3	R: 1 E: 0 K: 0 S: 6	H: 3 LOB: 2 BB: 0 P: 6	R: 1 E: 0 K: 1 S: 6	H: 1 LOB: 0 BB: 0 P: 6	R: 0 E: 1 K: 1 S: 6	H: 1 LOB: 1 BB: 0 P: 6	R: 0 E: 0 K: 1 S: 5	H: 0 LOB: 0 BB: 0 P: 5	1B: 6 2B: 3 3B: 0 HR: 2	SF: 0 SAC: 1 DP: 1 HBP: 0	WP: 0 PB: 0 SB: 0 CS: 1	PA: 34							
PITCHER	IP	WLS	BF	H	R	ER	SO	BB	IBB	HBP	BLK	WP	HR	S	P	ERA	WHIP										
Denny Lemaster, L (1,1) ERA: 3.82	6.0	L	27	10	5	5	4	0	0	0	0	0	0	35	35	7.50	1.667										
Ron Cook, L (7,1) ERA: 1.17	2.0		7	1	0	0	2	0	0	0	0	0	0	11	11	0.00	0.500										



Batter	1	2	3	4	5	6	7	8	9	AB	R	H	RBI	BB	SO	LOB	TOP								
Maury Wills, S OBP: 0.370, SLG: 0.329 (1, 6)	F9	FC6-4 1B		F7		CS 1B			SH1-4	4	0	1	1	0	0	1	Los Angeles Dodgers @ San Diego Padres San Diego Stadium, San Diego, CA Mon May 18 1970, 10:05 PM EDT Att: 8,218 - Unknown livebaseballscorecards.com								
Manny Mota, R OBP: 0.405, SLG: 0.479 (1, 7)	F8			4-3		CS	F8		6-3	5	0	1	0	0	0	1									
Willie Davis, L OBP: 0.287, SLG: 0.357 (1, 8)	1B BB	F7					G3		4-3	4	1	1	0	1	0	3									
Wes Parker, S OBP: 0.380, SLG: 0.510 (1, 3)	FC6-4 1B		4-3	5-3						4	0	2	1	0	0	1									
Billy Grabarkewitz, R OBP: 0.529, SLG: 0.582 (1, 5)	FC6-4		S E BB		6-3		K			3	1	0	0	1	1	2									
Ted Sizemore, R OBP: 0.333, SLG: 0.303 (1, 4)		2B 1B BB	E5		K			G5-4-3 1B		3	1	1	0	1	1	0									
Gary Moore, R OBP: 0.214, SLG: 0.500 (1, 9)		K		S 1B	F8			G5-4-3 1B		4	0	1	0	0	1	2									
Jeff Torborg, R OBP: 0.326, SLG: 0.372 (1, 2)		1B FC6-4 2B				6-3		K		3	1	1	0	1	1	0									
Sandy Vance, R OBP: 0.200, SLG: 0.143 Joe Moeller, R OBP: 0.400, SLG: 0.250 (7, 1)		FC6-4 1B	K		L4			SH1-4 1B		3	0	1	1	0	1	2									
Inning Stats	R: 1 E: 0 K: 0 S: 4	H: 1 LOB: 1 BB: 1 P: 8	R: 2 E: 0 K: 1 S: 8	H: 3 LOB: 2 BB: 1 P: 12	R: 1 E: 1 K: 1 S: 6	H: 1 LOB: 2 BB: 2 P: 14	R: 0 E: 0 K: 0 S: 4	H: 1 LOB: 1 BB: 0 P: 4	R: 0 E: 0 K: 1 S: 5	H: 0 LOB: 0 BB: 0 P: 5	R: 0 E: 0 K: 0 S: 3	H: 1 LOB: 0 BB: 0 P: 3	R: 0 E: 0 K: 1 S: 6	H: 1 LOB: 1 BB: 0 P: 6	R: 0 E: 0 K: 1 S: 5	H: 1 LOB: 0 BB: 0 P: 5	R: 0 E: 0 K: 0 S: 4	H: 1 LOB: 0 BB: 0 P: 4	1B: 8 2B: 1 3B: 1 HR: 0	SF: 0 SAC: 1 DP: 1 HBP: 0	WP: 0 PB: 0 SB: 3 CS: 1	PA: 40			
PITCHER	IP	WLS	BF	H	R	ER	SO	BB	IBB	HBP	BLK	WP	HR	S	P	ERA	WHIP								
Danny Coombs, L ERA: 2.27 (1, 1)	2.0	L	12	4	3	3	1	2	0	0	0	0	0	12	20	13.50	3.000								
Al Santorini, R ERA: 4.81 (3, 1)	3.0		13	2	1	1	2	1	1	0	0	0	0	15	23	3.00	1.000								
Tom Dukess, R ERA: 2.4 (6, 1)	2.0		7	2	0	0	1	0	0	0	0	0	0	9	9	0.00	1.000								
Gary Ross, R ERA: 4.09 (8, 1)	1.2		6	2	0	0	1	0	0	0	0	0	0	8	8	0.00	1.200								
Dave Roberts, L ERA: 2.77 (9, 1)	0.1		1	0	0	0	0	0	0	0	0	0	0	1	1	0.00	0.000								
Batter	1	2	3	4	5	6	7	8	9	AB	R	H	RBI	BB	SO	LOB	BOTTOM								
Tommy Dean, R OBP: 0.275, SLG: 0.367 Ed Spletz, R OBP: 0.397, SLG: 0.388 (7, PH) (8, 5)	L5		6-3		F7				F3	3	0	0	0	0	0	1	Los Angeles Dodgers @ San Diego Padres San Diego Stadium, San Diego, CA Mon May 18 1970, 10:05 PM EDT Att: 8,218 - Unknown livebaseballscorecards.com								
Dave Campbell, R OBP: 0.320, SLG: 0.378 (1, 4)	E6 S 1B		F8			FC5-4 1B				4	1	3	2	0	0	0									
Cito Gaston, R OBP: 0.352, SLG: 0.480 Gary Ross, R OBP: 0.100, SLG: 0.400 (8, 1) (9, 1)			F3			FC5-4 1B	K			4	0	2	1	0	1	2									
Nate Colbert, R OBP: 0.300, SLG: 0.515 (1, 3)	L7				K				F4	4	0	0	0	0	1	3									
Ivan Murrell, R OBP: 0.292, SLG: 0.508 (7, 7) (8, 8)	K				F7				CS BB	3	0	0	0	1	1	2									
Ollie Brown, R OBP: 0.333, SLG: 0.451 (1, 9)					6-3				K	4	0	2	0	0	1	1									
Steve Huntz, S OBP: 0.287, SLG: 0.375 (8, 6)		FC3-6 CS 1B							F2	4	1	1	0	0	0	2									
Bob Barton, R OBP: 0.370, SLG: 0.452 (1, 2)					F8				F8	4	1	2	0	0	0	1									
Danny Coombs, R OBP: 0.083, SLG: 0.167 Van Riffe, R OBP: 0.276, SLG: 0.242 Al Santorini, R OBP: 0.296, SLG: 0.231 Ray Webster, L OBP: 0.303, SLG: 0.418 Al Ferrara, R OBP: 0.311, SLG: 0.091 (1, 1) (2, PH) (3, 1) (5, PH) (6, 1) (7, PH) (8, 7) (9, PH)			K		F2				BB	0	0	0	0	0	0	0									
Inning Stats	R: 1 E: 1 K: 1 S: 7	H: 2 LOB: 2 BB: 0 P: 7	R: 0 E: 0 K: 1 S: 6	H: 2 LOB: 0 BB: 0 P: 6	R: 0 E: 0 K: 1 S: 5	H: 0 LOB: 0 BB: 0 P: 3	R: 0 E: 0 K: 0 S: 4	H: 0 LOB: 0 BB: 0 P: 4	R: 0 E: 0 K: 0 S: 4	H: 1 LOB: 1 BB: 0 P: 4	R: 0 E: 0 K: 2 S: 10	H: 3 LOB: 2 BB: 1 P: 14	R: 0 E: 0 K: 1 S: 4	H: 0 LOB: 0 BB: 1 P: 8	R: 0 E: 0 K: 0 S: 3	H: 0 LOB: 1 BB: 1 P: 7	1B: 9 2B: 2 3B: 0 HR: 0	SF: 0 SAC: 0 DP: 2 HBP: 0	WP: 0 PB: 0 SB: 1 CS: 2	PA: 37					
PITCHER	IP	WLS	BF	H	R	ER	SO	BB	IBB	HBP	BLK	WP	HR	S	P	ERA	WHIP								
Sandy Vance, R ERA: 2.18 (1, 1)	6.1		26	9	3	2	3	0	0	0	0	0	0	32	32	2.84	1.421								
Joe Moeller, R ERA: (7, 1)	2.2	S	11	1	0	0	3	3	0	0	0	0	0	14	26	0.00	1.500								

Batter	1	2	3	4	5	6	7	8	9	AB	R	H	RBI	BB	SO	LOB	TOP					
Billy Grabarkewitz, R OBP: 0.516, SLG: 0.564 (1.6)	0-0 6-3		4-0 1B FC1-2 BB	0-0 SF9			0-0 F2	0-0 G3		3	0	0	1	1	0	0	Los Angeles Dodgers @ San Diego Padres San Diego Stadium, San Diego, CA Tue May 19 1970, 10:05 PM EDT Att: 9,190 - Unknown livebaseballscorecards.com					
Manny Mota, R OBP: 0.398, SLG: 0.468 (1.7) Von Joshua, L OBP: 0.321, SLG: 0.269 (8.7)	0-0 F9		0-0 FC1-2 2B 1B	0-3 K			0-0 6-3		0-0 4-3	4	1	1	1	0	1	1						
Willie Davis, L OBP: 0.284, SLG: 0.352 (1.8)	0-0 4-3		0-0 FC1-2 2B		0-0 4-3		0-0 1B 1B		0-0 F6	5	2	1	0	0	0	2						
Wes Parker, S OBP: 0.380, SLG: 0.514 (1.3)		0-0 1-3	0-0 1-3 2B		0-3 K		0-0 1B HR 1B		0-0 4-3	5	1	2	2	0	1	0						
Willie Crawford, L OBP: 0.381, SLG: 0.417 (1.9)		0-0 1B	0-0 1B	0-0 BB	0-0 2B		0-0 1-2 HR 1B			3	1	3	1	1	0	0						
Bill Sudakis, S OBP: 0.323, SLG: 0.357 (1.5)	0-0 BB	0-0 BB	0-0 F9		0-0 F7		0-0 1-3 3-H HR			3	1	1	3	1	0	3						
Tom Haller, L OBP: 0.377, SLG: 0.463 (1.2)	0-0 6-3		0-0 1B SF9 BB	0-0 6-3		0-0 G3				3	1	0	0	1	0	1						
Ted Sizemore, R OBP: 0.331, SLG: 0.301 (1.4)			0-0 F8	0-0 FC5-6 1B		0-0 5-3		0-0 F8		4	0	1	0	0	0	0						
Don Sutton, R OBP: 0.296, SLG: 0.308 (1.1)			0-0 1B BB	0-0 FC5-6 1B		0-0 F9		0-0 F4		4	1	1	0	0	0	2						
Inning Stats	R: 0 E: 0 K: 0 S: 3	H: 0 LOB: 0 BB: 0 P: 3	R: 0 E: 0 K: 0 S: 3	H: 1 LOB: 1 BB: 7	R: 3 E: 0 K: 0 S: 6	H: 3 LOB: 2 BB: 14	R: 1 E: 0 K: 1 S: 6	H: 1 LOB: 1 BB: 1	R: 0 E: 0 K: 0 S: 3	H: 0 LOB: 0 BB: 0 P: 3	R: 4 E: 0 K: 0 S: 7	H: 4 LOB: 0 BB: 0 P: 7	R: 0 E: 0 K: 0 S: 3	H: 0 LOB: 0 BB: 0 P: 3	R: 0 E: 0 K: 0 S: 3	H: 0 LOB: 0 BB: 0 P: 3		1B: 7 2B: 2 3B: 0 HR: 1	SF: 1 SAC: 0 DP: 0 HBP: 0	WP: 0 PB: 0 SB: 1 CS: 0	PA: 40	
PITCHER	IP WLS BF H R ER SO	IP WLS BF H R ER SO	IP WLS BF H R ER SO	IP WLS BF H R ER SO	IP WLS BF H R ER SO	IP WLS BF H R ER SO	IP WLS BF H R ER SO	IP WLS BF H R ER SO	IP WLS BF H R ER SO	IP WLS BF H R ER SO	IP WLS BF H R ER SO	IP WLS BF H R ER SO	IP WLS BF H R ER SO	IP WLS BF H R ER SO	IP WLS BF H R ER SO	IP WLS BF H R ER SO	ERA WHIP	ERA WHIP				
Clay Kirby, R ERA: 4.5 (1.1)	3.0 L	17 5	4 4	4 4	0 0	0 0	4 0	0 0	0 0	0 0	0 0	0 0	0 0	0 0	0 0	0 0	0 0	12.00	3.000			
Gary Ross, R ERA: 4.85 (4.1)	4.0	17	5	4	4	2	0	0	0	0	0	0	0	0	0	0	0	9.00	1.250			
Tom Dukes, R ERA: 2.12 (8.1)	2.0	6	0	0	0	0	0	0	0	0	0	0	0	0	0	0	0	0.00	0.000			
Batter	1	2	3	4	5	6	7	8	9	AB	R	H	RBI	BB	SO	LOB	BOTTOM					
Tommy Dean, R OBP: 0.291, SLG: 0.396 (1.6)	0-0 FC5-4 1B		0-0 SF8 2B		0-0 G5-4-3			0-3 K		4	0	2	0	0	1	1	Los Angeles Dodgers @ San Diego Padres San Diego Stadium, San Diego, CA Tue May 19 1970, 10:05 PM EDT Att: 9,190 - Unknown livebaseballscorecards.com					
Dave Campbell, R OBP: 0.312, SLG: 0.371 (1.4)	0-0 F9		0-0 SF8			0-0 5-3		0-0 F5		3	0	0	1	0	0	1						
Cito Gaston, R OBP: 0.350, SLG: 0.474 (1.8)	0-0 FC5-4		0-0 K			0-0 2B FC5-2 1B		0-0 L7		4	0	1	0	0	1	2						
Al Ferrara, R OBP: 0.350, SLG: 0.422 (1.7)	0-3 K			0-0 1-3		0-0 1-3 2B		0-0 F3		4	0	1	0	0	1	1						
Nate Colbert, R OBP: 0.299, SLG: 0.529 (1.3)		0-0 E5	0-0 F2		0-0 FC5-2		0-0 HR		0-0 F3	4	1	1	1	0	0	2						
Ivan Murrell, R OBP: 0.290, SLG: 0.537 (1.9)		0-3 K	0-0 HR		0-3 K		0-0 E6		0-0 E6	4	1	1	1	0	2	3						
Steve Huntz, S OBP: 0.276, SLG: 0.359 (1.5)	0-0 G6-3		0-0 F6			0-0 F9		0-0 F5		4	0	0	0	0	0	2						
Chris Cannizzaro, R OBP: 0.346, SLG: 0.372 (1.2)			0-0 2B SF8 1B		0-3 K		0-0 F3		0-0 F2	4	1	1	0	0	1	1						
Clay Kirby, R OBP: 0.235, SLG: 0.235 (1.1) Gary Ross, R OBP: 0.500, SLG: 0.500 (4.1) Ray Webster, L OBP: 0.289, SLG: 0.225 (7. PH) Tom Dukes, R (8.1)			0-3 K		0-0 G5-4-3 1B		0-3 K			1	0	0	0	0	1	1						
Inning Stats	R: 0 E: 0 K: 1 S: 6	H: 1 LOB: 1 BB: 0 P: 6	R: 0 E: 1 K: 1 S: 5	H: 0 LOB: 0 BB: 0 P: 5	R: 1 E: 0 K: 2 S: 9	H: 2 LOB: 1 BB: 0 P: 9	R: 1 E: 0 K: 0 S: 4	H: 1 LOB: 0 BB: 0 P: 4	R: 0 E: 0 K: 1 S: 5	H: 1 LOB: 0 BB: 0 P: 5	R: 0 E: 0 K: 1 S: 7	H: 2 LOB: 2 BB: 0 P: 7	R: 0 E: 0 K: 1 S: 5	H: 0 LOB: 0 BB: 0 P: 5	R: 0 E: 0 K: 1 S: 5	H: 0 LOB: 0 BB: 0 P: 5		R: 1 E: 1 K: 0 S: 5	H: 1 LOB: 1 BB: 0 P: 5	1B: 4 2B: 2 3B: 0 HR: 2	SF: 1 SAC: 0 DP: 2 HBP: 0	WP: 0 PB: 0 SB: 0 CS: 0
PITCHER	IP WLS BF H R ER SO	IP WLS BF H R ER SO	IP WLS BF H R ER SO	IP WLS BF H R ER SO	IP WLS BF H R ER SO	IP WLS BF H R ER SO	IP WLS BF H R ER SO	IP WLS BF H R ER SO	IP WLS BF H R ER SO	IP WLS BF H R ER SO	IP WLS BF H R ER SO	IP WLS BF H R ER SO	IP WLS BF H R ER SO	IP WLS BF H R ER SO	IP WLS BF H R ER SO	IP WLS BF H R ER SO	ERA WHIP	ERA WHIP				
Don Sutton, R ERA: 3.05 (1.1)	9.0 W	35 8	3 3	3 3	8 0	0 0	0 0	0 0	0 0	0 0	2 2	51 51	3.00	0.889								

Batter	1	2	3	4	5	6	7	8	9	AB	R	H	RBI	BB	SO	LOB	TOP								
Maury Wills, S OBP: 0.361, SLG: 0.320 (1, 6)	0-0 4-3		0-0 6-3	0-0 FC6-4			0-0 6-3			4	0	0	1	0	0	1	Los Angeles Dodgers @ San Diego Padres San Diego Stadium, San Diego, CA Wed May 20 1970, 10:05 PM EDT Att: 9,950 - Unknown AB 34 R 4 H 9 RBI 4 BB 1 SO 3 LOB 10								
Manny Mota, R OBP: 0.391, SLG: 0.469 (1, 7)	0-0 5-3 2B		0-0 4-3	0-0 CS	0-0 6-3			0-0 F9		4	0	1	0	0	0	0									
Willie Davis, L OBP: 0.289, SLG: 0.369 (1, 8)	0-0 5-3				0-0 F5			0-0 G3 3B		4	1	2	0	0	0	1									
Wes Parker, S OBP: 0.371, SLG: 0.500 (1, 3)	0-0 3-1		0-0 F3		0-3 K			0-0 G3		4	0	0	1	0	1	2									
Billy Grabarkewitz, R OBP: 0.516, SLG: 0.561 (1, 4)		0-3 K		0-0 HR 1B		0-0 G3-6-3 1B		0-3 K		4	1	2	0	0	2	0									
Bill Sudakis, S OBP: 0.333, SLG: 0.433 (1, 5)	0-0 2B		0-0 HR		0-0 G3-6-3 1B			0-0 4-3		4	1	2	2	0	0	1									
Willie Crawford, L OBP: 0.376, SLG: 0.410 (1, 9)	0-0 F3		0-0 1B FC6-4 1B		0-0 6-3			0-0 F5		4	1	1	0	0	0	1									
Jeff Torborg, R OBP: 0.340, SLG: 0.370 (1, 2)		4-0 IBB		0-0 1B FC6-4 1B			0-0 F7		0-0 F9	3	0	1	0	1	0	0									
Alan Foster, R OBP: 0.139, SLG: 0.091 (3, 1)	0-0 4-3		0-0 F9				0-0 6-3			1	0	0	0	0	0	2									
Jose Pena, R OBP: 0.200, SLG: 0.457 (4, PR)										0	0	0	0	0	0	0									
Gary Moore, R OBP: 0.220, SLG: 0.457 (4, PR)										0	0	0	0	0	0	2									
Camilo Pascual, R OBP: 0.211, SLG: 0.091 (7, PR)										0	0	0	0	0	0	0									
Von Joshua, L OBP: 0.292, SLG: 0.259 (7, PR)										0	0	0	0	0	0	0									
Fred Norman, S OBP: 0.211, SLG: 0.167 (7, PR)										0	0	0	0	0	0	0									
Inning Stats	R: 0 E: 0 K: 0 S: 4	H: 1 LOB: 1 BB: 0 P: 4	R: 0 E: 0 K: 1 S: 6	H: 1 LOB: 2 BB: 1 P: 10	R: 0 E: 0 K: 0 S: 4	H: 1 LOB: 1 BB: 0 P: 4	R: 3 E: 0 K: 0 S: 6	H: 4 LOB: 0 BB: 0 P: 6	R: 0 E: 0 K: 1 S: 5	H: 0 LOB: 0 BB: 0 P: 5	R: 0 E: 0 K: 0 S: 3	H: 1 LOB: 0 BB: 0 P: 3	R: 0 E: 0 K: 0 S: 3	H: 0 LOB: 0 BB: 0 P: 3	R: 1 E: 0 K: 0 S: 6	H: 1 LOB: 0 BB: 0 P: 6	R: 0 E: 0 K: 0 S: 3	H: 0 LOB: 0 BB: 0 P: 3	1B: 5 2B: 2 3B: 1 HR: 1	SF: 0 SAC: 0 DP: 1 HBP: 0	WP: 0 PB: 0 SB: 0 CS: 1	PA: 36			
PITCHER	IP	WLS	BF	H	R	ER	SO	BB	IBB	HBP	BLK	WP	HR	S	P	ERA	WHIP								
Dave Roberts, L ERA: 3.07 (1, 1)	5.0	W	22	7	3	3	2	0	0	0	0	0	1	25	29	5.40	1.400								
Pat Dobson, R ERA: 3.88 (6, 1)	4.0	S	13	2	1	1	1	0	0	0	0	0	0	15	15	2.25	0.500								

Batter	1	2	3	4	5	6	7	8	9	AB	R	H	RBI	BB	SO	LOB	BOTTOM								
Dave Campbell, R OBP: 0.309, SLG: 0.366 (1, 4)	0-3 K	0-0 2H 1B		0-3 K		0-3 K		0-0 5-3		5	0	1	1	0	3	3	Los Angeles Dodgers @ San Diego Padres San Diego Stadium, San Diego, CA Wed May 20 1970, 10:05 PM EDT Att: 9,950 - Unknown AB 31 R 10 H 11 RBI 10 BB 3 SO 10 LOB 8								
Steve Huntz, S OBP: 0.273, SLG: 0.351 (1, 6)	0-3 K	0-0 4-3		0-0 F8			0-3 K	0-0 2H 1B		5	0	1	2	0	2	1									
Cito Gaston, R OBP: 0.347, SLG: 0.481 (1, 8)	0-0 F9		0-0 5-3		0-3 K		0-0 1B 3B			4	1	1	0	0	1	0									
Al Ferrara, R OBP: 0.363, SLG: 0.462 (7, PR)		0-3 K		0-0 HR 1B		0-0 HR		0-0 1B		4	2	3	2	0	1	0									
Jose Arcia, R OBP: 0.211, SLG: 0.091 (8, 7)		0-0 HR 1B		0-0 HR		0-0 HR		0-0 1B		0	0	0	0	0	0	0									
Nate Colbert, R OBP: 0.304, SLG: 0.545 (1, 3)		4-0 1B SF8 BB		0-0 1H HR		0-0 F9		0-3 K		3	2	1	2	1	1	1									
Ivan Murrell, R OBP: 0.286, SLG: 0.521 (1, 9)		0-0 1B 2B 1B		0-3 K		0-3 K		0-0 F4		4	1	1	0	0	2	1									
Ed Spiezio, R OBP: 0.415, SLG: 0.397 (1, 5)		0-0 SF8		0-0 1B		1-0 FC6 HBP		4-0 SH5-4 BB BB		1	1	1	1	1	0	0									
Chris Cannizzaro, R OBP: 0.352, SLG: 0.371 (1, 2)		0-0 3H 2B 1B		0-0 F8		0-0 FC6 SH1-4		4-0 SH5-4 BB BB		3	2	1	0	1	0	2									
Dave Roberts, L OBP: 0.167, SLG: 0.500 (1, 1)		0-0 WP 1B 2B		0-0 3-1		0-0 SH1-4		0-0 SH5-4		2	1	1	2	0	0	0									
Pat Dobson, R OBP: 0.211, SLG: 0.167 (6, 1)		1-1 3H 1B 2B				1-2		1-2 2-3		0	0	0	0	0	0	0									
Inning Stats	R: 0 E: 0 K: 2 S: 7	H: 4 LOB: 1 BB: 1 P: 7	R: 2 E: 0 K: 1 S: 8	H: 3 LOB: 1 BB: 0 P: 8	R: 0 E: 0 K: 1 S: 5	H: 0 LOB: 0 BB: 0 P: 5	R: 1 E: 0 K: 2 S: 8	H: 1 LOB: 0 BB: 0 P: 8	R: 0 E: 0 K: 1 S: 5	H: 0 LOB: 1 BB: 0 P: 6	R: 1 E: 0 K: 2 S: 9	H: 2 LOB: 1 BB: 0 P: 9	R: 2 E: 0 K: 0 S: 3	H: 1 LOB: 2 BB: 2 P: 11	R: 2 E: 0 K: 0 S: 3	H: 1 LOB: 1 BB: 2 P: 11	1B: 7 2B: 1 3B: 1 HR: 2	SF: 1 SAC: 2 DP: 0 HBP: 1	WP: 1 PB: 0 SB: 0 CS: 0	PA: 38					
PITCHER	IP	WLS	BF	H	R	ER	SO	BB	IBB	HBP	BLK	WP	HR	S	P	ERA	WHIP								
Alan Foster, R ERA: 3.93 (1, 1)	2.1	L	14	6	6	6	3	1	0	0	0	0	0	5	5	0.00	1.500								
Jose Pena, R ERA: 0.93 (3, 1)	0.2		3	1	0	0	1	0	0	0	0	0	0	5	5	0.00	1.500								
Camilo Pascual, R ERA: 4.0 (4, 1)	3.0		11	1	1	1	4	0	0	1	0	0	1	18	19	3.00	0.333								
Fred Norman, L ERA: 3.86 (7, 1)	2.0		10	3	3	3	2	2	0	0	0	0	0	12	20	13.50	2.500								

Batter	1	2	3	4	5	6	7	8	9	AB	R	H	RBI	BB	SO	LOB	TOP
Dave Campbell, R OBP: 0.308, SLG: 0.363 (1, 4)	G3		2B 6-3 1B		K		F4			4	1	1	0	0	1	2	San Diego Padres @ San Francisco Giants Candlestick Park, San Francisco, CA Fri May 22 1970, 10:05 PM EDT Att: 4,334 - Unknown livebaseballscorecards.com
Steve Huntz, S OBP: 0.281, SLG: 0.350 (1, 6)	BB PB 1B BB		F9		G1-6-3			WP BB 5-3 1B		3	2	1	0	1	0	2	
Cito Gaston, R OBP: 0.357, SLG: 0.491 (1, 8)	BB PB 1B				F9			5-3 WP BB		3	1	2	0	1	0	0	
Al Ferrara, R OBP: 0.367, SLG: 0.454 (1, 7)	PB 1-2 2-3 BB		6-3		HBP			K		2	0	0	1	1	1	3	
Nate Colbert, R OBP: 0.296, SLG: 0.531 (1, 3)	K		K		F8			5-3		4	0	0	1	0	2	6	
Ivan Murrell, R OBP: 0.273, SLG: 0.493 (1, 9)	K				6-3			K		4	0	0	0	0	2	3	
Van Kelly, L OBP: 0.275, SLG: 0.232 (1, 5)		3-1			F8			3-1		3	0	0	0	1	0	0	
Bob Barton, R OBP: 0.360, SLG: 0.457 (1, 2)		K			5-3			K		4	0	1	0	0	2	1	
Mike Corkins, R OBP: 0.273, SLG: 0.286 (1, 1)										2	0	1	0	0	1	0	
Ray Webster, L OBP: 0.283, SLG: 0.220 (7, PH)										1	0	0	0	0	0	1	
Tom Dukes, R OBP: 0.410, SLG: 0.391 (7, PH)										0	0	0	0	0	0	0	
Ed Spiezio, R OBP: 0.410, SLG: 0.391 (9, PH)										1	0	0	0	0	0	1	
Inning Stats	R: 2 H: 1 E: 0 K: 2 S: 8	H: 1 LOB: 1 BB: 2 P: 16	R: 0 H: 0 E: 0 K: 2 S: 7	H: 0 LOB: 0 BB: 0 P: 7	R: 1 H: 2 E: 0 K: 1 S: 7	H: 2 LOB: 1 BB: 0 P: 7	R: 0 H: 0 E: 0 K: 0 S: 3	H: 0 LOB: 0 BB: 0 P: 3	R: 0 H: 1 E: 0 K: 1 S: 5	H: 1 LOB: 1 BB: 0 P: 4	R: 0 H: 1 E: 0 K: 2 S: 8	H: 1 LOB: 1 BB: 1 P: 12	R: 0 H: 0 E: 0 K: 1 S: 4	H: 0 LOB: 0 BB: 1 P: 8	1B: 4 2B: 2 3B: 0 HR: 0	SF: 0 SAC: 0 DP: 2 HBP: 1	WP: 1 PA: 36 PB: 2 SB: 0 CS: 0
PITCHER Rich Robertson, R ERA: 3.69 (1, 1)	IP: 9.0 WLS: W BF: 36 H: 6 R: 4 ER: 2 SO: 9 BB: 4 IBB: 0 HBP: 1 BLK: 0 WP: 1 HR: 0 S: 49 P: 66 ERA: 2.00 WHIP: 1.111															PITCHER	

Batter	1	2	3	4	5	6	7	8	9	AB	R	H	RBI	BB	SO	LOB	BOTTOM
Bobby Bonds, R OBP: 0.404, SLG: 0.491 (1, 8)	K		K	K		SF8		S CS HR BB		3	1	0	1	1	3	1	San Diego Padres @ San Francisco Giants Candlestick Park, San Francisco, CA Fri May 22 1970, 10:05 PM EDT Att: 4,334 - Unknown livebaseballscorecards.com
Ron Hunt, R OBP: 0.386, SLG: 0.392 (1, 4)	K		1B HBP	5-3		F9		S HR HBP		3	2	0	0	0	1	1	
Willie McCovey, L OBP: 0.435, SLG: 0.568 (1, 3)	K		BB 1B 1B		HR BB		FC1-6 BB 1B	HR IBB		3	2	2	0	2	1	0	
Ken Henderson, S OBP: 0.455, SLG: 0.516 (1, 9)		K	BB 1B		F2		FC1-6 BB	HR		4	1	2	5	1	1	1	
Dick Dietz, R OBP: 0.438, SLG: 0.653 (1, 2)		1B 2B	FC6 BB		HR		F7	K		4	2	2	2	1	1	2	
Frank Johnson, R OBP: 0.222, SLG: 0.353 (1, 7)		1B BB	F3		F7		FC1-6			3	0	0	0	1	0	5	
Tito Fuentes, S OBP: 0.282, SLG: 0.365 (1, 5)		1-2 2-H 1B	FC6		4-3		K			4	0	1	1	0	1	5	
Hal Lanier, R OBP: 0.280, SLG: 0.333 (1, 6)	F5				F5		SH5-4 SF8 2B	4-3		4	1	1	0	0	0	2	
Rich Robertson, R OBP: 0.040, SLG: 0.080 (1, 1)	K						SH5-4	K		3	0	1	0	0	2	2	
Inning Stats	R: 0 H: 0 E: 0 K: 3 S: 9	H: 0 LOB: 0 BB: 0 P: 9	R: 1 H: 2 E: 0 K: 2 S: 9	H: 2 LOB: 1 BB: 1 P: 13	R: 1 H: 2 E: 0 K: 1 S: 7	H: 2 LOB: 3 BB: 1 P: 12	R: 0 H: 1 E: 0 K: 1 S: 6	H: 1 LOB: 0 BB: 0 P: 6	R: 2 H: 1 E: 0 K: 0 S: 4	H: 1 LOB: 0 BB: 1 P: 8	R: 1 H: 1 E: 0 K: 0 S: 4	H: 1 LOB: 2 BB: 1 P: 10	R: 0 H: 1 E: 0 K: 2 S: 8	H: 1 LOB: 0 BB: 2 P: 17	1B: 4 2B: 3 3B: 0 HR: 2	SF: 1 SAC: 1 DP: 0 HBP: 2	WP: 0 PA: 41 PB: 0 SB: 2 CS: 1
PITCHER Mike Corkins, R ERA: 4.37 (1, 1)	IP: 6.0 WLS: L BF: 29 H: 7 R: 5 ER: 5 SO: 7 BB: 3 IBB: 0 HBP: 1 BLK: 0 WP: 0 HR: 1 S: 39 P: 52 ERA: 7.50 WHIP: 1.667															PITCHER	
Tom Dukes, R ERA: 1.89 (7, 1)	IP: 2.0 WLS: L BF: 12 H: 2 R: 4 ER: 0 SO: 3 BB: 2 IBB: 1 HBP: 1 BLK: 0 WP: 0 HR: 1 S: 14 P: 27 ERA: 0.00 WHIP: 2.000															PITCHER	

Batter	1	2	3	4	5	6	7	8	9	10	11	12	13	14	15	AB	R	H	RBI	BB	SO	LOB	TOP																								
Dave Campbell, R OBP: 0.354, SLG: 0.349 (1.4)	F3		HR BB	BB E		K	6-3	F8		K		6-3		K		7	2	0	0	2	3	5																									
Steve Hunt, S OBP: 0.293, SLG: 0.389 (1.6)	4-3		K	E 1B		6-3		E8	1B 2B	K			1-3		HR	8	4	3	1	1	2	2																									
Cito Gaston, R OBP: 0.378, SLG: 0.512 (1.8)	F7		HR	E6 1B		1B BB		1B BB	SH2-3 1B				1B		1B	5	3	3	3	4	0	1																									
Nate Colbert, R OBP: 0.316, SLG: 0.555 (1.3)		F8	2B 1B	1B		1B		1-4-3 BB	SH2-3 1B				F9		BB	8	2	5	4	1	1	2																									
Ollie Brown, R OBP: 0.329, SLG: 0.446 (1.9)	6-3		WP 2B	F2		G3		L4-3	SH2-3				F8		1B	8	0	2	1	0	0	7																									
Ivan Murrell, R OBP: 0.302, SLG: 0.500 (1.7)	5-3		HBP					1B 2B	HR 1B						F7	7	2	3	1	1	0	2																									
Van Kelly, L OBP: 0.274, SLG: 0.222 (8. PH)			F8					5-3							F2	3	0	0	0	1	0	3																									
Ed Spiezo, R OBP: 0.407, SLG: 0.380 (8.5)									HR BB							2	1	0	0	1	0	3																									
Jose Arcia, R OBP: 0.305, SLG: 0.088 (11.5)			F8													1	0	0	0	0	0	2																									
Chris Cannizzaro, R OBP: 0.297, SLG: 0.455 (7. PH)																4	1	2	2	0	0	1																									
Ron Siuam, R OBP: 0.364, SLG: 0.667 (7.2)																3	1	1	3	1	2	3																									
Inning Stats	R: 0 E: 0 K: 0 S: 3	H: 0 LOB: 0 BB: 0 P: 3	R: 0 E: 0 K: 0 S: 3	H: 0 LOB: 0 BB: 0 P: 3	R: 5 E: 0 K: 1 S: 10	H: 5 LOB: 2 BB: 1 P: 15	R: 2 E: 1 K: 1 S: 7	H: 1 LOB: 2 BB: 2 P: 15	R: 0 E: 0 K: 0 S: 3	H: 0 LOB: 1 BB: 1 P: 7	R: 0 E: 0 K: 1 S: 6	H: 1 LOB: 2 BB: 1 P: 10	R: 1 E: 0 K: 0 S: 5	H: 2 LOB: 2 BB: 0 P: 5	R: 5 E: 1 K: 0 S: 6	H: 4 LOB: 3 BB: 3 P: 18	R: 1 E: 0 K: 1 S: 8	H: 3 LOB: 3 BB: 1 P: 12	R: 0 E: 0 K: 3 S: 9	H: 0 LOB: 0 BB: 0 P: 9	R: 2 E: 0 K: 0 S: 4	H: 1 LOB: 0 BB: 1 P: 8	R: 0 E: 0 K: 2 S: 7	H: 0 LOB: 0 BB: 0 P: 7	R: 0 E: 0 K: 0 S: 4	H: 1 LOB: 1 BB: 0 P: 4	R: 0 E: 0 K: 1 S: 6	H: 1 LOB: 2 BB: 1 P: 10	R: 1 E: 0 K: 1 S: 7	H: 2 LOB: 2 BB: 1 P: 11	1B: 13 2B: 4 3B: 0 HR: 5	SF: 0 SAC: 3 DP: 1 HBP: 1	WP: 1 PB: 0 SH: 1 CS: 0	PA: 79													
PITCHER	IP 2.2	WLS 2.2	BF 14	H 5	R 5	ER 1	SO 1	BB 0	IBB 0	HBP 0	BLK 0	WP 0	HR 2	S 15	P 19	ERA 16.88	WHIP 2.250																														
Juan Marchal, R ERA: 6.84 (1.1)											Ron Bryant, L ERA: 5.51 (10.1)	IP 2.0	WLS L	BF 18	H 4	R 1	ER 1	SO 4	BB 1	IBB 0	HBP 0	BLK 0	WP 0	HR 1	S 13	P 17	ERA 9.00	WHIP 1.000																			
Jerry Johnson, R ERA: 2.45 (3.1)											Miguel Puente, R ERA: 8.2 (12.1)	IP 4.0	WLS L	BF 18	H 4	R 1	ER 1	SO 4	BB 1	IBB 0	HBP 0	BLK 0	WP 0	HR 1	S 24	P 32	ERA 2.25	WHIP 1.250																			
Frank Reberger, R ERA: 6.96 (7.1)																					IP 0.0	WLS L	BF 6	H 3	R 4	ER 4	SO 0	BB 0	IBB 0	HBP 0	BLK 0	WP 0	HR 0	S 14	P 14	ERA 36.00	WHIP 5.000										
Mike McCormick, L ERA: 4.78 (8.1)																					IP 1.0	WLS L	BF 6	H 3	R 2	ER 2	SO 0	BB 1	IBB 0	HBP 0	BLK 0	WP 1	HR 5	S 9	P 9	ERA 18.00	WHIP 4.000										
Bill Faul, R ERA: 6.75 (9.1)																					IP 1.0	WLS L	BF 7	H 3	R 1	ER 1	SO 1	BB 0	IBB 0	HBP 0	BLK 0	WP 0	HR 8	S 12	P 12	ERA 9.00	WHIP 3.000										

San Diego Padres @ San Francisco Giants
Candlestick Park, San Francisco, CA
Sat May 23 1970, 6:33 AM EDT
Att: 15,536 - Unknown

AB 63
R 17
H 21
RBI 15
SO 12
LOB 33

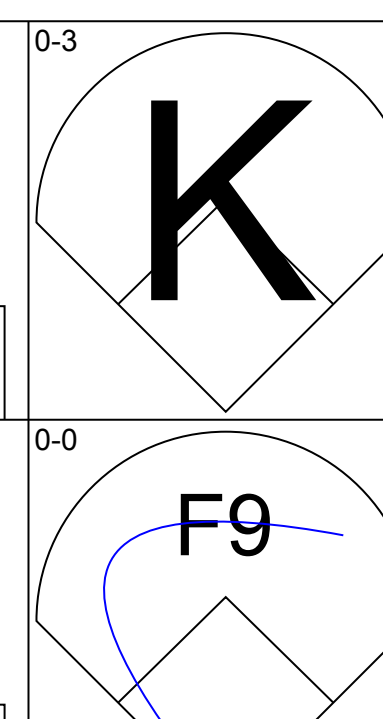
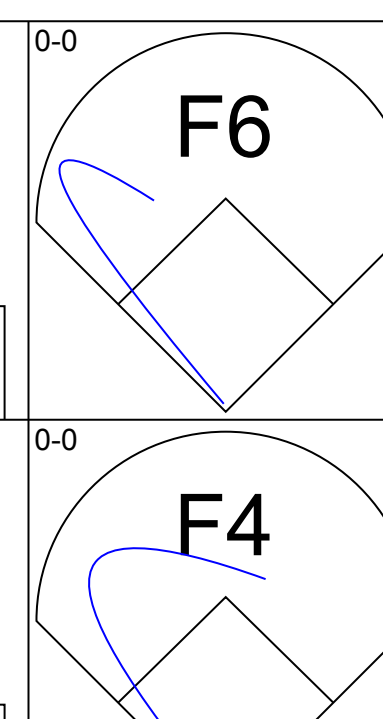
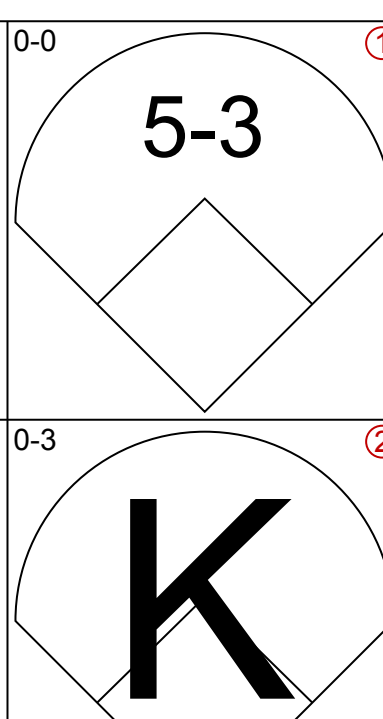
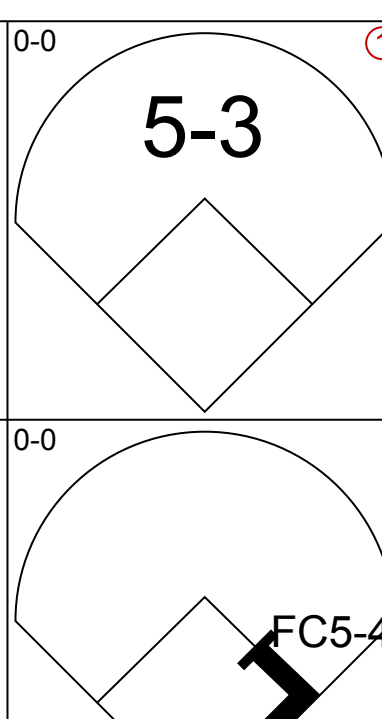
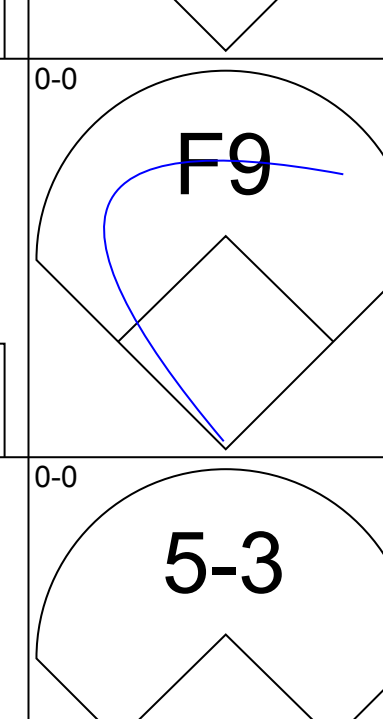
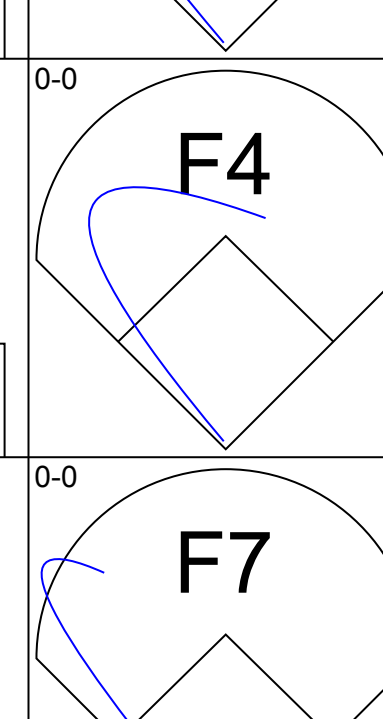
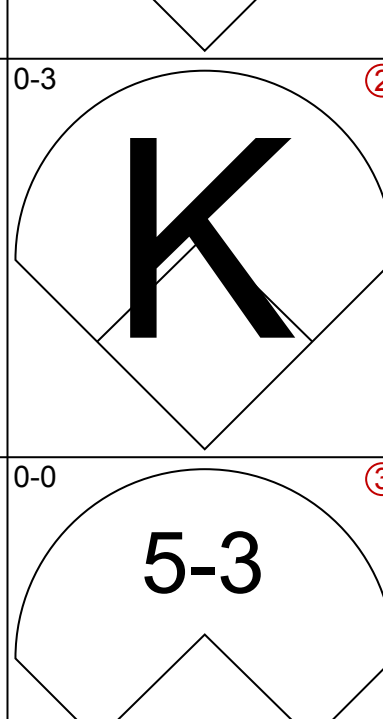
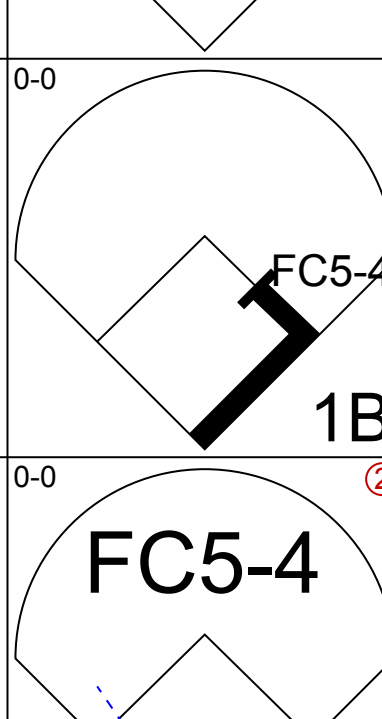
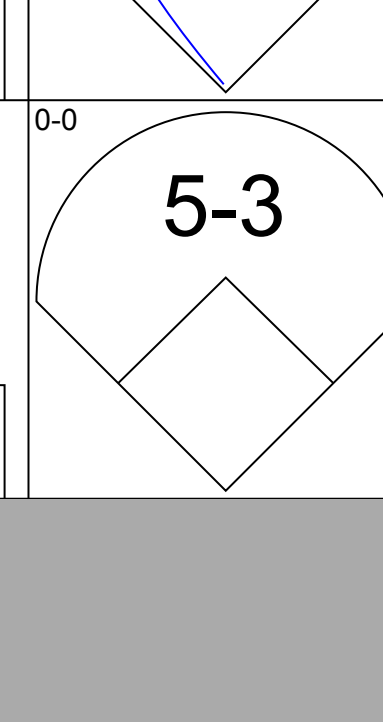
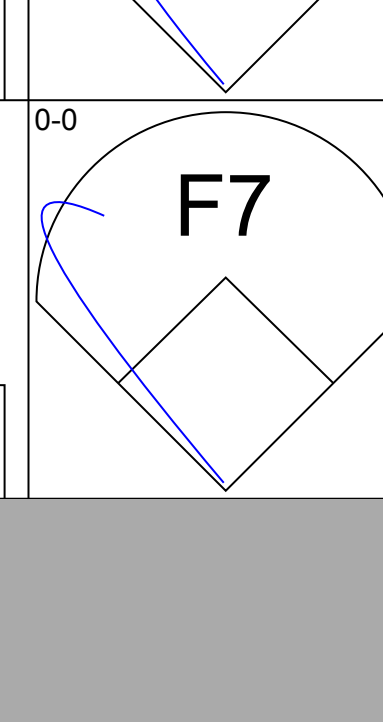
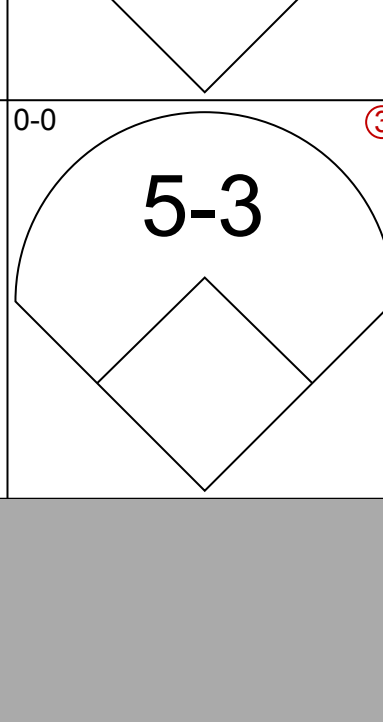
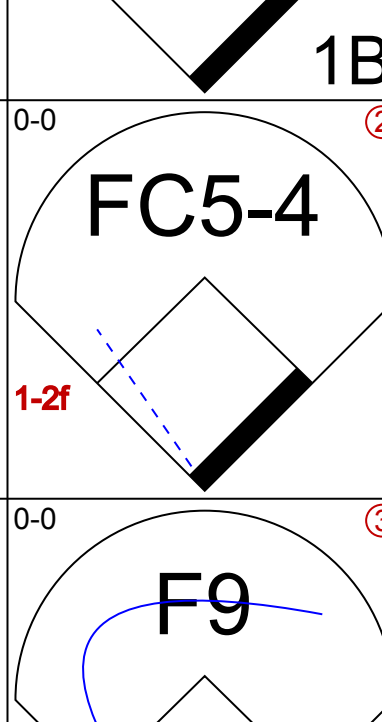
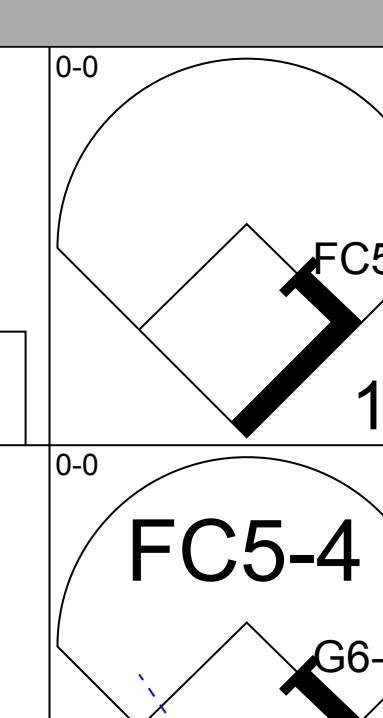
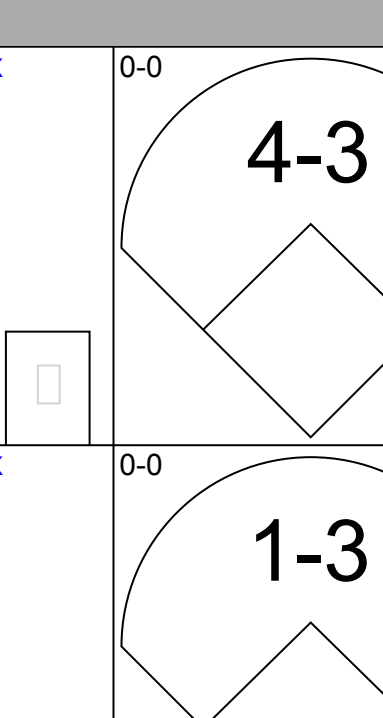
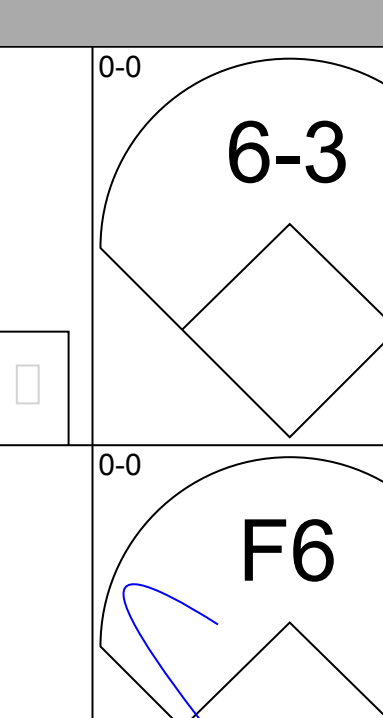
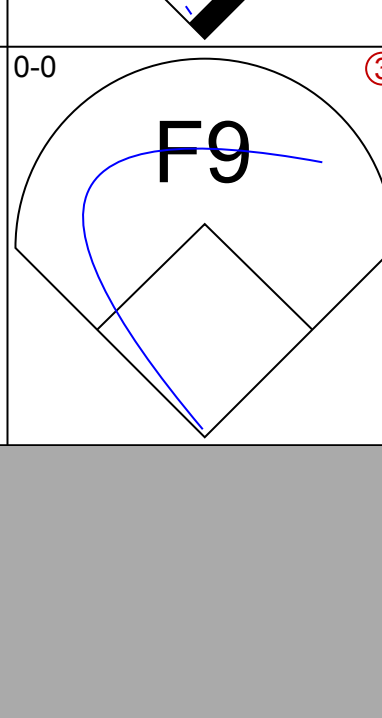
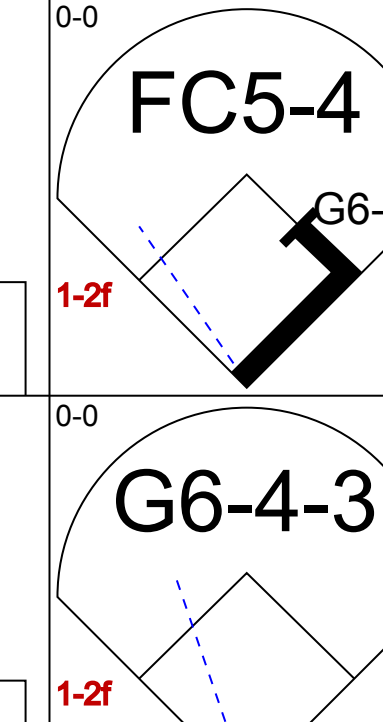
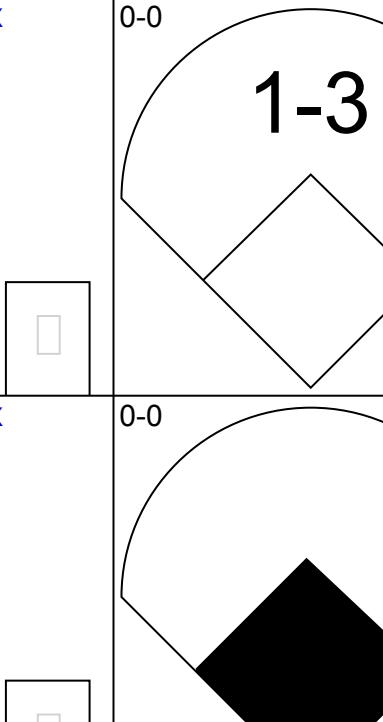
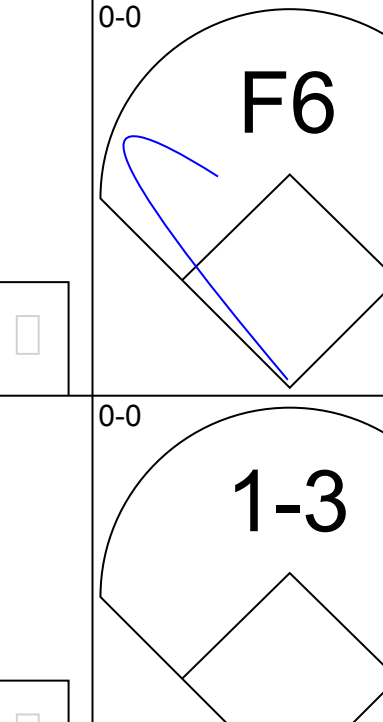
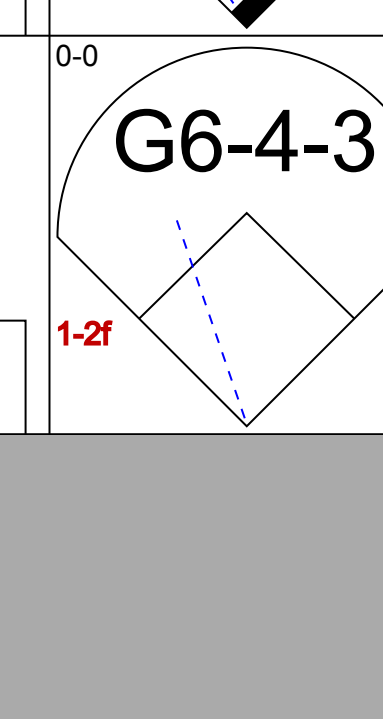
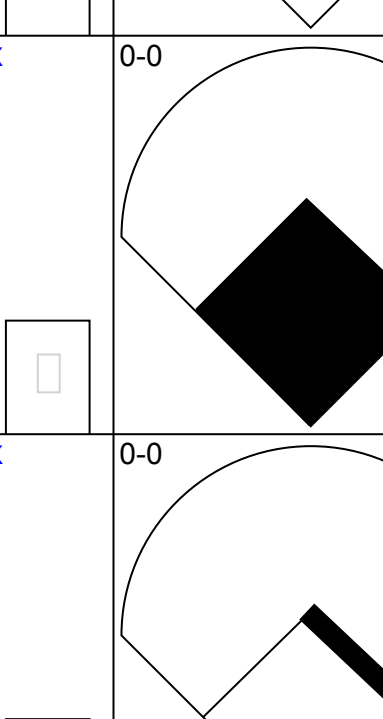
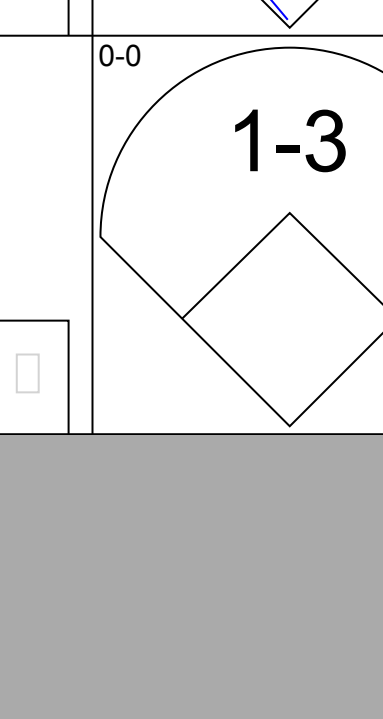
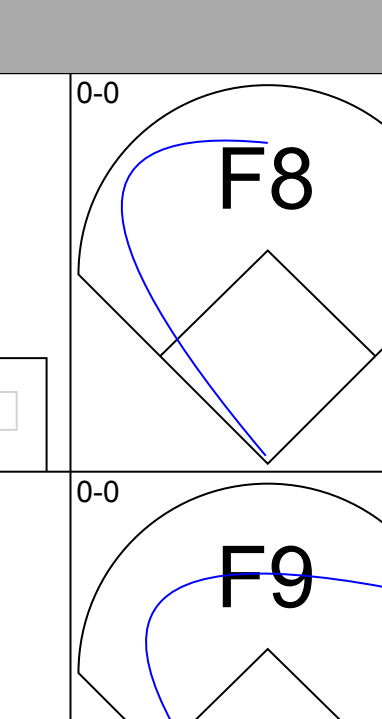
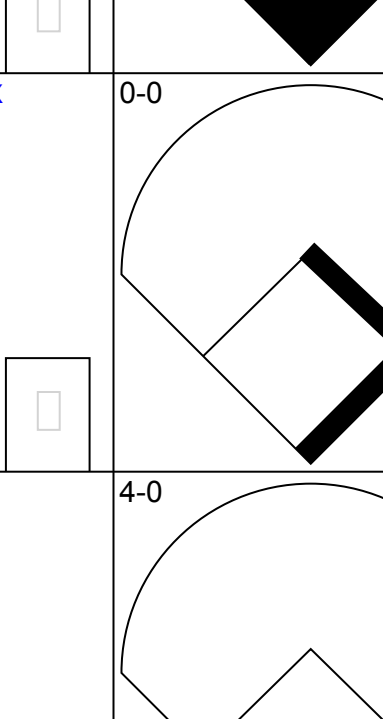
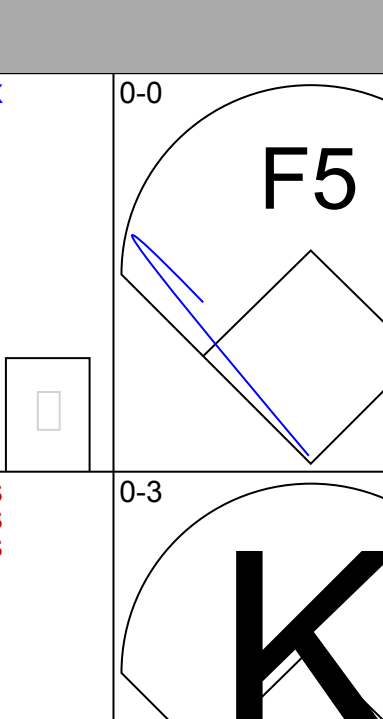
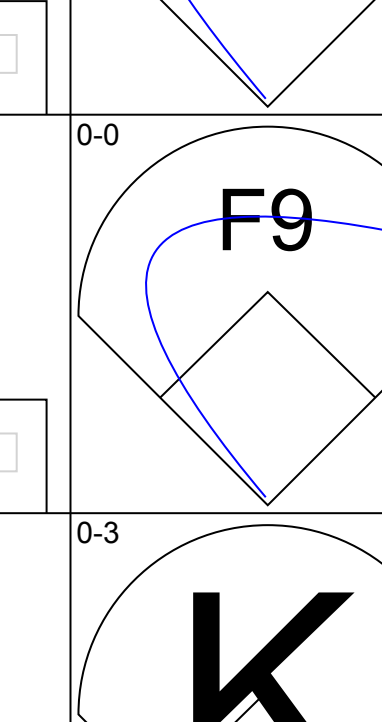
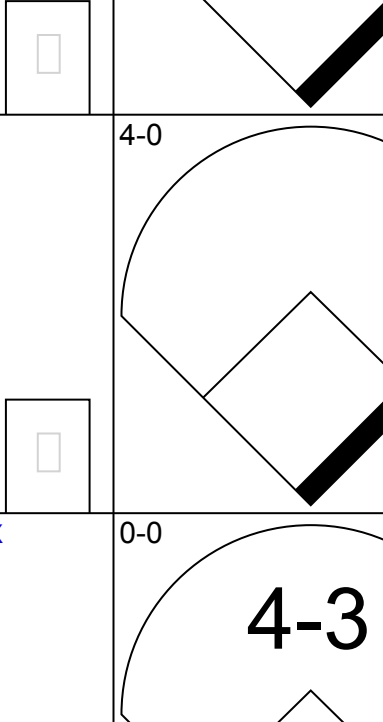
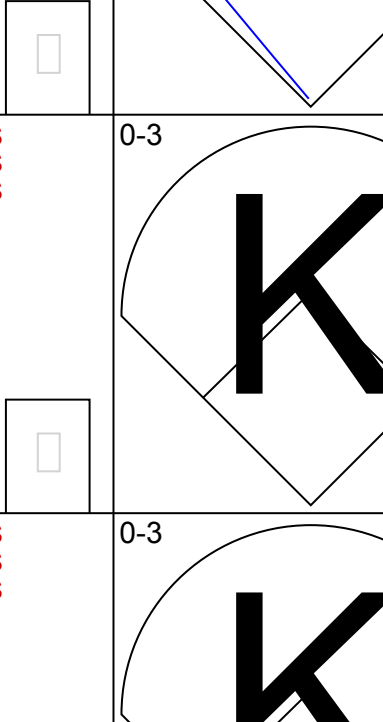
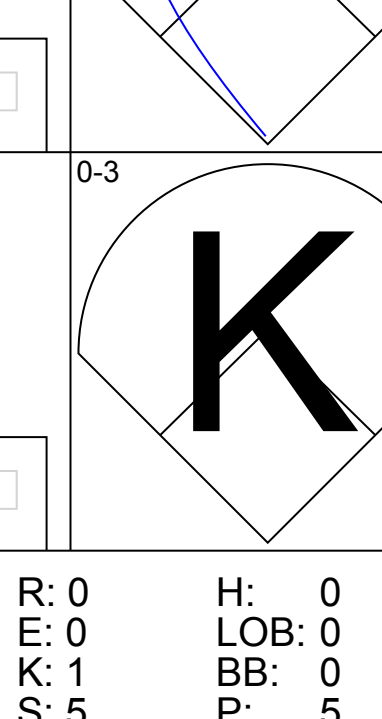
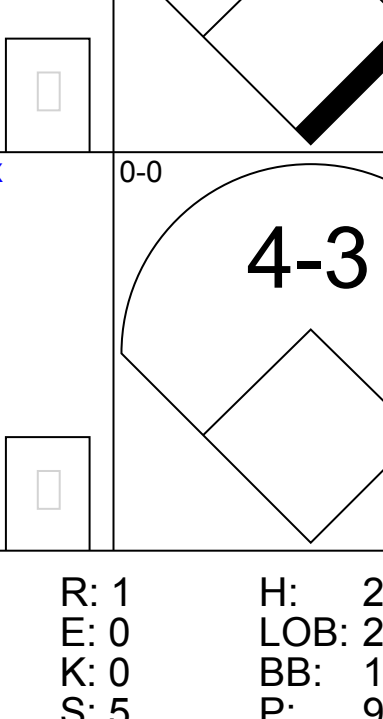
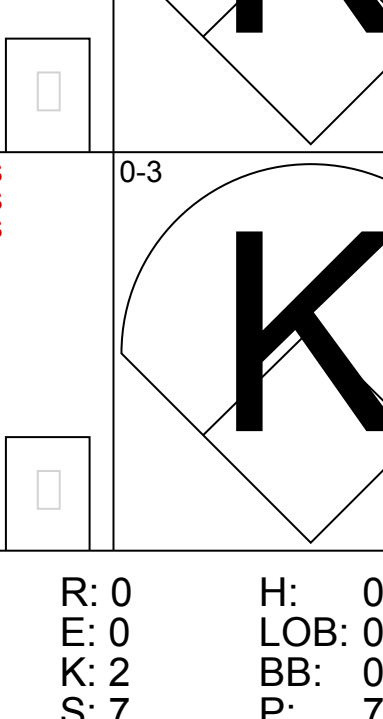


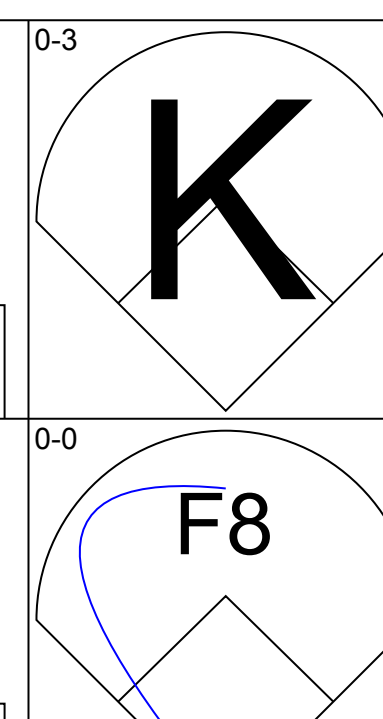
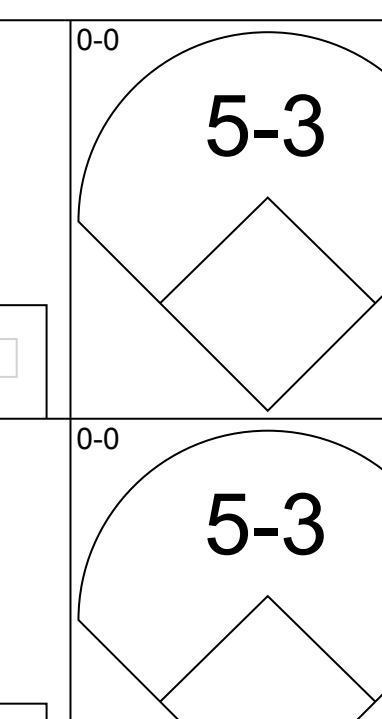
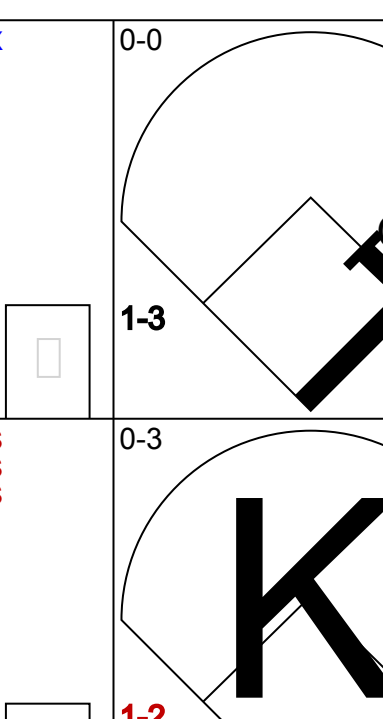
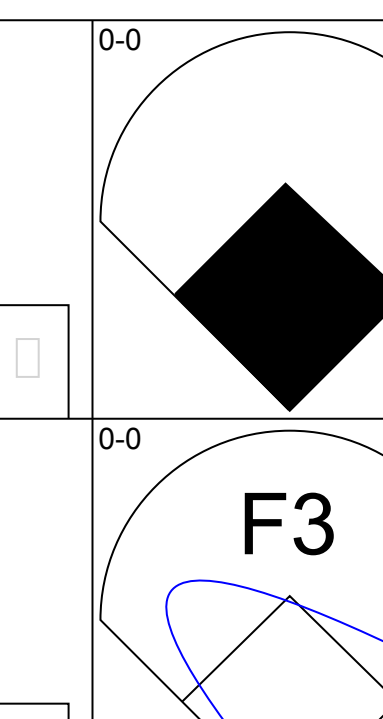
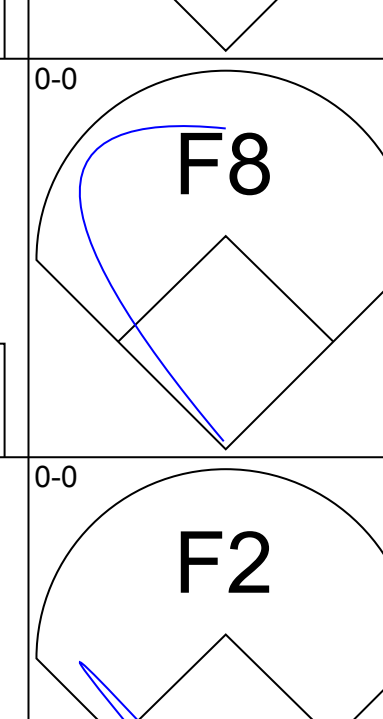
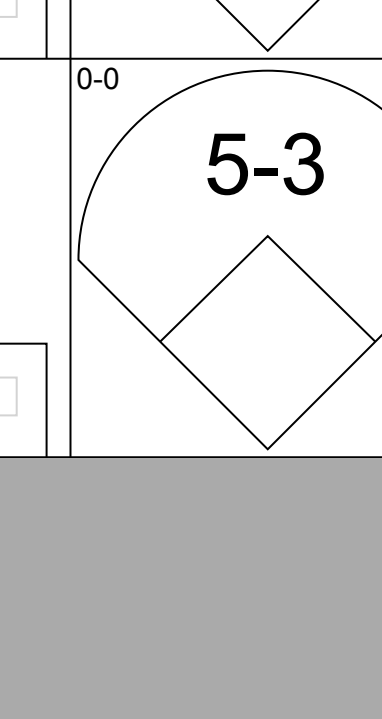
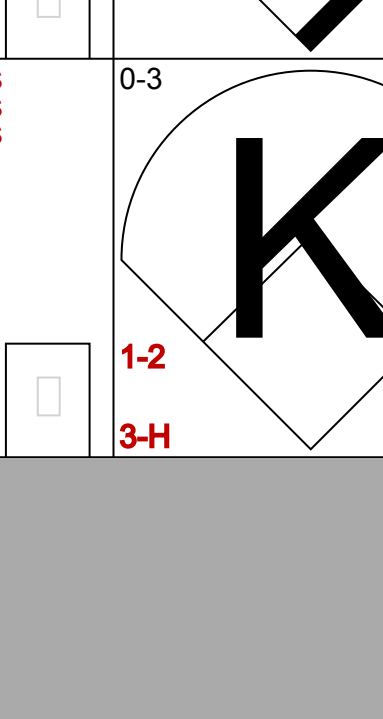
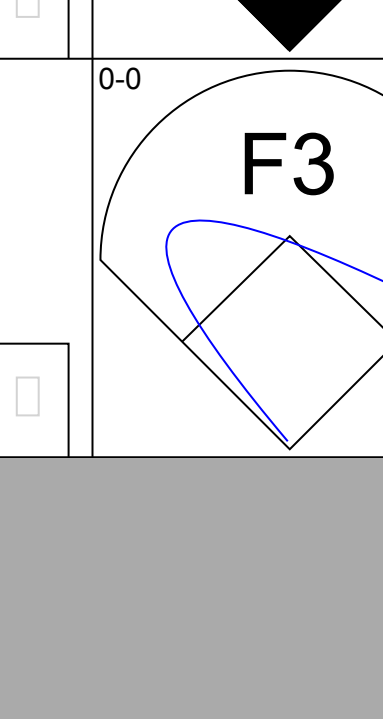
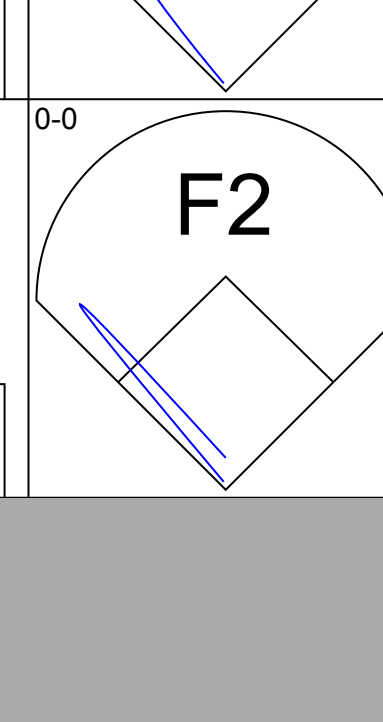
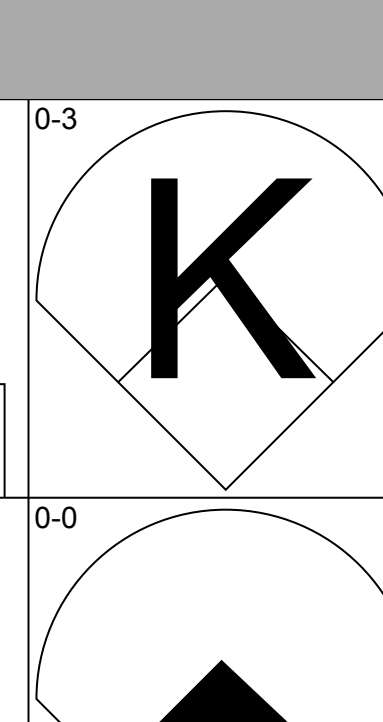
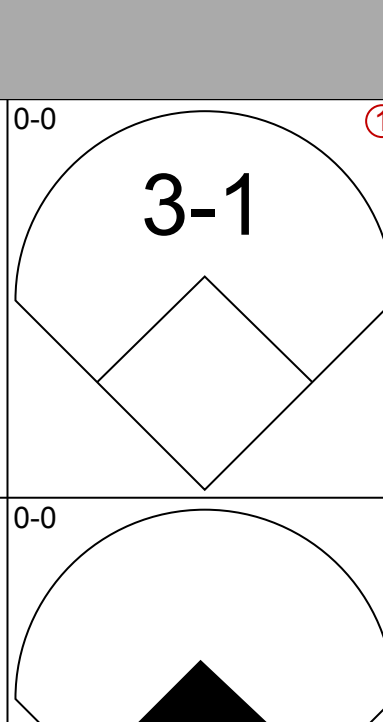
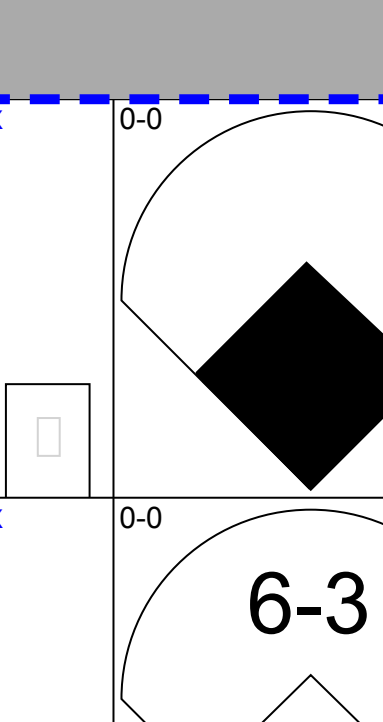
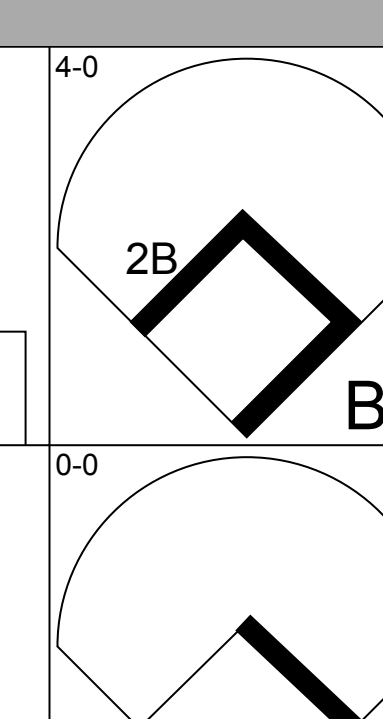
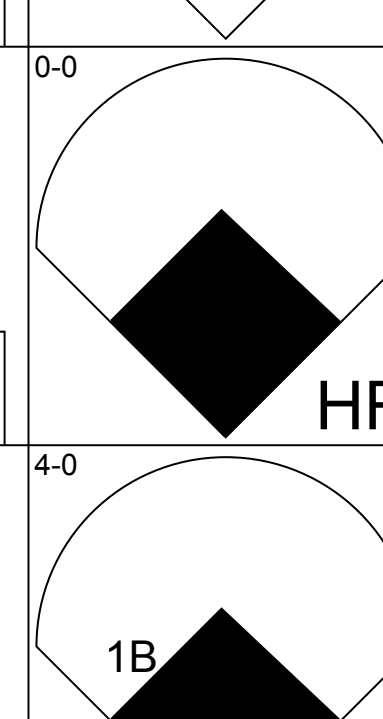
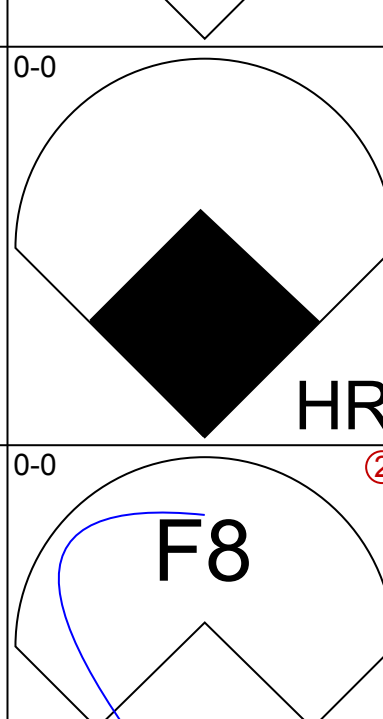
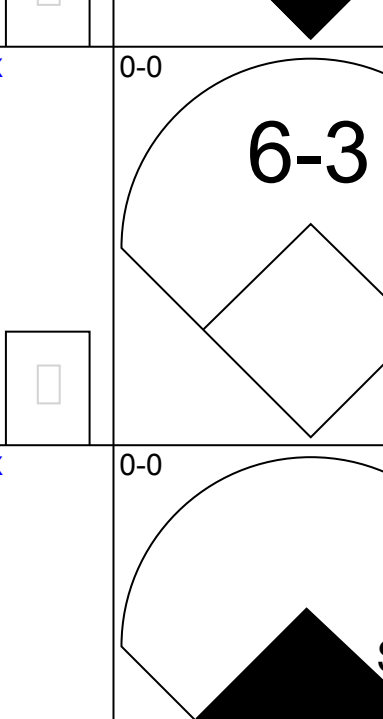
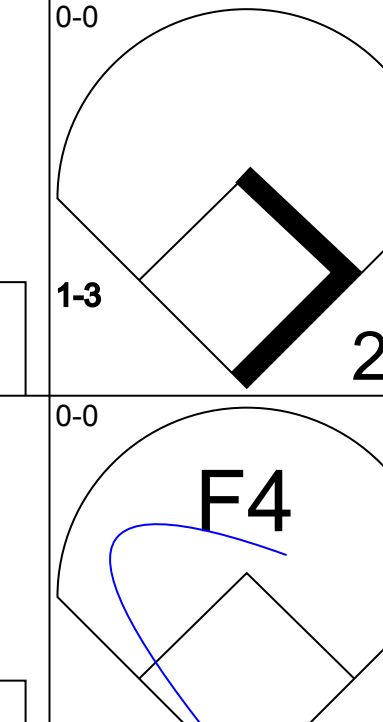
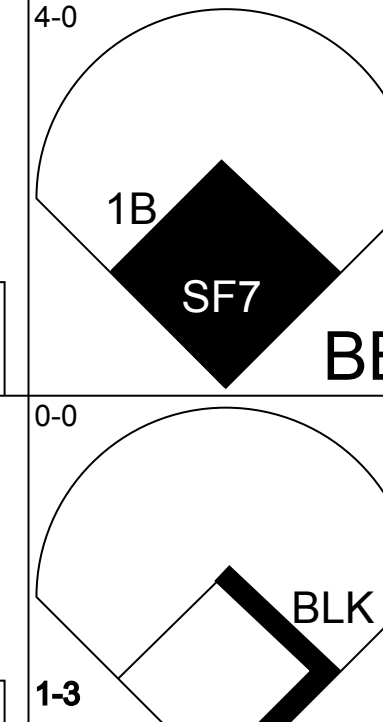
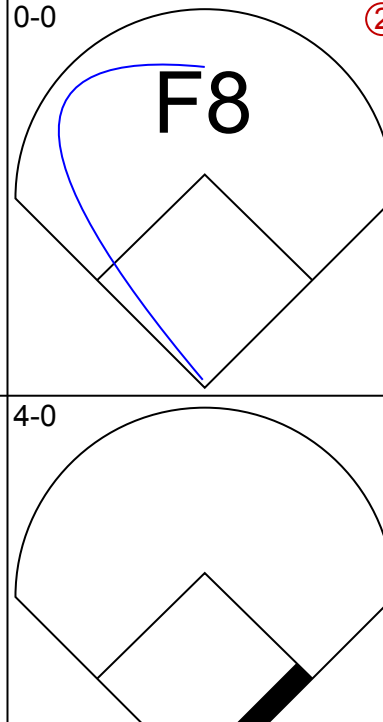
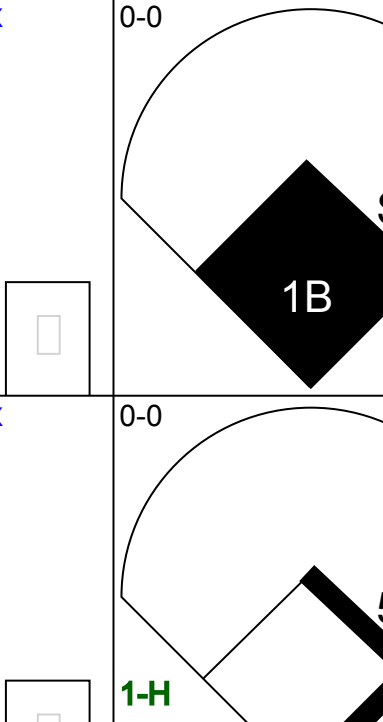
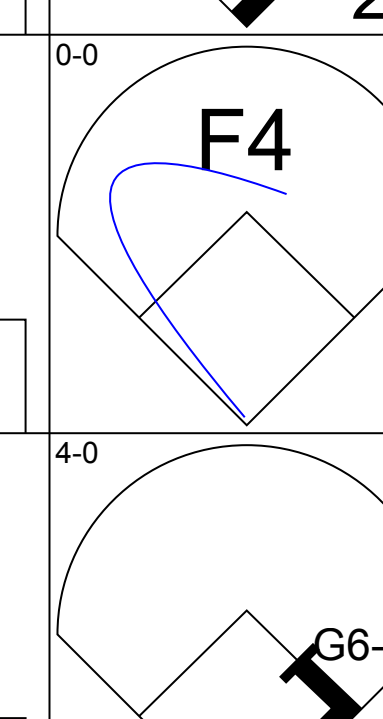
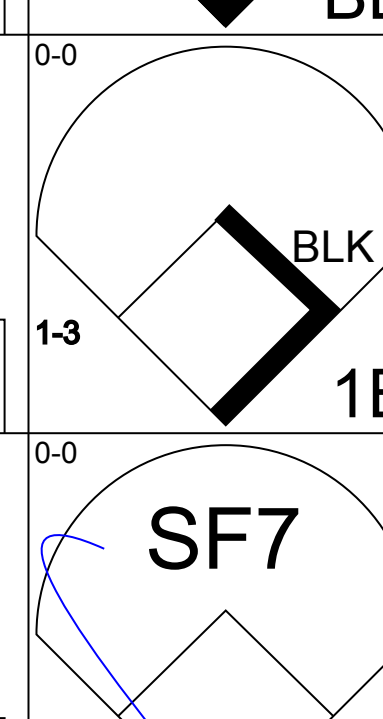
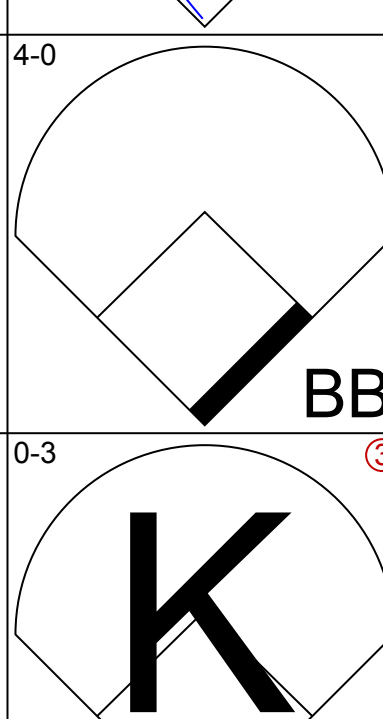
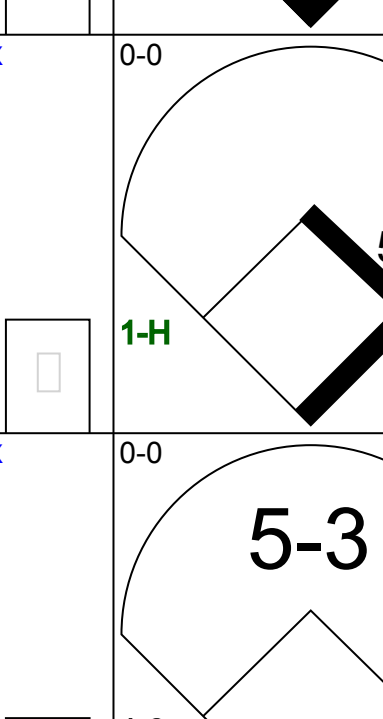
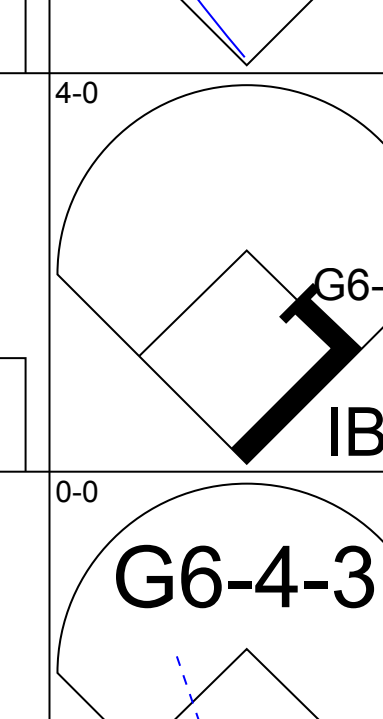
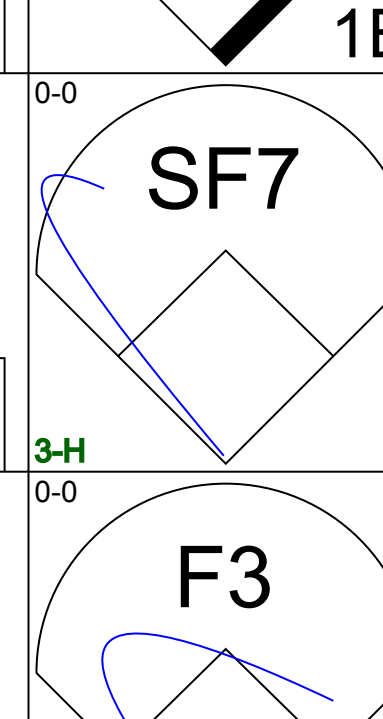
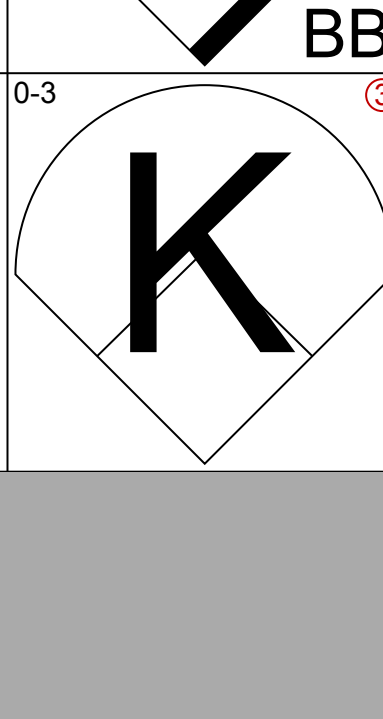
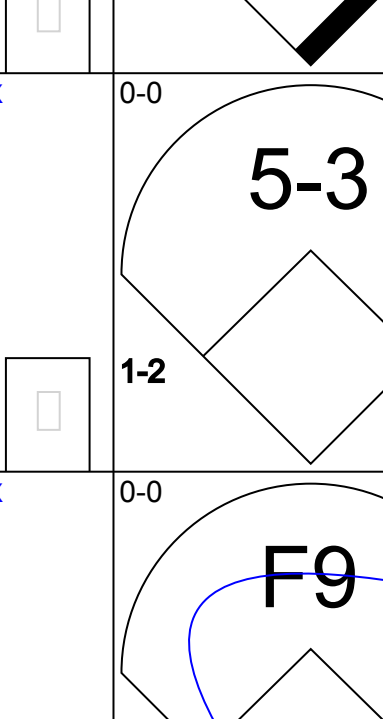
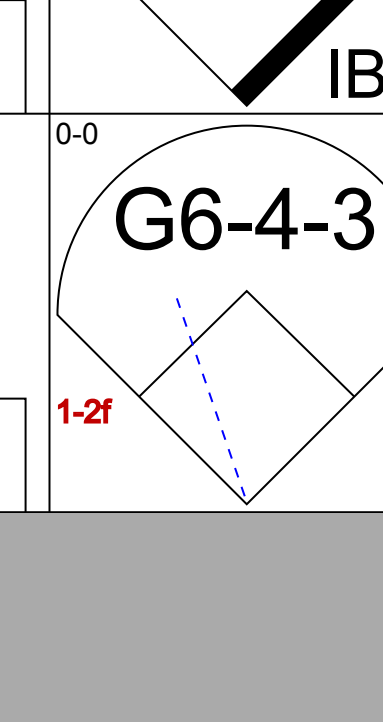
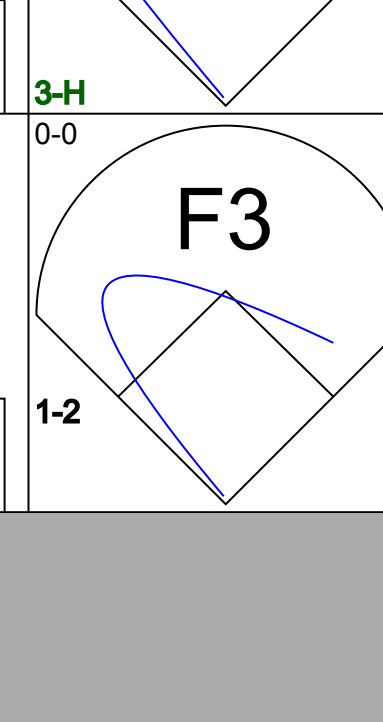
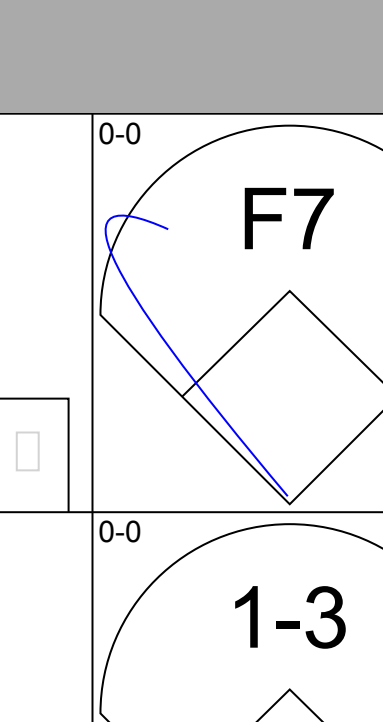
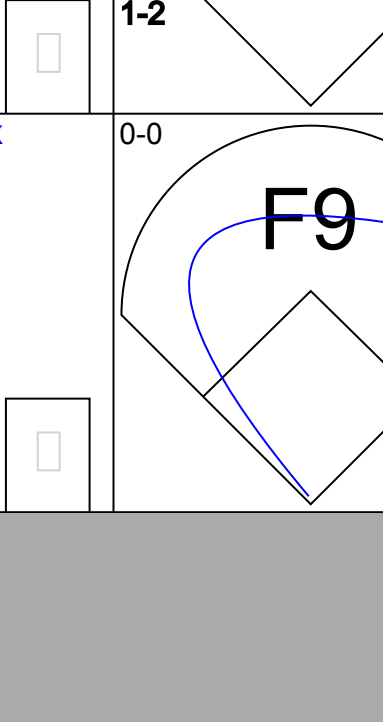
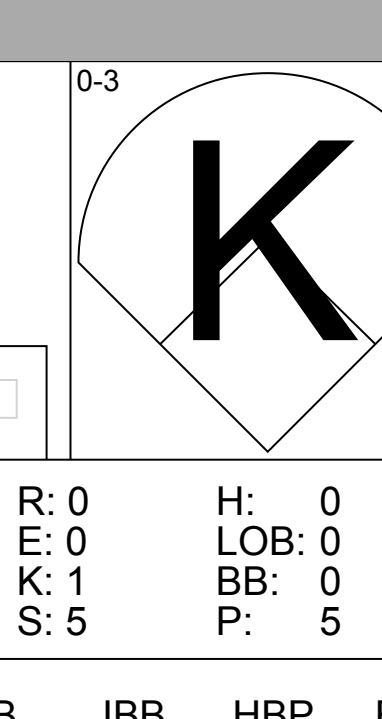
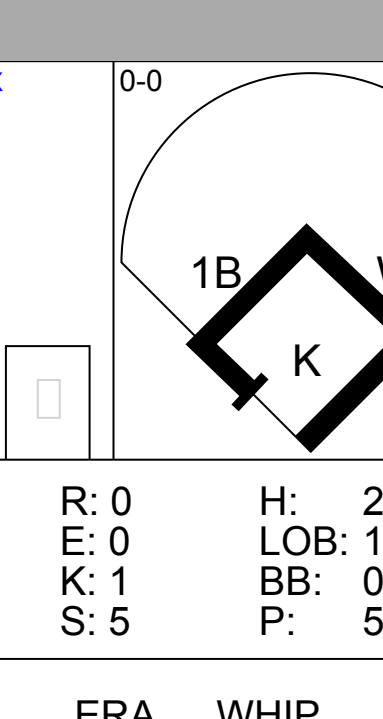
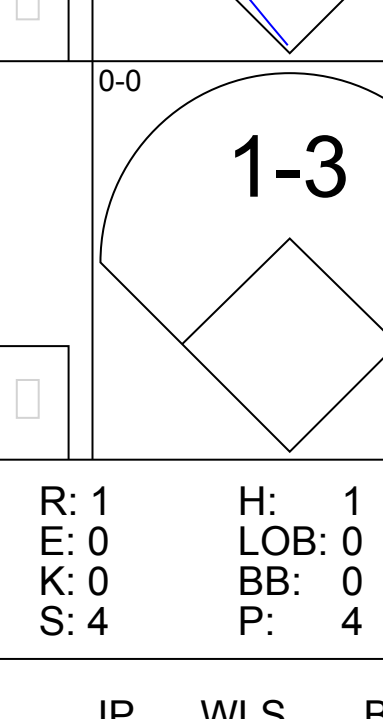
Batter	1	2	3	4	5	6	7	8	9	10	11	12	13	14	15	AB	R	H	RBI	BB	SO	LOB	BOTTOM																								
Bobby Bonds, R OBP: 0.406, SLG: 0.486 (1.9)	G4-6-3 BB	S 1B		K		FC5-4 CS		1B	FC5	5-3			FC3-4 SH1-4 1B	F8		8	2	3	2	1	1	6																									
Ron Hunt, R OBP: 0.385, SLG: 0.391 (1.4)	G4-6-3 1-2F	HR 1B		F8		CS		2B 1B	F9	F6			SH1-4		6-3	8	2	3	0	0	5																										
Willie Mays, R OBP: 0.405, SLG: 0.574 (1.8)	HR	HR BB						HR	F7				FC3-4 IBB		K	6	3	4	4	3	1	1																									
Willie McCovey, L OBP: 0.430, SLG: 0.579 (1.3)	1-3	HR		F4				K	K	K			FC3-4 IBB		F3	8	1	2	4	1	2	4																									
Ken Henderson, S OBP: 0.452, SLG: 0.525 (1.7)		HR						K	K				FC3-4 IBB			7	2	2	1	1	3	5																									
Dick Dietz, R OBP: 0.442, SLG: 0.638 (1.2)				K									SH1-3		FC5	6	1	2	0	2	2	4																									
Tito Fuentes, S OBP: 0.294, SLG: 0.382 (10.6)				K									SH1-3			6	2	3	0	0	1	3																									
Hali Long, R OBP: 0.250, SLG: 0.333 (11.5)				SH1-4 1B									SH3-4 1B			3	1	1	0	0	0	0																									
Don Minick, R OBP: 0.285, SLG: 0.385 (8. PH)																1	0	0	0	0	0	0																									
Bill Faul, R ERA: 6.75 (9.1)																0	0	0	0	0	0	0																									
Frank Johnson, R ERA: 2.45 (3.1)																0	0	0	0	0	0	0																									
Ron Siuam, R OBP: 0.364, SLG: 0.667 (7.2)																0	1	0	1	0	0	0																									
Al Callahan, R ERA: 4.78 (8.1)																0	1	0	0	0	0	0																									
Miguel Puente, R ERA: 8.2 (12.1)																0	0	0	0	0	0	1																									
Juan Henderson, R ERA: 6.84 (1.1)																0	0	0	0	0	0	0																									
Jerry Johnson, R ERA: 2.45 (3.1)																0	0	0	0	0	0	0																									
Frank Reberger, R ERA: 6.96 (7.1)																0	0	0	0	0	0	0																									
Mike McCormick, L ERA: 4.78 (8.1)																0	0	0	0	0	0	0																									
Bill Faul, R ERA: 6.75 (9.1)																0	0	0	0	0	0	0																									
Inning Stats	R: 1 E: 0 K: 0 S: 3	H: 1 LOB: 0 BB: 1 P: 7	R: 7 E: 0 K: 1 S: 11	H: 6 LOB: 0 BB: 1 P: 15	R: 0 E: 0 K: 2 S: 7	H: 0 LOB: 0 BB: 0 P: 7	R: 0 E: 0 K: 1 S: 7	H: 0 LOB: 0 BB: 0 P: 7	R: 1 E: 0 K: 1 S: 6	H: 1 LOB: 1 BB: 1 P: 10	R: 0 E: 0 K: 0 S: 3	H: 1 LOB: 2 BB: 0 P: 3	R: 1 E: 0 K: 0 S: 7	H: 2 LOB: 2 BB: 0 P: 11	R: 2 E: 0 K: 2 S: 9	H: 2 LOB: 1 BB: 1 P: 13	R: 2 E: 0 K: 0 S: 7	H: 4 LOB: 4 BB: 0 P: 7	R: 0 E: 0 K: 2 S: 8	H: 1 LOB: 1 BB: 0 P: 8	R: 2 E: 0 K: 0 S: 5	H: 2 LOB: 3 BB: 3 P: 17	R: 0 E: 0 K: 0 S: 4	H: 1 LOB: 1 BB: 0 P: 4	R: 0 E: 0 K: 0 S: 4	H: 1 LOB: 3 BB: 2 P: 12	R: 0 E: 0 K: 1 S: 5	H: 1 LOB: 1 BB: 0 P: 4	R: 0 E: 0 K: 1 S: 5	H: 0 LOB: 0 BB: 0 P: 5	1B: 17 2B: 2 3B: 0 HR: 4	SF: 0 SAC: 6 DP: 1 HBP: 0	WP: 1 PB: 0 SH: 1 CS: 2	PA: 77													
PITCHER	IP 2.0	WLS 2.0	BF 6	H 0	R 0	ER 0	SO 1	BB 0	IBB 0	HBP 0	BLK 0	WP 0	HR 0	S 14	P 14	ERA 0.00	WHIP 0.000																														
Clay Kirby, R ERA: 5.71 (1.1)											Mike Corkins, R ERA: 4.45 (11.1)	IP 1.0	WLS L	BF 7	H 1	R 1	ER 1	SO 0	BB 2	IBB 0	HBP 0	BLK 0	WP 0	HR 0	S 4	P 16	ERA 9.00	WHIP 3.000																			
Tom Dukes, R ERA: 1.71 (3.1)											Danny Coombs, L ERA: 2.08 (12.1)	IP 4.0	WLS W	BF 17	H 3	R 0	ER 0	SO 1	BB 1	IBB 1	HBP 0	BLK 0	WP 0	HR 0	S 17	P 25	ERA 0.00	WHIP 1.000																			
Ron Herbel, R ERA: 3.29 (5.1)																					IP 0.0	WLS L	BF 2	H 0	R 0	ER 0	SO 0	BB 0	IBB 0	HBP 0	BLK 0	WP 0	HR 0	S 4	P 4	ERA 0.00	WHIP 0.000										
Gary Ross, R ERA: 5.53 (7.1)																					IP 1.2	WLS L	BF 11	H 4	R 3	ER 3	SO 2	BB 1	IBB 0	HBP 0	BLK 0	WP 0	HR 13	S 21	P 21	ERA 16.20	WHIP 3.000										
Dave Roberts, L ERA: 3.5 (8.1)																					IP 2.1	WLS L	BF 13	H 6	R 3	ER 3	SO 3	BB 0	IBB 0	HBP 0	BLK 0	WP 0	HR 19	S 19	P 19	ERA 11.57	WHIP 2.571										

San Diego Padres @ San Francisco Giants
Candlestick Park, San Francisco, CA
Sat May 23 1970, 6:33 AM EDT
Att: 15,536 - Unknown

AB 60
R 16
H 23
RBI 16
SO 10
LOB 31



Batter	1	2	3	4	5	6	7	8	9	AB	R	H	RBI	BB	SO	LOB	TOP					
Dave Campbell, R OBP: 0.297, SLG: 0.341 (1, 4)										4	0	0	0	0	1	0	San Diego Padres @ San Francisco Giants Candlestick Park, San Francisco, CA Sun May 24 1970, 6:33 AM EDT Unknown livebaseballscorecards.com					
Steve Huntz, S OBP: 0.291, SLG: 0.384 (1, 6)										4	0	1	0	0	1	0						
Cito Gaston, R OBP: 0.370, SLG: 0.500 (1, 8)										4	0	0	0	0	0	1						
Al Ferrara, R OBP: 0.361, SLG: 0.442 (1, 7)										4	0	1	0	0	0	1						
Nate Colbert, R OBP: 0.310, SLG: 0.544 (1, 3)										3	0	0	0	0	0	1						
Ivan Murrell, R OBP: 0.303, SLG: 0.529 (1, 9)										3	1	1	1	0	0	1						
Van Kelly, L OBP: 0.276, SLG: 0.240 (1, 5)										3	0	1	0	0	0	0						
Bob Barton, R OBP: 0.358, SLG: 0.438 (1, 2)										2	0	0	0	1	1	0						
Ron Herbel, R OBP: 0.271, SLG: 0.209 (8, PH) Gary Ross, R OBP: 0.667, SLG: 0.667 (8, 1)										2	0	0	0	0	1	2						
Inning Stats	R: 0 E: 0 K: 1 S: 5	H: 0 LOB: 0 BB: 0 P: 5	R: 0 E: 0 K: 0 S: 3	H: 1 LOB: 0 BB: 0 P: 3	R: 0 E: 0 K: 1 S: 5	H: 0 LOB: 0 BB: 0 P: 5	R: 0 E: 0 K: 0 S: 3	H: 0 LOB: 0 BB: 0 P: 3	R: 1 E: 0 K: 0 S: 5	H: 2 LOB: 2 BB: 1 P: 9	R: 0 E: 0 K: 1 S: 5	H: 0 LOB: 0 BB: 0 P: 5	R: 0 E: 0 K: 0 S: 3	H: 0 LOB: 0 BB: 0 P: 3	R: 0 E: 0 K: 2 S: 7	H: 0 LOB: 0 BB: 0 P: 7	R: 0 E: 0 K: 0 S: 4	H: 1 LOB: 1 BB: 0 P: 4	1B: 2 2B: 1 3B: 0 HR: 1	SF: 0 SAC: 0 DP: 1 HBP: 0	WP: 0 PB: 0 SB: 0 CS: 0	PA: 31
PITCHER Gaylord Perry, R ERA: 4.48 (1, 1)	IP: 9.0 WLS: W BF: 31 H: 4 R: 1 ER: 1 SO: 5 BB: 0 IBB: 1 HBP: 0 BLK: 0 WP: 0 HR: 1 S: 40 P: 44 ERA: 1.00 WHIP: 0.444															PITCHER	IP: 9.0 WLS: W BF: 31 H: 4 R: 1 ER: 1 SO: 5 BB: 0 IBB: 1 HBP: 0 BLK: 0 WP: 0 HR: 1 S: 40 P: 44 ERA: 1.00 WHIP: 0.444					

Batter	1	2	3	4	5	6	7	8	9	AB	R	H	RBI	BB	SO	LOB	BOTTOM			
Bobby Bonds, R OBP: 0.408, SLG: 0.503 (1, 9)										4	1	2	1	0	1	0	San Diego Padres @ San Francisco Giants Candlestick Park, San Francisco, CA Sun May 24 1970, 6:33 AM EDT Unknown livebaseballscorecards.com			
Ron Huntz, R OBP: 0.375, SLG: 0.379 (1, 4)										4	0	0	0	0	1	2				
Willie Mays, R OBP: 0.401, SLG: 0.587 Frank Johnson, R OBP: 0.263, SLG: 0.389 (1, 8) (9, 7)										4	1	1	1	0	1	0				
Willie McCovey, L OBP: 0.437, SLG: 0.622 (1, 3)										3	2	2	2	1	0	0				
Ken Henderson, S OBP: 0.458, SLG: 0.533 (9, 8)										3	2	2	0	1	0	0				
Dick Dietz, R OBP: 0.446, SLG: 0.639 (1, 2)										3	0	2	1	1	0	2				
Tito Fuentes, S OBP: 0.292, SLG: 0.375 (1, 5)										2	0	0	1	1	1	2				
Hal Lanier, R OBP: 0.272, SLG: 0.321 (1, 6)										4	0	0	0	0	0	5				
Gaylord Perry, R OBP: 0.111, SLG: 0.139 (1, 1)										3	0	1	0	0	1	0				
Inning Stats	R: 0 E: 0 K: 1 S: 5	H: 0 LOB: 0 BB: 0 P: 5	R: 0 E: 0 K: 0 S: 3	H: 1 LOB: 2 BB: 2 P: 11	R: 0 E: 0 K: 1 S: 5	H: 0 LOB: 0 BB: 0 P: 5	R: 2 E: 0 K: 1 S: 7	H: 2 LOB: 1 BB: 1 P: 11	R: 0 E: 0 K: 1 S: 5	H: 2 LOB: 1 BB: 0 P: 5	R: 1 E: 0 K: 1 S: 6	H: 1 LOB: 1 BB: 1 P: 10	R: 1 E: 0 K: 0 S: 4	H: 1 LOB: 0 BB: 0 P: 4	R: 2 E: 0 K: 0 S: 6	H: 3 LOB: 1 BB: 0 P: 6	1B: 5 2B: 2 3B: 0 HR: 4	SF: 1 SAC: 0 DP: 2 HBP: 0	WP: 1 PB: 0 SB: 1 CS: 1	PA: 35
PITCHER Ron Herbel, R ERA: 3.57 Gary Ross, R ERA: 5.97 (8, 1)	IP: 7.0 WLS: L BF: 29 H: 7 R: 4 ER: 4 SO: 5 BB: 3 IBB: 0 HBP: 0 BLK: 0 WP: 1 HR: 3 S: 35 P: 51 ERA: 5.14 WHIP: 1.429															PITCHER	IP: 1.0 WLS: L BF: 6 H: 3 R: 2 ER: 2 SO: 0 BB: 0 IBB: 0 HBP: 0 BLK: 0 WP: 0 HR: 1 S: 6 P: 6 ERA: 18.00 WHIP: 3.000			

Batter	1	2	3	4	5	6	7	8	9	AB	R	H	RBI	BB	SO	LOB	TOP					
Dave Campbell, R (1,4) OBP: 0.296, SLG: 0.344 Ray Webster, L (9, PH) OBP: 0.265, SLG: 0.205	K		F6		E5		HR		G6-3	4	1	1	0	0	1	1	San Diego Padres @ San Francisco Giants Candlestick Park, San Francisco, CA Sun May 24, 1970, 6:38 AM EDT Att: 11,803 - Unknown livebaseballscorecards.com					
Steve Huntz, S (1,6) OBP: 0.290, SLG: 0.405	F7		F3		6-3		HR			4	1	1	2	0	0	2						
Cito Gaston, R (1,8) OBP: 0.367, SLG: 0.491	6-3			1B 2B	6-3		K			3	1	0	0	1	1							
Nate Colbert, R (1,3) OBP: 0.315, SLG: 0.543		6-3		1B 2B		6-3				4	1	2	0	0	0	0						
Ollie Brown, R (1,9) OBP: 0.333, SLG: 0.455		FC5 1B		1B 2B		F6			1B	4	1	2	2	0	1	1						
Ivan Murrell, R (1,7) OBP: 0.301, SLG: 0.517	K			FC6-4 1B		F5			K	4	0	1	1	0	2	2						
Ed Spiezio, R (1,5) Van Kelly, L (8, PH) OBP: 0.273, SLG: 0.237	FC5			F9			HR		4-3	3	1	1	1	0	0	2						
Chris Cannizzaro, R (1,2) OBP: 0.353, SLG: 0.410			SH3-1 2B	F3		4-3			F7	4	0	1	0	0	0	1						
Pat Dobson, R (1,1) OBP: 0.190, SLG: 0.150 Al Ferrara, R (9, PH) OBP: 0.366, SLG: 0.442 Jose Arcia, R (9, PR) OBP: 0.205, SLG: 0.088			SH3-1	FC6-4		4-3			G6-3 HBP	2	0	0	0	0	0	1						
Inning Stats	R: 0 E: 0 K: 1 S: 5	H: 0 LOB: 0 BB: 0 P: 5	R: 0 E: 0 K: 1 S: 6	H: 1 LOB: 1 BB: 0 P: 6	R: 0 E: 0 K: 0 S: 4	H: 1 LOB: 1 BB: 0 P: 4	R: 3 E: 0 K: 0 S: 6	H: 3 LOB: 1 BB: 1 P: 10	R: 0 E: 1 K: 0 S: 3	H: 0 LOB: 0 BB: 0 P: 3	R: 0 E: 0 K: 0 S: 3	H: 0 LOB: 0 BB: 0 P: 3	R: 3 E: 0 K: 1 S: 8	H: 3 LOB: 0 BB: 0 P: 8	R: 0 E: 0 K: 2 S: 8	H: 1 LOB: 1 BB: 0 P: 8		R: 0 E: 0 K: 0 S: 2	H: 0 LOB: 1 BB: 0 P: 3	1B: 4 2B: 3 3B: 0 HR: 2	SF: 0 SAC: 1 DP: 1 HBP: 1	WP: 0 PB: 0 SB: 2 CS: 0
PITCHER	IP	WLS	BF	H	R	ER	SO	BB	IBB	HBP	BLK	WP	HR	S	P	ERA	WHIP					
Mike McCormick, L (1,1) ERA: 4.83	5.0	W	21	5	3	3	2	1	0	0	0	0	0	24	28	5.40	1.200					
Jerry Johnson, R (6,1) ERA: 3.89	1.2		8	3	3	3	0	0	0	0	0	0	2	8	8	16.20	1.800					
Frank Reberger, R (7,1) ERA: 6.49	2.1	S	8	1	0	0	3	0	0	1	0	0	0	13	14	0.00	0.429					

Batter	1	2	3	4	5	6	7	8	9	AB	R	H	RBI	BB	SO	LOB	BOTTOM				
Bobby Bonds, R (1,9) OBP: 0.398, SLG: 0.489	K		K		E6	F9		F8		5	1	0	1	0	2	4	San Diego Padres @ San Francisco Giants Candlestick Park, San Francisco, CA Sun May 24, 1970, 6:38 AM EDT Att: 11,803 - Unknown livebaseballscorecards.com				
Ron Hunt, R (1,4) OBP: 0.385, SLG: 0.385	F8		HBP		2B	1B				3	1	2	2	0	0	0					
Willie Mays, R (1,8) OBP: 0.391, SLG: 0.574	F9		K		SF7	FC6-4				3	0	0	1	0	1	4					
Willie McCovey, L (1,3) OBP: 0.433, SLG: 0.610		4-3		K	2B	E		F9		3	1	0	0	1	1	0					
Ken Henderson, S (1,7) OBP: 0.454, SLG: 0.533		F5		F7	E	2B		4-3		4	1	1	1	0	0	0					
Russ Gibson, R (1,2) OBP: 0.293, SLG: 0.324	K			4-3	E5			BB		3	0	0	0	1	1	0					
Tito Fuentes, S (1,5) OBP: 0.299, SLG: 0.380			SH2-4 1B		E	1B		K		4	1	2	0	0	2	2					
Hal Lanier, R (1,6) OBP: 0.271, SLG: 0.319			SH2-4 1B		E5	1B			6-3	4	1	1	0	0	1	2					
Mike McCormick, L (1,1) Bob Taylor, L (5, PH) OBP: 0.375, SLG: 0.167 Jerry Johnson, R (6,1) Frank Reberger, L (7,1) OBP: 0.333, SLG: 0.500			SH2-4		E	1B			K	0	0	0	0	0	0	0					
Inning Stats	R: 0 E: 0 K: 1 S: 5	H: 0 LOB: 0 BB: 0 P: 5	R: 0 E: 0 K: 1 S: 5	H: 0 LOB: 0 BB: 0 P: 5	R: 0 E: 0 K: 2 S: 9	H: 2 LOB: 3 BB: 0 P: 10	R: 0 E: 0 K: 1 S: 5	H: 0 LOB: 0 BB: 0 P: 5	R: 7 E: 3 K: 2 S: 13	H: 3 LOB: 1 BB: 2 P: 21	R: 0 E: 0 K: 0 S: 4	H: 1 LOB: 1 BB: 0 P: 4	R: 0 E: 0 K: 1 S: 5	H: 0 LOB: 0 BB: 1 P: 9	R: 0 E: 0 K: 1 S: 5	H: 0 LOB: 0 BB: 0 P: 5		1B: 5 2B: 1 3B: 0 HR: 0	SF: 1 SAC: 1 DP: 0 HBP: 1	WP: 0 PB: 0 SB: 0 CS: 0	PA: 37
PITCHER	IP	WLS	BF	H	R	ER	SO	BB	IBB	HBP	BLK	WP	HR	S	P	ERA	WHIP				
Pat Dobson, R (1,1) ERA: 3.59	8.0	L	37	6	7	1	9	2	1	1	0	0	0	51	64	1.12	1.000				



Batter	1	2	3	4	5	6	7	8	9	AB	R	H	RBI	BB	SO	LOB	TOP								
Pete Rose, S OBP: 0.355, SLG: 0.435 (1,9)	F7		6-3		4-3			1B		4	0	1	0	0	0	0	Cincinnati Reds @ San Diego Padres San Diego Stadium, San Diego, CA Mon May 25 1970, 10:05 PM EDT Att: 5,065 - Unknown								
Bobby Tolan, L OBP: 0.397, SLG: 0.494 (1,8)	4-3		1-3		G3			SF8		3	0	0	1	0	0										
Tony Perez, R OBP: 0.459, SLG: 0.707 (1,5)	5-3							1B		4	0	2	0	0	0										
Johnny Bench, R OBP: 0.324, SLG: 0.596 (1,2)		F9	F8			K		F7		4	0	0	0	0	1	3									
Lee May, R OBP: 0.354, SLG: 0.624 (1,3)		HR			F9	K		F9		4	1	1	1	0	1	2									
Bernie Carbo, L OBP: 0.480, SLG: 0.656 (1,7)		FC3-6			K					2	0	0	0	1	1	0									
Jimmy Stewart, S OBP: 0.273, SLG: 0.207 (8,7)		BB								1	0	0	0	0	1	0									
Tommy Helms, R OBP: 0.213, SLG: 0.217 (1,4)		FC3-6					F8			4	0	2	0	0	0	0									
Darrel Chaney, S OBP: 0.192, SLG: 0.231 (1,6)		1B			F5					4	0	0	0	0	0	3									
Jim McGlothlin, R OBP: 0.320, SLG: 0.333 (1,1)		1-2								3	1	1	0	0	1	2									
Wayne Granger, R (8,1)	F5				K			1B		0	0	0	0	0	0	0									
Inning Stats	R: 0 E: 0 K: 0 S: 3	H: 0 LOB: 0 BB: 0 P: 3	R: 1 E: 0 K: 0 S: 5	H: 2 LOB: 2 BB: 1 P: 9	R: 0 E: 0 K: 0 S: 4	H: 1 LOB: 1 BB: 0 P: 4	R: 0 E: 0 K: 1 S: 6	H: 1 LOB: 1 BB: 0 P: 6	R: 0 E: 0 K: 1 S: 5	H: 0 LOB: 0 BB: 0 P: 5	R: 0 E: 0 K: 2 S: 7	H: 0 LOB: 0 BB: 0 P: 7	R: 0 E: 0 K: 0 S: 3	H: 0 LOB: 0 BB: 0 P: 3	R: 1 E: 0 K: 0 S: 6	H: 3 LOB: 2 BB: 0 P: 6	R: 0 E: 0 K: 1 S: 5	H: 0 LOB: 0 BB: 0 P: 5	1B: 6 2B: 0 3B: 0 HR: 1	SF: 1 SAC: 0 DP: 0 HBP: 0	WP: 0 PB: 0 SB: 0 CS: 0	PA: 35			
PITCHER	IP	WLS	BF	H	R	ER	SO	BB	IBB	HBP	BLK	WP	HR	S	P	ERA	WHIP								
Clay Kirby, R ERA: 5.31 (1,1)	7.1	L	30	7	2	2	4	1	0	0	0	0	1	37	41	2.46	1.091								
Tom Dukes, R ERA: 1.99 (8,1)	0.2		2	0	0	0	0	0	0	0	0	0	0	2	2	0.00	0.000								
Dave Roberts, L ERA: 3.42 (9,1)	1.0		3	0	0	0	1	0	0	0	0	0	0	5	5	0.00	0.000								

AB	33
R	2
H	7
RBI	2
BB	1
SO	5
LOB	10



Batter	1	2	3	4	5	6	7	8	9	AB	R	H	RBI	BB	SO	LOB	BOTTOM								
Dave Campbell, R OBP: 0.296, SLG: 0.342 (1,4)	F8		P4			SH1-4		P5		4	0	1	0	0	0	0	Cincinnati Reds @ San Diego Padres San Diego Stadium, San Diego, CA Mon May 25 1970, 10:05 PM EDT Att: 5,065 - Unknown								
Steve Huntz, S OBP: 0.284, SLG: 0.395 (1,6)	K				4-3	SH1-4		F8		3	0	0	0	0	1	0									
Cito Gaston, R OBP: 0.375, SLG: 0.514 (1,8)										4	1	3	1	0	0	1									
Nate Colbert, R OBP: 0.319, SLG: 0.539 (1,3)	4-3				HR					3	0	1	0	1	1	2									
Ollie Brown, R OBP: 0.324, SLG: 0.442 (1,9)										4	0	0	0	0	0	3									
Ivan Murrell, R OBP: 0.299, SLG: 0.505 (1,7)										4	0	1	0	0	3	2									
Van Kelly, L OBP: 0.264, SLG: 0.228 (1,5)										3	0	0	0	0	0	1									
Bob Barton, R OBP: 0.339, SLG: 0.412 (1,2)										3	0	0	0	0	0	1									
Clay Kirby, R OBP: 0.211, SLG: 0.211 (1,1)										2	0	0	0	0	0	0									
Tom Dukes, R (8,1)										0	0	0	0	0	0	0									
Al Ferrara, R OBP: 0.363, SLG: 0.439 (8,PH)										1	0	0	0	0	1	0									
Dave Roberts, L OBP: 0.154, SLG: 0.462 (9,1)										0	0	0	0	0	0	0									
Inning Stats	R: 0 E: 0 K: 1 S: 6	H: 1 LOB: 1 BB: 0 P: 6	R: 0 E: 0 K: 1 S: 5	H: 0 LOB: 0 BB: 0 P: 5	R: 0 E: 0 K: 0 S: 3	H: 0 LOB: 0 BB: 0 P: 3	R: 1 E: 0 K: 1 S: 6	H: 1 LOB: 1 BB: 1 P: 10	R: 0 E: 0 K: 1 S: 3	H: 0 LOB: 0 BB: 0 P: 3	R: 0 E: 0 K: 1 S: 6	H: 1 LOB: 1 BB: 0 P: 6	R: 0 E: 0 K: 0 S: 4	H: 1 LOB: 1 BB: 0 P: 4	R: 0 E: 0 K: 1 S: 5	H: 0 LOB: 0 BB: 0 P: 5	R: 0 E: 0 K: 1 S: 6	H: 2 LOB: 1 BB: 0 P: 6	1B: 5 2B: 0 3B: 0 HR: 1	SF: 0 SAC: 1 DP: 1 HBP: 0	WP: 0 PB: 0 SB: 0 CS: 0	PA: 33			
PITCHER	IP	WLS	BF	H	R	ER	SO	BB	IBB	HBP	BLK	WP	HR	S	P	ERA	WHIP								
Jim McGlothlin, R ERA: 2.24 (1,1)	7.0	W	26	4	1	1	4	1	0	0	0	0	0	11	11	0.00	1.29								
Wayne Granger, R ERA: 3.0 (8,1)	2.0	S	7	2	0	0	2	0	0	0	0	0	0	11	11	0.00	1.000								



Batter	1	2	3	4	5	6	7	8	9	AB	R	H	RBI	BB	SO	LOB	TOP										
Pete Rose, S OBP: 0.391, SLG: 0.425 (1,9)	G3		FC5 BB BB		K		FC4-6 1B		4-3	4	0	0	0	1	1	2	Cincinnati Reds @ San Diego Padres San Diego Stadium, San Diego, CA Tue May 26 1970, 10:05 PM EDT Unknown										
Bobby Tolan, L OBP: 0.375, SLG: 0.506 (1,8)	1B		K		2B		1B			4	0	3	0	0	1	1											
Tony Perez, R OBP: 0.455, SLG: 0.694 (1,5)	5-3		BB		F2		K			3	0	0	0	1	1	5											
Johnny Bench, R OBP: 0.318, SLG: 0.582 (1,2)	F7		FC5 2-3f		K		P5			4	0	0	0	0	1	5											
Lee May, R OBP: 0.345, SLG: 0.608 (1,3)		6-3			6-3		F8		K	4	0	0	0	0	1	0											
Bernie Carbo, L OBP: 0.481, SLG: 0.643 (1,7)		BB			L7		BB		K	2	0	0	0	2	1	0											
Jimmy Stewart, S OBP: 0.250, SLG: 0.188 (1,4)					G3				F7	3	0	0	0	0	1	2											
Ray Washburn, R OBP: 0.455, SLG: 0.250 (8, PH)							4-3			0	0	0	0	0	0	0											
Tony Cloninger, R OBP: 0.333, SLG: 0.333 (8, 1)										0	0	0	0	0	0	0											
Darrel Chaney, S OBP: 0.200, SLG: 0.233 (1,6)		F7			1-3		E9 1B		6-3	4	1	1	0	0	0	1											
Jim Merritt, L OBP: 0.171, SLG: 0.147 (1,1)					K				K	2	0	1	0	0	1	0											
Dave Concepcion, R OBP: 0.347, SLG: 0.344 (6, 4)						2B 1B	FC4-6 1B			2	0	1	1	0	1	0											
Inning Stats	R: 0 E: 0 K: 0 S: 4	H: 1 LOB: 1 BB: 0 P: 4	R: 0 E: 0 K: 1 S: 5	H: 0 LOB: 1 BB: 1 P: 9	R: 0 E: 0 K: 2 S: 7	H: 0 LOB: 2 BB: 2 P: 15	R: 0 E: 0 K: 0 S: 3	H: 0 LOB: 0 BB: 0 P: 3	R: 0 E: 0 K: 1 S: 7	H: 2 LOB: 2 BB: 0 P: 7	R: 0 E: 0 K: 1 S: 5	H: 0 LOB: 1 BB: 1 P: 9	R: 1 E: 1 K: 1 S: 8	H: 3 LOB: 2 BB: 0 P: 8	R: 0 E: 0 K: 2 S: 7	H: 0 LOB: 0 BB: 0 P: 7	R: 0 E: 0 K: 1 S: 5	H: 0 LOB: 0 BB: 0 P: 5	1B: 5 2B: 1 3B: 0 HR: 0	SF: 0 SAC: 0 DP: 0 HBP: 0	WP: 0 PB: 0 SB: 1 CS: 0	PA: 37					
PITCHER	IP	WLS	BF	H	R	ER	SO	BB	IBB	HBP	BLK	WP	HR	S	P	ERA	WHIP										
Mike Corkins, R ERA: 4.16 (1,1)	6.1	W	29	6	1	1	5	4	0	0	0	0	0	35	51	1.42	1.579										
Tom Dukes, R ERA: 1.48 (7,1)	2.2	S	8	0	0	0	4	0	0	0	0	0	0	16	16	0.00	0.000										

AB	33
R	1
H	6
RBI	1
BB	4
SO	9
LOB	16



Batter	1	2	3	4	5	6	7	8	9	AB	R	H	RBI	BB	SO	LOB	BOTTOM										
Dave Campbell, R OBP: 0.293, SLG: 0.339 (1,4)	G3 3B 1B	P6		G5-4-3 1-2f		F3		F7		5	1	1	0	0	0	3	Cincinnati Reds @ San Diego Padres San Diego Stadium, San Diego, CA Tue May 26 1970, 10:05 PM EDT Unknown										
Steve Huntz, S OBP: 0.283, SLG: 0.385 (1,6)	G3 1-2	5-3			5-3		1B HR BB			3	1	0	0	1	0	2											
Cito Gaston, R OBP: 0.388, SLG: 0.547 (1,8)	HR 2H 3B			1B	1B	HR 3B	1B			4	3	4	1	0	0	0											
Nate Colbert, R OBP: 0.323, SLG: 0.574 (1,3)	HR 3H		F7		HR		K			4	2	2	4	0	1	3											
Ollie Brown, R OBP: 0.336, SLG: 0.472 (1,9)	FC6-4 1B			1B		K		HR 1H 2H		4	1	3	3	0	1	0											
Ivan Murrell, R OBP: 0.287, SLG: 0.485 (1,7)	K			K		5-3		4-3		4	0	0	0	0	2	3											
Ed Spiezio, R OBP: 0.398, SLG: 0.410 (1,5)	FC6-4 1-2f			F7			SH1-3 1B		6-3	4	0	1	0	0	0	3											
Jose Arcia, R OBP: 0.205, SLG: 0.088 (8, 6)										0	0	0	0	0	0	0											
Chris Cannizzaro, R OBP: 0.350, SLG: 0.413 (1,2)		SH3 2B		K			P5		F8	4	0	1	0	0	1	1											
Mike Corkins, R OBP: 0.292, SLG: 0.273 (1,1)		SH3				SH1-3 1B		K		0	0	0	0	1	0	0											
Tom Dukes, R ERA: 8.79 (7,1)				G5-4-3 BB		1-2				1	0	0	0	0	1	0											
Inning Stats	R: 3 E: 0 K: 1 S: 9	H: 4 LOB: 1 BB: 0 P: 9	R: 0 E: 0 K: 0 S: 4	H: 1 LOB: 0 BB: 0 P: 4	R: 0 E: 0 K: 1 S: 7	H: 2 LOB: 2 BB: 0 P: 7	R: 0 E: 0 K: 1 S: 4	H: 0 LOB: 0 BB: 1 P: 8	R: 2 E: 0 K: 1 S: 7	H: 2 LOB: 0 BB: 0 P: 7	R: 0 E: 0 K: 0 S: 4	H: 1 LOB: 0 BB: 0 P: 4	R: 3 E: 0 K: 1 S: 7	H: 2 LOB: 0 BB: 1 P: 11	R: 0 E: 0 K: 1 S: 5	H: 0 LOB: 0 BB: 0 P: 5	1B: 6 2B: 1 3B: 2 HR: 3	SF: 0 SAC: 2 DP: 1 HBP: 0	WP: 0 PB: 0 SB: 0 CS: 0	PA: 37							
PITCHER	IP	WLS	BF	H	R	ER	SO	BB	IBB	HBP	BLK	WP	HR	S	P	ERA	WHIP										
Jim Merritt, L ERA: 2.95 (1,1)	5.0	L	24	9	5	5	4	1	0	0	0	0	2	31	35	9.00	2.000										
Ray Washburn, R ERA: 7.02 (6,1)	2.0		10	3	3	3	1	1	0	0	0	0	1	11	15	13.50	2.000										
Tony Cloninger, R ERA: 8.79 (8,1)	1.0		3	0	0	0	1	0	0	0	0	0	0	5	5	0.00	0.000										

AB	33
R	8
H	12
RBI	8
BB	2
SO	6
LOB	15



Batter	1	2	3	4	5	6	7	8	9	AB	R	H	RBI	BB	SO	LOB	TOP										
Pete Rose, S OBP: 0.349, SLG: 0.422 (1, 9)	5-3		5-3					K		4	1	1	0	0	1	1	Cincinnati Reds @ San Diego Padres San Diego Stadium, San Diego, CA Tue May 26 1970, 10:05 PM EDT Att: 11,722 - Unknown										
Dave Concepcion, R OBP: 0.347, SLG: 0.344 (1, 6)	6-3							K		3	0	1	0	0	1	1											
Bobby Tolan, L OBP: 0.378, SLG: 0.508 (8, PH)								K		1	0	1	0	0	0	0											
Tony Perez, R OBP: 0.456, SLG: 0.690 (1, 5)										4	0	2	0	0	0	3											
Don Gullett, R OBP: 0.800, SLG: 1.250 (8, 1)										0	0	0	0	0	0	0											
Johnny Bench, R OBP: 0.311, SLG: 0.570 (1, 8)	5-3									4	0	0	0	0	2	3											
Lee May, R OBP: 0.343, SLG: 0.599 (1, 3)										4	0	1	0	0	1	2											
Hal McRae, R OBP: 0.375, SLG: 0.612 (1, 7)										4	0	1	0	0	0	1											
Tommy Helms, R OBP: 0.209, SLG: 0.213 (1, 4)										3	0	0	0	0	0	1											
Pat Corrales, R OBP: 0.190, SLG: 0.150 (1, 2)										3	0	1	0	0	0	0											
Pedro Borbon, R ERA: 1.81 (1, 1)										1	0	0	0	0	0	0											
Darrel Chaney, S ERA: 1.81 (5, PH)										1	0	0	0	0	1	1											
Clay Carroll, R ERA: 4.0 (5, 1)										0	0	0	0	0	0	0											
Jay Ward, R ERA: 2.51 (8, 4)										0	0	0	0	1	0	0											
Inning Stats	R: 0 E: 0 K: 0 S: 4	H: 1 LOB: 1 BB: 0 P: 4	R: 0 E: 0 K: 0 S: 3	H: 0 LOB: 0 BB: 0 P: 3	R: 0 E: 0 K: 0 S: 3	H: 0 LOB: 0 BB: 0 P: 3	R: 0 E: 0 K: 1 S: 6	H: 1 LOB: 1 BB: 0 P: 6	R: 0 E: 0 K: 2 S: 9	H: 1 LOB: 1 BB: 0 P: 9	R: 0 E: 0 K: 0 S: 3	H: 1 LOB: 1 BB: 1 P: 9	R: 0 E: 0 K: 1 S: 5	H: 1 LOB: 0 BB: 0 P: 5	R: 0 E: 0 K: 1 S: 5	H: 1 LOB: 0 BB: 0 P: 5	1B: 8 2B: 0 3B: 0 HR: 0	SF: 0 SAC: 0 DP: 3 HBP: 0	WP: 0 PB: 0 SB: 0 CS: 0	PA: 33							
PITCHER	IP	WLS	BF	H	R	ER	SO	BB	IBB	HBP	BLK	WP	HR	S	P	ERA	WHIP										
Danny Coombs, L ERA: 1.81 (1, 1)	7.0	W	27	6	1	0	4	1	0	0	0	0	0	34	38	0.00	1.000										
Roberto Rodriguez, R ERA: 2.51 (8, 1)	2.0	S	6	2	0	0	2	0	0	0	0	0	0	10	10	0.00	1.000										

AB	32
R	1
H	8
RBI	0
BB	1
SO	6
LOB	13



Batter	1	2	3	4	5	6	7	8	9	AB	R	H	RBI	BB	SO	LOB	BOTTOM										
Dave Campbell, R OBP: 0.292, SLG: 0.337 (1, 4)	E6	K			5-3					4	1	1	0	0	1	1	Cincinnati Reds @ San Diego Padres San Diego Stadium, San Diego, CA Tue May 26 1970, 10:05 PM EDT Att: 11,722 - Unknown										
Steve Huntz, S OBP: 0.282, SLG: 0.381 (1, 6)					4-3					4	1	1	0	0	0	1											
Cito Gaston, R OBP: 0.395, SLG: 0.565 (1, 8)										3	2	2	3	1	0	0											
Nate Colbert, R OBP: 0.326, SLG: 0.574 (1, 3)										0	0	0	0	0	0	0											
Ray Webster, L OBP: 0.269, SLG: 0.213 (1, PR)										3	0	1	0	0	0	2											
Ollie Brown, R OBP: 0.333, SLG: 0.462 (1, 9)										3	0	0	0	1	0	2											
Ivan Murrell, R OBP: 0.276, SLG: 0.465 (1, 7)										4	0	0	0	0	1	5											
Van Kelly, L OBP: 0.266, SLG: 0.232 (1, 5)										3	0	1	0	0	0	0											
Bob Barton, R OBP: 0.339, SLG: 0.396 (1, 2)										2	0	0	0	1	0	1											
Danny Coombs, R OBP: 0.067, SLG: 0.133 (1, 1)										3	0	0	0	0	0	1											
Roberto Rodriguez, R ERA: 1.65 (8, 1)										0	0	0	0	0	0	0											
Inning Stats	R: 3 E: 1 K: 0 S: 5	H: 2 LOB: 1 BB: 0 P: 6	R: 0 E: 0 K: 1 S: 5	H: 0 LOB: 1 BB: 1 P: 9	R: 1 E: 1 K: 0 S: 5	H: 2 LOB: 1 BB: 0 P: 5	R: 0 E: 0 K: 0 S: 3	H: 1 LOB: 0 BB: 0 P: 3	R: 0 E: 0 K: 0 S: 3	H: 0 LOB: 0 BB: 0 P: 3	R: 0 E: 0 K: 0 S: 3	H: 0 LOB: 0 BB: 0 P: 3	R: 0 E: 0 K: 1 S: 6	H: 1 LOB: 3 BB: 2 P: 14	R: 0 E: 0 K: 1 S: 6	H: 1 LOB: 0 BB: 0 P: 14	1B: 5 2B: 1 3B: 0 HR: 1	SF: 0 SAC: 0 DP: 1 HBP: 1	WP: 1 PB: 0 SB: 0 CS: 1	PA: 33							
PITCHER	IP	WLS	BF	H	R	ER	SO	BB	IBB	HBP	BLK	WP	HR	S	P	ERA	WHIP										
Pedro Borbon, R ERA: 4.5 (1, 1)	4.0	L	18	5	4	2	1	1	0	1	0	0	1	18	23	4.50	1.500										
Clay Carroll, R ERA: 4.0 (5, 1)	3.0		9	0	0	0	0	0	0	0	0	0	0	9	9	0.00	0.000										
Don Gullett, L ERA: 1.65 (8, 1)	1.0		6	1	0	0	1	1	1	0	0	1	0	6	14	0.00	2.000										

AB	29
R	4
H	6
RBI	3
BB	3
SO	2
LOB	13



Batter	1	2	3	4	5	6	7	8	9	AB	R	H	RBI	BB	SO	LOB	TOP			
Dave Campbell, R OBP: 0.291, SLG: 0.330 (1, 4)	F7	HR 1B			F7	1-3	K		BB 1B	6	2	2	1	0	1	4	San Diego Padres @ Chicago Cubs Wrigley Field, Chicago, IL Sat May 30 1970, 3:33 AM CDT Cloudy - 78 F			
Steve Huntz, S OBP: 0.301, SLG: 0.422 (1, 6) (7, 5)	WP 1B	HR			1B SF8 2B		1B BB	4-3	1B BB	4	4	3	2	2	0	0				
Cito Gaston, R OBP: 0.395, SLG: 0.554 (1, 8)	K	3-1			SF8 1B		1B 1B	4-3	1-3 2-H 1B	6	1	3	1	0	1	1				
Al Ferrara, R OBP: 0.364, SLG: 0.431 Ivan Murrell, R OBP: 0.298, SLG: 0.462 (1, 7) (7, 7)	1B BB			6-3	SF8 1-2 3-H 1B		K	4-0 2B BB	4-3	2	0	0	1	1	1	2				
Nate Colbert, R OBP: 0.332, SLG: 0.575 (1, 3)	FC6-4 1-3 3-H 1B			6-3	F9		1B 3B IBB	1-H 2B		4	1	2	2	1	0	1				
Ollie Brown, R OBP: 0.327, SLG: 0.444 (1, 9)	FC6-4 1-2			6-3		F9	1-3 2-H 3-H 1B	4-0 IBB		4	0	1	2	1	0	2				
Ed Spiezio, R OBP: 0.457 Tommy Dean, R OBP: 0.298, SLG: 0.400 (1, 5) (7, 6)		1B 2B			P4		1B BB	4-3	4-3	3	2	2	1	1	0	0				
Bob Barton, R OBP: 0.344, SLG: 0.397 (1, 2)		K			F8		1-2 1B	3-H 1B	6-3	5	0	2	1	0	1	1				
Clay Kirby, R OBP: 0.190, SLG: 0.190 Ron Herbel, R (5, 1) Ray Webster, L OBP: 0.246, SLG: 0.192 Roberto Rodriguez, R (6, 1)		P3			4-3		F7	E3	6-3	2	0	0	0	0	0	1				
Inning Stats	R: 1 E: 0 K: 1 S: 7	H: 2 LOB: 2 BB: 1 P: 11	R: 3 E: 0 K: 1 S: 8	H: 3 LOB: 0 BB: 0 P: 8	R: 0 E: 0 K: 0 S: 3	H: 0 LOB: 0 BB: 0 P: 3	R: 0 E: 0 K: 0 S: 3	H: 0 LOB: 1 BB: 0 P: 5	R: 1 E: 0 K: 0 S: 5	H: 2 LOB: 1 BB: 0 P: 8	R: 4 E: 1 K: 2 S: 11	H: 4 LOB: 2 BB: 2 P: 19	R: 1 E: 0 K: 0 S: 4	H: 1 LOB: 2 BB: 2 P: 12	R: 1 E: 0 K: 0 S: 5	H: 2 LOB: 2 BB: 1 P: 9		1B: 10 2B: 3 3B: 1 HR: 1	SF: 1 SAC: 0 DP: 0 HBP: 0	WP: 2 PB: 0 SB: 1 CS: 0
PITCHER	IP WLS BF H R ER SO	IP WLS BF H R ER SO	IP WLS BF H R ER SO	IP WLS BF H R ER SO	IP WLS BF H R ER SO	IP WLS BF H R ER SO	IP WLS BF H R ER SO	IP WLS BF H R ER SO	IP WLS BF H R ER SO	IP WLS BF H R ER SO	IP WLS BF H R ER SO	IP WLS BF H R ER SO	IP WLS BF H R ER SO	IP WLS BF H R ER SO	IP WLS BF H R ER SO	IP WLS BF H R ER SO	ERA WHIP	ERA WHIP		
Ken Holtzman, L ERA: 3.87 (1, 1)	2.0	4.0	3.0	4.0	4.0	4.0	4.0	4.0	4.0	18.00	3.000									
Jim Dunegan, R ERA: 2.25 (3, 1)	L 16	3	1	1	0	0	0	0	0	2.25	1.000									
Phil Regan, R ERA: 3.99 (7, 1)	0.2	6	3	4	4	1	1	1	0	54.00	6.000									
Jim Colborn, R ERA: 2.05 Steve Barber, L ERA: 9.0 (7, 1) (9, 1)	1.1	9	2	1	1	1	1	1	0	6.75	2.250									

AB	41
R	11
H	15
RBI	11
BB	7
SO	4
LOB	19



Batter	1	2	3	4	5	6	7	8	9	AB	R	H	RBI	BB	SO	LOB	BOTTOM					
Don Kessinger, S OBP: 0.371, SLG: 0.444 (1, 6)	F7		K	1-H 3B				5-3		5	0	2	1	0	1	1	San Diego Padres @ Chicago Cubs Wrigley Field, Chicago, IL Sat May 30 1970, 3:33 AM CDT Cloudy - 78 F					
Glenn Beckert, R OBP: 0.332, SLG: 0.345 (1, 4)	FC5-6 1B		HR 2B	6-3		F2			F8	5	1	2	0	0	0	2						
Billy Williams, L OBP: 0.364, SLG: 0.571 (1, 7)	FC5-6 1-2		HR BB		4-0 BB BB		F9		1B 1B	3	1	1	0	2	0	1						
Jim Hickman, R OBP: 0.447, SLG: 0.698 (1, 9)	F5		1-H 2-H HR		4-0 1-2 BB			BB	1B	3	1	2	3	2	0	1						
Ron Santo, R OBP: 0.324, SLG: 0.394 (1, 5)		F8	L9		0-3 K		P6		F7	5	0	0	0	0	1	5						
14 Ernie Banks, R OBP: 0.298, SLG: 0.394 (1, 3)		WP 2B	6-3		0-0 P6		P5		K	5	0	1	0	0	1	5						
Jack Hiatt, R OBP: 0.388, SLG: 0.310 (1, 2)		FC6 2-3 BB		3B BB		F8		0-3 K		2	1	0	0	2	1	2						
Cleo James, R OBP: 0.250, SLG: 0.298 (1, 8)		P4		F7		1-3		F8		4	0	0	0	0	0	3						
Ken Holtzman, R ERA: 3.87 Willie Smith, R ERA: 5.54 Jim Dunegan, R ERA: 2.25 Johnny Callison, L ERA: 3.99 Phil Regan, R ERA: 3.99 Jim Colborn, R ERA: 2.05 Jimmie Hall, R SLG: 0.100 Steve Barber, L ERA: 9.0 (1, 1) (2, PH) (3, 1) (6, PH) (7, 1) (7, 1) (8, PH) (9, 1)		FC6 1-2		K		F3			1B	0	0	0	0	0	0	0						
Inning Stats	R: 0 E: 0 K: 0 S: 4	H: 1 LOB: 1 BB: 0 P: 4	R: 0 E: 0 K: 0 S: 4	H: 1 LOB: 2 BB: 1 P: 8	R: 3 E: 0 K: 1 S: 7	H: 2 LOB: 0 BB: 1 P: 11	R: 1 E: 0 K: 1 S: 6	H: 1 LOB: 1 BB: 1 P: 10	R: 0 E: 0 K: 0 S: 5	H: 0 LOB: 2 BB: 2 P: 13	R: 0 E: 0 K: 0 S: 4	H: 1 LOB: 1 BB: 0 P: 4	R: 0 E: 0 K: 0 S: 3	H: 0 LOB: 1 BB: 1 P: 7	R: 0 E: 0 K: 1 S: 6	H: 1 LOB: 1 BB: 0 P: 6		R: 0 E: 0 K: 1 S: 7	H: 2 LOB: 2 BB: 0 P: 7	1B: 5 2B: 2 3B: 1 HR: 1	SF: 0 SAC: 0 DP: 0 HBP: 0	WP: 1 PB: 0 SB: 0 CS: 0
PITCHER	IP WLS BF H R ER SO	IP WLS BF H R ER SO	IP WLS BF H R ER SO	IP WLS BF H R ER SO	IP WLS BF H R ER SO	IP WLS BF H R ER SO	IP WLS BF H R ER SO	IP WLS BF H R ER SO	IP WLS BF H R ER SO	IP WLS BF H R ER SO	IP WLS BF H R ER SO	IP WLS BF H R ER SO	IP WLS BF H R ER SO	IP WLS BF H R ER SO	IP WLS BF H R ER SO	IP WLS BF H R ER SO	ERA WHIP	ERA WHIP				
Clay Kirby, R ERA: 3.8 (1, 1)	4.0	21	4	4	2	4	0	0	0	9.00	2.250											
Ron Herbel, R ERA: 3.8 (5, 1)	1.0	W 4	0	0	0	1	1	0	0	0.00	1.000											
Roberto Rodriguez, R ERA: 1.86 (6, 1)	4.0	S 17	4	0	0	2	1	0	0	0.00	1.250											

AB	36
R	4
H	9
RBI	4
BB	6
SO	5
LOB	23



Batter	1	2	3	4	5	6	7	8	9	AB	R	H	RBI	BB	SO	LOB	TOP											
Dave Campbell, R OBP: 0.289, SLG: 0.324 (1, 4)	0-0 6-3	4-0 		0-0 F3		0-0 F5		0-3 K		4	0	0	0	1	1	2	San Diego Padres @ Chicago Cubs Wrigley Field, Chicago, IL Sat May 30 1970, 3:38 AM CDT Att: 37,943 - Unknown											
Steve Huntz, S OBP: 0.304, SLG: 0.413 Jose Arcia, R OBP: 0.205, SLG: 0.088 (8, 6)	4-0 	0-0 4-3		0-0 FC6-4		0-3 K		4-0 		3	1	0	0	2	1	3												
Cito Gaston, R OBP: 0.400, SLG: 0.566 (1, 8)	0-0 		0-0 	0-0 P6				0-0 	0-0 G4-3	5	2	3	1	0	0	2												
Al Ferrara, R OBP: 0.372, SLG: 0.437 Tommy Dean, R OBP: 0.296, SLG: 0.400 (9, 6)	1-0 		0-3 K		0-0 P5-3			0-0 	4-0 	3	1	1	1	1	1	1												
Nate Colbert, R OBP: 0.323, SLG: 0.559 (1, 3)	0-3 K		0-0 E1		0-0 L6			0-3 K	0-3 K	5	1	0	0	0	3	5												
Ollie Brown, R OBP: 0.341, SLG: 0.459 (1, 9)	4-0 		0-0 	0-0 SF7		0-0 		0-0 	0-0 G1-6-3	4	2	3	3	1	0	1												
Ed Spiezio, R OBP: 0.406, SLG: 0.446 Ron Herbel, R (5, 1)	0-0 F8		0-0 SF7		0-3 K			0-0 		2	0	0	1	0	1	4												
Dave Roberts, L OBP: 0.154, SLG: 0.462 Ivan Murrell, R OBP: 0.295, SLG: 0.467 Tom Dukes, R (7, 1)			0-0 	0-0 K		0-0 		0-0 	0-0 P4	4	0	1	0	0	1	1												
Chris Cannizzaro, R OBP: 0.344, SLG: 0.419 (1, 2)		0-0 	0-3 K		0-0 P5-3			0-0 P4		1	0	0	0	1	1	1												
Pat Dobson, R OBP: 0.217, SLG: 0.143 Van Kelly, L OBP: 0.300, SLG: 0.247 (5, 5)		0-0 F8		4-0 		4-0 		0-0 G3		1	0	0	0	1	0	1												
Inning Stats	R: 1 E: 0 K: 1 S: 6	H: 1 LOB: 3 BB: 2 P: 15	R: 0 E: 0 K: 0 S: 3	H: 1 LOB: 1 BB: 1 P: 7	R: 3 E: 1 K: 2 S: 10	H: 2 LOB: 0 BB: 0 P: 10	R: 0 E: 0 K: 0 S: 3	H: 0 LOB: 1 BB: 1 P: 7	R: 0 E: 0 K: 1 S: 6	H: 1 LOB: 1 BB: 0 P: 6	R: 0 E: 0 K: 1 S: 5	H: 0 LOB: 1 BB: 1 P: 9	R: 3 E: 0 K: 1 S: 9	H: 4 LOB: 1 BB: 0 P: 9	R: 0 E: 0 K: 1 S: 4	H: 0 LOB: 1 BB: 1 P: 8		R: 0 E: 0 K: 1 S: 4	H: 0 LOB: 1 BB: 1 P: 8	1B: 5 2B: 4 3B: 0 HR: 0	SF: 1 SAC: 0 DP: 2 HBP: 1	WP: 0 PB: 0 SB: 1 CS: 1	PA: 42					
PITCHER	IP	WLS	BF	H	R	ER	SO	BB	IBB	HBP	BLK	WP	HR	S	P	ERA		WHIP										
Joe Decker, R ERA: 3.49 Phil Regan, R ERA: 4.02 Jim Dunegan, R ERA: 2.25 Jim Colborn, R ERA: 1.96	6.0		31	7	6	4	5	5	0	1	0	0	0	35	56	6.00		2.000										
	2.0	W	8	2	1	1	2	1	0	0	0	0	0	11	15	4.50	1.500											
	0.0		1	0	0	0	0	1	0	0	0	0	0	4	4	∞	∞											
	1.0	S	2	0	0	0	1	0	0	0	0	0	0	4	4	0.00	0.000											

AB	33
R	7
H	9
RBI	7
BB	7
SO	8
LOB	21



Batter	1	2	3	4	5	6	7	8	9	AB	R	H	RBI	BB	SO	LOB	BOTTOM										
Don Kessinger, S OBP: 0.366, SLG: 0.443 (1, 6)	0-0 4-3		0-0 		0-0 1-3	0-0 6-3		0-0 F5		5	1	1	1	0	0	0	San Diego Padres @ Chicago Cubs Wrigley Field, Chicago, IL Sat May 30 1970, 3:38 AM CDT Att: 37,943 - Unknown										
Glenn Beckert, R OBP: 0.333, SLG: 0.363 (1, 4)	0-0 6-3		0-0 FC3-5		0-0 6-3	0-0 P4		0-0 		5	1	2	2	0	0	0											
Billy Williams, L OBP: 0.365, SLG: 0.571 (1, 7)	0-0 F8		0-0 FC3-5		0-0 14 1B			0-0 F7		5	1	2	0	0	0	1											
Jim Hickman, R OBP: 0.455, SLG: 0.695 Johnny Callison, L OBP: 0.329, SLG: 0.407 (9, 9)		0-0 	0-3 K		4-0 HBP 14 1B			4-0 		2	1	1	0	2	1	1											
14 Ernie Banks, R OBP: 0.304, SLG: 0.425 (1, 3)		0-0 G6-4-3		0-0 	0-0 	0-0 HBP 1B		0-0 P3		4	2	2	2	0	0	3											
Paul Popovich, S OBP: 0.222, SLG: 0.125 (1, 5)		0-0 P7		4-0 	1-2 2H 1B	1-2 2H 1B		0-0 F5		2	0	0	0	1	0	0											
J.C. Martin, L OBP: 0.329, SLG: 0.213 Willie Smith, L OBP: 0.263, SLG: 0.353 Phil Gagliano, R OBP: 0.235, SLG: 0.212 Jack Hiatt, R OBP: 0.385, SLG: 0.306 (6, 2)			0-3 K	0-3 K	0-0 	1-3 2H 3H 1B		0-0 P3		2	0	0	0	0	2	1											
Cleo James, R OBP: 0.250, SLG: 0.280 (1, 8)			0-0 E5		0-0 F8	0-0 FC6-4 IBB		0-0 5-3		3	1	0	0	1	0	1											
Joe Decker, R OBP: 0.250, SLG: 0.450 Phil Regan, R (7, 1)			0-0 	0-3 K	0-0 FC6-4			0-0 F8		3	1	1	1	0	1	4											
Ron Santo, R OBP: 0.322, SLG: 0.391 Jim Dunegan, R (9, 1)			0-0 2B		0-0 					0	0	0	0	0	0	0											
Jim Colborn, R (9, 1)			0-0 2B		0-0 					0	0	0	0	0	0	0											
Inning Stats	R: 0 E: 0 K: 0 S: 3	H: 0 LOB: 0 BB: 0 P: 3	R: 0 E: 0 K: 0 S: 3	H: 1 LOB: 0 BB: 0 P: 3	R: 3 E: 1 K: 2 S: 11	H: 3 LOB: 1 BB: 0 P: 11	R: 1 E: 0 K: 2 S: 8	H: 1 LOB: 1 BB: 1 P: 12	R: 3 E: 0 K: 0 S: 6	H: 3 LOB: 3 BB: 2 P: 15	R: 0 E: 0 K: 0 S: 4	H: 1 LOB: 2 BB: 1 P: 8	R: 0 E: 0 K: 0 S: 3	H: 0 LOB: 0 BB: 0 P: 3	R: 1 E: 0 K: 0 S: 4	H: 1 LOB: 0 BB: 0 P: 4		R: 0 E: 0 K: 0 S: 4	H: 0 LOB: 0 BB: 0 P: 4	1B: 5 2B: 3 3B: 0 HR: 2	SF: 0 SAC: 0 DP: 1 HBP: 1	WP: 0 PB: 0 SB: 0 CS: 0	PA: 39				
PITCHER	IP	WLS	BF	H	R	ER	SO	BB	IBB	HBP	BLK	WP	HR	S	P	ERA		WHIP									
Pat Dobson, R ERA: 4.04 Ron Herbel, R ERA: 3.8 Dave Roberts, L ERA: 3.33 Tom Dukes, R ERA: 2.22	4.2		23	7	7	6	4	1	1	0	0	0	0	29	37	11.57	1.714										
	0.0		1	0	0	0	0	0	0	1	0	0	0	1	∞	∞											
	1.1		8	2	0	0	0	1	1	0	0	0	0	6	14	0.00	2.250										
	2.0	L	7	1	1	1	0	0	0	0	0	0	1	7	7	4.50	0.500										

AB	34
R	8
H	10
RBI	8
BB	4
SO	4
LOB	11



Batter	1	2	3	4	5	6	7	8	9	AB	R	H	RBI	BB	SO	LOB	TOP										
Dave Campbell, R (1,4) OBP: 0.284, SLG: 0.318	0-0 6-3		0-3 K			0-3 K		0-0 P6		4	0	0	0	0	2	0	San Diego Padres @ Chicago Cubs Wrigley Field, Chicago, IL Sun May 31 1970, 3:33 AM CDT Att: 22,193 - Overcast - 70 F										
Steve Huntz, S (1,6) OBP: 0.302, SLG: 0.404	0-0 L4		0-3 K			0-0 F8		4-0 BB		3	0	0	0	1	1	0											
Jose Arcia, R (8, FR) OBP: 0.205, SLG: 0.088										0	0	0	0	0	0	0											
Cito Gaston, R (1,8) OBP: 0.393, SLG: 0.554	0-0 F9		0-0 F9			0-3 K		0-3 K		4	0	0	0	0	2	1											
Al Ferrara, R (1,7) OBP: 0.369, SLG: 0.455		0-0 6-3		0-0 6-3				0-0 F9		4	1	1	1	0	0	0											
Nate Colbert, R (1,3) OBP: 0.327, SLG: 0.574		0-0 1B E 1B		0-3 K				0-0 HR		4	2	2	1	0	1	0											
Ollie Brown, R (1,9) OBP: 0.333, SLG: 0.447		0-3 K		0-0 F7				0-0 5-3		4	0	0	0	0	1	1											
Ed Spiezio, R (1,5) OBP: 0.410, SLG: 0.442		0-0 E 1B				0-0 F5		0-0 F9		3	0	1	0	1	0	0											
Bob Barton, R (1,2) OBP: 0.338, SLG: 0.435		0-0 E5				0-0 P4		0-0 HR		4	1	1	1	0	0	2											
Mike Corkins, R (1,1) OBP: 0.280, SLG: 0.261		0-0 F9				0-3 K		0-3 K		1	0	0	0	0	0	2											
Dave Roberts, L (4,1) OBP: 0.143, SLG: 0.429										1	0	0	0	0	1	0											
Ivan Murrell, R (8, PH) OBP: 0.292, SLG: 0.463										1	0	0	0	0	1	0											
Ron Herbel, R (8,1) OBP: 0.292, SLG: 0.463										0	0	0	0	0	0	0											
Inning Stats	R: 0 E: 0 K: 0 S: 3	H: 0 LOB: 0 BB: 0 P: 3	R: 1 E: 1 K: 1 S: 8	H: 2 LOB: 2 BB: 0 P: 8	R: 0 E: 0 K: 1 S: 7	H: 0 LOB: 0 BB: 0 P: 7	R: 0 E: 0 K: 1 S: 5	H: 0 LOB: 0 BB: 0 P: 5	R: 0 E: 0 K: 2 S: 7	H: 0 LOB: 0 BB: 0 P: 7	R: 1 E: 0 K: 0 S: 4	H: 1 LOB: 0 BB: 0 P: 4	R: 1 E: 0 K: 2 S: 8	H: 1 LOB: 1 BB: 1 P: 12	R: 1 E: 0 K: 0 S: 4	H: 1 LOB: 1 BB: 1 P: 8	1B: 2 2B: 0 3B: 0 HR: 3	SF: 0 SAC: 0 DP: 0 HBP: 0	WP: 0 PB: 0 SB: 0 CS: 0	PA: 35							
PITCHER	IP	WLS	BF	H	R	ER	SO	BB	IBB	HBP	BLK	WP	HR	S	P	ERA	WHIP										
Fergie Jenkins, R (1,1) ERA: 4.81	9.0	W	35	5	4	3	9	2	0	0	0	0	3	51	59	3.00	0.778										

Batter	1	2	3	4	5	6	7	8	9	AB	R	H	RBI	BB	SO	LOB	BOTTOM										
Don Kessinger, S (1,6) OBP: 0.372, SLG: 0.455	4-0 1B 1B BB	0-0 4-3		0-0 1B 3B	0-0 1B			0-0 4-3		4	2	2	0	1	0	1	San Diego Padres @ Chicago Cubs Wrigley Field, Chicago, IL Sun May 31 1970, 3:33 AM CDT Att: 22,193 - Overcast - 70 F										
Glenn Beckert, R (1,4) OBP: 0.335, SLG: 0.364	0-0 1B WP 1B	0-0 6-3		0-0 F8 WP 1B	0-0 L6			0-0 4-3		5	1	2	1	0	0	3											
Billy Williams, L (1,7) OBP: 0.360, SLG: 0.578	0-0 P6		0-0 4-3	0-0 F8				0-0 P3		5	1	1	1	0	0	3											
Jim Hickman, R (1,8) OBP: 0.453, SLG: 0.680	0-0 F9		0-0 HR 1B	4-0 G1-6-3 IBB				0-0 5-3		4	1	1	0	1	0	2											
Johnny Callison, L (1,9) OBP: 0.333, SLG: 0.431	0-0 WP 1B		0-0 HR	0-0 G1-6-3				0-0 P4		4	1	2	3	0	0	2											
Ron Santo, R (1,5) OBP: 0.332, SLG: 0.396	4-0 1-2 3-H BB		0-3 K		0-0 2B 1B			0-0 FC4-6 1B		3	1	2	0	1	1	0											
Willie Smith, L (1,3) OBP: 0.262, SLG: 0.324	0-0 F9		4-0 BB BB	0-0 BB BB	0-3 K			0-0 FC4-6		3	0	0	0	1	1	4											
Jack Hiatt, R (1,2) OBP: 0.398, SLG: 0.322		4-0 4-3 SH2-4 BB	4-0 1-2 BB	0-0 1B 2B				0-3 K		2	0	1	1	2	1	1											
Fergie Jenkins, R (1,1) OBP: 0.069, SLG: 0.071		0-0 SH2-4	0-3 K		0-0 6-3			0-0 5-3		3	0	0	0	0	1	4											
Inning Stats	R: 2 E: 0 K: 0 S: 5	H: 2 LOB: 2 BB: 2 P: 13	R: 0 E: 0 K: 0 S: 3	H: 0 LOB: 1 BB: 1 P: 7	R: 2 E: 0 K: 2 S: 9	H: 2 LOB: 2 BB: 2 P: 17	R: 1 E: 0 K: 0 S: 4	H: 2 LOB: 1 BB: 1 P: 8	R: 1 E: 0 K: 1 S: 8	H: 3 LOB: 2 BB: 0 P: 8	R: 0 E: 0 K: 0 S: 3	H: 0 LOB: 0 BB: 0 P: 3	R: 0 E: 0 K: 1 S: 6	H: 1 LOB: 1 BB: 0 P: 6	R: 1 E: 0 K: 0 S: 4	H: 1 LOB: 0 BB: 0 P: 4		1B: 7 2B: 1 3B: 1 HR: 2	SF: 0 SAC: 1 DP: 1 HBP: 0	WP: 2 PB: 0 SB: 0 CS: 0	PA: 40						
PITCHER	IP	WLS	BF	H	R	ER	SO	BB	IBB	HBP	BLK	WP	HR	S	P	ERA	WHIP										
Mike Corkins, R (1,1) ERA: 4.63	3.0	L	20	6	5	5	2	5	0	0	0	1	1	19	39	15.00	3.667										
Dave Roberts, L (4,1) ERA: 3.25	4.0		16	4	1	1	2	0	1	0	0	1	0	19	23	2.25	1.000										
Ron Herbel, R (8,1) ERA: 3.91	1.0		4	1	1	1	0	0	0	0	0	0	1	4	4	9.00	1.000										




Batter	1	2	3	4	5	6	7	8	9	AB	R	H	RBI	BB	SO	LOB	TOP	
Tommy Dean, R (1, 6) OBP: 0.283, SLG: 0.379 Van Kelly, L (8, FH) OBP: 0.297, SLG: 0.244 (8, 5)	6-3		L9			6-3		F4		3	0	0	0	0	0	0		
Steve Huntz, S (1, 5) Tom Dukés, R (8, 1)	1-3			WP 1B		G3				4	1	2	0	0	0	0		
Cito Gastón, R (1, 8) OBP: 0.390, SLG: 0.546						6-3				3	0	0	0	0	2	3		
Nate Colbert, R (1, 3) OBP: 0.325, SLG: 0.567	FC6-4					F6				4	0	1	0	0	0	2		
Ollie Brown, R (1, 9) OBP: 0.337, SLG: 0.448			F7							4	0	2	1	0	0	1		
Ivan Murrell, R (1, 7) OBP: 0.291, SLG: 0.450						F4				3	0	0	0	0	0	3		
Dave Campbell, R (1, 4) OBP: 0.280, SLG: 0.312										4	0	0	0	0	1	3		
Chris Cannizzaro, R (1, 2) OBP: 0.336, SLG: 0.408										3	0	0	0	0	0	0		
Danny Coombs, R (1, 1) OBP: 0.059, SLG: 0.118 Roberto Rodríguez, R (7, 1) Al Ferrara, R (8, FH) OBP: 0.373, SLG: 0.460 Jose Arcia, R (8, PR) OBP: 0.205, SLG: 0.088 (8, 6)										2	0	0	0	0	1	0		
Inning Stats	R: 0 E: 0 K: 0 S: 3	H: 0 LOB: 1 BB: 0 P: 4	R: 0 E: 0 K: 0 S: 2	H: 0 LOB: 0 BB: 0 P: 3	R: 0 E: 0 K: 0 S: 3	H: 2 LOB: 1 BB: 0 P: 7	R: 0 E: 0 K: 2 S: 7	H: 0 LOB: 0 BB: 0 P: 7	R: 0 E: 0 K: 0 S: 4	H: 1 LOB: 1 BB: 0 P: 4	R: 0 E: 0 K: 1 S: 7	H: 2 LOB: 2 BB: 0 P: 7	R: 0 E: 0 K: 0 S: 4	H: 1 LOB: 1 BB: 0 P: 4	1B: 6 2B: 0 3B: 0 HR: 0	SF: 0 SAC: 0 DP: 1 HBP: 2	WP: 1 PA: 34 CS: 0	
PITCHER Dock Ellis, R (1, 1) ERA: 3.97	IP: 9.0 WLS: W BF: 34 H: 6 R: 1 ER: 1 SO: 4 BB: 0 IBB: 0 HBP: 2 BLK: 0 WP: 1 HR: 0 S: 40 P: 42 ERA: 1.00 WHIP: 0.667																	

San Diego Padres @ Pittsburgh Pirates
Forbes Field, Pittsburgh, PA
Mon Jun 01 1970, 7:05 PM EDT
Att: 5,036 - Unknown

livebaseballscores.com

AB 32
R 1
H 6
RBI 1
BB 0
SO 4
LOB 13




Batter	1	2	3	4	5	6	7	8	9	AB	R	H	RBI	BB	SO	LOB	BOTTOM	
Matty Alou, L (1, 8) OBP: 0.309, SLG: 0.338	3-1									4	2	2	1	0	0	0		
Gene Alley, R (1, 6) OBP: 0.292, SLG: 0.372	F3									3	0	0	1	0	0	0		
Willie Stargell, L (1, 7) OBP: 0.335, SLG: 0.504	1-3									3	0	2	1	0	0	0		
Bob Robertson, R (1, 3) OBP: 0.385, SLG: 0.615										3	0	0	0	1	2	1		
Manny Sanguillen, R (1, 2) OBP: 0.310, SLG: 0.432										3	0	1	0	1	0	2		
Al Oliver, L (1, 9) OBP: 0.271, SLG: 0.404										4	0	1	0	0	0	2		
Dave Cash, R (1, 4) OBP: 0.333, SLG: 0.333										4	1	1	0	0	1	2		
Richie Hebner, L (1, 5) OBP: 0.404, SLG: 0.479										4	0	1	1	0	0	2		
Dock Ellis, S (1, 1) OBP: 0.143, SLG: 0.077										3	2	1	0	0	1	1		
Inning Stats	R: 0 E: 0 K: 0 S: 3	H: 2 LOB: 2 BB: 0 P: 9	R: 2 E: 1 K: 1 S: 7	H: 2 LOB: 0 BB: 0 P: 7	R: 0 E: 0 K: 0 S: 3	H: 0 LOB: 0 BB: 0 P: 3	R: 0 E: 0 K: 0 S: 5	H: 0 LOB: 0 BB: 0 P: 5	R: 0 E: 0 K: 0 S: 4	H: 1 LOB: 2 BB: 1 P: 8	R: 3 E: 0 K: 0 S: 7	H: 4 LOB: 2 BB: 1 P: 11	R: 0 E: 0 K: 0 S: 3	H: 0 LOB: 0 BB: 0 P: 3	1B: 5 2B: 4 3B: 0 HR: 0	SF: 2 SAC: 0 DP: 0 HBP: 0	WP: 1 PA: 35 CS: 0	
PITCHER Danny Coombs, L (1, 1) ERA: 2.08 Roberto Rodríguez, R (7, 1) ERA: 2.21 Tom Dukés, R (8, 1) ERA: 2.15	IP: 6.0 WLS: L BF: 26 H: 7 R: 4 ER: 3 SO: 4 BB: 0 IBB: 1 HBP: 0 BLK: 0 WP: 0 HR: 0 S: 33 P: 37 ERA: 4.50 WHIP: 1.167																	

San Diego Padres @ Pittsburgh Pirates
Forbes Field, Pittsburgh, PA
Mon Jun 01 1970, 7:05 PM EDT
Att: 5,036 - Unknown

livebaseballscores.com

AB 31
R 5
H 9
RBI 4
BB 2
SO 4
LOB 10



Batter	1	2	3	4	5	6	7	8	9	AB	R	H	RBI	BB	SO	LOB	TOP					
Jose Arcia, R OBP: 0.227, SLG: 0.231			SH1-4				5-3			5	0	2	2	0	1	1	San Diego Padres @ Pittsburgh Pirates Forbes Field, Pittsburgh, PA Tue Jun 02 1970, 7:05 PM EDT Att: 4,747 - Unknown					
Steve Hantz, S OBP: 0.320, SLG: 0.424		1B								6	2	4	2	0	1	2						
Cito Gaston, R OBP: 0.390, SLG: 0.557	2B	1B								5	2	2	2	0	2	1						
Nate Colbert, R OBP: 0.327, SLG: 0.568	K	L4								5	1	2	0	0	1	2						
Ollie Brown, R OBP: 0.333, SLG: 0.447	BB	6-3								5	1	1	2	0	1	2						
Ivan Murrell, R OBP: 0.295, SLG: 0.443	BB	1B								4	1	1	0	1	0	2						
Chris Cannizzaro, R OBP: 0.340, SLG: 0.427	1B	FC4-6								4	2	2	1	1	0	1						
Tommy Dean, R OBP: 0.323, SLG: 0.444	E									5	4	4	3	0	0	1						
Gary Ross, R OBP: 0.600, SLG: 0.600	E9									1	1	1	2	0	0	0						
Ron Herbel, R										2	0	0	0	0	1	1						
Tom Dukes, R										1	0	0	0	0	1	1						
Inning Stats	R: 6 E: 1 K: 2 S: 12	H: 5 LOB: 1 BB: 2 P: 20	R: 2 E: 0 K: 0 S: 6	H: 3 LOB: 1 BB: 0 P: 6	R: 2 E: 1 K: 1 S: 7	H: 2 LOB: 0 BB: 0 P: 7	R: 0 E: 0 K: 0 S: 3	H: 0 LOB: 0 BB: 0 P: 3	R: 2 E: 0 K: 1 S: 8	H: 3 LOB: 1 BB: 0 P: 8	R: 1 E: 0 K: 0 S: 5	H: 2 LOB: 1 BB: 0 P: 5	R: 0 E: 0 K: 0 S: 3	H: 1 LOB: 0 BB: 0 P: 3	R: 0 E: 0 K: 2 S: 8	H: 1 LOB: 1 BB: 0 P: 8	R: 1 E: 0 K: 2 S: 9	H: 2 LOB: 1 BB: 0 P: 9	1B: 11 2B: 3 3B: 4 HR: 1	SF: 0 SAC: 2 DP: 0 HBP: 0	WP: 0 PB: 0 SB: 0 CS: 0	PA: 47
PITCHER	IP WLS BF H R ER SO BB IBB HBP BLK WP HR S P ERA WHIP																					
Bob Veale, L ERA: 3.56	(1, 1)	0.2	L	9	5	6	6	2	1	1	0	0	0	0	0	11	19	81.00	9.000			
Gene Garber, R ERA: 5.24	(1, 1)	1.1		7	3	2	2	0	0	0	0	0	0	0	1	7	7	13.50	2.250			
Chuck Hartenstein, R ERA: 4.57	(3, 1)	2.0		8	2	2	1	1	0	0	0	0	0	0	10	10	4.50	1.000				
Bruce Dal Canton, R ERA: 4.35	(5, 1)	2.0		11	5	3	3	1	0	0	0	0	0	13	13	13.50	2.500					
Luke Walker, L ERA: 4.95	(7, 1)	2.0		7	2	0	0	2	0	0	0	0	0	11	11	0.00	1.000					
PITCHER	IP WLS BF H R ER SO BB IBB HBP BLK WP HR S P ERA WHIP																					
Dave Giusti, R ERA: 3.41	(9, 1)	1.0		5	2	1	1	2	0	0	0	0	0	0	9	9	9.00	2.000				

AB	43
R	14
H	19
RBI	14
BB	2
SO	8
LOB	14



Batter	1	2	3	4	5	6	7	8	9	AB	R	H	RBI	BB	SO	LOB	BOTTOM					
Matty Alou, L OBP: 0.315, SLG: 0.344	L3		6-3							5	0	3	1	0	0	0	San Diego Padres @ Pittsburgh Pirates Forbes Field, Pittsburgh, PA Tue Jun 02 1970, 7:05 PM EDT Att: 4,747 - Unknown					
Richie Hebner, L OBP: 0.404, SLG: 0.477	6-3									5	1	2	0	0	0	2						
Willie Stargell, L OBP: 0.331, SLG: 0.514										5	1	1	1	0	1	2						
Al Oliver, L OBP: 0.282, SLG: 0.438	F6									4	2	3	1	0	0	0						
Bob Robertson, R OBP: 0.397, SLG: 0.616										3	0	2	2	1	0	1						
Manny Sanguillen, R OBP: 0.369, SLG: 0.427										4	0	1	0	0	0	3						
Dave Cash, R OBP: 0.313, SLG: 0.375										4	2	1	0	0	0	2						
Gene Alley, R OBP: 0.297, SLG: 0.383										4	2	2	0	0	0	2						
Bob Veale, L ERA: 3.56										0	0	0	0	0	0	0						
Gene Garber, R ERA: 5.24										0	0	0	0	0	0	0						
Chuck Hartenstein, R ERA: 4.57										0	0	0	0	0	0	0						
Bruce Dal Canton, R ERA: 4.35										0	0	0	0	0	0	0						
Luke Walker, L ERA: 4.95										0	0	0	0	0	0	0						
Inning Stats	R: 1 E: 0 K: 0 S: 4	H: 1 LOB: 0 BB: 0 P: 4	R: 2 E: 0 K: 0 S: 4	H: 2 LOB: 1 BB: 1 P: 8	R: 1 E: 0 K: 1 S: 7	H: 2 LOB: 1 BB: 0 P: 7	R: 2 E: 0 K: 0 S: 6	H: 3 LOB: 1 BB: 0 P: 6	R: 1 E: 0 K: 0 S: 4	H: 2 LOB: 0 BB: 0 P: 4	R: 0 E: 0 K: 1 S: 5	H: 0 LOB: 0 BB: 0 P: 5	R: 0 E: 0 K: 0 S: 3	H: 2 LOB: 0 BB: 0 P: 3	R: 1 E: 0 K: 1 S: 8	H: 3 LOB: 2 BB: 0 P: 8	R: 0 E: 0 K: 0 S: 3	H: 1 LOB: 0 BB: 0 P: 3	1B: 11 2B: 2 3B: 2 HR: 1	SF: 0 SAC: 0 DP: 2 HBP: 0	WP: 2 PB: 0 SB: 0 CS: 0	PA: 39
PITCHER	IP WLS BF H R ER SO BB IBB HBP BLK WP HR S P ERA WHIP																					
Gary Ross, R ERA: 6.63	(1, 1)	3.0		16	7	6	6	1	1	0	0	0	0	0	0	21	21	18.00	2.667			
Ron Herbel, R ERA: 3.91	(4, 1)	4.2	W	19	8	2	2	1	0	0	0	0	0	0	21	21	3.86	1.714				
Tom Dukes, R ERA: 2.05	(8, 1)	1.1	S	4	1	0	0	1	0	0	0	0	0	6	6	0.00	0.750					



Batter	1	2	3	4	5	6	7	8	9	AB	R	H	RBI	BB	SO	LOB	TOP			
Jose Arcia, R OBP: 0.264, SLG: 0.333 (1, 4)										4	2	2	0	0	0	0	San Diego Padres @ St. Louis Cardinals Busch Stadium, St. Louis, MO Sat Jun 06 1970, 7:05 PM CDT Att: 49,027 - Unknown			
Steve Huntz, S OBP: 0.320, SLG: 0.408 (1, 5)										4	0	0	0	1	3	2				
Cito Gaston, R OBP: 0.388, SLG: 0.566 (1, 8)										4	1	1	2	0	2	2				
Nate Colbert, R OBP: 0.336, SLG: 0.563 (1, 3)										4	0	0	0	0	1	0				
Al Ferrara, R OBP: 0.383, SLG: 0.460 Dave Campbell, R OBP: 0.280, SLG: 0.312 (8, PR)										2	1	1	0	2	0	1				
Ivan Murrell, R OBP: 0.292, SLG: 0.431 (1, 9)										4	0	1	0	0	1	2				
Bob Barton, R OBP: 0.303, SLG: 0.386 (1, 2)										4	0	0	0	0	0	5				
Tommy Dean, R OBP: 0.329, SLG: 0.429 (1, 6)										3	0	0	0	1	0	0				
Mike Corkins, R OBP: 0.286, SLG: 0.269 Ron Herbel, R (6, 1)										3	1	1	0	0	2	4				
Ed Spiezio, R OBP: 0.406, SLG: 0.437 Dave Roberts, L OBP: 0.143, SLG: 0.429 Tom Dukes, R (9, 1)										0	0	0	0	0	0	0				
Inning Stats	R: 1 E: 1 K: 2 S: 9	H: 1 LOB: 1 BB: 0 P: 9	R: 0 E: 0 K: 0 S: 3	H: 0 LOB: 0 BB: 0 P: 3	R: 2 E: 0 K: 1 S: 7	H: 2 LOB: 0 BB: 0 P: 7	R: 1 E: 1 K: 2 S: 8	H: 0 LOB: 1 BB: 1 P: 12	R: 0 E: 0 K: 0 S: 2	H: 2 LOB: 3 BB: 1 P: 13	R: 0 E: 0 K: 2 S: 7	H: 0 LOB: 0 BB: 0 P: 7	R: 0 E: 0 K: 0 S: 3	H: 0 LOB: 2 BB: 1 P: 7	R: 1 E: 1 K: 0 S: 4	H: 1 LOB: 0 BB: 0 P: 4	1B: 4 2B: 0 3B: 1 HR: 1	SF: 0 SAC: 1 DP: 1 HBP: 0	WP: 2 PB: 0 SB: 1 CS: 0	PA: 38
PITCHER Steve Carlton, L ERA: 3.29 (1, 1)	IP: 9.0 WLS: L BF: 38	H: 6 R: 5 ER: 2 SO: 9	BB: 3 IBB: 1 HBP: 0 BLK: 0	WP: 2 HR: 1 S: 52 P: 68	ERA: 2.00 WHIP: 1.000	PITCHER										IP: 9.0 WLS: L BF: 38	H: 6 R: 5 ER: 2 SO: 9	BB: 3 IBB: 1 HBP: 0 BLK: 0	WP: 2 HR: 1 S: 52 P: 68	ERA: 2.00 WHIP: 1.000

Batter	1	2	3	4	5	6	7	8	9	AB	R	H	RBI	BB	SO	LOB	BOTTOM					
Lou Brock, L OBP: 0.358, SLG: 0.423 (1, 7)										5	1	2	1	0	0	1	San Diego Padres @ St. Louis Cardinals Busch Stadium, St. Louis, MO Sat Jun 06 1970, 7:05 PM CDT Att: 49,027 - Unknown					
Jose Cardenal, R OBP: 0.333, SLG: 0.382 (1, 8)										4	0	0	0	1	0	3						
Dick Allen, R OBP: 0.396, SLG: 0.665 (1, 3)										3	1	1	1	2	2	1						
Joe Torre, R OBP: 0.371, SLG: 0.434 (1, 5)										3	1	0	0	0	0	3						
Joe Hague, L OBP: 0.432, SLG: 0.481 (1, 9)										3	0	0	0	1	0	2						
Ted Simmons, S OBP: 0.440, SLG: 0.500 (1, 2)										4	0	2	1	0	0	1						
Julian Javier, R OBP: 0.278, SLG: 0.291 (1, 4)										4	0	1	1	0	1	3						
Milt Ramirez, R OBP: 0.255, SLG: 0.255 Vic Davallio, L OBP: 0.326, SLG: 0.436 Dal Maxvill, R OBP: 0.327, SLG: 0.195 (6, PH)										2	1	1	0	0	0	1						
Steve Carlton, L OBP: 0.222, SLG: 0.192 Carl Taylor, R OBP: 0.329, SLG: 0.317 (9, PH)										2	0	0	0	0	1	1						
Inning Stats	R: 0 E: 0 K: 1 S: 5	H: 1 LOB: 0 BB: 0 P: 5	R: 0 E: 0 K: 1 S: 5	H: 0 LOB: 1 BB: 1 P: 9	R: 2 E: 0 K: 1 S: 8	H: 3 LOB: 1 BB: 0 P: 8	R: 0 E: 0 K: 0 S: 4	H: 1 LOB: 1 BB: 0 P: 4	R: 0 E: 0 K: 0 S: 3	H: 0 LOB: 0 BB: 0 P: 3	R: 2 E: 0 K: 0 S: 4	H: 1 LOB: 1 BB: 1 P: 9	R: 0 E: 0 K: 0 S: 3	H: 0 LOB: 2 BB: 1 P: 8	R: 0 E: 0 K: 1 S: 6	H: 1 LOB: 1 BB: 0 P: 6		R: 0 E: 0 K: 1 S: 5	H: 0 LOB: 1 BB: 1 P: 9	1B: 6 2B: 1 3B: 0 HR: 0	SF: 0 SAC: 0 DP: 1 HBP: 2	WP: 0 PB: 0 SB: 0 CS: 0
PITCHER Mike Corkins, R ERA: 4.78 Ron Herbel, R ERA: 3.72 Dave Roberts, L ERA: 3.21 Tom Dukes, R ERA: 2.03 (1, 1)	IP: 5.1 WLS: W BF: 24	H: 1 R: 4 ER: 0 SO: 3	BB: 2 IBB: 0 HBP: 1 BLK: 0	WP: 0 HR: 0 S: 27 P: 36	ERA: 6.75 WHIP: 1.500	PITCHER										IP: 5.1 WLS: W BF: 24	H: 1 R: 4 ER: 0 SO: 3	BB: 2 IBB: 0 HBP: 1 BLK: 0	WP: 0 HR: 0 S: 27 P: 36	ERA: 6.75 WHIP: 1.500		

Batter	1	2	3	4	5	6	7	8	9	AB	R	H	RBI	BB	SO	LOB	TOP								
Jose Arcia, R (1, 4) <small>OBP: 0.241, SLG: 0.302</small> Dave Campbell, R (9, PH) <small>OBP: 0.278, SLG: 0.311</small>	0-3 K	0-0 E5 1B	0-0 F4	0-0 6-3			0-0 4-3		0-0 FC1-6	5	0	0	0	0	1	6									
Steve Huntz, S (1, 5) <small>OBP: 0.317, SLG: 0.398</small>	4-0 1B BB	0-0 P4		0-0 P6	0-0 F3			0-0 F3		4	0	0	0	1	0	2									
Cito Gaston, R (1, 8) <small>OBP: 0.393, SLG: 0.565</small>	0-0 1-3 1B	0-0 1-2 3-H 1B		4-0 1B 2B BB	0-3 K			0-0 1-3		4	1	2	1	1	1	0									
Nate Colbert, R (1, 3) <small>OBP: 0.338, SLG: 0.559</small>	0-0 F3	0-0 F3		0-0 2B 1B 1B	0-0 F3			0-0 FC6-4 1B		5	1	2	0	0	0	4									
Al Ferrara, R (1, 7) <small>OBP: 0.384, SLG: 0.466</small>	0-3 K		0-0 BB PB 1B	0-0 1-3 2-H 1B 2B			0-0 F8	0-0 FC6-4 1B		5	1	2	1	0	1	3									
Ivan Murrell, R (1, 9) <small>OBP: 0.296, SLG: 0.425</small>		0-0 1B SF8 1B	0-3 K	4-0 1B SH IBB			0-0 F3	0-0 6-3		4	2	1	0	1	1										
Chris Cannizzaro, R (1, 2) <small>OBP: 0.362, SLG: 0.438</small> Ron Slocum, R (9, PH) <small>OBP: 0.364, SLG: 0.667</small>	0-0 K 2 S: 8	0-0 SF8 E 1B	4-0 BB BB	0-0 SH 1B			0-0 5-3	0-0 FC6-4 1B 1B		4	1	3	2	1	0	0									
Tommy Dean, R (1, 6) <small>OBP: 0.329, SLG: 0.423</small> Ray Webster, L (9, PH) <small>OBP: 0.259, SLG: 0.208</small>	0-0 1-2 3-H 1B	0-0 SF8	4-0 1-2 2-3 BB	0-0 SH			0-3 K	0-0 FC6-4 1B		1	0	0	2	1	1	0									
Danny Coombs, R (1, 1) <small>OBP: 0.105, SLG: 0.111</small> Tom Dukes, R (3, 1) <small>OBP: 0.226, SLG: 0.241</small> Roberto Rodriguez, R (4, 1) <small>OBP: 0.317, SLG: 0.429</small> Ron Herbel, R (7, 1) <small>OBP: 0.143, SLG: 0.429</small> Al Santorini, R (7, 1) <small>OBP: 0.462, SLG: 0.432</small>	0-0 E 1B BB	0-0 K	0-3 K	0-3 K			0-0 F9	0-0 FC6-4 FC1-6		1	1	0	0	0	1	1	3								
Inning Stats	R: 0 E: 0 K: 2 S: 8	H: 1 LOB: 2 BB: 1 P: 12	R: 3 E: 1 K: 0 S: 7	H: 3 LOB: 2 BB: 1 P: 11	R: 0 E: 0 K: 2 S: 8	H: 1 LOB: 3 BB: 2 P: 16	R: 4 E: 1 K: 1 S: 9	H: 3 LOB: 2 BB: 2 P: 17	R: 0 E: 0 K: 0 S: 5	H: 0 LOB: 0 BB: 0 P: 5	R: 0 E: 0 K: 0 S: 3	H: 0 LOB: 0 BB: 0 P: 3	R: 0 E: 0 K: 1 S: 5	H: 0 LOB: 0 BB: 0 P: 5	R: 0 E: 0 K: 0 S: 4	H: 1 LOB: 1 BB: 0 P: 4	R: 0 E: 0 K: 0 S: 5	H: 2 LOB: 2 BB: 0 P: 5	1B: 10 2B: 3 3B: 0 HR: 0	SF: 1 SAC: 1 DP: 0 HBP: 0	WP: 0 PB: 1 SB: 0 CS: 0	PA: 46			
PITCHER	IP	WLS	BF	H	R	ER	SO	BB	IBB	HBP	BLK	WP	HR	S	P	ERA	WHIP								
Bob Gibson, R (1, 1) ERA: 4.42	7.0	W	37	8	7	5	7	5	1	0	0	0	0	45	69	6.43	1.857								
Frank Linzy, R (8, 1) ERA: 5.5	1.1		7	3	0	0	0	0	0	0	0	0	0	7	7	0.00	2.250								
Ted Abernathy, R (9, 1) ERA: 2.51	0.2	S	2	0	0	0	0	0	0	0	0	0	0	2	2	0.00	0.000								

San Diego Padres @ St. Louis Cardinals
 Busch Stadium, St. Louis, MO
 Sun Jun 07 1970, 3:33 AM CDT
 Att: 18,474 - Unknown

AB 38
 R 7
 H 11
 RBI 6
 BB 6
 SO 7
 LOB 25





Batter	1	2	3	4	5	6	7	8	9	AB	R	H	RBI	BB	SO	LOB	BOTTOM								
Lou Brock, L (1, 7) <small>OBP: 0.359, SLG: 0.422</small> Mitt Ramirez, R (8, 6) <small>OBP: 0.255, SLG: 0.255</small>	0-0 4-3		0-0 4-3		0-0 F7		0-0 1B 1B			5	1	2	0	0	0	0									
Jose Cardenal, R (1, 8) <small>OBP: 0.335, SLG: 0.397</small>	0-0 3B		0-0 WP 1B		0-0 F8		0-0 K			5	2	3	1	0	1	2									
Dick Allen, R (1, 3) <small>OBP: 0.396, SLG: 0.654</small>	0-3 K		4-0 1-2 1B BB		0-0 F9		4-0 2B 1B BB	0-3 K		3	1	0	0	2	2	1									
Joe Torre, R (1, 5) <small>OBP: 0.376, SLG: 0.448</small>	0-0 F3		0-0 1-2 2-H 1B		0-0 HR		0-0 G6-3 2B 2B	0-0 4-3		5	2	3	3	0	0	1									
Ted Simmons, S (1, 2) <small>OBP: 0.500, SLG: 0.654</small>		4-0 BB BB	0-0 F7		0-0 HR		0-0 G6-3 1B	0-0 1B		4	1	3	3	1	0	2									
Carl Taylor, R (1, 9) <small>OBP: 0.321, SLG: 0.299</small>	4-0 1-2 BB		0-0 F9		0-0 F3		0-0 G6-3 1B	0-0 6-3		4	0	0	0	1	0	5									
Julian Javier, R (1, 4) <small>OBP: 0.278, SLG: 0.285</small>	0-3 K		0-0 6-3		0-0 F5		4-0 2B IBB			3	1	0	0	1	1	2									
Dal Maxvill, R (1, 6) <small>OBP: 0.318, SLG: 0.189</small> Leron Lee, L (7, PH) <small>OBP: 0.328, SLG: 0.393</small> Frank Linzy, R (8, 1) <small>OBP: 0.255, SLG: 0.255</small> Ted Abernathy, R (9, 1) <small>OBP: 0.259, SLG: 0.208</small>	0-0 F8		0-0 F8		0-0 F9		0-0 1-1 3-H 1B 2B			3	0	0	0	0	0	2									
Bob Gibson, R (1, 1) <small>OBP: 0.389, SLG: 0.382</small> Vic Davalillo, L (7, PH) <small>OBP: 0.356, SLG: 0.463</small>	0-0 F3		0-0 P4				0-0 1B 1B			2	0	0	0	0	0	2									
Inning Stats	R: 0 E: 0 K: 1 S: 6	H: 1 LOB: 1 BB: 0 P: 6	R: 0 E: 0 K: 1 S: 5	H: 0 LOB: 2 BB: 2 P: 13	R: 1 E: 0 K: 0 S: 5	H: 2 LOB: 1 BB: 1 P: 9	R: 0 E: 0 K: 0 S: 3	H: 0 LOB: 0 BB: 0 P: 3	R: 0 E: 0 K: 0 S: 5	H: 0 LOB: 0 BB: 0 P: 3	R: 2 E: 0 K: 0 S: 5	H: 2 LOB: 0 BB: 0 P: 5	R: 7 E: 0 K: 1 S: 12	H: 8 LOB: 2 BB: 2 P: 20	R: 0 E: 0 K: 1 S: 6	H: 1 LOB: 1 BB: 0 P: 6	1B: 9 2B: 3 3B: 1 HR: 1	SF: 0 SAC: 0 DP: 1 HBP: 0	WP: 1 PB: 0 SB: 0 CS: 0	PA: 42					
PITCHER	IP	WLS	BF	H	R	ER	SO	BB	IBB	HBP	BLK	WP	HR	S	P	ERA	WHIP								
Danny Coombs, L (1, 1) ERA: 2.14	2.1		13	3	1	1	2	3	0	0	0	0	0	2	2	0.00	0.000								
Roberto Rodriguez, R (4, 1) ERA: 3.7	3.0	L	14	5	5	5	0	0	0	0	0	0	1	14	14	15.00	1.667								
Ron Herbel, R (7, 1) ERA: 4.15	0.2	L	5	2	1	1	0	1	1	0	0	0	0	3	11	13.50	4.500								
Dave Roberts, L (7, 1) ERA: 3.38	0.0		3	3	3	3	0	0	0	0	0	0	0	3	3	-	-								
Al Santorini, R (7, 1) ERA: 4.65	1.1		5	1	0	0	2	0	0	0	0	0	0	9	9	0.00	0.750								

San Diego Padres @ St. Louis Cardinals
 Busch Stadium, St. Louis, MO
 Sun Jun 07 1970, 3:33 AM CDT
 Att: 18,474 - Unknown

AB 37
 R 10
 H 14
 RBI 10
 BB 5
 SO 4
 LOB 17



Batter	1	2	3	4	5	6	7	8	9	AB	R	H	RBI	BB	SO	LOB	TOP		
Paul Popovich, S OBP: 0.306, SLG: 0.313	0-0 HR	0-0 1B		0-0 FC6-4 1B		0-0 L6			0-0 SH1-4	4	1	3	2	0	0	0	Chicago Cubs @ San Diego Padres San Diego Stadium, San Diego, CA Tue Jun 09 1970, 10:05 PM EDT Att: 11,430 - Unknown AB 33 R 7 H 11 RBI 7 BB 4 SO 3 LOB 13 		
Glenn Beckert, R OBP: 0.338, SLG: 0.371	4-0 2B 1B BB	0-0 5-3		0-0 FC6-4 1B		0-0 F6			0-0 G6-3 1B	4	1	1	1	1	0	2			
Billy Williams, L OBP: 0.367, SLG: 0.575	0-0 1B	0-0 4-3		0-0 1B			0-0 6-3		0-0 G6-3	5	1	2	0	0	0	1			
Jim Hickman, R OBP: 0.452, SLG: 0.667	0-0 F4		0-0 F9	0-0 F4			0-0 G4-6-3 1B		0-0 G4-6-3	4	0	1	0	0	0	4			
Johnny Callison, L OBP: 0.351, SLG: 0.445	4-0 BB 1B 5-3 IBB		0-3 K		0-0 G3			0-0 G4-6-3		3	1	0	0	1	1	1			
Ron Santo, R OBP: 0.330, SLG: 0.403	0-0 5-3 BB 1B		0-3 K		0-0 F9			0-0 F7		4	0	1	2	0	1	0			
Jack Hiatt, R OBP: 0.435, SLG: 0.379	4-0 5-3 BB			4-0 2B SF8 BB		0-0 1B		0-0 F9		2	1	1	0	2	0	0			
Cleo James, R OBP: 0.247, SLG: 0.314	0-0 5-3		0-0 SF8 1B 2B	0-0 F5		0-0 F2		0-0 F2		4	1	1	1	0	0	3			
Fergie Jenkins, R OBP: 0.057, SLG: 0.061	0-3 K		0-0 SF8		0-0 F9			0-0 SH1-4 1B 2B		2	0	0	1	0	1	2			
Jimmie Hall, L OBP: 0.167, SLG: 0.174										1	1	1	0	0	0	0			
Phil Regan, R										0	0	0	0	0	0	0			
Inning Stats	R: 4 E: 0 K: 1 S: 8	H: 3 LOB: 2 BB: 3 P: 20	R: 0 E: 0 K: 0 S: 3	H: 1 LOB: 0 BB: 0 P: 3	R: 0 E: 0 K: 2 S: 7	H: 0 LOB: 0 BB: 0 P: 7	R: 2 E: 0 K: 0 S: 6	H: 3 LOB: 2 BB: 1 P: 10	R: 0 E: 0 K: 0 S: 4	H: 1 LOB: 1 BB: 0 P: 4	R: 0 E: 0 K: 0 S: 3	H: 0 LOB: 0 BB: 0 P: 3	R: 0 E: 0 K: 0 S: 3	H: 0 LOB: 0 BB: 0 P: 3	R: 1 E: 0 K: 0 S: 4	H: 2 LOB: 0 BB: 0 P: 4	1B: 7 2B: 3 3B: 0 HR: 1	SF: 1 SAC: 1 DP: 2 HBP: 0	WP: 0 PA: 39 PB: 0 SB: 0 CS: 1
PITCHER	IP WLS BF H R ER SO BB IBB HBP BLK WP HR S P ERA WHIP																		
Clay Kirby, R ERA: 5.08	(1, 1) 0.1 L 7 3 4 4 0 0 2 1 0 0 0 0 1 4 16 108.00 15.000																		
Al Santorini, R ERA: 4.67	(1, 1) 3.2 15 4 2 2 3 1 0 0 0 0 0 0 20 24 4.91 1.364																		
Tom Dukas, R ERA: 1.93	(5, 1) 1.0 4 1 0 0 0 0 0 0 0 0 0 0 4 4 0.00 1.000																		
Ron Herbel, R ERA: 4.01	(6, 1) 2.0 6 1 0 0 0 0 0 0 0 0 0 0 6 6 0.00 0.500																		
Roberto Rodriguez, R ERA: 3.78	(8, 1) 2.0 7 2 1 1 0 0 0 0 0 0 0 0 7 7 4.50 1.000																		

Batter	1	2	3	4	5	6	7	8	9	AB	R	H	RBI	BB	SO	LOB	BOTTOM				
Dave Campbell, R OBP: 0.281, SLG: 0.309	0-0 F7		4-0 FC6-4 BB		0-0 1B		0-0 G5-3		0-0 F9	4	0	1	0	1	0	3	Chicago Cubs @ San Diego Padres San Diego Stadium, San Diego, CA Tue Jun 09 1970, 10:05 PM EDT Att: 11,430 - Unknown AB 34 R 3 H 9 RBI 3 BB 2 SO 12 LOB 16 				
Steve Huntz, S OBP: 0.321, SLG: 0.400	0-0 5-3 1B		0-3 K		0-0 P6			0-0 1B 5-3 SF9 1B		4	0	2	0	0	1	3					
Jose Arcia, R OBP: 0.241, SLG: 0.302					0-0 K					0	1	0	0	0	0	0					
Cito Gaston, R OBP: 0.386, SLG: 0.555	0-0 5-3		0-0 FC6-4		0-3 K			0-0 5-3		4	0	0	0	0	1	5					
Nate Colbert, R OBP: 0.336, SLG: 0.553	0-3 K			0-3 K		0-3 K		0-0 1B		4	0	1	0	0	3	1					
Ollie Brown, R OBP: 0.323, SLG: 0.449		0-0 HR		0-3 K		0-3 K		0-0 SF9		3	1	1	2	0	2	0					
Ivan Murrell, R OBP: 0.288, SLG: 0.412		0-3 K2-3		0-0 F8		0-3 K		0-0 F3		4	0	0	0	0	2	1					
Chris Cannizzaro, R OBP: 0.368, SLG: 0.462			0-3 K				0-0 P6-3		0-0 FC6-4 1B	4	1	2	1	0	1	0					
Ron Slocum, R OBP: 0.364, SLG: 0.667										0	0	0	0	0	0	0					
Tommy Dean, R OBP: 0.338, SLG: 0.419		0-0 5-3			0-0 1B 1B		4-0 G5-3 1B BB		0-0 FC6-4	3	0	1	0	1	0	1					
Clay Kirby, R OBP: 0.190, SLG: 0.190	(1, 1)									0	0	0	0	0	0	0					
Al Santorini, R	(1, 1)									1	0	0	0	0	0	1					
Tom Dukas, R	(5, 1)									0	0	0	0	0	0	0					
Van Kelly, L OBP: 0.290, SLG: 0.239	(5, PH)									1	0	0	0	0	0	1					
Ron Herbel, R	(6, 1)									0	0	0	0	0	0	0					
Ray Webster, L OBP: 0.271, SLG: 0.222	(7, PH)									1	0	1	0	0	0	0					
Roberto Rodriguez, R	(8, 1)									0	0	1	0	0	0	0					
Al Ferrara, R OBP: 0.330, SLG: 0.462	(9, PH)									1	0	0	0	0	0	1					
Inning Stats	R: 0 E: 0 K: 1 S: 6	H: 1 LOB: 1 BB: 0 P: 6	R: 1 E: 0 K: 2 S: 8	H: 1 LOB: 0 BB: 0 P: 8	R: 0 E: 0 K: 2 S: 7	H: 0 LOB: 1 BB: 1 P: 11	R: 0 E: 0 K: 2 S: 7	H: 0 LOB: 0 BB: 0 P: 7	R: 1 E: 0 K: 2 S: 10	H: 3 LOB: 2 BB: 0 P: 10	R: 0 E: 0 K: 3 S: 9	H: 0 LOB: 0 BB: 0 P: 9	R: 0 E: 0 K: 0 S: 3	H: 1 LOB: 1 BB: 1 P: 7	R: 1 E: 0 K: 0 S: 5	H: 2 LOB: 1 BB: 0 P: 5	R: 0 E: 0 K: 0 S: 4	H: 1 LOB: 1 BB: 0 P: 4	1B: 7 2B: 0 3B: 0 HR: 2	SF: 1 SAC: 0 DP: 1 HBP: 0	WP: 0 PA: 37 PB: 0 SB: 0 CS: 0
PITCHER	IP WLS BF H R ER SO BB IBB HBP BLK WP HR S P ERA WHIP																				
Fergie Jenkins, R ERA: 5.0	(1, 1) 8.0 W 33 8 3 3 12 2 0 0 0 0 0 2 55 63 3.38 1.250																				
Phil Regan, R ERA: 3.53	(9, 1) 1.0 S 4 1 0 0 0 0 0 0 0 0 0 0 4 4 0.00 1.000																				

Batter	1	2	3	4	5	6	7	8	9	AB	R	H	RBI	BB	SO	LOB	TOP		
Paul Popovich, S OBP: 0.317, SLG: 0.405										5	1	2	2	0	0	1	Chicago Cubs @ San Diego Padres San Diego Stadium, San Diego, CA Wed Jun 10 1970, 10:05 PM EDT Att: 6,355 - Unknown		
Glenn Beckert, R OBP: 0.332, SLG: 0.364										4	0	0	0	0	0	1			
Billy Williams, L OBP: 0.370, SLG: 0.593										4	2	2	1	0	0	0			
Jim Hickman, R OBP: 0.453, SLG: 0.689										4	2	2	2	0	2	0			
Johnny Callison, L OBP: 0.354, SLG: 0.461										3	1	1	2	1	1	0			
Ron Santo, R OBP: 0.324, SLG: 0.395										4	0	0	0	0	1	1			
Jack Hiatt, R OBP: 0.422, SLG: 0.364										4	0	0	0	0	2	1			
Cleo James, R OBP: 0.259, SLG: 0.315										3	2	1	0	1	0	1			
Jim Colborn, R Jim Dunegan, R Joe Decker, R Jimmie Hall, L Steve Barber, L Willie Smith, L										0	0	0	0	0	0	0			
Inning Stats	R: 0 E: 0 K: 0 S: 3	H: 1 LOB: 0 BB: 0 P: 3	R: 0 E: 0 K: 1 S: 4	H: 0 LOB: 0 BB: 1 P: 8	R: 2 E: 0 K: 0 S: 5	H: 2 LOB: 0 BB: 0 P: 5	R: 2 E: 0 K: 1 S: 7	H: 2 LOB: 0 BB: 0 P: 7	R: 0 E: 0 K: 0 S: 3	H: 0 LOB: 0 BB: 0 P: 3	R: 0 E: 1 K: 2 S: 8	H: 0 LOB: 1 BB: 0 P: 8	R: 0 E: 0 K: 0 S: 3	H: 0 LOB: 0 BB: 0 P: 3	R: 4 E: 1 K: 1 S: 9	H: 3 LOB: 1 BB: 1 P: 13		1B: 2 2B: 2 3B: 0 HR: 4	SF: 0 SAC: 0 DP: 2 HBP: 0
PITCHER	IP WLS BF H R ER SO BB IBB HBP BLK WP HR S P ERA WHIP																		
Pat Dobson, R ERA: 4.21	8.0 W 32 8 7 7 5 1 0 0 0 0 4 41 45 7.88 1.125																		
Ron Herbel, R ERA: 3.94	1.0 S 5 0 1 0 1 1 0 0 0 0 0 6 10 0.00 1.000																		

AB	35
R	8
H	8
RBI	7
BB	2
SO	6
LOB	6



Batter	1	2	3	4	5	6	7	8	9	AB	R	H	RBI	BB	SO	LOB	BOTTOM		
Dave Campbell, R OBP: 0.287, SLG: 0.314										3	2	1	0	2	1	2	Chicago Cubs @ San Diego Padres San Diego Stadium, San Diego, CA Wed Jun 10 1970, 10:05 PM EDT Att: 6,355 - Unknown		
Steve Huntz, S OBP: 0.323, SLG: 0.396										4	2	1	1	1	1	2			
Cito Gaston, R OBP: 0.390, SLG: 0.560										5	1	3	2	0	1	2			
Nate Colbert, R OBP: 0.338, SLG: 0.552										4	1	2	2	0	0	0			
Ollie Brown, R OBP: 0.325, SLG: 0.464										5	2	2	2	0	0	3			
Ivan Murrell, R OBP: 0.306, SLG: 0.440										3	2	2	1	2	0	2			
Chris Cannizzaro, R OBP: 0.367, SLG: 0.467										5	0	2	3	0	0	2			
Tommy Dean, R OBP: 0.353, SLG: 0.416										3	1	1	0	2	0	0			
Pat Dobson, R Ron Herbel, R										2	0	1	0	1	0	3			
Inning Stats	R: 2 E: 0 K: 0 S: 7	H: 4 LOB: 2 BB: 0 P: 7	R: 0 E: 0 K: 0 S: 3	H: 0 LOB: 2 BB: 2 P: 11	R: 1 E: 0 K: 0 S: 4	H: 1 LOB: 0 BB: 0 P: 4	R: 3 E: 0 K: 0 S: 6	H: 3 LOB: 2 BB: 2 P: 14	R: 0 E: 0 K: 1 S: 6	H: 1 LOB: 1 BB: 0 P: 6	R: 0 E: 0 K: 1 S: 5	H: 0 LOB: 0 BB: 0 P: 5	R: 2 E: 0 K: 0 S: 4	H: 2 LOB: 1 BB: 2 P: 12	R: 3 E: 0 K: 1 S: 8	H: 4 LOB: 2 BB: 2 P: 16		1B: 10 2B: 3 3B: 0 HR: 2	SF: 1 SAC: 2 DP: 1 HBP: 0
PITCHER	IP WLS BF H R ER SO BB IBB HBP BLK WP HR S P ERA WHIP																		
Jim Colborn, R ERA: 2.7	0.2 L 13 2 3 3 0 3 0 0 0 0 0 1 10 22 10.12 1.875																		
Jim Dunegan, R ERA: 5.4	3.2 18 5 3 3 2 3 0 0 0 0 1 1 19 31 7.36 2.182																		
Joe Decker, R ERA: 3.71	1.0 8 4 3 3 1 0 2 0 0 0 0 0 8 16 27.00 4.000																		
Steve Barber, L ERA: 9.82																			

AB	34
R	11
H	15
RBI	11
BB	8
SO	3
LOB	16



Batter	1	2	3	4	5	6	7	8	9	AB	R	H	RBI	BB	SO	LOB	TOP					
Paul Popovich, S OBP: 0.319, SLG: 0.405	L4	P7	IBB		P9		2B		K	5	0	1	1	1	1	2						
Glenn Beckert, R OBP: 0.332, SLG: 0.360	F BB	2B	L4			L8	F9		6-3	5	2	1	1	1	0	4						
Billy Williams, L OBP: 0.373, SLG: 0.593	E3	2B		F5		HR			F5	5	1	2	1	1	0	1						
Jim Hickman, R OBP: 0.452, SLG: 0.697	BB	F3		F8		HR				4	1	1	2	1	1	3						
Johnny Callison, L OBP: 0.371, SLG: 0.467	BB		SH2-4	BB		FC5-4			BB	2	1	2	1	3	0	0						
Ron Santo, R OBP: 0.321, SLG: 0.387	K		SF8	SH2-4	BB	FC5-4			P5	4	0	0	0	1	1	6						
Jack Hiatt, R OBP: 0.417, SLG: 0.355	K		SH2-4			K			BB	3	0	0	0	1	3	4						
Cleo James, R OBP: 0.279, SLG: 0.338		SH1-4	1B	SF8		K			FC5-6-4	4	2	2	0	1	1	2						
Bill Hands, R OBP: 0.278, SLG: 0.111		SH1-4	SF8			B3			F8	2	0	0	1	1	0	3						
Inning Stats	R: 1 E: 1 K: 2 S: 8	H: 0 LOB: 3 BB: 3 P: 20	R: 2 E: 0 K: 0 S: 6	H: 3 LOB: 1 BB: 0 P: 6	R: 1 E: 0 K: 0 S: 4	H: 1 LOB: 3 BB: 3 P: 16	R: 0 E: 0 K: 0 S: 3	H: 0 LOB: 1 BB: 1 P: 7	R: 0 E: 0 K: 1 S: 7	H: 0 LOB: 1 BB: 1 P: 11	R: 2 E: 1 K: 1 S: 7	H: 2 LOB: 1 BB: 1 P: 11	R: 1 E: 0 K: 1 S: 7	H: 2 LOB: 2 BB: 1 P: 11	R: 0 E: 0 K: 0 S: 4	H: 1 LOB: 2 BB: 1 P: 8	R: 0 E: 0 K: 1 S: 5	H: 0 LOB: 0 BB: 0 P: 5	1B: 5 2B: 3 3B: 0 HR: 1	SF: 1 SAC: 2 DP: 0 HBP: 0	WP: 0 PB: 0 SB: 0 CS: 0	PA: 48
PITCHER	IP	WLS	BF	H	R	ER	SO	BB	IBB	HBP	BLK	WP	HR	S	P	ERA	WHIP					
Mike Corkins, R ERA: 5.07	(1, 1)	6.1	L	37	8	7	6	5	7	2	0	0	0	1	38	74	8.53	2.368				
Tom Dukes, R ERA: 1.99	(7, 1)	0.2		3	0	0	0	1	0	1	0	0	0	0	4	8	0.00	0.000				
Clay Kirby, R ERA: 5.89	(8, 1)	2.0		8	1	0	0	1	1	0	0	0	0	0	9	13	0.00	1.000				

Chicago Cubs @ San Diego Padres
San Diego Stadium, San Diego, CA
Thu Jun 11 1970, 10:05 PM EDT
Att. 6,825 - Unknown - 66 F

livebaseballscores.com

AB 34
R 7
H 9
RBI 7
BB 11
SO 7
LOB 25



Batter	1	2	3	4	5	6	7	8	9	AB	R	H	RBI	BB	SO	LOB	BOTTOM				
Dave Campbell, R OBP: 0.295, SLG: 0.319	BLK	K			4-3					3	1	2	0	1	1	1					
Steve Huntz, S OBP: 0.322, SLG: 0.390	1B		3-1		4-3		F9			3	0	0	0	1	0	2					
Ollie Brown, R OBP: 0.318, SLG: 0.455	K		K		F8				4-3	4	0	0	0	0	2	3					
Nate Colbert, R OBP: 0.340, SLG: 0.551	1B		1B			K			K	4	0	2	1	0	2	0					
Al Ferrara, R OBP: 0.378, SLG: 0.452	P6-4-3		F9			F9			4-3	3	0	0	0	1	0	1					
Ivan Murrell, R OBP: 0.304, SLG: 0.435	P6-4-3				K				P6-3	4	0	1	0	0	1	3					
Bob Barton, R OBP: 0.300, SLG: 0.378		FC3-5-6			P6-3		P6		5-3	4	0	1	0	0	0	1					
Tommy Dean, R OBP: 0.348, SLG: 0.400		FC3-5-6			F8				F9	3	0	0	0	1	1	0					
Mike Corkins, R OBP: 0.267, SLG: 0.250	(1, 1)									2	0	0	0	0	1	2					
Tom Dukes, R ERA: 1.99	(7, 1)								3-1	0	0	0	0	0	0	0					
Ray Webster, L OBP: 0.267, SLG: 0.218	(7, PH)									1	0	0	0	0	0	0					
Clay Kirby, R OBP: 0.190, SLG: 0.190	(8, 1)									0	0	0	0	0	0	0					
Inning Stats	R: 1 E: 0 K: 1 S: 6	H: 2 LOB: 2 BB: 2 P: 14	R: 0 E: 0 K: 1 S: 5	H: 1 LOB: 1 BB: 1 P: 9	R: 0 E: 0 K: 1 S: 5	H: 1 LOB: 0 BB: 0 P: 6	R: 0 E: 0 K: 1 S: 6	H: 0 LOB: 0 BB: 0 P: 5	R: 0 E: 0 K: 1 S: 6	H: 1 LOB: 1 BB: 0 P: 6	R: 0 E: 0 K: 1 S: 5	H: 0 LOB: 0 BB: 0 P: 5	R: 0 E: 0 K: 1 S: 5	H: 0 LOB: 0 BB: 0 P: 5	R: 0 E: 0 K: 0 S: 3	H: 0 LOB: 0 BB: 0 P: 3	1B: 6 2B: 0 3B: 0 HR: 0	SF: 0 SAC: 0 DP: 2 HBP: 0	WP: 0 PB: 0 SB: 0 CS: 0	PA: 35	
PITCHER	IP	WLS	BF	H	R	ER	SO	BB	IBB	HBP	BLK	WP	HR	S	P	ERA	WHIP				
Bill Hands, R ERA: 3.23	(1, 1)	9.0	W	35	6	1	1	8	3	1	0	0	0	47	63	1.00	1.000				

Chicago Cubs @ San Diego Padres
San Diego Stadium, San Diego, CA
Thu Jun 11 1970, 10:05 PM EDT
Att. 6,825 - Unknown - 66 F

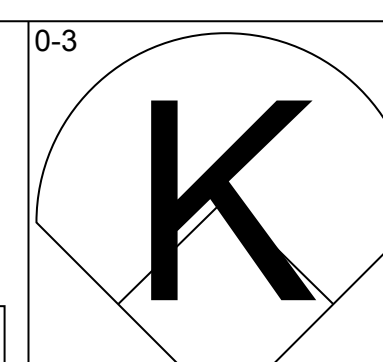
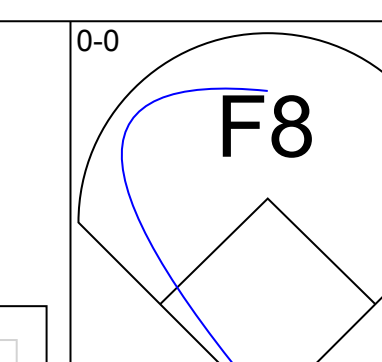
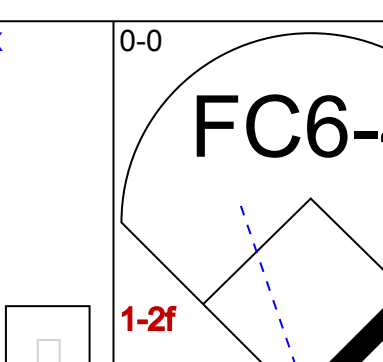
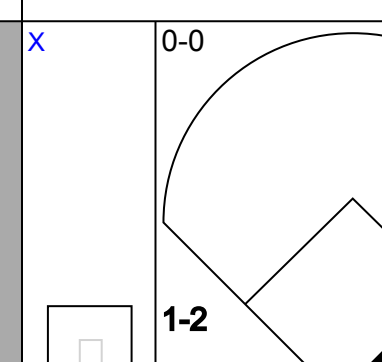
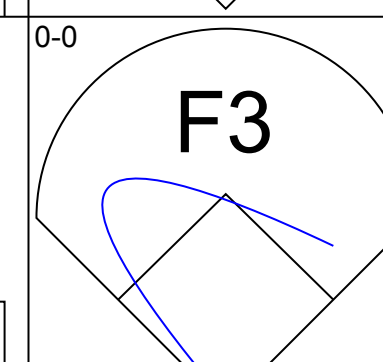
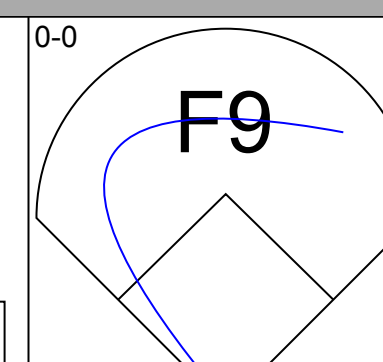
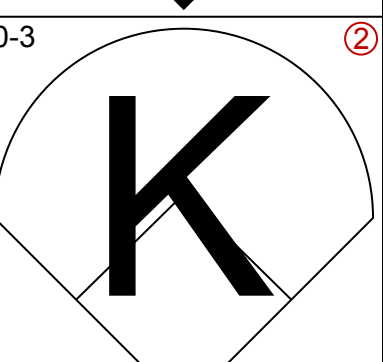
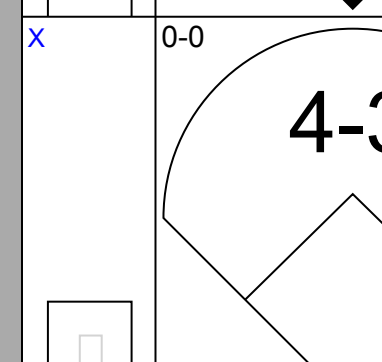
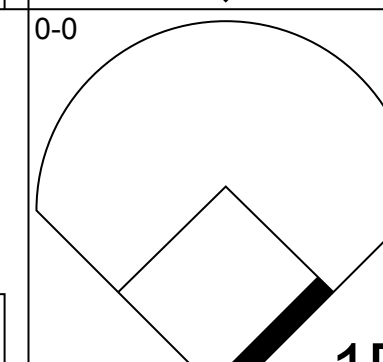
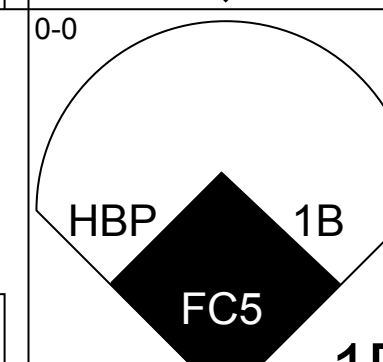
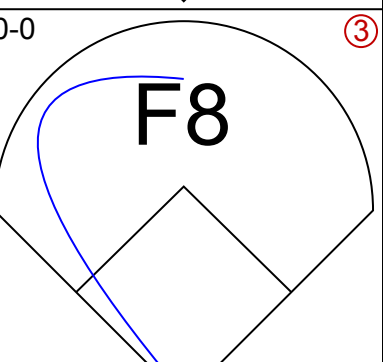
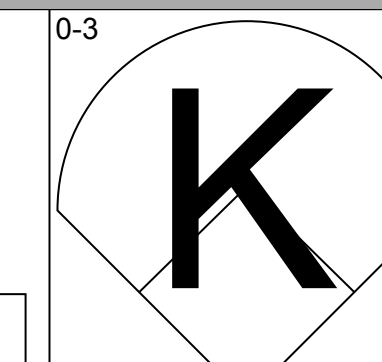
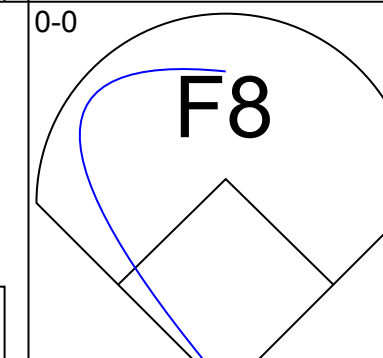
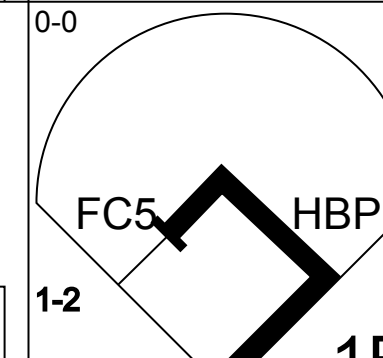

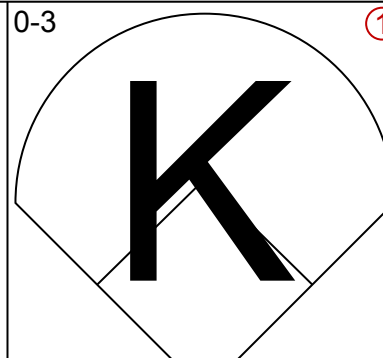
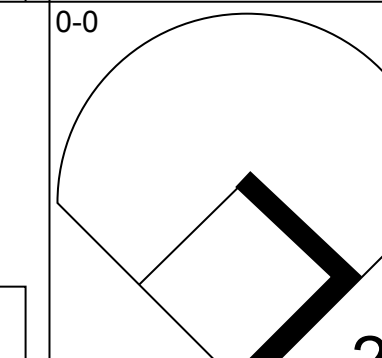
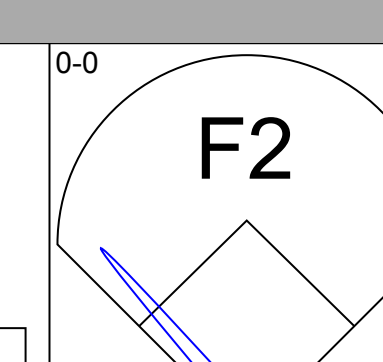
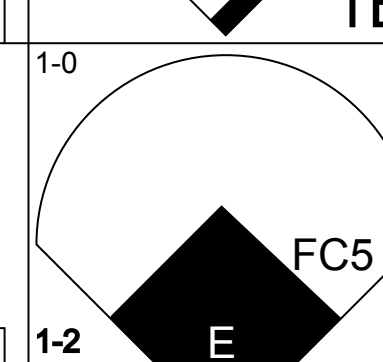

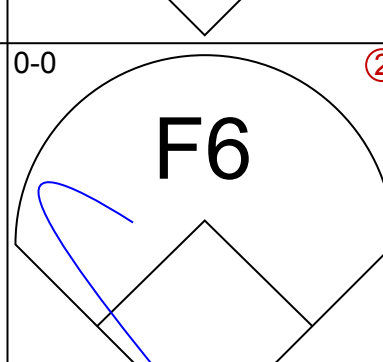
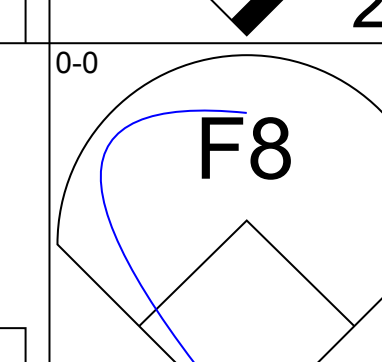
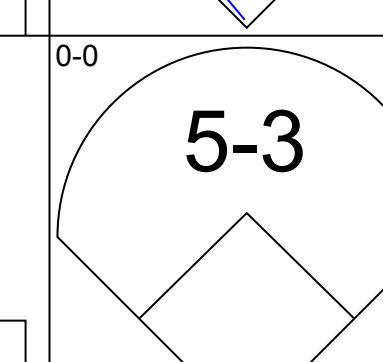
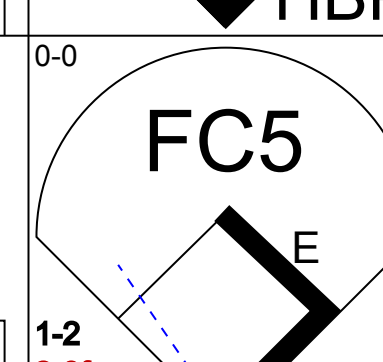

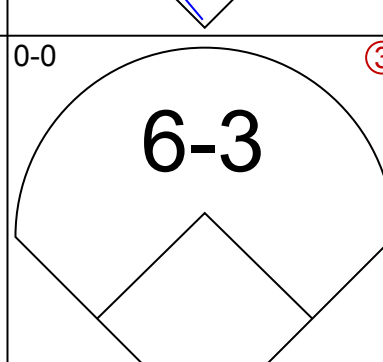
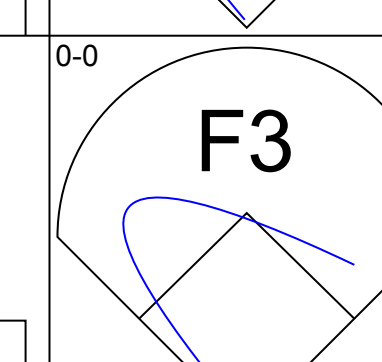
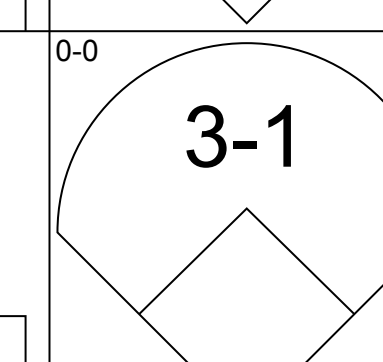
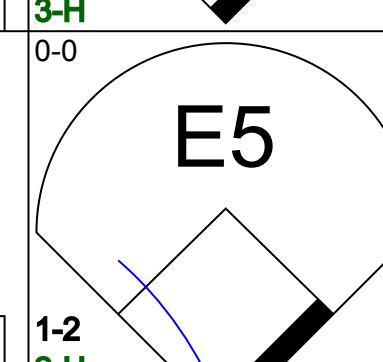
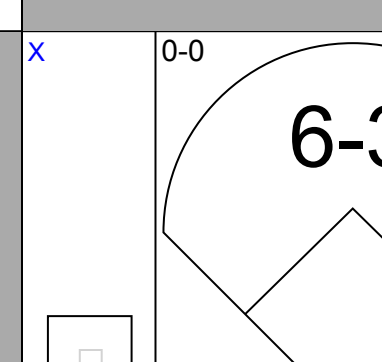
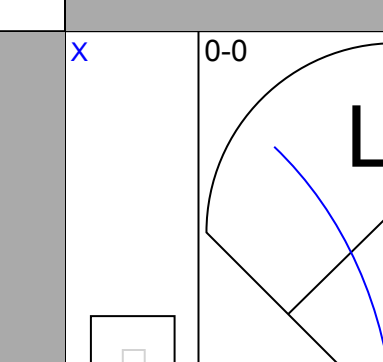
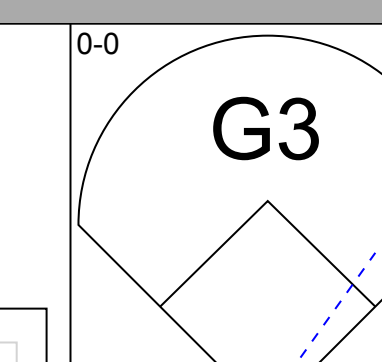
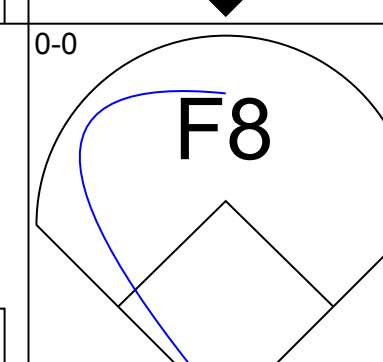
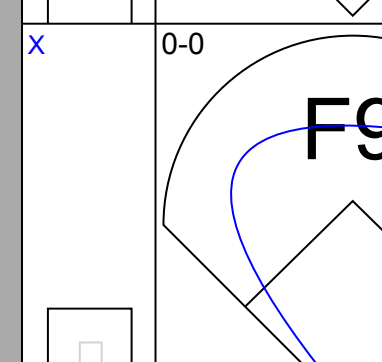
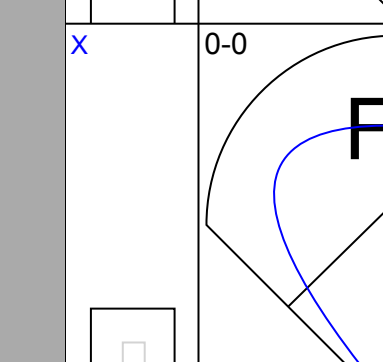
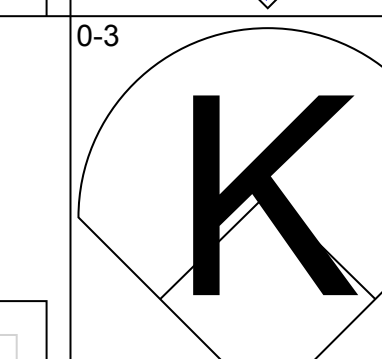
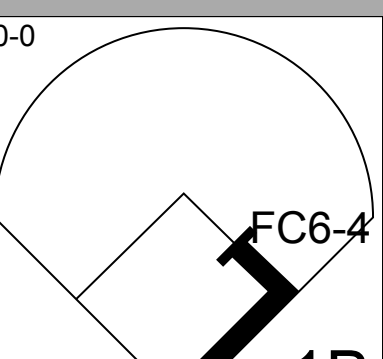
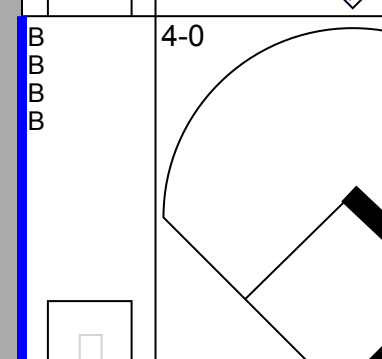
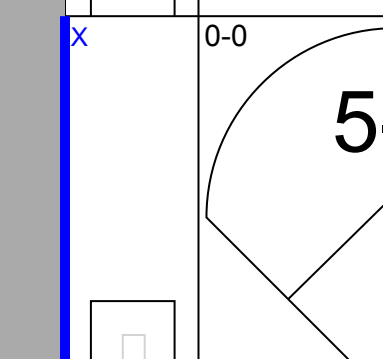
livebaseballscores.com

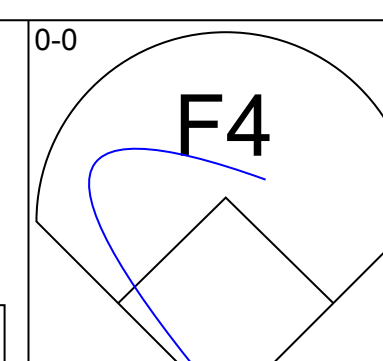
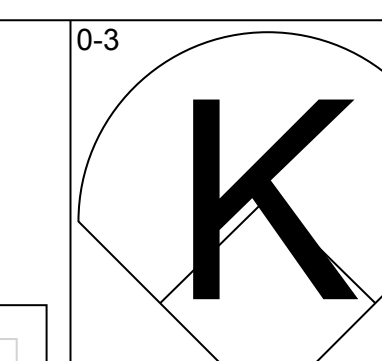
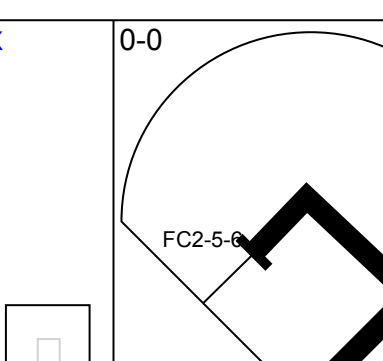
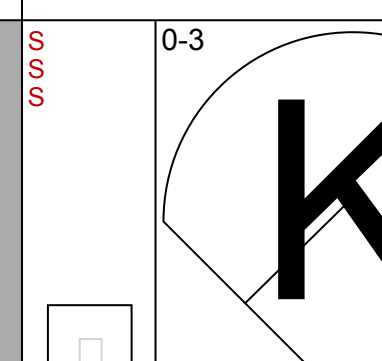
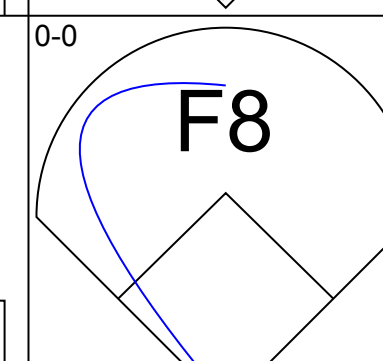
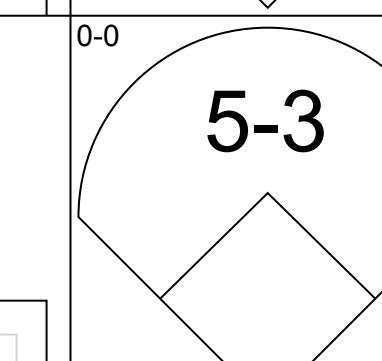
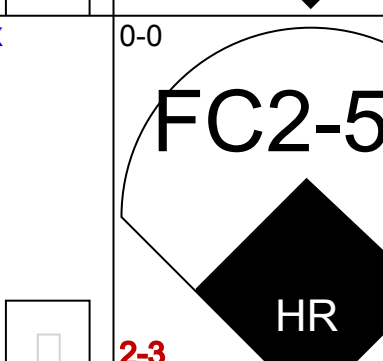
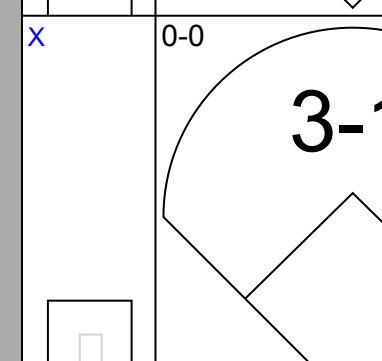
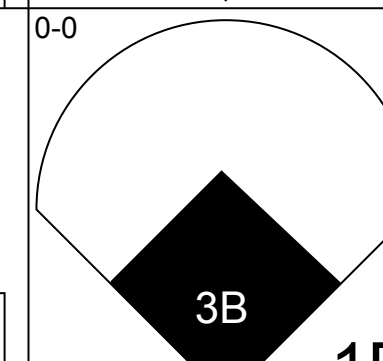
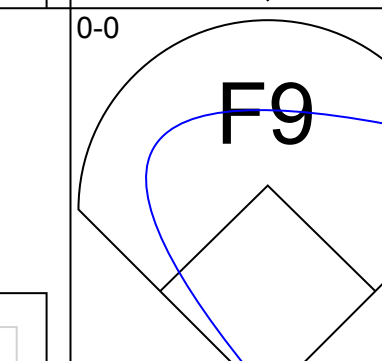
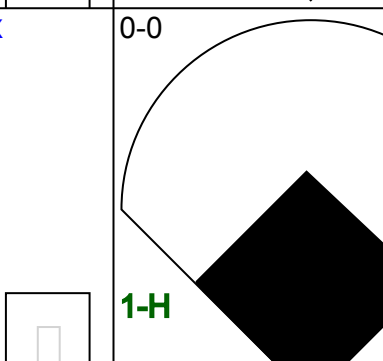
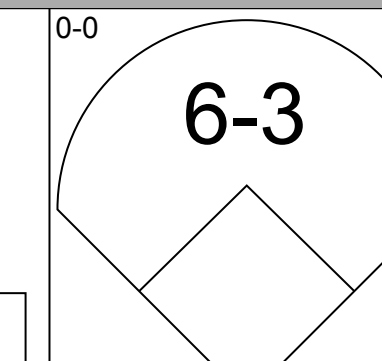
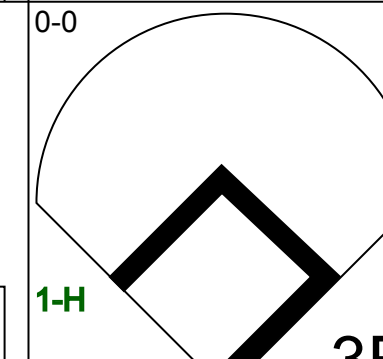
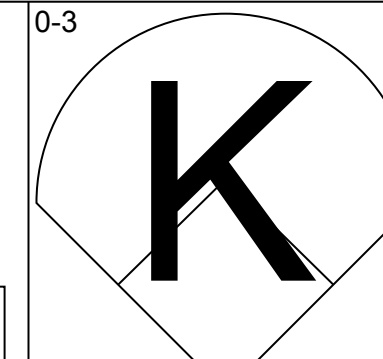
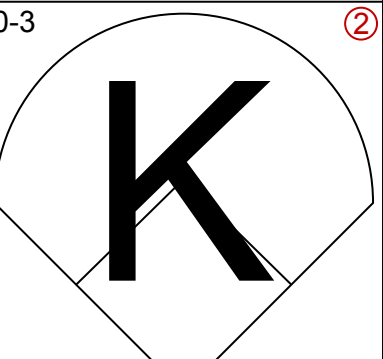
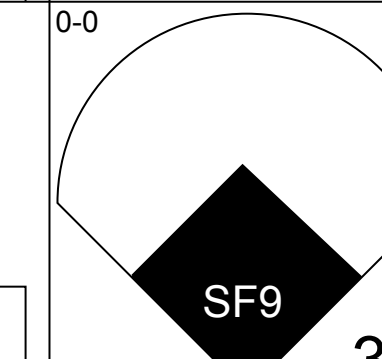
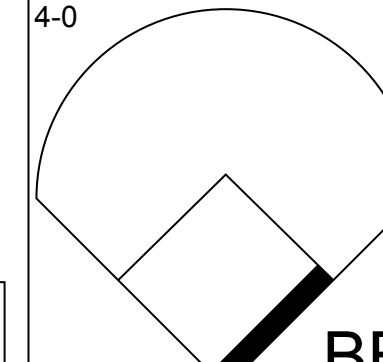
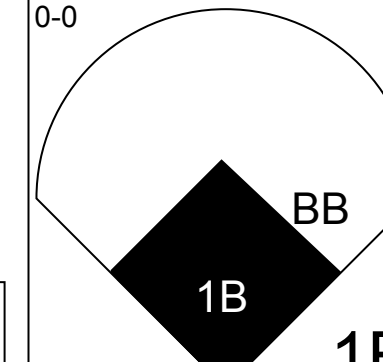
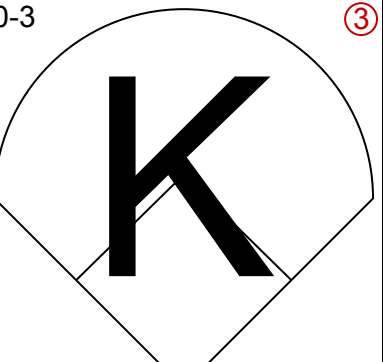
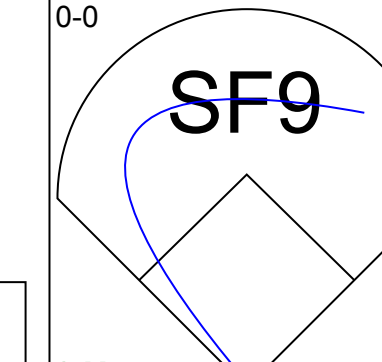
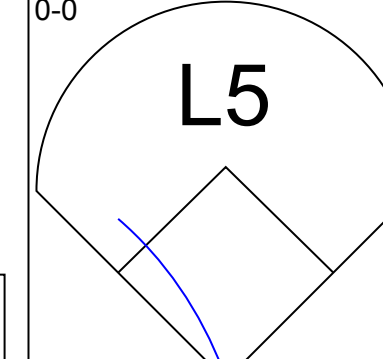
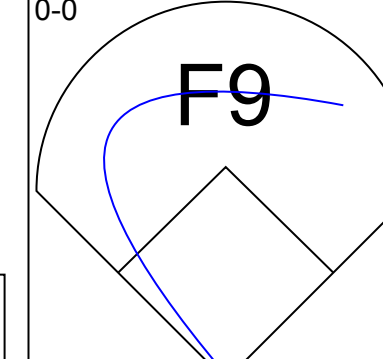
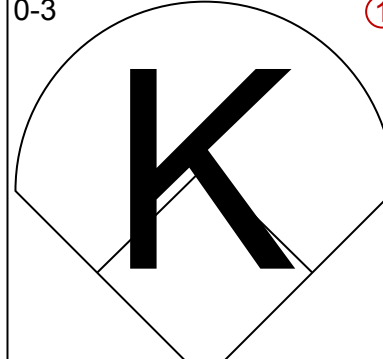
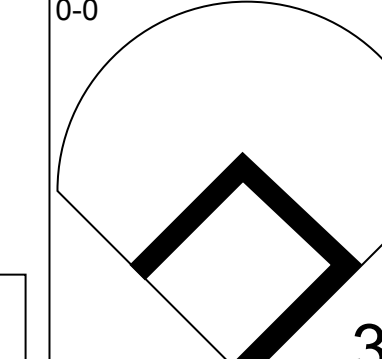
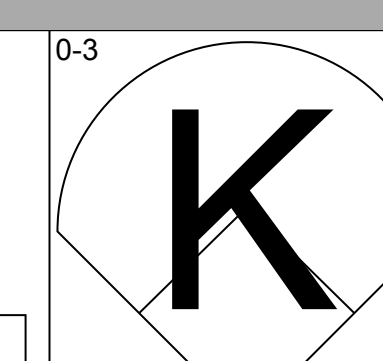
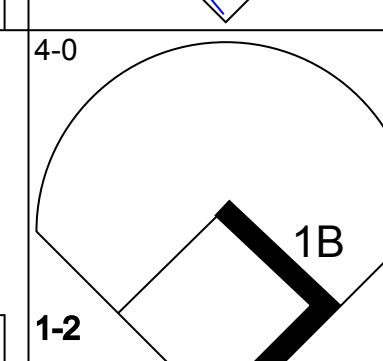

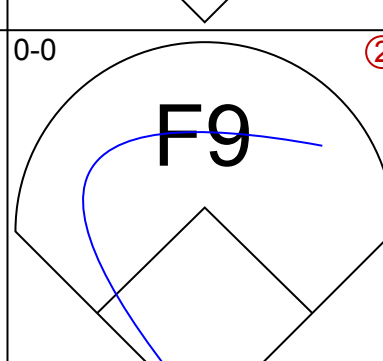
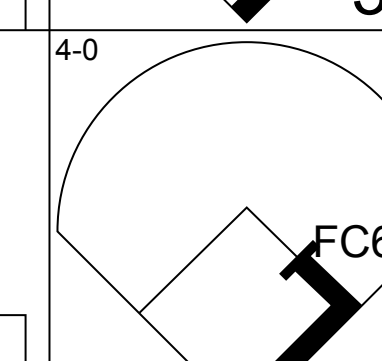
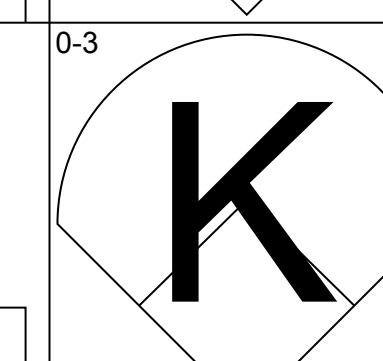
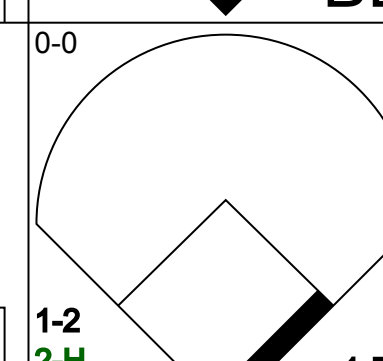

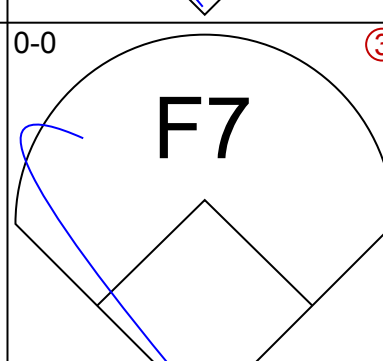
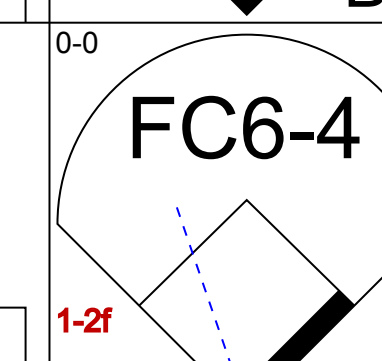
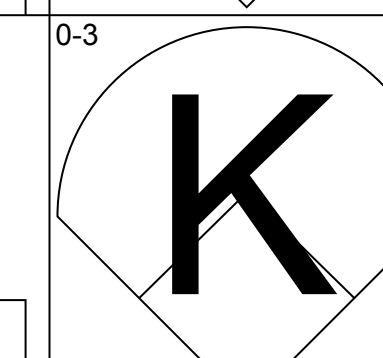
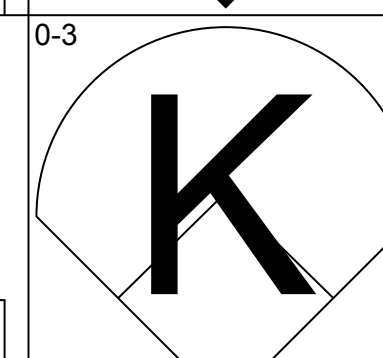
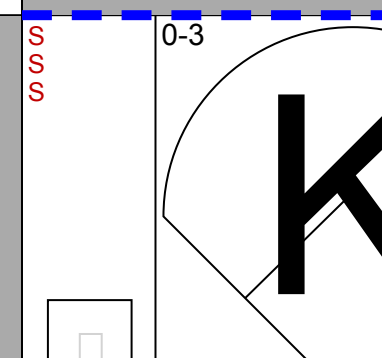
AB 31
R 1
H 6
RBI 1
BB 4
SO 8
LOB 13



Batter	1	2	3	4	5	6	7	8	9	AB	R	H	RBI	BB	SO	LOB	TOP										
Matty Alou, L OBP: 0.305, SLG: 0.331 (1, 8)	0-0 4-3		0-0 4-3			0-0 1-3		0-0 5-3		4	0	0	0	0	0	0	Pittsburgh Pirates @ San Diego Padres San Diego Stadium, San Diego, CA Fri Jun 12 1970, 10:05 PM EDT Unknown livebaseballscorecards.com										
Gene Alley, R OBP: 0.277, SLG: 0.344 (1, 6)	0-3 K		0-3 K			0-0 CS 1B			0-0 4-3	4	0	1	0	0	2	0											
Roberto Clemente, R OBP: 0.383, SLG: 0.521 (1, 9)	0-0 1-3			0-3 K		0-0 F9 1-2			0-0 F9	4	0	0	0	0	1	1											
Bob Robertson, R OBP: 0.393, SLG: 0.592 Jose Pagan, R OBP: 0.262, SLG: 0.250 (1, 5) (7, 5)		0-0 F8		0-0 F9			0-0 F8		0-0 F5	3	0	0	0	0	0	0											
Willie Stargell, L OBP: 0.319, SLG: 0.524 (1, 7)		0-0 HR		0-3 K			0-0 HR			3	2	2	2	0	1	0											
Jerry May, R OBP: 0.364, SLG: 0.315 (1, 2)		0-0 6-3				0-0 5-3			0-0 F5	3	0	0	0	0	0	0											
Al Oliver, L OBP: 0.301, SLG: 0.434 (1, 3)						0-0 5-3 1B		0-3 K		3	0	2	0	0	1	0											
Bill Mazerowski, R OBP: 0.266, SLG: 0.279 (1, 4)		0-0 F4				0-0 5-3			0-0 F7	3	0	0	0	0	0	2											
Dock Ellis, S OBP: 0.152, SLG: 0.097 (1, 1)			0-3 K			0-3 K			0-0 6-3	3	0	0	0	0	2	1											
Inning Stats	R: 0 E: 0 K: 1 S: 5	H: 0 LOB: 0 BB: 0 P: 5	R: 1 E: 0 K: 0 S: 5	H: 2 LOB: 1 BB: 0 P: 5	R: 0 E: 0 K: 2 S: 7	H: 0 LOB: 0 BB: 0 P: 7	R: 0 E: 0 K: 2 S: 7	H: 0 LOB: 0 BB: 0 P: 7	R: 0 E: 0 K: 1 S: 6	H: 1 LOB: 1 BB: 0 P: 6	R: 0 E: 0 K: 0 S: 3	H: 1 LOB: 0 BB: 0 P: 3	R: 1 E: 0 K: 1 S: 6	H: 1 LOB: 0 BB: 0 P: 6	R: 0 E: 0 K: 0 S: 3	H: 0 LOB: 0 BB: 0 P: 3	R: 0 E: 0 K: 0 S: 3	H: 0 LOB: 0 BB: 0 P: 3	1B: 3 2B: 0 3B: 0 HR: 2	SF: 0 SAC: 0 DP: 0 HBP: 0	WP: 0 PB: 0 SB: 0 CS: 1	PA: 31					
PITCHER	IP	WLS	BF	H	R	ER	SO	BB	IBB	HBP	BLK	WP	HR	S	P	ERA	WHIP										
Dave Roberts, L ERA: 3.28 Ron Herbel, R ERA: 3.82 (1, 1) (8, 1)	7.0	L	25	5	2	2	7	0	0	0	0	0	2	39	39	2.57	0.714										

Batter	1	2	3	4	5	6	7	8	9	AB	R	H	RBI	BB	SO	LOB	BOTTOM										
Dave Campbell, R OBP: 0.294, SLG: 0.315 (1, 4)	0-0 F9		0-0 F2						0-0 6-3	3	0	0	0	1	0	0	Pittsburgh Pirates @ San Diego Padres San Diego Stadium, San Diego, CA Fri Jun 12 1970, 10:05 PM EDT Unknown livebaseballscorecards.com										
Steve Huntz, S OBP: 0.330, SLG: 0.387 (1, 5)	4-0 BB		4-0 BB		4-0 BB			0-0 3-1		1	0	0	0	3	0	0											
Al Ferrara, R OBP: 0.369, SLG: 0.439 (1, 7)	0-0 F3		0-3 K		0-0 1-3				0-0 F9	4	0	0	0	0	1	4											
Nate Colbert, R OBP: 0.343, SLG: 0.546 (1, 3)	4-0 BB			0-3 K		4-0 BB		0-0 L8		2	0	0	0	2	1	0											
Ollie Brown, R OBP: 0.317, SLG: 0.447 (1, 9)	0-3 K			0-3 K		0-0 F4		4-0 FC6-4 BB		3	0	0	0	1	2	3											
Ivan Murrell, R OBP: 0.303, SLG: 0.426 (1, 8)		0-0 5-3		1-0 HBP		0-0 F3		0-0 FC6-4		3	0	0	0	0	0	2											
Chris Cannizzaro, R OBP: 0.364, SLG: 0.457 (1, 2)		0-0 L8		0-0 F2		4-0 BB			0-0 F8	3	0	0	0	1	0	1											
Tommy Dean, R OBP: 0.337, SLG: 0.386 Van Kelly, L OBP: 0.288, SLG: 0.236 (1, 6) (9, PH)		0-0 F9			0-0 6-3		0-3 K		0-0 3-1	3	0	0	0	0	1	2											
Dave Roberts, L OBP: 0.125, SLG: 0.375 Ray Webster, L OBP: 0.262, SLG: 0.214 Ron Herbel, R Ed Spiezio, R OBP: 0.398, SLG: 0.427 (1, 1) (7, PH) (8, 1) (9, PH)			0-0 F7			0-0 F7		0-0 L4		2	0	0	0	0	0	0											
Inning Stats	R: 0 E: 0 K: 1 S: 5	H: 0 LOB: 2 BB: 2 P: 13	R: 0 E: 0 K: 0 S: 3	H: 0 LOB: 0 BB: 0 P: 3	R: 0 E: 0 K: 1 S: 5	H: 0 LOB: 1 BB: 1 P: 9	R: 0 E: 0 K: 2 S: 7	H: 0 LOB: 1 BB: 0 P: 8	R: 0 E: 0 K: 0 S: 3	H: 0 LOB: 2 BB: 2 P: 11	R: 0 E: 0 K: 1 S: 5	H: 0 LOB: 2 BB: 2 P: 13	R: 0 E: 0 K: 0 S: 3	H: 0 LOB: 0 BB: 0 P: 3	R: 0 E: 0 K: 0 S: 3	H: 0 LOB: 1 BB: 1 P: 7	R: 0 E: 0 K: 1 S: 5	H: 0 LOB: 0 BB: 0 P: 5	1B: 0 2B: 0 3B: 0 HR: 0	SF: 0 SAC: 0 DP: 0 HBP: 1	WP: 0 PB: 0 SB: 3 CS: 0	PA: 36					
PITCHER	IP	WLS	BF	H	R	ER	SO	BB	IBB	HBP	BLK	WP	HR	S	P	ERA	WHIP										
Dock Ellis, R ERA: 3.86 (1, 1)	9.0	W	36	0	0	0	6	8	0	1	0	0	0	39	72	0.00	0.889										

Batter	1	2	3	4	5	6	7	8	9	AB	R	H	RBI	BB	SO	LOB	TOP					
Johnny Jeter, R OBP: 0.294, SLG: 0.340 (1, 8)										4	0	1	0	0	1	1	Pittsburgh Pirates @ San Diego Padres San Diego Stadium, San Diego, CA Fri Jun 12 1970, 10:05 PM EDT Att: 9,903 - Unknown					
Gene Alley, R OBP: 0.271, SLG: 0.335 (1, 6)										4	0	0	0	0	1	3						
Roberto Clemente, R OBP: 0.386, SLG: 0.521 (1, 9)										4	1	2	0	0	1	1						
Bob Robertson, R OBP: 0.396, SLG: 0.597 (1, 5) (3, 3)										4	0	2	0	0	1	1						
Willie Stargell, L OBP: 0.318, SLG: 0.514 (1, 7)										3	1	0	0	0	0	1						
Manny Sanguillen, R OBP: 0.255, SLG: 0.401 (1, 2)										4	0	0	1	0	0	3						
Al Oliver, L OBP: 0.299, SLG: 0.431 Jose Pagan, R OBP: 0.250, SLG: 0.237 (1, 3) (3, 5)										1	0	0	0	0	0	0						
Dave Cash, R OBP: 0.261, SLG: 0.304 (1, 4)										4	0	0	0	0	0	2						
Bob Veale, S OBP: 0.212, SLG: 0.167 Bill Mazeroski, R OBP: 0.271, SLG: 0.279 Bruce Dal Canton, R OBP: 0.250, SLG: 0.330 (1, 1) (7, PH) (7, 1) (9, PH)										2	0	1	0	0	1	0						
Inning Stats	R: 0 E: 0 K: 1 S: 6	H: 1 LOB: 1 BB: 0 P: 6	R: 0 E: 0 K: 0 S: 3	H: 0 LOB: 0 BB: 0 P: 3	R: 0 E: 0 K: 1 S: 5	H: 0 LOB: 0 BB: 0 P: 5	R: 2 E: 1 K: 0 S: 6	H: 2 LOB: 2 BB: 0 P: 7	R: 0 E: 0 K: 1 S: 6	H: 1 LOB: 1 BB: 0 P: 6	R: 0 E: 0 K: 1 S: 5	H: 0 LOB: 0 BB: 0 P: 5	R: 0 E: 0 K: 0 S: 4	H: 1 LOB: 2 BB: 1 P: 8	R: 0 E: 0 K: 1 S: 6	H: 1 LOB: 1 BB: 0 P: 6	R: 0 E: 0 K: 0 S: 3	H: 0 LOB: 0 BB: 0 P: 3	1B: 5 2B: 1 3B: 0 HR: 0	SF: 0 SAC: 0 DP: 0 HBP: 1	WP: 0 PB: 0 SB: 0 CS: 0	PA: 36
PITCHER Danny Coombs, L ERA: 2.0 (1, 1)	IP: 9.0 WLS: W BF: 36 H: 6 R: 2 ER: 1 SO: 5 BB: 1 IBB: 0 HBP: 1 BLK: 0 WP: 0 HR: 0 S: 44 P: 49 ERA: 1.00 WHIP: 0.778																					

Batter	1	2	3	4	5	6	7	8	9	AB	R	H	RBI	BB	SO	LOB	BOTTOM					
Dave Campbell, R OBP: 0.293, SLG: 0.318 (1, 4)										4	0	1	0	0	2	0	Pittsburgh Pirates @ San Diego Padres San Diego Stadium, San Diego, CA Fri Jun 12 1970, 10:05 PM EDT Att: 9,903 - Unknown					
Steve Huntz, S OBP: 0.324, SLG: 0.379 (1, 5)										4	1	0	0	0	0	1						
Al Ferrara, R OBP: 0.372, SLG: 0.462 Jose Arcia, R OBP: 0.241, SLG: 0.302 (1, 7) (9, 7)										4	2	2	2	0	0	0						
Nate Colbert, R OBP: 0.346, SLG: 0.564 (1, 3)										4	1	2	1	0	2	0						
Ollie Brown, R OBP: 0.321, SLG: 0.448 (1, 9)										2	1	1	1	1	1	0						
Ivan Murrell, R OBP: 0.301, SLG: 0.434 (1, 8)										4	0	1	0	0	1	3						
Bob Barton, R OBP: 0.310, SLG: 0.368 (1, 2)										2	0	0	0	2	1	0						
Tommy Dean, R OBP: 0.333, SLG: 0.379 (1, 6)										4	0	1	1	0	1	2						
Danny Coombs, R OBP: 0.091, SLG: 0.095 (1, 1)										3	0	0	0	0	3	2						
Inning Stats	R: 1 E: 0 K: 0 S: 5	H: 2 LOB: 2 BB: 1 P: 9	R: 0 E: 0 K: 3 S: 9	H: 0 LOB: 0 BB: 0 P: 9	R: 0 E: 0 K: 1 S: 5	H: 0 LOB: 0 BB: 0 P: 5	R: 1 E: 0 K: 2 S: 9	H: 2 LOB: 2 BB: 1 P: 13	R: 2 E: 0 K: 2 S: 9	H: 2 LOB: 0 BB: 0 P: 9	R: 0 E: 0 K: 1 S: 5	H: 0 LOB: 0 BB: 0 P: 5	R: 0 E: 0 K: 2 S: 7	H: 0 LOB: 0 BB: 0 P: 7	R: 1 E: 0 K: 0 S: 5	H: 2 LOB: 2 BB: 1 P: 9	R: 1 E: 0 K: 0 S: 5	H: 2 LOB: 2 BB: 1 P: 9	1B: 3 2B: 1 3B: 3 HR: 1	SF: 1 SAC: 0 DP: 0 HBP: 0	WP: 0 PB: 0 SB: 0 CS: 0	PA: 35
PITCHER Bob Veale, L ERA: 3.36 Bruce Dal Canton, R ERA: 4.37 (1, 1) (7, 1)	IP: 6.0 WLS: L BF: 26 H: 4 R: 4 ER: 4 SO: 9 BB: 2 IBB: 0 HBP: 0 BLK: 0 WP: 0 HR: 1 S: 42 P: 50 ERA: 6.00 WHIP: 1.333																					

Batter	1	2	3	4	5	6	7	8	9	AB R H RBI BB SO LOB	TOP												
Matty Alou, L OBP: 0.306, SLG: 0.329 (1, 8)	0-0 4-3	0-0 E3						0-0 6-3		4 1 1 0 1 0 1	Pittsburgh Pirates @ San Diego Padres San Diego Stadium, San Diego, CA Sat Jun 13 1970, 10:05 PM EDT Att: 7,105 - Unknown livebaseballscorecards.com												
Gene Alley, R OBP: 0.267, SLG: 0.329 Al Oliver, L OBP: 0.303, SLG: 0.434 Freddie Patek, R OBP: 0.317, SLG: 0.326 (7, 6)	0-0 G3		0-3 K		0-0 G1-6-3		0-0 BB 1B		0-0 F8	3 0 0 0 0 1 1 1 0 1 0 0 0 0 1 1 0 0 0 0 0													
Willie Stargell, L OBP: 0.325, SLG: 0.531 (1, 7)	0-0 HR		0-0 BB 1B		0-0 6-3		0-0 HR BB		0-0 F7	4 2 2 1 1 0 0													
Bob Robertson, R OBP: 0.389, SLG: 0.604 (1, 3)	0-0 6-3		0-0 F8			0-3 K	0-0 HR		0-0 4-3	5 1 1 4 0 1 1													
Jose Pagan, R OBP: 0.294, SLG: 0.306 (1, 5)		0-0 4-3 1B 2B	0-0 FC4-6 BB			0-0 2B	0-0 1B			3 1 3 0 1 0 0													
Jerry May, R OBP: 0.343, SLG: 0.293 (1, 2)	0-0 4-3		0-0 FC4-6			0-0 F3	0-0 L5			4 0 0 0 0 0 5													
Johnny Jeter, R OBP: 0.309, SLG: 0.340 (1, 9)		0-0 2B 1B		0-3 K		0-0 BB	0-3 K			3 1 1 1 1 2 1													
Bill Mazerowski, R OBP: 0.270, SLG: 0.285 (1, 4)	0-0 E3 2B		0-0 4-3		0-0 6-3		0-0 6-3		0-0 6-3	4 0 1 1 0 0 2													
Steve Blass, R OBP: 0.091, SLG: 0.125 (1, 1)	0-0 6-3		0-0 F3				0-0 G3		0-0 1-3	4 0 0 0 0 0 1													
Inning Stats	R: 1 E: 0 K: 0 S: 4	H: 1 LOB: 0 BB: 0 P: 4	R: 2 E: 1 K: 0 S: 6	H: 3 LOB: 2 BB: 0 P: 6	R: 0 E: 0 K: 1 S: 6	H: 1 LOB: 1 BB: 1 P: 10	R: 0 E: 0 K: 1 S: 5	H: 0 LOB: 0 BB: 0 P: 5	R: 0 E: 0 K: 0 S: 2	H: 1 LOB: 2 BB: 1 P: 10	R: 4 E: 0 K: 1 S: 9	H: 4 LOB: 1 BB: 1 P: 13	R: 0 E: 0 K: 0 S: 3	H: 0 LOB: 0 BB: 0 P: 3	R: 0 E: 0 K: 0 S: 3	H: 0 LOB: 0 BB: 0 P: 3	1B: 5 2B: 3 3B: 0 HR: 2	SF: 0 SAC: 0 DP: 1 HBP: 0	WP: 0 PB: 0 SB: 0 CS: 0	PA: 40			
PITCHER	IP WLS BF H R ER SO BB IBB HBP BLK WP HR S P ERA WHIP											PITCHER	IP WLS BF H R ER SO BB IBB HBP BLK WP HR S P ERA WHIP										
Al Santorini, R ERA: 4.65 Roberto Rodriguez, R ERA: 4.73 Tom Dukas, R ERA: 2.12 Ron Herbel, R ERA: 3.75 Mike Corkins, R ERA: 5.91 (1, 1)	6.0 L 26 6 3 3 3 3 0 0 0 0 1 29 41 4.50 1.500																						

Batter	1	2	3	4	5	6	7	8	9	AB R H RBI BB SO LOB	BOTTOM												
Dave Campbell, R OBP: 0.295, SLG: 0.332 (1, 4)	0-3 K		0-3 K						0-0 F5	5 1 2 1 0 2 0	Pittsburgh Pirates @ San Diego Padres San Diego Stadium, San Diego, CA Sat Jun 13 1970, 10:05 PM EDT Att: 7,105 - Unknown livebaseballscorecards.com												
Steve Huntz, S OBP: 0.321, SLG: 0.370 (7, 6)	4-0 BB		0-0 5-3		0-0 F9		0-0 F8		0-0 G3	4 0 0 0 1 0 1													
Cito Gaston, R OBP: 0.392, SLG: 0.557 (1, 8)	0-0 F7		0-3 K			0-0 BB 1B	0-0 BB			3 0 1 0 1 1 1													
Nate Colbert, R OBP: 0.340, SLG: 0.554 (1, 3)	0-3 K			0-0 4-3		0-3 K	0-0 F2			4 0 0 0 0 2 3													
Ollie Brown, R OBP: 0.324, SLG: 0.446 (1, 9)		0-0 G5-4-3 1B 1B		0-0 L7		0-3 K		0-0 BB		3 1 1 0 1 1 1													
Ivan Murrell, R OBP: 0.313, SLG: 0.443 (1, 7)		0-0 G5-4-3 1B		0-0 1B		0-0 BB 1B		0-3 K		4 0 3 0 0 1 1													
Chris Cannizzaro, R OBP: 0.361, SLG: 0.448 (1, 2)	0-0 G5-4-3		0-0 F9			0-0 BB		0-3 K		3 0 0 0 1 1 4													
Tommy Dean, R OBP: 0.333, SLG: 0.378 Tom Dukas, R Ron Herbel, R Al Ferrara, R OBP: 0.370, SLG: 0.458 Mike Corkins, R OBP: 0.267, SLG: 0.250 (8, PH)	0-0 1B				0-0 F8	0-0 F9		0-0 F8		3 0 1 1 0 0 3 0 0 0 0 0 0 0 0 0 0 0 0 0 0 1 0 0 0 0 0 1 0 0 0 0 0 0 0													
Al Santorini, R Roberto Rodriguez, R Ed Spiezio, R OBP: 0.391, SLG: 0.418 (7, 5)	0-0 1-6-3			0-3 K			0-3 K		0-0 6-3	2 0 0 0 0 1 1 0 0 0 0 0 0 0 2 0 0 0 0 1 0													
Inning Stats	R: 0 E: 0 K: 2 S: 7	H: 0 LOB: 1 BB: 1 P: 11	R: 1 E: 0 K: 0 S: 5	H: 3 LOB: 1 BB: 0 P: 5	R: 0 E: 0 K: 2 S: 7	H: 0 LOB: 0 BB: 0 P: 7	R: 0 E: 0 K: 0 S: 4	H: 1 LOB: 1 BB: 0 P: 4	R: 0 E: 0 K: 1 S: 6	H: 1 LOB: 1 BB: 0 P: 6	R: 0 E: 0 K: 2 S: 9	H: 2 LOB: 3 BB: 1 P: 13	R: 1 E: 0 K: 1 S: 6	H: 1 LOB: 1 BB: 1 P: 10	R: 0 E: 0 K: 2 S: 7	H: 0 LOB: 1 BB: 1 P: 11	R: 0 E: 0 K: 0 S: 3	H: 0 LOB: 0 BB: 0 P: 3	1B: 7 2B: 0 3B: 0 HR: 1	SF: 0 SAC: 0 DP: 1 HBP: 0	WP: 0 PB: 0 SB: 0 CS: 0	PA: 38	
PITCHER	IP WLS BF H R ER SO BB IBB HBP BLK WP HR S P ERA WHIP											PITCHER	IP WLS BF H R ER SO BB IBB HBP BLK WP HR S P ERA WHIP										
Steve Blass, R ERA: 3.79 (1, 1)	9.0 W 38 8 2 2 10 4 0 0 0 0 1 54 70 2.00 1.333																						

Batter	1	2	3	4	5	6	7	8	9	AB	R	H	RBI	BB	SO	LOB	TOP
Matty Alou, L (1, 8) OBP: 0.309, SLG: 0.327	0-0 1-4-3			0-0 4-3		4-0 E BB	4-0 IBB			2	0	0	0	2	0	0	Pittsburgh Pirates @ San Diego Padres San Diego Stadium, San Diego, CA Sun Jun 14 1970, 6:33 AM EDT Att: 15,781 - Sunny
Dave Cash, R (1, 4) OBP: 0.259, SLG: 0.296	0-3 K			0-0 S 1B		0-0 E5 1-2 2-3	0-3 K			4	0	1	0	0	2	5	
Roberto Clemente, R (1, 9) OBP: 0.379, SLG: 0.510	0-0 F9			0-0 4-3 1-2		0-0 L4		0-3 K		4	0	0	0	0	1	4	
Willie Stargell, L (1, 7) OBP: 0.324, SLG: 0.525		0-3 K		0-0 F8		0-0 F8		0-0 1B		4	0	1	0	0	1	4	
Al Oliver, L (1, 3) OBP: 0.302, SLG: 0.447		0-0 4-3			0-0 L9		0-0 HR	0-0 L7		4	1	1	1	0	0	1	
Bob Robertson, R (1, 5) OBP: 0.386, SLG: 0.591		0-3 K			0-0 F2		4-0 SH5-4 1B BB	0-0 4-3		3	0	0	0	1	1	1	
Jose Pagan, R (9, 5) OBP: 0.294, SLG: 0.306										0	0	0	0	0	0	0	
Jerry May, R (1, 2) OBP: 0.338, SLG: 0.290			0-0 F5		0-0 F7		0-0 SH5-4 1B	0-0 F8		4	0	1	0	0	0	0	
Freddie Patek, R (1, 6) OBP: 0.317, SLG: 0.319			0-3 K		4-0 E SH3-4 BB		0-0 SH5-4	0-0 F7		2	0	0	0	1	1	0	
Bob Moose, R (1, 1) OBP: 0.265, SLG: 0.200			0-3 K		0-0 SH3-4 1-2		0-0 4-3	0-0 F8		3	0	0	0	0	1	2	
Inning Stats	R: 0 E: 0 K: 1 S: 5	H: 0 LOB: 0 BB: 0 P: 5	R: 0 E: 0 K: 2 S: 7	H: 0 LOB: 0 BB: 0 P: 7	R: 0 E: 0 K: 2 S: 7	H: 0 LOB: 0 BB: 0 P: 7	R: 0 E: 0 K: 0 S: 4	H: 1 LOB: 1 BB: 0 P: 4	R: 0 E: 0 K: 0 S: 3	H: 0 LOB: 0 BB: 0 P: 3	R: 0 E: 0 K: 1 S: 6	H: 1 LOB: 1 BB: 0 P: 6	R: 0 E: 0 K: 0 S: 3	H: 0 LOB: 0 BB: 0 P: 3	1B: 3 2B: 0 3B: 0 HR: 1	SF: 0 SAC: 2 DP: 0 HBP: 0	WP: 0 PA: 36 PB: 0 SB: 1 CS: 0
PITCHER Clay Kirby, R (1, 1) ERA: 5.3	IP: 9.0 WLS: W BF: 36 H: 4 R: 1 ER: 1 SO: 7 BB: 3 IBB: 1 HBP: 0 BLK: 0 WP: 0 HR: 1 S: 46 P: 62 ERA: 1.00 WHIP: 0.778															PITCHER	

Batter	1	2	3	4	5	6	7	8	9	AB	R	H	RBI	BB	SO	LOB	BOTTOM				
Dave Campbell, R (1, 4) OBP: 0.297, SLG: 0.331	0-0 L8		0-0 6-3	0-0 F8			4-0 CS BB		0-0 1-2 2-H 1B	4	0	1	1	1	0	3	Pittsburgh Pirates @ San Diego Padres San Diego Stadium, San Diego, CA Sun Jun 14 1970, 6:33 AM EDT Att: 15,781 - Sunny				
Ron Stroman, R (1, 5) OBP: 0.287, SLG: 0.462	0-3 K		0-3 K		0-3 K		0-3 K			4	0	0	0	0	4	1					
Cito Gaston, R (1, 8) OBP: 0.390, SLG: 0.552	0-0 1B		0-3 K		0-0 4-3		0-0 L7 1-2			4	0	1	0	0	1	1					
Nate Colbert, R (1, 3) OBP: 0.335, SLG: 0.544	0-3 K			0-0 1-3	0-0 F4			0-3 K		4	0	0	0	0	2	1					
Ollie Brown, R (1, 9) OBP: 0.332, SLG: 0.462		0-0 4-3 2B		0-0 S 1B 2B		0-0 S 1B		0-0 4-3		4	1	3	0	0	0	0					
Ivan Murrell, R (1, 7) OBP: 0.311, SLG: 0.438		0-0 4-3		0-3 K		0-3 K		0-0 CS 1B		4	0	1	0	0	2	3					
Bob Barton, R (1, 2) OBP: 0.330, SLG: 0.380		0-0 4-3		0-0 BB 1B		4-0 IBB		0-0 CS 1B		3	0	2	1	1	0	1					
Jose Arcia, R (9, PR) OBP: 0.241, SLG: 0.302				3-H 1B				1-2 1B		0	1	0	0	0	0	0					
Tommy Dean, R (1, 6) OBP: 0.343, SLG: 0.380		4-0 S IBB		0-0 BB 1B		0-0 L9		0-0 SH 1B		2	0	1	0	1	0	2					
Clay Kirby, R (1, 1) OBP: 0.208, SLG: 0.174		0-3 K		4-0 1-2 2-3 BB		0-3 K			0-0 F3	2	0	0	0	1	2	4					
Ray Webster, L (9, PH) OBP: 0.258, SLG: 0.211										1	0	0	0	0	0	2					
Inning Stats	R: 0 E: 0 K: 2 S: 8	H: 1 LOB: 1 BB: 0 P: 8	R: 0 E: 0 K: 1 S: 6	H: 1 LOB: 2 BB: 1 P: 10	R: 0 E: 0 K: 2 S: 7	H: 0 LOB: 0 BB: 0 P: 7	R: 1 E: 0 K: 1 S: 8	H: 3 LOB: 3 BB: 1 P: 12	R: 0 E: 0 K: 1 S: 5	H: 0 LOB: 0 BB: 0 P: 5	R: 0 E: 0 K: 2 S: 8	H: 1 LOB: 2 BB: 1 P: 12	R: 0 E: 0 K: 1 S: 4	H: 0 LOB: 0 BB: 1 P: 8	R: 0 E: 0 K: 1 S: 5	H: 1 LOB: 0 BB: 0 P: 5	R: 1 E: 0 K: 0 S: 4	H: 2 LOB: 2 BB: 0 P: 4	1B: 7 2B: 2 3B: 0 HR: 0	SF: 0 SAC: 1 DP: 0 HBP: 0	WP: 0 PA: 38 PB: 0 SB: 3 CS: 2
PITCHER Bob Moose, R (1, 1) ERA: 3.96	IP: 8.1 WLS: L BF: 37 H: 9 R: 2 ER: 2 SO: 11 BB: 2 IBB: 2 HBP: 0 BLK: 0 WP: 0 HR: 0 S: 55 P: 71 ERA: 2.16 WHIP: 1.320															PITCHER					

Batter	1	2	3	4	5	6	7	8	9	AB	R	H	RBI	BB	SO	LOB	TOP																			
Lou Brock, L OBP: 0.358, SLG: 0.419 (1, 7)										5	2	3	0	0	0	2																				
Jose Cardenal, R OBP: 0.351, SLG: 0.416 (1, 8)										4	1	2	0	0	1	1																				
Dick Allen, R OBP: 0.375, SLG: 0.611 (1, 3)										4	0	0	1	0	1	2																				
Joe Torre, R OBP: 0.368, SLG: 0.459 (1, 5)										4	1	1	2	0	1	1																				
Joe Hague, L OBP: 0.410, SLG: 0.464 (1, 9)										4	0	1	0	0	0	1																				
Ted Simmons, S OBP: 0.339, SLG: 0.396 (1, 2)										3	0	0	0	1	0	1																				
Julian Javier, R OBP: 0.279, SLG: 0.281 (1, 4)										4	0	1	0	0	1	1																				
Jim Kennedy, L OBP: 0.327, SLG: 0.422 (9, PH)										3	0	0	0	0	0	1																				
Dal Maxvill, R OBP: 0.323, SLG: 0.192 (9, 6)										1	0	0	0	0	0	0																				
Mike Torrez, R OBP: 0.250, SLG: 0.258 (1, 1)										4	1	2	0	0	1	1																				
Inning Stats	R: 1 E: 0 K: 0 S: 5	H: 2 LOB: 1 BB: 0 P: 5	R: 0 E: 0 K: 0 S: 3	H: 0 LOB: 0 BB: 0 P: 3	R: 3 E: 1 K: 1 S: 9	H: 4 LOB: 1 BB: 0 P: 9	R: 0 E: 0 K: 0 S: 4	H: 1 LOB: 1 BB: 0 P: 4	R: 0 E: 0 K: 2 S: 7	H: 0 LOB: 0 BB: 0 P: 7	R: 0 E: 0 K: 1 S: 5	H: 1 LOB: 1 BB: 0 P: 5	R: 1 E: 0 K: 0 S: 4	H: 1 LOB: 0 BB: 0 P: 4	R: 0 E: 0 K: 0 S: 4	H: 1 LOB: 1 BB: 0 P: 4	1B: 9 2B: 0 3B: 0 HR: 1	SF: 0 SAC: 0 DP: 1 HBP: 0	WP: 0 PA: 37 PB: 0 SB: 1 CS: 0																	
PITCHER	IP	WLS	BF	H	R	ER	SO	BB	IBB	HBP	BLK	WP	HR	S	P	ERA	WHIP	PITCHER		IP	WLS	BF	H	R	ER	SO	BB	IBB	HBP	BLK	WP	HR	S	P	ERA	WHIP
Pat Dobson, R ERA: 4.32 (1, 1)	8.0	L	33	9	5	5	5	1	0	0	0	0	1	42	46	5.62	1.250																			
Ron Herbel, R ERA: 3.69 (9, 1)	1.0		4	1	0	0	0	0	0	0	0	0	0	4	4	0.00	1.000																			

St. Louis Cardinals @ San Diego Padres
San Diego Stadium, San Diego, CA
Mon Jun 15 1970, 10:05 PM EDT
Att: 5,324 - Unknown

AB	36
R	5
H	10
RBI	3
BB	1
SO	5
LOB	12



Batter	1	2	3	4	5	6	7	8	9	AB	R	H	RBI	BB	SO	LOB	BOTTOM																			
Dave Campbell, R OBP: 0.299, SLG: 0.327 (1, 4)										3	1	0	0	2	1	3																				
Ron Simpson, R OBP: 0.316, SLG: 0.529 (1, 5)										4	0	2	2	0	1	1																				
Cito Gaston, R OBP: 0.386, SLG: 0.551 (1, 8)										4	1	1	1	0	1	5																				
Nate Colbert, R OBP: 0.336, SLG: 0.545 (1, 3)										5	0	2	1	0	1	3																				
Ollie Brown, R OBP: 0.333, SLG: 0.455 (1, 9)										3	0	0	0	2	0	4																				
Ivan Murrell, R OBP: 0.302, SLG: 0.424 (1, 7)										5	0	0	0	0	2	4																				
Chris Cannizzaro, R OBP: 0.364, SLG: 0.456 (1, 2)										4	0	2	0	0	0	0																				
Jose Arcia, R OBP: 0.241, SLG: 0.302 (8, PR)										0	0	0	0	0	0	0																				
Steve Huntz, S OBP: 0.319, SLG: 0.368 (9, PH)										1	0	0	0	0	0	1																				
Tommy Dean, R OBP: 0.343, SLG: 0.372 (1, 6)										2	0	0	0	1	1	1																				
Al Ferrara, R OBP: 0.374, SLG: 0.462 (8, PH)										1	0	1	0	0	0	0																				
Mike Corkins, R OBP: 0.267, SLG: 0.250 (8, PR)										0	1	0	0	0	0	0																				
Bob Barton, R OBP: 0.330, SLG: 0.380 (9, 2)										0	0	0	0	0	0	0																				
Pat Dobson, R OBP: 0.219, SLG: 0.138 (1, 1)										3	1	0	0	0	0	2																				
Ray Webster, L OBP: 0.270, SLG: 0.224 (8, PH)										1	0	1	0	0	0	0																				
Ron Herbel, R ERA: 3.02 (9, 1)										0	0	0	0	0	0	0																				
Inning Stats	R: 0 E: 1 K: 1 S: 6	H: 0 LOB: 2 BB: 1 P: 10	R: 0 E: 0 K: 0 S: 3	H: 0 LOB: 0 BB: 0 P: 3	R: 2 E: 2 K: 0 S: 6	H: 1 LOB: 1 BB: 0 P: 6	R: 0 E: 0 K: 1 S: 6	H: 1 LOB: 1 BB: 0 P: 6	R: 1 E: 0 K: 1 S: 7	H: 2 LOB: 1 BB: 0 P: 7	R: 0 E: 0 K: 1 S: 5	H: 0 LOB: 3 BB: 2 P: 12	R: 1 E: 0 K: 1 S: 8	H: 4 LOB: 3 BB: 0 P: 8	R: 0 E: 0 K: 2 S: 7	H: 0 LOB: 1 BB: 1 P: 11	1B: 5 2B: 4 3B: 0 HR: 0	SF: 1 SAC: 1 DP: 0 HBP: 0	WP: 1 PA: 43 PB: 0 SB: 0 CS: 0																	
PITCHER	IP	WLS	BF	H	R	ER	SO	BB	IBB	HBP	BLK	WP	HR	S	P	ERA	WHIP	PITCHER		IP	WLS	BF	H	R	ER	SO	BB	IBB	HBP	BLK	WP	HR	S	P	ERA	WHIP
Mike Torrez, R ERA: 3.02 (1, 1)	9.0	W	43	9	4	2	7	4	1	0	0	1	0	52	72	2.00	1.444																			

St. Louis Cardinals @ San Diego Padres
San Diego Stadium, San Diego, CA
Mon Jun 15 1970, 10:05 PM EDT
Att: 5,324 - Unknown


AB	36
R	4
H	9
RBI	4
BB	5
SO	7
LOB	24



Batter	1	2	3	4	5	6	7	8	9	AB	R	H	RBI	BB	SO	LOB	TOP								
Lou Brock, L OBP: 0.357, SLG: 0.413 (1, 7)	5-3			G4-6-3 BB		G4-3		FC4		3	0	0	0	1	0	2									
Jose Cardenal, R OBP: 0.345, SLG: 0.409 (1, 8)	5-3		G4-6-3			K			5-3	4	0	0	0	0	1	1									
Dick Allen, R OBP: 0.377, SLG: 0.609 (1, 3)	6-3			1B			4-3 1B		K	4	0	2	0	0	1	0									
Joe Torre, R OBP: 0.363, SLG: 0.451 (1, 5)		6-3		4-3			F3		E5	4	0	0	0	0	0	2									
Joe Hague, L OBP: 0.406, SLG: 0.459 (1, 9)	G3					FC6-4 1B	4-3		4-3	4	0	1	0	0	0	2									
Ted Simmons, S OBP: 0.323, SLG: 0.375 (1, 2)	K					L3			K	3	0	0	0	0	2	2									
Julian Javier, R OBP: 0.280, SLG: 0.282 (1, 4)			F8			FC6-4			G1-6-3 1B	3	0	1	0	0	0	1									
Jim Kennedy, L (1, 6)			4-3			F8			G1-6-3	2	0	0	0	0	0	1									
Carl Taylor, R OBP: 0.281, SLG: 0.260 (8, PH)			4-3			F8				1	0	0	0	0	0	1									
Dal Maxvill, R OBP: 0.323, SLG: 0.192 (8, 6)										0	0	0	0	0	0	0									
Steve Carlton, L OBP: 0.281, SLG: 0.258 (1, 1)										2	0	1	0	0	1	0									
Ted Abernathy, R (7, 1)										0	0	0	0	0	0	0									
Jim Beauchamp, R OBP: 0.323, SLG: 0.333 (8, PH)										1	0	1	0	0	0	0									
Al Hrabosky, R (8, 1)										0	0	0	0	0	0	0									
Inning Stats	R: 0 E: 0 K: 0 S: 3	H: 0 LOB: 0 BB: 0 P: 3	R: 0 E: 0 K: 1 S: 5	H: 0 LOB: 0 BB: 0 P: 5	R: 0 E: 0 K: 1 S: 5	H: 0 LOB: 0 BB: 0 P: 5	R: 0 E: 0 K: 0 S: 3	H: 1 LOB: 1 BB: 1 P: 7	R: 0 E: 0 K: 0 S: 4	H: 1 LOB: 1 BB: 0 P: 4	R: 0 E: 0 K: 1 S: 5	H: 1 LOB: 0 BB: 0 P: 5	R: 0 E: 0 K: 1 S: 6	H: 1 LOB: 1 BB: 0 P: 6	R: 0 E: 0 K: 0 S: 4	H: 2 LOB: 1 BB: 0 P: 4	R: 0 E: 1 K: 1 S: 6	H: 0 LOB: 1 BB: 0 P: 6	1B: 6 2B: 0 3B: 0 HR: 0	SF: 0 SAC: 0 DP: 3 HBP: 0	WP: 0 PB: 0 SB: 0 CS: 0	PA: 32			
PITCHER	IP	WLS	BF	H	R	ER	SO	BB	IBB	HBP	BLK	WP	HR	S	P	ERA	WHIP								
Mike Corkins, R ERA: 4.95 (1, 1)	1.0		3	0	0	0	0	0	0	0	0	0	0	3	3	0.00	0.000								
Dave Roberts, L ERA: 2.9 (2, 1)	8.0	W	29	6	0	0	5	1	0	0	0	0	0	38	42	0.00	0.875								

St. Louis Cardinals @ San Diego Padres
San Diego Stadium, San Diego, CA
Tue Jun 16 1970, 10:05 PM EDT
Att: 7,012 - Unknown


AB 31
R 0
H 6
RBI 0
BB 1
SO 5
LOB 12



Batter	1	2	3	4	5	6	7	8	9	AB	R	H	RBI	BB	SO	LOB	BOTTOM								
Dave Campbell, R OBP: 0.306, SLG: 0.331 (1, 4)	1B		P6			1B	BB 2B IBB			3	1	2	0	1	0	0									
Ron Simpson, R OBP: 0.318, SLG: 0.500 (1, 5)	1B		6-3			1B	BB 2B			3	0	1	0	0	1	1									
Al Ferrara, R OBP: 0.377, SLG: 0.462 (7, PH)	K					FC6-4 1B	BB			0	0	0	0	1	0	0									
Jose Arcia, R OBP: 0.241, SLG: 0.302 (7, PR)						1B	BB			0	1	0	0	0	0	0									
Cito Gaston, R OBP: 0.388, SLG: 0.555 (1, 8)	1B		F9			K	2B			4	0	2	3	0	1	2									
Nate Colbert, R OBP: 0.331, SLG: 0.536 (1, 3)	K					K	5-3			4	0	0	0	0	2	6									
Ollie Brown, R OBP: 0.336, SLG: 0.456 (1, 9)	FC6-4					CS 1B				4	0	2	0	0	0	4									
Ivan Murrell, R OBP: 0.301, SLG: 0.438 (1, 7)		P2				K	HR		F8	4	1	1	1	0	1	2									
Chris Cannizzaro, R OBP: 0.367, SLG: 0.460 (1, 2)						G6-4-3 BB			P6	3	0	1	0	1	0	0									
Tommy Dean, R OBP: 0.343, SLG: 0.371 (1, 6)						K	G6-4-3			3	1	1	0	0	1	2									
Mike Corkins, R OBP: 0.267, SLG: 0.250 (1, 1)							BB SH2-4 2B 1B			0	0	0	0	0	0	0									
Dave Roberts, L OBP: 0.111, SLG: 0.333 (2, 1)		K2-3				K	SH2-4			2	0	0	0	0	2	1									
Inning Stats	R: 0 E: 0 K: 2 S: 9	H: 2 LOB: 2 BB: 0 P: 9	R: 0 E: 0 K: 2 S: 8	H: 1 LOB: 1 BB: 0 P: 8	R: 0 E: 0 K: 0 S: 3	H: 0 LOB: 0 BB: 0 P: 3	R: 0 E: 0 K: 1 S: 5	H: 1 LOB: 0 BB: 0 P: 5	R: 0 E: 0 K: 1 S: 4	H: 0 LOB: 0 BB: 1 P: 8	R: 0 E: 0 K: 2 S: 9	H: 2 LOB: 2 BB: 0 P: 9	R: 4 E: 0 K: 0 S: 6	H: 3 LOB: 2 BB: 2 P: 14	R: 0 E: 0 K: 0 S: 3	H: 1 LOB: 0 BB: 0 P: 3	1B: 7 2B: 2 3B: 0 HR: 1	SF: 0 SAC: 1 DP: 1 HBP: 0	WP: 0 PB: 0 SB: 0 CS: 2	PA: 34					
PITCHER	IP	WLS	BF	H	R	ER	SO	BB	IBB	HBP	BLK	WP	HR	S	P	ERA	WHIP								
Steve Carlton, L ERA: 3.19 (1, 1)	6.2	L	30	9	4	4	8	2	1	0	0	0	0	1	1	5.40	1.650								
Ted Abernathy, R ERA: 2.37 (7, 1)	0.1		1	0	0	0	0	0	0	0	0	0	0	1	1	0.00	0.000								
Al Hrabosky, L ERA: (8, 1)	1.0		3	1	0	0	0	0	0	0	0	0	0	3	3	0.00	1.000								

St. Louis Cardinals @ San Diego Padres
San Diego Stadium, San Diego, CA
Tue Jun 16 1970, 10:05 PM EDT
Att: 7,012 - Unknown

AB 30
R 4
H 10
RBI 4
BB 3
SO 8
LOB 18



Batter	1	2	3	4	5	6	7	8	9	AB	R	H	RBI	BB	SO	LOB	TOP									
Lou Brock, L OBP: 0.362, SLG: 0.412 (1, 7)										3	1	1	0	2	0	2										
Jose Cardenal, R OBP: 0.350, SLG: 0.425 (1, 8)										5	2	3	2	0	0	3										
Dick Allen, R OBP: 0.374, SLG: 0.600 (1, 3)										5	0	1	2	0	3	2										
Joe Torre, R OBP: 0.355, SLG: 0.442 (1, 5)										5	1	0	0	0	1	2										
Jim Beauchamp, R OBP: 0.294, SLG: 0.300 (8, PH)										3	0	0	0	0	2	1										
Vic Davalillo, L OBP: 0.353, SLG: 0.457 (8, 9)										1	1	1	0	1	0	0										
Julian Javier, R OBP: 0.278, SLG: 0.280 (1, 4)										5	2	1	0	0	0	3										
Ted Simmons, S OBP: 0.313, SLG: 0.361 (1, 2)										5	0	1	1	0	1	2										
Dal Maxvill, R OBP: 0.333, SLG: 0.189 (1, 6)										2	0	0	0	3	0	2										
Bob Gibson, R OBP: 0.409, SLG: 0.500 (1, 1)										4	1	2	2	0	1	2										
Inning Stats	R: 1 E: 0 K: 0 S: 4	H: 1 LOB: 0 BB: 0 P: 4	R: 1 E: 0 K: 1 S: 7	H: 2 LOB: 2 BB: 1 P: 11	R: 1 E: 0 K: 1 S: 7	H: 2 LOB: 1 BB: 0 P: 7	R: 0 E: 0 K: 0 S: 3	H: 0 LOB: 2 BB: 2 P: 11	R: 0 E: 0 K: 1 S: 5	H: 0 LOB: 0 BB: 0 P: 7	R: 0 E: 0 K: 1 S: 5	H: 0 LOB: 1 BB: 1 P: 9	R: 0 E: 0 K: 2 S: 7	H: 0 LOB: 1 BB: 1 P: 11	R: 4 E: 1 K: 1 S: 10	H: 4 LOB: 1 BB: 0 P: 10	R: 1 E: 1 K: 0 S: 4	H: 1 LOB: 1 BB: 1 P: 8	1B: 6 2B: 4 3B: 0 HR: 0	SF: 0 SAC: 0 DP: 1 HBP: 0	WP: 1 PB: 0 SB: 1 CS: 0	PA: 44				
PITCHER	IP	WLS	BF	H	R	ER	SO	BB	IBB	HBP	BLK	WP	HR	S	P	ERA	WHIP									
Danny Coombs, L ERA: 2.19	(1, 1)	6.0	L	27	5	3	3	5	4	0	0	0	0	0	33	49	4.50	1.500								
Roberto Rodriguez, R ERA: 4.4	(7, 1)	2.0		12	4	4	0	3	1	0	0	0	1	0	17	21	0.00	2.500								
Ron Willis, R ERA:	(9, 1)	1.0		5	1	1	0	0	1	0	0	0	0	0	4	8	0.00	2.000								

St. Louis Cardinals @ San Diego Padres
San Diego Stadium, San Diego, CA
Wed Jun 17 1970, 10:05 PM EDT
Att: 13,624 - Unknown

AB 38
R 8
H 10
RBI 7
BB 6
SO 8
LOB 19



Batter	1	2	3	4	5	6	7	8	9	AB	R	H	RBI	BB	SO	LOB	BOTTOM									
Dave Campbell, R OBP: 0.301, SLG: 0.325 (1, 4)										4	0	0	0	0	3	0										
Ron Simpson, R OBP: 0.269, SLG: 0.417 (1, 5)										4	0	0	0	0	1	0										
Cito Gaston, R OBP: 0.384, SLG: 0.548 (1, 8)										3	0	0	0	0	1	0										
Nate Colbert, R OBP: 0.331, SLG: 0.531 (1, 3)										2	0	0	0	1	1	0										
Ollie Brown, R OBP: 0.332, SLG: 0.450 (1, 9)										3	0	0	0	0	2	1										
Ivan Murrell, R OBP: 0.301, SLG: 0.436 (1, 7)										3	0	1	0	0	0	1										
Bob Barton, R OBP: 0.330, SLG: 0.370 (1, 2)										2	0	0	0	1	1	0										
Tommy Dean, R OBP: 0.336, SLG: 0.364 (8, PH)										2	0	0	0	0	1	0										
Al Ferrara, R OBP: 0.375, SLG: 0.459 (8, PH)										1	0	0	0	0	1	2										
Jose Arcia, R OBP: 0.241, SLG: 0.302 (9, 6)										0	0	0	0	0	0	0										
Danny Coombs, R OBP: 0.087, SLG: 0.091 (8, PH)										1	0	0	0	0	1	0										
Larry Stahl, L OBP: 0.087, SLG: 0.091 (8, PH)										1	0	0	0	0	1	0										
Roberto Rodriguez, R OBP: 0.087, SLG: 0.091 (8, PH)										0	0	0	0	0	0	0										
Ron Willis, R OBP: 0.286, SLG: 0.220 (9, PH)										0	0	0	0	0	0	0										
Ray Webster, L OBP: 0.286, SLG: 0.220 (9, PH)										1	0	0	0	0	0	0										
Inning Stats	R: 0 E: 0 K: 1 S: 5	H: 0 LOB: 0 BB: 0 P: 5	R: 0 E: 0 K: 1 S: 5	H: 0 LOB: 0 BB: 0 P: 5	R: 0 E: 0 K: 2 S: 7	H: 0 LOB: 0 BB: 0 P: 7	R: 0 E: 0 K: 1 S: 5	H: 0 LOB: 0 BB: 0 P: 5	R: 0 E: 0 K: 1 S: 4	H: 0 LOB: 0 BB: 1 P: 8	R: 0 E: 0 K: 2 S: 7	H: 0 LOB: 0 BB: 0 P: 7	R: 0 E: 0 K: 2 S: 7	H: 0 LOB: 0 BB: 0 P: 7	R: 0 E: 0 K: 2 S: 8	H: 1 LOB: 2 BB: 1 P: 12	R: 0 E: 0 K: 1 S: 5	H: 0 LOB: 0 BB: 0 P: 5	1B: 1 2B: 0 3B: 0 HR: 0	SF: 0 SAC: 0 DP: 1 HBP: 0	WP: 0 PB: 0 SB: 0 CS: 0	PA: 29				
PITCHER	IP	WLS	BF	H	R	ER	SO	BB	IBB	HBP	BLK	WP	HR	S	P	ERA	WHIP									
Bob Gibson, R ERA: 3.76	(1, 1)	9.0	W	29	1	0	0	13	2	0	0	0	0	0	53	61	0.00	0.333								

St. Louis Cardinals @ San Diego Padres
San Diego Stadium, San Diego, CA
Wed Jun 17 1970, 10:05 PM EDT
Att: 13,624 - Unknown

AB 27
R 0
H 1
RBI 0
BB 2
SO 13
LOB 4



Batter	1	2	3	4	5	6	7	8	9	AB	R	H	RBI	BB	SO	LOB	TOP			
Bobby Bonds, R OBP: 0.375, SLG: 0.476 (1, 9)										4	1	1	1	0	2	0	San Francisco Giants @ San Diego Padres San Diego Stadium, San Diego, CA Fri Jun 19 1970, 10:05 PM EDT Att: 16,061 - Unknown livebaseballscorecards.com			
Ron Hunt, R OBP: 0.385, SLG: 0.356 (1, 4)										2	0	0	1	1	0	0				
Willie Mays, R OBP: 0.372, SLG: 0.538 (1, 8)										2	0	0	0	2	0	1				
Willie McCovey, L OBP: 0.420, SLG: 0.577 (1, 3)										3	0	0	0	1	0	3				
Dick Dietz, R OBP: 0.431, SLG: 0.610 (1, 2)										3	0	1	0	1	2	2				
Ken Henderson, S OBP: 0.422, SLG: 0.486 (1, 7)										4	0	1	0	0	0	2				
Al Gallagher, R OBP: 0.346, SLG: 0.402 (1, 5)										3	0	0	0	1	0	1				
Hal Lanier, R OBP: 0.279, SLG: 0.331 (9, PH)										3	1	1	0	0	1	0				
John Stephenson, L OBP: 0.222, SLG: 0.125 (9, FR)										1	0	0	0	0	0	2				
Don Mason, L OBP: 0.222, SLG: 0.125 (9, FR)										0	0	0	0	0	0	0				
Juan Marichal, R OBP: 0.107, SLG: 0.038 (9, PH)										3	1	1	0	0	1	0				
Jim Davenport, R OBP: 0.364, SLG: 0.278 (9, PH)										1	0	0	0	0	0	2				
Inning Stats	R: 0 E: 0 K: 2 S: 7	H: 0 LOB: 2 BB: 2 P: 15	R: 0 E: 0 K: 1 S: 5	H: 0 LOB: 0 BB: 0 P: 5	R: 0 E: 0 K: 1 S: 5	H: 0 LOB: 1 BB: 2 P: 10	R: 3 E: 1 K: 0 S: 6	H: 3 LOB: 1 BB: 1 P: 10	R: 0 E: 0 K: 0 S: 3	H: 1 LOB: 0 BB: 0 P: 3	R: 0 E: 1 K: 0 S: 5	H: 0 LOB: 0 BB: 0 P: 5	R: 0 E: 1 K: 0 S: 3	H: 0 LOB: 0 BB: 0 P: 3	R: 0 E: 0 K: 1 S: 6	H: 1 LOB: 2 BB: 1 P: 10	1B: 4 2B: 2 3B: 0 HR: 0	SF: 1 SAC: 0 DP: 3 HBP: 0	WP: 1 PB: 0 SB: 0 CS: 0	PA: 36
PITCHER	IP WLS BF H R ER SO BB IBB HBP BLK WP HR S P ERA WHIP																			
Al Santorini, R ERA: 4.47 (1, 1)	6.0	25	4	3	2	4	4	1	0	0	0	1	0	28	48	3.00	1.333			
Ron Herbel, R ERA: 3.94 (7, 1)	1.0	W	3	0	0	0	1	0	0	0	0	0	0	5	5	0.00	0.000			
Ron Willis, R ERA: (8, 1)	2.0	S	8	1	0	0	1	1	0	0	0	0	0	9	13	0.00	1.000			

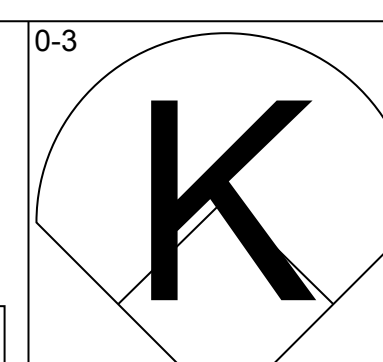
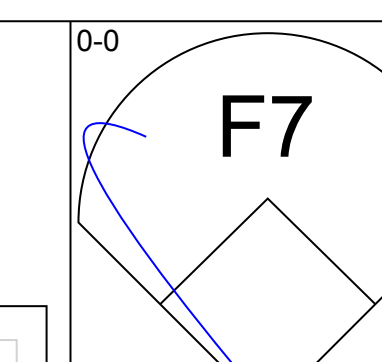
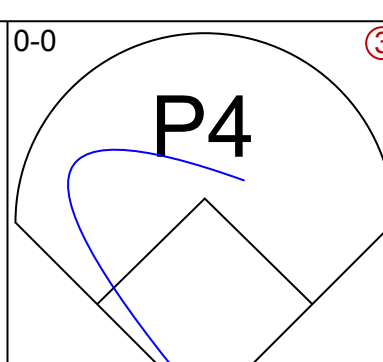
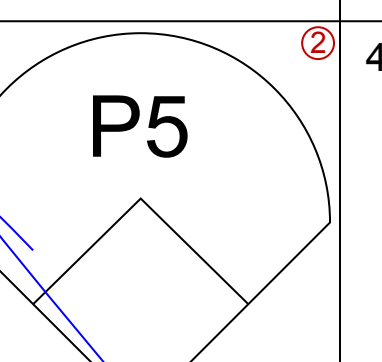
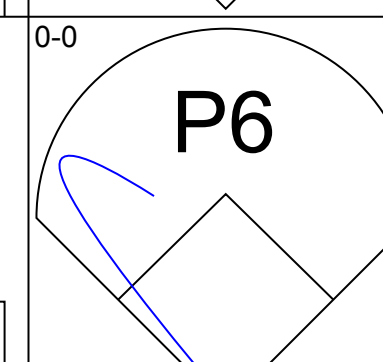
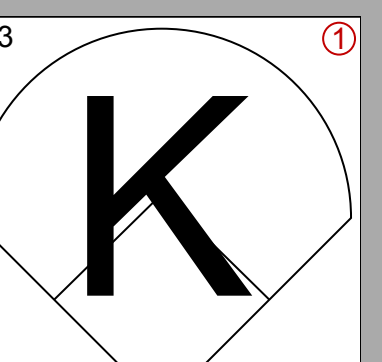
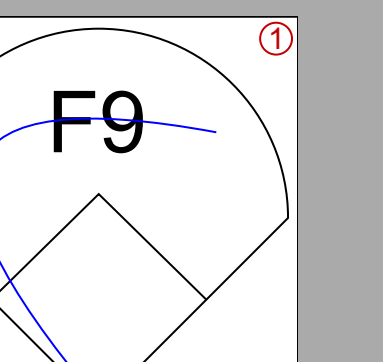
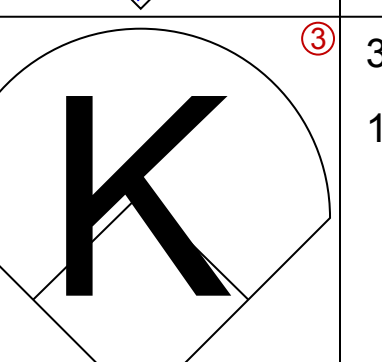
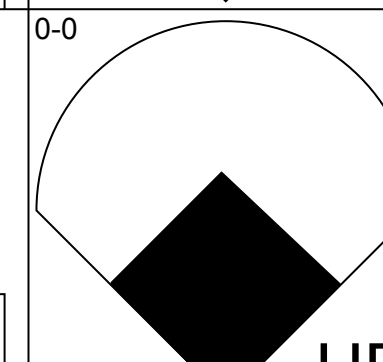
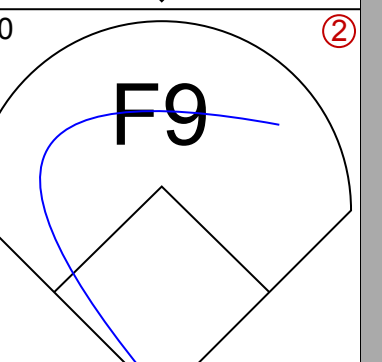
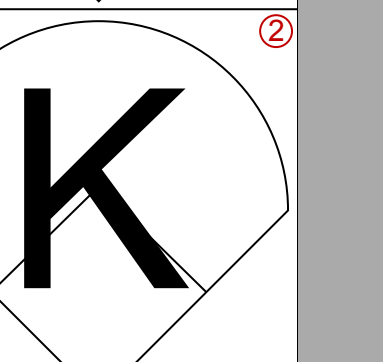
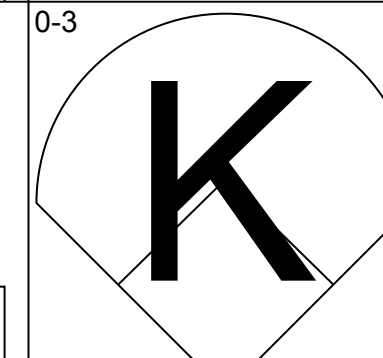

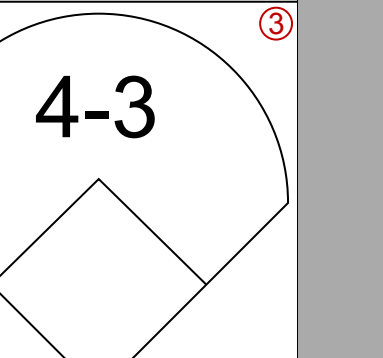
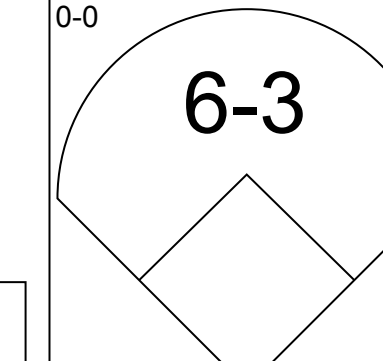
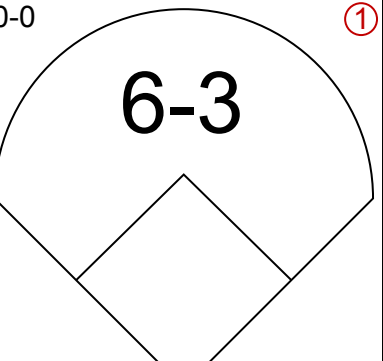
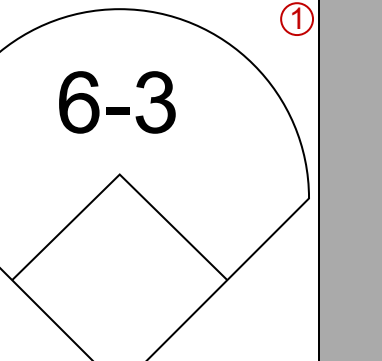
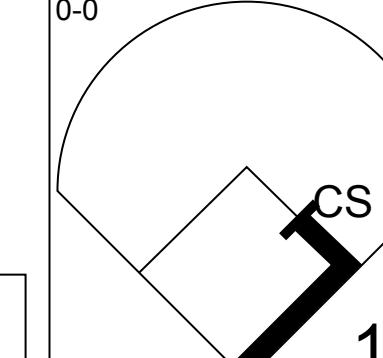
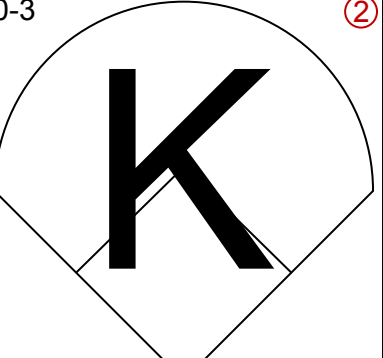
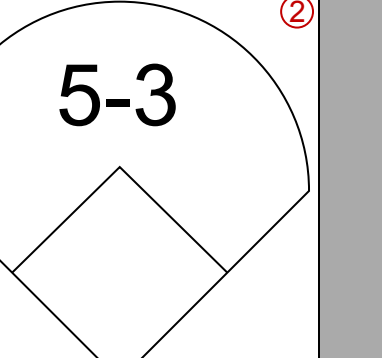

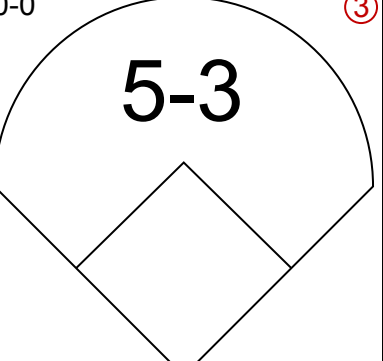
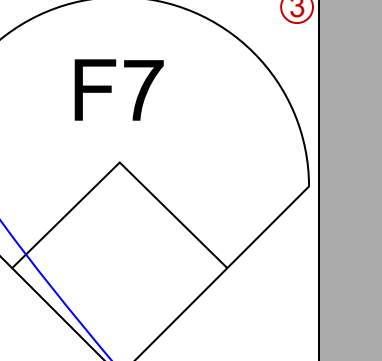
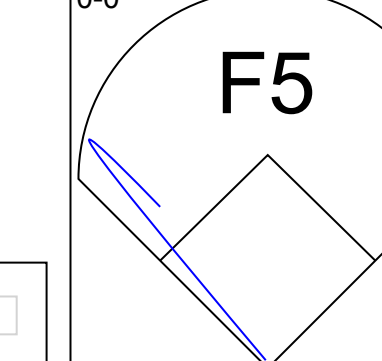
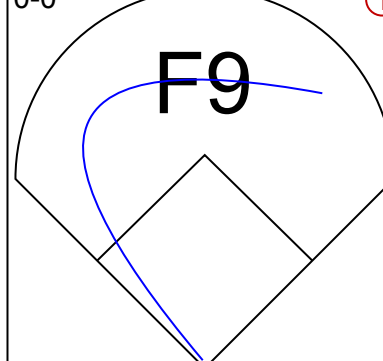
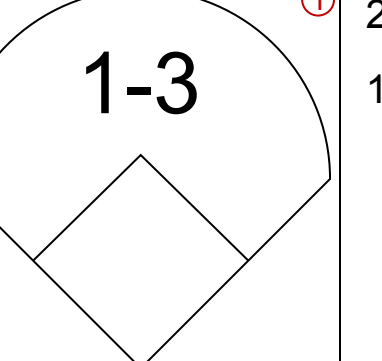
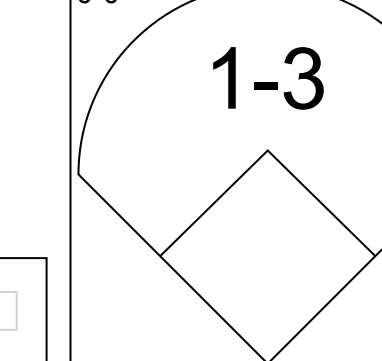

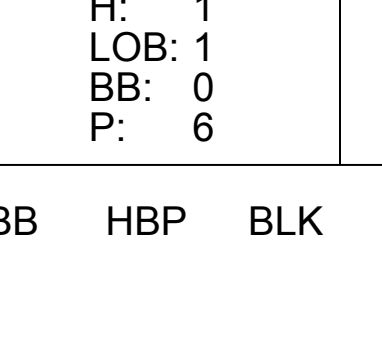
Batter	1	2	3	4	5	6	7	8	9	AB	R	H	RBI	BB	SO	LOB	BOTTOM			
Dave Campbell, R OBP: 0.304, SLG: 0.329 (1, 4)										3	2	1	0	1	0	1	San Francisco Giants @ San Diego Padres San Diego Stadium, San Diego, CA Fri Jun 19 1970, 10:05 PM EDT Att: 16,061 - Unknown livebaseballscorecards.com			
Ron Spicum, R OBP: 0.287, SLG: 0.393 (1, 5)										4	0	1	1	0	0	2				
Cito Gaston, R OBP: 0.382, SLG: 0.543 (1, 8)										4	0	1	2	0	1	2				
Nate Colbert, R OBP: 0.326, SLG: 0.523 (1, 3)										4	0	0	0	0	0	2				
Ollie Brown, R OBP: 0.330, SLG: 0.446 (1, 9)										4	0	1	0	0	0	2				
Ivan Murrell, R OBP: 0.306, SLG: 0.438 (1, 7)										4	1	2	0	0	0	3				
Chris Cannizzaro, R OBP: 0.376, SLG: 0.464 (1, 2)										3	1	2	1	1	1	0				
Tommy Dean, R OBP: 0.330, SLG: 0.356 (1, 6)										2	0	0	0	0	0	1				
Ray Webster, L OBP: 0.282, SLG: 0.217 (7, PH)										1	1	0	0	0	0	2				
Ron Willis, R OBP: 0.241, SLG: 0.302 (7, FR)										1	0	0	0	0	0	2				
Al Santorini, R OBP: 0.379, SLG: 0.463 (7, PH)										2	0	0	0	0	0	0				
Ron Herbel, R OBP: 0.241, SLG: 0.302 (7, FR)										0	0	0	0	0	0	0				
Al Ferrara, R OBP: 0.241, SLG: 0.302 (7, FR)										1	0	1	1	0	0	0				
Jose Arcia, R OBP: 0.241, SLG: 0.302 (8, 6)										0	1	0	0	0	0	0				
Inning Stats	R: 1 E: 1 K: 0 S: 5	H: 1 LOB: 2 BB: 1 P: 9	R: 0 E: 0 K: 1 S: 5	H: 0 LOB: 0 BB: 0 P: 5	R: 1 E: 0 K: 0 S: 4	H: 1 LOB: 0 BB: 0 P: 4	R: 1 E: 0 K: 0 S: 4	H: 2 LOB: 0 BB: 0 P: 4	R: 0 E: 0 K: 0 S: 3	H: 0 LOB: 0 BB: 0 P: 3	R: 0 E: 0 K: 0 S: 3	H: 0 LOB: 0 BB: 0 P: 3	R: 3 E: 1 K: 1 S: 9	H: 4 LOB: 2 BB: 0 P: 9	R: 0 E: 0 K: 0 S: 4	H: 1 LOB: 2 BB: 1 P: 8	1B: 8 2B: 1 3B: 0 HR: 0	SF: 0 SAC: 0 DP: 1 HBP: 0	WP: 0 PB: 0 SB: 2 CS: 0	PA: 35
PITCHER	IP WLS BF H R ER SO BB IBB HBP BLK WP HR S P ERA WHIP																			
Juan Marichal, R ERA: 5.56 (1, 1)	8.0	L	35	9	6	4	2	2	0	0	0	0	0	37	45	4.50	1.375			

Batter	1	2	3	4	5	6	7	8	9	AB R H RBI BB SO LOB	TOP									
Bobby Bonds, R OBP: 0.379, SLG: 0.488 (1,9)										4 3 2 1 1 1 0	San Francisco Giants @ San Diego Padres San Diego Stadium, San Diego, CA Sat Jun 20 1970, 10:05 PM EDT Att: 13,977 - Unknown livebaseballscorecards.com									
Ron Hunt, R OBP: 0.385, SLG: 0.357 (1,4)										5 1 2 1 0 1 1										
Willie Mays, R OBP: 0.377, SLG: 0.547 (1,8)										4 2 2 1 1 0 1										
Willie McCovey, L OBP: 0.427, SLG: 0.581 (1,3)										2 0 1 2 3 0 0										
Dick Dietz, R OBP: 0.426, SLG: 0.598 (1,2)										4 0 0 0 1 1 6										
Ken Henderson, S OBP: 0.422, SLG: 0.482 (1,7)										4 0 1 1 1 0 2										
Al Gallagher, R OBP: 0.341, SLG: 0.388 (1,5)										4 0 0 1 1 0 3										
Hal Lanier, R OBP: 0.282, SLG: 0.329 (1,6)										4 0 1 0 1 0 4										
Gaylord Perry, R OBP: 0.111, SLG: 0.130 (1,1)										5 1 1 0 0 4 5										
Inning Stats	R: 1 E: 0 K: 0 S: 4	H: 1 LOB: 0 BB: 0 P: 4	R: 0 E: 0 K: 1 S: 5	H: 0 LOB: 0 BB: 0 P: 5	R: 0 E: 0 K: 1 S: 5	H: 1 LOB: 1 BB: 1 P: 7	R: 0 E: 0 K: 1 S: 6	H: 1 LOB: 1 BB: 0 P: 6	R: 2 E: 0 K: 1 S: 7	H: 2 LOB: 3 BB: 3 P: 19	R: 4 E: 0 K: 1 S: 8	H: 3 LOB: 3 BB: 4 P: 24	R: 0 E: 0 K: 1 S: 6	H: 1 LOB: 2 BB: 1 P: 10	R: 0 E: 0 K: 1 S: 6	H: 1 LOB: 1 BB: 0 P: 6	1B: 7 2B: 1 3B: 1 HR: 1	SF: 0 SAC: 0 DP: 1 HBP: 0	WP: 1 PA: 45 PB: 0 SB: 2 CS: 0	
PITCHER	IP WLS BF H R ER SO BB IBB HBP BLK WP HR S P ERA WHIP																			
Clay Kirby, R ERA: 5.47 (1,1)	6.0 L 28 6 5 5 4 3 2 0 0 0 1 31 51 7.50 1.500																			
Roberto Rodriguez, R ERA: 5.02 (7,1)	0.0 3 2 1 1 0 1 0 0 0 0 1 0 2 6 ∞ ∞																			
Gary Ross, R ERA: 6.28 (7,1)	2.0 10 1 1 1 2 2 1 0 0 0 0 0 11 23 4.50 1.500																			
Danny Coombs, L ERA: 2.16 (9,1)	1.0 4 1 0 0 1 0 0 0 0 0 0 0 6 6 0.00 1.000																			

Batter	1	2	3	4	5	6	7	8	9	AB R H RBI BB SO LOB	BOTTOM									
Dave Campbell, R OBP: 0.306, SLG: 0.335 (1,4)										5 1 2 0 0 2 3	San Francisco Giants @ San Diego Padres San Diego Stadium, San Diego, CA Sat Jun 20 1970, 10:05 PM EDT Att: 13,977 - Unknown livebaseballscorecards.com									
Ron Simpson, R OBP: 0.235, SLG: 0.344 (1,5)										4 0 0 0 0 1 2										
Cito Gaston, R OBP: 0.384, SLG: 0.541 (1,8)										3 0 1 1 0 1 0										
Nate Colbert, R OBP: 0.325, SLG: 0.518 (1,3)										4 0 1 0 0 2 3										
Ollie Brown, R OBP: 0.329, SLG: 0.447 (1,9)										4 0 1 0 0 1 1										
Ivan Murrell, R OBP: 0.299, SLG: 0.428 (1,7)										4 0 0 0 0 3 2										
Bob Barton, R OBP: 0.326, SLG: 0.357 (1,2)										3 0 0 0 1 2 2										
Tommy Dean, R OBP: 0.336, SLG: 0.362 (1,6)										4 0 2 0 0 1 2										
Clay Kirby, R OBP: 0.306, SLG: 0.335 (1,1)										2 0 0 0 0 1 1										
Roberto Rodriguez, R ERA: 5.02 (7,1)										0 0 0 0 0 0 0										
Gary Ross, R ERA: 6.28 (7,1)										0 0 0 0 0 0 0										
Larry Stahl, L ERA: 6.80 (8,PH)										1 0 0 0 0 0 0										
Danny Coombs, R ERA: 2.16 (9,1)										0 0 0 0 0 0 0										
Al Ferrara, R ERA: 6.28 (7,PH)										1 0 1 0 0 0 0										
Jose Arcia, R ERA: 3.32 (9,PH)										0 0 0 0 0 0 0										
Inning Stats	R: 0 E: 0 K: 1 S: 5	H: 0 LOB: 0 BB: 0 P: 5	R: 0 E: 0 K: 1 S: 5	H: 0 LOB: 0 BB: 0 P: 5	R: 0 E: 0 K: 1 S: 5	H: 2 LOB: 1 BB: 0 P: 7	R: 0 E: 0 K: 2 S: 7	H: 1 LOB: 1 BB: 0 P: 6	R: 0 E: 0 K: 3 S: 11	H: 2 LOB: 2 BB: 0 P: 11	R: 0 E: 0 K: 2 S: 8	H: 1 LOB: 2 BB: 0 P: 9	R: 0 E: 0 K: 2 S: 9	H: 2 LOB: 3 BB: 1 P: 13	R: 0 E: 0 K: 2 S: 9	H: 2 LOB: 3 BB: 1 P: 13	1B: 6 2B: 2 3B: 0 HR: 0	SF: 0 SAC: 0 DP: 0 HBP: 1	WP: 0 PA: 37 PB: 0 SB: 0 CS: 0	
PITCHER	IP WLS BF H R ER SO BB IBB HBP BLK WP HR S P ERA WHIP																			
Gaylord Perry, R ERA: 3.98 (1,1)	9.0 W 37 8 1 1 14 1 0 1 0 0 0 63 68 1.00 1.000																			

Batter	1	2	3	4	5	6	7	8	9	AB	R	H	RBI	BB	SO	LOB	TOP				
Bobby Bonds, R OBP: 0.378, SLG: 0.485 (1, 9)										6	1	2	1	0	2	5	San Francisco Giants @ San Diego Padres San Diego Stadium, San Diego, CA Sun Jun 21 1970, 6:33 AM EDT Att: 14,756 - Unknown livebaseballscorecards.com				
Ron Hunt, R OBP: 0.386, SLG: 0.355 (1, 4)										4	2	1	0	0	0	2					
Willie Mays, R OBP: 0.378, SLG: 0.541 (1, 8)										4	0	1	0	1	1	0					
Willie McCovey, L OBP: 0.430, SLG: 0.578 (1, 3)										1	1	0	1	3	0	0					
Dick Dietz, R OBP: 0.422, SLG: 0.587 (1, 2)										4	1	0	0	1	3	5					
Ken Henderson, S OBP: 0.421, SLG: 0.488 (1, 7)										5	1	2	1	0	0	3					
Al Gallagher, R OBP: 0.350, SLG: 0.387 (1, 5)										3	0	1	0	2	0	1					
Hal Lanier, R OBP: 0.286, SLG: 0.337 (1, 6)										5	1	2	1	0	0	3					
Skip Pitlock, L (1, 1)										1	0	0	0	0	0	1					
Bob Taylor, L OBP: 0.327, SLG: 0.277 (5, PH)										1	0	0	0	0	0	1					
Frank Reberger, L OBP: 0.286, SLG: 0.429 (5, PH)										0	0	0	0	0	0	0					
Frank Johnson, R OBP: 0.340, SLG: 0.386 (6, PH)										1	0	0	0	0	0	3					
Don McMahon, R OBP: 0.371, SLG: 0.400 (6, 1)										2	0	2	1	0	0	0					
Inning Stats	R: 0 E: 0 K: 0 S: 3	H: 0 LOB: 0 BB: 0 P: 3	R: 0 E: 0 K: 1 S: 5	H: 0 LOB: 0 BB: 0 P: 5	R: 0 E: 0 K: 1 S: 6	H: 1 LOB: 1 BB: 0 P: 6	R: 1 E: 0 K: 0 S: 5	H: 2 LOB: 1 BB: 0 P: 5	R: 0 E: 0 K: 0 S: 4	H: 1 LOB: 2 BB: 1 P: 8	R: 2 E: 0 K: 2 S: 9	H: 2 LOB: 3 BB: 3 P: 21	R: 0 E: 0 K: 1 S: 5	H: 0 LOB: 2 BB: 2 P: 13	R: 3 E: 1 K: 1 S: 8	H: 3 LOB: 2 BB: 1 P: 13	R: 1 E: 0 K: 0 S: 5	H: 2 LOB: 1 BB: 0 P: 5	1B: 8 2B: 3 3B: 0 HR: 0	SF: 1 SAC: 0 DP: 0 HBP: 1	WP: 1 PA: 46 PB: 0 SB: 0 CS: 0
PITCHER	IP	WLS	BF	H	R	ER	SO	BB	IBB	HBP	BLK	WP	HR	S	P	ERA	WHIP				
Pat Dobson, R ERA: 4.31 (1, 1)	6.1	L	30	6	3	3	4	4	1	0	0	0	0	33	53	4.26	1.579				
Ron Willis, R ERA: (7, 1)	0.2		3	0	0	0	1	1	0	0	0	0	0	4	8	0.00	1.500				
Ron Herbel, R ERA: 3.8 (8, 1)	2.0		13	5	4	2	1	1	0	1	0	1	0	13	18	9.00	3.000				

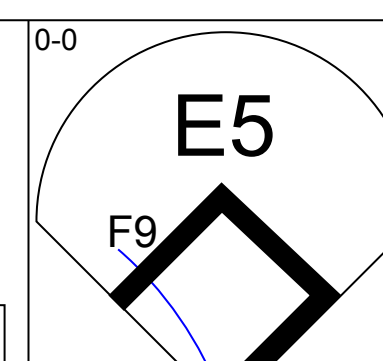
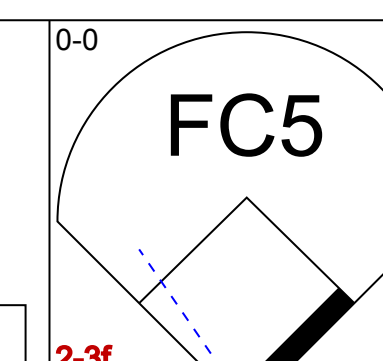
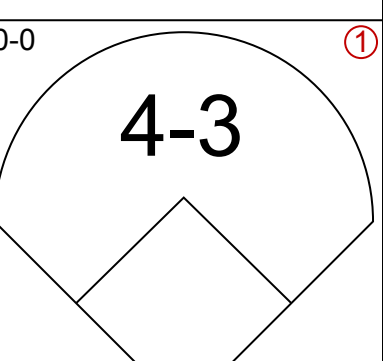
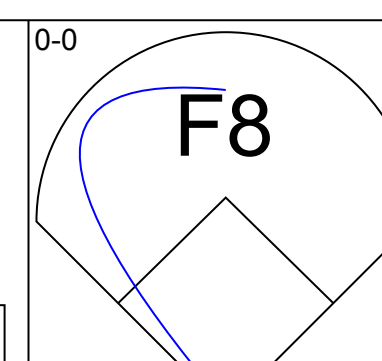
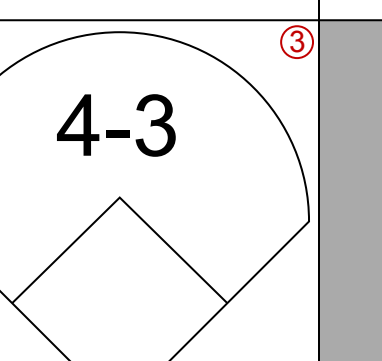
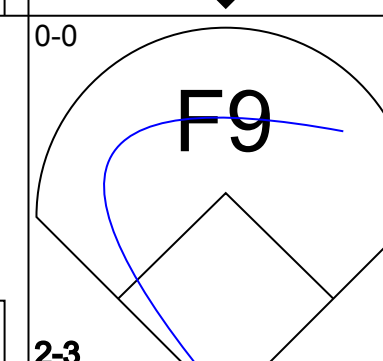
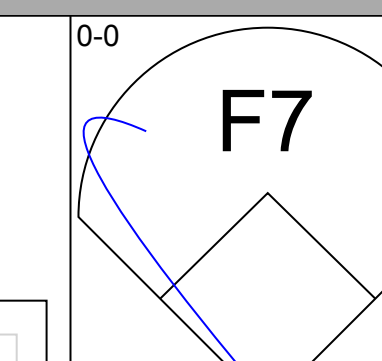
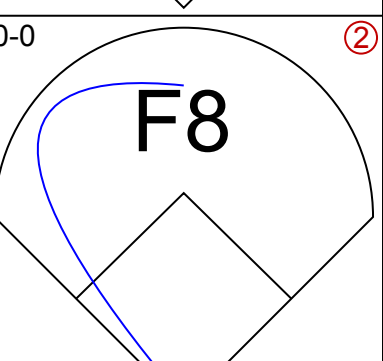
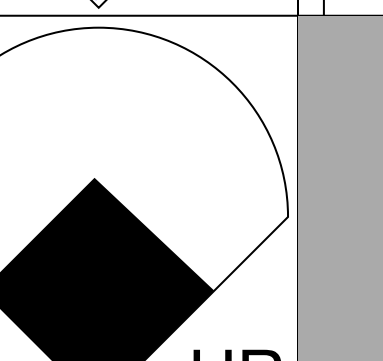
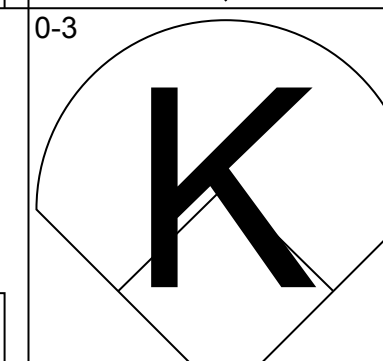
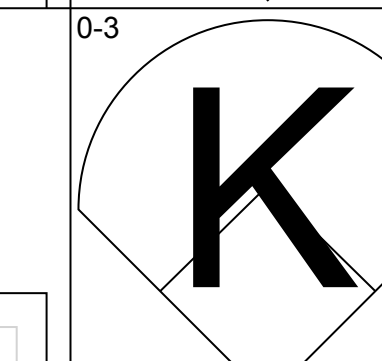
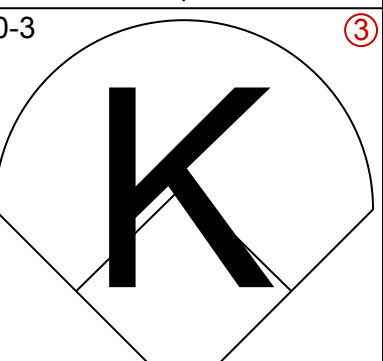
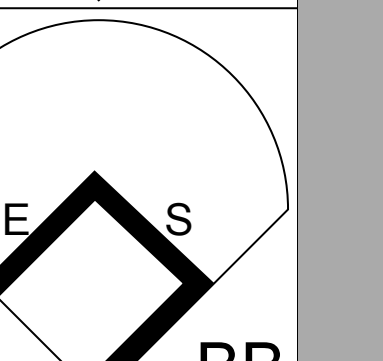

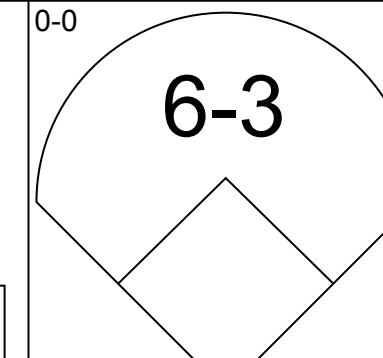
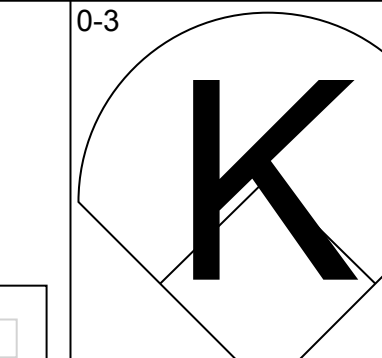
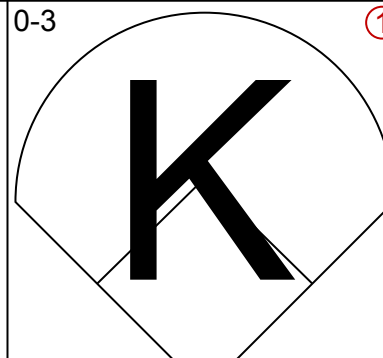
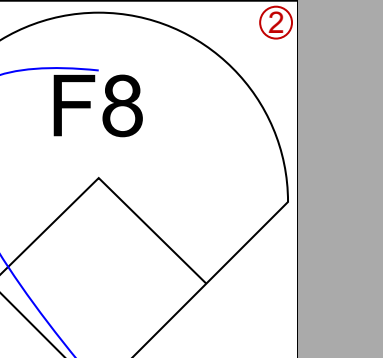
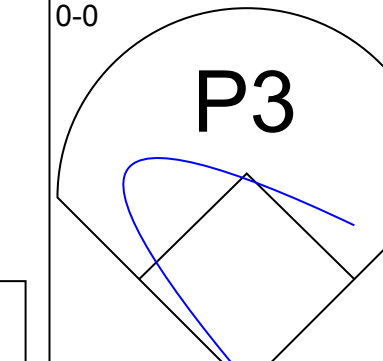
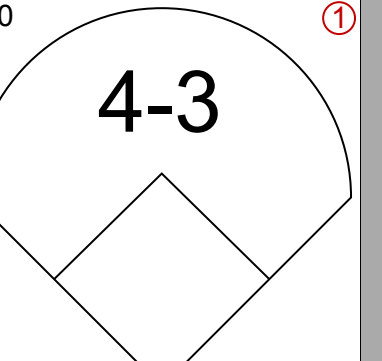
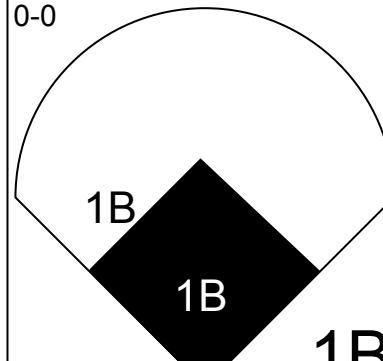
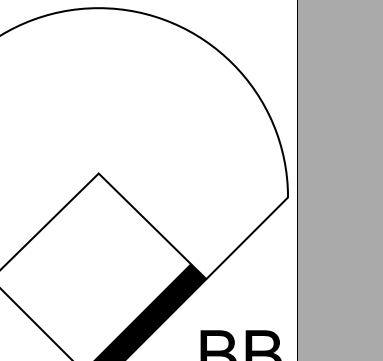

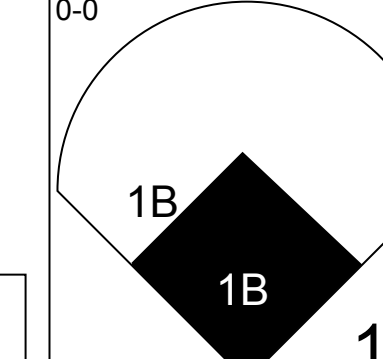
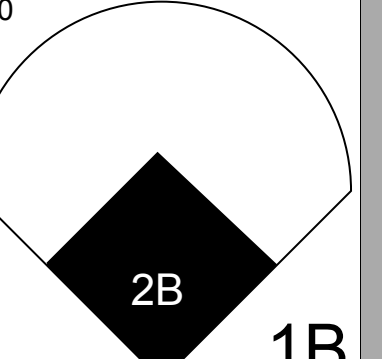
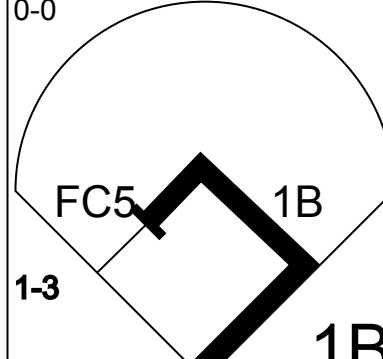
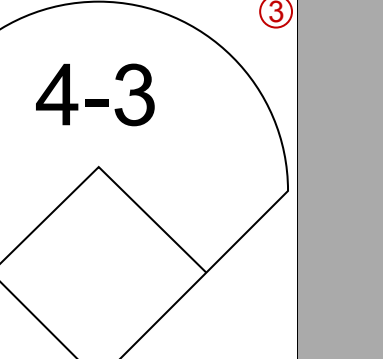
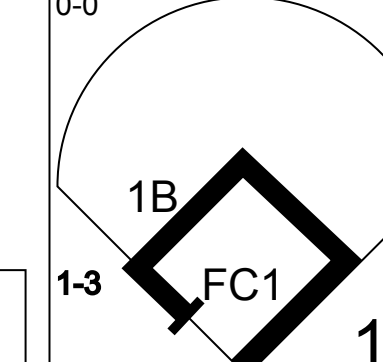
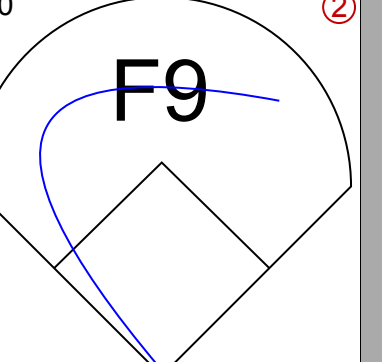
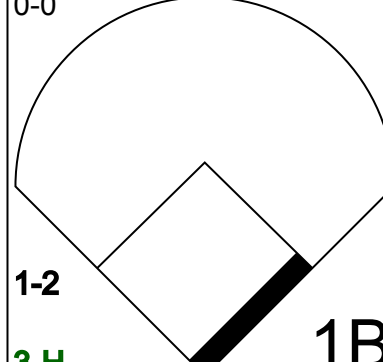
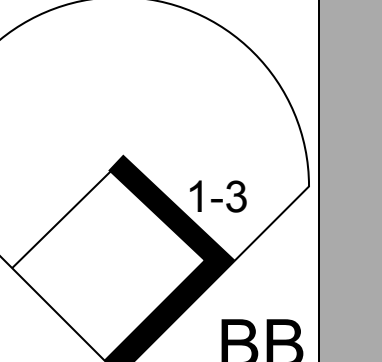
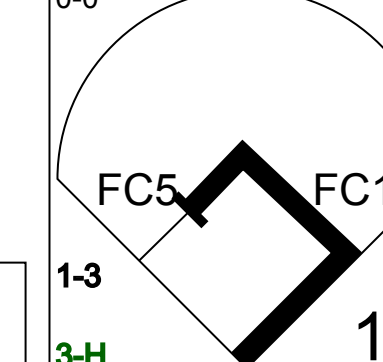
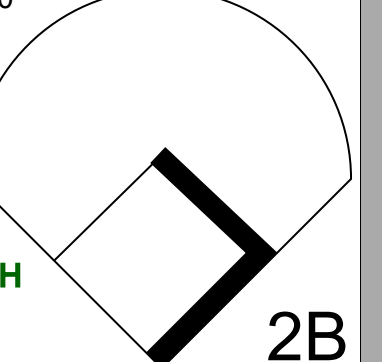
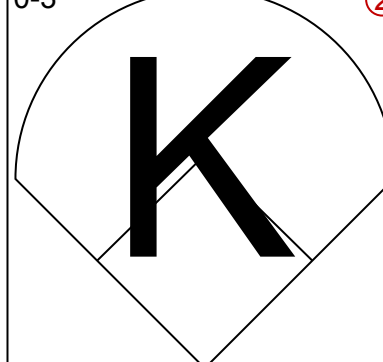
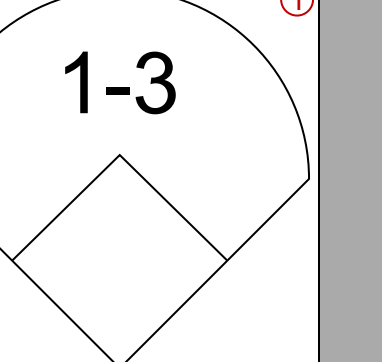
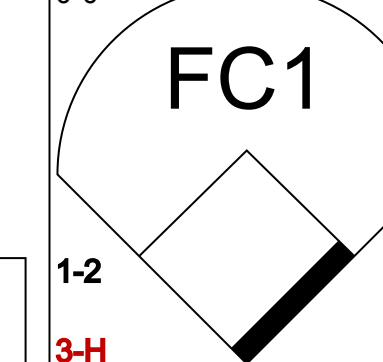
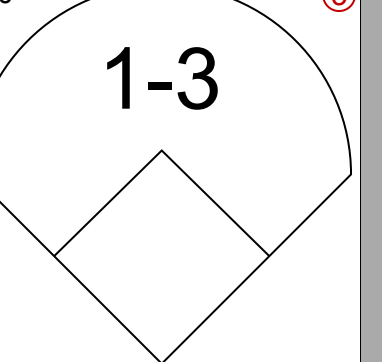
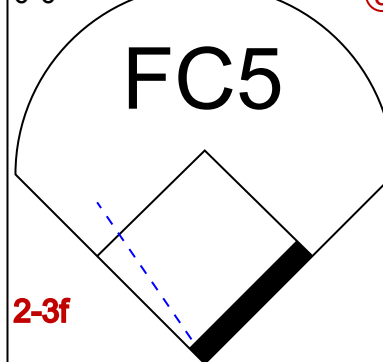
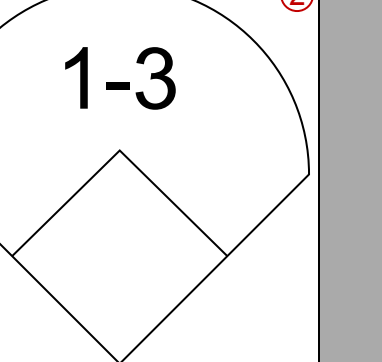
Batter	1	2	3	4	5	6	7	8	9	AB	R	H	RBI	BB	SO	LOB	BOTTOM				
Dave Campbell, R OBP: 0.305, SLG: 0.331 (1, 4)										3	0	0	0	1	0	0	San Francisco Giants @ San Diego Padres San Diego Stadium, San Diego, CA Sun Jun 21 1970, 6:33 AM EDT Att: 14,756 - Unknown livebaseballscorecards.com				
Ron Slocum, R OBP: 0.270, SLG: 0.333 (1, 5)										1	0	0	0	1	0	0					
Cito Gaston, R OBP: 0.385, SLG: 0.540 (1, 8)										4	0	2	0	0	0	1					
Nate Colbert, R OBP: 0.320, SLG: 0.510 (1, 3)										4	0	0	0	0	0	5					
Ollie Brown, R OBP: 0.328, SLG: 0.443 (1, 9)										4	1	1	0	0	1	2					
Ivan Murrell, R OBP: 0.293, SLG: 0.418 (1, 7)										4	0	0	0	0	2	1					
Chris Cannizzaro, R OBP: 0.385, SLG: 0.461 (1, 2)										1	1	0	0	3	0	0					
Tommy Dean, R OBP: 0.328, SLG: 0.352 (1, 6)										3	0	0	0	0	1	3					
Al Ferrara, R OBP: 0.390, SLG: 0.463 (9, PH)										1	0	0	0	0	0	1					
Pat Dobson, R OBP: 0.235, SLG: 0.161 (1, 1)										2	0	1	1	0	0	1					
Ron Willis, R (7, 1)										0	0	0	0	0	0	0					
Larry Stahl, L (7, PH)										1	0	0	0	0	0	0					
Ron Herbel, R (8, 1)										0	0	0	0	0	0	0					
Inning Stats	R: 0 E: 1 K: 0 S: 4	H: 1 LOB: 2 BB: 0 P: 5	R: 0 E: 0 K: 0 S: 3	H: 0 LOB: 1 BB: 1 P: 7	R: 0 E: 0 K: 0 S: 3	H: 1 LOB: 1 BB: 1 P: 7	R: 2 E: 1 K: 1 S: 6	H: 2 LOB: 0 BB: 1 P: 10	R: 0 E: 0 K: 2 S: 7	H: 0 LOB: 0 BB: 0 P: 7	R: 0 E: 0 K: 0 S: 3	H: 0 LOB: 0 BB: 0 P: 3	R: 0 E: 0 K: 0 S: 3	H: 0 LOB: 0 BB: 0 P: 3	R: 0 E: 0 K: 1 S: 5	H: 0 LOB: 1 BB: 1 P: 9	1B: 4 2B: 0 3B: 0 HR: 0	SF: 0 SAC: 1 DP: 1 HBP: 1	WP: 0 PA: 36 PB: 0 SB: 0 CS: 2		
PITCHER	IP	WLS	BF	H	R	ER	SO	BB	IBB	HBP	BLK	WP	HR	S	P	ERA	WHIP				
Skip Pitlock, L ERA: 5.65 (1, 1)	4.0		18	4	2	2	1	3	0	1	0	0	0	16	29	4.50	1.750				
Frank Reberger, R ERA: 7.65 (5, 1)	1.0	W	4	0	0	0	0	1	0	0	0	0	0	3	7	0.00	1.000				
Don McMahon, R ERA: 4.46 (6, 1)	4.0	S	13	0	0	0	3	1	0	0	0	0	0	18	22	0.00	0.250				

Batter	1	2	3	4	5	6	7	8	9	AB	R	H	RBI	BB	SO	LOB	TOP			
Dave Campbell, R OBP: 0.391, SLG: 0.326 (1, 4)										4	0	0	0	0	1	1				
Ron Slocum, R OBP: 0.250, SLG: 0.306 (1, 5)										3	0	0	0	0	1	0				
Steve Huntz, S OBP: 0.318, SLG: 0.366 (9, PH)										1	0	0	0	0	1	1				
Cito Gaston, R OBP: 0.385, SLG: 0.549 (1, 8)										3	1	1	1	0	1	0				
Nate Colbert, R OBP: 0.317, SLG: 0.504 (1, 3)										3	0	0	0	0	2	0				
Ollie Brown, R OBP: 0.324, SLG: 0.438 (1, 9)										3	0	0	0	0	0	0				
Larry Stahl, L OBP: 0.167, SLG: 0.167 (1, 7)										3	0	1	0	0	1	0				
Chris Cannizzaro, R OBP: 0.379, SLG: 0.452 (1, 2)										3	0	0	0	0	1	1				
Tommy Dean, R OBP: 0.322, SLG: 0.345 (1, 6)										2	0	0	0	0	0	0				
Ray Webster, L OBP: 0.258, SLG: 0.213 (9, PH)										1	0	0	0	0	0	0				
Dave Roberts, L OBP: 0.100, SLG: 0.300 (1, 1)										2	0	0	0	0	1	0				
Ron Willis, R (7, 1)										0	0	0	0	0	0	0				
Al Ferrara, R OBP: 0.383, SLG: 0.467 (9, PH)										1	0	1	0	0	0	0				
Jose Arcia, R OBP: 0.241, SLG: 0.302 (9, PR)										0	0	0	0	0	0	0				
Inning Stats	R: 1 E: 0 K: 2 S: 8	H: 1 LOB: 0 BB: 0 P: 8	R: 0 E: 0 K: 1 S: 5	H: 1 LOB: 0 BB: 0 P: 5	R: 0 E: 0 K: 0 S: 3	H: 0 LOB: 0 BB: 0 P: 3	R: 0 E: 0 K: 2 S: 7	H: 0 LOB: 0 BB: 0 P: 7	R: 0 E: 0 K: 1 S: 5	H: 0 LOB: 0 BB: 0 P: 5	R: 0 E: 0 K: 1 S: 5	H: 0 LOB: 0 BB: 0 P: 5	R: 0 E: 0 K: 0 S: 3	H: 0 LOB: 0 BB: 0 P: 3	R: 0 E: 0 K: 1 S: 6	H: 1 LOB: 1 BB: 0 P: 6	1B: 2 2B: 0 3B: 0 HR: 1	SF: 0 SAC: 0 DP: 0 HBP: 0	WP: 0 PB: 0 SB: 0 CS: 1	PA: 29
PITCHER Don Wilson, R ERA: 4.94 (1, 1)	IP: 9.0 WLS: W BF: 29 H: 3 R: 1 ER: 1 SO: 9 BB: 0 IBB: 0 HBP: 0 BLK: 0 WP: 0 HR: 1 S: 47 P: 47 ERA: 1.00 WHIP: 0.333															PITCHER Don Wilson, R ERA: 4.94 (1, 1)	IP: 9.0 WLS: W BF: 29 H: 3 R: 1 ER: 1 SO: 9 BB: 0 IBB: 0 HBP: 0 BLK: 0 WP: 0 HR: 1 S: 47 P: 47 ERA: 1.00 WHIP: 0.333			

San Diego Padres @ Houston Astros
Astrodome, Houston, TX
Mon Jun 22 1970, 8:05 PM EDT
Att: 14,640 - Unknown

AB 29
R 1
H 3
RBI 1
BB 0
SO 9
LOB 3



Batter	1	2	3	4	5	6	7	8	9	AB	R	H	RBI	BB	SO	LOB	BOTTOM			
Jesus Alou, R OBP: 0.312, SLG: 0.340 (1, 7)										5	0	0	0	0	0	3				
Joe Morgan, L OBP: 0.399, SLG: 0.413 (1, 4)										4	1	1	1	0	0	1				
Jimmy Wynn, R OBP: 0.378, SLG: 0.498 (1, 8)										3	0	0	0	1	3	1				
Cesar Cedeno, R OBP: 0.154, SLG: 0.154 (1, 9)										4	0	0	0	0	2	2				
Denis Menke, R OBP: 0.383, SLG: 0.439 (1, 6)										3	1	1	0	1	0	0				
Bob Watson, R OBP: 0.308, SLG: 0.508 (1, 3)										4	2	3	0	0	0	2				
Marty Martinez, S OBP: 0.333, SLG: 0.321 (1, 5)										3	0	2	1	1	0	1				
Johnny Edwards, L OBP: 0.236, SLG: 0.274 (1, 2)										4	0	2	2	0	1	3				
Don Wilson, R OBP: 0.118, SLG: 0.176 (1, 1)										4	0	0	0	0	0	6				
Inning Stats	R: 0 E: 1 K: 1 S: 6	H: 0 LOB: 1 BB: 0 P: 6	R: 1 E: 0 K: 0 S: 6	H: 3 LOB: 2 BB: 0 P: 6	R: 0 E: 0 K: 2 S: 7	H: 0 LOB: 0 BB: 0 P: 7	R: 1 E: 0 K: 0 S: 5	H: 2 LOB: 1 BB: 0 P: 5	R: 0 E: 0 K: 1 S: 5	H: 0 LOB: 0 BB: 0 P: 5	R: 1 E: 0 K: 2 S: 10	H: 3 LOB: 2 BB: 0 P: 10	R: 1 E: 0 K: 0 S: 4	H: 1 LOB: 2 BB: 2 P: 12	R: 0 E: 0 K: 0 S: 3	H: 0 LOB: 1 BB: 1 P: 7	1B: 7 2B: 1 3B: 0 HR: 1	SF: 0 SAC: 0 DP: 0 HBP: 0	WP: 0 PB: 0 SB: 1 CS: 0	PA: 37
PITCHER Dave Roberts, L ERA: 3.12 (1, 1)	IP: 6.2 WLS: L BF: 32 H: 9 R: 4 ER: 4 SO: 6 BB: 2 IBB: 0 HBP: 0 BLK: 0 WP: 0 HR: 1 S: 42 P: 50 ERA: 5.40 WHIP: 1.650															PITCHER Ron Willis, R ERA: (7, 1)	IP: 1.1 WLS: 5 BF: 0 H: 0 R: 0 ER: 0 SO: 0 BB: 1 IBB: 0 HBP: 0 BLK: 0 WP: 0 HR: 4 S: 8 P: 8 ERA: 0.00 WHIP: 0.750			

San Diego Padres @ Houston Astros
Astrodome, Houston, TX
Mon Jun 22 1970, 8:05 PM EDT
Att: 14,640 - Unknown

AB 34
R 4
H 9
RBI 4
BB 3
SO 6
LOB 19



Batter	1	2	3	4	5	6	7	8	9	AB	R	H	RBI	BB	SO	LOB	TOP	
Dave Campbell, R OBP: 0.300, SLG: 0.328 (1, 4)	5-3		F7			E7		F5		4	0	1	0	0	0	0	San Diego Padres @ Houston Astros Astrodome, Houston, TX Tue Jun 23 1970, 8:05 PM EDT Att: 11,666 - Unknown	
Ron Slocum, R OBP: 0.256, SLG: 0.308 (1, 5)			5-3			K		4-3		3	0	1	0	0	1	1		
Al Ferrara, R OBP: 0.381, SLG: 0.464 (8, PH)										1	0	0	0	0	0	0		
Jose Arcia, R OBP: 0.241, SLG: 0.302 (8, 5)	1B									0	0	0	0	0	0	0		
Cito Gaston, R OBP: 0.386, SLG: 0.549 (1, 8)	E8					L4		K		4	0	2	0	0	1	1		
Ray Webster, L OBP: 0.271, SLG: 0.231 (1, 3)						F8				4	1	2	0	0	1	3		
Ollie Brown, R OBP: 0.323, SLG: 0.434 (1, 9)										4	0	1	0	0	2	5		
Larry Stahl, L OBP: 0.100, SLG: 0.100 (1, 7)										4	0	0	0	0	0	4		
Chris Cannizzaro, R OBP: 0.376, SLG: 0.447 (1, 2)										4	0	1	0	0	0	1		
Tommy Dean, R OBP: 0.315, SLG: 0.336 (9, PH)										3	0	0	0	0	1	1		
Steve Huntz, S OBP: 0.316, SLG: 0.366 (9, PH)	4-3					K		E5		0	0	0	1	0	0	0		
Danny Coombs, R OBP: 0.077, SLG: 0.080 (1, 1)										3	0	0	0	0	3	2		
Ivan Murrell, R OBP: 0.291, SLG: 0.416 (9, PH)										1	0	0	0	0	1	2		
Inning Stats	R: 0 E: 1 K: 2 S: 9	H: 2 LOB: 2 BB: 0 P: 9	R: 0 E: 0 K: 0 S: 3	H: 0 LOB: 0 BB: 0 P: 3	R: 0 E: 0 K: 1 S: 5	H: 2 LOB: 1 BB: 0 P: 6	R: 0 E: 0 K: 1 S: 6	H: 0 LOB: 1 BB: 0 P: 7	R: 0 E: 1 K: 1 S: 6	H: 1 LOB: 2 BB: 0 P: 7	R: 0 E: 0 K: 1 S: 5	H: 0 LOB: 0 BB: 0 P: 5	R: 1 E: 1 K: 1 S: 8	H: 2 LOB: 2 BB: 0 P: 8	1B: 7 2B: 2 3B: 0 HR: 0	SF: 1 SAC: 0 DP: 1 HBP: 0	WP: 0 PB: 0 SB: 0 CS: 0	PA: 36
PITCHER Jack Billingham, R ERA: 3.18 (1, 1)	IP: 9.0 WLS: W BF: 36 H: 8 R: 1 ER: 0 SO: 10 BB: 0 IBB: 0 HBP: 0 BLK: 0 WP: 0 HR: 0 S: 56 P: 56 ERA: 0.00 WHIP: 0.889															PITCHER Jack Billingham, R ERA: 3.18 (1, 1)		

Batter	1	2	3	4	5	6	7	8	9	AB	R	H	RBI	BB	SO	LOB	BOTTOM			
Jesus Alou, R OBP: 0.317, SLG: 0.340 (1, 7)			5-3							3	0	1	0	1	0	1	San Diego Padres @ Houston Astros Astrodome, Houston, TX Tue Jun 23 1970, 8:05 PM EDT Att: 11,666 - Unknown			
Joe Morgan, L OBP: 0.393, SLG: 0.405 (1, 4)										4	0	0	0	0	2	4				
Cesar Cedeno, R OBP: 0.118, SLG: 0.118 (1, 9)										4	0	0	0	0	0	2				
Bob Watson, R OBP: 0.304, SLG: 0.523 (1, 3)										4	1	1	0	0	0	2				
Joe Pepitone, L OBP: 0.302, SLG: 0.487 (9, 3)										0	0	0	0	0	0	0				
Denis Menke, R OBP: 0.381, SLG: 0.434 (1, 6)										3	0	0	0	1	0	1				
Jimmy Wynn, R OBP: 0.384, SLG: 0.510 (1, 8)										4	1	3	1	0	0	1				
Doug Rader, R OBP: 0.323, SLG: 0.435 (1, 5)										2	0	0	0	1	0	1				
Johnny Edwards, L OBP: 0.240, SLG: 0.272 (1, 2)										2	0	0	0	2	0	2				
Jack Billingham, R OBP: 0.100, SLG: 0.053 (1, 1)										3	0	0	0	0	2	4				
Inning Stats	R: 0 E: 0 K: 0 S: 3	H: 0 LOB: 1 BB: 1 P: 7	R: 0 E: 0 K: 1 S: 6	H: 1 LOB: 2 BB: 1 P: 10	R: 0 E: 1 K: 0 S: 4	H: 0 LOB: 1 BB: 0 P: 4	R: 0 E: 0 K: 0 S: 2	H: 0 LOB: 0 BB: 1 P: 6	R: 0 E: 0 K: 1 S: 6	H: 1 LOB: 1 BB: 0 P: 6	R: 0 E: 0 K: 0 S: 3	H: 0 LOB: 0 BB: 0 P: 3	R: 1 E: 1 K: 2 S: 9	H: 1 LOB: 2 BB: 1 P: 13	R: 1 E: 0 K: 0 S: 5	H: 2 LOB: 2 BB: 1 P: 9	1B: 2 2B: 2 3B: 1 HR: 0	SF: 0 SAC: 1 DP: 1 HBP: 0	WP: 0 PB: 0 SB: 2 CS: 0	PA: 35
PITCHER Danny Coombs, L ERA: 2.07 (1, 1)	IP: 8.0 WLS: L BF: 35 H: 5 R: 2 ER: 1 SO: 4 BB: 2 IBB: 3 HBP: 0 BLK: 0 WP: 0 HR: 0 S: 38 P: 58 ERA: 1.12 WHIP: 0.875															PITCHER Danny Coombs, L ERA: 2.07 (1, 1)				



Batter	1	2	3	4	5	6	7	8	9	AB	R	H	RBI	BB	SO	LOB	TOP										
Jose Arcia, R OBP: 0.242, SLG: 0.286 (1, 6)	0-3 K		0-3 K			1-0 FC5-4 HBP		0-0 5-3	4-0 SH1-4 BB	3	0	0	0	0	2	0											
Steve Huntz, S OBP: 0.319, SLG: 0.366 (9, PH)										0	0	0	0	1	0	0											
Tommy Dean, R OBP: 0.315, SLG: 0.336 (9, PR)										0	0	0	0	0	0	0											
Dave Campbell, R OBP: 0.256, SLG: 0.324 (1, 4)	0-0 4-3		0-0 5-3			0-0 FC5-4 WP 1B		0-0 6-3	0-0 SH1-4	4	0	0	0	0	0	2											
Cito Gaston, R OBP: 0.390, SLG: 0.559 (1, 8)	0-0 BB 1B		0-0 HR			0-0 6-3		4-0 BB	0-3 K	4	1	2	1	1	1	3											
Al Ferrara, R OBP: 0.382, SLG: 0.455 (1, 7)	4-0 1-2 BB		0-0 F3			0-0 1B BB		0-0 F2	0-0 F7	3	0	0	0	2	0	3											
Nate Colbert, R OBP: 0.319, SLG: 0.504 (1, 3)	0-3 K					0-0 1B		0-0 1B	0-3 K	4	0	2	0	0	2	3											
Ollie Brown, R OBP: 0.325, SLG: 0.444 (1, 9)		0-0 2B				0-0 F8		0-0 HR 2B	0-0 F2	4	1	2	0	0	0	1											
Ed Spiezio, R OBP: 0.377, SLG: 0.400 (1, 5)	0-0 F8		0-0 F7			0-0 F8		0-0 1-3		4	0	0	0	0	0	3											
Bob Barton, R OBP: 0.333, SLG: 0.398 (1, 2)	0-3 K		0-0 F8			0-0 HR		0-0 1B		4	1	2	2	0	1	2											
Al Santorini, R Ron Herbel, R Ron Slocum, R Gary Ross, R Ivan Murrell, R Ron Willis, R Ray Webster, L Pat Dobson, R	0-3 K		0-3 K			4-0 FC5-4 HBP WP BB		0-3 K	0-0 6-3	1	0	0	0	0	1	1											
Inning Stats	R: 0 E: 0 K: 2 S: 8	H: 1 LOB: 2 BB: 1 P: 12	R: 0 E: 0 K: 2 S: 8	H: 1 LOB: 0 BB: 0 P: 8	R: 1 E: 0 K: 1 S: 6	H: 1 LOB: 0 BB: 0 P: 6	R: 0 E: 0 K: 0 S: 4	H: 1 LOB: 0 BB: 0 P: 4	R: 1 E: 0 K: 0 S: 3	H: 1 LOB: 2 BB: 2 P: 12	R: 2 E: 0 K: 1 S: 7	H: 2 LOB: 1 BB: 0 P: 7	R: 0 E: 0 K: 1 S: 5	H: 0 LOB: 1 BB: 1 P: 9	R: 0 E: 0 K: 0 S: 4	H: 1 LOB: 0 BB: 0 P: 4	R: 0 E: 0 K: 1 S: 5	H: 0 LOB: 2 BB: 1 P: 9	1B: 4 2B: 2 3B: 0 HR: 2	SF: 0 SAC: 1 DP: 0 HBP: 1	WP: 1 PB: 0 SB: 0 CS: 0	PA: 40					
PITCHER	IP	WLS	BF	H	R	ER	SO	BB	IBB	HBP	BLK	WP	HR	S	P	ERA	WHIP										
Denny Lemaster, L ERA: 4.68	5.1	W	26	7	4	4	5	3	0	1	0	1	2	32	45	6.75	1.875										
Jim Ray, R ERA: 4.24	2.2		11	1	0	0	2	2	0	0	0	0	0	13	21	0.00	1.125										
Fred Gladding, R ERA: 3.03	1.0	S	3	0	0	0	1	0	0	0	0	0	0	5	5	0.00	0.000										

San Diego Padres @ Houston Astros
Astrodome, Houston, TX
Wed Jun 24 1970, 8:05 PM EDT
Att: 14,017 - Dome

AB 33
R 4
H 8
RBI 3
BB 5
SO 8
LOB 19



Batter	1	2	3	4	5	6	7	8	9	AB	R	H	RBI	BB	SO	LOB	BOTTOM										
Cesar Cedeno, R OBP: 0.227, SLG: 0.190 (1, 9)	0-0 HR BB 1B	0-0 F4	0-0 5-3			1-0 FC1-6 HBP		0-0 1B		4	1	2	0	0	0	1											
Joe Morgan, L OBP: 0.393, SLG: 0.399 (1, 4)	4-0 HR BB	4-0 S BB			0-0 F2	0-0 FC1-6 FC1-5		0-0 L9		3	1	0	0	2	0	3											
Jimmy Wynn, R OBP: 0.385, SLG: 0.520 (1, 8)	0-0 1H 2H HR	4-0 1-2 BB			0-0 6-3	0-0 FC1-5		0-0 L9		3	1	1	3	1	0	2											
Joe Pepitone, L OBP: 0.297, SLG: 0.478 (1, 7) (8, 3)	0-0 F6	0-0 F9			0-3 K	0-0 L9				4	0	0	0	0	1	4											
Denis Menke, R OBP: 0.383, SLG: 0.435 (1, 6)	0-0 E 1B		0-0 BB 1B 1B			0-0 6-3		0-0 5-3		4	1	2	0	0	0	0											
Bob Watson, R OBP: 0.329, SLG: 0.551 Jesus Alou, R OBP: 0.317, SLG: 0.340 (1, 3) (8, 7)	0-0 L6		0-0 BB 1B 1B			0-0 4-3 CS 2B		0-0 G5-4-3 1B		4	0	3	0	0	0	1											
Doug Rader, R OBP: 0.322, SLG: 0.430 (1, 5)	0-0 E6		4-0 1B SH3 BB			0-0 4-3		0-0 G5-4-3		3	1	0	0	1	0	3											
Johnny Edwards, L OBP: 0.244, SLG: 0.273 (1, 2)	0-0 4-3		0-0 SH3 1B			0-0 IBB		0-3 K		3	0	1	1	1	1	2											
Denny Lemaster, R OBP: 0.211, SLG: 0.094 Jim Ray, R OBP: 0.287, SLG: 0.267 Fred Gladding, L ERA: 4.28 (1, 1) (6, 1) (9, 1)		0-0 L8	0-0 SH3			0-0 CS		0-0 4-3		1	0	0	1	0	0	0											
Inning Stats	R: 3 E: 1 K: 0 S: 7	H: 3 LOB: 2 BB: 1 P: 11	R: 0 E: 0 K: 0 S: 3	H: 0 LOB: 2 BB: 2 P: 11	R: 2 E: 0 K: 0 S: 5	H: 3 LOB: 1 BB: 1 P: 9	R: 0 E: 0 K: 1 S: 5	H: 0 LOB: 0 BB: 0 P: 5	R: 0 E: 0 K: 0 S: 3	H: 1 LOB: 1 BB: 1 P: 7	R: 0 E: 0 K: 0 S: 4	H: 1 LOB: 2 BB: 0 P: 5	R: 0 E: 0 K: 0 S: 3	H: 1 LOB: 0 BB: 0 P: 3	R: 0 E: 0 K: 1 S: 6	H: 1 LOB: 1 BB: 0 P: 6	1B: 8 2B: 1 3B: 0 HR: 1	SF: 0 SAC: 1 DP: 1 HBP: 1	WP: 0 PB: 0 SB: 1 CS: 1	PA: 39							
PITCHER	IP	WLS	BF	H	R	ER	SO	BB	IBB	HBP	BLK	WP	HR	S	P	ERA	WHIP										
Al Santorini, R ERA: 5.09	2.0	L	16	5	5	5	0	4	0	0	0	0	0	8	8	0.00	0.500										
Ron Herbel, R ERA: 3.69	2.0		6	1	0	0	1	0	0	0	0	0	0	8	8	0.00	0.500										
Gary Ross, R ERA: 6.13	1.0		4	1	0	0	0	0	1	0	0	0	0	3	7	0.00	1.000										
Ron Willis, R ERA: 6.13	2.0		8	2	0	0	0	0	0	1	0	0	0	7	8	0.00	1.000										
Pat Dobson, R ERA: 4.28	1.0		4	1	0	0	1	0	0	0	0	0	0	6	6	0.00	1.000										

San Diego Padres @ Houston Astros
Astrodome, Houston, TX
Wed Jun 24 1970, 8:05 PM EDT
Att: 14,017 - Dome

AB 31
R 5
H 10
RBI 5
BB 5
SO 2
LOB 16



Batter	1	2	3	4	5	6	7	8	9	AB	R	H	RBI	BB	SO	LOB	TOP					
Tommy Dean, R OBP: 0.313, SLG: 0.333 (1, 6)	6-3			FC6-4 1B		F8		6-3		4	0	1	0	0	0	0	San Diego Padres @ Los Angeles Dodgers Dodger Stadium, Los Angeles, CA Fri Jun 26 1970, 7:05 PM PDT Att: 55,110 - Unknown					
Dave Campbell, R OBP: 0.296, SLG: 0.320 (1, 4)	6-3			L7		4-0 2B BB		F9		3	1	0	0	1	0	1						
Cito Gaston, R OBP: 0.388, SLG: 0.558 (1, 8)	F9			K		0-0 G3 1-H 2B		F3		4	0	1	1	0	1	1						
Al Ferrara, R OBP: 0.374, SLG: 0.443 (1, 7)		K		FC6-4 1-2		0-0 G3 2-3			5-3	4	0	0	0	0	1	2						
Nate Colbert, R OBP: 0.318, SLG: 0.500 (1, 3)		K			FC4 1B			5-3		4	0	1	0	0	1	1						
Ollie Brown, R OBP: 0.324, SLG: 0.441 (1, 9)		F9			F3			F9		4	0	1	0	0	0	1						
Ed Spiezio, R OBP: 0.364, SLG: 0.384 (1, 5)			5-3		FC4 1B 1-2			K		4	0	0	0	0	1	2						
Chris Cannizzaro, R OBP: 0.380, SLG: 0.451 (1, 2)			5-3		FC5-4 1B 1-2					3	0	2	0	0	0	0						
Clay Kirby, R OBP: 0.185, SLG: 0.154 (5, PH)					F4					1	0	0	0	0	0	0						
Steve Huntz, S OBP: 0.318, SLG: 0.364 (5, PH)					FC5-4 1-2					1	0	0	0	0	0	2						
Ron Herbel, R (5, PH)										0	0	0	0	0	0	0						
Ivan Murrell, R OBP: 0.288, SLG: 0.411 (7, PH)										1	0	0	0	0	1	1						
Ron Willis, R (7, 1)										0	0	0	0	0	0	0						
Inning Stats	R: 0 E: 0 K: 0 S: 3	H: 0 LOB: 0 BB: 0 P: 3	R: 0 E: 0 K: 2 S: 7	H: 0 LOB: 0 BB: 0 P: 7	R: 0 E: 0 K: 0 S: 3	H: 0 LOB: 0 BB: 0 P: 3	R: 0 E: 0 K: 1 S: 6	H: 1 LOB: 1 BB: 0 P: 6	R: 0 E: 0 K: 0 S: 5	H: 2 LOB: 2 BB: 0 P: 5	R: 1 E: 0 K: 0 S: 4	H: 1 LOB: 1 BB: 1 P: 8	R: 0 E: 0 K: 2 S: 8	H: 1 LOB: 1 BB: 0 P: 8	R: 0 E: 0 K: 0 S: 3	H: 0 LOB: 0 BB: 0 P: 3	R: 0 E: 0 K: 0 S: 4	H: 1 LOB: 1 BB: 0 P: 4	1B: 5 2B: 1 3B: 0 HR: 0	SF: 0 SAC: 0 DP: 0 HBP: 0	WP: 0 PB: 0 SB: 0 CS: 0	PA: 34
PITCHER Claude Osteen, L ERA: 2.91 (1, 1)	IP: 9.0 WLS: W BF: 34 H: 6 R: 1 ER: 1 SO: 5 BB: 1 IBB: 0 HBP: 0 BLK: 0 WP: 0 HR: 0 S: 43 P: 47 ERA: 1.00 WHIP: 0.778															PITCHER						

AB	33
R	1
H	6
RBI	1
BB	1
SO	5
LOB	11



Batter	1	2	3	4	5	6	7	8	9	AB	R	H	RBI	BB	SO	LOB	BOTTOM			
Billy Grabarkewitz, R OBP: 0.431, SLG: 0.495 (1, 6)	E7 1B FC3-6 1B		4-0 1B FC4-6 BB		K			F3		3	2	1	0	1	1	0	San Diego Padres @ Los Angeles Dodgers Dodger Stadium, Los Angeles, CA Fri Jun 26 1970, 7:05 PM PDT Att: 55,110 - Unknown			
Manny Mota, R OBP: 0.393, SLG: 0.447 (1, 7)			FC3-6 1B 2-3		K					3	0	2	0	1	1	0				
Willie Davis, L OBP: 0.294, SLG: 0.381 (1, 9)	F6		FC4-6 CS 1-2 3-H			SH3 1B		F7		4	1	1	1	0	0	4				
Wes Parker, S OBP: 0.374, SLG: 0.451 (1, 3)	FC3-6 E S 1-2 3-H		FC4-6 1-2 BB			SH3 1-2		1-3		2	0	0	1	1	0	2				
Jim Lefebvre, S OBP: 0.336, SLG: 0.331 (1, 4)	F9		F8			F7				3	0	0	0	0	0	3				
Bill Sudakis, S OBP: 0.333, SLG: 0.442 (1, 5)		HR			F5					3	1	2	2	0	0	0				
Tom Haller, L OBP: 0.337, SLG: 0.407 (1, 2)		G3			4-3			F5		3	0	0	0	0	0	0				
Bill Russell, R OBP: 0.200, SLG: 0.212 (1, 8)		F4			F4			6-3		3	0	0	0	0	0	0				
Claude Osteen, L OBP: 0.250, SLG: 0.340 (1, 1)		F9			F8			4-3		3	0	0	0	0	0	0				
Inning Stats	R: 1 E: 1 K: 0 S: 5	H: 2 LOB: 1 BB: 0 P: 5	R: 1 E: 0 K: 0 S: 4	H: 1 LOB: 0 BB: 0 P: 4	R: 1 E: 0 K: 0 S: 3	H: 1 LOB: 1 BB: 2 P: 11	R: 0 E: 0 K: 0 S: 3	H: 0 LOB: 0 BB: 0 P: 3	R: 0 E: 0 K: 2 S: 7	H: 0 LOB: 0 BB: 0 P: 7	R: 1 E: 0 K: 0 S: 4	H: 2 LOB: 1 BB: 0 P: 4	R: 0 E: 0 K: 0 S: 3	H: 0 LOB: 0 BB: 0 P: 3	R: 0 E: 0 K: 0 S: 3	H: 0 LOB: 1 BB: 1 P: 7		1B: 5 2B: 0 3B: 0 HR: 1	SF: 0 SAC: 1 DP: 0 HBP: 0	WP: 0 PB: 0 SB: 1 CS: 1
PITCHER Clay Kirby, R ERA: 5.42 (5, 1)	IP: 2.0 WLS: L BF: 7 H: 4 R: 3 ER: 2 SO: 2 BB: 0 IBB: 0 HBP: 0 BLK: 0 WP: 0 HR: 1 S: 15 P: 23 ERA: 4.50 WHIP: 1.500															PITCHER				
Ron Herbel, R ERA: 3.71 (7, 1)	IP: 2.0 WLS: L BF: 7 H: 0 R: 0 ER: 0 SO: 0 BB: 1 IBB: 0 HBP: 0 BLK: 0 WP: 0 HR: 0 S: 6 P: 10 ERA: 0.00 WHIP: 0.500															PITCHER				

AB	27
R	4
H	6
RBI	4
BB	3
SO	2
LOB	9



Batter	1	2	3	4	5	6	7	8	9	AB	R	H	RBI	BB	SO	LOB	TOP					
Tommy Dean, R (1, 6) OBP: 0.305, SLG: 0.325 Ed Splezio, R (7, PH) OBP: 0.358, SLG: 0.376	K		L6		K		K		K	3	0	0	0	0	2	0						
Dave Campbell, R (1, 4) OBP: 0.298, SLG: 0.331	F6		HR		BB				6-3	3	1	1	1	1	0	0						
Cito Gaston, R (1, 8) OBP: 0.383, SLG: 0.550	K		K		K				E6 HR	4	1	0	0	0	3	1						
Al Ferrara, R (1, 7) OBP: 0.371, SLG: 0.457		F3		E5 FC9-6		L7			HR	4	1	1	2	0	0	0						
Nate Colbert, R (1, 3) OBP: 0.321, SLG: 0.523		HR		F5		F9			HR	4	2	2	2	0	0	1						
Ollie Brown, R (1, 9) OBP: 0.323, SLG: 0.435		BB		FC9-6 BB		F6			6-3	3	0	0	0	1	0	1						
Steve Huntz, S (1, 5) OBP: 0.317, SLG: 0.358	K			BB		F2			K	3	0	0	0	1	2	1						
Bob Barton, R (1, 2) OBP: 0.320, SLG: 0.380	F8			BB		5-3			5-3	4	0	0	0	0	1	3						
Pat Dobson, R (1, 1) OBP: 0.222, SLG: 0.152 Larry Stahl, L (7, PH) OBP: 0.182, SLG: 0.182 Ron Herbel, R (7, 1) Ivan Murrell, R (8, PH) OBP: 0.286, SLG: 0.409			4-3		K				K	2	0	0	0	0	1	0						
Inning Stats	R: 0 E: 0 K: 2 S: 7	H: 0 LOB: 0 BB: 7 P: 7	R: 1 E: 0 K: 1 S: 6	H: 1 LOB: 1 BB: 1 P: 10	R: 1 E: 0 K: 1 S: 6	H: 1 LOB: 0 BB: 0 P: 6	R: 0 E: 1 K: 1 S: 6	H: 0 LOB: 2 BB: 1 P: 10	R: 0 E: 0 K: 3 S: 9	H: 0 LOB: 1 BB: 1 P: 13	R: 0 E: 0 K: 0 S: 3	H: 0 LOB: 0 BB: 0 P: 3	R: 0 E: 0 K: 1 S: 6	H: 1 LOB: 0 BB: 0 P: 6	R: 3 E: 1 K: 1 S: 8	H: 2 LOB: 0 BB: 0 P: 8	R: 0 E: 0 K: 2 S: 7	H: 0 LOB: 0 BB: 0 P: 7	1B: 1 2B: 0 3B: 0 HR: 4	SF: 0 SAC: 0 DP: 0 HBP: 0	WP: 0 PB: 0 SB: 2 CS: 0	PA: 37
PITCHER	IP	WLS	BF	H	R	ER	SO	BB	IBB	HBP	BLK	WP	HR	S	P	ERA	WHIP					
Don Sutton, R (1, 1) ERA: 3.26 Jim Brewer, L (8, 1) ERA: 2.1	7.1	W	32	5	5	4	9	3	0	0	0	0	4	47	59	4.91	1.091					
1.2	S	5	0	0	0	3	0	0	0	0	0	0	0	11	11	0.00	0.000					

San Diego Padres @ Los Angeles Dodgers
 Dodger Stadium, Los Angeles, CA
 Sat Jun 27 1970, 7:05 PM PDT
 Att: 32,001 - Unknown

AB	34
R	5
H	5
RBI	5
BB	3
SO	12
LOB	8



Batter	1	2	3	4	5	6	7	8	9	AB	R	H	RBI	BB	SO	LOB	BOTTOM				
Billy Grabarkewitz, R (1, 6) OBP: 0.438, SLG: 0.498	4-3 1B	1B BB			1B BB		SH2-4 1B	F8		3	3	2	0	2	0	0					
Manny Mota, R (1, 7) OBP: 0.400, SLG: 0.451	4-3 1-2	1B			1B		SH2-4 1-2	BB		3	0	2	0	1	0	1					
Willie Davis, L (1, 9) OBP: 0.299, SLG: 0.381	1B BB	F2			1B		1B SF7 BB	F2		3	1	1	1	2	0	3					
Wes Parker, S (1, 3) OBP: 0.376, SLG: 0.452	F5		G3		1B		BB E 1B			4	1	2	1	0	0	2					
Jim Lefebvre, S (1, 4) OBP: 0.333, SLG: 0.331	BB 1-3 2-H	1B	F7		K		SF7			3	0	1	2	0	1	1					
Bill Sudakis, S (1, 5) OBP: 0.348, SLG: 0.474	4-3 1-2	BB	4-3				HR	E BB		2	2	1	1	2	0	0					
Tom Haller, L (1, 2) OBP: 0.335, SLG: 0.403	F9				1B		F4	E9 1-H 2-H		4	0	1	0	0	0	3					
Bill Russell, R (1, 8) OBP: 0.179, SLG: 0.189		F2		L4-3 1-2		1-3	1-3			4	0	0	0	0	2						
Don Sutton, R (1, 1) OBP: 0.275, SLG: 0.217 Jim Brewer, L (8, 1) ERA: 3.96		4-3		K		F3		F5		3	0	0	0	0	1	0					
Inning Stats	R: 1 E: 0 K: 0 S: 5	H: 2 LOB: 3 BB: 2 P: 13	R: 0 E: 0 K: 0 S: 4	H: 1 LOB: 2 BB: 1 P: 8	R: 0 E: 0 K: 1 S: 5	H: 1 LOB: 0 BB: 0 P: 5	R: 1 E: 0 K: 1 S: 6	H: 3 LOB: 1 BB: 1 P: 10	R: 1 E: 0 K: 0 S: 4	H: 1 LOB: 0 BB: 0 P: 4	R: 4 E: 1 K: 0 S: 6	H: 2 LOB: 1 BB: 2 P: 14	R: 0 E: 0 K: 0 S: 3	H: 0 LOB: 1 BB: 1 P: 7	1B: 9 2B: 1 3B: 0 HR: 1	SF: 1 SAC: 1 DP: 1 HBP: 0	WP: 0 PB: 0 SB: 0 CS: 0	PA: 39			
PITCHER	IP	WLS	BF	H	R	ER	SO	BB	IBB	HBP	BLK	WP	HR	S	P	ERA	WHIP				
Pat Dobson, R (1, 1) ERA: 4.29 Ron Herbel, R (7, 1) ERA: 3.96	6.0	L	27	8	3	3	2	4	0	0	0	0	0	9	21	9.00	2.500				

San Diego Padres @ Los Angeles Dodgers
 Dodger Stadium, Los Angeles, CA
 Sat Jun 27 1970, 7:05 PM PDT
 Att: 32,001 - Unknown

AB	30
R	7
H	10
RBI	5
BB	7
SO	2
LOB	12



Batter	1	2	3	4	5	6	7	8	9	AB	R	H	RBI	BB	SO	LOB	TOP											
Tommy Dean, R OBP: 0.311, SLG: 0.339	0-0 6-3 2B		0-0 F9		0-0 1-2 2-3 1B		0-0 5-3			4	0	2	0	0	0	1												
Dave Campbell, R OBP: 0.298, SLG: 0.330	0-0 F7			0-0 5-3	0-3 K			0-0 WP 1B		4	0	1	0	0	1	4												
Cito Gaston, R OBP: 0.384, SLG: 0.549	0-0 6-3 2-3			0-0 6-3		0-0 1B 1B		0-0 WP 1B		4	0	2	0	0	0	1												
Al Ferrara, R OBP: 0.374, SLG: 0.455	0-3 K			4-0 BB		0-0 1-2 1B		0-0 F8 1-2 2-3		3	0	1	0	1	1	3												
Nate Colbert, R OBP: 0.316, SLG: 0.515		0-0 6-3		0-0 L7		0-3 K		0-0 L3		4	0	0	0	0	1	5												
Ollie Brown, R OBP: 0.318, SLG: 0.428		0-0 F7			0-0 5-3	0-0 F3		0-0 L3		4	0	0	0	0	0	4												
Steve Huntz, S OBP: 0.311, SLG: 0.351		0-0 4-3			0-0 F5	0-0 F2			0-3 K	4	0	0	0	0	1	2												
Chris Cannizzaro, R OBP: 0.385, SLG: 0.452			0-0 F9		0-0 1B BB 1B		4-0 L3 BB		0-0 2-3	2	0	1	0	1	0	0												
Ron Sizem, R OBP: 0.267, SLG: 0.300										1	0	0	0	0	0	0												
Dave Roberts, L OBP: 0.136, SLG: 0.286			0-0 4-3		4-0 1B BB		0-0 L3		0-0 F6	1	0	0	0	1	0	0												
Larry Stahl, L OBP: 0.167, SLG: 0.167										1	0	0	0	0	0	1												
Ron Willis, R OBP: 0.167, SLG: 0.167										0	0	0	0	0	0	0												
Ivan Murrell, R OBP: 0.285, SLG: 0.407					1-2 BB					1	0	0	0	0	0	0												
Inning Stats	R: 0 E: 0 K: 1 S: 6	H: 1 LOB: 1 BB: 0 P: 6	R: 0 E: 0 K: 0 S: 3	H: 0 LOB: 0 BB: 0 P: 3	R: 0 E: 0 K: 0 S: 3	H: 0 LOB: 1 BB: 0 P: 3	R: 0 E: 0 K: 0 S: 3	H: 0 LOB: 1 BB: 1 P: 7	R: 0 E: 0 K: 1 S: 7	H: 2 LOB: 3 BB: 1 P: 11	R: 0 E: 0 K: 0 S: 2	H: 0 LOB: 1 BB: 1 P: 6	R: 0 E: 0 K: 0 S: 5	H: 2 LOB: 2 BB: 0 P: 5	R: 0 E: 0 K: 1 S: 5	H: 0 LOB: 0 BB: 0 P: 5	1B: 6 2B: 2 3B: 0 HR: 0	SF: 0 SAC: 0 DP: 1 HBP: 0	WP: 1 PA: 36									
PITCHER	IP	WLS	BF	H	R	ER	SO	BB	IBB	HBP	BLK	WP	HR	S	P	ERA	WHIP											
Alan Foster, R ERA: 3.69	(1, 1)	7.0	W	29	6	0	0	3	3	0	0	0	0	32	44	0.00	1.286											
Jim Brewer, L ERA: 1.98	(8, 1)	2.0	S	7	1	0	0	1	0	0	0	0	1	0	9	9	0.00	0.500										

San Diego Padres @ Los Angeles Dodgers
 Dodger Stadium, Los Angeles, CA
 Sun Jun 28 1970, 3:33 AM PDT
 Att: 16,737 - Unknown


AB 33
 R 0
 H 7
 RBI 0
 BB 3
 SO 4
 LOB 21



Batter	1	2	3	4	5	6	7	8	9	AB	R	H	RBI	BB	SO	LOB	BOTTOM										
Billy Grabarkewitz, R OBP: 0.440, SLG: 0.498	4-0 E 4-3 1B BB		0-3 K			0-0 FC5-6 1B				2	1	1	0	1	1	0											
Manny Mota, R OBP: 0.398, SLG: 0.449	0-0 E4 4-3 2B 1B		0-0 F9			0-0 FC5-6 G6-4-3 1-2				3	1	1	0	0	0	1											
Wes Parker, S OBP: 0.372, SLG: 0.447	0-0 4-3 2-3 3-H		0-0 6-3			0-0 G6-4-3 1-2				3	0	0	1	0	0	2											
Andy Kosco, R OBP: 0.248, SLG: 0.403	0-0 6-3			0-0 F7		0-0 5-3				3	0	0	0	0	0	1											
Von Joshua, L OBP: 0.295, SLG: 0.316										0	0	0	0	0	0	0											
Jim Lefebvre, S OBP: 0.341, SLG: 0.347	0-0 2B		0-0 F9			0-0 G6-3 1B				3	0	2	1	0	0	0											
Bill Sudakis, S OBP: 0.338, SLG: 0.460	0-0 4-3		0-0 5-3			0-0 G6-3 1-2				3	0	0	0	0	0	2											
Jeff Torborg, R OBP: 0.277, SLG: 0.286		0-0 F8			0-0 1-3			0-0 F2		3	0	0	0	0	0	0											
Bill Russell, R OBP: 0.167, SLG: 0.175		0-3 K			0-0 F7			0-3 K		3	0	0	0	0	2	0											
Alan Foster, R OBP: 0.108, SLG: 0.083		0-0 1-3			0-0 F3			0-0 F6		2	0	0	0	0	0	0											
Jim Brewer, L ERA:	(8, 1)									1	0	0	0	0	0	0											
Inning Stats	R: 2 E: 1 K: 0 S: 5	H: 2 LOB: 1 BB: 1 P: 9	R: 0 E: 0 K: 1 S: 5	H: 0 LOB: 0 BB: 0 P: 5	R: 0 E: 0 K: 1 S: 5	H: 0 LOB: 0 BB: 0 P: 5	R: 0 E: 0 K: 0 S: 3	H: 0 LOB: 0 BB: 0 P: 3	R: 0 E: 0 K: 0 S: 3	H: 1 LOB: 0 BB: 0 P: 3	R: 0 E: 0 K: 0 S: 3	H: 1 LOB: 0 BB: 0 P: 3	R: 0 E: 0 K: 1 S: 5	H: 0 LOB: 0 BB: 0 P: 5	R: 0 E: 0 K: 0 S: 5	H: 0 LOB: 0 BB: 0 P: 5	1B: 3 2B: 1 3B: 0 HR: 0	SF: 0 SAC: 0 DP: 2 HBP: 0	WP: 0 PA: 27								
PITCHER	IP	WLS	BF	H	R	ER	SO	BB	IBB	HBP	BLK	WP	HR	S	P	ERA	WHIP										
Dave Roberts, L ERA: 3.11	(1, 1)	6.0	L	21	3	2	2	2	1	0	0	0	0	24	28	3.00	0.667										
Ron Willis, R ERA:	(7, 1)	2.0		6	1	0	0	1	0	0	0	0	0	8	8	0.00	0.500										

San Diego Padres @ Los Angeles Dodgers
 Dodger Stadium, Los Angeles, CA
 Sun Jun 28 1970, 3:33 AM PDT
 Att: 16,737 - Unknown

AB 26
 R 2
 H 4
 RBI 2
 BB 1
 SO 3
 LOB 6



Batter	1	2	3	4	5	6	7	8	9	AB	R	H	RBI	BB	SO	LOB	TOP			
Jose Arcia, R OBP: 0.227, SLG: 0.267 (1, 6)	0-0 4-3		0-0 4-3		0-0 6-3			0-0 6-3		4	0	0	0	0	0	0	San Diego Padres @ Atlanta Braves Atlanta Stadium, Atlanta, GA Fri Jul 03 1970, 7:05 PM EDT Unknown			
Dave Campbell, R OBP: 0.256, SLG: 0.332 (1, 4)	0-0 2B		0-0 1B			0-3 K		0-0 F6		4	0	2	0	0	1	0				
Cito Gaston, R OBP: 0.384, SLG: 0.554 (1, 8)	0-3 K		4-0 FC6-4 1-2 BB			0-0 1B 2B		0-0 HR		3	1	2	1	1	1	1				
Nate Colbert, R OBP: 0.320, SLG: 0.505 (1, 3)	0-0 F8		0-0 FC6-4 1-2			0-0 1B		0-0 1B		4	0	2	0	0	0	3				
Ollie Brown, R OBP: 0.315, SLG: 0.441 (1, 9)		0-0 5-3		0-0 5-3		4-0 BB		0-0 E5 FC6-4		3	0	0	0	1	0	1				
Larry Stahl, L OBP: 0.167, SLG: 0.167 (1, 7)	0-0 E5		0-3 K		0-0 4-3			0-0 FC6-4		4	0	0	0	0	1	4				
Steve Huntz, S OBP: 0.318, SLG: 0.365 (1, 5)	0-3 K		0-0 F8			0-3 K		0-0 F4		4	0	0	0	0	2	1				
Bob Barton, R OBP: 0.309, SLG: 0.394 (1, 2)	0-3 K			0-0 4-3		0-0 5-3		0-0 5-3		4	0	0	0	0	1	1				
Clay Kirby, R OBP: 0.172, SLG: 0.143 Ron Herbel, R (6, 1)			0-0 6-3		0-3 K		0-3 K		0-3 K	2	0	0	0	0	1	0				
Ray Webster, L OBP: 0.284, SLG: 0.224 Gary Ross, R OBP: 0.600, SLG: 0.600 Al Ferrara, R OBP: 0.351, SLG: 0.434 (9, PH)										0	0	0	0	0	0	0				
Inning Stats	R: 0 E: 0 K: 1 S: 6	H: 1 LOB: 1 BB: 0 P: 6	R: 0 E: 1 K: 2 S: 8	H: 0 LOB: 1 BB: 0 P: 8	R: 0 E: 0 K: 0 S: 4	H: 0 LOB: 0 BB: 1 P: 8	R: 0 E: 0 K: 1 S: 5	H: 0 LOB: 0 BB: 0 P: 5	R: 0 E: 0 K: 1 S: 5	H: 2 LOB: 2 BB: 1 P: 10	R: 0 E: 0 K: 0 S: 7	H: 0 LOB: 0 BB: 0 P: 7	R: 1 E: 1 K: 0 S: 6	H: 2 LOB: 2 BB: 0 P: 6	R: 0 E: 0 K: 1 S: 5	H: 0 LOB: 0 BB: 0 P: 5	1B: 3 2B: 2 3B: 0 HR: 1	SF: 0 SAC: 0 DP: 0 HBP: 0	WP: 0 PB: 0 SB: 1 CS: 0	PA: 36
PITCHER Jim Nash, R ERA: 3.55 (1, 1)	IP: 9.0 WLS: W BF: 36 H: 6 R: 1 ER: 1 SO: 9 BB: 2 IBB: 0 HBP: 0 BLK: 0 WP: 0 HR: 1 S: 52 P: 60 ERA: 1.00 WHIP: 0.889															PITCHER				

Batter	1	2	3	4	5	6	7	8	9	AB	R	H	RBI	BB	SO	LOB	BOTTOM			
Sonny Jackson, L OBP: 0.370, SLG: 0.316 (1, 6)	0-0 4-3	0-0 4-3		0-0 2B 1B		0-0 G4-6-3 E 1B		0-0 F7		5	1	2	0	0	0	1	San Diego Padres @ Atlanta Braves Atlanta Stadium, Atlanta, GA Fri Jul 03 1970, 7:05 PM EDT Unknown			
Felix Milan, R OBP: 0.326, SLG: 0.373 (1, 4)	0-0 6-3		0-0 1B BB 1B		0-0 F7		0-0 E1 G4-6-3 1-2 2-3		0-0 5-3		5	1	1	0	0	3				
Tony Gonzalez, L OBP: 0.311, SLG: 0.327 (1, 8)	0-3 K		0-0 BB BB 1B 1-3		0-0 1B 1-H 2B		0-0 G4-6-3 1-2 2-3 3-H 4-0		0-0 F3		5	0	2	1	0	2				
Rico Carty, R OBP: 0.457, SLG: 0.654 Jimmie Hall, L OBP: 0.194, SLG: 0.125 (7, 7)		0-0 HR	0-0 F6		0-3 K		0-0 BB		0-0 F7		3	1	1	1	1	3				
Orlando Cepeda, R OBP: 0.357, SLG: 0.491 Tommy Aaron, R OBP: 0.333, SLG: 0.667 (1, 3)		0-3 K	0-0 F9		0-0 6-3		0-0 F7		0-0 F7		4	0	0	0	0	1				
Hal King, L OBP: 0.416, SLG: 0.578 (1, 2)		0-0 HR 1B	4-0 BB 1-2 BB		0-0 6-3		0-3 K				3	1	1	0	1	0				
Mike Lum, L OBP: 0.326, SLG: 0.455 (1, 9)		0-0 1-H HR	4-0 BB 1-2 2-3 3-H		0-0 HR		0-0 HR		0-0 HR		3	3	3	5	1	0				
Clete Boyer, R OBP: 0.273, SLG: 0.325 (1, 5)		0-0 F8	0-3 K		0-0 F5		0-0 F8		0-0 F8		4	0	0	0	0	1				
Jim Nash, R OBP: 0.143, SLG: 0.255 (1, 1)		0-3 K		0-0 F7		0-0 E G4-6-3 2B		0-0 5-3		4	1	1	0	0	1	0				
Inning Stats	R: 0 E: 0 K: 1 S: 5	H: 0 LOB: 0 BB: 0 P: 5	R: 3 E: 0 K: 2 S: 11	H: 3 LOB: 1 BB: 0 P: 11	R: 1 E: 0 K: 1 S: 7	H: 2 LOB: 2 BB: 0 P: 15	R: 1 E: 0 K: 1 S: 7	H: 2 LOB: 1 BB: 0 P: 7	R: 1 E: 1 K: 0 S: 5	H: 1 LOB: 2 BB: 1 P: 9	R: 1 E: 0 K: 1 S: 6	H: 1 LOB: 0 BB: 0 P: 6	R: 1 E: 0 K: 0 S: 3	H: 0 LOB: 0 BB: 0 P: 3	R: 0 E: 0 K: 0 S: 3	H: 0 LOB: 0 BB: 0 P: 3		1B: 5 2B: 2 3B: 0 HR: 4	SF: 0 SAC: 0 DP: 1 HBP: 0	WP: 1 PB: 0 SB: 0 CS: 0
PITCHER Clay Kirby, R ERA: 5.76 Ron Herbel, R ERA: 3.77 Gary Ross, R ERA: 6.18 (1, 1)	IP: 5.0 WLS: L BF: 28 H: 10 R: 7 ER: 6 SO: 5 BB: 2 IBB: 0 HBP: 0 BLK: 0 WP: 0 HR: 3 S: 36 P: 44 ERA: 10.80 WHIP: 2.400															PITCHER				

AB 34
R 1
H 6
RBI 1
BB 2
SO 9
LOB 11



AB 36
R 8
H 11
RBI 7
BB 3
SO 6
LOB 16



Batter	1	2	3	4	5	6	7	8	9	AB	R	H	RBI	BB	SO	LOB	TOP											
Dave Campbell, R OBP: 0.294, SLG: 0.327 (1, 4)	0-0 K		0-0 K		0-0 K		0-0 K		0-0 K	5	0	0	0	0	0	0	San Diego Padres @ Atlanta Braves Atlanta Stadium, Atlanta, GA Fri Jul 03 1970, 7:05 PM EDT Att: 19,001 - Unknown											
Steve Huntz, S OBP: 0.320, SLG: 0.380 (1, 5)	0-0 HR		0-0 K		0-0 K		0-0 K		0-3 K	5	1	2	1	0	1	0												
Cito Gaston, R OBP: 0.380, SLG: 0.547 (1, 8)	0-3 K		0-0 K		0-3 K		0-0 K			4	0	0	0	0	2	1												
Al Ferrara, R OBP: 0.354, SLG: 0.425 (1, 7)	0-0 K			0-3 K		0-0 K		0-0 K		4	0	0	0	0	1	0												
Nate Colbert, R OBP: 0.323, SLG: 0.504 (1, 3)		4-0 1B BB		0-3 K		0-0 K		0-0 K		3	0	1	0	1	1	0												
Ollie Brown, R OBP: 0.316, SLG: 0.453 (1, 9)		0-0 F		0-0 HR		0-3 K		0-0 K		4	1	2	1	0	1	2												
Chris Cannizzaro, R OBP: 0.390, SLG: 0.451 Ron Slocum, R OBP: 0.250, SLG: 0.279 (8, PR) (8, 2)		0-0 1B		0-0 E6		0-0 K		0-0 K		4	0	2	0	0	0	1												
Tommy Dean, R OBP: 0.297, SLG: 0.343 (8, PH) Larry Stahl, L OBP: 0.156, SLG: 0.158 Jose Arcia, R OBP: 0.227, SLG: 0.267 (8, 6)		0-3 K		0-0 K		0-0 K		0-0 HR		3	1	1	1	0	1	3												
Pat Dobson, R OBP: 0.216, SLG: 0.147 Ray Webster, L OBP: 0.274, SLG: 0.279 Ron Herbel, R OBP: 0.356, SLG: 0.404 Ron Willis, R OBP: 0.301, SLG: 0.379 (5, PH) (5, 1) (7, PH) (7, 1) (9, PH)		0-0 K			0-0 HR		0-0 K		0-0 K	1	0	0	0	0	0	2												
Inning Stats	R: 1 E: 0 K: 1 S: 6	H: 1 LOB: 0 BB: 0 P: 6	R: 0 E: 0 K: 1 S: 6	H: 1 LOB: 2 BB: 1 P: 10	R: 0 E: 0 K: 0 S: 3	H: 0 LOB: 0 BB: 0 P: 3	R: 1 E: 0 K: 2 S: 9	H: 1 LOB: 1 BB: 0 P: 9	R: 1 E: 0 K: 1 S: 6	H: 1 LOB: 0 BB: 0 P: 6	R: 0 E: 0 K: 0 S: 6	H: 1 LOB: 1 BB: 0 P: 6	R: 1 E: 0 K: 0 S: 5	H: 2 LOB: 1 BB: 0 P: 5	R: 0 E: 0 K: 0 S: 5	H: 2 LOB: 2 BB: 0 P: 5		R: 0 E: 0 K: 1 S: 5	H: 0 LOB: 0 BB: 0 P: 5	1B: 5 2B: 0 3B: 0 HR: 4	SF: 0 SAC: 0 DP: 0 HBP: 0	WP: 0 PB: 0 SB: 0 CS: 0	PA: 38					
PITCHER	IP	WLS	BF	H	R	ER	SO	BB	IBB	HBP	BLK	WP	HR	S	P	ERA	WHIP											
Phil Niekro, R ERA: 4.15 Hoyt Wilhelm, R ERA: 2.89	(1, 1)	7.0	W	30	7	4	4	6	1	0	0	0	0	4	41	45	5.14	1.143										
(8, 1)	2.0	S	8	2	0	0	1	0	0	0	0	0	0	0	10	10	0.00	1.000										

AB	37
R	4
H	9
RBI	4
BB	1
SO	7
LOB	11



Batter	1	2	3	4	5	6	7	8	9	AB	R	H	RBI	BB	SO	LOB	BOTTOM											
Sonny Jackson, L OBP: 0.366, SLG: 0.313 (1, 6)	0-0 E5	0-0 E5 SF 1B		0-3 K		0-0 K		0-0 K		5	1	1	0	0	1	1	San Diego Padres @ Atlanta Braves Atlanta Stadium, Atlanta, GA Fri Jul 03 1970, 7:05 PM EDT Att: 19,001 - Unknown											
Felix Milten, R OBP: 0.325, SLG: 0.373 (1, 4)	0-0 1B HR	0-0 SF HR		0-0 K		0-0 K		0-0 K		3	2	1	1	0	0	0												
Hank Aaron, R OBP: 0.392, SLG: 0.647 (1, 9)	0-0 1-3 HR	0-0 2H 3H HR		0-0 K		0-3 K				4	2	2	2	0	1	0												
Rico Carty, R OBP: 0.461, SLG: 0.665 Hoyt Wilhelm, R ERA: 2.89 (8, 1)	0-0 1H 3H HR	0-0 CS 1B		4-0 HR BB		0-0 K		0-0 K		3	2	2	3	1	0	0												
Orlando Cepeda, R OBP: 0.359, SLG: 0.502 (1, 3)	0-0 2B 1B	0-3 K		0-0 1H HR		0-0 K		0-0 K		4	1	2	2	0	1	1												
Mike Lum, L OBP: 0.322, SLG: 0.457 (1, 8)	0-0 1-3 2B	0-0 K		0-0 K		0-0 K		0-0 K		4	0	1	0	0	0	0												
Clete Boyer, R OBP: 0.272, SLG: 0.328 (1, 5)	0-0 K		0-0 K		0-0 None 2B		0-0 K		0-0 K	4	0	1	0	0	0	2												
Bob Didier, S OBP: 0.208, SLG: 0.186 (1, 2)	0-0 K		0-3 K		0-0 2-3		0-0 K		0-0 K	4	0	0	0	0	1	3												
Phil Niekro, R OBP: 0.180, SLG: 0.208 Jimmie Hall, L OBP: 0.216, SLG: 0.182 (8, 7)		0-0 E SF 1B		0-0 K		0-0 K		0-0 K		3	1	1	0	0	0	1												
Inning Stats	R: 3 E: 1 K: 0 S: 8	H: 5 LOB: 2 BB: 0 P: 8	R: 4 E: 2 K: 1 S: 9	H: 4 LOB: 0 BB: 0 P: 9	R: 0 E: 0 K: 1 S: 5	H: 0 LOB: 0 BB: 0 P: 5	R: 0 E: 0 K: 1 S: 5	H: 0 LOB: 0 BB: 0 P: 5	R: 0 E: 0 K: 0 S: 3	H: 0 LOB: 0 BB: 0 P: 3	R: 0 E: 0 K: 0 S: 4	H: 1 LOB: 1 BB: 0 P: 4	R: 0 E: 0 K: 0 S: 4	H: 1 LOB: 1 BB: 0 P: 4	1B: 6 2B: 4 3B: 0 HR: 3	SF: 1 SAC: 0 DP: 1 HBP: 0		WP: 0 PB: 0 SB: 0 CS: 1	PA: 37									
PITCHER	IP	WLS	BF	H	R	ER	SO	BB	IBB	HBP	BLK	WP	HR	S	P	ERA	WHIP											
Pat Dobson, R ERA: 4.58 Ron Herbel, R ERA: 3.91 Ron Willis, R ERA:	(1, 1)	4.0	L	21	9	7	6	3	0	0	0	0	0	1	10	14	9.00	1.500										
(5, 1)	2.0		9	2	2	2	1	1	0	0	0	0	0	7	7	0.00	0.500											
(7, 1)	2.0		7	1	0	0	0	0	0	0	0	0	0	7	7	0.00	0.500											




Batter	1	2	3	4	5	6	7	8	9	AB	R	H	RBI	BB	SO	LOB	TOP			
Dave Campbell, R (1, 4) OBP: 0.293, SLG: 0.324	4-0 BB		0-3 K		0-0 F9			0-0 F6		3	0	0	0	1	1	0	San Diego Padres @ Atlanta Braves Atlanta Stadium, Atlanta, GA Sat Jul 04 1970, 7:05 PM EDT Att: 18,229 - Unknown			
Steve Huntz, S (1, 5) OBP: 0.316, SLG: 0.375	0-3 K		0-0 F4		4-0 BB			0-0 F5		3	0	0	0	1	1	1				
Cito Gaston, R (1, 8) OBP: 0.378, SLG: 0.553	0-3 K		0-0 HR		0-0 5-3			0-0 F5		4	1	1	1	0	1	2				
Nate Colbert, R (1, 3) OBP: 0.319, SLG: 0.497	0-0 6-3		0-3 K			0-3 K			0-3 K	4	0	0	0	0	3	1				
Ollie Brown, R (1, 9) OBP: 0.313, SLG: 0.447		0-0 5-3		0-0 6-3		0-0 F9		0-0 4-3		4	0	0	0	0	0	0				
Ivan Murrell, R (1, 7) OBP: 0.286, SLG: 0.406		0-0 FC6-4 1B		0-0 CS 1B		0-3 K		0-0 F3		4	0	2	0	0	1	0				
Chris Cannizzaro, R (1, 2) OBP: 0.394, SLG: 0.455		0-0 FC6-4 1B		0-0 CS 1B			0-0 F8			3	0	2	0	0	0	0				
Tommy Dean, R (1, 6) OBP: 0.293, SLG: 0.338		0-0 FC6-4		0-0 6-3			0-0 F4			2	0	0	0	0	0	4				
Ray Webster, L (7, PH) OBP: 0.270, SLG: 0.275		1-2 2-3		1-2 2-3			0-3 K			1	0	0	0	0	0	0				
Jose Arcia, R (7, 6) OBP: 0.227, SLG: 0.267		0-3 K		0-0 1-3			0-3 K			0	0	0	0	0	0	0				
Dave Roberts, L (1, 1) OBP: 0.125, SLG: 0.261										2	0	0	0	0	1	2				
Ron Willis, R (6, 1)										0	0	0	0	0	0	0				
Al Ferrara, R (7, PH) OBP: 0.352, SLG: 0.422										1	0	0	0	0	1	0				
Ron Herbel, R (7, 1)										0	0	0	0	0	0	0				
Inning Stats	R: 0 E: 0 K: 2 S: 7	H: 0 LOB: 1 BB: 1 P: 11	R: 0 E: 0 K: 1 S: 7	H: 2 LOB: 2 BB: 0 P: 7	R: 1 E: 0 K: 2 S: 8	H: 1 LOB: 0 BB: 0 P: 8	R: 0 E: 0 K: 0 S: 4	H: 2 LOB: 1 BB: 0 P: 4	R: 0 E: 0 K: 0 S: 3	H: 0 LOB: 1 BB: 1 P: 7	R: 0 E: 0 K: 1 S: 5	H: 0 LOB: 0 BB: 0 P: 5	R: 0 E: 0 K: 0 S: 3	H: 0 LOB: 0 BB: 0 P: 3	R: 0 E: 0 K: 1 S: 5	H: 0 LOB: 0 BB: 0 P: 5	1B: 4 2B: 0 3B: 0 HR: 1	SF: 0 SAC: 0 DP: 0 HBP: 0	WP: 0 PB: 0 SB: 2 CS: 2	PA: 33
PITCHER	IP WLS BF H R ER SO BB IBB HBP BLK WP HR S P ERA WHIP																			
Pat Jarvis, R (1, 1) ERA: 2.94	9.0 W 33 5 1 1 9 2 0 0 0 0 1 49 57 1.00 0.778																			

AB	31
R	1
H	5
RBI	1
BB	2
SO	9
LOB	10



Batter	1	2	3	4	5	6	7	8	9	AB	R	H	RBI	BB	SO	LOB	BOTTOM			
Gil Garrido, R (1, 6) OBP: 0.340, SLG: 0.360	0-0 1B			0-0 6-3		0-0 F7				3	1	1	0	0	0	1	San Diego Padres @ Atlanta Braves Atlanta Stadium, Atlanta, GA Sat Jul 04 1970, 7:05 PM EDT Att: 18,229 - Unknown			
Tony Gonzalez, L (6, PH) OBP: 0.310, SLG: 0.325	0-0 1B									1	0	0	0	0	0	3				
Sonny Jackson, L (7, 6) OBP: 0.366, SLG: 0.313	0-0 1B									0	0	0	0	0	0	0				
Felix Milten, R (1, 4) OBP: 0.324, SLG: 0.371	0-0 1-3 1B		0-0 6-3		0-0 F8	0-0 F3				4	0	1	0	0	0	3				
Hank Aaron, R (1, 9) OBP: 0.387, SLG: 0.637	0-0 1-3		0-0 6-3		0-0 1-3		0-0 F3			4	0	0	0	0	0	1				
Rico Carty, R (1, 7) OBP: 0.458, SLG: 0.659	0-0 2B		0-0 E4		0-0 F8		0-0 4-3			4	0	1	1	0	0	0				
Jimmie Hall, L (8, 7) OBP: 0.216, SLG: 0.182	0-0 3H 1B		0-0 BB							0	0	0	0	0	0	0				
Orlando Cepeda, R (1, 3) OBP: 0.364, SLG: 0.510	0-0 1-3 2B		4-0 IBB			0-0 E 2B		0-0 F9		3	1	2	0	1	0	0				
Bob Aspromonte, R (1, 5) OBP: 0.254, SLG: 0.189	0-0 4-3		4-0 BB		0-3 K			0-0 F8		3	0	0	0	1	1	3				
Mike Lum, L (1, 8) OBP: 0.309, SLG: 0.435		0-0 4-3	0-0 4-3		0-0 E4		0-3 K		0-3 K	4	0	0	0	0	1	3				
Bob Tillman, R (1, 2) OBP: 0.293, SLG: 0.370		0-0 F7		0-0 6-3		4-0 1B		0-0 F7		3	0	0	0	1	0	0				
Pat Jarvis, R (1, 1) OBP: 0.146, SLG: 0.149		0-0 1B		0-3 K		0-0 1-2 2-3 1B				3	0	2	0	0	1	0				
Inning Stats	R: 1 E: 0 K: 0 S: 6	H: 4 LOB: 2 BB: 0 P: 6	R: 0 E: 0 K: 0 S: 4	H: 1 LOB: 1 BB: 0 P: 4	R: 0 E: 1 K: 0 S: 4	H: 0 LOB: 2 BB: 2 P: 12	R: 0 E: 0 K: 1 S: 5	H: 0 LOB: 0 BB: 0 P: 5	R: 0 E: 0 K: 0 S: 3	H: 2 LOB: 3 BB: 1 P: 12	R: 0 E: 0 K: 0 S: 3	H: 0 LOB: 0 BB: 0 P: 3	R: 0 E: 0 K: 1 S: 5	H: 0 LOB: 0 BB: 0 P: 5	R: 0 E: 0 K: 1 S: 5	H: 0 LOB: 0 BB: 0 P: 5	1B: 5 2B: 2 3B: 0 HR: 0	SF: 0 SAC: 0 DP: 0 HBP: 0	WP: 0 PB: 0 SB: 0 CS: 0	PA: 35
PITCHER	IP WLS BF H R ER SO BB IBB HBP BLK WP HR S P ERA WHIP																			
Dave Roberts, L (1, 1) ERA: 3.13	5.1 L 27 7 2 2 2 1 2 0 0 0 0 28 40 3.38 1.500																			
Ron Willis, R (6, 1) ERA:	0.2 2 0 0 0 0 0 0 0 0 0 0 2 2 0.00 0.000																			
Ron Herbel, R (7, 1) ERA: 3.81	2.0 6 0 0 0 0 1 0 0 0 0 0 0 8 8 0.00 0.000																			



Batter	1	2	3	4	5	6	7	8	9	AB	R	H	RBI	BB	SO	LOB	TOP																			
Dave Campbell, R (1,4) OBP: 0.295, SLG: 0.325	0-0 1		0-0 2			0-0 1B HR	0-3 2		0-0 1B 2-3	5	1	2	0	0	1	1	San Diego Padres @ Atlanta Braves Atlanta Stadium, Atlanta, GA Sun Jul 05 1970, 7:05 PM EDT Att: 22,002 - Unknown																			
Steve Huntz, S (1,5) OBP: 0.328, SLG: 0.382	4-0 BB BB		0-0 1B 3-H			0-0 1B 1-2 HR			0-0 1B 1-3 3-H	4	1	3	2	1	0	0																				
Cito Gaston, R (1,8) OBP: 0.378, SLG: 0.558	4-0 BB BB G4-6-3		0-0 1B 3-H 0-3			0-0 1B 1-H 2-H			0-0 1B 3-H 0-0	4	1	1	3	1	1	4																				
Nate Colbert, R (1,3) OBP: 0.318, SLG: 0.493	0-0 1-2 G4-6-3					0-0 1B K			0-0 1B None	4	0	1	0	0	1	2																				
Ollie Brown, R (1,9) OBP: 0.313, SLG: 0.455						0-0 1B HR			0-0 1B 1-2	4	1	1	1	0	0	1																				
Ivan Murrell, R (1,7) OBP: 0.282, SLG: 0.398						0-0 1B K			0-0 1B 1-2	4	0	0	0	0	1	1																				
Bob Barton, R (1,2) OBP: 0.307, SLG: 0.388						0-0 1B K			0-0 1B F	4	0	1	0	0	0	0																				
Tommy Dean, R (1,6) OBP: 0.293, SLG: 0.338						0-0 1B SH			4-0 BB CS	3	1	1	0	0	1	1																				
Ray Webster, L (9, PH) OBP: 0.290, SLG: 0.275						0-0 1B SH			0-0 1B 1-2	1	0	0	0	0	0	0																				
Ron Herbel, R (9, 1)						0-0 1B SH			0-0 1B 2B	1	0	0	0	0	0	0																				
Danny Coombs, R (1, 1) OBP: 0.069, SLG: 0.071						0-0 1B SH			0-0 1B 2B	1	0	0	0	0	0	0																				
Ron Willis, R (6, 1)						0-0 1B SH			0-0 1B 2B	1	0	0	0	0	0	0																				
Al Ferrara, R (9, PH) OBP: 0.355, SLG: 0.431						0-0 1B SH			0-0 1B 2B	1	0	1	0	0	0	0																				
Jose Arcia, R (9, PR) OBP: 0.227, SLG: 0.267						0-0 1B SH			0-0 1B 2B	0	1	0	0	0	0	0																				
Inning Stats	R: 0 E: 0 K: 0 S: 2	H: 0 LOB: 1 BB: 2 P: 10	R: 0 E: 0 K: 0 S: 3	H: 0 LOB: 0 BB: 0 P: 3	R: 1 E: 0 K: 1 S: 7	H: 2 LOB: 1 BB: 0 P: 7	R: 0 E: 0 K: 1 S: 5	H: 0 LOB: 0 BB: 0 P: 5	R: 0 E: 0 K: 0 S: 3	H: 0 LOB: 0 BB: 0 P: 3	R: 4 E: 0 K: 2 S: 12	H: 5 LOB: 1 BB: 0 P: 12	R: 0 E: 0 K: 1 S: 5	H: 0 LOB: 0 BB: 0 P: 5	R: 0 E: 0 K: 0 S: 4	H: 1 LOB: 1 BB: 0 P: 4	R: 1 E: 0 K: 0 S: 5	H: 3 LOB: 3 BB: 1 P: 9	1B: 8 2B: 1 3B: 0 HR: 2	SF: 0 SAC: 1 DP: 1 HBP: 0	WP: 0 PB: 0 SB: 0 CS: 1	PA: 39														
PITCHER	IP	WLS	BF	H	R	ER	SO	BB	IBB	HBP	BLK	WP	HR	S	P	ERA	WHIP	PITCHER	IP	WLS	BF	H	R	ER	SO	BB	IBB	HBP	BLK	WP	HR	S	P	ERA	WHIP	
Ron Reed, R (1, 1) ERA: 5.4	5.1		23	6	5	5	3	2	0	0	0	0	2	27	35	8.44	1.500																			
Bob Priddy, R (6, 1) ERA: 5.87	2.2		10	2	0	0	2	0	0	0	0	0	0	14	14	0.00	0.750																			
Hoyt Wilhelm, R (9, 1) ERA: 3.02	1.0	L	6	3	1	1	0	1	0	0	0	0	0	5	9	9.00	4.000																			

AB	35
R	6
H	11
RBI	6
BB	3
SO	5
LOB	10



Batter	1	2	3	4	5	6	7	8	9	AB	R	H	RBI	BB	SO	LOB	BOTTOM																			
Gil Garrido, R (1,6) OBP: 0.335, SLG: 0.355	0-0 1		0-0 1	0-0 3		0-0 1B			0-0 1B	5	0	1	0	0	0	1	San Diego Padres @ Atlanta Braves Atlanta Stadium, Atlanta, GA Sun Jul 05 1970, 7:05 PM EDT Att: 22,002 - Unknown																			
Felix Milten, R (1,4) OBP: 0.328, SLG: 0.373	0-0 None 1B		4-0 2B BB			0-0 1B 1-2			0-0 1B	4	1	2	0	1	0	0																				
Hank Aaron, R (1,9) OBP: 0.387, SLG: 0.640	0-0 1-2		0-0 1H HR			0-0 None E			0-0 1-3	5	2	2	1	0	0	3																				
Rico Carty, R (1,7) OBP: 0.458, SLG: 0.664	4-0 IBB		0-0 2H HR			0-0 2-3			0-0 2	4	1	1	2	1	0	1																				
Orlando Cepeda, R (1,3) OBP: 0.359, SLG: 0.503	0-0 3		0-0 2			0-0 E7			0-0 2	4	0	0	0	0	0	2																				
Clete Boyer, R (1,5) OBP: 0.276, SLG: 0.325			0-0 1B BB			4-0 3H IBB			0-0 3	2	0	0	0	2	0	0																				
Mike Lum, L (1,8) OBP: 0.366, SLG: 0.438			0-3 2 K			0-3 3 K			0-0 None SF	4	0	1	0	0	2	3																				
Sonny Jackson, L (6, PR) OBP: 0.366, SLG: 0.313									0-0 None SF	0	1	0	0	0	0	0																				
Bob Didier, S (9, 2) OBP: 0.208, SLG: 0.186									0-0 None SF	0	0	0	0	0	0	0																				
Bob Tillman, R (1, 2) OBP: 0.294, SLG: 0.369									0-0 None SF	3	0	1	0	0	0	0																				
Tony Gonzalez, L (9, PH) OBP: 0.309, SLG: 0.324									0-0 2-3	1	0	0	0	0	0	1																				
Ron Reed, R (1, 1)									0-0 2-3	2	0	0	0	0	0	1																				
Bob Priddy, R (6, 1) OBP: 0.500, SLG: 0.400									0-0 SF	1	0	0	0	0	1	0																				
Hal King, L (6, PH) OBP: 0.410, SLG: 0.578									0-0 3H	0	0	0	1	0	0	0																				
Hoyt Wilhelm, R (9, 1)									0-0 3H	0	0	0	0	0	0	0																				
Inning Stats	R: 0 E: 0 K: 0 S: 4	H: 1 LOB: 2 BB: 1 P: 8	R: 0 E: 0 K: 1 S: 6	H: 1 LOB: 0 BB: 0 P: 6	R: 3 E: 0 K: 0 S: 5	H: 2 LOB: 1 BB: 2 P: 13	R: 0 E: 0 K: 0 S: 3	H: 0 LOB: 0 BB: 0 P: 3	R: 1 E: 0 K: 1 S: 7	H: 1 LOB: 2 BB: 1 P: 11	R: 0 E: 0 K: 1 S: 7	H: 2 LOB: 2 BB: 0 P: 7	R: 0 E: 0 K: 0 S: 3	H: 0 LOB: 0 BB: 0 P: 3	R: 1 E: 0 K: 0 S: 4	H: 1 LOB: 1 BB: 0 P: 4	R: 0 E: 0 K: 0 S: 3	H: 0 LOB: 0 BB: 0 P: 3	1B: 4 2B: 3 3B: 0 HR: 1	SF: 1 SAC: 0 DP: 0 HBP: 0	WP: 1 PB: 0 SB: 0 CS: 0	PA: 40														
PITCHER	IP	WLS	BF	H	R	ER	SO	BB	IBB	HBP	BLK	WP	HR	S	P	ERA	WHIP	PITCHER	IP	WLS	BF	H	R	ER	SO	BB	IBB	HBP	BLK	WP	HR	S	P	ERA	WHIP	
Danny Coombs, L (1, 1) ERA: 2.26	5.2		29	7	4	3	3	2	2	0	0	0	1	31	47	4.76	1.588																			
Ron Willis, R (6, 1) ERA: 0.5	2.1	W	8	1	1	1	0	0	0	0	0	0	0	8	8	3.86	0.429																			
Ron Herbel, R (9, 1) ERA: 3.76	1.0	S	3	0	0	0	0	0	0	0	0	0	0	3	3	0.00	0.000																			

AB	35
R	5
H	8
RBI	4
BB	4
SO	3
LOB	12



Batter	1	2	3	4	5	6	7	8	9	AB	R	H	RBI	BB	SO	LOB	TOP			
Dave Campbell, R (1,4) OBP: 0.297, SLG: 0.330										4	0	2	0	0	2	0	San Diego Padres @ Cincinnati Reds Riverfront Stadium, Cincinnati, OH Mon Jul 06 1970, 7:05 PM EDT Att: 15,929 - Unknown			
Steve Huntz, S (1,5) OBP: 0.331, SLG: 0.381										3	0	1	0	1	1	2				
Cito Gaston, R (1,8) OBP: 0.377, SLG: 0.553										3	0	0	0	1	1	2				
Ollie Brown, R (1,9) OBP: 0.312, SLG: 0.452										4	0	1	0	0	0	0				
Ivan Murrell, R (1,7) OBP: 0.282, SLG: 0.405										4	0	1	0	0	2	2				
Ray Webster, L (1,3)										3	0	0	0	0	0	1				
Bob Barton, R (1,2) OBP: 0.299, SLG: 0.377										3	0	0	0	0	2	1				
Tommy Dean, R (1,6) OBP: 0.294, SLG: 0.338										3	0	1	0	0	0	0				
Al Santorini, R (1,1) Gary Ross, R (3,1) Al Ferrara, R (8, PH) Ron Willis, R (8,1)										1	0	0	0	0	1	0				
										1	0	0	0	0	0	1				
										1	0	0	0	0	0	0				
										0	0	0	0	0	0	0				
Inning Stats	R: 0 E: 0 K: 1 S: 6	H: 2 LOB: 2 BB: 1 P: 10	R: 0 E: 0 K: 1 S: 5	H: 0 LOB: 0 BB: 0 P: 5	R: 0 E: 0 K: 2 S: 8	H: 1 LOB: 1 BB: 0 P: 8	R: 0 E: 0 K: 1 S: 5	H: 0 LOB: 0 BB: 0 P: 5	R: 0 E: 0 K: 1 S: 4	H: 0 LOB: 0 BB: 1 P: 8	R: 0 E: 0 K: 0 S: 4	H: 1 LOB: 1 BB: 0 P: 4	R: 0 E: 0 K: 1 S: 6	H: 1 LOB: 1 BB: 0 P: 6	R: 0 E: 0 K: 1 S: 5	H: 0 LOB: 0 BB: 0 P: 5	1B: 4 2B: 1 3B: 1 HR: 0	SF: 0 SAC: 0 DP: 2 HBP: 0	WP: 0 PB: 0 SB: 0 CS: 0	PA: 32
PITCHER Jim Merritt, L (1,1) ERA: 3.12	IP: 9.0 WLS: W BF: 32 H: 6 R: 0 ER: 0 SO: 9 BB: 2 IBB: 0 HBP: 0 BLK: 0 WP: 0 HR: 0 S: 48 P: 56 ERA: 0.00 WHIP: 0.889															PITCHER				

Batter	1	2	3	4	5	6	7	8	9	AB	R	H	RBI	BB	SO	LOB	BOTTOM			
Pete Rose, S (1,9) OBP: 0.396, SLG: 0.511										4	2	2	1	0	0	1	San Diego Padres @ Cincinnati Reds Riverfront Stadium, Cincinnati, OH Mon Jul 06 1970, 7:05 PM EDT Att: 15,929 - Unknown			
Bobby Tolan, L (1,8) OBP: 0.399, SLG: 0.496										4	0	1	0	0	0	1				
Tony Perez, R (1,5) OBP: 0.438, SLG: 0.696										4	2	2	2	0	0	1				
Johnny Bench, R (1,2) OBP: 0.343, SLG: 0.633										4	1	1	2	0	0	0				
Lee May, R (1,3) OBP: 0.280, SLG: 0.487										4	0	0	0	0	1	0				
Bernie Carbo, L (1,7) OBP: 0.482, SLG: 0.581 Jimmy Stewart, S (8, FR) (9,7)										4	0	2	0	0	1	0				
										0	0	0	0	0	0	0				
										4	0	1	0	0	0	1				
Tommy Helms, R (1,4) OBP: 0.245, SLG: 0.269										4	0	1	0	0	0	1				
Woody Woodward, R (1,6) OBP: 0.333, SLG: 0.314										4	0	1	0	0	1	3				
Jim Merritt, L (1,1) OBP: 0.164, SLG: 0.132										2	0	0	0	1	1	1				
Inning Stats	R: 2 E: 0 K: 0 S: 5	H: 2 LOB: 0 BB: 0 P: 5	R: 0 E: 0 K: 0 S: 4	H: 1 LOB: 1 BB: 0 P: 4	R: 3 E: 0 K: 0 S: 8	H: 5 LOB: 2 BB: 0 P: 8	R: 0 E: 0 K: 1 S: 6	H: 1 LOB: 1 BB: 0 P: 6	R: 0 E: 0 K: 1 S: 5	H: 0 LOB: 0 BB: 0 P: 5	R: 0 E: 0 K: 0 S: 3	H: 0 LOB: 1 BB: 1 P: 7	R: 0 E: 0 K: 0 S: 3	H: 0 LOB: 0 BB: 0 P: 3	R: 0 E: 0 K: 2 S: 8	H: 1 LOB: 1 BB: 0 P: 8	1B: 6 2B: 1 3B: 0 HR: 3	SF: 0 SAC: 0 DP: 0 HBP: 0	WP: 0 PB: 0 SB: 0 CS: 0	PA: 35
PITCHER Al Santorini, R (1,1) ERA: 6.2 Gary Ross, R (3,1) ERA: 5.63 Ron Willis, R (8,1) ERA: 0.47	IP: 2.2 WLS: L BF: 16 H: 8 R: 5 ER: 5 SO: 0 BB: 0 IBB: 5 HBP: 0 BLK: 0 WP: 0 HR: 3 S: 16 P: 16 ERA: 16.88 WHIP: 3.000															PITCHER				

Batter	1	2	3	4	5	6	7	8	9	AB	R	H	RBI	BB	SO	LOB	TOP			
Dave Campbell, R OBP: 0.297, SLG: 0.329 (1, 4)										4	0	1	0	0	1	0	San Diego Padres @ Cincinnati Reds Riverfront Stadium, Cincinnati, OH Tue Jul 07 1970, 7:05 PM EDT Att: 18,805 - Unknown livebaseballscorecards.com			
Steve Huntz, S OBP: 0.329, SLG: 0.376 (1, 5) (7, 6)										3	0	0	0	1	1	0				
Cito Gaston, R OBP: 0.378, SLG: 0.552 (1, 8)										4	0	2	0	0	1	0				
Ollie Brown, R OBP: 0.314, SLG: 0.451 (1, 9)										3	0	1	0	1	1	1				
Chris Cannizzaro, R OBP: 0.396, SLG: 0.456 (1, 2)										4	0	2	0	0	2	2				
Ray Webster, L OBP: 0.288, SLG: 0.263 (1, 3)										4	0	1	0	0	0	3				
Ivan Murrell, R OBP: 0.281, SLG: 0.399 (1, 7)										3	0	0	0	1	0	1				
Tommy Dean, R OBP: 0.292, SLG: 0.336 (1, 6)										1	0	0	0	0	0	0				
Al Ferrara, R OBP: 0.352, SLG: 0.426 (5, PH)										1	0	0	0	0	0	3				
Jose Arcia, R OBP: 0.227, SLG: 0.267 (5, 6)										0	0	0	0	0	0	0				
Larry Stahl, L OBP: 0.150, SLG: 0.150 (7, PH)										1	0	0	0	0	0	1				
Ron Herbel, R (7, 1)										0	0	0	0	0	0	0				
Pat Dobson, R OBP: 0.205, SLG: 0.139 (1, 1)										2	0	0	0	0	0	3				
Ed Spiezio, R OBP: 0.358, SLG: 0.375 (7, 5)										1	0	0	0	0	0	1				
Inning Stats	R: 0 E: 0 K: 1 S: 5	H: 0 LOB: 0 BB: 0 P: 5	R: 0 E: 0 K: 1 S: 5	H: 1 LOB: 0 BB: 0 P: 5	R: 0 E: 0 K: 0 S: 3	H: 0 LOB: 0 BB: 0 P: 3	R: 0 E: 0 K: 2 S: 7	H: 0 LOB: 0 BB: 0 P: 7	R: 0 E: 0 K: 0 S: 5	H: 2 LOB: 3 BB: 1 P: 9	R: 0 E: 0 K: 1 S: 5	H: 2 LOB: 2 BB: 2 P: 13	R: 0 E: 0 K: 0 S: 4	H: 1 LOB: 1 BB: 0 P: 4	R: 0 E: 0 K: 1 S: 5	H: 0 LOB: 0 BB: 0 P: 5	1B: 7 2B: 0 3B: 0 HR: 0	SF: 0 SAC: 0 DP: 0 HBP: 0	WP: 0 PB: 0 SB: 0 CS: 1	PA: 34
PITCHER	IP WLS BF H R ER SO BB IBB HBP BLK WP HR S P ERA WHIP																			
Gary Nolan, R ERA: 3.58 (1, 1)	6.0 W 23 5 0 0 5 2 1 0 0 0 0 0 30 42 0.00 1.167																			
Clay Carroll, R ERA: 2.45 (7, 1)	3.0 S 11 2 0 0 1 0 0 0 0 0 0 0 13 13 0.00 0.667																			

Batter	1	2	3	4	5	6	7	8	9	AB	R	H	RBI	BB	SO	LOB	BOTTOM			
Pete Rose, S OBP: 0.394, SLG: 0.508 (1, 9)										4	1	1	0	0	1	1	San Diego Padres @ Cincinnati Reds Riverfront Stadium, Cincinnati, OH Tue Jul 07 1970, 7:05 PM EDT Att: 18,805 - Unknown livebaseballscorecards.com			
Bobby Tolan, L OBP: 0.400, SLG: 0.507 (1, 8)										4	2	2	1	0	2	0				
Tony Perez, R OBP: 0.436, SLG: 0.689 (1, 5)										3	0	0	0	1	0	0				
Johnny Bench, R OBP: 0.339, SLG: 0.627 (1, 2)										3	0	0	1	0	0	0				
Lee May, R OBP: 0.280, SLG: 0.485 (1, 3)										3	0	1	0	0	0	1				
Bernie Carbo, L OBP: 0.456, SLG: 0.571 (1, 7)										3	0	0	0	0	0	1				
Tommy Helms, R OBP: 0.249, SLG: 0.276 (1, 4)										3	0	2	0	0	1	0				
Dave Concepcion, R OBP: 0.346, SLG: 0.355 (1, 6)										3	0	1	0	0	1	1				
Gary Nolan, R OBP: 0.156, SLG: 0.073 (1, 1)										2	0	0	0	0	1	4				
Clay Carroll, R (7, 1)										1	0	0	0	0	1	0				
Inning Stats	R: 0 E: 0 K: 1 S: 5	H: 0 LOB: 0 BB: 0 P: 5	R: 0 E: 0 K: 0 S: 3	H: 0 LOB: 0 BB: 0 P: 3	R: 0 E: 0 K: 1 S: 6	H: 1 LOB: 1 BB: 0 P: 6	R: 0 E: 0 K: 1 S: 5	H: 0 LOB: 0 BB: 0 P: 5	R: 0 E: 0 K: 1 S: 6	H: 3 LOB: 2 BB: 0 P: 5	R: 1 E: 1 K: 1 S: 6	H: 1 LOB: 1 BB: 1 P: 10	R: 0 E: 0 K: 2 S: 7	H: 0 LOB: 0 BB: 0 P: 7	R: 2 E: 0 K: 1 S: 7	H: 2 LOB: 0 BB: 0 P: 7	1B: 4 2B: 2 3B: 1 HR: 0	SF: 1 SAC: 0 DP: 1 HBP: 0	WP: 0 PB: 0 SB: 0 CS: 0	PA: 31
PITCHER	IP WLS BF H R ER SO BB IBB HBP BLK WP HR S P ERA WHIP																			
Pat Dobson, R ERA: 4.37 (1, 1)	6.0 L 23 5 1 0 4 0 0 0 0 0 0 0 30 34 9.00 1.000																			
Ron Herbel, R ERA: 3.89 (7, 1)	2.0 8 2 2 2 3 0 0 0 0 1 0 0 14 14 9.00 1.000																			

Batter	1	2	3	4	5	6	7	8	9	AB	R	H	RBI	BB	SO	LOB	TOP										
Dave Campbell, R OBP: 0.292, SLG: 0.324 (1, 4)	0-0 6-3		0-0 F9		0-0 5-3		0-0 P6		0-3 K	5	0	0	0	0	1	3											
Steve Huntz, S OBP: 0.335, SLG: 0.378 (1, 5)	0-0 4-3		0-0 E 1B		0-0 2B 1B		0-0 F7		4-0 FC5-4 BB	4	1	2	0	1	0	0											
Cito Gaston, R OBP: 0.376, SLG: 0.547 (1, 8)	0-3 K		0-0 E9 1B		0-3 K		0-3 K		0-0 FC5-4	5	1	1	1	0	3	4											
Ollie Brown, R OBP: 0.317, SLG: 0.455 (1, 9)		0-0 F8		0-0 2H 1B		0-0 1-3 2B		0-0 5-3		4	0	2	1	0	0	0											
Chris Cannizzaro, R OBP: 0.398, SLG: 0.451 (1, 2)	0-3 K		4-0 BB		4-0 IBB		0-0 F7			2	0	0	0	2	1	0											
Ray Webster, L OBP: 0.274, SLG: 0.269 (5, PH)	0-0 1B		0-0 F8		0-3 K		0-0 5-3			2	0	1	0	0	0	2											
Nate Colbert, R OBP: 0.316, SLG: 0.490 (5, 3)										2	0	0	0	0	1	3											
Ivan Murrell, R OBP: 0.280, SLG: 0.406 (1, 7)	0-0 5-3			0-0 F7		0-0 6-3		0-0 3B		4	0	1	0	0	0	1											
Tommy Dean, R OBP: 0.291, SLG: 0.329 (1, 6)			0-3 K	0-0 1-3		0-0 L4		4-0 E BB		3	0	0	0	1	1	0											
Clay Kirby, R OBP: 0.188, SLG: 0.161 (6, 1)			0-0 1B 1B	0-3 K		0-3 K		0-3 K		3	1	1	0	0	2	0											
Ron Willis, R (6, 1)										1	0	0	0	0	1	2											
Inning Stats	R: 0 E: 0 K: 1 S: 5	H: 0 LOB: 0 BB: 0 P: 5	R: 0 E: 0 K: 1 S: 6	H: 1 LOB: 1 BB: 0 P: 6	R: 3 E: 1 K: 1 S: 9	H: 4 LOB: 2 BB: 1 P: 13	R: 0 E: 0 K: 1 S: 5	H: 0 LOB: 0 BB: 0 P: 5	R: 0 E: 0 K: 2 S: 9	H: 2 LOB: 3 BB: 1 P: 13	R: 0 E: 0 K: 1 S: 5	H: 0 LOB: 0 BB: 0 P: 5	R: 0 E: 0 K: 0 S: 3	H: 0 LOB: 0 BB: 0 P: 3	R: 0 E: 1 K: 2 S: 8	H: 1 LOB: 3 BB: 2 P: 16	1B: 6 2B: 1 3B: 1 HR: 0	SF: 0 SAC: 0 DP: 0 HBP: 0	WP: 0 PB: 0 SB: 0 CS: 0	PA: 39							
PITCHER	IP	WLS	BF	H	R	ER	SO	BB	IBB	HBP	BLK	WP	HR	S	P	ERA	WHIP										
Jim McGlothlin, R ERA: 2.79	1.2		6	1	0	0	2	0	0	0	0	0	0	10	10	0.00	0.600										
Ray Washburn, R ERA: 8.89	1.0	L	8	4	3	2	1	1	0	0	0	0	0	9	13	18.00	5.000										
Pedro Borbon, R ERA: 7.71	1.1		4	0	0	0	1	0	0	0	0	0	0	6	6	0.00	0.000										
Don Gullett, L ERA: 3.58	2.0		9	2	0	0	3	0	1	0	0	0	0	14	18	0.00	1.000										
Wayne Granger, R ERA: 2.09	3.0		12	1	0	0	3	2	0	0	0	0	0	16	24	0.00	1.000										

San Diego Padres @ Cincinnati Reds
Riverfront Stadium, Cincinnati, OH
Wed Jul 08 1970, 7:05 PM EDT
Att: 16,360 - Unknown

AB 35
R 3
H 8
RBI 2
BB 4
SO 10
LOB 15



Batter	1	2	3	4	5	6	7	8	9	AB	R	H	RBI	BB	SO	LOB	BOTTOM										
Pete Rose, S OBP: 0.397, SLG: 0.512 (1, 9)	0-0 2B		0-0 F7		0-0 BB 1B	1-2 2-3 1B		0-0 F7		5	0	3	0	0	0	0											
Bobby Tolan, L OBP: 0.394, SLG: 0.498 (1, 8)	0-0 F8		0-3 K		0-0 L3	0-0 3-1		0-0 F8		5	0	0	0	0	1	5											
Tony Perez, R OBP: 0.440, SLG: 0.687 (1, 5)	4-0 BB		4-0 BB		4-0 BB	4-0 G5-4-3 BB		0-0 6-3		1	0	0	0	3	0	0											
Johnny Bench, R OBP: 0.338, SLG: 0.621 (1, 2)	0-0 F7		4-0 BB		0-0 G5-4-3	0-0 F7		0-0 F7		3	0	0	0	1	0	4											
Lee May, R OBP: 0.280, SLG: 0.486 (1, 3)	0-3 K		0-0 F7		0-0 F7	0-0 P6		0-0 P6		4	1	1	0	0	1	4											
Bernie Carbo, L OBP: 0.461, SLG: 0.573 (1, 7)		0-0 S 1B		0-0 1B		4-0 FC5-4 BB		0-0 3-1		3	0	2	0	1	0	0											
Tommy Helms, R OBP: 0.249, SLG: 0.276 (7, 6)	0-0 P3		1-2 1B		0-0 E8 1B	0-0 FC5-4 1B 1B		0-0 4-3		4	0	1	0	0	0	3											
Woody Woodward, R OBP: 0.327, SLG: 0.308 (6, PH)	0-0 F8		0-0 6-3		0-0 6-3	0-0 1B 1B		0-0 F7		2	0	0	0	0	0	2											
Jimmy Stewart, S OBP: 0.271, SLG: 0.245 (7, 4)						1-2 3-H 1B				2	0	1	1	0	0	0											
Jim McGlothlin, R OBP: 0.236, SLG: 0.238 (2, 1)	0-3 K		0-3 K		0-3 K	0-3 K		0-0 1-3		0	0	0	0	0	0	0											
Ray Washburn, R (2, 1)										1	0	0	0	0	1	1											
Pedro Borbon, R (3, 1)										0	0	0	0	0	0	0											
Angel Bravo, L OBP: 0.240, SLG: 0.270 (4, PH)										1	0	0	0	0	1	1											
Don Gullett, R OBP: 0.267, SLG: 1.000 (5, 1)										0	0	0	0	0	0	0											
Ty Cline, R OBP: 0.254, SLG: 0.370 (6, PH)										1	0	0	0	0	1	2											
Wayne Granger, R (7, 1)										0	0	0	0	0	0	0											
Dave Concepcion, R OBP: 0.343, SLG: 0.330 (8, PH)										1	0	0	0	0	0	0											
Inning Stats	R: 0 E: 0 K: 1 S: 6	H: 1 LOB: 2 BB: 1 P: 10	R: 0 E: 0 K: 1 S: 6	H: 1 LOB: 0 BB: 0 P: 6	R: 0 E: 0 K: 1 S: 5	H: 0 LOB: 2 BB: 2 P: 13	R: 0 E: 1 K: 1 S: 6	H: 2 LOB: 1 BB: 0 P: 6	R: 0 E: 0 K: 0 S: 3	H: 3 LOB: 3 BB: 1 P: 12	R: 0 E: 0 K: 0 S: 3	H: 0 LOB: 0 BB: 0 P: 3	R: 0 E: 0 K: 0 S: 3	H: 0 LOB: 0 BB: 0 P: 3	R: 0 E: 0 K: 0 S: 3	H: 0 LOB: 0 BB: 0 P: 3	1B: 6 2B: 2 3B: 0 HR: 0	SF: 0 SAC: 0 DP: 1 HBP: 0	WP: 0 PB: 0 SB: 1 CS: 0	PA: 38							
PITCHER	IP	WLS	BF	H	R	ER	SO	BB	IBB	HBP	BLK	WP	HR	S	P	ERA	WHIP										
Clay Kirby, R ERA: 5.55	5.0	W	23	6	1	1	4	4	0	0	0	0	0	27	43	1.80	2.000										
Ron Willis, R ERA: 0.39	4.0	S	15	2	0	0	1	1	0	0	0	0	0	16	20	0.00	0.750										

San Diego Padres @ Cincinnati Reds
Riverfront Stadium, Cincinnati, OH
Wed Jul 08 1970, 7:05 PM EDT
Att: 16,360 - Unknown

AB 33
R 1
H 8
RBI 1
BB 5
SO 5
LOB 22



Batter	1	2	3	4	5	6	7	8	9	10	AB	R	H	RBI	BB	SO	LOB	TOP	
Dave Campbell, R OBP: 0.296, SLG: 0.334 Tommy Dean, R OBP: 0.298, SLG: 0.324 Ed Spiezo, R OBP: 0.363, SLG: 0.390 Al Santorini, R OBP: 0.390, SLG: 0.390	F7	HR	1B BB	6-3	FC1-6			FC1-6		2B	2	2	1	1	1	0	0	San Diego Padres @ Cincinnati Reds Riverfront Stadium, Cincinnati, OH Thu Jul 09 1970, 7:05 PM EDT Att: 22,298 - Unknown	
Steve Huntz, S OBP: 0.338, SLG: 0.382	WP 1B BB	PB SF9	1B BB	K	F2			F2		SF7	3	2	1	2	2	1	2		
Cito Gaston, R OBP: 0.375, SLG: 0.545	3-1 WP	SF9	1B		G3			F7		5-3	5	0	2	3	0	0	2		
Ollie Brown, R OBP: 0.317, SLG: 0.454 Larry Stahl, L OBP: 0.136, SLG: 0.136	3-1	F8	6-3		1-3			F8			3	0	1	0	0	0	2		
Nate Colbert, R OBP: 0.317, SLG: 0.486	3-1	K			P4					G5-4-3	4	0	1	1	1	1	2		
Ivan Murrell, R OBP: 0.279, SLG: 0.401	6-3		K		F8			F9		G5-4-3	5	0	1	0	0	1	3		
Bob Barton, R OBP: 0.289, SLG: 0.364 Al Ferrara, R OBP: 0.350, SLG: 0.424 Ron Stocum, R OBP: 0.250, SLG: 0.279		E5	P4	G5-4-3				6-3		G5-4-3	4	1	0	0	0	0	1		
Jose Arcia, R OBP: 0.254, SLG: 0.281		HR						P4			4	2	2	0	0	0	0		
Dave Roberts, L OBP: 0.185, SLG: 0.423 Ron Herbel, R		HR									3	2	2	3	0	0	1		
Gary Ross, R OBP: 0.282, SLG: 0.278 Ray Webster, L OBP: 0.388, SLG: 0.451		HR						FC1-6		2B	0	0	0	0	0	0	0		
Inning Stats	R: 1 E: 0 K: 0 S: 5	H: 2 LOB: 2 BB: 1 P: 9	R: 5 E: 1 K: 1 S: 10	H: 4 LOB: 0 BB: 0 P: 10	R: 3 E: 1 K: 1 S: 7	H: 1 LOB: 2 BB: 2 P: 16	R: 0 E: 0 K: 0 S: 3	H: 0 LOB: 0 BB: 0 P: 3	R: 0 E: 0 K: 0 S: 3	H: 0 LOB: 0 BB: 0 P: 3	R: 0 E: 0 K: 0 S: 4	H: 1 LOB: 1 BB: 0 P: 4	R: 0 E: 0 K: 0 S: 3	H: 1 LOB: 1 BB: 1 P: 7	R: 1 E: 0 K: 0 S: 5	H: 2 LOB: 1 BB: 0 P: 5	1B: 9 2B: 2 3B: 0 HR: 2	SF: 2 SAC: 1 DP: 2 HBP: 1	WP: 1 PB: 1 SB: 0 CS: 0
PITCHER	IP WLS BF H R ER SO ERA WHIP	IP WLS BF H R ER SO ERA WHIP	IP WLS BF H R ER SO ERA WHIP	IP WLS BF H R ER SO ERA WHIP	IP WLS BF H R ER SO ERA WHIP	IP WLS BF H R ER SO ERA WHIP	IP WLS BF H R ER SO ERA WHIP	IP WLS BF H R ER SO ERA WHIP	IP WLS BF H R ER SO ERA WHIP	IP WLS BF H R ER SO ERA WHIP	IP WLS BF H R ER SO ERA WHIP	IP WLS BF H R ER SO ERA WHIP	IP WLS BF H R ER SO ERA WHIP	IP WLS BF H R ER SO ERA WHIP	IP WLS BF H R ER SO ERA WHIP	IP WLS BF H R ER SO ERA WHIP	IP WLS BF H R ER SO ERA WHIP	IP WLS BF H R ER SO ERA WHIP	
Wayne Simpson, R ERA: 2.48 Pedro Borbon, R ERA: 6.61 Ray Washburn, R ERA: 8.28 Clay Carroll, R ERA: 2.41 Wayne Granger, R ERA: 2.21	2.2 9 20 6 9 4 2 13.50 3.375	2.1 3 9 3 0 0 1 0.00 1.286	2.0 6 6 0 0 0 0 0.00 0.000	1.0 4 1 0 0 0 0 0.00 1.000	2.0 L 9 3 1 1 0 4.50 2.000														

AB 40
R 10
H 13
RBI 10
BB 4
SO 3
LOB 17



Batter	1	2	3	4	5	6	7	8	9	10	AB	R	H	RBI	BB	SO	LOB	BOTTOM			
Pete Rose, S OBP: 0.392, SLG: 0.504	1-3		F8		K		6-3	1-3			5	0	0	0	0	1	0	San Diego Padres @ Cincinnati Reds Riverfront Stadium, Cincinnati, OH Thu Jul 09 1970, 7:05 PM EDT Att: 22,298 - Unknown			
Bobby Tolan, L OBP: 0.394, SLG: 0.497	1B		1-3					F9		K	5	1	2	0	0	1	0				
Tony Perez, R OBP: 0.444, SLG: 0.687	1B				P4			HR		E S	3	2	2	1	2	0	1				
Johnny Bench, R OBP: 0.339, SLG: 0.636	K				HR			F2		K	5	2	2	4	0	2	2				
Lee May, R OBP: 0.294, SLG: 0.489	P6							K		K	4	0	2	0	1	1	1				
Hal McRae, R OBP: 0.381, SLG: 0.631 Ty Cline, L OBP: 0.278, SLG: 0.353		K			F8			F9		1B	3	1	0	0	1	1	2				
Tommy Helms, R OBP: 0.248, SLG: 0.275	F9				P4			P3		1B	5	1	1	0	0	0	2				
Woody Woodward, R OBP: 0.319, SLG: 0.299 Jimmy Stewart, S OBP: 0.279, SLG: 0.255	F8				5-3			4-3		HR	3	0	0	0	0	0	1				
Wayne Simpson, R ERA: 3.36 Pedro Borbon, R ERA: 6.61 Ray Washburn, R ERA: 8.28 Clay Carroll, R ERA: 2.41 Wayne Granger, R ERA: 2.21			K		K			4-3		HR	0	0	0	0	0	0	0				
Inning Stats	R: 1 E: 0 K: 1 S: 7	H: 2 LOB: 1 BB: 0 P: 7	R: 0 E: 0 K: 1 S: 5	H: 0 LOB: 0 BB: 0 P: 5	R: 0 E: 0 K: 1 S: 5	H: 0 LOB: 0 BB: 0 P: 5	R: 2 E: 0 K: 0 S: 6	H: 3 LOB: 1 BB: 0 P: 6	R: 0 E: 0 K: 2 S: 8	H: 1 LOB: 1 BB: 0 P: 4	R: 0 E: 0 K: 0 S: 3	H: 0 LOB: 0 BB: 0 P: 3	R: 6 E: 0 K: 1 S: 9	H: 4 LOB: 0 BB: 2 P: 17	R: 0 E: 0 K: 3 S: 9	H: 0 LOB: 2 BB: 2 P: 17	R: 0 E: 0 K: 0 S: 3		H: 0 LOB: 0 BB: 0 P: 3	1B: 7 2B: 1 3B: 0 HR: 3	SF: 0 SAC: 0 DP: 0 HBP: 0
PITCHER	IP WLS BF H R ER SO ERA WHIP	IP WLS BF H R ER SO ERA WHIP	IP WLS BF H R ER SO ERA WHIP	IP WLS BF H R ER SO ERA WHIP	IP WLS BF H R ER SO ERA WHIP	IP WLS BF H R ER SO ERA WHIP	IP WLS BF H R ER SO ERA WHIP	IP WLS BF H R ER SO ERA WHIP	IP WLS BF H R ER SO ERA WHIP	IP WLS BF H R ER SO ERA WHIP	IP WLS BF H R ER SO ERA WHIP	IP WLS BF H R ER SO ERA WHIP	IP WLS BF H R ER SO ERA WHIP	IP WLS BF H R ER SO ERA WHIP	IP WLS BF H R ER SO ERA WHIP	IP WLS BF H R ER SO ERA WHIP	IP WLS BF H R ER SO ERA WHIP	IP WLS BF H R ER SO ERA WHIP			
Dave Roberts, L ERA: 3.36 Ron Herbel, R ERA: 4.32 Gary Ross, R ERA: 5.47 Al Santorini, R ERA: 6.11	7.1 0.1 1.1 1.0	5 3 6 3	3 4 0 0	4 4 0 0	1 0 2 0	0 0 0 0	0 1 0 0	6 10 10 3	108.00 0.00 0.00 0.00	12.000 1.500 0.000											

AB 41
R 9
H 11
RBI 9
BB 4
SO 9
LOB 11



Batter	1	2	3	4	5	6	7	8	9	AB	R	H	RBI	BB	SO	LOB	TOP					
Billy Grabarkewitz, R OBP: 0.445, SLG: 0.502 (1, 6)	F4			2B		2B	1B		1B	3	3	2	0	2	0	0	Los Angeles Dodgers @ San Diego Padres San Diego Stadium, San Diego, CA Fri Jul 10 1970, 10:05 PM EDT Att: 18,888 - Unknown					
Manny Mota, R OBP: 0.398, SLG: 0.428 (1, 7)	6-3			1B		2B	1B		1B	4	2	3	1	1	0	0						
Willie Davis, L OBP: 0.336, SLG: 0.436 (1, 8)	F8			2B					1B	5	1	3	2	0	0	2						
Wes Parker, S OBP: 0.390, SLG: 0.473 (1, 3)		L4		G6-4-3					1B	5	2	3	3	0	1	3						
Andy Kosco, R OBP: 0.250, SLG: 0.409 Von Joshua, L OBP: 0.294, SLG: 0.313 (8, PR) (8, 9)	6-3			F9					4-3	4	0	2	2	0	0	1						
Jim Lefebvre, S OBP: 0.326, SLG: 0.374 (1, 4)	L4								4-3	1	0	0	0	0	0	2						
Steve Garvey, R OBP: 0.152, SLG: 0.156 (1, 5)										4	0	1	0	0	1	2						
Jeff Torborg, R OBP: 0.255, SLG: 0.253 Tom Haller, L OBP: 0.346, SLG: 0.417 (9, 2)	F2								4-3	4	0	0	0	0	1	0						
Bill Singer, R OBP: 0.263, SLG: 0.278 Jose Pena, R (9, 1)									1B	4	1	1	0	0	2	0						
Inning Stats	R: 0 E: 0 K: 0 S: 3	H: 0 LOB: 0 BB: 0 P: 3	R: 0 E: 0 K: 0 S: 3	H: 1 LOB: 0 BB: 0 P: 3	R: 0 E: 0 K: 1 S: 5	H: 0 LOB: 0 BB: 0 P: 5	R: 2 E: 0 K: 0 S: 5	H: 3 LOB: 0 BB: 0 P: 5	R: 0 E: 0 K: 2 S: 7	H: 0 LOB: 0 BB: 0 P: 7	R: 3 E: 0 K: 0 S: 7	H: 4 LOB: 2 BB: 1 P: 11	R: 0 E: 0 K: 1 S: 5	H: 1 LOB: 2 BB: 1 P: 9	R: 2 E: 0 K: 0 S: 5	H: 4 LOB: 1 BB: 0 P: 5		R: 2 E: 0 K: 2 S: 10	H: 3 LOB: 2 BB: 1 P: 14	1B: 12 2B: 4 3B: 1 HR: 0	SF: 0 SAC: 0 DP: 2 HBP: 0	WP: 0 PB: 0 SB: 1 CS: 1
PITCHER	IP	WLS	BF	H	R	ER	SO	BB	IBB	HBP	BLK	WP	HR	S	P	ERA	WHIP					
Danny Coombs, L ERA: 2.56 (1, 1)	5.2	L	22	6	5	5	3	1	0	0	0	0	0	27	31	7.94	1.235					
Ron Willis, R ERA: 0.37 (6, 1)	1.1		7	3	0	0	1	1	0	0	0	0	0	8	12	0.00	3.000					
Gary Ross, R ERA: 6.04 (8, 1)	1.1		9	6	4	4	1	1	0	0	0	0	0	10	14	27.00	5.250					
Ron Herbel, R ERA: 4.28 (9, 1)	0.2		3	1	0	0	1	0	0	0	0	0	0	5	5	0.00	1.500					

Batter	1	2	3	4	5	6	7	8	9	AB	R	H	RBI	BB	SO	LOB	BOTTOM					
Dave Campbell, R OBP: 0.297, SLG: 0.342 (1, 4)	F7									4	2	1	1	1	1	1	Los Angeles Dodgers @ San Diego Padres San Diego Stadium, San Diego, CA Fri Jul 10 1970, 10:05 PM EDT Att: 18,888 - Unknown					
Steve Huntz, S OBP: 0.339, SLG: 0.380 (8, 6)	6-3								HR	4	1	1	1	1	2	1						
Cito Gaston, R OBP: 0.375, SLG: 0.552 (1, 8)	K								HR	5	1	2	3	0	1	0						
Al Ferrara, R OBP: 0.351, SLG: 0.420 Jose Arcia, R OBP: 0.254, SLG: 0.281 (9, PR)									HR	4	0	1	0	0	1	1						
Nate Colbert, R OBP: 0.315, SLG: 0.480 (1, 3)	F2								HBP	4	0	0	0	1	1	2						
Chris Cannizzaro, R OBP: 0.400, SLG: 0.446 (1, 2)										2	0	0	0	2	1	0						
Ivan Murrell, R OBP: 0.276, SLG: 0.412 (1, 9)	F6								HR	4	1	1	1	0	0	4						
Tommy Dean, R OBP: 0.284, SLG: 0.320 Ed Spiezio, R OBP: 0.365, SLG: 0.421 (7, PH) (8, 5)	K								HR	2	0	0	0	0	1	2						
Danny Coombs, R OBP: 0.297, SLG: 0.100 Ron Willis, R (7, PH) Ray Webster, L OBP: 0.289, SLG: 0.289 Gary Ross, R OBP: 0.320, SLG: 0.500 Ron Herbel, R (9, 1) Larry Stahl, L OBP: 0.130, SLG: 0.130 (9, PH)									HR	2	1	1	0	0	1	0						
Inning Stats	R: 0 E: 0 K: 1 S: 5	H: 0 LOB: 0 BB: 0 P: 5	R: 0 E: 0 K: 1 S: 6	H: 1 LOB: 1 BB: 1 P: 10	R: 0 E: 0 K: 3 S: 9	H: 0 LOB: 0 BB: 0 P: 9	R: 0 E: 0 K: 0 S: 3	H: 0 LOB: 2 BB: 2 P: 11	R: 2 E: 0 K: 0 S: 5	H: 3 LOB: 1 BB: 1 P: 9	R: 0 E: 0 K: 0 S: 3	H: 0 LOB: 0 BB: 0 P: 3	R: 0 E: 0 K: 1 S: 6	H: 1 LOB: 1 BB: 0 P: 6	R: 0 E: 0 K: 1 S: 5	H: 0 LOB: 0 BB: 0 P: 5		R: 5 E: 0 K: 3 S: 13	H: 4 LOB: 1 BB: 1 P: 18	1B: 5 2B: 0 3B: 0 HR: 4	SF: 0 SAC: 0 DP: 0 HBP: 1	WP: 0 PB: 0 SB: 0 CS: 0
PITCHER	IP	WLS	BF	H	R	ER	SO	BB	IBB	HBP	BLK	WP	HR	S	P	ERA	WHIP					
Bill Singer, R ERA: 3.71 (1, 1)	8.2	W	38	8	6	6	9	5	0	0	0	0	3	51	71	6.23	1.500					
Jose Pena, R ERA: 1.99 (9, 1)	0.1	S	3	1	1	1	1	0	0	1	0	0	1	4	5	27.00	3.000					

Batter	1	2	3	4	5	6	7	8	9	AB	R	H	RBI	BB	SO	LOB	TOP										
Billy Grabarkewitz, R OBP: 0.448, SLG: 0.504 (1, 6)										5	1	3	0	0	0	3	Los Angeles Dodgers @ San Diego Padres San Diego Stadium, San Diego, CA Sat Jul 11 1970, 10:05 PM EDT Att: 18,087 - Unknown										
Manny Mota, R OBP: 0.393, SLG: 0.422 (1, 7)										3	0	0	0	0	1	4											
Willie Davis, L OBP: 0.338, SLG: 0.443 (1, 8)										4	0	2	1	0	0	3											
Wes Parker, S OBP: 0.389, SLG: 0.469 (1, 3)										3	0	0	0	1	1	1											
Andy Kosco, R OBP: 0.256, SLG: 0.418 Von Joshua, L OBP: 0.294, SLG: 0.313 (8, 9)										4	1	2	0	0	1	2											
Jim Lefebvre, S OBP: 0.326, SLG: 0.368 Willie Crawford, L OBP: 0.306, SLG: 0.356 Ted Sizemore, R OBP: 0.331, SLG: 0.296 (9, 4)										3	0	0	0	1	0	2											
Tom Haller, L OBP: 0.346, SLG: 0.413 (1, 2)										4	0	1	0	0	0	3											
Steve Garvey, R OBP: 0.189, SLG: 0.194 (1, 5)										4	0	2	1	0	1	1											
Claude Osteen, L OBP: 0.262, SLG: 0.333 Len Gabrielson, L OBP: 0.208, SLG: 0.174 Jim Brewer, L (9, 1)										3	0	1	0	0	2	2											
Inning Stats	R: 0 E: 0 K: 0 S: 3	H: 1 LOB: 0 BB: 0 P: 3	R: 0 E: 0 K: 0 S: 4	H: 1 LOB: 1 BB: 0 P: 4	R: 0 E: 0 K: 1 S: 7	H: 2 LOB: 2 BB: 0 P: 7	R: 0 E: 0 K: 1 S: 5	H: 0 LOB: 0 BB: 0 P: 5	R: 0 E: 0 K: 2 S: 8	H: 1 LOB: 1 BB: 0 P: 8	R: 1 E: 0 K: 1 S: 7	H: 2 LOB: 1 BB: 0 P: 7	R: 1 E: 0 K: 0 S: 4	H: 2 LOB: 1 BB: 1 P: 8	R: 1 E: 0 K: 0 S: 5	H: 2 LOB: 2 BB: 1 P: 9		1B: 9 2B: 3 3B: 1 HR: 0	SF: 0 SAC: 2 DP: 2 HBP: 0	WP: 0 PA: 39 PB: 0 SB: 1 CS: 2							
PITCHER	IP	WLS	BF	H	R	ER	SO	BB	IBB	HBP	BLK	WP	HR	S	P	ERA	WHIP										
Pat Dobson, R ERA: 4.27 (1, 1)	7.1		31	10	2	2	6	0	1	0	0	0	0	42	46	2.46	1.364										
Ron Willis, R ERA: 9.36 (8, 1)	0.2		1	0	0	0	0	0	0	0	0	0	0	1	1	0.00	0.000										
Al Santorini, R ERA: 6.21 (9, 1)	0.1	3	1	1	1	0	0	1	0	0	0	0	0	2	6	27.00	6.000										
Ron Herbel, R ERA: 4.25 (9, 1)	0.2	W	3	1	0	0	0	0	0	0	0	0	0	3	3	0.00	1.500										

Batter	1	2	3	4	5	6	7	8	9	AB	R	H	RBI	BB	SO	LOB	BOTTOM										
Dave Campbell, R OBP: 0.294, SLG: 0.338 (1, 4)										4	0	0	0	0	1	2	Los Angeles Dodgers @ San Diego Padres San Diego Stadium, San Diego, CA Sat Jul 11 1970, 10:05 PM EDT Att: 18,087 - Unknown										
Steve Huntz, S OBP: 0.338, SLG: 0.382 (1, 5)										4	0	1	1	0	0	1											
Cito Gaston, R OBP: 0.374, SLG: 0.557 (1, 8)										4	1	1	1	0	1	0											
Al Ferrara, R OBP: 0.351, SLG: 0.419 Jose Arcia, R OBP: 0.294, SLG: 0.281 (7, PR)										3	0	1	0	0	0	0											
Nate Colbert, R OBP: 0.315, SLG: 0.477 (1, 3)										2	0	0	0	1	0	2											
Chris Cannizzaro, R OBP: 0.394, SLG: 0.439 (1, 2)										3	0	0	0	0	1	3											
Ivan Murrell, R OBP: 0.288, SLG: 0.425 (1, 9)										3	2	3	0	0	0	0											
Tommy Dean, R OBP: 0.282, SLG: 0.318 (1, 6)										1	0	0	0	0	0	1											
Pat Dobson, R OBP: 0.220, SLG: 0.158 Ron Willis, R (8, 1)										2	0	1	0	0	0	1											
Ed Spiezio, R OBP: 0.370, SLG: 0.426 Al Santorini, R Ron Herbel, R (9, 1)										1	1	1	1	0	0	0											
Inning Stats	R: 0 E: 0 K: 0 S: 3	H: 0 LOB: 0 BB: 0 P: 3	R: 0 E: 0 K: 0 S: 3	H: 1 LOB: 0 BB: 0 P: 3	R: 0 E: 0 K: 2 S: 7	H: 0 LOB: 0 BB: 0 P: 7	R: 0 E: 0 K: 0 S: 2	H: 0 LOB: 0 BB: 1 P: 6	R: 1 E: 1 K: 1 S: 6	H: 2 LOB: 1 BB: 0 P: 5	R: 0 E: 1 K: 1 S: 6	H: 0 LOB: 1 BB: 0 P: 6	R: 2 E: 0 K: 0 S: 5	H: 3 LOB: 1 BB: 0 P: 5	R: 1 E: 0 K: 0 S: 1	H: 1 LOB: 0 BB: 0 P: 1	1B: 5 2B: 4 3B: 0 HR: 1	SF: 0 SAC: 2 DP: 3 HBP: 0	WP: 0 PA: 30 PB: 0 SB: 0 CS: 0								
PITCHER	IP	WLS	BF	H	R	ER	SO	BB	IBB	HBP	BLK	WP	HR	S	P	ERA	WHIP										
Claude Osteen, L ERA: 2.93 Jim Brewer, L ERA: 2.11 (9, 1)	8.0	L	1	1	1	1	0	0	0	0	0	0	1	1	1	2.25	1.000										

Batter	1	2	3	4	5	6	7	8	9	AB	R	H	RBI	BB	SO	LOB	TOP		
Billy Grabarkewitz, R OBP: 0.445, SLG: 0.498 (1, 6)	0-3 K	4-0 BB		0-3 K			0-0 F9			3	0	0	0	1	2	3			
Manny Mota, R OBP: 0.387, SLG: 0.415 (1, 7)	0-0 6-3	0-3 K			0-0 F7		0-0 4-3			4	0	0	0	0	1	3			
Willie Davis, L OBP: 0.334, SLG: 0.438 (1, 8)	0-0 E9 1B		0-0 F8		0-0 F8		0-0 F8			4	1	0	0	0	0	0			
Wes Parker, S OBP: 0.387, SLG: 0.466 (1, 3)	0-0 1B		0-3 K		0-0 F7		0-0 6-3			4	0	1	1	0	1	0			
Andy Kosco, R OBP: 0.256, SLG: 0.414 (1, 9)	0-0 FC4-6 1B		0-0 F3		0-0 F6		0-3 K			4	0	1	0	0	1	0			
Jim Lefebvre, S OBP: 0.325, SLG: 0.362 (1, 4)	0-0 FC4-6 1-2			4-0 1B BB		0-0 F6			0-3 K	3	0	0	0	1	1	2			
Tom Haller, L OBP: 0.340, SLG: 0.404 (1, 2)		0-0 G3		0-0 F6		0-3 K			0-0 F9	4	0	0	0	0	1	1			
Steve Garvey, R OBP: 0.220, SLG: 0.205 (1, 5)		0-3 K		0-0 1B			0-3 K		4-0 BB	3	0	1	0	1	2	0			
Don Sutton, R OBP: 0.293, SLG: 0.216 (1, 1)		4-0 BB		0-3 K			4-0 BB		0-0 G3	1	0	0	0	1	1	2			
Willie Crawford, L OBP: 0.309, SLG: 0.356 (7, PH)										0	0	0	0	1	0	0			
Joe Moeller, R OBP: 0.250, SLG: 0.211 (7, 1)										0	0	0	0	0	0	0			
Von Joshua, L OBP: 0.290, SLG: 0.308 (9, PH)										1	0	0	0	0	0	1			
Inning Stats	R: 1 E: 1 K: 1 S: 8	H: 2 LOB: 2 BB: 0 P: 8	R: 0 E: 0 K: 2 S: 7	H: 0 LOB: 2 BB: 2 P: 15	R: 0 E: 0 K: 2 S: 5	H: 0 LOB: 0 BB: 0 P: 5	R: 0 E: 0 K: 2 S: 8	H: 1 LOB: 2 BB: 1 P: 12	R: 0 E: 0 K: 0 S: 3	H: 0 LOB: 0 BB: 0 P: 3	R: 0 E: 0 K: 1 S: 5	H: 0 LOB: 1 BB: 1 P: 9	R: 0 E: 0 K: 1 S: 5	H: 0 LOB: 0 BB: 0 P: 5	R: 0 E: 0 K: 1 S: 5	H: 0 LOB: 1 BB: 1 P: 9	1B: 3 2B: 0 3B: 0 HR: 0	SF: 0 SAC: 0 DP: 0 HBP: 0	WP: 0 PA: 36 PB: 0 SB: 0 CS: 0
PITCHER Clay Kirby, R ERA: 5.07 (1, 1)	IP: 9.0 WLS: W BF: 36 H: 3 R: 1 ER: 0 SO: 10 BB: 5 IBB: 0 HBP: 0 BLK: 0 WP: 0 HR: 0 S: 51 P: 71 ERA: 0.00 WHIP: 0.889															PITCHER Clay Kirby, R ERA: 5.07 (1, 1)	IP: 9.0 WLS: W BF: 36 H: 3 R: 1 ER: 0 SO: 10 BB: 5 IBB: 0 HBP: 0 BLK: 0 WP: 0 HR: 0 S: 51 P: 71 ERA: 0.00 WHIP: 0.889		

Los Angeles Dodgers @ San Diego Padres
San Diego Stadium, San Diego, CA
Sun Jul 12 1970, 6:33 AM EDT
Att: 12,558 - Unknown


AB 31
R 1
H 3
RBI 1
BB 5
SO 10
LOB 12



Batter	1	2	3	4	5	6	7	8	9	AB	R	H	RBI	BB	SO	LOB	BOTTOM		
Dave Campbell, R OBP: 0.293, SLG: 0.334 (1, 4)	0-0 L7		4-0 S BB	0-0 L7-2		0-0 F3		0-0 F7		4	0	0	0	1	0	6			
Steve Huntz, S OBP: 0.337, SLG: 0.380 (1, 5)	0-0 1B		0-3 K	3-H	0-3 K	0-0 G3				4	0	1	0	0	2	4			
Cito Gaston, R OBP: 0.373, SLG: 0.552 (1, 8)	0-3 K		0-3 K		0-0 3-1		4-0 HR BB			3	1	0	0	1	2	2			
Ollie Brown, R OBP: 0.326, SLG: 0.475 (1, 9)	0-0 FC5-4 1B			0-0 1B 1B	0-0 2B		0-0 HR			4	2	4	2	0	0	0			
Nate Colbert, R OBP: 0.315, SLG: 0.474 (1, 3)	0-0 FC5-4 1-2			0-0 1B WP 1B	0-3 K		0-0 6-3			4	1	1	0	0	1	3			
Ivan Murrell, R OBP: 0.287, SLG: 0.422 (1, 7)		0-0 6-3		0-0 HBP WP 1B		0-3 K	0-0 6-3			4	0	1	1	0	1	0			
Bob Barton, R OBP: 0.296, SLG: 0.363 (1, 2)		0-3 K		4-0 HBP BB		0-0 1B E 1B	0-0 6-3			3	0	1	0	1	1	0			
Tommy Dean, R OBP: 0.280, SLG: 0.316 (1, 6)						0-0 E6 1B		0-0 F3		1	0	0	0	0	0	0			
Al Ferrara, R OBP: 0.354, SLG: 0.419 (4, PH)		0-0 5-3				1-2 2-3 HBP				0	0	0	0	0	0	0			
Jose Arcia, R OBP: 0.247, SLG: 0.273 (4, FR)										2	0	0	0	0	0	1			
Clay Kirby, R OBP: 0.194, SLG: 0.171 (1, 1)			0-3 K	0-3 K		0-0 1B		0-3 K		4	0	1	0	0	3	3			
Inning Stats	R: 0 E: 0 K: 1 S: 7	H: 2 LOB: 0 BB: 0 P: 7	R: 0 E: 0 K: 1 S: 5	H: 0 LOB: 0 BB: 0 P: 5	R: 0 E: 0 K: 3 S: 9	H: 0 LOB: 1 BB: 1 P: 13	R: 2 E: 0 K: 1 S: 7	H: 3 LOB: 2 BB: 1 P: 12	R: 0 E: 0 K: 2 S: 8	H: 1 LOB: 1 BB: 0 P: 8	R: 0 E: 1 K: 1 S: 8	H: 2 LOB: 3 BB: 0 P: 8	R: 2 E: 0 K: 0 S: 4	H: 1 LOB: 0 BB: 1 P: 8	R: 0 E: 0 K: 1 S: 5	H: 0 LOB: 0 BB: 0 P: 5	1B: 7 2B: 2 3B: 0 HR: 1	SF: 0 SAC: 0 DP: 1 HBP: 1	WP: 1 PA: 37 PB: 0 SB: 1 CS: 0
PITCHER Don Sutton, R ERA: 3.56 Joe Moeller, R ERA: 2.96 (7, 1)	IP: 6.0 WLS: L BF: 29 H: 8 R: 2 ER: 2 SO: 9 BB: 2 IBB: 0 HBP: 1 BLK: 0 WP: 0 HR: 0 S: 44 P: 53 ERA: 3.00 WHIP: 1.667															PITCHER Clay Kirby, R ERA: 5.07 (1, 1)	IP: 2.0 WLS: 8 BF: 1 H: 2 R: 2 ER: 2 SO: 1 BB: 0 IBB: 0 HBP: 0 BLK: 0 WP: 0 HR: 1 S: 9 P: 13 ERA: 9.00 WHIP: 1.000		

Los Angeles Dodgers @ San Diego Padres
San Diego Stadium, San Diego, CA
Sun Jul 12 1970, 6:33 AM EDT
Att: 12,558 - Unknown

AB 33
R 4
H 9
RBI 3
BB 3
SO 10
LOB 19



Batter	1	2	3	4	5	6	7	8	9	AB	R	H	RBI	BB	SO	LOB	TOP				
Denny Doyle, L OBP: 0.297, SLG: 0.329 (1, 4)	0-0 4-3 1B	0-0 4-3 2B		0-0 E9 2H 1B		0-0 E4 G6-3		0-0 1B E 1B	0-0 G3 2B	6	1	2	0	0	0	1					
Oscar Gamble, L OBP: 0.324, SLG: 0.338 (1, 9)	4-0 2B BB	0-0 F7 BB		0-0 F5 1B		0-0 G6-3 1-2		0-0 1B E 1B	0-0 2B 1B	5	1	2	0	1	0	2					
Don Money, R OBP: 0.394, SLG: 0.526 (1, 5)	0-0 1B 2B		0-0 2B 1B	0-0 F8 1B				0-0 1B 1B	0-0 E5 1-2 3H	6	1	4	1	0	0	2					
John Briggs, L OBP: 0.325, SLG: 0.373 Ron Stone, L OBP: 0.325, SLG: 0.410 (1, PR) (1, 7)	0-0 2B 1B		0-0 P6 1B	0-0 1B 1B				0-0 1B 1B	0-0 4-3 1B	1	0	1	0	0	0	0					
Deron Johnson, R OBP: 0.324, SLG: 0.446 Grant Jackson, S OBP: 0.087, SLG: 0.087 Rick Joseph, R OBP: 0.250, SLG: 0.319 (1, 3) (9, PR) (9, 3)	0-0 2B 1B		0-3 K 1B	0-0 F9 1B				0-3 K 1B	0-0 E3 SH1-4 1B HR	5	1	1	1	0	2	4					
Larry Hisle, R OBP: 0.301, SLG: 0.329 Dick Selma, R OBP: 0.200, SLG: 0.111 Tony Taylor, R OBP: 0.349, SLG: 0.413 Joe Hoerner, R OBP: 0.444, SLG: 0.429 (1, 8) (7, 1) (9, PH) (9, 1)	0-0 P6 2B		0-0 2B 1B	0-0 F7 1B				0-3 K 1B	0-0 SH1-4 1B HR	4	0	1	0	0	1	6					
Larry Bowa, S OBP: 0.273, SLG: 0.293 (1, 6)	0-0 2B		0-3 K 1B	0-0 1B				0-0 4-3 1B	0-0 SH1-4 1B HR	4	0	2	2	0	1	4					
Mike Ryan, R OBP: 0.323, SLG: 0.200 (1, 2)	0-3 K		0-0 E 2B	0-3 K				0-0 F8 1B	4-0 HR IBB	4	2	1	0	1	2	4					
Woodie Fryman, R OBP: 0.111, SLG: 0.111 Lowell Palmer, R OBP: 0.287, SLG: 0.357 Byron Browne, R OBP: 0.325, SLG: 0.458 (1, 1) (1, 1) (7, 8)		0-3 K	0-3 K	0-3 K		0-3 K		0-0 5-3 1B	0-0 HR	0	0	0	0	0	0	0					
Inning Stats	R: 4 E: 0 K: 1 S: 9	H: 4 LOB: 2 BB: 1 P: 13	R: 0 E: 0 K: 1 S: 5	H: 0 LOB: 0 BB: 0 P: 5	R: 0 E: 0 K: 2 S: 9	H: 2 LOB: 2 BB: 0 P: 9	R: 1 E: 1 K: 1 S: 7	H: 2 LOB: 1 BB: 0 P: 7	R: 0 E: 0 K: 1 S: 5	H: 0 LOB: 0 BB: 0 P: 5	R: 0 E: 0 K: 2 S: 9	H: 2 LOB: 2 BB: 0 P: 9	R: 1 E: 1 K: 0 S: 6	H: 2 LOB: 2 BB: 0 P: 6	R: 4 E: 1 K: 0 S: 7	H: 4 LOB: 3 BB: 1 P: 11	1B: 11 2B: 6 3B: 0 HR: 1	SF: 0 SAC: 1 DP: 1 HBP: 0	WP: 0 PB: 0 SB: 0 CS: 0	PA: 48	
PITCHER	IP WLS BF H R ER SO BB IBB HBP BLK WP HR S P ERA WHIP	6.0 L 31 12 5 4 7 1 0 0 0 0 0 44 48 6.00 2.167	3.0 L 17 6 5 3 2 0 1 0 0 0 1 20 24 9.00 2.000																		

Philadelphia Phillies @ San Diego Padres
San Diego Stadium, San Diego, CA
Thu Jul 16 1970, 10:05 PM EDT
Att: 6,938 - Unknown

AB	45
R	10
H	18
RBI	8
BB	2
SO	9
LOB	27



Batter	1	2	3	4	5	6	7	8	9	AB	R	H	RBI	BB	SO	LOB	BOTTOM				
Dave Campbell, R OBP: 0.294, SLG: 0.342 (1, 4)	4-0 1B HR BB	0-3 K		0-3 K				0-3 K		4	2	1	1	1	3	1					
Steve Huntz, S OBP: 0.341, SLG: 0.379 (1, 5)	0-0 1-2 HR 1B	4-0 2B BB		4-0 1-2 BB				0-0 P6	0-0 F9	3	2	1	0	2	0	0					
Cito Gaston, R OBP: 0.373, SLG: 0.558 (1, 8)	0-0 F8	0-0 1H 2B		0-0 F7				0-0 1B 3B	0-0 F9	5	1	2	1	0	0	4					
Ollie Brown, R OBP: 0.327, SLG: 0.484 (1, 9)	0-0 1H 2H HR	0-3 K		1-3				0-0 FC6-4 1B 1B	0-0 3-1	5	1	2	4	0	1	1					
Nate Colbert, R OBP: 0.314, SLG: 0.471 (1, 3)	0-0 F9		0-3 K	0-3 K				0-0 FC6-4 1B		4	0	1	0	0	2	0					
Ivan Murrell, R OBP: 0.286, SLG: 0.423 (1, 7)	0-0 BLK WP 2B		0-0 L7	0-0 P3				0-0 FC6-4 WP	0-0 1-2 2-3	4	1	1	0	0	0	2					
Chris Cannizzaro, R OBP: 0.392, SLG: 0.432 (1, 2)	4-0 2-3 BB		0-0 L4					0-0 6-3 1-2	0-3 K	3	0	0	0	1	1	2					
Tommy Dean, R OBP: 0.274, SLG: 0.308 (1, 6)	0-3 K			0-0 6-3				0-0 F8	0-0 6-3	4	0	0	0	0	1	1					
Pat Dobson, R OBP: 0.227, SLG: 0.171 Ron Willis, R (7, 1)		0-3 K		0-0 BB 1B				0-0 F9	0-0 1-3	3	0	1	0	0	1	0					
Inning Stats	R: 4 E: 0 K: 1 S: 8	H: 3 LOB: 2 BB: 1 P: 16	R: 1 E: 0 K: 3 S: 10	H: 1 LOB: 1 BB: 1 P: 14	R: 0 E: 0 K: 1 S: 5	H: 0 LOB: 0 BB: 0 P: 5	R: 0 E: 0 K: 1 S: 6	H: 1 LOB: 2 BB: 1 P: 10	R: 0 E: 0 K: 0 S: 3	H: 0 LOB: 0 BB: 0 P: 3	R: 2 E: 0 K: 1 S: 9	H: 4 LOB: 2 BB: 0 P: 9	R: 0 E: 0 K: 1 S: 5	H: 0 LOB: 0 BB: 0 P: 5	R: 0 E: 0 K: 0 S: 3	H: 0 LOB: 0 BB: 0 P: 3	1B: 4 2B: 2 3B: 1 HR: 2	SF: 0 SAC: 0 DP: 0 HBP: 0	WP: 2 PB: 0 SB: 1 CS: 0	PA: 40	
PITCHER	IP WLS BF H R ER SO BB IBB HBP BLK WP HR S P ERA WHIP	0.2 5.2 1.2 1.0	7 4 3 3	4 3 3 7	2 0 0 0	0 0 0 0	1 1 35 43	4.76 1.059	0.00 1.200	0.00 0.000											

Philadelphia Phillies @ San Diego Padres
San Diego Stadium, San Diego, CA
Thu Jul 16 1970, 10:05 PM EDT
Att: 6,938 - Unknown

AB	36
R	7
H	9
RBI	6
BB	4
SO	9
LOB	11



Batter	1	2	3	4	5	6	7	8	9	AB	R	H	RBI	BB	SO	LOB	TOP					
Denny Doyle, L (1.4) OBP: 0.301, SLG: 0.344	0-0 1B		0-0 P6		0-0 IHR	0-0 4-3		0-0 4-3	5 1 2 1 0 0 0								Philadelphia Phillies @ San Diego Padres San Diego Stadium, San Diego, CA Sat Jul 18, 1970, 10:05 PM EDT Att: 4,317 - Unknown livebaseballscorecards.com					
Oscar Gamble, L (1.9) OBP: 0.338, SLG: 0.357	0-0 1B		0-0 1B		4-0 1B	0-0 F7		4-0 FC5-4	3 2 2 0 2 0 0													
Don Money, R (1.5) OBP: 0.396, SLG: 0.552	0-0 F7		0-0 CS		0-0 1B	0-0 1B		0-0 FC5-4	5 1 2 1 0 0 3													
Deron Johnson, R (1.3) OBP: 0.324, SLG: 0.441	0-3 K		0-0 CS		4-0 1B	0-0 E6		0-0 F4	4 1 1 0 1 1 5													
Ron Stone, L (1.7) OBP: 0.339, SLG: 0.413	0-0 F5				0-0 BB	0-0 3B		0-0 FC4-6	4 1 2 2 0 0 3													
Larry Hisle, R (1.8) OBP: 0.296, SLG: 0.331		0-0 5-3			0-0 1B	0-0 3B		0-0 FC6-4	4 1 1 2 0 0 3													
Larry Bowa, S (1.6) OBP: 0.269, SLG: 0.289		0-0 P5			0-0 1B	0-0 SF9		0-3 K	3 0 0 1 0 1 2													
Mike Ryan, R (1.2) OBP: 0.308, SLG: 0.242		0-0 P6			0-0 L8	0-3 K		0-0 F7	4 0 0 0 0 1 2													
Jim Bunning, R (1.1) OBP: 0.150, SLG: 0.105			0-0 F3			0-0 L5		0-0 4-3	3 0 0 0 0 1 0													
Barry Lersch, S (6.1)									0 0 0 0 0 0 0													
Dick Selma, R (7.1) OBP: 0.182, SLG: 0.100									1 0 0 0 0 0 0													
Inning Stats	R: 0 E: 0 K: 1 S: 7	H: 2 LOB: 2 BB: 0 P: 7	R: 0 E: 0 K: 0 S: 3	H: 0 LOB: 0 BB: 0 P: 3	R: 1 E: 0 K: 0 S: 4	H: 2 LOB: 0 BB: 0 P: 4	R: 0 E: 0 K: 0 S: 4	H: 1 LOB: 2 BB: 1 P: 8	R: 6 E: 1 K: 1 S: 10	H: 4 LOB: 0 BB: 0 P: 14	R: 0 E: 0 K: 1 S: 5	H: 0 LOB: 0 BB: 0 P: 5	R: 0 E: 0 K: 0 S: 4	H: 1 LOB: 0 BB: 0 P: 4	R: 0 E: 0 K: 1 S: 5	H: 0 LOB: 0 BB: 0 P: 5	R: 0 E: 0 K: 0 S: 3	H: 0 LOB: 1 BB: 1 P: 7	1B: 7 2B: 1 3B: 1 HR: 1	SF: 1 SAC: 0 DP: 0 HBP: 0	WP: 0 PB: 0 SB: 0 CS: 1	PA: 41
PITCHER	IP WLS BF H R ER SO BB IBB HBP BLK WP HR S P ERA WHIP																					
Earl Wilson, R (1.1) ERA: 4.57	4.1 L 21 7 4 4 1 2 0 0 0 0 0 0 7 29 8.31 2.077																					
Ron Willis, R (5.1) ERA: 1.57	0.2 5 2 3 1 1 0 0 0 0 0 0 0 7 13.50 3.000																					
Ron Herbel, R (6.1) ERA: 4.36	1.0 3 0 0 0 1 0 0 0 0 0 0 0 5 0.00 0.000																					
Jack Baldschun, R (7.1) ERA:	3.0 11 1 0 0 1 1 0 0 0 0 0 0 12 0.00 0.667																					

Batter	1	2	3	4	5	6	7	8	9	AB	R	H	RBI	BB	SO	LOB	BOTTOM					
Jose Arcia, R (1.6) OBP: 0.250, SLG: 0.264	0-0 4-3		0-3 K		0-0 F9		4-0 BB		0-0 HR	3 1 1 0 1 1 1							Philadelphia Phillies @ San Diego Padres San Diego Stadium, San Diego, CA Sat Jul 18, 1970, 10:05 PM EDT Att: 4,317 - Unknown livebaseballscorecards.com					
Ed Spletz, R (9, FH) OBP: 0.375, SLG: 0.459	0-0 1B		0-0 K		0-0 P6		4-0 BB		0-0 F9	1 1 1 1 0 0 0												
Steve Huntz, S (1.5) OBP: 0.337, SLG: 0.369	0-0 4-3		0-0 1B		0-0 1B		4-0 BB		0-0 F9	4 1 1 0 1 0 2												
Cito Gaston, R (1.8) OBP: 0.379, SLG: 0.570	0-0 1-3		0-0 1B		0-0 F9		0-3 K		0-0 1B	5 0 3 1 0 1 3												
Ollie Brown, R (1.9) OBP: 0.329, SLG: 0.488	0-0 1-3		0-0 1B		0-0 1B		0-0 G1-6-3		0-0 P4	5 1 2 1 0 0 4												
Nate Colbert, R (1.3) OBP: 0.320, SLG: 0.472	0-3 K		0-3 K		0-0 L9		0-0 1B		0-0 E8	4 0 2 0 0 2 3												
Ivan Murrell, R (1.7) OBP: 0.285, SLG: 0.417		0-0 P5		0-3 K		0-0 1B		0-3 K	4 0 1 1 0 2 1													
Dave Campbell, R (1.4) OBP: 0.287, SLG: 0.333		0-0 L5		0-0 F9		0-0 L8		0-0 F2	4 0 0 0 0 0 3													
Bob Barton, R (1.2) OBP: 0.287, SLG: 0.350		0-0 P5		0-3 K		0-0 L9		0-3 K	4 0 0 0 0 2 3													
Earl Wilson, R (1.1) OBP: 0.229, SLG: 0.313			0-3 K		0-0 1B		0-0 4-3		0-0 6-3	1 0 0 0 0 1 0												
Ron Willis, R (5.1) ERA: 3.89									0 0 0 0 0 0 0													
Larry Stahl, L (5, PH) OBP: 0.167, SLG: 0.167									1 0 0 0 0 0 0													
Ron Herbel, R (6.1) ERA: 3.89									0 0 0 0 0 0 0													
Ray Webster, L (6, PH) OBP: 0.295, SLG: 0.305									1 0 0 0 0 0 2													
Jack Baldschun, R (7.1) ERA: 4.36									0 0 0 0 0 0 0													
Al Ferrara, R (9, PH) OBP: 0.320, SLG: 0.415									1 0 0 0 0 0 0													
Inning Stats	R: 1 E: 0 K: 1 S: 7	H: 2 LOB: 1 BB: 0 P: 7	R: 0 E: 0 K: 0 S: 3	H: 0 LOB: 0 BB: 0 P: 3	R: 1 E: 0 K: 3 S: 12	H: 3 LOB: 2 BB: 0 P: 12	R: 0 E: 0 K: 2 S: 7	H: 0 LOB: 0 BB: 0 P: 7	R: 0 E: 0 K: 0 S: 4	H: 1 LOB: 1 BB: 0 P: 4	R: 1 E: 0 K: 0 S: 6	H: 3 LOB: 2 BB: 0 P: 6	R: 0 E: 0 K: 1 S: 4	H: 0 LOB: 1 BB: 2 P: 12	R: 0 E: 1 K: 2 S: 8	H: 1 LOB: 1 BB: 0 P: 8	R: 0 E: 0 K: 0 S: 5	H: 2 LOB: 1 BB: 0 P: 5	1B: 10 2B: 1 3B: 0 HR: 1	SF: 0 SAC: 0 DP: 1 HBP: 0	WP: 0 PB: 0 SB: 0 CS: 0	PA: 40
PITCHER	IP WLS BF H R ER SO BB IBB HBP BLK WP HR S P ERA WHIP																					
Jim Bunning, R (1.1) ERA: 3.75	5.0 W 24 9 3 3 6 0 0 0 0 0 0 0 36 5.40 1.800																					
Barry Lersch, R (6.1) ERA: 3.89	1.0 5 0 0 0 0 2 0 0 0 0 0 0 3 0.00 2.000																					
Dick Selma, R (7.1) ERA: 3.09	3.0 S 11 3 1 1 3 0 0 0 0 0 0 1 17 3.00 1.000																					

Batter	1	2	3	4	5	6	7	8	9	AB	R	H	RBI	BB	SO	LOB	TOP				
Don Hahn, R OBP: 0.390, SLG: 0.303 Jim Fairey, L OBP: 0.338, SLG: 0.418	6-3		F8		F8		CS 1B		1-2 3-H 1B	4	0	1	0	0	0	0					
Gary Sutherland, R OBP: 0.275, SLG: 0.275	6-3			4-3 1B BB	E9 2B		CS	G3	1-3	4	1	1	0	1	0	2					
Rusty Staub, L OBP: 0.418, SLG: 0.502	4-3			4-3 1-2	F9			F3		4	0	0	0	0	0	2					
Bob Bailey, R OBP: 0.426, SLG: 0.708 John Boccabella, R OBP: 0.298, SLG: 0.429		SF7 3B		1B 2B BB		F7		F7		3	2	1	0	1	0	0					
John Bateman, R OBP: 0.283, SLG: 0.407 Adolfo Phillips, R OBP: 0.327, SLG: 0.372		K		1-2 2-H 2B 1B		F9		1B SH1-4 SH 1B		4	1	2	1	0	1	1					
Coco Laboy, R OBP: 0.283, SLG: 0.345		SF7		4-3 1-H 2-H 2B				SH1-4 1-2 1B		2	0	2	3	0	0	0					
Ron Fairly, L OBP: 0.383, SLG: 0.408		K		4-3 2-3				FC4 SH 1B		4	1	1	0	0	2	2					
Bobby Wine, R OBP: 0.265, SLG: 0.278			3-1	6-3				SH FC4		3	0	0	1	0	0	1					
Bill Stoneman, R OBP: 0.086, SLG: 0.143 John Strohmayr, R OBP: 0.200, SLG: 0.200 Mack Jones, L OBP: 0.388, SLG: 0.465 Claude Raymond, R OBP: 0.388, SLG: 0.465			K		K		K	FC4 1-2 2-3 1B		2	0	0	0	0	2	0					
Inning Stats	R: 0 E: 0 K: 0 S: 3	H: 0 LOB: 0 BB: 0 P: 3	R: 1 E: 0 K: 2 S: 8	H: 1 LOB: 0 BB: 0 P: 8	R: 0 E: 0 K: 1 S: 5	H: 0 LOB: 0 BB: 0 P: 5	R: 3 E: 0 K: 0 S: 5	H: 2 LOB: 1 BB: 2 P: 13	R: 0 E: 1 K: 1 S: 6	H: 1 LOB: 1 BB: 0 P: 6	R: 0 E: 0 K: 1 S: 5	H: 1 LOB: 0 BB: 0 P: 5	R: 0 E: 0 K: 0 S: 3	H: 0 LOB: 0 BB: 0 P: 3	R: 2 E: 1 K: 0 S: 7	H: 3 LOB: 2 BB: 0 P: 7	1B: 6 2B: 2 3B: 1 HR: 0	SF: 1 SAC: 2 DP: 0 HBP: 0	WP: 0 PB: 0 SB: 0 CS: 1	PA: 39	
PITCHER	IP WLS BF H R ER SO BB IBB HBP BLK WP HR S P ERA WHIP	8.1 L 35 8 6 5 6 2 0 0 0 0 0 45 53 5.40 1.200	0.2 3 1 0 0 0 0 0 0 0 0 0 0 3 3 0.00 1.500																		

Montreal Expos @ San Diego Padres
San Diego Stadium, San Diego, CA
Sun Jul 19 1970, 6:38 AM EDT
Att: 6,891 - Unknown

AB	33
R	6
H	9
RBI	6
BB	2
SO	6
LOB	10



Batter	1	2	3	4	5	6	7	8	9	AB	R	H	RBI	BB	SO	LOB	BOTTOM					
Jose Arcia, R OBP: 0.253, SLG: 0.256 Larry Stahl, L OBP: 0.160, SLG: 0.160 Ron Stocum, R OBP: 0.250, SLG: 0.279	F7		FC5-6 1B	K		F5		4-3		4	0	1	0	0	1	2						
Dave Campbell, R OBP: 0.288, SLG: 0.336	K		FC5-6 1B SF8	FC5-4				K		5	1	1	0	0	2	4						
Cito Gaston, R OBP: 0.378, SLG: 0.572								1B		5	1	3	2	0	0	1						
Ollie Brown, R OBP: 0.332, SLG: 0.485	F8							1B		4	2	2	0	1	0	1						
Nate Colbert, R OBP: 0.326, SLG: 0.475								1B E 1B		3	0	2	1	1	1	1						
Ivan Murrell, R OBP: 0.287, SLG: 0.427								K		5	0	1	0	0	2	6						
Ed Spiezio, R OBP: 0.376, SLG: 0.456	F7							E7 1B		5	0	2	0	0	1	4						
Chris Cannizzaro, R OBP: 0.388, SLG: 0.437										3	0	0	0	2	1	5						
Dave Roberts, L OBP: 0.226, SLG: 0.433 Ron Willis, R OBP: 0.348, SLG: 0.410										4	1	2	0	0	1	2						
Inning Stats	R: 0 E: 0 K: 1 S: 6	H: 1 LOB: 1 BB: 0 P: 6	R: 0 E: 0 K: 1 S: 6	H: 2 LOB: 0 BB: 0 P: 6	R: 2 E: 0 K: 1 S: 8	H: 3 LOB: 1 BB: 1 P: 12	R: 0 E: 0 K: 2 S: 8	H: 1 LOB: 2 BB: 1 P: 12	R: 1 E: 0 K: 0 S: 5	H: 2 LOB: 2 BB: 1 P: 9	R: 0 E: 0 K: 0 S: 4	H: 1 LOB: 1 BB: 0 P: 4	R: 1 E: 1 K: 3 S: 11	H: 2 LOB: 2 BB: 1 P: 15	R: 0 E: 0 K: 1 S: 5	H: 0 LOB: 0 BB: 0 P: 5	R: 1 E: 1 K: 0 S: 6	H: 2 LOB: 2 BB: 0 P: 6	1B: 12 2B: 2 3B: 0 HR: 1	SF: 1 SAC: 0 DP: 1 HBP: 0	WP: 0 PB: 0 SB: 0 CS: 1	PA: 45
PITCHER	IP WLS BF H R ER SO BB IBB HBP BLK WP HR S P ERA WHIP	4.2 W 14 3 1 0 4 0 1 0 0 0 0 21 25 0.00 0.900	1.0 S 6 2 1 0 0 0 0 0 0 0 0 6 6 0.00 2.000																			

Montreal Expos @ San Diego Padres
San Diego Stadium, San Diego, CA
Sun Jul 19 1970, 6:38 AM EDT
Att: 6,891 - Unknown

AB	40
R	5
H	14
RBI	3
BB	4
SO	9
LOB	28



Batter	1	2	3	4	5	6	7	8	9	AB	R	H	RBI	BB	SO	LOB	TOP					
Mary Staehle, L (1,4) OBP: 0.328, SLG: 0.280	0-0 3-1 1B		0-0 4-3		0-0 1B			0-0 4-3		4	0	1	0	0	0	2	Montreal Expos @ San Diego Padres San Diego Stadium, San Diego, CA Mon Jul 20 1970, 10:05 PM EDT Att: 2,735 - Unknown livebaseballscorecards.com					
Mack Jones, L (1,7) OBP: 0.382, SLG: 0.456 Howie Reed, R (8,1)	0-0 G3		0-3 K		0-0 F5			0-3 K		4	0	0	0	0	2	3						
Rusty Staub, L (1,9) OBP: 0.419, SLG: 0.500	0-0 1B				0-0 6-3			4-0 BB		3	0	1	0	1	0	0						
Ron Fairly, L (1,3) OBP: 0.382, SLG: 0.404	0-0 4-3				4-0 FC5 BB			0-0 G3		3	0	0	0	1	0	3						
Jim Gosger, L (1,8) OBP: 0.414, SLG: 0.440					4-0 FC5-4 BB			0-0 K		3	1	2	0	1	1	0						
John Bateman, R (1,2) OBP: 0.283, SLG: 0.402					0-0 F4			0-0 F5		3	0	0	0	1	0	4						
Coco Laboy, R (1,5) OBP: 0.263, SLG: 0.347					0-0 FC5-4 G5-4-3 1-2f			0-0 FC5-4 L4-3 1-2f		4	0	1	0	0	0	4						
Bobby Wine, R (1,6) OBP: 0.269, SLG: 0.279 Jim Faltrey, L (9,PH) OBP: 0.336, SLG: 0.418					0-0 4-3 E 1B			0-0 L4-3 1-2		2	0	1	0	1	0	1						
Mike Marshall, R (1,1) Bob Bailey, R (8,PH) OBP: 0.427, SLG: 0.705					0-3 K 1-2			0-0 E4 4-3 1B		2	0	1	0	1	0	1						
					0-0 G1-6-3 1-2f			0-3 K		2	0	1	0	0	1	1						
Inning Stats	R: 0 E: 0 K: 0 S: 4	H: 1 LOB: 1 BB: 0 P: 4	R: 0 E: 0 K: 0 S: 3	H: 1 LOB: 0 BB: 0 P: 3	R: 0 E: 1 K: 2 S: 8	H: 1 LOB: 1 BB: 0 P: 8	R: 0 E: 0 K: 0 S: 3	H: 0 LOB: 2 BB: 2 P: 11	R: 0 E: 0 K: 0 S: 3	H: 1 LOB: 1 BB: 1 P: 7	R: 0 E: 0 K: 0 S: 5	H: 0 LOB: 0 BB: 0 P: 5	R: 0 E: 0 K: 0 S: 2	H: 0 LOB: 0 BB: 1 P: 6	R: 0 E: 1 K: 1 S: 6	H: 1 LOB: 2 BB: 1 P: 10	R: 1 E: 0 K: 1 S: 7	H: 2 LOB: 1 BB: 0 P: 7	1B: 6 2B: 2 3B: 0 HR: 0	SF: 1 SAC: 0 DP: 3 HBP: 0	WP: 0 PB: 0 SB: 0 CS: 0	PA: 36
PITCHER Pat Dobson, R (1,1) ERA: 4.14	IP: 9.0 WLS: W BF: 36 H: 7 R: 1 ER: 1 SO: 5 BB: 5 IBB: 0 HBP: 0 BLK: 0 WP: 0 HR: 0 S: 41 P: 61 ERA: 1.00 WHIP: 1.333															PITCHER						

Batter	1	2	3	4	5	6	7	8	9	AB	R	H	RBI	BB	SO	LOB	BOTTOM			
Dave Campbell, R (1,4) OBP: 0.288, SLG: 0.335	0-0 1-3 1B		0-0 F8		0-0 6-3			0-0 FC5-4 1-2f		4	0	1	0	0	0	2	Montreal Expos @ San Diego Padres San Diego Stadium, San Diego, CA Mon Jul 20 1970, 10:05 PM EDT Att: 2,735 - Unknown livebaseballscorecards.com			
Steve Huntz, S (1,6) OBP: 0.334, SLG: 0.363 Jose Arcia, R (9,6) OBP: 0.253, SLG: 0.256	0-0 1-3 1-2f				0-0 6-3 1B			0-0 L3		4	1	1	0	0	0	1				
Ollie Brown, R (1,9) OBP: 0.334, SLG: 0.498	0-0 F8				0-0 6-3 1-2			0-0 HR		4	2	2	1	0	0	1				
Al Ferrara, R (1,7) OBP: 0.348, SLG: 0.409 Larry Stahl, L (7,7) OBP: 0.154, SLG: 0.154					0-0 F2 2B 2H			0-0 4-3		3	0	1	1	0	1	1				
Nate Colbert, R (1,3) OBP: 0.325, SLG: 0.473					0-0 F8			0-0 F8		1	0	0	0	0	0	0				
Ivan Murrell, R (1,8) OBP: 0.287, SLG: 0.430					0-3 K			0-0 5-3		4	0	1	1	0	1	1				
Ed Spiezio, R (1,5) OBP: 0.382, SLG: 0.462					0-0 FC6-4 1B			0-0 F7		3	0	2	0	0	0	2				
Chris Cannizzaro, R (1,2) OBP: 0.393, SLG: 0.430					0-0 FC6-4 SH3-4 1-2f			0-3 K		3	0	0	0	0	1	2				
Pat Dobson, R (1,1) OBP: 0.217, SLG: 0.163					0-0 SH3-4 1-2			0-0 6-3		2	0	0	0	0	0	1				
					0-0 FC1-4 FC5-4 1-2f			0-0 FC1-4		2	0	0	0	0	0	1				
Inning Stats	R: 0 E: 0 K: 0 S: 3	H: 1 LOB: 0 BB: 0 P: 3	R: 0 E: 0 K: 1 S: 5	H: 0 LOB: 0 BB: 0 P: 5	R: 0 E: 0 K: 0 S: 4	H: 1 LOB: 1 BB: 0 P: 4	R: 1 E: 0 K: 1 S: 8	H: 3 LOB: 2 BB: 0 P: 8	R: 0 E: 0 K: 1 S: 5	H: 0 LOB: 0 BB: 0 P: 5	R: 1 E: 1 K: 1 S: 7	H: 2 LOB: 1 BB: 0 P: 7	R: 0 E: 0 K: 0 S: 4	H: 1 LOB: 1 BB: 0 P: 4	R: 1 E: 0 K: 0 S: 4	H: 1 LOB: 0 BB: 0 P: 4	1B: 6 2B: 3 3B: 0 HR: 1	SF: 0 SAC: 1 DP: 1 HBP: 0	WP: 0 PB: 0 SB: 0 CS: 0	PA: 32
PITCHER Mike Marshall, R (1,1) ERA: 5.11 Howie Reed, R (8,1) ERA: 3.99	IP: 7.0 WLS: L BF: 28 H: 8 R: 2 ER: 2 SO: 4 BB: 8 IBB: 2 HBP: 2 BLK: 4 WP: 0 HR: 0 S: 36 P: 36 ERA: 2.57 WHIP: 1.143															PITCHER				

Batter	1	2	3	4	5	6	7	8	9	AB	R	H	RBI	BB	SO	LOB	TOP				
Tommie Agee, R OBP: 0.345, SLG: 0.505 (1, 8)	4-0 S 4-3 BB		0-3 K			0-0 P4		0-3 K		3	1	0	0	1	2	1					
Bud Harrelson, S OBP: 0.363, SLG: 0.339 (1, 6)	0-0 P6		0-0 4-3			0-0 F8			0-0 SH1-4 1B	4	1	1	0	0	0	1					
Ken Singleton, S OBP: 0.361, SLG: 0.425 (1, 9)	4-0 4-3 BB			0-0 F7		0-0 3-1			0-0 SH1-4	2	0	0	0	1	0	0					
Art Shamsky, L OBP: 0.387, SLG: 0.453 (9, PR)	0-0 4-3			0-0 G3			0-0 F5		4-0 1B	3	0	0	1	1	0	1					
Mike Jorgensen, L OBP: 0.276, SLG: 0.375 (9, 3)	1-3 2H								1B 1B	0	1	0	0	0	0	0					
Cleon Jones, R OBP: 0.312, SLG: 0.341 (1, 7)	0-3 K			0-0 6-3			0-0 6-3		0-0 1B	4	0	1	0	0	1	1					
Wayne Garrett, L OBP: 0.411, SLG: 0.480 (1, 4)		0-0 F9			0-0 4-3		4-0 CS BB		0-3 K	3	0	0	0	1	1	3					
Joe Foy, R OBP: 0.388, SLG: 0.370 (1, 5)		0-3 K		4-0 BB		0-0 CS		4-0 6-3 S BB	0-0 1B	2	0	1	2	2	1	0					
Jerry Grote, R OBP: 0.321, SLG: 0.318 (1, 2)		0-0 F9			0-0 F8			0-0 6-3	0-0 6-3	4	0	0	0	0	0	4					
Jim McAndrew, R OBP: 0.154, SLG: 0.200 (1, 1)			0-0 4-3		0-0 F9			0-0 FC3-2		3	0	0	0	0	0	2					
Inning Stats	R: 1 E: 0 K: 1 S: 5	H: 0 LOB: 1 BB: 2 P: 13	R: 0 E: 0 K: 1 S: 5	H: 0 LOB: 0 BB: 0 P: 5	R: 0 E: 0 K: 1 S: 5	H: 0 LOB: 0 BB: 0 P: 5	R: 0 E: 0 K: 0 S: 3	H: 0 LOB: 1 BB: 1 P: 3	R: 0 E: 0 K: 0 S: 3	H: 0 LOB: 0 BB: 0 P: 3	R: 0 E: 0 K: 0 S: 2	H: 0 LOB: 0 BB: 1 P: 6	R: 0 E: 0 K: 1 S: 5	H: 0 LOB: 1 BB: 1 P: 9	R: 2 E: 0 K: 1 S: 8	H: 3 LOB: 2 BB: 1 P: 12	1B: 3 2B: 0 3B: 0 HR: 0	SF: 0 SAC: 1 DP: 0 HBP: 0	WP: 0 PB: 0 SB: 4 CS: 1	PA: 36	
PITCHER	IP	WLS	BF	H	R	ER	SO	BB	IBB	HBP	BLK	WP	HR	S	P	ERA	WHIP				
Clay Kirby, R ERA: 4.77 (1, 1)	8.0	L	28	0	1	1	4	5	0	0	0	0	0	31	51	1.12	0.625				
Jack Baldschun, R ERA: 4.5 (9, 1)	1.0		7	3	2	2	1	0	1	0	0	0	0	8	12	18.00	3.000				

New York Mets @ San Diego Padres
San Diego Stadium, San Diego, CA
Tue Jul 21, 1970, 10:05 PM EDT
Att: 10,373 - Unknown

AB 28
R 3
H 3
RBI 3
BB 6
SO 5
LOB 13

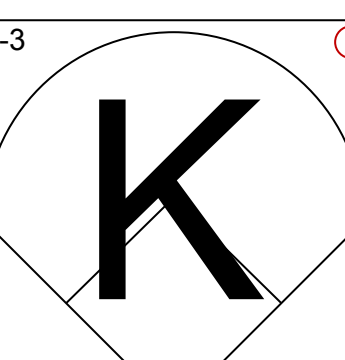
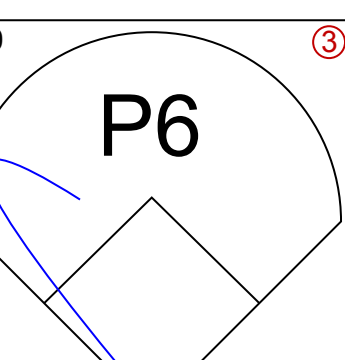
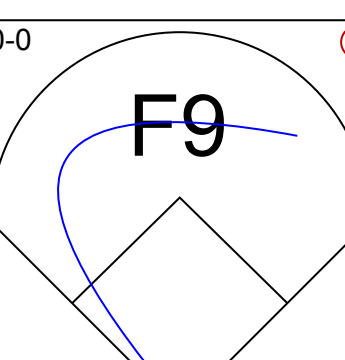
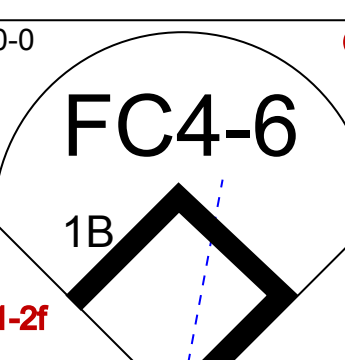
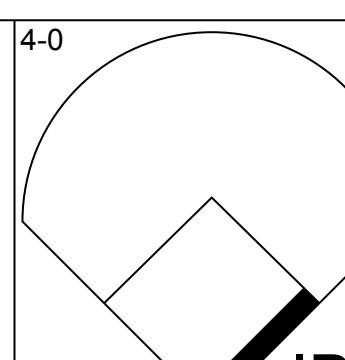
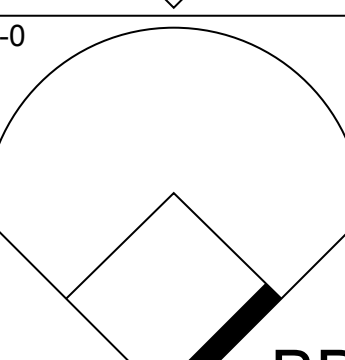
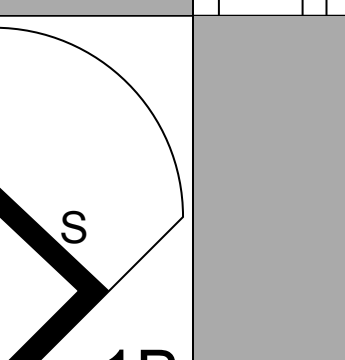
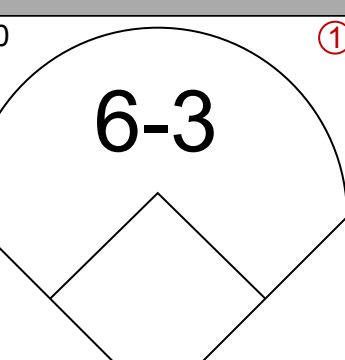
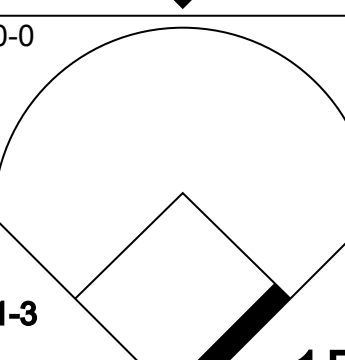
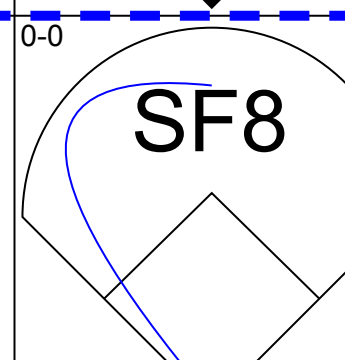
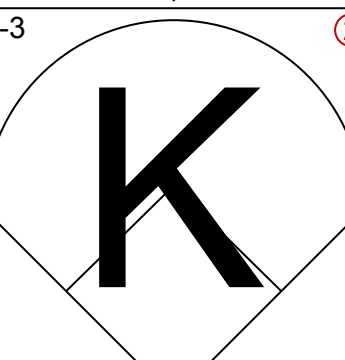
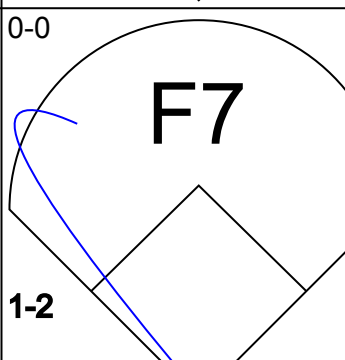
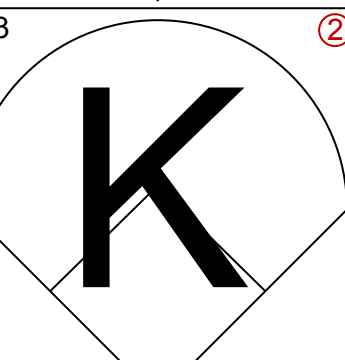
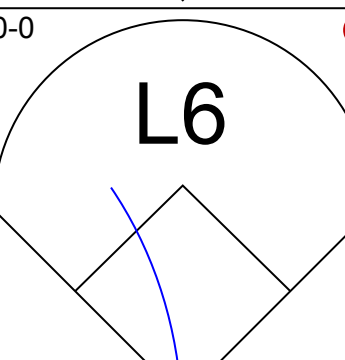
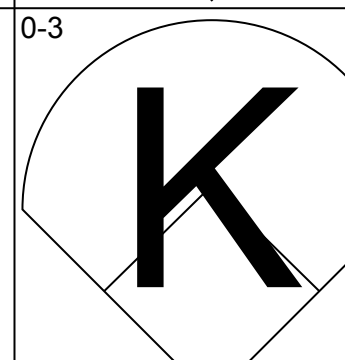
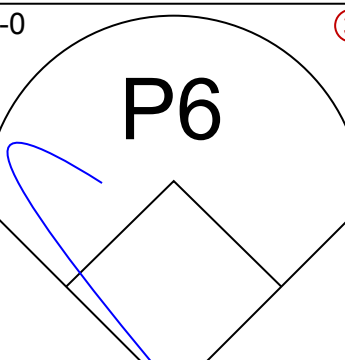
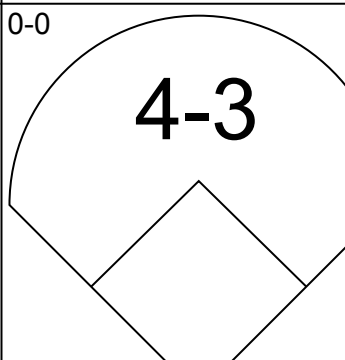
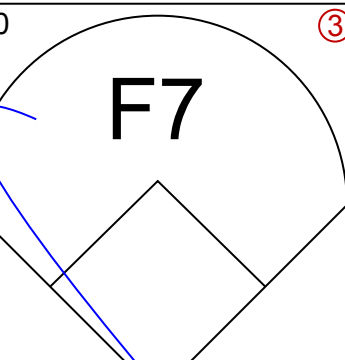
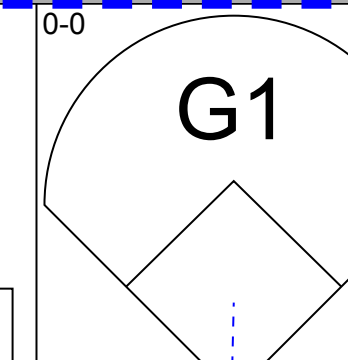
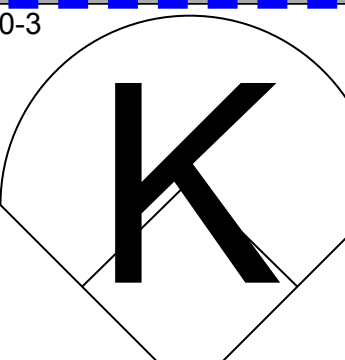

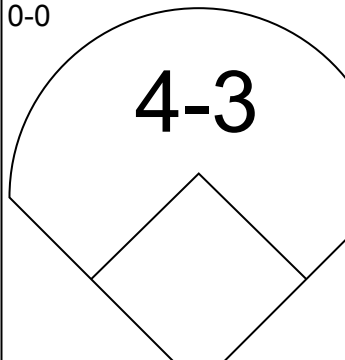

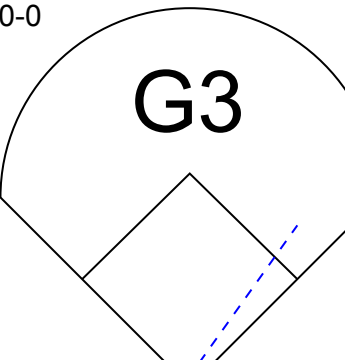
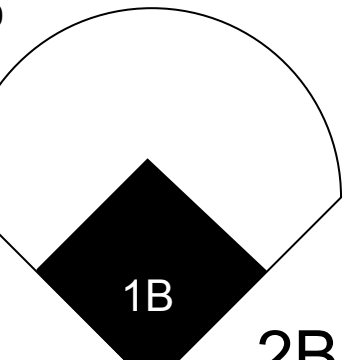
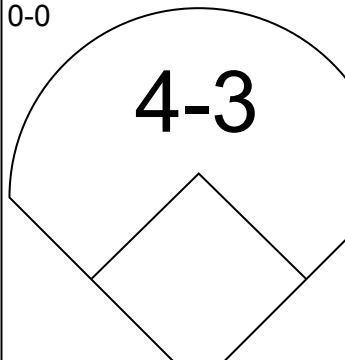
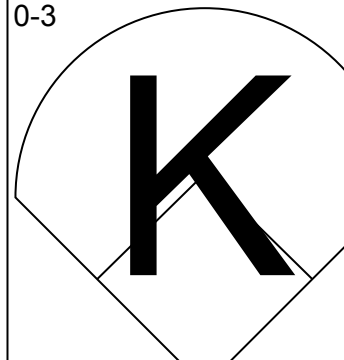
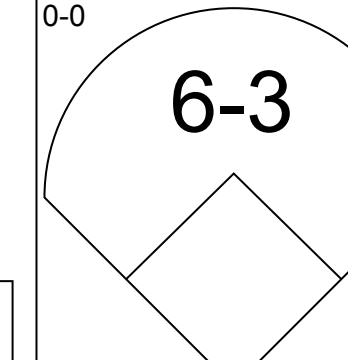
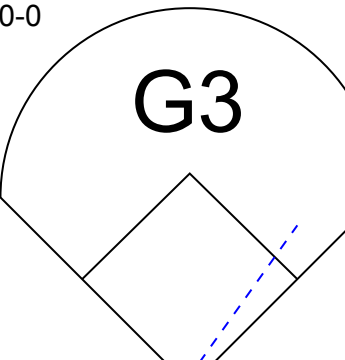
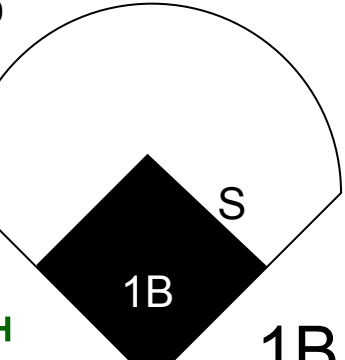
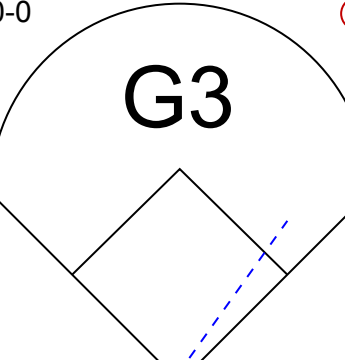
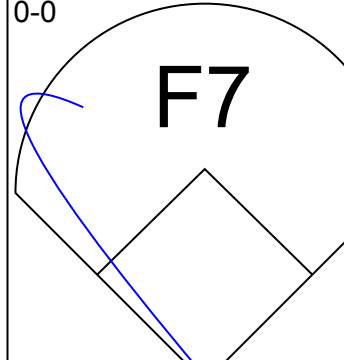
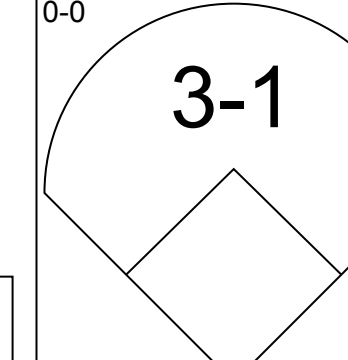
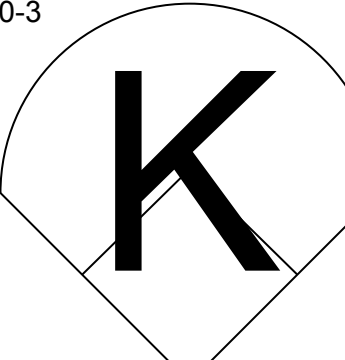
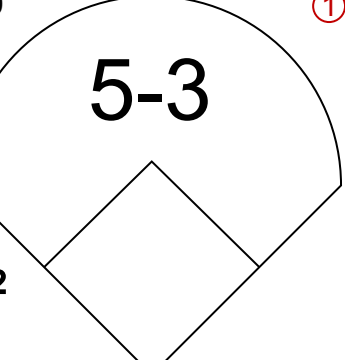
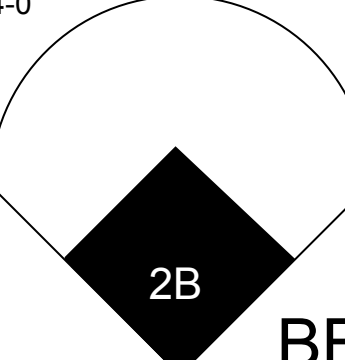
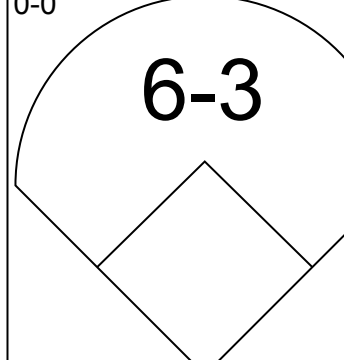
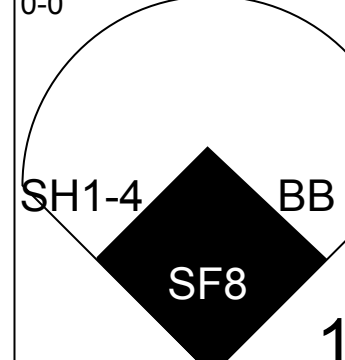
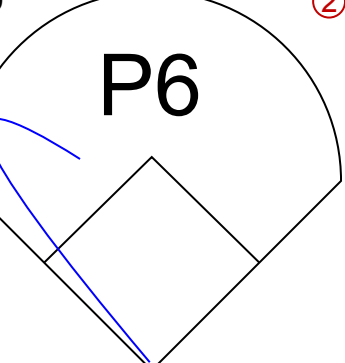
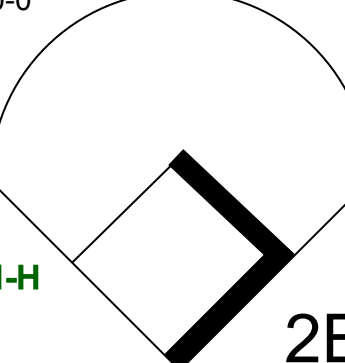
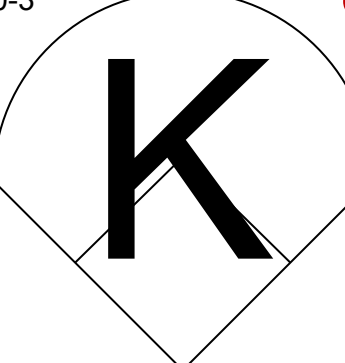
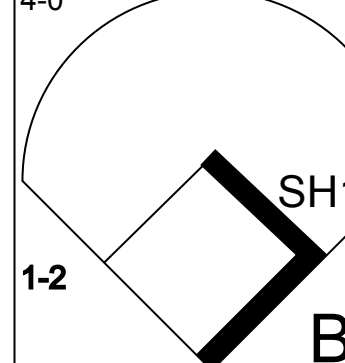
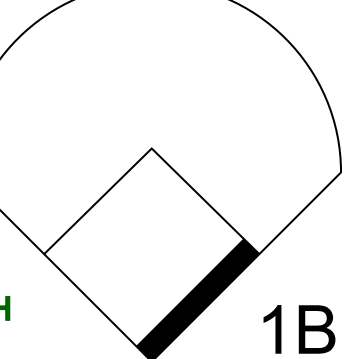
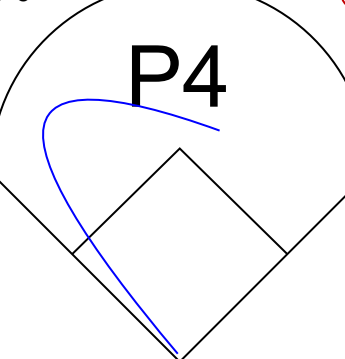
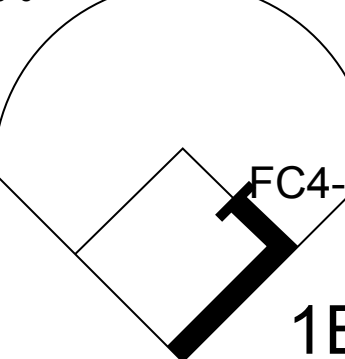
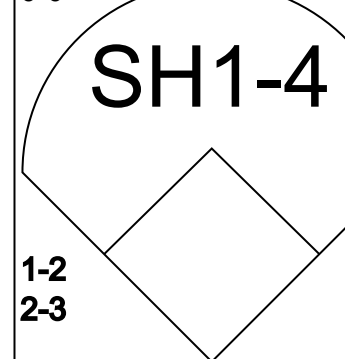
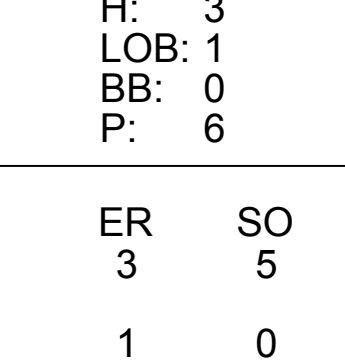
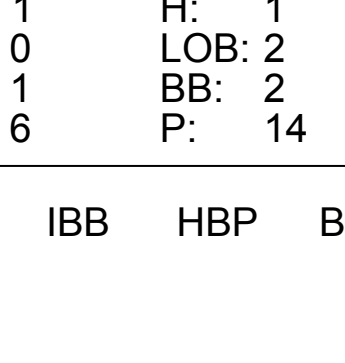


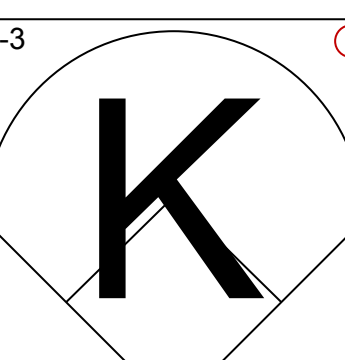
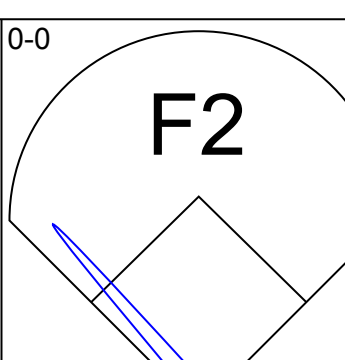
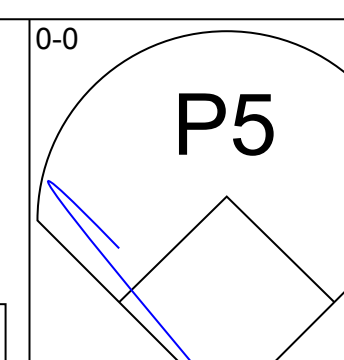
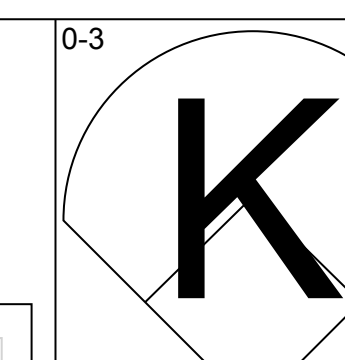
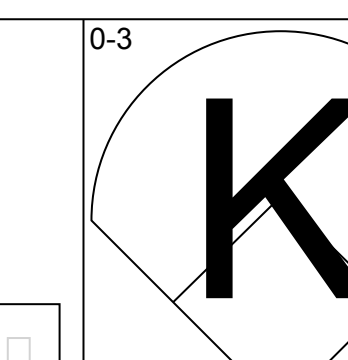
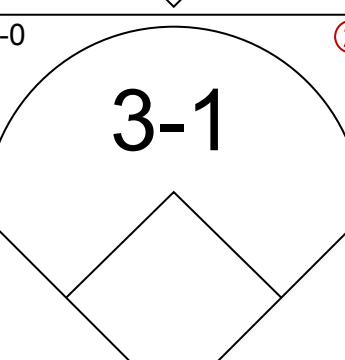
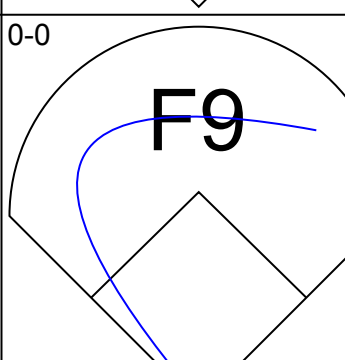
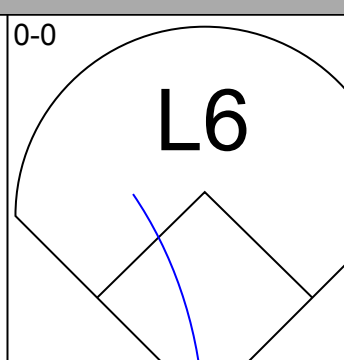
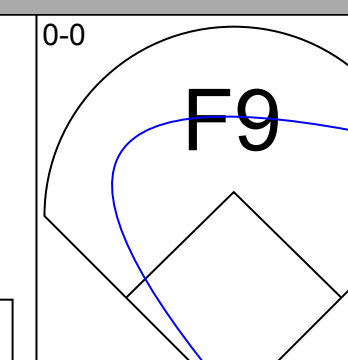
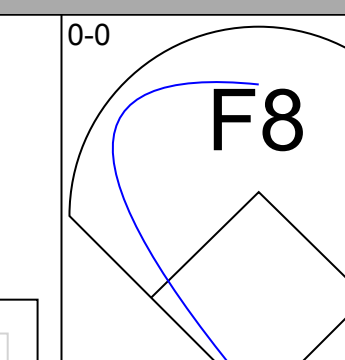
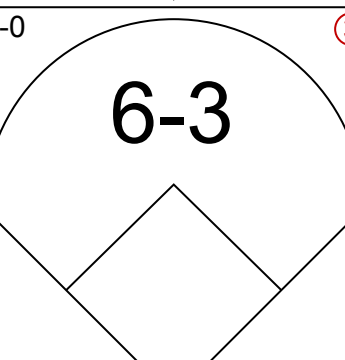
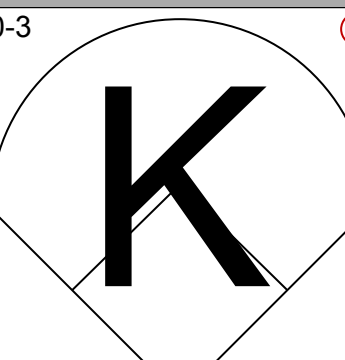
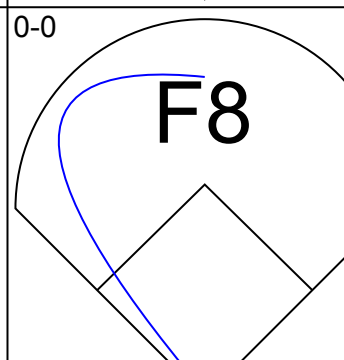
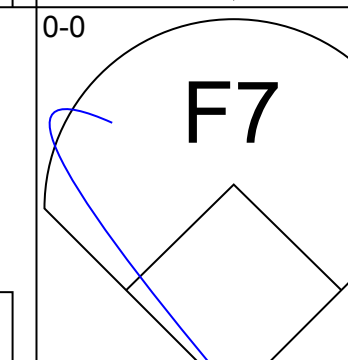
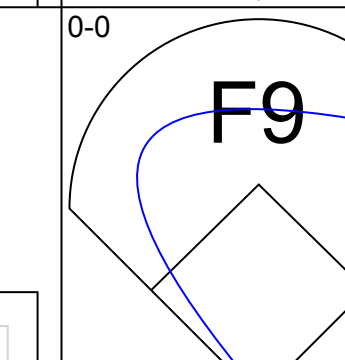
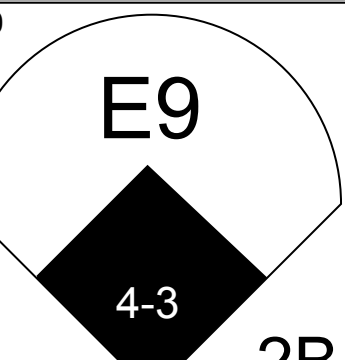
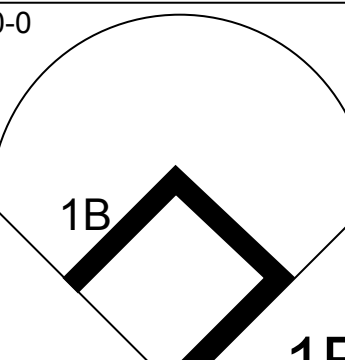
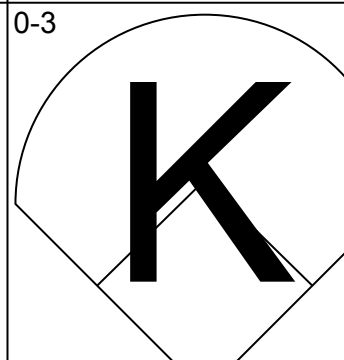
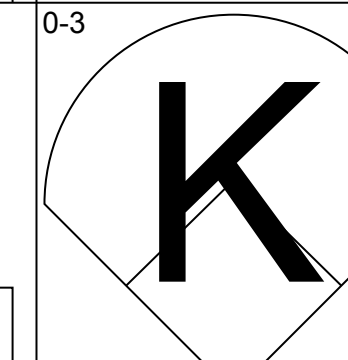
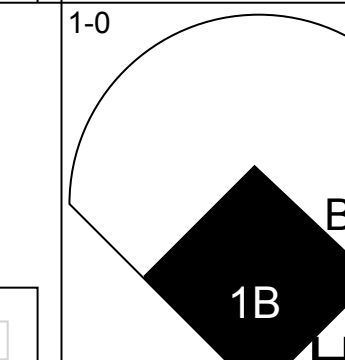
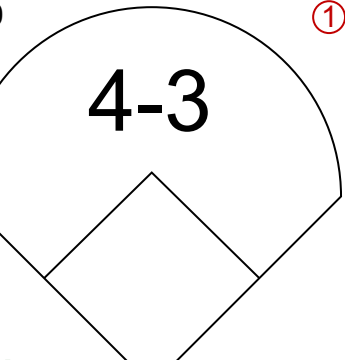
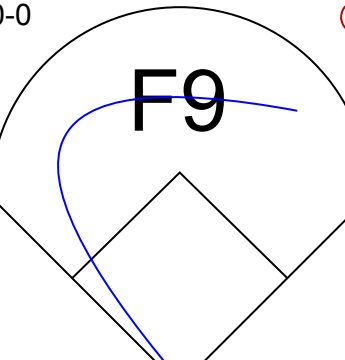
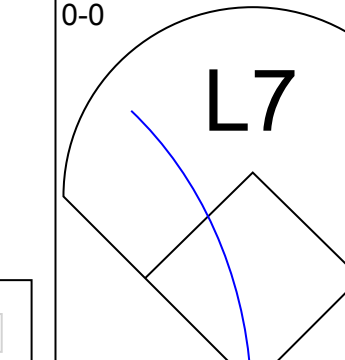
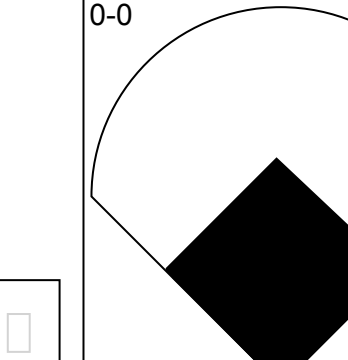
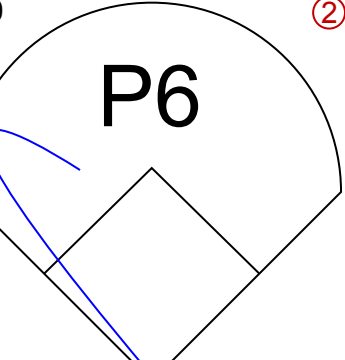
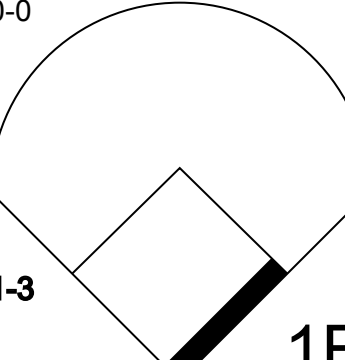
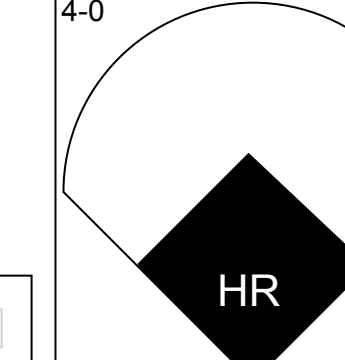
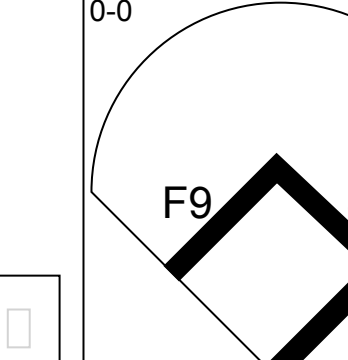
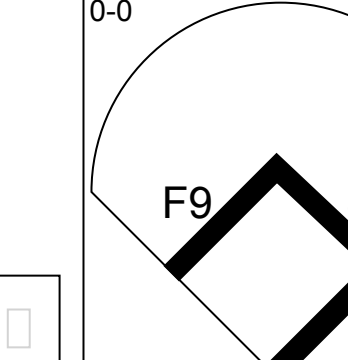
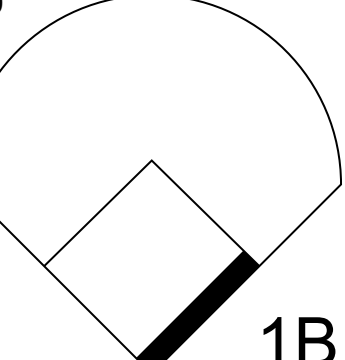
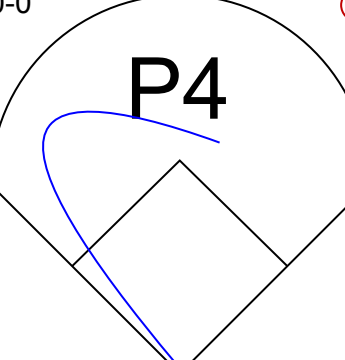
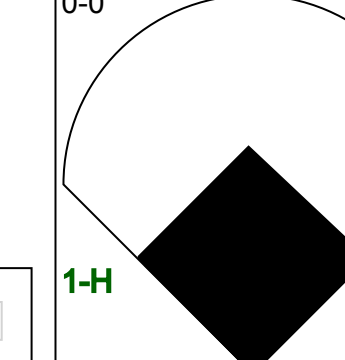
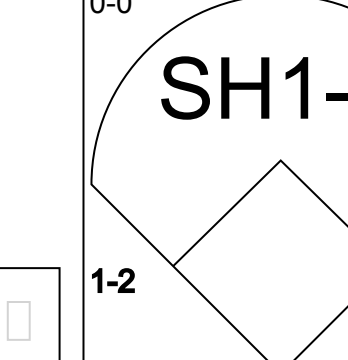
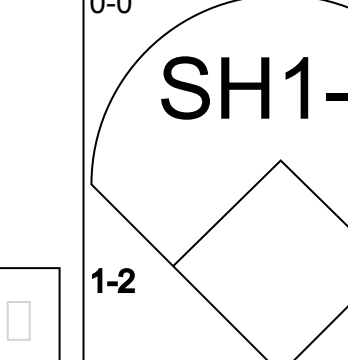
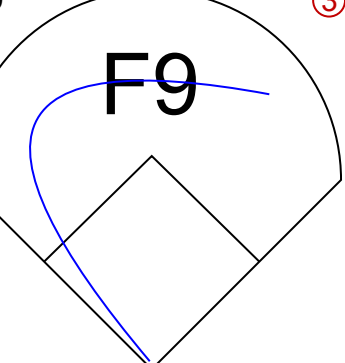
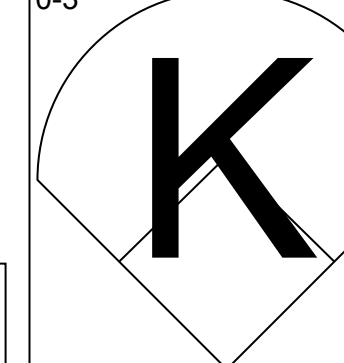
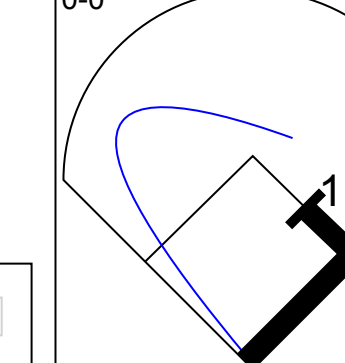
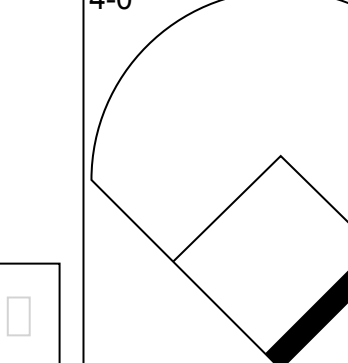

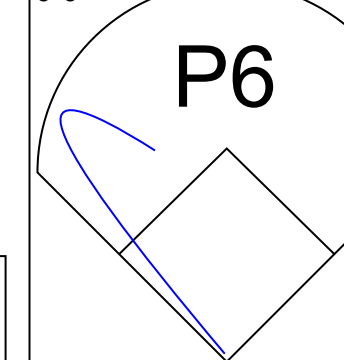
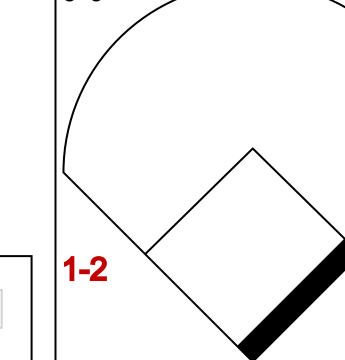
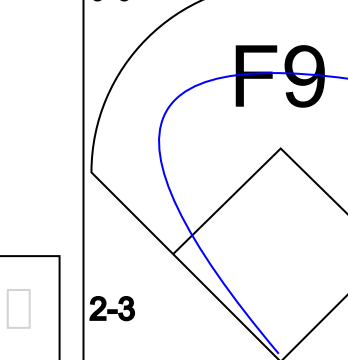
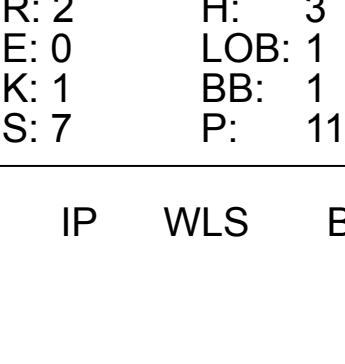

Batter	1	2	3	4	5	6	7	8	9	AB	R	H	RBI	BB	SO	LOB	BOTTOM				
Ron Stocum, R OBP: 0.235, SLG: 0.261 (1, 4)	0-0 5-3		0-3 K			0-0 F7			0-0 6-3	3	0	0	0	0	1	1					
Ray Webster, L OBP: 0.289, SLG: 0.298 (9, PH)										1	0	0	0	0	0	0					
Steve Hantz, S OBP: 0.330, SLG: 0.358 (1, 6)	0-0 P6			0-0 F9		0-0 P6			0-3 K	4	0	0	0	0	1	0					
Ollie Brown, R OBP: 0.330, SLG: 0.492 (1, 9)	0-3 K			0-0 F9		0-3 K			0-0 P6	4	0	0	0	0	2	0					
Al Ferrara, R OBP: 0.347, SLG: 0.413 (1, 7)		0-0 F9		0-0 2B			0-3 K			3	0	1	0	0	1	0					
Nate Colbert, R OBP: 0.322, SLG: 0.468 (1, 3)		0-0 P6		0-0 F8		0-0 F2				3	0	0	0	0	0	1					
Ivan Murrell, R OBP: 0.284, SLG: 0.424 (1, 8)		0-0 F7			0-3 K		0-0 6-3			3	0	0	0	0	1	0					
Ed Spiezio, R OBP: 0.381, SLG: 0.467 (1, 5)			0-0 2B		0-0 F8			0-0 6-3		3	0	1	0	0	0	0					
Bob Barton, R OBP: 0.296, SLG: 0.361 (1, 2)			0-0 5-3		0-0 1B			0-0 F9		3	0	1	0	0	0	1					
Clay Kirby, R OBP: 0.195, SLG: 0.175 (8, PH)			0-3 K		0-3 K			0-3 K		2	0	0	0	0	2	2					
Cito Gaston, R OBP: 0.377, SLG: 0.571 (8, PH)										1	0	0	0	0	1	0					
Jack Baldschun, R (9, 1)										0	0	0	0	0	0	0					
Inning Stats	R: 0 E: 0 K: 1 S: 5	H: 0 LOB: 0 BB: 0 P: 5	R: 0 E: 0 K: 0 S: 3	H: 0 LOB: 0 BB: 0 P: 3	R: 0 E: 0 K: 2 S: 8	H: 1 LOB: 1 BB: 0 P: 8	R: 0 E: 0 K: 0 S: 4	H: 1 LOB: 1 BB: 0 P: 4	R: 0 E: 0 K: 2 S: 8	H: 1 LOB: 1 BB: 0 P: 8	R: 0 E: 0 K: 1 S: 5	H: 0 LOB: 0 BB: 0 P: 5	R: 0 E: 0 K: 1 S: 5	H: 0 LOB: 0 BB: 0 P: 5	R: 0 E: 0 K: 1 S: 5	H: 0 LOB: 0 BB: 0 P: 5	1B: 1 2B: 2 3B: 0 HR: 0	SF: 0 SAC: 0 DP: 0 HBP: 0	WP: 0 PB: 0 SB: 0 CS: 0	PA: 30	
PITCHER	IP	WLS	BF	H	R	ER	SO	BB	IBB	HBP	BLK	WP	HR	S	P	ERA	WHIP				
Jim McAndrew, R ERA: 4.52 (1, 1)	9.0	W	30	3	0	0	9	0	0	0	0	0	0	48	48	0.00	0.333				

New York Mets @ San Diego Padres
San Diego Stadium, San Diego, CA
Tue Jul 21, 1970, 10:05 PM EDT
Att: 10,373 - Unknown

AB 30
R 0
H 3
RBI 0
BB 0
SO 9
LOB 5



Batter	1	2	3	4	5	6	7	8	9	10	AB	R	H	RBI	BB	SO	LOB	TOP				
Tommie Agee, R OBP: 0.344, SLG: 0.500 (1, 8)											4	0	0	0	1	1	3	New York Mets @ San Diego Padres San Diego Stadium, San Diego, CA Wed Jul 22 1970, 10:05 PM EDT Att: 18,981 - Unknown livebaseballscorecards.com				
Bud Harrelson, S OBP: 0.366, SLG: 0.342 (1, 6)											3	0	2	1	1	0	0					
Ken Singleton, S OBP: 0.347, SLG: 0.405 (1, 9)											5	0	0	0	0	3	6					
Art Shamsky, L OBP: 0.362, SLG: 0.446 (1, 3)												4	0	0	0	0	2					
Mike Jorgensen, L OBP: 0.274, SLG: 0.369 (9, 3)												1	0	0	0	1	0					
Cleon Jones, R OBP: 0.310, SLG: 0.343 (1, 7)												5	1	1	0	0	1					
Wayne Garrett, L OBP: 0.406, SLG: 0.471 (1, 4)												5	1	1	1	0	1					
Joe Foy, R OBP: 0.390, SLG: 0.370 (1, 5)											3	2	1	0	1	0	1					
Jerry Grote, R OBP: 0.324, SLG: 0.323 (1, 2)											3	0	1	1	1	1	1					
Tom Seaver, R OBP: 0.257, SLG: 0.273 (1, 1)											3	0	2	1	0	0	1					
Nolan Ryan, R OBP: 0.214, SLG: 0.214 (9, 1)											0	0	0	0	0	0	0					
Inning Stats	R: 0 E: 0 K: 2 S: 7	H: 0 LOB: 1 BB: 1 P: 11	R: 2 E: 0 K: 0 S: 6	H: 3 LOB: 1 BB: 0 P: 6	R: 0 E: 0 K: 0 S: 4	H: 1 LOB: 1 BB: 0 P: 4	R: 1 E: 0 K: 0 S: 4	H: 1 LOB: 1 BB: 1 P: 8	R: 0 E: 0 K: 1 S: 5	H: 0 LOB: 0 BB: 0 P: 5	R: 0 E: 0 K: 1 S: 5	H: 2 LOB: 2 BB: 0 P: 7	R: 0 E: 0 K: 0 S: 3	H: 0 LOB: 0 BB: 0 P: 3	R: 1 E: 0 K: 1 S: 6	H: 1 LOB: 2 BB: 2 P: 14	R: 0 E: 0 K: 2 S: 7	H: 0 LOB: 0 BB: 0 P: 7	1B: 6 2B: 2 3B: 0 HR: 0	SF: 1 SAC: 1 DP: 0 HBP: 0	WP: 0 PB: 0 SB: 2 CS: 0	PA: 42
PITCHER	IP	WLS	BF	H	R	ER	SO	BB	IBB	HBP	BLK	WP	HR	S	P	ERA	WHIP					
Earl Wilson, R ERA: 4.53 (1, 1)	7.0		30	7	3	3	5	2	0	0	0	0	0	0	38	46	3.86	1.286				
Ron Herbel, R ERA: 4.47 (8, 1)	1.1		7	1	1	1	0	1	1	0	0	0	0	0	5	13	6.75	1.500				
Ron Willis, R ERA: 2.01 (9, 1)	0.2		2	0	0	0	1	0	0	0	0	0	0	4	4	0.00	0.000					
Jack Baldschun, R ERA: 3.6 (10, 1)	1.0	W	3	0	0	0	2	0	0	0	0	0	0	7	7	0.00	0.000					

Batter	1	2	3	4	5	6	7	8	9	10	AB	R	H	RBI	BB	SO	LOB	BOTTOM				
Ron Stocum, R OBP: 0.322, SLG: 0.245 (1, 4)											3	0	0	0	0	1	0	New York Mets @ San Diego Padres San Diego Stadium, San Diego, CA Wed Jul 22 1970, 10:05 PM EDT Att: 18,981 - Unknown livebaseballscorecards.com				
Larry Stahl, R OBP: 0.142, SLG: 0.148 (7, PH)											1	0	0	0	0	1	1					
Ron Herbel, R OBP: 0.347, SLG: 0.405 (8, 1)											0	0	0	0	0	0	0					
Ron Willis, R OBP: 0.297, SLG: 0.306 (9, 1)											0	0	0	0	0	0	0					
Cito Gaston, R OBP: 0.279, SLG: 0.369 (9, PH)											1	0	0	0	0	1	2					
Jack Baldschun, R ERA: 3.6 (10, 1)											0	0	0	0	0	0	0					
Steve Huntz, S OBP: 0.325, SLG: 0.351 (1, 6)												5	0	0	0	0	0					
Ollie Brown, R OBP: 0.326, SLG: 0.484 (1, 9)												5	0	0	0	0	1		0			
Al Ferrara, R OBP: 0.353, SLG: 0.420 (1, 7)												4	2	2	0	0	2		0			
Nate Colbert, R OBP: 0.324, SLG: 0.475 (1, 3)											4	1	1	2	1	0	1		1			
Ivan Murrell, R OBP: 0.294, SLG: 0.430 (1, 8)												4	1	3	1	1	0	0				
Ed Spiezio, R OBP: 0.387, SLG: 0.496 (1, 5)												3	1	2	2	0	2	2				
Chris Cannizzaro, R OBP: 0.365, SLG: 0.429 (1, 2)											3	0	1	0	1	1	1	1				
Earl Wilson, R OBP: 0.216, SLG: 0.294 (1, 1)											2	0	0	0	0	1	0	1				
Ray Webster, L OBP: 0.297, SLG: 0.306 (7, PH)											1	0	1	0	0	0	0	0				
Dave Campbell, R OBP: 0.287, SLG: 0.334 (8, 4)											1	0	0	0	0	0	2	2				
Inning Stats	R: 0 E: 0 K: 1 S: 5	H: 0 LOB: 0 BB: 0 P: 5	R: 1 E: 1 K: 0 S: 5	H: 2 LOB: 1 BB: 0 P: 5	R: 0 E: 0 K: 1 S: 5	H: 0 LOB: 0 BB: 0 P: 5	R: 0 E: 0 K: 1 S: 5	H: 2 LOB: 2 BB: 0 P: 7	R: 0 E: 0 K: 1 S: 5	H: 0 LOB: 0 BB: 0 P: 5	R: 2 E: 0 K: 1 S: 7	H: 3 LOB: 1 BB: 1 P: 11	R: 0 E: 0 K: 1 S: 5	H: 0 LOB: 0 BB: 0 P: 5	R: 1 E: 0 K: 0 S: 3	H: 1 LOB: 2 BB: 1 P: 8	R: 1 E: 0 K: 0 S: 3	H: 1 LOB: 2 BB: 1 P: 8	1B: 7 2B: 1 3B: 0 HR: 2	SF: 0 SAC: 1 DP: 0 HBP: 1	WP: 0 PB: 0 SB: 0 CS: 0	PA: 42
PITCHER	IP	WLS	BF	H	R	ER	SO	BB	IBB	HBP	BLK	WP	HR	S	P	ERA	WHIP					
Tom Seaver, R ERA: 2.38 (1, 1)	8.0		33	9	4	4	7	1	0	0	0	0	0	0	46	50	4.50	1.250				
Nolan Ryan, R ERA: 3.42 (9, 1)	1.2	L	9	1	1	1	1	1	1	1	0	0	0	0	8	17	5.40	1.200				

Batter	1	2	3	4	5	6	7	8	9	AB	R	H	RBI	BB	SO	LOB	TOP		
Dave Campbell, R (1.4) OBP: 0.287, SLG: 0.333										4	0	1	0	0	1	2	San Diego Padres @ Philadelphia Phillies Shibe Park, Philadelphia, PA Fri Jul 24, 1970, 7:05 PM EDT Att: 5,078 - Unknown		
Steve Huntz, S (1.6) OBP: 0.324, SLG: 0.347										3	0	0	0	1	1				
Cito Gaston, R (1.8) OBP: 0.377, SLG: 0.570										3	1	1	0	1	2				
Ollie Brown, R (1.9) OBP: 0.328, SLG: 0.488										4	1	2	1	0	0	3			
Nate Colbert, R (1.3) OBP: 0.325, SLG: 0.482										3	1	1	2	1	1	2			
Ivan Murrell, R (1.7) OBP: 0.297, SLG: 0.435										4	0	2	0	0	0	1			
Ed Spiezio, R (1.5) OBP: 0.377, SLG: 0.480										4	0	0	0	0	1	5			
Bob Barton, R (1.2) OBP: 0.288, SLG: 0.349										4	0	0	0	0	1	3			
Danny Coombs, R (1.1) OBP: 0.114, SLG: 0.118										2	0	1	0	0	0	0			
Ron Willis, R (6.1)										0	0	0	0	0	0	0			
Al Ferrara, R (7, PH) OBP: 0.351, SLG: 0.417										1	0	0	0	0	1	0			
Ron Herbel, R (7.1)										1	0	0	0	0	1	0			
Jack Baldschun, R (9.1)										0	0	0	0	0	0	0			
Inning Stats	R: 0 E: 0 K: 1 S: 5	H: 1 LOB: 1 BB: 1 P: 9	R: 0 E: 0 K: 1 S: 5	H: 0 LOB: 1 BB: 1 P: 9	R: 0 E: 0 K: 1 S: 5	H: 1 LOB: 0 BB: 0 P: 5	R: 1 E: 0 K: 1 S: 8	H: 3 LOB: 2 BB: 0 P: 8	R: 0 E: 1 K: 0 S: 4	H: 0 LOB: 0 BB: 1 P: 8	R: 0 E: 0 K: 2 S: 7	H: 0 LOB: 0 BB: 0 P: 7	R: 2 E: 0 K: 0 S: 5	H: 2 LOB: 0 BB: 0 P: 5	R: 0 E: 0 K: 1 S: 5	H: 0 LOB: 0 BB: 0 P: 5	1B: 4 2B: 3 3B: 0 HR: 1	SF: 0 SAC: 0 DP: 3 HBP: 0	WP: 0 PA: 36 PB: 0 SB: 0 CS: 0
PITCHER Grant Jackson, L (1.1) ERA: 5.56	IP: 9.0 WLS: W BF: 36 H: 8 R: 3 ER: 3 SO: 8 BB: 3 IBB: 0 HBP: 0 BLK: 0 WP: 0 HR: 1 S: 49 P: 61 ERA: 3.00 WHIP: 1.222																		

AB	33
R	3
H	8
RBI	3
BB	3
SO	8
LOB	19



Batter	1	2	3	4	5	6	7	8	9	AB	R	H	RBI	BB	SO	LOB	BOTTOM		
Tony Taylor, R (1.7) OBP: 0.360, SLG: 0.422										4	1	2	0	0	0	1	San Diego Padres @ Philadelphia Phillies Shibe Park, Philadelphia, PA Fri Jul 24, 1970, 7:05 PM EDT Att: 5,078 - Unknown		
Ron Stone, L (9.7) OBP: 0.342, SLG: 0.413										3	0	1	0	0	0	1			
Denny Doyle, L (1.4) OBP: 0.293, SLG: 0.330										4	0	0	0	0	1	3			
Don Money, R (1.5) OBP: 0.388, SLG: 0.522										3	1	1	2	1	0	0			
Deron Johnson, R (1.3) OBP: 0.329, SLG: 0.477										2	0	0	0	1	0	0			
Byron Browne, R (1.9) OBP: 0.335, SLG: 0.463										1	0	1	0	0	0	0			
John Briggs, L (9, PH) OBP: 0.322, SLG: 0.366										3	1	0	0	0	2	3			
Larry Bowa, S (9, PR) OBP: 0.266, SLG: 0.286										4	0	1	1	0	0	0			
Larry Hisle, R (1.8) OBP: 0.295, SLG: 0.315										4	0	1	1	0	0	0			
Terry Harmon, R (1.6) OBP: 0.318, SLG: 0.364										4	0	0	0	0	2	2			
Mike Ryan, R (1.2) OBP: 0.302, SLG: 0.327										3	0	1	0	0	0	0			
Grant Jackson, S (1.1) OBP: 0.107, SLG: 0.107										1	0	1	1	0	0	0			
Oscar Gamble, L (9, PH) OBP: 0.341, SLG: 0.356										1	0	1	1	0	0	0			
Inning Stats	R: 2 E: 0 K: 0 S: 5	H: 2 LOB: 0 BB: 0 P: 5	R: 0 E: 0 K: 1 S: 5	H: 0 LOB: 0 BB: 0 P: 5	R: 0 E: 0 K: 1 S: 6	H: 1 LOB: 1 BB: 0 P: 6	R: 0 E: 0 K: 1 S: 5	H: 0 LOB: 0 BB: 0 P: 5	R: 0 E: 0 K: 0 S: 3	H: 0 LOB: 0 BB: 0 P: 3	R: 0 E: 0 K: 1 S: 6	H: 2 LOB: 3 BB: 2 P: 14	R: 0 E: 0 K: 0 S: 3	H: 0 LOB: 0 BB: 0 P: 3	R: 2 E: 0 K: 1 S: 7	H: 3 LOB: 2 BB: 0 P: 8	1B: 6 2B: 1 3B: 0 HR: 1	SF: 0 SAC: 1 DP: 0 HBP: 1	WP: 1 PA: 36 PB: 0 SB: 0 CS: 0
PITCHER Danny Coombs, L (1.1) ERA: 2.52	IP: 5.2 WLS: 0.1 BF: 23 H: 5 R: 2 ER: 2 SO: 3 BB: 1 IBB: 1 HBP: 0 BLK: 0 WP: 0 HR: 1 S: 27 P: 35 ERA: 3.18 WHIP: 1.059																		
Ron Willis, R (6.1) ERA: 1.99	0.1	1	0	0	0	1	0	0	0	0	0	3	3	0.00	0.000				
Ron Herbel, R (7.1) ERA: 4.55	2.1	L	9	1	2	2	0	0	0	1	0	8	9	7.71	0.429				
Jack Baldschun, R (9.1) ERA: 3.38	0.1	3	2	0	0	0	1	0	0	0	0	5	5	0.00	6.000				



Batter	1	2	3	4	5	6	7	8	9	AB	R	H	RBI	BB	SO	LOB	TOP				
Dave Campbell, R OBP: 0.288, SLG: 0.337 (1, 4)										5	1	2	0	0	0	3					
Steve Huntz, S OBP: 0.325, SLG: 0.343 (1, 6)											3	0	0	0	2	2	3				
Cito Gaston, R OBP: 0.375, SLG: 0.564 (1, 8)											4	0	0	0	1	1	3				
Ollie Brown, R OBP: 0.326, SLG: 0.492 (1, 9)											5	1	1	2	0	0	3				
Nate Colbert, R OBP: 0.327, SLG: 0.482 (1, 3)											4	0	2	0	0	0	2				
Ivan Murrell, R OBP: 0.300, SLG: 0.434 (1, 7)											3	0	1	0	1	1	2				
Ed Spiezio, R OBP: 0.380, SLG: 0.485 (1, 5)										3	0	1	0	1	1	3					
Chris Cannizzaro, R OBP: 0.388, SLG: 0.420 (1, 2)										4	0	0	0	0	0	3					
Dave Roberts, L OBP: 0.242, SLG: 0.438 (1, 1)										2	0	1	0	0	0	1					
Ron Willis, R (5, 1)										0	0	0	0	0	0	0					
Tom Dukes, R (5, 1)										1	0	0	0	0	1	0					
Al Ferrara, R OBP: 0.350, SLG: 0.415 (8, PH)										1	0	0	0	0	1	2					
Jack Baldschun, R (8, 1)										0	0	0	0	0	0	0					
Inning Stats	R: 2 E: 0 K: 2 S: 10	H: 3 LOB: 1 BB: 0 P: 10	R: 0 E: 0 K: 1 S: 7	H: 2 LOB: 2 BB: 0 P: 7	R: 0 E: 0 K: 0 S: 3	H: 0 LOB: 1 BB: 1 P: 7	R: 0 E: 0 K: 0 S: 4	H: 1 LOB: 1 BB: 0 P: 4	R: 0 E: 0 K: 2 S: 8	H: 1 LOB: 3 BB: 2 P: 16	R: 0 E: 0 K: 1 S: 5	H: 0 LOB: 0 BB: 0 P: 5	R: 0 E: 0 K: 0 S: 3	H: 0 LOB: 1 BB: 1 P: 7	R: 0 E: 0 K: 1 S: 6	H: 1 LOB: 2 BB: 1 P: 10	R: 0 E: 0 K: 0 S: 3	H: 0 LOB: 0 BB: 0 P: 3	1B: 5 2B: 2 3B: 0 HR: 1	SF: 0 SAC: 0 DP: 0 HBP: 0	WP: 0 PA: 40 PB: 0 SB: 0 CS: 0
PITCHER	IP	WLS	BF	H	R	ER	SO	BB	IBB	HBP	BLK	WP	HR	S	P	ERA	WHIP				
Chris Short, L ERA: 4.69 (1, 1)	4.2		24	7	2	2	4	3	0	0	0	0	1	29	41	3.86	2.143				
Barry Lersch, R ERA: 3.35 (5, 1)	4.1	W	16	1	0	0	3	2	0	0	0	0	0	20	28	0.00	0.692				

San Diego Padres @ Philadelphia Phillies
 Shibe Park, Philadelphia, PA
 Sat Jul 25 1970, 7:05 PM EDT
 Att: 20,292 - Unknown

AB	35
R	2
H	8
RBI	2
BB	5
SO	7
LOB	25

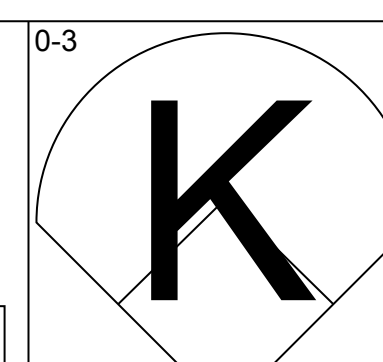
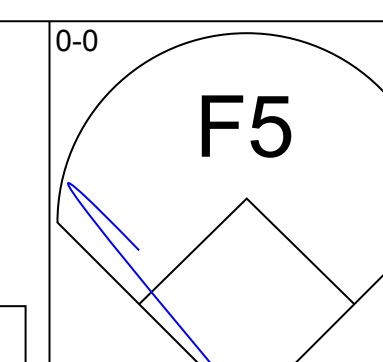
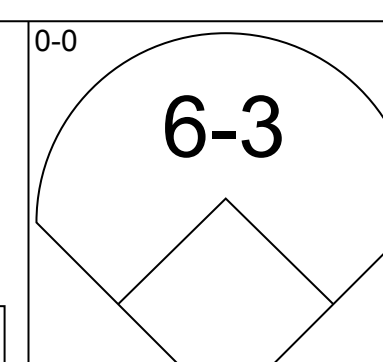
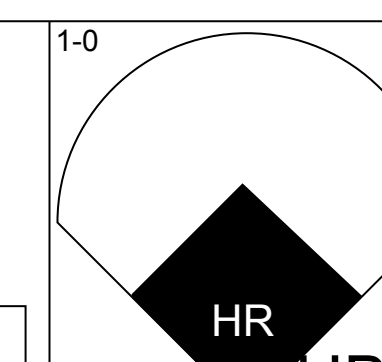
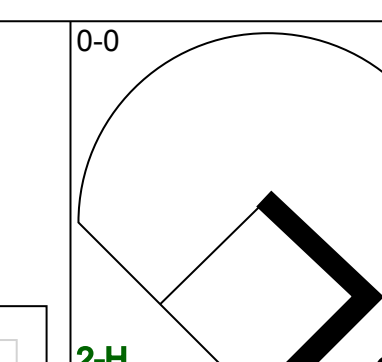
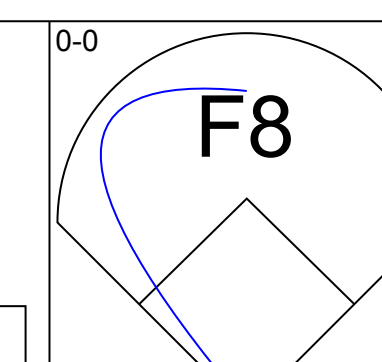
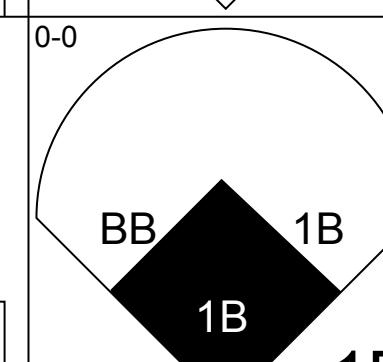
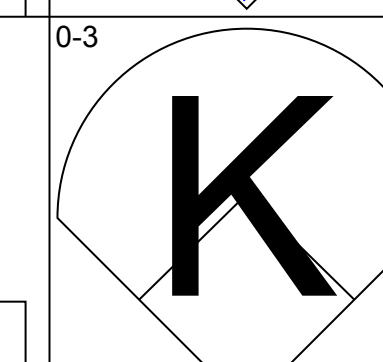
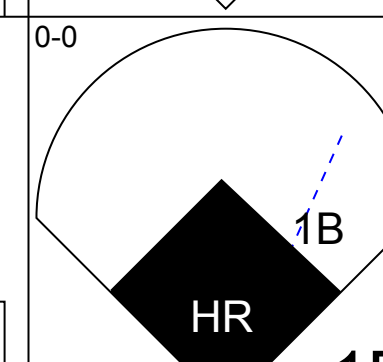
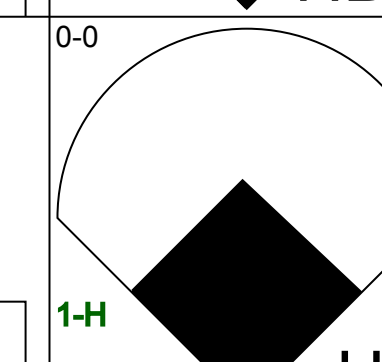
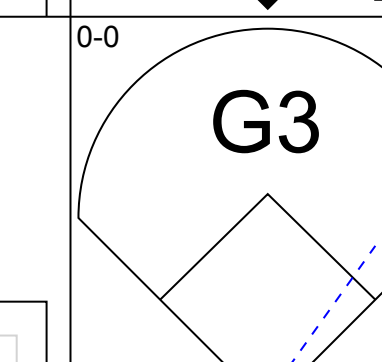
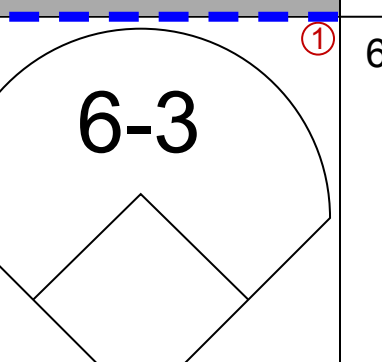
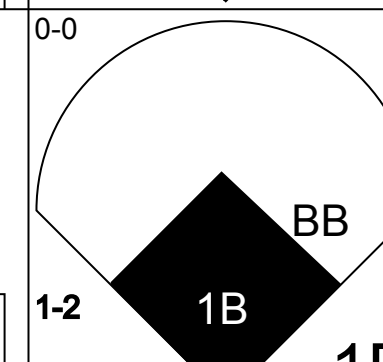
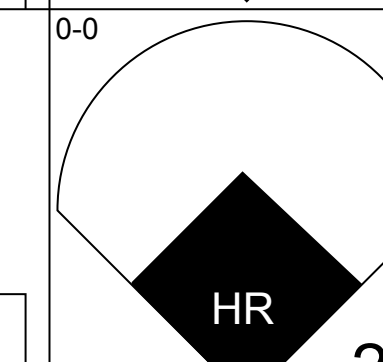
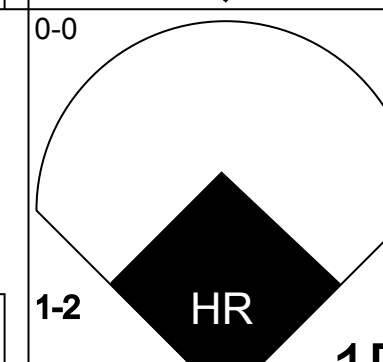
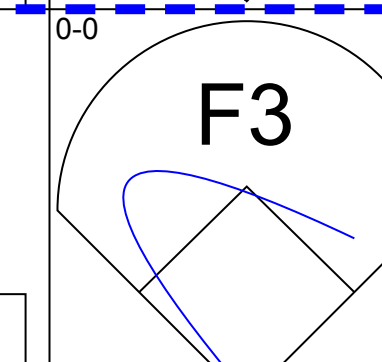

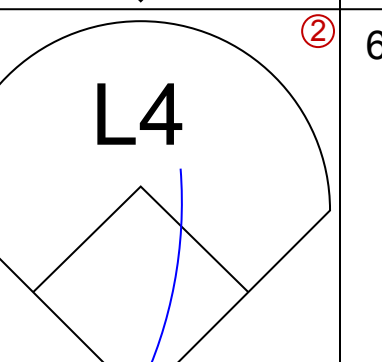
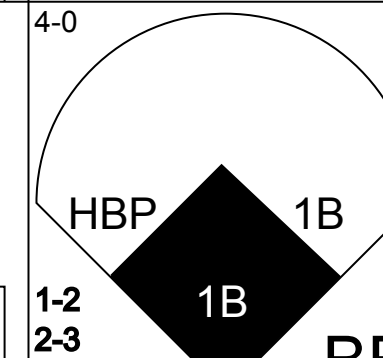
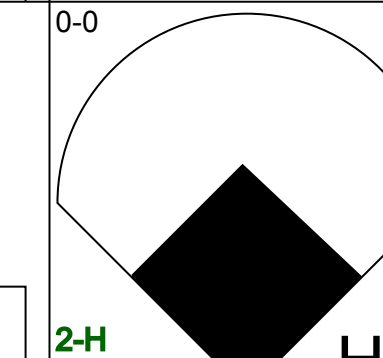
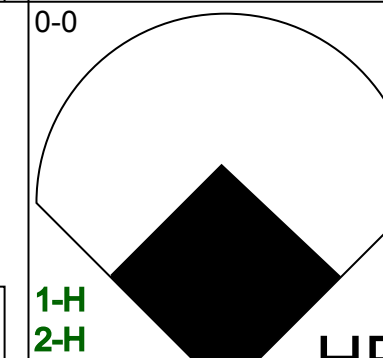
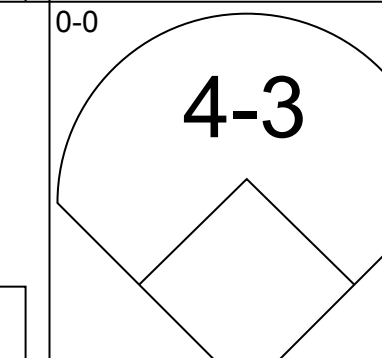

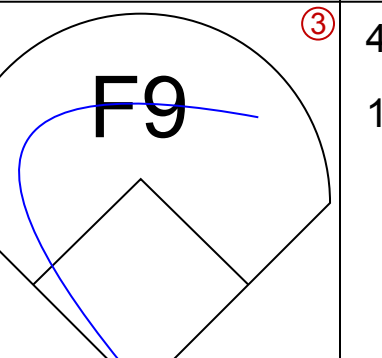
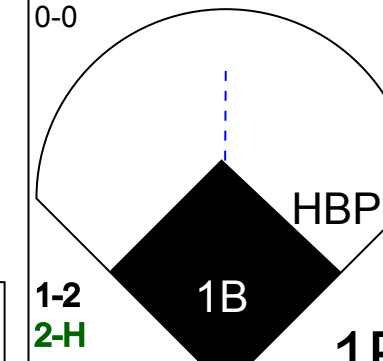
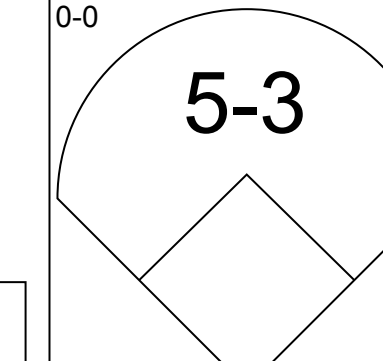
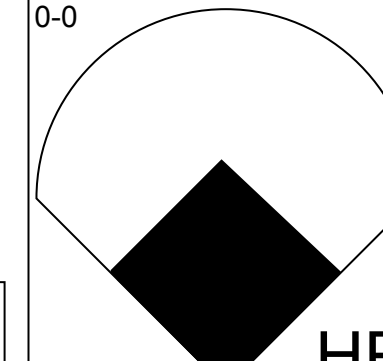
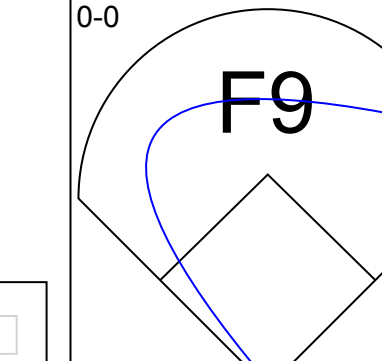

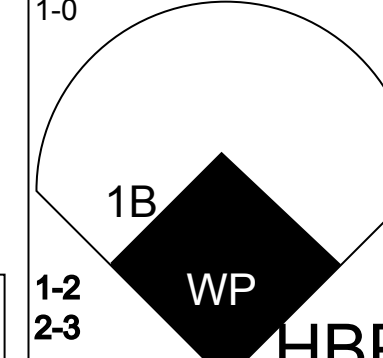
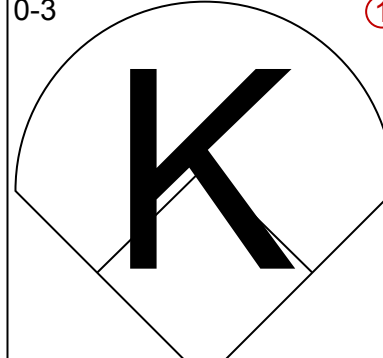
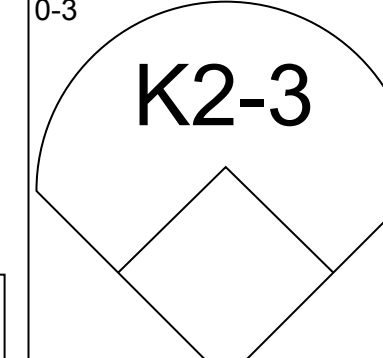
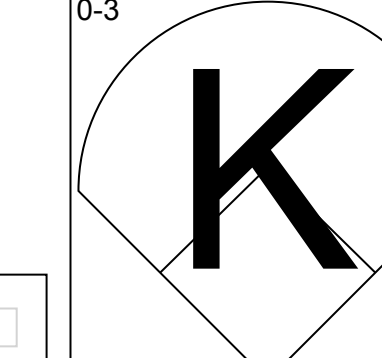

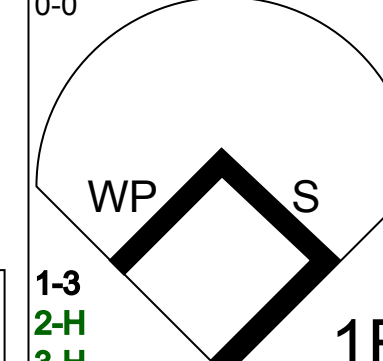
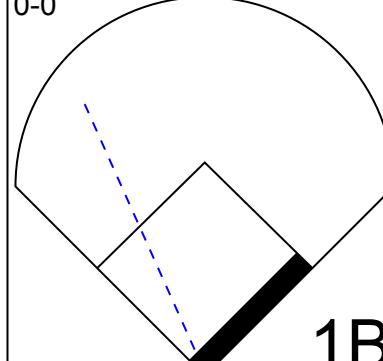
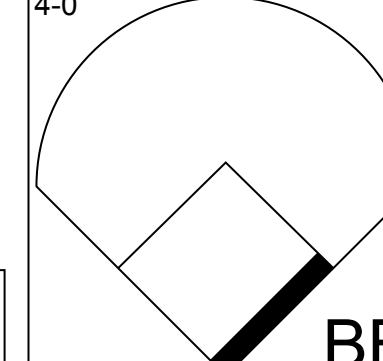
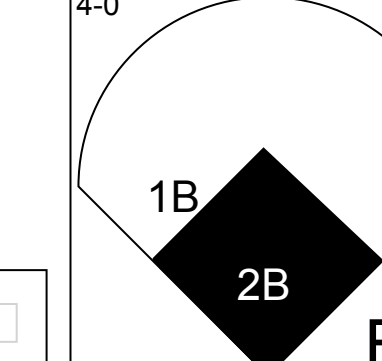

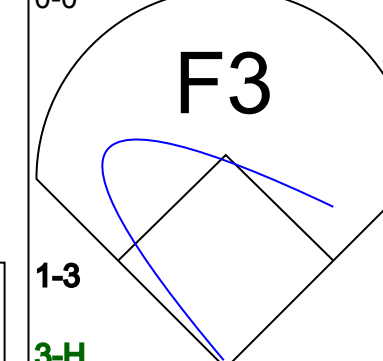
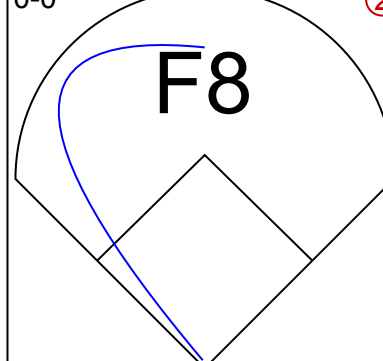
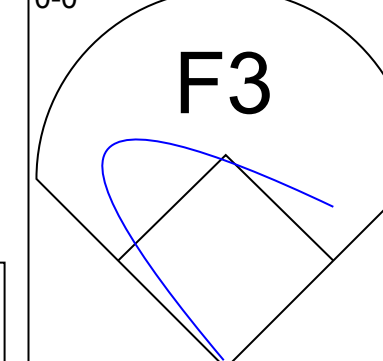
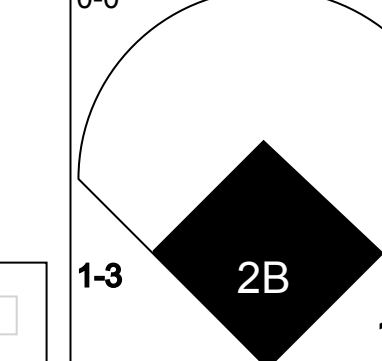
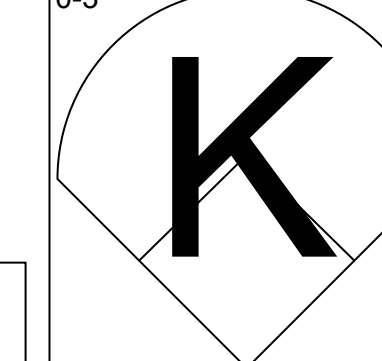
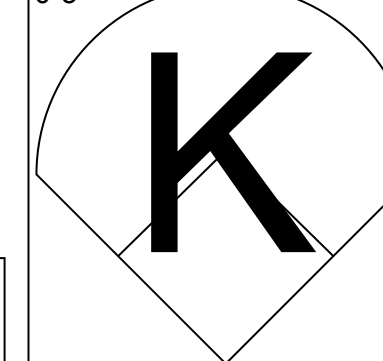

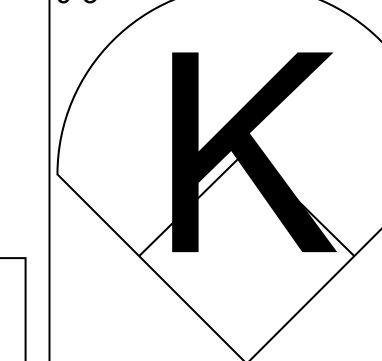
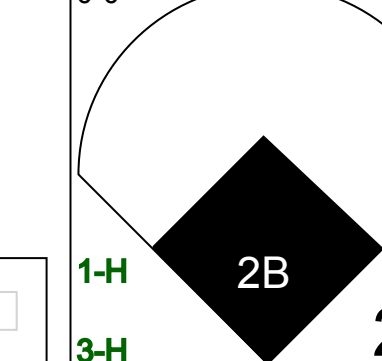
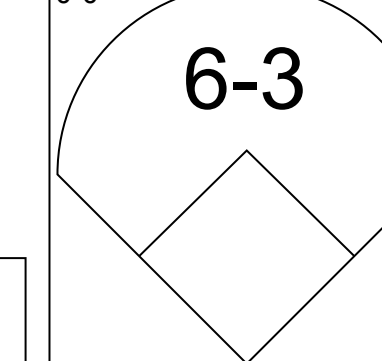


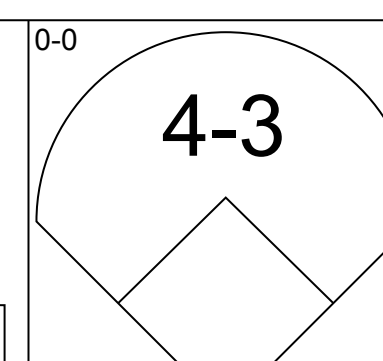
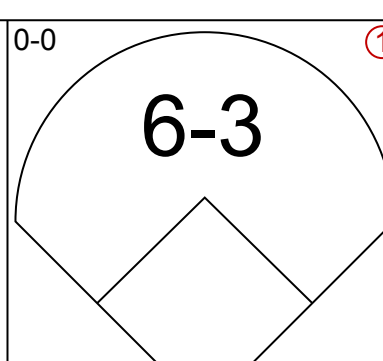
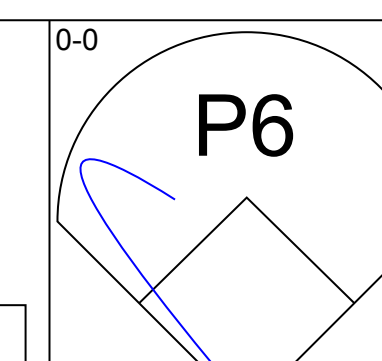

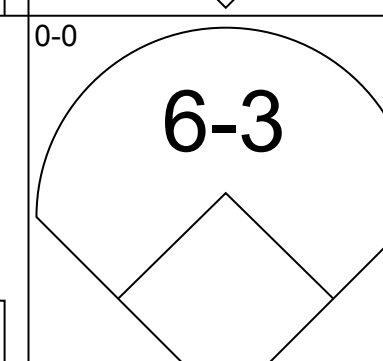
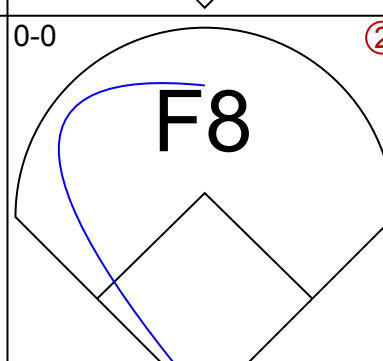
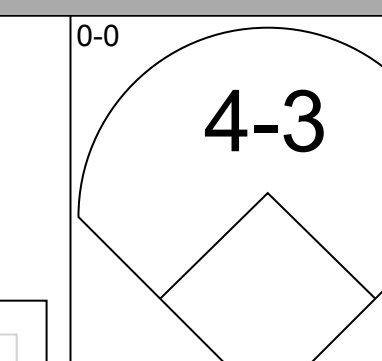
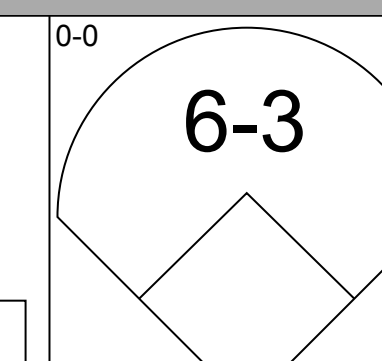

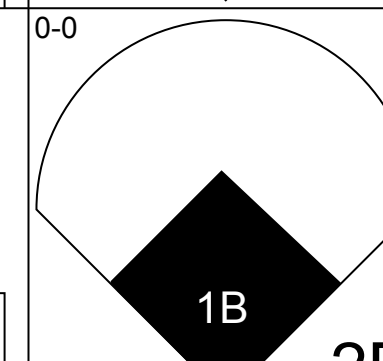
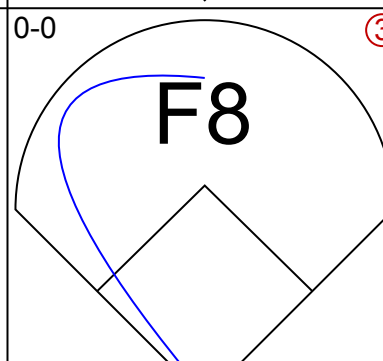
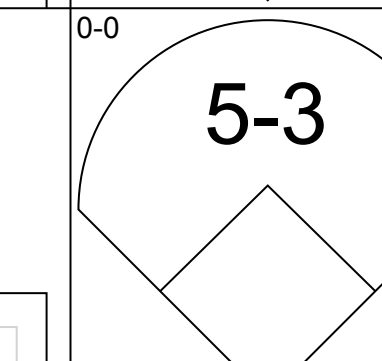
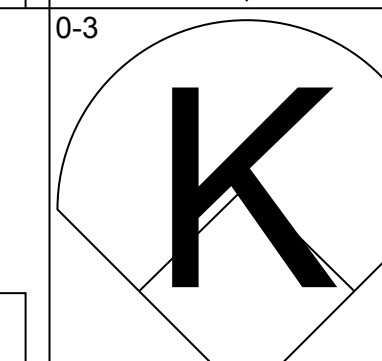
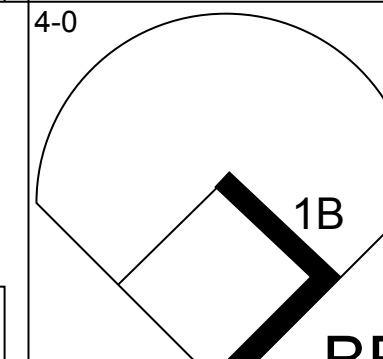
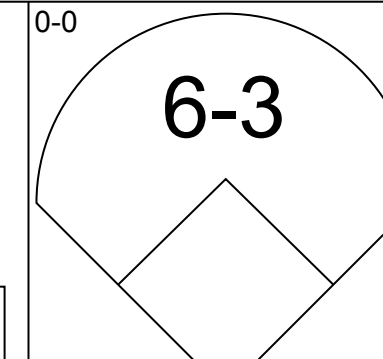
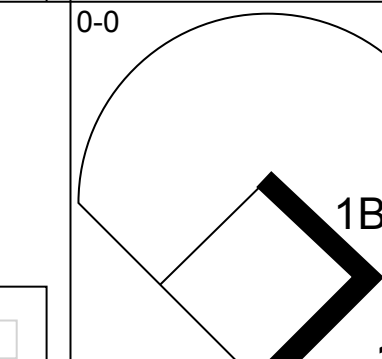
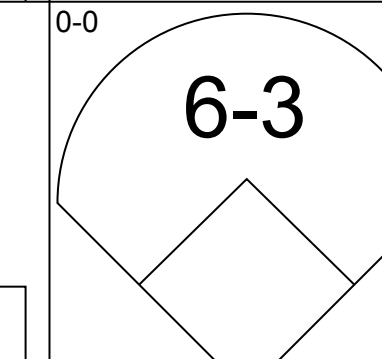
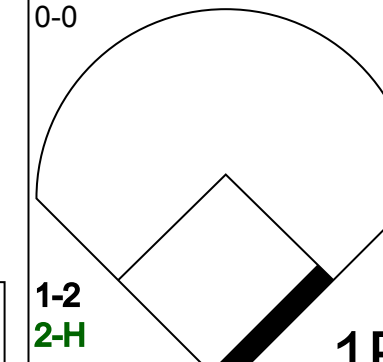
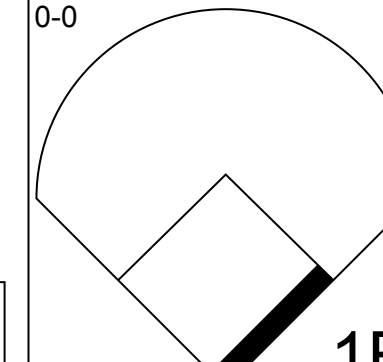
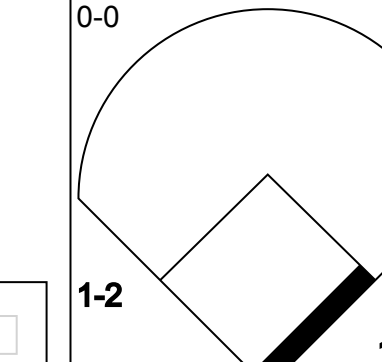
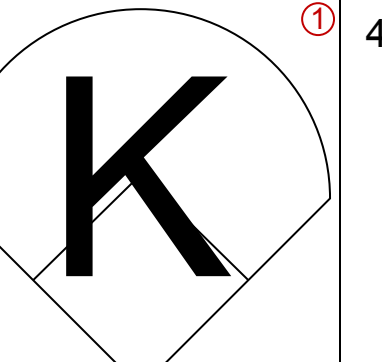
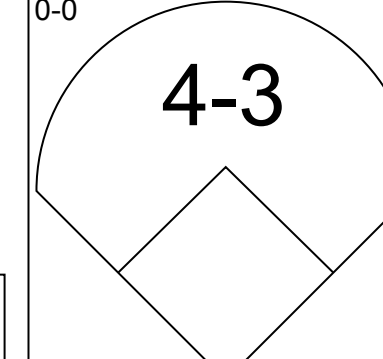
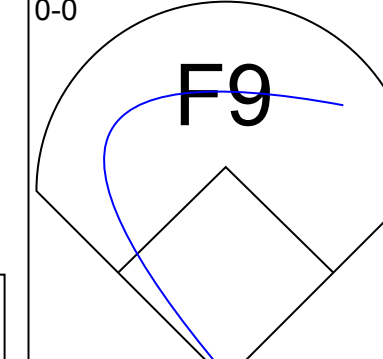
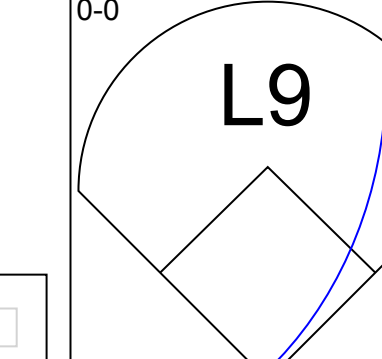
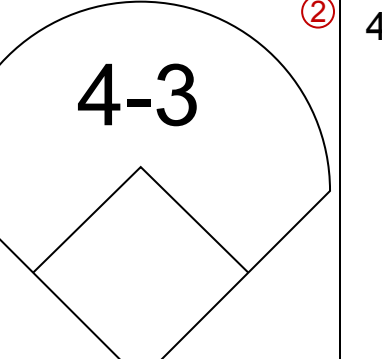
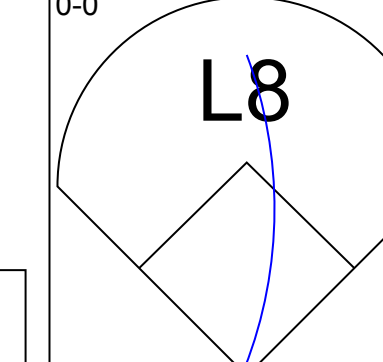
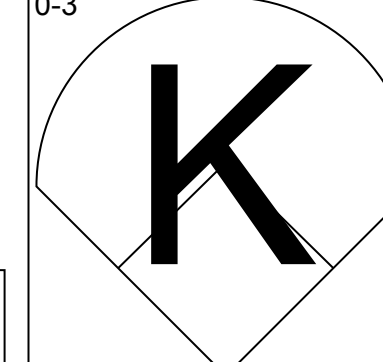

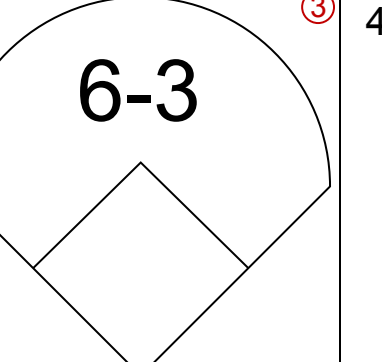
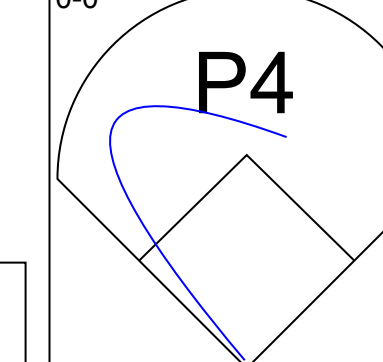
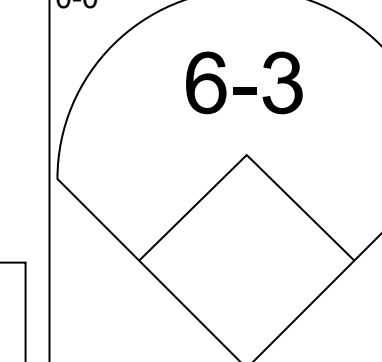

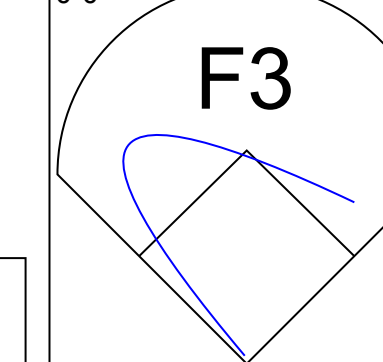
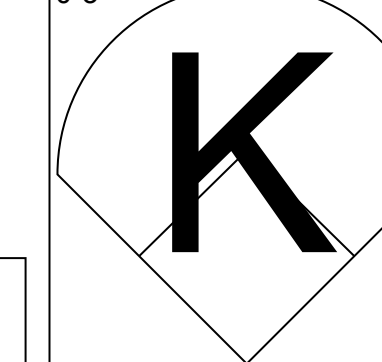

Batter	1	2	3	4	5	6	7	8	9	AB	R	H	RBI	BB	SO	LOB	BOTTOM				
Tony Taylor, R OBP: 0.361, SLG: 0.433 (1, 7)										5	1	2	2	0	1	1					
Denny Doyle, L OBP: 0.292, SLG: 0.335 (1, 4)										5	2	1	0	0	0	2					
Don Money, R OBP: 0.390, SLG: 0.526 (1, 5)										4	1	2	3	0	0	0					
Deron Johnson, R OBP: 0.328, SLG: 0.474 (1, 3)											4	1	1	1	0	2	1				
Byron Browne, R OBP: 0.333, SLG: 0.464 (1, 8)											4	0	1	1	0	1	2				
Ron Stone, L OBP: 0.335, SLG: 0.404 (1, 9)										4	0	0	0	0	1	3					
Terry Harmon, R OBP: 0.348, SLG: 0.405 (1, 6)										2	1	2	0	2	0	0					
Mike Ryan, R OBP: 0.284, SLG: 0.310 (1, 2)										3	1	0	1	0	0	4					
Chris Short, R OBP: 0.057, SLG: 0.059 (1, 1)										0	0	0	0	0	0	0					
Barry Lersch, S OBP: 0.125, SLG: 0.125 (5, 1)										2	2	1	0	0	0	0					
Inning Stats	R: 0 E: 0 K: 0 S: 3	H: 0 LOB: 0 BB: 0 P: 3	R: 0 E: 1 K: 0 S: 3	H: 0 LOB: 0 BB: 0 P: 3	R: 0 E: 0 K: 0 S: 3	H: 0 LOB: 1 BB: 1 P: 7	R: 1 E: 0 K: 1 S: 7	H: 2 LOB: 1 BB: 0 P: 7	R: 6 E: 1 K: 0 S: 10	H: 5 LOB: 2 BB: 1 P: 14	R: 0 E: 0 K: 1 S: 5	H: 0 LOB: 0 BB: 0 P: 5	R: 0 E: 0 K: 2 S: 7	H: 0 LOB: 0 BB: 0 P: 7	R: 2 E: 0 K: 1 S: 8	H: 3 LOB: 1 BB: 0 P: 8	R: 0 E: 0 K: 0 S: 3	H: 0 LOB: 0 BB: 0 P: 3	1B: 4 2B: 4 3B: 3 HR: 0	SF: 1 SAC: 2 DP: 1 HBP: 0	WP: 0 PA: 38 PB: 0 SB: 0 CS: 0
PITCHER	IP	WLS	BF	H	R	ER	SO	BB	IBB	HBP	BLK	WP	HR	S	P	ERA	WHIP				
Dave Roberts, L ERA: 3.81 (1, 1)	4.1	L	21	5	6	5	1	1	0	0	0	0	0	3	7	27.00	9.000				
Ron Willis, R ERA: 2.55 (5, 1)	0.1		4	2	1	1	0	1	0	0	0	0	0	3	7	27.00	9.000				
Tom Dukes, R ERA: 1.98 (5, 1)	2.1		7	0	0	0	3	0	0	0	0	0	0	13	13	0.00	0.000				
Jack Baldschun, R ERA: 5.68 (8, 1)	1.0		6	3	2	2	1	0	0	0	0	0	0	8	8	18.00	3.000				

San Diego Padres @ Philadelphia Phillies
 Shibe Park, Philadelphia, PA
 Sat Jul 25 1970, 7:05 PM EDT
 Att: 20,292 - Unknown

AB	33
R	9
H	10
RBI	8
BB	2
SO	5
LOB	13



Batter	1	2	3	4	5	6	7	8	9	AB	R	H	RBI	BB	SO	LOB	TOP					
Dave Campbell, R OBP: 0.289, SLG: 0.338 (1, 4)										5	1	1	1	0	1	0	San Diego Padres @ Philadelphia Phillies Shibe Park, Philadelphia, PA Sun Jul 26 1970, 3:33 AM EDT Att: 5,208 - Unknown livebaseballscores.com					
Steve Huntz, S OBP: 0.328, SLG: 0.357 (1, 6)										6	3	3	2	0	1	1						
Cito Gaston, R OBP: 0.379, SLG: 0.568 (1, 8)										6	3	4	0	0	0	0						
Al Ferrara, R OBP: 0.355, SLG: 0.445 Larry Stahl, L OBP: 0.143, SLG: 0.143 (7, 7)										4	3	2	5	1	0	1						
Nate Colbert, R OBP: 0.328, SLG: 0.490 (1, 3)										5	2	2	3	0	0	1						
Ivan Murrell, R OBP: 0.302, SLG: 0.429 (1, 9)										3	1	0	0	1	3	0						
Ed Spiezio, R OBP: 0.394, SLG: 0.489 (1, 5)										3	1	2	2	2	0	2						
Chris Cannizzaro, R OBP: 0.386, SLG: 0.417 Ron Sicum, R OBP: 0.218, SLG: 0.240 (7, 2)										4	1	1	0	0	0	3						
Pat Dobson, R OBP: 0.216, SLG: 0.188 (1, 1)										5	1	1	2	0	3	2						
Inning Stats	R: 5 E: 0 K: 2 S: 11	H: 4 LOB: 1 BB: 1 P: 16	R: 2 E: 0 K: 1 S: 7	H: 2 LOB: 0 BB: 0 P: 7	R: 0 E: 0 K: 2 S: 8	H: 1 LOB: 1 BB: 0 P: 8	R: 4 E: 0 K: 1 S: 9	H: 4 LOB: 1 BB: 1 P: 13	R: 2 E: 0 K: 1 S: 6	H: 1 LOB: 0 BB: 0 P: 7	R: 3 E: 0 K: 1 S: 8	H: 3 LOB: 1 BB: 1 P: 12	R: 0 E: 0 K: 0 S: 4	H: 1 LOB: 2 BB: 1 P: 8	R: 0 E: 0 K: 1 S: 5	H: 0 LOB: 0 BB: 0 P: 5		R: 0 E: 0 K: 0 S: 3	H: 0 LOB: 0 BB: 0 P: 3	1B: 9 2B: 3 3B: 0 HR: 4	SF: 0 SAC: 0 DP: 0 HBP: 2	WP: 1 PB: 0 SB: 1 CS: 0
PITCHER	IP	WLS	BF	H	R	ER	SO	BB	IBB	HBP	BLK	WP	HR	S	P	ERA	WHIP					
Rick Wise, R ERA: 3.91 (1, 1)	0.1	L	7	4	5	5	1	1	0	1	0	0	0	7	12	135.00	15.000					
Lowell Palmer, R ERA: 5.23 (5, 1)	4.0		22	8	8	8	6	1	0	1	0	1	4	32	37	18.00	2.250					
Fred Wenz, R ERA: 4.0 (9, 1)	3.2		17	4	3	3	2	2	0	0	0	0	0	19	27	7.36	1.636					
Joe Hoerner, L ERA: 2.88 (1, 1)	1.0		3	0	0	0	0	0	0	0	0	0	0	3	3	0.00	0.000					

Batter	1	2	3	4	5	6	7	8	9	AB	R	H	RBI	BB	SO	LOB	BOTTOM				
Tony Taylor, R OBP: 0.357, SLG: 0.428 Jim Hutto, R OBP: 0.261, SLG: 0.375 (7, 7)										3	0	0	0	0	0	0	San Diego Padres @ Philadelphia Phillies Shibe Park, Philadelphia, PA Sun Jul 26 1970, 3:33 AM EDT Att: 5,208 - Unknown livebaseballscores.com				
Denny Doyle, L OBP: 0.288, SLG: 0.330 (1, 4)										4	0	0	0	0	0	0					
Don Money, R OBP: 0.388, SLG: 0.526 (1, 5)										4	1	1	0	0	1	0					
Deron Johnson, R OBP: 0.331, SLG: 0.475 Rick Joseph, R OBP: 0.255, SLG: 0.323 (7, 3)										2	0	1	0	1	0	0					
Ron Stone, L OBP: 0.344, SLG: 0.411 (1, 9)										4	0	3	1	0	1	0					
Oscar Gamble, L OBP: 0.333, SLG: 0.346 (1, 8)										4	0	0	0	0	0	5					
Terry Harmon, R OBP: 0.344, SLG: 0.398 (1, 6)										4	1	1	0	0	1	1					
Mike Ryan, R OBP: 0.286, SLG: 0.328 Doc Edwards, R OBP: 0.234, SLG: 0.250 (8, 2)										3	0	1	1	0	0	0					
Rick Wise, R OBP: 0.224, SLG: 0.277 Lowell Palmer, R OBP: 0.235, SLG: 0.313 Fred Wenz, R ERA: 4.0 Joe Hoerner, R OBP: 0.444, SLG: 0.429 (9, 1)										0	0	0	0	0	0	0					
Inning Stats	R: 1 E: 0 K: 0 S: 5	H: 2 LOB: 2 BB: 1 P: 9	R: 0 E: 0 K: 0 S: 3	H: 0 LOB: 0 BB: 0 P: 3	R: 0 E: 0 K: 1 S: 6	H: 1 LOB: 1 BB: 0 P: 6	R: 0 E: 0 K: 1 S: 5	H: 2 LOB: 2 BB: 0 P: 5	R: 1 E: 0 K: 1 S: 6	H: 2 LOB: 1 BB: 0 P: 6	R: 0 E: 0 K: 1 S: 5	H: 0 LOB: 0 BB: 0 P: 5	R: 0 E: 0 K: 1 S: 5	H: 0 LOB: 0 BB: 0 P: 5	R: 0 E: 0 K: 1 S: 5	H: 0 LOB: 0 BB: 0 P: 5		1B: 5 2B: 2 3B: 0 HR: 0	SF: 0 SAC: 0 DP: 0 HBP: 0	WP: 0 PB: 0 SB: 0 CS: 0	PA: 34
PITCHER	IP	WLS	BF	H	R	ER	SO	BB	IBB	HBP	BLK	WP	HR	S	P	ERA	WHIP				
Pat Dobson, R ERA: 4.02 (1, 1)	9.0	W	35	7	2	2	5	1	0	0	0	0	0	43	47	2.00	0.889				


Batter	1	2	3	4	5	6	7	8	9	AB	R	H	RBI	BB	SO	LOB	TOP										
Dave Campbell, R OBP: 0.288, SLG: 0.336 (1,4)										5	0	1	1	0	0	5	San Diego Padres @ Montreal Expos Jarry Park, Montreal, QB Tue Jul 28 1970, 7:05 PM EDT Att: 19,500 - Unknown										
Steve Huntz, S OBP: 0.332, SLG: 0.357 (1,6)										3	1	1	0	2	0	2											
Cito Gaston, R OBP: 0.377, SLG: 0.563 (1,8)										5	1	1	0	0	2	5											
Al Ferrara, R OBP: 0.360, SLG: 0.463 (1,7)										5	1	3	2	0	1	0											
Jose Arcia, R OBP: 0.253, SLG: 0.256 (9, PR)										0	0	0	0	0	0	0											
Nate Colbert, R OBP: 0.329, SLG: 0.487 (1,3)										4	0	1	0	1	1	1											
Ivan Murrell, R OBP: 0.297, SLG: 0.424 (1,9)										3	0	0	1	0	0	1											
Ed Spiezio, R OBP: 0.390, SLG: 0.478 (1,5)										3	0	0	0	1	0	3											
Chris Cannizzaro, R OBP: 0.396, SLG: 0.429 (1,2)										1	1	1	0	3	0	0											
Earl Wilson, R OBP: 0.237, SLG: 0.294 (1,1)										0	0	0	0	1	0	0											
Larry Stahl, L OBP: 0.138, SLG: 0.138 (4, PH)										1	0	0	0	0	0	1											
Danny Coombs, R OBP: 0.135, SLG: 0.114 (4,1)										1	0	0	0	1	1	2											
Inning Stats	R: 2 E: 0 K: 0 S: 5	H: 2 LOB: 2 BB: 2 P: 13	R: 0 E: 0 K: 0 S: 3	H: 0 LOB: 2 BB: 2 P: 11	R: 0 E: 0 K: 1 S: 3	H: 0 LOB: 0 BB: 0 P: 3	R: 1 E: 0 K: 1 S: 7	H: 2 LOB: 2 BB: 1 P: 11	R: 1 E: 0 K: 1 S: 6	H: 1 LOB: 3 BB: 3 P: 18	R: 0 E: 0 K: 2 S: 7	H: 0 LOB: 0 BB: 0 P: 7	R: 0 E: 0 K: 1 S: 6	H: 1 LOB: 2 BB: 1 P: 10	R: 0 E: 0 K: 0 S: 3	H: 1 LOB: 1 BB: 0 P: 3	R: 0 E: 0 K: 0 S: 3	H: 1 LOB: 1 BB: 0 P: 3	1B: 6 2B: 0 3B: 1 HR: 1	SF: 1 SAC: 1 DP: 2 HBP: 0	WP: 0 PB: 0 SB: 1 CS: 0	PA: 42					
PITCHER	IP	WLS	BF	H	R	ER	SO	BB	IBB	HBP	BLK	WP	HR	S	P	ERA	WHIP										
Steve Renko, R ERA: 4.55 (1,1)	4.2		25	5	4	4	2	6	0	0	0	0	1	23	47	7.71	2.357										
John Strohmayr, R ERA: 4.75 (5,1)	4.1	W	17	3	0	0	3	2	1	0	0	0	0	20	32	0.00	1.154										

Batter	1	2	3	4	5	6	7	8	9	AB	R	H	RBI	BB	SO	LOB	BOTTOM										
Mary Staehle, L OBP: 0.321, SLG: 0.275 (1,4)										2	1	0	0	0	0	1	San Diego Padres @ Montreal Expos Jarry Park, Montreal, QB Tue Jul 28 1970, 7:05 PM EDT Att: 19,500 - Unknown										
Gary Sutherland, R OBP: 0.286, SLG: 0.276 (5, PH)										2	0	1	0	0	0	0											
Ron Fairly, L OBP: 0.389, SLG: 0.449 (1,3)										4	2	2	4	0	0	1											
Rusty Staub, L OBP: 0.417, SLG: 0.502 (1,9)										4	0	0	0	0	0	0											
Mack Jones, L OBP: 0.392, SLG: 0.467 (1,7)										1	0	0	0	0	0	0											
Bob Bailey, R OBP: 0.425, SLG: 0.701 (6, PH)										2	0	1	0	0	0	0											
Don Hahn, R OBP: 0.389, SLG: 0.297 (7,7)										0	0	0	0	0	0	0											
Don Hahn, R OBP: 0.389, SLG: 0.297 (8, PR)										0	0	0	0	0	0	0											
Don Hahn, R OBP: 0.389, SLG: 0.297 (9,7)										0	0	0	0	0	0	0											
Jim Gosger, L OBP: 0.396, SLG: 0.426 (1,8)										4	0	1	0	0	2	1											
John Bateman, R OBP: 0.276, SLG: 0.393 (1,2)										3	0	0	0	0	2	2											
Coco Laboy, R OBP: 0.267, SLG: 0.341 (1,5)										3	0	0	0	0	1	0											
Bobby Wine, R OBP: 0.270, SLG: 0.285 (1,6)										3	1	1	0	0	0	0											
Steve Renko, R OBP: 0.200, SLG: 0.182 (1,1)										2	1	1	0	0	1	0											
John Strohmayr, R OBP: 0.167, SLG: 0.167 (5,1)										1	0	0	0	0	0	0											
Inning Stats	R: 0 E: 0 K: 0 S: 3	H: 0 LOB: 0 BB: 0 P: 3	R: 0 E: 0 K: 1 S: 5	H: 0 LOB: 0 BB: 0 P: 5	R: 4 E: 1 K: 0 S: 8	H: 4 LOB: 2 BB: 0 P: 9	R: 0 E: 0 K: 2 S: 7	H: 0 LOB: 0 BB: 0 P: 7	R: 0 E: 0 K: 2 S: 3	H: 1 LOB: 0 BB: 0 P: 3	R: 0 E: 0 K: 2 S: 7	H: 0 LOB: 0 BB: 0 P: 7	R: 0 E: 0 K: 1 S: 3	H: 0 LOB: 0 BB: 0 P: 3	R: 1 E: 0 K: 1 S: 7	H: 2 LOB: 1 BB: 0 P: 7	1B: 5 2B: 0 3B: 0 HR: 2	SF: 0 SAC: 0 DP: 1 HBP: 1	WP: 0 PB: 0 SB: 0 CS: 0	PA: 32							
PITCHER	IP	WLS	BF	H	R	ER	SO	BB	IBB	HBP	BLK	WP	HR	S	P	ERA	WHIP										
Earl Wilson, R ERA: 4.65 (1,1)	3.0		15	4	4	3	1	0	0	0	0	0	1	16	17	9.00	1.333										
Danny Coombs, L ERA: 2.49 (4,1)	5.0	L	17	3	1	1	5	0	0	0	0	0	1	27	27	1.80	0.600										



Batter	1	2	3	4	5	6	7	8	9	AB	R	H	RBI	BB	SO	LOB	TOP					
Dave Campbell, R OBP: 0.287, SLG: 0.338 (1, 4)										4	0	1	1	0	1	0	San Diego Padres @ Montreal Expos Jarry Park, Montreal, QB Wed Jul 29 1970, 7:05 PM EDT Att: 11,815 - Unknown					
Steve Huntz, S OBP: 0.334, SLG: 0.355 Jose Arcia, R OBP: 0.253, SLG: 0.256 (8, 6)										2	0	0	0	2	1	0						
Cito Gaston, R OBP: 0.376, SLG: 0.559 (1, 8)										3	1	0	0	1	2	3						
Al Ferrara, R OBP: 0.366, SLG: 0.472 (1, 7)										2	1	1	1	2	0	1						
Ollie Brown, R OBP: 0.322, SLG: 0.486 (1, 9)										4	0	0	1	0	0	2						
Nate Colbert, R OBP: 0.331, SLG: 0.486 (1, 3)										3	0	1	0	1	0	1						
Ed Spiezio, R OBP: 0.380, SLG: 0.464 (1, 5)										4	0	0	0	0	1	3						
Bob Barton, R OBP: 0.282, SLG: 0.341 Chris Cannizzaro, R OBP: 0.396, SLG: 0.429 (7, 2)										3	0	0	0	0	1	0						
Clay Kirby, R OBP: 0.209, SLG: 0.214 Ray Webster, L OBP: 0.293, SLG: 0.302 Dave Roberts, L OBP: 0.242, SLG: 0.438 Tom Dukes, R (8, 1)										2	1	1	0	0	1	0						
Inning Stats	R: 0 E: 0 K: 2 S: 7	H: 0 LOB: 0 BB: 0 P: 7	R: 0 E: 0 K: 0 S: 3	H: 0 LOB: 1 BB: 1 P: 7	R: 0 E: 0 K: 1 S: 5	H: 0 LOB: 0 BB: 0 P: 5	R: 2 E: 0 K: 1 S: 6	H: 1 LOB: 0 BB: 1 P: 10	R: 1 E: 0 K: 1 S: 7	H: 2 LOB: 2 BB: 1 P: 11	R: 0 E: 0 K: 1 S: 4	H: 0 LOB: 1 BB: 2 P: 12	R: 0 E: 0 K: 1 S: 5	H: 0 LOB: 0 BB: 0 P: 5	R: 0 E: 0 K: 0 S: 2	H: 0 LOB: 1 BB: 1 P: 6		R: 0 E: 0 K: 0 S: 3	H: 1 LOB: 0 BB: 0 P: 3	1B: 1 2B: 3 3B: 1 HR: 0	SF: 0 SAC: 0 DP: 3 HBP: 0	WP: 0 PB: 0 SB: 0 CS: 0
PITCHER Carl Morton, R ERA: 3.72 (1, 1)	IP: 9.0 WLS: W BF: 34 H: 4 R: 3 ER: 3 SO: 7 BB: 6 IBB: 0 HBP: 0 BLK: 0 WP: 0 HR: 0 S: 42 P: 66 ERA: 3.00 WHIP: 1.111															PITCHER						

Batter	1	2	3	4	5	6	7	8	9	AB	R	H	RBI	BB	SO	LOB	BOTTOM					
Mary Staehle, L OBP: 0.317, SLG: 0.271 Gary Sutherland, R OBP: 0.285, SLG: 0.274 (8, 4)										3	0	0	0	0	0	2	San Diego Padres @ Montreal Expos Jarry Park, Montreal, QB Wed Jul 29 1970, 7:05 PM EDT Att: 11,815 - Unknown					
Jim Fairley, L OBP: 0.347, SLG: 0.432 Don Hahn, R OBP: 0.386, SLG: 0.294 (8, 7)										3	1	2	1	0	0	0						
Rusty Staub, L OBP: 0.415, SLG: 0.507 (1, 9)										4	2	1	1	0	0	2						
Ron Fairly, L OBP: 0.393, SLG: 0.452 (1, 3)										4	0	3	1	0	1	0						
Jim Gosger, L OBP: 0.401, SLG: 0.423 Bob Bailey, R OBP: 0.427, SLG: 0.704 Adolfo Phillips, R OBP: 0.343, SLG: 0.375 (9, 8)										1	0	0	0	2	0	1						
John Bateman, R OBP: 0.272, SLG: 0.389 (1, 2)										3	0	0	1	0	0	3						
Coco Laboy, R OBP: 0.269, SLG: 0.339 (1, 5)										2	0	0	0	2	0	4						
Bobby Wine, R OBP: 0.271, SLG: 0.283 (1, 6)										2	1	0	0	1	0	2						
Carl Morton, R OBP: 0.238, SLG: 0.268 (1, 1)										1	0	0	0	1	0	0						
Inning Stats	R: 2 E: 1 K: 0 S: 6	H: 2 LOB: 2 BB: 1 P: 10	R: 1 E: 0 K: 0 S: 4	H: 1 LOB: 1 BB: 1 P: 8	R: 0 E: 0 K: 0 S: 3	H: 1 LOB: 0 BB: 0 P: 3	R: 0 E: 0 K: 0 S: 2	H: 0 LOB: 1 BB: 2 P: 10	R: 1 E: 0 K: 1 S: 5	H: 1 LOB: 0 BB: 1 P: 9	R: 0 E: 0 K: 0 S: 2	H: 0 LOB: 0 BB: 1 P: 6	R: 0 E: 0 K: 1 S: 5	H: 0 LOB: 0 BB: 0 P: 5	R: 0 E: 0 K: 0 S: 5	H: 2 LOB: 2 BB: 0 P: 5		R: 0 E: 0 K: 0 S: 5	H: 2 LOB: 2 BB: 0 P: 5	1B: 6 2B: 1 3B: 0 HR: 1	SF: 1 SAC: 1 DP: 3 HBP: 0	WP: 0 PB: 0 SB: 0 CS: 1
PITCHER Clay Kirby, R ERA: 4.69 Dave Roberts, L ERA: 3.79 Tom Dukes, R ERA: 1.95 (7, 1)	IP: 6.0 WLS: L BF: 26 H: 5 R: 4 ER: 2 SO: 4 BB: 6 IBB: 4 HBP: 2 BLK: 0 WP: 0 HR: 1 S: 22 P: 46 ERA: 3.00 WHIP: 1.833															PITCHER						



Batter	1	2	3	4	5	6	7	8	9	AB	R	H	RBI	BB	SO	LOB	TOP								
Dave Campbell, R (1,4) OBP: 0.284, SLG: 0.333	F7			F8	P6		F2		K	5	0	0	0	0	1	3									
Steve Huntz, S (1,6) OBP: 0.335, SLG: 0.351	F9			G6-4-3 BB	E BB		K		F7	3	0	0	0	2	1	1									
Cito Gaston, R (1,8) OBP: 0.375, SLG: 0.554	5-3			G6-4-3 1-2	E BB		K			3	0	0	1	1	1	1									
Al Ferrara, R (1,7) OBP: 0.364, SLG: 0.466		K							5-3	3	1	0	0	0	1	2									
Ollie Brown, R (1,9) OBP: 0.321, SLG: 0.484		K								4	0	1	0	0	1	4									
Nate Colbert, R (1,3) OBP: 0.330, SLG: 0.482		K								3	1	0	0	1	2	1									
Ed Spiezio, R (1,5) OBP: 0.383, SLG: 0.462				G4-6-3 1B					FC5-4 1B	3	1	1	0	1	1	2									
Chris Cannizzaro, R (1,2) OBP: 0.398, SLG: 0.428										3	1	1	2	1	1	2									
Jose Arcia, R (9, PR) OBP: 0.253, SLG: 0.256				F9						0	0	0	0	0	0	0									
Pat Dobson, R (1,1) OBP: 0.212, SLG: 0.184										1	0	0	0	0	0	1									
Ray Webster, L (5, PH) OBP: 0.301, SLG: 0.310				G4-6-3						1	1	1	1	0	0	0									
Ron Herbel, R (5,1) OBP: 0.301, SLG: 0.310										1	0	0	0	0	1	1									
Tom Dukes, R (6,1) OBP: 0.296, SLG: 0.422										1	0	0	0	0	0	0									
Ivan Murrell, R (9, PH) OBP: 0.296, SLG: 0.422										1	0	0	0	0	1	1									
Inning Stats	R: 0 E: 0 K: 0 S: 3	H: 0 LOB: 0 BB: 0 P: 3	R: 0 E: 0 K: 3 S: 9	H: 0 LOB: 0 BB: 0 P: 9	R: 0 E: 0 K: 0 S: 3	H: 1 LOB: 0 BB: 0 P: 3	R: 0 E: 0 K: 0 S: 2	H: 0 LOB: 0 BB: 1 P: 6	R: 5 E: 1 K: 0 S: 6	H: 2 LOB: 2 BB: 4 P: 23	R: 0 E: 0 K: 3 S: 10	H: 0 LOB: 1 BB: 0 P: 10	R: 0 E: 0 K: 2 S: 7	H: 0 LOB: 0 BB: 0 P: 7	R: 0 E: 0 K: 1 S: 6	H: 1 LOB: 1 BB: 0 P: 6	R: 0 E: 0 K: 2 S: 7	H: 0 LOB: 1 BB: 1 P: 11	1B: 4 2B: 0 3B: 0 HR: 0	SF: 0 SAC: 0 DP: 2 HBP: 1	WP: 0 PB: 0 SB: 1 CS: 0	PA: 38			
PITCHER	IP	WLS	BF	H	R	ER	SO	BB	IBB	HBP	BLK	WP	HR	S	P	ERA	WHIP								
Gary Gentry, R (1,1) ERA: 3.51	4.2		20	3	5	4	3	4	0	1	0	0	0	21	38	7.71	1.500								
Danny Frisella, R (5,1) ERA: 1.89	1.1	W	7	0	0	0	3	1	0	0	0	0	0	12	16	0.00	0.750								
Tug McGraw, L (7,1) ERA: 3.78	3.0	S	11	1	0	0	5	1	0	0	0	0	0	20	24	0.00	0.667								

San Diego Padres @ New York Mets
Shea Stadium, Flushing, NY
Fri Jul 31 1970, 7:05 PM EDT
Att: 30,684 - Unknown

AB 31
R 5
H 4
RBI 4
BB 6
SO 11
LOB 19



Batter	1	2	3	4	5	6	7	8	9	AB	R	H	RBI	BB	SO	LOB	BOTTOM									
Tommie Agee, R (1,8) OBP: 0.339, SLG: 0.487	4-3		L9-6 2-3		P4					4	0	1	2	0	0	2										
Bud Harrelson, S (1,6) OBP: 0.365, SLG: 0.346	F9			F9					P4	4	0	1	0	0	0	2										
Ken Singleton, S (1,9) OBP: 0.374, SLG: 0.426	K								F8	4	1	1	1	0	2	2										
Donn Clendenon, R (1,3) OBP: 0.361, SLG: 0.561		K			F9				K	4	0	0	0	0	3	0										
Cleon Jones, R (1,7) OBP: 0.322, SLG: 0.375									6-3	3	2	2	1	1	0	0										
Wayne Garrett, L (1,4) OBP: 0.387, SLG: 0.495									F8	4	2	2	1	0	0	1										
Joe Foy, R (1,5) OBP: 0.375, SLG: 0.359									K	4	1	1	1	0	3	1										
Jerry Grote, R (1,2) OBP: 0.327, SLG: 0.324									F9	4	0	1	0	0	0	2										
Gary Gentry, R (1,1) OBP: 0.111, SLG: 0.024										0	0	0	0	0	0	0										
Danny Frisella, L (5,1) OBP: 0.597, SLG: 0.667										1	0	1	0	0	0	0										
Dave Marshall, L (6, PH) OBP: 0.333, SLG: 0.457										0	0	0	0	1	0	0										
Tug McGraw, R (7,1) OBP: 0.286, SLG: 0.333										0	0	0	0	0	0	0										
Inning Stats	R: 0 E: 0 K: 1 S: 5	H: 0 LOB: 0 BB: 0 P: 5	R: 0 E: 0 K: 2 S: 7	H: 0 LOB: 1 BB: 1 P: 11	R: 0 E: 0 K: 0 S: 3	H: 1 LOB: 0 BB: 0 P: 3	R: 3 E: 0 K: 1 S: 8	H: 3 LOB: 0 BB: 0 P: 8	R: 0 E: 0 K: 1 S: 7	H: 2 LOB: 2 BB: 0 P: 7	R: 3 E: 0 K: 1 S: 9	H: 4 LOB: 2 BB: 1 P: 13	R: 0 E: 0 K: 1 S: 5	H: 0 LOB: 0 BB: 0 P: 5	R: 0 E: 0 K: 1 S: 5	H: 0 LOB: 0 BB: 0 P: 5	1B: 7 2B: 1 3B: 0 HR: 3	SF: 0 SAC: 1 DP: 1 HBP: 0	WP: 0 PB: 0 SB: 0 CS: 0	PA: 35						
PITCHER	IP	WLS	BF	H	R	ER	SO	BB	IBB	HBP	BLK	WP	HR	S	P	ERA	WHIP									
Pat Dobson, R (1,1) ERA: 4.09	4.0		16	4	3	3	4	1	0	0	0	0	0	3	23	27	6.75	1.250								
Ron Herbel, R (5,1) ERA: 4.78	1.1	L	9	5	3	3	2	0	0	0	0	0	0	13	13	20.25	3.750									
Tom Dukes, R (6,1) ERA: 1.82	2.2		10	1	0	0	2	1	0	0	0	0	0	13	17	0.00	0.750									

San Diego Padres @ New York Mets
Shea Stadium, Flushing, NY
Fri Jul 31 1970, 7:05 PM EDT
Att: 30,684 - Unknown

AB 32
R 6
H 10
RBI 6
BB 2
SO 8
LOB 10



Batter	1	2	3	4	5	6	7	8	9	AB	R	H	RBI	BB	SO	LOB	TOP			
Dave Campbell, R (1, 4) OBP: 0.286, SLG: 0.341	F2		HR		F7			CS BB BB		3	1	1	1	1	0	0	San Diego Padres @ New York Mets Shea Stadium, Flushing, NY Sat Aug 01 1970, 3:33 AM EDT Att: 25,919 - Unknown			
Steve Huntz, S (1, 6) OBP: 0.337, SLG: 0.348	4-0		L3		4-3			BB BB BB		2	0	0	0	2	0	0				
Jose Arcia, R (8, FR) OBP: 0.253, SLG: 0.256	1B BB							BB BB BB		0	0	0	0	0	0	0				
Cito Gaston, R (1, 8) OBP: 0.371, SLG: 0.549	0-3		1-3		F8			BB BB BB		4	0	0	0	0	1	3				
Al Ferrara, R (1, 7) OBP: 0.358, SLG: 0.458	0-0		K		F9			BB BB BB		4	0	0	0	0	2	3				
Ollie Brown, R (1, 9) OBP: 0.323, SLG: 0.493	0-0				K			BB BB BB		4	1	2	1	0	1	0				
Nate Colbert, R (1, 3) OBP: 0.327, SLG: 0.476	0-3		K		K			BB BB BB		4	0	0	0	0	4	3				
Ed Spiezio, R (1, 5) OBP: 0.374, SLG: 0.449			K		F2			BB BB BB		4	0	0	0	0	2	0				
Chris Cannizzaro, R (1, 2) OBP: 0.397, SLG: 0.424	0-0		5-3		L7			BB BB BB		2	0	0	0	1	0	0				
Earl Wilson, R (1, 1) OBP: 0.225, SLG: 0.278	0-3		K		K			BB BB BB		2	0	0	0	0	2	1				
Ray Webster, L (7, PH) OBP: 0.298, SLG: 0.307								BB BB BB		1	0	0	0	0	1	0				
Ron Willis, R (7, 1)								BB BB BB		0	0	0	0	0	0	0				
Inning Stats	R: 0 E: 1 K: 2 S: 9	H: 1 LOB: 3 BB: 1 P: 13	R: 0 E: 0 K: 2 S: 7	H: 0 LOB: 0 BB: 0 P: 7	R: 1 E: 0 K: 1 S: 6	H: 1 LOB: 0 BB: 0 P: 6	R: 1 E: 0 K: 2 S: 8	H: 1 LOB: 1 BB: 1 P: 12	R: 0 E: 0 K: 0 S: 3	H: 0 LOB: 0 BB: 0 P: 3	R: 0 E: 0 K: 2 S: 7	H: 0 LOB: 0 BB: 0 P: 7	R: 0 E: 0 K: 1 S: 4	H: 0 LOB: 2 BB: 2 P: 12	R: 0 E: 0 K: 1 S: 5	H: 0 LOB: 0 BB: 0 P: 5	1B: 1 2B: 1 3B: 0 HR: 2	SF: 0 SAC: 0 DP: 1 HBP: 0	WP: 0 PB: 0 SB: 0 CS: 1	PA: 34
PITCHER Tom Seaver, R (1, 1) ERA: 2.39	IP: 9.0 WLS: W BF: 34 H: 3 R: 2 ER: 2 SO: 13 BB: 4 IBB: 0 HBP: 0 BLK: 0 WP: 0 HR: 2 S: 56 P: 72 ERA: 2.00 WHIP: 0.778																			

AB	30
R	2
H	3
RBI	2
BB	4
SO	13
LOB	10



Batter	1	2	3	4	5	6	7	8	9	AB	R	H	RBI	BB	SO	LOB	BOTTOM			
Tommie Agee, R (1, 8) OBP: 0.339, SLG: 0.484	E6		F9		BB BB BB		6-3			4	0	1	1	1	0	0	San Diego Padres @ New York Mets Shea Stadium, Flushing, NY Sat Aug 01 1970, 3:33 AM EDT Att: 25,919 - Unknown			
Bud Harrelson, S (1, 6) OBP: 0.363, SLG: 0.347	0-0		4-3		BB		6-3			5	1	1	0	0	0	5				
Ken Singleton, S (1, 9) OBP: 0.365, SLG: 0.414	0-3		4-3		L4		E4			4	0	0	0	0	1	3				
Art Shamsky, L (1, 3) OBP: 0.378, SLG: 0.434	4-0		2-3		F8		BB BB BB			2	1	1	0	2	0	0				
Mike Jorgensen, L (7, PR) OBP: 0.296, SLG: 0.406	1-2		HR		BB		1-3			0	0	0	0	0	0	0				
Cleon Jones, R (1, 7) OBP: 0.321, SLG: 0.384	0-0		1-3		HR		1B			4	1	1	3	0	1	5				
Wayne Garrett, L (1, 4) OBP: 0.385, SLG: 0.489			1-2		HR		F9			4	0	1	0	0	0	0				
Joe Foy, R (1, 5) OBP: 0.374, SLG: 0.361	0-0		FC1-6		6-3		CS			4	0	1	0	0	0	1				
Jerry Grote, R (1, 2) OBP: 0.333, SLG: 0.335	0-0		4-3		BB		2B			4	1	3	0	0	0	1				
Tom Seaver, R (1, 1) OBP: 0.247, SLG: 0.250	0-3		K		K		6-3			4	0	0	0	0	2	4				
Inning Stats	R: 0 E: 3 K: 1 S: 6	H: 0 LOB: 2 BB: 1 P: 10	R: 0 E: 0 K: 1 S: 6	H: 1 LOB: 1 BB: 0 P: 6	R: 3 E: 0 K: 0 S: 5	H: 2 LOB: 0 BB: 1 P: 9	R: 0 E: 0 K: 1 S: 6	H: 1 LOB: 2 BB: 1 P: 10	R: 0 E: 0 K: 0 S: 3	H: 0 LOB: 0 BB: 0 P: 3	R: 0 E: 0 K: 0 S: 4	H: 2 LOB: 1 BB: 0 P: 4	R: 0 E: 1 K: 1 S: 7	H: 1 LOB: 2 BB: 0 P: 7	R: 1 E: 1 K: 0 S: 6	H: 2 LOB: 2 BB: 0 P: 6	1B: 5 2B: 3 3B: 0 HR: 1	SF: 0 SAC: 0 DP: 1 HBP: 0	WP: 0 PB: 0 SB: 0 CS: 1	PA: 38
PITCHER Earl Wilson, R (1, 1) ERA: 4.64	IP: 6.0 WLS: L BF: 27 H: 6 R: 3 ER: 3 SO: 3 BB: 2 IBB: 1 HBP: 0 BLK: 0 WP: 1 HR: 1 S: 30 P: 42 ERA: 4.50 WHIP: 1.333																			
Ron Willis, R (7, 1) ERA: 2.12	IP: 2.0 WLS: L BF: 11 H: 3 R: 1 ER: 0 SO: 1 BB: 0 IBB: 0 HBP: 0 BLK: 0 WP: 0 HR: 0 S: 13 P: 13 ERA: 0.00 WHIP: 1.500																			

AB	35
R	4
H	9
RBI	4
BB	3
SO	4
LOB	19



Batter	1	2	3	4	5	6	7	8	9	AB	R	H	RBI	BB	SO	LOB	TOP			
Jose Arcia, R OBP: 0.242, SLG: 0.244 (1, 4)	6-3		K			K		L4		4	0	0	0	0	2	0	San Diego Padres @ New York Mets Shea Stadium, Flushing, NY Sun Aug 02 1970, 3:33 AM EDT Unknown			
Steve Huntz, S OBP: 0.336, SLG: 0.347 (1, 6)	P4			FC5-4 1B		6-3		4-3		4	0	1	0	0	0	0				
Cito Gaston, R OBP: 0.372, SLG: 0.547 (1, 8)	L7			K			F9 S 1B BB		SH3-4 1B	3	2	1	0	1	1	1				
Al Ferrara, R OBP: 0.354, SLG: 0.452 Larry Stahl, L OBP: 0.136, SLG: 0.138 (7, 7)	P4			FC5-4 1-2			F9 1-3		SH3-4 1-2	3	0	0	0	0	0	2				
Ollie Brown, R OBP: 0.325, SLG: 0.493 (1, 9)	P6			F8			1B SF8 1B		1B	4	1	2	2	0	0	1				
Ray Webster, L OBP: 0.306, SLG: 0.308 (1, 3)	BB				1-3		1-3 1B		F7 2H 1B	3	0	1	0	1	0	1				
Ed Spiezio, R OBP: 0.366, SLG: 0.440 (1, 5)	F8				F8		SF8 3H 1B		F7	3	0	0	1	0	0	2				
Bob Barton, R OBP: 0.276, SLG: 0.333 (1, 2)			K		K		K			3	0	0	0	0	3	1				
Danny Coombs, R OBP: 0.128, SLG: 0.108 Tom Dukes, R (7, 1)	6-3					L7		K		2	0	0	0	0	0	0				
Inning Stats	R: 0 E: 0 K: 0 S: 3	H: 0 LOB: 0 BB: 0 P: 3	R: 0 E: 0 K: 0 S: 3	H: 0 LOB: 1 BB: 1 P: 7	R: 0 E: 0 K: 2 S: 7	H: 0 LOB: 0 BB: 0 P: 7	R: 0 E: 0 K: 1 S: 6	H: 1 LOB: 1 BB: 0 P: 6	R: 0 E: 0 K: 1 S: 5	H: 0 LOB: 0 BB: 0 P: 5	R: 2 E: 0 K: 1 S: 7	H: 2 LOB: 1 BB: 1 P: 11	R: 0 E: 0 K: 1 S: 5	H: 0 LOB: 0 BB: 0 P: 5	R: 1 E: 0 K: 0 S: 5	H: 2 LOB: 1 BB: 0 P: 5	1B: 5 2B: 0 3B: 0 HR: 0	SF: 1 SAC: 1 DP: 0 HBP: 0	WP: 0 PB: 0 SB: 1 CS: 0	PA: 34
PITCHER	IP	WLS	BF	H	R	ER	SO	BB	IBB	HBP	BLK	WP	HR	S	P	ERA	WHIP			
Jim McAndrew, R ERA: 4.07 Ron Taylor, R ERA: 3.21	(1, 1)	7.0	L	26	3	2	6	2	0	0	0	0	0	36	44	2.57	0.714			
(8, 1)	2.0	8	2	1	1	1	1	0	0	0	0	0	0	10	10	4.50	1.000			

Batter	1	2	3	4	5	6	7	8	9	AB	R	H	RBI	BB	SO	LOB	BOTTOM			
Tommie Agee, R OBP: 0.336, SLG: 0.480 (1, 8)	P4	FC5-4 1-2			K		P6			4	0	0	0	0	1	4	San Diego Padres @ New York Mets Shea Stadium, Flushing, NY Sun Aug 02 1970, 3:33 AM EDT Unknown			
Bud Harrelson, S OBP: 0.360, SLG: 0.343 (1, 6)	P4		L8			K		4-3		4	0	0	0	0	1	0				
Ken Singleton, S OBP: 0.368, SLG: 0.424 (1, 9)	E3 1B		G6-4-3 1B			2B		K		4	0	2	0	0	1	0				
Donn Clendenon, R OBP: 0.359, SLG: 0.555 (1, 3)	1B		G6-4-3 1-2			L9		F7		4	0	1	0	0	0	2				
Cleon Jones, R OBP: 0.317, SLG: 0.378 (1, 7)	K			F7		4-3		F8		4	0	0	0	0	1	3				
Joe Foy, R OBP: 0.369, SLG: 0.356 (1, 5)	6-3			F7		4-3		F8		4	0	0	0	0	0	0				
Jerry Grote, R OBP: 0.336, SLG: 0.335 (1, 2)	BB BB		6-3		6-3		FC6-4 1B		K	3	0	1	0	1	1	0				
Al Weis, S OBP: 0.275, SLG: 0.309 (1, 4)	P4				6-3		FC6-4 BB 1-2			3	0	0	0	0	0	2				
Jim McAndrew, R OBP: 0.226, SLG: 0.214 Ron Swoboda, R OBP: 0.372, SLG: 0.445 Ron Taylor, R (7, 1)	BB BB				K		BB 1-2			1	0	0	0	1	1	0				
Inning Stats	R: 0 E: 1 K: 1 S: 7	H: 1 LOB: 2 BB: 0 P: 7	R: 0 E: 0 K: 0 S: 3	H: 0 LOB: 2 BB: 2 P: 11	R: 0 E: 0 K: 0 S: 3	H: 1 LOB: 0 BB: 0 P: 3	R: 0 E: 0 K: 2 S: 7	H: 0 LOB: 0 BB: 0 P: 7	R: 0 E: 0 K: 1 S: 6	H: 1 LOB: 1 BB: 0 P: 6	R: 0 E: 0 K: 0 S: 4	H: 1 LOB: 2 BB: 1 P: 8	R: 0 E: 0 K: 1 S: 5	H: 0 LOB: 0 BB: 0 P: 5	R: 0 E: 0 K: 1 S: 5	H: 0 LOB: 0 BB: 0 P: 5	1B: 3 2B: 1 3B: 0 HR: 0	SF: 0 SAC: 0 DP: 1 HBP: 0	WP: 0 PB: 0 SB: 0 CS: 0	PA: 34
PITCHER	IP	WLS	BF	H	R	ER	SO	BB	IBB	HBP	BLK	WP	HR	S	P	ERA	WHIP			
Danny Coombs, L ERA: 2.36 Tom Dukes, R ERA: 1.71	(1, 1)	6.2	W	27	4	0	4	3	0	0	0	0	0	32	44	0.00	1.050			
(7, 1)	2.1	S	7	0	0	0	2	0	0	0	0	0	0	11	11	0.00	0.000			

AB 30
R 3
H 5
RBI 3
BB 2
SO 7
LOB 8



AB 31
R 0
H 4
RBI 0
BB 3
SO 6
LOB 11



Batter	1	2	3	4	5	6	7	8	9	AB	R	H	RBI	BB	SO	LOB	TOP			
Jose Arcia, R OBP: 0.250, SLG: 0.244 (1, 4)	L8		1B BB		G3		1B 1B		K	4	0	1	0	1	1	0	San Diego Padres @ New York Mets Shea Stadium, Flushing, NY Sun Aug 02 1970, 3:38 AM EDT Att: 49,373 - Unknown			
Steve Huntz, S OBP: 0.337, SLG: 0.348 Dave Campbell, R OBP: 0.286, SLG: 0.341 (1, 6)	FC4-6 1B		1-3 1B		5-3		K		K	5	0	2	0	0	2	2				
Cito Gaston, R OBP: 0.373, SLG: 0.545 (1, 8)	FC4-6 1-2 WP		L6		K		FC6-4 1-2 2-H 1B		BB 1B	5	0	2	1	0	1	3				
Al Ferrara, R OBP: 0.349, SLG: 0.444 Larry Stahl, L OBP: 0.167, SLG: 0.138 (1, 7)	6-3 1-2				K		FC6-4 1-2		BB 1B	4	0	0	0	0	1	3				
Nate Colbert, R OBP: 0.328, SLG: 0.482 (1, 3)		K			K		5-3 BB		HR F3	4	1	1	1	1	2	2				
Ivan Murrell, R OBP: 0.296, SLG: 0.419 (1, 9)		F5			S 1B		K		K	4	1	1	0	0	2	1				
Ed Spiezio, R OBP: 0.369, SLG: 0.458 (1, 5)		6-3			1B BB		F8		HR	3	1	1	1	1	0	1				
Chris Cannizzaro, R OBP: 0.395, SLG: 0.421 (1, 2)			P4		FC4-6 1-2 2-H 1B		K		K	4	0	1	1	0	2	0				
Dave Roberts, L OBP: 0.250, SLG: 0.429 Ron Willis, R (7, 1)			F8		FC4-6 1-2		1B 1B		K	3	1	1	0	0	0	2				
Inning Stats	R: 0 E: 0 K: 0 S: 4	H: 1 LOB: 1 BB: 0 P: 4	R: 0 E: 0 K: 1 S: 5	H: 0 LOB: 0 BB: 0 P: 5	R: 0 E: 0 K: 1 S: 4	H: 1 LOB: 2 BB: 1 P: 8	R: 1 E: 0 K: 2 S: 9	H: 2 LOB: 2 BB: 1 P: 13	R: 0 E: 0 K: 1 S: 5	H: 0 LOB: 1 BB: 1 P: 9	R: 1 E: 0 K: 10 S: 10	H: 3 LOB: 2 BB: 0 P: 10	R: 2 E: 0 K: 3 S: 11	H: 2 LOB: 0 BB: 0 P: 11	R: 0 E: 0 K: 2 S: 8	H: 1 LOB: 2 BB: 1 P: 12	1B: 8 2B: 0 3B: 0 HR: 2	SF: 0 SAC: 0 DP: 0 HBP: 0	WP: 1 PB: 0 SB: 1 CS: 0	PA: 41
PITCHER	IP WLS BF H R ER SO BB IBB HBP BLK WP HR S P ERA WHIP	7.0 L 9 3 2 2 5 1 0 0 0 0 2 18 22 10.80 2.400	0.1 1 0 0 0 0 0 0 0 0 0 0 0 1 1 0.00 0.000	PITCHER										IP WLS BF H R ER SO BB IBB HBP BLK WP HR S P ERA WHIP						

AB	37
R	4
H	10
RBI	4
BB	4
SO	12
LOB	14



Batter	1	2	3	4	5	6	7	8	9	AB	R	H	RBI	BB	SO	LOB	BOTTOM					
Ted Martinez, R OBP: 0.063, SLG: 0.063 (1, 4)	6-3		K		FC5-4 BB 1-2		E6			4	0	0	0	0	1	2	San Diego Padres @ New York Mets Shea Stadium, Flushing, NY Sun Aug 02 1970, 3:38 AM EDT Att: 49,373 - Unknown					
Tommie Agee, R OBP: 0.342, SLG: 0.483 (1, 8)	4-3 2B		G4-3 BB		BB		G6-3 BB			1	0	1	0	3	0	0						
Ken Singleton, S OBP: 0.359, SLG: 0.412 Danny Frisella, L OBP: 0.667, SLG: 0.667 Ron Taylor, R (1, 9)	4-3 2-3		G4-3 1-2		6-3		G6-3 1-2			4	0	0	0	0	0	7						
Donn Clendenon, R OBP: 0.357, SLG: 0.564 (1, 3)	6-3				6-3		HR		K	4	1	1	1	0	1	1						
Cleon Jones, R OBP: 0.316, SLG: 0.376 (1, 7)			FC5-4 1B		F9		5-3		K	4	0	1	0	0	1	0						
Joe Foy, R OBP: 0.367, SLG: 0.354 (1, 5)			FC5-4 BB 1-2		1B		5-3		6-3	4	0	1	0	0	0	1						
Duffy Dyer, R OBP: 0.317, SLG: 0.228 Dave Marshall, L OBP: 0.331, SLG: 0.453 (1, 2)			G4-6-3 BB		P4		P4		6-3	2	0	0	0	1	0	1						
Al Weis, S OBP: 0.269, SLG: 0.302 Ron Swoboda, R OBP: 0.373, SLG: 0.462 (1, 6)			G4-6-3 1-2		5-3		HR		K	2	0	0	0	0	2	2						
Ray Sadecki, L OBP: 0.265, SLG: 0.242 Bud Harrelson, S OBP: 0.358, SLG: 0.341 (1, 1)			BB 1B		FC5-4 1B		L8		3-1	2	0	2	0	0	0	0						
Inning Stats	R: 0 E: 0 K: 0 S: 4	H: 1 LOB: 1 BB: 0 P: 4	R: 0 E: 0 K: 0 S: 3	H: 1 LOB: 1 BB: 1 P: 7	R: 0 E: 0 K: 1 S: 5	H: 1 LOB: 1 BB: 1 P: 9	R: 0 E: 0 K: 0 S: 4	H: 1 LOB: 1 BB: 0 P: 4	R: 0 E: 0 K: 0 S: 4	H: 1 LOB: 2 BB: 1 P: 8	R: 1 E: 0 K: 0 S: 4	H: 1 LOB: 0 BB: 0 P: 4	R: 1 E: 1 K: 0 S: 4	H: 1 LOB: 1 BB: 1 P: 8	R: 0 E: 0 K: 2 S: 7	H: 0 LOB: 0 BB: 0 P: 7	R: 0 E: 0 K: 1 S: 5	H: 0 LOB: 0 BB: 0 P: 5	1B: 4 2B: 1 3B: 0 HR: 2	SF: 0 SAC: 0 DP: 3 HBP: 0	WP: 0 PB: 0 SB: 0 CS: 0	PA: 36
PITCHER	IP WLS BF H R ER SO BB IBB HBP BLK WP HR S P ERA WHIP	6.1 W 8 0 0 0 3 1 0 0 0 0 0 13 17 0.00 0.375	PITCHER										IP WLS BF H R ER SO BB IBB HBP BLK WP HR S P ERA WHIP									

AB	32
R	2
H	7
RBI	2
BB	4
SO	4
LOB	14



Batter	1	2	3	4	5	6	7	8	9	AB	R	H	RBI	BB	SO	LOB	TOP					
Pete Rose, S OBP: 0.395, SLG: 0.475 (1, 9)										5	0	2	1	0	1	0	Cincinnati Reds @ San Diego Padres San Diego Stadium, San Diego, CA Mon Aug 03 1970, 10:05 PM EDT Att: 14,857 - Unknown					
Bobby Tolán, L OBP: 0.397, SLG: 0.471 (1, 8)										4	1	2	1	0	0	1						
Tony Pérez, R OBP: 0.421, SLG: 0.621 (1, 5)										4	0	1	0	1	0	2						
Johnny Bench, R OBP: 0.348, SLG: 0.640 (1, 2)										3	0	2	0	1	0	1						
Bernie Carbo, L OBP: 0.463, SLG: 0.611 (1, 7)										3	0	1	1	1	0	3						
Lee May, R OBP: 0.292, SLG: 0.489 (1, 3)										4	0	0	0	0	3	4						
Tommy Helms, R OBP: 0.259, SLG: 0.278 (7, 6)										4	1	2	0	0	0	0						
Darrel Chaney, S OBP: 0.271, SLG: 0.269 (1, 6)										2	0	0	0	0	1	1						
John Noriega, R OBP: 0.375, SLG: 0.360 (9, FH)										0	0	0	0	0	0	0						
Angel Bravo, L OBP: 0.375, SLG: 0.360 (9, FH)										1	1	1	0	0	0	0						
Tony Cloninger, R OBP: 0.222, SLG: 0.222 (1, 1)										2	0	0	0	0	0	1						
Jimmy Stewart, S OBP: 0.294, SLG: 0.273 (7, 4)										2	0	0	0	0	0	2						
Inning Stats	R: 0 E: 0 K: 0 S: 3	H: 1 LOB: 2 BB: 2 P: 11	R: 0 E: 0 K: 2 S: 7	H: 0 LOB: 0 BB: 0 P: 7	R: 0 E: 0 K: 1 S: 6	H: 1 LOB: 1 BB: 0 P: 6	R: 0 E: 0 K: 1 S: 5	H: 1 LOB: 0 BB: 0 P: 5	R: 0 E: 0 K: 0 S: 2	H: 0 LOB: 0 BB: 0 P: 3	R: 0 E: 1 K: 0 S: 4	H: 0 LOB: 1 BB: 0 P: 4	R: 0 E: 0 K: 0 S: 4	H: 2 LOB: 1 BB: 0 P: 4	R: 1 E: 0 K: 1 S: 8	H: 3 LOB: 3 BB: 1 P: 12	R: 2 E: 0 K: 0 S: 6	H: 3 LOB: 1 BB: 0 P: 6	1B: 11 2B: 0 3B: 0 HR: 0	SF: 1 SAC: 0 DP: 4 HBP: 1	WP: 0 PB: 0 SB: 1 CS: 0	PA: 39
PITCHER Clay Kirby, R ERA: 4.58 (1, 1)	IP: 9.0 WLS: W BF: 39 H: 11 R: 3 ER: 3 SO: 5 BB: 3 IBB: 0 HBP: 1 BLK: 0 WP: 0 HR: 0 S: 45 P: 58 ERA: 3.00 WHIP: 1.556															PITCHER						

AB	34
R	3
H	11
RBI	3
BB	3
SO	5
LOB	15



Batter	1	2	3	4	5	6	7	8	9	AB	R	H	RBI	BB	SO	LOB	BOTTOM			
Jose Arcia, R OBP: 0.257, SLG: 0.264 (1, 4)										5	2	2	0	0	1	4	Cincinnati Reds @ San Diego Padres San Diego Stadium, San Diego, CA Mon Aug 03 1970, 10:05 PM EDT Att: 14,857 - Unknown			
Steve Huntz, S OBP: 0.351, SLG: 0.347 (1, 6)										1	0	0	0	1	0	1				
Dave Campbell, R OBP: 0.285, SLG: 0.339 (7, 4)										2	0	0	0	0	1	2				
Cito Gaston, R OBP: 0.373, SLG: 0.543 (1, 8)										5	2	2	0	0	0	1				
Al Ferrara, R OBP: 0.351, SLG: 0.443 (1, 7)										3	0	1	0	1	0	4				
Ivan Murrell, R OBP: 0.296, SLG: 0.419 (7, PR)										0	2	0	0	1	0	0				
Ollie Brown, R OBP: 0.326, SLG: 0.503 (1, 9)										5	2	2	5	0	0	4				
Nate Colbert, R OBP: 0.326, SLG: 0.477 (1, 3)										4	1	0	0	1	2	0				
Ed Spiezio, R OBP: 0.377, SLG: 0.468 (1, 5)										3	1	2	1	1	0	0				
Bob Barton, R OBP: 0.282, SLG: 0.338 (1, 2)										4	0	2	1	0	0	1				
Clay Kirby, R OBP: 0.213, SLG: 0.200 (1, 1)										3	0	0	0	1	1	3				
Inning Stats	R: 0 E: 1 K: 1 S: 6	H: 0 LOB: 2 BB: 1 P: 10	R: 0 E: 0 K: 1 S: 5	H: 0 LOB: 1 BB: 1 P: 9	R: 3 E: 0 K: 1 S: 8	H: 3 LOB: 0 BB: 0 P: 8	R: 0 E: 0 K: 1 S: 5	H: 0 LOB: 0 BB: 0 P: 5	R: 1 E: 0 K: 0 S: 4	H: 1 LOB: 1 BB: 1 P: 8	R: 0 E: 0 K: 0 S: 5	H: 2 LOB: 2 BB: 0 P: 5	R: 5 E: 0 K: 1 S: 10	H: 5 LOB: 2 BB: 2 P: 18	R: 1 E: 1 K: 0 S: 3	H: 0 LOB: 0 BB: 1 P: 7	1B: 7 2B: 3 3B: 0 HR: 1	SF: 0 SAC: 1 DP: 0 HBP: 0	WP: 2 PB: 1 SB: 0 CS: 0	PA: 42
PITCHER Tony Cloninger, R ERA: 5.04 (1, 1)	IP: 6.1 WLS: L BF: 32 H: 9 R: 8 ER: 8 SO: 4 BB: 3 IBB: 0 HBP: 0 BLK: 0 WP: 1 HR: 1 S: 37 P: 49 ERA: 11.37 WHIP: 1.895															PITCHER				
John Noriega, R ERA: 7.56 (7, 1)	IP: 1.2 WLS: L BF: 10 H: 2 R: 2 ER: 1 SO: 1 BB: 2 IBB: 0 HBP: 0 BLK: 0 WP: 0 HR: 0 S: 9 P: 21 ERA: 5.40 WHIP: 2.400															PITCHER				

AB	35
R	10
H	11
RBI	7
BB	6
SO	5
LOB	20



Batter	1	2	3	4	5	6	7	8	9	AB	R	H	RBI	BB	SO	LOB	TOP					
Pete Rose, S OBP: 0.399, SLG: 0.480 (1, 9)										4	3	3	0	1	0	0	Cincinnati Reds @ San Diego Padres San Diego Stadium, San Diego, CA Tue Aug 04 1970, 10:05 PM EDT Att: 14,070 - Unknown					
Bobby Tolan, L OBP: 0.390, SLG: 0.480 (1, 8)										5	3	3	2	0	2							
Tony Perez, R OBP: 0.419, SLG: 0.616 (1, 5)										5	2	1	1	0	2	3						
Johnny Bench, R OBP: 0.351, SLG: 0.647 (1, 2)										5	1	3	4	0	1	1						
Bernie Carbo, L OBP: 0.465, SLG: 0.623 (1, 7)										2	2	1	2	2	0	1						
Lee May, R OBP: 0.291, SLG: 0.486 (1, 3)										5	0	1	0	0	0	1						
Tommy Helms, R OBP: 0.259, SLG: 0.277 (1, 4)										5	0	1	1	0	0	1						
Woody Woodward, R OBP: 0.314, SLG: 0.331 (1, 6)										5	0	1	0	0	0	3						
Jim Merritt, L OBP: 0.179, SLG: 0.246 (1, 1)										4	1	1	1	0	2	2						
Inning Stats	R: 2 E: 1 K: 0 S: 6	H: 2 LOB: 1 BB: 0 P: 6	R: 0 E: 0 K: 1 S: 5	H: 0 LOB: 0 BB: 0 P: 5	R: 2 E: 0 K: 1 S: 5	H: 1 LOB: 0 BB: 2 P: 13	R: 0 E: 0 K: 0 S: 4	H: 1 LOB: 1 BB: 0 P: 4	R: 0 E: 0 K: 1 S: 6	H: 1 LOB: 1 BB: 0 P: 6	R: 1 E: 0 K: 0 S: 4	H: 1 LOB: 0 BB: 0 P: 4	R: 3 E: 0 K: 1 S: 8	H: 4 LOB: 0 BB: 0 P: 8	R: 0 E: 1 K: 1 S: 6	H: 0 LOB: 1 BB: 0 P: 6	R: 4 E: 0 K: 0 S: 7	H: 5 LOB: 1 BB: 1 P: 11	1B: 10 2B: 2 3B: 0 HR: 4	SF: 1 SAC: 0 DP: 2 HBP: 0	WP: 0 PB: 0 SB: 0 CS: 1	PA: 45
PITCHER	IP WLS BF H R ER SO BB IBB HBP BLK WP HR S P ERA WHIP																					
Pat Dobson, R ERA: 4.13 (1, 1)	5.0 L 22 5 4 3 3 2 0 0 0 0 0 1 26 34 5.40 1.400																					
Ron Herbel, R ERA: 5.12 (6, 1)	1.0 7 4 4 4 0 0 0 0 0 0 2 7 7 36.00 4.000																					
Tom Dukes, R ERA: 1.67 (7, 1)	1.0 3 1 0 0 1 0 0 0 0 0 0 5 5 0.00 1.000																					
Jack Baldschun, R ERA: 8.64 (8, 1)	2.0 12 5 4 4 1 1 0 0 0 0 1 13 17 18.00 3.000																					

AB 40
R 12
H 15
RBI 11
BB 3
SO 5
LOB 14



Batter	1	2	3	4	5	6	7	8	9	AB	R	H	RBI	BB	SO	LOB	BOTTOM	
Jose Arcia, R OBP: 0.257, SLG: 0.263 (1, 6)										4	0	1	0	0	1	1	Cincinnati Reds @ San Diego Padres San Diego Stadium, San Diego, CA Tue Aug 04 1970, 10:05 PM EDT Att: 14,070 - Unknown	
Dave Campbell, R OBP: 0.254, SLG: 0.338 (1, 4)										4	0	1	0	0	1	0		
Cito Gaston, R OBP: 0.372, SLG: 0.541 (1, 8)										4	0	1	0	0	0	3		
Al Ferrara, R OBP: 0.350, SLG: 0.439 (1, 7)										4	0	1	0	0	0	1		
Ollie Brown, R OBP: 0.325, SLG: 0.500 (1, 9)										4	0	1	0	0	2	1		
Nate Colbert, R OBP: 0.323, SLG: 0.472 (1, 3)										4	0	0	0	0	1	3		
Ed Spiezio, R OBP: 0.380, SLG: 0.472 (1, 5)										3	0	1	0	1	0	1		
Chris Cannizzaro, R OBP: 0.396, SLG: 0.436 (1, 2)										4	1	2	1	0	0	2		
Pat Dobson, R OBP: 0.212, SLG: 0.154 (5, PH) Larry Siehl, R OBP: 0.141, SLG: 0.133 (8, 1) Ron Herbel, R (8, 1) Tom Dukes, R (7, 1) Bob Barton, R OBP: 0.236, SLG: 0.336 (7, PH) Jack Baldschun, R (8, 1)										0	0	0	0	0	0	0		
Inning Stats	R: 0 E: 0 K: 1 S: 5	H: 0 LOB: 0 BB: 0 P: 5	R: 0 E: 0 K: 1 S: 6	H: 1 LOB: 0 BB: 0 P: 6	R: 0 E: 0 K: 2 S: 7	H: 0 LOB: 0 BB: 0 P: 7	R: 0 E: 0 K: 1 S: 5	H: 2 LOB: 2 BB: 0 P: 5	R: 1 E: 0 K: 1 S: 6	H: 1 LOB: 0 BB: 0 P: 6	R: 0 E: 0 K: 0 S: 3	H: 0 LOB: 0 BB: 0 P: 3	R: 0 E: 0 K: 0 S: 4	H: 1 LOB: 1 BB: 0 P: 4	1B: 6 2B: 1 3B: 0 HR: 1	SF: 0 SAC: 1 DP: 1 HBP: 0	WP: 0 PB: 0 SB: 0 CS: 0	PA: 35
PITCHER	IP WLS BF H R ER SO BB IBB HBP BLK WP HR S P ERA WHIP																	
Jim Merritt, L ERA: 3.99 (1, 1)	9.0 W 35 8 1 1 6 1 0 0 0 0 1 46 50 1.00 1.000																	

AB 33
R 1
H 8
RBI 1
BB 1
SO 6
LOB 13



Batter	1	2	3	4	5	6	7	8	9	AB	R	H	RBI	BB	SO	LOB	TOP				
Jesus Alou, R OBP: 0.347, SLG: 0.391 (1, 9)										3	0	2	1	3	0	1	Houston Astros @ San Diego Padres San Diego Stadium, San Diego, CA Thu Aug 06 1970, 10:05 PM EDT Att: 3,221 - Unknown				
John Mayberry, L OBP: 0.302, SLG: 0.415 (9, 3)										5	0	0	0	1	0	7					
Joe Morgan, L OBP: 0.405, SLG: 0.381 (1, 4)										2	1	0	0	1	0	2					
Jimmy Wynn, R OBP: 0.401, SLG: 0.510 Norm Miller, L OBP: 0.358, SLG: 0.354 (5, 9)										5	1	1	0	0	0	4					
Doug Rader, R OBP: 0.323, SLG: 0.436 (1, 5)										5	1	2	2	0	2	4					
Denis Menke, R OBP: 0.376, SLG: 0.420 (1, 6)										5	2	3	1	0	0	1					
Bob Watson, R OBP: 0.297, SLG: 0.429 Cesar Geronimo, L OBP: 0.429, SLG: 0.333 (9, 7)										5	1	3	2	0	0	1					
Cesar Cedeno, R OBP: 0.292, SLG: 0.410 (1, 8)										3	1	1	1	2	0	2					
Johnny Edwards, L OBP: 0.266, SLG: 0.291 (1, 2)										1	0	0	0	1	1	1					
Jack Billingham, R OBP: 0.146, SLG: 0.079 Jim Ray, R OBP: 0.250, SLG: 0.250 George Culver, R OBP: 0.182, SLG: 0.300 (7, 1)										1	0	0	0	1	1	1					
Inning Stats	R: 0 E: 0 K: 1 S: 6	H: 1 LOB: 2 BB: 1 P: 10	R: 2 E: 0 K: 1 S: 8	H: 3 LOB: 1 BB: 0 P: 8	R: 0 E: 0 K: 0 S: 4	H: 1 LOB: 1 BB: 0 P: 4	R: 0 E: 0 K: 0 S: 3	H: 0 LOB: 2 BB: 2 P: 11	R: 5 E: 0 K: 0 S: 7	H: 4 LOB: 1 BB: 2 P: 15	R: 0 E: 0 K: 1 S: 6	H: 1 LOB: 1 BB: 0 P: 6	R: 0 E: 0 K: 1 S: 5	H: 0 LOB: 2 BB: 2 P: 13	R: 1 E: 0 K: 1 S: 6	H: 2 LOB: 2 BB: 2 P: 14	1B: 4 2B: 8 3B: 0 HR: 0	SF: 0 SAC: 1 DP: 0 HBP: 0	WP: 0 PB: 0 SB: 1 CS: 1	PA: 47	
PITCHER	IP WLS BF H R ER SO BB IBB HBP BLK WP HR S P ERA WHIP	IP WLS BF H R ER SO BB IBB HBP BLK WP HR S P ERA WHIP	IP WLS BF H R ER SO BB IBB HBP BLK WP HR S P ERA WHIP	IP WLS BF H R ER SO BB IBB HBP BLK WP HR S P ERA WHIP	IP WLS BF H R ER SO BB IBB HBP BLK WP HR S P ERA WHIP	IP WLS BF H R ER SO BB IBB HBP BLK WP HR S P ERA WHIP	IP WLS BF H R ER SO BB IBB HBP BLK WP HR S P ERA WHIP	IP WLS BF H R ER SO BB IBB HBP BLK WP HR S P ERA WHIP	IP WLS BF H R ER SO BB IBB HBP BLK WP HR S P ERA WHIP	IP WLS BF H R ER SO BB IBB HBP BLK WP HR S P ERA WHIP	IP WLS BF H R ER SO BB IBB HBP BLK WP HR S P ERA WHIP	IP WLS BF H R ER SO BB IBB HBP BLK WP HR S P ERA WHIP	IP WLS BF H R ER SO BB IBB HBP BLK WP HR S P ERA WHIP	IP WLS BF H R ER SO BB IBB HBP BLK WP HR S P ERA WHIP	IP WLS BF H R ER SO BB IBB HBP BLK WP HR S P ERA WHIP	IP WLS BF H R ER SO BB IBB HBP BLK WP HR S P ERA WHIP	IP WLS BF H R ER SO BB IBB HBP BLK WP HR S P ERA WHIP	IP WLS BF H R ER SO BB IBB HBP BLK WP HR S P ERA WHIP	IP WLS BF H R ER SO BB IBB HBP BLK WP HR S P ERA WHIP	IP WLS BF H R ER SO BB IBB HBP BLK WP HR S P ERA WHIP	IP WLS BF H R ER SO BB IBB HBP BLK WP HR S P ERA WHIP

AB	37
R	8
H	12
RBI	7
BB	9
SO	5
LOB	26



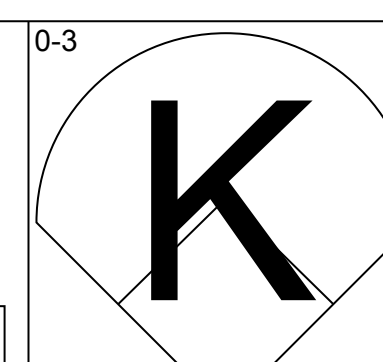
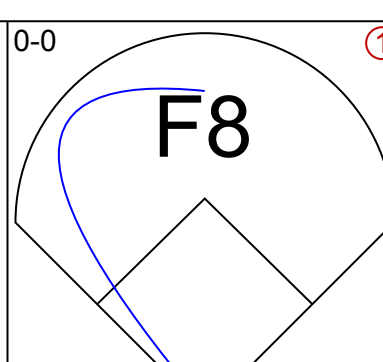
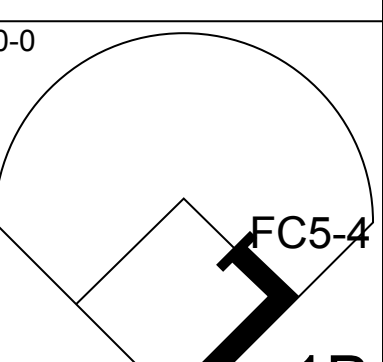
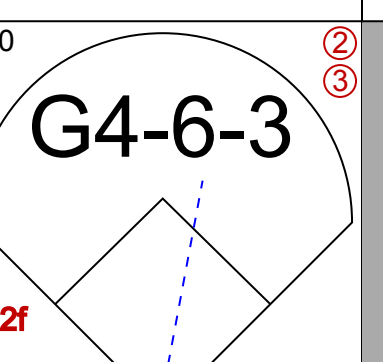
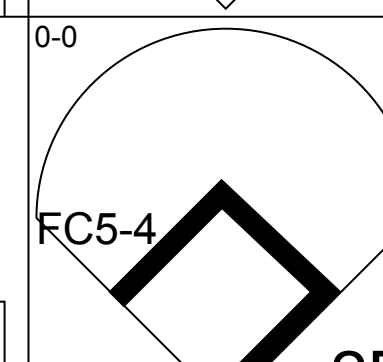
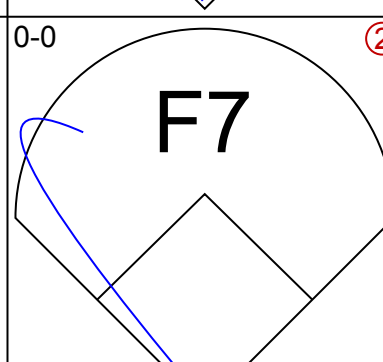
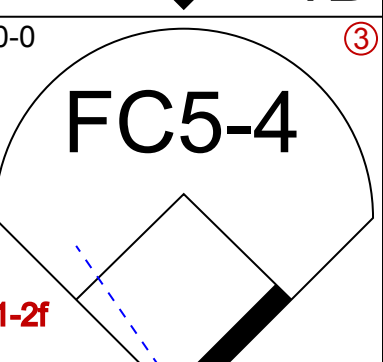
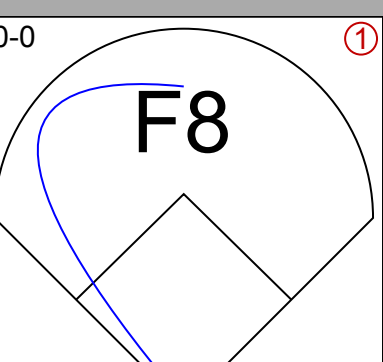
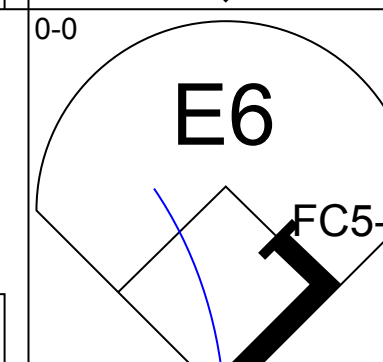
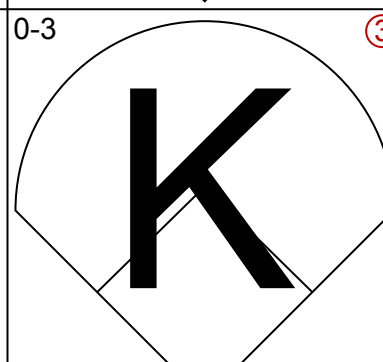
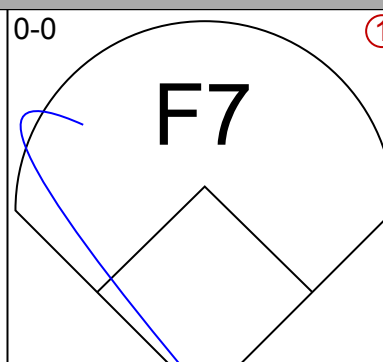
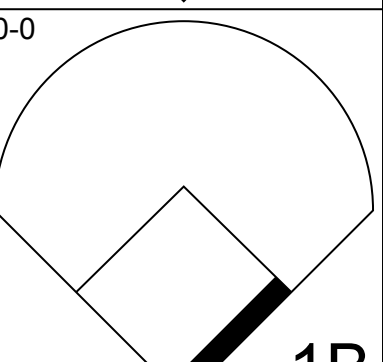
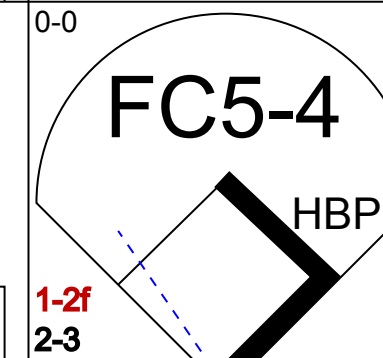
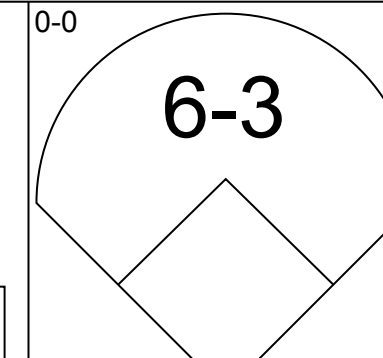
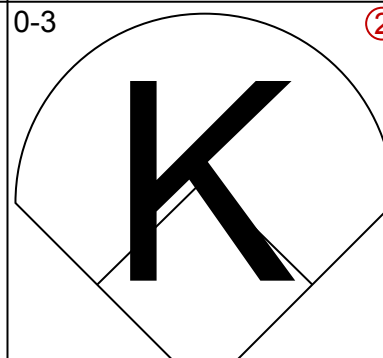
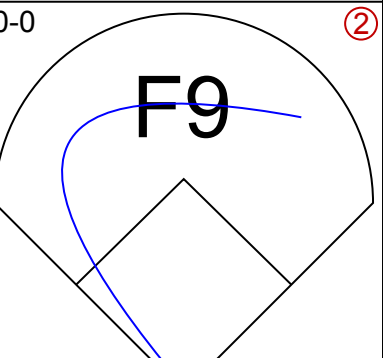
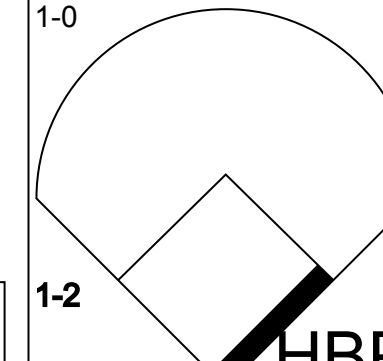
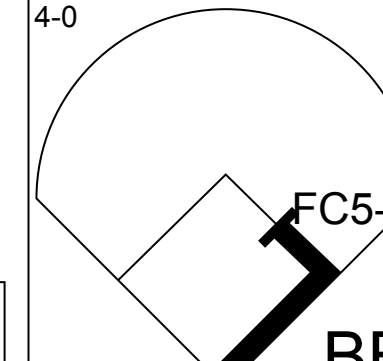
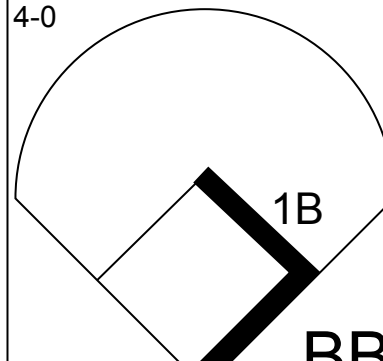
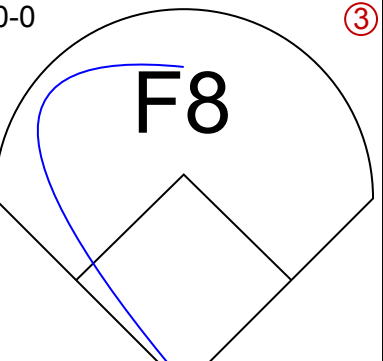
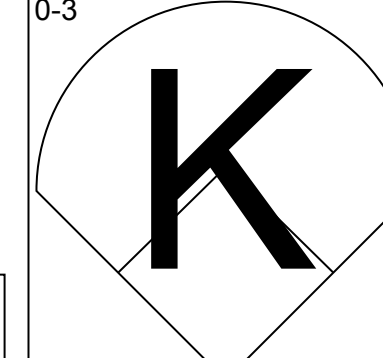
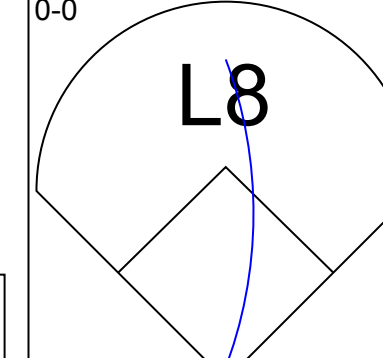
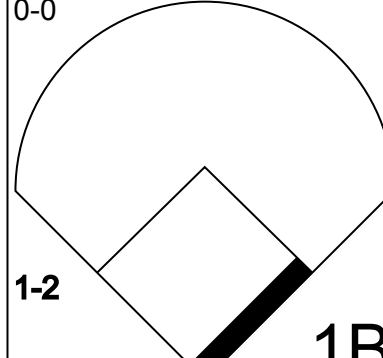
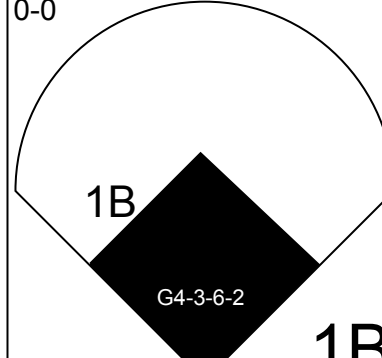
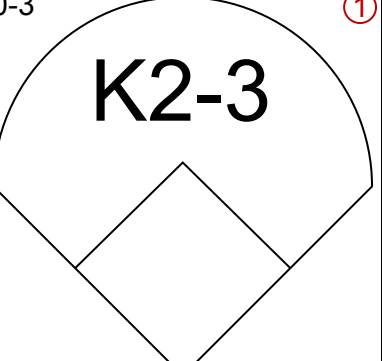
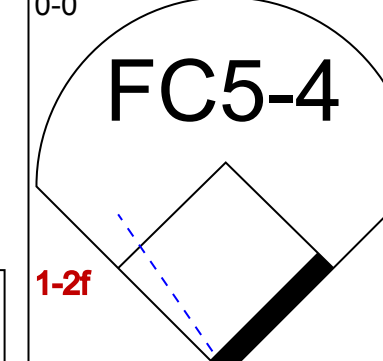
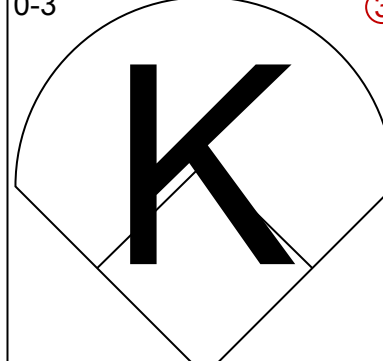
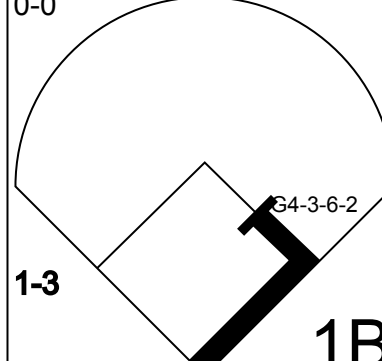
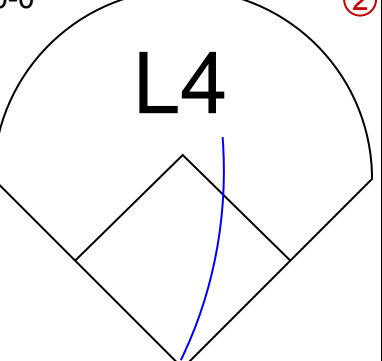
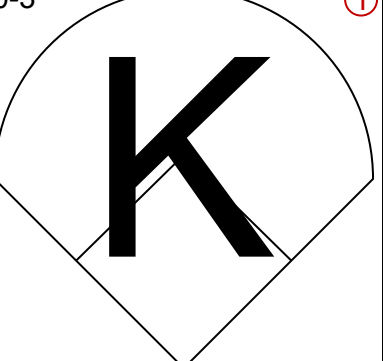
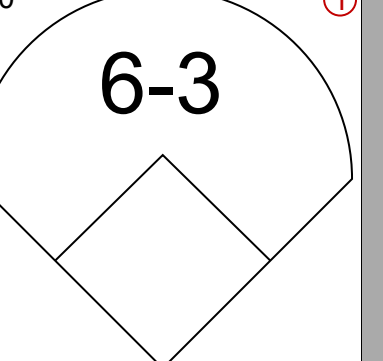
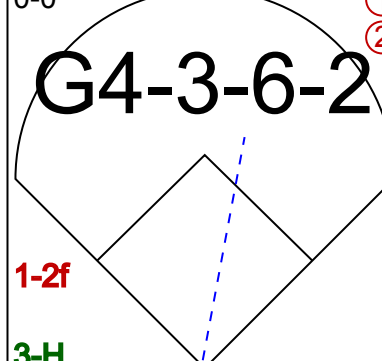
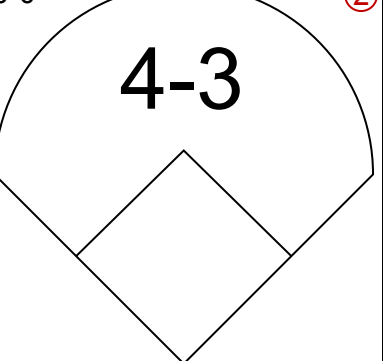
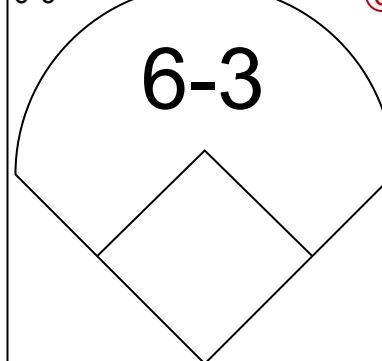
Batter	1	2	3	4	5	6	7	8	9	AB	R	H	RBI	BB	SO	LOB	BOTTOM					
Jose Arcia, R OBP: 0.287, SLG: 0.291 (1, 6)										4	0	2	0	1	0	3	Houston Astros @ San Diego Padres San Diego Stadium, San Diego, CA Thu Aug 06 1970, 10:05 PM EDT Att: 3,221 - Unknown					
Dave Campbell, R OBP: 0.282, SLG: 0.334 (1, 4)										4	0	0	0	0	1	5						
Cito Gaston, R OBP: 0.366, SLG: 0.530 (1, 8)										5	0	0	0	0	2	3						
Al Ferrara, R OBP: 0.353, SLG: 0.433 Tom Dukes, R OBP: 0.327, SLG: 0.484 (9, 1)										4	1	0	0	1	0	1						
Ollie Brown, R OBP: 0.320, SLG: 0.488 (1, 9)										4	1	0	0	1	1	2						
Nate Colbert, R OBP: 0.327, SLG: 0.484 (1, 3)										4	4	3	3	1	0	1						
Ed Spiezio, R OBP: 0.391, SLG: 0.476 (1, 5)										3	0	1	0	2	0	1						
Chris Cannizzaro, R OBP: 0.397, SLG: 0.437 Ron Sizem, R OBP: 0.211, SLG: 0.231 (8, 2)										3	0	1	2	1	0	1						
Danny Coombs, R OBP: 0.125, SLG: 0.105 Ron Herbel, R OBP: 0.310, SLG: 0.304 Ron Willis, L OBP: 0.156, SLG: 0.129 (9, 7)										1	0	0	1	0	0	1						
Inning Stats	R: 0 E: 0 K: 0 S: 3	H: 0 LOB: 0 BB: 0 P: 3	R: 2 E: 0 K: 0 S: 4	H: 1 LOB: 1 BB: 2 P: 12	R: 0 E: 0 K: 0 S: 4	H: 1 LOB: 1 BB: 0 P: 4	R: 0 E: 0 K: 1 S: 6	H: 1 LOB: 3 BB: 3 P: 18	R: 2 E: 0 K: 1 S: 7	H: 1 LOB: 0 BB: 0 P: 7	R: 0 E: 0 K: 1 S: 6	H: 1 LOB: 2 BB: 1 P: 10	R: 1 E: 0 K: 1 S: 7	H: 2 LOB: 3 BB: 2 P: 15	R: 0 E: 0 K: 0 S: 3	H: 0 LOB: 0 BB: 0 P: 3		R: 0 E: 0 K: 0 S: 3	H: 0 LOB: 1 BB: 1 P: 7	1B: 5 2B: 0 3B: 1 HR: 1	SF: 0 SAC: 2 DP: 0 HBP: 0	WP: 2 PB: 0 SB: 0 CS: 0
PITCHER	IP WLS BF H R ER SO BB IBB HBP BLK WP HR S P ERA WHIP	IP WLS BF H R ER SO BB IBB HBP BLK WP HR S P ERA WHIP	IP WLS BF H R ER SO BB IBB HBP BLK WP HR S P ERA WHIP	IP WLS BF H R ER SO BB IBB HBP BLK WP HR S P ERA WHIP	IP WLS BF H R ER SO BB IBB HBP BLK WP HR S P ERA WHIP	IP WLS BF H R ER SO BB IBB HBP BLK WP HR S P ERA WHIP	IP WLS BF H R ER SO BB IBB HBP BLK WP HR S P ERA WHIP	IP WLS BF H R ER SO BB IBB HBP BLK WP HR S P ERA WHIP	IP WLS BF H R ER SO BB IBB HBP BLK WP HR S P ERA WHIP	IP WLS BF H R ER SO BB IBB HBP BLK WP HR S P ERA WHIP	IP WLS BF H R ER SO BB IBB HBP BLK WP HR S P ERA WHIP	IP WLS BF H R ER SO BB IBB HBP BLK WP HR S P ERA WHIP	IP WLS BF H R ER SO BB IBB HBP BLK WP HR S P ERA WHIP	IP WLS BF H R ER SO BB IBB HBP BLK WP HR S P ERA WHIP	IP WLS BF H R ER SO BB IBB HBP BLK WP HR S P ERA WHIP	IP WLS BF H R ER SO BB IBB HBP BLK WP HR S P ERA WHIP	IP WLS BF H R ER SO BB IBB HBP BLK WP HR S P ERA WHIP	IP WLS BF H R ER SO BB IBB HBP BLK WP HR S P ERA WHIP	IP WLS BF H R ER SO BB IBB HBP BLK WP HR S P ERA WHIP	IP WLS BF H R ER SO BB IBB HBP BLK WP HR S P ERA WHIP	IP WLS BF H R ER SO BB IBB HBP BLK WP HR S P ERA WHIP	

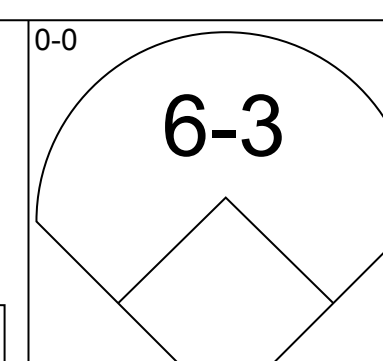
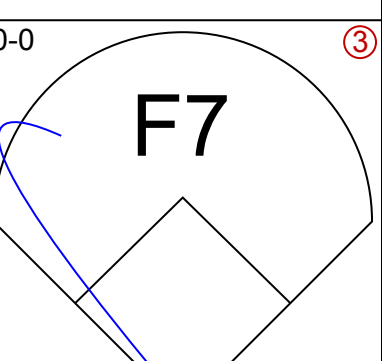
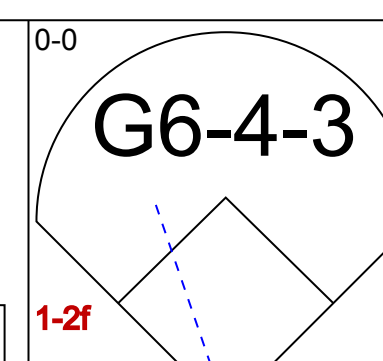
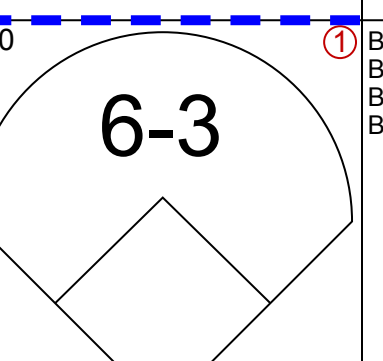
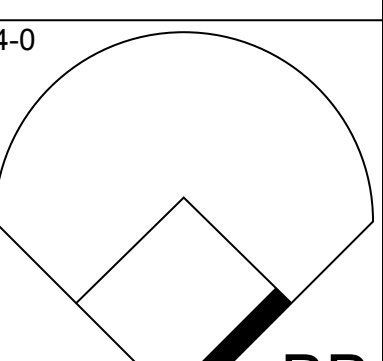
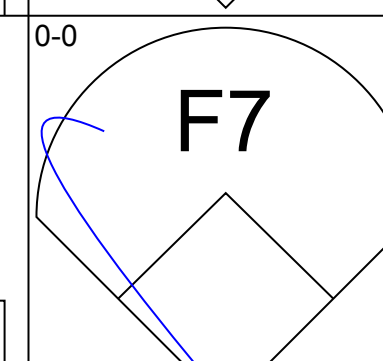
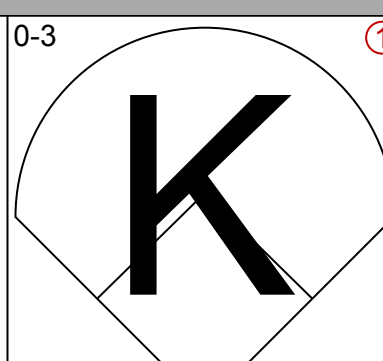
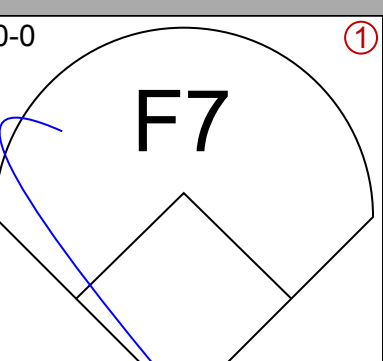
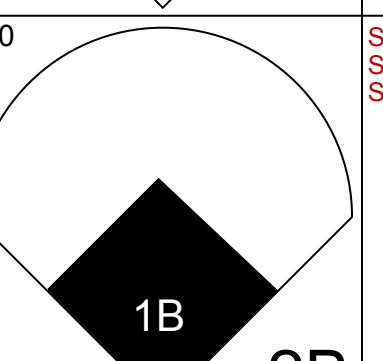
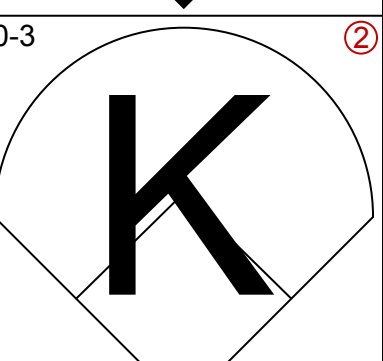
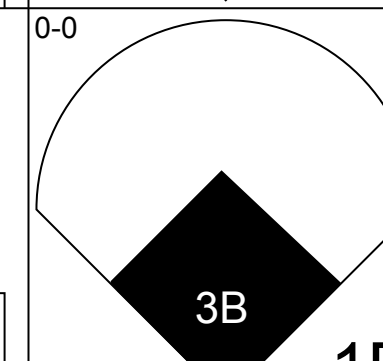
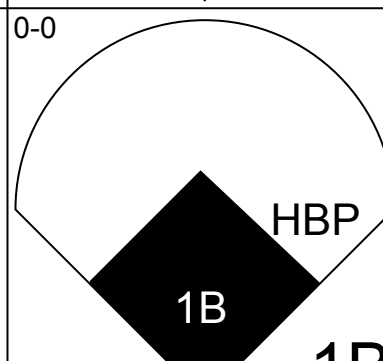
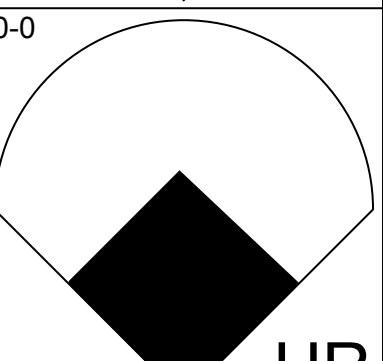
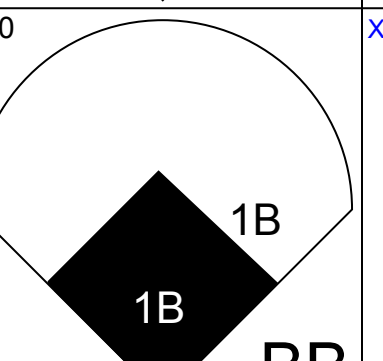
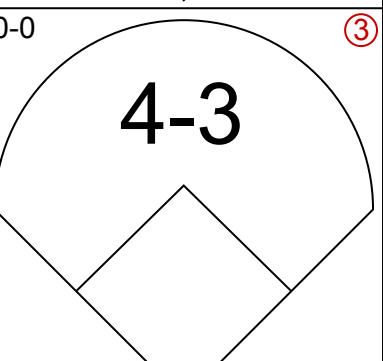
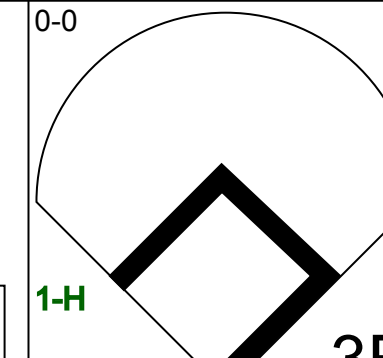
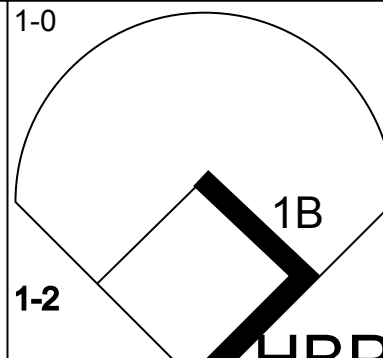
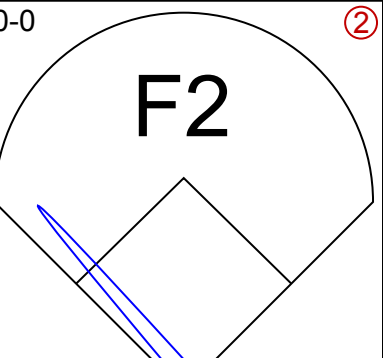
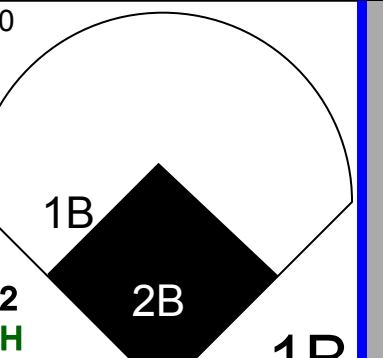

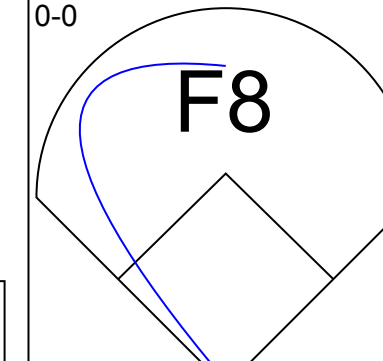
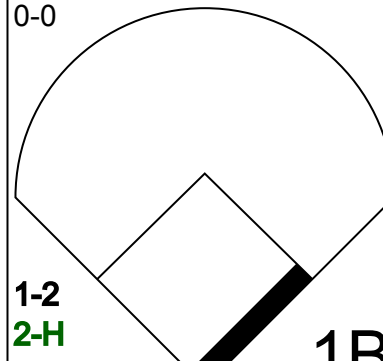
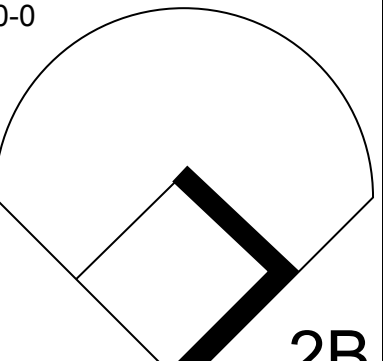
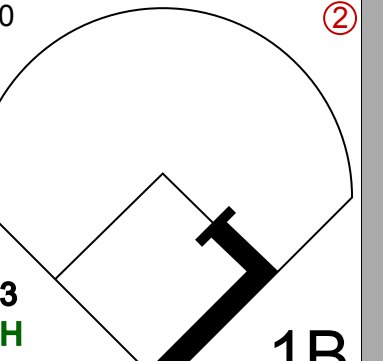

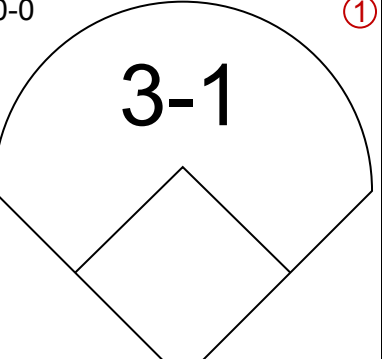
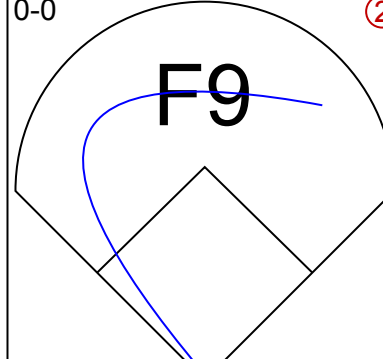
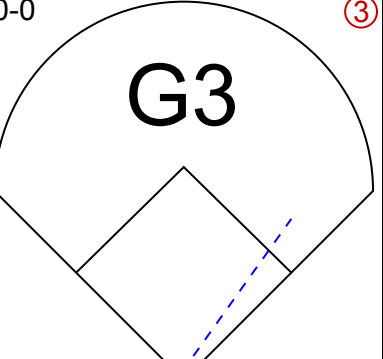
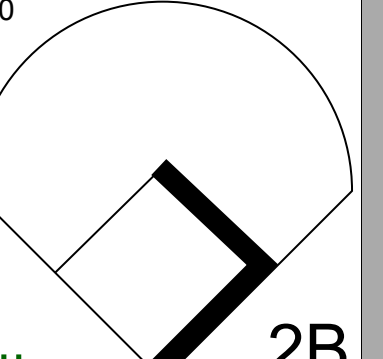
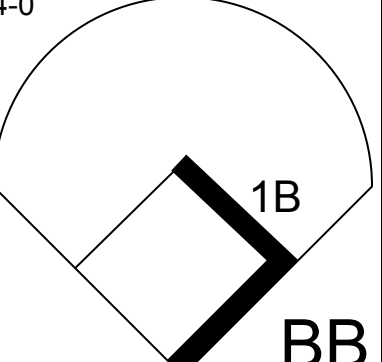
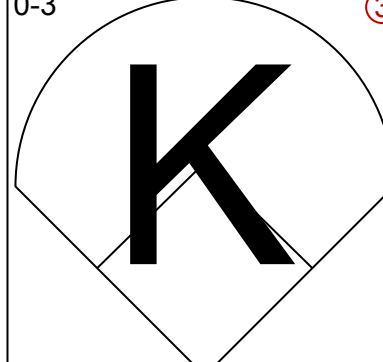
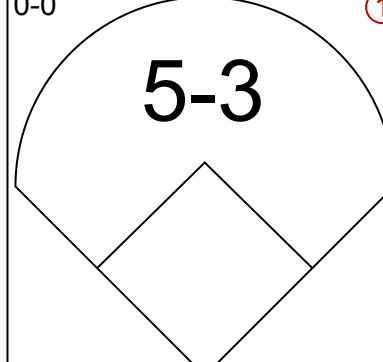
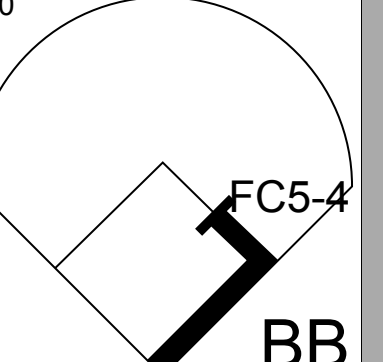
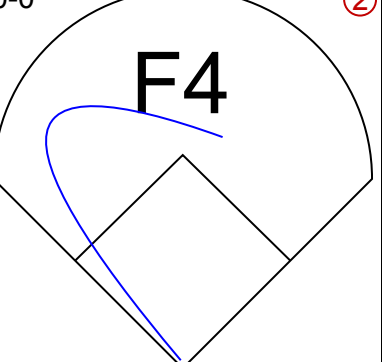
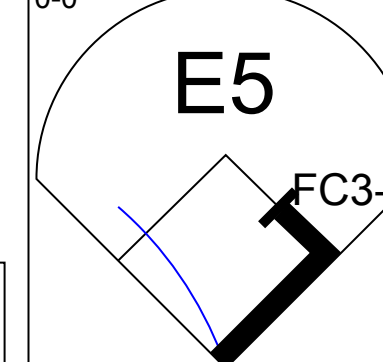
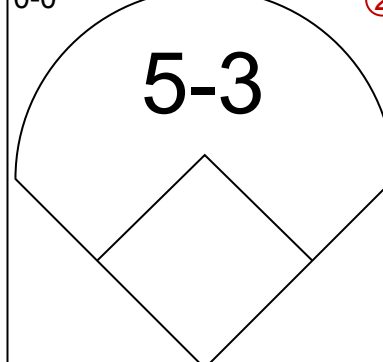
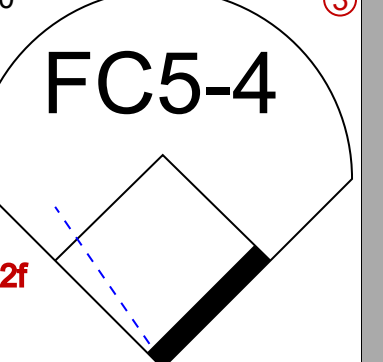
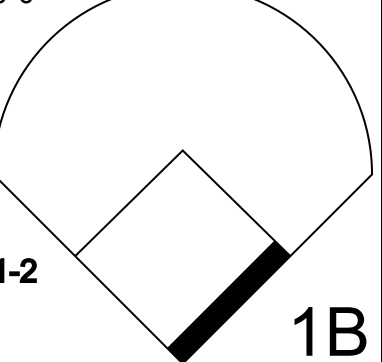
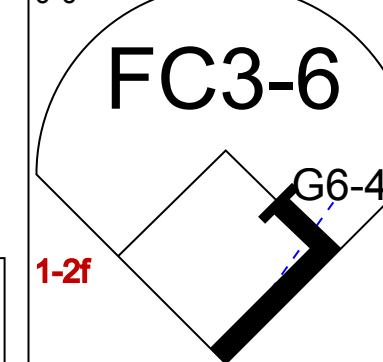
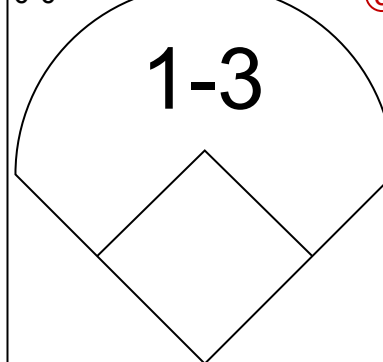
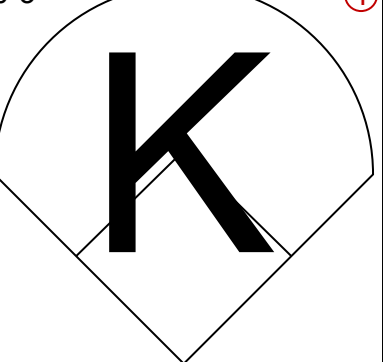
AB	33
R	6
H	7
RBI	6
BB	9
SO	4
LOB	19



Batter	1	2	3	4	5	6	7	8	9	AB	R	H	RBI	BB	SO	LOB	TOP								
Gil Garrido, R OBP: 0.309, SLG: 0.335 (1,4)	5-3		G6-4-3			FC1-6		2B 1B	1B 1B	5	2	2	1	0	0	2	Atlanta Braves @ San Diego Padres San Diego Stadium, San Diego, CA Fri Aug 07 1970, 10:05 PM EDT Unknown								
Tony Gonzalez, L OBP: 0.336, SLG: 0.364 (1,8)	6-3		L3			FC6-4		1B 1B	1B 1B	5	2	2	1	0	0	1									
Hank Aaron, R OBP: 0.378, SLG: 0.617 (1,9)				5-3				HR	2B	4	2	3	3	1	0	0									
Jimmie Hall, L OBP: 0.229, SLG: 0.297 (9, PR) (9,9)								HR	1B	0	0	0	0	0	0	0									
Orlando Cepeda, R OBP: 0.386, SLG: 0.571 (1,3)				5-3				HR	1B	4	1	1	3	1	1	2									
Clete Boyer, R OBP: 0.301, SLG: 0.362 (1,5)	FC5-4			5-3				HR		4	0	0	0	0	0	2									
Tommie Aaron, R OBP: 0.278, SLG: 0.404 (1,7)		F3			5-3					4	0	0	0	0	1	0									
Mike Lum, L OBP: 0.331, SLG: 0.458 (8,7)										0	0	0	0	0	0	0									
Bob Tillman, R OBP: 0.266, SLG: 0.311 (1,2)				K	L7			E6	5-3	4	0	0	0	0	1	0									
Sonny Jackson, L OBP: 0.356, SLG: 0.310 (1,6)			1-3					1-3	6-3 1B 2B	4	1	1	0	0	1	1									
Phil Niekro, R OBP: 0.174, SLG: 0.197 (1,1)								L7	6-3	4	0	2	0	0	0	1									
Inning Stats	R: 0 E: 0 K: 0 S: 4	H: 1 LOB: 2 BB: 1 P: 8	R: 0 E: 0 K: 1 S: 5	H: 0 LOB: 0 BB: 0 P: 5	R: 0 E: 0 K: 0 S: 3	H: 1 LOB: 0 BB: 0 P: 3	R: 0 E: 0 K: 0 S: 3	H: 0 LOB: 0 BB: 0 P: 3	R: 0 E: 0 K: 1 S: 5	H: 0 LOB: 0 BB: 0 P: 5	R: 2 E: 0 K: 1 S: 7	H: 2 LOB: 0 BB: 0 P: 7	R: 0 E: 1 K: 1 S: 6	H: 0 LOB: 1 BB: 0 P: 6	R: 4 E: 0 K: 0 S: 6	H: 3 LOB: 0 BB: 1 P: 10	R: 2 E: 0 K: 0 S: 7	H: 4 LOB: 2 BB: 0 P: 7	1B: 6 2B: 3 3B: 0 HR: 2	SF: 0 SAC: 0 DP: 1 HBP: 0	WP: 0 PB: 0 SB: 0 CS: 0	PA: 40			
PITCHER	IP	WLS	BF	H	R	ER	SO	BB	IBB	HBP	BLK	WP	HR	S	P	ERA	WHIP								
Dave Roberts, L ERA: 3.86 (1,1)	7.1	L	30	6	5	5	4	0	2	0	0	0	1	36	44	6.14	0.818								
Pat Dobson, R ERA: 4.17 (8,1)	0.2		3	1	1	1	0	0	0	0	0	0	1	3	3	13.50	1.500								
Jack Baldschun, R ERA: 9.64 (9,1)	1.0		7	4	2	2	0	0	0	0	0	0	0	7	7	18.00	4.000								

Batter	1	2	3	4	5	6	7	8	9	AB	R	H	RBI	BB	SO	LOB	BOTTOM								
Jose Arcia, R OBP: 0.294, SLG: 0.299 (1,6)	6-3		L6							4	0	2	0	0	0	0	Atlanta Braves @ San Diego Padres San Diego Stadium, San Diego, CA Fri Aug 07 1970, 10:05 PM EDT Unknown								
Dave Campbell, R OBP: 0.279, SLG: 0.331 (1,4)	K2-3		K							4	0	0	0	0	2	2									
Cito Gaston, R OBP: 0.367, SLG: 0.534 (1,8)										4	2	2	0	0	0	3									
Al Ferrara, R OBP: 0.355, SLG: 0.442 (1,7)										4	0	2	2	0	0	1									
Ollie Brown, R OBP: 0.319, SLG: 0.484 (1,9)	F7									3	0	0	0	1	0	1									
Nate Colbert, R OBP: 0.324, SLG: 0.479 (1,3)										4	0	0	0	0	2	2									
Ed Spiezio, R OBP: 0.388, SLG: 0.467 (1,5)										3	0	0	0	1	1	0									
Chris Cannizzaro, R OBP: 0.395, SLG: 0.434 (1,2)										4	0	1	0	0	2	1									
Dave Roberts, L OBP: 0.231, SLG: 0.395 (1,1)										3	0	0	0	0	1	1									
Pat Dobson, R OBP: 0.212, SLG: 0.184 (8,1)										0	0	0	0	0	0	0									
Jack Baldschun, R OBP: 0.307, SLG: 0.301 (9, PH)										1	0	0	0	0	0	0									
Inning Stats	R: 1 E: 0 K: 1 S: 7	H: 2 LOB: 1 BB: 0 P: 7	R: 0 E: 0 K: 0 S: 4	H: 1 LOB: 1 BB: 0 P: 4	R: 1 E: 0 K: 2 S: 9	H: 2 LOB: 2 BB: 1 P: 13	R: 0 E: 0 K: 0 S: 3	H: 0 LOB: 0 BB: 0 P: 3	R: 0 E: 0 K: 0 S: 4	H: 1 LOB: 1 BB: 0 P: 4	R: 0 E: 0 K: 1 S: 5	H: 0 LOB: 1 BB: 1 P: 9	R: 0 E: 0 K: 1 S: 6	H: 1 LOB: 1 BB: 0 P: 6	R: 0 E: 0 K: 1 S: 5	H: 0 LOB: 0 BB: 0 P: 5	R: 0 E: 0 K: 2 S: 7	H: 0 LOB: 0 BB: 0 P: 7	1B: 4 2B: 2 3B: 1 HR: 0	SF: 0 SAC: 0 DP: 1 HBP: 0	WP: 0 PB: 0 SB: 0 CS: 0	PA: 36			
PITCHER	IP	WLS	BF	H	R	ER	SO	BB	IBB	HBP	BLK	WP	HR	S	P	ERA	WHIP								
Phil Niekro, R ERA: 4.26 (1,1)	9.0	W	36	7	2	2	8	2	0	0	0	0	0	50	58	2.00	1.000								

Batter	1	2	3	4	5	6	7	8	9	AB	R	H	RBI	BB	SO	LOB	TOP		
Mike Lum, L OBP: 0.329, SLG: 0.452 (1, 9)										4	0	1	0	0	1	1	Atlanta Braves @ San Diego Padres San Diego Stadium, San Diego, CA Fri Aug 07 1970, 10:05 PM EDT Att: 9,620 - Unknown		
Sonny Jackson, L OBP: 0.354, SLG: 0.313 (1, 6)										4	0	1	0	0	0	1			
Tony Gonzalez, L OBP: 0.335, SLG: 0.363 (1, 8)										4	0	1	0	0	1	1			
Orlando Cepeda, R OBP: 0.383, SLG: 0.566 (1, 3)										4	0	0	0	0	1	3			
Hal King, L OBP: 0.384, SLG: 0.473 (1, 2)										1	0	0	0	2	0	1			
Jimmie Hall, L OBP: 0.243, SLG: 0.309 (1, 7)										4	1	2	0	0	1	4			
Clete Boyer, R OBP: 0.301, SLG: 0.361 (1, 5)										4	0	1	0	0	2	3			
Gil Garrido, R OBP: 0.304, SLG: 0.329 (1, 4)										4	0	0	0	0	1	1			
Ron Reed, R OBP: 0.045, SLG: 0.091 (1, 1)										2	0	0	0	0	1	0			
Tommie Aaron, R OBP: 0.291, SLG: 0.404 (7, PH)										0	0	0	0	1	0	0			
Bob Priddy, R OBP: 0.333, SLG: 0.273 (7, 1)										0	0	0	0	0	0	0			
Mike McQueen, L OBP: 0.286, SLG: 0.429 (7, 1)										0	0	0	0	0	0	0			
Bob Aspromonte, R OBP: 0.392, SLG: 0.234 (9, PH)										1	0	0	0	0	0	0			
Inning Stats	R: 0 E: 1 K: 2 S: 9	H: 1 LOB: 3 BB: 0 P: 10	R: 0 E: 0 K: 2 S: 7	H: 0 LOB: 0 BB: 0 P: 7	R: 0 E: 0 K: 1 S: 5	H: 0 LOB: 0 BB: 0 P: 5	R: 0 E: 0 K: 0 S: 3	H: 0 LOB: 1 BB: 1 P: 7	R: 0 E: 0 K: 1 S: 6	H: 1 LOB: 2 BB: 0 P: 6	R: 0 E: 0 K: 0 S: 2	H: 0 LOB: 0 BB: 1 P: 6	R: 0 E: 0 K: 0 S: 4	H: 1 LOB: 1 BB: 0 P: 4	R: 1 E: 0 K: 0 S: 4	H: 2 LOB: 0 BB: 0 P: 4	1B: 5 2B: 1 3B: 0 HR: 0	SF: 0 SAC: 0 DP: 2 HBP: 1	WP: 0 PA: 36 PB: 0 SB: 0 CS: 0
PITCHER Clay Kirby, R ERA: 4.35 (1, 1)	IP: 9.0 WLS: W BF: 36 H: 6 R: 1 ER: 1 SO: 8 BB: 3 IBB: 0 HBP: 1 BLK: 0 WP: 0 HR: 0 S: 48 P: 61 ERA: 1.00 WHIP: 1.000															PITCHER			

Batter	1	2	3	4	5	6	7	8	9	AB	R	H	RBI	BB	SO	LOB	BOTTOM		
Jose Arcia, R OBP: 0.290, SLG: 0.288 (1, 6)										4	0	0	0	1	0	3	Atlanta Braves @ San Diego Padres San Diego Stadium, San Diego, CA Fri Aug 07 1970, 10:05 PM EDT Att: 9,620 - Unknown		
Dave Campbell, R OBP: 0.276, SLG: 0.332 (1, 4)										5	1	1	0	0	2	1			
Cito Gaston, R OBP: 0.372, SLG: 0.544 (1, 8)										4	4	3	1	1	0	1			
Al Ferrara, R OBP: 0.360, SLG: 0.452 (1, 7)										3	0	2	2	0	0	0			
Ivan Murrell, R OBP: 0.297, SLG: 0.418 (7, PR) (8, 7)										0	1	0	0	0	0	0			
Ollie Brown, R OBP: 0.323, SLG: 0.489 (1, 9)										4	0	3	2	0	0	1			
Nate Colbert, R OBP: 0.323, SLG: 0.479 (1, 3)										4	0	1	1	0	0	3			
Ed Spiezio, R OBP: 0.390, SLG: 0.462 (1, 5)										2	0	0	0	2	1	2			
Bob Barton, R OBP: 0.271, SLG: 0.324 (1, 2)										4	0	0	0	0	0	3			
Clay Kirby, R OBP: 0.216, SLG: 0.204 (1, 1)										4	0	1	0	0	1	1			
Inning Stats	R: 1 E: 0 K: 0 S: 5	H: 2 LOB: 1 BB: 0 P: 5	R: 0 E: 0 K: 0 S: 4	H: 1 LOB: 2 BB: 1 P: 8	R: 1 E: 0 K: 2 S: 9	H: 2 LOB: 0 BB: 0 P: 10	R: 0 E: 1 K: 0 S: 3	H: 0 LOB: 0 BB: 0 P: 3	R: 1 E: 0 K: 0 S: 5	H: 2 LOB: 1 BB: 0 P: 5	R: 0 E: 0 K: 0 S: 3	H: 0 LOB: 0 BB: 0 P: 3	R: 3 E: 0 K: 0 S: 6	H: 4 LOB: 2 BB: 2 P: 14	R: 0 E: 0 K: 2 S: 7	H: 0 LOB: 1 BB: 1 P: 11	1B: 6 2B: 3 3B: 1 HR: 1	SF: 0 SAC: 0 DP: 1 HBP: 1	WP: 0 PA: 39 PB: 0 SB: 0 CS: 0
PITCHER Ron Reed, R ERA: 5.66 (1, 1)	IP: 6.0 WLS: L BF: 27 H: 7 R: 3 ER: 3 SO: 2 BB: 1 IBB: 0 HBP: 1 BLK: 0 WP: 0 HR: 1 S: 29 P: 34 ERA: 4.50 WHIP: 1.333															PITCHER			
Bob Priddy, R ERA: 6.53 (7, 1)	0.2 6 4 3 3 0 1 0 0 0 0 0 5 9 40.50 7.500																		
Mike McQueen, L ERA: 7.62 (7, 1)	1.1 6 0 0 0 2 2 0 0 0 0 0 8 16 0.00 1.500																		

Batter	1	2	3	4	5	6	7	8	9	AB	R	H	RBI	BB	SO	LOB	TOP				
Mike Lum, L OBP: 0.320, SLG: 0.438 (1, 7)										5	0	0	0	0	0	3					
Sonny Jackson, L OBP: 0.353, SLG: 0.312 (1, 6)	 1B									4	0	1	0	0	0	0					
Hank Aaron, R OBP: 0.377, SLG: 0.621 (1, 9)										4	1	1	1	0	1	1					
Orlando Cepeda, R OBP: 0.384, SLG: 0.564 (1, 3)	 BB									3	0	1	0	1	0	0					
Hal King, L OBP: 0.381, SLG: 0.474 (1, 2)					 SF7 2B					4	1	1	0	0	1	3					
Jimmie Hall, L OBP: 0.244, SLG: 0.306 (1, 8)										4	0	1	0	0	1	0					
Clete Boyer, R OBP: 0.300, SLG: 0.366 (1, 5)										3	0	1	1	0	0	0					
Gil Garrido, R OBP: 0.307, SLG: 0.332 (1, 4)	 1B									4	0	2	0	0	0	2					
Pat Jarvis, R OBP: 0.175, SLG: 0.177 (1, 1)										2	0	1	0	0	1	1					
Tommye Aaron, R OBP: 0.298, SLG: 0.396 (7, PH)										1	0	0	0	0	1	0					
Julio Navarro, R OBP: 0.200, SLG: 0.200 (7, 1)										0	0	0	0	0	0	0					
Bob Aspromonte, R OBP: 0.260, SLG: 0.232 (9, PH)	 1B									1	0	0	0	0	1	1					
Inning Stats	R: 0 E: 0 K: 0 S: 4	H: 1 LOB: 2 BB: 1 P: 8	R: 0 E: 0 K: 0 S: 5	H: 2 LOB: 2 BB: 0 P: 5	R: 0 E: 0 K: 2 S: 8	H: 1 LOB: 1 BB: 0 P: 8	R: 0 E: 0 K: 1 S: 6	H: 1 LOB: 1 BB: 0 P: 6	R: 0 E: 0 K: 0 S: 3	H: 0 LOB: 0 BB: 0 P: 3	R: 1 E: 0 K: 0 S: 5	H: 2 LOB: 1 BB: 0 P: 5	R: 0 E: 0 K: 1 S: 5	H: 0 LOB: 0 BB: 0 P: 5	R: 1 E: 0 K: 1 S: 6	H: 1 LOB: 0 BB: 0 P: 6	R: 0 E: 0 K: 1 S: 6	H: 1 LOB: 1 BB: 0 P: 6	1B: 6 2B: 1 3B: 1 HR: 1	SF: 1 SAC: 0 DP: 0 HBP: 0	WP: 0 PA: 37 PB: 0 SB: 0 CS: 0
PITCHER	IP WLS BF H R ER SO BB IBB HBP BLK WP HR S P ERA WHIP																				
Pat Dobson, R ERA: 4.08 (1, 1)	8.0 W 34 9 2 2 5 1 0 0 0 0 0 1 43 47 2.25 1.250																				
Tom Dukes, R ERA: 1.91 (9, 1)	1.0 S 3 0 0 0 1 0 0 0 0 0 0 0 5 5 0.00 0.000																				

Atlanta Braves @ San Diego Padres
San Diego Stadium, San Diego, CA
Sun Aug 09 1970, 6:33 AM EDT
Att: 6,276 - Unknown

AB 35
R 2
H 9
RBI 2
BB 1
SO 6
LOB 11



Batter	1	2	3	4	5	6	7	8	9	AB	R	H	RBI	BB	SO	LOB	BOTTOM		
Jose Arcia, R OBP: 0.297, SLG: 0.304 (1, 6)	 2B		 2B 1B							4	1	2	0	0	0	1			
Dave Campbell, R OBP: 0.281, SLG: 0.336 (1, 4)	 2-3		 1-3 1B 1B							3	1	2	0	0	0	0			
Cito Gaston, R OBP: 0.371, SLG: 0.543 (1, 8)			 1-3 3-H 2B							4	0	1	1	0	1	2			
Al Ferrara, R OBP: 0.362, SLG: 0.451 (1, 7)			 IBB							3	0	1	0	1	0	2			
Ivan Murrell, R OBP: 0.297, SLG: 0.418 (8, 7)										0	0	0	0	0	0	0			
Ollie Brown, R OBP: 0.323, SLG: 0.487 (1, 9)			 2-3 3-H 1B							4	0	1	1	0	1	2			
Nate Colbert, R OBP: 0.323, SLG: 0.485 (1, 3)										4	1	1	1	0	3	3			
Ed Spiezio, R OBP: 0.388, SLG: 0.474 (1, 5)										4	1	1	1	0	0	3			
Chris Cannizzaro, R OBP: 0.396, SLG: 0.435 (1, 2)						 SH3-4 1B				4	0	2	0	0	1	0			
Pat Dobson, R OBP: 0.200, SLG: 0.173 (1, 1)										3	0	0	0	0	1	1			
Tom Dukes, R ERA: 3.72 (9, 1)										0	0	0	0	0	0	0			
Inning Stats	R: 0 E: 0 K: 1 S: 6	H: 1 LOB: 0 BB: 0 P: 6	R: 1 E: 0 K: 1 S: 6	H: 1 LOB: 0 BB: 0 P: 6	R: 2 E: 0 K: 1 S: 9	H: 4 LOB: 3 BB: 1 P: 13	R: 0 E: 0 K: 1 S: 5	H: 0 LOB: 0 BB: 0 P: 5	R: 0 E: 0 K: 0 S: 4	H: 1 LOB: 1 BB: 0 P: 4	R: 1 E: 0 K: 0 S: 5	H: 2 LOB: 1 BB: 0 P: 5	R: 0 E: 0 K: 1 S: 6	H: 1 LOB: 1 BB: 0 P: 6	R: 0 E: 0 K: 2 S: 8	H: 1 LOB: 1 BB: 0 P: 8	1B: 6 2B: 3 3B: 0 HR: 2	SF: 0 SAC: 2 DP: 0 HBP: 0	WP: 0 PA: 36 PB: 1 SB: 0 CS: 0
PITCHER	IP WLS BF H R ER SO BB IBB HBP BLK WP HR S P ERA WHIP																		
Pat Jarvis, R ERA: 3.39 (1, 1)	6.0 L 28 9 4 4 4 0 0 0 0 0 0 2 35 39 6.00 1.500																		
Julio Navarro, R ERA: 3.72 (7, 1)	2.0 8 2 0 0 3 0 0 0 0 0 0 0 14 14 0.00 1.000																		

Atlanta Braves @ San Diego Padres
San Diego Stadium, San Diego, CA
Sun Aug 09 1970, 6:33 AM EDT
Att: 6,276 - Unknown

AB 33
R 4
H 11
RBI 4
BB 1
SO 7
LOB 14



Batter	1	2	3	4	5	6	7	8	9	10	11	12	13	14	AB	R	H	RBI	BB	SO	LOB	TOP						
Jose Arcia, R OBP: 0.302, SLG: 0.312 (1, 6)	K			1B G6-3	FC4-6		1B 9-3			F7		6-3			6	1	2	0	0	1	3							
Dave Campbell, R OBP: 0.281, SLG: 0.335 (1, 4)	4-1			1B G6-3		2B 1B	9-3			F3			K		6	1	2	0	0	1	1							
Cito Gaston, R OBP: 0.373, SLG: 0.542 (1, 9)	4-3			1B G6-3		K							K		6	0	2	0	0	2	2							
Al Ferrara, R OBP: 0.366, SLG: 0.466 Ivan Murrell, R OBP: 0.294, SLG: 0.413 (8, PR) (8, 7)	K			K		2B				FC6-5		FC1-6		K	4	0	1	0	0	2	1							
Ollie Brown, R OBP: 0.331, SLG: 0.501 (1, 9)	F8			1B BB	1B	HR	1B			G6-4-3		2B			6	1	3	1	0	0	1							
Nate Colbert, R OBP: 0.328, SLG: 0.491 (1, 3)	K			1B		HR				5-3		G6-4-3		K	4	1	1	2	2	2	0							
Ed Spiezio, R OBP: 0.382, SLG: 0.462 (1, 5)	F7			K		1B				F8		G6-4-3			6	0	1	0	0	1	5							
Chris Cannizzaro, R OBP: 0.309, SLG: 0.430 (1, 2)	4-3			1B		1-3				1-3		1-3			5	0	1	0	0	0	1							
Danny Coombs, R OBP: 0.319, SLG: 0.398 Pat Dobson, R OBP: 0.319, SLG: 0.379 Tom Duques, R OBP: 0.304, SLG: 0.398 Ron Willis, R OBP: 0.304, SLG: 0.398 (1, 13) (8, 1) (10, PR) (10, 1) (12, PR) (12, 1)	K			K		K				4-3		F7			3	0	0	0	0	0	3	3						
Inning Stats	R: 0 E: 0 K: 1 S: 5	H: 0 LOB: 0 BB: 0 P: 5	R: 0 E: 0 K: 2 S: 7	H: 0 LOB: 0 BB: 0 P: 7	R: 0 E: 0 K: 1 S: 5	H: 0 LOB: 0 BB: 0 P: 5	R: 1 E: 0 K: 1 S: 6	H: 2 LOB: 0 BB: 0 P: 6	R: 0 E: 0 K: 1 S: 5	H: 1 LOB: 0 BB: 0 P: 5	R: 0 E: 0 K: 0 S: 3	H: 0 LOB: 0 BB: 0 P: 3	R: 0 E: 0 K: 3 S: 9	H: 0 LOB: 0 BB: 0 P: 9	R: 0 E: 0 K: 0 S: 3	H: 0 LOB: 0 BB: 0 P: 3	R: 0 E: 0 K: 0 S: 3	H: 0 LOB: 0 BB: 0 P: 3	R: 0 E: 0 K: 3 S: 9	H: 0 LOB: 0 BB: 0 P: 9	R: 0 E: 0 K: 1 S: 5	H: 0 LOB: 0 BB: 0 P: 5	R: 0 E: 0 K: 0 S: 5	H: 0 LOB: 0 BB: 0 P: 5	1B: 9 2B: 4 3B: 0 HR: 1	SF: 0 SAC: 0 DP: 4 HBP: 0	WP: 0 PB: 0 SB: 2 CS: 0	PA: 52
PITCHER Bob Gibson, R ERA: 3.36 (1, 1)	IP: 14.0 W: 52 BF: 13	WLS: 4 R: 4 ER: 4	SO: 13 BB: 1	IBB: 1 HBP: 0	BLK: 0	WP: 0 HR: 1	S: 76 P: 84	ERA: 2.57 WHIP: 1.000	PITCHER																			

San Diego Padres @ St. Louis Cardinals
Busch Stadium, St. Louis, MO
Wed Aug 12 1970, 7:05 PM CDT
Att: 18,563 - Unknown

AB	50
R	4
H	13
RBI	3
BB	2
SO	13
LOB	18



Batter	1	2	3	4	5	6	7	8	9	10	11	12	13	14	AB	R	H	RBI	BB	SO	LOB	BOTTOM									
Lou Brock, L OBP: 0.387, SLG: 0.416 (1, 7)	1B		3B	K			6-3					4-3		SH	6	2	3	0	0	1	2										
Julian Javier, R OBP: 0.302, SLG: 0.315 Vic Spivey, R OBP: 0.281, SLG: 0.335 Ed Crosby, R OBP: 0.281, SLG: 0.335 Joe Hughes, R OBP: 0.328, SLG: 0.491 Milt Robinson, R OBP: 0.304, SLG: 0.398 Leron Lee, L OBP: 0.304, SLG: 0.398 (1, 4) (8, PR) (10, PR) (10, 1) (12, PR) (12, 1)	5-3		1B			1B			K			G4-6-3		BB	4	1	2	1	0	0	2										
Carl Taylor, R OBP: 0.370, SLG: 0.425 (1, 9)	1B		F3		8-6-4-3		F7			P4		G4-6-3		BB	6	0	1	2	1	0	3										
Dick Allen, R OBP: 0.376, SLG: 0.556 (1, 3)	P4		1B		K		HR			K				F3	6	1	2	2	0	2	1										
Joe Torre, R OBP: 0.390, SLG: 0.483 (1, 2)	5-3		1B			K		6-3		P6				F8	6	0	1	0	0	1	1										
Jose Cardenal, R OBP: 0.351, SLG: 0.427 (1, 8)	1-3		F7			K		F9		5-3				E3	6	0	0	0	0	1	2										
Mike Shannon, R OBP: 0.275, SLG: 0.287 (1, 5)	1B			SH3-4		6-3			F9		F3			F9	6	0	2	0	0	0	1										
Dal Maxvill, R OBP: 0.316, SLG: 0.233 (10, 4)	G5-4-3			SH3-4				WP	SH5-4		1B			SH	5	1	4	0	0	0	1										
Bob Gibson, R OBP: 0.357, SLG: 0.416 (1, 1)	1-3			6-3				SH5-4		SH1-4				SH	3	0	0	0	0	0	2										
Inning Stats	R: 1 E: 0 K: 0 S: 5	H: 2 LOB: 1 BB: 0 P: 5	R: 0 E: 0 K: 0 S: 3	H: 1 LOB: 0 BB: 0 P: 3	R: 2 E: 0 K: 0 S: 7	H: 4 LOB: 2 BB: 0 P: 7	R: 0 E: 0 K: 1 S: 6	H: 1 LOB: 1 BB: 0 P: 6	R: 0 E: 0 K: 1 S: 5	H: 1 LOB: 0 BB: 0 P: 5	R: 0 E: 0 K: 0 S: 4	H: 0 LOB: 0 BB: 0 P: 4	R: 0 E: 0 K: 1 S: 5	H: 0 LOB: 1 BB: 1 P: 6	R: 0 E: 0 K: 0 S: 2	H: 0 LOB: 1 BB: 0 P: 4	R: 0 E: 0 K: 0 S: 4	H: 0 LOB: 0 BB: 0 P: 4	R: 0 E: 0 K: 0 S: 4	H: 0 LOB: 0 BB: 0 P: 4	R: 1 E: 0 K: 0 S: 3	H: 1 LOB: 3 BB: 2 P: 11	1B: 13 2B: 1 3B: 1 HR: 1	SF: 0 SAC: 5 DP: 3 HBP: 0	WP: 2 PB: 0 SB: 2 CS: 0	PA: 57					
PITCHER Danny Coombs, L ERA: 2.84 (1, 1)	IP: 8.2 W: 37	WLS: 13	BF: 4	H: 4 ER: 4	SO: 4	BB: 0	IBB: 0	BLK: 0	WP: 1	HR: 1	S: 45	P: 45	ERA: 4.15 WHIP: 1.500	PITCHER																	
Pat Dobson, R ERA: 4.07 (9, 1)	0.1	1	0	0	0	1	0	0	0	0	0	3	3	0.00	0.000																
Tom Duques, R ERA: 2.34 (10, 1)	2.0	7	1	0	0	1	0	0	0	0	1	0	9	9	0.00	0.500															
Ron Willis, R ERA: 2.79 (12, 1)	2.1	L	12	1	1	1	0	2	1	0	0	0	9	21	3.86	1.286															

San Diego Padres @ St. Louis Cardinals
Busch Stadium, St. Louis, MO
Wed Aug 12 1970, 7:05 PM CDT
Att: 18,563 - Unknown

AB	49
R	5
H	15
RBI	5
BB	3
SO	6
LOB	17



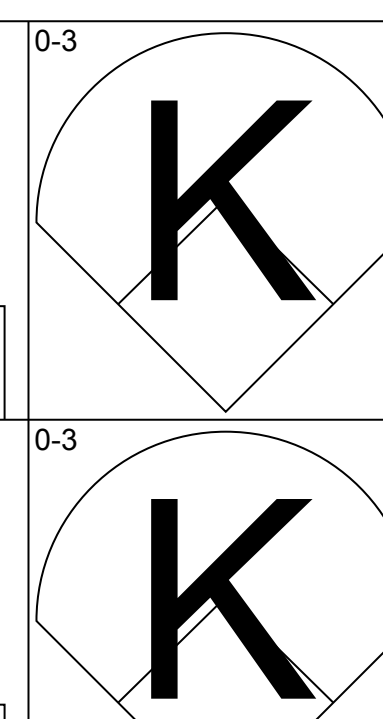
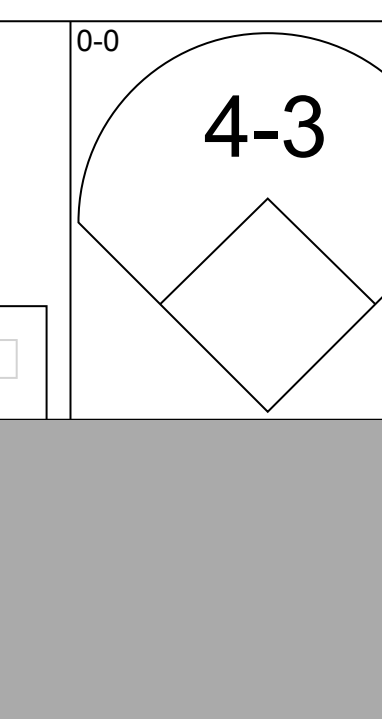
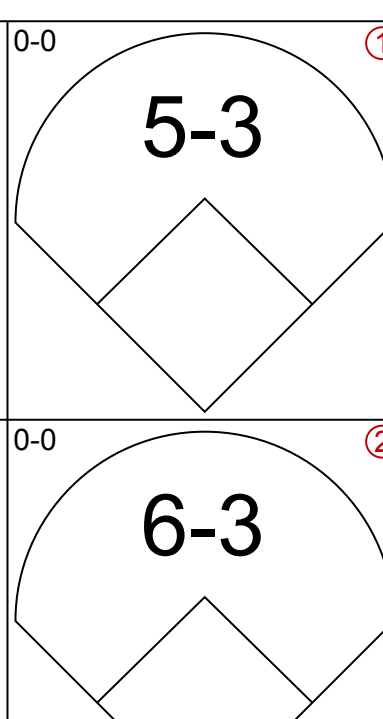
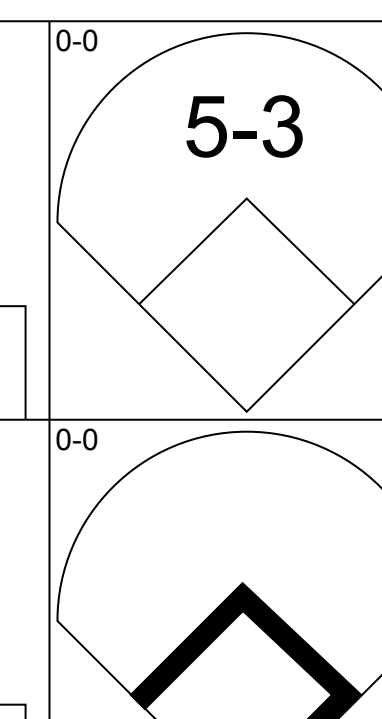
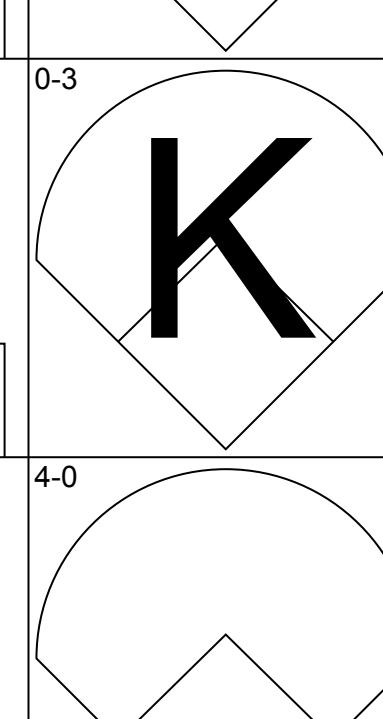
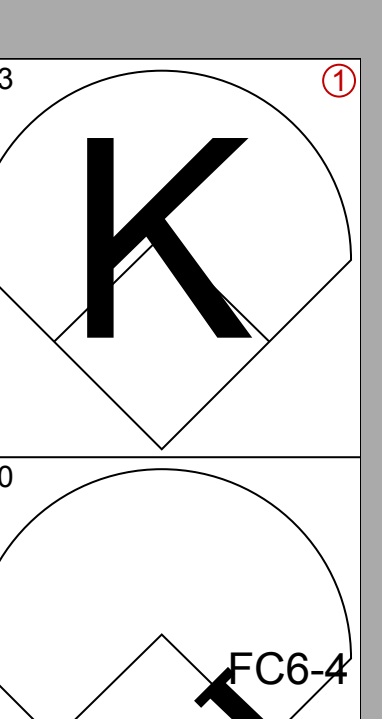
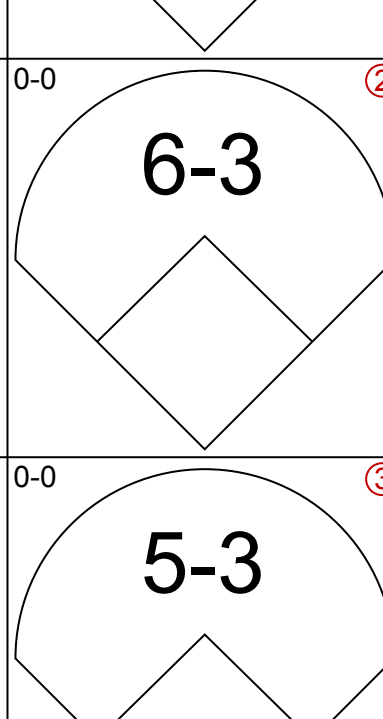
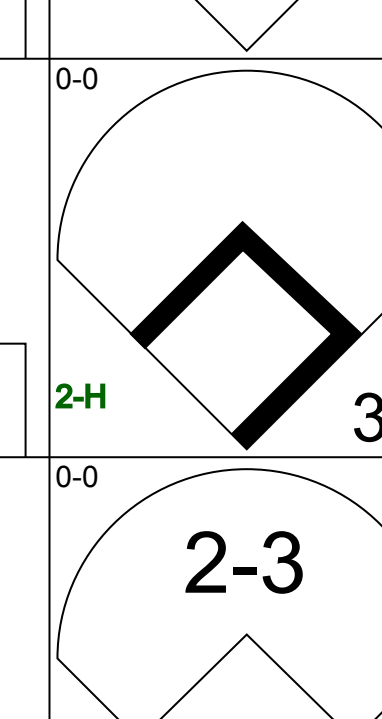
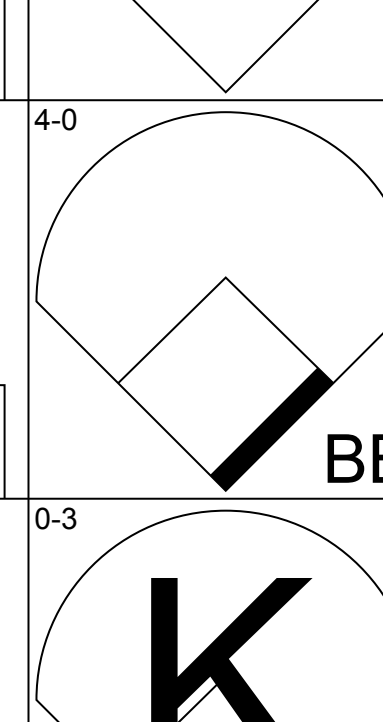
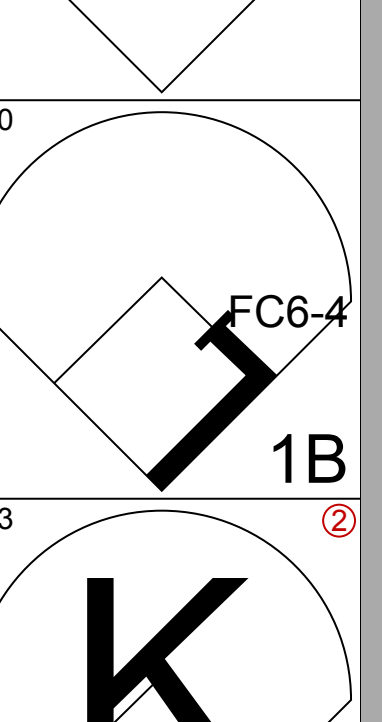
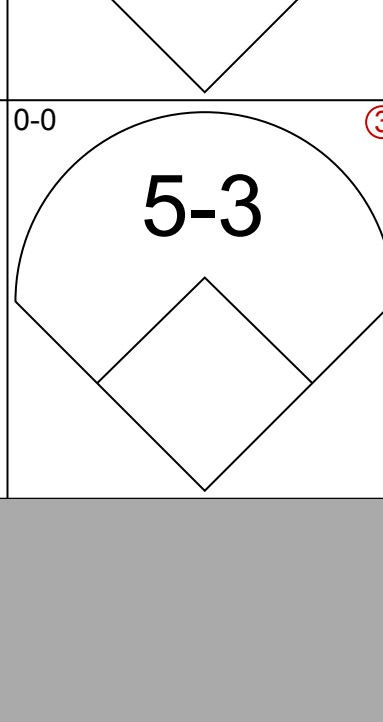
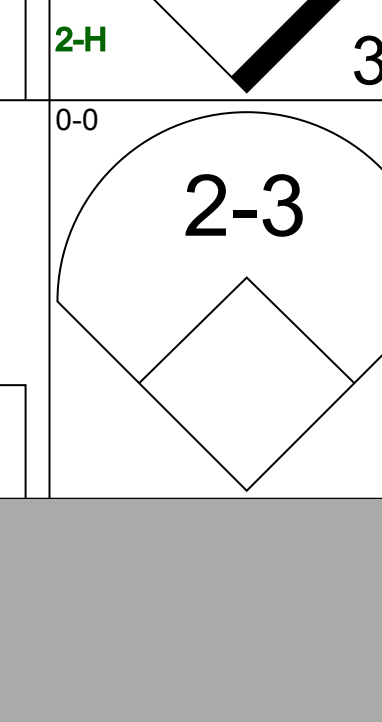
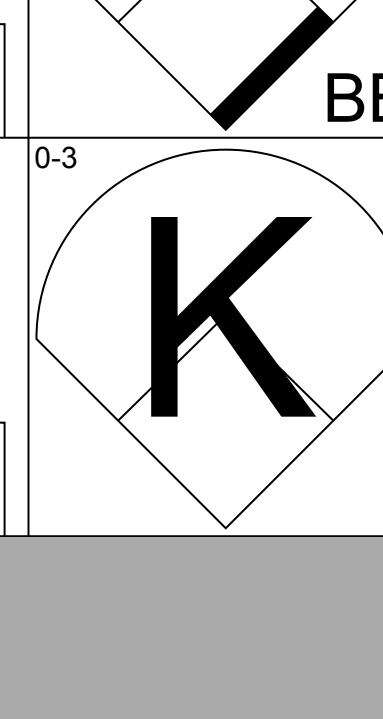
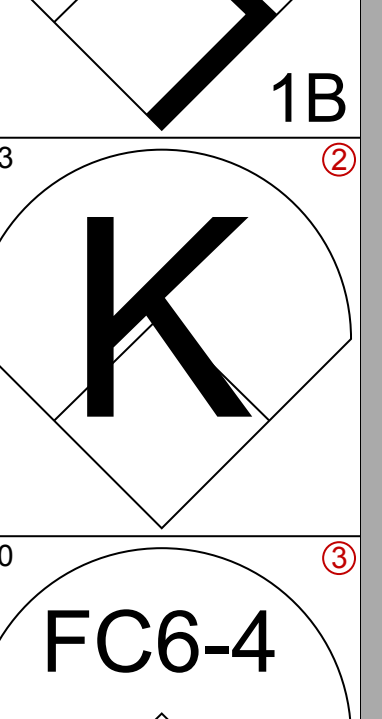
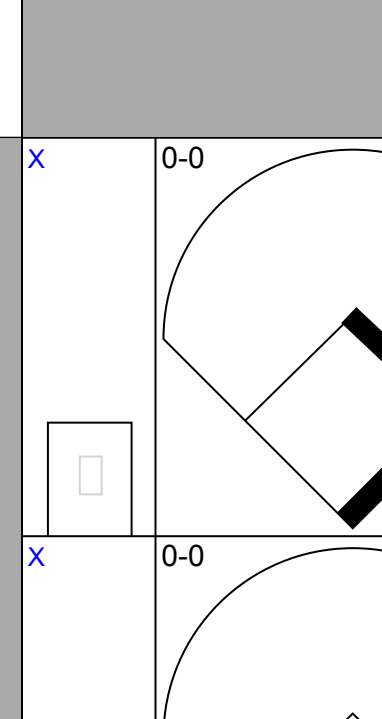
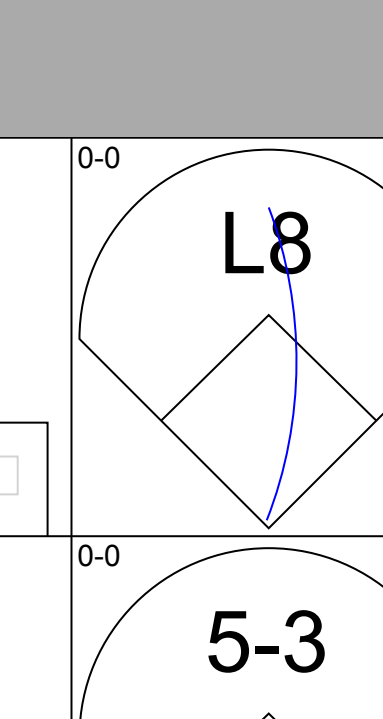
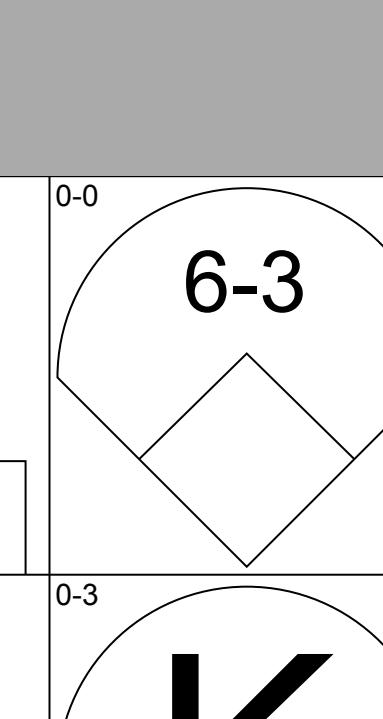
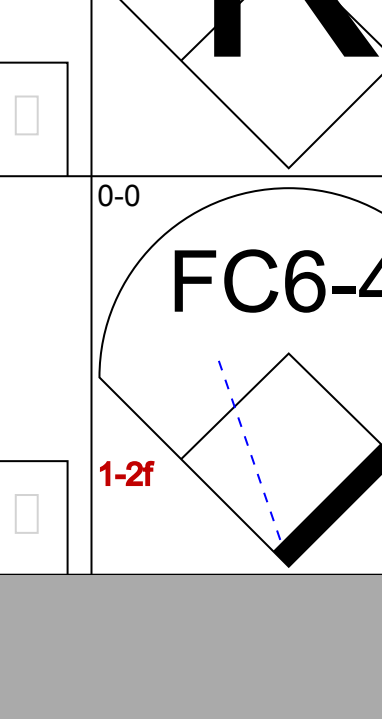
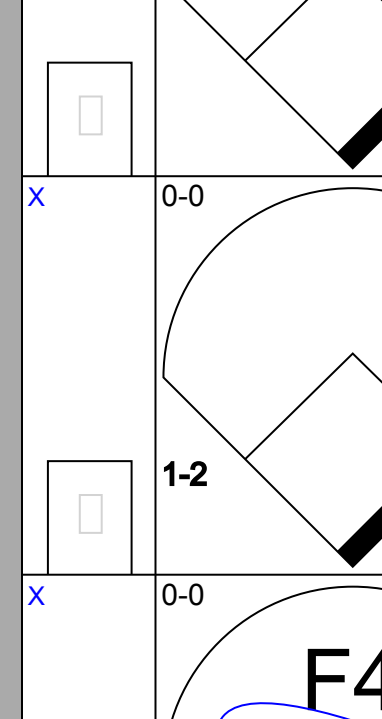
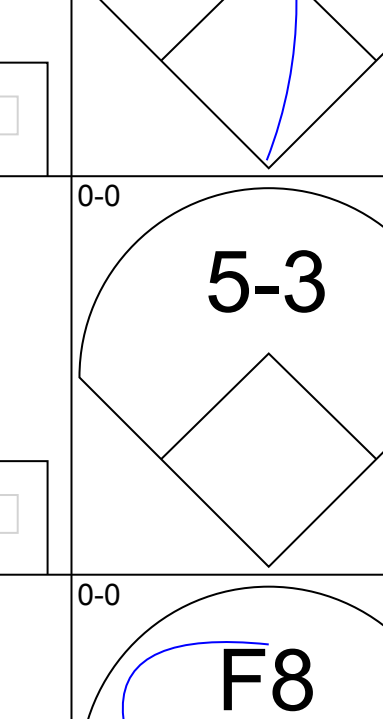

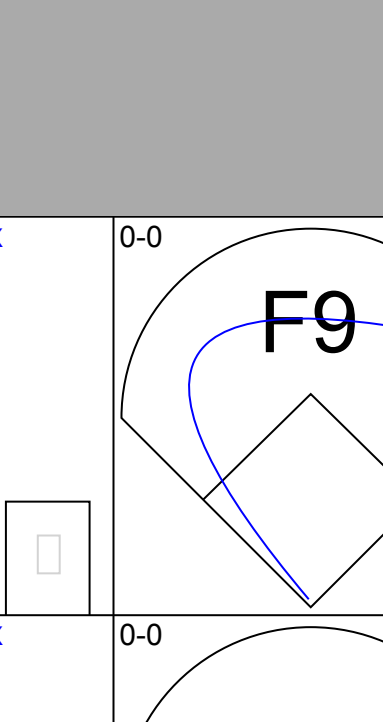
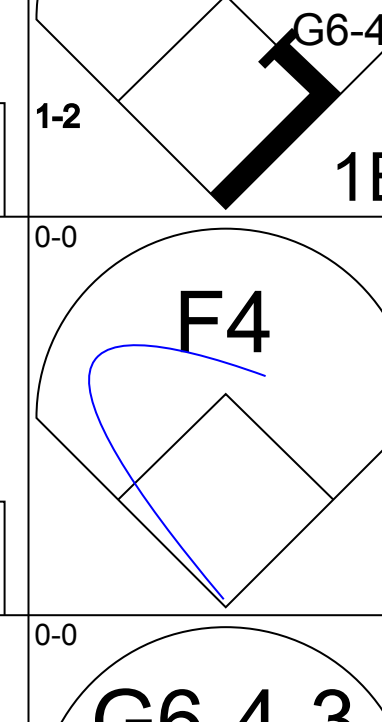
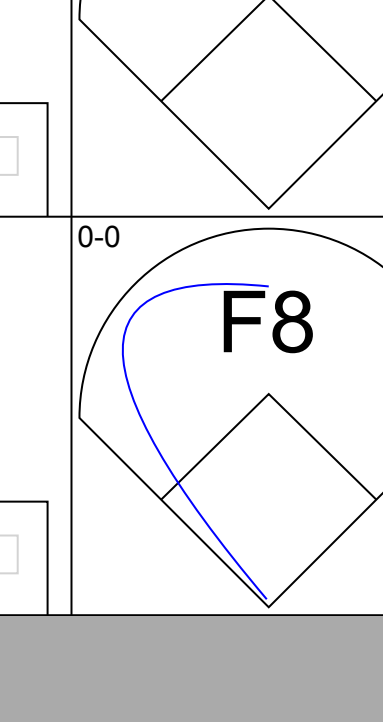

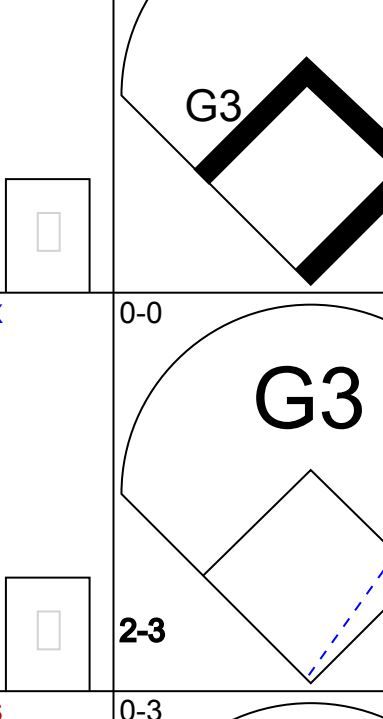
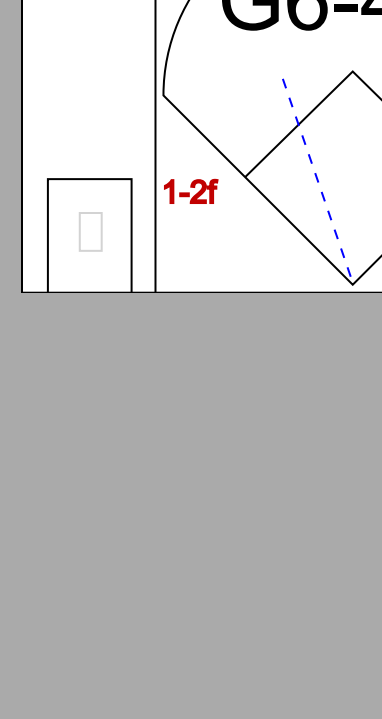
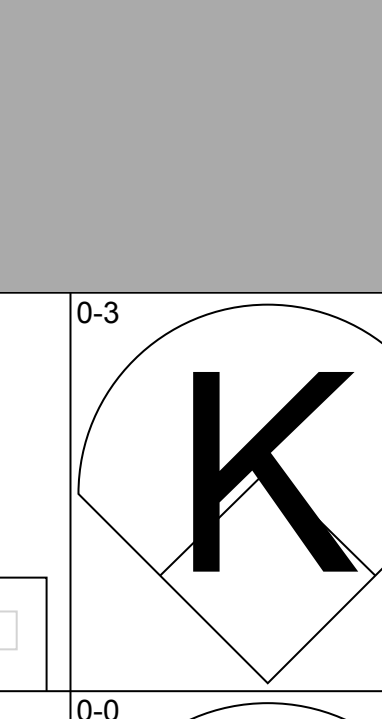
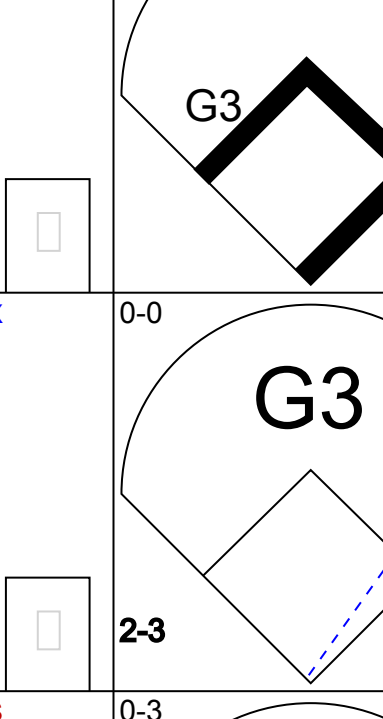
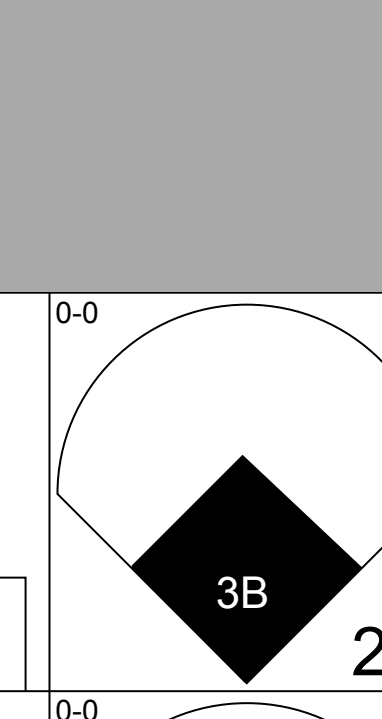
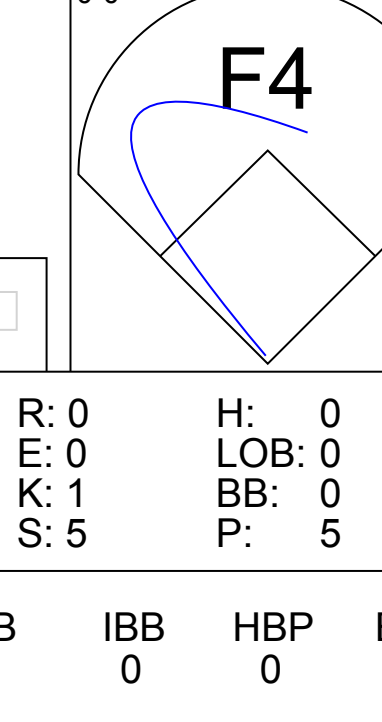
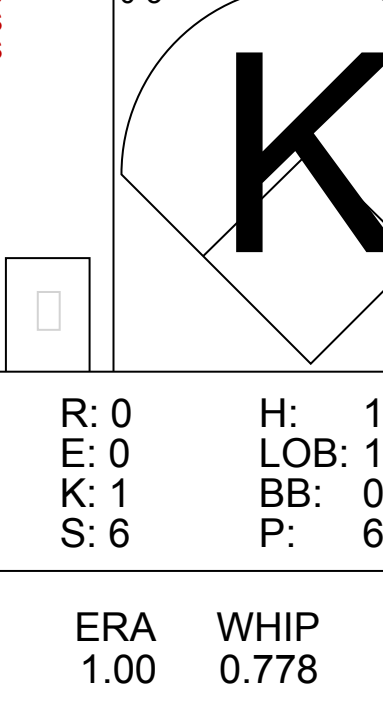
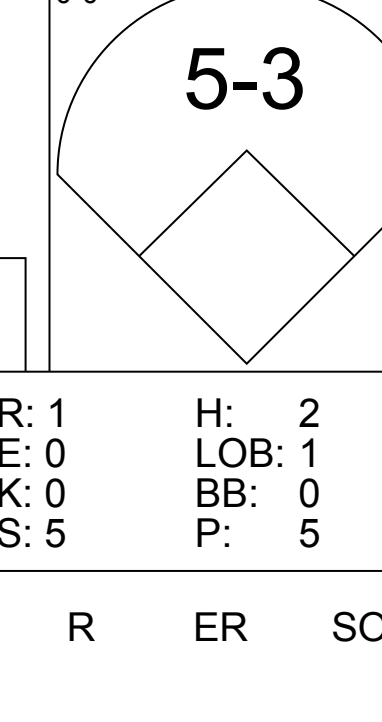
Batter	1	2	3	4	5	6	7	8	9	AB	R	H	RBI	BB	SO	LOB	TOP																			
Jose Arcia, R OBP: 0.324, SLG: 0.338 (1, 6)	0-0 6-3	4-0 BB	0-0 1B		0-0 2B		0-0 SH3-1 SF9 1B		0-0 SH3-4 1B	5	1	4	3	1	0	0	San Diego Padres @ St. Louis Cardinals Busch Stadium, St. Louis, MO Thu Aug 13 1970, 7:05 PM CDT Att: 30,021 - Unknown livebaseballscorecards.com																			
Dave Campbell, R OBP: 0.292, SLG: 0.335 (1, 4)	0-0 6-3	4-0 BB	0-0 1B		0-0 F7		0-0 SH3-1		0-0 SH3-4	3	0	1	1	1	0	1																				
Cito Gaston, R OBP: 0.374, SLG: 0.538 (1, 8)	4-0 BB	0-0 F8	0-0 FC5-4		0-3 K		4-0 BB IBB		4-0 IBB	3	0	0	0	3	1	7																				
Al Ferrara, R OBP: 0.373, SLG: 0.470 Ivan Murrell, R OBP: 0.293, SLG: 0.412 (1, 7) (7, 7)	0-3 K		0-0 HR		0-0 G6-4-3 1B		0-0 3B 1B		0-3 K	4	2	3	0	1	1	1																				
Ollie Brown, R OBP: 0.331, SLG: 0.508 (1, 9)		0-0 1B BB	0-0 HR		0-0 G6-4-3		0-3 K		0-0 F8	5	2	2	3	0	1	4																				
Nate Colbert, R OBP: 0.329, SLG: 0.495 (1, 3)		0-3 K	0-3 K		0-0 FC6-4 1B		0-0 1B 3B		0-0 F8	5	1	2	1	0	2	3																				
Ed Spiezio, R OBP: 0.378, SLG: 0.455 (1, 5)		0-0 F3	0-0 6-3		0-0 FC6-4		0-0 1B		0-3 K	5	0	1	1	0	1	2																				
Bob Barton, R OBP: 0.288, SLG: 0.336 (1, 2)		0-0 BB BB	4-0 BB		0-0 S 2B 1B		0-0 P4		0-0 L1-4 1B	4	3	3	0	1	0	1																				
Clay Kirby, R OBP: 0.232, SLG: 0.192 Jack Baldschun, R Ron Herbel, R (8, 1) (8, 1)	4-0 BB BB	4-0 BB	4-0 1B 1B		0-3 K		0-0 F9		0-0 L1-4	3	0	0	0	2	1	3																				
Inning Stats	R: 0 E: 0 K: 1 S: 5	H: 0 LOB: 1 BB: 1 P: 9	R: 2 E: 0 K: 1 S: 7	H: 2 LOB: 3 BB: 3 P: 19	R: 3 E: 0 K: 1 S: 9	H: 4 LOB: 3 BB: 2 P: 17	R: 0 E: 0 K: 0 S: 4	H: 2 LOB: 1 BB: 0 P: 4	R: 1 E: 0 K: 2 S: 9	H: 2 LOB: 1 BB: 0 P: 9	R: 2 E: 0 K: 1 S: 8	H: 3 LOB: 1 BB: 0 P: 8	R: 1 E: 0 K: 0 S: 4	H: 1 LOB: 2 BB: 2 P: 12	R: 0 E: 0 K: 1 S: 5	H: 1 LOB: 0 BB: 0 P: 5		R: 0 E: 0 K: 1 S: 6	H: 1 LOB: 2 BB: 1 P: 10	1B: 13 2B: 2 3B: 1 HR: 1	SF: 1 SAC: 2 DP: 2 HBP: 0	WP: 0 PB: 0 SB: 1 CS: 0	PA: 50													
PITCHER	IP	WLS	BF	H	R	ER	SO	BB	IBB	HBP	BLK	WP	HR	S	P	ERA	WHIP	Al Hrabosky, L ERA: 4.5		IP	WLS	BF	H	R	ER	SO	BB	IBB	HBP	BLK	WP	HR	S	P	ERA	WHIP
Reggie Cleveland, R ERA: 16.88 Frank Linzy, R ERA: 4.27 Bob Chlupsa, R ERA: 11.32 Harry Parker, R ERA: 5.14 Chuck Taylor, R ERA: 3.02	(1, 1)	2.2	L	17	4	5	3	5	0	0	0	0	1	18	38	16.88	3.375			(9, 1)	1.0	5	1	0	0	1	0	1	0	0	0	0	6	10	0.00	1.000

Batter	1	2	3	4	5	6	7	8	9	AB	R	H	RBI	BB	SO	LOB	BOTTOM																			
Lou Brock, L OBP: 0.369, SLG: 0.425 (1, 7)	0-0 HR		0-0 4-3		0-0 HR		0-0 FC4-6		0-0 FC3-6 1B	5	2	3	2	0	0	1	San Diego Padres @ St. Louis Cardinals Busch Stadium, St. Louis, MO Thu Aug 13 1970, 7:05 PM CDT Att: 30,021 - Unknown livebaseballscorecards.com																			
Julian Javier, R OBP: 0.289, SLG: 0.311 (1, 4)	0-0 6-3		0-3 K		0-0 F2		0-0 4-3		0-0 P4	5	0	0	0	0	1	5																				
Joe Haque, L Al Hrabosky, R (1, 9) (9, 1)	4-0 1B BB		0-0 P4		0-0 F9		0-0 P5		0-0 FC3-6 FC5-4	4	0	0	1	1	0	3																				
Dick Allen, R OBP: 0.374, SLG: 0.558 (1, 3)	0-0 F9		0-0 4-3		0-0 HR		0-0 F9		0-0 FC5-4	5	1	1	2	0	0	3																				
Joe Torre, R OBP: 0.392, SLG: 0.491 (1, 5)	0-0 1B		0-0 1B		0-0 HR		0-0 F9		0-0 F3	5	1	3	1	0	0	0																				
Jose Cardenal, R OBP: 0.351, SLG: 0.426 (1, 8)	0-3 K		0-3 K		0-0 1B		4-0 1B BB		0-0 6-3	4	1	1	0	1	2	3																				
Ted Simmons, S OBP: 0.307, SLG: 0.304 (1, 2)		0-0 F7		0-0 1B		0-0 1-3		0-0 2B 1B	5	1	2	0	0	0	1																					
Dal Maxvill, R OBP: 0.316, SLG: 0.234 Vic Davallillo, L OBP: 0.373, SLG: 0.454 (8, PH) (9, 9)	0-0 6-3		0-0 1B		0-0 1B		0-0 6-3		0-0 1B FC3-6 2B	3	0	1	0	0	0	0																				
Reggie Cleveland, R Leron Lee, R Bob Chlupsa, R Harry Parker, R Jim Regan, R Chuck Taylor, R Carl Taylor, R Ed Campbell, R (1, 1) (1, 1) (1, 1) (1, 1) (1, 1) (1, 1) (1, 1) (1, 1)	0-0 4-3		0-3 K		0-0 FC4-6 1B		0-0 FC3-6 1B		0-1 FC3-6 1B	1	0	0	0	0	0	0																				
Inning Stats	R: 1 E: 0 K: 1 S: 7	H: 2 LOB: 2 BB: 1 P: 11	R: 0 E: 0 K: 0 S: 3	H: 0 LOB: 0 BB: 0 P: 3	R: 0 E: 0 K: 1 S: 5	H: 0 LOB: 0 BB: 0 P: 5	R: 0 E: 0 K: 2 S: 10	H: 3 LOB: 3 BB: 0 P: 10	R: 3 E: 0 K: 0 S: 7	H: 4 LOB: 1 BB: 0 P: 7	R: 0 E: 0 K: 0 S: 4	H: 1 LOB: 1 BB: 0 P: 4	R: 0 E: 0 K: 0 S: 3	H: 0 LOB: 0 BB: 0 P: 3	R: 3 E: 1 K: 0 S: 7	H: 3 LOB: 2 BB: 1 P: 11		R: 0 E: 0 K: 0 S: 3	H: 0 LOB: 0 BB: 0 P: 3	1B: 9 2B: 1 3B: 0 HR: 3	SF: 0 SAC: 0 DP: 0 HBP: 0	WP: 0 PB: 0 SB: 1 CS: 0	PA: 43													
PITCHER	IP	WLS	BF	H	R	ER	SO	BB	IBB	HBP	BLK	WP	HR	S	P	ERA	WHIP	Clay Kirby, R ERA: 4.51		IP	WLS	BF	H	R	ER	SO	BB	IBB	HBP	BLK	WP	HR	S	P	ERA	WHIP
Clay Kirby, R Jack Baldschun, R Ron Herbel, R (8, 1) (8, 1)	(1, 1)	7.0	W	35	12	7	6	4	2	0	0	0	0	3	41	49	7.71	2.000			(8, 1)	0.0	2	1	0	0	0	0	0	0	0	2	2	∞	∞	
Jack Baldschun, R Ron Herbel, R (8, 1)	(8, 1)	2.0	S	6	0	0	0	0	0	0	0	0	0	6	6	0.00	0.000			(8, 1)	2.0	6	0	0	0	0	0	0	0	0	6	6	0.00	0.000		



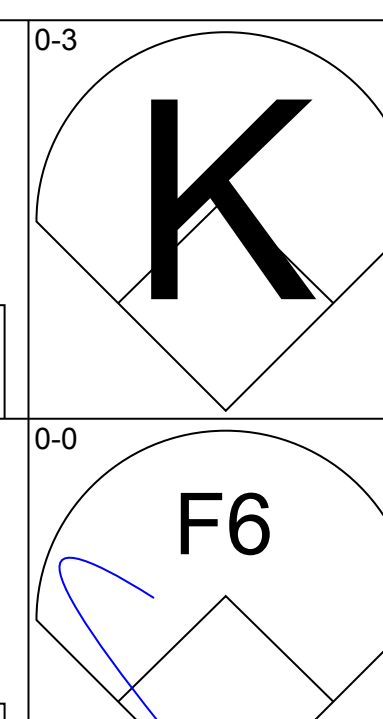
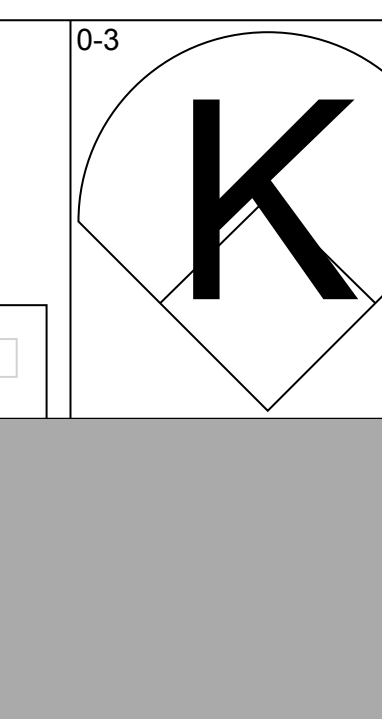
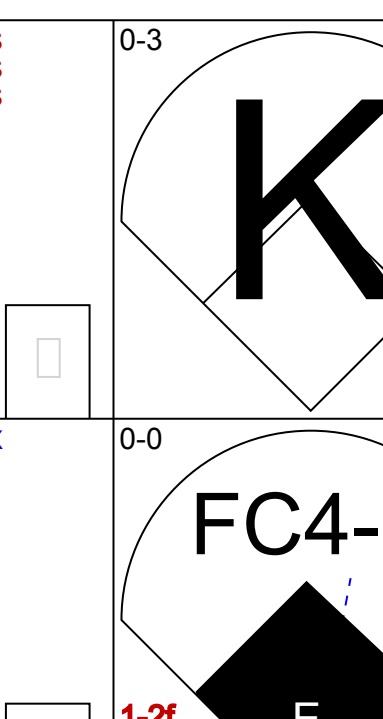
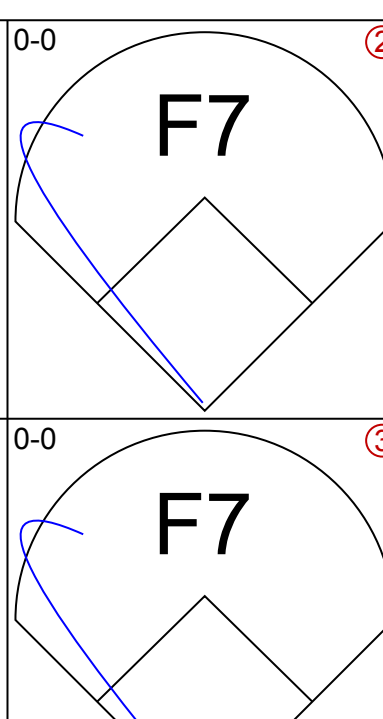
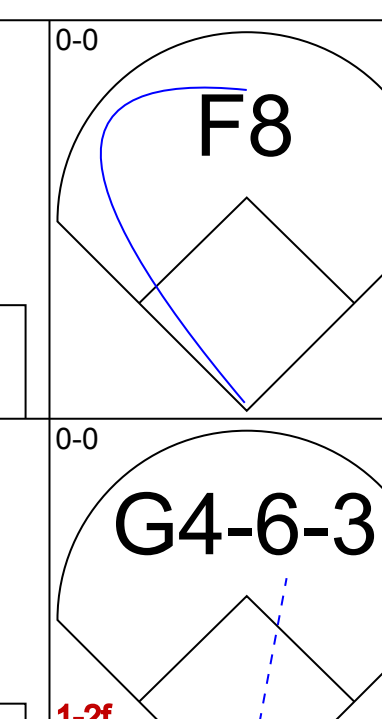
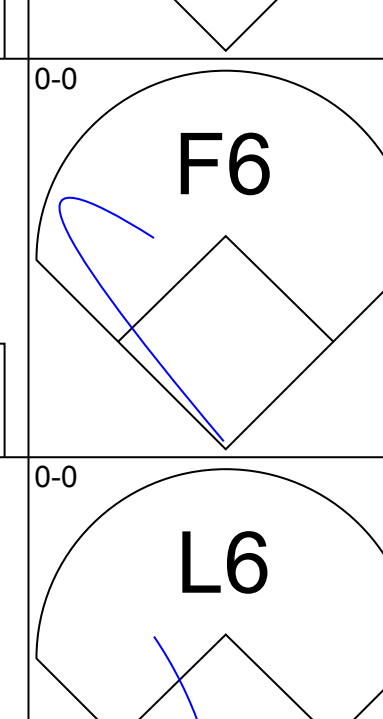
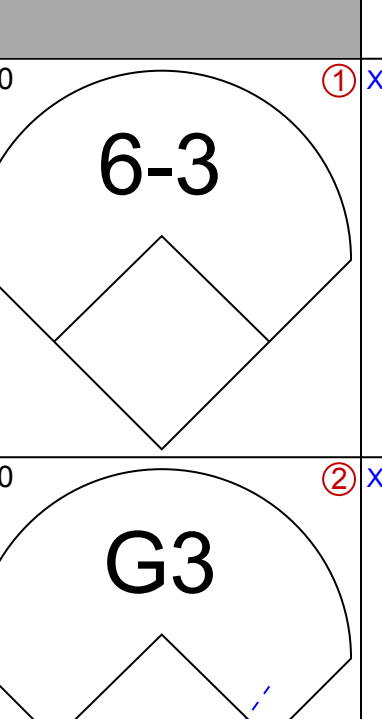
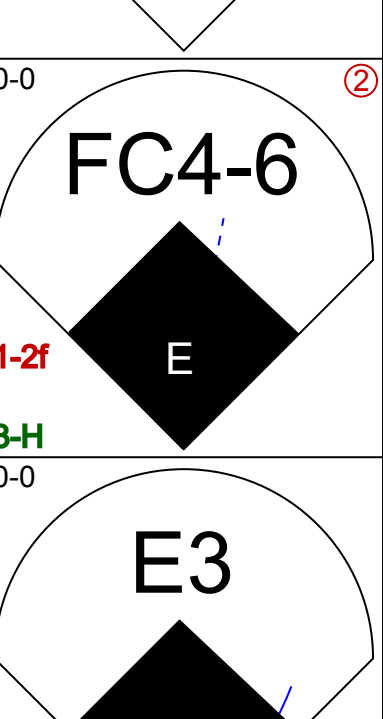
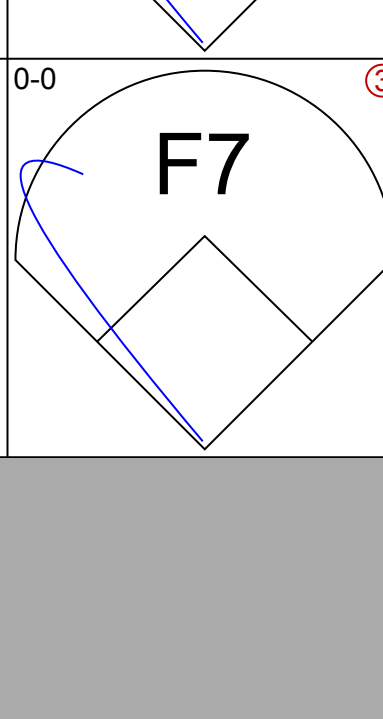
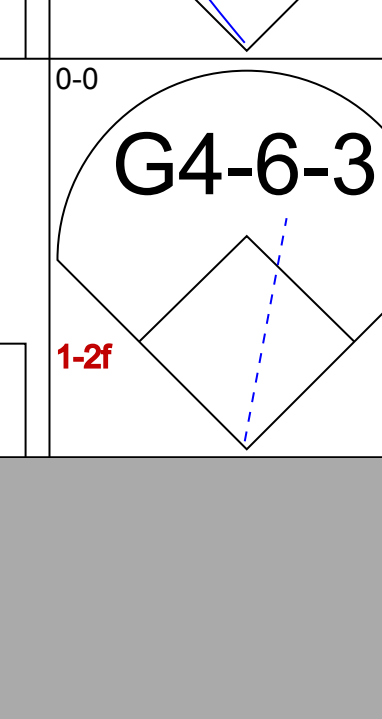
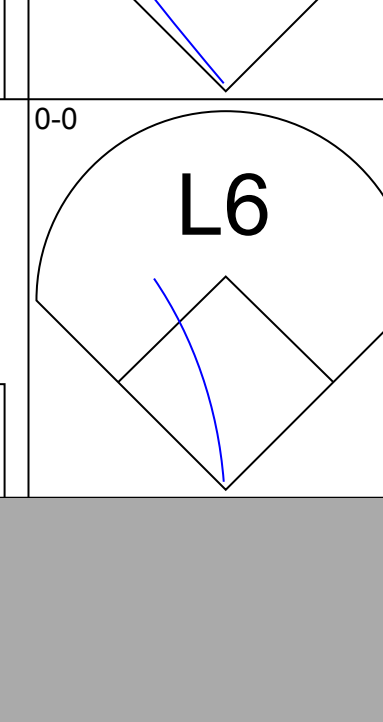
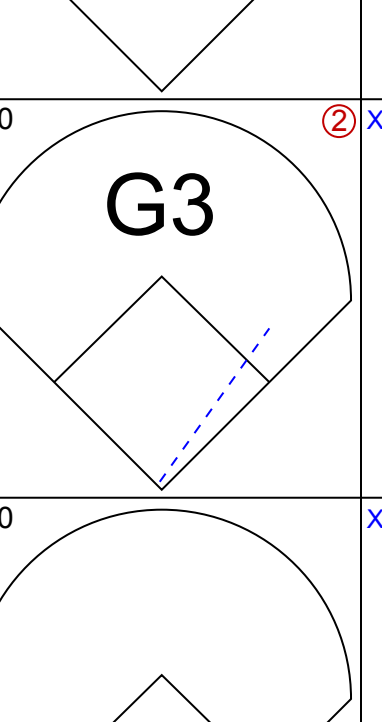
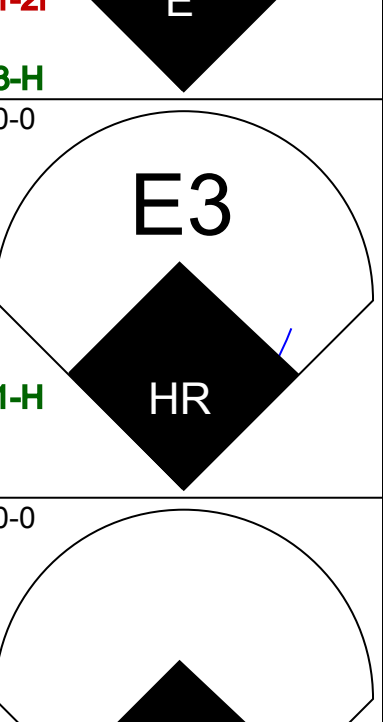
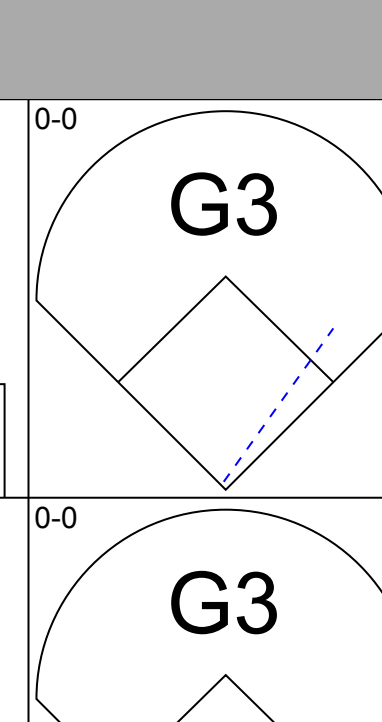
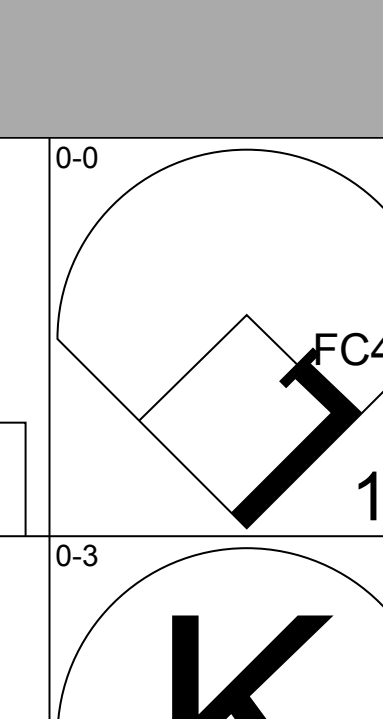
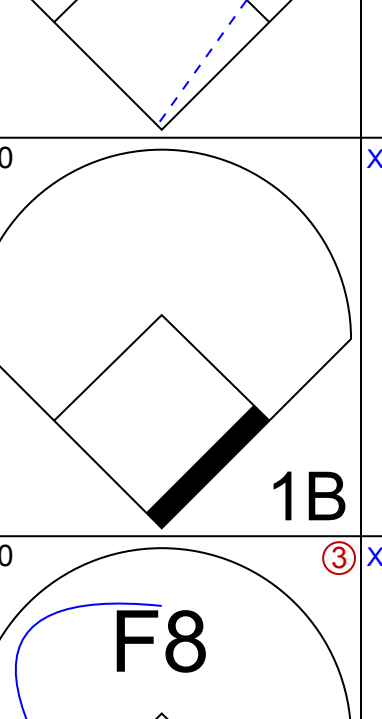
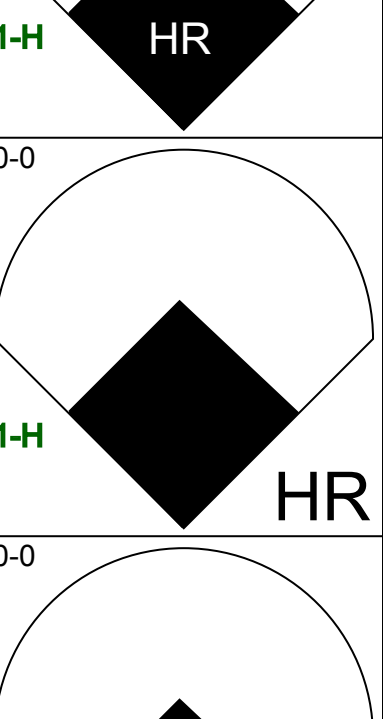
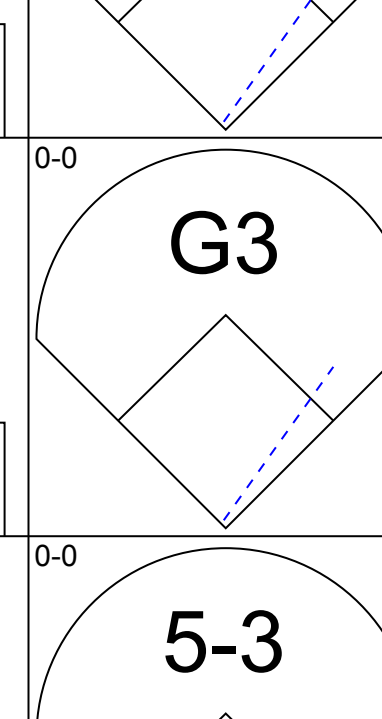
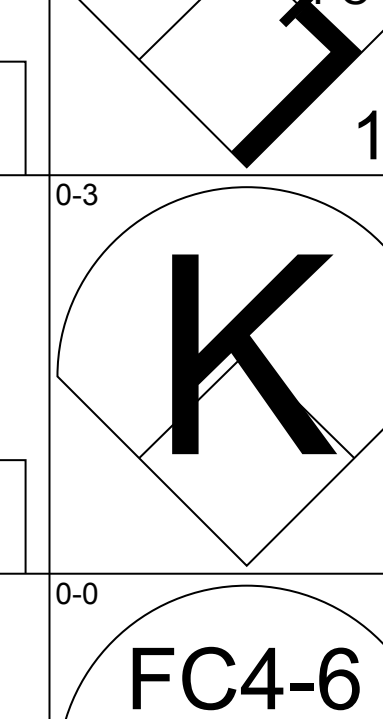
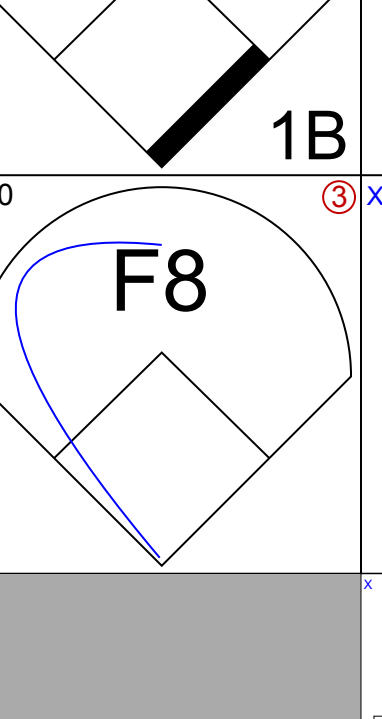
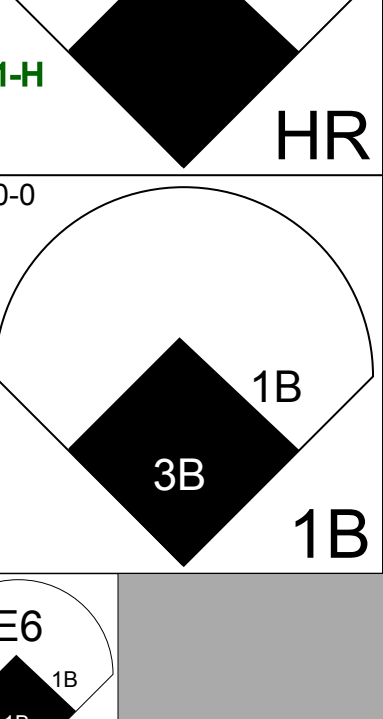
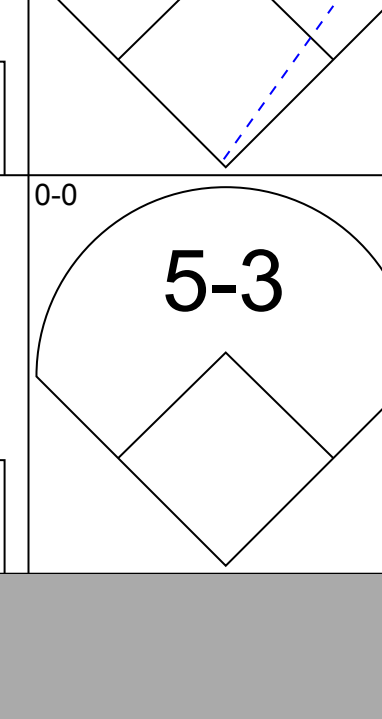
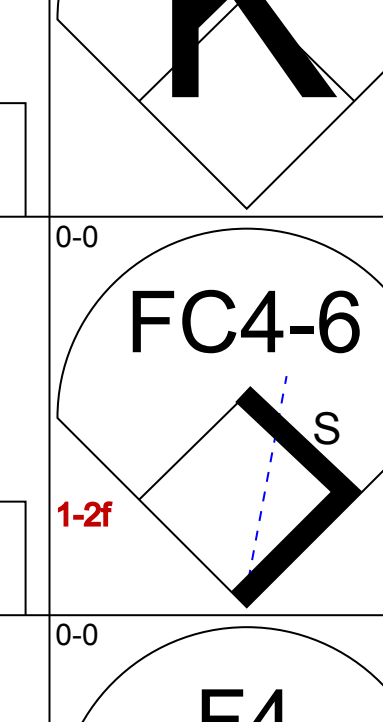
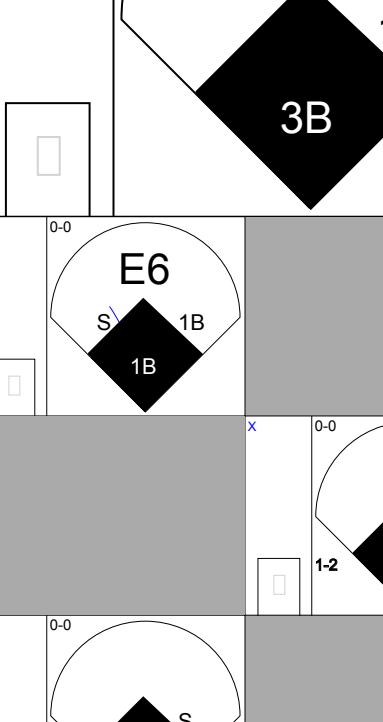
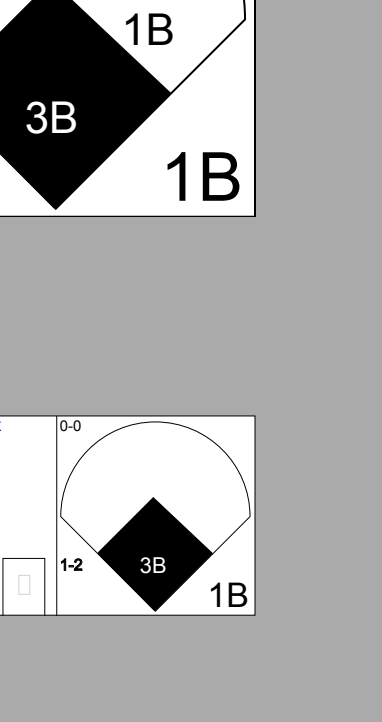
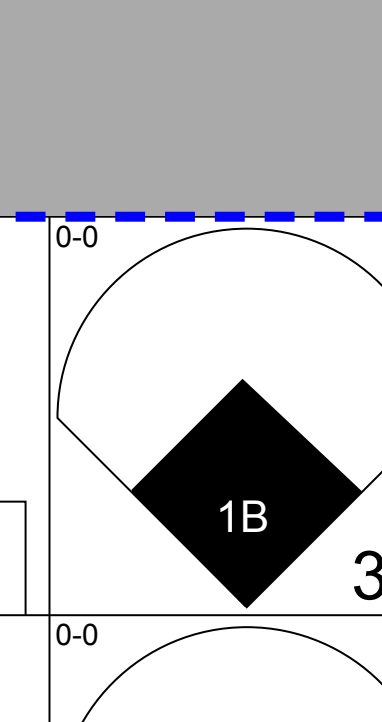
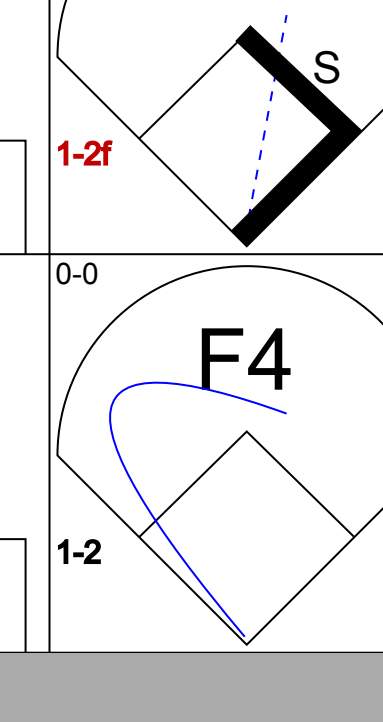
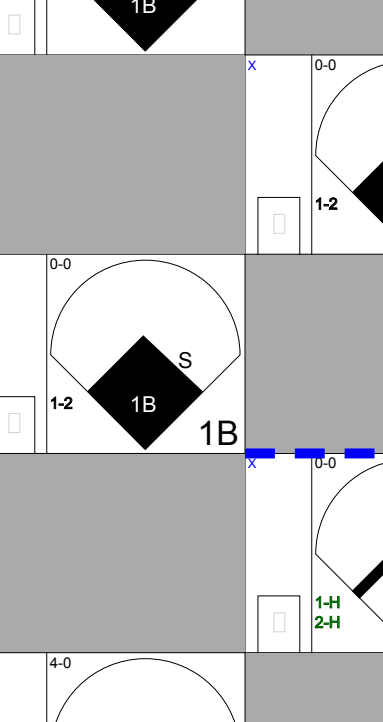
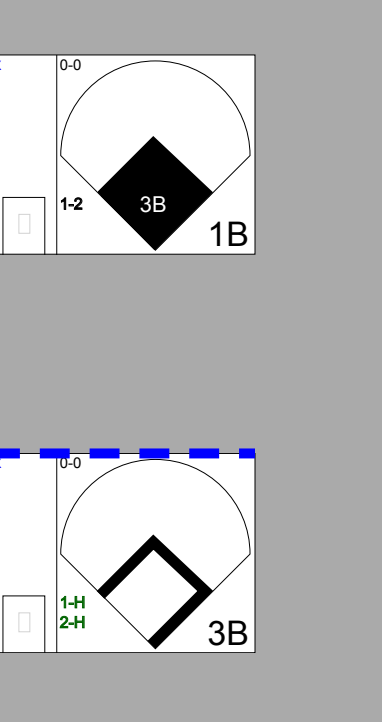
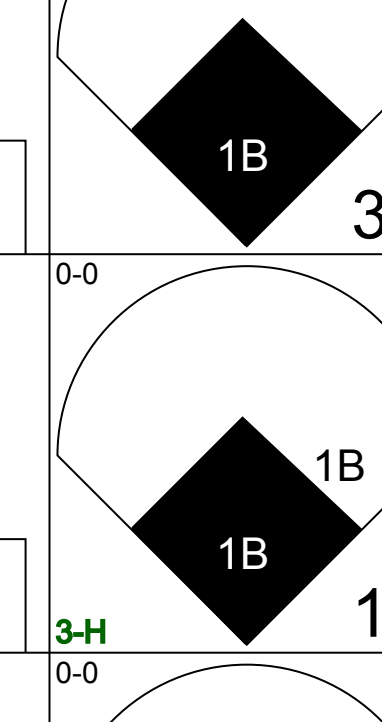
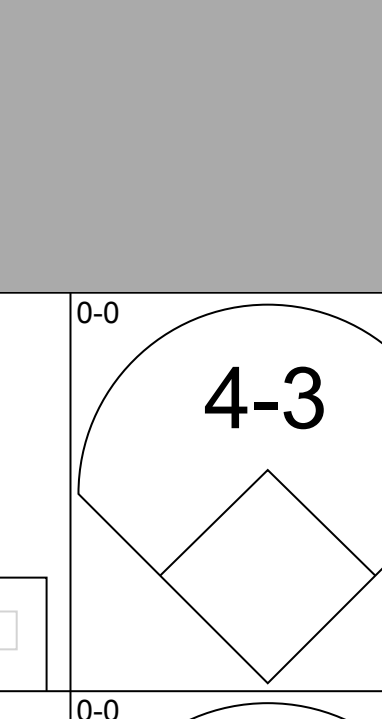
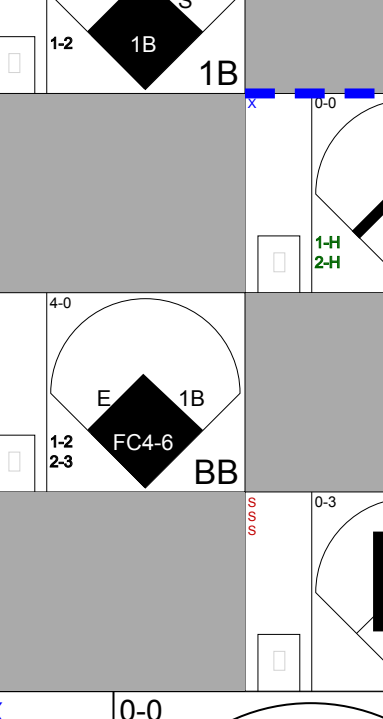
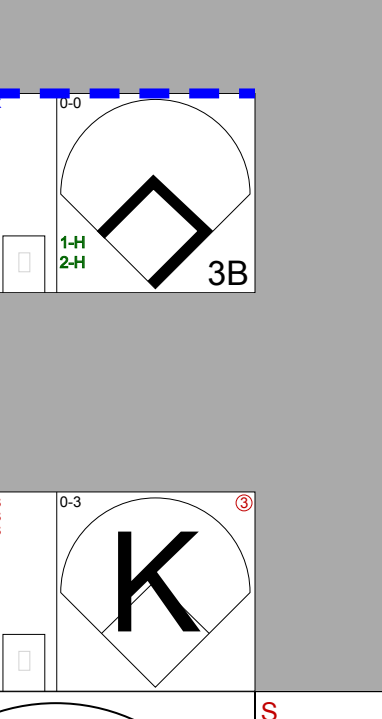
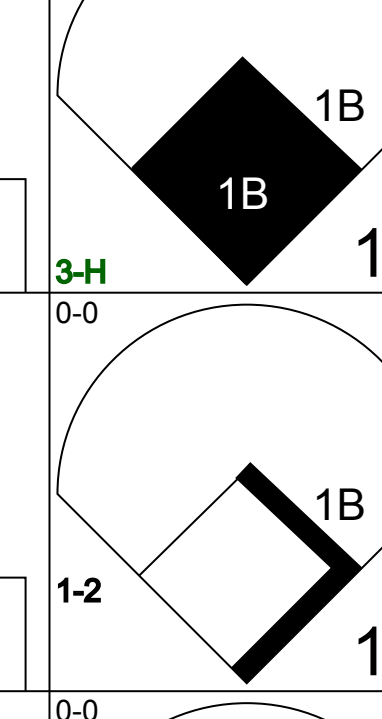
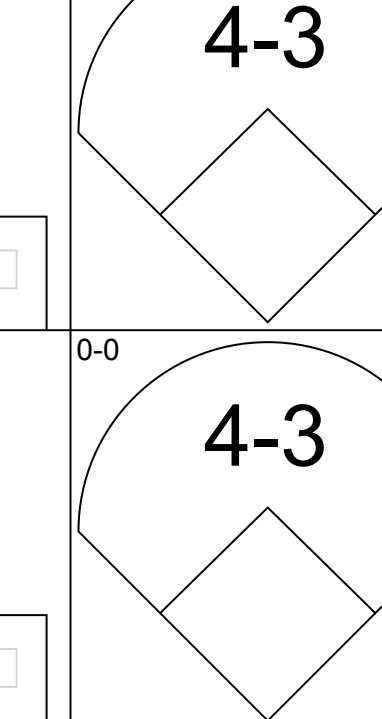
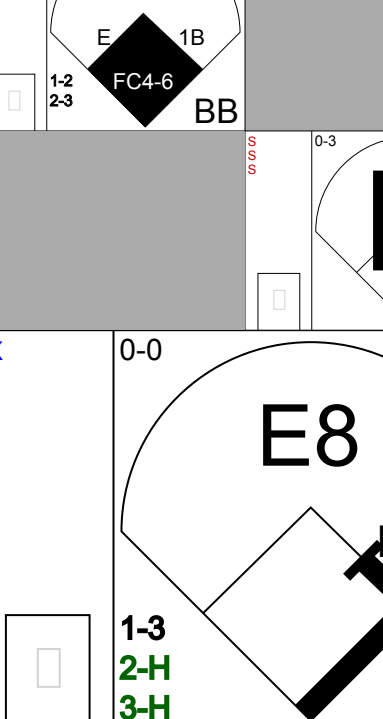
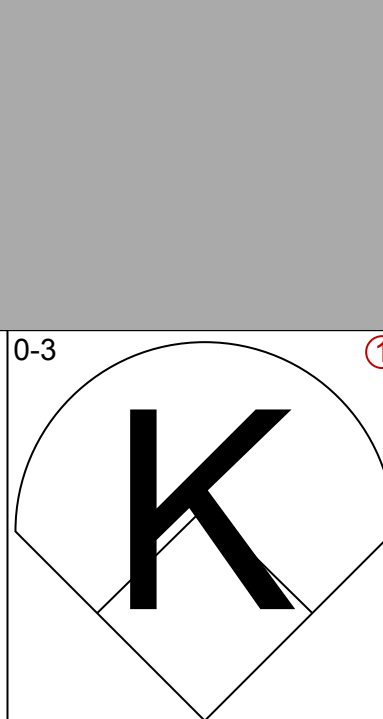
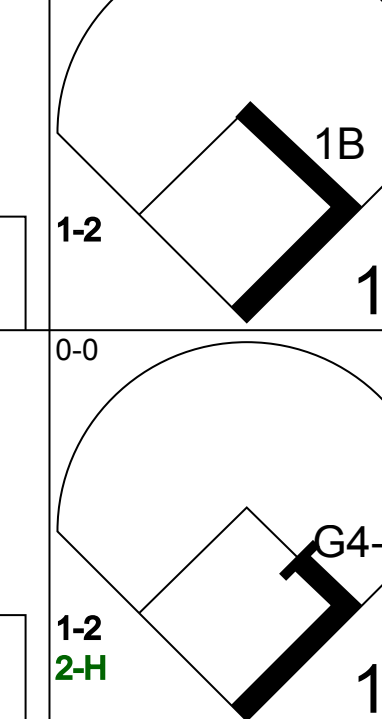
Batter	1	2	3	4	5	6	7	8	9	AB	R	H	RBI	BB	SO	LOB	TOP										
Jose Arcia, R (1, 6) OBP: 0.318, SLG: 0.331 Larry Stahl, L (8, PH) OBP: 0.147, SLG: 0.121 Tom Dukes, R (8, 1)	K		F9			F7		FC4-6		3	0	0	0	0	1	1	San Diego Padres @ Pittsburgh Pirates Three Rivers Stadium, Pittsburgh, PA Fri Aug 14 1970, 7:05 PM EDT Unknown livebaseballscorecards.com										
Dave Campbell, R (1, 4) OBP: 0.280, SLG: 0.332	F7			F8		6-3		CS	K	4	0	0	0	0	1	1											
Cito Gaston, R (1, 8) OBP: 0.375, SLG: 0.538	FC4-6 1B			6-3				FC1-6 1B	5-3	4	0	2	0	0	0	0											
Al Ferrara, R (1, 7) OBP: 0.368, SLG: 0.463	FC4-6			K				FC1-6 FC6-4	F3	4	0	0	0	0	1	2											
Ollie Brown, R (1, 9) OBP: 0.329, SLG: 0.504		F9				6-3		FC6-4		3	0	0	0	0	0	1											
Nate Colbert, R (1, 3) OBP: 0.327, SLG: 0.491		F4				6-3		K		3	0	0	0	0	1	1											
Ed Spiezio, R (1, 5) OBP: 0.377, SLG: 0.459			K			5-3			4-3 E 2B	3	1	1	0	0	1	0											
Chris Cannizzaro, R (1, 2) OBP: 0.389, SLG: 0.429			1-4-3					G3 1B	4-3	3	0	1	0	0	0	1											
Dave Roberts, L (1, 1) OBP: 0.220, SLG: 0.375 Ray Webster, L (8, PH) OBP: 0.301, SLG: 0.295 Ron Stocum, R (8, 6) OBP: 0.211, SLG: 0.231			G3			G3		E4 FC4-6		2	0	0	0	0	0	1											
Inning Stats	R: 0 E: 0 K: 1 S: 6	H: 1 LOB: 1 BB: 0 P: 6	R: 0 E: 0 K: 0 S: 5	H: 0 LOB: 0 BB: 0 P: 5	R: 0 E: 0 K: 0 S: 3	H: 0 LOB: 0 BB: 0 P: 3	R: 0 E: 0 K: 0 S: 5	H: 0 LOB: 0 BB: 0 P: 5	R: 0 E: 0 K: 0 S: 4	H: 1 LOB: 1 BB: 0 P: 4	R: 0 E: 0 K: 1 S: 6	H: 1 LOB: 1 BB: 0 P: 6	R: 1 E: 1 K: 0 S: 4	H: 1 LOB: 0 BB: 0 P: 4	R: 0 E: 0 K: 1 S: 5	H: 0 LOB: 0 BB: 0 P: 5		1B: 3 2B: 1 3B: 0 HR: 0	SF: 0 SAC: 0 DP: 0 HBP: 0	WP: 0 PB: 0 SB: 0 CS: 1	PA: 32						
PITCHER	IP	WLS	BF	H	R	ER	SO	BB	IBB	HBP	BLK	WP	HR	S	P	ERA	WHIP										
Steve Blass, R (1, 1) ERA: 3.48	6.0		20	2	0	0	3	0	0	0	0	0	0	26	26	0.00	0.333										
Orlando Pena, R (7, 1) ERA: 3.63	3.0	W	11	2	1	1	2	0	0	0	0	0	0	15	15	3.00	0.667										

Batter	1	2	3	4	5	6	7	8	9	AB	R	H	RBI	BB	SO	LOB	BOTTOM										
Matty Alou, L (1, 8) OBP: 0.324, SLG: 0.349	K			1-3						3	0	1	0	1	1	0	San Diego Padres @ Pittsburgh Pirates Three Rivers Stadium, Pittsburgh, PA Fri Aug 14 1970, 7:05 PM EDT Unknown livebaseballscorecards.com										
Dave Cash, R (1, 4) OBP: 0.366, SLG: 0.441	5-3			5-3		L3		BB	6-3	4	0	0	0	0	0	2											
Roberto Clemente, R (1, 9) OBP: 0.411, SLG: 0.584	F9			6-3				HR		3	1	1	1	0	0	0											
Manny Sanguillen, R (1, 2) OBP: 0.328, SLG: 0.428 Jerry May, R (2, 2) OBP: 0.296, SLG: 0.271		5-3			F6			G6-3 3B		0	0	0	0	0	0	0											
Bob Robertson, R (1, 3) OBP: 0.388, SLG: 0.569		F8			K			G6-3 BB		3	1	1	0	0	0	0											
Al Oliver, L (1, 7) OBP: 0.334, SLG: 0.456		5-3				G6-3		G6-3		3	0	1	0	0	0	1											
Jose Pagan, R (1, 5) OBP: 0.301, SLG: 0.325				5-3		6-3		F9		3	0	0	0	0	0	1											
Gene Alley, R (1, 6) OBP: 0.298, SLG: 0.364				K				L6-4-3 1B	6-3	3	0	1	0	0	1	0											
Steve Blass, R (1, 1) OBP: 0.080, SLG: 0.102 Gene Clines, R (6, PH) OBP: 0.600, SLG: 0.556 Orlando Pena, R (7, 1) ERA: 2.29				F3		L6-4-3 1B		K		1	0	0	0	0	0	0											
Inning Stats	R: 0 E: 0 K: 1 S: 5	H: 0 LOB: 0 BB: 0 P: 5	R: 0 E: 0 K: 0 S: 3	H: 0 LOB: 0 BB: 0 P: 3	R: 0 E: 0 K: 1 S: 5	H: 0 LOB: 0 BB: 0 P: 5	R: 0 E: 0 K: 0 S: 3	H: 0 LOB: 0 BB: 0 P: 3	R: 0 E: 0 K: 0 S: 6	H: 1 LOB: 1 BB: 0 P: 6	R: 2 E: 0 K: 0 S: 4	H: 2 LOB: 0 BB: 1 P: 8	R: 0 E: 0 K: 1 S: 5	H: 0 LOB: 1 BB: 1 P: 9	R: 0 E: 0 K: 1 S: 5	H: 0 LOB: 0 BB: 0 P: 5		1B: 2 2B: 1 3B: 1 HR: 1	SF: 0 SAC: 0 DP: 2 HBP: 0	WP: 0 PB: 0 SB: 0 CS: 0	PA: 29						
PITCHER	IP	WLS	BF	H	R	ER	SO	BB	IBB	HBP	BLK	WP	HR	S	P	ERA	WHIP										
Dave Roberts, L (1, 1) ERA: 3.79	7.0	L	25	5	2	2	3	1	0	0	0	0	0	30	34	2.57	0.857										
Tom Dukes, R (8, 1) ERA: 2.29	1.0		4	0	0	0	1	1	0	0	0	0	0	5	9	0.00	1.000										

Batter	1	2	3	4	5	6	7	8	9	AB	R	H	RBI	BB	SO	LOB	TOP					
Jose Arcia, R OBP: 0.309, SLG: 0.321 (1, 6)										4	0	0	0	0	1	1	San Diego Padres @ Pittsburgh Pirates Three Rivers Stadium, Pittsburgh, PA Fri Aug 14 1970, 7:05 PM EDT Att: 26,979 - Unknown					
Ron Stroman, R OBP: 0.213, SLG: 0.268 (1, 4)										4	0	1	1	0	2	0						
Cito Gaston, R OBP: 0.376, SLG: 0.537 (1, 8)										3	0	1	0	1	0	1						
Ollie Brown, R OBP: 0.328, SLG: 0.501 (1, 9)											4	0	1	0	0	2		2				
Nate Colbert, R OBP: 0.326, SLG: 0.489 (1, 3)											4	0	1	0	0	0		1				
Ivan Murrell, R OBP: 0.289, SLG: 0.406 (1, 7)											4	0	0	0	0	1		2				
Ed Speitzo, R OBP: 0.377, SLG: 0.462 (1, 5)											3	0	1	0	0	1		2				
Bob Barton, R OBP: 0.289, SLG: 0.342 Chris Cannizzaro, R OBP: 0.389, SLG: 0.429 (1, 2) (8, 2)										3	1	1	0	0	1	1		0				
Pat Dobson, R OBP: 0.193, SLG: 0.167 Jack Baldschun, R (5, 1)										2	0	0	0	0	1	1		0				
Al Ferrara, R OBP: 0.367, SLG: 0.461 Ron Willis, R (8, 1) (8, 1)										0	0	0	0	0	0	0		1				
										0	0	0	0	0	0	0	0					
Inning Stats	R: 0 H: 0 E: 0 K: 3 S: 9	H: 0 LOB: 1 BB: 1 P: 13	R: 0 H: 0 E: 0 K: 2 S: 7	H: 0 LOB: 0 BB: 0 P: 7	R: 0 H: 0 E: 0 K: 1 S: 5	H: 0 LOB: 0 BB: 0 P: 5	R: 0 H: 1 E: 0 K: 2 S: 8	H: 1 LOB: 1 BB: 0 P: 8	R: 0 H: 1 E: 0 K: 1 S: 6	H: 1 LOB: 1 BB: 0 P: 6	R: 0 H: 0 E: 0 K: 0 S: 3	H: 0 LOB: 0 BB: 0 P: 3	R: 0 H: 2 E: 0 K: 0 S: 4	H: 2 LOB: 1 BB: 0 P: 4	R: 1 H: 2 E: 0 K: 0 S: 5	H: 2 LOB: 1 BB: 0 P: 5	R: 0 H: 0 E: 0 K: 0 S: 3	H: 0 LOB: 0 BB: 0 P: 3	1B: 3 2B: 2 3B: 1 HR: 0	SF: 0 SAC: 0 DP: 1 HBP: 0	WP: 0 PB: 0 SB: 0 CS: 0	PA: 33
PITCHER Luke Walker, L ERA: 3.11 (1, 1)	IP: 9.0 WLS: W BF: 33 H: 6 R: 1 ER: 1 SO: 9 BB: 1 IBB: 0 HBP: 0 BLK: 0 WP: 0 HR: 0 S: 50 P: 54 ERA: 1.00 WHIP: 0.778											PITCHER	IP: 9.0 WLS: W BF: 33 H: 6 R: 1 ER: 1 SO: 9 BB: 1 IBB: 0 HBP: 0 BLK: 0 WP: 0 HR: 0 S: 50 P: 54 ERA: 1.00 WHIP: 0.778									

AB	32
R	1
H	6
RBI	1
BB	1
SO	9
LOB	12



Batter	1	2	3	4	5	6	7	8	9	AB	R	H	RBI	BB	SO	LOB	BOTTOM					
Freddie Patek, R OBP: 0.355, SLG: 0.392 (1, 6)										5	0	0	0	0	3	4	San Diego Padres @ Pittsburgh Pirates Three Rivers Stadium, Pittsburgh, PA Fri Aug 14 1970, 7:05 PM EDT Att: 26,979 - Unknown					
Matty Alou, L OBP: 0.321, SLG: 0.346 (1, 8)										5	1	0	1	0	0	3						
Al Oliver, L OBP: 0.331, SLG: 0.452 (1, 9)										4	1	0	0	0	0	0						
Willie Stargell, L OBP: 0.329, SLG: 0.531 Gene Clines, R OBP: 0.600, SLG: 0.556 (1, 7) (8, 7)										4	1	3	2	0	0	0						
Bob Robertson, R OBP: 0.386, SLG: 0.564 (1, 3)										4	1	1	0	0	1	2						
Gene Alley, R OBP: 0.300, SLG: 0.372 (1, 5)										4	3	2	0	0	0	1						
Dave Cash, R OBP: 0.378, SLG: 0.467 (1, 4)										4	2	3	3	0	0	1						
Jerry May, R OBP: 0.302, SLG: 0.273 (1, 2)										3	1	1	0	1	1	1						
Luke Walker, L OBP: 0.214, SLG: 0.154 (1, 1)										4	0	2	3	0	1	0						
Inning Stats	R: 0 H: 0 E: 0 K: 1 S: 5	H: 1 LOB: 0 BB: 0 P: 6	R: 0 H: 0 E: 0 K: 1 S: 6	H: 1 LOB: 0 BB: 0 P: 6	R: 0 H: 0 E: 0 K: 1 S: 5	H: 0 LOB: 0 BB: 0 P: 5	R: 0 H: 1 E: 0 K: 0 S: 4	H: 1 LOB: 1 BB: 0 P: 4	R: 8 H: 6 E: 3 K: 2 S: 15	H: 6 LOB: 1 BB: 1 P: 19	R: 0 H: 0 E: 0 K: 1 S: 5	H: 0 LOB: 0 BB: 0 P: 5	R: 0 H: 0 E: 0 K: 0 S: 3	H: 0 LOB: 0 BB: 0 P: 3	R: 2 H: 4 E: 0 K: 0 S: 6	H: 4 LOB: 1 BB: 0 P: 6	R: 0 H: 0 E: 0 K: 0 S: 3	H: 0 LOB: 0 BB: 0 P: 3	1B: 9 2B: 0 3B: 2 HR: 1	SF: 0 SAC: 0 DP: 1 HBP: 0	WP: 0 PB: 0 SB: 3 CS: 0	PA: 38
PITCHER Pat Dobson, R ERA: 4.02 Jack Baldschun, R ERA: 7.71 Ron Willis, R ERA: 3.14 (1, 1) (5, 1) (8, 1)	IP: 4.2 WLS: L BF: 24 H: 7 R: 8 ER: 1 SO: 4 BB: 1 IBB: 0 HBP: 0 BLK: 0 WP: 0 HR: 1 S: 31 P: 35 ERA: 1.93 WHIP: 1.714											PITCHER	IP: 4.2 WLS: L BF: 24 H: 7 R: 8 ER: 1 SO: 4 BB: 1 IBB: 0 HBP: 0 BLK: 0 WP: 0 HR: 1 S: 31 P: 35 ERA: 1.93 WHIP: 1.714									

AB	37
R	10
H	12
RBI	9
BB	1
SO	6
LOB	12



Batter	1	2	3	4	5	6	7	8	9	AB	R	H	RBI	BB	SO	LOB	TOP		
Jose Arcia, R OBP: 0.301, SLG: 0.312 (1, 6)	6-3			G3		F9			F8	4	0	0	0	0	0	0	San Diego Padres @ Pittsburgh Pirates Three Rivers Stadium, Pittsburgh, PA Sat Aug 15 1970, 3:33 AM EDT Att: 14,110 - Sunny		
Dave Campbell, R OBP: 0.282, SLG: 0.333 (1, 4)	CS 1B			K					F6	4	0	2	0	0	1	0			
Cito Gaston, R OBP: 0.375, SLG: 0.534 (1, 8)	K			K					1B 1B	4	1	1	0	0	3	2			
Al Ferrara, R OBP: 0.372, SLG: 0.465 (1, 7)	CS 1-2								1B 1B BB 1B	4	1	3	0	0	1	1			
Ollie Brown, R OBP: 0.327, SLG: 0.499 (1, 9)		G5-4-3 1-2			F8				BB 1B BB 1B	4	1	1	1	0	1	3			
Nate Colbert, R OBP: 0.328, SLG: 0.488 (1, 3)				K					BB 1B BB 1B	3	0	1	0	1	2	1			
Ed Spiezio, R OBP: 0.374, SLG: 0.455 (1, 5)			K		F9				F8 1-2 2-3 3-H	3	0	0	1	1	2				
Chris Cannizzaro, R OBP: 0.387, SLG: 0.424 (1, 2)			F7			F8			BB 1B BB 1B	3	0	0	1	1	0	1			
Earl Wilson, R OBP: 0.188, SLG: 0.227 (1, 1)									BB 1B BB 1B	2	0	0	0	0	2	0			
Jack Baldschun, R OBP: 0.288, SLG: 0.404 (8, PH) Ron Herbel, R OBP: 0.287, SLG: 0.340 (8, PH) Bob Barton, R OBP: 0.287, SLG: 0.340 (9, PH)			K			K			5-3 K	0	0	0	0	0	0	0			
Inning Stats	R: 0 E: 0 K: 1 S: 5	H: 1 LOB: 0 BB: 0 P: 5	R: 0 E: 0 K: 1 S: 5	H: 1 LOB: 0 BB: 0 P: 5	R: 0 E: 0 K: 2 S: 7	H: 0 LOB: 0 BB: 0 P: 7	R: 0 E: 0 K: 2 S: 7	H: 0 LOB: 0 BB: 0 P: 7	R: 0 E: 0 K: 1 S: 6	H: 1 LOB: 1 BB: 0 P: 6	R: 0 E: 0 K: 3 S: 10	H: 1 LOB: 1 BB: 0 P: 10	R: 0 E: 0 K: 0 S: 3	H: 0 LOB: 1 BB: 1 P: 7	R: 3 E: 0 K: 1 S: 9	H: 4 LOB: 3 BB: 2 P: 17	1B: 8 2B: 0 3B: 0 HR: 0	SF: 0 SAC: 0 DP: 1 HBP: 0	WP: 0 PA: 37 CS: 1
PITCHER Bob Veale, L ERA: 4.06 (1, 1)	IP: 9.0 WLS: W BF: 36 H: 8 R: 3 ER: 3 SO: 12 BB: 3 IBB: 0 HBP: 0 BLK: 0 WP: 0 HR: 0 S: 57 P: 69 ERA: 3.00 WHIP: 1.222																		

AB 33
R 3
H 8
RBI 3
BB 3
SO 12
LOB 14



Batter	1	2	3	4	5	6	7	8	9	AB	R	H	RBI	BB	SO	LOB	BOTTOM		
Matty Alou, L OBP: 0.320, SLG: 0.344 (1, 8)	4-3		4-3		G3			4-3		5	0	1	0	0	0	0	San Diego Padres @ Pittsburgh Pirates Three Rivers Stadium, Pittsburgh, PA Sat Aug 15 1970, 3:33 AM EDT Att: 14,110 - Sunny		
Gene Alley, R OBP: 0.301, SLG: 0.375 (1, 6)	1B 2B			6-3	E8 1B	F8		4-3		5	0	2	0	0	0	2			
Roberto Clemente, R OBP: 0.490, SLG: 0.577 (1, 9) Johnny Jeter, R OBP: 0.318, SLG: 0.358 (8, 9)	L7			4-3	4-3					4	0	0	0	0	1	2			
Al Oliver, L OBP: 0.333, SLG: 0.452 (1, 3)	2H 1B			1B HR 1B		F7	L3			4	1	2	0	0	0	0			
Willie Stargell, L OBP: 0.333, SLG: 0.536 (1, 7)		K		1B HR 1B		1B 2B 2B	HR 1B			4	3	3	0	0	1	0			
Jose Pagan, R OBP: 0.318, SLG: 0.381 (1, 5)		CS 1B		HR		2B G3 1B	HR			4	3	4	5	0	0	0			
Bill Mazerowski, R OBP: 0.286, SLG: 0.324 (1, 4)	F7 1-2			HR		G3	BB			3	1	1	1	1	0	3			
Jerry May, R OBP: 0.301, SLG: 0.266 (1, 2)			F5	F8		2B IBB	K			3	1	0	0	1	1	1			
Bob Veale, S OBP: 0.183, SLG: 0.179 (1, 1)			K		K	1B 2B	L7			4	0	1	3	0	2	0			
Inning Stats	R: 0 E: 0 K: 0 S: 4	H: 2 LOB: 2 BB: 0 P: 4	R: 0 E: 0 K: 1 S: 5	H: 1 LOB: 0 BB: 0 P: 5	R: 0 E: 0 K: 1 S: 5	H: 0 LOB: 0 BB: 0 P: 5	R: 4 E: 0 K: 0 S: 7	H: 4 LOB: 0 BB: 0 P: 7	R: 0 E: 1 K: 1 S: 6	H: 1 LOB: 1 BB: 0 P: 6	R: 3 E: 0 K: 0 S: 7	H: 4 LOB: 2 BB: 1 P: 11	R: 2 E: 0 K: 2 S: 9	H: 2 LOB: 1 BB: 1 P: 13	R: 0 E: 0 K: 0 S: 3	H: 0 LOB: 0 BB: 0 P: 3		1B: 8 2B: 3 3B: 0 HR: 3	SF: 0 SAC: 0 DP: 0 HBP: 0
PITCHER Earl Wilson, R ERA: 4.72 (1, 1) Jack Baldschun, R ERA: 8.31 (6, 1) Ron Herbel, R ERA: 4.99 (8, 1)	IP: 5.2 WLS: L BF: 28 H: 12 R: 7 ER: 7 SO: 7 BB: 12 IBB: 7 HBP: 7 BLK: 3 WP: 0 HR: 2 S: 33 P: 37 ERA: 11.12 WHIP: 2.118																		

AB 36
R 9
H 14
RBI 9
BB 2
SO 5
LOB 8



Batter	1	2	3	4	5	6	7	8	9	AB	R	H	RBI	BB	SO	LOB	TOP					
Jose Arcia, R OBP: 0.292, SLG: 0.301	K			F9			F7		4-3	5	0	0	0	0	2	2						
Dave Campbell, R OBP: 0.283, SLG: 0.333							F9		F7	1	1	0	0	1	0	0						
Ron Slocum, R OBP: 0.219, SLG: 0.271	BB									3	0	1	0	0	0	0						
Cito Gaston, R OBP: 0.373, SLG: 0.530	1B								F8	4	1	0	0	1	2	1						
Al Ferrara, R OBP: 0.376, SLG: 0.470										4	1	3	1	0	0	0						
Larry Stahl, L OBP: 0.147, SLG: 0.121	1B									0	1	0	0	0	0	0						
Ollie Brown, R OBP: 0.327, SLG: 0.498	1B									3	1	1	1	0	1	1						
Nate Colbert, R OBP: 0.329, SLG: 0.486	1B									2	2	0	0	2	0	0						
Ed Spiezio, R OBP: 0.381, SLG: 0.475	1B									4	1	3	4	0	0	0						
Bob Barton, R OBP: 0.286, SLG: 0.338	1B									4	0	1	2	0	1	2						
Danny Coombs, R OBP: 0.111, SLG: 0.093	K									2	0	0	0	0	1	2						
Ron Herbel, R										2	0	0	0	0	1	2						
Tom Dukes, R										0	0	0	0	0	0	0						
Inning Stats	R: 5 E: 0 K: 3 S: 13	H: 4 LOB: 2 BB: 3 P: 25	R: 0 E: 0 K: 1 S: 5	H: 0 LOB: 0 BB: 0 P: 5	R: 0 E: 0 K: 1 S: 5	H: 0 LOB: 0 BB: 0 P: 5	R: 0 E: 0 K: 0 S: 3	H: 0 LOB: 0 BB: 0 P: 3	R: 0 E: 0 K: 0 S: 4	H: 2 LOB: 1 BB: 0 P: 4	R: 0 E: 0 K: 0 S: 4	H: 1 LOB: 1 BB: 0 P: 4	R: 0 E: 0 K: 1 S: 5	H: 0 LOB: 0 BB: 0 P: 5	R: 3 E: 0 K: 2 S: 9	H: 2 LOB: 1 BB: 1 P: 13	R: 0 E: 0 K: 0 S: 3	H: 0 LOB: 0 BB: 0 P: 3	1B: 8 2B: 0 3B: 0 HR: 1	SF: 0 SAC: 1 DP: 1 HBP: 0	WP: 0 PB: 0 SB: 0 CS: 0	PA: 39
PITCHER	IP WLS BF H R ER SO BB IBB HBP BLK WP HR S P ERA WHIP																					
Bruce Dal Canton, R ERA: 4.38	(1, 1) 0.1 7 3 5 5 1 2 1 0 0 0 0 0 6 18 135.00 15.000																					
John Lamb, R ERA: 4.71	(1, 1) 3.2 12 1 0 0 4 0 0 0 0 0 0 0 8 8 0.00 1.500																					
Joe Gibbon, L ERA: 4.71	(5, 1) 2.0 8 3 0 0 0 0 0 0 0 0 0 1 14 18 13.50 1.000																					
Orlando Pena, R ERA: 4.17	(7, 1) 2.0 L 9 2 3 3 3 0 1 0 0 0 1 14 18 13.50 1.000																					
Dave Giusti, R ERA: 3.35	(9, 1) 1.0 3 0 0 0 0 0 0 0 0 0 0 0 3 3 0.00 0.000																					

San Diego Padres @ Pittsburgh Pirates
Three Rivers Stadium, Pittsburgh, PA
Sun Aug 16 1970, 3:33 AM EDT
Att: 18,969 - Unknown

AB 34
R 8
H 9
RBI 8
BB 4
SO 8
LOB 10



Batter	1	2	3	4	5	6	7	8	9	AB	R	H	RBI	BB	SO	LOB	BOTTOM					
Johnny Jeter, R OBP: 0.321, SLG: 0.360	5-3									5	0	2	0	0	2	3						
Gene Alley, R OBP: 0.297, SLG: 0.369	5-3									5	0	0	0	0	3	7						
Roberto Clemente, R OBP: 0.574										5	2	2	0	0	1	2						
Dave Giusti, R OBP: 0.357, SLG: 0.384	6-3									0	0	0	0	0	0	0						
Manny Sanguillen, R OBP: 0.329, SLG: 0.430										5	1	2	0	0	1	0						
Bob Robertson, R OBP: 0.390, SLG: 0.574										4	2	2	1	1	1	4						
Al Oliver, L OBP: 0.331, SLG: 0.449										5	0	1	2	0	0	4						
Jose Pagan, R OBP: 0.320, SLG: 0.490										5	1	2	2	0	0	3						
Bill Mazerowski, R OBP: 0.291, SLG: 0.330										4	0	2	0	1	0	1						
Bruce Dal Canton, R ERA: 4.38	(1, 1) 0.1 7 3 5 5 1 2 1 0 0 0 0 0 6 18 135.00 15.000																					
John Lamb, R ERA: 4.71	(1, 1) 3.2 12 1 0 0 4 0 0 0 0 0 0 0 8 8 0.00 1.500																					
Gene Clines, R OBP: 0.282, SLG: 0.600	(4, PH) 2.0 8 3 0 0 0 0 0 0 0 0 0 1 14 18 13.50 1.000																					
Joe Gibbon, L ERA: 4.71	(5, PH) 2.0 8 3 0 0 0 0 0 0 0 0 0 1 14 18 13.50 1.000																					
Matty Alou, L OBP: 0.302, SLG: 0.344	(7, 1) 2.0 9 2 3 3 3 0 1 0 0 0 1 14 18 13.50 1.000																					
Orlando Pena, R ERA: 4.17	(7, 1) 2.0 9 2 3 3 3 0 1 0 0 0 1 14 18 13.50 1.000																					
Willie Stargeli, L OBP: 0.255, SLG: 0.536	(8, PH) 1.0 3 0 0 0 0 0 0 0 0 0 0 0 3 3 0.00 0.000																					
Inning Stats	R: 0 E: 0 K: 0 S: 3	H: 0 LOB: 0 BB: 0 P: 3	R: 0 E: 0 K: 0 S: 3	H: 0 LOB: 1 BB: 1 P: 7	R: 0 E: 0 K: 3 S: 10	H: 1 LOB: 0 BB: 0 P: 10	R: 3 E: 0 K: 2 S: 12	H: 5 LOB: 3 BB: 1 P: 16	R: 1 E: 0 K: 0 S: 5	H: 2 LOB: 1 BB: 0 P: 5	R: 0 E: 0 K: 0 S: 4	H: 1 LOB: 1 BB: 0 P: 4	R: 1 E: 0 K: 1 S: 7	H: 2 LOB: 1 BB: 0 P: 7	R: 0 E: 0 K: 2 S: 8	H: 1 LOB: 2 BB: 1 P: 12	R: 1 E: 0 K: 1 S: 7	H: 2 LOB: 1 BB: 0 P: 7	1B: 9 2B: 3 3B: 1 HR: 1	SF: 0 SAC: 0 DP: 0 HBP: 0	WP: 0 PB: 0 SB: 1 CS: 0	PA: 44
PITCHER	IP WLS BF H R ER SO BB IBB HBP BLK WP HR S P ERA WHIP																					
Danny Coombs, L ERA: 2.95	(1, 1) 3.2 12 1 0 0 4 0 0 0 0 0 0 0 8 8 0.00 1.500																					
Ron Herbel, R ERA: 5.01	(4, 1) 3.1 W 16 6 2 2 2 0 0 0 0 0 0 1 20 20 5.40 1.800																					
Tom Dukes, R ERA: 2.38	(8, 1) 2.0 S 9 2 1 1 3 1 0 0 0 0 0 0 14 18 4.50 1.500																					

San Diego Padres @ Pittsburgh Pirates
Three Rivers Stadium, Pittsburgh, PA
Sun Aug 16 1970, 3:33 AM EDT
Att: 18,969 - Unknown

AB 41
R 6
H 14
RBI 6
BB 3
SO 9
LOB 25



Batter	1	2	3	4	5	6	7	8	9	AB	R	H	RBI	BB	SO	LOB	TOP		
Jose Arcia, R (1, 6) OBP: 0.297, SLG: 0.307	1-3		P4			G5-4-3 1B		FC4-6 1B		4	0	2	0	0	0	0	San Diego Padres @ Chicago Cubs Wrigley Field, Chicago, IL Mon Aug 17 1970, 3:33 AM CDT Att: 21,370 - Sunny - 74 F		
Ron Slocum, R (1, 4) OBP: 0.209, SLG: 0.258 Larry Stahl, L (9, PH) OBP: 0.143, SLG: 0.118	K			5-3		G5-4-3 1-2		FC4-6 G4-6-3 1-2		3	0	0	0	0	1	2			
Cito Gaston, R (1, 8) OBP: 0.375, SLG: 0.529	1B			1-3				G1-4-3 1B		4	0	2	0	0	0	1			
Al Ferrara, R (1, 7) OBP: 0.373, SLG: 0.465	P5			F7				G1-4-3 1-2		3	0	0	0	0	0	2			
Ollie Brown, R (1, 9) OBP: 0.327, SLG: 0.499		6-3								3	0	1	0	0	1	0			
Nate Colbert, R (1, 3) OBP: 0.327, SLG: 0.482		4-3								3	0	0	0	0	0	1			
Ed Spiezio, R (1, 5) OBP: 0.376, SLG: 0.469			K							3	0	0	0	0	2	0			
Bob Barton, R (1, 2) OBP: 0.287, SLG: 0.338				F8						3	0	1	0	0	1	0			
Clay Kirby, R (1, 1) OBP: 0.224, SLG: 0.185 Ray Webster, L (8, PH) OBP: 0.298, SLG: 0.292 Ron Willis, R (8, 1) Jack Baldschun, R (8, 1)				F8						2	0	0	0	0	1	1			
Inning Stats	R: 0 E: 0 K: 1 S: 6	H: 1 LOB: 1 BB: 0 P: 6	R: 0 E: 0 K: 1 S: 5	H: 0 LOB: 0 BB: 0 P: 5	R: 0 E: 0 K: 0 S: 3	H: 0 LOB: 0 BB: 0 P: 3	R: 0 E: 0 K: 0 S: 3	H: 0 LOB: 0 BB: 0 P: 3	R: 0 E: 0 K: 1 S: 5	H: 2 LOB: 1 BB: 0 P: 6	R: 0 E: 0 K: 0 S: 4	H: 2 LOB: 1 BB: 0 P: 4	R: 0 E: 0 K: 2 S: 7	H: 0 LOB: 0 BB: 0 P: 7	R: 0 E: 0 K: 0 S: 3	H: 1 LOB: 0 BB: 0 P: 3		1B: 5 2B: 1 3B: 0 HR: 0	SF: 0 SAC: 0 DP: 3 HBP: 0
PITCHER Mitt Pappas, R (1, 1) ERA: 3.3	IP: 9.0 WLS: W BF: 30 H: 6 R: 0 ER: 0 SO: 6 BB: 0 IBB: 0 HBP: 0 BLK: 0 WP: 0 HR: 0 S: 42 P: 42 ERA: 0.00 WHIP: 0.667															PITCHER			

AB	30
R	0
H	6
RBI	0
BB	0
SO	6
LOB	8



Batter	1	2	3	4	5	6	7	8	9	AB	R	H	RBI	BB	SO	LOB	BOTTOM		
Don Kessinger, S (1, 6) OBP: 0.344, SLG: 0.376	G5-4-3 1B		P6			FC4-6 1-2		SH2-4		4	0	2	2	0	0	1	San Diego Padres @ Chicago Cubs Wrigley Field, Chicago, IL Mon Aug 17 1970, 3:33 AM CDT Att: 21,370 - Sunny - 74 F		
Glenn Beckert, R (1, 4) OBP: 0.339, SLG: 0.362	G5-4-3 1-2		CS 1B	P4		4-3		FC4-2 1B		5	1	1	0	0	0	6			
Billy Williams, L (1, 7) OBP: 0.360, SLG: 0.588 Cleo James, R (9, 7) OBP: 0.299, SLG: 0.313	BB			4-3				F7 1B		4	1	2	1	1	0	2			
Jim Hickman, R (1, 3) OBP: 0.426, SLG: 0.597	K							BB 1B		3	0	1	1	2	2	3			
Joe Pepitone, L (1, 8) OBP: 0.297, SLG: 0.442		1-3				FC3-6 BB 1B		P5 1B		5	1	2	1	0	0	2			
Ron Santo, R (1, 5) OBP: 0.351, SLG: 0.448		K				BB 1B BB		1-3 2-H 1B		3	1	0	0	2	2	3			
Johnny Callison, L (1, 9) OBP: 0.366, SLG: 0.459						BB 1B 2B		F9 1B		3	2	1	1	1	0	3			
Randy Hundley, R (1, 2) OBP: 0.377, SLG: 0.475						5-3		SH2-4 FC4-2 1B		4	0	3	1	0	0	2			
Mitt Pappas, R (1, 1) OBP: 0.220, SLG: 0.385						HBP 1B		FC4-2 SH2-4 1B		3	1	1	0	0	0	2			
Inning Stats	R: 0 E: 0 K: 1 S: 5	H: 1 LOB: 1 BB: 1 P: 9	R: 1 E: 0 K: 1 S: 6	H: 1 LOB: 1 BB: 1 P: 10	R: 0 E: 0 K: 1 S: 6	H: 2 LOB: 2 BB: 0 P: 6	R: 3 E: 0 K: 0 S: 6	H: 3 LOB: 2 BB: 1 P: 11	R: 0 E: 0 K: 0 S: 3	H: 0 LOB: 1 BB: 1 P: 7	R: 0 E: 0 K: 0 S: 4	H: 1 LOB: 0 BB: 0 P: 4	R: 0 E: 0 K: 0 S: 3	H: 0 LOB: 2 BB: 2 P: 11	R: 3 E: 0 K: 1 S: 10	H: 5 LOB: 2 BB: 0 P: 10		1B: 11 2B: 3 3B: 0 HR: 0	SF: 0 SAC: 1 DP: 2 HBP: 1
PITCHER Clay Kirby, R (1, 1) ERA: 4.54 Ron Willis, R (8, 1) ERA: 3.71 Jack Baldschun, R (8, 1) ERA: 8.1	IP: 7.0 WLS: L BF: 34 H: 8 R: 4 ER: 4 SO: 3 BB: 4 IBB: 4 HBP: 3 BLK: 0 WP: 0 HR: 0 S: 33 P: 58 ERA: 5.14 WHIP: 2.000															PITCHER			

AB	34
R	7
H	13
RBI	7
BB	6
SO	4
LOB	24



Batter	1	2	3	4	5	6	7	8	9	AB	R	H	RBI	BB	SO	LOB	TOP										
Jose Arcia, R OBP: 0.298, SLG: 0.308 (1, 6)	0-0 4-3	0-0 FC6-4	0-0 1B	0-0 1B		0-0 F7	0-3 K		0-0 F8	6	0	2	3	0	1	4	San Diego Padres @ Chicago Cubs Wrigley Field, Chicago, IL Tue Aug 18 1970, 3:33 AM CDT Att: 17,295 - Overcast - 71 F										
Dave Campbell, R OBP: 0.275, SLG: 0.328 (1, 4)	0-3 K	0-0 FC6-4	0-0 F7		0-0 FC6-4		0-0 F8		0-0 F8	6	0	0	0	0	1	8											
Cito Gaston, R OBP: 0.375, SLG: 0.539 (1, 8)	0-3 K		0-0 HR	0-0 1-3		0-0 1B	0-3 K			5	2	2	1	0	2	0											
Al Ferrara, R OBP: 0.374, SLG: 0.463 (6, PR)		0-0 F9	0-0 5-3	4-0 FC4		0-0 1B	0-3 K			3	0	1	1	1	0	0											
Ivan Murrell, R OBP: 0.297, SLG: 0.403 (6, 7)				BB		0-0 1B	0-0 1B			1	1	0	0	0	1	0											
Ollie Brown, R OBP: 0.330, SLG: 0.507 (1, 9)		0-0 2B	0-0 1B	0-3 K		0-0 1B	0-3 K			5	3	3	1	0	2	1											
Nate Colbert, R OBP: 0.326, SLG: 0.479 (1, 3)		0-0 F8	0-0 5-3	0-0 FC4		0-0 1B	0-0 5-3			5	1	1	0	0	0	2											
Ed Spiezio, R OBP: 0.381, SLG: 0.491 (1, 5)		0-0 1B	0-0 2B	0-0 E5		0-0 1B	0-0 F8			5	3	3	4	0	0	0											
Chris Cannizzaro, R OBP: 0.394, SLG: 0.424 (1, 2)		4-0 1B	4-0 1B	4-0 BB		4-0 1B	0-0 F9			2	1	1	0	3	0	1											
Pat Dobson, R OBP: 0.213, SLG: 0.175 (1, 1)		0-0 1B	0-0 1B	4-0 BB		0-0 1B	0-0 SH1-4			3	0	1	1	1	0	3											
Inning Stats	R: 0 E: 0 K: 2 S: 7	H: 0 LOB: 0 BB: 0 P: 7	R: 2 E: 0 K: 0 S: 7	H: 4 LOB: 3 BB: 1 P: 11	R: 4 E: 1 K: 0 S: 7	H: 3 LOB: 2 BB: 2 P: 15	R: 0 E: 0 K: 1 S: 5	H: 0 LOB: 1 BB: 1 P: 9	R: 0 E: 0 K: 0 S: 4	H: 1 LOB: 2 BB: 1 P: 8	R: 5 E: 0 K: 1 S: 10	H: 5 LOB: 1 BB: 0 P: 10	R: 0 E: 0 K: 1 S: 5	H: 0 LOB: 0 BB: 0 P: 5	R: 0 E: 0 K: 0 S: 4	H: 1 LOB: 1 BB: 0 P: 4	1B: 9 2B: 1 3B: 1 HR: 3	SF: 0 SAC: 1 DP: 0 HBP: 0	WP: 0 PB: 0 SB: 0 CS: 0	PA: 47							
PITCHER	IP	WLS	BF	H	R	ER	SO	BB	IBB	HBP	BLK	WP	HR	S	P	ERA	WHIP										
Joe Decker, R ERA: 4.63 (1, 1)	2.2	L	18	6	6	4	2	1	2	0	0	0	2	19	31	13.50	2.625										
Jim Colborn, R ERA: 3.65 (3, 1)	2.1		11	2	0	0	1	2	0	0	0	0	0	11	19	0.00	1.714										
Roberto Rodriguez, R ERA: 6.1 (6, 1)	0.0		5	5	5	0	0	0	0	0	0	0	1	5	5	∞	∞										
Juan Pizarro, L ERA: 6.35 (6, 1)	4.0		13	1	0	0	4	0	0	0	0	0	0	21	21	0.00	0.250										

Batter	1	2	3	4	5	6	7	8	9	AB	R	H	RBI	BB	SO	LOB	BOTTOM										
Don Kessinger, S OBP: 0.344, SLG: 0.375 (1, 6)	0-0 F7		0-0 1B			0-0 4-3		0-0 P7		3	0	1	0	0	0	0	San Diego Padres @ Chicago Cubs Wrigley Field, Chicago, IL Tue Aug 18 1970, 3:33 AM CDT Att: 17,295 - Overcast - 71 F										
Paul Popovich, S OBP: 0.338, SLG: 0.390 (8, 6)										1	0	0	0	0	0	0											
Glenn Beckert, R OBP: 0.337, SLG: 0.360 (1, 4)	0-0 G3		0-0 L4			0-3 K		0-0 F3		3	0	0	0	0	1	1											
Phil Gagliano, R OBP: 0.219, SLG: 0.162 (7, 4)										1	0	0	0	0	0	0											
Billy Williams, L OBP: 0.392, SLG: 0.589 (1, 7)	0-0 FC6-4			0-0 6-3		0-0 1B		0-0 1-3		3	0	2	0	0	0	0											
Cleo James, R OBP: 0.297, SLG: 0.311 (6, PR)						0-0 1B				1	1	0	0	0	0	0											
Jim Hickman, R OBP: 0.426, SLG: 0.595 (1, 3)	0-0 FC6-4			0-3 K		0-0 1B		0-0 4-3		3	0	1	0	0	1	1											
Willie Smith, L OBP: 0.273, SLG: 0.369 (7, 3)						1-2 1B				1	0	0	0	0	0	0											
Joe Pepitone, L OBP: 0.299, SLG: 0.451 (1, 8)		0-0 F2		0-0 4-3		0-0 1B		0-0 HR		4	1	2	2	0	0	0											
Ron Santo, R OBP: 0.348, SLG: 0.444 (1, 5)		0-0 F9			0-3 K	0-0 F8		0-0 P6		4	0	0	0	0	1	2											
Johnny Callison, L OBP: 0.365, SLG: 0.465 (1, 9)		0-0 F7			0-0 HR		0-0 1-3		0-0 3-1	4	1	1	1	0	0	0											
Randy Hundley, R OBP: 0.371, SLG: 0.467 (1, 2)			0-0 6-3		0-0 5-3		0-0 4-3			2	0	0	0	0	0	0											
J.C. Martin, L OBP: 0.320, SLG: 0.197 (7, 2)										1	0	0	0	0	0	0											
Joe Decker, R OBP: 0.222, SLG: 0.294 (1, 1)			0-3 K		0-0 F9		0-3 K			0	0	0	0	0	0	0											
Jim Colborn, R OBP: 0.153, SLG: 0.067 (3, 1)										1	0	0	0	0	1	0											
Al Spangler, L OBP: 0.267, SLG: 0.462 (5, PH)										1	0	0	0	0	0	0											
Roberto Rodriguez, R OBP: 0.167, SLG: 0.364 (6, 1)										0	0	0	0	0	0	0											
Juan Pizarro, L (6, 1)										1	0	0	0	0	1	0											
Inning Stats	R: 0 E: 0 K: 0 S: 4	H: 1 LOB: 1 BB: 0 P: 4	R: 0 E: 0 K: 0 S: 3	H: 0 LOB: 0 BB: 0 P: 3	R: 0 E: 0 K: 1 S: 6	H: 1 LOB: 1 BB: 0 P: 6	R: 0 E: 0 K: 1 S: 5	H: 0 LOB: 0 BB: 0 P: 5	R: 1 E: 0 K: 1 S: 6	H: 1 LOB: 0 BB: 0 P: 6	R: 1 E: 0 K: 1 S: 8	H: 3 LOB: 2 BB: 0 P: 8	R: 0 E: 0 K: 1 S: 5	H: 0 LOB: 0 BB: 0 P: 5	R: 0 E: 0 K: 0 S: 3	H: 0 LOB: 0 BB: 0 P: 3	R: 1 E: 0 K: 0 S: 4	H: 1 LOB: 0 BB: 0 P: 4	1B: 5 2B: 0 3B: 0 HR: 2	SF: 0 SAC: 0 DP: 0 HBP: 0	WP: 0 PB: 0 SB: 0 CS: 0	PA: 34					
PITCHER	IP	WLS	BF	H	R	ER	SO	BB	IBB	HBP	BLK	WP	HR	S	P	ERA	WHIP										
Pat Dobson, R ERA: 3.97 (1, 1)	9.0	W	34	7	3	3	5	0	0	0	0	0	2	44	44	3.00	0.778										



Batter	1	2	3	4	5	6	7	8	9	AB	R	H	RBI	BB	SO	LOB	TOP			
Jose Arcia, R OBP: 0.297, SLG: 0.306 (1, 6)	0-0 5-3		0-3 K		0-3 K		0-0 1B			4	0	1	0	0	2	1	San Diego Padres @ Chicago Cubs Wrigley Field, Chicago, IL Wed Aug 19 1970, 3:33 AM CDT Att: 25,933 - Overcast - 77 F			
Dave Campbell, R OBP: 0.277, SLG: 0.325 (1, 4)	0-0 6-3			0-0 5-3	0-0 F8		0-0 F8			4	0	0	0	0	0	2				
Cito Gaston, R OBP: 0.374, SLG: 0.543 (1, 8)	0-3 K			0-0 HR		0-3 K		0-3 K		4	1	1	1	0	3	0				
Al Ferrara, R OBP: 0.376, SLG: 0.464 (1, 7)		0-3 K		0-0 FC6-4 1B		0-0 1B		0-3 K		4	0	2	0	0	2	0				
Ollie Brown, R OBP: 0.330, SLG: 0.505 (1, 9)		0-0 F7		0-0 FC6-4 1-2		0-0 1B		0-3 K		4	0	1	0	0	1	1				
Nate Colbert, R OBP: 0.325, SLG: 0.477 (1, 3)		0-0 1B		0-3 K		0-0 P3			0-0 P5 WP	4	0	1	0	0	1	3				
Ed Spezio, R OBP: 0.378, SLG: 0.491 (1, 5)		0-0 F7			0-0 1B 2B		0-3 K		0-0 F7 1-2	4	1	1	0	0	1	4				
Chris Cannizzaro, R OBP: 0.389, SLG: 0.418 (1, 2)			0-0 F7		0-0 5-3		0-0 P6		0-0 F8	4	0	0	0	0	0	2				
Dave Roberts, L OBP: 0.231, SLG: 0.375 Ron Pietrafesa, R OBP: 0.167, SLG: 0.143 Larry Stahl, L OBP: 0.206, SLG: 0.289 Tom Dukas, R OBP: 0.111, SLG: 0.093 Danny Coombs, R OBP: 0.286, SLG: 0.401 (1, 1) (2, 1) (5, PH) (5, 1) (7, PH) (7, 1) (8, 1) (9, PH)			0-3 K		0-0 1B 2H		0-0 F8		0-0 F8	0	0	0	0	0	0	0				
Inning Stats	R: 0 E: 0 K: 1 S: 5	H: 0 LOB: 0 BB: 0 P: 5	R: 0 E: 0 K: 1 S: 6	H: 1 LOB: 1 BB: 0 P: 6	R: 0 E: 0 K: 2 S: 7	H: 0 LOB: 0 BB: 0 P: 7	R: 1 E: 0 K: 1 S: 7	H: 2 LOB: 1 BB: 0 P: 7	R: 1 E: 0 K: 2 S: 9	H: 2 LOB: 2 BB: 0 P: 9	R: 0 E: 0 K: 0 S: 4	H: 1 LOB: 1 BB: 0 P: 4	R: 0 E: 0 K: 3 S: 9	H: 0 LOB: 0 BB: 0 P: 9	R: 0 E: 1 K: 0 S: 4	H: 0 LOB: 1 BB: 0 P: 4		1B: 6 2B: 1 3B: 0 HR: 1	SF: 0 SAC: 0 DP: 0 HBP: 0	WP: 1 PB: 0 SB: 0 CS: 0
PITCHER Fergie Jenkins, R ERA: 3.78 (1, 1)	IP: 9.0 WLS: W BF: 36 H: 8 R: 2 ER: 2 SO: 11 BB: 0 IBB: 0 HBP: 0 BLK: 0 WP: 1 HR: 1 S: 58 P: 58 ERA: 2.00 WHIP: 0.889															PITCHER				

AB	36
R	2
H	8
RBI	2
BB	0
SO	11
LOB	14



Batter	1	2	3	4	5	6	7	8	9	AB	R	H	RBI	BB	SO	LOB	BOTTOM	
Don Kessinger, S OBP: 0.342, SLG: 0.373 (1, 6)	0-0 P4	0-0 4-3 1B 1B		0-0 P5		0-0 F8		0-3 K		5	1	1	0	0	1	0	San Diego Padres @ Chicago Cubs Wrigley Field, Chicago, IL Wed Aug 19 1970, 3:33 AM CDT Att: 25,933 - Overcast - 77 F	
Glenn Beckert, R OBP: 0.338, SLG: 0.367 Phil Gagliano, R OBP: 0.219, SLG: 0.162 (1, 4) (9, 4)	0-0 1B HR	0-0 4-3		0-0 P3		0-0 F7		0-0 HR		5	2	2	1	0	0	1		
Billy Williams, L OBP: 0.586, SLG: 0.598 Cleo James, R OBP: 0.296, SLG: 0.309 (1, 7) (6, PH) (9, 7)	0-0 HR	0-0 HR		4-0 FC6-4 BB		0-0 HR		0-0 F8		3	3	3	2	1	0	0		
Jim Hickman, R OBP: 0.426, SLG: 0.610 Willie Smith, L OBP: 0.273, SLG: 0.369 (1, 3) (9, 3)	0-0 HR	0-0 HR		0-0 FC6-4 1-2		0-0 5-3				4	2	2	5	0	0	1		
Ron Santo, R OBP: 0.349, SLG: 0.443 Paul Popovich, S OBP: 0.338, SLG: 0.390 (1, 5) (9, 5)	0-0 SH3	0-0 BB		0-0 4-3		0-0 F9				3	1	1	0	1	0	0		
Randy Hundley, R OBP: 0.388, SLG: 0.460 (1, 2)	0-0 SH3 1B	0-3 K		0-0 F3		0-3 K				4	0	1	0	0	2	1		
Joe Pepitone, L OBP: 0.299, SLG: 0.459 (1, 8)	0-0 SH3		0-0 G3		0-0 G3			0-0 HR		3	1	1	2	0	0	0		
Johnny Callison, L OBP: 0.364, SLG: 0.470 (1, 9)	0-3 K		0-0 F9		0-0 F9			0-0 HR		4	1	1	1	0	1	1		
Fergie Jenkins, R OBP: 0.108, SLG: 0.198 (1, 1)		0-0 WP 1B 1B		0-0 4-3		0-0 HR		0-0 5-3		4	1	2	1	0	0	0		
Inning Stats	R: 4 E: 0 K: 1 S: 10	H: 5 LOB: 1 BB: 0 P: 10	R: 3 E: 0 K: 1 S: 8	H: 4 LOB: 1 BB: 1 P: 12	R: 0 E: 0 K: 0 S: 3	H: 0 LOB: 0 BB: 0 P: 3	R: 0 E: 0 K: 0 S: 3	H: 0 LOB: 1 BB: 1 P: 7	R: 0 E: 0 K: 0 S: 4	H: 0 LOB: 0 BB: 0 P: 4	R: 1 E: 0 K: 1 S: 6	H: 1 LOB: 0 BB: 0 P: 6	R: 3 E: 0 K: 1 S: 8	H: 3 LOB: 0 BB: 0 P: 8	1B: 7 2B: 0 3B: 0 HR: 7	SF: 0 SAC: 1 DP: 0 HBP: 0		WP: 1 PB: 0 SB: 0 CS: 0
PITCHER Dave Roberts, L ERA: 4.15 Ron Herbel, R ERA: 4.99 Ron Willis, R ERA: 3.74 Tom Dukas, R ERA: 2.5 Danny Coombs, L ERA: 3.12 (1, 1) (2, 1) (5, 1) (7, 1) (8, 1)	IP: 1.2 WLS: L BF: 12 H: 8 R: 6 ER: 6 SO: 1 BB: 0 IBB: 0 HBP: 0 BLK: 0 WP: 0 HR: 1 S: 14 P: 14 ERA: 32.40 WHIP: 4.800															PITCHER		



Batter	1	2	3	4	5	6	7	8	9	AB	R	H	RBI	BB	SO	LOB	TOP					
Lou Brock, L OBP: 0.367, SLG: 0.437 (1,7)										6	2	3	2	0	0	3						
Julian Javier, R OBP: 0.287, SLG: 0.306 (1,4)										5	2	1	1	0	0	1						
Joe Hague, L OBP: 0.367, SLG: 0.436 (1,3)										5	3	2	1	1	0	1						
Joe Torre, R OBP: 0.392, SLG: 0.487 (1,5)										4	2	2	3	1	0	2						
Jose Cardenal, R OBP: 0.348, SLG: 0.424 (1,8)										5	0	1	1	0	0	4						
Ted Simmons, S OBP: 0.309, SLG: 0.284 (1,2)										3	2	1	0	2	0	2						
Leron Lee, L OBP: 0.293, SLG: 0.320 (8, PH)										1	1	0	0	3	0	1						
Vic Davaillo, L OBP: 0.369, SLG: 0.459 (8,9)										1	1	1	2	0	0	0						
Dal Maxvill, R OBP: 0.308, SLG: 0.230 (1,6)										4	0	1	1	0	0	4						
Nelson Briles, R OBP: 0.250, SLG: 0.387 (1,1)										4	1	3	1	0	1	1						
Frank Linzy, R OBP: 0.154, SLG: 0.160 (7,1)										0	0	0	0	0	0	0						
Chuck Taylor, R OBP: 0.154, SLG: 0.160 (7,1)										1	0	0	0	0	0	0						
Inning Stats	R: 0 E: 0 K: 0 S: 4	H: 1 LOB: 2 BB: 1 P: 8	R: 0 E: 0 K: 0 S: 4	H: 2 LOB: 2 BB: 1 P: 8	R: 0 E: 0 K: 0 S: 3	H: 0 LOB: 0 BB: 0 P: 3	R: 0 E: 0 K: 0 S: 4	H: 1 LOB: 1 BB: 0 P: 4	R: 3 E: 0 K: 1 S: 6	H: 4 LOB: 1 BB: 1 P: 10	R: 5 E: 1 K: 1 S: 9	H: 3 LOB: 0 BB: 1 P: 13	R: 1 E: 0 K: 0 S: 3	H: 1 LOB: 1 BB: 2 P: 11	R: 5 E: 2 K: 0 S: 7	H: 3 LOB: 0 BB: 1 P: 11	R: 0 E: 0 K: 0 S: 3	H: 0 LOB: 0 BB: 0 P: 3	1B: 9 2B: 4 3B: 1 HR: 1	SF: 2 SAC: 0 DP: 2 HBP: 0	WP: 0 PB: 0 SB: 2 CS: 0	PA: 48
PITCHER	IP: 4.1 WLS: L BF: 22 H: 7 R: 3 ER: 3 SO: 0 BB: 3 IBB: 0 HBP: 0 BLK: 0 WP: 0 HR: 0 S: 19 P: 31 ERA: 6.23 WHIP: 2.308	IP: 1.1 WLS: 2 BF: 7 H: 2 R: 3 ER: 2 SO: 1 BB: 1 IBB: 0 HBP: 0 BLK: 0 WP: 0 HR: 0 S: 8 P: 12 ERA: 13.50 WHIP: 2.250	IP: 0.1 WLS: 3 BF: 2 H: 2 R: 2 ER: 1 SO: 0 BB: 0 IBB: 0 HBP: 0 BLK: 0 WP: 1 HR: 3 S: 3 P: 3 ERA: 27.00 WHIP: 6.000	IP: 1.0 WLS: 5 BF: 1 H: 1 R: 1 ER: 1 SO: 0 BB: 2 IBB: 0 HBP: 0 BLK: 0 WP: 0 HR: 3 S: 11 P: 11 ERA: 9.00 WHIP: 3.000	IP: 0.0 WLS: 3 BF: 2 H: 3 R: 3 ER: 3 SO: 0 BB: 0 IBB: 0 HBP: 0 BLK: 0 WP: 0 HR: 3 S: 3 P: 3 ERA: ∞ WHIP: ∞	IP: 2.0 WLS: 8 BF: 1 H: 2 R: 1 ER: 1 SO: 0 BB: 0 IBB: 1 HBP: 0 BLK: 0 WP: 0 HR: 0 S: 7 P: 11 ERA: 4.50 WHIP: 0.500																

St. Louis Cardinals @ San Diego Padres
San Diego Stadium, San Diego, CA
Fri Aug 21 1970, 10:05 PM EDT
Att: 9,721 - Unknown

AB	39
R	14
H	15
RBI	12
BB	7
SO	1
LOB	19

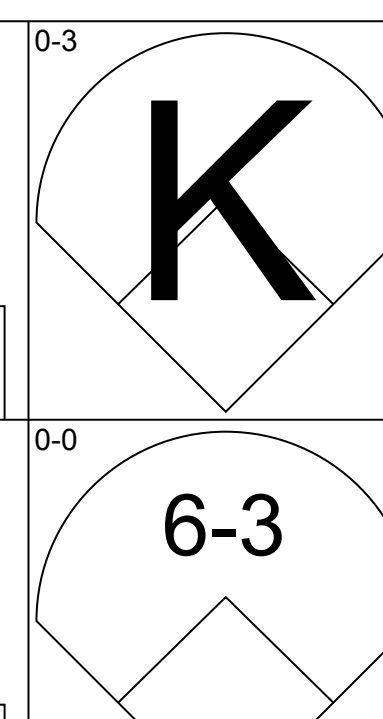
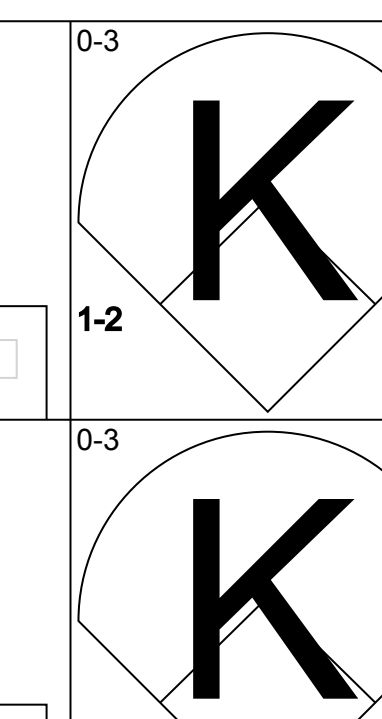
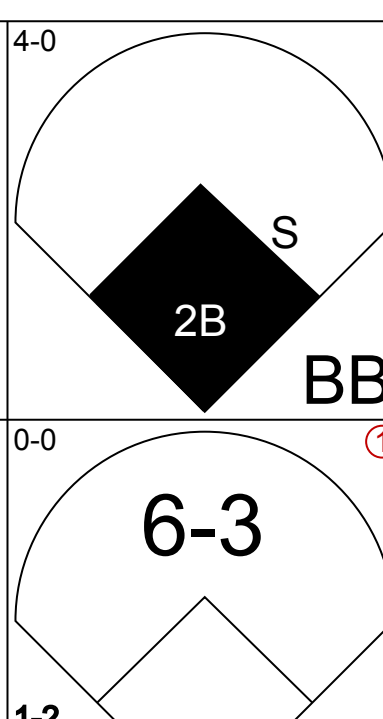
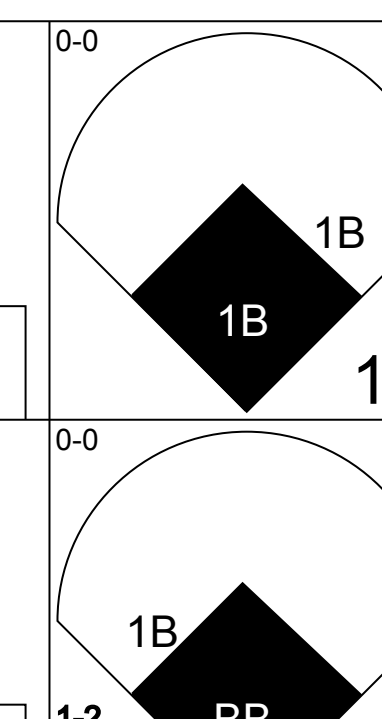
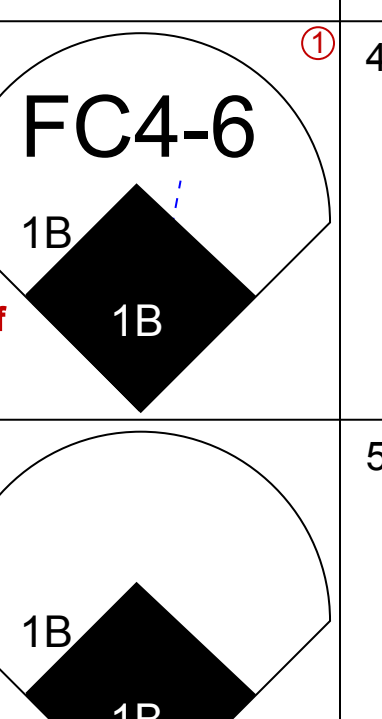
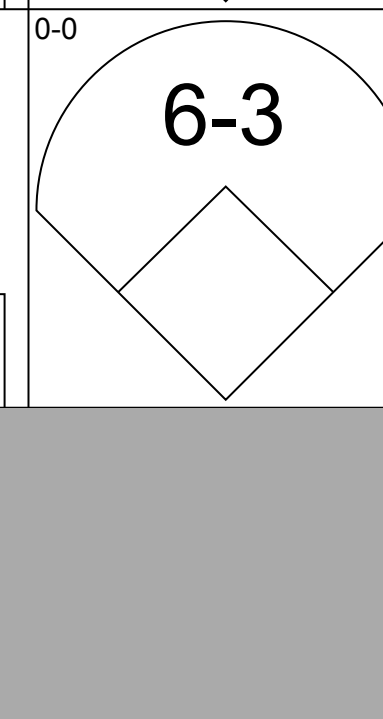

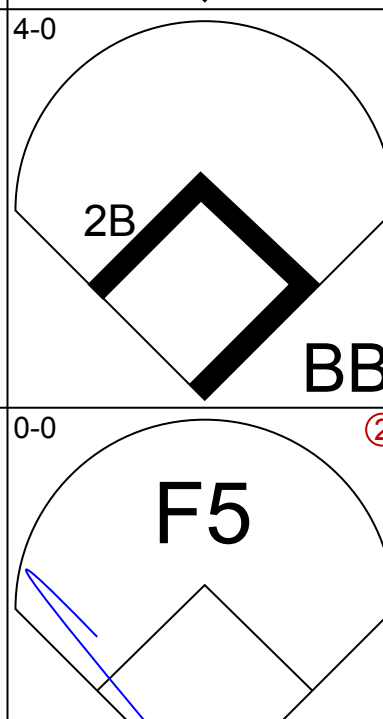
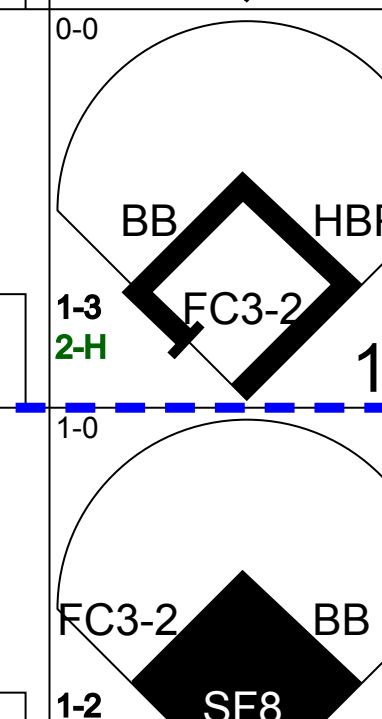
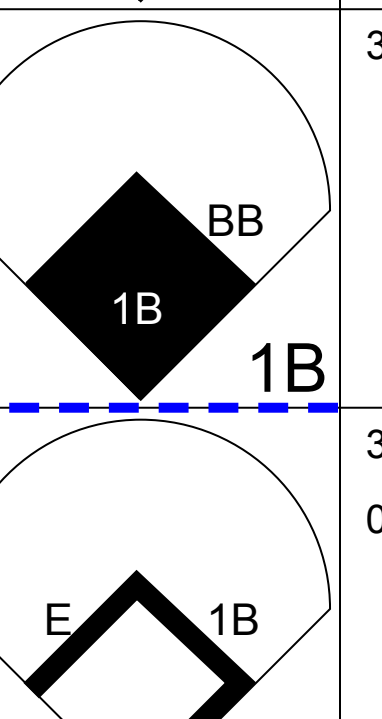

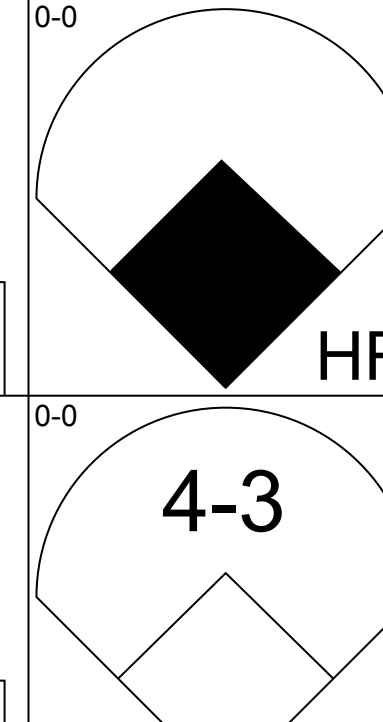
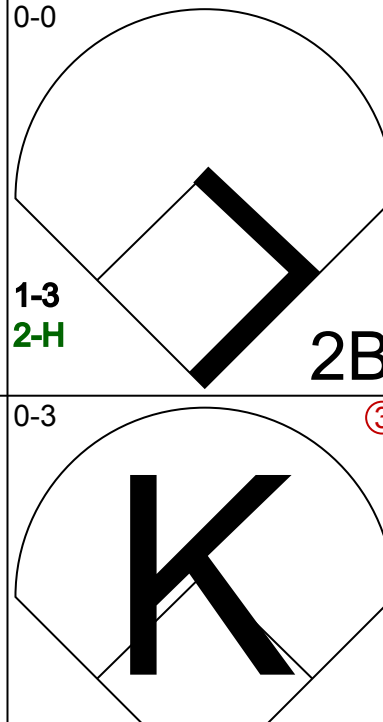
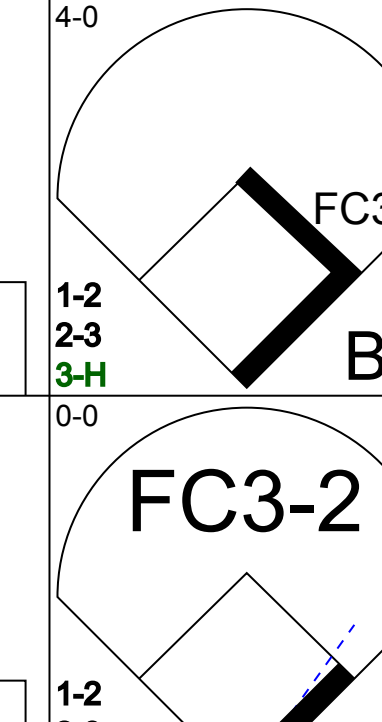
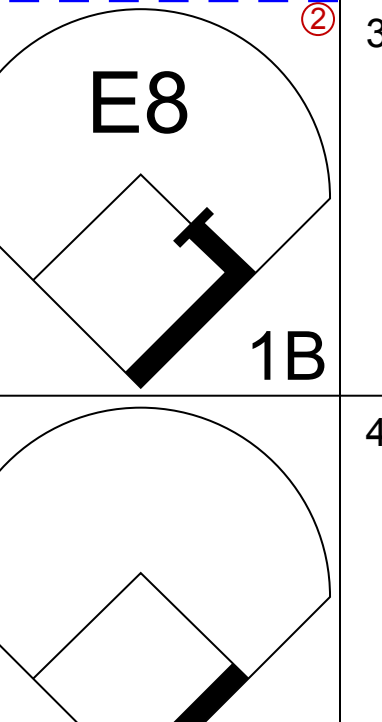
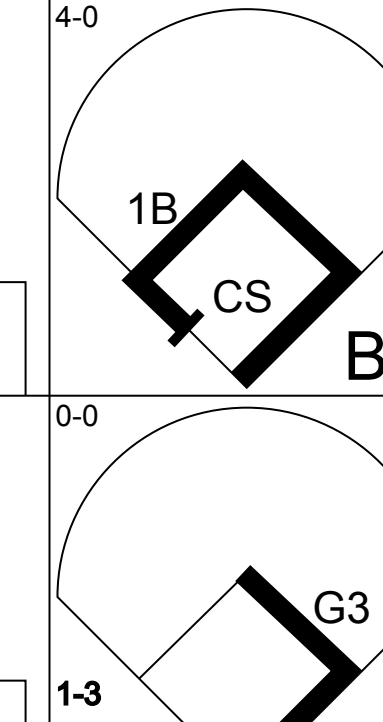
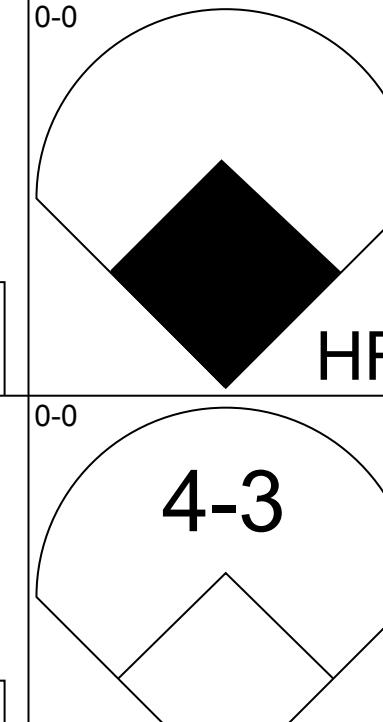
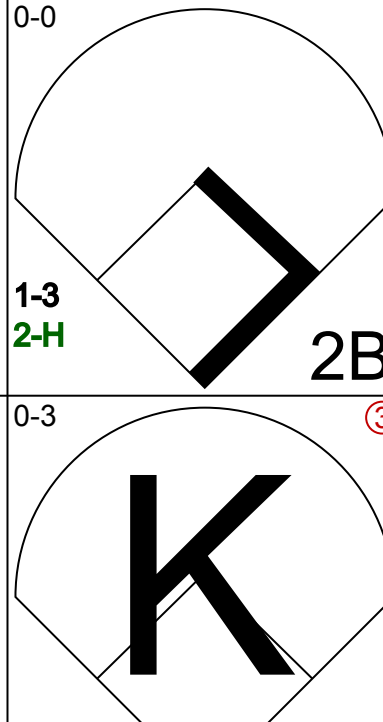
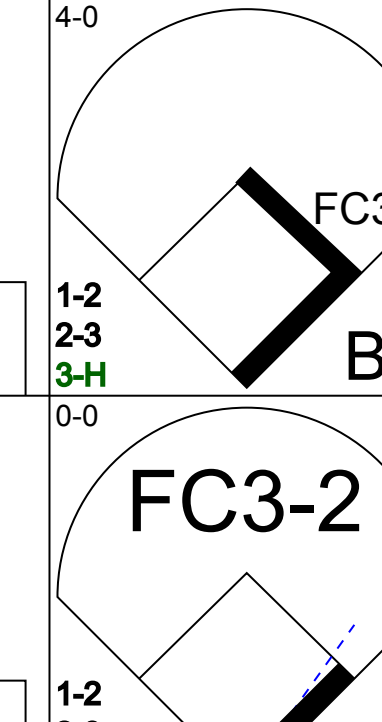
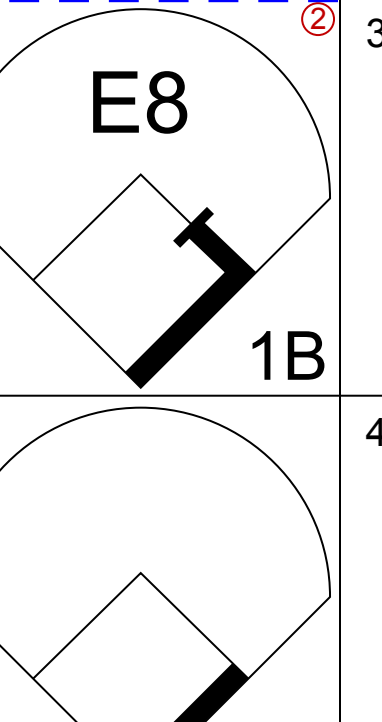
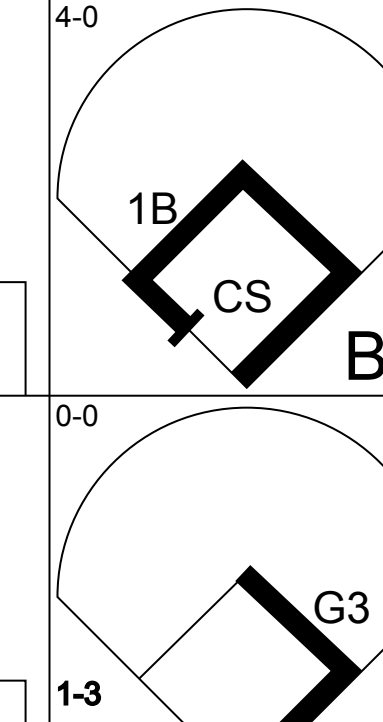
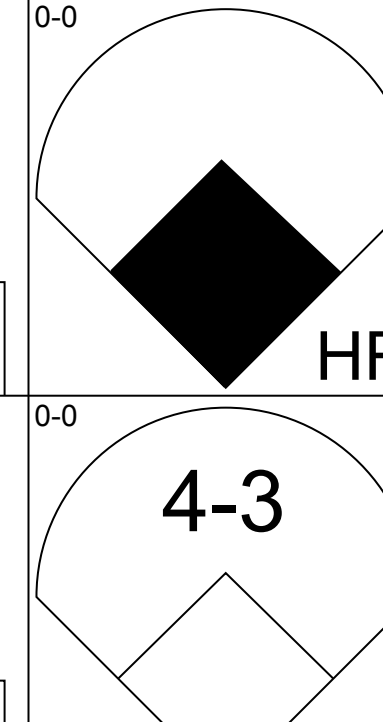
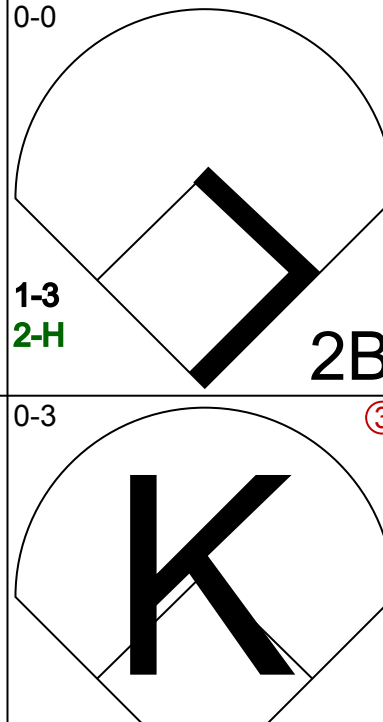
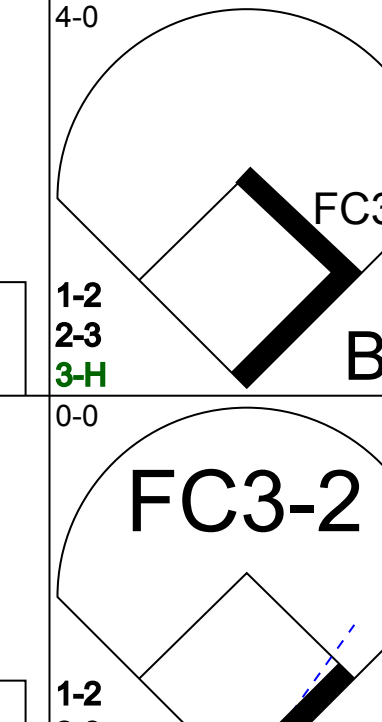
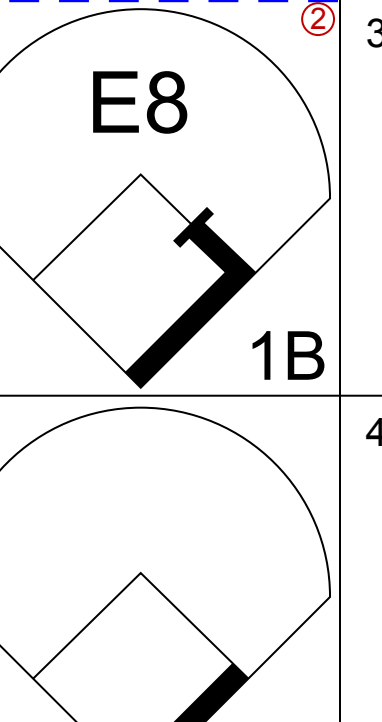
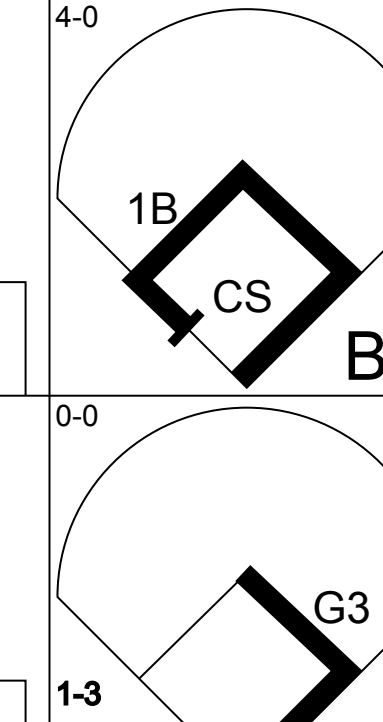
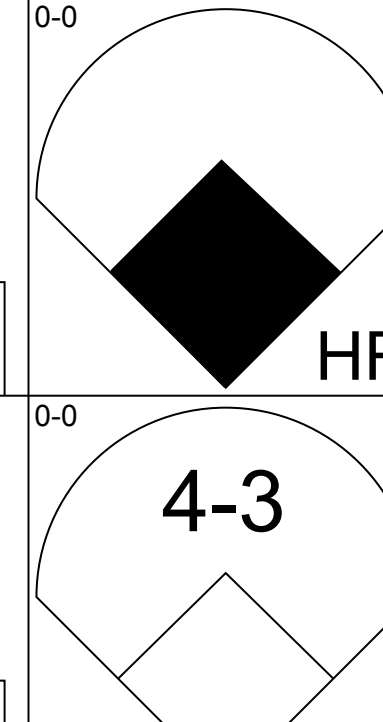
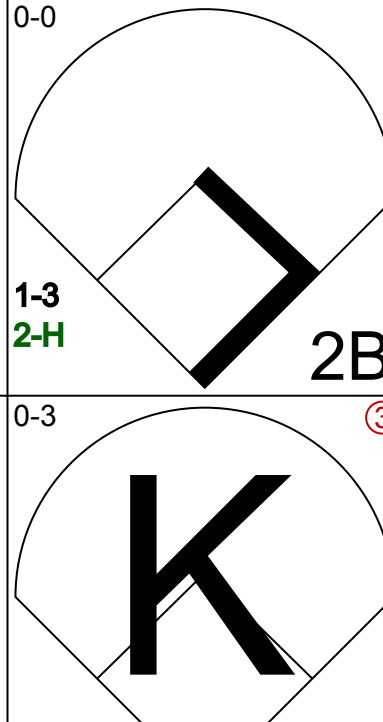
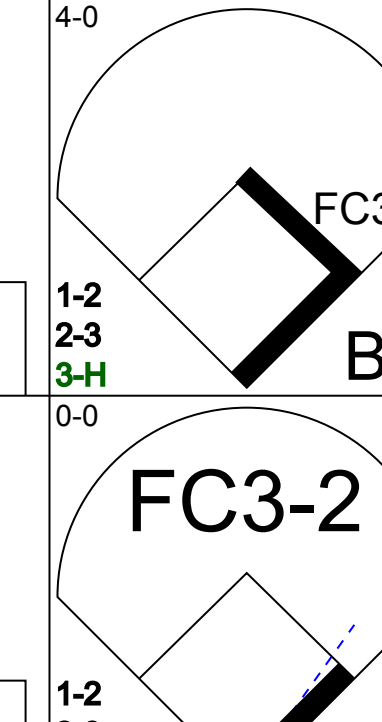
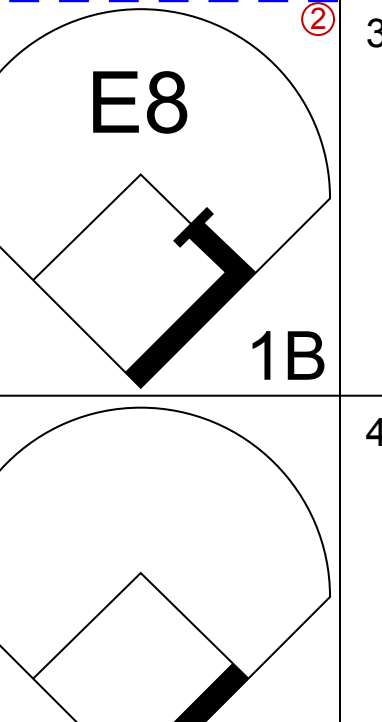
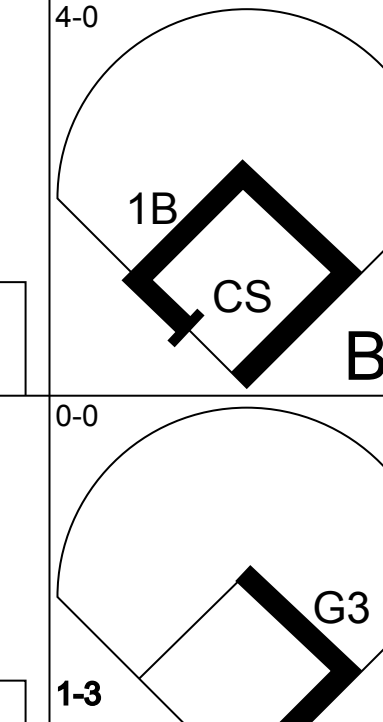

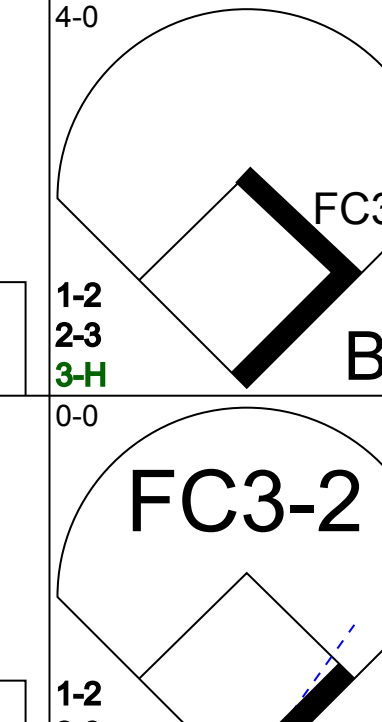
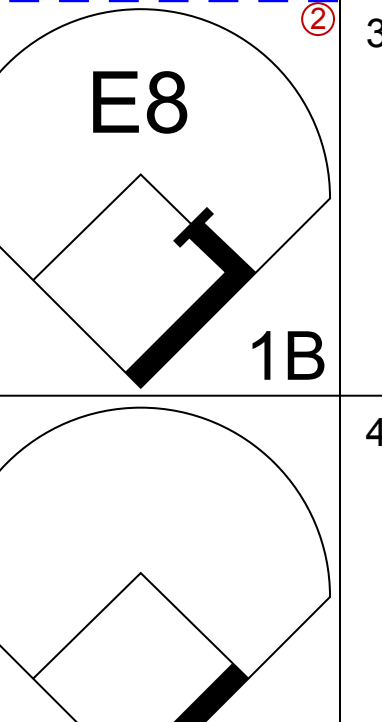
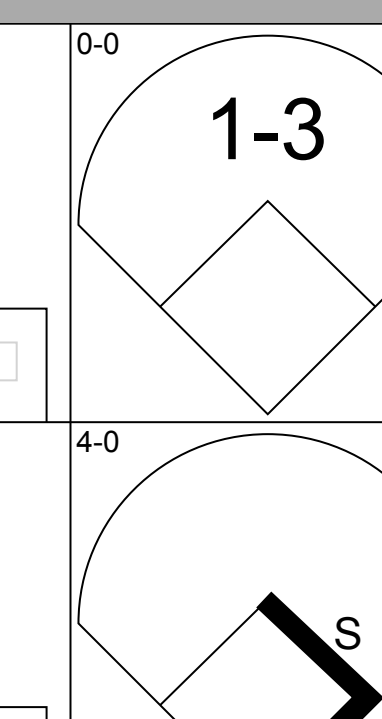
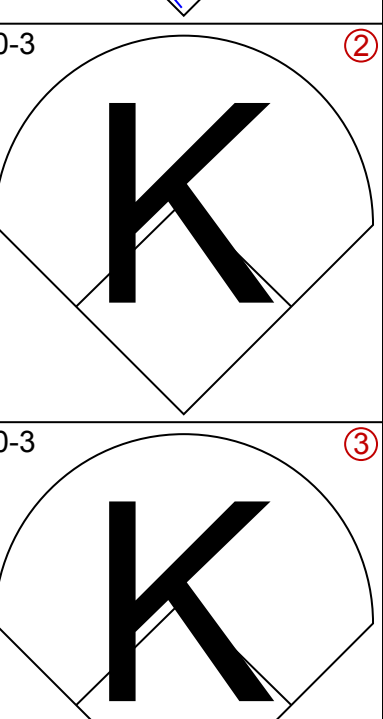
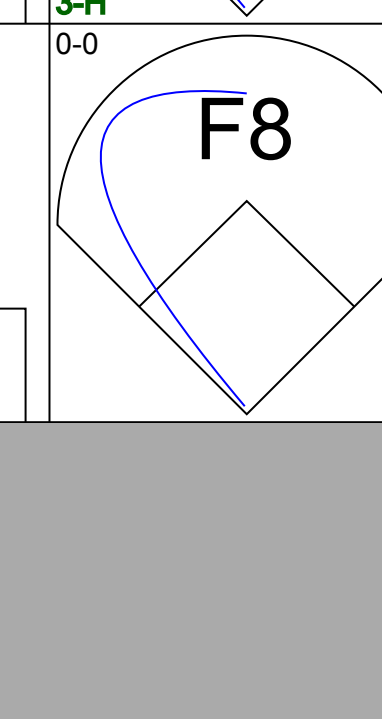
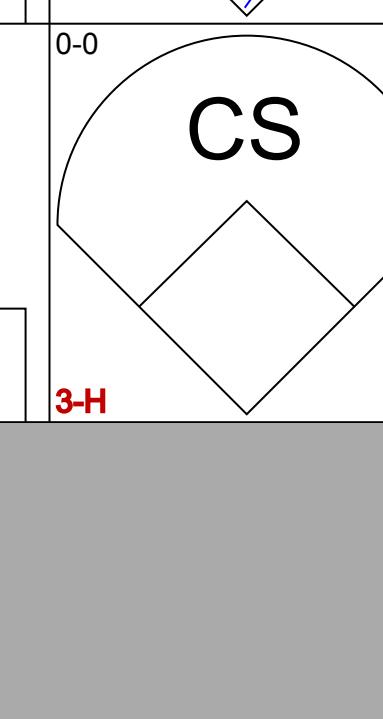
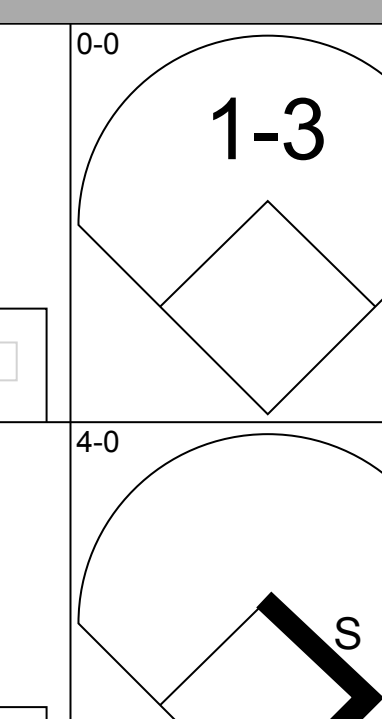
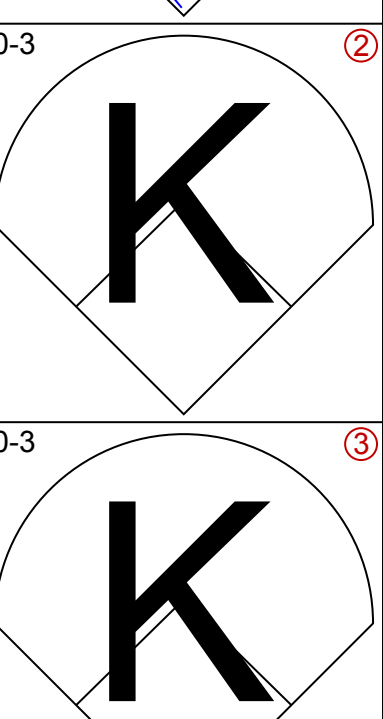
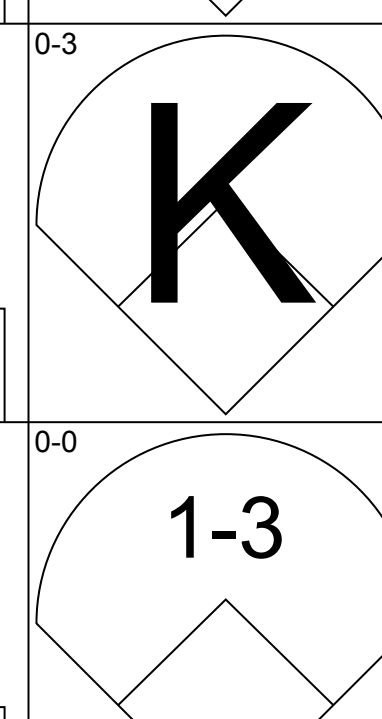


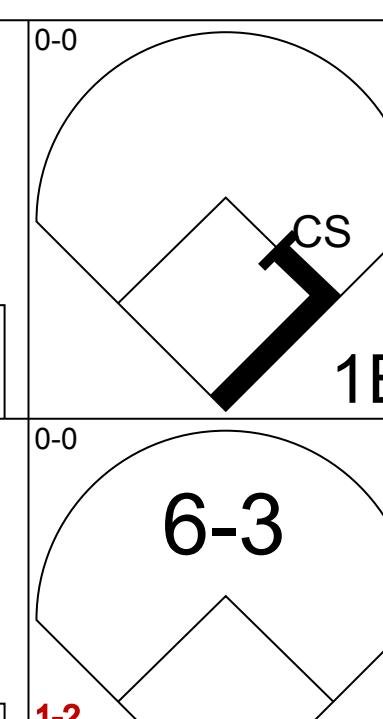
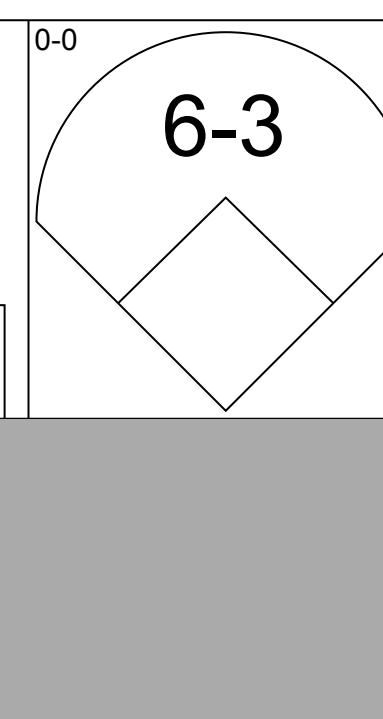
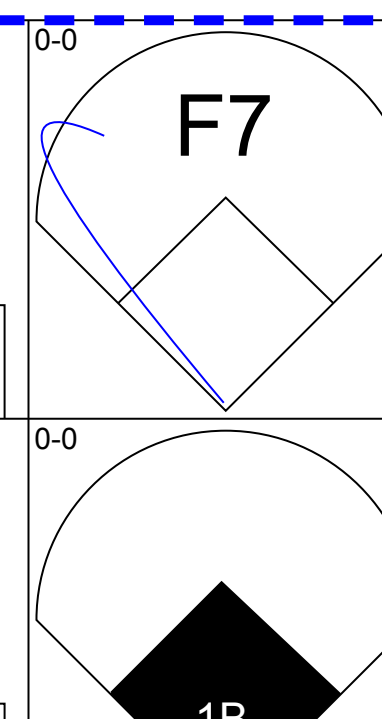
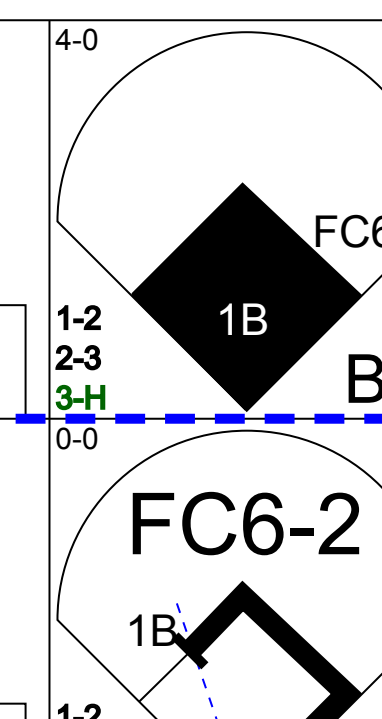
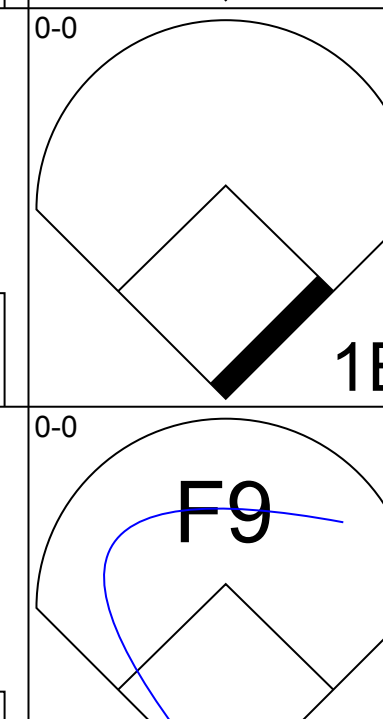
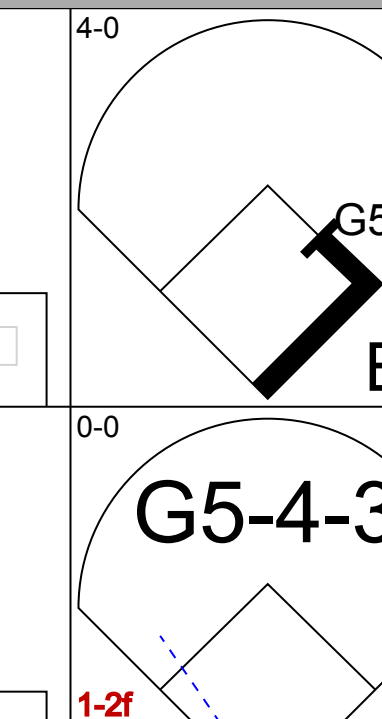
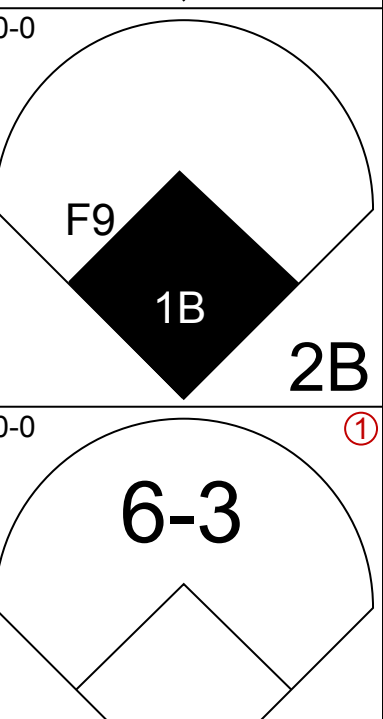
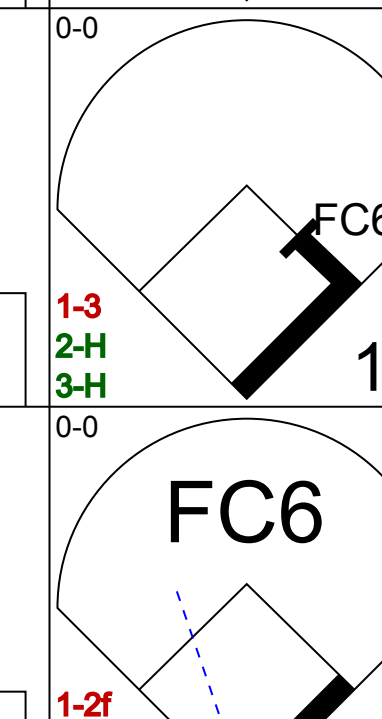


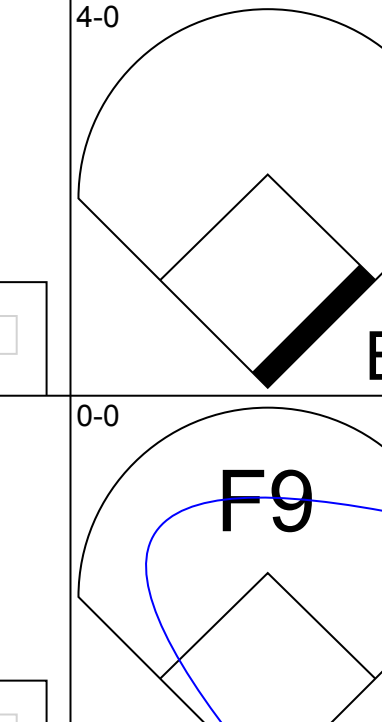
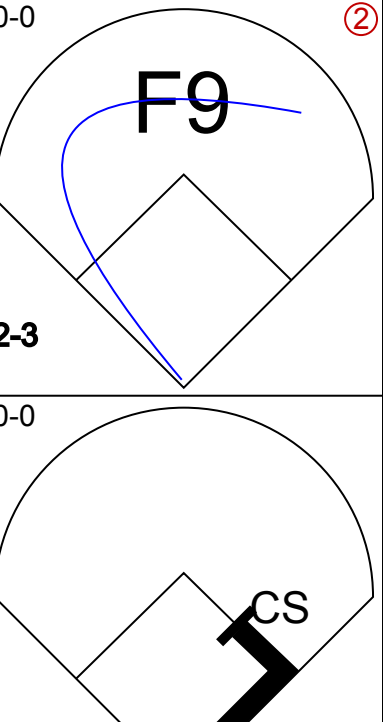
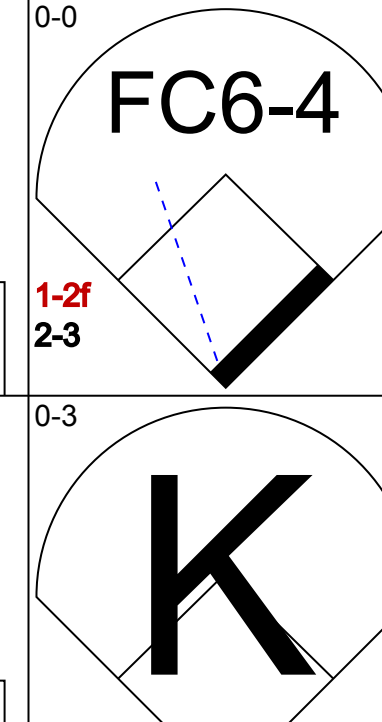



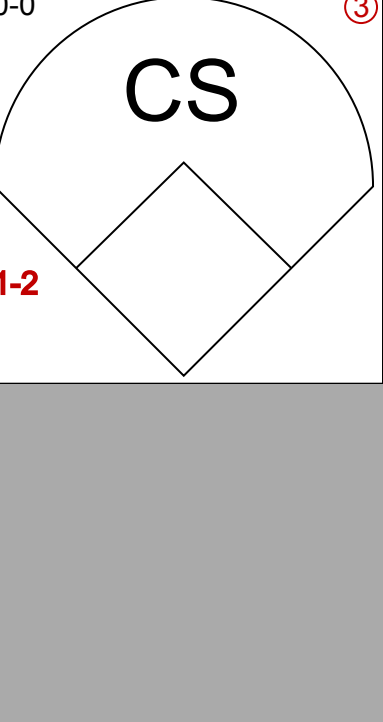

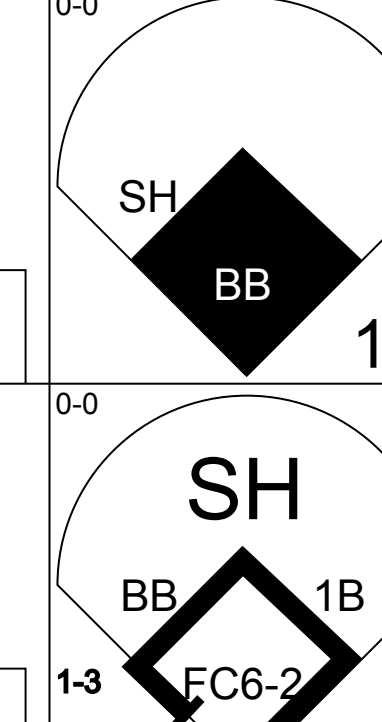
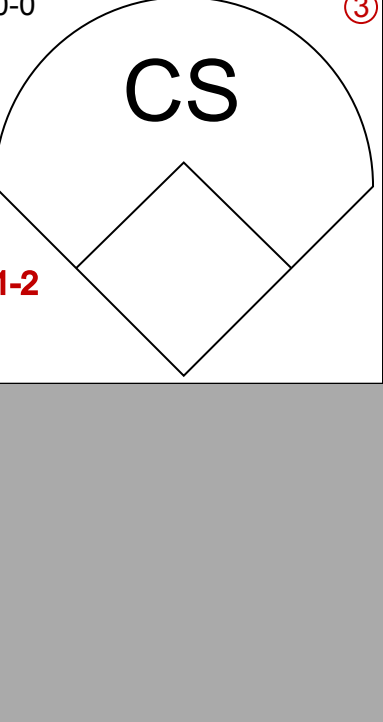
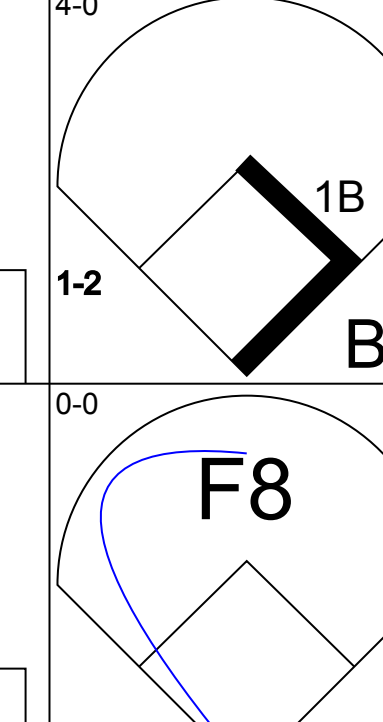
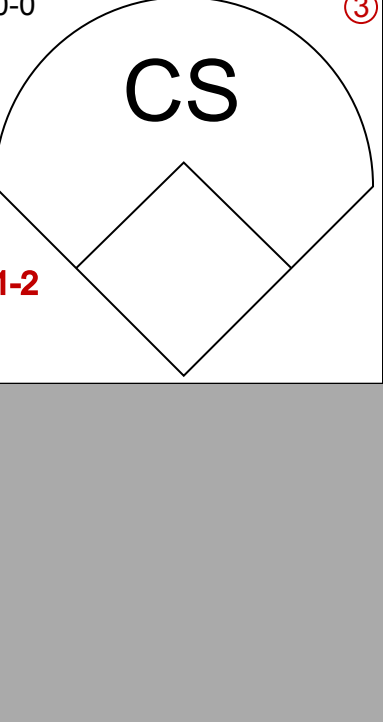
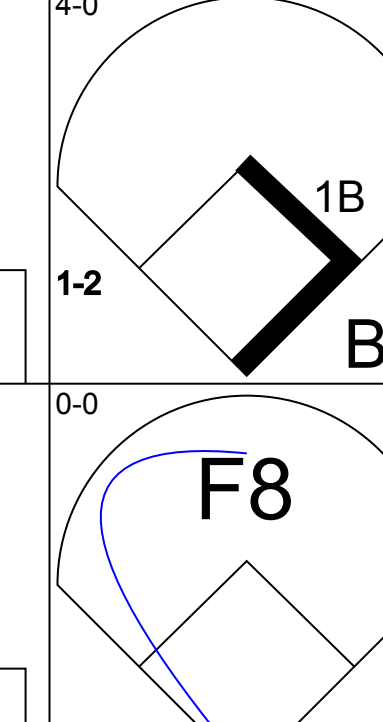
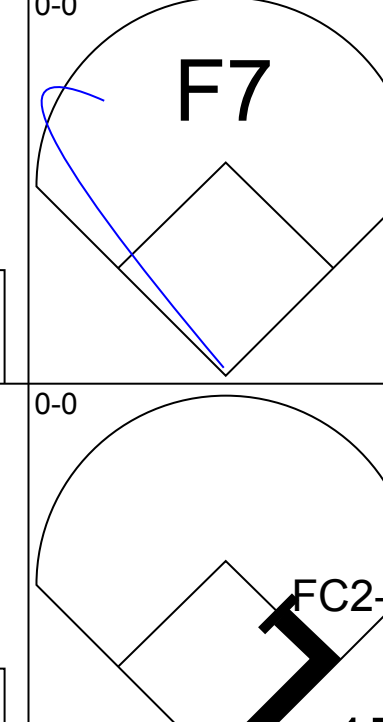
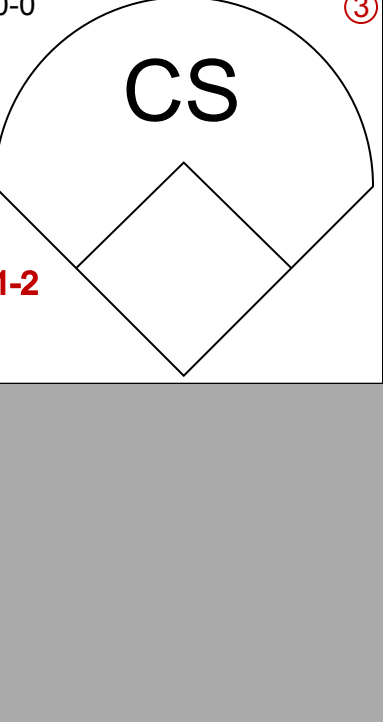
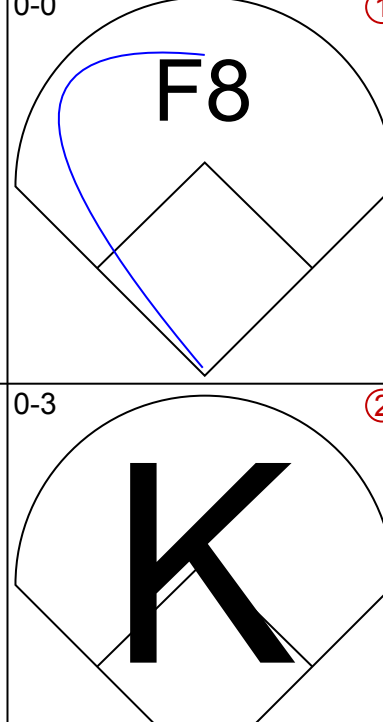
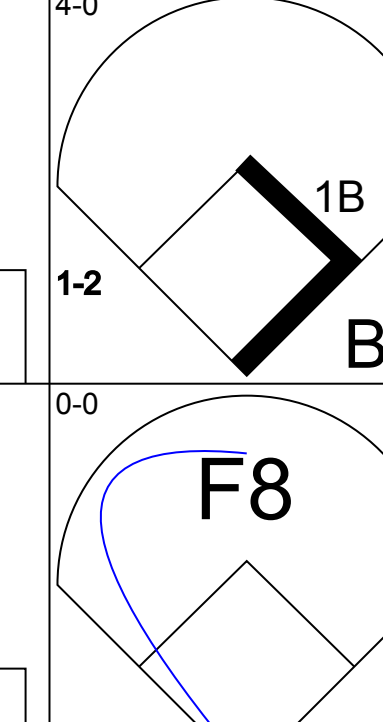
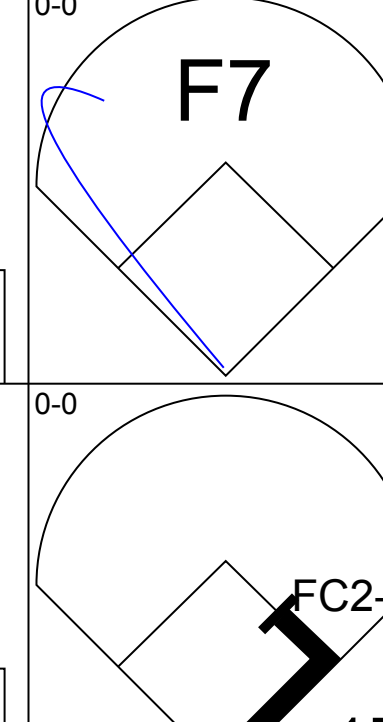
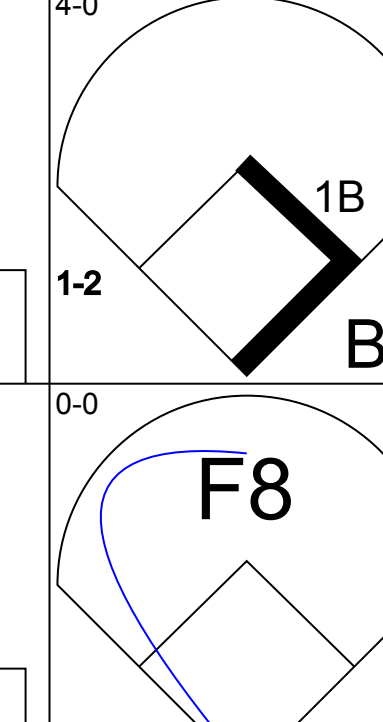
Batter	1	2	3	4	5	6	7	8	9	AB	R	H	RBI	BB	SO	LOB	BOTTOM					
Jose Arcia, R OBP: 0.300, SLG: 0.315 (1,6)										5	2	2	2	0	0	3						
Dave Campbell, R OBP: 0.280, SLG: 0.329 (1,4)										4	2	2	0	1	1	1						
Cito Gaston, R OBP: 0.372, SLG: 0.539 (1,8)										5	0	1	2	0	1	2						
Al Ferrara, R OBP: 0.373, SLG: 0.459 (1,7)										5	0	1	2	0	0	2						
Ollie Brown, R OBP: 0.329, SLG: 0.501 (1,9)										3	1	0	0	1	0	3						
Nate Colbert, R OBP: 0.322, SLG: 0.471 (1,3)										5	0	0	0	0	2	2						
Ed Spiezio, R OBP: 0.380, SLG: 0.493 (1,5)										3	1	1	0	1	0	1						
Chris Cannizzaro, R OBP: 0.390, SLG: 0.417 (1,2)										3	0	1	0	1	0	3						
Earl Wilson, G ERA: 4.77										1	0	0	0	0	0	1						
Ron Herbel, R ERA: 5.0										0	0	0	0	0	0	0						
Dave Roberts, L ERA: 4.28										0	0	0	0	0	0	0						
Ron Willis, R ERA: 3.86										0	0	0	0	0	0	0						
Jack Baldschun, R ERA: 10.13										0	0	0	0	0	0	0						
Inning Stats	R: 0 E: 0 K: 1 S: 5	H: 0 LOB: 0 BB: 0 P: 5	R: 0 E: 0 K: 0 S: 3	H: 0 LOB: 0 BB: 0 P: 3	R: 0 E: 0 K: 1 S: 6	H: 1 LOB: 1 BB: 0 P: 6	R: 0 E: 0 K: 0 S: 4	H: 1 LOB: 1 BB: 0 P: 4	R: 0 E: 0 K: 0 S: 3	H: 0 LOB: 0 BB: 0 P: 3	R: 2 E: 0 K: 1 S: 7	H: 2 LOB: 0 BB: 0 P: 7	R: 5 E: 0 K: 1 S: 9	H: 4 LOB: 3 BB: 3 P: 21	R: 0 E: 0 K: 2 S: 8	H: 1 LOB: 2 BB: 1 P: 12	R: 1 E: 0 K: 0 S: 5	H: 2 LOB: 1 BB: 0 P: 5	1B: 7 2B: 4 3B: 0 HR: 0	SF: 0 SAC: 0 DP: 1 HBP: 0	WP: 1 PB: 0 SB: 1 CS: 0	PA: 42
PITCHER	IP: 6.2 WLS: W BF: 29 H: 6 R: 7 ER: 7 SO: 4 BB: 3 IBB: 0 HBP: 0 BLK: 0 WP: 0 HR: 0 S: 34 P: 46 ERA: 9.45 WHIP: 1.350	IP: 0.0 WLS: 1 BF: 1 H: 1 R: 0 ER: 0 SO: 0 BB: 0 IBB: 0 HBP: 0 BLK: 0 WP: 0 HR: 1 S: 1 P: 1 ERA: ∞ WHIP: ∞	IP: 2.1 WLS: S BF: 12 H: 4 R: 1 ER: 1 SO: 2 BB: 1 IBB: 0 HBP: 0 BLK: 0 WP: 1 HR: 0 S: 15 P: 19 ERA: 3.86 WHIP: 2.143	IP: 0.0 WLS: 0 BF: 0 H: 0 R: 0 ER: 0 SO: 0 BB: 0 IBB: 0 HBP: 0 BLK: 0 WP: 0 HR: 0 S: 0 P: 0 ERA: ∞ WHIP: ∞	IP: 0.0 WLS: 0 BF: 0 H: 0 R: 0 ER: 0 SO: 0 BB: 0 IBB: 0 HBP: 0 BLK: 0 WP: 0 HR: 0 S: 0 P: 0 ERA: ∞ WHIP: ∞	IP: 0.0 WLS: 0 BF: 0 H: 0 R: 0 ER: 0 SO: 0 BB: 0 IBB: 0 HBP: 0 BLK: 0 WP: 0 HR: 0 S: 0 P: 0 ERA: ∞ WHIP: ∞																


St. Louis Cardinals @ San Diego Padres
San Diego Stadium, San Diego, CA
Fri Aug 21 1970, 10:05 PM EDT
Att: 9,721 - Unknown


AB	38
R	8
H	11
RBI	8
BB	4
SO	6
LOB	20



Batter	1	2	3	4	5	6	7	8	9	AB	R	H	RBI	BB	SO	LOB	TOP						
Lou Brock, L OBP: 0.366, SLG: 0.432 (1, 7)										4	3	1	0	1	2	2	St. Louis Cardinals @ San Diego Padres San Diego Stadium, San Diego, CA Sun Aug 23 1970, 6:33 AM EDT Att: 5,797 - Unknown						
Julian Javier, R OBP: 0.294, SLG: 0.313 (1, 4)										5	2	2	0	0	1	2							
Joe Hague, L OBP: 0.368, SLG: 0.431 (1, 3)										3	1	2	2	2	0	0							
Joe Torre, R OBP: 0.391, SLG: 0.490 (8, PR)										3	0	0	0	0	1	3							
Milt Ramirez, R OBP: 0.259, SLG: 0.230 (8, 5)										0	1	0	0	1	0	0							
Jose Cardenal, R OBP: 0.353, SLG: 0.434 (1, 8)										3	1	3	5	2	0	0							
Ted Simmons, S OBP: 0.319, SLG: 0.288 (1, 2)										4	0	1	0	1	1	5							
Leron Lee, L OBP: 0.299, SLG: 0.315 (7, PH)										2	0	0	0	0	0	2							
Dick Allen, R OBP: 0.273, SLG: 0.551 (7, 1)										1	0	0	0	1	0	0							
Chuck Taylor, R OBP: 0.342, SLG: 0.490 (7, 1)										0	0	0	0	0	0	0							
Jim Belushi, R OBP: 0.238, SLG: 0.349 (8, PH)										0	0	0	0	0	0	0							
Reggie Cleveland, R OBP: 0.274, SLG: 0.308 (8, 1)										0	0	0	0	0	0	0							
Frank Bertaina, L OBP: 0.251, SLG: 0.175 (8, 1)										0	0	0	0	0	0	0							
Frank Linzy, R OBP: 0.251, SLG: 0.175 (8, 1)										1	0	0	0	0	0	2							
Dal Maxvill, R OBP: 0.308, SLG: 0.239 (1, 6)										2	0	0	0	0	1	0							
Carl Taylor, R OBP: 0.368, SLG: 0.413 (7, PH)										1	0	0	0	1	0	0							
Ed Crosby, L OBP: 0.300, SLG: 0.308 (7, 6)										1	0	0	0	0	0	2							
Jerry Reuss, L OBP: 0.154, SLG: 0.043 (1, 1)										1	0	0	0	1	1	0							
Vic Davaillo, L OBP: 0.371, SLG: 0.460 (7, PH)										2	0	1	0	0	0	0							
																	St. Louis Cardinals @ San Diego Padres San Diego Stadium, San Diego, CA Sun Aug 23 1970, 6:33 AM EDT Att: 5,797 - Unknown						
Inning Stats	R: 0 E: 0 K: 1 S: 5	H: 0 LOB: 0 BB: 0 P: 5	R: 0 E: 0 K: 0 S: 3	H: 1 LOB: 1 BB: 1 P: 7	R: 0 E: 0 K: 2 S: 7	H: 0 LOB: 1 BB: 1 P: 11	R: 1 E: 0 K: 1 S: 5	H: 1 LOB: 0 BB: 1 P: 9	R: 0 E: 0 K: 2 S: 7	H: 0 LOB: 0 BB: 0 P: 7	R: 1 E: 0 K: 1 S: 6	H: 1 LOB: 2 BB: 2 P: 14	R: 0 E: 0 K: 2 S: 7	H: 0 LOB: 0 BB: 0 P: 7	R: 3 E: 0 K: 0 S: 6	H: 3 LOB: 2 BB: 2 P: 11		R: 3 E: 1 K: 0 S: 6	H: 4 LOB: 2 BB: 2 P: 14	1B: 8 2B: 2 3B: 0 HR: 1	SF: 1 SAC: 0 DP: 1 HBP: 1	WP: 0 PB: 0 CS: 2	PA: 44
PITCHER	IP WLS BF H R ER SO BB IBB HBP BLK WP HR S P ERA WHIP																						
Clay Kirby, R ERA: 4.62 (1, 1)	7.0		30	6	5	5	9	5	0	0	0	0	0	0	1	43		63	6.43	1.571			
Tom Dukes, R ERA: 2.53 (8, 1)	1.0		5	0	0	0	0	1	0	1	0	0	0	0	0	3		8	0.00	1.000			
Pat Dobson, R ERA: 4.1 (9, 1)	0.1	L	4	3	3	0	0	0	0	0	0	0	0	0	4	4		81.00	9.000				
Ron Willis, R ERA: 3.83 (9, 1)	0.0		1	0	0	0	0	1	0	0	0	0	0	0	4	∞		∞	∞				
Ron Herbel, R ERA: 4.92 (9, 1)	0.2		3	1	0	0	0	0	1	0	0	0	0	0	2	6		0.00	1.500				

Batter	1	2	3	4	5	6	7	8	9	AB	R	H	RBI	BB	SO	LOB	BOTTOM						
Jose Arcia, R OBP: 0.293, SLG: 0.306 (11, 6)										4	0	1	0	0	1	4	St. Louis Cardinals @ San Diego Padres San Diego Stadium, San Diego, CA Sun Aug 23 1970, 6:33 AM EDT Att: 5,797 - Unknown						
Steve Hutzler, S OBP: 0.242, SLG: 0.349 (8, PR)										0	0	0	0	0	0	0							
Tommy Lasater, R OBP: 0.274, SLG: 0.308 (8, 1)										0	0	0	0	0	0	0							
Pat Dobson, R OBP: 0.251, SLG: 0.175 (8, 1)										0	0	0	0	0	0	0							
Ron Willis, R OBP: 0.251, SLG: 0.175 (8, 1)										0	0	0	0	0	0	0							
Ron Herbel, R OBP: 0.251, SLG: 0.175 (8, 1)										0	0	0	0	0	0	0							
Dave Campbell, R OBP: 0.279, SLG: 0.338 (1, 4)										5	2	2	1	0	1	7							
Ollie Brown, R OBP: 0.334, SLG: 0.504 (1, 9)										3	1	3	2	2	0	0							
Al Ferrara, R OBP: 0.369, SLG: 0.452 (1, 7)										4	0	1	1	0	0	3							
Larry Stahl, L OBP: 0.179, SLG: 0.184 (7, PR)										1	0	0	0	0	0	1							
Nate Colbert, R OBP: 0.321, SLG: 0.473 (1, 3)										4	1	1	1	1	0	3							
Ivan Murrell, R OBP: 0.287, SLG: 0.398 (1, 8)										4	0	1	1	1	1	3							
Ed Spiezio, R OBP: 0.388, SLG: 0.500 (1, 5)										4	1	2	0	1	0	0							
Bob Barton, R OBP: 0.287, SLG: 0.338 (1, 2)										3	0	1	0	0	1	2							
Ron Stocum, R OBP: 0.221, SLG: 0.258 (8, PR)										0	0	0	0	1	0	0							
Clay Kirby, R OBP: 0.230, SLG: 0.193 (8, 1)										0	0	0	0	0	0	0							
Ray Webster, L OBP: 0.239, SLG: 0.293 (8, PH)										0	0	0	0	0	0	0							
Cito Gaston, R OBP: 0.371, SLG: 0.537 (8, PH)										1	1	1	0	0	0	0							
Chris Cannizzaro, R OBP: 0.285, SLG: 0.410 (9, 2)										1	0	0	0	0	0	2							
																	St. Louis Cardinals @ San Diego Padres San Diego Stadium, San Diego, CA Sun Aug 23 1970, 6:33 AM EDT Att: 5,797 - Unknown						
Inning Stats	R: 0 E: 0 K: 0 S: 4	H: 2 LOB: 1 BB: 0 P: 4	R: 1 E: 0 K: 2 S: 9	H: 2 LOB: 2 BB: 2 P: 17	R: 0 E: 0 K: 0 S: 2	H: 0 LOB: 1 BB: 2 P: 10	R: 0 E: 0 K: 0 S: 4	H: 1 LOB: 1 BB: 0 P: 4	R: 2 E: 0 K: 0 S: 5	H: 3 LOB: 0 BB: 0 P: 5	R: 0 E: 0 K: 2 S: 7	H: 0 LOB: 0 BB: 0 P: 7	R: 1 E: 0 K: 1 S: 7	H: 2 LOB: 2 BB: 1 P: 11	R: 3 E: 1 K: 0 S: 6	H: 3 LOB: 1 BB: 1 P: 10		R: 0 E: 0 K: 0 S: 4	H: 1 LOB: 2 BB: 1 P: 8	1B: 9 2B: 2 3B: 1 HR: 2	SF: 0 SAC: 1 DP: 1 HBP: 0	WP: 0 PB: 0 CS: 2	PA: 46
PITCHER	IP WLS BF H R ER SO BB IBB HBP BLK WP HR S P ERA WHIP																						
Jerry Reuss, L ERA: 5.13 (1, 1)	6.0																						
Chuck Taylor, R ERA: 2.92 (7, 1)	1.0		6	2	1	1	1	0	1	0	0	0	0	0	7	11		9.00	2.000				
Reggie Cleveland, R ERA: 11.89 (8, 1)	0.0		2	1	2	2	0	0	0	0	0	0	0	2	2	∞		∞					
Frank Bertaina, L ERA: 9.0 (8, 1)	0.0		2	1	0	0	0	1	0	0	0	0	0	1	5	∞		∞					
Frank Linzy, R ERA: 4.06 (8, 1)	2.0	W	8	2	1	1	0	1	0	0	0	0	0	7	11	4.50		1.500					

Batter	1	2	3	4	5	6	7	8	9	AB	R	H	RBI	BB	SO	LOB	TOP										
Freddie Patek, R OBP: 0.341, SLG: 0.380 (1, 6)	5-3		SF7			K	6-3			3	0	0	1	0	1	0	Pittsburgh Pirates @ San Diego Padres San Diego Stadium, San Diego, CA Tue Aug 25 1970, 10:05 PM EDT Att: 4,876 - Unknown AB 28 R 3 H 5 RBI 3 BB 2 SO 3 LOB 7 										
Matty Alou, L OBP: 0.320, SLG: 0.345 (1, 8)	5-3		4-3			WP 2B		1-3		4	1	1	0	0	0	1											
Roberto Clemente, R OBP: 0.417, SLG: 0.580 (1, 9)	6-3			4-3		2B SF7 IBB		K		3	1	0	0	1	1	0											
Manny Sanguillen, R OBP: 0.336, SLG: 0.439 (1, 2)		6-3			G5-4-3 1B	SF7 1-3 3-H 2B		5-3		4	0	2	1	0	0	0											
Bob Robertson, R OBP: 0.376, SLG: 0.552 (1, 3)		F2		G5-4-3 1-2		SF7 IBB		F8		3	0	0	0	1	0	1											
Willie Stargell, L OBP: 0.334, SLG: 0.538 (1, 7)						SF7 1-2 2-3 3-H HBP		F9		2	0	0	1	0	1	0											
Jose Pagan, R OBP: 0.316, SLG: 0.400 (1, 5)						F4 SH5-4 SF7 1B		F7		4	1	1	0	0	0	3											
Bill Mazerowski, R OBP: 0.296, SLG: 0.337 (1, 4)						F6 SH5-4 1-2 1B		6-3		3	0	1	0	0	0	1											
Luke Walker, L OBP: 0.194, SLG: 0.138 Dave Giusti, R OBP: 0.333, SLG: 0.333 Al Oliver, L OBP: 0.325, SLG: 0.439 (1, 1) (9, 1) (9, 3)						F8 SH5-4 1-2 2-3		4-3		2	0	0	0	0	0	1											
Inning Stats	R: 0 E: 0 K: 0 S: 3	H: 0 LOB: 0 BB: 0 P: 3	R: 0 E: 0 K: 1 S: 5	H: 0 LOB: 0 BB: 0 P: 5	R: 1 E: 0 K: 0 S: 5	H: 2 LOB: 1 BB: 0 P: 5	R: 0 E: 0 K: 0 S: 3	H: 1 LOB: 0 BB: 0 P: 3	R: 0 E: 0 K: 1 S: 7	H: 0 LOB: 1 BB: 0 P: 4	R: 2 E: 0 K: 1 S: 7	H: 2 LOB: 2 BB: 2 P: 15	R: 0 E: 0 K: 0 S: 3	H: 0 LOB: 0 BB: 0 P: 3	R: 0 E: 0 K: 0 S: 5	H: 0 LOB: 0 BB: 0 P: 3		R: 0 E: 0 K: 0 S: 3	H: 0 LOB: 0 BB: 0 P: 3	1B: 4 2B: 1 3B: 0 HR: 0	SF: 2 SAC: 1 DP: 1 HBP: 1	WP: 1 PB: 0 SB: 0 CS: 0	PA: 34				
PITCHER	IP	WLS	BF	H	R	ER	SO	BB	IBB	HBP	BLK	WP	HR	S	P	ERA	WHIP										
Dave Roberts, L ERA: 4.26 Tom Dukes, R ERA: 2.44 (1, 1) (8, 1)	7.0	L	28	5	3	3	2	0	2	1	0	1	0	29	38	3.86	0.714										

Batter	1	2	3	4	5	6	7	8	9	AB	R	H	RBI	BB	SO	LOB	BOTTOM										
Jose Arcia, R OBP: 0.295, SLG: 0.305 (1, 6)	L5		6-3				6-3		4-0 1B	4	0	1	0	1	0	1	Pittsburgh Pirates @ San Diego Padres San Diego Stadium, San Diego, CA Tue Aug 25 1970, 10:05 PM EDT Att: 4,876 - Unknown AB 35 R 4 H 13 RBI 4 BB 3 SO 4 LOB 13 										
Dave Campbell, R OBP: 0.282, SLG: 0.347 (1, 4)			F6		F4				1-2 BB	5	1	3	3	0	0	1											
Ollie Brown, R OBP: 0.336, SLG: 0.511 (1, 9)	6-3		4-3		CS				1-2 2-3 3-H 1B	4	1	2	1	0	0	0											
Al Ferrara, R OBP: 0.367, SLG: 0.449 (1, 7)					F7		F9		FC4-6 1B	4	0	1	0	0	0	1											
Nate Colbert, R OBP: 0.318, SLG: 0.469 (1, 3)			K		5-3		FC4-6 1B		1-3	4	0	0	0	0	1	2											
Ivan Murrell, R OBP: 0.293, SLG: 0.401 (1, 8)									1-3 1B	3	0	2	0	1	1	0											
Ed Spiezio, R OBP: 0.390, SLG: 0.498 (1, 5)			G6-4-3 1-2				K		FC1-6 1B	3	0	1	0	1	1	3											
Chris Cannizzaro, R OBP: 0.387, SLG: 0.412 Ron Sizem, R OBP: 0.221, SLG: 0.258 (1, 2) (9, PR)									FC1-6 1B 1-2 1B	4	1	2	0	0	0	3											
Dave Roberts, L OBP: 0.209, SLG: 0.357 Cito Gaston, R OBP: 0.370, SLG: 0.535 Tom Dukes, R Ray Webster, L OBP: 0.306, SLG: 0.300 (1, 1) (7, PH) (8, 1) (9, PH)									FC4-6 1B 1-2 1B	2	0	0	0	0	1	1											
Inning Stats	R: 1 E: 0 K: 1 S: 7	H: 2 LOB: 1 BB: 0 P: 7	R: 0 E: 0 K: 0 S: 3	H: 1 LOB: 1 BB: 1 P: 7	R: 0 E: 0 K: 0 S: 3	H: 0 LOB: 0 BB: 0 P: 3	R: 0 E: 0 K: 0 S: 4	H: 1 LOB: 2 BB: 1 P: 8	R: 0 E: 0 K: 1 S: 5	H: 1 LOB: 0 BB: 0 P: 5	R: 0 E: 0 K: 1 S: 7	H: 2 LOB: 2 BB: 0 P: 7	R: 1 E: 0 K: 0 S: 4	H: 2 LOB: 1 BB: 0 P: 4	R: 1 E: 0 K: 1 S: 6	H: 1 LOB: 0 BB: 0 P: 6		R: 1 E: 0 K: 0 S: 4	H: 3 LOB: 3 BB: 1 P: 8	1B: 11 2B: 0 3B: 0 HR: 2	SF: 0 SAC: 0 DP: 1 HBP: 0	WP: 0 PB: 0 SB: 0 CS: 1	PA: 39				
PITCHER	IP	WLS	BF	H	R	ER	SO	BB	IBB	HBP	BLK	WP	HR	S	P	ERA	WHIP										
Luke Walker, L ERA: 3.38 Dave Giusti, R ERA: 3.18 (1, 1) (9, 1)	8.0	L	34	11	4	4	4	2	0	0	0	0	0	3	7	0.00	9.000										

Batter	1	2	3	4	5	6	7	8	9	AB	R	H	RBI	BB	SO	LOB	TOP					
Don Kessinger, S (1, 6) OBP: 0.335, SLG: 0.366	F8		SF7 1B	4-3			2B 1B		FC1-6 CS	5	2	2	0	0	0	1						
Glenn Beckert, R (1, 4) OBP: 0.335, SLG: 0.370	2B		1B				F9		PO 1B	5	3	4	0	0	0	1						
Billy Williams, L (1, 7) OBP: 0.390, SLG: 0.601	2B		F5				F8 1B		PO	4	0	3	2	0	0	2						
Joe Peppone, L (1, 8) OBP: 0.306, SLG: 0.475	BB		SF7				P6		F8	2	0	0	1	1	0	3						
Jim Hickman, R (1, 3) OBP: 0.420, SLG: 0.596	F9		1B				G4-6-3 1B		5-3	4	0	2	1	0	0	3						
Ron Santo, R (1, 5) OBP: 0.355, SLG: 0.458	F8		1B				G4-6-3 1B		F8	4	0	1	1	0	0	4						
Johnny Callison, L (1, 9) OBP: 0.360, SLG: 0.466			F8				F2		F7	4	0	0	0	0	1	2						
Randy Hundley, R (1, 2) OBP: 0.335, SLG: 0.400			K				6-3		K	4	0	0	0	0	3	0						
Mitt Pappas, R (1, 1) OBP: 0.229, SLG: 0.370			P6				6-3		K	4	0	1	0	0	1	0						
Inning Stats	R: 1 E: 0 K: 0 S: 5	H: 2 LOB: 2 BB: 1 P: 9	R: 0 E: 0 K: 1 S: 5	H: 0 LOB: 0 BB: 0 P: 5	R: 2 E: 0 K: 1 S: 9	H: 4 LOB: 2 BB: 0 P: 9	R: 0 E: 0 K: 0 S: 3	H: 0 LOB: 0 BB: 0 P: 3	R: 1 E: 0 K: 0 S: 5	H: 3 LOB: 1 BB: 0 P: 5	R: 0 E: 0 K: 2 S: 7	H: 0 LOB: 0 BB: 0 P: 7	R: 1 E: 0 K: 0 S: 5	H: 2 LOB: 1 BB: 0 P: 5	R: 0 E: 0 K: 1 S: 5	H: 0 LOB: 0 BB: 0 P: 5	R: 0 E: 0 K: 0 S: 3	H: 2 LOB: 0 BB: 0 P: 3	1B: 10 2B: 3 3B: 0 HR: 0	SF: 1 SAC: 0 DP: 1 HBP: 0	WP: 0 PB: 0 SB: 0 CS: 1	PA: 39
PITCHER	IP	WLS	BF	H	R	ER	SO	BB	IBB	HBP	BLK	WP	HR	S	P	ERA	WHIP					
Earl Wilson, R (1, 1) ERA: 4.82	6.0	L	27	9	4	4	4	1	0	0	0	0	0	34	38	6.00	1.667					
Ron Herbel, R (7, 1) ERA: 4.91	2.0		8	2	1	1	1	0	0	0	0	0	0	10	10	4.50	1.000					
Paul Doyle, L (9, 1) ERA: 5.02	1.0		3	2	0	0	0	0	0	0	0	0	0	3	3	0.00	2.000					

Chicago Cubs @ San Diego Padres
San Diego Stadium, San Diego, CA
Thu Aug 27 1970, 10:05 PM EDT
Att: 5,151 - Unknown - 70 F

AB 36
R 5
H 13
RBI 5
BB 1
SO 5
LOB 16



Batter	1	2	3	4	5	6	7	8	9	AB	R	H	RBI	BB	SO	LOB	BOTTOM					
Jose Arcia, R (1, 6) OBP: 0.285, SLG: 0.293	F9		K				6-3		G1-6-3	3	0	0	0	0	1	0						
Steve Huntz, S (8, PH) OBP: 0.341, SLG: 0.348			K						F9	1	0	0	0	0	0	1						
Dave Campbell, R (1, 4) OBP: 0.280, SLG: 0.345	P6		K				2B		F9	4	0	1	0	0	1	0						
Ollie Brown, R (1, 9) OBP: 0.332, SLG: 0.506	F8						F8		F9	4	0	0	0	0	0	1						
Al Ferrara, R (1, 7) OBP: 0.367, SLG: 0.446			F9				5-3		E6	4	0	1	0	0	0	0						
Tommy Dean, R (9, PR) OBP: 0.274, SLG: 0.308			F9				5-3		FC6-4 1B	0	0	0	0	0	0	0						
Nate Colbert, R (1, 3) OBP: 0.320, SLG: 0.475			HR				F8		FC6-4 1B	4	1	3	1	0	0	0						
Ivan Murrell, R (1, 8) OBP: 0.290, SLG: 0.395			FC5-4 1B				K		FC6-4	4	0	1	0	0	1	4						
Ed Spiezio, R (1, 5) OBP: 0.383, SLG: 0.500	FC5-4		FC5-4				5-3		P4	4	0	0	0	0	0	5						
Bob Barton, R (1, 2) OBP: 0.282, SLG: 0.331	FC5-4		FC5-4				F8		F8	3	0	0	0	0	0	3						
Earl Wilson, R (1, 1) OBP: 0.180, SLG: 0.217							F8		G1-6-3 BB	1	0	0	0	0	1	0						
Larry Stahl, L (6, PH) OBP: 0.175, SLG: 0.179			K							1	0	0	0	0	0	0						
Ron Herbel, R (7, 1) OBP: 0.312, SLG: 0.300										0	0	0	0	0	1	0						
Ray Webster, L (8, PH) OBP: 0.312, SLG: 0.300										0	0	0	0	0	0	0						
Paul Doyle, L (9, 1) ERA: 3.09										0	0	0	0	0	0	0						
Inning Stats	R: 0 E: 0 K: 0 S: 3	H: 0 LOB: 0 BB: 0 P: 3	R: 1 E: 0 K: 0 S: 5	H: 2 LOB: 1 BB: 0 P: 5	R: 0 E: 0 K: 3 S: 9	H: 0 LOB: 0 BB: 0 P: 9	R: 0 E: 0 K: 0 S: 3	H: 0 LOB: 0 BB: 0 P: 3	R: 0 E: 0 K: 1 S: 5	H: 0 LOB: 0 BB: 0 P: 5	R: 0 E: 0 K: 0 S: 4	H: 1 LOB: 1 BB: 0 P: 4	R: 0 E: 0 K: 0 S: 5	H: 2 LOB: 2 BB: 0 P: 5	R: 0 E: 0 K: 0 S: 2	H: 0 LOB: 0 BB: 1 P: 6	R: 0 E: 1 K: 0 S: 5	H: 1 LOB: 2 BB: 0 P: 5	1B: 4 2B: 1 3B: 0 HR: 1	SF: 0 SAC: 0 DP: 1 HBP: 0	WP: 0 PB: 0 SB: 0 CS: 0	PA: 34
PITCHER	IP	WLS	BF	H	R	ER	SO	BB	IBB	HBP	BLK	WP	HR	S	P	ERA	WHIP					
Mitt Pappas, R (1, 1) ERA: 3.09	9.0	W	34	6	1	1	4	1	0	0	0	0	1	41	45	1.00	0.778					

Chicago Cubs @ San Diego Padres
San Diego Stadium, San Diego, CA
Thu Aug 27 1970, 10:05 PM EDT
Att: 5,151 - Unknown - 70 F

AB 33
R 1
H 6
RBI 1
BB 1
SO 4
LOB 14



Batter	1	2	3	4	5	6	7	8	9	AB	R	H	RBI	BB	SO	LOB	TOP				
Don Kessinger, S OBP: 0.336, SLG: 0.365 (1, 6)	K		K					3-1		4	1	1	0	1	2	3	Chicago Cubs @ San Diego Padres San Diego Stadium, San Diego, CA Fri Aug 28 1970, 10:05 PM EDT Alt. 7, 897 - Unknown - 68 F				
Glenn Beckert, R OBP: 0.337, SLG: 0.368 (1, 4)	F8			G3		P4	FC4-6	6-3		5	0	1	0	0	0	3					
Billy Williams, L OBP: 0.390, SLG: 0.598 (1, 7)	P6			F5				1B	5-3	3	2	0	0	2	0	1					
Joe Pepitone, L OBP: 0.307, SLG: 0.474 (1, 8)		F9		G3				1B	F9	5	1	2	1	0	0	1					
Jim Hickman, R OBP: 0.420, SLG: 0.592 (1, 3)		F3		F8				SF9	1B	4	2	1	0	1	0	3					
Ron Santo, R OBP: 0.355, SLG: 0.462 (1, 5)		5-3						1B	2B	4	1	3	3	1	0	0					
Johnny Callison, L OBP: 0.356, SLG: 0.462 (1, 9)			F3		F2	4-3		SF9	F9	4	0	0	1	0	0	4					
Randy Hundley, R OBP: 0.337, SLG: 0.397 J.C. Martin, L OBP: 0.333, SLG: 0.208 (5, 2)					K			3-1	1B	1	0	0	0	1	1	1					
Fergie Jenkins, R OBP: 0.121, SLG: 0.202 (1, 1)			K		FC6-4		9-3	WP	3-1	4	0	1	2	0	1	3					
Inning Stats	R: 0 E: 0 K: 1 S: 5	H: 0 LOB: 0 BB: 0 P: 5	R: 0 E: 0 K: 0 S: 3	H: 0 LOB: 0 BB: 0 P: 3	R: 0 E: 0 K: 2 S: 7	H: 0 LOB: 1 BB: 1 P: 11	R: 0 E: 0 K: 0 S: 4	H: 1 LOB: 1 BB: 0 P: 4	R: 0 E: 0 K: 1 S: 6	H: 1 LOB: 0 BB: 0 P: 6	R: 2 E: 0 K: 0 S: 5	H: 2 LOB: 2 BB: 2 P: 13	R: 0 E: 0 K: 0 S: 4	H: 2 LOB: 1 BB: 0 P: 4	R: 5 E: 0 K: 0 S: 6	H: 3 LOB: 1 BB: 3 P: 18		R: 1 E: 0 K: 0 S: 4	H: 1 LOB: 1 BB: 1 P: 8	1B: 9 2B: 2 3B: 0 HR: 0	SF: 1 SAC: 0 DP: 1 HBP: 0
PITCHER	IP	WLS	BF	H	R	ER	SO	BB	IBB	HBP	BLK	WP	HR	S	P	ERA	WHIP				
Clay Kirby, R ERA: 4.59 (1, 1)	7.0		30	6	3	3	4	4	0	0	0	0	0	34	50	3.86	1.429				
Paul Doyle, L ERA: 5.23 (8, 1)	0.0	L	1	1	0	0	0	0	0	0	0	0	0	1	1	∞	∞				
Tom Dukas, R ERA: 2.87 (8, 1)	0.1		5	2	3	3	0	1	1	0	0	0	0	3	11	81.00	9.000				
Ron Willis, R ERA: 3.78 Ron Herbel, R ERA: 4.95 (9, 1)	0.2		2	0	1	1	0	0	0	0	0	1	0	2	2	13.50	0.000				
	1.0		5	1	1	1	0	1	0	0	0	0	0	4	8	9.00	2.000				

AB 35
R 8
H 10
RBI 7
BB 7
SO 4
LOB 19



Batter	1	2	3	4	5	6	7	8	9	AB	R	H	RBI	BB	SO	LOB	BOTTOM				
Jose Arcia, R OBP: 0.284, SLG: 0.298 Larry Stahl, L OBP: 0.171, SLG: 0.175 Ron Herbel, R (8, 1)	F3				L6		F7	F9		4	0	1	2	0	0	0	Chicago Cubs @ San Diego Padres San Diego Stadium, San Diego, CA Fri Aug 28 1970, 10:05 PM EDT Alt. 7, 897 - Unknown - 68 F				
Dave Campbell, R OBP: 0.276, SLG: 0.344 (1, 4)	P4			F7		K			F3	5	0	1	0	0	1	0					
Cito Gaston, R OBP: 0.371, SLG: 0.534 (1, 8)	K			6-3		1B			F9	5	0	2	0	0	1	0					
Al Ferrara, R OBP: 0.369, SLG: 0.446 Ivan Murrell, R OBP: 0.269, SLG: 0.393 (8, 7)		2B		K					F3	4	1	2	0	0	1	2					
Ollie Brown, R OBP: 0.333, SLG: 0.508 (1, 9)		1B				WP			F3	1	0	0	0	0	0	0					
Nate Colbert, R OBP: 0.319, SLG: 0.475 (1, 3)		2B		K		1B			F3	4	0	1	0	0	2	3					
Ed Spiezio, R OBP: 0.385, SLG: 0.496 (1, 5)		1B							F5	4	0	1	0	0	2	3					
Bob Barton, R OBP: 0.282, SLG: 0.331 (1, 2)		2B							F5	2	1	0	0	1	0	1					
Clay Kirby, R Paul Doyle, L Tom Dukas, R Ron Willis, R Ray Webster, L Ron Slocum, R (1, 1) (8, 1) (8, 1) (8, 1) (8, PH) (9, 6)		1B							5-3	3	1	1	1	0	1	3					
		SF9							2B	3	0	1	0	0	2	3					
Inning Stats	R: 0 E: 0 K: 1 S: 5	H: 4 LOB: 2 BB: 1 P: 12	R: 0 E: 0 K: 1 S: 5	H: 0 LOB: 0 BB: 0 P: 5	R: 0 E: 0 K: 3 S: 10	H: 1 LOB: 2 BB: 0 P: 11	R: 0 E: 0 K: 1 S: 7	H: 2 LOB: 2 BB: 0 P: 7	R: 0 E: 0 K: 1 S: 6	H: 1 LOB: 1 BB: 0 P: 6	R: 0 E: 0 K: 0 S: 5	H: 2 LOB: 2 BB: 0 P: 5	R: 1 E: 0 K: 0 S: 5	H: 2 LOB: 1 BB: 0 P: 5	R: 0 E: 0 K: 0 S: 3	H: 0 LOB: 0 BB: 0 P: 3	1B: 8 2B: 4 3B: 0 HR: 0	SF: 1 SAC: 0 DP: 0 HBP: 1	WP: 1 PA: 40 PB: 0 SB: 0 CS: 0		
PITCHER	IP	WLS	BF	H	R	ER	SO	BB	IBB	HBP	BLK	WP	HR	S	P	ERA	WHIP				
Fergie Jenkins, R ERA: 3.69 (1, 1)	9.0	W	40	12	4	4	8	0	1	1	0	1	0	54	59	4.00	1.333				

AB 37
R 4
H 12
RBI 4
BB 1
SO 8
LOB 17



Batter	1	2	3	4	5	6	7	8	9	AB	R	H	RBI	BB	SO	LOB	TOP					
Don Kessinger, S OBP: 0.335, SLG: 0.365 (1, 6)	E6 1B		FC6-4 1B		P4			L7		4	0	1	0	0	0	1	Chicago Cubs @ San Diego Padres San Diego Stadium, San Diego, CA Sun Aug 30 1970, 6:33 AM EDT Att: 7,521 - Sunny - 74 F					
Glenn Beckert, R OBP: 0.335, SLG: 0.365 (1, 4)	F9		FC6-4 6-3 1-2		4-3			5-3		4	0	0	0	0	0	3						
Billy Williams, L OBP: 0.389, SLG: 0.595 (1, 7)	1B		6-3		P6			4-3		4	0	1	0	0	0	1						
Jim Hickman, R OBP: 0.421, SLG: 0.590 (1, 3)	1B		F7		5-3			BB HR BB		3	1	1	0	1	0	1						
Ron Santo, R OBP: 0.358, SLG: 0.459 (1, 5)	P6				5-3			HR BB		3	1	0	0	1	0	3						
Joe Pepitone, L OBP: 0.307, SLG: 0.480 (1, 8)	P4				K			HR		4	1	1	3	0	1	3						
Randy Hundley, R OBP: 0.329, SLG: 0.387 (1, 2)		6-3			5-3			P4		4	0	0	0	0	1	0						
Johnny Callison, L OBP: 0.355, SLG: 0.458 (1, 9)	G3				BB			6-3		3	0	0	0	1	0	0						
Bill Hands, R OBP: 0.224, SLG: 0.111 (1, 1)	6-3				B2			F5		3	0	0	0	0	0	1						
Inning Stats	R: 0 E: 1 K: 0 S: 6	H: 2 LOB: 3 BB: 0 P: 6	R: 0 E: 0 K: 0 S: 3	H: 0 LOB: 0 BB: 0 P: 3	R: 0 E: 0 K: 0 S: 4	H: 1 LOB: 1 BB: 0 P: 4	R: 0 E: 0 K: 1 S: 5	H: 0 LOB: 0 BB: 0 P: 5	R: 0 E: 0 K: 0 S: 3	H: 0 LOB: 1 BB: 1 P: 7	R: 0 E: 0 K: 0 S: 3	H: 0 LOB: 0 BB: 0 P: 3	R: 0 E: 0 K: 1 S: 5	H: 0 LOB: 0 BB: 0 P: 5	R: 0 E: 0 K: 0 S: 3	H: 0 LOB: 0 BB: 2 P: 3	R: 3 E: 0 K: 0 S: 4	H: 1 LOB: 0 BB: 2 P: 12	1B: 3 2B: 0 3B: 0 HR: 1	SF: 0 SAC: 0 DP: 0 HBP: 0	WP: 0 PB: 0 SB: 0 CS: 0	PA: 35
PITCHER Dave Roberts, L ERA: 4.18 (1, 1)	IP: 9.0 WLS: L BF: 35	H: 4 R: 3 ER: 3 SO: 2	BB: 3 IBB: 0 HBP: 0 BLK: 0	WP: 0 HR: 1 S: 36 P: 48	ERA: 3.00 WHIP: 0.778																	

AB	32
R	3
H	4
RBI	3
BB	3
SO	2
LOB	13



Batter	1	2	3	4	5	6	7	8	9	AB	R	H	RBI	BB	SO	LOB	BOTTOM					
Jose Arcia, R OBP: 0.285, SLG: 0.298 (1, 6)	4-3		CS 1B			F8		SH3-4		3	0	1	0	0	0	0	Chicago Cubs @ San Diego Padres San Diego Stadium, San Diego, CA Sun Aug 30 1970, 6:33 AM EDT Att: 7,521 - Sunny - 74 F					
Dave Campbell, R OBP: 0.278, SLG: 0.341 (1, 4)	6-3		F3			K		6-3		3	0	0	0	0	1	1						
Ray Webster, L OBP: 0.315, SLG: 0.314 (8, PH)										1	0	0	0	0	0	1						
Ron Stocum, R OBP: 0.221, SLG: 0.258 (9, 4)										0	0	0	0	0	0	0						
Cito Gaston, R OBP: 0.372, SLG: 0.534 (1, 8)	FC4 1B					K		K		4	0	2	0	0	2	1						
Al Ferrara, R OBP: 0.368, SLG: 0.444 (1, 7)	FC4					P5		6-3		4	0	1	0	0	0	2						
Ollie Brown, R OBP: 0.333, SLG: 0.506 (1, 9)		4-3				FC5-4 1B		6-3		4	0	1	0	0	0	1						
Nate Colbert, R OBP: 0.317, SLG: 0.471 (1, 3)		5-3				K		E5 G4-6-3		4	0	0	0	0	2	2						
Ed Spiezio, R OBP: 0.384, SLG: 0.494 (1, 5)						6-3		F8		3	0	1	0	0	0	2						
Chris Cannizzaro, R OBP: 0.382, SLG: 0.406 (1, 2)						K		G4-6-3		3	0	0	0	0	2	3						
Dave Roberts, L OBP: 0.217, SLG: 0.356 (1, 1)						P6		4-3		3	0	1	0	0	0	0						
Inning Stats	R: 0 E: 0 K: 0 S: 4	H: 1 LOB: 1 BB: 0 P: 4	R: 0 E: 0 K: 1 S: 6	H: 1 LOB: 0 BB: 0 P: 6	R: 0 E: 0 K: 2 S: 8	H: 1 LOB: 1 BB: 0 P: 8	R: 0 E: 0 K: 1 S: 5	H: 0 LOB: 0 BB: 0 P: 5	R: 0 E: 0 K: 1 S: 6	H: 1 LOB: 1 BB: 0 P: 6	R: 0 E: 0 K: 0 S: 4	H: 1 LOB: 1 BB: 0 P: 4	R: 0 E: 0 K: 1 S: 6	H: 1 LOB: 1 BB: 0 P: 6	R: 0 E: 0 K: 1 S: 5	H: 0 LOB: 0 BB: 0 P: 5	R: 0 E: 0 K: 1 S: 5	H: 0 LOB: 0 BB: 0 P: 5	1B: 7 2B: 0 3B: 0 HR: 0	SF: 0 SAC: 1 DP: 1 HBP: 0	WP: 0 PB: 0 SB: 0 CS: 1	PA: 33
PITCHER Bill Hands, R ERA: 3.84 (1, 1)	IP: 9.0 WLS: W BF: 33	H: 7 R: 0 ER: 0 SO: 7	BB: 0 IBB: 0 HBP: 0 BLK: 0	WP: 0 HR: 0 S: 47 P: 47	ERA: 0.00 WHIP: 0.778																	

AB	32
R	0
H	7
RBI	0
BB	0
SO	7
LOB	13



Batter	1	2	3	4	5	6	7	8	9	10	AB	R	H	RBI	BB	SO	LOB	TOP					
Jose Arcia, R OBP: 0.284, SLG: 0.297 Ray Webster, L OBP: 0.315, SLG: 0.314 Steve Hultz, S OBP: 0.340, SLG: 0.348	(1, 6) X 0-0		(1, 2) X 0-0 G5-4-3		(1, 3) X 0-3 K			(1, 3) X 0-0 G6-3 1B		(1, 3) X 0-0 SF8	4	0	1	0	0	1	3						
Dave Campbell, R OBP: 0.275, SLG: 0.338	(1, 4) X 0-3 K		(1, 3) X 0-0		(1, 3) X 0-0 K			(1, 3) X 0-0 G6-3 1-2r		(1, 3) X 0-0 F	5	0	0	0	0	2	3						
Cito Gaston, R OBP: 0.370, SLG: 0.529	(1, 8) X 0-3 K				(1, 3) X 0-3 K			(1, 3) X 0-3 K		(1, 3) X 4-0 BB	4	0	0	0	1	3	0						
Al Ferrara, R OBP: 0.372, SLG: 0.457 Ivan Murrell, R OBP: 0.288, SLG: 0.392	(1, 7) X 0-0 BB 1B				(1, 3) X 0-0 G6-4-3 1B			(1, 3) X 0-0 HR		(1, 3) X 0-0 K	4	1	3	1	0	1	0						
Ollie Brown, R OBP: 0.332, SLG: 0.506	(1, 9) X 0-0 F				(1, 3) X 0-0 G6-4-3 1-2r			(1, 3) X 0-0		(1, 3) X 0-0 2B	4	0	1	0	0	0	2						
Nate Colbert, R OBP: 0.316, SLG: 0.468	(1, 3) X 0-3 K				(1, 3) X 4-0 SH 1B BB			(1, 3) X 0-0		(1, 3) X 0-0	3	0	0	0	1	1	2						
Ed Spiezio, R OBP: 0.382, SLG: 0.488	(1, 5) X 4-0 BB 1-2				(1, 3) X 0-0 F			(1, 3) X 0-0		(1, 3) X 0-0	3	0	0	0	1	0	2						
Chris Cannizzaro, R OBP: 0.384, SLG: 0.411 Ron Slocum, R OBP: 0.221, SLG: 0.258	(1, 2) X 0-0 BB				(1, 3) X 0-0 SH 1B			(1, 3) X 0-0 E6		(1, 3) X 0-0 1B SF8 2B	4	0	2	0	0	0	2						
Pat Dobson, R OBP: 0.242, SLG: 0.183	(1, 1) X 4-0 BB G5-4-3				(1, 3) X 0-0 SH			(1, 3) X 0-0		(1, 3) X 0-0 WP 1B 2-3	2	0	1	0	1	0	1						
Inning Stats	R: 0 E: 0 K: 2 S: 7	H: 0 LOB: 0 BB: 0 P: 7	R: 0 E: 0 K: 1 S: 6	H: 1 LOB: 2 BB: 1 P: 10	R: 0 E: 0 K: 0 S: 2	H: 0 LOB: 0 BB: 1 P: 6	R: 0 E: 0 K: 1 S: 6	H: 1 LOB: 2 BB: 1 P: 10	R: 1 E: 0 K: 1 S: 6	H: 1 LOB: 0 BB: 0 P: 6	R: 0 E: 1 K: 0 S: 4	H: 0 LOB: 1 BB: 0 P: 4	R: 0 E: 0 K: 1 S: 5	H: 1 LOB: 0 BB: 0 P: 5	R: 0 E: 0 K: 1 S: 6	H: 1 LOB: 1 BB: 0 P: 6	R: 1 E: 0 K: 0 S: 5	H: 2 LOB: 2 BB: 1 P: 9	1B: 5 2B: 2 3B: 0 HR: 1	SF: 1 SAC: 1 DP: 3 HBP: 0	WP: 1 PB: 0 SB: 0 CS: 0	PA: 40	
PITCHER	IP 8.0	WLS L	BF 30	H 5	R 1	ER 1	SO 7	BB 3	IBB 0	HBP 0	BLK 0	WP 0	HR 1	S 41	P 53	ERA 1.12	WHIP 1.000						
Larry Dierker, R ERA: 3.87	(9, 1) 1.0	L	6	3	1	1	1	0	0	0	0	0	0	0	8	8	9.00	3.000					
Ron Cook, L ERA: 3.64	(10, 1) 0.1		1	0	0	0	0	0	0	0	0	0	0	1	1	0.00	0.000						
Fred Gladding, R ERA: 3.98	(10, 1) 0.2		3	0	0	0	0	1	0	0	0	1	0	2	6	0.00	1.500						

San Diego Padres @ Houston Astros
Astrodome, Houston, TX
Tue Sep 01 1970, 8:05 PM EDT
Att: 6,492 - Unknown

AB	34
R	2
H	8
RBI	2
BB	4
SO	8
LOB	17



Batter	1	2	3	4	5	6	7	8	9	10	AB	R	H	RBI	BB	SO	LOB	BOTTOM				
Jesus Alou, R OBP: 0.343, SLG: 0.391	(1, 9) X 0-0		(1, 2) X 0-0			(1, 3) X 0-0		(1, 3) X 0-0 G6-4-3 1-2r		(1, 3) X 0-0	5	0	0	0	0	0	3					
Joe Morgan, L OBP: 0.401, SLG: 0.387	(1, 4) X 0-3 K		(1, 3) X 0-0			(1, 3) X 0-0		(1, 3) X 0-0		(1, 3) X 0-0 S 2B 1B	5	1	1	0	0	1	1					
Jimmy Wynn, R OBP: 0.403, SLG: 0.516	(1, 7) X 0-0				(1, 3) X 0-0 None 2B			(1, 3) X 0-3 K		(1, 3) X 0-0 None 1-2 2B	4	0	2	1	0	1	0					
John Mayberry, L OBP: 0.331, SLG: 0.385	(1, 3) X 0-3 K				(1, 3) X 0-3 K			(1, 3) X 0-3 K		(1, 3) X 0-0	4	0	0	0	0	3	2					
Denis Menke, R OBP: 0.308, SLG: 0.452	(1, 6) X 0-3 K				(1, 3) X 0-0			(1, 3) X 0-0		(1, 3) X 4-0 IBB IBB	3	0	0	0	1	1	1					
Doug Rader, R OBP: 0.323, SLG: 0.429	(1, 5) X 4-0 BB				(1, 3) X 0-0			(1, 3) X 0-0		(1, 3) X 4-0 1-2 IBB	2	0	0	0	2	0	1					
Cesar Cedeno, R OBP: 0.315, SLG: 0.411 Fred Gladding, L	(1, 8) X 0-0				(1, 3) X 0-0			(1, 3) X 0-0 1B SH 1B		(1, 3) X 0-0 P3	4	0	1	0	0	0	4					
Johnny Edwards, L OBP: 0.289, SLG: 0.308	(1, 2) X 0-0				(1, 3) X 0-0 SH 1B			(1, 3) X 0-0 SH		(1, 3) X 0-0 F7	3	0	1	0	0	0	3					
Larry Dierker, R OBP: 0.189, SLG: 0.187 Bob Watson, R OBP: 0.311, SLG: 0.436 George Culver, R OBP: 0.182, SLG: 0.300 Ron Cook, L OBP: 0.278, SLG: 0.471 Cesar Geronimo, L OBP: 0.388, SLG: 0.353	(1, 1) X 0-0 SH				(1, 3) X 0-0 SH			(1, 3) X 0-0 G6-4-3 1B 2-3		(1, 3) X 0-0	1	0	0	0	0	1	0					
Inning Stats	R: 0 E: 0 K: 1 S: 5	H: 0 LOB: 1 BB: 1 P: 5	R: 0 E: 0 K: 2 S: 7	H: 0 LOB: 1 BB: 1 P: 11	R: 0 E: 0 K: 0 S: 4	H: 1 LOB: 1 BB: 0 P: 4	R: 0 E: 0 K: 1 S: 6	H: 1 LOB: 0 BB: 0 P: 5	R: 0 E: 0 K: 1 S: 5	H: 0 LOB: 0 BB: 0 P: 5	R: 0 E: 0 K: 0 S: 4	H: 2 LOB: 1 BB: 0 P: 4	R: 1 E: 0 K: 0 S: 5	H: 2 LOB: 3 BB: 2 P: 13	R: 0 E: 0 K: 0 S: 3	H: 0 LOB: 0 BB: 0 P: 3	1B: 4 2B: 2 3B: 0 HR: 0	SF: 0 SAC: 2 DP: 1 HBP: 0	WP: 0 PB: 0 SB: 1 CS: 0	PA: 38		
PITCHER	IP 10.0	WLS W	BF 38	H 6	R 1	ER 1	SO 7	BB 1	IBB 2	HBP 0	BLK 0	WP 0	HR 0	S 49	P 61	ERA 0.90	WHIP 0.700					

San Diego Padres @ Houston Astros
Astrodome, Houston, TX
Tue Sep 01 1970, 8:05 PM EDT
Att: 6,492 - Unknown

AB	33
R	1
H	6
RBI	1
BB	3
SO	7
LOB	15



Batter	1	2	3	4	5	6	7	8	9	AB	R	H	RBI	BB	SO	LOB	TOP				
Jose Arcia, R OBP: 0.280, SLG: 0.293 Ivan Murrell, R OBP: 0.287, SLG: 0.391 Tom Dukes, R (8, 1)	0-3 K		0-0 6-3		0-3 K			0-0 5-3		3	0	0	0	0	2	2	San Diego Padres @ Houston Astros Astrodome, Houston, TX Wed Sep 02 1970, 8:05 PM EDT Att: 6,395 - Dome				
Dave Campbell, R OBP: 0.273, SLG: 0.335	0-0 F9			0-0 F9		0-3 K		0-0 F4		4	0	0	0	0	1	0					
Cito Gaston, R OBP: 0.369, SLG: 0.526	0-3 K			4-0 FC5-4 1B BB		0-0 6-3			0-0 5-3	3	0	0	0	1	1	0					
Al Ferrara, R OBP: 0.373, SLG: 0.456		0-0 5-3		0-0 FC5-4 1B		4-0 WP BB			0-0 5-3	3	0	1	0	1	0	0					
Ollie Brown, R OBP: 0.331, SLG: 0.510	0-3 K			0-0 FC5-4 1-2 2-3		0-0 6-3 1-2			0-0 HR	4	1	1	1	0	1	3					
Nate Colbert, R OBP: 0.317, SLG: 0.471	0-0 2-1 3B			0-3 K			0-0 5-3		4-0 BB	3	0	1	0	1	1	2					
Ed Spiezio, R OBP: 0.381, SLG: 0.484	0-0 2-1 3H		0-0 SH2-4 1B		0-3 K		0-0 6-3		0-3 K	4	0	1	0	0	2	1					
Chris Cannizzaro, R OBP: 0.380, SLG: 0.407			0-0 F8		0-0 5-3		0-0 1-3			3	0	0	0	0	0	1					
Danny Coombs, R OBP: 0.128, SLG: 0.091 Steve Huntz, S OBP: 0.339, SLG: 0.347 (8, 6)			0-0 SH2-4 1-2		4-0 BB			0-3 K		0	0	0	0	1	0	0					
										1	0	0	0	0	1	0					
Inning Stats	R: 0 E: 0 K: 2 S: 7	H: 0 LOB: 0 BB: 0 P: 7	R: 0 E: 0 K: 1 S: 5	H: 1 LOB: 1 BB: 0 P: 5	R: 0 E: 0 K: 0 S: 4	H: 1 LOB: 1 BB: 0 P: 4	R: 0 E: 0 K: 1 S: 6	H: 1 LOB: 2 BB: 1 P: 10	R: 0 E: 0 K: 2 S: 7	H: 0 LOB: 1 BB: 1 P: 11	R: 0 E: 0 K: 0 S: 3	H: 0 LOB: 0 BB: 0 P: 3	R: 0 E: 0 K: 1 S: 5	H: 0 LOB: 0 BB: 0 P: 5	R: 1 E: 0 K: 1 S: 6	H: 1 LOB: 1 BB: 1 P: 10	1B: 2 2B: 0 3B: 1 HR: 1	SF: 0 SAC: 1 DP: 0 HBP: 0	WP: 1 PB: 0 SB: 0 CS: 0	PA: 34	
PITCHER	IP WLS BF H R ER SO BB IBB HBP BLK WP HR S P ERA WHIP	8.2 W 34 4 1 1 8 4 0 0 0 1 1 45 61 1.04 0.923	0.1 S 1 0 0 0 1 0 0 0 0 0 0 3 3 0.00 0.000																		

AB	29
R	1
H	4
RBI	1
BB	4
SO	9
LOB	9



Batter	1	2	3	4	5	6	7	8	9	AB	R	H	RBI	BB	SO	LOB	BOTTOM				
Jesus Alou, R OBP: 0.340, SLG: 0.387	0-0 F6			0-0 L7		0-0 4-3		0-0 4-3		4	0	0	0	0	0	1	San Diego Padres @ Houston Astros Astrodome, Houston, TX Wed Sep 02 1970, 8:05 PM EDT Att: 6,395 - Dome				
Cesar Cedeno, R OBP: 0.316, SLG: 0.410	0-0 5-3			HR 1B		K				3	1	1	0	0	1	0					
Jimmy Wynn, R OBP: 0.403, SLG: 0.523	0-3 K			HR 1H		F3				3	1	1	2	0	1	0					
Bob Watson, R OBP: 0.316, SLG: 0.436 John Mayberry, L OBP: 0.331, SLG: 0.385		4-0 G6-4-3 BB		FC5-4 1B		L8				2	0	1	0	1	0	0					
Doug Rader, R OBP: 0.321, SLG: 0.427	0-0 G6-4-3 1-2			FC5-4 1-2		K				3	0	0	0	0	1	2					
Larry Howard, R OBP: 0.297, SLG: 0.351	0-3 K			L4		5-3				3	0	0	0	0	1	1					
Marty Martinez, S OBP: 0.273, SLG: 0.252			0-0 F9		0-0 5-3			0-0 5-3 1B		3	0	1	0	0	0	0					
Hector Torres, R OBP: 0.281, SLG: 0.288			0-3 K		0-0 L9			0-0 5-3 1-2		3	0	0	0	0	1	1					
Wade Blasingame, L ERA: 3.32 Fred Gladding, L ERA: 2.82			0-3 K		0-3 K			0-3 K		3	0	0	0	0	3	1					
										0	0	0	0	0	0	0					
Inning Stats	R: 0 E: 0 K: 1 S: 5	H: 0 LOB: 0 BB: 0 P: 5	R: 0 E: 0 K: 1 S: 4	H: 0 LOB: 0 BB: 1 P: 8	R: 0 E: 0 K: 2 S: 7	H: 0 LOB: 0 BB: 0 P: 7	R: 2 E: 0 K: 0 S: 6	H: 3 LOB: 1 BB: 0 P: 6	R: 0 E: 0 K: 1 S: 5	H: 0 LOB: 0 BB: 0 P: 5	R: 0 E: 0 K: 1 S: 5	H: 0 LOB: 0 BB: 0 P: 5	R: 0 E: 0 K: 1 S: 6	H: 1 LOB: 1 BB: 0 P: 6	R: 0 E: 0 K: 1 S: 6	H: 1 LOB: 1 BB: 0 P: 6	1B: 3 2B: 0 3B: 0 HR: 1	SF: 0 SAC: 0 DP: 1 HBP: 0	WP: 0 PB: 0 SB: 0 CS: 0	PA: 28	
PITCHER	IP WLS BF H R ER SO BB IBB HBP BLK WP HR S P ERA WHIP	7.0 L 24 3 2 2 7 1 0 0 0 0 0 6 6 0.00 1.000	1.0 L 4 1 0 0 1 0 0 0 0 0 0 6 6 0.00 1.000																		



Batter	1	2	3	4	5	6	7	8	9	AB	R	H	RBI	BB	SO	LOB	TOP										
Jose Arcia, R OBP: 0.279, SLG: 0.287 (1, 6)										4	0	0	0	0	1	2	San Diego Padres @ Houston Astros Astrodome, Houston, TX Thu Sep 03 1970, 8:05 PM EDT Att: 5,465 - Unknown										
Dave Campbell, R OBP: 0.273, SLG: 0.335 Ron Slocum, R OBP: 0.214, SLG: 0.250 (5, FR) (5, 4)										3	0	1	0	0	0	2											
Cito Gaston, R OBP: 0.368, SLG: 0.522 (1, 8)										4	0	0	0	1	1												
Al Ferrara, R OBP: 0.374, SLG: 0.455 Ivan Murrell, R OBP: 0.297, SLG: 0.391 (7, FR) (7, 7)										3	0	1	0	1	0	3											
Ollie Brown, R OBP: 0.333, SLG: 0.510 (1, 9)										4	1	2	1	0	0	3											
Nate Colbert, R OBP: 0.319, SLG: 0.470 (1, 3)										3	1	1	0	1	0	2											
Ed Spiezio, R OBP: 0.386, SLG: 0.486 (1, 5)										3	1	2	0	0	0	1											
Chris Cannizzaro, R OBP: 0.382, SLG: 0.412 (1, 2)										4	0	2	3	0	0	2											
Clay Kirby, R OBP: 0.224, SLG: 0.190 (1, 1)										3	0	0	0	0	1	3											
Inning Stats	R: 0 E: 1 K: 0 S: 4	H: 0 LOB: 1 BB: 0 P: 4	R: 3 E: 0 K: 0 S: 5	H: 3 LOB: 1 BB: 0 P: 7	R: 0 E: 0 K: 1 S: 5	H: 1 LOB: 0 BB: 0 P: 5	R: 0 E: 0 K: 0 S: 4	H: 1 LOB: 1 BB: 0 P: 4	R: 0 E: 0 K: 1 S: 6	H: 1 LOB: 2 BB: 1 P: 10	R: 1 E: 0 K: 0 S: 4	H: 1 LOB: 2 BB: 1 P: 8	R: 0 E: 0 K: 0 S: 3	H: 1 LOB: 0 BB: 0 P: 3	R: 0 E: 0 K: 2 S: 7	H: 0 LOB: 0 BB: 0 P: 7	1B: 8 2B: 2 3B: 0 HR: 0	SF: 0 SAC: 1 DP: 3 HBP: 2	WP: 2 PB: 0 SB: 1 CS: 0	PA: 39							
PITCHER	IP	WLS	BF	H	R	ER	SO	BB	IBB	HBP	BLK	WP	HR	S	P	ERA	WHIP										
Jack Billingham, R ERA: 4.23 (1, 1)	1.1	L	10	3	3	3	0	0	0	2	0	0	0	8	10	20.25	2.250										
Jim Ray, R ERA: 3.57 (2, 1)	3.2		13	3	0	0	1	1	0	0	0	1	0	14	18	0.00	1.091										
George Culver, R ERA: 3.91 (6, 1)	3.0		13	3	1	1	1	2	0	0	0	1	0	13	21	3.00	1.667										
Denny Lemaster, L ERA: 4.53 (9, 1)	1.0		3	0	0	0	2	0	0	0	0	0	0	7	7	0.00	0.000										

AB	33
R	4
H	9
RBI	4
BB	3
SO	4
LOB	19



Batter	1	2	3	4	5	6	7	8	9	AB	R	H	RBI	BB	SO	LOB	BOTTOM										
Jesus Alou, R OBP: 0.339, SLG: 0.386 Denny Lemaster, R OBP: 0.265, SLG: 0.256 (9, 1)										4	0	1	0	0	0	2	San Diego Padres @ Houston Astros Astrodome, Houston, TX Thu Sep 03 1970, 8:05 PM EDT Att: 5,465 - Unknown										
Joe Morgan, L OBP: 0.402, SLG: 0.385 (1, 4)										2	0	0	0	2	0	1											
Jimmy Wynn, R OBP: 0.400, SLG: 0.519 (1, 7)										4	0	0	0	0	3	3											
Denis Menke, R OBP: 0.395, SLG: 0.448 (1, 6)										4	0	0	0	0	1	3											
John Mayberry, L OBP: 0.329, SLG: 0.381 (1, 3)										4	0	1	0	0	0	1											
Doug Rader, R OBP: 0.319, SLG: 0.424 (1, 5)										3	0	0	0	0	1	2											
Cesar Cedeno, R OBP: 0.312, SLG: 0.406 (1, 8)										3	0	0	0	0	0	2											
Johnny Edwards, L OBP: 0.292, SLG: 0.308 (1, 2)										2	0	1	0	1	1	0											
Jack Billingham, R OBP: 0.343, SLG: 0.387 (2, 1) Jim Ray, R OBP: 0.200, SLG: 0.200 (5, PR) Norm Miller, R OBP: 0.266, SLG: 0.304 George Culver, R OBP: 0.192, SLG: 0.300 Keith Lampard, L OBP: 0.271, SLG: 0.328 (9, 9)										0	0	0	0	0	0	0											
Inning Stats	R: 0 E: 0 K: 1 S: 5	H: 0 LOB: 1 BB: 1 P: 9	R: 0 E: 1 K: 0 S: 3	H: 0 LOB: 0 BB: 0 P: 3	R: 0 E: 0 K: 0 S: 3	H: 1 LOB: 0 BB: 0 P: 3	R: 0 E: 0 K: 1 S: 5	H: 0 LOB: 0 BB: 0 P: 5	R: 0 E: 0 K: 1 S: 6	H: 1 LOB: 2 BB: 1 P: 10	R: 0 E: 0 K: 0 S: 3	H: 0 LOB: 0 BB: 0 P: 3	R: 0 E: 0 K: 1 S: 4	H: 0 LOB: 1 BB: 1 P: 8	R: 0 E: 0 K: 1 S: 5	H: 0 LOB: 1 BB: 1 P: 9	1B: 3 2B: 0 3B: 0 HR: 0	SF: 0 SAC: 0 DP: 3 HBP: 0	WP: 1 PB: 0 SB: 1 CS: 0	PA: 32							
PITCHER	IP	WLS	BF	H	R	ER	SO	BB	IBB	HBP	BLK	WP	HR	S	P	ERA	WHIP										
Clay Kirby, R ERA: 4.36 (1, 1)	9.0	W	32	3	0	0	6	4	0	0	0	1	0	40	56	0.00	0.778										



Batter	1	2	3	4	5	6	7	8	9	AB	R	H	RBI	BB	SO	LOB	TOP					
Jose Arcia, R OBP: 0.284, SLG: 0.293 (1, 4)	5-3			F9		SH1-3 HR	E7		L8	6	2	3	2	0	0	0						
Rafael Robles, R OBP: 0.400, SLG: 0.250 (1, 6)	F9		G1-4-3			SH1-3	L3		2B	4	0	1	0	1	0	2						
Cito Gaston, R OBP: 0.371, SLG: 0.532 (1, 8)			6-3	4-3						6	1	4	3	0	0	1						
Al Ferrara, R OBP: 0.376, SLG: 0.453 Ivan Murrell, R OBP: 0.295, SLG: 0.388 (6, PR) (6, 7)	1-3			E5	BB		4-3		4-3	3	2	1	0	1	0	1						
Ollie Brown, R OBP: 0.335, SLG: 0.510 Jim Williams, R (8, 9)		FC6-4 BB 3B		BB 1B	2B BB		K		K	4	3	2	0	1	2	1						
Nate Colbert, R OBP: 0.323, SLG: 0.481 Paul Doyle, L (8, 1)		FC6-4 BB		HR 1B	5-3 BB		F9		HR	4	2	3	3	1	0	1						
Ed Spiezio, R OBP: 0.386, SLG: 0.484 (1, 5)		FC6-4 3B		F2	5-3				G5-4-3	5	2	2	1	0	0	5						
Ron Slocum, R OBP: 0.240, SLG: 0.284 (1, 2)				HR BB	K				G5-4-3	3	2	1	2	2	1	2						
Mike Corkins, R OBP: 0.273, SLG: 0.355 Fred Kendall, R (8, 3)				HR	K		SH3-4		P5	3	1	1	4	0	2	2						
Inning Stats	R: 0 E: 0 K: 0 S: 4	H: 1 LOB: 1 BB: 0 P: 4	R: 2 E: 0 K: 1 S: 6	H: 2 LOB: 1 BB: 1 P: 10	R: 0 E: 0 K: 0 S: 3	H: 1 LOB: 0 BB: 0 P: 3	R: 5 E: 1 K: 0 S: 8	H: 4 LOB: 1 BB: 1 P: 12	R: 2 E: 0 K: 2 S: 8	H: 1 LOB: 1 BB: 2 P: 16	R: 2 E: 0 K: 1 S: 8	H: 3 LOB: 1 BB: 0 P: 8	R: 3 E: 1 K: 0 S: 6	H: 3 LOB: 1 BB: 1 P: 10	R: 1 E: 0 K: 1 S: 6	H: 2 LOB: 0 BB: 0 P: 6	R: 0 E: 0 K: 0 S: 4	H: 1 LOB: 2 BB: 1 P: 8	1B: 12 2B: 2 3B: 1 HR: 3	SF: 0 SAC: 2 DP: 2 HBP: 0	WP: 0 PB: 0 SB: 0 CS: 0	PA: 49
PITCHER	IP	WLS	BF	H	R	ER	SO	BB	IBB	HBP	BLK	WP	HR	S	P	ERA	WHIP					
Jim Merritt, L ERA: 4.06 (1, 1)	3.1	L	18	7	7	6	1	2	0	0	0	0	1	18	26	16.20	2.700					
Ray Washburn, R ERA: 7.13 (4, 1)	1.2		9	2	2	2	2	2	0	0	0	0	0	11	19	10.80	2.400					
Jim Maloney, R ERA: 12.15 (6, 1)	1.1		10	5	5	4	1	1	0	0	0	0	1	11	15	27.00	4.500					
Mel Behney, L ERA: 5.19 (7, 1)	2.2		12	4	1	1	1	1	0	0	0	0	1	13	17	3.38	1.875					

San Diego Padres @ Cincinnati Reds
Riverfront Stadium, Cincinnati, OH
Fri Sep 04 1970, 7:05 PM EDT
Att: 23,584 - Unknown

livebaseballscorecards.com

AB 41
R 15
H 18
RBI 15
BB 6
SO 5
LOB 18



Batter	1	2	3	4	5	6	7	8	9	AB	R	H	RBI	BB	SO	LOB	BOTTOM					
Bobby Tolan, L OBP: 0.391, SLG: 0.475 Mel Behney, L (7, 1)	P4					6-3			F8	4	1	2	2	0	0	2						
Hal McRae, R OBP: 0.318, SLG: 0.489 (9, PH)				1B						0	0	0	0	0	0	0						
Pete Rose, S OBP: 0.387, SLG: 0.478 (1, 9)										1	0	0	0	0	0	1						
Pete Rose, S OBP: 0.387, SLG: 0.478 (1, 9)										3	0	0	0	2	0	2						
Johnny Bench, R OBP: 0.346, SLG: 0.614 (1, 7) (6, 3)	L6									3	0	1	0	2	0	2						
Tony Perez, R OBP: 0.408, SLG: 0.619 Woody Woodward, R OBP: 0.295, SLG: 0.290 (8, 5)										3	0	0	0	1	0	5						
Lee May, R OBP: 0.290, SLG: 0.477 Jim Maloney, L (6, 1)										1	0	0	0	0	0	2						
Ty Cline, L OBP: 0.357, SLG: 0.420 (7, 8)										3	0	0	0	0	1	4						
Dave Concepcion, R OBP: 0.320, SLG: 0.335 Frank Duffy, R (6, 6)										0	0	0	0	0	0	0						
Pat Corrales, R OBP: 0.320, SLG: 0.360 Bill Plummer, R (8, 2)										2	0	0	0	0	1	0						
Darrel Chaney, S OBP: 0.279, SLG: 0.268 (1, 4)										3	0	0	0	1	2	0						
Jim Merritt, L OBP: 0.209, SLG: 0.280 Ray Washburn, R (4, 1)										1	0	0	0	0	1	0						
Angel Bravo, L OBP: 0.382, SLG: 0.350 (5, PH) (6, 7)										2	1	2	0	1	0	0						
Inning Stats	R: 0 E: 0 K: 1 S: 5	H: 0 LOB: 2 BB: 2 P: 13	R: 0 E: 0 K: 1 S: 5	H: 0 LOB: 0 BB: 0 P: 5	R: 0 E: 0 K: 1 S: 6	H: 1 LOB: 2 BB: 1 P: 10	R: 0 E: 0 K: 0 S: 3	H: 0 LOB: 0 BB: 0 P: 3	R: 2 E: 0 K: 1 S: 8	H: 2 LOB: 2 BB: 1 P: 12	R: 0 E: 0 K: 2 S: 8	H: 1 LOB: 1 BB: 1 P: 12	R: 0 E: 0 K: 0 S: 4	H: 1 LOB: 1 BB: 0 P: 4	R: 0 E: 0 K: 2 S: 7	H: 0 LOB: 0 BB: 0 P: 7	R: 0 E: 0 K: 0 S: 3	H: 0 LOB: 2 BB: 2 P: 11	1B: 3 2B: 1 3B: 0 HR: 1	SF: 0 SAC: 0 DP: 0 HBP: 0	WP: 0 PB: 0 SB: 1 CS: 0	PA: 40
PITCHER	IP	WLS	BF	H	R	ER	SO	BB	IBB	HBP	BLK	WP	HR	S	P	ERA	WHIP					
Mike Corkins, R ERA: 4.76 (1, 1)	7.0	W	32	5	2	2	6	5	0	0	0	0	0	10	18	0.00	1.000					
Paul Doyle, L ERA: 5.0 (8, 1)	2.0	S	8	0	0	0	2	2	0	0	0	0	0	10	18	0.00	1.000					

San Diego Padres @ Cincinnati Reds
Riverfront Stadium, Cincinnati, OH
Fri Sep 04 1970, 7:05 PM EDT
Att: 23,584 - Unknown

livebaseballscorecards.com

AB 33
R 2
H 5
RBI 2
BB 7
SO 8
LOB 19

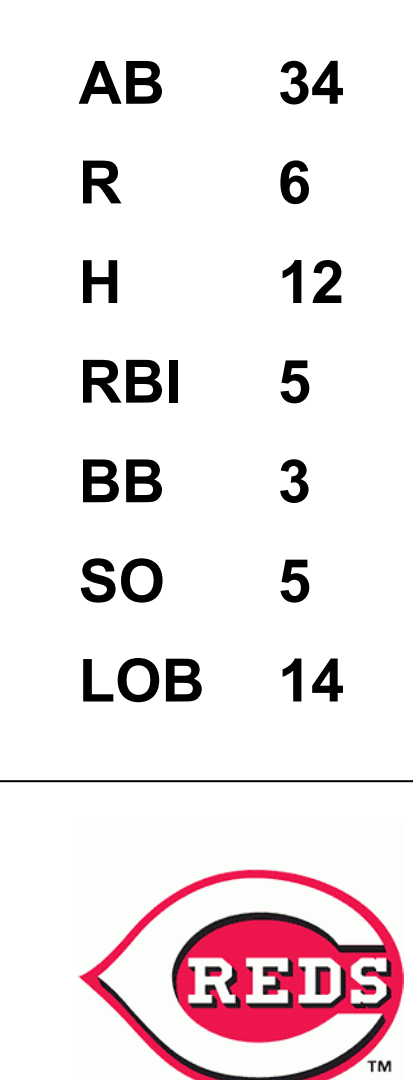


Batter	1	2	3	4	5	6	7	8	9	AB	R	H	RBI	BB	SO	LOB	TOP								
Jose Arcia, R (1,4) OBP: 0.288, SLG: 0.294	0-0 6-3	1-0 HBP		0-0 F9		0-0 FC6-4 1B		0-0 3-1		3	0	1	0	0	0	1	San Diego Padres @ Cincinnati Reds Riverfront Stadium, Cincinnati, OH Sat Sep 05 1970, 7:05 PM EDT Att: 34,525 - Unknown								
Larry Stahl, L (8,PH) OBP: 0.167, SLG: 0.171										1	0	0	0	0	0	1									
Earl Wilson, R (8,1) OBP: 0.180, SLG: 0.217										0	0	0	0	0	0	0									
Rafael Robles, R (1,6) OBP: 0.400, SLG: 0.444	0-0 BB 2B	0-0 4-3		0-0 1B		0-0 FC6-4 G6-4-3 1-2			0-0 6-3	5	0	2	0	0	0	3									
Cito Gaston, R (1,8) OBP: 0.368, SLG: 0.526	0-3 K		0-3 K	0-3 6-3		0-0 G6-4-3 1-2			0-0 G3	5	0	0	0	0	2	3									
Al Ferrara, R (1,7) OBP: 0.379, SLG: 0.461	4-0 BB BB		0-0 F8		0-0 HR				4-0 FC5-4 BB	3	1	1	1	2	1	0									
Jim Williams, R (9,PR)										0	0	0	0	0	0	0									
Ollie Brown, R (1,9) OBP: 0.336, SLG: 0.508	4-0 BB BB		0-0 1B	0-0 1B	0-0 4-3				0-0 F7	4	0	1	0	1	0	1									
Nate Colbert, R (1,3) OBP: 0.323, SLG: 0.479	0-0 P4		0-0 1B	0-3 K	0-3 K				0-0 5-3	4	0	1	0	0	1	3									
Ed Spiezio, R (1,5) OBP: 0.387, SLG: 0.485		0-0 5-3 1B	0-0 F8		0-0 BB 1B				0-0 L5	4	0	2	0	0	0	2									
Chris Cannizzaro, R (1,2) OBP: 0.386, SLG: 0.410		0-0 5-3		4-0 F9 SH1-4 BLK BB	4-0 BB BB				1-0 FC4-6 HBP	1	1	0	0	2	0	1									
Ron Slocum, R (8,PR) OBP: 0.240, SLG: 0.284		1-2 1B			1-2 BB					0	0	0	0	0	0	0									
Dave Roberts, L (1,1) OBP: 0.208, SLG: 0.340		0-3 K		0-0 SH1-4	0-3 K				0-0 FC4-6 1-2	2	0	0	0	0	2	3									
Gary Ross, R (5,1) OBP: 0.500, SLG: 0.500										0	0	0	0	0	0	0									
Ron Willis, R (7,1) OBP: 0.313, SLG: 0.311				1-2 1B						1	0	0	0	0	0	1									
Ray Webster, L (8,PH) OBP: 0.313, SLG: 0.311										0	0	0	0	0	0	0									
Dave Campbell, R (8,4) OBP: 0.275, SLG: 0.335										0	0	0	0	0	0	0									
Inning Stats	R: 0 E: 0 K: 1 S: 6	H: 1 LOB: 3 BB: 2 P: 14	R: 0 E: 0 K: 1 S: 6	H: 1 LOB: 2 BB: 0 P: 7	R: 0 E: 0 K: 1 S: 7	H: 2 LOB: 2 BB: 1 P: 7	R: 1 E: 0 K: 0 S: 4	H: 1 LOB: 1 BB: 1 P: 8	R: 1 E: 0 K: 2 S: 9	H: 2 LOB: 2 BB: 1 P: 13	R: 0 E: 0 K: 0 S: 3	H: 1 LOB: 0 BB: 0 P: 3	R: 0 E: 0 K: 1 S: 5	H: 0 LOB: 0 BB: 0 P: 5	R: 0 E: 0 K: 0 S: 3	H: 0 LOB: 1 BB: 1 P: 4	R: 0 E: 0 K: 0 S: 3	H: 0 LOB: 0 BB: 1 P: 7	1B: 6 2B: 1 3B: 0 HR: 1	SF: 0 SAC: 1 DP: 1 HBP: 2	WP: 0 PB: 0 SB: 0 CS: 0	PA: 41			
PITCHER	IP WLS BF H R ER SO BB IBB HBP BLK WP HR S P ERA WHIP	5.0 W 27 7 2 2 5 4 0 1 1 0 0 1 32 49 3.60 2.200	4.0 S 14 1 0 0 1 1 0 1 0 0 0 14 19 0.00 0.500																						

AB	33
R	2
H	8
RBI	1
BB	5
SO	6
LOB	19



Batter	1	2	3	4	5	6	7	8	9	AB	R	H	RBI	BB	SO	LOB	BOTTOM							
Bobby Tolan, L (1,8) OBP: 0.393, SLG: 0.476	0-0 G6-4-3 1B		0-0 2H 1B		0-0 1B 1B	0-0 G3		0-3 K		5	0	3	1	0	1	3	San Diego Padres @ Cincinnati Reds Riverfront Stadium, Cincinnati, OH Sat Sep 05 1970, 7:05 PM EDT Att: 34,525 - Unknown							
Pete Rose, S (1,9) OBP: 0.387, SLG: 0.480	0-0 G6-4-3 1-2			0-0 F8	0-0 1-3 2H 1B		0-0 1B 2B	0-0 F8		5	1	2	1	0	0	1								
Johnny Bench, R (1,7) OBP: 0.345, SLG: 0.612	0-0 F9			0-0 5-3	0-3 K		0-0 5-3 E 1B			4	1	1	1	0	1	2								
Tony Perez, R (1,5) OBP: 0.407, SLG: 0.618		0-0 P4		0-0 F9		0-0 BB BB 2B	0-0 5-3		0-0 5-3	4	1	1	0	0	0	1								
Lee May, R (1,3) OBP: 0.288, SLG: 0.474		0-3 K			0-0 5-3	0-0 P5	0-0 E2 FC5-4			4	0	0	0	0	1	1								
Tommy Helms, R (1,4) OBP: 0.295, SLG: 0.276		0-0 G3			0-0 6-3	0-0 BB BB 1B	0-0 FC5-4 BB			4	0	1	0	0	0	1								
Pat Corrales, R (1,2) OBP: 0.323, SLG: 0.363			0-3 K		0-0 1B 1B	4-0 1B 1B	4-0 FC5-4 BB			2	1	1	0	0	1	0								
Bernie Carbo, L (6,PH) OBP: 0.460, SLG: 0.574					1-2 2-3 BB	1-2 2-3 BB	1-2 BB			0	0	0	0	2	0	0								
Dave Concepcion, R (1,6) OBP: 0.340, SLG: 0.341					0-0 1B 1B	4-0 1B 1B	0-0 FC5-4			2	1	2	0	0	0	0								
Ty Cline, L (6,PH) OBP: 0.568, SLG: 0.420					1-2 2-3 3H BB	1-2 2-3 3H BB	1-2 BB			0	0	0	1	1	0	0								
Woody Woodward, R (7,6) OBP: 0.294, SLG: 0.289					0-0 SH3-4 1B 1B	0-0 1B 1B	0-0 FC5-4			1	0	0	0	0	0	2								
Milt Wilcox, R (1,1) OBP: 0.322, SLG: 0.493					0-0 SH3-4	0-0 1B 1B			0-0 F7	0	0	0	0	0	0	0								
Hal McRae, R (5,PH) OBP: 0.154, SLG: 0.083					1-2 1B 1B	1-2 2H 1B 1B				2	0	0	0	0	1	3								
Inning Stats	R: 0 E: 0 K: 0 S: 3	H: 1 LOB: 0 BB: 0 P: 3	R: 0 E: 0 K: 1 S: 5	H: 0 LOB: 0 BB: 0 P: 5	R: 0 E: 0 K: 1 S: 6	H: 2 LOB: 2 BB: 0 P: 6	R: 0 E: 0 K: 0 S: 3	H: 0 LOB: 0 BB: 0 P: 3	R: 3 E: 0 K: 1 S: 10	H: 5 LOB: 2 BB: 0 P: 10	R: 1 E: 0 K: 0 S: 7	H: 2 LOB: 3 BB: 2 P: 15	R: 2 E: 1 K: 0 S: 6	H: 2 LOB: 2 BB: 1 P: 10	R: 0 E: 0 K: 1 S: 5	H: 0 LOB: 0 BB: 0 P: 5	1B: 10 2B: 2 3B: 0 HR: 0	SF: 0 SAC: 1 DP: 1 HBP: 0	WP: 0 PB: 0 SB: 0 CS: 0	PA: 38				
PITCHER	IP WLS BF H R ER SO BB IBB HBP BLK WP HR S P ERA WHIP	4.2 L 20 4 3 2 2 2 0 0 0 0 0 12 20 13.50 4.500	1.1 5 0 0 0 0 1 0 0 0 0 0 0 4 8 0.00 1.000	1.0 3 0 0 0 1 0 0 0 0 0 0 0 5 5 0.00 0.000																				



Batter	1	2	3	4	5	6	7	8	9	AB	R	H	RBI	BB	SO	LOB	TOP					
Jose Arcia, R OBP: 0.292, SLG: 0.299 Fred Kendall, R (8, PH) Paul Doyle, L (8, 1)	0-0 2B 2B		0-0 F2		4-0 FC6-4 BB		0-0 5-3	0-0 F8		3	1	1	0	1	0	0						
Rafael Robles, R OBP: 0.297, SLG: 0.286	0-3 K		0-0 F3		0-0 FC6-4 1-2f		0-0 4-3		0-3 K	5	0	0	0	0	0	2	3					
Cito Gaston, R OBP: 0.370, SLG: 0.535	0-0 2H 2B		0-3 K			0-0 SH1-3 1B 1B	0-0 HR		0-3 K	5	2	3	2	0	2	0						
Al Ferrara, R OBP: 0.380, SLG: 0.460 Ivan Murrell, R OBP: 0.294, SLG: 0.387	0-3 K			1-0 G6-3 HBP		0-0 1B SH1-3 1B	0-0 F9		0-0 6-3	3	0	1	0	0	1	1						
Ollie Brown, R OBP: 0.336, SLG: 0.506	0-0 F9			0-0 G6-3 1-2f		0-0 SH1-3		0-0 1B 1B		3	1	1	0	0	0	2						
Nate Colbert, R OBP: 0.324, SLG: 0.478		0-0 6-3		0-0 6-3		4-0 1B IBB		0-0 1B 1B		3	0	1	0	1	0	0						
Ed Spiezio, R OBP: 0.392, SLG: 0.500		0-0 HR			0-0 SH2-4 1B	0-0 FC6 1B		0-0 F9		4	1	3	2	0	0	2						
Chris Cannizzaro, R OBP: 0.385, SLG: 0.408 Ron Sizem, R OBP: 0.240, SLG: 0.284	0-0 6-3		0-0 6-3		0-0 F8	0-0 K		0-0 1B		4	0	1	1	0	1	4						
Pat Dobson, R OBP: 0.235, SLG: 0.177 Tom Dukes, R (7, 1) Ray Webster, L OBP: 0.313, SLG: 0.311 Steve Huntz, S OBP: 0.338, SLG: 0.346 Dave Campbell, R OBP: 0.275, SLG: 0.335	0-3 K				0-0 SH2-4 1-2	0-0 FC6 1-2f		0-0 F7		2	0	0	0	0	1	3						
Inning Stats	R: 1 E: 0 K: 2 S: 9	H: 2 LOB: 1 BB: 0 P: 9	R: 1 E: 0 K: 1 S: 6	H: 1 LOB: 0 BB: 0 P: 6	R: 0 E: 0 K: 1 S: 5	H: 0 LOB: 0 BB: 0 P: 5	R: 0 E: 0 K: 0 S: 2	H: 0 LOB: 0 BB: 0 P: 3	R: 0 E: 0 K: 0 S: 4	H: 1 LOB: 2 BB: 1 P: 8	R: 1 E: 0 K: 1 S: 8	H: 3 LOB: 3 BB: 1 P: 12	R: 1 E: 0 K: 0 S: 4	H: 1 LOB: 0 BB: 0 P: 4	R: 1 E: 0 K: 0 S: 6	H: 3 LOB: 2 BB: 0 P: 6	R: 0 E: 0 K: 2 S: 7	H: 0 LOB: 0 BB: 0 P: 7	1B: 7 2B: 2 3B: 0 HR: 2	SF: 0 SAC: 2 DP: 1 HBP: 1	WP: 0 PB: 0 SB: 0 CS: 0	PA: 40
PITCHER	IP WLS BF H R ER SO BB IBB HBP BLK WP HR S P ERA WHIP	7.0 W 31 8 4 4 5 1 1 1 0 0 2 38 47 5.14 1.286	0.1 L 4 3 1 1 0 0 0 0 0 0 0 4 4 27.00 9.000	1.2 S 5 0 0 0 2 0 0 0 0 0 0 9 9 0.00 0.000	PITCHER										IP WLS BF H R ER SO BB IBB HBP BLK WP HR S P ERA WHIP							

San Diego Padres @ Cincinnati Reds
Riverfront Stadium, Cincinnati, OH
Sun Sep 06 1970, 3:33 AM EDT
Att: 31,431 - Unknown

AB 35
R 5
H 11
RBI 5
BB 2
SO 7
LOB 19



Batter	1	2	3	4	5	6	7	8	9	AB	R	H	RBI	BB	SO	LOB	BOTTOM			
Bobby Tolan, L OBP: 0.392, SLG: 0.480	0-3 K		0-3 K		0-3 K		0-0 HR			4	1	1	2	0	3	0				
Pete Rose, S OBP: 0.389, SLG: 0.481	0-0 6-3			0-0 WP 1B	0-0 1B		4-0 HR BB			3	2	2	0	1	0	0				
Johnny Bench, R OBP: 0.345, SLG: 0.615	0-0 6-3			0-0 F8 1-2	0-0 F9		0-0 HR			4	1	1	2	0	0	2				
Tony Perez, R OBP: 0.404, SLG: 0.613		0-0 P3		0-3 K		0-0 F9	0-0 F7			4	0	0	0	0	1	1				
Lee May, R OBP: 0.291, SLG: 0.475		0-0 FC6-4 1B		4-0 1B BB		0-0 6-3		0-0 G1-6-3 1B		3	1	2	0	1	0	0				
Bernie Carbo, L OBP: 0.458, SLG: 0.570		0-0 FC6-4 1-2f		0-0 1B 1-2 2H	0-0 1B	0-0 4-3		0-0 G1-6-3 1-2f		4	0	1	1	0	0	2				
Tommy Helms, R OBP: 0.258, SLG: 0.276		0-0 1-3		0-0 FC5-4 1-2 2H	0-0 1B		0-0 F3	0-0 F9		4	0	1	1	0	0	1				
Dave Concepcion, R OBP: 0.340, SLG: 0.341			0-0 6-3	0-0 FC5-4 1-2f			0-0 FC3-6 1B			3	0	1	0	0	0	2				
Jim McGlothlin, R OBP: 0.210, SLG: 0.179 Ty Cline, L OBP: 0.362, SLG: 0.412 Wayne Granger, R OBP: 0.125, SLG: 0.125 Don Gullett, R OBP: 0.250, SLG: 0.333			0-0 5-3		0-0 6-3		0-0 FC3-6 HR			2	0	0	0	0	0	0				
Inning Stats	R: 0 E: 0 K: 1 S: 5	H: 0 LOB: 0 BB: 0 P: 5	R: 0 E: 0 K: 0 S: 4	H: 1 LOB: 1 BB: 0 P: 4	R: 0 E: 0 K: 1 S: 5	H: 0 LOB: 0 BB: 0 P: 5	R: 2 E: 0 K: 1 S: 8	H: 3 LOB: 2 BB: 1 P: 12	R: 0 E: 0 K: 1 S: 6	H: 1 LOB: 1 BB: 0 P: 6	R: 0 E: 0 K: 0 S: 3	H: 0 LOB: 0 BB: 0 P: 3	R: 4 E: 0 K: 0 S: 6	H: 3 LOB: 0 BB: 1 P: 10	R: 0 E: 0 K: 0 S: 3	H: 1 LOB: 0 BB: 0 P: 3	1B: 7 2B: 0 3B: 0 HR: 2	SF: 0 SAC: 0 DP: 1 HBP: 0	WP: 1 PB: 0 SB: 0 CS: 0	PA: 34
PITCHER	IP WLS BF H R ER SO BB IBB HBP BLK WP HR S P ERA WHIP	6.2 L 30 8 6 6 4 2 0 0 0 0 0 1 1 0.00 0.000	0.1 L 1 0 0 0 0 0 0 0 0 0 0 1 1 0.00 0.000	1.0 L 3 1 0 0 0 0 0 0 0 0 0 3 3 0.00 1.000	PITCHER										IP WLS BF H R ER SO BB IBB HBP BLK WP HR S P ERA WHIP					

San Diego Padres @ Cincinnati Reds
Riverfront Stadium, Cincinnati, OH
Sun Sep 06 1970, 3:33 AM EDT
Att: 31,431 - Unknown

AB 32
R 6
H 9
RBI 6
BB 2
SO 4
LOB 9



Batter	1	2	3	4	5	6	7	8	9	AB	R	H	RBI	BB	SO	LOB	TOP										
Jesus Alou, R OBP: 0.343, SLG: 0.390 Cesar Geronimo, L OBP: 0.350, SLG: 0.333	0-0 6-3		0-0 6-3		0-0 1B 1B	0-0 F8		0-0 5-3		5	1	1	0	0	0	1											
Joe Morgan, L OBP: 0.405, SLG: 0.397	0-0 F8		4-0 1B BB		0-0 1B 1B	0-0 S 1B		0-0 3-1		4	2	2	0	1	0	0											
Jimmy Wynn, R OBP: 0.400, SLG: 0.513	0-3 K		0-3 K		0-0 1-2 2-3 1B	0-0 5-3		0-0 6-3		5	0	1	0	0	2	3											
Bob Watson, R OBP: 0.325, SLG: 0.440		0-3 K	0-0 2H 1B		0-0 1-2 2H 3H 1B		0-0 L8		0-0 6-3	5	0	2	3	0	1	0											
Denis Menke, R OBP: 0.394, SLG: 0.444		4-0 HR BB	0-0 F8		0-3 K		0-0 1B 2B		4-0 FC6-4 BB	3	2	1	0	2	1	3											
Doug Rader, R OBP: 0.321, SLG: 0.430		0-0 1H HR		0-0 2B 1B	0-3 K		0-0 1B 6-3 1B		0-0 FC6-4 1-2	5	3	3	3	0	1	3											
Cesar Cedeno, R OBP: 0.310, SLG: 0.417		0-0 E7		0-0 WP 1H CS 2B	0-0 5-3		0-0 1-3 6-3 1B		0-0 5-3	5	0	2	1	0	0	3											
Larry Howard, R OBP: 0.377, SLG: 0.521		0-3 K		0-0 5-3	0-0 2H	4-0 1B BB		0-0 6-3		3	0	0	1	1	1	3											
Don Wilson, R OBP: 0.103, SLG: 0.138 Fred Gladding, L (9, 1)		0-3 K		0-0 F6		0-0 F5		0-0 K		4	0	0	0	0	2	3											
Inning Stats	R: 0 E: 0 K: 1 S: 5	H: 0 LOB: 0 BB: 0 P: 5	R: 2 E: 1 K: 3 S: 11	H: 1 LOB: 1 BB: 1 P: 15	R: 1 E: 0 K: 1 S: 6	H: 1 LOB: 1 BB: 1 P: 10	R: 1 E: 0 K: 0 S: 4	H: 2 LOB: 0 BB: 0 P: 4	R: 2 E: 0 K: 2 S: 11	H: 4 LOB: 2 BB: 0 P: 11	R: 0 E: 0 K: 0 S: 4	H: 1 LOB: 2 BB: 1 P: 8	R: 2 E: 0 K: 1 S: 8	H: 3 LOB: 1 BB: 0 P: 8	R: 0 E: 0 K: 0 S: 3	H: 0 LOB: 0 BB: 0 P: 3	R: 0 E: 0 K: 0 S: 3	H: 0 LOB: 1 BB: 1 P: 7	1B: 9 2B: 2 3B: 0 HR: 1	SF: 0 SAC: 0 DP: 0 HBP: 0	WP: 1 PB: 0 SB: 2 CS: 1	PA: 43					
PITCHER	IP	WLS	BF	H	R	ER	SO	BB	IBB	HBP	BLK	WP	HR	S	P	ERA	WHIP										
Clay Kirby, R ERA: 4.56	4.0	L	21	7	6	6	5	2	0	0	0	1	1	29	37	13.50	2.250										
Tom Dukes, R ERA: 3.27	2.0		9	2	0	0	2	1	0	0	0	0	0	12	16	0.00	1.500										
Paul Doyle, L ERA: 5.24	0.1		4	3	2	2	0	0	0	0	0	0	0	4	4	54.00	9.000										
Ron Willis, R ERA: 3.96	2.2		9	0	0	0	1	1	0	0	0	0	0	10	14	0.00	0.375										

Houston Astros @ San Diego Padres
San Diego Stadium, San Diego, CA
Tue Sep 08 1970, 10:05 PM EDT
Att: 1,893 - Unknown

AB 39
R 8
H 12
RBI 8
BB 4
SO 8
LOB 19



Batter	1	2	3	4	5	6	7	8	9	AB	R	H	RBI	BB	SO	LOB	BOTTOM										
Jose Arcia, R OBP: 0.297, SLG: 0.299 Larry Sherry, L OBP: 0.159, SLG: 0.159 Paul Devine, L OBP: 0.346, SLG: 0.346 Ron Willis, R OBP: 0.333, SLG: 0.333	0-0 F8		0-0 SH1 HR 1B		0-0 5-3	0-3 K			4-0 HBP 1B BB	3	1	1	1	0	0	0											
Rafael Robles, R OBP: 0.333, SLG: 0.292 Ron Slocum, R OBP: 0.237, SLG: 0.279	0-0 F9		0-0 SH1		0-0 1B 1B		0-0 F8		1-0 1B HBP	3	0	1	0	0	0	0											
Cito Gaston, R OBP: 0.367, SLG: 0.535	0-0 L9		0-0 2H HR		0-0 F4		0-0 6-3		0-3 K	5	1	1	2	0	1	4											
Al Ferrara, R OBP: 0.376, SLG: 0.453 Ivan Murrell, R OBP: 0.291, SLG: 0.382		0-0 F4	0-0 5-3		0-0 1B 1B		0-0 F9		0-0 1B	5	0	2	2	0	0	0											
Ollie Brown, R OBP: 0.338, SLG: 0.506		0-0 HR 1B	0-0 1B		0-0 F8		0-0 6-3		0-0 4-3	5	1	2	0	0	0	4											
Nate Colbert, R OBP: 0.324, SLG: 0.483		0-0 1H HR	0-3 K		0-0 6-3		0-0 F5			4	1	1	2	0	1	1											
Ed Spiezio, R OBP: 0.384, SLG: 0.489		0-0 6-3		0-0 5-3		0-0 E5 6-3 WP		0-0 F4		4	0	0	0	0	0	0											
Chris Cannizzaro, R OBP: 0.379, SLG: 0.401		0-0 5-3		0-0 F4		0-0 6-3		0-0 F9		4	0	0	0	0	0	1											
Clay Kirby, R OBP: 0.217, SLG: 0.185 Tom Dukes, R		0-0 6-3		0-0 E6 WP 1B		0-0 K		0-0 HBP BB 1B		2	1	0	0	0	1	0											
Ray Webster, L OBP: 0.316, SLG: 0.336 Dave Campbell, R OBP: 0.275, SLG: 0.336				0-3 K		4-0 BB				1	1	1	0	0	0	0											
Inning Stats	R: 0 E: 0 K: 0 S: 3	H: 0 LOB: 0 BB: 0 P: 3	R: 2 E: 0 K: 0 S: 5	H: 2 LOB: 0 BB: 0 P: 5	R: 3 E: 1 K: 1 S: 9	H: 3 LOB: 1 BB: 0 P: 9	R: 0 E: 0 K: 1 S: 5	H: 0 LOB: 0 BB: 0 P: 5	R: 0 E: 0 K: 0 S: 5	H: 2 LOB: 2 BB: 0 P: 5	R: 0 E: 1 K: 1 S: 6	H: 0 LOB: 2 BB: 1 P: 10	R: 0 E: 0 K: 0 S: 3	H: 0 LOB: 0 BB: 0 P: 3	R: 0 E: 0 K: 0 S: 3	R: 2 E: 0 K: 1 S: 7	H: 2 LOB: 2 BB: 1 P: 12	1B: 7 2B: 0 3B: 0 HR: 2	SF: 0 SAC: 1 DP: 0 HBP: 1	WP: 2 PB: 0 SB: 0 CS: 0	PA: 41						
PITCHER	IP	WLS	BF	H	R	ER	SO	BB	IBB	HBP	BLK	WP	HR	S	P	ERA	WHIP										
Don Wilson, R ERA: 3.95	8.1	W	37	8	7	6	3	2	0	0	0	2	2	41	49	6.48	1.200										
Fred Gladding, R ERA: 3.98	0.2	S	4	1	0	0	1	0	0	1	0	0	0	5	6	0.00	1.500										

Houston Astros @ San Diego Padres
San Diego Stadium, San Diego, CA
Tue Sep 08 1970, 10:05 PM EDT
Att: 1,893 - Unknown

AB 37
R 7
H 9
RBI 7
BB 2
SO 4
LOB 12



Batter	1	2	3	4	5	6	7	8	9	10	11	AB	R	H	RBI	BB	SO	LOB	TOP					
Felix Millan, R OBP: 0.345, SLG: 0.380 (1, 4)	E6 FC3-6 1B		2B 1B	1B		1B			K		SH3 1B 2B	6	2	4	0	0	1	0						
Ralph Garr, L OBP: 0.242, SLG: 0.226 (1, 9)			K					4-3			1B SH3 2B IBB	5	1	2	0	1	1	3						
Orlando Cepeda, R OBP: 0.370, SLG: 0.563 Bob Priddy, R OBP: 0.250, SLG: 0.200 (1, 3) (10, 1)	F8		1B 2B	F8				F8		F6	SH3	5	1	1	1	0	0	5						
Rico Carty, R OBP: 0.441, SLG: 0.580 Oscar Brown, R OBP: 0.471, SLG: 0.567 (1, 7) (10, PR) (10, 7)	FC3-6		1B			F8		K		BB 1B BB	2B 1B	4	0	1	2	1	1	2						
Mike Lum, L OBP: 0.312, SLG: 0.420 (1, 8)	K		F9			G3		6-3		F9	1B 2B	6	0	1	1	0	1	4						
Bob Aspromonte, R OBP: 0.287, SLG: 0.229 Hoyt Wilhelm, R OBP: 0.231, SLG: 0.091 Hank Aaron, R OBP: 0.391, SLG: 0.603 (1, 5) (8, 1) (10, PH) (10, 3)		5-3	F6					6-3		1B	IBB	4	0	1	0	0	0	1						
Gil Garrido, R OBP: 0.305, SLG: 0.328 (1, 6)	L7			G5-4-3 1B		4-3		L8		1B	1-3	6	0	2	0	0	0	4						
Bob Tillman, R OBP: 0.296, SLG: 0.407 (1, 2)	K		G5-4-3 1B			K		F9			HR	5	1	1	1	0	2	1						
Mike McQueen, L OBP: 0.333, SLG: 0.417 Clete Boyer, R OBP: 0.304, SLG: 0.385 (1, 1) (8, 5)			1B 2B 1B	1B 1B 1B		5-3		6-3			6-3	3	1	2	0	0	0	0						
Inning Stats	R: 0 E: 1 K: 1 S: 7	H: 1 LOB: 2 BB: 0 P: 7	R: 0 E: 0 K: 1 S: 5	H: 0 LOB: 0 BB: 0 P: 5	R: 3 E: 0 K: 1 S: 9	H: 4 LOB: 1 BB: 0 P: 9	R: 0 E: 0 K: 0 S: 6	H: 4 LOB: 3 BB: 0 P: 6	R: 0 E: 0 K: 1 S: 6	H: 1 LOB: 1 BB: 0 P: 6	R: 0 E: 0 K: 1 S: 5	H: 0 LOB: 0 BB: 0 P: 5	R: 0 E: 0 K: 0 S: 3	H: 0 LOB: 0 BB: 0 P: 3	R: 0 E: 0 K: 1 S: 5	H: 0 LOB: 2 BB: 0 P: 5	R: 0 E: 0 K: 0 S: 3	H: 1 LOB: 2 BB: 2 P: 11	R: 3 E: 0 K: 0 S: 7	H: 4 LOB: 3 BB: 2 P: 15	1B: 12 2B: 3 3B: 0 HR: 1	SF: 0 SAC: 1 DP: 1 HBP: 0	WP: 0 PB: 0 SB: 1 CS: 0	PA: 52
PITCHER	IP ERA WLS BF H R ER SO BB IBB HBP BLK WP HR S P ERA WHIP	PITCHER																						
Mike Corkins, R ERA: 4.56 (1, 1)	0.2	L	7	4	3	3	0	0	1	0	0	0	0	1	6	10	40.50	6.000						
Tom Dukes, R ERA: 3.66 (11, 1)	0.1		2	0	0	0	0	0	1	0	0	0	0	0	1	5	0.00	0.000						
Ron Willis, R ERA: 3.93 (11, 1)																								

Atlanta Braves @ San Diego Padres
San Diego Stadium, San Diego, CA
Wed Sep 09 1970, 10:05 PM EDT
Unknown

AB 47
R 6
H 16
RBI 6
BB 4
SO 6
LOB 20



Batter	1	2	3	4	5	6	7	8	9	10	11	AB	R	H	RBI	BB	SO	LOB	BOTTOM					
Jose Arcia, R OBP: 0.268, SLG: 0.295 (1, 6)	F9		K			K		FC1-6 1B		1-4-3		3	0	0	0	2	2							
Al Ferrara, R OBP: 0.377, SLG: 0.455 (8, PH)												1	0	1	0	0	0	0						
Jim Williams, R OBP: 0.332, SLG: 0.333 Chris Cannizzaro, R OBP: 0.376, SLG: 0.399 (8, PR) (9, 2)												0	0	0	0	0	0	0						
Dave Campbell, R OBP: 0.274, SLG: 0.339 (1, 4)	K			K		HR 3B		FC1-6 S		F8		5	1	1	1	0	2	2						
Cito Gaston, R OBP: 0.368, SLG: 0.540 (1, 8)	K			5-3		HR		K				5	1	2	2	0	2	1						
Ollie Brown, R OBP: 0.335, SLG: 0.501 (1, 9)		F6		4-3		F8		K				5	0	0	0	0	1	3						
Nate Colbert, R OBP: 0.323, SLG: 0.479 (1, 3)		5-3				K		BB		F8		4	0	0	0	1	1	1						
Ed Spiazio, R OBP: 0.381, SLG: 0.482 (1, 5)	F8					F7		F8		F8		4	0	0	0	1	0	2						
Ivan Murrell, R OBP: 0.277, SLG: 0.377 (1, 7)			K			K		F7		K		4	0	0	0	0	3	1						
Ron Slocum, R OBP: 0.241, SLG: 0.271 (1, 2) (9, 6)						K						2	0	0	0	1	2	1						
Ray Webster, L OBP: 0.322, SLG: 0.343 (10, PH)										1-4-3 1B		1	0	1	0	0	0	0						
Tom Dukes, R (11, 1)												0	0	0	0	0	0	0						
Ron Willis, R (11, 1)												0	0	0	0	0	0	0						
Mike Corkins, R OBP: 0.278, SLG: 0.353 Steve Huntz, S OBP: 0.339, SLG: 0.344 (1, 1) (10, PH) (11, 6)	F4					3B 1B		4-3		F3		3	1	1	0	0	0	1						
Inning Stats	R: 0 E: 0 K: 2 S: 7	H: 0 LOB: 0 BB: 0 P: 7	R: 0 E: 0 K: 0 S: 3	H: 0 LOB: 0 BB: 0 P: 3	R: 0 E: 0 K: 2 S: 7	H: 0 LOB: 1 BB: 1 P: 11	R: 0 E: 0 K: 1 S: 5	H: 0 LOB: 0 BB: 0 P: 5	R: 3 E: 0 K: 1 S: 8	H: 3 LOB: 1 BB: 1 P: 12	R: 0 E: 0 K: 1 S: 5	H: 0 LOB: 0 BB: 0 P: 5	R: 0 E: 0 K: 2 S: 8	H: 1 LOB: 2 BB: 0 P: 8	R: 0 E: 0 K: 1 S: 5	H: 0 LOB: 0 BB: 0 P: 5	R: 0 E: 0 K: 0 S: 4	H: 1 LOB: 1 BB: 0 P: 4	R: 0 E: 0 K: 0 S: 4	H: 1 LOB: 1 BB: 0 P: 4	1B: 4 2B: 0 3B: 1 HR: 1	SF: 0 SAC: 0 DP: 0 HBP: 0	WP: 0 PB: 0 SB: 1 CS: 0	PA: 42
PITCHER	IP ERA WLS BF H R ER SO BB IBB HBP BLK WP HR S P ERA WHIP	PITCHER																						
Mike McQueen, L ERA: 6.39 (1, 1)	7.0		3	3	3	0	3	0	0	0	0	0	0	0	0	0	0	0	0					
Hoyt Wilhelm, R ERA: 2.47 (8, 1)	2.0	W	7	1	0	0	10	0	0	0	0	0	0	0	13	13	0.00	0.500						
Bob Priddy, R ERA: 5.01 (10, 1)	2.0		8	2	0	0	0	0	0	0	0	0	0	0	8	8	0.00	1.000						


Atlanta Braves @ San Diego Padres
San Diego Stadium, San Diego, CA
Wed Sep 09 1970, 10:05 PM EDT
Unknown


AB 39
R 3
H 6
RBI 3
BB 3
SO 13
LOB 16



Batter	1	2	3	4	5	6	7	8	9	AB	R	H	RBI	BB	SO	LOB	TOP			
Felix Milan, R OBP: 0.347, SLG: 0.379										3	1	1	0	2	0	1	<p>Atlanta Braves @ San Diego Padres San Diego Stadium, San Diego, CA Wed Sep 09 1970, 10:05 PM EDT Att: 4,877 - Unknown</p> <p>livebaseballscores.com</p> <p>AB 30 R 4 H 8 RBI 3 BB 7 SO 2 LOB 14</p>			
Ralph Carr, L OBP: 0.289, SLG: 0.257										4	2	2	0	1	0	3				
Hank Aaron, R OBP: 0.393, SLG: 0.603										5	0	3	2	0	0	0				
Mike Lum, L OBP: 0.314, SLG: 0.419										3	0	1	1	1	1	1				
Clete Boyer, R OBP: 0.302, SLG: 0.381										4	0	0	0	0	0	4				
Oscar Brown, R OBP: 0.447, SLG: 0.515										3	0	0	0	1	1	1				
Gil Garrido, R OBP: 0.304, SLG: 0.327										4	0	1	0	0	0	2				
Bob Didier, S OBP: 0.210, SLG: 0.180										2	1	0	0	2	0	1				
Phil Niekro, R OBP: 0.175, SLG: 0.195										1	0	0	0	0	0	0				
Steve Barber, L OBP: 0.226, SLG: 0.282										0	0	0	0	0	0	0				
Julio Navarro, R OBP: 0.167, SLG: 0.167										0	0	0	0	0	0	0				
Inning Stats	R: 2 E: 0 K: 1 S: 6	H: 1 LOB: 1 BB: 2 P: 14	R: 0 E: 0 K: 0 S: 3	H: 0 LOB: 2 BB: 2 P: 11	R: 0 E: 0 K: 0 S: 3	H: 0 LOB: 2 BB: 2 P: 11	R: 2 E: 1 K: 0 S: 6	H: 3 LOB: 1 BB: 1 P: 10	R: 0 E: 0 K: 0 S: 3	H: 1 LOB: 0 BB: 0 P: 3	R: 0 E: 0 K: 1 S: 5	H: 0 LOB: 0 BB: 0 P: 5	R: 0 E: 0 K: 0 S: 4	H: 1 LOB: 1 BB: 0 P: 4	R: 0 E: 0 K: 0 S: 4	H: 2 LOB: 1 BB: 0 P: 4	1B: 8 2B: 0 3B: 0 HR: 0	SF: 1 SAC: 2 DP: 1 HBP: 0	WP: 0 PB: 0 SB: 1 CS: 0	PA: 41
PITCHER	IP WLS BF H R ER SO BB IBB HBP BLK WP HR S P ERA WHIP																			
Steve Arlin, R ERA: 9.82	(1, 1) 3.2 22 4 4 4 1 7 0 0 0 0 0 0 17 45 9.82 3.000																			
Gary Ross, R ERA: 5.89	(4, 1) 1.1 4 0 0 0 0 0 0 0 0 0 0 0 4 4 0.00 0.000																			
Earl Wilson, R ERA: 4.55	(6, 1) 4.0 W 14 4 0 0 1 0 0 0 0 0 0 0 16 16 0.00 1.000																			

Batter	1	2	3	4	5	6	7	8	9	AB	R	H	RBI	BB	SO	LOB	BOTTOM			
Dave Campbell, R OBP: 0.272, SLG: 0.336										4	0	0	0	0	0	1	<p>Atlanta Braves @ San Diego Padres San Diego Stadium, San Diego, CA Wed Sep 09 1970, 10:05 PM EDT Att: 4,877 - Unknown</p> <p>livebaseballscores.com</p> <p>AB 31 R 7 H 7 RBI 7 BB 2 SO 3 LOB 11</p>			
Steve Huntz, S OBP: 0.343, SLG: 0.345										2	2	1	0	2	0	0				
Cito Gaston, R OBP: 0.367, SLG: 0.543										4	1	1	3	0	0	2				
Al Ferrara, R OBP: 0.376, SLG: 0.452										4	0	1	0	0	1	1				
Ivan Murrell, R OBP: 0.277, SLG: 0.377										0	0	0	0	0	0	0				
Ollie Brown, R OBP: 0.336, SLG: 0.503										4	1	2	1	0	0	0				
Nate Colbert, R OBP: 0.321, SLG: 0.475										4	1	0	0	0	1	3				
Ed Spiezio, R OBP: 0.376, SLG: 0.475										4	0	0	0	0	1	4				
Jose Arcia, R OBP: 0.288, SLG: 0.295										0	0	0	0	0	0	0				
Chris Cannizzaro, R OBP: 0.374, SLG: 0.397										2	0	0	1	0	0	0				
Steve Arlin, R ERA: 4.38	(1, 1) 5.2 L 27 7 7 4 2 2 0 0 0 0 0 0 29 37 6.35 1.588																			
Gary Ross, R ERA: 5.75	(6, 1) 1.1 4 0 0 0 1 0 0 0 0 0 0 0 6 6 0.00 0.000																			
Larry Stahl, L OBP: 0.174, SLG: 0.178	(5, PH) 0.0 0 0 0 0 0 0 0 0 0 0 0 0 0 0 0 0																			
Earl Wilson, R OBP: 0.212, SLG: 0.298	(6, 1) 1.0 3 0 0 0 0 0 0 0 0 0 0 0 3 3 0.00 0.000																			
Inning Stats	R: 0 E: 0 K: 0 S: 4	H: 1 LOB: 1 BB: 0 P: 4	R: 0 E: 0 K: 0 S: 3	H: 0 LOB: 0 BB: 0 P: 3	R: 0 E: 0 K: 0 S: 3	H: 0 LOB: 0 BB: 0 P: 3	R: 1 E: 0 K: 1 S: 7	H: 2 LOB: 2 BB: 1 P: 11	R: 3 E: 0 K: 0 S: 5	H: 2 LOB: 0 BB: 1 P: 9	R: 3 E: 1 K: 1 S: 8	H: 2 LOB: 0 BB: 0 P: 8	R: 0 E: 0 K: 1 S: 5	H: 0 LOB: 0 BB: 0 P: 5	R: 0 E: 0 K: 0 S: 3	H: 0 LOB: 0 BB: 0 P: 3	1B: 4 2B: 1 3B: 0 HR: 2	SF: 1 SAC: 0 DP: 0 HBP: 0	WP: 0 PB: 0 SB: 0 CS: 0	PA: 34
PITCHER	IP WLS BF H R ER SO BB IBB HBP BLK WP HR S P ERA WHIP																			
Phil Niekro, R ERA: 4.38	(1, 1) 5.2 L 27 7 7 4 2 2 0 0 0 0 0 0 29 37 6.35 1.588																			
Steve Barber, L ERA: 5.75	(6, 1) 1.1 4 0 0 0 1 0 0 0 0 0 0 0 6 6 0.00 0.000																			
Julio Navarro, R ERA: 4.1	(8, 1) 1.0 3 0 0 0 0 0 0 0 0 0 0 0 3 3 0.00 0.000																			

Batter	1	2	3	4	5	6	7	8	9	AB	R	H	RBI	BB	SO	LOB	TOP			
Oscar Brown, R OBP: 0.452, SLG: 0.595 (1,8)	L6-4 1B		2H HR		6-3			6-3		4	1	2	2	0	0	0	<p>Atlanta Braves @ San Diego Padres San Diego Stadium, San Diego, CA Thu Sep 10 1970, 10:05 PM EDT Att: 2,066 - Unknown</p> <p>livebaseballscores.com</p> <p>AB 34 R 2 H 10 RBI 2 BB 0 SO 4 LOB 12</p> 			
Felix Milan, R OBP: 0.350, SLG: 0.382 (1,4)	1-2 1B		4-3		1B			FC5-4 1B		4	0	3	0	0	0	0				
Hank Aaron, R OBP: 0.390, SLG: 0.598 (1,9)	F9		5-3		F7			FC5-4 1B		4	0	0	0	0	0	4				
Orlando Cepeda, R OBP: 0.369, SLG: 0.561 (1,3)	L6-4 2-3				F6			1-2 1B		4	0	1	0	0	0	2				
Rico Carty, R OBP: 0.439, SLG: 0.577 (1,7)		G3			1B			G3		4	0	1	0	0	0	2				
Clete Boyer, R OBP: 0.299, SLG: 0.378 (1,5)		F8			L7					4	0	0	0	0	0	1				
Gil Garrido, R OBP: 0.305, SLG: 0.327 (9, PH)										3	0	1	0	0	0	0				
Hal King, L OBP: 0.366, SLG: 0.466 (9, PR)	1-3				1-2 1B			1-3		1	0	1	0	0	0	0				
Sonny Jackson, L OBP: 0.342, SLG: 0.310 (9, PR)								CS 1B		0	0	0	0	0	0	0				
Bob Didier, S OBP: 0.213, SLG: 0.183 (9, PH)										3	1	1	0	0	1	2				
Mike Lum, L OBP: 0.313, SLG: 0.417 (9, PH)			SH1-4 HR 1B		K			1-2 K		1	0	0	0	0	1	1				
Ron Reed, R OBP: 0.114, SLG: 0.143 (1,1)			SH1-4		K			K		2	0	0	0	0	2	0				
Inning Stats	R: 0 E: 0 K: 0 S: 4	H: 2 LOB: 1 BB: 0 P: 4	R: 0 E: 0 K: 0 S: 3	H: 0 LOB: 0 BB: 0 P: 3	R: 2 E: 0 K: 0 S: 5	H: 2 LOB: 0 BB: 0 P: 5	R: 0 E: 0 K: 1 S: 7	H: 2 LOB: 2 BB: 0 P: 7	R: 0 E: 0 K: 1 S: 6	H: 1 LOB: 1 BB: 0 P: 6	R: 0 E: 0 K: 0 S: 3	H: 0 LOB: 0 BB: 0 P: 3	R: 0 E: 0 K: 0 S: 5	H: 2 LOB: 2 BB: 0 P: 5	R: 0 E: 0 K: 1 S: 5	H: 1 LOB: 1 BB: 0 P: 5	1B: 9 2B: 2 3B: 0 HR: 1	SF: 0 SAC: 1 DP: 2 HBP: 0	WP: 0 PB: 0 SB: 0 CS: 1	PA: 35
PITCHER	IP WLS BF H R ER SO BB IBB HBP BLK WP HR S P ERA WHIP																			
Dave Roberts, L ERA: 4.14 (1,1)	7.2 W 31 9 2 2 3 0 0 0 0 0 1 37 37 2.35 1.174																			
Gary Ross, R ERA: 5.75 (8,1)	1.1 S 4 1 0 0 1 0 0 0 0 0 0 6 6 0.00 0.750																			

Batter	1	2	3	4	5	6	7	8	9	AB	R	H	RBI	BB	SO	LOB	BOTTOM	
Dave Campbell, R OBP: 0.272, SLG: 0.335 (1,4)	5-3		L9		1B			L1-5		2	1	0	0	1	0	0	<p>Atlanta Braves @ San Diego Padres San Diego Stadium, San Diego, CA Thu Sep 10 1970, 10:05 PM EDT Att: 2,066 - Unknown</p> <p>livebaseballscores.com</p> <p>AB 31 R 3 H 8 RBI 3 BB 4 SO 5 LOB 14</p> 	
Ray Webster, L OBP: 0.319, SLG: 0.339 (6, PH)					BB					1	0	0	0	0	0	3		
Jose Arcia, R OBP: 0.288, SLG: 0.295 (7,4)										0	0	0	0	0	0	0		
Steve Huntz, S OBP: 0.345, SLG: 0.345 (1,6)	L8				1B			F6		3	1	1	0	1	0	0		
Ollie Brown, R OBP: 0.337, SLG: 0.503 (1,9)	1B				BB			F4		4	1	2	1	0	1	1		
Al Ferrara, R OBP: 0.375, SLG: 0.453 (1,7)	1-3				1B			L8		4	0	1	2	0	0	2		
Dave Robinson, S (8,7)										0	0	0	0	0	0	0		
Nate Colbert, R OBP: 0.319, SLG: 0.471 (1,3)			K		6-3			K		4	0	0	0	0	2	1		
Ed Spiezio, R OBP: 0.375, SLG: 0.472 (1,5)			K		F7			F7		4	0	1	0	0	1	0		
Ivan Murrell, R OBP: 0.283, SLG: 0.381 (1,8)					6-3			SH FC5-2 1B		4	0	3	0	0	0	0		
Chris Cannizzaro, R OBP: 0.377, SLG: 0.395 (1,2)								SH FC5-2		1	0	0	0	2	1	0		
Dave Roberts, L OBP: 0.196, SLG: 0.320 (1,1)								IBB		3	0	0	0	0	0	5		
Gary Ross, R OBP: 0.429, SLG: 0.429 (8,1)	F6				5-3			F3		1	0	0	0	0	0	2		
Inning Stats	R: 0 E: 0 K: 0 S: 4	H: 1 LOB: 1 BB: 0 P: 4	R: 0 E: 0 K: 2 S: 8	H: 1 LOB: 2 BB: 1 P: 12	R: 0 E: 0 K: 1 S: 5	H: 0 LOB: 1 BB: 1 P: 9	R: 0 E: 0 K: 0 S: 3	H: 0 LOB: 0 BB: 0 P: 3	R: 3 E: 0 K: 1 S: 8	H: 3 LOB: 1 BB: 1 P: 12	R: 0 E: 0 K: 0 S: 3	H: 2 LOB: 2 BB: 0 P: 3	R: 0 E: 0 K: 1 S: 6	H: 1 LOB: 2 BB: 1 P: 10	1B: 7 2B: 2 3B: 0 HR: 0	SF: 0 SAC: 1 DP: 1 HBP: 0	WP: 0 PB: 0 SB: 0 CS: 0	PA: 36
PITCHER	IP WLS BF H R ER SO BB IBB HBP BLK WP HR S P ERA WHIP																	
Ron Reed, R ERA: 4.6 (1,1)	8.0 L 36 8 3 3 5 3 1 0 0 0 0 0 42 58 3.38 1.375																	

Batter	1	2	3	4	5	6	7	8	9	AB	R	H	RBI	BB	SO	LOB	TOP			
Bobby Tolan, L OBP: 0.387, SLG: 0.476 (1.8)	0-0 4-3		0-3 K			1-0 S 2B HBP		0-0 5-3		3	1	0	0	0	1	2	Cincinnati Reds @ San Diego Padres San Diego Stadium, San Diego, CA Fri Sep 11, 1970, 10:05 PM EDT Att: 7,151 - Unknown			
Pete Rose, S OBP: 0.391, SLG: 0.481 (1.9)	0-0 F7		0-3 K			0-0 PB 1-H SF8 2B		0-0 G3		4	1	1	1	0	1	2				
Bernie Carbo, L OBP: 0.453, SLG: 0.557 (1.7)	0-0 4-3		0-0 4-3			0-3 K		0-0 F7		4	0	0	0	0	1	3				
Johnny Bench, R OBP: 0.342, SLG: 0.606 (1.2)		0-3 K		0-3 K		0-0 SF8		0-0 F8		3	0	0	1	0	2	0				
Tony Perez, R OBP: 0.403, SLG: 0.605 (1.5)		0-0 3B		0-0 4-3		0-0 3-H F9		0-3 K		4	0	1	0	0	1	0				
Lee May, R OBP: 0.292, SLG: 0.482 (1.3)		0-3 K		0-0 6-3			0-3 K		0-0 6-3	4	0	0	0	0	2	1				
Tommy Helms, R OBP: 0.255, SLG: 0.275 (1.4)		0-0 6-3			0-0 6-3		0-0 F8			3	0	0	0	0	0	1				
Woody Woodward, R OBP: 0.296, SLG: 0.296 (1.6)			0-0 E5 SH		0-3 K		0-0 E3 FC6-4			3	0	0	0	0	1	0				
Gary Nolan, R OBP: 0.173, SLG: 0.120 (1.1)			0-0 SH		0-0 2-3		0-0 FC6-4 1-2			2	0	0	0	0	0	1				
Inning Stats	R: 0 E: 0 K: 0 S: 3	H: 0 LOB: 0 BB: 0 P: 3	R: 0 E: 0 K: 2 S: 8	H: 1 LOB: 1 BB: 0 P: 8	R: 0 E: 1 K: 2 S: 9	H: 0 LOB: 2 BB: 0 P: 9	R: 0 E: 0 K: 1 S: 5	H: 0 LOB: 0 BB: 0 P: 5	R: 2 E: 0 K: 1 S: 6	H: 1 LOB: 1 BB: 0 P: 7	R: 0 E: 1 K: 1 S: 6	H: 0 LOB: 1 BB: 0 P: 6	R: 0 E: 0 K: 0 S: 3	H: 0 LOB: 0 BB: 0 P: 3	R: 0 E: 0 K: 1 S: 5	H: 0 LOB: 0 BB: 0 P: 5	1B: 0 2B: 1 3B: 1 HR: 0	SF: 1 SAC: 1 DP: 0 HBP: 1	WP: 0 PB: 1 SB: 1 CS: 0	PA: 33
PITCHER Pat Dobson, R ERA: 3.84 (1.1)	IP: 9.0 WLS: W BF: 33 H: 2 R: 2 ER: 1 SO: 9 BB: 0 IBB: 0 HBP: 1 BLK: 0 WP: 0 HR: 0 S: 50 P: 51 ERA: 1.00 WHIP: 0.222																			

Batter	1	2	3	4	5	6	7	8	9	AB	R	H	RBI	BB	SO	LOB	BOTTOM			
Dave Campbell, R OBP: 0.274, SLG: 0.338 (1.4)	0-0 F5			0-0 WP 2B 2B		0-0 P4		0-0 SH1-4 1B		4	1	2	0	0	0	0	Cincinnati Reds @ San Diego Padres San Diego Stadium, San Diego, CA Fri Sep 11, 1970, 10:05 PM EDT Att: 7,151 - Unknown			
Steve Huntz, S OBP: 0.345, SLG: 0.345 (1.6) (9.5)	0-3 K			0-0 P5		0-0 1B		0-0 SH1-4 1-2		3	0	1	0	0	1	1				
Ollie Brown, R OBP: 0.338, SLG: 0.504 (1.9)	0-3 K			0-0 1B 2B		0-0 F9		0-0 FC6-4 IBB		3	1	1	1	1	1	1				
Al Ferrara, R OBP: 0.374, SLG: 0.451 (1.7)		0-3 K		0-0 1B		0-0 6-3		0-0 P5		4	0	1	1	0	1	3				
Rafael Robles, R OBP: 0.333, SLG: 0.292 (9.6)				0-0 2H 1B				0-0 FC6-4 1-2		0	0	0	0	0	0	0				
Nate Colbert, R OBP: 0.318, SLG: 0.475 (1.3)		0-0 L5		0-0 5-3			0-0 HR	0-0 FC6-4 1-2		4	1	1	1	0	0	3				
Ed Spiezio, R OBP: 0.371, SLG: 0.467 (1.5)		0-0 F2		0-0 P4			0-3 K			3	0	0	0	0	1	1				
Larry Stahl, L OBP: 0.174, SLG: 0.178 (9.7)										0	0	0	0	0	0	0				
Ivan Murrell, R OBP: 0.284, SLG: 0.381 (1.8)			0-0 5-3		0-0 F3		0-0 6-3 1B			3	0	1	0	0	0	0				
Bob Barton, R OBP: 0.277, SLG: 0.325 (1.2)			0-0 5-3		0-0 F9		0-0 6-3			3	0	0	0	0	0	1				
Pat Dobson, R OBP: 0.225, SLG: 0.169 (1.1)			0-0 4-3		0-0 F9		0-0 F7			3	0	0	0	0	0	1				
Inning Stats	R: 0 E: 0 K: 2 S: 7	H: 0 LOB: 0 BB: 0 P: 7	R: 0 E: 0 K: 1 S: 5	H: 0 LOB: 0 BB: 0 P: 5	R: 0 E: 0 K: 0 S: 3	H: 0 LOB: 0 BB: 0 P: 3	R: 2 E: 0 K: 0 S: 6	H: 3 LOB: 1 BB: 0 P: 6	R: 0 E: 0 K: 0 S: 3	H: 0 LOB: 0 BB: 0 P: 3	R: 0 E: 0 K: 0 S: 4	H: 1 LOB: 1 BB: 0 P: 4	R: 1 E: 0 K: 1 S: 7	H: 2 LOB: 1 BB: 0 P: 7	R: 0 E: 0 K: 0 S: 4	H: 1 LOB: 2 BB: 1 P: 8	1B: 4 2B: 2 3B: 0 HR: 1	SF: 0 SAC: 1 DP: 0 HBP: 0	WP: 1 PB: 0 SB: 0 CS: 0	PA: 32
PITCHER Gary Nolan, R ERA: 3.26 (1.1)	IP: 8.0 WLS: L BF: 32 H: 7 R: 3 ER: 3 SO: 4 BB: 0 IBB: 1 HBP: 0 BLK: 0 WP: 1 HR: 1 S: 39 P: 43 ERA: 3.38 WHIP: 0.875																			

AB	30
R	2
H	2
RBI	2
BB	0
SO	9
LOB	10



Batter	1	2	3	4	5	6	7	8	9	AB	R	H	RBI	BB	SO	LOB	TOP		
Pete Rose, S OBP: 0.391, SLG: 0.481 (1, 8)										3	0	1	0	1	0	0	Cincinnati Reds @ San Diego Padres San Diego Stadium, San Diego, CA Sat Sep 12 1970, 10:05 PM EDT Att: 5,367 - Unknown		
Tommy Helms, R OBP: 0.253, SLG: 0.273 (1, 4)										4	1	0	0	0	2				
Tony Perez, R OBP: 0.402, SLG: 0.602 (1, 5)										4	0	1	0	0	1				
Johnny Bench, R OBP: 0.343, SLG: 0.605 (1, 9)										4	1	2	0	0	1				
Lee May, R OBP: 0.294, SLG: 0.483 (1, 3)										3	0	1	2	1	1				
Hal McRae, R OBP: 0.333, SLG: 0.490 (1, 7)										4	0	1	0	0	2				
Pat Corrales, R OBP: 0.302, SLG: 0.337 (1, 2)										3	0	0	0	0	2				
Woody Woodward, R OBP: 0.293, SLG: 0.293 (1, 6)										3	0	0	0	0	1				
Tony Cloninger, R OBP: 0.175, SLG: 0.275 (1, 1)									3	0	0	0	0	1	1				
Clay Carroll, R OBP: 0.154, SLG: 0.083 (8, 1)									0	0	0	0	0	0	0				
Inning Stats	R: 0 E: 0 K: 1 S: 6	H: 1 LOB: 1 BB: 0 P: 6	R: 0 E: 0 K: 0 S: 2	H: 0 LOB: 0 BB: 1 P: 6	R: 0 E: 0 K: 1 S: 5	H: 0 LOB: 1 BB: 1 P: 9	R: 0 E: 0 K: 1 S: 5	H: 0 LOB: 0 BB: 0 P: 5	R: 0 E: 0 K: 1 S: 6	H: 1 LOB: 1 BB: 0 P: 6	R: 2 E: 1 K: 0 S: 6	H: 3 LOB: 1 BB: 0 P: 6	R: 0 E: 0 K: 0 S: 3	H: 0 LOB: 0 BB: 0 P: 3	R: 0 E: 0 K: 0 S: 3	H: 1 LOB: 0 BB: 0 P: 3	1B: 5 2B: 1 3B: 0 HR: 0	SF: 0 SAC: 0 DP: 1 HBP: 0	WP: 0 PA: 33 PB: 0 SB: 0 CS: 1
PITCHER Danny Coombs, L ERA: 3.39 (1, 1)	IP: 9.0 WLS: W BF: 33 H: 6 R: 2 ER: 1 SO: 4 BB: 2 IBB: 0 HBP: 0 BLK: 0 WP: 0 HR: 0 S: 39 P: 47 ERA: 1.00 WHIP: 0.889																		

Batter	1	2	3	4	5	6	7	8	9	AB	R	H	RBI	BB	SO	LOB	BOTTOM		
Dave Campbell, R OBP: 0.272, SLG: 0.335 (1, 4)										4	0	0	0	0	0	1	Cincinnati Reds @ San Diego Padres San Diego Stadium, San Diego, CA Sat Sep 12 1970, 10:05 PM EDT Att: 5,367 - Unknown		
Steve Huntz, S OBP: 0.346, SLG: 0.347 (1, 6) (9, 5)										4	1	2	0	0	0				
Ollie Brown, R OBP: 0.338, SLG: 0.504 (1, 9)										4	1	1	0	0	1				
Nate Colbert, R OBP: 0.318, SLG: 0.476 (1, 3)										3	1	1	1	0	0				
Ed Spiezo, R OBP: 0.373, SLG: 0.469 (1, 5)										3	1	1	1	1	0				
Rafael Robles, R OBP: 0.333, SLG: 0.292 (8, PR) (9, 6)										0	0	0	0	0	0				
Ivan Murrell, R OBP: 0.283, SLG: 0.379 (1, 8)										4	0	1	1	0	2				
Dave Robinson, S OBP: 1.000, SLG: 1.000 (1, 7)										2	0	2	0	2	0				
Chris Cannizzaro, R OBP: 0.375, SLG: 0.394 (1, 2)										4	0	1	1	0	5				
Danny Coombs, R OBP: 0.120, SLG: 0.085 (1, 1)										3	0	0	0	1	3				
Inning Stats	R: 0 E: 0 K: 1 S: 5	H: 0 LOB: 0 BB: 0 P: 5	R: 1 E: 0 K: 1 S: 6	H: 1 LOB: 2 BB: 2 P: 14	R: 0 E: 0 K: 0 S: 3	H: 0 LOB: 0 BB: 0 P: 3	R: 0 E: 0 K: 0 S: 3	H: 0 LOB: 0 BB: 0 P: 3	R: 0 E: 0 K: 0 S: 4	H: 1 LOB: 1 BB: 0 P: 4	R: 2 E: 0 K: 0 S: 7	H: 4 LOB: 2 BB: 0 P: 7	R: 0 E: 0 K: 0 S: 4	H: 1 LOB: 1 BB: 0 P: 4	R: 1 E: 0 K: 1 S: 6	H: 2 LOB: 2 BB: 1 P: 10	1B: 6 2B: 4 3B: 0 HR: 0	SF: 1 SAC: 0 DP: 1 HBP: 0	WP: 0 PA: 35 PB: 0 SB: 2 CS: 0
PITCHER Tony Cloninger, R ERA: 3.95 (1, 1)	IP: 7.0 WLS: L BF: 32 H: 9 R: 4 ER: 3 SO: 2 BB: 2 IBB: 0 HBP: 0 BLK: 0 WP: 0 HR: 0 S: 34 P: 42 ERA: 3.86 WHIP: 1.571																		
Clay Carroll, R ERA: 2.66 (8, 1)	IP: 1.0 WLS: L BF: 3 H: 0 R: 0 ER: 0 SO: 1 BB: 0 IBB: 1 HBP: 0 BLK: 0 WP: 0 HR: 0 S: 4 P: 8 ERA: 0.00 WHIP: 0.000																		

Batter	1	2	3	4	5	6	7	8	9	AB	R	H	RBI	BB	SO	LOB	TOP			
Ty Cline, L OBP: 0.359, SLG: 0.393 (1, 8)										4	1	1	0	0	2	1	Cincinnati Reds @ San Diego Padres San Diego Stadium, San Diego, CA Sun Sep 13 1970, 6:33 AM EDT Att: 5,909 - Unknown			
Pete Rose, S OBP: 0.392, SLG: 0.486 (1, 9)										4	1	2	1	0	2	1				
Bernie Carbo, L OBP: 0.451, SLG: 0.552 (1, 7)										3	1	0	0	1	2	1				
Johnny Bench, R OBP: 0.342, SLG: 0.602 (1, 2)										3	0	0	0	1	0	2				
Tony Perez, R OBP: 0.401, SLG: 0.601 (1, 5)										4	1	1	2	0	1	1				
Lee May, R OBP: 0.294, SLG: 0.483 (1, 3)										4	0	1	1	0	2	1				
Tommy Helms, R OBP: 0.255, SLG: 0.272 Dave Concepcion, R OBP: 0.340, SLG: 0.338 (9, PR)										2	0	0	0	2	0	0				
Woody Woodward, R OBP: 0.290, SLG: 0.290 Jimmy Stewart, S OBP: 0.308, SLG: 0.337 Darrel Chaney, S OBP: 0.278, SLG: 0.302 Bobby Tolan, L OBP: 0.386, SLG: 0.475 (9, PH)										2	0	0	0	0	1	2				
Wayne Simpson, R Ray Washburn, R Angel Bravo, L Milt Wilcox, R Wayne Granger, R Hal McRae, R OBP: 0.331, SLG: 0.490 (9, PH)										1	0	0	0	0	1	0				
Inning Stats	R: 3 E: 0 K: 1 S: 8	H: 3 LOB: 2 BB: 2 P: 16	R: 0 E: 0 K: 3 S: 10	H: 1 LOB: 1 BB: 0 P: 10	R: 0 E: 0 K: 1 S: 5	H: 0 LOB: 0 BB: 0 P: 5	R: 0 E: 0 K: 2 S: 7	H: 0 LOB: 1 BB: 1 P: 11	R: 0 E: 0 K: 0 S: 3	H: 0 LOB: 0 BB: 0 P: 7	R: 0 E: 0 K: 0 S: 3	H: 0 LOB: 0 BB: 0 P: 3	R: 0 E: 0 K: 2 S: 8	H: 1 LOB: 1 BB: 1 P: 12	R: 0 E: 0 K: 0 S: 2	H: 0 LOB: 1 BB: 1 P: 6		1B: 2 2B: 2 3B: 0 HR: 1	SF: 0 SAC: 0 DP: 1 HBP: 0	WP: 0 PB: 0 SB: 2 CS: 0
PITCHER	IP WLS BF H R ER SO BB IBB HBP BLK WP HR S P ERA WHIP	IP WLS BF H R ER SO BB IBB HBP BLK WP HR S P ERA WHIP	IP WLS BF H R ER SO BB IBB HBP BLK WP HR S P ERA WHIP	IP WLS BF H R ER SO BB IBB HBP BLK WP HR S P ERA WHIP	IP WLS BF H R ER SO BB IBB HBP BLK WP HR S P ERA WHIP	IP WLS BF H R ER SO BB IBB HBP BLK WP HR S P ERA WHIP	IP WLS BF H R ER SO BB IBB HBP BLK WP HR S P ERA WHIP	IP WLS BF H R ER SO BB IBB HBP BLK WP HR S P ERA WHIP	IP WLS BF H R ER SO BB IBB HBP BLK WP HR S P ERA WHIP	IP WLS BF H R ER SO BB IBB HBP BLK WP HR S P ERA WHIP	IP WLS BF H R ER SO BB IBB HBP BLK WP HR S P ERA WHIP	IP WLS BF H R ER SO BB IBB HBP BLK WP HR S P ERA WHIP	IP WLS BF H R ER SO BB IBB HBP BLK WP HR S P ERA WHIP	IP WLS BF H R ER SO BB IBB HBP BLK WP HR S P ERA WHIP	IP WLS BF H R ER SO BB IBB HBP BLK WP HR S P ERA WHIP	IP WLS BF H R ER SO BB IBB HBP BLK WP HR S P ERA WHIP	IP WLS BF H R ER SO BB IBB HBP BLK WP HR S P ERA WHIP			



Batter	1	2	3	4	5	6	7	8	9	AB	R	H	RBI	BB	SO	LOB	BOTTOM			
Dave Campbell, R OBP: 0.270, SLG: 0.333 Larry Stahl, L OBP: 0.191, SLG: 0.217 (8, PH)										4	1	0	0	0	1	1	Cincinnati Reds @ San Diego Padres San Diego Stadium, San Diego, CA Sun Sep 13 1970, 6:33 AM EDT Att: 5,909 - Unknown			
Rafael Robles, R OBP: 0.344, SLG: 0.310 (1, 6)										5	0	2	0	0	1	2				
Ivan Murrell, R OBP: 0.283, SLG: 0.376 (1, 9)										3	1	0	0	1	0	2				
Al Ferrara, R OBP: 0.375, SLG: 0.450 Chris Cannizzaro, R OBP: 0.375, SLG: 0.384 (9, 2)										3	1	1	1	1	1	1				
Nate Colbert, R OBP: 0.317, SLG: 0.474 (1, 3)										3	0	0	0	0	2	2				
Steve Huntz, S OBP: 0.348, SLG: 0.347 (1, 5)										3	0	1	1	1	0	1				
Dave Robinson, S OBP: 0.750, SLG: 0.600 (1, 8)										3	1	1	1	1	0	3				
Bob Barton, R OBP: 0.283, SLG: 0.327 Ray Webster, L OBP: 0.325, SLG: 0.339 Gary Ross, R OBP: 0.429, SLG: 0.429 Paul Doyle, L (9, 1)										2	0	1	0	1	0	2				
Clay Kirby, R OBP: 0.208, SLG: 0.176 Ollie Brown, R OBP: 0.337, SLG: 0.503 Jose Arcia, R OBP: 0.288, SLG: 0.295 (8, PH)										3	0	0	0	0	1	4				
Inning Stats	R: 0 E: 0 K: 1 S: 5	H: 0 LOB: 0 BB: 0 P: 5	R: 0 E: 0 K: 2 S: 7	H: 0 LOB: 3 BB: 3 P: 19	R: 3 E: 1 K: 0 S: 6	H: 2 LOB: 2 BB: 1 P: 11	R: 0 E: 0 K: 0 S: 4	H: 1 LOB: 1 BB: 0 P: 4	R: 0 E: 0 K: 2 S: 7	H: 0 LOB: 1 BB: 1 P: 11	R: 0 E: 0 K: 0 S: 3	H: 1 LOB: 0 BB: 0 P: 3	R: 0 E: 0 K: 0 S: 4	H: 1 LOB: 1 BB: 0 P: 4	R: 2 E: 0 K: 1 S: 7	H: 2 LOB: 1 BB: 1 P: 11		1B: 6 2B: 1 3B: 0 HR: 0	SF: 0 SAC: 0 DP: 1 HBP: 1	WP: 0 PB: 1 SB: 0 CS: 0
PITCHER	IP WLS BF H R ER SO BB IBB HBP BLK WP HR S P ERA WHIP	IP WLS BF H R ER SO BB IBB HBP BLK WP HR S P ERA WHIP	IP WLS BF H R ER SO BB IBB HBP BLK WP HR S P ERA WHIP	IP WLS BF H R ER SO BB IBB HBP BLK WP HR S P ERA WHIP	IP WLS BF H R ER SO BB IBB HBP BLK WP HR S P ERA WHIP	IP WLS BF H R ER SO BB IBB HBP BLK WP HR S P ERA WHIP	IP WLS BF H R ER SO BB IBB HBP BLK WP HR S P ERA WHIP	IP WLS BF H R ER SO BB IBB HBP BLK WP HR S P ERA WHIP	IP WLS BF H R ER SO BB IBB HBP BLK WP HR S P ERA WHIP	IP WLS BF H R ER SO BB IBB HBP BLK WP HR S P ERA WHIP	IP WLS BF H R ER SO BB IBB HBP BLK WP HR S P ERA WHIP	IP WLS BF H R ER SO BB IBB HBP BLK WP HR S P ERA WHIP	IP WLS BF H R ER SO BB IBB HBP BLK WP HR S P ERA WHIP	IP WLS BF H R ER SO BB IBB HBP BLK WP HR S P ERA WHIP	IP WLS BF H R ER SO BB IBB HBP BLK WP HR S P ERA WHIP	IP WLS BF H R ER SO BB IBB HBP BLK WP HR S P ERA WHIP				



Batter	1	2	3	4	5	6	7	8	9	AB	R	H	RBI	BB	SO	LOB	TOP			
Dave Campbell, R OBP: 0.271, SLG: 0.333 (1, 4)	6-3		1-3 1B		F8			F9		5	0	2	0	0	0	0	San Diego Padres @ Los Angeles Dodgers Dodger Stadium, Los Angeles, CA Mon Sep 14 1970, 7:05 PM PDT Att: 9,039 - Unknown livebaseballscorecards.com			
Rafael Robles, R OBP: 0.297, SLG: 0.265 (1, 6)	6-3		L4		5-3			K2-3	FC5	5	0	0	0	0	1	3				
Ollie Brown, R OBP: 0.336, SLG: 0.503 (1, 9)	PB 2B		1-3		5-3			F4		4	0	1	0	0	0	1				
Al Ferrara, R OBP: 0.371, SLG: 0.445 (1, 7)	6-3		6-3		F8			F8		4	0	0	0	0	2					
Nate Colbert, R OBP: 0.322, SLG: 0.480 (1, 3)		F9 FC5-4 1B		5-3 2B					1B HR 1B	4	2	4	0	0	0	0				
Steve Huntz, S OBP: 0.350, SLG: 0.349 (1, 5)		FC5-4 1B		5-3				F8	1-2 HR 1B	4	1	2	0	0	0	2				
Ivan Murrell, R OBP: 0.282, SLG: 0.383 (1, 8)		F9		F8			6-3		1-2 HR 1B	4	1	1	3	0	0	3				
Fred Kendall, R (1, 2)		FC5-4		5-3			F7		6-3	4	0	0	1	0	0	2				
Jerry Nyman, L Earl Wilson, R Jim Williams, R Al Santorini, R Dave Robinson, S Ron Willis, R Ed Spiezio, R		K		4-3			4-3		FC5 1B	0	0	0	0	0	0	0				
Inning Stats	R: 0 E: 0 K: 0 S: 4	H: 1 LOB: 1 BB: 0 P: 4	R: 1 E: 0 K: 1 S: 7	H: 2 LOB: 1 BB: 0 P: 7	R: 0 E: 0 K: 0 S: 4	H: 1 LOB: 1 BB: 0 P: 4	R: 0 E: 0 K: 0 S: 3	H: 0 LOB: 0 BB: 0 P: 3	R: 0 E: 0 K: 0 S: 4	H: 1 LOB: 1 BB: 0 P: 4	R: 0 E: 0 K: 0 S: 3	H: 0 LOB: 0 BB: 0 P: 3	R: 0 E: 0 K: 1 S: 5	H: 0 LOB: 0 BB: 0 P: 5	R: 3 E: 0 K: 0 S: 8	H: 5 LOB: 2 BB: 0 P: 8		1B: 8 2B: 2 3B: 0 HR: 1	SF: 0 SAC: 0 DP: 0 HBP: 0	WP: 0 PB: 1 SB: 0 CS: 0
PITCHER Claude Osteen, L ERA: 3.84 (1, 1)	IP: 9.0 WLS: W BF: 38 H: 11 R: 4 ER: 4 SO: 2 BB: 0 IBB: 0 HBP: 0 BLK: 0 WP: 0 HR: 1 S: 42 P: 42 ERA: 4.00 WHIP: 1.222															PITCHER IP: WLS: BF: H: R: ER: SO: BB: IBB: HBP: BLK: WP: HR: S: P: ERA: WHIP				

Batter	1	2	3	4	5	6	7	8	9	AB	R	H	RBI	BB	SO	LOB	BOTTOM			
Maury Wills, S OBP: 0.341, SLG: 0.325 Steve Garvey, R OBP: 0.253, SLG: 0.282 (7, PH) (8, 5)	1B 2B 1B	4-3	L8			FC1-6 BB	4-3			3	1	1	0	1	0	1	San Diego Padres @ Los Angeles Dodgers Dodger Stadium, Los Angeles, CA Mon Sep 14 1970, 7:05 PM PDT Att: 9,039 - Unknown livebaseballscorecards.com			
Manny Mota, R OBP: 0.367, SLG: 0.380 Bill Buckner, L OBP: 0.162, SLG: 0.114 (7, 7) (8, 3)	2B E 1B	S 1B 1B		G4-6-3 1B		FC1-6 2B	E3			4	3	3	0	0	0	2				
Willie Davis, L OBP: 0.342, SLG: 0.450 Von Joshua, L OBP: 0.270, SLG: 0.310 (1, 8) (7, 8)	E9 F8 1B 2B	K		G4-6-3		2B 1B	1-3			4	2	2	2	0	1	2				
Wes Parker, S OBP: 0.397, SLG: 0.469 Willie Crawford, L OBP: 0.315, SLG: 0.386 (1, 3) (8, 7)	F8	1B 2H 1B		4-3		1-2 2B		F7		4	0	2	3	0	0	1				
Bill Sudakis, S OBP: 0.354, SLG: 0.453 Bob Stinson, S (1, 2) (8, 2)	1B 1B	1-3 1B		G6-4-3 1B		F7		4-3		4	1	3	1	0	0	1				
Ted Sizemore, R OBP: 0.367, SLG: 0.350 Jim Lefebvre, S OBP: 0.329, SLG: 0.372 (1, 4) (2, 4)	1B SF7 1B	F8		L5		HBP HBP 3-1 BB	HBP HBP 1B HBP BB			1	1	1	0	0	0	0				
Bill Russell, R OBP: 0.292, SLG: 0.356 Tom Paciorek, R OBP: 0.400, SLG: 0.250 (1, 9) (8, PH) (9, 9)			F8		G6-4-3	3-1 HBP HBP	1B HBP			3	1	1	1	0	0	1				
Billy Grabarkewitz, R OBP: 0.410, SLG: 0.460 (1, 5) (8, 6)	SF7	F7				FC2-6 BB	4-3 E HBP			2	1	1	1	1	0	0				
Claude Osteen, L OBP: 0.247, SLG: 0.310 (1, 1)	F6					FC2-6 FC1-6 BB 1B	3-1	F9		4	1	0	1	1	0	7				
Inning Stats	R: 5 E: 1 K: 0 S: 9	H: 6 LOB: 1 BB: 0 P: 9	R: 1 E: 0 K: 1 S: 8	H: 3 LOB: 2 BB: 0 P: 8	R: 0 E: 0 K: 0 S: 3	H: 0 LOB: 1 BB: 1 P: 7	R: 0 E: 0 K: 0 S: 3	H: 1 LOB: 0 BB: 0 P: 3	R: 0 E: 0 K: 0 S: 3	H: 1 LOB: 0 BB: 0 P: 3	R: 3 E: 0 K: 0 S: 5	H: 2 LOB: 1 BB: 2 P: 13	R: 3 E: 1 K: 0 S: 4	H: 0 LOB: 1 BB: 1 P: 10	R: 0 E: 0 K: 0 S: 4	H: 1 LOB: 3 BB: 1 P: 9		1B: 12 2B: 2 3B: 0 HR: 0	SF: 1 SAC: 0 DP: 2 HBP: 3	WP: 0 PB: 0 SB: 1 CS: 0
PITCHER Jerry Nyman, L ERA: 15.19 Earl Wilson, R ERA: 4.59 Al Santorini, R ERA: 6.4 Ron Willis, R ERA: 4.12	IP: 0.1 WLS: L BF: 5 H: 4 R: 4 ER: 4 SO: 0 BB: 0 IBB: 0 HBP: 0 BLK: 0 WP: 0 HR: 0 S: 5 P: 5 ERA: 108.00 WHIP: 12.000															PITCHER IP: WLS: BF: H: R: ER: SO: BB: IBB: HBP: BLK: WP: HR: S: P: ERA: WHIP				



Batter	1	2	3	4	5	6	7	8	9	AB	R	H	RBI	BB	SO	LOB	TOP																					
Dave Campbell, R OBP: 0.271, SLG: 0.338 (1, 4)										4	1	1	2	0	0	3																						
Rafael Robles, R OBP: 0.286, SLG: 0.256 (1, 6)										5	0	1	0	0	1	1																						
Ollie Brown, R OBP: 0.335, SLG: 0.500 (1, 9)										5	0	1	0	0	1	0																						
Al Ferrara, R OBP: 0.372, SLG: 0.444 Dave Robinson, S OBP: 0.293, SLG: 0.444 (3, PR) (3, 7)										1	0	0	0	0	0	0																						
Nate Colbert, R OBP: 0.321, SLG: 0.484 (1, 3)										4	1	1	1	0	3	2																						
Steve Huntz, S OBP: 0.351, SLG: 0.349 (1, 5)										3	1	1	0	1	1	1																						
Ivan Murrell, R OBP: 0.285, SLG: 0.386 (1, 8)										3	1	1	0	1	1	2																						
Chris Cannizzaro, R OBP: 0.377, SLG: 0.393 (1, 2)										3	0	1	1	1	0	2																						
Mike Corkins, R OBP: 0.256, SLG: 0.324 Paul Doyle, L (8, 1) Tom Dukes, R (9, 1)										3	0	0	0	0	3	5																						
Inning Stats	R: 1 E: 0 K: 0 S: 4	H: 1 LOB: 0 BB: 0 P: 4	R: 1 E: 0 K: 1 S: 6	H: 1 LOB: 2 BB: 2 P: 14	R: 0 E: 0 K: 1 S: 5	H: 0 LOB: 1 BB: 0 P: 6	R: 2 E: 1 K: 1 S: 7	H: 1 LOB: 1 BB: 1 P: 11	R: 0 E: 0 K: 3 S: 10	H: 1 LOB: 1 BB: 0 P: 10	R: 0 E: 0 K: 1 S: 6	H: 1 LOB: 0 BB: 0 P: 5	R: 0 E: 0 K: 2 S: 8	H: 1 LOB: 1 BB: 0 P: 8	R: 0 E: 0 K: 0 S: 5	H: 2 LOB: 2 BB: 0 P: 5	1B: 5 2B: 1 3B: 0 HR: 2	SF: 1 SAC: 0 DP: 0 HBP: 1	WP: 0 PB: 0 SB: 2 CS: 0	PA: 40																		
PITCHER	IP	WLS	BF	H	R	ER	SO	BB	IBB	HBP	BLK	WP	HR	S	P	ERA	WHIP	PITCHER				IP	WLS	BF	H	R	ER	SO	BB	IBB	HBP	BLK	WP	HR	S	P	ERA	WHIP
Don Sutton, R ERA: 4.07 (1, 1)	7.0		31	5	4	2	8	3	0	1	1	0	2	43	56	2.57	1.143																					
Pete Mikkelsen, R ERA: 2.19 (8, 1)	2.0	W	9	3	0	0	2	0	0	0	0	0	0	13	13	0.00	1.500																					

San Diego Padres @ Los Angeles Dodgers
Dodger Stadium, Los Angeles, CA
Tue Sep 15 1970, 7:05 PM PDT
Att: 9,083 - Unknown

AB 35
R 4
H 8
RBI 4
BB 3
SO 10
LOB 18

Batter	1	2	3	4	5	6	7	8	9	AB	R	H	RBI	BB	SO	LOB	BOTTOM																					
Maury Wills, S OBP: 0.337, SLG: 0.321 (1, 6) (4, 5) (4, 6)										5	0	0	0	0	0	1																						
Von Joshua, L OBP: 0.287, SLG: 0.341 (1, 7) (9, 8)										4	2	2	0	1	1	0																						
Willie Davis, L OBP: 0.343, SLG: 0.450 Manny Mota, R OBP: 0.370, SLG: 0.381 (8, PH) (9, 7)										2	0	1	1	1	0	0																						
Wes Parker, S OBP: 0.399, SLG: 0.470 (1, 3)										2	1	1	0	2	0	2																						
Tom Haller, L OBP: 0.351, SLG: 0.474 Bill Sudakis, S OBP: 0.352, SLG: 0.453 (8, PH) (9, 2)										2	0	0	0	1	0	3																						
Jim Lefebvre, S OBP: 0.325, SLG: 0.366 (1, 4)										4	0	0	0	0	7																							
Willie Crawford, L OBP: 0.312, SLG: 0.382 Bill Russell, R OBP: 0.290, SLG: 0.355 (9, PH)										3	0	0	0	0	2	3																						
Billy Grabarkewitz, R OBP: 0.410, SLG: 0.462 (1, 5) (4, 6) (4, 5)										4	1	2	1	0	0	0																						
Don Sutton, R OBP: 0.285, SLG: 0.215 Bill Eckhardt, R OBP: 0.198, SLG: 0.111 Pete Mikkelsen, R OBP: 0.340, SLG: 0.401 Andy Kosco, R OBP: 0.290, SLG: 0.401 Len Gabrielson, R OBP: 0.300, SLG: 0.337 Tom Paciorek, R OBP: 0.400, SLG: 0.250 (1, 1) (7, PH) (8, 1) (9, PH) (9, PH) (9, PH)										2	0	0	0	0	1	2																						
Inning Stats	R: 0 E: 0 K: 1 S: 4	H: 0 LOB: 0 BB: 1 P: 8	R: 1 E: 0 K: 1 S: 6	H: 1 LOB: 2 BB: 2 P: 14	R: 1 E: 0 K: 0 S: 5	H: 2 LOB: 0 BB: 1 P: 9	R: 0 E: 0 K: 2 S: 7	H: 0 LOB: 0 BB: 0 P: 7	R: 0 E: 0 K: 0 S: 3	H: 0 LOB: 0 BB: 0 P: 3	R: 0 E: 0 K: 0 S: 4	H: 1 LOB: 1 BB: 0 P: 4	R: 0 E: 0 K: 0 S: 3	H: 0 LOB: 0 BB: 0 P: 3	R: 1 E: 1 K: 0 S: 4	H: 1 LOB: 2 BB: 1 P: 8	R: 2 E: 1 K: 0 S: 5	H: 3 LOB: 3 BB: 1 P: 9	1B: 5 2B: 2 3B: 1 HR: 0	SF: 1 SAC: 0 DP: 0 HBP: 0	WP: 1 PB: 0 SB: 0 CS: 1	PA: 40																
PITCHER	IP	WLS	BF	H	R	ER	SO	BB	IBB	HBP	BLK	WP	HR	S	P	ERA	WHIP	PITCHER				IP	WLS	BF	H	R	ER	SO	BB	IBB	HBP	BLK	WP	HR	S	P	ERA	WHIP
Mike Corkins, R ERA: 4.51 (1, 1)	7.0		29	5	3	3	4	4	0	0	1	0	0	33	49	3.86	1.286																					
Paul Doyle, L ERA: 5.19 (8, 1)	1.1		6	1	1	1	0	1	0	0	0	0	0	5	9	6.75	1.500																					
Tom Dukes, R ERA: 3.8 (9, 1)	0.0	L	4	2	1	1	0	0	1	0	0	0	0	3	7	∞	∞																					

San Diego Padres @ Los Angeles Dodgers
Dodger Stadium, Los Angeles, CA
Tue Sep 15 1970, 7:05 PM PDT
Att: 9,083 - Unknown

AB 32
R 5
H 8
RBI 5
BB 6
SO 4
LOB 18

Batter	1	2	3	4	5	6	7	8	9	AB	R	H	RBI	BB	SO	LOB	TOP								
Dave Campbell, R OBP: 0.272, SLG: 0.341 (1, 4)	5-3		6-3 4-3 1B		2B		5-3		F3	5	0	2	0	0	0	0	San Diego Padres @ Los Angeles Dodgers Dodger Stadium, Los Angeles, CA Wed Sep 16 1970, 7:05 PM PDT Att: 9,053 - Unknown livebaseballscorecards.com								
Rafael Robles, R OBP: 0.277, SLG: 0.233 (1, 6)	E6		4-3		1-3		4-3		BB	4	0	0	0	1	0	2									
Cito Gaston, R OBP: 0.365, SLG: 0.545 (1, 8)	F9		6-3				K		K	5	1	1	1	0	2	3									
Ollie Brown, R OBP: 0.336, SLG: 0.501 (1, 9)		1B 1B 2B	F3			6-3 1B		6-3	K	5	2	2	0	0	1	2									
Nate Colbert, R OBP: 0.323, SLG: 0.484 (1, 3)		1B 1B 2-3		F7		F7		1B E 1B		4	1	2	0	0	0	1									
Steve Huntz, S OBP: 0.350, SLG: 0.348 (1, 5)		1B 1B G6-4-3 1-3 3-H		F6		6-3		E4 1B		4	0	1	1	0	0	2									
Ivan Murrell, R OBP: 0.290, SLG: 0.390 (1, 7)		1B 1B G6-4-3 1-2 3-H		F6		S 1B		1-2 2-3 1B		4	0	3	2	0	0	0									
Chris Cannizzaro, R OBP: 0.375, SLG: 0.389 (1, 2)		G6-4-3 1-2 2-3		6-3		4-0 1B BB		F8		3	0	0	0	1	0	5									
Dave Roberts, L OBP: 0.182, SLG: 0.296 (1, 1)		4-3		K		4-3		4-3		4	0	0	0	0	1	6									
Inning Stats	R: 0 E: 1 K: 0 S: 3	H: 0 LOB: 0 BB: 0 P: 3	R: 2 E: 0 K: 0 S: 6	H: 4 LOB: 1 BB: 0 P: 6	R: 0 E: 0 K: 0 S: 4	H: 1 LOB: 1 BB: 0 P: 4	R: 0 E: 0 K: 0 S: 3	H: 0 LOB: 0 BB: 0 P: 3	R: 0 E: 0 K: 1 S: 6	H: 1 LOB: 1 BB: 0 P: 6	R: 2 E: 0 K: 0 S: 6	H: 3 LOB: 2 BB: 1 P: 10	R: 0 E: 0 K: 1 S: 5	H: 0 LOB: 0 BB: 0 P: 5	R: 0 E: 1 K: 0 S: 6	H: 2 LOB: 2 BB: 0 P: 6	R: 0 E: 0 K: 2 S: 7	H: 0 LOB: 1 BB: 1 P: 11	1B: 8 2B: 2 3B: 0 HR: 1	SF: 0 SAC: 0 DP: 1 HBP: 0	WP: 0 PB: 0 SB: 2 CS: 0	PA: 40			
PITCHER	IP	WLS	BF	H	R	ER	SO	BB	IBB	HBP	BLK	WP	HR	S	P	ERA	WHIP								
Joe Moeller, R ERA: 3.74 (1, 1)	5.2	L	25	9	4	4	1	0	0	0	0	0	1	27	27	6.35	1.588								
Ray Lamb, R ERA: 3.38 (6, 1)	1.1		5	0	0	0	1	1	0	0	0	0	0	6	10	0.00	0.750								
Mike Strahler, R ERA: (8, 1)	2.0		10	2	0	0	2	1	0	0	0	0	0	13	17	0.00	1.500								

Batter	1	2	3	4	5	6	7	8	9	AB	R	H	RBI	BB	SO	LOB	BOTTOM								
Billy Grabarkewitz, R OBP: 0.408, SLG: 0.459 (1, 6)	K		K		G5-4-3 1-2			5-3		4	0	0	0	0	2	1	San Diego Padres @ Los Angeles Dodgers Dodger Stadium, Los Angeles, CA Wed Sep 16 1970, 7:05 PM PDT Att: 9,053 - Unknown livebaseballscorecards.com								
Manny Mota, R OBP: 0.369, SLG: 0.380 (1, 7)	6-3		1B			6-3		6-3		4	0	1	0	0	0	0									
Bill Sudakis, S OBP: 0.358, SLG: 0.458 (1, 2)	FC4-6 1B		1-3 1B			FC6-4 1B		F8		4	0	3	0	0	0	0									
Wes Parker, S OBP: 0.397, SLG: 0.466 (1, 3)	FC4-6 1-2		L4			F6		5-3		4	0	0	0	0	0	4									
Andy Kosco, R OBP: 0.233, SLG: 0.394 (1, 9)		K		4-3		FC6-4 1-2		6-3		4	0	0	0	0	1	1									
Steve Garvey, R OBP: 0.276, SLG: 0.311 (1, 5)		BB		K		1B		2B		3	0	2	0	1	1	0									
Jim Lefebvre, S OBP: 0.321, SLG: 0.361 (1, 4)		K		K		F7		5-3		4	0	0	0	0	2	3									
Bill Russell, R OBP: 0.291, SLG: 0.354 (1, 8)		K			G5-4-3 1B		K			3	0	1	0	0	2	2									
Joe Moeller, R OBP: 0.214, SLG: 0.154 (1, 1)										2	0	0	0	0	2	1									
Ray Lamb, R (6, 1)										0	0	0	0	0	0	0									
Tom Paciorek, R OBP: 0.333, SLG: 0.200 (7, PH)										1	0	0	0	0	0	1									
Mike Strahler, R (8, 1)										0	0	0	0	0	0	0									
Inning Stats	R: 0 E: 0 K: 1 S: 6	H: 1 LOB: 1 BB: 0 P: 6	R: 0 E: 0 K: 3 S: 9	H: 0 LOB: 1 BB: 1 P: 13	R: 0 E: 0 K: 2 S: 7	H: 2 LOB: 0 BB: 0 P: 7	R: 0 E: 0 K: 2 S: 5	H: 0 LOB: 0 BB: 0 P: 5	R: 0 E: 0 K: 0 S: 4	H: 1 LOB: 1 BB: 0 P: 4	R: 0 E: 0 K: 1 S: 6	H: 1 LOB: 1 BB: 0 P: 6	R: 0 E: 0 K: 0 S: 3	H: 0 LOB: 0 BB: 0 P: 3	R: 0 E: 0 K: 0 S: 4	H: 1 LOB: 1 BB: 0 P: 4	1B: 6 2B: 1 3B: 0 HR: 0	SF: 0 SAC: 0 DP: 1 HBP: 0	WP: 0 PB: 0 SB: 0 CS: 0	PA: 34					
PITCHER	IP	WLS	BF	H	R	ER	SO	BB	IBB	HBP	BLK	WP	HR	S	P	ERA	WHIP								
Dave Roberts, L ERA: 3.92 (1, 1)	9.0	W	34	7	0	0	10	1	0	0	0	0	0	53	57	0.00	0.889								



Batter	1	2	3	4	5	6	7	8	9	AB	R	H	RBI	BB	SO	LOB	TOP										
Bobby Bonds, R OBP: 0.388, SLG: 0.520 (1, 9)										5	0	1	1	0	1	0	San Francisco Giants @ San Diego Padres San Diego Stadium, San Diego, CA Thu Sep 17 1970, 10:05 PM EDT Att: 3,332 - Unknown livebaseballscorecards.com										
Tito Fuentes, S OBP: 0.316, SLG: 0.348 (1, 6)										4	0	2	0	1	0	2											
Willie Mays, R OBP: 0.393, SLG: 0.520 (1, 8)										4	0	1	0	1	1	1											
Willie McCovey, L OBP: 0.439, SLG: 0.604 (1, 3)										5	1	2	0	0	1	4											
Dick Dietz, R OBP: 0.435, SLG: 0.533 (1, 2)										4	2	1	0	1	1	3											
Ken Henderson, S OBP: 0.393, SLG: 0.455 (1, 7)										3	1	1	0	0	1	3											
Al Gallagher, R OBP: 0.351, SLG: 0.400 (1, 5)										4	0	1	0	0	1	3											
Bob Heise, R OBP: 0.277, SLG: 0.320 (1, 4)										3	0	2	3	1	0	0											
Rich Robertson, R OBP: 0.103, SLG: 0.228 Don McMahon, R OBP: 0.250, SLG: 0.143 (9, 1)										4	0	0	0	0	3	5											
										0	0	0	0	0	0	0											
Inning Stats	R: 0 E: 0 K: 1 S: 6	H: 1 LOB: 2 BB: 1 P: 10	R: 1 E: 0 K: 1 S: 7	H: 2 LOB: 2 BB: 1 P: 11	R: 2 E: 0 K: 2 S: 10	H: 3 LOB: 2 BB: 1 P: 14	R: 0 E: 0 K: 0 S: 3	H: 1 LOB: 1 BB: 1 P: 7	R: 1 E: 0 K: 0 S: 5	H: 2 LOB: 1 BB: 0 P: 5	R: 0 E: 0 K: 2 S: 5	H: 0 LOB: 1 BB: 0 P: 8	R: 0 E: 0 K: 2 S: 7	H: 0 LOB: 0 BB: 0 P: 7	R: 0 E: 0 K: 0 S: 4	H: 1 LOB: 1 BB: 0 P: 4		1B: 9 2B: 3 3B: 0 HR: 0	SF: 0 SAC: 0 DP: 2 HBP: 1	WP: 0 PA: 41 PB: 0 SB: 1 CS: 1							
PITCHER	IP	WLS	BF	H	R	ER	SO	BB	IBB	HBP	BLK	WP	HR	S	P	ERA	WHIP										
Pat Dobson, R ERA: 3.88 Earl Wilson, R ERA: 4.5	(1, 1) (8, 1)	7.0 2.0	L 7	34 1	10 0	4 0	4 0	7 2	4 0	0 0	1 0	0 0	0 0	43 11	60 11	5.14 0.00	2.000 0.500										

Batter	1	2	3	4	5	6	7	8	9	AB	R	H	RBI	BB	SO	LOB	BOTTOM										
Dave Campbell, R OBP: 0.270, SLG: 0.339 Larry Stahl, L OBP: 0.188, SLG: 0.213 Jose Arcia, R OBP: 0.288, SLG: 0.295 (8, 4)										3	0	0	0	0	3	2	San Francisco Giants @ San Diego Padres San Diego Stadium, San Diego, CA Thu Sep 17 1970, 10:05 PM EDT Att: 3,332 - Unknown livebaseballscorecards.com										
Rafael Robles, R OBP: 0.255, SLG: 0.213 (1, 6)										4	0	0	0	0	2												
Cito Gaston, R OBP: 0.365, SLG: 0.543 (1, 8)										4	0	1	0	0	0	0											
Ollie Brown, R OBP: 0.339, SLG: 0.501 (1, 9)										2	1	1	0	2	0	1											
Nate Colbert, R OBP: 0.324, SLG: 0.490 (1, 3)										4	1	2	2	0	0	2											
Steve Huntz, S OBP: 0.347, SLG: 0.343 (1, 5)										4	0	0	0	0	2												
Ivan Murrell, R OBP: 0.292, SLG: 0.401 (1, 7)										4	1	2	1	0	1	0											
Bob Barton, R OBP: 0.283, SLG: 0.326 (1, 2)										4	0	1	0	0	1	0											
Pat Dobson, R OBP: 0.219, SLG: 0.164 Ray Webster, L OBP: 0.331, SLG: 0.345 Earl Wilson, R OBP: 0.208, SLG: 0.292 Ed Speitz, R OBP: 0.374, SLG: 0.470 (9, 1)										2	0	0	0	0	1	2											
										1	0	1	0	0	0	0											
Inning Stats	R: 0 E: 0 K: 1 S: 5	H: 0 LOB: 0 BB: 0 P: 5	R: 2 E: 0 K: 0 S: 5	H: 2 LOB: 0 BB: 0 P: 5	R: 0 E: 0 K: 1 S: 5	H: 0 LOB: 0 BB: 0 P: 5	R: 0 E: 0 K: 0 S: 3	H: 0 LOB: 1 BB: 1 P: 7	R: 0 E: 0 K: 2 S: 9	H: 2 LOB: 2 BB: 0 P: 9	R: 0 E: 0 K: 0 S: 3	H: 0 LOB: 1 BB: 1 P: 7	R: 0 E: 0 K: 1 S: 6	H: 1 LOB: 0 BB: 0 P: 6	R: 0 E: 0 K: 0 S: 4	H: 2 LOB: 2 BB: 0 P: 4		R: 1 E: 0 K: 1 S: 6	H: 1 LOB: 0 BB: 0 P: 6	1B: 6 2B: 0 3B: 0 HR: 2	SF: 0 SAC: 0 DP: 0 HBP: 0	WP: 1 PA: 36 PB: 0 SB: 0 CS: 0					
PITCHER	IP	WLS	BF	H	R	ER	SO	BB	IBB	HBP	BLK	WP	HR	S	P	ERA	WHIP										
Rich Robertson, R ERA: 5.02 Don McMahon, R ERA: 2.92	(1, 1) (9, 1)	8.1 0.2	W S	34 2	3 0	3 0	3 1	0 0	0 0	0 0	0 0	0 0	0 0	42 4	50 4	3.24 0.00	1.200 0.000										

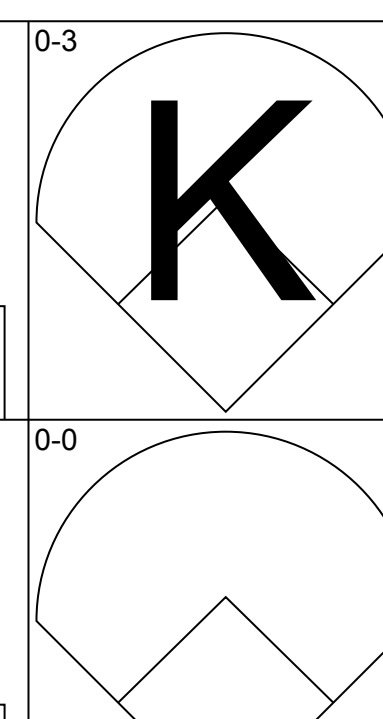
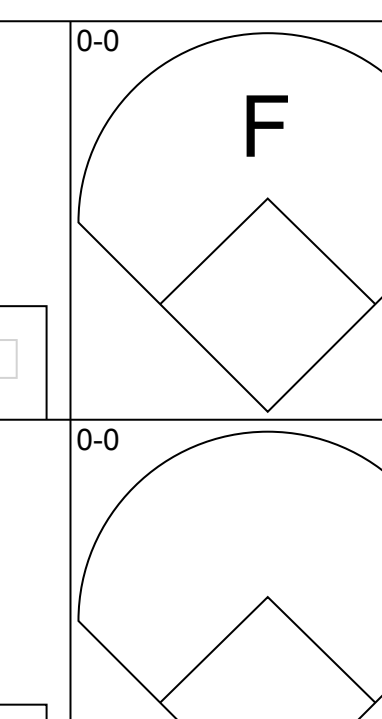
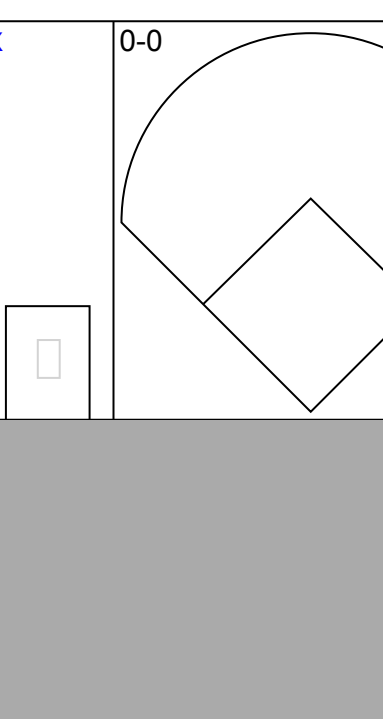
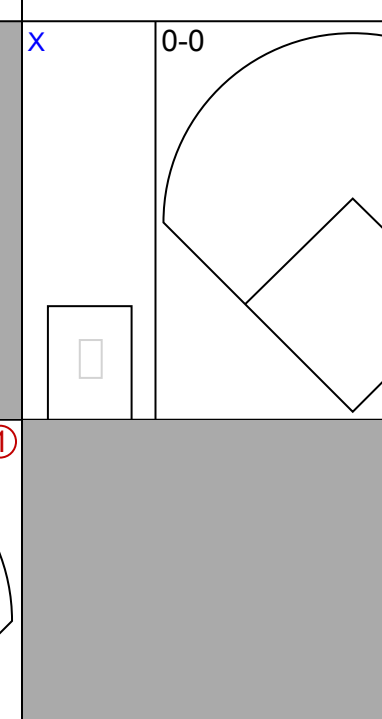
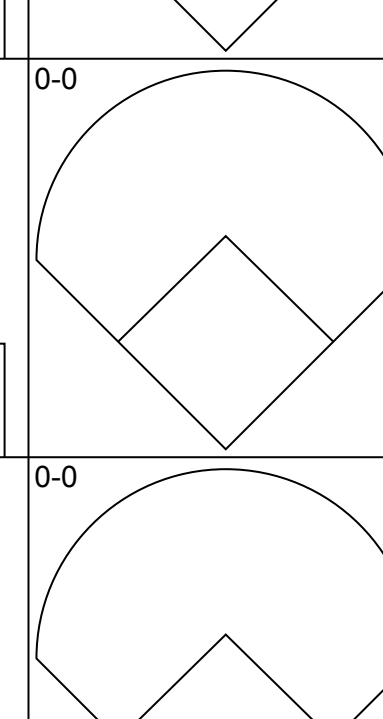
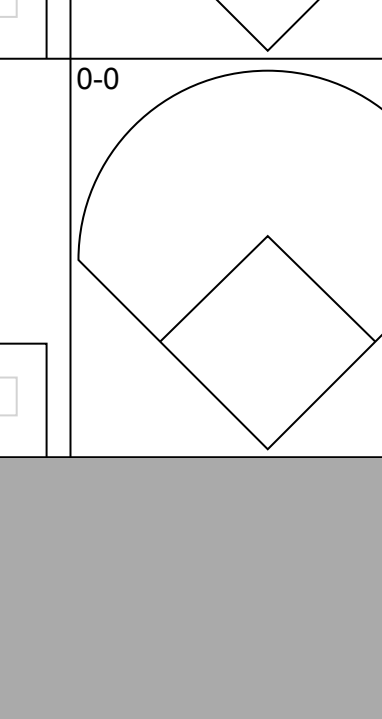
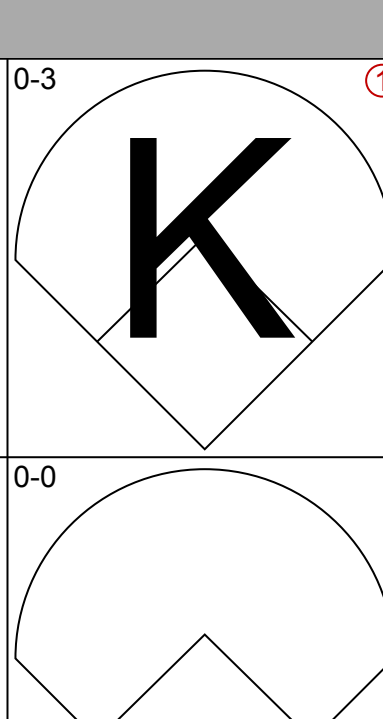
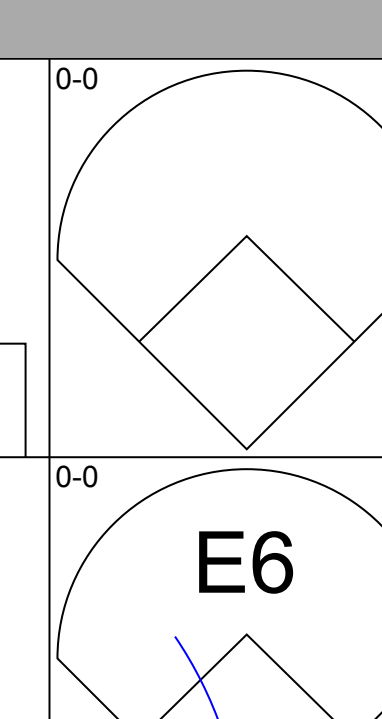
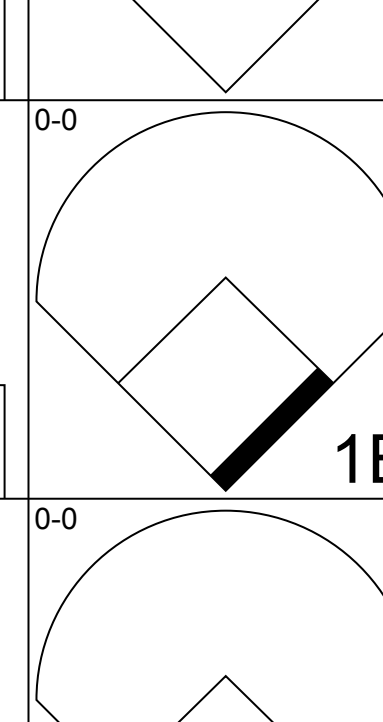
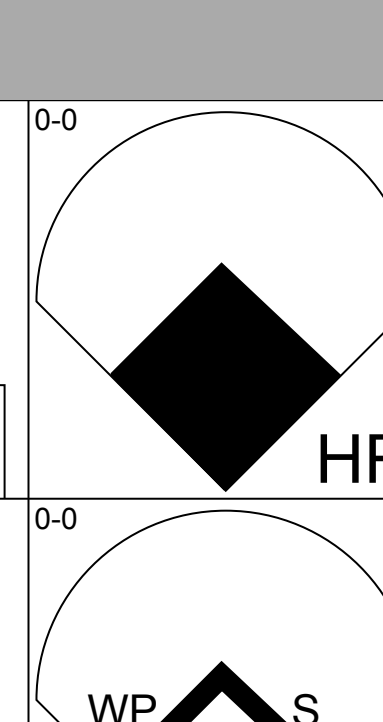
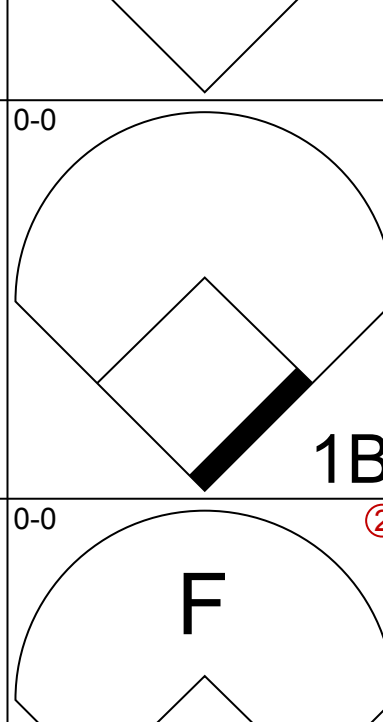
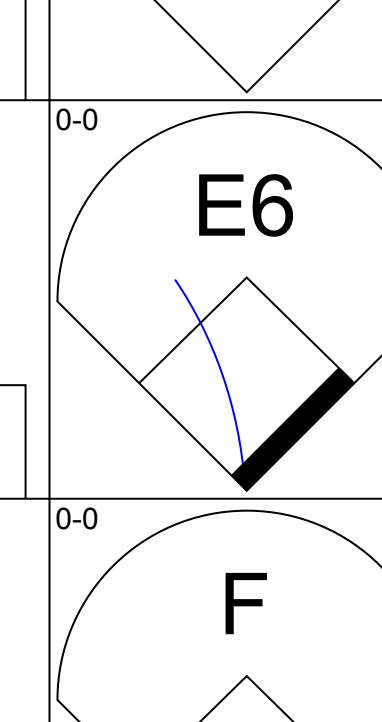
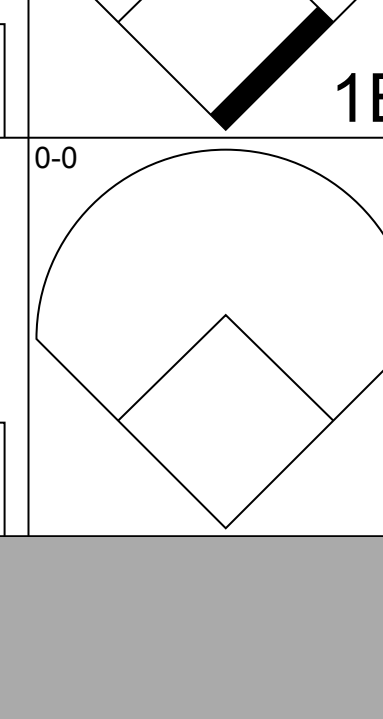
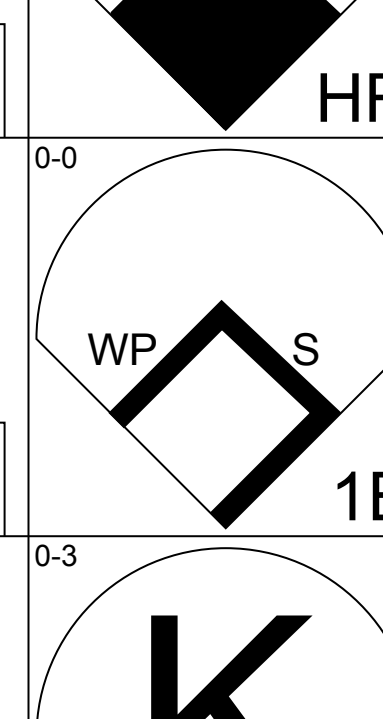
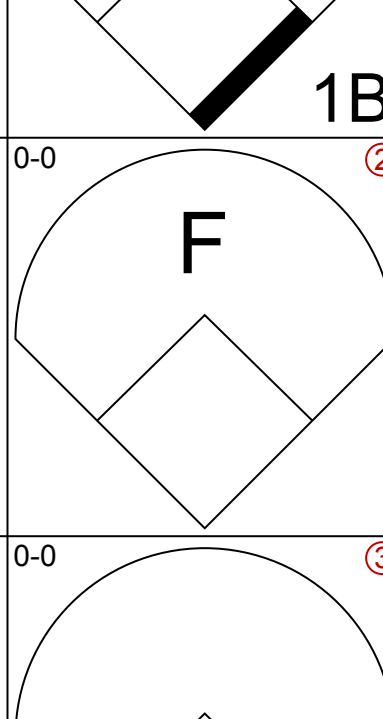
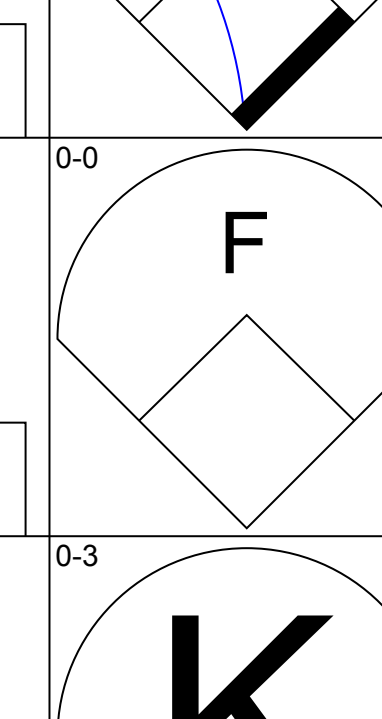
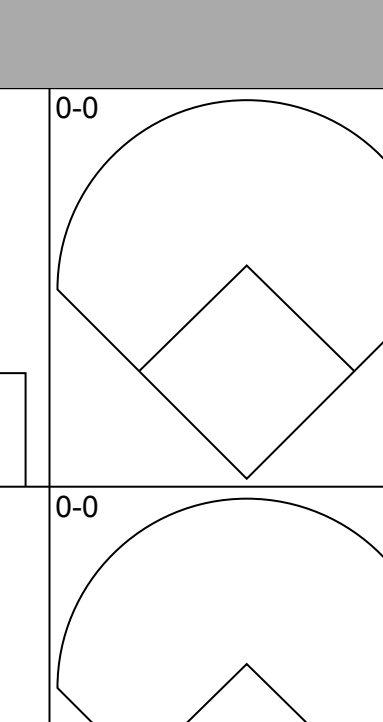
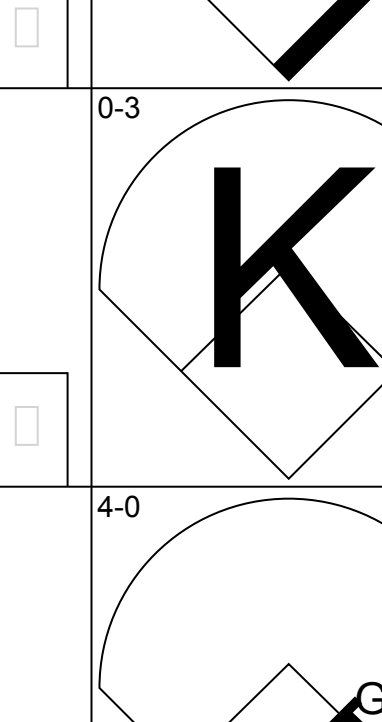
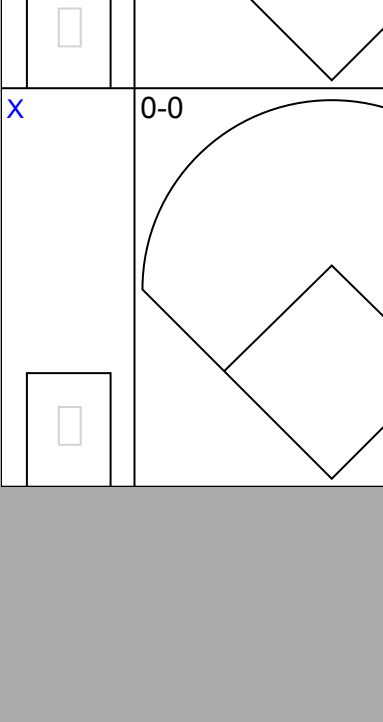
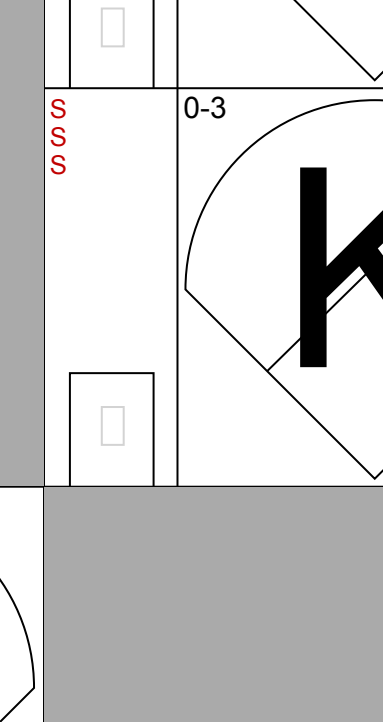
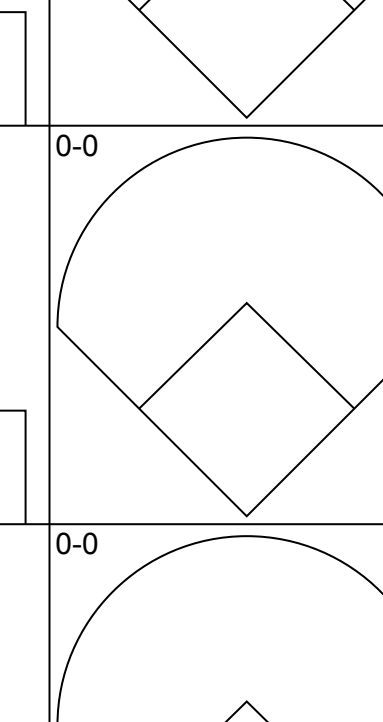
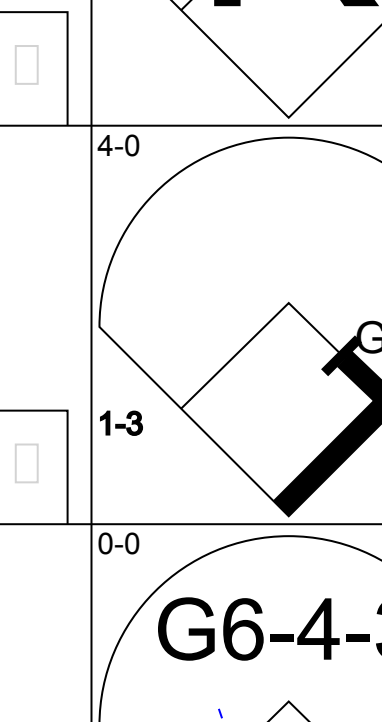
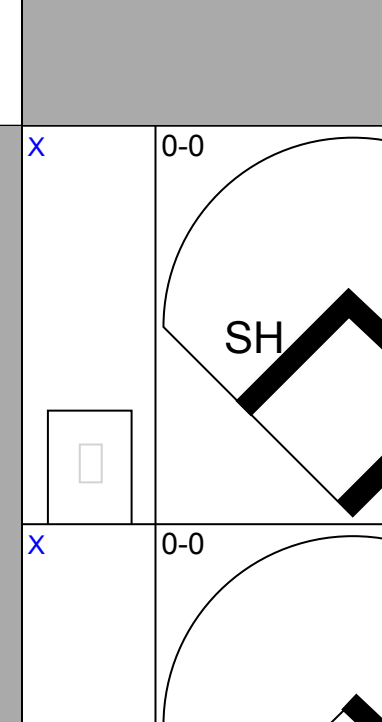
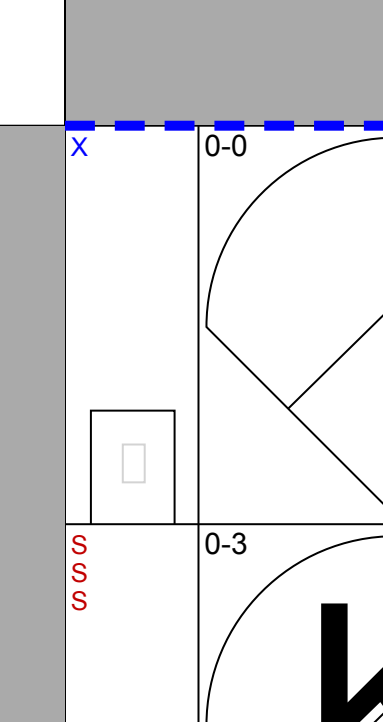

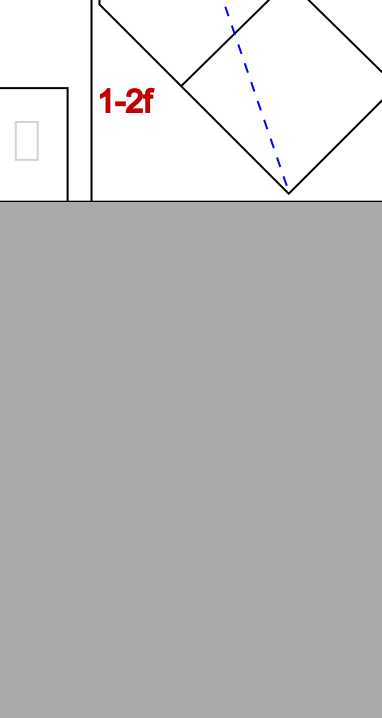
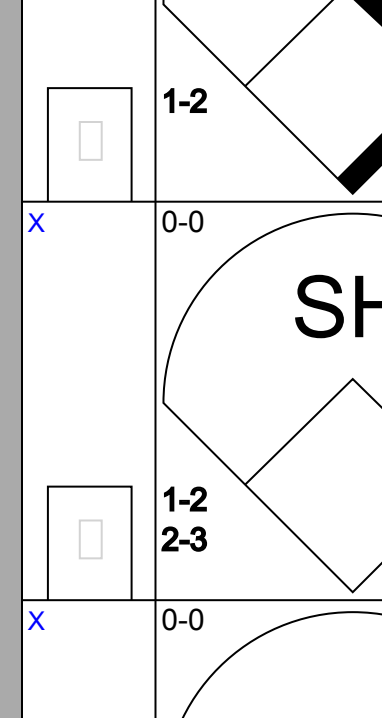
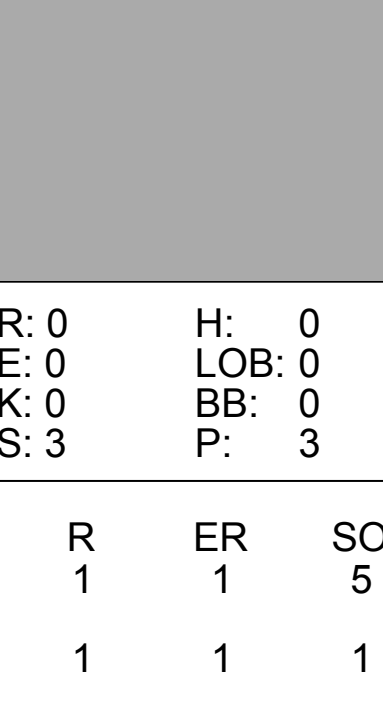
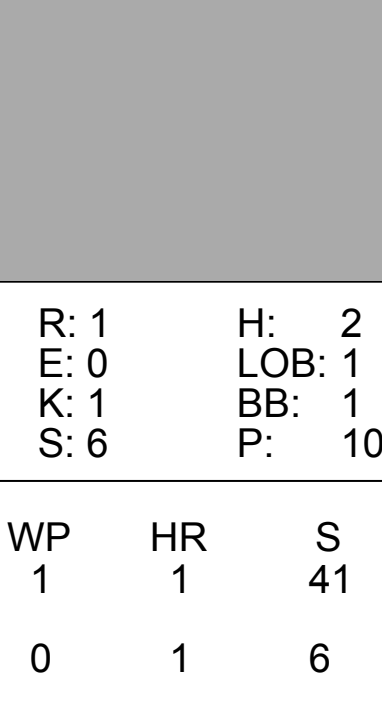
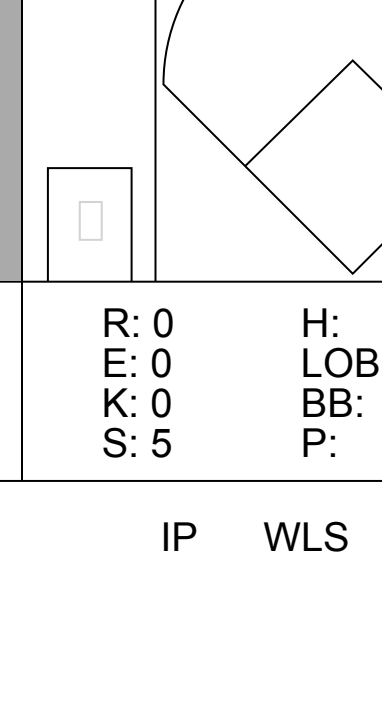
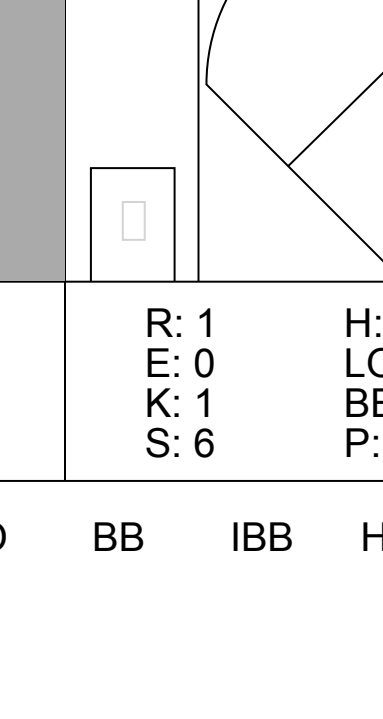
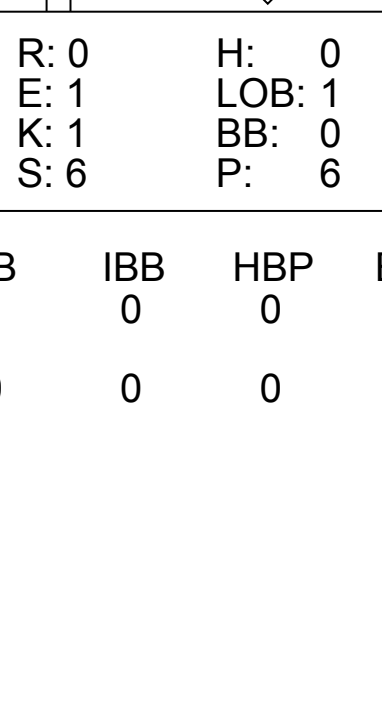
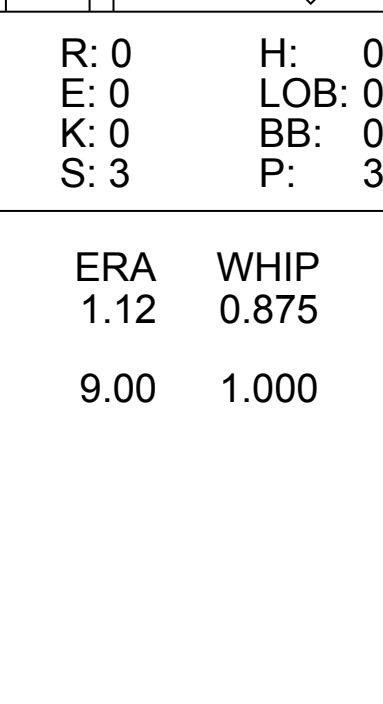
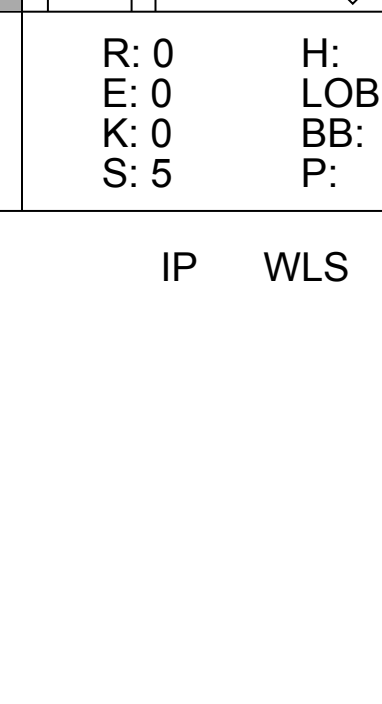
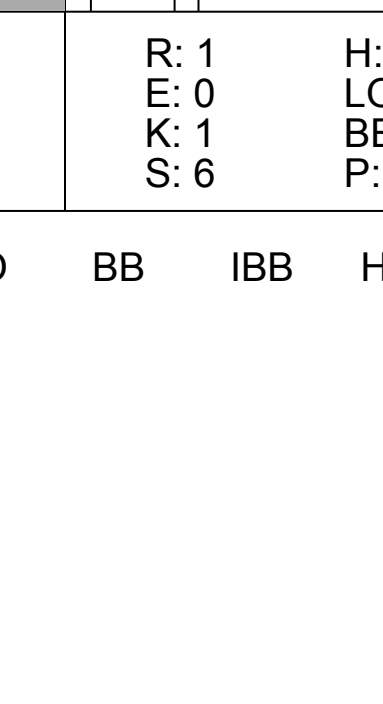
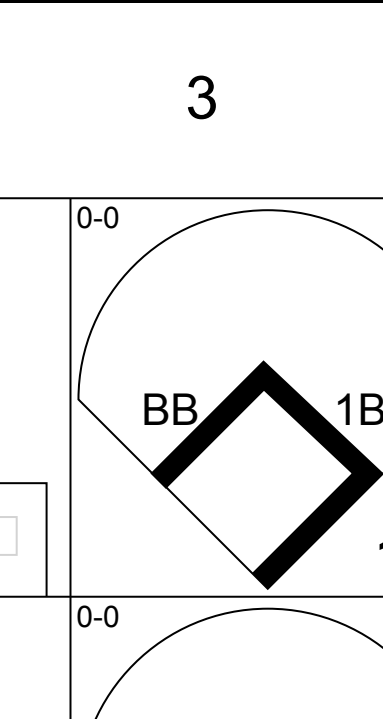
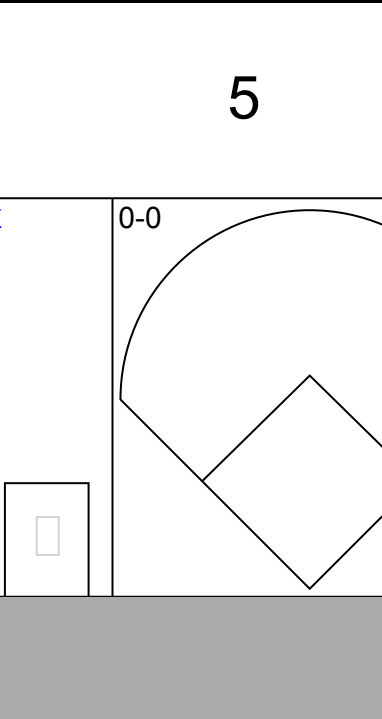

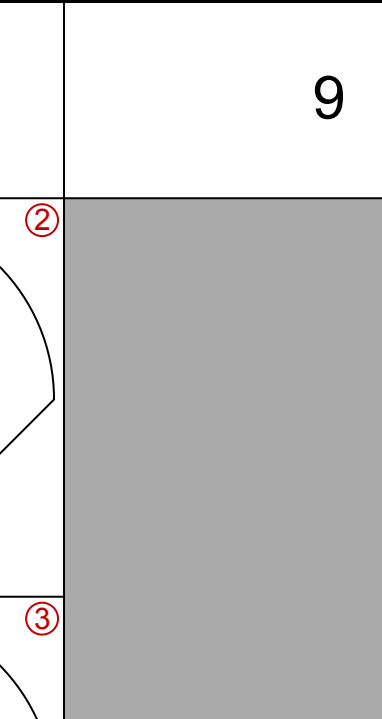
Batter	1	2	3	4	5	6	7	8	9	10	AB	R	H	RBI	BB	SO	LOB	TOP		
Bobby Bonds, R OBP: 0.388, SLG: 0.519 (1.9)	0-3 K		0-0 5-3		0-0 5-3		0-0 1B		4-0 BB		4	0	1	0	1	1	0	San Francisco Giants @ San Diego Padres San Diego Stadium, San Diego, CA Fri Sep 18 1970, 10:05 PM EDT Att: 5,093 - Unknown livebaseballscorecards.com		
Tito Fuentes, S OBP: 0.315, SLG: 0.346 (1.6)	0-0 E6 1B		0-0 1B		0-0 5-3		0-0 5-3		0-0 F8		5	1	1	0	0	0	3			
Willie Mays, R OBP: 0.394, SLG: 0.519 (1.8)	0-0 1B		0-0 1B		0-0 6-3			0-0 F6		0-0 F9	5	0	2	0	0	0	0			
Willie McCovey, L OBP: 0.440, SLG: 0.603 (1.3)	0-0 1B		0-3 K			4-0 BB		0-0 F7		0-0 FC5-4 1B	4	0	2	1	1	1	2			
Dick Dietz, R OBP: 0.433, SLG: 0.529 (1.2)	0-3 K		0-3 F9			0-0 F8		0-0 1B		0-0 FC5-4 2B	5	1	1	0	0	1	6			
Ken Henderson, S OBP: 0.393, SLG: 0.458 (1.7)	0-0 F4				0-0 WP 2B		0-0 F9		0-0 F6		0-0 1B	5	1	2	1	0	4			
Al Gallagher, R OBP: 0.349, SLG: 0.394 (1.5)		0-0 5-3		0-0 6-3		0-0 F9			0-0 F9		4-0 IBB	4	0	0	0	1	2			
Bob Heise, R OBP: 0.271, SLG: 0.313 Frank Johnson, R OBP: 0.354, SLG: 0.361 Hal Lanier, R OBP: 0.266, SLG: 0.279 Jim Ray Hart, R OBP: 0.354, SLG: 0.424 Don Mason, L OBP: 0.250, SLG: 0.143 Frank Reberger, L OBP: 0.222, SLG: 0.244 (1.4)	0-0 F2		0-0 F8		0-0 F8		0-0 6-3		0-0 F8		0-0 5-3	3	0	0	0	0	0			
Inning Stats	R: 1 E: 1 K: 2 S: 10	H: 2 LOB: 2 BB: 0 P: 10	R: 0 E: 0 K: 0 S: 3	H: 0 LOB: 0 BB: 0 P: 3	R: 0 E: 0 K: 1 S: 7	H: 2 LOB: 2 BB: 0 P: 7	R: 1 E: 0 K: 0 S: 4	H: 1 LOB: 0 BB: 0 P: 4	R: 0 E: 0 K: 2 S: 3	H: 0 LOB: 1 BB: 1 P: 7	R: 0 E: 0 K: 0 S: 4	H: 1 LOB: 1 BB: 0 P: 4	R: 0 E: 0 K: 0 S: 4	H: 1 LOB: 2 BB: 1 P: 8	R: 1 E: 0 K: 0 S: 5	H: 2 LOB: 2 BB: 1 P: 9	1B: 8 2B: 2 3B: 0 HR: 0		SF: 0 SAC: 0 DP: 0 HBP: 0	WP: 1 PA: 44
PITCHER Danny Coombs, L ERA: 3.31 (1.1)	IP 10.0	WLS L	BF 44	H 10	R 3	ER 2	SO 3	BB 2	IBB 1	HBP 0	BLK 0	WP 1	HR 0	S 47	P 59	ERA 1.80	WHIP 1.200			

Batter	1	2	3	4	5	6	7	8	9	10	AB	R	H	RBI	BB	SO	LOB	BOTTOM	
Jose Arcia, R OBP: 0.285, SLG: 0.291 Ray Webster, L OBP: 0.328, SLG: 0.342 Dave Campbell, R OBP: 0.270, SLG: 0.339 (1.4)	0-0 E5 1B 2B		0-0 F4			0-0 F6		0-0 L5-4 2-3			3	1	0	0	0	0	0	San Francisco Giants @ San Diego Padres San Diego Stadium, San Diego, CA Fri Sep 18 1970, 10:05 PM EDT Att: 5,093 - Unknown livebaseballscorecards.com	
Rafael Robles, R OBP: 0.273, SLG: 0.220 (1.6)	0-0 G1-6-3 1B		0-0 F4			4-0 BB		0-0 F4		0-0 F4	3	0	1	0	1	0	0		
Cito Gaston, R OBP: 0.363, SLG: 0.540 Larry Stahl, L OBP: 0.204, SLG: 0.229 (1.8)	0-0 G1-6-3 1-2f		0-3 K		0-3 K		0-3 K		0-0 1B		3	0	0	0	0	2	3		
Ollie Brown, R OBP: 0.338, SLG: 0.501 (1.9)	0-0 PB 2B		0-3 K		0-3 K		0-3 K		0-0 F8		4	0	1	1	0	2	2		
Nate Colbert, R OBP: 0.325, SLG: 0.495 (1.3)	0-0 F9 2-3		0-0 HR			0-3 K		0-3 K		0-0 1B	4	1	2	1	0	1	1		
Steve Huntz, S OBP: 0.343, SLG: 0.339 (1.5)		0-0 F9		0-0 4-3		0-0 F8		0-0 G3			4	0	0	0	0	2			
Ivan Murrell, R OBP: 0.289, SLG: 0.396 (7.8)		0-3 K			0-0 4-3		0-3 K			0-0 6-3	4	0	0	0	0	2	0		
Chris Cannizzaro, R OBP: 0.374, SLG: 0.388 (1.2)		0-3 K			0-0 CS 1B			0-0 F3		0-3 K	4	0	1	0	0	2	0		
Danny Coombs, R OBP: 0.132, SLG: 0.120 Ed Spezio, R OBP: 0.372, SLG: 0.468 (1.1)			0-0 6-3		0-0 F7 1-2		0-0 F7		0-0 L5-4 2B		0-0 F9	3	0	1	0	0	1		
Inning Stats	R: 1 E: 1 K: 0 S: 5	H: 2 LOB: 1 BB: 0 P: 5	R: 0 E: 0 K: 2 S: 7	H: 0 LOB: 0 BB: 0 P: 7	R: 0 E: 0 K: 0 S: 3	H: 0 LOB: 0 BB: 0 P: 3	R: 1 E: 0 K: 2 S: 8	H: 1 LOB: 0 BB: 0 P: 8	R: 0 E: 0 K: 0 S: 3	H: 1 LOB: 0 BB: 1 P: 3	R: 0 E: 0 K: 0 S: 7	H: 0 LOB: 0 BB: 0 P: 7	R: 0 E: 0 K: 0 S: 5	H: 2 LOB: 2 BB: 0 P: 5	R: 0 E: 0 K: 1 S: 5	H: 0 LOB: 0 BB: 0 P: 5	1B: 4 2B: 3 3B: 0 HR: 1		SF: 0 SAC: 0 DP: 2 HBP: 0
PITCHER Frank Reberger, R ERA: 5.41 (1.1)	IP 10.0	WLS W	BF 36	H 7	R 2	ER 1	SO 9	BB 1	IBB 0	HBP 0	BLK 0	WP 0	HR 1	S 53	P 57	ERA 0.90	WHIP 0.800		

Batter	1	2	3	4	5	6	7	8	9	AB	R	H	RBI	BB	SO	LOB	TOP					
Bobby Bonds, R OBP: 0.386, SLG: 0.515 (1, 9)	0-0 5-3		0-0 6-3		0-3 K		0-3 K		0-3 K	5	0	0	0	0	3	2	San Francisco Giants @ San Diego Padres San Diego Stadium, San Diego, CA Sat Sep 19 1970, 6:33 AM EDT Att: 6,259 - Unknown livebaseballscorecards.com					
Bob Heise, R OBP: 0.266, SLG: 0.308 (1, 4)	0-0 FC5-4 1B		0-0 F7		0-0 6-3		0-0 F6		0-0 4-3	5	0	1	0	0	0	2						
Willie Mays, R OBP: 0.392, SLG: 0.516 (1, 8)	0-0 FC5-4 BB 1-2		0-3 K		4-0 2B SF8 BB		0-3 K		3	1	0	0	1	2	1							
Willie McCovey, L OBP: 0.441, SLG: 0.603 (1, 3)	4-0 1-2 BB		0-0 4-3		0-0 4-0 SF8 1B 2B		0-0 F6		3	1	1	0	1	0	0							
Ken Henderson, S OBP: 0.394, SLG: 0.456 (1, 7)	0-0 4-3		0-3 K		0-0 4-0 1B SF7-4 BB		4-0 1B BB		2	1	0	0	2	1	2							
Dick Dietz, R OBP: 0.433, SLG: 0.529 (1, 2)		0-3 K		4-0 BB		0-0 SF8		0-0 1-2 BB		2	0	1	1	1	1	0						
Al Gallagher, R OBP: 0.351, SLG: 0.395 (1, 5)		0-0 1B		0-0 F9		0-0 2-3 3-H 1-3 3-H 1B		0-3 K		4	0	2	1	0	1	3						
Hal Lanier, R OBP: 0.266, SLG: 0.282 (1, 6)		0-3 K		0-0 SH1-4 1B		0-0 SH7-5-4 1-2 3-H		0-0 SH2-4 1B		3	0	2	1	0	1	1						
Gaylord Perry, R OBP: 0.105, SLG: 0.159 (1, 1)		0-0 F8		0-0 SH1-4		0-0 F9		0-0 SH2-4		2	0	0	0	0	0	1						
Inning Stats	R: 0 E: 0 K: 0 S: 4	H: 1 LOB: 2 BB: 1 P: 8	R: 0 E: 0 K: 2 S: 8	H: 1 LOB: 1 BB: 0 P: 8	R: 0 E: 0 K: 1 S: 5	H: 0 LOB: 0 BB: 0 P: 5	R: 0 E: 0 K: 1 S: 5	H: 0 LOB: 1 BB: 0 P: 9	R: 0 E: 0 K: 1 S: 6	H: 1 LOB: 1 BB: 0 P: 6	R: 3 E: 0 K: 0 S: 4	H: 2 LOB: 0 BB: 2 P: 12	R: 0 E: 0 K: 1 S: 5	H: 0 LOB: 0 BB: 0 P: 5	R: 0 E: 0 K: 2 S: 8	H: 1 LOB: 2 BB: 1 P: 12		R: 0 E: 0 K: 1 S: 6	H: 1 LOB: 1 BB: 0 P: 6	1B: 6 2B: 2 3B: 0 HR: 0	SF: 2 SAC: 2 DP: 1 HBP: 0	WP: 0 PB: 0 CS: 0
PITCHER Clay Kirby, R ERA: 4.49 (1, 1)	IP: 9.0 WLS: L BF: 38 H: 7 R: 3 ER: 3 SO: 9 BB: 5 IBB: 0 HBP: 0 BLK: 0 WP: 0 HR: 0 S: 51 P: 71 ERA: 3.00 WHIP: 1.333															PITCHER						

Batter	1	2	3	4	5	6	7	8	9	AB	R	H	RBI	BB	SO	LOB	BOTTOM			
Jose Arcia, R OBP: 0.282, SLG: 0.288 (1, 4)	0-0 5-3			0-0 5-3			0-3 K		0-0 5-3	2	0	0	0	0	0	0	San Francisco Giants @ San Diego Padres San Diego Stadium, San Diego, CA Sat Sep 19 1970, 6:33 AM EDT Att: 6,259 - Unknown livebaseballscorecards.com			
Dave Robinson, S OBP: 0.538, SLG: 0.400 (7, PH)									1	0	0	0	0	1	0					
Dave Campbell, R OBP: 0.270, SLG: 0.338 (8, 4)									1	0	0	0	0	0	1					
Rafael Robles, R OBP: 0.271, SLG: 0.222 (1, 6)	0-0 6-3			0-0 F9			0-0 1B		0-0 F9	4	0	1	0	0	0	1				
Cito Gaston, R OBP: 0.360, SLG: 0.536 (1, 8)	0-0 6-3			0-3 K			0-3 K		0-0 F9	4	0	0	0	0	2	2				
Nate Colbert, R OBP: 0.323, SLG: 0.493 (1, 3)		0-0 6-3			0-0 F9		0-0 F6		0-0 F9	3	0	0	0	0	0	1				
Larry Stahl, L OBP: 0.192, SLG: 0.216 (1, 9)		0-0 3-1			0-0 F6		0-3 K		0-0 F9	3	0	0	0	0	1	0				
Steve Huntz, S OBP: 0.343, SLG: 0.339 (8, FR)		0-3 K			0-0 F9			0-0 FC5-4 1B	3	0	1	0	0	1	0	0				
Ivan Murrell, R OBP: 0.287, SLG: 0.392 (1, 7)			0-3 K			0-3 K		0-0 FC5-4 FC6-4 1-2	3	0	0	0	0	2	1					
Bob Barton, R OBP: 0.280, SLG: 0.322 (8, PH)			0-0 F9			0-0 F3		0-0 FC6-4 1-2	2	0	0	0	0	0	0	0				
Clay Kirby, R OBP: 0.203, SLG: 0.171 (8, PH)			0-0 F7			0-0 1-3		0-0 5-3 1B	2	0	0	0	0	0	0	0				
Ray Webster, L OBP: 0.333, SLG: 0.348 (8, PH)									1	0	1	0	0	0	0	0				
Inning Stats	R: 0 E: 0 K: 0 S: 3	H: 0 LOB: 0 BB: 0 P: 3	R: 0 E: 0 K: 1 S: 5	H: 0 LOB: 0 BB: 0 P: 5	R: 0 E: 0 K: 1 S: 5	H: 0 LOB: 0 BB: 0 P: 5	R: 0 E: 0 K: 1 S: 3	H: 0 LOB: 0 BB: 0 P: 3	R: 0 E: 0 K: 1 S: 5	H: 0 LOB: 0 BB: 0 P: 5	R: 0 E: 0 K: 2 S: 8	H: 1 LOB: 1 BB: 0 P: 8	R: 0 E: 0 K: 1 S: 6	H: 1 LOB: 1 BB: 0 P: 6	R: 0 E: 0 K: 0 S: 4	H: 1 LOB: 1 BB: 0 P: 4	1B: 3 2B: 0 3B: 0 HR: 0	SF: 0 SAC: 0 DP: 0 HBP: 0	WP: 0 PB: 0 CS: 0	PA: 30
PITCHER Gaylord Perry, R ERA: 3.19 (1, 1)	IP: 9.0 WLS: W BF: 30 H: 3 R: 0 ER: 0 SO: 7 BB: 0 IBB: 0 HBP: 0 BLK: 0 WP: 0 HR: 0 S: 44 P: 44 ERA: 0.00 WHIP: 0.333															PITCHER				

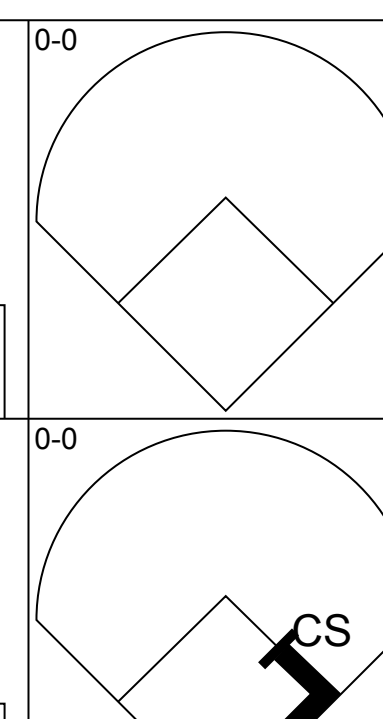
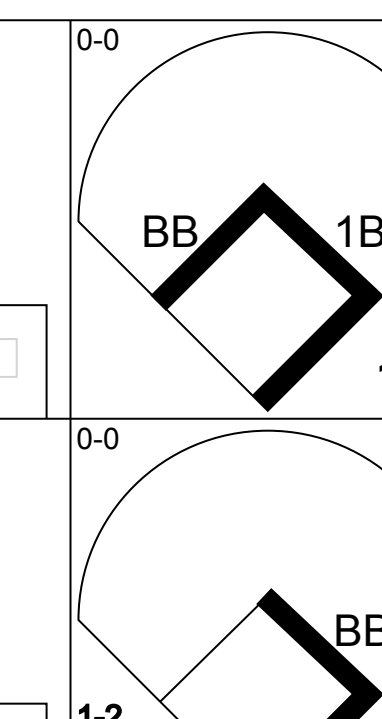
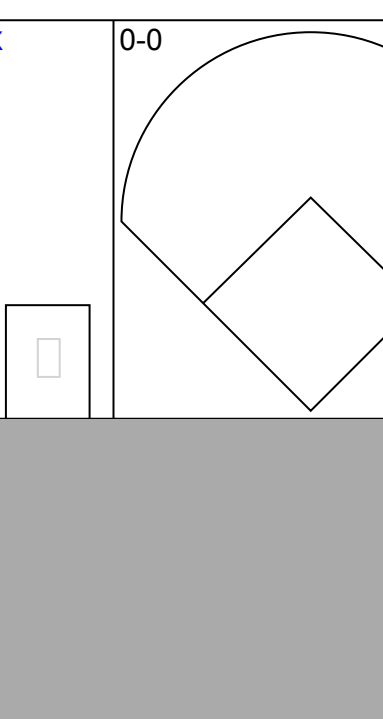
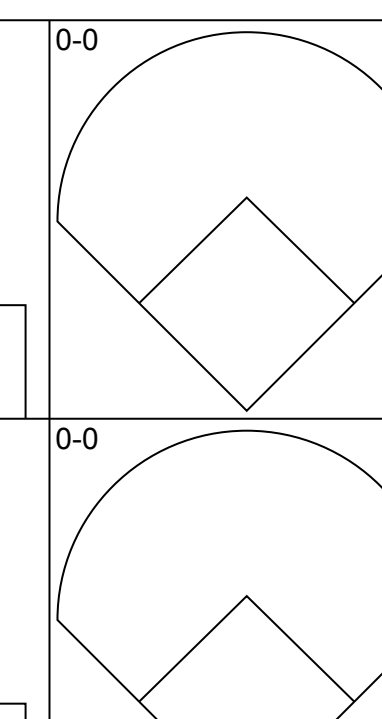
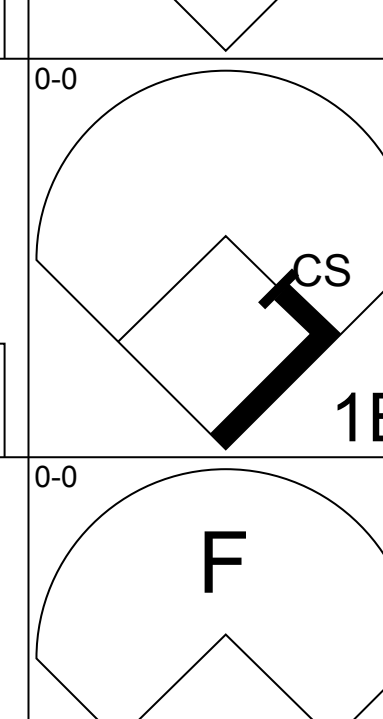
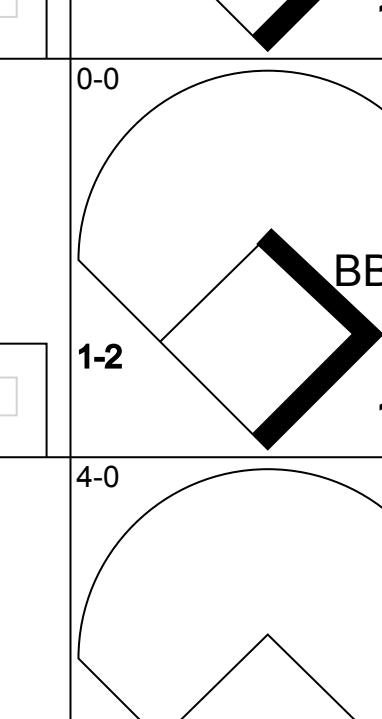
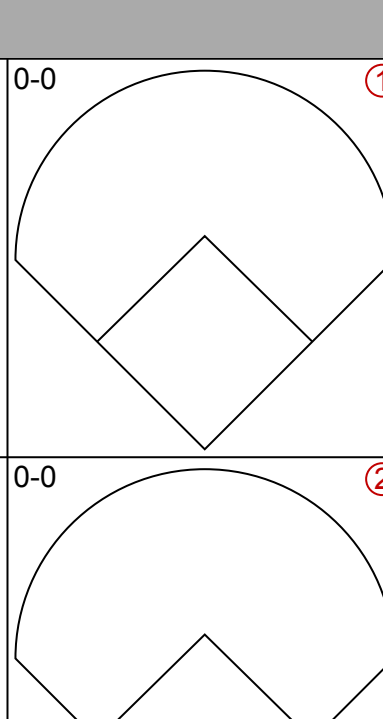
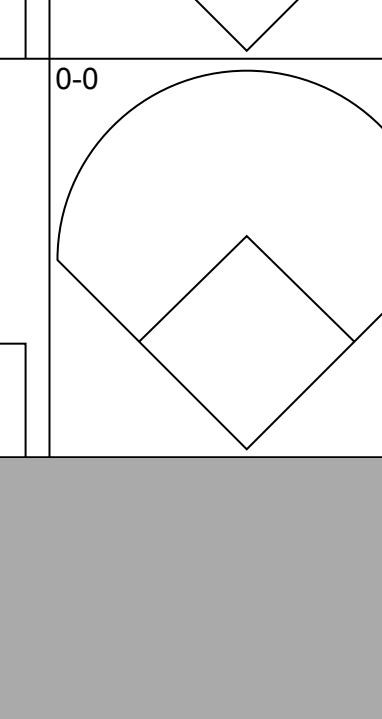
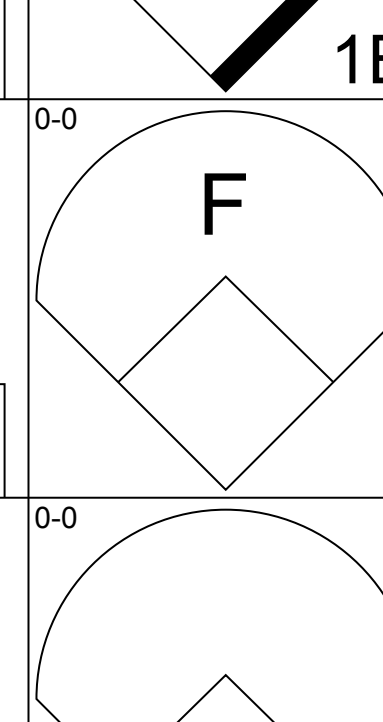
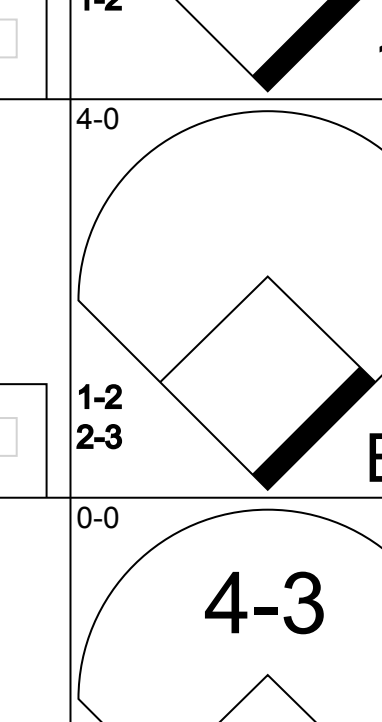

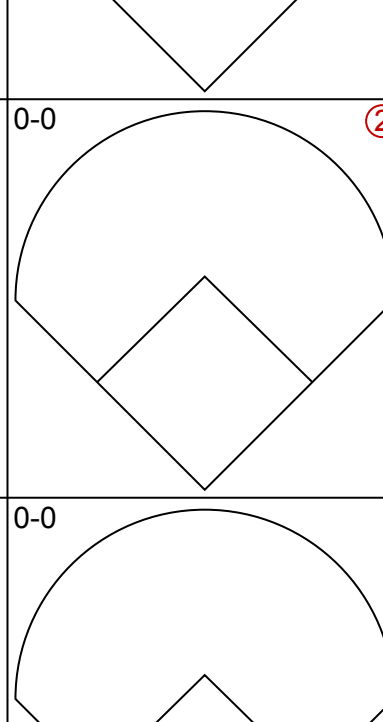
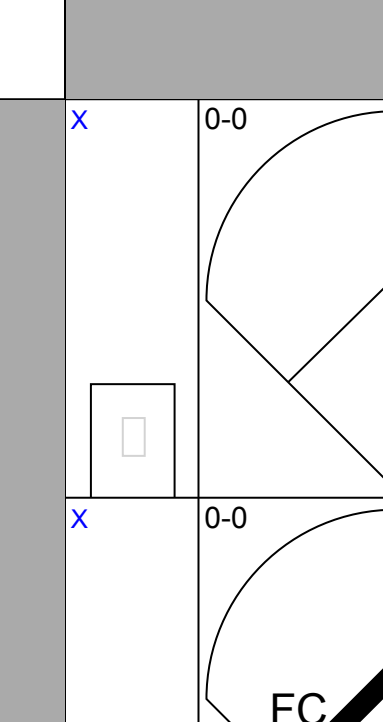
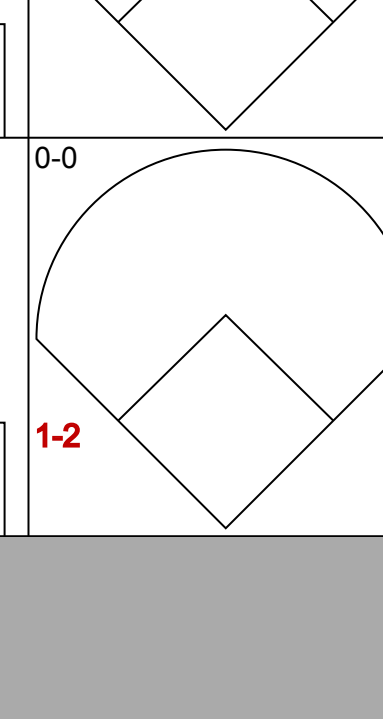
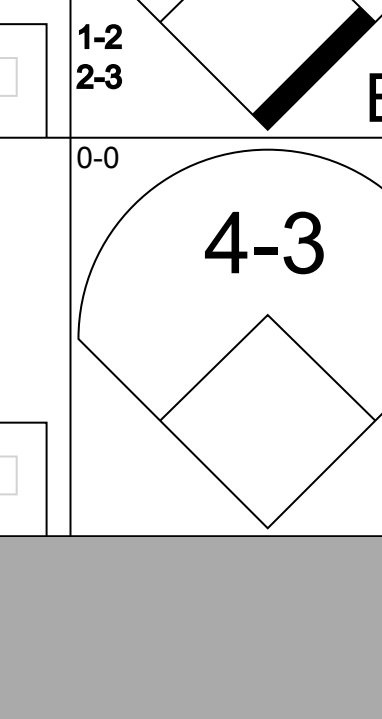

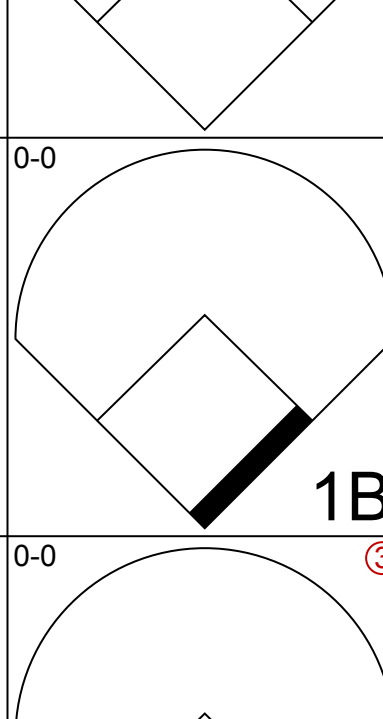
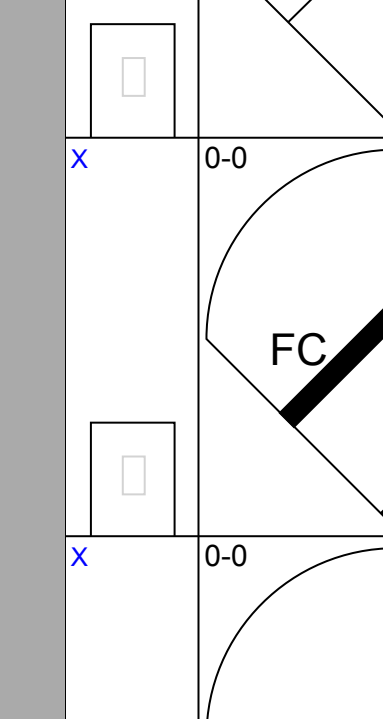
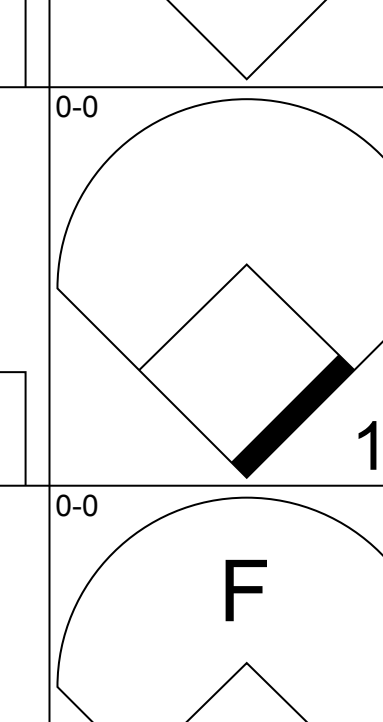
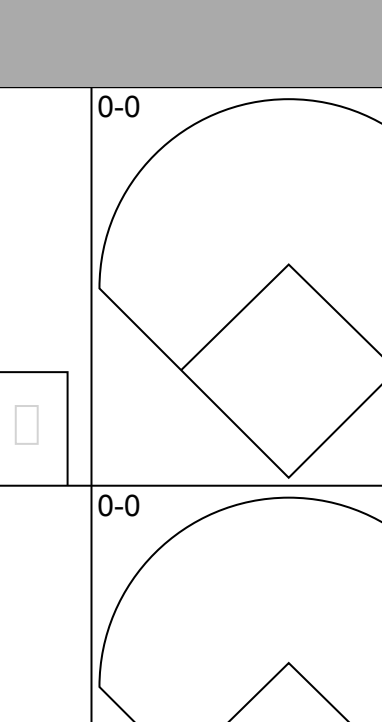
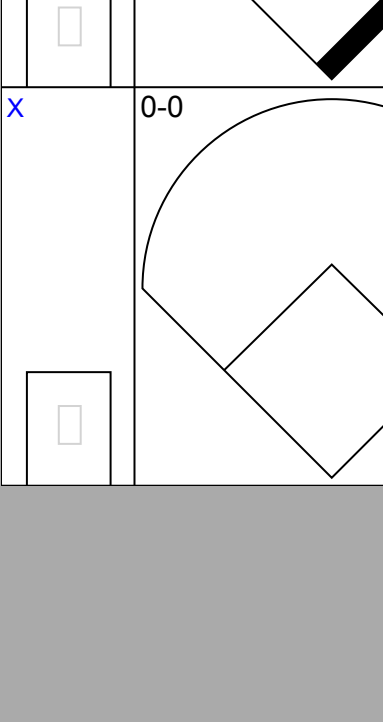

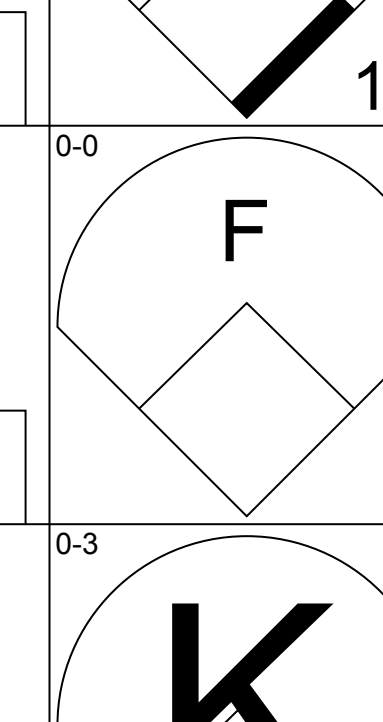
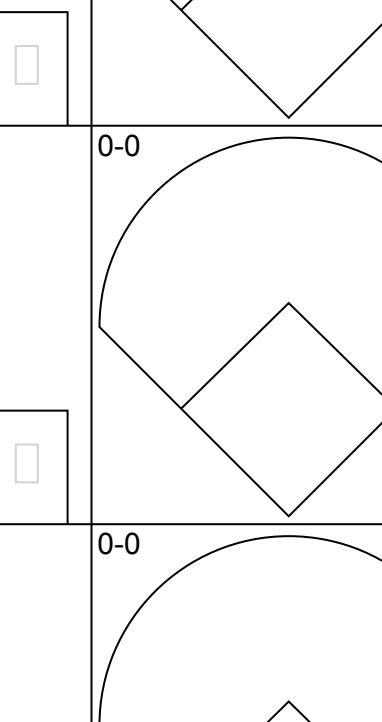


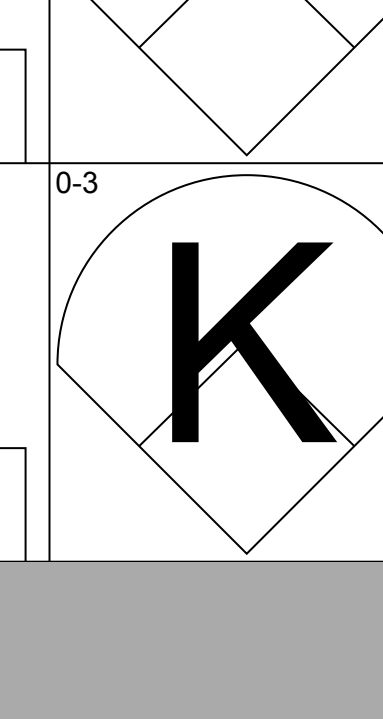
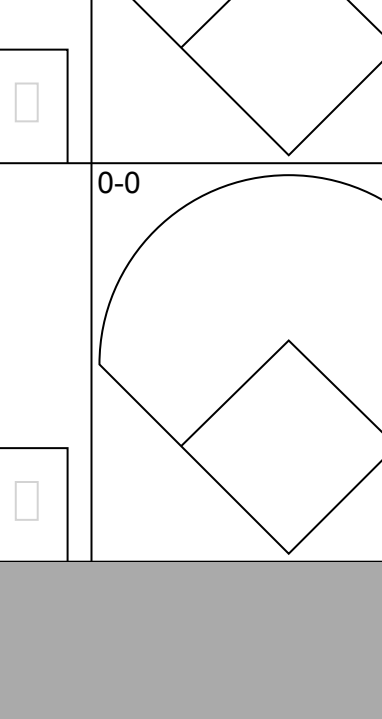

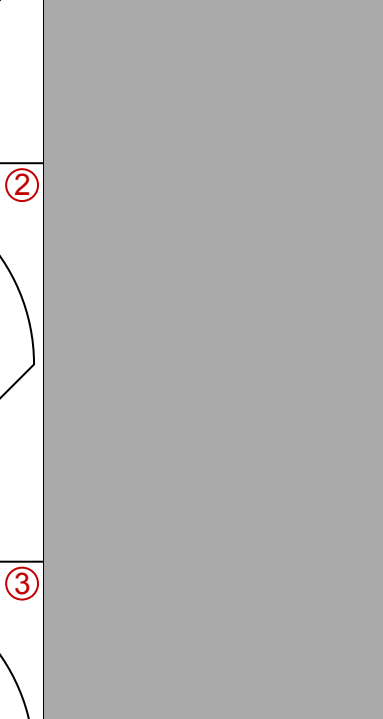
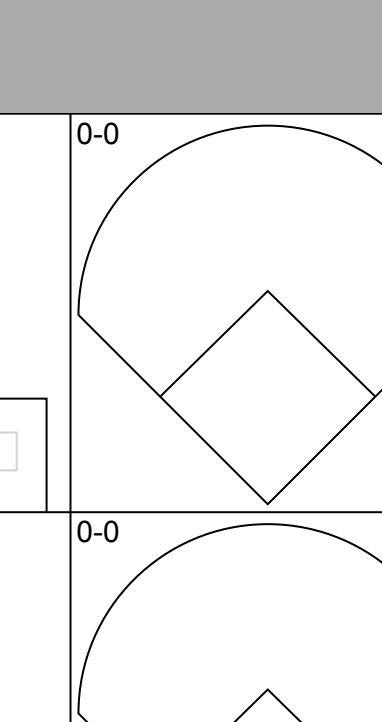
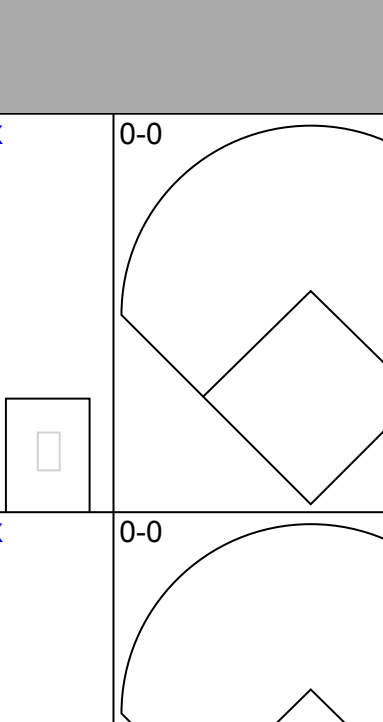
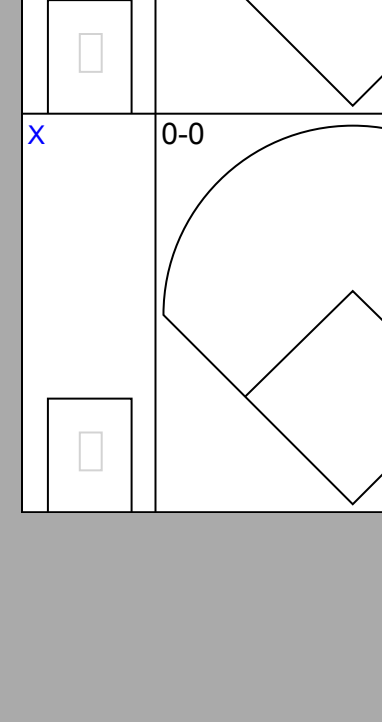
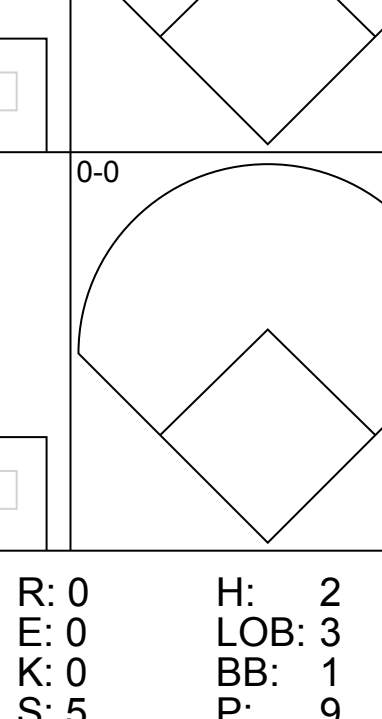
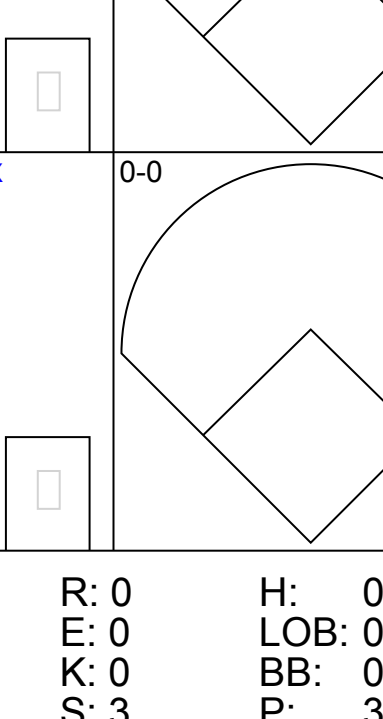
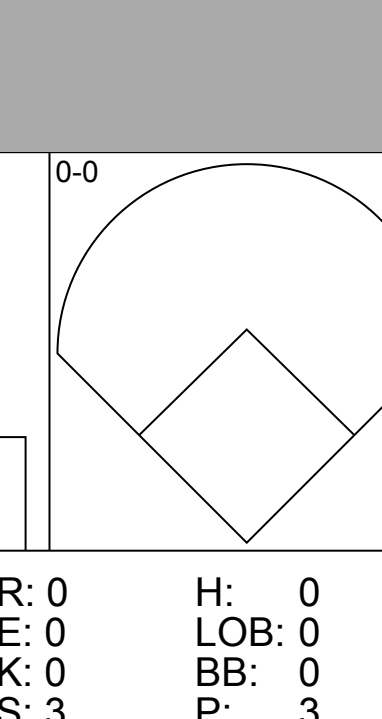
Batter	1	2	3	4	5	6	7	8	9	AB	R	H	RBI	BB	SO	LOB	TOP						
Rafael Robles, R OBP: 0.270, SLG: 0.224 (1, 6)										4	0	1	0	0	1	2	San Diego Padres @ Atlanta Braves Atlanta Stadium, Atlanta, GA Tue Sep 22 1970, 7:05 PM EDT Att: 2,293 - Unknown						
Larry Stahl, L OBP: 0.196, SLG: 0.204 (1, 7)										3	0	0	0	1	0	1							
Cito Gaston, R OBP: 0.360, SLG: 0.535 (1, 8)										1	0	0	0	0	1	0							
Ivan Murrell, R OBP: 0.287, SLG: 0.392 (1, 8)										3	1	1	0	0	0	2							
Dave Robinson, S OBP: 0.538, SLG: 0.400 (9, 8)										0	0	0	0	0	0	0							
Ollie Brown, R OBP: 0.336, SLG: 0.497 (1, 9)										4	0	0	0	0	0	1							
Nate Colbert, R OBP: 0.323, SLG: 0.491 (1, 3)										4	0	1	0	0	2	0							
Ed Spiezio, R OBP: 0.373, SLG: 0.475 (1, 5)										3	1	1	1	1	0	0							
Chris Cannizzaro, R OBP: 0.370, SLG: 0.364 (1, 2)										3	0	0	1	0	0	0							
Dave Campbell, R OBP: 0.270, SLG: 0.337 (1, 4)										2	0	0	0	1	0	0							
Steve Hantz, S OBP: 0.342, SLG: 0.338 (9, PH)										1	0	0	0	0	1	2							
Jose Arcia, R OBP: 0.282, SLG: 0.288 (9, 4)										0	0	0	0	0	0	0							
Mike Corkins, R OBP: 0.256, SLG: 0.324 (1, 1)										0	0	0	0	0	0	0							
Gary Ross, R OBP: 0.500, SLG: 0.625 (2, 1)										1	0	1	0	0	0	0							
Ray Webster, L OBP: 0.331, SLG: 0.345 (6, PH)										1	0	0	0	0	0	0							
Earl Wilson, R OBP: 0.208, SLG: 0.292 (8, 1)										0	0	0	0	0	0	0							
Paul Doyle, L OBP: 0.208, SLG: 0.292 (9, 1)										0	0	0	0	0	0	0							
Inning Stats	R: 0 E: 0 K: 1 S: 5	H: 0 LOB: 0 BB: 0 P: 5	R: 1 E: 0 K: 1 S: 6	H: 1 LOB: 0 BB: 0 P: 6	R: 0 E: 0 K: 1 S: 6	H: 1 LOB: 2 BB: 1 P: 10	R: 0 E: 0 K: 0 S: 3	H: 0 LOB: 0 BB: 0 P: 3	R: 0 E: 0 K: 0 S: 3	H: 0 LOB: 1 BB: 1 P: 7	R: 0 E: 0 K: 0 S: 3	H: 0 LOB: 0 BB: 0 P: 3	R: 0 E: 0 K: 1 S: 5	H: 0 LOB: 0 BB: 0 P: 5	R: 0 E: 0 K: 0 S: 4	H: 1 LOB: 1 BB: 0 P: 4	R: 1 E: 0 K: 1 S: 7	H: 2 LOB: 2 BB: 1 P: 11	1B: 3 2B: 1 3B: 0 HR: 1	SF: 1 SAC: 1 DP: 0 HBP: 0	WP: 0 PB: 0 SB: 1 CS: 0	PA: 35	
PITCHER Jim Nash, R ERA: 4.0 (1, 1)	IP: 9.0 WLS: W BF: 35 H: 5 R: 2 ER: 2 SO: 5 BB: 3 IBB: 0 HBP: 0 BLK: 0 WP: 0 HR: 1 S: 42 P: 54 ERA: 2.00 WHIP: 0.889											PITCHER	IP: 9.0 WLS: W BF: 35 H: 5 R: 2 ER: 2 SO: 5 BB: 3 IBB: 0 HBP: 0 BLK: 0 WP: 0 HR: 1 S: 42 P: 54 ERA: 2.00 WHIP: 0.889										
Batter	1	2	3	4	5	6	7	8	9	AB	R	H	RBI	BB	SO	LOB	BOTTOM						
Felix Millan, R OBP: 0.350, SLG: 0.381 (1, 4)										4	1	3	0	1	0	2	San Diego Padres @ Atlanta Braves Atlanta Stadium, Atlanta, GA Tue Sep 22 1970, 7:05 PM EDT Att: 2,293 - Unknown						
Ralph Garr, L OBP: 0.329, SLG: 0.338 (1, 8)										4	1	1	0	1	0	4							
Darrell Evans, L OBP: 0.531, SLG: 0.520 (1, 5)										3	0	1	0	1	0	1							
Clete Boyer, R OBP: 0.303, SLG: 0.378 (9, PH)										0	0	0	0	1	0	0							
Rico Carty, R OBP: 0.456, SLG: 0.589 (1, 7)										3	0	2	1	1	0	0							
Mike Lum, L OBP: 0.310, SLG: 0.407 (9, 9)										1	0	1	1	0	0	0							
Earl Williams, R OBP: 0.357, SLG: 0.364 (1, 3)										2	1	0	0	2	0	3							
Dusty Baker Jr., R OBP: 0.273, SLG: 0.125 (1, 9)										3	0	1	0	0	1	3							
Hank Aaron, R OBP: 0.389, SLG: 0.586 (8, PH)										1	0	1	0	0	0	0							
Oscar Brown, R OBP: 0.471, SLG: 0.548 (9, 7)										0	0	0	0	0	0	0							
Bob Didier, S OBP: 0.218, SLG: 0.180 (1, 2)										4	0	1	0	0	0	5							
Gil Garrido, R OBP: 0.292, SLG: 0.310 (1, 6)										4	0	2	1	0	0	2							
Jim Nash, R OBP: 0.110, SLG: 0.175 (1, 1)										3	0	0	0	0	1	3							
Inning Stats	R: 1 E: 0 K: 1 S: 7	H: 2 LOB: 3 BB: 2 P: 15	R: 0 E: 0 K: 0 S: 3	H: 1 LOB: 1 BB: 1 P: 7	R: 0 E: 0 K: 0 S: 3	H: 1 LOB: 0 BB: 0 P: 3	R: 0 E: 0 K: 0 S: 5	H: 2 LOB: 2 BB: 0 P: 5	R: 0 E: 0 K: 0 S: 3	H: 0 LOB: 0 BB: 0 P: 3	R: 0 E: 0 K: 0 S: 4	H: 1 LOB: 1 BB: 0 P: 4	R: 0 E: 0 K: 1 S: 7	H: 2 LOB: 2 BB: 1 P: 11	R: 1 E: 1 K: 0 S: 2	H: 2 LOB: 3 BB: 2 P: 10	1B: 11 2B: 3 3B: 0 HR: 0	SF: 0 SAC: 1 DP: 3 HBP: 0	WP: 0 PB: 0 SB: 1 CS: 0	PA: 40			
PITCHER Mike Corkins, R ERA: 4.54 (1, 1)	IP: 1.1 WLS: 0 BF: 10 H: 3 R: 1 ER: 1 SO: 1 BB: 3 IBB: 0 HBP: 0 BLK: 0 WP: 0 HR: 0 S: 9 P: 21 ERA: 6.75 WHIP: 4.500											PITCHER	IP: 1.1 WLS: 0 BF: 10 H: 3 R: 1 ER: 1 SO: 1 BB: 3 IBB: 0 HBP: 0 BLK: 0 WP: 0 HR: 0 S: 9 P: 21 ERA: 6.75 WHIP: 4.500										
Gary Ross, R ERA: 5.23 (2, 1)	5.2 WLS: 0 BF: 20 H: 6 R: 0 ER: 0 SO: 0 BB: 0 IBB: 1 HBP: 0 BLK: 0 WP: 0 HR: 0 S: 19 P: 23 ERA: 0.00 WHIP: 1.059											PITCHER	5.2 WLS: 0 BF: 20 H: 6 R: 0 ER: 0 SO: 0 BB: 0 IBB: 1 HBP: 0 BLK: 0 WP: 0 HR: 0 S: 19 P: 23 ERA: 0.00 WHIP: 1.059										
Earl Wilson, R ERA: 4.58 (8, 1)	1.0 WLS: L BF: 7 H: 3 R: 2 ER: 2 SO: 1 BB: 1 IBB: 0 HBP: 0 BLK: 0 WP: 0 HR: 0 S: 8 P: 12 ERA: 18.00 WHIP: 4.000											PITCHER	1.0 WLS: L BF: 7 H: 3 R: 2 ER: 2 SO: 1 BB: 1 IBB: 0 HBP: 0 BLK: 0 WP: 0 HR: 0 S: 8 P: 12 ERA: 18.00 WHIP: 4.000										
Paul Doyle, L ERA: 5.18 (9, 1)	0.0 WLS: 0 BF: 3 H: 1 R: 0 ER: 0 SO: 0 BB: 1 IBB: 1 HBP: 0 BLK: 0 WP: 0 HR: 0 S: 1 P: 9 ERA: ∞ WHIP: ∞											PITCHER	0.0 WLS: 0 BF: 3 H: 1 R: 0 ER: 0 SO: 0 BB: 1 IBB: 1 HBP: 0 BLK: 0 WP: 0 HR: 0 S: 1 P: 9 ERA: ∞ WHIP: ∞										

Batter	1	2	3	4	5	6	7	8	9	AB	R	H	RBI	BB	SO	LOB	TOP						
Rafael Robles, R OBP: 0.254, SLG: 0.210 (1, 6)										4	0	0	0	0	1	3							
Dave Robinson, S OBP: 0.412, SLG: 0.286 (1, 7)										4	0	0	0	0	1	1							
Cito Gaston, R OBP: 0.362, SLG: 0.542 (1, 8)										4	1	3	1	0	0	0							
Ollie Brown, R OBP: 0.335, SLG: 0.495 (1, 9)										4	0	1	0	0	0	3							
Nate Colbert, R OBP: 0.321, SLG: 0.487 (1, 3)										4	0	0	0	0	2	3							
Ed Spiezio, R OBP: 0.374, SLG: 0.474 (1, 5)										3	0	1	0	1	0	0							
Jose Arcia, R OBP: 0.282, SLG: 0.288 (9, 5)										0	0	0	0	0	0	0							
Bob Barton, R OBP: 0.279, SLG: 0.320 (1, 2)										4	0	1	0	0	1	2							
Dave Campbell, R OBP: 0.270, SLG: 0.342 (1, 4)										3	1	1	1	0	0	0							
Steve Arlin, R (1, 1)										4	0	0	0	0	1	3							
Inning Stats	R: 0 E: 0 K: 1 S: 6	H: 1 LOB: 1 BB: 0 P: 6	R: 0 E: 0 K: 0 S: 3	H: 0 LOB: 0 BB: 0 P: 3	R: 0 E: 1 K: 1 S: 6	H: 0 LOB: 1 BB: 0 P: 6	R: 1 E: 0 K: 1 S: 6	H: 2 LOB: 1 BB: 1 P: 10	R: 0 E: 0 K: 0 S: 3	H: 0 LOB: 0 BB: 0 P: 3	R: 0 E: 0 K: 0 S: 6	H: 1 LOB: 1 BB: 0 P: 6	R: 0 E: 0 K: 0 S: 5	H: 2 LOB: 2 BB: 0 P: 5	R: 0 E: 1 K: 1 S: 6	H: 0 LOB: 0 BB: 0 P: 6	R: 1 E: 0 K: 0 S: 6	H: 1 LOB: 0 BB: 0 P: 6	1B: 5 2B: 0 3B: 0 HR: 2	SF: 0 SAC: 1 DP: 1 HBP: 0	WP: 1 PB: 0 SB: 1 CS: 0	PA: 36	
PITCHER	IP	WLS	BF	H	R	ER	SO	BB	IBB	HBP	BLK	WP	HR	S	P	ERA	WHIP					ERA	WHIP
Pat Jarvis, R ERA: 3.56 (1, 1)	8.0	L	32	6	1	1	5	1	0	0	0	1	1	41	45	1.12	0.875						
George Stone, L ERA: 3.79 (9, 1)	1.0		4	1	1	1	1	0	0	0	0	0	1	6	6	9.00	1.000						

San Diego Padres @ Atlanta Braves
Atlanta Stadium, Atlanta, GA
Wed Sep 23 1970, 7:05 PM EDT
Att: 2,007 - Unknown

AB 34
R 2
H 7
RBI 2
BB 1
SO 6
LOB 15



Batter	1	2	3	4	5	6	7	8	9	AB	R	H	RBI	BB	SO	LOB	BOTTOM						
Felix Millan, R OBP: 0.349, SLG: 0.381 (1, 4)										4	0	1	0	0	0	0							
Ralph Garr, L OBP: 0.338, SLG: 0.347 (1, 8)										4	0	2	0	0	0	0							
Hank Aaron, R OBP: 0.388, SLG: 0.583 (1, 3)										3	0	0	0	1	0	1							
Rico Carty, R OBP: 0.456, SLG: 0.589 (1, 7)										5	0	2	0	0	0	4							
Darrell Evans, L OBP: 0.528, SLG: 0.517 (1, 5)										4	0	2	0	0	0	1							
Mike Lum, L OBP: 0.306, SLG: 0.401 (1, 9)										4	0	0	0	0	0	3							
Bob Tillman, R OBP: 0.294, SLG: 0.401 (1, 2)										4	0	0	0	0	2	3							
Gil Garrido, R OBP: 0.290, SLG: 0.308 (1, 6)										3	0	0	0	0	0	0							
Pat Jarvis, R OBP: 0.198, SLG: 0.213 (1, 1)										2	0	0	0	0	0	0							
Hal King, L OBP: 0.363, SLG: 0.465 (8, PH)										1	0	0	0	0	0	0							
George Stone, L OBP: 0.308, SLG: 0.243 (9, 1)										0	0	0	0	0	0	0							
Inning Stats	R: 0 E: 0 K: 0 S: 3	H: 1 LOB: 0 BB: 0 P: 3	R: 0 E: 0 K: 1 S: 6	H: 1 LOB: 1 BB: 0 P: 6	R: 0 E: 0 K: 0 S: 5	H: 2 LOB: 3 BB: 1 P: 9	R: 0 E: 0 K: 0 S: 3	H: 0 LOB: 0 BB: 0 P: 3	R: 0 E: 0 K: 0 S: 4	H: 1 LOB: 1 BB: 0 P: 4	R: 0 E: 0 K: 1 S: 5	H: 0 LOB: 0 BB: 0 P: 5	R: 0 E: 0 K: 0 S: 3	H: 0 LOB: 0 BB: 0 P: 3	R: 0 E: 0 K: 0 S: 5	H: 2 LOB: 2 BB: 0 P: 5	1B: 7 2B: 0 3B: 0 HR: 0	SF: 0 SAC: 0 DP: 0 HBP: 0	WP: 0 PB: 0 SB: 0 CS: 1	PA: 35			
PITCHER	IP	WLS	BF	H	R	ER	SO	BB	IBB	HBP	BLK	WP	HR	S	P	ERA	WHIP					ERA	WHIP
Steve Arlin, R ERA: 2.84 (1, 1)	9.0	W	35	7	0	0	2	1	0	0	0	0	0	37	41	0.00	0.889						

San Diego Padres @ Atlanta Braves
Atlanta Stadium, Atlanta, GA
Wed Sep 23 1970, 7:05 PM EDT
Att: 2,007 - Unknown


AB 34
R 0
H 7
RBI 0
BB 1
SO 2
LOB 12



Batter	1	2	3	4	5	6	7	8	9	AB	R	H	RBI	BB	SO	LOB	TOP								
Dave Campbell, R (1,4) OBP: 0.270, SLG: 0.341	0-0 K		0-3 K		0-0 K		0-0 K		0-0 1B 2H	5	0	1	1	0	1	0									
Rafael Robles, R (1,6) OBP: 0.250, SLG: 0.209	0-0 K		0-0 K		0-0 K		0-0 K		0-0 1B 1-2	5	0	1	0	0	0	0									
Cito Gaston, R (1,8) OBP: 0.363, SLG: 0.546	0-3 K		0-3 K		0-0 1B WP		0-0 1B SF		0-0 F	5	2	2	1	0	2	2									
Nate Colbert, R (1,3) OBP: 0.323, SLG: 0.494		0-0 HR		0-0 1B WP		0-0 1B SF		0-0 K	5	2	3	1	0	0	2										
Ed Spiezio, R (1,5) OBP: 0.379, SLG: 0.475		4-0 PB 1B		0-0 1B G5-4-3		0-0 SF		4-0 BB		1	0	1	1	2	0	0									
Jose Arcia, R (8, PR) OBP: 0.282, SLG: 0.288		BB		1-3 1B		1-2 SF		BB		0	0	0	0	0	0	0									
Chris Cannizzaro, R (1,2) OBP: 0.371, SLG: 0.383	0-3 K		0-3 K		0-0 F		0-0 1B 3H		4-0 BB	3	0	1	1	1	1	3									
Dave Robinson, S (1,7) OBP: 0.333, SLG: 0.222		0-0 F		0-0 G5-4-3		0-0 K		0-0 K		4	0	0	0	0	0	6									
Jim Williams, R (1,9) OBP: 0.375, SLG: 0.375	0-0 1B PB		0-0 K		0-0 K		0-0 K		0-0 SH 1B	4	1	2	0	0	0	0									
Dave Roberts, L (1,1) OBP: 0.172, SLG: 0.281	0-3 K		0-3 K		0-0 K		0-3 K		0-0 SH	3	0	0	0	0	2	2									
Inning Stats	R: 0 E: 0 K: 1 S: 5	H: 0 LOB: 0 BB: 0 P: 5	R: 1 E: 0 K: 2 S: 9	H: 2 LOB: 2 BB: 1 P: 13	R: 0 E: 0 K: 2 S: 7	H: 0 LOB: 0 BB: 0 P: 7	R: 0 E: 0 K: 0 S: 4	H: 2 LOB: 1 BB: 0 P: 4	R: 0 E: 0 K: 0 S: 3	H: 0 LOB: 0 BB: 0 P: 3	R: 2 E: 0 K: 0 S: 6	H: 3 LOB: 1 BB: 0 P: 6	R: 0 E: 0 K: 1 S: 5	H: 0 LOB: 0 BB: 0 P: 5	R: 1 E: 0 K: 0 S: 4	H: 1 LOB: 2 BB: 2 P: 12	R: 1 E: 0 K: 0 S: 6	H: 3 LOB: 2 BB: 0 P: 6	1B: 9 2B: 0 3B: 0 HR: 2	SF: 1 SAC: 1 DP: 1 HBP: 0	WP: 1 PB: 1 SB: 0 CS: 0	PA: 40			
PITCHER	IP	WLS	BF	H	R	ER	SO	BB	IBB	HBP	BLK	WP	HR	S	P	ERA	WHIP	PITCHER							
Mike McQueen, L (1,1) ERA: 6.47	8.0	L	34	8	4	4	6	3	0	0	0	1	2	43	55	4.50	1.375								
Steve Barber, L (9,1) ERA: 5.06	1.0		6	3	1	1	0	0	0	0	0	0	0	6	6	9.00	3.000								

San Diego Padres @ Atlanta Braves
 Atlanta Stadium, Atlanta, GA
 Thu Sep 24 1970, 7:05 PM EDT
 Att: 2,068 - Unknown


AB 35
 R 5
 H 11
 RBI 5
 BB 3
 SO 6
 LOB 15



Batter	1	2	3	4	5	6	7	8	9	AB	R	H	RBI	BB	SO	LOB	BOTTOM								
Felix Millan, R (1,4) OBP: 0.350, SLG: 0.380	0-0 K		0-0 1B G6-4-3		0-0 K		0-0 K		4-0 1B BB	3	0	1	0	1	0	0									
Oscar Brown, R (1,8) OBP: 0.455, SLG: 0.522	0-0 K		0-0 1B G6-4-3		0-0 K		0-0 K		0-0 FC 1B	4	0	1	0	0	0	2									
Hank Aaron, R (1,3) OBP: 0.387, SLG: 0.580	0-0 1B		0-0 K		0-0 K		0-0 K		0-3 K	4	0	1	0	0	1	3									
Rico Carty, R (1,7) OBP: 0.454, SLG: 0.585	0-0 K		0-0 K		4-0 1B BB		0-0 K		0-0 FC	3	0	0	0	1	0	4									
Dusty Baker Jr., R (1,9) OBP: 0.200, SLG: 0.083		0-0 K		0-3 K		0-0 K		0-0 K	4	0	0	0	0	1	1										
Earl Williams, R (1,5) OBP: 0.333, SLG: 0.333	0-0 K		0-0 K		0-0 1B		0-3 K		0-3 K	4	0	1	0	0	2	0									
Clete Boyer, R (1,6) OBP: 0.301, SLG: 0.374	0-0 K		0-0 K		0-0 K		0-0 K		0-0 K	4	0	0	0	0	2										
Bob Tillman, R (1,2) OBP: 0.291, SLG: 0.395		0-0 K		0-0 K		0-3 K		0-3 K	3	0	0	0	0	2	0										
Mike McQueen, L (1,1) OBP: 0.353, SLG: 0.438		0-0 K		0-0 K		0-0 K		0-0 K	2	0	1	0	0	0	0										
Bob Aspromonte, R (8, PH) OBP: 0.271, SLG: 0.233		0-0 K		0-0 K		0-0 K		0-0 K	1	0	1	0	0	0	0										
Steve Barber, L (9,1) OBP: 0.500, SLG: 0.500		0-0 K		0-0 2B		0-0 K		0-0 1B BB	0	0	0	0	0	0	0										
Inning Stats	R: 0 E: 0 K: 0 S: 4	H: 1 LOB: 1 BB: 0 P: 4	R: 0 E: 0 K: 0 S: 3	H: 0 LOB: 0 BB: 0 P: 3	R: 0 E: 0 K: 0 S: 4	H: 2 LOB: 1 BB: 0 P: 4	R: 0 E: 0 K: 1 S: 6	H: 1 LOB: 2 BB: 1 P: 10	R: 0 E: 0 K: 1 S: 5	H: 0 LOB: 0 BB: 0 P: 5	R: 0 E: 0 K: 0 S: 3	H: 0 LOB: 0 BB: 0 P: 3	R: 0 E: 0 K: 1 S: 5	H: 0 LOB: 0 BB: 0 P: 5	R: 0 E: 0 K: 2 S: 9	H: 2 LOB: 2 BB: 1 P: 13	R: 0 E: 0 K: 1 S: 5	H: 0 LOB: 0 BB: 0 P: 5	1B: 5 2B: 1 3B: 0 HR: 0	SF: 0 SAC: 0 DP: 1 HBP: 0	WP: 0 PB: 0 SB: 0 CS: 0	PA: 34			
PITCHER	IP	WLS	BF	H	R	ER	SO	BB	IBB	HBP	BLK	WP	HR	S	P	ERA	WHIP	PITCHER							
Dave Roberts, L (1,1) ERA: 3.72	9.0	W	34	6	0	0	6	2	0	0	0	0	0	44	52	0.00	0.889								

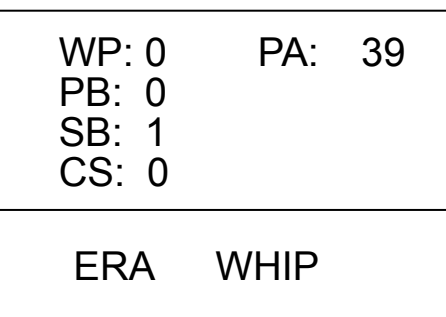
San Diego Padres @ Atlanta Braves
 Atlanta Stadium, Atlanta, GA
 Thu Sep 24 1970, 7:05 PM EDT
 Att: 2,068 - Unknown

AB 32
 R 0
 H 6
 RBI 0
 BB 2
 SO 6
 LOB 12



Batter	1	2	3	4	5	6	7	8	9	AB	R	H	RBI	BB	SO	LOB	TOP		
Rafael Robles, R OBP: 0.260, SLG: 0.222 (1, 6)	4-1		F9 PB 1B	FC4-6 1B		6-3		F4		5	1	2	2	0	0	1	San Diego Padres @ San Francisco Giants Candlestick Park, San Francisco, CA Fri Sep 25 1970, 10:05 PM EDT Att: 4,314 - Unknown livebaseballscorecards.com		
Dave Robinson, S OBP: 0.385, SLG: 0.409 (1, 7)	6-3			FC4-6 1B			FC5-4 BB		HR	4	1	2	2	1	0	1			
Cito Gaston, R OBP: 0.361, SLG: 0.543 (1, 8)			F9 2-3				FC5-4 PB 1-2		F3	5	0	1	0	0	0	3			
Nate Colbert, R OBP: 0.320, SLG: 0.489 (1, 3)	F9		K				K		F3	5	0	0	0	0	3	3			
Steve Huntz, S OBP: 0.345, SLG: 0.342 Jose Arcia, R OBP: 0.282, SLG: 0.288 (9, PR) (8, 5)		4-3								5	1	3	0	0	1	1			
Larry Stahl, L OBP: 0.203, SLG: 0.211 Jim Williams, R OBP: 0.400, SLG: 0.400 (8, PH) (8, 9)		3-1							F7	3	0	1	0	0	0	1			
Chris Cannizzaro, R OBP: 0.370, SLG: 0.362 (1, 2)	F2									2	1	1	0	0	0	1			
Dave Campbell, R OBP: 0.271, SLG: 0.342 (1, 4)										4	1	1	1	0	1	3			
Pat Dobson, R OBP: 0.216, SLG: 0.162 Tom Dukes, R (8, 1)										4	2	2	1	0	1	2			
										1	0	0	0	0	0	0			
										0	0	0	0	0	0	0			
Inning Stats	R: 0 E: 0 K: 0 S: 4	H: 1 LOB: 1 BB: 0 P: 4	R: 0 E: 0 K: 0 S: 3	H: 0 LOB: 0 BB: 0 P: 3	R: 2 E: 0 K: 1 S: 8	H: 3 LOB: 1 BB: 0 P: 8	R: 3 E: 0 K: 0 S: 7	H: 4 LOB: 1 BB: 0 P: 7	R: 0 E: 0 K: 1 S: 5	H: 0 LOB: 0 BB: 0 P: 5	R: 0 E: 0 K: 2 S: 7	H: 0 LOB: 1 BB: 1 P: 11	R: 1 E: 0 K: 1 S: 7	H: 2 LOB: 1 BB: 0 P: 7	R: 1 E: 0 K: 0 S: 5	H: 2 LOB: 1 BB: 0 P: 5	1B: 12 2B: 0 3B: 0 HR: 1	SF: 0 SAC: 3 DP: 0 HBP: 0	WP: 0 PA: 42 PB: 2 SB: 1 CS: 0
PITCHER	IP WLS BF H R ER SO BB IBB HBP BLK WP HR S P ERA WHIP	IP WLS BF H R ER SO BB IBB HBP BLK WP HR S P ERA WHIP	IP WLS BF H R ER SO BB IBB HBP BLK WP HR S P ERA WHIP	IP WLS BF H R ER SO BB IBB HBP BLK WP HR S P ERA WHIP	IP WLS BF H R ER SO BB IBB HBP BLK WP HR S P ERA WHIP	IP WLS BF H R ER SO BB IBB HBP BLK WP HR S P ERA WHIP	IP WLS BF H R ER SO BB IBB HBP BLK WP HR S P ERA WHIP	IP WLS BF H R ER SO BB IBB HBP BLK WP HR S P ERA WHIP	IP WLS BF H R ER SO BB IBB HBP BLK WP HR S P ERA WHIP	IP WLS BF H R ER SO BB IBB HBP BLK WP HR S P ERA WHIP	IP WLS BF H R ER SO BB IBB HBP BLK WP HR S P ERA WHIP	IP WLS BF H R ER SO BB IBB HBP BLK WP HR S P ERA WHIP	IP WLS BF H R ER SO BB IBB HBP BLK WP HR S P ERA WHIP	IP WLS BF H R ER SO BB IBB HBP BLK WP HR S P ERA WHIP	IP WLS BF H R ER SO BB IBB HBP BLK WP HR S P ERA WHIP	IP WLS BF H R ER SO BB IBB HBP BLK WP HR S P ERA WHIP	IP WLS BF H R ER SO BB IBB HBP BLK WP HR S P ERA WHIP		
Frank Reberger, R ERA: 5.51 (1, 1)	4.0 L 20 8 5 4 1 0 0 0 0 0 0 0 22 22 9.00 2.000	3.0 (5, 1)	0.2 (8, 1)	0.1 (8, 1)	1.0 (9, 1)														
Jerry Johnson, R ERA: 4.46 (8, 1)																			
John Cumberland, L ERA: 3.56 (8, 1)																			
Don McMahon, R ERA: 2.87 Skip Pitlock, L ERA: 4.66 (9, 1)																			

Batter	1	2	3	4	5	6	7	8	9	AB	R	H	RBI	BB	SO	LOB	BOTTOM				
Bobby Bonds, R OBP: 0.383, SLG: 0.510 (1, 9)	K	F9			K		F8		K	5	0	0	0	0	3	1	San Diego Padres @ San Francisco Giants Candlestick Park, San Francisco, CA Fri Sep 25 1970, 10:05 PM EDT Att: 4,314 - Unknown livebaseballscorecards.com				
Tito Fuentes, S OBP: 0.312, SLG: 0.340 (5, 6)	F7		F8		F6		F7		5-3	5	0	0	0	0	0	0					
Ken Henderson, S OBP: 0.393, SLG: 0.463 (1, 8)	E8 2B		F3		HR		F7		4-3	5	1	2	1	0	0	0					
Willie McCovey, L OBP: 0.444, SLG: 0.614 (1, 3)	BB IBB		F7		HR				HR	3	2	2	2	1	0	0					
Dick Dietz, R OBP: 0.430, SLG: 0.524 (1, 2)	FC6-4 BB				F3				6-3	3	0	0	0	1	1	0					
Al Gallacher, R OBP: 0.346, SLG: 0.389 (1, 5)	FC6-4 1-2		F7				F8		4-3	4	0	0	0	0	0	3					
Bernie Williams, R OBP: 0.412, SLG: 0.467 (1, 7)			E5 S		1B		K		1B	4	0	2	0	0	1	0					
Hal Lanier, R OBP: 0.279, SLG: 0.279 Bob Taylor, L OBP: 0.217, SLG: 0.262 Don Mason, R OBP: 0.244, SLG: 0.139 (5, 4)			F7				4-3			1	0	0	0	0	0	0					
Jim Ray Hart, R OBP: 0.269, SLG: 0.441 Bob Heise, R OBP: 0.326, SLG: 0.304 (8, 4)					1B				1B	1	0	1	0	0	0	0					
Frank Reberger, L OBP: 0.217, SLG: 0.239 Ed Gooden, L OBP: 0.200, SLG: 0.200 Jerry Johnson, R OBP: 0.116, SLG: 0.063 George Foster, R OBP: 0.269, SLG: 0.402 John Cumberland, R OBP: 0.209, SLG: 0.259 Don McMahon, R OBP: 0.216, SLG: 0.162 Willie Mays, R OBP: 0.515, SLG: 0.515 Skip Pitlock, L OBP: 0.111, SLG: 0.240 (9, 1)			K		4-3				HR	1	0	0	0	0	1	1					
										1	0	0	0	0	0	2					
										0	0	0	0	0	0	0					
										1	1	1	1	0	0	0					
										0	0	0	0	0	0	0					
										0	0	0	0	0	0	0					
										1	0	0	0	0	1	2					
										0	0	0	0	0	0	0					
Inning Stats	R: 0 E: 1 K: 1 S: 6	H: 1 LOB: 3 BB: 2 P: 14	R: 0 E: 1 K: 1 S: 6	H: 0 LOB: 1 BB: 0 P: 6	R: 0 E: 0 K: 0 S: 3	H: 0 LOB: 0 BB: 0 P: 3	R: 0 E: 0 K: 1 S: 7	H: 2 LOB: 2 BB: 0 P: 7	R: 2 E: 0 K: 1 S: 7	H: 2 LOB: 0 BB: 0 P: 7	R: 0 E: 0 K: 1 S: 5	H: 0 LOB: 0 BB: 0 P: 5	R: 1 E: 0 K: 0 S: 4	H: 1 LOB: 0 BB: 0 P: 4	R: 1 E: 0 K: 1 S: 8	H: 3 LOB: 2 BB: 0 P: 8	R: 0 E: 0 K: 1 S: 5	H: 0 LOB: 0 BB: 0 P: 5	1B: 4 2B: 1 3B: 0 HR: 4	SF: 0 SAC: 0 DP: 0 HBP: 0	WP: 0 PA: 39 PB: 0 SB: 1 CS: 0
PITCHER	IP WLS BF H R ER SO BB IBB HBP BLK WP HR S P ERA WHIP	IP WLS BF H R ER SO BB IBB HBP BLK WP HR S P ERA WHIP	IP WLS BF H R ER SO BB IBB HBP BLK WP HR S P ERA WHIP	IP WLS BF H R ER SO BB IBB HBP BLK WP HR S P ERA WHIP	IP WLS BF H R ER SO BB IBB HBP BLK WP HR S P ERA WHIP	IP WLS BF H R ER SO BB IBB HBP BLK WP HR S P ERA WHIP	IP WLS BF H R ER SO BB IBB HBP BLK WP HR S P ERA WHIP	IP WLS BF H R ER SO BB IBB HBP BLK WP HR S P ERA WHIP	IP WLS BF H R ER SO BB IBB HBP BLK WP HR S P ERA WHIP	IP WLS BF H R ER SO BB IBB HBP BLK WP HR S P ERA WHIP	IP WLS BF H R ER SO BB IBB HBP BLK WP HR S P ERA WHIP	IP WLS BF H R ER SO BB IBB HBP BLK WP HR S P ERA WHIP	IP WLS BF H R ER SO BB IBB HBP BLK WP HR S P ERA WHIP	IP WLS BF H R ER SO BB IBB HBP BLK WP HR S P ERA WHIP	IP WLS BF H R ER SO BB IBB HBP BLK WP HR S P ERA WHIP	IP WLS BF H R ER SO BB IBB HBP BLK WP HR S P ERA WHIP					
Pat Dobson, R ERA: 3.9 (1, 1)	7.2 W 35 9 4 4 4 0 0 0 0 0 0 4 43 5 1 4.70 1.304	1.1 S 4 0 0 0 2 0 0 0 0 0 0 0 8 8 0.00 0.000																			
Tom Dukes, R ERA: 3.72 (8, 1)																					



Batter	1	2	3	4	5	6	7	8	9	AB	R	H	RBI	BB	SO	LOB	TOP								
Rafael Robles, R OBP: 0.256, SLG: 0.221 (1, 6)										5	0	1	0	0	1	2									
Dave Robinson, S OBP: 0.400, SLG: 0.538 (1, 7)										4	1	2	2	0	0	1									
Cito Gaston, R OBP: 0.359, SLG: 0.540 (1, 8)										4	0	0	0	0	1	1									
Nate Colbert, R OBP: 0.325, SLG: 0.505 (1, 3)										4	2	4	2	0	0	0									
Steve Huntz, S OBP: 0.342, SLG: 0.338 (1, 5)										4	0	0	0	0	1	3									
Jose Arcia, R OBP: 0.282, SLG: 0.288 (8, 5)										0	0	0	0	0	0	0									
Larry Stahl, L OBP: 0.210, SLG: 0.217 (1, 9)										3	1	1	0	0	1	0									
Jim Williams, R OBP: 0.364, SLG: 0.364 (8, 9)										1	0	0	0	0	2										
Bob Barton, R OBP: 0.279, SLG: 0.319 (1, 2)										4	0	1	0	0	0	1									
Dave Campbell, R OBP: 0.270, SLG: 0.340 (1, 4)										4	1	0	0	0	1	1									
Clay Kirby, R OBP: 0.208, SLG: 0.167 (1, 1)										2	1	0	1	1	1	0									
Ron Willis, R (8, 1)										0	0	0	0	0	0	0									
Tom Dukes, R (8, 1)										1	0	0	0	0	0	1									
Paul Doyle, L (9, 1)										0	0	0	0	0	0	0									
Gary Ross, R OBP: 0.500, SLG: 0.625 (9, 1)										0	0	0	0	0	0	0									
Inning Stats	R: 0 E: 0 K: 0 S: 3	H: 1 LOB: 0 BB: 0 P: 3	R: 1 E: 0 K: 1 S: 6	H: 1 LOB: 0 BB: 0 P: 6	R: 0 E: 0 K: 2 S: 7	H: 0 LOB: 0 BB: 0 P: 7	R: 1 E: 0 K: 1 S: 6	H: 1 LOB: 0 BB: 0 P: 6	R: 0 E: 0 K: 0 S: 3	H: 0 LOB: 0 BB: 0 P: 3	R: 2 E: 0 K: 1 S: 7	H: 2 LOB: 1 BB: 1 P: 11	R: 2 E: 1 K: 0 S: 5	H: 1 LOB: 0 BB: 0 P: 5	R: 0 E: 0 K: 1 S: 7	H: 2 LOB: 2 BB: 0 P: 7	R: 0 E: 0 K: 0 S: 4	H: 1 LOB: 1 BB: 0 P: 4	1B: 5 2B: 1 3B: 0 HR: 3	SF: 0 SAC: 0 DP: 1 HBP: 0	WP: 0 PB: 0 SB: 1 CS: 0	PA: 37			
PITCHER	IP	WLS	BF	H	R	ER	SO	BB	IBB	HBP	BLK	WP	HR	S	P	ERA	WHIP								
Juan Marichal, R ERA: 4.14 (1, 1)	5.2		22	5	4	4	5	1	0	0	0	0	3	31	35	6.35	1.059								
Rich Robertson, R ERA: 4.98 (8, 1)	1.1		6	1	2	0	0	0	0	0	0	0	0	6	6	0.00	0.750								
Don Carrithers, R ERA: 7.36 (8, 1)	0.1		3	2	0	0	0	0	0	0	0	0	0	3	3	0.00	6.000								
John Cumberland, L ERA: 3.48 (8, 1)	1.2	W	6	1	0	0	1	0	0	0	0	0	0	8	8	0.00	0.600								

San Diego Padres @ San Francisco Giants
Candlestick Park, San Francisco, CA
Sat Sep 26 1970, 6:33 AM EDT
Att: 5,057 - Unknown

AB 36
R 6
H 9
RBI 5
BB 1
SO 6
LOB 12

Batter	1	2	3	4	5	6	7	8	9	AB	R	H	RBI	BB	SO	LOB	BOTTOM								
Bobby Bonds, R OBP: 0.382, SLG: 0.508 (1, 9)										5	2	1	0	0	2	1									
Tito Fuentes, S OBP: 0.315, SLG: 0.340 (1, 6)										3	0	1	0	2	1	1									
Willie Mays, R OBP: 0.396, SLG: 0.512 (1, 8)										3	1	0	0	1	2	2									
Don Carrithers, R OBP: 0.056, SLG: 0.056 (8, 1)										0	0	0	0	0	0	0									
John Cumberland, L OBP: 0.356, SLG: 0.358 (9, PH)										1	1	0	0	0	0	2									
Willie McCovey, L OBP: 0.445, SLG: 0.619 (1, 3)										4	1	2	2	1	1	1									
Frank Reberger, L OBP: 0.217, SLG: 0.239 (9, PR)										0	1	0	0	0	0	0									
Ken Henderson, S OBP: 0.396, SLG: 0.465 (1, 7)										2	1	2	3	2	0	0									
Dick Dietz, R OBP: 0.426, SLG: 0.520 (1, 2)										4	0	0	0	1	0	5									
Jim Ray Hart, R OBP: 0.082, SLG: 0.061 (1, 5)										3	0	1	0	1	0	2									
Don Mason, L OBP: 0.244, SLG: 0.139 (8, PR)										0	0	0	0	0	0	0									
Ron Hunt, R OBP: 0.395, SLG: 0.383 (9, PH)										1	0	1	1	0	0	0									
Bob Heise, R OBP: 0.259, SLG: 0.299 (1, 4)										2	0	0	1	0	0	2									
Al Gallagher, R OBP: 0.346, SLG: 0.389 (8, PH)										0	0	0	0	1	0	0									
Juan Marichal, R OBP: 0.082, SLG: 0.061 (1, 1)										2	0	0	0	0	1	1									
Rich Robertson, R OBP: 0.103, SLG: 0.228 (6, 1)										0	0	0	0	0	0	0									
Bob Taylor, L OBP: 0.320, SLG: 0.262 (7, PH)										0	0	0	0	1	0	0									
Bernie Williams, R OBP: 0.389, SLG: 0.438 (8, 7)										1	0	0	0	0	3										
Inning Stats	R: 2 E: 0 K: 0 S: 4	H: 2 LOB: 1 BB: 2 P: 12	R: 0 E: 0 K: 1 S: 5	H: 0 LOB: 0 BB: 0 P: 5	R: 0 E: 0 K: 2 S: 7	H: 0 LOB: 1 BB: 1 P: 11	R: 1 E: 0 K: 0 S: 4	H: 1 LOB: 1 BB: 1 P: 8	R: 0 E: 0 K: 2 S: 7	H: 0 LOB: 0 BB: 0 P: 7	R: 0 E: 0 K: 0 S: 3	H: 0 LOB: 2 BB: 2 P: 11	R: 0 E: 0 K: 0 S: 4	H: 0 LOB: 3 BB: 2 P: 12	R: 3 E: 1 K: 0 S: 6	H: 3 LOB: 2 BB: 1 P: 10	1B: 7 2B: 0 3B: 0 HR: 1	SF: 2 SAC: 0 DP: 1 HBP: 0	WP: 1 PB: 0 SB: 1 CS: 0	PA: 43					
PITCHER	IP	WLS	BF	H	R	ER	SO	BB	IBB	HBP	BLK	WP	HR	S	P	ERA	WHIP								
Clay Kirby, R ERA: 4.51 (1, 1)	7.0		32	4	4	4	7	8	0	0	0	0	1	38	70	5.14	1.714								
Ron Willis, R ERA: 4.09 (8, 1)	0.1		3	1	0	0	0	1	0	0	0	0	0	2	6	0.00	6.000								
Tom Dukes, R ERA: 3.82 (8, 1)	0.2		3	1	2	2	0	0	0	0	0	0	0	3	3	27.00	1.500								
Paul Doyle, L ERA: 5.33 (9, 1)	0.1	L	2	0	0	0	0	1	0	0	0	0	0	1	5	0.00	3.000								
Gary Ross, R ERA: 5.2 (9, 1)	0.1		3	2	1	0	0	0	0	0	0	0	0	3	3	0.00	6.000								

San Diego Padres @ San Francisco Giants
Candlestick Park, San Francisco, CA
Sat Sep 26 1970, 6:33 AM EDT
Att: 5,057 - Unknown

AB 31
R 7
H 8
RBI 7
BB 10
SO 7
LOB 20

Batter	1	2	3	4	5	6	7	8	9	AB	R	H	RBI	BB	SO	LOB	TOP			
Tommy Dean, R (1,6) OBP: 0.271, SLG: 0.304 Ed Splezio, R (8,PH) OBP: 0.380, SLG: 0.477 (8,5)	6-3		F4			SH3-4		1B		2	0	0	0	0	0	0	San Diego Padres @ San Francisco Giants Candlestick Park, San Francisco, CA Sun Sep 27 1970, 6:33 AM EDT Att: 25,332 - Unknown livebaseballscorecards.com			
Dave Robinson, S (1,7) OBP: 0.382, SLG: 0.500 Al Santorini, R (8,1)	4-3		F4			1B		F9		4	0	1	1	0	0	1				
Cito Gaston, R (1,8) OBP: 0.360, SLG: 0.541	2B				G1-4-3	K		K		4	1	2	0	0	2	2				
Nate Colbert, R (1,3) OBP: 0.324, SLG: 0.505	2B				G1-4-3	K				4	0	1	1	0	1	2				
Steve Huntz, S (1,5) OBP: 0.341, SLG: 0.335 (8,6)	4-3				4-3					3	0	0	0	1	1	1				
Jerry Nyman, L (9,PR)								1B	BB	0	0	0	0	0	0	0				
Larry Stahl, L (1,9) OBP: 0.212, SLG: 0.219 (8,7)			F3		4-3			1B		4	0	1	0	0	1	0				
Chris Cannizzaro, R (1,2) OBP: 0.370, SLG: 0.380 Ron Slocum, R (7,PR) OBP: 0.238, SLG: 0.268 (7,2)	3-1				K			K		2	0	0	0	1	1	0				
Dave Campbell, R (1,4) OBP: 0.269, SLG: 0.339 Ray Webster, L (7,PH) OBP: 0.328, SLG: 0.342 Jose Arcia, R (7,4) OBP: 0.282, SLG: 0.288 Jim Williams, R (9,PH) OBP: 0.333, SLG: 0.333	6-3				F8			4-3		2	0	0	0	0	0	0				
Danny Coombs, R (1,1) OBP: 0.145, SLG: 0.135 Mike Corkins, R (7,1) OBP: 0.256, SLG: 0.324 Ollie Brown, R (8,PH) OBP: 0.335, SLG: 0.494 (8,9)			K					K		2	1	1	0	0	1	0				
Inning Stats	R: 1 E: 0 K: 0 S: 5	H: 2 LOB: 1 BB: 0 P: 5	R: 0 E: 0 K: 0 S: 3	H: 0 LOB: 0 BB: 0 P: 3	R: 0 E: 0 K: 1 S: 5	H: 1 LOB: 0 BB: 0 P: 3	R: 0 E: 0 K: 1 S: 5	H: 0 LOB: 0 BB: 0 P: 5	R: 1 E: 0 K: 2 S: 9	H: 2 LOB: 1 BB: 0 P: 9	R: 0 E: 0 K: 2 S: 7	H: 0 LOB: 1 BB: 1 P: 11	R: 0 E: 0 K: 2 S: 8	H: 1 LOB: 1 BB: 0 P: 8	R: 0 E: 0 K: 2 S: 8	H: 1 LOB: 2 BB: 1 P: 12	1B: 5 2B: 2 3B: 0 HR: 0	SF: 0 SAC: 1 DP: 1 HBP: 0	WP: 0 PB: 0 SB: 0 CS: 0	PA: 35
PITCHER Gaylord Perry, R (1,1) ERA: 3.17	IP: 9.0 WLS: W BF: 35 H: 7 R: 2 ER: 2 SO: 10 BB: 2 IBB: 0 HBP: 0 BLK: 0 WP: 0 HR: 0 S: 53 P: 61 ERA: 2.00 WHIP: 1.000															PITCHER				

Batter	1	2	3	4	5	6	7	8	9	AB	R	H	RBI	BB	SO	LOB	BOTTOM			
Bobby Bonds, R (1,9) OBP: 0.379, SLG: 0.504	F7		K		K	K		FC5-4		5	0	0	0	0	3	4	San Diego Padres @ San Francisco Giants Candlestick Park, San Francisco, CA Sun Sep 27 1970, 6:33 AM EDT Att: 25,332 - Unknown livebaseballscorecards.com			
Tito Fuentes, S (1,6) OBP: 0.313, SLG: 0.336	F9		F7		F7		K			4	0	0	0	0	1	0				
Ken Henderson, S (1,8) OBP: 0.397, SLG: 0.466	4-3					2B	4-3			4	1	2	0	0	0	0				
Willie McCovey, L (1,3) OBP: 0.445, SLG: 0.620		E	G3		F4					4	1	2	0	0	0	2				
Dick Dietz, R (1,2) OBP: 0.429, SLG: 0.518	F7				6-3	2B				2	1	0	0	2	0	1				
Al Gallacher, R (1,5) OBP: 0.347, SLG: 0.390	E6				F9	FC6-4		4-3		4	0	1	1	0	0	3				
George Foster, R (1,7) OBP: 0.471, SLG: 0.800						FC6-4		K2-3		3	0	2	1	1	1	0				
Bob Heise, R (1,4) OBP: 0.252, SLG: 0.291			K		F3	FC6-4		3-1		4	0	0	1	0	1	5				
Gaylord Perry, R (1,1) OBP: 0.118, SLG: 0.162			K2-3		F3			FC5-4		3	0	1	0	0	1	2				
Inning Stats	R: 0 E: 0 K: 0 S: 3	H: 0 LOB: 0 BB: 0 P: 3	R: 1 E: 1 K: 2 S: 10	H: 2 LOB: 2 BB: 0 P: 10	R: 0 E: 0 K: 1 S: 6	H: 1 LOB: 1 BB: 0 P: 6	R: 0 E: 0 K: 0 S: 4	H: 1 LOB: 1 BB: 0 P: 4	R: 0 E: 0 K: 1 S: 5	H: 0 LOB: 0 BB: 0 P: 5	R: 2 E: 0 K: 1 S: 7	H: 2 LOB: 3 BB: 2 P: 16	R: 0 E: 0 K: 1 S: 6	H: 1 LOB: 2 BB: 1 P: 10	R: 0 E: 0 K: 1 S: 6	H: 1 LOB: 1 BB: 0 P: 6		1B: 5 2B: 2 3B: 1 HR: 0	SF: 0 SAC: 0 DP: 0 HBP: 1	WP: 0 PB: 0 SB: 1 CS: 0
PITCHER Danny Coombs, L (1,1) ERA: 3.3 Mike Corkins, R (7,1) ERA: 4.5 Al Santorini, R (8,1) ERA: 6.32	IP: 6.0 WLS: L BF: 28 H: 6 R: 3 ER: 2 SO: 5 BB: 1 IBB: 1 HBP: 0 BLK: 0 WP: 0 HR: 0 S: 35 P: 44 ERA: 3.00 WHIP: 1.167															PITCHER				



Batter	1	2	3	4	5	6	7	8	9	AB	R	H	RBI	BB	SO	LOB	TOP								
Maury Wills, S OBP: 0.333, SLG: 0.319 (1, 6)	0-3 K	0-0 6-3				0-0 1B		0-0 F7	0-0 4-3	6	0	2	2	0	1	4	Los Angeles Dodgers @ San Diego Padres San Diego Stadium, San Diego, CA Tue Sep 29 1970, 10:05 PM EDT Att: 2,952 - Unknown livebaseballscorecards.com								
Manny Mota, R OBP: 0.375, SLG: 0.383 (1, 7)	0-0 FC3-6 1B		0-0 4-3 PB 1B		0-0 F9	0-0 1-2 1B		0-0 3-H 1B		5	0	4	1	0	0	1									
Willie Davis, L OBP: 0.338, SLG: 0.442 (1, 8)	0-0 FC3-6 1-2 BB		0-0 4-3 1-3		0-0 F8	0-0 2-3 3-H 1B		0-0 5-3		4	0	0	1	0	0	4									
Wes Parker, S OBP: 0.391, SLG: 0.456 (1, 3)	4-0 1-2 BB		0-0 6-3		0-0 1-3 1B	0-0 7-2			0-0 E 2B 1B	4	1	2	0	1	0	3									
Bill Sudakis, S OBP: 0.351, SLG: 0.462 (1, 2)	0-0 4-3		0-0 1-3		0-3 K		0-3 K		0-0 E1 2B E	5	1	0	0	0	2	6									
Steve Garvey, R OBP: 0.312, SLG: 0.356 (1, 5)		0-0 F4		0-0 FC5-4 1B		0-0 1B 1B		0-0 1-3 2-H 1B	0-0 E 2B	5	2	4	1	0	0	0									
Billy Grabarkewitz, R OBP: 0.402, SLG: 0.457 (1, 4)		0-0 1B 1B		0-0 FC5-4 6-3 1-2 1B		0-0 1B 1B	4-0 1-2 CS BB		0-0 E3 5-3 2-H 3-H	4	1	2	1	1	0	1									
Bill Russell, R OBP: 0.301, SLG: 0.361 (1, 9)		0-0 F9		0-0 6-3 2-3		0-0 1B 1B	0-0 CS	0-0 WP SH1-4 1B 1B	0-0 5-3	5	2	2	1	0	0	3									
Sandy Vance, R OBP: 0.211, SLG: 0.216 (1, 1)		0-0 1-2 1B		0-0 6-3		4-0 1B SF8 BB		0-0 SH1-4	0-3 K	2	0	1	0	0	0	1									
Jim Lefebvre, S OBP: 0.314, SLG: 0.344 (6, PH)										0	0	0	0	1	0	0									
Bob Stinson, S OBP: 0.333, SLG: 0.333 (6, PR)										0	1	0	0	0	0	0									
Pete Mikkelsen, R OBP: 0.333, SLG: 0.333 (6, 1)										1	0	0	0	0	0	1									
Inning Stats	R: 0 E: 0 K: 1 S: 6	H: 1 LOB: 2 BB: 1 P: 10	R: 0 E: 0 K: 0 S: 5	H: 2 LOB: 2 BB: 0 P: 5	R: 0 E: 0 K: 0 S: 4	H: 1 LOB: 1 BB: 0 P: 4	R: 0 E: 1 K: 0 S: 4	H: 1 LOB: 1 BB: 0 P: 4	R: 0 E: 0 K: 1 S: 7	H: 2 LOB: 2 BB: 1 P: 7	R: 4 E: 0 K: 0 S: 7	H: 5 LOB: 1 BB: 1 P: 11	R: 0 E: 0 K: 1 S: 4	H: 1 LOB: 0 BB: 1 P: 8	R: 1 E: 0 K: 0 S: 5	H: 2 LOB: 1 BB: 0 P: 5	R: 3 E: 2 K: 1 S: 9	H: 2 LOB: 1 BB: 0 P: 9	1B: 16 2B: 2 HR: 0	SF: 1 SAC: 1 DP: 1 HBP: 0	WP: 1 PB: 1 SB: 1 CS: 0	PA: 47			
PITCHER	IP	WLS	BF	H	R	ER	SO	BB	IBB	HBP	BLK	WP	HR	S	P	ERA	WHIP								
Dave Roberts, L ERA: 3.81 (1, 1)	5.0	L	28	11	4	4	2	2	0	0	0	0	0	30	38	7.20	2.600								
Tom Dukes, R ERA: 3.71 (6, 1)	2.0		6	2	0	0	1	1	0	0	0	0	0	7	11	0.00	1.500								
Mike Corkins, R ERA: 4.62 (8, 1)	1.0		8	4	4	2	0	0	0	0	0	1	0	8	8	18.00	4.000								
Ron Willis, R ERA: 4.02 (9, 1)	1.0		4	0	0	0	1	0	0	0	0	0	0	6	6	0.00	0.000								

Batter	1	2	3	4	5	6	7	8	9	AB	R	H	RBI	BB	SO	LOB	BOTTOM								
Rafael Robles, R OBP: 0.264, SLG: 0.222 (1, 6)	4-0 S BB		0-0 L9			0-0 2B 1B		0-0 L3	0-0 6-3	4	1	1	0	1	0	1	Los Angeles Dodgers @ San Diego Padres San Diego Stadium, San Diego, CA Tue Sep 29 1970, 10:05 PM EDT Att: 2,952 - Unknown livebaseballscorecards.com								
Dave Robinson, S OBP: 0.395, SLG: 0.559 (1, 7)	0-3 K		0-0 2B		0-0 1B 2B			0-0 F6		4	1	2	0	0	1	1									
Cito Gaston, R OBP: 0.361, SLG: 0.540 (1, 8)	0-0 F4		0-0 3-1		0-0 2-H 3-H 1B			4-0 1B BB		3	0	1	2	1	0	2									
Ollie Brown, R OBP: 0.332, SLG: 0.491 (1, 9)	0-0 F9				0-0 F9		0-0 6-3		0-3 K	4	0	0	0	0	1	2									
Nate Colbert, R OBP: 0.327, SLG: 0.507 (1, 3)		0-0 F2		0-0 1B		0-0 1B		0-0 1-3 1B		4	0	3	0	0	0	0									
Ed Spiezio, R OBP: 0.376, SLG: 0.471 (1, 5)		0-0 F9		0-0 F8		0-0 L5		0-3 K		4	0	0	0	0	1	4									
Chris Cannizzaro, R OBP: 0.369, SLG: 0.361 (1, 2)		0-0 2B		0-0 F5		0-0 L9			0-3 K	4	0	1	0	0	1	2									
Dave Campbell, R OBP: 0.269, SLG: 0.338 (1, 4)		0-3 K			0-0 F6		0-0 F7		0-0 3-1 1B	4	0	1	0	0	1	1									
Dave Roberts, L OBP: 0.167, SLG: 0.271 (6, 1)										2	0	0	0	0	1	0									
Larry Stahl, L OBP: 0.206, SLG: 0.215 (7, PH)										0	0	0	0	0	0	0									
Mike Corkins, R OBP: 0.326, SLG: 0.324 (8, 1)										1	0	0	0	0	0	0									
Ron Willis, R OBP: 0.333, SLG: 0.333 (9, 1)										0	0	0	0	0	0	0									
Ray Webster, L OBP: 0.325, SLG: 0.339 (9, PH)										1	0	0	0	0	0	1									
Inning Stats	R: 0 E: 0 K: 1 S: 5	H: 0 LOB: 1 BB: 1 P: 9	R: 0 E: 0 K: 1 S: 6	H: 1 LOB: 1 BB: 0 P: 6	R: 0 E: 0 K: 0 S: 4	H: 1 LOB: 1 BB: 0 P: 4	R: 0 E: 0 K: 0 S: 4	H: 1 LOB: 1 BB: 0 P: 4	R: 0 E: 0 K: 2 S: 8	H: 0 LOB: 2 BB: 1 P: 12	R: 0 E: 0 K: 1 S: 6	H: 1 LOB: 1 BB: 0 P: 6	1B: 6 2B: 3 HR: 0	SF: 0 SAC: 0 DP: 0 HBP: 0	WP: 0 PB: 0 SB: 1 CS: 0	PA: 37									
PITCHER	IP	WLS	BF	H	R	ER	SO	BB	IBB	HBP	BLK	WP	HR	S	P	ERA	WHIP								
Sandy Vance, R ERA: 3.13 (1, 1)	5.0		21	6	2	2	3	1	0	0	0	0	0	26	30	3.60	1.400								
Pete Mikkelsen, R ERA: 2.70 (6, 1)	4.0	S	16	3	0	0	3	1	0	0	0	0	0	21	25	0.00	1.000								



Batter	1	2	3	4	5	6	7	8	9	AB	R	H	RBI	BB	SO	LOB	TOP		
Maury Wills, S OBP: 0.332, SLG: 0.318 (1,6)										4	0	1	0	0	0	0	Los Angeles Dodgers @ San Diego Padres San Diego Stadium, San Diego, CA Wed Sep 30 1970, 10:05 PM EDT Att: 3,549 - Unknown livebaseballscorecards.com		
Manny Mota, R OBP: 0.376, SLG: 0.384 (1,7)										4	1	2	0	0	0	0			
Willie Davis, L OBP: 0.337, SLG: 0.441 (1,8)										4	0	1	0	0	2	2			
Wes Parker, S OBP: 0.392, SLG: 0.458 (1,3)										3	0	2	1	0	1	2			
Tom Haller, L OBP: 0.349, SLG: 0.463 (1,2)										4	0	0	0	0	0	3			
Steve Garvey, R OBP: 0.305, SLG: 0.352 (1,5)										4	0	1	0	0	0	1			
Bill Buckner, L OBP: 0.224, SLG: 0.266 (1,9)										3	0	0	0	0	1	2			
Billy Grabarkewitz, R OBP: 0.400, SLG: 0.454 (1,4)										3	0	0	0	0	2	2			
Claude Osteen, L OBP: 0.232, SLG: 0.290 (1,1)										2	0	0	0	0	1	0			
Len Gabrielson, L (8, PH) OBP: 0.205, SLG: 0.238 (8, 1)										1	0	0	0	0	0	0			
Ray Lamb, R (8, 1)										0	0	0	0	0	0	0			
Inning Stats	R: 0 E: 0 K: 1 S: 5	H: 0 LOB: 0 BB: 0 P: 5	R: 0 E: 0 K: 0 S: 5	H: 2 LOB: 2 BB: 0 P: 5	R: 0 E: 0 K: 1 S: 5	H: 0 LOB: 0 BB: 0 P: 5	R: 0 E: 0 K: 1 S: 5	H: 1 LOB: 0 BB: 0 P: 5	R: 0 E: 0 K: 1 S: 7	H: 2 LOB: 2 BB: 0 P: 7	R: 0 E: 0 K: 1 S: 5	H: 0 LOB: 0 BB: 0 P: 5	R: 0 E: 0 K: 1 S: 5	H: 0 LOB: 0 BB: 0 P: 5	R: 1 E: 1 K: 0 S: 5	H: 2 LOB: 1 BB: 0 P: 5	1B: 7 2B: 0 3B: 0 HR: 0	SF: 1 SAC: 0 DP: 1 HBP: 0	WP: 0 PA: 33 PB: 0 SB: 0 CS: 0
PITCHER Pat Dobson, R ERA: 3.76 (1, 1)	IP: 9.0 WLS: W BF: 33 H: 7 R: 1 ER: 0 SO: 7 BB: 0 IBB: 0 HBP: 0 BLK: 0 WP: 0 HR: 0 S: 47 P: 47 ERA: 0.00 WHIP: 0.778															PITCHER			

Batter	1	2	3	4	5	6	7	8	9	AB	R	H	RBI	BB	SO	LOB	BOTTOM		
Dave Campbell, R OBP: 0.266, SLG: 0.337 (1,4)										4	0	1	0	0	0	0	Los Angeles Dodgers @ San Diego Padres San Diego Stadium, San Diego, CA Wed Sep 30 1970, 10:05 PM EDT Att: 3,549 - Unknown livebaseballscorecards.com		
Rafael Robles, R OBP: 0.294, SLG: 0.224 (1,6)										4	1	1	0	0	1	1			
Cito Gaston, R OBP: 0.360, SLG: 0.538 (1,8)										4	0	1	0	0	1	1			
Ollie Brown, R OBP: 0.333, SLG: 0.492 (1,9)										3	1	2	1	0	0	0			
Nate Colbert, R OBP: 0.326, SLG: 0.504 (1,3)										3	0	0	0	1	1	3			
Ed Spiezio, R OBP: 0.377, SLG: 0.468 (1,5)										2	0	0	0	1	0	2			
Jose Arcia, R (8, FR) OBP: 0.282, SLG: 0.288 (9, 5)										0	0	0	0	0	0	0			
Chris Cannizzaro, R OBP: 0.367, SLG: 0.379 (1,2)										4	0	1	1	0	0	4			
Jim Williams, R OBP: 0.333, SLG: 0.286 (1,7)										2	0	0	0	1	1	2			
Dave Robinson, S OBP: 0.395, SLG: 0.559 (9, 7)										0	0	0	0	0	0	0			
Pat Dobson, R OBP: 0.208, SLG: 0.155 (1, 1)										3	0	0	0	0	2	5			
Inning Stats	R: 0 E: 0 K: 2 S: 7	H: 0 LOB: 0 BB: 0 P: 7	R: 1 E: 1 K: 2 S: 9	H: 1 LOB: 2 BB: 0 P: 10	R: 1 E: 0 K: 1 S: 7	H: 2 LOB: 1 BB: 0 P: 7	R: 0 E: 0 K: 0 S: 3	H: 0 LOB: 0 BB: 0 P: 3	R: 0 E: 0 K: 0 S: 4	H: 1 LOB: 1 BB: 0 P: 4	R: 0 E: 0 K: 1 S: 6	H: 1 LOB: 3 BB: 2 P: 14	R: 0 E: 0 K: 0 S: 3	H: 0 LOB: 0 BB: 0 P: 3	R: 0 E: 0 K: 0 S: 3	H: 1 LOB: 2 BB: 1 P: 7	1B: 6 2B: 1 3B: 0 HR: 0	SF: 1 SAC: 0 DP: 1 HBP: 1	WP: 1 PA: 34 PB: 0 SB: 0 CS: 0
PITCHER Claude Osteen, L ERA: 3.83 (8, 1)	IP: 7.0 WLS: L BF: 30 H: 5 R: 2 ER: 1 SO: 6 BB: 2 IBB: 0 HBP: 1 BLK: 0 WP: 0 HR: 0 S: 39 P: 48 ERA: 1.29 WHIP: 1.000															PITCHER			
Ray Lamb, R ERA: 3.79 (8, 1)	IP: 1.0 WLS: L BF: 4 H: 1 R: 0 ER: 0 SO: 0 BB: 0 IBB: 1 HBP: 0 BLK: 0 WP: 1 HR: 0 S: 3 P: 7 ERA: 0.00 WHIP: 1.000															PITCHER			



Batter	1	2	3	4	5	6	7	8	9	AB	R	H	RBI	BB	SO	LOB	TOP																		
Maury Wills, S OBP: 0.333, SLG: 0.318 Bill Russell, R OBP: 0.303, SLG: 0.363										0	1	0	0	1	0	0	Los Angeles Dodgers @ San Diego Padres San Diego Stadium, San Diego, CA Thu Oct 01 1970, 10:05 PM EDT Att: 17,630 - Unknown																		
Manny Mota, R OBP: 0.377, SLG: 0.384 Bill Buckner, L OBP: 0.225, SLG: 0.265										0	1	0	0	1	0	0																			
Willie Davis, L OBP: 0.335, SLG: 0.438 Willie Crawford, L OBP: 0.313, SLG: 0.381										3	0	0	0	0	0	4																			
Wes Parker, S OBP: 0.392, SLG: 0.458 Steve Garvey, R OBP: 0.310, SLG: 0.355										2	0	1	0	0	1	2																			
Tom Haller, L OBP: 0.351, SLG: 0.465 Joe Ferguson, R OBP: 0.429, SLG: 0.250										1	0	1	2	0	0	0																			
Bill Sudakis, S OBP: 0.352, SLG: 0.461										5	1	2	0	0	0	3																			
Billy Grabarkewitz, R OBP: 0.399, SLG: 0.454										5	0	1	0	0	2	6																			
Von Joshua, L OBP: 0.302, SLG: 0.358										4	2	2	0	1	0	4																			
Don Sutton, R OBP: 0.253, SLG: 0.202 Tom Paciorek, R OBP: 0.300, SLG: 0.333 Mike Strahler, R OBP: 0.250, SLG: 0.250										2	0	0	0	0	2	0																			
										2	0	0	1	0	0	3																			
Inning Stats	R: 2 E: 0 K: 2 S: 9	H: 2 LOB: 2 BB: 2 P: 17	R: 1 E: 0 K: 1 S: 7	H: 2 LOB: 1 BB: 0 P: 7	R: 0 E: 0 K: 1 S: 7	H: 2 LOB: 2 BB: 0 P: 7	R: 0 E: 0 K: 1 S: 6	H: 1 LOB: 1 BB: 0 P: 6	R: 0 E: 0 K: 1 S: 6	H: 1 LOB: 0 BB: 0 P: 6	R: 3 E: 0 K: 0 S: 7	H: 4 LOB: 1 BB: 0 P: 7	R: 1 E: 0 K: 0 S: 5	H: 1 LOB: 1 BB: 0 P: 5	R: 0 E: 0 K: 1 S: 5	H: 0 LOB: 0 BB: 0 P: 5	R: 0 E: 0 K: 1 S: 6	H: 1 LOB: 2 BB: 1 P: 10	1B: 11 2B: 2 3B: 1 HR: 0	SF: 1 SAC: 0 DP: 0 HBP: 0	WP: 1 PB: 0 SB: 2 CS: 0	PA: 45													
PITCHER	IP WLS BF H R ER SO BB IBB HBP BLK WP HR S P ERA WHIP	IP WLS BF H R ER SO BB IBB HBP BLK WP HR S P ERA WHIP																																	
Clay Kirby, R ERA: 4.57	5.0	26	9	4	4	6	2	0	0	0	0	1	0	36	44	7.20	2.200																		
Tom Dukes, R ERA: 3.91	1.0	L 6	3	2	2	0	0	0	0	0	0	0	0	6	6	18.00	3.000																		
Al Santorini, R ERA: 6.07	3.0	13	2	1	0	2	0	1	0	0	0	0	0	16	20	0.00	0.667																		

AB	41
R	7
H	14
RBI	6
BB	3
SO	8
LOB	28



Batter	1	2	3	4	5	6	7	8	9	AB	R	H	RBI	BB	SO	LOB	BOTTOM																		
Rafael Robles, R OBP: 0.263, SLG: 0.225 Ray Webster, L OBP: 0.323, SLG: 0.336										4	1	1	0	0	2	1	Los Angeles Dodgers @ San Diego Padres San Diego Stadium, San Diego, CA Thu Oct 01 1970, 10:05 PM EDT Att: 17,630 - Unknown																		
Dave Robinson, S OBP: 0.395, SLG: 0.526										4	1	1	0	1	1	0																			
Cito Gaston, R OBP: 0.364, SLG: 0.543										4	1	4	1	0	0	0																			
Ollie Brown, R OBP: 0.331, SLG: 0.489										3	0	0	1	0	1	4																			
Nate Colbert, R OBP: 0.328, SLG: 0.509										3	1	1	2	1	0	2																			
Ed Spiezio, R OBP: 0.373, SLG: 0.462										4	0	0	0	0	1	3																			
Bob Barton, R OBP: 0.278, SLG: 0.314										3	0	0	0	1	1	3																			
Dave Campbell, R OBP: 0.268, SLG: 0.336										3	0	0	0	1	2	1																			
Clay Kirby, R OBP: 0.203, SLG: 0.162 Tom Dukes, R ERA: 3.91 Larry Stahl, L OBP: 0.236, SLG: 0.212 Al Santorini, R ERA: 6.07 Chris Cannizzaro, R OBP: 0.366, SLG: 0.378										2	0	0	0	0	2	1																			
										0	0	0	0	0	0	0																			
Inning Stats	R: 1 E: 0 K: 1 S: 8	H: 3 LOB: 3 BB: 1 P: 12	R: 0 E: 0 K: 3 S: 9	H: 0 LOB: 0 BB: 0 P: 9	R: 0 E: 0 K: 2 S: 8	H: 1 LOB: 1 BB: 0 P: 8	R: 0 E: 0 K: 1 S: 5	H: 0 LOB: 1 BB: 1 P: 9	R: 3 E: 0 K: 0 S: 7	H: 2 LOB: 0 BB: 1 P: 11	R: 0 E: 0 K: 0 S: 3	H: 0 LOB: 1 BB: 1 P: 7	R: 0 E: 0 K: 0 S: 4	H: 1 LOB: 1 BB: 0 P: 4	R: 0 E: 0 K: 2 S: 7	H: 0 LOB: 0 BB: 0 P: 7	R: 0 E: 0 K: 0 S: 3	H: 0 LOB: 0 BB: 0 P: 3	1B: 5 2B: 1 3B: 0 HR: 1	SF: 1 SAC: 0 DP: 0 HBP: 0	WP: 0 PB: 0 SB: 0 CS: 0	PA: 38													
PITCHER	IP WLS BF H R ER SO BB IBB HBP BLK WP HR S P ERA WHIP	IP WLS BF H R ER SO BB IBB HBP BLK WP HR S P ERA WHIP																																	
Don Sutton, R ERA: 4.08	5.0	W 24	4	4	4	8	3	0	0	0	0	0	0	37	49	7.20	1.800																		
Mike Strahler, R ERA: 1.45	4.0	S 14	1	0	0	2	1	0	0	0	0	0	0	17	21	0.00	0.500																		

AB	33
R	4
H	7
RBI	4
BB	4
SO	10
LOB	16

