

San Diego Padres - 1971

Batter	1	2	3	4	5	6	7	8	9	AB R H RBI BB SO LOB	TOP		
Bobby Bonds, R (1, 9) OBP: 0.200, SLG: 0.200	0-3 K		0-0 5-3			0-3 K	0-0 E 1-2 1B		0-0 1-3	5 0 1 0 0 2 1	San Francisco Giants @ San Diego Padres San Diego Stadium, San Diego, CA Tue Apr 06 1971, 9:05 PM EST Att. 34,554 - Unknown livebaseballscorecards.com		
Tito Fuentes, S (1, 4) OBP: 0.200, SLG: 0.200	0-0 F8		0-0 F7			0-0 G3	0-0 FC5		0-0 PB 2-3 1B	5 0 1 0 0 0 2			
Willie Mays, R (1, 8) OBP: 0.400, SLG: 1.200	0-0 HR		0-0 5-3			0-0 1B 2B	0-3 K		0-0 F8 1-2 3-H	5 2 2 1 0 1 3			
Willie McCovey, L (1, 3) OBP: 0.200, SLG: 0.200	0-3 K			0-0 G3		4-0 1B IBB		0-0 F7		3 0 0 0 1 1 0			
Ken Henderson, S (1, 7) OBP: 0.750, SLG: 0.667		0-0 2B 4-3 1B		0-0 P3		0-0 WP 1B		4-0 E S BB		3 1 2 1 1 0 0			
Dick Dietz, R (1, 2) OBP: 0.500, SLG: 0.667		0-0 1-3 2B		0-0 5-3		4-0 1-3 2-H IBB		0-3 K		3 0 1 0 1 1 1			
Al Gallagher, R (1, 5) OBP: 0.200, SLG: 0.200		0-0 3-H 4-3			0-0 F9	0-0 F8		0-0 4-3		4 0 0 1 0 0 5			
Hal Lanier, R (1, 6) OBP: 0.500, SLG: 0.500		0-0 5-3			0-3 K		0-0 FC5 1B 1B		0-0 1B SH3-4 PB 1B	4 1 2 0 0 1 1			
Juan Marichal, R (1, 1) OBP: 0.200, SLG: 0.200		0-0 4-3			0-0 6-3		0-0 F3		0-0 SH3-4	3 0 0 0 0 0 2			
Inning Stats	R: 1 E: 0 K: 2 S: 8 H: 1 LOB: 0 BB: 0 P: 8	R: 1 E: 0 K: 0 S: 5 H: 2 LOB: 1 BB: 0 P: 5	R: 0 E: 0 K: 0 S: 3 H: 0 LOB: 0 BB: 0 P: 3	R: 0 E: 0 K: 0 S: 3 H: 0 LOB: 0 BB: 0 P: 3	R: 0 E: 0 K: 1 S: 5 H: 0 LOB: 0 BB: 0 P: 5	R: 1 E: 0 K: 1 S: 7 H: 2 LOB: 3 BB: 2 P: 15	R: 0 E: 1 K: 1 S: 7 H: 2 LOB: 2 BB: 0 P: 7	R: 0 E: 0 K: 1 S: 5 H: 0 LOB: 1 BB: 1 P: 9	R: 1 E: 0 K: 0 S: 5 H: 2 LOB: 1 BB: 0 P: 5	1B: 6 2B: 2 3B: 0 HR: 1 SF: 0 SAC: 1 DP: 0 HBP: 0	WP: 1 PB: 1 SB: 1 CS: 0 PA: 39		
PITCHER	IP WLS BF H R ER SO BB IBB HBP BLK WP HR S P ERA WHIP											PITCHER	IP WLS BF H R ER SO BB IBB HBP BLK WP HR S P ERA WHIP
Tom Phoebus, R (1, 1) ERA: 4.5	6.0 L 25 5 3 3 4 0 2 0 0 1 1 31 39 4.50 0.833												
Gary Ross, R (7, 1) ERA:	2.0 9 2 0 0 2 1 0 0 0 0 0 0 12 16 0.00 1.500												
Al Severinsen, R (9, 1) ERA:	1.0 5 2 1 0 0 0 0 0 0 0 0 0 5 5 0.00 2.000												



Batter	1	2	3	4	5	6	7	8	9	AB R H RBI BB SO LOB	TOP										
Bobby Bonds, R (1, 9) OBP: 0.300, SLG: 0.500	0-3 K		0-3 K		0-0 2B 1B	0-0 F7			0-0 1B 3B	5 2 2 0 0 2 1	San Francisco Giants @ San Diego Padres San Diego Stadium, San Diego, CA Wed Apr 07 1971, 9:05 PM EST Att. 6,790 - Unknown										
Chris Speier, R (1, 6) OBP: 0.600, SLG: 0.750	0-0 4-3		4-0 WP BB		0-0 1-H 2B		0-0 F4	0-0 FC3-6 1B 1B	4 1 2 2 1 0 0												
Willie Mays, R (1, 8) OBP: 0.500, SLG: 1.222	4-0 BB		0-0 6-3 1-2		0-0 5-3		0-0 HR	0-0 FC3-6 1B	4 1 2 1 1 0 2												
Willie McCovey, L (1, 3) OBP: 0.500, SLG: 1.222	0-0 F9		0-0 G3		0-0 F9		0-0 F8	0-0 FC3-6 1B	5 0 0 0 0 0 5												
Ken Henderson, S (1, 7) OBP: 0.667, SLG: 1.200		0-0 HR		4-0 HR BB	4-0 IBB		0-0 F8	0-0 SF7	2 2 1 2 2 0 0												
Dick Dietz, R (1, 2) OBP: 0.556, SLG: 1.000		4-0 BB		0-0 1-H HR	0-0 F9			0-0 3-H 1B	4 1 2 2 1 0 2												
Al Gallagher, R (1, 5) OBP: 0.111, SLG: 0.111		0-0 F8		0-0 5-3		0-0 1B		0-3 K	5 0 1 0 0 2 3												
Hal Lanier, R (1, 4) OBP: 0.375, SLG: 0.286		0-0 L5		0-3 K		0-0 F7		4-0 BB	3 0 0 0 1 1 2												
Gaylord Perry, R (1, 1) OBP: 0.375, SLG: 0.286		0-3 K		0-3 K		0-3 K		0-3 K	4 0 0 0 0 4 3												
Inning Stats	R: 0 E: 0 K: 1 S: 5	H: 0 LOB: 1 BB: 1 P: 9	R: 1 E: 0 K: 1 S: 6	H: 1 LOB: 1 BB: 1 P: 10	R: 0 E: 0 K: 1 S: 5	H: 0 LOB: 1 BB: 1 P: 9	R: 2 E: 0 K: 2 S: 8	H: 1 LOB: 0 BB: 1 P: 12	R: 1 E: 0 K: 0 S: 5	H: 2 LOB: 2 BB: 1 P: 9	R: 0 E: 0 K: 1 S: 6	H: 1 LOB: 1 BB: 0 P: 6	R: 1 E: 0 K: 0 S: 4	H: 1 LOB: 0 BB: 0 P: 4	R: 0 E: 0 K: 2 S: 7	H: 0 LOB: 1 BB: 1 P: 11	R: 2 E: 0 K: 1 S: 9	H: 4 LOB: 2 BB: 0 P: 9	1B: 5 2B: 1 3B: 1 HR: 3	SF: 1 SAC: 0 DP: 0 HBP: 0	WP: 1 PA: 43
PITCHER	IP WLS BF H R ER SO BB IBB HBP BLK WP HR S P ERA WHIP																				
Clay Kirby, R (1, 1) ERA: 9.0	4.0 L 20 4 4 4 5 4 0 0 0 1 2 26 42 9.00 2.000																				
Al Severinsen, R (5, 1) ERA:	1.0 4 0 0 0 0 0 0 1 0 0 0 0 3 7 0.00 0.000																				
Al Santorini, R (6, 1) ERA: 4.5	2.0 8 2 1 1 1 0 0 0 0 0 1 10 10 4.50 1.000																				
Bill Laxton, L (8, 1) ERA: 18.0	1.0 7 3 2 2 2 1 0 0 0 0 0 10 14 18.00 4.000																				
Dave Roberts, L (9, 1) ERA:	1.0 4 1 0 0 1 0 0 0 0 0 0 6 6 0.00 1.000																				

AB	36
R	7
H	10
RBI	7
BB	6
SO	9
LOB	18



WP	1	PA	43
PB	0		
SB	0		
CS	0		

Batter	1	2	3	4	5	6	7	8	9	AB R H RBI BB SO LOB
Dave Campbell, R OBP: 0.308, SLG: 0.250 (1, 4)	0-0 HR 1B	4-0 BB		0-0 P6		0-0 F7			0-0 1B 1B	4 2 2 0 1 0 2
Larry Stahl, L OBP: 0.385, SLG: 0.583 (1, 7)	0-0 HR 1B	0-0 6-3		0-0 G3			0-0 F4		0-0 1B SF8 1B	5 2 2 3 0 0 2
Cito Gaston, R OBP: 0.308, SLG: 0.308 (1, 8)	0-0 4-3		0-0 FC5-4 1B		0-0 1B		0-3 K		0-0 1B 1B	5 0 3 1 0 1 0
Nate Colbert, R OBP: 0.385, SLG: 0.909 (1, 3)	0-0 2B 1B		0-3 K		0-3 K		0-3 K		0-0 SF8	4 1 1 1 0 3 2
Ollie Brown, R OBP: 0.273, SLG: 0.222 (1, 9)	0-0 2B		0-0 FC5-4		0-0 F3			0-0 4-3		4 0 1 1 0 0 2
Ed Spiezio, R OBP: 0.364, SLG: 0.222 (1, 5)	4-0 BB		0-0 F8		0-0 L6			0-0 1B		3 0 1 0 1 0 2
Chris Cannizzaro, R OBP: 0.273, SLG: 0.222 (1, 2)	0-0 G6-4-3					0-0 1B 2B		0-0 G4-6-3 1B		3 1 1 0 1 0 3
Tommy Dean, R Don Mason, L OBP: 0.500, SLG: 0.500 (9, PH)		0-0 6-3		0-0 1-3		0-0 SH1-4		0-0 1B 1B		2 0 0 0 0 0 1 1 1 1 0 0 0 0
Steve Arjin, R OBP: 0.333, SLG: 0.333 (1, 1) Dick Kelley, R (7, 1) Gary Ross, R (7, 1) Al Ferrara, R (9, PH)		0-0 F4		0-0 1B		0-0 F8		0-3 K		3 0 1 1 0 0 1 0 0 0 0 0 0 0 0 0 0 0 0 0 0 1 0 0 0 0 1 1

Inning Stats	R: 3 E: 0 K: 0 S: 6	H: 4 LOB: 1 BB: 1 P: 10	R: 0 E: 0 K: 0 S: 3	H: 0 LOB: 1 BB: 1 P: 7	R: 0 E: 0 K: 1 S: 6	H: 1 LOB: 1 BB: 0 P: 6	R: 1 E: 0 K: 0 S: 5	H: 2 LOB: 1 BB: 0 P: 5	R: 0 E: 0 K: 1 S: 6	H: 1 LOB: 1 BB: 0 P: 6	R: 0 E: 0 K: 0 S: 3	H: 0 LOB: 1 BB: 1 P: 7	R: 0 E: 0 K: 2 S: 7	H: 0 LOB: 0 BB: 0 P: 7	R: 0 E: 0 K: 0 S: 3	H: 1 LOB: 0 BB: 0 P: 3	R: 3 E: 0 K: 1 S: 8	H: 4 LOB: 1 BB: 0 P: 8	1B: 10 2B: 2 3B: 0 HR: 1	SF: 1 SAC: 1 DP: 2 HBP: 0	WP: 0 PB: 0 SB: 0 CS: 0	PA: 40
--------------	------------------------------	----------------------------------	------------------------------	---------------------------------	------------------------------	---------------------------------	------------------------------	---------------------------------	------------------------------	---------------------------------	------------------------------	---------------------------------	------------------------------	---------------------------------	------------------------------	---------------------------------	------------------------------	---------------------------------	-----------------------------------	------------------------------------	----------------------------------	--------


PITCHER	IP	WLS	BF	H	R	ER	SO	BB	IBB	HBP	BLK	WP	HR	S	P	ERA	WHIP
Steve Stone, R ERA: 12.0 (1, 1)	3.0		16	6	4	4	1	2	0	0	0	0	1	16	24	12.00	2.667
Jerry Johnson, R ERA: (4, 1)	3.0		12	2	0	0	1	1	0	0	0	0	0	13	17	0.00	1.000
Don McMahon, R ERA: 10.13 (7, 1)	2.2	L	12	5	3	3	3	0	0	0	0	0	0	18	18	10.12	1.875

BOTTOM

San Francisco Giants @ San Diego Padres
San Diego Stadium, San Diego, CA

Thu Apr 08 1971, 9:05 PM EST
Att. 6,199 - Unknown

AB	35
R	7
H	13
RBI	7
BB	3
SO	5
LOB	16



Batter	1	2	3	4	5	6	7	8	9	AB R H RBI BB SO LOB	TOP			
Dave Campbell, R (1, 4) OBP: 0.389, SLG: 0.412	0-0 E7 1B	0-0 BB 1B 2B 1B	0-0 5-3			0-0 4-3 SH1-4 1B		0-0 WP 2B		5 2 3 0 0 0 0	San Diego Padres @ Los Angeles Dodgers Dodger Stadium, Los Angeles, CA Fri Apr 09 1971, 6:05 PM PST Att: 31,413 - Unknown livebaseballscorecards.com			
Larry Stahl, L (1, 7) OBP: 0.412, SLG: 0.563	0-0 BB BB FC6-4 1B	0-0 2B 1B	0-3 K			0-0 SH1-4		0-3 K 2-3	4 2 2 1 0 2 1					
Cito Gaston, R (1, 8) OBP: 0.333, SLG: 0.353	0-3 K	4-0 2B BB				0-0 4-3		0-3 K	4 1 1 0 1 2 2					
Nate Colbert, R (1, 3) OBP: 0.389, SLG: 0.800	4-0 FC6-4 BB 1B BB	0-0 WP 2B				0-0 6-3		0-0 5-3	4 1 1 3 1 0 2					
Ollie Brown, R (1, 9) OBP: 0.250, SLG: 0.154	4-0 FC6-4 BB 1-2 2-3	0-0 F3				0-0 6-3		0-0 6-3	4 0 0 0 1 0 2					
Ed Spiezio, R (1, 5) OBP: 0.395, SLG: 0.200 Ron Slocum, R (2, PR) (2, 5)	0-0 FC6-4 1B	4-0 BB BB				0-3 K		0-0 5-3	1 0 0 1 1 0 2 2 0 0 0 0 1 1					
Chris Cannizzaro, R (1, 2) OBP: 0.333, SLG: 0.250	0-0 1-2 3-H 1B	4-0 BB BB				0-0 5-3		0-0 6-3	3 0 1 1 1 0 0					
Tommy Dean, R (1, 6)	0-0 F9	0-0 1-3				0-3 K		0-3 K	4 0 0 0 0 2 5					
Danny Coombs, R (1, 1) Al Ferrara, R (8, PH) Al Severinsen, R (8, 1)		0-3 K	0-0 6-3			0-3 K		0-3 K	3 0 0 0 0 2 0 1 0 0 0 0 1 0 0 0 0 0 0 0 0					
Inning Stats	R: 3 H: 2 E: 1 LOB: 2 K: 1 BB: 2 S: 8 P: 16	R: 3 H: 3 E: 0 LOB: 3 K: 1 BB: 3 S: 8 P: 20	R: 0 H: 0 E: 0 LOB: 0 K: 1 BB: 0 S: 5 P: 5	R: 0 H: 1 E: 0 LOB: 1 K: 1 BB: 0 S: 6 P: 6	R: 0 H: 0 E: 0 LOB: 0 K: 2 BB: 0 S: 7 P: 7	R: 0 H: 1 E: 0 LOB: 1 K: 0 BB: 0 S: 4 P: 4	R: 0 H: 0 E: 0 LOB: 0 K: 0 BB: 0 S: 3 P: 3	R: 0 H: 1 E: 0 LOB: 1 K: 3 BB: 0 S: 10 P: 10	R: 0 H: 0 E: 0 LOB: 0 K: 1 BB: 0 S: 5 P: 5	1B: 5 SF: 0 2B: 3 SAC: 1 3B: 0 DP: 0 HR: 0 HBP: 0	WP: 2 PA: 41 PB: 0 SB: 0 CS: 0			
PITCHER	IP WLS BF H R ER SO BB IBB HBP BLK WP HR S P ERA WHIP												PITCHER	IP WLS BF H R ER SO BB IBB HBP BLK WP HR S P ERA WHIP
Bill Singer, R (1, 1) ERA: 9.82	1.1 L 13 5 6 3 2 3 0 0 0 0 0 0 14 26 20.25 6.000													
Al Downing, L (2, 1) ERA:	5.2 21 2 0 0 4 2 0 0 0 1 0 27 35 0.00 0.706													
Pete Mikkelsen, R (8, 1) ERA:	2.0 7 1 0 0 4 0 0 0 0 1 0 15 15 0.00 0.500													

Batter	1	2	3	4	5	6	7	8	9	AB	R	H	RBI	BB	SO	LOB
Maury Wills, S OBP: 0.353, SLG: 0.267 (1, 6)	4-0 1B BB	0-0 4-3			0-0 1-3		4-0 BB		0-0 2-3 1B	3	1	1	0	2	0	0
Manny Mota, R OBP: 0.250, SLG: 0.250 Duke Sims, L OBP: 0.444, SLG: 0.556 (1, 9)	0-0 FC6-4 1-3 1B		0-0 4-3		0-0 6-3		0-0 1-3		0-0 F8	4	1	1	0	0	0	1
Willie Davis, L OBP: 0.188, SLG: 0.188 (1, 8)	0-0 FC6-4 1-2 3-H 1B		0-0 1-3			0-0 G3		0-0 6-3		4	0	1	1	0	0	0
Wes Parker, S OBP: 0.313, SLG: 0.214 (1, 3)	0-0 FC6-4 1-2f 2-3		0-3 K			0-0 FC6-4 1B		4-0 BB		3	0	1	0	1	1	2
Dick Allen, R OBP: 0.111, SLG: 0.111 (1, 7)	0-0 FC6-4 1-2f 3-H			0-0 P6		0-0 FC6-4 1B		0-3 K		4	0	1	1	0	1	2
Bill Sudakis, S (1, 2)	0-0 4-3			0-0 F8		0-0 FC6-4 1-2f 2-3		0-3 K		4	0	0	0	0	1	4
Steve Garvey, R OBP: 0.357, SLG: 0.545 (1, 5)		0-0 HR		4-0 BB		0-0 F8		4-0 1B 3-1 BB		2	1	1	1	2	0	2
Bill Russell, R OBP: 0.308, SLG: 0.333 Jim Lefebvre, S (9, PH)		0-0 F7		0-0 F3		0-0 F8		0-0 3-1		3	0	0	0	0	0	1
Bill Singer, R Al Downing, R Bobby Valentine, R Pete Mikkelsen, R Bill Buckner, L OBP: 0.250, SLG: 0.625 (1, 1)		0-0 4-3		0-0 F9		0-0 L1		0-0 F5		1	0	0	0	0	0	0

Inning Stats	R: 2	H: 2	E: 0	K: 0	S: 5	LOB: 1	BB: 1	P: 9	R: 1	H: 1	E: 0	K: 0	S: 4	LOB: 0	BB: 0	P: 4	R: 0	H: 0	E: 0	K: 1	S: 5	LOB: 0	BB: 0	P: 5	R: 0	H: 0	E: 0	K: 0	S: 3	LOB: 1	BB: 1	P: 7	R: 0	H: 0	E: 0	K: 0	S: 3	LOB: 0	BB: 0	P: 3	R: 0	H: 2	E: 0	K: 0	S: 5	LOB: 2	BB: 0	P: 5	R: 0	H: 0	E: 0	K: 0	S: 3	LOB: 1	BB: 1	P: 7	R: 0	H: 0	E: 0	K: 2	S: 7	LOB: 1	BB: 1	P: 11	R: 0	H: 1	E: 0	K: 0	S: 4	LOB: 2	BB: 1	P: 8	1B: 5	2B: 0	3B: 0	HR: 1	SF: 0	SAC: 0	DP: 0	HBP: 0	WP: 0	PB: 0	SB: 0	CS: 0	PA: 38
PITCHER	IP	WLS	BF	H	R	ER	SO	BB	IBB	HBP	BLK	WP	HR	S	P	ERA	WHIP																																																																				
Danny Coombs, L ERA: 3.86 Al Severinsen, R ERA:	(1, 1)	7.0	W	29	5	3	3	1	3	0	0	0	0	28	40	3.86	1.143																																																																				
	(8, 1)	2.0	S	9	1	0	0	2	2	0	0	0	0	11	19	0.00	1.500																																																																				

BOTTOM

San Diego Padres @ Los Angeles Dodgers
Dodger Stadium, Los Angeles, CA

Fri Apr 09 1971, 6:05 PM PST
Att. 31,413 - Unknown

AB	33
R	3
H	6
RBI	3
BB	5
SO	3
LOB	16



WP: 0	PA: 38
PB: 0	ERA
SB: 0	WHIP
CS: 0	

livebaseballscores.com

Batter	1	2	3	4	5	6	7	8	9	AB R H RBI BB SO LOB	TOP											
Dave Campbell, R (1, 4) OBP: 0.409, SLG: 0.571	0-0 BLK 1B		0-3 K			0-0 5-3			0-0 HR	4 1 2 1 0 1 0	San Diego Padres @ Los Angeles Dodgers Dodger Stadium, Los Angeles, CA Sat Apr 10 1971, 6:05 PM PST Att: 19,705 - Unknown livebaseballscorecards.com											
Tommy Dean, R (1, 6) SS	0-3 K 1-2			0-0 2-3		0-0 4-3		0-0 4-3	4 0 0 0 0 1 1													
Cito Gaston, R (1, 8) OBP: 0.318, SLG: 0.300	0-0 5-3			0-0 6-3		4-0 4-3 BB		0-0 6-3	3 0 0 0 1 0 1													
Nate Colbert, R (1, 3) OBP: 0.409, SLG: 0.889	0-0 5-3			4-0 BB		0-0 4-3		0-0 HR	3 1 1 1 1 0 2													
Ollie Brown, R (1, 9) OBP: 0.250, SLG: 0.125		0-0 5-3		0-0 L6		4-0 G4-6-3 BB		0-0 5-3	3 0 0 0 1 0 1													
Al Ferrara, R (1, 7)		0-0 F9		4-0 G4-6-3 BB		0-0 G4-6-3			2 0 0 0 1 0 2													
Chris Cannizzaro, R (1, 2) OBP: 0.278, SLG: 0.200		0-3 K		0-0 G4-6-3		0-0 F8			3 0 0 0 0 1 1													
Ron Slocum, R (1, 5)			0-3 K		0-0 6-3		0-3 K		3 0 0 0 0 2 0													
Dave Roberts, L (1, 1)			0-0 F5			0-0 F8		0-0 5-3	2 0 0 0 0 0 0													
Al Santorini, R (6, 1)									0 0 0 0 0 0 0													
Ivan Murrell, R (8, PH)									1 0 0 0 0 0 0													
Dick Kelley, R (8, 1)									0 0 0 0 0 0 0													
Inning Stats	R: 0 E: 0 K: 1 S: 6	H: 1 LOB: 1 BB: 0 P: 6	R: 0 E: 0 K: 1 S: 5	H: 0 LOB: 0 BB: 0 P: 5	R: 0 E: 0 K: 2 S: 7	H: 0 LOB: 0 BB: 0 P: 7	R: 0 E: 0 K: 0 S: 3	H: 0 LOB: 1 BB: 1 P: 7	R: 0 E: 0 K: 0 S: 2	H: 0 LOB: 0 BB: 1 P: 6	R: 0 E: 0 K: 0 S: 3	H: 0 LOB: 0 BB: 0 P: 3	R: 0 E: 0 K: 0 S: 2	H: 0 LOB: 1 BB: 2 P: 10	R: 0 E: 0 K: 1 S: 5	H: 0 LOB: 0 BB: 0 P: 5	R: 2 E: 0 K: 0 S: 5	H: 2 LOB: 0 BB: 0 P: 5	1B: 1 2B: 0 3B: 0 HR: 2	SF: 0 SAC: 0 DP: 2 HBP: 0	WP: 0 PB: 0 SB: 0 CS: 0	PA: 32
PITCHER Claude Osteen, L (1, 1) ERA: 1.0	IP: 9.0 WLS: W BF: 32 H: 3 R: 2 ER: 2 SO: 5 BB: 4 IBB: 0 HBP: 0 BLK: 1 WP: 0 HR: 2 S: 38 P: 54 ERA: 2.00 WHIP: 0.778											PITCHER	IP: 9.0 WLS: W BF: 32 H: 3 R: 2 ER: 2 SO: 5 BB: 4 IBB: 0 HBP: 0 BLK: 1 WP: 0 HR: 2 S: 38 P: 54 ERA: 2.00 WHIP: 0.778									

AB	28
R	2
H	3
RBI	2
BB	4
SO	5
LOB	8



Batter	1	2	3	4	5	6	7	8	9
Maury Wills, S (1, 6) OBP: 0.273, SLG: 0.200 Bobby Valentine, R (9, 6)	0-0 F9	0-0 4-3			0-0 5-3	0-3 K		0-0 6-3	
Manny Mota, R (1, 9) OBP: 0.353, SLG: 0.353 (8, 7)	0-0 E5 FC4-6		0-0 1-3		0-0 1B 2-H	0-0 1B 1-2 2-3 3-H		0-0 1B S	
Wes Parker, S (1, 3) OBP: 0.361, SLG: 0.278	0-0 FC4-6 1-2f		0-0 1B G5-4-3		0-0 1B 1-2	0-0 4-3		4-0 1B BB	
Dick Allen, R (1, 7) OBP: 0.154, SLG: 0.083 Willie Crawford, L (7, PR) OBP: 1.000, SLG: 1.000 (8, 9)	0-3 K		0-0 1B G5-4-3		0-0 1B 1-2f		4-0 1B F3	0-0 1B BB	
Bill Sudakis, S (1, 2) OBP: 0.455, SLG: 1.000		0-0 HR		4-0 1B G6-4-3		0-0 HR	0-0 1B 1-2	4-0 1B 2B	
Steve Garvey, R (1, 5) OBP: 0.368, SLG: 0.533		0-0 6-3		0-0 F9		0-0 1B BB	0-0 1B 2B	4-0 1B 2B	
Willie Davis, L (1, 8) OBP: 0.286, SLG: 0.381		0-0 2B S		0-0 1B G6-4-3		0-0 1B 6-3	0-0 1B BLK	0-0 1B 2B	
Bill Russell, R (1, 4) OBP: 0.333, SLG: 0.313		0-0 E6			0-0 1B SH1-4	4-0 1B 1B	0-0 1B L5	0-0 1B 3-1	
Claude Osteen, L (1, 1)		0-3 K			0-0 1B SH1-4	4-0 1B 1B		0-0 1B 6-3	

AB	R	H	RBI	BB	SO	LOB
5	0	0	0	0	1	6
0	0	0	0	0	0	0
5	1	3	2	0	0	0
4	1	2	0	1	0	4
3	0	0	0	1	1	4
1	2	1	1	0	0	0
3	3	2	2	2	0	1
4	1	1	1	1	0	3
5	0	3	3	0	0	2
4	1	1	0	1	0	4
2	0	0	0	1	1	2

BOTTOM

San Diego Padres @ Los Angeles Dodgers
 Dodger Stadium, Los Angeles, CA
 Sat Apr 10 1971, 6:05 PM PST
 Att. 19,705 - Unknown

livebaseballscorecards.com

AB	36
R	9
H	13
RBI	9
BB	7
SO	3
LOB	26



Inning Stats	R: 0	H: 0	E: 1	K: 1	S: 6	H: 0	LOB: 1	BB: 0	P: 6	R: 1	H: 2	E: 1	K: 1	S: 8	R: 0	H: 1	E: 0	K: 0	S: 3	R: 0	H: 0	E: 0	K: 0	S: 2	R: 1	H: 3	E: 0	K: 0	S: 6	R: 2	H: 3	E: 0	K: 1	S: 8	R: 1	H: 1	E: 0	K: 0	S: 4	R: 4	H: 3	E: 0	K: 0	S: 6
--------------	------	------	------	------	------	------	--------	-------	------	------	------	------	------	------	------	------	------	------	------	------	------	------	------	------	------	------	------	------	------	------	------	------	------	------	------	------	------	------	------	------	------	------	------	------

PITCHER	IP	WLS	BF	H	R	ER	SO	BB	IBB	HBP	BLK	WP	HR	S	P	ERA	WHIP
Dave Roberts, L (1, 1) ERA: 5.68	5.1	L	27	8	4	4	2	2	1	0	0	0	2	28	40	6.75	1.875
Al Santorini, R (6, 1) ERA: 4.91	1.2		8	2	1	1	1	1	0	0	1	0	0	9	13	5.40	1.800
Dick Kelley, L (8, 1) ERA: 54.0	1.0		9	3	4	4	0	3	0	0	0	0	0	6	18	36.00	6.000

WP	PA
0	44

WP	HR	S	P	ERA	WHIP
0	0	0	0	0	0

Batter	1	2	3	4	5	6	7	8	9	AB R H RBI BB SO LOB	TOP		
Dave Campbell, R (1, 4) OBP: 0.407, SLG: 0.520	0-0 5-3		0-0 5-3		4-0 1B SH3-4 5-3 BB	0-0 S 1B		0-0 F8		4 1 1 1 1 0 0	San Diego Padres @ Los Angeles Dodgers Dodger Stadium, Los Angeles, CA Sun Apr 11 1971, 3:33 AM PST Att. 14,536 - Unknown livebaseballscorecards.com		
Tommy Dean, R (1, 6) BBB	4-0 1B HR BB		0-0 5-3		0-0 SH3-4	0-0 3-H F8		0-0 F7	3 1 0 0 1 0 1				
Cito Gaston, R (1, 8) OBP: 0.407, SLG: 0.500	0-0 1-2 HR 1B		4-0 HR BB		0-0 5-3 1B		0-0 HR	0-3 K2-3	4 3 3 1 1 1 0				
Nate Colbert, R (1, 3) OBP: 0.444, SLG: 1.091	0-0 1-H 2-H HR		0-0 1-H HR		0-0 5-3		4-0 WP BB	0-0 6-3	4 2 2 6 1 0 1				
Ollie Brown, R (1, 9) OBP: 0.292, SLG: 0.200	0-0 G4-6-3 1B		0-0 1B		0-0 6-3		0-3 K		4 0 2 0 0 1 2				
Larry Stahl, L (1, 7) OBP: 0.381, SLG: 0.650	0-0 G4-6-3 1-2f		0-0 3-1		0-0 HR		0-3 K		4 1 1 1 0 1 3				
Bob Barton, R (1, 2)		0-0 6-3		0-0 4-3		0-0 E6 4-3 SH3-4 1B		0-3 K	4 1 0 0 0 1 1				
Ron Slocum, R (1, 5)		0-0 5-3		0-0 4-3		0-0 SH3-4		0-0 4-3	3 0 0 0 0 0 0				
Tom Phoebus, R (1, 1) OBP: 0.250, SLG: 0.500		0-0 F9		0-0 4-3		0-0 4-3		0-3 K	3 0 0 0 0 0 1				
Gary Ross, R (6, 1)									1 0 0 0 0 1 0				
Al Severinsen, R (9, 1)									0 0 0 0 0 0 0				
Inning Stats	R: 3 H: 3 E: 0 LOB: 0 K: 0 BB: 1 S: 5 P: 9	R: 0 H: 0 E: 0 LOB: 0 K: 0 BB: 0 S: 3 P: 3	R: 2 H: 2 E: 0 LOB: 1 K: 0 BB: 1 S: 5 P: 9	R: 0 H: 0 E: 0 LOB: 0 K: 0 BB: 0 S: 3 P: 3	R: 1 H: 1 E: 0 LOB: 1 K: 0 BB: 1 S: 4 P: 8	R: 2 H: 2 E: 1 LOB: 1 K: 0 BB: 0 S: 6 P: 6	R: 1 H: 1 E: 0 LOB: 1 K: 3 BB: 1 S: 10 P: 14	R: 0 H: 0 E: 0 LOB: 0 K: 1 BB: 0 S: 5 P: 5	R: 0 H: 0 E: 0 LOB: 0 K: 1 BB: 0 S: 5 P: 5	1B: 5 SF: 0 2B: 0 SAC: 2 3B: 0 DP: 1 HR: 4 HBP: 0	WP: 1 PA: 40 PB: 0 SB: 1 CS: 0		
PITCHER	IP WLS BF H R ER SO BB IBB HBP BLK WP HR S P ERA WHIP											PITCHER	IP WLS BF H R ER SO BB IBB HBP BLK WP HR S P ERA WHIP
Don Sutton, R (1, 1) ERA: 4.91	3.0 L 15 5 5 5 0 2 0 0 0 0 2 13 21 15.00 2.333												
Joe Moeller, R (4, 1) ERA: 3.6	3.0 14 3 3 2 0 1 0 0 0 0 1 13 17 6.00 1.333												
Bob O'Brien, L (7, 1) ERA: 4.5	2.0 8 1 1 1 4 1 0 0 0 1 1 15 19 4.50 1.000												
Charlie Hough, R (9, 1) ERA:	1.0 3 0 0 0 1 0 0 0 0 0 0 5 5 0.00 0.000												

Batter	1	2	3	4	5	6	7	8	9	AB R H RBI BB SO LOB	TOP																					
Dave Campbell, R (1, 4) OBP: 0.355, SLG: 0.448	0-3 K		0-0 F6			0-3 K			0-3 K	4 0 0 0 0 3 0	San Diego Padres @ San Francisco Giants Candlestick Park, San Francisco, CA Mon Apr 12 1971, 6:33 AM EST Att: 29,847 - Unknown livebaseballscorecards.com																					
Tommy Dean, R (1, 6) Al Ferrara, R (9, PH)	0-3 K			0-0 5-3		0-0 1-3			0-3 K	3 0 0 0 0 1 0 1 0 0 0 0 1 0																						
Cito Gaston, R (1, 8) OBP: 0.367, SLG: 0.444	0-3 K			0-0 G1					0-3 K	3 0 0 0 0 2 0																						
Nate Colbert, R (1, 3) OBP: 0.433, SLG: 1.040		0-0 3-1 2B		0-3 K					0-0 5-3	3 0 1 0 0 1 0																						
Ollie Brown, R (1, 9) OBP: 0.259, SLG: 0.174		0-0 3-1 2-3			0-0 5-3				0-0 F3	3 0 0 0 0 0 1																						
Larry Stahl, L (1, 7) OBP: 0.417, SLG: 0.696		0-0 1-3			0-0 2B				0-0 G6-3 1B	3 0 2 0 0 0 1																						
Bob Barton, R (1, 2)		0-0 1-3			0-0 F4				0-0 G6-3 1-2f	3 0 0 0 0 0 3																						
Ron Slocum, R (1, 5)			0-3 K		0-0 2-3				0-0 F7	3 0 0 0 0 1 1																						
Clay Kirby, R (1, 1) Al Santorini, R (2, 1) Don Mason, L (6, PH) Bill Laxton, L (6, 1) Dave Robinson, S (9, PH)			0-3 K			0-0 4-3			0-3 K	0 0 0 0 0 0 0 1 0 0 0 0 1 0 1 0 0 0 0 0 0 0 0 0 0 0 0 0 1 0 0 0 0 1 0																						
Inning Stats	R: 0 E: 0 K: 3 S: 9	H: 0 LOB: 0 BB: 0 P: 9	R: 0 E: 0 K: 0 S: 4	H: 1 LOB: 1 BB: 0 P: 4	R: 0 E: 0 K: 2 S: 7	H: 0 LOB: 0 BB: 0 P: 7	R: 0 E: 0 K: 1 S: 5	H: 0 LOB: 0 BB: 0 P: 5	R: 0 E: 0 K: 1 S: 5	H: 0 LOB: 0 BB: 0 P: 5		R: 0 E: 0 K: 1 S: 5	H: 0 LOB: 0 BB: 0 P: 5	R: 0 E: 0 K: 1 S: 3	H: 1 LOB: 0 BB: 0 P: 3	R: 0 E: 0 K: 3 S: 9	H: 0 LOB: 0 BB: 0 P: 9	1B: 1 2B: 2 3B: 0 HR: 0	SF: 0 SAC: 0 DP: 1 HBP: 0	WP: 0 PB: 0 SB: 0 CS: 0	PA: 29											
PITCHER Gaylord Perry, R (1, 1) ERA: 1.5	IP 9.0	WLS W	BF 29	H 3	R 0	ER 0	SO 11	BB 0	IBB 0	HBP 0	BLK 0	WP 0	HR 0	S 51	P 51	ERA 0.00	WHIP 0.333															
											PITCHER	IP	WLS	BF	H	R	ER	SO	BB	IBB	HBP	BLK	WP	HR	S	P	ERA	WHIP				



Batter	1	2	3	4	5	6	7	8	9
Bobby Bonds, R OBP: 0.412, SLG: 0.645 (1, 9)	0-3 K	0-0 BB 1B 2B	0-0 4-3			4-0 BB 1-2 BB		0-0 6-3	
Chris Speier, R OBP: 0.357, SLG: 0.304 (1, 6)	0-0 2B	4-0 1B BB BB			0-3 K	0-3 K		0-0 5-3	
Willie Mays, R OBP: 0.517, SLG: 1.083 (1, 8)	4-0 BB	4-0 BB 1B BB			0-3 K	4-0 BB 1-2 2-3 BB		0-0 1B	
Willie McCovey, L OBP: 0.250, SLG: 0.143 (1, 3) Frank Johnson, R (8, 3)	0-3 K	0-0 BB 1B			0-0 F8	0-0 F8		0-0 F8	
Ken Henderson, S OBP: 0.469, SLG: 0.520 (1, 7) George Foster, R OBP: 0.333, SLG: 1.333 (8, 7)	0-0 F7	0-0 F9			0-0 2B		0-0 5-3		
Dick Dietz, R OBP: 0.462, SLG: 0.650 (1, 2)		HR BB			0-0 6-3		0-0 1B 1B		
Al Gallagher, R OBP: 0.281, SLG: 0.355 (1, 5)		HR			0-0 6-3		0-0 1B		
Hal Lanier, R OBP: 0.250, SLG: 0.143 (1, 4)		0-0 F2	0-0 5-3			4-0 BB FC1-6 BB	0-0 F9		
Gaylord Perry, R (1, 1)		0-3 K 2B WP	0-3 K			0-0 BB FC1-6 BB 1-2f	0-0 G3		

Inning Stats	R: 0 E: 0 K: 2 S: 8	H: 1 LOB: 2 BB: 1 P: 12	R: 5 E: 2 K: 2 S: 11	H: 3 LOB: 3 BB: 4 P: 27	R: 0 E: 0 K: 1 S: 5	H: 0 LOB: 0 BB: 0 P: 5	R: 0 E: 0 K: 2 S: 7	H: 0 LOB: 0 BB: 0 P: 7	R: 0 E: 0 K: 0 S: 3	H: 1 LOB: 0 BB: 0 P: 3	R: 0 E: 0 K: 1 S: 5	H: 0 LOB: 3 BB: 3 P: 17	R: 0 E: 0 K: 0 S: 5	H: 2 LOB: 2 BB: 0 P: 5	R: 0 E: 0 K: 0 S: 4	H: 1 LOB: 1 BB: 0 P: 4
--------------	------------------------------	----------------------------------	-------------------------------	----------------------------------	------------------------------	---------------------------------	------------------------------	---------------------------------	------------------------------	---------------------------------	------------------------------	----------------------------------	------------------------------	---------------------------------	------------------------------	---------------------------------

PITCHER	IP	WLS	BF	H	R	ER	SO	BB	IBB	HBP	BLK	WP	HR	S	P	ERA	WHIP
Clay Kirby, R ERA: 14.29 (1, 1)	1.2	L	15	4	5	5	3	5	0	0	0	2	1	16	36	27.00	5.400
Al Santorini, R ERA: 2.57 (2, 1)	3.1		10	1	0	0	4	0	0	0	0	0	0	18	18	0.00	0.300
Bill Laxton, L ERA: 4.5 (6, 1)	3.0		15	3	0	0	1	3	0	0	0	0	0	14	26	0.00	2.000

BOTTOM

San Diego Padres @ San Francisco Giants
Candlestick Park, San Francisco, CA

Mon Apr 12 1971, 6:33 AM EST
Att. 29,847 - Unknown

AB	R	H	RBI	BB	SO	LOB
4	1	1	0	1	1	0
4	1	1	0	1	2	2
2	0	1	0	3	1	0
4	0	1	1	0	1	5
1	0	0	0	0	0	1
4	0	1	0	0	0	5
0	0	0	0	0	0	0
2	1	1	1	2	0	0
4	1	2	2	0	1	3
3	0	0	0	1	0	2
4	1	0	0	0	2	3

AB	32
R	5
H	8
RBI	4
BB	8
SO	8
LOB	21

WP: 2 PA: 40
PB: 0
SB: 0
CS: 0



PITCHER	IP	WLS	BF	H	R	ER	SO	BB	IBB	HBP	BLK	WP	HR	S	P	ERA	WHIP
---------	----	-----	----	---	---	----	----	----	-----	-----	-----	----	----	---	---	-----	------

Batter	1	2	3	4	5	6	7	8	9	AB R H RBI BB SO LOB	TOP
Don Kessinger, S OBP: 0.158, SLG: 0.189 (1, 6)	0-0 1B 1B	0-0 L8		0-0 SH5-3			0-0 F7			3 1 1 0 0 0 0	
Glenn Beckert, R OBP: 0.308, SLG: 0.342 (1, 4)	0-0 1B 1B		0-0 2B 1B	0-0 4-3			0-0 F2			4 2 2 0 0 0 1	
Billy Williams, L OBP: 0.432, SLG: 0.697 (1, 7)	0-0 F7		0-0 1B 2B				0-0 L1			4 1 1 0 0 0 2	
Ron Santo, R OBP: 0.313, SLG: 0.321 (1, 5)	0-0 1-3 1B 1-2 2-3		0-0 1B 1B 2-H 3-H				0-0 L9	0-3 K		4 0 2 2 0 1 0	
Joe Pepitone, L OBP: 0.400, SLG: 0.647 (1, 3)	0-0 1-3 1B 1-2 2-H 3-H		0-0 1B 1-3				0-0 1B	0-0 L5-3 1B		4 0 4 2 0 0 0	
Johnny Callison, L OBP: 0.310, SLG: 0.208 (1, 9) Jim Hickman, R (8, PH) (8, 9)	0-0 1-3 1B 1-2 2-3		0-3 K				0-0 4-3	0-0 L5-3 1-2		3 0 0 0 0 1 4 1 0 0 0 0 0 1	
Jose Ortiz, R OBP: 0.406, SLG: 0.393 (1, 8)	0-0 P4		0-0 P3				0-0 P4			4 0 0 0 0 0 3	
Ken Rudolph, R (1, 2)		0-0 5-3		4-0 SH5-3 BB			0-0 F2			3 0 0 0 1 0 0	
Bill Hands, R (1, 1)		0-3 K		0-3 K			0-0 F9			4 0 0 0 0 3 1	
Inning Stats	R: 2 H: 4 E: 0 LOB: 2 K: 0 BB: 0 S: 7 P: 7	R: 0 H: 0 E: 0 LOB: 0 K: 1 BB: 0 S: 5 P: 5	R: 2 H: 4 E: 0 LOB: 1 K: 1 BB: 1 S: 8 P: 8	R: 0 H: 0 E: 0 LOB: 1 K: 1 BB: 1 S: 5 P: 9	R: 0 H: 1 E: 0 LOB: 1 K: 0 BB: 0 S: 4 P: 4	R: 0 H: 0 E: 0 LOB: 0 K: 0 BB: 0 S: 3 P: 3	R: 0 H: 0 E: 0 LOB: 0 K: 0 BB: 0 S: 3 P: 3	R: 0 H: 1 E: 0 LOB: 0 K: 1 BB: 0 S: 5 P: 5	R: 0 H: 0 E: 0 LOB: 0 K: 1 BB: 0 S: 5 P: 5	1B: 9 SF: 0 2B: 2 SAC: 1 3B: 0 DP: 1 HR: 0 HBP: 0	WP: 0 PA: 36 PB: 0 SB: 0 CS: 0
PITCHER	IP WLS BF H R ER SO BB IBB HBP BLK WP HR S P ERA WHIP										
Steve Arlin, R (1, 1) ERA: 7.71	3.0 L 16 8 4 4 2 0 0 0 0 0 0 0 20 20 12.00 2.667										
Clay Kirby, R (4, 1) ERA: 10.57	2.0 8 1 0 0 1 1 0 0 0 0 0 0 9 13 0.00 1.000										
Dick Kelley, L (6, 1) ERA: 27.0	1.0 3 0 0 0 0 0 0 0 0 0 0 0 3 3 0.00 0.000										
Dave Roberts, L (7, 1) ERA: 3.86	3.0 9 1 0 0 2 0 0 0 0 0 0 0 13 13 0.00 0.333										

Chicago Cubs @ San Diego Padres
San Diego Stadium, San Diego, CA

Thu Apr 15 1971, 9:05 PM EST
Att: 4,515 - Unknown - 58 F

livebaseballscorecards.com

AB	34
R	4
H	10
RBI	4
BB	1
SO	5
LOB	12



Batter	1	2	3	4	5	6	7	8	9	AB	R	H	RBI	BB	SO	LOB
Dave Campbell, R OBP: 0.333, SLG: 0.441 (1, 6)	0-0 P3		0-0 F7		0-0 6-3 2B	0-0 F2			0-0 F7	5	0	1	0	0	0	3
Don Mason, L OBP: 0.286, SLG: 0.286 (1, 4)	0-0 4-3		0-0 2-H 1B		0-0 6-3				0-0 F8	4	0	1	1	0	0	1
Cito Gaston, R OBP: 0.353, SLG: 0.400 (1, 8)	0-3 K		0-0 F8		4-0 BB				0-3 K	3	0	0	0	1	2	1
Nate Colbert, R OBP: 0.441, SLG: 0.966 (1, 3)		0-0 4-3 1B		0-0 F8 1-3 1B		0-0 F9			0-0 F5	4	1	2	0	0	0	2
Ollie Brown, R OBP: 0.290, SLG: 0.259 (1, 9)		0-0 F3		0-0 1-3		0-0 3-1 1B			0-0 G4-6-3 1B	4	1	2	0	0	0	2
Larry Stahl, L OBP: 0.357, SLG: 0.593 (1, 7)		0-0 4-3		0-0 F8		0-0 3-1			0-0 G4-6-3	4	0	0	0	0	0	4
Chris Cannizzaro, R OBP: 0.318, SLG: 0.263 (1, 2)		0-0 F8		0-0 FC6-4 1B		0-0 6-3 1B			0-0 F9	4	0	2	2	0	0	1
Ron Slocum, R (1, 5)			0-0 E5 1B		0-0 FC6-4				0-3 K	4	1	0	0	0	1	2
Steve Arlin, R OBP: 0.333, SLG: 0.333 (1, 1)			0-3 K		0-3 K				0-0 6-3	0	0	0	0	0	0	0
Dave Robinson, S (3, PH)										1	0	0	0	0	1	1
Clay Kirby, R (4, 1)										0	0	0	0	0	0	0
Ivan Murrell, R (5, PH)										1	0	0	0	0	1	0
Dick Kelley, R (6, 1)										0	0	0	0	0	0	0
Al Ferrara, R (6, PH)										0	0	0	0	1	0	0
Dave Roberts, L (7, 1)										0	0	0	0	0	0	0
Bob Barton, R (9, PH)										1	0	0	0	0	0	0

Inning Stats	R: 0	H: 0	E: 0	K: 1	S: 5	R: 0	H: 1	E: 0	K: 0	S: 4	R: 1	H: 1	E: 1	K: 1	S: 7	R: 1	H: 2	E: 0	K: 0	S: 5	R: 0	H: 1	E: 0	K: 1	S: 6	R: 1	H: 2	E: 0	K: 0	S: 5	R: 0	H: 0	E: 0	K: 1	S: 3	R: 0	H: 1	E: 0	K: 0	S: 3	R: 0	H: 0	E: 0	K: 1	S: 5	R: 0	H: 0	E: 0	K: 1	S: 5	1B: 6	SF: 0	2B: 2	SAC: 0	3B: 0	DP: 1	HR: 0	HBP: 0	WP: 0	PA: 37
--------------	------	------	------	------	------	------	------	------	------	------	------	------	------	------	------	------	------	------	------	------	------	------	------	------	------	------	------	------	------	------	------	------	------	------	------	------	------	------	------	------	------	------	------	------	------	------	------	------	------	------	-------	-------	-------	--------	-------	-------	-------	--------	-------	--------

PITCHER	IP	WLS	BF	H	R	ER	SO	BB	IBB	HBP	BLK	WP	HR	S	P	ERA	WHIP
Bill Hands, R ERA: 6.08 (1, 1)	9.0	W	37	8	3	2	5	2	0	0	0	0	0	45	53	2.00	1.111

BOTTOM

Chicago Cubs @ San Diego Padres
San Diego Stadium, San Diego, CA
Thu Apr 15 1971, 9:05 PM EST
Att. 4,515 - Unknown - 58 F

livebaseballscorecards.com

AB	35
R	3
H	8
RBI	3
BB	2
SO	5
LOB	17



Batter	1	2	3	4	5	6	7	8	9	AB	R	H	RBI	BB	SO	LOB
Dave Campbell, R OBP: 0.325, SLG: 0.421 (1, 6)	0-0 F8	0-0 2-3 1B			0-3 K		0-0 F8			4	0	1	0	0	1	1
Don Mason, L OBP: 0.273, SLG: 0.273 (1, 4)	0-0 1B	0-0 G3			0-0 F7		0-3 K2-3			4	0	1	0	0	1	3
Cito Gaston, R OBP: 0.316, SLG: 0.353 (1, 8)	0-3 K				0-0 6-3		0-0 6-3		0-0 F9	4	0	0	0	0	1	1
Nate Colbert, R OBP: 0.474, SLG: 0.938 (1, 3)	0-0 FC6-4 1B				0-3 K		0-0 1B	4-0 WP BB		3	0	2	0	1	1	0
Ollie Brown, R OBP: 0.286, SLG: 0.258 (1, 9)	0-0 FC6-4				0-3 K		0-0 1B	0-0 F3		4	0	1	0	0	1	3
Larry Stahl, L OBP: 0.344, SLG: 0.548 (1, 7)		0-0 E7 2B 1B			0-0 4-3		0-0 F8	0-0 1-3		4	1	1	0	0	0	3
Chris Cannizzaro, R OBP: 0.269, SLG: 0.217 (1, 2)		0-0 F9			0-0 F8		0-0 P6		0-0 5-3	4	0	0	0	0	0	3
Ron Slocum, R (1, 5)		0-3 K			0-3 K		1-0 HBP		0-3 K	3	0	0	0	0	3	1
Danny Coombs, R OBP: 0.290, SLG: 0.500 (1, 1)		0-0 1B 2B			0-0 P6		0-3 K		0-0 F7	1	0	1	1	0	0	0
Al Santorini, R (3, 1)										0	0	0	0	0	0	0
Dave Robinson, S (5, PH)										1	0	0	0	0	0	0
Bill Laxton, L (6, 1)										0	0	0	0	0	0	0
Ivan Murrell, R (7, PH)										1	0	0	0	0	1	1
Gary Ross, R (8, 1)										0	0	0	0	0	0	0
Al Ferrara, R (9, PH)										1	0	0	0	0	0	0

Inning Stats	R: 0	H: 2	E: 0	LOB: 2	K: 1	BB: 0	S: 7	P: 7	R: 1	H: 3	E: 1	LOB: 2	K: 1	BB: 0	S: 8	P: 8	R: 0	H: 0	E: 0	LOB: 0	K: 2	BB: 0	S: 7	P: 7	R: 0	H: 0	E: 0	LOB: 0	K: 1	BB: 0	S: 5	P: 5	R: 0	H: 2	E: 0	LOB: 2	K: 0	BB: 0	S: 5	P: 5	R: 0	H: 0	E: 0	LOB: 1	K: 2	BB: 0	S: 7	P: 8	R: 0	H: 0	E: 0	LOB: 1	K: 0	BB: 1	S: 3	P: 7	R: 0	H: 0	E: 0	LOB: 0	K: 1	BB: 0	S: 5	P: 5	1B: 6	SF: 0	2B: 1	SAC: 0	3B: 0	DP: 0	HR: 0	HBP: 1	WP: 1	PA: 36
PITCHER Bob Gibson, R (1, 1) ERA: 1.65	IP	WLS	BF	H	R	ER	SO	BB	IBB	HBP	BLK	WP	HR	S	P	ERA	WHIP	IP	WLS	BF	H	R	ER	SO	BB	IBB	HBP	BLK	WP	HR	S	P	ERA	WHIP																																								


BOTTOM

St. Louis Cardinals @ San Diego Padres
San Diego Stadium, San Diego, CA

Fri Apr 16 1971, 9:05 PM EST
Att. 6,782 - Unknown

livebaseballscorecards.com

AB	34
R	1
H	7
RBI	1
BB	1
SO	9
LOB	16



Batter	1	2	3	4	5	6	7	8	9	AB R H RBI BB SO LOB	TOP									
Matty Alou, L (1, 8) OBP: 0.315, SLG: 0.333	0-0 HR 1B	0-0 3-H 1B			0-0 B5-3		0-0 CS 1B		0-0 1-2 3-H 1B	5 1 4 2 0 0 0										
Joe Hague, L (1, 3) OBP: 0.269, SLG: 0.435	0-0 1-H HR		0-3 K		0-0 1B		0-0 F7		0-0 P4	5 1 2 2 0 1 3										
Ted Simmons, S (1, 2) OBP: 0.561, SLG: 0.581	0-0 4-3		0-0 4-3		0-0 F9			0-0 G6-4-3 1B		4 0 1 0 0 0 1										
Joe Torre, R (1, 5) OBP: 0.326, SLG: 0.578	0-0 F2		0-0 2B			0-3 K		0-0 G6-4-3 1-2f		4 0 1 0 0 1 1										
Jose Cardenal, R (1, 9) OBP: 0.326, SLG: 0.342	0-3 K		0-0 F9			0-0 1-3		0-3 K		4 0 0 0 0 2 1										
Luis Melendez, R (1, 7) OBP: 0.444, SLG: 0.500		4-0 6-3 1B BB BB		0-3 K		0-0 FC4-6 1B		0-0 P4		3 0 1 0 1 1 0										
Ted Sizemore, R (1, 4) OBP: 0.244, SLG: 0.184		4-0 6-3 1-2 BB BB		4-0 CS BB		0-0 FC4-6 1-2f		0-0 5-3		2 0 0 0 2 0 1										
Dal Maxvill, R (1, 6) OBP: 0.208, SLG: 0.136		0-0 6-3 1-2 2-3		0-0 5-3 1-2			0-0 SH1-4 1B 1B		0-0 E6 1B 1B	4 2 1 0 0 0 3										
Steve Carlton, L (1, 1) OBP: 0.273, SLG: 0.455		0-3 K		0-3 K			0-0 SH1-4		0-0 1B 2-3 1B	3 0 1 0 0 2 2										
Inning Stats	R: 2 E: 0 K: 1 S: 7	H: 2 LOB: 0 BB: 0 P: 7	R: 0 E: 0 K: 1 S: 5	H: 1 LOB: 3 BB: 2 P: 13	R: 0 E: 0 K: 1 S: 6	H: 1 LOB: 1 BB: 0 P: 6	R: 0 E: 0 K: 1 S: 4	H: 0 LOB: 0 BB: 1 P: 8	R: 0 E: 0 K: 1 S: 6	H: 1 LOB: 1 BB: 0 P: 6	R: 1 E: 0 K: 0 S: 4	H: 2 LOB: 0 BB: 0 P: 4	R: 0 E: 0 K: 1 S: 5	H: 1 LOB: 0 BB: 0 P: 5	R: 1 E: 1 K: 0 S: 6	H: 2 LOB: 2 BB: 0 P: 6	1B: 9 2B: 1 3B: 0 HR: 1	SF: 0 SAC: 1 DP: 1 HBP: 0	WP: 0 PB: 0 SB: 0 CS: 2	PA: 38
PITCHER Tom Phoebus, R (1, 1) ERA: 5.0	IP: 7.0 WLS: L BF: 29 H: 8 R: 3 ER: 3 SO: 6 BB: 3 IBB: 0 HBP: 0 BLK: 0 WP: 0 HR: 1 S: 38 P: 50 ERA: 3.86 WHIP: 1.571																			
Al Severinsen, R (8, 1) ERA:	IP: 2.0 WLS: BF: 9 H: 3 R: 1 ER: 0 SO: 1 BB: 0 IBB: 0 HBP: 0 BLK: 0 WP: 0 HR: 0 S: 11 P: 11 ERA: 0.00 WHIP: 1.500																			

St. Louis Cardinals @ San Diego Padres
San Diego Stadium, San Diego, CA
Sat Apr 17 1971, 9:05 PM EST
Att. 3,462 - Unknown

livebaseballscorecards.com

AB	34
R	4
H	11
RBI	4
BB	3
SO	7
LOB	12



St. Louis Cardinals @ San Diego Padres
 San Diego Stadium, San Diego, CA

Sun Apr 18 1971, 6:33 AM EST
 Att. 8,777 - Unknown

livebaseballscorecards.com

AB	33
R	4
H	9
RBI	4
BB	4
SO	2
LOB	15



Batter	1	2	3	4	5	6	7	8	9	AB R H RBI BB SO LOB	TOP						
Matty Alou, L OBP: 0.305, SLG: 0.321 (1, 8) X	0-0 6-3		0-0 4-3			0-0 F8		0-0 FC5-6 1B	0-0 1B	5 1 1 1 0 0 2							
Joe Hague, L OBP: 0.258, SLG: 0.393 (1, 3) X	0-0 F7		0-0 3-1			0-0 G3		0-0 1B 1-2	0-0 F9	5 0 1 0 0 0 2							
Lou Brock, L OBP: 0.442, SLG: 0.615 (1, 7) B B B	4-0 CS BB			0-0 L6		0-0 P6		0-3 K		3 0 0 0 1 1 2							
Joe Torre, R OBP: 0.360, SLG: 0.592 (1, 5) X	0-0 CS 1-2	0-0 5-3		0-0 1B 1B			0-0 F9 WP 1B	0-0 1B 1-3 2-H		4 1 3 1 0 0 0							
Jose Cardenal, R OBP: 0.320, SLG: 0.333 (1, 9) S S S			0-3 K		0-0 1B 1-2		0-0 F9 1-3	0-0 F7		4 0 1 0 0 1 3							
Ted Simmons, S OBP: 0.556, SLG: 0.571 (1, 2) X		0-0 1B		0-0 FC3-6-1-3-2 1-2 2-3			0-0 WP 1B 3-H		0-0 6-3	4 0 2 1 0 0 2							
Ted Sizemore, R OBP: 0.244, SLG: 0.171 (1, 4) X		0-0 P4			0-0 6-3		0-0 F8 1-2		4-0 WP BB	3 1 0 0 1 0 2							
Dal Maxvill, R OBP: 0.222, SLG: 0.125 (1, 6) B B B			4-0 4-3 SH1-4 BB		0-0 1-3		0-0 6-3		0-0 F9 1-2	2 0 0 0 1 0 1							
Bob Burda, L OBP: 0.667, SLG: 0.667 (9, PH)										1 0 0 0 0 0 1							
George Brunet, R (9, 1)										0 0 0 0 0 0 0							
Frank Linzy, R OBP: 1.000, SLG: 1.000 (9, 1)										0 0 0 0 0 0 0							
Mike Torrez, R (1, 1) X			0-0 SH1-4		0-0 P5			4-0 FC5-6 BB	0-0 1B 2-H	1 0 0 0 1 0 0							
Leron Lee, L OBP: 0.250, SLG: 0.500 (9, PH)										1 1 1 1 0 0 0							
Dick Schofield, S OBP: 0.333, SLG: 0.375 (9, 6) X										0 0 0 0 0 0 0							
Inning Stats	R: 0 E: 0 K: 0 S: 2 H: 0 LOB: 0 BB: 1 P: 6	R: 0 E: 0 K: 1 S: 6 H: 1 LOB: 1 BB: 0 P: 6	R: 0 E: 0 K: 0 S: 3 H: 0 LOB: 1 BB: 1 P: 7	R: 0 E: 0 K: 0 S: 4 H: 2 LOB: 1 BB: 0 P: 4	R: 0 E: 0 K: 0 S: 3 H: 0 LOB: 0 BB: 0 P: 3	R: 0 E: 0 K: 0 S: 3 H: 0 LOB: 0 BB: 0 P: 3	R: 1 E: 0 K: 0 S: 5 H: 2 LOB: 1 BB: 0 P: 5	R: 1 E: 0 K: 1 S: 7 H: 2 LOB: 2 BB: 1 P: 11	R: 2 E: 0 K: 0 S: 5 H: 2 LOB: 1 BB: 1 P: 9	1B: 8 2B: 2 3B: 0 HR: 0 SF: 0 SAC: 1 DP: 1 HBP: 0	WP: 3 PB: 0 SB: 0 CS: 1 PA: 39						
PITCHER	IP WLS BF H R ER SO BB IBB HBP BLK WP HR S P ERA WHIP																
Clay Kirby, R ERA: 6.59 (1, 1)	6.0		22	4	1	1	1	2	0	0	0	0	0	22	30	1.50	1.000
Al Severinsen, R ERA: (7, 1)	1.0		4	1	0	0	0	0	0	0	0	2	0	4	4	0.00	1.000
Dick Kelley, L ERA: 23.63 (8, 1)	0.2		4	1	1	1	1	1	0	0	0	0	0	5	9	13.50	3.000
Gary Ross, R ERA: 3.18 (8, 1)	1.0	L	6	2	2	2	0	1	0	0	0	1	0	5	9	18.00	3.000
Bill Laxton, L ERA: 2.84 (9, 1)	0.1		2	1	0	0	0	0	0	0	0	0	0	2	2	0.00	3.000

Batter	1	2	3	4	5	6	7	8	9	AB	R	H	RBI	BB	SO	LOB
Dave Campbell, R OBP: 0.313, SLG: 0.364 (1, 5)	0-0 6-3		0-0 5-3		0-0 P4			0-0 SH3-4	0-0 F9	4	0	0	0	0	0	4
Don Mason, L OBP: 0.158, SLG: 0.158 (1, 4)	0-0 1-3			0-0 G3	0-0 G3-6-3			0-0 4-3		4	0	0	0	0	0	2
Cito Gaston, R OBP: 0.304, SLG: 0.357 (1, 8)	0-3 K			0-0 5-3 1B BB 1B		0-0 4-3		0-0 2B		4	1	2	1	0	1	0
Nate Colbert, R OBP: 0.478, SLG: 0.842 (1, 3)		0-3 K		0-0 BB 5-3 1B		0-0 F8		4-0 FC6-4 IBB		3	0	1	0	1	1	0
Ollie Brown, R OBP: 0.256, SLG: 0.211 (1, 9)		0-0 5-3		0-0 5-3		0-0 5-3		0-0 FC6-4		4	0	0	0	0	0	4
Larry Stahl, L OBP: 0.343, SLG: 0.515 Ivan Murrell, R (9, PH)		0-0 F5		4-0 BB IBB		0-0 P4			0-3 K	2	0	0	0	1	0	0
Chris Cannizzaro, R OBP: 0.290, SLG: 0.192 (1, 2)			4-0 SH5-3 BB	4-0 1-2 2-3 3-H BB		0-0 6-3			0-0 F7	2	0	0	1	2	0	0
Tommy Dean, R Dick Kelley, R Gary Ross, R Bill Laxton, L Al Ferrara, R Ron Slocum, R			0-0 F9	0-0 1-3		0-0 F8			4-0 1B BB	3	0	0	0	0	0	4
Clay Kirby, R Al Severinsen, R Enzo Hernandez, R OBP: 0.833, SLG: 0.750			0-0 SH5-3		4-0 G3-6-3 BB			4-0 4-3 SH3-4 2B BB	0-0 1B	0	0	0	0	1	0	0

Inning Stats	R: 0	H: 0	E: 0	K: 1	S: 5	LOB: 0	BB: 0	P: 5	R: 0	H: 0	E: 0	K: 1	S: 5	LOB: 0	BB: 0	P: 5	R: 0	H: 0	E: 0	K: 0	S: 3	LOB: 1	BB: 1	P: 7	R: 1	H: 2	E: 0	K: 0	S: 5	LOB: 3	BB: 2	P: 13	R: 0	H: 0	E: 0	K: 0	S: 2	LOB: 0	BB: 1	P: 6	R: 0	H: 0	E: 0	K: 0	S: 3	LOB: 0	BB: 0	P: 3	R: 0	H: 0	E: 0	K: 0	S: 3	LOB: 0	BB: 0	P: 3	R: 1	H: 1	E: 0	K: 0	S: 4	LOB: 2	BB: 2	P: 12	R: 0	H: 1	E: 0	K: 1	S: 6	LOB: 2	BB: 1	P: 10	1B: 3	2B: 1	3B: 0	HR: 0	SF: 0	SAC: 2	DP: 1	HBP: 0	WP: 0	PB: 0	SB: 0	CS: 0	PA: 37
--------------	------	------	------	------	------	--------	-------	------	------	------	------	------	------	--------	-------	------	------	------	------	------	------	--------	-------	------	------	------	------	------	------	--------	-------	-------	------	------	------	------	------	--------	-------	------	------	------	------	------	------	--------	-------	------	------	------	------	------	------	--------	-------	------	------	------	------	------	------	--------	-------	-------	------	------	------	------	------	--------	-------	-------	-------	-------	-------	-------	-------	--------	-------	--------	-------	-------	-------	-------	--------

PITCHER	IP	WLS	BF	H	R	ER	SO	BB	IBB	HBP	BLK	WP	HR	S	P	ERA	WHIP
Mike Torrez, R ERA: 3.86 (1, 1)	8.0	W	32	3	2	2	2	4	2	0	0	0	0	30	54	2.25	0.875
George Brunet, L ERA: 7.71 (9, 1)	0.2		4	1	0	0	1	1	0	0	0	0	0	5	9	0.00	3.000
Frank Linzy, R ERA: 1.17 (9, 1)	0.1	S	1	0	0	0	0	0	0	0	0	0	0	1	1	0.00	0.000

BOTTOM

St. Louis Cardinals @ San Diego Padres
San Diego Stadium, San Diego, CA
Sun Apr 18 1971, 6:33 AM EST
Att. 8,777 - Unknown

livebaseballscorecards.com

AB	28
R	2
H	4
RBI	2
BB	7
SO	3
LOB	14



Batter	1	2	3	4	5	6	7	8	9	AB R H RBI BB SO LOB	TOP									
Maury Wills, S OBP: 0.273, SLG: 0.250 (1, 6) X	0-0 F7		0-0 FC1-2 1B 1-2 1B	0-0 4-3			0-3 K		0-0 FC3-2	5 1 1 0 0 1 2										
Willie Davis, L OBP: 0.339, SLG: 0.474 (1, 8) X	0-0 E3 BB BB		0-0 FC1-2 1B 1-2 2-3 1B	0-0 4-3			0-3 K		0-3 K	5 1 1 0 0 2 2										
Wes Parker, S OBP: 0.344, SLG: 0.351 (1, 3) B B B	4-0 1-2 BB BB		0-0 FC1-2 1B 1-2 2-3 3-H 1B	0-0 4-3			0-0 6-3			3 1 0 0 1 0 3										
Dick Allen, R OBP: 0.309, SLG: 0.396 (1, 7) B B B	4-0 1-2 2-3 L3 BB		0-0 1B G3 1B 1-2 2-H 3-H					0-0 F8 1B		3 1 2 2 1 0 0										
Tom Haller, L OBP: 0.444, SLG: 0.375 (1, 2) X	0-0 L3		0-0 G3 BB 1B 1B 1-3 2-H	0-0 4-3			0-0 F8			4 1 1 1 0 0 4										
Billy Grabarkewitz, R OBP: 0.455, SLG: 0.286 (1, 5) X		0-0 6-3	4-0 1B G3 BB 1-2	0-0 5-3			0-0 F9			3 1 0 0 1 0 0										
Bill Buckner, L OBP: 0.250, SLG: 0.308 (1, 9) X		0-0 F9	0-0 G3 1-2 2-3 3-H			0-0 4-3			0-0 E6 SH1-4 BB	4 0 0 1 0 0 2										
Bill Russell, R OBP: 0.352, SLG: 0.388 (1, 4) X		0-0 F9	0-0 1B 2-H 3-H			0-0 CS 1B			4-0 FC3-2 SH1-4 1-2 BB	3 0 2 2 1 0 0										
Al Downing, R OBP: 0.429, SLG: 0.333 (1, 1) X			0-0 1B EC1-2 1B F9			0-3 K			0-0 SH1-4 1-2 2-3	3 0 1 0 0 1 2										
Inning Stats	R: 0 E: 1 K: 0 S: 3	H: 0 LOB: 2 BB: 2 P: 11	R: 0 E: 0 K: 0 S: 3	H: 0 LOB: 0 BB: 0 P: 3	R: 6 E: 0 K: 0 S: 9	H: 6 LOB: 1 BB: 1 P: 13	R: 0 E: 0 K: 0 S: 3	H: 0 LOB: 0 BB: 0 P: 3	R: 0 E: 0 K: 1 S: 5	H: 1 LOB: 0 BB: 0 P: 5	R: 0 E: 0 K: 2 S: 7	H: 0 LOB: 0 BB: 0 P: 7	R: 0 E: 0 K: 0 S: 3	H: 1 LOB: 0 BB: 0 P: 3	R: 0 E: 1 K: 1 S: 6	H: 0 LOB: 2 BB: 1 P: 10	1B: 8 2B: 1 3B: 0 HR: 0	SF: 0 SAC: 1 DP: 1 HBP: 0	WP: 0 PB: 0 SB: 0 CS: 1	PA: 38
PITCHER	IP WLS BF H R ER SO BB IBB HBP BLK WP HR S P ERA WHIP																			
Steve Arlin, R ERA: 10.03 (1, 1)	2.1 L 14 5 5 5 0 2 0 0 0 0 0 0 12 20 19.29 3.000																			
Al Santorini, R ERA: 3.0 (3, 1)	2.2 10 1 1 1 0 1 0 0 0 0 0 0 9 13 3.38 0.750																			
Dick Kelley, L ERA: 13.5 (6, 1)	2.0 6 1 0 0 3 0 0 0 0 0 0 0 12 12 0.00 0.500																			
Gary Ross, R ERA: 2.7 (8, 1)	2.0 8 1 0 0 1 1 0 0 0 0 0 0 9 13 0.00 1.000																			

Los Angeles Dodgers @ San Diego Padres
San Diego Stadium, San Diego, CA

AB 33
R 6
H 8
RBI 6
BB 4
SO 4
LOB 15



Tue Apr 20 1971, 9:05 PM EST
Att. 4,523 - Unknown

livebaseballscorecards.com

Batter	1	2	3	4	5	6	7	8	9	AB	R	H	RBI	BB	SO	LOB
Enzo Hernandez, R OBP: 0.500, SLG: 0.364 (1, 6)	0-0 1-3		0-0 F2		4-0 SF8 5-3 1-2 2-3 BB		0-0 6-3			3	0	0	0	1	0	0
Dave Campbell, R OBP: 0.321, SLG: 0.340 (1, 4)	4-0 S BB		0-0 5-3		0-0 5-3 1-2 2-3 3-H			0-0 F8		3	0	0	1	1	0	2
Cito Gaston, R OBP: 0.278, SLG: 0.327 (1, 8)	0-3 K 1-2		0-0 6-3		0-0 SF8 2-3 3-H			0-0 1B 1B		3	0	1	1	0	1	1
Nate Colbert, R OBP: 0.463, SLG: 0.750 (1, 3)	4-0 BB			0-0 F7	0-3 K			0-0 F8		3	0	0	0	1	1	2
Ollie Brown, R OBP: 0.294, SLG: 0.244 (1, 9)	0-0 F8			4-0 BB		0-3 K		0-0 1B 1-2 1B		3	0	1	0	1	1	2
Al Ferrara, R (1, 7)		0-0 4-3		0-0 F7		4-0 G4-6-3 BB		0-0 F9		3	0	0	0	1	0	3
Ed Spiezio, R OBP: 0.286, SLG: 0.167 (1, 5)		0-0 FC5-4 1B		0-0 F3		0-0 G4-6-3 1-2f			0-0 F8	4	0	1	0	0	0	2
Bob Barton, R OBP: 0.125, SLG: 0.125 (1, 2)		0-0 FC5-4 1-2f			0-0 BB 1B 5-3 1B			0-0 F9		4	1	1	0	0	0	1
Steve Arlin, R OBP: 0.250, SLG: 0.250 (1, 1)		0-0 1-3			0-0 5-3 BB 1B			0-0 P4		1	0	0	0	0	0	1
Al Santorini, R (3, 1)									0-0 P6	0	0	0	0	0	0	0
Ivan Murrell, R OBP: 0.091, SLG: 0.091 (5, PH)										0	1	1	0	0	0	0
Dick Kelley, R (6, 1)										0	0	0	0	0	0	0
Dave Robinson, S (7, PH)										1	0	0	0	0	0	0
Gary Ross, R (8, 1)										0	0	0	0	0	0	0
Chris Cannizzaro, R OBP: 0.250, SLG: 0.161 (9, PH)										1	0	0	0	0	0	0

Inning Stats	R: 0	H: 0	E: 0	K: 1	S: 5	R: 0	H: 1	E: 0	K: 0	S: 4	R: 0	H: 0	E: 0	K: 0	S: 3	R: 0	H: 0	E: 0	K: 0	S: 3	R: 2	H: 2	E: 0	K: 1	S: 7	R: 0	H: 0	E: 0	K: 1	S: 4	R: 0	H: 2	E: 0	K: 0	S: 5	R: 0	H: 2	E: 0	K: 0	S: 5	R: 0	H: 0	E: 0	K: 0	S: 3	R: 0	H: 0	E: 0	K: 0	S: 3	R: 0	H: 0	E: 0	K: 0	S: 3
	LOB: 2	BB: 2	P: 13	LOB: 1	BB: 0	P: 4	LOB: 1	BB: 0	P: 3	LOB: 1	BB: 1	P: 7	LOB: 1	BB: 1	P: 11	LOB: 0	BB: 1	P: 8	LOB: 0	BB: 1	P: 5	LOB: 2	BB: 0	P: 5	LOB: 0	BB: 0	P: 3	LOB: 0	BB: 0	P: 3	LOB: 0	BB: 0	P: 3	LOB: 0	BB: 0	P: 3	LOB: 0	BB: 0	P: 3	LOB: 0	BB: 0	P: 3	LOB: 0	BB: 0	P: 3	WP: 0	PA: 36								

PITCHER	IP	WLS	BF	H	R	ER	SO	BB	IBB	HBP	BLK	WP	HR	S	P	ERA	WHIP
Al Downing, L ERA: 1.14 (1, 1)	9.0	W	36	5	2	2	3	5	0	0	0	0	0	37	57	2.00	1.111

BOTTOM

Los Angeles Dodgers @ San Diego Padres
San Diego Stadium, San Diego, CA

Tue Apr 20 1971, 9:05 PM EST
Att. 4,523 - Unknown

livebaseballscorecards.com

AB	30
R	2
H	5
RBI	2
BB	5
SO	3
LOB	14



Batter	1	2	3	4	5	6	7	8	9	AB R H RBI BB SO LOB	TOP		
Maury Wills, S (1, 6) OBP: 0.310, SLG: 0.308 Bobby Valentine, R (9, PH) (9, 6)	0-0 SH1-3 2B		0-0 1-3		0-0 S 1B	0-0 SF8 1B		0-0 1-2 2-H 1B	4-0 FC6 BB	5 2 4 1 0 0 0 0 0 0 0 1 0 0	Los Angeles Dodgers @ San Diego Padres San Diego Stadium, San Diego, CA Wed Apr 21 1971, 9:05 PM EST Att. 3,907 - Unknown livebaseballscorecards.com		
Manny Mota, R (1, 9) OBP: 0.281, SLG: 0.241 Willie Crawford, L (9, PH) OBP: 0.250, SLG: 0.250 (9, 9)	0-0 SH1-3 2-3		0-0 G1 HR 1B		0-0 1-3 1-2	0-0 SF8 1-2 3-H		0-3 K 1-2	0-0 FC6 1-2f	3 1 1 1 0 1 3 1 0 0 0 0 0 3			
Wes Parker, S (1, 3) OBP: 0.333, SLG: 0.339	0-3 K		0-0 G1 1-2		0-0 1-2 2-H 1B	0-0 F7 1-2		0-3 K		5 0 1 1 0 2 5			
Dick Allen, R (1, 7) OBP: 0.333, SLG: 0.509 Bill Buckner, L (9, 7) OBP: 0.250, SLG: 0.308	0-0 3-H 2B		0-0 2-H HR		0-0 F8 1-2		0-0 P4 1-2		0-0 1B 2B	5 2 3 3 0 0 1 0 0 0 0 0 0 0			
Bill Sudakis, S (1, 2) OBP: 0.333, SLG: 0.400	0-0 1-3		0-3 K		0-0 4-3		0-0 F7 1-2		0-0 1B 2B 1B 1B	5 1 1 1 0 1 2			
Billy Grabarkewitz, R (1, 5) OBP: 0.400, SLG: 0.364 Steve Garvey, R (8, 5) OBP: 0.345, SLG: 0.457		0-0 1-3		0-0 P4		0-0 1B 2B		0-0 K	0-3 K	4 1 1 0 0 0 0 1 0 0 0 0 1 1			
Willie Davis, L (1, 8) OBP: 0.391, SLG: 0.548		0-0 FC5 3B		0-0 1B		0-0 2B 1B		0-0 FC1-5 BB 1B	0-0 1B 1-2	5 1 5 1 0 0 0			
Bill Russell, R (1, 4) OBP: 0.373, SLG: 0.415		0-0 FC5 FC6-4		0-3 K		0-0 1B SF8 2B		4-0 1B FC1-5 BB	0-0 BB 1-3 2-H 1B	4 2 2 2 1 1 2			
Bill Singer, R (1, 1)		0-0 FC6-4		0-3 K		0-3 K		0-0 FC1-5 1B 1-2 2-3f	0-0 F3	5 0 0 0 0 2 7			
Inning Stats	R: 1 E: 0 K: 1 S: 7 H: 2 LOB: 1 BB: 0 P: 7	R: 0 E: 0 K: 0 S: 4 H: 1 LOB: 1 BB: 0 P: 4	R: 2 E: 0 K: 1 S: 7 H: 2 LOB: 0 BB: 0 P: 7	R: 0 E: 0 K: 2 S: 8 H: 1 LOB: 1 BB: 0 P: 8	R: 1 E: 0 K: 0 S: 5 H: 2 LOB: 1 BB: 0 P: 5	R: 3 E: 0 K: 1 S: 9 H: 4 LOB: 1 BB: 0 P: 9	R: 0 E: 0 K: 0 S: 3 H: 0 LOB: 0 BB: 0 P: 3	R: 1 E: 0 K: 2 S: 9 H: 2 LOB: 2 BB: 1 P: 13	R: 2 E: 0 K: 1 S: 9 H: 4 LOB: 3 BB: 1 P: 13	1B: 11 2B: 5 3B: 1 HR: 1 SF: 1 SAC: 1 DP: 0 HBP: 0		WP: 0 PB: 0 SB: 1 CS: 0 PA: 47	
PITCHER	IP WLS BF H R ER SO BB IBB HBP BLK WP HR S P ERA WHIP											PITCHER	IP WLS BF H R ER SO BB IBB HBP BLK WP HR S P ERA WHIP
Danny Coombs, L (1, 1) ERA: 6.75	5.0 L 23 8 4 4 4 0 0 0 0 0 0 1 31 31 7.20 1.600												
Al Severinsen, R (6, 1) ERA: 2.89	0.0 3 3 3 3 0 0 0 0 0 0 0 0 3 3 ∞ ∞												
Gary Ross, R (6, 1) ERA: 2.35	2.0 7 1 0 0 1 0 0 0 0 0 0 0 9 9 0.00 0.500												
Clay Kirby, R (8, 1) ERA: 6.75	1.0 6 2 1 1 2 1 0 0 0 0 0 0 9 13 9.00 3.000												
Steve Arlin, R (9, 1) ERA: 10.66	1.0 8 4 2 2 1 1 0 0 0 0 0 0 9 13 18.00 5.000												



Batter	1	2	3	4	5	6	7	8	9	AB	R	H	RBI	BB	SO	LOB
Enzo Hernandez, R OBP: 0.556, SLG: 0.467 (1, 6)	0-0 6-3 ①		0-0 E8 FC6-4 1B 2-H		0-0 1B 1B 2-H 3-H		0-0 1B 1-2			4	0	3	1	0	0	0
Don Mason, L OBP: 0.217, SLG: 0.217 (1, 4)	0-0 1B S		0-0 FC6-4 FC6-4 1-2f		0-0 1B 2-H		0-0 G3			4	0	2	0	0	0	3
Cito Gaston, R OBP: 0.259, SLG: 0.302 (1, 8)	0-0 F9 1-2		0-0 FC6-4 1-2f			0-3 K S		0-0 F8		4	0	0	0	0	1	2
Nate Colbert, R OBP: 0.448, SLG: 0.702 (1, 3)	0-0 F3			0-0 F8		0-0 5-3		4-0 WP BB		3	0	0	0	1	0	1
Ollie Brown, R OBP: 0.291, SLG: 0.265 (1, 9)		0-0 3-1		0-0 F9		0-0 2B		0-0 P4 1-2		4	0	1	0	0	0	1
Larry Stahl, L OBP: 0.302, SLG: 0.439 (1, 7)		0-3 K		0-0 3-1		0-0 F8		0-0 4-3		4	0	0	0	0	1	2
Dave Campbell, R OBP: 0.317, SLG: 0.333 (1, 5)		0-3 K			0-0 2B 1B 1B		0-3 K		0-0 6-3	4	1	1	0	0	2	0
Bob Barton, R OBP: 0.200, SLG: 0.250 (1, 2)			0-0 E4 E 1B		0-0 1B 2B 1-3		0-0 5-3		0-0 P5	4	1	2	0	0	0	0
Danny Coombs, R OBP: 0.200, SLG: 0.400 (1, 1)			0-0 1-3		0-3 K		4-0 1B BB		0-0 L5	1	0	0	0	0	0	1
Al Ferrara, R (5, PH)										1	0	0	0	0	1	2
Al Severinsen, R (6, 1)										0	0	0	0	0	0	0
Gary Ross, R (6, 1)										0	0	0	0	0	0	0
Dave Robinson, S (7, PH)										0	0	0	0	1	0	0
Clay Kirby, R (8, 1)										0	0	0	0	0	0	0
Steve Arlin, R OBP: 0.250, SLG: 0.250 (9, PH)										0	0	0	0	0	0	0
Ivan Murrell, R OBP: 0.083, SLG: 0.083 (9, PH)										1	0	0	0	0	0	0

Inning Stats	R: 0	H: 1	R: 0	H: 0	R: 1	H: 2	R: 0	H: 0	R: 1	H: 4	R: 0	H: 1	R: 0	H: 0	R: 0	H: 1	R: 0	H: 0	R: 0	H: 0	1B: 7	SF: 0	WP: 1	PA: 36
	E: 0	LOB: 1	E: 0	LOB: 0	E: 2	LOB: 1	E: 0	LOB: 0	E: 0	LOB: 2	E: 0	LOB: 1	E: 0	LOB: 1	E: 0	LOB: 2	E: 0	LOB: 0	E: 0	LOB: 0	2B: 2	SAC: 0	PB: 0	
	K: 0	BB: 0	K: 2	BB: 0	K: 0	BB: 0	K: 0	BB: 0	K: 1	BB: 0	K: 1	BB: 0	K: 0	BB: 1	K: 0	BB: 1	K: 0	BB: 0	K: 0	BB: 0	3B: 0	DP: 0	SB: 1	
	S: 4	P: 4	S: 7	P: 7	S: 5	P: 5	S: 3	P: 3	S: 7	P: 7	S: 6	P: 6	S: 3	P: 7	S: 3	P: 7	S: 3	P: 3	S: 3	P: 3	HR: 0	HBP: 0	CS: 0	

PITCHER	IP	WLS	BF	H	R	ER	SO	BB	IBB	HBP	BLK	WP	HR	S	P	ERA	WHIP
Bill Singer, R ERA: 4.45 (1, 1)	9.0	W	36	9	2	1	5	2	0	0	0	1	0	44	52	1.00	1.222

PITCHER	IP	WLS	BF	H	R	ER	SO	BB	IBB	HBP	BLK	WP	HR	S	P	ERA	WHIP

BOTTOM

Los Angeles Dodgers @ San Diego Padres
San Diego Stadium, San Diego, CA
Wed Apr 21 1971, 9:05 PM EST
Att. 3,907 - Unknown

livebaseballscorecards.com

AB	34
R	2
H	9
RBI	1
BB	2
SO	5
LOB	12



Batter	1	2	3	4	5	6	7	8	9	AB R H RBI BB SO LOB	TOP		
Enzo Hernandez, R (1, 6) OBP: 0.522, SLG: 0.389	4-0 G1-6-3 BB		4-0 G4-3 BB			0-0 4-3	0-3 K		0-0 5-3	3 0 0 0 2 1 3			
Don Mason, L (1, 4) OBP: 0.222, SLG: 0.222	0-0 G1-6-3 1-2f		0-0 G4-3 1-2f			0-0 1B		0-0 F7		4 0 1 0 0 0 3			
Cito Gaston, R (1, 8) OBP: 0.258, SLG: 0.333	0-0 1-3					0-3 K		0-0 1B 3B		4 1 1 0 0 1 1			
Nate Colbert, R (1, 3) OBP: 0.435, SLG: 0.660		0-0 F9				4-0 BB		0-0 5-3		3 0 0 0 1 0 2			
Ollie Brown, R (1, 9) OBP: 0.288, SLG: 0.264		0-0 1-3				0-3 K		0-0 1B		4 0 1 1 0 1 1			
Dave Campbell, R (1, 5) OBP: 0.313, SLG: 0.345		0-3 K				0-0 6-3		0-0 1B K		4 1 1 0 0 2 2			
Ivan Murrell, R (1, 7) OBP: 0.188, SLG: 0.188			0-0 F3			0-3 K		0-0 1B FC5-4		4 0 2 0 0 1 0			
Chris Cannizzaro, R (1, 2) OBP: 0.250, SLG: 0.257			0-0 HR			0-0 4-3		0-0 1B FC5-4		4 1 1 2 0 1 2			
Tom Phoebus, R (1, 1) OBP: 0.333, SLG: 0.375			4-0 BB BB			0-0 6-3		0-0 1B		2 0 1 0 1 0 0			
Al Severinsen, R (8, 1)									0-3 K	1 0 0 0 0 1 1			
Inning Stats	R: 0 E: 0 K: 0 S: 2 H: 0 LOB: 0 BB: 1 P: 6	R: 0 E: 0 K: 1 S: 5 H: 0 LOB: 0 BB: 0 P: 5	R: 1 E: 0 K: 0 S: 3 H: 1 LOB: 1 BB: 2 P: 11	R: 0 E: 0 K: 1 S: 5 H: 0 LOB: 1 BB: 1 P: 9	R: 0 E: 0 K: 1 S: 5 H: 0 LOB: 0 BB: 0 P: 5	R: 0 E: 0 K: 1 S: 6 H: 1 LOB: 1 BB: 0 P: 6	R: 1 E: 0 K: 1 S: 8 H: 3 LOB: 2 BB: 0 P: 8	R: 1 E: 0 K: 1 S: 7 H: 2 LOB: 1 BB: 0 P: 7	R: 0 E: 0 K: 2 S: 8 H: 1 LOB: 1 BB: 0 P: 8	1B: 5 2B: 1 3B: 1 HR: 1 SF: 0 SAC: 0 DP: 2 HBP: 0	WP: 0 PB: 0 SB: 1 CS: 0 PA: 37		
PITCHER	IP WLS BF H R ER SO BB IBB HBP BLK WP HR S P ERA WHIP											PITCHER	IP WLS BF H R ER SO BB IBB HBP BLK WP HR S P ERA WHIP
Pat Jarvis, R (1, 1) ERA: 5.4	6.2 0 27 5 2 2 4 4 0 0 0 0 1 31 47 2.70 1.350												
Cecil Upshaw, R (7, 1) ERA: 2.0	2.1 L 10 3 1 1 4 0 0 0 0 0 0 0 18 18 3.86 1.286												

San Diego Padres @ Atlanta Braves
 Atlanta Stadium, Atlanta, GA
 Sat Apr 24 1971, 6:05 PM EST
 Att. 8,115 - Unknown

livebaseballscorecards.com

AB 33
 R 3
 H 8
 RBI 3
 BB 4
 SO 8
 LOB 15



Batter	1	2	3	4	5	6	7	8	9	AB R H RBI BB SO LOB	TOP		
Enzo Hernandez, R (1, 6) OBP: 0.536, SLG: 0.409	0-0 P6		4-0 BB		0-0 1B		0-0 1B		0-0 L3	4 0 2 0 1 0 1	San Diego Padres @ Atlanta Braves Atlanta Stadium, Atlanta, GA Sun Apr 25 1971, 3:33 AM EDT Unknown		
Don Mason, L (1, 4) OBP: 0.194, SLG: 0.194	0-0 4-3		0-0 G1-2-3		0-0 G1		0-0 F8			4 0 0 0 0 0 5			
Cito Gaston, R (1, 8) OBP: 0.242, SLG: 0.311	0-3 K			0-0 4-3		0-0 E6 1B		0-0 6-3		4 1 0 0 0 1 0			
Nate Colbert, R (1, 3) OBP: 0.439, SLG: 0.642		0-0 5-3		4-0 HR BB		0-0 F9		0-0 1B		3 1 1 0 1 0 1			
Ollie Brown, R (1, 9) OBP: 0.302, SLG: 0.321		0-0 F3		0-0 HR 1-H		4-0 1B BB		0-0 F9		3 1 1 2 1 0 1			
Larry Stahl, L (1, 7) OBP: 0.298, SLG: 0.422		0-0 F9		0-0 4-3		0-0 PO 1B		0-0 F8		4 0 1 1 0 0 1			
Dave Campbell, R (1, 5) OBP: 0.309, SLG: 0.339			0-0 SH1-4 E G1-2-3 1B	0-0 5-3		0-0 F8		0-3 K		4 0 1 0 0 1 2			
Chris Cannizzaro, R (1, 2) OBP: 0.273, SLG: 0.282			0-0 E3 SH1-4		0-0 PO	0-0 F3		0-0 SH3 1B		4 0 2 0 0 0 1			
Dave Roberts, L (1, 1) OBP: 0.143, SLG: 0.143 Al Severinsen, R (9, 1)			0-0 SH1-4	0-0 4-3		0-0 F9		0-0 SH3		2 0 0 0 0 0 1 0 0 0 0 0 0 0			
Inning Stats	R: 0 H: 0 E: 0 LOB: 0 K: 1 BB: 0 S: 5 P: 5	R: 0 H: 0 E: 0 LOB: 0 K: 0 BB: 0 S: 3 P: 3	R: 0 H: 1 E: 1 LOB: 2 K: 0 BB: 1 S: 4 P: 8	R: 2 H: 1 E: 0 LOB: 0 K: 0 BB: 1 S: 4 P: 8	R: 0 H: 2 E: 0 LOB: 1 K: 0 BB: 0 S: 4 P: 4	R: 1 H: 1 E: 1 LOB: 1 K: 0 BB: 1 S: 4 P: 8	R: 0 H: 1 E: 0 LOB: 1 K: 0 BB: 0 S: 4 P: 4	R: 0 H: 1 E: 0 LOB: 1 K: 0 BB: 0 S: 4 P: 4	R: 0 H: 1 E: 0 LOB: 1 K: 1 BB: 0 S: 6 P: 6	1B: 7 SF: 0 2B: 0 SAC: 2 3B: 0 DP: 1 HR: 1 HBP: 0	WP: 0 PA: 38 PB: 0 SB: 0 CS: 0		
PITCHER	IP WLS BF H R ER SO BB IBB HBP BLK WP HR S P ERA WHIP											PITCHER	IP WLS BF H R ER SO BB IBB HBP BLK WP HR S P ERA WHIP
Phil Niekro, R (1, 1) ERA: 3.19	8.0 L 33 7 3 2 1 3 0 0 0 0 0 1 32 44 2.25 1.250												
Bob Priddy, R (9, 1) ERA: 3.66	1.0 4 1 0 0 1 0 0 0 0 0 0 0 6 6 0.00 1.000												

AB	32
R	3
H	8
RBI	3
BB	3
SO	2
LOB	13



Batter	1	2	3	4	5	6	7	8	9	AB	R	H	RBI	BB	SO	LOB
Sonny Jackson, L (1, 8) OBP: 0.353, SLG: 0.429	0-3 K ①		0-0 4-3 ③			4-0 1B BB		0-0 6-3 ②		3	0	0	0	1	1	0
Ralph Garr, L (1, 7) OBP: 0.386, SLG: 0.448	0-0 1B ②			0-0 6-3 ①		0-0 1B		0-0 6-3 ③		4	0	2	0	0	0	0
Hank Aaron, R (1, 9) OBP: 0.333, SLG: 0.630	0-0 P5 ③			0-0 6-3 ②		0-0 P4			0-0 HR	4	1	1	1	0	0	2
Orlando Cepeda, R (1, 3) OBP: 0.352, SLG: 0.691		0-0 1-3 ①		0-0 F9 ③		0-0 5-3			0-0 HR	4	1	1	1	0	0	2
Felix Millan, R (1, 4) OBP: 0.397, SLG: 0.419		0-0 F7 ②			0-0 4-3 ①		0-0 FC5-4 1B		0-0 6-3 ①	4	0	1	0	0	0	0
Earl Williams, R (1, 5) OBP: 0.395, SLG: 0.765		0-0 1B			0-0 F8 ②		0-0 F7 ①		0-0 L6 ②	4	0	1	0	0	0	1
Marty Perez, R (1, 6) OBP: 0.298, SLG: 0.302 Dusty Baker Jr., R (7, PH) OBP: 0.111, SLG: 0.222 Gil Garrido, R (8, 6)		0-3 K ③			0-0 1B		0-0 K		0-0 6-3 ③	2	0	1	0	0	1	1
Bob Didier, S (1, 2) Clete Boyer, R (7, PH) OBP: 0.257, SLG: 0.194 Hal King, L (8, 2) OBP: 0.291, SLG: 0.320			0-0 3-1 ①		0-0 1-3 ③		0-0 FC5-4 1-2f ③			2	0	0	0	0	0	1
Phil Niekro, R (1, 1) Mike Lum, L (8, PH) OBP: 0.357, SLG: 0.100 Bob Priddy, R (9, 1)			0-3 K ②			0-0 P6 ①		0-3 K ①		2	0	0	0	0	1	0

Inning Stats	R: 0	H: 1	E: 0	LOB: 0	K: 1	BB: 0	S: 5	P: 5	R: 0	H: 1	E: 0	LOB: 1	K: 1	BB: 0	S: 6	P: 6	R: 0	H: 0	E: 0	LOB: 0	K: 1	BB: 0	S: 5	P: 5	R: 0	H: 0	E: 0	LOB: 0	K: 0	BB: 0	S: 3	P: 3	R: 0	H: 1	E: 0	LOB: 1	K: 0	BB: 0	S: 4	P: 4	R: 0	H: 1	E: 0	LOB: 2	K: 0	BB: 1	S: 4	P: 8	R: 0	H: 1	E: 0	LOB: 1	K: 1	BB: 0	S: 6	P: 6	R: 0	H: 0	E: 0	LOB: 0	K: 1	BB: 0	S: 5	P: 5	R: 2	H: 2	E: 0	LOB: 0	K: 0	BB: 0	S: 5	P: 5	1B: 5	SF: 0	2B: 0	SAC: 0	3B: 0	DP: 0	HR: 2	HBP: 0	WP: 0	PA: 34
--------------	------	------	------	--------	------	-------	------	------	------	------	------	--------	------	-------	------	------	------	------	------	--------	------	-------	------	------	------	------	------	--------	------	-------	------	------	------	------	------	--------	------	-------	------	------	------	------	------	--------	------	-------	------	------	------	------	------	--------	------	-------	------	------	------	------	------	--------	------	-------	------	------	------	------	------	--------	------	-------	------	------	-------	-------	-------	--------	-------	-------	-------	--------	-------	--------

PITCHER	IP	WLS	BF	H	R	ER	SO	BB	IBB	HBP	BLK	WP	HR	S	P	ERA	WHIP
Dave Roberts, L (1, 1) ERA: 3.33	8.0	W	31	7	2	2	5	1	0	0	0	0	0	40	44	2.25	1.000
Al Severinsen, R (9, 1) ERA: 2.19	1.0	S	3	0	0	0	0	0	0	0	0	0	0	3	3	0.00	0.000

BOTTOM

San Diego Padres @ Atlanta Braves
Atlanta Stadium, Atlanta, GA
Sun Apr 25 1971, 3:33 AM EDT
Unknown

livebaseballscorecards.com

AB	33
R	2
H	7
RBI	2
BB	1
SO	5
LOB	9



San Diego Padres @ Atlanta Braves
Atlanta Stadium, Atlanta, GA

Sun Apr 25 1971, 3:38 AM EDT
Att. 25,922 - Unknown

livebaseballscorecards.com



WP: 0 PA: 43
PB: 0
SB: 1
CS: 1

AB R H RBI BB SO LOB

5 2 2 0 0 1 2

4 1 4 2 1 0 0

5 0 2 0 0 0 4

3 1 1 0 2 1 4

3 0 1 1 0 0 4

4 0 1 0 0 2 0

1 0 0 0 0 0 2

4 0 1 0 0 0 1

4 0 1 0 0 1 0

0 0 0 0 0 0 0

1B: 11 SF: 1
2B: 1 SAC: 0
3B: 0 DP: 3
HR: 1 HBP: 1

Batter	1	2	3	4	5	6	7	8	9	10
Sonny Jackson, L (1, 8) OBP: 0.356, SLG: 0.426	0-0 E4 1B SF8		0-0 HR 1B		0-0 1B 1B G5-2-3 1B	0-0 F7			0-3 K	
Ralph Garr, L (1, 7) OBP: 0.427, SLG: 0.521	0-0 BB 1-3 1B		0-0 1-H HR		0-0 1-2 G5-2-3 1B		4-0 S BB		0-0 CS 1B	
Felix Millan, R (1, 4) OBP: 0.397, SLG: 0.418	0-0 F7		0-0 F9 BB 1B		0-0 1-2 2-3 G5-2-3 1B		0-0 F8		0-0 4-3	
Orlando Cepeda, R (1, 3) OBP: 0.368, SLG: 0.690	4-0 1-2 BB		4-0 1-2 G3-6-3 BB		0-0 1-2 2-3 G5-2-3		0-3 1-2 K		0-0 1B E 2B	
Mike Lum, L (1, 9) OBP: 0.368, SLG: 0.154	0-0 SF8		0-0 F9		0-0 F8		1-0 HBP		0-0 E IBB 1B	
Hal King, L (1, 2) OBP: 0.283, SLG: 0.296	0-0 F8		0-0 G3-6-3		0-3 K		0-3 K		4-0 1-2 E IBB	
Earl Williams, R (1, 5) OBP: 0.381, SLG: 0.711 Hank Aaron, R (10, PH) OBP: 0.328, SLG: 0.618		0-0 G6-4-3 1B		0-3 K		0-0 F7		0-3 K	0-0 E6	
Gil Garrido, R (1, 6) OBP: 0.286, SLG: 0.167		0-0 G6-4-3		0-0 1-6-3		0-0 1B 1B		0-0 P3	1-2 2-3 3-H	
George Stone, L (1, 1) OBP: 0.167, SLG: 0.167 Cecil Upshaw, R (10, 1)		0-0 G3		0-0 F7		0-0 1-2 1B		0-3 K		

Inning Stats	R: 1	H: 1	E: 1	K: 0	S: 5	H: 2	LOB: 2	BB: 1	P: 9	R: 0	H: 0	E: 0	K: 0	S: 5	R: 2	H: 3	E: 0	K: 0	S: 5	R: 0	H: 0	E: 0	K: 1	S: 5	R: 0	H: 3	E: 0	K: 0	S: 5	R: 0	H: 2	E: 0	K: 1	S: 7	R: 0	H: 0	E: 0	K: 2	S: 7	R: 0	H: 0	E: 0	K: 2	S: 7	R: 0	H: 1	E: 0	K: 1	S: 5	R: 1	H: 2	E: 1	K: 0	S: 3	1B: 11	SF: 1	2B: 1	3B: 0	HR: 1	SAC: 0	DP: 3	HBP: 1
--------------	------	------	------	------	------	------	--------	-------	------	------	------	------	------	------	------	------	------	------	------	------	------	------	------	------	------	------	------	------	------	------	------	------	------	------	------	------	------	------	------	------	------	------	------	------	------	------	------	------	------	------	------	------	------	------	--------	-------	-------	-------	-------	--------	-------	--------

PITCHER	IP	WLS	BF	H	R	ER	SO	BB	IBB	HBP	BLK	WP	HR	S	P	ERA	WHIP
Clay Kirby, R (1, 1) ERA: 6.05	4.2		22	8	3	2	1	2	0	0	0	0	1	22	30	3.86	2.143
Dick Kelley, L (5, 1) ERA: 10.5	1.1		6	2	0	0	1	0	0	0	0	0	0	8	8	0.00	1.500
Al Santorini, R (7, 1) ERA: 2.84	0.2		3	0	0	0	1	1	0	0	0	0	0	4	8	0.00	1.500
Bill Laxton, L (7, 1) ERA: 2.08	2.1		8	1	0	0	4	0	0	1	0	0	0	15	16	0.00	0.429
Gary Ross, R (10, 1) ERA: 2.35	0.0	L	3	2	1	0	0	0	1	0	0	0	0	2	6	∞	∞

PITCHER	IP	WLS	BF	H	R	ER	SO	BB	IBB	HBP	BLK	WP	HR	S	P	ERA	WHIP
Al Severinsen, R (10, 1) ERA: 2.19	0.0		1	0	0	0	0	0	0	0	0	0	0	1	1	∞	∞

Batter	1	2	3	4	5	6	7	8	9	AB R H RBI BB SO LOB	TOP											
Enzo Hernandez, R (1, 6) OBP: 0.474, SLG: 0.387	0-3 K		0-0 L8		4-0 FC1-6 BB		0-0 F2		0-3 K	4 0 0 0 1 2 3												
Don Mason, L (1, 4) OBP: 0.225, SLG: 0.300	0-0 HR		0-3 K		0-0 FC1-6 1-2f		0-0 5-3			4 1 1 1 0 1 3												
Cito Gaston, R (1, 8) OBP: 0.227, SLG: 0.275	0-0 6-3		4-0 FC6-4 BB		0-3 K					3 0 0 0 1 2 1												
Nate Colbert, R (1, 3) OBP: 0.419, SLG: 0.639	0-0 1B		0-0 FC6-4 1-2f		0-0 F9					4 0 1 0 0 1 1												
Ollie Brown, R (1, 9) OBP: 0.282, SLG: 0.297	0-0 F3			0-0 F4		0-0 F9		0-3 K		4 0 1 0 0 0 1												
Dave Campbell, R (1, 5) OBP: 0.293, SLG: 0.362		0-0 5-3		0-0 L8		0-0 L8		0-0 FC4 1B		4 0 0 0 0 0 1												
Ivan Murrell, R (1, 7) OBP: 0.250, SLG: 0.217		1-0 1B HBP		0-0 FC6-4 1B		0-3 K			0-0 F7	3 0 1 0 0 1 0												
Chris Cannizzaro, R (1, 2) OBP: 0.292, SLG: 0.286		0-0 G5-4-3 1B		0-0 FC6-4 1-2f		4-0 1B BB			0-3 K	3 0 1 0 1 1 1												
Steve Arlin, R (1, 1) OBP: 0.200, SLG: 0.200 Fred Kendall, R (5, PH) Al Santorini, R (5, 1) Ray Webster, L (7, PH) Gary Ross, R (7, 1) Dick Kelley, R (8, 1) Larry Stahl, L (9, PH) OBP: 0.306, SLG: 0.413		0-0 G5-4-3 1-2f			0-3 K		0-0 1B		4-0 BB	1 0 0 0 0 0 2 1 0 0 0 0 0 1 0 0 0 0 0 0 0 0 0 1 0 0 1 0 1 0 0												
Inning Stats	R: 1 E: 0 K: 1 S: 7	H: 2 LOB: 1 BB: 0 P: 7	R: 0 E: 0 K: 0 S: 3	H: 1 LOB: 1 BB: 0 P: 4	R: 0 E: 0 K: 1 S: 5	H: 0 LOB: 1 BB: 0 P: 9	R: 0 E: 0 K: 0 S: 4	H: 1 LOB: 1 BB: 0 P: 4	R: 0 E: 0 K: 2 S: 7	H: 0 LOB: 1 BB: 1 P: 11	R: 0 E: 0 K: 0 S: 3	H: 0 LOB: 0 BB: 0 P: 3	R: 0 E: 0 K: 1 S: 6	H: 1 LOB: 2 BB: 1 P: 10	R: 0 E: 0 K: 2 S: 8	H: 1 LOB: 1 BB: 0 P: 8	R: 0 E: 0 K: 2 S: 7	H: 0 LOB: 1 BB: 1 P: 11	1B: 5 2B: 0 3B: 0 HR: 1	SF: 0 SAC: 0 DP: 1 HBP: 1	WP: 0 PB: 0 SB: 0 CS: 0	PA: 37
PITCHER	IP WLS BF H R ER SO BB IBB HBP BLK WP HR S P ERA WHIP																					
Gary Nolan, R (1, 1) ERA: 3.51	7.0 W 29 5 1 1 5 3 0 1 0 0 0 1 35 48 1.29 1.143																					
Clay Carroll, R (8, 1) ERA: 1.1	2.0 S 8 1 0 0 4 1 0 0 0 0 0 0 15 19 0.00 1.000																					

San Diego Padres @ Cincinnati Reds
 Riverfront Stadium, Cincinnati, OH
 Tue Apr 27 1971, 7:05 PM EDT
 Att. 6,130 - Unknown

livebaseballscorecards.com

AB	32
R	1
H	6
RBI	1
BB	4
SO	9
LOB	13



Batter	1	2	3	4	5	6	7	8	9
Pete Rose, S OBP: 0.354, SLG: 0.423 (1, 9)	4-0 1B BB	0-0 E6		0-0 F8		4-0 1-2 BB		0-0 1-2 3-H 0-3 1B	
Ty Cline, L OBP: 0.368, SLG: 0.154 (1, 8) (8, 3)	0-0 L8	0-0 L5-3		0-0 L4-3		0-0 L7		0-3 K	
Johnny Bench, R OBP: 0.361, SLG: 0.621 (1, 2)	0-0 BB 1-3 SF9 1B		0-0 FC5-4 S E 1B		0-0		4-0 G5-4-3 BB		
Lee May, R OBP: 0.333, SLG: 0.444 Clay Carroll, R (8, 1)	0-0 BB 1-2 1B		0-3 K		0-0 1B 2B		0-0 G5-4-3 1-2f		
Bernie Carbo, L OBP: 0.339, SLG: 0.298 (1, 7)	4-0 FC6-4 1-2 2-3 BB		4-0 FC5-4 BB		0-0 F7		0-0 4-3		
Tommy Helms, R OBP: 0.263, SLG: 0.259 (1, 4)	0-0 SF9		0-0 FC5-4 S E 1-2f 2-3		0-0 1B		0-0 4-3 SH5-3 1B		
Dave Concepcion, R OBP: 0.250, SLG: 0.316 (1, 6)	0-0 FC6-4 1-2f		0-0 E6 1-H 3-H		0-0 4-3		0-0 SH5-3 1-2		
Woody Woodward, R OBP: 0.411, SLG: 0.400 (1, 5)		0-0 1-3	0-0 F7		0-0 F7		0-0 4-3 2-3		
Gary Nolan, R OBP: 0.091, SLG: 0.091 Jimmy Stewart, S OBP: 0.385, SLG: 0.273 (8, 8)		0-0 1-3		0-0 6-3		0-0 BB 1B	4-0 BB BB BB	4-0 1B BB	

Inning Stats	R: 2 E: 0 K: 0 S: 5	H: 2 LOB: 2 BB: 2 P: 13	R: 0 E: 1 K: 0 S: 4	H: 0 LOB: 1 BB: 0 P: 4	R: 2 E: 1 K: 1 S: 7	H: 1 LOB: 1 BB: 1 P: 11	R: 0 E: 0 K: 0 S: 3	H: 0 LOB: 0 BB: 0 P: 3	R: 1 E: 0 K: 0 S: 4	H: 2 LOB: 1 BB: 0 P: 4	R: 0 E: 0 K: 0 S: 4	H: 1 LOB: 2 BB: 1 P: 8	R: 0 E: 0 K: 0 S: 2	H: 0 LOB: 0 BB: 1 P: 6	R: 1 E: 0 K: 1 S: 7	H: 2 LOB: 2 BB: 1 P: 11
--------------	------------------------------	----------------------------------	------------------------------	---------------------------------	------------------------------	----------------------------------	------------------------------	---------------------------------	------------------------------	---------------------------------	------------------------------	---------------------------------	------------------------------	---------------------------------	------------------------------	----------------------------------

PITCHER	IP	WLS	BF	H	R	ER	SO	BB	IBB	HBP	BLK	WP	HR	S	P	ERA	WHIP
Steve Arlin, R ERA: 9.72 (1, 1)	4.0	L	20	3	4	3	1	3	3	0	0	0	0	19	31	6.75	1.500
Al Santorini, R ERA: 3.07 (5, 1)	2.0		9	3	1	1	0	1	0	0	0	0	0	8	12	4.50	2.000
Gary Ross, R ERA: 2.65 (7, 1)	1.2		8	2	1	1	0	2	0	0	0	0	0	6	14	5.40	2.400
Dick Kelley, L ERA: 9.95 (8, 1)	0.1		1	0	0	0	1	0	0	0	0	0	0	3	3	0.00	0.000

BOTTOM

San Diego Padres @ Cincinnati Reds
Riverfront Stadium, Cincinnati, OH

Tue Apr 27 1971, 7:05 PM EDT
Att. 6,130 - Unknown

AB	R	H	RBI	BB	SO	LOB
3	1	1	1	2	0	0
5	0	0	0	0	1	6
3	2	2	0	1	0	0
4	1	2	1	0	1	2
0	0	0	0	0	0	0
2	0	0	0	2	0	1
3	2	2	2	0	0	2
3	0	0	0	0	0	2
4	0	0	0	0	0	2
3	0	1	0	0	0	0
0	0	0	0	1	0	0

AB	30
R	6
H	8
RBI	4
BB	6
SO	2
LOB	15

livebaseballscorecards.com



WP	PA
0	38

1B	2B	3B	HR	SF	SAC	DP	HBP
7	1	0	0	1	1	1	0

WP	PA	ERA	WHIP
0	38		

BOTTOM

San Diego Padres @ Cincinnati Reds
Riverfront Stadium, Cincinnati, OH

Thu Apr 29 1971, 3:33 AM EDT
Att. 7,019 - Unknown

AB	37
R	4
H	14
RBI	4
BB	2
SO	1
LOB	19



WP:	0	PA:	39
PB:	0	CS:	0
SB:	0		

AB	R	H	RBI	BB	SO	LOB
5	1	3	0	0	0	1
5	2	3	0	0	0	2
5	1	1	1	0	0	6
4	0	1	1	0	0	2
4	0	3	1	0	0	0
0	0	0	0	0	0	0
3	0	1	0	1	0	3
4	0	1	1	0	0	3
4	0	0	0	0	1	2
3	0	1	0	0	0	0
0	0	0	0	1	0	0
1B:	12	SF:	0			
2B:	2	SAC:	0			
3B:	0	DP:	1			
HR:	0	HBP:	0			

Batter	1	2	3	4	5	6	7	8	9					
Pete Rose, S OBP: 0.371, SLG: 0.438 (1, 9) X	0-0 1B 4-3 2B		0-0 F8 1B	0-0 1B		0-0 1-2 1B		0-0 G6-3 1-2f						
Ty Cline, L OBP: 0.417, SLG: 0.278 (1, 8) X	0-0 4-3 2-3 6-3 1B		0-0 1B 2B 1B	0-0 1-3 1B		0-0 L8		0-0 L3 FC5-4						
Tony Perez, R OBP: 0.259, SLG: 0.329 (1, 5) (8, 3) X	0-0 4-3 2-3 3-H		0-0 1-2 2B 1B	0-0 F8		0-0 1-3		0-0 FC5-4 1-2f						
Johnny Bench, R OBP: 0.363, SLG: 0.630 (1, 2) X	0-0 6-3 3-H		0-0 F7		0-0 F6		0-0 1B 1B							
Lee May, R OBP: 0.412, SLG: 0.706 Woody Woodward, R OBP: 0.390, SLG: 0.377 (7, PR) (8, 5) X	0-0 1B		0-0 1-3 2-H 1B 2B		0-0 F8		0-0 1-2 1B							
Bernie Carbo, L OBP: 0.349, SLG: 0.300 (1, 7) X	0-0 F9		4-0 1B IBB		0-0 1B		0-0 F7							
Tommy Helms, R OBP: 0.292, SLG: 0.290 (1, 4) X		0-0 F7	0-0 1-2 2-H 3-H 1B		0-0 F7		0-0 F9							
Dave Concepcion, R OBP: 0.207, SLG: 0.250 (1, 6) X		0-0 F4	0-3 K		0-0 5-3		0-0 F9							
Wayne Simpson, R OBP: 0.250, SLG: 0.250 Wayne Granger, R (7, 1) X	0-0 6-3		0-0 F3		0-0 1B 1B		4-0 BB BB BB G6-3 BB							
Inning Stats	R: 2 E: 0 K: 0 S: 6	H: 3 LOB: 1 BB: 0 P: 6	R: 0 E: 0 K: 0 S: 3	H: 0 LOB: 0 BB: 0 P: 3	R: 2 E: 0 K: 0 S: 6	H: 4 LOB: 2 BB: 1 P: 10	R: 0 E: 0 K: 1 S: 7	H: 2 LOB: 2 BB: 0 P: 7	R: 0 E: 0 K: 0 S: 5	H: 2 LOB: 2 BB: 0 P: 5	R: 0 E: 0 K: 0 S: 5	H: 2 LOB: 2 BB: 0 P: 5	R: 0 E: 1 K: 0 S: 3	H: 0 LOB: 1 BB: 1 P: 7

PITCHER	IP	WLS	BF	H	R	ER	SO	BB	IBB	HBP	BLK	WP	HR	S	P	ERA	WHIP
Tom Phoebus, R ERA: 4.75 (1, 1)	5.1	L	28	12	4	4	1	0	0	0	0	0	0	29	33	6.75	2.250
Al Severinsen, R ERA: 1.84 (6, 1)	0.2		2	0	0	0	0	0	0	0	0	0	0	2	2	0.00	0.000
Al Santorini, R ERA: 2.7 (7, 1)	2.0		9	2	0	0	0	1	0	0	0	0	0	8	12	0.00	1.500

Batter	1	2	3	4	5	6	7	8	9	AB R H RBI BB SO LOB	TOP															
Enzo Hernandez, R (1, 6) OBP: 0.423, SLG: 0.386	0-0 F9		0-0 F8		0-0 G5-4-3		0-0 1B			4 0 1 0 0 0 1																
Don Mason, L (1, 4) OBP: 0.216, SLG: 0.294	0-0 F7			0-0 HR 1B	0-0 6-3		0-0 F8			4 1 1 0 0 0 3																
Larry Stahl, L (1, 7) OBP: 0.328, SLG: 0.463	0-0 G3			0-0 L8 1-2		0-0 L8		0-0 2B		4 0 1 0 0 0 1																
Nate Colbert, R (1, 3) OBP: 0.395, SLG: 0.563		0-0 1B		4-0 HR BB		0-0 F6		0-0 F9		3 1 1 0 1 0 1																
Ollie Brown, R (1, 9) OBP: 0.313, SLG: 0.360		0-0 F9		0-0 HR		0-0 6-3		0-0 F4		4 1 1 3 0 0 2																
Ivan Murrell, R (1, 8) OBP: 0.281, SLG: 0.323		0-3 K		0-0 2B		0-0 1B 2B		0-0 F8		4 0 2 0 0 1 2																
Dave Campbell, R (1, 5) OBP: 0.267, SLG: 0.325		0-0 F4		0-3 K		0-3 K		0-0 F3		4 0 0 0 0 2 3																
Chris Cannizzaro, R (1, 2) OBP: 0.304, SLG: 0.255			0-3 K	0-0 F8		4-0 1B BB		0-0 G3		3 0 0 0 1 1 1																
Dave Roberts, L (1, 1) OBP: 0.222, SLG: 0.222 Al Severinsen, R (6, 1) Ray Webster, L (7, PH) Dick Kelley, R (7, 1) Gary Ross, R (8, 1) Al Ferrara, R (9, PH)			0-0 4-3		0-0 G5-4-3 1B		0-0 F5		0-0 F8	2 0 1 0 0 0 0 0 0 0 0 0 0 0 1 0 0 0 0 0 2 0 0 0 0 0 0 0 0 0 0 0 0 0 0 1 0 0 0 0 0 0																
Inning Stats	R: 0 E: 0 K: 0 S: 3	H: 0 LOB: 0 BB: 0 P: 3	R: 0 E: 0 K: 1 S: 6	H: 1 LOB: 1 BB: 0 P: 6	R: 0 E: 0 K: 1 S: 5	H: 0 LOB: 0 BB: 0 P: 5	R: 3 E: 0 K: 1 S: 8	H: 3 LOB: 1 BB: 1 P: 12	R: 0 E: 0 K: 0 S: 3	H: 1 LOB: 0 BB: 0 P: 3	R: 0 E: 0 K: 0 S: 3	H: 0 LOB: 0 BB: 0 P: 3	R: 0 E: 0 K: 1 S: 7	H: 2 LOB: 3 BB: 1 P: 11	R: 0 E: 0 K: 0 S: 4	H: 1 LOB: 1 BB: 0 P: 4	R: 0 E: 0 K: 0 S: 3	H: 0 LOB: 0 BB: 0 P: 3	1B: 4 2B: 3 3B: 0 HR: 1	SF: 0 SAC: 0 DP: 1 HBP: 0	WP: 0 PB: 0 SB: 1 CS: 0	PA: 36				
PITCHER	IP WLS BF H R ER SO BB IBB HBP BLK WP HR S P ERA WHIP																									
Bob Johnson, R (1, 1) ERA: 1.97	5.0	20	5	3	3	3	1	0	0	0	0	1	25	29	5.40	1.200										
Jim Nelson, R (6, 1) ERA:	2.0	9	2	0	0	1	1	0	0	0	0	0	10	14	0.00	1.500										
Mudcat Grant, R (8, 1) ERA: 2.57	2.0	7	1	0	0	0	0	0	0	0	0	0	7	7	0.00	0.500										

San Diego Padres @ Pittsburgh Pirates
 Three Rivers Stadium, Pittsburgh, PA
 Fri Apr 30 1971, 7:05 PM EDT
 Att. 5,944 - Unknown

livebaseballscorecards.com

AB	34
R	3
H	8
RBI	3
BB	2
SO	4
LOB	16



Batter	1	2	3	4	5	6	7	8	9	AB	R	H	RBI	BB	SO	LOB
Dave Cash, R OBP: 0.420, SLG: 0.397 (1, 4) BB	4-0 G6-3 BB			x 0-0 F7 1B 1-3 1B		x 0-0 1-3	x 0-0 PB 1B	x 0-0 L9		4	2	2	0	1	0	3
Richie Hebner, L OBP: 0.325, SLG: 0.413 (1, 5) x	0-0 F8			x 0-0 1-3 1-2 1B		x 0-0 1B 2B	x 0-0 1-H 1B			4	1	3	1	0	0	1
Roberto Clemente, R OBP: 0.302, SLG: 0.370 (1, 9) x	0-0 G6-3 1-2f			x 0-0 F7 2-3		x 0-0 1B 1B 1B	x 0-0 F6			4	1	1	1	0	0	4
Willie Stargell, L OBP: 0.398, SLG: 0.813 (1, 7) x		x 0-0 4-3		x 0-0 1-3 1-2 3-H		x 0-0 1B 1B G1-2-3 1B		x 0-0 F6		4	0	1	1	0	0	1
Bob Robertson, R OBP: 0.305, SLG: 0.403 (1, 3) S		x 0-3 K		x 0-3 K		x 0-0 1B 1-2 2-3 1B		x 0-3 K		4	0	1	0	0	3	1
Manny Sanguillen, R OBP: 0.280, SLG: 0.363 (1, 2) x		x 0-0 6-3			x 0-0 F8	x 0-0 1B 1-2 2-3 3-H		x 0-0 3B 1B		4	1	2	1	0	0	0
Al Oliver, L OBP: 0.280, SLG: 0.312 (1, 8) x			x 0-0 G1-6-3 1B		x 0-0 2B	x 0-0 G1-2-3 3-Hf		x 0-0 1-H 3B		4	0	3	1	0	0	3
Gene Alley, R OBP: 0.250, SLG: 0.481 (1, 6) x			x 0-0 F7		x 0-0 6-3		x 0-0 1-3	x 4-0 BB BB		3	0	0	0	1	0	2
Bob Johnson, L OBP: 0.100, SLG: 0.100 (1, 1) Jose Pagan, R OBP: 0.263, SLG: 0.125 (5, PH) Jim Nelson, R (6, 1) Gene Clines, R OBP: 0.176, SLG: 0.067 (7, PH) Mudcat Grant, R (8, 1)			x 0-0 G1-6-3		x 0-3 K		x 0-0 L9	x 4-0 1-2 BB		1	0	0	0	0	0	1
Inning Stats	R: 0 H: 0 E: 0 LOB: 0 K: 0 BB: 1 S: 2 P: 6	R: 0 H: 0 E: 0 LOB: 0 K: 1 BB: 0 S: 5 P: 5	R: 0 H: 1 E: 0 LOB: 0 K: 0 BB: 0 S: 3 P: 3	R: 1 H: 2 E: 0 LOB: 1 K: 1 BB: 0 S: 7 P: 7	R: 0 H: 1 E: 0 LOB: 1 K: 1 BB: 0 S: 6 P: 6	R: 2 H: 5 E: 0 LOB: 2 K: 0 BB: 0 S: 7 P: 7	R: 1 H: 2 E: 0 LOB: 1 K: 0 BB: 0 S: 5 P: 5	R: 1 H: 2 E: 0 LOB: 3 K: 1 BB: 2 S: 7 P: 15		1B: 10 SF: 0 2B: 2 SAC: 0 3B: 1 DP: 3 HR: 0 HBP: 0	WP: 0 PA: 37 PB: 1 SB: 0 CS: 0					

BOTTOM

San Diego Padres @ Pittsburgh Pirates
Three Rivers Stadium, Pittsburgh, PA
Fri Apr 30 1971, 7:05 PM EDT
Att. 5,944 - Unknown

livebaseballscorecards.com

AB	34
R	5
H	13
RBI	5
BB	3
SO	4
LOB	17



PITCHER	IP	WLS	BF	H	R	ER	SO	BB	IBB	HBP	BLK	WP	HR	S	P	ERA	WHIP
Dave Roberts, L ERA: 3.64 (1, 1)	5.1		23	8	3	3	3	1	0	0	0	0	0	28	32	5.06	1.688
Al Severinsen, R ERA: 1.76 (6, 1)	0.2		2	1	0	0	0	0	0	0	0	0	0	2	2	0.00	1.500
Dick Kelley, L ERA: 9.35 (7, 1)	1.2	L	9	4	2	1	1	0	0	0	0	0	0	11	11	5.40	2.400
Gary Ross, R ERA: 2.6 (8, 1)	0.1		3	0	0	0	0	2	0	0	0	0	0	1	9	0.00	6.000

Batter	1	2	3	4	5	6	7	8	9	10	11	AB R H RBI BB SO LOB	TOP				
Enzo Hernandez, R (1, 6) OBP: 0.414, SLG: 0.380	0-0 S 1B		0-0 6-3	0-0 F8		0-0 4-3			0-0 F8		0-0 B2-4 1B	6 0 2 0 0 0 2	<p>San Diego Padres @ Pittsburgh Pirates</p> <p>Three Rivers Stadium, Pittsburgh, PA</p> <p>Sat May 01 1971, 3:33 AM EDT</p> <p>Att. 6,068 - Cloudy</p>				
Don Mason, L (1, 4) OBP: 0.263, SLG: 0.321	0-0 F8		0-0 G4-3 1B		0-0 SH1-4 1B		0-0 FC3-6 1B		4-0 1B BB		0-0 B2-4 1-2f	5 1 3 0 1 0 2					
Larry Stahl, L (1, 7) OBP: 0.317, SLG: 0.441	0-0 F8		0-0 G4-3 1-2f		0-0 SH1-4		0-0 FC3-6 E S 1-2f E		0-0 G4-6-3 1B		0-0 F8	5 1 1 0 0 0 3					
Nate Colbert, R (1, 3) OBP: 0.407, SLG: 0.560	4-0 1B BB			0-0 5-3 1B		0-0 1B 2-H		0-0 G1 1-3		0-0 G4-6-3 1-2f		4 1 2 1 1 0 3					
Ollie Brown, R (1, 9) OBP: 0.318, SLG: 0.363	0-0 1-2 2-H 1B		0-3 K	0-0 F7		0-0 E9 1B 3-H		0-0 6-3				5 0 2 1 0 1 2					
Ivan Murrell, R (1, 8) OBP: 0.297, SLG: 0.333		0-3 K	0-0 K	0-0 5-3 1B		0-0 FC6-4 1B		0-0 F6		0-0 5-3		5 1 2 0 0 1 1					
Dave Campbell, R (1, 5) OBP: 0.256, SLG: 0.310		0-0 F9	0-0 5-3	0-0 FC6-4		0-0 F9		0-0 F9		0-0 1B 1B		4 0 0 0 0 0 4					
Al Ferrara, R (10, PH) OBP: 0.333, SLG: 0.188			0-0 1B	0-0 1B		0-0 F7		0-0 F7		0-0 1B		1 0 1 0 0 0 0					
Tommy Dean, R (10, PR)			0-0 1B	0-0 IBB		0-0 K		0-0 K		0-0 1B		0 0 0 0 0 0 0					
Bob Barton, R (1, 2) OBP: 0.273, SLG: 0.375			0-0 K	0-0 1B		0-0 K		0-0 K		0-0 4-3		4 0 2 0 1 0 0					
Clay Kirby, R (1, 1) OBP: 0.375, SLG: 0.286			0-3 K	0-0 1B		0-3 K		0-3 K				4 0 1 2 0 3 1					
Ray Webster, L (10, PH) OBP: 0.200, SLG: 0.200			0-0 K	1-3 2-H 3-H 1B								1 0 0 0 0 0 2					
Bill Laxton, L (10, 1)												0 0 0 0 0 0 0					
Inning Stats	R: 0 H: 2 E: 0 LOB: 2 K: 0 BB: 1 S: 4 P: 8	R: 0 H: 1 E: 0 LOB: 1 K: 2 BB: 0 S: 8 P: 8	R: 0 H: 1 E: 0 LOB: 0 K: 0 BB: 0 S: 3 P: 3	R: 2 H: 3 E: 0 LOB: 2 K: 1 BB: 1 S: 8 P: 12	R: 1 H: 3 E: 0 LOB: 2 K: 0 BB: 0 S: 6 P: 6	R: 0 H: 0 E: 0 LOB: 0 K: 1 BB: 0 S: 5 P: 5	R: 1 H: 2 E: 1 LOB: 1 K: 0 BB: 0 S: 5 P: 5	R: 0 H: 0 E: 0 LOB: 0 K: 1 BB: 0 S: 5 P: 5	R: 0 H: 1 E: 0 LOB: 1 K: 0 BB: 1 S: 3 P: 7	R: 0 H: 2 E: 0 LOB: 2 K: 0 BB: 0 S: 5 P: 5	R: 0 H: 1 E: 0 LOB: 0 K: 0 BB: 0 S: 3 P: 3	1B: 16 SF: 0 2B: 1 SAC: 1 3B: 0 DP: 3 HR: 0 HBP: 0	WP: 0 PA: 48 PB: 0 SB: 2 CS: 0				
PITCHER	IP WLS BF H R ER SO BB IBB HBP BLK WP HR S P ERA WHIP																
Bob Moose, R (1, 1) ERA: 3.54	5.0	25	10	3	3	3	1	1	0	0	0	0	0	29	37	5.40	2.200
Nelson Briles, R (6, 1) ERA: 2.93	2.0	8	2	1	1	1	0	0	0	0	0	0	0	10	10	4.50	1.000
Dave Giusti, R (8, 1) ERA: 1.54	2.0	7	1	0	0	1	1	0	0	0	0	0	0	8	12	0.00	1.000
Mudcat Grant, R (10, 1) ERA: 2.0	2.0	W 8	3	0	0	0	0	0	0	0	0	0	0	8	8	0.00	1.500

AB	44
R	4
H	16
RBI	4
BB	3
SO	5
LOB	20



livebaseballscorecards.com


Batter	1	2	3	4	5	6	7	8	9	10	11	AB	R	H	RBI	BB	SO	LOB
Dave Cash, R OBP: 0.407, SLG: 0.410 (1, 4)	0-3 K		0-0 F9		0-0 HR 3B		0-0 F9		0-0 4-3			5	1	1	1	0	1	2
Richie Hebner, L OBP: 0.341, SLG: 0.456 (1, 5)	0-0 CS 1B		0-3 K		0-0 HR		0-0 6-3			4-0 BB		4	1	2	2	1	1	2
Vic Davallo, L Roberto Clemente, R OBP: 0.394, SLG: 0.515 OBP: 0.299, SLG: 0.366 (1, 9) (9, 9)	0-0 HR		0-0 L8		0-0 F5			0-0 G3		0-0 F8		4	1	1	1	0	0	2
Willie Stargell, L OBP: 0.409, SLG: 0.813 (1, 7)	0-0 1B			0-0 2B		0-0 F9		0-0 1B 1B		0-3 K		5	0	3	0	0	1	2
Al Oliver, L OBP: 0.276, SLG: 0.305 (1, 8)	0-3 K			0-0 5-3		0-0 G3		0-0 1B		0-0 L7		5	0	1	0	0	1	3
Bob Robertson, R OBP: 0.299, SLG: 0.382 (1, 3)		0-3 K		0-0 1-3		0-0 6-3		0-0 F7			4-0 SH3-4 1B BB	4	1	0	0	1	1	3
Manny Sanguillen, R OBP: 0.278, SLG: 0.357 (1, 2)		0-0 F8		0-0 6-3		0-0 CS 1B		0-0 F2			0-0 SH3-4	4	0	1	0	0	0	3
Gene Alley, R OBP: 0.273, SLG: 0.452 (1, 6)		0-0 F9			0-0 G3	0-0 CS 1-2	0-0 BB		0-0 L8		0-0 2-H 1B	4	0	1	1	1	0	0
Bob Moose, R Milt May, L Dock Ellis, S Nelson Briles, R Gene Clines, R Dave Giusti, R Jose Pagan, R Mudcat Grant, R (1, 1) (5, PH) (5, PH) (6, 1) (7, PH) (8, 1) (9, PH) (10, 1)			4-0 S BB		0-0 3B 1B		0-0 L1		0-0 F8			0	0	0	0	1	0	0

Inning Stats	R: 1	H: 3	R: 0	H: 0	R: 0	H: 0	R: 0	H: 1	R: 3	H: 3	R: 0	H: 1	R: 0	H: 0	R: 0	H: 2	R: 0	H: 0	R: 0	H: 0	R: 1	H: 1	1B: 7	SF: 0	WP: 0	PA: 45	
	E: 0	LOB: 1	E: 0	LOB: 0	E: 0	LOB: 1	E: 0	LOB: 1	E: 0	LOB: 1	E: 0	LOB: 0	E: 0	LOB: 1	E: 0	LOB: 2	E: 0	LOB: 0	E: 0	LOB: 1	E: 0	LOB: 1	2B: 1	SAC: 1	PB: 0		
	K: 2	BB: 0	K: 1	BB: 0	K: 1	BB: 1	K: 0	BB: 0	K: 0	BB: 0	K: 0	BB: 0	K: 0	BB: 1	K: 0	BB: 0	K: 1	BB: 1	K: 0	BB: 1	K: 0	BB: 1	3B: 1	DP: 0	SB: 1		
	S: 9	P: 9	S: 5	P: 5	S: 5	P: 9	S: 4	P: 4	S: 6	P: 6	S: 3	P: 3	S: 3	P: 7	S: 5	P: 5	S: 3	P: 3	S: 5	P: 9	S: 2	P: 6	HR: 2	HBP: 0	CS: 2		
PITCHER	IP	WLS	BF	H	R	ER	SO	BB	IBB	HBP	BLK	WP	HR	S	P	ERA	WHIP										
Clay Kirby, R ERA: 5.4 Bill Laxton, L ERA: 3.0	(1, 1)	9.0	37	10	4	4	4	2	0	0	0	0	2	43	51	4.00	1.333										
	(10, 1)	1.1	7	1	1	1	1	2	0	0	0	0	0	7	15	6.75	2.250										

BOTTOM

San Diego Padres @ Pittsburgh Pirates
 Three Rivers Stadium, Pittsburgh, PA
 Sat May 01 1971, 3:33 AM EDT
 Att. 6,068 - Cloudy

AB	39
R	5
H	11
RBI	5
BB	4
SO	5
LOB	19



WP: 0	PA: 45
PB: 0	
SB: 1	
CS: 2	

Batter	1	2	3	4	5	6	7	8	9	AB R H RBI BB SO LOB	TOP									
Enzo Hernandez, R (1, 6) OBP: 0.387, SLG: 0.352	0-0 3-1		0-0 L9			0-0 6-3		0-0 F7		4 0 0 0 0 0 1										
Don Mason, L (1, 4) OBP: 0.262, SLG: 0.317	0-0 6-3		0-0 1B			0-0 3-1		0-0 L9		4 0 1 0 0 0 0										
Larry Stahl, L (1, 7) OBP: 0.313, SLG: 0.419	0-0 6-3		0-0 4-3			4-0 1B BB		0-0 F3		3 0 0 0 1 0 2										
Nate Colbert, R (1, 3) OBP: 0.400, SLG: 0.544		0-3 K		0-0 F7		0-0 1B		0-0 5-3		4 0 1 0 0 1 0										
Ollie Brown, R (1, 9) OBP: 0.304, SLG: 0.345		0-3 K		0-0 6-3		0-0 F4		0-0 F2		4 0 0 0 0 1 2										
Ivan Murrell, R (1, 8) OBP: 0.317, SLG: 0.350		0-0 F3		0-0 1-3			0-0 F9-5 1B 1B		0-0 1B	4 0 2 0 0 0 0										
Dave Campbell, R (1, 5) OBP: 0.258, SLG: 0.310 Ray Webster, L (9, PH) OBP: 0.167, SLG: 0.167			0-0 2B 1B		0-0 4-3		0-3 K		0-0 F6	3 1 1 0 0 1 1 1 0 0 0 0 0 1	AB 33 R 1 H 7 RBI 1 BB 1 SO 3 LOB 10									
Bob Barton, R (1, 2) OBP: 0.306, SLG: 0.429			0-0 FC3-5 1H 2B		0-0 F4		0-0 1-2 1B			3 0 2 1 0 0 0										
Steve Arlin, R (1, 1) OBP: 0.125, SLG: 0.125 Dick Kelley, R (7, 1)			0-0 FC3-5 1B 2-3		0-0 5-3		0-0 F9-5 2-3			3 0 0 0 0 0 3 0 0 0 0 0 0 0										
Inning Stats	R: 0 E: 0 K: 0 S: 3	H: 0 LOB: 0 BB: 0 P: 3	R: 0 E: 0 K: 2 S: 7	H: 0 LOB: 0 BB: 0 P: 7	R: 1 E: 0 K: 0 S: 6	H: 3 LOB: 2 BB: 0 P: 6	R: 0 E: 0 K: 0 S: 3	H: 0 LOB: 0 BB: 0 P: 3	R: 0 E: 0 K: 0 S: 4	H: 1 LOB: 2 BB: 1 P: 8	R: 0 E: 0 K: 1 S: 6	H: 2 LOB: 1 BB: 0 P: 6	R: 0 E: 0 K: 0 S: 3	H: 0 LOB: 0 BB: 0 P: 3	R: 0 E: 0 K: 0 S: 4	H: 1 LOB: 1 BB: 0 P: 4	1B: 6 2B: 2 3B: 0 HR: 0	SF: 0 SAC: 0 DP: 1 HBP: 0	WP: 0 PB: 0 SB: 0 CS: 0	PA: 34
PITCHER	IP WLS BF H R ER SO BB IBB HBP BLK WP HR S P ERA WHIP																			
Dock Ellis, R (1, 1) ERA: 1.96	7.0 W 27 6 1 1 3 1 0 0 0 0 0 0 32 36 1.29 1.000																			
Dave Giusti, R (8, 1) ERA: 1.32	2.0 S 7 1 0 0 0 0 0 0 0 0 0 0 7 7 0.00 0.500																			

San Diego Padres @ Pittsburgh Pirates
 Three Rivers Stadium, Pittsburgh, PA
 Sun May 02 1971, 3:33 AM EDT
 Att. 8,482 - Unknown

livebaseballscorecards.com



Batter	1	2	3	4	5	6	7	8	9	AB	R	H	RBI	BB	SO	LOB
Dave Cash, R OBP: 0.389, SLG: 0.390 (1, 4)	0-0 5-3	0-0 G1-2-3		0-0 F6			0-0 E1			4	1	0	0	0	0	5
Gene Clines, R OBP: 0.227, SLG: 0.150 (1, 9)	0-0 1B		0-0 L4-3		0-0 L8		0-0 3B			4	1	2	1	0	0	0
Richie Hebner, L OBP: 0.337, SLG: 0.470 (1, 5)	0-0 F7		0-0 F8		0-0 4-3		0-0 SF8			4	1	1	1	0	0	1
Willie Stargell, L OBP: 0.402, SLG: 0.793 (1, 7)	0-0 F3		4-0 BB		0-0 4-3		0-0 SF8			2	0	0	1	1	0	1
Al Oliver, L OBP: 0.275, SLG: 0.302 (1, 8)		0-0 F5	0-0 F7			0-0 G6-4-3	0-0 F8			4	0	1	0	0	0	1
Bob Robertson, R OBP: 0.297, SLG: 0.388 (1, 3)		0-0 1B		0-0 1-3		0-0 G6-4-3		0-3 K		4	1	1	0	0	1	1
Manny Sanguillen, R OBP: 0.278, SLG: 0.352 (1, 2)		0-0 BB		0-0 F9		0-0 F5		0-0 F3		4	0	1	1	0	0	0
Gene Alley, R OBP: 0.351, SLG: 0.500 (1, 6)		4-0 BB		0-0 1B			0-0 E	0-0 1B		3	1	3	0	1	0	0
Dock Ellis, S OBP: 0.357, SLG: 0.250 (1, 1)		4-0 BB		0-0 1B			0-0 L9	0-3 K		1	0	1	0	1	0	0
Bill Mazaroski, R OBP: 0.238, SLG: 0.167 (7, PH)										1	0	0	0	0	0	1
Dave Giusti, R (8, 1)		1-2 2-3		1-2 1B						1	0	0	0	0	1	1


Inning Stats	R: 0	H: 1	E: 0	K: 0	S: 4	R: 1	H: 2	E: 0	K: 0	S: 4	R: 0	H: 0	E: 0	K: 0	S: 3	R: 0	H: 2	E: 0	K: 0	S: 5	R: 0	H: 0	E: 0	K: 0	S: 3	R: 0	H: 1	E: 0	K: 0	S: 3	R: 4	H: 3	E: 1	K: 0	S: 7	R: 0	H: 1	E: 0	K: 2	S: 8
	LOB: 1	BB: 0	P: 4	LOB: 2	BB: 2	LOB: 1	BB: 1	LOB: 2	BB: 0	P: 7	LOB: 2	BB: 2	LOB: 0	BB: 0	P: 3	LOB: 0	BB: 0	LOB: 0	BB: 0	P: 3	LOB: 0	BB: 0	LOB: 1	BB: 0	P: 8	LOB: 1	BB: 0	P: 8	LOB: 0	BB: 0	LOB: 1	BB: 0	P: 8	LOB: 0	BB: 0	P: 8	LOB: 1	BB: 0	P: 8	

PITCHER	IP	WLS	BF	H	R	ER	SO	BB	IBB	HBP	BLK	WP	HR	S	P	ERA	WHIP
Steve Arlin, R ERA: 8.22 (1, 1)	6.1	L	29	8	4	3	0	3	0	0	0	0	0	26	38	4.26	1.737
Dick Kelley, L ERA: 8.71 (7, 1)	1.2		7	2	1	1	2	0	0	0	0	0	0	11	11	5.40	1.200

BOTTOM

San Diego Padres @ Pittsburgh Pirates
 Three Rivers Stadium, Pittsburgh, PA
 Sun May 02 1971, 3:33 AM EDT
 Att. 8,482 - Unknown

AB	32
R	5
H	10
RBI	4
BB	3
SO	2
LOB	11



WP	HR	S	P	ERA	WHIP
0	0	2	8	0	0

Batter	1	2	3	4	5	6	7	8	9	AB R H RBI BB SO LOB	TOP																
Sonny Jackson, L (1, 8) OBP: 0.368, SLG: 0.427	0-0 F6		4-0 SH1-3 WP BB		0-0 FC1-6 CS		0-0 E2 1B			3 0 1 1 1 0 1																	
Ralph Garr, L (1, 7) OBP: 0.419, SLG: 0.495	0-0 4-3 WP 1B		0-0 F7		0-0 CS	0-0 CS 1B	0-0 F7			4 0 2 0 0 0 3																	
Felix Millan, R (1, 4) OBP: 0.413, SLG: 0.485	0-0 4-3		0-0 SH1-3			0-0 1B		0-0 CS 1B		3 0 2 0 0 0 1																	
Earl Williams, R (1, 3) OBP: 0.304, SLG: 0.529	0-3 K		0-0 F7		0-0 F5		0-0 F7			4 0 0 0 0 1 4																	
Mike Lum, L (1, 9) OBP: 0.323, SLG: 0.292		0-0 HR		0-0 5-3		0-0 L4		0-0 F8		4 1 1 1 0 0 1																	
Clete Boyer, R (1, 5) OBP: 0.246, SLG: 0.160		4-0 4-3 WP BB		0-0 F6		0-0 F5		0-0 6-3		3 0 0 0 1 0 0																	
Bob Didier, S (1, 2) OBP: 0.269, SLG: 0.280		0-0 F3		0-0 L3		0-0 BB E 1B		0-0 4-3		3 1 1 0 0 0 1																	
Hal King, L (9, PH) OBP: 0.282, SLG: 0.270		1-2								1 0 0 0 0 0 0	AB 32																
Gil Garrido, R (1, 6) OBP: 0.241, SLG: 0.185		0-0 4-3		0-0 K		0-0 L7		0-0 2B		3 0 0 0 0 1 2	R 2																
Hank Aaron, R (9, PH) OBP: 0.380, SLG: 0.744		2-3		0-0 K		0-0 FC1-6 1B		0-3 K		1 0 1 0 0 0 0	H 9																
Marty Perez, R (9, PR) OBP: 0.290, SLG: 0.328		0-3 K								0 0 0 0 0 0 0	RBI 2																
Pat Jarvis, R (1, 1) OBP: 0.154, SLG: 0.083										2 0 1 0 1 1 1	BB 3																
Cecil Upshaw, R (8, 1)										0 0 0 0 0 0 0	SO 4																
Marv Staehle, L (9, PH)										1 0 0 0 0 1 1	LOB 15																
Inning Stats	R: 0 E: 0 K: 1 S: 6	H: 1 LOB: 1 BB: 0 P: 6	R: 1 E: 0 K: 1 S: 6	H: 1 LOB: 1 BB: 1 P: 10	R: 0 E: 0 K: 0 S: 3	H: 0 LOB: 1 BB: 1 P: 7	R: 0 E: 0 K: 0 S: 3	H: 0 LOB: 0 BB: 0 P: 3	R: 0 E: 0 K: 1 S: 5	H: 1 LOB: 0 BB: 0 P: 5	R: 0 E: 0 K: 0 S: 4	H: 2 LOB: 1 BB: 0 P: 4	R: 1 E: 1 K: 0 S: 5	H: 2 LOB: 2 BB: 1 P: 9	R: 0 E: 0 K: 0 S: 3	H: 1 LOB: 0 BB: 0 P: 3	R: 0 E: 0 K: 1 S: 6	H: 1 LOB: 1 BB: 0 P: 6	1B: 7 2B: 1 3B: 0 HR: 1	SF: 0 SAC: 1 DP: 0 HBP: 0	WP: 3 PB: 0 SB: 0 CS: 3	PA: 37					
PITCHER	IP WLS BF H R ER SO BB IBB HBP BLK WP HR S P ERA WHIP																										
Tom Phoebus, R (1, 1) ERA: 4.38	6.2		28	7	2	2	3	3	0	0	0	3	1	31	43	2.70	1.500										
Bill Laxton, L (7, 1) ERA: 2.92	0.1		1	0	0	0	0	0	0	0	0	0	0	1	1	0.00	0.000										
Al Severinsen, R (8, 1) ERA: 1.56	2.0	W	7	2	0	0	1	0	0	0	0	0	0	9	9	0.00	1.000										

Atlanta Braves @ San Diego Padres
San Diego Stadium, San Diego, CA
Tue May 04 1971, 10:05 PM EDT
Att. 2,924 - Unknown

livebaseballscorecards.com



Batter	1	2	3	4	5	6	7	8	9	AB	R	H	RBI	BB	SO	LOB
Enzo Hernandez, R OBP: 0.364, SLG: 0.328 (1, 6)	0-0 5-3 ①		0-0 G3 ①		0-0 4-3 ②		0-0 6-3 ③			4	0	0	0	0	0	2
Dave Campbell, R OBP: 0.258, SLG: 0.300 (1, 4)	0-0 L5 ②		0-0 2-3 ②		4-0 BB ②			0-0 6-3 ①		3	0	0	0	1	0	0
Cito Gaston, R OBP: 0.230, SLG: 0.383 (1, 8)	0-0 HR		0-3 K ③		0-0 F9 ③			0-0 HR		4	2	2	2	0	1	2
Nate Colbert, R OBP: 0.414, SLG: 0.590 (1, 3)	0-0 BB 1B			0-0 F8 1B		0-0 F8 ①		0-0 HR		4	1	3	1	0	0	0
Ollie Brown, R OBP: 0.313, SLG: 0.345 (1, 9)	4-0 BB			0-0 F8 1-2		0-0 6-3 ②		0-0 1B		3	0	1	0	1	0	1
Ivan Murrell, R OBP: 0.289, SLG: 0.318 (1, 7)	0-0 F4 ③			0-0 F8 ②		0-0 L4 ③		0-3 K ②		4	0	0	0	0	1	4
Bob Barton, R OBP: 0.325, SLG: 0.462 (1, 2)		0-0 K 2B		0-0 5-3 ③			0-0 SH1-4 1B	0-0 6-3 ③		4	0	2	0	0	0	2
Tommy Dean, R OBP: 0.107, SLG: 0.038 (1, 5)		0-3 K 2-3 ① ②			0-0 SH1-4 1B		0-0 SH1-4 1-2 ①			2	0	1	0	0	1	1
Tom Phoebus, R OBP: 0.250, SLG: 0.273 (1, 1)		0-0 6-3 ③			0-0 SH1-4 1-2 ①		0-0 F5 ②			1	0	0	0	0	0	0
Bill Laxton, L (7, 1)										0	0	0	0	0	0	0
Larry Stahl, L OBP: 0.309, SLG: 0.413 (7, PH)										1	0	0	0	0	0	1
Al Severinsen, R (8, 1)										0	0	0	0	0	0	0

Inning Stats	R: 1	H: 2	E: 0	K: 0	S: 5	LOB: 2	BB: 1	P: 9	R: 0	H: 1	E: 0	K: 1	S: 5	LOB: 0	BB: 0	P: 5	R: 0	H: 0	E: 0	K: 1	S: 5	LOB: 0	BB: 0	P: 5	R: 0	H: 1	E: 0	K: 0	S: 4	LOB: 1	BB: 0	P: 4	R: 0	H: 1	E: 0	K: 0	S: 4	LOB: 2	BB: 1	P: 8	R: 0	H: 0	E: 0	K: 0	S: 3	LOB: 0	BB: 0	P: 3	R: 0	H: 1	E: 0	K: 0	S: 4	LOB: 1	BB: 0	P: 4	R: 2	H: 3	E: 0	K: 1	S: 8	LOB: 1	BB: 0	P: 8
PITCHER	IP	WLS	BF	H	R	ER	SO	BB	IBB	HBP	BLK	WP	HR	S	P	ERA	WHIP																																															
Pat Jarvis, R ERA: 3.89 (1, 1)	7.1	L	31	8	3	3	2	2	0	0	0	0	3	33	41	3.68	1.364																																															
Cecil Upshaw, R ERA: 3.0 (8, 1)	0.2		3	1	0	0	1	0	0	0	0	0	0	5	5	0.00	1.500																																															

BOTTOM

Atlanta Braves @ San Diego Padres
San Diego Stadium, San Diego, CA

Tue May 04 1971, 10:05 PM EDT
Att. 2,924 - Unknown

livebaseballscorecards.com

AB	30
R	3
H	9
RBI	3
BB	2
SO	3
LOB	13



WP: 0	PA: 34
PB: 0	
SB: 0	
CS: 0	

Batter	1	2	3	4	5	6	7	8	9	AB R H RBI BB SO LOB	TOP							
Dusty Baker Jr., R OBP: 0.154, SLG: 0.231 (1, 9)	0-3 K		0-0 F7		0-0 5-3			0-0 SH2-3 1B		4 0 1 0 0 1 0	Atlanta Braves @ San Diego Padres San Diego Stadium, San Diego, CA Wed May 05 1971, 10:05 PM EDT Unknown							
Ralph Garr, L OBP: 0.417, SLG: 0.490 (1, 7)	0-0 1-3		0-0 1B			0-0 L6		0-0 SH2-3		3 0 1 0 0 0 0								
Felix Millan, R OBP: 0.426, SLG: 0.485 (1, 4)	4-0 2B BB		0-0 5-3			0-0 1B		4-0 G5-4-3 IBB		2 1 1 0 2 0 1								
Earl Williams, R OBP: 0.305, SLG: 0.537 (1, 3)	0-0 WP 1-H 2B			0-0 5-3		0-0 F7		0-0 G5-4-3		3 0 1 1 0 0 1								
Hank Aaron, R OBP: 0.376, SLG: 0.734 (8, PH)										1 0 0 0 0 0 3								
Bob Priddy, R (8, 1)										0 0 0 0 0 0 0								
Clete Boyer, R OBP: 0.246, SLG: 0.167 (1, 5)	0-0 L6 2-3			0-0 FC6-4 1B		0-0 F9			0-3 K	4 0 1 0 0 1 2								
Sonny Jackson, L OBP: 0.355, SLG: 0.410 (1, 8)		0-0 F9		0-0 F8			0-3 K		0-0 4-3	4 0 0 0 0 1 1								
Bob Didier, S OBP: 0.233, SLG: 0.241 (1, 2)		0-3 K		0-0 FC6-4 1-2f			0-0 L9		0-3 K	4 0 0 0 0 2 1								
Marty Perez, R OBP: 0.277, SLG: 0.311 (1, 6)		0-0 1-3			0-0 F9		0-0 5-3			3 0 0 0 0 0 0								
Phil Niekro, R (1, 1)			0-0 6-3			0-3 K		0-0 SH2-3 1B		2 0 0 0 0 1 0								
Gil Garrido, R OBP: 0.267, SLG: 0.214 (8, PH)										1 0 1 0 0 0 0								
Mike Lum, L OBP: 0.323, SLG: 0.292 (8, 3)										0 0 0 0 0 0 0								
Inning Stats	R: 1 E: 0 K: 1 S: 6	H: 1 LOB: 1 BB: 1 P: 10	R: 0 E: 0 K: 1 S: 5	H: 0 LOB: 0 BB: 0 P: 5	R: 0 E: 0 K: 0 S: 4	H: 1 LOB: 1 BB: 0 P: 4	R: 0 E: 0 K: 0 S: 4	H: 1 LOB: 1 BB: 0 P: 4	R: 0 E: 0 K: 1 S: 5	H: 0 LOB: 0 BB: 0 P: 5	R: 0 E: 0 K: 0 S: 4	H: 2 LOB: 2 BB: 1 P: 8	R: 0 E: 0 K: 2 S: 7	H: 0 LOB: 0 BB: 0 P: 7	1B: 5 2B: 1 3B: 0 HR: 0	SF: 0 SAC: 1 DP: 1 HBP: 0	WP: 1 PB: 0 SB: 0 CS: 0	PA: 34
PITCHER Dave Roberts, L ERA: 3.16 (1, 1)	IP: 7.1 WLS: W BF: 30 H: 6 R: 1 ER: 1 SO: 4 BB: 1 IBB: 1 HBP: 0 BLK: 0 WP: 1 HR: 0 S: 36 P: 44 ERA: 1.23 WHIP: 0.955											PITCHER Al Severinsen, R ERA: 1.42 (8, 1)	IP: 1.2 WLS: S BF: 4 H: 0 R: 0 ER: 0 SO: 2 BB: 0 IBB: 0 HBP: 0 BLK: 0 WP: 0 HR: 0 S: 8 P: 8 ERA: 0.00 WHIP: 0.000					

livebaseballscorecards.com

AB	31
R	1
H	6
RBI	1
BB	2
SO	6
LOB	9



Batter	1	2	3	4	5	6	7	8	9	AB R H RBI BB SO LOB	TOP
Sonny Jackson, L (1, 8) OBP: 0.357, SLG: 0.419	0-0 E 1B 1B		0-0 5-3		0-0 WP 2B	0-0 F7			0-3 K	5 0 2 0 0 1 3	
Ralph Garr, L (1, 7) OBP: 0.416, SLG: 0.486	0-0 E5 1B		0-3 K		0-0 4-3			0-0 CS 1B	0-0 5-3	5 1 2 0 0 1 2	
Hank Aaron, R (1, 3) OBP: 0.381, SLG: 0.723	0-0 FC5-4 1B		0-0 1B		0-0 F9			0-0 F4		4 0 2 1 0 0 2	
Felix Millan, R (1, 4) OBP: 0.438, SLG: 0.490	0-0 FC5-4 BB		0-0 1B			4-0 FC6-4 HBP 1B		0-0 CS 1B		3 1 2 0 1 0 1	
Hal King, L (1, 2) OBP: 0.293, SLG: 0.262	4-0 1-2 BB		0-0 4-3			1-0 FC6-4 HBP		0-0 CS	0-0 G3	2 0 0 0 1 0 2	
Mike Lum, L (1, 9) OBP: 0.286, SLG: 0.250	0-0 F9			0-0 4-3		0-0 FC6-4 1B			0-0 4-3	4 1 0 0 0 0 4	
Earl Williams, R (1, 5) OBP: 0.286, SLG: 0.500		0-3 K		0-0 5-3		0-3 K			0-0 1-3	4 0 0 0 0 2 2	
Gil Garrido, R (1, 6) OBP: 0.294, SLG: 0.226		0-0 6-3		0-0 F9		0-0 E 1B 1B			4-0 SH4-3 BB	3 0 1 1 1 0 0	
Jim Nash, R (1, 1) Cecil Upshaw, R (7, 1) OBP: 0.273, SLG: 0.273		0-0 F7			0-3 K	0-0 E7 1B			0-0 SH4-3	3 0 1 1 0 1 0 0 0 0 0 0 0 0	
Inning Stats	R: 1 H: 3 E: 1 LOB: 2 K: 0 BB: 1 S: 5 P: 9	R: 0 H: 0 E: 0 LOB: 0 K: 1 BB: 0 S: 5 P: 5	R: 0 H: 2 E: 0 LOB: 2 K: 1 BB: 0 S: 7 P: 7	R: 0 H: 0 E: 0 LOB: 0 K: 0 BB: 0 S: 3 P: 3	R: 0 H: 1 E: 0 LOB: 1 K: 1 BB: 0 S: 6 P: 6	R: 2 H: 2 E: 1 LOB: 2 K: 1 BB: 1 S: 7 P: 12	R: 0 H: 2 E: 0 LOB: 0 K: 0 BB: 0 S: 3 P: 3	R: 0 H: 0 E: 0 LOB: 0 K: 0 BB: 0 S: 3 P: 3	R: 0 H: 0 E: 0 LOB: 1 K: 1 BB: 1 S: 5 P: 9	1B: 9 SF: 0 2B: 1 SAC: 1 3B: 0 DP: 0 HR: 0 HBP: 1	WP: 1 PA: 39 PB: 0 SB: 0 CS: 2
PITCHER	IP WLS BF H R ER SO BB IBB HBP BLK WP HR S P ERA WHIP										
Clay Kirby, R (1, 1) ERA: 5.29	5.2 L 27 8 3 3 4 2 0 1 0 1 0 32 41 4.76 1.765										
Bill Laxton, L (6, 1) ERA: 2.63	1.1 4 2 0 0 0 0 0 0 0 0 0 4 4 0.00 1.500										
Al Santorini, R (8, 1) ERA: 2.41	2.0 7 0 0 0 0 1 1 0 0 0 0 8 12 0.00 0.500										

Atlanta Braves @ San Diego Padres
San Diego Stadium, San Diego, CA
Wed May 05 1971, 10:05 PM EDT
Att. 4,973 - Unknown

livebaseballscorecards.com

AB	33
R	3
H	10
RBI	3
BB	3
SO	5
LOB	16



Batter	1	2	3	4	5	6	7	8	9	AB	R	H	RBI	BB	SO	LOB
Enzo Hernandez, R (1, 6) OBP: 0.365, SLG: 0.333	0-0 1B 1B		0-0 4-3		0-0 FC5 BB 1B		0-3 K			4	0	2	0	0	1	0
Dave Campbell, R (1, 4) OBP: 0.257, SLG: 0.299	0-0 F9		0-0 F7		4-0 BB 1-2 BB			0-0 4-3		3	0	0	0	1	0	1
Cito Gaston, R (1, 8) OBP: 0.253, SLG: 0.386	0-0 1-3 1B		0-3 K		0-0 FC5 2-3f			4-0 BB 1B		3	0	1	0	1	1	2
Nate Colbert, R (1, 3) OBP: 0.411, SLG: 0.600	0-0 F9			0-0 5-3		4-0 BB		0-0 1-2 1B		3	0	1	0	1	0	1
Ollie Brown, R (1, 9) OBP: 0.317, SLG: 0.372		4-0 FC4-6 1B BB		0-0 5-3		0-3 K		0-0 F9 1B		3	0	0	0	1	1	3
Larry Stahl, L (1, 7) OBP: 0.316, SLG: 0.408		0-0 F7		0-0 CS 1B		0-0 F9		0-0 4-3		4	0	1	0	0	0	4
Bob Barton, R (1, 2) OBP: 0.364, SLG: 0.558		0-0 FC4-6 1-2 1B		0-0 CS 1-2	0-0 HR	0-3 K			0-0 FC6-4 1B	4	1	3	1	0	1	1
Tommy Dean, R (1, 5) OBP: 0.091, SLG: 0.032		0-0 FC4-6 1-2f 2-3		0-0 5-3		0-0 6-3			0-0 FC6-4 G6-4-3	3	0	0	0	0	0	2
Ray Webster, L (9, PH) OBP: 0.143, SLG: 0.143									0-0 G6-4-3	1	0	0	0	0	0	1
Clay Kirby, R (1, 1) OBP: 0.300, SLG: 0.222		0-0 6-3		0-0 F9		0-0 4-3			0-0 G6-4-3	2	0	0	0	0	0	2
Bill Laxton, L (6, 1)									0-0 G6-4-3	0	0	0	0	0	0	0
Fred Kendall, R (7, PH)										1	0	0	0	0	0	0
Al Santorini, R (8, 1)										0	0	0	0	0	0	0
Ivan Murrell, R (9, PH) OBP: 0.283, SLG: 0.311									1-2f	1	0	0	0	0	0	1

Inning Stats	R: 0	H: 2	E: 0	K: 0	S: 4	H: 1	LOB: 1	BB: 0	P: 4	R: 0	H: 1	E: 0	K: 0	S: 4	H: 0	LOB: 2	BB: 1	P: 8	R: 0	H: 0	E: 0	K: 1	S: 5	R: 0	H: 1	E: 0	K: 0	S: 3	R: 1	H: 2	E: 0	K: 0	S: 5	R: 0	H: 0	E: 0	K: 2	S: 7	R: 0	H: 0	E: 0	K: 1	S: 5	R: 0	H: 1	E: 0	K: 0	S: 4	R: 0	H: 1	E: 0	K: 0	S: 3	1B: 7	2B: 0	3B: 0	HR: 1	SF: 0	SAC: 0	DP: 1	HBP: 0	WP: 0	PB: 0	SB: 1	CS: 1	PA: 37
--------------	------	------	------	------	------	------	--------	-------	------	------	------	------	------	------	------	--------	-------	------	------	------	------	------	------	------	------	------	------	------	------	------	------	------	------	------	------	------	------	------	------	------	------	------	------	------	------	------	------	------	------	------	------	------	------	-------	-------	-------	-------	-------	--------	-------	--------	-------	-------	-------	-------	--------

PITCHER	IP	WLS	BF	H	R	ER	SO	BB	IBB	HBP	BLK	WP	HR	S	P	ERA	WHIP
Jim Nash, R (1, 1) ERA: 3.81	6.0	W	25	6	1	1	3	3	0	0	0	0	1	28	40	1.50	1.500
Cecil Upshaw, R (7, 1) ERA: 2.63	3.0	S	11	2	0	0	1	1	0	0	0	0	0	12	16	0.00	1.000

BOTTOM

Atlanta Braves @ San Diego Padres
San Diego Stadium, San Diego, CA
 Wed May 05 1971, 10:05 PM EDT
 Att. 4,973 - Unknown

AB	32
R	1
H	8
RBI	1
BB	4
SO	4
LOB	18



Batter	1	2	3	4	5	6	7	8	9	AB R H RBI BB SO LOB	TOP																						
Pete Rose, S (1, 8) OBP: 0.364, SLG: 0.371	0-0 F8		4-0 BB		0-0 FC4-6			0-0 F8		3 0 0 0 1 0 1																							
Bernie Carbo, L (1, 7) OBP: 0.366, SLG: 0.323	1-0 G4-3 HBP		0-3 K		0-3 K			0-3 K		3 0 0 0 0 3 3																							
Johnny Bench, R (1, 9) OBP: 0.357, SLG: 0.631	0-0 G4-3		0-0 F3			0-3 K		0-0 FC6-4 1B		4 0 1 0 0 1 3																							
Tony Perez, R (1, 5) OBP: 0.257, SLG: 0.324		0-3 K		0-0 F9		0-0 FC5-4 1B		0-0 FC6-4		4 0 1 0 0 1 1																							
Lee May, R (1, 3) OBP: 0.370, SLG: 0.512		0-0 1B		0-0 5-3		0-0 FC5-4 FC6-4			0-0 5-3	4 0 1 0 0 0 1																							
Tommy Helms, R (1, 4) OBP: 0.284, SLG: 0.286		0-0 F8		0-0 1B		0-0 FC6-4			0-0 1-3	4 0 1 0 0 0 2																							
Pat Corrales, R (1, 2) OBP: 0.200, SLG: 0.200		0-3 K		0-0 6-3			0-0 4-3		0-0 1B	4 0 1 0 0 1 2																							
Woody Woodward, R (1, 6) OBP: 0.365, SLG: 0.353			0-0 5-3		0-0 F9		0-3 K		0-0 F9	4 0 0 0 0 1 1																							
Don Gullett, R (1, 1)			0-0		0-0		0-3 K			0 0 0 0 0 0 0																							
Milt Wilcox, R (1, 1)										0 0 0 0 0 0 0																							
Tony Cloninger, R (2, 1) OBP: 0.625, SLG: 0.750										2 0 2 0 0 0 0																							
Jimmy Stewart, S (7, PH) OBP: 0.333, SLG: 0.313										1 0 0 0 0 1 0																							
Joe Gibbon, R (7, 1)										0 0 0 0 0 0 0																							
Inning Stats	R: 0 E: 0 K: 0 S: 2	H: 0 LOB: 0 BB: 0 P: 3	R: 0 E: 0 K: 2 S: 8	H: 1 LOB: 1 BB: 0 P: 8	R: 0 E: 0 K: 1 S: 6	H: 1 LOB: 2 BB: 1 P: 10	R: 0 E: 0 K: 1 S: 4	H: 1 LOB: 1 BB: 0 P: 4	R: 0 E: 0 K: 1 S: 6	H: 1 LOB: 1 BB: 0 P: 6	R: 0 E: 0 K: 2 S: 7	H: 0 LOB: 0 BB: 0 P: 7	R: 0 E: 0 K: 1 S: 6	H: 1 LOB: 1 BB: 0 P: 6	R: 0 E: 0 K: 0 S: 4	H: 1 LOB: 1 BB: 0 P: 4	R: 0 E: 0 K: 0 S: 4	H: 1 LOB: 1 BB: 0 P: 4	1B: 6 2B: 1 3B: 0 HR: 0	SF: 0 SAC: 0 DP: 1 HBP: 1	WP: 0 PB: 0 SB: 0 CS: 0	PA: 35											
PITCHER Steve Arlin, R (1, 1) ERA: 5.91	IP 9.0	WLS W	BF 35	H 7	R 0	ER 0	SO 8	BB 1	IBB 0	HBP 1	BLK 0	WP 0	HR 0	S 49	P 54	ERA 0.00	WHIP 0.889																
											PITCHER	IP	WLS	BF	H	R	ER	SO	BB	IBB	HBP	BLK	WP	HR	S	P	ERA	WHIP					

Cincinnati Reds @ San Diego Padres
San Diego Stadium, San Diego, CA
Sat May 08 1971, 10:05 PM EDT
Unknown

livebaseballscorecards.com

AB	33
R	0
H	7
RBI	0
BB	1
SO	8
LOB	14



Batter	1	2	3	4	5	6	7	8	9	AB	R	H	RBI	BB	SO	LOB	
Enzo Hernandez, R OBP: 0.392, SLG: 0.357 (1, 6)	0-3 K	4-0 SH5-4 HR BB	0-0 1B		0-0 1B		0-0 G4-6-3 1B			4	1	3	0	1	1	0	
Dave Campbell, R OBP: 0.257, SLG: 0.290 (1, 4)	4-0 1B 2B BB	0-0 SH5-4	0-0 F8		0-3 K		0-0 G4-6-3 1-2f			3	1	0	0	1	1	4	
Cito Gaston, R OBP: 0.280, SLG: 0.435 (1, 8)	0-0 2B 1-3 2B 1B	0-0 HR	0-3 K		4-0 G6-4-3 1-2 2-3 BB		0-0 BB BB 1B			4	2	3	3	1	1	1	
Nate Colbert, R OBP: 0.420, SLG: 0.602 (1, 3)	0-0 1-3 2B 2B	1-0 2B 1B HBP	0-3 K		0-0 G6-4-3 1-2f		4-0 BB BB 1-2 BB			3	2	1	1	1	1	4	
Ollie Brown, R OBP: 0.330, SLG: 0.398 (1, 9)	0-0 5-3	0-0 1B SF8 2B		0-0 6-3		0-0 2B	4-0 BB BB 1-2 2-3 BB			4	1	2	0	1	0	2	
Ivan Murrell, R OBP: 0.314, SLG: 0.400 (1, 7)	0-0 1B 2B	0-0 BB 1B		0-0 SF7 3B		0-0 6-3	0-0 5-3			5	2	3	3	0	0	4	
Ed Spiezio, R OBP: 0.308, SLG: 0.200 (1, 5)	0-0 2B 1B	0-0 SF8		0-0 SF7		4-0 BB		0-0 L4		2	0	1	3	1	0	0	
Bob Barton, R OBP: 0.347, SLG: 0.511 (1, 2)	0-0 F7 1B	4-0 BB		0-0 6-3		0-3 K		0-0 F9		4	0	0	0	1	1	3	
Steve Arlin, R OBP: 0.231, SLG: 0.231 (1, 1)		SH5-4 HR BB 1B			0-0 BB 1B 1B		0-3 K		0-0 6-3		5	1	2	0	0	1	4

Inning Stats	R: 4	H: 4	E: 0	K: 1	S: 9	LOB: 1	BB: 1	P: 13	R: 5	H: 4	E: 0	K: 0	S: 7	LOB: 2	BB: 2	P: 16	R: 0	H: 1	E: 0	K: 2	S: 8	LOB: 0	BB: 0	P: 8	R: 1	H: 1	E: 0	K: 0	S: 4	LOB: 2	BB: 1	P: 10	R: 0	H: 2	E: 0	K: 1	S: 6	LOB: 2	BB: 1	P: 12	R: 0	H: 2	E: 0	K: 0	S: 4	LOB: 3	BB: 2	P: 12	R: 0	H: 0	E: 0	K: 0	S: 3	LOB: 0	BB: 0	P: 3
--------------	------	------	------	------	------	--------	-------	-------	------	------	------	------	------	--------	-------	-------	------	------	------	------	------	--------	-------	------	------	------	------	------	------	--------	-------	-------	------	------	------	------	------	--------	-------	-------	------	------	------	------	------	--------	-------	-------	------	------	------	------	------	--------	-------	------

PITCHER	IP	WLS	BF	H	R	ER	SO	BB	IBB	HBP	BLK	WP	HR	S	P	ERA	WHIP
Don Gullett, L ERA: 3.95 (1, 1)	0.2	L	7	4	4	4	1	1	0	0	0	0	0	8	12	54.00	7.500
Milt Wilcox, R ERA: 9.28 (1, 1)	0.2		7	3	5	5	0	1	0	1	0	0	1	5	10	67.50	6.000
Tony Cloninger, R ERA: 2.88 (2, 1)	4.2		22	6	1	1	5	3	0	0	0	0	0	29	41	1.93	1.929
Joe Gibbon, L ERA: 3.93 (7, 1)	2.0		9	2	0	0	0	2	0	0	0	0	0	7	15	0.00	2.000

BOTTOM

Cincinnati Reds @ San Diego Padres
San Diego Stadium, San Diego, CA
 Sat May 08 1971, 10:05 PM EDT
 Unknown

livebaseballscorecards.com

AB	34
R	10
H	15
RBI	10
BB	7
SO	6
LOB	22



WP: 0	PA: 45
PB: 0	
SB: 0	
CS: 0	

Batter	1	2	3	4	5	6	7	8	9	AB R H RBI BB SO LOB	TOP																
Pete Rose, S (1, 9) OBP: 0.365, SLG: 0.361	0-3 K		0-3 K		X 0-0 3-1	4-0 BB IBB		4-0 SF7 BB		3 0 0 0 2 2 0																	
Ty Cline, L (1, 8) OBP: 0.422, SLG: 0.242	0-3 K		4-0 FC6-4 BB		X 0-0 L6	4-0 1-2 2-3 3-H BB		0-0 SF7		2 0 0 1 2 1 0																	
Hal McRae, R (8, PH) OBP: 0.261, SLG: 0.318	0-3 K		0-0 F8					0-0 F7		0 0 0 1 0 0 0																	
Johnny Bench, R (1, 2) OBP: 0.350, SLG: 0.639	0-3 K		0-0 FC6-4					0-0 F7		5 1 1 1 0 1 5																	
Tony Perez, R (1, 5) OBP: 0.271, SLG: 0.324		4-0 BB 1B BB	0-0 FC6-4			4-0 HR BB	0-3 K		0-0 1B	3 2 1 0 2 1 1																	
Lee May, R (1, 3) OBP: 0.380, SLG: 0.638	0-3 K		0-3 K			0-0 HR	0-0 HR		0-0 F8	4 2 2 3 0 2 1																	
Woody Woodward, R (7, 5) OBP: 0.360, SLG: 0.348										1 0 0 0 0 0 1																	
Bernie Carbo, L (1, 7) OBP: 0.384, SLG: 0.318		4-0 1B 1-2 BB			4-0 1B BB	4-0 SH1-4 1B BB	0-3 K		0-0 F1	1 1 0 0 3 1 0																	
Clay Carroll, R (7, 1)										0 0 0 0 0 0 0																	
Wayne Granger, R (8, 1)										1 0 0 0 0 0 1																	
Tommy Helms, R (1, 4) OBP: 0.290, SLG: 0.292		0-0 F9			0-0 G6-4-3 1-2 1B	0-0 BB SH1-4 1B	0-0 6-3		0-0 F4	5 0 2 0 0 0 3																	
Dave Concepcion, R (1, 6) OBP: 0.316, SLG: 0.340		0-0 1-3 2-H 1B			0-0 G6-4-3	0-3 K		0-0 E SF7 4-3 1B		4 1 2 1 0 1 4																	
Gary Nolan, R (1, 1) OBP: 0.067, SLG: 0.067		0-0 6-3				0-0 F9	0-0 SH1-4	0-0 4-3		2 0 0 0 0 0 2																	
Jimmy Stewart, S (7, 7) OBP: 0.316, SLG: 0.294										1 0 0 0 0 0 1																	
Inning Stats	R: 0 E: 0 K: 3 S: 9	H: 0 LOB: 0 BB: 0 P: 9	R: 1 E: 0 K: 1 S: 6	H: 1 LOB: 2 BB: 2 P: 14	R: 0 E: 0 K: 1 S: 5	H: 1 LOB: 1 BB: 1 P: 9	R: 0 E: 0 K: 0 S: 3	H: 0 LOB: 0 BB: 0 P: 3	R: 4 E: 0 K: 1 S: 8	H: 3 LOB: 3 BB: 4 P: 24	R: 1 E: 0 K: 2 S: 8	H: 1 LOB: 0 BB: 0 P: 8	R: 1 E: 1 K: 0 S: 4	H: 1 LOB: 1 BB: 1 P: 8	R: 0 E: 0 K: 0 S: 4	H: 1 LOB: 1 BB: 0 P: 4	1B: 5 2B: 0 3B: 0 HR: 3	SF: 1 SAC: 1 DP: 1 HBP: 0	WP: 0 PB: 0 SB: 0 CS: 0	PA: 43							
PITCHER	IP	WLS	BF	H	R	ER	SO	BB	IBB	HBP	BLK	WP	HR	S	P	ERA	WHIP										
Tom Phoebus, R (1, 1) ERA: 4.71	5.0	L	23	4	4	4	6	5	0	0	0	0	2	30	50	7.20	1.800										
Al Severinsen, R (6, 1) ERA: 1.8	1.0		7	1	1	1	1	2	1	0	0	0	0	6	18	9.00	3.000										
Al Santorini, R (7, 1) ERA: 2.7	1.1		7	2	2	1	2	1	0	0	0	0	1	10	14	6.75	2.250										
Dick Kelley, L (8, 1) ERA: 8.18	0.2		2	0	0	0	0	0	0	0	0	0	0	2	2	0.00	0.000										
Gary Ross, R (9, 1) ERA: 2.45	1.0		4	1	0	0	0	0	0	0	0	0	0	4	4	0.00	1.000										

Cincinnati Reds @ San Diego Padres
San Diego Stadium, San Diego, CA
Sat May 08 1971, 10:05 PM EDT
Att: 16,406 - Unknown

AB	32
R	7
H	8
RBI	7
BB	9
SO	9
LOB	19



Batter	1	2	3	4	5	6	7	8	9	AB R H RBI BB SO LOB	TOP																						
Pete Rose, S (1, 9) OBP: 0.366, SLG: 0.357	4-0 E S BB	0-3 K			0-0 1B 1B	0-0 6-3			0-3 K	4 1 1 0 1 2 2																							
Ty Cline, L (1, 8) OBP: 0.420, SLG: 0.243	4-0 1-3 BB		0-0 L7		0-0 BB 1B 1B		0-0 L8		0-0 L9	4 0 1 0 1 0 0																							
Johnny Bench, R (1, 2) OBP: 0.344, SLG: 0.619	0-0 F6		0-3 K		0-3 K		0-3 K		0-0 1B	5 0 1 0 0 3 4																							
Tony Perez, R (1, 5) OBP: 0.276, SLG: 0.327	0-3 K		0-0 1B		0-0 BB 1B		0-0 F7		0-0 F6	5 0 2 1 0 1 3																							
Lee May, R (1, 3) OBP: 0.352, SLG: 0.588	0-3 K		0-3 K		0-0 F6			0-0 5-3		4 0 0 0 0 2 5																							
Bernie Carbo, L (1, 7) OBP: 0.389, SLG: 0.319		0-0 3-1		0-0 4-3	4-0 1-2 2-3 BB			0-0 E4 4-3 1B 1B		3 1 1 0 1 0 0																							
Tommy Helms, R (1, 4) OBP: 0.288, SLG: 0.283		4-0 1B BB		0-3 K	0-0 F7			0-0 4-3 2-3		3 0 0 0 1 1 4																							
Dave Concepcion, R (1, 6) OBP: 0.344, SLG: 0.404		0-0 1-2 1B		0-0 3B		0-0 6-3		0-0 3-H 1B		4 0 3 1 0 0 0																							
Jim McGlothlin, R (1, 1) OBP: 0.300, SLG: 0.556		0-3 K		0-3 K		0-0 F6		0-3 K		0 0 0 0 0 0 0																							
Clay Carroll, R (1, 1) OBP: 0.350, SLG: 0.278										2 0 0 0 0 0 2 3																							
Jimmy Stewart, S (6, PH) OBP: 0.350, SLG: 0.278										1 0 0 0 0 0 0 0																							
Joe Gibbon, R (6, 1)										0 0 0 0 0 0 0 0																							
Willie Smith, L (8, PH) OBP: 0.250, SLG: 0.359										1 0 0 0 0 0 1 1																							
Wayne Granger, R (8, 1)										0 0 0 0 0 0 0 0																							
Inning Stats	R: 0 E: 0 K: 2 S: 7	H: 0 LOB: 2 BB: 2 P: 15	R: 0 E: 0 K: 2 S: 8	H: 1 LOB: 2 BB: 1 P: 12	R: 0 E: 0 K: 2 S: 8	H: 1 LOB: 1 BB: 0 P: 8	R: 0 E: 0 K: 2 S: 8	H: 1 LOB: 1 BB: 0 P: 8	R: 1 E: 0 K: 1 S: 8	H: 3 LOB: 3 BB: 1 P: 12	R: 0 E: 0 K: 0 S: 3	H: 0 LOB: 0 BB: 0 P: 3	R: 0 E: 0 K: 1 S: 5	H: 0 LOB: 0 BB: 0 P: 5	R: 1 E: 1 K: 7 S: 7	H: 2 LOB: 1 BB: 0 P: 7	R: 0 E: 0 K: 1 S: 6	H: 1 LOB: 1 BB: 0 P: 6	1B: 8 2B: 0 3B: 1 HR: 0	SF: 0 SAC: 0 DP: 0 HBP: 0	WP: 0 PB: 0 SB: 1 CS: 0	PA: 40											
PITCHER Clay Kirby, R (1, 1) ERA: 4.4	IP 9.0	WLS W	BF 40	H 9	R 2	ER 1	SO 12	BB 4	IBB 0	HBP 0	BLK 0	WP 0	HR 0	S 60	P 76	ERA 1.00	WHIP 1.444																
											PITCHER	IP	WLS	BF	H	R	ER	SO	BB	IBB	HBP	BLK	WP	HR	S	P	ERA	WHIP					

Cincinnati Reds @ San Diego Padres
San Diego Stadium, San Diego, CA
Sun May 09 1971, 6:33 AM EDT
Att. 9,557 - Unknown

livebaseballscorecards.com

AB	36
R	2
H	9
RBI	2
BB	4
SO	12
LOB	22



Batter	1	2	3	4	5	6	7	8	9	AB R H RBI BB SO LOB
Enzo Hernandez, R OBP: 0.391, SLG: 0.333 (1, 6)	0-3 K	4-0 BB		x 0-0 L6		x 0-0 F7				3 0 0 0 1 1 0
Dave Campbell, R OBP: 0.274, SLG: 0.375 (1, 4)	0-0 HR	0-0 F3		x 0-0 2B			x 0-0 HR			4 2 3 2 0 0 1
Cito Gaston, R OBP: 0.284, SLG: 0.426 (1, 8)	0-0 6-3	0-3 K		x 0-3 K			x 0-0 G5-4-3 1B			4 0 1 0 0 2 2
Nate Colbert, R OBP: 0.417, SLG: 0.571 (1, 3)	4-0 BB 3B BB	0-0 6-3		x 0-0 5-3			x 0-0 G5-4-3 1-2f			3 1 0 0 1 0 2
Ollie Brown, R OBP: 0.342, SLG: 0.404 (1, 9)	4-0 1-2 3B BB		x 0-0 5-3		x 0-0 1B		x 0-0 6-3			3 1 1 0 1 0 0
Ivan Murrell, R OBP: 0.351, SLG: 0.418 (1, 7)	4-0 1-2 2-3 3B BB		x 0-0 S 1B		x 0-3 K		x 0-0 G5-4-3 1B			3 1 2 0 1 1 1
Ed Spiezio, R OBP: 0.265, SLG: 0.250 (1, 5)	0-0 1-H 2-H 3-H HR 3B		x 0-0 5-3 1-2		x 0-3 K		x 0-0 G5-4-3 1-2f			4 1 1 3 0 1 3
Bob Barton, R OBP: 0.358, SLG: 0.560 (1, 2)	0-0 3-H HR		x 0-0 F9			x 0-0 6-3		x 4-0 BB		3 1 1 2 1 0 1
Clay Kirby, R OBP: 0.214, SLG: 0.154 (1, 1)	0-0 4-3			x 0-0 1-3		x 0-3 K		x 0-0 6-3		4 0 0 0 0 1 1


Inning Stats	R: 6 E: 0 K: 1 S: 8	H: 3 LOB: 0 BB: 3 P: 20	R: 0 E: 0 K: 1 S: 5	H: 0 LOB: 1 BB: 1 P: 9	R: 0 E: 0 K: 0 S: 4	H: 1 LOB: 1 BB: 0 P: 4	R: 0 E: 0 K: 1 S: 6	H: 1 LOB: 1 BB: 0 P: 6	R: 0 E: 0 K: 2 S: 8	H: 1 LOB: 1 BB: 0 P: 8	R: 0 E: 0 K: 1 S: 5	H: 0 LOB: 0 BB: 0 P: 5	R: 1 E: 0 K: 0 S: 4	H: 2 LOB: 0 BB: 0 P: 4	R: 0 E: 0 K: 0 S: 3	H: 1 LOB: 1 BB: 1 P: 7	1B: 4 2B: 1 3B: 1 HR: 3	SF: 0 SAC: 0 DP: 2 HBP: 0	WP: 0 PB: 0 SB: 1 CS: 0	PA: 36
--------------	------------------------------	----------------------------------	------------------------------	---------------------------------	------------------------------	---------------------------------	------------------------------	---------------------------------	------------------------------	---------------------------------	------------------------------	---------------------------------	------------------------------	---------------------------------	------------------------------	---------------------------------	----------------------------------	------------------------------------	----------------------------------	--------

PITCHER	IP	WLS	BF	H	R	ER	SO	BB	IBB	HBP	BLK	WP	HR	S	P	ERA	WHIP
Jim McGlothlin, R ERA: 5.23 (1, 1)	0.2	L	8	3	6	6	1	3	0	0	0	0	2	7	19	81.00	9.000
Clay Carroll, R ERA: 2.13 (1, 1)	4.1		17	3	0	0	4	1	0	0	0	0	0	24	28	0.00	0.923
Joe Gibbon, L ERA: 3.98 (6, 1)	2.0		7	2	1	1	1	0	0	0	0	0	1	9	9	4.50	1.000
Wayne Granger, R ERA: 1.45 (8, 1)	1.0		4	1	0	0	0	1	0	0	0	0	0	3	7	0.00	2.000

BOTTOM

Cincinnati Reds @ San Diego Padres
San Diego Stadium, San Diego, CA
 Sun May 09 1971, 6:33 AM EDT
 Att. 9,557 - Unknown

AB	31
R	7
H	9
RBI	7
BB	5
SO	6
LOB	11



Pittsburgh Pirates @ San Diego Padres
 San Diego Stadium, San Diego, CA
 Tue May 11 1971, 10:05 PM EDT
 Att. 4,440 - Unknown

livebaseballscorecards.com

AB	39
R	10
H	14
RBI	8
BB	4
SO	6
LOB	15



WP	1	PA	43
PB	0		
SB	1		
CS	0		

AB R H RBI BB SO LOB

4	2	1	2	1	1	0
3	1	0	0	2	1	1
5	3	2	3	0	0	2
5	0	4	2	0	0	1
5	0	2	1	0	1	2
5	0	1	0	0	0	3
5	1	2	0	0	1	3
4	1	1	0	0	1	2
3	1	1	0	0	1	1
0	1	0	0	1	0	0

1B	9	SF	0
2B	3	SAC	0
3B	1	DP	2
HR	1	HBP	0

Batter	1	2	3	4	5	6	7	8	9
Gene Clines, R (1, 8) OBP: 0.364, SLG: 0.414	0-3 K		0-0 L5-3		0-0 E 3B		0-0 L6-3		4-0 FC6-4 1B BB
Gene Alley, R (1, 6) OBP: 0.333, SLG: 0.352	0-0 L8		0-3 K		0-0 4-3		4-0 WP 2B BB		4-0 FC6-4 BB
Roberto Clemente, R (1, 9) OBP: 0.322, SLG: 0.409	0-0 HR		0-0 6-3		0-0 E2 G3-6-1		0-0 1B 2B		0-0 FC6-4 1B
Manny Sanguillen, R (1, 2) OBP: 0.310, SLG: 0.404	0-0 2B				0-0 G3-6-1 1B		0-0 1B 1B		0-0 1B 1B
Jose Pagan, R (1, 7) OBP: 0.263, SLG: 0.286	0-0 F8				0-3 K		0-0 F8 1B		0-0 1B
Al Oliver, L (1, 3) OBP: 0.288, SLG: 0.315					0-0 G1-4-6-3 1-2f		0-0 1-3		0-0 4-3 F7
Bill Mazaroski, R (1, 4) OBP: 0.333, SLG: 0.265							0-0 1B 1B 1B		0-3 K 1-3
Jackie Hernandez, R (1, 5) OBP: 0.322, SLG: 0.382							0-0 E 3B 1B		0-0 6-3
Dock Ellis, S (1, 1) Dave Giusti, R (8, 1)							0-0 E2 3B 1B		4-0 BB FC6-4 BB

Inning Stats	R	H	E	K	S	R	H	E	K	S	R	H	E	K	S	R	H	E	K	S	R	H	E	K	S	R	H	E	K	S	R	H	E	K	S	R	H	E	K	S															
	1	2	0	1	7	0	1	0	2	8	0	0	0	1	5	0	1	0	1	5	4	4	2	0	7	0	1	0	0	4	2	3	0	1	9	0	0	0	1	5	3	2	0	3	17	0	0	0	0	5	0	0	0	0	0

PITCHER	IP	WLS	BF	H	R	ER	SO	BB	IBB	HBP	BLK	WP	HR	S	P	ERA	WHIP
Danny Coombs, L (1, 1) ERA: 7.04	4.0	L	19	8	5	4	5	0	0	0	0	0	1	29	29	9.00	2.000
Bob Miller, R (5, 1) ERA: 4.5	1.0		3	0	0	0	0	0	0	0	0	0	0	3	3	0.00	0.000
Al Santorini, R (6, 1) ERA: 3.27	2.0		10	4	2	2	0	1	0	0	0	1	0	9	13	9.00	2.500
Bill Laxton, L (8, 1) ERA: 4.3	1.0		6	0	3	3	1	3	0	0	0	0	0	5	17	27.00	3.000
Al Severinsen, R (9, 1) ERA: 1.71	1.0		5	2	0	0	0	0	0	0	0	0	0	5	5	0.00	2.000

Batter	1	2	3	4	5	6	7	8	9	AB R H RBI BB SO LOB	TOP
Gene Clines, R OBP: 0.351, SLG: 0.394 (1, 8)	0-3 K		0-0 FC5-4 1B		0-3 K			0-0 L8		4 0 1 0 0 2 0	Pittsburgh Pirates @ San Diego Padres San Diego Stadium, San Diego, CA Wed May 12 1971, 10:05 PM EDT Att. 4,292 - Unknown
Gene Alley, R OBP: 0.343, SLG: 0.351 (1, 6)	0-0 1B 1B		0-3 K			4-0 FC5-4 BB		0-3 K		3 1 1 0 1 2 1	
Roberto Clemente, R OBP: 0.319, SLG: 0.404 (1, 9)	0-0 1B 1B		0-0 FC5-4 1-2f			0-0 FC5-4 1-2f		0-0 F9		4 0 1 0 0 0 2	
Manny Sanguillen, R OBP: 0.308, SLG: 0.398 (1, 2)	0-0 1B 1B		0-0 F2			0-0 F9		0-0 5-3		4 0 1 1 0 0 2	
Jose Pagan, R OBP: 0.238, SLG: 0.256 (1, 7)	0-0 F8			0-0 L4		0-3 K		0-0 F4		4 0 0 0 0 1 3	
Al Oliver, L OBP: 0.289, SLG: 0.310 (1, 3)	0-3 K			4-0 G6-3 BB		0-0 4-3				2 0 0 0 1 1 2	
Bill Mazerowski, R OBP: 0.310, SLG: 0.243 (1, 4)		0-0 F4		0-0 G6-3 1-2f		0-0 6-3				3 0 0 0 0 0 1	
Jackie Hernandez, R OBP: 0.306, SLG: 0.362 (1, 5)		0-0 4-3			0-0 4-3		0-3 K			3 0 0 0 0 1 0	
Luke Walker, L Dave Cash, R Mudcat Grant, R		0-0 5-3			0-3 K			0-0 F9		2 0 0 0 0 1 0 1 0 0 0 0 0 0 0 0 0 0 0 0 0	
Inning Stats	R: 1 H: 3 E: 0 LOB: 2 K: 2 BB: 0 S: 10 P: 10	R: 0 H: 0 E: 0 LOB: 0 K: 0 BB: 0 S: 3 P: 3	R: 0 H: 1 E: 0 LOB: 1 K: 1 BB: 0 S: 6 P: 6	R: 0 H: 0 E: 0 LOB: 0 K: 0 BB: 1 S: 2 P: 6	R: 0 H: 0 E: 0 LOB: 0 K: 2 BB: 0 S: 7 P: 7	R: 0 H: 0 E: 0 LOB: 1 K: 1 BB: 1 S: 5 P: 9	R: 0 H: 0 E: 0 LOB: 0 K: 1 BB: 0 S: 5 P: 5	R: 0 H: 0 E: 0 LOB: 0 K: 1 BB: 0 S: 5 P: 5	R: 0 H: 0 E: 0 LOB: 0 K: 0 BB: 0 S: 3 P: 3	1B: 4 SF: 0 2B: 0 SAC: 0 3B: 0 DP: 1 HR: 0 HBP: 0	WP: 0 PA: 32 PB: 0 SB: 0 CS: 0
PITCHER Dave Roberts, L ERA: 2.74 (1, 1)	IP WLS BF H R ER SO BB IBB HBP BLK WP HR S P ERA WHIP										

livebaseballscorecards.com

AB	30
R	1
H	4
RBI	1
BB	2
SO	8
LOB	11



Batter	1	2	3	4	5	6	7	8	9	AB R H RBI BB SO LOB	TOP	
Enzo Hernandez, R (1, 6) OBP: 0.380, SLG: 0.333	0-0 F7	0-0 FC4-6 1B 1-2f 2-3			0-0 F9		0-0 P4			4 0 0 0 0 0 2		
Dave Campbell, R (1, 4) OBP: 0.266, SLG: 0.351	4-0 1B 1B BB	0-0 1B			0-0 L7			0-0 F7		3 1 1 1 1 0 0		
Cito Gaston, R (1, 8) OBP: 0.279, SLG: 0.421	0-3 K	0-3 K			0-0 1-3			0-0 2B		4 0 1 0 0 2 3		
Nate Colbert, R (1, 3) OBP: 0.409, SLG: 0.555	0-0 1B 1-3 1B				0-0 5-3			0-3 K		4 0 2 0 0 1 1		
Ollie Brown, R (1, 9) OBP: 0.349, SLG: 0.395	0-0 1B 1-2 3-H				0-0 2-3			0-0 6-3		4 0 1 1 0 0 2		
Ivan Murrell, R (1, 7) OBP: 0.362, SLG: 0.455	0-3 K				0-0 1-3			0-3 K		4 0 0 0 0 2 3		
Ed Spiezio, R (1, 5) OBP: 0.261, SLG: 0.275					0-0 L6			0-0 6-3		4 0 1 0 0 0 1		
Bob Barton, R (1, 2) OBP: 0.393, SLG: 0.561 Don Mason, L (9, PR) OBP: 0.269, SLG: 0.297					0-0 FC1-5 BB 1B			0-0 6-3		3 1 2 0 1 0 0 0 0 0 0 0 0 0		
Steve Arlin, R (1, 1) OBP: 0.200, SLG: 0.200 Larry Stahl, L (7, PH) OBP: 0.309, SLG: 0.387 Al Severinsen, R (7, 1) Ray Webster, L (9, PH) OBP: 0.300, SLG: 0.125					0-0 FC4-6 FC1-5 1B BB			0-0 P6				
					0-0 1-3			0-0 4-3		2 0 0 0 0 0 3 1 0 0 0 0 0 0 0 0 0 0 0 0 0 1 0 0 0 0 0 1		
Inning Stats	R: 1 H: 2 E: 0 LOB: 2 K: 2 BB: 1 S: 9 P: 13	R: 1 H: 2 E: 0 LOB: 2 K: 1 BB: 1 S: 7 P: 11	R: 0 H: 0 E: 0 LOB: 0 K: 0 BB: 0 S: 3 P: 3	R: 0 H: 1 E: 0 LOB: 0 K: 0 BB: 0 S: 3 P: 3	R: 0 H: 0 E: 0 LOB: 0 K: 0 BB: 0 S: 3 P: 3	R: 0 H: 1 E: 0 LOB: 1 K: 1 BB: 0 S: 6 P: 6	R: 0 H: 0 E: 0 LOB: 0 K: 0 BB: 0 S: 3 P: 3	R: 0 H: 1 E: 0 LOB: 1 K: 1 BB: 0 S: 6 P: 6	R: 0 H: 1 E: 0 LOB: 1 K: 0 BB: 0 S: 4 P: 4	1B: 6 SF: 0 2B: 2 SAC: 0 3B: 0 DP: 0 HR: 0 HBP: 0	WP: 0 PA: 36 PB: 0 SB: 0 CS: 1	
PITCHER Milt Pappas, R (1, 1) ERA: 3.49	IP WLS BF H R ER SO BB IBB HBP BLK WP HR S P ERA WHIP	9.0 W 36 8 2 2 5 2 0 0 0 0 0 0 44 52 2.00 1.111										PITCHER IP WLS BF H R ER SO BB IBB HBP BLK WP HR S P ERA WHIP

San Diego Padres @ Chicago Cubs
Wrigley Field, Chicago, IL
Fri May 14 1971, 3:33 AM CDT
Att. 7,060 - Sunny - 54 F

livebaseballscorecards.com

AB 34
R 2
H 8
RBI 2
BB 2
SO 5
LOB 16



Batter	1	2	3	4	5	6	7	8	9	AB R H RBI BB SO LOB	TOP	
Enzo Hernandez, R (1, 6) OBP: 0.375, SLG: 0.330	0-0 E S 1-6-3 1B	0-0 L8			0-0 FC1-5 1B 1-2 2-3f		0-0 P4			4 1 1 0 0 0 3	San Diego Padres @ Chicago Cubs Wrigley Field, Chicago, IL Sat May 15 1971, 3:33 AM CDT Att. 23,845 - Sunny - 78 F	
Dave Campbell, R (1, 4) OBP: 0.266, SLG: 0.347	0-0 1-6-3 1-H		0-3 K		0-0 F9		0-0 FC5-4 1B			4 0 1 1 0 1 2		
Cito Gaston, R (1, 8) OBP: 0.286, SLG: 0.449	0-0 HR		0-3 K		0-0 1B 1-3 2-H		0-0 FC5-4 G5-4-3 1-2f			4 1 2 2 0 1 1		
Nate Colbert, R (1, 3) OBP: 0.397, SLG: 0.535	0-0 F7		0-0 F7		0-3 K		0-0 G5-4-3 1-2f			4 0 0 0 0 1 3		
Ollie Brown, R (1, 9) OBP: 0.338, SLG: 0.381	0-3 K			0-0 F8		0-3 K		0-0 6-3		4 0 0 0 0 2 0		
Ivan Murrell, R (1, 7) OBP: 0.356, SLG: 0.457		0-0 2B		0-3 K		0-0 F5		0-0 1-3		4 1 1 0 0 1 0		
Ed Spiezio, R (1, 5) OBP: 0.260, SLG: 0.295		0-0 2B 2-H		0-0 F8		0-0 6-3		0-0 5-3		4 0 1 1 0 0 0		
Bob Barton, R (1, 2) OBP: 0.391, SLG: 0.550		0-3 K			0-0 FC1-5 1B 1B		0-0 L8			3 0 1 0 0 1 1		
Tom Phoebus, R (1, 1) OBP: 0.286, SLG: 0.385 Dick Kelley, R (1, 1) Angel Bravo, L (5, PH) Bob Miller, R (5, 1) Don Mason, L (7, PH) Bill Laxton, L (7, 1)		0-3 K			0-0 FC1-5 1B 1-2		0-3 K			0 0 0 0 0 0 0 1 0 0 0 0 1 1 1 1 1 0 0 0 0 0 0 0 0 0 0 0 1 0 0 0 0 1 0 0 0 0 0 0 0 0		
Inning Stats	R: 2 H: 2 E: 0 LOB: 0 K: 1 BB: 0 S: 7 P: 7	R: 1 H: 2 E: 0 LOB: 1 K: 2 BB: 0 S: 9 P: 9	R: 0 H: 0 E: 0 LOB: 0 K: 2 BB: 0 S: 7 P: 7	R: 0 H: 0 E: 0 LOB: 0 K: 1 BB: 0 S: 5 P: 5	R: 1 H: 3 E: 0 LOB: 2 K: 1 BB: 0 S: 8 P: 8	R: 0 H: 0 E: 0 LOB: 0 K: 1 BB: 0 S: 5 P: 5	R: 0 H: 0 E: 0 LOB: 0 K: 1 BB: 0 S: 5 P: 5	R: 0 H: 1 E: 0 LOB: 0 K: 0 BB: 0 S: 3 P: 3	R: 0 H: 0 E: 0 LOB: 0 K: 0 BB: 0 S: 3 P: 3	1B: 5 SF: 0 2B: 2 SAC: 0 3B: 0 DP: 1 HR: 1 HBP: 0	WP: 0 PA: 34 PB: 0 SB: 1 CS: 0	
PITCHER Fergie Jenkins, R (1, 1) ERA: 2.52	IP WLS BF H R ER SO BB IBB HBP BLK WP HR S P ERA WHIP											PITCHER IP WLS BF H R ER SO BB IBB HBP BLK WP HR S P ERA WHIP

livebaseballscorecards.com

AB	34
R	4
H	8
RBI	4
BB	0
SO	9
LOB	11



Batter	1	2	3	4	5	6	7	8	9
Don Kessinger, S OBP: 0.285, SLG: 0.301 (1, 6)	0-0 SF7 3B	0-0 6-3		0-3 K		0-3 K			
Glenn Beckert, R OBP: 0.345, SLG: 0.382 (1, 4)	0-0 SF7 3-H	0-0 F9			0-0 F9		0-0 1-4-3		
Billy Williams, L OBP: 0.377, SLG: 0.543 (1, 7)	0-0 HR		1-0 G3-6-1 HBP		0-0 3-1		4-0 CS WP BB		
Jim Hickman, R OBP: 0.337, SLG: 0.324 (1, 3)	0-0 FC3-6 WP 1B		0-0 G3-6-1 1-2f		1-0 HBP		4-0 BB 1-2 BB		
Ron Santo, R OBP: 0.391, SLG: 0.509 (1, 5)	4-0 FC3-6 1-2 BB		0-0 5-3		0-0 1-3		0-0 L9 2-3		
Johnny Callison, L OBP: 0.330, SLG: 0.358 (1, 9)	0-0 FC3-6 1B 1-2f 2-3			0-0 F7		4-0 2B BB		0-0 F2	
Randy Hundley, R OBP: 0.286, SLG: 0.357 J.C. Martin, L OBP: 0.320, SLG: 0.391 (1, 2) (7, 2)	0-0 1-3 3-H 1B			0-0 FC6 1B		0-0 1-H 2B		0-0 P6	
Jose Ortiz, R OBP: 0.390, SLG: 0.444 (1, 8)	0-0 4-3			0-0 FC6 1-2f HR		0-0 2B		0-0 2B	
Fergie Jenkins, R OBP: 0.267, SLG: 0.429 (1, 1)		0-3 K		0-0 1-H HR		0-3 K		0-3 K	

Inning Stats	R: 3 E: 0 K: 0 S: 7	H: 4 LOB: 2 BB: 1 P: 11	R: 0 E: 0 K: 1 S: 5	H: 0 LOB: 0 BB: 0 P: 5	R: 0 E: 0 K: 0 S: 2	H: 0 LOB: 0 BB: 0 P: 3	R: 2 E: 0 K: 1 S: 7	H: 2 LOB: 0 BB: 0 P: 7	R: 0 E: 0 K: 0 S: 3	H: 0 LOB: 1 BB: 0 P: 4	R: 1 E: 0 K: 2 S: 8	H: 2 LOB: 1 BB: 1 P: 12	R: 0 E: 0 K: 0 S: 2	H: 0 LOB: 1 BB: 2 P: 10	R: 0 E: 0 K: 1 S: 6	H: 1 LOB: 1 BB: 0 P: 6
--------------	------------------------------	----------------------------------	------------------------------	---------------------------------	------------------------------	---------------------------------	------------------------------	---------------------------------	------------------------------	---------------------------------	------------------------------	----------------------------------	------------------------------	----------------------------------	------------------------------	---------------------------------

PITCHER	IP	WLS	BF	H	R	ER	SO	BB	IBB	HBP	BLK	WP	HR	S	P	ERA	WHIP
Tom Phoebus, R ERA: 5.31 (1, 1)	0.1		5	3	3	3	0	1	0	0	0	1	1	4	8	81.00	12.000
Dick Kelley, L ERA: 7.36 (1, 1)	3.2	L	14	3	2	2	2	0	0	1	0	0	1	17	18	4.91	0.818
Bob Miller, R ERA: 4.5 (5, 1)	2.0		9	2	1	1	2	1	0	1	0	0	0	11	16	4.50	1.500
Bill Laxton, L ERA: 3.78 (7, 1)	2.0		8	1	0	0	1	2	0	0	0	1	0	8	16	0.00	1.500

AB R H RBI BB SO LOB

4	1	1	0	0	2	1
3	0	0	1	0	0	0
2	1	1	1	1	0	0
2	1	1	0	1	0	1
3	0	0	0	1	0	3
3	1	0	0	1	0	2
3	0	3	2	0	0	0
1	0	0	0	0	0	0
4	1	2	0	0	0	3
4	1	1	2	0	3	2

AB	29
R	6
H	9
RBI	6
BB	4
SO	5
LOB	12



WP	HR	S	P	ERA	WHIP
2	0	1	36		
0	0	0			
0	0	0			
1	1	2			

San Diego Padres @ Chicago Cubs
Wrigley Field, Chicago, IL
Sat May 15 1971, 3:33 AM CDT
Att. 23,845 - Sunny - 78 F

livebaseballscorecards.com

Batter	1	2	3	4	5	6	7	8	9	AB R H RBI BB SO LOB	TOP																
Enzo Hernandez, R (1, 6) OBP: 0.373, SLG: 0.327	0-0 L6		0-0 E4			0-0 6-3		0-0 4-3		4 0 0 0 0 0 1	San Diego Padres @ Houston Astros Astrodome, Houston, TX Mon May 17 1971, 8:05 PM EDT Att. 7,457 - Unknown																
Dave Campbell, R (1, 4) OBP: 0.275, SLG: 0.356	0-0 E5		0-0 F4			0-3 K		0-3 K	4 0 0 0 0 2 2																		
Cito Gaston, R (1, 8) OBP: 0.293, SLG: 0.447	0-3 K				0-0 F8			0-0 5-3	4 0 0 0 0 2 1																		
Nate Colbert, R (1, 3) OBP: 0.400, SLG: 0.524	0-0 5-3				0-3 K		0-0 F2-5 2B	0-0 F6	4 0 1 0 0 1 1																		
Ollie Brown, R (1, 9) OBP: 0.338, SLG: 0.380		0-0 6-3		0-0 FC6-4 1B		0-0 F6			3 0 1 0 0 0 1																		
Ivan Murrell, R (1, 7) OBP: 0.353, SLG: 0.425		0-0 5-3		0-0 FC6-4		1-0 HBP			2 0 0 0 0 0 1																		
Angel Bravo, L (7, 7) OBP: 0.273, SLG: 0.273				1-2f					0 0 0 0 0 0 0																		
Ed Spiezio, R (1, 5) OBP: 0.258, SLG: 0.259		0-3 K			0-0 F7		0-0 F2-5		3 0 0 0 0 1 2																		
Chris Cannizzaro, R (1, 2) OBP: 0.320, SLG: 0.254			0-0 5-3		0-0 G1-6-3 1B		0-0 6-3		3 0 1 0 0 0 0																		
Dave Roberts, L (1, 1) OBP: 0.222, SLG: 0.222			0-0 E 1B		0-0 G1-6-3		0-0 F7		2 0 1 0 0 0 1																		
Larry Stahl, L (8, PH) OBP: 0.299, SLG: 0.407					1-2f				1 0 0 0 0 0 0																		
Al Severinsen, R (8, 1)									0 0 0 0 0 0 0																		
Inning Stats	R: 0 E: 1 K: 1 S: 6	H: 0 LOB: 1 BB: 0 P: 6	R: 0 E: 0 K: 1 S: 5	H: 0 LOB: 0 BB: 0 P: 5	R: 0 E: 1 K: 0 S: 4	H: 1 LOB: 1 BB: 0 P: 4	R: 0 E: 0 K: 1 S: 6	H: 1 LOB: 1 BB: 0 P: 6	R: 0 E: 0 K: 2 S: 7	H: 0 LOB: 0 BB: 0 P: 7	R: 0 E: 0 K: 0 S: 3	H: 1 LOB: 1 BB: 0 P: 4	R: 0 E: 0 K: 0 S: 3	H: 0 LOB: 0 BB: 0 P: 3	R: 0 E: 0 K: 1 S: 5	H: 0 LOB: 0 BB: 0 P: 5	1B: 3 2B: 2 3B: 0 HR: 0	SF: 0 SAC: 0 DP: 2 HBP: 1	WP: 0 PB: 0 SB: 1 CS: 0	PA: 31							
PITCHER Don Wilson, R (1, 1) ERA: 3.36	IP: 9.0 WLS: W BF: 31 H: 4 R: 0 ER: 0 SO: 6 BB: 0				IP: 9.0 WLS: W BF: 31 H: 4 R: 0 ER: 0 SO: 6 BB: 0					IP: 9.0 WLS: W BF: 31 H: 4 R: 0 ER: 0 SO: 6 BB: 0					IP: 9.0 WLS: W BF: 31 H: 4 R: 0 ER: 0 SO: 6 BB: 0				ERA: 0.00 WHIP: 0.444			IP: 9.0 WLS: W BF: 31 H: 4 R: 0 ER: 0 SO: 6 BB: 0					ERA: 3.36 WHIP: 0.444

livebaseballscorecards.com

AB	30
R	0
H	4
RBI	0
BB	0
SO	6
LOB	10



Batter	1	2	3	4	5	6	7	8	9	AB R H RBI BB SO LOB	TOP		
Enzo Hernandez, R (1, 6) OBP: 0.366, SLG: 0.321	0-0 F9		0-0 E4		0-0 4-3		0-0 1-3		0-0 6-3 SH5-4 1B	5 0 1 0 0 0 1			
Don Mason, L (1, 4) OBP: 0.288, SLG: 0.304	0-0 6-3		0-3 K		0-0 FC6-4 1B		4-0 FC6-4 BB		0-0 SH5-4	3 0 1 0 1 1 2			
Cito Gaston, R (1, 8) OBP: 0.285, SLG: 0.434 Angel Bravo, L (8, 8) OBP: 0.250, SLG: 0.250	0-0 F9		0-3 K		0-0 F9		0-0 FC6-4 E		0-0 6-3	4 1 0 0 0 1 4 1 0 0 0 0 0 1			
Nate Colbert, R (1, 3) OBP: 0.400, SLG: 0.527		0-0 1B	0-0 F3		0-0 FC6-4		0-0 E9 2B		0-0 F8	5 0 2 1 0 0 4			
Ollie Brown, R (1, 9) OBP: 0.343, SLG: 0.392		0-0 FC6-4 1B		0-0 5-3		0-0 1-3 2B		0-0 5-3		4 0 2 0 0 0 1			
Larry Stahl, L (1, 7) OBP: 0.297, SLG: 0.400		0-3 K		0-0 1B		0-0 1-3		0-0 F9		4 0 1 0 0 1 3			
Ed Spiezio, R (1, 5) OBP: 0.273, SLG: 0.328		0-0 F3		0-0 FC6 1B		0-0 F6		0-0 HR		4 1 2 1 0 0 3			
Bob Barton, R (1, 2) OBP: 0.356, SLG: 0.485		0-0 FC6-4		0-3 K		4-0 IBB		0-0 F7		3 0 0 0 1 1 4			
Steve Arlin, R (1, 1) OBP: 0.211, SLG: 0.211 Dick Kelley, R (8, 1) Bob Miller, R (9, 1)			0-0 E 1B		0-0 FC6		0-3 K		0-0 L8	4 0 1 0 0 1 4 0 0 0 0 0 0 0 0 0 0 0 0 0 0			
Inning Stats	R: 0 H: 0 E: 0 LOB: 0 K: 0 BB: 0 S: 3 P: 3	R: 0 H: 2 E: 0 LOB: 2 K: 1 BB: 0 S: 7 P: 7	R: 0 H: 1 E: 1 LOB: 2 K: 2 BB: 0 S: 9 P: 9	R: 0 H: 2 E: 0 LOB: 2 K: 1 BB: 0 S: 7 P: 7	R: 0 H: 1 E: 0 LOB: 1 K: 0 BB: 0 S: 4 P: 4	R: 0 H: 1 E: 0 LOB: 2 K: 1 BB: 1 S: 6 P: 10	R: 1 H: 1 E: 1 LOB: 1 K: 0 BB: 1 S: 4 P: 8	R: 1 H: 1 E: 0 LOB: 0 K: 0 BB: 0 S: 4 P: 4	R: 0 H: 1 E: 0 LOB: 1 K: 0 BB: 0 S: 4 P: 4	1B: 7 SF: 0 2B: 2 SAC: 1 3B: 0 DP: 0 HR: 1 HBP: 0	WP: 0 PA: 40 PB: 0 SB: 0 CS: 0		
PITCHER	IP WLS BF H R ER SO BB IBB HBP BLK WP HR S P ERA WHIP											PITCHER	IP WLS BF H R ER SO BB IBB HBP BLK WP HR S P ERA WHIP
Ken Forsch, R (1, 1) ERA: 1.48 Fred Gladding, R (9, 1) ERA: 1.74	8.0 36 9 2 2 5 1 1 0 0 0 1 44 52 2.25 1.250												

San Diego Padres @ Houston Astros
Astrodome, Houston, TX
Tue May 18 1971, 8:05 PM EDT
Att. 8,015 - Unknown

livebaseballscorecards.com

AB	37
R	2
H	10
RBI	2
BB	2
SO	5
LOB	27



Batter	1	2	3	4	5	6	7	8	9	AB	R	H	RBI	BB	SO	LOB
Roger Metzger, S (1, 6) OBP: 0.292, SLG: 0.306	0-3 K ①			0-0 G1 ③				0-0 FC4-6 ②		4	0	1	1	0	1	2
Joe Morgan, L (1, 4) OBP: 0.329, SLG: 0.394	0-0 3-1 ②			0-0 F5 ①			4-0 CS BB	0-0 6-3 ③		3	0	0	0	1	0	3
Cesar Cedeno, R (1, 9) OBP: 0.242, SLG: 0.309	0-3 K ③			0-0 5-3 ②			0-0 F9 ①		0-0 WP 1B	4	1	1	0	0	1	2
Jimmy Wynn, R (1, 8) OBP: 0.311, SLG: 0.278		0-0 F2 ①		0-0 F7 ③			0-0 F4 ②		4-0 1B BB	3	0	0	0	1	0	2
Denis Menke, R (1, 3) OBP: 0.336, SLG: 0.319		0-0 5-3 ②			4-0 CS BB		0-0 CS ③	0-0 1B 2B	0-0 1-2 2B	3	1	2	1	1	0	0
Doug Rader, R (1, 5) OBP: 0.239, SLG: 0.283		0-3 K ③			0-3 K ① ②			0-3 K ①		3	0	0	0	0	3	2
Jesus Alou, R (1, 7) OBP: 0.425, SLG: 0.453			0-0 F8 ①			0-0 4-3 ③		0-0 2B FC4-6 1B		3	0	1	0	0	0	0
Cesar Geronimo, L (8, PR) OBP: 0.385, SLG: 0.500								2-3 2B FC4-6 1B		0	1	0	0	0	0	0
Jack Hiatt, R (1, 2) OBP: 0.553, SLG: 0.483			0-0 F7 ②			0-0 5-3 ①		0-0 FC4-6 2B		2	0	0	0	0	0	0
Rich Chiles, L (8, PH) OBP: 0.462, SLG: 0.750								1-3 3-H		1	0	1	1	0	0	0
Larry Howard, R (9, 2)								4-0 FC4-6 IBB		0	0	0	0	0	0	0
Ken Forsch, R (1, 1) OBP: 0.250, SLG: 0.250			0-0 4-3 ③			0-0 F8 ②				2	0	0	0	0	0	0
Johnny Edwards, L (8, PH) OBP: 0.261, SLG: 0.244										0	0	0	0	0	0	0
Bob Watson, R (8, PH) OBP: 0.346, SLG: 0.403										0	0	0	0	1	0	0
Fred Gladding, L (9, 1)										0	0	0	0	0	0	0

Inning Stats	R: 0	H: 0	E: 0	LOB: 0	K: 2	BB: 0	S: 7	R: 0	H: 0	E: 0	LOB: 0	K: 1	BB: 0	S: 5	R: 0	H: 0	E: 0	LOB: 0	K: 0	BB: 0	S: 3	R: 0	H: 1	E: 0	LOB: 1	K: 0	BB: 0	S: 4	R: 0	H: 0	E: 0	LOB: 0	K: 1	BB: 1	S: 4	R: 0	H: 0	E: 0	LOB: 0	K: 0	BB: 0	S: 3	R: 0	H: 0	E: 0	LOB: 0	K: 0	BB: 0	S: 3	R: 2	H: 3	E: 0	LOB: 2	K: 1	BB: 1	S: 8	R: 1	H: 2	E: 0	LOB: 2	K: 0	BB: 1	S: 2	1B: 3	SF: 0	2B: 3	SAC: 0	3B: 1	DP: 1	HR: 0	HBP: 0	WP: 1	PA: 33
--------------	------	------	------	--------	------	-------	------	------	------	------	--------	------	-------	------	------	------	------	--------	------	-------	------	------	------	------	--------	------	-------	------	------	------	------	--------	------	-------	------	------	------	------	--------	------	-------	------	------	------	------	--------	------	-------	------	------	------	------	--------	------	-------	------	------	------	------	--------	------	-------	------	-------	-------	-------	--------	-------	-------	-------	--------	-------	--------

PITCHER	IP	WLS	BF	H	R	ER	SO	BB	IBB	HBP	BLK	WP	HR	S	P	ERA	WHIP
Steve Arlin, R (1, 1) ERA: 4.96	7.1		26	4	2	2	5	2	0	0	0	0	0	34	42	2.46	0.818
Dick Kelley, L (8, 1) ERA: 7.04	0.2		3	0	0	0	0	0	1	0	0	0	0	2	6	0.00	0.000
Bob Miller, R (9, 1) ERA: 4.73	0.0	L	3	2	1	1	0	1	0	0	0	1	0	2	6	∞	∞

BOTTOM

San Diego Padres @ Houston Astros
Astrodome, Houston, TX

Tue May 18 1971, 8:05 PM EDT
Att. 8,015 - Unknown

livebaseballscorecards.com

AB	28
R	3
H	6
RBI	3
BB	4
SO	5
LOB	11



Batter	1	2	3	4	5	6	7	8	9	10	AB R H RBI BB SO LOB	TOP												
Enzo Hernandez, R (1, 6) OBP: 0.359, SLG: 0.316	0-0 6-3		0-0 FC4-6 1B		0-0 FC5-4			0-0 5-3	0-0 4-1		5 0 1 1 0 0 3	San Diego Padres @ Houston Astros Astrodome, Houston, TX Wed May 19 1971, 8:05 PM EDT Att: 8,816 - Unknown												
Don Mason, L (1, 4) OBP: 0.295, SLG: 0.292	0-0 G3		0-0 FC4-6		4-0 BB			4-0 HBP BB		0-0 F7	3 0 0 0 2 0 2													
Angel Bravo, L (1, 8) OBP: 0.176, SLG: 0.176	0-0 F7		0-0 4-3		0-0 F8			0-0 F7		0-0 1-3	5 0 0 0 0 0 5													
Nate Colbert, R (1, 3) OBP: 0.400, SLG: 0.526		0-0 1-3		0-0 5-3				1-0 HBP		0-0 1B 2B	4 1 1 0 0 0 0													
Ollie Brown, R (1, 9) OBP: 0.338, SLG: 0.385		0-0 F8		0-0 6-3				0-0 F9		0-0 F3	5 0 1 1 0 0 2													
Larry Stahl, L (1, 7) OBP: 0.313, SLG: 0.404		0-3 K		0-0 1B				0-0 G3		0-0 FC3-6 1B IBB	4 0 2 0 1 1 0													
Ed Spiezio, R (1, 5) OBP: 0.254, SLG: 0.302			0-0 5-3		0-0 F7			0-0 F8		0-0 FC3-6 BB	5 0 0 0 0 0 4													
Bob Barton, R (1, 2) OBP: 0.351, SLG: 0.486			0-0 1B 2B		0-3 K			0-0 4-3		0-0 F7	4 1 1 0 0 1 1													
Tom Phoebus, R (1, 1) OBP: 0.353, SLG: 0.400			4-0 FC4-6 1B		0-0 FC5-4 1B			0-3 K		4-0 BB	2 0 1 0 1 1 0													
Al Severinsen, R (8, 1)											0 0 0 0 0 0 0													
Dick Kelley, R (8, 1)											0 0 0 0 0 0 0													
Dave Campbell, R (9, PH) OBP: 0.280, SLG: 0.356											0 0 0 0 1 0 0													
Bob Miller, R (9, 1)											0 0 0 0 0 0 0													
Inning Stats	R: 0 E: 0 K: 0 S: 3	H: 0 LOB: 0 BB: 0 P: 3	R: 0 E: 0 K: 1 S: 5	H: 0 LOB: 0 BB: 0 P: 5	R: 1 E: 0 K: 0 S: 5	H: 2 LOB: 2 BB: 1 P: 9	R: 0 E: 0 K: 0 S: 4	H: 1 LOB: 1 BB: 0 P: 4	R: 0 E: 0 K: 1 S: 6	H: 1 LOB: 2 BB: 1 P: 10	R: 0 E: 0 K: 0 S: 3	H: 0 LOB: 0 BB: 0 P: 3	R: 0 E: 0 K: 1 S: 5	H: 0 LOB: 0 BB: 0 P: 5	R: 0 E: 0 K: 0 S: 3	H: 0 LOB: 2 BB: 1 P: 8	R: 0 E: 0 K: 0 S: 4	H: 1 LOB: 2 BB: 1 P: 8	R: 1 E: 0 K: 0 S: 5	H: 2 LOB: 2 BB: 1 P: 9	1B: 5 2B: 2 3B: 0 HR: 0	SF: 0 SAC: 0 DP: 0 HBP: 1	WP: 0 PB: 0 SB: 1 CS: 0	PA: 43
PITCHER	IP WLS BF H R ER SO BB IBB HBP BLK WP HR S P ERA WHIP																							
Jack Billingham, R (1, 1) ERA: 3.21	7.0	27	4	1	1	3	2	0	0	0	0	0	0	0	7	16	0.00	1.500						
George Culver, R (8, 1) ERA: 2.33	2.0	10	1	0	0	0	2	0	1	0	0	0	0	7	16	0.00	1.500							
Fred Gladding, R (10, 1) ERA: 2.38	1.0	L 6	2	1	1	0	0	1	0	0	0	0	0	5	9	9.00	2.000							

livebaseballscorecards.com

AB	37
R	2
H	7
RBI	2
BB	5
SO	3
LOB	17



BOTTOM

San Diego Padres @ Houston Astros
Astrodome, Houston, TX
Wed May 19 1971, 8:05 PM EDT
Att. 8,816 - Unknown

livebaseballscorecards.com

AB 35
R 1
H 7
RBI 1
BB 4
SO 5
LOB 25



WP: 0 PA: 42
PB: 0
SB: 0
CS: 1

AB R H RBI BB SO LOB

4 0 2 0 0 0 2

5 0 0 0 0 1 3

4 0 1 0 1 2 2

4 1 1 0 1 0 3

4 0 2 0 1 0 2

3 0 0 0 1 0 3

3 0 0 0 0 1 4

1 0 0 0 0 0 2

2 0 0 0 0 0 2
1 0 0 0 0 0 0
0 0 0 0 0 0 0
1 0 1 0 0 0 0
0 0 0 0 0 0 0

1B: 7 SF: 1
2B: 0 SAC: 1
3B: 0 DP: 0
HR: 0 HBP: 1

Batter	1	2	3	4	5	6	7	8	9	10
Jesus Alou, R OBP: 0.429, SLG: 0.456 (1, 7)	0-0 1B 4-3 1B	0-0 F9			0-0 BB 1B		0-0 F2		0-0 SH3 1-2	
Roger Metzger, S OBP: 0.283, SLG: 0.295 (1, 6)	0-0 4-3 1-2		0-3 K		0-0 F5		0-0 G1		0-0 5-3	
Jimmy Wynn, R OBP: 0.315, SLG: 0.277 (1, 8)	0-3 K		0-0 CS 1B		4-0 1-2 BB			0-0 4-3	0-3 K	
Bob Watson, R OBP: 0.348, SLG: 0.398 (1, 3)	0-0 FC6-4 2-3 1B		0-0 6-3 1-2		0-0 F5			4-0 HBP SF9 BB 1B		0-0 4-3
Denis Menke, R OBP: 0.344, SLG: 0.324 (1, 4)	0-0 FC6-4 1-2f			4-0 FC4-6 BB		0-0 1B		0-0 SF9 HBP 1-2 1B		0-0 5-3
Doug Rader, R OBP: 0.245, SLG: 0.277 (1, 5)		4-0 4-3 E BB		0-0 FC4-6 1-2f		0-3 K		1-0 1-2 2-3 HBP		0-0 F8
Cesar Cedeno, R OBP: 0.235, SLG: 0.302 (1, 9)		0-0 E4 4-3 1-2		0-0 F7		0-0 F8		0-0 SF9 2-3 3-H		
Johnny Edwards, L OBP: 0.253, SLG: 0.236 (1, 2)		0-3 K		0-0 4-3		0-0 4-3		0-0 4-3		
Jack Hiatt, R OBP: 0.538, SLG: 0.467 (8, PH) (9, 2)										
Jack Billingham, R OBP: 0.200, SLG: 0.158 (1, 1)		0-0 4-3			0-0 F9		0-0 F4		0-0 SH3 1B	
Joe Morgan, L OBP: 0.327, SLG: 0.392 (7, PH)										
George Culver, R (8, 1)										
Rich Chiles, L OBP: 0.500, SLG: 0.769 (9, PH)		1-2 2-3								
Fred Gladding, L (10, 1)										

Inning Stats	R: 0	H: 2	E: 0	K: 1	S: 7	P: 7	R: 0	H: 0	E: 1	K: 1	S: 6	P: 10	R: 0	H: 1	E: 0	K: 1	S: 5	R: 0	H: 0	E: 0	K: 0	S: 3	P: 7	R: 0	H: 1	E: 0	K: 0	S: 4	P: 8	R: 0	H: 1	E: 0	K: 1	S: 6	P: 6	R: 0	H: 0	E: 0	K: 0	S: 3	P: 3	R: 1	H: 1	E: 0	K: 0	S: 4	P: 9	R: 0	H: 1	E: 0	K: 1	S: 6	P: 6	R: 0	H: 0	E: 0	K: 0	S: 3	P: 3
--------------	------	------	------	------	------	------	------	------	------	------	------	-------	------	------	------	------	------	------	------	------	------	------	------	------	------	------	------	------	------	------	------	------	------	------	------	------	------	------	------	------	------	------	------	------	------	------	------	------	------	------	------	------	------	------	------	------	------	------	------

PITCHER	IP	WLS	BF	H	R	ER	SO	BB	IBB	HBP	BLK	WP	HR	S	P	ERA	WHIP
Tom Phoebus, R ERA: 4.53 (1, 1)	7.1		33	6	1	1	4	4	0	1	0	0	0	36	53	1.23	1.364
Al Severinsen, R ERA: 1.73 (8, 1)	0.1		1	0	0	0	0	0	0	0	0	0	0	1	1	0.00	0.000
Dick Kelley, L ERA: 6.89 (8, 1)	0.1		1	0	0	0	0	0	0	0	0	0	0	1	1	0.00	0.000
Bob Miller, R ERA: 4.11 (9, 1)	2.0	W	7	1	0	0	1	0	0	0	0	0	0	9	9	0.00	0.500

Batter	1	2	3	4	5	6	7	8	9	AB R H RBI BB SO LOB	TOP	
Enzo Hernandez, R (1, 6) OBP: 0.353, SLG: 0.305	0-0 F8		H 1-0 B5-6-3 HBP		X 0-0 6-3		X 0-0 6-3		X 0-0 F4	4 0 0 0 0 0 1		
Don Mason, L (1, 4) OBP: 0.289, SLG: 0.286	0-0 F8		X 0-0 B5-6-3 1-2f		X 0-0 F8		X 0-0 6-3		X 0-0 1B	5 0 1 1 0 0 1		
Dave Campbell, R (1, 7) (8, 3) OBP: 0.284, SLG: 0.353	0-0 3B 1B		B B B B 4-0 BB		X 0-0 6-3		X 0-0 L6		X 0-0 6-3	4 1 1 0 1 0 1		
Nate Colbert, R (1, 3) Larry Stahl, L (8, PR) (8, 7) OBP: 0.409, SLG: 0.554 OBP: 0.313, SLG: 0.404	0-0 1B 3B		X 0-0 1-3		X 0-0 2B 6-3 1B		X 0-0 F9 2B			4 2 3 1 0 0 1 0 0 0 0 0 0 0		
Ollie Brown, R (1, 9) OBP: 0.342, SLG: 0.396	0-0 1B		X 0-0 5-3		X 0-0 6-3 2B		X 0-0 F9			4 0 2 1 0 0 1		
Ed Spiezio, R (1, 5) OBP: 0.253, SLG: 0.288	0-3 K2-3		X 0-0 E5 F9-6 BB		X 4-0 6-3 IBB		X 0-3 K			3 0 0 0 1 2 3		
Angel Bravo, L (1, 8) OBP: 0.238, SLG: 0.158		H 1-0 G1-4-3 HBP		B B B B 4-0 1-2 BB		X 0-0 6-3		X 0-0 6-3		2 0 0 1 1 0 4		
Bob Barton, R (1, 2) OBP: 0.358, SLG: 0.480		X 0-0 G1-4-3		X 0-0 F9-6		X 4-0 IBB		X 0-0 SH5-4 1B 1B		3 1 1 0 1 0 3		
Clay Kirby, R (1, 1) Al Severinsen, R (9, 1) OBP: 0.222, SLG: 0.125		0-3 K		0-3 K		X 0-0 6-3		X 0-0 SH5-4		3 0 0 0 0 2 3 0 0 0 0 0 0 0		
Inning Stats	R: 2 E: 0 K: 1 S: 8 H: 3 LOB: 1 BB: 0 P: 8	R: 0 E: 0 K: 1 S: 4 H: 0 LOB: 0 BB: 0 P: 5	R: 0 E: 0 K: 0 S: 2 H: 0 LOB: 1 BB: 1 P: 7	R: 0 E: 1 K: 0 S: 3 H: 0 LOB: 1 BB: 1 P: 7	R: 0 E: 0 K: 1 S: 5 H: 0 LOB: 0 BB: 0 P: 5	R: 1 E: 0 K: 0 S: 5 H: 2 LOB: 3 BB: 2 P: 13	R: 0 E: 0 K: 0 S: 3 H: 0 LOB: 0 BB: 0 P: 3	R: 0 E: 0 K: 1 S: 6 H: 1 LOB: 2 BB: 0 P: 6	R: 1 E: 0 K: 0 S: 5 H: 2 LOB: 1 BB: 0 P: 5	1B: 5 2B: 3 3B: 1 HR: 0 SF: 0 SAC: 1 DP: 3 HBP: 2	WP: 0 PB: 0 SB: 0 CS: 0 PA: 39	
PITCHER	IP WLS BF H R ER SO BB IBB HBP BLK WP HR S P ERA WHIP											
Wade Blasingame, L (1, 1) ERA: 3.74	6.0 L 27 5 3 3 3 2 2 2 0 0 0 27 45 4.50 1.167											
Jim Ray, R (7, 1) ERA: 1.96	2.0 7 1 0 0 1 0 0 0 0 0 0 9 9 0.00 0.500											
Denny Lemaster, L (9, 1) ERA: 0.87	0.2 4 2 1 1 0 0 0 0 0 0 0 4 4 13.50 3.000											
George Culver, R (9, 1) ERA: 2.29	0.1 1 0 0 0 0 0 0 0 0 0 0 1 1 0.00 0.000											

San Diego Padres @ Houston Astros
 Astrodome, Houston, TX
 Thu May 20 1971, 8:05 PM EDT
 Att. 7,162 - Unknown

livebaseballscorecards.com

AB	32
R	4
H	8
RBI	4
BB	4
SO	4
LOB	18



Batter	1	2	3	4	5	6	7	8	9	AB	R	H	RBI	BB	SO	LOB
Roger Metzger, S (1, 6) OBP: 0.287, SLG: 0.294	4-0 WP S 3B BB		0-3 K		0-0 G3	0-0 4-3		0-0 1B		4	1	1	0	1	1	3
Joe Morgan, L (1, 4) OBP: 0.324, SLG: 0.385	0-3 K 1-3		0-0 S 1B		0-0 F7		0-0 4-3	0-0 F7		5	0	1	0	0	1	2
Jesus Alou, R (1, 9) OBP: 0.449, SLG: 0.494	0-0 3B		0-0 F6 1-2		0-0 1B		4-0 BB 1B BB		0-0 FC1-6 1B 1B	4	1	3	1	1	0	1
Bob Watson, R (1, 7) OBP: 0.357, SLG: 0.402	4-0 BB		0-0 G3		0-0 F9		0-0 1-2 BB 1B		0-0 FC1-6 1-2 1B	4	0	2	0	1	0	2
Denis Menke, R (1, 3) OBP: 0.346, SLG: 0.317	0-3 K			4-0 4-3 1B BB		4-0 WP BB BB		0-0 F9	0-0 FC1-6 1B	3	0	0	0	2	1	6
Doug Rader, R (1, 5) OBP: 0.257, SLG: 0.278	0-0 4-3			0-0 1-2 4-3 1B		4-0 BB BB	4-0 1-2 BB	4-0 1-2 2-3 BB	0-3 K	3	0	1	0	2	1	4
Cesar Cedeno, R (1, 8) OBP: 0.230, SLG: 0.295		0-3 K		0-0 F6		0-3 K	0-0 4-3		0-0 1-3 1B	3	0	0	0	0	2	4
Norm Miller, L (7, PH) OBP: 0.279, SLG: 0.366				0-0 F6		0-3 K		0-0 4-3	0-0 1-3 3-H 1B	2	0	1	1	0	0	3
Johnny Edwards, L (1, 2) OBP: 0.242, SLG: 0.226		0-0 F6		0-0 4-3		0-3 K		0-0 F9	0-0 4-3	4	0	0	0	0	1	4
Jimmy Wynn, R (9, PH) OBP: 0.312, SLG: 0.274		0-0 F6		1-2 2-3		0-3 K				1	0	0	0	0	0	2
Wade Blasingame, L (1, 1) OBP: 0.267, SLG: 0.429		0-0 L4		0-3 K		4-0 BB		0-3 K		2	0	0	0	0	1	2
Rich Chiles, L (6, PH) OBP: 0.533, SLG: 0.789										0	0	0	0	0	1	0
Jim Ray, R (7, 1)										0	0	0	0	0	0	0
Cesar Geronimo, L (8, PH) OBP: 0.357, SLG: 0.462										1	0	0	0	0	1	0
Denny Lemaster, R (9, 1)										0	0	0	0	0	0	0
George Culver, R (9, 1)										0	0	0	0	0	0	0

Inning Stats	R: 1	H: 1	E: 0	K: 2	S: 8	H: 1	LOB: 2	BB: 2	P: 16	R: 0	H: 0	E: 0	K: 1	S: 5	H: 0	LOB: 0	BB: 0	P: 5	R: 0	H: 1	E: 0	K: 1	S: 6	H: 1	LOB: 1	BB: 0	P: 6	R: 0	H: 1	E: 0	K: 1	S: 6	R: 0	H: 1	E: 0	K: 0	S: 4	R: 0	H: 0	E: 0	K: 2	S: 7	H: 0	LOB: 3	BB: 3	P: 19	R: 0	H: 1	E: 0	K: 0	S: 4	R: 0	H: 1	E: 0	K: 1	S: 6	H: 1	LOB: 1	BB: 0	P: 6	R: 1	H: 3	E: 0	K: 1	S: 8	H: 3	LOB: 2	BB: 0	P: 8	1B: 8	2B: 0	3B: 1	HR: 0	SF: 0	SAC: 0	DP: 0	HBP: 0	WP: 2	PB: 0	SB: 2	CS: 0	PA: 44
PITCHER	IP	WLS	BF	H	R	ER	SO	BB	IBB	HBP	BLK	WP	HR	S	P	ERA	WHIP																																																																	
Clay Kirby, R (1, 1) ERA: 4.39	8.0	W	40	8	2	2	8	8	0	0	0	2	0	48	80	2.25	2.000																																																																	
Al Severinsen, R (9, 1) ERA: 1.67	1.0	S	4	1	0	0	1	0	0	0	0	0	0	6	6	0.00	1.000																																																																	

BOTTOM

San Diego Padres @ Houston Astros
Astrodome, Houston, TX
Thu May 20 1971, 8:05 PM EDT
Att. 7,162 - Unknown

livebaseballscores.com

AB	36
R	2
H	9
RBI	2
BB	8
SO	9
LOB	33



Batter	1	2	3	4	5	6	7	8	9	AB R H RBI BB SO LOB	TOP																
Enzo Hernandez, R (1, 6) OBP: 0.345, SLG: 0.298	0-0 F9	0-3 K		0-0 E3 1B	0-0 4-3		0-0 6-3		0-0 F9	6 1 1 1 0 1 3																	
Don Mason, L (1, 4) OBP: 0.295, SLG: 0.284	0-0 E5 HR	0-0 6-3		0-0 1B BB	4-0 FC6 BB		0-3 K			4 2 1 1 1 1 2																	
Dave Campbell, R (1, 7) OBP: 0.288, SLG: 0.357	0-0 F8		0-0 F8	4-0 1B BB	0-0 FC6		0-0 2B			4 1 1 0 1 0 3																	
Cito Gaston, R (1, 8) OBP: 0.295, SLG: 0.461	0-0 HR		0-0 G3	0-0 1B BB		0-0 FC6-4 1B	0-0 1-3			5 1 3 4 0 0 1																	
Ollie Brown, R (1, 9) OBP: 0.338, SLG: 0.388	0-0 FC6-4 1B		0-0 4-3	0-3 K		0-0 FC6-4 1B		0-3 K		5 0 1 0 0 2 3																	
Ed Spiezio, R (1, 5) OBP: 0.263, SLG: 0.296	0-0 FC6-4			K		0-0 1B BB		0-3 K		5 0 2 1 0 2 1																	
Fred Kendall, R (1, 3) OBP: 0.250, SLG: 0.143		0-0 6-3		SH 1B		4-0 1B BB		0-3 K		4 1 1 0 1 1 2																	
Bob Barton, R (1, 2) OBP: 0.372, SLG: 0.481			4-0 SH BB	0-0 SH 1B	0-0 6-3	0-0 1B BB			0-3 K	4 1 2 0 1 1 0																	
Danny Coombs, R (1, 1) OBP: 0.182, SLG: 0.273		0-0 SH		0-0 SH 1B	0-0 WP 4-3 1B	0-0 F8			0-0 F9	0 1 0 0 0 0 0 0																	
Al Severinsen, R (4, 1)										0 0 0 0 0 0 0 0																	
Angel Bravo, L (5, PH)										1 0 1 0 0 0 0 0																	
Al Santorini, R (5, 1)										0 0 0 0 0 0 0 0																	
Larry Stahl, L (6, PH)										0 0 0 0 0 0 0 0																	
Nate Colbert, R (6, PH)										1 0 0 0 0 0 0 3																	
Bill Laxton, L (6, 1)										0 0 0 0 0 0 0 0																	
Tommy Dean, R (9, PH)										1 0 0 0 0 0 0 0																	
Inning Stats	R: 2 E: 1 K: 0 S: 6	H: 2 LOB: 1 BB: 0 P: 6	R: 0 E: 1 K: 1 S: 6	H: 0 LOB: 2 BB: 1 P: 10	R: 0 E: 0 K: 0 S: 3	H: 0 LOB: 0 BB: 0 P: 3	R: 6 E: 2 K: 2 S: 14	H: 6 LOB: 2 BB: 1 P: 18	R: 0 E: 0 K: 0 S: 4	H: 1 LOB: 2 BB: 1 P: 8	R: 0 E: 0 K: 1 S: 5	H: 3 LOB: 3 BB: 1 P: 9	R: 0 E: 0 K: 1 S: 6	H: 1 LOB: 1 BB: 0 P: 6	R: 0 E: 0 K: 3 S: 9	H: 0 LOB: 0 BB: 0 P: 9	R: 0 E: 0 K: 1 S: 5	H: 0 LOB: 0 BB: 0 P: 5	1B: 11 2B: 1 3B: 0 HR: 1	SF: 0 SAC: 2 DP: 0 HBP: 0	WP: 1 PB: 0 SB: 0 CS: 0	PA: 46					
PITCHER	IP WLS BF H R ER SO BB IBB HBP BLK WP HR S P ERA WHIP																										
Jerry Reuss, L (1, 1) ERA: 4.94	3.1		20	6	7	4	2	1	0	0	0	0	1	23	27	10.80	2.100										
Mike Torrez, R (4, 1) ERA: 5.4	2.1		15	6	1	1	1	3	0	0	0	1	0	14	26	3.86	3.857										
Don Shaw, L (6, 1) ERA:	1.1	W	5	1	0	0	1	0	0	0	0	0	0	7	7	0.00	0.750										
Moe Drabowsky, R (8, 1) ERA: 4.11	2.0	S	6	0	0	0	4	0	0	0	0	0	0	14	14	0.00	0.000										

San Diego Padres @ St. Louis Cardinals
 Busch Stadium, St. Louis, MO
 Fri May 21 1971, 7:05 PM CDT
 Att. 27,298 - Unknown

livebaseballscorecards.com

AB	40
R	8
H	13
RBI	7
BB	4
SO	8
LOB	18



Batter	1	2	3	4	5	6	7	8	9
Lou Brock, L OBP: 0.406, SLG: 0.481 (1, 7)	0-0 E6 1B 1B BB	0-0 2B		0-0 CS 1B 1B	0-0 FC4-6 2B		0-3 K	0-0 1B	
Matty Alou, L OBP: 0.370, SLG: 0.427 Moe Drabowsky, R (8, 1)	0-0 BB 1B 1-2 1B	0-0 6-3		0-3 K 1-2	0-0 E 2B		0-0 WP 1-H HR 2B	0-3 K	
Jim Beauchamp, R OBP: 0.298, SLG: 0.358 Joe Hague, L OBP: 0.319, SLG: 0.408 (5, PH) (6, 3)	0-0 F9		0-0 1B 2B 1B	0-0 E5 1B HR	0-0 5-3		4-0 WP HR BB		
Joe Torre, R OBP: 0.409, SLG: 0.534 (1, 5)	0-0 P4		0-0 2B 1B	0-0 HR 1B		4-0 SH5-4 SF9 BB	0-0 HR		
Jose Cardenal, R OBP: 0.303, SLG: 0.408 (1, 9)	0-0 BB 1-2 2-3 1B		0-0 P4	0-0 HR		0-0 SF9 SH5-4 CS 1B	0-0 P6		
Julian Javier, R OBP: 0.333, SLG: 0.408 (1, 4)	4-0 BB		0-0 F9	0-0 6-3		0-0 SH5-4		0-0 HR	
Jerry McNertney, R OBP: 0.375, SLG: 0.786 (1, 2)	0-3 K		0-0 2B	0-0 6-3		0-0 SF9		0-0 F7	
Ted Sizemore, R OBP: 0.283, SLG: 0.235 Dal Maxvill, R OBP: 0.264, SLG: 0.180 (8, 6)		0-0 F9	4-0 FC6 IBB		0-0 6-3	0-0 CS	0-0 F8	4-0 FC6-4 BB	
Jerry Reuss, L OBP: 0.167, SLG: 0.174 Mike Torrez, R (4, 1)		0-0 4-3	0-0 FC6		4-0 FC4-6 BB		0-0 E5 2B	0-0 FC6-4 WP 1B	
Don Shaw, L (6, 1)									
Luis Melendez, R OBP: 0.294, SLG: 0.281 (7, PH) (8, 8)									

AB	R	H	RBI	BB	SO	LOB
6	3	3	1	0	1	2
5	1	3	2	0	1	2
1	0	0	0	0	1	1
3	2	1	0	0	0	3
1	1	0	0	1	0	1
4	4	3	4	1	0	2
5	1	3	3	0	0	2
3	1	1	2	1	0	2
4	0	1	3	0	1	3
3	0	0	0	1	0	0
0	0	0	0	1	0	0
2	0	0	0	0	0	2
0	0	0	0	1	0	0
0	0	0	0	0	0	0
2	2	0	0	0	0	1

AB	R	H	RBI	BB	SO	LOB
39	15	15	15	6	4	21

Inning Stats	R	H	E	K	S	P	BB	IBB	HBP	BLK	WP	HR	S	P	ERA	WHIP
R: 1 H: 2 E: 1 K: 1 S: 8	H: 2 LOB: 3 BB: 1 P: 12	R: 0 E: 0 K: 0 S: 4	H: 1 LOB: 1 BB: 0 P: 4	R: 2 E: 0 K: 0 S: 6	H: 3 LOB: 2 BB: 1 P: 10	R: 4 E: 1 K: 1 S: 9	H: 3 LOB: 0 BB: 0 P: 9	R: 1 E: 1 K: 0 S: 4	H: 1 LOB: 0 BB: 1 P: 7	R: 4 E: 1 K: 1 S: 8	H: 2 LOB: 0 BB: 1 P: 12	R: 2 E: 0 K: 1 S: 7	H: 2 LOB: 1 BB: 1 P: 11	1B: 8 2B: 4 3B: 0 HR: 3	SF: 1 SAC: 1 DP: 0 HBP: 0	WP: 3 PB: 0 SB: 1 CS: 2

San Diego Padres @ St. Louis Cardinals
 Busch Stadium, St. Louis, MO
 Fri May 21 1971, 7:05 PM CDT
 Att. 27,298 - Unknown

livebaseballscorecards.com

AB 39
R 15
H 15
RBI 15
BB 6
SO 4
LOB 21



Batter	1	2	3	4	5	6	7	8	9	AB R H RBI BB SO LOB	TOP											
Enzo Hernandez, R (1, 6) OBP: 0.342, SLG: 0.316	0-0 3-1 2B		0-0 6-3		0-3 K		0-0 6-3		0-0 F9	5 0 1 0 0 1 2												
Don Mason, L (1, 4) OBP: 0.302, SLG: 0.292	0-0 3-1 2-3		0-0 4-3		0-0 1-2 2-3 1B			0-0 1B 1B		4 1 2 0 0 0 1												
Larry Stahl, L (1, 3) OBP: 0.288, SLG: 0.371	0-0 1-3			0-3 K	0-0 G3			0-0 F8		4 0 0 0 0 1 5												
Cito Gaston, R (1, 8) OBP: 0.312, SLG: 0.466	4-0 BB			0-0 F8		0-0 L8		0-0 FC5 1B 1B		3 0 1 0 1 0 0												
Ollie Brown, R (1, 9) OBP: 0.340, SLG: 0.388	0-3 K			0-0 BLK 1B	0-3 K	0-3 K		0-0 1-2 3-H 1B		4 0 2 1 0 2 2												
Dave Campbell, R (1, 5) OBP: 0.286, SLG: 0.351		0-0 F3		0-3 K 1-2		0-0 1B		0-3 K		4 0 1 0 0 2 3												
Angel Bravo, L (1, 7) OBP: 0.241, SLG: 0.185		0-0 L7			0-0 4-3	0-0 F2		0-0 FC5		3 0 0 0 0 0 1												
Dick Kelley, R (6, 1)										0 0 0 0 0 0 0												
Nate Colbert, R (8, PH) OBP: 0.407, SLG: 0.549										1 0 0 0 0 0 2												
Al Severinsen, R (8, 1)										0 0 0 0 0 0 0												
Bob Barton, R (1, 2) OBP: 0.372, SLG: 0.477		0-3 K			4-0 1B SH BB		0-0 F9		0-0 F7	3 0 0 0 1 1 0												
Steve Arlin, R (1, 1) OBP: 0.200, SLG: 0.200			0-3 K			0-0 SH 1B				1 0 0 0 0 1 0												
Ed Spiezio, R (6, 7) OBP: 0.253, SLG: 0.284					1-2 K		0-3 K		0-0 6-3	2 0 0 0 0 1 0												
Inning Stats	R: 0 E: 0 K: 1 S: 6	H: 1 LOB: 2 BB: 1 P: 10	R: 0 E: 0 K: 1 S: 5	H: 0 LOB: 0 BB: 0 P: 5	R: 0 E: 0 K: 1 S: 5	H: 0 LOB: 0 BB: 0 P: 5	R: 0 E: 0 K: 2 S: 8	H: 1 LOB: 1 BB: 0 P: 8	R: 0 E: 0 K: 1 S: 7	H: 1 LOB: 3 BB: 1 P: 11	R: 0 E: 0 K: 1 S: 6	H: 1 LOB: 1 BB: 0 P: 6	R: 0 E: 0 K: 1 S: 5	H: 0 LOB: 0 BB: 0 P: 5	R: 1 E: 0 K: 1 S: 8	H: 3 LOB: 2 BB: 0 P: 8	R: 0 E: 0 K: 0 S: 3	H: 0 LOB: 0 BB: 0 P: 3	1B: 6 2B: 1 3B: 0 HR: 0	SF: 0 SAC: 1 DP: 0 HBP: 0	WP: 0 PB: 0 SB: 0 CS: 0	PA: 37
PITCHER Reggie Cleveland, R (1, 1) ERA: 3.39	IP: 9.0 WLS: W BF: 37 H: 7 R: 1 ER: 1 SO: 9 BB: 2 IBB: 0 HBP: 0 BLK: 1 WP: 0 HR: 0 S: 53 P: 61 ERA: 1.00 WHIP: 1.000											PITCHER	IP: 9.0 WLS: W BF: 37 H: 7 R: 1 ER: 1 SO: 9 BB: 2 IBB: 0 HBP: 0 BLK: 1 WP: 0 HR: 0 S: 53 P: 61 ERA: 1.00 WHIP: 1.000									

San Diego Padres @ St. Louis Cardinals
 Busch Stadium, St. Louis, MO
 Sun May 23 1971, 3:33 AM CDT
 Att. 9,475 - Unknown

livebaseballscorecards.com

AB	34
R	1
H	7
RBI	1
BB	2
SO	9
LOB	16



Batter	1	2	3	4	5	6	7	8	9
Lou Brock, L OBP: 0.408, SLG: 0.476 (1, 7)	1-0 S 2B HBP	0-0 4-3		0-0 G3		0-3 K		0-0 1-3 2-H 1B	
Matty Alou, L OBP: 0.365, SLG: 0.424 (1, 8)	0-0 1-H 2B		0-0 4-3	0-0 L7		0-0 6-3		0-0 F8	
Joe Hague, L OBP: 0.322, SLG: 0.396 (1, 3)	4-0 BB		4-0 1B 3B BB		0-0 6-3		0-0 F2		
Joe Torre, R OBP: 0.401, SLG: 0.519 (1, 5)	0-0 F7		0-0 F9		0-0 F7		0-0 6-3		
Jose Cardenal, R OBP: 0.306, SLG: 0.419 (1, 9)	0-3 K		0-0 1-2 3B 1B		0-0 6-3		0-0 1-3		
Julian Javier, R OBP: 0.353, SLG: 0.455 (1, 4)	0-0 P3		0-0 1-H 2-H 3B		0-0 SH2-4 E 1B		0-0 F9		
Dal Maxvill, R OBP: 0.260, SLG: 0.177 (7, 6)									
Jerry McNertney, R OBP: 0.391, SLG: 0.632 (1, 2)		0-0 P4	4-0 BB		0-0 SH2-4		0-0 F9		
Ted Sizemore, R OBP: 0.296, SLG: 0.273 (1, 6)		0-0 FC1-5 3B	0-0 F9		0-0 E7 2B 1B		4-0 WP 1B BB		
Reggie Cleveland, R OBP: 0.087, SLG: 0.130 (1, 1)		0-0 FC1-5 3-H		0-3 K		0-0 2-H 2B		0-0 1B WP 1B	

Inning Stats	R: 1	H: 1	E: 0	K: 1	S: 6	LOB: 2	BB: 1	P: 11
	R: 0	H: 1	E: 0	K: 0	S: 4	LOB: 1	BB: 0	P: 4
	R: 2	H: 2	E: 0	K: 0	S: 5	LOB: 2	BB: 2	P: 13
	R: 0	H: 0	E: 0	K: 1	S: 5	LOB: 0	BB: 0	P: 5
	R: 0	H: 0	E: 0	K: 0	S: 3	LOB: 0	BB: 0	P: 3
	R: 2	H: 3	E: 1	K: 1	S: 8	LOB: 1	BB: 0	P: 8
	R: 0	H: 0	E: 0	K: 0	S: 3	LOB: 0	BB: 0	P: 3
	R: 1	H: 2	E: 0	K: 0	S: 5	LOB: 2	BB: 1	P: 9

PITCHER	IP	WLS	BF	H	R	ER	SO	BB	IBB	HBP	BLK	WP	HR	S	P	ERA	WHIP
Steve Arlin, R ERA: 5.15 (1, 1)	5.1	L	27	7	5	4	2	3	0	1	0	0	0	27	40	6.75	1.875
Dick Kelley, L ERA: 6.23 (6, 1)	1.2		5	0	0	0	1	0	0	0	0	0	0	7	7	0.00	0.000
Al Severinsen, R ERA: 1.88 (8, 1)	1.0		6	2	1	1	0	1	0	0	0	1	0	5	9	9.00	3.000


BOTTOM

San Diego Padres @ St. Louis Cardinals
 Busch Stadium, St. Louis, MO
 Sun May 23 1971, 3:33 AM CDT
 Att. 9,475 - Unknown

AB	R	H	RBI	BB	SO	LOB
4	1	1	1	0	1	2
4	0	1	1	0	0	1
1	0	0	0	0	0	2
2	1	0	0	2	0	0
4	0	0	0	0	0	3
4	1	1	0	0	1	2
3	1	2	2	0	0	2
1	0	0	0	0	0	0
2	0	0	0	1	0	0
3	2	2	1	1	0	2
4	0	2	1	0	1	1

AB	32
R	6
H	9
RBI	6
BB	4
SO	3
LOB	15

WP: 1 PA: 38
 PB: 0
 SB: 1
 CS: 0



1B	2B	3B	HR	SF	SAC	DP	HBP
5	2	2	0	0	1	0	1

Batter	1	2	3	4	5	6	7	8	9	AB R H RBI BB SO LOB	TOP											
Enzo Hernandez, R (1, 6) OBP: 0.348, SLG: 0.338	0-0 4-3	0-0 1B 1B		0-0 2B 3B	0-0 L3		0-3 K		0-0 FC6-4 1B	6 2 3 0 0 1 3												
Don Mason, L (1, 4) OBP: 0.314, SLG: 0.290	0-0 1B 1B	0-0 F8		4-0 2B 1B BB		0-0 F3		4-0 F9 1B BB	0-0 FC6-4 E	4 4 1 0 2 0 2												
Larry Stahl, L (1, 7) OBP: 0.318, SLG: 0.402	0-0 1B 1-2 BB 1B	0-0 1-3 1B		0-0 1-3 1B 2B		0-3 K		4-0 1-2 3B BB	0-0 E5 1B	5 3 4 1 1 1 0												
Cito Gaston, R (1, 8) OBP: 0.319, SLG: 0.468	0-0 BB 1-3 2-H 1B	0-0 1-2 3-H 1B		0-0 3-H 3-H E 1B		0-3 K		0-0 F9 2-3	0-0 6-3	6 1 3 4 0 1 3												
Ollie Brown, R (1, 9) OBP: 0.341, SLG: 0.380	4-0 1-2 BB BB	0-3 K		0-0 F8			1-0 F9 BB HBP	0-3 K		3 0 0 0 1 2 5												
Ed Spiezio, R (1, 5) OBP: 0.261, SLG: 0.282	0-3 K			0-3 F3			4-0 F9 BB	0-0 1-2 3B 1B		4 1 1 1 1 2 3												
Dave Campbell, R (1, 3) OBP: 0.285, SLG: 0.388	4-0 1-2 2-3 3-H BB			0-0 HR			0-0 F9	0-0 1-2 3B		4 1 2 4 1 0 2												
Fred Kendall, R (1, 2) OBP: 0.286, SLG: 0.091	0-3 K			0-3 K			4-0 IBB	0-0 6-3		4 0 0 0 1 2 4												
Tom Phoebus, R (1, 1) OBP: 0.300, SLG: 0.333		0-3 K		0-3 K			0-3 K		0-0 4-3	3 0 0 0 0 2 0												
Bob Miller, R (6, 1)										2 0 0 0 0 1 3												
Inning Stats	R: 2 E: 0 K: 2 S: 10	H: 3 LOB: 3 BB: 2 P: 18	R: 1 E: 0 K: 2 S: 10	H: 3 LOB: 2 BB: 0 P: 10	R: 1 E: 0 K: 2 S: 8	H: 1 LOB: 0 BB: 0 P: 8	R: 4 E: 0 K: 1 S: 8	H: 3 LOB: 0 BB: 1 P: 12	R: 0 E: 0 K: 0 S: 3	H: 0 LOB: 0 BB: 0 P: 3	R: 0 E: 0 K: 2 S: 7	H: 0 LOB: 0 BB: 0 P: 7	R: 0 E: 0 K: 2 S: 7	H: 0 LOB: 3 BB: 2 P: 16	R: 3 E: 0 K: 1 S: 7	H: 2 LOB: 1 BB: 2 P: 15	R: 1 E: 2 K: 0 S: 5	H: 2 LOB: 1 BB: 0 P: 5	1B: 10 2B: 1 3B: 2 HR: 1	SF: 0 SAC: 0 DP: 0 HBP: 1	WP: 1 PB: 0 SB: 1 CS: 0	PA: 49
PITCHER	IP WLS BF H R ER SO BB IBB HBP BLK WP HR S P ERA WHIP																					
Bob Gibson, R (1, 1) ERA: 3.84	3.0 L 21 9 7 7 6 3 0 0 0 0 0 1 30 42 21.00 4.000																					
Mike Torrez, R (4, 1) ERA: 5.2	1.0 4 1 1 0 1 0 0 0 0 0 0 0 6 6 0.00 1.000																					
Moe Drabowsky, R (5, 1) ERA: 3.63	2.0 6 0 0 0 2 0 0 0 0 0 0 0 10 10 0.00 0.000																					
Chuck Taylor, R (7, 1) ERA: 5.12	2.0 13 2 3 3 3 3 1 1 0 1 0 14 31 13.50 2.500																					
Frank Linzy, R (9, 1) ERA: 1.33	1.0 5 2 1 0 0 0 0 0 0 0 0 0 5 5 0.00 2.000																					

San Diego Padres @ St. Louis Cardinals
 Busch Stadium, St. Louis, MO
 Mon May 24 1971, 7:05 PM CDT
 Att. 8,609 - Unknown

AB	41
R	12
H	14
RBI	10
BB	7
SO	12
LOB	25



WP: 1	PA: 49
-------	--------

ERA	WHIP
-----	------

BOTTOM

San Diego Padres @ St. Louis Cardinals
Busch Stadium, St. Louis, MO
Mon May 24 1971, 7:05 PM CDT
Att. 8,609 - Unknown

livebaseballscorecards.com

AB	39
R	3
H	14
RBI	3
BB	6
SO	6
LOB	36



WP:	1	PA:	45
PB:	0	SB:	0
CS:	0		

AB R H RBI BB SO LOB

4	2	3	0	1	1	1
5	1	2	1	0	0	4
2	0	0	0	3	0	3
5	0	3	1	0	0	4
4	0	2	0	1	0	4
5	0	1	1	0	2	6
2	0	0	0	0	1	1
3	0	1	0	0	0	3
4	0	2	0	1	1	3
1	0	0	0	0	0	2
1	0	0	0	0	0	1
0	0	0	0	0	0	0
1	0	0	0	0	0	0
0	0	0	0	0	0	0
1	0	0	0	0	0	1
0	0	0	0	0	0	0
1	0	0	0	0	0	0
1	0	0	0	0	0	3

Batter	1	2	3	4	5	6	7	8	9
Lou Brock, L OBP: 0.418, SLG: 0.488 (1, 7)	0-0 WP 1B		0-0 4-3 1B	0-3 K		0-0 2B		4-0 1-2 BB	
Matty Alou, L OBP: 0.366, SLG: 0.429 (1, 8)	0-0 F7		0-0 4-3		0-0 FC6-4 1B	0-0 2B		0-0 F8	
Joe Hague, L OBP: 0.333, SLG: 0.389 (1, 3)	4-0 G6-4-3 1-2 BB		4-0 F7 1B BB		0-0 F8	4-0 BB		0-0 3-1	
Joe Torre, R OBP: 0.407, SLG: 0.522 (1, 5)	0-0 G6-4-3 1-2f		0-0 1-2 2-H 1B		0-0 FC6-4 1-2 1B	0-0 1-3		0-0 1B BB 1B	
Jose Cardenal, R OBP: 0.315, SLG: 0.421 (1, 9)		0-0 G3 1B	0-0 F7 2-3		0-0 FC6-4 1-2f 2-3 1B		0-0 G6-3 1B	4-0 1-2 1B BB	
Julian Javier, R OBP: 0.344, SLG: 0.439 (1, 4)		0-0 F4	0-3 K		0-0 1-2 3-H 1B		0-0 F9	0-3 K	
Jerry McNertney, R OBP: 0.360, SLG: 0.571 (1, 2)		0-0 G3		0-3 K	0-0 3-1		0-0 G6-3 1-2f	0-0 FC6-4 1-2 2-3 1B	
Ted Simmons, S OBP: 0.394, SLG: 0.456 (5, PH) (6, 2)		1-2							
Ted Sizemore, R OBP: 0.307, SLG: 0.280 (1, 6)		4-0 BB		0-0 FC6-4 1B		0-0 6-3		0-0 BB 1B	0-3 K
Bob Gibson, R Mike Torrez, R Leron Lee, L Albie Glavin, R Luis Melendez, R Chuck Taylor, R Bob Burda, L Frank Lutz, R Jim Beitzelcamp, R		0-3 K		0-0 FC6-4 1-2f		0-0 L6		0-0 F9 1-2f	0-0 FC6-4 1-2f

Inning Stats	R: 0	H: 1	LOB: 1	K: 0	S: 3	P: 7	R: 0	H: 1	LOB: 2	K: 1	S: 6	R: 0	H: 2	LOB: 2	K: 1	S: 7	R: 0	H: 1	LOB: 1	K: 2	S: 8	R: 1	H: 3	LOB: 2	K: 0	S: 6	R: 0	H: 1	LOB: 0	K: 0	S: 3	R: 0	H: 1	LOB: 2	K: 0	S: 4	R: 0	H: 2	LOB: 3	K: 2	S: 9
--------------	------	------	--------	------	------	------	------	------	--------	------	------	------	------	--------	------	------	------	------	--------	------	------	------	------	--------	------	------	------	------	--------	------	------	------	------	--------	------	------	------	------	--------	------	------

PITCHER	IP	WLS	BF	H	R	ER	SO	BB	IBB	HBP	BLK	WP	HR	S	P	ERA	WHIP
Tom Phoebus, R ERA: 4.55 (1, 1)	5.2	W	30	10	3	3	4	4	0	0	0	1	0	34	50	4.76	2.471
Bob Miller, R ERA: 3.2 (6, 1)	3.1	S	15	4	0	0	2	2	0	0	0	0	0	17	25	0.00	1.800

1B:	2B:	3B:	HR:	SF:	SAC:	DP:	HBP:
12	2	0	0	0	0	2	0

PITCHER	IP	WLS	BF	H	R	ER	SO	BB	IBB	HBP	BLK	WP	HR	S	P	ERA	WHIP
Tom Phoebus, R ERA: 4.55 (1, 1)	5.2	W	30	10	3	3	4	4	0	0	0	1	0	34	50	4.76	2.471
Bob Miller, R ERA: 3.2 (6, 1)	3.1	S	15	4	0	0	2	2	0	0	0	0	0	17	25	0.00	1.800

Batter	1	2	3	4	5	6	7	8	9	AB R H RBI BB SO LOB	TOP									
Roger Metzger, S OBP: 0.280, SLG: 0.282 (1, 6)	0-0 F9		4-0 BB			0-0 F9		0-0 1-3		3 0 0 0 1 0 0										
Joe Morgan, L OBP: 0.324, SLG: 0.388 (1, 4)	0-3 K		4-0 FC6-4 BB			0-0 L8		0-0 6-3		3 0 0 0 1 1 0										
Jesus Alou, R OBP: 0.429, SLG: 0.469 (1, 9)	0-0 1B		0-0 FC6-4			0-0 F8		0-0 1B		4 0 2 0 0 0 2										
Bob Watson, R OBP: 0.338, SLG: 0.376 (1, 7)	0-3 K				0-0 F5		0-0 6-3	0-0 F1		3 0 0 0 0 1 1										
Cesar Cedeno, R OBP: 0.229, SLG: 0.299 (7, 8)										1 0 0 0 0 0 1										
John Mayberry, L OBP: 0.353, SLG: 0.357 (1, 3)		0-0 3-1		0-0 L3			0-0 2B HR 1B		0-0 6-3	4 1 1 0 0 0 0										
Norm Miller, L OBP: 0.288, SLG: 0.388 (1, 8)		0-3 K		0-3 K					0-0 5-3	3 1 1 0 0 2 0										
Cesar Geronimo, L OBP: 0.313, SLG: 0.400 (7, 7)							1-3 HR 2B			1 0 0 0 0 0 0										
Doug Rader, R OBP: 0.250, SLG: 0.275 (1, 5)		0-3 K			0-0 F4		0-0 F7		0-0 1B	4 0 1 0 0 1 2										
Johnny Edwards, L OBP: 0.248, SLG: 0.272 (1, 2)			0-0 F7		0-0 G3		0-0 2H 3-H HR		0-0 1-3	4 1 1 3 0 0 1										
Jack Billingham, R OBP: 0.174, SLG: 0.136 (1, 1)			0-3 K		0-3 K					3 0 0 0 0 3 0										
Fred Gladding, L (9, 1)										0 0 0 0 0 0 0										
Inning Stats	R: 0 E: 0 K: 2 S: 8	H: 1 LOB: 1 BB: 0 P: 8	R: 0 E: 0 K: 2 S: 7	H: 0 LOB: 0 BB: 0 P: 7	R: 0 E: 0 K: 1 S: 5	H: 0 LOB: 2 BB: 2 P: 13	R: 0 E: 0 K: 1 S: 5	H: 0 LOB: 0 BB: 0 P: 5	R: 0 E: 0 K: 1 S: 5	H: 0 LOB: 0 BB: 0 P: 5	R: 3 E: 0 K: 1 S: 8	H: 3 LOB: 0 BB: 0 P: 8	R: 0 E: 0 K: 0 S: 4	H: 1 LOB: 1 BB: 0 P: 4	R: 0 E: 0 K: 0 S: 4	H: 1 LOB: 1 BB: 0 P: 4	1B: 4 2B: 1 3B: 0 HR: 1	SF: 0 SAC: 0 DP: 0 HBP: 0	WP: 0 PB: 0 SB: 0 CS: 0	PA: 35
PITCHER	IP WLS BF H R ER SO BB IBB HBP BLK WP HR S P ERA WHIP																			
Clay Kirby, R ERA: 4.33 (1, 1)	7.0 L 27 4 3 3 8 2 0 0 0 0 0 1 41 49 3.86 0.857																			
Al Severinsen, R ERA: 1.76 (8, 1)	2.0 8 2 0 0 0 0 0 0 0 0 0 0 8 8 0.00 1.000																			

Houston Astros @ San Diego Padres
San Diego Stadium, San Diego, CA
Tue May 25 1971, 10:05 PM EDT
Att. 2,863 - Unknown

livebaseballscorecards.com

AB	33
R	3
H	6
RBI	3
BB	2
SO	8
LOB	7



Batter	1	2	3	4	5	6	7	8	9	AB R H RBI BB SO LOB	TOP											
Roger Metzger, S OBP: 0.276, SLG: 0.279 (1, 6) X	0-0 E4 FC 1B	0-0 S 1B		0-0 SF7-6-4 2-3 3-H			0-0 CS 1B	0-0 4-3		4 1 2 1 0 0 1												
Joe Morgan, L OBP: 0.330, SLG: 0.384 (1, 4) X	0-0 FC SF7 1B	0-0 3-1			4-0 S 1B BB		0-0 F7 1-2		4-0 2B WP BB	3 3 1 0 2 0 2												
Jesus Alou, R OBP: 0.412, SLG: 0.458 (1, 9) X	0-0 FC G3 1-3 2-H		0-0 FC3-6 1B		0-0 F9 1-2		0-0 F4		0-0 WP FC9-2 2B	5 0 2 1 0 0 2												
Rich Chiles, L OBP: 0.474, SLG: 0.647 Jimmy Wynn, R OBP: 0.320, SLG: 0.290 (1, 7) X (7, 8)	0-0 G3 1-2		0-0 FC3-6 1-2f		0-0 4-3 1B 2-H			0-0 BB 3B 2B	4-0 WP FC9-2 BB	3 0 1 1 0 0 3 1 1 1 0 1 0 0												
John Mayberry, L OBP: 0.346, SLG: 0.318 (1, 3) X	4-0 IBB		0-0 F8		0-0 4-3 1-2			0-0 BB 3B 1B	0-0 FC9-2 1-2	4 1 1 0 1 0 4												
Denis Menke, R OBP: 0.351, SLG: 0.317 (1, 5) X	0-0 SF7 3-H		0-0 5-3		0-3 K			4-0 BB 3B BB	4-0 FC9-2 3-H	2 1 0 1 2 1 2												
Norm Miller, L OBP: 0.291, SLG: 0.385 Cesar Cedeno, R OBP: 0.228, SLG: 0.290 (1, 8) S (6, 8) S (7, 7)	0-3 K			0-0 WP SF7-6-4 1B 1B		0-3 K		0-3 K	0-0 F8	3 1 1 0 0 2 2 2 0 0 0 0 1 5	AB 35 R 8 H 11 RBI 7 BB 6 SO 7 LOB 24											
Johnny Edwards, L OBP: 0.257, SLG: 0.299 (1, 2) X		0-3 K		0-0 WP SF7-6-4 1B 1B		0-0 3-1		0-0 K 1-H 2-H 3-H 3B		4 0 2 3 0 1 0												
Larry Dierker, R OBP: 0.100, SLG: 0.133 (1, 1) X		0-0 6-3		0-3 K 1-2 2-3		0-0 6-3		0-3 K		4 0 0 0 0 2 3												
Inning Stats	R: 2 E: 2 K: 1 S: 8	H: 1 LOB: 2 BB: 1 P: 12	R: 0 E: 0 K: 1 S: 6	H: 1 LOB: 1 BB: 0 P: 6	R: 0 E: 0 K: 0 S: 4	H: 1 LOB: 1 BB: 0 P: 4	R: 1 E: 0 K: 1 S: 6	H: 2 LOB: 0 BB: 0 P: 6	R: 1 E: 0 K: 1 S: 6	H: 1 LOB: 1 BB: 1 P: 10	R: 0 E: 0 K: 1 S: 5	H: 0 LOB: 0 BB: 0 P: 5	R: 0 E: 0 K: 0 S: 3	H: 1 LOB: 0 BB: 0 P: 3	R: 3 E: 0 K: 2 S: 10	H: 3 LOB: 1 BB: 1 P: 14	R: 1 E: 0 K: 0 S: 3	H: 1 LOB: 2 BB: 3 P: 15	1B: 8 2B: 4 3B: 1 HR: 0	SF: 2 SAC: 0 DP: 2 HBP: 0	WP: 2 PB: 0 SB: 2 CS: 1	PA: 43
PITCHER	IP WLS BF H R ER SO BB IBB HBP BLK WP HR S P ERA WHIP																					
Al Santorini, R ERA: 3.45 (1, 1)	6.0 L 27 6 4 2 5 1 1 0 0 1 0 35 43 3.00 1.167																					
Danny Coombs, L ERA: 7.64 (7, 1)	1.0 6 3 3 3 0 1 0 0 0 0 0 5 9 27.00 4.000																					
Dick Kelley, L ERA: 5.89 (8, 1)	1.0 4 1 0 0 2 0 0 0 0 0 0 8 8 0.00 1.000																					
Bill Laxton, L ERA: 5.23 (9, 1)	1.0 6 1 1 1 0 3 0 0 0 1 0 3 15 9.00 4.000																					

Houston Astros @ San Diego Padres
San Diego Stadium, San Diego, CA
Wed May 26 1971, 10:05 PM EDT
Att. 4,221 - Unknown

livebaseballscorecards.com



Batter	1	2	3	4	5	6	7	8	9	AB R H RBI BB SO LOB	TOP		
Tommie Agee, R (1, 8) OBP: 0.360, SLG: 0.452	4-0 FC3-6 BB		0-0 F2		4-0 BB S BB		0-3 K	0-0 1-3 2-H 1B		3 0 1 1 2 1 1			
Bud Harrelson, S (1, 6) OBP: 0.371, SLG: 0.359	0-0 FC3-6 FC6 1-2f		0-0 E4 CS		0-0 F7 1-2		0-0 2-H 1B	0-0 4-3		5 0 1 1 0 0 4			
Dave Marshall, L (1, 9) OBP: 0.367, SLG: 0.386 Ken Singleton, S (9, PH) OBP: 0.338, SLG: 0.246	0-0 FC6 1B 1-2f		0-0 CS 1-2	0-0 3-1	0-3 K		0-0 F8		0-3 K	4 0 0 0 0 1 3 1 0 0 0 0 1 0			
Cleon Jones, R (1, 7) OBP: 0.333, SLG: 0.427	0-0 1-3 1B			0-0 1-3		0-0 2B		0-0 1B 1B	0-0 6-3	5 1 3 0 0 0 0			
Ed Kranepool, L (1, 3) OBP: 0.364, SLG: 0.548	0-0 P6			0-0 1B 2B		0-0 F9		0-0 F8	0-3 K	5 1 1 0 0 1 4			
Ken Boswell, L (1, 4) OBP: 0.321, SLG: 0.398		0-0 1-3		4-0 FC5 1B IBB		0-0 F7		0-0 1B 1-2 1B		3 1 1 0 1 0 1			
Jerry Grote, R (1, 2) OBP: 0.361, SLG: 0.408		0-3 K		0-0 1-2 2-H 1B		0-3 K		0-3 K		4 0 1 1 0 3 3			
Tim Foli, R (1, 5) OBP: 0.343, SLG: 0.413		0-0 P3		0-0 FC5 2-3f			0-0 SH2-3 1B 1B	0-0 1-3 2-H 1B 1B		4 2 2 1 0 0 2			
Tom Seaver, R (1, 1) OBP: 0.290, SLG: 0.276			0-0 P5		0-3 K		0-0 SH2-3 1-2	0-0 1B 1-2 3-H 1B		3 0 1 1 0 1 0			
Inning Stats	R: 0 E: 0 K: 0 S: 4 H: 1 LOB: 2 BB: 1 P: 8	R: 0 E: 0 K: 1 S: 5 H: 0 LOB: 0 BB: 0 P: 5	R: 0 E: 1 K: 0 S: 3 H: 0 LOB: 0 BB: 0 P: 3	R: 1 E: 0 K: 0 S: 5 H: 2 LOB: 2 BB: 1 P: 9	R: 0 E: 0 K: 2 S: 7 H: 0 LOB: 1 BB: 1 P: 11	R: 0 E: 0 K: 1 S: 6 H: 1 LOB: 1 BB: 0 P: 6	R: 1 E: 0 K: 1 S: 7 H: 2 LOB: 1 BB: 0 P: 7	R: 3 E: 0 K: 1 S: 10 H: 5 LOB: 2 BB: 0 P: 10	R: 0 E: 0 K: 2 S: 7 H: 0 LOB: 0 BB: 0 P: 7	1B: 9 2B: 2 3B: 0 HR: 0 SF: 0 SAC: 1 DP: 0 HBP: 0	WP: 0 PB: 0 SB: 1 CS: 1 PA: 42		
PITCHER	IP WLS BF H R ER SO BB IBB HBP BLK WP HR S P ERA WHIP											PITCHER	IP WLS BF H R ER SO BB IBB HBP BLK WP HR S P ERA WHIP
Steve Arlin, R (1, 1) ERA: 5.12	7.1 L 33 8 4 4 5 2 1 0 0 0 0 0 40 52 4.91 1.364												
Bob Miller, R (8, 1) ERA: 3.54	0.2 5 3 1 1 1 0 0 0 0 0 0 0 7 7 13.50 4.500												
Dick Kelley, L (9, 1) ERA: 5.59	1.0 3 0 0 0 0 2 0 0 0 0 0 0 7 7 0.00 0.000												

New York Mets @ San Diego Padres
San Diego Stadium, San Diego, CA
 Sat May 29 1971, 10:05 PM EDT
 Unknown

livebaseballscorecards.com

AB	37
R	5
H	11
RBI	5
BB	3
SO	8
LOB	18



Batter	1	2	3	4	5	6	7	8	9	AB	R	H	RBI	BB	SO	LOB
Enzo Hernandez, R OBP: 0.331, SLG: 0.316 (1, 6)	0-0 F9		0-0 F9		0-0 F8			0-0 5-3		4	0	0	0	0	0	0
Garry Jestead, R OBP: 0.200, SLG: 0.267 (1, 4)	0-3 K		0-0 F2			0-0 F9		0-0 FC6-4 1B		4	0	1	0	0	1	0
Cito Gaston, R OBP: 0.302, SLG: 0.432 (1, 8)	4-0 BB BB		0-0 1B			0-3 K		0-0 FC6-4 1-2f		3	0	1	0	1	1	1
Nate Colbert, R OBP: 0.396, SLG: 0.532 (1, 3)	4-0 1-2 BB		0-0 F9			0-0 P3			0-0 HR	3	1	1	1	1	0	1
Ollie Brown, R OBP: 0.343, SLG: 0.374 (1, 9)	0-3 K			0-0 F9			0-0 F3		0-0 1B 1B	4	0	1	0	0	1	2
Larry Stahl, L OBP: 0.331, SLG: 0.407 (1, 7)		0-3 K		0-3 K			0-0 1B		0-0 1-3 1B	4	0	2	0	0	2	0
Dave Campbell, R OBP: 0.283, SLG: 0.364 (1, 5)		0-0 F7		0-0 P5			0-3 K		0-0 F7	4	0	0	0	0	1	3
Bob Barton, R OBP: 0.371, SLG: 0.469 (1, 2)		0-0 2B			0-3 K		0-3 K		0-0 P1	4	0	1	0	0	2	3
Steve Arlin, R OBP: 0.182, SLG: 0.182 (1, 1)		0-0 G3			0-0 P5			0-3 K	0-3 K	2	0	0	0	0	0	1
Bob Miller, R (8, 1)										0	0	0	0	0	0	0
Angel Bravo, L OBP: 0.226, SLG: 0.172 (8, PH)										1	0	0	0	0	1	0
Dick Kelley, R (9, 1)										0	0	0	0	0	0	0
Ed Spiezio, R OBP: 0.264, SLG: 0.296 (9, PH)										1	0	0	0	0	1	2


Inning Stats	R: 0	H: 0	E: 0	K: 2	S: 7	R: 0	H: 1	E: 0	K: 1	S: 6	R: 0	H: 1	E: 0	K: 0	S: 4	R: 0	H: 0	E: 0	K: 1	S: 5	R: 0	H: 0	E: 0	K: 1	S: 5	R: 0	H: 0	E: 0	K: 2	S: 8	R: 0	H: 1	E: 0	K: 1	S: 6	R: 1	H: 3	E: 0	K: 1	S: 8	1B: 5	SF: 0	2B: 1	3B: 0	HR: 1	WP: 0	PB: 0	SB: 0	CS: 0	PA: 36	
PITCHER Tom Seaver, R ERA: 2.11 (1, 1)	IP	WLS	BF	H	R	ER	SO	BB	IBB	HBP	BLK	WP	HR	S	P	ERA	WHIP	IP	WLS	BF	H	R	ER	SO	BB	IBB	HBP	BLK	WP	HR	S	P	ERA	WHIP																	

BOTTOM

New York Mets @ San Diego Padres
San Diego Stadium, San Diego, CA
Sat May 29 1971, 10:05 PM EDT
Unknown

livebaseballscorecards.com

AB	34
R	1
H	7
RBI	1
BB	2
SO	10
LOB	13



Batter	1	2	3	4	5	6	7	8	9	AB	R	H	RBI	BB	SO	LOB	TOP		
Tommie Agee, R OBP: 0.355, SLG: 0.444 (1, 8) (9, 9)	0-3 K		0-0 FC6-4 1B	0-0 F7		0-0 F8		0-0 F9		5	0	1	0	0	1	5			
Tim Foli, R OBP: 0.346, SLG: 0.400 (1, 6) BBB	4-0 F9 S BB		0-0 FC6-4 BB 1-2		0-0 4-3		4-0 E BB		0-0 F3	3	1	0	0	2	0	1			
Art Shamsky, L OBP: 0.324, SLG: 0.333 (1, 9) Don Hahn, R OBP: 0.383, SLG: 0.325 (9, 8)	0-0 F9 1-3		4-0 BB 1-2 BB		0-0 HR		0-0 E4 FC4-2 2B		0-0 3-1	4	1	2	2	1	0	1			
Cleon Jones, R OBP: 0.330, SLG: 0.417 (1, 7) SSS	0-3 K		4-0 1-2 2-3 BB		0-0 5-3		0-0 FC4-2 CS		0-3 K	4	0	0	0	1	2	2			
Ed Kranepool, L OBP: 0.369, SLG: 0.542 (1, 3)		0-0 CS 1B	0-0 F8		4-0 BB		0-0 F9 1-2			3	0	1	0	1	0	4			
Ken Boswell, L OBP: 0.310, SLG: 0.382 (1, 4)		0-0 4-3 1-2		0-3 K		0-0 1-3		0-3 K		4	0	0	0	0	2	2			
Bob Aspromonte, R OBP: 0.307, SLG: 0.428 (1, 5)		0-0 1B		0-0 6-3		0-0 6-3		0-0 F8		4	0	1	0	0	0	0			
Duffy Dyer, R OBP: 0.429, SLG: 0.667 (1, 2) SSS	0-3 K		0-0 2B		0-0 F9 2B		0-0 F9 3B			4	0	3	0	0	1	1			
Nolan Ryan, R OBP: 0.200, SLG: 0.077 (1, 1) SSS			0-3 K		4-0 BB		0-0 F9 2-3		4-0 BB	2	0	0	0	2	1	1			
Inning Stats	R: 0 E: 0 K: 2 S: 7 H: 0 LOB: 1 BB: 1 P: 11	R: 0 E: 0 K: 1 S: 6 H: 2 LOB: 1 BB: 0 P: 6	R: 0 E: 0 K: 1 S: 6 H: 1 LOB: 3 BB: 2 P: 14	R: 0 E: 0 K: 1 S: 6 H: 1 LOB: 2 BB: 1 P: 10	R: 1 E: 0 K: 0 S: 4 H: 1 LOB: 1 BB: 1 P: 8	R: 0 E: 0 K: 0 S: 4 H: 1 LOB: 1 BB: 0 P: 4	R: 1 E: 1 K: 0 S: 3 H: 1 LOB: 0 BB: 1 P: 7	R: 0 E: 0 K: 1 S: 6 H: 1 LOB: 2 BB: 1 P: 10	R: 0 E: 0 K: 1 S: 5 H: 0 LOB: 0 BB: 0 P: 5	1B: 3 2B: 3 3B: 1 HR: 1 SF: 0 SAC: 0 DP: 0 HBP: 0	WP: 0 PB: 0 SB: 1 CS: 2	PA: 40							
PITCHER	IP WLS BF H R ER SO BB IBB HBP BLK WP HR S P ERA WHIP																	PITCHER	IP WLS BF H R ER SO BB IBB HBP BLK WP HR S P ERA WHIP
Tom Phoebus, R ERA: 4.41 (1, 1)	6.0 L 30 7 2 2 5 6 0 0 0 0 1 34 58 3.00 2.167																		
Al Severinsen, R ERA: 1.65 (7, 1)	2.0 7 1 0 0 1 1 0 0 0 0 0 0 8 12 0.00 1.000																		
Dick Kelley, L ERA: 5.31 (9, 1)	1.0 3 0 0 0 0 1 0 0 0 0 0 0 5 5 0.00 0.000																		

New York Mets @ San Diego Padres
San Diego Stadium, San Diego, CA
 Sat May 29 1971, 10:05 PM EDT
 Att. 11,324 - Unknown

livebaseballscorecards.com

AB	33
R	2
H	8
RBI	2
BB	7
SO	7
LOB	17



Batter	1	2	3	4	5	6	7	8	9	AB	R	H	RBI	BB	SO	LOB
Enzo Hernandez, R OBP: 0.341, SLG: 0.318 (1, 6)	4-0 E WP BB		x 0-0 L4-3 1B			4-0 BB BB		x 0-0 F3		2	1	1	0	2	0	0
Don Mason, L OBP: 0.306, SLG: 0.277 (1, 4)	0-3 K		x 0-0 L4-3 1-2			4-0 1-2 BB		x 0-0 1B		3	0	1	0	1	1	2
Cito Gaston, R OBP: 0.295, SLG: 0.422 (1, 8)	0-0 6-3 1-3				0-3 K			0-3 K		4	0	0	0	0	3	4
Nate Colbert, R OBP: 0.398, SLG: 0.529 (1, 3)	4-0 BB				0-0 FC9-6 1B			0-3 K		x 0-0 L7	3	0	1	0	1	2
Ollie Brown, R OBP: 0.341, SLG: 0.371 (1, 9)	0-3 K				0-0 FC9-6 1-2f			0-3 K		x 0-0 1B	4	0	1	0	0	2
Ivan Murrell, R OBP: 0.319, SLG: 0.382 (1, 7)		x 0-0 4-3			0-3 K			0-3 K		x 0-3 K	4	0	0	0	0	3
Ed Spiezio, R OBP: 0.253, SLG: 0.282 (1, 5)		0-3 K				x 0-0 5-3		x 0-0 F2		x 0-0 F6	4	0	0	0	0	1
Fred Kendall, R OBP: 0.200, SLG: 0.059 (1, 2)		0-3 K				x 0-0 F8		0-3 K			3	0	0	0	0	2
Tom Phoebus, R OBP: 0.273, SLG: 0.300 Al Severinsen, R Angel Bravo, L Dick Kelley, R			0-3 K			0-3 K		0-3 K			2	0	0	0	0	2

Inning Stats	R: 1	H: 0	E: 1	LOB: 1	K: 2	P: 15	R: 0	H: 0	E: 0	LOB: 0	K: 2	P: 7	R: 0	H: 1	E: 0	LOB: 0	K: 1	P: 5	R: 0	H: 1	E: 0	LOB: 1	K: 2	P: 8	R: 0	H: 0	E: 0	LOB: 0	K: 1	P: 5	R: 0	H: 0	E: 0	LOB: 2	K: 3	P: 17	R: 0	H: 0	E: 0	LOB: 0	K: 2	P: 7	R: 0	H: 1	E: 0	LOB: 1	K: 1	P: 6	R: 0	H: 1	E: 0	LOB: 1	K: 1	P: 6
	1B: 4	SF: 0	2B: 1	SAC: 0	3B: 0	DP: 1	HR: 0	HBP: 0	WP: 1	PA: 34																																												
PITCHER Nolan Ryan, R ERA: 1.08 (1, 1)	IP	WLS	BF	H	R	ER	SO	BB	IBB	HBP	BLK	WP	HR	S	P	ERA	WHIP																																					
	9.0	W	34	4	1	0	16	4	0	0	0	1	0	62	78	0.00	0.889																																					


BOTTOM

New York Mets @ San Diego Padres
San Diego Stadium, San Diego, CA

Sat May 29 1971, 10:05 PM EDT
Att. 11,324 - Unknown

livebaseballscorecards.com

AB	30
R	1
H	4
RBI	0
BB	4
SO	16
LOB	15



Batter	1	2	3	4	5	6	7	8	9	AB R H RBI BB SO LOB	TOP
Tommie Agee, R OBP: 0.347, SLG: 0.432 (1, 8) X	0-0 6-3 ①	0-3 K ③			0-0 G5-4-3 ② ③ 1-2f			0-3 K ②		4 0 0 0 0 2 2	New York Mets @ San Diego Padres San Diego Stadium, San Diego, CA Sun May 30 1971, 6:33 AM EDT Att. 7,121 - Unknown
Bud Harrelson, S OBP: 0.374, SLG: 0.374 (1, 6) X	0-0 3B ①		0-0 4-3 ①			0-0 E1 1B G5-4-3		0-0 F9 ③		4 0 2 0 0 0 0	
Art Shamsky, L OBP: 0.317, SLG: 0.303 (1, 9) X	0-0 P5 ②		0-0 G3 ②			4-0 BB G5-4-3		0-0 F8 ①	3 0 0 0 1 0 1		
Cleon Jones, R OBP: 0.323, SLG: 0.408 (1, 7) X	0-0 3-1 ③		0-3 K ③			0-0 G5-4-3 ① ② 1-2f 2-3		0-0 3-1 ②	4 0 0 0 0 1 3		
Ed Kranepool, L OBP: 0.374, SLG: 0.570 (1, 3) X		0-0 HR ①			0-0 F8 ①		0-0 F5 ③	0-0 1B ①	4 1 2 1 0 0 1		
Ken Boswell, L OBP: 0.308, SLG: 0.387 (1, 4) X		0-0 6-3 WP 2B ①			0-0 4-3 ②		0-0 4-3 ①	0-3 K ③	4 1 1 0 0 1 1		
Jerry Grote, R OBP: 0.354, SLG: 0.400 (1, 2) X		0-0 6-3 2-3 ①			0-0 6-3 ③		0-0 G3 ②		3 0 0 0 0 0 1		
Tim Foli, R OBP: 0.336, SLG: 0.388 (1, 5) X		0-3 K ② 3-H			0-0 6-3 ①		0-3 K ③		3 0 0 0 0 2 0		
Ray Sadecki, L OBP: 0.500, SLG: 0.500 (1, 1) X		0-0 1B ①			0-0 1B G5-4-3			0-0 3-1 ①	2 0 2 0 0 0 0		
Ron Taylor, R (7, 1)									0 0 0 0 0 0 0		
Dave Marshall, L OBP: 0.364, SLG: 0.381 (8, PH)									1 0 0 0 0 0 0		
Tug McGraw, R OBP: 0.667, SLG: 1.000 (8, 1) X									0 0 0 0 0 0 0		
Inning Stats	R: 0 E: 0 K: 0 S: 4 H: 1 LOB: 1 P: 4	R: 2 E: 0 K: 2 S: 10 H: 3 LOB: 1 P: 10	R: 0 E: 0 K: 1 S: 5 H: 0 LOB: 0 P: 5	R: 0 E: 0 K: 0 S: 3 H: 0 LOB: 0 P: 3	R: 0 E: 0 K: 0 S: 3 H: 1 LOB: 0 P: 3	R: 0 E: 1 K: 0 S: 3 H: 1 LOB: 1 P: 7	R: 0 E: 0 K: 1 S: 5 H: 0 LOB: 0 P: 5	R: 0 E: 0 K: 1 S: 5 H: 0 LOB: 0 P: 5	R: 0 E: 0 K: 1 S: 6 H: 1 LOB: 1 P: 6	1B: 4 2B: 1 3B: 1 HR: 1 SF: 0 SAC: 0 DP: 2 HBP: 0	WP: 1 PB: 0 SB: 0 CS: 0 PA: 33
PITCHER Clay Kirby, R ERA: 4.04 (1, 1)	IP: 9.0 WLS: W BF: 33 H: 7 R: 2 ER: 2 SO: 6 BB: 1 IBB: 0 HBP: 0 BLK: 0 WP: 1 HR: 1 S: 44 P: 48 ERA: 2.00 WHIP: 0.889										

livebaseballscorecards.com

AB	32
R	2
H	7
RBI	1
BB	1
SO	6
LOB	9



Batter	1	2	3	4	5	6	7	8	9
Enzo Hernandez, R OBP: 0.337, SLG: 0.315 (1, 6)	0-0 6-3 1B	0-0 F7		0-0 F7		0-3 K		0-3 K	
Garry Jestead, R OBP: 0.211, SLG: 0.263 (1, 4)	0-0 6-3 1-2 1B	0-0 1-2 1B		0-0 G6-4-3 1-2f		0-0 L7		0-0 SH1-3 1-2	
Cito Gaston, R OBP: 0.293, SLG: 0.412 (1, 8)	4-0 1B BB	0-0 L3			0-0 F7		0-0 4-3	0-0 F8	
Nate Colbert, R OBP: 0.405, SLG: 0.531 (1, 3)	0-0 1B 1-2 2-H 1B		0-3 K		4-0 HR BB		0-0 E BB 1B		
Ollie Brown, R OBP: 0.349, SLG: 0.376 (1, 9)	0-0 1-3 2-H 1B		0-0 BB 1B		0-3 K		4-0 E BB		
Ivan Murrell, R OBP: 0.316, SLG: 0.409 (1, 7)	0-3 K		0-0 F2		0-0 1-H HR		0-3 K		
Dave Campbell, R OBP: 0.283, SLG: 0.357 (1, 5)	0-0 F9		4-0 1-2 BB		0-3 K		0-0 E6 1-2 2-3		
Bob Barton, R OBP: 0.358, SLG: 0.450 (1, 2)		0-0 F8	0-0 5-3			0-0 F8	0-3 K		
Clay Kirby, R OBP: 0.333, SLG: 0.200 (1, 1)		4-0 1B BB		0-0 G6-4-3 1B		0-0 1B		4-0 SH1-3 BB	

Inning Stats	R: 2	H: 3	E: 0	K: 1	S: 8	LOB: 2	BB: 1	P: 12
	R: 0	H: 1	E: 0	K: 0	S: 4	LOB: 2	BB: 1	P: 8
	R: 0	H: 1	E: 0	K: 1	S: 6	LOB: 2	BB: 1	P: 10
	R: 0	H: 1	E: 0	K: 0	S: 3	LOB: 0	BB: 0	P: 3
	R: 2	H: 1	E: 0	K: 2	S: 8	LOB: 0	BB: 1	P: 12
	R: 0	H: 1	E: 0	K: 1	S: 6	LOB: 1	BB: 0	P: 6
	R: 0	H: 1	E: 1	K: 2	S: 9	LOB: 3	BB: 1	P: 13
	R: 0	H: 0	E: 0	K: 1	S: 5	LOB: 1	BB: 1	P: 9

PITCHER	IP	WLS	BF	H	R	ER	SO	BB	IBB	HBP	BLK	WP	HR	S	P	ERA	WHIP
Ray Sadecki, L ERA: 2.61 (1, 1)	6.1	L	32	9	4	4	5	5	0	0	0	0	1	37	57	5.68	2.211
Ron Taylor, R ERA: 1.76 (7, 1)	0.2		3	0	0	0	2	0	0	0	0	0	0	7	7	0.00	0.000
Tug McGraw, L ERA: 2.25 (8, 1)	1.0		4	0	0	0	1	1	0	0	0	0	0	5	9	0.00	1.000

BOTTOM


New York Mets @ San Diego Padres
San Diego Stadium, San Diego, CA

Sun May 30 1971, 6:33 AM EDT
Att. 7,121 - Unknown

AB	R	H	RBI	BB	SO	LOB
5	1	1	0	0	2	4
4	0	1	0	0	0	3
4	1	0	0	1	0	3
3	1	2	1	1	1	0
3	0	2	1	1	1	1
4	1	1	2	0	2	5
3	0	0	0	1	1	4
4	0	0	0	0	1	5
2	0	2	0	2	0	0

AB	32
R	4
H	9
RBI	4
BB	6
SO	8
LOB	25

livebaseballscorecards.com



WP	PA
0	39

Batter	1	2	3	4	5	6	7	8	9	AB R H RBI BB SO LOB	TOP																										
Larry Bowa, S OBP: 0.259, SLG: 0.264 (1, 6)	0-3 K		0-0 2-H 2B			0-0 5-3		0-0 6-3		4 0 1 1 0 1 2																											
Tony Taylor, R OBP: 0.301, SLG: 0.311 (1, 4)	0-0 4-3		0-0 F9			0-0 1B		0-0 SH1-4 2B 1B		4 1 2 0 0 0 1																											
Don Money, R OBP: 0.228, SLG: 0.307 (1, 5)	0-0 6-3			0-0 5-3		0-0 P4		0-0 SH1-4 1-2		3 0 0 0 0 0 1																											
Deron Johnson, R OBP: 0.282, SLG: 0.329 (1, 3)		0-0 4-3		0-0 F8		0-0 5-3		0-0 2B 1B		4 1 1 0 0 0 0																											
Roger Freed, R OBP: 0.318, SLG: 0.320 (1, 9)		0-0 F3		0-0 F7		0-0 F9		0-0 L7		4 0 0 0 0 0 2																											
Willie Montanez, L OBP: 0.348, SLG: 0.522 (1, 8)		0-0 6-3			0-0 1-3		0-0 4-3	0-0 1-H 2-H 2B		4 0 1 2 0 0 0																											
Joe Lis, R OBP: 0.344, SLG: 0.420 (1, 7)			0-0 L7		0-0 F7		0-0 FC1-6 1B	0-0 6-3		3 0 1 0 0 0 0																											
Byron Browne, R OBP: 0.269, SLG: 0.304 (8, PR) (8, 7)										1 0 0 0 0 0 1	AB 30 R 3 H 6 RBI 3 BB 1 SO 1 LOB 8																										
Mike Ryan, R OBP: 0.217, SLG: 0.442 (1, 2)			4-0 SH1-4 2B BB		0-0 P4		0-0 FC1-6 SH1-4 1-2			2 1 0 0 1 0 1																											
Jim Bunning, R OBP: 0.176, SLG: 0.333 (1, 1)			0-0 SH1-4			0-0 5-3		0-0 SH1-4 1-2		1 0 0 0 0 0 0																											
Darrell Brandon, R OBP: 0.250, SLG: 0.250 (9, 1)										0 0 0 0 0 0 0																											
Inning Stats	R: 0 E: 0 K: 1 S: 5	H: 0 LOB: 0 BB: 0 P: 5	R: 0 E: 0 K: 0 S: 3	H: 0 LOB: 0 BB: 0 P: 3	R: 1 E: 0 K: 0 S: 4	H: 1 LOB: 1 BB: 1 P: 8	R: 0 E: 0 K: 0 S: 3	H: 0 LOB: 0 BB: 0 P: 3	R: 0 E: 0 K: 0 S: 4	H: 1 LOB: 1 BB: 0 P: 4	R: 0 E: 0 K: 0 S: 3	H: 0 LOB: 0 BB: 0 P: 3	R: 0 E: 0 K: 0 S: 4	H: 1 LOB: 2 BB: 0 P: 4	R: 2 E: 0 K: 0 S: 6	H: 3 LOB: 1 BB: 0 P: 6	1B: 4 2B: 2 3B: 0 HR: 0	SF: 0 SAC: 3 DP: 0 HBP: 0	WP: 0 PB: 0 SB: 0 CS: 0	PA: 34																	
PITCHER	IP WLS BF H R ER SO BB IBB HBP BLK WP HR S P ERA WHIP																																				
Dave Roberts, L ERA: 2.77 (1, 1)	8.0		28	3	1	1	1	1	0	0	0	0	0	0	29	33	1.12	0.500																			
Al Severinsen, R ERA: 2.16 (9, 1)	0.2	L	4	2	2	2	0	0	0	0	0	0	0	4	4	27.00	3.000																				
Dick Kelley, L ERA: 5.23 (9, 1)	0.1		2	1	0	0	0	0	0	0	0	0	0	2	2	0.00	3.000																				

Philadelphia Phillies @ San Diego Padres
San Diego Stadium, San Diego, CA
Mon May 31 1971, 6:33 AM EDT
Unknown

livebaseballscorecards.com



Batter	1	2	3	4	5	6	7	8	9	AB	R	H	RBI	BB	SO	LOB
Enzo Hernandez, R (1, 6) OBP: 0.341, SLG: 0.311	0-0 F8			4-0 BB L3		0-0 F8		0-0 CS	4-0 G6-4-3 BB	2	0	0	0	2	0	1
Garry Jesteadt, R (1, 4) OBP: 0.174, SLG: 0.217	0-3 K			0-0 L3		0-0 F8			0-0 G6-4-3	4	0	0	0	0	1	3
Cito Gaston, R (1, 8) OBP: 0.292, SLG: 0.409	0-3 K			0-0 1B			0-0 6-3		0-3 K	4	0	1	0	0	2	0
Nate Colbert, R (1, 3) OBP: 0.399, SLG: 0.521		0-3 K		0-0 P5			0-3 K			3	0	0	0	0	2	1
Ollie Brown, R (1, 9) OBP: 0.349, SLG: 0.376		0-0 1B			0-0 1-6-3		0-0 5-3			3	0	1	0	0	0	0
Larry Stahl, L (1, 7) OBP: 0.323, SLG: 0.397		0-0 1B		0-0 P6				0-0 F7		3	0	0	0	0	0	1
Dave Campbell, R (1, 5) OBP: 0.283, SLG: 0.357		0-0 CS	0-0 F9		0-3 K			0-0 1B	0-0 FC6 1B	3	1	1	0	0	1	0
Bob Barton, R (1, 2) OBP: 0.357, SLG: 0.447			0-0 F8			0-0 1-6-3		0-0 FC6 1B	0-0 FC6 1B	3	0	1	0	0	0	0
Dave Roberts, L (1, 1) OBP: 0.217, SLG: 0.261			0-0 4-3			0-0 2B		0-0 FC6	0-0 FC6 CS	2	0	1	0	0	0	0
Angel Bravo, L (8, PH) OBP: 0.212, SLG: 0.161										1	0	0	1	0	0	1
Al Severinsen, R (9, 1)										0	0	0	0	0	0	0
Dick Kelley, R (9, 1)										0	0	0	0	0	0	0

Inning Stats	R: 0	H: 0	E: 0	K: 2	S: 7	R: 0	H: 1	E: 0	K: 1	S: 5	R: 0	H: 0	E: 0	K: 0	S: 3	R: 0	H: 1	E: 0	K: 0	S: 3	R: 0	H: 0	E: 0	K: 1	S: 5	R: 0	H: 1	E: 0	K: 0	S: 4	R: 0	H: 0	E: 0	K: 1	S: 5	R: 1	H: 2	E: 0	K: 0	S: 4	R: 0	H: 0	E: 0	K: 1	S: 4	R: 0	H: 0	E: 0	K: 1	S: 4
	LOB: 0	BB: 0	P: 7	LOB: 0	BB: 0	P: 5	LOB: 0	BB: 0	P: 3	LOB: 1	BB: 1	P: 7	LOB: 0	BB: 0	P: 5	LOB: 1	BB: 0	P: 4	LOB: 0	BB: 0	P: 5	LOB: 0	BB: 0	P: 5	LOB: 1	BB: 0	P: 4	LOB: 0	BB: 0	P: 4	LOB: 0	BB: 1	P: 8	LOB: 0	BB: 0	P: 4	LOB: 0	BB: 1	P: 8	LOB: 0	BB: 0	P: 4	LOB: 0	BB: 1	P: 8					


PITCHER	IP	WLS	BF	H	R	ER	SO	BB	IBB	HBP	BLK	WP	HR	S	P	ERA	WHIP
Jim Bunning, R (1, 1) ERA: 5.43	8.0	W	27	5	1	1	5	1	0	0	0	0	0	36	40	1.12	0.750
Darrell Brandon, R (9, 1) ERA: 1.31	1.0	S	3	0	0	0	1	1	0	0	0	0	0	4	8	0.00	1.000

BOTTOM

Philadelphia Phillies @ San Diego Padres
San Diego Stadium, San Diego, CA
 Mon May 31 1971, 6:33 AM EDT
 Unknown

livebaseballscorecards.com

AB	28
R	1
H	5
RBI	1
BB	2
SO	6
LOB	7



WP	HR	S	P	ERA	WHIP
0	0	0	32		

Batter	1	2	3	4	5	6	7	8	9	AB R H RBI BB SO LOB	TOP																	
Denny Doyle, L (1, 4) OBP: 0.272, SLG: 0.343	0-0 G3		0-0 G4-6-3 2-3 1B	0-0 4-3			0-0 1-3			4 0 1 0 0 0 3	Philadelphia Phillies @ San Diego Padres San Diego Stadium, San Diego, CA Mon May 31 1971, 6:38 AM EDT Att. 7,458 - Unknown																	
Tim McCarver, L (1, 2) OBP: 0.257, SLG: 0.294	0-0 6-3		0-0 G4-6-3 1-2f		0-0 G6-3 1B		0-0 P4			4 0 1 0 0 0 2																		
Willie Montanez, L (1, 8) OBP: 0.341, SLG: 0.509	0-0 F7			0-3 K	0-0 G6-3 1-2f		0-0 F8	0-0 F8		4 0 0 0 0 1 1																		
Deron Johnson, R (1, 3) OBP: 0.282, SLG: 0.345		0-3 K		0-0 HR	0-0 F8		0-0 6-3			4 1 1 1 0 1 0																		
Oscar Gamble, L (1, 7) OBP: 0.231, SLG: 0.538		0-0 F7		0-0 1B 1B 1B 1B		0-0 5-3		0-0 E3 1B		4 1 1 0 0 0 0																		
Roger Freed, R (1, 9) OBP: 0.317, SLG: 0.318		0-0 F9		0-0 1B 1B 1-2 1B		0-0 F8		0-0 F8		4 0 1 0 0 0 1																		
Don Money, R (1, 5) OBP: 0.235, SLG: 0.326			0-0 1B 3B	0-0 F9		0-0 F8		0-0 1-2 1B		4 1 2 0 0 0 2																		
Larry Bowa, S (1, 6) OBP: 0.265, SLG: 0.270			0-0 1B 6-3 1B	0-0 1B		0-0 F2		0-3 K	0-3 K	3 0 2 1 0 0 0 1 0 0 0 0 1 2																		
Byron Browne, R (9, PH) OBP: 0.259, SLG: 0.292			0-0 3-H 6-3 1B	0-0 1-2 2-3 3-H 1B		0-3 K		0-3 K		2 0 1 1 0 0 1 1 0 0 0 0 1 0 0 0 0 0 0 0 0 1 0 0 0 0 1 2																		
Barry Lersch, S (1, 1) OBP: 0.250, SLG: 0.143			0-0 6-3																									
Ron Stone, L (7, PH) OBP: 0.286, SLG: 0.273																												
Woodie Fryman, R (7, 1)																												
Tony Taylor, R (9, PH) OBP: 0.298, SLG: 0.308																												
Inning Stats	R: 0 E: 0 K: 0 S: 3	H: 0 LOB: 0 BB: 0 P: 3	R: 0 E: 0 K: 1 S: 5	H: 0 LOB: 0 BB: 0 P: 5	R: 1 E: 0 K: 0 S: 5	H: 3 LOB: 1 BB: 0 P: 5	R: 2 E: 0 K: 1 S: 10	H: 5 LOB: 3 BB: 0 P: 10	R: 0 E: 0 K: 0 S: 3	H: 1 LOB: 0 BB: 0 P: 3	R: 0 E: 0 K: 0 S: 3	H: 0 LOB: 0 BB: 0 P: 3	R: 0 E: 0 K: 1 S: 5	H: 0 LOB: 0 BB: 0 P: 5	R: 0 E: 0 K: 0 S: 3	H: 0 LOB: 0 BB: 0 P: 3	R: 0 E: 1 K: 2 S: 9	H: 1 LOB: 2 BB: 0 P: 9	1B: 8 2B: 0 3B: 1 HR: 1	SF: 0 SAC: 0 DP: 2 HBP: 0	WP: 0 PB: 0 SB: 0 CS: 0	PA: 36						
PITCHER	IP WLS BF H R ER SO BB IBB HBP BLK WP HR S P ERA WHIP																											
Al Santorini, R (1, 1) ERA: 3.86	3.2		17	7	3	3	2	0	0	0	0	0	0	1	21	21	7.36	1.909										
Bob Miller, R (4, 1) ERA: 2.81	5.1	W	19	3	0	0	3	0	0	0	0	0	0	0	25	25	0.00	0.562										

livebaseballscorecards.com

AB	36
R	3
H	10
RBI	3
BB	0
SO	5
LOB	14



Batter	1	2	3	4	5	6	7	8	9	AB R H RBI BB SO LOB	TOP											
Denny Doyle, L (1, 4) OBP: 0.286, SLG: 0.349	0-0 4-3 1B		0-0 1B		4-0 BB		0-0 E S 1B		0-0 P6	4 0 2 0 1 0 0	Philadelphia Phillies @ San Diego Padres San Diego Stadium, San Diego, CA Wed Jun 02 1971, 10:05 PM EDT Att. 2,425 - Unknown livebaseballscorecards.com											
Tim McCarver, L (1, 2) OBP: 0.257, SLG: 0.293	0-0 1B		0-0 F3		0-0 P4		0-3 K			4 0 1 0 0 1 4												
Willie Montanez, L (1, 8) OBP: 0.339, SLG: 0.503	0-0 F7						0-0 F8			4 0 1 0 0 0 2												
Deron Johnson, R (1, 3) OBP: 0.276, SLG: 0.337	0-0 P5						0-0 4-3			4 0 0 0 0 1 2												
Oscar Gamble, L (1, 7) OBP: 0.235, SLG: 0.438							0-0 4-3			3 0 0 0 1 1 1												
Don Money, R (1, 5) OBP: 0.242, SLG: 0.327							4-0 BB S BB			3 0 1 0 1 1 1												
Roger Freed, R (1, 9) OBP: 0.321, SLG: 0.314							4-0 BB 1-2 BB			2 0 0 0 2 1 1												
Larry Bowa, S (1, 6) OBP: 0.260, SLG: 0.265							4-0 BB 1-2 2-3 BB			4 0 0 0 0 2 4												
Rick Wise, R (1, 1) OBP: 0.160, SLG: 0.250							0-0 P3			2 0 0 0 0 0 1												
Ron Stone, L (7, PH) OBP: 0.280, SLG: 0.267							0-0 F3			1 0 0 0 0 0 0												
Joe Hoerner, R (7, 1)										0 0 0 0 0 0 0												
Tony Taylor, R (9, PH) OBP: 0.296, SLG: 0.305										1 0 0 0 0 0 0												
Inning Stats	R: 0 E: 0 K: 0 S: 4	H: 1 LOB: 1 BB: 0 P: 4	R: 0 E: 0 K: 1 S: 5	H: 0 LOB: 0 BB: 0 P: 5	R: 0 E: 0 K: 0 S: 4	H: 1 LOB: 1 BB: 0 P: 4	R: 0 E: 0 K: 1 S: 6	H: 1 LOB: 1 BB: 0 P: 6	R: 0 E: 0 K: 0 S: 3	H: 0 LOB: 2 BB: 2 P: 11	R: 0 E: 0 K: 1 S: 5	H: 0 LOB: 3 BB: 3 P: 17	R: 0 E: 1 K: 1 S: 6	H: 1 LOB: 1 BB: 0 P: 6	R: 0 E: 0 K: 2 S: 8	H: 1 LOB: 1 BB: 0 P: 8	R: 0 E: 0 K: 1 S: 5	H: 0 LOB: 0 BB: 0 P: 5	1B: 5 2B: 0 3B: 0 HR: 0	SF: 0 SAC: 0 DP: 0 HBP: 0	WP: 1 PB: 0 SB: 2 CS: 0	PA: 37
PITCHER Steve Arlin, R (1, 1) ERA: 4.43	IP: 9.0 WLS: W BF: 37 H: 5 R: 0 ER: 0 SO: 7 BB: 5 IBB: 0 HBP: 0 BLK: 0 WP: 1 HR: 0 S: 46 P: 66 ERA: 0.00 WHIP: 1.111											PITCHER	IP: WLS: BF: H: R: ER: SO: BB: IBB: HBP: BLK: WP: HR: S: P: ERA: WHIP:									



Batter	1	2	3	4	5	6	7	8	9
Enzo Hernandez, R OBP: 0.347, SLG: 0.316 (1, 6) X	0-0 4-3 ①		4-0 S BB			0-0 E4 FC5-6 HR 1-2	0-0 E2 E 1B 2-H		
Garry Jesteadt, R OBP: 0.194, SLG: 0.258 (1, 4) X	0-0 6-3 ②		0-0 P4 1-2 ③			0-0 FC5-6 HR 1-2 2-3f	0-0 E6 WP 2-H		
Cito Gaston, R OBP: 0.285, SLG: 0.402 (1, 8) X	0-0 F9 ③			0-3 K ①		0-0 P4 1-2	0-0 5-3 1-2 ③		
Nate Colbert, R OBP: 0.398, SLG: 0.529 (1, 3)		0-0 BB 1B		0-3 K ②		0-0 HR 1-H 2-H	0-0 5-3 ①		
Ollie Brown, R OBP: 0.360, SLG: 0.380 (1, 9)		4-0 BB G6-4-3 1B 1-2		0-0 CS 1B 1-2		0-0 5-3 ③	0-0 6-3 ②		
Ivan Murrell, R OBP: 0.330, SLG: 0.475 (1, 7)		0-0 F8 ①		0-0 CS 1-2 ③	0-0 F9 ①		0-0 HR ①	0-3 K ③	
Dave Campbell, R OBP: 0.273, SLG: 0.343 (1, 5)		0-0 G6-4-3 1-2f ② ③			0-0 6-3 ②		0-3 K ①		
Bob Barton, R OBP: 0.353, SLG: 0.440 (1, 2)			0-0 L8 ①		0-3 K ③		0-0 E 2B ①		
Steve Arlin, R OBP: 0.200, SLG: 0.200 (1, 1)			0-3 K ②			0-0 FC5-6 E 1B	0-3 K ②		

AB	R	H	RBI	BB	SO	LOB
3	2	1	0	1	0	1
4	1	0	0	0	0	3
4	0	0	0	0	1	3
4	1	2	3	0	1	0
3	0	1	0	1	0	0
4	1	1	1	0	1	2
3	0	0	0	0	1	2
3	1	1	0	0	1	0
3	0	1	0	0	2	1

BOTTOM

Philadelphia Phillies @ San Diego Padres
San Diego Stadium, San Diego, CA
 Wed Jun 02 1971, 10:05 PM EDT
 Att. 2,425 - Unknown

livebaseballscorecards.com

AB	31
R	6
H	7
RBI	4
BB	2
SO	7
LOB	12



Inning Stats	R: 0	H: 0	E: 0	K: 0	S: 3	H: 0	LOB: 0	BB: 0	P: 3	R: 0	H: 1	E: 0	K: 0	S: 3	H: 1	LOB: 1	BB: 1	P: 7	R: 0	H: 0	E: 0	K: 1	S: 5	H: 1	LOB: 0	BB: 0	P: 7	R: 0	H: 0	E: 0	K: 1	S: 5	R: 3	H: 2	E: 1	K: 0	S: 6	H: 2	LOB: 0	BB: 0	P: 6	R: 3	H: 3	E: 2	K: 2	S: 11	H: 0	LOB: 0	BB: 0	P: 11	R: 0	H: 0	E: 0	K: 1	S: 5
--------------	------	------	------	------	------	------	--------	-------	------	------	------	------	------	------	------	--------	-------	------	------	------	------	------	------	------	--------	-------	------	------	------	------	------	------	------	------	------	------	------	------	--------	-------	------	------	------	------	------	-------	------	--------	-------	-------	------	------	------	------	------

PITCHER	IP	WLS	BF	H	R	ER	SO	BB	IBB	HBP	BLK	WP	HR	S	P	ERA	WHIP
Rick Wise, R ERA: 3.61 (1, 1)	6.0	L	23	4	3	0	4	2	0	0	0	0	1	29	37	0.00	1.000
Joe Hoerner, L ERA: 3.54 (7, 1)	2.0		10	3	3	1	3	0	0	0	0	1	1	16	16	4.50	1.500

WP	HR	S	P	ERA	WHIP
1	0	0	34		
0	0	0	1		
1	0	0	1		
1	0	0	1		

Batter	1	2	3	4	5	6	7	8	9	AB R H RBI BB SO LOB	TOP																						
Rusty Staub, L (1, 9) OBP: 0.411, SLG: 0.469	0-0 1-3 1B	0-0 L5			0-0 6-3			0-0 F9		4 1 1 0 0 0 2																							
Ron Hunt, R (1, 4) OBP: 0.387, SLG: 0.331	0-0 1-3 1-2		0-3 K			1-0 1B HBP		0-0 5-3		3 0 0 0 0 1 1																							
Mack Jones, L (1, 7) OBP: 0.305, SLG: 0.373 Clyde Mashore, R (9, 7) OBP: 0.279, SLG: 0.317	0-3 K		4-0 L3 BB			0-3 K			0-0 4-3	3 0 0 0 1 2 2 0 0 0 0 0 0 0																							
Ron Fairly, L (1, 3) OBP: 0.425, SLG: 0.417	0-0 1B		0-0 L3			0-0 G6-4-3 1B			0-0 1B 2B	4 1 3 1 0 0 1																							
Bob Bailey, R (1, 5) OBP: 0.358, SLG: 0.392 Coco Laboy, R (9, 5) OBP: 0.342, SLG: 0.329	0-0 5-3				0-0 F9			0-0 G6-4-3	0-3 K	4 0 0 0 0 1 4 0 0 0 0 0 0 0																							
Boots Day, L (1, 8) OBP: 0.301, SLG: 0.287			0-0 G3		0-0 CS 1B			0-0 B2-6-4 1B	0-0 1B 2B	4 1 3 0 0 0 0																							
John Bateman, R (1, 2) OBP: 0.279, SLG: 0.369			0-3 K		0-0 6-3			0-0 B2-6-4	0-0 2B	4 0 1 2 0 1 2																							
Bobby Wine, R (1, 6) OBP: 0.257, SLG: 0.205			4-0 BB BB		0-0 6-3			0-0 6-3	4-0 IBB	2 0 0 0 2 0 0																							
Bill Stoneman, R (1, 1) OBP: 0.265, SLG: 0.167			4-0 K 1-2 BB		0-3 K			0-3 K2-3	0-0 F7	3 0 0 0 1 2 2																							
Inning Stats	R: 1 E: 0 K: 1 S: 7	H: 2 LOB: 1 BB: 0 P: 7	R: 0 E: 0 K: 1 S: 5	H: 0 LOB: 2 BB: 2 P: 13	R: 0 E: 0 K: 1 S: 4	H: 0 LOB: 0 BB: 1 P: 8	R: 0 E: 0 K: 0 S: 3	H: 1 LOB: 0 BB: 0 P: 3	R: 0 E: 0 K: 1 S: 5	H: 0 LOB: 0 BB: 0 P: 5	R: 0 E: 0 K: 1 S: 5	H: 1 LOB: 1 BB: 0 P: 6	R: 0 E: 0 K: 0 S: 3	H: 1 LOB: 0 BB: 0 P: 3	R: 0 E: 0 K: 1 S: 5	H: 0 LOB: 0 BB: 0 P: 5	R: 2 E: 0 K: 1 S: 8	H: 3 LOB: 2 BB: 1 P: 12	1B: 7 2B: 2 3B: 0 HR: 0	SF: 0 SAC: 0 DP: 3 HBP: 1	WP: 0 PB: 0 SB: 0 CS: 1	PA: 36											
PITCHER Tom Phoebus, R (1, 1) ERA: 4.23	IP 9.0	WLS L	BF 36	H 8	R 3	ER 3	SO 7	BB 3	IBB 1	HBP 1	BLK 0	WP 0	HR 0	S 45	P 62	ERA 3.00	WHIP 1.222																
											PITCHER	IP	WLS	BF	H	R	ER	SO	BB	IBB	HBP	BLK	WP	HR	S	P	ERA	WHIP					

Montreal Expos @ San Diego Padres
 San Diego Stadium, San Diego, CA
 Fri Jun 04 1971, 10:05 PM EDT
 Att. 6,447 - Unknown

livebaseballscorecards.com

AB 31
R 3
H 8
RBI 3
BB 4
SO 7
LOB 14



Batter	1	2	3	4	5	6	7	8	9	AB R H RBI BB SO LOB	TOP	
Rusty Staub, L (1, 9) OBP: 0.421, SLG: 0.470	4-0 F4 S BB		0-0 E7 4-3 1B			0-0 F9	4-0 1B BB		4-0 1B IBB	2 0 1 0 3 0 0		
Ron Hunt, R (1, 4) OBP: 0.385, SLG: 0.329	0-0 F4		0-0 4-3			0-0 2B	0-0 1B		0-0 1B	1 0 0 0 0 0 1		
Gary Sutherland, R (1, 4) OBP: 0.258, SLG: 0.355	1-3		2-3			1-2 2-3 1B	1-2 2-3 1B		1-2 2-3 1B	4 1 3 0 0 0 1		
Mack Jones, L (1, 7) OBP: 0.286, SLG: 0.345	0-0 F2		0-0 F7			F8	F7		F4	4 0 0 0 0 0 6		
Clyde Mashore, R (8, 7) OBP: 0.273, SLG: 0.310										1 0 0 0 0 0 3		
Ron Fairly, L (1, 3) OBP: 0.428, SLG: 0.423	4-0 BB			0-3 K		0-0 1B 2B		0-0 F9		3 1 1 1 1 1 0		
Bob Bailey, R (1, 5) OBP: 0.356, SLG: 0.388	0-0 4-3			0-0 L5		0-0 1B		0-0 6-3		4 0 1 1 0 0 2		
Coco Laboy, R (8, 5) OBP: 0.342, SLG: 0.329						2-H				0 0 0 0 0 0 0		
Boots Day, L (1, 8) OBP: 0.290, SLG: 0.276		0-0 F8		0-0 G3		0-0 4-3		0-3 K		4 0 0 0 0 1 1		
John Bateman, R (1, 2) OBP: 0.278, SLG: 0.373					0-0 F8		0-0 F7		0-0 1B 2B	4 0 1 0 0 0 0		
Bobby Wine, R (1, 6) OBP: 0.250, SLG: 0.199					0-0 4-3		0-3 K		0-0 F3	4 0 0 0 0 1 1		
Steve Renko, R (1, 1) OBP: 0.206, SLG: 0.324			0-3 K		0-3 K		0-0 1B BB 1B		0-0 6-3	3 0 1 0 0 2 0		
Mike Marshall, R (8, 1)										1 0 0 0 0 0 1		
Inning Stats	R: 0 H: 0 E: 0 LOB: 2 K: 0 BB: 2 S: 3 P: 11	R: 0 H: 0 E: 0 LOB: 0 K: 0 BB: 0 S: 3 P: 3	R: 0 H: 1 E: 1 LOB: 1 K: 1 BB: 0 S: 6 P: 6	R: 0 H: 0 E: 0 LOB: 0 K: 1 BB: 0 S: 5 P: 5	R: 0 H: 0 E: 0 LOB: 0 K: 1 BB: 0 S: 5 P: 5	R: 2 H: 3 E: 0 LOB: 1 K: 0 BB: 0 S: 6 P: 6	R: 0 H: 2 E: 0 LOB: 3 K: 1 BB: 1 S: 7 P: 11	R: 0 H: 0 E: 0 LOB: 0 K: 1 BB: 0 S: 5 P: 5	R: 0 H: 2 E: 0 LOB: 3 K: 0 BB: 1 S: 5 P: 9	1B: 6 SF: 0 2B: 2 SAC: 0 3B: 0 DP: 0 HR: 0 HBP: 0	WP: 0 PA: 39 PB: 0 SB: 1 CS: 0	
PITCHER	IP WLS BF H R ER SO BB IBB HBP BLK WP HR S P ERA WHIP											
Clay Kirby, R (1, 1) ERA: 3.86	8.0 L 33 6 2 2 5 3 0 0 0 0 0 0 40 52 2.25 1.125											
Bob Miller, R (9, 1) ERA: 2.7	1.0 6 2 0 0 0 0 0 1 0 0 0 0 5 9 0.00 2.000											

Montreal Expos @ San Diego Padres
San Diego Stadium, San Diego, CA
Sat Jun 05 1971, 6:33 AM EDT
Att. 2,748 - Unknown

livebaseballscorecards.com

AB	35
R	2
H	8
RBI	2
BB	4
SO	5
LOB	16



Batter	1	2	3	4	5	6	7	8	9	AB R H RBI BB SO LOB	TOP	
Ron Hunt, R OBP: 0.387, SLG: 0.325 (1, 4) H	1-0 FC4-6 HBP		1-0 G5-4-3 HBP		0-0 FC5-4 1B			0-0 F8		2 0 0 0 0 0 1		
Rusty Staub, L OBP: 0.422, SLG: 0.470 (1, 9) X	0-0 FC4-6 1B		0-0 F3		0-0 1B			0-0 1B		4 0 2 0 0 0 3		
Bob Bailey, R OBP: 0.359, SLG: 0.387 (1, 7) X	0-0 G4-3 1B		0-0 G5-4-3					4-0 BB		3 0 1 0 1 0 2		
Ron Swoboda, R OBP: 0.348, SLG: 0.362 (1, 8) X	0-0 G4-3				0-0 6-3			0-0 F3		4 0 0 0 0 0 3		
John Bateman, R OBP: 0.283, SLG: 0.382 (1, 2) X		0-0 F9 1B			0-0 2B			0-0 F8		4 0 2 0 0 0 0		
Coco Laboy, R OBP: 0.338, SLG: 0.324 (1, 5) X		0-0 G5-4-3 1B			0-0 F7			0-0 E5 6-3 4-3		4 0 1 0 0 0 1		
Ron Fairly, L OBP: 0.423, SLG: 0.417 (1, 3) X		0-0 F9			0-0 F9			0-0 4-3		4 0 1 0 0 0 4		
Bobby Wine, R OBP: 0.250, SLG: 0.200 (1, 6) X		0-0 G5-4-3			0-0 FC1-6 1B			0-0 6-3		4 0 1 0 0 0 4		
Carl Morton, R OBP: 0.194, SLG: 0.147 Howie Reed, R (6, 1) Clyde Mashore, R OBP: 0.267, SLG: 0.302 (7, PH) Claude Raymond, R (7, 1)			0-0 HBP 1B		0-0 FC1-6 FC5-4 1B			0-0 L7		2 0 1 0 0 0 1 0 0 0 0 0 0 0 1 0 0 0 0 0 1 0 0 0 0 0 0 0		
Inning Stats	R: 0 H: 1 E: 0 LOB: 1 K: 0 BB: 0 S: 3 P: 4	R: 0 H: 2 E: 0 LOB: 1 K: 0 BB: 0 S: 4 P: 4	R: 0 H: 1 E: 0 LOB: 1 K: 0 BB: 0 S: 3 P: 4	R: 0 H: 1 E: 0 LOB: 1 K: 0 BB: 0 S: 4 P: 4	R: 0 H: 2 E: 0 LOB: 1 K: 0 BB: 0 S: 4 P: 4	R: 0 H: 0 E: 0 LOB: 0 K: 0 BB: 0 S: 3 P: 3	R: 0 H: 0 E: 1 LOB: 1 K: 0 BB: 0 S: 4 P: 4	R: 0 H: 1 E: 0 LOB: 1 K: 0 BB: 1 S: 3 P: 7	R: 0 H: 1 E: 0 LOB: 1 K: 0 BB: 0 S: 4 P: 4	1B: 8 SF: 0 2B: 1 SAC: 0 3B: 0 DP: 3 HR: 0 HBP: 2	WP: 0 PA: 35 PB: 0 SB: 0 CS: 0	
PITCHER Dave Roberts, L ERA: 2.47 (1, 1)	IP WLS BF H R ER SO BB IBB HBP BLK WP HR S P ERA WHIP											
	9.0 W 35 9 0 0 0 1 0 2 0 0 0 0 32 38 0.00 1.111											

Montreal Expos @ San Diego Padres
 San Diego Stadium, San Diego, CA
 Sun Jun 06 1971, 6:33 AM EDT
 Unknown

livebaseballscorecards.com

AB	32
R	0
H	9
RBI	0
BB	1
SO	0
LOB	20



Batter	1	2	3	4	5	6	7	8	9
Enzo Hernandez, R (1, 6) OBP: 0.359, SLG: 0.317	0-0 3B 1B		0-0 5-3			0-0 E8 2B 1B	0-0 F4	0-0 1-3 1B	
Don Mason, L (1, 4) OBP: 0.297, SLG: 0.262	0-0 F9		0-0 6-3			0-0 4-3	0-0 1-3	0-0 6-3	
Cito Gaston, R (1, 8) OBP: 0.292, SLG: 0.425	0-0 2B 3B		0-3 K			4-0 2B FC6-4 BB	0-0 1B		
Nate Colbert, R (1, 3) OBP: 0.399, SLG: 0.528	0-0 5-3			0-0 F7		0-0 FC6-4 1B 2B	0-0 L4		
Ollie Brown, R (1, 9) OBP: 0.363, SLG: 0.384	0-0 2B			0-0 4-3		4-0 FC6-4 IBB		0-0 3B 1B	
Ivan Murrell, R (1, 7) OBP: 0.322, SLG: 0.446	0-0 F8			4-0 CS BB		0-0 FC6-4 1B BB		0-3 K	
Ed Spiezio, R (1, 5) OBP: 0.255, SLG: 0.286		0-0 6-3		0-0 CS	0-0 5-3	4-0 1B BB		0-0 1B 3B	
Dave Campbell, R (6, PR) OBP: 0.273, SLG: 0.352				1-2		1-2 BB		1-H 1B 3B	
Bob Barton, R (1, 2) OBP: 0.338, SLG: 0.417		0-0 F7			0-0 L7	0-0 1B		0-0 1B 1B	
Dave Roberts, L (1, 1) OBP: 0.185, SLG: 0.222		0-0 G3			0-0 F8	0-0 6-3		0-0 L7	

Inning Stats	R: 2 E: 0 K: 0 S: 6	H: 3 LOB: 1 BB: 0 P: 6	R: 0 E: 0 K: 0 S: 3	H: 0 LOB: 0 BB: 0 P: 3	R: 0 E: 0 K: 1 S: 5	H: 0 LOB: 0 BB: 0 P: 5	R: 0 E: 0 K: 0 S: 2	H: 0 LOB: 0 BB: 1 P: 6	R: 0 E: 0 K: 0 S: 3	H: 0 LOB: 0 BB: 0 P: 3	R: 4 E: 1 K: 0 S: 6	H: 3 LOB: 2 BB: 3 P: 18	R: 0 E: 0 K: 0 S: 4	H: 1 LOB: 1 BB: 0 P: 4	R: 2 E: 0 K: 1 S: 9	H: 4 LOB: 2 BB: 0 P: 9
--------------	------------------------------	---------------------------------	------------------------------	---------------------------------	------------------------------	---------------------------------	------------------------------	---------------------------------	------------------------------	---------------------------------	------------------------------	----------------------------------	------------------------------	---------------------------------	------------------------------	---------------------------------

PITCHER	IP	WLS	BF	H	R	ER	SO	BB	IBB	HBP	BLK	WP	HR	S	P	ERA	WHIP
Carl Morton, R (1, 1) ERA: 4.37	5.2	L	25	5	6	6	1	3	1	0	0	0	0	23	39	9.53	1.412
Howie Reed, R (6, 1) ERA: 3.38	0.1		2	1	0	0	0	0	0	0	0	0	0	2	2	0.00	3.000
Claude Raymond, R (7, 1) ERA: 4.26	2.0		11	5	2	2	1	0	0	0	0	0	0	13	13	9.00	2.500

BOTTOM

5 2 3 0 0 0 0

5 0 0 0 0 0 4

3 2 2 1 1 1 0

4 1 1 1 0 0 2

3 1 2 1 1 0 0

3 1 0 1 1 1 4

2 0 0 0 1 0 0

1 1 1 1 0 0 0

4 0 2 3 0 0 0

4 0 0 0 0 0 3

Montreal Expos @ San Diego Padres
San Diego Stadium, San Diego, CA

Sun Jun 06 1971, 6:33 AM EDT
Unknown

livebaseballscorecards.com

AB	34
R	8
H	11
RBI	8
BB	4
SO	2
LOB	13



WP	PA	3B	SF	SAC	DP	HBP
0	39	2	0	0	0	0

Batter	1	2	3	4	5	6	7	8	9	AB R H RBI BB SO LOB	TOP											
Rusty Staub, L (1, 9) OBP: 0.422, SLG: 0.465	0-3 K		0-0 F5	1-0 E HBP			0-0 4-3		0-0 1B 1B	4 0 1 0 0 1 0												
Gary Sutherland, R (1, 4) OBP: 0.306, SLG: 0.389	0-0 6-3		0-0 1B 3B 1B	0-0 E4 1-3 2-H			0-0 4-3 1B		0-0 1B 1B	5 1 3 0 0 0 1												
Clyde Mashore, R (1, 8) OBP: 0.271, SLG: 0.304 Boots Day, L (7, PH) OBP: 0.294, SLG: 0.280 (7, 8)	0-0 F3		0-0 1-2 3B 1B	0-0 6-3			0-0 4-3 1-2		0-0 1-2 2-3 1B	3 1 1 0 0 0 2 2 0 1 1 0 0 1												
Bob Bailey, R (1, 7) OBP: 0.355, SLG: 0.377		4-0 1B BB BB	0-0 F6		0-0 F7		0-0 F7		0-3 K	4 0 0 0 1 1 6												
John Bateman, R (1, 2) OBP: 0.281, SLG: 0.388		0-0 F4	0-0 1-H 2-H 3B		0-3 K			0-0 F3	0-0 6-3	5 0 1 2 0 1 4												
Coco Laboy, R (1, 5) OBP: 0.321, SLG: 0.308		0-3 K	0-0 F3		0-0 F8			0-0 F9		4 0 0 0 0 1 2												
John Boccabella, R (1, 3) OBP: 0.250, SLG: 0.422 Ron Fairly, L (6, PH) OBP: 0.417, SLG: 0.410 (6, 3)		4-0 1B BB		0-3 K		0-0 G3		0-0 4-3		1 0 0 0 1 1 0 2 0 0 0 0 0 0												
Ron Brand, R (1, 6) OBP: 0.375, SLG: 0.318		0-0 1-2 2-3 1B		4-0 SH1-4 E BB		0-0 6-3			0-0 5-3	3 1 1 0 1 0 0												
John Strohmayer, R (1, 1) OBP: 0.500, SLG: 0.500 Mack Jones, L (6, PH) OBP: 0.281, SLG: 0.339 Mike Marshall, R (6, 1) Howie Reed, R (8, 1) Jim Fairey, L (9, PH) OBP: 0.290, SLG: 0.292		0-0 4-3		0-0 SH1-4		0-0 F6			0-0 1B 1B 1B	1 0 0 0 0 0 3 1 0 1 1 1 0 0 0 0												
Inning Stats	R: 0 E: 0 K: 1 S: 5	H: 0 LOB: 0 BB: 0 P: 5	R: 0 E: 0 K: 1 S: 6	H: 1 LOB: 3 BB: 2 P: 14	R: 2 E: 0 K: 0 S: 6	H: 3 LOB: 1 BB: 0 P: 6	R: 1 E: 1 K: 1 S: 6	H: 0 LOB: 2 BB: 1 P: 11	R: 0 E: 0 K: 1 S: 5	H: 0 LOB: 0 BB: 0 P: 5	R: 0 E: 0 K: 0 S: 3	H: 0 LOB: 0 BB: 0 P: 3	R: 0 E: 0 K: 0 S: 4	H: 1 LOB: 1 BB: 0 P: 4	R: 0 E: 0 K: 0 S: 3	H: 0 LOB: 0 BB: 0 P: 3	R: 1 E: 0 K: 1 S: 9	H: 4 LOB: 3 BB: 0 P: 9	1B: 8 2B: 0 3B: 1 HR: 0	SF: 0 SAC: 1 DP: 0 HBP: 1	WP: 0 PB: 0 SB: 0 CS: 0	PA: 41
PITCHER	IP WLS BF H R ER SO BB IBB HBP BLK WP HR S P ERA WHIP																					
Dick Kelley, L (1, 1) ERA: 4.91	5.0 W 24 4 3 2 4 3 0 1 0 0 0 0 28 41 3.60 1.400																					
Al Santorini, R (6, 1) ERA: 3.76	3.1 15 5 1 1 0 0 0 0 0 0 0 0 15 15 2.70 1.500																					
Al Severinsen, R (9, 1) ERA: 2.12	0.2 S 2 0 0 0 1 0 0 0 0 0 0 0 4 4 0.00 0.000																					

Montreal Expos @ San Diego Padres
San Diego Stadium, San Diego, CA
 Sun Jun 06 1971, 6:38 AM EDT
 Att. 8,781 - Unknown

livebaseballscorecards.com

AB	36
R	4
H	9
RBI	3
BB	3
SO	5
LOB	19



Batter	1	2	3	4	5	6	7	8	9	AB R H RBI BB SO LOB	TOP											
Enzo Hernandez, R (1, 6) OBP: 0.352, SLG: 0.311	0-0 P3		0-0 6-3			0-0 F8 1B	0-0 G4-6-3		0-0 6-3	5 1 1 0 0 0 2												
Don Mason, L (1, 4) OBP: 0.306, SLG: 0.268	0-0 4-3		0-3 K			0-0 1B 1-2 5-3 1B		4-0 FC6-4 BB	0-3 K	4 1 1 0 1 2 1												
Cito Gaston, R (1, 8) OBP: 0.290, SLG: 0.416	0-0 6-3			0-0 6-3		0-0 F8		0-0 FC6-4 1B		4 1 0 0 0 0 3												
Nate Colbert, R (1, 3) OBP: 0.405, SLG: 0.543		0-0 5-3		0-0 F8		0-0 5-3 1B		0-0 1B 1-2 1B		4 0 2 1 0 0 0												
Ollie Brown, R (1, 9) OBP: 0.373, SLG: 0.388		4-0 BB		0-0 1B		0-0 5-3		0-0 1B 1-3 2-H 1B		3 1 2 2 1 0 1												
Ivan Murrell, R (1, 7) OBP: 0.328, SLG: 0.443		0-0 P6		0-0 F8		1-0 HBP		0-0 1B 2-H 1B		3 0 1 1 0 0 2												
Ed Spiezio, R (1, 5) OBP: 0.273, SLG: 0.303		0-0 P6			0-0 F8	0-0 5-3		0-0 FC6-4 1B		4 0 1 0 0 0 3												
Bob Barton, R (1, 2) OBP: 0.333, SLG: 0.406			0-0 SH1-4 1B		0-0 5-3		0-0 F7	0-0 FC6-4		4 0 1 0 0 0 2												
Steve Arlin, R (1, 1) OBP: 0.200, SLG: 0.200			0-0 SH1-4		0-3 K		0-0 G4-6-3 1B		0-3 K	0 0 0 0 0 0 0												
Danny Coombs, R (3, 1) OBP: 0.167, SLG: 0.250										1 0 0 0 0 1 0												
Angel Bravo, L (7, PH) OBP: 0.235, SLG: 0.188										1 0 1 0 0 0 0												
Bob Miller, R (7, 1)										0 0 0 0 0 0 0												
Larry Stahl, L (9, PH) OBP: 0.321, SLG: 0.398										1 0 0 0 0 1 0												
Inning Stats	R: 0 E: 0 K: 0 S: 3	H: 0 LOB: 0 BB: 0 P: 3	R: 0 E: 0 K: 0 S: 3	H: 0 LOB: 1 BB: 1 P: 7	R: 0 E: 0 K: 1 S: 6	H: 1 LOB: 1 BB: 0 P: 6	R: 0 E: 0 K: 0 S: 4	H: 1 LOB: 1 BB: 0 P: 4	R: 0 E: 0 K: 1 S: 5	H: 0 LOB: 0 BB: 0 P: 5	R: 2 E: 0 K: 0 S: 6	H: 3 LOB: 2 BB: 0 P: 7	R: 0 E: 0 K: 0 S: 3	H: 1 LOB: 0 BB: 0 P: 3	R: 2 E: 0 K: 0 S: 6	H: 4 LOB: 2 BB: 1 P: 10	R: 0 E: 0 K: 2 S: 7	H: 0 LOB: 0 BB: 0 P: 7	1B: 10 2B: 0 3B: 0 HR: 0	SF: 0 SAC: 1 DP: 1 HBP: 1	WP: 0 PB: 0 SB: 0 CS: 0	PA: 38
PITCHER	IP WLS BF H R ER SO BB IBB HBP BLK WP HR S P ERA WHIP																					
Gary Gentry, R (1, 1) ERA: 2.67	7.0 W 29 6 3 3 2 2 0 1 0 0 0 0 30 39 3.86 1.143																					
Danny Frisella, R (8, 1) ERA: 2.16	2.0 S 9 4 1 1 2 0 0 0 0 0 0 0 13 13 4.50 2.000																					

San Diego Padres @ New York Mets
 Shea Stadium, Flushing, NY
 Tue Jun 08 1971, 7:05 PM EDT
 Att: 19,734 - Unknown

livebaseballscorecards.com

AB	34
R	4
H	10
RBI	4
BB	2
SO	4
LOB	14



Batter	1	2	3	4	5	6	7	8	9	AB	R	H	RBI	BB	SO	LOB
Bud Harrelson, S OBP: 0.374, SLG: 0.377 (1, 6)	4-0 1B BB	0-0 F7		4-0 SH5-4 1B BB	0-3 K		0-0 1-2 2-3 1B			3	1	1	0	2	1	1
Ken Boswell, L OBP: 0.343, SLG: 0.398 (1, 4)	0-0 1-3 1B BB	4-0 BB BB		0-0 1-2 SH5-4 1B		4-0 CS BB	0-0 F7			3	1	2	0	2	0	3
Dave Marshall, L OBP: 0.358, SLG: 0.360 (1, 9)	4-0 1-2 1B BB	4-0 BB BB		0-0 1-2 2-3 SH5-4		0-3 1-2 K		0-0 4-3		2	1	0	0	2	1	1
Ed Kranepool, L OBP: 0.363, SLG: 0.538 (1, 3)	0-0 1-3 2-H 3-H 1B	0-0 F5		0-3 K		0-0 F9		0-0 F8		5	0	1	2	0	1	4
Art Shamsky, L OBP: 0.316, SLG: 0.449 Ken Singleton, S OBP: 0.333, SLG: 0.231 (1, 7) (9, 7)	0-0 1-2f 3-H G4-3		0-0 HR	0-3 K		0-0 1B S		0-0 F9		5	2	2	1	0	1	3
Bob Aspromonte, R OBP: 0.305, SLG: 0.398 (1, 5)	4-0 1B BB		0-0 F9		0-0 6-3		0-3 1-2 K			3	0	0	0	1	1	1
Jerry Grote, R OBP: 0.350, SLG: 0.382 (1, 2)	0-0 1-2 FC4-6 1B		0-0 1B		4-0 E SF9 BB		0-0 2-H 1B 1B			3	1	3	1	1	0	0
Don Hahn, R OBP: 0.348, SLG: 0.293 (1, 8)	0-0 1-2f FC4-6		0-0 F7		0-0 E6		0-0 1-3 F9			4	0	0	0	0	0	5
Gary Gentry, R OBP: 0.103, SLG: 0.107 Danny Frisella, L (8, 1)		0-3 K	0-3 K		0-0 3-H SF9		0-0 1-2 1B 1B			3	0	1	1	0	2	1
										0	0	0	0	0	0	0

Inning Stats	R: 3	H: 3	LOB: 2	K: 0	S: 5	P: 17	R: 0	H: 0	LOB: 2	K: 1	S: 5	R: 1	H: 2	LOB: 1	K: 1	S: 7	R: 0	H: 1	LOB: 2	K: 2	S: 8	R: 1	H: 0	LOB: 1	K: 1	S: 6	R: 0	H: 0	LOB: 0	K: 1	S: 4	R: 1	H: 4	LOB: 3	K: 1	S: 9	R: 0	H: 0	LOB: 0	K: 0	S: 3
--------------	------	------	--------	------	------	-------	------	------	--------	------	------	------	------	--------	------	------	------	------	--------	------	------	------	------	--------	------	------	------	------	--------	------	------	------	------	--------	------	------	------	------	--------	------	------

PITCHER	IP	WLS	BF	H	R	ER	SO	BB	IBB	HBP	BLK	WP	HR	S	P	ERA	WHIP
Steve Arlin, R ERA: 4.8 (1, 1)	2.1	L	16	5	4	4	1	5	0	0	0	0	1	13	33	15.43	4.286
Danny Coombs, L ERA: 6.87 (3, 1)	3.2		15	1	1	0	5	3	0	0	0	0	0	22	34	0.00	1.091
Bob Miller, R ERA: 2.83 (7, 1)	2.0		10	4	1	1	1	0	0	0	0	0	0	12	12	4.50	2.000


BOTTOM

San Diego Padres @ New York Mets
Shea Stadium, Flushing, NY

Tue Jun 08 1971, 7:05 PM EDT
Att. 19,734 - Unknown

livebaseballscorecards.com

AB	31
R	6
H	10
RBI	5
BB	8
SO	7
LOB	19



WP	HR	S	P	ERA	WHIP
0	0	1	41		

Batter	1	2	3	4	5	6	7	8	9	AB R H RBI BB SO LOB	TOP											
Enzo Hernandez, R (1, 6) OBP: 0.350, SLG: 0.314	0-0 F9		0-0 F8		0-0 6-3		0-0 2B			4 0 1 0 0 0 0	San Diego Padres @ New York Mets Shea Stadium, Flushing, NY Wed Jun 09 1971, 7:05 PM EDT Att. 24,164 - Unknown livebaseballscorecards.com											
Don Mason, L (1, 4) OBP: 0.297, SLG: 0.259	0-0 6-3		0-0 4-3		0-0 4-3		0-0 4-3			4 0 0 0 0 0 1												
Cito Gaston, R (1, 8) OBP: 0.289, SLG: 0.413	0-3 K			0-0 1B 1B		0-0 6-3		0-0 4-3		4 1 1 0 0 1 0												
Nate Colbert, R (1, 3) OBP: 0.416, SLG: 0.571		0-0 HR		0-0 1B 1-2 1B		0-0 1B 2B		4-0 BB G4-6-3		3 1 3 1 1 0 0												
Ollie Brown, R (1, 9) OBP: 0.366, SLG: 0.380		0-0 F7		0-3 K		0-3 K		0-0 G4-6-3 1-2f		4 0 0 0 0 2 4												
Ivan Murrell, R (1, 7) OBP: 0.325, SLG: 0.437		0-0 6-3		0-0 P3		0-0 2-3 1B		0-0 F7		4 0 1 0 0 0 2												
Ed Spiezio, R (1, 5) OBP: 0.281, SLG: 0.320		0-0 2B		0-0 FC6 1-2 2-H 1B		0-3 K		0-0 6-3		4 0 2 1 0 1 2												
Fred Kendall, R (1, 2) OBP: 0.167, SLG: 0.048		0-3 K		0-0 FC6 1-2f		0-0 P4		0-3 K		4 0 0 0 0 2 3												
Tom Phoebus, R (1, 1) OBP: 0.250, SLG: 0.240		0-3 K		0-3 K		0-3 K				3 0 0 0 0 3 0												
Al Severinsen, R (7, 1)										0 0 0 0 0 0 0												
Dick Kelley, R (8, 1)										0 0 0 0 0 0 0												
Bob Miller, R (8, 1)										0 0 0 0 0 0 0												
Inning Stats	R: 0 E: 0 K: 1 S: 5	H: 0 LOB: 0 BB: 0 P: 5	R: 1 E: 0 K: 1 S: 7	H: 2 LOB: 1 BB: 0 P: 7	R: 0 E: 0 K: 1 S: 5	H: 0 LOB: 0 BB: 0 P: 5	R: 1 E: 0 K: 1 S: 8	H: 3 LOB: 2 BB: 0 P: 8	R: 0 E: 0 K: 1 S: 5	H: 0 LOB: 0 BB: 0 P: 5	R: 0 E: 0 K: 2 S: 9	H: 2 LOB: 2 BB: 0 P: 9	R: 0 E: 0 K: 1 S: 6	H: 1 LOB: 1 BB: 0 P: 6	R: 0 E: 0 K: 0 S: 2	H: 0 LOB: 0 BB: 1 P: 6	R: 0 E: 0 K: 1 S: 5	H: 0 LOB: 0 BB: 0 P: 5	1B: 4 2B: 3 3B: 0 HR: 1	SF: 0 SAC: 0 DP: 1 HBP: 0	WP: 0 PB: 0 SB: 0 CS: 0	PA: 35
PITCHER	IP WLS BF H R ER SO BB IBB HBP BLK WP HR S P ERA WHIP																					
Tom Seaver, R (1, 1) ERA: 2.03	8.0 W 32 8 2 2 8 1 0 0 0 0 1 47 51 2.25 1.125																					
Tug McGraw, L (9, 1) ERA: 1.93	1.0 S 3 0 0 0 1 0 0 0 0 0 0 5 5 0.00 0.000																					



Batter	1	2	3	4	5	6	7	8	9
Bud Harrelson, S (1, 6) OBP: 0.374, SLG: 0.385	0-0 G3		0-0 E4 BB		4-0 SH1-4 1B BB	0-0 F8		0-0 1B 3B	
Ken Boswell, L (1, 4) OBP: 0.341, SLG: 0.393 Tim Foli, R (8, PH) OBP: 0.323, SLG: 0.351	0-3 K		0-0 F7		0-0 SH1-4 1B		0-0 F7	4-0 FC5-4 1B BB IBB	
Dave Marshall, L (1, 9) OBP: 0.376, SLG: 0.360 Ken Singleton, S (8, PH) OBP: 0.341, SLG: 0.242	4-0 BB		4-0 BB		0-0 SH1-4		4-0 G3 1B BB	0-0 FC5-4 1B	
Ed Kranepool, L (1, 3)	0-0 6-3		0-0 P6		0-0 P4		0-0 G3 1B	0-0 FC5-4 BB BB	
Art Shamsky, L (1, 7)			0-0 F8		0-0 F7		0-0 G3	4-0 BB BB	
Bob Aspromonte, R (1, 5)			4-0 5-3 1B BB		0-0 F7		0-0 F8	4-0 BB BB	
Jerry Grote, R (1, 2)			0-0 5-3 1B		4-0 BB		0-0 6-3	0-0 3B 1B F4	
Don Hahn, R (1, 8)			0-0 5-3		0-3 K		0-0 1B 1B	0-0 3B 3B	
Tom Seaver, R (1, 1) OBP: 0.270, SLG: 0.257 Donn Clendenon, R (8, PH) OBP: 0.296, SLG: 0.419 Tug McGraw, R (9, 1) OBP: 0.500, SLG: 0.750			0-3 K		0-3 K		0-0 1B	0-3 K	

AB	R	H	RBI	BB	SO	LOB
4	1	1	1	1	0	2
4	0	1	0	0	1	1
0	1	0	0	1	0	0
0	0	0	0	3	0	0
1	0	1	1	0	0	0
5	0	1	0	0	0	7
4	0	0	0	1	0	6
3	0	0	1	2	0	2
4	1	2	0	1	0	3
4	1	2	1	0	1	3
3	0	1	0	0	2	3
1	0	0	0	0	1	1
0	0	0	0	0	0	0

Inning	R	H	E	K	S	P	BB	IBB	HBP	BLK	WP	HR	S	P	ERA	WHIP
1	0	0	0	1	9	6	0	0	0	0	0	0	33	57	0.00	1.737
2	0	1	0	1	10	6	0	0	0	0	0	0	8	8	27.00	3.000
3	0	0	0	0	8	6	0	0	0	0	0	0	2	10	0.00	6.000
4	0	0	0	1	11	6	0	0	0	0	0	0	1	5	27.00	3.000
5	0	1	0	1	8	6	0	0	0	0	0	0	5	5	27.00	3.000
6	0	2	0	0	5	6	0	0	0	0	0	0	5	5	27.00	3.000
7	0	1	0	0	8	6	0	0	0	0	0	0	8	8	27.00	3.000
8	4	4	0	1	21	6	0	0	0	0	0	0	21	21	27.00	3.000
9	0	0	0	0	0	0	0	0	0	0	0	0	0	0	27.00	3.000

BOTTOM

San Diego Padres @ New York Mets
 Shea Stadium, Flushing, NY
 Wed Jun 09 1971, 7:05 PM EDT
 Att. 24,164 - Unknown

AB	33
R	4
H	9
RBI	4
BB	9
SO	5
LOB	28



PITCHER	IP	WLS	BF	H	R	ER	SO	BB	IBB	HBP	BLK	WP	HR	S	P	ERA	WHIP
Tom Phoebus, R (1, 1) ERA: 3.89	6.1		31	5	0	0	4	6	0	0	0	0	0	33	57	0.00	1.737
Al Severinsen, R (7, 1) ERA: 2.83	1.0	L	6	3	3	3	1	0	0	0	0	0	0	8	8	27.00	3.000
Dick Kelley, L (8, 1) ERA: 5.19	0.1		4	1	0	0	0	1	1	0	0	0	0	2	10	0.00	6.000
Bob Miller, R (8, 1) ERA: 2.79	0.1		2	0	1	1	0	1	0	0	0	0	0	1	5	27.00	3.000

WP	HR	S	P	ERA	WHIP
0	0	0	43	0.00	1.737
0	0	0	0	27.00	3.000
0	0	0	0	0.00	6.000
0	0	0	0	27.00	3.000

Batter	1	2	3	4	5	6	7	8	9	AB	R	H	RBI	BB	SO	LOB
Don Hahn, R (1, 8) OBP: 0.365, SLG: 0.348	0-3 K		0-0 G4-6-3 1B			0-0 5-3		0-0 1-2 1B		4	0	2	0	0	1	0
Ken Boswell, L (1, 4) OBP: 0.331, SLG: 0.381	0-0 4-3		0-0 G4-6-3 1-2f			0-0 6-3		0-0 F7		4	0	0	0	0	0	3
Dave Marshall, L (1, 9) OBP: 0.372, SLG: 0.348	4-0 HR BB					0-0 F9		0-3 K		3	1	0	0	1	1	0
Ed Kranepool, L (1, 3) OBP: 0.353, SLG: 0.540	0-0 1-H HR					0-3 K		0-0 4-3		4	1	1	2	0	1	0
Art Shamsky, L (1, 7) OBP: 0.288, SLG: 0.386	0-0 F9					0-3 K		0-0 E3		4	0	0	0	0	2	0
Bob Aspromonte, R (1, 5) OBP: 0.303, SLG: 0.384		0-0 6-3				0-0 6-3		0-3 K		3	0	0	0	0	1	1
Duffy Dyer, R (1, 2) OBP: 0.320, SLG: 0.435		0-3 K				0-3 K		0-3 K		3	0	0	0	0	3	0
Tim Foli, R (1, 6) OBP: 0.315, SLG: 0.342		0-3 K				0-3 K		0-3 K		3	0	0	0	0	3	0
Nolan Ryan, R (1, 1) OBP: 0.158, SLG: 0.059 Ken Singleton, S (8, PH) OBP: 0.349, SLG: 0.254 Ron Taylor, R (9, 1)			0-0 G3			0-3 K		0-0 1B 1B		2	0	0	0	0	1	0
										1	0	1	0	0	0	0
										0	0	0	0	0	0	0

Inning Stats	R: 2	H: 1	E: 0	K: 1	S: 6	LOB: 0	BB: 1	P: 10	R: 0	H: 0	E: 0	K: 2	S: 7	LOB: 0	BB: 0	P: 7	R: 0	H: 1	E: 0	K: 0	S: 3	LOB: 0	BB: 0	P: 3	R: 0	H: 0	E: 0	K: 2	S: 7	LOB: 0	BB: 0	P: 7	R: 0	H: 0	E: 0	K: 1	S: 5	LOB: 0	BB: 0	P: 5	R: 0	H: 0	E: 1	K: 2	S: 8	LOB: 1	BB: 0	P: 8	R: 0	H: 2	E: 0	K: 2	S: 9	LOB: 2	BB: 0	P: 9	R: 0	H: 0	E: 0	K: 1	S: 5	LOB: 0	BB: 0	P: 5	1B: 3	2B: 0	3B: 0	HR: 1	SF: 0	SAC: 0	DP: 1	HBP: 0	WP: 0	PB: 0	SB: 0	CS: 0	PA: 32
PITCHER Clay Kirby, R (1, 1) ERA: 3.67	IP	WLS	BF	H	R	ER	SO	BB	IBB	HBP	BLK	WP	HR	S	P	ERA	WHIP	IP	WLS	BF	H	R	ER	SO	BB	IBB	HBP	BLK	WP	HR	S	P	ERA	WHIP	IP	WLS	BF	H	R	ER	SO	BB	IBB	HBP	BLK	WP	HR	S	P	ERA	WHIP																										

BOTTOM

San Diego Padres @ New York Mets
Shea Stadium, Flushing, NY
Thu Jun 10 1971, 3:33 AM EDT
Att. 23,153 - Unknown

livebaseballscorecards.com

AB	31
R	2
H	4
RBI	2
BB	1
SO	13
LOB	4



Batter	1	2	3	4	5	6	7	8	9	AB	R	H	RBI	BB	SO	LOB
Larry Bowa, S OBP: 0.265, SLG: 0.267 (1, 6)	0-0 FC1-6 1B	0-0 FC5 2-3f			0-0 P3			0-0 F7		4	0	1	0	0	0	3
Terry Harmon, R OBP: 0.320, SLG: 0.356 (1, 4)	0-3 K		0-0 6-3			0-0 L4		0-0 1B 1-3		4	0	1	0	0	1	1
Willie Montanez, L OBP: 0.332, SLG: 0.487 (1, 8) (9, 3)	0-0 FC1-6 2B 1-2f		0-0 G4-3 1B			0-0 F7		0-0 SF8 3-H		3	0	1	1	0	0	1
Deron Johnson, R OBP: 0.308, SLG: 0.369 Denny Doyle, L OBP: 0.273, SLG: 0.336 Bill Wilson, R (8, PR) (9, 1)	0-0 1-3 2B		0-0 G4-3 1-2f			0-0 2B		0-0 1-2 1B		4	0	3	0	0	0	1
Don Money, R OBP: 0.249, SLG: 0.342 (1, 5)	0-0 F8			0-0 6-3		0-0 1-3		0-0 F8		4	0	0	0	0	0	5
Roger Freed, R OBP: 0.325, SLG: 0.308 Ron Stone, L OBP: 0.333, SLG: 0.297 (1, 9) (9, PR)		0-0 E5 FC2-6		0-3 K			0-0 F8		0-0 FC3-6 1B	4	0	1	0	0	1	0
Joe Lis, R OBP: 0.309, SLG: 0.368 Oscar Gamble, L OBP: 0.296, SLG: 0.440 (1, 7) (9, PR)		0-0 FC2-6 FC5 1B 1-2f		0-0 6-3			0-3 K		0-0 FC3-6 1-2f	4	0	0	0	0	1	2
Mike Ryan, R OBP: 0.254, SLG: 0.414 Tony Taylor, R OBP: 0.291, SLG: 0.299 (1, 2) (9, PH)		0-0 1-2 1B			0-0 F8		0-0 P6		0-3 K	3	0	1	0	0	0	0
Barry Lersch, S OBP: 0.241, SLG: 0.154 Bobby Pfeil, R OBP: 0.379, SLG: 0.407 Byron Browne, R OBP: 0.243, SLG: 0.333 (8, PH) (9, 8)		0-3 K			0-3 K			4-0 1B SF8 BB	0-0 P4	2	0	0	0	0	2	2

Inning Stats	R: 0	H: 2	E: 0	K: 1	S: 7	R: 0	H: 1	E: 1	K: 1	S: 7	R: 0	H: 1	E: 0	K: 0	S: 3	R: 0	H: 0	E: 0	K: 1	S: 5	R: 0	H: 0	E: 0	K: 1	S: 5	R: 0	H: 1	E: 0	K: 0	S: 4	R: 0	H: 0	E: 0	K: 1	S: 5	R: 1	H: 2	E: 0	K: 0	S: 5	R: 0	H: 1	E: 0	K: 1	S: 6	1B: 6	SF: 1	3B: 0	HR: 0
	LOB: 2	BB: 0	P: 7	LOB: 2	BB: 0	P: 7	LOB: 0	BB: 0	P: 3	LOB: 0	BB: 0	P: 5	LOB: 0	BB: 0	P: 5	LOB: 1	BB: 0	P: 4	LOB: 0	BB: 0	P: 5	LOB: 2	BB: 1	P: 9	LOB: 1	BB: 0	P: 6	LOB: 1	BB: 0	P: 6	2B: 2	SAC: 0	DP: 1	HBP: 0	WP: 0	PA: 36	PB: 0	SB: 0	CS: 0	ERA	WHIP	ERA	WHIP						


PITCHER	IP	WLS	BF	H	R	ER	SO	BB	IBB	HBP	BLK	WP	HR	S	P	ERA	WHIP
Dave Roberts, L ERA: 2.33 (1, 1)	9.0	W	36	8	1	1	6	1	0	0	0	0	0	47	51	1.00	1.000

BOTTOM

San Diego Padres @ Philadelphia Phillies
Veterans Stadium, Philadelphia, PA

Fri Jun 11 1971, 7:05 PM EDT
Att. 19,260 - Unknown

AB	34
R	1
H	8
RBI	1
BB	1
SO	6
LOB	17



Batter	1	2	3	4	5	6	7	8	9	AB R H RBI BB SO LOB	TOP									
Enzo Hernandez, R (1, 6) OBP: 0.345, SLG: 0.307	0-3 K		0-0 4-3			0-0 FC6-4 1B		0-0 BB 1B		4 0 2 0 0 1 0	San Diego Padres @ Philadelphia Phillies Veterans Stadium, Philadelphia, PA Sat Jun 12 1971, 7:05 PM EDT Att: 17,039 - Unknown									
Dave Campbell, R (1, 4) OBP: 0.262, SLG: 0.333	0-0		0-0 4-3			0-0 F8		0-3 K		3 0 1 0 0 0 1										
Larry Stahl, L (8, PH) OBP: 0.318, SLG: 0.395	S 1B									1 0 0 0 0 1 1										
Garry Jestadt, R (8, 5) OBP: 0.162, SLG: 0.216										0 0 0 0 0 0 0										
Cito Gaston, R (1, 8) OBP: 0.291, SLG: 0.404	0-3 K				0-0 G5-4-3 1B	0-0 FC6-4 1-2f		4-0 BB 1-2 BB		3 0 1 0 1 1 2										
Nate Colbert, R (1, 3) OBP: 0.416, SLG: 0.577	0-0 1-3				0-0 G5-4-3 1-2f		0-0 1B 1B	0-3 K		4 0 1 0 0 1 4										
Ollie Brown, R (1, 9) OBP: 0.360, SLG: 0.384		0-0 L6		0-0 L4			0-0 2B 1B		0-0 4-3	4 0 1 0 0 0 0										
Leron Lee, L (1, 7) OBP: 0.297, SLG: 0.364		0-0 4-3			0-0 G5-4-3 1B		0-0 1-3 2B		0-0 4-3	4 0 2 0 0 0 0										
Ed Spiezio, R (1, 5) OBP: 0.290, SLG: 0.333		0-0			0-0 P4		1-0 G5-4-3 HBP		0-0 4-3	2 0 1 0 0 0 1										
Don Mason, L (7, PR) OBP: 0.295, SLG: 0.256		1B								1 0 0 0 0 0 0										
Bob Barton, R (1, 2) OBP: 0.318, SLG: 0.384		0-0 4-3			0-0 G5-4-3 1-2f		0-0 G5-4-3 1-2f			3 0 0 0 0 0 5										
Steve Arlin, R (1, 1) OBP: 0.185, SLG: 0.185			0-3 K			0-0 6-3		0-0 4-3		2 0 0 0 0 1 0										
Angel Bravo, L (8, PH) OBP: 0.229, SLG: 0.182										1 0 0 0 0 0 0										
Dick Kelley, R (8, 1)										0 0 0 0 0 0 0										
Inning Stats	R: 0 E: 0 K: 2 S: 8	H: 1 LOB: 1 BB: 0 P: 8	R: 0 E: 0 K: 0 S: 4	H: 1 LOB: 1 BB: 0 P: 4	R: 0 E: 0 K: 1 S: 5	H: 0 LOB: 0 BB: 0 P: 5	R: 0 E: 0 K: 0 S: 3	H: 1 LOB: 0 BB: 0 P: 3	R: 0 E: 0 K: 0 S: 3	H: 1 LOB: 0 BB: 0 P: 3	R: 0 E: 0 K: 0 S: 4	H: 3 LOB: 3 BB: 0 P: 5	R: 0 E: 0 K: 2 S: 8	H: 1 LOB: 2 BB: 1 P: 12	R: 0 E: 0 K: 0 S: 3	H: 0 LOB: 0 BB: 0 P: 3	1B: 8 2B: 1 3B: 0 HR: 0	SF: 0 SAC: 0 DP: 3 HBP: 1	WP: 0 PB: 0 SB: 1 CS: 0	PA: 34
PITCHER	IP WLS BF H R ER SO BB IBB HBP BLK WP HR S P ERA WHIP																			
Jim Bunning, R (1, 1) ERA: 4.61	7.0 W 26 8 0 0 3 0 0 1 0 0 0 0 31 32 0.00 1.143																			
Darrell Brandon, R (8, 1) ERA: 1.19	2.0 S 8 1 0 0 2 1 0 0 0 0 0 0 11 15 0.00 1.000																			

AB	32
R	0
H	9
RBI	0
BB	1
SO	5
LOB	14



Batter	1	2	3	4	5	6	7	8	9	AB R H RBI BB SO LOB	TOP																
Enzo Hernandez, R (1, 6) OBP: 0.350, SLG: 0.308	4-0 BB G6-3		4-0 BB 2B 6-3	0-0 BB G5-4-3			0-0 BB HR 1B	0-0 BB FC4-2 2B		3 3 1 0 2 0 3																	
Garry Jestadt, R (1, 4) OBP: 0.220, SLG: 0.256	0-0 BB G6-3		0-0 BB 1B 2B		4-0 BB 1B		4-0 BB HR BB	0-0 BB 2B		2 2 1 1 2 0 1																	
Larry Stahl, L (8, PH) OBP: 0.318, SLG: 0.395	1-2f		1-3 2-H				1-2	2-H 3-H		0 0 0 0 0 0 0																	
Bob Barton, R (8, PH) OBP: 0.322, SLG: 0.396	1-2f		1-3 2-H				1-2	2-H 3-H		1 0 1 2 0 0 0																	
Cito Gaston, R (1, 8) OBP: 0.289, SLG: 0.412	0-3 K		0-0 K		0-3 K		0-0 1-H 2-H HR	0-0 F3		5 1 1 4 0 2 3																	
Nate Colbert, R (1, 3) OBP: 0.416, SLG: 0.573		0-0 L6	0-0 1B 1B		0-0 1B 1B		0-0 P5		0-3 K SH1-4	5 1 2 1 0 1 0																	
Ollie Brown, R (1, 9) OBP: 0.365, SLG: 0.386		4-0 BB FC6-4 BB	0-0 1B 1B		0-0 1B 1B		0-0 1B		0-0 F9	4 0 2 1 1 0 3																	
Ivan Murrell, R (1, 7) OBP: 0.312, SLG: 0.420		0-0 F2	0-0 1B				0-0 F9		0-0 SH1-4	4 0 1 0 0 0 2																	
Bob Miller, R (7, 1)		0-0 F2	0-0 1B				0-0 F9		0-0 SH1-4	0 0 0 0 0 0 0																	
Dick Kelley, R (9, 1)		0-0 F2	0-0 1B				0-0 F9		0-0 SH1-4	0 0 0 0 0 0 0																	
Dave Campbell, R (1, 5) OBP: 0.260, SLG: 0.327		0-0 FC6-4	0-0 FC6-4				0-3 K		0-0 F7	4 0 0 0 1 1 4																	
Fred Kendall, R (1, 2) OBP: 0.148, SLG: 0.042			0-0 5-3		0-0 F9		0-0 6-3			3 0 0 0 0 0 0																	
Don Mason, L (8, PH) OBP: 0.300, SLG: 0.263			0-0 5-3		0-0 F9		0-0 6-3			1 1 1 0 0 0 0																	
Tommy Dean, R (8, 4) OBP: 0.088, SLG: 0.031			0-0 5-3		0-0 F9		0-0 6-3			0 0 0 0 0 0 0																	
Tom Phoebus, R (1, 1) OBP: 0.250, SLG: 0.240			0-0 BB 2B 1B		4-0 BB G5-4-3		0-0 3-1		0-0 SH5-4	0 0 0 0 0 0 0																	
Danny Coombs, R (2, 1) OBP: 0.286, SLG: 0.308			0-0 BB 2B 1B		4-0 BB G5-4-3		0-0 3-1		0-0 SH5-4	1 1 1 0 1 0 0																	
Al Severinsen, R (6, 1)			0-0 BB 2B 1B		4-0 BB G5-4-3		0-0 3-1		0-0 SH5-4	0 0 0 0 0 0 0																	
Angel Bravo, L (7, PH) OBP: 0.222, SLG: 0.176			0-0 BB 2B 1B		4-0 BB G5-4-3		0-0 3-1		0-0 SH5-4	1 0 0 0 0 0 0																	
Leron Lee, L (7, 7) OBP: 0.297, SLG: 0.364			0-0 BB 2B 1B		4-0 BB G5-4-3		0-0 3-1		0-0 SH5-4	0 0 0 0 0 0 0																	
Inning Stats	R: 0 E: 0 K: 1 S: 4	H: 0 LOB: 0 BB: 1 P: 8	R: 0 E: 0 K: 0 S: 3	H: 0 LOB: 1 BB: 1 P: 7	R: 4 E: 0 K: 0 S: 8	H: 5 LOB: 2 BB: 1 P: 12	R: 0 E: 0 K: 0 S: 2	H: 0 LOB: 0 BB: 1 P: 6	R: 0 E: 0 K: 1 S: 5	H: 1 LOB: 1 BB: 1 P: 9	R: 0 E: 0 K: 1 S: 5	H: 0 LOB: 0 BB: 0 P: 5	R: 3 E: 0 K: 0 S: 6	H: 3 LOB: 1 BB: 1 P: 10	R: 2 E: 0 K: 0 S: 5	H: 2 LOB: 1 BB: 1 P: 9	R: 0 E: 0 K: 1 S: 6	H: 0 LOB: 1 BB: 0 P: 6	1B: 8 2B: 2 3B: 0 HR: 1	SF: 0 SAC: 2 DP: 3 HBP: 0	WP: 0 PB: 1 SB: 0 CS: 0	PA: 43					
PITCHER	IP	WLS	BF	H	R	ER	SO	BB	IBB	HBP	BLK	WP	HR	S	P	ERA	WHIP										
Ken Reynolds, L (1, 1) ERA: 3.56	2.2		13	3	4	4	1	3	0	0	0	0	0	12	24	13.50	2.250										
Bill Champion, R (3, 1) ERA: 4.91	4.1		20	6	3	3	2	3	0	0	0	0	1	21	33	6.23	2.077										
Bill Wilson, R (8, 1) ERA: 10.8	0.2	L	4	1	2	2	0	1	0	0	0	0	0	3	7	27.00	3.000										
Woodie Fryman, L (8, 1) ERA: 3.24	1.1		6	1	0	0	1	0	0	0	0	0	0	8	8	0.00	0.750										

San Diego Padres @ Philadelphia Phillies
Veterans Stadium, Philadelphia, PA
Sun Jun 13 1971, 3:33 AM EDT
Att. 35,343 - Unknown

AB	34
R	9
H	11
RBI	9
BB	7
SO	4
LOB	16



Batter	1	2	3	4	5	6	7	8	9	AB	R	H	RBI	BB	SO	LOB
Terry Harmon, R (1, 4) OBP: 0.333, SLG: 0.352	0-0 3B 1B	4-0 E S BB		0-0 G6-4-3 2-3 3-H 1B		0-0 4-3	0-0 F8		0-0 E 1B	5	1	3	1	1	0	0
Tim McCarver, L (1, 2) OBP: 0.282, SLG: 0.329	0-0 SF7 3B	4-0 1-3 BB		0-0 L8		0-0 4-3	0-0 1B 2B		0-0 E7 1-2 1B	5	1	2	1	1	0	3
Willie Montanez, L (1, 8) OBP: 0.335, SLG: 0.490	0-0 SF7 3-H	0-0 4-3		0-0 G6-4-3 1-2f		0-0 1B 3B	4-0 1B IBB		0-3 K S S S	4	1	1	1	1	1	6
Deron Johnson, R (1, 3) OBP: 0.307, SLG: 0.377	0-0 HR		0-3 K S S S		0-0 F7	4-0 1B 2B BB	0-0 1-2 2-3 1B		0-3 K S S S	5	2	2	1	1	2	2
Oscar Gamble, L (1, 7) OBP: 0.371, SLG: 0.545	0-0		0-0		0-0	0-0 S 1B	0-0 2B 1B 1B		0-3 K S S S	5	1	4	1	0	0	3
Bill Wilson, R (8, 1)										0	0	0	0	0	0	0
Woodie Fryman, R (8, 1) OBP: 0.250, SLG: 0.250										0	0	0	0	0	0	0
Byron Browne, R (9, PH) OBP: 0.237, SLG: 0.324										1	0	0	0	0	1	2
Bobby Pfeil, R (1, 5) OBP: 0.351, SLG: 0.400	0-0 L5		0-0 1-3		0-0 1-2 1B	0-0 1-3 2-H 1B 2B		0-0 5-3		5	1	2	1	0	0	2
Roger Freed, R (1, 9) OBP: 0.322, SLG: 0.305	0-0 F8		0-0 P3		0-3 1-2 2-3 K	0-0 2-H 3-H 1B		0-0 6-3		5	0	1	2	0	1	4
Larry Bowa, S (1, 6) OBP: 0.273, SLG: 0.272		0-0 4-3		0-0 E 1B 1B	4-0 IBB	0-0 FC6-4 1-2f		0-0 1B		4	1	2	0	1	0	1
Ken Reynolds, L (1, 1) OBP: 0.250, SLG: 0.182		0-0 L9		0-0 E5 1B 1-3		0-0 5-3		0-0 P6		1	0	0	0	0	0	0
Bill Champion, R (3, 1) OBP: 0.250, SLG: 0.250										2	0	0	0	0	0	4
Ron Stone, L (7, PH) OBP: 0.324, SLG: 0.288										2	0	0	0	0	0	1

Inning Stats	R: 3	H: 4	E: 0	LOB: 1	K: 0	BB: 0	S: 7	R: 0	H: 0	E: 1	LOB: 2	K: 0	BB: 2	S: 3	R: 0	H: 1	E: 0	LOB: 1	K: 1	BB: 0	S: 6	R: 1	H: 2	E: 1	LOB: 1	K: 0	BB: 0	S: 5	R: 0	H: 2	E: 0	LOB: 3	K: 1	BB: 1	S: 7	R: 4	H: 4	E: 0	LOB: 1	K: 0	BB: 1	S: 7	R: 0	H: 2	E: 0	LOB: 3	K: 0	BB: 1	S: 5	R: 0	H: 1	E: 0	LOB: 1	K: 0	BB: 0	S: 4	R: 0	H: 1	E: 1	LOB: 2	K: 3	BB: 0	S: 11	1B: 11	SF: 1	2B: 3	SAC: 0	3B: 2	DP: 1	HR: 1	HBP: 0	WP: 0	PA: 50
--------------	------	------	------	--------	------	-------	------	------	------	------	--------	------	-------	------	------	------	------	--------	------	-------	------	------	------	------	--------	------	-------	------	------	------	------	--------	------	-------	------	------	------	------	--------	------	-------	------	------	------	------	--------	------	-------	------	------	------	------	--------	------	-------	------	------	------	------	--------	------	-------	-------	--------	-------	-------	--------	-------	-------	-------	--------	-------	--------

PITCHER	IP	WLS	BF	H	R	ER	SO	BB	IBB	HBP	BLK	WP	HR	S	P	ERA	WHIP
Tom Phoebus, R (1, 1) ERA: 4.15	1.2		11	4	3	3	0	2	0	0	0	0	1	9	17	16.20	3.600
Danny Coombs, L (2, 1) ERA: 6.86	4.0		21	7	4	3	2	1	1	0	0	0	0	23	31	6.75	2.000
Al Severinsen, R (6, 1) ERA: 3.06	0.1		3	2	1	1	0	0	0	0	0	0	0	3	3	27.00	6.000
Bob Miller, R (7, 1) ERA: 2.61	2.0	W	12	4	0	0	0	0	1	0	0	0	0	11	15	0.00	2.000
Dick Kelley, L (9, 1) ERA: 4.82	1.0	S	3	0	0	0	3	0	0	0	0	0	0	9	9	0.00	0.000


BOTTOM

San Diego Padres @ Philadelphia Phillies
Veterans Stadium, Philadelphia, PA

Sun Jun 13 1971, 3:33 AM EDT
Att. 35,343 - Unknown

livebaseballscorecards.com

AB	44
R	8
H	17
RBI	8
BB	5
SO	5
LOB	28



Batter	1	2	3	4	5	6	7	8	9	AB R H RBI BB SO LOB	TOP	
Enzo Hernandez, R (1, 6) OBP: 0.349, SLG: 0.307 Larry Stahl, L (9, PH) OBP: 0.323, SLG: 0.400 Bob Miller, R (9, 1)	0-0 F7		0-0 F8		0-0 SH5-4 1B	0-0 G1			0-0 FC6-4 1B	4 0 1 0 0 0 3 1 0 1 0 0 0 0 0 0 0 0 0 0 0		
Dave Campbell, R (1, 4) OBP: 0.265, SLG: 0.330 (9, 5)	0-0 BB 1B		0-0 CS 1B		0-0 SH5-4 1-2			0-0 F8	0-0 FC6-4 2B	4 1 2 0 0 0 2		
Cito Gaston, R (1, 8) OBP: 0.287, SLG: 0.412	0-3 K		0-3 K		0-0 F3			0-0 1-3	0-0 2B	5 0 1 2 0 2 3		
Nate Colbert, R (1, 3) OBP: 0.411, SLG: 0.562	4-0 1-2 BB				0-0 F4			0-3 K	0-3 K	4 0 0 0 1 2 3		
Ollie Brown, R (1, 9) OBP: 0.359, SLG: 0.379	0-0 1-3				0-0 F6			0-3 K		4 0 0 0 0 1 2		
Leron Lee, L (1, 7) OBP: 0.341, SLG: 0.389		0-0 S 1B			4-0 BB 1B BB			0-0 F7		3 0 2 0 1 0 0		
Ed Spiezio, R (1, 5) OBP: 0.289, SLG: 0.330 Fred Kendall, R (9, 2) OBP: 0.148, SLG: 0.042		0-3 K			0-0 BB 1B			0-0 F6		4 0 1 0 0 1 2 0 0 0 0 0 0 0		
Bob Barton, R (1, 2) OBP: 0.333, SLG: 0.397 Don Mason, L (9, PR) OBP: 0.300, SLG: 0.263 (9, 4)		0-3 K			4-0 BB 1B 1-2 2-3 BB			4-0 BB IBB	0-0 CS 1B	2 0 1 0 2 1 1 0 0 0 0 0 0 0		
Clay Kirby, R (1, 1) OBP: 0.273, SLG: 0.143 Angel Bravo, L (9, PH) OBP: 0.243, SLG: 0.176 Tommy Dean, R (9, 6) OBP: 0.088, SLG: 0.031		0-3 K			0-3 K			4-0 BB	4-0 FC6-4 1B 2B BB	2 0 0 0 1 2 4 0 1 0 0 1 0 0 0 0 0 0 0 0 0		
Inning Stats	R: 0 H: 1 E: 0 LOB: 2 K: 1 BB: 1 S: 6 P: 10	R: 0 H: 1 E: 0 LOB: 1 K: 3 BB: 0 S: 10 P: 10	R: 0 H: 1 E: 0 LOB: 1 K: 1 BB: 0 S: 5 P: 5	R: 0 H: 1 E: 0 LOB: 3 K: 1 BB: 2 S: 6 P: 14	R: 0 H: 1 E: 0 LOB: 1 K: 0 BB: 0 S: 4 P: 4	R: 0 H: 1 E: 0 LOB: 3 K: 0 BB: 2 S: 4 P: 12	R: 0 H: 0 E: 0 LOB: 0 K: 1 BB: 0 S: 5 P: 5	R: 0 H: 0 E: 0 LOB: 0 K: 1 BB: 0 S: 5 P: 5	R: 2 H: 3 E: 0 LOB: 2 K: 1 BB: 1 S: 7 P: 11	1B: 8 SF: 0 2B: 2 SAC: 1 3B: 0 DP: 1 HR: 0 HBP: 0	WP: 0 PA: 40 PB: 0 SB: 1 CS: 2	
PITCHER Carl Morton, R (1, 1) ERA: 3.83	IP WLS BF H R ER SO BB IBB HBP BLK WP HR S P ERA WHIP	9.0 L 40 9 2 2 9 5 1 0 0 0 0 0 52 76 2.00 1.556										

San Diego Padres @ Montreal Expos
 Jarry Park, Montreal, QB
 Mon Jun 14 1971, 7:05 PM EDT
 Att. 10,840 - Unknown

livebaseballscorecards.com

AB 33
 R 2
 H 9
 RBI 2
 BB 6
 SO 9
 LOB 20



Batter	1	2	3	4	5	6	7	8	9	AB	R	H	RBI	BB	SO	LOB
Mack Jones, L (1, 7) OBP: 0.305, SLG: 0.357 Clyde Mashore, R (9, 7) OBP: 0.222, SLG: 0.246	0-3 K		0-3 K		0-0 F9			0-3 K		4	0	0	0	0	3	0
Ron Hunt, R (1, 4) OBP: 0.389, SLG: 0.333	4-0 2B BB		0-0 5-3		0-3 K			0-3 K		3	0	0	0	1	2	0
Rusty Staub, L (1, 9) OBP: 0.418, SLG: 0.490	0-0 1-H 2B		0-0 BB 1B		0-0 G3			0-0 F6		4	0	2	0	0	0	0
Ron Fairly, L (1, 3) OBP: 0.399, SLG: 0.407	0-0 3-1		4-0 BB 1-2 BB		0-0 1-3			0-0 F4		3	0	0	0	1	0	1
Bob Bailey, R (1, 5) OBP: 0.360, SLG: 0.382		0-0 E6 2B	0-0 5-3		0-3 K			0-0 6-3		4	1	0	0	0	1	2
Boots Day, L (1, 8) OBP: 0.301, SLG: 0.277		4-0 2B 2-5 BB		0-0 1-3			0-0 6-3	0-0 F8		3	0	0	0	1	0	0
John Bateman, R (1, 2) OBP: 0.288, SLG: 0.402		0-0 1-3 2-H 2B		0-3 K			1-0 4-3 HBP			2	0	1	1	0	1	0
Bobby Wine, R (1, 6) OBP: 0.225, SLG: 0.175		0-3 K		0-0 F7			0-0 4-3			3	0	0	0	0	1	3
Carl Morton, R (1, 1) OBP: 0.163, SLG: 0.125		0-0 2-5		0-0 5-3			0-3 K			3	0	0	0	0	1	3

Inning Stats	R: 0	H: 1	E: 0	K: 1	S: 5	H: 1	LOB: 1	BB: 1	P: 9	R: 1	H: 1	E: 1	K: 1	S: 6	H: 1	LOB: 2	BB: 1	P: 10	R: 0	H: 0	E: 0	K: 1	S: 5	H: 0	LOB: 0	BB: 0	P: 5	R: 0	H: 0	E: 0	K: 1	S: 5	H: 0	LOB: 0	BB: 0	P: 5	R: 0	H: 0	E: 0	K: 1	S: 5	H: 0	LOB: 1	BB: 0	P: 6	R: 0	H: 0	E: 0	K: 2	S: 7	H: 0	LOB: 0	BB: 0	P: 7	R: 0	H: 0	E: 0	K: 0	S: 3	H: 0	LOB: 0	BB: 0	P: 3	1B: 1	SF: 0	2B: 3	SAC: 0	3B: 0	DP: 1	HR: 0	HBP: 1	WP: 0	PA: 33
--------------	------	------	------	------	------	------	--------	-------	------	------	------	------	------	------	------	--------	-------	-------	------	------	------	------	------	------	--------	-------	------	------	------	------	------	------	------	--------	-------	------	------	------	------	------	------	------	--------	-------	------	------	------	------	------	------	------	--------	-------	------	------	------	------	------	------	------	--------	-------	------	-------	-------	-------	--------	-------	-------	-------	--------	-------	--------

PITCHER	IP	WLS	BF	H	R	ER	SO	BB	IBB	HBP	BLK	WP	HR	S	P	ERA	WHIP
Clay Kirby, R (1, 1) ERA: 3.36	8.0	W	30	3	1	0	9	3	0	1	0	0	0	44	57	0.00	0.750
Bob Miller, R (9, 1) ERA: 2.53	1.0	S	3	0	0	0	0	0	0	0	0	0	0	3	3	0.00	0.000

BOTTOM

San Diego Padres @ Montreal Expos
Jarry Park, Montreal, QB
 Mon Jun 14 1971, 7:05 PM EDT
 Att. 10,840 - Unknown

livebaseballscorecards.com

AB	29
R	1
H	3
RBI	1
BB	3
SO	9
LOB	9



Batter	1	2	3	4	5	6	7	8	9	AB R H RBI BB SO LOB	TOP																									
Enzo Hernandez, R (1, 6) OBP: 0.346, SLG: 0.304	0-0 4-3		0-0 F4		0-0 FC5-4 1B			0-3 K	0-0 G3	5 0 1 0 0 1 1																										
Dave Campbell, R (1, 4) OBP: 0.264, SLG: 0.329	0-3 K		0-0 1B 1B		0-0 FC5-4 S 1-2f			0-0 E6 5-4-3		4 0 1 0 0 1 1																										
Cito Gaston, R (1, 8) OBP: 0.291, SLG: 0.426	0-0 HR		0-0 FC6-4 1B		0-3 K 1-2			0-0 5-4-3 1-2		4 1 2 1 0 1 2																										
Nate Colbert, R (1, 3) OBP: 0.409, SLG: 0.554	4-0 FC4-6 BB		0-0 FC6-4 1-2f		0-0 F8			0-3 K		3 0 0 0 1 1 3																										
Ollie Brown, R (1, 9) OBP: 0.357, SLG: 0.374	0-0 FC4-6 1-2f		4-0 FC6-4 BB		0-0 6-3			0-0 6-3		3 0 0 0 1 0 1																										
Leron Lee, L (1, 7) OBP: 0.333, SLG: 0.400		0-0 G3		0-0 F7		0-0 L4		0-0 E 2B		4 1 1 0 0 0 1																										
Ed Spiezio, R (1, 5) OBP: 0.282, SLG: 0.322		0-3 K		0-0 F2		0-0 6-3		0-0 E9 SF9 2B		3 0 0 0 0 1 1																										
Garry Jostadt, R (7, 4) OBP: 0.220, SLG: 0.256										0 0 0 0 0 0 0																										
Larry Stahl, L (9, PH) OBP: 0.328, SLG: 0.413										1 1 1 1 0 0 0																										
Tommy Dean, R (9, 5) OBP: 0.088, SLG: 0.031										0 0 0 0 0 0 0																										
Bob Barton, R (1, 2) OBP: 0.338, SLG: 0.392		0-0 G3		0-0 FC6-4 1-2f		4-0 CS BB		4-0 IBB		2 0 0 0 2 0 1																										
Fred Norman, S (1, 1)			0-0 4-3		0-0 F7		0-3 K		0-0 SF9		3 0 0 0 0 1 1																									
Dick Kelley, R (7, 1)										0 0 0 0 0 0 0																										
Al Severinsen, R (8, 1)										0 0 0 0 0 0 0																										
Angel Bravo, L (9, PH) OBP: 0.237, SLG: 0.176										0 0 0 1 0 0 0																										
Bob Miller, R (9, 1)										0 0 0 0 0 0 0																										
Inning Stats	R: 1 E: 0 K: 1 S: 6	H: 1 LOB: 1 BB: 1 P: 10	R: 0 E: 0 K: 1 S: 5	H: 0 LOB: 0 BB: 0 P: 5	R: 0 E: 0 K: 0 S: 5	H: 2 LOB: 2 BB: 0 P: 5	R: 0 E: 0 K: 0 S: 3	H: 0 LOB: 1 BB: 1 P: 7	R: 0 E: 0 K: 1 S: 6	H: 1 LOB: 1 BB: 0 P: 6	R: 0 E: 0 K: 0 S: 3	H: 0 LOB: 0 BB: 0 P: 3	R: 0 E: 0 K: 1 S: 4	H: 0 LOB: 0 BB: 1 P: 8	R: 0 E: 1 K: 2 S: 8	H: 0 LOB: 1 BB: 0 P: 8	R: 2 E: 1 K: 0 S: 5	H: 2 LOB: 1 BB: 1 P: 9	1B: 3 2B: 2 3B: 0 HR: 1	SF: 1 SAC: 0 DP: 0 HBP: 0	WP: 0 PB: 0 SB: 1 CS: 1	PA: 37														
PITCHER	IP WLS BF H R ER SO BB IBB HBP BLK WP HR S P ERA WHIP																																			
Jim Britton, R (1, 1) ERA: 8.38	6.1		26	4	1	1	3	3	0	0	0	0	1	29	41	1.42	1.105																			
Mike Marshall, R (7, 1) ERA: 4.25	2.2	L	11	2	2	1	3	0	1	0	0	0	0	16	20	3.38	0.750																			

San Diego Padres @ Montreal Expos
 Jarry Park, Montreal, QB
 Tue Jun 15 1971, 7:05 PM EDT
 Att. 13,512 - Unknown

livebaseballscorecards.com

AB	32
R	3
H	6
RBI	3
BB	4
SO	6
LOB	12



Batter	1	2	3	4	5	6	7	8	9	AB	R	H	RBI	BB	SO	LOB
Ron Hunt, R OBP: 0.382, SLG: 0.326 (1, 4)	0-0 5-3		0-0 F4			0-0 F3		0-0 F4		4	0	0	0	0	0	0
Ron Swoboda, R OBP: 0.354, SLG: 0.382 (1, 8)	0-3 K		0-3 K			0-0 L6		0-0 5-3 1B		4	0	1	0	0	2	0
Rusty Staub, L OBP: 0.415, SLG: 0.485 (1, 9)	0-3 K			0-3 K		0-3 K		0-0 5-3 1B		4	0	1	0	0	3	0
Bob Bailey, R OBP: 0.362, SLG: 0.385 (1, 5)		0-0 F8		0-0 G5-4-3 1B			0-0 S 1B 1B	0-0 5-3		4	1	2	0	0	0	2
John Bateman, R OBP: 0.287, SLG: 0.399 (1, 2)		0-0 FC5-4 1B		0-0 G5-4-3 1-2f			0-3 K	0-0 F8		4	0	1	0	0	1	4
Gary Sutherland, R OBP: 0.333, SLG: 0.390 (1, 6)		0-0 FC5-4 1B			0-0 E6 1B		4-0 1B BB		0-0 F8	3	0	2	0	1	0	0
Clyde Mashore, R OBP: 0.212, SLG: 0.234 (1, 7)		0-0 FC5-4 1-2f 2-3			0-0 F9				0-0 G3 1B	3	0	0	0	0	0	5
Jim Fairey, L OBP: 0.310, SLG: 0.313 (9, PH)										1	0	1	0	0	0	0
John Boccabella, R OBP: 0.255, SLG: 0.417 (1, 3)		0-3 K			0-0 F2		0-0 1-2 2-H 1B		0-0 G3	3	0	1	1	0	1	3
Ron Fairly, L OBP: 0.397, SLG: 0.404 (9, PH)					0-3 K				0-0 1-2	1	0	0	0	0	0	1
Jim Britton, R (1, 1)			0-3 K			0-3 K		0-0 F9		2	0	0	0	0	2	1
Mike Marshall, R (7, 1)									0-0 4-3	1	0	0	0	0	0	2
Mack Jones, L OBP: 0.301, SLG: 0.352 (9, PH)										1	0	0	0	0	0	1

Inning Stats	R: 0	H: 0	E: 0	K: 2	S: 7	H: 0	LOB: 0	BB: 0	P: 7	R: 0	H: 2	E: 0	K: 1	S: 7	H: 0	LOB: 2	BB: 0	P: 7	R: 0	H: 1	E: 0	K: 1	S: 5	H: 1	LOB: 1	BB: 0	P: 6	R: 0	H: 0	E: 0	K: 1	S: 5	H: 0	LOB: 0	BB: 0	P: 5	R: 1	H: 2	E: 0	K: 1	S: 7	H: 2	LOB: 2	BB: 1	P: 11	R: 0	H: 2	E: 0	K: 0	S: 5	H: 2	LOB: 2	BB: 0	P: 5	R: 0	H: 1	E: 0	K: 0	S: 4	H: 1	LOB: 1	BB: 0	P: 4	1B: 9	SF: 0	2B: 0	SAC: 0	3B: 0	DP: 1	HR: 0	HBP: 0	WP: 0	PA: 36
--------------	------	------	------	------	------	------	--------	-------	------	------	------	------	------	------	------	--------	-------	------	------	------	------	------	------	------	--------	-------	------	------	------	------	------	------	------	--------	-------	------	------	------	------	------	------	------	--------	-------	-------	------	------	------	------	------	------	--------	-------	------	------	------	------	------	------	------	--------	-------	------	-------	-------	-------	--------	-------	-------	-------	--------	-------	--------

PITCHER	IP	WLS	BF	H	R	ER	SO	BB	IBB	HBP	BLK	WP	HR	S	P	ERA	WHIP
Fred Norman, L ERA: 5.4 (1, 1)	6.1		23	5	1	1	9	0	0	0	0	0	0	41	41	1.42	0.789
Dick Kelley, L ERA: 4.66 (7, 1)	1.0		7	3	0	0	0	1	0	0	0	0	0	6	10	0.00	4.000
Al Severinsen, R ERA: 3.0 (8, 1)	0.2	W	2	0	0	0	0	0	0	0	0	0	0	2	2	0.00	0.000
Bob Miller, R ERA: 2.45 (9, 1)	1.0	S	4	1	0	0	0	0	0	0	0	0	0	4	4	0.00	1.000

BOTTOM

San Diego Padres @ Montreal Expos
 Jarry Park, Montreal, QB
 Tue Jun 15 1971, 7:05 PM EDT
 Att. 13,512 - Unknown

livebaseballscores.com

AB	35
R	1
H	9
RBI	1
BB	1
SO	9
LOB	19



Batter	1	2	3	4	5	6	7	8	9	AB R H RBI BB SO LOB	TOP							
Enzo Hernandez, R (1, 6) OBP: 0.345, SLG: 0.301 Don Mason, L (9, PH) OBP: 0.298, SLG: 0.261	0-3 K			4-0 SH1-4 BB		0-3 K			0-0 4-3	2 0 0 0 1 2 0 1 0 0 0 0 0 0	San Diego Padres @ Montreal Expos Jarry Park, Montreal, QB Wed Jun 16 1971, 7:05 PM EDT Att. 23,623 - Unknown livebaseballscorecards.com AB 27 R 0 H 1 RBI 0 BB 1 SO 14 LOB 4							
Dave Campbell, R (1, 4) OBP: 0.262, SLG: 0.325 Larry Stahl, L (9, PH) OBP: 0.326, SLG: 0.409	0-3 K			0-0 SH1-4 1-2		0-0 F8			0-3 K	2 0 0 0 0 1 0 1 0 0 0 0 1 0								
Cito Gaston, R (1, 8) OBP: 0.291, SLG: 0.425	0-3 K			0-0 5-3						3 0 1 0 0 1 1								
Nate Colbert, R (1, 3) OBP: 0.404, SLG: 0.546			0-0 F8						0-3 K	3 0 0 0 0 2 2								
Ollie Brown, R (1, 9) OBP: 0.353, SLG: 0.369			0-3 K		0-0 6-3				0-0 4-3	3 0 0 0 0 1 1								
Leron Lee, L (1, 7) OBP: 0.313, SLG: 0.372			0-0 E7 CS		0-3 K				0-3 K	3 0 0 0 0 2 0								
Ed Spiezio, R (1, 5) OBP: 0.276, SLG: 0.314			0-0 CS 1-2	0-3 K		0-0 F9			0-0 5-3	3 0 0 0 0 1 0								
Bob Barton, R (1, 2) OBP: 0.331, SLG: 0.384			0-0 F7			0-3 K			0-3 K	3 0 0 0 0 2 0								
Dave Roberts, L (1, 1) OBP: 0.156, SLG: 0.188 Angel Bravo, L (9, PH) OBP: 0.231, SLG: 0.171			0-0 F7			0-3 K			0-0 4-3	2 0 0 0 0 1 0 1 0 0 0 0 0 0								
Inning Stats	R: 0 E: 0 K: 3 S: 9	H: 0 LOB: 0 BB: 0 P: 9	R: 0 E: 1 K: 1 S: 5	H: 0 LOB: 0 BB: 0 P: 5	R: 0 E: 0 K: 1 S: 5	H: 0 LOB: 1 BB: 1 P: 9	R: 0 E: 0 K: 1 S: 5	H: 0 LOB: 0 BB: 0 P: 5	R: 0 E: 0 K: 3 S: 9	H: 1 LOB: 1 BB: 0 P: 9	R: 0 E: 0 K: 2 S: 7	H: 0 LOB: 0 BB: 0 P: 7	R: 0 E: 0 K: 1 S: 5	H: 0 LOB: 0 BB: 0 P: 5	1B: 1 2B: 0 3B: 0 HR: 0	SF: 0 SAC: 1 DP: 0 HBP: 0	WP: 0 PB: 0 SB: 0 CS: 1	PA: 30
PITCHER Bill Stoneman, R (1, 1) ERA: 2.56	IP 9.0 WLS W BF 29 H 1 R 0 ER 0 SO 14 BB 1 IBB 0 HBP 0 BLK 0 WP 0 HR 0 S 56 P 60 ERA 0.00 WHIP 0.222											PITCHER	IP WLS BF H R ER SO BB IBB HBP BLK WP HR S P ERA WHIP					

Batter	1	2	3	4	5	6	7	8	9	AB R H RBI BB SO LOB	TOP
Enzo Hernandez, R (1, 6) OBP: 0.340, SLG: 0.296	0-0 F3			0-0 5-3		0-0 4-3			0-0 4-3	4 0 0 0 0 0 1	San Diego Padres @ San Francisco Giants Candlestick Park, San Francisco, CA Fri Jun 18 1971, 10:05 PM EDT Unknown livebaseballscorecards.com
Dave Campbell, R (1, 4) OBP: 0.266, SLG: 0.329	0-0 F8			0-0 F9			0-0 1B		0-0 HR 1B	4 1 2 0 0 0 0	
Cito Gaston, R (1, 8) OBP: 0.291, SLG: 0.434	0-3 K			0-0 F7			0-3 K		0-0 HR	4 1 1 3 0 2 1	
Nate Colbert, R (1, 3) OBP: 0.398, SLG: 0.536		0-0 5-3		0-0 5-3			0-0 F8		0-0 5-3	4 0 0 0 0 0 1	
Ollie Brown, R (1, 9) OBP: 0.349, SLG: 0.364 Al Severinsen, R (7, 1) Angel Bravo, L (9, PH) OBP: 0.250, SLG: 0.194		0-0 5-3		0-0 F8			0-3 K		0-0 1B	3 0 0 0 0 0 1 1 0 0 0 0 0 0 0 0 1 0 1 0 0 0 0 0	
Leron Lee, L (1, 7) OBP: 0.308, SLG: 0.362		0-3 K		0-0 1B				0-3 K	0-0 6-3	4 0 1 0 0 2 1	
Ed Spiezio, R (1, 5) OBP: 0.277, SLG: 0.309			0-0 6-3		0-0 F3			4-0 BB		2 0 0 0 0 1 0 1	
Bob Barton, R (1, 2) OBP: 0.325, SLG: 0.376			0-0 5-3			0-0 6-3		0-0 G4-6-3		3 0 0 0 0 0 0 1	
Steve Arlin, R (1, 1) OBP: 0.172, SLG: 0.172 Larry Stahl, L (7, 9) OBP: 0.331, SLG: 0.414			0-0 F8			0-0 F4			0-0 HR	2 0 0 0 0 0 0 0 1 1 1 0 0 0 0 0	
Inning Stats	R: 0 H: 0 E: 0 LOB: 0 K: 1 BB: 0 S: 5 P: 5	R: 0 H: 0 E: 0 LOB: 0 K: 1 BB: 0 S: 5 P: 5	R: 0 H: 0 E: 0 LOB: 0 K: 0 BB: 0 S: 3 P: 3	R: 0 H: 0 E: 0 LOB: 0 K: 0 BB: 0 S: 3 P: 3	R: 0 H: 1 E: 0 LOB: 1 K: 0 BB: 0 S: 4 P: 4	R: 0 H: 0 E: 0 LOB: 0 K: 0 BB: 0 S: 3 P: 3	R: 0 H: 1 E: 0 LOB: 1 K: 2 BB: 0 S: 8 P: 8	R: 0 H: 0 E: 0 LOB: 0 K: 1 BB: 1 S: 4 P: 8	R: 3 H: 4 E: 0 LOB: 1 K: 0 BB: 0 S: 7 P: 7	1B: 5 SF: 0 2B: 0 SAC: 0 3B: 0 DP: 1 HR: 1 HBP: 0	
PITCHER Juan Marichal, R (1, 1) ERA: 2.61	IP WLS BF H R ER SO BB IBB HBP BLK WP HR S P ERA WHIP										
	9.0 W 33 6 3 3 5 1 0 0 0 0 0 1 42 46 3.00 0.778										

AB	32
R	3
H	6
RBI	3
BB	1
SO	5
LOB	7



Batter	1	2	3	4	5	6	7	8	9	AB	R	H	RBI	BB	SO	LOB
Bobby Bonds, R OBP: 0.378, SLG: 0.557 (1, 9) X	0-0 BB 1B E 1B	0-0 PB 2B		0-0 1B			4-0 1B 1B BB	0-0 HR		4	3	4	1	1	0	0
Chris Speier, R OBP: 0.345, SLG: 0.356 (1, 6) X	0-0 E BB 1-2 FC6-4 1B	0-0 G3 2-3		0-0 6-3			0-0 BB 1B 1-3 SF 1B	4-0 BB		4	2	2	0	1	0	2
Willie Mays, R OBP: 0.430, SLG: 0.600 (1, 8) S S	0-3 K 1						0-3 K S S S	0-3 K S S S		4	0	0	0	1	4	5
Willie McCovey, L OBP: 0.406, SLG: 0.497 (1, 3) B B B	4-0 FC6-4 E 1-2 2-3 BB			0-0 4-3 1		0-0 1B	0-0 SF BB 1-2 2B 1B	0-0 F3 3		4	1	2	1	1	0	2
Ken Henderson, S OBP: 0.342, SLG: 0.388 (1, 7) X	0-0 E3 1-2 2-3 3-H FC6-4			0-3 K 2		0-0 F5 2	4-0 SF 1-2 2-3 BB			3	1	0	1	1	1	4
Dick Dietz, R OBP: 0.426, SLG: 0.452 (1, 2) X	0-0 FC6-4 1-2f 2-3 3-H FC6-4			0-0 2-3 1B		0-3 K 3	0-0 SF 1-2 2-3 3-H 2B			3	0	1	2	0	1	3
Tito Fuentes, S OBP: 0.296, SLG: 0.345 (1, 4) X	0-0 FC6-4 1-2f			0-0 4-3 3			0-0 1-H 2-H 3-H 2B			4	0	1	2	0	0	4
Hal Lanier, R OBP: 0.252, SLG: 0.237 (1, 5)				0-3 K S S S		0-0 F9 2	0-0 F9 2 X	0-0 5-3 3		4	0	0	0	0	1	1
Juan Marichal, R OBP: 0.130, SLG: 0.222 (1, 1) X				0-3 K S S S		0-3 K S S S		0-0 6-3 1		4	0	0	0	0	2	0

Inning Stats	R: 2	H: 2	E: 1	K: 1	S: 8	LOB: 2	BB: 1	P: 12	R: 0	H: 1	E: 0	K: 0	S: 4	LOB: 1	BB: 0	P: 4	R: 0	H: 1	E: 0	K: 1	S: 6	LOB: 2	BB: 1	P: 10	R: 0	H: 1	E: 0	K: 2	S: 8	LOB: 1	BB: 0	P: 8	R: 0	H: 0	E: 0	K: 1	S: 5	LOB: 0	BB: 0	P: 5	R: 4	H: 3	E: 1	K: 1	S: 8	LOB: 1	BB: 2	P: 16	R: 1	H: 1	E: 0	K: 1	S: 6	LOB: 1	BB: 1	P: 10
--------------	------	------	------	------	------	--------	-------	-------	------	------	------	------	------	--------	-------	------	------	------	------	------	------	--------	-------	-------	------	------	------	------	------	--------	-------	------	------	------	------	------	------	--------	-------	------	------	------	------	------	------	--------	-------	-------	------	------	------	------	------	--------	-------	-------

PITCHER	IP	WLS	BF	H	R	ER	SO	BB	IBB	HBP	BLK	WP	HR	S	P	ERA	WHIP
Steve Arlin, R ERA: 4.79 (1, 1)	6.1	L	32	8	6	5	8	4	0	0	0	0	0	44	60	7.11	1.895
Al Severinsen, R ERA: 3.11 (7, 1)	1.2		8	2	1	1	1	1	0	0	0	0	1	9	13	5.40	1.800

BOTTOM

San Diego Padres @ San Francisco Giants
Candlestick Park, San Francisco, CA

Fri Jun 18 1971, 10:05 PM EDT
Unknown

AB	34
R	7
H	10
RBI	7
BB	5
SO	9
LOB	21

livebaseballscorecards.com




WP	HR	S	P	ERA	WHIP
0	0	0	0	0	0

Batter	1	2	3	4	5	6	7	8	9	AB R H RBI BB SO LOB	TOP																										
Enzo Hernandez, R (1, 6) OBP: 0.336, SLG: 0.292 Don Mason, L (8, PH) OBP: 0.295, SLG: 0.258 Tommy Dean, R (8, 6) OBP: 0.088, SLG: 0.031	0-0 4-3	0-0 F8		0-0 4-3		0-0 SH1-4		0-0 F2	0-0 SH2-3	3 0 0 0 0 0 1 1 0 0 0 0 0 0 0 0 0 0 0 0 0																											
Dave Campbell, R (1, 4) OBP: 0.264, SLG: 0.324 (8, 5)	0-3 K	0-3 K		0-0 F7		0-0 FC4-6 1B		0-0 F9	0-0 F4	6 0 1 0 0 2 2																											
Cito Gaston, R (1, 8) OBP: 0.292, SLG: 0.427	4-0 BB 1B BB BB		0-3 K	0-0 6-3		0-0 FC4-6 1-2f 3-H		0-3 K	4-0 FC5-4 BB	4 1 0 1 2 2 1																											
Nate Colbert, R (1, 3) OBP: 0.400, SLG: 0.549	0-0 BB 1-2 BB 1B		0-0 BB 2B 1B		0-0 4-3	0-3 K			HR FC5-4	6 2 3 1 0 1 3																											
Ollie Brown, R (1, 9) OBP: 0.358, SLG: 0.368	4-0 BB 1-2 2-3 BB		4-0 BB 1-2 2B BB		0-0 E6 FC6-4 1B		0-0 FC1 G3 1B		0-0 1B BB HR 1B	3 2 2 0 2 0 0																											
Leron Lee, L (1, 7) OBP: 0.351, SLG: 0.400	4-0 FC6-4 1-2 2-3 3-H BB		0-0 1-H 2-H 2B		0-0 FC6-4 1-2 1B		0-0 G3 1-2		4-0 1B HR BB	3 1 2 3 2 0 1																											
Ed Spiezio, R (1, 5) OBP: 0.277, SLG: 0.302 Garry Jesteadt, R (8, 4) OBP: 0.238, SLG: 0.275	0-0 FC6-4 1-2f		4-0 BB		0-0 FC6-4 1-2f 2-3		0-0 FC1 BB 2-3		0-0 HR 1B 1-2 2-3	3 0 0 0 1 0 6 1 1 1 0 0 0 0																											
Fred Kendall, R (1, 2) OBP: 0.167, SLG: 0.074 Larry Stahl, L (7, PH) OBP: 0.336, SLG: 0.414 Bob Barton, R (7, 2) OBP: 0.329, SLG: 0.400		0-0 S 1B	0-0 F8		0-0 FC4-6 1-2f		4-0 BB 1-2		0-0 HR 1-H 2-H 3-H	3 0 1 0 0 0 4 0 0 0 0 1 0 0 1 1 1 4 0 0 0																											
Tom Phoebus, R (1, 1) OBP: 0.258, SLG: 0.250 Bob Miller, R (6, 1) Angel Bravo, L (7, PH) OBP: 0.244, SLG: 0.199 Dick Kelley, R (7, 1) OBP: 0.553, SLG: 0.333 Al Severinsen, R (9, 1) Danny Coombs, R (9, 1) OBP: 0.286, SLG: 0.308 Fred Norman, S (9, 1)		0-0 F2 1-2	0-3 K		0-0 1B SH1-4 FC4-6 1B		0-0 F9		0-0 WP SH2-3 1B	3 1 1 0 0 1 3 0 0 0 0 0 0 0 1 0 0 0 0 0 2 1 0 1 0																											
Inning Stats	R: 1 E: 0 K: 1 S: 6	H: 1 LOB: 3 BB: 3 P: 18	R: 0 E: 0 K: 1 S: 6	H: 1 LOB: 1 BB: 0 P: 6	R: 2 E: 0 K: 2 S: 9	H: 2 LOB: 2 BB: 2 P: 17	R: 0 E: 0 K: 0 S: 3	H: 0 LOB: 0 BB: 0 P: 3	R: 0 E: 1 K: 0 S: 5	H: 1 LOB: 2 BB: 0 P: 5	R: 1 E: 0 K: 1 S: 7	H: 2 LOB: 1 BB: 0 P: 7	R: 0 E: 0 K: 0 S: 4	H: 1 LOB: 2 BB: 1 P: 8	R: 0 E: 0 K: 1 S: 5	H: 0 LOB: 0 BB: 0 P: 5	R: 5 E: 0 K: 0 S: 8	H: 5 LOB: 2 BB: 2 P: 16	1B: 10 2B: 1 3B: 0 HR: 2	SF: 0 SAC: 2 DP: 0 HBP: 0	WP: 1 PB: 0 SB: 1 CS: 0	PA: 49															
PITCHER	IP WLS BF H R ER SO BB IBB HBP BLK WP HR S P ERA WHIP																				PITCHER	IP WLS BF H R ER SO BB IBB HBP BLK WP HR S P ERA WHIP															
Frank Reberger, R (1, 1) ERA: 3.63	2.1		16	4	3	3	3	5	0	0	0	0	0	17	37	11.57	3.857																				
Rich Robertson, R (3, 1) ERA: 3.93	3.2		15	3	1	1	2	0	0	0	0	0	0	19	19	2.46	0.818																				
Don McMahon, R (7, 1) ERA: 5.45	2.0		10	3	2	2	1	1	0	0	0	0	1	11	15	9.00	2.000																				
Jerry Johnson, R (9, 1) ERA: 1.93	1.0	W	8	3	3	3	0	2	0	0	0	1	1	6	14	27.00	5.000																				

San Diego Padres @ San Francisco Giants
Candlestick Park, San Francisco, CA
Fri Jun 18 1971, 10:05 PM EDT
Att. 14,513 - Unknown

AB	39
R	9
H	13
RBI	9
BB	8
SO	6
LOB	23



Batter	1	2	3	4	5	6	7	8	9	AB R H RBI BB SO LOB	TOP																
Enzo Hernandez, R (1, 6) OBP: 0.330, SLG: 0.286	0-0 6-3	0-0 6-3			0-0 1-4-3	0-0 E3			0-0 F8	5 0 0 0 0 0 2	San Diego Padres @ San Francisco Giants Candlestick Park, San Francisco, CA Sat Jun 19 1971, 6:33 AM EDT Att. 9,255 - Unknown livebaseballscorecards.com AB 33 R 4 H 6 RBI 3 BB 5 SO 7 LOB 16 																
Don Mason, L (1, 4) OBP: 0.292, SLG: 0.256	0-0 1B BB 1B		0-0 4-3		0-0 4-3	0-0 F6			0-0 1-3	5 1 1 0 0 0 3																	
Cito Gaston, R (1, 8) OBP: 0.290, SLG: 0.423	0-0 BB BB 1B		0-0 F4			0-0 E5 FC5-4		0-0 F8	5 0 1 0 0 1 0																		
Nate Colbert, R (1, 3) OBP: 0.401, SLG: 0.546	4-0 BB BB		0-0 F2			0-0 FC5-4 BB 1B		0-0 E S 1B	3 1 1 0 1 0 1																		
Ollie Brown, R (1, 9) OBP: 0.360, SLG: 0.365	0-3 K			4-0 BB BB BB	4-0 G6-4-3 BB	4-0 1B SF9 BB		0-3 K	2 1 0 0 2 2 4																		
Leron Lee, L (1, 7) OBP: 0.361, SLG: 0.396	4-0 BB BB BB			0-0 G6-4-3	0-0 BB 1B BB 1B	0-0 BB 1B E 1B		0-3 K	3 1 1 2 1 1 2																		
Dave Campbell, R (1, 5) OBP: 0.266, SLG: 0.330	0-3 K			0-0	0-0	0-0 SF9		0-0 F8	2 0 1 0 0 1 3																		
Larry Stahl, L (6, PH) OBP: 0.333, SLG: 0.414									0 0 0 1 0 0 0																		
Garry Jestadt, R (6, 5) OBP: 0.233, SLG: 0.268									1 0 0 0 0 0 0																		
Bob Barton, R (1, 2) OBP: 0.327, SLG: 0.396		0-0 4-3			0-0 F9	0-0 E BB 1B		0-0 F9	4 0 1 0 0 0 1																		
Clay Kirby, R (1, 1) OBP: 0.257, SLG: 0.133		0-3 K			0-3 K	4-0 BB BB BB		0-0 6-3	2 0 0 0 0 0 2 0																		
Angel Bravo, L (8, PH) OBP: 0.262, SLG: 0.189									0 0 0 0 0 1 0 0 0																		
Bob Miller, R (6, 1)									0 0 0 0 0 0 0 0 0																		
Ivan Murrell, R (8, PH) OBP: 0.309, SLG: 0.417									1 0 0 0 0 0 0 0 0																		
Bill Laxton, L (8, 1)									0 0 0 0 0 0 0 0 0																		
Danny Coombs, R (8, 1) OBP: 0.286, SLG: 0.308									0 0 0 0 0 0 0 0 0																		
Inning Stats	R: 1 H: 2 E: 0 LOB: 3 K: 2 BB: 2 S: 9 P: 17	R: 0 H: 0 E: 0 LOB: 0 K: 1 BB: 0 S: 5 P: 5	R: 0 H: 0 E: 0 LOB: 0 K: 0 BB: 0 S: 3 P: 3	R: 0 H: 1 E: 0 LOB: 1 K: 0 BB: 1 S: 3 P: 7	R: 0 H: 0 E: 0 LOB: 0 K: 1 BB: 0 S: 5 P: 5	R: 3 H: 2 E: 2 LOB: 3 K: 0 BB: 2 S: 7 P: 15	R: 0 H: 1 E: 0 LOB: 1 K: 2 BB: 0 S: 8 P: 8	R: 0 H: 0 E: 0 LOB: 0 K: 0 BB: 0 S: 3 P: 3	R: 0 H: 0 E: 0 LOB: 0 K: 1 BB: 0 S: 5 P: 5	1B: 5 SF: 1 2B: 1 SAC: 0 3B: 0 DP: 1 HR: 0 HBP: 0	WP: 0 PA: 39 PB: 0 SB: 1 CS: 0																
PITCHER	IP WLS BF H R ER SO BB IBB HBP BLK WP HR S P ERA WHIP											PITCHER	IP WLS BF H R ER SO BB IBB HBP BLK WP HR S P ERA WHIP														
Gaylord Perry, R (1, 1) ERA: 3.5	5.2	27	5	4	1	4	5	0	0	0	0	0	0	30	50	1.59	1.765										
Jerry Johnson, R (6, 1) ERA: 1.8	3.1	W	12	1	0	0	3	0	0	0	0	0	0	18	18	0.00	0.300										

Batter	1	2	3	4	5	6	7	8	9	AB	R	H	RBI	BB	SO	LOB
Chris Speier, R OBP: 0.351, SLG: 0.360 (1, 6)	0-0 BB 2B 1B	0-0 F7		4-0 1B BB		0-0 E7 F9 1B		0-3 K		4	2	1	0	1	1	1
Tito Fuentes, S OBP: 0.296, SLG: 0.340 (1, 4)	0-0 F8	0-0 F4		0-0 F8		0-0 F9		4-0 1B BB BB		4	1	0	0	1	0	4
Bobby Bonds, R OBP: 0.386, SLG: 0.563 (1, 9) (3, 8)	0-0 F8		0-3 K	0-0 1B		4-0 1B BB		4-0 BB 1B FC4 BB		3	1	1	0	2	1	1
Willie Mays, R OBP: 0.435, SLG: 0.598 (1, 8) (3, 3)	4-0 2B BB		4-0 BB SF9 BB	0-3 K		0-0 1B		0-0 FC4 BB 1B		3	2	2	1	2	1	2
Willie McCovey, L OBP: 0.399, SLG: 0.492 Floyd Wicker, L OBP: 0.313, SLG: 0.154 Fran Healy, R OBP: 0.447, SLG: 0.600 Bernie Williams, R OBP: 0.250, SLG: 0.182 (1, 3) (3, 7) (8, PH) (9, 7)	0-0 2B		4-0 SF9 BB 1B		0-0 F7	0-0 G3		4-0 FC4 BB		1	0	1	2	0	0	0
Ken Henderson, S OBP: 0.360, SLG: 0.415 (1, 7) (3, 9)	4-0 BB		4-0 1B 2-3 BB		0-0 HR		4-0 5-3 BB	0-0 FC4 BB		2	1	1	2	3	0	2
Dick Dietz, R OBP: 0.424, SLG: 0.453 (1, 2)	0-3 K		0-0 SF9	0-3 K		0-3 K		4-0 BB		3	0	0	1	1	2	3
Hal Lanier, R OBP: 0.259, SLG: 0.245 (1, 5)		0-0 SH1-4 1B	0-3 K		0-0 F6		0-0 F6	0-0 F9		5	0	1	0	0	1	6
Gaylord Perry, R OBP: 0.091, SLG: 0.070 Jerry Johnson, R (6, 1)		0-0 SH1-4		0-3 K		0-3 K		0-3 K		1	0	0	0	0	1	0
										2	0	0	0	0	2	1

Inning Stats	R: 2	H: 2	E: 0	K: 1	S: 7	H: 2	LOB: 2	BB: 2	P: 15	R: 0	H: 1	E: 0	K: 0	S: 4	H: 0	LOB: 1	BB: 0	P: 4	R: 1	H: 0	E: 0	K: 2	S: 7	H: 1	LOB: 2	BB: 3	P: 19	R: 0	H: 1	E: 0	K: 2	S: 8	R: 1	H: 1	E: 0	K: 1	S: 6	R: 1	H: 1	E: 1	K: 1	S: 7	R: 0	H: 0	E: 0	K: 1	S: 5	R: 2	H: 1	E: 0	K: 1	S: 6	H: 1	LOB: 3	BB: 4	P: 22	1B: 5	SF: 1	2B: 1	SAC: 1	3B: 0	DP: 0	HR: 1	HBP: 0	WP: 0	PA: 44
PITCHER	IP	WLS	BF	H	R	ER	SO	BB	IBB	HBP	BLK	WP	HR	S	P	ERA	WHIP																																																	
Clay Kirby, R ERA: 3.55 (1, 1)	5.0		26	5	4	4	6	6	0	0	0	0	1	32	56	7.20	2.200																																																	
Bob Miller, R ERA: 2.27 (6, 1)	2.0	L	10	1	1	0	2	2	0	0	0	0	0	12	20	0.00	1.500																																																	
Bill Laxton, L ERA: 6.0 (8, 1)	0.1		5	1	2	2	1	3	0	0	0	0	0	4	16	54.00	12.000																																																	
Danny Coombs, L ERA: 6.86 (8, 1)	0.2		3	0	0	0	0	1	0	0	0	0	0	2	6	0.00	1.500																																																	

BOTTOM

San Diego Padres @ San Francisco Giants
Candlestick Park, San Francisco, CA

Sat Jun 19 1971, 6:33 AM EDT
Att. 9,255 - Unknown

AB	30
R	7
H	7
RBI	7
BB	12
SO	9
LOB	22

livebaseballscorecards.com



Batter	1	2	3	4	5	6	7	8	9	AB R H RBI BB SO LOB	TOP													
Dave Campbell, R (1, 5) OBP: 0.261, SLG: 0.325 Leron Lee, L (9, PH) OBP: 0.371, SLG: 0.396	0-0 F7		0-3 K		0-0 F8		0-0 F9		4-0 BB	4 0 0 0 0 1 3 0 0 0 0 1 0 0	San Diego Padres @ San Francisco Giants Candlestick Park, San Francisco, CA Sun Jun 20 1971, 6:33 AM EDT Unknown livebaseballscorecards.com													
Garry Jestadt, R (1, 4) OBP: 0.250, SLG: 0.283	0-0 CS 1B		0-0 F9			0-0 3B 1B	0-0 G3		0-0 F8	5 1 2 0 0 0 5														
Cito Gaston, R (1, 8) OBP: 0.289, SLG: 0.428	0-3 K 1-2			0-0 6-3		0-0 SF9 3B		0-0 G3		4 1 1 1 0 1 1														
Nate Colbert, R (1, 3) OBP: 0.396, SLG: 0.536		0-0 F9		0-0 F5		0-3 K		0-0 F7		4 0 0 0 0 1 1														
Ollie Brown, R (1, 9) OBP: 0.366, SLG: 0.366		0-0 F9		0-0 BB 1B		4-0 BB		4-0 BB		2 0 1 0 2 0 0														
Ivan Murrell, R (1, 7) OBP: 0.308, SLG: 0.410 Dick Kelley, R (8, 1) OBP: 0.333, SLG: 0.333		0-0 F5		4-0 BB		0-0 SF9		0-0 F9		2 0 0 1 1 0 1 0 0 0 0 0 0 0														
Bob Barton, R (1, 2) OBP: 0.320, SLG: 0.386			0-0 F8	0-3 K		0-0 F8			0-0 F9	4 0 0 0 0 1 3														
Tommy Dean, R (1, 6) OBP: 0.135, SLG: 0.059 Don Mason, L (9, PH) OBP: 0.290, SLG: 0.254			0-0 1B 1B		0-3 K		4-0 BB		0-3 K	2 0 1 0 1 1 0 1 0 0 0 0 1 0														
Fred Norman, S (1, 1) OBP: 0.167, SLG: 0.167 Bob Miller, R (8, 1) Larry Stahl, L (8, 7) OBP: 0.338, SLG: 0.414			0-0 1B		0-3 K		0-3 K		4-0 BB BB	3 0 1 0 0 2 1 0 0 0 0 0 0 0 0 0 0 0 1 0 0														
Inning Stats	R: 0 E: 0 K: 1 S: 5	H: 1 LOB: 1 BB: 0 P: 5	R: 0 E: 0 K: 0 S: 3	H: 0 LOB: 0 BB: 0 P: 3	R: 0 E: 0 K: 1 S: 7	H: 2 LOB: 2 BB: 0 P: 7	R: 0 E: 0 K: 1 S: 6	H: 1 LOB: 2 BB: 1 P: 10	R: 0 E: 0 K: 2 S: 7	H: 0 LOB: 0 BB: 0 P: 7	R: 2 E: 0 K: 1 S: 7	H: 2 LOB: 1 BB: 1 P: 11	R: 0 E: 0 K: 1 S: 5	H: 0 LOB: 1 BB: 1 P: 9	R: 0 E: 0 K: 0 S: 3	H: 0 LOB: 1 BB: 1 P: 7	R: 0 E: 0 K: 1 S: 5	H: 0 LOB: 2 BB: 2 P: 13	1B: 5 2B: 1 3B: 1 HR: 0	SF: 1 SAC: 0 DP: 1 HBP: 0	WP: 0 PB: 0 SB: 0 CS: 1	PA: 38		
PITCHER	IP WLS BF H R ER SO BB IBB HBP BLK WP HR S P ERA WHIP																							
Ron Bryant, L (1, 1) ERA: 2.3	7.0		29	6	2	2	7	3	0	0	0	0	0	0	40	52	2.57	1.286						
Don McMahon, R (8, 1) ERA: 5.29	1.0	W	4	0	0	0	0	1	0	0	0	0	0	3	7	0.00	1.000							
Jerry Johnson, R (9, 1) ERA: 1.76	1.0	S	5	0	0	0	1	2	0	0	0	0	0	5	13	0.00	2.000							

San Diego Padres @ San Francisco Giants
 Candlestick Park, San Francisco, CA
 Sun Jun 20 1971, 6:33 AM EDT
 Unknown

AB	31
R	2
H	6
RBI	2
BB	6
SO	8
LOB	15



Batter	1	2	3	4	5	6	7	8	9
Chris Speier, R (1, 6) OBP: 0.348, SLG: 0.357	0-0 6-3		0-0 5-3		0-0 L6		0-3 K	0-0 1B	
Tito Fuentes, S (1, 4) OBP: 0.291, SLG: 0.333	0-0 F4		0-0 F7			0-0 F3	0-0 1-3	0-0 6-3	
Bobby Bonds, R (1, 8) OBP: 0.381, SLG: 0.555	0-3 K			0-0 E5 FC4-6		0-0 6-3		0-0 5-3	
Willie Mays, R (1, 3) OBP: 0.437, SLG: 0.596		0-0 F4		0-0 F7		0-0 WP BB 1B		0-0 BB 1B	
Ken Henderson, S (1, 9) OBP: 0.362, SLG: 0.410		0-0 F4		0-0 FC4-6 1-2f		4-0 WP BB 1B		4-0 S 1B 1B BB	
Dick Dietz, R (1, 2) OBP: 0.425, SLG: 0.459		0-0 FC5 2B		0-0 F9		0-3 K 1-2 2-3		0-0 1B HR 1B	
Bernie Williams, R (1, 7) OBP: 0.275, SLG: 0.278		4-0 BB			0-0 F7		0-0 HR	0-3 K 2-3	
Hal Lanier, R (1, 5) OBP: 0.254, SLG: 0.240		0-0 FC5 2-3f			0-0 L5		0-3 K	0-0 HR 1B	
Al Gallagher, R (7, PH) OBP: 0.313, SLG: 0.318 (8, 5)								1-2 3-H HR 1B	
Ron Bryant, S (1, 1) OBP: 0.158, SLG: 0.189			0-0 F9		0-0 1B		4-0 BB	0-0 HR	
Jim Ray Hart, R (7, PH)									
Don McMahon, R (8, 1)									
Willie McCovey, L (8, PH) OBP: 0.402, SLG: 0.511									
Jerry Johnson, R (9, 1)									

Inning Stats	R: 0 E: 0 K: 1 S: 5	H: 0 LOB: 0 BB: 0 P: 5	R: 0 E: 0 K: 0 S: 4	H: 1 LOB: 2 BB: 1 P: 8	R: 0 E: 0 K: 0 S: 3	H: 0 LOB: 0 BB: 0 P: 3	R: 0 E: 1 K: 0 S: 4	H: 0 LOB: 1 BB: 0 P: 4	R: 0 E: 0 K: 0 S: 4	H: 1 LOB: 1 BB: 0 P: 4	R: 0 E: 0 K: 1 S: 6	H: 1 LOB: 2 BB: 1 P: 10	R: 1 E: 0 K: 2 S: 8	H: 1 LOB: 1 BB: 1 P: 12	R: 5 E: 0 K: 1 S: 10	H: 5 LOB: 1 BB: 1 P: 14
1B: 6 2B: 1 3B: 0 HR: 2	SF: 0 SAC: 0 DP: 0 HBP: 0	WP: 1 PB: 0 SB: 1 CS: 0	PA: 38													

PITCHER	IP	WLS	BF	H	R	ER	SO	BB	IBB	HBP	BLK	WP	HR	S	P	ERA	WHIP
Fred Norman, L (1, 1) ERA: 4.67	7.1	L	32	5	3	3	4	4	0	0	0	1	1	36	52	3.68	1.227
Bob Miller, R (8, 1) ERA: 2.75	0.1		3	2	0	0	1	0	0	0	0	0	0	5	5	0.00	6.000
Dick Kelley, L (8, 1) ERA: 5.17	0.1		3	2	3	3	0	0	0	0	0	0	1	3	3	81.00	6.000

BOTTOM

San Diego Padres @ San Francisco Giants
Candlestick Park, San Francisco, CA
Sun Jun 20 1971, 6:33 AM EDT
Unknown

livebaseballscorecards.com

AB	34
R	6
H	9
RBI	6
BB	4
SO	5
LOB	13



Batter	1	2	3	4	5	6	7	8	9	AB R H RBI BB SO LOB	TOP	
Dave Campbell, R (1, 5) OBP: 0.269, SLG: 0.329 (8, 6)	0-3 K		4-0 S BB			0-0 G4-6-3 1B			0-0 G6-4-3 1B	3 0 2 0 1 1 0	San Diego Padres @ San Francisco Giants Candlestick Park, San Francisco, CA Sun Jun 20 1971, 6:38 AM EDT Att. 21,891 - Unknown livebaseballscorecards.com	
Don Mason, L (1, 4) OBP: 0.296, SLG: 0.250	4-0 G6-4-3 BB		4-0 1-2 BB			0-0 G4-6-3 1-2f			0-0 G6-4-3 1-2f	2 0 0 0 2 0 2		
Cito Gaston, R (1, 8) OBP: 0.285, SLG: 0.421	0-0 G6-4-3 1-2f		0-0 F8			0-3 K			0-0 6-3	4 0 0 0 0 1 3		
Nate Colbert, R (1, 3) OBP: 0.395, SLG: 0.534		0-0 S 1B		0-3 K			0-3 K			3 0 1 0 0 2 0		
Ollie Brown, R (1, 9) OBP: 0.362, SLG: 0.361		0-3 K		0-0 4-3			0-0 5-3			3 0 0 0 0 1 1		
Larry Stahl, L (1, 7) OBP: 0.331, SLG: 0.405		0-3 K 1-2		0-0 E3 CS			0-0 F3			3 0 0 0 0 1 1		
Bob Barton, R (1, 2) OBP: 0.314, SLG: 0.379		0-0 6-3		0-0 CS 1-2	0-0 5-3			0-3 K		3 0 0 0 0 1 1		
Tommy Dean, R (1, 6) OBP: 0.128, SLG: 0.056 Angel Bravo, L (8, PH) OBP: 0.256, SLG: 0.184 Garry Jestadt, R (8, 5) OBP: 0.250, SLG: 0.283			0-0 6-3		0-3 K			0-0 1-3		2 0 0 0 0 1 0 1 0 0 0 0 0 0 0 0 0 0 0 0 0		
Dave Roberts, L (1, 1) OBP: 0.147, SLG: 0.176 Ivan Murrell, R (8, PH) OBP: 0.306, SLG: 0.407 Bob Miller, R (8, 1)			0-3 K		0-3 K			0-3 K		2 0 0 0 0 2 0 1 0 0 0 0 1 0 0 0 0 0 0 0 0		
Inning Stats	R: 0 E: 0 K: 1 S: 4 H: 0 LOB: 0 BB: 1 P: 8	R: 0 E: 0 K: 2 S: 8 H: 1 LOB: 1 BB: 0 P: 8	R: 0 E: 0 K: 1 S: 5 H: 0 LOB: 2 BB: 2 P: 13	R: 0 E: 1 K: 1 S: 5 H: 0 LOB: 0 BB: 0 P: 5	R: 0 E: 0 K: 2 S: 7 H: 0 LOB: 0 BB: 0 P: 7	R: 0 E: 0 K: 1 S: 5 H: 1 LOB: 0 BB: 0 P: 5	R: 0 E: 0 K: 1 S: 5 H: 0 LOB: 0 BB: 0 P: 5	R: 0 E: 0 K: 2 S: 7 H: 0 LOB: 0 BB: 0 P: 7	R: 0 E: 0 K: 0 S: 3 H: 1 LOB: 0 BB: 0 P: 3	1B: 3 2B: 0 3B: 0 HR: 0 SF: 0 SAC: 0 DP: 3 HBP: 0		WP: 0 PB: 0 SB: 2 CS: 1 PA: 31
PITCHER Steve Stone, R (1, 1) ERA: 3.12	IP: 9.0 WLS: W BF: 30 H: 3 R: 0 ER: 0 SO: 11 BB: 3 IBB: 0 HBP: 0 BLK: 0 WP: 0 HR: 0 S: 49 P: 61 ERA: 0.00 WHIP: 0.667											PITCHER IP: WLS: BF: H: R: ER: SO: BB: IBB: HBP: BLK: WP: HR: S: P: ERA: WHIP

Batter	1	2	3	4	5	6	7	8	9
Chris Speier, R OBP: 0.347, SLG: 0.357 (1, 6)	0-0 5-3 ①		0-0 FC6-4 1B		0-0 SF8 ②		0-0 SH3-4 ①	0-0 F9 ③	
Tito Fuentes, S OBP: 0.297, SLG: 0.340 (1, 4)	0-0 G4-6-3 1B		0-0 FC6-4 ② 1-2f 2-3		0-0 FC6-4 1B		0-0 BB 1B ② 2-H		
Bobby Bonds, R OBP: 0.379, SLG: 0.549 (1, 8)	0-0 G4-6-3 1-2f		0-3 K ③		0-0 FC6-4 1-2f		4-0 BB BB		
Willie Mays, R OBP: 0.434, SLG: 0.587 (1, 3)		0-0 F7 ①		0-0 F7 ①		0-3 K ①	4-0 BB 1-2 2-3 BB		
Ken Henderson, S OBP: 0.370, SLG: 0.411 (1, 9)		0-0 S 1B		4-0 E BB		4-0 FC6-4 BB	0-3 K ③		
Fran Healy, R OBP: 0.452, SLG: 0.579 (1, 2)		0-0 F4 ②		0-0 6-3 ② 1-H		4-0 FC6-4 BB 1-2		0-0 BB 1B	
Bernie Williams, R OBP: 0.250, SLG: 0.250 (1, 7)		0-3 K ③ 1-2		0-0 6-3 ③		0-0 FC6-4 1-2f 2-3		0-0 F8 ①	
Hal Lanier, R OBP: 0.254, SLG: 0.250 (1, 5)			0-0 E6 FC6-4 SH2-4		0-0 SH2-4 SF8 2B		0-0 F3 ③	0-0 F9 ②	
Steve Stone, R (1, 1)			0-0 SH2-4 ① 1-2		0-0 SH2-4 ① 2-3		4-0 SH3-4 1B BB	4-0 BB 1-2	

Inning Stats	R: 0	H: 1	E: 0	LOB: 0	K: 0	BB: 0	S: 3	P: 3
	R: 0	H: 1	E: 0	LOB: 1	K: 1	BB: 0	S: 6	P: 6
	R: 1	H: 0	E: 1	LOB: 0	K: 0	BB: 1	S: 3	P: 7
	R: 1	H: 2	E: 0	LOB: 1	K: 0	BB: 0	S: 5	P: 5
	R: 0	H: 0	E: 0	LOB: 2	K: 1	BB: 2	S: 5	P: 13
	R: 0	H: 1	E: 0	LOB: 3	K: 1	BB: 3	S: 5	P: 17
	R: 0	H: 1	E: 0	LOB: 2	K: 0	BB: 1	S: 4	P: 8

AB	R	H	RBI	BB	SO	LOB
3	0	1	1	0	0	2
4	0	3	0	0	0	2
3	0	0	0	1	1	4
3	0	0	0	1	1	0
2	1	1	0	2	1	3
3	0	1	0	1	0	1
4	0	0	0	0	1	4
4	1	1	0	0	0	3
0	0	0	0	2	0	0

BOTTOM

San Diego Padres @ San Francisco Giants
 Candlestick Park, San Francisco, CA
 Sun Jun 20 1971, 6:38 AM EDT
 Att. 21,891 - Unknown

AB	26
R	2
H	7
RBI	1
BB	7
SO	4
LOB	19



WP	HR	S	P	ERA	WHIP
0	0	0	0	0.00	2.000

Batter	1	2	3	4	5	6	7	8	9	10	11	12	AB	R	H	RBI	BB	SO	LOB	TOP				
Jimmy Wynn, R <small>(1, 8) OBP: 0.297, SLG: 0.288</small>	0-0 F5 	0-3 K 		0-0 1-4-3 		0-0 F8 			0-3 K 			0-3 K 	6	0	0	0	0	3	5					
Joe Morgan, L <small>(1, 4) OBP: 0.336, SLG: 0.376</small>	0-0 HR 		4-0 1-3 BB 		0-0 L3 		0-0 F9 		0-0 3-1 			0-0 F8 	5	1	1	1	1	0	1					
Cesar Cedeno, R <small>(1, 7) OBP: 0.270, SLG: 0.373</small>	0-0 1-3 		0-0 4-3 1-2 		0-0 L5 		0-3 K 			0-0 F8 		0-0 4-3 	6	0	0	0	0	1	2					
Bob Watson, R <small>(1, 9) OBP: 0.347, SLG: 0.398</small> George Culver, R <small>(7, 1)</small> Norm Miller, L <small>(10, PH) OBP: 0.303, SLG: 0.377</small> Fred Gladding, L <small>(10, 1)</small>	0-0 1B 1B 		4-0 1B BB 		0-3 K 		0-0 5-3 		0-0 F3 			0-0 F3 	3	0	1	0	1	1	0					
Denis Menke, R <small>(1, 3) OBP: 0.332, SLG: 0.310</small>	0-0 1-2 1B 		0-0 1-3 1B 		0-0 F5 		0-3 K 		0-3 K 			0-3 K 	5	0	2	0	0	2	0					
Doug Rader, R <small>(1, 5) OBP: 0.282, SLG: 0.316</small>	0-0 F7 		0-0 L8 		4-0 WP 1B BB 		0-0 WP 1B 		0-0 6-3 			0-0 6-3 	4	1	1	0	1	0	4					
Johnny Edwards, L <small>(1, 2) OBP: 0.266, SLG: 0.286</small>		0-0 6-3 1B 		0-0 F8 		0-0 F4 1-2 		0-3 K 1-2 		0-0 4-3 		0-0 4-3 	5	0	1	0	0	1	2					
Roger Metzger, S <small>(1, 6) OBP: 0.268, SLG: 0.281</small>		0-0 6-3 1-2 		0-0 F8 		4-0 1B IBB 		0-0 F7 		0-0 6-3 		0-0 6-3 	4	0	0	0	1	0	2					
Don Wilson, R <small>(1, 1) OBP: 0.143, SLG: 0.167</small> Cesar Geronimo, L <small>(7, 7) OBP: 0.300, SLG: 0.368</small>	0-0 F2 		0-0 F2 		0-0 1B 		0-0 1-2 2-H 1B 		0-0 F7 			0-0 1B 	3	0	2	1	0	0	1					
Inning Stats	R: 1 E: 0 K: 0 S: 6	H: 3 LOB: 2 BB: 0 P: 6	R: 0 E: 0 K: 1 S: 6	H: 1 LOB: 1 BB: 0 P: 6	R: 0 E: 0 K: 0 S: 3	H: 1 LOB: 2 BB: 2 P: 11	R: 0 E: 0 K: 0 S: 4	H: 1 LOB: 1 BB: 0 P: 4	R: 0 E: 0 K: 1 S: 5	H: 0 LOB: 0 BB: 0 P: 5	R: 0 E: 0 K: 2 S: 8	H: 1 LOB: 1 BB: 0 P: 8	R: 0 E: 0 K: 1 S: 5	H: 0 LOB: 0 BB: 0 P: 5	R: 0 E: 0 K: 1 S: 5	H: 0 LOB: 0 BB: 0 P: 5	R: 0 E: 0 K: 0 S: 3	H: 0 LOB: 0 BB: 0 P: 3	R: 0 E: 0 K: 1 S: 6	H: 1 LOB: 1 BB: 0 P: 6	1B: 8 2B: 0 3B: 0 HR: 1	SF: 0 SAC: 0 DP: 0 HBP: 0	WP: 2 PB: 0 SB: 0 CS: 0	PA: 48
PITCHER Clay Kirby, R <small>(1, 1) ERA: 3.46</small> Bob Miller, R <small>(9, 1) ERA: 2.41</small>	IP: 8.0 WLS: W BF: 35 H: 8 R: 2 ER: 2 SO: 5 BB: 3 IBB: 1 HBP: 0 BLK: 0 WP: 2 HR: 1 S: 41 P: 57 ERA: 2.25 WHIP: 1.375																							

Houston Astros @ San Diego Padres
 San Diego Stadium, San Diego, CA
 Wed Jun 23 1971, 10:05 PM EDT
 Unknown

livebaseballscorecards.com

AB	44
R	2
H	9
RBI	2
BB	4
SO	8
LOB	17



Batter	1	2	3	4	5	6	7	8	9	10	11	12
Dave Campbell, R (1, 5) OBP: 0.275, SLG: 0.328 Cito Gaston, R (10, PH) OBP: 0.287, SLG: 0.420 Tommy Dean, R (10, PR) OBP: 0.150, SLG: 0.081 (11, 5)	4-0 BB		0-0 CS 1-3 1B			4-0 BB		0-3 K		4-0 FC5-2 BB 1-2 2-3		0-0 2-H 1B
Garry Jestadt, R (1, 4) OBP: 0.263, SLG: 0.283	0-3 K		0-0 SF7			0-0 F7		0-0 F8		0-0 FC5-2		
Larry Stahl, L (1, 7) OBP: 0.325, SLG: 0.388	0-0 F7		0-0 CS 1-2		4-0 G4-3 BB	0-0 1-3			0-0 F8	0-0 4-3		
Nate Colbert, R (1, 3) OBP: 0.389, SLG: 0.522	0-3 K				0-0 G4-3 1-2f		0-0 5-3		0-0 F5		0-0 FC1-6 1B	
Ollie Brown, R (1, 9) OBP: 0.368, SLG: 0.361		0-3 K			0-3 K		0-0 F8		4-0 BB		0-0 FC1-6 G6-4-3 1-2f	
Ivan Murrell, R (1, 8) OBP: 0.288, SLG: 0.382		0-0 F3				0-0 5-3	0-0 6-3		0-3 K		0-0 G6-4-3 1-2f	
Bob Barton, R (1, 2) OBP: 0.319, SLG: 0.377 Don Mason, L (8, PR) OBP: 0.294, SLG: 0.248 Fred Kendall, R (9, 2) OBP: 0.188, SLG: 0.071		0-0 6-3				0-0 F8		0-0 CS 1B		4-0 BB FC5-2 BB		0-0 6-3
Enzo Hernandez, R (1, 6) OBP: 0.331, SLG: 0.289			0-0 1-3			0-0 F8		0-0 2B 1B 1-2		0-0 FC5-2 BB 1B 1-2		0-0 SH3-4 1B 1B
Clay Kirby, R (1, 1) OBP: 0.270, SLG: 0.156 Angel Bravo, L (8, PH) OBP: 0.283, SLG: 0.225 Bob Miller, R (9, 1)			0-0 1B SF7 1B			0-3 K		0-0 2B		0-3 K		0-0 SH3-4 1-2

AB	R	H	RBI	BB	SO	LOB
2	0	1	0	2	1	2
0	0	0	0	1	0	0
1	0	1	1	0	0	0
4	0	0	1	0	1	7
4	0	0	0	1	0	5
5	0	1	0	0	1	2
4	0	0	0	1	2	1
5	0	0	0	0	1	2
3	0	1	0	0	0	0
0	0	0	0	0	0	0
1	0	0	0	1	0	0
5	2	3	0	0	0	0
2	1	1	0	0	1	0
1	0	1	1	0	0	0
1	0	0	0	0	1	2

BOTTOM

Houston Astros @ San Diego Padres
 San Diego Stadium, San Diego, CA
 Wed Jun 23 1971, 10:05 PM EDT
 Unknown

livebaseballscorecards.com

AB	38
R	3
H	9
RBI	3
BB	6
SO	8
LOB	21



Inning Stats	R: 0	H: 0	E: 0	K: 2	S: 7	LOB: 1	BB: 1	P: 11
	R: 0	H: 0	E: 0	K: 1	S: 5	LOB: 0	BB: 0	P: 5
	R: 1	H: 2	E: 0	K: 0	S: 4	LOB: 0	BB: 0	P: 4
	R: 0	H: 0	E: 0	K: 1	S: 4	LOB: 0	BB: 1	P: 8
	R: 0	H: 0	E: 0	K: 0	S: 3	LOB: 0	BB: 0	P: 3
	R: 0	H: 0	E: 0	K: 1	S: 5	LOB: 1	BB: 1	P: 9
	R: 0	H: 0	E: 0	K: 0	S: 3	LOB: 0	BB: 0	P: 3
	R: 1	H: 3	E: 0	K: 1	S: 7	LOB: 2	BB: 0	P: 7
	R: 0	H: 0	E: 0	K: 1	S: 5	LOB: 1	BB: 1	P: 9
	R: 0	H: 0	E: 0	K: 1	S: 6	LOB: 3	BB: 2	P: 14
	R: 0	H: 1	E: 0	K: 0	S: 3	LOB: 0	BB: 0	P: 3
	R: 1	H: 2	E: 0	K: 0	S: 4	LOB: 1	BB: 0	P: 4
	1B: 8	2B: 1	3B: 0	HR: 0	SF: 1	SAC: 1	DP: 2	HBP: 0
	WP: 0	PA: 47	PB: 0	SB: 0	CS: 2			

PITCHER	IP	WLS	BF	H	R	ER	SO	BB	IBB	HBP	BLK	WP	HR	S	P	ERA	WHIP
Don Wilson, R (1, 1) ERA: 3.18	6.0		21	2	1	1	5	3	0	0	0	0	0	28	40	1.50	0.833
George Culver, R (7, 1) ERA: 2.29	3.0		12	3	1	1	2	1	0	0	0	0	0	15	19	3.00	1.333
Fred Gladding, R (10, 1) ERA: 1.46	2.2	L	13	4	1	1	1	2	0	0	0	0	0	13	21	3.38	2.250

Batter	1	2	3	4	5	6	7	8	9	AB R H RBI BB SO LOB	TOP
Jesus Alou, R (1, 9) OBP: 0.350, SLG: 0.406	0-0 6-3		0-0 F7		0-0 6-3 2B		0-0 F7		0-0 BB 1-2 1B	5 0 2 0 0 0 0	Houston Astros @ San Diego Padres San Diego Stadium, San Diego, CA Wed Jun 23 1971, 10:05 PM EDT Att. 5,936 - Unknown livebaseballscorecards.com
Joe Morgan, L (1, 4) OBP: 0.337, SLG: 0.375	0-0 F9		0-0 F8		0-0 F6		0-0 S 1B	4-0 BB BB BB 1-2 2-3 BB	4 0 1 0 1 0 1		
Cesar Cedeno, R (1, 8) OBP: 0.268, SLG: 0.369	0-0 F8		0-0 S 1B 1B		0-0 6-3 2-3		0-0 F5 1-2	0-0 F8	5 1 1 0 0 0 5		
Bob Watson, R (1, 7) OBP: 0.349, SLG: 0.400		0-0 E 1B 2B 1B	0-0 1-H 1B		0-0 3-1		0-0 F8		4 1 2 1 0 0 1		
Denis Menke, R (1, 3) OBP: 0.331, SLG: 0.308 (9, 6)		0-0 E 2B 1B	0-0 F8		0-0 5-3		0-0 5-3		4 1 1 0 0 0 1		
Doug Rader, R (1, 5) OBP: 0.282, SLG: 0.311		4-0 2B 1-2 2-3 IBB		0-3 K FC1-6		0-0 6-3		0-3 K	3 0 0 0 1 2 0		
Jack Hiatt, R (1, 2) OBP: 0.459, SLG: 0.400		0-0 1-3 2-H 3-H 2B		0-0 F7		4-0 BB		0-0 5-3	3 0 1 2 1 0 1		
Roger Metzger, S (1, 6) OBP: 0.285, SLG: 0.278 John Mayberry, L (9, PH) OBP: 0.300, SLG: 0.333 (9, 3)		0-0 L1-5		0-0 FC1-6		0-0 4-3		0-3 K	3 0 0 0 0 0 4 1 0 0 0 0 1 0		
Wade Blasingame, L (1, 1) OBP: 0.267, SLG: 0.269 Larry Dierker, R (8, 1) OBP: 0.116, SLG: 0.119 Norm Miller, L (9, PH) OBP: 0.313, SLG: 0.387 George Culver, R (9, 1)		0-0 3-H 6-3		0-3 K		0-3 K		0-0 BB 1B 1B	3 0 0 0 0 2 2 0 0 0 0 0 0 0 1 0 1 0 0 0 0 0 0 0 0 0 0 0		
Inning Stats	R: 0 E: 0 K: 0 S: 3 H: 0 LOB: 0 BB: 0 P: 3	R: 2 E: 1 K: 0 S: 5 H: 3 LOB: 1 BB: 1 P: 9	R: 1 E: 0 K: 0 S: 5 H: 2 LOB: 1 BB: 0 P: 5	R: 0 E: 0 K: 2 S: 8 H: 0 LOB: 1 BB: 0 P: 8	R: 0 E: 0 K: 0 S: 4 H: 1 LOB: 1 BB: 0 P: 4	R: 0 E: 0 K: 0 S: 3 H: 0 LOB: 1 BB: 1 P: 7	R: 0 E: 0 K: 1 S: 6 H: 1 LOB: 1 BB: 0 P: 6	R: 0 E: 0 K: 1 S: 5 H: 0 LOB: 0 BB: 0 P: 5	R: 0 E: 0 K: 1 S: 7 H: 2 LOB: 3 BB: 1 P: 11	1B: 7 2B: 3 3B: 0 HR: 0 SF: 0 SAC: 0 DP: 1 HBP: 0	
PITCHER Tom Phoebus, R (1, 1) ERA: 4.37 Bob Miller, R (8, 1) ERA: 2.3	IP 7.0 WLS W BF 9 H 2 R 0 ER 0 SO 2 BB 1 IBB 0 HBP 0 BLK 0 WP 0 HR 0 S 12 P 16 ERA 0.00 WHIP 1.500										



Batter	1	2	3	4	5	6	7	8	9	AB	R	H	RBI	BB	SO	LOB
Dave Campbell, R (1, 5) OBP: 0.274, SLG: 0.322	0-3 K		0-0 F8		0-0 F8		4-0 G6-4-3 BB		0-0 FC6-4 2B	4	1	0	0	1	1	1
Garry Jesteadt, R (1, 4) OBP: 0.246, SLG: 0.263 Bob Miller, R (8, 1)	0-0 F9			0-0 F8	0-0 F9		0-0 G6-4-3		0-0 2B	4	0	0	0	0	0	3
Angel Bravo, L (9, PH) OBP: 0.298, SLG: 0.268							1-2 2-3		1-H	0	0	0	0	0	0	0
Cito Gaston, R (1, 8) OBP: 0.286, SLG: 0.417	0-0 1B			0-0 E5 1B 1B		0-0 F8		0-0 G3		4	1	1	0	0	0	0
Nate Colbert, R (1, 3) OBP: 0.394, SLG: 0.524	0-3 K			0-0 1B 1B		4-0 WP BB		0-0 5-3 1B		3	2	2	0	1	1	1
Ollie Brown, R (1, 9) OBP: 0.366, SLG: 0.359		0-0 F4		0-0 1B 1B		0-0 F9		0-0 5-3		4	0	1	0	0	0	2
Ivan Murrell, R (1, 7) OBP: 0.288, SLG: 0.381 Larry Stahl, L (8, PH) OBP: 0.329, SLG: 0.393		0-0 6-3		0-0 1B		0-3 K		0-0 1B		3	0	1	2	0	1	1
Fred Kendall, R (1, 2) OBP: 0.200, SLG: 0.097 Don Mason, L (7, PR) OBP: 0.292, SLG: 0.246		0-0 6-3		0-0 1B				0-0 2-H		1	0	1	1	0	0	0
Enzo Hernandez, R (1, 6) OBP: 0.327, SLG: 0.285			0-0 F7		0-0 5-3		0-0 SH3-4 1B		0-0 F8	3	0	0	0	0	0	2
Tom Phoebus, R (1, 1) OBP: 0.242, SLG: 0.233 Ed Spiezio, R (7, PH) OBP: 0.282, SLG: 0.307 Bob Barton, R (8, 2) OBP: 0.317, SLG: 0.375			0-0 F2		0-3 K		0-0 BB 1B		0-0 E5 FC6-4	2	0	0	0	0	1	0

Inning Stats	R: 0	H: 1	E: 0	K: 2	S: 8	LOB: 1	BB: 0	P: 8	R: 0	H: 0	E: 0	K: 0	S: 3	LOB: 0	BB: 0	P: 3	R: 0	H: 0	E: 0	K: 0	S: 3	LOB: 0	BB: 0	P: 3	R: 2	H: 3	E: 1	K: 0	S: 7	LOB: 2	BB: 0	P: 7	R: 0	H: 0	E: 0	K: 1	S: 5	LOB: 1	BB: 1	P: 9	R: 0	H: 2	E: 0	K: 0	S: 4	LOB: 3	BB: 1	P: 8	R: 1	H: 2	E: 0	K: 0	S: 5	LOB: 1	BB: 0	P: 5	R: 1	H: 1	E: 1	K: 0	S: 4	LOB: 1	BB: 0	P: 4	1B: 8	SF: 0	2B: 1	SAC: 1	3B: 0	DP: 1	HR: 0	HBP: 0	WP: 1	PA: 38
--------------	------	------	------	------	------	--------	-------	------	------	------	------	------	------	--------	-------	------	------	------	------	------	------	--------	-------	------	------	------	------	------	------	--------	-------	------	------	------	------	------	------	--------	-------	------	------	------	------	------	------	--------	-------	------	------	------	------	------	------	--------	-------	------	------	------	------	------	------	--------	-------	------	-------	-------	-------	--------	-------	-------	-------	--------	-------	--------


PITCHER	IP	WLS	BF	H	R	ER	SO	BB	IBB	HBP	BLK	WP	HR	S	P	ERA	WHIP
Wade Blasingame, L (1, 1) ERA: 3.77	7.2		32	7	3	2	4	2	0	0	0	1	0	38	46	2.35	1.174
Larry Dierker, R (8, 1) ERA: 2.15	0.1		2	1	0	0	0	0	0	0	0	0	0	2	2	0.00	3.000
George Culver, R (9, 1) ERA: 2.25	0.2	L	4	1	1	0	0	0	0	0	0	0	0	4	4	0.00	1.500

BOTTOM

Houston Astros @ San Diego Padres
San Diego Stadium, San Diego, CA

Wed Jun 23 1971, 10:05 PM EDT
Att. 5,936 - Unknown

AB	35
R	4
H	9
RBI	4
BB	2
SO	4
LOB	13



PITCHER	IP	WLS	BF	H	R	ER	SO	BB	IBB	HBP	BLK	WP	HR	S	P	ERA	WHIP
---------	----	-----	----	---	---	----	----	----	-----	-----	-----	----	----	---	---	-----	------

Batter	1	2	3	4	5	6	7	8	9	AB R H RBI BB SO LOB	TOP	
Enzo Hernandez, R (1, 6) <small>OBP: 0.333, SLG: 0.290</small> Angel Bravo, L (9, PH) <small>OBP: 0.313, SLG: 0.268</small> Tommy Dean, R (9, 6) <small>OBP: 0.150, SLG: 0.081</small>	1-0 1B	0-0 1B		0-0 6-3			0-0 1B		4-0 1B IBB	3 1 2 0 0 0 2 0 0 0 0 1 0 0 0 0 0 0 0 0 0		
Dave Campbell, R (1, 4) <small>OBP: 0.280, SLG: 0.328</small> (9, 5)	0-0 1B	0-3 K			0-0 5-3		0-0 1B		0-0 1B	5 0 3 2 0 1 1		
Cito Gaston, R (1, 8) <small>OBP: 0.288, SLG: 0.417</small> Dick Kelley, R (9, 1) <small>OBP: 0.333, SLG: 0.333</small>	0-0 1B		0-0 F7		0-0 1B		0-0 1B		0-3 K	5 0 2 1 0 1 4 0 0 0 0 0 0 0		
Nate Colbert, R (1, 3) <small>OBP: 0.388, SLG: 0.514</small>	0-0 1B		0-3 K		0-0 1B			0-0 F6	0-3 K	5 0 0 0 0 2 5		
Ollie Brown, R (1, 9) <small>OBP: 0.365, SLG: 0.357</small> (9, 8)	0-0 6-3		0-0 F3			0-0 1B		0-0 F8		4 0 1 0 0 0 1		
Ivan Murrell, R (1, 7) <small>OBP: 0.288, SLG: 0.397</small>		0-0 HR		0-0 3-1		0-0 F1		0-0 F7		4 1 1 1 0 0 1		
Ed Spiezio, R (1, 5) <small>OBP: 0.290, SLG: 0.338</small> Leron Lee, L (9, PH) <small>OBP: 0.365, SLG: 0.389</small> Fred Kendall, R (9, 2) <small>OBP: 0.200, SLG: 0.097</small>		0-0 HR		0-0 1B		0-0 F8		0-0 5-3	3 1 2 1 0 0 1 1 0 0 0 0 0 0 0 0 0 0 0 0 0		AB 38 R 5 H 14 RBI 5 BB 1 SO 5 LOB 18	
Bob Barton, R (1, 2) <small>OBP: 0.321, SLG: 0.384</small> Don Mason, L (9, PR) <small>OBP: 0.292, SLG: 0.246</small> (9, 4)		0-0 6-3		0-0 2B		0-3 K		0-0 1B	4 0 2 0 0 1 1 0 1 0 0 0 0 0			
Dave Roberts, L (1, 1) <small>OBP: 0.135, SLG: 0.162</small> Larry Stahl, L (9, PH) <small>OBP: 0.333, SLG: 0.404</small> (9, 9)		0-0 1-3		0-0 L6			0-0 4-3	0-0 1B	3 0 0 0 0 0 2 1 1 1 0 0 0 0			
Inning Stats	R: 1 H: 2 E: 0 LOB: 1 K: 0 BB: 0 S: 4 P: 5	R: 2 H: 3 E: 0 LOB: 1 K: 1 BB: 0 S: 8 P: 8	R: 0 H: 0 E: 0 LOB: 0 K: 1 BB: 0 S: 5 P: 5	R: 0 H: 2 E: 0 LOB: 2 K: 0 BB: 0 S: 5 P: 5	R: 0 H: 1 E: 0 LOB: 0 K: 0 BB: 0 S: 3 P: 3	R: 0 H: 1 E: 0 LOB: 1 K: 1 BB: 0 S: 6 P: 6	R: 0 H: 2 E: 0 LOB: 1 K: 0 BB: 0 S: 4 P: 4	R: 0 H: 0 E: 0 LOB: 0 K: 0 BB: 0 S: 3 P: 3	R: 2 H: 3 E: 0 LOB: 2 K: 2 BB: 1 S: 10 P: 14	1B: 10 SF: 0 2B: 3 SAC: 0 3B: 0 DP: 3 HR: 2 HBP: 1	WP: 1 PA: 40 PB: 0 SB: 0 CS: 0	
PITCHER Bob O'Brien, L (1, 1) <small>ERA: 3.16</small> Joe Moeller, R (2, 1) <small>ERA: 2.18</small> Pete Mikkelsen, R (8, 1) <small>ERA: 3.03</small> Jim Brewer, L (9, 1) <small>ERA: 2.05</small>	IP WLS BF H R ER SO BB IBB HBP BLK WP HR S P ERA WHIP 1.2 0 10 5 3 3 0 0 0 1 0 1 2 9 10 16.20 3.000 5.1 0 20 6 0 0 3 0 0 0 0 0 0 26 26 0.00 1.125 1.1 L 8 3 2 2 0 0 0 1 0 0 0 0 7 11 13.50 2.250 0.2 0 2 0 0 0 2 0 0 0 0 0 0 6 6 0.00 0.000	PITCHER IP WLS BF H R ER SO BB IBB HBP BLK WP HR S P ERA WHIP										

San Diego Padres @ Los Angeles Dodgers
 Dodger Stadium, Los Angeles, CA
 Fri Jun 25 1971, 7:05 PM PDT
 Att. 40,388 - Unknown

AB	38
R	5
H	14
RBI	5
BB	1
SO	5
LOB	18



Batter	1	2	3	4	5	6	7	8	9	AB	R	H	RBI	BB	SO	LOB
Maury Wills, S OBP: 0.340, SLG: 0.346 (1, 6)	0-0 4-3 BB 6-3 1B		4-0 1-2 G4-6-3 BB		0-0 L4		0-0 F6			3	1	1	0	1	0	4
Manny Mota, R OBP: 0.364, SLG: 0.375 (1, 7)	4-0 1-2 4-3 E BB		0-0 F8			0-0 F9	0-0 1-3 2-H 3-H 1B			3	1	1	2	1	0	2
Willie Davis, L OBP: 0.366, SLG: 0.484 (1, 8)	0-0 1-2 2-3 4-3		0-0 1-2f G4-6-3			0-0 4-3	0-0 F9			4	0	0	0	0	0	6
Dick Allen, R OBP: 0.365, SLG: 0.415 (1, 5)	0-0 2-H 3-H 6-3			0-0 1-2f G6-4-3 1B		0-0 FC4 1B		0-0 F7		4	0	2	1	0	0	0
Wes Parker, S OBP: 0.374, SLG: 0.381 (1, 3)	0-3 K			0-0 1-2f G6-4-3		0-0 1-2f FC4		0-0 G6-4-3 1B		4	0	1	0	0	1	2
Jim Lefebvre, S OBP: 0.337, SLG: 0.422 (1, 4)		0-0 5-3		0-0 1-2f F9			0-0 F7	0-0 1-2f G6-4-3		4	0	0	0	0	0	1
Bobby Valentine, R OBP: 0.312, SLG: 0.342 (1, 9)		0-0 6-3			0-0 L6		0-0 BB 1B 1B		0-0 6-3	4	1	1	0	0	0	0
Joe Ferguson, R OBP: 0.250, SLG: 0.333 (1, 2)		0-0 F1			0-0 6-3		0-0 1-2 BB 1B		0-0 F7	3	1	1	0	0	0	0
Duke Sims, L OBP: 0.360, SLG: 0.376 (8, 2)										1	0	0	0	0	0	0
Bob O'Brien, L OBP: 0.187, SLG: 0.167 (1, 1)			4-0 BB		4-0 BB		4-0 1-2 2-3 BB		0-3 K	0	0	0	0	0	0	0
Joe Moeller, R (2, 1)										0	0	0	0	2	0	0
Billy Grabarkewitz, R OBP: 0.375, SLG: 0.308 (7, PH)										0	0	0	0	1	0	0
Pete Mikkelsen, R OBP: 0.299, SLG: 0.167 (8, 1)										0	0	0	0	0	0	0
Jim Brewer, L (9, 1)										0	0	0	0	0	0	0
Bobby Darwin, R OBP: 0.290, SLG: 0.290 (9, PH)										1	0	0	0	0	1	0

Inning Stats	R: 2	H: 1	E: 1	K: 1	S: 6	LOB: 0	BB: 1	P: 10	R: 0	H: 0	E: 0	K: 0	S: 3	LOB: 0	BB: 0	P: 3	R: 0	H: 0	E: 0	K: 0	S: 2	LOB: 1	BB: 2	P: 10	R: 0	H: 1	E: 0	K: 0	S: 3	LOB: 0	BB: 0	P: 3	R: 0	H: 0	E: 0	K: 0	S: 3	LOB: 1	BB: 1	P: 7	R: 0	H: 1	E: 0	K: 0	S: 4	LOB: 1	BB: 0	P: 4	R: 2	H: 3	E: 0	K: 0	S: 6	LOB: 2	BB: 1	P: 10	R: 0	H: 1	E: 0	K: 0	S: 3	LOB: 0	BB: 0	P: 3	R: 0	H: 0	E: 0	K: 1	S: 5	LOB: 0	BB: 0	P: 5	1B: 7	2B: 0	3B: 0	HR: 0	SF: 0	SAC: 0	DP: 3	HBP: 0	WP: 0	PB: 0	SB: 0	CS: 0	PA: 36
PITCHER	IP	WLS	BF	H	R	ER	SO	BB	IBB	HBP	BLK	WP	HR	S	P	ERA	WHIP																																																																				
Dave Roberts, L ERA: 2.33 (1, 1)	8.0	W	33	7	4	3	1	5	0	0	0	0	0	30	50	3.38	1.500																																																																				
Dick Kelley, L ERA: 4.72 (9, 1)	1.0	S	3	0	0	0	1	0	0	0	0	0	0	5	5	0.00	0.000																																																																				

BOTTOM

San Diego Padres @ Los Angeles Dodgers
 Dodger Stadium, Los Angeles, CA

Fri Jun 25 1971, 7:05 PM PDT
 Att. 40,388 - Unknown

AB	31
R	4
H	7
RBI	3
BB	5
SO	2
LOB	15



Batter	1	2	3	4	5	6	7	8	9	AB R H RBI BB SO LOB	TOP
Tommy Dean, R (1, 6) OBP: 0.136, SLG: 0.073 Garry Jestadt, R (9, PH) OBP: 0.258, SLG: 0.263	0-0 1-3		0-0 3-1			0-0 6-3		0-0 1-3	4-0 1-2 BB	4 0 0 0 0 0 0 0 0 0 0 1 0 0	San Diego Padres @ Los Angeles Dodgers Dodger Stadium, Los Angeles, CA Sat Jun 26 1971, 7:05 PM PDT Unknown livebaseballscorecards.com
Dave Campbell, R (1, 4) OBP: 0.282, SLG: 0.329	0-0 1B 1B		0-3 K			0-0 F6		0-0 FC5-4 1B	0-3 K	5 0 2 0 0 2 3	
Cito Gaston, R (1, 8) OBP: 0.288, SLG: 0.415	0-0 G5-4-3 1B					0-0 6-3		0-0 FC5-4 FC5-4		4 0 1 0 0 0 1	
Nate Colbert, R (1, 3) OBP: 0.386, SLG: 0.521	0-0 G5-4-3 1-2f					0-0 E5 G5-4-3		0-0 FC5-4 1-2f		4 1 1 1 0 0 3	
Ollie Brown, R (1, 9) OBP: 0.366, SLG: 0.357		0-0 5-3				0-0 G5-4-3 1-2f			4-0 2B BB	3 1 1 0 1 0 1	
Ivan Murrell, R (1, 7) OBP: 0.287, SLG: 0.400		0-0 5-3				0-3 K			0-0 1B 1B	4 0 1 0 0 1 1	
Ed Spiezio, R (1, 5) OBP: 0.295, SLG: 0.343		0-0 1B				0-0 F2			0-0 F7	4 0 2 0 0 0 2	
Bob Barton, R (1, 2) OBP: 0.319, SLG: 0.381		0-3 K				0-0 1B			0-0 1B 1B	4 0 1 0 0 1 5	
Fred Norman, S (1, 1) OBP: 0.125, SLG: 0.125 Leron Lee, L (7, PH) OBP: 0.359, SLG: 0.382 Bob Miller, R (7, 1) Fred Kendall, R (9, PH) OBP: 0.222, SLG: 0.125 Don Mason, L (9, PR) OBP: 0.292, SLG: 0.246			0-0 5-3			0-3 K		0-0 1-3	0-0 BB 1B 3-H	2 0 0 0 0 1 1 1 0 0 0 0 0 2 0 0 0 0 0 0 0 1 0 1 1 0 0 0 0 0 0 0 0 0 0	
Inning Stats	R: 0 H: 2 E: 0 LOB: 1 K: 0 BB: 0 S: 4 P: 4	R: 0 H: 1 E: 0 LOB: 1 K: 1 BB: 0 S: 6 P: 6	R: 0 H: 0 E: 0 LOB: 0 K: 1 BB: 0 S: 5 P: 5	R: 0 H: 0 E: 1 LOB: 0 K: 0 BB: 0 S: 3 P: 3	R: 0 H: 1 E: 0 LOB: 1 K: 2 BB: 0 S: 8 P: 8	R: 0 H: 0 E: 0 LOB: 0 K: 0 BB: 0 S: 3 P: 3	R: 1 H: 2 E: 0 LOB: 2 K: 0 BB: 1 S: 5 P: 9	R: 0 H: 1 E: 0 LOB: 1 K: 0 BB: 0 S: 4 P: 4	R: 1 H: 3 E: 0 LOB: 3 K: 1 BB: 1 S: 8 P: 12	1B: 8 SF: 0 2B: 1 SAC: 0 3B: 0 DP: 2 HR: 1 HBP: 0	
PITCHER Claude Osteen, L (1, 1) ERA: 3.13 Jim Brewer, L (9, 1) ERA: 2.01	IP WLS BF H R ER SO BB IBB HBP BLK WP HR S P ERA WHIP	8.1 W 34 9 2 2 4 1 0 0 0 0 1 41 45 2.16 1.200	0.2 S 4 1 0 0 1 1 0 0 0 0 0 0 5 9 0.00 3.000	PITCHER IP WLS BF H R ER SO BB IBB HBP BLK WP HR S P ERA WHIP							

Batter	1	2	3	4	5	6	7	8	9	AB	R	H	RBI	BB	SO	LOB
Maury Wills, S OBP: 0.342, SLG: 0.346 (1, 6)	4-0 2B FC6-4 BB		0-0 F8			0-0 3B 1B	0-0 G3			3	2	1	0	1	0	0
Manny Mota, R OBP: 0.369, SLG: 0.400 (1, 7)	0-0 F4		0-0 5-3		0-0 1B 3B		0-0 1B			4	1	2	2	0	0	1
Willie Davis, L OBP: 0.372, SLG: 0.498 (1, 8)	0-0 FC6-4 1-3 2B		0-0 3B		0-0 1B 3B		0-0 F5			4	0	3	1	0	0	1
Dick Allen, R OBP: 0.364, SLG: 0.409 (1, 5)	4-0 FC6-4 IBB		0-0 F3		0-0 F6		0-3 K			3	0	0	0	1	1	2
Wes Parker, S OBP: 0.369, SLG: 0.375 (1, 3)	0-0 FC6-4 1-2f 2-3 3-H			0-0 F9		0-0 G6-4-3 1-2f		0-0 4-3		4	0	0	1	0	0	3
Jim Lefebvre, S OBP: 0.330, SLG: 0.413 (1, 4)	0-0 5-3			0-0 4-3		0-0 4-3		0-0 4-3		4	0	0	0	0	0	2
Bobby Valentine, R OBP: 0.305, SLG: 0.333 (1, 9)		0-0 F8		0-0 E1		0-0 5-3				3	0	0	0	0	0	0
Joe Ferguson, R OBP: 0.200, SLG: 0.267 (1, 2)		0-3 K		0-0 L5		0-0 6-3				3	0	0	0	0	1	1
Claude Osteen, L OBP: 0.167, SLG: 0.114 Jim Brewer, L (9, 1)		0-3 K			4-0 3B 1B BB		0-0 G3			2	1	0	0	1	1	0
										0	0	0	0	0	0	0

Inning Stats	R: 1	H: 1	E: 0	LOB: 2	K: 0	P: 12	R: 0	H: 0	E: 0	LOB: 0	K: 2	P: 7	R: 0	H: 1	E: 0	LOB: 1	K: 0	P: 4	R: 0	H: 0	E: 1	LOB: 1	K: 0	P: 4	R: 3	H: 3	E: 0	LOB: 0	K: 0	P: 9	R: 0	H: 0	E: 0	LOB: 0	K: 0	P: 3	R: 0	H: 1	E: 0	LOB: 1	K: 0	P: 4	R: 0	H: 0	E: 0	LOB: 0	K: 1	P: 5
	1B: 3	SF: 0	2B: 1	SAC: 0	3B: 2	DP: 1	HR: 0	HBP: 0	WP: 0	PA: 33																																						
PITCHER	IP	WLS	BF	H	R	ER	SO	BB	IBB	HBP	BLK	WP	HR	S	P	ERA	WHIP																															
Fred Norman, L ERA: 5.01 Bob Miller, R ERA: 2.2	(1, 1) (7, 1)	6.0 2.0	L 7	26 1	5 0	4 0	2 1	2 0	1 0	0 0	0 0	0 0	0 0	27 9	39 9	6.00 0.00	1.167 0.500																															

BOTTOM

San Diego Padres @ Los Angeles Dodgers
 Dodger Stadium, Los Angeles, CA
 Sat Jun 26 1971, 7:05 PM PDT
 Unknown

AB	30
R	4
H	6
RBI	4
BB	3
SO	3
LOB	10



Batter	1	2	3	4	5	6	7	8	9	10	11	12	13	AB R H RBI BB SO LOB	TOP													
Tommy Dean, R (1, 6) <small>OBP: 0.146, SLG: 0.089</small> Ollie Brown, R (10, PH) <small>OBP: 0.365, SLG: 0.355</small> Danny Coombs, R (10, 1) <small>OBP: 0.267, SLG: 0.286</small>	 <small>0-0</small>	 <small>0-0</small>			 <small>0-3</small>		 <small>0-0</small>			 <small>0-0</small>		 <small>0-3</small>		4 1 1 0 0 1 3 1 0 0 0 0 0 0 1 0 0 0 0 1 2	San Diego Padres @ Los Angeles Dodgers Dodger Stadium, Los Angeles, CA Sat Jun 26 1971, 7:05 PM PDT Att. 28,213 - Unknown livebaseballscorecards.com													
Dave Campbell, R (1, 4) <small>OBP: 0.276, SLG: 0.322</small>	 <small>0-0</small>		 <small>0-0</small>		 <small>0-0</small>		 <small>0-0</small>			 <small>0-0</small>	 <small>0-0</small>			6 0 0 0 0 0 3														
Larry Stahl, L (1, 9) <small>OBP: 0.327, SLG: 0.401</small>	 <small>0-0</small>		 <small>0-3</small>			 <small>0-0</small>	 <small>0-0</small>			 <small>0-3</small>		 <small>0-0</small>		6 0 1 1 0 2 0														
Nate Colbert, R (1, 3) <small>OBP: 0.382, SLG: 0.517</small>	 <small>0-0</small>		 <small>0-0</small>			 <small>0-0</small>	 <small>0-0</small>			 <small>0-0</small>		 <small>0-0</small>		6 1 1 0 0 0 1														
Leron Lee, L (1, 7) <small>OBP: 0.371, SLG: 0.459</small>	 <small>0-3</small>			 <small>0-0</small>		 <small>0-0</small>			 <small>0-0</small>		 <small>0-0</small>	 <small>0-0</small>		6 1 3 2 0 1 1														
Ivan Murrell, R (1, 8) <small>OBP: 0.284, SLG: 0.394</small>		 <small>0-0</small>		 <small>0-0</small>		 <small>0-0</small>			 <small>0-3</small>		 <small>0-3</small>			5 0 1 0 0 2 2														
Ed Spiezio, R (1, 5) <small>OBP: 0.299, SLG: 0.341</small>		 <small>0-0</small>		 <small>0-0</small>			 <small>0-0</small>		 <small>0-3</small>		 <small>0-0</small>			4 0 1 0 1 1 1														
Fred Kendall, R (1, 2) <small>OBP: 0.205, SLG: 0.114</small> Bob Barton, R (9, 2) <small>OBP: 0.321, SLG: 0.382</small>		 <small>0-0</small>		 <small>0-0</small>			 <small>0-0</small>			 <small>0-0</small>		 <small>0-0</small>		3 0 0 0 0 0 2 2 0 1 0 0 0 0														
Steve Arlin, R (1, 1) <small>OBP: 0.162, SLG: 0.182</small> Angel Bravy, L (7, PH) <small>OBP: 0.308, SLG: 0.262</small> Dick Kelliey, R (7, 1) <small>OBP: 0.253, SLG: 0.333</small> Bob Miller, R (7, 1) <small>OBP: 0.287, SLG: 0.413</small> Cito Gaston, R (10, PH) <small>OBP: 0.267, SLG: 0.244</small> Don Mason, L (10, 4) <small>OBP: 0.290, SLG: 0.244</small>	 <small>0-0</small>			 <small>0-0</small>			 <small>0-0</small>		 <small>0-0</small>		 <small>0-0</small>		2 0 1 0 0 0 0 1 0 0 0 0 0 1 0 0 0 0 0 0 0 0 0 0 0 0 0 0 1 0 0 0 0 0 0 1 0 0 0 0 0 2															
Inning Stats	R: 1 E: 0 K: 1 S: 7	H: 2 LOB: 1 BB: 0 P: 7	R: 0 E: 1 K: 0 S: 5	H: 2 LOB: 2 BB: 0 P: 5	R: 0 E: 0 K: 1 S: 5	H: 0 LOB: 0 BB: 0 P: 5	R: 1 E: 0 K: 0 S: 4	H: 1 LOB: 0 BB: 0 P: 4	R: 0 E: 0 K: 1 S: 5	H: 0 LOB: 0 BB: 0 P: 5	R: 0 E: 0 K: 0 S: 4	H: 1 LOB: 1 BB: 0 P: 4	R: 0 E: 0 K: 0 S: 3	H: 0 LOB: 0 BB: 0 P: 3		R: 0 E: 0 K: 2 S: 7	H: 0 LOB: 0 BB: 0 P: 7	R: 0 E: 0 K: 0 S: 3	H: 0 LOB: 0 BB: 0 P: 3	R: 1 E: 0 K: 2 S: 9	H: 2 LOB: 1 BB: 0 P: 9	R: 0 E: 0 K: 1 S: 6	H: 1 LOB: 2 BB: 1 P: 10	R: 0 E: 0 K: 0 S: 3	H: 0 LOB: 0 BB: 0 P: 3	1B: 6 2B: 3 3B: 0 HR: 1	SF: 0 SAC: 0 DP: 0 HBP: 0	WP: 0 PA: 50 PB: 0 SB: 0 CS: 0
Doyle Alexander, R (1, 1) <small>ERA: 2.25</small> Pete Mikkelsen, R (9, 1) <small>ERA: 3.03</small> Jim Brewer, L (12, 1) <small>ERA: 1.89</small>	IP: 8.0	WLS: 31	BF: 31	H: 7	R: 2	ER: 2	SO: 3	BB: 0	IBB: 0	HBP: 0	BLK: 0	WP: 0	HR: 1	S: 37		P: 37	ERA: 2.25	WHIP: 0.875										
																PITCHER IP WLS BF H R ER SO BB IBB HBP BLK WP HR S P ERA WHIP												



Batter	1	2	3	4	5	6	7	8	9	10	11	12	13	AB R H RBI BB SO LOB
Maury Wills, S OBP: 0.348, SLG: 0.351 (1, 6)	0-0 G3-6 1B		0-0 G6-3 1B		0-0 3-1		0-0 6-3		0-0 FC3-6 1B		0-0 BB BB 1B	0-0 F8		7 0 4 0 0 0 2
Willie Crawford, L OBP: 0.331, SLG: 0.414 Manny Mota, R OBP: 0.381, SLG: 0.416 (11, PH) (12, 7)	0-0 F3		0-0 G6-3 1-2f		0-0 F5		0-0 F5		0-0 FC3-6 FC4-6 1-2f		4-0 BB BB 1B		0-0 G3 2B	5 0 0 0 0 0 5 1 0 1 0 1 0 0
Willie Davis, L OBP: 0.366, SLG: 0.497 (1, 8)	0-0 G3-6-1 1-2f			0-0 F7		0-0 F2	0-0 3B		0-0 FC4-6 1-2f		0-0 F7		0-0 G3 2-3	7 0 1 0 0 0 6
Dick Allen, R OBP: 0.362, SLG: 0.416 (1, 5)		0-0 6-3		0-3 K		0-0 F9	4-0 IBB		0-3 K		0-3 K		0-0 HR	6 1 1 1 1 3 4
Wes Parker, S OBP: 0.375, SLG: 0.379 (1, 3)		4-0 FC3-6 BB		4-0 1B BB		0-0 1B 2B	0-0 G3			0-0 L8		4-0 BB		3 1 1 1 3 0 2
Tom Haller, L OBP: 0.309, SLG: 0.318 Billy Grabarkewitz, R OBP: 0.369, SLG: 0.302 Jim Brewer, L (12, 1)		0-0 FC3-6 1-2f		0-0 1B		0-0 2B 1B		0-0 F6		0-3 K		0-0 F8		5 1 2 1 0 1 1 1 0 0 0 0 0 3 0 0 0 0 0 0 0
Jim Lefebvre, S OBP: 0.330, SLG: 0.416 (1, 4)		0-0 4-3		0-3 K		0-0 2B		0-0 F8		0-0 1B			0-0 E6 SH1-4	6 0 2 1 0 1 3
Bill Buckner, L OBP: 0.294, SLG: 0.328 (1, 9)			0-0 4-3		0-0 3-1 1B	4-0 IBB		4-0 BB		0-0 4-3		0-0 SH1-4	0-0 1-2	3 0 1 0 2 0 1
Doyle Alexander, R (1, 1)			4-0 1B		0-3 K	0-3 K		0-0 4-3			0-0 BB 1B		0-0 6-3	2 0 0 0 1 2 3 1 0 0 0 0 0 1 0 0 0 0 0 0 0 1 1 1 0 0 0 0 1 0 0 0 0 0 1

Inning Stats	R: 0	H: 1	E: 0	LOB: 0	K: 0	S: 3	P: 3	R: 0	H: 0	E: 0	LOB: 1	K: 0	S: 3	P: 7	R: 0	H: 1	E: 0	LOB: 1	K: 1	S: 6	P: 6	R: 0	H: 3	E: 0	LOB: 2	K: 1	S: 8	P: 12	R: 0	H: 1	E: 0	LOB: 1	K: 1	S: 6	P: 6	R: 2	H: 1	E: 0	LOB: 2	K: 1	S: 8	P: 12	R: 0	H: 1	E: 0	LOB: 2	K: 0	S: 4	P: 8	R: 0	H: 0	E: 0	LOB: 1	K: 0	S: 3	P: 7	R: 0	H: 1	E: 0	LOB: 1	K: 1	S: 6	P: 6	R: 0	H: 1	E: 0	LOB: 1	K: 1	S: 6	P: 6	R: 1	H: 2	E: 1	LOB: 3	K: 1	S: 7	P: 15	R: 0	H: 0	E: 1	LOB: 1	K: 0	S: 4	P: 4	R: 1	H: 2	E: 0	LOB: 0	K: 0	S: 3	P: 3	1B: 9	SF: 0	WP: 0	PA: 58
--------------	------	------	------	--------	------	------	------	------	------	------	--------	------	------	------	------	------	------	--------	------	------	------	------	------	------	--------	------	------	-------	------	------	------	--------	------	------	------	------	------	------	--------	------	------	-------	------	------	------	--------	------	------	------	------	------	------	--------	------	------	------	------	------	------	--------	------	------	------	------	------	------	--------	------	------	------	------	------	------	--------	------	------	-------	------	------	------	--------	------	------	------	------	------	------	--------	------	------	------	-------	-------	-------	--------

PITCHER	IP	WLS	BF	H	R	ER	SO	BB	IBB	HBP	BLK	WP	HR	S	P	ERA	WHIP
Steve Arlin, R ERA: 4.33 (1, 1)	6.0		27	7	2	2	4	3	1	0	0	0	0	31	47	3.00	1.667
Dick Kelley, L ERA: 4.63 (7, 1)	0.2		3	1	0	0	0	0	0	0	0	0	0	3	3	0.00	1.500
Bob Miller, R ERA: 2.09 (7, 1)	2.1		10	1	0	0	1	1	1	0	0	0	0	10	18	0.00	0.857
Danny Coombs, L ERA: 6.7 (10, 1)	3.2	L	18	5	2	2	2	2	0	0	0	0	1	20	28	4.91	1.909

BOTTOM

San Diego Padres @ Los Angeles Dodgers
Dodger Stadium, Los Angeles, CA

Sat Jun 26 1971, 7:05 PM PDT
Att: 28,213 - Unknown

AB	49
R	4
H	14
RBI	4
BB	8
SO	7
LOB	32



Batter	1	2	3	4	5	6	7	8	9	AB R H RBI BB SO LOB	TOP									
Enzo Hernandez, R (1, 6) OBP: 0.332, SLG: 0.289	0-0 F7		0-0 4-3			0-0 4-3 2-H 1B			0-0 5-3	4 0 1 1 0 0 0	San Diego Padres @ Los Angeles Dodgers Dodger Stadium, Los Angeles, CA Sun Jun 27 1971, 3:33 AM PDT Att. 17,555 - Unknown livebaseballscorecards.com									
Dave Campbell, R (1, 4) OBP: 0.275, SLG: 0.320 Don Mason, L (3, 4) OBP: 0.284, SLG: 0.239	0-0 F5			0-0 L5		0-0 4-3 1-2		0-0 F9	1 0 0 0 0 0 0 3 0 0 0 0 0 1											
Cito Gaston, R (1, 8) OBP: 0.283, SLG: 0.407	0-3 K			0-0 F9		0-3 K		0-0 3-1	4 0 0 0 0 2 1											
Nate Colbert, R (1, 3) OBP: 0.381, SLG: 0.513		4-0 G6-3 PB 1B BB		0-3 K		0-0 5-3			2 1 0 0 1 1 0											
Leron Lee, L (1, 7) OBP: 0.384, SLG: 0.469		0-0 G6-3 1-2 1B			0-0 G6-4-3 1B		0-0 F8		3 0 2 0 0 0 0											
Ollie Brown, R (1, 9) OBP: 0.361, SLG: 0.351		0-0 G6-3 1-2f 2-3			0-0 G6-4-3 1-2f		0-3 K		3 0 0 0 0 1 3											
Ed Spiezio, R (1, 5) OBP: 0.293, SLG: 0.333		0-0 F6 3-H			0-0 F8			0-0 5-3	3 0 0 0 0 0 0											
Bob Barton, R (1, 2) OBP: 0.321, SLG: 0.387			0-0 6-3			0-0 1B 2B		0-0 5-3	3 1 1 0 0 0 0											
Tom Phoebus, R (1, 1) OBP: 0.235, SLG: 0.226 Angel Bravo, L (6, PH) OBP: 0.300, SLG: 0.256 Danny Coombs, R (6, 1) OBP: 0.267, SLG: 0.286 Larry Stahl, L (8, PH) OBP: 0.325, SLG: 0.399 Dick Kelley, R (8, 1) OBP: 0.333, SLG: 0.333			0-3 K			0-3 K		0-0 3-1	1 0 0 0 0 1 0 1 0 0 0 0 1 1 0 0 0 0 0 0 0 1 0 0 0 0 0 0 0 0 0 0 0 0 0											
Inning Stats	R: 0 E: 0 K: 1 S: 5	H: 0 LOB: 0 BB: 0 P: 5	R: 1 E: 0 K: 0 S: 3	H: 1 LOB: 0 BB: 1 P: 7	R: 0 E: 0 K: 1 S: 5	H: 0 LOB: 0 BB: 0 P: 5	R: 0 E: 0 K: 1 S: 5	H: 0 LOB: 0 BB: 0 P: 5	R: 0 E: 0 K: 1 S: 3	H: 0 LOB: 0 BB: 0 P: 3	R: 0 E: 0 K: 0 S: 3	H: 0 LOB: 0 BB: 0 P: 3	R: 0 E: 0 K: 0 S: 3	H: 0 LOB: 0 BB: 0 P: 3	R: 0 E: 0 K: 0 S: 3	H: 0 LOB: 0 BB: 0 P: 3	1B: 3 2B: 1 3B: 0 HR: 0	SF: 0 SAC: 0 DP: 2 HBP: 0	WP: 0 PB: 1 SB: 0 CS: 0	PA: 30
PITCHER Don Sutton, R (1, 1) ERA: 3.02	IP: 9.0 WLS: W BF: 30 H: 4 R: 2 ER: 1 SO: 6 BB: 1 IBB: 0 HBP: 0 BLK: 0 WP: 0 HR: 0 S: 41 P: 45 ERA: 1.00 WHIP: 0.556											PITCHER	IP: 9.0 WLS: W BF: 30 H: 4 R: 2 ER: 1 SO: 6 BB: 1 IBB: 0 HBP: 0 BLK: 0 WP: 0 HR: 0 S: 41 P: 45 ERA: 1.00 WHIP: 0.556							

AB	29
R	2
H	4
RBI	1
BB	1
SO	6
LOB	6



Batter	1	2	3	4	5	6	7	8	9
Maury Wills, S OBP: 0.342, SLG: 0.345 (1, 6)	0-0 4-3		0-0 4-3	0-0 FC4-6		0-0 F8		0-3 K	
Willie Crawford, L OBP: 0.328, SLG: 0.409 (1, 7)	0-0 E4		0-0 1B	0-0 4-3		0-0 F7			
Willie Davis, L OBP: 0.371, SLG: 0.503 (1, 8)	0-0 1-2		0-0 F6		0-0 HR		0-0 S		
Dick Allen, R OBP: 0.364, SLG: 0.430 (1, 5)	0-3 K			0-0 BB	0-0 HR		0-0 F3		
Wes Parker, S OBP: 0.376, SLG: 0.381 (1, 3)	0-0 FC5			0-0 1B	0-0 G3		0-0 1B		
Duke Sims, L OBP: 0.348, SLG: 0.361 (1, 2)		0-0 F8		0-0 F8	0-0 6-3		0-0 F8		
Billy Grabarkewitz, R OBP: 0.377, SLG: 0.291 (1, 4)		0-0 F5		4-0 1B	4-0 CS		0-0 F8		
Bill Buckner, L OBP: 0.293, SLG: 0.326 (1, 9)		0-0 3-1		0-0 WP	0-0 CS	0-0 L6		0-0 4-3	
Don Sutton, R OBP: 0.256, SLG: 0.222 (1, 1)			0-0 5-3	0-0 FC4-6		0-0 2B		0-0 2-3	

Inning Stats	R: 0	H: 1	E: 1	K: 1	S: 7	LOB: 2	BB: 0	P: 7
	R: 0	H: 0	E: 0	K: 0	S: 3	LOB: 0	BB: 0	P: 3
	R: 0	H: 1	E: 0	K: 0	S: 4	LOB: 1	BB: 0	P: 4
	R: 4	H: 4	E: 1	K: 0	S: 7	LOB: 1	BB: 1	P: 11
	R: 2	H: 2	E: 0	K: 0	S: 4	LOB: 0	BB: 1	P: 8
	R: 0	H: 1	E: 0	K: 0	S: 4	LOB: 1	BB: 0	P: 4
	R: 1	H: 2	E: 0	K: 0	S: 5	LOB: 1	BB: 0	P: 5
	R: 0	H: 0	E: 0	K: 1	S: 5	LOB: 0	BB: 0	P: 5

PITCHER	IP	WLS	BF	H	R	ER	SO	BB	IBB	HBP	BLK	WP	HR	S	P	ERA	WHIP
Tom Phoebus, R ERA: 4.7 (1, 1)	5.0	L	25	8	6	6	1	2	0	0	0	1	1	25	33	10.80	2.000
Danny Coombs, L ERA: 6.61 (6, 1)	2.0		9	3	1	1	0	0	0	0	0	0	0	9	9	4.50	1.500
Dick Kelley, L ERA: 4.5 (8, 1)	1.0		3	0	0	0	1	0	0	0	0	0	0	5	5	0.00	0.000

BOTTOM

San Diego Padres @ Los Angeles Dodgers
 Dodger Stadium, Los Angeles, CA


Sun Jun 27 1971, 3:33 AM PDT
 Att. 17,555 - Unknown

AB	35
R	7
H	11
RBI	7
BB	2
SO	2
LOB	14

livebaseballscorecards.com

AB 35
R 7
H 11
RBI 7
BB 2
SO 2
LOB 14

WP: 1 PA: 38
 PB: 0
 SB: 1
 CS: 1



AB	R	H	RBI	BB	SO	LOB
5	0	0	0	0	1	2
4	0	1	0	0	0	2
4	2	3	0	0	0	1
4	2	2	2	0	1	3
4	1	2	1	0	0	2
4	0	0	0	0	0	3
2	1	0	0	2	0	1
4	1	1	2	0	0	0
4	0	2	2	0	0	0

Batter	1	2	3	4	5	6	7	8	9	AB R H RBI BB SO LOB	TOP																												
Chris Speier, R OBP: 0.345, SLG: 0.345 (1, 6) X	0-0 5-3 ①		X 0-0 1B 2B 1B		BBB 4-0 1B 1B BB		X 0-0 L4 ①		X 0-0 FC4-6 1-2f ②	4 2 1 0 1 0 1	San Francisco Giants @ San Diego Padres San Diego Stadium, San Diego, CA Mon Jun 28 1971, 10:05 PM EDT Att. 9,763 - Unknown livebaseballscorecards.com																												
Tito Fuentes, S OBP: 0.305, SLG: 0.350 (1, 4) X	0-0 2B 1B		X 0-0 2B 1-3 1B		X 0-0 BB 1-2 1B 1B		X 0-0 3B ②		X 0-3 K ③	5 0 4 0 0 1 1																													
Bobby Bonds, R OBP: 0.382, SLG: 0.555 (1, 9) (8, 8) X	0-0 1-3 2B		X 0-0 1-3 2B		X 0-0 1-2 2-H BB 1B		X 0-3 K ②			4 0 3 2 0 1 1																													
Willie Mays, R OBP: 0.418, SLG: 0.550 (1, 8) (8, 3) S S S	0-3 K ②		X 0-0 5-3 ②		S S S 0-3 K ②		X 0-0 5-3 ③			4 0 0 0 0 2 7																													
Ken Henderson, S OBP: 0.372, SLG: 0.415 (1, 7) X	0-0 L4 ③		X 0-0 F7 ③		BBB 4-0 1-2 2-3 BB			S S S 0-3 K ①		3 0 0 0 1 1 4																													
Dick Dietz, R OBP: 0.416, SLG: 0.432 (1, 2)		S S S 0-3 K ①		X 0-0 6-3 ①	X 0-0 F8 ③			X 0-0 F9 ②		4 0 0 0 0 1 3																													
Ed Goodson, L OBP: 0.250, SLG: 0.182 (1, 3)		S S S 0-3 K ②		X 0-0 F9 ②		X 0-0 G3 ①		X 0-0 6-3 ③		4 0 0 0 0 1 0																													
Hal Lanier, R OBP: 0.266, SLG: 0.276 Al Gallagher, R OBP: 0.317, SLG: 0.321 (1, 5) (9, PH) X		X 0-0 F9 ③		X 0-0 F5 ③		X 0-0 6-3 ②		X 0-0 FC4-6 1B ①		3 0 0 0 0 0 0 1 0 1 0 0 0 0																													
Juan Marichal, R OBP: 0.132, SLG: 0.269 Don McMahon, R Bernie Williams, R OBP: 0.241, SLG: 0.260 (1, 1) (8, 1) (8, 9) X			X 0-0 L6 ①		S S S 0-3 K ①	X 0-0 5-3 ③		S S S 0-3 K ①		3 0 0 0 0 1 0 0 0 0 0 0 0 0 1 0 0 0 0 1 1																													
Inning Stats	R: 0 E: 0 K: 1 S: 7	H: 2 LOB: 2 BB: 0 P: 7	R: 0 E: 0 K: 2 S: 7	H: 0 LOB: 0 BB: 0 P: 7	R: 1 E: 0 K: 0 S: 6	H: 3 LOB: 2 BB: 0 P: 6	R: 0 E: 0 K: 0 S: 3	H: 0 LOB: 0 BB: 0 P: 3	R: 1 E: 0 K: 2 S: 9	H: 2 LOB: 3 BB: 2 P: 17		R: 0 E: 0 K: 1 S: 6	H: 1 LOB: 1 BB: 0 P: 6	R: 0 E: 0 K: 1 S: 5	H: 0 LOB: 0 BB: 0 P: 5	R: 0 E: 0 K: 2 S: 8	H: 1 LOB: 1 BB: 0 P: 8	1B: 6 2B: 2 3B: 1 HR: 0	SF: 0 SAC: 0 DP: 0 HBP: 0	WP: 0 PB: 0 SB: 0 CS: 0	PA: 38																		
PITCHER Clay Kirby, R ERA: 3.35 (1, 1)	IP 9.0	WLS W	BF 38	H 9	R 2	ER 2	SO 9	BB 2	IBB 0	HBP 0	BLK 0	WP 0	HR 0	S 54	P 62	ERA 2.00	WHIP 1.222					PITCHER	IP	WLS	BF	H	R	ER	SO	BB	IBB	HBP	BLK	WP	HR	S	P	ERA	WHIP



Batter	1	2	3	4	5	6	7	8	9
Enzo Hernandez, R (1, 6) OBP: 0.331, SLG: 0.292	0-0 6-3		0-0 L6-4		0-0 F5			0-0 SH1-3 1B	
Dave Campbell, R (1, 4) OBP: 0.276, SLG: 0.324	0-0 F8			0-0 6-3	0-0 2B			0-0 SH1-3 2B	
Larry Stahl, L (1, 9) OBP: 0.323, SLG: 0.395	0-0 4-3			0-0 4-3		0-0 G3		0-0 1B	
Nate Colbert, R (1, 3) OBP: 0.376, SLG: 0.506		0-0 5-3		0-0 F2		0-0 6-3		0-0 F8	
Leron Lee, L (1, 7) OBP: 0.377, SLG: 0.471		0-3 K			0-0 1B 2B	0-0 6-3		0-0 4-3	
Ivan Murrell, R (9, 7) OBP: 0.284, SLG: 0.394									
Cito Gaston, R (1, 8) OBP: 0.283, SLG: 0.406		0-0 F9			0-0 E FC5-2 1B 2B		0-0 F8		
Ed Spiezio, R (1, 5) OBP: 0.300, SLG: 0.361			0-0 F8		0-0 FC5-2 E 2B 1B		0-0 HR		
Garry Jestadt, R (9, 5) OBP: 0.258, SLG: 0.263					1-2 3-H				
Bob Barton, R (1, 2) OBP: 0.322, SLG: 0.386			0-0 L6-4 1B 1B		0-0 E6 FC5-2 2B		0-0 F7		
Clay Kirby, R (1, 1) OBP: 0.275, SLG: 0.171			0-0 1B		0-0 FC5-2 2B		0-0 6-3		
			1-2		1-2 2-3 3-H				

Inning Stats	R: 0	H: 0	E: 0	LOB: 0	K: 0	S: 3	P: 3	R: 0	H: 0	E: 0	LOB: 0	K: 1	S: 5	P: 5	R: 0	H: 2	E: 0	LOB: 1	K: 0	S: 4	P: 4	R: 0	H: 0	E: 0	LOB: 0	K: 0	S: 3	P: 3	R: 4	H: 4	E: 1	LOB: 1	K: 0	S: 7	P: 7	R: 0	H: 0	E: 0	LOB: 0	K: 0	S: 3	P: 3	R: 1	H: 1	E: 0	LOB: 0	K: 0	S: 4	P: 4	R: 1	H: 2	E: 0	LOB: 1	K: 0	S: 5	P: 5
--------------	------	------	------	--------	------	------	------	------	------	------	--------	------	------	------	------	------	------	--------	------	------	------	------	------	------	--------	------	------	------	------	------	------	--------	------	------	------	------	------	------	--------	------	------	------	------	------	------	--------	------	------	------	------	------	------	--------	------	------	------

PITCHER	IP	WLS	BF	H	R	ER	SO	BB	IBB	HBP	BLK	WP	HR	S	P	ERA	WHIP
Juan Marichal, R (1, 1) ERA: 2.63	7.0	L	28	8	6	3	1	0	0	0	0	0	1	30	30	3.86	1.143
Don McMahon, R (8, 1) ERA: 4.91	1.0		4	1	0	0	0	0	0	0	0	0	0	4	4	0.00	1.000

BOTTOM


San Francisco Giants @ San Diego Padres
San Diego Stadium, San Diego, CA

Mon Jun 28 1971, 10:05 PM EDT
Att. 9,763 - Unknown

AB	R	H	RBI	BB	SO	LOB
4	1	1	0	0	0	5
3	0	1	3	0	0	0
4	0	1	1	0	0	0
4	0	0	0	0	0	1
4	1	1	0	0	1	1
0	0	0	0	0	0	0
3	0	1	0	0	0	0
3	2	2	2	0	0	0
0	0	0	0	0	0	0
3	1	1	0	0	0	2
3	1	1	0	0	0	3

AB	31
R	6
H	9
RBI	6
BB	0
SO	1
LOB	12

WP: 0 PA: 32
PB: 0
SB: 0
CS: 0



PITCHER	IP	WLS	BF	H	R	ER	SO	BB	IBB	HBP	BLK	WP	HR	S	P	ERA	WHIP
---------	----	-----	----	---	---	----	----	----	-----	-----	-----	----	----	---	---	-----	------

Batter	1	2	3	4	5	6	7	8	9	AB R H RBI BB SO LOB	TOP											
Chris Speier, R OBP: 0.345, SLG: 0.353 (1, 6) X	0-0 F9 ①		0-0 4-3 ③		0-0 1-H 2-H 3B		0-0 E 1B		0-0 F9 ①	5 1 2 2 0 0 1	San Francisco Giants @ San Diego Padres San Diego Stadium, San Diego, CA Tue Jun 29 1971, 10:05 PM EDT Att. 9,595 - Unknown livebaseballscorecards.com											
Tito Fuentes, S OBP: 0.307, SLG: 0.354 (1, 4) X	0-0 F7 ②			0-0 2B	0-0 F4 ③		0-0 1-2 E 1B		0-0 F7 ②	5 1 2 0 0 0 1												
Willie Mays, R OBP: 0.417, SLG: 0.558 (1, 3) X	0-0 5-3 ③			0-0 6-3 ①		4-0 2B 6-3 BB	0-0 E5 FC4-6 1B		0-0 HR	4 2 1 1 1 0 2												
Bobby Bonds, R OBP: 0.385, SLG: 0.559 (1, 8) X		0-0 G6-4-3 1B		0-0 F8 ②		0-0 FC5 1-3 2B	0-0 FC4-6 1-2 2-H 1B		0-0 F8 ③	5 0 3 1 0 0 1												
Ken Henderson, S OBP: 0.366, SLG: 0.407 (1, 9) X		0-0 G6-4-3 1-2f		0-0 F2 ③		0-0 6-3 ①	0-0 FC4-6 1-2f 2-3			4 0 0 1 0 0 5												
Dick Dietz, R OBP: 0.413, SLG: 0.426 (1, 2) X		0-0 6-3 ③		0-0 6-3 ①		4-0 FC5 IBB	0-0 4-3 ③			3 0 0 0 1 0 2												
Bernie Williams, R OBP: 0.241, SLG: 0.259 (1, 7) X			0-0 5-3 ①		0-0 1B 3B 1B	0-0 FC5 1-2 2-3f		0-3 K ①		4 1 1 0 0 1 2												
Al Gallagher, R OBP: 0.320, SLG: 0.330 (1, 5) X			0-0		0-0 1B 3B 1B	0-0 1-3		0-0 F8 ②		4 1 2 0 0 0 2												
Hal Lanier, R OBP: 0.266, SLG: 0.276 (8, 5) X					1-2 3B 1B					0 0 0 0 0 0 0												
John Cumberland, R (1, 1) X			0-3 K ②		0-3 K ②			0-0 F9 ①		1 0 0 0 0 1 1												
Jim Ray Hart, R (5, PH) X								0-0 F5 ③		1 0 0 0 0 1 2												
Don Carrithers, R (5, 1) X										2 0 0 0 0 0 0												
Inning Stats	R: 0 E: 0 K: 0 S: 3	H: 0 LOB: 0 BB: 0 P: 3	R: 0 E: 0 K: 0 S: 3	H: 1 LOB: 0 BB: 0 P: 3	R: 0 E: 0 K: 1 S: 6	H: 1 LOB: 1 BB: 0 P: 6	R: 0 E: 0 K: 0 S: 4	H: 1 LOB: 1 BB: 0 P: 4	R: 2 E: 0 K: 1 S: 8	H: 3 LOB: 1 BB: 0 P: 8	R: 1 E: 0 K: 0 S: 4	H: 1 LOB: 2 BB: 2 P: 12	R: 2 E: 1 K: 0 S: 7	H: 3 LOB: 2 BB: 0 P: 7	R: 0 E: 0 K: 1 S: 5	H: 0 LOB: 0 BB: 0 P: 5	R: 1 E: 0 K: 0 S: 4	H: 1 LOB: 0 BB: 0 P: 4	1B: 6 2B: 3 3B: 1 HR: 1	SF: 0 SAC: 0 DP: 1 HBP: 0	WP: 0 PB: 0 SB: 0 CS: 0	PA: 40
PITCHER	IP WLS BF H R ER SO BB IBB HBP BLK WP HR S P ERA WHIP																					
Dave Roberts, L (1, 1) ERA: 2.51	6.1 L 29 9 5 4 2 1 1 0 0 0 0 31 39 5.68 1.579																					
Bob Miller, R (7, 1) ERA: 2.02	1.2 7 1 0 0 1 0 0 0 0 0 0 9 9 0.00 0.600																					
Dick Kelley, L (9, 1) ERA: 4.38	1.0 4 1 1 0 0 0 0 0 0 0 0 1 4 4 0.00 1.000																					



Batter	1	2	3	4	5	6	7	8	9	AB	R	H	RBI	BB	SO	LOB
Enzo Hernandez, R (1, 6) OBP: 0.333, SLG: 0.293	0-0 F8		0-0 1B		0-0 6-3			4-0 WP BB		3	0	1	0	1	0	0
Dave Campbell, R (1, 4) OBP: 0.279, SLG: 0.325	0-0 G5-4-3 1B		4-0 G6-4-3 BB		0-0 F8			0-0 F2		3	0	1	0	1	0	1
Ivan Murrell, R (1, 9) OBP: 0.277, SLG: 0.384	0-0 G5-4-3 1-2f		0-0 G6-4-3 1-2f			0-3 K		0-0 5-3		4	0	0	0	0	1	4
Nate Colbert, R (1, 3) OBP: 0.378, SLG: 0.520		0-0 6-3		0-0 4-3 E 2B		0-3 K		0-0 HR		4	2	2	1	0	1	0
Leron Lee, L (1, 7) OBP: 0.358, SLG: 0.444		0-0 4-3		0-0 4-3 2-3		0-3 K		0-0 1-3		4	0	0	0	0	1	1
Cito Gaston, R (1, 8) OBP: 0.283, SLG: 0.415		0-0 HR		0-0 FC6 FC6-4		0-0 1-3		0-0 F9		4	1	1	1	0	0	0
Ed Spiezio, R (1, 5) OBP: 0.299, SLG: 0.378		0-0 HR		0-0 FC6-4 FC5-4 1-2f		0-0 6-3		0-3 K		4	1	1	1	0	1	1
Bob Barton, R (1, 2) OBP: 0.317, SLG: 0.380		0-0 F9		0-0 FC5-4 1-2f		0-0 4-3				3	0	0	0	0	0	1
Dave Roberts, L (1, 1) OBP: 0.128, SLG: 0.154			0-0 1-3		0-3 K			0-0 L6		2	0	0	0	0	1	0
Bob Miller, R (7, 1)										0	0	0	0	0	0	0
Angel Bravo, L (8, PH) OBP: 0.294, SLG: 0.250										1	0	0	0	0	0	0
Dick Kelley, R (9, 1) OBP: 0.333, SLG: 0.333										0	0	0	0	0	0	0

BOTTOM

San Francisco Giants @ San Diego Padres
 San Diego Stadium, San Diego, CA
 Tue Jun 29 1971, 10:05 PM EDT
 Att. 9,595 - Unknown

livebaseballscorecards.com

AB	32
R	4
H	6
RBI	3
BB	2
SO	5
LOB	8



Inning Stats	R: 0	H: 1	E: 0	K: 0	S: 3	P: 3	R: 2	H: 2	E: 0	K: 0	S: 5	R: 0	H: 1	E: 0	K: 0	S: 3	R: 1	H: 1	E: 1	K: 0	S: 5	R: 0	H: 0	E: 0	K: 1	S: 5	R: 0	H: 0	E: 0	K: 3	S: 9	R: 0	H: 0	E: 0	K: 0	S: 3	R: 0	H: 0	E: 0	K: 0	S: 3	R: 1	H: 1	E: 0	K: 1	S: 6	1B: 2	SF: 0	2B: 1	SAC: 0	3B: 0	DP: 2	HR: 3	HBP: 0	WP: 1	PA: 34
--------------	------	------	------	------	------	------	------	------	------	------	------	------	------	------	------	------	------	------	------	------	------	------	------	------	------	------	------	------	------	------	------	------	------	------	------	------	------	------	------	------	------	------	------	------	------	------	-------	-------	-------	--------	-------	-------	-------	--------	-------	--------

PITCHER	IP	WLS	BF	H	R	ER	SO	BB	IBB	HBP	BLK	WP	HR	S	P	ERA	WHIP
John Cumberland, L (1, 1) ERA: 2.1	4.0		17	5	3	2	0	1	0	0	0	0	2	16	20	4.50	1.500
Don Carrithers, R (5, 1) ERA: 1.8	5.0	W	17	1	1	1	5	1	0	0	0	1	1	26	30	1.80	0.400

Batter	1	2	3	4	5	6	7	8	9	AB R H RBI BB SO LOB	TOP									
Chris Speier, R (1, 6) OBP: 0.341, SLG: 0.348	0-0 4-3		0-0 6-3		0-0 6-3		0-0 5-3			4 0 0 0 0 0 1	San Francisco Giants @ San Diego Padres San Diego Stadium, San Diego, CA Wed Jun 30 1971, 10:05 PM EDT Att. 7,335 - Unknown livebaseballscorecards.com									
Tito Fuentes, S (1, 4) OBP: 0.309, SLG: 0.356	0-0 F9		0-0 1-3		0-0 1B		0-0 2-3 1B			4 0 2 0 0 0 0										
Willie Mays, R (1, 3) OBP: 0.411, SLG: 0.548	0-3 K		0-0 F4		0-3 K		0-0 F8			4 0 0 0 0 2 3										
Bobby Bonds, R (1, 8) OBP: 0.383, SLG: 0.554		0-3 K		0-3 K		4-0 5-3 1-3 BB		0-0 6-3		3 0 0 0 1 2 0										
Ken Henderson, S (1, 9) OBP: 0.364, SLG: 0.419		0-0 HR		0-0 F5		0-0 1-3		0-0 4-3		4 1 1 1 0 0 1										
Fran Healy, R (1, 2) OBP: 0.490, SLG: 0.600		4-0 BB		0-0 FC5		0-0 5-3		0-0 F8		3 0 1 0 1 0 1										
Jerry Johnson, R (8, 1)		BB		2B		2-3				0 0 0 0 0 0 0										
Bernie Williams, R (1, 7) OBP: 0.262, SLG: 0.255		4-0 BB		4-0 IBB		0-3 K				1 0 0 0 2 1 1										
Ed Goodson, L (9, PH) OBP: 0.231, SLG: 0.167		1-2 BB								1 0 0 0 0 0 0										
Hal Lanier, R (1, 5) OBP: 0.261, SLG: 0.269	0-0 F2		0-0 FC5				0-0 6-3			3 0 0 0 0 0 4										
Al Gallagher, R (9, PH) OBP: 0.318, SLG: 0.328			2-3f							1 0 0 0 0 0 0										
Gaylord Perry, R (1, 1) OBP: 0.102, SLG: 0.104	0-0 6-3				0-0 6-3					3 0 1 0 0 0 2										
Dick Dietz, R (8, 2) OBP: 0.412, SLG: 0.424							1B 2B			1 0 0 0 0 0 0										
Inning Stats	R: 0 E: 0 K: 1 S: 5	H: 0 LOB: 0 BB: 0 P: 5	R: 1 E: 0 K: 1 S: 6	H: 1 LOB: 2 BB: 2 P: 14	R: 0 E: 0 K: 0 S: 3	H: 1 LOB: 2 BB: 1 P: 10	R: 0 E: 0 K: 1 S: 6	H: 1 LOB: 1 BB: 0 P: 6	R: 0 E: 0 K: 1 S: 5	H: 0 LOB: 1 BB: 1 P: 9	R: 0 E: 0 K: 0 S: 5	H: 2 LOB: 2 BB: 0 P: 5	R: 0 E: 0 K: 0 S: 3	H: 0 LOB: 0 BB: 0 P: 3	R: 0 E: 0 K: 0 S: 3	H: 0 LOB: 0 BB: 0 P: 3	1B: 2 2B: 2 3B: 0 HR: 1	SF: 0 SAC: 0 DP: 0 HBP: 0	WP: 0 PB: 0 SB: 0 CS: 0	PA: 36
PITCHER Steve Arlin, R (1, 1) ERA: 4.04	IP: 9.0 WLS: W BF: 36 H: 5 R: 1 ER: 1 SO: 5 BB: 3 IBB: 1 HBP: 0 BLK: 0 WP: 0 HR: 1 S: 42 P: 58 ERA: 1.00 WHIP: 0.889																			



Batter	1	2	3	4	5	6	7	8	9	AB R H RBI BB SO LOB	TOP
Maury Wills, S OBP: 0.334, SLG: 0.340 (1, 6) X	0-0 6-3		0-0 F5		0-0 1B	0-0 L9			0-0 F7	5 1 1 0 0 0 2	Los Angeles Dodgers @ San Diego Padres San Diego Stadium, San Diego, CA Thu Jul 01 1971, 10:05 PM EDT Att. 5,555 - Unknown livebaseballscorecards.com
Manny Mota, R OBP: 0.366, SLG: 0.391 (1, 7) B B B	4-0 1-3 BB		0-0 FC6-4		0-3 K		0-0 5-3	0-0 1B	4 0 1 0 1 1 2		
Willie Davis, L OBP: 0.377, SLG: 0.508 (1, 8) X	0-0 1-3		0-0 E		0-0 F6		0-0 4-3	0-3 K	5 0 1 0 0 1 3		
Dick Allen, R OBP: 0.355, SLG: 0.417 (1, 5) X	0-0 F3		0-0 E4		0-0 2B		0-0 6-3		4 1 1 1 0 0 3		
Wes Parker, S OBP: 0.374, SLG: 0.379 (1, 3) X		0-0 F3	0-0 FC4-6		0-0 2B		0-0 5-3		4 0 1 1 0 0 3		
Bobby Valentine, R OBP: 0.310, SLG: 0.362 (1, 9) X		0-0 F3		0-0 5-3	0-3 K2-3		0-0 E	0-0 1B	4 0 1 0 0 1 1		
Billy Grabarkewitz, R OBP: 0.403, SLG: 0.317 (1, 4) X		0-0 2B		4-0 BB		0-0 F9	4-0 G5-4-3	1-3 BB	2 0 1 0 2 0 0		
Joe Ferguson, R OBP: 0.167, SLG: 0.250 (1, 2) B B B		0-3 K		0-0 F8		0-0 F5	0-0 G5-4-3	0-0 1-2f	4 0 0 0 0 1 4		
Don Sutton, R OBP: 0.279, SLG: 0.250 (1, 1) X			0-0 FC6-4		0-0 6-3		0-0 1B	0-3 K	4 0 2 0 0 1 1		
Inning Stats	R: 0 H: 0 E: 0 LOB: 1 K: 0 BB: 1 S: 3 P: 7	R: 0 H: 1 E: 0 LOB: 1 K: 1 BB: 0 S: 6 P: 6	R: 0 H: 2 E: 1 LOB: 3 K: 0 BB: 0 S: 6 P: 6	R: 0 H: 0 E: 0 LOB: 1 K: 0 BB: 1 S: 3 P: 7	R: 2 H: 3 E: 0 LOB: 1 K: 2 BB: 0 S: 10 P: 10	R: 0 H: 1 E: 0 LOB: 1 K: 0 BB: 0 S: 4 P: 4	R: 0 H: 0 E: 0 LOB: 0 K: 0 BB: 0 S: 3 P: 3	R: 0 H: 1 E: 1 LOB: 1 K: 0 BB: 1 S: 3 P: 7	R: 0 H: 1 E: 0 LOB: 1 K: 2 BB: 0 S: 8 P: 8	1B: 7 SF: 0 2B: 2 SAC: 0 3B: 0 DP: 1 HR: 0 HBP: 0	
PITCHER Fred Norman, L ERA: 4.31 (1, 1) Bob Miller, R ERA: 1.98 (9, 1)	IP WLS BF H R ER SO BB IBB HBP BLK WP HR S P ERA WHIP										
	8.0 L 35 8 2 2 3 3 0 0 0 0 0 0 0 38 50 2.25 1.375										
	1.0 4 1 0 0 2 0 0 0 0 0 0 0 8 8 0.00 1.000										

Los Angeles Dodgers @ San Diego Padres
San Diego Stadium, San Diego, CA
Thu Jul 01 1971, 10:05 PM EDT
Att. 5,555 - Unknown

AB	36
R	2
H	9
RBI	2
BB	3
SO	5
LOB	19



Batter	1	2	3	4	5	6	7	8	9	AB R H RBI BB SO LOB	TOP											
Maury Wills, S (1, 6) OBP: 0.331, SLG: 0.337 Bobby Valentine, R (9, 6) OBP: 0.310, SLG: 0.362	0-3 K		0-0 F6	0-0 F9		0-0 FC3		0-0 1B	0-0 FC4	6 0 1 0 0 1 5 0 0 0 0 0 0 0												
Willie Crawford, L (1, 7) OBP: 0.345, SLG: 0.472	0-0 2B		0-0 HR		0-0 E3	0-3 K		0-0 F8		5 1 2 1 0 1 4												
Willie Davis, L (1, 8) OBP: 0.372, SLG: 0.500	0-0 F8		0-0 F5		0-0 F4	0-0 FC4-6		0-0 4-3		5 0 0 0 0 0 6												
Dick Allen, R (1, 5) OBP: 0.359, SLG: 0.418 Billy Grabarkewitz, R (9, 4) OBP: 0.403, SLG: 0.317	0-3 K		0-0 1B		0-0 G6-3		4-0 1B		0-0 BB	4 2 2 0 1 1 2 0 0 0 0 0 0 0												
Wes Parker, S (1, 3) OBP: 0.374, SLG: 0.379		0-0 F7	0-3 K			0-0 1B	0-0 5-3		0-0 BB	5 2 2 0 0 1 2												
Duke Sims, L (1, 2) OBP: 0.342, SLG: 0.354		0-0 G3		0-3 K		0-0 F7	0-0 1B		0-0 L8	5 0 1 1 0 1 3												
Jim Lefebvre, S (1, 4) OBP: 0.330, SLG: 0.409		4-0 HR		0-0 F8		0-0 1B	0-0 F3		4-0 BB	3 3 1 0 2 0 1												
Bill Buckner, L (1, 9) OBP: 0.333, SLG: 0.393		0-0 HR		0-0 BB		0-0 E	0-0 G3		0-0 FC3-6	5 1 4 5 0 0 1												
Doyle Alexander, R (1, 1) OBP: 0.375, SLG: 0.167		0-3 K		4-0 BB		0-0 E		0-3 K	0-0 FC3-6	4 0 1 1 1 2 1												
Inning Stats	R: 0 E: 0 K: 2 S: 8	H: 1 LOB: 1 BB: 0 P: 8	R: 2 E: 0 K: 1 S: 6	H: 1 LOB: 0 BB: 1 P: 10	R: 1 E: 0 K: 1 S: 7	H: 2 LOB: 1 BB: 0 P: 7	R: 0 E: 0 K: 1 S: 6	H: 1 LOB: 2 BB: 1 P: 10	R: 0 E: 1 K: 0 S: 3	H: 0 LOB: 0 BB: 0 P: 3	R: 2 E: 1 K: 1 S: 10	H: 4 LOB: 3 BB: 0 P: 10	R: 1 E: 0 K: 0 S: 4	H: 1 LOB: 1 BB: 1 P: 8	R: 0 E: 0 K: 1 S: 6	H: 1 LOB: 1 BB: 0 P: 6	R: 3 E: 0 K: 0 S: 6	H: 3 LOB: 1 BB: 1 P: 10	1B: 11 2B: 1 3B: 0 HR: 2	SF: 0 SAC: 0 DP: 1 HBP: 0	WP: 0 PB: 0 SB: 0 CS: 0	PA: 46
PITCHER	IP WLS BF H R ER SO BB IBB HBP BLK WP HR S P ERA WHIP																					
Clay Kirby, R (1, 1) ERA: 3.49	5.1 L 28 9 5 4 5 2 0 0 0 0 0 2 36 44 6.75 2.062																					
Danny Coombs, L (6, 1) ERA: 6.57	1.2 7 1 1 1 1 1 0 0 0 0 0 0 8 12 5.40 1.200																					
Al Severinsen, R (8, 1) ERA: 3.72	1.0 6 3 2 2 1 0 0 0 0 0 0 0 8 8 18.00 3.000																					
Dick Kelley, L (9, 1) ERA: 4.5	1.0 5 1 1 1 0 1 0 0 0 0 0 0 4 8 9.00 2.000																					

Los Angeles Dodgers @ San Diego Padres
San Diego Stadium, San Diego, CA
Fri Jul 02 1971, 10:05 PM EDT
Att: 10,027 - Unknown

AB	42
R	9
H	14
RBI	8
BB	4
SO	7
LOB	25



Batter	1	2	3	4	5	6	7	8	9	AB R H RBI BB SO LOB	TOP																					
Maury Wills, S OBP: 0.330, SLG: 0.336 (1, 6) X	0-0 G6-3 1B			X 0-0 4-3			X 0-0 4-3		X 0-0 5-3	4 0 1 0 0 0 2	Los Angeles Dodgers @ San Diego Padres San Diego Stadium, San Diego, CA Sat Jul 03 1971, 10:05 PM EDT Att: 39,105 - Unknown livebaseballscorecards.com																					
Manny Mota, R OBP: 0.370, SLG: 0.389 (1, 7) X	0-0 G6-3 1-2f		X 0-0 F9			X 0-0 1B 1B		X 4-0 2B IBB	3 0 1 0 1 0 1																							
Willie Davis, L OBP: 0.373, SLG: 0.503 (1, 8) X	0-0 F5		X 0-0 F7			X 0-0 G5-4-3 1B		X 0-0 2B 1-3 2-H	4 0 2 1 0 0 0																							
Dick Allen, R OBP: 0.355, SLG: 0.412 (1, 5) X		X 0-0 6-3		X 0-0 F8		X 0-0 G5-4-3 1-2f		X 0-3 K	4 0 0 0 0 1 5																							
Wes Parker, S OBP: 0.374, SLG: 0.379 (1, 3) X		X 0-0 F9		X 0-0 G5-4-3 1B			X 0-3 K		3 0 1 0 0 1 0																							
Bobby Valentine, R OBP: 0.303, SLG: 0.353 (1, 9) X		X 0-0 F3		X 0-0 G5-4-3 1-2f			X 0-0 4-3		3 0 0 0 0 0 1																							
Billy Grabarkewitz, R OBP: 0.400, SLG: 0.306 (1, 4) X			B B B B 4-0 G5-4-3 BB		S S S 0-3 K		X 0-0 5-3		2 0 0 0 1 1 0																							
Joe Ferguson, R OBP: 0.185, SLG: 0.259 (1, 2) X			X 0-0 G5-4-3		X 0-0 F8		X 0-0 SH2-4 2B 1B	3 0 1 0 0 0 1	0 1 0 0 0 0 0																							
Bill Russell, R OBP: 0.285, SLG: 0.317 (9, PR)			X 0-0 3-1		S S S 0-3 K		X 0-0 SH2-4	0 0 0 0 0 0 0	2 0 0 0 0 1 0																							
Duke Sims, L OBP: 0.342, SLG: 0.354 (9, 2) X																																
Al Downing, R OBP: 0.265, SLG: 0.261 (1, 1) X																																
Inning Stats	R: 0 E: 0 K: 0 S: 3	H: 1 LOB: 0 BB: 0 P: 3	R: 0 E: 0 K: 0 S: 3	H: 0 LOB: 0 BB: 0 P: 3	R: 0 E: 0 K: 0 S: 3	H: 0 LOB: 0 BB: 0 P: 3	R: 0 E: 0 K: 0 S: 3	H: 1 LOB: 0 BB: 0 P: 3	R: 0 E: 0 K: 2 S: 7	H: 0 LOB: 0 BB: 0 P: 7	R: 0 E: 0 K: 0 S: 4	H: 2 LOB: 1 BB: 0 P: 4	R: 0 E: 0 K: 1 S: 5	H: 0 LOB: 0 BB: 0 P: 5	R: 1 E: 0 K: 1 S: 7	H: 2 LOB: 3 BB: 1 P: 11	1B: 5 2B: 1 3B: 0 HR: 0	SF: 0 SAC: 1 DP: 4 HBP: 0	WP: 0 PB: 0 SB: 0 CS: 0	PA: 31												
PITCHER Dave Roberts, L ERA: 2.4 (1, 1)	IP 9.0	WLS L	BF 31	H 6	R 1	ER 1	SO 4	BB 1	IBB 1	HBP 0	BLK 0	WP 0	HR 0	S 37	P 45	ERA 1.00	WHIP 0.778															
											PITCHER	IP	WLS	BF	H	R	ER	SO	BB	IBB	HBP	BLK	WP	HR	S	P	ERA	WHIP				



Batter	1	2	3	4	5	6	7	8	9	AB R H RBI BB SO LOB	TOP																
Lou Brock, L (1, 7) OBP: 0.390, SLG: 0.456	0-0 1-3		0-0 6-3		0-0 4-3		0-0 1-3		0-0 4-3 1B	5 0 1 0 0 0 0																	
Matty Alou, L (1, 3) OBP: 0.347, SLG: 0.399	0-0 6-3		0-0 WP 1B		0-0 4-3		0-0 FC3-6 1B		0-0 4-3 1B	5 0 3 0 0 0 0																	
Julian Javier, R (1, 4) OBP: 0.258, SLG: 0.324 Joe Hague, L (9, PH) OBP: 0.332, SLG: 0.395 Ted Sizemore, R (9, 4) OBP: 0.318, SLG: 0.332	0-0 F8		0-3 K		0-0 2B 1B		0-0 FC3-6 1-2f		0-0 4-3 1-2 2-3	4 1 1 0 0 1 2 1 0 0 0 0 0 2 0 0 0 0 0 0 0																	
Joe Torre, R (1, 5) OBP: 0.416, SLG: 0.546		4-0 FC4-6 BB FC3-2-5 BB		0-0 HR		0-0 1-H 2B		0-0 F7	4-0 IBB	3 1 2 2 2 0 1																	
Jose Cardenal, R (1, 9) OBP: 0.313, SLG: 0.394		4-0 FC4-6 BB		0-0 5-3		0-0 P6		0-0 S 1B	0-3 K	4 0 1 0 1 1 4																	
Ted Simmons, S (1, 2) OBP: 0.359, SLG: 0.418		0-0 FC4-6 1-2f 2-3		4-0 WP BB FC5-2 BB		0-0 FC3-6 1B		0-0 L7 1-3		3 0 1 0 1 0 3																	
Jose Cruz, L (1, 8) OBP: 0.290, SLG: 0.320		0-0 FC3-2-5 1-2 3-H		4-0 WP BB		0-0 FC3-6 1-2f		0-0 4-3		3 0 0 0 1 0 4																	
Dal Maxvill, R (1, 6) OBP: 0.315, SLG: 0.282		0-0 F7		0-0 FC5-2 1-2 2-H		0-3 K		0-0 F8		4 0 0 0 0 1 6																	
Reggie Cleveland, R (1, 1) OBP: 0.119, SLG: 0.167			0-0 P6		0-3 K		0-0 4-3		0-0 6-3	4 0 0 0 0 1 3																	
Inning Stats	R: 0 E: 0 K: 0 S: 3	H: 0 LOB: 0 BB: 0 P: 3	R: 0 E: 0 K: 0 S: 3	H: 0 LOB: 2 BB: 2 P: 11	R: 0 E: 0 K: 1 S: 6	H: 1 LOB: 1 BB: 0 P: 6	R: 1 E: 0 K: 1 S: 6	H: 1 LOB: 2 BB: 2 P: 14	R: 1 E: 0 K: 0 S: 5	H: 2 LOB: 1 BB: 0 P: 5	R: 0 E: 0 K: 1 S: 6	H: 1 LOB: 1 BB: 0 P: 6	R: 0 E: 0 K: 0 S: 4	H: 1 LOB: 1 BB: 0 P: 4	R: 0 E: 0 K: 0 S: 4	H: 1 LOB: 1 BB: 0 P: 4	R: 0 E: 0 K: 1 S: 7	H: 2 LOB: 3 BB: 1 P: 11	1B: 7 2B: 1 3B: 0 HR: 1	SF: 0 SAC: 0 DP: 0 HBP: 0	WP: 2 PB: 0 SB: 2 CS: 0	PA: 41					
PITCHER	IP	WLS	BF	H	R	ER	SO	BB	IBB	HBP	BLK	WP	HR	S	P	ERA	WHIP										
Fred Norman, L (1, 1) ERA: 3.86	8.1		38	9	2	2	3	4	0	0	0	2	1	40	56	2.16	1.560										
Bob Miller, R (9, 1) ERA: 1.92	0.2	W	3	0	0	0	1	0	1	0	0	0	0	4	8	0.00	0.000										

St. Louis Cardinals @ San Diego Padres
San Diego Stadium, San Diego, CA
Mon Jul 05 1971, 10:05 PM EDT
Att. 4,588 - Unknown

livebaseballscorecards.com

AB	36
R	2
H	9
RBI	2
BB	5
SO	4
LOB	25



Batter	1	2	3	4	5	6	7	8	9	AB R H RBI BB SO LOB	TOP									
Lou Brock, L (1, 7) OBP: 0.388, SLG: 0.453	0-0 L9			0-0 1B SF7 1B		0-0 F8		0-3 K		4 1 1 0 0 1 1										
Matty Alou, L (1, 3) OBP: 0.346, SLG: 0.397	0-0 6-3			0-0 WP CS 1B		0-0 4-3		0-0 F7		4 0 1 0 0 0 0										
Ted Simmons, S (1, 2) OBP: 0.357, SLG: 0.413	0-0 4-3			4-0 WP BB		0-3 K		0-0 F8		3 0 0 0 1 1 0										
Joe Torre, R (1, 5) OBP: 0.411, SLG: 0.540		0-0 1-3		0-0 F9		0-0 F9		0-3 K		4 0 0 0 0 1 3										
Jose Cardenal, R (1, 9) OBP: 0.311, SLG: 0.392		0-0 6-3		0-0 SF7		0-0 6-3				2 0 0 1 0 0 0										
Jose Cruz, L (1, 8) OBP: 0.294, SLG: 0.296		0-0 F8		3-H 4-0 1-2 2-3 IBB		0-0 F6				2 0 0 0 1 0 0										
Ted Sizemore, R (1, 4) OBP: 0.315, SLG: 0.328			0-0 F7	0-0 CS	0-3 K		0-0 F7			3 0 0 0 0 1 0										
Dal Maxvill, R (1, 6) OBP: 0.316, SLG: 0.284			0-0 6-3		0-3 K		0-0 4-3 1B			3 0 1 0 0 1 0										
Bob Gibson, R (1, 1) OBP: 0.282, SLG: 0.342			0-0 5-3		0-0 F8		0-0 4-3			2 0 0 0 0 0 0										
Bob Burda, L (8, PH) OBP: 0.425, SLG: 0.412										1 0 0 0 0 0 1										
Chuck Taylor, R (8, 1)										0 0 0 0 0 0 0										
Inning Stats	R: 0 E: 0 K: 0 S: 3	H: 0 LOB: 0 BB: 0 P: 3	R: 0 E: 0 K: 0 S: 3	H: 0 LOB: 0 BB: 0 P: 3	R: 1 E: 0 K: 0 S: 4	H: 2 LOB: 2 BB: 2 P: 12	R: 0 E: 0 K: 2 S: 7	H: 0 LOB: 0 BB: 0 P: 7	R: 0 E: 0 K: 1 S: 5	H: 0 LOB: 0 BB: 0 P: 5	R: 0 E: 0 K: 0 S: 3	H: 0 LOB: 0 BB: 0 P: 3	R: 0 E: 0 K: 1 S: 6	H: 1 LOB: 1 BB: 0 P: 6	R: 0 E: 0 K: 1 S: 5	H: 0 LOB: 0 BB: 0 P: 5	1B: 3 2B: 0 3B: 0 HR: 0	SF: 1 SAC: 0 DP: 0 HBP: 0	WP: 1 PB: 0 SB: 0 CS: 1	PA: 32
PITCHER Clay Kirby, R (1, 1) ERA: 3.32	IP: 9.0 WLS: W BF: 31 H: 3 R: 1 ER: 1 SO: 5 BB: 1 IBB: 1 HBP: 0 BLK: 0 WP: 1 HR: 0 S: 39 P: 47 ERA: 1.00 WHIP: 0.444																			

St. Louis Cardinals @ San Diego Padres
San Diego Stadium, San Diego, CA
Wed Jul 07 1971, 10:05 PM EDT
Att. 7,456 - Unknown

livebaseballscorecards.com

AB 28
R 1
H 3
RBI 1
BB 2
SO 5
LOB 5



Batter	1	2	3	4	5	6	7	8	9
Enzo Hernandez, R OBP: 0.327, SLG: 0.285 (1, 6)	0-0 3-1		0-0 F3			0-0 SH1-3 FC6-4 1B	0-0 L4		
Don Mason, L OBP: 0.281, SLG: 0.237 (1, 4)	0-0 F7		0-3 K			0-0 SH1-3 E 1B		0-3 K	
Cito Gaston, R OBP: 0.287, SLG: 0.419 (1, 8)	0-0 L9			0-3 K		0-0 SH1-3		0-3 K	
Nate Colbert, R OBP: 0.370, SLG: 0.512 (1, 3)		0-0 6-3		0-0 6-3		4-0 FC6-4 IBB		0-0 6-3	
Leron Lee, L OBP: 0.356, SLG: 0.440 (1, 7)		0-0 6-3		0-3 K		0-0 FC6-4			
Ollie Brown, R OBP: 0.356, SLG: 0.347 (1, 9)		0-0 E9 E			0-0 5-3	0-3 K			
Ed Spiezio, R OBP: 0.283, SLG: 0.351 (1, 5)		0-0 E7 2-H 1B			0-0 5-3		0-0 5-3		
Garry Jestadt, R OBP: 0.258, SLG: 0.263 (8, 5)									
Fred Kendall, R OBP: 0.222, SLG: 0.220 (1, 2)		0-0 P4			0-0 HR		0-0 1B		
Clay Kirby, R OBP: 0.267, SLG: 0.175 (1, 1)			0-0 F8		0-3 K		0-3 K		

Inning Stats	R: 0	H: 0	E: 0	K: 0	S: 3	R: 1	H: 1	E: 2	K: 0	S: 5	R: 0	H: 0	E: 0	K: 1	S: 5	R: 0	H: 0	E: 0	K: 2	S: 7	R: 1	H: 1	E: 0	K: 1	S: 6	R: 2	H: 2	E: 1	K: 1	S: 7	R: 0	H: 1	E: 0	K: 1	S: 6	R: 0	H: 0	E: 0	K: 2	S: 7				
	0	0	0	0	3	1	1	2	0	5	0	0	0	1	5	0	0	0	2	7	1	1	0	0	6	0	1	2	1	1	0	0	0	0	6	0	0	0	0	7	0	0	0	7

PITCHER	IP	WLS	BF	H	R	ER	SO	BB	IBB	HBP	BLK	WP	HR	S	P	ERA	WHIP
Bob Gibson, R ERA: 4.01 (1, 1)	7.0	L	28	5	4	2	6	0	1	0	0	0	1	39	43	2.57	0.714
Chuck Taylor, R ERA: 4.67 (8, 1)	1.0		3	0	0	0	2	0	0	0	0	0	0	7	7	0.00	0.000


BOTTOM

AB R H RBI BB SO LOB

4	1	1	0	0	0	1
4	1	1	0	0	2	0
3	0	0	0	0	2	0
3	0	0	0	1	0	0
3	0	0	1	0	1	1
3	1	0	0	0	1	1
3	0	1	1	0	0	0
0	0	0	0	0	0	0
3	1	2	1	0	0	1
3	0	0	0	0	2	1

livebaseballscorecards.com

AB	29
R	4
H	5
RBI	3
BB	1
SO	8
LOB	5



WP	PA
0	31

St. Louis Cardinals @ San Diego Padres
San Diego Stadium, San Diego, CA
Wed Jul 07 1971, 10:05 PM EDT
Att. 7,456 - Unknown

Batter	1	2	3	4	5	6	7	8	9	AB R H RBI BB SO LOB	TOP											
Don Kessinger, S (1, 6) OBP: 0.359, SLG: 0.369	0-0 4-3		0-0 E6			0-0 6-3		0-0 6-3		4 0 0 0 0 0 0	<p>Chicago Cubs @ San Diego Padres</p> <p>San Diego Stadium, San Diego, CA</p> <p>Fri Jul 09 1971, 10:05 PM EDT</p> <p>Unknown - 72 F</p>											
Glenn Beckert, R (1, 4) OBP: 0.371, SLG: 0.393	0-0 F2		0-0 E5			0-0 L6		0-0 F9	FC3 9-2 1B	4 0 1 0 0 0 1												
Billy Williams, L (1, 7) OBP: 0.379, SLG: 0.517	0-3 K		0-0 FC4-6			0-0 G3		0-0 FC3	1-2	4 0 0 0 0 1 3												
Ron Santo, R (1, 5) OBP: 0.374, SLG: 0.487		0-3 K		0-0 G6-4-3		0-0 1-3		0-0 F9	2-3	4 0 1 0 0 1 2												
Jim Hickman, R (1, 9) OBP: 0.344, SLG: 0.457		0-3 K		0-0 G6-4-3		0-0 2B		0-0 9-2	3-Hr	4 0 1 0 0 1 3												
Joe Pepitone, L (1, 3) OBP: 0.370, SLG: 0.542		0-0 1B		0-0 CS		0-0 F8				1 0 1 0 0 0 0												
Cleo James, R (3, 9) OBP: 0.300, SLG: 0.222				0-0 CS						2 0 1 0 0 0 1												
Brock Davis, L (1, 8) OBP: 0.365, SLG: 0.390		0-0 1-3		0-0 CS	0-3 K		0-0 6-3			3 0 0 0 0 1 2												
Chris Cannizzaro, R (1, 2) OBP: 0.308, SLG: 0.293			0-0 5-3		0-0 F9		0-0 F9			3 0 0 0 0 0 0												
Bill Hands, R (1, 1) OBP: 0.149, SLG: 0.093		0-3 K		0-3 K				0-3 K		2 0 0 0 0 2 0												
14 Ernie Banks, R (8, PH) OBP: 0.188, SLG: 0.222										1 0 0 0 0 1 0												
Phil Regan, R (8, 1)										0 0 0 0 0 0 0												
Inning Stats	R: 0 E: 0 K: 1 S: 5	H: 0 LOB: 0 BB: 0 P: 5	R: 0 E: 0 K: 2 S: 8	H: 1 LOB: 1 BB: 0 P: 8	R: 0 E: 2 K: 1 S: 7	H: 0 LOB: 2 BB: 0 P: 7	R: 0 E: 0 K: 0 S: 3	H: 2 LOB: 0 BB: 0 P: 3	R: 0 E: 0 K: 0 S: 7	H: 0 LOB: 0 BB: 0 P: 7	R: 0 E: 0 K: 0 S: 3	H: 0 LOB: 0 BB: 0 P: 3	R: 0 E: 0 K: 0 S: 4	H: 1 LOB: 1 BB: 0 P: 4	R: 0 E: 0 K: 1 S: 5	H: 0 LOB: 0 BB: 0 P: 5	R: 0 E: 0 K: 0 S: 4	H: 1 LOB: 1 BB: 0 P: 4	1B: 4 2B: 2 3B: 0 HR: 0	SF: 0 SAC: 0 DP: 2 HBP: 0	WP: 0 PB: 0 SB: 0 CS: 1	PA: 33
PITCHER	IP WLS BF H R ER SO BB IBB HBP BLK WP HR S P ERA WHIP																					
Dave Roberts, L (1, 1) ERA: 2.26	8.1 W 31 5 0 0 7 0 0 0 0 0 0 0 45 45 0.00 0.600																					
Bob Miller, R (9, 1) ERA: 1.89	0.2 S 1 0 0 0 0 0 0 0 0 0 0 0 1 1 0.00 0.000																					

livebaseballscorecards.com

AB	32
R	0
H	5
RBI	0
BB	0
SO	7
LOB	12



Batter	1	2	3	4	5	6	7	8	9
Enzo Hernandez, R (1, 6) OBP: 0.326, SLG: 0.285	0-0 6-3		0-0 F3			0-0 2B 1B		0-0 6-3	
Don Mason, L (1, 4) OBP: 0.280, SLG: 0.245	0-0 2B		0-0 5-3			0-0 F5		0-0 1-3	
Larry Stahl, L (1, 9) OBP: 0.326, SLG: 0.420	0-0 P5					0-0 FC5 1-3 2B		0-0 6-3	
Nate Colbert, R (1, 3) OBP: 0.367, SLG: 0.507	0-3 K					0-0 G5-4-3 1-2f		0-0 6-3	
Leron Lee, L (1, 7) OBP: 0.365, SLG: 0.441						0-0 F8		4-0 IBB	
Ivan Murrell, R (1, 8) OBP: 0.284, SLG: 0.397						0-0 SF7 3B		0-0 FC5 2-3f	
Ed Spiezio, R (1, 5) OBP: 0.279, SLG: 0.347						0-0 SF7 3-H		0-0 6-3	
Garry Jestadt, R (9, 5) OBP: 0.258, SLG: 0.263									
Bob Barton, R (1, 2) OBP: 0.303, SLG: 0.356						0-0 F7		0-0 1-3	
Dave Roberts, L (1, 1) OBP: 0.159, SLG: 0.182						0-0 3-1		0-0 3-1	
Bob Miller, R (9, 1)									

Inning Stats	R: 0 E: 0 K: 1 S: 6	H: 1 LOB: 1 BB: 0 P: 6	R: 0 E: 0 K: 1 S: 6	H: 1 LOB: 1 BB: 0 P: 6	R: 0 E: 0 K: 0 S: 3	H: 0 LOB: 0 BB: 0 P: 3	R: 0 E: 0 K: 0 S: 3	H: 1 LOB: 0 BB: 0 P: 3	R: 1 E: 0 K: 0 S: 4	H: 1 LOB: 0 BB: 0 P: 4	R: 0 E: 0 K: 0 S: 5	H: 2 LOB: 3 BB: 1 P: 9	R: 0 E: 0 K: 0 S: 3	H: 0 LOB: 0 BB: 0 P: 3	R: 0 E: 0 K: 0 S: 3	H: 0 LOB: 0 BB: 0 P: 3
--------------	------------------------------	---------------------------------	------------------------------	---------------------------------	------------------------------	---------------------------------	------------------------------	---------------------------------	------------------------------	---------------------------------	------------------------------	---------------------------------	------------------------------	---------------------------------	------------------------------	---------------------------------

PITCHER	IP	WLS	BF	H	R	ER	SO	BB	IBB	HBP	BLK	WP	HR	S	P	ERA	WHIP
Bill Hands, R (1, 1) ERA: 3.16	7.0	L	27	6	1	1	2	0	1	0	0	0	0	30	34	1.29	0.857
Phil Regan, R (8, 1) ERA: 3.72	1.0		3	0	0	0	0	0	0	0	0	0	0	3	3	0.00	0.000

BOTTOM


Chicago Cubs @ San Diego Padres
San Diego Stadium, San Diego, CA

Fri Jul 09 1971, 10:05 PM EDT
Unknown - 72 F

AB	R	H	RBI	BB	SO	LOB
4	0	1	0	0	0	0
4	0	1	0	0	0	1
4	0	2	0	0	0	1
3	0	0	0	0	1	4
2	0	1	0	1	0	0
3	1	1	0	0	0	4
2	0	0	1	0	1	1
0	0	0	0	0	0	0
3	0	0	0	0	0	1
3	0	0	0	0	0	0
0	0	0	0	0	0	0

livebaseballscorecards.com

AB	28
R	1
H	6
RBI	1
BB	1
SO	2
LOB	12



WP: 0	PA: 30
PB: 0	
SB: 0	
CS: 0	

Batter	1	2	3	4	5	6	7	8	9	AB R H RBI BB SO LOB	TOP
Don Kessinger, S (1, 6) <small>OBP: 0.361, SLG: 0.367</small> Ron Tompkins, R (7, 1)	0-3 		4-0 		4-0 		0-0 			2 0 0 0 2 1 1 0 0 0 0 0 0 0	
Glenn Beckert, R (1, 4) <small>OBP: 0.367, SLG: 0.388</small>	0-0 		0-3 		0-0 			0-0 		4 0 0 0 0 1 3	
Billy Williams, L (1, 7) <small>OBP: 0.378, SLG: 0.514</small>	0-0 		0-0 		0-0 			0-0 		4 0 1 0 0 0 3	
Ron Santo, R (1, 5) <small>OBP: 0.373, SLG: 0.482</small>	0-3 			4-0 	0-0 			0-3 		3 1 0 0 1 2 2	
Jim Hickman, R (1, 3) <small>OBP: 0.338, SLG: 0.449</small>		0-3 		0-0 		0-0 		0-0 		4 0 0 0 0 1 1	
Brock Davis, L (1, 8) <small>OBP: 0.368, SLG: 0.393</small>		0-0 		0-0 		0-0 		0-0 		4 0 2 0 0 0 1	
Cleo James, R (1, 9) <small>OBP: 0.214, SLG: 0.154</small>		0-3 		0-0 	0-0 		0-0 		4 1 0 0 0 1 3		AB 31 R 2 H 5 RBI 2 BB 4 SO 7 LOB 17
J.C. Martin, L (1, 2) <small>OBP: 0.343, SLG: 0.406</small>			0-0 	0-0 		0-0 		0-0 		4 0 2 2 0 0 1	
Joe Decker, R (1, 1) <small>OBP: 1.000, SLG: 1.000</small> Bill Bonham, R (3, 1) <small>OBP: 0.200, SLG: 0.200</small> Paul Popovich, S (7, PH) <small>OBP: 0.272, SLG: 0.351</small> Hector Torres, R (7, 6) <small>OBP: 0.278, SLG: 0.294</small>			4-0 	0-3 		0-0 			0 0 0 0 1 0 0 1 0 0 0 0 1 1 1 0 0 0 0 0 1 0 0 0 0 0 0 0		
Inning Stats	R: 0 H: 1 E: 0 LOB: 1 K: 2 BB: 0 S: 8 P: 8	R: 0 H: 0 E: 0 LOB: 0 K: 2 BB: 0 S: 7 P: 7	R: 0 H: 0 E: 0 LOB: 2 K: 1 BB: 2 S: 5 P: 13	R: 2 H: 1 E: 1 LOB: 1 K: 1 BB: 1 S: 7 P: 11	R: 0 H: 0 E: 0 LOB: 1 K: 0 BB: 1 S: 3 P: 7	R: 0 H: 1 E: 0 LOB: 0 K: 0 BB: 0 S: 3 P: 3	R: 0 H: 1 E: 0 LOB: 0 K: 0 BB: 0 S: 3 P: 3	R: 0 H: 0 E: 0 LOB: 0 K: 1 BB: 0 S: 5 P: 5	R: 0 H: 1 E: 0 LOB: 1 K: 0 BB: 0 S: 4 P: 4	1B: 5 SF: 0 2B: 0 SAC: 0 3B: 0 DP: 2 HR: 0 HBP: 0	WP: 0 PA: 35 PB: 0 SB: 0 CS: 0
PITCHER Steve Arlin, R (1, 1) <small>ERA: 3.62</small>	IP 9.0 WLS W BF 35 H 5 R 2 ER 0 SO 7 BB 4 IBB 0 HBP 0 BLK 0 WP 0 HR 0 S 45 P 61 ERA 0.00 WHIP 1.000										

Chicago Cubs @ San Diego Padres
 San Diego Stadium, San Diego, CA
 Fri Jul 09 1971, 10:05 PM EDT
 Att: 12,465 - Unknown

livebaseballscorecards.com

Batter	1	2	3	4	5	6	7	8	9	AB	R	H	RBI	BB	SO	LOB
Enzo Hernandez, R OBP: 0.331, SLG: 0.295 (1, 6)	0-0 SH1-3 1B		0-0 SH2-3 3B 2B	0-0 4-3			0-0 S HR 1B			4	2	3	0	0	0	0
Dave Campbell, R OBP: 0.283, SLG: 0.314 (1, 4)	0-0 SH1-3 1-2		0-0 SH2-3 2-3		0-0 F9		4-0 1-2 HR BB			1	1	0	0	1	0	0
Cito Gaston, R OBP: 0.283, SLG: 0.414 (1, 8)	0-0 5-3		0-3 K		0-3 K		0-3 K			4	0	0	0	0	3	4
Nate Colbert, R OBP: 0.371, SLG: 0.526 (1, 3)	0-3 K		0-0 2B 3B		0-0 1B 1B		0-0 HR			4	2	3	4	0	1	1
Leron Lee, L OBP: 0.380, SLG: 0.442 (1, 7)		4-0 2B BB	4-0 2B BB		0-0 E6 1B		0-0 5-3			2	2	1	0	2	0	0
Ivan Murrell, R OBP: 0.284, SLG: 0.397 (8, 7)										0	0	0	0	0	0	0
Ollie Brown, R OBP: 0.354, SLG: 0.349 (1, 9)	0-0 6-3 1-3	0-0 6-3 1-3	0-0 2B 3-H		0-0 4-3		0-0 6-3			4	0	1	2	0	0	1
Ed Spiezio, R OBP: 0.273, SLG: 0.339 (1, 5)	0-0 6-3	0-0 3-1			0-0 P1		0-3 K			4	0	0	0	0	1	2
Fred Kendall, R OBP: 0.224, SLG: 0.244 (1, 2)	0-0 2B 3-H		0-0 5-3		0-3 K		0-0 1-3			4	0	1	1	0	1	0
Steve Arlin, R OBP: 0.167, SLG: 0.146 (1, 1)	0-3 K		0-3 K		0-0 4-3					3	0	0	0	0	2	1

Inning Stats	R: 0	H: 1	E: 0	K: 1	S: 6	L: 6	R: 1	H: 1	E: 0	K: 1	S: 6	L: 6	R: 3	H: 3	E: 0	K: 1	S: 8	L: 12	R: 0	H: 0	E: 0	K: 1	S: 5	L: 6	R: 0	H: 2	E: 1	K: 1	S: 6	L: 6	R: 0	H: 0	E: 0	K: 1	S: 5	L: 5	R: 3	H: 2	E: 0	K: 1	S: 7	L: 11	R: 0	H: 0	E: 0	K: 1	S: 5	L: 5
	0	1	0	1	6	6	1	1	0	1	6	6	3	3	0	1	8	12	0	0	0	1	5	6	6	0	2	1	0	6	6	0	0	0	5	5	3	2	0	1	11	5	0	0	5	5		

PITCHER	IP	WLS	BF	H	R	ER	SO	BB	IBB	HBP	BLK	WP	HR	S	P	ERA	WHIP
Joe Decker, R ERA: 6.43 (1, 1)	2.2	L	15	5	4	4	3	2	0	0	0	0	0	19	27	13.50	2.625
Bill Bonham, R ERA: 4.86 (3, 1)	3.1		11	2	0	0	3	0	0	0	0	0	0	17	17	0.00	0.600
Ron Tompkins, R ERA: 4.26 (7, 1)	2.0		9	2	3	3	2	1	0	0	0	0	1	12	16	13.50	1.500


BOTTOM

Chicago Cubs @ San Diego Padres
San Diego Stadium, San Diego, CA

Fri Jul 09 1971, 10:05 PM EDT
Att. 12,465 - Unknown

livebaseballscorecards.com

AB	30
R	7
H	9
RBI	7
BB	3
SO	8
LOB	9



WP	HR	S	P	ERA	WHIP
0	0	0	35		

Batter	1	2	3	4	5	6	7	8	9	AB R H RBI BB SO LOB	TOP		
Don Kessinger, S (1, 6) OBP: 0.359, SLG: 0.367	0-0 F9		0-0 6-3		0-0 2-H 2B		0-0 F7		0-0 G1-6-3 1-2f	5 0 1 1 0 0 2			
Glenn Beckert, R (1, 4) OBP: 0.364, SLG: 0.385	0-0 6-3		0-0 6-3		0-0 1-3		0-0 2-3 1B		0-0 1-3	5 0 1 0 0 0 1			
Billy Williams, L (1, 7) OBP: 0.379, SLG: 0.511	0-0 4-3			4-0 BB		0-0 G3	4-0 1-2 BB			2 0 0 0 2 0 0			
Ron Santo, R (1, 5) OBP: 0.369, SLG: 0.476		0-0 5-3		0-0 P4		0-0 F8	0-0 1-2f FC4-6			4 0 0 0 0 0 4			
Jim Hickman, R (1, 9) OBP: 0.341, SLG: 0.447		4-0 1B BB		0-0 F2		0-0 HR 1B		0-0 F2		3 1 1 0 1 0 1			
Joe Pepitone, L (1, 3) OBP: 0.375, SLG: 0.558		0-0 1-3 1B		0-0 1-3		0-0 HR		0-0 BB 1B		4 1 3 2 0 0 1			
Brock Davis, L (1, 8) OBP: 0.365, SLG: 0.386		0-3 K			0-0 P4	0-0 F7		4-0 1-2 BB G5-4-3		3 0 0 0 1 1 2			
Chris Cannizzaro, R (1, 2) OBP: 0.312, SLG: 0.300		0-3 K			0-0 2B 2B		4-0 1B SH1-4 BB	0-0 1-2f G5-4-3		3 1 1 0 1 1 4			
Fergie Jenkins, R (1, 1) OBP: 0.254, SLG: 0.381			0-0 5-3		0-0 5-3		0-0 SH1-4		0-0 E5 G1-6-3	3 0 0 0 0 0 1			
Inning Stats	R: 0 E: 0 K: 0 S: 3 H: 0 LOB: 0 BB: 0 P: 3	R: 0 E: 0 K: 2 S: 8 H: 1 LOB: 2 BB: 1 P: 12	R: 0 E: 0 K: 0 S: 3 H: 0 LOB: 0 BB: 0 P: 3	R: 0 E: 0 K: 0 S: 3 H: 0 LOB: 1 BB: 1 P: 7	R: 1 E: 0 K: 0 S: 5 H: 2 LOB: 1 BB: 0 P: 5	R: 2 E: 0 K: 0 S: 5 H: 2 LOB: 0 BB: 0 P: 5	R: 0 E: 0 K: 0 S: 4 H: 1 LOB: 3 BB: 2 P: 12	R: 0 E: 0 K: 0 S: 3 H: 1 LOB: 1 BB: 1 P: 7	R: 0 E: 1 K: 0 S: 3 H: 0 LOB: 0 BB: 0 P: 3	1B: 4 2B: 2 3B: 0 HR: 1 SF: 0 SAC: 1 DP: 2 HBP: 0	WP: 0 PB: 0 SB: 1 CS: 0 PA: 38		
PITCHER	IP WLS BF H R ER SO BB IBB HBP BLK WP HR S P ERA WHIP											PITCHER	IP WLS BF H R ER SO BB IBB HBP BLK WP HR S P ERA WHIP
Fred Norman, L (1, 1) ERA: 3.88	6.2 L 30 6 3 3 2 4 0 0 0 0 0 1 30 46 4.05 1.500												
Al Severinsen, R (7, 1) ERA: 3.6	1.1 5 1 0 0 0 1 0 0 0 0 0 0 4 8 0.00 1.500												
Bob Miller, R (9, 1) ERA: 1.86	1.0 3 0 0 0 0 0 0 0 0 0 0 0 0 3 3 0.00 0.000												

Chicago Cubs @ San Diego Padres
San Diego Stadium, San Diego, CA

Sat Jul 10 1971, 6:33 AM EDT
Att: 3,423 - Sunny - 78 F

livebaseballscorecards.com

AB	32
R	3
H	7
RBI	3
BB	5
SO	2
LOB	16



Batter	1	2	3	4	5	6	7	8	9	AB R H RBI BB SO LOB	TOP																						
Don Kessinger, S (1, 6) OBP: 0.358, SLG: 0.366	0-3 K		0-0 3-1		0-0 L8		0-0 2-H 1B			4 0 1 0 0 1 0																							
Glenn Beckert, R (1, 4) OBP: 0.363, SLG: 0.386	0-3 K			0-0 SF7 2B		0-0 6-3		0-0 F8		4 1 1 0 0 1 0																							
Billy Williams, L (1, 7) OBP: 0.375, SLG: 0.504	0-0 G3			0-0 F2		0-0 6-3		0-0 G3		4 0 0 0 0 0 1																							
Joe Pepitone, L (1, 3) OBP: 0.377, SLG: 0.555		0-0 4-3		4-0 SF7 BB BB		0-0 1B		0-3 K		3 0 1 0 1 1 0																							
Paul Popovich, S (1, 5) OBP: 0.271, SLG: 0.338		0-0 P4-3		4-0 BB BB BB		0-0 P9		0-0 P8		3 0 0 0 1 0 1																							
Johnny Callison, L (1, 9) OBP: 0.309, SLG: 0.333		0-0 1B		0-0 SF7		0-0 HR		0-0 G3		3 1 2 2 0 0 0																							
Brock Davis, L (1, 8) OBP: 0.363, SLG: 0.382		0-0 3-1		0-0 2-3 3-H		0-0 F8		0-3 K		4 0 1 0 0 1 3																							
Chris Cannizzaro, R (1, 2) OBP: 0.309, SLG: 0.296			0-0 F9		0-0 F9		0-0 SH1-4 1B			2 0 0 0 0 0 0																							
Milt Pappas, R (1, 1) OBP: 0.200, SLG: 0.170			0-0 F3		0-0 5-3		0-0 L9			3 0 0 0 0 0 1																							
Inning Stats	R: 0 E: 0 K: 2 S: 7	H: 0 LOB: 0 BB: 0 P: 7	R: 0 E: 0 K: 0 S: 4	H: 1 LOB: 1 BB: 0 P: 4	R: 0 E: 0 K: 0 S: 3	H: 0 LOB: 0 BB: 0 P: 3	R: 1 E: 0 K: 0 S: 4	H: 1 LOB: 2 BB: 2 P: 12	R: 0 E: 0 K: 0 S: 3	H: 0 LOB: 0 BB: 0 P: 3	R: 0 E: 0 K: 0 S: 4	H: 1 LOB: 1 BB: 0 P: 4	R: 1 E: 0 K: 0 S: 5	H: 3 LOB: 2 BB: 0 P: 5	R: 0 E: 0 K: 1 S: 5	H: 0 LOB: 0 BB: 0 P: 5	R: 0 E: 0 K: 1 S: 5	H: 0 LOB: 0 BB: 0 P: 5	1B: 4 2B: 1 3B: 0 HR: 1	SF: 1 SAC: 1 DP: 0 HBP: 0	WP: 0 PB: 0 SB: 0 CS: 0	PA: 34											
PITCHER Tom Phoebus, R (1, 1) ERA: 4.56 Dick Kelley, L (8, 1) ERA: 4.28	IP 7.0	WLS L	BF 28	H 6	R 2	ER 2	SO 2	BB 2	IBB 0	HBP 0	BLK 0	WP 0	HR 1	S 30	P 38	ERA 2.57	WHIP 1.143																
											PITCHER	IP	WLS	BF	H	R	ER	SO	BB	IBB	HBP	BLK	WP	HR	S	P	ERA	WHIP					

Chicago Cubs @ San Diego Padres
San Diego Stadium, San Diego, CA
Sun Jul 11 1971, 6:33 AM EDT
Unknown

livebaseballscorecards.com

AB	30
R	2
H	6
RBI	2
BB	2
SO	4
LOB	6



Batter	1	2	3	4	5	6	7	8	9	AB	R	H	RBI	BB	SO	LOB
Enzo Hernandez, R (1, 6) OBP: 0.326, SLG: 0.290	0-0 F9			0-0 6-3		0-0 F8		0-0 P5-3		4	0	0	0	0	0	3
Don Mason, L (1, 4) OBP: 0.285, SLG: 0.252	0-0 L6			0-0 F9			0-0 B5-3		0-0 1B	4	0	2	0	0	0	0
Larry Stahl, L (1, 9) OBP: 0.317, SLG: 0.424 (8, 7)	0-0 4-3			0-0 4-3			0-0 B5-3		0-3 K	4	0	0	0	0	1	2
Nate Colbert, R (1, 3) OBP: 0.364, SLG: 0.514		0-0 2-3			0-3 K		0-0 6-3		0-0 F7	4	0	0	0	0	1	2
Leron Lee, L (1, 7) OBP: 0.360, SLG: 0.416 Dick Kelley, R (8, 1) OBP: 0.333, SLG: 0.333 Cito Gaston, R (9, PH) OBP: 0.282, SLG: 0.413		0-0 F7			0-0 L8		0-0 4-3		0-0 L7	3	0	0	0	0	0	1
Ivan Murrell, R (1, 8) OBP: 0.275, SLG: 0.383		0-0 F8			0-0 6-3					0	0	0	0	0	0	0
Ed Spiezio, R (1, 5) OBP: 0.278, SLG: 0.339			0-0 6-3			1-0 FC6-4		0-0 1B		2	0	1	0	0	0	0
Fred Kendall, R (1, 2) OBP: 0.231, SLG: 0.250 Fred Norman, S (8, PR) OBP: 0.143, SLG: 0.143 Bob Barton, R (9, 2) OBP: 0.304, SLG: 0.361		0-0 2-3				0-0 FC6-4		0-0 1B		3	0	1	0	0	0	1
Tom Phoebus, R (1, 1) OBP: 0.229, SLG: 0.219 Ollie Brown, R (8, 9) OBP: 0.352, SLG: 0.346			0-0 P4			1-2 SH1-4		0-0 1B		0	0	0	0	0	0	0
						0-0 SH1-4		0-0 L6		1	0	0	0	0	0	0
										1	0	0	0	0	0	2


Inning Stats	R: 0	H: 0	E: 0	LOB: 0	K: 0	BB: 0	S: 3	P: 3	R: 0	H: 0	E: 0	LOB: 0	K: 0	BB: 0	S: 3	P: 3	R: 0	H: 0	E: 0	LOB: 0	K: 0	BB: 0	S: 3	P: 3	R: 0	H: 0	E: 0	LOB: 0	K: 1	BB: 0	S: 5	P: 5	R: 0	H: 1	E: 0	LOB: 1	K: 0	BB: 0	S: 4	P: 4	R: 0	H: 2	E: 0	LOB: 2	K: 0	BB: 0	S: 5	P: 5	R: 0	H: 1	E: 0	LOB: 1	K: 1	BB: 0	S: 6	P: 6
	0	0	0	0	0	0	3	3	0	0	0	0	0	0	3	3	0	0	0	0	0	0	0	3	3	0	0	0	0	1	0	0	5	5	0	1	0	0	4	4	0	2	0	0	5	5	0	2	0	0	6	6				

BOTTOM

Chicago Cubs @ San Diego Padres
San Diego Stadium, San Diego, CA

Sun Jul 11 1971, 6:33 AM EDT
Unknown

AB	30
R	0
H	4
RBI	0
BB	0
SO	2
LOB	12



WP: 0	PA: 32
PB: 0	
SB: 0	
CS: 0	

livebaseballscorecards.com

PITCHER	IP	WLS	BF	H	R	ER	SO	BB	IBB	HBP	BLK	WP	HR	S	P	ERA	WHIP
Milt Pappas, R (1, 1) ERA: 3.91	9.0	W	32	4	0	0	2	0	0	1	0	0	0	35	36	0.00	0.444

Batter	1	2	3	4	5	6	7	8	9	AB R H RBI BB SO LOB	TOP												
Don Kessinger, S (1, 6) <small>OBP: 0.358, SLG: 0.366</small> Hector Torres, R (8, 6) <small>OBP: 0.278, SLG: 0.294</small>	0-0 1-3	0-0 F8			0-0 6-3		0-0 1-2 1B	0-0 2-H 3-H 1B		5 0 2 1 0 0 1 0 0 0 0 0 0 0													
Paul Popovich, S (1, 4) <small>OBP: 0.256, SLG: 0.317</small>	0-0 P6		0-0 F2		0-0 P3		0-0 P9		0-3 K	5 0 0 0 0 1 2													
Billy Williams, L (1, 7) <small>OBP: 0.376, SLG: 0.507</small>	4-0 2B BB		0-0 3B			0-3 K	0-3 K		0-0 5-3	4 1 1 0 1 2 2													
Joe Pepitone, L (1, 3) <small>OBP: 0.381, SLG: 0.572</small>	0-0 1-H 2B		0-0 F2			0-0 HR		0-0 1B 1B	0-0 4-3	5 2 3 2 0 0 1													
Ron Santo, R (1, 5) <small>OBP: 0.370, SLG: 0.475</small>	4-0 BB		0-0 5-3			0-0 E6 FC4-6		0-0 1-2 1B 1B		3 1 1 0 1 0 1													
Johnny Callison, L (1, 9) <small>OBP: 0.304, SLG: 0.327</small>	0-3 K			0-3 K		0-0 FC4-6		0-0 F8		4 0 0 0 0 2 5													
Brock Davis, L (1, 8) <small>OBP: 0.360, SLG: 0.375</small>		4-0 CS BB		0-0 6-3		0-0 4-3		0-0 F7		3 0 0 0 1 0 3													
J.C. Martin, L (1, 2) <small>OBP: 0.351, SLG: 0.412</small>		0-0 1-2 1B		0-3 K			0-0 F5	0-0 2B 1-H 2-H 1B 1B		4 1 2 2 0 1 0													
Juan Pizarro, L (1, 1) Bill Bonham, R (5, 1) <small>OBP: 0.200, SLG: 0.200</small> Ray Webster, L (7, PH) <small>OBP: 0.320, SLG: 0.273</small> Phil Regan, R (7, 1) Jim Hickman, R (8, PH) <small>OBP: 0.343, SLG: 0.454</small> Bill Harris, R (8, 1) <small>OBP: 0.149, SLG: 0.093</small>		0-0 L9			0-3 K		0-0 1B 1B	0-0 1-3 1B 2B		2 0 0 0 0 0 1 1 0 0 0 0 0 0 0 0 1 0 1 0 0 0 0 0 0 0 0 0 0 0 0 0 1 0 1 0 0 0 0 0 0 0 0 0 0 0 0 0													
Inning Stats	R: 1 E: 0 K: 1 S: 6	H: 1 LOB: 2 BB: 2 P: 14	R: 0 E: 0 K: 0 S: 3	H: 1 LOB: 1 BB: 1 P: 7	R: 0 E: 0 K: 0 S: 4	H: 1 LOB: 1 BB: 0 P: 4	R: 0 E: 0 K: 2 S: 7	H: 0 LOB: 0 BB: 0 P: 7	R: 0 E: 0 K: 1 S: 5	H: 0 LOB: 0 BB: 0 P: 5	R: 1 E: 1 K: 1 S: 7	H: 1 LOB: 1 BB: 0 P: 7	R: 0 E: 0 K: 1 S: 7	H: 2 LOB: 2 BB: 0 P: 7	R: 3 E: 0 K: 0 S: 7	H: 5 LOB: 2 BB: 0 P: 7	R: 0 E: 0 K: 1 S: 5	H: 0 LOB: 0 BB: 0 P: 5	1B: 7 2B: 2 3B: 1 HR: 1	SF: 0 SAC: 0 DP: 0 HBP: 0	WP: 0 PB: 0 SB: 0 CS: 1	PA: 40	
PITCHER Clay Kirby, R (1, 1) <small>ERA: 3.42</small> Bob Miller, R (8, 1) <small>ERA: 1.95</small>	IP WLS BF H R ER SO BB IBB HBP BLK WP HR S P ERA WHIP	7.0 W 32 8 4 4 6 3 0 0 0 0 0 1 41 53 5.14 1.571	2.0 S 8 3 1 1 1 0 0 0 0 0 0 0 10 10 4.50 1.500																				

Chicago Cubs @ San Diego Padres
San Diego Stadium, San Diego, CA
Sun Jul 11 1971, 6:38 AM EDT
Att. 13,274 - Unknown

livebaseballscorecards.com

AB	37
R	5
H	11
RBI	5
BB	3
SO	7
LOB	16



Batter	1	2	3	4	5	6	7	8	9	10	11	12	13	14	15	16	17	AB R H RBI BB SO LOB	TOP	
Enzo Hernandez, R OBP: 0.321, SLG: 0.285 (1, 6)	F9		F4			1-3		6-3		F4			6-3			FC3-6 1B		7 0 1 0 0 0 1	San Diego Padres @ Pittsburgh Pirates Three Rivers Stadium, Pittsburgh, PA Thu Jul 15 1971, 7:05 PM EDT Att: 17,405 - Unknown	
Don Mason, L OBP: 0.279, SLG: 0.247 (1, 5) (7, 4)	3-1			4-3		K		L8			K					FC3-6 1B WP		7 1 1 0 0 2 1		
Cito Gaston, R OBP: 0.282, SLG: 0.415 (1, 8) Al Severinsen, R (13, 1)	4-3			6-3			1B PB 1B	L8			K		K			WP 1B		6 1 1 0 0 2 1 0 0 0 0 0 0 0 1 0 1 0 0 0 0 0 0 0 0 0 0 0		
Tommy Dean, R OBP: 0.163, SLG: 0.109 (16, PH) Danny Coombs, R OBP: 0.267, SLG: 0.286 (16, 1)	4-3			6-3			1B PB 1B	L8			K		K			WP 1B		7 0 0 0 0 3 2		
Nate Colbert, R OBP: 0.362, SLG: 0.505 (1, 3)		K		K				F7		4-3			5-3			F3		7 0 0 0 0 3 2		
Larry Stahl, L OBP: 0.310, SLG: 0.411 (1, 7)		F7			4-3			PB 1B		K			L8			F5		7 0 1 0 0 1 1		
Ollie Brown, R OBP: 0.356, SLG: 0.349 (1, 9)					F9			PB IBB		G3			6-3			1-3		6 0 2 0 1 0 0		
Bob Barton, R OBP: 0.315, SLG: 0.367 (1, 2) Fred Norman, S OBP: 0.143, SLG: 0.143 (10, PR) Fred Kendall, R OBP: 0.218, SLG: 0.235 (10, 2)		F9						K					F4			F9		4 0 2 0 0 1 3 0 0 0 0 0 0 0 3 0 0 0 0 0 1		
Dave Campbell, R OBP: 0.260, SLG: 0.310 (1, 4) Leron Lee, L OBP: 0.365, SLG: 0.416 (7, PH) Garry Jestadt, R OBP: 0.246, SLG: 0.250 (7, 5) Ed Spiezio, R OBP: 0.283, SLG: 0.342 (13, PH) (13, 5)			K							FC1-6 1B						L8		2 0 0 0 0 2 1 0 0 0 0 1 0 0 1 0 0 0 0 0 1 3 0 0 0 0 1 1		
Dave Roberts, L OBP: 0.149, SLG: 0.170 (1, 1) Angel Bravo, L OBP: 0.278, SLG: 0.234 (10, PH) Bob Miller, R (10, 1) Ivan Murrell, R OBP: 0.289, SLG: 0.422 (13, 8)			G3			K		4-3					K			6-3		3 0 0 0 0 1 3 1 0 0 0 0 1 1 0 0 0 0 0 0 0 2 1 1 1 0 0 0		
Inning Stats	R: 0 H: 0 E: 0 LOB: 0 K: 0 BB: 0 S: 3 P: 3	R: 0 H: 1 E: 0 LOB: 1 K: 1 BB: 0 S: 6 P: 6	R: 0 H: 0 E: 0 LOB: 0 K: 1 BB: 0 S: 5 P: 5	R: 0 H: 0 E: 0 LOB: 0 K: 1 BB: 0 S: 5 P: 5	R: 0 H: 1 E: 0 LOB: 1 K: 1 BB: 0 S: 6 P: 6	R: 0 H: 0 E: 0 LOB: 0 K: 2 BB: 0 S: 7 P: 7	R: 1 H: 2 E: 0 LOB: 3 K: 1 BB: 2 S: 7 P: 15	R: 0 H: 0 E: 0 LOB: 0 K: 0 BB: 0 S: 3 P: 3	R: 0 H: 0 E: 0 LOB: 0 K: 1 BB: 0 S: 5 P: 5	R: 0 H: 1 E: 0 LOB: 1 K: 1 BB: 0 S: 6 P: 6	R: 0 H: 0 E: 0 LOB: 0 K: 2 BB: 0 S: 7 P: 7	R: 0 H: 0 E: 0 LOB: 0 K: 0 BB: 0 S: 3 P: 3	R: 1 H: 2 E: 0 LOB: 1 K: 2 BB: 0 S: 9 P: 9	R: 0 H: 0 E: 0 LOB: 0 K: 1 BB: 0 S: 5 P: 5	R: 0 H: 0 E: 0 LOB: 0 K: 0 BB: 0 S: 3 P: 3	R: 1 H: 2 E: 0 LOB: 1 K: 0 BB: 0 S: 5 P: 5	R: 0 H: 1 E: 0 LOB: 0 K: 0 BB: 0 S: 3 P: 3	1B: 9 SF: 0 2B: 0 SAC: 0 3B: 0 DP: 1 HR: 1 HBP: 0		WP: 1 PA: 62 PB: 1 SB: 0 CS: 0
PITCHER	IP WLS BF H R ER SO BB IBB HBP BLK WP HR S P ERA WHIP																			
Steve Glass, R ERA: 2.8 (1, 1)	8.0																			
Dave Giusti, R ERA: 2.04 (9, 1)	4.0																			
Mudcat Grant, R ERA: 3.14 (13, 1)	2.0																			
Bob Veale, L ERA: 5.57 (15, 1)	1.1																			
Jim Nelson, R ERA: 2.34 (16, 1)	1.2	W																		

AB	60
R	3
H	10
RBI	1
BB	2
SO	14
LOB	17




Batter	1	2	3	4	5	6	7	8	9	AB	R	H	RBI	BB	SO	LOB
Bill Mazerowski, R OBP: 0.364, SLG: 0.371 (1, 4)	0-0 FC4-6 1B		0-0 5-3		0-0 6-3		0-0 5-3			4	0	1	0	0	0	0
Vic Davalillo, L OBP: 0.293, SLG: 0.321 (1, 9)	0-0 FC4-6 FC3-6 1B 1-2f		0-0 2B		0-0 4-3		0-0 4-3			4	1	1	0	0	0	1
Al Oliver, L OBP: 0.318, SLG: 0.406 (1, 8)	0-0 FC3-6 1-2 1B		0-0 1B		0-0 WP 2B		0-0 3-1			4	0	3	0	0	0	0
Willie Stargell, L OBP: 0.392, SLG: 0.697 (1, 7)	0-0 FC3-6 1B 1-2f 2-3		0-3 K		4-0 2-3 IBB		0-3 K			3	0	0	0	1	2	3
Richie Hebner, L OBP: 0.358, SLG: 0.544 (1, 5)	0-0 1-2 3-H 1B		0-0 S 6-3 1B		0-3 K		0-0 G3			4	0	2	1	0	1	2
Bob Robertson, R OBP: 0.356, SLG: 0.488 (1, 3)	0-0 F7		0-3 K		0-3 K		0-0 HR			4	1	1	1	0	2	3
Manny Sanguillen, R OBP: 0.337, SLG: 0.409 (1, 2)		0-0 F8		0-0 6-3 1-2		0-0 4-3		0-0 F9		4	0	0	0	0	0	1
Gene Alley, R OBP: 0.305, SLG: 0.333 (1, 6)		0-3 K		4-0 S IBB		4-0 FC6 BB				1	0	0	0	2	1	0
Bob Johnson, L OBP: 0.176, SLG: 0.067 (1, 1)		0-0 4-3		0-3 K 1-2 2-3		0-0 FC6 1-2f				3	0	0	0	0	1	3

Inning Stats	R: 1	H: 3	E: 0	LOB: 2	K: 0	BB: 0	S: 6	P: 6	R: 0	H: 0	E: 0	LOB: 0	K: 1	BB: 0	S: 5	P: 5	R: 0	H: 2	E: 0	LOB: 1	K: 1	BB: 0	S: 6	P: 6	R: 0	H: 1	E: 0	LOB: 2	K: 2	BB: 1	S: 8	P: 12	R: 0	H: 1	E: 0	LOB: 1	K: 1	BB: 1	S: 6	P: 10	R: 0	H: 0	E: 0	LOB: 1	K: 0	BB: 1	S: 5	P: 9	R: 0	H: 0	E: 0	LOB: 0	K: 0	BB: 0	S: 3	P: 3	R: 1	H: 1	E: 0	LOB: 0	K: 1	BB: 0	S: 6	P: 6
Steve Arlin, R ERA: 3.54 (1, 1)	IP	WLS	BF	H	R	ER	SO	BB	IBB	HBP	BLK	WP	HR	S	P	ERA	WHIP	IP	WLS	BF	H	R	ER	SO	BB	IBB	HBP	BLK	WP	HR	S	P	ERA	WHIP	IP	WLS	BF	H	R	ER	SO	BB	IBB	HBP	BLK	WP	HR	S	P	ERA	WHIP													

BOTTOM

San Diego Padres @ Pittsburgh Pirates
 Three Rivers Stadium, Pittsburgh, PA
 Fri Jul 16 1971, 7:05 PM EDT
 Att. 33,736 - Unknown

AB	31
R	2
H	8
RBI	2
BB	3
SO	7
LOB	13



WP: 1	PA: 34
PB: 0	SB: 2
CS: 0	

Batter	1	2	3	4	5	6	7	8	9	AB	R	H	RBI	BB	SO	LOB
Rennie Stennett, R OBP: 0.273, SLG: 0.200 (1, 4)	0-0 F9	0-0 6-3	0-0 FC6-4 2-3 1B		0-0 G6-4-3 1-2f		4-0 FC5-4 1B BB	0-0 1-2 2-H 1B		5	0	2	1	1	0	1
Gene Clines, R OBP: 0.407, SLG: 0.430 (1, 8)	0-0 1B 1B		L6 FC6-4 1-2f			4-0 2B BB	0-0 FC5-4 1B	0-0 L8		5	2	2	0	1	0	4
Roberto Clemente, R OBP: 0.364, SLG: 0.524 (1, 9)	0-0 WP 1-2 1B 1B		0-0 4-3	0-0 1B 1B		0-0 1B 2B	0-0 FC5-4 S 1-2f 2-3			5	1	3	1	0	0	2
Willie Stargell, L OBP: 0.389, SLG: 0.688 (1, 7)	0-0 F8		0-0 1B HR 1B	0-3 K		0-3 K	0-3 K	1-2		5	1	1	0	0	3	6
Manny Sanguillen, R OBP: 0.345, SLG: 0.415 (1, 2)	0-0 WP 1-2 2-H 1B		0-0 1B HR 1B	0-0 1B		0-0 BB 2-H 1B	0-0 F4			5	1	4	2	0	0	2
Bob Robertson, R OBP: 0.359, SLG: 0.498 (1, 3)	4-0 FC4-6 1-2 2-3 BB		0-0 1B HR	0-0 F2		0-0 F7		0-0 1B 1B		4	2	2	3	1	0	3
Jose Pagan, R OBP: 0.340, SLG: 0.368 Richie Hebner, L OBP: 0.361, SLG: 0.544 (1, 5) (4, 5)	0-0 FC4-6 1-2f		4-0 2B 1B BB	0-0 FC6-4		4-0 BB 1-2 BB		0-0 1B 1B		1	1	0	0	1	0	3
Gene Alley, R OBP: 0.307, SLG: 0.336 (1, 6)			0-0 F9	0-0 E 2B		0-3 K	4-0 1-2 2-3 BB	0-0 F4		4	1	1	0	1	1	2
Dock Ellis, S OBP: 0.255, SLG: 0.212 (1, 1)			0-3 K	0-0 E5 1B 2-H 3-H 1B		4-0 BB G6-4-3	0-3 K	0-3 K		4	0	1	1	1	3	5

Inning Stats	R: 1	H: 3	E: 0	K: 0	S: 6	LOB: 3	BB: 1	P: 10	R: 0	H: 0	E: 0	K: 1	S: 5	LOB: 0	BB: 0	P: 5	R: 5	H: 6	E: 1	K: 0	S: 9	LOB: 2	BB: 1	P: 13	R: 0	H: 2	E: 0	K: 1	S: 7	LOB: 2	BB: 0	P: 7	R: 0	H: 0	E: 0	K: 1	S: 4	LOB: 0	BB: 1	P: 8	R: 2	H: 2	E: 0	K: 2	S: 9	LOB: 3	BB: 3	P: 21	R: 0	H: 1	E: 0	K: 1	S: 6	LOB: 2	BB: 1	P: 10	R: 1	H: 3	E: 0	K: 1	S: 8	LOB: 2	BB: 0	P: 8
--------------	------	------	------	------	------	--------	-------	-------	------	------	------	------	------	--------	-------	------	------	------	------	------	------	--------	-------	-------	------	------	------	------	------	--------	-------	------	------	------	------	------	------	--------	-------	------	------	------	------	------	------	--------	-------	-------	------	------	------	------	------	--------	-------	-------	------	------	------	------	------	--------	-------	------

PITCHER																	1B: 14	SF: 0	WP: 1	PA: 47			
PITCHER																	2B: 2	SAC: 0	PB: 0				
PITCHER																	3B: 0	DP: 1	SB: 1				
PITCHER																	HR: 1	HBP: 0	CS: 0				
PITCHER	IP	WLS	BF	H	R	ER	SO	BB	IBB	HBP	BLK	WP	HR	S	P	ERA	WHIP	WP	HR	S	P	ERA	WHIP
Fred Norman, L ERA: 4.74 (1, 1)	3.0	L	21	10	6	6	1	2	0	0	0	1	1	21	29	18.00	4.000						
Bill Laxton, L ERA: 6.08 (4, 1)	2.2		14	3	2	2	3	4	0	0	0	0	0	16	32	6.75	2.625						
Danny Coombs, L ERA: 6.62 (6, 1)	2.1		12	4	1	1	3	1	0	0	0	0	0	17	21	3.86	2.143						

BOTTOM

San Diego Padres @ Pittsburgh Pirates
Three Rivers Stadium, Pittsburgh, PA
Sat Jul 17 1971, 3:33 AM EDT
Att. 14,278 - Unknown

livebaseballscorecards.com

AB	40
R	9
H	17
RBI	8
BB	7
SO	7
LOB	30



Batter	1	2	3	4	5	6	7	8	9	AB R H RBI BB SO LOB	TOP			
Ivan Murrell, R OBP: 0.283, SLG: 0.413 (1, 7) x	0-0 ① 5-3			x 0-0 ① F8		x 0-0 ① F9				3 0 0 0 0 0 0	San Diego Padres @ Cincinnati Reds Riverfront Stadium, Cincinnati, OH Sun Jul 18 1971, 3:33 AM EDT Att. 25,144 - Unknown livebaseballscorecards.com			
Dave Campbell, R OBP: 0.283, SLG: 0.312 (1, 4) x	0-0 ② 6-3			x 0-0 2B		x 0-0 ② 6-3				3 0 1 0 0 0 0				
Cito Gaston, R OBP: 0.281, SLG: 0.415 (1, 8) x	0-0 ③ 1-3			x 0-0 ② 6-3		x 0-0 ③ F8				3 0 0 0 0 0 1				
Nate Colbert, R OBP: 0.363, SLG: 0.514 (1, 3) x		x 0-0 ① F2		x 0-0 ③ 5-3						2 0 0 0 0 0 1				
Ollie Brown, R OBP: 0.351, SLG: 0.344 (1, 9) x		x 0-0 ② F3			x 0-0 1B					2 0 1 0 0 0 0				
Ed Spiezio, R OBP: 0.287, SLG: 0.346 (1, 5) x		x 0-0 ③ 1-3			x 0-0 1B					2 0 1 0 0 0 0				
Fred Kendall, R OBP: 0.213, SLG: 0.228 (1, 2) x			x 0-0 ① F2		x 0-0 ① 1-3					2 0 0 0 0 0 2				
Tommy Dean, R OBP: 0.157, SLG: 0.104 (1, 6) x			x 0-0 ② F8		x 0-0 ② 1-3					2 0 0 0 0 0 2				
Tom Phoebus, R OBP: 0.222, SLG: 0.212 (1, 1) x			x 0-0 ③ F8		x 0-0 ③ F9					1 0 0 0 0 0 0				
Garry Jestadt, R OBP: 0.242, SLG: 0.246 (5, PH)										1 0 0 0 0 0 2				
Dick Kelley, R OBP: 0.333, SLG: 0.333 (5, 1)										0 0 0 0 0 0 0				
Inning Stats	R: 0 E: 0 K: 0 S: 3	H: 0 LOB: 0 BB: 0 P: 3	R: 0 E: 0 K: 0 S: 3	H: 0 LOB: 0 BB: 0 P: 3	R: 0 E: 0 K: 0 S: 3	H: 1 LOB: 1 BB: 0 P: 4	R: 0 E: 0 K: 0 S: 5	H: 2 LOB: 2 BB: 0 P: 5	R: 0 E: 0 K: 0 S: 3	H: 0 LOB: 0 BB: 0 P: 3	1B: 2 2B: 1 3B: 0 HR: 0	SF: 0 SAC: 0 DP: 0 HBP: 0	WP: 0 PB: 0 SB: 0 CS: 0	PA: 21
PITCHER Ross Grimsley, L ERA: 3.64 (1, 1)	IP: 6.0 WLS: W BF: 21 H: 3 R: 0 ER: 0 SO: 0 BB: 0 IBB: 0 HBP: 0 BLK: 0 WP: 0 HR: 0 S: 21 P: 21 ERA: 0.00 WHIP: 0.500											PITCHER	IP: WLS: BF: H: R: ER: SO: BB: IBB: HBP: BLK: WP: HR: S: P: ERA: WHIP:	



Batter	1	2	3	4	5	6	7	8	9	AB	R	H	RBI	BB	SO	LOB
Pete Rose, S OBP: 0.389, SLG: 0.427 (1, 9) X	0-0 4-3 BBB	4-0 L4-3 BB			0-0 F9					2	0	0	0	1	0	0
Bernie Carbo, L OBP: 0.364, SLG: 0.350 (1, 7) X	0-0 BB 1B 1B	0-0 L4-3 1-2			0-0 G3					3	1	1	0	0	0	1
Lee May, R OBP: 0.343, SLG: 0.563 (1, 3) X	0-0 1B 1-2 1B 1B				0-0 F6			1-0 HBP		2	1	1	0	0	0	0
Tony Perez, R OBP: 0.304, SLG: 0.412 (1, 5) X	0-0 L6				0-0 5-3					2	0	0	0	0	0	2
George Foster, R OBP: 0.294, SLG: 0.393 (1, 8) BBBB	4-0 1B 1-2 2-3 1B BB				0-3 K					1	1	0	0	1	1	0
Tommy Helms, R OBP: 0.291, SLG: 0.343 (1, 4) X	0-0 1B 1-2 2-3 3-H 1B				0-0 6-3					2	0	1	1	0	0	0
Pat Corrales, R OBP: 0.231, SLG: 0.216 (1, 2) X	0-0 1-2 2-H 3-H 1B				0-0 F7					2	0	1	2	0	0	0
Woody Woodward, R OBP: 0.297, SLG: 0.278 (1, 6) X	0-0 F3				0-0 6-3					2	0	0	0	0	0	2
Ross Grimsley, L OBP: 0.185, SLG: 0.120 (1, 1) X					0-0 F8			0-3 K		2	0	0	0	0	1	0

Inning Stats	R: 3	H: 4	E: 0	LOB: 2	K: 0	S: 7	P: 11	R: 0	H: 0	E: 0	LOB: 0	K: 0	S: 2	R: 0	H: 0	E: 0	LOB: 0	K: 1	S: 5	R: 0	H: 0	E: 0	LOB: 0	K: 0	S: 3	R: 0	H: 0	E: 0	LOB: 0	K: 1	S: 5	R: 0	H: 0	E: 0	LOB: 1	K: 0	S: 0
--------------	------	------	------	--------	------	------	-------	------	------	------	--------	------	------	------	------	------	--------	------	------	------	------	------	--------	------	------	------	------	------	--------	------	------	------	------	------	--------	------	------

PITCHER	IP	WLS	BF	H	R	ER	SO	BB	IBB	HBP	BLK	WP	HR	S	P	ERA	WHIP
Tom Phoebus, R ERA: 4.64 (1, 1)	4.0	L	17	4	3	3	1	2	0	0	0	0	0	17	25	6.75	1.500
Dick Kelley, L ERA: 4.17 (5, 1)	1.0		4	0	0	0	1	0	0	1	0	0	0	5	6	0.00	0.000

BOTTOM

San Diego Padres @ Cincinnati Reds
 Riverfront Stadium, Cincinnati, OH
 Sun Jul 18 1971, 3:33 AM EDT
 Att. 25,144 - Unknown

AB	18
R	3
H	4
RBI	3
BB	2
SO	2
LOB	5



1B: 4	SF: 0	WP: 0	PA: 21
2B: 1	SAC: 0	PB: 0	
3B: 0	DP: 1	SB: 0	
HR: 0	HBP: 1	CS: 0	

livebaseballscorecards.com

Batter	1	2	3	4	5	6	7	8	9	AB R H RBI BB SO LOB	TOP
Enzo Hernandez, R (1, 6) OBP: 0.315, SLG: 0.280	0-0 6-3	0-0 P4			0-0 6-3		0-0 S 1B		0-0 PB 1B	5 0 2 0 0 0 0	
Leron Lee, L (1, 7) OBP: 0.349, SLG: 0.393	0-0 1B BB BB 1B		0-0 4-3		0-0 4-3		0-0 F7		0-3 K	4 1 1 0 0 0 1 1 0 0 0 0 1 1	
Bob Miller, R (7, 1)											
Cito Gaston, R (1, 8) OBP: 0.283, SLG: 0.413	4-0 BB BB 1B BB		0-0 4-3		1-0 HBP			0-0 6-3		2 1 0 0 1 0 0	
Larry Stahl, L (1, 3) OBP: 0.306, SLG: 0.398	0-0 BB BB 1B		4-0 BB		0-0 F7			0-0 6-3		3 0 1 0 1 0 1	
Ollie Brown, R (1, 9) OBP: 0.353, SLG: 0.344	4-0 1-2 2-3 3-H BB BB		0-0 1-3		0-3 K			0-0 HR 1B		3 1 1 1 1 1 1	
Ed Spiezio, R (1, 5) OBP: 0.296, SLG: 0.366	4-0 1-2 2-3 3-H BB			0-0 G1-4-3 1B		0-0 6-3		0-0 1-H HR		3 1 2 3 1 0 0 0 0 0 0 0 0 0	
Garry Jestadt, R (8, 5) OBP: 0.242, SLG: 0.246											
Fred Kendall, R (1, 2) OBP: 0.200, SLG: 0.213	0-0 G6-4-3 1-2f		0-0 G1-4-3 1-2f		0-0 6-3		0-0 6-3	0-0 F7		4 0 0 0 0 0 4	
Dave Campbell, R (1, 4) OBP: 0.282, SLG: 0.311		0-0 6-3		0-0 1B		0-0 6-3		0-0 F7		4 0 1 0 0 0 0	
Clay Kirby, R (1, 1) OBP: 0.240, SLG: 0.156		0-3 K		0-3 K		0-0 5-3		0-0 6-3		2 0 0 0 0 2 1 2 0 0 0 0 0 0	
Ivan Murrell, R (7, PH) OBP: 0.280, SLG: 0.408											
Inning Stats	R: 2 H: 2 E: 0 LOB: 2 K: 0 BB: 3 S: 4 P: 16	R: 0 H: 0 E: 0 LOB: 0 K: 1 BB: 0 S: 5 P: 5	R: 0 H: 0 E: 0 LOB: 1 K: 0 BB: 1 S: 3 P: 7	R: 0 H: 2 E: 0 LOB: 1 K: 1 BB: 0 S: 6 P: 6	R: 0 H: 0 E: 0 LOB: 1 K: 0 BB: 0 S: 3 P: 4	R: 0 H: 0 E: 0 LOB: 0 K: 1 BB: 0 S: 5 P: 5	R: 0 H: 1 E: 0 LOB: 1 K: 0 BB: 0 S: 4 P: 4	R: 2 H: 2 E: 0 LOB: 0 K: 0 BB: 0 S: 5 P: 5	R: 0 H: 1 E: 0 LOB: 1 K: 1 BB: 0 S: 6 P: 6	1B: 7 SF: 0 2B: 0 SAC: 0 3B: 0 DP: 2 HR: 1 HBP: 1	WP: 0 PA: 38 PB: 1 SB: 1 CS: 0
PITCHER Wayne Simpson, R (1, 1) ERA: 4.85 Tony Cloninger, R (1, 1) ERA: 3.7	IP WLS BF H R ER SO BB IBB HBP BLK WP HR S P ERA WHIP										
	0.1 0 6 2 2 2 0 3 0 0 0 0 0 3 15 54.00 15.000										
	8.2 L 32 6 2 2 4 1 0 1 0 0 1 38 43 2.08 0.808										

San Diego Padres @ Cincinnati Reds
Riverfront Stadium, Cincinnati, OH
Mon Jul 19 1971, 7:05 PM EDT
Att. 12,648 - Unknown

livebaseballscorecards.com

AB	33
R	4
H	8
RBI	4
BB	4
SO	4
LOB	9



Batter	1	2	3	4	5	6	7	8	9	AB	R	H	RBI	BB	SO	LOB
Pete Rose, S OBP: 0.388, SLG: 0.425 (1, 9)	0-3 K		0-0 P4		0-0 F7					4	0	1	0	0	1	0
Bernie Carbo, L OBP: 0.362, SLG: 0.353 Buddy Bradford, R OBP: 0.310, SLG: 0.309 (1, 7) (9, 7)	0-0 E HR 2B		0-0 P3			0-3 K			0-0 6-3	4	1	1	0	0	1	1
Lee May, R OBP: 0.342, SLG: 0.557 (1, 3)	0-0 E6 HR 2-3		0-3 K			4-0 BB FC5-2 BB		0-0 F8		3	1	0	0	1	1	1
Tony Perez, R OBP: 0.308, SLG: 0.422 (1, 5)	0-0 HR 1-H 3-H			0-0 FC6-4 1B		4-0 FC5-2 BB 1-2 BB		0-3 K		3	1	2	3	1	1	0
George Foster, R OBP: 0.294, SLG: 0.389 (1, 8)	0-3 K			0-3 K		4-0 FC5-2 BB 1-2 2-3		0-0 1-3		3	0	0	0	1	2	1
Tommy Helms, R OBP: 0.288, SLG: 0.339 (1, 4)	0-3 K			0-3 K		0-0 FC5-2			0-0 P2	4	0	0	0	0	2	4
Pat Corrales, R OBP: 0.222, SLG: 0.208 Jimmy Stewart, S OBP: 0.279, SLG: 0.286 (1, 2) (9, PH)		0-3 K		0-0 FC6-4 1-2f		0-3 K			0-0 4-3	3	0	0	0	0	2	4
Woody Woodward, R OBP: 0.291, SLG: 0.272 Ty Cline, L OBP: 0.359, SLG: 0.216 (1, 6) (9, PH)		0-0 5-3			0-0 F8				0-0 L5-3	3	0	0	0	0	0	0
Wayne Simpson, R OBP: 0.111, SLG: 0.059 Tony Cloninger, R OBP: 0.250, SLG: 0.292 (1, 1) (1, 1)		0-3 K			0-3 K					1	0	0	0	0	0	0

Inning Stats	R: 3	H: 2	E: 1	K: 3	S: 12	LOB: 0	BB: 0	P: 12	R: 0	H: 0	E: 0	K: 2	S: 7	LOB: 0	BB: 0	P: 7	R: 0	H: 0	E: 0	K: 1	S: 5	LOB: 0	BB: 0	P: 5	R: 0	H: 1	E: 0	K: 2	S: 8	LOB: 1	BB: 0	P: 8	R: 0	H: 0	E: 0	K: 1	S: 5	LOB: 0	BB: 0	P: 5	R: 0	H: 0	E: 0	K: 2	S: 7	LOB: 3	BB: 3	P: 19	R: 0	H: 1	E: 0	K: 1	S: 6	LOB: 1	BB: 0	P: 6	R: 0	H: 0	E: 0	K: 1	S: 5	LOB: 0	BB: 0	P: 5	R: 0	H: 0	E: 0	K: 0	S: 3	LOB: 0	BB: 0	P: 3	1B: 2	SF: 0	2B: 1	SAC: 0	3B: 0	DP: 0	HR: 1	HBP: 0	WP: 0	PA: 35
--------------	------	------	------	------	-------	--------	-------	-------	------	------	------	------	------	--------	-------	------	------	------	------	------	------	--------	-------	------	------	------	------	------	------	--------	-------	------	------	------	------	------	------	--------	-------	------	------	------	------	------	------	--------	-------	-------	------	------	------	------	------	--------	-------	------	------	------	------	------	------	--------	-------	------	------	------	------	------	------	--------	-------	------	-------	-------	-------	--------	-------	-------	-------	--------	-------	--------

PITCHER	IP	WLS	BF	H	R	ER	SO	BB	IBB	HBP	BLK	WP	HR	S	P	ERA	WHIP
Clay Kirby, R ERA: 3.4 (1, 1)	6.0		25	3	3	2	11	3	0	0	0	0	1	44	56	3.00	1.000
Bob Miller, R ERA: 1.76 (7, 1)	3.0	W	10	1	0	0	2	0	0	0	0	0	0	14	14	0.00	0.333


BOTTOM

San Diego Padres @ Cincinnati Reds
Riverfront Stadium, Cincinnati, OH

Mon Jul 19 1971, 7:05 PM EDT
Att. 12,648 - Unknown

livebaseballscorecards.com

AB	32
R	3
H	4
RBI	3
BB	3
SO	13
LOB	11



Batter	1	2	3	4	5	6	7	8	9	AB R H RBI BB SO LOB	TOP
Enzo Hernandez, R (1, 6) OBP: 0.311, SLG: 0.277	0-0 1-4-3	0-0 6-3			0-0 G3			0-0 6-3		4 0 0 0 0 0 4	San Diego Padres @ Atlanta Braves Atlanta Stadium, Atlanta, GA Tue Jul 20 1971, 7:05 PM EDT Att. 5,127 - Unknown livebaseballscorecards.com
Leron Lee, L (1, 7) OBP: 0.338, SLG: 0.379	0-3 K		0-0 3-1		0-0 F9			0-0 5-3		4 0 0 0 0 1 1	
Cito Gaston, R (1, 8) OBP: 0.283, SLG: 0.411	0-0 1B		0-0 F8		0-3 K			0-0 5-3		4 0 1 0 0 1 0	
Larry Stahl, L (1, 3) OBP: 0.300, SLG: 0.390	0-0 P4		0-0 4-3		0-0 F7			0-0 6-3		4 0 0 0 0 0 1	
Ed Spiezio, R (1, 5) OBP: 0.295, SLG: 0.360		4-0 BB		0-0 F8		0-0 F9		0-0 L6		3 0 0 0 1 0 0	
Ollie Brown, R (1, 9) OBP: 0.352, SLG: 0.353		0-3 K		0-0 F8		0-0 HR		0-0 P6		4 1 1 1 0 1 1	
Fred Kendall, R (1, 2) OBP: 0.191, SLG: 0.203		0-0 E5		0-0 4-3		0-0 5-3				3 0 0 0 0 0 1	
Dave Campbell, R (1, 4) OBP: 0.286, SLG: 0.313		4-0 BB			0-0 G3 S 1B		0-0 6-3			2 0 1 0 1 0 0	
Dave Roberts, L (1, 1) OBP: 0.140, SLG: 0.160		0-3 K			0-0 F7		0-3 K			3 0 0 0 0 2 4	
Inning Stats	R: 0 E: 0 K: 1 S: 6 H: 1 LOB: 1 BB: 0 P: 6	R: 0 E: 1 K: 2 S: 8 H: 0 LOB: 3 BB: 2 P: 16	R: 0 E: 0 K: 0 S: 3 H: 0 LOB: 0 BB: 0 P: 3	R: 0 E: 0 K: 0 S: 3 H: 0 LOB: 0 BB: 0 P: 3	R: 0 E: 0 K: 0 S: 4 H: 1 LOB: 1 BB: 0 P: 4	R: 0 E: 0 K: 1 S: 5 H: 0 LOB: 0 BB: 0 P: 5	R: 1 E: 0 K: 1 S: 6 H: 1 LOB: 0 BB: 0 P: 6	R: 0 E: 0 K: 0 S: 3 H: 0 LOB: 0 BB: 0 P: 3	R: 0 E: 0 K: 0 S: 3 H: 0 LOB: 0 BB: 0 P: 3	1B: 2 2B: 0 3B: 0 HR: 1 SF: 0 SAC: 0 DP: 0 HBP: 0	WP: 0 PB: 0 SB: 1 CS: 0 PA: 33
PITCHER Ron Reed, R (1, 1) ERA: 3.21	IP: 9.0 WLS: W BF: 33 H: 3 R: 1 ER: 1 SO: 5 BB: 2 IBB: 0 HBP: 0 BLK: 0 WP: 0 HR: 1 S: 41 P: 49 ERA: 1.00 WHIP: 0.556										

Batter	1	2	3	4	5	6	7	8	9	AB R H RBI BB SO LOB
Felix Millan, R OBP: 0.355, SLG: 0.383 (1, 4)	0-0 L6		0-0 WP 1-3 1B		0-0 1B		0-0 1-3 1B		0-0 6-3	5 0 3 0 0 0 0
Ralph Garr, L OBP: 0.374, SLG: 0.456 (1, 7)	0-0 F9 BB 1B		0-0 1-3			4-0 1B S E BB	0-0 1-3 1B		0-0 HR 1B	4 2 3 0 1 0 1
Hank Aaron, R OBP: 0.397, SLG: 0.624 (1, 3)	4-0 1-2 BB		0-0 F8			0-0 F7	0-0 1-3		0-0 HR	4 1 1 2 1 0 4
Earl Williams, R OBP: 0.314, SLG: 0.441 (1, 2)	0-0 F9			0-0 G5-4-3 1B		4-0 E 1B 1-2 BB	4-0 IBB			2 0 1 0 2 0 2
Zoilo Versalles, R OBP: 0.265, SLG: 0.378 (1, 5)	0-0 F8			0-0 G5-4-3		0-3 K	0-0 1-3			3 0 0 0 0 1 5
Orlando Cepeda, R OBP: 0.335, SLG: 0.506 (7, PH)				1-2f						1 0 0 0 0 0 3
Marty Perez, R OBP: 0.244, SLG: 0.269 (8, 6)										0 0 0 0 0 0 0
Mike Lum, L OBP: 0.372, SLG: 0.443 (1, 9)		0-3 K		0-0 1B		0-0 FC5 E 1-2 2-3 1B		0-3 K		4 0 2 0 0 2 0
Sonny Jackson, L OBP: 0.324, SLG: 0.364 (1, 8)		0-0 4-3		0-0 6-3		0-0 E6		0-0 G3		4 0 0 0 0 0 3
Gil Garrido, R OBP: 0.244, SLG: 0.156 (1, 6) (8, 5)		0-0 5-3			0-0 2-3	0-0 FC5		4-0 FC6-4 BB		3 0 0 0 1 0 3
Ron Reed, R OBP: 0.083, SLG: 0.083 (1, 1)			0-3 K		0-0 5-3		0-0 6-3	0-0 FC6-4		4 0 0 0 0 1 1

Inning Stats	R: 0 E: 0 K: 0 S: 4	H: 1 LOB: 2 BB: 1 P: 8	R: 0 E: 0 K: 1 S: 5	H: 0 LOB: 0 BB: 0 P: 5	R: 0 E: 0 K: 1 S: 6	H: 1 LOB: 1 BB: 0 P: 6	R: 0 E: 0 K: 0 S: 4	H: 2 LOB: 1 BB: 0 P: 4	R: 0 E: 0 K: 0 S: 3	H: 1 LOB: 1 BB: 0 P: 3	R: 1 E: 1 K: 1 S: 7	H: 1 LOB: 3 BB: 2 P: 15	R: 0 E: 0 K: 0 S: 5	H: 2 LOB: 3 BB: 1 P: 9	R: 0 E: 0 K: 1 S: 5	H: 0 LOB: 1 BB: 1 P: 9	R: 2 E: 0 K: 0 S: 3	H: 2 LOB: 0 BB: 0 P: 3	1B: 9 2B: 0 3B: 0 HR: 1	SF: 0 SAC: 0 DP: 1 HBP: 0	WP: 1 PB: 0 SB: 1 CS: 0	PA: 39
PITCHER Dave Roberts, L ERA: 2.18 (1, 1)	IP: 8.1 WLS: L BF: 39 H: 10 R: 3 ER: 2 SO: 4 BB: 4 IBB: 1 HBP: 0 BLK: 0 WP: 1 HR: 1 S: 42 P: 62 ERA: 2.16 WHIP: 1.680																					


BOTTOM

San Diego Padres @ Atlanta Braves
Atlanta Stadium, Atlanta, GA

Tue Jul 20 1971, 7:05 PM EDT
Att. 5,127 - Unknown

livebaseballscorecards.com

AB	34
R	3
H	10
RBI	2
BB	5
SO	4
LOB	22



Batter	1	2	3	4	5	6	7	8	9	10	11	AB R H RBI BB SO LOB	TOP				
Enzo Hernandez, R (1, 6) OBP: 0.313, SLG: 0.276	6-3		SH1-4		4-3			BB 4-0 3-1 6-3 BB	BB 0-0 1-3 1B		1-3	4 0 1 0 1 0 1	San Diego Padres @ Atlanta Braves Atlanta Stadium, Atlanta, GA Wed Jul 21 1971, 7:05 PM EDT Unknown				
Leron Lee, L (1, 7) OBP: 0.333, SLG: 0.367 Bob Miller, R (9, 1) Ivan Murrell, R (11, PH) OBP: 0.279, SLG: 0.406 Al Severinsen, R (11, 1)	K		4-3		K			BB 0-0 1-2 BB	BB 4-0 1-2 BB		F3	4 0 0 0 1 2 2 0 0 0 0 0 0 0 1 0 0 0 0 0 1 0 0 0 0 0 0 0					
Cito Gaston, R (1, 8) OBP: 0.279, SLG: 0.405	F7		E5		K			BB 0-0 2-3 BB	BB 0-0 P5			5 0 0 0 0 1 4					
Nate Colbert, R (1, 3) OBP: 0.361, SLG: 0.508		6-3	L5					BB 4-0 BB	BB 0-3 K			4 0 0 0 1 1 4					
Ed Spiezio, R (1, 5) OBP: 0.297, SLG: 0.361		FC6-4 1B			K			BB 0-3 K		F8	5 1 2 0 0 2 2						
Ollie Brown, R (1, 9) OBP: 0.352, SLG: 0.361		FC6-4 PB HR			5-3			BB 4-0 2B 1B BB		6-3	4 3 1 2 1 0 1						
Bob Barton, R (1, 2) OBP: 0.318, SLG: 0.385 Don Mason, L (9, PR) OBP: 0.272, SLG: 0.247 Fred Kendall, R (9, 2) OBP: 0.188, SLG: 0.200		HR			6-3			BB 0-0 1-3 1B 2B		L7	4 1 2 2 0 0 0 0 1 0 0 0 0 0 1 0 0 0 0 0 0						
Dave Campbell, R (1, 4) OBP: 0.284, SLG: 0.311		5-3			K			BB 0-3 K			5 0 1 0 0 3 2						
Steve Arlin, R (1, 1) OBP: 0.174, SLG: 0.156 Danny Coombs, R (4, 1) OBP: 0.267, SLG: 0.286 Angel Bravo, L (7, PH) OBP: 0.273, SLG: 0.229 Dick Kelley, R (7, 1) OBP: 0.333, SLG: 0.333 Larry Stahl, L (9, PH) OBP: 0.304, SLG: 0.393			4-3 SH1-4 E 1B		K			BB 0-0 6-3		SH1-4 1B	2 1 1 0 0 1 0 0 0 0 0 0 0 0 1 0 0 0 0 0 0 0 0 0 0 0 0 0 1 0 1 2 0 0 0						
Inning Stats	R: 0 H: 0 E: 0 K: 1 S: 5	R: 2 H: 2 E: 0 K: 0 S: 5	R: 1 H: 1 E: 1 K: 0 S: 5	R: 2 H: 2 E: 0 K: 2 S: 9	R: 0 H: 0 E: 0 K: 1 S: 7	R: 0 H: 0 E: 0 K: 1 S: 5	R: 0 H: 0 E: 0 K: 1 S: 5	R: 0 H: 0 E: 0 K: 1 S: 5	R: 2 H: 3 E: 0 K: 2 S: 10	R: 0 H: 0 E: 0 K: 0 S: 3	R: 0 H: 1 E: 0 K: 0 S: 4	1B: 6 SF: 0 2B: 1 SAC: 2 3B: 0 DP: 0 HR: 2 HBP: 0		WP: 0 PA: 47 PB: 1 SB: 0 CS: 0			
PITCHER	IP WLS BF H R ER SO BB IBB HBP BLK WP HR S P ERA WHIP																
Phil Niekro, R (1, 1) ERA: 3.08	8.0	34	6	7	6	8	3	0	0	0	0	0	2	47	59	6.75	1.125
Cecil Upshaw, R (9, 1) ERA: 3.71	3.0	13	3	0	0	2	1	0	0	0	0	0	0	16	20	0.00	1.333

livebaseballscores.com

AB	41
R	7
H	9
RBI	6
BB	4
SO	10
LOB	17



Batter	1	2	3	4	5	6	7	8	9	10	11	AB R H RBI BB SO LOB	BOTTOM														
Felix Millan, R OBP: 0.360, SLG: 0.383 (1, 4)	F9	L5 HBP		L9 E 1B		L9			SH1 1B BB	IBB		3 1 1 0 2 0 0	San Diego Padres @ Atlanta Braves Atlanta Stadium, Atlanta, GA Wed Jul 21 1971, 7:05 PM EDT Unknown livebaseballscorecards.com														
Ralph Garr, L OBP: 0.374, SLG: 0.456 (1, 7)		L5		E9 WP 1B		F9			SH1	3-1		2 1 1 0 0 0 2															
Bob Didier, S OBP: 0.255, SLG: 0.265 (4, PH) (5, 2)	S HR 1B	L5		E9 WP 1B		F9			SH1	3-1		3 1 1 1 0 0 2															
Hank Aaron, R OBP: 0.401, SLG: 0.642 (1, 3)	HR			4-3 WP IBB		F9			BB 1B IBB		6-3	4 2 2 3 2 0 0															
Darrell Evans, L OBP: 0.372, SLG: 0.468 (1, 5) (5, 7)	1B SF8 BB		K	4-3		F7			BB 1B		HR	5 2 2 1 1 1 1															
Mike Lum, L OBP: 0.376, SLG: 0.442 (1, 9)	SF8 1B		P2	BB BB BB		F7			BB 1B			3 0 1 0 2 0 0															
Earl Williams, R OBP: 0.313, SLG: 0.440 (1, 2) (5, 5)	SF8			F3		5-3			1-3			3 0 1 1 0 0 2															
Marty Perez, R OBP: 0.244, SLG: 0.269 (9, 6)												0 0 0 0 0 0 0															
Orlando Cepeda, R OBP: 0.333, SLG: 0.504 (9, PH)												1 0 0 0 0 0 3															
Zoilo Versalles, R OBP: 0.265, SLG: 0.378 (10, 6)												0 0 0 0 0 0 0															
Sonny Jackson, L OBP: 0.320, SLG: 0.359 (1, 8)	4-3			F8		4-3						5 0 0 0 0 0 2															
Gil Garrido, R OBP: 0.264, SLG: 0.163 (1, 6) (9, 5)		L5 SH3-4 BB		1B SH3-4 1B		K			6-3		SH1 BB	3 1 1 0 2 1 0															
Phil Niekro, R OBP: 0.150, SLG: 0.155 (1, 1)				SH3-4		4-3			F8		SH1	2 0 0 0 0 0 0															
Cecil Upshaw, R (9, 1)				SH3-4		4-3						0 0 0 0 0 0 0															
Inning Stats	R: 3 E: 0 K: 0 S: 6	H: 3 LOB: 1 BB: 1 P: 10	R: 0 E: 0 K: 0 S: 2	H: 0 LOB: 1 BB: 1 P: 7	R: 1 E: 0 K: 1 S: 7	H: 2 LOB: 1 BB: 0 P: 7	R: 3 E: 1 K: 0 S: 6	H: 3 LOB: 2 BB: 2 P: 14	R: 0 E: 0 K: 1 S: 5	H: 0 LOB: 0 BB: 0 P: 5	R: 0 E: 0 K: 0 S: 3	H: 0 LOB: 0 BB: 0 P: 3	R: 0 E: 0 K: 0 S: 3	H: 0 LOB: 0 BB: 0 P: 3	R: 0 E: 0 K: 0 S: 3	H: 1 LOB: 3 BB: 3 P: 15	R: 0 E: 0 K: 0 S: 3	H: 0 LOB: 2 BB: 2 P: 11	R: 1 E: 0 K: 0 S: 2	H: 1 LOB: 0 BB: 0 P: 2	1B: 7 2B: 0 3B: 0 HR: 3	SF: 1 SAC: 4 DP: 0 HBP: 1	WP: 1 PB: 0 SB: 1 CS: 0	PA: 49			
PITCHER	IP	WLS	BF	H	R	ER	SO	BB	IBB	HBP	BLK	WP	HR	S	P	ERA	WHIP										
Steve Arlin, R ERA: 3.86 (1, 1)	3.1		19	7	6	6	1	2	0	1	0	0	2	18	27	16.20	2.700										
Danny Coombs, L ERA: 6.47 (4, 1)	2.2		11	1	1	1	1	1	1	0	0	1	0	11	19	3.38	0.750										
Dick Kelley, L ERA: 3.98 (7, 1)	2.0		6	0	0	0	0	0	0	0	0	0	0	6	6	0.00	0.000										
Bob Miller, R ERA: 1.71 (9, 1)	2.0		11	1	0	0	0	3	2	0	0	0	0	6	26	0.00	2.000										
Al Severinsen, R ERA: 3.74 (11, 1)	0.1	L	2	1	1	1	0	0	0	0	0	0	1	2	2	27.00	3.000										



Batter	1	2	3	4	5	6	7	8	9	AB R H RBI BB SO LOB	TOP									
Don Mason, L (1, 4) OBP: 0.272, SLG: 0.247	0-0 3-1		0-0 1B			0-0 P5		0-0 P5		4 0 1 0 0 0 1	San Diego Padres @ Atlanta Braves Atlanta Stadium, Atlanta, GA Wed Jul 21 1971, 7:05 PM EDT Att: 11,585 - Unknown livebaseballscorecards.com									
Angel Bravo, L (1, 7) OBP: 0.271, SLG: 0.216	4-0 BB		0-0 4-3			0-0 4-3		0-0 L7	3 0 0 0 1 0 1											
Cito Gaston, R (1, 8) OBP: 0.276, SLG: 0.400	0-0 F9			0-0 F9		0-0 6-3		0-0 4-3	4 0 0 0 0 0 1											
Nate Colbert, R (1, 3) OBP: 0.360, SLG: 0.504	0-3 K			0-0 1B			0-0 F3	0-0 5-3	4 0 1 0 0 1 1											
Larry Stahl, L (1, 9) OBP: 0.300, SLG: 0.387		0-0 3-1		0-0 F9			0-3 K		3 0 0 0 0 1 1											
Ed Spiezio, R (1, 5) OBP: 0.298, SLG: 0.361		0-0 CS 1B		0-3 K			0-0 F8		3 0 1 0 0 1 1											
Bob Barton, R (1, 2) OBP: 0.314, SLG: 0.379		0-0 P4 1-2			0-0 5-3			0-0 L6	3 0 0 0 0 0 1											
Tommy Dean, R (1, 6) OBP: 0.151, SLG: 0.100			0-0 F7		0-0 G1			0-0 L6	2 0 0 0 0 0 0											
Leron Lee, L (8, PH) OBP: 0.331, SLG: 0.364									1 0 0 0 0 0 0											
Enzo Hernandez, R (8, 6) OBP: 0.313, SLG: 0.276									0 0 0 0 0 0 0											
Fred Norman, S (1, 1) OBP: 0.222, SLG: 0.176			0-0 6-3		0-0 1-3			4-0 BB	2 0 0 0 1 0 0											
Inning Stats	R: 0 E: 0 K: 1 S: 5	H: 0 LOB: 1 BB: 1 P: 9	R: 0 E: 0 K: 0 S: 3	H: 1 LOB: 0 BB: 0 P: 3	R: 0 E: 0 K: 0 S: 4	H: 1 LOB: 1 BB: 0 P: 4	R: 0 E: 0 K: 1 S: 6	H: 1 LOB: 1 BB: 0 P: 6	R: 0 E: 0 K: 0 S: 3	H: 0 LOB: 0 BB: 0 P: 3	R: 0 E: 0 K: 1 S: 5	H: 0 LOB: 0 BB: 0 P: 5	R: 0 E: 0 K: 0 S: 3	H: 0 LOB: 1 BB: 1 P: 7	R: 0 E: 0 K: 0 S: 3	H: 0 LOB: 0 BB: 0 P: 3	1B: 3 2B: 0 3B: 0 HR: 0	SF: 0 SAC: 0 DP: 0 HBP: 0	WP: 0 PB: 0 SB: 0 CS: 1	PA: 31
PITCHER Pat Jarvis, R (1, 1) ERA: 3.8	IP: 9.0 WLS: W BF: 31 H: 3 R: 0 ER: 0 SO: 3 BB: 2 IBB: 0 HBP: 0 BLK: 0 WP: 0 HR: 0 S: 35 P: 43 ERA: 0.00 WHIP: 0.556											PITCHER	IP: 0 WLS: 0 BF: 0 H: 0 R: 0 ER: 0 SO: 0 BB: 0 IBB: 0 HBP: 0 BLK: 0 WP: 0 HR: 0 S: 0 P: 0 ERA: 0.00 WHIP: 0.00							

AB	29
R	0
H	3
RBI	0
BB	2
SO	3
LOB	7



Batter	1	2	3	4	5	6	7	8	9	AB R H RBI BB SO LOB	TOP
Enzo Hernandez, R (1, 6) OBP: 0.309, SLG: 0.273	0-0 4-3		0-0 F2			0-0 4-3		0-0 F7		4 0 0 0 0 0 1	San Diego Padres @ Atlanta Braves Atlanta Stadium, Atlanta, GA Thu Jul 22 1971, 7:05 PM EDT Att. 7,533 - Unknown livebaseballscorecards.com
Leron Lee, L (1, 7) OBP: 0.329, SLG: 0.360	0-0 1-3			0-0 G6-4-3 1B		0-0 1-3		0-0 P6	4 0 1 0 0 0 0		
Cito Gaston, R (1, 8) OBP: 0.276, SLG: 0.398	0-0 4-3			0-0 G6-4-3 1-2f		0-3 K		0-0 1B 1B	4 0 1 0 0 1 1		
Nate Colbert, R (1, 3) OBP: 0.362, SLG: 0.507		0-0 P2		0-0 1B 2B		0-0 FC6-4 1B		0-0 F9	4 0 2 0 0 0 1		
Ollie Brown, R (1, 9) OBP: 0.357, SLG: 0.369		0-0 2B		0-0 FC5-4 1B		0-0 FC6-4 L6-3 1-2f		0-0 1B	4 0 3 0 0 0 1		
Ed Spiezio, R (1, 5) OBP: 0.293, SLG: 0.354		0-3 K		0-0 FC5-4 1-2f		0-0 L6-3 1-2		0-0 F7	4 0 0 0 0 1 6		
Bob Barton, R (1, 2) OBP: 0.310, SLG: 0.374		0-0 L7		0-0 6-3		0-0 F8		0-0 F8	3 0 0 0 0 0 1		
Dave Campbell, R (1, 4) OBP: 0.283, SLG: 0.309 Ivan Murrell, R (8, PH) OBP: 0.277, SLG: 0.404 Don Mason, L (8, 4) OBP: 0.272, SLG: 0.247			0-0 6-3		0-0 P4		0-0 F8		2 0 0 0 0 0 0 1 0 0 0 0 0 0 0 0 0 0 0 0 0		
Tom Phoebus, R (1, 1) OBP: 0.231, SLG: 0.222		0-0 1-3		0-3 K		0-0 1B			3 0 1 0 0 1 0		
Inning Stats	R: 0 H: 0 E: 0 LOB: 0 K: 0 BB: 0 S: 3 P: 3	R: 0 H: 1 E: 0 LOB: 1 K: 1 BB: 0 S: 6 P: 6	R: 0 H: 0 E: 0 LOB: 0 K: 0 BB: 0 S: 3 P: 3	R: 0 H: 3 E: 0 LOB: 2 K: 0 BB: 0 S: 5 P: 5	R: 0 H: 0 E: 0 LOB: 0 K: 1 BB: 0 S: 5 P: 5	R: 0 H: 0 E: 0 LOB: 0 K: 1 BB: 0 S: 5 P: 5	R: 0 H: 1 E: 0 LOB: 0 K: 0 BB: 0 S: 3 P: 3	R: 0 H: 1 E: 0 LOB: 1 K: 0 BB: 0 S: 4 P: 4	R: 0 H: 2 E: 0 LOB: 2 K: 0 BB: 0 S: 5 P: 5	1B: 6 SF: 0 2B: 3 SAC: 0 3B: 0 DP: 2 HR: 0 HBP: 0	
PITCHER Tom Kelley, R (1, 1) ERA: 2.96 Bob Priddy, R (9, 1) ERA: 3.73	IP WLS BF H R ER SO BB IBB HBP BLK WP HR S P ERA WHIP	8.0 W 28 6 0 0 3 0 0 0 0 0 0 0 34 34 0.00 0.750	1.0 S 5 2 0 0 0 0 0 0 0 0 0 0 5 5 0.00 2.000								

Batter	1	2	3	4	5	6	7	8	9	AB R H RBI BB SO LOB	TOP											
Gene Clines, R (1, 9) OBP: 0.411, SLG: 0.426	0-0 L5-3	0-0 L6		0-0 L3			4-0 G4-3 BB			3 0 0 0 1 0 3	Pittsburgh Pirates @ San Diego Padres San Diego Stadium, San Diego, CA Fri Jul 23 1971, 10:05 PM EDT Att. 10,133 - Unknown livebaseballscorecards.com											
Vic Davalillo, L (1, 3) OBP: 0.304, SLG: 0.337	0-0 1-3		0-0 G3		0-0 G4-6-3 1B	0-0 G4-3 1-2f				4 0 1 0 0 0 1												
Al Oliver, L (1, 8) OBP: 0.321, SLG: 0.404	0-0 4-3		0-0 L3		0-0 G4-6-3 1-2f		0-0 G3			4 0 0 0 0 0 1												
Willie Stargell, L (1, 7) OBP: 0.393, SLG: 0.669		0-0 2B SF8 1B	0-0 HR 1B		0-0 HR		0-0 4-3			4 3 3 1 0 0 0												
Richie Hebner, L (1, 5) OBP: 0.344, SLG: 0.532		0-0 E 1-3 2B	0-0 1-H HR		0-0 3-1		0-0 F8			4 1 2 2 0 0 0												
Milt May, L (1, 2) OBP: 0.296, SLG: 0.405		0-0 SF8 3-H	4-0 BB		0-0 F8		0-0 F8			2 0 0 1 1 0 0												
Bill Mazerowski, R (1, 4) OBP: 0.338, SLG: 0.331		4-0 E BB	0-0 1-3		0-0 1-3		0-0 4-3			3 0 0 0 1 0 1												
Jackie Hernandez, R (1, 6) OBP: 0.248, SLG: 0.306		0-0 E4 1-2 2-3		0-0 P2		0-0 5-3		0-0 1-3		4 0 0 0 0 0 2												
Bruce Kison, R (1, 1)		0-3 K		0-3 K		0-0 5-3				3 0 0 0 0 2 3												
Inning Stats	R: 0 E: 0 K: 0 S: 3	H: 0 LOB: 0 BB: 0 P: 3	R: 1 E: 1 K: 1 S: 8	H: 2 LOB: 3 BB: 1 P: 12	R: 2 E: 0 K: 0 S: 5	H: 2 LOB: 1 BB: 1 P: 9	R: 0 E: 0 K: 1 S: 5	H: 0 LOB: 0 BB: 0 P: 5	R: 1 E: 0 K: 0 S: 4	H: 2 LOB: 0 BB: 0 P: 4	R: 0 E: 0 K: 0 S: 3	H: 0 LOB: 0 BB: 0 P: 3	R: 0 E: 0 K: 0 S: 2	H: 0 LOB: 0 BB: 1 P: 6	R: 0 E: 0 K: 0 S: 3	H: 0 LOB: 0 BB: 0 P: 3	R: 0 E: 0 K: 0 S: 3	H: 0 LOB: 0 BB: 0 P: 3	1B: 3 2B: 1 3B: 0 HR: 2	SF: 1 SAC: 0 DP: 2 HBP: 0	WP: 0 PB: 0 SB: 0 CS: 0	PA: 35
PITCHER	IP WLS BF H R ER SO BB IBB HBP BLK WP HR S P ERA WHIP																					
Clay Kirby, R (1, 1) ERA: 3.5	6.0 L 26 6 4 4 2 2 0 0 0 0 2 28 36 6.00 1.333																					
Danny Coombs, L (7, 1) ERA: 6.24	2.0 6 0 0 0 0 1 0 0 0 0 0 5 9 0.00 0.500																					
Al Severinsen, R (9, 1) ERA: 3.65	1.0 3 0 0 0 0 0 0 0 0 0 0 3 3 0.00 0.000																					



Batter	1	2	3	4	5	6	7	8	9	AB R H RBI BB SO LOB
Enzo Hernandez, R (1, 6) OBP: 0.309, SLG: 0.273	0-3 K ①			0-0 1-3 ①		0-0 FC6-4 ③			0-0 HBP 1B	4 0 1 0 0 1 1
Don Mason, L (1, 4) OBP: 0.266, SLG: 0.241	0-0 F8 ②			0-0 3-1 ②			0-0 E3 G6-4-3		0-0 P6 ①	4 0 0 0 0 0 1
Leron Lee, L (1, 7) OBP: 0.319, SLG: 0.349	0-0 6-3 ③			0-3 K ③			0-0 G6-4-3 ① ②		0-0 L9 ②	4 0 0 0 0 1 2
Nate Colbert, R (1, 3) OBP: 0.360, SLG: 0.503		0-0 5-3 ①			0-0 1-3 ①		0-0 1-3 ③		1-0 HBP	3 0 0 0 0 0 0
Ollie Brown, R (1, 9) OBP: 0.353, SLG: 0.365		0-3 K ②			0-3 K ②			0-0 6-3 ①	0-0 P6 ③	4 0 0 0 0 2 2
Ivan Murrell, R (1, 8) OBP: 0.276, SLG: 0.400		0-3 K ③			0-0 P6 ③			4-0 BB BB		2 0 0 0 1 1 0
Ed Spiezio, R (1, 5) OBP: 0.289, SLG: 0.349			0-3 K ①			0-0 F3 ①		0-0 F8 ②		3 0 0 0 0 1 1
Bob Barton, R (1, 2) OBP: 0.310, SLG: 0.371			0-0 6-3 ②			0-3 K ②		4-0 BB		2 0 0 0 1 1 0
Clay Kirby, R (1, 1) OBP: 0.235, SLG: 0.152			0-3 K ③			0-0 FC6-4 1B		0-3 K ③		1 0 0 0 0 1 0
Angel Bravo, L (6, PH) OBP: 0.283, SLG: 0.231										1 0 1 0 0 0 0
Danny Coombs, R (7, 1) OBP: 0.267, SLG: 0.286										0 0 0 0 0 0 0
Larry Stahl, L (8, PH) OBP: 0.298, SLG: 0.385										1 0 0 0 0 1 2
Al Severinsen, R (9, 1)										0 0 0 0 0 0 0

Inning Stats	R: 0	H: 0	E: 0	K: 1	S: 5	LOB: 0	BB: 0	P: 5	R: 0	H: 0	E: 0	K: 2	S: 7	LOB: 0	BB: 0	P: 7	R: 0	H: 0	E: 0	K: 1	S: 5	LOB: 0	BB: 0	P: 5	R: 0	H: 1	E: 0	K: 1	S: 6	LOB: 1	BB: 0	P: 6	R: 0	H: 0	E: 1	K: 0	S: 3	LOB: 0	BB: 0	P: 3	R: 0	H: 0	E: 0	K: 1	S: 5	LOB: 2	BB: 2	P: 13	R: 0	H: 1	E: 0	K: 0	S: 4	LOB: 2	BB: 0	P: 5	1B: 2	2B: 0	3B: 0	HR: 0	SF: 0	SAC: 0	DP: 1	HBP: 1	WP: 0	PB: 0	SB: 0	CS: 0	PA: 32
PITCHER Bruce Kison, R (1, 1) ERA: 1.82	IP	WLS	BF	H	R	ER	SO	BB	IBB	HBP	BLK	WP	HR	S	P	ERA	WHIP																			IP	WLS	BF	H	R	ER	SO	BB	IBB	HBP	BLK	WP	HR	S	P	ERA	WHIP																	

BOTTOM

Pittsburgh Pirates @ San Diego Padres
San Diego Stadium, San Diego, CA
Fri Jul 23 1971, 10:05 PM EDT
Att. 10,133 - Unknown

livebaseballscorecards.com

AB	29
R	0
H	2
RBI	0
BB	2
SO	9
LOB	9



Batter	1	2	3	4	5	6	7	8	9	AB R H RBI BB SO LOB	TOP		
Rennie Stennett, R (1, 4) OBP: 0.348, SLG: 0.333	0-0 6-3			0-0 F8		0-0 FC 1B 1B	0-0 4-3		0-0 G3-6-3	5 1 1 0 0 0 1			
Gene Clines, R (1, 8) OBP: 0.413, SLG: 0.424	0-0 L5-3			0-0 L6-3		0-0 1-2 FC 1B		4-0 2B BB		3 1 1 0 1 0 0			
Roberto Clemente, R (1, 9) OBP: 0.360, SLG: 0.529	0-3 K			0-0 F9		0-0 FC 1B 1-2f 2-3 SF8		0-0 F8 2B 1-H		4 1 1 1 0 1 2			
Willie Stargell, L (1, 7) OBP: 0.394, SLG: 0.667		0-0 4-3			0-0 FC 1B	0-0 CI 1B		0-0 F8 1B 2-3		4 0 2 1 0 0 1			
Manny Sanguillen, R (1, 2) OBP: 0.357, SLG: 0.429		0-0 F3			0-0 FC 1B 1-2f 1B	0-1 CI FC4-6		0-0 6-3		3 1 0 0 0 0 2			
Jose Pagan, R (1, 5) OBP: 0.328, SLG: 0.350		0-0 6-3			0-0 1B 1B 1-2	0-0 SF8		1-0 HBP		2 0 1 1 0 0 0 0 0 0 0 0 0 0			
Richie Hebner, L (8, PH) OBP: 0.346, SLG: 0.532													
Al Oliver, L (1, 3) OBP: 0.320, SLG: 0.402			0-0 4-3		0-0 FC 1B 1-3 2-H	0-0 FC4-6		0-0 4-3		4 0 1 1 0 0 4			
Jackie Hernandez, R (1, 6) OBP: 0.240, SLG: 0.296			0-0 6-3		0-0 F9		0-3 K		0-0 F9	4 0 0 0 0 1 2			
Steve Blass, R (1, 1) OBP: 0.130, SLG: 0.167			0-0 G3		0-0 5-3		0-0 6-3		0-0 G3-6-3 1B	4 0 1 0 0 0 2 0 0 0 0 0 0 0			
Dave Giusti, R (9, 1) OBP: 0.143, SLG: 0.077													
Inning Stats	R: 0 H: 0 E: 0 LOB: 0 K: 1 BB: 0 S: 5 P: 5	R: 0 H: 0 E: 0 LOB: 0 K: 0 BB: 0 S: 3 P: 3	R: 0 H: 0 E: 0 LOB: 0 K: 0 BB: 0 S: 3 P: 3	R: 0 H: 0 E: 0 LOB: 0 K: 0 BB: 0 S: 3 P: 3	R: 1 H: 3 E: 0 LOB: 2 K: 0 BB: 0 S: 6 P: 6	R: 2 H: 3 E: 1 LOB: 2 K: 0 BB: 0 S: 7 P: 7	R: 0 H: 0 E: 0 LOB: 0 K: 1 BB: 0 S: 5 P: 5	R: 1 H: 1 E: 0 LOB: 2 K: 0 BB: 1 S: 4 P: 9	R: 0 H: 1 E: 0 LOB: 0 K: 0 BB: 0 S: 3 P: 3	1B: 7 SF: 1 2B: 1 SAC: 0 3B: 0 DP: 1 HR: 0 HBP: 1	WP: 0 PA: 37 PB: 0 SB: 0 CS: 0		
PITCHER	IP WLS BF H R ER SO BB IBB HBP BLK WP HR S P ERA WHIP											PITCHER	IP WLS BF H R ER SO BB IBB HBP BLK WP HR S P ERA WHIP
Dave Roberts, L (1, 1) ERA: 2.21	6.0 L 25 6 3 2 1 0 0 0 0 0 0 0 0 27 27 3.00 1.000												
Al Severinsen, R (7, 1) ERA: 3.69	2.0 9 1 1 1 1 1 0 1 0 0 0 0 9 14 4.50 1.000												
Bob Miller, R (9, 1) ERA: 1.68	1.0 3 1 0 0 0 0 0 0 0 0 0 0 0 3 3 0.00 1.000												

Pittsburgh Pirates @ San Diego Padres
San Diego Stadium, San Diego, CA
Sat Jul 24 1971, 6:33 AM EDT
Att. 3,114 - Unknown

livebaseballscorecards.com

AB 33
R 4
H 8
RBI 4
BB 1
SO 2
LOB 14



Batter	1	2	3	4	5	6	7	8	9	AB R H RBI BB SO LOB
Enzo Hernandez, R (1, 6) OBP: 0.308, SLG: 0.270	0-0 L4		0-0 L8			0-0 L8			4-0 SF8 BB	3 1 0 0 1 0 1
Leron Lee, L (1, 7) OBP: 0.324, SLG: 0.361	0-0 P6			0-0 1-3			0-0 1B		0-0 HR 2B	4 1 2 0 0 0 0
Larry Stahl, L (1, 8) OBP: 0.293, SLG: 0.378	0-0 F7			0-0 1-3			0-0 F6		0-0 F7	4 0 0 0 0 0 3
Nate Colbert, R (1, 3) OBP: 0.359, SLG: 0.501		0-0 5-3		0-0 F7			0-0 1B		0-0 SF8	3 0 1 1 0 0 0
Ollie Brown, R (1, 9) OBP: 0.352, SLG: 0.373		0-0 6-3			0-0 6-3		0-3 K		0-0 HR	4 1 1 2 0 1 2
Ed Spiezio, R (1, 5) OBP: 0.284, SLG: 0.343		0-0 5-3			0-0 6-3		0-0 F9		0-0 5-3	4 0 0 0 0 0 2
Bob Barton, R (1, 2) OBP: 0.307, SLG: 0.366			0-3 K		0-3 K			0-0 F4		3 0 0 0 0 2 0
Dave Campbell, R (1, 4) OBP: 0.281, SLG: 0.307			0-0 5-3			0-0 1-3		0-0 F3		2 0 0 0 0 0 0
Ivan Murrell, R (8, PH) OBP: 0.277, SLG: 0.398										1 0 0 0 0 0 0
Don Mason, L (9, 4) OBP: 0.266, SLG: 0.241										0 0 0 0 0 0 0
Dave Roberts, L (1, 1) OBP: 0.157, SLG: 0.176			0-0			0-0 L8		0-3 K		1 0 1 0 0 0 0
Angel Bravo, L (6, PH) OBP: 0.279, SLG: 0.226										1 0 0 0 0 0 0
Al Severinsen, R (7, 1)										0 0 0 0 0 0 0
Cito Gaston, R (8, PH) OBP: 0.275, SLG: 0.397										1 0 0 0 0 1 0
Bob Miller, R (9, 1)										0 0 0 0 0 0 0

Inning Stats	R: 0	H: 0	E: 0	K: 0	S: 3	LOB: 0	BB: 0	P: 3	R: 0	H: 0	E: 0	K: 1	S: 6	LOB: 1	BB: 0	P: 6	R: 0	H: 0	E: 0	K: 0	S: 3	LOB: 0	BB: 0	P: 3	R: 0	H: 2	E: 0	K: 1	S: 7	LOB: 2	BB: 0	P: 7	R: 0	H: 0	E: 0	K: 1	S: 5	LOB: 0	BB: 0	P: 5	R: 3	H: 2	E: 0	K: 0	S: 5	LOB: 0	BB: 1	P: 9	1B: 3	SF: 1	2B: 1	SAC: 0	3B: 0	DP: 0	HR: 1	HBP: 0	WP: 0	PA: 33
--------------	------	------	------	------	------	--------	-------	------	------	------	------	------	------	--------	-------	------	------	------	------	------	------	--------	-------	------	------	------	------	------	------	--------	-------	------	------	------	------	------	------	--------	-------	------	------	------	------	------	------	--------	-------	------	-------	-------	-------	--------	-------	-------	-------	--------	-------	--------

PITCHER	IP	WLS	BF	H	R	ER	SO	BB	IBB	HBP	BLK	WP	HR	S	P	ERA	WHIP
Steve Blass, R (1, 1) ERA: 2.81	8.0	W	29	4	2	2	4	1	0	0	0	0	0	36	40	2.25	0.625
Dave Giusti, R (9, 1) ERA: 2.85	1.0	S	4	1	1	1	0	0	0	0	0	0	1	4	4	9.00	1.000

BOTTOM

Pittsburgh Pirates @ San Diego Padres
 San Diego Stadium, San Diego, CA
 Sat Jul 24 1971, 6:33 AM EDT
 Att. 3,114 - Unknown

AB	31
R	3
H	5
RBI	3
BB	1
SO	4
LOB	8



WP: 0	PA: 33
PB: 0	SB: 0
CS: 0	

livebaseballscorecards.com

Batter	1	2	3	4	5	6	7	8	9
Enzo Hernandez, R OBP: 0.305, SLG: 0.268 (1, 6)	0-0 F7		0-0 L7		0-0 5-3		0-0 SH3-4		
Leron Lee, L OBP: 0.336, SLG: 0.401 (1, 7)	0-0 1B		0-0 HR		0-0 1B 2B		0-0 F7		
Cito Gaston, R OBP: 0.275, SLG: 0.395 (1, 8)	0-0 L8		0-0 1-3		0-0 1B		0-3 K		
Nate Colbert, R OBP: 0.358, SLG: 0.499 (1, 3)	0-0 L8		0-3 K		0-0 F6		0-0 FC1-6 1B		
Ollie Brown, R OBP: 0.348, SLG: 0.368 (1, 9)		0-0 L8		0-0 F9	0-0 F3		0-0 FC1-6 1B		
Ed Spiezio, R OBP: 0.292, SLG: 0.359 (1, 5)		0-0 5-3		0-0 1B 2B		0-0 9-5 2B	0-0 E8		
Garry Jestadt, R OBP: 0.242, SLG: 0.246 (9, 5)							0-0 G4-6-3 1B		
Bob Barton, R OBP: 0.306, SLG: 0.364 (1, 2)		0-0 BB 1B		0-0 L8		0-0 9-5	0-0 G4-6-3		
Dave Campbell, R OBP: 0.284, SLG: 0.308 (1, 4)		4-0 BB		0-0 1B		0-3 K			
Fred Norman, S OBP: 0.238, SLG: 0.158 (1, 1)		0-3 K		0-3 K			4-0 SH3-4 BB		

Inning Stats	R: 0	H: 1	E: 0	LOB: 1	K: 0	BB: 0	S: 4	R: 0	H: 1	E: 0	LOB: 2	K: 1	BB: 1	S: 6	R: 1	H: 1	E: 0	LOB: 0	K: 1	BB: 0	S: 6	R: 0	H: 2	E: 0	LOB: 2	K: 1	BB: 0	S: 7	R: 1	H: 2	E: 0	LOB: 1	K: 0	BB: 0	S: 5	R: 0	H: 1	E: 0	LOB: 0	K: 1	BB: 0	S: 5	R: 0	H: 0	E: 0	LOB: 1	K: 1	BB: 1	S: 5	R: 0	H: 2	E: 1	LOB: 1	K: 0	BB: 0	S: 4	P: 4
1B: 6	SF: 0	2B: 4	SAC: 1	3B: 0	DP: 2	HR: 1	HBP: 0	WP: 0	PA: 34																																																

PITCHER	IP	WLS	BF	H	R	ER	SO	BB	IBB	HBP	BLK	WP	HR	S	P	ERA	WHIP
Bob Johnson, R ERA: 3.31 (1, 1)	7.0	L	30	8	2	2	5	2	0	0	0	0	1	38	46	2.57	1.429
Mudcat Grant, R ERA: 3.5 (8, 1)	1.0		4	2	0	0	0	0	0	0	0	0	0	4	4	0.00	2.000

BOTTOM

Pittsburgh Pirates @ San Diego Padres
San Diego Stadium, San Diego, CA

Sun Jul 25 1971, 6:33 AM EDT
Unknown

AB	31
R	2
H	10
RBI	2
BB	2
SO	5
LOB	15



PITCHER	IP	WLS	BF	H	R	ER	SO	BB	IBB	HBP	BLK	WP	HR	S	P	ERA	WHIP
---------	----	-----	----	---	---	----	----	----	-----	-----	-----	----	----	---	---	-----	------

Batter	1	2	3	4	5	6	7	8	9	AB R H RBI BB SO LOB	TOP
Gene Clines, R (1, 9) OBP: 0.394, SLG: 0.403	0-0 L9			0-0 L6-3		0-3 K			0-0 L8	4 0 0 0 0 1 0	Pittsburgh Pirates @ San Diego Padres San Diego Stadium, San Diego, CA Sun Jul 25 1971, 6:38 AM EDT Att. 10,342 - Unknown
Vic Davalillo, L (1, 3) OBP: 0.303, SLG: 0.335	0-0 L7			0-0 BLK 1B		0-0 4-3			0-0 4-3	4 0 1 0 0 0 0	
Al Oliver, L (1, 8) OBP: 0.319, SLG: 0.402	0-0 4-3			0-0 F3 1-2			0-0 4-3 2B		0-0 BB 1B	4 0 2 0 0 0 1	
Willie Stargell, L (1, 7) OBP: 0.391, SLG: 0.655 Jackie Hernandez, R (9, PR) OBP: 0.236, SLG: 0.291		0-0 F5		4-0 BB		0-0 4-3 2-3		0-0 4-3 1-2	4-0 BB	2 0 0 0 2 0 1 0 0 0 0 0 0 0	
Charlie Sands, L (1, 2) OBP: 0.500, SLG: 0.625 Roberto Clemente, R (9, PH) OBP: 0.360, SLG: 0.528		0-0 4-3		0-0 F9		0-3 K		0-3 K	0-3 K	3 0 0 0 0 1 3 1 0 0 0 0 1 2	
Jose Pagan, R (1, 5) OBP: 0.317, SLG: 0.336		0-0 L8			0-0 5-3		0-0 F5			3 0 0 0 0 0 1	
Bill Mazerowski, R (1, 4) OBP: 0.329, SLG: 0.321			0-0 F2		0-0 F3			0-0 F3		3 0 0 0 0 0 0	
Gene Alley, R (1, 6) OBP: 0.312, SLG: 0.341			0-0 3-1		0-0 5-3			0-3 K		3 0 0 0 0 1 0	
Bob Moose, R (1, 1) OBP: 0.176, SLG: 0.125 Rennie Stennett, R (8, PH) OBP: 0.320, SLG: 0.304 Mudcat Grant, R (8, 1) OBP: 0.375, SLG: 0.429			0-3 K		0-3 K			0-3 K		2 0 0 0 0 2 0 1 0 0 0 0 1 0 0 0 0 0 0 0 0	
Inning Stats	R: 0 H: 0 E: 0 LOB: 0 K: 0 BB: 0 S: 3 P: 3	R: 0 H: 0 E: 0 LOB: 0 K: 0 BB: 0 S: 3 P: 3	R: 0 H: 0 E: 0 LOB: 0 K: 1 BB: 0 S: 5 P: 5	R: 0 H: 1 E: 0 LOB: 2 K: 0 BB: 1 S: 4 P: 8	R: 0 H: 0 E: 0 LOB: 0 K: 0 BB: 0 S: 3 P: 3	R: 0 H: 0 E: 0 LOB: 0 K: 2 BB: 0 S: 7 P: 7	R: 0 H: 1 E: 0 LOB: 1 K: 1 BB: 0 S: 6 P: 6	R: 0 H: 0 E: 0 LOB: 0 K: 2 BB: 0 S: 7 P: 7	R: 0 H: 1 E: 0 LOB: 2 K: 1 BB: 1 S: 6 P: 10	1B: 2 SF: 0 2B: 1 SAC: 0 3B: 0 DP: 0 HR: 0 HBP: 0	
PITCHER Steve Arlin, R (1, 1) ERA: 3.61	IP WLS BF H R ER SO BB IBB HBP BLK WP HR S P ERA WHIP										

AB	30
R	0
H	3
RBI	0
BB	2
SO	7
LOB	8



Batter	1	2	3	4	5	6	7	8	9
Enzo Hernandez, R (1, 6) OBP: 0.304, SLG: 0.267	0-0 4-3	0-0 G3			0-0 7-2	0-0 6-3		0-0 F3	
Don Mason, L (1, 4) OBP: 0.262, SLG: 0.237	0-0 4-3		0-3 K		0-0 SH1-4		0-0 G3		
Cito Gaston, R (1, 8) OBP: 0.277, SLG: 0.397	0-0 F8		0-0 G1-4-3		0-0 1B		0-0 6-3		
Nate Colbert, R (1, 3) OBP: 0.359, SLG: 0.499 Larry Stahl, L (5, 3) OBP: 0.295, SLG: 0.379		0-0 1B	0-0 G1-4-3		0-0 7-2		0-0 1B		
Leron Lee, L (1, 7) OBP: 0.333, SLG: 0.397 Garry Jestadt, R (9, 5) OBP: 0.242, SLG: 0.246		0-0 F8		0-0 FC5		0-0 6-3		0-0 4-3	
Ollie Brown, R (1, 9) OBP: 0.352, SLG: 0.371		0-0 1B		0-0 E6		1-0 FC6-4		0-0 SH1-4	
Ed Spiezio, R (1, 5) OBP: 0.292, SLG: 0.359 Ivan Murrell, R (9, 7) OBP: 0.277, SLG: 0.398		0-0 SH1-4		0-0 FC5		0-0 FC6-4		0-0 SH1-4	
Fred Kendall, R (1, 2) OBP: 0.219, SLG: 0.209		0-0 SH1-4		0-0 F7		4-0 BB		4-0 IBB	
Steve Arlin, R (1, 1) OBP: 0.184, SLG: 0.149		0-0 SH1-4		0-3 K		4-0 BB		0-0 F8	

Inning Stats	R: 0	H: 0	E: 0	K: 0	S: 3	R: 2	H: 4	E: 0	K: 0	S: 7	R: 0	H: 1	E: 0	K: 1	S: 5	R: 0	H: 1	E: 1	K: 1	S: 7	R: 0	H: 2	E: 0	K: 0	S: 4	R: 0	H: 0	E: 0	K: 0	S: 3	R: 0	H: 1	E: 0	K: 0	S: 4	R: 0	H: 1	E: 0	K: 0	S: 4	R: 0	H: 1	E: 0	K: 0	S: 4	
	0	0	0	0	3	2	4	0	0	7	0	1	0	1	5	0	2	1	1	7	0	2	0	0	4	0	0	0	0	3	0	1	0	4	0	1	0	4	0	1	0	4	0	1	0	4

PITCHER	IP	WLS	BF	H	R	ER	SO	BB	IBB	HBP	BLK	WP	HR	S	P	ERA	WHIP
Bob Moose, R (1, 1) ERA: 3.59	7.0	L	32	9	2	2	2	1	1	1	0	0	0	33	42	2.57	1.429
Mudcat Grant, R (8, 1) ERA: 3.45	1.0		5	1	0	0	0	0	1	0	0	0	0	4	8	0.00	1.000

PITCHER	IP	WLS	BF	H	R	ER	SO	BB	IBB	HBP	BLK	WP	HR	S	P	ERA	WHIP

BOTTOM

Pittsburgh Pirates @ San Diego Padres
San Diego Stadium, San Diego, CA
Sun Jul 25 1971, 6:38 AM EDT
Att. 10,342 - Unknown

livebaseballscorecards.com


AB	30
R	2
H	10
RBI	2
BB	3
SO	2
LOB	22



1B: 10	SF: 0	WP: 0	PA: 37
2B: 1	SAC: 3	PB: 0	
3B: 0	DP: 2	SB: 1	
HR: 0	HBP: 1	CS: 0	

Batter	1	2	3	4	5	6	7	8	9	AB R H RBI BB SO LOB	TOP		
Pete Rose, S (1, 9) OBP: 0.386, SLG: 0.425 Buddy Bradford, R (7, 9) OBP: 0.310, SLG: 0.304	0-0 G3		0-0 4-3	0-0 G3 BB 1-2 1B		0-0 WP HR 1B	0-3 K		0-0 F9	5 1 2 0 0 1 2 1 0 0 0 0 0 1	Cincinnati Reds @ San Diego Padres San Diego Stadium, San Diego, CA Tue Jul 27 1971, 10:05 PM EDT Att. 5,753 - Unknown livebaseballscorecards.com		
Bernie Carbo, L (1, 7) OBP: 0.357, SLG: 0.347	0-0 6-3		4-0 HR BB	4-0 G3 1-2 2-3 BB		0-0 F8	0-0 1-2 2-H 1B			3 1 1 0 2 0 1			
Lee May, R (1, 3) OBP: 0.330, SLG: 0.547 Pat Corrales, R (8, 2) OBP: 0.214, SLG: 0.200	0-0 6-3		0-0 HR	0-0 L5		0-0 HR		0-0 F8		5 2 2 4 0 0 3 0 0 0 0 0 0 0			
Tony Perez, R (1, 5) OBP: 0.315, SLG: 0.424 Wayne Granger, R (8, 1) OBP: 0.500, SLG: 1.333		0-0 F9	0-0 HR 1B	0-0 G3 1-2 2-3 3-H		0-3 K		0-3 K		5 1 1 1 0 2 2 0 0 0 0 0 0 0			
Johnny Bench, R (1, 2) OBP: 0.298, SLG: 0.459		0-0 F3	0-0 HR	0-0 5-3		0-0 F9		0-0 F8		5 1 1 2 0 0 2			
Hal McRae, R (1, 8) OBP: 0.296, SLG: 0.433		0-0 1B 2B	0-0 2B		0-0 4-3 1B		0-0 1B 2B		0-0 HR	5 3 5 1 0 0 0			
Tommy Helms, R (1, 4) OBP: 0.287, SLG: 0.339		0-0 2B 1B	0-0 6-3		0-0 4-3		0-0 FC1 1B 2-3 1B		0-0 F6	5 1 2 1 0 0 2			
Dave Concepcion, R (1, 6) OBP: 0.262, SLG: 0.267		0-0 2B	0-3 K		0-0 5-3		0-0 FC1 1B 1-2 3-H 1B		0-0 1B	5 0 3 2 0 1 2			
Jim McGlothlin, R (1, 1) OBP: 0.194, SLG: 0.265 Woody Woodward, R (8, 5) OBP: 0.272, SLG: 0.266		0-3 K		0-0 E6 BB 1B G3		0-0 F8		0-0 FC1 1B 1-2 2-3f		0-0 F4		4 1 0 0 0 1 4 1 0 0 0 0 0 1	
Inning Stats	R: 0 E: 0 K: 0 S: 3 H: 0 LOB: 0 BB: 0 P: 3	R: 2 E: 0 K: 1 S: 8 H: 3 LOB: 1 BB: 0 P: 8	R: 4 E: 0 K: 1 S: 9 H: 4 LOB: 1 BB: 1 P: 13	R: 1 E: 1 K: 0 S: 5 H: 1 LOB: 2 BB: 1 P: 9	R: 0 E: 0 K: 0 S: 4 H: 1 LOB: 1 BB: 0 P: 4	R: 2 E: 0 K: 1 S: 7 H: 2 LOB: 0 BB: 0 P: 7	R: 1 E: 0 K: 1 S: 8 H: 4 LOB: 2 BB: 0 P: 8	R: 0 E: 0 K: 1 S: 5 H: 0 LOB: 0 BB: 0 P: 5	R: 1 E: 0 K: 0 S: 5 H: 2 LOB: 1 BB: 0 P: 5	1B: 9 2B: 4 3B: 0 HR: 4 SF: 0 SAC: 0 DP: 0 HBP: 0	WP: 1 PB: 0 SB: 0 CS: 0 PA: 46		
PITCHER	IP WLS BF H R ER SO BB IBB HBP BLK WP HR S P ERA WHIP											PITCHER	IP WLS BF H R ER SO BB IBB HBP BLK WP HR S P ERA WHIP
Tom Phoebus, R (1, 1) ERA: 4.76	2.1 L 14 6 6 6 1 1 0 0 0 0 0 2 15 19 23.14 3.000												
Al Severinsen, R (3, 1) ERA: 3.49	2.2 13 3 1 0 1 1 0 0 0 0 0 0 14 18 0.00 1.500												
Bill Laxton, L (6, 1) ERA: 6.41	3.0 14 6 3 3 3 0 0 0 0 0 1 1 20 20 9.00 2.000												
Dick Kelley, L (9, 1) ERA: 4.09	1.0 5 2 1 1 0 0 0 0 0 0 0 0 5 5 9.00 2.000												



Batter	1	2	3	4	5	6	7	8	9	AB R H RBI BB SO LOB	TOP																												
Pete Rose, S (1, 9) OBP: 0.382, SLG: 0.420	0-3 K			0-3 K		x 0-0 F8			x 0-0 6-3	4 0 0 0 0 2 0	Cincinnati Reds @ San Diego Padres San Diego Stadium, San Diego, CA Wed Jul 28 1971, 10:05 PM EDT Att. 5,797 - Unknown livebaseballscorecards.com AB 30 R 2 H 4 RBI 2 BB 1 SO 6 LOB 5 																												
Bernie Carbo, L (1, 7) OBP: 0.356, SLG: 0.350	0-0 3-1			0-0 HR 2B		x 0-0 G3			x 0-0 4-3	4 1 1 0 0 0 0																													
Lee May, R (1, 3) OBP: 0.329, SLG: 0.547	0-0 2-3			0-3 K		x 0-0 F8			x 0-0 2B	4 0 1 0 0 1 1																													
Tony Perez, R (1, 5) OBP: 0.316, SLG: 0.431		B B B B		0-0 HR		x 0-0 6-3			s s s 0-3 K	3 1 1 2 1 1 1																													
Johnny Bench, R (1, 2) OBP: 0.296, SLG: 0.455				0-0 F4		x 0-0 F4				3 0 0 0 0 0 1																													
Hal McRae, R (1, 8) OBP: 0.291, SLG: 0.426				0-0 F8		s s s 0-3 K			x 0-0 F7	3 0 0 0 0 1 0																													
Tommy Helms, R (1, 4) OBP: 0.287, SLG: 0.339				0-0 F7		x 0-0 1B			x 0-0 4-3	3 0 1 0 0 0 0																													
Dave Concepcion, R (1, 6) OBP: 0.260, SLG: 0.265				0-3 K		x 0-0 F5			x 0-0 F6	2 0 0 0 0 1 1																													
Jimmy Stewart, S (8, PH) OBP: 0.296, SLG: 0.292				0-0 4-3		x 0-0 F7			x 0-0 F9	1 0 0 0 0 0 0																													
Woody Woodward, R (8, 6) OBP: 0.272, SLG: 0.266										0 0 0 0 0 0 0																													
Ross Grimsley, L (1, 1) OBP: 0.161, SLG: 0.103										2 0 0 0 0 0 1																													
Wayne Granger, R (5, 1) OBP: 0.500, SLG: 1.333										0 0 0 0 0 0 0																													
Al Ferrara, R (8, PH) OBP: 0.260, SLG: 0.122										1 0 0 0 0 0 0																													
Clay Carroll, R (8, 1) OBP: 0.167, SLG: 0.167										0 0 0 0 0 0 0																													
Inning Stats	R: 0 E: 0 K: 1 S: 5	H: 0 LOB: 0 BB: 0 P: 5	R: 0 E: 0 K: 0 S: 2	H: 0 LOB: 0 BB: 1 P: 6	R: 0 E: 0 K: 1 S: 5	H: 0 LOB: 0 BB: 0 P: 5	R: 2 E: 0 K: 2 S: 9	H: 2 LOB: 0 BB: 0 P: 9	R: 0 E: 0 K: 1 S: 6	H: 1 LOB: 1 BB: 0 P: 6	R: 0 E: 0 K: 0 S: 3	H: 0 LOB: 0 BB: 0 P: 3	R: 0 E: 0 K: 0 S: 3	H: 0 LOB: 0 BB: 0 P: 3	R: 0 E: 0 K: 1 S: 6	H: 1 LOB: 1 BB: 0 P: 6	1B: 1 2B: 2 3B: 0 HR: 1	SF: 0 SAC: 0 DP: 1 HBP: 0	WP: 0 PB: 0 SB: 0 CS: 0	PA: 31																			
PITCHER Clay Kirby, R (1, 1) ERA: 3.42	IP 9.0	WLS W	BF 31	H 4	R 2	ER 2	SO 6	BB 1	IBB 0	HBP 0	BLK 0	WP 0	HR 1	S 42	P 46	ERA 2.00	WHIP 0.556					PITCHER	IP	WLS	BF	H	R	ER	SO	BB	IBB	HBP	BLK	WP	HR	S	P	ERA	WHIP

Batter	1	2	3	4	5	6	7	8	9	AB	R	H	RBI	BB	SO	LOB
Enzo Hernandez, R OBP: 0.303, SLG: 0.265 (1, 6)	0-0 4-3 ①		0-0 5-3 ①		4-0 1-2 HR BB		0-0 4-3 ③			3	1	0	0	1	0	0
Dave Campbell, R OBP: 0.282, SLG: 0.314 (1, 4)	0-0 6-3 ②		0-0 F8 ②		0-0 1-H 2-H HR		0-0 6-3 ①			4	1	1	3	0	0	0
Cito Gaston, R OBP: 0.276, SLG: 0.392 (1, 8)	4-0 1B BB		0-3 K ③		0-0 FC5-4 1B		0-0 L6 ②			3	1	1	0	1	1	0
Nate Colbert, R OBP: 0.358, SLG: 0.496 (1, 3)	0-0 1B 1-2 1B			0-0 F2 ①	0-0 FC5-4 ③		0-3 K ③			4	0	1	0	0	1	1
Ollie Brown, R OBP: 0.351, SLG: 0.367 (1, 9)	0-0 1-3 2-H 1B			0-0 6-3 ②		0-0 6-3 ①				3	0	1	1	0	0	0
Ed Spiezio, R OBP: 0.284, SLG: 0.348 Garry Jestadt, R OBP: 0.246, SLG: 0.266 (1, 5) (7, 5)	0-0 F4 ③			0-0 6-3 ③		0-0 5-3 ②				3	0	0	0	0	0	2
Ivan Murrell, R OBP: 0.273, SLG: 0.392 (1, 7)		0-3 K ①			0-0 F7 ①	0-0 1-3 ③				3	0	0	0	0	1	0
Bob Barton, R OBP: 0.309, SLG: 0.364 (1, 2)		0-0 6-3 ②			0-0 FC3-6 1B		0-0 6-3 ①			3	0	1	0	0	0	0
Clay Kirby, R OBP: 0.222, SLG: 0.143 (1, 1)		0-0 6-3 ③			0-0 FC3-6 BB 1-2f HR		0-0 1-6-3 ②			3	1	0	0	0	0	1

Inning Stats	R: 1	H: 2	E: 0	K: 0	S: 5	LOB: 2	BB: 1	P: 9	R: 0	H: 0	E: 0	K: 1	S: 5	LOB: 0	BB: 0	P: 5	R: 0	H: 0	E: 0	K: 1	S: 5	LOB: 0	BB: 0	P: 5	R: 0	H: 0	E: 0	K: 0	S: 3	LOB: 0	BB: 0	P: 3	R: 3	H: 3	E: 0	K: 0	S: 6	LOB: 1	BB: 1	P: 10	R: 0	H: 0	E: 0	K: 0	S: 3	LOB: 0	BB: 0	P: 3	R: 0	H: 0	E: 0	K: 1	S: 5	LOB: 0	BB: 0	P: 5
--------------	------	------	------	------	------	--------	-------	------	------	------	------	------	------	--------	-------	------	------	------	------	------	------	--------	-------	------	------	------	------	------	------	--------	-------	------	------	------	------	------	------	--------	-------	-------	------	------	------	------	------	--------	-------	------	------	------	------	------	------	--------	-------	------

PITCHER	IP	WLS	BF	H	R	ER	SO	BB	IBB	HBP	BLK	WP	HR	S	P	ERA	WHIP
Ross Grimsley, L ERA: 3.8 (1, 1)	4.2	L	21	5	4	4	2	2	0	0	0	0	1	23	31	7.71	1.500
Wayne Granger, R ERA: 3.0 (5, 1)	2.1		7	0	0	0	0	0	0	0	0	0	0	7	7	0.00	0.000
Clay Carroll, R ERA: 2.05 (8, 1)	1.0		3	0	0	0	1	0	0	0	0	0	0	5	5	0.00	0.000

BOTTOM

Cincinnati Reds @ San Diego Padres
San Diego Stadium, San Diego, CA
Wed Jul 28 1971, 10:05 PM EDT
Att. 5,797 - Unknown

AB	29
R	4
H	5
RBI	4
BB	2
SO	3
LOB	4



WP	HR	S	P	ERA	WHIP
3	1	0	0	0	0
1B:	4	SF:	0	WP:	0
2B:	0	SAC:	0	PB:	0
3B:	0	DP:	0	SB:	0
HR:	1	HBP:	0	CS:	0

Batter	1	2	3	4	5	6	7	8	9	AB R H RBI BB SO LOB	TOP	
Pete Rose, S (1, 9) OBP: 0.383, SLG: 0.421	0-0 S 2B 1B		0-0 1-5-3			0-0 4-3		0-0 1-2 1B		4 1 2 0 0 0 0		
Hal McRae, R (1, 7) OBP: 0.286, SLG: 0.418	0-0 5-3 1-2		0-0 F9			0-0 5-3		0-3 K		4 0 0 0 0 1 3		
Lee May, R (1, 3) OBP: 0.328, SLG: 0.546	0-0 2-H 2B			0-0 5-3			0-0 5-3		0-0 F8	4 0 1 1 0 0 0		
Tony Perez, R (1, 5) OBP: 0.316, SLG: 0.429	0-0 5-3		0-0 F9			0-0 FC6-4 1B		0-0 F8		4 0 1 0 0 0 1		
Johnny Bench, R (1, 2) OBP: 0.293, SLG: 0.450	0-0 F8		0-3 K			0-0 FC6-4 FC6-4 1-2f		0-0 5-3		4 0 0 0 0 1 2		
Tommy Helms, R (1, 4) OBP: 0.285, SLG: 0.336		0-0 F8		0-0 F9		0-0 FC6-4 1-2f				3 0 0 0 0 0 1		
George Foster, R (1, 8) OBP: 0.291, SLG: 0.388		0-0 5-3		0-0 5-3				0-0 6-3		3 0 0 0 0 0 0		
Dave Concepcion, R (1, 6) OBP: 0.258, SLG: 0.263 Buddy Bradford, R (8, PH) OBP: 0.308, SLG: 0.302 Jim Merritt, L (8, 1) OBP: 0.217, SLG: 0.318		0-3 K		0-0 6-3				0-0 6-3		2 0 0 0 0 1 0 1 0 0 0 0 0 0 0 0 0 0 0 0 0		
Wayne Simpson, R (1, 1) OBP: 0.091, SLG: 0.048 Wayne Granger, R (6, 1) OBP: 0.500, SLG: 1.333 Al Ferrara, R (8, PH) OBP: 0.275, SLG: 0.143 Woody Woodward, R (8, PR) OBP: 0.272, SLG: 0.266		0-3 K		0-3 K				0-0 1B 1B		2 0 0 0 0 2 0 0 0 0 0 0 0 0 1 0 1 0 0 0 0 0 0 0 0 0 0 0		
Inning Stats	R: 1 H: 2 E: 0 LOB: 1 K: 0 BB: 0 S: 5 P: 5	R: 0 H: 0 E: 0 LOB: 0 K: 1 BB: 0 S: 5 P: 5	R: 0 H: 0 E: 0 LOB: 0 K: 1 BB: 0 S: 5 P: 5	R: 0 H: 0 E: 0 LOB: 0 K: 1 BB: 0 S: 5 P: 5	R: 0 H: 0 E: 0 LOB: 0 K: 1 BB: 0 S: 3 P: 3	R: 0 H: 0 E: 0 LOB: 0 K: 1 BB: 0 S: 5 P: 5	R: 0 H: 1 E: 0 LOB: 1 K: 0 BB: 0 S: 4 P: 4	R: 0 H: 2 E: 0 LOB: 2 K: 1 BB: 0 S: 7 P: 7	R: 0 H: 0 E: 0 LOB: 0 K: 0 BB: 0 S: 3 P: 3	1B: 4 SF: 0 2B: 1 SAC: 0 3B: 0 DP: 0 HR: 0 HBP: 0	WP: 0 PA: 32 PB: 0 SB: 1 CS: 0	
PITCHER Dave Roberts, L (1, 1) ERA: 2.15	IP WLS BF H R ER SO BB IBB HBP BLK WP HR S P ERA WHIP	9.0 W 32 5 1 1 5 0 0 0 0 0 0 0 42 42 1.00 0.556										

Cincinnati Reds @ San Diego Padres
San Diego Stadium, San Diego, CA
Thu Jul 29 1971, 10:05 PM EDT
Att. 5,862 - Unknown

livebaseballscorecards.com

AB	32
R	1
H	5
RBI	1
BB	0
SO	5
LOB	7



Batter	1	2	3	4	5	6	7	8	9
Enzo Hernandez, R OBP: 0.307, SLG: 0.270 (1, 6)	0-0 4-3		4-0 PB 2B BB	0-0 5-3		0-0 E9 1B		0-0 2B	
Dave Campbell, R OBP: 0.289, SLG: 0.323 (1, 4)	4-0 1-3 BB		0-0 4-3 1-H 2B 2B		4-0 G4-3 BB	0-3 K		0-0 1B 2B	
Cito Gaston, R OBP: 0.276, SLG: 0.389 (1, 8)	0-0 1-3 1-2		0-0 4-3 2-3		0-0 G4-3 1-2f		0-3 K	0-0 1B	
Nate Colbert, R OBP: 0.357, SLG: 0.496 (1, 3)	0-3 K		0-0 2B		0-3 K		0-0 4-3		
Leron Lee, L OBP: 0.335, SLG: 0.396 (1, 7)		0-0 BB 1B	0-0 F8			0-0 1-3		0-0 1B 1B	
Ivan Murrell, R OBP: 0.273, SLG: 0.392 (8, 7)									
Ollie Brown, R OBP: 0.355, SLG: 0.370 (1, 9)		4-0 G4-6-3 1-2 BB		0-0 4-3		0-0 BB 1B		0-0 FC5-4 1B	
Ed Spiezio, R OBP: 0.281, SLG: 0.343 (1, 5)		0-3 K		0-3 K		0-0 F8		0-0 FC5-4	
Garry Jestadt, R OBP: 0.243, SLG: 0.262 (7, 5)									
Bob Barton, R OBP: 0.312, SLG: 0.363 (1, 2)		0-0 G4-6-3 1-2f		0-0 2B 1B		4-0 BB 1B		0-0 F8	
Dave Roberts, L OBP: 0.182, SLG: 0.218 (1, 1)			0-3 K	0-0 1-3 2B		0-0 E 1B 1B		0-3 K	

Inning Stats	R: 0	H: 0	E: 0	K: 1	S: 5	LOB: 1	BB: 1	P: 9
	R: 0	H: 1	E: 0	K: 1	S: 5	LOB: 1	BB: 1	P: 9
	R: 2	H: 2	E: 0	K: 1	S: 7	LOB: 1	BB: 1	P: 11
	R: 0	H: 2	E: 0	K: 1	S: 7	LOB: 2	BB: 0	P: 7
	R: 0	H: 0	E: 0	K: 1	S: 4	LOB: 0	BB: 1	P: 8
	R: 2	H: 3	E: 1	K: 1	S: 8	LOB: 2	BB: 1	P: 12
	R: 0	H: 2	E: 0	K: 1	S: 7	LOB: 2	BB: 0	P: 7
	R: 1	H: 3	E: 0	K: 1	S: 7	LOB: 2	BB: 0	P: 7

PITCHER	IP	WLS	BF	H	R	ER	SO	BB	IBB	HBP	BLK	WP	HR	S	P	ERA	WHIP
Wayne Simpson, R ERA: 5.21 (1, 1)	5.2	L	27	7	4	4	5	5	0	0	0	0	0	32	52	6.35	2.118
Wayne Granger, R ERA: 2.94 (6, 1)	1.1		7	3	0	0	2	0	0	0	0	0	0	11	11	0.00	2.250
Jim Merritt, L ERA: 4.9 (8, 1)	1.0		5	3	1	1	1	0	0	0	0	0	0	7	7	9.00	3.000

BOTTOM

Cincinnati Reds @ San Diego Padres
San Diego Stadium, San Diego, CA
 Thu Jul 29 1971, 10:05 PM EDT
 Att. 5,862 - Unknown

AB	R	H	RBI	BB	SO	LOB
4	2	2	1	1	0	2
3	1	2	2	2	1	2
5	0	1	0	0	1	3
4	0	1	1	0	2	1
4	0	2	0	0	0	1
0	0	0	0	0	0	0
3	1	2	0	1	0	0
3	0	0	0	0	2	3
1	0	0	0	0	0	2
3	1	1	0	1	0	2
4	0	2	1	0	2	0

AB	34
R	5
H	13
RBI	5
BB	5
SO	8
LOB	16



WP	PA
0	39
PB	1
SB	0
CS	0

1B	2B	3B	HR	SF	SAC	DP	HBP
8	5	0	0	0	2	0	0

Batter	1	2	3	4	5	6	7	8	9	10	AB R H RBI BB SO LOB	TOP												
Felix Millan, R (1, 4) OBP: 0.360, SLG: 0.377	0-0 F1		0-0 P2			0-0 F9		0-0 SH1-4		0-0 SH1-4	3 0 0 0 0 0 1	<p>Atlanta Braves @ San Diego Padres</p> <p>San Diego Stadium, San Diego, CA</p> <p>Fri Jul 30 1971, 10:05 PM EDT</p> <p>Att: 6,669 - Unknown</p>												
Ralph Garr, L (1, 7) OBP: 0.376, SLG: 0.452	0-0 2-3			0-0 4-3		0-0 1B		0-0 F8		0-0 1B	5 1 2 1 0 0 2													
Hank Aaron, R (1, 3) OBP: 0.409, SLG: 0.636	0-3 K			0-0 F8		0-3 K		0-0 1B		0-0 F8	5 0 1 1 0 2 3													
Mike Lum, L (1, 9) OBP: 0.371, SLG: 0.419		0-0 F8		0-0 4-3		0-3 K		0-0 1B		0-0 1B	5 0 2 1 0 1 1													
Earl Williams, R (1, 2) OBP: 0.305, SLG: 0.432		0-0 6-3			0-3 K		0-0 SH5-3		0-0 L6	0-0 CS	4 0 1 0 0 1 2													
Sonny Jackson, L (1, 8) OBP: 0.313, SLG: 0.348		0-0 L4			0-0 CS		0-0 SH5-3		0-0 F6		3 0 1 0 0 0 0													
Zoilo Versalles, R (1, 5) OBP: 0.264, SLG: 0.405			0-0 F9		0-0 1B		0-3 K		0-0 4-3		4 0 1 0 0 1 1													
Marty Perez, R (1, 6) OBP: 0.272, SLG: 0.299			0-3 K		0-0 E6		0-0 P2		0-3 K		4 0 1 0 0 2 1													
Phil Niekro, R (1, 1) OBP: 0.156, SLG: 0.161			0-0 1B		0-3 K		0-0 SH1-4		0-0 SH1-4		2 0 1 0 0 1 2													
Hal King, L (8, PH) OBP: 0.337, SLG: 0.350											1 0 1 0 0 0 0													
George Stone, L (8, PR) OBP: 0.191, SLG: 0.217											0 1 0 0 0 0 0													
Bob Priddy, R (8, 1) OBP: 0.162, SLG: 0.273											1 0 1 0 0 0 0													
Oscar Brown, R (10, PR) OBP: 0.286, SLG: 0.350											0 1 0 0 0 0 0													
Cecil Upshaw, R (10, 1)											0 0 0 0 0 0 0													
Inning Stats	R: 0 E: 0 K: 1 S: 5	H: 0 LOB: 0 BB: 0 P: 5	R: 0 E: 0 K: 0 S: 3	H: 0 LOB: 0 BB: 0 P: 3	R: 0 E: 0 K: 1 S: 6	H: 1 LOB: 1 BB: 0 P: 6	R: 0 E: 0 K: 0 S: 3	H: 0 LOB: 0 BB: 0 P: 3	R: 0 E: 1 K: 2 S: 9	H: 3 LOB: 2 BB: 0 P: 9	R: 0 E: 0 K: 2 S: 8	H: 1 LOB: 1 BB: 0 P: 8	R: 0 E: 0 K: 1 S: 6	H: 1 LOB: 1 BB: 0 P: 6	R: 1 E: 0 K: 0 S: 6	H: 3 LOB: 2 BB: 0 P: 6	R: 0 E: 0 K: 1 S: 5	H: 0 LOB: 0 BB: 0 P: 5	R: 2 E: 0 K: 0 S: 5	H: 3 LOB: 1 BB: 0 P: 5	1B: 11 2B: 1 3B: 0 HR: 0	SF: 0 SAC: 3 DP: 0 HBP: 0	WP: 0 PB: 0 SB: 1 CS: 2	PA: 41
PITCHER	IP WLS BF H R ER SO BB IBB HBP BLK WP HR S P ERA WHIP																							
Steve Arlin, R (1, 1) ERA: 3.49	7.2	L	31	9	1	1	7	0	0	0	0	0	0	0	45	45	1.17	1.174						
Bob Miller, R (8, 1) ERA: 1.89	2.1	L	9	3	2	2	1	0	0	0	0	0	0	0	11	11	7.71	1.286						

livebaseballscorecards.com

AB	37
R	3
H	12
RBI	3
BB	0
SO	8
LOB	13



Batter	1	2	3	4	5	6	7	8	9	10	AB	R	H	RBI	BB	SO	LOB
Enzo Hernandez, R (1, 6) OBP: 0.305, SLG: 0.267	0-0 6-3			0-0 F8		0-3 K		4-0 FC6-4 BB		0-0 6-3	4	0	0	0	1	1	0
Dave Campbell, R (1, 4) OBP: 0.291, SLG: 0.334	0-0 F7			0-0 E S 1B			0-0 HR	0-0 P5			4	1	2	1	0	0	2
Cito Gaston, R (1, 8) OBP: 0.273, SLG: 0.385	0-3 K			0-3 K 1-3			0-3 K	0-0 FC6-4 1-2f			4	0	0	0	0	3	3
Nate Colbert, R (1, 3) OBP: 0.356, SLG: 0.496		0-0 F9		0-0 6-3			0-0 G3 2B		0-0 F8		4	0	1	0	0	0	1
Leron Lee, L (1, 7) OBP: 0.329, SLG: 0.388		0-0 F6			0-0 F9		0-0 G3		0-0 5-3		3	0	0	0	0	0	1
Ivan Murrell, R (8, 7) OBP: 0.271, SLG: 0.390							2-3				1	0	0	0	0	0	0
Ollie Brown, R (1, 9) OBP: 0.359, SLG: 0.369		4-0 CS BB			0-3 K		4-0 BB		4-0 BB		1	0	0	0	3	1	0
Ed Spiezio, R (1, 5) OBP: 0.277, SLG: 0.339		0-0 CS	0-0 5-3		0-0 6-3		0-0 F7		0-3 K		3	0	0	0	0	0	2
Garry Jesteadt, R (8, 5) OBP: 0.239, SLG: 0.258	1-2										1	0	0	0	0	1	1
Bob Barton, R (1, 2) OBP: 0.312, SLG: 0.363			0-0 P3			0-0 6-3		0-0 PB 1B		0-0 4-3	3	0	1	0	0	0	0
Don Mason, L (8, PR) OBP: 0.262, SLG: 0.237											0	0	0	0	0	0	0
Fred Kendall, R (9, 2) OBP: 0.216, SLG: 0.206											1	0	0	0	0	0	0
Steve Arlin, R (1, 1) OBP: 0.176, SLG: 0.143			0-0 6-3			0-0 F7		0-0 1-4		0-0 1-3	2	0	0	0	0	0	0
Bob Miller, R (8, 1) OBP: 0.286, SLG: 0.222											1	0	0	0	0	0	1
Angel Bravo, L (10, PH) OBP: 0.286, SLG: 0.222											1	0	0	0	0	0	0

Inning Stats	R: 0	H: 0	E: 0	K: 1	S: 5	R: 0	H: 0	E: 0	K: 0	S: 2	R: 0	H: 0	E: 0	K: 0	S: 3	R: 0	H: 1	E: 0	K: 1	S: 6	R: 0	H: 0	E: 0	K: 1	S: 5	R: 0	H: 2	E: 0	K: 1	S: 7	R: 0	H: 1	E: 0	K: 0	S: 4	R: 0	H: 0	E: 0	K: 0	S: 5	R: 0	H: 0	E: 0	K: 0	S: 3	1B: 2	2B: 1	3B: 0	HR: 1	SF: 0	SAC: 0	DP: 0	HBP: 0	WP: 0	PA: 38
--------------	------	------	------	------	------	------	------	------	------	------	------	------	------	------	------	------	------	------	------	------	------	------	------	------	------	------	------	------	------	------	------	------	------	------	------	------	------	------	------	------	------	------	------	------	------	-------	-------	-------	-------	-------	--------	-------	--------	-------	--------

PITCHER	IP	WLS	BF	H	R	ER	SO	BB	IBB	HBP	BLK	WP	HR	S	P	ERA	WHIP
Phil Niekro, R (1, 1) ERA: 2.91	7.0		25	3	1	1	5	2	0	0	0	0	1	33	41	1.29	0.714
Bob Priddy, R (8, 1) ERA: 3.5	2.0	W	9	1	0	0	1	2	0	0	0	0	0	9	17	0.00	1.500
Cecil Upshaw, R (10, 1) ERA: 3.8	1.0	S	3	0	0	0	0	0	0	0	0	0	0	3	3	0.00	0.000


BOTTOM

Atlanta Braves @ San Diego Padres
San Diego Stadium, San Diego, CA

Fri Jul 30 1971, 10:05 PM EDT
Att. 6,669 - Unknown

livebaseballscorecards.com

AB	33
R	1
H	4
RBI	1
BB	4
SO	6
LOB	11



Batter	1	2	3	4	5	6	7	8	9	AB R H RBI BB SO LOB	TOP
Felix Millan, R OBP: 0.358, SLG: 0.374 (1, 4) X	0-0 F9		0-0 1-3			0-3 K		0-0 FC4-6 1-2f		4 0 0 0 0 1 1	
Ralph Garr, L OBP: 0.372, SLG: 0.447 (1, 7) SSS	0-3 K			0-0 S 1B		0-0 4-3		0-3 K		4 0 1 0 0 2 1	
Hank Aaron, R OBP: 0.406, SLG: 0.635 (1, 3) SSS	0-3 K			0-0 P6 1-2		0-0 1B			0-0 4-3	4 0 1 0 0 1 1	
Mike Lum, L OBP: 0.365, SLG: 0.408 (1, 9) X		0-0 1-3		0-3 K		0-0 F9			0-0 6-3	4 0 0 0 0 1 2	
Earl Williams, R OBP: 0.307, SLG: 0.444 (1, 5) X		0-0 2B		0-0 F8			0-0 L4-3-6 WP 1B		0-0 E5	4 0 2 0 0 0 1	
Hal King, L OBP: 0.335, SLG: 0.343 (1, 2) X		0-0 6-3			0-3 K		4-0 L4-3-6 BB		0-0 3-1	3 0 0 0 1 1 2	
Sonny Jackson, L OBP: 0.314, SLG: 0.347 (1, 8) X		0-0 F9			1-0 HBP		0-0 L4-3-6 1-1 2-2			1 0 0 0 0 0 1	
Oscar Brown, R OBP: 0.269, SLG: 0.292 (5, PR) (5, 8)										1 0 0 0 0 0 2	
Marty Perez, R OBP: 0.269, SLG: 0.296 (1, 6) X			0-0 P6		0-3 K			0-0 FC4-6 1B		3 0 1 0 0 1 1	
Pat Jarvis, R OBP: 0.103, SLG: 0.054 (1, 1) X			0-0 4-3		0-0 4-3			0-3 K		2 0 0 0 0 0 1	
Zoilo Versalles, R OBP: 0.262, SLG: 0.397 (8, PH)										1 0 0 0 0 1 1	
Ron Herbel, R OBP: 0.167, SLG: 0.167 (8, 1)										0 0 0 0 0 0 0	
Inning Stats	R: 0 E: 0 K: 2 S: 7 H: 0 LOB: 0 BB: 0 P: 7	R: 0 E: 0 K: 0 S: 4 H: 1 LOB: 1 BB: 0 P: 4	R: 0 E: 0 K: 0 S: 3 H: 0 LOB: 0 BB: 0 P: 3	R: 0 E: 0 K: 1 S: 6 H: 1 LOB: 1 BB: 0 P: 6	R: 0 E: 0 K: 1 S: 7 H: 0 LOB: 1 BB: 0 P: 8	R: 0 E: 0 K: 1 S: 6 H: 1 LOB: 1 BB: 0 P: 6	R: 0 E: 0 K: 0 S: 2 H: 1 LOB: 0 BB: 1 P: 6	R: 0 E: 0 K: 2 S: 8 H: 1 LOB: 1 BB: 0 P: 8	R: 0 E: 1 K: 0 S: 4 H: 0 LOB: 1 BB: 0 P: 4	1B: 4 2B: 1 3B: 1 HR: 0 SF: 0 SAC: 0 DP: 0 HBP: 1	WP: 1 PB: 0 SB: 1 CS: 0 PA: 33
PITCHER Clay Kirby, R ERA: 3.24 (1, 1)	IP: 9.0 WLS: W BF: 33 H: 5 R: 0 ER: 0 SO: 8 BB: 1 IBB: 0 HBP: 1 BLK: 0 WP: 1 HR: 0 S: 47 P: 52 ERA: 0.00 WHIP: 0.667										

Atlanta Braves @ San Diego Padres
San Diego Stadium, San Diego, CA
Sun Aug 01 1971, 6:33 AM EDT
Att. 4,327 - Unknown

livebaseballscorecards.com

AB	31
R	0
H	5
RBI	0
BB	1
SO	8
LOB	14



Batter	1	2	3	4	5	6	7	8	9	AB	R	H	RBI	BB	SO	LOB
Enzo Hernandez, R OBP: 0.305, SLG: 0.267 (1, 6)	F8		P4		5-3 1B		F8			4	0	1	0	0	0	0
Don Mason, L OBP: 0.261, SLG: 0.239 (1, 4)	1-3		1-3		P6			4-3		4	0	0	0	0	0	1
Cito Gaston, R OBP: 0.272, SLG: 0.383 (1, 8)	F8		1-3		5-3 1-2			G5-4-3 1B		4	0	1	0	0	0	1
Nate Colbert, R OBP: 0.357, SLG: 0.496 (1, 3)		4-3		3B 2B	5-3			G5-4-3 1-2r		4	1	1	0	0	0	2
Leron Lee, L OBP: 0.345, SLG: 0.418 (1, 7)		1B 1B 1B		2B 3B		4-3				3	1	2	1	0	0	0
Ivan Murrell, R OBP: 0.266, SLG: 0.382 (7, 7)										0	0	0	0	0	0	0
Ollie Brown, R OBP: 0.361, SLG: 0.373 (1, 9)		K		G3 2B		F9				3	0	1	1	0	1	1
Bob Barton, R OBP: 0.313, SLG: 0.363 (1, 2)		1B 1-2 1B		G3 2-3		L3				3	0	1	0	0	0	1
Dave Campbell, R OBP: 0.294, SLG: 0.335 (1, 5)		1-2 2-3 1B		CS BB		P4				2	0	1	0	1	0	0
Clay Kirby, R OBP: 0.211, SLG: 0.135 (1, 1)		G3		F8 1-2		F7				3	0	0	0	0	0	5

Inning Stats	R: 0	H: 0	E: 0	K: 0	S: 3	R: 0	H: 3	E: 0	K: 1	S: 8	R: 0	H: 0	E: 0	K: 0	S: 3	R: 2	H: 3	E: 0	K: 0	S: 5	R: 0	H: 1	E: 0	K: 0	S: 4	R: 0	H: 0	E: 0	K: 0	S: 3	R: 0	H: 0	E: 0	K: 0	S: 3	R: 0	H: 1	E: 0	K: 0	S: 3	
	0	0	0	0	3	0	3	0	0	8	0	0	0	0	3	0	3	0	0	5	0	1	0	0	0	4	0	0	0	0	3	0	0	0	0	3	0	1	0	0	3

BOTTOM

Atlanta Braves @ San Diego Padres
San Diego Stadium, San Diego, CA

Sun Aug 01 1971, 6:33 AM EDT
Att. 4,327 - Unknown

livebaseballscorecards.com

AB	30
R	2
H	8
RBI	2
BB	1
SO	1
LOB	11



WP: 0	PA: 31
PB: 0	
SB: 0	
CS: 1	

Batter	1	2	3	4	5	6	7	8	9	AB R H RBI BB SO LOB	TOP									
Enzo Hernandez, R (1, 6) OBP: 0.304, SLG: 0.267	0-0 P4		0-0 6-3			0-0 FC6-4 1B		0-0 6-3		4 0 1 0 0 0 0	San Diego Padres @ St. Louis Cardinals Busch Stadium, St. Louis, MO Mon Aug 02 1971, 7:05 PM CDT Att: 13,591 - Unknown livebaseballscorecards.com									
Dave Campbell, R (1, 4) OBP: 0.291, SLG: 0.331	0-3 K		0-0 5-3			0-0 P4		0-0 F8		4 0 0 0 0 1 1										
Cito Gaston, R (1, 8) OBP: 0.274, SLG: 0.392	0-0 HR			0-0 6-3		0-0 FC6-4 1-2f			0-0 1B	4 1 2 1 0 0 1										
Nate Colbert, R (1, 3) OBP: 0.358, SLG: 0.495	0-0 1B			0-0 P6			4-0 1B BB		0-3 K	3 0 1 0 1 1 1										
Ollie Brown, R (1, 9) OBP: 0.359, SLG: 0.372	0-0 1-3			0-0 6-3			0-0 FC4-6 1-2 1B		0-0 F9	4 0 1 0 0 0 2										
Ivan Murrell, R (1, 7) OBP: 0.261, SLG: 0.375		0-0 6-3			0-0 5-3				0-3 K	4 0 0 0 0 2 3										
Bob Barton, R (1, 2) OBP: 0.309, SLG: 0.358		0-0 P3			0-0 F9				0-3 K	3 0 0 0 0 1 2										
Garry Jestadt, R (1, 5) OBP: 0.230, SLG: 0.246		0-0 F3			0-0 6-3				0-0 FC4-6 1-2f	3 0 0 0 0 0 2										
Bob Miller, R (7, 1)										0 0 0 0 0 0 0										
Dave Roberts, L (1, 1) OBP: 0.175, SLG: 0.211			0-3 K2-3			0-3 K			0-3 K	2 0 0 0 0 2 0										
Ed Spiezio, R (7, 5) OBP: 0.272, SLG: 0.332										1 0 0 0 0 1 0										
Inning Stats	R: 1 E: 0 K: 1 S: 7	H: 2 LOB: 1 BB: 0 P: 7	R: 0 E: 0 K: 0 S: 3	H: 0 LOB: 0 BB: 0 P: 3	R: 0 E: 0 K: 1 S: 5	H: 0 LOB: 0 BB: 0 P: 5	R: 0 E: 0 K: 0 S: 3	H: 0 LOB: 0 BB: 0 P: 3	R: 0 E: 0 K: 1 S: 6	H: 1 LOB: 1 BB: 0 P: 6	R: 0 E: 0 K: 2 S: 8	H: 1 LOB: 2 BB: 1 P: 12	R: 0 E: 0 K: 1 S: 5	H: 0 LOB: 0 BB: 0 P: 5	R: 0 E: 0 K: 2 S: 8	H: 1 LOB: 1 BB: 0 P: 8	1B: 4 2B: 0 3B: 0 HR: 1	SF: 0 SAC: 0 DP: 0 HBP: 0	WP: 0 PB: 0 SB: 0 CS: 0	PA: 33
PITCHER Steve Carlton, L (1, 1) ERA: 3.69	IP: 9.0 WLS: W BF: 33 H: 5 R: 1 ER: 1 SO: 8 BB: 1 IBB: 0 HBP: 0 BLK: 0 WP: 0 HR: 1 S: 48 P: 52 ERA: 1.00 WHIP: 0.667											PITCHER	IP: WLS: BF: H: R: ER: SO: BB: IBB: HBP: BLK: WP: HR: S: P: ERA: WHIP:							



Batter	1	2	3	4	5	6	7	8	9	AB R H RBI BB SO LOB	TOP											
Enzo Hernandez, R (1, 6) OBP: 0.303, SLG: 0.266	0-0 1B	0-0 4-3		0-0 F7		0-0 P3		0-0 4-3		5 0 1 0 0 0 4												
Garry Jestead, R (1, 4) OBP: 0.253, SLG: 0.284	0-0 1B		0-0 5-3	0-0 E7			0-0 FC5-4 1B		0-0 6-3	5 0 3 0 0 0 0												
Cito Gaston, R (1, 8) OBP: 0.276, SLG: 0.397	0-3 K		0-0 2B		0-0 F8		0-0 FC5-4 1B		0-0 1B	5 2 2 0 0 1 3												
Nate Colbert, R (1, 3) OBP: 0.356, SLG: 0.493	0-3 K		0-0 1B		0-3 K		0-0 F8		0-3 K	5 1 1 1 0 3 4												
Ollie Brown, R (1, 9) OBP: 0.360, SLG: 0.372	0-0 F9		0-0 1B		0-0 5-3		0-0 1B		0-0 4-3	5 0 2 2 0 0 3												
Ed Spiezio, R (1, 5) OBP: 0.275, SLG: 0.335		0-0 2B	0-0 FC6-4 1B			0-0 FC4-6 1B		0-0 P5		4 1 2 0 0 0 2												
Larry Stahl, L (1, 7) OBP: 0.297, SLG: 0.387		0-3 K	0-3 K			0-0 FC4-6 SH1-4 1B		0-0 SF9 3B		4 1 1 0 0 2 3												
Bob Barton, R (1, 2) OBP: 0.312, SLG: 0.362		0-0 2B		0-0 F3		4-0 SH1-4 IBB		0-0 P6		3 0 1 1 1 0 1												
Steve Arlin, R (1, 1) OBP: 0.185, SLG: 0.140		0-0 1-3		4-0 2B		0-0 SH1-4		0-0 SF9		1 1 0 1 1 0 1												
Inning Stats	R: 0 E: 0 K: 2 S: 9	H: 2 LOB: 2 BB: 0 P: 9	R: 1 E: 0 K: 1 S: 7	H: 2 LOB: 1 BB: 0 P: 7	R: 2 E: 0 K: 1 S: 8	H: 3 LOB: 1 BB: 0 P: 8	R: 1 E: 1 K: 0 S: 3	H: 1 LOB: 1 BB: 1 P: 7	R: 0 E: 0 K: 1 S: 5	H: 0 LOB: 0 BB: 0 P: 5	R: 0 E: 1 K: 0 S: 4	H: 1 LOB: 2 BB: 1 P: 8	R: 1 E: 0 K: 0 S: 5	H: 2 LOB: 1 BB: 0 P: 5	R: 1 E: 0 K: 0 S: 4	H: 1 LOB: 0 BB: 0 P: 4	R: 0 E: 0 K: 1 S: 6	H: 1 LOB: 1 BB: 0 P: 6	1B: 8 2B: 3 3B: 2 HR: 0	SF: 1 SAC: 1 DP: 0 HBP: 0	WP: 1 PB: 0 SB: 1 CS: 0	PA: 41
PITCHER	IP WLS BF H R ER SO BB IBB HBP BLK WP HR S P ERA WHIP																					
Jerry Reuss, L (1, 1) ERA: 5.07	5.2 L 27 9 4 3 5 1 1 0 0 0 0 0 35 43 4.76 1.765																					
Moe Drabowsky, R (6, 1) ERA: 3.17	0.1 1 0 0 0 0 0 0 0 0 0 0 0 1 1 0.00 0.000																					
Daryl Patterson, R (7, 1) ERA: 5.79	2.0 9 3 2 2 0 0 0 0 0 0 1 0 9 9 9.00 1.500																					
Frank Linzy, R (9, 1) ERA: 1.99	1.0 4 1 0 0 0 1 0 0 0 0 0 0 6 6 0.00 1.000																					

San Diego Padres @ St. Louis Cardinals
 Busch Stadium, St. Louis, MO
 Tue Aug 03 1971, 7:05 PM CDT
 Att: 14,246 - Unknown

livebaseballscorecards.com

AB	37
R	6
H	13
RBI	5
BB	2
SO	6
LOB	21



Batter	1	2	3	4	5	6	7	8	9	AB R H RBI BB SO LOB	TOP
Enzo Hernandez, R (1, 6) OBP: 0.305, SLG: 0.268	0-0 1B		0-0 1B 6-3	0-0 5-3			0-0 F8			4 0 2 0 0 0 4	
Garry Jestadt, R (1, 4) Dick Kelley, R (7, 1) OBP: 0.253, SLG: 0.295 OBP: 0.333, SLG: 0.333	0-3 K		0-0 6-3			0-0 6-3	0-0 2B			4 0 1 0 0 1 2 0 0 0 0 0 0 0	
Cito Gaston, R (1, 8) OBP: 0.275, SLG: 0.395	0-0 F9		0-0 FC6-4 1B			0-0 1-3	0-0 1-3			4 0 1 0 0 0 3	
Nate Colbert, R (1, 3) OBP: 0.356, SLG: 0.491	0-0 5-3		0-0 FC6-4 1-2f			0-0 P6		0-0 FC6-4 1B		4 0 1 0 0 0 3	
Leron Lee, L (1, 7) OBP: 0.343, SLG: 0.414		0-0 G3		0-0 5-3 BB 1B		0-0 F7		0-0 FC6-4 G6-4-3 1-2f		4 0 1 0 0 0 1	
Ollie Brown, R (1, 9) OBP: 0.361, SLG: 0.372		0-0 FC5-4 1B		4-0 5-3 BB 1-2		0-0 5-3		0-0 G6-4-3 1-2f		3 0 1 0 1 0 1	
Ed Spiezio, R (1, 5) OBP: 0.271, SLG: 0.329		0-0 F8		0-0 F7		0-0 5-3		0-0 5-3		4 0 0 0 0 0 3	
Bob Barton, R (1, 2) OBP: 0.311, SLG: 0.360		0-0 FC5-4 1-2f		0-0 5-3 1-2 2-3			0-0 FC4-6 1B		0-0 P6	4 0 1 0 0 0 3	
Fred Norman, S (1, 1) Larry Stahl, L (4, PH) Al Severinsen, R (4, 1) Don Mason, L (7, PH) OBP: 0.240, SLG: 0.136 OBP: 0.300, SLG: 0.387 OBP: 0.259, SLG: 0.237		0-3 K	0-0 K	4-0 BB BB BB		0-0 FC4-6 2B 1-2f		0-0 G3		1 0 0 0 0 1 0 0 0 0 0 1 0 0 0 0 0 0 0 0 0 2 0 0 0 0 0 1	
Inning Stats	R: 0 E: 0 K: 1 S: 6 H: 1 LOB: 1 BB: 0 P: 6	R: 0 E: 0 K: 0 S: 4 H: 1 LOB: 1 BB: 0 P: 4	R: 0 E: 0 K: 1 S: 7 H: 2 LOB: 2 BB: 0 P: 7	R: 0 E: 0 K: 0 S: 4 H: 1 LOB: 3 BB: 2 P: 12	R: 0 E: 0 K: 0 S: 3 H: 0 LOB: 0 BB: 0 P: 3	R: 0 E: 0 K: 0 S: 3 H: 0 LOB: 0 BB: 0 P: 3	R: 0 E: 0 K: 0 S: 5 H: 2 LOB: 2 BB: 0 P: 5	R: 0 E: 0 K: 0 S: 3 H: 1 LOB: 0 BB: 0 P: 3	R: 0 E: 0 K: 0 S: 3 H: 0 LOB: 0 BB: 0 P: 3	1B: 7 2B: 1 3B: 0 HR: 0 SF: 0 SAC: 0 DP: 1 HBP: 0	WP: 0 PB: 0 SB: 0 CS: 0 PA: 36
PITCHER Milt Pappas, R (1, 1) ERA: 3.77	IP: 9.0 WLS: W BF: 36 H: 8 R: 0 ER: 0 SO: 2 BB: 2 IBB: 0 HBP: 0 BLK: 0 WP: 0 HR: 0 S: 38 P: 46 ERA: 0.00 WHIP: 1.111										

San Diego Padres @ Chicago Cubs
 Wrigley Field, Chicago, IL
 Wed Aug 04 1971, 3:33 AM CDT
 Att: 31,653 - Unknown

livebaseballscorecards.com

AB	34
R	0
H	8
RBI	0
BB	2
SO	2
LOB	21



Batter	1	2	3	4	5	6	7	8	9	AB	R	H	RBI	BB	SO	LOB
Don Kessinger, S OBP: 0.345, SLG: 0.350 (1, 6)	0-0 F5	0-0 5-3		4-0 K		0-3 K		0-0 3-1		4	1	0	0	1	1	2
Glenn Beckert, R OBP: 0.378, SLG: 0.411 (1, 4)	0-0 F2		0-0 5-3	0-0 1B			0-0 5-3	0-0 L6		5	0	1	1	0	0	1
Billy Williams, L OBP: 0.386, SLG: 0.494 (1, 7)	4-0 1B		0-0 4-3	0-0 1B			4-0 1B			2	0	1	0	2	0	0
Jim Hickman, R OBP: 0.350, SLG: 0.464 (1, 9)	0-0 1B		4-0 1B	0-0 1-3			0-0 1-3	0-0 1B		3	1	2	0	1	0	2
Ron Santo, R OBP: 0.366, SLG: 0.455 (1, 5)	0-0 FC6-4		0-0 1B		0-0 6-3		4-0 1-2	4-0 1-2		3	0	1	0	1	0	2
Joe Pepitone, L OBP: 0.358, SLG: 0.521 (1, 3)		0-0 1B	0-0 FC6-4		0-0 3-1		0-0 F5			4	1	2	1	0	0	3
Cleo James, R OBP: 0.323, SLG: 0.276 (1, 8)		0-0 1B	0-0 FC6-4		0-0 6-3		0-0 F7			4	0	1	1	0	0	5
Chris Cannizzaro, R OBP: 0.322, SLG: 0.329 (1, 2)		0-0 7-6		0-3 K		0-0 6-3		0-0 3-1		4	0	1	0	0	1	1
Milt Pappas, R OBP: 0.194, SLG: 0.155 (1, 1)		4-0 1B		0-0 F9		0-3 K		0-0 SH1		2	0	0	0	1	1	0


Inning Stats	R: 0	H: 1	E: 0	K: 0	S: 4	LOB: 2	BB: 1	P: 8	R: 1	H: 2	E: 0	K: 0	S: 4	LOB: 1	BB: 1	P: 8	R: 1	H: 2	E: 0	K: 0	S: 5	LOB: 2	BB: 1	P: 9	R: 1	H: 2	E: 0	K: 1	S: 7	LOB: 2	BB: 1	P: 11	R: 0	H: 0	E: 0	K: 0	S: 3	LOB: 0	BB: 0	P: 3	R: 0	H: 0	E: 0	K: 2	S: 7	LOB: 0	BB: 0	P: 7	R: 0	H: 1	E: 0	K: 0	S: 4	LOB: 3	BB: 2	P: 12	R: 0	H: 1	E: 0	K: 0	S: 4	LOB: 1	BB: 0	P: 4	R: 0	H: 1	E: 0	K: 0	S: 4	LOB: 1	BB: 0	P: 4
1B: 8	SF: 0	2B: 2	SAC: 1	3B: 0	DP: 1	HR: 0	HBP: 0	WP: 0	PA: 38																																																															

PITCHER	IP	WLS	BF	H	R	ER	SO	BB	IBB	HBP	BLK	WP	HR	S	P	ERA	WHIP
Fred Norman, L ERA: 3.68 (1, 1)	3.0	L	16	5	2	2	0	3	0	0	0	0	0	13	25	6.00	2.667
Al Severinsen, R ERA: 3.46 (4, 1)	3.0		12	2	1	1	3	1	0	0	0	0	0	17	21	3.00	1.000
Dick Kelley, L ERA: 3.91 (7, 1)	2.0		10	2	0	0	0	2	0	0	0	0	0	8	16	0.00	2.000

BOTTOM

San Diego Padres @ Chicago Cubs
Wrigley Field, Chicago, IL
Wed Aug 04 1971, 3:33 AM CDT
Att. 31,653 - Unknown

AB	31
R	3
H	9
RBI	3
BB	6
SO	3
LOB	16



Batter	1	2	3	4	5	6	7	8	9	AB R H RBI BB SO LOB	TOP	
Enzo Hernandez, R (1, 6) OBP: 0.386, SLG: 0.340 Larry Stahl, L (9, PH) OBP: 0.302, SLG: 0.413	0-0 F9		0-0 F8		0-0 2B 1B		0-0 G6-4-3 1B		0-0 6-3	4 1 2 1 0 0 1 1 0 0 0 0 0 0		
Dave Campbell, R (1, 4) OBP: 0.283, SLG: 0.367	0-3 K		0-0 P6		0-0 2B 1B		0-0 G6-4-3 1B			4 1 2 1 0 1 1		
Cito Gaston, R (1, 8) OBP: 0.301, SLG: 0.461	0-0 FC6-4 1B		0-0 4-3		0-0 WP 2B		0-0 G6-4-3 1B			4 0 2 1 0 0 3		
Nate Colbert, R (1, 3) OBP: 0.404, SLG: 0.525	0-0 FC6-4 1-2f			0-3 K	4-0 BB		0-0 5-3			3 0 0 0 1 1 2		
Ivan Murrell, R (1, 7) OBP: 0.354, SLG: 0.436		0-0 P3		0-3 K	0-0 4-3			0-0 FC4 1B		4 0 1 0 0 1 2		
Ed Spiezio, R (1, 5) OBP: 0.271, SLG: 0.275		0-0 6-3		0-0 F3		0-0 1-3		0-0 FC4 G4-3		4 0 0 0 0 0 1		
Bob Barton, R (1, 2) OBP: 0.362, SLG: 0.508		0-0 E5			0-3 K	0-3 K		0-0 G4-3		4 0 0 0 0 2 1		
Angel Bravo, L (1, 9) OBP: 0.273, SLG: 0.273		0-3 K			0-0 SH1-4 1B	0-0 5-3			0-0 1-3	4 1 1 0 0 1 1		
Clay Kirby, R (1, 1) OBP: 0.267, SLG: 0.154 Al Severinsen, R (5, 1) Don Mason, L (7, PH) OBP: 0.275, SLG: 0.303 Tom Phoebus, R (7, 1) OBP: 0.286, SLG: 0.385 Leron Lee, L (9, PH) OBP: 0.300, SLG: 0.444			4-0 WP BB		0-0 SH1-4		0-0 1B 1B		0-0 4-3	0 0 0 0 1 0 0 0 0 0 0 0 0 0 1 1 1 0 0 0 0 0 0 0 0 0 0 0 1 0 0 0 0 0 0		
Inning Stats	R: 0 H: 1 E: 0 LOB: 1 K: 1 BB: 0 S: 6 P: 6	R: 0 H: 0 E: 1 LOB: 1 K: 1 BB: 0 S: 6 P: 6	R: 0 H: 0 E: 0 LOB: 1 K: 0 BB: 1 S: 3 P: 7	R: 0 H: 0 E: 0 LOB: 0 K: 2 BB: 0 S: 7 P: 7	R: 3 H: 4 E: 0 LOB: 2 K: 1 BB: 1 S: 9 P: 13	R: 0 H: 0 E: 0 LOB: 0 K: 1 BB: 0 S: 5 P: 5	R: 1 H: 3 E: 0 LOB: 1 K: 0 BB: 0 S: 5 P: 5	R: 0 H: 1 E: 0 LOB: 0 K: 0 BB: 0 S: 3 P: 3	R: 0 H: 0 E: 0 LOB: 0 K: 0 BB: 0 S: 3 P: 3	1B: 8 SF: 0 2B: 1 SAC: 1 3B: 0 DP: 2 HR: 0 HBP: 0	WP: 2 PA: 37 PB: 0 SB: 0 CS: 0	
PITCHER Ken Holtzman, L (1, 1) ERA: 4.35 Phil Regan, R (7, 1) ERA: 3.54	IP WLS BF H R ER SO BB IBB HBP BLK WP HR S P ERA WHIP	6.0 W 26 5 3 3 6 2 0 0 0 2 0 36 44 4.50 1.167	3.0 S 11 4 1 1 0 0 0 0 0 0 0 0 11 11 3.00 1.333	PITCHER IP WLS BF H R ER SO BB IBB HBP BLK WP HR S P ERA WHIP								

San Diego Padres @ Chicago Cubs
Wrigley Field, Chicago, IL
Wed Aug 04 1971, 3:33 AM CDT
Att: 37,972 - Unknown

livebaseballscorecards.com

AB	34
R	4
H	9
RBI	3
BB	2
SO	6
LOB	12



Batter	1	2	3	4	5	6	7	8	9	AB	R	H	RBI	BB	SO	LOB
--------	---	---	---	---	---	---	---	---	---	----	---	---	-----	----	----	-----

Don Kessinger, S <small>OBP: 0.284, SLG: 0.284</small> (1, 6)	0-0 F5 	0-0 4-3 			4-0 2B 	0-0 6-3 		0-0 4-3 		4	1	0	0	1	0	1
Glenn Beckert, R <small>OBP: 0.355, SLG: 0.386</small> (1, 4)	0-0 1B 	0-0 1B 			4-0 2B 	0-0 1B 				3	2	3	1	1	0	0
Billy Williams, L <small>OBP: 0.385, SLG: 0.530</small> (1, 7)	0-0 E3 	0-0 F7 			4-0 2B 	0-0 5-3 				3	2	0	0	1	0	3
Jim Hickman, R <small>OBP: 0.333, SLG: 0.370</small> (1, 3) (7, 9)	0-0 E8 		0-0 F8 		0-3 K 	0-0 6-3 				4	0	1	1	0	1	4
Ron Santo, R <small>OBP: 0.387, SLG: 0.529</small> (1, 5)	0-0 F3 		0-0 P2 		0-0 2B 		0-0 5-3 			4	0	1	2	0	0	1
Johnny Callison, L <small>OBP: 0.342, SLG: 0.366</small> (1, 9)	4-0 IBB 		0-0 P6 		4-0 IBB 		0-0 G3 			1	0	0	0	2	0	0
Joe Peppone, L <small>OBP: 0.333, SLG: 0.456</small> (7, 3)										1	0	0	0	0	0	0
Jose Ortiz, R <small>OBP: 0.373, SLG: 0.400</small> (1, 8)	0-0 5-3 			0-0 5-3 	0-0 F5 		0-0 P4 			3	0	0	0	0	0	4
Cleo James, R (7, 8)										1	0	0	0	0	0	0
J.C. Martin, L <small>OBP: 0.367, SLG: 0.444</small> (1, 2)		0-0 1B 		0-0 4-3 	4-0 IBB 		0-3 K 			3	0	1	0	1	1	0
Ken Holtzman, R <small>OBP: 0.200, SLG: 0.261</small> (1, 1)		0-0 1B 		0-0 L8 	0-0 FC6-4 		0-3 K 			3	1	0	0	0	0	4
Phil Regan, R (7, 1)		4-3 1B 			1-2f 					1	0	0	0	0	1	0

Inning Stats	R: 2	H: 2	E: 2	K: 0	S: 6	LOB: 2	BB: 1	P: 10	R: 1	H: 2	E: 1	K: 0	S: 5	LOB: 1	BB: 0	P: 5	R: 0	H: 0	E: 0	K: 0	S: 3	LOB: 0	BB: 0	P: 3	R: 0	H: 0	E: 0	K: 0	S: 3	LOB: 0	BB: 0	P: 3	R: 3	H: 1	E: 0	K: 1	S: 6	LOB: 3	BB: 5	P: 26	R: 0	H: 1	E: 0	K: 0	S: 4	LOB: 1	BB: 0	P: 4	R: 0	H: 0	E: 0	K: 0	S: 3	LOB: 0	BB: 0	P: 3	R: 0	H: 0	E: 0	K: 2	S: 7	LOB: 0	BB: 0	P: 7	1B: 5	SF: 0	2B: 1	SAC: 0	3B: 0	DP: 0	HR: 0	HBP: 0	WP: 2	PA: 37
--------------	------	------	------	------	------	--------	-------	-------	------	------	------	------	------	--------	-------	------	------	------	------	------	------	--------	-------	------	------	------	------	------	------	--------	-------	------	------	------	------	------	------	--------	-------	-------	------	------	------	------	------	--------	-------	------	------	------	------	------	------	--------	-------	------	------	------	------	------	------	--------	-------	------	-------	-------	-------	--------	-------	-------	-------	--------	-------	--------

PITCHER	IP	WLS	BF	H	R	ER	SO	BB	IBB	HBP	BLK	WP	HR	S	P	ERA	WHIP
Clay Kirby, R <small>ERA: 4.75</small>	(1, 1)	4.1	L	24	5	6	4	1	2	3	0	0	0	21	41	8.31	1.615
Al Severinsen, R <small>ERA: 1.46</small>	(5, 1)	1.2		7	1	0	0	0	0	1	0	0	0	6	10	0.00	0.600
Tom Phoebus, R <small>ERA: 5.08</small>	(7, 1)	2.0		6	0	0	2	0	0	0	0	0	0	10	10	0.00	0.000

BOTTOM

San Diego Padres @ Chicago Cubs
 Wrigley Field, Chicago, IL
 Wed Aug 04 1971, 3:33 AM CDT
 Att. 37,972 - Unknown

AB	31
R	6
H	6
RBI	4
BB	6
SO	3
LOB	17



WP	PA	ERA	WHIP
2	37		

Batter	1	2	3	4	5	6	7	8	9	AB R H RBI BB SO LOB	TOP
Enzo Hernandez, R (1, 6) OBP: 0.304, SLG: 0.266	0-0 P5			0-0 5-3		0-0 F7			4-0 BB	3 0 0 0 1 0 1	San Diego Padres @ Chicago Cubs Wrigley Field, Chicago, IL Thu Aug 05 1971, 3:33 AM CDT Att. 25,233 - Sunny - 66 F
Garry Jestadt, R (1, 4) Ivan Murrell, R (9, PH) OBP: 0.244, SLG: 0.284 OBP: 0.260, SLG: 0.373	0-0 6-3			0-0 6-3		0-0 P4			0-0 F7	3 0 0 0 0 0 1 1 0 0 0 0 0 1	
Cito Gaston, R (1, 8) OBP: 0.273, SLG: 0.391	0-0 F8			0-0 5-3			0-3 K		0-3 K	4 0 0 0 0 2 1	
Nate Colbert, R (1, 3) OBP: 0.353, SLG: 0.487		0-3 K			0-3 K		0-3 K			3 0 0 0 0 3 0	
Ollie Brown, R (1, 9) OBP: 0.361, SLG: 0.372		0-3 K			0-0 FC5-4 1B		0-0 F7			3 0 1 0 0 1 0	
Ed Spiezio, R (1, 5) OBP: 0.268, SLG: 0.325		0-0 L7			0-0 FC5-4 FC6-4 1-2f			0-3 K		3 0 0 0 0 1 1	
Leron Lee, L (1, 7) OBP: 0.337, SLG: 0.406			0-0 1-3		0-0 FC6-4 1-2f		0-0 B3			3 0 0 0 0 0 1	
Bob Barton, R (1, 2) OBP: 0.311, SLG: 0.357			0-0 F9			4-0 FC3-6 BB		0-3 K		2 0 0 0 1 1 0	
Clay Kirby, R (1, 1) Dave Campbell, R (9, PH) OBP: 0.203, SLG: 0.130 OBP: 0.290, SLG: 0.330			0-0 F8			0-0 FC3-6 1-2f			0-3 K	2 0 0 0 0 0 1 1 0 0 0 0 1 0	
Inning Stats	R: 0 H: 0 E: 0 LOB: 0 K: 0 BB: 0 S: 3 P: 3	R: 0 H: 0 E: 0 LOB: 0 K: 2 BB: 0 S: 7 P: 7	R: 0 H: 0 E: 0 LOB: 0 K: 0 BB: 0 S: 3 P: 3	R: 0 H: 0 E: 0 LOB: 0 K: 0 BB: 0 S: 3 P: 3	R: 0 H: 1 E: 0 LOB: 1 K: 1 BB: 0 S: 6 P: 6	R: 0 H: 0 E: 0 LOB: 1 K: 0 BB: 1 S: 3 P: 7	R: 0 H: 0 E: 0 LOB: 0 K: 2 BB: 0 S: 7 P: 7	R: 0 H: 0 E: 0 LOB: 0 K: 2 BB: 0 S: 7 P: 7	R: 0 H: 0 E: 0 LOB: 1 K: 2 BB: 1 S: 7 P: 11	1B: 1 SF: 0 2B: 0 SAC: 0 3B: 0 DP: 0 HR: 0 HBP: 0	WP: 0 PA: 30 PB: 0 SB: 0 CS: 0
PITCHER Juan Pizarro, L (1, 1) ERA: 2.78	IP WLS BF H R ER SO BB IBB HBP BLK WP HR S P ERA WHIP										
	9.0 W 30 1 0 0 9 2 0 0 0 0 0 0 46 54 0.00 0.333										

livebaseballscorecards.com

AB	28
R	0
H	1
RBI	0
BB	2
SO	9
LOB	7



Batter	1	2	3	4	5	6	7	8	9	AB	R	H	RBI	BB	SO	LOB
Don Kessinger, S (1, 6) OBP: 0.344, SLG: 0.349	0-0 G6-3 1B			0-0 P4		0-0 1-4-3		0-0 E4 1B		4	1	1	0	0	0	1
Glenn Beckert, R (1, 4) OBP: 0.377, SLG: 0.409	0-0 G6-3 1-2f			0-0 4-3		0-0 E 1B		0-0 2-3		4	0	1	0	0	0	3
Billy Williams, L (1, 7) OBP: 0.387, SLG: 0.494	0-0 4-3			0-0 E7 WP 1B		0-0 E4 1-2		0-0 1B 1B 1-H 3-H		4	1	2	2	0	0	1
Joe Pepitone, L (1, 3) OBP: 0.360, SLG: 0.519		0-0 L3		4-0 IBB		0-0 F7		0-0 1B 1B 1-H		3	0	1	1	1	0	2
Jim Hickman, R (1, 9) OBP: 0.347, SLG: 0.459		0-3 K		0-0 P3			0-3 K	0-0 CS 1B 1-2		3	0	0	0	0	2	2
Ron Santo, R (1, 5) OBP: 0.363, SLG: 0.451		0-0 4-3			0-0 F8		0-0 F9			3	0	0	0	0	0	0
Cleo James, R (1, 8) OBP: 0.294, SLG: 0.250			0-3 K		0-0 5-3		0-0 P6			3	0	0	0	0	1	0
J.C. Martin, L (1, 2) OBP: 0.330, SLG: 0.360			0-0 3-1		0-0 P4			0-0 1B 1B E SH1-4		3	1	1	0	0	0	0
Juan Pizarro, L (1, 1) OBP: 0.200, SLG: 0.111			0-3 K			0-0 F7		0-0 SH1-4 1B 1-2		2	0	0	0	0	1	0


Inning Stats	R: 0 E: 0 K: 0 S: 3	H: 1 LOB: 0 BB: 0 P: 3	R: 0 E: 0 K: 1 S: 5	H: 0 LOB: 0 BB: 0 P: 5	R: 0 E: 0 K: 2 S: 7	H: 0 LOB: 0 BB: 0 P: 7	R: 0 E: 1 K: 0 S: 4	H: 1 LOB: 2 BB: 1 P: 8	R: 0 E: 0 K: 0 S: 3	H: 0 LOB: 0 BB: 0 P: 3	R: 0 E: 1 K: 0 S: 5	H: 1 LOB: 2 BB: 0 P: 5	R: 0 E: 0 K: 1 S: 5	H: 0 LOB: 0 BB: 0 P: 5	R: 3 E: 1 K: 0 S: 6	H: 3 LOB: 0 BB: 0 P: 6	1B: 6 2B: 0 3B: 0 HR: 0	SF: 0 SAC: 1 DP: 1 HBP: 0	
PITCHER Clay Kirby, R (1, 1) ERA: 3.09	IP: 8.0 WLS: L BF: 31 H: 6 R: 3 ER: 0 SO: 4 BB: 0 IBB: 1 HBP: 0 BLK: 0 WP: 1 HR: 0 S: 38 P: 42 ERA: 0.00 WHIP: 0.750																	PITCHER	IP: 8.0 WLS: L BF: 31 H: 6 R: 3 ER: 0 SO: 4 BB: 0 IBB: 1 HBP: 0 BLK: 0 WP: 1 HR: 0 S: 38 P: 42 ERA: 0.00 WHIP: 0.750

BOTTOM

San Diego Padres @ Chicago Cubs
Wrigley Field, Chicago, IL
Thu Aug 05 1971, 3:33 AM CDT
Att. 25,233 - Sunny - 66 F

livebaseballscorecards.com

AB	29
R	3
H	6
RBI	3
BB	1
SO	4
LOB	9



WP: 1	PA: 32
PB: 0	
SB: 2	
CS: 1	

Batter	1	2	3	4	5	6	7	8	9	AB R H RBI BB SO LOB	TOP	
Enzo Hernandez, R (1, 6) OBP: 0.302, SLG: 0.263	0-0 6-3		0-0 SH1-4	0-0 6-3			0-0 L5		0-0 4-3	4 0 0 0 0 0 2		
Garry Jestadt, R (1, 4) OBP: 0.244, SLG: 0.282	0-0 FC5-4 1B		0-0 5-3			0-0 F8	0-0 6-3			4 0 1 0 0 0 2		
Cito Gaston, R (1, 8) OBP: 0.275, SLG: 0.398	0-0 L4		0-0 1B			0-0 F8		0-0 1B 3B		4 1 2 1 0 0 1		
Nate Colbert, R (1, 3) OBP: 0.350, SLG: 0.482	0-0 FC5-4 1-2f		0-0 F7			0-0 F9		0-3 K		4 0 0 0 0 1 3		
Ollie Brown, R (1, 9) OBP: 0.363, SLG: 0.371		0-0 5-3		4-0 HR BB		0-0 F7		0-0 1B S 1B		3 1 1 1 1 0 0		
Ed Spiezio, R (1, 5) OBP: 0.275, SLG: 0.341		4-0 BB		0-0 HR		0-0 F7		0-0 L3 1B		3 1 2 2 1 0 0		
Leron Lee, L (1, 7) OBP: 0.330, SLG: 0.396		0-0 F7		0-0 F8		0-0 F8		0-0 L3		4 0 0 0 0 0 3		
Larry Stahl, L (9, 7) OBP: 0.300, SLG: 0.387								1-2		0 0 0 0 0 0 0		
Fred Kendall, R (1, 2) OBP: 0.222, SLG: 0.213		0-0 5-3		0-0 SH1-4 1B			0-0 SH5-4 1B		0-0 F7	4 0 2 0 0 0 1		
Dave Roberts, L (1, 1) OBP: 0.190, SLG: 0.224			0-0 SH1-4 1B		0-0 SH1-4		0-0 SH5-4		0-0 G3	1 1 1 0 0 0 0		
Don Mason, L (9, PH) OBP: 0.257, SLG: 0.235										1 0 0 0 0 0 0		
Bob Miller, R (9, 1)										0 0 0 0 0 0 0		
Inning Stats	R: 0 H: 1 E: 0 LOB: 1 K: 0 BB: 0 S: 4 P: 4	R: 0 H: 0 E: 0 LOB: 1 K: 0 BB: 1 S: 3 P: 7	R: 1 H: 2 E: 0 LOB: 1 K: 0 BB: 0 S: 5 P: 5	R: 2 H: 2 E: 0 LOB: 1 K: 0 BB: 1 S: 5 P: 9	R: 0 H: 0 E: 0 LOB: 0 K: 0 BB: 0 S: 3 P: 3	R: 0 H: 0 E: 0 LOB: 0 K: 0 BB: 0 S: 3 P: 3	R: 0 H: 1 E: 0 LOB: 1 K: 1 BB: 0 S: 4 P: 4	R: 1 H: 3 E: 0 LOB: 1 K: 1 BB: 0 S: 7 P: 7	R: 0 H: 0 E: 0 LOB: 0 K: 0 BB: 0 S: 3 P: 3	1B: 7 SF: 0 2B: 1 SAC: 3 3B: 1 DP: 1 HR: 1 HBP: 0	WP: 0 PA: 37 PB: 0 SB: 1 CS: 0	
PITCHER Wade Blasingame, L (1, 1) ERA: 3.79 Jim Ray, R (8, 1) ERA: 2.15	IP WLS BF H R ER SO BB IBB HBP BLK WP HR S P ERA WHIP											
	7.0 0 29 6 3 3 0 2 0 0 0 0 0 1 27 35 3.86 1.143											
	2.0 L 8 3 1 1 1 0 0 0 0 0 0 0 10 10 4.50 1.500											

San Diego Padres @ Houston Astros
 Astrodome, Houston, TX
 Fri Aug 06 1971, 8:05 PM EDT
 Att: 21,915 - Unknown

livebaseballscorecards.com

AB	32
R	4
H	9
RBI	4
BB	2
SO	1
LOB	12



Batter	1	2	3	4	5	6	7	8	9	AB R H RBI BB SO LOB
Roger Metzger, S (1, 6) OBP: 0.286, SLG: 0.292	0-3 K ①		0-0 F9 ②		0-0 6-3 ②			0-0 1-4-3 ①		4 0 0 0 0 1 2
Joe Morgan, L (1, 4) OBP: 0.361, SLG: 0.410	0-0 1-3 ②		0-0 1B ③		0-3 K ③			0-0 1B ②		4 0 2 1 0 1 1
Jimmy Wynn, R (1, 9) OBP: 0.327, SLG: 0.330	0-3 K ③		0-0 F7 ③			0-0 F6 ①		0-0 F8 ②		4 0 0 0 0 1 2
Cesar Cedeno, R (1, 8) OBP: 0.288, SLG: 0.400		0-0 F9 ①		0-0 F7 ①		0-0 F3 ②		0-0 F9 ③		4 0 0 0 0 0 1
Bob Watson, R (1, 3) OBP: 0.353, SLG: 0.397		0-0 6-3 ②		0-3 K2-3 ②		0-0 F9 ③		0-3 K ①		4 0 0 0 0 2 0
Doug Rader, R (1, 5) OBP: 0.312, SLG: 0.389		0-0 6-3 ③		0-0 HR ③			0-0 4-3 ①		0-0 F9 ②	4 1 1 1 0 0 0
Jesus Alou, R (1, 7) OBP: 0.335, SLG: 0.401			0-0 E9 SF7 1B ③		0-0 4-3 ③		0-0 5-3 ②		0-0 6-3 ③	4 1 1 0 0 0 0
Jack Hiatt, R (1, 2) OBP: 0.409, SLG: 0.352			1-0 SF7 1B HBP ①		4-0 SH1-4 BB ①		0-0 3B ③			1 1 1 0 1 0 0
Wade Blasingame, L (1, 1) OBP: 0.306, SLG: 0.341			0-0 SF7 ①		0-0 SH1-4 ①		0-0 L6 ③			0 0 0 1 0 0 0
Denis Menke, R (7, PH) OBP: 0.335, SLG: 0.324										1 0 0 0 0 0 1
Jim Ray, R (8, 1) OBP: 0.250, SLG: 0.143			1-2 3-H							0 0 0 0 0 0 0

Inning Stats	R: 0	H: 0	E: 0	K: 2	S: 7	LOB: 0	BB: 0	P: 7	R: 0	H: 0	E: 0	K: 0	S: 3	LOB: 0	BB: 0	P: 3	R: 2	H: 2	E: 1	K: 0	S: 5	LOB: 1	BB: 0	P: 6	R: 1	H: 1	E: 0	K: 1	S: 6	LOB: 0	BB: 0	P: 6	R: 0	H: 0	E: 0	K: 1	S: 5	LOB: 1	BB: 1	P: 9	R: 0	H: 0	E: 0	K: 0	S: 3	LOB: 0	BB: 0	P: 3	R: 0	H: 1	E: 0	K: 0	S: 4	LOB: 1	BB: 0	P: 4	R: 0	H: 1	E: 0	K: 0	S: 4	LOB: 1	BB: 0	P: 4	R: 0	H: 0	E: 0	K: 1	S: 5	LOB: 0	BB: 0	P: 5	1B: 3	SF: 1	2B: 0	SAC: 1	3B: 1	DP: 0	HR: 1	HBP: 1	WP: 0	PA: 34
PITCHER	IP	WLS	BF	H	R	ER	SO	BB	IBB	HBP	BLK	WP	HR	S	P	ERA	WHIP																																																																	
Dave Roberts, L (1, 1) ERA: 2.23	8.0	W	31	5	3	2	4	1	0	1	0	0	0	37	42	2.25	0.750																																																																	
Bob Miller, R (9, 1) ERA: 1.82	1.0	S	3	0	0	0	1	0	0	0	0	0	0	5	5	0.00	0.000																																																																	

BOTTOM

San Diego Padres @ Houston Astros
Astrodome, Houston, TX
Fri Aug 06 1971, 8:05 PM EDT
Att. 21,915 - Unknown

livebaseballscorecards.com

AB	30
R	3
H	5
RBI	3
BB	1
SO	5
LOB	7



Batter	1	2	3	4	5	6	7	8	9	AB R H RBI BB SO LOB	TOP											
Enzo Hernandez, R (1, 6) OBP: 0.299, SLG: 0.261	0-0 F8		0-0 6-3			0-0 F7	0-0 1-3			4 0 0 0 0 0 2	San Diego Padres @ Houston Astros Astrodome, Houston, TX Sat Aug 07 1971, 8:05 PM EDT Att. 23,334 - Dome											
Don Mason, L (1, 4) OBP: 0.252, SLG: 0.230	0-0 L4			0-0 6-3		0-0 E6 3B		0-0 E1 L3-6		4 1 0 0 0 0 0												
Cito Gaston, R (1, 8) OBP: 0.275, SLG: 0.401	0-0 5-3			0-0 F8		0-0 1B 3B		0-0 L3-6 1-2		4 1 1 1 0 0 1												
Nate Colbert, R (1, 3) OBP: 0.347, SLG: 0.477		0-0 5-3		0-0 F8		0-3 K		0-0 6-3		4 0 0 0 0 1 1												
Ollie Brown, R (1, 9) OBP: 0.361, SLG: 0.370		0-0 5-3			0-0 5-3			0-0 4-3		4 0 1 1 0 0 0												
Leron Lee, L (1, 7) OBP: 0.328, SLG: 0.399		0-0 4-3			0-0 WP SF7 2B	0-0 F8		0-0 G3		4 1 1 0 0 0 1												
Ed Spiezio, R (1, 5) OBP: 0.282, SLG: 0.344			4-0 F7 S BB		0-0 SF7		0-0 1B	4-0 1B BB		1 0 1 1 2 0 0												
Bob Barton, R (1, 2) OBP: 0.314, SLG: 0.363			0-0 F7 1-3		0-0 2B		0-3 K	0-0 1B		4 0 2 0 0 1 2												
Steve Arlin, R (1, 1) OBP: 0.179, SLG: 0.135			0-3 K		0-3 K		0-3 K			2 0 0 0 0 2 2												
Larry Stahl, L (7, PH) OBP: 0.298, SLG: 0.386										1 0 0 0 0 1 1												
Al Severinsen, R (7, 1)										0 0 0 0 0 0 0												
Inning Stats	R: 0 E: 0 K: 0 S: 3	H: 0 LOB: 0 BB: 0 P: 3	R: 0 E: 0 K: 0 S: 3	H: 0 LOB: 0 BB: 0 P: 3	R: 0 E: 0 K: 1 S: 5	H: 0 LOB: 1 BB: 1 P: 9	R: 0 E: 0 K: 0 S: 3	H: 0 LOB: 0 BB: 0 P: 3	R: 1 E: 0 K: 1 S: 7	H: 2 LOB: 1 BB: 0 P: 7	R: 2 E: 1 K: 1 S: 8	H: 2 LOB: 1 BB: 0 P: 8	R: 0 E: 0 K: 2 S: 8	H: 1 LOB: 1 BB: 0 P: 8	R: 0 E: 1 K: 0 S: 3	H: 0 LOB: 0 BB: 0 P: 3	R: 0 E: 0 K: 0 S: 3	H: 1 LOB: 1 BB: 1 P: 7	1B: 3 2B: 3 3B: 1 HR: 0	SF: 1 SAC: 0 DP: 1 HBP: 0	WP: 1 PB: 0 SB: 1 CS: 0	PA: 35
PITCHER	IP WLS BF H R ER SO BB IBB HBP BLK WP HR S P ERA WHIP																					
Don Wilson, R (1, 1) ERA: 2.95	6.0 W 24 4 3 1 3 1 0 0 0 1 0 29 33 1.50 0.833																					
George Culver, R (7, 1) ERA: 2.24	3.0 S 11 2 0 0 2 1 0 0 0 0 0 14 18 0.00 1.000																					

livebaseballscorecards.com

AB	32
R	3
H	6
RBI	3
BB	2
SO	5
LOB	10



Batter	1	2	3	4	5	6	7	8	9
Roger Metzger, S (1, 6) George Culver, R (7, 1) OBP: 0.290, SLG: 0.295 OBP: 0.143, SLG: 0.143	0-3 K		0-0 6-3 1B		4-0 1B BB	0-0 E2 1B		0-0 SH1-4	
Joe Morgan, L (1, 4) OBP: 0.359, SLG: 0.406	0-0 E3 1B		0-0 F8		0-0 F4	0-0 G3		4-0 IBB	
Jimmy Wynn, R (1, 9) OBP: 0.325, SLG: 0.328	0-0 F7		0-0 6-3		0-0 1B 1-2 2-H		0-0 5-3	0-3 K	
Cesar Cedeno, R (1, 8) OBP: 0.290, SLG: 0.401	0-0 1-3 1B		0-3 K		0-0 1-3 2-H FC6-4 1B		0-0 4-3		
Doug Rader, R (1, 5) OBP: 0.312, SLG: 0.386	0-3 K			0-0 F3	0-0 FC6-4 1-2f		1-0 1B 1B HBP		
Denis Menke, R (1, 3) (7, 6) OBP: 0.337, SLG: 0.326		0-0 4-3		0-0 G6-4-3 1B		0-0 F6	0-0 1B CS 1B		
Bob Watson, R (1, 7) (7, 3) OBP: 0.358, SLG: 0.399		4-0 E BB		0-0 G6-4-3 1-2f		0-0 CS 1B 1B	0-0 1-3 2-H 1B		
Jack Hiatt, R (1, 2) OBP: 0.400, SLG: 0.342		0-0 6-3 1-2			0-3 K	0-0 5-3	0-0 CS	0-0 F4	
Don Wilson, R (1, 1) Rich Chiles, L (6, PH) (7, 7) OBP: 0.156, SLG: 0.159 OBP: 0.408, SLG: 0.452		0-0 F8			0-0 BB 1B	0-0 E 1B		0-0 E4 SH1-4	

Inning Stats	R: 0	H: 1	E: 1	K: 2	S: 9	LOB: 2	BB: 0	P: 9
	R: 0	H: 0	E: 1	K: 0	S: 3	LOB: 1	BB: 1	P: 7
	R: 0	H: 1	E: 0	K: 1	S: 6	LOB: 1	BB: 0	P: 6
	R: 0	H: 1	E: 0	K: 0	S: 3	LOB: 0	BB: 0	P: 3
	R: 2	H: 3	E: 0	K: 1	S: 8	LOB: 2	BB: 1	P: 12
	R: 2	H: 3	E: 1	K: 0	S: 6	LOB: 1	BB: 0	P: 6
	R: 1	H: 2	E: 0	K: 0	S: 4	LOB: 1	BB: 0	P: 5
	R: 0	H: 0	E: 1	K: 1	S: 6	LOB: 2	BB: 1	P: 10

PITCHER	IP	WLS	BF	H	R	ER	SO	BB	IBB	HBP	BLK	WP	HR	S	P	ERA	WHIP
Steve Arlin, R (1, 1) ERA: 3.39	6.0	L	29	9	4	3	4	2	0	0	0	0	0	35	43	4.50	1.833
Al Severinsen, R (7, 1) ERA: 3.5	2.0		10	2	1	1	1	0	1	1	0	0	0	10	15	4.50	1.000

BOTTOM

AB	R	H	RBI	BB	SO	LOB
3	1	2	1	1	1	0
0	0	0	0	0	0	0
4	0	0	0	1	0	4
5	0	1	1	0	1	4
4	0	2	1	0	1	1
3	1	0	0	0	1	4
4	0	2	0	0	0	0
3	1	2	1	1	0	1
4	0	0	0	0	1	2
2	1	1	0	0	0	1
2	1	1	1	0	0	0

AB 34
R 5
H 11
RBI 5
BB 3
SO 5
LOB 17

livebaseballscores.com



WP: 0 PA: 40
PB: 0
SB: 0
CS: 2

San Diego Padres @ Houston Astros
Astrodome, Houston, TX
Sat Aug 07 1971, 8:05 PM EDT
Att. 23,334 - Dome

Batter	1	2	3	4	5	6	7	8	9	AB	R	H	RBI	BB	SO	LOB
Roger Metzger, S OBP: 0.291, SLG: 0.296 Denis Menke, R OBP: 0.340, SLG: 0.333 (1, 6) x (6, PH) (7, 6)	0-0 F8 ①		0-0 1B 2-H			4-0 BB		0-0 1-H 3B		2	0	1	1	0	0	0
Joe Morgan, L OBP: 0.356, SLG: 0.402 (1, 4) x	0-0 4-3 ②		0-0 1-3 ③			0-3 K		0-0 F4		4	0	0	0	0	1	3
Jimmy Wynn, R OBP: 0.324, SLG: 0.325 (1, 9) x	0-0 6-3 ③				0-0 6-3 ①	0-0 F7 ②		4-0 BB		3	0	0	0	1	0	1
Cesar Cedeno, R OBP: 0.287, SLG: 0.397 (1, 8)		0-0 6-3 ①			0-3 K	0-3 K		0-3 K		4	0	0	0	0	3	3
Bob Watson, R OBP: 0.357, SLG: 0.397 (1, 3) x		0-0 6-3 ②			0-0 1B			0-0 F8 ①		4	0	1	0	0	0	0
Doug Rader, R OBP: 0.309, SLG: 0.382 (1, 5)		0-3 K			0-0 1-3 ③			0-0 F8 ②		4	0	0	0	0	1	1
Jesus Alou, R OBP: 0.334, SLG: 0.402 (1, 7)			0-3 K			0-0 2-3 ①		0-0 2-3 ③		4	0	1	0	0	1	0
Jack Hiatt, R OBP: 0.408, SLG: 0.345 (1, 2)			4-0 SH1-4 1B BB			0-3 K		0-0 3B 1B		2	2	1	0	2	1	0
Larry Dierker, R OBP: 0.091, SLG: 0.093 Denny Lemaster, R OBP: 0.250, SLG: 0.250 Larry Howard, R OBP: 0.214, SLG: 0.429 Jim Ray, R OBP: 0.250, SLG: 0.143 Rich Chiles, L OBP: 0.400, SLG: 0.442 (1, 1) (2, 1) (8, PH) (9, 1) (9, PH)			0-0 SH1-4 ②			0-0 F7 ③		0-3 K		0	0	0	0	0	0	0

Inning Stats	R: 0	H: 0	E: 0	LOB: 0	K: 0	S: 3	R: 0	H: 0	E: 0	LOB: 0	K: 1	S: 5	R: 0	H: 1	E: 0	LOB: 1	K: 1	S: 6	R: 0	H: 0	E: 0	LOB: 0	K: 1	S: 5	R: 0	H: 0	E: 0	LOB: 1	K: 2	S: 7	R: 0	H: 0	E: 0	LOB: 0	K: 0	S: 3	R: 1	H: 2	E: 0	LOB: 2	K: 2	S: 9	R: 0	H: 1	E: 0	LOB: 2	K: 0	S: 4	1B: 3	SF: 0	2B: 1	SAC: 1	3B: 1	DP: 0	HR: 0	HBP: 0	WP: 0	PA: 36
--------------	------	------	------	--------	------	------	------	------	------	--------	------	------	------	------	------	--------	------	------	------	------	------	--------	------	------	------	------	------	--------	------	------	------	------	------	--------	------	------	------	------	------	--------	------	------	------	------	------	--------	------	------	-------	-------	-------	--------	-------	-------	-------	--------	-------	--------


PITCHER	IP	WLS	BF	H	R	ER	SO	BB	IBB	HBP	BLK	WP	HR	S	P	ERA	WHIP
Fred Norman, L ERA: 3.56 (1, 1)	7.2	W	29	4	2	2	7	2	0	0	0	0	0	41	49	2.35	0.783
Bob Miller, R ERA: 1.78 (8, 1)	1.1	S	7	1	0	0	1	2	0	0	0	0	0	7	15	0.00	2.250


BOTTOM

San Diego Padres @ Houston Astros
Astrodome, Houston, TX

Sun Aug 08 1971, 4:33 AM EDT
Att. 19,757 - Dome

AB	31
R	2
H	5
RBI	2
BB	4
SO	8
LOB	11



Batter	1	2	3	4	5	6	7	8	9	AB R H RBI BB SO LOB	TOP		
Bud Harrelson, S (1, 6) OBP: 0.346, SLG: 0.335	0-0 FC3-6 1B		0-0 6-3		0-3 K		0-0 P6		0-0 G3	5 0 1 0 0 1 0	New York Mets @ San Diego Padres San Diego Stadium, San Diego, CA Tue Aug 10 1971, 10:05 PM EDT Att. 6,542 - Unknown livebaseballscorecards.com AB 35 R 6 H 11 RBI 6 BB 3 SO 3 LOB 18 		
Wayne Garrett, L (1, 5) OBP: 0.400, SLG: 0.317	0-0 FC3-6 1-2f			0-0 FC3-6 1B 1B	0-0 F8		0-0 F7		4-0 1B BB	4 1 1 0 1 0 1			
Cleon Jones, R (1, 7) OBP: 0.383, SLG: 0.473	0-0 F8			0-0 FC3-6 1-2 1B	0-0 6-3		0-0 1-3		0-0 G1-6-3 1B	5 0 2 0 0 0 1			
Ed Kranepool, L (1, 3) OBP: 0.335, SLG: 0.449	0-0 F9			0-0 FC3-6 1B 1-2f 2-3		0-0 FC6-4 1B		0-0 G3 SH1-3 1B	0-0 G1-6-3 1-2f	5 2 2 0 0 0 5			
Tommie Agee, R (1, 8) OBP: 0.362, SLG: 0.433		0-0 G4-6-3 1B		0-0 1B 1-3 2B 1B		0-0 FC6-4 S HBP FC6-4 1-2f		0-0 SH1-3 1-2		3 2 2 1 0 0 1			
Ken Boswell, L (1, 4) OBP: 0.341, SLG: 0.368		0-0 G4-6-3 1-2f		0-0 1-3 3-H 2B 1B		1-0 FC6-4 S HBP 1-2		0-0 G3 2-3		3 1 1 1 0 0 2			
Ken Singleton, S (1, 9) OBP: 0.395, SLG: 0.371		0-0 F7		0-0 FC1-5 1-H 3-H 2B		4-0 FC6-4 1-2 2-3 IBB		4-0 1B IBB		2 0 1 2 2 0 0			
Jerry Grote, R (1, 2) OBP: 0.346, SLG: 0.366			0-3 K	0-0 FC1-5 2-3		0-0 FC6-4 1-2f 2-3 3-H		0-0 1-2 3-H 1B		4 0 1 2 0 1 3			
Gary Gentry, R (1, 1) OBP: 0.075, SLG: 0.077			0-0 F7	0-3 K		0-0 F9		0-0 5-3		2 0 0 0 0 1 1			
Ray Sadecki, L (5, 1) OBP: 0.313, SLG: 0.267										0 0 0 0 0 0 0			
Bob Aspromonte, R (6, PH) OBP: 0.296, SLG: 0.320										1 0 0 0 0 0 2			
Tug McGraw, R (6, 1) OBP: 0.154, SLG: 0.231										1 0 0 0 0 0 2			
Inning Stats	R: 0 E: 0 K: 0 S: 4 H: 1 LOB: 1 BB: 0 P: 4	R: 0 E: 0 K: 0 S: 3 H: 1 LOB: 0 BB: 0 P: 3	R: 0 E: 0 K: 1 S: 5 H: 0 LOB: 0 BB: 0 P: 5	R: 4 E: 0 K: 1 S: 10 H: 5 LOB: 1 BB: 0 P: 10	R: 0 E: 0 K: 1 S: 5 H: 0 LOB: 0 BB: 0 P: 5	R: 1 E: 0 K: 0 S: 4 H: 1 LOB: 2 BB: 1 P: 9	R: 0 E: 0 K: 0 S: 3 H: 0 LOB: 0 BB: 0 P: 3	R: 1 E: 0 K: 0 S: 5 H: 2 LOB: 2 BB: 1 P: 9	R: 0 E: 0 K: 0 S: 3 H: 1 LOB: 1 BB: 1 P: 7	1B: 10 2B: 1 3B: 0 HR: 0 SF: 0 SAC: 1 DP: 2 HBP: 1	WP: 0 PB: 0 SB: 2 CS: 0 PA: 40		
PITCHER	IP WLS BF H R ER SO BB IBB HBP BLK WP HR S P ERA WHIP											PITCHER	IP WLS BF H R ER SO BB IBB HBP BLK WP HR S P ERA WHIP
Clay Kirby, R (1, 1) ERA: 3.2	5.0 L 21 7 4 4 3 0 0 0 0 0 0 0 27 27 7.20 1.400												
Dick Kelley, L (6, 1) ERA: 3.94	2.0 9 1 1 1 0 0 0 1 1 0 0 0 7 12 4.50 0.500												
Al Severinsen, R (8, 1) ERA: 3.54	2.0 10 3 1 1 0 1 1 0 0 0 0 0 8 16 4.50 2.000												

Batter	1	2	3	4	5	6	7	8	9	AB	R	H	RBI	BB	SO	LOB
Enzo Hernandez, R OBP: 0.298, SLG: 0.261 (1, 6)	0-0 5-3			0-0 1B 1B	0-0 F9		0-3 K			4	1	1	0	0	1	1
Dave Campbell, R OBP: 0.293, SLG: 0.338 (1, 4)	0-0 4-3			0-0 P6	0-0 2B			0-0 2B		4	0	2	1	0	0	1
Cito Gaston, R OBP: 0.272, SLG: 0.396 (1, 8)	0-0 F7			0-0 1B 1B SF8	0-0 F8			0-0 6-3		4	1	1	0	0	0	2
Nate Colbert, R OBP: 0.349, SLG: 0.493 (1, 3)		0-3 K		0-0 1B 1B		0-0 HR		0-3 K		4	1	2	2	0	2	1
Leron Lee, L OBP: 0.330, SLG: 0.400 (1, 7)		0-0 6-3		0-0 1B		0-0 F7		4-0 BB		3	0	1	0	1	0	0
Ollie Brown, R OBP: 0.358, SLG: 0.367 (1, 9)		0-0 6-3		0-0 SF8		0-0 F9		0-3 K		3	0	0	1	0	1	2
Ed Spiezio, R OBP: 0.278, SLG: 0.337 (1, 5)			0-0 1-3	0-3 K		0-3 K			0-3 K	4	0	0	0	0	3	2
Bob Barton, R OBP: 0.313, SLG: 0.365 (1, 2)			0-3 K		0-0 2B 2B		0-3 K		0-3 K	4	1	1	0	0	3	0
Clay Kirby, R OBP: 0.260, SLG: 0.127 (5, PH)			0-0 F8		0-0 F9		0-3 K		0-3 K	1	0	0	0	0	0	0
Angel Bravo, L OBP: 0.277, SLG: 0.214 (6, PH)										1	0	0	0	0	0	1
Dick Kelley, R OBP: 0.353, SLG: 0.333 (7, PH)										0	0	0	0	0	0	0
Ivan Murrell, R OBP: 0.289, SLG: 0.371 (8, PH)										1	0	0	0	0	1	0
Al Severinsen, R OBP: 0.209, SLG: 0.200 (9, PH)										0	0	0	0	0	0	0
Fred Kendall, R										1	0	0	0	0	1	0

Inning Stats	R: 0	H: 0	E: 0	LOB: 0	K: 0	BB: 0	S: 3	P: 3	R: 0	H: 0	E: 0	LOB: 0	K: 1	BB: 0	S: 5	P: 5	R: 0	H: 0	E: 0	LOB: 0	K: 1	BB: 0	S: 5	P: 5	R: 2	H: 4	E: 0	LOB: 2	K: 1	BB: 0	S: 9	P: 9	R: 1	H: 2	E: 0	LOB: 1	K: 0	BB: 0	S: 5	P: 5	R: 1	H: 1	E: 0	LOB: 0	K: 1	BB: 0	S: 6	P: 6	R: 0	H: 0	E: 0	LOB: 0	K: 3	BB: 0	S: 9	P: 9	R: 0	H: 1	E: 0	LOB: 2	K: 2	BB: 1	S: 8	P: 12	R: 0	H: 0	E: 0	LOB: 0	K: 3	BB: 0	S: 9	P: 9	R: 0	H: 0	E: 0	LOB: 0	K: 3	BB: 0	S: 9	P: 9	1B: 4	SF: 1	2B: 3	SAC: 0	3B: 0	DP: 0	HR: 1	HBP: 0	WP: 0	PA: 36	PB: 0	SB: 0	CS: 0
--------------	------	------	------	--------	------	-------	------	------	------	------	------	--------	------	-------	------	------	------	------	------	--------	------	-------	------	------	------	------	------	--------	------	-------	------	------	------	------	------	--------	------	-------	------	------	------	------	------	--------	------	-------	------	------	------	------	------	--------	------	-------	------	------	------	------	------	--------	------	-------	------	-------	------	------	------	--------	------	-------	------	------	------	------	------	--------	------	-------	------	------	-------	-------	-------	--------	-------	-------	-------	--------	-------	--------	-------	-------	-------


PITCHER	IP	WLS	BF	H	R	ER	SO	BB	IBB	HBP	BLK	WP	HR	S	P	ERA	WHIP
Gary Gentry, R ERA: 3.21 (1, 1)	4.2		20	6	3	3	3	0	0	0	0	0	0	26	26	5.79	1.286
Ray Sadecki, L ERA: 2.33 (5, 1)	0.1		1	0	0	0	0	0	0	0	0	0	0	1	1	0.00	0.000
Tug McGraw, L ERA: 1.8 (6, 1)	4.0	W	15	2	1	1	9	1	0	0	0	0	1	32	36	2.25	0.750

BOTTOM

New York Mets @ San Diego Padres
San Diego Stadium, San Diego, CA
 Tue Aug 10 1971, 10:05 PM EDT
 Att. 6,542 - Unknown

livebaseballscorecards.com

AB	34
R	4
H	8
RBI	4
BB	1
SO	12
LOB	10



Batter	1	2	3	4	5	6	7	8	9	10	11	12	AB	R	H	RBI	BB	SO	LOB	TOP						
Don Hahn, R OBP: 0.331, SLG: 0.281 (1, 8)	0-0 6-3			0-0 SH1-4 1B		0-0 P6			0-0 F9		0-0 1-2 1B		5	0	2	0	0	0	0							
Wayne Garrett, L OBP: 0.392, SLG: 0.313 (1, 4) (8, 5)	0-3 K			0-0 SH1-4 1-2		0-3 K			0-0 K		0-0 SH1-4 1B		4	0	1	0	0	2	2							
Tommie Agee, R OBP: 0.358, SLG: 0.428 (1, 9)	0-0 4-3			0-3 K		0-0 6-3			0-0 6-3		0-0 SH1-4 1-2		4	0	0	0	0	1	1							
Cleon Jones, R OBP: 0.385, SLG: 0.473 (1, 7)		0-0 CS 1B		0-0 1-3		0-0 F9			0-0 F9		0-0 FC6-4 IBB		4	0	2	0	1	0	1							
Donn Clendenon, R OBP: 0.291, SLG: 0.422 (1, 3)	0-3 K			0-3 K		0-0 6-3			0-0 L8-4 SH3-4 1B		0-3 K		5	0	1	0	0	2	4							
Bob Aspromonte, R OBP: 0.297, SLG: 0.319 Tim Foli, R OBP: 0.286, SLG: 0.307 (1, 5) (8, 4)	0-0 P4			0-0 G4-3 BB		4-0 G4-3 BB			0-0 SH3-4 1-2		0-0 FC6-4 1-2f		1	0	0	0	1	0	0							
Jerry Grote, R OBP: 0.342, SLG: 0.361 (1, 2)			0-0 6-3		0-0 G4-3				0-0 L8-4 2-3		0-0 4-3		4	0	0	0	0	0	2							
Bud Harrelson, S OBP: 0.345, SLG: 0.332 (1, 6)			0-0 P2		0-0 5-3				0-0 G6-4-3 BB		0-3 K		3	0	0	0	1	1	0							
Tom Seaver, R OBP: 0.254, SLG: 0.297 Ken Singleton, S OBP: 0.398, SLG: 0.374 Danny Frisella, L OBP: 0.250, SLG: 0.250 (1, 1) (11, PH) (11, 1)			0-0 P3		0-3 K				0-0 G6-4-3 1-2f		0-0 1B 1B		3	0	0	0	0	1	1							
													1	0	1	0	0	0	0							
													0	0	0	0	0	0	0							
Inning Stats	R: 0 E: 0 K: 1 S: 5	H: 0 LOB: 0 BB: 0 P: 5	R: 0 E: 0 K: 1 S: 5	H: 1 LOB: 0 BB: 0 P: 5	R: 0 E: 0 K: 0 S: 3	H: 0 LOB: 0 BB: 0 P: 3	R: 0 E: 0 K: 1 S: 6	H: 1 LOB: 1 BB: 0 P: 6	R: 0 E: 0 K: 0 S: 2	H: 0 LOB: 0 BB: 1 P: 6	R: 0 E: 0 K: 1 S: 5	H: 0 LOB: 0 BB: 0 P: 5	R: 0 E: 0 K: 1 S: 5	H: 1 LOB: 0 BB: 0 P: 3	R: 0 E: 0 K: 0 S: 3	H: 1 LOB: 0 BB: 0 P: 3	R: 0 E: 0 K: 1 S: 6	H: 0 LOB: 0 BB: 1 P: 6	R: 0 E: 0 K: 1 S: 6	H: 2 LOB: 2 BB: 0 P: 7	R: 0 E: 0 K: 1 S: 3	H: 1 LOB: 0 BB: 0 P: 3	1B: 7 2B: 2 3B: 0 HR: 0	SF: 0 SAC: 3 DP: 5 HBP: 0	WP: 0 PB: 0 SB: 0 CS: 1	PA: 41
PITCHER Dave Roberts, L ERA: 2.09 (1, 1)	IP 12.0	WLS W	BF 41	H 7	R 0	ER 0	SO 7	BB 2	IBB 1	HBP 0	BLK 0	WP 0	HR 0	S 52	P 64	ERA 0.00	WHIP 0.750									
PITCHER	IP	WLS	BF	H	R	ER	SO	BB	IBB	HBP	BLK	WP	HR	S	P	ERA	WHIP									

New York Mets @ San Diego Padres
San Diego Stadium, San Diego, CA
Wed Aug 11 1971, 10:05 PM EDT
Att. 10,828 - Unknown

livebaseballscores.com

AB	35
R	0
H	7
RBI	0
BB	3
SO	7
LOB	13




Batter	1	2	3	4	5	6	7	8	9	10	11	12	AB	R	H	RBI	BB	SO	LOB
Enzo Hernandez, R OBP: 0.295, SLG: 0.258 (1, 6)	0-0 F9		0-0 FC5-4			0-0 F9			0-0 P4		0-0 SH2-3		4	0	0	0	0	0	1
Dave Campbell, R OBP: 0.289, SLG: 0.334 Angel Bravo, L (11, PH) Fred Kendall, R OBP: 0.273, SLG: 0.211 OBP: 0.209, SLG: 0.200	0-3 K		0-0 F8			0-3 K			0-3 K		0-3 K		4	0	0	0	0	3	1
Larry Stahl, L OBP: 0.304, SLG: 0.390 (1, 8)	0-0 1B			0-3 K		0-3 K			4-0 BB			0-0 2B	4	1	2	0	1	2	0
Nate Colbert, R OBP: 0.350, SLG: 0.489 (1, 3)	0-3 K			4-0 BB			0-0 6-3		0-3 K			4-0 IBB	3	0	0	0	2	2	2
Leron Lee, L OBP: 0.323, SLG: 0.391 (1, 7)		0-3 K		0-3 K		0-3 K				0-3 K		0-0 S	5	0	0	0	0	4	2
Ollie Brown, R OBP: 0.357, SLG: 0.366 (1, 9)		0-0 G3		0-3 K			0-0 CS 1B			0-0 6-3		1-2 2-H	4	0	1	0	0	1	1
Ed Spiezio, R OBP: 0.274, SLG: 0.332 (1, 5)		0-0 4-3			0-0 5-3		0-0 CS 1-2	0-3 K		0-0 G3			4	0	0	0	0	1	0
Bob Barton, R OBP: 0.312, SLG: 0.364 Don Mason, L (11, PR) OBP: 0.252, SLG: 0.231 (12, 4)			0-0 1-3		0-0 5-3			0-0 F8			0-0 SH2-3 1B		4	0	1	0	0	0	0
Dave Roberts, L OBP: 0.194, SLG: 0.226 (1, 1)			0-0 FC5-4 1B		0-3 K			0-0 P4			0-3 K		4	0	1	0	0	2	1

Inning Stats	R: 0	H: 1	E: 0	K: 2	S: 8	LOB: 1	BB: 0	P: 8	R: 0	H: 0	E: 0	K: 1	S: 5	LOB: 0	BB: 0	P: 5	R: 0	H: 0	E: 0	K: 3	S: 9	LOB: 1	BB: 1	P: 13	R: 0	H: 0	E: 0	K: 1	S: 5	LOB: 0	BB: 0	P: 5	R: 0	H: 1	E: 0	K: 2	S: 7	LOB: 0	BB: 0	P: 7	R: 0	H: 0	E: 0	K: 1	S: 5	LOB: 0	BB: 0	P: 5	R: 0	H: 0	E: 0	K: 1	S: 5	LOB: 0	BB: 0	P: 5	R: 0	H: 0	E: 0	K: 2	S: 7	LOB: 1	BB: 1	P: 11	R: 0	H: 0	E: 0	K: 1	S: 5	LOB: 0	BB: 0	P: 5	R: 0	H: 1	E: 0	K: 2	S: 8	LOB: 2	BB: 0	P: 8	R: 1	H: 1	E: 1	K: 0	S: 1	LOB: 1	BB: 1	P: 5	1B: 4	2B: 1	3B: 0	HR: 0	SF: 0	SAC: 1	DP: 0	HBP: 0	WP: 0	PA: 42
PITCHER	IP	WLS	BF	H	R	ER	SO	BB	IBB	HBP	BLK	WP	HR	S	P	ERA	WHIP																																																																																	
Tom Seaver, R ERA: 2.09 (1, 1)	10.0		34	3	0	0	14	2	0	0	0	0	0	60	68	0.00	0.500																																																																																	
Danny Frisella, R ERA: 2.27 (11, 1)	1.0	L	7	2	1	0	2	0	1	0	0	0	0	9	13	0.00	2.000																																																																																	

San Diego Padres
New York Mets @ San Diego Padres
San Diego Stadium, San Diego, CA
Wed Aug 11 1971, 10:05 PM EDT
Att: 10,828 - Unknown

AB	37
R	1
H	5
RBI	0
BB	3
SO	16
LOB	10



Batter	1	2	3	4	5	6	7	8	9	AB R H RBI BB SO LOB	TOP																					
Bud Harrelson, S (1, 6) OBP: 0.345, SLG: 0.332	0-3 K		0-0 F7		0-0 1B			0-0 3-1		4 0 1 0 0 1 0	New York Mets @ San Diego Padres San Diego Stadium, San Diego, CA Thu Aug 12 1971, 10:05 PM EDT Att. 4,839 - Unknown																					
Wayne Garrett, L (1, 5) OBP: 0.398, SLG: 0.314	0-0 F8		4-0 BB		0-0 F7			0-0 FC6-4 1B		3 0 1 0 1 0 1																						
Cleon Jones, R (1, 7) OBP: 0.384, SLG: 0.471	0-0 F9		0-0 5-3					0-0 FC6-4		4 0 1 0 0 0 2																						
Ed Kranepool, L (1, 3) OBP: 0.331, SLG: 0.443		0-0 1-3		0-0 L6		0-0 G4-6-3 1B		0-0 F9		4 0 0 0 0 0 2																						
Tommie Agee, R (1, 8) OBP: 0.357, SLG: 0.426		0-0 4-3		0-0 F9		0-0 S 1B		0-0 6-3		4 0 1 0 0 0 0																						
Ken Boswell, L (1, 4) OBP: 0.343, SLG: 0.369		0-0 E S 1B		0-0 1B		0-0 F8		0-0 L3		4 0 2 0 0 0 1																						
Ken Singleton, S (1, 9) OBP: 0.399, SLG: 0.371		4-0 FC6-4 BB		0-0 G3		4-0 G6-4-3 BB		0-0 F7		2 0 0 0 2 0 1																						
Jerry Grote, R (1, 2) OBP: 0.339, SLG: 0.358		0-0 FC6-4			0-0 F8		0-0 G6-4-3		0-0 F7	3 0 0 0 0 0 3																						
Noian Ryan, R (1, 1) OBP: 0.186, SLG: 0.175			0-3 K		0-0 F8		0-3 K			0 0 0 0 0 0 0																						
Charlie Williams, R (1, 1) OBP: 0.182, SLG: 0.100										1 0 0 0 0 0 1 0																						
Art Shamsky, L (5, PH) OBP: 0.904, SLG: 0.434										1 0 0 0 0 0 0 0																						
Jim McAndrew, R (5, 1) OBP: 0.143, SLG: 0.154										0 0 0 0 0 0 0 0																						
Dave Marshall, L (7, PH) OBP: 0.323, SLG: 0.331										1 0 0 0 0 0 1 0																						
Ron Taylor, R (7, 1) OBP: 0.333, SLG: 0.333										0 0 0 0 0 0 0 0																						
Inning Stats	R: 0 E: 0 K: 1 S: 5	H: 0 LOB: 0 BB: 0 P: 5	R: 0 E: 0 K: 0 S: 4	H: 1 LOB: 2 BB: 1 P: 8	R: 0 E: 0 K: 1 S: 5	H: 0 LOB: 1 BB: 1 P: 9	R: 0 E: 0 K: 0 S: 4	H: 1 LOB: 1 BB: 0 P: 4	R: 0 E: 0 K: 0 S: 4	H: 2 LOB: 1 BB: 0 P: 4	R: 0 E: 0 K: 1 S: 4	H: 0 LOB: 0 BB: 1 P: 8	R: 0 E: 0 K: 0 S: 4	H: 1 LOB: 1 BB: 0 P: 4	R: 0 E: 0 K: 0 S: 3	H: 0 LOB: 0 BB: 0 P: 3	1B: 6 2B: 0 3B: 0 HR: 0	SF: 0 SAC: 0 DP: 2 HBP: 0	WP: 0 PB: 0 SB: 2 CS: 0	PA: 34												
PITCHER Steve Arlin, R (1, 1) ERA: 3.21	IP 9.0	WLS W	BF 34	H 6	R 0	ER 0	SO 3	BB 3	IBB 0	HBP 0	BLK 0	WP 0	HR 0	S 37	P 49	ERA 0.00	WHIP 1.000															
											PITCHER	IP	WLS	BF	H	R	ER	SO	BB	IBB	HBP	BLK	WP	HR	S	P	ERA	WHIP				

livebaseballscorecards.com

AB	31
R	0
H	6
RBI	0
BB	3
SO	3
LOB	10



Batter	1	2	3	4	5	6	7	8	9	AB R H RBI BB SO LOB	TOP											
Terry Harmon, R (1, 4) OBP: 0.298, SLG: 0.273	2-3 K		0-1 F8		2-2 F2		0-0 F2		0-0 L9	5 0 0 0 0 1 0												
Larry Bowa, S (1, 6) OBP: 0.289, SLG: 0.300	1-3 K		1-0 F9 2B			0-0 2B 1B	0-0 4-3 HR 2B		1-3 K	5 2 3 0 0 2 0												
Willie Montanez, L (1, 8) OBP: 0.333, SLG: 0.499	2-2 WP 3B		0-0 F9 2-3			1-2 2B 1-H 2B	1-2 4-3 2-3			4 2 2 1 0 0 2												
Deron Johnson, R (1, 3) OBP: 0.344, SLG: 0.494	4-1 FC5-4 BB		1-0 P6			0-0 BB 2-3 2B	1-1 HR 3-H HR			3 1 2 2 1 0 1												
Don Money, R (1, 7) OBP: 0.287, SLG: 0.355	1-1 FC5-4			3-3 K		0-1 6-3	4-0 CS BB			3 0 0 0 1 1 3												
Roger Freed, R (1, 9) OBP: 0.304, SLG: 0.306		0-0 P4		3-3 K		4-0 BB IBB	2-2 CS 1-2	2-3 K		3 0 0 0 1 2 0												
John Vukovich, R (1, 5) OBP: 0.205, SLG: 0.190		2-0 1B		1-3 K		0-3 K		3-3 K		4 0 1 0 0 3 3												
Mike Ryan, R (1, 2) OBP: 0.240, SLG: 0.319		0-3 K			0-1 6-3	4-2 BB		0-0 5-3		3 0 0 1 1 1 1												
Rick Wise, R (1, 1) OBP: 0.250, SLG: 0.443		1-2 L8			0-3 K	2-0 F3			0-3 K	4 0 0 0 0 2 4												
Inning Stats	R: 1 E: 0 K: 2 S: 12	H: 1 LOB: 1 BB: 1 P: 22	R: 0 E: 0 K: 1 S: 8	H: 1 LOB: 1 BB: 0 P: 11	R: 0 E: 0 K: 0 S: 5	H: 1 LOB: 1 BB: 0 P: 7	R: 0 E: 0 K: 3 S: 9	H: 0 LOB: 0 BB: 0 P: 16	R: 0 E: 0 K: 1 S: 8	H: 0 LOB: 0 BB: 0 P: 10	R: 2 E: 0 K: 1 S: 15	H: 3 LOB: 3 BB: 2 P: 26	R: 2 E: 0 K: 0 S: 10	H: 2 LOB: 0 BB: 1 P: 17	R: 0 E: 0 K: 2 S: 7	H: 0 LOB: 0 BB: 0 P: 12	R: 0 E: 0 K: 2 S: 7	H: 0 LOB: 0 BB: 0 P: 8	1B: 2 2B: 4 3B: 1 HR: 1	SF: 0 SAC: 0 DP: 0 HBP: 0	WP: 1 PB: 0 SB: 0 CS: 1	PA: 39
PITCHER	IP WLS BF H R ER SO BB IBB HBP BLK WP HR S P ERA WHIP																					
Fred Norman, L (1, 1) ERA: 3.79	6.2 L 32 8 5 5 8 3 1 0 0 1 1 64 105 6.75 1.650																					
Tom Phoebus, R (7, 1) ERA: 4.67	2.1 6 0 0 0 4 0 0 0 0 0 0 17 24 0.00 0.000																					

Philadelphia Phillies @ San Diego Padres
San Diego Stadium, San Diego, CA
Fri Aug 13 1971, 10:05 PM EDT
Att. 4,006 - Unknown

AB	34
R	5
H	8
RBI	4
BB	4
SO	12
LOB	14



Batter	1	2	3	4	5	6	7	8	9	AB R H RBI BB SO LOB	TOP						
Denny Doyle, L (1, 4) OBP: 0.278, SLG: 0.301	0-0 BB BB 1-5-3 1B	0-0 F7		1-0 F9		1-0 4-3			0-0 4-3	5 1 1 0 0 0 4	Philadelphia Phillies @ San Diego Padres San Diego Stadium, San Diego, CA Sun Aug 15 1971, 6:33 AM EDT Unknown livebaseballscorecards.com						
Larry Bowa, S (1, 6) OBP: 0.288, SLG: 0.299	1-3 K		0-1 3-1	0-0 6-3		0-0 E5 3-1 1B		1-1 1B 1B	5 1 1 0 0 1 2								
Tim McCarver, L (1, 2) OBP: 0.332, SLG: 0.427	4-0 1-5-3 BB 1-2 BB		2-2 1B 1B		0-0 F8	1-1 3-1		0-1 1-3 1B	4 1 2 0 1 0 1								
Deron Johnson, R (1, 3) OBP: 0.347, SLG: 0.494	4-1 1-5-3 BB 1-2 2-3		3-2 G3 E 1B		1-3 K	0-0 G4-6-3 1B		0-3 K	4 1 2 1 1 2 2								
Willie Montanez, L (1, 8) OBP: 0.330, SLG: 0.494	1-1 1-5-3 1-2 2-3 3-H		0-0 G3 1-2		0-0 F8	0-1 G4-6-3 1-2f			4 0 0 1 0 0 5								
Don Money, R (1, 5) OBP: 0.287, SLG: 0.353	2-3 K		0-0 E7 2-H 3-H 1B		2-3 K			2-3 K	4 0 1 1 0 3 2								
Ron Stone, L (1, 9) OBP: 0.318, SLG: 0.313		0-0 F2	2-3 K		3-2 SH1-4 2B			0-0 F7	4 0 1 0 0 1 1								
Oscar Gamble, L (1, 7) OBP: 0.272, SLG: 0.320		2-1 F8		4-0 SH4-3 BB		4-0 SH1-4 IBB		3-2 4-3	2 0 0 0 2 0 0								
Woodie Fryman, R (1, 1) OBP: 0.148, SLG: 0.148 Bill Wilson, R (7, 1) OBP: 0.125, SLG: 0.125		1-0 1B		0-0 SH4-3 1-2		0-0 SH1-4 1-2 2-3		0-0 5-3	1 0 1 0 0 0 0 1 0 0 0 0 0 0								
Inning Stats	R: 1 H: 1 E: 0 LOB: 2 K: 2 BB: 2 S: 11 P: 23	R: 0 H: 1 E: 0 LOB: 1 K: 0 BB: 0 S: 5 P: 8	R: 2 H: 3 E: 1 LOB: 1 K: 1 BB: 0 S: 15 P: 22	R: 0 H: 0 E: 0 LOB: 1 K: 0 BB: 1 S: 3 P: 8	R: 0 H: 0 E: 0 LOB: 0 K: 1 BB: 0 S: 5 P: 6	R: 0 H: 1 E: 0 LOB: 2 K: 1 BB: 1 S: 9 P: 19	R: 1 H: 1 E: 1 LOB: 0 K: 0 BB: 0 S: 6 P: 7	R: 0 H: 0 E: 0 LOB: 0 K: 1 BB: 0 S: 7 P: 12	R: 0 H: 2 E: 0 LOB: 2 K: 1 BB: 0 S: 9 P: 10	1B: 8 SF: 0 2B: 1 SAC: 2 3B: 0 DP: 1 HR: 0 HBP: 0	WP: 0 PA: 40 PB: 0 SB: 0 CS: 0						
PITCHER	IP WLS BF H R ER SO BB IBB HBP BLK WP HR S P ERA WHIP																
Clay Kirby, R (1, 1) ERA: 3.16	8.0	35	7	4	2	6	3	1	0	0	0	0	0	61	105	2.25	1.250
Dick Kelley, L (9, 1) ERA: 3.86	1.0	W	5	2	0	0	1	0	0	0	0	0	0	9	10	0.00	2.000



Batter	1	2	3	4	5	6	7	8	9	AB R H RBI BB SO LOB	TOP	
Terry Harmon, R OBP: 0.297, SLG: 0.272 (1, 4) X	0-0 1B E G6-3 1B	0-3 K			X 0-0 6-3			X 0-0 6-3		4 1 1 0 0 1 1	Philadelphia Phillies @ San Diego Padres San Diego Stadium, San Diego, CA Sun Aug 15 1971, 6:38 AM EDT Att. 8,108 - Unknown livebaseballscorecards.com	
Larry Bowa, S OBP: 0.288, SLG: 0.299 (1, 6) X	0-0 E5 G6-3 1B 1-2		X 0-0 F3		0-3 K			X 0-0 E 1B		4 0 1 0 0 1 1		
Don Money, R OBP: 0.286, SLG: 0.352 (1, 7) X	0-0 G6-3 1B 1-2 2-3		0-3 K		X 0-0 F8			X 0-0 FC3 1-2		4 0 1 0 0 1 1		
Deron Johnson, R OBP: 0.344, SLG: 0.490 (1, 3) X	0-0 G6-3 1-2f 2-3 3-H		X 0-0 6-3		X 0-0 6-3			S S 0-3 K		4 0 0 0 0 1 4		
Roger Freed, R OBP: 0.303, SLG: 0.303 (1, 9) B B B B	4-0 BB		S S 0-3 K		S S 0-3 K			X 0-0 P4		3 0 0 0 1 2 2		
Willie Montanez, L OBP: 0.329, SLG: 0.499 (1, 8) X	0-0 4-3		S S 0-3 K		X 0-0 HR			X 0-0 1-3		4 1 1 1 0 1 2		
John Vukovich, R OBP: 0.212, SLG: 0.197 (1, 5) X		X 0-0 1-3	X 0-0 FC5-4 1B		X 0-0 G4-6-3 1B			X 0-0 F3		4 0 2 0 0 0 0		
Mike Ryan, R OBP: 0.233, SLG: 0.308 (1, 2) X		X 0-0 5-3	X 0-0 FC5-4 1-2f		X 0-0 F8			X 0-0 L9		4 0 0 0 0 0 2		
Barry Lersch, S OBP: 0.283, SLG: 0.213 (1, 1) Bobby Pfeil, R OBP: 0.343, SLG: 0.426 (7, PH) Joe Hoerner, R OBP: 0.111, SLG: 0.111 (7, 1)		X 0-0 1B		X 0-0 1-3		X 0-0 G4-6-3 1-2f				2 0 1 0 0 0 0 1 0 0 0 0 0 1 0 0 0 0 0 0 0		
Inning Stats	R: 1 H: 2 E: 1 LOB: 2 K: 0 BB: 1 S: 5 P: 9	R: 0 H: 1 E: 0 LOB: 1 K: 1 BB: 0 S: 6 P: 6	R: 0 H: 0 E: 0 LOB: 0 K: 1 BB: 0 S: 5 P: 5	R: 0 H: 1 E: 0 LOB: 1 K: 2 BB: 0 S: 8 P: 8	R: 0 H: 0 E: 0 LOB: 0 K: 1 BB: 0 S: 5 P: 5	R: 0 H: 0 E: 0 LOB: 0 K: 1 BB: 0 S: 5 P: 5	R: 1 H: 2 E: 0 LOB: 0 K: 0 BB: 0 S: 4 P: 4	R: 0 H: 1 E: 1 LOB: 2 K: 0 BB: 0 S: 7 P: 7	R: 0 H: 0 E: 0 LOB: 0 K: 0 BB: 0 S: 3 P: 3	1B: 6 SF: 0 2B: 0 SAC: 0 3B: 0 DP: 2 HR: 1 HBP: 0	WP: 0 PA: 35 PB: 0 SB: 0 CS: 0	
PITCHER Dave Roberts, L ERA: 2.04 (1, 1)	IP WLS BF H R ER SO BB IBB HBP BLK WP HR S P ERA WHIP	9.0 W 35 7 2 1 7 1 0 0 0 0 1 48 52 1.00 0.889										

Philadelphia Phillies @ San Diego Padres
San Diego Stadium, San Diego, CA
Sun Aug 15 1971, 6:38 AM EDT
Att. 8,108 - Unknown

AB	34
R	2
H	7
RBI	1
BB	1
SO	7
LOB	14



Batter	1	2	3	4	5	6	7	8	9	AB R H RBI BB SO LOB
Enzo Hernandez, R OBP: 0.295, SLG: 0.260 (1, 6)	0-0 F7 1B		0-0 HR 1B	0-0 FC5-4 CS 1-2f			0-0 F3			4 1 1 0 0 0 1
Dave Campbell, R OBP: 0.294, SLG: 0.333 (1, 4)	0-0 E 1B		0-0 HR 1B	0-0 CS 1-2	0-0 SH1-4 1B		0-0 F8			4 1 3 0 0 0 0
Larry Stahl, L OBP: 0.309, SLG: 0.402 (1, 9)	0-0 L8 1-2		0-0 HR 1-H 2-H		0-0 SH1-4 1-2		0-3 K			3 1 1 3 0 1 1
Nate Colbert, R OBP: 0.348, SLG: 0.480 (1, 3)	0-3 K		0-0 E 1B		0-3 K		0-3 K			4 0 1 0 0 3 2
Leron Lee, L OBP: 0.318, SLG: 0.374 (1, 7)		0-0 4-3	0-0 E1 1-2		0-0 F9		0-0 F8			4 0 0 0 0 0 2
Cito Gaston, R OBP: 0.275, SLG: 0.402 (1, 8)		0-0 1B	0-0 L9		0-0 5-3					3 0 1 0 0 0 2
Ed Spiezio, R OBP: 0.270, SLG: 0.320 Garry Jestadt, R OBP: 0.244, SLG: 0.282 (1, 5) (7, 5)		0-3 K	0-0 F8		0-0 6-3					3 0 0 0 0 1 3 0 0 0 0 0 0 0
Fred Kendall, R OBP: 0.202, SLG: 0.193 (1, 2)		0-0 F7		0-0 F5		0-0 F8				3 0 0 0 0 0 1
Dave Roberts, L OBP: 0.200, SLG: 0.231 (1, 1)			0-0 1-3	0-0 FC5-4 1B			0-0 F8			3 0 1 0 0 0 0

Inning Stats	R: 0 E: 1 K: 1 S: 6	H: 1 LOB: 1 BB: 0 P: 6	R: 0 E: 0 K: 1 S: 6	H: 1 LOB: 1 BB: 0 P: 6	R: 3 E: 1 K: 0 S: 8	H: 4 LOB: 2 BB: 0 P: 8	R: 0 E: 0 K: 0 S: 3	H: 1 LOB: 0 BB: 0 P: 3	R: 0 E: 0 K: 1 S: 6	H: 1 LOB: 1 BB: 0 P: 6	R: 0 E: 0 K: 0 S: 3	H: 0 LOB: 0 BB: 0 P: 3	R: 0 E: 0 K: 0 S: 3	H: 0 LOB: 0 BB: 0 P: 3	R: 0 E: 0 K: 2 S: 7	H: 0 LOB: 0 BB: 0 P: 7	1B: 7 2B: 0 3B: 0 HR: 1	SF: 0 SAC: 1 DP: 0 HBP: 0	WP: 0 PB: 0 SB: 0 CS: 1	PA: 33
--------------	------------------------------	---------------------------------	------------------------------	---------------------------------	------------------------------	---------------------------------	------------------------------	---------------------------------	------------------------------	---------------------------------	------------------------------	---------------------------------	------------------------------	---------------------------------	------------------------------	---------------------------------	----------------------------------	------------------------------------	----------------------------------	--------

PITCHER	IP	WLS	BF	H	R	ER	SO	BB	IBB	HBP	BLK	WP	HR	S	P	ERA	WHIP	PITCHER	IP	WLS	BF	H	R	ER	SO	BB	IBB	HBP	BLK	WP	HR	S	P	ERA	WHIP	
Barry Lersch, R ERA: 4.03 (1, 1)	6.0	L	26	8	3	3	3	0	0	0	0	0	1	32	32	4.50	1.333																			
Joe Hoerner, L ERA: 1.94 (7, 1)	2.0		6	0	0	0	2	0	0	0	0	0	0	10	10	0.00	0.000																			

BOTTOM

Philadelphia Phillies @ San Diego Padres
San Diego Stadium, San Diego, CA
 Sun Aug 15 1971, 6:38 AM EDT
 Att. 8,108 - Unknown

livebaseballscorecards.com

AB	31
R	3
H	8
RBI	3
BB	0
SO	5
LOB	12



Batter	1	2	3	4	5	6	7	8	9	AB R H RBI BB SO LOB	TOP	
Ron Hunt, R (1, 4) OBP: 0.396, SLG: 0.355 Ron Brand, R (5, PR) OBP: 0.216, SLG: 0.184 (5, 6)	0-0 F4		1-0 SH2-4 HBP		1-0 FC5-6 HBP	0-3 K		0-0 5-3	0-0 F9	1 0 0 0 0 0 3 0 0 0 0 11		
Boots Day, L (1, 8) OBP: 0.343, SLG: 0.351	0-0 1B SF9 1B		0-0 SH2-4		0-0 FC5-6 IBB 1B 1-2 2-3 3B		0-0 L4	0-0 6-3		4 2 1 0 0 0 2		
Rusty Staub, L (1, 9) OBP: 0.374, SLG: 0.427	0-0 WP SF9 1-3 1B		0-0 F2		0-0 IBB 1-2 3B 1B 3-H		0-0 1-3			5 1 3 1 0 0 1		
Ron Fairly, L (1, 3) OBP: 0.379, SLG: 0.398	0-0 SF9 1-2 3-H		4-0 IBB		4-0 IBB 1-2 2-3 3B		0-0 1B E 1B	0-0 3-1		2 2 1 1 2 0 1		
Bob Bailey, R (1, 5) OBP: 0.362, SLG: 0.402	0-3 K 2-3		0-0 F5		0-0 FC5-2-5 3B 1-H 2-H 3-H		0-0 1B E 1B	0-0 5-3		5 1 2 3 0 1 3		
Jim Fairey, L (1, 7) OBP: 0.287, SLG: 0.275 Ron Woods, R (8, 7) OBP: 0.363, SLG: 0.418		0-3 K		0-0 4-3	0-0 FC5-2-5 S 3-H		0-0 E4 E 1B 1B 1-2 2-H	4-0 BLK 1B 1B BB		4 1 0 0 0 1 3 0 1 0 0 1 0 0		
Gary Sutherland, R (1, 6) OBP: 0.324, SLG: 0.397 (5, 4)		0-3 K		4-0 G4-6-3 BB	0-3 K 1-2		0-0 E7 E 1B 1-3 2-H	0-0 1B BLK WP 1B		4 2 2 1 1 2 1		
John Bateman, R (1, 2) OBP: 0.270, SLG: 0.345		4-0 BB		0-0 G4-6-3 1-2f		0-3 K	0-0 E4 2-H 3-H 1B	0-0 1B		4 0 2 2 1 1 1		
Ernie McAnally, R (1, 1) OBP: 0.083, SLG: 0.086		0-3 K			0-0 FC5-6 HBP 1B 1B	0-0 6-3	0-3 K	0-3 K 3-H	0-3 K	5 1 1 0 0 3 3		
Inning Stats	R: 1 E: 0 K: 1 S: 7 H: 2 LOB: 1 BB: 0 P: 7	R: 0 E: 0 K: 3 S: 9 H: 0 LOB: 1 BB: 1 P: 13	R: 0 E: 0 K: 0 S: 3 H: 0 LOB: 2 BB: 1 P: 8	R: 0 E: 0 K: 0 S: 2 H: 0 LOB: 0 BB: 1 P: 6	R: 4 E: 0 K: 1 S: 8 H: 3 LOB: 2 BB: 1 P: 13	R: 0 E: 0 K: 2 S: 7 H: 0 LOB: 0 BB: 0 P: 7	R: 4 E: 3 K: 1 S: 10 H: 4 LOB: 1 BB: 0 P: 10	R: 0 E: 0 K: 0 S: 4 H: 1 LOB: 1 BB: 0 P: 4	R: 2 E: 0 K: 1 S: 7 H: 2 LOB: 1 BB: 1 P: 11	1B: 11 2B: 0 3B: 1 HR: 0 SF: 1 SAC: 1 DP: 1 HBP: 2	WP: 2 PB: 0 SB: 1 CS: 0 PA: 46	
PITCHER	IP WLS BF H R ER SO BB IBB HBP BLK WP HR S P ERA WHIP											
Steve Arlin, R (1, 1) ERA: 3.34	6.2 L 34 8 9 5 7 2 2 2 0 1 0 42 60 6.75 1.500											
Al Severinsen, R (7, 1) ERA: 3.45	1.1 6 2 0 0 1 0 0 0 0 0 0 8 8 0.00 1.500											
Bill Laxton, L (9, 1) ERA: 6.83	1.0 6 2 2 2 1 1 0 0 1 1 0 7 11 18.00 3.000											

Montreal Expos @ San Diego Padres
San Diego Stadium, San Diego, CA
Tue Aug 17 1971, 10:05 PM EDT
Att. 4,248 - Unknown

livebaseballscorecards.com

AB	37
R	11
H	12
RBI	8
BB	5
SO	9
LOB	16



Batter	1	2	3	4	5	6	7	8	9	AB R H RBI BB SO LOB	TOP		
Enzo Hernandez, R (1, 6) OBP: 0.298, SLG: 0.263	0-0 F7		0-0 F8			4-0 SH3-4 1B BB		0-0 F9 SH1-4 2B 1B	0-0	4 2 2 0 1 0 0			
Dave Campbell, R (1, 4) OBP: 0.299, SLG: 0.334	0-0 4-3 1B			4-0 G6-4-3 BB		0-0 SH3-4		0-0 SH1-4	0-0 F8	2 0 1 0 1 0 1			
Cito Gaston, R (1, 8) OBP: 0.278, SLG: 0.405	0-0 4-3			0-0 G6-4-3 1-2f		0-0 F8		0-0 F9		4 0 0 0 0 0 4			
Nate Colbert, R (1, 3) OBP: 0.348, SLG: 0.473	0-0 F7			4-0 BB		0-0 FC6 2-H 1B		4-0 2B E IBB		2 1 1 1 2 0 1			
Ollie Brown, R (1, 9) OBP: 0.353, SLG: 0.370		0-0 F8		0-0 4-3		0-0 FC6 1-2f		0-0 E2 1-H 3-H 2B		4 0 1 1 0 0 2			
Ed Spiezio, R (1, 5) OBP: 0.273, SLG: 0.316		0-0 F7			0-0 1B		0-0 F3	0-0 BB		3 0 1 0 1 0 0			
Ivan Murrell, R (1, 7) OBP: 0.255, SLG: 0.362		0-0 F8			0-0 F8		0-0 F7	0-3 K		4 0 0 0 0 1 3			
Bob Barton, R (1, 2) OBP: 0.309, SLG: 0.355			0-0 F8		0-3 K		0-0 3B		0-3 K	4 0 1 0 0 2 1			
Clay Kirby, R (1, 1) OBP: 0.179, SLG: 0.113			0-3 K		0-0 P4		0-3 K		0-3 K	4 0 0 0 0 3 2			
Dick Kelley, R (9, 1) OBP: 0.333, SLG: 0.333										0 0 0 0 0 0 0			
Al Severinsen, R (9, 1)										0 0 0 0 0 0 0			
Inning Stats	R: 0 E: 0 K: 0 S: 4 H: 1 LOB: 1 BB: 0 P: 4	R: 0 E: 0 K: 0 S: 3 H: 0 LOB: 0 BB: 0 P: 3	R: 0 E: 0 K: 1 S: 5 H: 0 LOB: 0 BB: 0 P: 5	R: 0 E: 0 K: 0 S: 2 H: 0 LOB: 1 BB: 2 P: 10	R: 0 E: 0 K: 1 S: 6 H: 1 LOB: 1 BB: 0 P: 6	R: 1 E: 0 K: 0 S: 4 H: 1 LOB: 1 BB: 1 P: 8	R: 0 E: 0 K: 1 S: 6 H: 1 LOB: 1 BB: 0 P: 6	R: 2 E: 1 K: 1 S: 7 H: 2 LOB: 2 BB: 2 P: 15	R: 0 E: 0 K: 2 S: 8 H: 1 LOB: 1 BB: 0 P: 8	1B: 4 2B: 2 3B: 1 HR: 0 SF: 0 SAC: 2 DP: 1 HBP: 0	WP: 0 PB: 0 SB: 0 CS: 0 PA: 38		
PITCHER	IP WLS BF H R ER SO BB IBB HBP BLK WP HR S P ERA WHIP											PITCHER	IP WLS BF H R ER SO BB IBB HBP BLK WP HR S P ERA WHIP
Jerry Koosman, L (1, 1) ERA: 2.85	7.2 L 32 6 3 2 3 3 1 0 0 0 0 0 34 50 2.35 1.174												
Charlie Williams, R (8, 1) ERA: 5.21	0.1 2 0 0 0 1 1 0 0 0 0 0 0 3 7 0.00 3.000												
Ron Taylor, R (9, 1) ERA: 3.13	1.0 4 1 0 0 2 0 0 0 0 0 0 0 8 8 0.00 1.000												

San Diego Padres @ New York Mets
 Shea Stadium, Flushing, NY
 Fri Aug 20 1971, 7:05 PM EDT
 Att. 28,863 - Unknown

livebaseballscorecards.com

AB	31
R	3
H	7
RBI	2
BB	5
SO	6
LOB	14



Batter	1	2	3	4	5	6	7	8	9	AB R H RBI BB SO LOB
Bud Harrelson, S OBP: 0.336, SLG: 0.319 (1, 6) X	0-0 G3 ①			0-0 1-3 ①		4-0 SH2-4 BB CS BB		0-3 K ②		3 0 0 0 1 1 0
Wayne Garrett, L OBP: 0.382, SLG: 0.298 (1, 5) X	0-0 1-3 ②			0-3 K ②		4-0 SH2-4 BB		0-0 G3 ③		3 0 0 0 1 1 0
Cleon Jones, R OBP: 0.379, SLG: 0.476 (1, 7) X	0-0 CS 1B			0-0 P6 ③		0-0 SH2-4 ①		0-0 1B 2B		3 1 2 0 0 0 0
Ed Kranepool, L OBP: 0.332, SLG: 0.430 (1, 3) X	0-0 CS 1-2	0-0 CS 1B		0-0 6-3 ①		4-0 IBB		0-3 K ①		3 0 1 0 1 1 1
Tommie Agee, R OBP: 0.354, SLG: 0.416 (1, 8) X		0-0 F6 1-2		0-0 2B 1B		0-3 K ②		4-0 S 1B BB		3 1 1 0 1 1 4
Ken Boswell, L OBP: 0.350, SLG: 0.393 (1, 4) X		0-0 F7 ③		0-0 4-3 2B 1-H		0-0 CS ③	0-0 G3 ①	0-0 G6-4-3 1B 1-2 2-H		4 0 2 2 0 0 0
Ken Singleton, S OBP: 0.383, SLG: 0.349 (1, 9) X			0-0 F7 ①	0-0 4-3 2-3		0-0 3-H	0-3 K ②	0-0 G6-4-3 ② ③		4 0 0 0 0 1 3
Jerry Grote, R OBP: 0.336, SLG: 0.354 (1, 2) S			0-3 K ②	0-0 4-3 ②		4-0 IBB	0-0 F9 ③			2 0 0 0 1 1 0
Duffy Dyer, R OBP: 0.314, SLG: 0.349 (9, 2) S										0 0 0 0 0 0 0
Jerry Koosman, R OBP: 0.256, SLG: 0.171 (1, 1) X			0-0 6-3 ③	0-0 F7 ③				0-0 F8 ①		2 0 0 0 0 0 2
Charlie Williams, R OBP: 0.182, SLG: 0.100 (8, 1) X										0 0 0 0 0 0 0
Dave Marshall, L OBP: 0.325, SLG: 0.333 (8, PH) X										1 0 0 0 0 0 0
Ron Taylor, R OBP: 0.333, SLG: 0.333 (9, 1) X										0 0 0 0 0 0 0

Inning Stats	R: 0	H: 1	E: 0	LOB: 0	K: 0	BB: 0	S: 3	P: 3
	R: 0	H: 1	E: 0	LOB: 0	K: 0	BB: 0	S: 3	P: 3
	R: 0	H: 0	E: 0	LOB: 0	K: 1	BB: 0	S: 5	P: 5
	R: 0	H: 0	E: 0	LOB: 0	K: 1	BB: 0	S: 5	P: 5
	R: 1	H: 2	E: 0	LOB: 2	K: 0	BB: 1	S: 5	P: 9
	R: 0	H: 0	E: 0	LOB: 2	K: 1	BB: 3	S: 4	P: 16
	R: 0	H: 0	E: 0	LOB: 0	K: 1	BB: 0	S: 5	P: 5
	R: 0	H: 0	E: 0	LOB: 0	K: 1	BB: 0	S: 6	P: 10


PITCHER	IP	WLS	BF	H	R	ER	SO	BB	IBB	HBP	BLK	WP	HR	S	P	ERA	WHIP
Clay Kirby, R ERA: 3.12 (1, 1)	8.1	W	32	5	2	2	6	3	2	0	0	0	0	39	59	2.16	0.960
Dick Kelley, L ERA: 3.86 (9, 1)	0.0		1	1	0	0	0	0	0	0	0	0	0	1	1	∞	∞
Al Severinsen, R ERA: 3.41 (9, 1)	0.2	S	1	0	0	0	0	0	0	0	0	0	0	1	1	0.00	0.000

BOTTOM

San Diego Padres @ New York Mets
Shea Stadium, Flushing, NY

Fri Aug 20 1971, 7:05 PM EDT
Att. 28,863 - Unknown

AB	28
R	2
H	6
RBI	2
BB	5
SO	6
LOB	10



WP	PA	ERA	WHIP
0	36		
0			
1			
3			

Batter	1	2	3	4	5	6	7	8	9	AB R H RBI BB SO LOB	TOP
Enzo Hernandez, R (1, 6) OBP: 0.300, SLG: 0.264	0-0 L5		0-0 6-3		0-0 1-2 1B			4-0 SH1-3 BB		3 0 1 0 1 0 1	
Don Mason, L (1, 4) OBP: 0.249, SLG: 0.228	0-0 5-3		0-3 K		0-3 K			0-0 SH1-3		3 0 0 0 0 2 3	
Cito Gaston, R (1, 8) OBP: 0.276, SLG: 0.401	0-3 K			0-0 P6		0-0 6-3		0-0 F8		4 0 0 0 0 1 1	
Nate Colbert, R (1, 3) OBP: 0.347, SLG: 0.471		0-0 G6-4-3 1B		0-0 P4		0-3 K		0-0 L9		4 0 1 0 0 1 0	
Larry Stahl, L (1, 7) OBP: 0.310, SLG: 0.402		0-0 G6-4-3 1-2f		0-0 F7		0-3 K		4-0 S BB		3 0 0 0 1 1 1	
Ollie Brown, R (1, 9) OBP: 0.352, SLG: 0.368		0-0 1B		0-0 F8		0-0 L9		0-0 L7		4 0 1 0 0 0 1	
Ed Spiezio, R (1, 5) OBP: 0.272, SLG: 0.325		0-3 K		0-0 HR		0-3 K		0-0 F9		4 1 1 1 0 2 2	
Bob Barton, R (1, 2) OBP: 0.310, SLG: 0.355			0-0 SH1-6-4 1B		0-0 6-3		0-0 5-3			3 0 1 0 0 0 0	
Dave Roberts, L (1, 1) OBP: 0.209, SLG: 0.239			0-0 SH1-6-4		0-0 1B 1B			0-3 K		2 0 1 0 0 1 0	
Inning Stats	R: 0 E: 0 K: 1 S: 5 H: 0 LOB: 0 BB: 0 P: 5	R: 0 E: 0 K: 1 S: 6 H: 2 LOB: 1 BB: 0 P: 6	R: 0 E: 0 K: 1 S: 6 H: 1 LOB: 1 BB: 0 P: 6	R: 0 E: 0 K: 0 S: 3 H: 0 LOB: 0 BB: 0 P: 3	R: 1 E: 0 K: 1 S: 8 H: 3 LOB: 2 BB: 0 P: 8	R: 0 E: 0 K: 2 S: 7 H: 0 LOB: 0 BB: 0 P: 7	R: 0 E: 0 K: 1 S: 5 H: 0 LOB: 0 BB: 0 P: 5	R: 0 E: 0 K: 1 S: 5 H: 0 LOB: 1 BB: 1 P: 9	R: 0 E: 0 K: 0 S: 3 H: 0 LOB: 1 BB: 1 P: 7	1B: 5 2B: 0 3B: 0 HR: 1 SF: 0 SAC: 2 DP: 1 HBP: 0	WP: 0 PB: 0 SB: 1 CS: 0 PA: 34
PITCHER Tom Seaver, R (1, 1) ERA: 1.96	IP: 9.0 WLS: W BF: 34 H: 6 R: 1 ER: 1 SO: 8 BB: 2 IBB: 0 HBP: 0 BLK: 0 WP: 0 HR: 1 S: 48 P: 56 ERA: 1.00 WHIP: 0.889										

San Diego Padres @ New York Mets
Shea Stadium, Flushing, NY
Sat Aug 21 1971, 7:05 PM EDT
Att: 26,584 - Unknown

livebaseballscorecards.com

AB	30
R	1
H	6
RBI	1
BB	2
SO	8
LOB	9



Batter	1	2	3	4	5	6	7	8	9	AB R H RBI BB SO LOB	TOP									
Don Mason, L (1, 4) OBP: 0.244, SLG: 0.223	0-0 F9		0-0 P6		0-0 P6			0-0 1-3		4 0 0 0 0 0 0										
Leron Lee, L (1, 7) OBP: 0.319, SLG: 0.382	0-0 6-3		0-0 2B			0-0 5-3 1B		0-0 F7		4 0 2 0 0 0 0										
Cito Gaston, R (1, 8) OBP: 0.273, SLG: 0.397	0-0 F8		0-3 K			0-3 K			0-0 L9	4 0 0 0 0 2 2										
Nate Colbert, R (1, 3) OBP: 0.350, SLG: 0.484		4-0 HBP BB		0-0 SF9 3B		0-0 5-3 1-2			0-0 HR	3 2 2 1 1 0 1										
Ollie Brown, R (1, 9) OBP: 0.349, SLG: 0.365		0-0 F9		0-0 SF9		0-0 F8			0-0 4-3	3 0 0 1 0 0 2										
Ed Spiezio, R (1, 5) OBP: 0.275, SLG: 0.329		1-0 HBP		0-3 K			0-0 F7		0-0 2B	3 0 1 0 0 1 0										
Fred Kendall, R (1, 2) OBP: 0.196, SLG: 0.186		0-0 P6		0-0 L3			0-0 6-3		0-0 F9	3 0 0 0 0 0 2										
Larry Stahl, L (9, PH) OBP: 0.310, SLG: 0.402										0 0 0 0 0 0 0										
Ivan Murrell, R (9, PH) OBP: 0.254, SLG: 0.360										1 0 0 0 0 0 1										
Tommy Dean, R (1, 6) OBP: 0.153, SLG: 0.107		0-3 K			0-0 6-3		0-0 F3			3 0 0 0 0 1 2										
Steve Arlin, R (1, 1) OBP: 0.177, SLG: 0.172			0-3 K		0-3 K			0-0 F9		2 0 0 0 0 2 0										
Tom Phoebus, R (5, 1) OBP: 0.231, SLG: 0.222										0 0 0 0 0 0 0										
Angel Bravo, L (8, PH) OBP: 0.275, SLG: 0.203										1 0 0 0 0 0 0										
Dick Kelley, R (8, 1) OBP: 0.333, SLG: 0.333										0 0 0 0 0 0 0										
Inning Stats	R: 0 E: 0 K: 0 S: 3	H: 0 LOB: 0 BB: 0 P: 3	R: 0 E: 0 K: 1 S: 5	H: 0 LOB: 2 BB: 1 P: 10	R: 0 E: 0 K: 2 S: 8	H: 1 LOB: 1 BB: 1 P: 8	R: 1 E: 0 K: 1 S: 6	H: 1 LOB: 0 BB: 0 P: 6	R: 0 E: 0 K: 1 S: 5	H: 0 LOB: 0 BB: 0 P: 5	R: 0 E: 0 K: 0 S: 3	H: 0 LOB: 0 BB: 0 P: 3	R: 0 E: 0 K: 0 S: 3	H: 0 LOB: 0 BB: 0 P: 3	R: 1 E: 0 K: 0 S: 5	H: 2 LOB: 1 BB: 0 P: 5	1B: 1 2B: 2 3B: 1 HR: 1	SF: 1 SAC: 0 DP: 0 HBP: 1	WP: 0 PB: 0 SB: 0 CS: 0	PA: 34
PITCHER	IP WLS BF H R ER SO BB IBB HBP BLK WP HR S P ERA WHIP																			
Gary Gentry, R (1, 1) ERA: 3.15	8.2 W 33 5 2 2 6 1 0 1 0 0 1 43 48 2.08 0.692																			
Tug McGraw, L (9, 1) ERA: 1.9	0.1 S 1 0 0 0 0 0 0 0 0 0 0 0 1 1 0.00 0.000																			

San Diego Padres @ New York Mets
Shea Stadium, Flushing, NY
Sun Aug 22 1971, 3:33 AM EDT
Att: 24,834 - Unknown

livebaseballscorecards.com

AB	31
R	2
H	5
RBI	2
BB	1
SO	6
LOB	10



Batter	1	2	3	4	5	6	7	8	9
Bud Harrelson, S OBP: 0.337, SLG: 0.324 (1, 6)	0-3 K		0-0 G4-6-3 1B		0-0 G3	0-3 K		0-0 3B	
Wayne Garrett, L OBP: 0.383, SLG: 0.296 (1, 5)	0-0 F9		0-0 G4-6-3 1-2f		4-0 3B	0-0 1B		0-0 P6	
Cleon Jones, R OBP: 0.388, SLG: 0.499 (1, 7)	0-0 1B		4-0 E BB		0-0 1B 3B	0-0 1B			
Art Shamsky, L OBP: 0.286, SLG: 0.400 (1, 9)	0-0 F8		0-0 E4		0-0 1B 1B		0-3 K		
Don Hahn, R OBP: 0.321, SLG: 0.269 (8, 8)			1-3		3-H				
Ken Boswell, L OBP: 0.351, SLG: 0.391 (1, 4)		0-0 1B 1B	0-0 F8		0-0 1B 1-2		4-0 FC5-4 BB		
Tommie Agee, R OBP: 0.350, SLG: 0.412 (1, 8) (8, 9)		0-0 1B 1-2		0-3 K	0-0 F8		0-0 FC5-4		
Ed Kranepool, L OBP: 0.534, SLG: 0.431 (1, 3)		0-0 1B 1-3 2-H		0-0 F9	0-0 1B 1-3 2-H		0-0 F8		
Jerry Grote, R OBP: 0.335, SLG: 0.351 (1, 2)		0-0 F8		4-0 BB	0-0 L5		0-0 F8		
Gary Gentry, R OBP: 0.070, SLG: 0.071 (1, 1)	0-3 K		0-3 K		0-3 K		0-3 K		
Tug McGraw, R OBP: 0.143, SLG: 0.214 (9, 1)									

AB	R	H	RBI	BB	SO	LOB
5	0	2	0	0	2	0
4	1	1	0	1	0	2
3	1	3	1	1	0	0
4	1	1	1	0	1	2
0	0	0	0	0	0	0
3	1	2	0	1	0	2
4	0	1	0	0	1	3
4	0	2	2	0	0	1
3	0	0	0	1	0	3
4	0	0	0	0	4	2
0	0	0	0	0	0	0

BOTTOM

San Diego Padres @ New York Mets
Shea Stadium, Flushing, NY
Sun Aug 22 1971, 3:33 AM EDT
Att. 24,834 - Unknown

livebaseballscorecards.com

AB	34
R	4
H	12
RBI	4
BB	4
SO	8
LOB	15



1B: 10	SF: 0	WP: 0	PA: 38
2B: 0	SAC: 0	PB: 0	
3B: 2	DP: 1	SB: 0	
HR: 0	HBP: 0	CS: 0	

Inning Stats		R	H	E	K	S	P	BB	IBB	HBP	BLK	WP	HR	S	P	ERA	WHIP
Steve Arlin, R ERA: 3.45		4.2	9	4	1	25	4	4	3	0	0	0	0	30	42	7.71	2.571
Tom Phoebus, R ERA: 4.58		2.1	2	0	1	9	0	3	1	0	0	0	0	14	18	0.00	1.286
Dick Kelley, L ERA: 3.78		1.0	1	0	1	4	0	1	0	0	0	0	0	6	6	0.00	1.000

PITCHER		IP	WLS	BF	H	R	ER	SO	BB	IBB	HBP	BLK	WP	HR	S	P	ERA	WHIP
Steve Arlin, R		4.2	L	25	9	4	4	4	3	0	0	0	0	0	30	42	7.71	2.571
Tom Phoebus, R		2.1		9	2	0	0	3	1	0	0	0	0	0	14	18	0.00	1.286
Dick Kelley, L		1.0		4	1	0	0	1	0	0	0	0	0	6	6	0.00	1.000	

Batter	1	2	3	4	5	6	7	8	9	AB R H RBI BB SO LOB	TOP																						
Enzo Hernandez, R (1, 6) OBP: 0.298, SLG: 0.261	0-1 P6		0-2 5-3		0-0 6-3		0-0 6-3			4 0 0 0 0 0 0																							
Don Mason, L (1, 4) OBP: 0.244, SLG: 0.224	2-2 4-3		0-1 F8		1-1 1B			2-2 F9		4 0 1 0 0 0 0																							
Cito Gaston, R (1, 8) OBP: 0.273, SLG: 0.395	1-3 K		4-2 E BB		1-2 6-3			0-2 F9		3 0 0 0 1 1 1																							
Nate Colbert, R (1, 3) OBP: 0.347, SLG: 0.480		0-1 F8	1-0 E5		0-3 K			0-0 5-3		4 0 0 0 0 1 1																							
Leron Lee, L (1, 7) OBP: 0.322, SLG: 0.389		3-2 BB S 1B	3-3 K		0-0 4-3 WP 2B			0-1 G3		4 1 2 0 0 1 2																							
Ollie Brown, R (1, 9) OBP: 0.348, SLG: 0.363		4-0 BB 1-2 BB		0-2 6-3		2-0 4-3		0-0 L4		3 0 0 0 1 0 1																							
Ed Spiezio, R (1, 5) OBP: 0.275, SLG: 0.328		1-3 K		1-1 CS 1B		3-3 K 3-H		3-3 K		4 0 1 0 0 3 2																							
Bob Barton, R (1, 2) OBP: 0.310, SLG: 0.352		4-1 1-2 2-3 BB		2-3 K 1-2		0-1 6-3				2 0 0 0 1 1 1																							
Fred Norman, S (1, 1) OBP: 0.286, SLG: 0.250		1-2 P5			1-0 F8					2 0 0 0 0 0 3																							
Al Severinsen, R (6, 1)										0 0 0 0 0 0 0																							
Angel Bravo, L (7, PH) OBP: 0.271, SLG: 0.200										1 0 0 0 0 1 0																							
Dick Kelley, R (7, 1) OBP: 0.333, SLG: 0.333										0 0 0 0 0 0 0																							
Inning Stats	R: 0 E: 0 K: 1 S: 8	H: 0 LOB: 0 BB: 0 P: 11	R: 0 E: 0 K: 1 S: 13	H: 1 LOB: 3 BB: 2 P: 26	R: 0 E: 1 K: 1 S: 11	H: 0 LOB: 2 BB: 1 P: 19	R: 0 E: 0 K: 1 S: 9	H: 1 LOB: 1 BB: 0 P: 12	R: 0 E: 0 K: 0 S: 7	H: 1 LOB: 1 BB: 0 P: 10	R: 1 E: 0 K: 2 S: 8	H: 1 LOB: 0 BB: 0 P: 13	R: 0 E: 0 K: 1 S: 6	H: 0 LOB: 0 BB: 0 P: 8	R: 0 E: 0 K: 0 S: 8	H: 0 LOB: 0 BB: 0 P: 10	R: 0 E: 0 K: 1 S: 6	H: 0 LOB: 0 BB: 0 P: 9	1B: 3 2B: 2 3B: 0 HR: 0	SF: 0 SAC: 0 DP: 1 HBP: 0	WP: 1 PB: 0 SB: 2 CS: 1	PA: 34											
PITCHER Rick Wise, R (1, 1) ERA: 2.91	IP 9.0	WLS W	BF 34	H 4	R 1	ER 1	SO 8	BB 3	IBB 0	HBP 0	BLK 0	WP 1	HR 0	S 76	P 118	ERA 1.00	WHIP 0.778																
											PITCHER	IP	WLS	BF	H	R	ER	SO	BB	IBB	HBP	BLK	WP	HR	S	P	ERA	WHIP					

San Diego Padres @ Philadelphia Phillies
Veterans Stadium, Philadelphia, PA
Mon Aug 23 1971, 7:05 PM EDT
Att: 10,655 - Unknown

AB	31
R	1
H	4
RBI	0
BB	3
SO	8
LOB	11



Batter	1	2	3	4	5	6	7	8	9	AB	R	H	RBI	BB	SO	LOB
Terry Harmon, R OBP: 0.302, SLG: 0.269 (1, 6)	4-0 BB G3-6-3		4-0 BB		4-0 2B BB		2-1 BB 1B			1	1	1	0	3	0	0
Tim McCarver, L OBP: 0.328, SLG: 0.421 (1, 2)	2-1 BB G3-6-3 1-2f		1-0 F8		0-1 2B		4-2 BB 1-2 BB			3	0	1	2	1	0	2
Don Money, R OBP: 0.287, SLG: 0.366 (1, 4)	0-3 K				0-0 5-3		2-3 K			4	0	1	0	0	2	3
Deron Johnson, R OBP: 0.345, SLG: 0.494 (1, 3)					0-1 5-3		2-3 K			4	0	0	0	0	2	4
Roger Freed, R OBP: 0.303, SLG: 0.300 (1, 9)					2-0 1B		4-1 WP 1B BB			3	1	2	0	1	0	0
Willie Montanez, L OBP: 0.325, SLG: 0.485 (1, 8)					2-3 K		1-1 G6-4-3 1B			4	0	1	1	0	3	3
Byron Browne, R OBP: 0.268, SLG: 0.313 (1, 7)					3-2 F8		0-0 F8			4	0	0	0	0	0	4
John Vukovich, R OBP: 0.222, SLG: 0.209 (1, 5)					1-1 5-3		0-0 G6-4-3			3	0	0	0	0	0	1
Rick Wise, R OBP: 0.260, SLG: 0.432 (1, 1)					0-2 BB 2B 1B		1-3 K			3	1	1	0	0	1	0

Inning Stats	R: 0	H: 0	E: 0	K: 1	S: 5	L: 0	LOB: 0	BB: 1	P: 11	R: 0	H: 1	E: 0	K: 1	S: 12	L: 0	LOB: 1	BB: 0	P: 16	R: 0	H: 0	E: 0	K: 0	S: 5	R: 0	H: 2	E: 0	K: 2	S: 14	R: 2	H: 2	E: 0	K: 0	S: 11	R: 1	H: 1	E: 0	K: 3	S: 15	R: 0	H: 1	E: 0	K: 3	S: 15	R: 0	H: 0	E: 0	K: 1	S: 6	L: 0	LOB: 0	BB: 0	P: 8
--------------	------	------	------	------	------	------	--------	-------	-------	------	------	------	------	-------	------	--------	-------	-------	------	------	------	------	------	------	------	------	------	-------	------	------	------	------	-------	------	------	------	------	-------	------	------	------	------	-------	------	------	------	------	------	------	--------	-------	------

PITCHER	IP	WLS	BF	H	R	ER	SO	BB	IBB	HBP	BLK	WP	HR	S	P	ERA	WHIP
Fred Norman, L ERA: 3.88 (1, 1)	5.0	L	24	6	3	3	4	4	0	0	0	2	0	50	90	5.40	2.000
Al Severinsen, R ERA: 3.36 (6, 1)	1.0		2	0	0	0	0	0	0	0	0	0	0	2	2	0.00	0.000
Dick Kelley, L ERA: 3.63 (7, 1)	2.0		8	1	0	0	4	1	0	0	0	0	0	21	34	0.00	1.000

BOTTOM

San Diego Padres @ Philadelphia Phillies
Veterans Stadium, Philadelphia, PA

Mon Aug 23 1971, 7:05 PM EDT
Att. 10,655 - Unknown

livebaseballscorecards.com

AB	29
R	3
H	7
RBI	3
BB	5
SO	8
LOB	17

WP: 2 PA: 34
PB: 0 SB: 0
CS: 0



Batter	1	2	3	4	5	6	7	8	9	AB R H RBI BB SO LOB	TOP											
Enzo Hernandez, R (1, 6) OBP: 0.298, SLG: 0.261	0-0 2B 4-3 1B	0-0 1-3 2-H 1B		0-0 4-3		4-0 1B BB		0-0 F9		4 1 2 1 1 0 2												
Don Mason, L (1, 4) OBP: 0.256, SLG: 0.247	0-0 4-3 1-3 PB 2B		0-0 5-3		0-0 1B E 2B	0-0 1-3 1B		0-0 PB 1B		5 2 4 0 0 0 0												
Cito Gaston, R (1, 8) OBP: 0.272, SLG: 0.390	0-0 4-3 2-3 3-H		0-0 L4		4-0 E 1B BB		0-0 1B 1B		0-0 F8 1-2	4 1 1 1 1 0 2												
Nate Colbert, R (1, 3) OBP: 0.347, SLG: 0.483	0-0 5-3		0-0 5-3		0-0 E5 1B 1-3 2-H		0-3 K		0-0 5-3	5 1 1 0 0 1 3												
Leron Lee, L (1, 7) OBP: 0.322, SLG: 0.391	0-0 6-3 3-H			0-0 2B 1-3 1B	0-0 G6-4-3 1B 2-H 3-H		0-0 L7		0-3 K	5 1 2 2 0 1 2												
Ollie Brown, R (1, 9) OBP: 0.344, SLG: 0.358		0-0 4-3		0-0 F8	0-0 G6-4-3 1-2f		0-0 FC5-4 1B		0-0 FC5-4 1B	4 0 1 0 0 0 2												
Ed Spiezio, R (1, 5) OBP: 0.286, SLG: 0.338		1-0 BB 1B HBP		0-0 1-3 2B	0-0 5-3		0-0 FC5-4		0-0 FC5-4	3 1 1 0 0 0 2												
Bob Barton, R (1, 2) OBP: 0.311, SLG: 0.349		0-0 P4		4-0 1-3 IBB		0-3 K		0-0 6-3		3 0 0 0 1 1 1												
Clay Kirby, R (1, 1) OBP: 0.183, SLG: 0.108		4-0 1B 1-2 BB		0-0 1-3	0-0 1-2 2-3 3-H		0-0 F8		0-0 6-3	3 0 0 1 1 0 2												
Inning Stats	R: 2 E: 0 K: 0 S: 5	H: 2 LOB: 0 BB: 0 P: 5	R: 1 E: 0 K: 0 S: 3	H: 1 LOB: 2 BB: 1 P: 8	R: 0 E: 0 K: 0 S: 3	H: 0 LOB: 0 BB: 0 P: 3	R: 1 E: 0 K: 0 S: 5	H: 2 LOB: 2 BB: 1 P: 9	R: 3 E: 1 K: 0 S: 5	H: 3 LOB: 0 BB: 1 P: 9	R: 0 E: 0 K: 1 S: 5	H: 1 LOB: 2 BB: 1 P: 9	R: 0 E: 0 K: 1 S: 7	H: 2 LOB: 2 BB: 0 P: 7	R: 0 E: 0 K: 0 S: 3	H: 0 LOB: 0 BB: 0 P: 3	R: 0 E: 0 K: 1 S: 6	H: 1 LOB: 1 BB: 0 P: 6	1B: 9 2B: 3 3B: 0 HR: 0	SF: 0 SAC: 0 DP: 1 HBP: 1	WP: 0 PB: 2 SB: 0 CS: 0	PA: 41
PITCHER	IP WLS BF H R ER SO BB IBB HBP BLK WP HR S P ERA WHIP																					
Bill Champion, R (1, 1) ERA: 4.85	4.0 L 21 6 6 5 0 2 1 1 0 0 0 0 17 30 11.25 2.000																					
Darrell Brandon, R (5, 1) ERA: 3.72	2.0 8 3 1 0 1 1 0 0 0 0 0 0 9 13 0.00 2.000																					
Dick Selma, R (7, 1) ERA: 3.6	2.0 8 2 0 0 1 0 0 0 0 0 0 0 10 10 0.00 1.000																					
Jim Bunning, R (9, 1) ERA: 5.66	1.0 4 1 0 0 1 0 0 0 0 0 0 0 6 6 0.00 1.000																					

San Diego Padres @ Philadelphia Phillies
Veterans Stadium, Philadelphia, PA
Wed Aug 25 1971, 7:05 PM EDT
Att: 10,696 - Unknown

livebaseballscorecards.com

AB	36
R	7
H	12
RBI	5
BB	4
SO	3
LOB	16



Batter	1	2	3	4	5	6	7	8	9	AB R H RBI BB SO LOB	TOP	
Enzo Hernandez, R (1, 6) OBP: 0.298, SLG: 0.261	0-0 5-3		0-0 G5-4-3 1-2f			0-0 2B 1B		0-0 L5		4 0 1 1 0 0 2	San Diego Padres @ Montreal Expos Jarry Park, Montreal, QB Sun Aug 29 1971, 3:33 AM EDT Unknown livebaseballscorecards.com	
Don Mason, L (1, 4) OBP: 0.261, SLG: 0.256	0-0 PB S 1B			0-0 F8		0-0 WP 1-H 2B		0-0 G3	4 0 2 0 0 0 0			
Cito Gaston, R (1, 8) OBP: 0.270, SLG: 0.387 Dick Kelley, R (6, 1) OBP: 0.333, SLG: 0.333 Larry Stahl, L (9, PH) OBP: 0.313, SLG: 0.405	0-0 4-3 1-3			0-3 K		0-3 K 2-3		0-0 1B 1B	3 0 0 0 0 2 2 0 0 0 0 0 0 0 1 0 1 0 0 0 0			
Nate Colbert, R (1, 3) OBP: 0.344, SLG: 0.479	0-0 L6			0-0 F8			0-0 5-3	0-0 F3	4 0 0 0 0 0 2			
Leron Lee, L (1, 7) OBP: 0.321, SLG: 0.388		0-0 3-1			0-0 6-3		0-0 4-3	0-0 FC5-4 1-3 1B	4 0 1 0 0 0 0			
Ollie Brown, R (1, 9) OBP: 0.341, SLG: 0.355		0-0 6-3			0-0 4-3		0-0 5-3	0-0 FC5-4 1-2f	4 0 0 0 0 0 2			
Bob Barton, R (1, 2) OBP: 0.312, SLG: 0.349		0-0 4-3			0-0 5-3			0-0 1B	3 0 1 0 0 0 0			
Garry Jesteadt, R (1, 5) OBP: 0.258, SLG: 0.307			0-0 FC6-4 1B			0-0 1B 2B		0-3 K	3 1 2 0 0 1 1			
Dave Roberts, L (1, 1) OBP: 0.209, SLG: 0.239 Al Severinsen, R (2, 1) OBP: 0.268, SLG: 0.197 Angel Bravo, L (3, PH) OBP: 0.231, SLG: 0.222 Tom Phoebus, R (3, 1) OBP: 0.231, SLG: 0.222 Ivan Murrell, R (6, PH) OBP: 0.252, SLG: 0.357 (6, 8)			0-0 FC6-4 1-2f			0-0 F9		0-3 K	0 0 0 0 0 0 0 0 0 0 0 0 0 0 1 0 0 0 0 0 1 0 0 0 0 0 0 0 2 0 0 0 0 1 2			
Inning Stats	R: 0 H: 1 E: 0 LOB: 1 K: 0 BB: 0 S: 4 P: 4	R: 0 H: 0 E: 0 LOB: 0 K: 0 BB: 0 S: 3 P: 3	R: 0 H: 1 E: 0 LOB: 0 K: 0 BB: 0 S: 3 P: 3	R: 0 H: 0 E: 0 LOB: 0 K: 1 BB: 0 S: 5 P: 5	R: 0 H: 0 E: 0 LOB: 0 K: 0 BB: 0 S: 3 P: 3	R: 1 H: 3 E: 0 LOB: 1 K: 1 BB: 0 S: 7 P: 7	R: 0 H: 0 E: 0 LOB: 0 K: 0 BB: 0 S: 3 P: 3	R: 0 H: 1 E: 0 LOB: 1 K: 2 BB: 0 S: 8 P: 8	R: 0 H: 2 E: 0 LOB: 2 K: 0 BB: 0 S: 5 P: 5	1B: 6 SF: 0 2B: 2 SAC: 0 3B: 0 DP: 1 HR: 0 HBP: 0		WP: 1 PA: 33 PB: 1 SB: 1 CS: 0
PITCHER Ernie McAnally, R (1, 1) ERA: 4.22	IP WLS BF H R ER SO BB IBB HBP BLK WP HR S P ERA WHIP	9.0 W 33 8 1 1 4 0 0 0 0 1 0 41 41 1.00 0.889										

Batter	1	2	3	4	5	6	7	8	9	AB R H RBI BB SO LOB	TOP	
Enzo Hernandez, R (1, 6) OBP: 0.299, SLG: 0.261	0-3 K		0-0 SH 3B	0-0 BB 1B	0-3 K		4-0 BB BB		0-0 4-3	4 2 1 0 1 2 0		
Don Mason, L (1, 4) OBP: 0.266, SLG: 0.268	0-0 4-3		0-0 HR 3B	0-0 BB 1B	0-0 4-3		4-0 BB BB		0-0 5-3	5 2 2 2 1 0 0		
Larry Stahl, L (1, 8) OBP: 0.314, SLG: 0.400 (6, 7)	4-0 BB		0-3 K	4-0 BB 1B	0-0 3-1		0-0 F6			3 1 0 1 2 1 3		
Nate Colbert, R (1, 3) OBP: 0.345, SLG: 0.478	0-3 K		0-0 F3	0-0 BB 1B		0-3 K		0-0 HR 1B		5 2 2 2 0 2 2		
Leron Lee, L (1, 7) OBP: 0.324, SLG: 0.404 Ivan Murrell, R (6, 8) OBP: 0.255, SLG: 0.373		0-3 K	0-0 HR	0-0 BB 1B	0-0 4-3			0-0 HR		4 2 2 3 0 1 0 1 1 1 2 0 0 0		
Ollie Brown, R (1, 9) OBP: 0.342, SLG: 0.361		0-0 5-3	0-0 E5	4-0 BB IBB	0-0 HR			0-0 F3		4 1 1 1 1 0 0		
Fred Kendall, R (1, 2) OBP: 0.216, SLG: 0.209		0-0 BB 1B	0-3 K	0-0 BB 1B	0-3 K			0-0 G4-3 1B		5 0 3 2 0 2 1		
Garry Jestadt, R (1, 5) OBP: 0.265, SLG: 0.312	0-3 K			0-0 BB 1B			0-0 5-3	0-0 G4-3		5 1 2 0 0 1 2		
Steve Arlin, R (1, 1) OBP: 0.179, SLG: 0.175			0-0 SH 3B 1B		0-0 K		0-0 5-3		0-0 4-3	5 1 1 0 0 1 3		
Inning Stats	R: 0 E: 0 K: 2 S: 7 H: 0 LOB: 1 BB: 1 P: 11	R: 0 E: 0 K: 2 S: 8 H: 1 LOB: 1 BB: 0 P: 8	R: 4 E: 2 K: 2 S: 12 H: 3 LOB: 1 BB: 0 P: 12	R: 6 E: 0 K: 1 S: 11 H: 7 LOB: 2 BB: 2 P: 19	R: 0 E: 0 K: 1 S: 5 H: 0 LOB: 0 BB: 0 P: 5	R: 1 E: 0 K: 2 S: 8 H: 1 LOB: 0 BB: 0 P: 8	R: 0 E: 0 K: 0 S: 3 H: 0 LOB: 2 BB: 2 P: 11	R: 2 E: 0 K: 0 S: 5 H: 3 LOB: 0 BB: 0 P: 5	R: 0 E: 0 K: 0 S: 3 H: 0 LOB: 0 BB: 0 P: 3	1B: 11 2B: 0 3B: 1 HR: 3 SF: 0 SAC: 1 DP: 1 HBP: 0	WP: 0 PB: 0 SB: 1 CS: 0 PA: 47	
PITCHER	IP WLS BF H R ER SO BB IBB HBP BLK WP HR S P ERA WHIP											
Bill Stoneman, R (1, 1) ERA: 3.12	3.0 L 16 4 4 4 6 1 0 0 0 0 0 1 27 31 12.00 1.667											
Howie Reed, R (4, 1) ERA: 4.5	0.1 6 4 5 5 1 1 0 0 0 0 0 0 7 11 135.00 15.000											
Claude Raymond, R (4, 1) ERA: 4.76	0.2 5 3 1 1 0 0 0 1 0 0 0 0 4 8 13.50 4.500											
Jim Britton, R (5, 1) ERA: 5.85	4.0 17 4 3 3 3 2 0 0 0 0 0 2 21 29 6.75 1.500											
Dan McGinn, L (9, 1) ERA: 6.33	1.0 3 0 0 0 0 0 0 0 0 0 0 0 3 3 0.00 0.000											

San Diego Padres @ Montreal Expos
 Jarry Park, Montreal, QB
 Sun Aug 29 1971, 3:38 AM EDT
 Att: 27,383 - Unknown

AB	41
R	13
H	15
RBI	13
BB	5
SO	10
LOB	11



WP: 0	PA: 47
PB: 0	
SB: 1	
CS: 0	

Batter	1	2	3	4	5	6	7	8	9	AB R H RBI BB SO LOB
Ron Hunt, R OBP: 0.395, SLG: 0.349 (1, 4)	0-0 F9		4-0 WP BB		0-0 F8			0-0 F8	0-0 5-3	4 0 0 0 1 0 2
Boots Day, L OBP: 0.350, SLG: 0.367 (1, 8)	0-0 F7		0-0 G3		4-0 BB			0-0 1B SF9 1B		3 1 1 0 1 0 2
Rusty Staub, L OBP: 0.383, SLG: 0.464 (1, 9)	0-0 F6			0-0 HR	0-0 F2			0-0 1B 1B		4 1 2 1 0 0 2
Ron Fairly, L OBP: 0.389, SLG: 0.425 (1, 3)		0-0 3-1		0-0 F9		0-0 F9		0-0 SF9		3 0 0 1 0 0 0
Bob Bailey, R OBP: 0.356, SLG: 0.391 (1, 5)		0-3 K		0-0 F9		0-0 F9		0-0 3-H		4 0 1 0 0 1 0
Jim Fairey, L OBP: 0.293, SLG: 0.314 (1, 7)		0-0 F7		0-0 4-3		0-0 5-3		0-3 K		2 0 0 0 0 0 0
Jim Britton, R (5, 1)										1 0 0 0 0 0 0
Ron Woods, R (8, PH)										1 0 0 0 0 1 2
Dan McGinn, L (9, 1)										0 0 0 0 0 0 0
Gary Sutherland, R OBP: 0.318, SLG: 0.380 (1, 6)			0-0 F8		0-0 E6 1B 1B		0-0 F8		0-0 F8	4 1 1 0 0 0 0
John Bateman, R (1, 2)			0-0 WP BB 1B		0-0 4-3		0-0 5-3		4-0 BB	3 0 1 0 0 0 1
John Boccabella, R (9, 2)					2-3					0 0 0 0 1 0 0
Bill Stoneman, R (1, 1)			0-0 F8		0-0 BB 1B		0-0 1-3		0-0 F6	0 0 0 0 0 0 0
Jim Gosger, L (3, PH)					3-H					1 0 0 0 0 0 1
Howie Reed, R (4, 1)										0 0 0 0 0 0 0
Claude Raymond, R (4, 1)										0 0 0 0 0 0 0
Stan Swanson, R (5, 7)										3 0 1 1 0 0 1

Inning Stats	R: 0	H: 0	E: 0	K: 0	S: 3	R: 0	H: 0	E: 0	K: 1	S: 5	R: 0	H: 1	E: 0	K: 0	S: 4	R: 1	H: 1	E: 0	K: 0	S: 4	R: 1	H: 2	E: 1	K: 0	S: 5	R: 0	H: 0	E: 0	K: 0	S: 3	R: 0	H: 3	E: 0	K: 1	S: 8	R: 0	H: 0	E: 0	K: 0	S: 3	R: 1	H: 0	E: 0	K: 0	S: 3	R: 0	H: 0	E: 0	K: 0	S: 3	1B: 6	SF: 1	2B: 0	3B: 0	HR: 1	WP: 1	PA: 37
Steve Arlin, R (1, 1)	IP: 9.0	WLS: W	BF: 37	H: 7	R: 3	ER: 2	SO: 2	BB: 3	IBB: 0	HBP: 0	BLK: 0	WP: 1	HR: 1	S: 38	P: 50	ERA: 2.00	WHIP: 1.111																																								

BOTTOM

San Diego Padres @ Montreal Expos
 Jarry Park, Montreal, QB
 Sun Aug 29 1971, 3:38 AM EDT
 Att. 27,383 - Unknown

AB	33
R	3
H	7
RBI	3
BB	3
SO	2
LOB	11



WP: 1	PA: 37
PB: 0	SB: 0
CS: 0	

PITCHER	IP	WLS	BF	H	R	ER	SO	BB	IBB	HBP	BLK	WP	HR	S	P	ERA	WHIP
Steve Arlin, R (1, 1)	9.0	W	37	7	3	2	2	3	0	0	0	1	1	38	50	2.00	1.111

Batter	1	2	3	4	5	6	7	8	9	AB R H RBI BB SO LOB	TOP																												
Enzo Hernandez, R (1, 6) OBP: 0.299, SLG: 0.261	0-0 HR 1B	0-0 F8		0-0 1B		4-0 S BB			0-0 6-3	4 1 2 0 1 0 0																													
Don Mason, L (1, 4) OBP: 0.273, SLG: 0.271	0-0 F2	0-0 1-3		0-0 1-3		4-0 BB			0-0 2B 1B	4 1 1 0 1 0 2																													
Cito Gaston, R (1, 8) OBP: 0.271, SLG: 0.395	0-0 1-H HR		0-0 5-3		0-0 5-3	0-3 K			0-0 1-H 2B	5 1 2 3 0 1 2																													
Nate Colbert, R (1, 3) OBP: 0.345, SLG: 0.478	0-0 1B 1B		0-0 E 1B 1B		0-0 1B 2B			0-0 5-3	0-3 K	5 1 3 0 0 1 1																													
Ollie Brown, R (1, 9) OBP: 0.342, SLG: 0.360	0-0 F8		0-0 E6 1B 1-2		0-0 FC5-4 1B 2-H			0-0 5-3	0-3 K	5 0 1 1 0 1 3																													
Ivan Murrell, R (1, 7) OBP: 0.263, SLG: 0.375	0-0 S 1-3 1B		0-0 1-3 2-H 1B		0-0 F6			0-0 4-3		4 0 2 0 0 0 1																													
Bob Barton, R (1, 2) OBP: 0.310, SLG: 0.344	4-0 1-2 BB		0-0 F2		0-0 FC5-4 1-2f			0-0 5-3		3 0 0 0 1 0 3																													
Garry Jestadt, R (1, 5) OBP: 0.269, SLG: 0.306 Leron Lee, L (8, PH) OBP: 0.325, SLG: 0.398 Tommy Dean, R (8, 5) OBP: 0.153, SLG: 0.107	0-0 F7		0-0 5-3		0-0 5-3			0-0 1-4-3		3 0 0 0 0 0 3 1 0 0 0 0 0 0 0 0 0 0 0 0 0																													
Clay Kirby, R (1, 1) OBP: 0.173, SLG: 0.101		0-0 5-3		0-3 K		0-0 F8		0-0 6-3		4 0 0 0 0 1 0																													
Inning Stats	R: 2 E: 0 K: 0 S: 7	H: 4 LOB: 3 BB: 1 P: 11	R: 0 E: 0 K: 0 S: 3	H: 0 LOB: 0 BB: 0 P: 3	R: 0 E: 1 K: 0 S: 5	H: 2 LOB: 2 BB: 0 P: 5	R: 0 E: 0 K: 1 S: 6	H: 1 LOB: 1 BB: 0 P: 6	R: 1 E: 0 K: 0 S: 5	H: 2 LOB: 1 BB: 0 P: 5	R: 0 E: 0 K: 1 S: 5	H: 0 LOB: 2 BB: 2 P: 13	R: 0 E: 0 K: 0 S: 3	H: 0 LOB: 0 BB: 0 P: 3	R: 0 E: 0 K: 0 S: 3	H: 0 LOB: 0 BB: 0 P: 3	R: 1 E: 0 K: 2 S: 9	H: 2 LOB: 1 BB: 0 P: 9	1B: 8 2B: 2 3B: 0 HR: 1	SF: 0 SAC: 0 DP: 0 HBP: 0	WP: 0 PB: 0 SB: 2 CS: 0	PA: 41																	
PITCHER Ross Grimsley, L (1, 1) ERA: 3.36 Wayne Granger, R (6, 1) ERA: 3.1	IP 5.2	WLS L	BF 29	H 9	R 3	ER 3	SO 1	BB 3	IBB 0	HBP 0	BLK 0	WP 0	HR 1	S 28	P 40	ERA 4.76	WHIP 2.118						PITCHER IP 3.1	WLS L	BF 12	H 2	R 1	ER 1	SO 3	BB 0	IBB 0	HBP 0	BLK 0	WP 0	HR 0	S 18	P 18	ERA 2.70	WHIP 0.600

San Diego Padres @ Cincinnati Reds
Riverfront Stadium, Cincinnati, OH
Mon Aug 30 1971, 7:05 PM EDT
Att: 18,044 - Unknown

livebaseballscorecards.com

AB	38
R	4
H	11
RBI	4
BB	3
SO	4
LOB	15



Batter	1	2	3	4	5	6	7	8	9	AB	R	H	RBI	BB	SO	LOB
Pete Rose, S (1, 9) OBP: 0.374, SLG: 0.413	0-0 F8		0-0 1B FC6-4 1B		4-0 G5-4-3 BB			0-1 CI 4-3		2	1	1	1	1	0	0
Woody Woodward, R (1, 4) OBP: 0.311, SLG: 0.294	0-0 F6		0-0 FC6-4 1B E 1B		0-3 K			0-0 4-3		4	1	1	0	0	1	2
Lee May, R (1, 3) OBP: 0.342, SLG: 0.569	0-3 K		0-0 FC6-4 1B		0-0 G5-4-3			0-3 K		4	0	1	0	0	2	2
Tony Perez, R (1, 5) OBP: 0.341, SLG: 0.466		0-0 4-3 2B	0-0 FC6-4 E		0-3 K			4-0 IBB		3	0	1	1	1	1	2
Johnny Bench, R (1, 7) OBP: 0.291, SLG: 0.428		0-0 4-3	0-0 FC6-4 E		0-0 F6			0-0 F7		3	0	0	0	1	0	3
George Foster, R (1, 8) OBP: 0.296, SLG: 0.388		0-3 K	0-3 K		0-3 K			0-0 IBB		4	0	0	0	0	3	3
Pat Corrales, R (1, 2) OBP: 0.215, SLG: 0.193		0-0 5-3		0-3 K			0-0 5-3		0-0 L4	3	0	0	0	0	1	1
Ty Cline, L (9, PH) OBP: 0.349, SLG: 0.222									0-0 F5	1	0	0	0	0	0	0
Dave Concepcion, R (1, 6) OBP: 0.250, SLG: 0.258			0-0 SH1-4 1B		0-3 K			0-0 4-3		3	1	1	0	0	1	0
Jimmy Stewart, S (9, PH) OBP: 0.293, SLG: 0.307								0-3 K		1	0	0	0	0	0	0
Ross Grimsley, L (1, 1) OBP: 0.140, SLG: 0.098			0-0 SH1-4		0-3 K2-3					1	0	0	0	0	1	0
Wayne Granger, R (6, 1) OBP: 0.286, SLG: 0.667										1	0	0	0	0	1	0

Inning Stats	R: 0 E: 0 K: 1 S: 5	H: 0 LOB: 0 BB: 0 P: 5	R: 0 E: 0 K: 1 S: 6	H: 1 LOB: 1 BB: 0 P: 6	R: 3 E: 1 K: 1 S: 9	H: 4 LOB: 2 BB: 1 P: 13	R: 0 E: 0 K: 3 S: 9	H: 0 LOB: 0 BB: 0 P: 9	R: 0 E: 0 K: 1 S: 4	H: 0 LOB: 0 BB: 1 P: 8	R: 0 E: 0 K: 2 S: 7	H: 0 LOB: 0 BB: 0 P: 7	R: 0 E: 0 K: 1 S: 5	H: 0 LOB: 0 BB: 0 P: 5	R: 0 E: 1 K: 1 S: 6	H: 0 LOB: 2 BB: 1 P: 10	R: 0 E: 0 K: 0 S: 3	H: 0 LOB: 0 BB: 0 P: 3	1B: 4 2B: 1 3B: 0 HR: 0	SF: 0 SAC: 1 DP: 1 HBP: 0	WP: 0 PB: 0 SB: 0 CS: 0	PA: 35											
PITCHER Clay Kirby, R (1, 1) ERA: 2.94	IP 9.0	WLS W	BF 35	H 5	R 3	ER 2	SO 11	BB 1	IBB 2	HBP 0	BLK 0	WP 0	HR 0	S 54	P 66	ERA 2.00	WHIP 0.667																
											PITCHER	IP 9.0	WLS W	BF 35	H 5	R 3	ER 2	SO 11	BB 1	IBB 2	HBP 0	BLK 0	WP 0	HR 0	S 54	P 66	ERA 2.00	WHIP 0.667					

BOTTOM

San Diego Padres @ Cincinnati Reds
Riverfront Stadium, Cincinnati, OH
Mon Aug 30 1971, 7:05 PM EDT
Att. 18,044 - Unknown

livebaseballscorecards.com

AB	30
R	3
H	5
RBI	2
BB	3
SO	11
LOB	13



Batter	1	2	3	4	5	6	7	8	9	AB R H RBI BB SO LOB	TOP																																											
Enzo Hernandez, R (1, 6) OBP: 0.299, SLG: 0.259	0-0 F9		4-0 BB G4-6-3			0-0 G3		0-0 4-3		3 0 0 0 1 0 0																																												
Don Mason, L (1, 4) OBP: 0.268, SLG: 0.267	0-0 L4		0-0 G4-6-3			0-0 G3		0-0 1-3		4 0 0 0 0 0 2																																												
Cito Gaston, R (1, 8) OBP: 0.271, SLG: 0.398	0-3 K					0-0 L7		0-3 K		4 0 1 0 0 2 0																																												
Nate Colbert, R (1, 3) OBP: 0.346, SLG: 0.479		0-0 G3 2B				0-0 F7		0-3 K		3 0 1 0 1 1 0																																												
Leron Lee, L (1, 7) OBP: 0.324, SLG: 0.400		0-0 G3 2-3				0-0 F7		0-0 1B 2B		4 1 1 0 0 0 3																																												
Ollie Brown, R (1, 9) OBP: 0.339, SLG: 0.357		0-3 K				0-0 F9		0-0 F7		4 0 0 0 0 1 2																																												
Bob Barton, R (1, 2) OBP: 0.310, SLG: 0.342		0-0 F3				0-0 F7		4-0 BB		2 0 0 0 1 0 1																																												
Larry Stahl, L (9, PH) OBP: 0.317, SLG: 0.402								0-0 FC6-4 1B		1 0 1 1 0 0 0																																												
Al Severinsen, R (9, 1)								0-3 K		0 0 0 0 0 0 0																																												
Garry Jestadt, R (1, 5) OBP: 0.278, SLG: 0.314			0-0 FC1-6 1B			0-0 1B		0-0 FC6-4		4 0 2 0 0 1 2																																												
Fred Norman, S (1, 1) OBP: 0.263, SLG: 0.229			0-0 FC1-6 BB			0-0 1-3		0-0 4-3		3 0 0 0 0 0 3																																												
Fred Kendall, R (9, 2) OBP: 0.228, SLG: 0.213										0 0 0 0 0 0 0																																												
Inning Stats	R: 0 E: 0 K: 1 S: 5	H: 0 LOB: 0 BB: 0 P: 5	R: 0 E: 0 K: 1 S: 6	H: 1 LOB: 1 BB: 0 P: 6	R: 0 E: 0 K: 0 S: 3	H: 1 LOB: 1 BB: 1 P: 7	R: 0 E: 0 K: 0 S: 3	H: 0 LOB: 0 BB: 0 P: 3	R: 0 E: 0 K: 0 S: 4	H: 1 LOB: 1 BB: 0 P: 4	R: 0 E: 0 K: 0 S: 4	H: 1 LOB: 2 BB: 1 P: 8	R: 0 E: 0 K: 1 S: 5	H: 0 LOB: 1 BB: 1 P: 9	R: 0 E: 0 K: 1 S: 5	H: 0 LOB: 0 BB: 0 P: 5	R: 1 E: 0 K: 1 S: 7	H: 2 LOB: 1 BB: 0 P: 7	1B: 3 2B: 2 3B: 1 HR: 0	SF: 0 SAC: 0 DP: 1 HBP: 0	WP: 0 PB: 0 SB: 0 CS: 0	PA: 35																																
PITCHER	IP WLS BF H R ER SO BB IBB HBP BLK WP HR S P ERA WHIP																				PITCHER	IP WLS BF H R ER SO BB IBB HBP BLK WP HR S P ERA WHIP																																
Wayne Simpson, R (1, 1) ERA: 4.92	7.0	27	4	0	0	3	3	0	0	0	0	0	0	30	42	0.00	1.000																				Wayne Granger, R (8, 1) ERA: 3.13	2.0	W	8	2	1	1	2	0	0	0	0	0	0	12	12	4.50	1.000

San Diego Padres @ Cincinnati Reds
Riverfront Stadium, Cincinnati, OH
Tue Aug 31 1971, 7:05 PM EDT
Att: 12,859 - Unknown

livebaseballscorecards.com

AB	32
R	1
H	6
RBI	1
BB	3
SO	5
LOB	13



Batter	1	2	3	4	5	6	7	8	9	AB R H RBI BB SO LOB
Pete Rose, S (1, 9) OBP: 0.374, SLG: 0.413	0-0 G1		0-0 BB 1B		0-0 F8		0-0 6-3		0-0 1-2 2-H 1B	5 0 2 1 0 0 2
Hal McRae, R (1, 7) OBP: 0.280, SLG: 0.404	0-3 K		4-0 1-2 BB		0-0 5-3			0-0 FC6-4 1B		3 0 1 0 1 1 0
Lee May, R (1, 3) OBP: 0.339, SLG: 0.564 Dave Concepcion, R (8, PR) OBP: 0.250, SLG: 0.258	0-3 K		0-3 K			0-0 6-3		0-0 FC6-4 FC5-4 1-2f 1B		4 0 0 0 0 2 3 0 0 0 0 0 0 0
Tony Perez, R (1, 5) OBP: 0.339, SLG: 0.462		0-0 1-3	0-3 K			0-0 6-3		0-0 FC5-4 1-2f 1B		4 0 0 0 0 1 3
Johnny Bench, R (1, 2) OBP: 0.292, SLG: 0.427		4-0 2B SF8 BB	0-0 5-3			0-0 P4		0-0 1-2 1B		3 1 1 0 1 0 2
George Foster, R (1, 8) OBP: 0.298, SLG: 0.392		0-0 1-3 2B		0-0 L9			0-0 SH1-4 1B	0-3 K		4 0 2 0 0 1 2
Tommy Helms, R (1, 4) OBP: 0.293, SLG: 0.344		4-0 IBB		0-0 5-3			0-0 SH1-4 1-2		0-0 BB 1B	2 1 1 0 1 0 0
Woody Woodward, R (1, 6) OBP: 0.310, SLG: 0.291		0-0 SF8 3-H		0-0 P4			4-0 BB		0-0 F3	2 0 0 1 1 0 1
Wayne Simpson, R (1, 1) OBP: 0.133, SLG: 0.037 Buddy Bradford, R (7, PH) OBP: 0.299, SLG: 0.287 Wayne Granger, R (8, 1) OBP: 0.286, SLG: 0.667 Jimmy Stewart, S (9, PH) OBP: 0.301, SLG: 0.307		0-3 K		0-3 K			0-3 K		4-0 1-2 BB	2 0 0 0 0 2 2 1 0 0 0 0 1 2 0 0 0 0 0 0 0 0 0 0 0 1 0 0

Inning Stats	R: 0 E: 0 K: 2 S: 7	H: 0 LOB: 0 BB: 0 P: 7	R: 1 E: 0 K: 1 S: 6	H: 1 LOB: 2 BB: 2 P: 14	R: 0 E: 0 K: 2 S: 8	H: 1 LOB: 2 BB: 1 P: 12	R: 0 E: 0 K: 0 S: 3	H: 0 LOB: 0 BB: 0 P: 3	R: 0 E: 0 K: 1 S: 5	H: 0 LOB: 0 BB: 0 P: 5	R: 0 E: 0 K: 1 S: 6	H: 1 LOB: 2 BB: 1 P: 10	R: 0 E: 0 K: 1 S: 7	H: 2 LOB: 2 BB: 0 P: 7	R: 1 E: 0 K: 0 S: 3	H: 2 LOB: 2 BB: 1 P: 7	1B: 6 2B: 1 3B: 0 HR: 0	SF: 1 SAC: 1 DP: 0 HBP: 0	WP: 0 PB: 0 SB: 0 CS: 0	PA: 37	
PITCHER Fred Norman, L (1, 1) ERA: 3.69 Al Severinsen, R (9, 1) ERA: 3.5	IP 8.0	WLS L	BF 33	H 5	R 1	ER 1	SO 8	BB 3	IBB 1	HBP 0	BLK 0	WP 0	HR 0	S 45	P 61	ERA 1.12	WHIP 1.000	WP 0	PA 37	ERA 27.00	WHIP 9.000

BOTTOM

San Diego Padres @ Cincinnati Reds
Riverfront Stadium, Cincinnati, OH

Tue Aug 31 1971, 7:05 PM EDT
Att. 12,859 - Unknown

livebaseballscores.com

AB	30
R	2
H	7
RBI	2
BB	5
SO	8
LOB	17



Batter	1	2	3	4	5	6	7	8	9	AB R H RBI BB SO LOB	TOP											
Enzo Hernandez, R (1, 6) OBP: 0.299, SLG: 0.259	0-0 SH5-4 1B		0-0 F8			0-0 4-3		0-0 F9		4 1 1 0 0 0 0												
Don Mason, L (1, 4) OBP: 0.269, SLG: 0.267	0-0 SH5-4 1-2		0-0 F8			0-0 F8			0-0 BB 2B 1B	3 1 1 0 0 0 0												
Cito Gaston, R (1, 8) OBP: 0.269, SLG: 0.395	0-3 K		0-0 6-3			0-0 E5			0-0 F9	4 0 0 0 0 1 2												
Nate Colbert, R (1, 3) OBP: 0.347, SLG: 0.478	0-0 2-H 1B			0-0 6-3		0-0 P6			4-0 BB BB BB BB 2B BB	3 1 1 1 1 0 1												
Leron Lee, L (1, 7) OBP: 0.323, SLG: 0.397	0-0 1-3			0-3 K			0-0 CS 1B		0-0 F7	4 0 1 0 0 1 3												
Ollie Brown, R (1, 9) OBP: 0.340, SLG: 0.361		0-0 G1-4-3 1B		0-0 6-3			0-0 F8 1-2		0-0 1-H 2-H 2B	4 0 2 2 0 0 1												
Bob Barton, R (1, 2) OBP: 0.307, SLG: 0.338		0-0 G1-4-3 1-2			0-3 K		0-0 6-3		0-0 F9	4 0 0 0 0 1 2												
Garry Jesteadt, R (1, 5) OBP: 0.279, SLG: 0.324		0-0 2B			0-0 F8			0-0 F7		3 0 1 0 0 0 0												
Dave Roberts, L (1, 1) OBP: 0.200, SLG: 0.229		0-3 K			0-3 K			0-0 G3		3 0 0 0 0 2 1												
Inning Stats	R: 1 E: 0 K: 1 S: 7	H: 2 LOB: 1 BB: 0 P: 7	R: 0 E: 0 K: 1 S: 6	H: 2 LOB: 1 BB: 0 P: 6	R: 0 E: 0 K: 0 S: 3	H: 0 LOB: 0 BB: 0 P: 3	R: 0 E: 0 K: 1 S: 5	H: 0 LOB: 0 BB: 0 P: 5	R: 0 E: 0 K: 2 S: 7	H: 0 LOB: 0 BB: 0 P: 7	R: 0 E: 1 K: 0 S: 4	H: 0 LOB: 1 BB: 0 P: 4	R: 0 E: 0 K: 0 S: 3	H: 1 LOB: 0 BB: 0 P: 3	R: 0 E: 0 K: 0 S: 3	H: 0 LOB: 0 BB: 0 P: 3	R: 2 E: 0 K: 0 S: 5	H: 2 LOB: 1 BB: 1 P: 9	1B: 5 2B: 2 3B: 0 HR: 0	SF: 0 SAC: 1 DP: 1 HBP: 0	WP: 0 PB: 0 SB: 0 CS: 1	PA: 34
PITCHER	IP WLS BF H R ER SO BB IBB HBP BLK WP HR S P ERA WHIP																					
Gary Nolan, R (1, 1) ERA: 3.19	8.0 L 28 5 1 1 5 0 0 0 0 0 0 0 38 38 1.12 0.625																					
Tony Cloninger, R (9, 1) ERA: 3.75	1.0 6 2 2 2 0 1 0 0 0 0 0 0 5 9 18.00 3.000																					

San Diego Padres @ Cincinnati Reds
 Riverfront Stadium, Cincinnati, OH
 Wed Sep 01 1971, 7:05 PM EDT
 Att. 8,363 - Unknown

livebaseballscorecards.com

AB	32
R	3
H	7
RBI	3
BB	1
SO	5
LOB	10



Batter	1	2	3	4	5	6	7	8	9	AB	R	H	RBI	BB	SO	LOB
Pete Rose, S OBP: 0.372, SLG: 0.410 (1, 9)	0-0 5-3		0-0 G6-4-3			0-0 F8		0-0 G2		4	0	0	0	0	0	1
Hal McRae, R OBP: 0.287, SLG: 0.415 (1, 7)	0-0 1B		0-0 2B			0-0 5-3			0-0 1B 2B	4	1	3	0	0	0	0
Lee May, R OBP: 0.339, SLG: 0.561 (1, 3)	0-3 K		0-0 1-3			0-0 1B			0-0 5-3	4	0	1	0	0	1	3
Tony Perez, R OBP: 0.336, SLG: 0.459 (1, 5)	0-3 K			0-0 6-3		0-3 K			0-0 P4	4	0	0	0	0	2	3
Johnny Bench, R OBP: 0.292, SLG: 0.424 (1, 2)		4-0 SH1-3 BB		0-0 F3			0-0 L7		0-0 E5 BB 1B	3	0	0	0	1	0	1
George Foster, R OBP: 0.298, SLG: 0.392 (1, 8)		0-0 SH1-3 1-2		0-3 K			0-0 6-3		0-0 BB 1B	3	0	1	1	0	1	0
Tommy Helms, R OBP: 0.292, SLG: 0.342 (1, 4)		0-0 F8			0-0 5-3		0-0 L8		4-0 FC5-4 BB	3	0	0	0	1	0	1
Woody Woodward, R OBP: 0.305, SLG: 0.286 (1, 6)		0-0 F8			0-0 5-3			0-0 6-3	0-0 FC5-4	4	0	0	0	0	0	4
Gary Nolan, R OBP: 0.149, SLG: 0.138 (1, 1)			0-0 E4		0-3 K			0-0 F8		2	0	0	0	0	1	0
Al Ferrara, R OBP: 0.288, SLG: 0.240 (8, PH)										1	0	0	0	0	0	0
Tony Cloninger, R OBP: 0.231, SLG: 0.269 (9, 1)										0	0	0	0	0	0	0

Inning Stats	R: 0	H: 1	E: 0	K: 2	S: 8	R: 0	H: 0	E: 0	K: 0	S: 3	R: 0	H: 1	E: 1	K: 0	S: 4	R: 0	H: 0	E: 0	K: 1	S: 5	R: 0	H: 0	E: 0	K: 1	S: 5	R: 0	H: 1	E: 0	K: 1	S: 6	R: 0	H: 0	E: 0	K: 0	S: 3	R: 0	H: 0	E: 1	K: 0	S: 6	R: 1	H: 2	E: 1	K: 0	S: 6	1B: 3	2B: 2	3B: 0	HR: 0	SF: 0	SAC: 1	DP: 1	HBP: 0	WP: 0	PA: 35
PITCHER Dave Roberts, L ERA: 1.99 (1, 1)	IP	WLS	BF	H	R	ER	SO	BB	IBB	HBP	BLK	WP	HR	S	P	ERA	WHIP																																						

BOTTOM

San Diego Padres @ Cincinnati Reds
Riverfront Stadium, Cincinnati, OH

Wed Sep 01 1971, 7:05 PM EDT
Att. 8,363 - Unknown

AB	32
R	1
H	5
RBI	1
BB	2
SO	5
LOB	13

Batter	1	2	3	4	5	6	7	8	9
Enzo Hernandez, R (1, 6) OBP: 0.296, SLG: 0.257	0-0 E4 PB 4-3 E		0-0 G6-4-3 1-2f			0-0 5-3		0-0 F8	
Don Mason, L (1, 4) OBP: 0.265, SLG: 0.263	0-0 4-3 1-2			0-0 F8		0-3 K		0-0 4-3	
Cito Gaston, R (1, 8) OBP: 0.269, SLG: 0.394	0-0 1-3 2-H			0-0 BB 2B 1B		0-0 6-3		0-3 K	
Nate Colbert, R (1, 3) OBP: 0.347, SLG: 0.476	0-0 F9			4-0 BB 1-2 2B BB		0-3 K 4-3 1B			
Leron Lee, L (1, 7) OBP: 0.323, SLG: 0.401		0-0 F8		0-0 2B		0-0 4-3			
Ivan Murrell, R (8, 7) OBP: 0.263, SLG: 0.375				1-H 2-H 2B		1-2			
Ollie Brown, R (1, 9) OBP: 0.338, SLG: 0.358		0-0 F9		0-3 K		0-3 K			
Bob Barton, R (1, 2) OBP: 0.307, SLG: 0.338		0-0 F8			0-0 P1		0-0 BB 2-H 1B		
Garry Jestadt, R (1, 5) OBP: 0.298, SLG: 0.336			0-0 FC5-4 1B		0-0 CS 1B		4-0 BB 1-2 BB		
Steve Arlin, R (1, 1) OBP: 0.171, SLG: 0.167			0-0 FC5-4 G6-4-3 1-2f		0-0 5-3 1-2		0-3 K		

Inning Stats	R: 1	H: 0	E: 2	LOB: 0	K: 0	S: 4	P: 4	R: 0	H: 0	E: 0	LOB: 0	K: 0	S: 3	P: 3	R: 0	H: 1	E: 0	LOB: 0	K: 0	S: 3	R: 1	H: 2	E: 0	LOB: 1	K: 1	S: 6	P: 10	R: 0	H: 1	E: 0	LOB: 0	K: 0	S: 3	R: 0	H: 0	E: 0	LOB: 0	K: 1	S: 5	R: 1	H: 1	E: 0	LOB: 2	K: 3	S: 11	R: 0	H: 0	E: 0	LOB: 0	K: 1	S: 5	P: 5
	1B: 4	SF: 0	2B: 1	SAC: 0	3B: 0	DP: 1	HR: 0	1B: 4	SF: 0	2B: 1	SAC: 0	3B: 0	DP: 1	HR: 0	1B: 4	SF: 0	2B: 1	SAC: 0	3B: 0	DP: 1	HR: 0	1B: 4	SF: 0	2B: 1	SAC: 0	3B: 0	DP: 1	HR: 0	1B: 4	SF: 0	2B: 1	SAC: 0	3B: 0	DP: 1	HR: 0	1B: 4	SF: 0	2B: 1	SAC: 0	3B: 0	DP: 1	HR: 0	1B: 4	SF: 0	2B: 1	SAC: 0	3B: 0	DP: 1	HR: 0			

PITCHER	IP	WLS	BF	H	R	ER	SO	BB	IBB	HBP	BLK	WP	HR	S	P	ERA	WHIP	PITCHER	IP	WLS	BF	H	R	ER	SO	BB	IBB	HBP	BLK	WP	HR	S	P	ERA	WHIP																	
Phil Niekro, R (1, 1) ERA: 2.98	8.0	L	30	5	3	1	6	2	0	0	0	0	0	40	48	1.12	0.875																																			

BOTTOM

Atlanta Braves @ San Diego Padres
San Diego Stadium, San Diego, CA

Fri Sep 03 1971, 10:05 PM EDT
Att. 4,169 - Unknown

livebaseballscorecards.com

AB	28
R	3
H	5
RBI	2
BB	2
SO	6
LOB	9



WP: 0	PA: 30
PB: 2	
SB: 0	
CS: 1	

Batter	1	2	3	4	5	6	7	8	9	AB R H RBI BB SO LOB	TOP	
Felix Millan, R (1, 4) OBP: 0.341, SLG: 0.367	0-0 F9		5-3			5-3	5-3		0-0 2B	6 0 2 2 0 0 0		
Ralph Garr, L (1, 7) OBP: 0.365, SLG: 0.430	0-0 4-3		BB 6-3 1B	1B		G1	K		0-0 F5	6 1 2 0 0 1 1		
Hank Aaron, R (1, 3) OBP: 0.407, SLG: 0.648	0-0 F7		6-3	G4-6-3 1B		HR	3B			5 1 3 0 0 0 1		
Earl Williams, R (1, 2) OBP: 0.337, SLG: 0.511		0-0 P4	BB 4-0 1B BB	K		HR	F3			4 2 1 2 1 1 3		
Darrell Evans, L (1, 5) OBP: 0.339, SLG: 0.422		4-0 E BB FC4 BB	1B 4-0 2B BB	G4-6-3		BB 1B 1B			0-0 F5	3 3 1 0 2 0 2		
Gil Garrido, R (8, 5) OBP: 0.296, SLG: 0.233			1-2 2-3	1-2f						0 0 0 0 0 0 0		
Mike Lum, L (1, 9) OBP: 0.348, SLG: 0.393		4-0 FC4 E 1-2 BB	1-3 2-H 3-H 1B			1-3 1B			0-0 F5	4 2 2 2 1 0 0		
Sonny Jackson, L (1, 8) OBP: 0.312, SLG: 0.344		0-0 E4 1-2 2-3 FC4	1-3 3-H 2B			1-2 2-3 BB			0-3 K	4 1 1 1 1 1 2		
Marty Perez, R (1, 6) OBP: 0.285, SLG: 0.318		0-0 FC4	3-H 1B			WP 1B			0-0 6-3	4 1 2 3 1 0 2		
Pat Jarvis, R (1, 1) OBP: 0.149, SLG: 0.111		0-0 5-3	1-2 2-3 3-H 2B			1-3 2-H 3-H 1B			0-3 K	2 0 1 1 0 0 2		
Jim Nash, R (4, 1) OBP: 0.156, SLG: 0.178			1-2 2-3 3-H 2B 1B			1-2 K	4-3		0-3 K	3 0 0 0 0 2 3		
Inning Stats	R: 0 H: 0 E: 0 LOB: 0 K: 0 BB: 0 S: 3 P: 3	R: 1 H: 0 E: 1 LOB: 2 K: 0 BB: 2 S: 4 P: 12	R: 6 H: 5 E: 0 LOB: 2 K: 0 BB: 3 S: 7 P: 19	R: 0 H: 2 E: 0 LOB: 1 K: 1 BB: 0 S: 6 P: 6	R: 0 H: 1 E: 0 LOB: 1 K: 1 BB: 0 S: 6 P: 6	R: 4 H: 5 E: 0 LOB: 2 K: 0 BB: 1 S: 8 P: 12	R: 0 H: 1 E: 0 LOB: 1 K: 1 BB: 0 S: 6 P: 6	R: 0 H: 0 E: 0 LOB: 0 K: 1 BB: 0 S: 5 P: 5	R: 0 H: 1 E: 0 LOB: 1 K: 1 BB: 0 S: 6 P: 6	1B: 10 SF: 0 2B: 3 SAC: 0 3B: 1 DP: 1 HR: 1 HBP: 0	WP: 1 PA: 47 PB: 0 SB: 0 CS: 0	
PITCHER	IP WLS BF H R ER SO BB IBB HBP BLK WP HR S P ERA WHIP	IP WLS BF H R ER SO BB IBB HBP BLK WP HR S P ERA WHIP										
Clay Kirby, R (1, 1) ERA: 3.11	2.2 L 16 3 6 5 0 4 0 0 0 0 0 0 12 28 16.88 2.625	Fred Norman, L (3, 1) ERA: 3.72	1.1 7 4 1 1 1 0 1 0 0 0 0 0 8 12 6.75 3.000	Mike Caldwell, L (5, 1) ERA:	1.0 4 1 0 0 1 0 0 0 0 1 0 6 6 0.00 1.000	Mike Corkins, R (6, 1) ERA: 54.0	0.2 7 4 4 4 0 1 0 0 0 0 1 6 10 54.00 7.500	Al Severinsen, R (6, 1) ERA: 3.43	1.1 6 2 0 0 1 0 0 0 0 0 0 8 8 0.00 1.500	Jay Franklin, R (8, 1) ERA:	2.0 7 1 0 0 2 0 0 0 0 0 0 11 11 0.00 0.500	

Atlanta Braves @ San Diego Padres
San Diego Stadium, San Diego, CA
Sat Sep 04 1971, 10:05 PM EDT
Att. 4,498 - Unknown

livebaseballscorecards.com

AB	41
R	11
H	15
RBI	11
BB	6
SO	5
LOB	16



Batter	1	2	3	4	5	6	7	8	9	AB R H RBI BB SO LOB	TOP											
Felix Millan, R (1, 4) OBP: 0.342, SLG: 0.374	0-0 4-3		0-0 1B		0-0 HR		0-0 5-3		0-0 5-3	5 1 2 1 0 0 0												
Ralph Garr, L (1, 7) OBP: 0.367, SLG: 0.431	0-0 F5		0-0 F3		0-0 1B		0-0 1B		4-0 BB	4 2 2 0 1 0 1												
Hank Aaron, R (1, 3) OBP: 0.407, SLG: 0.645	0-0 1B		0-0 1B		0-3 K		0-0 F7		0-0 FC6-4	5 0 2 0 0 1 3												
Earl Williams, R (1, 2) OBP: 0.338, SLG: 0.511	0-0 F2		0-3 K		0-0 1B		0-0 1B			4 0 2 2 0 1 3												
Darrell Evans, L (1, 5) OBP: 0.337, SLG: 0.419		0-0 HR	0-0 F9		0-0 G3		0-0 G3			4 1 1 0 0 0 4												
Gil Garrido, R (8, 5) OBP: 0.296, SLG: 0.233										0 0 0 0 0 0 0												
Mike Lum, L (1, 9) OBP: 0.349, SLG: 0.400		0-0 HR		0-0 F8		4-0 BB		0-3 K		3 1 1 2 1 1 0												
Sonny Jackson, L (1, 8) OBP: 0.310, SLG: 0.341		0-0 F9		0-0 F7		0-0 1-3		0-0 F8		4 0 0 0 0 0 1												
Marty Perez, R (1, 6) OBP: 0.282, SLG: 0.314		0-0 4-3		0-0 F7		0-0 5-3		0-0 P4		4 0 0 0 0 0 1												
Tom Kelley, R (1, 1) OBP: 0.056, SLG: 0.056		0-0 F9		0-3 K		0-0 4-3		0-0 F9		4 0 0 0 0 1 1												
Phil Niekro, R (9, 1) OBP: 0.148, SLG: 0.152										0 0 0 0 0 0 0												
Inning Stats	R: 0 E: 0 K: 0 S: 4	H: 1 LOB: 1 BB: 0 P: 4	R: 2 E: 0 K: 0 S: 5	H: 2 LOB: 0 BB: 0 P: 5	R: 0 E: 0 K: 1 S: 7	H: 2 LOB: 2 BB: 0 P: 7	R: 0 E: 0 K: 0 S: 3	H: 0 LOB: 0 BB: 0 P: 3	R: 2 E: 0 K: 2 S: 10	H: 3 LOB: 1 BB: 0 P: 10	R: 0 E: 0 K: 0 S: 3	H: 0 LOB: 1 BB: 1 P: 7	R: 1 E: 0 K: 0 S: 5	H: 2 LOB: 1 BB: 0 P: 5	R: 0 E: 0 K: 1 S: 5	H: 0 LOB: 0 BB: 0 P: 5	R: 0 E: 0 K: 0 S: 3	H: 0 LOB: 1 BB: 1 P: 7	1B: 8 2B: 0 3B: 0 HR: 2	SF: 0 SAC: 0 DP: 0 HBP: 0	WP: 0 PB: 0 SB: 2 CS: 0	PA: 39
PITCHER	IP WLS BF H R ER SO BB IBB HBP BLK WP HR S P ERA WHIP												PITCHER	IP WLS BF H R ER SO BB IBB HBP BLK WP HR S P ERA WHIP								
Ed Acosta, R (1, 1) ERA: 2.25	5.0 L 23 8 4 4 3 0 0 0 0 0 0 2 29 29 7.20 1.600																					
Tom Phoebus, R (6, 1) ERA: 4.55	2.0 9 2 1 1 0 1 0 0 0 0 0 0 8 12 4.50 1.500																					
Dick Kelley, L (8, 1) ERA: 3.32	2.0 7 0 0 0 0 1 1 0 0 0 0 0 8 12 0.00 0.500																					

Atlanta Braves @ San Diego Padres
San Diego Stadium, San Diego, CA
Sun Sep 05 1971, 6:33 AM EDT
Att. 4,339 - Unknown

livebaseballscorecards.com

AB	37
R	5
H	10
RBI	5
BB	2
SO	4
LOB	14



Batter	1	2	3	4	5	6	7	8	9	AB	R	H	RBI	BB	SO	LOB
Enzo Hernandez, R (1, 6) OBP: 0.301, SLG: 0.259 Ivan Murrell, R (9, PH) OBP: 0.262, SLG: 0.373	0-0 5-3		4-0 BB		0-0 P4			4-0 5-3 BB	0-0 F2	2	0	0	0	2	0	0
Don Mason, L (1, 4) OBP: 0.267, SLG: 0.263	0-0 4-3		0-0 F7		0-0 1B			0-0 5-3		4	0	1	0	0	0	2
Larry Stahl, L (1, 9) OBP: 0.315, SLG: 0.395	0-0 3-1			0-3 K	0-0 F8			4-0 BB		3	0	0	0	1	1	1
Nate Colbert, R (1, 3) OBP: 0.349, SLG: 0.480		0-0 E7		0-0 HR	0-0 P4			0-3 K		4	1	1	0	0	1	2
Leron Lee, L (1, 7) OBP: 0.316, SLG: 0.402		0-0 4-3		0-0 HR	0-0 F9			0-3 K		4	1	1	2	0	1	3
Jerry Morales, R (1, 8) OBP: 0.400, SLG: 0.250		0-3 K		0-0 5-3 1B	0-0 P5			4-0 G5-4-3 BB		3	0	1	0	1	1	1
Garry Jesteadt, R (1, 5) OBP: 0.317, SLG: 0.342		0-0 4-3		0-0 5-3	0-0 5-3			0-0 G5-4-3	0-0 G5-4-3	4	0	0	0	0	0	3
Mike Ivie, R (1, 2) OBP: 0.400, SLG: 0.400		0-3 K		0-0 6-3	0-0 1B			0-0 1B	0-0 1B	4	0	2	0	0	1	1
Ed Acosta, S (1, 1) Rod Gaspar, S (5, PH) Tom Phoebus, R (6, 1) Ollie Brown, R (7, PH) Dick Kelley, R (8, 1) Cito Gaston, R (9, PH) Dave Campbell, R (9, PR) OBP: 0.231, SLG: 0.222 OBP: 0.249, SLG: 0.360 OBP: 0.253, SLG: 0.333 OBP: 0.289, SLG: 0.393 OBP: 0.289, SLG: 0.334		0-3 K		0-0 4-3	0-0 G5-4-3			0-0 1B	0-0 1B	1	0	0	0	0	1	0

BOTTOM

Atlanta Braves @ San Diego Padres
San Diego Stadium, San Diego, CA
Sun Sep 05 1971, 6:33 AM EDT
Att. 4,339 - Unknown

livebaseballscorecards.com

AB	33
R	2
H	7
RBI	2
BB	4
SO	6
LOB	16



Inning Stats	R: 0	H: 0	E: 0	K: 0	S: 3	LOB: 0	BB: 0	P: 3	R: 0	H: 0	E: 1	K: 1	S: 6	LOB: 1	BB: 0	P: 6	R: 0	H: 0	E: 0	K: 2	S: 7	LOB: 1	BB: 1	P: 11	R: 2	H: 3	E: 0	K: 1	S: 8	LOB: 1	BB: 0	P: 8	R: 0	H: 1	E: 0	K: 0	S: 4	LOB: 1	BB: 0	P: 4	R: 0	H: 0	E: 0	K: 0	S: 3	LOB: 0	BB: 0	P: 3	R: 0	H: 1	E: 0	K: 0	S: 3	LOB: 0	BB: 0	P: 3	R: 0	H: 0	E: 0	K: 2	S: 7	LOB: 2	BB: 2	P: 15	R: 0	H: 2	E: 0	K: 0	S: 4	LOB: 2	BB: 1	P: 8	1B: 5	SF: 0	2B: 1	SAC: 0	3B: 0	DP: 2	HR: 1	HBP: 0	WP: 0	PA: 37
--------------	------	------	------	------	------	--------	-------	------	------	------	------	------	------	--------	-------	------	------	------	------	------	------	--------	-------	-------	------	------	------	------	------	--------	-------	------	------	------	------	------	------	--------	-------	------	------	------	------	------	------	--------	-------	------	------	------	------	------	------	--------	-------	------	------	------	------	------	------	--------	-------	-------	------	------	------	------	------	--------	-------	------	-------	-------	-------	--------	-------	-------	-------	--------	-------	--------

PITCHER	IP	WLS	BF	H	R	ER	SO	BB	IBB	HBP	BLK	WP	HR	S	P	ERA	WHIP
Tom Kelley, R (1, 1) ERA: 3.12	8.2	W	36	7	2	2	6	4	0	0	0	0	1	44	60	2.08	1.269
Phil Niekro, R (9, 1) ERA: 2.97	0.1	S	1	0	0	0	0	0	0	0	0	0	0	1	1	0.00	0.000

Batter	1	2	3	4	5	6	7	8	9	AB R H RBI BB SO LOB	TOP	
Pete Rose, S (1, 9) OBP: 0.369, SLG: 0.407	0-0 F9		0-0 5-3			0-0 4-3		0-0 6-3		4 0 0 0 0 0 0		
Hal McRae, R (1, 7) OBP: 0.291, SLG: 0.424 Buddy Bradford, R (9, 7) OBP: 0.299, SLG: 0.287	4-0 G3 BB			0-0 5-3		0-0 1B E 1B		0-3 K		3 1 1 0 1 1 0 0 0 0 0 0 0 0		
Lee May, R (1, 3) OBP: 0.338, SLG: 0.555	0-0 G3 1-2			0-0 FC5 2B		0-0 1B		0-3 K		4 0 2 0 0 1 1		
Tony Perez, R (1, 5) OBP: 0.333, SLG: 0.454 Dave Concepcion, R (9, 6) OBP: 0.253, SLG: 0.259	0-3 K			0-0 5-3		0-0 F8		0-3 K		4 0 0 0 0 2 3 0 0 0 0 0 0 0		
Johnny Bench, R (1, 2) OBP: 0.302, SLG: 0.424		0-0 1B		4-0 IBB		0-0 P6		4-0 FC4 BB		2 0 1 0 2 0 1		
George Foster, R (1, 8) OBP: 0.295, SLG: 0.387		0-0 G4-3-6-3-1 1-2f		0-0 FC5 2-3f			0-0 F9		0-0 FC4 1-2f	4 0 0 0 0 0 4		
Tommy Helms, R (1, 4) OBP: 0.291, SLG: 0.337			0-0 F9		0-0 F9		0-0 F3			3 0 0 0 0 0 0		
Woody Woodward, R (1, 6) OBP: 0.300, SLG: 0.282 (9, 5)			0-0 5-3		0-0 4-3		0-0 F9			3 0 0 0 0 0 0		
Wayne Simpson, R (1, 1) OBP: 0.125, SLG: 0.034 Clay Carroll, R (7, 1) OBP: 0.100, SLG: 0.100			0-0 6-3		0-0 F9			0-3 K		2 0 0 0 0 0 0 1 0 0 0 0 1 0		
Inning Stats	R: 0 E: 0 K: 1 S: 5 H: 0 LOB: 1 BB: 1 P: 9	R: 0 E: 0 K: 0 S: 3 H: 1 LOB: 0 BB: 0 P: 3	R: 0 E: 0 K: 0 S: 3 H: 0 LOB: 0 BB: 0 P: 3	R: 0 E: 0 K: 0 S: 4 H: 1 LOB: 2 BB: 1 P: 8	R: 0 E: 0 K: 0 S: 3 H: 0 LOB: 0 BB: 0 P: 3	R: 1 E: 1 K: 0 S: 5 H: 2 LOB: 1 BB: 0 P: 5	R: 0 E: 0 K: 0 S: 3 H: 0 LOB: 0 BB: 0 P: 3	R: 0 E: 0 K: 2 S: 7 H: 0 LOB: 0 BB: 0 P: 7	R: 0 E: 0 K: 2 S: 7 H: 0 LOB: 1 BB: 1 P: 11	1B: 3 2B: 1 3B: 0 HR: 0 SF: 0 SAC: 0 DP: 1 HBP: 0	WP: 0 PB: 0 SB: 0 CS: 0 PA: 33	
PITCHER Dave Roberts, L (1, 1) ERA: 1.93 Mike Corkins, R (8, 1) ERA: 13.5	IP WLS BF H R ER SO BB IBB HBP BLK WP HR S P ERA WHIP	7.0 L 26 4 1 0 1 1 1 0 0 0 0 0 26 34 0.00 0.714	2.0 7 0 0 0 4 1 0 0 0 0 0 0 14 18 0.00 0.500	PITCHER IP WLS BF H R ER SO BB IBB HBP BLK WP HR S P ERA WHIP								

Cincinnati Reds @ San Diego Padres
San Diego Stadium, San Diego, CA
Mon Sep 06 1971, 10:05 PM EDT
Att. 7,557 - Unknown

livebaseballscorecards.com

AB	30
R	1
H	4
RBI	0
BB	3
SO	5
LOB	9



Batter	1	2	3	4	5	6	7	8	9	AB R H RBI BB SO LOB	TOP																									
Pete Rose, S (1, 9) OBP: 0.371, SLG: 0.408	0-0 E 1B		4-0 FC1-5 BB		0-0 HBP 1B		0-0 6-3	0-0 4-3		4 1 2 0 1 0 1																										
Hal McRae, R (1, 7) OBP: 0.293, SLG: 0.422	0-0 F9		0-0 FC1-5		1-0 1B		0-0 F9		0-0 S 6-3 1B	4 0 1 0 0 0 3 0 0 0 0 0 0 0																										
Buddy Bradford, R (9, PR) OBP: 0.299, SLG: 0.287			1-2 2-3f		1-2 HBP																															
Lee May, R (1, 3) OBP: 0.340, SLG: 0.554	0-0 E7 1B		0-0 G5-4-3		0-0 F9			0-0 1B E 1B	0-0 6-3	4 0 2 0 0 0 4 1 1 0 0 0 0 1																										
Dave Concepcion, R (8, PR) OBP: 0.252, SLG: 0.258			1-2f																																	
Tony Perez, R (1, 5) OBP: 0.333, SLG: 0.453	0-3 K			0-0 SH3-4 1B	0-0 F9			0-0 E5 1B	4-0 S IBB	4 2 1 0 1 1 4																										
Johnny Bench, R (1, 2) OBP: 0.301, SLG: 0.423	0-0 P6			0-0 SH3-4	0-0 1B			0-0 1B E 1B	0-3 K	1 0 0 0 0 0 1 3 1 2 0 0 1 2																										
Pat Corrales, R (2, 2) OBP: 0.229, SLG: 0.209				1-2 1B	1-2 2-H 1B			1-2 2-3 1B	1-2 2-3																											
George Foster, R (1, 8) OBP: 0.296, SLG: 0.387		0-3 K2-3		0-0 1B	0-0 F8			0-0 E8 SF7 1B	0-0 P3	5 2 2 3 0 1 3																										
Tommy Helms, R (1, 4) OBP: 0.292, SLG: 0.338		0-0 F9		0-0 F9 1B	4-0 G6-3 BB			0-0 SF7		2 0 1 2 1 0 0																										
Woody Woodward, R (1, 6) OBP: 0.295, SLG: 0.277		0-3 K		0-0 F9 1B	0-0 G6-3			0-0 F4		4 0 0 0 0 1 3																										
Gary Nolan, R (1, 1) OBP: 0.159, SLG: 0.149			0-0 FC1-5 BB 1B		0-0 F2		0-3 K	0-0 1B		2 0 1 0 0 0 1 0 0 0 0 0 0 0 1 0 0 0 0 1 0 1 0 1 0 0 0 0 0 0 0 0 0 0 0																										
Wayne Granger, R (6, 1) OBP: 0.250, SLG: 0.571																																				
Ty Cline, L (7, PH) OBP: 0.345, SLG: 0.220																																				
Tony Cloninger, R (7, 1) OBP: 0.259, SLG: 0.296																																				
Clay Carroll, R (8, 1) OBP: 0.100, SLG: 0.100																																				
Inning Stats	R: 1 E: 1 K: 1 S: 7	H: 2 LOB: 1 BB: 0 P: 7	R: 0 E: 0 K: 2 S: 7	H: 0 LOB: 0 BB: 0 P: 7	R: 0 E: 0 K: 0 S: 3	H: 1 LOB: 1 BB: 1 P: 7	R: 2 E: 0 K: 0 S: 6	H: 3 LOB: 1 BB: 0 P: 6	R: 0 E: 0 K: 0 S: 4	H: 2 LOB: 2 BB: 0 P: 5	R: 0 E: 0 K: 1 S: 5	H: 0 LOB: 0 BB: 1 P: 6	R: 0 E: 0 K: 1 S: 5	H: 0 LOB: 0 BB: 0 P: 5	R: 4 E: 2 K: 0 S: 8	H: 4 LOB: 1 BB: 0 P: 8	R: 0 E: 0 K: 1 S: 6	H: 1 LOB: 3 BB: 1 P: 10	1B: 13 2B: 0 3B: 0 HR: 0	SF: 1 SAC: 1 DP: 2 HBP: 1	WP: 0 PB: 0 SB: 2 CS: 0	PA: 42														
PITCHER	IP WLS BF H R ER SO BB IBB HBP BLK WP HR S P ERA WHIP																																			
Steve Arlin, R (1, 1) ERA: 3.35	4.0		18	6	3	2	3	1	0	0	0	0	0	23	27	4.50	1.750																			
Gary Ross, R (5, 1) ERA: 2.95	3.0		14	4	3	2	1	1	0	1	0	0	0	14	19	6.00	1.667																			
Ed Acosta, R (8, 1) ERA: 2.14	1.0		5	2	1	0	0	0	0	0	0	0	0	5	5	0.00	2.000																			
Mike Caldwell, L (9, 1) ERA:	1.0	W	5	1	0	0	1	0	1	0	0	0	0	6	10	0.00	1.000																			

Cincinnati Reds @ San Diego Padres
 San Diego Stadium, San Diego, CA
 Tue Sep 07 1971, 10:05 PM EDT
 Att. 2,795 - Unknown

livebaseballscorecards.com

AB	36
R	7
H	13
RBI	5
BB	3
SO	5
LOB	23



Batter	1	2	3	4	5	6	7	8	9	AB	R	H	RBI	BB	SO	LOB
Enzo Hernandez, R (1, 6) OBP: 0.298, SLG: 0.256 Rod Gaspar, S (8, PH) Mike Caldwell, R (9, 1)	0-0 5-3		0-0 5-3		0-0 F8	0-0 G		4-0 BB		4	0	0	0	0	0	1
Don Mason, L (1, 4) OBP: 0.263, SLG: 0.256	0-0 G3		0-0 F7		0-0 F5		0-0 6-3	0-0 G6-4-3		5	0	0	0	0	0	3
Cito Gaston, R (1, 8) OBP: 0.269, SLG: 0.394	0-0 F9			0-0 E5			0-0 5-3		0-0 1B	5	1	2	0	0	0	0
Nate Colbert, R (1, 3) OBP: 0.346, SLG: 0.475		0-0 F5		0-0 G6-4-3		0-0 L7		0-0 5-3	0-0 1B	5	1	1	0	0	0	2
Leron Lee, L (1, 7) OBP: 0.327, SLG: 0.417									0-0 1B	5	4	5	1	0	0	0
Ollie Brown, R (1, 9) OBP: 0.342, SLG: 0.360									0-0 1B	4	0	1	0	1	2	3
Garry Jesteadt, R (1, 5) OBP: 0.338, SLG: 0.367									0-0 1B	4	2	4	3	1	0	0
Mike Ivie, R (1, 2) OBP: 0.556, SLG: 0.500									0-0 1B	3	0	2	2	1	0	1
Steve Arlin, R (1, 1) OBP: 0.189, SLG: 0.164 Larry Stahl, L (4, PH) OBP: 0.316, SLG: 0.394 Gary Kross, R (5, 1) Ed Acosta, S (8, 1) Ivan Murrell, R (8, PH) OBP: 0.264, SLG: 0.374 Tommy Dean, R (9, 8) OBP: 0.153, SLG: 0.107									0-0 1B	1	0	0	0	0	0	0


Inning Stats	R: 0	H: 0	E: 0	K: 0	S: 3	H: 0	LOB: 0	BB: 0	P: 3	R: 1	H: 2	E: 0	K: 0	S: 5	H: 0	LOB: 1	BB: 0	P: 5	R: 0	H: 0	E: 0	K: 0	S: 3	H: 0	LOB: 0	BB: 0	P: 3	R: 1	H: 3	E: 1	K: 0	S: 6	H: 1	LOB: 1	BB: 0	P: 4	R: 2	H: 3	E: 0	K: 1	S: 8	H: 3	LOB: 1	BB: 0	P: 8	R: 0	H: 0	E: 0	K: 0	S: 3	H: 0	LOB: 0	BB: 0	P: 3	R: 2	H: 3	E: 0	K: 1	S: 7	H: 3	LOB: 2	BB: 2	P: 15	R: 2	H: 4	E: 0	K: 0	S: 4	H: 4	LOB: 3	BB: 1	P: 8	1B: 12	2B: 3	3B: 1	HR: 0	SF: 0	SAC: 1	DP: 2	HBP: 0	WP: 0	PA: 43
PITCHER	IP	WLS	BF	H	R	ER	SO	BB	IBB	HBP	BLK	WP	HR	S	P	ERA	WHIP																																																																	
Gary Nolan, R (1, 1) ERA: 3.28	5.1		25	8	4	4	1	0	0	0	0	0	0	26	30	6.75	1.500																																																																	
Wayne Granger, R (6, 1) ERA: 2.96	0.2		3	1	0	0	0	0	0	0	0	0	0	3	3	0.00	1.500																																																																	
Tony Cloninger, R (7, 1) ERA: 3.88	1.1		7	2	2	2	1	1	0	0	0	0	0	8	12	13.50	2.250																																																																	
Clay Carroll, R (8, 1) ERA: 2.45	0.2	L	8	5	2	2	0	1	1	0	0	0	0	6	14	27.00	9.000																																																																	

BOTTOM

Cincinnati Reds @ San Diego Padres
San Diego Stadium, San Diego, CA
 Tue Sep 07 1971, 10:05 PM EDT
 Att. 2,795 - Unknown

livebaseballscorecards.com

AB	38
R	8
H	16
RBI	8
BB	4
SO	2
LOB	13



Batter	1	2	3	4	5	6	7	8	9	AB R H RBI BB SO LOB	TOP		
Maury Wills, S OBP: 0.331, SLG: 0.338 (1, 6)	4-0 BB G4-6-3		0-0 1-3			4-0 2B BB	0-0 6-3		0-0 FC1-6 1B	3 1 1 0 2 0 0			
Bobby Valentine, R OBP: 0.296, SLG: 0.330 (1, 4)	0-0 G4-6-3 1-2f		0-0 5-3			4-0 2B SF9 BB	0-0 F8		0-0 FC1-6 1B 1-2f	4 1 0 0 1 0 2			
Willie Davis, L OBP: 0.334, SLG: 0.425 (1, 8)	0-0 G3		0-0 4-3			0-0 F7	0-0 L1		0-0 1B 1-3	5 0 1 0 0 0 2			
Dick Allen, R OBP: 0.394, SLG: 0.465 Willie Crawford, L OBP: 0.330, SLG: 0.447 (1, 3) (9, 7)		0-0 F9		0-0 2B		0-0 2B 2B 1-3 2-H		0-3 K	0-0 4-3	5 1 2 1 0 1 2 0 0 0 0 0 0 0			
Manny Mota, R OBP: 0.364, SLG: 0.391 Bill Russell, R OBP: 0.265, SLG: 0.329 (1, 7) (8, PR) (8, 9)		0-0 1B		4-0 IBB		4-0 2B IBB		0-0 E7 1B		2 0 2 0 2 0 0 0 0 0 0 0 0 0			
Wes Parker, S OBP: 0.352, SLG: 0.365 (1, 9) (8, 7) (9, 3)		0-0 F7		0-3 K		0-0 SF9		0-0 E7 1B 1-2 2-H		3 0 0 1 0 1 4			
Steve Garvey, R OBP: 0.296, SLG: 0.402 (1, 5)		0-3 K			0-0 5-3	0-0 2B 2B 1-3 2-H		0-0 1B 2-3		4 0 2 1 0 1 1			
Tom Haller, L OBP: 0.350, SLG: 0.394 (1, 2)			0-0 CS 1B		0-0 4-3	4-0 IBB		0-3 K		3 0 1 0 1 1 3			
Al Downing, R OBP: 0.227, SLG: 0.195 Hoyt Wilhelm, R (8, 1)			0-0 4-3 1-2		0-3 K	0-0 F9		0-3 K		3 0 0 0 0 1 4 1 0 0 0 0 1 0			
Inning Stats	R: 0 E: 0 K: 0 S: 2 H: 0 LOB: 0 BB: 1 P: 6	R: 0 E: 0 K: 1 S: 6 H: 1 LOB: 1 BB: 0 P: 6	R: 0 E: 0 K: 0 S: 3 H: 1 LOB: 0 BB: 0 P: 3	R: 0 E: 0 K: 1 S: 6 H: 1 LOB: 2 BB: 1 P: 10	R: 0 E: 0 K: 1 S: 5 H: 0 LOB: 0 BB: 0 P: 5	R: 3 E: 0 K: 0 S: 5 H: 2 LOB: 3 BB: 4 P: 21	R: 0 E: 0 K: 0 S: 3 H: 0 LOB: 0 BB: 0 P: 3	R: 0 E: 1 K: 2 S: 9 H: 2 LOB: 3 BB: 0 P: 9	R: 0 E: 0 K: 1 S: 7 H: 2 LOB: 2 BB: 0 P: 7	1B: 6 2B: 3 3B: 0 HR: 0 SF: 1 SAC: 0 DP: 1 HBP: 0	WP: 0 PB: 0 SB: 1 CS: 1 PA: 40		
PITCHER	IP WLS BF H R ER SO BB IBB HBP BLK WP HR S P ERA WHIP											PITCHER	IP WLS BF H R ER SO BB IBB HBP BLK WP HR S P ERA WHIP
Fred Norman, L ERA: 3.76 (1, 1)	6.0 L 27 5 3 3 3 3 3 0 0 0 0 27 51 4.50 1.333												
Mike Corkins, R ERA: 8.31 (7, 1)	1.2 7 2 0 0 1 0 0 0 0 0 0 0 9 9 0.00 1.200												
Mike Caldwell, L ERA: (8, 1)	0.1 1 0 0 0 1 0 0 0 0 0 0 0 3 3 0.00 0.000												
Al Severinsen, R ERA: 3.36 (9, 1)	1.0 5 2 0 0 1 0 0 0 0 0 0 0 7 7 0.00 2.000												

Los Angeles Dodgers @ San Diego Padres
San Diego Stadium, San Diego, CA
Thu Sep 09 1971, 10:05 PM EDT
Att. 7,627 - Unknown

livebaseballscorecards.com

AB	33
R	3
H	9
RBI	3
BB	6
SO	6
LOB	18



Batter	1	2	3	4	5	6	7	8	9	AB R H RBI BB SO LOB	TOP																									
Maury Wills, S OBP: 0.330, SLG: 0.336 (1, 6)	0-0 5-3	0-0 4-3			0-0 G4-3		0-0 1-3		0-0 SF8 1B	5 1 1 1 0 0 1																										
Bobby Valentine, R OBP: 0.298, SLG: 0.333 (1, 4)	0-0 2B 1B		0-0 8-4-3 1B		0-0 6-3		0-0 6-3		0-0 SF8	4 1 2 1 0 0 0																										
Willie Davis, L OBP: 0.335, SLG: 0.426 (1, 8)	0-0 1-3 1B 2B		0-0 8-4-3 1-2f			0-0 F9		0-0 4-3	0-0 CS WP 1B	5 1 2 2 0 0 1																										
Dick Allen, R OBP: 0.397, SLG: 0.467 Bill Buckner, L OBP: 0.316, SLG: 0.370 (1, 3) (9, 7)	0-0 2-H 3-H 1B 1B		0-0 5-3		0-0 E FC9-2 1B		0-0 G5-4-3 1B		0-0 1-2 IBB	4 0 3 2 1 0 0 0 0 0 0 0 0 0																										
Manny Mota, R OBP: 0.362, SLG: 0.389 Jim Brewer, L OBP: 0.429, SLG: 0.429 (1, 7) (8, 1)	0-0 1-2 FC6-4 1B			0-0 6-3		0-0 E4 FC9-2 1-2		0-0 G5-4-3 1-2f	0-0 CS	4 0 1 0 0 0 2 0 0 0 0 0 0 0																										
Wes Parker, S OBP: 0.353, SLG: 0.366 (1, 9) (9, 3)	0-0 F9			0-0 1B		0-0 E6 FC9-2 1-2 2-3			0-0 1B 4-3 1B	4 1 2 0 0 0 4																										
Steve Garvey, R OBP: 0.291, SLG: 0.394 (1, 5)	0-0 1-2f FC6-4			0-0 F8		0-0 FC9-2 1-2 2-3 3-Hf			0-0 4-3	4 0 0 0 0 0 7																										
Tom Haller, L OBP: 0.345, SLG: 0.388 Joe Ferguson, R OBP: 0.304, SLG: 0.303 (1, 2) (9, PH) (9, 2)		0-3 K		0-0 F6		0-3 K			4-0 1B SF8 IBB	3 0 0 0 0 2 4 0 1 0 0 1 0 0																										
Don Sutton, R OBP: 0.228, SLG: 0.224 Willie Crawford, L OBP: 0.330, SLG: 0.447 Jim Lefebvre, S OBP: 0.313, SLG: 0.396 Bill Russell, R OBP: 0.265, SLG: 0.329 (1, 1) (8, 7) (9, PH) (9, PR) (9, 9)		0-0 1-3			0-0 G4-3 1B		0-0 F8		0-0 SF8 1B 1B	3 0 1 0 0 0 0 0 0 0 0 0 0 0 1 0 1 0 0 0 0 0 1 0 0 0 0 0																										
Inning Stats	R: 2 E: 0 K: 0 S: 7	H: 4 LOB: 2 BB: 0 P: 7	R: 0 E: 0 K: 1 S: 5	H: 0 LOB: 0 BB: 0 P: 5	R: 0 E: 0 K: 0 S: 3	H: 1 LOB: 0 BB: 0 P: 3	R: 0 E: 0 K: 0 S: 4	H: 1 LOB: 1 BB: 0 P: 4	R: 0 E: 2 K: 1 S: 8	H: 1 LOB: 3 BB: 0 P: 8	R: 0 E: 0 K: 0 S: 3	H: 0 LOB: 0 BB: 0 P: 3	R: 0 E: 0 K: 0 S: 3	H: 1 LOB: 0 BB: 0 P: 3	R: 4 E: 0 K: 0 S: 6	H: 4 LOB: 1 BB: 2 P: 14	1B: 12 2B: 2 3B: 0 HR: 0	SF: 1 SAC: 0 DP: 3 HBP: 0	WP: 1 PB: 0 SB: 0 CS: 1	PA: 41																
PITCHER	IP WLS BF H R ER SO BB IBB HBP BLK WP HR S P ERA WHIP																																			
Dave Roberts, L ERA: 1.95 (1, 1)	7.0		29	8	2	2	2	0	0	0	0	0	0	33	33	2.57	1.143																			
Ed Acosta, R ERA: 2.42 (8, 1)	1.1	L	5	2	1	1	0	0	0	0	0	0	0	5	5	6.75	1.500																			
Dick Kelley, L ERA: 3.61 (9, 1)	0.0		2	1	0	0	0	0	1	0	0	0	0	1	5	∞	∞																			
Al Severinsen, R ERA: 3.48 (9, 1)	0.1		2	1	1	1	0	0	0	0	0	0	0	2	2	27.00	3.000																			
Mike Caldwell, L ERA: (9, 1)	0.1		2	1	2	2	0	0	1	0	0	1	0	1	5	54.00	3.000																			

Los Angeles Dodgers @ San Diego Padres
San Diego Stadium, San Diego, CA
Fri Sep 10 1971, 10:05 PM EDT
Att. 13,367 - Unknown

AB	37
R	6
H	13
RBI	6
BB	2
SO	2
LOB	19



Batter	1	2	3	4	5	6	7	8	9	AB	R	H	RBI	BB	SO	LOB
Enzo Hernandez, R OBP: 0.297, SLG: 0.254 (1, 6)	0-0 F8	0-0 F8		4-0 2B BB			0-0 G6-4-3			3	0	0	0	1	0	3
Don Mason, L OBP: 0.271, SLG: 0.279 (1, 4)	0-0 2B 1B		0-0 FC3-6 1B	0-0 2B			0-0 G3			4	1	3	1	0	0	0
Johnny Jeter, R OBP: 0.222, SLG: 0.333 (1, 8)	0-0 1B 2B		0-0 FC3-6 1-2f			0-3 K		0-3 K2-3		4	1	1	1	0	2	1
Nate Colbert, R OBP: 0.348, SLG: 0.472 (1, 3)	0-0 G6-4-3 1B		0-0 E5 1B			0-3 K		0-0 4-3		4	0	2	1	0	1	0
Cito Gaston, R OBP: 0.265, SLG: 0.386 (1, 9)	0-0 G6-4-3		0-3 K			0-0 F9		0-3 K		4	0	0	0	0	2	3
Ivan Murrell, R OBP: 0.267, SLG: 0.372 (1, 7)		0-0 F2	0-0 F8			0-3 K		0-3 K		4	0	0	0	0	2	2
Bob Barton, R OBP: 0.308, SLG: 0.341 (1, 2)		0-0 FC1-5 1B		0-0 F8		0-0 L9		0-3 K2-3		4	0	1	0	0	1	0
Tommy Dean, R OBP: 0.159, SLG: 0.117 Leron Lee, L OBP: 0.328, SLG: 0.423 (9, PH)		0-0 FC1-5 1B		0-0 1-3		0-0 4-3		0-0 3-1		3	0	1	0	0	0	0
Steve Arlin, R OBP: 0.164, SLG: 0.159 Mike Caldwell, R Rod Gaspar, S Mike Corkins, R (7, 1) (7, PH) (8, 1)		0-0 FC1-5		0-0 E5 2B BB			4-0 G6-4-3 BB			2	1	0	0	0	0	2

Inning Stats	R: 2	H: 3	E: 0	K: 5	S: 5	LOB: 0	BB: 0	P: 5	R: 0	H: 2	E: 0	K: 5	S: 5	LOB: 2	BB: 0	P: 5	R: 0	H: 2	E: 2	K: 1	S: 7	LOB: 2	BB: 0	P: 7	R: 1	H: 1	E: 1	K: 0	S: 4	LOB: 2	BB: 1	P: 8	R: 0	H: 0	E: 0	K: 2	S: 7	LOB: 0	BB: 0	P: 7	R: 0	H: 0	E: 0	K: 1	S: 5	LOB: 0	BB: 0	P: 5	R: 0	H: 0	E: 0	K: 0	S: 2	LOB: 0	BB: 1	P: 6	R: 0	H: 0	E: 0	K: 2	S: 7	LOB: 0	BB: 0	P: 7	R: 0	H: 0	E: 0	K: 2	S: 7	LOB: 0	BB: 0	P: 7
--------------	------	------	------	------	------	--------	-------	------	------	------	------	------	------	--------	-------	------	------	------	------	------	------	--------	-------	------	------	------	------	------	------	--------	-------	------	------	------	------	------	------	--------	-------	------	------	------	------	------	------	--------	-------	------	------	------	------	------	------	--------	-------	------	------	------	------	------	------	--------	-------	------	------	------	------	------	------	--------	-------	------

PITCHER	IP	WLS	BF	H	R	ER	SO	BB	IBB	HBP	BLK	WP	HR	S	P	ERA	WHIP
Claude Osteen, L ERA: 3.52 (1, 1)	2.0		11	6	2	2	0	0	0	0	0	0	0	11	11	9.00	3.000
Doyle Alexander, R ERA: 3.18 (3, 1)	2.0		9	2	1	0	1	1	0	0	0	0	0	10	14	0.00	1.500
Joe Moeller, R ERA: 2.95 (5, 1)	2.0	W	6	0	0	0	3	0	0	0	0	0	0	12	12	0.00	0.000
Hoyt Wilhelm, R ERA: 2.93 (7, 1)	3.0	S	9	0	0	0	4	1	0	0	0	0	0	16	20	0.00	0.333

BOTTOM

Los Angeles Dodgers @ San Diego Padres
San Diego Stadium, San Diego, CA

Sun Sep 12 1971, 6:33 AM EDT
Att. 6,950 - Unknown

livebaseballscorecards.com

AB	33
R	3
H	8
RBI	3
BB	2
SO	8
LOB	11



WP: 0	PA: 35
PB: 0	
SB: 0	
CS: 0	

Batter	1	2	3	4	5	6	7	8	9	AB	R	H	RBI	BB	SO	LOB
Roger Metzger, S OBP: 0.303, SLG: 0.313 (1, 6)	0-0 F8 ①		0-0 1-3 ③			0-0 4-3 ②		0-0 3B 1B 2-H		4	1	1	1	0	0	0
Joe Morgan, L OBP: 0.351, SLG: 0.411 (1, 4)	0-0 F8 ②			0-0 F9 ①		0-0 F7 ③		0-0 3B 2-H		4	0	1	1	0	0	0
Cesar Cedeno, R OBP: 0.292, SLG: 0.404 (1, 8)	0-3 K ③			0-0 L7 ②			0-0 G3 ①	0-3 K ③		4	0	0	0	0	2	1
Bob Watson, R OBP: 0.357, SLG: 0.407 (1, 7)		0-0 6-3 ①		0-0 F8 ③			4-0 4-3 BB		0-0 F8 ①	3	0	0	0	1	0	0
John Mayberry, L OBP: 0.286, SLG: 0.394 (1, 3)		0-0 4-3 ②			0-0 F4 ①		0-0 4-3 ②		0-0 F4 ②	4	0	0	0	0	0	1
Cesar Geronimo, L OBP: 0.309, SLG: 0.406 (1, 9)		4-0 S BB		0-0 4-3 ②		0-0 4-3 ②	0-3 K ③		0-0 E3 S E	3	1	0	0	1	1	1
Denis Menke, R OBP: 0.337, SLG: 0.336 (1, 5)		0-3 K ③		4-0 BB BB	4-0 BB BB			0-0 6-3 ①	0-0 E5 1-H	3	0	0	0	1	1	1
Johnny Edwards, L OBP: 0.288, SLG: 0.306 (1, 2)			0-0 4-3 ①		0-0 F7 ③			0-0 1B 2B		3	1	1	0	0	0	1
Ken Forsch, R OBP: 0.085, SLG: 0.065 (1, 1)			0-3 K ②			0-0 F9 ①		0-0 1-3 ②		1	0	0	0	0	1	0
Jesus Alou, R OBP: 0.304, SLG: 0.359 (6, PH)										1	0	0	0	0	0	0
Scipio Spinks, R OBP: 0.250, SLG: 0.250 (7, 1)										0	0	0	0	0	0	0
Rich Chiles, L OBP: 0.278, SLG: 0.317 (8, PH)										1	0	0	0	0	0	1
Jim Ray, R OBP: 0.263, SLG: 0.176 (9, 1)										0	0	0	0	0	0	0


Inning Stats	R: 0	H: 0	E: 0	LOB: 0	K: 1	BB: 0	S: 5	P: 5	R: 0	H: 0	E: 0	LOB: 1	K: 1	BB: 1	S: 5	P: 9	R: 0	H: 0	E: 0	LOB: 0	K: 1	BB: 0	S: 5	P: 5	R: 0	H: 0	E: 0	LOB: 1	K: 0	BB: 1	S: 3	P: 7	R: 0	H: 0	E: 0	LOB: 0	K: 0	BB: 0	S: 3	P: 3	R: 0	H: 0	E: 0	LOB: 1	K: 1	BB: 1	S: 5	P: 9	R: 2	H: 3	E: 0	LOB: 1	K: 1	BB: 0	S: 8	P: 8	R: 1	H: 0	E: 2	LOB: 1	K: 0	BB: 0	S: 4	P: 4	1B: 1	SF: 0	2B: 1	SAC: 0	3B: 1	DP: 0	HR: 0	HBP: 0	WP: 0	PA: 34
--------------	------	------	------	--------	------	-------	------	------	------	------	------	--------	------	-------	------	------	------	------	------	--------	------	-------	------	------	------	------	------	--------	------	-------	------	------	------	------	------	--------	------	-------	------	------	------	------	------	--------	------	-------	------	------	------	------	------	--------	------	-------	------	------	------	------	------	--------	------	-------	------	------	-------	-------	-------	--------	-------	-------	-------	--------	-------	--------

PITCHER	IP	WLS	BF	H	R	ER	SO	BB	IBB	HBP	BLK	WP	HR	S	P	ERA	WHIP
Clay Kirby, R ERA: 3.12 (1, 1)	8.2	L	34	3	3	2	5	3	0	0	0	0	0	41	53	2.08	0.692

BOTTOM

San Diego Padres @ Houston Astros
Astrodome, Houston, TX
Mon Sep 13 1971, 8:05 PM EDT
Att. 7,476 - Unknown

AB	31
R	3
H	3
RBI	2
BB	3
SO	5
LOB	6



Batter	1	2	3	4	5	6	7	8	9	AB R H RBI BB SO LOB	TOP											
Enzo Hernandez, R (1, 6) OBP: 0.296, SLG: 0.252	0-0 1B HBP 1B	0-3 K		0-0 6-3			1-0 PB WP HBP		0-0 F8	4 1 1 0 0 1 2												
Don Mason, L (1, 4) OBP: 0.269, SLG: 0.273	0-0 F2	0-0 G3			0-0 5-3		0-3 K 1-3		0-0 4-3	5 0 0 0 0 1 2												
Johnny Jeter, R (1, 8) OBP: 0.278, SLG: 0.333	0-0 HBP WP 1B		0-3 K		0-3 K		0-3 K		0-3 K	5 1 1 0 0 4 1												
Nate Colbert, R (1, 3) OBP: 0.351, SLG: 0.472	0-0 WP HBP 1B		0-3 K		0-0 6-3		4-0 BB			3 1 1 0 1 1 0												
Cito Gaston, R (1, 7) OBP: 0.265, SLG: 0.383	1-0 1B WP HBP		0-0 4-3		0-0 F8		0-0 F4			3 1 0 1 0 0 2												
Jerry Morales, R (1, 9) OBP: 0.286, SLG: 0.167	0-0 WP 1B		0-0 6-3		4-0 S BB		0-3 K			3 1 1 1 1 1 0												
Garry Jesteadt, R (1, 5) OBP: 0.336, SLG: 0.362	0-0 G5-4-3 1B		0-0 1B 1B		0-0 F7		0-3 K			4 0 2 2 0 1 1												
Mike Ivie, R (1, 2) OBP: 0.600, SLG: 0.538	0-0 G5-4-3		0-0 1B 1B		1-0 HBP		0-0 1B			3 0 2 0 0 0 1												
Ed Acosta, S (1, 1)		0-3 K		0-0 F1		0-3 K		0-0 F8		4 0 0 0 0 2 5												
Inning Stats	R: 5 E: 0 K: 0 S: 7	H: 5 LOB: 0 BB: 0 P: 8	R: 0 E: 0 K: 2 S: 7	H: 0 LOB: 0 BB: 0 P: 7	R: 0 E: 0 K: 2 S: 7	H: 0 LOB: 0 BB: 0 P: 7	R: 0 E: 0 K: 0 S: 5	H: 2 LOB: 2 BB: 0 P: 5	R: 0 E: 0 K: 1 S: 5	H: 0 LOB: 0 BB: 0 P: 5	R: 0 E: 0 K: 1 S: 5	H: 0 LOB: 2 BB: 1 P: 10	R: 0 E: 0 K: 2 S: 7	H: 0 LOB: 2 BB: 1 P: 12	R: 0 E: 0 K: 2 S: 8	H: 1 LOB: 1 BB: 0 P: 8	R: 0 E: 0 K: 1 S: 5	H: 0 LOB: 0 BB: 0 P: 5	1B: 8 2B: 0 3B: 0 HR: 0	SF: 0 SAC: 0 DP: 1 HBP: 3	WP: 3 PB: 1 SB: 1 CS: 0	PA: 39
PITCHER	IP WLS BF H R ER SO BB IBB HBP BLK WP HR S P ERA WHIP																					
Wade Blasingame, L (1, 1) ERA: 4.6	0.1 L 6 4 5 5 0 0 0 0 1 0 1 0 5 6 135.00 12.000																					
Scipio Spinks, R (1, 1) ERA: 2.16	5.2 21 3 0 0 6 1 0 1 0 1 0 31 36 0.00 0.706																					
Tom Griffin, R (7, 1) ERA: 4.79	2.0 9 1 0 0 4 1 0 1 0 1 0 15 20 0.00 1.000																					
Skip Guinn, L (9, 1) ERA:	1.0 3 0 0 0 1 0 0 0 0 0 0 5 5 0.00 0.000																					

San Diego Padres @ Houston Astros
Astrodome, Houston, TX
Tue Sep 14 1971, 8:05 PM EDT
Att. 5,986 - Dome

livebaseballscorecards.com

AB	34
R	5
H	8
RBI	4
BB	2
SO	11
LOB	14



Batter	1	2	3	4	5	6	7	8	9	AB R H RBI BB SO LOB
Roger Metzger, S OBP: 0.302, SLG: 0.314 (1, 6)	0-0 4-3		0-0 F8			0-0 F8		0-0 2B		4 0 1 0 0 0 1
Joe Morgan, L OBP: 0.350, SLG: 0.409 (1, 4)	0-0 G4-6-3 1B		0-0 FC6 1-2f			0-0 E4 WP		0-3 K		4 1 1 0 0 1 2
Cesar Cedeno, R OBP: 0.294, SLG: 0.404 (1, 8)	0-0 G4-6-3 1-2f			0-0 G6-3 1B		0-0 E6 1-H		4-0 S BB		3 0 1 0 1 0 1
Bob Watson, R OBP: 0.356, SLG: 0.404 (1, 7)		4-0 BLK BB		0-0 G6-3 1-2f		0-0 4-3		0-3 K 1-2		3 0 0 0 1 1 2
John Mayberry, L OBP: 0.276, SLG: 0.380 (1, 3)		0-0 F5 1-2		0-0 5-3		0-0 F7		0-0 F8		4 0 0 0 0 0 2
Cesar Geronimo, L OBP: 0.292, SLG: 0.382 (1, 9)		0-3 K			0-0 F7		0-0 4-3		0-0 4-3	4 0 0 0 0 1 2
Denis Menke, R OBP: 0.337, SLG: 0.336 (1, 5)		0-0 F9			0-0 5-3		0-0 E5 F8 SF9 1B			3 1 1 0 0 0 1
Johnny Edwards, L OBP: 0.288, SLG: 0.306 (1, 2)			0-0 FC6 1B		0-0 F7		0-0 F8		0-0 F8	3 0 1 0 0 0 1
Wade Blasingame, L OBP: 0.289, SLG: 0.327 Scipio Spinks, R OBP: 0.200, SLG: 0.200 Derrel Thomas, S OBP: 0.275, SLG: 0.317 Tom Griffin, R OBP: 0.222, SLG: 0.125 Rich Chiles, L OBP: 0.275, SLG: 0.317 Skip Guinn, R (1, 1)			0-0 F2			0-3 K		0-0 SF9 3-H		0 0 0 0 0 0 0 1 0 0 0 0 0 1 1 0 0 0 0 1 0 0 0 0 0 0 0 0 0 0 0 1 0 0 0 0 0 0 0 0 0 0

Inning Stats	R: 0	H: 1	E: 0	LOB: 0	K: 0	S: 3	P: 3	R: 0	H: 0	E: 0	LOB: 1	K: 1	S: 5	P: 9	R: 0	H: 1	E: 0	LOB: 1	K: 0	S: 4	P: 4	R: 0	H: 1	E: 0	LOB: 0	K: 0	S: 3	P: 3	R: 0	H: 0	E: 0	LOB: 0	K: 0	S: 3	P: 3	R: 1	H: 0	E: 2	LOB: 1	K: 1	S: 6	P: 6	R: 0	H: 0	E: 0	LOB: 0	K: 0	S: 3	P: 3	R: 1	H: 2	E: 1	LOB: 1	K: 1	S: 7	P: 7	R: 0	H: 0	E: 0	LOB: 1	K: 1	S: 5	P: 9	1B: 4	SF: 1	2B: 1	SAC: 0	3B: 0	DP: 2	HR: 0	HBP: 0	WP: 1	PA: 33
PITCHER Ed Acosta, R ERA: 1.72 (1, 1)	IP	WLS	BF	H	R	ER	SO	BB	IBB	HBP	BLK	WP	HR	S	P	ERA	WHIP																			IP	WLS	BF	H	R	ER	SO	BB	IBB	HBP	BLK	WP	HR	S	P	ERA	WHIP																					

BOTTOM

San Diego Padres @ Houston Astros
Astrodome, Houston, TX
Tue Sep 14 1971, 8:05 PM EDT
Att. 5,986 - Dome

livebaseballscorecards.com

AB	30
R	2
H	5
RBI	1
BB	2
SO	4
LOB	13



Batter	1	2	3	4	5	6	7	8	9	AB R H RBI BB SO LOB	TOP
Enzo Hernandez, R (1, 6) OBP: 0.299, SLG: 0.256	0-0 S 1B	0-3 K			0-0 SH3 1-2		0-0 SH5-4 1B		0-0 1B	4 0 3 0 0 1 2	San Diego Padres @ Los Angeles Dodgers Dodger Stadium, Los Angeles, CA Wed Sep 15 1971, 7:05 PM PDT Att: 19,004 - Unknown livebaseballscorecards.com
Don Mason, L (1, 4) OBP: 0.265, SLG: 0.270	0-0 F7 1-2		0-0 F6		0-0 F8		0-0 SH5-4 1-2		0-0 F9	4 0 0 0 0 0 3	
Johnny Jeter, R (1, 8) OBP: 0.273, SLG: 0.318	0-3 K		0-0 S 1B		0-0 5-3		0-3 K			4 0 1 0 0 2 3	
Nate Colbert, R (1, 3) OBP: 0.348, SLG: 0.468	0-0 6-3		0-0 F4 1-2		0-0 F9		0-0 F4			4 0 0 0 0 0 3	
Leron Lee, L (1, 7) OBP: 0.325, SLG: 0.418 Jerry Morales, R (9, 7) OBP: 0.286, SLG: 0.167		0-0 SH 1B 1B	0-0 F6		0-3 K		0-3 K			4 1 1 0 0 2 1 0 0 0 0 0 0 0	
Larry Stahl, L (1, 9) OBP: 0.316, SLG: 0.401		0-0 SH 1-2 FC5-2-6-1 1B		0-3 K		0-0 HR		0-3 K		4 1 2 1 0 2 0	
Garry Jesteadt, R (1, 5) OBP: 0.336, SLG: 0.362		0-0 SH FC5-2-6-1 1-3 2-H		0-3 K		0-0 1B 1B		0-3 K		3 0 1 0 0 2 0	
Bob Barton, R (1, 2) OBP: 0.308, SLG: 0.340		0-0 FC5-2-5-1 FC4-6 2-3 3-H		0-0 5-3		0-0 FC6-4 1-2 1B			0-0 5-3	4 0 1 0 0 0 2	
Dave Roberts, L (1, 1) OBP: 0.192, SLG: 0.218		0-0 FC4-6 1-2f		0-0 SH3 1B		0-0 FC6-4 1-2f			0-3 K	4 0 1 0 0 1 4	
Inning Stats	R: 0 E: 0 K: 1 S: 6 H: 1 LOB: 1 BB: 0 P: 6	R: 1 E: 1 K: 1 S: 8 H: 2 LOB: 2 BB: 0 P: 8	R: 0 E: 0 K: 0 S: 4 H: 1 LOB: 1 BB: 0 P: 4	R: 0 E: 0 K: 2 S: 7 H: 0 LOB: 0 BB: 0 P: 7	R: 0 E: 0 K: 0 S: 4 H: 1 LOB: 1 BB: 0 P: 4	R: 1 E: 0 K: 1 S: 8 H: 3 LOB: 2 BB: 0 P: 8	R: 0 E: 0 K: 1 S: 6 H: 1 LOB: 1 BB: 0 P: 6	R: 0 E: 0 K: 3 S: 9 H: 0 LOB: 0 BB: 0 P: 9	R: 0 E: 0 K: 1 S: 6 H: 1 LOB: 1 BB: 0 P: 6	1B: 9 2B: 0 3B: 0 HR: 1 SF: 0 SAC: 3 DP: 0 HBP: 0	
PITCHER Don Sutton, R (1, 1) ERA: 2.61	IP 9.0 WLS L BF 38 H 10 R 2 ER 1 SO 10 BB 0 IBB 0 HBP 0 BLK 0 WP 0 HR 1 S 58 P 58 ERA 1.00 WHIP 1.111										

Batter	1	2	3	4	5	6	7	8	9	AB	R	H	RBI	BB	SO	LOB
Maury Wills, S (1, 6) OBP: 0.323, SLG: 0.329	0-0 6-3	0-0 FC6-4		0-0 FC6-4			0-0 5-3		0-0 L6	5	0	0	0	0	0	3
Bobby Valentine, R (1, 4) OBP: 0.293, SLG: 0.328	0-0 6-3		0-0 L7	0-0 F8			0-0 E6			4	0	0	0	0	0	1
Willie Davis, L (1, 8) OBP: 0.332, SLG: 0.426	0-0 E8		0-0 F8				0-0 G4-6-3			4	0	1	0	0	0	1
Dick Allen, R (1, 3) OBP: 0.398, SLG: 0.469	0-0 5-3		0-0 BB 1B					0-0 5-3		3	0	1	0	1	0	1
Manny Mota, R (1, 7) OBP: 0.369, SLG: 0.400		0-0 1B FC1-5	0-0 BB 1B			0-0 F4		0-0 FC6-4		4	0	3	0	0	0	1
Wes Parker, S (1, 9) OBP: 0.355, SLG: 0.365		0-0 F8 FC1-5	4-0 FC4-6			0-0 FC6-4		0-0 FC6-4		3	1	1	0	1	0	2
Steve Garvey, R (1, 5) OBP: 0.289, SLG: 0.389		0-0 FC1-5	0-0 FC4-6				0-0 6-3		0-0 FC6-4	4	0	0	0	0	0	6
Duke Sims, L (1, 2) OBP: 0.342, SLG: 0.344		0-0 F8		0-0 F7			0-0 4-3		0-3 K	3	0	0	0	0	0	2
Bill Sudakis, S (9, PH) OBP: 0.304, SLG: 0.342		2-3 F8							0-3 K	1	0	0	0	0	1	0
Don Sutton, R (1, 1) OBP: 0.244, SLG: 0.241		0-0 FC6-4		0-0 FC6-4			0-0 F8			3	0	2	1	0	0	0
Jim Lefebvre, S (9, PH) OBP: 0.307, SLG: 0.385		1-2 FC6-4								1	0	0	0	0	1	0

Inning Stats	R: 0	H: 1	E: 1	K: 0	S: 4	R: 1	H: 3	E: 0	K: 0	S: 6	R: 0	H: 2	E: 0	K: 0	S: 5	R: 0	H: 1	E: 0	K: 0	S: 4	R: 0	H: 0	E: 0	K: 0	S: 3	R: 0	H: 0	E: 0	K: 0	S: 3	R: 0	H: 1	E: 0	K: 0	S: 4	R: 0	H: 0	E: 0	K: 2	S: 7	R: 0	H: 0	E: 0	K: 2	S: 7	1B: 8	2B: 0	3B: 0	HR: 0	SF: 0	SAC: 0	DP: 1	HBP: 0	WP: 0	PB: 0	SB: 1	CS: 0	PA: 37
--------------	------	------	------	------	------	------	------	------	------	------	------	------	------	------	------	------	------	------	------	------	------	------	------	------	------	------	------	------	------	------	------	------	------	------	------	------	------	------	------	------	------	------	------	------	------	-------	-------	-------	-------	-------	--------	-------	--------	-------	-------	-------	-------	--------

PITCHER	IP	WLS	BF	H	R	ER	SO	BB	IBB	HBP	BLK	WP	HR	S	P	ERA	WHIP
Dave Roberts, L (1, 1) ERA: 1.91	9.0	W	37	8	1	1	2	2	0	0	0	0	0	39	47	1.00	1.111

BOTTOM

San Diego Padres @ Los Angeles Dodgers
Dodger Stadium, Los Angeles, CA
 Wed Sep 15 1971, 7:05 PM PDT
 Att. 19,004 - Unknown

AB	35
R	1
H	8
RBI	1
BB	2
SO	2
LOB	17



PITCHER	IP	WLS	BF	H	R	ER	SO	BB	IBB	HBP	BLK	WP	HR	S	P	ERA	WHIP
---------	----	-----	----	---	---	----	----	----	-----	-----	-----	----	----	---	---	-----	------

Batter	1	2	3	4	5	6	7	8	9	AB R H RBI BB SO LOB
Maury Wills, S OBP: 0.321, SLG: 0.327 (1, 6)	0-3 K		0-3 K		0-0 SH1-4		0-0 4-3		0-0 F9	4 0 0 0 0 2 1
Bobby Valentine, R OBP: 0.293, SLG: 0.324 (1, 4)	1-0 FC5 BB HBP		0-3 K		0-0 4-3		0-0 5-3			3 0 0 0 0 1 1
Willie Davis, L OBP: 0.333, SLG: 0.425 (1, 8)	4-0 1-2 BB		0-0 F7		0-0 1B			0-0 F6		3 0 1 1 1 0 0
Dick Allen, R OBP: 0.395, SLG: 0.465 (1, 3)	0-0 F5			0-0 6-3	0-0 L8			0-0 5-3		4 0 0 0 0 0 3
Manny Mota, R OBP: 0.371, SLG: 0.406 (1, 7)	0-0 FC5 2-3f			0-0 1B		0-0 F9		0-0 2B		4 0 2 0 0 0 2
Wes Parker, S OBP: 0.354, SLG: 0.364 (1, 9)		0-0 F8		0-0 F8		0-0 1B		0-0 L8		4 0 1 0 0 0 2
Steve Garvey, R OBP: 0.289, SLG: 0.384 (1, 5)		0-3 K		4-0 1-2 BB		0-0 F8			0-0 6-3	3 0 0 0 1 1 1
Duke Sims, L OBP: 0.342, SLG: 0.344 (1, 2)			0-0 1B		0-0 L9		0-0 G3			3 0 1 0 0 0 3
Doyle Alexander, R OBP: 0.343, SLG: 0.281 (1, 1)		0-0 F8			0-0 1B				0-3 K	2 1 1 0 0 0 1
Jose Pena, R OBP: 0.667, SLG: 0.667 (7, 1)										0 0 0 0 0 0 0
Joe Ferguson, R OBP: 0.301, SLG: 0.300 (7, 2)										1 0 0 0 0 1 0
Billy Grabarkewitz, R OBP: 0.386, SLG: 0.290 (9, PH)					4-3 1B					1 0 1 0 0 0 0
Bill Sudakis, S OBP: 0.301, SLG: 0.338 (9, PH)										1 0 0 0 0 1 1

Inning Stats	R: 0	H: 0	E: 0	K: 1	S: 5	R: 0	H: 1	E: 0	K: 1	S: 6	R: 0	H: 0	E: 0	K: 2	S: 7	R: 0	H: 1	E: 0	K: 0	S: 4	R: 1	H: 2	E: 0	K: 0	S: 5	R: 0	H: 1	E: 0	K: 0	S: 4	R: 0	H: 0	E: 0	K: 1	S: 5	R: 0	H: 1	E: 0	K: 0	S: 4	R: 0	H: 1	E: 0	K: 1	S: 6	1B: 6	SF: 0	2B: 1	3B: 0	HR: 0	SAC: 1	DP: 0	HBP: 1	WP: 0	PB: 0	SB: 0	CS: 0	PA: 37
PITCHER Fred Norman, L ERA: 3.57 (1, 1)	IP	WLS	BF	H	R	ER	SO	BB	IBB	HBP	BLK	WP	HR	S	P	ERA	WHIP																			IP	WLS	BF	H	R	ER	SO	BB	IBB	HBP	BLK	WP	HR	S	P	ERA	WHIP						


BOTTOM

San Diego Padres @ Los Angeles Dodgers
Dodger Stadium, Los Angeles, CA

Thu Sep 16 1971, 7:05 PM PDT
Att. 19,755 - Unknown

livebaseballscorecards.com

AB	33
R	1
H	7
RBI	1
BB	2
SO	6
LOB	15



Batter	1	2	3	4	5	6	7	8	9	AB R H RBI BB SO LOB	TOP											
Enzo Hernandez, R (1, 6) OBP: 0.296, SLG: 0.252 Rod Gaspar, S (9, PH)	0-0 F8		4-0 SH E 1B BB	0-0 E8			0-0 4-3		0-0 F8	3 1 0 0 1 0 0 1 0 0 0 0 0 0												
Don Mason, L (1, 4) OBP: 0.261, SLG: 0.265	0-0 F9		0-0 SH E 1B	0-3 K			0-0 6-3		0-0 F7	5 1 1 0 0 1 1												
Johnny Jeter, R (1, 8) OBP: 0.367, SLG: 0.500	0-0 2B 1B		0-0 SH E G4-6-3				0-0 F7 1B		0-3 K	4 2 3 0 0 1 0												
Nate Colbert, R (1, 3) OBP: 0.347, SLG: 0.472	0-0 1-H 2B		0-0 E6 G4-6-3				0-0 F7 1-2		0-0 F3	4 0 1 2 0 0 3												
Leron Lee, L (1, 7) OBP: 0.320, SLG: 0.409			0-0 F7 G4-6-3				0-3 K		0-0 4-3	4 0 0 0 0 1 1												
Larry Stahl, L (1, 9) OBP: 0.321, SLG: 0.418			0-0 E 1B				0-0 G3		0-3 K	4 1 2 0 0 1 0												
Garry Jestead, R (1, 5) OBP: 0.338, SLG: 0.362			0-3 K				0-0 WP 1B		0-0 1B 1B	4 0 2 0 0 1 2												
Fred Kendall, R (1, 2) OBP: 0.225, SLG: 0.212 Ollie Brown, R (8, PH) OBP: 0.344, SLG: 0.363 Bob Barton, R (8, 2) OBP: 0.310, SLG: 0.340			0-0 E4				0-0 K		0-0 1-3	3 0 0 0 0 1 1 1 0 1 0 0 0 0 0 0 0 0 0 0 0												
Steve Arlin, R (1, 1) OBP: 0.158, SLG: 0.153 Mike Corkins, R (6, 1) Cito Gaston, R (8, PH) OBP: 0.265, SLG: 0.382 Al Severinsen, R (8, 1)			0-0 F4				0-0 6-3		0-0 F9	3 0 0 0 0 1 2 0 0 0 0 0 0 0 1 0 0 0 0 0 2 0 0 0 0 0 0 0												
Inning Stats	R: 1 E: 0 K: 0 S: 4	H: 2 LOB: 1 BB: 0 P: 4	R: 1 E: 2 K: 1 S: 7	H: 1 LOB: 1 BB: 0 P: 7	R: 3 E: 2 K: 0 S: 6	H: 2 LOB: 1 BB: 1 P: 10	R: 0 E: 1 K: 2 S: 8	H: 0 LOB: 1 BB: 0 P: 8	R: 0 E: 0 K: 1 S: 5	H: 1 LOB: 0 BB: 0 P: 5	R: 0 E: 0 K: 1 S: 6	H: 1 LOB: 1 BB: 0 P: 6	R: 0 E: 0 K: 0 S: 4	H: 1 LOB: 1 BB: 0 P: 4	R: 0 E: 0 K: 1 S: 7	H: 2 LOB: 2 BB: 0 P: 7	R: 0 E: 0 K: 1 S: 5	H: 0 LOB: 0 BB: 0 P: 5	1B: 9 2B: 1 3B: 0 HR: 0	SF: 0 SAC: 1 DP: 1 HBP: 0	WP: 1 PB: 0 SB: 0 CS: 0	PA: 39
PITCHER	IP WLS BF H R ER SO BB IBB HBP BLK WP HR S P ERA WHIP																					
Juan Marichal, R (1, 1) ERA: 3.07	6.0 W 27 7 5 2 5 1 0 0 0 1 0 36 40 3.00 1.333																					
Jerry Johnson, R (7, 1) ERA: 2.92	3.0 S 12 3 0 0 2 0 0 0 0 0 0 16 16 0.00 1.000																					

San Diego Padres @ San Francisco Giants
Candlestick Park, San Francisco, CA
Fri Sep 17 1971, 10:05 PM EDT
Att. 9,331 - Unknown

AB	37
R	5
H	10
RBI	2
BB	1
SO	7
LOB	12



WP: 1	PA: 39
PB: 0	
SB: 0	
CS: 0	

ERA	WHIP

Batter	1	2	3	4	5	6	7	8	9
Willie Mays, R OBP: 0.434, SLG: 0.491 (1, 8)	0-3 K	4-0 BB			0-3 K	4-0 BB		0-0 F3	
Tito Fuentes, S OBP: 0.292, SLG: 0.346 (1, 4)	0-0 F7	0-0 F8			0-0 3-1	0-0 4-3		0-0 F8	
Bobby Bonds, R OBP: 0.358, SLG: 0.512 (1, 9)	0-3 K		0-0 F8		4-0 BB	0-3 K			
Willie McCovey, L OBP: 0.382, SLG: 0.449 (1, 3)		4-0 E 1B BB	0-0 G3		0-3 K		0-0 BB 1B		
Dave Kingman, R OBP: 0.326, SLG: 0.578 (1, 7)		0-0 BB E G6-3 1B	0-3 K		4-0 FC1-5 BB 1B	0-3 K			
Al Gallagher, R OBP: 0.351, SLG: 0.395 (1, 5)		0-0 E4 G6-3 BB 2B		0-3 K	0-0 FC1-5 HR 1B	4-0 G6-3 BB			
Hal Lanier, R OBP: 0.283, SLG: 0.282 (8, 5)		1-2 2-3 G6-3 BB			1-2 HR 1B	1-2 G6-3 BB			
Chris Speier, R OBP: 0.308, SLG: 0.321 (1, 6)		4-0 G6-3 BB		4-0 BB	0-0 FC1-5 HR	0-0 G6-3			
Russ Gibson, R OBP: 0.220, SLG: 0.298 (1, 2)		0-0 G6-3		0-0 F8	0-0 HR		4-0 WP SH5-4 BB		
Dick Dietz, R OBP: 0.387, SLG: 0.420 (6, PH)		1-2 2-3 3-H G6-3			1-H 2-H HR				
Juan Marichal, R OBP: 0.147, SLG: 0.245 (1, 1)		0-0 2B		0-0 F8	4-0 S BB 4-3 BB		0-0 SH5-4		
Ken Henderson, S OBP: 0.368, SLG: 0.435 (6, PH)									
Jerry Johnson, R OBP: 0.091, SLG: 0.100 (7, 1)									

Inning Stats	R: 0	H: 0	E: 0	K: 2	S: 7	R: 3	H: 2	E: 1	K: 0	S: 5	R: 0	H: 0	E: 0	K: 1	S: 5	R: 0	H: 0	E: 0	K: 2	S: 7	R: 4	H: 2	E: 0	K: 1	S: 7	R: 0	H: 1	E: 0	K: 1	S: 5	R: 0	H: 0	E: 0	K: 0	S: 3	
	0	0	0	2	7	2	2	1	0	5	0	0	0	1	5	0	0	0	2	7	0	2	0	0	0	0	0	0	0	0	0	0	0	0	0	0


PITCHER	IP	WLS	BF	H	R	ER	SO	BB	IBB	HBP	BLK	WP	HR	S	P	ERA	WHIP
Steve Arlin, R ERA: 3.45 (1, 1)	5.1	L	27	4	7	4	6	7	0	0	0	0	1	32	60	6.75	2.062
Mike Corkins, R ERA: 4.5 (6, 1)	1.2		7	1	0	0	2	2	0	0	0	0	0	9	17	0.00	1.800
Al Severinsen, R ERA: 3.43 (8, 1)	1.0		4	0	0	0	0	1	0	0	0	1	0	3	7	0.00	1.000

BOTTOM

AB	R	H	RBI	BB	SO	LOB
3	0	0	0	2	2	1
5	0	0	1	0	0	4
3	0	0	0	1	2	1
3	1	1	0	1	1	1
3	1	1	0	1	2	1
3	2	1	0	1	1	2
0	0	0	0	0	0	0
2	1	0	1	2	0	4
2	0	0	0	0	0	3
1	1	1	3	1	0	0
2	0	1	1	0	0	1
0	1	0	0	1	0	0
0	0	0	0	0	0	0

San Diego Padres @ San Francisco Giants
Candlestick Park, San Francisco, CA

AB 27
R 7
H 5
RBI 6
BB 10
SO 8
LOB 18



WP: 1 PA: 38
PB: 0
SB: 2
CS: 0

Fri Sep 17 1971, 10:05 PM EDT
Att. 9,331 - Unknown

livebaseballscorecards.com

Batter	1	2	3	4	5	6	7	8	9	AB R H RBI BB SO LOB	TOP																						
Enzo Hernandez, R (1, 6) OBP: 0.297, SLG: 0.253	0-1 F3		0-0 SH1-4			0-1 F3		0-0 E 1B		3 1 1 1 0 0 0	San Diego Padres @ San Francisco Giants Candlestick Park, San Francisco, CA Sat Sep 18 1971, 6:33 AM EDT Att: 10,093 - Unknown livebaseballscorecards.com																						
Don Mason, L (1, 4) OBP: 0.258, SLG: 0.261	3-3 K		3-H 0-3 K			0-1 3-1		1-3 K 1-2		4 0 0 0 0 3 1																							
Johnny Jeter, R (1, 8) OBP: 0.353, SLG: 0.471	2-2 E5			1-2 G6-4-3 1B		2-3 K		0-1 E5 2-H		4 0 1 0 0 1 0																							
Nate Colbert, R (1, 3) OBP: 0.346, SLG: 0.470	1-0 5-3			0-1 G6-4-3 1-2f			4-2 S BB	1-3 K		3 0 0 0 1 1 3																							
Leron Lee, L (1, 7) OBP: 0.317, SLG: 0.405		0-1 L4		1-1 6-3			1-3 K 1-2		3-2 5-3	3 0 0 0 0 1 1 1 0 0 0 0 0 0																							
Jerry Morales, R (7, 7)																																	
Larry Stahl, L (1, 9) OBP: 0.324, SLG: 0.417		2-2 F1			1-0 G4-6-3 1B		4-0 IBB		1-0 F7	3 0 1 0 1 0 0																							
Garry Jesteadt, R (1, 5) OBP: 0.329, SLG: 0.353		2-2 F8			1-2 G4-6-3 1-2f		1-3 K		3-1 2-3	4 0 0 0 0 1 3																							
Bob Barton, R (1, 2) OBP: 0.313, SLG: 0.349			1-1 SH1-4 3B		3-2 1B		1-0 5-3			3 1 2 0 0 0 2																							
Clay Kirby, R (1, 1) OBP: 0.169, SLG: 0.104			1-3 K		2-2 G3			1-3 K		3 0 0 0 0 2 2																							
Inning Stats	R: 0 E: 1 K: 1 S: 9	H: 0 LOB: 1 BB: 0 P: 15	R: 0 E: 0 K: 0 S: 8	H: 0 LOB: 0 BB: 0 P: 12	R: 1 E: 0 K: 2 S: 10	H: 1 LOB: 0 BB: 0 P: 12	R: 0 E: 0 K: 0 S: 8	H: 1 LOB: 0 BB: 0 P: 10	R: 0 E: 0 K: 0 S: 10	H: 2 LOB: 1 BB: 0 P: 17	R: 0 E: 0 K: 1 S: 7	H: 0 LOB: 0 BB: 0 P: 9	R: 0 E: 0 K: 2 S: 12	H: 0 LOB: 2 BB: 2 P: 23	R: 1 E: 1 K: 3 S: 13	H: 1 LOB: 1 BB: 0 P: 16	R: 0 E: 0 K: 0 S: 6	H: 0 LOB: 0 BB: 0 P: 13	1B: 4 2B: 0 3B: 1 HR: 0	SF: 0 SAC: 1 DP: 2 HBP: 0	WP: 0 PB: 0 SB: 2 CS: 0	PA: 34											
PITCHER Gaylord Perry, R (1, 1) ERA: 2.92	IP 9.0	WLS L	BF 34	H 5	R 2	ER 1	SO 9	BB 1	IBB 1	HBP 0	BLK 0	WP 0	HR 0	S 83	P 127	ERA 1.00	WHIP 0.667																
											PITCHER	IP	WLS	BF	H	R	ER	SO	BB	IBB	HBP	BLK	WP	HR	S	P	ERA	WHIP					

AB	31
R	2
H	5
RBI	1
BB	2
SO	9
LOB	12



Batter	1	2	3	4	5	6	7	8	9	AB R H RBI BB SO LOB
Ken Henderson, S OBP: 0.366, SLG: 0.431 (1, 8) C S B S	1-3 K ①			0-1 F7 ①			0-0 1-3 ①		2-3 K ②	4 0 0 0 0 2 0
Tito Fuentes, S OBP: 0.290, SLG: 0.343 (1, 4) C F X	0-2 F9 ②			0-1 F8 ②			1-1 F9 ②		0-0 F7 ③	4 0 0 0 0 0 0
Bobby Bonds, R OBP: 0.357, SLG: 0.509 (1, 9) B X	1-0 5-3 ③			2-0 F7 ③			2-3 K ③			3 0 0 0 0 1 0
Willie McCovey, L OBP: 0.381, SLG: 0.458 (1, 3) S B T X		1-2 4-3 ①			1-3 K ①			1-2 HR ①		3 1 1 1 0 1 0
Dave Kingman, R OBP: 0.316, SLG: 0.558 (1, 7) X		0-0 F5 ②			1-3 K ②			0-3 K ①		3 0 0 0 0 2 0
Dick Dietz, R OBP: 0.387, SLG: 0.418 (1, 2) C B B C X		1-2 5-3 ③			0-0 F8 ③			4-1 FC4-6 BB ①		2 0 0 0 1 0 0 0 0 0 0 0 0 0 0 0 0 0 0 0 0
Al Gallagher, R OBP: 0.350, SLG: 0.393 (1, 5) F C X			0-2 4-3 ①			1-3 K ①		1-3 K ②		2 0 0 0 0 1 0 1 0 0 0 0 1 1 0 0 0 0 0 0 0
Willie Mays, R OBP: 0.433, SLG: 0.490 (8, PH) F B S X			2-2 F8 ②			2-2 5-3 ②		1-2 FC4-6 ③		3 0 0 0 0 0 1
Hal Lanier, R OBP: 0.283, SLG: 0.282 (9, 5) B F F S								1-2 1-2f ③		
Chris Speier, R OBP: 0.307, SLG: 0.319 (1, 6) S S S			2-3 K ③			0-3 K ③			1-2 F3 ①	2 0 0 0 0 2 0 1 0 0 0 0 0 0
Gaylord Perry, R OBP: 0.129, SLG: 0.144 (1, 1) C B F S										

Inning Stats	R: 0	H: 0	E: 0	LOB: 0	K: 1	BB: 0	S: 7	P: 9	R: 0	H: 0	E: 0	LOB: 0	K: 0	BB: 0	S: 5	P: 7	R: 0	H: 0	E: 0	LOB: 0	K: 2	BB: 0	S: 7	P: 9	R: 0	H: 0	E: 0	LOB: 0	K: 1	BB: 0	S: 6	P: 9	R: 1	H: 1	E: 0	LOB: 1	K: 2	BB: 1	S: 14	P: 21	R: 0	H: 0	E: 0	LOB: 0	K: 1	BB: 0	S: 7	P: 10	1B: 0	SF: 0	2B: 0	SAC: 0	3B: 0	DP: 0	HR: 1	HBP: 0	WP: 0	PA: 29
PITCHER Clay Kirby, R ERA: 3.05 (1, 1)	IP	WLS	BF	H	R	ER	SO	BB	IBB	HBP	BLK	WP	HR	S	P	ERA	WHIP	IP	WLS	BF	H	R	ER	SO	BB	IBB	HBP	BLK	WP	HR	S	P	ERA	WHIP	IP	WLS	BF	H	R	ER	SO	BB	IBB	HBP	BLK	WP	HR	S	P	ERA	WHIP							

BOTTOM

San Diego Padres @ San Francisco Giants
Candlestick Park, San Francisco, CA

Sat Sep 18 1971, 6:33 AM EDT
Att. 10,093 - Unknown

livebaseballscorecards.com

AB	28
R	1
H	1
RBI	1
BB	1
SO	10
LOB	2



Batter	1	2	3	4	5	6	7	8	9
Willie Mays, R OBP: 0.430, SLG: 0.485 (1, 8)	0-0 5-3		0-0 E8 SH3-4 SF8		0-0 5-3		0-3 K		
Tito Fuentes, S OBP: 0.290, SLG: 0.343 (1, 4)	0-0 4-3		0-0 SH3-4		0-0 1B			0-0 E5 G6-4-3	
Willie McCovey, L OBP: 0.380, SLG: 0.455 (1, 3)	0-0 5-3		0-0 SF8		4-0 IBB			0-3 K	
Bobby Bonds, R OBP: 0.356, SLG: 0.509 (1, 9)		0-0 1B 2B	0-0 G3		0-0 F5			0-0 G6-4-3 1-2f	
Dave Kingman, R OBP: 0.327, SLG: 0.562 (1, 7)		0-0 1B 1B		0-0 1B		0-0 5-3			
Dick Dietz, R OBP: 0.385, SLG: 0.415 (1, 2)		0-0 F3		0-0 F9		0-0 F7			
Chris Speier, R OBP: 0.305, SLG: 0.318 (1, 6)		0-3 K		0-0 G6-4-3 1-2f		0-0 F7			
Hal Lanier, R OBP: 0.284, SLG: 0.283 (1, 5)		0-0 1B		0-0 F8		0-0 F6			
Don Carrithers, R OBP: 0.200, SLG: 0.333 (1, 1)		0-0 4-3			0-0 1B 2B		0-0 1-3		
Steve Hamilton, L (7, 1)									
Chris Arnold, R (7, PH)									
Jerry Johnson, R (8, 1)									

Inning Stats	R: 0	H: 0	E: 0	K: 0	S: 3	R: 2	H: 3	E: 0	K: 1	S: 8	R: 1	H: 0	E: 1	K: 0	S: 4	R: 0	H: 1	E: 0	K: 0	S: 3	R: 1	H: 2	E: 0	K: 0	S: 5	R: 0	H: 0	E: 0	K: 0	S: 3	R: 0	H: 0	E: 1	K: 1	S: 5	R: 0	H: 0	E: 1	K: 1	S: 5
	LOB: 0	BB: 0	LOB: 1	BB: 0	P: 3	LOB: 0	BB: 0	LOB: 0	BB: 0	P: 4	LOB: 0	BB: 0	LOB: 2	BB: 1	P: 9	LOB: 0	BB: 0	LOB: 0	BB: 0	P: 3	LOB: 0	BB: 0	LOB: 2	BB: 1	P: 9	LOB: 0	BB: 0	LOB: 0	BB: 0	P: 5	LOB: 0	BB: 0	LOB: 0	BB: 0	P: 5	LOB: 0	BB: 0	LOB: 0	BB: 0	P: 5

PITCHER	IP	WLS	BF	H	R	ER	SO	BB	IBB	HBP	BLK	WP	HR	S	P	ERA	WHIP
Dave Roberts, L (1, 1)	8.0	L	31	6	4	3	3	0	1	0	0	0	0	36	40	3.38	0.750

BOTTOM

San Diego Padres @ San Francisco Giants
Candlestick Park, San Francisco, CA

Sun Sep 19 1971, 6:33 AM EDT
Att. 31,135 - Unknown

AB	R	H	RBI	BB	SO	LOB
4	1	0	0	0	1	1
3	0	1	1	0	0	0
2	0	0	1	1	1	1
4	1	1	0	0	0	3
3	1	2	0	0	0	0
3	0	0	0	0	0	3
3	0	0	0	0	1	3
3	0	1	2	0	0	0
2	1	1	0	0	0	1
0	0	0	0	0	0	0
1	0	0	0	0	0	0
0	0	0	0	0	0	0

AB	28
R	4
H	6
RBI	4
BB	1
SO	3
LOB	12

livebaseballscorecards.com

GIANTS

WP: 0	PA: 31
PB: 0	
SB: 2	
CS: 0	

Batter	1	2	3	4	5	6	7	8	9	AB R H RBI BB SO LOB	TOP
Enzo Hernandez, R (1, 6) OBP: 0.297, SLG: 0.253	0-0 6-3		0-0 F9	0-0 6-3			0-0 6-3			4 0 0 0 0 0 1	San Diego Padres @ Atlanta Braves Atlanta Stadium, Atlanta, GA Tue Sep 21 1971, 7:05 PM EDT Att. 3,504 - Unknown
Don Mason, L (1, 4) OBP: 0.263, SLG: 0.264	0-0 1B		0-0 E 1B			0-0 4-3	4-0 BB			3 1 2 0 1 0 0	
Johnny Jeter, R (1, 8) OBP: 0.366, SLG: 0.462	0-0 F7		4-0 E 1-2 BB			0-0 5-3	0-0 F9			3 0 0 0 1 0 2	
Nate Colbert, R (1, 3) OBP: 0.343, SLG: 0.464	0-0 5-3		0-0 E5 1-3 2-H			4-0 BB	0-0 F8			3 0 0 0 1 0 2	
Larry Stahl, L (1, 9) OBP: 0.323, SLG: 0.410		0-0 4-3	4-0 G6-4-3 IBB			0-0 G3	0-0 G3			3 0 0 0 1 0 1	
Jerry Morales, R (1, 7) OBP: 0.211, SLG: 0.118		0-0 F8	0-0 G6-4-3 1-2f			0-0 P5	0-0 5-3			4 0 0 0 0 0 3	
Garry Jesteadt, R (1, 5) OBP: 0.326, SLG: 0.354		0-0 1B 2B		0-0 F7		0-0 6-3		0-0 G6-4-3 1B		4 1 2 0 0 0 0	
Mike Ivie, R (1, 2) OBP: 0.526, SLG: 0.471		0-0 2-H 1B		0-0 6-3		0-0 6-3		0-0 G6-4-3 1-2f		4 0 1 1 0 0 1	
Jay Franklin, R (1, 1) Mike Caldwell, R (3, 1) Rod Gaspar, S (7, PH) Mike Corkins, R (7, 1) Ollie Brown, R (9, PH) OBP: 0.345, SLG: 0.363		0-0 6-3		0-0 2B			0-0 F9		0-0 6-3	1 0 0 0 0 0 1 1 0 1 0 0 0 0 1 0 0 0 0 0 0 0 0 0 0 0 0 0 1 0 0 0 0 0 0	
Inning Stats	R: 0 H: 1 E: 0 LOB: 1 K: 0 BB: 0 S: 4 P: 4	R: 1 H: 2 E: 0 LOB: 1 K: 0 BB: 0 S: 5 P: 5	R: 1 H: 1 E: 1 LOB: 2 K: 0 BB: 2 S: 4 P: 12	R: 0 H: 1 E: 0 LOB: 1 K: 0 BB: 0 S: 4 P: 4	R: 0 H: 0 E: 0 LOB: 1 K: 0 BB: 1 S: 3 P: 7	R: 0 H: 0 E: 0 LOB: 0 K: 0 BB: 0 S: 3 P: 3	R: 0 H: 0 E: 0 LOB: 1 K: 0 BB: 1 S: 3 P: 7	R: 0 H: 0 E: 0 LOB: 0 K: 0 BB: 0 S: 3 P: 3	R: 0 H: 1 E: 0 LOB: 0 K: 0 BB: 0 S: 3 P: 3	1B: 4 SF: 0 2B: 2 SAC: 0 3B: 0 DP: 2 HR: 0 HBP: 0	
PITCHER Tom Kelley, R (1, 1) ERA: 2.96	IP WLS BF H R ER SO BB IBB HBP BLK WP HR S P ERA WHIP										

AB	32
R	2
H	6
RBI	1
BB	4
SO	0
LOB	11



livebaseballscorecards.com

Batter	1	2	3	4	5	6	7	8	9	AB	R	H	RBI	BB	SO	LOB
Felix Millan, R OBP: 0.331, SLG: 0.363 (1, 4)	0-0 F3	0-0 F3		0-0 5-3			0-0 F8			4	0	0	0	0	0	1
Ralph Garr, L OBP: 0.369, SLG: 0.434 (1, 7)	0-0 6-3		0-0 HR	0-0 3-1			0-0 1B			4	2	2	1	0	0	0
Hank Aaron, R OBP: 0.414, SLG: 0.676 (1, 3)	0-0 HR		4-0 2B BB		0-0 1-3		0-0 1B			3	1	2	2	1	0	0
Earl Williams, R OBP: 0.325, SLG: 0.499 (1, 2)	0-0 5-3		0-3 K		0-3 K		0-0 G6-4-3			4	0	0	0	0	2	2
Mike Lum, L OBP: 0.350, SLG: 0.403 (1, 9)		4-0 HR BB	0-0 1-3 2B		0-0 G3			0-0 CS 1B		3	1	2	0	1	0	0
Darrell Evans, L OBP: 0.339, SLG: 0.427 (1, 5)		0-0 HR	4-0 IBB			0-0 F9		0-3 K		3	1	1	2	1	1	1
Gil Garrido, R OBP: 0.294, SLG: 0.231 (9, 5)										0	0	0	0	0	0	0
Sonny Jackson, L OBP: 0.307, SLG: 0.330 (1, 8)		4-0 SH1-4 BB	0-0 L6			0-0 L4		4-0 BB		2	0	0	0	2	0	3
Marty Perez, R OBP: 0.276, SLG: 0.310 (1, 6)		0-0 F9	0-0 6-3			0-0 1B		0-0 6-3		4	0	1	0	0	0	5
Tom Kelley, R OBP: 0.047, SLG: 0.047 (1, 1)		0-0 SH1-4		0-3 K		0-0 6-3				2	0	0	0	0	1	1

Inning Stats	R: 1	H: 1	E: 0	K: 0	S: 4	LOB: 0	BB: 0	P: 4	R: 2	H: 1	E: 0	K: 0	S: 4	LOB: 1	BB: 2	P: 12	R: 1	H: 2	E: 0	K: 1	S: 7	LOB: 3	BB: 2	P: 15	R: 0	H: 0	E: 0	K: 1	S: 5	LOB: 0	BB: 0	P: 5	R: 0	H: 0	E: 0	K: 1	S: 5	LOB: 0	BB: 0	P: 5	R: 0	H: 1	E: 0	K: 0	S: 4	LOB: 1	BB: 0	P: 4	R: 1	H: 2	E: 0	K: 0	S: 4	LOB: 0	BB: 0	P: 4	R: 0	H: 1	E: 0	K: 1	S: 5	LOB: 1	BB: 1	P: 9
--------------	------	------	------	------	------	--------	-------	------	------	------	------	------	------	--------	-------	-------	------	------	------	------	------	--------	-------	-------	------	------	------	------	------	--------	-------	------	------	------	------	------	------	--------	-------	------	------	------	------	------	------	--------	-------	------	------	------	------	------	------	--------	-------	------	------	------	------	------	------	--------	-------	------

PITCHER	IP	WLS	BF	H	R	ER	SO	BB	IBB	HBP	BLK	WP	HR	S	P	ERA	WHIP
Jay Franklin, R ERA: 6.35 (1, 1)	2.1	L	14	4	4	4	1	3	0	0	0	0	3	13	25	15.43	3.000
Mike Caldwell, L ERA: (3, 1)	3.2		13	1	0	0	2	0	1	0	0	0	0	16	20	0.00	0.273
Mike Corkins, R ERA: 4.5 (7, 1)	2.0		8	3	1	1	1	1	0	0	0	0	0	9	13	4.50	2.000

BOTTOM

San Diego Padres @ Atlanta Braves
Atlanta Stadium, Atlanta, GA

Tue Sep 21 1971, 7:05 PM EDT
Att. 3,504 - Unknown

AB	29
R	5
H	8
RBI	5
BB	5
SO	4
LOB	13

livebaseballscorecards.com

WP: 0 PA: 35
PB: 0
SB: 1
CS: 1



Batter	1	2	3	4	5	6	7	8	9	AB R H RBI BB SO LOB
Enzo Hernandez, R (1, 6) OBP: 0.295, SLG: 0.250	0-0 L4		0-0 6-3	0-0 F9		0-0 6-3			0-0 P3	5 0 0 0 0 0 1
Don Mason, L (1, 4) OBP: 0.268, SLG: 0.280	0-0 E 2B		4-0 FC4-6 BB		0-0 HR	0-0 6-3			0-0 E6	4 2 2 1 1 0 1
Johnny Jeter, R (1, 8) OBP: 0.348, SLG: 0.432	0-0 E2 1B		0-0 FC4-6 BLK WP 1B		0-0 5-3			0-0 5-3	0-0 5-3	5 1 1 0 0 0 2
Nate Colbert, R (1, 3) OBP: 0.346, SLG: 0.470	4-0 S BB		0-0 1B HR 1B		0-0 HR			0-0 F8		3 2 2 2 1 0 0
Ollie Brown, R (1, 9) OBP: 0.346, SLG: 0.363	0-3 K 1-2		0-0 1B HR 1B		0-0 5-3			4-0 PO BB		3 1 1 0 1 1 2
Cito Gaston, R (1, 7) OBP: 0.266, SLG: 0.389	0-0 4-3		0-0 1B HR		0-0 E3 FC6-4			0-0 PO 1-2	0-0 PO BB	4 1 2 3 0 0 2
Garry Jesteadt, R (1, 5) OBP: 0.318, SLG: 0.345		0-0 P4	0-0 P5		0-0 FC6-4 1-2f			0-3 K		4 0 0 0 0 1 2
Bob Barton, R (1, 2) OBP: 0.314, SLG: 0.347		0-0 L9		0-0 E6 CS		0-0 WP 1B		0-0 G6-4-3 1-2f		4 0 1 0 0 0 1
Ed Acosta, S (1, 1)		0-0 F8		0-0 F2 1-2		0-0 F2 1-2			0-0 4-3	4 0 0 0 0 0 2

Inning Stats	R: 1	H: 2	E: 1	K: 1	S: 7	P: 11	R: 0	H: 0	E: 0	K: 0	S: 3	P: 3	R: 4	H: 3	E: 0	K: 0	S: 6	P: 10	R: 0	H: 0	E: 1	K: 0	S: 3	P: 3	R: 2	H: 2	E: 1	K: 0	S: 6	P: 6	R: 0	H: 1	E: 0	K: 0	S: 4	P: 4	R: 0	H: 0	E: 0	K: 0	S: 2	P: 6	R: 0	H: 1	E: 0	K: 1	S: 5	P: 5	R: 0	H: 0	E: 1	K: 0	S: 4	P: 4	1B: 5	2B: 1	3B: 0	HR: 3	SF: 0	SAC: 0	DP: 1	HBP: 0	WP: 2	PB: 0	SB: 1	CS: 1	PA: 40
--------------	------	------	------	------	------	-------	------	------	------	------	------	------	------	------	------	------	------	-------	------	------	------	------	------	------	------	------	------	------	------	------	------	------	------	------	------	------	------	------	------	------	------	------	------	------	------	------	------	------	------	------	------	------	------	------	-------	-------	-------	-------	-------	--------	-------	--------	-------	-------	-------	-------	--------

PITCHER	IP	WLS	BF	H	R	ER	SO	BB	IBB	HBP	BLK	WP	HR	S	P	ERA	WHIP
Pat Jarvis, R (1, 1) ERA: 4.15	2.2	L	15	5	5	4	1	2	0	0	1	1	1	15	23	13.50	2.625
Gary Neibauer, R (3, 1) ERA: 2.5	2.1		10	2	2	2	0	0	0	0	0	0	2	10	10	7.71	0.857
Tom House, L (6, 1) ERA: 4.63	2.0		7	1	0	0	0	1	0	0	0	1	0	6	10	0.00	1.000
Steve Barber, L (8, 1) ERA: 4.95	2.0		7	1	0	0	1	0	0	0	0	0	0	9	9	0.00	0.500

TOP

San Diego Padres @ Atlanta Braves
Atlanta Stadium, Atlanta, GA

Wed Sep 22 1971, 7:05 PM EDT
Att. 4,474 - Unknown

AB	36
R	7
H	9
RBI	6
BB	3
SO	2
LOB	13

livebaseballscorecards.com

Batter	1	2	3	4	5	6	7	8	9	AB	R	H	RBI	BB	SO	LOB
Felix Millan, R (1, 4) OBP: 0.328, SLG: 0.360	0-0 4-3		0-0 6-3			0-0 P3		0-0 F8		4	0	0	0	0	0	2
Ralph Garr, L (1, 7) OBP: 0.369, SLG: 0.439	0-0 4-3			0-0 FC6-4 1B		0-0 HR		0-0 G3		4	1	2	2	0	0	0
Darrell Evans, L (1, 5) OBP: 0.338, SLG: 0.425	0-0 F8			0-0 F7		0-0 1B			0-0 3-1	4	0	1	0	0	0	1
Earl Williams, R (1, 3) OBP: 0.324, SLG: 0.497		0-0 G1		0-0 F8		0-3 K			0-0 FC4-6 1B 1B	4	1	1	0	0	1	2
Mike Lum, L (1, 9) OBP: 0.349, SLG: 0.402 (8, 8)		0-0 F9		0-0 FC6-4 1-2f		0-3 K			0-0 FC4-6 1B	4	0	1	0	0	1	2
Hal King, L (1, 2) OBP: 0.317, SLG: 0.325		0-0 3-1			0-0 G3		0-0 F7		0-0 FC4-6 1B 1-2f 2-3	4	0	0	0	0	0	2
Sonny Jackson, L (1, 8) OBP: 0.305, SLG: 0.328			0-0 6-3		0-0 F9		0-0 F9		0-0 1B	3	0	0	0	0	0	0
Steve Barber, L (8, 1) OBP: 0.214, SLG: 0.154									0-0 1B	0	0	0	0	0	0	0
Jim Breazeale, L (9, PH) OBP: 0.125, SLG: 0.133									0-0 1B	1	0	1	1	0	0	0
Marty Perez, R (1, 6) OBP: 0.277, SLG: 0.314			0-0 6-3		0-0 6-3		0-0 1-3		0-0 L6	2	0	1	0	0	0	0
Tom House, L (6, 1) OBP: 0.333, SLG: 0.333										0	0	0	0	0	0	0
Dusty Baker Jr., R (7, PH) OBP: 0.196, SLG: 0.214 (8, 9)										2	0	0	0	0	0	2
Pat Jarvis, R (1, 1) OBP: 0.143, SLG: 0.106			0-0 1-3			0-0 HR		0-0 4-3		0	0	0	0	0	0	0
Gary Neibauer, R (3, 1)										1	0	0	0	0	0	1
Gil Garrido, R (6, 6) OBP: 0.297, SLG: 0.236										2	1	1	0	0	0	0

BOTTOM

San Diego Padres @ Atlanta Braves
 Atlanta Stadium, Atlanta, GA
 Wed Sep 22 1971, 7:05 PM EDT
 Att. 4,474 - Unknown

livebaseballscorecards.com

AB	35
R	3
H	8
RBI	3
BB	0
SO	2
LOB	12



Inning Stats	R: 0 H: 0 E: 0 K: 0 S: 3	H: 0 LOB: 0 BB: 0 P: 3	R: 0 H: 0 E: 0 K: 0 S: 4	H: 1 LOB: 1 BB: 0 P: 4	R: 0 H: 1 E: 0 K: 0 S: 4	H: 1 LOB: 1 BB: 0 P: 4	R: 0 H: 0 E: 0 K: 0 S: 3	H: 0 LOB: 0 BB: 0 P: 3	R: 2 H: 3 E: 0 K: 10 S: 12	H: 3 LOB: 1 BB: 0 P: 10	R: 0 H: 0 E: 0 K: 0 S: 3	H: 0 LOB: 0 BB: 0 P: 3	R: 0 H: 0 E: 0 K: 0 S: 3	H: 0 LOB: 0 BB: 0 P: 3	R: 1 H: 3 E: 0 K: 0 S: 6	H: 3 LOB: 2 BB: 0 P: 6	1B: 6 2B: 1 3B: 0 HR: 1	SF: 0 SAC: 0 DP: 0 HBP: 0	WP: 0 PA: 35	PB: 0 SB: 0 CS: 0
---------------------	--------------------------	------------------------	--------------------------	------------------------	--------------------------	------------------------	--------------------------	------------------------	----------------------------	-------------------------	--------------------------	------------------------	--------------------------	------------------------	--------------------------	------------------------	-------------------------	---------------------------	--------------	-------------------

PITCHER Ed Acosta, R (1, 1) ERA: 2.01	IP: 9.0 WLS: W BF: 35 H: 8 R: 3 ER: 3 SO: 2 BB: 0 IBB: 0 HBP: 0 BLK: 0 WP: 0 HR: 1 S: 39 P: 39 ERA: 3.00 WHIP: 0.889	PITCHER	IP: WLS: BF: H: R: ER: SO: BB: IBB: HBP: BLK: WP: HR: S: P: ERA: WHIP:
--	--	----------------	--

Batter	1	2	3	4	5	6	7	8	9	AB R H RBI BB SO LOB	TOP		
Ken Henderson, S (1, 7) OBP: 0.369, SLG: 0.428	0-0 4-3		0-0 6-3		0-0 1B		1-0 SH1-3 4-3 HBP		0-0 F7	4 1 1 0 0 0 0	San Francisco Giants @ San Diego Padres San Diego Stadium, San Diego, CA Tue Sep 28 1971, 10:05 PM EDT Att. 13,242 - Unknown livebaseballscorecards.com		
Tito Fuentes, S (1, 4) OBP: 0.296, SLG: 0.352	0-0 BB FC1-6 1B		0-0 1B		0-0 4-3		0-0 SH1-3	0-3 K	4 1 2 0 0 1 1				
Willie Mays, R (1, 8) OBP: 0.428, SLG: 0.483 Jimmy Rosario, S (9, 8) OBP: 0.338, SLG: 0.266	4-0 BB 1-2 E BB		0-0 F8		0-3 K	4-0 4-3 BB	4-0 K	0-3 K	3 1 0 0 2 2 1 0 0 0 0 0 0 0				
Willie McCovey, L (1, 3) OBP: 0.389, SLG: 0.480	4-0 FC1-6 1-2 2-3 BB		0-0 F6		0-0 1B 2B	0-0 4-3	0-0 4-3	0-3 K	3 1 1 1 1 0 2				
Bobby Bonds, R (1, 9) OBP: 0.355, SLG: 0.514	0-0 FC1-6 1-2f 2-H 3-H		0-0 6-3		0-0 6-3	0-0 F8	0-0 F8	0-3 K	4 0 0 1 0 0 3 3 1 0 0 1 2 1				
Dick Dietz, R (1, 2) OBP: 0.389, SLG: 0.425	0-3 K		0-0 F8		4-0 1B HR IBB		0-3 K						
Al Gallagher, R (1, 5) OBP: 0.343, SLG: 0.382 Hal Lanier, R (6, 5) OBP: 0.284, SLG: 0.288		0-0 5-3		0-0 F9		0-0 HR 1B	0-0 2B		3 1 1 1 0 0 0 1 0 1 0 0 0 0				
Chris Speier, R (1, 6) OBP: 0.306, SLG: 0.323		0-0 F5		0-0 F3		0-0 HR	0-0 F9		4 1 1 3 0 0 1				
Gaylord Perry, R (1, 1) OBP: 0.129, SLG: 0.143		0-0 F8		0-3 K	0-3 K	0-3 K	0-0 6-3		4 0 0 0 0 2 1				
Inning Stats	R: 2 E: 1 K: 1 S: 6 H: 1 LOB: 1 BB: 2 P: 14	R: 0 E: 0 K: 0 S: 3 H: 0 LOB: 0 BB: 0 P: 3	R: 0 E: 0 K: 0 S: 4 H: 1 LOB: 1 BB: 0 P: 4	R: 0 E: 0 K: 0 S: 3 H: 0 LOB: 0 BB: 0 P: 3	R: 0 E: 0 K: 1 S: 6 H: 1 LOB: 1 BB: 0 P: 6	R: 4 E: 0 K: 2 S: 10 H: 3 LOB: 0 BB: 1 P: 14	R: 1 E: 0 K: 0 S: 3 H: 0 LOB: 1 BB: 1 P: 8	R: 0 E: 0 K: 1 S: 6 H: 1 LOB: 1 BB: 0 P: 6	R: 0 E: 0 K: 2 S: 7 H: 0 LOB: 0 BB: 0 P: 7	1B: 4 2B: 2 3B: 0 HR: 1 SF: 0 SAC: 1 DP: 0 HBP: 1	WP: 0 PB: 0 SB: 1 CS: 0 PA: 39		
PITCHER	IP WLS BF H R ER SO BB IBB HBP BLK WP HR S P ERA WHIP											PITCHER	IP WLS BF H R ER SO BB IBB HBP BLK WP HR S P ERA WHIP
Ed Acosta, R (1, 1) ERA: 2.74	5.2 L 26 6 6 5 3 2 1 0 0 0 1 29 41 7.94 1.412												
Tom Phoebus, R (6, 1) ERA: 4.46	0.2 4 0 1 1 1 1 0 1 0 0 0 4 9 13.50 1.500												
Dick Kelley, L (7, 1) ERA: 3.47	0.2 2 0 0 0 0 0 0 0 0 0 0 2 2 0.00 0.000												
Al Severinsen, R (8, 1) ERA: 3.26	2.0 7 1 0 0 0 3 0 0 0 0 0 0 13 13 0.00 0.500												

San Francisco Giants @ San Diego Padres
San Diego Stadium, San Diego, CA
Tue Sep 28 1971, 10:05 PM EDT
Att. 13,242 - Unknown

AB	33
R	7
H	7
RBI	6
BB	4
SO	7
LOB	10



Batter	1	2	3	4	5	6	7	8	9	10	AB R H RBI BB SO LOB	TOP														
Ken Henderson, S (1, 7) OBP: 0.369, SLG: 0.428	0-0 SH1-3 1B	0-0 G3		0-0 F5			0-0 SH2-4 1B 1B		0-0 B1		5 1 2 0 0 0 2	San Francisco Giants @ San Diego Padres San Diego Stadium, San Diego, CA Wed Sep 29 1971, 10:05 PM EDT Att. 17,134 - Unknown livebaseballscorecards.com														
Tito Fuentes, S (1, 4) OBP: 0.296, SLG: 0.352	0-0 SH1-3 1-2		0-0 2B 1B		0-0 5-3		0-0 SH2-4 1-2		0-0 G3		3 0 1 0 0 0 0															
Willie Mays, R (1, 8) OBP: 0.426, SLG: 0.482	0-3 K		0-0 1-3 2B		0-0 F4		0-3 K		0-3 K		5 0 1 0 0 3 2															
Willie McCovey, L (1, 3) OBP: 0.392, SLG: 0.479	4-0 IBB		0-3 K		0-0 1B		4-0 1B IBB			0-0 F8	3 0 1 0 2 1 2															
Bobby Bonds, R (1, 9) OBP: 0.355, SLG: 0.512 Dave Kingman, R (5, 9) OBP: 0.331, SLG: 0.541	0-0 F8		4-0 IBB		0-3 K		0-0 FC6-4 1B			0-0 F7	2 0 0 0 1 1 3 2 0 1 1 0 0 0															
Dick Dietz, R (1, 2) OBP: 0.388, SLG: 0.421		4-0 FC6-4 1B BB	0-3 K		0-3 K		0-0 FC6-4 1-2f			0-3 K	4 0 0 0 1 3 5															
Al Gallagher, R (1, 5) OBP: 0.342, SLG: 0.380 Hal Lanier, R (8, 5) OBP: 0.284, SLG: 0.288		0-0 FC6-4 1-2 1B	0-0 F9		0-0 6-3			0-3 K			4 0 1 0 0 1 3 0 0 0 0 0 0 0															
Chris Speier, R (1, 6) OBP: 0.306, SLG: 0.321		0-0 FC6-4 1-2f 2-3		0-0 F8		4-0 BB		0-3 K			3 0 0 0 1 1 2															
John Cumberland, R (1, 1) OBP: 0.133, SLG: 0.119 Jerry Johnson, R (5, 1) OBP: 0.143, SLG: 0.231		0-0 F9		0-0 F9		0-3 K		0-0 6-3			2 0 0 0 0 0 2 2 0 0 0 0 1 1															
Inning Stats	R: 0 E: 0 K: 1 S: 6	H: 1 LOB: 2 BB: 1 P: 10	R: 0 E: 0 K: 0 S: 4	H: 1 LOB: 2 BB: 1 P: 8	R: 0 E: 0 K: 2 S: 9	H: 2 LOB: 3 BB: 1 P: 13	R: 0 E: 0 K: 0 S: 3	H: 0 LOB: 0 BB: 0 P: 3	R: 0 E: 0 K: 1 S: 6	H: 1 LOB: 1 BB: 0 P: 6	R: 0 E: 0 K: 2 S: 7		H: 0 LOB: 1 BB: 1 P: 11	R: 1 E: 0 K: 1 S: 7	H: 2 LOB: 2 BB: 1 P: 11	R: 0 E: 0 K: 2 S: 7	H: 0 LOB: 0 BB: 0 P: 7	R: 0 E: 0 K: 1 S: 5	H: 0 LOB: 0 BB: 0 P: 5	R: 0 E: 0 K: 1 S: 5	H: 0 LOB: 0 BB: 0 P: 5	R: 0 E: 0 K: 1 S: 5	H: 0 LOB: 0 BB: 0 P: 5	1B: 6 2B: 1 3B: 0 HR: 0	SF: 0 SAC: 2 DP: 0 HBP: 0	WP: 0 PB: 0 SB: 0 CS: 0
PITCHER Clay Kirby, R (1, 1) ERA: 2.83	IP 10.0	WLS W	BF 42	H 7	R 1	ER 1	SO 11	BB 2	IBB 3	HBP 0	BLK 0	WP 0	HR 0	S 59	P 79	ERA 0.90	WHIP 0.900									



Batter	1	2	3	4	5	6	7	8	9	10	AB R H RBI BB SO LOB
Enzo Hernandez, R OBP: 0.295, SLG: 0.250 Tommy Dean, R OBP: 0.169, SLG: 0.119	X 0-0 F9		X 0-0 4-3		X 0-0 F8		B B B B 4-0 BLK BB			X 0-0 FC5-6 1B	1 0 0 0 0 0 0 3 0 1 0 1 0 0
Don Mason, L OBP: 0.270, SLG: 0.271	B B B B 4-0 E BB		X 0-0 5-3		X 0-0 1-3		B B B B 4-0 1-2 BB			X 0-0 FC5-6 HR	3 1 0 0 2 0 1
Johnny Jeter, R OBP: 0.342, SLG: 0.423	X 0-0 E5 G6-4-3 1-2		X 0-0 1B		X 0-0 2B		X 0-0 F7			X 0-0 E4 HR	5 1 2 0 0 0 4
Nate Colbert, R OBP: 0.341, SLG: 0.465	X 0-0 G6-4-3 1-2f		X 0-0 F7		X 0-3 K			0-3 K		X 0-0 HR 1-H 2-H	5 1 1 3 0 2 4
Ollie Brown, R OBP: 0.348, SLG: 0.364		X 0-0 1B 1-4-3 1B		X 0-0 F8		X 0-0 G6-4-3 1B		X 0-0 F8			4 1 2 0 0 0 0
Cito Gaston, R OBP: 0.264, SLG: 0.386	X 0-0 F9		X 0-0 2B		X 0-0 G6-4-3 1-2f		0-3 K				4 0 1 0 0 1 2
Garry Jesteadt, R OBP: 0.325, SLG: 0.351	X 0-0 1-4-3 1B		X 0-0 F9		X 0-0 F3				X 0-0 F7		4 0 1 0 0 0 1
Bob Barton, R OBP: 0.315, SLG: 0.343	X 0-0 1-4-3 1-2 3-H		X 0-0 1B		X 4-0 IBB		X 0-0 CS 1B		X 0-0 F9		3 0 1 1 1 0 1
Clay Kirby, R OBP: 0.152, SLG: 0.093	X 0-0 F4		X 0-0 6-3		X 0-3 K 1-2				X 0-3 K		4 0 0 0 0 2 4

Inning Stats	R: 0	H: 0	E: 1	K: 0	S: 3	P: 7	R: 1	H: 2	E: 0	K: 0	S: 5	P: 5	R: 0	H: 1	E: 0	K: 0	S: 4	P: 4	R: 0	H: 1	E: 0	K: 0	S: 4	P: 8	R: 0	H: 1	E: 0	K: 1	S: 6	P: 6	R: 0	H: 1	E: 0	K: 0	S: 3	P: 3	R: 0	H: 1	E: 0	K: 1	S: 5	P: 13	R: 0	H: 0	E: 0	K: 2	S: 7	P: 7	R: 0	H: 0	E: 0	K: 1	S: 5	P: 5	R: 3	H: 2	E: 1	K: 0	S: 4	P: 4	1B: 6	SF: 0	2B: 2	SAC: 0	3B: 0	DP: 2	HR: 1	HBP: 0	WP: 0	PA: 40
--------------	------	------	------	------	------	------	------	------	------	------	------	------	------	------	------	------	------	------	------	------	------	------	------	------	------	------	------	------	------	------	------	------	------	------	------	------	------	------	------	------	------	-------	------	------	------	------	------	------	------	------	------	------	------	------	------	------	------	------	------	------	-------	-------	-------	--------	-------	-------	-------	--------	-------	--------

PITCHER	IP	WLS	BF	H	R	ER	SO	BB	IBB	HBP	BLK	WP	HR	S	P	ERA	WHIP
John Cumberland, L ERA: 2.92	(1, 1)	4.2		21	5	1	1	0	1	1	0	0	0	19	27	1.93	1.286
Jerry Johnson, R ERA: 2.97	(5, 1)	4.2	L	19	4	3	2	5	2	0	0	1	0	1	27	3.86	1.286

PITCHER	IP	WLS	BF	H	R	ER	SO	BB	IBB	HBP	BLK	WP	HR	S	P	ERA	WHIP
---------	----	-----	----	---	---	----	----	----	-----	-----	-----	----	----	---	---	-----	------

BOTTOM

San Francisco Giants @ San Diego Padres
San Diego Stadium, San Diego, CA
Wed Sep 29 1971, 10:05 PM EDT
Att: 17,134 - Unknown

AB	36
R	4
H	9
RBI	4
BB	4
SO	5
LOB	17



Batter	1	2	3	4	5	6	7	8	9	AB R H RBI BB SO LOB	TOP											
Ken Henderson, S (1, 7) OBP: 0.370, SLG: 0.429	0-0 F8		0-0 F7		4-0 G6-3 BB		0-3 K		0-0 F9 BLK 2B	4 1 1 1 1 1 0												
Tito Fuentes, S (1, 4) OBP: 0.299, SLG: 0.356	0-0 1B 2B			0-0 2B 1B	0-0 G6-3		0-0 1B		0-0 F9	5 1 3 0 0 0 2												
Willie Mays, R (1, 8) OBP: 0.425, SLG: 0.482	0-0 F3			0-0 HR 2B	4-0 S BB		0-3 K		0-0 F4	4 1 1 1 1 1 2												
Willie McCovey, L (1, 3) OBP: 0.396, SLG: 0.480	0-0 2-H 1B			0-0 F8	4-0 1-3 IBB			0-0 1B		3 0 2 0 1 0 1												
Dave Kingman, R (1, 9) OBP: 0.328, SLG: 0.557		0-0 5-3		0-0 HR	0-3 K			0-3 K		4 1 1 2 0 2 3												
Dick Dietz, R (1, 2) OBP: 0.387, SLG: 0.419		0-0 5-3		0-0 5-3 1B		0-3 K		0-3 K		4 0 1 0 0 2 1												
Al Gallagher, R (1, 5) OBP: 0.340, SLG: 0.378		0-0 4-3		0-0 5-3		0-3 K		0-0 F9		3 0 0 0 0 1 1												
Hal Lanier, R (6, 5) OBP: 0.283, SLG: 0.286				1-2						1 0 0 0 0 0 1												
Chris Speier, R (1, 6) OBP: 0.307, SLG: 0.323			0-0 5-3		4-0 IBB		0-0 6-3		0-0 SH3 2B 2B	3 1 1 0 1 0 0												
Juan Marichal, R (1, 1) OBP: 0.150, SLG: 0.238			0-3 K		0-3 K		0-3 K		0-0 SH3	3 0 0 0 0 3 2												
Inning Stats	R: 0 E: 0 K: 0 S: 4	H: 2 LOB: 2 BB: 0 P: 4	R: 0 E: 0 K: 0 S: 3	H: 0 LOB: 0 BB: 0 P: 3	R: 0 E: 0 K: 1 S: 5	H: 0 LOB: 0 BB: 0 P: 5	R: 3 E: 0 K: 1 S: 9	H: 4 LOB: 2 BB: 1 P: 13	R: 0 E: 0 K: 1 S: 4	H: 0 LOB: 2 BB: 3 P: 16	R: 0 E: 0 K: 2 S: 7	H: 0 LOB: 0 BB: 0 P: 7	R: 0 E: 0 K: 3 S: 10	H: 1 LOB: 1 BB: 0 P: 10	R: 0 E: 0 K: 2 S: 8	H: 1 LOB: 1 BB: 0 P: 8	R: 2 E: 0 K: 0 S: 5	H: 2 LOB: 0 BB: 0 P: 5	1B: 5 2B: 4 3B: 0 HR: 1	SF: 0 SAC: 1 DP: 1 HBP: 0	WP: 0 PB: 0 SB: 2 CS: 0	PA: 39
PITCHER	IP WLS BF H R ER SO BB IBB HBP BLK WP HR S P ERA WHIP																					
Dave Roberts, L (1, 1) ERA: 2.1	3.1 L 15 6 3 3 1 0 0 0 0 0 0 1 17 17 8.10 1.800																					
Steve Arlin, R (4, 1) ERA: 3.48	2.2 11 0 0 0 4 2 2 0 0 0 0 0 15 31 0.00 0.750																					
Mike Corkins, R (7, 1) ERA: 3.46	2.0 8 2 0 0 5 0 0 0 0 0 0 0 18 18 0.00 1.000																					
Al Severinsen, R (9, 1) ERA: 3.47	1.0 5 2 2 2 0 0 0 0 0 1 0 0 5 5 18.00 2.000																					

San Francisco Giants @ San Diego Padres
San Diego Stadium, San Diego, CA
Thu Sep 30 1971, 10:05 PM EDT
Att. 34,861 - Unknown

AB	34
R	5
H	10
RBI	4
BB	4
SO	10
LOB	13



Batter	1	2	3	4	5	6	7	8	9	AB R H RBI BB SO LOB
Don Mason, L (1, 4) OBP: 0.270, SLG: 0.270	0-0 F8		0-3 K			0-0 6-3 1B			0-0 F7	4 0 1 0 0 1 0
Garry Jestead, R (1, 5) OBP: 0.324, SLG: 0.354	0-0 F9			0-3 K		0-0 6-3 1-2			0-0 2B	4 0 1 0 0 1 1
Johnny Jeter, R (1, 8) OBP: 0.338, SLG: 0.413	0-0 1B			0-0 F9		0-0 F8			0-0 F9	4 0 1 0 0 0 2
Nate Colbert, R (1, 3) OBP: 0.339, SLG: 0.462	0-0 6-3			0-0 6-3			0-3 K		0-0 6-3	4 0 0 0 0 1 2
Ollie Brown, R (1, 9) OBP: 0.346, SLG: 0.362		0-0 5-3			0-0 E1 2-3 1B		0-0 4-3			3 1 0 0 0 0 0
Larry Stahl, L (1, 7) OBP: 0.310, SLG: 0.399		0-3 K			0-0 2-3 1-2		0-0 4-3			3 0 0 0 0 1 1
Bob Barton, R (1, 2) OBP: 0.317, SLG: 0.346		0-0 F8			0-0 G6-4-3 2-H 1B			0-0 G6-4-3 1B		3 0 2 1 0 0 0
Tommy Dean, R (1, 6) OBP: 0.162, SLG: 0.114			0-0 6-3		0-0 G6-4-3 1-2f			0-0 G6-4-3 1-2f		3 0 0 0 0 0 2
Dave Roberts, L (1, 1) OBP: 0.221, SLG: 0.244 Steve Arlt, R (4, 1) OBP: 0.156, SLG: 0.151 Rod Gaspar, S (6, PH) OBP: 0.250, SLG: 0.118 Mike Corkins, R (7, 1) Ivan Murrell, R (8, PH) OBP: 0.263, SLG: 0.365 Al Severinsen, R (9, 1)			0-0 G3			0-0 F8		0-3 K		1 0 0 0 0 0 0 0 0 0 0 0 0 0 1 0 0 0 0 0 0 0 0 0 0 0 0 0 1 0 0 0 0 1 0 0 0 0 0 0 0 0

Inning Stats	R: 0 E: 0 K: 0 S: 4	H: 1 LOB: 1 BB: 0 P: 4	R: 0 E: 0 K: 1 S: 5	H: 0 LOB: 0 BB: 0 P: 5	R: 0 E: 0 K: 1 S: 5	H: 0 LOB: 0 BB: 0 P: 5	R: 1 E: 1 K: 0 S: 4	H: 1 LOB: 0 BB: 0 P: 4	R: 0 E: 0 K: 1 S: 4	H: 1 LOB: 1 BB: 0 P: 4	R: 0 E: 0 K: 1 S: 5	H: 0 LOB: 0 BB: 0 P: 5	R: 0 E: 0 K: 1 S: 5	H: 1 LOB: 0 BB: 0 P: 5	R: 0 E: 0 K: 0 S: 4	H: 1 LOB: 1 BB: 0 P: 4	1B: 4 2B: 1 3B: 0 HR: 0	SF: 0 SAC: 0 DP: 2 HBP: 0	WP: 0 PB: 0 SB: 0 CS: 0	PA: 31
PITCHER Juan Marichal, R (1, 1) ERA: 2.94	IP 9.0 WLS W BF 31 H 5 R 1 ER 0 SO 5 BB 0 IBB 0 HBP 0 BLK 0 WP 0 HR 0 S 41 P 41 ERA 0.00 WHIP 0.556																			

BOTTOM

San Francisco Giants @ San Diego Padres
San Diego Stadium, San Diego, CA
Thu Sep 30 1971, 10:05 PM EDT
Att. 34,861 - Unknown

livebaseballscorecards.com

AB	31
R	1
H	5
RBI	1
BB	0
SO	5
LOB	8

